Tampa Bay Rays - 2023

Tampa Bay Rays @ Minnesota Twins

Hammond Stadium, Fort Myers, FL

Sat Feb 25 2023, 1:09 PM - 3:40 PM EST

Att. 6,346 - Sunny - 87 F

livebaseballscorecards.com

Batter	1	2	3	4	5	6	7	8	9	AB	R	H	RBI	BB	SO	LOB
15 Josh Lowe, L (1, 7) OBP: 0.500, SLG: 1.000 99 Jordan Qsar, L (4, 7) OBP: 0.333, SLG: 0.333	X FF 91 0-0 2B		C FF 92 F CH 84 X CH 82 0-2 ① F9		F FF 95 B FF 95 B FC 88 S FS 85 X FS 85 2-2 E8 37 1B 1-H 1B		C FF 90 B FF 90 F FC 84 X FF 91 1-2 ① F8		B SL 83 C SL 84 B SI 93 B SI 94 C SI 93 C SI 94 3-3 ③ K	2 3	0 1	1 1	0 0	0 0	0 1	2 0
7 Vidal Bruján, S (1, 4) 37 Osleivis Basabe, R (5, PH) OBP: 0.500, SLG: 0.500 (5, 4)	C FF 90 X FS 84 0-1 G1-3		C FF 93 S CH 84 B CH 84 X CH 84 1-2 ②③ G4-6-3 1-2f		B SI 93 C SI 93 X FF 92 1-1 93 1B 2-H 1B		C FC 86 B FC 87 C FF 90 S FC 86 1-3 ② K			2 2	0 0	0 1	0 1	0 0	0 1	3 0
87 Harold Ramírez, R (1, 3) OBP: 0.500, SLG: 0.500 73 Kyle Manzardo, L (4, 3) OBP: 0.500, SLG: 0.500	C SL 82 B SL 83 B FC 89 F SL 83 B FS 85 F SL 82 S FF 91 3-3 ② K			C SI 93 B SL 87 C SL 88 X SL 88 1-2 21 G3 17 BB 50 G6-3 1B	B FF 93 F FC 87 C CU 80 X FF 93 1-2 ② F7		B FF 90 X FF 90 1-0 1B			2 2	1 0	1 1	0 0	0 0	1 0	1 1
17 Isaac Paredes, R (1, 5) 93 Austin Shenton, L (4, 5) OBP: 0.500, SLG: 0.500	C FF 91 F SL 82 X FS 85 0-2 ③ G5-3			B SI 95 B SI 94 B SL 85 C FF 94 F FF 95 B SL 89 4-2 21 G3 26 1B 1-2 BB	B FS 85 S FC 88 B FF 93 B FF 93 X FS 86 3-1 1-3 1B		B FC 86 F FF 90 B FC 82 C CU 74 B FF 91 S CU 75 3-3 ③ K			1 2	1 0	0 1	0 0	1 1	0 1	1 1
21 Francisco Mejía, S (1, 2) 79 Gavin Collins, R (5, PH) (5, 2)		C FF 102 C FF 102 B CU 88 X FS 97 1-2 ① G4-3		X CH 87 0-0 ① G3 1-2 2-3	X SI 93 0-0 ③ G5-3			B FF 89 B FF 88 B FC 88 F FF 89 X FF 88 3-1 ① F9		2 2	0 0	0 0	0 0	0 0	0 0	2 2
50 René Pinto, R (1, 10) 69 Roberto Alvarez, R (6, PH) (6, 10)		F FF 101 X CU 88 0-1 ② G4-3		B SL 86 S FF 96 X SI 96 1-1 ② G6-3 3-H		S SI 89 S SI 90 X ST 76 0-2 ① L8		C FC 83 B FC 86 F FF 90 X FF 92 1-2 ② L8		2 2	0 0	0 0	1 0	0 0	0 0	1 0
26 Daniel Robertson, R (1, 6) OBP: 0.500, SLG: 0.500 77 Ronny Simon, S (6, PH) (6, 6)		B CU 91 S CU 87 S CU 89 C FF 102 1-3 ③ K		B SI 96 C SL 87 F SL 88 X FF 96 1-2 ③ 2-H 1B		C SI 91 B CH 80 X CH 80 1-1 ② L8		B FC 84 F FF 91 B FF 91 F CU 76 S CU 75 2-3 ③ K		2 2	0 0	1 0	1 0	0 0	1 1	0 0
74 Kameron Misner, L (1, 8) OBP: 1.000, SLG: 1.000 75 Grant Witherspoon, L (5, 8)			B FF 94 C FF 93 B SL 82 B FF 94 B FF 92 4-1 78 BB BB	C CH 85 S FF 94 B FC 83 B FF 90 F FS 86 X CU 80 2-2 99 1B 99 E 1B	C SI 89 B SI 88 C SI 89 F ST 77 B CH 80 F SI 88 F SI 88 B SI 88 B ST 76 4-2 BB		F SI 93 B SL 83 X SI 93 1-1 ① F7		1 1	1 0	1 0	0 0	1 1	0 0	0 0
78 Ruben Cardenas, R (1, 9) 76 Niko Hulsizer, R (5, 9)			B FF 92 1 SAFE F CH 84 B CH 84 F FF 93 B CH 83 B CH 83 4-2 7 G4-6-3 1-2 BB	B FS 86 F FF 94 S FF 94 F FS 86 B FF 95 S FS 85 2-3 ① K	C ST 77 S ST 78 X ST 75 0-2 ③ G6-3		F FC 92 S FC 92 B FC 92 S SL 83 1-3 ② K		1 2	0 0	0 0	0 0	1 0	1 1	1 1

TOP	
AB	33
R	4
H	8
RBI	3
BB	4
SO	8
LOB	16

Inning Stats	1	2	3	4	5	6	7	8	9	1B: 7	SF: 0	WP: 0	PA: 37
	R: 0 E: 0 K: 1 S: 10 H: 1 LOB: 1 BB: 0 P: 13	R: 0 E: 0 K: 1 S: 8 H: 0 LOB: 0 BB: 0 P: 10	R: 0 E: 0 K: 0 S: 9 H: 0 LOB: 1 BB: 2 P: 18	R: 2 E: 0 K: 0 S: 11 H: 2 LOB: 2 BB: 1 P: 18	R: 2 E: 1 K: 1 S: 19 H: 4 LOB: 2 BB: 0 P: 30	R: 0 E: 0 K: 0 S: 13 H: 0 LOB: 1 BB: 1 P: 18	R: 0 E: 0 K: 2 S: 10 H: 1 LOB: 1 BB: 0 P: 16	R: 0 E: 0 K: 1 S: 8 H: 0 LOB: 0 BB: 0 P: 14	R: 0 E: 0 K: 2 S: 8 H: 0 LOB: 0 BB: 0 P: 13	2B: 1 3B: 0 HR: 0	SAC: 0 DP: 1 HBP: 0	PB: 0 SB: 0 CS: 0	

PITCHER		IP	WLS	BF	H	R	ER	SO	BB	IBB	HBP	BLK	WP	HR	S	P	ERA	WHIP
18 Kenta Maeda, R ERA:	(1, 1)	1.0		4	1	0	0	1	0	0	0	0	0	0	10	13	0.00	1.000
59 Jhoan Duran, R ERA:	(2, 1)	1.0	W	3	0	0	0	1	0	0	0	0	0	0	8	10	0.00	0.000
71 Jovani Moran, L ERA:	(3, 1)	1.0		4	0	0	0	0	2	0	0	0	0	0	9	18	0.00	2.000
66 Jorge Alcala, R ERA: 18.0	(4, 1)	1.0		5	2	2	2	0	1	0	0	0	0	0	11	18	18.00	3.000
77 Cole Sands, R ERA: 18.0	(5, 1)	1.0		7	4	2	2	1	0	0	0	0	0	0	19	30	18.00	4.000

PITCHER		IP	WLS	BF	H	R	ER	SO	BB	IBB	HBP	BLK	WP	HR	S	P	ERA	WHIP
94 Nolan Blackwood, R ERA:	(6, 1)	1.0	H	4	0	0	0	0	1	0	0	0	0	0	13	18	0.00	1.000
87 Dereck Rodríguez, R ERA:	(7, 1)	2.0	H	7	1	0	0	3	0	0	0	0	0	0	18	30	0.00	0.500
51 Kody Funderburk, L ERA:	(9, 1)	1.0		3	0	0	0	2	0	0	0	0	0	0	8	13	0.00	0.000

Tampa Bay Rays @ Minnesota Twins

Hammond Stadium, Fort Myers, FL

Sat Feb 25 2023, 1:09 PM - 3:40 PM EST

Att. 6,346 - Sunny - 87 F

livebaseballscorecards.com

BOTTOM

Batter	1	2	3	4	5	6	7	8	9	AB	R	H	RBI	BB	SO	LOB
13 Joey Gallo, L (1, 7) 1 Misael Urbina, R (4, 7)	F SI 90 B FC 87 X FC 85 1-1 27 1B 1B	B CU 77 X SI 91 1-0 27 L8 12 SF9 2B		B FF 92 C FF 91 X FF 92 1-1 ① G6-3		C FC 86 F FF 92 F CU 78 B FF 93 B FF 91 F FC 88 B SI 91 C FF 92 3-3 ③ K		S SL 77 B SI 91 F SI 89 F SL 77 X SI 90 1-2 ③ G6-3		2 1 2 0 0 0 0 3 0 0 0 0 1 1						
27 Ryan Jeffers, R (1, 2) OBP: 0.500, SLG: 0.500 5 Noah Miller, S (4, 6)	B SI 90 B SI 90 F SI 90 F SI 89 B ST 80 X SI 90 3-2 26 G4-6-3 1-2 1B	B CH 80 X SI 90 1-0 ① L8 2-3		B FF 93 C SL 86 X CH 85 1-1 ② G5-3			B FF 97 X FF 96 1-0 ① F8			2 0 1 0 0 0 1 2 0 0 0 0 0 0						
12 Kyle Farmer, R (1, 6) 23 Jake Rucker, R (4, 5)	S FC 88 F SI 90 X ST 79 0-2 ① P4	C CU 78 B SI 91 X CH 82 1-1 ② SF9 3-H		C CH 83 B FF 93 C CH 85 F FF 94 X FF 94 1-2 ③ F7			B FF 98 B FF 97 F FF 97 C SL 91 B FF 98 F FF 97 B SL 89 4-2 21 S 9 1B BB			1 0 0 1 0 0 2 1 1 0 0 1 0 0						
26 Max Kepler, L (1, 9) 21 Will Holland, R (4, 8)	B FC 85 C SI 91 X SI 91 1-1 ②③ G4-6-3 1-2f	B CU 77 B SI 91 C SI 91 F CU 77 B SI 92 F SI 91 X CH 83 3-2 ③ L9			C FF 95 B SI 94 S SI 94 S SL 84 1-3 ① K2-3		C SL 89 B SL 90 B FF 96 S SL 89 B FF 96 F FF 97 S SL 88 3-3 ② K 1-2			2 0 0 0 0 0 2 2 0 0 0 0 2 1						
2 Michael Taylor, R (1, 8) OBP: 1.000, SLG: 1.500 9 DaShawn Keirsey Jr., L (4, 9) OBP: 0.500, SLG: 0.500		X SI 90 0-0 95 1B 50 3B 1B	B SI 90 F SI 90 X SI 91 1-1 50 HBP 2B		B SI 95 C SL 85 F FF 95 S SL 85 1-3 ② K		F FF 97 X SL 90 0-1 73 2B 2-H 1B			2 1 2 0 0 0 0 2 1 1 1 0 1 0						
95 Edouard Julien, L (1, 4) OBP: 1.000, SLG: 1.000 73 David Bañuelos, R (4, 2) OBP: 0.500, SLG: 1.000		B SI 91 C SI 90 X CU 76 1-1 50 3B 1-2 1B	B FC 89 C SI 89 B FC 90 F FC 89 B CU 72 B FC 89 4-2 50 HBP BB		S SL 84 B SL 84 B SI 94 F SI 94 C SL 84 2-3 ③ K		B SL 89 F FF 96 F SL 88 B SL 88 B FF 97 X SL 89 3-2 2-H 2B			1 1 1 0 1 0 0 2 0 1 1 0 1 0						
50 Willi Castro, S (1, 5) OBP: 1.000, SLG: 3.000 27 Seth Gray, L (4, 3) OBP: 0.500, SLG: 0.500		B SI 91 B CH 81 X SI 92 2-0 72 1B 1-H 2-H 3B	C FC 89 S SI 90 B SI 90 F FC 87 H FC 89 2-2 16 G6-4-3 1-2 2-3 HBP			B FF 94 C FC 88 C FF 93 F FF 93 B SI 92 X FF 92 2-2 72 S 1B	X FF 96 0-0 ③ G4-3			1 1 1 2 0 0 0 2 0 1 0 0 0 1						
72 Brooks Lee, S (1, 10) OBP: 0.333, SLG: 0.333 23 Ben Ross, R (8, PH) (9, 10)	S CU 76 X CH 81 0-1 16 HR 3-H 1B	B SI 91 F SI 90 F ST 75 B SI 91 C FC 89 2-3 ① K				C SI 91 C FF 92 B CU 80 F SI 91 S FC 88 1-3 ① K 1-2		B SI 88 C SI 88 C SL 76 B SL 77 F SI 90 B SL 77 C SI 90 3-3 ① K		3 1 1 1 0 2 4 1 0 0 0 0 1 0						
16 Tyler White, R (1, 3) OBP: 0.500, SLG: 2.000 86 Jorel Ortega, R (4, 4)	B SI 90 X SI 91 1-0 1-H HR	C ST 75 F ST 74 X SI 91 0-2 ②③ G6-4-3 1-2f				C FC 89 S FF 92 B FF 92 B CU 80 S FC 89 2-3 ② K		C SL 76 C SI 91 F SL 77 B SL 77 X SI 91 1-2 ② G5-3		2 1 1 2 0 0 3 2 0 0 0 0 1 1						
Inning Stats	R: 0 E: 0 K: 0 S: 10 H: 2 LOB: 1 BB: 0 P: 15	R: 6 E: 0 K: 0 S: 15 H: 6 LOB: 0 BB: 0 P: 25	R: 0 E: 0 K: 1 S: 13 H: 1 LOB: 2 BB: 1 P: 22	R: 0 E: 0 K: 0 S: 8 H: 0 LOB: 0 BB: 0 P: 11	R: 0 E: 0 K: 3 S: 9 H: 0 LOB: 0 BB: 0 P: 13	R: 0 E: 0 K: 3 S: 16 H: 1 LOB: 1 BB: 0 P: 24	R: 2 E: 0 K: 1 S: 14 H: 2 LOB: 1 BB: 1 P: 25	R: 0 E: 0 K: 1 S: 12 H: 0 LOB: 0 BB: 0 P: 17		1B: 7 2B: 3 3B: 1 HR: 1 SF: 1 SAC: 0 DP: 2 HBP: 1	WP: 0 PB: 0 SB: 2 CS: 0 PA: 37					

	AB	33
	R	8
	H	12
	RBI	8
	BB	2
	SO	9
	LOB	16

PITCHER		IP	WLS	BF	H	R	ER	SO	BB	IBB	HBP	BLK	WP	HR	S	P	ERA	WHIP
71 Cooper Criswell, R ERA:	(1, 1)	1.0		4	2	0	0	0	0	0	0	0	0	0	10	15	0.00	2.000
19 Josh Fleming, L ERA: 54.0	(2, 1)	1.0	L	9	6	6	6	0	0	0	0	0	0	1	15	25	54.00	6.000
49 Kevin Kelly, R ERA:	(3, 1)	1.0		5	1	0	0	1	1	0	1	0	0	0	13	22	0.00	2.000
90 Mason Montgomery, L ERA:	(4, 1)	1.0		3	0	0	0	0	0	0	0	0	0	0	8	11	0.00	0.000
86 Evan Reifert, R ERA:	(5, 1)	1.0		3	0	0	0	3	0	0	0	0	0	0	9	13	0.00	0.000

PITCHER		IP	WLS	BF	H	R	ER	SO	BB	IBB	HBP	BLK	WP	HR	S	P	ERA	WHIP
85 Trevor Brigden, R ERA:	(6, 1)	1.0		4	1	0	0	3	0	0	0	0	0	0	16	24	0.00	1.000
87 Josh Roberson, R ERA: 18.0	(7, 1)	1.0		6	2	2	2	1	1	0	0	0	0	0	14	25	18.00	3.000
85 Joe La Sorsa, L ERA:	(8, 1)	1.0		3	0	0	0	1	0	0	0	0	0	0	12	17	0.00	0.000

Tampa Bay Rays @ Boston Red Sox

JetBlue Park, Ft. Myers, FL

Sun Feb 26 2023, 1:08 PM - 3:45 PM EST

Att. 8,151 - Sunny - 83 F

TOP

livebaseballscorecards.com

Batter	1	2	3	4	5	6	7	8	9	AB	R	H	RBI	BB	SO	LOB
22 Jose Siri, R (1, 8)	S X 0-1 ① G6-3		H 1-0 25 G6-4-3 HBP			S S S 0-3 ① K	S C S 0-3 ③ K 1-2		X 0-0 ① G1-3	2	0	0	0	0	1	0
74 Kameron Misner, L (6, 8) OBP: 0.500, SLG: 0.333										2	0	0	0	0	1	2
25 Curtis Mead, R (1, 10)	X 0-0 ② G6-3		X 0-0 ② ③ G6-4-3 1-2f			C S S 0-3 ② K		X 0-0 ① G4-3	X 0-0 ② F8	3	0	0	0	0	1	1
95 Logan Driscoll, L (8, PH)										2	0	0	0	0	0	0
(8, 10)																
55 Luke Raley, L (1, 9) OBP: 0.333, SLG: 1.333	S T C 0-3 ③ K			X 0-0 ① G4-3		B X 1-0 HR		B B B B 4-0 73 BB 93 BB 37 HR BB	S C S 0-3 ③ K	3	1	1	1	0	1	0
78 Ruben Cardenas, R (6, 9)										1	1	0	0	1	1	0
14 Christian Bethancourt, R (1, 2)		X 0-0 ① F8		S S S 0-3 ② K		S S S 0-3 ③ K		B B B B 4-0 73 BB 37 HR 1-2 BB		3	0	0	0	0	2	0
93 Austin Shenton, L (6, 5) OBP: 0.667, SLG: 0.500										0	1	0	0	1	0	0
62 Jonathan Aranda, L (1, 3)		B B B B 4-0 70 2B BB		B B B B 4-0 BB			X 0-0 ① G3	B B B B 4-0 37 HR 1-2 2-3 BB		0	0	0	0	2	0	0
73 Kyle Manzardo, L (6, 3) OBP: 0.500, SLG: 0.333										1	1	0	0	1	0	0
10 Charlie Culberson, R (1, 4)		C S S 0-3 ② K		X 0-0 ③ F9			X 0-0 ② G6-3	B S X 1-1 1-H 2-H 3-H HR		2	0	0	0	0	1	2
37 Osleivis Basabe, R (6, 4) OBP: 0.500, SLG: 1.250										2	1	1	4	0	0	0
70 Tristan Gray, L (1, 5) OBP: 0.500, SLG: 1.000		X 0-0 1-3 2B			X 0-0 ① G6-3		B B B B 4-0 77 BB 97 1B BB	B B B B 4-0 77 FC4-6 BB		2	0	1	0	0	0	0
63 Nick Dini, R (6, 2)										0	1	0	0	2	0	0
28 Greg Jones, S (1, 6)		S S S 0-3 ③ K			S S S 0-3 ② K		B B B B 4-0 97 1B 1-2 BB	X 0-0 ② FC4-6 1-2f		2	0	0	0	0	2	2
77 Ronny Simon, S (6, 6)										1	0	0	0	1	0	1
75 Grant Witherspoon, L (1, 7)			C S S 0-3 ① K		S S S 0-3 ③ K		X 0-0 1-3 2-H 74 S 1B	X 0-0 ③ P6		2	0	0	0	0	2	0
97 Tristan Peters, L (6, 7) OBP: 0.500, SLG: 0.500										2	0	1	1	0	0	1

	AB	30
	R	6
	H	4
	RBI	6
	BB	8
	SO	12
	LOB	9

Inning Stats										
	R: 0 E: 0 K: 1 S: 6	H: 0 LOB: 0 BB: 0 P: 6	R: 0 E: 0 K: 2 S: 8	H: 1 LOB: 2 BB: 1 P: 12	R: 0 E: 0 K: 1 S: 4	H: 0 LOB: 0 BB: 0 P: 5	R: 0 E: 0 K: 1 S: 5	H: 0 LOB: 1 BB: 1 P: 9	R: 0 E: 0 K: 2 S: 7	H: 0 LOB: 0 BB: 0 P: 7
	R: 1 E: 0 K: 3 S: 10	H: 1 LOB: 0 BB: 0 P: 11	R: 1 E: 0 K: 1 S: 6	H: 1 LOB: 2 BB: 2 P: 14	R: 4 E: 0 K: 0 S: 5	H: 1 LOB: 1 BB: 4 P: 22	R: 0 E: 0 K: 1 S: 5	H: 0 LOB: 0 BB: 0 P: 5		

	1B: 1	SF: 0	WP: 0	PA: 39
	2B: 1	SAC: 0	PB: 0	
	3B: 0	DP: 1	SB: 1	
	HR: 2	HBP: 1	CS: 0	

PITCHER		IP	WLS	BF	H	R	ER	SO	BB	IBB	HBP	BLK	WP	HR	S	P	ERA	WHIP
25 Josh Winckowski, R	(1, 1)	2.0		8	1	0	0	3	1	0	0	0	0	0	14	18	0.00	1.000
ERA:																		
72 Chris Murphy, L	(3, 1)	1.0	H	3	0	0	0	1	0	0	1	0	0	0	4	5	0.00	0.000
ERA:																		
79 Bryan Mata, R	(4, 1)	1.0	H	4	0	0	0	1	1	0	0	0	0	0	5	9	0.00	1.000
ERA:																		
75 Brandon Walter, L	(5, 1)	1.0	H	3	0	0	0	2	0	0	0	0	0	0	7	7	0.00	0.000
ERA:																		
77 Rio Gomez, L	(6, 1)	1.0	B	4	1	1	1	3	0	0	0	0	0	1	10	11	9.00	1.000
ERA: 9.0																		

PITCHER		IP	WLS	BF	H	R	ER	SO	BB	IBB	HBP	BLK	WP	HR	S	P	ERA	WHIP
80 Skylar Arias, L	(7, 1)	1.0	H	6	1	1	1	1	2	0	0	0	0	0	6	14	9.00	3.000
ERA: 9.0																		
91 Jacob Webb, R	(8, 1)	0.1	B	6	1	4	4	0	4	0	0	0	0	1	3	20	108.00	15.000
ERA: 108.0																		
79 Luis Guerrero, R	(8, 1)	0.2		2	0	0	0	0	0	0	0	0	0	0	2	2	0.00	0.000
ERA:																		
85 Ryan Zeferjahn, R	(9, 1)	1.0	W	3	0	0	0	1	0	0	0	0	0	0	5	5	0.00	0.000
ERA:																		

Tampa Bay Rays @ Boston Red Sox

JetBlue Park, Ft. Myers, FL

Sun Feb 26 2023, 1:08 PM - 3:45 PM EST

Att. 8,151 - Sunny - 83 F

BOTTOM

livebaseballscorecards.com

Batter	1	2	3	4	5	6	7	8	9	AB	R	H	RBI	BB	SO	LOB
36 Triston Casas, L (1, 3)	G3		K			92 WP / 92 S / 91 2B / BB	K		1-2 2-H / 1B	2	0	0	0	0	1	1
73 Ryan Fitzgerald, L (6, 3) OBP: 0.600, SLG: 0.750										2	1	1	1	1	1	0
11 Rafael Devers, L (1, 5)	F8		F9			82 S / 91 2B / 1-3 / BB		86 FC3-6 / 80 BB / 91 3B / 1B		2	0	0	0	0	0	1
92 Nick Sogard, S (6, 5) OBP: 0.500, SLG: 0.333										1	2	1	0	1	0	0
2 Justin Turner, R (1, 10)	P3			G5-3		K		86 FC3-6 / 1-2 / BB		2	0	0	0	0	0	0
80 David Hamilton, L (6, PH) (7, 10)										1	0	0	0	1	1	2
7 Masataka Yoshida, L (1, 7) OBP: 0.500, SLG: 1.000		99 1B / 2B		K		91 2B / 1-2 / BB		K		2	1	1	0	0	1	0
82 Narciso Crook, R (6, 7) OBP: 0.400, SLG: 0.500										1	1	0	0	1	1	2
99 Alex Verdugo, L (1, 9) OBP: 1.000, SLG: 1.000		2-H / 1B		1B		K		FC3-6 / 1-2f 2-3 / 91 3B		2	0	2	1	0	0	0
86 Wilyer Abreu, L (6, 9) OBP: 0.333, SLG: 1.000										2	1	0	0	0	1	5
5 Enrique Hernández, R (1, 6)		P5		F8		1-H 2-H 3-H / 2B		1-H 2-H 3-H / 3B		2	0	0	0	0	0	1
91 Matthew Lugo, R (6, 6) OBP: 0.750, SLG: 1.667										2	0	2	5	0	0	0
18 Adam Duvall, R (1, 8)		K		K		G6-3		G4-3		2	0	0	0	0	2	0
78 Ceddanne Rafaela, R (6, 8)										2	0	0	0	0	0	2
12 Connor Wong, R (1, 2) OBP: 1.000, SLG: 1.000			E1 / 1B	K			P4		83 BB / 73 1B / BB	1	0	1	0	0	0	0
69 Stephen Scott, L (5, 2)										2	1	0	0	1	1	0
23 Niko Goodrum, S (1, 4)			K	K			K		73 1B / 1-2 / BB	2	0	0	0	0	2	1
83 Enmanuel Valdez, L (6, 4)										1	0	0	0	1	1	0
Inning Stats	R: 0 E: 0 K: 0 S: 3 / H: 0 LOB: 0 BB: 0 P: 3	R: 1 E: 0 K: 1 S: 6 / H: 2 LOB: 0 BB: 0 P: 6	R: 0 E: 1 K: 2 S: 8 / H: 1 LOB: 1 BB: 0 P: 8	R: 0 E: 0 K: 1 S: 6 / H: 1 LOB: 1 BB: 0 P: 6	R: 0 E: 0 K: 3 S: 9 / H: 0 LOB: 0 BB: 0 P: 9	R: 3 E: 0 K: 2 S: 8 / H: 1 LOB: 1 BB: 3 P: 20	R: 0 E: 0 K: 2 S: 7 / H: 0 LOB: 0 BB: 0 P: 7	R: 2 E: 0 K: 1 S: 7 / H: 2 LOB: 1 BB: 1 P: 11	R: 1 E: 0 K: 0 S: 1 / H: 1 LOB: 2 BB: 2 P: 9	1B: 5 2B: 2 3B: 1 HR: 0	SF: 0 SAC: 0 DP: 0 HBP: 0						

	AB	31
	R	7
	H	8
	RBI	7
	BB	6
	SO	12
	LOB	15

WP: 1 PB: 0 SB: 2 CS: 0 PA: 37

PITCHER		IP	WLS	BF	H	R	ER	SO	BB	IBB	HBP	BLK	WP	HR	S	P	ERA	WHIP
45 Taj Bradley, R	(1, 1)	1.0		3	0	0	0	0	0	0	0	0	0	0	3	3	0.00	0.000
ERA:																		
80 Braden Bristo, R	(2, 1)	1.0		4	2	1	1	1	0	0	0	0	0	0	6	6	9.00	2.000
ERA: 9.0																		
48 Ben Heller, R	(3, 1)	1.0		4	1	0	0	2	0	0	0	0	0	0	8	8	0.00	1.000
ERA:																		
91 Zack Burdi, R	(4, 1)	1.0		4	1	0	0	1	0	0	0	0	0	0	6	6	0.00	1.000
ERA:																		
54 Colten Brewer, R	(5, 1)	1.0		3	0	0	0	3	0	0	0	0	0	0	9	9	0.00	0.000
ERA:																		

PITCHER		IP	WLS	BF	H	R	ER	SO	BB	IBB	HBP	BLK	WP	HR	S	P	ERA	WHIP
52 Jaime Schultz, R	(6, 1)	0.2		5	0	3	3	2	3	0	0	0	1	0	6	18	40.50	4.500
ERA: 40.5																		
83 Chris Muller, R	(6, 1)	0.1		2	1	0	0	0	0	0	0	0	0	0	2	2	0.00	3.000
ERA:																		
89 Michael Mercado, R	(7, 1)	1.0		3	0	0	0	2	0	0	0	0	0	0	7	7	0.00	0.000
ERA:																		
67 Hector Perez, R	(8, 1)	1.0	B	6	2	2	2	1	1	0	0	0	0	0	7	11	18.00	3.000
ERA: 18.0																		
94 Anthony Molina, R	(9, 1)	0.0	L	3	1	1	1	0	2	0	0	0	0	0	1	9	∞	∞
ERA:																		

Tampa Bay Rays @ Baltimore Orioles

Ed Smith Stadium, Sarasota, FL

Mon Feb 27 2023, 1:07 PM - 3:57 PM EST

Att. 4,622 - Partly Cloudy - 79 F

TOP

livebaseballscorecards.com

Batter	1	2	3	4	5	6	7	8	9	AB	R	H	RBI	BB	SO	LOB
2 Yandy Díaz, R (1, 3) OBP: 0.667, SLG: 1.667	G5-3		HR	13 BB 5 2B 1-2 2-3 1B		G1-3		62 WP 28 1B 1B K		3	2	2	1	0	0	0
50 René Pinto, R (5, 2) OBP: 0.200, SLG: 0.200										3	1	1	0	0	1	2
13 Manuel Margot, R (1, 8) OBP: 0.667, SLG: 0.500	5 HR 1B		F8	5 2B 56 SF8 1-2 2-3 3-H BB		G3		99 1B 28 1B 69 SF8 1-2 BB	K	2	2	1	1	1	0	0
62 Jonathan Aranda, L (5, 5)										2	1	0	0	1	1	0
5 Wander Franco, S (1, 6) OBP: 1.000, SLG: 2.333	1-H HR		56 HR 1B	1-3 2-H 3-H 2B		99 1B HBP		76 HBP 99 1B 55 1B 1-2 2-H 1B	K	3	2	3	4	0	0	0
28 Greg Jones, S (5, 6) OBP: 0.400, SLG: 0.250										2	1	1	1	0	1	0
56 Randy Arozarena, R (1, 7) OBP: 0.333, SLG: 2.000	F7		1-H HR	3-H SF8		1-3 1B		55 1B 76 HBP 1-2 2-3 1B	P2	2	1	1	3	0	0	0
99 Jordan Qsar, L (5, 7) OBP: 0.500, SLG: 0.500										3	1	2	0	0	0	0
8 Brandon Lowe, L (1, 10) OBP: 0.333, SLG: 0.333	1B		F9	G4-3		F8		SF8 3-H		3	0	1	0	0	0	1
69 Roberto Alvarez, R (6, PH)										1	0	0	1	0	0	2
(6, 10)																
87 Harold Ramírez, R (1, 9) OBP: 0.250, SLG: 0.250	K		P4		P6		F8	K		2	0	0	0	0	1	1
15 Josh Lowe, L (5, PH) OBP: 0.200, SLG: 0.400										3	0	0	0	0	1	2
(5, 8)																
21 Francisco Mejía, S (1, 2)		G4-3		2 1B 7 BB 13 BB BB	3B		BB	55 1B 7 2B 1-2 2-3 HBP		1	1	0	0	1	0	0
76 Niko Hulsizer, R (5, PH) OBP: 0.600, SLG: 1.000										1	1	1	0	1	0	0
(5, 9)																
17 Isaac Paredes, R (1, 5)		L9		P4	K		F8	7 2B 1-3 2-H 3-H 1B		2	0	0	0	0	0	1
55 Luke Raley, L (5, PH) OBP: 0.333, SLG: 0.833										3	0	1	2	0	1	2
(5, 3)																
7 Vidal Bruján, S (1, 4) OBP: 0.286, SLG: 0.333		F9		13 BB 2 1B 5 2B 1-2 BB	G4-3		G3	1-3 3-H 2B		4	1	1	1	1	0	2
Inning Stats	R: 2 E: 0 K: 1 S: 8 H: 3 LOB: 1 BB: 0 P: 9	R: 0 E: 0 K: 0 S: 3 H: 0 LOB: 0 BB: 0 P: 3	R: 3 E: 0 K: 0 S: 6 H: 3 LOB: 0 BB: 0 P: 6	R: 4 E: 0 K: 0 S: 5 H: 2 LOB: 1 BB: 3 P: 17	R: 0 E: 0 K: 1 S: 6 H: 1 LOB: 1 BB: 0 P: 6	R: 0 E: 0 K: 0 S: 4 H: 1 LOB: 2 BB: 0 P: 5	R: 0 E: 0 K: 0 S: 3 H: 0 LOB: 1 BB: 1 P: 7	R: 5 E: 0 K: 2 S: 12 H: 5 LOB: 2 BB: 1 P: 17	R: 0 E: 0 K: 2 S: 7 H: 0 LOB: 0 BB: 0 P: 7	1B: 9 2B: 2 3B: 1 HR: 3 SF: 2 SAC: 0 DP: 0 HBP: 2						

	AB	40
	R	14
	H	15
	RBI	14
	BB	5
	SO	6
	LOB	13

WP: 1 PB: 0 SB: 0 CS: 0 PA: 49

PITCHER		IP	WLS	BF	H	R	ER	SO	BB	IBB	HBP	BLK	WP	HR	S	P	ERA	WHIP
50 Bruce Zimmermann, L ERA: 9.0	(1, 1)	2.0	L	9	3	2	2	1	0	0	0	0	0	1	11	12	9.00	1.500
34 Joey Krehbiel, R ERA: 27.0	(3, 1)	1.0		6	3	3	3	0	0	0	0	0	0	2	6	6	27.00	3.000
63 Darwinzon Hernández, L ERA: 108.0	(4, 1)	0.1		6	2	4	4	0	3	0	0	0	0	0	3	15	108.00	15.000
97 Ryan Conroy, R ERA:	(4, 1)	0.2		2	0	0	0	0	0	0	0	0	0	0	2	2	0.00	0.000
67 Andrew Politi, R ERA:	(5, 1)	1.0		4	1	0	0	1	0	0	0	0	0	0	6	6	0.00	1.000

PITCHER		IP	WLS	BF	H	R	ER	SO	BB	IBB	HBP	BLK	WP	HR	S	P	ERA	WHIP
80 Noah Denoyer, R ERA:	(6, 1)	2.0		9	1	0	0	0	1	0	1	0	0	0	7	12	0.00	1.000
93 Easton Lucas, L ERA: 67.5	(8, 1)	0.2		8	4	5	5	1	1	0	1	0	1	0	8	13	67.50	7.500
97 Phoenix Sanders, R ERA:	(8, 1)	0.1		2	1	0	0	1	0	0	0	0	0	0	4	4	0.00	3.000
88 Conner Loeprich, R ERA:	(9, 1)	1.0		3	0	0	0	2	0	0	0	0	0	0	7	7	0.00	0.000

Batter	1	2	3	4	5	6	7	8	9	AB	R	H	RBI	BB	SO	LOB
31 Cedric Mullins, L (1, 8) OBP: 0.400, SLG: 0.400	0-0 25 BB 29 1B 1B	0-3 K			0-0 F8		0-3 K		0-3 K	3	1	1	0	0	1	0
76 Colton Cowser, L (6, 8)										2	0	0	0	0	2	4
35 Adley Rutschman, S (1, 10)	0-0 F9		BBBB 4-0 6 G1-4-3 BB			0-0 G4-3	0-0 P5		0-0 81 G3-1 1-2 1B	1	0	0	0	1	0	1
15 Nomar Mazara, L (3, PR) (4, 10)										2	0	0	0	0	0	3
99 Maverick Handley, R (9, PH) OBP: 0.500, SLG: 0.500										1	0	1	0	0	0	0
25 Anthony Santander, S (1, 9)	BBBB 4-0 21 BB 29 1B 1-2 BB		0-0 F7			1-0 28 2B 95 SF8 HBP	0-0 P2		0-0 G3-1 1-2 2-3	1	0	0	0	1	0	1
81 Robert Neustrom, L (6, PR) (7, 7)										2	1	0	0	0	0	5
6 Ryan Mountcastle, R (1, 3)	0-3 K		0-0 G1-4-3 1-2f			0-0 1-3 2B		BBBB 4-0 95 FC4-6 BB	0-0 G4-3	2	0	0	0	0	1	3
28 Lewin Díaz, L (5, 3) OBP: 0.667, SLG: 1.600										2	0	1	0	1	0	2
29 Ramón Urías, R (1, 5) OBP: 0.500, SLG: 0.500	0-0 21 BB 1-2 2-H 1B			0-0 F7		0-0 SF8 3-H		0-0 FC4-6 94 FC5-4 66 1B 1-2f		2	0	1	1	0	0	0
95 Coby Mayo, R (5, 5)										1	0	0	1	0	0	1
21 Austin Hays, R (1, 7) OBP: 1.000, SLG: 1.000	BBBB 4-0 1-2 2-3 BB			0-0 12 G3-6 1B		0-0 G3		0-0 94 FC5-4 1-2 1B		1	0	1	0	1	0	0
66 Ryan O'Hearn, L (4, PR) OBP: 0.500, SLG: 0.500										2	0	1	0	0	0	2
(5, 7)																
(7, 9)																
12 Adam Frazier, L (1, 4)	0-0 L6			0-0 G3-6 1-2f			0-0 E6 37 1B 65 E	0-0 FC5-4 1-2f 2-3		2	0	0	0	0	0	4
94 Connor Norby, R (5, 4) OBP: 0.400, SLG: 0.600										2	0	0	0	0	0	2
3 Jorge Mateo, R (1, 6)		0-0 F8			0-0 P6		0-0 E4 37 1B 1-2	0-0 G3		2	0	0	0	0	0	0
65 Joey Ortiz, R (6, 6) OBP: 0.200, SLG: 0.600										2	0	0	0	0	0	3
49 Mark Kolozsvary, R (1, 2) OBP: 0.333, SLG: 0.333		0-0 G5-3			CCC 0-3 K		0-0 1-2 2-3 1B		0-0 81 G3-1 99 1B 1B	1	0	0	0	0	0	0
37 Anthony Bemboom, L (5, 2) OBP: 0.250, SLG: 0.250										2	0	1	0	0	1	0
98 Ramón Rodríguez, R (9, 2) OBP: 1.000, SLG: 1.000										1	0	1	0	0	0	0
Inning Stats	R: 1 E: 0 K: 1 S: 7 H: 2 LOB: 3 BB: 2 P: 15	R: 0 E: 0 K: 1 S: 5 H: 0 LOB: 0 BB: 0 P: 5	R: 0 E: 0 K: 0 S: 2 H: 0 LOB: 1 BB: 1 P: 6	R: 0 E: 0 K: 0 S: 3 H: 1 LOB: 1 BB: 0 P: 3	R: 0 E: 0 K: 1 S: 5 H: 0 LOB: 0 BB: 0 P: 5	R: 1 E: 0 K: 0 S: 4 H: 1 LOB: 2 BB: 0 P: 5	R: 0 E: 2 K: 1 S: 8 H: 1 LOB: 3 BB: 0 P: 8	R: 0 E: 0 K: 0 S: 4 H: 1 LOB: 2 BB: 1 P: 8	R: 0 E: 0 K: 1 S: 7 H: 2 LOB: 2 BB: 0 P: 7	1B: 7 2B: 1 3B: 0 HR: 0	SF: 1 SAC: 0 DP: 2 HBP: 1						

PITCHER		IP	WLS	BF	H	R	ER	SO	BB	IBB	HBP	BLK	WP	HR	S	P	ERA	WHIP
88 Elvin Rodriguez, R	(1, 1)	1.0	W	7	2	1	1	1	2	0	0	0	0	0	7	15	9.00	4.000
ERA: 9.0																		
82 Evan McKendry, R	(2, 1)	2.0	H	6	0	0	0	1	1	0	0	0	0	0	7	11	0.00	0.500
ERA:																		
53 Heath Hembree, R	(4, 1)	1.0		3	1	0	0	0	0	0	0	0	0	0	3	3	0.00	1.000
ERA:																		
68 Jalen Beeks, L	(5, 1)	1.0		3	0	0	0	1	0	0	0	0	0	0	5	5	0.00	0.000
ERA:																		
60 Garrett Cleavinger, L	(6, 1)	1.0		5	1	1	1	0	0	0	1	0	0	0	4	5	9.00	1.000
ERA: 9.0																		

PITCHER		IP	WLS	BF	H	R	ER	SO	BB	IBB	HBP	BLK	WP	HR	S	P	ERA	WHIP
96 Graham Spraker, R	(7, 1)	1.0		6	1	0	0	1	0	0	0	0	0	0	8	8	0.00	1.000
ERA:																		
84 Andrew Gross, R	(8, 1)	1.0		5	1	0	0	0	1	0	0	0	0	0	4	8	0.00	2.000
ERA:																		
85 Joe La Sorsa, L	(9, 1)	1.0		5	2	0	0	1	0	0	0	0	0	0	7	7	0.00	2.000
ERA:																		

BOTTOM

Tampa Bay Rays @ Baltimore Orioles

Ed Smith Stadium, Sarasota, FL

Mon Feb 27 2023, 1:07 PM - 3:57 PM EST

Att. 4,622 - Partly Cloudy - 79 F

livebaseballscorecards.com

AB	34
R	2
H	8
RBI	2
BB	4
SO	5
LOB	31

1B: 7	SF: 1	WP: 0	PA: 40
2B: 1	SAC: 0	PB: 0	
3B: 0	DP: 2	SB: 0	
HR: 0	HBP: 1	CS: 0	

New York Yankees @ Tampa Bay Rays

Tue Feb 28 2023, 1:08 PM - 3:37 PM EST
Att. 9,624 - Partly Cloudy - 84 F

at the ESPN Wide World of Sports, Lake Buena Vista, FL

livebaseballscorecards.com

Batter	1	2	3	4	5	6	7	8	9	AB	R	H	RBI	BB	SO	LOB
25 Gleyber Torres, R (1, 4) OBP: 0.500, SLG: 1.000	K		F8			G5-3	F9			3	0	0	0	0	1	1
98 Benjamin Cowles, R (6, 5)										1	0	0	0	0	0	1
91 Oswald Peraza, R (1, 6) OBP: 0.500, SLG: 0.400	G5-3			P6		87 BB 71 BB 1B		F9		3	0	1	0	0	0	0
96 Caleb Durbin, R (6, 4)										1	0	0	0	0	0	0
71 Rafael Ortega, L (1, 7)	P6			G4-3		1 SAFE 87 BB 1-2 BB		K		2	0	0	0	1	0	0
80 Anthony Seigler, S (6, 2)										1	0	0	0	0	1	0
39 Jose Trevino, R (1, 2) OBP: 0.400, SLG: 1.000		L5		1B		K		K		3	0	1	0	0	1	2
29 T.J. Rumfield, L (6, 3) OBP: 0.333, SLG: 0.667										1	0	0	0	0	1	0
87 Andrés Chaparro, R (1, 3) OBP: 0.375, SLG: 0.714		K		F7		1 SAFE 1-2 2-3 BB			G6-3	2	0	0	0	1	1	1
88 Brandon Lockridge, R (6, 7) OBP: 0.167, SLG: 0.600										1	0	0	0	0	0	0
63 Billy McKinney, L (1, 10)	K				F8	P4			K	3	0	0	0	0	1	3
82 Agustin Ramirez, R (9, PH) OBP: 0.667, SLG: 1.000										1	0	0	0	0	1	0
93 Everson Pereira, R (1, 9) OBP: 0.429, SLG: 0.200		K		F8			1B		1B	3	0	1	0	0	1	0
96 Matt Pita, R (7, 9) OBP: 0.333, SLG: 0.333										1	0	1	0	0	0	0
68 Michael Hermosillo, R (1, 8) OBP: 0.400, SLG: 0.500		G5-3		E5 30 S			K		K	2	0	0	0	0	0	0
19 Spencer Jones, L (6, 8)										2	0	0	0	0	2	2
30 Wilmer Difo, S (1, 5) OBP: 0.167, SLG: 0.167		1B		1 SAFE 1 SAFE 1-2 K			P2			2	0	1	0	0	1	1
19 Trey Sweeney, L (6, 6) OBP: 0.333, SLG: 0.667										1	0	0	0	0	0	1

Inning Stats	1	2	3	4	5	6	7	8	9
	R: 0 H: 0 E: 0 LOB: 0 K: 1 BB: 0 S: 6 P: 8	R: 0 H: 0 E: 0 LOB: 0 K: 2 BB: 0 S: 10 P: 15	R: 0 H: 1 E: 0 LOB: 1 K: 1 BB: 0 S: 11 P: 15	R: 0 H: 1 E: 0 LOB: 1 K: 0 BB: 0 S: 9 P: 16	R: 0 H: 0 E: 1 LOB: 1 K: 1 BB: 0 S: 11 P: 17	R: 0 H: 1 E: 0 LOB: 3 K: 1 BB: 2 S: 13 P: 27	R: 0 H: 1 E: 0 LOB: 1 K: 1 BB: 0 S: 6 P: 7	R: 0 H: 0 E: 0 LOB: 0 K: 2 BB: 0 S: 9 P: 13	R: 0 H: 1 E: 0 LOB: 1 K: 2 BB: 0 S: 12 P: 20

AB	33
R	0
H	5
RBI	0
BB	2
SO	11
LOB	12

1B: 5 SF: 0
2B: 0 SAC: 0
3B: 0 DP: 0
HR: 0 HBP: 0

WP: 0 PA: 35
PB: 0
SB: 1
CS: 0

PITCHER		IP	WLS	BF	H	R	ER	SO	BB	IBB	HBP	BLK	WP	HR	S	P	ERA	WHIP
59 Jeffrey Springs, L ERA:	(1, 1)	2.0	W	6	0	0	0	3	0	0	0	0	0	0	16	23	0.00	0.000
72 Yonny Chirinos, R ERA:	(3, 1)	1.0	H	4	1	0	0	1	0	0	0	0	0	0	11	15	0.00	1.000
30 Kyle Crick, R ERA:	(4, 1)	1.0	H	4	1	0	0	0	0	0	0	0	0	0	9	16	0.00	1.000
87 Josh Roberson, R ERA: 9.0	(5, 1)	1.0	H	4	0	0	0	1	0	0	0	0	0	0	11	17	0.00	0.000
44 Trevor Kelley, R ERA:	(6, 1)	1.0	H	6	1	0	0	1	2	0	0	0	0	0	13	27	0.00	3.000

PITCHER		IP	WLS	BF	H	R	ER	SO	BB	IBB	HBP	BLK	WP	HR	S	P	ERA	WHIP
71 Cooper Criswell, R ERA:	(7, 1)	1.0	H	4	1	0	0	1	0	0	0	0	0	0	6	7	0.00	1.000
49 Kevin Kelly, R ERA:	(8, 1)	1.0		3	0	0	0	2	0	0	0	0	0	0	9	13	0.00	0.000
86 Evan Reifert, R ERA:	(9, 1)	1.0		4	1	0	0	2	0	0	0	0	0	0	12	20	0.00	1.000

Batter	1	2	3	4	5	6	7	8	9	AB	R	H	RBI	BB	SO	LOB
22 Jose Siri, R (1, 8)	X 0-0 ① F8		C F B B B B 4-2 14 CS 5 E BB		C B S B S 2-3 ② K		BB			2	0	0	0	1	1	1
99 Jordan Qsar, L (6, 8) OBP: 0.625, SLG: 0.571							1B			1	1	1	1	1	0	0
5 Wander Franco, S (1, 6) OBP: 0.800, SLG: 1.750	C F B B B B 4-2 14 CS BB		1 SAFE B B B 1 SAFE F X 2-1 FC4 14 CS 1-2		1 SAFE X 0-0 14 FC5 1-2 1B		X 0-0 79 1B 97 1B 1-2 2-H 3-H 1B	X 0-0 97 1B 62 G4-6-3 2B		1	0	0	0	1	0	1
10 Charlie Culberson, R (5, 4) OBP: 0.333, SLG: 0.333										1	0	1	0	0	0	0
37 Osleivis Basabe, R (7, 4) OBP: 0.667, SLG: 1.333										2	2	2	2	0	0	0
14 Christian Bethancourt, R (1, 2) OBP: 0.167, SLG: 0.167	B S B X 2-1 ② 55 HR 1-2 1B		B B X 2-0 ② ③ F9 1-2 2-3		C S X 0-2 FC5 1-2 2-3		F F X 0-2 97 1B 62 HR 1-2 2-3 1B	X 0-0 62 G4-6-3 97 1B 78 1B 1B		3	1	1	0	0	0	4
79 Gavin Collins, R (6, 2) OBP: 0.500, SLG: 0.500										2	2	2	0	0	0	0
55 Luke Raley, L (1, 7) OBP: 0.333, SLG: 1.000	F B B B C X 3-2 1-H HR			B X 1-0 ① P5	X 0-0 ③ G4-3		B B F X 2-1 62 HR 1-2 2-H 3-H 1B	C X 0-1 62 G4-6-3 1-2 2-3 1B		3	1	1	2	0	0	3
97 Tristan Peters, L (7, 7) OBP: 0.750, SLG: 0.750										2	1	2	2	0	0	0
87 Harold Ramírez, R (1, 3) OBP: 0.167, SLG: 0.167	B B B S S X 2-2 ③ G6-3			C F S 0-3 ② K		C B F B B S 3-3 ① K	C X 0-1 1-H 2-H HR	B B X 2-0 ① ② G4-6-3 1-2f 2-3 3-H		2	0	0	0	0	1	0
62 Jonathan Aranda, L (6, PH) OBP: 0.500, SLG: 0.800										3	1	1	3	0	1	2
(7, 3)																
74 Kameron Misner, L (1, 9) OBP: 0.500, SLG: 0.250		C F F B F S 1-3 ① K		B C B C B B 4-2 BB		C S 0-3 ② K	B B C X 2-1 G6-3	B B S X 2-1 70 1B 70 E 3-H 1B		1	0	0	0	1	1	0
78 Ruben Cardenas, R (6, PH) OBP: 0.429, SLG: 0.200										3	0	1	1	0	1	0
(7, 9)																
25 Curtis Mead, R (1, 5)		C S S 0-3 ② K		C B 1 SAFE X 1-1 ③ P6		C S S 0-3 ③ K	X 0-0 93 BB 99 1B 1B	B B C 1 SAFE 1 SAFE B X 3-1 95 BB 1-3 1B		2	0	0	0	0	1	1
70 Tristan Gray, L (6, 6) OBP: 0.600, SLG: 0.800										3	1	2	0	0	1	0
50 René Pinto, R (1, 10) OBP: 0.143, SLG: 0.143		B S C C 1-3 ③ K			C F C 0-3 ① K		99 BB 93 BB 37 1B 1B K 2-3	C B B B 4-1 1-2 BB		2	0	0	0	0	2	0
95 Logan Driscoll, L (7, PH) OBP: 0.400, SLG: 0.250										2	1	1	0	1	1	1
(8, 10)																
26 Daniel Robertson, R (1, 4) OBP: 0.500, SLG: 0.333			B X 1-0 ① F8		H 1-0 14 FC5 10 1B HBP		99 BB 37 1B 1-2 BB 99 1B 4-0 1-2 BB	B B C B F S 3-3 ③ K		1	0	0	0	0	0	0
(5, 6)																
93 Austin Shenton, L (6, 5) OBP: 0.667, SLG: 0.333										1	1	0	0	2	1	3
Inning Stats	R: 2 E: 0 K: 0 S: 11 H: 2 LOB: 0 BB: 1 P: 22	R: 0 E: 0 K: 3 S: 11 H: 0 LOB: 0 BB: 0 P: 13	R: 0 E: 1 K: 0 S: 6 H: 0 LOB: 1 BB: 1 P: 15	R: 0 E: 0 K: 1 S: 8 H: 0 LOB: 1 BB: 1 P: 14	R: 0 E: 0 K: 2 S: 11 H: 1 LOB: 3 BB: 0 P: 14	R: 0 E: 0 K: 3 S: 9 H: 0 LOB: 0 BB: 0 P: 12	R: 8 E: 0 K: 1 S: 20 H: 7 LOB: 3 BB: 3 P: 38	R: 2 E: 1 K: 1 S: 13 H: 5 LOB: 3 BB: 1 P: 27		1B: 12 2B: 1 3B: 0 HR: 2 SF: 0 SAC: 0 DP: 1 HBP: 1						

PITCHER		IP	WLS	BF	H	R	ER	SO	BB	IBB	HBP	BLK	WP	HR	S	P	ERA	WHIP
79 Sean Boyle, R (1, 1) ERA: 6.0	(1, 1)	3.0	L	12	2	2	2	3	2	0	0	0	0	1	28	50	6.00	1.333
92 Matt Krook, L ERA:	(4, 1)	2.0		10	1	0	0	3	1	0	1	0	0	0	19	28	0.00	1.000
93 Nick Ramirez, L ERA:	(6, 1)	1.0		3	0	0	0	3	0	0	0	0	0	0	9	12	0.00	0.000
72 Tyler Danish, R ERA: 72.0	(7, 1)	0.0		6	4	6	6	0	2	0	0	0	0	0	11	21	∞	∞
57 Kaleb Cowart, R ERA: 18.0	(7, 1)	1.0		6	3	2	2	1	1	0	0	0	0	1	9	17	18.00	4.000

PITCHER		IP	WLS	BF	H	R	ER	SO	BB	IBB	HBP	BLK	WP	HR	S	P	ERA	WHIP
57 Sean Herrmann, R ERA: 27.0	(8, 1)	0.2		7	5	2	2	0	1	0	0	0	0	0	10	21	27.00	9.000
96 Alex Mauricio, R ERA:	(8, 1)	0.1		1	0	0	0	1	0	0	0	0	0	0	3	6	0.00	0.000

BOTTOM

New York Yankees @ Tampa Bay Rays

at the ESPN Wide World of Sports, Lake Buena Vista, FL

Tue Feb 28 2023, 1:08 PM - 3:37 PM EST

Att. 9,624 - Partly Cloudy - 84 F

livebaseballscorecards.com

AB	37
R	12
H	15
RBI	11
BB	7
SO	11
LOB	16

WP: 0 PB: 0 SB: 0 CS: 3 PA: 45

Batter	1	2	3	4	5	6	7	8	9	AB	R	H	RBI	BB	SO	LOB
15 Josh Lowe, L (1, 9) OBP: 0.250, SLG: 0.750 76 Niko Hulsizer, R (6, 9) OBP: 0.500, SLG: 1.000	C X 0-1 ① L7		B B B S S X 3-2 HR		X 0-0 ③ G3		X 0-0 ② SF8 3-H			3 1 1 1 0 0 1 0 0 0 1 0 0 0						
13 Manuel Margot, R (1, 10) OBP: 0.500, SLG: 0.400 75 Grant Witherspoon, L (7, PH) (7, 10)	C C C 0-3 ② K		X 0-0 ③ G4-3			X 0-0 73 WP 56 G1-6-3 1B	1 SAFE 0-0 ③ CS 1-2	X 0-0 ① G3		3 0 1 0 0 1 0 1 0 0 0 0 0 0						
8 Brandon Lowe, L (1, 4) OBP: 0.333, SLG: 0.333 7 Vidal Bruján, S (6, 4) OBP: 0.250, SLG: 0.286	X 0-0 1B			X 0-0 ① P5		X 0-0 ① L8		X 0-0 ② L9		3 0 1 0 0 0 1 1 0 0 0 0 0 0						
56 Randy Arozarena, R (1, 7) OBP: 0.167, SLG: 0.800 78 Ruben Cardenas, R (6, 7) OBP: 0.375, SLG: 0.167	S S T 0-2 ③ K			S S S 0-3 ② K		X 0-0 ② G1-6-3 1-2		S S S 0-3 ③ K		3 0 0 0 0 2 2 1 0 0 0 0 1 0						
9 Ben Gamel, L (1, 3) 73 Kyle Manzardo, L (6, PH) OBP: 0.500, SLG: 0.250 (6, 3)		X 0-0 ① F8		S S S 0-3 ③ K		B B B 4-0 2-3 BB			X 0-0 ① G3-1	2 0 0 0 0 1 0 1 0 0 0 1 0 0						
17 Isaac Paredes, R (1, 5) 93 Austin Shenton, L (6, PH) OBP: 0.625, SLG: 0.600 (6, 5)		X 0-0 ② G6-3			X 0-0 ① F7	S S S 0-3 ③ K			X 0-0 63 L1-3 2B	2 0 0 0 0 0 0 2 0 1 0 0 1 2						
14 Christian Bethancourt, R (1, 2) OBP: 0.250, SLG: 0.143 63 Nick Dini, R (6, 2)	C C C 0-3 ③ K				B B B 4-0 70 2B BB		H 1-0 CI 28 1B 76 SF8		X 0-0 ② L1-3 2-3	1 1 0 0 1 1 0 1 1 0 0 0 0 1						
22 Jose Siri, R (1, 8) 97 Tristan Peters, L (7, 8) OBP: 0.600, SLG: 0.600			X 0-0 ① F8		S S S 0-3 ② K		X 0-0 ① P4		X 0-0 ③ G1-3	3 0 0 0 0 1 2 1 0 0 0 0 0 1						
70 Tristan Gray, L (1, 6) OBP: 0.571, SLG: 0.857 28 Greg Jones, S (6, 6) OBP: 0.500, SLG: 0.400			S S S 0-3 ② K		X 0-0 1-H 2B		X 0-0 75 CS 1-3 1B			2 0 1 1 0 1 0 1 0 1 0 0 0 0						
Inning Stats	R: 0 H: 1 E: 0 LOB: 1 K: 2 BB: 0 S: 9 P: 9	R: 0 H: 0 E: 0 LOB: 0 K: 1 BB: 0 S: 5 P: 5	R: 1 H: 1 E: 0 LOB: 0 K: 1 BB: 0 S: 8 P: 11	R: 0 H: 0 E: 0 LOB: 0 K: 2 BB: 0 S: 7 P: 7	R: 1 H: 1 E: 0 LOB: 1 K: 1 BB: 1 S: 6 P: 10	R: 0 H: 1 E: 0 LOB: 2 K: 1 BB: 1 S: 6 P: 10	R: 1 H: 1 E: 1 LOB: 0 K: 0 BB: 0 S: 3 P: 4	R: 0 H: 0 E: 0 LOB: 0 K: 1 BB: 0 S: 5 P: 5	R: 0 H: 1 E: 0 LOB: 1 K: 0 BB: 0 S: 4 P: 4	1B: 3 SF: 1 2B: 2 SAC: 0 3B: 0 DP: 0 HR: 1 HBP: 0						

TOP

Tampa Bay Rays @ Atlanta Braves

CoolToday Park, North Port, FL

Wed Mar 01 2023, 1:02 PM - 3:32 PM EST

Att. 5,096 - Sunny - 83 F

livebaseballscorecards.com

AB	31
R	3
H	6
RBI	3
BB	2
SO	9
LOB	10

WP: 1 PA: 36
PB: 0
SB: 0
CS: 1

PITCHER		IP	WLS	BF	H	R	ER	SO	BB	IBB	HBP	BLK	WP	HR	S	P	ERA	WHIP
60 Jesse Chavez, R ERA: 6.0	(1, 1)	2.0		7	1	0	0	3	0	0	0	0	0	0	14	14	0.00	0.500
22 Kirby Yates, R ERA: 9.0	(3, 1)	1.0		4	1	1	1	1	0	0	0	0	0	1	8	11	9.00	1.000
61 Nick Anderson, R ERA:	(4, 1)	1.0		3	0	0	0	2	0	0	0	0	0	0	7	7	0.00	0.000
66 Yacksel Ríos, R ERA: 3.38	(5, 1)	1.2		9	2	1	1	1	2	0	0	0	1	0	9	17	5.40	2.400
87 Brian Moran, L ERA:	(6, 1)	1.1		5	1	1	0	1	0	0	0	0	0	0	6	7	0.00	0.750

PITCHER		IP	WLS	BF	H	R	ER	SO	BB	IBB	HBP	BLK	WP	HR	S	P	ERA	WHIP
40 Rolddy Munoz, R ERA:	(8, 1)	0.0		0	0	0	0	0	0	0	0	0	0	0	0	0	∞	∞
62 Seth Elledge, R ERA: 13.5	(9, 1)	1.0		4	1	0	0	0	0	0	0	0	0	0	4	4	0.00	1.000

Tampa Bay Rays @ Atlanta Braves

CoolToday Park, North Port, FL

Wed Mar 01 2023, 1:02 PM - 3:32 PM EST

Att. 5,096 - Sunny - 83 F

BOTTOM

Batter	1	2	3	4	5	6	7	8	9	AB	R	H	RBI	BB	SO	LOB
13 Ronald Acuña Jr., R (1, 9) 74 Justin Dean, R (6, PR) OBP: 0.556, SLG: 0.625 (7, 9)	K		K			E6 56 F8 89 S 72 1B		56 S 56 1B 2B	K	3 2	0 2	0 1	0 1	0 0	2 1	0 1
28 Matt Olson, L (1, 3) OBP: 0.714, SLG: 1.333 89 Ryan Casteel, R (6, 3) OBP: 0.333, SLG: 0.143	G3			BB		K 1-2		K		1 2	0 0	0 0	0 0	1 0	0 2	0 2
27 Austin Riley, R (1, 5) OBP: 0.286, SLG: 0.167 56 Adeiny Hechavarría, R (6, 5) OBP: 0.250, SLG: 0.250	16 BLK 1B			F9		F8 2-3		72 FC3-6 1B		2 2	0 0	1 1	0 1	0 0	0 0	1 2
16 Travis d'Arnaud, R (1, 2) 72 Tyler Tolve, L (5, 2) OBP: 0.600, SLG: 0.333	K 1-2			L9		1B 3-H		FC3-6 46 S 1-2f		2 2	0 0	0 1	0 1	0 0	1 0	2 1
23 Michael Harris II, L (1, 8) OBP: 0.429, SLG: 0.714 46 Magneuris Sierra, L (6, 8) OBP: 0.400, SLG: 0.250		P6	K			K		BB 1-2		2 1	0 0	0 0	0 1	0 1	1 1	1 1
1 Ozzie Albies, S (1, 10) OBP: 0.444, SLG: 0.167		BB 8 L5-3			HBP		F9	L9		2	0	0	0	1	0	2
8 Eddie Rosario, L (1, 7) OBP: 0.125, SLG: 0.125 76 Cody Milligan, L (6, 7)		L5-3 1-1			P5		G3		K	2 2	0 0	0 0	0 0	0 0	0 1	2 0
11 Orlando Arcia, R (1, 6) OBP: 0.375, SLG: 0.167 65 Braden Shewmake, L (6, 6) OBP: 0.333, SLG: 0.375			F8		L9		G3		78 G4-3 2B	2 2	0 0	0 1	0 0	0 0	0 0	1 0
9 Ehire Adrianza, S (1, 4) OBP: 0.167, SLG: 0.167 78 Cal Conley, L (6, 4) OBP: 0.125, SLG: 0.250			F8		K			74 2B 2B	G4-3 2-3	2 2	0 1	0 1	0 0	0 0	1 0	1 1
Inning Stats	R: 0 E: 0 K: 2 S: 8 H: 1 LOB: 1 BB: 0 P: 8	R: 0 E: 0 K: 0 S: 2 H: 0 LOB: 0 BB: 1 P: 6	R: 0 E: 0 K: 1 S: 5 H: 0 LOB: 0 BB: 0 P: 5	R: 0 E: 0 K: 1 S: 5 H: 0 LOB: 1 BB: 1 P: 9	R: 0 E: 0 K: 1 S: 5 H: 0 LOB: 1 BB: 0 P: 6	R: 1 E: 1 K: 2 S: 9 H: 1 LOB: 1 BB: 0 P: 10	R: 0 E: 0 K: 0 S: 3 H: 0 LOB: 0 BB: 0 P: 3	R: 2 E: 0 K: 1 S: 8 H: 3 LOB: 2 BB: 1 P: 13	R: 0 E: 0 K: 2 S: 8 H: 1 LOB: 1 BB: 0 P: 8	1B: 3 2B: 4 3B: 0 HR: 0	SF: 0 SAC: 0 DP: 1 HBP: 1						

livebaseballscorecards.com

AB	33
R	3
H	6
RBI	3
BB	3
SO	10
LOB	18

WP: 0 PB: 0 SB: 3 CS: 0 PA: 37

Tampa Bay Rays pitchers

PITCHER		IP	WLS	BF	H	R	ER	SO	BB	IBB	HBP	BLK	WP	HR	S	P	ERA	WHIP
18 Shane McClanahan, L	(1, 1)	2.0		7	1	0	0	2	1	0	0	1	0	0	10	14	0.00	1.000
ERA:																		
1 Luis Patiño, R	(3, 1)	1.0	H	3	0	0	0	1	0	0	0	0	0	0	5	5	0.00	0.000
ERA:																		
89 Michael Mercado, R	(4, 1)	1.0	H	4	0	0	0	1	1	0	0	0	0	0	5	9	0.00	1.000
ERA:																		
48 Ben Heller, R	(5, 1)	1.0	H	4	0	0	0	1	0	0	1	0	0	0	5	6	0.00	0.000
ERA:																		
54 Colten Brewer, R	(6, 1)	1.0	H	5	1	1	0	2	0	0	0	0	0	0	9	10	0.00	1.000
ERA:																		

Atlanta Braves pitchers

PITCHER		IP	WLS	BF	H	R	ER	SO	BB	IBB	HBP	BLK	WP	HR	S	P	ERA	WHIP
19 Josh Fleming, L	(7, 1)	1.0	H	3	0	0	0	0	0	0	0	0	0	0	3	3	0.00	0.000
ERA: 27.0																		
80 Braden Bristo, R	(8, 1)	0.2	B	6	3	2	2	1	1	0	0	0	0	0	7	12	27.00	6.000
ERA: 16.2																		
83 Chris Muller, R	(8, 1)	0.1		1	0	0	0	0	0	0	0	0	0	0	1	1	0.00	0.000
ERA:																		
91 Zack Burdi, R	(9, 1)	1.0		4	1	0	0	2	0	0	0	0	0	0	8	8	0.00	1.000
ERA:																		

Batter	1	2	3	4	5	6	7	8	9	AB	R	H	RBI	BB	SO	LOB
95 Edouard Julien, L (1, 4) OBP: 0.364, SLG: 0.900	B C F B C 2-3 ① K		X 0-0 ② L7		X 0-0 ③ L1	S S S 0-3 ③ K		B S S S 1-3 ③ K 2-H		3	0	0	0	0	1	3
65 Chance Sisco, L (6, 2)										2	0	0	0	0	2	2
64 Jose Miranda, R (1, 10) OBP: 0.556, SLG: 0.500	B C B C F T 2-2 ② K		X 0-0 1-3 2-H 1B			X 0-0 E7 38 G3		S S S 0-3 ① K		3	0	1	1	0	1	0
86 Chris Williams, R (8, PH)										1	0	0	0	0	1	0
(8, 10)																
38 Matt Wallner, L (1, 9) OBP: 0.222, SLG: 0.125	B C X 1-1 ③ F7		C F S 0-3 ③ K			X 0-0 ① G3 1-2		S S S 0-3 ② K		3	0	0	0	0	1	3
89 Andrew Bechtold, R (6, 5)										1	0	0	0	0	1	0
50 Willi Castro, S (1, 5) OBP: 0.364, SLG: 0.778		C C C 0-3 ① K		F F S 0-3 ① K		B B B 4-0 BB		S S S 0-3 ③ K		2	0	0	0	1	2	0
85 Jose Salas, S (6, 4)										1	0	0	0	0	1	0
32 Tony Wolters, L (1, 2)		X 0-0 ② G1-3		X 0-0 ② F7		S C S 0-3 ② K			X 0-0 56 G3 56 S 9 2B 1B	3	0	0	0	0	1	2
5 Noah Miller, S (6, 6) OBP: 0.250, SLG: 0.250										1	1	1	0	0	0	0
72 Brooks Lee, S (1, 6) OBP: 0.333, SLG: 0.417		C S S 0-3 ③ K2-3		X 0-0 ③ G1-3		X 0-0 ③ L8			B X 1-0 ① G3 1-3	3	0	0	0	0	1	2
56 Kala'i Rosario, R (6, 9) OBP: 0.429, SLG: 0.833										1	0	0	0	0	0	1
55 Mark Contreras, L (1, 8) OBP: 0.545, SLG: 0.875			X 0-0 ① L7		X 0-0 ① F8	B B B B 4-0 24 BLK BB			X 0-0 96 S 96 E 2B 3-H	2	0	0	0	1	0	0
9 DaShawn Keirsey Jr., L (7, PR) OBP: 0.571, SLG: 0.600										1	1	1	1	0	0	0
(7, 8)																
16 Tyler White, R (1, 3) OBP: 0.364, SLG: 0.500			B B B B 4-0 24 BB 64 1B BB		X 0-0 ② P3	X 0-0 ① F8			B B B B 4-0 65 WP 21 S 65 E 2-H BB	2	1	0	0	1	0	1
96 Aaron Sabato, R (7, 3) OBP: 0.667, SLG: 0.250										0	1	0	0	1	0	0
24 Ryan LaMarre, R (1, 7)			B B B B 4-0 64 1B 1-2 BB		H 1-0 HBP	C C S 0-3 ② K 1-2			S S S 0-3 ② K 1-2	1	0	0	0	1	1	1
21 Will Holland, R (7, 7) OBP: 0.333, SLG: 0.375										1	0	0	0	0	1	1
Inning Stats	R: 0 E: 0 K: 2 S: 9 H: 0 LOB: 0 BB: 0 P: 14	R: 0 E: 0 K: 2 S: 7 H: 0 LOB: 0 BB: 0 P: 7	R: 1 E: 0 K: 1 S: 6 H: 1 LOB: 2 BB: 2 P: 14	R: 0 E: 0 K: 1 S: 5 H: 0 LOB: 0 BB: 0 P: 5	R: 0 E: 0 K: 0 S: 3 H: 0 LOB: 1 BB: 0 P: 4	R: 0 E: 1 K: 1 S: 6 H: 0 LOB: 2 BB: 1 P: 10	R: 0 E: 0 K: 2 S: 7 H: 0 LOB: 2 BB: 1 P: 11	R: 0 E: 0 K: 3 S: 9 H: 0 LOB: 0 BB: 0 P: 9	R: 3 E: 0 K: 2 S: 9 H: 2 LOB: 0 BB: 1 P: 15	1B: 2 2B: 1 3B: 0 HR: 0 SF: 0 SAC: 0 DP: 0 HBP: 1						

WP: 1 PB: 0 SB: 3 CS: 0 PA: 37

PITCHER		IP	WLS	BF	H	R	ER	SO	BB	IBB	HBP	BLK	WP	HR	S	P	ERA	WHIP
24 Zach Eflin, R ERA:	(1, 1)	1.1		4	0	0	0	3	0	0	0	0	0	0	12	17	0.00	0.000
67 Hector Perez, R ERA: 10.8	(2, 1)	0.2		2	0	0	0	1	0	0	0	0	0	0	4	4	0.00	0.000
90 Mason Montgomery, L ERA: 4.5	(3, 1)	1.0		6	1	1	1	1	2	0	0	0	0	0	6	14	9.00	3.000
53 Heath Hembree, R ERA:	(4, 1)	1.0		3	0	0	0	1	0	0	0	0	0	0	5	5	0.00	0.000
52 Jaime Schultz, R ERA: 16.2	(5, 1)	1.0		4	0	0	0	0	0	0	1	0	0	0	3	4	0.00	0.000
85 Trevor Brigden, R ERA:	(6, 1)	1.0		5	0	0	0	1	1	0	0	0	0	0	6	10	0.00	1.000
96 Graham Spraker, R ERA:	(7, 1)	1.0		4	0	0	0	2	1	0	0	1	0	0	7	11	0.00	1.000
84 Andrew Gross, R ERA: 6.0	(8, 1)	2.0	L	9	2	3	2	5	1	0	0	0	1	0	18	24	9.00	1.500

Minnesota Twins @ Tampa Bay Rays

Tropicana Field, St. Petersburg, FL

Thu Mar 02 2023, 1:06 PM - 3:29 PM EST

Att. 2,531 - Dome - 73 F

TOP

livebaseballscorecards.com

AB	31
R	4
H	3
RBI	2
BB	5
SO	14
LOB	16

BOTTOM

Minnesota Twins @ Tampa Bay Rays

Tropicana Field, St. Petersburg, FL

Thu Mar 02 2023, 1:06 PM - 3:29 PM EST

Att. 2,531 - Dome - 73 F

livebaseballscorecards.com

Batter	1	2	3	4	5	6	7	8	9	AB	R	H	RBI	BB	SO	LOB
13 Manuel Margot, R (1, 8) OBP: 0.333, SLG: 0.250 74 Kameron Misner, L (6, 8) OBP: 0.429, SLG: 0.200	B X 1-0 L7 ①		X 0-0 G6-3 ① 1-2	X 0-0 FC1-6-4 ③ 1-2f			C S T 0-2 K ②			3 1	0 0	0 0	0 0	0 0	0 1	3 0
5 Wander Franco, S (1, 6) OBP: 0.625, SLG: 1.167 37 Osleivis Basabe, R (6, 6) OBP: 0.714, SLG: 1.286	C B B B 4-1 BB		X 0-0 G3-1 ② 2-3		X 0-0 G4-3 ①		X 0-0 1B			2 1	0 0	0 1	0 0	1 0	0 0	1 0
56 Randy Arozarena, R (1, 7) OBP: 0.222, SLG: 0.571 99 Jordan Qsar, L (6, 7) OBP: 0.556, SLG: 0.500	C 1 SAFE C F S 0-3 K ②		B B B 4-0 BB		F S 0-2 K ②		1 SAFE X 0-0 F7 ③			2 1	0 0	0 0	0 0	1 0	2 0	1 1
55 Luke Raley, L (1, 3) OBP: 0.273, SLG: 0.818 25 Curtis Mead, R (5, PH) (6, 5)	1 SAFE B B C X 2-1 P5 ③		1 SAFE X 0-0 F7 ③		S F T 0-2 K ③			F F S 0-3 K ①		2 2	0 0	0 0	0 0	0 0	0 2	3 0
87 Harold Ramírez, R (1, 9) OBP: 0.375, SLG: 0.375 62 Jonathan Aranda, L (6, 3) OBP: 0.400, SLG: 0.571		X 0-0 21 1B 1B		X 0-0 10 1B 50 1B 1B		X 0-0 G4-3 ①		X 0-0 F9 ②		2 2	1 0	2 0	0 0	0 0	0 0	0 0
21 Francisco Mejía, S (1, 10) OBP: 0.286, SLG: 0.167 79 Gavin Collins, R (8, PH) OBP: 0.400, SLG: 0.400 (9, 10)		X 0-0 26 G6-4-3 1-3 1B		X 0-0 L4 ①		X 0-0 F9 ②		X 0-0 G5-3 ③		3 1	0 0	1 0	0 0	0 0	0 0	1 0
10 Charlie Culberson, R (1, 5) OBP: 0.400, SLG: 0.400 9 Ben Gamel, L (6, 9)	C F S 0-3 K ①			X 0-0 50 1B 1-2 1B		X 0-0 F7 ③			X 0-0 F8 ①	2 2	0 0	1 0	0 0	0 0	1 0	2 0
26 Daniel Robertson, R (1, 4) OBP: 0.333, SLG: 0.200 77 Ronny Simon, S (6, 4)	X 0-0 G6-4-3 ② ③ 1-2f			C S S 0-3 K ②			B B B 4-0 69 E 69 S 69 SF7 BB		X 0-0 P6 ②	2 1	0 1	0 0	0 0	0 1	1 0	4 0
50 René Pinto, R (1, 2) OBP: 0.333, SLG: 0.333 69 Roberto Alvarez, R (6, 2)		X 0-0 5 G3-1 13 G6-3 1B	X 0-0 13 FC1-6-4 1-3 2-H 1B				C X 0-1 SF7 ① 1-H		X 0-0 P4 ③	2 1	0 0	2 0	1 1	0 0	0 0	0 0

Inning Stats	1	2	3	4	5	6	7	8	9
	R: 0 E: 0 K: 1 S: 8 H: 0 LOB: 1 BB: 1 P: 15	R: 0 E: 0 K: 1 S: 6 H: 2 LOB: 1 BB: 0 P: 6	R: 0 E: 0 K: 0 S: 4 H: 1 LOB: 2 BB: 1 P: 8	R: 1 E: 0 K: 1 S: 8 H: 3 LOB: 2 BB: 0 P: 8	R: 0 E: 0 K: 2 S: 6 H: 0 LOB: 0 BB: 0 P: 6	R: 0 E: 0 K: 0 S: 3 H: 0 LOB: 0 BB: 0 P: 3	R: 1 E: 0 K: 1 S: 7 H: 1 LOB: 1 BB: 1 P: 11	R: 0 E: 0 K: 1 S: 5 H: 0 LOB: 0 BB: 0 P: 5	R: 0 E: 0 K: 0 S: 3 H: 0 LOB: 0 BB: 0 P: 3

AB	32
R	2
H	7
RBI	2
BB	3
SO	7
LOB	16

1B: 7	SF: 1	WP: 0	PA: 36
2B: 0	SAC: 0	PB: 0	
3B: 0	DP: 1	SB: 1	
HR: 0	HBP: 0	CS: 0	

PITCHER		IP	WLS	BF	H	R	ER	SO	BB	IBB	HBP	BLK	WP	HR	S	P	ERA	WHIP
18 Kenta Maeda, R ERA:	(1, 1)	2.0		8	2	0	0	2	1	0	0	0	0	0	14	21	0.00	1.500
68 Randy Dobnak, R ERA: 4.5	(3, 1)	2.0	B	11	4	1	1	1	1	0	0	0	0	0	12	16	4.50	2.500
22 Griffin Jax, R ERA:	(5, 1)	1.0		3	0	0	0	2	0	0	0	0	0	0	6	6	0.00	0.000
62 Oliver Ortega, R ERA: 4.5	(6, 1)	1.0		3	0	0	0	0	0	0	0	0	0	0	3	3	0.00	0.000
93 Cody Laweryson, R ERA: 4.5	(7, 1)	1.0		5	1	1	1	1	1	0	0	0	0	0	7	11	9.00	2.000

PITCHER		IP	WLS	BF	H	R	ER	SO	BB	IBB	HBP	BLK	WP	HR	S	P	ERA	WHIP
87 Dereck Rodríguez, R ERA:	(8, 1)	1.0	W	3	0	0	0	1	0	0	0	0	0	0	5	5	0.00	0.000
38 Locke St. John, L ERA:	(9, 1)	1.0	S	3	0	0	0	0	0	0	0	0	0	0	3	3	0.00	0.000

Tampa Bay Rays @ Toronto Blue Jays

TD Ballpark, Dunedin, FL

Fri Mar 03 2023, 1:11 PM - 4:10 PM EST

Att. 5,727 - Sunny - 83 F

TOP

livebaseballscorecards.com

Batter	1	2	3	4	5	6	7	8	9	AB	R	H	RBI	BB	SO	LOB
15 Josh Lowe, L (1, 7) OBP: 0.364, SLG: 0.700	B FF 94 C FF 95 C FF 95 B FS 86 F FF 96 B FS 87 F FF 96 X FF 96 3-2 22 PB 22 S 62 FC3-6 1B		C FF 93 B FF 94 F FF 93 B CH 82 S CH 83 2-3 ② K	C FF 86 B SL 75 F SL 75 B SL 77 F FF 86 F FF 86 B SL 76 F FF 85 B FF 86 4-2 22 FC6-4 1-2 BB		B CH 90 C SL 82 C FF 91 F SL 83 B FF 90 S CH 90 2-3 ② K		B SI 93 S SI 92 B SI 93 B SI 93 B SI 93 4-1 65 BLK 76 G6-3 1-2 BB		2	1	1	0	1	1	0
78 Ruben Cardenas, R (5, 7) OBP: 0.400, SLG: 0.143										1	0	0	0	1	1	1
22 Jose Siri, R (1, 8) OBP: 0.250, SLG: 0.200	B FF 96 B FF 96 S FS 86 B SL 87 S FS 86 S FS 86 3-3 ① K 1-3		S CH 83 B FF 92 B FF 93 X FF 92 2-1 17 1B 2B	C SL 84 S SL 86 X SL 86 0-2 ② FC6-4 17 S 1-2f 2-3		F CH 90 F FF 91 B SL 84 X SL 85 1-2 E2 2-H		B CU 81 B SI 93 X SI 94 2-0 ① G6-3 1-2 2-3		3	1	1	0	0	1	3
76 Niko Hulsizer, R (5, 8) OBP: 0.375, SLG: 0.600										2	0	0	0	0	0	2
17 Isaac Paredes, R (1, 10) OBP: 0.333, SLG: 0.143	C SL 86 D FS 86 F FF 96 B FS 88 B FF 97 D FS 87 4-2 62 FC3-6 BB		F FF 94 D CH 83 C CH 82 D CH 84 D CH 82 F FF 93 F CH 83 2 SAFE X FF 94 3-2 62 2B 2-H 1B	B FF 93 B SL 86 S SL 87 F SL 86 C FF 94 2-3 ③ K 1-2		C SL 83 B FF 92 B SL 84 F CH 90 X FF 91 2-2 ③ P6		D CU 80 B SI 93 X SI 93 2-0 ② P4 2-3 3-H		2	0	1	1	1	1	2
65 Blake Hunt, R (6, PH) (6, 10)										2	0	0	0	0	0	2
62 Jonathan Aranda, L (1, 3) OBP: 0.462, SLG: 0.800	S FF 95 B FF 96 X FS 86 1-1 ② FC3-6 1-2f 3-H		B FF 93 C FF 93 S FF 93 D CH 82 X FF 93 2-2 1-3 2B		C FF 95 F SL 86 F FF 94 B SL 87 B SL 86 F SL 86 X SL 86 2-2 21 1B 2B		C SI 97 S SI 97 B SI 97 X SL 86 1-2 ① G4-3	F SI 94 C SI 93 B SI 94 X SL 82 1-2 ③ P4		3	0	2	1	0	0	1
73 Kyle Manzardo, L (5, 3) OBP: 0.375, SLG: 0.167										2	0	0	0	0	0	1
21 Francisco Mejía, S (1, 2) OBP: 0.300, SLG: 0.222	B FS 86 S FF 94 B FS 86 F FF 96 F FF 97 F FS 85 S FS 87 2-3 ③ K		C SC 81 S SC 80 X SC 81 0-2 L8		C FF 94 X FF 94 0-1 70 CS 2-3 1B		B SL 87 X SI 96 1-0 ② G6-3		B FF 89 X FF 91 1-0 ① G6-3	3	0	1	0	0	1	3
95 Logan Driscoll, L (5, 2) OBP: 0.286, SLG: 0.167										2	0	0	0	0	0	0
10 Charlie Culberson, R (1, 4) OBP: 0.429, SLG: 0.333		B SL 81 S FF 93 S CH 81 C FF 95 1-3 ① K		F SI 84 H SL 75 1-1 ① 7 HBP 26 1B HBP	S SL 86 B FF 94 S SL 86 B SL 86 F FF 94 S SL 85 2-3 ①② K 1-2		B SI 98 S SL 88 B SI 96 X SI 96 2-2 75 BB 1B		B SL 86 S SL 85 B FF 90 X FF 90 2-1 ② F8	1	1	0	0	0	1	0
70 Tristan Gray, L (5, PH) (5, 4)										3	0	1	0	0	1	2
7 Vidal Bruján, S (1, 9) OBP: 0.300, SLG: 0.250		B FF 93 C FF 94 X FS 86 1-1 ② L3		H SL 74 1-0 26 1B 93 SF9 1-2 HBP	S SL 87 S FF 94 X SL 86 0-2 ③ P5		B FF 96 B SI 95 B SI 93 C SI 96 B SI 95 4-1 1-2 BB		S FF 92 F SL 86 B FF 92 F FF 93 S FF 92 1-3 ③ K	1	1	0	0	0	0	0
75 Grant Witherspoon, L (4, 9)										2	0	0	0	1	1	1
26 Daniel Robertson, R (1, 6) OBP: 0.375, SLG: 0.286		B SI 93 B SI 93 C SI 93 S SL 85 S SL 85 2-3 ③ K		C SI 84 X SI 85 0-1 22 FC6-4 15 BB 1-3 2-H 1B		C CH 89 C SL 82 B FF 90 X SL 82 1-2 E5 76 E	C SL 85 F SI 96 F SI 96 B SL 85 B CH 86 S SL 85 2-3 ③ K			2	0	1	1	0	1	0
28 Greg Jones, S (5, 6) OBP: 0.375, SLG: 0.286										2	1	0	0	0	1	2
93 Austin Shenton, L (1, 5) OBP: 0.500, SLG: 0.429			B FF 93 F FF 92 S FF 93 B CH 84 F CH 84 B FF 94 C FF 92 3-3 ① K	B SL 74 B FF 85 F FF 85 F FF 86 F FF 87 B SL 76 X FF 84 3-2 ① SF9 3-H		B SL 83 B CH 89 B CH 88 C FF 89 F FF 89 S SL 83 3-3 ① K		B CU 80 H FF 94 2-0 76 G6-3 78 BB 65 BLK HBP		2	1	0	1	0	2	1
Inning Stats	R: 1 E: 0 K: 2 S: 17 H: 1 LOB: 1 BB: 1 P: 30	R: 0 E: 0 K: 2 S: 8 H: 0 LOB: 0 BB: 0 P: 12	R: 1 E: 0 K: 2 S: 20 H: 3 LOB: 2 BB: 0 P: 32	R: 2 E: 0 K: 1 S: 18 H: 1 LOB: 2 BB: 1 P: 29	R: 0 E: 0 K: 1 S: 14 H: 2 LOB: 1 BB: 0 P: 18	R: 1 E: 2 K: 2 S: 16 H: 0 LOB: 1 BB: 0 P: 25	R: 0 E: 0 K: 1 S: 12 H: 1 LOB: 2 BB: 1 P: 22	R: 1 E: 0 K: 0 S: 6 H: 0 LOB: 1 BB: 1 P: 17	R: 0 E: 0 K: 1 S: 7 H: 0 LOB: 0 BB: 0 P: 11	1B: 5 2B: 3 3B: 0 HR: 0 SF: 1 SAC: 0 DP: 0 HBP: 3						

AB	35
R	6
H	8
RBI	4
BB	4
SO	12
LOB	21

WP: 0 PB: 1 SB: 2 CS: 1 PA: 43

PITCHER		IP	WLS	BF	H	R	ER	SO	BB	IBB	HBP	BLK	WP	HR	S	P	ERA	WHIP
34 Kevin Gausman, R ERA:	(1, 1)	1.2		7	1	1	0	3	1	0	0	0	0	0	22	37	0.00	1.200
81 Jackson Rees, R ERA: 7.71	(2, 1)	0.1		1	0	0	0	1	0	0	0	0	0	0	3	5	0.00	0.000
33 Trevor Richards, R ERA: 16.2	(3, 1)	0.2	H	5	3	1	1	2	0	0	0	0	0	0	17	29	13.50	4.500
80 Adrian Hernandez, R ERA:	(3, 1)	0.1	H	1	0	0	0	0	0	0	0	0	0	0	3	3	0.00	0.000
90 Adam Cimber, R ERA: 13.5	(4, 1)	0.1	B	5	1	2	2	0	1	0	2	0	0	0	12	21	54.00	6.000

PITCHER		IP	WLS	BF	H	R	ER	SO	BB	IBB	HBP	BLK	WP	HR	S	P	ERA	WHIP
64 Jay Jackson, R ERA:	(4, 1)	1.2		6	2	0	0	2	0	0	0	0	0	0	20	26	0.00	1.200
43 Paul Fry, L ERA: 3.38	(6, 1)	1.0		5	0	1	0	2	0	0	0	0	0	0	16	25	0.00	0.000
60 Yosver Zulueta, R ERA:	(7, 1)	1.0		5	1	0	0	1	1	0	0	0	0	0	12	22	0.00	2.000
83 Jimmy Burnette, L ERA: 3.86	(8, 1)	1.0		5	0	1	1	0	1	0	1	1	0	0	6	17	9.00	1.000
79 Brandon Eisert, L ERA: 7.71	(9, 1)	1.0	W	3	0	0	0	1	0	0	0	0	0	0	7	11	0.00	0.000

Tampa Bay Rays @ Toronto Blue Jays

TD Ballpark, Dunedin, FL

Fri Mar 03 2023, 1:11 PM - 4:10 PM EST

Att. 5,727 - Sunny - 83 F

BOTTOM

livebaseballscorecards.com

Batter	1	2	3	4	5	6	7	8	9	AB	R	H	RBI	BB	SO	LOB
4 George Springer, R (1, 8) OBP: 0.375, SLG: 0.429 87 Cam Eden, R (5, 8) OBP: 0.273, SLG: 0.200	C FF 97 C FC 89 F FF 97 S ST 84 0-3 K	① S ST 76 C SI 92 X ST 78 0-2 11 CS 2-H 2B			S FF 94 S ST 81 B ST 81 B FF 94 S CH 91 2-3 K	①	C ST 78 X SI 91 0-1 G3	②	B FF 94 F FF 94 D SL 83 F FF 94 F CH 84 F FF 94 B FF 95 B SL 83 4-2 44 BB 95 1B 1-2 BB	2 2	0 1	1 0	1 0	0 1	1 1	0 0
11 Bo Bichette, R (1, 6) OBP: 0.556, SLG: 0.333 44 Addison Barger, L (5, 6) OBP: 0.385, SLG: 0.600	B FF 97 B FC 89 C FC 89 C SI 95 B ST 86 F FF 98 B SI 96 4-2 27 S 27 1B BB	B SI 92 S FC 88 B SI 92 2-1 CS 2-3	C SI 91 B ST 76 B ST 76 C FC 86 B SI 94 F FC 90 F ST 76 B ST 75 4-2 95 G6-3 26 1B BB		S CH 90 F CH 91 F FF 95 F CH 90 H ST 81 1-2 95 G1-3 HBP		F SI 90 F ST 78 B SI 90 F SI 90 C ST 78 1-3 K	③	F FF 93 D CH 87 B CH 85 B FF 93 B FF 93 4-1 95 1B 1-2 2-3 BB	0 1	2 0	0 0	0 0	2 1	0 1	0 0
27 Vladimir Guerrero Jr., R (1, 3) OBP: 0.417, SLG: 0.900 95 Rainer Nunez, R (3, 3) OBP: 0.222, SLG: 0.125	B FC 89 B FF 96 C FC 88 B ST 86 X SI 96 3-1 1-H 1B	C SI 91 B ST 75 F SI 91 X FC 87 1-2 G6-3 1-2			B ST 79 F FF 95 X CH 88 1-1 G1-3 1-2	②		X FF 96 0-0 L9	① B SL 85 F SL 83 F FF 94 D CH 86 F FF 94 B SL 86 F FF 94 X FF 94 3-2 1-2 2-H 3-H 1B	1 4	0 0	1 1	1 2	0 0	0 0	0 2
25 Daulton Varsho, L (1, 7) OBP: 0.143, SLG: 0.077 67 Wynton Bernard, R (6, 7) OBP: 0.250, SLG: 0.250	C FF 98 C FF 98 F FF 98 S FC 90 0-3 K	②	S FC 86 B FC 86 B ST 75 B FC 85 B FC 88 4-1 5 S 26 1B 5 CS BB		F FF 94 S FF 94 X CH 90 0-2 G3	③		B SL 87 C FF 97 B CH 88 X FF 96 2-1 G4-3	②	2 1	0 0	0 0	0 0	1 0	1 0	2 0
26 Matt Chapman, R (1, 5) OBP: 0.200, SLG: 0.125 28 Damiano Palmegiani, R (5, 5) OBP: 0.500, SLG: 0.250	C FC 89 F FF 96 B ST 85 B FF 96 F FC 90 F FF 97 X SI 96 3-2 L9	③	C SI 91 X SI 90 0-1 1-2 2-H 1B			H SI 89 1-0 49 G5-3 HBP		B FF 96 X FF 96 1-0 F9	③	2 1	0 0	1 0	1 0	0 0	0 0	1 0
8 Cavan Biggio, L (1, 4) OBP: 0.462, SLG: 0.417 49 Leo Jimenez, R (6, 4) OBP: 0.222, SLG: 0.125		X FF 96 0-0 F8	F SI 91 C ST 76 S FC 88 0-3 K			D FF 89 C SI 89 X SI 89 1-1 G5-3 1-2			C FF 95 B CH 86 B CH 87 S FF 95 X SL 85 2-2 G5-3	①	2 2	0 0	0 0	0 0	0 0	1 0	2 1
5 Santiago Espinal, R (1, 10) OBP: 0.538, SLG: 0.727 71 Phil Clarke, L (9, PH) OBP: 0.286, SLG: 0.857		C FF 96 B SI 95 B ST 85 B FF 95 B FC 90 4-1 48 E 48 1B BB	C SI 91 C ST 75 B FC 89 1-2 CS 2-H	B SL 90 S FF 98 C FF 98 S FF 98 1-3 K		C FF 89 S SI 88 C SL 77 0-3			B CH 86 S FF 97 X FF 96 1-1 74 G4-3 75 1B 2B	2 1	0 1	0 1	0 0	1 0	2 0	1 0
48 Spencer Horwitz, L (1, 9) OBP: 0.417, SLG: 0.417 74 Zach Britton, L (6, 9) OBP: 0.444, SLG: 1.000		F FF 96 C FC 90 X FF 97 0-2 E5 55 2B 1-H 1B		C CH 90 B FF 99 X FF 98 1-1 G3-1		C SI 84 F SI 90 F SL 80 C FF 88 0-3			X CH 84 0-0 G4-3 2-3	②	2 2	1 0	1 0	0 0	0 0	0 1	0 2
55 Rob Brantly, L (1, 2) OBP: 0.444, SLG: 0.625 75 Stevie Berman, R (6, 2) OBP: 0.286, SLG: 0.714 98 Manuel Beltre, R (9, PR)		X FF 95 0-0 4 2B 3-H 2B		S SL 91 B CH 91 B FF 99 F FF 98 X FF 99 2-2 G6-3			B SI 89 X SI 90 1-0 P2		C SL 84 B SL 83 F FF 95 B CH 85 X FF 94 2-2 44 BB 87 BLK 95 1B 3-H 1B	2 2 0	1 0 1	1 1 0	1 1 0	0 0 0	0 0 0	0 0 0

Inning Stats	1	2	3	4	5	6	7	8	9
	R: 1 E: 0 K: 2 S: 18	H: 1 LOB: 1 BB: 1 P: 28	R: 2 E: 1 K: 0 S: 10	H: 3 LOB: 0 BB: 1 P: 16	R: 1 E: 0 K: 1 S: 15	H: 1 LOB: 1 BB: 2 P: 25	R: 0 E: 0 K: 1 S: 8	H: 0 LOB: 0 BB: 0 P: 12	R: 0 E: 0 K: 1 S: 12	H: 0 LOB: 1 BB: 0 P: 16	R: 0 E: 0 K: 2 S: 9	H: 0 LOB: 0 BB: 0 P: 11	R: 0 E: 0 K: 1 S: 7	H: 0 LOB: 0 BB: 0 P: 9	R: 0 E: 0 K: 0 S: 4	H: 0 LOB: 0 BB: 0 P: 7	R: 3 E: 0 K: 0 S: 19	H: 3 LOB: 2 BB: 2 P: 35

1B: 5 SF: 0
2B: 3 SAC: 0
3B: 0 DP: 0
HR: 0 HBP: 2

WP: 0 PA: 41
PB: 0
SB: 2
CS: 2

AB	31
R	7
H	8
RBI	7
BB	6
SO	8
LOB	11

PITCHER	IP	WLS	BF	H	R	ER	SO	BB	IBB	HBP	BLK	WP	HR	S	P	ERA	WHIP
57 Drew Rasmussen, R (1, 1) ERA: 16.2	1.2		9	3	3	3	2	2	0	0	0	0	0	24	38	16.20	3.000
49 Kevin Kelly, R (2, 1) ERA: 2.7	1.1		6	2	1	1	1	2	0	0	0	0	0	19	31	6.75	3.000
87 Josh Roberson, R (4, 1) ERA: 6.0	1.0		3	0	0	0	1	0	0	0	0	0	0	8	12	0.00	0.000
47 Jason Adam, R (5, 1) ERA:	1.0		4	0	0	0	1	0	0	1	0	0	0	12	16	0.00	0.000
30 Kyle Crick, R (6, 1) ERA:	1.0	H	4	0	0	0	2	0	0	1	0	0	0	9	11	0.00	0.000

PITCHER	IP	WLS	BF	H	R	ER	SO	BB	IBB	HBP	BLK	WP	HR	S	P	ERA	WHIP
44 Trevor Kelley, R (7, 1) ERA:	1.0	H	3	0	0	0	1	0	0	0	0	0	0	7	9	0.00	0.000
94 Anthony Molina, R (8, 1) ERA: 21.6	1.2	L	10	3	3	3	0	2	0	0	1	0	0	23	42	16.20	3.000

Batter	1	2	3	4	5	6	7	8	9	AB	R	H	RBI	BB	SO	LOB
15 Josh Lowe, L (1, 9) OBP: 0.357, SLG: 0.615	F FF 94 B FF 96 X CH 86 1-1 G3-1	C FF 94 B FF 95 F FF 95 B FF 96 F FF 96 F CH 88 S FF 95 2-3 K 1-2		F CH 88 B CH 89 S SI 98 X CH 88 1-2 56 S 2-3 3-H 1B		B SI 89 1 SAFE C SI 88 B ST 78 B ST 78 C SI 90 1 SAFE F ST 78 B ST 78 4-2 77 BLK 56 BB 77 HR 1-2 BB	F CH 89 X FF 97 0-1 F8		B FF 96 F SL 87 F FF 96 F CH 89 X CH 89 1-2 L7	3 0 1 1 0 1 1						
56 Randy Arozarena, R (1, 10) OBP: 0.231, SLG: 0.400 50 René Pinto, R (8, PH) OBP: 0.364, SLG: 0.364	B FF 96 B SL 83 B FF 97 C SL 86 S FF 97 3-2 K		C FC 89 S SL 83 X SL 83 0-2 F6	B SI 97 1 SAFE C SI 97 S SI 97 B SI 98 S SI 97 2-3 K 1-2		B CH 79 B CH 79 B SI 89 F SI 89 C SI 89 B CH 80 4-2 77 BLK 77 HR 1-2 2-3 BB		F SI 96 X SI 95 0-1 G5-3	X FC 89 0-0 2-H 1B	3 1 0 0 1 2 2 2 0 1 1 0 0 0						
8 Brandon Lowe, L (1, 4) OBP: 0.222, SLG: 0.222 77 Ronny Simon, S (6, PH) OBP: 0.333, SLG: 0.571	F FF 96 F SL 85 B SL 86 S SL 88 1-3 K		T FF 96 F FC 93 T FF 95 0-2 K	F SI 98 S SI 98 S CH 89 0-3 K		B ST 77 X SI 89 1-0 1-H 2-H 3-H HR		C FF 95 F CH 89 B CH 89 X FF 95 1-2 G4-3	C FF 90 B FC 89 B CU 82 X FF 91 2-1 F8	3 0 0 0 0 3 2 3 1 1 3 0 0 1						
13 Manuel Margot, R (1, 8) OBP: 0.333, SLG: 0.364 74 Kameron Misner, L (6, PH) OBP: 0.333, SLG: 0.143		F FF 97 F FF 97 C FF 96 0-3 K	B ST 78 B FF 92 X FF 92 2-0 55 WP 55 1B 2B		C ST 81 C ST 80 X FF 92 0-2 P6	C ST 78 X ST 77 0-1 F9		X CH 90 0-0 G1-3		3 1 1 0 0 1 0 2 0 0 0 0 0 0						
55 Luke Raley, L (1, 7) OBP: 0.357, SLG: 0.769 99 Jordan Qsar, L (6, PH) OBP: 0.455, SLG: 0.400		C SL 83 S CH 88 H FF 97 1-2 25 HR HBP	B FF 92 T FC 87 B FC 87 X FC 86 2-1 2-H 1B		F ST 82 B FF 94 B CH 86 C ST 79 X ST 82 2-2 P2	B SL 85 C ST 78 C ST 77 S ST 79 1-3 K			C SL 86 C CH 88 S CH 87 0-3 K	2 1 1 1 0 0 0 2 0 0 0 0 2 0						
25 Curtis Mead, R (1, 5) OBP: 0.200, SLG: 0.800 93 Austin Shenton, L (7, PH) OBP: 0.500, SLG: 0.556		X SL 83 0-0 1-H HR	C FF 92 X ST 79 0-1 G1-3		C ST 81 X SI 95 0-1 HR		B SL 86 B SI 96 S SI 96 X CH 88 2-1 P5		F FF 95 B SL 87 B CH 87 S CH 88 F CH 88 F FF 95 X CH 88 2-2 73 2B 2B	3 2 2 3 0 0 1 2 1 1 0 0 0 0						
70 Tristan Gray, L (1, 6) OBP: 0.538, SLG: 0.923 37 Osleivis Basabe, R (6, 6) OBP: 0.667, SLG: 1.111		C FF 96 S SL 88 B SL 84 X CH 86 1-2 HR		X SI 97 0-0 9 2B 15 1B 1B	X FF 95 0-0 G4-3		X SI 96 0-0 73 1B 1B		B SI 96 B KC 81 X CH 88 2-0 E2 73 2B	3 2 2 1 0 0 0 2 1 1 0 0 0 1						
9 Ben Gamel, L (1, 3) OBP: 0.167, SLG: 0.333 73 Kyle Manzardo, L (6, PH) OBP: 0.455, SLG: 0.444		F FF 94 B FF 95 C FF 94 F FF 96 B FF 96 2-2 K		B SI 97 S CH 87 X SI 97 1-1 15 1B 1-3 2B		B SI 89 X SI 89 1-0 G4-3	C CH 89 X CH 88 0-1 1-2 1B		C SL 88 S CH 89 D CH 90 X FF 96 1-2 79 2B 1-H 2-H 2B	2 0 1 0 0 1 0 3 1 2 2 0 0 0						
63 Nick Dini, R (1, 2) 79 Gavin Collins, R (6, PH) OBP: 0.500, SLG: 0.625		C FF 94 F FF 95 F FF 97 B SL 86 B SL 86 B SL 86 F FF 98 B FF 97 4-2 15 S BB		C SI 98 X SI 97 0-1 G5-3		C ST 79 S CH 78 F CH 79 X CH 78 0-2 56 BB 97 BB 77 BLK 1B	C SI 98 F SI 96 C CH 89 0-3 K		F SI 96 B CH 88 X KC 81 1-1 50 1B 2-H 2B	1 0 0 0 1 0 2 3 2 2 1 0 1 2						
Inning Stats	R: 0 E: 0 K: 2 S: 7 H: 0 LOB: 0 BB: 0 P: 12	R: 3 E: 0 K: 3 S: 21 H: 2 LOB: 1 BB: 1 P: 31	R: 1 E: 0 K: 1 S: 11 H: 2 LOB: 1 BB: 0 P: 15	R: 1 E: 0 K: 2 S: 14 H: 3 LOB: 2 BB: 0 P: 18	R: 1 E: 0 K: 0 S: 9 H: 1 LOB: 0 BB: 0 P: 11	R: 4 E: 0 K: 1 S: 16 H: 2 LOB: 0 BB: 2 P: 27	R: 0 E: 0 K: 1 S: 10 H: 2 LOB: 2 BB: 0 P: 12	R: 0 E: 0 K: 0 S: 6 H: 0 LOB: 0 BB: 0 P: 7	R: 4 E: 1 K: 1 S: 21 H: 4 LOB: 1 BB: 0 P: 30	1B: 7 2B: 5 3B: 0 HR: 4 SF: 0 SAC: 0 DP: 0 HBP: 1	WP: 1 PB: 0 SB: 2 CS: 0 PA: 48					

TOP

Tampa Bay Rays @ New York Yankees

George M. Steinbrenner Field, Tampa, FL

Sat Mar 04 2023, 1:07 PM - 4:02 PM EST

Att. 9,827 - Partly Cloudy - 86 F

livebaseballscorecards.com

AB	44
R	14
H	16
RBI	13
BB	3
SO	11
LOB	15

PITCHER		IP	WLS	BF	H	R	ER	SO	BB	IBB	HBP	BLK	WP	HR	S	P	ERA	WHIP
40 Luis Severino, R ERA: 13.5	(1, 1)	2.2		12	2	3	3	6	1	0	1	0	0	2	34	49	10.12	1.125
79 Aaron McGarity, R ERA: 13.5	(3, 1)	0.1		3	2	1	1	0	0	0	0	0	1	0	5	9	27.00	6.000
43 Jonathan Loáisiga, R ERA: 4.5	(4, 1)	1.0	B	6	3	1	1	2	0	0	0	0	0	0	14	18	9.00	3.000
85 Greg Weissert, R ERA: 3.38	(5, 1)	1.0	H	4	1	1	1	0	0	0	0	0	0	1	9	11	9.00	1.000
93 Nick Ramirez, L ERA: 12.0	(6, 1)	1.0	L	7	2	4	4	1	2	0	0	1	0	1	16	27	36.00	4.000

PITCHER		IP	WLS	BF	H	R	ER	SO	BB	IBB	HBP	BLK	WP	HR	S	P	ERA	WHIP
76 Jhony Brito, R ERA: 3.86	(7, 1)	2.2		14	5	4	2	2	0	0	0	0	0	0	34	44	6.75	1.875
36 Trystan Vrieling, R ERA:	(9, 1)	0.1		2	1	0	0	0	0	0	0	0	0	0	3	5	0.00	3.000

Batter	1	2	3	4	5	6	7	8	9	AB	R	H	RBI	BB	SO	LOB
77 Anthony Volpe, R (1, 6) OBP: 0.375, SLG: 0.667	B FF 96 C FF 96 B FC 90 B FF 98 X FF 98 3-1 P4 ①		B FF 92 C ST 77 C SI 90 X ST 80 1-2 95 HR 1-3 2B	B FC 90 C FF 95 S FC 88 B CU 82 S CH 90 2-3 K ③		C SL 87 X CH 88 0-1 L5 ②③ 3-3		B SI 97 C SL 83 T SL 82 S SI 98 1-3 K ③		4	1	1	0	0	1	3
98 Benjamin Cowles, R (7, 4)										1	0	0	0	0	1	1
95 Oswaldo Cabrera, S (1, 9) OBP: 0.333, SLG: 0.500	C FF 98 F FS 90 F FS 90 B FF 98 T FS 90 1-2 K ②		X CH 80 0-0 2-H 3-H HR		F FF 93 B CH 84 F CH 85 B FC 90 X CH 85 2-2 G4-3 ①		B FC 95 X FC 94 1-0 G3-1 ①		C FF 95 B SL 88 X SL 87 1-1 G5-3 ①	3	1	1	3	0	1	0
96 Rodolfo Durán, R (6, 2)										2	0	0	0	0	0	0
48 Anthony Rizzo, L (1, 3) OBP: 0.400, SLG: 0.400	S FC 91 B FF 98 B FC 91 X FS 89 2-1 G4-3 ③		C FF 92 B SL 87 B SL 86 X CH 80 2-1 P3 ①		B FC 89 B CH 85 C FC 90 C FF 94 F CH 85 X ST 84 2-2 28 G4-3 1B		F FC 94 B SL 83 X FC 94 1-1 G6-3 ②		B SL 90 B FF 96 B SL 89 C FF 95 S SL 90 X FF 96 3-2 G4-3 ②	3	0	1	0	0	0	0
87 Andrés Chaparro, R (5, PR) OBP: 0.286, SLG: 0.692										2	0	0	0	0	0	0
(6, 3)																
28 Josh Donaldson, R (1, 5) OBP: 0.500, SLG: 0.333		X FF 95 0-0 91 G5-4-3 1B	F ST 80 S FF 93 B CU 80 B CH 81 X SL 87 2-2 G6-3 ②		D ST 84 S FC 89 F FC 89 B FF 93 B ST 82 X ST 82 3-2 G4-3 ②③ 1-2f		B CU 82 B SL 85 C SL 87 F FC 94 B CU 82 F SL 85 B FC 96 4-2 19 WP BB		X FF 96 0-0 19 HR 1B	3	0	1	0	0	0	1
82 Tyler Hardman, R (6, 5) OBP: 0.667, SLG: 0.600										1	1	1	0	1	0	0
91 Oswald Peraza, R (1, 4) OBP: 0.417, SLG: 0.222		X CU 78 0-0 G5-4-3 1-2f	B FF 92 B FF 93 X FF 91 2-0 F4 ③			F FF 94 S SL 86 B FF 95 B SL 87 B CH 88 X FF 96 3-2 P4 ①	B CU 80 F FC 93 C SL 84 B FC 94 B SL 88 B SL 85 4-2 1-2 BB		X FF 94 0-0 1-H HR	3	0	0	0	0	0	1
19 Trey Sweeney, L (7, 6) OBP: 0.600, SLG: 1.500										1	1	1	2	1	0	0
31 Aaron Hicks, S (1, 8) OBP: 0.300, SLG: 0.600		B CU 78 X SL 86 1-0 HR		B FF 95 C FF 96 B CU 81 F FF 97 X CU 81 2-2 G1-3 ①		S CH 88 C FF 96 X SL 87 0-2 90 1B 24 1B 1B	C SL 84 S CU 81 X SL 84 0-2 L7 ③		X SL 87 0-0 90 DI 1B	2	1	1	1	0	0	0
89 Jasson Domínguez, S (6, 8) OBP: 0.500, SLG: 0.700										3	1	2	0	0	0	2
39 Jose Trevino, R (1, 2) OBP: 0.300, SLG: 0.556		B ST 79 C CH 81 C SI 92 B CU 80 X CH 80 2-2 G5-3 ③		B FF 88 B FC 89 C FF 95 B FF 95 B FF 97 4-1 71 HR BB		F FF 95 X FF 96 0-1 24 1B 77 L5 1-3 1B		B SI 96 F SI 96 F CH 87 B SI 98 B SL 83 X CH 87 3-2 G4-3 ①	S SL 87 D FF 94 B SL 87 S FF 95 F SL 86 S SL 86 2-3 K ③ 1-2	1	1	0	0	1	0	0
90 Estevan Florial, L (6, 9) OBP: 0.273, SLG: 0.300										3	0	1	0	0	1	1
24 Willie Calhoun, L (1, 10) OBP: 0.615, SLG: 0.909			B CH 80 B CH 79 B FF 93 C FF 91 C SL 86 X CH 80 3-2 HR	C CU 81 X FF 96 0-1 P6 ②		B CH 88 C SI 95 X CH 89 1-1 68 BB 1-3 3-H 1B	H SL 84 1-0 68 BLK HBP			3	1	2	2	0	0	1
98 Jesús Bastidas, R (8, PH) OBP: 0.500, SLG: 0.833										0	0	0	0	0	0	0
(9, 10)																
71 Rafael Ortega, L (1, 7) OBP: 0.500, SLG: 1.375			C SL 87 B CH 80 B ST 79 B SL 85 C FF 92 B SL 84 4-2 77 2B 95 HR BB	F FC 90 C CH 88 F FF 96 D CU 83 X FF 96 1-2 1-H HR		D SL 87 F SL 86 B CH 89 F SL 86 F FF 96 B CH 89 F SL 85 B CH 89 4-2 1-2 BB		S SL 84 S SL 81 F SL 82 B SI 98 S SL 81 1-3 K ② 1-2		1	2	1	2	1	0	0
68 Michael Hermosillo, R (6, 7) OBP: 0.400, SLG: 0.375										1	0	0	0	1	1	1
Inning Stats	R: 0 E: 0 K: 1 S: 8 H: 0 LOB: 0 BB: 0 P: 14	R: 1 E: 0 K: 0 S: 6 H: 2 LOB: 0 BB: 0 P: 9	R: 4 E: 0 K: 0 S: 15 H: 3 LOB: 0 BB: 1 P: 29	R: 2 E: 0 K: 1 S: 13 H: 1 LOB: 0 BB: 1 P: 22	R: 0 E: 0 K: 0 S: 10 H: 1 LOB: 1 BB: 0 P: 17	R: 1 E: 0 K: 0 S: 16 H: 3 LOB: 2 BB: 1 P: 24	R: 0 E: 0 K: 0 S: 11 H: 0 LOB: 2 BB: 2 P: 21	R: 0 E: 0 K: 2 S: 10 H: 0 LOB: 1 BB: 0 P: 16	R: 2 E: 0 K: 1 S: 12 H: 3 LOB: 1 BB: 0 P: 18	1B: 7 2B: 2 3B: 0 HR: 5 SF: 0 SAC: 0 DP: 3 HBP: 1	WP: 1 PB: 0 SB: 0 CS: 0 PA: 43					

PITCHER	IP	WLS	BF	H	R	ER	SO	BB	IBB	HBP	BLK	WP	HR	S	P	ERA	WHIP
45 Taj Bradley, R (1, 1) ERA:	1.0		4	1	1	1	1	0	0	0	0	0	0	9	15	9.00	1.000
82 Evan McKendry, R (2, 1) ERA: 12.27	1.2	B	9	4	4	4	0	1	0	0	0	0	3	19	34	21.60	3.000
85 Trevor Brigden, R (3, 1) ERA:	0.1		1	0	0	0	0	0	0	0	0	0	0	1	3	0.00	0.000
89 Michael Mercado, R (4, 1) ERA: 6.0	1.0		5	1	2	2	1	1	0	0	0	0	1	13	22	18.00	2.000
80 Braden Bristo, R (5, 1) ERA: 10.13	1.0	W	3	1	0	0	0	0	0	0	0	0	0	10	17	0.00	1.000

PITCHER	IP	WLS	BF	H	R	ER	SO	BB	IBB	HBP	BLK	WP	HR	S	P	ERA	WHIP
83 Chris Muller, R (6, 1) ERA: 5.4	1.0	H	6	3	1	1	0	1	0	0	0	0	0	16	24	9.00	4.000
54 Colten Brewer, R (7, 1) ERA:	1.0	H	5	0	0	0	0	2	0	0	0	1	0	11	21	0.00	2.000
48 Ben Heller, R (8, 1) ERA:	1.0	H	4	0	0	0	2	0	0	1	1	0	0	10	16	0.00	0.000
91 Zack Burdi, R (9, 1) ERA: 6.0	1.0		6	3	2	2	1	0	0	0	0	0	1	12	18	18.00	3.000

BOTTOM

Tampa Bay Rays @ New York Yankees

George M. Steinbrenner Field, Tampa, FL

Sat Mar 04 2023, 1:07 PM - 4:02 PM EST

Att. 9,827 - Partly Cloudy - 86 F

livebaseballscorecards.com

AB	37
R	10
H	13
RBI	10
BB	5
SO	5
LOB	11

Baltimore Orioles @ Tampa Bay Rays

Tropicana Field, St. Petersburg, FL

Sun Mar 05 2023, 1:07 PM - 3:23 PM EST

Att. 4,347 - Dome - 72 F

TOP

livebaseballscorecards.com

Batter	1	2	3	4	5	6	7	8	9	AB	R	H	RBI	BB	SO	LOB
31 Cedric Mullins, L (1, 8) OBP: 0.214, SLG: 0.286	X SI 92 0-0 25 WP 6 3B 2B		C ST 79 F SL 83 F CH 84 B SI 88 F CH 84 F ST 78 B FC 86 F CH 85 F SI 88 3-2 B ST 78 F CH 83 X SI 88 ① G4-3			X SI 90 0-0 ① F7		C FF 94 B SL 81 X SL 82 1-1 75 1B 28 1B 1B		3	1	1	0	0	0	0
41 Daz Cameron, R (6, 8) OBP: 0.200, SLG: 0.111										1	1	1	0	0	0	0
25 Anthony Santander, S (1, 9) OBP: 0.636, SLG: 1.182	B SI 91 C SI 90 B SL 87 B SI 93 F SI 93 3-2 6 3B 2-3 BB		B FC 85 C SI 90 X CH 85 1-1 ② P5			B SI 89 B SI 90 B SI 90 B SI 91 4-0 6 G6-4-3 BB		X CH 86 0-0 28 1B 73 G4-3 1-2 1B		1	1	0	0	2	0	0
75 Heston Kjerstad, L (6, PR) OBP: 0.636, SLG: 1.182										1	1	1	0	0	0	0
(6, 9)																
6 Ryan Mountcastle, R (1, 3) OBP: 0.300, SLG: 0.700	X SI 92 0-0 1-H 3-H 3B		B ST 77 S SI 88 F CH 84 B ST 79 B ST 78 X CH 84 3-2 ③ F4			C SL 77 X SI 91 0-1 ② ③ G6-4-3 1-2f		C SL 82 X FF 94 0-1 73 G4-3 1-3 2-H 1B		3	0	1	2	0	0	1
28 Lewin Díaz, L (6, 3) OBP: 0.545, SLG: 1.000										1	0	1	1	0	0	0
2 Gunnar Henderson, L (1, 10) OBP: 0.273, SLG: 0.200	C FS 83 C FS 84 C SI 92 0-3 ① K			B SL 83 F FF 91 C FF 92 B FF 94 B SL 84 F SL 85 X SL 84 3-2 ① F9			B FF 93 B SL 81 C SL 82 F FF 93 B SL 82 B FF 92 4-2 29 FC5-4 BB	X FF 94 0-0 ② G4-3 1-2 3-H		2	0	0	0	1	1	1
73 César Prieto, L (7, PR) OBP: 0.375, SLG: 0.500										1	0	0	1	0	0	1
(7, 10)																
29 Ramón Urías, R (1, 4) OBP: 0.300, SLG: 0.125	X SI 92 0-0 ② G6-3			B SL 83 F SL 83 B FF 95 B FF 93 S SL 84 3-2 ② K			F FF 93 B SL 82 B SL 82 B FF 93 F FF 95 X FF 95 3-2 ① FC5-4 15 1B 1-2f	B SL 85 S SL 82 B SL 83 F FF 94 T SL 84 2-2 ③ K		3	0	0	0	0	1	2
94 Connor Norby, R (7, PR) OBP: 0.250, SLG: 0.333										1	1	0	0	0	1	1
(7, 4)																
15 Nomar Mazara, L (1, 7) OBP: 0.077, SLG: 0.077	C SI 93 S FS 86 D FS 85 S FS 84 1-3 ③ K			B FF 92 S SL 84 F FF 92 1-2 ③ K			S FF 95 F FF 94 X FF 97 0-2 2-H 1B		B SL 85 B SI 95 X SI 95 2-0 ① G3-1	3	0	1	1	0	2	1
92 Josh Lester, L (7, PR) OBP: 0.214, SLG: 0.083										1	0	0	0	0	0	0
(7, 7)																
27 James McCann, R (1, 2) OBP: 0.091, SLG: 0.091		C SL 86 F SI 93 F FS 85 B SL 90 X SI 94 1-2 ① G4-3			X FF 94 0-0 ① G6-3		B SL 83 B FF 95 S FF 95 B FF 95 C SL 84 S SL 82 3-3 ② K		F SI 94 B SL 85 C SL 84 F SL 84 B SL 85 B FF 95 S SL 85 3-3 ② K	3	0	0	0	0	1	2
65 Joey Ortiz, R (7, 6) OBP: 0.357, SLG: 0.500										1	0	0	0	0	1	0
3 Jorge Mateo, R (1, 6) OBP: 0.300, SLG: 0.125		B SI 94 B SI 94 B SI 93 C SI 93 B SI 93 4-1 82 G5-4-3 BB			C FF 94 C FC 87 S CH 89 0-3 ② K		C FF 96 B FF 95 F SL 82 F SL 83 X SL 82 1-2 ③ P3		C SI 95 S SL 84 B SL 86 S SL 84 1-3 ③ K	2	0	0	0	1	1	2
95 Coby Mayo, R (7, 5)										1	0	0	0	0	1	0
82 Jordan Westburg, R (1, 5) OBP: 0.267, SLG: 0.286		C SI 91 F FS 83 X FS 85 0-2 ② ③ G5-4-3 1-2f			S FC 87 B CH 88 X FF 93 1-1 ③ G1-3			X FF 94 0-0 ① F9		2	0	0	0	0	0	1
49 Mark Kolozsvary, R (7, 2) OBP: 0.200, SLG: 0.200										1	0	0	0	0	0	0

Inning Stats	1	2	3	4	5	6	7	8	9
	R: 2 E: 0 K: 2 S: 11 H: 2 LOB: 1 BB: 1 P: 15	R: 0 E: 0 K: 0 S: 8 H: 0 LOB: 0 BB: 1 P: 13	R: 0 E: 0 K: 0 S: 14 H: 0 LOB: 0 BB: 0 P: 21	R: 0 E: 0 K: 2 S: 8 H: 0 LOB: 0 BB: 0 P: 15	R: 0 E: 0 K: 1 S: 6 H: 0 LOB: 0 BB: 0 P: 7	R: 0 E: 0 K: 0 S: 3 H: 0 LOB: 1 BB: 1 P: 7	R: 1 E: 1 K: 1 S: 15 H: 1 LOB: 2 BB: 1 P: 26	R: 2 E: 0 K: 1 S: 10 H: 3 LOB: 1 BB: 0 P: 13	R: 0 E: 0 K: 2 S: 8 H: 0 LOB: 0 BB: 0 P: 14

	AB	31
	R	5
	H	6
	RBI	5
	BB	4
	SO	9
	LOB	12

1B: 4 SF: 0
2B: 1 SAC: 0
3B: 1 DP: 2
HR: 0 HBP: 0

WP: 1 PA: 35
PB: 0
SB: 0
CS: 0

PITCHER	IP	WLS	BF	H	R	ER	SO	BB	IBB	HBP	BLK	WP	HR	S	P	ERA	WHIP
72 Yonny Chirinos, R (1, 1) ERA: 6.0	2.0		9	2	2	2	2	2	0	0	0	1	0	19	28	9.00	2.000
71 Cooper Criswell, R (3, 1) ERA:	1.0		3	0	0	0	0	0	0	0	0	0	0	14	21	0.00	0.000
53 Heath Hembree, R (4, 1) ERA:	1.0		3	0	0	0	2	0	0	0	0	0	0	8	15	0.00	0.000
68 Jalen Beeks, L (5, 1) ERA:	1.0		3	0	0	0	1	0	0	0	0	0	0	6	7	0.00	0.000
42 Ryan Thompson, R (6, 1) ERA:	1.0		3	0	0	0	0	1	0	0	0	0	0	3	7	0.00	1.000

PITCHER	IP	WLS	BF	H	R	ER	SO	BB	IBB	HBP	BLK	WP	HR	S	P	ERA	WHIP
60 Garrett Cleavinger, L (7, 1) ERA: 4.5	1.0	L	5	1	1	0	1	1	0	0	0	0	0	15	26	0.00	2.000
88 Elvin Rodriguez, R (8, 1) ERA: 13.5	1.0		6	3	2	2	1	0	0	0	0	0	0	10	13	18.00	3.000
86 Evan Reifert, R (9, 1) ERA:	1.0		3	0	0	0	2	0	0	0	0	0	0	8	14	0.00	0.000

BOTTOM

Baltimore Orioles @ Tampa Bay Rays

Tropicana Field, St. Petersburg, FL

Sun Mar 05 2023, 1:07 PM - 3:23 PM EST

Att. 4,347 - Dome - 72 F

Batter	1	2	3	4	5	6	7	8	9	AB	R	H	RBI	BB	SO	LOB
7 Vidal Bruján, S (1, 10) OBP: 0.308, SLG: 0.200 69 Roberto Alvarez, R (8, PH) (9, 10)	C FF 95 X CU 83 0-1 ① F8		X FF 93 0-0 ② L9			B FF 95 B CH 90 C CH 90 B CH 90 B FF 96 4-1 78 S 5 1B BB		C FC 87 H FF 94 1-1 HBP		2 0	0 0	0 0	0 0	1 0	0 0	0 0
5 Wander Franco, S (1, 6) OBP: 0.636, SLG: 1.000 28 Greg Jones, S (8, 6) OBP: 0.333, SLG: 0.250	S CU 85 B FF 96 B FF 95 B CU 85 C FF 94 B FF 94 4-2 62 L5-4 56 1B BB		S SI 94 B CH 88 B CH 89 B CU 83 F CH 88 3-2 ③ K			X FF 96 0-0 78 S 1-2 1B		B FC 87 S FC 87 B FF 94 S CU 80 S CU 81 2-3 ① K		2 1	0 0	1 0	0 0	1 0	1 1	0 1
56 Randy Arozarena, R (1, 7) OBP: 0.333, SLG: 0.750 78 Ruben Cardenas, R (6, PH) OBP: 0.417, SLG: 0.125 (7, 7)	B SI 95 B SL 87 X FF 95 2-0 1-2 1B			B FF 95 B KC 82 B FF 94 X FF 94 3-0 HR		B SL 90 B SL 88 B FF 97 B FF 96 4-0 1-2 2-3 BB		S FC 88 B FF 94 F FC 89 F SL 85 X CU 81 1-2 ② F4		2 1	1 0	2 0	1 0	0 1	0 0	0 1
62 Jonathan Aranda, L (1, 3) OBP: 0.353, SLG: 0.571	S FF 95 B CU 85 F CU 84 B SL 88 B SL 89 F FF 95 X FF 95 3-2 ②③ L5-4 2-2			B KC 84 X FF 96 1-0 ① F9		C FF 97 S KC 86 F FF 97 B KC 86 F KC 85 B SL 89 F CH 90 C CH 91 2-3 ① K		F FC 87 S FF 93 B CU 81 C CU 80 1-3 ③ K		4	0	0	0	0	2	6
87 Harold Ramírez, R (1, 9) OBP: 0.273, SLG: 0.273 76 Niko Hulsizer, R (8, 9) OBP: 0.444, SLG: 0.600		F CU 82 B SI 95 F SI 93 X SL 88 1-2 ① G6-3		C SL 90 S CH 90 B SL 89 X FF 96 1-2 ② G5-3		S SL 90 C CH 91 S SL 90 0-3 ② K			B CH 87 S CH 88 B CU 73 B CH 88 3-1 37 1B BB	3 0	0 0	0 0	0 0	0 1	1 0	3 0
21 Francisco Mejía, S (1, 2) OBP: 0.231, SLG: 0.167 65 Blake Hunt, R (8, 2)		C CU 83 F CH 91 B CH 92 F CH 89 X FF 95 1-2 ② G4-3		F FF 96 F KC 84 S CH 89 0-3 ③ K		B KC 86 F FF 96 F FF 97 C KC 86 1-3 ③ K			C CH 87 B CU 73 B CH 88 F CH 88 B CH 89 S CH 88 3-3 ① K	3 1	0 0	0 0	0 0	0 0	2 1	3 1
22 Jose Siri, R (1, 8) OBP: 0.286, SLG: 0.500 75 Grant Witherspoon, L (7, PH) (8, 8)		S SL 87 B SL 88 B SL 88 F FF 95 X FF 94 2-2 HR	C FF 96 T CH 90 C CH 89 0-3 ① K			C FF 95 S FS 86 B FS 87 T FF 95 1-2 ① K			F CH 85 S CH 84 B CH 85 F CH 85 S CH 88 1-3 ② K	2 2	1 0	1 0	1 0	0 0	1 2	0 1
17 Isaac Paredes, R (1, 5) OBP: 0.273, SLG: 0.111 37 Osleivis Basabe, R (7, PH) OBP: 0.636, SLG: 1.000 (8, 5)		C FF 94 F SL 88 B SL 87 C CH 90 1-3 ③ K	C SL 91 C SL 91 B CH 90 B SL 90 X FF 97 2-2 ② L6			B FC 90 X FC 89 1-0 ② F9			X CH 88 0-0 1-2 1B	2 2	0 0	0 1	0 0	0 0	1 0	0 0
26 Daniel Robertson, R (1, 4) OBP: 0.300, SLG: 0.222 77 Ronny Simon, S (7, PH) OBP: 0.273, SLG: 0.444 (8, 4)			X FF 93 0-0 ① G6-3			B FF 96 X FF 96 1-0 ③ F9		S CU 84 C FS 88 C FF 96 0-3 ③ K	B CH 88 F CH 88 B CH 86 X CH 89 2-1 ③ L7	2 2	0 0	0 0	0 0	0 0	0 1	0 2

	AB	R	H	RBI	BB	SO	LOB
	31	2	5	2	4	13	18

livebaseballscorecards.com

Inning Stats	1	2	3	4	5	6	7	8	9
	R: 0 E: 0 K: 0 S: 9 H: 1 LOB: 1 BB: 1 P: 18	R: 1 E: 0 K: 1 S: 13 H: 1 LOB: 0 BB: 0 P: 18	R: 0 E: 0 K: 1 S: 4 H: 0 LOB: 0 BB: 0 P: 7	R: 1 E: 0 K: 1 S: 8 H: 1 LOB: 0 BB: 0 P: 13	R: 0 E: 0 K: 1 S: 7 H: 0 LOB: 0 BB: 0 P: 10	R: 0 E: 0 K: 3 S: 14 H: 1 LOB: 3 BB: 2 P: 25	R: 0 E: 0 K: 2 S: 7 H: 0 LOB: 0 BB: 0 P: 9	R: 0 E: 0 K: 2 S: 11 H: 0 LOB: 1 BB: 0 P: 16	R: 0 E: 0 K: 2 S: 11 H: 1 LOB: 2 BB: 1 P: 20

	1B: 3	SF: 0	WP: 0	PA: 36
	2B: 1	SAC: 0	PB: 0	
	3B: 0	DP: 1	SB: 2	
	HR: 2	HBP: 1	CS: 0	

PITCHER	IP	WLS	BF	H	R	ER	SO	BB	IBB	HBP	BLK	WP	HR	S	P	ERA	WHIP
39 Kyle Bradish, R (1, 1) ERA: 1.8	3.0		11	2	1	1	2	1	0	0	0	0	1	26	43	3.00	1.000
53 Mike Baumann, R (4, 1) ERA: 3.6	3.0	W	13	2	1	1	5	2	0	0	0	0	1	29	48	3.00	1.333
62 Reed Garrett, R (7, 1) ERA: 9.0	1.0	H	3	0	0	0	2	0	0	0	0	0	0	7	9	0.00	0.000
67 Andrew Politi, R (8, 1) ERA:	1.0	H	4	0	0	0	2	0	0	1	0	0	0	11	16	0.00	0.000
85 Nolan Hoffman, R (9, 1) ERA:	1.0	S	5	1	0	0	2	1	0	0	0	0	0	11	20	0.00	2.000

PITCHER	IP	WLS	BF	H	R	ER	SO	BB	IBB	HBP	BLK	WP	HR	S	P	ERA	WHIP

Miami Marlins @ Tampa Bay Rays

Tropicana Field, St. Petersburg, FL

Mon Mar 06 2023, 1:07 PM - 3:19 PM EST

Att. 2,246 - Dome - 72 F

TOP

livebaseballscorecards.com

Batter	1	2	3	4	5	6	7	8	9	AB	R	H	RBI	BB	SO	LOB
1 Garrett Hampson, R (1, 4) OBP: 0.188, SLG: 0.267 63 Xavier Edwards, S (6, 4) OBP: 0.364, SLG: 0.364	C FF 96 C CU 82 B FF 98 B CH 89 F SL 92 F FF 98 F CU 81 B SL 91 C FF 97 3-3 ① K		C FF 95 X CH 88 0-1 ② B2-3			B FC 88 X SI 90 1-0 14 G6-3 3B		S FC 90 F FC 92 B FF 95 B CU 81 C CU 82 2-3 ② K		3 1	1 0	1 0	0 0	0 0	1 1	0 0
14 Bryan De La Cruz, R (1, 10) OBP: 0.211, SLG: 0.421 20 Jacob Berry, S (8, PH) (8, 10)	T FF 97 B CH 88 F CH 89 X FF 98 1-2 ② F9		B SI 89 F SI 90 B CH 81 X CH 82 2-1 ③ G5-3			B SL 77 C SL 77 X SI 89 1-1 ② G6-3 3-H		S FC 91 F FC 90 C FF 95 0-3 ③ K		3 1	0 0	0 0	1 0	0 0	0 1	0 0
64 Jerar Encarnación, R (1, 9) OBP: 0.389, SLG: 0.308 70 Brian Miller, L (6, 9) OBP: 0.300, SLG: 0.222	C CU 81 S SL 89 B CH 88 X FF 97 1-2 2B			X CU 74 0-0 ① G5-3		C FF 89 B FC 88 B SI 90 B SL 78 S SL 78 S SL 78 3-3 ③ K			B FF 97 B FF 97 C FF 98 X SL 89 2-1 ① G4-3	3 1	0 0	1 0	0 0	0 0	1 0	0 0
4 Nick Fortes, R (1, 2) OBP: 0.357, SLG: 0.182 45 Victor Mesa Jr., L (7, PR) OBP: 0.500, SLG: 0.500 (7, 7)	F FF 96 F SL 91 B FF 98 X CH 88 1-2 ③ F8			C CU 74 F SI 90 X SI 90 0-2 ② F9			F SI 89 X ST 76 0-1 7 2B 1B		B FF 97 C FF 97 F SL 89 B FF 98 C FF 98 2-3 ② K	3 1	0 0	1 0	0 0	0 0	0 1	1 0
7 Jesús Sánchez, L (1, 7) OBP: 0.294, SLG: 0.375 91 Santiago Chávez, R (7, 2) OBP: 0.667, SLG: 1.000		C FF 96 F SL 87 X CU 83 0-2 E5 6 WP		C SI 89 C CU 75 B SI 91 C SI 90 1-3 ③ K			C SI 90 B SI 90 F SI 90 B SI 90 X ST 78 2-2 1-3 2B		B SL 90 C SL 89 B FF 98 S FF 98 F SL 89 F FF 98 B SL 89 B FF 98 4-2 BB	3 0	0 0	1 0	0 0	0 1	1 0	0 0
10 Jordan Groshans, R (1, 3) OBP: 0.412, SLG: 0.308 88 Paul McIntosh, R (7, PH) OBP: 0.200, SLG: 0.200 46 Troy Johnston, L (7, 3)		D CU 81 F FF 96 X FF 97 1-1 ① F9	B SI 88 B SI 89 X CH 81 2-0 ① G6-3				C SI 90 F SI 90 B SI 91 F ST 78 B ST 78 X SI 90 2-2 ① G4-3		X FF 97 0-0 ③ F8	2 1 1	0 0 0	0 0 0	0 0 0	0 0 0	0 0 0	1 3 1
6 Peyton Burdick, R (1, 8) OBP: 0.353, SLG: 0.500 21 Jake Mangum, S (7, 8) OBP: 0.200, SLG: 0.200		S CH 87 S SL 90 B CH 89 F SL 90 B FF 98 B CU 84 T FF 97 3-2 ② K 1-2	X CU 74 0-0 ② F7				B ST 77 C SI 90 S SI 90 B SI 90 C SI 90 2-3 ② K			3 0	0 0	0 0	0 0	0 0	2 0	4 0
72 Joe Rizzo, L (1, 5) OBP: 0.333, SLG: 0.300 59 Alex De Goti, R (7, PH) OBP: 0.100, SLG: 0.100 (7, 5)		X FF 97 0-0 ③ F9	F SI 90 S CU 75 X SI 91 0-2 ③ G4-3				C SI 90 F SI 90 B ST 80 X SI 91 1-2 ③ G1-3			2 1	0 0	0 0	0 0	0 0	0 0	1 3
67 Jacob Amaya, R (1, 6) OBP: 0.067, SLG: 0.067 71 C.J. Hinojosa, R (6, 6) OBP: 0.364, SLG: 0.400			C FF 94 X SL 88 0-1 ① G5-3			C SI 89 B FC 86 S SI 88 C SL 76 1-3 ① K		F FF 94 F FF 96 B FF 96 B CU 82 X FF 94 2-2 ① G6-3		2 1	0 0	0 0	0 0	0 0	1 0	0 0
Inning Stats	R: 0 E: 0 K: 1 S: 15 H: 1 LOB: 1 BB: 0 P: 21	R: 0 E: 1 K: 1 S: 10 H: 0 LOB: 1 BB: 0 P: 14	R: 0 E: 0 K: 0 S: 6 H: 0 LOB: 0 BB: 0 P: 8	R: 0 E: 0 K: 1 S: 7 H: 0 LOB: 0 BB: 0 P: 8	R: 0 E: 0 K: 0 S: 5 H: 0 LOB: 0 BB: 0 P: 7	R: 1 E: 0 K: 2 S: 9 H: 1 LOB: 0 BB: 0 P: 15	R: 0 E: 0 K: 1 S: 15 H: 2 LOB: 3 BB: 0 P: 22	R: 0 E: 0 K: 2 S: 9 H: 0 LOB: 0 BB: 0 P: 13	R: 0 E: 0 K: 1 S: 10 H: 0 LOB: 1 BB: 1 P: 18	1B: 1 2B: 2 3B: 1 HR: 0 SF: 0 SAC: 0 DP: 0 HBP: 0						

AB	32
R	1
H	4
RBI	1
BB	1
SO	9
LOB	14

WP: 1 PB: 0 SB: 0 CS: 0 PA: 33

MIAMI

PITCHER		IP	WLS	BF	H	R	ER	SO	BB	IBB	HBP	BLK	WP	HR	S	P	ERA	WHIP
18 Shane McClanahan, L ERA:	(1, 1)	2.2		10	1	0	0	2	0	0	0	0	1	0	29	39	0.00	0.375
19 Josh Fleming, L ERA: 12.46	(3, 1)	2.1	W	7	0	0	0	1	0	0	0	0	0	0	14	19	0.00	0.000
30 Kyle Crick, R ERA: 3.0	(6, 1)	1.0	H	4	1	1	1	2	0	0	0	0	0	0	9	15	9.00	1.000
44 Trevor Kelley, R ERA:	(7, 1)	1.0	H	5	2	0	0	1	0	0	0	0	0	0	15	22	0.00	2.000
52 Jaime Schultz, R ERA: 10.13	(8, 1)	1.0	H	3	0	0	0	2	0	0	0	0	0	0	9	13	0.00	0.000

PITCHER		IP	WLS	BF	H	R	ER	SO	BB	IBB	HBP	BLK	WP	HR	S	P	ERA	WHIP
87 Josh Roberson, R ERA: 4.5	(9, 1)	1.0		4	0	0	0	1	1	0	0	0	0	0	10	18	0.00	1.000

Miami Marlins @ Tampa Bay Rays

Tropicana Field, St. Petersburg, FL

Mon Mar 06 2023, 1:07 PM - 3:19 PM EST

Att. 2,246 - Dome - 72 F

livebaseballscorecards.com

BOTTOM

Batter	1	2	3	4	5	6	7	8	9	AB	R	H	RBI	BB	SO	LOB
15 Josh Lowe, L (1, 9) OBP: 0.353, SLG: 0.533 97 Tristan Peters, L (7, 9) OBP: 0.556, SLG: 0.625	B FF 96 S FF 97 B CH 90 B CH 90 B FF 96 4-1 25 G5-4-3 BB		C SL 89 B FF 97 B CH 91 F CH 91 F FF 98 X SL 91 2-2 ① L7		B SL 86 S SL 86 X SI 92 1-1 ① G4-1		B ST 81 B FF 92 C FF 93 X ST 83 2-1 ② 7 BB 1-H 2-H 2B			2 0 0 0 1 0 0 1 0 1 1 0 0 0					
25 Curtis Mead, R (1, 5) OBP: 0.154, SLG: 0.615 93 Austin Shenton, L (7, 5) OBP: 0.533, SLG: 0.556	C SI 96 ① B SI 96 ② 1 SAFE X SI 97 1-1 G5-4-3 1-2f		C FF 97 F SI 97 B FF 97 S SL 90 1-3 ② K		C SI 91 B SI 90 B CU 83 X SI 91 2-1 ② G6-3		B FF 94 C ST 81 S ST 82 B FF 93 B FF 94 B ST 83 4-2 7 BB BB			3 0 0 0 0 1 1 0 0 0 0 1 0 0					
8 Brandon Lowe, L (1, 4) OBP: 0.333, SLG: 0.273 7 Vidal Brujan, S (7, 4) OBP: 0.357, SLG: 0.200	X FF 98 0-0 1B		B CH 91 B CH 91 B FF 97 B FF 97 4-0 22 2B 55 HR BB		C SL 87 B FF 90 F FF 92 X SL 88 1-2 ③ G4-3		B FF 93 B FF 92 B CH 88 B FF 92 4-0 1-2 2-3 BB			2 1 1 0 1 0 0 0 0 0 0 1 0 0					
22 Jose Siri, R (1, 8) OBP: 0.313, SLG: 0.571 74 Kameron Misner, L (6, PH) OBP: 0.273, SLG: 0.111 (7, 8)	B SI 97 T SI 98 F CH 91 B SI 98 X SL 91 2-2 ③ G5-3		1 SAFE C FF 94 B CU 82 X CU 81 1-1 55 HR 1-3 2B			S FF 93 X SL 82 0-1 ① G3	S SI 91 C CH 86 B ST 81 S ST 81 1-3 ③ K			2 1 1 0 0 0 1 2 0 0 0 0 1 3					
55 Luke Raley, L (1, 3) OBP: 0.375, SLG: 0.933 73 Kyle Manzardo, L (6, 3) OBP: 0.462, SLG: 0.727		B SL 90 X FF 96 1-0 ① F9	B CU 80 B CU 80 C CU 80 X FF 93 2-1 2-H 3-H HR			C SL 82 T FF 93 S FF 95 0-3 ② K		B FF 92 C FF 91 X FF 91 1-1 HR		2 1 1 3 0 0 0 2 1 1 1 0 1 0					
50 René Pinto, R (1, 2) OBP: 0.385, SLG: 0.385 95 Logan Driscoll, L (6, 2) OBP: 0.222, SLG: 0.125		C SI 96 X SL 89 0-1 26 PB 9 HBP 1B	B FF 94 S FF 93 C FF 93 S CU 80 1-3 ③ K			C FF 94 B SL 84 F FF 94 S SL 86 1-3 ③ K		C ST 81 X FF 93 0-1 ① G6-3		2 0 1 0 0 1 0 2 0 0 0 0 1 0					
9 Ben Gamel, L (1, 7) OBP: 0.250, SLG: 0.286 99 Jordan Qsar, L (7, 7) OBP: 0.462, SLG: 0.364		B SI 97 F FF 97 B CH 92 H FF 96 3-1 26 PB 1-2 HBP		B CU 80 B FF 93 F FF 92 F CU 81 C CU 81 2-3 ① K			B ST 84 X FF 93 1-0 E3 70 1B 97 2B	B FF 91 B ST 81 B FF 92 B FF 92 4-0 BB		1 0 0 0 0 1 0 1 1 0 0 1 0 0					
10 Charlie Culberson, R (1, 10) OBP: 0.273, SLG: 0.200		B SI 96 S SI 96 B SI 96 C FF 97 F FF 97 F CH 90 F CH 91 S FF 96 2-3 ② K		F FF 93 B CU 80 S CH 89 C FF 94 1-3 ② K			S FF 92 S ST 82 B ST 82 B FF 94 B CH 89 F FF 93 X ST 81 3-2 ① F8	B CH 86 B FF 90 S ST 81 F ST 83 B FF 92 S FF 92 3-3 ② K		4 0 0 0 0 3 4					
26 Daniel Robertson, R (1, 6) OBP: 0.250, SLG: 0.182 70 Tristan Gray, L (7, 6) OBP: 0.533, SLG: 0.867		C SL 88 S SL 90 B FF 97 X FF 97 1-2 ③ G4-3 1-2 2-3		B CU 80 B CU 79 F FF 92 S FF 93 C CU 80 2-3 ③ K			X FF 94 0-0 97 2B 1-2 1B	B ST 80 F FF 93 B ST 82 B ST 80 C FF 91 S ST 82 3-3 ③ K		2 0 0 0 0 1 2 2 0 1 0 0 1 1					
Inning Stats	R: 0 E: 0 K: 0 S: 7 H: 1 LOB: 1 BB: 1 P: 14	R: 0 E: 0 K: 1 S: 13 H: 1 LOB: 2 BB: 0 P: 20	R: 3 E: 0 K: 2 S: 14 H: 2 LOB: 0 BB: 1 P: 25	R: 0 E: 0 K: 3 S: 9 H: 0 LOB: 0 BB: 0 P: 14	R: 0 E: 0 K: 0 S: 7 H: 0 LOB: 0 BB: 0 P: 11	R: 0 E: 0 K: 2 S: 8 H: 0 LOB: 0 BB: 0 P: 9	R: 1 E: 1 K: 1 S: 13 H: 2 LOB: 3 BB: 2 P: 28	R: 1 E: 0 K: 2 S: 10 H: 1 LOB: 1 BB: 1 P: 21		1B: 3 2B: 2 3B: 0 HR: 2 SF: 0 SAC: 0 DP: 1 HBP: 1	WP: 0 PB: 1 SB: 0 CS: 0 PA: 36				

	AB	30
	R	5
	H	7
	RBI	5
	BB	5
	SO	11
	LOB	12

PITCHER		IP	WLS	BF	H	R	ER	SO	BB	IBB	HBP	BLK	WP	HR	S	P	ERA	WHIP
22 Sandy Alcantara, R ERA: 1.93	(1, 1)	2.2	L	12	2	1	1	2	2	0	1	0	0	0	27	48	3.38	1.500
65 Josh Simpson, L ERA: 8.1	(3, 1)	1.1		6	2	2	2	4	0	0	0	0	0	1	16	25	13.50	1.500
17 Chi Chi González, R ERA: 11.25	(5, 1)	1.0		3	0	0	0	0	0	0	0	0	0	0	7	11	0.00	0.000
92 Robert Garcia, L ERA:	(6, 1)	1.0		3	0	0	0	2	0	0	0	0	0	0	8	9	0.00	0.000
90 Dax Fulton, L ERA: 16.88	(7, 1)	1.2		11	3	2	1	2	3	0	0	0	0	1	20	45	5.40	3.600

PITCHER		IP	WLS	BF	H	R	ER	SO	BB	IBB	HBP	BLK	WP	HR	S	P	ERA	WHIP
35 Jeff Lindgren, R ERA:	(7, 1)	0.1		1	0	0	0	1	0	0	0	0	0	0	3	4	0.00	0.000
90 Dax Fulton, L ERA: 16.88	(8, 1)	1.2		11	3	2	1	2	3	0	0	0	0	1	20	45	5.40	3.600

Tampa Bay Rays @ Philadelphia Phillies

BayCare Ballpark, Clearwater, FL

Tue Mar 07 2023, 1:08 PM - 4:07 PM EST

Att. 7,760 - Cloudy - 77 F

TOP

livebaseballscorecards.com

Batter	1	2	3	4	5	6	7	8	9	AB	R	H	RBI	BB	SO	LOB
15 Josh Lowe, L (1, 8) OBP: 0.350, SLG: 0.500	X FF 90 0-0 8 FC1-6 25 E 13 1B 1B		F SL 82 X SI 90 0-1 ① G3-1		B FF 95 S FF 96 C FF 95 B FC 85 B FF 96 S FF 96 3-3 ① K	X FC 91 0-0 1-H 3-H HR		C SL 83 S SL 82 B FC 92 B SL 82 S SI 96 2-3 ② K 2-3		3	1	1	0	0	1	0
78 Ruben Cardenas, R (5, 8) OBP: 0.429, SLG: 0.500										2	1	1	3	0	1	1
25 Curtis Mead, R (1, 5) OBP: 0.250, SLG: 0.688	C FF 90 X FF 90 0-1 FC6 8 FC1-6 1-2		C CU 73 B CH 83 F CH 84 X FF 90 1-2 8 G5-3 8 BLK 13 WP 1B		B FF 96 F FF 96 C FF 94 X SL 83 1-2 2B	C FF 94 S CU 82 B CU 83 B FF 96 T CU 83 2-2 ③ K		B SL 83 S SL 84 B SI 96 F SL 85 B SI 95 D SL 85 4-2 3-H BB		3	1	2	0	0	0	1
37 Osleivis Basabe, R (6, PH) OBP: 0.615, SLG: 0.917										1	0	0	0	1	1	0
(6, 5)																
8 Brandon Lowe, L (1, 10) OBP: 0.333, SLG: 0.231	F SL 81 S FF 90 B FF 91 B FF 91 F FF 90 X SL 82 2-2 ① FC1-6 63 FC5 13 1B 1-2f 2-3		C SL 78 F SL 78 B SL 79 X SI 88 1-2 ② G5-3 1-3		C FF 95 B FF 95 F FF 95 B SL 82 F FF 95 B SL 83 F FF 95 D CH 89 4-2 BB		C SI 92 X SI 92 0-1 ① F8	B SI 92 S SI 92 C ST 79 S ST 80 1-3 ③ K		2	0	0	0	1	0	3
65 Blake Hunt, R (7, PH)										2	0	0	0	0	1	1
(7, 10)																
13 Manuel Margot, R (1, 9) OBP: 0.400, SLG: 0.385	B FF 90 B CU 74 B FF 90 C FF 90 X FF 90 3-1 1-2 3-H 1B		B SL 78 C SL 78 C SL 78 D SL 78 B SL 78 F SL 79 B SI 88 4-2 3-H BB		C SL 84 S FF 95 F FF 96 S SL 83 0-3 ② K		C CU 81 C FF 94 B CU 81 F CU 82 B SI 93 B FF 93 B SI 92 4-2 BB		C FF 96 S SL 88 X FF 97 0-2 ① L8	2	0	1	1	1	1	2
76 Niko Hulsizer, R (5, 9) OBP: 0.455, SLG: 0.500										1	0	0	0	1	0	0
9 Ben Gamel, L (1, 3) OBP: 0.182, SLG: 0.200	F FF 90 S SL 83 S SL 84 0-3 ② K		C SL 79 C SL 78 F SL 79 S SL 78 0-3 ③ K		X FF 96 0-0 ③ F7		B FF 92 F SI 92 F FF 93 C CU 81 1-3 ② K		C SI 97 B FF 97 X FF 96 1-1 ② G6-3	3	0	0	0	0	2	5
73 Kyle Manzardo, L (5, 3) OBP: 0.400, SLG: 0.615										2	0	0	0	0	1	1
63 Nick Dini, R (1, 2) OBP: 0.571, SLG: 0.500	B FF 91 F FF 90 X SL 82 1-1 ③ FC5 2-3f			C SI 92 X SI 92 0-1 10 G4-3 2B		B FF 96 B CU 83 C CU 82 B CU 82 X FF 95 3-1 ① F8	B SI 93 B CU 79 B SI 92 X SI 92 3-0 ③ F8		B SL 88 B SL 88 X FF 97 2-0 ③ F9	2	0	1	0	0	0	2
79 Gavin Collins, R (5, 2) OBP: 0.364, SLG: 0.455										3	0	0	0	0	0	1
10 Charlie Culberson, R (1, 4) OBP: 0.286, SLG: 0.167		C CU 74 F CU 74 S FF 89 0-3 ① K		F SL 83 B SI 94 X SI 92 1-1 ① G4-3 2-3		F FC 92 B FF 96 B CU 82 B FF 95 S FC 93 B FC 91 4-2 28 1B 78 HR BB		B FC 92 X SI 95 1-0 HR		2	1	0	0	1	1	1
77 Ronny Simon, S (6, 4) OBP: 0.333, SLG: 0.800										1	1	1	1	0	0	0
75 Grant Witherspoon, L (1, 7)		B FF 91 S FF 91 B SL 82 F FF 90 S FF 91 2-3 ② K		B SL 85 C SL 83 B SI 93 B SL 85 S SL 84 F SI 93 X SI 93 3-2 ② G3		S CU 82 C SL 82 F FF 94 B CU 82 S CU 83 1-3 ② K		B SI 95 S SI 95 F FC 91 F SI 96 B SI 96 B SL 85 D SL 85 4-2 78 WP 28 G4-3 37 WP BB		2	0	0	0	0	1	1
97 Tristan Peters, L (6, PH) OBP: 0.545, SLG: 0.556										1	1	0	0	1	1	1
(6, 7)																
28 Greg Jones, S (1, 6) OBP: 0.308, SLG: 0.250		C CH 84 C CU 76 F FF 90 B CU 74 B CH 83 X FF 91 2-2 ③ G6-3		B SL 86 F SI 94 S SL 85 S SL 86 1-3 ③ K		B FF 93 C CH 88 B FC 92 B CU 81 X FF 94 3-1 1-3 78 HR 1B		B SI 95 B SI 95 F SI 94 B SL 82 X SI 95 3-1 ① G4-3 1-2		4	1	1	0	0	1	2
Inning Stats	R: 1 H: 2 E: 1 LOB: 2 K: 1 BB: 0 S: 14 P: 20	R: 0 H: 0 E: 0 LOB: 0 K: 2 BB: 0 S: 10 P: 14	R: 1 H: 1 E: 0 LOB: 1 K: 1 BB: 1 S: 15 P: 21	R: 0 H: 1 E: 0 LOB: 1 K: 1 BB: 0 S: 11 P: 16	R: 0 H: 1 E: 0 LOB: 2 K: 2 BB: 1 S: 15 P: 23	R: 3 H: 2 E: 0 LOB: 0 K: 2 BB: 1 S: 14 P: 27	R: 0 H: 0 E: 0 LOB: 1 K: 1 BB: 1 S: 9 P: 17	R: 2 H: 1 E: 0 LOB: 1 K: 2 BB: 2 S: 14 P: 29	R: 0 H: 0 E: 0 LOB: 0 K: 0 BB: 0 S: 6 P: 9	1B: 4 SF: 0 2B: 2 SAC: 0 3B: 0 DP: 0 HR: 2 HBP: 0						

AB	36
R	7
H	8
RBI	5
BB	6
SO	12
LOB	22

WP: 3 PA: 42
PB: 0
SB: 0
CS: 0

PITCHER		IP	WLS	BF	H	R	ER	SO	BB	IBB	HBP	BLK	WP	HR	S	P	ERA	WHIP
70 Bailey Falter, L ERA: 4.91	(1, 1)	2.1	L	11	3	2	1	3	0	0	0	0	0	0	29	40	3.86	1.286
37 Andrew Vasquez, L ERA:	(3, 1)	0.2		3	0	0	0	1	1	0	0	1	1	0	10	15	0.00	1.500
61 Cristopher Sánchez, L ERA:	(4, 1)	1.0		4	1	0	0	1	0	0	0	0	0	0	11	16	0.00	1.000
71 Griff McGarry, R ERA: 33.75	(5, 1)	1.0		5	1	0	0	2	1	0	0	0	0	0	15	23	0.00	2.000
82 James McArthur, R ERA: 6.75	(6, 1)	1.0		6	2	3	3	2	1	0	0	0	0	1	14	27	27.00	3.000

PITCHER		IP	WLS	BF	H	R	ER	SO	BB	IBB	HBP	BLK	WP	HR	S	P	ERA	WHIP
63 Jeremy Walker, R ERA:	(7, 1)	1.0		4	0	0	0	1	1	0	0	0	0	0	9	17	0.00	1.000
22 Mark Appel, R ERA: 10.13	(8, 1)	0.2		5	1	2	2	1	2	0	0	0	2	1	11	25	27.00	4.500
18 Trey Cobb, R ERA:	(8, 1)	0.1		1	0	0	0	1	0	0	0	0	0	0	3	4	0.00	0.000
30 Andrew Schultz, R ERA:	(9, 1)	1.0		3	0	0	0	0	0	0	0	0	0	0	6	9	0.00	0.000

BOTTOM

Batter	1	2	3	4	5	6	7	8	9	AB	R	H	RBI	BB	SO	LOB
5 Bryson Stott, L (1, 4) OBP: 0.100, SLG: 0.053	B FF 94 F FF 93 F FF 95 B SL 87 F FF 94 F SL 87 B SL 86 F FF 95 B SL 87 4-2 17 G5-4-3 BB		C FF 94 B SL 86 S FF 94 F FF 96 B FF 94 B SL 86 F FF 95 S FF 94 3-3 ② K			F FC 89 B CH 85 B CH 86 C ST 81 B FF 93 F FC 87 X CH 85 3-2 ① G4-3	S FF 96 F FF 97 C CU 82 0-3 ③ K		C FC 91 C FC 93 S CU 80 0-3 ② K	2	0	0	0	1	1	0
40 Símon Muzziotti, L (7, 7) OBP: 0.125, SLG: 0.125										2	0	0	0	0	2	2
17 Rhys Hoskins, R (1, 3) OBP: 0.556, SLG: 0.429	X SL 86 0-0 ①② G5-4-3 1-2f		B FF 95 B SL 85 F FF 94 F FF 93 F FF 94 B SL 85 B FF 95 4-2 BB			B ST 82 X FC 88 1-0 ② F8		C FF 94 B SL 87 F FF 94 B FS 85 S SL 88 2-3 ① K	B CU 81 B SL 84 X SI 94 2-0 ③ G6-3	2	0	0	0	1	0	1
84 Johan Rojas, R (7, 8) OBP: 0.267, SLG: 0.308										2	0	0	0	0	1	0
8 Nick Castellanos, R (1, 10) OBP: 0.333, SLG: 0.357	B FF 96 F SI 92 F SL 89 B FF 96 D SL 88 (9, 10) 3-2 BB		F FF 94 B CH 86 B CH 84 B FF 94 F FF 92 S SL 85 3-3 ③ K			F FF 94 F FC 87 B ST 82 F ST 82 B CH 83 B FF 94 B FC 87 4-2 BB		B SL 89 B FF 94 X FF 95 2-0 ② F9		1	0	0	0	2	1	1
29 John Hicks, R (8, PH) OBP: 0.333, SLG: 0.417										1	0	0	0	0	0	0
28 Alec Bohm, R (1, 5) OBP: 0.381, SLG: 0.850	B SI 92 X SL 86 1-0 ③ F7			C SL 84 B FF 94 F FF 92 X SL 86 1-2 ① F8		F FC 87 F ST 82 B FF 93 D ST 82 B FC 89 X ST 81 3-2 ③ F9		C SL 89 B FS 84 B FF 96 X SL 88 2-1 E9 4 1B 77 1B		3	0	0	0	0	0	2
89 Jhailyn Ortiz, R (7, 9) OBP: 0.077, SLG: 0.077										1	1	0	0	0	0	0
16 Brandon Marsh, L (1, 8) OBP: 0.353, SLG: 0.286		B FF 96 B SI 93 B FF 96 X FF 95 3-0 ① F9		X FF 94 0-0 ② F8			S FF 95 S FF 96 F FC 88 F FF 97 S CU 81 0-3 ① K	B SL 90 F SL 87 F FF 96 F SL 88 X FS 85 1-2 77 1B 67 2B 2-3 1B		2	0	0	0	0	0	0
4 Scott Kingery, R (7, 5) OBP: 0.500, SLG: 0.400										2	1	1	0	0	1	0
2 Josh Harrison, R (1, 7) OBP: 0.143, SLG: 0.286		B SI 93 C SL 88 S SL 86 F FF 95 F FF 96 B SL 86 F SL 88 S SL 85 2-3 ② K	C SL 86 S SL 85 F FF 95 B FF 95 B FF 94 F SL 84 X SL 84 2-2 ③ P6			C CU 80 S FF 97 X FF 98 0-2 67 PB 67 E 2B		B SL 88 F SL 87 B FF 96 S SL 88 B FF 96 X SL 86 3-2 67 2B 1-3 3-H 1B		2	0	0	0	0	1	0
77 Weston Wilson, R (7, 6) OBP: 0.571, SLG: 1.167										2	1	2	1	0	0	0
23 Kody Clemens, L (1, 6) OBP: 0.412, SLG: 0.750		B SI 94 C SL 83 F SI 94 X SL 84 1-2 18 S 1B			C FC 90 F FF 93 S FC 85 0-3 ① K		B FC 89 S FF 96 X FF 96 1-1 E6 83 E 73 1B 2-H	C SL 89 X SL 88 0-1 1-3 3-H 2B		2	0	1	0	0	1	0
67 Jim Haley, R (7, 3) OBP: 0.364, SLG: 0.250										2	0	1	2	0	0	0
18 Dalton Guthrie, R (1, 9) OBP: 0.063, SLG: 0.063	C SL 84 S SL 86 B FF 94 B SL 83 S SL 86 2-3 ③ K 1-2		B SI 91 C SI 90 S ST 76 B ST 78 S ST 77 2-3 ② K			C FF 96 B FC 90 X FC 90 1-1 83 E 1-2 1B		B FF 96 B SL 90 B SL 89 C FF 95 F FF 95 S SL 90 3-3 ③ K		2	0	0	0	0	2	1
73 Will Toffey, L (7, 4) OBP: 0.385, SLG: 0.417										2	0	1	0	0	1	2
13 Rafael Marchán, S (1, 2)			C FF 93 C FF 94 F FF 96 B SL 86 B SL 85 B FF 94 X FF 94 3-2 ① G6-3		B FC 86 F ST 76 B FC 87 C SI 90 F FC 86 2-2 ③ K		S FC 90 C FC 90 B FF 96 X CU 81 1-2 ② F9 1-2 2-3		C FC 93 C SL 84 F SL 82 S SL 86 0-3 ① K2-3	2	0	0	0	0	1	0
83 Jack Conley, R (6, 2)										2	0	0	0	0	1	2
Inning Stats	R: 0 E: 0 K: 0 S: 9 H: 0 LOB: 1 BB: 2 P: 17	R: 0 E: 0 K: 2 S: 13 H: 1 LOB: 1 BB: 0 P: 21	R: 0 E: 0 K: 2 S: 15 H: 0 LOB: 1 BB: 1 P: 28	R: 0 E: 0 K: 0 S: 9 H: 0 LOB: 0 BB: 0 P: 12	R: 0 E: 0 K: 3 S: 9 H: 0 LOB: 0 BB: 0 P: 13	R: 0 E: 0 K: 0 S: 11 H: 0 LOB: 1 BB: 1 P: 22	R: 1 E: 2 K: 2 S: 18 H: 2 LOB: 2 BB: 0 P: 21	R: 2 E: 1 K: 2 S: 18 H: 3 LOB: 2 BB: 0 P: 31	R: 0 E: 0 K: 2 S: 8 H: 0 LOB: 0 BB: 0 P: 10	1B: 4 2B: 2 3B: 0 HR: 0 SF: 0 SAC: 0 DP: 1 HBP: 0						

PITCHER		IP	WLS	BF	H	R	ER	SO	BB	IBB	HBP	BLK	WP	HR	S	P	ERA	WHIP
1 Luis Patiño, R ERA:	(1, 1)	1.2	W	6	0	0	0	1	2	0	0	0	0	0	16	29	0.00	1.200
86 Evan Reifert, R ERA:	(2, 1)	0.1	H	2	1	0	0	1	0	0	0	0	0	0	6	9	0.00	3.000
90 Mason Montgomery, L ERA: 3.0	(3, 1)	1.0	H	4	0	0	0	2	1	0	0	0	0	0	15	28	0.00	1.000
53 Heath Hembree, R ERA:	(4, 1)	1.0	H	3	0	0	0	0	0	0	0	0	0	0	9	12	0.00	0.000
49 Kevin Kelly, R ERA: 2.08	(5, 1)	1.0	H	3	0	0	0	3	0	0	0	0	0	0	9	13	0.00	0.000

PITCHER		IP	WLS	BF	H	R	ER	SO	BB	IBB	HBP	BLK	WP	HR	S	P	ERA	WHIP
80 Braden Bristo, R ERA: 7.36	(6, 1)	1.0		4	0	0	0	0	1	0	0	0	0	0	11	22	0.00	1.000
89 Michael Mercado, R ERA: 6.75	(7, 1)	1.0		6	2	1	1	2	0	0	0	0	0	0	18	21	9.00	2.000
67 Hector Perez, R ERA: 7.71	(8, 1)	0.2		5	2	2	0	1	0	0	0	0	0	0	13	23	0.00	3.000
91 Zack Burdi, R ERA: 5.4	(8, 1)	0.1		2	1	0	0	1	0	0	0	0	0	0	5	8	0.00	3.000
54 Colten Brewer, R ERA:	(9, 1)	1.0		3	0	0	0	2	0	0	0	0	0	0	8	10	0.00	0.000

Tampa Bay Rays @ Philadelphia Phillies

BayCare Ballpark, Clearwater, FL

Tue Mar 07 2023, 1:08 PM - 4:07 PM EST

Att. 7,760 - Cloudy - 77 F

livebaseballscorecards.com

AB	34
R	3
H	6
RBI	3
BB	4
SO	13
LOB	11

Toronto Blue Jays @ Tampa Bay Rays

Tropicana Field, St. Petersburg, FL

Thu Mar 09 2023, 1:05 PM - 3:36 PM EST

Att. 2,618 - Dome - 72 F

TOP

livebaseballscorecards.com

Batter	1	2	3	4	5	6	7	8	9	AB	R	H	RBI	BB	SO	LOB
39 Kevin Kiermaier, L (1, 8) OBP: 0.533, SLG: 0.786	C FF 93 X FF 94 0-1 ① G5-3		C SL 85 S CH 79 B CH 79 F ST 80 B CH 79 X ST 80 2-2 ③ F8			X SI 90 0-0 15 S, 11 S, 25 1B, 1B		B SL 89 F SL 89 B SL 88 S SI 96 F SL 87 C SI 98 2-3 ② K		3	0	1	0	0	0	0
91 Steward Berroa, S (6, PR) OBP: 0.400, SLG: 0.400 (6, 8)										1	1	0	0	0	1	0
11 Bo Bichette, R (1, 6) OBP: 0.476, SLG: 0.444	C FF 95 B FF 95 T FF 95 B SL 88 F FF 95 F CH 84 X FF 94 2-2 15 F9, 2B			B FF 97 B FF 97 C SL 85 B SL 84 F FF 96 F SL 83 X FF 98 3-2 15 HBP, 15 S, 1B		B SI 89 C SI 89 B SL 77 B SL 78 S SI 89 T SL 78 3-2 ① K 1-2		C ST 77 C ST 76 B SI 96 S ST 77 1-3 ③ K		3	0	2	0	0	1	1
92 Josh Kasevich, R (6, 6)										1	0	0	0	0	1	0
15 Whit Merrifield, R (1, 4) OBP: 0.385, SLG: 0.364	B FF 94 S CH 83 X FF 92 1-1 ② F9 2-3			B SL 85 C FF 97 2 SAFE F FF 96 H FF 98 2-2 ① 25 CS, 25 S, HBP 1-3		B SI 89 F SL 78 T SL 78 F SL 78 B FF 88 F SL 79 S FF 90 2-3 ② K 2-3			X FF 93 0-0 2B	2	0	0	0	0	1	3
91 Davis Schneider, R (6, 4) OBP: 0.429, SLG: 0.600										1	0	1	0	0	0	0
25 Daulton Varsho, L (1, 10) OBP: 0.240, SLG: 0.250	C CH 84 F FF 94 S CH 85 0-3 ③ K			1 SAFE C SL 84 B CH 93 B FF 97 B FF 96 C FF 96 F CH 92 X FF 97 3-2 ② ③ L8 1-3		B FF 89 F SI 89 F SL 78 B SL 78 X SL 78 2-2 1B 3-H			S SL 84 X SL 85 0-1 ① G5-3	3	0	1	1	0	1	2
98 Manuel Beltre, R (9, PH)										1	0	0	0	0	0	1
44 Addison Barger, L (1, 5) OBP: 0.360, SLG: 0.500		B SL 85 X FF 92 1-0 ① F7			C FF 92 B SL 85 X FF 92 1-1 55 1B, 1B	X SI 88 0-0 ③ G4-3			B SL 85 F SL 84 S FF 95 B FF 95 H CH 88 3-2 98 G6-4-3, HBP	3	0	1	0	0	0	1
29 Cade Doughty, R (6, 5)										0	0	0	0	0	0	0
67 Wynton Bernard, R (1, 7) OBP: 0.222, SLG: 0.294		C FF 92 S SL 86 S ST 80 0-3 ② K			B FF 91 F FF 92 B SL 86 S SL 84 F FF 92 F FF 91 S SL 83 2-3 ① K		C SI 89 X SI 90 0-1 ① G5-3		C FF 93 X SL 85 0-1 ② ③ G6-4-3 1-2f	2	0	0	0	0	2	1
98 Gabriel Martinez, R (6, 7)										2	0	0	0	0	0	2
55 Rob Brantly, L (1, 2) OBP: 0.375, SLG: 0.600		C ST 79 F CH 81 B CH 81 F ST 80 S ST 79 1-3 ③ K			1 SAFE X FF 91 0-0 1-3 1B		B SI 90 F SI 89 S CH 79 B SI 88 X ST 77 2-2 ② L3			3	0	1	0	0	1	0
72 Andres Sosa, R (8, 2) OBP: 0.500, SLG: 0.400										0	0	0	0	0	0	0
95 Rainer Nunez, R (1, 3) OBP: 0.200, SLG: 0.077			C ST 79 S ST 80 C CH 79 0-3 ① K		B SL 83 C FF 91 S FF 90 F SL 81 S FF 91 1-3 ② K		C SI 91 B CH 79 F SI 90 B SL 83 X ST 77 2-2 ③ G3			2	0	0	0	0	2	2
91 Peyton Williams, L (6, 3)										1	0	0	0	0	0	0
94 Will Robertson, L (1, 9)			B SL 84 S ST 79 F CH 80 F FF 91 B CH 80 X CU 78 2-2 ② G4-3		F SL 82 B FF 91 F FF 92 B SL 82 F FF 91 F FF 92 B FF 91 S FF 91 3-3 ③ K			C SI 97 X SI 97 0-1 ① F9		2	0	0	0	0	1	2
94 Sebastian Espino, R (6, 9) OBP: 0.167, SLG: 0.667										1	0	0	0	0	0	0
Inning Stats	R: 0 E: 0 K: 1 S: 12 H: 1 LOB: 1 BB: 0 P: 15	R: 0 E: 0 K: 2 S: 8 H: 0 LOB: 0 BB: 0 P: 10	R: 0 E: 0 K: 1 S: 11 H: 0 LOB: 0 BB: 0 P: 15	R: 0 E: 0 K: 0 S: 10 H: 1 LOB: 0 BB: 0 P: 18	R: 0 E: 0 K: 3 S: 17 H: 2 LOB: 2 BB: 0 P: 24	R: 1 E: 0 K: 2 S: 13 H: 2 LOB: 1 BB: 0 P: 20	R: 0 E: 0 K: 0 S: 8 H: 0 LOB: 0 BB: 0 P: 12	R: 0 E: 0 K: 2 S: 9 H: 0 LOB: 0 BB: 0 P: 12	R: 0 E: 0 K: 0 S: 7 H: 1 LOB: 1 BB: 0 P: 10	1B: 5 2B: 2 3B: 0 HR: 0 SF: 0 SAC: 0 DP: 1 HBP: 2						

	AB	31
	R	1
	H	7
	RBI	1
	BB	0
	SO	11
	LOB	15

WP: 0 PB: 0 SB: 4 CS: 1 PA: 33

PITCHER		IP	WLS	BF	H	R	ER	SO	BB	IBB	HBP	BLK	WP	HR	S	P	ERA	WHIP
94 Anthony Molina, R ERA: 13.5	(1, 1)	1.0	W	4	1	0	0	1	0	0	0	0	0	0	12	15	0.00	1.000
82 Evan McKendry, R ERA: 7.94	(2, 1)	2.0	H	6	0	0	0	3	0	0	0	0	0	0	19	25	0.00	0.000
29 Pete Fairbanks, R ERA:	(4, 1)	1.0	H	3	1	0	0	0	0	0	1	0	0	0	10	18	0.00	1.000
38 Colin Poche, L ERA:	(5, 1)	1.0	H	5	2	0	0	3	0	0	0	0	0	0	17	24	0.00	2.000
30 Kyle Crick, R ERA: 4.5	(6, 1)	1.0	H	5	2	1	1	2	0	0	0	0	0	0	13	20	9.00	2.000

PITCHER		IP	WLS	BF	H	R	ER	SO	BB	IBB	HBP	BLK	WP	HR	S	P	ERA	WHIP
44 Trevor Kelley, R ERA:	(7, 1)	1.0		3	0	0	0	0	0	0	0	0	0	0	8	12	0.00	0.000
48 Ben Heller, R ERA:	(8, 1)	1.0		3	0	0	0	2	0	0	0	0	0	0	9	12	0.00	0.000
83 Chris Muller, R ERA: 3.38	(9, 1)	1.0		4	1	0	0	0	0	0	1	0	0	0	7	10	0.00	1.000

BOTTOM

Toronto Blue Jays @ Tampa Bay Rays

Tropicana Field, St. Petersburg, FL

Thu Mar 09 2023, 1:05 PM - 3:36 PM EST

Att. 2,618 - Dome - 72 F

livebaseballscorecards.com

Batter	1	2	3	4	5	6	7	8	9	AB	R	H	RBI	BB	SO	LOB
15 Josh Lowe, L (1, 7) OBP: 0.348, SLG: 0.619 76 Niko Hulsizer, R (6, 7) OBP: 0.462, SLG: 0.500	C FF 90 B CH 82 B FF 91 F FF 90 F CU 78 F CH 82 F SL 80 X FF 91 2-2 HR	B FF 90 X CH 82 1-0 ③ G3-1			B SL 84 F FF 91 X CH 87 1-1 ① G6-3	B CU 81 C FF 98 X SL 88 1-1 ① F3		B SL 83 X CH 91 1-0 1-2 3-H 1B		3 1 1 1 0 0 0 2 0 1 1 0 0 2						
13 Manuel Margot, R (1, 9) OBP: 0.333, SLG: 0.313 74 Kameron Misner, L (6, 9) OBP: 0.231, SLG: 0.091	C FF 90 S SL 81 B FF 91 B SI 90 B SL 82 X SL 80 3-2 ① F8	C SL 80 X FF 88 0-1 ① F8			B FF 92 C FF 92 F FF 92 X SL 87 1-2 ② G4-3	C FF 98 B CU 80 C FF 98 X CU 82 1-2 ② L8		S CH 91 F SL 84 C SL 83 0-3 ② K		3 0 0 0 0 0 0 2 0 0 0 0 1 4						
8 Brandon Lowe, L (1, 4) OBP: 0.412, SLG: 0.533 70 Tristan Gray, L (5, PH) OBP: 0.500, SLG: 0.778 (6, 4)	X CU 78 0-0 25 BB 1B	C CH 81 X CH 81 0-1 HR			C SI 93 B CH 88 S FF 93 B FF 93 X CH 84 2-2 25 WP 1B	B FF 98 S FF 98 F FF 98 X CU 80 1-2 ③ F7		F CH 91 X SL 83 0-1 ③ P6		2 1 2 1 0 0 0 3 0 1 0 0 0 4						
25 Curtis Mead, R (1, 5) OBP: 0.368, SLG: 0.706 77 Ronny Simon, S (6, 5) OBP: 0.308, SLG: 0.727	B FF 89 B SL 80 B FF 90 1 SAFE C FF 90 F FF 89 B SL 80 4-2 1-2 BB	B FF 91 C FF 92 X SL 87 1-1 1B			B SL 87 C FF 92 B SL 88 B FF 92 F FF 92 B FF 91 4-2 1-2 BB		S FF 95 B FF 97 C FF 97 C CU 82 1-3 ① K			1 0 1 0 2 0 0 1 0 0 0 0 1 0						
55 Luke Raley, L (1, 3) OBP: 0.316, SLG: 0.778 73 Kyle Manzardo, L (6, 3) OBP: 0.375, SLG: 0.571	C CH 82 X FF 90 0-1 ② P6	B FF 89 C SL 84 F FF 91 S SL 86 1-3 ② K			X SL 87 0-0 ③ F8		C FF 97 B CU 81 C FF 97 F FF 98 C CU 82 1-3 ② K			3 0 0 0 0 1 5 1 0 0 0 0 1 0						
22 Jose Siri, R (1, 10) OBP: 0.316, SLG: 0.529 95 Logan Driscoll, L (7, PH) OBP: 0.200, SLG: 0.111 (8, 10)	F SL 81 B SL 81 X SL 81 1-1 ③ L7	C SL 87 F FF 91 F FF 93 B FF 93 F SL 85 D SL 86 F FF 94 1 SAFE F FF 94 3-2 ③ F CH 84 B FF 93 F SL 86 X SL 88 G5-3				S FF 98 X FF 98 0-1 65 S 99 S 65 E 1B	B SI 97 X SI 97 1-0 ③ F8			3 1 1 0 0 0 3 1 0 0 0 0 0 0						
28 Greg Jones, S (1, 8) OBP: 0.333, SLG: 0.231 99 Jordan Qsar, L (6, 8) OBP: 0.533, SLG: 0.417		C SL 78 B CH 81 F FF 89 B SL 79 B CH 82 F FF 90 B CH 81 4-2 50 E 50 SF8 BB		F FF 91 B CH 87 C FF 91 S SI 92 1-3 ① K		B FF 98 C FF 95 1 SAFE B CU 82 F FF 99 B FF 98 3-2 65 1B 65 S 37 1B 1-2 BB		B SI 97 C SI 98 B SI 98 F SI 98 F SI 98 X SI 98 2-2 37 FC6-4 65 BB 76 1B		1 1 0 0 1 1 0 1 2 1 0 1 0 0						
50 René Pinto, R (1, 2) OBP: 0.333, SLG: 0.357 65 Blake Hunt, R (6, 2) OBP: 0.286, SLG: 0.167		C FF 90 C FF 89 1 SAFE 1 SAFE 1 SAFE F SL 81 F SL 81 B CH 82 F CH 82 1-2 X SL 79 SF8 1-H		S SL 86 F SI 92 B FF 93 C FF 93 1-3 ② K		C FF 100 F FF 99 B SL 88 B SL 88 X FF 98 2-2 37 1B 1-3 2-H 1B		B SI 97 F SI 96 B SI 98 D SI 97 3-1 37 FC6-4 1-2 BB		1 0 0 1 0 1 0 1 0 1 0 1 0 0						
26 Daniel Robertson, R (1, 6) OBP: 0.214, SLG: 0.154 37 Osleivis Basabe, R (6, 6) OBP: 0.600, SLG: 0.857		X SL 80 0-0 ② P5		C FF 93 B FF 92 S SL 87 C FF 94 1-3 ③ K		B FF 96 X FF 98 1-0 1-2 3-H 1B		C FF 91 X SL 82 0-1 ① FC6-4 76 1B 1-2f 2-3		2 0 0 0 0 1 0 2 0 1 1 0 0 2						
Inning Stats	R: 1 E: 0 K: 0 S: 16 H: 2 LOB: 2 BB: 1 P: 26	R: 1 E: 1 K: 0 S: 11 H: 0 LOB: 0 BB: 1 P: 17	R: 1 E: 0 K: 1 S: 18 H: 2 LOB: 1 BB: 0 P: 23	R: 0 E: 0 K: 3 S: 9 H: 0 LOB: 0 BB: 0 P: 12	R: 0 E: 0 K: 0 S: 11 H: 1 LOB: 2 BB: 1 P: 19	R: 2 E: 0 K: 0 S: 16 H: 3 LOB: 2 BB: 1 P: 25	R: 0 E: 0 K: 2 S: 8 H: 0 LOB: 0 BB: 0 P: 11	R: 1 E: 0 K: 1 S: 13 H: 2 LOB: 2 BB: 1 P: 19		1B: 8 2B: 0 3B: 0 HR: 2 SF: 1 SAC: 0 DP: 0 HBP: 0						

PITCHER		IP	WLS	BF	H	R	ER	SO	BB	IBB	HBP	BLK	WP	HR	S	P	ERA	WHIP
62 Casey Lawrence, R ERA: 6.0	(1, 1)	2.1	L	12	3	3	2	0	2	0	0	0	0	2	31	47	7.71	2.143
36 Drew Hutchison, R ERA: 4.05	(3, 1)	2.2		11	2	0	0	4	1	0	0	0	1	0	34	50	0.00	1.125
24 Nate Pearson, R ERA: 6.75	(6, 1)	1.2		9	3	2	2	2	1	0	0	0	0	0	23	34	10.80	2.400
63 Junior Fernández, R ERA: 10.8	(7, 1)	0.1		3	1	1	1	0	1	0	0	0	0	0	6	12	27.00	6.000
43 Paul Fry, L ERA: 2.45	(8, 1)	1.0		4	1	0	0	1	0	0	0	0	0	0	8	9	0.00	1.000

PITCHER	IP	WLS	BF	H	R	ER	SO	BB	IBB	HBP	BLK	WP	HR	S	P	ERA	WHIP

AB	33
R	6
H	10
RBI	5
BB	5
SO	7
LOB	20

WP: 1 PA: 39
PB: 0
SB: 3
CS: 0

Atlanta Braves @ Tampa Bay Rays

Tropicana Field, St. Petersburg, FL

Fri Mar 10 2023, 1:07 PM - 3:38 PM EST

Att. 3,583 - Dome - 72 F

TOP

livebaseballscorecards.com

Batter	1	2	3	4	5	6	7	8	9	AB	R	H	RBI	BB	SO	LOB
18 Vaughn Grissom, R (1, 6) OBP: 0.292, SLG: 0.333	C FF 92 S FF 92 F FF 92 F CH 82 S CH 82 0-3 ① K			B SL 85 F CH 80 S SL 85 X FF 90 1-2 ① F9		B FF 95 F FF 94 B FC 87 B FC 89 X FF 95 3-1 16 WP 1B	B SI 90 X SI 90 1-0 ② FC6-4 1-2f 3-H		C FF 97 D SL 88 F FF 97 S SL 89 1-3 ② K	4	0	1	1	0	1	1
64 Hoy Park, L (7, 6)										1	0	0	0	0	1	1
23 Michael Harris II, L (1, 8) OBP: 0.368, SLG: 0.588	B SL 86 F FF 92 X ST 80 1-1 ② F8			B SL 83 B SL 82 X FF 92 2-0 ② G4-3		C FF 95 B FS 88 B FS 88 S FF 94 B FF 95 X FF 96 3-2 ① F7	C SI 88 F FC 87 F FF 91 B FC 88 F ST 76 F FC 87 S SI 92 1-3 ③ K		B SL 90 F FF 96 B SL 89 X FF 97 2-1 ③ FC6-4 1-2f	4	0	0	0	0	1	2
74 Justin Dean, R (7, 8) OBP: 0.533, SLG: 0.538										1	0	0	0	0	0	1
16 Travis d'Arnaud, R (1, 2) OBP: 0.444, SLG: 0.500	C FF 92 B CH 82 S FF 93 X CH 82 1-2 ③ G4-3			B SL 83 S FF 93 S FF 93 X FF 94 1-2 14 WP 2B		D SL 85 F FF 96 B SL 84 B SL 86 D SL 85 4-1 1-2 BB		F FF 96 F FF 97 X CH 91 0-2 15 FC5-4 1B		2	0	1	0	1	0	0
73 Drake Baldwin, L (7, 2) OBP: 0.286, SLG: 0.167										1	0	1	0	0	0	0
14 Sam Hilliard, L (1, 10) OBP: 0.364, SLG: 0.636		C ST 79 B ST 79 S FF 91 S CH 80 1-3 ① K		C SL 84 S FF 93 B SL 84 B SL 83 B FF 92 C FF 93 3-3 ③ K 2-3		S SI 95 S SI 95 B FF 94 S SI 95 1-3 ② K		B SL 86 X SL 88 1-0 ① FC5-4 76 WP 76 2B 1-2f		3	0	0	0	0	3	3
15 Beau Philip, R (8, PH)										1	1	0	0	0	0	1
(8, 10)																
17 Kevin Pillar, R (1, 7) OBP: 0.294, SLG: 0.600		C FF 92 B FF 92 S CH 81 F FF 92 B CH 81 C FF 91 2-3 ② K			B FF 95 F FF 94 B FC 88 F FF 96 B FC 89 F FF 95 X FF 96 3-2 ① F9	S SL 95 S SL 84 D SL 86 F SI 94 S SL 85 2-3 ③ K		B FF 95 B SL 88 C SL 88 B FF 95 S SL 89 X FF 96 3-2 1-H 2B		3	0	0	0	0	2	2
76 Cody Milligan, L (7, 7) OBP: 0.231, SLG: 0.500										1	0	1	1	0	0	0
65 Braden Shewmake, L (1, 4) OBP: 0.375, SLG: 0.400		C FF 91 F SL 85 S SL 86 0-3 ③ K			X CU 78 0-0 9 BB 1B		B FC 87 F FC 87 X FF 91 1-1 ① L7	B SL 88 C FF 96 X FF 95 1-1 ② L7		3	0	1	0	0	1	0
81 Mitchell Tolman, L (7, 4)										1	0	0	0	0	0	1
9 Ehire Adrianza, S (1, 5) OBP: 0.471, SLG: 0.429			F FF 91 B CH 81 S CH 80 S FF 92 1-3 ① K		B FF 95 B FS 87 F FS 88 B FF 96 B FF 96 4-1 1-2 BB		C FC 86 B FC 86 B ST 75 B FC 86 C SI 90 B SI 91 4-2 67 BB 46 1B BB	S SL 90 X FF 96 0-1 ③ G4-3		1	1	0	0	2	1	0
37 Keshawn Ogans, R (7, 5)										1	0	0	0	0	0	1
67 Joe Dunand, R (1, 3) OBP: 0.174, SLG: 0.227			C SL 82 S CH 81 C FF 91 0-3 ② K		B FC 90 S FC 89 B FF 96 F FF 97 D FS 88 F FF 96 F FC 87 X FC 89 3-2 ② F4		D ST 74 B CH 84 B SI 89 C SI 90 B SI 89 4-1 46 1B 18 FC6-4 1-2 BB		X FF 96 0-0 39 FC6-4 1B	2	1	0	0	1	1	2
89 Ryan Casteel, R (7, 3) OBP: 0.286, SLG: 0.421										1	0	1	0	0	0	0
46 Magneuris Sierra, L (1, 9) OBP: 0.375, SLG: 0.357			B FF 91 C FF 91 C FF 91 X FF 90 1-2 ③ L9		B FF 96 B FF 95 X FF 94 2-0 ③ P5		B FC 87 F FF 92 T FC 87 B FC 87 X SI 90 2-2 18 FC6-4 1-3 2-H 1B		B SL 87 S SL 88 C FF 96 X SL 89 1-2 ① FC6-4 74 FC6-4 1-2f	3	0	1	1	0	0	2
39 Kevin Kilpatrick Jr., R (7, 9)										1	0	0	0	0	0	1

	AB	34
	R	3
	H	7
	RBI	3
	BB	4
	SO	11
	LOB	18

Inning Stats	1	2	3	4	5	6	7	8	9
	R: 0 E: 0 K: 1 S: 10	R: 0 E: 0 K: 3 S: 10	R: 0 E: 0 K: 2 S: 9	R: 0 E: 0 K: 1 S: 10	R: 0 E: 0 K: 0 S: 12	R: 0 E: 0 K: 2 S: 12	R: 2 E: 0 K: 1 S: 15	R: 1 E: 0 K: 0 S: 11	R: 0 E: 0 K: 1 S: 9
	H: 0 LOB: 0 BB: 0 P: 12	H: 0 LOB: 0 BB: 0 P: 13	H: 0 LOB: 0 BB: 0 P: 11	H: 1 LOB: 1 BB: 0 P: 17	H: 1 LOB: 2 BB: 1 P: 24	H: 1 LOB: 2 BB: 1 P: 25	H: 1 LOB: 1 BB: 2 P: 28	H: 2 LOB: 1 BB: 0 P: 16	H: 1 LOB: 1 BB: 0 P: 13

1B: 5	SF: 0	WP: 3	PA: 38
2B: 2	SAC: 0	PB: 0	
3B: 0	DP: 0	SB: 0	
HR: 0	HBP: 0	CS: 0	

PITCHER		IP	WLS	BF	H	R	ER	SO	BB	IBB	HBP	BLK	WP	HR	S	P	ERA	WHIP
59 Jeffrey Springs, L ERA:	(1, 1)	3.1		10	0	0	0	6	0	0	0	0	0	0	32	40	0.00	0.000
53 Heath Hembree, R ERA:	(4, 1)	0.2	H	3	1	0	0	1	0	0	0	0	1	0	7	13	0.00	1.500
45 Taj Bradley, R ERA:	(5, 1)	1.1	H	7	2	0	0	0	1	0	0	0	0	0	17	35	0.00	2.250
86 Evan Reifert, R ERA:	(6, 1)	0.2	H	3	0	0	0	2	1	0	0	0	1	0	7	14	0.00	1.500
49 Kevin Kelly, R ERA: 5.06	(7, 1)	1.0	L	6	1	2	2	1	2	0	0	0	0	0	15	28	18.00	3.000
91 Zack Burdi, R ERA: 6.23	(8, 1)	1.0		5	2	1	1	0	0	0	0	0	1	0	11	16	9.00	2.000
87 Josh Roberson, R ERA: 3.6	(9, 1)	1.0		4	1	0	0	1	0	0	0	0	0	0	9	13	0.00	1.000

Atlanta Braves @ Tampa Bay Rays

Tropicana Field, St. Petersburg, FL

Fri Mar 10 2023, 1:07 PM - 3:38 PM EST

Att. 3,583 - Dome - 72 F

BOTTOM

Batter	1	2	3	4	5	6	7	8	9	AB	R	H	RBI	BB	SO	LOB
2 Yandy Díaz, R (1, 3) OBP: 0.750, SLG: 1.667	F FF 92 C FF 93 H FF 93 1-2 13 G6-4-3 HBP		S CU 82 B CU 82 B CH 87 S CH 86 B FF 93 F CH 86 B CH 85 4-2 13 FC5-4 BB			C FF 93 B FF 93 X FF 93 1-1 ① F8		C FF 98 B CH 90 B CH 90 B FF 98 F FF 97 F FF 99 C SL 88 3-3 ② K		0 2	0 0	0 0	0 0	0 1	0 1	0 0
9 Ben Gamel, L (PR) OBP: 0.214, SLG: 0.167																
(2, 3)																
8 Brandon Lowe, L (1, 10) OBP: 0.350, SLG: 0.444	X FF 92 0-0 ① F8		B FF 91 B FF 92 1 SAFE S CH 86 C CH 85 F CH 87 X FF 92 2-2 ② F9			C FF 93 F CU 82 B CU 82 F FF 93 F FF 94 B FF 92 S CU 79 2-3 ② K		X FF 99 0-0 ③ F7		3 1	0 0	0 0	0 0	0 0	1 0	2 0
99 Jordan Qsar, L (8, PH) OBP: 0.500, SLG: 0.385																
(9, 10)																
13 Manuel Margot, R (1, 9) OBP: 0.300, SLG: 0.278	1 SAFE F FF 92 D CU 80 B CU 80 X FF 92 2-1 ②③ G6-4-3 1-2f		C ST 81 S CH 87 B CH 87 X FF 92 1-2 ③ FC5-4 1-2f			C CU 80 F CU 80 B FF 93 C FF 93 1-3 ③ K			C FF 88 B SL 80 C SL 81 B SL 81 B SL 81 B SL 79 4-2 97 S BB	2 1	0 0	0 0	0 0	0 1	0 1	2 0
75 Grant Witherspoon, L (6, PH)																
(7, 9)																
7 Vidal Bruján, S (1, 6) OBP: 0.375, SLG: 0.182		B CU 79 B CH 86 B FF 92 B FF 91 4-0 22 F8 10 1B BB		X FF 90 0-0 ① G3-1			S ST 71 S ST 71 B ST 70 S ST 71 1-3 ① K		1 SAFE B FF 88 C SL 79 S SL 80 S SL 80 1-3 ① K	1 2	1 0	0 0	0 0	1 0	0 2	0 1
70 Tristan Gray, L (7, 6) OBP: 0.450, SLG: 0.700																
22 Jose Siri, R (1, 8) OBP: 0.286, SLG: 0.474		X FF 92 0-0 ① F8 1-2		S CU 81 F CU 80 B CH 87 S CH 86 1-3 ② K			B ST 71 B ST 70 X FF 84 2-0 ② P4		1 SAFE B FF 88 D SL 81 S SL 81 S SL 80 S SL 80 2-3 ② K 1-2	2 2	0 0	0 0	0 0	0 0	1 1	1 1
97 Tristan Peters, L (7, 8) OBP: 0.462, SLG: 0.455																
10 Charlie Culberson, R (1, 4) OBP: 0.313, SLG: 0.214		B FF 91 C FF 91 B CU 80 X FF 92 2-1 ② 2-H 1B		X FF 88 0-0 ③ G1-3			B ST 71 X ST 70 1-0 1B		C SL 80 C FF 88 F SL 81 S SL 82 0-3 ③ K2-3	2 2	0 0	1 1	1 0	0 0	0 1	0 1
77 Ronny Simon, S (7, 4) OBP: 0.333, SLG: 0.692																
37 Osleivis Basabe, R (1, 5) OBP: 0.588, SLG: 0.800		B CU 80 B CU 81 B FF 92 B FF 92 4-0 78 S BB			B FF 88 X FF 88 1-0 ① F7		B ST 71 B ST 72 F FF 84 1 SAFE X ST 71 2-1 ③ F8			1 1	0 0	0 0	0 0	1 0	0 0	0 1
93 Austin Shenton, L (7, 5) OBP: 0.500, SLG: 0.500																
78 Ruben Cardenas, R (1, 7) OBP: 0.353, SLG: 0.385		B FF 92 F CH 85 B CH 87 F CH 86 B FF 92 F CH 85 F FF 93 S CH 86 3-3 ③ K 1-2			C SL 81 F FF 88 S FF 89 0-3 ② K			S FF 96 S FF 99 F FF 100 S FF 97 0-3 ① K		3	0	0	0	0	3	1
63 Nick Dini, R (1, 2) OBP: 0.444, SLG: 0.333			B FF 92 F CH 86 S CH 87 F FF 93 B FF 92 B CU 82 X FF 92 3-2 ① G6-3		C FF 90 B CH 83 S CH 83 X FF 89 1-2 ③ G5-3			B FF 98 X FF 97 1-0 HR		2 1	0 1	0 1	0 1	0 0	0 0	0 0
79 Gavin Collins, R (7, 2) OBP: 0.417, SLG: 0.750																
Inning Stats	R: 0 E: 0 K: 0 S: 5 H: 0 LOB: 1 BB: 0 P: 8	R: 1 E: 0 K: 1 S: 8 H: 1 LOB: 1 BB: 2 P: 21	R: 0 E: 0 K: 0 S: 14 H: 0 LOB: 1 BB: 1 P: 24	R: 0 E: 0 K: 1 S: 5 H: 0 LOB: 0 BB: 0 P: 6	R: 0 E: 0 K: 1 S: 7 H: 0 LOB: 0 BB: 0 P: 9	R: 0 E: 0 K: 2 S: 10 H: 0 LOB: 0 BB: 0 P: 14	R: 0 E: 0 K: 1 S: 7 H: 1 LOB: 1 BB: 0 P: 13	R: 1 E: 0 K: 2 S: 10 H: 1 LOB: 0 BB: 0 P: 14	R: 0 E: 0 K: 3 S: 12 H: 0 LOB: 1 BB: 1 P: 19	1B: 2 2B: 0 3B: 0 HR: 1 SF: 0 SAC: 0 DP: 1 HBP: 1						

livebaseballscorecards.com

AB	28
R	2
H	3
RBI	2
BB	4
SO	11
LOB	10

WP: 0 PB: 0 SB: 2 CS: 0 PA: 33

PITCHER		IP	WLS	BF	H	R	ER	SO	BB	IBB	HBP	BLK	WP	HR	S	P	ERA	WHIP
36 Ian Anderson, R ERA: 6.14	(1, 1)	3.2		14	1	1	1	2	3	0	1	0	0	0	31	58	2.46	1.091
52 Dylan Lee, L ERA:	(4, 1)	1.1		4	0	0	0	1	0	0	0	0	0	0	8	10	0.00	0.000
61 Nick Anderson, R ERA: 4.5	(6, 1)	1.0	W	3	0	0	0	2	0	0	0	0	0	0	10	14	0.00	0.000
87 Brian Moran, L ERA: 3.38	(7, 1)	1.0	H	4	1	0	0	1	0	0	0	0	0	0	7	13	0.00	1.000
81 Victor Vodnik, R ERA: 15.43	(8, 1)	1.0	H	4	1	1	1	2	0	0	0	0	0	1	10	14	9.00	1.000

PITCHER		IP	WLS	BF	H	R	ER	SO	BB	IBB	HBP	BLK	WP	HR	S	P	ERA	WHIP
75 Matt Swarmer, R ERA:	(9, 1)	1.0	S	4	0	0	0	3	1	0	0	0	0	0	12	19	0.00	1.000

Batter	1	2	3	4	5	6	7	8	9	AB	R	H	RBI	BB	SO	LOB
15 Josh Lowe, L (1, 9) OBP: 0.360, SLG: 0.739	C FF 93 F SI 93 X FF 94 0-2 L6		B SI 93 X CH 84 1-0 2-H HR		C FF 94 B FF 93 S KC 84 B FF 92 B FF 93 F KC 83 B KC 82 4-2 1-2 BB			B FF 89 C CH 82 C SI 91 F FF 92 S CH 83 1-3 K		2	1	1	2	0	0	0
99 Jordan Qsar, L (5, PH) OBP: 0.500, SLG: 0.357										1	0	0	0	1	1	0
(5, 9)																
7 Vidal Bruján, S (1, 6) OBP: 0.316, SLG: 0.143	C CH 84 B FF 95 B CH 85 B FF 94 X SI 94 3-1 G6-3		C FF 94 S CH 84 F CH 85 C FF 94 0-3 K		X SL 81 0-0 L8			S CH 83 C FF 91 B FF 92 F SI 92 X FF 91 1-2 1B		3	0	0	0	0	1	2
73 Abiezel Ramirez, S (6, 4) OBP: 1.000, SLG: 1.000										1	0	1	0	0	0	0
55 Luke Raley, L (1, 7) OBP: 0.261, SLG: 0.636	B SI 95 C CH 85 S SI 94 S SL 83 1-3 K			X FF 92 0-0 F8		F SI 93 B SL 82 F SL 82 B SL 81 F SI 94 S SL 82 2-3 K		X SI 92 0-0 F8		4	0	0	0	0	2	1
50 René Pinto, R (1, 2) OBP: 0.294, SLG: 0.313		C FF 92 B FF 92 S SI 93 S CH 86 1-3 K		C FF 91 X SL 79 0-1 L6		C SI 95 B SL 83 C SL 81 B SI 95 B SL 83 H SI 91 4-2 9 E HBP		B SI 91 B SL 81 1 SAFE X SI 90 2-0 G4-3		2	0	0	0	0	1	0
69 Roberto Alvarez, R (6, PH)										1	0	0	0	0	0	1
(6, 2)																
9 Ben Gamel, L (1, 3) OBP: 0.176, SLG: 0.133		C SI 94 B CH 86 F SI 93 F SL 84 S FF 94 1-3 K		B SL 82 F FF 92 C FF 92 B SL 84 S CH 84 2-3 K		X SI 93 0-0 E6 65 G5-4-3 1-2			C FF 92 B FF 92 F FF 92 F FF 93 F SL 83 F FF 93 C FF 93 1-3 K	3	0	0	0	0	2	1
53 Tanner Murray, R (6, 5)										1	0	0	0	0	1	0
78 Ruben Cardenas, R (1, 10) OBP: 0.368, SLG: 0.600		X CH 84 0-0 L5			B FF 93 X FF 93 1-0 HR	S SL 82 C SL 82 B SL 82 B SI 94 B SI 93 X SI 93 3-2 G5-4-3 1-2f			C FF 93 B SL 82 F FF 92 C FF 92 1-3 K	2	1	1	1	0	0	0
65 Blake Hunt, R (6, PH) OBP: 0.222, SLG: 0.125										2	0	0	0	0	1	2
(6, 10)																
93 Austin Shenton, L (1, 5) OBP: 0.500, SLG: 0.538			F FF 93 B SI 93 B SI 93 X FF 93 2-1 15 HR 2B		B KC 82 F FF 93 C KC 82 F KC 82 B FF 92 B FF 93 F KC 82 B FF 93 4-2 99 S BB		C SL 86 B FF 96 T SI 97 X SL 87 1-2 G3-1		B SL 80 C SL 80 B SL 80 S FF 91 S FF 93 2-3 K	3	1	1	0	1	1	0
(6, 3)																
28 Greg Jones, S (1, 8) OBP: 0.278, SLG: 0.188			B CH 85 S CH 85 X FF 94 1-1 F7		F FF 93 C FF 93 B FF 94 B KC 82 C KC 82 2-3 K		B SL 86 C SI 96 S SL 85 C SL 85 1-3 K			3	0	0	0	0	2	2
77 Ronny Simon, S (1, 4) OBP: 0.278, SLG: 0.563			B CH 85 F SI 91 X FF 94 1-1 F8		1 SAFE C KC 82 F FF 93 S KC 84 0-3 K		S SL 84 F SL 86 B FF 97 F SL 86 S SL 87 1-3 K2-3			3	0	0	0	0	2	2
(6, 6)																
Inning Stats	R: 0 E: 0 K: 1 S: 8 H: 0 LOB: 0 BB: 0 P: 12	R: 0 E: 0 K: 2 S: 8 H: 0 LOB: 0 BB: 0 P: 10	R: 2 E: 0 K: 1 S: 11 H: 2 LOB: 0 BB: 0 P: 16	R: 0 E: 0 K: 1 S: 6 H: 0 LOB: 0 BB: 0 P: 8	R: 1 E: 0 K: 2 S: 15 H: 1 LOB: 2 BB: 2 P: 26	R: 0 E: 1 K: 1 S: 10 H: 0 LOB: 1 BB: 0 P: 19	R: 0 E: 0 K: 2 S: 10 H: 0 LOB: 0 BB: 0 P: 13	R: 0 E: 0 K: 1 S: 10 H: 1 LOB: 1 BB: 0 P: 14	R: 0 E: 0 K: 3 S: 12 H: 0 LOB: 0 BB: 0 P: 16	1B: 1 2B: 1 3B: 0 HR: 2 SF: 0 SAC: 0 DP: 1 HBP: 1						WP: 0 PB: 0 SB: 1 CS: 0 PA: 34	

PITCHER		IP	WLS	BF	H	R	ER	SO	BB	IBB	HBP	BLK	WP	HR	S	P	ERA	WHIP
28 Trevor Rogers, L ERA: 2.0	(1, 1)	4.0		14	2	2	2	5	0	0	0	0	0	1	33	46	4.50	0.500
32 Matt Barnes, R ERA: 6.75	(5, 1)	0.2		5	1	1	1	2	2	0	0	0	0	1	14	25	13.50	4.500
78 Bryan Hoeing, R ERA: 5.06	(5, 1)	1.1	W	5	0	0	0	1	0	0	1	0	0	0	11	20	0.00	0.000
84 JT Chargois, R ERA: 6.0	(7, 1)	1.0	H	3	0	0	0	2	0	0	0	0	0	0	10	13	0.00	0.000
36 Dylan Floro, R ERA: 11.25	(8, 1)	1.0	H	4	1	0	0	1	0	0	0	0	0	0	10	14	0.00	1.000

PITCHER		IP	WLS	BF	H	R	ER	SO	BB	IBB	HBP	BLK	WP	HR	S	P	ERA	WHIP
48 Steven Okert, L ERA:	(9, 1)	1.0	S	3	0	0	0	3	0	0	0	0	0	0	12	16	0.00	0.000

TOP

Tampa Bay Rays @ Miami Marlins

Roger Dean Chevrolet Stadium, Jupiter, FL

Sat Mar 11 2023, 3:12 PM - 5:26 PM EST

Att. 3,279 - Partly Cloudy - 84 F

livebaseballscorecards.com

AB	31
R	3
H	4
RBI	3
BB	2
SO	14
LOB	11

Tampa Bay Rays @ Miami Marlins

Roger Dean Chevrolet Stadium, Jupiter, FL

Sat Mar 11 2023, 3:12 PM - 5:26 PM EST

Att. 3,279 - Partly Cloudy - 84 F

BOTTOM

livebaseballscorecards.com

Batter	1	2	3	4	5	6	7	8	9	AB	R	H	RBI	BB	SO	LOB
7 Jesús Sánchez, L (1, 9) OBP: 0.400, SLG: 0.542	B SI 89 X SI 88 1-0 2 1B 2B		C CU 75 B CU 74 B CU 75 B CH 80 X SI 89 3-1 12 FC6-5 2 S 1B		C SI 93 X SI 94 0-1 64 1B 2B 3-H	B SI 91 C ST 78 C SI 90 F ST 79 B ST 79 C SI 90 2-3 ③ K				3	0	3	1	0	0	0
15 Dane Myers, R (5, PR)										1	1	0	0	0	1	1
(6, 7)																
2 Jazz Chisholm Jr., L (1, 8) OBP: 0.348, SLG: 0.545	C SI 90 C CU 76 F CU 76 X SI 90 0-2 24 S 2-3 1B		C CU 76 B SI 89 X CH 80 1-1 ② F8 1-2		X SI 92 0-0 32 G6-4-3 45 1B 14 3B 2-H 1B		C SI 90 B ST 77 B ST 77 B SI 89 C SI 89 B ST 78 4-2 45 FC4-6 BB			2	0	1	0	0	0	1
64 Jerar Encarnación, R (5, 3) OBP: 0.429, SLG: 0.333										1	1	1	1	1	0	0
12 Jorge Soler, R (1, 7) OBP: 0.238, SLG: 0.350	X SI 90 0-0 ① L6		X CH 80 0-0 ③ FC6-5 2-3		B FS 83 X SI 92 1-0 32 G6-4-3 1-2 1B		B SI 89 X CH 84 1-0 ① FC4-6 32 G4-3 1-2f			2	0	0	0	0	0	3
45 Victor Mesa Jr., L (5, 8) OBP: 0.400, SLG: 0.400										2	0	1	0	0	0	1
26 Garrett Cooper, R (1, 3) OBP: 0.318, SLG: 0.286	F CH 80 X CH 79 0-1 ② L6			S SI 92 B SI 93 S FS 84 B FS 85 F FS 84 S SI 93 2-3 ① K	C FF 93 X CH 86 0-1 ①② G6-4-3 1-2f 2-3		S SI 89 B ST 78 X SI 88 1-1 ② G4-3 1-2			2	0	0	0	0	1	2
32 Victor Mesa, R (5, 7)										2	0	0	0	0	0	3
(6, 9)																
24 Avisaíl García, R (1, 10) OBP: 0.273, SLG: 0.429	D SI 91 F CH 80 B SI 88 B CH 79 T CH 79 S CH 79 3-3 ③ K 1-2			B SL 87 F SI 92 C FS 84 B FS 84 F SI 93 2-2 ② K	B CH 86 X FF 92 1-0 3B 3-H		C SI 91 S SI 90 F ST 76 C ST 76 0-3 ③ K			2	0	0	0	0	2	2
14 Bryan De La Cruz, R (5, PH) OBP: 0.250, SLG: 0.625										2	0	1	1	0	1	1
(6, 10)																
58 Jacob Stallings, R (1, 2)		B CU 74 C SI 88 X SI 89 1-1 ① G1-3		S SL 87 X SI 94 0-1 ③ G6-3	C SL 84 S SL 84 D SL 86 B FF 94 X SL 84 2-2 ③ G4-3			S FC 93 B FC 91 S SL 85 S SL 84 1-3 ① K		3	0	0	0	0	0	2
86 Nasim Nuñez, S (7, 4) OBP: 0.400, SLG: 0.250										1	0	0	0	0	1	0
67 Jacob Amaya, R (1, 6) OBP: 0.100, SLG: 0.053		C CU 75 F CH 81 B SI 90 B CH 80 X CH 81 2-2 ② G6-3			B SI 92 B SI 91 C SI 92 B SI 92 3-1 63 2B 71 3B BB	F SI 91 C SI 92 F SL 84 B SL 84 B SI 92 C SI 91 2-3 ① K		B SL 87 B FC 93 X FC 94 2-0 ② G6-3		3	1	0	0	1	1	0
63 Xavier Edwards, S (1, 4) OBP: 0.467, SLG: 0.500		C CU 74 C SI 90 X SI 91 0-2 ③ G6-3			B SI 91 B SI 92 X SI 92 2-0 71 3B 1-3 2B	B FC 86 F SI 90 F SI 90 B FC 87 B CH 85 B SI 90 4-2 71 G4-3 BB		X FC 94 0-0 ③ F9		2	1	1	0	1	0	0
91 Santiago Chávez, R (7, 2) OBP: 0.500, SLG: 0.667										1	0	0	0	0	0	0
71 C.J. Hinojosa, R (1, 5) OBP: 0.412, SLG: 0.563			F SI 88 B CH 79 S CH 79 B SI 89 C SI 90 2-3 ① K		B FS 84 C FS 84 B FS 83 B SI 93 X SI 93 3-1 7 2B 2-H 3-H 3B	X SI 90 0-0 ② G4-3 1-2				3	1	1	2	0	1	1

Inning Stats	1	2	3	4	5	6	7	8	9
	R: 0 E: 0 K: 1 S: 11 H: 2 LOB: 2 BB: 0 P: 15	R: 0 E: 0 K: 0 S: 8 H: 0 LOB: 0 BB: 0 P: 11	R: 0 E: 0 K: 1 S: 8 H: 1 LOB: 1 BB: 0 P: 14	R: 0 E: 0 K: 2 S: 9 H: 0 LOB: 0 BB: 0 P: 13	R: 5 E: 0 K: 0 S: 14 H: 6 LOB: 2 BB: 1 P: 26	R: 0 E: 0 K: 2 S: 11 H: 0 LOB: 1 BB: 1 P: 19	R: 0 E: 0 K: 1 S: 9 H: 0 LOB: 1 BB: 1 P: 15	R: 0 E: 0 K: 1 S: 5 H: 0 LOB: 0 BB: 0 P: 8	

1B: 4	SF: 0
2B: 3	SAC: 0
3B: 2	DP: 1
HR: 0	HBP: 0

WP: 0	PA: 35
PB: 0	
SB: 2	
CS: 0	

AB	32
R	5
H	9
RBI	5
BB	3
SO	8
LOB	17

MIAMI

PITCHER		IP	WLS	BF	H	R	ER	SO	BB	IBB	HBP	BLK	WP	HR	S	P	ERA	WHIP
19 Josh Fleming, L	(1, 1)	3.0		12	3	0	0	2	0	0	0	0	0	0	27	40	0.00	1.000
ERA: 7.36																		
72 Yonny Chirinos, R	(4, 1)	1.0	L	9	5	5	5	2	1	0	0	0	0	0	17	30	45.00	6.000
ERA: 15.75																		
83 Chris Muller, R	(5, 1)	1.1		4	1	0	0	1	0	0	0	0	0	0	10	15	0.00	0.750
ERA: 2.25																		
71 Cooper Criswell, R	(6, 1)	1.1		6	0	0	0	1	2	0	0	0	0	0	12	24	0.00	1.500
ERA:																		
44 Trevor Kelley, R	(7, 1)	0.1		1	0	0	0	1	0	0	0	0	0	0	4	4	0.00	0.000
ERA:																		

PITCHER		IP	WLS	BF	H	R	ER	SO	BB	IBB	HBP	BLK	WP	HR	S	P	ERA	WHIP
54 Colten Brewer, R	(8, 1)	1.0		3	0	0	0	1	0	0	0	0	0	0	5	8	0.00	0.000
ERA:																		

Tampa Bay Rays @ New York Mets

Clover Park, Port St. Lucie, FL

Sun Mar 12 2023, 1:12 PM - 3:57 PM EDT

Att. 7,009 - Sunny - 82 F

TOP

livebaseballscorecards.com

Batter	1	2	3	4	5	6	7	8	9	AB	R	H	RBI	BB	SO	LOB
74 Kameron Misner, L (1, 8) OBP: 0.188, SLG: 0.071	S FF 94 C FF 93 B FF 93 S CH 88 1-3 K		C FF 92 1 SAFE B FF 92 C FF 92 B FF 93 B CH 86 S FF 90 3-3 K 1-2		X FC 92 0-0 P6		C CU 75 B CH 86 B CU 76 F FF 95 B FF 96 S FF 95 3-3 K		B SI 98 B FC 94 C FC 93 S FC 94 F FC 94 B SI 100 B FC 96 4-2 70 BB 53 BB 73 2B BB	3	0	0	0	0	2	2
97 Tristan Peters, L (6, 8) OBP: 0.467, SLG: 0.417										1	1	0	0	1	1	0
25 Curtis Mead, R (1, 5) OBP: 0.318, SLG: 0.600	F FF 93 X SI 91 0-1 P5		B FF 91 C SL 84 X FF 91 1-1 F9		C FC 90 X CH 85 0-1 P3		X FF 96 0-0 F9		B SI 98 B FC 94 C FC 95 B FC 93 S SI 98 B FC 94 4-2 70 BB 73 2B 1-2 BB	3	0	0	0	0	0	1
53 Tanner Murray, R (6, 5)										1	1	0	0	1	0	0
70 Tristan Gray, L (1, 6) OBP: 0.480, SLG: 0.708	B FF 93 X SI 91 1-0 1B			S FF 91 C FF 92 X FF 91 0-2 E8 37 G6-3 73 HR		S SI 92 F FC 91 X CH 86 0-2 F7		B SI 89 F SI 90 X SI 91 1-1 95 2B 2B	B SI 99 B SI 97 B FC 95 C SI 98 F SI 97 B SI 96 4-2 73 2B 95 SF8 1-2 2-3 BB	4	3	2	0	1	0	0
37 Osleivis Basabe, R (1, 4) OBP: 0.550, SLG: 0.722	C FF 94 X SL 85 0-1 L8			X FF 92 0-0 G6-3 2-3		B FC 88 B SI 93 F FC 91 X SI 92 2-1 73 S 1B		D CU 78 D CU 77 C SI 90 B FC 90 X FC 90 3-1 G5-3	B FC 93 C SI 99 X SI 97 1-1 F7	3	0	1	0	0	0	2
73 Abiezel Ramirez, S (7, 4) OBP: 0.333, SLG: 0.333										2	0	0	0	0	0	4
73 Kyle Manzardo, L (1, 3) OBP: 0.429, SLG: 0.778		B CU 80 F FF 92 C FF 93 B FF 91 S CH 87 2-3 K		B CH 86 X FF 92 1-0 HR 3-H		1 SAFE F FC 90 F FC 89 F SI 92 F FC 91 S CH 85 0-3 K 1-2		B SI 91 B CU 77 B SI 90 B SI 90 4-0 95 2B BB	B SI 98 B FC 95 B SI 97 C SI 97 C SI 97 F SL 85 X FF 94 3-2 95 SF8 1-3 2-H 3-H 2B	4	2	2	4	1	2	1
63 Nick Dini, R (1, 2) OBP: 0.364, SLG: 0.250		C FF 93 B FF 91 F SL 86 B CH 87 X FF 92 2-2 G5-3		C CH 88 F CU 79 B FF 91 B SL 83 X FF 91 2-2 F8		F FC 91 S CH 84 B CH 85 H SI 93 2-2 HBP		B SI 90 C SI 90 B CU 78 X SI 90 2-1 76 1B 1-H 2-H 2B	B CU 80 X SL 87 1-0 SF8 2-3 3-H	2	0	0	0	0	0	0
95 Logan Driscoll, L (6, PH) OBP: 0.308, SLG: 0.300										1	1	1	3	0	0	0
(6, 2)																
75 Grant Witherspoon, L (1, 9)		S FF 93 S SI 92 B CH 87 S FF 92 1-3 K		X CH 87 0-0 F9		F FC 90 S CH 84 B SI 93 X FC 91 1-2 P6		C CU 76 B CU 76 C SI 89 B CU 77 S SI 89 2-3 K	S FF 94 B SL 87 X SL 87 1-1 F9	5	0	0	0	0	2	4
76 Niko Hulsizer, R (1, 7) OBP: 0.588, SLG: 1.182			B CH 86 F FF 92 B FF 92 B SL 83 F FF 92 X SL 85 3-2 HR	C SI 92 B SI 92 B CU 86 B CU 89 F FC 91 B FC 93 4-2 BB			F FF 94 B SL 84 B SL 83 X FF 94 2-1 HR	C CU 77 B CU 78 X FC 89 1-1 79 S 2-H 1B		3	2	3	3	1	0	0
79 Gavin Collins, R (1, 10) OBP: 0.375, SLG: 0.625			X FF 92 0-0 74 K 1B	1 SAFE C CU 84 X SI 91 0-1 F9			C FF 95 B SL 84 S FF 96 F FF 95 X FF 95 1-2 F7	C CU 76 B CU 78 C SI 89 B CU 79 F SI 88 X SI 90 2-2 L9 1-2		4	0	1	0	0	0	2

	AB	R	H	RBI	BB	SO	LOB
AB	36						
R		10					
H			10				
RBI				10			
BB					5		
SO						7	
LOB							16

Inning Stats	1	2	3	4	5	6	7	8	9	1B: 4	SF: 1	WP: 0	PA: 43
R:	0	0	1	2	0	0	1	3	3	2B: 3	SAC: 0	PB: 0	
E:	0	0	0	1	0	1	0	0	0	3B: 0	DP: 0	SB: 2	
K:	1	2	1	0	0	1	1	1	0	HR: 3	HBP: 1	CS: 0	
S:	8	9	9	9	7	15	10	15	16				
H:	1	0	2	1	0	1	1	3	1				
LOB:	1	0	0	0	1	2	0	1	1				
BB:	0	0	0	0	1	0	0	1	3				
P:	10	14	16	12	11	20	16	30	34				

PITCHER		IP	WLS	BF	H	R	ER	SO	BB	IBB	HBP	BLK	WP	HR	S	P	ERA	WHIP
59 Carlos Carrasco, R ERA: 5.0	(1, 1)	4.0		16	4	3	2	4	0	0	0	0	0	2	35	52	4.50	1.000
29 Tommy Hunter, R ERA:	(5, 1)	2.0		9	1	0	0	1	1	0	1	0	0	0	22	31	0.00	1.000
40 Drew Smith, R ERA: 3.0	(7, 1)	1.0		4	1	1	1	1	0	0	0	0	0	1	10	16	9.00	1.000
47 Joey Lucchesi, L ERA: 18.0	(8, 1)	1.0	L	7	3	3	3	1	1	0	0	0	0	0	15	30	27.00	4.000
63 Bryce Montes de Oca, R ERA: 11.57	(9, 1)	0.1		4	0	3	3	0	3	0	0	0	0	0	9	22	81.00	9.000

PITCHER		IP	WLS	BF	H	R	ER	SO	BB	IBB	HBP	BLK	WP	HR	S	P	ERA	WHIP
30 Nolan Clenney, R ERA:	(9, 1)	0.2		3	1	0	0	0	0	0	0	0	0	0	7	12	0.00	1.500

Tampa Bay Rays @ New York Mets

Clover Park, Port St. Lucie, FL

Sun Mar 12 2023, 1:12 PM - 3:57 PM EDT

Att. 7,009 - Sunny - 82 F

livebaseballscorecards.com

BOTTOM

Batter	1	2	3	4	5	6	7	8	9	AB	R	H	RBI	BB	SO	LOB
9 Brandon Nimmo, L (1, 8) 97 Lorenzo Cedrola, R (5, 8) OBP: 0.231, SLG: 0.385	4-0 6 G5-4-3 BB		4-1 6 WP BB 1-2		1-2 G4-3 ②		3-2 80 1B 21 G4-6-3 1B 1-2		1-0 F7 ①	0 3	0 1	0 1	0 0	2 0	0 0	0 1
6 Starling Marte, R (1, 9) OBP: 0.600, SLG: 1.500 80 Omar De Los Santos, R (5, PR) OBP: 0.250, SLG: 0.250 (6, 9)	0-1 G5-4-3 ① ② 1-2f		3-3 K ③ 1-2 2-3		1-2 15 E 15 S HBP		0-2 21 G4-6-3 30 S 1B 1-3 2-H		0-2 P6 ②	2 2	0 0	0 1	0 1	0 0	1 0	3 1
15 Danny Mendick, R (1, 5) OBP: 0.333, SLG: 0.500 30 William Lugo, R (6, 5) OBP: 0.750, SLG: 1.667	3-3 K ③			1-1 33 S 28 PB 2B	1-2 F8 ③ 1-3		4-1 21 G4-6-3 BB 1-2		0-3 K ③	3 1	1 0	1 0	0 0	0 1	1 1	1 1
19 Mark Canha, R (1, 7) OBP: 0.296, SLG: 0.308 21 Carlos Cortes, L (6, PR) OBP: 0.333, SLG: 0.667 (7, 7)		0-2 G6-3 ①		2-3 K ①	1-0 E6 28 1B		0-2 G4-6-3 ① ② 1-2f 2-3 3-H			3 1	0 0	0 0	0 0	0 0	1 0	1 2
33 Darin Ruf, R (1, 3) 91 JT Schwartz, L (7, 3)		3-2 F8 ②		4-1 28 PB BB 2-3	1-3 K ①		3-3 K ③			2 1	0 0	0 0	0 0	1 0	1 1	1 1
28 Tommy Pham, R (1, 10) OBP: 0.250, SLG: 0.200 90 Nick Meyer, R (8, PH) OBP: 0.333, SLG: 0.200 (9, 10)		0-3 K ③		1-2 F9 ② 1-2 3-H	1-1 1-2 1B			3-3 K ①		3 1	0 0	1 0	0 0	0 0	1 1	1 0
13 Luis Guillorme, L (1, 4) OBP: 0.375, SLG: 0.300 65 Luke Ritter, R (7, 4) OBP: 0.500, SLG: 1.333			3-2 6 WP 9 BB 1B	0-2 L8 ③		3-2 L7 ②		2-1 G5-3 ②		3 1	0 0	1 0	0 0	0 0	0 0	3 0
50 Francisco Alvarez, R (1, 2) OBP: 0.176, SLG: 0.125 84 Michael Pérez, L (6, 2) OBP: 0.100, SLG: 0.200			1-3 K ①		1-3 K ①	3-2 F9 ③		0-2 G3-1 ③		2 2	0 0	0 0	0 0	0 0	2 0	1 2
60 Ronny Mauricio, S (1, 6) OBP: 0.360, SLG: 0.870 4 Kevin Kendall, L (7, 6) OBP: 0.667, SLG: 0.500			1-0 F8 ②		0-2 HR		4-2 97 1B 80 1B BB		2-2 1B	2 1	1 1	1 1	1 0	0 1	0 0	1 0
Inning Stats	R: 0 H: 0 E: 0 LOB: 0 K: 1 BB: 1 S: 6 P: 13	R: 0 H: 0 E: 0 LOB: 0 K: 1 BB: 0 S: 11 P: 14	R: 0 H: 1 E: 0 LOB: 2 K: 2 BB: 1 S: 14 P: 26	R: 1 H: 1 E: 0 LOB: 1 K: 1 BB: 1 S: 15 P: 23	R: 1 H: 1 E: 0 LOB: 2 K: 1 BB: 0 S: 15 P: 19	R: 0 H: 1 E: 1 LOB: 2 K: 1 BB: 0 S: 14 P: 23	R: 2 H: 2 E: 0 LOB: 1 K: 1 BB: 2 S: 17 P: 31	R: 0 H: 0 E: 0 LOB: 0 K: 1 BB: 0 S: 8 P: 13	R: 0 H: 1 E: 0 LOB: 1 K: 1 BB: 0 S: 10 P: 13	1B: 5 SF: 0 2B: 1 SAC: 0 3B: 0 DP: 2 HR: 1 HBP: 1						WP: 1 PA: 39 PB: 1 SB: 3 CS: 0

	AB	33
	R	4
	H	7
	RBI	2
	BB	5
	SO	10
	LOB	20

PITCHER		IP	WLS	BF	H	R	ER	SO	BB	IBB	HBP	BLK	WP	HR	S	P	ERA	WHIP
1 Luis Patiño, R ERA:	(1, 1)	2.2		9	1	0	0	3	1	0	0	0	0	0	27	42	0.00	0.750
86 Evan Reifert, R ERA:	(3, 1)	0.1	H	2	0	0	0	1	1	0	0	0	1	0	4	11	0.00	3.000
88 Elvin Rodriguez, R ERA: 9.0	(4, 1)	2.0	H	10	2	2	1	2	1	0	1	0	0	1	30	42	4.50	1.500
80 Braden Bristo, R ERA: 5.79	(6, 1)	1.0	H	5	1	0	0	1	0	0	0	0	0	0	14	23	0.00	1.000
89 Michael Mercado, R ERA: 9.0	(7, 1)	1.0	W	6	2	2	2	1	2	0	0	0	0	0	17	31	18.00	4.000
48 Ben Heller, R ERA:	(8, 1)	1.0	H	3	0	0	0	1	0	0	0	0	0	0	8	13	0.00	0.000
29 Carlos Garcia, R ERA:	(9, 1)	1.0		4	1	0	0	1	0	0	0	0	0	0	10	13	0.00	1.000

Batter	1	2	3	4	5	6	7	8	9	AB	R	H	RBI	BB	SO	LOB
17 Austin Meadows, L (1, 10) OBP: 0.281, SLG: 0.250	C FF 95 F FC 89 B FF 96 F ST 84 F FC 89 F CU 80 X FF 97 1-2 **P6** ①		C CU 79 X FC 89 0-1 **P6** ②		B FF 94 T SL 86 B SL 86 B FF 93 X FF 93 3-1 1-H 2-H **2B**		F FF 94 B FC 88 B CH 90 S CH 88 C FF 93 2-3 **K** ③		C SI 91 X ST 75 0-1 **P4** ①	3	0	1	2	0	0	0
92 Josh Crouch, R (5, PR) (5, 10)										2	0	0	0	0	1	0
15 César Hernández, S (1, 4) OBP: 0.452, SLG: 0.577 (4, 5)	B CU 80 X FF 96 1-0 **E5** 31 WP 20 2B		B FF 95 B FF 95 C FF 95 F FC 90 B FF 94 F FC 87 B FC 89 4-2 31 CS **BB**		B SL 84 X FF 92 1-0 **G4-3** ③			F FF 93 C SL 81 B SL 82 B SL 80 B FF 94 X SL 81 3-2 93 1B 39 1B **1B**	C SI 91 X SI 92 0-1 88 G4-3 **2B**	2	1	0	0	1	0	2
82 Justyn-Henry Malloy, R (6, 5) OBP: 0.429, SLG: 0.364										2	1	2	0	0	0	0
31 Riley Greene, L (1, 8) OBP: 0.286, SLG: 0.571 (5, 7)	B ST 86 S FC 88 B FF 96 F FF 96 S FC 90 2-3 **K** 1-2 ②		C CU 78 D ST 84 C FF 95 1-2 **CS** 1-2 ③	C SI 89 B ST 76 C SI 90 X SI 89 1-2 **G1** ①		B FF 92 B FF 92 C SL 84 F FF 92 F FF 94 X SL 85 2-2 **E6** 39 F9 20 1B		B SI 94 F SI 92 F SL 81 B SL 82 C SI 94 2-3 **K** ①	B FC 87 B FC 88 C FC 88 X FC 87 2-1 **G4-3** 2-3 ②	3	0	0	0	0	1	1
88 Jace Jung, L (6, PR) OBP: 0.250, SLG: 0.250 (6, 4)										2	0	0	0	0	1	2
20 Spencer Torkelson, R (1, 3) OBP: 0.344, SLG: 0.357 93 Jake Holton, R (6, PR) OBP: 0.750, SLG: 0.750 (6, 3)	X ST 84 0-0 2-H **2B**			B ST 76 C ST 75 C ST 76 B SI 90 S SI 90 2-3 **K** ②		C FF 94 C SL 84 X FF 94 0-2 1-2 **1B**		B SL 81 C SL 82 C SL 81 F FF 95 B SL 81 F FF 94 X FF 94 2-2 39 1B 33 1B 1-2 **1B**	B ST 75 C SI 91 C ST 74 X ST 75 1-2 **G3-1** ③	3	0	2	1	0	1	0
										2	1	1	0	0	0	1
9 Nick Maton, L (1, 5) OBP: 0.323, SLG: 0.621 (4, 4)	X FF 96 0-0 **F9** ③			B SI 91 F SI 91 C ST 77 S SI 90 1-3 **K** ③		C SL 85 S SL 84 F FF 95 D SL 87 S SL 82 1-3 **K** ①		X FF 95 0-0 **P3** ②		3	0	0	0	0	2	3
94 Andrew Navigato, R (6, 7) OBP: 0.625, SLG: 0.800										1	0	0	0	0	0	2
13 Eric Haase, R (1, 7) OBP: 0.308, SLG: 0.667 39 Jonathan Davis, R (5, PR) OBP: 0.296, SLG: 0.250 (5, 8)		B FF 95 S FC 88 B FC 88 F SI 94 X ST 85 2-2 **F8** ①			B FF 92 B FF 92 X FF 92 2-0 59 BB 17 2B **1B**	B SL 83 S SL 85 B FF 92 B SL 84 X SL 85 3-1 **F9** 2-3 ②		B SL 80 C SL 81 S SL 80 F FF 95 F FF 96 B FF 95 B SL 80 X SI 94 3-2 33 1B 33 S 1-3 2-H **1B**		2	0	1	0	0	0	0
										2	1	1	1	0	0	2
54 Andrew Knapp, S (1, 2) OBP: 0.389, SLG: 0.688 33 Donny Sands, R (7, 2) OBP: 0.217, SLG: 0.227		C CU 78 B FC 89 S FF 96 F FF 96 B FC 88 S FC 88 2-3 **K** ②			B SL 83 B SL 85 C FF 92 F FF 92 F FF 94 C FF 94 2-3 **K** ①	F FF 94 S SL 85 S FF 94 0-3 **K** ③		C SL 81 C SL 80 B SL 82 F FF 96 B FF 96 D SL 82 X SL 83 3-2 82 BB 1-3 3-H **1B**		3	0	0	0	0	3	3
										1	0	1	1	0	0	0
74 Brendon Davis, R (1, 9) OBP: 0.435, SLG: 0.444 82 Seth Stephenson, R (7, 9)		X FC 90 0-0 **G5-3** ③			D CH 84 B FF 93 B FF 92 C FF 91 T FF 92 X FF 93 3-2 **P4** ②		F FF 93 B CH 88 F CH 88 S CH 89 1-3 **K** ①	B FF 95 B FF 94 B FF 95 C FF 95 S FF 95 F FF 95 F FF 95 B SL 88 4-2 1-2 **BB**		3	0	0	0	0	1	1
										0	0	0	0	1	0	0
59 Zack Short, R (1, 6) OBP: 0.464, SLG: 0.636 86 Gage Workman, L (7, 6) OBP: 0.400, SLG: 0.444			C FC 88 B SI 93 F FF 95 B ST 83 F FC 90 B FF 95 C FC 87 3-3 **K** ①		C FF 93 B SL 86 C FF 94 B FF 94 B SL 86 B FF 94 4-2 17 2B 1-2 **BB**		B FF 93 C FF 93 X CH 88 1-1 **L9** ②	C SL 88 B FF 96 C FF 95 F CH 91 S CH 91 1-3 **K** ③		2	1	0	0	1	1	0
										1	0	0	0	0	1	3
Inning Stats	R: 1 H: 1 E: 1 LOB: 1 K: 1 BB: 0 S: 12 P: 16	R: 0 H: 0 E: 0 LOB: 0 K: 1 BB: 0 S: 8 P: 12	R: 0 H: 0 E: 0 LOB: 0 K: 1 BB: 1 S: 11 P: 19	R: 0 H: 0 E: 0 LOB: 0 K: 2 BB: 0 S: 9 P: 13	R: 2 H: 2 E: 0 LOB: 2 K: 1 BB: 1 S: 13 P: 28	R: 0 H: 1 E: 1 LOB: 2 K: 2 BB: 0 S: 16 P: 22	R: 0 H: 0 E: 0 LOB: 0 K: 2 BB: 0 S: 8 P: 12	R: 2 H: 4 E: 0 LOB: 3 K: 2 BB: 1 S: 29 P: 47	R: 0 H: 1 E: 0 LOB: 1 K: 0 BB: 0 S: 9 P: 12	1B: 6 SF: 0 2B: 3 SAC: 0 3B: 0 DP: 0 HR: 0 HBP: 0						

PITCHER		IP	WLS	BF	H	R	ER	SO	BB	IBB	HBP	BLK	WP	HR	S	P	ERA	WHIP
57 Drew Rasmussen, R ERA: 5.79	(1, 1)	3.0	W	11	1	1	0	3	1	0	0	0	1	0	31	47	0.00	0.667
44 Trevor Kelley, R ERA:	(4, 1)	1.0		3	0	0	0	2	0	0	0	0	0	0	9	13	0.00	0.000
90 Mason Montgomery, L ERA: 6.75	(5, 1)	1.0		6	2	2	2	1	1	0	0	0	0	0	13	28	18.00	3.000
53 Heath Hembree, R ERA:	(6, 1)	1.0		5	1	0	0	2	0	0	0	0	0	0	16	22	0.00	1.000
68 Jalen Beeks, L ERA:	(7, 1)	1.0		3	0	0	0	2	0	0	0	0	0	0	8	12	0.00	0.000

PITCHER		IP	WLS	BF	H	R	ER	SO	BB	IBB	HBP	BLK	WP	HR	S	P	ERA	WHIP
60 Garrett Cleavinger, L ERA: 10.13	(8, 1)	0.2		6	4	2	2	1	0	0	0	0	0	0	21	34	27.00	6.000
91 Zack Burdi, R ERA: 5.79	(8, 1)	0.1	H	2	0	0	0	1	1	0	0	0	0	0	8	13	0.00	3.000
49 Kevin Kelly, R ERA: 4.26	(9, 1)	1.0		4	1	0	0	0	0	0	0	0	0	0	9	12	0.00	1.000

TOP

Detroit Tigers @ Tampa Bay Rays

Tropicana Field, St. Petersburg, FL

Mon Mar 13 2023, 1:07 PM - 3:57 PM EDT

Att. 4,433 - Dome - 72 F

livebaseballscorecards.com

AB	37
R	5
H	9
RBI	5
BB	3
SO	12
LOB	20

1B: 6	SF: 0	WP: 1	PA: 41
2B: 3	SAC: 0	PB: 0	
3B: 0	DP: 0	SB: 1	
HR: 0	HBP: 0	CS: 1	

Detroit Tigers @ Tampa Bay Rays

Tropicana Field, St. Petersburg, FL

Mon Mar 13 2023, 1:07 PM - 3:57 PM EDT

Att. 4,433 - Dome - 72 F

livebaseballscorecards.com

BOTTOM

Batter	1	2	3	4	5	6	7	8	9	AB	R	H	RBI	BB	SO	LOB
2 Yandy Díaz, R (1, 5) OBP: 0.857, SLG: 1.500 Curtis Mead, R (5, 5) OBP: 0.292, SLG: 0.545	T FF 94 B SL 84 S SL 84 B CH 90 B CH 88 3-2 55 HBP 8 1B BB	C FC 89 C FF 91 F CH 82 B CH 82 X FC 89 1-2 8 HR 1-3 1B	B SI 93 B FF 94 B SI 93 B FF 94 4-0 13 BB 55 1B 1-2 2-3 BB		B FC 84 B CH 82 X SI 88 2-0 ① F9			C FF 99 X FF 100 0-1 ① P3		1 2	2 0	1 0	0 0	2 0	0 0	0 0
8 Brandon Lowe, L (1, 4) OBP: 0.391, SLG: 0.650 10 Charlie Culberson, R (5, 4) OBP: 0.333, SLG: 0.200	F FF 94 F FF 93 B CH 89 F FF 95 F CH 89 X CH 89 1-2 55 HBP 1-2 1B	B SI 90 S SL 84 C SI 90 F SI 90 1 SAFE X SL 82 1-2 1-H 3-H HR	X FF 95 0-0 ② SF7 3-H		C FF 88 F FC 85 B CH 82 F CH 81 F FC 83 B FF 88 X SL 80 2-2 ② F8			B FF 99 S FF 99 B FF 99 B FF 99 B FF 99 4-1 78 S BB		2 1	1 0	2 0	4 0	0 1	0 0	0 0
13 Manuel Margot, R (1, 9) OBP: 0.304, SLG: 0.250 78 Ruben Cardenas, R (5, 9) OBP: 0.333, SLG: 0.529	B SL 83 X SI 93 1-0 ① P6	B FF 91 C CH 82 X CH 82 1-1 ③ P5	B SI 94 C FF 94 B CU 79 B FF 93 F FF 94 B FF 94 4-2 55 1B 1-2 2-3 BB		B SI 88 X SI 88 1-0 ③ F8			C FF 99 B CU 86 B FF 99 B CU 86 C FF 100 F FF 98 F CH 90 F FF 98 C CU 87 3-3 ② K 1-2		2 2	0 0	0 0	0 0	1 0	0 1	2 1
55 Luke Raley, L (1, 3) OBP: 0.321, SLG: 0.600	B ST 81 F FF 94 S CH 89 D CH 89 H FF 94 3-2 1-2 2-3 HBP	B SL 78 4-2 SI 96 1-1 CH 85 SI 96 B FF 90 SL 83 SL 82 FF 92 SL 83 CH 82 15 1B 22 1B BB B FF 94 B FF 94 X FF 94 2-0 22 BB 1-3 2-H 3-H 1B				C SI 87 B SL 81 X SL 80 1-1 ① G3-1		B CH 90 T FF 98 S FF 97 T FF 98 1-2 ③ K		3	1	1	2	1	1	1
22 Jose Siri, R (1, 8) OBP: 0.333, SLG: 0.476 74 Kameron Misner, L (5, 8) OBP: 0.176, SLG: 0.067	F SI 94 S CH 89 D CH 90 D SL 84 F CH 88 S FF 96 2-3 ② K	B FF 90 2-1 S CH 85 R FF 90 X FC 88 15 1B 26 1B 1-2 1B C SL 94 B CU 81 B SI 93 C CU 79 B FF 94 B SI 94 4-2 1-2 BB				C SL 79 S SL 80 B FF 87 B CH 82 S SL 81 2-3 ② K				2 1	1 0	1 0	0 0	1 0	1 1	3 0
15 Josh Lowe, L (1, 10) OBP: 0.357, SLG: 0.692 Osleivis Basabe, R (6, PH) OBP: 0.524, SLG: 0.684 (7, 10)	B FF 94 C CH 89 F FF 96 F FF 95 F CH 90 B FF 94 S CH 90 2-3 ③ K	B FF 94 2-2 SL 79 SL 81 SL 83 SI 90 26 1B 50 S 1-3 2-H 1B 2-3 K				F SI 88 B FC 83 B CH 82 B CH 83 X CH 82 3-1 ③ G6-3				3 1	1 0	1 0	1 0	0 0	2 0	6 0
50 René Pinto, R (1, 2) OBP: 0.300, SLG: 0.316 65 Blake Hunt, R (5, 2) OBP: 0.200, SLG: 0.111		B FC 87 X CH 80 1-0 ① 2 1B 8 HR 1B B SI 94 F SI 94 F CU 79 F SI 94 S FF 93 1-3 ① K 1-2	B FC 86 X CH 81 1-0 ① F8				B FF 90 F FF 90 F FS 82 X FS 81 1-2 ① G6-3			3 1	1 0	1 0	0 0	0 0	1 0	2 0
26 Daniel Robertson, R (1, 6) OBP: 0.250, SLG: 0.200 Greg Jones, S (4, PH) OBP: 0.250, SLG: 0.167 (5, 6)		C FF 90 C CH 82 B FC 89 S CH 81 1-3 ① K	S SI 94 X SI 94 0-1 2 BB 99 WP 8 SF7 2-H 3-H 1B	S FC 86 B CH 82 S CH 81 S FC 86 1-3 ② K2-3			C ST 82 B FS 81 S FS 81 B FS 81 F FS 81 S FS 81 2-3 ② K			2 2	1 0	1 0	2 0	0 0	1 2	1 0
99 Jordan Qsar, L (1, 7) OBP: 0.455, SLG: 0.294		B FC 88 C SI 90 C SI 91 S SL 82 1-3 ② K	F FF 94 B SI 93 B FC 93 F FF 94 D CU 80 F FF 94 B FF 95 4-2 13 BB 2 BB 55 1B 1-2 BB	B SI 89 T FC 86 B FC 86 B FF 90 C SI 88 X FC 86 3-2 ③ G4-3			C ST 82 T FS 81 F FF 91 B FS 81 B ST 81 S FS 82 2-3 ③ K			3 1	1 0	0 0	0 0	1 0	2 0	1 0

Inning Stats	1	2	3	4	5	6	7	8	9
	R: 0 E: 0 K: 2 S: 19 H: 1 LOB: 3 BB: 1 P: 31	R: 3 E: 0 K: 2 S: 17 H: 3 LOB: 0 BB: 0 P: 23	R: 6 E: 0 K: 2 S: 30 H: 4 LOB: 3 BB: 5 P: 59	R: 0 E: 0 K: 1 S: 7 H: 0 LOB: 0 BB: 0 P: 12	R: 0 E: 0 K: 0 S: 7 H: 0 LOB: 0 BB: 0 P: 12	R: 0 E: 0 K: 1 S: 7 H: 0 LOB: 0 BB: 0 P: 13	R: 0 E: 0 K: 2 S: 11 H: 0 LOB: 0 BB: 0 P: 16	R: 0 E: 0 K: 2 S: 12 H: 0 LOB: 1 BB: 1 P: 20	

AB	31
R	9
H	8
RBI	9
BB	7
SO	12
LOB	17

1B: 7 2B: 0 3B: 0 HR: 1	SF: 1 SAC: 0 DP: 0 HBP: 1	WP: 1 PB: 0 SB: 2 CS: 0	PA: 40
---	---	---	---

PITCHER		IP	WLS	BF	H	R	ER	SO	BB	IBB	HBP	BLK	WP	HR	S	P	ERA	WHIP
58 Miguel Díaz, R ERA:	(1, 1)	1.0		6	1	0	0	2	1	0	1	0	0	0	19	31	0.00	2.000
87 Tyler Holton, L ERA: 9.53	(2, 1)	1.0	L	9	5	6	6	2	1	0	0	0	0	1	29	43	54.00	6.000
66 Kervin Castro, R ERA: 6.23	(3, 1)	0.2		8	2	3	3	1	4	0	0	0	1	0	15	34	40.50	9.000
85 Jace Fry, L ERA: 11.57	(3, 1)	1.1		4	0	0	0	2	0	0	0	0	0	0	10	17	0.00	0.000
70 Tyler Alexander, L ERA: 4.05	(5, 1)	2.0		6	0	0	0	1	0	0	0	0	0	0	14	25	0.00	0.000

PITCHER		IP	WLS	BF	H	R	ER	SO	BB	IBB	HBP	BLK	WP	HR	S	P	ERA	WHIP
36 Chasen Shreve, L ERA: 2.08	(7, 1)	1.0		3	0	0	0	2	0	0	0	0	0	0	11	16	0.00	0.000
92 Aneurys Zabala, R ERA:	(8, 1)	1.0		4	0	0	0	2	1	0	0	0	0	0	12	20	0.00	1.000

Minnesota Twins @ Tampa Bay Rays

Tropicana Field, St. Petersburg, FL

Tue Mar 14 2023, 1:06 PM - 3:25 PM EDT

Att. 3,405 - Dome - 72 F

TOP

livebaseballscorecards.com

Batter	1	2	3	4	5	6	7	8	9	AB	R	H	RBI	BB	SO	LOB
72 Brooks Lee, S (1, 6) OBP: 0.250, SLG: 0.267	C SI 91 S FC 88 B FF 91 X CU 77 1-2 G1-3		F FC 89 B CH 84 B CH 85 C SI 91 X FC 87 2-2 G3-1		S FC 88 C FC 88 D FC 87 B ST 82 B FC 88 F FC 87 S CH 83 3-3 K			C SI 91 B SI 91 S SI 91 B SL 78 X SL 78 2-2 L5		3	0	0	0	0	1	2
38 Dalton Shuffield, R (6, 6)										1	0	0	0	0	0	0
85 Jair Camargo, R (1, 2) OBP: 0.143, SLG: 0.143	B SI 92 X SI 91 1-0 G5-3		S SI 91 B FC 87 S SI 89 B CU 78 B CU 77 S CU 76 3-3 K			C ST 86 S ST 86 F SI 96 S ST 87 0-3 K			S FF 94 B FC 91 H FF 94 2-1 44 2B 45 2B HBP	3	0	0	0	0	2	0
73 David Bañuelos, R (6, 2) OBP: 0.286, SLG: 0.333										0	1	0	0	0	0	0
38 Matt Wallner, L (1, 9) OBP: 0.308, SLG: 0.391	X FC 90 0-0 F8			C SI 91 X CH 84 0-1 G3		B CU 83 B SI 96 B SI 94 C SI 95 S ST 86 S ST 85 3-3 K			F SI 95 F SI 94 B SL 86 B SL 85 F SI 95 X SL 84 2-2 45 2B 86 SF9 1-3 2B	3	0	0	0	0	1	0
44 Kyler Fedko, R (6, 7) OBP: 0.500, SLG: 1.000										1	1	1	0	0	0	0
30 Kyle Garlick, R (1, 7) OBP: 0.125, SLG: 0.125		C SI 91 B FC 87 F FC 88 C CU 76 1-3 K		C FC 88 B SI 91 B FC 89 B CU 78 X SI 90 3-1 G5-3		S SI 96 S SI 96 C ST 85 0-3 K			B SI 96 S SI 95 S SL 86 B FF 96 S SL 86 2-3 K	3	0	0	0	0	2	0
31 Carlos Aguiar, L (6, 9)										1	0	0	0	0	1	2
24 Ryan LaMarre, R (1, 8) OBP: 0.318, SLG: 0.063		X FC 88 0-0 G5-3		S SI 92 S CH 85 B CU 78 B CU 76 C SI 91 2-3 K			B SI 89 B FF 89 X SI 89 2-0 G6-3		C SI 96 B SI 97 S SL 86 D ST 78 B SL 84 X SI 94 3-2 2-3 3-H 2B	3	0	0	0	0	1	0
45 Yoyner Fajardo, L (7, 8) OBP: 0.833, SLG: 1.200										1	0	1	1	0	0	0
16 Tyler White, R (1, 3) OBP: 0.367, SLG: 0.440		B SI 91 C SI 91 X FC 89 1-1 65 HR 1B			C SI 91 C FC 88 B ST 82 X ST 81 1-2 F9		B SL 78 C SI 89 C FF 88 S SL 78 1-3 K		B SI 95 C SL 84 B SL 84 X SI 95 2-1 SF9 3-H	3	1	1	0	0	1	0
86 Chris Williams, R (7, 3) OBP: 0.222, SLG: 0.286										0	0	0	1	0	0	0
65 Chance Sisco, L (1, 10) OBP: 0.353, SLG: 0.500		X FC 89 0-0 1-H HR			F FC 88 B FC 88 X CH 83 1-1 60 G1-3 2B		C SI 89 C FF 88 S SL 78 0-3 K		C SL 85 B SI 95 X SI 94 1-1 G6-3	3	1	2	2	0	1	0
12 Mikey Perez, R (9, PH) OBP: 0.429, SLG: 0.571										1	0	0	0	0	0	1
89 Andrew Bechtold, R (1, 5) OBP: 0.200, SLG: 0.048		B SI 91 B SL 85 X SI 92 2-0 G6-3			B FC 89 C SI 91 D ST 82 F ST 82 H SI 92 3-2 60 G1-3 HBP			C SI 90 X SI 91 0-1 G6-3		2	0	0	0	0	0	0
27 Seth Gray, L (8, 5) OBP: 0.222, SLG: 0.556										0	0	0	0	0	0	0
60 Elliot Soto, R (1, 4) OBP: 0.211, SLG: 0.421			C SI 90 B SI 88 F CH 83 B CU 76 C CU 76 2-3 K		B ST 83 C SI 90 X SI 92 1-1 G1-3 1-2 2-3			B SI 91 X SI 91 1-0 G3		3	0	0	0	0	1	2
20 Yunior Severino, S (8, 4)										0	0	0	0	0	0	0
Inning Stats	R: 0 E: 0 K: 0 S: 5 H: 0 LOB: 0 BB: 0 P: 7	R: 2 E: 0 K: 1 S: 8 H: 2 LOB: 0 BB: 0 P: 12	R: 0 E: 0 K: 2 S: 9 H: 0 LOB: 0 BB: 0 P: 16	R: 0 E: 0 K: 1 S: 7 H: 0 LOB: 0 BB: 0 P: 12	R: 0 E: 0 K: 1 S: 13 H: 1 LOB: 2 BB: 0 P: 22	R: 0 E: 0 K: 3 S: 10 H: 0 LOB: 0 BB: 0 P: 13	R: 0 E: 0 K: 2 S: 7 H: 0 LOB: 0 BB: 0 P: 10	R: 0 E: 0 K: 0 S: 6 H: 0 LOB: 0 BB: 0 P: 9	R: 2 E: 0 K: 1 S: 15 H: 2 LOB: 1 BB: 0 P: 27	1B: 1 2B: 3 3B: 0 HR: 1 SF: 1 SAC: 0 DP: 0 HBP: 2						

AB	31
R	4
H	5
RBI	4
BB	0
SO	11
LOB	7

WP: 0 PA: 34
PB: 0
SB: 0
CS: 0

PITCHER		IP	WLS	BF	H	R	ER	SO	BB	IBB	HBP	BLK	WP	HR	S	P	ERA	WHIP
24 Zach Eflin, R	(1, 1)	4.0		14	2	2	2	4	0	0	0	0	0	1	29	47	4.50	0.500
ERA: 3.38																		
80 Braden Bristo, R	(5, 1)	1.0	W	5	1	0	0	1	0	0	1	0	0	0	13	22	0.00	1.000
ERA: 4.76																		
58 Calvin Faucher, R	(6, 1)	1.0	H	3	0	0	0	3	0	0	0	0	0	0	10	13	0.00	0.000
ERA:																		
30 Kyle Crick, R	(7, 1)	1.0	H	3	0	0	0	2	0	0	0	0	0	0	7	10	0.00	0.000
ERA: 3.6																		
42 Ryan Thompson, R	(8, 1)	1.0		3	0	0	0	0	0	0	0	0	0	0	6	9	0.00	0.000
ERA:																		

PITCHER		IP	WLS	BF	H	R	ER	SO	BB	IBB	HBP	BLK	WP	HR	S	P	ERA	WHIP
52 Jaime Schultz, R	(9, 1)	0.0		1	0	1	1	0	0	0	1	0	0	0	1	3	∞	∞
ERA: 13.5																		
48 Ben Heller, R	(9, 1)	1.0		5	2	1	1	1	0	0	0	0	0	0	14	24	9.00	2.000
ERA: 1.5																		

BOTTOM

Minnesota Twins @ Tampa Bay Rays

Tropicana Field, St. Petersburg, FL

Tue Mar 14 2023, 1:06 PM - 3:25 PM EDT

Att. 3,405 - Dome - 72 F

livebaseballscorecards.com

Batter	1	2	3	4	5	6	7	8	9	AB	R	H	RBI	BB	SO	LOB
2 Yandy Díaz, R (1, 10) OBP: 0.700, SLG: 1.143 63 Nick Dini, R (7, PH) OBP: 0.308, SLG: 0.200 (8, 10)	C SL 81 B SI 91 X SL 82 1-1 ① P3		B SI 90 X SI 89 1-0 ① F9		B FC 88 C FC 88 F ST 82 X CU 80 1-2 1-3 77 1B 2B		C FF 89 F ST 77 C FF 90 0-3 ① K	F FF 95 C FF 95 B FF 95 S FF 95 1-3 ② K		3 2	1 0	1 0	0 0	0 0	0 2	0 4
8 Brandon Lowe, L (1, 4) OBP: 0.400, SLG: 0.619 77 Ronny Simon, S (5, PH) OBP: 0.333, SLG: 0.556 (6, 4)	B SI 92 B CH 83 B SL 82 B SI 92 4-0 BB		B SI 90 S SL 81 F SI 91 B CH 82 X SL 82 2-2 ② F9		C CH 88 B CU 79 B CH 87 X FC 88 2-1 76 FC5-4 2-H 3-H 1B		B FF 89 B CH 79 1 SAFE B FF 89 B FF 89 4-0 1-2 70 HR BB	C FF 95 S FF 96 S FF 96 0-3 ③ K		1 2	0 1	0 1	0 2	0 1	1 1	0 3
13 Manuel Margot, R (1, 9) OBP: 0.320, SLG: 0.318 76 Niko Hulsizer, R (5, PH) OBP: 0.526, SLG: 1.000 (6, 9)	B SI 91 B SI 91 B SI 92 C SI 92 X SI 92 3-1 ② L7		B SL 81 C SI 91 B SL 82 X SL 82 2-1 2B		X FC 89 0-0 ② FC5-4 70 2B 1-2f		C ST 77 B ST 77 C CH 78 B FF 91 C FF 89 2-3 ② K			2 2	0 1	1 0	0 0	0 0	0 1	1 3
70 Tristan Gray, L (1, 6) OBP: 0.483, SLG: 0.821	D CH 83 X SI 92 1-0 ③ F7		X SI 92 0-0 ③ L7		C FF 92 X CH 87 0-1 1-H 2B		B FF 90 F FF 90 X CH 80 1-1 1-H 2-H HR			4	1	2	4	0	0	2
22 Jose Siri, R (1, 8) OBP: 0.346, SLG: 0.455 75 Grant Witherspoon, L (5, PH) (6, 8)		B SL 80 B SL 82 C SI 91 B SI 90 C SI 91 F SL 83 B SI 92 4-2 10 PB 7 G1-3 9 FC1-6 BB		B SI 90 B FF 91 X FF 91 2-0 ① G5-3	C FC 89 B CH 88 B FF 92 S FF 91 S CU 80 2-3 ③ K		S FF 89 B FF 92 S FF 90 X FF 91 1-2 ③ F7			1 2	1 0	0 0	0 0	1 0	0 1	0 1
7 Vidal Bruján, S (1, 7) OBP: 0.286, SLG: 0.125 97 Tristan Peters, L (6, 7) OBP: 0.412, SLG: 0.357		B SI 92 1 SAFE X SI 92 1-0 ① G1-3 1-2		B FF 92 F FF 93 B FS 84 X FF 93 2-1 ② F7		C CU 78 S FC 87 F CU 78 B FF 91 X CU 80 1-2 ① L8		F CH 79 B CH 79 C FF 90 F FF 91 B FF 91 S ST 78 2-3 ① K		2 2	0 0	0 0	0 0	0 0	0 1	1 0
10 Charlie Culberson, R (1, 5) OBP: 0.350, SLG: 0.188 93 Austin Shenton, L (6, 5) OBP: 0.500, SLG: 0.533		B SL 83 B SL 82 B SI 91 B SI 91 4-0 9 FC1-6 2-3 BB		F SI 91 C SI 90 B FS 85 F CU 79 F FS 84 F FF 91 F FS 83 B FS 84 B FF 92 3-2 X FF 91 ③ L7		B FC 87 B FC 88 B CU 79 C FF 90 X FC 89 3-1 ② L4		B FF 96 B FF 96 F FF 95 X FF 95 2-1 73 E 1B		1 2	0 0	0 1	0 0	1 0	0 0	0 0
9 Ben Gamel, L (1, 3) OBP: 0.158, SLG: 0.118 73 Kyle Manzardo, L (6, 3) OBP: 0.391, SLG: 0.700		C SI 92 F SL 82 B SL 83 X SL 83 1-2 ② FC1-6 1-2f 3-H			B FF 93 X FF 93 1-0 ① P2	B CH 87 B CU 78 B FF 91 C FF 91 C FF 90 X FF 92 3-2 ③ F7		C CH 89 X CH 87 0-1 1-3 E8		2 2	0 0	0 0	1 0	0 0	0 0	1 1
65 Blake Hunt, R (1, 2) OBP: 0.250, SLG: 0.182 79 Gavin Collins, R (6, 2) OBP: 0.444, SLG: 0.647		F SI 91 S SL 83 B SL 83 X SL 82 1-2 ③ P6			C FC 86 X SI 91 0-1 2 2B 77 1B 1B		C FF 89 B FF 90 X FF 90 1-1 77 BB 70 HR 1B	B FF 96 B FF 96 B FF 96 C FF 95 F FF 94 D SL 85 4-2 BB		2 1	1 1	1 1	0 0	0 1	0 0	1 0
Inning Stats	R: 0 E: 0 K: 0 S: 5 H: 0 LOB: 1 BB: 1 P: 14	R: 1 E: 0 K: 0 S: 10 H: 0 LOB: 1 BB: 2 P: 21	R: 0 E: 0 K: 0 S: 7 H: 1 LOB: 1 BB: 0 P: 12	R: 0 E: 0 K: 0 S: 10 H: 0 LOB: 0 BB: 0 P: 17	R: 3 E: 0 K: 1 S: 14 H: 4 LOB: 1 BB: 0 P: 20	R: 0 E: 0 K: 0 S: 9 H: 0 LOB: 0 BB: 0 P: 16	R: 3 E: 0 K: 2 S: 13 H: 2 LOB: 0 BB: 1 P: 22	R: 0 E: 1 K: 3 S: 16 H: 1 LOB: 3 BB: 1 P: 25		1B: 4 2B: 3 3B: 0 HR: 1	SF: 0 SAC: 0 DP: 0 HBP: 0		WP: 0 PB: 1 SB: 0 CS: 0	PA: 38		

PITCHER	IP	WLS	BF	H	R	ER	SO	BB	IBB	HBP	BLK	WP	HR	S	P	ERA	WHIP
68 Randy Dobnak, R (1, 1) ERA: 1.86	3.0		13	1	1	0	0	3	0	0	0	0	0	22	47	0.00	1.333
77 Cole Sands, R (4, 1) ERA: 4.91	1.1	H	5	1	1	1	0	0	0	0	0	0	0	13	21	6.75	0.750
76 Blayne Enlow, R (5, 1) ERA: 9.0	1.2	L	8	3	2	2	1	0	0	0	0	0	0	20	32	10.80	1.800
93 Cody Laweryson, R (7, 1) ERA: 7.71	1.1		7	2	3	3	3	1	0	0	0	0	1	17	28	20.25	2.250
49 Jordan Brink, R (8, 1) ERA:	0.2		5	1	0	0	2	1	0	0	0	0	0	12	19	0.00	3.000

PITCHER	IP	WLS	BF	H	R	ER	SO	BB	IBB	HBP	BLK	WP	HR	S	P	ERA	WHIP

AB	33
R	7
H	8
RBI	7
BB	5
SO	6
LOB	18

Batter	1	2	3	4	5	6	7	8	9	AB	R	H	RBI	BB	SO	LOB
7 Vidal Bruján, S (1, 4) OBP: 0.320, SLG: 0.200	B S S S 1-3 ① K		X 0-0 ③ G3		X 0-0 9 CS 50 G6-3 1B			X 0-0 79 G6-3 1B		4	0	2	0	0	1	0
50 René Pinto, R (1, 2) OBP: 0.304, SLG: 0.364 79 Gavin Collins, R (6, 2) OBP: 0.421, SLG: 0.611	C S S 0-3 ② K			X 0-0 9 G1-3 26 2B 2B	1 SAFE X 0-0 ② G6-3 1-2			X 0-0 ① G6-3 1-2		3 1	1 0	1 0	0 0	0 0	1 0	1 1
9 Ben Gamel, L (1, 7) OBP: 0.136, SLG: 0.100 1 Mason Auer, R (6, 7)	S S S 0-3 ③ K			X 0-0 ① G1-3 2-3	2 SAFE 0-0 ③ CS 2-3	X 0-0 ① F9		C C C 0-3 ② K		3 1	0 0	0 0	0 0	0 0	1 1	1 1
55 Luke Raley, L (1, 3) OBP: 0.323, SLG: 0.556 81 Alexander Ovalles, L (6, 3)		X 0-0 ① F9		H 1-0 26 2B HBP		X 0-0 ② F7		S S S 0-3 ③ K		2 1	0 0	0 0	0 0	0 0	0 1	0 1
26 Daniel Robertson, R (1, 6) OBP: 0.263, SLG: 0.278 9 Ryan Spikes, R (6, 6)		X 0-0 ② G6-3		X 0-0 1-3 3-H 2B		S S S 0-3 ③ K			F C S 0-3 ① K	3 1	0 0	1 0	1 0	0 0	1 1	0 0
74 Kameron Misner, L (1, 8) OBP: 0.250, SLG: 0.118 69 Roberto Alvarez, R (9, PH) OBP: 0.300, SLG: 0.167		X 0-0 1B		B B B B 4-0 BB			X 0-0 ① F8		X 0-0 1B	2 1	0 0	1 1	0 0	1 0	0 0	0 0
99 Jordan Qsar, L (1, 10) OBP: 0.385, SLG: 0.238		C S S 0-3 ③ K		C S C 0-3 ② K			C S S 0-3 ② K		C C C 0-3 ② K	4	0	0	0	0	4	5
97 Tristan Peters, L (1, 9) OBP: 0.381, SLG: 0.294			X 0-0 ① F8	S S S 0-3 ③ K			B B B B 4-0 BB		X 0-0 ③ G4-3	3	0	0	0	1	1	4
53 Tanner Murray, R (1, 5) 73 Abiezel Ramirez, S (6, 5) OBP: 0.250, SLG: 0.250			X 0-0 ② G5-3		X 0-0 ① G1-3		S S S 0-3 ③ K			2 1	0 0	0 0	0 0	0 0	0 1	0 1
Inning Stats	R: 0 E: 0 K: 3 S: 9 H: 0 LOB: 0 BB: 0 P: 10	R: 0 E: 0 K: 1 S: 6 H: 1 LOB: 1 BB: 0 P: 6	R: 0 E: 0 K: 0 S: 3 H: 0 LOB: 0 BB: 0 P: 3	R: 1 E: 0 K: 2 S: 9 H: 2 LOB: 3 BB: 1 P: 14	R: 0 E: 0 K: 0 S: 3 H: 1 LOB: 0 BB: 0 P: 3	R: 0 E: 0 K: 1 S: 5 H: 0 LOB: 0 BB: 0 P: 5	R: 0 E: 0 K: 2 S: 7 H: 0 LOB: 1 BB: 1 P: 11	R: 0 E: 0 K: 2 S: 8 H: 1 LOB: 1 BB: 0 P: 8	R: 0 E: 0 K: 2 S: 8 H: 1 LOB: 1 BB: 0 P: 8	1B: 4 2B: 2 3B: 0 HR: 0 SF: 0 SAC: 0 DP: 0 HBP: 1						

TOP

Tampa Bay Rays @ Boston Red Sox

JetBlue Park, Ft. Myers, FL

Wed Mar 15 2023, 1:07 PM - 3:35 PM EDT

Att. 8,566 - Cloudy - 63 F

livebaseballscorecards.com

AB	32
R	1
H	6
RBI	1
BB	2
SO	13
LOB	15

WP: 0 PB: 0 SB: 0 CS: 1 PA: 36

PITCHER		IP	WLS	BF	H	R	ER	SO	BB	IBB	HBP	BLK	WP	HR	S	P	ERA	WHIP
28 Corey Kluber, R ERA: 2.13	(1, 1)	5.0	W	20	4	1	1	6	1	0	1	0	0	0	30	36	1.80	1.000
22 Garrett Whitlock, R ERA:	(6, 1)	2.0	H	7	0	0	0	3	1	0	0	0	0	0	12	16	0.00	0.500
55 Chris Martin, R ERA: 3.0	(8, 1)	1.0		4	1	0	0	2	0	0	0	0	0	0	8	8	0.00	1.000
57 Joely Rodríguez, L ERA: 7.71	(9, 1)	1.0		4	1	0	0	2	0	0	0	0	0	0	8	8	0.00	1.000

PITCHER	IP	WLS	BF	H	R	ER	SO	BB	IBB	HBP	BLK	WP	HR	S	P	ERA	WHIP

Tampa Bay Rays @ Boston Red Sox

JetBlue Park, Ft. Myers, FL

Wed Mar 15 2023, 1:07 PM - 3:35 PM EDT

Att. 8,566 - Cloudy - 63 F

BOTTOM

Batter	1	2	3	4	5	6	7	8	9	AB	R	H	RBI	BB	SO	LOB
39 Christian Arroyo, R (1, 4) OBP: 0.314, SLG: 0.543 87 Eddinson Paulino, L (7, 4) OBP: 0.333, SLG: 0.571	F8	F8			F9		91 1B; 19 E; 82 BB; BB	L9		3 1	0 1	0 0	0 0	0 1	0 0	0 0
36 Triston Casas, L (1, 3) OBP: 0.432, SLG: 0.647 19 Daniel Palka, L (7, PH) OBP: 0.286, SLG: 0.360 (8, 3)	17 1B; 18 BB; 30 2B; 1B	G4-3			G1-3		E6; 82 BB; 91 1B; 94 1B; 1-2	K		3 2	1 1	1 0	0 0	0 0	0 1	0 1
18 Adam Duvall, R (1, 8) OBP: 0.344, SLG: 0.417 67 Phillip Sikes, R (7, 8) OBP: 0.167, SLG: 0.667	17 1B; 30 2B; 1-2; BB		HR		F9		K	K		2 2	2 0	1 0	1 0	1 0	0 2	0 2
17 Raimel Tapia, L (1, 10) OBP: 0.429, SLG: 0.815 91 Matthew Lugo, R (7, PH) OBP: 0.429, SLG: 0.692 (8, 10)	30 2B; 1-2; 2-3; 1B	F8				E4; 29 3B	82 BB; 94 1B; 1-2; 2-3; 1B			3 1	2 1	1 1	0 0	0 0	0 0	0 0
30 Rob Refsnyder, R (1, 9) OBP: 0.281, SLG: 0.240 82 Narciso Crook, R (7, 9) OBP: 0.241, SLG: 0.423	1-H; 2-H; 3-H; 2B	F9				K	94 1B; 1-2; 2-3; 3-H; BB			3 0	0 0	1 0	3 1	0 1	1 0	1 0
29 Bobby Dalbec, R (1, 6) OBP: 0.400, SLG: 0.613 94 Christian Koss, R (7, 6) OBP: 0.167, SLG: 0.091	BB	K				3 SF8; 1-H; 3B	3 BB; 1-3; 2-H; 3-H; 1B			2 1	1 0	1 1	1 2	1 0	1 0	0 0
3 Reese McGuire, L (1, 2) OBP: 0.360, SLG: 0.500 69 Stephen Scott, L (8, 2) OBP: 0.333, SLG: 0.500	K	G4-3			SF8; 3-H		1-2; BB			2 0	0 0	0 0	1 0	1 0	1 0	2 0
31 Greg Allen, S (1, 7) OBP: 0.333, SLG: 0.375 87 Marcus Wilson, R (7, PH) (8, 7)	K	K				23 E; 1B	K			3 1	0 0	1 0	0 0	0 0	2 1	2 3
23 Niko Goodrum, S (1, 5) OBP: 0.265, SLG: 0.194 92 Nick Sogard, S (7, 5) OBP: 0.238, SLG: 0.111		K			K	1 SAFE; G4-3; 1-2	F7			3 1	0 0	0 0	0 0	0 0	2 0	1 3
Inning Stats	R: 3 E: 0 K: 2 S: 10 H: 3 LOB: 2 BB: 2 P: 18	R: 0 E: 0 K: 1 S: 5 H: 0 LOB: 0 BB: 0 P: 5	R: 1 E: 0 K: 1 S: 8 H: 1 LOB: 0 BB: 0 P: 9	R: 0 E: 0 K: 2 S: 7 H: 0 LOB: 0 BB: 0 P: 7	R: 0 E: 0 K: 0 S: 3 H: 0 LOB: 0 BB: 0 P: 3	R: 2 E: 2 K: 1 S: 8 H: 2 LOB: 1 BB: 0 P: 8	R: 3 E: 1 K: 2 S: 10 H: 2 LOB: 3 BB: 3 P: 22	R: 0 E: 0 K: 2 S: 7 H: 0 LOB: 0 BB: 0 P: 7		1B: 5 2B: 1 3B: 1 HR: 1	SF: 1 SAC: 0 DP: 0 HBP: 0				WP: 0 PB: 0 SB: 0 CS: 0	PA: 39	

livebaseballscorecards.com

	AB	33
	R	9
	H	8
	RBI	9
	BB	5
	SO	11
	LOB	15

PITCHER		IP	WLS	BF	H	R	ER	SO	BB	IBB	HBP	BLK	WP	HR	S	P	ERA	WHIP
82 Evan McKendry, R ERA: 10.29	(1, 1)	1.1	L	8	3	3	3	1	1	0	0	0	0	0	9	13	20.25	3.000
48 Jeff Belge, L ERA:	(1, 1)	0.2		3	0	0	0	2	1	0	0	0	0	0	6	10	0.00	1.500
82 Evan McKendry, R ERA: 10.29	(2, 1)	1.1	L	8	3	3	3	1	1	0	0	0	0	0	9	13	20.25	3.000
38 Colin Poche, L ERA: 4.5	(3, 1)	1.0		4	1	1	1	1	0	0	0	0	0	1	8	9	9.00	1.000
54 Colten Brewer, R ERA:	(4, 1)	1.1		4	0	0	0	2	0	0	0	0	0	0	8	8	0.00	0.000

PITCHER		IP	WLS	BF	H	R	ER	SO	BB	IBB	HBP	BLK	WP	HR	S	P	ERA	WHIP
87 Josh Roberson, R ERA: 3.18	(5, 1)	0.2		2	0	0	0	0	0	0	0	0	0	0	2	2	0.00	0.000
49 Kevin Kelly, R ERA: 3.68	(6, 1)	1.0		6	2	2	0	1	0	0	0	0	0	0	8	8	0.00	2.000
94 Anthony Molina, R ERA: 18.0	(7, 1)	0.1		6	2	3	2	1	2	0	0	0	0	0	6	14	54.00	12.000
67 Hector Perez, R ERA: 4.5	(7, 1)	1.2		6	0	0	0	3	1	0	0	0	0	0	11	15	0.00	0.600

Batter	1	2	3	4	5	6	7	8	9	AB	R	H	RBI	BB	SO	LOB
38 Eli White, R (1, 9) OBP: 0.500, SLG: 0.893	B FF 91 S FF 91 F FF 91 S CH 81 1-3 K		B SL 85 C CH 80 F FF 91 S CH 83 1-3 K		B SI 90 B SI 90 C SI 90 X SI 90 2-1 16 WP 11 PB 1B		X CH 88 0-0 G6-4-3 1-2f 2-3		C SI 95 S SL 81 B FF 96 F SL 82 X SL 82 1-2 F7	4	0	1	0	0	2	2
30 Jacob Pearson, L (7, 9)										1	0	0	0	0	0	1
11 Orlando Arcia, R (1, 6) OBP: 0.333, SLG: 0.182	B FF 92 X SL 84 1-0 16 E 1B		B CH 81 B CH 81 X FF 91 2-0 L8		B SI 90 B SI 90 B SL 77 B SL 77 B SI 90 4-0 16 WP 1-2 BB		C CH 89 B CH 89 B FF 94 S FF 94 S CH 89 2-3 K2-3		B SI 94 B SL 81 C SI 95 B SI 93 B SI 95 4-1 1-2 BB	3	0	1	0	1	1	1
64 Hoy Park, L (7, 6) OBP: 0.375, SLG: 0.167										0	0	0	0	1	0	0
16 Travis d'Arnaud, R (1, 2) OBP: 0.267, SLG: 0.286	B CH 80 F FF 90 B FF 91 X CH 81 2-1 FC6 20 G5-4-3 1-2		B SL 85 F FF 92 B FF 91 X CH 81 2-1 G6-3		C SI 90 S SI 90 B SL 77 F SL 76 B FF 89 F SI 90 B SL 78 X SL 76 3-2 L8 1-2 2-3			C FF 94 F FC 87 S CH 90 0-3 K	C FF 95 B FF 95 F FF 96 X SL 82 1-2 G5-3	3	0	0	0	0	0	3
82 Hendrik Clementina, R (7, 2)										2	0	0	0	0	1	2
20 Marcell Ozuna, R (1, 10) OBP: 0.324, SLG: 0.406	C CH 81 S CH 81 F CH 80 X CH 82 0-2 G5-4-3 1-2f			C SL 83 X CH 82 0-2 G6-3		B FF 96 B FF 96 C SL 84 C SL 84 F FF 97 X SL 83 2-2 F9		B SL 81 C SL 85 C FF 92 X SL 83 1-2 G6-3		4	0	0	0	0	0	2
24 Jordan Luplow, R (1, 7) OBP: 0.364, SLG: 0.500		F FF 91 S FF 92 B FF 92 F CH 82 B FF 91 S FF 91 2-3 K		S FF 91 B FF 90 B CH 80 S CH 82 S CH 82 2-3 K		S FF 97 F FF 97 X SL 85 0-2 E5		C FF 93 S SL 84 B FF 93 F FF 94 F SL 84 B FF 92 B SL 86 X SL 85 3-2 1B		3	0	0	0	0	2	0
49 Ethan Workinger, R (7, 7) OBP: 1.000, SLG: 1.000										1	0	1	0	0	0	0
14 Sam Hilliard, L (1, 8) OBP: 0.424, SLG: 0.567		C ST 79 F ST 79 B FF 91 B FF 92 B CH 82 B FF 90 4-2 89 1B BB		C SL 83 X SL 85 0-1		B SL 82 S FF 96 S CH 92 B CH 93 F FF 97 S SL 84 2-3 K		C SL 84 C SL 83 B FF 94 F SL 84 S SL 85 2-3 K		2	0	1	0	1	1	1
23 Kadon Morton, R (7, 8)										1	0	0	0	0	1	1
89 Ryan Casteel, R (1, 3) OBP: 0.355, SLG: 0.448		B FF 91 S CH 81 S CH 81 X FF 91 1-2 1-2 1B	B CH 80 1 SAFE C FF 90 F FF 90 F CH 82 F FF 91 S FF 90 1-3 K		S FF 97 S CH 93 B FF 98 T SL 84 1-2 K			B SI 91 X FF 92 1-0 4 BLK 4 1B 2B	3	0	1	0	0	2	2
59 Nacho Alvarez Jr., R (8, 5) OBP: 0.500, SLG: 1.000									1	1	1	0	0	0	0
9 Ehire Adrianza, S (1, 5) OBP: 0.444, SLG: 0.609		F FF 91 F CH 81 X CH 81 0-2 P3			F ST 77 S CH 81 S CH 80 0-3 K		B FF 94 B CH 88 F FF 93 C FF 94 B CH 88 F CH 90 F FF 95 B FF 94 4-2 38 45 HBP G6-4-3 BB		S FF 94 F FF 95 F SL 82 S FF 96 0-3 K	2	0	0	0	1	1	2
36 Joshua Fuentes, R (7, 5) OBP: 0.273, SLG: 0.500										1	0	0	0	0	1	1
(8, 3)																
45 Yolmer Sánchez, S (1, 4) OBP: 0.286, SLG: 0.091		C SL 83 S CH 81 F FF 91 F FF 91 S CH 81 0-3 K			X SI 90 0-0 G3		H FF 94 1-0 38 G6-4-3 1-2 HBP		X SI 95 0-0 64 BLK 2-H 1B	2	0	0	0	0	1	2
4 Cade Bunnell, L (7, 4) OBP: 0.800, SLG: 0.667										1	0	1	1	0	0	0

Inning Stats										
	R: 0 E: 1 K: 1 S: 10	H: 1 LOB: 1 BB: 0 P: 14	R: 0 E: 0 K: 2 S: 17	H: 1 LOB: 2 BB: 1 P: 24	R: 0 E: 0 K: 1 S: 6	H: 0 LOB: 0 BB: 0 P: 11	R: 0 E: 0 K: 2 S: 13	H: 1 LOB: 1 BB: 0 P: 16	R: 0 E: 0 K: 1 S: 11	H: 1 LOB: 2 BB: 1 P: 20
	R: 0 E: 1 K: 2 S: 14	H: 0 LOB: 1 BB: 0 P: 19	R: 0 E: 0 K: 1 S: 8	H: 0 LOB: 1 BB: 1 P: 15	R: 0 E: 0 K: 2 S: 15	H: 1 LOB: 1 BB: 0 P: 21	R: 1 E: 0 K: 1 S: 14	H: 2 LOB: 2 BB: 1 P: 21	1B: 6 2B: 1 3B: 0 HR: 0	SF: 0 SAC: 0 DP: 2 HBP: 1

PITCHER		IP	WLS	BF	H	R	ER	SO	BB	IBB	HBP	BLK	WP	HR	S	P	ERA	WHIP
59 Jeffrey Springs, L	(1, 1)	4.1	W	17	3	0	0	7	1	0	0	0	0	0	49	68	0.00	0.923
ERA:																		
42 Ryan Thompson, R	(5, 1)	0.2		4	1	0	0	0	1	0	0	0	1	0	8	17	0.00	3.000
ERA:																		
29 Pete Fairbanks, R	(6, 1)	1.0		4	0	0	0	2	0	0	0	0	0	0	14	19	0.00	0.000
ERA:																		
68 Jalen Beeks, L	(7, 1)	1.1		5	0	0	0	2	1	0	1	0	0	0	11	18	0.00	0.750
ERA:																		
53 Heath Hembree, R	(8, 1)	0.2		3	1	0	0	1	0	0	0	0	0	0	12	18	0.00	1.500
ERA:																		

PITCHER		IP	WLS	BF	H	R	ER	SO	BB	IBB	HBP	BLK	WP	HR	S	P	ERA	WHIP
60 Garrett Cleavinger, L	(9, 1)	1.0		6	2	1	1	1	1	0	0	2	0	0	14	21	9.00	3.000
ERA: 9.82																		

TOP

Atlanta Braves @ Tampa Bay Rays

Tropicana Field, St. Petersburg, FL

Thu Mar 16 2023, 1:07 PM - 3:32 PM EDT

Att. 5,940 - Dome - 72 F

livebaseballscorecards.com

AB	34
R	1
H	7
RBI	1
BB	4
SO	13
LOB	20

WP: 1	PA: 39
PB: 1	
SB: 0	
CS: 0	

Batter	1	2	3	4	5	6	7	8	9	AB	R	H	RBI	BB	SO	LOB
2 Yandy Díaz, R (1, 3) OBP: 0.615, SLG: 0.889 99 Jordan Qsar, L (6, 9) OBP: 0.370, SLG: 0.227	S FF 93 B FF 93 B FF 94 B FF 93 3-1 8 HBP 13 HR BB		C CU 79 B CU 81 S FF 94 B CU 81 S CU 81 2-3 ① K		B FF 93 B SL 83 B FF 92 C FF 93 C SI 92 T SI 94 3-2 ② K			S FC 90 B FC 90 X FF 94 1-1 ① F7		2 1	1 0	0 0	0 0	1 0	2 0	0 0
8 Brandon Lowe, L (1, 4) OBP: 0.393, SLG: 0.565 7 Vidal Bruján, S (6, 4) OBP: 0.346, SLG: 0.238	F FF 93 C CU 78 H CU 80 1-2 13 HR 1-2 HBP		B FF 95 F CH 87 S CU 80 B FF 95 B CU 80 F CU 81 C FF 94 3-3 ② K		B SL 84 B SI 93 C SI 92 B SI 92 C SI 91 F SI 93 F FF 93 F SL 83 F SL 83 3-2 X FF 93 ③ L4			C FF 94 B CH 86 B CH 86 X FF 95 2-1 79 E 79 S 79 SF8 1B		2 1	1 1	0 1	0 0	0 0	1 0	0 0
6 Taylor Walls, S (1, 10) 79 Gavin Collins, R (8, PH) OBP: 0.400, SLG: 0.611 (9, 10)	F FF 94 F FF 95 X FF 96 0-2 ① P6		S CH 85 C CU 81 B CH 86 X FF 95 1-2 ③ F8			X FC 86 0-0 ① F7		B FC 90 F FF 94 1 SAFE B FC 89 X FC 89 2-1 ② SF8 1-H		3 0	0 0	0 0	0 1	0 0	0 0	2 0
15 Josh Lowe, L (1, 7) OBP: 0.323, SLG: 0.621 74 Kameron Misner, L (7, 8) OBP: 0.238, SLG: 0.111	S CU 81 D CU 81 B FF 94 F CU 80 C FF 95 2-3 ② K			C CU 80 B FF 94 C CU 80 F CU 81 S CH 86 1-3 ① K		C FC 88 F FC 86 B ST 77 F ST 78 X FC 87 1-2 ② G4-3		C FF 94 S FF 95 B FF 94 B FC 90 S FC 89 2-3 ③ K		3 1	0 0	0 0	0 0	0 1	2 0	2 0
13 Manuel Margot, R (1, 9) OBP: 0.370, SLG: 0.542 55 Luke Raley, L (6, 3) OBP: 0.344, SLG: 0.571	C FC 88 B CU 81 B CU 80 X FF 94 2-1 1-H 2-H HR			X FF 95 0-0 10 1B 2B		C ST 77 C FC 87 X CU 73 0-2 1B				2 1	2 0	2 1	3 0	0 0	0 0	0 0
22 Jose Siri, R (1, 8) OBP: 0.321, SLG: 0.417 9 Ben Gamel, L (6, PH) OBP: 0.130, SLG: 0.095 (7, 7)	C FF 95 B CU 82 B CU 83 S FC 88 F FF 95 B FF 96 S FC 89 3-3 ③ K			C SI 94 X FC 87 0-1 ② F9		B FC 86 X FC 86 1-0 ③ P5				2 1	0 0	0 0	0 0	0 0	1 0	1 1
10 Charlie Culberson, R (1, 5) OBP: 0.364, SLG: 0.222 47 Junior Caminero, R (6, 5)		B FF 92 X FF 93 1-0 ① L7		C CU 81 C CU 81 X CU 80 0-2 2-H 1B			F FC 86 X ST 76 0-1 ① G4-3			2 1	0 0	1 0	1 0	0 0	0 0	0 0
63 Nick Dini, R (1, 2) OBP: 0.267, SLG: 0.167 69 Roberto Alvarez, R (6, 2) OBP: 0.273, SLG: 0.143		C FF 93 X CU 81 0-1 ② G6-3		S FF 92 T FF 92 B CU 80 S CU 82 1-3 ③ K			B CS 70 C ST 76 B ST 77 F FC 85 B ST 77 X ST 77 3-2 ② F9			2 1	0 0	0 0	0 0	0 0	1 0	1 0
26 Daniel Robertson, R (1, 6) OBP: 0.238, SLG: 0.250 25 Alika Williams, R (6, 6)		B CU 79 B CU 81 S FC 87 X FC 86 2-1 ③ L8			B FC 86 C FC 86 C CU 80 B FF 93 C FF 93 2-3 ① K			B FC 86 C FF 89 B ST 78 S ST 78 S ST 77 2-3 ③ K2-3		2 1	0 0	0 0	0 0	0 0	1 1	0 0
Inning Stats	R: 3 E: 0 K: 2 S: 15 H: 1 LOB: 0 BB: 1 P: 26	R: 0 E: 0 K: 0 S: 5 H: 0 LOB: 0 BB: 0 P: 8	R: 0 E: 0 K: 2 S: 10 H: 0 LOB: 0 BB: 0 P: 16	R: 1 E: 0 K: 2 S: 13 H: 2 LOB: 1 BB: 0 P: 15	R: 0 E: 0 K: 2 S: 13 H: 0 LOB: 0 BB: 0 P: 21	R: 0 E: 0 K: 0 S: 9 H: 1 LOB: 1 BB: 0 P: 11	R: 0 E: 0 K: 1 S: 8 H: 0 LOB: 0 BB: 0 P: 13	R: 1 E: 0 K: 1 S: 9 H: 1 LOB: 0 BB: 0 P: 16		1B: 3 2B: 1 3B: 0 HR: 1 SF: 1 SAC: 0 DP: 0 HBP: 1						

PITCHER	IP	WLS	BF	H	R	ER	SO	BB	IBB	HBP	BLK	WP	HR	S	P	ERA	WHIP
50 Charlie Morton, R (1, 1) ERA: 4.66	4.1	L	18	3	4	4	7	1	0	1	0	0	1	46	70	8.31	0.923
19 Alec Barger, R (5, 1) ERA:	0.2		2	0	0	0	1	0	0	0	0	0	0	10	16	0.00	0.000
32 Collin McHugh, R (6, 1) ERA:	2.0		7	1	0	0	1	0	0	0	0	0	0	17	24	0.00	0.500
33 A.J. Minter, L (8, 1) ERA: 13.5	1.0		4	1	1	0	1	0	0	0	0	0	0	9	16	0.00	1.000

PITCHER	IP	WLS	BF	H	R	ER	SO	BB	IBB	HBP	BLK	WP	HR	S	P	ERA	WHIP

BOTTOM

Atlanta Braves @ Tampa Bay Rays

Tropicana Field, St. Petersburg, FL

Thu Mar 16 2023, 1:07 PM - 3:32 PM EDT

Att. 5,940 - Dome - 72 F

livebaseballscorecards.com

AB	28
R	5
H	5
RBI	5
BB	1
SO	10
LOB	7

WP: 0 PA: 31
PB: 0
SB: 1
CS: 0

Tampa Bay Rays @ Pittsburgh Pirates

LECOM Park, Bradenton, FL

Fri Mar 17 2023, 1:07 PM - 3:27 PM EDT

Att. 6,874 - Partly Cloudy - 78 F

TOP

livebaseballscorecards.com

Batter	1	2	3	4	5	6	7	8	9	AB	R	H	RBI	BB	SO	LOB
15 Josh Lowe, L (1, 9) OBP: 0.303, SLG: 0.581	B FF 94 F FF 94 B FF 93 S SI 94 T FF 96 2-2 ① K		X FF 93 0-0 ③ F7			C SL 81 B FF 88 B FF 89 B SL 81 C SL 79 F SL 80 X SL 80 3-2 ① G4-3		X FF 96 0-0 ③ F9		2	0	0	0	0	1	0
97 Tristan Peters, L (6, PH) OBP: 0.348, SLG: 0.263										2	0	0	0	0	0	0
(6, 9)																
14 Christian Bethancourt, R (1, 2) OBP: 0.200, SLG: 0.111	X SI 96 0-0 ② P6			F FF 94 B CH 90 S CH 90 B SL 82 S FF 94 2-3 ① K		B FF 90 S SL 83 C SL 83 S SL 82 1-3 ② K			X FF 93 0-0 ① P4	2	0	0	0	0	1	0
65 Blake Hunt, R (5, 2) OBP: 0.200, SLG: 0.143										2	0	0	0	0	1	0
55 Luke Raley, L (1, 3) OBP: 0.353, SLG: 0.667	S FF 95 C SL 83 B CH 90 S CH 91 1-3 ③ K			S SL 82 X SL 82 0-1 HR		B SL 81 C FF 88 X FF 89 1-1 ③ L3			C FF 94 B ST 82 S ST 81 F FF 94 C FF 93 1-3 ② K	2	1	1	1	0	1	0
79 Gavin Collins, R (6, PH) OBP: 0.364, SLG: 0.550										2	0	0	0	0	1	0
(6, 3)																
73 Kyle Manzardo, L (1, 10) OBP: 0.357, SLG: 0.600		C FF 95 F CH 90 S FF 96 0-3 ① K		C FF 93 B FF 94 B SL 82 B FF 94 S FF 92 S SL 82 3-3 ② K			C SI 92 B CH 87 B SI 94 F CH 88 X SL 82 2-2 HR		B CH 91 C FF 93 S CH 91 X FF 95 1-2 ③ G1-3	2	0	0	0	0	2	0
95 Logan Driscoll, L (7, PH) OBP: 0.278, SLG: 0.467										2	1	1	1	0	0	0
(7, 10)																
10 Charlie Culberson, R (1, 5) OBP: 0.333, SLG: 0.200		B FC 86 S SL 83 B SL 83 X SI 96 2-1 ② G5-3		B FF 94 C FF 94 C CH 90 B CH 90 F FF 94 S SL 84 2-3 ③ K			B SI 93 C CH 87 S CH 88 B CH 86 B CH 88 T CH 89 3-2 ① K			2	0	0	0	0	1	0
93 Austin Shenton, L (6, 5) OBP: 0.462, SLG: 0.474										1	0	0	0	0	1	0
7 Vidal Brujan, S (1, 6) OBP: 0.345, SLG: 0.217		F SL 83 B CH 89 B CH 90 B FF 95 F FF 95 B FF 95 4-2 74 E 74 S BB			L CH 85 X CH 84 0-1 ① G3-1		B SL 83 B CH 88 X CH 88 2-0 ② G4-3			2	0	0	0	0	1	0
74 Kameron Misner, L (1, 8) OBP: 0.250, SLG: 0.143		B CH 90 C CH 89 F SI 95 C SL 83 1-3 ③ K 1-3			C FF 94 X CH 85 0-1 1B		S SI 93 B CH 90 F SI 94 B CH 90 S CH 89 2-3 ③ K			3	0	1	0	0	2	1
77 Ronny Simon, S (1, 4) OBP: 0.296, SLG: 0.458			C FF 91 B CU 76 F FS 84 S FS 86 1-3 ① K		C CH 84 B FF 92 S FF 94 F SL 83 S SL 84 1-3 ② K			C FF 93 B CH 90 F CH 90 F FF 94 B CH 90 B FF 94 F FF 94 X FF 95 3-2 ① G5-3		3	0	0	0	0	2	1
99 Jordan Qsar, L (1, 7) OBP: 0.333, SLG: 0.200			C CU 75 B FF 92 C FF 92 B SL 83 S FS 86 2-3 ② K		B FF 92 B FF 93 C CH 86 1 SAFE S CH 85 B FF 94 S FF 94 3-3 ③ K			B ST 81 C FF 95 C FF 95 F CH 91 B FF 94 S FF 94 2-3 ② K		3	0	0	0	0	3	1
Inning Stats	R: 0 H: 0 E: 0 LOB: 0 K: 2 BB: 0 S: 7 P: 10	R: 0 H: 0 E: 0 LOB: 1 K: 2 BB: 1 S: 10 P: 17	R: 0 H: 0 E: 0 LOB: 0 K: 2 BB: 0 S: 7 P: 10	R: 1 H: 1 E: 0 LOB: 0 K: 3 BB: 0 S: 12 P: 19	R: 0 H: 1 E: 0 LOB: 1 K: 2 BB: 0 S: 11 P: 15	R: 0 H: 0 E: 0 LOB: 0 K: 1 BB: 0 S: 9 P: 14	R: 1 H: 1 E: 0 LOB: 0 K: 2 BB: 0 S: 10 P: 19	R: 0 H: 0 E: 0 LOB: 0 K: 1 BB: 0 S: 11 P: 16	R: 0 H: 0 E: 0 LOB: 0 K: 1 BB: 0 S: 8 P: 10	1B: 1 SF: 0 2B: 0 SAC: 0 3B: 0 DP: 0 HR: 2 HBP: 0						

	AB	30
	R	2
	H	3
	RBI	2
	BB	1
	SO	16
	LOB	3

WP: 0 PB: 0 SB: 1 CS: 0 PA: 31

PITCHER		IP	WLS	BF	H	R	ER	SO	BB	IBB	HBP	BLK	WP	HR	S	P	ERA	WHIP
65 Osvaldo Bido, R ERA: 2.7	(1, 1)	2.0	W	7	0	0	0	4	1	0	0	0	0	0	17	27	0.00	0.500
37 Chase De Jong, R ERA: 4.5	(3, 1)	1.0		3	0	0	0	2	0	0	0	0	0	0	7	10	0.00	0.000
68 Angel Perdomo, L ERA: 8.1	(4, 1)	1.0		4	1	1	1	3	0	0	0	0	0	1	12	19	9.00	1.000
36 Dauri Moreta, R ERA:	(5, 1)	1.0		4	1	0	0	2	0	0	0	0	0	0	11	15	0.00	1.000
63 Daniel Zamora, L ERA: 2.45	(6, 1)	1.0		3	0	0	0	1	0	0	0	0	0	0	9	14	0.00	0.000

PITCHER		IP	WLS	BF	H	R	ER	SO	BB	IBB	HBP	BLK	WP	HR	S	P	ERA	WHIP
57 Yerry De Los Santos, R ERA: 7.2	(7, 1)	1.0		4	1	1	1	2	0	0	0	0	0	1	10	19	9.00	1.000
67 Cody Bolton, R ERA: 3.0	(8, 1)	2.0	S	6	0	0	0	2	0	0	0	0	0	0	19	26	0.00	0.000

BOTTOM

Tampa Bay Rays @ Pittsburgh Pirates

LECOM Park, Bradenton, FL

Fri Mar 17 2023, 1:07 PM - 3:27 PM EDT

Att. 6,874 - Partly Cloudy - 78 F

livebaseballscorecards.com

Batter	1	2	3	4	5	6	7	8	9	AB	R	H	RBI	BB	SO	LOB
3 Ji Hwan Bae, L (1, 6) OBP: 0.286, SLG: 0.240 (5, 4) 69 Chavez Young, S (7, 8) OBP: 0.211, SLG: 0.389	H SI 92 1-0 10 G4-3 10 S 42 HR HBP	C SI 93 X SL 88 0-1 65 SF8 1-3 2-H 2B		F SI 94 S FS 84 0-3 ① K			S SI 92 C FS 83 S SL 87 0-3 ① K			2 1 1 1 0 1 0 1 0 0 0 0 1 0						
10 Bryan Reynolds, S (1, 8) OBP: 0.200, SLG: 0.333 75 Nick Gonzales, R (7, 6) OBP: 0.458, SLG: 0.545	S SI 92 B SI 91 F CH 84 F SL 95 X FF 96 1-2 ① G4-3 1-3	B FF 91 C FF 95 F FF 94 F FF 96 F SL 89 B FF 96 H SL 85 3-2 42 FC4-6 HBP		F SI 94 B SI 94 F FS 85 F FS 85 B FS 85 S SL 89 2-3 ② K			C SL 87 B SI 92 X SI 93 1-1 6 S 1B			2 0 0 0 0 1 1 1 0 1 0 0 0 0						
65 Jack Suwinski, L (1, 7) OBP: 0.344, SLG: 0.417 6 Kevin Plawecki, R (7, 2) OBP: 0.154, SLG: 0.231	B SI 93 B SI 93 C SL 90 F SL 88 S FF 97 2-3 ② K	C FF 90 B SL 84 X FF 90 1-1 SF8 2-3 3-H		C FS 86 F SI 96 S FS 86 0-3 ③ K			C SI 89 S SL 78 B SL 77 B SL 78 S SL 78 2-3 ② K 1-2			2 0 0 1 0 2 1 1 0 0 0 0 1 1						
42 Ji Man Choi, L (1, 10) OBP: 0.269, SLG: 0.458 55 Jason Delay, R (7, PH) OBP: 0.286, SLG: 0.417 (8, 10)	S SL 91 C FF 96 F FF 98 X SL 88 0-2 HR 3-H	B FF 91 X FF 91 1-0 ③ FC4-6 1-2f			C SI 93 B FS 84 B FS 85 S SI 95 F SL 89 B SI 96 B SI 89 4-2 2 G6-4-3 BB		B FF 87 F SI 90 X SL 78 1-1 ③ P3			2 1 1 2 1 0 2 1 0 0 0 0 0 1						
2 Connor Joe, R (1, 3) OBP: 0.355, SLG: 0.429 73 Drew Maggi, R (7, 5) OBP: 0.500, SLG: 1.000	B SI 93 C SL 88 X SI 94 1-1 1B	S FF 95 F SL 86 B SL 86 S SL 87 1-3 ① K			B SI 94 C SI 94 X SI 95 1-1 ①② G6-4-3 1-2f			B SI 95 X ST 85 1-0 ① P4		3 0 1 0 0 1 1 1 0 0 0 0 0 0						
28 Canaan Smith-Njigba, L (1, 9) OBP: 0.375, SLG: 0.481 92 Andrés Alvarez, R (7, 4) OBP: 0.188, SLG: 0.200	C CH 85 B CH 84 S SL 89 1 SAFE B FF 96 X FF 95 2-2 ③ F7	B FF 94 S SL 87 C FF 95 X FF 95 1-2 HR			B SL 89 C SI 94 B SL 88 C SI 93 B FS 86 X SI 95 3-2 ③ G4-3			S ST 86 B ST 86 C ST 85 B ST 86 X ST 86 2-2 ② G4-3		3 1 1 1 0 0 1 1 0 0 0 0 0 0						
14 Rodolfo Castro, S (1, 4) OBP: 0.200, SLG: 0.314 (5, 6) 73 Mason Martin, L (7, 3) OBP: 0.500, SLG: 1.333		S SL 88 B SL 87 S CH 86 F FF 95 C SL 87 1-3 ① K	B CH 86 F FF 95 F FF 95 C FF 96 B SL 88 F SL 87 B SL 84 F SL 88 X FF 94 3-2 54 HBP 1B				S SI 94 S FS 84 B FS 85 X SI 94 1-2 ① L7	C ST 86 B SI 95 X CU 83 1-1 HR		3 0 1 0 0 1 0 1 1 1 1 0 0 0						
54 Tyler Heineman, S (1, 2) OBP: 0.188, SLG: 0.071 3 Tres Gonzalez, L (7, 7)		H SL 90 1-0 79 BB 3 2B HBP	C SI 90 C SI 90 F ST 77 B SI 91 H ST 78 2-2 79 G6-4-3 1-2 HBP				B SL 88 B SL 87 X SI 93 2-0 ② L9	B SI 95 C SI 95 S ST 87 B ST 87 C ST 88 2-3 ③ K		1 1 0 0 0 0 0 1 0 0 0 0 1 0						
79 Chris Owings, R (1, 5) OBP: 0.414, SLG: 0.478 24 Hudson Head, L (7, 9)		B SI 93 B SL 86 B SL 87 C FF 94 B SL 88 4-1 3 2B 65 SF8 1-2 BB	C SI 91 F SI 90 B SI 91 X ST 77 1-2 ②③ G6-4-3 1-2f				S SI 93 X SI 94 0-1 ③ P3			2 1 0 0 1 0 2 0 0 0 0 0 0 0						
Inning Stats	R: 2 E: 0 K: 1 S: 16 H: 2 LOB: 1 BB: 0 P: 23	R: 2 E: 0 K: 1 S: 14 H: 1 LOB: 2 BB: 1 P: 25	R: 1 E: 0 K: 1 S: 18 H: 2 LOB: 1 BB: 0 P: 26	R: 0 E: 0 K: 3 S: 10 H: 0 LOB: 0 BB: 0 P: 12	R: 0 E: 0 K: 0 S: 8 H: 0 LOB: 0 BB: 1 P: 16		R: 0 E: 0 K: 0 S: 6 H: 0 LOB: 0 BB: 0 P: 9	R: 0 E: 0 K: 2 S: 10 H: 1 LOB: 1 BB: 0 P: 14	R: 1 E: 0 K: 1 S: 9 H: 1 LOB: 0 BB: 0 P: 15								

	AB	R	H	RBI	BB	SO	LOB
	28	6	7	6	2	9	10

1B: 3 SF: 1
2B: 1 SAC: 0
3B: 0 DP: 2
HR: 3 HBP: 4

WP: 0 PA: 35
PB: 0
SB: 2
CS: 0

PITCHER		IP	WLS	BF	H	R	ER	SO	BB	IBB	HBP	BLK	WP	HR	S	P	ERA	WHIP
1 Luis Patiño, R ERA: 6.43	(1, 1)	1.2	L	14	5	5	5	3	1	0	3	0	0	2	39	60	27.00	3.600
41 Alan Strong, R ERA:	(2, 1)	0.2		2	0	0	0	0	0	0	0	0	0	0	3	5	0.00	0.000
1 Luis Patiño, R ERA: 6.43	(3, 1)	1.2	L	14	5	5	5	3	1	0	3	0	0	2	39	60	27.00	3.600
44 Trevor Kelley, R ERA:	(3, 1)	0.2		2	0	0	0	0	0	0	1	0	0	0	6	9	0.00	0.000
72 Yonny Chirinos, R ERA: 8.59	(4, 1)	3.1		11	1	0	0	4	1	0	0	0	0	0	29	43	0.00	0.600

PITCHER		IP	WLS	BF	H	R	ER	SO	BB	IBB	HBP	BLK	WP	HR	S	P	ERA	WHIP
30 Kyle Crick, R ERA: 3.18	(7, 1)	0.2		2	0	0	0	1	0	0	0	0	0	0	5	8	0.00	0.000
58 Calvin Faucher, R ERA: 4.5	(8, 1)	1.0		4	1	1	1	1	0	0	0	0	0	1	9	15	9.00	1.000

Batter	1	2	3	4	5	6	7	8	9	AB	R	H	RBI	BB	SO	LOB
44 Miguel Bleis, R (1, 8) OBP: 0.167, SLG: 0.167 47 Juan Chacon, R (6, 8) OBP: 0.500, SLG: 1.000	S FF 97 C FF 98 B SL 89 B SL 92 S CH 87 2-3 ① K		B FF 96 C CU 82 B SL 88 F FF 96 2-2 ② K			F FC 92 C SL 85 F SL 84 T SL 88 0-2 ① K		S SL 87 X SI 96 0-1 1-3 2B		3 0 0 0 0 3 0 1 0 1 0 0 0 0						
78 Marcelo Mayer, L (1, 6) OBP: 0.250, SLG: 0.375 89 Luis Ravelo, S (6, 6)	X FF 97 0-0 ② F7		X SL 89 0-0 ③ G4-3			B FC 94 C CU 78 S SL 86 X FC 92 1-2 77 WP 1B		S SL 87 F SI 95 C SL 85 0-3 ② K		3 0 1 0 0 0 0 1 0 0 0 0 1 2						
77 Caleb Hamilton, R (1, 2) OBP: 0.389, SLG: 0.533 59 Ronaldo Hernández, R (6, 2) OBP: 0.200, SLG: 0.143	C CU 82 T CH 88 S FF 98 0-3 ③ K			B CU 81 F FF 96 X FF 95 1-1 ① P3		F FC 92 F SI 94 B SL 88 S SL 86 1-3 ② K 1-2		C SL 85 S ST 77 F ST 76 X SI 98 0-2 ③ G4-3		3 0 0 0 0 2 1 1 0 0 0 0 0 2						
87 Niko Kavadas, L (1, 3) OBP: 0.200, SLG: 0.154		B CU 81 B CU 82 C FF 95 B CU 82 B FF 95 4-1 BB		C CU 83 C CH 86 X CU 82 0-2 ② F7		B CU 79 X FC 93 1-0 G4-3			B FC 85 C FC 85 B ST 74 C SI 91 F FC 86 C SI 92 2-3 ① K	3 0 0 0 1 1 1						
91 Matthew Lugo, R (1, 5) OBP: 0.438, SLG: 0.643 75 Ahbram Liendo, S (6, 5) 89 Karson Simas, R (9, PH) OBP: 0.333, SLG: 1.000		B FF 96 S CH 87 B CH 88 B FF 96 F FF 96 S CH 87 3-3 ① K		B SL 87 S CH 87 B CU 82 B CU 80 F FF 96 B FF 97 4-2 BB			B SL 83 B FF 92 F FF 92 B FF 92 C FF 91 F FF 92 F SL 84 F FF 92 S SL 84 3-3 ① K		C SI 90 B ST 77 S ST 77 F SI 92 C ST 76 1-3 ② K	1 0 0 0 1 1 1 1 0 0 0 0 1 0 1 0 0 0 0 1 0					
92 Alex Binelas, L (1, 10) 78 Blaze Jordan, R (7, PH) OBP: 0.333, SLG: 0.333 (7, 10)		C CU 84 C FF 97 F SL 90 S CH 88 0-3 ② K		T CU 82 B FF 96 D FF 96 D SL 88 C FF 96 X CH 87 3-2 ③ G4-3			C SL 84 B FF 92 S FF 92 B FF 93 B FF 92 S SL 83 3-3 ② K		C SI 91 B SI 91 X FC 85 1-1 1B	2 0 0 0 0 1 2 2 0 1 0 0 1 0						
87 Eddinson Paulino, L (1, 4) OBP: 0.364, SLG: 0.556 88 Max Ferguson, L (6, 4)		C SL 89 S CU 82 B CU 84 C FF 97 1-3 ③ K			B FF 95 S FF 94 B SL 87 C SL 88 X CH 86 2-2 86 G5-4-3 1B		S FF 92 S SL 83 S SL 82 0-3 ③ K		S FC 85 S FC 84 S FC 84 0-3 ③ K	2 0 1 0 0 1 1 2 0 0 0 0 2 1						
86 Miguel Ugueto, R (1, 7) 85 Corey Rosier, L (6, 7) OBP: 0.250, SLG: 0.500			B CU 81 F FF 95 C CU 82 B FF 96 X CH 87 2-2 ① G5-3		X CH 86 0-0 ①② G5-4-3 1-2f			X SI 96 0-0 ① G3-1		2 0 0 0 0 0 1 1 0 0 0 0 0 0						
32 Gilberto Jimenez, S (1, 9) OBP: 0.143, SLG: 0.571 89 Jhostynxon Garcia, R (6, 9) OBP: 1.000, SLG: 1.000			F SL 88 X CH 86 0-1 HR		F SL 90 B FF 97 X CU 83 1-1 ③ G1-3			B SI 97 C SL 85 C SI 96 F ST 78 X SI 97 1-2 47 2B 1B		2 1 1 1 0 0 0 1 0 1 0 0 0 0						
Inning Stats	R: 0 H: 0 E: 0 LOB: 0 K: 2 BB: 0 S: 7 P: 9	R: 0 H: 0 E: 0 LOB: 1 K: 3 BB: 1 S: 11 P: 19	R: 1 H: 1 E: 0 LOB: 0 K: 1 BB: 0 S: 8 P: 12	R: 0 H: 0 E: 0 LOB: 1 K: 0 BB: 1 S: 10 P: 18	R: 0 H: 1 E: 0 LOB: 0 K: 0 BB: 0 S: 6 P: 9	R: 0 H: 1 E: 0 LOB: 1 K: 2 BB: 0 S: 11 P: 14	R: 0 H: 0 E: 0 LOB: 0 K: 3 BB: 0 S: 12 P: 18	R: 0 H: 2 E: 0 LOB: 2 K: 1 BB: 0 S: 14 P: 15	R: 0 H: 1 E: 0 LOB: 1 K: 3 BB: 0 S: 13 P: 17	1B: 4 SF: 0 2B: 1 SAC: 0 3B: 0 DP: 1 HR: 1 HBP: 0						

TOP

Boston Red Sox @ Tampa Bay Rays

Tropicana Field, St. Petersburg, FL

Sat Mar 18 2023, 1:06 PM - 3:06 PM EDT

Att. 6,444 - Dome - 72 F

livebaseballscorecards.com

AB	32
R	1
H	6
RBI	1
BB	2
SO	15
LOB	12

WP: 1 PA: 34
PB: 0
SB: 0
CS: 0

PITCHER		IP	WLS	BF	H	R	ER	SO	BB	IBB	HBP	BLK	WP	HR	S	P	ERA	WHIP
18 Shane McClanahan, L ERA: 0.93	(1, 1)	5.0	W	18	2	1	1	6	2	0	0	0	0	1	42	67	1.80	0.800
54 Colten Brewer, R ERA:	(6, 1)	1.0	H	4	1	0	0	2	0	0	0	0	1	0	11	14	0.00	1.000
38 Colin Poche, L ERA: 3.0	(7, 1)	1.0	H	3	0	0	0	3	0	0	0	0	0	0	12	18	0.00	0.000
48 Ben Heller, R ERA: 1.29	(8, 1)	1.0	H	5	2	0	0	1	0	0	0	0	0	0	14	15	0.00	2.000
49 Kevin Kelly, R ERA: 3.24	(9, 1)	1.0	S	4	1	0	0	3	0	0	0	0	0	0	13	17	0.00	1.000

PITCHER	IP	WLS	BF	H	R	ER	SO	BB	IBB	HBP	BLK	WP	HR	S	P	ERA	WHIP

BOTTOM

Boston Red Sox @ Tampa Bay Rays

Tropicana Field, St. Petersburg, FL

Sat Mar 18 2023, 1:06 PM - 3:06 PM EDT

Att. 6,444 - Dome - 72 F

livebaseballscorecards.com

Batter	1	2	3	4	5	6	7	8	9	AB	R	H	RBI	BB	SO	LOB
2 Yandy Díaz, R (1, 3) OBP: 0.533, SLG: 0.727	B SI 95 C SI 94 X SL 85 1-1 G4-3 ①		B SL 84 B SI 93 B CH 90 X SI 93 3-0 G6-3 ①			B CH 81 F FF 94 B CH 83 B FF 95 F FF 95 X CH 80 3-2 76 FC5-4 93 BB 1B		C FF 93 B FF 94 F SL 86 X FF 96 1-2 93 E 76 F9-2 1-H 1B		2	0	0	0	0	0	0
73 Kyle Manzardo, L (6, 3) OBP: 0.400, SLG: 0.630										2	0	2	1	0	0	0
6 Taylor Walls, S (1, 5) 93 Austin Shenton, L (6, 5) OBP: 0.464, SLG: 0.450	C FC 87 B FC 87 C SI 94 F SL 84 T SL 83 1-2 K ②		B CH 91 X SI 93 1-0 L6 ②			B FF 94 C SL 87 B CH 81 1 SAFE B FF 94 S FF 94 B FF 93 4-2 76 FC5-4 1-2 BB		B FF 95 B CU 77 1 SAFE C SL 87 B FF 95 F FF 94 F FF 94 S CU 80 3-3 K ① 1-3		2	0	0	0	0	1	0
										1	0	0	0	1	1	1
13 Manuel Margot, R (1, 9) OBP: 0.345, SLG: 0.500	B SI 94 C SI 94 X SI 94 1-1 F9 ③		C SI 94 B SL 85 X CH 92 1-1 G6-3 ③			F SL 88 F FF 94 X SL 88 0-2 FC5-4 26 G1-4-6-3 1-2f 2-3 ①		X FF 95 0-0 F9-2 3-H ②③		2	0	0	0	0	0	0
76 Niko Hulsizer, R (6, 9) OBP: 0.417, SLG: 0.722										2	0	0	0	0	0	3
8 Brandon Lowe, L (1, 4) OBP: 0.367, SLG: 0.520		C SL 86 F CH 90 X CH 91 0-2 G3 ①		F SI 92 B CH 91 X FC 88 1-1 F9 ①		F FF 93 S SL 87 X FF 95 0-2 G1-4-6-3 1-2f ②③				2	0	0	0	0	0	0
26 Daniel Robertson, R (6, 4) OBP: 0.227, SLG: 0.238										1	0	0	0	0	0	2
21 Francisco Mejía, S (1, 2) OBP: 0.200, SLG: 0.143		S SI 94 X FC 86 0-1 L3 ②		C SI 94 B CH 90 B SL 83 F SI 94 F SL 84 F CH 91 S SI 94 2-3 K ②			X FF 93 0-0 F9 ①			2	0	0	0	0	1	0
79 Gavin Collins, R (6, 2) OBP: 0.348, SLG: 0.524										1	0	0	0	0	0	0
22 Jose Siri, R (1, 8) OBP: 0.300, SLG: 0.385		X SI 94 0-0 E5 50 S 50 E		B SL 84 S SL 84 B CH 91 S SI 94 B SL 82 X SL 83 3-2 G5-3 ③			B FF 94 B CH 88 F SL 82 B FF 95 C FF 94 X SL 83 3-2 G3 ②			2	1	0	0	0	0	0
75 Grant Witherspoon, L (7, PH) OBP: 0.231, SLG: 0.143										1	0	0	0	0	0	0
(8, 8)																
50 René Pinto, R (1, 10) OBP: 0.346, SLG: 0.348		B SI 94 B SL 85 S SI 95 B SL 85 S SI 94 F SI 94 B SL 84 4-2 9 2B 1-H BB			X SI 94 0-0 G6-3 ①		B FF 94 B FF 94 B SL 82 B FF 94 4-0 BB			1	1	0	0	2	0	0
9 Ben Gamel, L (1, 7) OBP: 0.160, SLG: 0.174		C FC 86 S FC 88 X FF 93 0-2 1-H 2B			C SI 94 F FC 87 B SI 94 C SI 94 1-3 K ②		B SL 83 C FF 97 F FF 96 B FF 95 S CH 90 2-3 K ③			2	0	1	1	0	1	0
78 Ruben Cardenas, R (6, 7) OBP: 0.308, SLG: 0.429										1	0	0	0	0	1	1
70 Tristan Gray, L (1, 6) OBP: 0.455, SLG: 0.844		B FC 85 X CH 90 1-0 G3 ③			C SL 85 B SI 94 X SI 94 1-1 F8 ③			B CU 76 X SL 85 1-0 73 S 73 1B 1B		2	0	0	0	0	0	1
77 Ronny Simon, S (6, 6) OBP: 0.321, SLG: 0.480										1	1	1	0	0	0	0
Inning Stats	R: 0 E: 0 K: 1 S: 8 H: 0 LOB: 0 BB: 0 P: 11	R: 2 E: 1 K: 0 S: 13 H: 1 LOB: 1 BB: 1 P: 18	R: 0 E: 0 K: 0 S: 4 H: 0 LOB: 0 BB: 0 P: 9	R: 0 E: 0 K: 1 S: 10 H: 0 LOB: 0 BB: 0 P: 16	R: 0 E: 0 K: 1 S: 6 H: 0 LOB: 0 BB: 0 P: 8	R: 0 E: 0 K: 0 S: 11 H: 1 LOB: 1 BB: 1 P: 18	R: 0 E: 0 K: 1 S: 7 H: 0 LOB: 1 BB: 1 P: 16	R: 1 E: 1 K: 1 S: 9 H: 2 LOB: 0 BB: 0 P: 14		1B: 3 2B: 2 3B: 0 HR: 0 SF: 0 SAC: 0 DP: 2 HBP: 0						

	AB	27
	R	3
	H	4
	RBI	2
	BB	3
	SO	5
	LOB	8

WP: 0 PA: 30
PB: 0
SB: 3
CS: 0

PITCHER	IP	WLS	BF	H	R	ER	SO	BB	IBB	HBP	BLK	WP	HR	S	P	ERA	WHIP
25 Josh Winckowski, R (1, 1) ERA:	5.0	L	18	1	2	0	3	1	0	0	0	0	0	41	62	0.00	0.400
76 Zack Kelly, R (6, 1) ERA: 4.5	1.0		4	1	0	0	0	1	0	0	0	0	0	11	18	0.00	2.000
61 Kaleb Ort, R (7, 1) ERA: 9.95	1.0		4	0	0	0	1	1	0	0	0	0	0	7	16	0.00	1.000
98 Chase Shugart, R (8, 1) ERA: 10.38	1.0		4	2	1	1	1	0	0	0	0	0	0	9	14	9.00	2.000

PITCHER	IP	WLS	BF	H	R	ER	SO	BB	IBB	HBP	BLK	WP	HR	S	P	ERA	WHIP

Toronto Blue Jays @ Tampa Bay Rays

Tropicana Field, St. Petersburg, FL

Sun Mar 19 2023, 1:05 PM - 3:07 PM EDT

Att. 6,117 - Dome - 72 F

TOP

livebaseballscorecards.com

Batter	1	2	3	4	5	6	7	8	9	AB	R	H	RBI	BB	SO	LOB
4 George Springer, R (1, 9) OBP: 0.333, SLG: 0.595	X FF 96 0-0 F9			C ST 83 B FC 88 B FF 95 C SI 95 X CU 80 2-2 13 1B 1B		C SL 86 B SL 82 B FF 96 B SL 83 C FF 96 B FF 96 4-2 13 S 11 S BB		S SL 80 X SL 80 0-1 F9		2	0	1	0	1	0	0
44 Addison Barger, L (7, 9) OBP: 0.351, SLG: 0.441										1	0	0	0	0	0	0
11 Bo Bichette, R (1, 6) OBP: 0.395, SLG: 0.550	S SI 94 B FC 90 B FF 98 X SI 96 2-1 G6-3			S SI 95 B SI 96 X FC 88 1-1 P4		D FF 96 S FF 97 B SL 86 B SL 82 S FF 96 X SL 84 3-2 G5-3 1-2		C FF 93 B FF 94 B SL 80 B SL 80 F FF 92 B SL 81 4-2 L5-3 BB		3	0	0	0	0	0	2
28 Ernie Clement, R (7, 6) OBP: 0.267, SLG: 0.154										0	0	0	0	1	0	0
13 Brandon Belt, L (1, 3) OBP: 0.500, SLG: 0.545	X FC 89 0-0 G3			F FF 96 F FC 89 X FC 88 0-2 1-3 1B		C FF 96 S CH 92 B FF 96 F SL 83 B CH 93 B FF 95 C SL 85 3-3 K 2-3		C SI 94 X SI 92 0-1 L5-3 1-1		3	0	1	0	0	1	1
Spencer Horwitz, L (6, 3) OBP: 0.375, SLG: 0.333										1	0	0	0	0	0	1
26 Matt Chapman, R (1, 5) OBP: 0.243, SLG: 0.273		X FF 96 0-0 G6-3		B SI 95 X SI 95 1-0 F8			C FF 91 C CH 88 S CH 87 0-3 K		C SI 91 B SI 92 C SI 92 B SL 78 X SI 92 2-2 F7	3	0	0	0	0	1	2
47 Vinny Capra, R (7, 5) OBP: 0.435, SLG: 0.500										1	0	0	0	0	0	0
25 Daulton Varsho, L (1, 8) OBP: 0.217, SLG: 0.244		C FF 96 F FC 89 S FF 96 0-3 K		S FF 96 S CU 81 X FF 97 0-2 G1-3			S FF 93 S FC 83 S CH 88 0-3 K		B SI 91 C SI 92 S SL 78 B SL 78 B SL 76 X SL 77 3-2 L6	3	0	0	0	0	2	2
67 Wynton Bernard, R (7, 8) OBP: 0.226, SLG: 0.286										1	0	0	0	0	0	0
15 Whit Merrifield, R (1, 7) OBP: 0.387, SLG: 0.593		C SI 95 S FC 89 B ST 85 B ST 84 F FF 96 F FF 96 B FC 89 X FC 88 3-2 F9			C ST 84 S FC 89 X FF 96 0-2 L9		C FF 92 F CH 88 B CH 89 B FC 86 B CH 88 F FF 94 B FF 93 4-2 8 E 8 1B BB		B SI 92 C SI 90 B SI 91 S SI 92 2-2 K	2	0	0	0	1	0	0
92 Jaden Rudd, L (7, 7)										1	0	0	0	0	1	0
8 Cavan Biggio, L (1, 4) OBP: 0.341, SLG: 0.350			C CU 80 C FC 87 X FF 96 0-2 G4-3		F CU 80 F FF 96 B FF 95 S ST 85 1-3 K		B FC 84 X FF 93 1-0 E9 5 BB 1-3 1B			3	0	1	0	0	1	0
0 Rafael Lantigua, R (7, 4)										0	0	0	0	0	0	0
5 Santiago Espinal, R (1, 10) OBP: 0.375, SLG: 0.472			C SI 95 X FC 88 0-1 G6-3		C ST 86 F FF 96 F ST 85 B ST 86 F FF 96 X FC 89 1-2 P3		D CH 88 B CH 89 D CH 88 B FF 94 4-0 1-2 BB			2	0	0	0	1	0	0
55 Rob Brantly, L (1, 2) OBP: 0.452, SLG: 0.621			C FF 96 S CU 80 B ST 87 X FC 87 1-2 L3			B FF 96 F FF 96 B CH 94 B SL 83 X FF 96 3-1 P6	B FC 84 X FF 94 1-0 G4-3			3	0	0	0	0	0	3
71 Phil Clarke, L (7, 2) OBP: 0.333, SLG: 0.571										0	0	0	0	0	0	0
Inning Stats	R: 0 E: 0 K: 0 S: 4 H: 0 LOB: 0 BB: 0 P: 6	R: 0 E: 0 K: 1 S: 9 H: 0 LOB: 0 BB: 0 P: 12	R: 0 E: 0 K: 0 S: 8 H: 0 LOB: 0 BB: 0 P: 9	R: 0 E: 0 K: 0 S: 12 H: 2 LOB: 2 BB: 0 P: 16	R: 0 E: 0 K: 1 S: 11 H: 0 LOB: 0 BB: 0 P: 13	R: 0 E: 0 K: 1 S: 11 H: 0 LOB: 1 BB: 1 P: 24	R: 0 E: 1 K: 2 S: 11 H: 1 LOB: 3 BB: 2 P: 21	R: 0 E: 0 K: 0 S: 6 H: 0 LOB: 0 BB: 1 P: 10	R: 0 E: 0 K: 1 S: 8 H: 0 LOB: 0 BB: 0 P: 15	1B: 3 2B: 1 3B: 0 HR: 0 SF: 0 SAC: 0 DP: 1 HBP: 0	WP: 0 PB: 0 SB: 2 CS: 0 PA: 33					

	AB	29
	R	0
	H	3
	RBI	0
	BB	4
	SO	6
	LOB	11

PITCHER		IP	WLS	BF	H	R	ER	SO	BB	IBB	HBP	BLK	WP	HR	S	P	ERA	WHIP
57 Drew Rasmussen, R ERA: 2.79	(1, 1)	5.0	W	17	2	0	0	2	0	0	0	0	0	0	44	56	0.00	0.400
29 Pete Fairbanks, R ERA:	(6, 1)	1.0	H	4	0	0	0	1	1	0	0	0	0	0	11	24	0.00	1.000
68 Jalen Beeks, L ERA:	(7, 1)	1.0	H	6	1	0	0	2	2	0	0	0	0	0	11	21	0.00	3.000
60 Garrett Cleavinger, L ERA: 7.71	(8, 1)	1.0	H	3	0	0	0	0	1	0	0	0	0	0	6	10	0.00	1.000
42 Ryan Thompson, R ERA:	(9, 1)	1.0	S	3	0	0	0	1	0	0	0	0	0	0	8	15	0.00	0.000

PITCHER	IP	WLS	BF	H	R	ER	SO	BB	IBB	HBP	BLK	WP	HR	S	P	ERA	WHIP

Toronto Blue Jays @ Tampa Bay Rays

Tropicana Field, St. Petersburg, FL

Sun Mar 19 2023, 1:05 PM - 3:07 PM EDT

Att. 6,117 - Dome - 72 F

livebaseballscorecards.com

Batter	1	2	3	4	5	6	7	8	9	AB	R	H	RBI	BB	SO	LOB
2 Yandy Díaz, R (1, 5) OBP: 0.556, SLG: 0.692	B SI 91 S FF 91 B SL 79 B CH 90 X SI 92 3-1 ① 1B		B FF 92 C SL 79 B CH 85 B SL 78 B FF 92 4-1 5 HBP 87 1B BB		C SL 80 X SI 91 0-1 ① F9 1-3		S CH 82 S CH 81 S CH 82 0-3 ③ K 1-2			2	1	1	0	1	0	1
79 Gavin Collins, R (6, 5) OBP: 0.333, SLG: 0.500										1	0	0	0	0	1	1
5 Wander Franco, S (1, 10) OBP: 0.533, SLG: 0.727	S FF 91 B FF 89 S SI 91 X SL 80 1-2 ② G3-1		C FF 91 F CH 86 B SI 91 H SL 81 2-2 87 1B 1-2 HBP		3 SAFE F SL 82 B FF 92 S SI 92 C SI 92 1-3 ② K			X FF 90 0-0 ① F8		3	0	0	0	0	1	2
87 Harold Ramírez, R (1, 7) OBP: 0.308, SLG: 0.308	B FF 90 S SL 78 S FF 91 S SL 80 1-3 ③ K		X SL 81 0-0 1-2 2-H 1B		F SL 82 B FF 91 F SI 92 B SI 92 F SL 81 C SI 92 2-3 ③ K			B CU 80 B FF 91 F FF 93 F SL 89 X CH 86 2-2 ② G4-3		2	0	1	1	0	1	0
15 Josh Lowe, L (5, PH) OBP: 0.286, SLG: 0.545 (6, 7)										2	0	0	0	0	1	2
8 Brandon Lowe, L (1, 4) OBP: 0.333, SLG: 0.464		B FF 90 S CH 84 B FF 91 F SI 91 C SL 80 2-3 ① K	X CH 85 0-0 ③ P5			B FF 89 F FF 88 X SI 90 1-1 ① F8		B FF 93 X SL 88 1-0 2B		3	0	0	0	0	1	2
70 Tristan Gray, L (7, 4) OBP: 0.471, SLG: 0.879										1	0	1	0	0	0	0
13 Manuel Margot, R (1, 9) OBP: 0.313, SLG: 0.448		B SL 78 X SI 91 1-0 ② G5-3		B SI 90 C SI 90 F SL 78 B FF 92 X FF 92 2-2 ① L8		C FF 91 X SI 91 0-1 ② G5-3		C SI 93 B CU 80 X CU 80 1-1 ③ F9		3	0	0	0	0	0	0
76 Niko Hulsizer, R (7, 9) OBP: 0.400, SLG: 0.684										1	0	0	0	0	0	1
55 Luke Raley, L (1, 3) OBP: 0.389, SLG: 0.719		S FF 92 F CH 88 F SI 93 X SL 80 0-2 1B		X CH 84 0-0 2B		F SL 80 X SI 92 0-1 ③ L8				2	0	2	0	0	0	0
9 Ben Gamel, L (6, 3) OBP: 0.154, SLG: 0.167										1	0	0	0	0	0	0
14 Christian Bethancourt, R (1, 2) OBP: 0.167, SLG: 0.091		X FF 90 0-0 ③ L8		X SL 80 0-0 ② F8			C FF 91 S CH 82 F CH 82 B CH 82 F FF 93 F FF 92 F CH 83 B CH 82 B FF 92 4-2 B FF 91 79 WP BB			2	0	0	0	0	0	2
63 Nick Dini, R (7, 2) OBP: 0.313, SLG: 0.167										0	0	0	0	1	0	0
22 Jose Siri, R (1, 8) OBP: 0.281, SLG: 0.357			X FF 89 0-0 ① B2-3	S SL 80 X SL 80 0-1 ③ L7			C CH 82 F CH 82 B FF 93 F FF 92 F FF 91 F CH 82 B FF 92 1 SAFE D CH 82 3-3 S CH 81 ① K			2	0	0	0	0	0	1
Jordan Qsar, L (6, 8) OBP: 0.323, SLG: 0.192										1	0	0	0	0	1	1
26 Daniel Robertson, R (1, 6) OBP: 0.250, SLG: 0.261			C SL 78 X SI 90 0-1 ② P4		C FF 91 B SL 80 S SI 91 X SL 79 1-2 2 F9 2 S 1B		C FF 92 S CH 82 S CH 80 0-3 ② K			2	0	1	0	0	0	0
7 Vidal Bruján, S (5, PR) OBP: 0.333, SLG: 0.208 (6, 6)										1	0	0	0	0	1	1
Inning Stats	R: 0 E: 0 K: 1 S: 8 H: 1 LOB: 0 BB: 0 P: 13	R: 0 E: 0 K: 1 S: 9 H: 1 LOB: 1 BB: 0 P: 12	R: 1 E: 0 K: 0 S: 8 H: 1 LOB: 2 BB: 1 P: 14	R: 0 E: 0 K: 0 S: 7 H: 1 LOB: 1 BB: 0 P: 9	R: 0 E: 0 K: 2 S: 12 H: 1 LOB: 2 BB: 0 P: 16	R: 0 E: 0 K: 0 S: 6 H: 0 LOB: 0 BB: 0 P: 7	R: 0 E: 0 K: 3 S: 18 H: 0 LOB: 1 BB: 1 P: 25	R: 0 E: 0 K: 0 S: 7 H: 1 LOB: 1 BB: 0 P: 11		1B: 4 2B: 2 3B: 0 HR: 0 SF: 0 SAC: 0 DP: 0 HBP: 1						

	AB	29
	R	1
	H	6
	RBI	1
	BB	2
	SO	7
	LOB	14

WP: 1 PA: 32
PB: 0
SB: 1
CS: 0

PITCHER		IP	WLS	BF	H	R	ER	SO	BB	IBB	HBP	BLK	WP	HR	S	P	ERA	WHIP
6 Alek Manoah, R ERA: 3.77	(1, 1)	6.0	L	24	5	1	1	4	1	0	1	0	0	0	50	71	1.50	1.000
33 Trevor Richards, R ERA: 5.68	(7, 1)	1.0		4	0	0	0	3	1	0	0	0	1	0	18	25	0.00	1.000
93 Yimi García, R ERA:	(8, 1)	1.0		4	1	0	0	0	0	0	0	0	0	0	7	11	0.00	1.000

PITCHER	IP	WLS	BF	H	R	ER	SO	BB	IBB	HBP	BLK	WP	HR	S	P	ERA	WHIP

Tampa Bay Rays @ Atlanta Braves

CoolToday Park, North Port, FL

Mon Mar 20 2023, 1:06 PM - 3:47 PM EDT

Att. 6,081 - Sunny - 68 F

TOP

livebaseballscorecards.com

Batter	1	2	3	4	5	6	7	8	9	AB	R	H	RBI	BB	SO	LOB
2 Yandy Díaz, R (1, 3) OBP: 0.571, SLG: 0.875	G6-3	HR			5 G1-6-3 1B		BB		1B	3	1	2	2	0	0	0
18 Evan Edwards, L (5, 3) OBP: 0.667, SLG: 0.500		1-H					70 G4-6-3		2-3	1	0	1	0	1	0	0
5 Wander Franco, S (1, 6) OBP: 0.444, SLG: 0.571	G3-1	G3			G1-6-3		K		K	3	0	0	0	0	0	1
17 Carson Williams, R (5, 6)					1-2f					2	0	0	0	0	2	3
8 Brandon Lowe, L (1, 10) OBP: 0.361, SLG: 0.567	HR		G3				G4-6-3		F8	2	1	1	1	1	0	0
70 Tristan Gray, L (7, PH) OBP: 0.444, SLG: 0.829					87 FC4 BB		1-2f			2	0	0	0	0	0	3
(7, 10)																
87 Harold Ramírez, R (1, 7) OBP: 0.313, SLG: 0.313	13 FC6-4 1B		G6-3		FC4			63 G5-4-3 75 1B		3	0	1	0	0	0	1
78 Ruben Cardenas, R (6, 7) OBP: 0.333, SLG: 0.455					1-2f				1B	1	0	1	0	0	0	0
13 Manuel Margot, R (1, 9) OBP: 0.314, SLG: 0.438	FC6-4		G3			47 S 1B		63 G5-4-3		3	0	1	0	0	0	1
75 Grant Witherspoon, L (6, 9) OBP: 0.259, SLG: 0.182	1-2f							1-2	1B	1	0	1	0	0	0	0
21 Francisco Mejía, S (1, 2) OBP: 0.176, SLG: 0.125		G5-3		P2		K		G5-4-3		2	0	0	0	0	0	0
63 Nick Dini, R (6, PH) OBP: 0.278, SLG: 0.143								1-2f 2-3		2	0	0	0	0	1	3
(6, 2)																
6 Taylor Walls, S (1, 5) OBP: 0.286, SLG: 0.857		22 1B 2B		HR		BB		K		2	2	2	1	0	0	0
47 Junior Caminero, R (6, PH)						1-2				1	0	0	0	1	1	1
(6, 5)																
22 Jose Siri, R (1, 8) OBP: 0.294, SLG: 0.367		2 HR 1B		G6-3		K			18 1B 2B	2	1	1	1	0	0	0
37 Shane Sasaki, R (6, PH) OBP: 0.500, SLG: 1.000		2-H								2	0	1	0	0	1	2
(6, 8)																
10 Charlie Culberson, R (1, 4) OBP: 0.308, SLG: 0.182	L7			G6-3		K			F8	2	0	0	0	0	0	1
55 Carlos Colmenarez, L (6, PH)										2	0	0	0	0	1	3
(6, 4)																

AB	36
R	5
H	12
RBI	5
BB	3
SO	6
LOB	19

Inning Stats	1	2	3	4	5	6	7	8	9	1B: 7 SF: 0	WP: 0 PA: 39
	R: 1 H: 2 E: 0 LOB: 1 K: 0 BB: 0 S: 5 P: 9	R: 3 H: 3 E: 0 LOB: 0 K: 0 BB: 0 S: 8 P: 9	R: 0 H: 0 E: 0 LOB: 0 K: 0 BB: 0 S: 5 P: 8	R: 1 H: 1 E: 0 LOB: 0 K: 0 BB: 0 S: 5 P: 5	R: 0 H: 1 E: 0 LOB: 1 K: 0 BB: 1 S: 3 P: 7	R: 0 H: 1 E: 0 LOB: 2 K: 3 BB: 1 S: 10 P: 15	R: 0 H: 0 E: 0 LOB: 0 K: 1 BB: 1 S: 4 P: 8	R: 0 H: 2 E: 0 LOB: 1 K: 1 BB: 0 S: 6 P: 6	R: 0 H: 2 E: 0 LOB: 2 K: 1 BB: 0 S: 7 P: 7	2B: 2 SAC: 0 3B: 0 DP: 3 HR: 3 HBP: 0	PB: 0 SB: 1 CS: 0

PITCHER		IP	WLS	BF	H	R	ER	SO	BB	IBB	HBP	BLK	WP	HR	S	P	ERA	WHIP
30 Kyle Wright, R ERA: 13.5	(1, 1)	2.2		13	5	4	4	0	0	0	0	0	0	2	15	20	13.50	1.875
80 Danny Young, L ERA: 3.24	(3, 1)	0.1		1	0	0	0	0	0	0	0	0	0	0	3	6	0.00	0.000
Nick Anderson, R ERA: 3.38	(4, 1)	1.0		4	1	1	1	0	0	0	0	0	0	1	5	5	9.00	1.000
87 AJ Smith-Shawver, R ERA:	(5, 1)	2.0		9	2	0	0	3	2	0	0	0	0	0	13	22	0.00	2.000
22 Kirby Yates, R ERA: 9.0	(7, 1)	1.0		3	0	0	0	1	1	0	0	0	0	0	4	8	0.00	1.000

PITCHER		IP	WLS	BF	H	R	ER	SO	BB	IBB	HBP	BLK	WP	HR	S	P	ERA	WHIP
77 Joe Jiménez, R ERA: 4.91	(8, 1)	1.0	W	4	2	0	0	1	0	0	0	0	0	0	6	6	0.00	2.000
33 A.J. Minter, L ERA: 7.71	(9, 1)	1.0	S	5	2	0	0	1	0	0	0	0	0	0	7	7	0.00	2.000

Tampa Bay Rays @ Atlanta Braves

CoolToday Park, North Port, FL

Mon Mar 20 2023, 1:06 PM - 3:47 PM EDT

Att. 6,081 - Sunny - 68 F

BOTTOM

Batter	1	2	3	4	5	6	7	8	9	AB	R	H	RBI	BB	SO	LOB
1 Ozzie Albies, S (1, 4) OBP: 0.357, SLG: 0.528 Braden Shewmake, L (8, 4) OBP: 0.371, SLG: 0.452	0-0 27 FC5-4 1B	1-3 ③ K 1-2		0-0 28 1B 1-2 3-H 1B		0-0 ② P4		0-0 ① SF9 3-H		4 0	0 0	2 0	1 1	0 0	1 0	1 0
28 Matt Olson, L (1, 3) OBP: 0.486, SLG: 1.063 89 Ryan Casteel, R (7, 3) OBP: 0.324, SLG: 0.382	0-0 ① F8		1-1 HR	0-0 1-3 2-H 1B		0-3 ③ K		0-0 ② G2-3 1-2		4 1	1 0	2 0	2 0	0 0	1 0	1 1
27 Austin Riley, R (1, 5) OBP: 0.412, SLG: 0.556 9 Ehire Adrianza, S (7, 5) OBP: 0.441, SLG: 0.519	0-0 ② FC5-4 1-2f		0-0 ① L5	0-0 ③ G1-3			3-0 16 G6-3 BB	3-0 BB		3 0	0 0	0 0	0 0	0 2	0 0	3 0
16 Travis d'Arnaud, R (1, 2) OBP: 0.273, SLG: 0.250 71 Joe Hudson, R (8, 2) OBP: 0.292, SLG: 0.364	0-0 ③ G5-3		0-0 ② 1B		4-0 20 1B BB		0-0 ①② G6-3 1-2f	0-3 ③ K		3 1	0 0	1 0	0 0	1 0	0 1	2 2
23 Michael Harris II, L (1, 8) OBP: 0.333, SLG: 0.514 74 Justin Dean, R (8, 8) OBP: 0.579, SLG: 0.500		0-0 ① G4-3	0-0 ③ G1-3		0-3 ① K		0-3 K 45 S			4 0	0 0	0 0	0 0	0 0	2 0	1 0
20 Marcell Ozuna, R (1, 10) OBP: 0.372, SLG: 0.500 45 Yolmer Sánchez, S (7, PH) OBP: 0.250, SLG: 0.069 (8, 10)	0-0 E6 8 2B 17 G3-1 1B		0-0 1B 1 1B 1B	0-0 1-2 1B		4-0 FC5-4 1-2 BB				3 0	2 0	3 0	0 0	0 1	0 0	0 0
8 Eddie Rosario, L (1, 7) OBP: 0.167, SLG: 0.222 Jordan Luplow, R (6, 7) OBP: 0.294, SLG: 0.333	0-0 17 G3-1 1B 2-3 2B		0-0 ① F9	0-3 ② K		0-0 ③ FC5-4 1-2f				3 1	1 0	1 0	0 0	0 0	1 0	3 2
17 Kevin Pillar, R (1, 9) OBP: 0.243, SLG: 0.382 16 Stephen Paolini, L (7, 9) OBP: 0.667, SLG: 1.333	0-0 ② G3-1 2-3 3-H		0-0 ② F7	0-0 ③ L8				0-0 1B SF9 2B		3 1	0 1	0 1	0 0	1 0	0 0	4 0
Vaughn Grissom, R (1, 6) OBP: 0.400, SLG: 0.429	0-0 1 S 3-H 1B		0-0 1 1B 28 1B 1-3 1B			0-3 ① K		0-0 89 G2-3 2-3 1B		4 1	1 0	3 0	1 0	0 1	1 0	0 0
Inning Stats	R: 0 E: 0 K: 0 S: 4 H: 1 LOB: 1 BB: 0 P: 4	R: 2 E: 1 K: 1 S: 8 H: 3 LOB: 1 BB: 0 P: 9	R: 1 E: 0 K: 0 S: 5 H: 2 LOB: 0 BB: 0 P: 6	R: 2 E: 0 K: 0 S: 7 H: 4 LOB: 2 BB: 0 P: 7	R: 0 E: 0 K: 2 S: 8 H: 1 LOB: 2 BB: 1 P: 12	R: 0 E: 0 K: 2 S: 7 H: 0 LOB: 0 BB: 0 P: 7	R: 0 E: 0 K: 1 S: 5 H: 0 LOB: 2 BB: 2 P: 12	R: 1 E: 0 K: 1 S: 7 H: 2 LOB: 2 BB: 1 P: 10		1B: 10 2B: 2 3B: 0 HR: 1 SF: 1 SAC: 0 DP: 1 HBP: 0						

livebaseballscorecards.com

AB	35
R	6
H	13
RBI	6
BB	4
SO	7
LOB	20

WP: 1 PA: 40
PB: 0
SB: 2
CS: 0

PITCHER		IP	WLS	BF	H	R	ER	SO	BB	IBB	HBP	BLK	WP	HR	S	P	ERA	WHIP
24 Zach Eflin, R ERA: 6.23	(1, 1)	3.1		16	7	4	4	1	0	0	0	0	0	1	19	21	10.80	2.100
44 Trevor Kelley, R ERA: 1.35	(4, 1)	0.2	B	5	3	1	1	0	0	0	0	0	0	0	5	5	13.50	4.500
38 Colin Poche, L ERA: 2.25	(5, 1)	1.0		5	1	0	0	2	1	0	0	0	0	0	8	12	0.00	2.000
58 Calvin Faucher, R ERA: 3.0	(6, 1)	1.0		3	0	0	0	2	0	0	0	0	0	0	7	7	0.00	0.000
53 Heath Hembree, R ERA:	(7, 1)	1.0		5	0	0	0	1	2	0	0	0	1	0	5	12	0.00	2.000

PITCHER		IP	WLS	BF	H	R	ER	SO	BB	IBB	HBP	BLK	WP	HR	S	P	ERA	WHIP
30 Kyle Crick, R ERA: 4.05	(8, 1)	1.0	L	6	2	1	1	1	1	0	0	0	0	0	7	10	9.00	3.000

Batter	1	2	3	4	5	6	7	8	9	AB	R	H	RBI	BB	SO	LOB
15 Josh Lowe, L (1, 8) OBP: 0.282, SLG: 0.514	X FF 93 0-0 ① F7		B CU 80 C FF 92 B CU 79 F FF 93 S CU 80 2-3 ② K		C CU 79 B CH 88 B CU 80 X CH 88 2-1 1B			B FF 95 S FF 95 X KC 82 1-1 ① F8		4	0	1	0	0	1	0
50 René Pinto, R (1, 2) OBP: 0.345, SLG: 0.462 69 Roberto Alvarez, R (7, 2) OBP: 0.250, SLG: 0.125	C FF 93 F CU 80 B ST 85 S ST 84 1-3 ② K		S FC 87 X FC 86 0-1 HR		X ST 84 0-0 ③ F9			C SI 97 F SI 96 S SL 88 0-3 ② K		3 1	1 0	1 0	1 0	0 0	1 1	1 0
55 Luke Raley, L (1, 3) OBP: 0.410, SLG: 0.794 18 Evan Edwards, L (6, 3) OBP: 0.500, SLG: 0.333	C CU 79 C CU 81 F CU 82 B CU 80 X SI 94 1-2 ③ G6-3		S FF 94 C CH 87 B CU 79 X FF 93 1-2 HR			B FF 92 F FF 91 S SL 81 B CH 84 F CH 82 B CH 83 B FF 92 4-2 76 BB BB		X FF 96 0-0 ③ F8		2 1	1 0	1 0	1 0	1 0	0 0	0 0
76 Niko Hulsizer, R (1, 9) OBP: 0.448, SLG: 0.682		B FF 92 X FF 93 1-0 9 1B 7 G5-3 1B	X CU 79 0-0 ③ G1-3			B CH 84 B FF 91 B FF 91 C FF 92 S FF 91 B CH 83 4-2 75 G6-4-3 1-2 BB			S SI 96 S SI 95 X CU 86 0-2 7 G6-3 1B	3	0	2	0	1	0	0
7 Vidal Bruján, S (1, 4) OBP: 0.294, SLG: 0.179		C CU 79 B CU 80 B FF 94 X FF 94 2-1 ① G5-3 1-2	F CH 86 L CH 88 X CU 80 0-2 ① G4-3		B CH 82 C FF 92 B FF 92 C FF 90 B CH 83 X FF 91 3-2 ① L3			X FF 95 0-0 ①② G6-3 1-2f	4	0	0	0	0	0	4
9 Ben Gamel, L (1, 7) OBP: 0.179, SLG: 0.192 75 Grant Witherspoon, L (6, PH) OBP: 0.276, SLG: 0.208 (6, 7)		B CU 79 C CU 79 C CU 80 2 SAFE X SI 95 1-2 2-3 1B	S CS 74 B CU 80 C CH 88 F CU 80 B FF 93 X CU 80 2-2 ② G3		X FF 91 0-0 ②③ G6-4-3 1-2f			X SI 96 0-0 1B	2 2	0 0	1 1	0 0	0 0	0 0	0 2
17 Carson Williams, R (1, 6) 55 Carlos Colmenarez, L (6, 6)	C FF 94 C FC 87 F ST 84 B ST 83 S ST 83 1-3 ② K		B FF 94 C FF 93 S ST 82 X ST 84 1-2 ③ L7			S FF 92 C ST 80 B FF 93 C FF 92 1-3 ① K		F FF 95 B FF 96 B CU 82 C CU 82 F CU 84 B CU 83 C CU 83 3-3 ③ K		2 2	0 0	0 0	0 0	0 0	1 2	2 1
47 Junior Caminero, R (1, 5) 79 Gavin Collins, R (6, 5) OBP: 0.320, SLG: 0.478	B FC 87 C FC 86 B FC 88 C SI 93 S ST 84 2-3 ③ K				B FF 92 S FF 92 B SI 92 X FC 87 2-1 ① G6-3	C FF 92 B FF 93 B SL 88 S FF 92 B CU 74 X FF 92 3-2 ② G5-3				2 1	0 0	0 0	0 0	0 0	1 0	2 0
37 Shane Sasaki, R (1, 10) OBP: 0.200, SLG: 0.400			B FF 92 B FF 92 F FF 92 F FC 87 F ST 83 B ST 83 X SI 93 3-2 ① G4-3		C CU 78 B SI 92 F CU 79 S ST 84 1-3 ② K	B FF 92 F FF 92 B SL 88 F FF 92 S CU 75 2-3 ③ K				3	0	0	0	0	2	0
Inning Stats	R: 0 E: 0 K: 1 S: 8 H: 0 LOB: 0 BB: 0 P: 10	R: 0 E: 0 K: 2 S: 13 H: 2 LOB: 2 BB: 0 P: 20	R: 2 E: 0 K: 1 S: 13 H: 2 LOB: 0 BB: 0 P: 19	R: 0 E: 0 K: 0 S: 10 H: 0 LOB: 0 BB: 0 P: 13	R: 0 E: 0 K: 1 S: 8 H: 1 LOB: 1 BB: 0 P: 13	R: 0 E: 0 K: 0 S: 9 H: 0 LOB: 1 BB: 2 P: 20	R: 0 E: 0 K: 2 S: 9 H: 0 LOB: 0 BB: 0 P: 15	R: 0 E: 0 K: 1 S: 6 H: 0 LOB: 0 BB: 0 P: 7	R: 0 E: 0 K: 1 S: 9 H: 2 LOB: 1 BB: 0 P: 12	1B: 5 2B: 0 3B: 0 HR: 2 SF: 0 SAC: 0 DP: 2 HBP: 0						

PITCHER		IP	WLS	BF	H	R	ER	SO	BB	IBB	HBP	BLK	WP	HR	S	P	ERA	WHIP
54 Sonny Gray, R ERA: 2.7	(1, 1)	5.0	W	20	5	2	2	5	0	0	0	0	0	2	52	75	3.60	1.000
71 Jovani Moran, L ERA:	(6, 1)	1.0	H	4	0	0	0	0	2	0	0	0	0	0	9	20	0.00	2.000
56 Caleb Thielbar, L ERA:	(7, 1)	1.0	H	3	0	0	0	2	0	0	0	0	0	0	9	15	0.00	0.000
48 Jorge López, R ERA:	(8, 1)	1.0	H	3	0	0	0	1	0	0	0	0	0	0	6	7	0.00	0.000
62 Oliver Ortega, R ERA: 1.29	(9, 1)	1.0	S	4	2	0	0	1	0	0	0	0	0	0	9	12	0.00	2.000

PITCHER	IP	WLS	BF	H	R	ER	SO	BB	IBB	HBP	BLK	WP	HR	S	P	ERA	WHIP

TOP

Tampa Bay Rays @ Minnesota Twins

Hammond Stadium, Fort Myers, FL

Tue Mar 21 2023, 6:05 PM - 8:19 PM EDT

Att. 6,703 - Clear - 80 F

livebaseballscorecards.com

AB	32
R	2
H	7
RBI	2
BB	2
SO	9
LOB	12

Tampa Bay Rays @ Minnesota Twins

Hammond Stadium, Fort Myers, FL

Tue Mar 21 2023, 6:05 PM - 8:19 PM EDT

Att. 6,703 - Clear - 80 F

livebaseballscorecards.com

BOTTOM

Batter	1	2	3	4	5	6	7	8	9	AB	R	H	RBI	BB	SO	LOB
25 Byron Buxton, R (1, 10) OBP: 0.333, SLG: 0.667 21 Will Holland, R (7, PH) (8, 10) OBP: 0.421, SLG: 0.400	4 HR 2B		K		F9		K			3	1	1	0	0	1	1
										1	0	0	0	0	1	0
4 Carlos Correa, R (1, 6) OBP: 0.333, SLG: 0.471 60 Elliot Soto, R (7, 6) OBP: 0.200, SLG: 0.333	2-H HR		G1-3		13 BLK 12 E 8 1B 1B		K			3	2	2	2	0	0	0
										1	0	0	0	0	1	0
12 Kyle Farmer, R (1, 4) OBP: 0.314, SLG: 0.655 89 Andrew Bechtold, R (8, 4) (9, 5) OBP: 0.179, SLG: 0.042	G3-1		L5		FC4 13 BLK 8 1B		F9			4	1	0	1	0	0	1
										0	0	0	0	0	0	0
13 Joey Gallo, L (1, 3) OBP: 0.314, SLG: 0.333 16 Tyler White, R (9, 3) OBP: 0.382, SLG: 0.429	BB			2 PB BB	K			F8		2	0	0	0	2	1	2
										0	0	0	0	0	0	0
8 Christian Vázquez, R (1, 2) OBP: 0.211, SLG: 0.118 32 Tony Wolters, L (9, 2) OBP: 0.238, SLG: 0.059	K			K	2-H 3-H 1B			P2		4	0	1	2	0	2	2
										0	0	0	0	0	0	0
2 Michael Taylor, R (1, 8) OBP: 0.289, SLG: 0.400 55 Mark Contreras, L (9, 8) OBP: 0.367, SLG: 0.440	F7			1-2 BB	L9			K		3	0	0	0	1	1	2
										0	0	0	0	0	0	0
30 Kyle Garlick, R (1, 9) OBP: 0.176, SLG: 0.235 89 Andrew Stevenson, L (9, 9)		G6-3		K		F8				3	0	0	0	0	1	2
										0	0	0	0	0	0	0
1 Nick Gordon, L (1, 7) OBP: 0.300, SLG: 0.450 24 Ryan LaMarre, R (9, 7) OBP: 0.346, SLG: 0.105		G6-3		F8		K				3	0	0	0	0	1	2
										0	0	0	0	0	0	0
50 Willi Castro, S (1, 5) OBP: 0.389, SLG: 0.613 20 Yunior Severino, S (9, 4)		K			4 1B 25 S 12 FC4 HBP		F7			2	1	0	0	0	1	0
										0	0	0	0	0	0	0
Inning Stats	R: 2 E: 0 K: 1 S: 12 H: 2 LOB: 1 BB: 1 P: 24		R: 0 E: 0 K: 1 S: 11 H: 0 LOB: 0 BB: 0 P: 14	R: 0 E: 0 K: 1 S: 10 H: 0 LOB: 0 BB: 0 P: 17	R: 0 E: 0 K: 2 S: 13 H: 0 LOB: 2 BB: 2 P: 22	R: 3 E: 1 K: 1 S: 18 H: 2 LOB: 1 BB: 0 P: 26	R: 0 E: 0 K: 1 S: 7 H: 0 LOB: 0 BB: 0 P: 9	R: 0 E: 0 K: 2 S: 9 H: 0 LOB: 0 BB: 0 P: 12	R: 0 E: 0 K: 1 S: 6 H: 0 LOB: 0 BB: 0 P: 12							

	AB	29
	R	5
	H	4
	RBI	5
	BB	3
	SO	10
	LOB	12

	1B: 2	SF: 0	WP: 0	PA: 33
	2B: 1	SAC: 0	PB: 1	
	3B: 0	DP: 0	SB: 1	
	HR: 1	HBP: 1	CS: 0	

PITCHER		IP	WLS	BF	H	R	ER	SO	BB	IBB	HBP	BLK	WP	HR	S	P	ERA	WHIP
19 Josh Fleming, L	(1, 1)	3.1		15	2	2	2	4	3	0	0	0	0	1	42	72	5.40	1.500
ERA: 4.91																		
67 Alfredo Zarraga, R	(4, 1)	0.2		2	0	0	0	1	0	0	0	0	0	0	4	5	0.00	0.000
ERA:																		
42 Ryan Thompson, R	(5, 1)	0.2	L	6	2	3	1	1	0	0	1	1	0	0	14	19	13.50	3.000
ERA: 2.08																		
80 Braden Bristo, R	(5, 1)	0.1		1	0	0	0	0	0	0	0	0	0	0	4	7	0.00	0.000
ERA: 3.86																		
49 Kevin Kelly, R	(6, 1)	2.0		6	0	0	0	3	0	0	0	0	0	0	16	21	0.00	0.000
ERA: 2.61																		

PITCHER		IP	WLS	BF	H	R	ER	SO	BB	IBB	HBP	BLK	WP	HR	S	P	ERA	WHIP
29 Pete Fairbanks, R	(8, 1)	1.0		3	0	0	0	1	0	0	0	0	0	0	6	12	0.00	0.000
ERA:																		

Philadelphia Phillies @ Tampa Bay Rays

Tropicana Field, St. Petersburg, FL

Wed Mar 22 2023, 1:08 PM - 3:22 PM EDT

Att. 3,981 - Dome - 72 F

livebaseballscorecards.com

TOP

Batter	1	2	3	4	5	6	7	8	9	AB	R	H	RBI	BB	SO	LOB
33 Edmundo Sosa, R (1, 6) OBP: 0.558, SLG: 0.857 31 Wendell Rijo, R (8, 6)	C FF 91 B FF 92 S CH 80 F CH 82 F FF 93 S CH 82 1-3 K ①		C SL 83 S SL 83 S CH 81 0-3 K ③			S FF 94 S FF 93 S CH 90 0-3 K ①	B FC 85 B CH 88 C FF 93 X CH 90 2-1 F7 ③			4 0 0 0 0 3 1 0 0 0 0 0 0 0						
8 Nick Castellanos, R (1, 9) OBP: 0.347, SLG: 0.439 67 Jim Haley, R (6, PR) OBP: 0.379, SLG: 0.364 (6, 9)	F FF 93 C FF 92 F CH 82 B CH 82 B FF 91 X CH 82 2-2 L5 ②			F SL 86 F SL 84 B FF 90 S CH 81 1-3 K ①		B FF 94 S CH 90 B FF 94 X FF 94 2-1 24 FC6-5 1B		C FF 92 C FF 92 B FF 94 B SL 80 S SL 79 2-3 K ①		3 0 1 0 0 1 0 1 0 0 0 0 1 0						
24 Darick Hall, L (1, 3) OBP: 0.385, SLG: 0.681 3 McCarthy Tatum, R (8, PR) (8, 3)	S SL 81 B FF 92 S ST 79 B ST 80 F CH 81 F FF 92 B SL 86 B SL 86 4-2 4 PO BB			X FF 90 0-0 F8 ②		S FC 87 B FC 87 X FF 94 1-1 FC6-5 4 2B 23 1B ② 1-2f		C SI 94 X SI 93 0-1 1B		3 1 1 0 1 0 1 0 0 0 0 0 0 0						
4 Scott Kingery, R (1, 8) OBP: 0.413, SLG: 0.476 23 Madison Stokes, R (7, 5) OBP: 0.333, SLG: 1.333	C FF 91 1 SAFE 0-1 PO ③ 1-2	C FF 92 S FF 92 S FF 93 0-3 K ①		C CH 80 X SL 84 0-1 F9 ③		X FF 94 0-0 23 1B 2B 1-3		T FF 94 B FF 94 C FF 95 C SL 80 1-3 K ②		3 1 1 0 0 1 0 1 0 0 0 0 1 1						
23 Kody Clemens, L (1, 5) OBP: 0.409, SLG: 0.641 61 Troy Schreffler, R (7, 8)		C FF 92 B SL 82 B ST 80 F FF 90 S SL 85 2-3 K ②			B ST 79 X CH 80 1-0 2B	B FC 86 B FC 86 X FF 94 2-0 18 E 1B 2-H 3-H		X FF 94 0-0 F9 ③		3 0 2 2 0 1 0 1 0 0 0 0 0 1						
18 Dalton Guthrie, R (1, 7) OBP: 0.225, SLG: 0.308 18 Dustin Peterson, R (8, 7) OBP: 0.167, SLG: 0.667		B FF 92 S CH 81 B CH 82 S CH 81 F FF 92 S CH 82 2-3 K ③			C SL 83 X FF 90 0-1 F7 ①	S CH 89 S CH 90 X CH 89 0-2 FC5 1-2			S FF 93 C SL 80 S FF 95 0-3 K ①	3 0 0 0 0 1 2 1 0 0 0 0 1 0						
39 Vimael Machín, L (1, 4) OBP: 0.471, SLG: 0.429 83 Jack Conley, R (8, 2) OBP: 0.222, SLG: 0.222			B ST 79 F FF 91 B FF 91 X SL 84 2-1 1B		B FF 90 2 SAFE C FF 91 B SL 84 B FF 91 C FF 91 F FF 92 B SL 83 4-2 BB	C CH 90 X FF 94 0-1 G5-3 ③			C ST 85 C ST 84 B ST 86 B ST 85 S ST 86 2-3 K ②	2 0 1 0 1 0 2 1 0 0 0 0 1 0						
29 John Hicks, R (1, 10) OBP: 0.294, SLG: 0.313			B FF 91 S FF 90 S CH 80 S CH 80 1-3 K ①		B FF 92 S FF 90 C FF 92 B SL 83 F FF 91 F FF 92 X SL 83 2-2 F8 ②		F FF 93 X CH 89 0-1 F8 ①		B SI 94 B SI 94 X ST 86 2-0 G5-3 ③	4 0 0 0 0 1 3						
41 Aramis Garcia, R (1, 2) OBP: 0.296, SLG: 0.458 33 Oliver Dunn, L (8, 4) OBP: 0.333, SLG: 0.333			C SL 83 S CH 80 C FF 92 0-3 K ②		B SL 85 F SL 83 S FF 91 2 SAFE F FF 93 F FF 92 B SL 84 X FF 92 2-2 F8 ③		B FC 85 B CH 89 S CH 89 F FF 94 B CH 89 C FF 94 3-3 K ②			3 0 0 0 0 2 3 0 0 0 0 0 0 0						
Inning Stats	R: 0 E: 0 K: 1 S: 14 H: 0 LOB: 0 BB: 1 P: 21	R: 0 E: 0 K: 3 S: 10 H: 0 LOB: 0 BB: 0 P: 14	R: 0 E: 0 K: 3 S: 11 H: 1 LOB: 1 BB: 0 P: 14	R: 0 E: 0 K: 1 S: 6 H: 0 LOB: 0 BB: 0 P: 7	R: 0 E: 0 K: 0 S: 16 H: 1 LOB: 2 BB: 1 P: 25	R: 2 E: 1 K: 1 S: 14 H: 3 LOB: 2 BB: 0 P: 19	R: 0 E: 0 K: 1 S: 7 H: 0 LOB: 0 BB: 0 P: 12	R: 0 E: 0 K: 2 S: 9 H: 1 LOB: 1 BB: 0 P: 12	R: 0 E: 0 K: 2 S: 7 H: 0 LOB: 0 BB: 0 P: 11	1B: 4 2B: 2 3B: 0 HR: 0 SF: 0 SAC: 0 DP: 0 HBP: 0	WP: 0 PB: 0 SB: 0 CS: 0 PA: 36					

	AB	33
	R	2
	H	6
	RBI	2
	BB	2
	SO	14
	LOB	14

PITCHER		IP	WLS	BF	H	R	ER	SO	BB	IBB	HBP	BLK	WP	HR	S	P	ERA	WHIP
59 Jeffrey Springs, L ERA:	(1, 1)	4.1	W	15	2	0	0	8	1	0	0	0	0	0	44	60	0.00	0.692
38 Colin Poche, L ERA: 1.93	(5, 1)	0.2	H	3	0	0	0	0	1	0	0	0	0	0	13	21	0.00	1.500
68 Jalen Beeks, L ERA: 2.45	(6, 1)	2.0		10	3	2	2	2	0	0	0	0	0	0	21	31	9.00	1.500
60 Garrett Cleavinger, L ERA: 6.0	(8, 1)	1.1		5	1	0	0	3	0	0	0	0	0	0	12	15	0.00	0.750
58 Calvin Faucher, R ERA: 2.45	(9, 1)	0.2		2	0	0	0	1	0	0	0	0	0	0	4	8	0.00	0.000

PITCHER	IP	WLS	BF	H	R	ER	SO	BB	IBB	HBP	BLK	WP	HR	S	P	ERA	WHIP

BOTTOM

Philadelphia Phillies @ Tampa Bay Rays

Tropicana Field, St. Petersburg, FL

Wed Mar 22 2023, 1:08 PM - 3:22 PM EDT

Att. 3,981 - Dome - 72 F

livebaseballscorecards.com

Batter	1	2	3	4	5	6	7	8	9	AB	R	H	RBI	BB	SO	LOB
2 Yandy Díaz, R (1, 3) OBP: 0.500, SLG: 0.737 62 Jonathan Aranda, L (6, 3) OBP: 0.316, SLG: 0.500	S FF 91 C SI 90 C FS 86 0-3 K ①		X SI 89 0-0 P5 ①		B SI 90 X ST 83 1-0 G6-3 ①	C SI 98 C SI 98 B FC 94 B FC 93 X FC 93 2-2 G3-1 ①		C SL 80 T CU 77 F SL 79 B CU 76 X SI 87 1-2 G6-4-3 ②③ 1-2f		3 2	0 0	0 0	0 0	0 0	1 0	0 1
5 Wander Franco, S (1, 6) OBP: 0.450, SLG: 0.625 26 Daniel Robertson, R (5, PH) OBP: 0.269, SLG: 0.250 (6, 6)	C FF 91 F FC 86 F FS 88 F ST 82 B FS 88 F FC 86 F SI 92 F CU 74 F FS 87 2-3 B SI 92 F FS 86 C CU 68 K ②		B CU 72 X FF 92 1-0 14 F8 8 1B 2B		B FF 92 B FS 85 B ST 83 B FF 92 4-0 14 1B 78 1B BB	B SI 98 X SI 97 1-0 F8 ②				2 1	1 1	0 0	0 0	1 1	0 0	1 0
14 Christian Bethancourt, R (1, 2) OBP: 0.200, SLG: 0.143 63 Nick Dini, R (6, 2) OBP: 0.316, SLG: 0.143	S FF 93 B FF 92 X FC 88 1-1 G5-3 ③		B ST 84 X ST 83 1-0 F8 ② 2-3		X FS 87 0-0 78 1B 75 1B 1-2 1B	B CU 85 F SI 98 B CU 85 F SI 98 B FC 93 F SI 98 F SI 98 B SI 100 4-2 BB				3 0	1 0	1 0	0 0	0 1	0 0	1 0
8 Brandon Lowe, L (1, 4) OBP: 0.395, SLG: 0.594 10 Charlie Culberson, R (5, PH) OBP: 0.286, SLG: 0.167 (6, 4)		C FF 90 X FS 87 0-1 13 1B 21 1B 1B	B FF 92 F FC 88 X CU 76 1-1 3-H 1B		B SI 92 S SI 92 S FS 87 S FS 87 1-3 K ②	X SI 97 0-0 P3 ③				2 2	1 0	2 0	1 0	0 0	0 1	0 3
13 Manuel Margot, R (1, 9) OBP: 0.324, SLG: 0.441 78 Ruben Cardenas, R (5, PH) OBP: 0.345, SLG: 0.458 (6, 9)		B FF 92 X FS 87 1-0 21 1B 22 G1-2-3 1-2 1B	C SI 92 F FS 88 B FF 93 F FS 86 D SI 93 B ST 86 1 SAFE S FS 88 3-3 K ③		F SI 92 X ST 85 0-1 75 1B 1-3 2-H 1B		S SL 80 C SL 79 F CU 77 S SI 89 0-3 K ①			2 2	0 1	1 1	0 1	0 0	1 1	1 0
21 Francisco Mejía, S (1, 10) OBP: 0.211, SLG: 0.167 17 Isaac Paredes, R (5, PH) OBP: 0.308, SLG: 0.100 (6, 10)		B SI 92 X SI 91 1-0 22 G1-2-3 87 HBP 1-3 2-H 1B	F FF 92 B FS 87 X FS 86 1-1 G3-1 ①		D ST 85 B FS 87 B FF 93 B FF 92 4-0 75 1B 76 2B BB		B SI 89 C SL 79 F SL 80 X CH 86 1-2 G5-3 ②			2 1	0 1	1 1	1 0	0 0	0 1	0 0
87 Harold Ramírez, R (1, 7) OBP: 0.389, SLG: 0.313 75 Grant Witherspoon, L (4, PR) OBP: 0.290, SLG: 0.231 (5, 7)		B SI 92 H FS 87 2-0 22 G1-2-3 1-2 HBP	B ST 85 H SI 92 2-0 HBP		D CU 76 B FC 89 X FS 88 2-0 76 2B 1-3 2-H 3-H 1B		C SL 80 C CU 77 S SL 79 0-3 K ③			0 2	0 0	0 1	0 2	0 0	0 1	0 0
22 Jose Siri, R (1, 8) OBP: 0.278, SLG: 0.344 76 Niko Hulsizer, R (5, PH) OBP: 0.484, SLG: 0.750 (6, 8)		S ST 86 X FS 89 0-1 G1-2-3 ①② 1-2 2-3 3-Hf	F SI 91 F FS 88 S ST 85 0-3 K ②		C FF 91 S SL 85 B SL 86 B FF 91 B SL 86 F SL 86 X FF 92 3-2 2B 1-3 3-H			C SI 88 B SL 80 S SL 82 B SL 80 B CU 77 F SL 80 F SL 81 X SL 80 3-2 62 G6-4-3 1B		2 2	0 0	0 2	0 1	0 0	1 0	4 0
6 Taylor Walls, S (1, 5) OBP: 0.222, SLG: 0.667 70 Tristan Gray, L (5, PH) OBP: 0.421, SLG: 0.784 (6, 5)		F CU 74 B FS 88 X FS 90 1-1 L8 ③	B CU 75 X FC 89 1-0 F9 ③		F FF 92 X CH 86 0-1 F9 ③			S SL 81 F SI 89 S CU 77 0-3 K ①		2 2	0 0	0 0	0 0	0 0	0 1	3 3
Inning Stats	R: 0 E: 0 K: 2 S: 15 H: 0 LOB: 0 BB: 0 P: 18	R: 1 E: 0 K: 0 S: 8 H: 3 LOB: 2 BB: 0 P: 13	R: 1 E: 0 K: 1 S: 9 H: 2 LOB: 1 BB: 0 P: 15	R: 0 E: 0 K: 1 S: 6 H: 0 LOB: 1 BB: 0 P: 10	R: 4 E: 0 K: 1 S: 14 H: 4 LOB: 2 BB: 2 P: 29	R: 0 E: 0 K: 0 S: 9 H: 0 LOB: 1 BB: 1 P: 16	R: 0 E: 0 K: 2 S: 10 H: 0 LOB: 0 BB: 0 P: 11	R: 0 E: 0 K: 1 S: 12 H: 1 LOB: 0 BB: 0 P: 16		1B: 8 2B: 2 3B: 0 HR: 0 SF: 0 SAC: 0 DP: 2 HBP: 2				WP: 0 PB: 0 SB: 0 CS: 0 PA: 37	

PITCHER		IP	WLS	BF	H	R	ER	SO	BB	IBB	HBP	BLK	WP	HR	S	P	ERA	WHIP
99 Taijuan Walker, R ERA: 10.29	(1, 1)	4.2	L	25	8	6	6	5	2	0	2	0	0	0	46	76	11.57	2.143
19 Jesus Cruz, R ERA:	(5, 1)	0.1		2	1	0	0	0	0	0	0	0	0	0	6	9	0.00	3.000
46 José Alvarado, L ERA:	(6, 1)	1.0		4	0	0	0	0	1	0	0	0	0	0	9	16	0.00	1.000
37 Andrew Vasquez, L ERA: 5.19	(7, 1)	2.0		6	1	0	0	3	0	0	0	0	0	0	22	27	0.00	0.500

PITCHER	IP	WLS	BF	H	R	ER	SO	BB	IBB	HBP	BLK	WP	HR	S	P	ERA	WHIP

AB	32
R	6
H	10
RBI	6
BB	3
SO	8
LOB	16

New York Mets @ Tampa Bay Rays

Tropicana Field, St. Petersburg, FL

Fri Mar 24 2023, 1:07 PM - 3:59 PM EDT

Att. 6,429 - Dome - 77 F

TOP

livebaseballscorecards.com

Batter	1	2	3	4	5	6	7	8	9	AB	R	H	RBI	BB	SO	LOB
13 Luis Guillorme, L (1, 4) OBP: 0.432, SLG: 0.432	B FF 93 F FF 95 C FF 94 B SL 87 F FF 95 B SL 88 B FF 96 4-2 12 WP 12 2B BB		B FF 93 C SL 82 B FF 93 B FF 94 B FF 92 4-1 6 2B 20 HR BB	B FC 92 C FC 93 B CU 78 X FC 94 2-1 12 1B 1-2 2-H 1B		C SI 90 F SL 77 B SL 78 B SL 79 B SI 90 T SL 78 3-2 ① K	C FF 93 S FF 94 F FF 95 X SL 86 0-2 ③ F8			2 2 1 1 2 1 0						
83 Tim Locastro, R (6, 8) OBP: 0.400, SLG: 0.535										1 0 0 0 0 0 2						
6 Starling Marte, R (1, 9) OBP: 0.267, SLG: 0.444	C FF 95 B SI 95 S SL 87 X SL 88 1-2 ① L6		C SL 86 B SI 93 S SI 93 F FF 94 X SL 84 1-2 20 HR 1-3 2B	C FC 93 B SL 85 F SL 87 C FC 94 1-3 ① K		C SI 89 B SL 77 F SL 78 X SL 79 1-2 ② F9		C SI 98 F SL 87 B SL 88 B SL 86 F CH 86 X FF 96 2-2 ① F8		4 1 1 0 0 1 3						
22 Brett Baty, L (7, 5) OBP: 0.460, SLG: 0.425										1 0 0 0 0 0 0						
12 Francisco Lindor, S (1, 6) OBP: 0.389, SLG: 0.563	C FF 95 B CH 87 B FF 95 C SL 87 X SL 85 2-2 20 1B 32 SF8 1-H 2B		B CH 85 F SL 86 S FF 95 X FF 95 1-2 ① F8	B SL 85 F FC 91 X FC 93 1-1 20 G6-4-3 1-2 2-H 1B		B SL 77 S SI 89 X SL 78 1-1 ③ L6		B ST 79 X SI 96 1-0 ② G1-4-3		4 1 2 2 0 0 2						
27 Mark Vientos, R (7, 3) OBP: 0.310, SLG: 0.481										1 0 0 0 0 0 0						
20 Pete Alonso, R (1, 3) OBP: 0.412, SLG: 0.714	X FF 95 0-0 19 S 2-3 1B		B SI 94 B SL 83 F SL 85 X FF 94 2-1 2-H 3-H HR	C SL 85 C CU 80 D CU 82 X SL 86 1-2 ② ③ G6-4-3 1-2f			B SI 89 C SL 76 F SL 77 B SI 90 F SL 77 B FF 88 B SL 78 4-2 33 1B 19 2B BB	B SI 96 S SL 87 B SL 88 X SI 97 2-1 ③ L9		3 1 2 3 1 0 2						
81 José Peraza, R (7, PR) OBP: 0.349, SLG: 0.359										1 1 0 0 0 0 0						
32 Daniel Vogelbach, L (1, 10) OBP: 0.231, SLG: 0.278	S SL 87 F SL 85 F FF 95 X FF 96 0-2 ② SF8 3-H		C FF 93 B SL 85 C SL 84 B SL 84 F SL 83 F FF 95 B SL 82 X SL 85 3-2 ② G3		B CU 79 B SL 86 B FC 93 C FC 93 B FC 94 4-1 BB		B SI 89 X SI 89 1-0 19 2B 1-2 1B		B SI 90 B SI 90 C SI 90 B ST 76 T SI 89 X SI 91 3-2 ① F9	1 0 0 1 1 0 0							
33 Darin Ruf, R (7, PH) OBP: 0.267, SLG: 0.259										2 1 1 0 0 0 0						
(7, 10)																
19 Mark Canha, R (1, 7) OBP: 0.294, SLG: 0.313	B SI 94 S SL 87 S SL 86 1-2 ③ K 1-2		C SI 94 B SL 85 F SL 86 X SL 88 1-2 1B	C FC 95 C SL 85 C SL 84 0-3 ① K			C SI 89 B SL 77 X SI 88 1-1 10 1B 15 G6-4-3 1-H 2-H 2B		C FC 89 X FC 86 0-1 86 BB 1B	4 0 2 2 0 2 2						
87 Jonathan Araúz, S (7, PR) OBP: 0.368, SLG: 0.353										1 1 1 0 0 0 0						
(7, 6)																
10 Eduardo Escobar, S (1, 5) OBP: 0.212, SLG: 0.172		B SL 84 X FF 94 1-0 ① F8	X CH 86 0-0 ③ F7		B CU 81 C SL 87 B CU 81 F SL 86 F FC 93 B CU 82 F FC 91 C SL 84 3-3 ② K		S SL 85 X FF 94 0-1 15 G6-4-3 2-3 1B		F SI 91 B ST 76 C FC 86 F ST 75 B SI 91 B FC 85 F SI 90 F ST 75 B FC 87 4-2 1-2 BB	4 0 1 0 0 1 2							
86 DJ Stewart, L (7, PR) OBP: 0.543, SLG: 0.692										0 0 0 0 1 0 0						
(7, 9)																
28 Tommy Pham, R (1, 8) OBP: 0.255, SLG: 0.178		B FF 94 C FF 94 B FF 94 B SL 86 C SL 85 X SL 85 3-2 ② G5-3		B SL 84 F FF 91 B FF 92 B SL 84 X FF 92 3-1 2 BB 13 1B 1B	B CU 81 C FC 93 B CU 81 C FC 94 B FC 92 F FC 92 X SL 88 3-2 ③ L7		B SL 84 X SL 87 1-0 ① ② G6-4-3 1-2f 3-H		C ST 74 F SI 91 B ST 76 B ST 76 S SI 89 2-3 ② K	3 1 1 0 0 0 1							
15 Danny Mendick, R (6, 4) OBP: 0.259, SLG: 0.360										2 0 0 0 0 1 4						
(7, 7)																
2 Omar Narváez, L (1, 2) OBP: 0.440, SLG: 0.450		F FF 95 S CH 85 X FF 96 0-2 ③ F8		B SL 85 B FF 92 B FF 91 C FF 91 B SL 84 4-1 13 1B 12 1B 1-2 BB		X FF 87 0-0 HR	T FF 95 B SL 88 X SL 86 1-1 1B		S ST 75 F ST 75 B SI 92 F FC 85 S ST 75 1-3 ③ K	3 2 2 1 1 0 0							
84 Michael Pérez, L (7, 2) OBP: 0.063, SLG: 0.125										1 0 0 0 0 1 2						

Inning Stats	1	2	3	4	5	6	7	8	9
	R: 2 H: 2 E: 0 LOB: 1 K: 1 BB: 1 S: 16 P: 24	R: 0 H: 0 E: 0 LOB: 0 K: 0 BB: 0 S: 7 P: 11	R: 3 H: 3 E: 0 LOB: 1 K: 0 BB: 1 S: 19 P: 31	R: 2 H: 3 E: 0 LOB: 1 K: 1 BB: 1 S: 13 P: 25	R: 0 H: 0 E: 0 LOB: 1 K: 2 BB: 1 S: 13 P: 23	R: 1 H: 1 E: 0 LOB: 0 K: 1 BB: 0 S: 9 P: 14	R: 3 H: 4 E: 0 LOB: 2 K: 0 BB: 1 S: 15 P: 23	R: 0 H: 0 E: 0 LOB: 0 K: 0 BB: 0 S: 7 P: 12	R: 0 H: 1 E: 0 LOB: 2 K: 2 BB: 1 S: 17 P: 27

1B: 9 SF: 1
2B: 3 SAC: 0
3B: 0 DP: 2
HR: 2 HBP: 0

WP: 1 PA: 45
PB: 0
SB: 1
CS: 0

	AB	38
	R	11
	H	14
	RBI	10
	BB	6
	SO	7
	LOB	20

PITCHER		IP	WLS	BF	H	R	ER	SO	BB	IBB	HBP	BLK	WP	HR	S	P	ERA	WHIP
1 Luis Patiño, R ERA: 11.17	(1, 1)	2.2	L	16	5	7	7	1	3	0	0	0	1	1	41	71	23.62	3.000
49 Jack Snyder, R ERA:	(3, 1)	0.1		2	1	0	0	0	0	0	0	0	0	0	4	5	0.00	3.000
1 Luis Patiño, R ERA: 11.17	(4, 1)	2.2	L	16	5	7	7	1	3	0	0	0	1	1	41	71	23.62	3.000
54 Colten Brewer, R ERA:	(4, 1)	2.0		8	2	0	0	3	1	0	0	0	0	0	23	38	0.00	1.500
30 Kyle Crick, R ERA: 8.22	(6, 1)	1.0		7	3	4	4	1	1	0	0	0	0	1	15	26	36.00	4.000

PITCHER		IP	WLS	BF	H	R	ER	SO	BB	IBB	HBP	BLK	WP	HR	S	P	ERA	WHIP
53 Heath Hembree, R ERA:	(7, 1)	1.0		4	2	0	0	0	0	0	0	0	0	0	9	11	0.00	2.000
48 Ben Heller, R ERA: 1.13	(8, 1)	1.0		3	0	0	0	0	0	0	0	0	0	0	7	12	0.00	0.000
49 Kevin Kelly, R ERA: 2.38	(9, 1)	1.0		5	1	0	0	2	1	0	0	0	0	0	17	27	0.00	2.000

Batter	1	2	3	4	5	6	7	8	9	AB	R	H	RBI	BB	SO	LOB
2 Yandy Díaz, R (1, 10) OBP: 0.481, SLG: 0.682 62 Jonathan Aranda, L (7, PH) OBP: 0.286, SLG: 0.444 (8, 10)	C FF 92 B FF 92 F FF 93 S SL 84 1-3 K ① B SL 85 S FF 94 X SL 84 1-1 1-3 2-H 3-H 1B				B FF 91 S FF 91 F FC 87 S CU 72 1-3 K ①		B SI 96 B SI 96 F SI 95 S CH 88 X CH 89 2-2 F9 ③		B FF 94 F FF 94 S FF 94 F FF 94 F FS 86 X FF 94 1-2 F7 ③	3 2	0 0	1 0	2 0	0 0	2 0	0 3
5 Wander Franco, S (1, 6) OBP: 0.391, SLG: 0.526 70 Tristan Gray, L (6, 6) OBP: 0.410, SLG: 0.763	B FF 93 X CU 74 1-0 G2-3 ② C FF 94 F FF 93 F CH 83 F FC 87 B FC 88 X CH 83 1-2 G3 ③				C CH 80 F FF 92 X CH 80 0-2 G3-1 ②			B FF 91 B SL 81 S FF 90 S FF 91 F FF 92 B FF 92 F FF 89 X SL 79 3-2 F9 ①		3 1	0 0	0 0	0 0	0 0	0 0	2 0
55 Luke Raley, L (1, 3) OBP: 0.395, SLG: 0.763	B FF 94 F FF 93 S FC 89 B CH 82 X FF 94 2-2 2B	C CU 73 B FF 92 C CU 72 F CH 82 S CH 84 1-3 K ①			C FF 91 S CH 82 F FF 93 C FC 86 0-3 K ③			C SL 82 B SL 81 B FF 91 T SL 82 B FF 92 X FF 90 3-2 G3 ②		4	0	1	0	0	2	0
56 Randy Arozarena, R (1, 7) OBP: 0.294, SLG: 0.643 9 Ben Gamel, L (6, 7) OBP: 0.200, SLG: 0.250	B SL 84 B SL 84 C FF 94 S SL 84 S SL 86 2-3 K ③	T FF 92 B FF 93 S SL 84 C CH 83 1-3 K ②				S FF 90 F FC 87 F CH 81 B CU 73 B CH 81 B FC 88 S CH 82 3-3 K ①		B SL 83 B FF 91 S FF 90 X FF 90 2-1 2B		2 2	0 0	0 1	0 0	0 0	2 1	1 0
8 Brandon Lowe, L (1, 4) OBP: 0.400, SLG: 0.588 26 Daniel Robertson, R (6, 4) OBP: 0.250, SLG: 0.231	S CU 74 X FF 93 0-1 L7 ①	F CH 83 S FF 93 X FF 94 0-2 1B				C CU 73 B FF 94 B FF 92 C CU 73 S SL 84 2-3 K ②		X FF 90 0-0 G4-3 ③		2 2	0 0	1 0	0 0	0 0	0 1	0 1
17 Isaac Paredes, R (1, 5) OBP: 0.267, SLG: 0.083 79 Gavin Collins, R (6, 5) OBP: 0.333, SLG: 0.480	C FF 93 T FF 93 B SL 84 S SL 83 1-3 K ②	C FF 93 S CU 73 F SL 84 F FF 93 D SL 83 F SL 82 F CH 80 1 SAFE B FF 93 2-2 X SL 82 F6 ③				C FF 93 T SL 85 C FF 94 0-3 K ③			X FF 93 0-0 7 WP 1B	2 2	0 0	0 1	0 0	0 0	1 1	1 0
15 Josh Lowe, L (1, 9) OBP: 0.302, SLG: 0.487	F FF 93 B FC 88 B CU 73 F FC 89 B CH 83 F CH 84 B FF 94 4-2 22 1B 2 1B BB			X FF 90 0-0 F7 ①			C SI 95 B CH 88 B FF 95 B CH 86 F SI 95 B FF 95 4-2 BB		C FF 94 B FS 86 B FS 85 S FF 93 B FS 85 F FF 94 C FF 94 3-3 K ①	2	1	0	0	2	1	1
22 Jose Siri, R (1, 8) OBP: 0.289, SLG: 0.353 7 Vidal Brujàn, S (6, 8) OBP: 0.278, SLG: 0.167	X SL 85 0-0 21 S 2 1B 1-3 1B			S FF 91 B FF 91 S SL 83 S CH 81 1-3 K ②			S SI 95 S FF 95 B FF 96 C CH 88 1-3 K ①		S FS 88 B FS 88 B FF 93 F FF 93 B FF 94 T FS 87 3-2 K ② 1-2	2 2	1 0	1 0	0 0	0 0	1 2	0 2
21 Francisco Mejía, S (1, 2) OBP: 0.238, SLG: 0.158 69 Roberto Alvarez, R (7, PH) OBP: 0.286, SLG: 0.111 (8, 2)	F FF 92 1 SAFE B CH 81 F FC 90 F CH 82 F FF 94 B FC 89 H FF 93 3-2 2 1B 1-2 HBP			C CU 73 X FF 93 0-1 F8 ③			C SL 84 S SL 83 X FF 97 0-2 P4 ②		C FF 93 D FS 87 S FF 94 H FS 88 2-2 HBP	1 1	0 0	0 0	0 0	0 0	0 0	0 1
Inning Stats	R: 0 H: 1 E: 0 LOB: 1 K: 2 BB: 0 S: 10 P: 16	R: 2 H: 2 E: 0 LOB: 2 K: 1 BB: 1 S: 20 P: 30	R: 0 H: 1 E: 0 LOB: 1 K: 2 BB: 0 S: 17 P: 21	R: 0 H: 0 E: 0 LOB: 0 K: 1 BB: 0 S: 6 P: 7	R: 0 H: 0 E: 0 LOB: 0 K: 2 BB: 0 S: 10 P: 11	R: 0 H: 0 E: 0 LOB: 0 K: 3 BB: 0 S: 10 P: 15	R: 0 H: 0 E: 0 LOB: 1 K: 1 BB: 1 S: 11 P: 18	R: 0 H: 1 E: 0 LOB: 1 K: 0 BB: 0 S: 11 P: 19	R: 0 H: 1 E: 0 LOB: 2 K: 2 BB: 0 S: 15 P: 24	1B: 4 2B: 2 3B: 0 HR: 0	SF: 0 SAC: 0 DP: 0 HBP: 2						

PITCHER	IP	WLS	BF	H	R	ER	SO	BB	IBB	HBP	BLK	WP	HR	S	P	ERA	WHIP
21 Max Scherzer, R (1, 1) ERA: 1.53	6.0	W	24	4	2	2	11	1	0	1	0	0	0	73	100	3.00	0.833
Dennis Santana, R (7, 1) ERA: 3.86	1.0		4	0	0	0	1	1	0	0	0	0	0	11	18	0.00	1.000
71 Zach Muckenhirn, L (8, 1) ERA:	1.0		4	1	0	0	0	0	0	0	0	0	0	11	19	0.00	1.000
32 Trey McLoughlin, R (9, 1) ERA: 2.7	1.0		5	1	0	0	2	0	0	1	0	1	0	15	24	0.00	1.000

PITCHER	IP	WLS	BF	H	R	ER	SO	BB	IBB	HBP	BLK	WP	HR	S	P	ERA	WHIP

BOTTOM

New York Mets @ Tampa Bay Rays

Tropicana Field, St. Petersburg, FL

Fri Mar 24 2023, 1:07 PM - 3:59 PM EDT

Att. 6,429 - Dome - 77 F

livebaseballscorecards.com

AB	33
R	2
H	6
RBI	2
BB	2
SO	14
LOB	12

WP: 1 PA: 37
PB: 0
SB: 1
CS: 0

Batter	1	2	3	4	5	6	7	8	9	AB	R	H	RBI	BB	SO	LOB
David Hamilton, L (1, 6) OBP: 0.367, SLG: 0.308	C SI 92 X SI 93 0-1 G5-3		C SL 88 C FS 85 B FF 94 B CH 79 B SI 94 F SI 94 X SI 93 3-2 G4-3		F FS 84 C FS 85 B FS 85 B FS 85 D SI 93 B FS 85 4-2 BB			F SL 88 B FF 94 X FF 94 1-1 S 1B		2	0	0	0	1	0	0
78 Marcelo Mayer, L (6, 6) OBP: 0.333, SLG: 0.444										1	0	1	0	0	0	0
Ceddanne Rafaela, R (1, 8) OBP: 0.235, SLG: 0.219	B SI 93 C SI 93 F SL 89 X SL 90 1-2 L8			S SL 86 X SL 87 0-1 HR 1B	F SI 92 F SL 88 X FS 86 0-2 F8			X SL 84 0-0 F7		3	1	1	0	0	0	2
67 Phillip Sikes, R (6, 8) OBP: 0.143, SLG: 0.571										1	0	0	0	0	0	1
Enmanuel Valdez, L (1, 4) OBP: 0.389, SLG: 0.429	B FS 84 T SI 94 C SI 94 B FS 85 B FS 86 B SI 94 4-2 BB			X SI 92 0-0 1-H HR		B SI 95 C SI 94 X ST 86 1-1 P4		S FF 96 B SL 88 S FF 95 B FF 95 B SL 89 S SL 86 3-3 K 1-2		3	1	1	2	1	1	1
Wilyer Abreu, L (1, 9) OBP: 0.412, SLG: 0.643	B SI 94 B SI 94 X SI 94 2-0 F8			B FS 84 X SI 93 1-0 G1-3		B ST 87 B SI 94 C SI 95 F SI 96 B SI 96 F ST 87 F ST 88 B ST 87 4-2 59 FC6-4 BB		X FF 92 0-0 P2		2	0	0	0	1	0	1
87 Marcus Wilson, R (8, PH) OBP: 0.300, SLG: 0.125										1	0	0	0	0	0	1
(8, 9)																
59 Ronald Hernández, R (1, 2) OBP: 0.259, SLG: 0.261		X SI 92 0-0 G6-3		B SL 88 F SL 88 X SL 87 1-1 G5-3		X ST 86 0-0 FC6-4 1-2f			B FF 97 C SL 84 S CH 93 X FF 97 1-2 G3	3	0	0	0	0	0	1
69 Stephen Scott, L (7, 2) OBP: 0.357, SLG: 0.444										1	0	0	0	0	0	0
73 Ryan Fitzgerald, L (1, 7) OBP: 0.310, SLG: 0.500		B SI 93 X SI 93 1-0 F7		X SI 92 0-0 F7		C SI 95 S ST 86 S ST 87 0-3 K			X FF 96 0-0 F8	4	0	0	0	0	1	1
82 Narciso Crook, R (1, 10) OBP: 0.190, SLG: 0.289		S SL 89 B SL 88 F SI 94 X SL 90 1-2 P3			S SI 91 S SL 88 B FS 84 F SL 89 B SI 91 S FS 84 2-3 K		B ST 85 B ST 84 C SI 94 F ST 87 X ST 87 2-2 F8		B FF 98 C SL 86 C FF 98 B CH 94 S FF 98 2-3 K	4	0	0	0	0	2	0
87 Niko Kavadas, L (1, 3) OBP: 0.211, SLG: 0.235			B SI 92 B SI 92 X SI 93 2-0 G4-3		S SL 87 B FS 84 F SL 89 B SI 93 B FS 85 X SL 89 3-2 2B		B SI 96 C SI 96 F SI 95 B FC 92 B FC 93 X ST 88 3-2 P6			3	0	1	0	0	0	0
92 Nick Sogard, S (1, 5) OBP: 0.323, SLG: 0.192			C SI 93 F FS 84 X FS 84 0-2 L3		C SI 92 B FS 84 X FS 84 1-1 F7		X SI 90 0-0 L9			2	0	0	0	0	0	1
94 Christian Koss, R (6, 5) OBP: 0.158, SLG: 0.167										1	0	0	0	0	0	0
Inning Stats	R: 0 E: 0 K: 0 S: 8 H: 0 LOB: 1 BB: 1 P: 15	R: 0 E: 0 K: 0 S: 5 H: 0 LOB: 0 BB: 0 P: 7	R: 0 E: 0 K: 0 S: 8 H: 0 LOB: 0 BB: 0 P: 13	R: 2 E: 0 K: 0 S: 7 H: 2 LOB: 0 BB: 0 P: 9	R: 0 E: 0 K: 1 S: 14 H: 1 LOB: 2 BB: 1 P: 24	R: 0 E: 0 K: 1 S: 10 H: 0 LOB: 1 BB: 1 P: 15	R: 0 E: 0 K: 0 S: 7 H: 0 LOB: 0 BB: 0 P: 12	R: 0 E: 0 K: 1 S: 7 H: 1 LOB: 1 BB: 0 P: 11	R: 0 E: 0 K: 1 S: 7 H: 0 LOB: 0 BB: 0 P: 10	1B: 2 2B: 1 3B: 0 HR: 1 SF: 0 SAC: 0 DP: 0 HBP: 0						

TOP

Boston Red Sox @ Tampa Bay Rays

Tropicana Field, St. Petersburg, FL

Sat Mar 25 2023, 1:06 PM - 3:12 PM EDT

Att. 6,663 - Dome - 72 F

livebaseballscorecards.com

AB	31
R	2
H	4
RBI	2
BB	3
SO	4
LOB	9

PITCHER		IP	WLS	BF	H	R	ER	SO	BB	IBB	HBP	BLK	WP	HR	S	P	ERA	WHIP
72 Yonny Chirinos, R ERA: 6.57	(1, 1)	5.0	W	20	3	2	2	1	2	0	0	0	0	1	42	68	3.60	1.000
58 Calvin Faucher, R ERA: 1.69	(6, 1)	1.2	H	6	0	0	0	1	1	0	0	0	0	0	16	26	0.00	0.600
42 Ryan Thompson, R ERA: 1.93	(7, 1)	0.1	H	1	0	0	0	0	0	0	0	0	0	0	1	1	0.00	0.000
53 Heath Hembree, R ERA:	(8, 1)	0.2	H	3	1	0	0	1	0	0	0	0	0	0	6	10	0.00	1.500
38 Colin Poche, L ERA: 1.8	(8, 1)	0.1	H	1	0	0	0	0	0	0	0	0	0	0	1	1	0.00	0.000

PITCHER		IP	WLS	BF	H	R	ER	SO	BB	IBB	HBP	BLK	WP	HR	S	P	ERA	WHIP
29 Pete Fairbanks, R ERA:	(9, 1)	1.0	S	3	0	0	0	1	0	0	0	0	0	0	7	10	0.00	0.000

WP: 0 PB: 0 SB: 1 CS: 0 PA: 34

BOTTOM

Boston Red Sox @ Tampa Bay Rays

Tropicana Field, St. Petersburg, FL

Sat Mar 25 2023, 1:06 PM - 3:12 PM EDT

Att. 6,663 - Dome - 72 F

Batter	1	2	3	4	5	6	7	8	9	AB	R	H	RBI	BB	SO	LOB
62 Jonathan Aranda, L (1, 4) (8, 3) OBP: 0.280, SLG: 0.381	X SI 88 0-0 ① P5		C SI 87 S FC 85 B FC 85 D CH 82 B CU 80 X FC 85 3-2 ② F7		C FF 95 B FF 95 F SL 85 C FF 96 1-3 ② K		B SL 84 F SL 84 B FF 93 B SL 84 3-1 26 E 2-3 BB			3	0	0	0	1	1	1
70 Tristan Gray, L (1, 10) OBP: 0.419, SLG: 0.833	B SI 89 S FC 85 X FC 87 1-1 HR		B FC 85 S FC 84 S CU 79 F FC 86 X CU 80 1-2 ③ F8		C SL 85 S SL 86 X FF 95 0-2 2B		C FF 91 S SL 85 S SL 84 0-3 ② K			4	1	2	1	0	1	3
2 Yandy Díaz, R (1, 5) OBP: 0.467, SLG: 0.625 26 Daniel Robertson, R (7, PH) OBP: 0.241, SLG: 0.222 (8, 5)	C FC 86 S CU 81 B CU 80 X FC 87 1-2 ② F8			C CU 79 B FC 85 X CH 82 1-1 ① L5	C FF 94 H CH 82 1-1 HBP		D SL 85 S SL 87 D FF 92 S SL 86 S SL 86 2-3 ③ K 1-2 3-H			2 1	0 0	0 0	0 0	0 0	0 1	0 1
87 Harold Ramírez, R (1, 3) OBP: 0.381, SLG: 0.316 7 Vidal Bruján, S (8, 4) OBP: 0.270, SLG: 0.161	C SI 89 X CU 80 0-1 ③ L9			B FC 84 X SI 88 1-0 14 2B 6 2B 1B	B SL 85 X SL 87 1-0 ③ L9			C FF 94 S FS 85 S FS 86 0-3 ① K		3 1	1 0	1 0	0 0	0 0	0 1	2 0
14 Christian Bethancourt, R (1, 2) OBP: 0.278, SLG: 0.294 79 Gavin Collins, R (8, 2) OBP: 0.321, SLG: 0.462		C CU 80 S CU 80 B FF 88 S CH 81 1-3 ① K		X FC 86 0-0 6 1-3 2B	X FF 93 0-0 13 G4-3 1B			X SL 88 0-0 ② F7		3 1	1 0	2 0	0 0	0 0	1 0	0 0
13 Manuel Margot, R (1, 9) OBP: 0.293, SLG: 0.395		C SI 88 C CU 80 B FC 86 F CU 80 B SI 88 B CU 80 X FC 86 3-2 ② G1-3		C SI 88 B CU 81 X FC 84 1-1 ② P4	B SL 86 B SL 86 X FF 94 2-0 ① ② G4-3 1-2f			C FF 94 X FF 94 0-1 ③ L9		4	0	0	0	0	0	3
6 Taylor Walls, S (1, 6) OBP: 0.250, SLG: 0.667		C SI 89 X CU 81 0-1 ③ G1-6-3		F FC 86 B CU 80 C CH 82 X FC 86 1-2 2-H 3-H 2B	B SL 86 X SL 86 1-0 ③ P6					3	0	1	2	0	0	0
22 Jose Siri, R (1, 8) OBP: 0.317, SLG: 0.343			S FC 86 B FC 87 B SI 88 F FC 86 B CU 81 B SI 89 4-2 9 CS BB	B SI 88 B CU 80 X FC 86 2-0 ③ L7			B FF 92 B FF 91 S SL 86 S SL 88 B SL 88 B SL 84 4-2 62 WP 9 S 26 S BB			1	1	0	0	2	0	1
9 Ben Gamel, L (1, 7) OBP: 0.212, SLG: 0.233			B FC 85 C SI 88 B CU 79 S FC 86 B CH 82 B CU 79 4-2 ① 1-2 BB		F SL 83 F FF 95 B CH 81 S SL 86 1-3 ① K		B FF 92 B SL 87 X FF 91 2-0 ① L7 1-2			2	0	0	0	1	1	1
Inning Stats	R: 1 E: 0 K: 0 S: 8 H: 1 LOB: 0 BB: 0 P: 10	R: 0 E: 0 K: 1 S: 9 H: 0 LOB: 0 BB: 0 P: 13	R: 0 E: 0 K: 0 S: 11 H: 0 LOB: 1 BB: 2 P: 23	R: 2 E: 0 K: 0 S: 10 H: 3 LOB: 1 BB: 1 P: 16	R: 0 E: 0 K: 2 S: 11 H: 1 LOB: 2 BB: 0 P: 15	R: 0 E: 0 K: 0 S: 3 H: 1 LOB: 0 BB: 0 P: 6	R: 1 E: 0 K: 2 S: 10 H: 0 LOB: 1 BB: 2 P: 21	R: 0 E: 0 K: 1 S: 6 H: 0 LOB: 0 BB: 0 P: 6		1B: 2 2B: 3 3B: 0 HR: 1 SF: 0 SAC: 0 DP: 1 HBP: 1				WP: 1 PB: 0 SB: 2 CS: 1 PA: 33		

livebaseballscorecards.com

	AB	28
	R	4
	H	6
	RBI	3
	BB	4
	SO	6
	LOB	12

PITCHER		IP	WLS	BF	H	R	ER	SO	BB	IBB	HBP	BLK	WP	HR	S	P	ERA	WHIP
28 Corey Kluber, R ERA: 3.24	(1, 1)	4.0	L	17	4	3	3	1	2	0	0	0	0	1	38	62	6.75	1.500
76 Zack Kelly, R ERA: 2.7	(5, 1)	2.0		8	2	0	0	2	0	0	1	0	0	0	14	21	0.00	1.000
63 Durbin Feltman, R ERA: 2.25	(7, 1)	1.0		5	0	1	1	2	2	0	0	0	1	0	10	21	9.00	2.000
32 Jake Faria, R ERA: 3.38	(8, 1)	1.0		3	0	0	0	1	0	0	0	0	0	0	6	6	0.00	0.000

PITCHER		IP	WLS	BF	H	R	ER	SO	BB	IBB	HBP	BLK	WP	HR	S	P	ERA	WHIP

Tampa Bay Rays @ Detroit Tigers

Publix Field at Joker Marchant Stadium, Lakeland, FL

Sun Mar 26 2023, 1:05 PM - 3:50 PM EDT

Att. 9,218 - Sunny - 87 F

TOP

livebaseballscorecards.com

Batter	1	2	3	4	5	6	7	8	9	AB	R	H	RBI	BB	SO	LOB
8 Brandon Lowe, L (1, 4) OBP: 0.395, SLG: 0.556	B SI 91 B SI 91 X CH 86 2-0 ① G2-3		B FC 94 F FC 93 S CU 81 B CU 81 F FC 92 X FF 95 2-2 ③ G4-3		B CH 90 B CH 90 B SL 86 B FF 97 4-0 21 F9 87 BB 56 1B BB		B SL 79 B SL 78 B SL 78 C FF 89 F SL 80 B SL 81 4-2 21 G6-3 87 1B 55 1B BB	C CH 82 S CH 82 1 SAFE F FC 89 S CH 82 0-3 ② K		2	1	0	0	1	0	0
25 Alika Williams, R (7, PH) (7, 4)										1	1	0	0	1	1	1
87 Harold Ramírez, R (1, 7) OBP: 0.400, SLG: 0.318	B CU 82 F SI 92 X SI 92 1-1 ② L7			C FF 94 B SL 84 F FF 92 X CH 86 1-2 ① L8	B SL 87 B FF 96 C FF 94 B FF 95 S CH 88 B CH 89 4-2 56 1B 1-2 BB		B FF 90 F SL 81 S SL 80 X SL 81 1-2 21 G6-3 1-2 1B	X FF 92 0-0 ③ F8		3	0	1	0	1	0	0
31 Ryan Cermak, R (7, 7)										1	0	0	0	0	0	1
21 Francisco Mejía, S (1, 2) OBP: 0.280, SLG: 0.391	X SI 93 0-0 HR			B SL 88 F SL 88 B CH 86 F CH 85 X FF 95 2-2 56 1B 2B	B SL 84 B CH 89 X CH 88 2-0 ② F9 2-3		B SL 80 F SL 79 B SL 79 X SL 80 2-1 ①② G6-3 1-2f 2-3		S SL 84 S FF 94 X SL 85 0-2 ① G6-3	4	2	2	1	0	0	4
69 Roberto Alvarez, R (7, 2) OBP: 0.267, SLG: 0.100										1	0	0	0	0	0	0
56 Randy Arozarena, R (1, 10) OBP: 0.350, SLG: 0.647	S CU 83 B CU 83 X CU 81 1-1 ③ G6-3			B FF 96 F FF 93 B SL 87 X SL 88 2-1 6 1B 62 1B 2-H 1B	B FF 97 C CH 89 C FF 97 F CH 90 X CH 89 1-2 1-2 3-H 1B		C FF 91 C SL 80 B SL 79 F SL 80 H FF 91 2-2 55 1B HBP		B SL 84 B SL 84 F SL 83 B FF 94 X SL 83 3-1 E5 55 1B 35 HR	3	1	2	2	0	0	0
60 Kenny Piper, R (7, PH) (7, 10)										1	1	0	0	0	0	0
55 Luke Raley, L (1, 9) OBP: 0.396, SLG: 0.721		C CU 80 C SI 94 F CH 89 S SI 94 0-3 ① K		F FF 95 X SL 88 0-1 ② P6	B FF 96 C CH 89 F FF 94 S CH 91 1-3 ③ K		B SL 78 C SL 78 S SL 79 X SL 80 1-2 1-3 3-H 1B		B FF 93 B FF 93 X FF 92 2-0 1-3 35 HR 1B	5	1	2	1	0	2	3
6 Taylor Walls, S (1, 5) OBP: 0.333, SLG: 0.667		B CU 81 C CU 82 X CH 88 1-1 ② G1-3		F FF 92 F SL 88 X CH 86 0-2 62 1B 1-3 1B		X FF 93 0-0 62 L1-3 62 S 70 SF7 1B	D SL 79 C SL 79 C SL 79 F SL 79 X SL 80 1-2 ③ P6 1-2		B SL 83 B SL 82 S SL 82 X FF 93 2-1 1-H 3-H HR	3	1	2	0	0	0	0
35 Matthew Dyer, R (6, 5) OBP: 0.500, SLG: 2.000										2	1	1	3	0	0	2
62 Jonathan Aranda, L (1, 3) OBP: 0.300, SLG: 0.385		F SI 93 B CH 89 F CU 82 S CU 84 1-3 ③ K		S SL 89 X SL 87 0-1 1-2 3-H 1B		C FF 91 C FF 93 F ST 84 B FS 87 B ST 83 X FF 94 2-2 ① L1-3 1-3		C FF 92 B SI 91 C SL 81 X CH 82 1-2 ① G4-3	B FF 93 S CH 84 X FF 92 1-1 70 G4-3 1B	5	0	2	1	0	1	1
70 Tristan Gray, L (1, 6) OBP: 0.396, SLG: 0.804			B FF 96 F FF 94 F FC 92 S CU 80 1-3 ① K	B SL 83 S CH 87 X CH 86 1-1 ③ F7		X ST 82 0-0 ② SF7 3-H		B SI 92 S SL 83 X SI 91 1-1 98 1B 2B	X CH 86 0-0 ② G4-3 1-2	4	1	1	1	0	1	3
7 Vidal Bruján, S (1, 8) OBP: 0.250, SLG: 0.147			B FC 93 C FF 94 F FC 92 X FF 96 1-2 ② G5-3		B FF 95 S SL 85 F FF 96 X CH 89 1-2 ① G4-3	B ST 82 S ST 83 S ST 82 S FF 94 1-3 ③ K		B SL 82 F FF 92 B SI 91 S CH 82 B SL 81 F CH 83 F SI 91 F FF 92 X FF 92 3-2 2-H 1B	B CH 85 C CH 85 B CH 84 X SL 84 2-1 ③ P2	3	0	0	0	0	1	0
98 Cristopher Barete, L (6, 8) OBP: 0.500, SLG: 0.500										2	0	1	1	0	0	1

	AB	40
	R	10
	H	14
	RBI	10
	BB	3
	SO	6
	LOB	16

Inning Stats																												
	R: 1	H: 1	R: 0	H: 0	R: 0	H: 0	R: 2	H: 4	R: 1	H: 1	R: 1	H: 1	R: 1	H: 2	R: 1	H: 2	R: 3	H: 3	1B: 10	SF: 1	WP: 0	PA: 45
	E: 0	LOB: 0	E: 0	LOB: 0	E: 0	LOB: 0	E: 0	LOB: 2	E: 0	LOB: 2	E: 0	LOB: 0	E: 0	LOB: 2	E: 0	LOB: 1	E: 1	LOB: 1	2B: 2	SAC: 0	PB: 0	
	K: 0	BB: 0	K: 2	BB: 0	K: 1	BB: 0	K: 0	BB: 0	K: 1	BB: 0	K: 1	BB: 0	K: 0	BB: 1	K: 1	BB: 0	K: 0	BB: 0	3B: 0	DP: 1	SB: 2	
	S: 6	P: 10	S: 9	P: 11	S: 10	P: 14	S: 17	P: 23	S: 13	P: 26	S: 9	P: 12	S: 17	P: 28	S: 16	P: 21	S: 13	P: 23	HR: 2	HBP: 1	CS: 0	

PITCHER		IP	WLS	BF	H	R	ER	SO	BB	IBB	HBP	BLK	WP	HR	S	P	ERA	WHIP
65 Edwin Uceta, R ERA: 4.91	(1, 1)	2.0		7	1	1	1	2	0	0	0	0	0	1	15	21	4.50	0.500
66 Kervin Castro, R ERA: 4.26	(3, 1)	1.0		3	0	0	0	1	0	0	0	0	0	0	10	14	0.00	0.000
40 Trevor Rosenthal, R ERA: 27.0	(4, 1)	0.2		6	4	2	2	0	0	0	0	0	0	0	15	20	27.00	6.000
58 Miguel Díaz, R ERA: 1.0	(4, 1)	1.1		7	1	1	1	1	2	0	0	0	0	0	15	29	6.75	2.250
Brendan White, R ERA: 3.0	(6, 1)	1.0	H	4	1	1	1	1	0	0	0	0	0	0	9	12	9.00	1.000

PITCHER		IP	WLS	BF	H	R	ER	SO	BB	IBB	HBP	BLK	WP	HR	S	P	ERA	WHIP
86 Matt Wisler, R ERA: 16.88	(7, 1)	1.0	B	6	2	1	1	0	1	0	1	0	0	0	17	28	9.00	3.000
87 Tyler Holton, L ERA: 9.31	(8, 1)	1.0		5	2	1	1	1	0	0	0	0	0	0	16	21	9.00	2.000
85 Jack Anderson, R ERA: 18.0	(9, 1)	1.0	W	7	3	3	2	0	0	0	0	0	0	1	13	23	18.00	3.000

Batter	1	2	3	4	5	6	7	8	9	AB	R	H	RBI	BB	SO	LOB
9 Nick Maton, L (1, 5) OBP: 0.400, SLG: 0.667	B SI 90 F SI 91 B ST 79 S SI 90 F SI 91 B ST 79 C SI 90 3-3 K ①		C SI 90 C ST 78 F CH 86 F FC 85 B SI 91 X ST 78 1-2 L9 ③		B FF 93 C FC 87 B FC 87 B FF 93 B FC 87 4-1 1-2 31 HR BB		C SI 88 C CH 82 B SI 92 F SL 78 S SL 78 1-3 K ③	F SI 91 B SI 92 X CH 83 1-1 1-2f FC6-4 ③		2	1	0	0	1	1	0
15 César Hernández, S (7, PH) OBP: 0.321, SLG: 0.383	(8, 4)									2	0	0	0	0	1	3
88 Esney Chacon, R (9, 9)										0	0	0	0	0	0	0
31 Riley Greene, L (1, 8) OBP: 0.345, SLG: 0.615	B ST 78 C FC 87 X SI 91 1-1 G4-3 ②			F SI 89 S CH 84 B FC 86 F SI 89 B CH 85 S CH 85 2-3 K ①	B SL 80 C SL 82 X FF 93 1-1 1-H 2-H HR			B FF 94 C FF 94 C SL 82 F FF 96 B SL 82 F FF 95 B FF 95 B FF 94 4-2 54 1B 32 BB 30 1B BB	B FF 92 C FF 92 B SL 83 B FF 92 3-1 32 PB 32 1B BB	3	1	1	3	0	1	0
39 Jonathan Davis, R (6, 8) OBP: 0.300, SLG: 0.190										0	2	0	0	2	0	0
28 Javier Báez, R (1, 6) OBP: 0.162, SLG: 0.222	B SI 90 S ST 79 B SI 90 X SI 91 2-1 L1-3 ③			X ST 78 0-0 G6-3 ②	B FF 94 C FF 95 B FF 96 F SL 85 F SL 82 X FC 90 2-2 F9 ③			B FF 95 B FF 95 1 SAFE B SL 83 B FF 94 4-0 1-2 54 1B 30 1B BB	F SL 82 B FF 93 S FF 91 B FF 92 X FF 92 2-2 1-H 1B	3	0	0	0	0	0	0
32 Ryan Kreidler, R (8, 6) OBP: 0.362, SLG: 0.462										1	1	1	1	1	0	0
17 Austin Meadows, L (1, 7) OBP: 0.304, SLG: 0.320		S SI 90 S CH 83 F SI 90 B CH 87 F FC 86 B ST 80 F CH 86 C ST 79 2-3 K ①		B ST 77 B SI 89 X FC 84 2-0 F9 ③		C SI 89 C CH 80 X SI 91 0-2 P6 ①		C FF 95 X SL 82 0-1 30 1B 8 G6-4-3 1-2 2-3 1B		3	0	0	0	0	1	0
54 Andrew Knapp, S (7, 3) OBP: 0.375, SLG: 0.724										1	1	1	0	0	0	0
20 Spencer Torkelson, R (1, 3) OBP: 0.317, SLG: 0.375		B ST 78 X SI 90 1-0 G4-3 ②			B FC 87 S FF 92 C FC 86 B SL 82 X FF 95 2-2 G6-3 ①	C SI 90 C ST 78 B CH 79 F SI 90 F SI 91 X ST 79 1-2 F8 ②		B SI 94 S SI 95 F SI 95 X SL 82 1-2 8 G6-4-3 86 BB 81 1B 1-3 2-H 3-H 1B		2	0	0	0	0	0	0
30 Kerry Carpenter, L (6, PH) OBP: 0.352, SLG: 0.588										2	0	1	2	0	0	0
(7, 7)																
83 Dom Johnson, R (8, PR) OBP: 1.000, SLG: 1.000										0	1	0	0	0	0	0
(9, 7)																
24 Miguel Cabrera, R (1, 10) OBP: 0.250, SLG: 0.391		B SI 91 B SI 90 F SI 90 F FC 87 S CH 85 2-3 K ③			S FF 94 B FF 94 X FF 95 1-1 G5-3 ②	C SI 91 B ST 78 F SI 90 B ST 79 X ST 79 2-2 L7 ③		B SL 82 B FF 94 B FF 95 B FF 95 4-0 1-2 8 G6-4-3 BB		3	0	0	0	0	1	0
86 Eliezer Alfonzo, S (8, PH) OBP: 0.667, SLG: 1.000										0	0	0	0	1	0	0
(9, 10)																
60 Akil Baddoo, L (1, 9) OBP: 0.321, SLG: 0.479			C ST 78 B CH 84 B FC 86 X SI 89 2-1 G6-3 ①		C FC 88 F FF 94 B FF 94 B SL 82 X FC 86 2-2 13 2B 1B		C SI 87 F SL 76 B SL 77 B SI 90 F SL 76 X SI 90 2-2 G6-3 ① C CH 84 X SI 91 0-1 1-2f 2-3 3-H G6-4-3 ①②		2	1	1	0	0	0	0
8 Matt Vierling, R (7, PH) OBP: 0.344, SLG: 0.500										2	0	0	0	0	0	2
(8, 5)																
82 Corey Joyce, R (9, 5) OBP: 0.500, SLG: 0.667										0	0	0	0	0	0	0
13 Eric Haase, R (1, 2) OBP: 0.283, SLG: 0.545			B FC 85 C ST 78 S SI 88 F CH 86 C ST 78 1-3 K ②		B FC 88 X FF 93 1-0 7 E 1-H 2B		C SL 76 B SI 89 B SI 90 X CH 84 2-1 G1-3 ②	S SI 91 C CH 85 B CH 85 B SI 92 B SI 94 B SL 80 4-2 81 1B BB		2	1	1	1	0	1	0
64 Michael Papierski, S (7, 2) OBP: 0.385, SLG: 0.476										1	0	0	0	1	0	0
7 Jonathan Schoop, R (1, 4) OBP: 0.313, SLG: 0.433			B CH 85 F SI 89 F FC 85 X ST 79 1-2 HR		B SL 80 B FC 86 C FC 87 X FC 89 2-1 E6 9 BB 31 HR 2-H 1B		B SI 90 S SL 78 B SL 77 C SI 90 X SL 78 2-2 1B	B SI 91 X SL 82 1-0 15 FC6-4 1-3 3-H 1B		3	2	3	1	0	0	0
81 Carlos Mendoza, L (7, PR) OBP: 0.667, SLG: 0.500										1	0	1	1	0	0	0
(8, 9)																
(9, 4)																
Inning Stats	R: 0 E: 0 K: 1 S: 8 H: 0 LOB: 0 BB: 0 P: 14	R: 0 E: 0 K: 2 S: 10 H: 0 LOB: 0 BB: 0 P: 15	R: 1 E: 0 K: 1 S: 14 H: 1 LOB: 0 BB: 0 P: 19	R: 0 E: 0 K: 1 S: 6 H: 0 LOB: 0 BB: 0 P: 10	R: 5 E: 1 K: 0 S: 18 H: 4 LOB: 0 BB: 1 P: 33	R: 0 E: 0 K: 0 S: 11 H: 0 LOB: 0 BB: 0 P: 14	R: 0 E: 0 K: 1 S: 13 H: 1 LOB: 1 BB: 0 P: 20	R: 4 E: 0 K: 0 S: 16 H: 3 LOB: 2 BB: 4 P: 35	R: 1 E: 0 K: 0 S: 4 H: 1 LOB: 1 BB: 1 P: 9	1B: 7 2B: 1 3B: 0 HR: 2 SF: 0 SAC: 0 DP: 1 HBP: 0						

PITCHER		IP	WLS	BF	H	R	ER	SO	BB	IBB	HBP	BLK	WP	HR	S	P	ERA	WHIP
71 Cooper Criswell, R ERA: 0.79	(1, 1)	4.0		13	1	1	1	5	0	0	0	0	0	1	38	58	2.25	0.250
29 Carlos Garcia, R ERA: 22.5	(5, 1)	1.0	B	8	4	5	5	0	1	0	0	0	0	1	18	33	45.00	5.000
44 Trevor Kelley, R ERA: 1.17	(6, 1)	1.0		3	0	0	0	0	0	0	0	0	0	0	11	14	0.00	0.000
85 Joe La Sorsa, L ERA:	(7, 1)	1.0		4	1	0	0	1	0	0	0	0	0	0	13	20	0.00	1.000
60 Garrett Cleavinger, L ERA: 12.0	(8, 1)	0.0	B	5	2	4	4	0	3	0	0	0	0	0	9	22	∞	∞

PITCHER		IP	WLS	BF	H	R	ER	SO	BB	IBB	HBP	BLK	WP	HR	S	P	ERA	WHIP
90 Jacob Lopez, L ERA:	(8, 1)	1.0		4	1	0	0	0	1	0	0	0	0	0	7	13	0.00	2.000
48 Jeff Belge, L ERA:	(9, 1)	0.0	L	2	1	1	0	0	1	0	0	0	0	0	4	9	∞	∞

BOTTOM

Tampa Bay Rays @ Detroit Tigers

Publix Field at Joker Marchant Stadium, Lakeland, FL

Sun Mar 26 2023, 1:05 PM - 3:50 PM EDT

Att. 9,218 - Sunny - 87 F

livebaseballscorecards.com

AB	33
R	11
H	10
RBI	9
BB	6
SO	6
LOB	5

1B: 7 SF: 0 PA: 39
2B: 1 SAC: 0
3B: 0 DP: 1
HR: 2 HBP: 0

WP: 0
PB: 1
SB: 0
CS: 0

Tampa Bay Rays @ New York Yankees

George M. Steinbrenner Field, Tampa, FL

Mon Mar 27 2023, 1:06 PM - 3:57 PM EDT

Att. 9,582 - Partly Cloudy - 83 F

TOP

livebaseballscorecards.com

Batter	1	2	3	4	5	6	7	8	9	AB	R	H	RBI	BB	SO	LOB
2 Yandy Díaz, R (1, 3) OBP: 0.424, SLG: 0.556	X SI 95 0-0 G4-3		B ST 86 X ST 85 1-0 G6-4-3 1-2f		C SI 95 C CH 88 X CH 87 0-2 FC6-5 1-3		C CH 81 F FF 94 B CH 83 S CH 82 1-3 K		C FF 93 B SL 85 B FC 86 B FF 91 F FF 93 X FF 92 3-2 G3-1 1-2 2-3	3	0	0	0	0	0	2
52 Dominic Keegan, R (7, PH) (7, 3)										2	0	0	0	0	1	4
17 Isaac Paredes, R (1, 5) OBP: 0.200, SLG: 0.059	B SI 95 F SI 95 B SI 94 F SI 95 C ST 85 2-3 K			C SI 93 X FC 91 0-1 P4	C SL 87 B SI 97 B SI 95 X SI 96 2-1 F9			B SL 85 B SI 89 B CH 79 C SI 89 F SL 85 X CH 80 3-2 F8	B FF 91 F FF 91 F FF 93 B SL 85 X FF 94 2-2 F9	5	0	0	0	0	1	3
(7, 4)																
15 Josh Lowe, L (1, 9) OBP: 0.313, SLG: 0.500	B FC 91 S FC 92 B FC 92 X SI 94 2-1 1B			C ST 85 B CH 90 S ST 85 F FC 92 X FC 90 1-2 F6		C SI 96 B SI 97 S CH 89 S SI 97 1-3 K		C KC 77 B SI 88 B CH 79 X SI 89 2-1 14 HR 2B	S FF 94 B FF 91 C FF 92 B FF 94 S FF 93 2-3 K	5	1	2	0	0	2	2
(7, 8)																
14 Christian Bethancourt, R (1, 2) OBP: 0.273, SLG: 0.429	C ST 87 1 SAFE F ST 85 S KC 83 0-3 K			C FC 92 F SI 94 X ST 86 0-2 E3 6 WP		S CU 84 F SI 97 X SI 98 0-2 L4		B SI 88 S SL 84 X SL 84 1-1 2-H HR		4	1	1	2	0	1	1
69 Roberto Alvarez, R (8, 2) OBP: 0.267, SLG: 0.100										0	0	0	0	0	0	0
6 Taylor Walls, S (1, 6) OBP: 0.333, SLG: 0.611		X SI 94 0-0 G3		B SI 94 T ST 86 F ST 86 S FC 92 1-3 K 1-2		C CH 88 B FF 98 F SI 97 B CU 86 F CH 89 X SI 98 2-2 22 PO 1B		F SI 88 C CH 79 S CH 79 0-3 K		3	0	1	0	0	1	1
88 Odalys Peguero, S (7, 6)										1	0	0	0	0	1	0
22 Jose Siri, R (1, 8) OBP: 0.341, SLG: 0.378		C SI 93 C KC 82 S KC 84 0-3 K			S FC 90 S FC 90 B ST 84 F ST 85 B KC 81 F ST 85 B FC 91 F ST 85 B ST 84 4-2 1 S 1 2B BB	C SI 96 F ST 81 1 SAFE B SI 95 1 SAFE 1-2 PO	C FF 93 X ST 80 0-1 26 S 2B	X KC 77 0-0 1B	2	1	1	0	1	1	0
58 Oneill Manzueta, R (7, 9) OBP: 1.000, SLG: 1.000										1	0	1	0	0	0	0
26 Daniel Robertson, R (1, 4) OBP: 0.250, SLG: 0.207		S ST 84 F FC 90 B SI 94 B ST 86 S ST 85 2-3 K			1 SAFE C SI 94 B ST 84 F SI 92 F ST 86 B KC 83 S FC 92 2-3 K		B ST 79 F FF 93 B FF 93 S CH 83 B CH 82 B FF 94 4-2 2-3 BB	C CH 79 S SL 85 S CH 77 0-3 K		2	0	0	0	1	2	1
13 Willy Vasquez, R (7, 5)										1	0	0	0	0	1	1
1 Mason Auer, R (1, 7) OBP: 0.250, SLG: 0.375			S SI 94 S ST 85 C ST 84 0-3 K		B SI 94 C ST 86 F FC 93 X ST 86 1-2 8 1B 1-H 2B		C ST 80 F CH 80 C FF 96 0-3 K		F FF 91 B SL 82 B FF 93 S FF 92 B FF 94 B FF 91 4-2 52 G3-1 8 BB BB	3	1	1	1	0	2	2
27 Chandler Simpson, L (8, 7)										0	0	0	0	1	0	0
8 Cooper Kinney, L (1, 10) OBP: 0.500, SLG: 0.333			X CH 89 0-0 E1 2 G6-4-3		2 SAFE B ST 85 S ST 85 F FC 90 D KC 84 X FC 91 2-2 2 FC6-5 2 BLK 2-H 1B		B FF 94 S CH 84 S FF 94 F CH 82 S FF 94 1-3 K		C FF 92 B CH 82 F FF 92 B FF 93 B FF 92 F FF 93 F FF 93 B FF 92 4-2 52 G3-1 1-2 BB	3	0	1	1	1	1	2

	AB	35
	R	4
	H	8
	RBI	4
	BB	4
	SO	14
	LOB	19

Inning Stats	1	2	3	4	5	6	7	8	9
	R: 0 E: 0 K: 2 S: 9	R: 0 E: 0 K: 2 S: 7	R: 0 E: 1 K: 1 S: 5	R: 0 E: 1 K: 1 S: 12	R: 2 E: 0 K: 1 S: 20	R: 0 E: 0 K: 1 S: 12	R: 0 E: 0 K: 3 S: 14	R: 2 E: 0 K: 2 S: 14	R: 0 E: 0 K: 1 S: 15
	H: 1 LOB: 1 BB: 0 P: 13	H: 0 LOB: 0 BB: 0 P: 9	H: 0 LOB: 0 BB: 0 P: 6	H: 0 LOB: 1 BB: 0 P: 14	H: 2 LOB: 1 BB: 1 P: 31	H: 1 LOB: 0 BB: 0 P: 16	H: 1 LOB: 2 BB: 1 P: 20	H: 3 LOB: 1 BB: 0 P: 20	H: 0 LOB: 2 BB: 2 P: 30

| | | | | | | | | | | | | | | | |

BOTTOM

Batter	1	2	3	4	5	6	7	8	9	AB	R	H	RBI	BB	SO	LOB
26 DJ LeMahieu, R (1, 4) OBP: 0.390, SLG: 0.447	C FF 96 C FF 97 B SL 85 S CH 87 1-3 K ①		C SL 84 X CH 84 0-1 G5-3 ①	B ST 76 1 SAFE C SI 92 F SI 91 B ST 78 S ST 78 2-3 K ③		B FC 92 C SI 96 B FC 90 X SI 95 2-1 G4-3 ③		C CU 76 X CU 75 0-1 89 2B 2B		3	0	0	0	0	2	1
63 Eduardo Torrealba, R (6, 4) OBP: 0.333, SLG: 0.667										2	1	1	0	0	0	2
77 Anthony Volpe, R (1, 6) OBP: 0.413, SLG: 0.623	B FC 93 C FC 92 F SL 84 B FF 97 B CH 88 B FC 91 4-2 48 BB BB		S CH 78 B SL 84 F CH 80 F SI 91 S SI 91 1-3 K ②		L SI 90 B ST 75 B ST 74 B SI 90 C SI 91 C SI 91 3-3 K ①		B CH 90 F CH 89 F CH 84 B CH 90 F SL 81 C SL 78 2-3 K ①	B SL 86 C FF 92 X FF 92 1-1 24 1B 19 1B 2-H 2B		2	0	0	0	1	2	0
89 Max Burt, R (6, 6) OBP: 0.214, SLG: 0.357										2	1	1	1	0	1	0
48 Anthony Rizzo, L (1, 3) OBP: 0.286, SLG: 0.351	B FF 96 B FC 92 S FF 97 1 SAFE F CH 85 D CH 88 1 SAFE F FF 99 1 SAFE 4-2 B FF 98 27 G4-6-3 1-2 BB		C SI 92 H CH 80 1-1 HBP		B SI 92 X FC 88 1-0 G3 ②		F CH 89 S SL 80 B SL 77 B CH 90 F SL 79 B SL 78 H SL 78 4-2 19 HR HBP	B FF 93 B SL 83 F SL 84 F SL 84 B FF 93 F SL 84 X SL 84 3-2 19 1B 66 1B 2-3 1B		0	0	0	0	1	0	0
24 Willie Calhoun, L (5, 7) OBP: 0.393, SLG: 0.408										2	2	1	0	0	0	0
27 Giancarlo Stanton, R (1, 10) OBP: 0.255, SLG: 0.267	C FC 91 F FC 92 B FF 98 F CH 86 B FF 98 F SL 85 B SL 84 X FF 98 3-2 G4-6-3 1-2f ②③		X FF 92 0-0 P3 ③		B ST 76 C SI 92 S ST 80 S ST 78 1-3 K ③		B CH 89 S CH 84 X CH 84 1-1 1-H HR	C FF 91 C SL 83 B SL 83 X FF 93 1-2 66 1B 1-2 3-H 1B		3	0	0	0	0	1	3
19 Eric Wagaman, R (7, PH) OBP: 0.333, SLG: 0.667										2	1	2	3	0	0	0
(8, 10)																
28 Josh Donaldson, R (1, 5) OBP: 0.364, SLG: 0.632		C SL 84 S SL 86 B SL 84 X FF 95 1-2 31 BB 1B		F SI 90 B ST 77 C ST 77 X ST 77 1-2 95 2B 2B		B SI 98 B FC 92 X SI 96 2-0 HR	C CH 90 B SL 79 B SL 81 F CH 89 B CH 90 B CH 88 4-2 66 F9 66 BLK BB	X SL 84 0-0 P5 ②		2	1	2	0	0	0	0
71 Rafael Ortega, L (6, 9) OBP: 0.319, SLG: 0.486										2	1	1	1	1	0	2
95 Oswaldo Cabrera, S (1, 9) OBP: 0.386, SLG: 0.623		B FC 90 X CH 85 1-0 F8 ①		B FC 88 C SI 92 F FC 86 X FC 88 1-2 31 1B 2-H 2B		C SI 96 B ST 81 S FC 91 F ST 81 F SI 98 X SI 97 1-2 G6-3 ①	X CH 89 0-0 F9 ② 1-3	C CU 73 B FF 92 B SL 84 C SL 84 X SL 84 2-2 1-2 2-H 1B		2	1	1	1	0	0	1
66 Kyle Higashioka, R (6, 2) OBP: 0.375, SLG: 0.538										3	0	1	1	0	0	1
31 Aaron Hicks, S (1, 7) OBP: 0.404, SLG: 0.385		B FF 96 C CH 86 B CH 85 B SL 86 B FF 96 4-1 12 FC4-6 1-2 BB	X SI 92 0-0 39 FC5-4 2-H 1B		B FC 90 B SI 96 C FC 90 F SI 96 H ST 80 3-2 14 1B HBP	H CH 89 1-0 HBP	X FF 92 0-0 G4-3 ③			1	0	1	1	1	0	0
98 Spencer Henson, R (5, 3)										1	0	0	0	0	0	2
39 Jose Trevino, R (1, 2) OBP: 0.367, SLG: 0.407		B SL 84 C FF 97 F FF 96 D CH 86 F FF 96 F SL 84 S CH 85 2-3 K ②	C ST 78 X ST 76 0-1 FC5-4 ① 1-2f			C SI 96 B SI 96 B FC 90 S SI 96 X SI 96 2-2 1-2 1B	C SL 84 B FF 94 1 SAFE C SL 83 X SL 85 1-2 F9 ③			2	0	0	0	0	1	3
14 Luis Santos, R (6, 5) OBP: 0.333, SLG: 0.333										2	0	1	0	0	0	2
12 Isiah Kiner-Falefa, R (1, 8) OBP: 0.326, SLG: 0.395		X SL 85 0-0 FC4-6 ③ 1-2f		B SI 91 C SI 91 S ST 77 S ST 78 1-3 K ②		B FC 91 B CH 85 C SI 95 X SI 93 2-1 F8 ②		C FF 93 B SL 85 B SL 85 S FF 93 B FF 95 F FF 95 S SL 85 3-3 K ①		2	0	0	0	0	1	3
90 Estevan Florial, L (6, PH) OBP: 0.286, SLG: 0.262										2	0	0	0	0	1	2
(7, 8)																
Inning Stats	R: 0 E: 0 K: 1 S: 13 H: 0 LOB: 1 BB: 2 P: 25	R: 0 E: 0 K: 1 S: 11 H: 1 LOB: 2 BB: 1 P: 19	R: 0 E: 0 K: 1 S: 8 H: 0 LOB: 1 BB: 0 P: 10	R: 2 E: 0 K: 2 S: 15 H: 3 LOB: 1 BB: 0 P: 20	R: 0 E: 0 K: 2 S: 7 H: 0 LOB: 0 BB: 0 P: 12	R: 1 E: 0 K: 0 S: 15 H: 2 LOB: 2 BB: 0 P: 27	R: 2 E: 0 K: 1 S: 15 H: 1 LOB: 2 BB: 1 P: 28	R: 3 E: 0 K: 1 S: 20 H: 5 LOB: 2 BB: 0 P: 30		1B: 6 2B: 4 3B: 0 HR: 2 SF: 0 SAC: 0 DP: 1 HBP: 4						

PITCHER		IP	WLS	BF	H	R	ER	SO	BB	IBB	HBP	BLK	WP	HR	S	P	ERA	WHIP
23 Logan Workman, R ERA:	(1, 1)	2.1		10	1	0	0	2	3	0	0	0	0	0	26	46	0.00	1.714
88 Franklin Dacosta, L ERA:	(3, 1)	0.2		3	0	0	0	1	0	0	1	0	0	0	6	8	0.00	0.000
49 Kevin Kelly, R ERA: 3.38	(4, 1)	2.0		9	3	2	2	4	0	0	0	0	0	0	22	32	9.00	1.500
48 Ben Heller, R ERA: 2.0	(6, 1)	1.0	L	6	2	1	1	0	0	0	1	0	0	1	15	27	9.00	2.000
14 John Doxakis, L ERA: 27.0	(7, 1)	0.2		6	1	2	2	1	1	0	2	1	0	1	12	24	27.00	3.000

PITCHER		IP	WLS	BF	H	R	ER	SO	BB	IBB	HBP	BLK	WP	HR	S	P	ERA	WHIP
81 Kyle Whitten, R ERA: 20.25	(7, 1)	1.1		9	5	3	3	1	0	0	0	0	0	0	23	34	20.25	3.750

Tampa Bay Rays @ New York Yankees

George M. Steinbrenner Field, Tampa, FL

Mon Mar 27 2023, 1:06 PM - 3:57 PM EDT

Att. 9,582 - Partly Cloudy - 83 F

livebaseballscorecards.com

AB	35
R	8
H	12
RBI	8
BB	4
SO	9
LOB	22

WP: 0 PA: 43
PB: 0
SB: 0
CS: 0

Batter	1	2	3	4	5	6	7	8	9	AB	R	H	RBI	BB	SO	LOB
8 Matt Vierling, R (1, 9) 39 Zach McKinstry, L (8, PH) (8, 9)	F FF 97 T FF 99 F FF 100 B CH 90 B FF 99 S CU 85 2-3 ① **K**		C CU 82 S CH 90 X SL 90 0-2 ② **G5-3**		C FF 97 B CU 84 C CH 88 F FF 98 X FF 98 1-2 ③ **F9**			F FF 93 X CH 89 0-1 ① **G3**		3 1	0 0	0 0	0 0	0 0	1 0	0 0
28 Javier Báez, R (1, 6) OBP: 0.500, SLG: 0.333	B CH 90 X CH 88 1-0 31 FC3-6 1B		F CU 83 B FF 98 B CH 88 B CH 88 B FF 96 4-1 31 1B **BB**			S FF 96 S FF 97 S FF 97 0-3 ① **K**		S ST 81 S ST 81 B ST 82 X ST 82 1-2 ② **F7**		3	0	1	0	1	1	0
31 Riley Greene, L (1, 8) OBP: 0.500, SLG: 0.333	C FF 97 X SL 91 0-1 ② **FC3-6** 13 FC5-4 1-2f		C FF 96 B FF 98 X SL 88 1-1 ① 1-2 **1B**			B SL 87 X FF 95 1-0 ② **F8**		B CH 88 B FF 93 B SL 86 B FF 93 4-0 **BB**		3	0	1	0	1	0	1
13 Eric Haase, R (1, 2)	B FF 98 F CH 88 C CH 89 B FF 100 X CU 84 2-2 ③ **FC5-4** 1-2f		X CH 88 0-0 ③ **P3**			B CU 83 B CH 88 X FF 96 2-0 ③ **L8**		B ST 80 S CH 89 S CH 88 B ST 80 X CH 87 2-2 ③ **P6**		4	0	0	0	0	0	4
20 Spencer Torkelson, R (1, 3)		B FF 96 F FF 96 X CU 84 1-1 ① **G6-3**		F FF 96 B CU 83 S CH 88 X CH 89 1-2 ① **G4-3**			C FF 92 X FF 93 0-1 ① **G6-3**		F FF 97 B SL 87 F FF 96 X FF 98 1-2 ① **G6-3**	4	0	0	0	0	0	0
17 Austin Meadows, L (1, 7) OBP: 0.750, SLG: 1.000		F FF 97 S SL 91 F FF 99 B FF 100 X SL 90 1-2 **2B**		C CU 82 B FF 97 X FF 97 1-1 24 G4-3 **1B**			C FF 92 F SL 83 B FF 93 F FF 93 B SL 84 B SL 81 X FF 92 3-2 ② **F7**		X FF 97 0-0 **1B**	4	0	3	0	0	0	0
24 Miguel Cabrera, R (1, 10) OBP: 0.250, SLG: 0.500		X FF 98 0-0 ② **G5-3**		D FF 96 F FF 96 F FF 97 B FF 98 D CU 84 X FF 96 3-2 ② ③ **G4-3** 1-2f			X FF 93 0-0 **2B**		X FF 97 0-0 ② **P4**	4	0	1	0	0	0	3
7 Jonathan Schoop, R (1, 4) 9 Nick Maton, L (9, PH)		C FF 98 S FF 99 F FF 99 B FF 99 B FF 99 B CU 84 F FF 99 F FF 99 S CU 85 3-3 ③ **K**			S CH 87 B CU 83 S CH 86 S FF 98 1-3 ① **K**		B FF 92 B SL 82 F FF 92 B FF 92 B SL 82 4-1 **BB**		B CH 92 B FF 98 T SL 87 C SL 87 X FF 99 2-2 ③ **G1-3**	2 1	0 0	0 0	0 0	1 0	2 0	1 1
32 Ryan Kreidler, R (1, 5)			B CH 87 B FF 95 B FF 96 C FF 96 S FF 96 F FF 96 S FF 97 3-3 ① **K**		C FF 96 F CU 84 F FF 98 B CU 84 S CH 87 1-3 ② **K**		S FF 92 C FF 92 X FF 93 0-2 ③ **L9**			3	0	0	0	0	2	2

Inning Stats										
1	R: 0 E: 0 K: 1 S: 10	H: 1 LOB: 1 BB: 0 P: 15	1B: 4 2B: 2 3B: 0 HR: 0	SF: 0 SAC: 0 DP: 1 HBP: 0	WP: 0 PB: 0 SB: 0 CS: 0	PA: 35
2	R: 0 E: 0 K: 1 S: 13	H: 1 LOB: 1 BB: 0 P: 18				
3	R: 0 E: 0 K: 1 S: 11	H: 1 LOB: 2 BB: 1 P: 19				
4	R: 0 E: 0 K: 0 S: 8	H: 1 LOB: 0 BB: 0 P: 13				
5	R: 0 E: 0 K: 2 S: 11	H: 0 LOB: 0 BB: 0 P: 14				
6	R: 0 E: 0 K: 1 S: 5	H: 0 LOB: 0 BB: 0 P: 8				
7	R: 0 E: 0 K: 0 S: 11	H: 1 LOB: 2 BB: 1 P: 18				
8	R: 0 E: 0 K: 0 S: 8	H: 0 LOB: 1 BB: 1 P: 15				
9	R: 0 E: 0 K: 0 S: 8	H: 1 LOB: 1 BB: 0 P: 11				

PITCHER		IP	WLS	BF	H	R	ER	SO	BB	IBB	HBP	BLK	WP	HR	S	P	ERA	WHIP
18 Shane McClanahan, L ERA:	(1, 1)	6.0	W	22	4	0	0	6	1	0	0	0	0	0	58	87	0.00	0.833
38 Colin Poche, L ERA:	(7, 1)	1.0	H	5	1	0	0	0	1	0	0	0	0	0	11	18	0.00	2.000
47 Jason Adam, R ERA:	(8, 1)	1.0	H	4	0	0	0	0	1	0	0	0	0	0	8	15	0.00	1.000
29 Pete Fairbanks, R ERA:	(9, 1)	1.0		4	1	0	0	0	0	0	0	0	0	0	8	11	0.00	1.000

PITCHER	IP	WLS	BF	H	R	ER	SO	BB	IBB	HBP	BLK	WP	HR	S	P	ERA	WHIP

TOP

Detroit Tigers @ Tampa Bay Rays

Tropicana Field, St. Petersburg, FL

Thu Mar 30 2023, 3:12 PM - 5:24 PM EDT

Att. 25,025 - Dome - 72 F

livebaseballscorecards.com

AB	32
R	0
H	6
RBI	0
BB	3
SO	6
LOB	12

BOTTOM

Detroit Tigers @ Tampa Bay Rays
Tropicana Field, St. Petersburg, FL
Thu Mar 30 2023, 3:12 PM - 5:24 PM EDT
Att. 25,025 - Dome - 72 F

livebaseballscorecards.com

Batter	1	2	3	4	5	6	7	8	9	AB	R	H	RBI	BB	SO	LOB
2 Yandy Díaz, R (1, 3) 6 Taylor Walls, S (6, PR) (7, 5)	B FC 89 B CH 86 B FC 88 C FF 93 X FF 93 3-1 ① F9		C FF 92 S CH 87 B CH 88 C FC 90 1-3 ① K			B CH 86 B FF 92 F FF 92 B FC 86 B FC 87 4-1 17 1B 56 1B BB	S FF 91 D FS 83 S FS 83 B FF 91 F FF 90 F FS 83 X FS 82 2-2 ③ FC6-4 1-2f			2 0 0 0 1 1 0 1 1 0 0 0 0 1						
5 Wander Franco, S (1, 6) OBP: 0.500, SLG: 1.250	X FF 94 0-0 ② 1B		X CH 88 0-0 ② G6-3			C FC 86 B FF 91 B CH 86 B FF 92 X FC 88 3-1 ① L7		C FF 93 F CU 80 B CH 86 B CH 84 F SL 87 B FF 93 F SL 86 F CH 84 X FF 93 3-2 HR		4 1 2 1 0 0 1						
17 Isaac Paredes, R (1, 5) OBP: 0.250, SLG: 0.250 (7, 3)	C FC 89 F CH 87 F FF 94 B CH 87 F FC 89 F FF 94 B SI 93 X FF 93 2-2 ② P6		C CH 88 X CH 88 0-1 ③ G3			D CH 86 F FF 91 B FF 92 C FC 88 F FF 92 X CH 86 2-2 56 1B 55 1B 1-2 1B		C SL 86 B SL 86 B CH 85 C SL 87 B FF 94 F SL 85 X FF 93 3-2 ① G5-3		4 1 1 0 0 0 1						
56 Randy Arozarena, R (1, 7) OBP: 0.250, SLG: 0.250	C FC 91 F FF 93 D CH 88 X SI 94 1-2 ③ L7			B FF 91 B FC 89 C FF 92 B FC 86 S CH 87 X FC 89 3-2 ① F9		C SL 87 B SI 98 C SI 98 X SL 88 1-2 55 1B 1-2 2-H 1B		C SL 86 B FF 93 X CU 80 1-1 ② F9		4 0 1 1 0 0 1						
87 Harold Ramírez, R (1, 10) 55 Luke Raley, L (6, PH) OBP: 0.500, SLG: 0.500 (7, 10)		B FC 88 S FC 87 B FF 92 S CH 86 F CH 86 C SI 93 2-3 ① K		B SL 84 F FF 92 B CH 88 F CH 86 F FC 89 X SI 93 2-2 ② P4		S SI 96 B SI 97 X CH 92 1-1 13 G6-4-3 1-3 2-H 1B		B CH 84 C SL 87 X SL 86 1-1 ③ G4-3		2 0 0 0 0 1 0 2 0 1 1 0 0 0						
13 Manuel Margot, R (1, 9)		B FF 93 B CH 87 C FC 88 X FF 93 2-1 ② F9		C FC 88 B CH 87 F CH 88 F SI 93 S FF 93 1-3 ③ K		C SI 97 1 SAFE X SI 97 0-1 ② ③ G6-4-3 1-2f				3 0 0 0 0 1 3						
8 Brandon Lowe, L (1, 4)		B SL 84 B FF 94 B FF 94 C FF 93 B FF 94 4-1 BB			S FF 91 B FC 89 F FF 92 C SI 92 1-3 ① K		C ST 84 F FF 90 S FS 82 0-3 ① K			2 0 0 0 1 2 0						
14 Christian Bethancourt, R (1, 2)		X FC 90 0-0 ③ G5-3			X SL 84 0-0 ② F8		B FS 83 S FS 83 B FF 90 F ST 82 B FF 90 F FS 82 B FF 92 4-2 6 FC6-4 BB			2 0 0 0 1 0 1						
22 Jose Siri, R (1, 8) OBP: 0.333, SLG: 1.333			B FF 91 C FC 86 X FC 89 1-1 HR		C FF 94 B CH 88 B CH 87 S FC 88 F SI 93 S FC 89 2-3 ③ K		B ST 82 C FS 83 B FS 82 C FS 82 S FF 92 2-3 ② K			3 1 1 1 0 2 1						
Inning Stats	R: 0 E: 0 K: 0 S: 12 H: 1 LOB: 1 BB: 0 P: 18	R: 0 E: 0 K: 1 S: 8 H: 0 LOB: 1 BB: 1 P: 16	R: 1 E: 0 K: 1 S: 8 H: 1 LOB: 0 BB: 0 P: 10	R: 0 E: 0 K: 1 S: 11 H: 0 LOB: 0 BB: 0 P: 17	R: 0 E: 0 K: 2 S: 8 H: 0 LOB: 0 BB: 0 P: 11	R: 2 E: 0 K: 0 S: 14 H: 3 LOB: 2 BB: 1 P: 25	R: 0 E: 0 K: 2 S: 14 H: 0 LOB: 1 BB: 1 P: 22	R: 1 E: 0 K: 0 S: 14 H: 1 LOB: 0 BB: 0 P: 22		1B: 4 2B: 0 3B: 0 HR: 2 SF: 0 SAC: 0 DP: 1 HBP: 0	WP: 0 PB: 0 SB: 0 CS: 0 PA: 32					

	AB	29
	R	4
	H	6
	RBI	4
	BB	3
	SO	7
	LOB	9

PITCHER		IP	WLS	BF	H	R	ER	SO	BB	IBB	HBP	BLK	WP	HR	S	P	ERA	WHIP
57 Eduardo Rodriguez, L ERA: 5.06	(1, 1)	5.1	L	21	3	3	3	5	2	0	0	0	0	1	54	88	5.06	0.938
68 Jason Foley, R ERA:	(6, 1)	0.2		3	2	0	0	0	0	0	0	0	0	0	7	9	0.00	3.000
36 Chasen Shreve, L ERA:	(7, 1)	1.0		4	0	0	0	2	1	0	0	0	0	0	14	22	0.00	1.000
53 Mason Englert, R ERA: 9.0	(8, 1)	1.0		4	1	1	1	0	0	0	0	0	0	1	14	22	9.00	1.000

PITCHER	IP	WLS	BF	H	R	ER	SO	BB	IBB	HBP	BLK	WP	HR	S	P	ERA	WHIP

Batter	1	2	3	4	5	6	7	8	9	AB	R	H	RBI	BB	SO	LOB
9 Nick Maton, L (1, 5)	C SI 93 X FC 90 0-1 ① G3		B FC 89 B CU 78 S CH 84 B CH 85 C FC 89 B CU 80 4-2 BB		S FC 87 B CU 79 C CH 86 X SI 92 1-2 ② G3-1		C ST 77 B FC 85 B SI 92 S FC 85 F FC 87 B ST 76 C FC 86 3-3 ③ K			3	0	0	0	1	1	0
31 Riley Greene, L (1, 8) OBP: 0.250, SLG: 0.143	F SI 94 B FC 91 S CH 86 F FF 93 X CU 79 1-2 ② F7		X FC 90 0-0 ② L6		F CU 79 F FC 89 S CH 85 0-3 ③ K			B SI 95 C SI 93 C SI 95 F SL 82 F SL 81 B FF 96 S SL 81 2-3 ① K		4	0	0	0	0	2	1
28 Javier Báez, R (1, 6) OBP: 0.286, SLG: 0.167 32 Ryan Kreidler, R (7, 6)	C SI 93 B FC 87 F SI 93 B FC 88 S CU 79 2-3 ③ K		C CU 79 B SI 92 X FC 87 1-1 ③ F7			C SI 92 B SI 93 X ST 76 1-1 ① G5-3		X SI 96 0-0 ② F9		3 1	0 0	0 0	0 0	0 0	1 0	1 0
30 Kerry Carpenter, L (1, 9) OBP: 0.500, SLG: 1.000		C SI 93 S CU 79 S FF 93 0-3 ① K		B SI 93 F SI 90 B FC 90 S CH 84 F FC 89 B CU 79 F SI 92 X FC 90 3-2 17 F9 24 1B 2B		B SI 92 F FC 89 X FC 87 1-1 17 1B 2B		C SI 96 S SL 82 B SL 81 S SL 82 1-3 ③ K		4	2	2	0	0	2	0
17 Austin Meadows, L (1, 7) OBP: 0.571, SLG: 0.714 34 Jake Rogers, R (8, 2)		C FC 89 F FC 90 C SI 93 0-3 ② K		S CU 80 S CH 86 B FC 91 F SI 93 X CU 80 1-2 ① F9 2-3		B SI 92 X SI 90 1-0 20 E 1B 2-H			T SI 94 S SI 95 B SI 95 B ST 87 S ST 85 2-3 ① K	3 1	0 0	1 0	1 0	0 0	1 1	1 0
20 Spencer Torkelson, R (1, 3) OBP: 0.125, SLG: 0.125		C FC 90 X SI 93 0-1 24 E 1B		C SI 92 F FC 89 F CU 79 F SI 93 X CU 80 0-2 ② G1-3		X SI 92 0-0 FC5 24 G6-4-3 1-2			S ST 86 B ST 87 B ST 86 F ST 87 C SI 95 2-3 ② K	4	0	1	0	0	1	2
24 Miguel Cabrera, R (1, 10) OBP: 0.375, SLG: 0.429		X SI 92 0-0 E5 1-2		S SI 93 C CU 79 D FC 87 F SI 93 F CU 78 F SI 93 X FF 94 1-2 3-H 1B		B SI 90 B ST 77 F SI 90 B ST 78 X SI 91 3-1 ② ③ G6-4-3 1-2f			B ST 87 B ST 87 B SI 95 C SI 92 C ST 87 B ST 87 4-2 13 FC5 39 1B BB	3	0	1	1	1	0	3
39 Zach McKinstry, L (1, 4) OBP: 0.200, SLG: 0.200		F FC 91 F CH 86 S CU 80 0-3 ③ K		B CH 86 S CU 79 X FC 90 1-1 ③ G3			B FC 86 B SI 90 S FC 87 X FC 87 2-1 ① G3		D ST 86 C SI 94 B SI 94 X ST 86 2-1 1-2 1B	4	0	1	0	0	1	3
13 Eric Haase, R (1, 2) (8, 7)			B SI 93 C SI 92 X FC 87 1-1 ① G6-3		B CU 76 X SI 91 1-0 ① G5-3		X ST 76 0-0 ② P3		C SI 94 F SI 93 F SI 95 D ST 88 D ST 87 X SI 95 2-2 ③ FC5 2-3f	4	0	0	0	0	0	2
Inning Stats	R: 0 E: 0 K: 1 S: 9 H: 0 LOB: 0 BB: 0 P: 12	R: 0 E: 1 K: 3 S: 12 H: 1 LOB: 2 BB: 0 P: 12	R: 0 E: 0 K: 0 S: 7 H: 0 LOB: 1 BB: 1 P: 13	R: 1 E: 0 K: 0 S: 22 H: 2 LOB: 1 BB: 0 P: 28	R: 0 E: 0 K: 1 S: 7 H: 0 LOB: 0 BB: 0 P: 9	R: 1 E: 1 K: 0 S: 8 H: 2 LOB: 1 BB: 0 P: 14	R: 0 E: 0 K: 1 S: 7 H: 0 LOB: 0 BB: 0 P: 12	R: 0 E: 0 K: 2 S: 9 H: 0 LOB: 0 BB: 0 P: 12	R: 0 E: 0 K: 2 S: 14 H: 1 LOB: 2 BB: 1 P: 26	1B: 4 2B: 2 3B: 0 HR: 0 SF: 0 SAC: 0 DP: 1 HBP: 0						

PITCHER	IP	WLS	BF	H	R	ER	SO	BB	IBB	HBP	BLK	WP	HR	S	P	ERA	WHIP
24 Zach Eflin, R (1, 1) ERA: 1.8	5.0	W	20	3	1	1	5	1	0	0	0	0	0	57	74	1.80	0.800
49 Kevin Kelly, R (6, 1) ERA: 4.5	2.0		8	2	1	1	1	0	0	0	0	0	0	15	26	4.50	1.000
60 Garrett Cleavinger, L (8, 1) ERA:	1.0		3	0	0	0	2	0	0	0	0	0	0	9	12	0.00	0.000
58 Calvin Faucher, R (9, 1) ERA:	1.0		5	1	0	0	2	1	0	0	0	0	0	14	26	0.00	2.000

PITCHER	IP	WLS	BF	H	R	ER	SO	BB	IBB	HBP	BLK	WP	HR	S	P	ERA	WHIP

Detroit Tigers @ Tampa Bay Rays

Tropicana Field, St. Petersburg, FL

Sat Apr 01 2023, 4:10 PM - 6:58 PM EDT

Att. 20,204 - Dome - 72 F

TOP

livebaseballscorecards.com

AB	34
R	2
H	6
RBI	2
BB	2
SO	10
LOB	13

WP: 0	PA: 36		
PB: 0			
SB: 0			
CS: 0			

Detroit Tigers @ Tampa Bay Rays

Tropicana Field, St. Petersburg, FL

Sat Apr 01 2023, 4:10 PM - 6:58 PM EDT

Att. 20,204 - Dome - 72 F

livebaseballscorecards.com

Batter	1	2	3	4	5	6	7	8	9	AB	R	H	RBI	BB	SO	LOB
2 Yandy Díaz, R (1, 3) OBP: 0.625, SLG: 1.167	C SI 92 B SI 92 B SL 84 S SL 85 X SL 84 2-2 8 1B 8 WP 56 2B 1B	B SL 85 C SI 95 B SI 94 F SL 85 B FF 94 B SL 85 4-2 BB	B FF 93 C FF 93 B SL 80 B SL 81 X FF 94 3-1 1-H 5 1B 2B	B CH 82 B FC 84 C FC 83 F FF 89 X FC 84 2-2 1-H HR			B SL 84 B SL 83 C FF 95 S SI 94 S SI 96 2-3 ①			4	3	3	3	1	1	1
8 Brandon Lowe, L (1, 4) OBP: 0.500, SLG: 0.250 17 Isaac Paredes, R (4, PH) OBP: 0.167, SLG: 0.167 (5, 5)	B SL 85 X FF 93 1-0 56 2B 1-3 1B	F FF 93 F SL 83 D CH 90 X CH 89 1-2 ③ G4-3	S SL 83 D SL 84 S SL 83 B FF 97 B SL 84 F SL 84 B FF 96 4-2 55 HBP 5 1B BB	C SI 89 C SI 89 F FF 90 B CH 82 C FC 84 1-3 ③			C FF 94 B SL 85 F SI 95 F KC 81 B FF 96 F SI 96 S SL 85 2-3 ②			2 2	0 0	1 0	0 0	1 0	0 2	2 1
56 Randy Arozarena, R (1, 7) OBP: 0.444, SLG: 0.429	C SI 95 S SI 92 X FF 94 0-2 1-3 3-H 2B	H CH 89 1-0 5 2B 22 2B HBP B SL 83 C FF 96 F FF 95 D FF 85 B FF 97 S SL 85 3-3 ②			C SL 80 B CH 82 C FC 83 C SI 88 1-3 ①		B SL 84 B SI 95 S FF 95 B FF 95 F SI 94 B FF 95 4-2 1-2 5 2B BB			3	2	1	1	1	2	2
5 Wander Franco, S (1, 6) OBP: 0.667, SLG: 1.250	C CU 78 B CH 88 B SL 84 D CH 87 D SL 86 4-1 22 G6-4-3 BB	1 SAFE F SI 93 X CH 88 0-1 1-3 22 2B 2B B SL 83 B FF 95 X SL 84 2-1 22 FC5 55 HBP 1-2 2-H 1B			C FC 83 C FC 85 B CH 83 B FF 89 F FC 85 F FF 90 C SI 89 2-3 ②		X CH 85 0-0 1-H 2-H 2B			4	1	3	3	1	1	0
55 Luke Raley, L (1, 10) OBP: 0.286, SLG: 0.167	B FF 93 F FF 93 S CH 88 F FF 94 S FF 96 1-3 ①	H CH 84 B FF 93 S CU 78 S CH 88 2-3 ① B FF 96 H SL 85 2-0 1-2 2-3 HBP			X SL 82 0-0 ③ G4-3		B FF 93 C KC 79 S FF 93 S CH 86 1-3 ③			4	0	0	0	0	3	6
22 Jose Siri, R (1, 8) OBP: 0.250, SLG: 0.750	B SI 94 X SL 88 1-0 ② ③ G6-4-3 1-2f	S CU 77 S SI 92 D CU 80 F SI 94 X CU 79 1-2 15 F 15 2B 2-H 3-H 2B B SL 83 B FF 89 X CH 82 2-1 FC5 2-2f				C SI 87 B CH 82 B FC 84 S FC 83 B CH 83 S FC 84 3-3 ①		S FF 95 X FC 88 0-1 ① G6-3		5	1	1	2	0	1	6
6 Taylor Walls, S (1, 5) OBP: 0.333, SLG: 0.200 (5, 4)		F FF 93 F SL 84 X CH 90 0-2 ① G6-3	B FF 93 B CH 86 B FF 92 C FF 92 D CH 87 4-1 15 E 15 2B BB	B FC 88 T CH 82 C FC 84 F SI 88 X CH 82 1-2 2 HR 1B		F SL 81 C SI 89 B CH 83 F FC 84 F FF 90 F FF 89 S CH 83 1-3 ②		C SL 86 B FF 96 B SI 96 T FF 95 B FF 96 F SL 85 C FF 95 3-3 ②		4	2	1	0	1	2	0
15 Josh Lowe, L (1, 9) OBP: 0.600, SLG: 1.000		B SL 85 X SL 84 1-0 2B	C FF 93 2 SAFE X CU 80 0-1 1-H 2-H 21 1B 2B	B SL 80 C FF 89 F FC 84 T FF 89 1-2 ①		C FF 88 C SI 89 F SI 89 B SL 80 F CH 82 F FC 84 T FF 89 2-2 ③		B SL 84 B SI 95 C FF 95 B SI 95 F FF 95 F FF 95 B FF 95 4-2 BB		4	1	2	2	1	2	1
21 Francisco Mejía, S (1, 2) OBP: 0.400, SLG: 0.250		B SL 86 F FF 95 D CH 89 F SL 86 T SL 85 2-2 ② K	X SL 82 0-0 2 WP 2 2B 2-H 1B	T SL 78 F FF 88 B FC 84 X CH 82 1-2 L8			B FF 95 B KC 80 B SI 93 B SI 95 4-0 56 BB 5 2B BB	C CH 91 F FF 96 X FF 96 0-2 ③ P4		4	2	1	1	1	1	3
Inning Stats	R: 1 E: 0 K: 1 S: 13 H: 3 LOB: 2 BB: 1 P: 22	R: 0 E: 0 K: 1 S: 12 H: 1 LOB: 2 BB: 1 P: 20	R: 7 E: 1 K: 2 S: 25 H: 6 LOB: 3 BB: 2 P: 48	R: 2 E: 0 K: 2 S: 17 H: 2 LOB: 0 BB: 0 P: 23	R: 0 E: 0 K: 2 S: 9 H: 0 LOB: 0 BB: 0 P: 12	R: 0 E: 0 K: 3 S: 14 H: 0 LOB: 0 BB: 0 P: 20	R: 2 E: 0 K: 3 S: 14 H: 1 LOB: 1 BB: 2 P: 27	R: 0 E: 0 K: 1 S: 12 H: 0 LOB: 1 BB: 1 P: 19		1B: 5 2B: 7 3B: 0 HR: 1 SF: 0 SAC: 0 DP: 1 HBP: 2					WP: 2 PB: 0 SB: 0 CS: 0	PA: 45

	AB	36
	R	12
	H	13
	RBI	12
	BB	7
	SO	15
	LOB	22

PITCHER		IP	WLS	BF	H	R	ER	SO	BB	IBB	HBP	BLK	WP	HR	S	P	ERA	WHIP
56 Spencer Turnbull, R ERA: 27.0	(1, 1)	2.1	L	18	8	7	7	3	3	0	1	0	1	0	38	63	27.00	4.714
62 Trey Wingenter, R ERA: 27.0	(3, 1)	0.1		5	2	1	1	1	1	0	1	0	1	0	10	24	27.00	9.000
70 Tyler Alexander, L ERA: 5.4	(3, 1)	3.1		12	2	2	2	7	0	0	0	0	0	1	42	58	5.40	0.600
50 Garrett Hill, R ERA: 18.0	(7, 1)	1.0		6	1	2	2	3	2	0	0	0	0	0	14	27	18.00	3.000
67 José Cisnero, R ERA:	(8, 1)	1.0		4	0	0	0	1	1	0	0	0	0	0	12	19	0.00	1.000

PITCHER	IP	WLS	BF	H	R	ER	SO	BB	IBB	HBP	BLK	WP	HR	S	P	ERA	WHIP

Detroit Tigers @ Tampa Bay Rays

Tropicana Field, St. Petersburg, FL

Sun Apr 02 2023, 1:33 PM - 3:41 PM EDT

Att. 19,425 - Dome - 72 F

TOP

livebaseballscorecards.com

Batter	1	2	3	4	5	6	7	8	9	AB	R	H	RBI	BB	SO	LOB
8 Matt Vierling, R (1, 9)	C FF 92 C FF 93 B FF 93 B CH 82 F CH 82 C FF 92 2-3 ① K		C SL 84 F CH 82 F FF 93 C FF 93 0-3 ③ K			F FF 91 F FF 91 X FF 92 0-2 ③ F8			X FF 95 0-0 ① G4-3	4	0	0	0	0	2	0
31 Riley Greene, L (1, 8) OBP: 0.250, SLG: 0.182	F SL 87 B SL 87 B FF 92 C ST 78 B ST 79 F FF 92 F FF 92 X CH 80 3-2 ② F9			S SL 85 C ST 77 B ST 80 C FF 93 1-3 ① K			S SL 82 S SL 82 B SL 83 B FF 93 X SL 83 2-2 1B		C FC 86 F FC 86 F CH 90 C FF 95 0-3 ② K	4	0	1	0	0	2	0
28 Javier Báez, R (1, 6) OBP: 0.182, SLG: 0.100	C CH 80 B CH 81 F FF 93 S CH 81 1-3 ③ K			S CH 82 X CH 81 0-1 ② G5-3			S FF 92 B FF 92 B SL 84 C FF 92 X FF 92 2-2 ① P3		B CH 90 B CH 90 X CH 90 2-0 ③ F7	4	0	0	0	0	1	1
17 Austin Meadows, L (1, 7) OBP: 0.400, SLG: 0.500		X ST 78 0-0 ① G4-3		C FF 91 B FF 92 F ST 81 S ST 82 1-3 ③ K			X FF 92 0-0 ② F8			3	0	0	0	0	1	1
20 Spencer Torkelson, R (1, 3) OBP: 0.091, SLG: 0.091		C FF 92 S CH 80 F CH 81 B FF 93 B CH 81 B CH 81 S CH 80 3-3 ② K			S CH 81 C FF 92 B CH 81 X CH 82 1-2 ① G6-3		B FF 92 X FF 92 1-0 ③ G4-3			3	0	0	0	0	1	1
9 Nick Maton, L (1, 5)		B ST 81 B SL 85 F FF 91 B CH 81 B FF 92 4-1 BB			C ST 80 X ST 80 0-1 ② P3			S SI 91 X SI 91 0-1 ① F8		2	0	0	0	1	0	0
24 Miguel Cabrera, R (1, 10) OBP: 0.273, SLG: 0.300		C FF 92 S FF 91 C FF 92 0-3 ③ K			S FF 91 F FF 91 B FF 92 S CH 82 1-3 ③ K			C SI 92 B SL 79 B SL 78 X SI 91 2-1 ② G3		3	0	0	0	0	2	1
7 Jonathan Schoop, R (1, 4)			F FF 91 F FF 92 S CH 82 0-3 ① K			C FF 91 F FF 92 B FF 91 B FF 91 S CH 80 2-3 ① K		F SI 91 B SL 79 B SI 92 F SI 91 B SL 78 S SI 91 3-3 ③ K		2	0	0	0	0	2	0
39 Zach McKinstry, L (8, PH) OBP: 0.167, SLG: 0.167 (8, 4)										1	0	0	0	0	1	0
34 Jake Rogers, R (1, 2) OBP: 0.250, SLG: 1.000			F CH 81 B CH 82 C FF 93 F FF 93 F CH 82 B SL 87 B CH 82 C FF 92 3-3 ② K			C CH 81 C FF 91 B CH 80 S CH 82 1-3 ② K			B FF 94 B FF 94 X FF 94 2-0 HR	3	1	1	1	0	2	0
Inning Stats	R: 0 E: 0 K: 2 S: 12 H: 0 LOB: 0 BB: 0 P: 18	R: 0 E: 0 K: 2 S: 9 H: 0 LOB: 1 BB: 1 P: 16	R: 0 E: 0 K: 3 S: 12 H: 0 LOB: 0 BB: 0 P: 15	R: 0 E: 0 K: 2 S: 8 H: 0 LOB: 0 BB: 0 P: 10	R: 0 E: 0 K: 1 S: 8 H: 0 LOB: 0 BB: 0 P: 10	R: 0 E: 0 K: 2 S: 9 H: 0 LOB: 0 BB: 0 P: 12	R: 0 E: 0 K: 0 S: 8 H: 1 LOB: 1 BB: 0 P: 13	R: 0 E: 0 K: 1 S: 7 H: 0 LOB: 0 BB: 0 P: 12	R: 1 E: 0 K: 1 S: 7 H: 1 LOB: 0 BB: 0 P: 11	1B: 1 2B: 0 3B: 0 HR: 1 SF: 0 SAC: 0 DP: 0 HBP: 0						

	AB	29
	R	1
	H	2
	RBI	1
	BB	1
	SO	14
	LOB	4

WP: 0 PA: 30
PB: 0
SB: 0
CS: 0

PITCHER		IP	WLS	BF	H	R	ER	SO	BB	IBB	HBP	BLK	WP	HR	S	P	ERA	WHIP
59 Jeffrey Springs, L ERA:	(1, 1)	6.0	W	19	0	0	0	12	1	0	0	0	0	0	58	81	0.00	0.167
38 Colin Poche, L ERA:	(7, 1)	1.0		4	1	0	0	0	0	0	0	0	0	0	8	13	0.00	1.000
42 Ryan Thompson, R ERA:	(8, 1)	1.0		3	0	0	0	1	0	0	0	0	0	0	7	12	0.00	0.000
68 Jalen Beeks, L ERA: 9.0	(9, 1)	1.0		4	1	1	1	1	0	0	0	0	0	1	7	11	9.00	1.000

PITCHER	IP	WLS	BF	H	R	ER	SO	BB	IBB	HBP	BLK	WP	HR	S	P	ERA	WHIP

BOTTOM

Detroit Tigers @ Tampa Bay Rays

Tropicana Field, St. Petersburg, FL

Sun Apr 02 2023, 1:33 PM - 3:41 PM EDT

Att. 19,425 - Dome - 72 F

Batter	1	2	3	4	5	6	7	8	9	AB	R	H	RBI	BB	SO	LOB
2 Yandy Díaz, R (1, 3) (7, 5) OBP: 0.417, SLG: 0.700	X FF 92 0-0 ① F9		C FC 84 F CH 86 1 SAFE X CH 86 0-2 ② G1-3 1-2			C CU 77 X CH 86 0-1 ① G6-3	C KC 87 F SI 96 F KC 86 B CH 89 B KC 88 2-2 ② G1-3			4	0	0	0	0	0	1
5 Wander Franco, S (1, 6) OBP: 0.692, SLG: 1.182	B FF 94 B FF 93 B FF 93 B FF 92 4-0 17 S BB		B CU 75 C FC 84 X CH 85 1-1 ③ G6-3			B FF 94 C FC 86 B FC 86 F CU 76 B FF 93 X FC 85 3-2 17 1B 2B	B KC 88 C KC 87 B SI 96 X KC 87 2-1 1B			3	1	2	0	1	0	1
17 Isaac Paredes, R (1, 5) OBP: 0.222, SLG: 0.222 55 Luke Raley, L (6, PR) OBP: 0.250, SLG: 0.143 (7, 3)	B FC 86 B FF 92 X FC 84 2-0 ② F7 1-2			F FF 93 X CU 78 0-1 ① G5-3		B CH 84 C FF 94 F CU 76 D CU 79 B CH 86 F FF 93 X FC 84 3-2 8 BB 56 HBP 22 1B 1B 2-H	C SI 94 X SI 96 0-1 ③ F8			3 1	0 1	1 1	1 0	0 0	0 0	1 1
56 Randy Arozarena, R (1, 7) OBP: 0.462, SLG: 0.700	B FC 85 X FF 93 1-0 ③ P5			B CH 87 X FF 94 1-0 HR		B SI 96 C SI 97 F SI 96 H CH 91 2-2 8 BB 22 1B HBP 1-2		X ST 82 0-0 ① F9		3	2	1	1	0	0	1
87 Harold Ramírez, R (1, 10) 8 Brandon Lowe, L (6, PH) OBP: 0.625, SLG: 0.400 (7, 10)		S FC 85 X CH 86 0-1 ① G6-3		C FC 85 X CH 87 0-1 ② L8		B SI 96 B SI 97 S SI 96 F SI 97 B SI 98 F SI 96 B SL 88 4-2 22 1B BB 1-2 2-3		C ST 82 X FF 91 0-1 15 2B 22 WP 1B		2 1	0 1	0 1	0 0	0 1	0 0	0 0
13 Manuel Margot, R (1, 9) 15 Josh Lowe, L (6, PH) OBP: 0.571, SLG: 1.000 (7, 9)		C FF 93 F FC 86 S CU 77 0-3 ② K		B FF 94 B FF 94 C FC 84 B CH 85 X FC 84 3-1 ③ G5-3		B CH 91 T SI 96 C SI 98 B CH 93 F SI 98 C SI 98 2-3 ② K		X FF 91 0-0 22 WP 22 FC6-2 2B 1-3		2 2	0 0	0 1	0 0	0 1	1 3	0 3
22 Jose Siri, R (1, 8) OBP: 0.250, SLG: 0.583		S CH 86 S CH 87 B FF 95 C FF 94 1-3 ③ K	S FF 94 S CU 80 X CH 87 0-2 ① L7			X SL 88 0-0 14 S 1B 1-3 2-H 3-H		B FS 83 S FF 91 X FS 84 1-1 ② FC6-2 14 FC6-4 2-H 3-H		4	0	1	2	0	1	1
14 Christian Bethancourt, R (1, 2)			C CH 85 S FF 94 X FC 86 0-2 ① G4-3		B FC 85 S CH 86 B FF 94 B FF 93 T FC 85 F FC 84 S CH 85 3-3 ② K	1 SAFE 1 SAFE B SI 97 C SI 95 X SI 96 1-1 ③ G3 1-2		S ST 81 T FF 91 B FS 82 F FS 82 F FF 91 B FF 91 F FS 83 X FF 90 2-2 ③ FC6-4 1-2f		4	0	0	0	0	1	3
6 Taylor Walls, S (1, 4) OBP: 0.333, SLG: 0.250			B FF 94 F FF 93 S CU 76 B FF 94 X FF 94 2-2 2 G1-3 1B		B FF 94 F FC 83 X FC 86 1-1 ③ F8		C SI 96 S KC 86 B CH 89 F SI 96 B KC 86 F KC 87 X SI 95 2-2 ① F7			3	0	1	0	0	0	0
Inning Stats	R: 0 E: 0 K: 0 S: 3 H: 0 LOB: 1 BB: 1 P: 10	R: 0 E: 0 K: 2 S: 8 H: 0 LOB: 0 BB: 0 P: 9	R: 0 E: 0 K: 0 S: 11 H: 1 LOB: 1 BB: 0 P: 14	R: 1 E: 0 K: 0 S: 7 H: 1 LOB: 0 BB: 0 P: 11	R: 0 E: 0 K: 1 S: 9 H: 0 LOB: 0 BB: 0 P: 13	R: 3 E: 0 K: 1 S: 21 H: 3 LOB: 3 BB: 1 P: 36	R: 0 E: 0 K: 0 S: 13 H: 1 LOB: 1 BB: 0 P: 19	R: 1 E: 0 K: 0 S: 12 H: 2 LOB: 1 BB: 0 P: 15		1B: 5 2B: 2 3B: 0 HR: 1	SF: 0 SAC: 0 DP: 0 HBP: 1		WP: 1 PB: 0 SB: 2 CS: 0	PA: 35		

PITCHER		IP	WLS	BF	H	R	ER	SO	BB	IBB	HBP	BLK	WP	HR	S	P	ERA	WHIP
43 Joey Wentz, L	(1, 1)	5.1	L	21	4	3	3	3	1	0	0	0	0	1	47	72	5.06	0.938
ERA: 5.06																		
68 Jason Foley, R	(6, 1)	0.2		5	1	1	1	1	1	0	1	0	0	0	12	21	13.50	3.000
ERA: 6.75																		
55 Alex Lange, R	(7, 1)	1.0		4	1	0	0	0	0	0	0	0	0	0	13	19	0.00	1.000
ERA:																		
36 Chasen Shreve, L	(8, 1)	1.0		5	2	1	1	0	0	0	0	0	1	0	12	15	9.00	2.000
ERA: 4.5																		

PITCHER	IP	WLS	BF	H	R	ER	SO	BB	IBB	HBP	BLK	WP	HR	S	P	ERA	WHIP

livebaseballscorecards.com

AB	32
R	5
H	8
RBI	4
BB	2
SO	4
LOB	12

Batter	1	2	3	4	5	6	7	8	9	AB	R	H	RBI	BB	SO	LOB
8 Brandon Lowe, L (1, 4) OBP: 0.385, SLG: 0.200	C FF 90 C FF 90 S FF 91 0-3 ① K	F CH 84 B FF 89 B CH 83 X CH 84 2-1 ③ F9			S FF 88 B CH 82 B CU 77 F CH 83 F CH 83 X FF 89 2-2 ① P6		B SI 96 B SI 95 B SI 93 C SI 94 S SI 94 X SI 95 3-2 ③ G3-1		B SL 87 B SL 86 F FF 97 S FF 96 S SL 88 2-3 ③ K	5	0	0	0	0	2	2
5 Wander Franco, S (1, 6) OBP: 0.588, SLG: 0.933	C FF 91 B SI 89 B CH 83 F CH 85 X FF 92 2-2 ② G3		B CH 82 S CH 84 C CH 84 B FF 89 F CH 83 S FF 89 2-3 ① K		C CU 77 B FF 86 B CH 82 X CH 83 2-1 56 S 1B			B SI 92 C SI 93 B SL 84 X SI 94 2-1 ① G5-3		4	0	1	0	0	1	0
56 Randy Arozarena, R (1, 10) OBP: 0.412, SLG: 0.571	C FF 91 B SI 89 F FF 92 F FF 94 F FF 93 X SL 83 1-2 55 HR 1B		B SL 82 C SI 89 X FF 90 1-1 ② F9		D SI 87 X SI 88 1-0 ② G6-3 1-2			C SI 94 F SL 85 F FF 96 S CU 82 0-3 ② K		4	1	1	0	0	1	1
55 Luke Raley, L (1, 3) OBP: 0.417, SLG: 0.900 (8, 7)	1 SAFE X FF 92 0-0 1-H HR		B CH 84 B CU 78 B CH 84 B FF 91 4-0 87 FC4-6 BB		F CU 78 B CH 83 B CH 84 B FF 90 S CU 77 X FF 90 3-2 ③ G3-1			B CU 82 B SI 95 C SI 95 X SI 95 2-1 HR		3	2	2	3	1	0	1
87 Harold Ramírez, R (1, 7) 6 Taylor Walls, S (8, 5) OBP: 0.333, SLG: 0.250	C SL 82 X SL 82 0-1 ③ G2-3		B FF 90 B SL 81 B SI 89 S SI 88 1 SAFE X FF 90 3-1 ③ FC4-6 1-2f			X SI 94 0-0 ① F9		B SL 86 F SL 84 X SL 85 1-1 ③ G6-3		4 0	0 0	0 0	0 0	0 0	0 0	1 0
17 Isaac Paredes, R (1, 5) OBP: 0.308, SLG: 0.538 (8, 3)		B FF 90 B SL 81 C FF 89 B SI 88 F FF 89 F FF 90 C FF 92 3-3 ① K	B SL 82 X SL 81 1-0 HR			C SI 95 F SI 94 B SL 85 X SI 95 1-2 ② L7			B FF 96 B FF 96 S CH 89 C CH 90 X FF 97 2-2 15 1B 13 SF8 1B	4	2	2	1	0	1	0
15 Josh Lowe, L (1, 9) OBP: 0.545, SLG: 0.800		X CH 83 0-0 13 E 13 1B 21 SF8 1B	F FF 88 S CH 83 F CH 82 B FF 92 F FF 90 F FF 89 B CH 84 X CH 84 2-2 ① P5			B SI 96 B SI 95 X SI 94 2-0 ③ G5-3			B FF 97 C SL 86 S SL 88 X SL 88 1-2 21 E 13 SF8 1-3 1B	4	1	2	0	0	0	0
13 Manuel Margot, R (1, 8) OBP: 0.111, SLG: 0.125		L SL 82 1 SAFE L SI 89 F FF 92 D SL 80 B SL 81 F FF 91 F FF 92 X ST 76 2-2 E1 21 SF8 1-3 1B	B FF 90 B SL 82 B FF 88 X FF 88 3-0 ② P4				C SI 93 X SL 85 0-1 ① L8		B SI 97 C FF 97 X CH 91 1-1 ① SF8 1-2 3-H	3	0	1	1	0	0	0
21 Francisco Mejía, S (1, 2) OBP: 0.222, SLG: 0.143		F FF 89 S CH 83 X CH 83 0-2 ② SF8 2-3 3-H	C FF 89 F CU 77 X CH 82 0-2 ③ G3-1				X SI 95 0-0 ② F8		F CH 90 B CH 90 2 SAFE F CH 89 F FF 97 X CH 91 1-2 ② G5-3 2-3	3	0	0	1	0	0	1
Inning Stats	R: 2 E: 0 K: 1 S: 14 H: 2 LOB: 0 BB: 0 P: 17	R: 1 E: 1 K: 1 S: 16 H: 2 LOB: 1 BB: 0 P: 23	R: 0 E: 0 K: 1 S: 8 H: 0 LOB: 1 BB: 1 P: 18	R: 1 E: 0 K: 0 S: 11 H: 1 LOB: 0 BB: 0 P: 17	R: 0 E: 0 K: 0 S: 10 H: 1 LOB: 1 BB: 0 P: 18	R: 0 E: 0 K: 0 S: 5 H: 0 LOB: 0 BB: 0 P: 8	R: 0 E: 0 K: 0 S: 6 H: 0 LOB: 0 BB: 0 P: 9	R: 1 E: 0 K: 1 S: 10 H: 1 LOB: 0 BB: 0 P: 15	R: 1 E: 1 K: 1 S: 15 H: 2 LOB: 1 BB: 0 P: 22	1B: 6 2B: 0 3B: 0 HR: 3 SF: 2 SAC: 0 DP: 0 HBP: 0						

PITCHER	IP	WLS	BF	H	R	ER	SO	BB	IBB	HBP	BLK	WP	HR	S	P	ERA	WHIP
32 Trevor Williams, R (1, 1) ERA: 5.4	5.0	L	22	6	4	3	3	1	0	0	0	0	2	59	93	5.40	1.400
71 Mason Thompson, R (6, 1) ERA: 1.8	3.0		10	1	1	1	1	0	0	0	0	0	1	21	32	3.00	0.333
50 Anthony Banda, L (9, 1) ERA: 4.5	1.0		5	2	1	1	1	0	0	0	0	0	0	15	22	9.00	2.000

PITCHER	IP	WLS	BF	H	R	ER	SO	BB	IBB	HBP	BLK	WP	HR	S	P	ERA	WHIP

TOP

Tampa Bay Rays @ Washington Nationals

Nationals Park, Washington, DC

Mon Apr 03 2023, 7:06 PM - 9:30 PM EDT

Att. 10,754 - Partly Cloudy - 70 F

livebaseballscorecards.com

AB	34
R	6
H	9
RBI	6
BB	1
SO	5
LOB	6

Batter	1	2	3	4	5	6	7	8	9	AB	R	H	RBI	BB	SO	LOB
2 Luis García Jr., L (1, 4) OBP: 0.067, SLG: 0.071	X FF 96 0-0 ① G3		C FC 88 F FC 88 X FF 97 0-2 ③ G4-3			C CU 78 F CU 79 B CU 79 F FC 86 X FF 95 1-2 ② F7		C CU 84 F ST 85 B CU 85 X SI 96 1-2 ② G6-3		4	0	0	0	0	0	1
45 Joey Meneses, R (1, 10) OBP: 0.176, SLG: 0.176	C FF 96 C SI 96 F FF 97 B ST 87 T FF 98 1-2 ② K			F SI 95 F ST 85 B ST 86 B SI 96 F ST 85 S FF 97 2-3 ① K		C ST 84 B ST 86 X SI 95 1-1 ③ F9		C SI 95 X ST 86 0-1 ③ P4		4	0	0	0	0	2	0
9 Jeimer Candelario, S (1, 5) OBP: 0.250, SLG: 0.429	C FC 88 F FC 90 S FF 97 0-3 ③ K			B FF 96 B FC 89 S FC 88 F FF 96 T FF 96 2-2 ② K			B FF 94 C FF 93 X SL 81 1-1 E4 20 L1-4-3 22 1B 28 G5-3		B CU 83 F CU 82 S ST 86 B SI 96 B FC 88 X SI 94 3-2 HR	4	2	1	1	0	2	0
22 Dominic Smith, L (1, 3) OBP: 0.438, SLG: 0.357		C FC 89 X CU 80 0-1 ① G4-3		B ST 84 B FC 87 X FF 96 2-0 1B			C SI 94 D SI 93 B SL 81 X SI 94 2-1 5 WP 20 L1-4-3 1-2 1B		B SI 96 S ST 88 X ST 88 1-1 ① F7	4	0	2	0	0	0	0
20 Keibert Ruiz, S (1, 2) OBP: 0.438, SLG: 0.615		C FF 96 C CU 80 F FF 97 S FC 90 0-3 ② K		F FC 88 S CU 80 D CU 82 S FC 88 1-3 ③ K			C SL 81 B FF 96 C SL 82 X SL 83 1-2 ① L1-4-3 1-2 2-3		C SI 96 B CU 86 H CU 83 2-1 HBP	3	0	0	0	0	2	3
28 Lane Thomas, R (1, 9) OBP: 0.313, SLG: 0.375		C FC 89 S SI 97 S ST 86 0-3 ③ K			B FC 89 C SI 94 F ST 84 B FF 96 X ST 85 2-2 ① G5-3		B SL 80 B FF 95 C SL 81 D SL 82 C SI 96 X SL 82 3-2 ② G5-3 3-H		D ST 88 F SI 94 C SI 95 F ST 89 S ST 88 1-3 ② K	4	0	0	1	0	2	2
5 CJ Abrams, L (1, 6)			X FC 87 0-0 ① F7		B FC 88 X FF 95 1-0 ② G1-3		B SL 81 C SI 95 S SI 94 F SL 81 F SL 80 F SL 82 B SI 96 B SL 83 F SI 97 4-2 B SI 96 2-3 BB		B SI 96 C SI 96 F ST 88 F ST 87 F ST 88 X ST 86 1-2 ③ F7	3	0	0	0	1	0	1
14 Ildemaro Vargas, S (1, 7) OBP: 0.143, SLG: 0.143			C FF 95 B FC 88 B FC 88 X FF 96 2-1 16 G3 1B		C CU 79 X FC 89 0-1 ③ F8		S CH 90 X CH 91 0-1 ③ G3			3	0	1	0	0	0	2
16 Victor Robles, R (1, 8) OBP: 0.385, SLG: 0.200			F SI 95 X SI 96 0-1 ② G3 1-2			B FC 87 F FF 95 X SI 94 1-1 ① G6-3		B ST 85 F SI 94 B SI 94 X SI 94 2-1 ① L8		3	0	0	0	0	0	1
Inning Stats	R: 0 E: 0 K: 2 S: 8 H: 0 LOB: 0 BB: 0 P: 9	R: 0 E: 0 K: 2 S: 9 H: 0 LOB: 0 BB: 0 P: 9	R: 0 E: 0 K: 0 S: 8 H: 1 LOB: 1 BB: 0 P: 10	R: 0 E: 0 K: 3 S: 11 H: 1 LOB: 1 BB: 0 P: 18	R: 0 E: 0 K: 0 S: 6 H: 0 LOB: 0 BB: 0 P: 9	R: 0 E: 0 K: 0 S: 8 H: 0 LOB: 0 BB: 0 P: 11	R: 1 E: 1 K: 0 S: 18 H: 1 LOB: 2 BB: 1 P: 29	R: 0 E: 0 K: 0 S: 7 H: 0 LOB: 0 BB: 0 P: 10	R: 1 E: 0 K: 1 S: 15 H: 1 LOB: 1 BB: 0 P: 23	1B: 3 2B: 0 3B: 0 HR: 1 SF: 0 SAC: 0 DP: 0 HBP: 1				WP: 1 PB: 0 SB: 0 CS: 0		PA: 34

BOTTOM

Tampa Bay Rays @ Washington Nationals

Nationals Park, Washington, DC

Mon Apr 03 2023, 7:06 PM - 9:30 PM EDT

Att. 10,754 - Partly Cloudy - 70 F

livebaseballscorecards.com

AB	32
R	2
H	4
RBI	2
BB	1
SO	8
LOB	10

PITCHER		IP	WLS	BF	H	R	ER	SO	BB	IBB	HBP	BLK	WP	HR	S	P	ERA	WHIP
57 Drew Rasmussen, R ERA:	(1, 1)	6.0	W	20	2	0	0	7	0	0	0	0	0	0	50	66	0.00	0.333
60 Garrett Cleavinger, L ERA:	(7, 1)	0.2		5	1	1	0	0	1	0	0	0	1	0	16	27	0.00	3.000
47 Jason Adam, R ERA:	(7, 1)	0.1	H	1	0	0	0	0	0	0	0	0	0	0	2	2	0.00	0.000
58 Calvin Faucher, R ERA: 3.0	(8, 1)	2.0		8	1	1	1	1	0	0	1	0	0	1	22	33	4.50	0.500

PITCHER	IP	WLS	BF	H	R	ER	SO	BB	IBB	HBP	BLK	WP	HR	S	P	ERA	WHIP

Tampa Bay Rays @ Washington Nationals

Nationals Park, Washington, DC

Tue Apr 04 2023, 7:05 PM - 9:50 PM EDT

Att. 15,272 - Partly Cloudy - 80 F

livebaseballscorecards.com

Batter	1	2	3	4	5	6	7	8	9	AB	R	H	RBI	BB	SO	LOB
2 Yandy Díaz, R (1, 3) OBP: 0.471, SLG: 0.857	X SI 94 0-0 56 2B 8 1B 1B	C SL 87 X KC 81 0-1 ③ G6-3			1 SAFE C SI 92 C SL 87 X SI 93 0-2 ② L9			B FF 99 S FF 100 B FF 98 B FF 99 C FF 98 F FF 99 B FF 98 4-2 56 2B BB	B FF 97 B FF 97 X SL 87 2-0 2-H 3-H HR	4	3	2	3	1	0	1
8 Brandon Lowe, L (1, 4) OBP: 0.333, SLG: 0.200	B SI 94 X SI 93 1-0 56 2B 5 G3-1 1-2 1B	S KC 77 F CH 85 F SL 85 B KC 80 F SL 85 B SI 94 B KC 80 F KC 80 F CH 88 3-2 X SI 85 ① L9			X SI 92 0-0 ③ F9			B FS 88 X FS 89 1-0 ② P3	S FS 85 B FS 85 S FS 86 S FS 86 1-3 ② K	5	1	1	0	0	1	3
56 Randy Arozarena, R (1, 7) OBP: 0.455, SLG: 0.667	C SL 88 X SI 95 0-1 5 G3-1 55 SF7 1-3 2-H 2B	S SL 85 C SL 86 B SI 95 S SL 85 1-3 ② K				C FC 90 X FC 90 0-1 ① G4-3		C SL 88 S SL 88 B SL 90 F SL 88 F FF 98 F SL 88 X FF 98 1-2 1-H 2B	C FS 85 B FF 95 B FS 84 B FS 82 B FS 84 4-1 BB	4	1	2	2	1	1	0
5 Wander Franco, S (1, 6) OBP: 0.455, SLG: 0.700	B CH 88 C CH 88 B SI 95 S SL 82 X KC 83 2-2 G3-1 2-3 3-H	C KC 80 B CH 88 B CH 86 C SL 86 B SI 95 X SL 86 3-2 F8				B FC 88 C FC 90 B SI 93 B FC 90 X FC 90 3-1 ② F8		C FS 89 X FS 90 0-1 G6-3	X FF 93 0-0 ③ F7	5	0	0	1	0	0	3
55 Luke Raley, L (1, 9) OBP: 0.375, SLG: 1.000	B SI 94 X KC 83 1-0 ② SF7 3-H			B FF 90 B KC 78 C SL 85 S SL 84 B SI 94 S SL 84 3-3 ① K		C FC 90 B CH 86 B FC 90 X CU 81 2-1 ③ G3-1			X FF 95 0-0 HR	3	1	1	2	0	1	0
15 Josh Lowe, L (1, 10) OBP: 0.467, SLG: 0.857	C KC 81 B SI 94 B CH 88 S SI 95 X SL 87 2-2 G4-3			F FF 93 B CH 87 F CH 88 F SI 94 B SL 87 X SL 85 2-2 ② F7			C FF 94 F FF 95 F FF 95 B CH 92 X FF 95 1-2 ① F8		C FS 87 B FF 97 X FS 88 1-1 HR	4	1	1	1	0	0	0
14 Christian Bethancourt, R (1, 2) 17 Isaac Paredes, R (9, PH) OBP: 0.357, SLG: 0.538 13 Manuel Margot, R (9, PR) OBP: 0.111, SLG: 0.125 21 Francisco Mejía, S (9, 2) OBP: 0.222, SLG: 0.143		C SL 85 B KC 79 B KC 78 B SL 86 C SI 94 S SL 86 3-3 ① K		S SI 94 F SL 87 B SL 83 S SL 85 1-3 ③ K			S FF 96 B CH 92 F FF 95 B CU 80 S CH 92 2-3 ② K		C SL 89 B FF 98 B FF 97 F SL 87 B SL 90 F SL 88 B FF 97 4-2 6 CS 6 S BB	3 0 0 0	0 0 0 0	0 0 0 0	0 1 0 0	3 0 0 0	0 0 0 0	0 0 0 0
6 Taylor Walls, S (1, 5) OBP: 0.308, SLG: 0.250		C KC 79 B SI 94 X KC 80 1-1 ② F7			F KC 78 F SI 89 B SL 83 B SL 84 X SL 84 2-2 ① F9		B FF 95 X CH 91 1-0 ③ G6-3		1 SAFE B FF 94 B FF 95 C FF 96 C FF 96 F FF 97 F FF 97 F FS 90 X FS 88 2-2 ① 22 2B 2 HR 1-3 1B	4	1	1	0	0	0	0
22 Jose Siri, R (1, 8) OBP: 0.375, SLG: 0.867		C SL 87 B SI 95 S SL 86 X SL 86 1-2 HR			B SI 93 B SL 84 B SL 84 B SI 93 4-0 BB			C CU 83 F FF 98 C FF 99 0-3 ① K	B SL 87 X SL 87 1-0 2 HR 1-3 2B	3	2	2	1	1	1	0
Inning Stats	R: 3 E: 0 K: 0 S: 11 H: 3 LOB: 0 BB: 0 P: 17	R: 1 E: 0 K: 1 S: 10 H: 1 LOB: 0 BB: 0 P: 15	R: 0 E: 0 K: 1 S: 13 H: 0 LOB: 0 BB: 0 P: 20	R: 0 E: 0 K: 2 S: 10 H: 0 LOB: 0 BB: 0 P: 16	R: 0 E: 0 K: 0 S: 7 H: 0 LOB: 1 BB: 1 P: 13	R: 0 E: 0 K: 0 S: 6 H: 0 LOB: 0 BB: 0 P: 11	R: 0 E: 0 K: 1 S: 8 H: 0 LOB: 0 BB: 0 P: 12	R: 1 E: 0 K: 1 S: 15 H: 1 LOB: 1 BB: 1 P: 21	R: 5 E: 0 K: 1 S: 19 H: 5 LOB: 1 BB: 2 P: 34	1B: 3 2B: 3 3B: 0 HR: 4 SF: 1 SAC: 0 DP: 0 HBP: 0						

TOP

AB	35
R	10
H	10
RBI	10
BB	4
SO	7
LOB	7

WP: 0 PB: 0 SB: 1 CS: 1 PA: 40

PITCHER		IP	WLS	BF	H	R	ER	SO	BB	IBB	HBP	BLK	WP	HR	S	P	ERA	WHIP
26 Chad Kuhl, R ERA: 7.2	(1, 1)	5.0		20	4	4	4	4	1	0	0	0	0	1	51	81	7.20	1.000
61 Erasmo Ramírez, R ERA:	(6, 1)	1.0	H	3	0	0	0	0	0	0	0	0	0	0	6	11	0.00	0.000
58 Carl Edwards Jr., R ERA:	(7, 1)	1.0	H	3	0	0	0	1	0	0	0	0	0	0	8	12	0.00	0.000
73 Hunter Harvey, R ERA: 3.38	(8, 1)	1.0	H	5	1	1	1	1	1	0	0	0	0	0	15	21	9.00	2.000
67 Kyle Finnegan, R ERA: 27.0	(9, 1)	0.1	L	6	5	5	5	0	1	0	0	0	0	3	14	24	135.00	18.000

PITCHER		IP	WLS	BF	H	R	ER	SO	BB	IBB	HBP	BLK	WP	HR	S	P	ERA	WHIP
75 Hobie Harris, R ERA:	(9, 1)	0.2		3	0	0	0	1	1	0	0	0	0	0	5	10	0.00	1.500

Tampa Bay Rays @ Washington Nationals

Nationals Park, Washington, DC

Tue Apr 04 2023, 7:05 PM - 9:50 PM EDT

Att. 15,272 - Partly Cloudy - 80 F

livebaseballscorecards.com

BOTTOM

Batter	1	2	3	4	5	6	7	8	9	AB	R	H	RBI	BB	SO	LOB
28 Lane Thomas, R (1, 9) OBP: 0.381, SLG: 0.476	C SI 90 B SI 89 B CH 83 F CH 83 X CH 83 2-2 G5-3 ①	X CH 82 0-0 45 F9 2B 2-H 3-H		C CU 78 B CU 76 B SI 91 S CH 82 F CU 77 X SI 90 2-2 45 FC5-4 1B 1-2 2-H		C SI 92 S ST 78 X ST 77 0-2 45 1B 1B	C SI 90 F ST 76 B FC 91 X ST 76 1-2 P4 ③			5	0	3	3	0	0	2
45 Joey Meneses, R (1, 10) OBP: 0.227, SLG: 0.190	C SI 90 S CU 77 B FF 92 B CH 83 F SI 92 B CH 82 B SI 92 4-2 22 G3 9 1B 17 1B BB	B SI 91 F SI 90 F CU 77 B FF 91 X CU 77 2-2 F9 ① 2-3		B FF 96 X FF 95 1-0 FC5-4 9 1B ①② 1-2 2-3		B ST 76 X SI 91 1-0 1B 1-3		B SI 90 F SI 90 C SL 77 S SL 79 1-3 K ①		4	1	1	0	1	1	3
9 Jeimer Candelario, S (1, 5) OBP: 0.286, SLG: 0.421	X CH 81 0-0 22 G3 17 1B 1B 1-2	F CU 78 F CU 77 C SI 92 0-3 K ②		X CH 91 0-0 1B 1-3		B SI 90 S ST 77 S ST 76 F ST 76 F FF 92 F FF 93 B ST 76 F FC 83 S FF 92 2-3 K ②		C SL 77 X SI 91 0-1 G5-3 ②		5	1	2	0	0	2	3
22 Dominic Smith, L (1, 3) OBP: 0.333, SLG: 0.263	C SI 91 F SI 91 F SI 91 F CU 78 X SI 92 0-2 G3 ② 1-2 2-3	C CU 78 F SI 90 F SI 90 B CU 78 F SI 90 S SI 91 1-3 K ③		C FF 95 D FC 88 B FC 85 F FF 95 S CH 90 2-3 K ③		F ST 78 X ST 77 0-1 F8 ③		C SI 91 X SL 78 0-1 F8 ③		5	0	0	0	0	2	7
17 Alex Call, R (1, 7) OBP: 0.500, SLG: 0.375	C CU 77 X CH 84 0-1 6 1B 1B 2-H 3-H		B SI 90 X SI 90 1-0 15 G6-4-3 1B		B CH 91 B CH 90 F FF 95 B CH 91 B FF 94 4-1 6 FC6-4 BB		B SI 91 B SI 89 C SI 90 C ST 76 X ST 76 2-2 2 2B 1B		C FF 98 C SL 87 F FF 99 X FF 97 0-2 F8 ①	4	1	3	2	1	0	0
6 Michael Chavis, R (1, 4) OBP: 0.333, SLG: 0.333 2 Luis García Jr., L (7, PH) (8, 4) OBP: 0.118, SLG: 0.188	X CH 83 0-0 1-2 1B		S CU 78 D SI 90 F SI 90 X CU 77 1-2 L6 ①		B FF 91 X CH 90 1-0 FC6-4 15 1B ① 1-2f		S FC 86 X FC 83 0-1 1-H 2B		C SL 88 X FF 100 0-1 P5 ②	3 2	0 0	1 1	0 0	0 0	0 0	2 0
15 Riley Adams, R (1, 2) OBP: 0.200, SLG: 0.200	C CU 76 S CU 77 B FF 91 B CU 76 B CH 83 X CU 75 3-2 P3 ③		B SI 89 X CH 81 1-0 G6-4-3 ②③ 1-2f		X FF 95 0-0 16 G5-4-3 1B 1-2		X ST 77 0-0 L5 ①		B FF 97 X SL 87 1-0 G5-3 ③	5	0	1	0	0	0	4
16 Victor Robles, R (1, 8) OBP: 0.412, SLG: 0.286		X SI 89 0-0 5 2B 28 2B 1B		C CU 76 X CU 75 0-1 5 1B 28 1B 1B	X CH 90 0-0 G5-4-3 ②③ 1-2f		S ST 76 S ST 77 B ST 78 B FF 91 B ST 77 C ST 76 3-3 ②			4	2	2	0	0	1	3
5 CJ Abrams, L (1, 6) OBP: 0.267, SLG: 0.231		M CU 78 1 SAFE B CU 78 1 SAFE B SI 90 C SI 90 F CU 77 F SI 90 B SI 91 3-2 F SI 91 X SI 91 1-3 28 2B 2B		1 SAFE B CU 78 C SI 89 X SI 90 1-1 45 FC5-4 28 1B 1B 1-2		F SI 90 B ST 75 X ST 77 1-1 G1-3 ①	H ST 77 1-0 HBP			3	1	2	0	0	0	0
Inning Stats	R: 2 E: 0 K: 0 S: 18 H: 3 LOB: 2 BB: 1 P: 27	R: 2 E: 0 K: 2 S: 19 H: 3 LOB: 1 BB: 0 P: 25	R: 0 E: 0 K: 0 S: 5 H: 1 LOB: 0 BB: 0 P: 8	R: 1 E: 0 K: 1 S: 13 H: 4 LOB: 2 BB: 0 P: 19	R: 0 E: 0 K: 0 S: 4 H: 1 LOB: 1 BB: 1 P: 9	R: 0 E: 0 K: 1 S: 15 H: 2 LOB: 2 BB: 0 P: 19	R: 1 E: 0 K: 1 S: 12 H: 2 LOB: 2 BB: 0 P: 19	R: 0 E: 0 K: 1 S: 7 H: 0 LOB: 0 BB: 0 P: 8	R: 0 E: 0 K: 0 S: 7 H: 0 LOB: 0 BB: 0 P: 8	1B: 13 2B: 4 3B: 0 HR: 0 SF: 0 SAC: 0 DP: 3 HBP: 1						

	AB	40
	R	6
	H	16
	RBI	6
	BB	2
	SO	6
	LOB	24

PITCHER		IP	WLS	BF	H	R	ER	SO	BB	IBB	HBP	BLK	WP	HR	S	P	ERA	WHIP
19 Josh Fleming, L ERA: 15.0	(1, 1)	3.0		19	10	5	5	2	1	0	0	0	0	0	50	71	15.00	3.667
68 Jalen Beeks, L ERA: 3.0	(4, 1)	2.0		7	2	0	0	1	1	0	0	0	0	0	9	17	0.00	1.500
49 Kevin Kelly, R ERA: 4.5	(6, 1)	2.0		11	4	1	1	2	0	0	1	0	0	0	27	38	4.50	2.000
42 Ryan Thompson, R ERA:	(8, 1)	1.0	W	3	0	0	0	1	0	0	0	0	0	0	7	8	0.00	0.000
29 Pete Fairbanks, R ERA:	(9, 1)	1.0		3	0	0	0	0	0	0	0	0	0	0	7	8	0.00	0.000

PITCHER	IP	WLS	BF	H	R	ER	SO	BB	IBB	HBP	BLK	WP	HR	S	P	ERA	WHIP

WP: 0 PA: 43
PB: 0
SB: 0
CS: 0

Batter	1	2	3	4	5	6	7	8	9	AB	R	H	RBI	BB	SO	LOB
2 Yandy Díaz, R (1, 3) OBP: 0.455, SLG: 0.722	B SI 92 C SL 77 X SI 92 1-1 ① G6-3		C SI 92 X SI 92 0-1 5 HR 1B		B SL 78 B SI 92 B CH 78 C SI 90 X SI 92 3-1 ② G5-3		B SI 92 B ST 81 C FC 88 B SI 93 B FC 89 4-1 5 56 1B BB		C FF 98 X FF 96 0-1 ② F9	4	2	1	0	1	0	0
5 Wander Franco, S (1, 6) OBP: 0.481, SLG: 0.792	X SI 92 0-0 17 CS 1B		C SI 92 B SI 92 S SL 81 D SL 81 1 SAFE X SI 93 2-2 1-H HR		B SI 92 B SL 80 F SI 92 F SL 83 X SL 82 2-2 ③ G5-3		F SI 94 B SI 91 C ST 80 B ST 79 F FC 88 B ST 81 B SI 94 4-2 56 1B 1-2 BB		F FF 98 B CH 91 F SL 86 B FF 97 X FF 96 2-2 ③ G4-3	4	1	2	2	1	0	0
17 Isaac Paredes, R (1, 5) OBP: 0.278, SLG: 0.412	F SI 92 F CH 80 F SL 81 1 SAFE B SL 81 B SL 81 S SL 82 2-3 ②③ K 1-2		B SI 93 B CH 79 C SI 92 X SL 79 2-1 ① F7			S SL 76 S SL 79 X SL 79 0-2 ① L8	B ST 80 C SI 93 C SI 92 S ST 81 1-3 ② K			4	0	0	0	0	2	3
56 Randy Arozarena, R (1, 7) OBP: 0.462, SLG: 0.636		B SI 92 C SL 81 X SI 92 1-1 6 1B 87 1B 22 SF9 1B	B SL 80 F CH 79 B FF 92 X SL 79 2-1 ② L8			F SI 92 B SL 80 S SL 83 X SL 82 1-2 ② G5-3	B SI 92 X ST 80 1-0 1-3 2-H 1B			4	1	2	1	0	0	0
87 Harold Ramírez, R (1, 10) OBP: 0.167, SLG: 0.417		1 SAFE B SI 92 C SI 91 X CH 80 1-1 22 SF9 6 1B 1-2 1B	C SI 92 B SL 81 S SL 80 X SL 80 1-2 ③ G6-3			S SL 79 B CH 82 X SL 80 1-1 HR	B SI 93 F SI 93 C ST 80 X ST 81 1-2 ③ F8			4	1	2	1	0	0	2
13 Manuel Margot, R (1, 9) OBP: 0.154, SLG: 0.167		F SL 79 S SL 80 S SL 80 0-3 ① K		C SL 76 B FF 91 F SL 78 S SL 79 1-3 ① K		C SI 92 X SI 92 0-1 6 S 6 2B 1B		C SI 92 B FC 87 S ST 81 F ST 81 X FC 88 1-2 ① G4-3		4	1	1	0	0	2	2
6 Taylor Walls, S (1, 4) OBP: 0.353, SLG: 0.375		F SI 92 B SI 92 C SI 92 X SI 94 1-2 22 SF9 1-2 2-3 1B		X SI 92 0-0 ② F9		D SL 80 F SL 79 1 SAFE B SI 91 B SI 92 X SL 78 3-1 22 1B 1-H 2B		B FC 86 F FF 94 F FC 89 X FF 95 1-2 ② F8		4	1	2	1	0	0	0
22 Jose Siri, R (1, 8) OBP: 0.350, SLG: 0.778		B SL 80 C SI 93 B SI 93 C SL 81 B SI 94 X SL 80 3-2 ② SF9 1-2 2-3 3-H		F SI 93 X SL 80 0-1 ③ L8		B SI 92 D SL 80 S CH 79 F CH 80 F SL 81 X SI 93 2-2 ③ E9 2-H 1B		C SI 94 B FC 88 B ST 81 F FC 88 B FF 94 C SI 94 3-3 ③ K		3	0	1	2	0	1	0
21 Francisco Mejía, S (1, 2) OBP: 0.154, SLG: 0.091		X SL 81 0-0 ③ L6			C CH 76 F SL 80 X SL 82 0-2 ① L8		C ST 82 F ST 80 S FF 94 0-3 ① K		X FF 97 0-0 ① G5-3	4	0	0	0	0	1	2
Inning Stats	R: 0 E: 0 K: 1 S: 7 H: 1 LOB: 0 BB: 0 P: 10	R: 1 E: 0 K: 1 S: 14 H: 3 LOB: 2 BB: 0 P: 20	R: 2 E: 0 K: 0 S: 12 H: 2 LOB: 0 BB: 0 P: 19	R: 0 E: 0 K: 1 S: 6 H: 0 LOB: 0 BB: 0 P: 7	R: 0 E: 0 K: 0 S: 8 H: 0 LOB: 0 BB: 0 P: 13	R: 3 E: 1 K: 0 S: 16 H: 4 LOB: 1 BB: 0 P: 23	R: 1 E: 0 K: 2 S: 14 H: 1 LOB: 2 BB: 2 P: 25	R: 0 E: 0 K: 1 S: 10 H: 0 LOB: 0 BB: 0 P: 15	R: 0 E: 0 K: 0 S: 6 H: 0 LOB: 0 BB: 0 P: 8	1B: 8 2B: 1 3B: 0 HR: 2 SF: 1 SAC: 0 DP: 0 HBP: 0						

PITCHER		IP	WLS	BF	H	R	ER	SO	BB	IBB	HBP	BLK	WP	HR	S	P	ERA	WHIP
46 Patrick Corbin, L ERA: 8.0	(1, 1)	6.0	L	26	10	6	6	3	0	0	0	0	0	2	63	92	9.00	1.667
68 Thaddeus Ward, R ERA: 6.75	(7, 1)	2.0		9	1	1	1	3	2	0	0	0	0	0	24	40	4.50	1.500
50 Anthony Banda, L ERA: 3.0	(9, 1)	1.0		3	0	0	0	0	0	0	0	0	0	0	6	8	0.00	0.000

PITCHER	IP	WLS	BF	H	R	ER	SO	BB	IBB	HBP	BLK	WP	HR	S	P	ERA	WHIP

TOP

Tampa Bay Rays @ Washington Nationals

Nationals Park, Washington, DC

Wed Apr 05 2023, 1:06 PM - 3:37 PM EDT

Att. 13,836 - Partly Cloudy - 83 F

livebaseballscorecards.com

AB	35
R	7
H	11
RBI	7
BB	2
SO	6
LOB	9

WP: 0 PA: 38
PB: 0
SB: 1
CS: 1

Batter	1	2	3	4	5	6	7	8	9	AB	R	H	RBI	BB	SO	LOB
28 Lane Thomas, R (1, 9) OBP: 0.385, SLG: 0.417	C FF 96 B CU 82 C FF 98 B CH 88 F FF 98 B CH 89 B FF 98 4-2 9 F9 17 S BB		B FF 96 B FF 96 B FF 96 B FF 95 4-0 17 FC5-4 BB	C FF 99 F CH 90 S FF 100 0-3 K ③			B SL 84 B FF 91 X FF 90 2-0 F9 ②		B SL 79 C SI 92 F SI 92 X SL 78 1-2 F9 ③	3	0	0	0	2	1	6
17 Alex Call, R (1, 7) OBP: 0.438, SLG: 0.273	F FF 96 C CU 82 B FF 101 B CH 87 F SL 90 C CH 88 2-3 K ① 1-2		B CU 83 M CH 89 1 SAFE C FF 96 X FF 97 1-2 FC5-4 ① 1-2f		B SL 89 B SL 85 B FF 96 B FF 96 4-0 9 G6-4-3 BB		F FF 92 S SL 86 B FF 93 F SL 85 X FF 92 1-2 L9 ③			3	0	0	0	1	1	3
9 Jeimer Candelario, S (1, 5) OBP: 0.240, SLG: 0.348	C CU 82 S FF 98 F FF 99 X CH 88 0-2 F9 ② 2-3		S SL 90 F FF 98 C FF 98 0-3 K ②		C CH 89 F SL 90 B CU 84 X FF 98 1-2 G6-4-3 ① ② 1-2f			X SL 80 0-0 F9 ①		4	0	0	0	0	1	3
45 Joey Meneses, R (1, 3) OBP: 0.231, SLG: 0.240	B CU 83 X FF 97 1-0 L7 ③		C CU 86 D SL 92 F CH 90 B SL 92 2-2 CS ③ 1-2	C CU 83 X SL 90 0-1 20 1B 6 1B 2B	B FF 98 B FF 96 C CU 84 S CH 88 X CH 90 2-2 G3-1 ③			C SL 80 B FF 96 F FF 95 X FF 96 1-2 G1-3 ②		4	1	1	0	0	0	1
20 Keibert Ruiz, S (1, 2) OBP: 0.400, SLG: 0.529		F FF 95 S CH 88 B CH 89 S CU 85 1-3 K ①		B FF 97 X CU 84 1-0 36 1B 6 1B 2-3 1B		B FF 96 C SL 87 C FF 96 X CH 89 1-2 G4-3 ①		B FF 95 B SL 80 X FF 97 2-0 F9 ③		4	0	1	0	0	1	0
6 Michael Chavis, R (1, 4) OBP: 0.333, SLG: 0.333 14 Ildemaro Vargas, S (9, PH) OBP: 0.125, SLG: 0.125		F CH 88 X CU 84 0-1 G4-3 ②		F CH 90 X CU 87 0-1 36 1B 1-2 3-H 1B		S CU 84 S CH 90 X FF 98 0-2 F9 ②			C SI 90 C SL 78 F FF 91 0-2 K ①	3 1	0 0	1 0	1 0	0 0	0 1	0 0
36 Stone Garrett, R (1, 10) OBP: 0.750, SLG: 0.500		F SL 89 B FF 99 B CH 90 B CU 84 B FF 96 4-1 16 2B BB		F FF 98 S FF 99 X FF 100 0-2 1-2 2-3 1B		B CU 85 X SL 91 1-0 F8 ③			C SI 92 B SL 78 B SI 92 S SL 79 F SI 91 B SL 78 B SL 77 4-2 16 BB BB	2	1	1	0	2	0	0
16 Victor Robles, R (1, 8) OBP: 0.476, SLG: 0.412		F FF 98 F FF 98 B FF 100 X CH 88 1-2 1-H 2B		B CU 85 S CU 82 B CH 91 B FF 99 X SL 91 3-1 F9 ①			X FF 90 0-0 1B		B SI 91 B SI 92 C SI 90 C SI 90 F SI 90 B SI 90 3-2 1-2 BB	3	0	2	1	1	0	3
5 CJ Abrams, L (1, 6) OBP: 0.211, SLG: 0.176		C FF 97 F FF 98 S CU 87 0-3 K ③		C CU 84 S FF 99 S FF 100 0-3 K ②			F FF 90 L FF 91 F SL 82 X FF 92 0-2 F6 ①		S SL 79 B SL 79 X SI 92 1-1 F8 ②	4	0	0	0	0	2	7
Inning Stats	R: 0 E: 0 K: 1 S: 12 H: 0 LOB: 1 BB: 1 P: 19	R: 1 E: 0 K: 2 S: 12 H: 1 LOB: 1 BB: 1 P: 18	R: 0 E: 0 K: 1 S: 8 H: 0 LOB: 0 BB: 1 P: 15	R: 1 E: 0 K: 2 S: 16 H: 4 LOB: 3 BB: 0 P: 20	R: 0 E: 0 K: 0 S: 6 H: 0 LOB: 0 BB: 1 P: 13	R: 0 E: 0 K: 0 S: 7 H: 0 LOB: 0 BB: 0 P: 9	R: 0 E: 0 K: 0 S: 10 H: 1 LOB: 1 BB: 0 P: 13	R: 0 E: 0 K: 0 S: 5 H: 0 LOB: 0 BB: 0 P: 8	R: 0 E: 0 K: 1 S: 14 H: 0 LOB: 2 BB: 2 P: 23	1B: 4 2B: 2 3B: 0 HR: 0 SF: 0 SAC: 0 DP: 1 HBP: 0						

PITCHER		IP	WLS	BF	H	R	ER	SO	BB	IBB	HBP	BLK	WP	HR	S	P	ERA	WHIP
18 Shane McClanahan, L ERA: 1.5	(1, 1)	6.0	W	25	5	2	2	6	4	0	0	0	0	0	61	94	3.00	1.500
38 Colin Poche, L ERA:	(7, 1)	1.0		4	1	0	0	0	0	0	0	0	0	0	10	13	0.00	1.000
60 Garrett Cleavinger, L ERA:	(8, 1)	1.0		3	0	0	0	0	0	0	0	0	0	0	5	8	0.00	0.000
42 Ryan Thompson, R ERA:	(9, 1)	1.0		5	0	0	0	1	2	0	0	0	0	0	14	23	0.00	2.000

PITCHER	IP	WLS	BF	H	R	ER	SO	BB	IBB	HBP	BLK	WP	HR	S	P	ERA	WHIP

BOTTOM

Tampa Bay Rays @ Washington Nationals

Nationals Park, Washington, DC

Wed Apr 05 2023, 1:06 PM - 3:37 PM EDT

Att. 13,836 - Partly Cloudy - 83 F

livebaseballscorecards.com

AB	31
R	2
H	6
RBI	2
BB	6
SO	7
LOB	23

Batter	1	2	3	4	5	6	7	8	9	AB	R	H	RBI	BB	SO	LOB
5 Tony Kemp, L (1, 4) OBP: 0.344, SLG: 0.259	C SI 93 B FC 90 X FC 89 1-1 G4-3		B SI 91 C SI 91 X FC 88 1-1 G3-1		F SI 92 1 SAFE X SI 92 0-1 F7		X SI 95 0-0 G3		X FF 94 0-0 49 DI 1-2 2-H 1B	5	0	1	1	0	0	1
49 Ryan Noda, L (1, 10) OBP: 0.350, SLG: 0.647	B SI 93 B CH 84 F FC 91 X SI 93 2-1 G4-3		B CU 77 C SI 92 X CH 83 1-1 HR		C SI 92 B SI 92 X CU 80 1-1 G4-3 1-3		C ST 87 C SI 95 B CU 85 F CU 84 X ST 86 1-2 F8		C CH 89 X CH 89 0-1 G4-3 1-2 2-3	5	1	1	1	0	0	3
12 Aledmys Díaz, R (1, 6) OBP: 0.296, SLG: 0.250	C FC 90 B SL 86 F FC 89 S CU 80 1-3 K		C FC 89 F FC 88 S SL 81 0-3 K		C CU 79 D FC 91 B SI 90 C CU 78 F SI 91 B CU 78 X CU 78 3-2 2B 3-H			C SI 93 X ST 85 0-1 99 G6-4-3 1B		4	0	2	1	0	2	0
15 Seth Brown, L (1, 7) OBP: 0.241, SLG: 0.393		B CU 78 S CH 82 X CU 78 1-1 22 2B 6 1B	C SI 92 B SI 93 F FC 89 C SI 92 1-3 K		D SI 92 C CU 79 F CU 79 C SI 91 1-3 K			C ST 85 X ST 85 0-1 F8		4	1	1	0	0	2	2
99 Jesús Aguilar, R (1, 3) OBP: 0.333, SLG: 0.455		C SI 91 F SI 91 S CU 79 0-3 K	B FC 88 B SI 91 X SI 91 2-0 23 FC4			B CU 77 C SI 90 C FC 88 S CU 78 1-3 K		C SI 93 C FC 90 B SI 95 X SI 95 1-2 G6-4-3 1-2f		4	0	1	0	0	2	2
22 Ramón Laureano, R (1, 9) OBP: 0.321, SLG: 0.615		B FC 90 B FC 89 B SI 92 C SI 92 X FC 89 3-1 6 1B 1-3 2B	C SI 91 B FC 89 X FC 89 1-1 F8			C CU 79 B FC 88 B FC 88 S SI 90 F CU 78 X SL 84 2-2 6 G1-6-3 1B			C FF 93 B ST 81 F ST 79 B ST 80 S CH 90 2-3 K	4	0	2	0	0	1	1
6 Jace Peterson, L (1, 5) OBP: 0.150, SLG: 0.278		S FC 89 F FC 88 F SI 91 X FC 89 0-2 23 1B 2-H 3-H 1B	F SI 92 X FC 89 0-1 F9			X SI 92 0-0 G1-6-3 1-2f			B FF 94 B FF 93 F FF 93 F FF 92 S CH 90 2-3 K	4	0	1	1	0	1	2
23 Shea Langeliers, R (1, 2) OBP: 0.333, SLG: 0.409		X SL 86 0-0 1-2 1B	C SI 93 X FC 89 0-1 FC4 1-2f				C ST 86 F ST 84 B SI 95 B SI 95 X ST 86 2-2 HR		B ST 80 B FF 94 B FF 93 B FF 92 4-0 1 HBP 5 1B BB	3	2	2	1	1	0	1
1 Esteury Ruiz, R (1, 8) OBP: 0.370, SLG: 0.364		F CU 78 S SL 85 S SL 83 0-3 K			M CU 77 X SL 85 0-1 49 G4-3 49 S 12 2B 1B		F FC 88 B SI 95 B SI 94 C ST 86 X ST 86 2-2 G4-3		C ST 78 B ST 79 B CH 88 S FF 92 B ST 79 H CH 89 4-2 49 DI 5 1B 1-2 HBP	3	1	1	0	0	1	2
Inning Stats	R: 0 E: 0 K: 1 S: 7 H: 0 LOB: 0 BB: 0 P: 11	R: 1 E: 0 K: 2 S: 15 H: 4 LOB: 2 BB: 0 P: 19	R: 1 E: 0 K: 2 S: 10 H: 1 LOB: 0 BB: 0 P: 13	R: 0 E: 0 K: 0 S: 7 H: 1 LOB: 1 BB: 0 P: 10	R: 1 E: 0 K: 1 S: 13 H: 2 LOB: 1 BB: 0 P: 18	R: 0 E: 0 K: 1 S: 8 H: 1 LOB: 0 BB: 0 P: 11	R: 1 E: 0 K: 0 S: 11 H: 1 LOB: 0 BB: 0 P: 16	R: 0 E: 0 K: 0 S: 7 H: 1 LOB: 0 BB: 0 P: 8	R: 1 E: 0 K: 2 S: 11 H: 1 LOB: 2 BB: 1 P: 23	1B: 8 2B: 2 3B: 0 HR: 2 SF: 0 SAC: 0 DP: 2 HBP: 1						

TOP

Oakland Athletics @ Tampa Bay Rays

Tropicana Field, St. Petersburg, FL

Fri Apr 07 2023, 6:41 PM - 9:04 PM EDT

Att. 15,980 - Dome - 72 F

livebaseballscorecards.com

AB	36
R	5
H	12
RBI	5
BB	1
SO	9
LOB	14

WP: 0 PB: 0 SB: 1 CS: 0 PA: 38

PITCHER		IP	WLS	BF	H	R	ER	SO	BB	IBB	HBP	BLK	WP	HR	S	P	ERA	WHIP
24 Zach Eflin, R ERA: 3.27	(1, 1)	6.0	W	25	9	3	3	7	0	0	0	0	0	1	60	82	4.50	1.500
58 Calvin Faucher, R ERA: 3.6	(7, 1)	2.0		7	2	1	1	0	0	0	0	0	0	1	18	24	4.50	1.000
47 Jason Adam, R ERA: 3.86	(9, 1)	1.0		6	1	1	1	2	1	0	1	0	0	0	11	23	9.00	2.000

PITCHER	IP	WLS	BF	H	R	ER	SO	BB	IBB	HBP	BLK	WP	HR	S	P	ERA	WHIP

BOTTOM

Oakland Athletics @ Tampa Bay Rays

Tropicana Field, St. Petersburg, FL

Fri Apr 07 2023, 6:41 PM - 9:04 PM EDT

Att. 15,980 - Dome - 72 F

livebaseballscorecards.com

Batter	1	2	3	4	5	6	7	8	9	AB	R	H	RBI	BB	SO	LOB
2 Yandy Díaz, R (1, 3) OBP: 0.370, SLG: 0.565	F9	K	F8		K			G5-3		5	0	0	0	0	2	5
5 Wander Franco, S (1, 6) OBP: 0.438, SLG: 0.793	G5-3	K	P4			F8		HR		5	1	1	1	0	1	4
17 Isaac Paredes, R (1, 5) OBP: 0.348, SLG: 0.591	1B	HR		F9		1B		P4		5	1	3	4	0	0	0
56 Randy Arozarena, R (1, 7) OBP: 0.484, SLG: 0.600	G1-3	1B		BB		BB		G5-3		3	0	1	0	2	0	1
87 Harold Ramírez, R (1, 10) OBP: 0.188, SLG: 0.563		HR G1-3		K		K				4	1	1	1	0	2	4
13 Manuel Margot, R (1, 9) OBP: 0.235, SLG: 0.400		BB	HR	G6-3		F9				3	2	1	1	1	0	3
22 Jose Siri, R (1, 8) OBP: 0.333, SLG: 0.682		1B			L9		F9			4	1	1	0	0	1	0
14 Christian Bethancourt, R (1, 2) OBP: 0.214, SLG: 0.333		BB	HR		F7		P4			3	2	1	1	1	0	0
6 Taylor Walls, S (1, 4) OBP: 0.429, SLG: 0.389		BB	1B		BB		L5			2	1	1	1	2	0	0
Inning Stats	R: 0 E: 0 K: 0 S: 7 H: 1 LOB: 1 BB: 0 P: 12	R: 6 E: 0 K: 2 S: 19 H: 4 LOB: 1 BB: 3 P: 40	R: 2 E: 0 K: 1 S: 12 H: 3 LOB: 1 BB: 0 P: 19	R: 0 E: 0 K: 1 S: 13 H: 0 LOB: 1 BB: 1 P: 22	R: 0 E: 0 K: 1 S: 11 H: 0 LOB: 1 BB: 1 P: 21	R: 0 E: 0 K: 1 S: 7 H: 1 LOB: 2 BB: 1 P: 17	R: 0 E: 0 K: 0 S: 6 H: 0 LOB: 0 BB: 0 P: 9	R: 1 E: 0 K: 0 S: 6 H: 1 LOB: 0 BB: 0 P: 11		1B: 5 2B: 0 3B: 0 HR: 5 SF: 0 SAC: 0 DP: 0 HBP: 0	WP: 0 PB: 0 SB: 0 CS: 0 PA: 40					

	AB	34
	R	9
	H	10
	RBI	9
	BB	6
	SO	6
	LOB	17

PITCHER		IP	WLS	BF	H	R	ER	SO	BB	IBB	HBP	BLK	WP	HR	S	P	ERA	WHIP
Ken Waldichuk, L ERA: 14.54	(1, 1)	3.0	L	20	8	8	8	3	3	0	0	0	0	4	38	71	24.00	3.667
36 Adam Oller, R ERA: 4.66	(4, 1)	5.0		20	2	1	1	3	3	0	0	0	0	1	43	80	1.80	1.000

PITCHER	IP	WLS	BF	H	R	ER	SO	BB	IBB	HBP	BLK	WP	HR	S	P	ERA	WHIP

Batter	1	2	3	4	5	6	7	8	9	AB	R	H	RBI	BB	SO	LOB
1 Esteury Ruiz, R (1, 8) OBP: 0.355, SLG: 0.346	B FF 91 C FF 92 C FF 92 X FF 93 1-2 12 G6-4-3 1B		C FF 93 X CH 80 0-1 ② G5-3			C SL 85 X CH 78 0-1 ① P4		C SI 91 B SI 92 C ST 75 B ST 78 B ST 77 S SI 90 3-3 ② K		4	0	1	0	0	1	0
12 Aledmys Díaz, R (1, 4) OBP: 0.258, SLG: 0.214	X CH 80 0-0 ① ② G6-4-3 1-2f		B CH 81 B SL 86 X SL 84 2-0 ③ P3			S CH 79 X CH 78 0-1 ② L6		C ST 75 F SI 90 F ST 76 B ST 78 C SI 92 1-3 ③		4	0	0	0	0	1	1
15 Seth Brown, L (1, 10) OBP: 0.250, SLG: 0.367 49 Ryan Noda, L (9, PH) OBP: 0.333, SLG: 0.611	C FF 93 S ST 79 S ST 82 0-3 ③ K			B SL 85 X SL 84 1-0 ① P5		S ST 77 C FF 91 B ST 78 B ST 78 B CH 79 B FF 91 4-2 99 FC6 BB			B ST 73 X FC 87 1-0 ① P5	2 1	0 0	0 0	0 0	1 0	1 0	0 0
99 Jesús Aguilar, R (1, 3) OBP: 0.333, SLG: 0.417		B FF 92 B CH 80 B CH 80 C FF 93 C CH 79 B CH 80 4-2 25 BB 6 1B BB		C FF 91 F FF 92 0-2 CI 25 FC6-4		C CH 78 C FF 90 X CH 79 0-2 ③ FC6 1-2f			C SI 91 B ST 77 B SI 91 F ST 75 X SI 92 2-2 ② G5-3	2	0	0	0	1	0	1
22 Ramón Laureano, R (1, 9) OBP: 0.290, SLG: 0.552 21 Conner Capel, L (8, 9) OBP: 0.400, SLG: 0.333		C FF 92 S FF 92 F FF 93 F CH 81 S CH 80 0-3 ① K		S CH 81 X CH 79 0-1 ② F7			X SL 82 0-0 ① L9		B FC 90 B FC 88 B SI 90 C SI 90 S SI 90 C SI 90 3-3 ③	3 1	0 0	0 0	0 0	0 0	1 1	2 0
25 Brent Rooker, R (1, 7) OBP: 0.200, SLG: 0.111		B SL 87 S CH 81 B CH 81 B FF 92 B CH 80 4-1 6 1B 1-2 BB		B SL 84 S CH 80 S FF 90 D CH 80 F CH 81 X FF 92 2-2 ③ FC6-4 1-2f			B FF 90 S CH 80 B CH 80 B SL 86 C CH 77 X FF 89 3-2 1B			2	0	1	0	1	0	1
23 Shea Langeliers, R (1, 2) OBP: 0.296, SLG: 0.360		C SL 85 C SL 86 F CH 81 C FF 93 0-3 ② K			B SL 84 S CH 79 F CH 79 S FF 91 1-3 ① K		B FF 89 C CH 78 B SL 84 C FF 88 C FF 89 2-3 ② K			3	0	0	0	0	3	3
6 Jace Peterson, L (1, 5) OBP: 0.174, SLG: 0.286		C ST 79 B ST 78 D FF 93 F FF 92 B ST 82 X CH 79 3-2 ③ 1-2 2-H 1B			X FF 90 0-0 ② G1-6-3		C SL 85 T ST 79 C FF 90 0-3 ③ K			3	0	1	0	0	1	1
2 Nick Allen, R (1, 6)			C SL 87 B CH 79 F FF 91 S CH 80 1-3 ① K		X SL 84 0-0 ③ G6-3			F SI 90 X ST 75 0-1 ① P3		3	0	0	0	0	1	0
Inning Stats	R: 0 E: 0 K: 1 S: 7 H: 1 LOB: 0 BB: 0 P: 8	R: 0 E: 0 K: 2 S: 15 H: 1 LOB: 2 BB: 2 P: 26	R: 0 E: 0 K: 1 S: 6 H: 0 LOB: 0 BB: 0 P: 9	R: 0 E: 1 K: 0 S: 9 H: 0 LOB: 1 BB: 0 P: 12	R: 0 E: 0 K: 1 S: 5 H: 0 LOB: 0 BB: 0 P: 6	R: 0 E: 0 K: 0 S: 9 H: 0 LOB: 1 BB: 1 P: 13	R: 0 E: 0 K: 2 S: 10 H: 1 LOB: 1 BB: 0 P: 15	R: 0 E: 0 K: 2 S: 9 H: 0 LOB: 0 BB: 0 P: 13	R: 0 E: 0 K: 1 S: 7 H: 0 LOB: 0 BB: 0 P: 13	1B: 3 2B: 0 3B: 0 HR: 0		SF: 0 SAC: 0 DP: 1 HBP: 0				

PITCHER		IP	WLS	BF	H	R	ER	SO	BB	IBB	HBP	BLK	WP	HR	S	P	ERA	WHIP
59 Jeffrey Springs, L ERA:	(1, 1)	7.0	W	26	3	0	0	7	3	0	0	0	0	0	61	89	0.00	0.857
49 Kevin Kelly, R ERA: 3.0	(8, 1)	2.0		6	0	0	0	3	0	0	0	0	0	0	16	26	0.00	0.000

PITCHER	IP	WLS	BF	H	R	ER	SO	BB	IBB	HBP	BLK	WP	HR	S	P	ERA	WHIP

TOP

Oakland Athletics @ Tampa Bay Rays

Tropicana Field, St. Petersburg, FL

Sat Apr 08 2023, 4:11 PM - 6:30 PM EDT

Att. 15,880 - Dome - 72 F

livebaseballscorecards.com

AB	28
R	0
H	3
RBI	0
BB	3
SO	10
LOB	9

Batter	1	2	3	4	5	6	7	8	9	AB	R	H	RBI	BB	SO	LOB
2 Yandy Díaz, R (1, 3) OBP: 0.344, SLG: 0.481	B FF 95 S FF 95 B FS 92 B FF 94 X FF 97 3-1 F9 ①		C ST 84 F ST 84 F ST 84 X FS 92 0-2 FC6-4 ③ 1-2f		C SL 85 X SL 85 0-1 L7 ① 2-3	C FF 92 S SL 85 B SL 85 B FF 93 B SL 86 B FF 92 4-2 8 HR 2-3 BB		C FA 59 B FA 56 B FA 72 X FA 65 2-1 G5-4-3 ①② 1-2f		4	1	0	0	1	0	4
8 Brandon Lowe, L (1, 4) OBP: 0.435, SLG: 0.412	S FC 89 B FS 92 B FF 99 C FF 99 X FF 99 2-2 L8 ②			B FF 96 B FF 96 B FC 87 B FF 95 4-0 55 G3 5 1B 17 1B BB	B FF 95 B FF 95 B FF 97 B FC 88 4-0 56 1B 17 HBP 1-2 BB	F FF 94 F FF 92 B CH 86 F CH 88 X FF 94 1-2 1-H 3-H HR		B FA 57 B FA 70 F FA 70 B FA 67 C FA 71 B FA 73 4-2 56 HR BB		2	4	1	3	3	0	0
56 Randy Arozarena, R (1, 10) OBP: 0.472, SLG: 0.667	B FF 98 S FS 93 S FS 93 B FS 94 X FF 99 2-2 F9 ③			C FF 97 D FS 93 D FS 92 B SL 86 X FF 97 3-1 L9 ①	X FS 94 0-0 17 HBP 87 HBP 1-3 2-H 3-H 1B	C FF 93 X CH 86 0-1 F8 ①		X FA 66 0-0 1-H HR		5	1	2	4	0	0	1
5 Wander Franco, S (1, 6) OBP: 0.417, SLG: 0.727 7 Vidal Bruján, S (7, 6)		X FC 89 0-0 F8 ①		C FS 97 X FF 97 0-1 55 G3 17 1B 1-2 1B	C SI 92 X ST 80 0-1 F7 ②	B SL 85 C FF 93 B FF 92 X CH 86 2-1 P2 ②		B FA 59 F FA 59 X FA 60 1-1 F9 ③		4 1	1 0	1 0	0 0	0 0	0 0	2 0
55 Luke Raley, L (1, 7) OBP: 0.333, SLG: 0.867 87 Harold Ramírez, R (5, PH) OBP: 0.222, SLG: 0.529 (6, 7)		B FF 97 S FS 92 B FS 92 X FC 88 2-1 P5 ②		B FS 93 X FC 88 1-0 G3 ② 1-2 2-3	1 SAFE F ST 81 H ST 83 1-1 17 HBP 1-2 HBP	C SL 82 B SL 87 B FF 92 X SL 84 2-1 G6-3 ③				2 1	0 0	0 0	0 0	0 0	0 0	2 0
17 Isaac Paredes, R (1, 5) OBP: 0.370, SLG: 0.560		F FF 97 B ST 82 C ST 86 S FS 89 1-3 K ③		B ST 86 B ST 85 F FF 96 B FF 97 X SL 86 3-1 2-H 3-H 1B	C SI 92 F SI 94 B SI 93 F ST 81 B SI 94 B SI 94 H ST 81 4-2 1-2 2-3 3-H HBP		C SI 94 B SI 94 C SL 87 F FF 95 X SL 88 1-2 F7 ①			3	0	1	3	0	1	0
15 Josh Lowe, L (1, 9) OBP: 0.368, SLG: 0.667			B FF 97 B FC 89 S FC 88 B FF 93 X FC 88 3-1 P6 ①	S FF 96 X FF 95 0-1 F8 ③	D ST 80 B ST 80 X SI 90 2-0 L9 ③		B FF 95 X SI 94 1-0 G5-3 ②			4	0	0	0	0	0	4
13 Manuel Margot, R (1, 8) OBP: 0.286, SLG: 0.556			S FF 96 X FF 98 0-1 F9 ②		B ST 84 B FF 97 H FF 94 3-0 2 L7 21 BB 56 1B HBP	B SL 85 C SL 84 B FF 94 B SL 85 F FF 94 X FF 94 3-2 HR	C SL 86 X FF 94 0-1 F9 ③			3	2	1	1	0	0	0
21 Francisco Mejía, S (1, 2) OBP: 0.353, SLG: 0.308			S FC 89 B FS 92 S FS 91 F FS 92 B FS 92 F FC 89 B FF 96 F FC 88 D FS 92 4-2 2 FC6-4 BB		F FC 89 B FC 88 D FC 88 1 SAFE B FS 93 B FF 95 4-1 8 BB 56 1B 1-2 BB	B CH 88 B CH 87 X FF 93 2-0 2 WP 8 HR 2B		C FA 73 B FA 57 X FA 60 1-1 2 G5-4-3 1B		2	2	2	0	2	0	0
Inning Stats	R: 0 E: 0 K: 0 S: 8 H: 0 LOB: 0 BB: 0 P: 15	R: 0 E: 0 K: 1 S: 6 H: 0 LOB: 0 BB: 0 P: 9	R: 0 E: 0 K: 0 S: 13 H: 0 LOB: 1 BB: 1 P: 20	R: 2 E: 0 K: 0 S: 9 H: 2 LOB: 1 BB: 1 P: 20	R: 3 E: 0 K: 0 S: 11 H: 1 LOB: 3 BB: 2 P: 29	R: 4 E: 0 K: 0 S: 16 H: 3 LOB: 0 BB: 1 P: 30	R: 0 E: 0 K: 0 S: 7 H: 0 LOB: 0 BB: 0 P: 9	R: 2 E: 0 K: 0 S: 9 H: 2 LOB: 0 BB: 1 P: 17		1B: 4 2B: 1 3B: 0 HR: 3	SF: 0 SAC: 0 DP: 1 HBP: 3			WP: 1 PB: 0 SB: 0 CS: 0	PA: 40	

BOTTOM

Oakland Athletics @ Tampa Bay Rays

Tropicana Field, St. Petersburg, FL

Sat Apr 08 2023, 4:11 PM - 6:30 PM EDT

Att. 15,880 - Dome - 72 F

livebaseballscorecards.com

AB	31
R	11
H	8
RBI	11
BB	6
SO	1
LOB	13

PITCHER		IP	WLS	BF	H	R	ER	SO	BB	IBB	HBP	BLK	WP	HR	S	P	ERA	WHIP
11 Shintaro Fujinami, R ERA: 17.55	(1, 1)	4.1	L	21	3	5	5	1	4	0	1	0	0	0	40	79	10.38	1.615
60 Sam Moll, L ERA:	(5, 1)	0.2		4	0	0	0	0	0	0	2	0	0	0	7	14	0.00	0.000
68 Domingo Acevedo, R ERA: 14.54	(6, 1)	1.0		7	3	4	4	0	1	0	0	0	1	2	16	30	36.00	4.000
31 Jeurys Familia, R ERA:	(7, 1)	1.0		3	0	0	0	0	0	0	0	0	0	0	7	9	0.00	0.000
44 Carlos Pérez, R ERA: 18.0	(8, 1)	1.0		5	2	2	2	0	1	0	0	0	0	1	9	17	18.00	3.000

PITCHER		IP	WLS	BF	H	R	ER	SO	BB	IBB	HBP	BLK	WP	HR	S	P	ERA	WHIP

Batter	1	2	3	4	5	6	7	8	9	AB	R	H	RBI	BB	SO	LOB
5 Tony Kemp, L (1, 4) OBP: 0.306, SLG: 0.226	C FF 96 S FC 88 B FF 97 B FC 90 X FC 88 2-2 ① G3-1		C CU 78 F FF 97 S FC 89 0-3 ③ K			B CU 78 C FC 88 X FF 96 1-1 ③ G5-3			B FF 92 B FF 92 C FF 92 B CH 87 C FF 92 F FF 92 C FF 92 3-3 ② K	4	0	0	0	0	2	1
6 Jace Peterson, L (1, 5) OBP: 0.148, SLG: 0.240	C FF 95 F FF 96 X FF 97 0-2 ② G6-3			C FC 88 S CU 80 C FF 96 0-3 ① K			B FF 94 C FF 94 X FC 88 1-1 ① G3		F CH 86 C SL 83 B CH 88 B CH 87 X FF 92 2-2 ③ F9	4	0	0	0	0	1	1
12 Aledmys Díaz, R (1, 6) OBP: 0.235, SLG: 0.194 2 Nick Allen, R (7, 6)	S FC 89 F FC 90 X ST 85 0-2 ③ F8			F FC 89 F FC 89 S FF 97 0-3 ② K			B FC 87 F FF 94 C FF 96 B ST 85 F FC 87 S FC 88 2-3 ② K			3 0	0 0	0 0	0 0	0 0	2 0	0 0
99 Jesús Aguilar, R (1, 10) OBP: 0.300, SLG: 0.370		B FF 95 F FF 96 X SI 95 1-1 ① L7		C FF 97 B FC 90 X SI 95 1-1 ③ G5-3			C FC 88 B SI 94 B ST 83 S FC 87 S FC 87 2-3 ③ K			3	0	0	0	0	1	0
49 Ryan Noda, L (1, 3) OBP: 0.292, SLG: 0.524		S FC 88 F FF 96 B FF 97 B FC 90 F FF 97 C CU 80 2-3 ② K			B FF 96 B FF 96 S FC 88 C FC 91 C FF 97 2-3 ① K			F SI 91 B SI 92 X SL 78 1-1 ① G3		3	0	0	0	0	2	0
22 Ramón Laureano, R (1, 9) OBP: 0.294, SLG: 0.563		C FC 89 B FF 97 F FC 90 B ST 86 X ST 87 2-2 23 S 2B			C FF 96 S FC 89 F FC 90 B FF 96 X FC 88 1-2 ② F8			C SI 90 X SL 77 0-1 ② L7		3	0	1	0	0	0	0
23 Shea Langeliers, R (1, 2) OBP: 0.267, SLG: 0.321 44 Carlos Pérez, R (8, 2) OBP: 0.400, SLG: 0.400		B FC 88 X SI 96 1-0 ③ P6 2-3			X FC 88 0-0 ③ P4			C SL 78 X SI 91 0-1 ③ G6-3		3 0	0 0	0 0	0 0	0 0	0 0	1 0
21 Conner Capel, L (1, 7) OBP: 0.385, SLG: 0.273			C FF 96 B FF 96 B FC 89 F FF 96 B FC 90 S FF 98 3-3 ① K			C FF 94 F CU 76 X FF 96 0-2 ① G4-3			B SL 83 F FF 92 B SL 82 F FF 91 F CH 87 B CH 87 B CH 87 4-2 BB	2	0	0	0	1	1	0
1 Esteury Ruiz, R (1, 8) OBP: 0.324, SLG: 0.310			S FC 89 F ST 85 F ST 86 X FF 97 0-2 ② P3			C ST 83 B FF 96 X FC 88 1-1 ② G5-3			B SL 83 B FF 93 X FF 92 2-0 ① P3	3	0	0	0	0	0	1
Inning Stats	R: 0 E: 0 K: 0 S: 9 H: 0 LOB: 0 BB: 0 P: 11	R: 0 E: 0 K: 1 S: 10 H: 1 LOB: 1 BB: 0 P: 16	R: 0 E: 0 K: 2 S: 10 H: 0 LOB: 0 BB: 0 P: 13	R: 0 E: 0 K: 2 S: 8 H: 0 LOB: 0 BB: 0 P: 9	R: 0 E: 0 K: 1 S: 8 H: 0 LOB: 0 BB: 0 P: 11	R: 0 E: 0 K: 0 S: 7 H: 0 LOB: 0 BB: 0 P: 9	R: 0 E: 0 K: 2 S: 9 H: 0 LOB: 0 BB: 0 P: 14	R: 0 E: 0 K: 0 S: 6 H: 0 LOB: 0 BB: 0 P: 7	R: 0 E: 0 K: 1 S: 11 H: 0 LOB: 1 BB: 1 P: 22	1B: 0 2B: 1 3B: 0 HR: 0 SF: 0 SAC: 0 DP: 0 HBP: 0						

TOP

Oakland Athletics @ Tampa Bay Rays

Tropicana Field, St. Petersburg, FL

Sun Apr 09 2023, 1:11 PM - 3:49 PM EDT

Att. 11,159 - Dome - 72 F

livebaseballscorecards.com

AB	28
R	0
H	1
RBI	0
BB	1
SO	9
LOB	4

WP: 0 PA: 29
PB: 0
SB: 1
CS: 0

PITCHER	IP	WLS	BF	H	R	ER	SO	BB	IBB	HBP	BLK	WP	HR	S	P	ERA	WHIP
57 Drew Rasmussen, R (1, 1) ERA:	7.0	W	22	1	0	0	8	0	0	0	0	0	0	61	83	0.00	0.143
42 Ryan Thompson, R (8, 1) ERA:	1.0		3	0	0	0	0	0	0	0	0	0	0	6	7	0.00	0.000
47 Jason Adam, R (9, 1) ERA: 2.7	1.0		4	0	0	0	1	1	0	0	0	0	0	11	22	0.00	1.000

PITCHER	IP	WLS	BF	H	R	ER	SO	BB	IBB	HBP	BLK	WP	HR	S	P	ERA	WHIP

Batter	1	2	3	4	5	6	7	8	9	AB	R	H	RBI	BB	SO	LOB
8 Brandon Lowe, L (1, 4) OBP: 0.464, SLG: 0.571	B FF 92 F FF 92 S SL 84 X FF 92 1-2 F8 ①	F CH 84 F CH 84 C SL 84 0-3 K ③		X FF 92 0-0 1-H 2-H 3-H HR		B CH 86 B SL 83 B CH 87 B FF 93 4-0 5 E 56 1B BB	B SI 94 B CH 82 X CH 82 2-0 56 G6-4-3 2-H 1B			4	2	2	5	1	1	1
5 Wander Franco, S (1, 6) OBP: 0.400, SLG: 0.757 7 Vidal Bruján, S (7, 6)	B SI 92 B CH 84 F SI 92 S FF 92 B FF 92 F SL 83 X FF 93 3-2 HR	B FF 92 C SL 82 C CH 83 B CH 85 F FF 94 S SL 84 2-3 K ①	F CH 84 F CH 84 C SI 93 0-3 K ③		S FF 94 B FF 94 X SL 82 1-1 P4 ① 1-3	B SI 94 S SI 94 C SI 93 S SI 93 1-3 K ①				4 1	1 0	1 0	1 0	0 0	2 1	1 1
56 Randy Arozarena, R (1, 7) OBP: 0.463, SLG: 0.629	B SI 93 C SI 93 B FF 92 B CH 84 X SI 92 3-1 55 S 1B	F SI 94 C SI 93 F FF 94 T SL 83 0-2 K ②	C CU 74 X SI 92 0-1 G5-3 ①	B FF 95 X CH 87 1-0 87 BB 55 BB 15 BB 3-H 1B	B SL 83 B SL 83 C SI 93 X CH 82 2-1 G6-4-3 ② ③ 1-2f					5	1	2	1	0	1	1
55 Luke Raley, L (1, 3) OBP: 0.391, SLG: 0.765	B FF 92 C CH 83 1 SAFE B FF 93 B CH 84 F SI 92 B SL 82 4-2 1-2 BB	F SL 81 F CH 84 H FF 93 1-1 17 CS HBP	F SL 81 F CH 84 S CH 84 0-3 K ②	B SL 84 B SL 83 F FF 95 S FF 94 B FF 94 B CH 87 4-2 15 BB 87 BB 1-2 BB		B SI 94 C SI 93 B CH 84 X SI 94 2-1 F7 ①				2	0	0	0	2	1	0
17 Isaac Paredes, R (1, 5) OBP: 0.375, SLG: 0.500	C SL 84 F SI 92 X SL 84 0-2 F8 ②	C SI 93 C FF 93 1 SAFE B FF 93 1-2 CS ③ 1-2	H SI 91 1-0 14 FC6 87 1B 8 HR HBP	B FF 92 B SL 82 F SI 92 F CH 82 B CH 85 F SL 83 B FF 91 4-2 87 HR BB	C FF 94 C FF 93 F FF 94 X ST 84 0-2 P4 ②			C SL 82 F SL 81 F SL 83 B SI 95 B SI 96 F CH 84 F CH 84 X SL 83 2-2 F9 ②		3	2	0	0	1	0	4
87 Harold Ramírez, R (1, 10) OBP: 0.348, SLG: 0.762	B FF 93 B SL 85 S SL 83 C SI 93 F FF 93 F SL 82 D SL 83 S FF 94 3-3 K ③			B FF 92 B SL 83 S FF 93 F SI 92 F SL 82 X SI 92 2-2 14 FC6 8 HR 1-2 1B	S CU 76 B SI 91 X SI 92 1-1 1-H HR	S ST 82 B ST 83 B FF 95 C FF 94 B SL 83 F FF 93 B FF 95 4-2 15 BB 1-2 2-3 BB		B CH 85 X CH 84 1-0 15 1B 2B		4	3	3	2	1	1	2
15 Josh Lowe, L (1, 9) OBP: 0.417, SLG: 0.682		B SI 91 F CH 83 X SL 81 1-1 P5 ①	F CH 82 B SL 84 2 SAFE B FF 92 X CH 84 2-1 P4 ①	C CU 76 F CH 82 B CH 84 B SI 92 X SL 81 2-2 2B	B CH 88 D CH 87 B FF 94 C FF 93 B FF 95 4-1 1-2 2-3 3-H BB			B SI 95 F SI 95 B SI 95 X CH 84 2-1 2-H 1B		4	0	2	2	1	0	2
13 Manuel Margot, R (1, 8) OBP: 0.308, SLG: 0.545		F SI 93 S SI 93 F FF 93 F SL 83 B SI 92 X SL 83 1-2 14 F8 2B	C SL 82 X SI 92 0-1 F8 ②	B CU 77 B FF 92 B FF 91 C SI 92 B SI 92 4-1 BB	B SI 95 C CH 82 X SI 93 1-1 L1 ③			B SI 94 B SL 84 X SL 83 2-0 F7 ③		4	0	1	0	1	0	6
14 Christian Bethancourt, R (1, 2) OBP: 0.222, SLG: 0.375		B SI 93 F SI 94 X SI 93 1-1 F8 ② 2-3	X SI 93 0-0 FC6 8 HR 1-2 2-3	B SL 82 D SL 83 F FF 92 B SL 84 F SL 81 F SL 81 X SL 83 3-2 L7 ③			B SL 80 X SI 94 1-0 8 1B 2B			4	2	1	0	0	0	5
Inning Stats	R: 1 E: 0 K: 1 S: 19 H: 2 LOB: 2 BB: 1 P: 33	R: 0 E: 0 K: 1 S: 12 H: 1 LOB: 1 BB: 0 P: 15	R: 0 E: 0 K: 2 S: 11 H: 0 LOB: 0 BB: 0 P: 15	R: 4 E: 0 K: 1 S: 13 H: 2 LOB: 0 BB: 0 P: 18	R: 2 E: 0 K: 1 S: 18 H: 2 LOB: 2 BB: 2 P: 32	R: 2 E: 1 K: 0 S: 15 H: 1 LOB: 3 BB: 4 P: 34	R: 1 E: 0 K: 1 S: 7 H: 2 LOB: 0 BB: 0 P: 13	R: 1 E: 0 K: 0 S: 12 H: 2 LOB: 1 BB: 0 P: 21		1B: 5 2B: 4 3B: 0 HR: 3 SF: 0 SAC: 0 DP: 1 HBP: 2					

PITCHER		IP	WLS	BF	H	R	ER	SO	BB	IBB	HBP	BLK	WP	HR	S	P	ERA	WHIP
32 James Kaprielian, R ERA: 11.17	(1, 1)	4.2	L	26	7	7	7	6	3	0	2	0	0	3	69	106	13.50	2.143
56 Dany Jiménez, R ERA:	(5, 1)	0.1		1	0	0	0	0	0	0	0	0	0	0	4	7	0.00	0.000
65 Trevor May, R ERA: 7.36	(6, 1)	0.2		7	1	2	2	0	4	0	0	0	0	0	13	31	27.00	7.500
55 Adrián Martínez, R ERA: 4.91	(6, 1)	2.1		10	4	2	2	1	0	0	0	0	0	0	21	37	7.71	1.714

PITCHER	IP	WLS	BF	H	R	ER	SO	BB	IBB	HBP	BLK	WP	HR	S	P	ERA	WHIP

BOTTOM

Oakland Athletics @ Tampa Bay Rays

Tropicana Field, St. Petersburg, FL

Sun Apr 09 2023, 1:11 PM - 3:49 PM EDT

Att. 11,159 - Dome - 72 F

livebaseballscorecards.com

AB	35
R	11
H	12
RBI	11
BB	7
SO	7
LOB	23

WP: 0 PA: 45
PB: 0
SB: 1
CS: 1

Batter	1	2	3	4	5	6	7	8	9	AB	R	H	RBI	BB	SO	LOB
5 Enrique Hernández, R (1, 6) OBP: 0.263, SLG: 0.290	B FF 94 X FF 94 1-0 ① F9		B CH 82 F CH 82 C CU 76 S CH 81 1-3 ③ K			B CH 81 B SI 89 C CH 81 X CH 82 2-1 ② G5-3		B SL 83 B FF 93 B FF 92 B FF 92 4-0 1-2 2-3 BB		3	0	0	0	1	1	0
11 Rafael Devers, L (1, 5) OBP: 0.333, SLG: 0.651	B FC 87 B FC 88 S CH 90 S CH 90 C FF 95 2-3 ② K			B CU 75 X CU 76 1-0 ① G4-3		B CU 77 F CU 76 C SI 90 C SI 90 1-3 ③ K		S SL 84 F FF 92 F FF 94 C FF 93 0-3 ③ K		4	0	0	0	0	3	3
2 Justin Turner, R (1, 10) OBP: 0.326, SLG: 0.216	C FF 96 B CH 90 X CH 91 1-1 ③ L7			C SI 90 B CH 83 X CU 76 1-1 ② F9			F FF 94 F FF 94 F FF 96 B SL 83 F SL 82 F FF 96 X FF 96 1-2 ① G3-1		C SL 86 F FF 98 C FF 99 0-3 ① K	4	0	0	0	0	1	0
7 Masataka Yoshida, L (1, 7) OBP: 0.366, SLG: 0.353		C FF 94 B FC 86 B CH 90 C CH 90 F FF 95 X FF 94 2-2 1B		B CU 76 S SI 90 B SI 90 S CU 75 X CU 76 2-2 ③ P5			C SL 81 B SL 81 S SI 94 S SL 82 1-3 ② K		C SL 87 B SL 85 X FF 98 1-1 ② G1-3	4	0	1	0	0	1	0
30 Rob Refsnyder, R (1, 8) OBP: 0.368, SLG: 0.200 17 Raimel Tapia, L (9, PH) OBP: 0.500, SLG: 0.857		C CH 90 C CH 90 S FF 95 0-3 ① K			C CH 81 B CU 76 B CH 81 X SI 90 2-1 ① G6-3		B SL 81 X FF 95 1-0 ③ G5-3		B SL 86 C FF 98 S FF 97 X FF 97 1-2 ③ G4-3	3 1	0 0	0 0	0 0	0 0	1 0	1 0
99 Alex Verdugo, L (1, 9) OBP: 0.372, SLG: 0.475		C FF 95 F FF 95 F FF 95 D CH 90 D CH 91 D FC 86 X FF 95 3-2 ② F7			C SI 90 B CU 77 S SI 89 B SI 90 C CU 76 2-3 ② K			C FF 91 B SL 84 B SL 85 B FF 93 B FF 92 4-1 5 BB 29 1B BB		2	0	0	0	1	1	1
39 Christian Arroyo, R (1, 4) OBP: 0.242, SLG: 0.226		X CH 90 0-0 ③ F7			C CH 82 B CU 75 X CH 82 1-1 1B			B SL 84 X FF 92 1-0 ① F9		3	0	1	0	0	0	2
36 Triston Casas, L (1, 3) OBP: 0.219, SLG: 0.448 29 Bobby Dalbec, R (8, PH) OBP: 1.000, SLG: 1.000 (8, 3)			B CU 77 S SI 90 S SI 91 S SI 90 1-3 ① K		X CU 76 0-0 ③ L3			D SL 86 F FF 92 B FF 92 S FF 92 X FF 93 2-2 5 BB 1-2 1B		2 1	0 0	0 1	0 0	0 0	1 0	1 0
12 Connor Wong, R (1, 2) OBP: 0.167, SLG: 0.217			B SI 91 B SI 90 F SI 90 F CH 82 X CH 83 2-2 ② G6-3			C CU 76 F CH 81 S CH 81 0-3 ① K		X FF 91 0-0 ② L7		3	0	0	0	0	1	2
Inning Stats	R: 0 E: 0 K: 1 S: 6 H: 0 LOB: 0 BB: 0 P: 10	R: 0 E: 0 K: 1 S: 12 H: 1 LOB: 1 BB: 0 P: 17	R: 0 E: 0 K: 2 S: 9 H: 0 LOB: 0 BB: 0 P: 13	R: 0 E: 0 K: 0 S: 6 H: 0 LOB: 0 BB: 0 P: 10	R: 0 E: 0 K: 1 S: 8 H: 1 LOB: 1 BB: 0 P: 13	R: 0 E: 0 K: 2 S: 8 H: 0 LOB: 0 BB: 0 P: 11	R: 0 E: 0 K: 1 S: 10 H: 0 LOB: 0 BB: 0 P: 13	R: 0 E: 0 K: 1 S: 10 H: 1 LOB: 3 BB: 2 P: 21	R: 0 E: 0 K: 1 S: 8 H: 0 LOB: 0 BB: 0 P: 10	1B: 3 2B: 0 3B: 0 HR: 0	SF: 0 SAC: 0 DP: 0 HBP: 0	WP: 0 PB: 0 SB: 0 CS: 0	PA: 32			

PITCHER		IP	WLS	BF	H	R	ER	SO	BB	IBB	HBP	BLK	WP	HR	S	P	ERA	WHIP
68 Jalen Beeks, L ERA: 1.8	(1, 1)	2.0		7	1	0	0	2	0	0	0	0	0	0	18	27	0.00	0.500
19 Josh Fleming, L ERA: 6.43	(3, 1)	4.0		13	1	0	0	5	0	0	0	0	0	0	31	47	0.00	0.250
60 Garrett Cleavinger, L ERA:	(7, 1)	1.0		3	0	0	0	1	0	0	0	0	0	0	10	13	0.00	0.000
38 Colin Poche, L ERA:	(8, 1)	1.0	W	6	1	0	0	1	2	0	0	0	0	0	10	21	0.00	3.000
29 Pete Fairbanks, R ERA:	(9, 1)	1.0	S	3	0	0	0	1	0	0	0	0	0	0	8	10	0.00	0.000

PITCHER	IP	WLS	BF	H	R	ER	SO	BB	IBB	HBP	BLK	WP	HR	S	P	ERA	WHIP

TOP

Boston Red Sox @ Tampa Bay Rays

Tropicana Field, St. Petersburg, FL

Mon Apr 10 2023, 6:40 PM - 8:46 PM EDT

Att. 13,470 - Dome - 72 F

livebaseballscorecards.com

AB	30
R	0
H	3
RBI	0
BB	2
SO	10
LOB	10

BOTTOM

Boston Red Sox @ Tampa Bay Rays

Tropicana Field, St. Petersburg, FL

Mon Apr 10 2023, 6:40 PM - 8:46 PM EDT

Att. 13,470 - Dome - 72 F

livebaseballscorecards.com

Batter	1	2	3	4	5	6	7	8	9	AB	R	H	RBI	BB	SO	LOB
2 Yandy Díaz, R (1, 3) (8, 5) OBP: 0.361, SLG: 0.467	F8		1B		BB			P4		3	0	1	0	1	0	0
8 Brandon Lowe, L (1, 4) OBP: 0.469, SLG: 0.667	G4-3		BB		K			HR		3	1	1	1	1	1	1
56 Randy Arozarena, R (1, 7) OBP: 0.444, SLG: 0.590	1B		F8			G5-3		G5-3		4	0	1	0	0	0	2
5 Wander Franco, S (1, 6) OBP: 0.364, SLG: 0.683	K		G4-3			F9		P4		4	0	0	0	0	1	3
55 Luke Raley, L (1, 9) (8, 3) OBP: 0.385, SLG: 0.750		2B		K		K2-3				3	0	1	0	0	2	0
87 Harold Ramírez, R (1, 10) OBP: 0.308, SLG: 0.667		K		F9				G5-3		3	0	0	0	0	1	1
17 Isaac Paredes, R (1, 5) OBP: 0.371, SLG: 0.484 7 Vidal Bruján, S (7, PR) (8, 9)		K		L8				1B		3 0	0 0	1 0	0 0	0 0	1 0	1 0
13 Manuel Margot, R (1, 8) OBP: 0.276, SLG: 0.480		G1-3			L8			FC6-4		3	0	0	0	0	0	2
14 Christian Bethancourt, R (1, 2) OBP: 0.190, SLG: 0.316			F7		K			G6-3		3	0	0	0	0	1	1
Inning Stats	R: 0 E: 0 K: 1 S: 9 H: 1 LOB: 1 BB: 0 P: 15	R: 0 E: 0 K: 2 S: 11 H: 1 LOB: 1 BB: 0 P: 13	R: 0 E: 0 K: 0 S: 11 H: 1 LOB: 2 BB: 1 P: 19	R: 0 E: 0 K: 1 S: 11 H: 0 LOB: 0 BB: 0 P: 14	R: 0 E: 0 K: 2 S: 11 H: 0 LOB: 1 BB: 1 P: 22	R: 0 E: 0 K: 1 S: 11 H: 0 LOB: 0 BB: 0 P: 15	R: 0 E: 0 K: 0 S: 7 H: 1 LOB: 1 BB: 0 P: 13	R: 1 E: 0 K: 0 S: 12 H: 1 LOB: 0 BB: 0 P: 17		1B: 3 2B: 1 3B: 0 HR: 1 SF: 0 SAC: 0 DP: 0 HBP: 0						

AB	29
R	1
H	5
RBI	1
BB	2
SO	7
LOB	11

PITCHER	IP	WLS	BF	H	R	ER	SO	BB	IBB	HBP	BLK	WP	HR	S	P	ERA	WHIP
37 Nick Pivetta, R (1, 1) ERA: 0.9	5.0		20	3	0	0	6	2	0	0	0	0	0	53	83	0.00	1.000
25 Josh Winckowski, R (6, 1) ERA: 1.0	2.0		7	1	0	0	1	0	0	0	0	0	0	18	28	0.00	0.500
55 Chris Martin, R (8, 1) ERA: 1.5	1.0	L	4	1	1	1	0	0	0	0	0	0	1	12	17	9.00	1.000

PITCHER	IP	WLS	BF	H	R	ER	SO	BB	IBB	HBP	BLK	WP	HR	S	P	ERA	WHIP

Boston Red Sox @ Tampa Bay Rays

Tropicana Field, St. Petersburg, FL

Tue Apr 11 2023, 6:40 PM - 9:15 PM EDT

Att. 12,649 - Dome - 72 F

livebaseballscorecards.com

Batter	1	2	3	4	5	6	7	8	9	AB	R	H	RBI	BB	SO	LOB
5 Enrique Hernández, R (1, 6) OBP: 0.233, SLG: 0.250	C FF 97 B CU 82 C CU 83 X CH 90 1-2 ① F9		C FF 94 F CU 83 B FF 98 S CH 88 1-3 ① K		F CU 83 S FF 98 B FF 98 X CH 88 1-2 ③ G6-3 1-2			B SI 91 F SL 78 X SI 91 1-1 ① G5-3	S SI 96 B SI 96 C ST 87 F ST 88 B FC 91 S ST 88 2-3 ③ K2-3	5	0	0	0	0	2	4
11 Rafael Devers, L (1, 5) OBP: 0.327, SLG: 0.609	S FF 99 S FF 99 S FF 100 0-3 ② K		B FF 98 C CU 83 F FF 97 F FF 98 X FF 99 1-2 ② F7			B CU 82 B FF 95 B FF 96 C FF 96 B FF 96 4-1 2 1B 7 G4-6-3 BB		B SL 79 C SL 78 X FF 91 1-1 ② G3-1 2-3		3	1	0	0	1	1	1
2 Justin Turner, R (1, 10) OBP: 0.360, SLG: 0.231	C FF 98 B SL 92 B CH 90 F FF 98 B FF 100 F FF 98 D CU 86 4-2 7 BB BB		F CU 82 B CH 86 S CH 86 S CH 87 1-3 ③ K			T CH 86 S CU 84 F FF 98 B CH 88 F SL 90 X CH 88 1-2 7 G4-6-3 1-3 1B		B SI 90 C SI 91 F SI 92 B SL 78 F SL 78 B SI 91 B SI 92 4-2 BB		2	0	1	0	2	1	0
7 Masataka Yoshida, L (1, 7) OBP: 0.356, SLG: 0.324	B FF 98 B FF 96 B SL 88 C FF 97 F FF 97 B FF 99 4-2 1-2 BB		C FF 94 S SL 88 F SL 89 X FF 97 0-2 ① G1-3			C SI 92 S SI 93 F SI 94 B SL 81 X SI 95 1-2 ① G4-6-3 1-2f 3-H		C SL 78 D SL 78 X FF 90 1-1 ③ P6		3	0	0	0	1	0	3
30 Rob Refsnyder, R (1, 8) OBP: 0.304, SLG: 0.158	C CU 83 B CH 89 F FF 98 C FF 99 1-3 ③ K		C CU 82 B CH 88 S CH 86 S CH 88 1-3 ② K			B SL 81 S SL 80 X FF 94 1-1 ③ F9			C SI 94 F SI 95 B SI 95 F ST 87 X SI 95 1-2 ① L8	4	0	0	0	0	2	2
99 Alex Verdugo, L (1, 9) OBP: 0.362, SLG: 0.455		C FF 96 B FF 97 S CU 83 X CU 83 1-2 ① F8		C FF 96 F FF 97 X CU 83 0-2 ③ G3			C FF 94 B ST 80 B FF 94 B CH 89 X FF 94 3-1 ① F8		C FC 91 B CU 85 S SI 96 B SI 96 F ST 88 B SI 97 X ST 88 3-2 17 1B 3 1B 1B	4	1	1	0	0	0	0
39 Christian Arroyo, R (1, 4) OBP: 0.222, SLG: 0.206 17 Raimel Tapia, L (9, PH) OBP: 0.556, SLG: 0.875		F FF 96 S CH 87 F FF 98 B CU 82 F CH 88 B FF 99 F CH 88 S CU 84 2-3 ② K			S CU 83 S CH 88 S CH 86 0-3 ① K		F CH 90 X ST 79 0-1 ② P3		B CU 84 F SI 95 B SI 96 X ST 88 2-1 3 1B 1-2 1B	3 1	0 0	0 1	0 0	0 0	2 0	0 0
29 Bobby Dalbec, R (1, 3) OBP: 1.000, SLG: 1.000 36 Triston Casas, L (7, PH) OBP: 0.206, SLG: 0.419 (7, 3)		B CU 84 B FF 97 F FF 96 T FF 96 B FF 98 B FF 97 4-2 BB			B FF 96 F FF 96 B CH 87 B FF 96 X FF 95 3-1 5 S 1B		C ST 78 B CH 89 X FF 94 1-1 ③ G6-3		B ST 87 X SI 95 1-0 ② L9	1 2	0 0	1 0	0 0	1 0	0 0	0 2
12 Connor Wong, R (1, 2) OBP: 0.154, SLG: 0.200 3 Reese McGuire, L (8, PH) OBP: 0.438, SLG: 0.600 (8, 2)		C CH 86 S CH 87 S CH 86 0-3 ③ K			S CU 82 F CH 88 S CH 89 0-3 ② K			B SI 91 C SI 92 X SI 90 1-1 11 G3-1 2B	D ST 88 C ST 87 C SI 96 F CU 86 F SI 97 X ST 87 1-2 1B 2-H	2 2	0 0	0 2	0 1	0 0	2 0	2 0
Inning Stats	R: 0 E: 0 K: 2 S: 14 H: 0 LOB: 2 BB: 2 P: 24	R: 0 E: 0 K: 2 S: 14 H: 0 LOB: 1 BB: 1 P: 21	R: 0 E: 0 K: 2 S: 10 H: 0 LOB: 0 BB: 0 P: 13	R: 0 E: 0 K: 1 S: 10 H: 0 LOB: 0 BB: 0 P: 11	R: 0 E: 0 K: 2 S: 11 H: 1 LOB: 1 BB: 0 P: 15	R: 1 E: 0 K: 0 S: 12 H: 1 LOB: 0 BB: 1 P: 19	R: 0 E: 0 K: 0 S: 6 H: 0 LOB: 0 BB: 0 P: 10	R: 0 E: 0 K: 0 S: 11 H: 1 LOB: 2 BB: 1 P: 19	R: 1 E: 0 K: 1 S: 20 H: 3 LOB: 2 BB: 0 P: 30	1B: 5 2B: 1 3B: 0 HR: 0 SF: 0 SAC: 0 DP: 1 HBP: 0						

PITCHER		IP	WLS	BF	H	R	ER	SO	BB	IBB	HBP	BLK	WP	HR	S	P	ERA	WHIP
18 Shane McClanahan, L ERA: 1.59	(1, 1)	5.0	W	21	2	1	1	9	4	0	0	0	0	0	65	95	1.80	1.200
60 Garrett Cleavinger, L ERA:	(6, 1)	1.0		2	0	0	0	0	0	0	0	0	0	0	6	8	0.00	0.000
47 Jason Adam, R ERA: 2.08	(7, 1)	1.0		3	0	0	0	0	0	0	0	0	0	0	6	10	0.00	0.000
42 Ryan Thompson, R ERA:	(8, 1)	1.0		5	1	0	0	0	1	0	0	0	0	0	11	19	0.00	2.000
58 Calvin Faucher, R ERA: 4.5	(9, 1)	1.0		6	3	1	1	1	0	0	0	0	0	0	20	30	9.00	3.000

PITCHER	IP	WLS	BF	H	R	ER	SO	BB	IBB	HBP	BLK	WP	HR	S	P	ERA	WHIP

AB	32
R	2
H	6
RBI	1
BB	5
SO	10
LOB	14

WP: 0 PA: 37
PB: 0
SB: 1
CS: 0

Boston Red Sox @ Tampa Bay Rays

Tropicana Field, St. Petersburg, FL

Tue Apr 11 2023, 6:40 PM - 9:15 PM EDT

Att. 12,649 - Dome - 72 F

livebaseballscorecards.com

BOTTOM

Batter	1	2	3	4	5	6	7	8	9	AB	R	H	RBI	BB	SO	LOB
2 Yandy Díaz, R (1, 3) OBP: 0.425, SLG: 0.606	C SI 93 C SI 94 X SI 94 0-2 8 G3 5 2B 1B	C SI 92 S ST 80 0-2 ③ CS 1-2	F SI 92 B SI 93 B ST 81 F SI 93 X ST 81 2-2 56 FC 1B		B ST 79 B ST 78 X SI 92 2-0 HR		B SL 86 B FF 98 B FF 99 C FF 96 B FF 96 4-1 8 2B 56 E BB			3	3	3	1	1	0	0
13 Manuel Margot, R (8, 9) OBP: 0.276, SLG: 0.480										0	0	0	0	0	0	0
8 Brandon Lowe, L (1, 10) OBP: 0.472, SLG: 0.786	S SI 93 F CH 86 X CH 87 0-2 ① G3 1-2		F SI 92 T SI 94 B SI 95 F SI 94 C CH 89 1-3 ① K		X CH 85 0-0 HR		X FF 97 0-0 56 E 1-3 2B			4	1	2	1	0	1	2
56 Randy Arozarena, R (1, 7) OBP: 0.408, SLG: 0.535	C SI 94 F SI 94 S ST 80 0-3 ② K		C SI 95 C SI 94 F SI 94 B ST 80 F SI 95 X CH 88 1-2 ② FC 5 CS 1-2f		C SI 93 F SI 94 B CH 87 B ST 80 X SI 94 2-2 ③ F8		B FF 96 B SL 85 D SL 86 S FF 96 X SL 85 3-1 FC3 2-3 3-H			4	0	0	0	0	1	3
5 Wander Franco, S (1, 6) OBP: 0.354, SLG: 0.667	B SI 95 X CH 87 1-0 2-H 2B		F SI 91 B SI 94 1-1 ③ CS 1-2	C ST 78 X SI 93 0-1 ① F9		B SI 88 C SI 88 X FC 84 1-1 ① P3	B SL 84 F SL 84 B FF 97 F FF 97 F SL 84 S CH 91 2-3 ② K			4	0	1	1	0	1	2
55 Luke Raley, L (1, 9) OBP: 0.333, SLG: 0.625 (8, 3)	S CH 86 B CH 86 F SI 95 B SI 94 X CH 86 2-2 ③ P5			C SI 93 B SI 93 S SI 93 S ST 80 1-3 ② K		C SI 88 X SL 76 0-1 ② L8	B FF 97 B FF 96 X FF 96 2-0 ③ G4-3			4	0	0	0	0	1	3
17 Isaac Paredes, R (1, 5) OBP: 0.385, SLG: 0.571		C SI 92 X ST 78 0-1 ① F7		B ST 79 F SI 93 F SI 93 B ST 80 B SI 94 X SI 95 3-2 HR		C SI 88 F FF 89 B FS 79 B FS 78 X FC 86 2-2 1B		C FF 95 B SL 86 F SL 86 F SL 85 B SL 86 S FF 95 2-3 ① K		4	1	2	1	0	1	0
21 Francisco Mejía, S (1, 2) OBP: 0.286, SLG: 0.235		X SI 92 0-0 ② F9		C CH 86 B CH 87 F SI 93 F ST 80 B FF 94 F SI 94 B CH 86 S CH 87 3-3 ③ K		C SI 88 F FC 86 S FS 80 0-3 ③ K		B FF 95 X FF 96 1-0 ② F9		4	0	0	0	0	2	1
15 Josh Lowe, L (1, 8) OBP: 0.429, SLG: 0.769		C SI 92 C SI 93 B SI 94 F CH 87 X CH 87 1-2 7 S 7 1B 1B	S SI 92 S ST 79 B SI 92 F SI 94 F ST 79 F SI 94 B SI 94 S CH 87 2-3 ① K			C FF 97 C SL 85 B FF 96 X SL 85 1-2 HR	C FF 94 X SL 87 0-1 ③ G4-3		4	2	2	1	0	1	0
7 Vidal Bruján, S (1, 4) OBP: 0.200, SLG: 0.200		B SI 93 X CH 85 1-0 2 CS 1-H 1B	C ST 78 X SI 93 0-1 ② G5-3			F FF 97 B FF 97 B FF 98 F FF 98 C FF 99 2-3 ① K				3	0	1	1	0	1	0
Inning Stats	R: 1 E: 0 K: 1 S: 13 H: 2 LOB: 1 BB: 0 P: 16	R: 1 E: 0 K: 0 S: 10 H: 2 LOB: 0 BB: 0 P: 12	R: 0 E: 0 K: 1 S: 13 H: 1 LOB: 0 BB: 0 P: 18	R: 1 E: 0 K: 2 S: 13 H: 1 LOB: 0 BB: 0 P: 20	R: 2 E: 0 K: 1 S: 13 H: 2 LOB: 0 BB: 0 P: 19	R: 0 E: 0 K: 1 S: 10 H: 1 LOB: 1 BB: 0 P: 13	R: 2 E: 1 K: 2 S: 15 H: 2 LOB: 2 BB: 1 P: 29	R: 0 E: 0 K: 1 S: 7 H: 0 LOB: 0 BB: 0 P: 10		1B: 5 2B: 2 3B: 0 HR: 4 SF: 0 SAC: 0 DP: 0 HBP: 0					WP: 0 PB: 0 SB: 1 CS: 2 PA: 37	

	AB	34
	R	7
	H	11
	RBI	6
	BB	1
	SO	9
	LOB	11

PITCHER		IP	WLS	BF	H	R	ER	SO	BB	IBB	HBP	BLK	WP	HR	S	P	ERA	WHIP
22 Garrett Whitlock, R ERA: 9.0	(1, 1)	5.0	L	21	8	5	5	5	0	0	0	0	0	3	62	85	9.00	1.600
Richard Bleier, L ERA: 4.5	(6, 1)	1.0		4	1	0	0	1	0	0	0	0	0	0	10	13	0.00	1.000
61 Kaleb Ort, R ERA: 6.43	(7, 1)	1.0		7	2	2	1	2	1	0	0	0	0	1	15	29	9.00	3.000
70 Ryan Brasier, R ERA: 7.5	(8, 1)	1.0		3	0	0	0	1	0	0	0	0	0	0	7	10	0.00	0.000

PITCHER	IP	WLS	BF	H	R	ER	SO	BB	IBB	HBP	BLK	WP	HR	S	P	ERA	WHIP

Batter	1	2	3	4	5	6	7	8	9	AB	R	H	RBI	BB	SO	LOB
99 Alex Verdugo, L (1, 9) OBP: 0.385, SLG: 0.479	B FF 95 B FF 95 B FF 95 C FF 94 S FF 96 B FF 95 4-2 2 G4-6-3 BB			B FF 95 X FC 88 1-0 2 1B 2B	C CU 77 F FF 96 X CU 78 0-2 2-H 1B		B SL 78 3 SAFE C SL 78 F FF 92 X FF 92 1-2 ② F7		C SL 86 X SL 86 0-1 ③ G4-3	4	1	2	1	1	0	4
11 Rafael Devers, L (1, 5) OBP: 0.321, SLG: 0.640	B FS 87 C FF 94 F FC 90 B FF 95 1 SAFE S FF 95 2-3 ① K			D CU 77 B FC 86 C FC 87 B FF 96 C FC 88 S FF 96 3-3 ① K	F FC 87 B FF 94 F FC 86 X FF 96 1-2 ③ L8		F FF 93 X FF 93 0-1 2-H 3-H HR			4	1	1	3	0	2	3
2 Justin Turner, R (1, 10) OBP: 0.370, SLG: 0.279	C FF 96 F FC 90 B FF 97 X FF 96 1-2 ②③ G4-6-3 1-2f			B FF 97 X FC 89 1-0 2-H 1B	B FF 94 C CH 89 X CH 90 1-1 36 G6-3 17 G5-3 2B		B FF 94 S SL 84 B FF 93 X SL 85 2-1 ③ G5-3			4	1	2	1	0	0	1
36 Triston Casas, L (1, 3) OBP: 0.184, SLG: 0.371		B FF 94 X FF 95 1-0 ① P5		B CU 78 C FC 89 C CU 78 S FF 96 1-3 ② K	B FC 85 X FF 94 1-0 ① G6-3 2-3			F FF 93 B CH 89 B CH 88 C ST 77 S FF 95 2-3 ① K		4	0	0	0	0	2	2
17 Raimel Tapia, L (1, 7) OBP: 0.385, SLG: 0.583		C FC 89 F FC 88 B FF 96 C FF 96 1-3 ② K		X FF 95 0-0 ③ F7	D FC 85 X FC 85 1-0 ② G5-3 3-H			B CH 88 C CH 88 C ST 78 B CH 88 S ST 78 2-3 ② K		4	0	0	1	0	2	1
29 Bobby Dalbec, R (1, 6) OBP: 0.429, SLG: 0.333		C FC 90 C FC 87 S FF 97 0-3 ③ K			B FC 85 B FF 95 X FC 88 2-0 ① F7	C CH 89 B CH 89 B FF 94 S CH 88 F CH 90 S CH 89 2-3 ③ K		C CH 88 B FF 94 B CH 89 F ST 77 X FF 95 2-2 ③ G3		4	0	0	0	0	2	0
3 Reese McGuire, L (1, 2) OBP: 0.500, SLG: 0.632 12 Connor Wong, R (9, PR) OBP: 0.154, SLG: 0.200			C CU 77 F FC 87 B FF 97 B FF 97 C CU 77 2-3 ① K	B FF 95 X FS 89 1-0 5 2B 1B		B SI 90 B SI 90 X SI 90 2-0 5 2B 11 HR 1B			C FF 98 X FF 99 0-1 20 B5-3 1B	4 0	2 0	3 0	0 0	0 0	1 0	0 0
20 Yu Chang, R (1, 4)			B FC 88 C FC 87 B FF 96 B FC 89 F FF 97 F FF 97 F FF 98 F CU 76 X FF 96 3-2 ② G5-3	B FF 94 C FC 88 S FC 88 S CU 77 1-3 ② K		C SI 91 B SI 91 B SL 78 F SI 90 X SI 91 2-2 ① L8			C FF 98 X SL 87 0-1 ① B5-3 1-2	4	0	0	0	0	1	3
5 Enrique Hernández, R (1, 8) OBP: 0.255, SLG: 0.325			C FC 92 C CU 79 F FF 97 B FF 98 F FF 98 S CU 80 1-3 ③ K	F FF 95 S FF 95 X FF 96 0-2 99 1-H 1B 2B		C SL 78 B SL 78 X SI 92 1-1 11 HR 1-3 2B			B SL 86 F FF 97 X FF 98 1-1 ② F9	4	2	2	1	0	1	2
Inning Stats	R: 0 E: 0 K: 1 S: 8 H: 0 LOB: 0 BB: 1 P: 15	R: 0 E: 0 K: 2 S: 7 H: 0 LOB: 0 BB: 0 P: 9	R: 0 E: 0 K: 2 S: 14 H: 0 LOB: 0 BB: 0 P: 20	R: 1 E: 0 K: 2 S: 9 H: 2 LOB: 1 BB: 0 P: 15	R: 2 E: 0 K: 1 S: 14 H: 3 LOB: 1 BB: 0 P: 19	R: 1 E: 0 K: 1 S: 8 H: 1 LOB: 0 BB: 0 P: 13	R: 3 E: 0 K: 0 S: 13 H: 3 LOB: 0 BB: 0 P: 21	R: 0 E: 0 K: 2 S: 9 H: 0 LOB: 0 BB: 0 P: 15	R: 0 E: 0 K: 0 S: 8 H: 1 LOB: 2 BB: 0 P: 9	1B: 5 2B: 4 3B: 0 HR: 1 SF: 0 SAC: 0 DP: 1 HBP: 0						

PITCHER		IP	WLS	BF	H	R	ER	SO	BB	IBB	HBP	BLK	WP	HR	S	P	ERA	WHIP
45 Taj Bradley, R ERA: 5.4	(1, 1)	5.0	W	20	5	3	3	8	1	0	0	0	0	0	52	78	5.40	1.200
68 Jalen Beeks, L ERA: 3.0	(6, 1)	1.0		4	1	1	1	1	0	0	0	0	0	0	8	13	9.00	1.000
42 Ryan Thompson, R ERA: 3.18	(7, 1)	0.2		4	2	2	2	0	0	0	0	0	0	0	9	15	27.00	3.000
38 Colin Poche, L ERA: 2.08	(7, 1)	0.1	H	2	1	1	1	0	0	0	0	0	0	1	4	6	27.00	3.000
47 Jason Adam, R ERA: 1.69	(8, 1)	1.0	H	3	0	0	0	2	0	0	0	0	0	0	9	15	0.00	0.000

PITCHER		IP	WLS	BF	H	R	ER	SO	BB	IBB	HBP	BLK	WP	HR	S	P	ERA	WHIP
29 Pete Fairbanks, R ERA:	(9, 1)	1.0	S	4	1	0	0	0	0	0	0	0	0	0	8	9	0.00	1.000

TOP

Boston Red Sox @ Tampa Bay Rays

Tropicana Field, St. Petersburg, FL

Wed Apr 12 2023, 6:41 PM - 9:24 PM EDT

Att. 17,136 - Dome - 72 F

livebaseballscorecards.com

AB	36
R	7
H	10
RBI	7
BB	1
SO	11
LOB	16

PA: 37

WP: 0
PB: 0
SB: 0
CS: 0

Batter	1	2	3	4	5	6	7	8	9	AB	R	H	RBI	BB	SO	LOB
2 Yandy Díaz, R (1, 10) OBP: 0.400, SLG: 0.556	F SI 95 B SL 78 B SL 79 C CH 87 F SI 96 F CH 86 X SI 96 2-2 ① G6-3	C FF 93 S FF 93 F SL 80 B FF 94 F SI 94 X SL 81 1-2 ② P3		F SL 80 S FF 93 X SL 81 0-2 ① SF8 1-2 2-3 3-H	C SL 86 D SL 88 B FF 93 1 SAFE F SL 86 H CH 81 3-2 1-2 HBP		C SI 94 F ST 81 D ST 82 F FF 94 B CH 90 S ST 82 2-3 ③ K			3	0	0	1	0	1	2
5 Wander Franco, S (1, 6) OBP: 0.377, SLG: 0.720	X CH 87 0-0 E6 17 S 56 HR	C FF 94 X FF 93 0-1 2B		X SL 76 0-0 2-H 3-H 2B	B SL 85 X SL 86 1-0 ③ F8			C FS 86 C FC 90 B ST 84 B FS 87 B FC 91 X FF 94 3-2 17 G6-3 56 SF9 2B		5	2	3	2	0	0	2
17 Isaac Paredes, R (1, 3) OBP: 0.386, SLG: 0.538	B FF 94 B FF 95 B CH 87 B FF 95 4-0 56 HR 1-2 BB	B CH 85 C SL 77 C FF 95 S SL 80 1-3 ③ K		C CH 85 F CH 87 B SI 95 S CH 89 1-3 ② K		X FF 95 0-0 1B		F ST 85 X SI 96 0-1 ① G6-3 2-3		4	1	1	0	1	2	3
56 Randy Arozarena, R (1, 7) OBP: 0.389, SLG: 0.574	B SL 80 B FF 95 C CH 87 X SI 96 2-1 1-H 2-H HR		C SL 73 F SL 79 B FF 92 F SL 78 S SL 77 1-3 ① K	B SI 95 X SI 91 1-0 ③ G6-3		F SI 95 F SL 84 B SI 96 B FF 95 C SL 86 2-3 ① K		B FF 96 C SI 97 B FF 96 X FC 93 2-1 ② SF9 3-H		4	1	1	4	0	2	2
87 Harold Ramírez, R (1, 9) OBP: 0.333, SLG: 0.630 21 Francisco Mejía, S (8, 2) OBP: 0.273, SLG: 0.222	X SI 93 0-0 6 BB 1B		C CH 85 C SI 92 F SL 80 X FF 92 0-2 ② G6-3		B SL 84 B SL 87 S SL 85 F SL 94 B CH 82 B FF 95 4-2 6 FC4-6 BB	X SL 85 0-0 ② F9		C FF 96 B FF 96 S FC 92 B FC 92 S FC 92 2-3 ③ K		3 1	0 0	1 0	0 0	1 0	0 1	1 0
13 Manuel Margot, R (1, 8) OBP: 0.242, SLG: 0.414	X FF 95 0-0 ② F9		C CH 84 B CH 86 S CH 85 B FF 93 B SL 80 F SL 77 C SI 93 3-3 ③ K		B FF 94 1 SAFE C FF 94 B SL 88 F FF 94 B FF 96 S CH 81 3-3 ① K	B SI 96 X FF 96 1-0 ③ P4				4	0	0	0	0	2	3
6 Taylor Walls, S (1, 5) OBP: 0.440, SLG: 0.429	B SL 77 C SI 93 B FF 95 C SL 75 B SL 79 B SI 93 4-2 1-2 BB			B FF 90 B FF 92 X SI 92 2-0 14 1B 2 SF8 2B	C FF 94 X CH 82 0-1 ② FC4-6 14 1-2f 2B		B FF 94 S FF 93 S SI 93 F FF 94 B ST 83 F SI 94 F ST 83 S CH 92 2-3 ① K			3	2	1	0	1	1	1
14 Christian Bethancourt, R (1, 2) OBP: 0.280, SLG: 0.409 15 Josh Lowe, L (7, PR) OBP: 0.429, SLG: 0.769 (8, 9)	S SL 78 B FF 94 B FF 94 C SI 92 F SL 79 B SL 76 C SL 76 3-3 ③ K			C SI 93 F FF 91 F SL 80 B SL 79 X FF 93 1-2 2 SF8 7 1B 5 2B 2-3 1B	X FF 94 0-0 7 1B 1-H 2B		C ST 83 B SI 93 B SI 95 S ST 81 B ST 81 B SI 93 4-2 8 G3 BB		3 0	2 0	2 0	1 0	1 0	1 0	2 0
7 Vidal Bruján, S (1, 4) OBP: 0.375, SLG: 0.375 8 Brandon Lowe, L (7, PH) OBP: 0.459, SLG: 0.759 (8, 4)		F FF 92 F FF 91 S SL 79 0-3 ① K		X CH 86 0-0 2 SF8 5 2B 1-2 1B	B CH 81 S CH 82 X FF 94 1-1 2 HBP 2-H 1B		S ST 82 B CH 90 B CH 91 B FF 94 1 SAFE X CH 89 3-1 ② G3 1-2			3 1	1 0	2 0	1 0	0 0	1 0	0 1
Inning Stats	R: 3 E: 1 K: 1 S: 16 H: 2 LOB: 2 BB: 2 P: 31	R: 0 E: 0 K: 2 S: 13 H: 1 LOB: 1 BB: 0 P: 15	R: 0 E: 0 K: 2 S: 12 H: 0 LOB: 0 BB: 0 P: 16	R: 3 E: 0 K: 1 S: 14 H: 4 LOB: 1 BB: 0 P: 19	R: 2 E: 0 K: 1 S: 13 H: 2 LOB: 2 BB: 1 P: 25	R: 0 E: 0 K: 1 S: 6 H: 1 LOB: 1 BB: 0 P: 9	R: 0 E: 0 K: 2 S: 14 H: 0 LOB: 2 BB: 1 P: 25	R: 1 E: 0 K: 1 S: 10 H: 1 LOB: 0 BB: 0 P: 17		1B: 5 2B: 5 3B: 0 HR: 1 SF: 2 SAC: 0 DP: 0 HBP: 1		WP: 0 PB: 0 SB: 1 CS: 0 PA: 41		

BOTTOM

Boston Red Sox @ Tampa Bay Rays

Tropicana Field, St. Petersburg, FL

Wed Apr 12 2023, 6:41 PM - 9:24 PM EDT

Att. 17,136 - Dome - 72 F

livebaseballscorecards.com

AB	34
R	9
H	11
RBI	9
BB	4
SO	11
LOB	17

PITCHER		IP	WLS	BF	H	R	ER	SO	BB	IBB	HBP	BLK	WP	HR	S	P	ERA	WHIP
41 Chris Sale, L ERA: 11.25	(1, 1)	4.0	L	22	7	6	5	6	2	0	0	0	0	1	55	81	11.25	2.250
76 Zack Kelly, R ERA: 3.68	(5, 1)	0.2		6	2	2	2	1	1	0	1	0	0	0	12	23	27.00	4.500
70 Ryan Brasier, R ERA: 6.14	(5, 1)	1.1		5	1	0	0	1	0	0	0	0	0	0	7	11	0.00	0.750
46 John Schreiber, R ERA: 1.5	(7, 1)	1.0		4	0	0	0	2	1	0	0	0	0	0	14	25	0.00	1.000
55 Chris Martin, R ERA: 2.57	(8, 1)	1.0		4	1	1	1	1	0	0	0	0	0	0	10	17	9.00	1.000

PITCHER	IP	WLS	BF	H	R	ER	SO	BB	IBB	HBP	BLK	WP	HR	S	P	ERA	WHIP

Boston Red Sox @ Tampa Bay Rays

Tropicana Field, St. Petersburg, FL

Thu Apr 13 2023, 1:11 PM - 3:48 PM EDT

Att. 21,175 - Dome - 72 F

TOP

livebaseballscorecards.com

Batter	1	2	3	4	5	6	7	8	9	AB	R	H	RBI	BB	SO	LOB
99 Alex Verdugo, L (1, 9) OBP: 0.357, SLG: 0.442	C FF 92 B FF 92 B FF 92 F ST 80 B ST 78 S FF 92 3-3 ① K		C SL 85 B ST 77 X FF 91 1-1 ③ G5-3		B SI 90 C SI 90 X ST 75 1-1 ② G1-3 2-3		C SI 93 B FC 89 X FC 88 1-1 ② L7 1-2			4	0	0	0	0	1	2
2 Justin Turner, R (1, 10) OBP: 0.379, SLG: 0.319	C FF 91 S CH 80 S CH 82 0-3 ② K			C CH 80 S SL 84 F FF 91 F FF 92 X FF 93 0-2 29 S 5 FC6-4 2B	X SI 90 0-0 ① 30 HBP 1B 3-H		C SI 92 B ST 83 X FC 87 1-1 ③ P5			4	1	2	1	0	1	1
30 Rob Refsnyder, R (1, 7) OBP: 0.333, SLG: 0.318	X FF 92 0-0 HR			D SL 80 C SL 79 C SL 79 F FF 95 D SL 80 C SL 81 2-3 ① K	B ST 78 C ST 76 B FC 85 H SI 89 3-1 HBP 1-2			C FC 87 X ST 82 0-1 ① P6		3	1	1	1	0	1	1
36 Triston Casas, L (1, 3) OBP: 0.190, SLG: 0.342	C ST 79 B ST 80 F FF 92 X FF 93 1-2 ③ G5-3			C SI 94 B SI 94 C SL 81 F SI 95 B FF 96 B SL 83 F SI 96 F SI 96 F SI 95 4-2 5 FC6-4 29 BB BB	S ST 76 B ST 77 F ST 75 B FC 90 X FC 85 2-2 ③ L8			C FC 89 B CH 84 S CH 85 F FC 86 F CH 86 S FC 87 1-3 ② K		3	0	0	0	1	1	2
29 Bobby Dalbec, R (1, 5) OBP: 0.364, SLG: 0.222		B SL 86 C CH 80 B CH 80 S CH 81 B CH 81 C FF 92 3-3 ① K		B SL 82 B FF 94 1 SAFE B SL 81 B FF 96 4-0 5 FC6-4 BB 1-2 2-3		C SI 90 B ST 76 C SI 90 B ST 77 F ST 75 S SI 90 2-3 ① K		C ST 83 B SI 92 B SI 92 S FC 88 B ST 81 S FC 88 3-3 ③ K		3	0	0	0	1	3	0
5 Enrique Hernández, R (1, 8) OBP: 0.235, SLG: 0.295		C SL 86 X FF 92 0-1 ② G4-3		C SI 90 B SI 91 X SI 90 1-1 ② FC6-4 1-2f 2-3 3-H	B ST 76 F SI 90 X SI 90 1-1 ② L9				C FC 87 X ST 81 0-1 ① G5-3	4	0	0	1	0	0	2
3 Reese McGuire, L (1, 2) OBP: 0.417, SLG: 0.522		B ST 79 B ST 78 B FF 92 C FF 90 C FF 91 C FF 92 3-3 ③ K		X FC 84 0-0 ③ L9	B SI 92 F ST 77 F ST 77 B FC 86 C ST 76 2-3 ③ K				S FC 88 F FC 87 B CH 85 F FC 88 B CH 84 F SI 91 B FC 88 T SI 91 3-2 ② K	4	0	0	0	0	3	2
20 Yu Chang, R (1, 6)			C SL 86 F CH 80 S CH 79 0-3 ① K		X SI 90 0-0 ① G6-3		B SI 93 F SI 92 C FC 89 B ST 82 B FC 89 B ST 81 4-2 99 WP BB		F SI 92 X SI 92 0-1 ③ F8	3	0	0	0	1	1	0
39 Christian Arroyo, R (1, 4) OBP: 0.231, SLG: 0.243			B CH 80 C FF 92 X CH 80 1-1 ② L7		C ST 77 S ST 78 F ST 77 B SI 91 B ST 77 F SI 90 B SI 92 X ST 75 3-2 99 G1-3 2 1B 2B		C SI 92 C SI 93 F ST 84 S ST 82 0-3 ① K			3	1	1	0	0	1	1

Inning Stats	1	2	3	4	5	6	7	8	9
	R: 1 E: 0 K: 2 S: 10	R: 0 E: 0 K: 2 S: 8	R: 0 E: 0 K: 1 S: 7	R: 1 E: 0 K: 1 S: 22	R: 1 E: 0 K: 0 S: 13	R: 0 E: 0 K: 2 S: 9	R: 0 E: 0 K: 1 S: 10	R: 0 E: 0 K: 2 S: 10	R: 0 E: 0 K: 1 S: 9
	H: 1 LOB: 0 BB: 0 P: 14	H: 0 LOB: 0 BB: 0 P: 14	H: 0 LOB: 0 BB: 0 P: 9	H: 1 LOB: 2 BB: 2 P: 33	H: 2 LOB: 2 BB: 0 P: 22	H: 0 LOB: 0 BB: 0 P: 14	H: 0 LOB: 1 BB: 1 P: 16	H: 0 LOB: 0 BB: 0 P: 14	H: 0 LOB: 0 BB: 0 P: 12

1B: 1	SF: 0	WP: 1	PA: 35
2B: 2	SAC: 0	PB: 0	
3B: 0	DP: 0	SB: 1	
HR: 1	HBP: 1	CS: 0	

	AB	31
	R	3
	H	4
	RBI	3
	BB	3
	SO	12
	LOB	11

PITCHER		IP	WLS	BF	H	R	ER	SO	BB	IBB	HBP	BLK	WP	HR	S	P	ERA	WHIP
59 Jeffrey Springs, L ERA: 0.56	(1, 1)	3.0		10	1	1	1	5	0	0	0	0	0	1	25	37	3.00	0.333
60 Garrett Cleavinger, L ERA: 1.8	(4, 1)	0.1		4	1	1	1	1	2	0	0	0	0	0	19	29	27.00	9.000
49 Kevin Kelly, R ERA: 3.12	(4, 1)	2.2	W	11	2	1	1	2	0	0	1	0	0	0	25	40	3.38	0.750
Braden Bristo, R ERA:	(7, 1)	3.0	S	10	0	0	0	4	1	0	0	0	1	0	29	42	0.00	0.333

PITCHER	IP	WLS	BF	H	R	ER	SO	BB	IBB	HBP	BLK	WP	HR	S	P	ERA	WHIP

Batter	1	2	3	4	5	6	7	8	9	AB	R	H	RBI	BB	SO	LOB
2 Yandy Díaz, R (1, 3) OBP: 0.388, SLG: 0.600	B SI 88 C SI 88 B CU 81 X SI 88 2-1 HR		B CU 81 B SI 89 S CH 82 X SI 88 2-1 F8 ②		C FC 86 2 SAFE B SI 89 B CU 83 D CH 80 X FC 88 3-1 L9 ② 2-3	B FC 88 B FF 95 X FC 88 2-0 F9 ③				4	1	1	1	0	0	2
8 Brandon Lowe, L (1, 4) OBP: 0.463, SLG: 0.818	C FC 87 S CH 82 B CH 83 S FC 86 1-3 K ①		S CH 82 C SI 89 B FC 86 S CU 81 1-3 K ③		X SI 88 0-0 5 HBP 56 1B 13 1B 1-3 3-H 1B		X KC 80 0-0 HR			4	2	2	2	0	2	0
56 Randy Arozarena, R (1, 7) OBP: 0.379, SLG: 0.549	C CU 82 B CH 84 X FC 87 1-1 P3 ②			B CU 79 C CU 79 S FC 86 S CU 81 1-3 K ①	C FC 86 B FC 85 1 SAFE S FC 86 X FS 79 1-2 13 1B 5 HBP 87 2B 1-2 3-H 1B		B FC 88 C FS 82 S FF 94 X KC 80 1-2 P6 ①			4	1	1	1	0	1	0
5 Wander Franco, S (1, 6) OBP: 0.368, SLG: 0.679	B CH 83 F FF 88 F CU 80 S CH 83 1-3 K ③			B FC 87 B CH 81 F FC 86 S CH 81 S CH 82 2-3 K ②	C FC 86 H FC 86 1-1 13 1B 87 2B 1-2 2-3 HBP		X FS 82 0-0 F9 ②			3	1	0	0	0	2	0
55 Luke Raley, L (1, 9) OBP: 0.344, SLG: 0.654 13 Manuel Margot, R (5, PH) OBP: 0.257, SLG: 0.419 (6, 8)		C CU 79 F FC 86 B SI 88 F CH 82 F FC 87 X CU 81 1-2 2B	B FC 85 X FC 86 1-0 F9 ③	X SI 88 0-0 87 2B 1-2 2-3 3-H 1B			C FF 94 X FC 90 0-1 G4-3 ③			2 2	0 1	1 1	0 1	0 0	0 0	0 0
87 Harold Ramírez, R (1, 10) OBP: 0.382, SLG: 0.710		X SI 88 0-0 P4 ①			C CU 81 2-2 B FC 85 B CU 81 F CH 81 B FC 86 X CU 81 6 G4-3 21 1B 2B X FC 86 0-0 1-H 2-H 3-H 2B			X FF 94 0-0 1B		4	1	3	3	0	0	1
6 Taylor Walls, S (1, 5) OBP: 0.379, SLG: 0.360		C SI 88 B FC 86 B FC 86 B SI 88 F CU 81 F CH 82 S CU 83 3-3 K ②			X FC 86 0-0 G4-3 ① 2-3 B FC 86 2-1 S FF 95 B FC 84 X FF 88 F9 ③			B FF 94 C FF 94 T FC 88 X FF 95 1-2 F8 ①		4	0	0	0	0	1	4
15 Josh Lowe, L (1, 8) OBP: 0.406, SLG: 0.690 (6, 9)		F FC 86 T FC 86 X CU 82 0-2 P4 ③			B FC 87 D CH 82 B FC 87 F CH 82 B CU 81 4-1 2 L9 21 1B 8 1B BB	C FF 94 B FC 89 T FS 83 X FS 83 1-2 G4-3 ①		D FS 83 B FF 94 S FC 88 B FF 95 F KC 81 S FF 95 3-3 K ②		3	1	0	0	1	1	2
21 Francisco Mejía, S (1, 2) OBP: 0.269, SLG: 0.227			B SI 88 C SI 86 F CH 82 S FC 86 1-3 K ①		F FC 84 F FC 85 1 SAFE B FC 86 X CH 83 1-2 8 1B 56 1B 1-2 3-H 1B	S FC 90 S FS 83 B FF 95 S FF 95 1-3 K ②		C FC 88 B FC 89 X FS 82 1-1 P5 ③		4	1	1	1	0	2	1
Inning Stats	R: 1 E: 0 K: 2 S: 10 H: 1 LOB: 0 BB: 0 P: 15	R: 0 E: 0 K: 1 S: 13 H: 1 LOB: 1 BB: 0 P: 17	R: 0 E: 0 K: 2 S: 8 H: 0 LOB: 0 BB: 0 P: 12	R: 0 E: 0 K: 2 S: 7 H: 0 LOB: 0 BB: 0 P: 11	R: 7 E: 0 K: 0 S: 20 H: 6 LOB: 1 BB: 1 P: 34	R: 0 E: 0 K: 1 S: 7 H: 0 LOB: 0 BB: 0 P: 11	R: 1 E: 0 K: 0 S: 7 H: 1 LOB: 0 BB: 0 P: 8	R: 0 E: 0 K: 1 S: 9 H: 1 LOB: 1 BB: 0 P: 14		1B: 5 2B: 3 3B: 0 HR: 2 SF: 0 SAC: 0 DP: 0 HBP: 1						

PITCHER		IP	WLS	BF	H	R	ER	SO	BB	IBB	HBP	BLK	WP	HR	S	P	ERA	WHIP
28 Corey Kluber, R ERA: 6.92	(1, 1)	4.2	L	19	4	4	4	7	1	0	0	0	0	1	49	76	7.71	1.071
Richard Bleier, L ERA: 12.46	(5, 1)	0.1		6	4	4	4	0	0	0	1	0	0	0	9	13	108.00	12.000
50 Kutter Crawford, R ERA: 6.75	(6, 1)	3.0		11	2	1	1	2	0	0	0	0	0	1	23	33	3.00	0.667

PITCHER	IP	WLS	BF	H	R	ER	SO	BB	IBB	HBP	BLK	WP	HR	S	P	ERA	WHIP

BOTTOM

Boston Red Sox @ Tampa Bay Rays

Tropicana Field, St. Petersburg, FL

Thu Apr 13 2023, 1:11 PM - 3:48 PM EDT

Att. 21,175 - Dome - 72 F

livebaseballscorecards.com

AB	34
R	9
H	10
RBI	9
BB	1
SO	9
LOB	10

WP: 0 PA: 36
PB: 0
SB: 0
CS: 0

Batter	1	2	3	4	5	6	7	8	9	AB	R	H	RBI	BB	SO	LOB
2 Yandy Díaz, R (1, 3) OBP: 0.358, SLG: 0.545	X FF 94 0-0 ① L8		B SV 83 F SI 93 B SI 93 X SV 84 2-1 ③ F7		1 SAFE F SI 95 X SI 94 0-1 ③ G1-3		C CU 84 F SI 95 B SI 96 F CU 84 T FF 96 1-2 ② K			4	0	0	0	0	1	2
8 Brandon Lowe, L (1, 4) OBP: 0.444, SLG: 0.757	B CH 84 S FF 94 B CH 84 S CH 81 S CH 81 2-3 ② K			B CH 82 C FF 92 B CH 84 X CH 81 2-1 5 G4-3 5 S 55 1B 1B		S CH 82 X CH 83 0-1 ① G4-3	S CH 88 X CH 88 0-1 ③ G4-3			4	1	1	0	0	1	0
56 Randy Arozarena, R (1, 10) OBP: 0.387, SLG: 0.537	T FF 93 B SV 84 B SV 83 S FF 95 T FF 96 2-2 ③ K			C SV 84 B FF 94 F FF 93 F SV 84 1 SAFE B SV 84 B SI 95 C SI 93 3-3 ① K		B FF 92 B FF 92 C FF 91 F FF 92 X CH 84 2-2 5 1B 1B		C SL 89 B FF 95 B SL 87 B FF 93 S FF 94 B FF 95 4-2 55 FC4-6 BB		3	0	1	0	1	2	1
5 Wander Franco, S (1, 6) OBP: 0.361, SLG: 0.649		C FF 93 S CH 82 B SI 93 F FF 95 B SV 85 X CH 79 2-2 ① G5-3		B SV 82 B CH 84 B CH 84 C FF 92 X SI 92 3-1 ② G4-3 1-3		C FF 92 X CH 83 0-1 1-2 1B		B FF 93 B FS 84 X FF 92 2-0 ① F8		4	0	1	0	0	0	2
55 Luke Raley, L (1, 7) OBP: 0.333, SLG: 0.600		C FF 93 C FF 94 B SV 84 B FF 93 B FF 94 F FF 95 S CH 82 3-3 ② K		X SV 84 0-0 3-H 1B		S CH 84 S CH 84 S CH 84 0-3 ② K		C FS 83 B FS 84 B FF 93 S FS 83 X FS 84 2-2 ② FC4-6 1-2f		4	0	1	1	0	2	3
17 Isaac Paredes, R (1, 5) OBP: 0.354, SLG: 0.488		C FF 93 X FF 95 0-1 ③ G6-3		1 SAFE F FF 94 B SV 83 B FF 95 C SI 93 1 SAFE S SV 84 2-3 ③ K		F SI 95 B SL 86 C SI 96 B SI 96 B SL 87 F SI 95 F SI 96 S SI 96 3-3 ③ K		C SL 88 X SL 87 0-1 ③ P5		4	0	0	0	0	2	4
13 Manuel Margot, R (1, 8) OBP: 0.256, SLG: 0.400			B FF 93 F FF 92 S SV 83 X SV 81 1-2 ① P4		B SV 82 B FF 94 C FF 94 F SI 93 X FF 96 2-2 1B		F FF 96 B SI 95 B SI 94 S FF 96 X FF 96 2-2 ① G6-3		C SL 86 F FF 96 F FF 96 S FF 97 0-3 ① K	4	0	1	0	0	1	0
15 Josh Lowe, L (1, 9) OBP: 0.389, SLG: 0.727			B SV 84 C CH 84 F FF 94 C CH 80 1-3 ② K		B FF 91 B CH 85 F SI 92 X SI 92 2-1 ① P5		C SL 85 X FF 97 0-1 HR		C SL 87 F SL 86 X SL 87 0-2 ② G5-3	4	1	1	1	0	1	1
14 Christian Bethancourt, R (1, 2) OBP: 0.310, SLG: 0.538			B SI 94 C SV 83 F FF 93 X FF 95 1-2 1B		C SV 83 1 SAFE X SI 95 0-1 ② L8		C SI 94 F CU 84 B SI 97 B CU 83 X FF 95 2-2 HR		B SL 86 X SL 84 1-0 ③ G1-3	4	1	2	1	0	0	1
Inning Stats	R: 0 E: 0 K: 2 S: 7 H: 0 LOB: 0 BB: 0 P: 11	R: 0 E: 0 K: 1 S: 10 H: 0 LOB: 0 BB: 0 P: 15	R: 0 E: 0 K: 1 S: 11 H: 1 LOB: 1 BB: 0 P: 16	R: 1 E: 0 K: 2 S: 12 H: 2 LOB: 1 BB: 0 P: 22	R: 0 E: 0 K: 0 S: 9 H: 1 LOB: 1 BB: 0 P: 13	R: 0 E: 0 K: 2 S: 15 H: 2 LOB: 2 BB: 0 P: 20	R: 2 E: 0 K: 1 S: 14 H: 2 LOB: 0 BB: 0 P: 19	R: 0 E: 0 K: 0 S: 8 H: 0 LOB: 1 BB: 1 P: 16	R: 0 E: 0 K: 1 S: 8 H: 0 LOB: 0 BB: 0 P: 9	1B: 6 2B: 0 3B: 0 HR: 2	SF: 0 SAC: 0 DP: 0 HBP: 0			WP: 0 PB: 0 SB: 1 CS: 0	PA: 36	

TOP

Tampa Bay Rays @ Toronto Blue Jays

Rogers Centre, Toronto, ON

Fri Apr 14 2023, 7:07 PM - 9:44 PM EDT

Att. 34,822 - Clear - 59 F

livebaseballscorecards.com

AB	35
R	3
H	8
RBI	3
BB	1
SO	10
LOB	14

PITCHER		IP	WLS	BF	H	R	ER	SO	BB	IBB	HBP	BLK	WP	HR	S	P	ERA	WHIP
17 José Berríos, R ERA: 7.98	(1, 1)	5.0	W	19	4	1	1	6	0	0	0	0	0	0	49	77	1.80	0.800
33 Trevor Richards, R ERA: 5.06	(6, 1)	0.2		4	2	0	0	1	0	0	0	0	0	0	10	12	0.00	3.000
56 Zach Pop, R ERA: 1.29	(6, 1)	0.1		1	0	0	0	1	0	0	0	0	0	0	5	8	0.00	0.000
93 Yimi García, R ERA: 5.14	(7, 1)	1.0		5	2	2	2	1	0	0	0	0	0	2	14	19	18.00	2.000
50 Erik Swanson, R ERA: 2.45	(8, 1)	1.0	H	4	0	0	0	0	1	0	0	0	0	0	8	16	0.00	1.000

PITCHER		IP	WLS	BF	H	R	ER	SO	BB	IBB	HBP	BLK	WP	HR	S	P	ERA	WHIP
68 Jordan Romano, R ERA: 3.86	(9, 1)	1.0	S	3	0	0	0	1	0	0	0	0	0	0	8	9	0.00	0.000

BOTTOM

Tampa Bay Rays @ Toronto Blue Jays

Rogers Centre, Toronto, ON

Fri Apr 14 2023, 7:07 PM - 9:44 PM EDT

Att. 34,822 - Clear - 59 F

livebaseballscorecards.com

Batter	1	2	3	4	5	6	7	8	9	AB	R	H	RBI	BB	SO	LOB
4 George Springer, R (1, 9) OBP: 0.313, SLG: 0.417	B FC 88 X FF 96 1-0 HR	C FC 90 B FC 90 1 SAFE B SI 96 F FC 89 B FF 97 F SI 96 B SI 96 4-2 11 2B 1-2 BB		1 SAFE X SI 94 0-0 ③ FC5-4 1-2f	C FF 93 C FS 83 S FS 85 0-3 ③ K			B SL 89 C SL 88 F SI 93 X FS 86 1-2 ① F7		4	1	1	1	1	1	3
11 Bo Bichette, R (1, 6) OBP: 0.418, SLG: 0.641	X SI 95 0-0 25 1B 27 WP 1B	C FF 98 X SI 96 0-1 1-3 2-H 2B			B FF 94 X ST 83 1-0 25 BB 27 1B 30 BB 1B	B SL 86 S FS 79 B SI 93 X SI 92 2-1 1B		B SL 88 C SL 89 X SL 89 1-1 2B		5	1	5	1	0	0	0
27 Vladimir Guerrero Jr., R (1, 3) OBP: 0.470, SLG: 0.518	B FC 88 S FC 88 F FC 89 D ST 86 S ST 85 2-3 ① K 1-2	X FC 90 0-0 ③ G5-3			X SI 95 0-0 30 BB 25 BB 5 BB 1-2 1B	X SL 87 0-0 ① P3		X SL 87 0-0 ② L9		5	1	1	0	0	1	5
25 Daulton Varsho, L (1, 7) OBP: 0.390, SLG: 0.408	F FF 96 F FC 87 B FF 97 F FF 97 F ST 84 X FF 96 1-2 26 S 2-3 1B		C FF 96 C FF 96 B FC 90 F FF 96 B FC 90 S CU 80 2-3 ① K		B FF 95 B FF 95 F FC 88 B FF 94 F FF 94 F FF 95 B FC 88 4-2 5 BB 30 BB 9 E 1-2 2-3 BB	B SI 92 X SI 92 1-0 ② L7		C SI 93 B FS 84 C SL 86 X FS 85 1-2 ③ F8		4	1	1	0	1	1	2
26 Matt Chapman, R (1, 5) OBP: 0.518, SLG: 0.800	B FF 97 C SI 95 S SI 96 F FF 97 1 SAFE B FC 89 B FF 97 B FC 89 4-2 13 G4-6-3 1-2 BB		B SI 95 F FC 88 B FC 87 F FF 95 B FF 96 X FF 96 3-2 ② G6-3		D SI 94 B FF 96 S FC 88 C SI 94 F FF 95 C FF 95 2-3 ① K	X SI 93 0-0 ③ G6-3				3	0	0	0	1	1	4
13 Brandon Belt, L (1, 10) OBP: 0.200, SLG: 0.242 30 Alejandro Kirk, R (5, PH) OBP: 0.333, SLG: 0.313 (6, 10)	F FC 89 F FF 96 F FF 97 X FC 87 0-2 ②③ G4-6-3 1-2f		S FC 89 S FC 88 F FF 96 B FF 95 S CU 80 1-3 ③ K		B FF 93 D SL 82 B FF 92 B FF 91 4-0 5 BB 9 E 1-2 2-3 3-H BB		C SL 87 F SI 92 X FS 85 0-2 ① P3			2 1	0 1	0 1	0 0	0 0	1 0	3 0
5 Santiago Espinal, R (1, 4) OBP: 0.138, SLG: 0.074		C FC 88 X ST 84 0-1 ① L7		B SI 93 B FC 88 F FC 88 B FC 88 C FF 94 F FF 94 B FF 95 4-2 9 CS BB	C FF 92 B FF 93 D SL 85 B FF 92 B FF 92 4-1 9 E 1-2 2-3 3-H BB		B SI 93 S SL 88 B SL 88 X SI 94 2-1 ② G6-3			2	0	0	1	2	0	0
9 Danny Jansen, R (1, 2) OBP: 0.111, SLG: 0.040		F SI 96 B ST 85 X FC 87 1-1 ② P3		1 SAFE S FF 95 F FC 90 B FC 87 X FF 95 1-2 ①② F8 1-2	C SL 84 B SL 85 C FF 94 X SL 84 1-2 FC6 1-3 2-H 3-H		B SI 93 B SL 88 B SI 92 C SI 91 B SI 93 4-1 BB			3	0	0	1	1	0	2
39 Kevin Kiermaier, L (1, 8) OBP: 0.366, SLG: 0.537		F CU 80 S FC 89 X FF 97 0-2 4 E 11 2B 1B		B FC 89 B FC 89 B FF 95 C FF 93 X FF 94 3-1 4 FC5-4 1B	F SI 92 C SI 93 D FS 86 D FS 85 S FS 84 2-3 ② K		X SI 93 0-0 ③ F8			4	1	2	0	0	1	3
Inning Stats	R: 1 E: 0 K: 1 S: 17 H: 3 LOB: 2 BB: 1 P: 25	R: 1 E: 1 K: 0 S: 13 H: 2 LOB: 2 BB: 1 P: 18	R: 0 E: 0 K: 2 S: 11 H: 0 LOB: 0 BB: 0 P: 17	R: 0 E: 0 K: 0 S: 9 H: 1 LOB: 1 BB: 1 P: 17	R: 4 E: 1 K: 3 S: 19 H: 2 LOB: 2 BB: 3 P: 37	R: 0 E: 0 K: 0 S: 5 H: 1 LOB: 1 BB: 0 P: 8	R: 0 E: 0 K: 0 S: 7 H: 0 LOB: 1 BB: 1 P: 13	R: 0 E: 0 K: 0 S: 9 H: 1 LOB: 1 BB: 0 P: 12		1B: 7 2B: 2 3B: 0 HR: 1 SF: 0 SAC: 0 DP: 1 HBP: 0				WP: 1 PB: 0 SB: 1 CS: 1 PA: 40		

	AB	33
	R	6
	H	10
	RBI	5
	BB	7
	SO	6
	LOB	22

PITCHER	IP	WLS	BF	H	R	ER	SO	BB	IBB	HBP	BLK	WP	HR	S	P	ERA	WHIP
57 Drew Rasmussen, R (1, 1) ERA: 2.6	4.1	L	23	8	5	5	4	4	0	0	0	1	1	59	93	10.38	2.769
38 Colin Poche, L (5, 1) ERA: 2.08	0.0		3	0	1	0	0	2	0	0	0	0	0	4	13	∞	∞
72 Yonny Chirinos, R (5, 1) ERA:	3.2		14	2	0	0	2	1	0	0	0	0	0	27	41	0.00	0.818

PITCHER	IP	WLS	BF	H	R	ER	SO	BB	IBB	HBP	BLK	WP	HR	S	P	ERA	WHIP

Batter	1	2	3	4	5	6	7	8	9	AB	R	H	RBI	BB	SO	LOB
2 Yandy Díaz, R (1, 3) OBP: 0.345, SLG: 0.500	F FF 96 S CH 88 F CH 90 B FF 96 B CH 90 S SL 89 2-3 ① **K**		B SL 91 C FF 96 B CH 90 F FF 96 F CH 91 B CH 91 B FF 96 4-2 5 1B **BB**		B CU 83 C FF 94 C CH 90 F FF 96 B SL 88 B CH 88 F SL 90 T FF 95 3-2 ② **K**		C SL 86 B SL 85 X FS 82 1-1 ③ **F7**		C SL 87 C FF 95 S SL 89 0-3 ② **K**	4	0	0	0	1	3	5
5 Wander Franco, S (1, 6) OBP: 0.379, SLG: 0.661	C FF 96 F FF 95 B SL 89 F FF 95 X SL 89 1-2 **1B**		F CU 86 F FF 96 F CH 90 D SL 89 F CH 91 B CH 91 1 SAFE F SL 89 F SL 88 2-2 X FF 86 **1-2** **1B**		X CH 89 0-0 ③ **G5-3**			B FF 83 X FF 82 1-0 56 G3-1 **2B**	C SL 86 B FF 97 B FF 96 X SL 86 2-1 ③ **L1-3**	5	1	3	0	0	0	3
17 Isaac Paredes, R (1, 5) OBP: 0.327, SLG: 0.447	C SL 90 F CH 89 F CH 91 B FF 96 1 SAFE F FF 94 X SL 89 1-2 ② **F7**		F CH 89 B CH 91 B SL 88 S SL 90 X SL 90 2-2 ② **F6**			B FF 94 X CH 87 1-0 ① **G6-3**		C SI 84 B SI 86 S SI 86 B FF 85 F SL 75 F FF 85 B SL 76 X SI 86 3-2 ① **G5-3**		4	0	0	0	0	0	4
56 Randy Arozarena, R (1, 7) OBP: 0.364, SLG: 0.500	B FF 95 F SL 90 X CH 90 1-1 ③ **L9**		B SL 90 F SL 89 F FF 96 C SL 89 1-3 ③ **K**			B CH 88 F CH 88 X FF 94 1-1 ② **F8**		X SI 86 0-0 ② **G3-1** 2-H		4	0	0	1	0	1	3
87 Harold Ramírez, R (1, 10) OBP: 0.368, SLG: 0.657		C SL 90 B CH 90 X FF 96 1-1 **1B**		B CU 82 F SL 86 X CH 88 1-1 ① **L7**		X CH 88 0-0 ③ **G6-3**		C SL 74 X SL 74 0-1 ③ **G4-3**		4	0	1	0	0	0	0
6 Taylor Walls, S (1, 4) OBP: 0.375, SLG: 0.464 15 Josh Lowe, L (7, 9) OBP: 0.405, SLG: 0.735		B FF 95 B SL 90 C FF 95 T FF 96 1 SAFE S FF 96 2-3 ① **K**		X FF 93 0-0 **HR**			C FS 83 F FF 93 S FS 85 0-3 ① **K**		C FF 96 S SL 86 F FF 97 B SL 87 X SL 86 1-2 8 1B 13 1B **1B**	3 1	1 0	1 1	1 0	0 0	2 0	1 0
13 Manuel Margot, R (1, 8) OBP: 0.279, SLG: 0.395		C SL 90 B FF 96 S CH 89 F FF 96 T SL 89 1-2 ② **K**		B CH 89 F SL 87 L CH 89 S SL 88 1-3 ② **K**			B SL 88 C FF 92 B SL 87 B FS 83 B FF 92 4-1 8 F9 21 BB **BB**		F SL 85 X SL 86 0-1 8 1B **1-2** **1B**	3	0	1	0	1	2	1
21 Francisco Mejía, S (1, 2) OBP: 0.276, SLG: 0.208 55 Luke Raley, L (9, PH) OBP: 0.324, SLG: 0.581		X SL 89 0-0 ③ **G4-3**		C CH 89 S FF 94 B SL 86 S FF 96 1-3 ③ **K**			B FS 83 F FS 83 C FS 82 F FS 84 B FF 92 B FF 93 B FS 84 4-2 **1-2** **BB**		B SL 87 S SL 87 S SL 88 B SL 87 S SL 86 2-3 ① **K**	2 1	0 0	0 0	0 0	1 0	1 1	1 2
7 Vidal Bruján, S (1, 9) OBP: 0.300, SLG: 0.300 8 Brandon Lowe, L (7, PH) OBP: 0.447, SLG: 0.744 (7, 4)			F FF 94 S SL 88 S SL 89 0-3 ① **K**		B SL 88 C FF 94 C FF 95 F SL 88 S FF 95 1-3 ① **K**		X FS 82 0-0 ② **F9** 2-3		B FF 99 B FF 97 C SL 86 S SL 88 X SL 88 2-2 **1-2** **2-3** **1B**	2 2	0 0	0 1	0 0	0 0	2 0	0 2
Inning Stats	R: 0 E: 0 K: 1 S: 15 H: 1 LOB: 1 BB: 0 P: 20	R: 0 E: 0 K: 2 S: 10 H: 1 LOB: 1 BB: 0 P: 14	R: 0 E: 0 K: 2 S: 19 H: 1 LOB: 2 BB: 1 P: 28	R: 1 E: 0 K: 2 S: 9 H: 1 LOB: 0 BB: 0 P: 12	R: 0 E: 0 K: 2 S: 10 H: 0 LOB: 0 BB: 0 P: 14	R: 0 E: 0 K: 0 S: 4 H: 0 LOB: 0 BB: 0 P: 6	R: 0 E: 0 K: 1 S: 10 H: 0 LOB: 2 BB: 2 P: 19	R: 1 E: 0 K: 0 S: 9 H: 1 LOB: 0 BB: 0 P: 13	R: 0 E: 0 K: 2 S: 17 H: 3 LOB: 3 BB: 0 P: 24	1B: 6 2B: 1 3B: 0 HR: 1 SF: 0 SAC: 0 DP: 0 HBP: 0						WP: 0 PB: 0 SB: 0 CS: 0 PA: 38	

PITCHER		IP	WLS	BF	H	R	ER	SO	BB	IBB	HBP	BLK	WP	HR	S	P	ERA	WHIP
16 Yusei Kikuchi, L ERA: 4.7	(1, 1)	6.0	W	23	4	1	1	9	1	0	0	0	0	1	67	94	1.50	0.833
50 Erik Swanson, R ERA: 2.16	(7, 1)	1.0	H	5	0	0	0	1	2	0	0	0	0	0	10	19	0.00	2.000
90 Adam Cimber, R ERA: 2.45	(8, 1)	1.0		4	1	1	1	0	0	0	0	0	0	0	9	13	9.00	1.000
68 Jordan Romano, R ERA: 3.38	(9, 1)	1.0	S	6	3	0	0	2	0	0	0	0	0	0	17	24	0.00	3.000

PITCHER	IP	WLS	BF	H	R	ER	SO	BB	IBB	HBP	BLK	WP	HR	S	P	ERA	WHIP

TOP

Tampa Bay Rays @ Toronto Blue Jays

Rogers Centre, Toronto, ON

Sat Apr 15 2023, 3:09 PM - 5:42 PM EDT

Att. 41,679 - Partly Cloudy - 63 F

livebaseballscorecards.com

AB	35
R	2
H	8
RBI	2
BB	3
SO	12
LOB	22

Batter	1	2	3	4	5	6	7	8	9	AB	R	H	RBI	BB	SO	LOB
4 George Springer, R (1, 9) OBP: 0.319, SLG: 0.397	X SI 95 0-0 ① F9		B SI 95 C ST 86 B SI 94 B ST 88 B SI 94 4-1 11 G4-3 11 S 1-2 BB		C SI 90 B SI 91 X SI 91 1-1 ① F9	B CU 76 C SI 90 B CH 83 B SI 89 B CU 75 4-1 1-2 2-3 3-H BB		B SI 88 F CU 75 B SI 89 C SI 89 X SI 89 2-2 ③ G6-3		3	0	0	1	2	0	0
11 Bo Bichette, R (1, 6) OBP: 0.394, SLG: 0.603	C SI 94 B SI 95 X FC 89 1-1 ② G4-3		B ST 88 S ST 86 B SI 95 F ST 89 X ST 88 2-2 ② G4-3 1-3 2-H		X SI 92 0-0 ② G5-3	C CU 75 F SI 90 B CH 82 D CH 83 F SI 89 F CU 76 F SI 91 F CH 82 X SI 90 2-2 ③ FC5 2-3f				4	0	0	1	0	0	4
27 Vladimir Guerrero Jr., R (1, 3) OBP: 0.471, SLG: 0.508	F ST 88 F SI 96 B CU 87 B FC 92 S ST 88 2-3 ③ K		C SI 90 S ST 77 B ST 79 X SI 91 1-2 ③ F9		B SI 90 B SI 90 B SI 90 C SI 91 B SI 90 4-1 BB		X CU 75 0-0 25 FC6-4 1B			3	0	1	0	1	1	1
25 Daulton Varsho, L (1, 7) OBP: 0.365, SLG: 0.377		C FC 91 C FC 91 B SI 95 F SI 96 F CU 84 B FC 90 B ST 86 X SI 96 3-2 ① P4		X SI 90 0-0 ① G4-3	C SI 90 B CU 74 C SI 91 X SI 91 1-2 ③ G2-3		B SI 89 F SI 90 X CU 76 1-1 ① FC6-4 26 1B 30 1B 1-2f			4	1	0	0	0	0	2
26 Matt Chapman, R (1, 5) OBP: 0.517, SLG: 0.774		B SI 96 X ST 87 1-0 ② F7		X SI 90 0-0 ② F9		C SI 90 B CU 75 B CH 83 B CU 74 F CU 75 B CH 80 4-2 15 G1-3 30 BB 4 BB BB	C CU 76 B SI 89 X CH 83 1-1 30 1B 1-3 1B			3	1	1	0	1	0	0
30 Alejandro Kirk, R (1, 10) OBP: 0.395, SLG: 0.353		C SI 95 C SI 95 B FC 92 X FC 93 1-2 1B		C SI 90 B SI 90 F ST 77 F SI 91 F SI 91 H SI 91 2-2 15 BLK 15 2B HBP		B CH 81 C SI 90 B SI 90 C CH 83 F CU 76 B SI 90 B SI 89 4-2 4 BB 15 G1-3 1-2 BB	B SI 89 X CH 82 1-0 15 G1-4-3 1-2 3-H 1B			2	1	2	1	1	0	0
15 Whit Merrifield, R (1, 4) OBP: 0.304, SLG: 0.300		C ST 87 S FC 89 S FC 88 0-3 ③ K		S ST 78 S ST 78 B ST 79 X ST 78 1-2 9 1B 1-H 2B		F CU 75 B CH 83 F SI 91 F CH 82 B SI 91 F CU 76 F SI 90 X CH 81 2-2 ① G1-3 1-2 2-3	X SI 89 0-0 ② ③ G1-4-3 1-2f			4	1	1	1	0	1	5
9 Danny Jansen, R (1, 2) OBP: 0.194, SLG: 0.107			B ST 86 B ST 87 X SI 92 2-0 39 FC4-6 1B	B SI 90 F SI 90 S ST 78 2 SAFE X SI 91 1-2 2-H 1B		0-0 11 FC5 4 BB IBB		B SI 88 F SI 89 B CH 83 F SI 88 B CH 82 X CH 82 3-2 ① L7		3	0	2	1	1	0	0
39 Kevin Kiermaier, L (1, 8) OBP: 0.333, SLG: 0.489			B FC 91 C SI 92 X ST 87 1-1 ① FC4-6 11 S 4 BB 11 G4-3 1-2f	C SI 91 X SI 89 0-1 ③ F9		B SI 89 F SI 89 S SI 90 T SI 90 1-2 ② K		B SI 89 F SI 89 X CU 75 1-1 ② G4-3		4	1	0	0	0	1	5
Inning Stats	R: 0 E: 0 K: 1 S: 6 H: 0 LOB: 0 BB: 0 P: 9	R: 0 E: 0 K: 1 S: 12 H: 1 LOB: 1 BB: 0 P: 17	R: 1 E: 0 K: 0 S: 10 H: 1 LOB: 1 BB: 1 P: 20	R: 2 E: 0 K: 0 S: 14 H: 2 LOB: 1 BB: 0 P: 18	R: 0 E: 0 K: 0 S: 7 H: 0 LOB: 1 BB: 1 P: 13	R: 1 E: 0 K: 1 S: 22 H: 0 LOB: 3 BB: 4 P: 39	R: 1 E: 0 K: 0 S: 7 H: 3 LOB: 1 BB: 0 P: 10	R: 0 E: 0 K: 0 S: 8 H: 0 LOB: 0 BB: 0 P: 14		1B: 6 2B: 1 3B: 0 HR: 0 SF: 0 SAC: 0 DP: 1 HBP: 1						

PITCHER		IP	WLS	BF	H	R	ER	SO	BB	IBB	HBP	BLK	WP	HR	S	P	ERA	WHIP
58 Calvin Faucher, R ERA: 4.15	(1, 1)	2.2		11	2	1	1	2	1	0	0	0	0	0	25	42	3.38	1.125
44 Trevor Kelley, R ERA: 9.0	(3, 1)	2.0	L	10	2	2	2	0	1	0	1	1	0	0	21	31	9.00	1.500
19 Josh Fleming, L ERA: 6.1	(5, 1)	3.1		16	3	2	2	1	3	1	0	0	0	0	40	67	5.40	1.800

PITCHER	IP	WLS	BF	H	R	ER	SO	BB	IBB	HBP	BLK	WP	HR	S	P	ERA	WHIP

BOTTOM

Tampa Bay Rays @ Toronto Blue Jays

Rogers Centre, Toronto, ON

Sat Apr 15 2023, 3:09 PM - 5:42 PM EDT

Att. 41,679 - Partly Cloudy - 63 F

livebaseballscorecards.com

AB	30
R	5
H	7
RBI	5
BB	6
SO	3
LOB	17

WP: 0 PA: 37
PB: 0
SB: 2
CS: 0

Tampa Bay Rays @ Toronto Blue Jays

Rogers Centre, Toronto, ON

Sun Apr 16 2023, 1:40 PM - 4:19 PM EDT

Att. 39,179 - Sunny - 66 F

TOP

livebaseballscorecards.com

Batter	1	2	3	4	5	6	7	8	9	AB	R	H	RBI	BB	SO	LOB
2 Yandy Díaz, R (1, 3) OBP: 0.381, SLG: 0.529	H SI 93 1-0 87 1B 8 BB 5 BB HBP	B SL 82 F SI 94 B SI 93 B SI 94 F FF 94 B SL 83 4-2 87 1B 8 BLK BB		B SL 82 B FF 93 X SI 93 2-0 8 G4-3 2B	B SL 78 C SL 81 X FF 92 1-1 87 BB 8 BB 1B		C FF 92 C CH 83 S CH 84 0-3 ③ K			3	1	2	0	1	1	0
8 Brandon Lowe, L (1, 4) OBP: 0.442, SLG: 0.690	B FF 92 B FF 93 B SI 93 C SI 94 B FF 94 4-1 5 BB 87 1B 15 1B 1-2 BB	F CH 86 F FF 94 D SL 81 X SI 95 1-2 ② G5-3 1-2		B SI 93 B CH 86 F CH 87 F SL 82 X CH 87 2-2 ② G4-3 2-3	C SL 84 C SI 95 D SL 84 F SL 85 F SL 84 B SI 96 B SI 95 B SL 84 4-2 87 BB 1-2 BB			C FF 92 F FF 93 B CH 83 B FF 93 X CH 84 2-2 ① G3-1		3	1	0	0	2	0	2
87 Harold Ramírez, R (1, 7) OBP: 0.395, SLG: 0.641	C SL 82 S SL 82 B SL 80 X FF 94 1-2 5 BB 15 1B 1-2 2-3 1B	B SL 80 C SL 81 X SI 92 1-1 2-3 1B		X SI 93 0-0 ③ G5-3	B SL 84 B SI 94 C SI 94 C SL 84 B SI 95 B SI 94 4-2 1-2 2-3 BB			B CH 83 S FF 92 X FF 92 1-1 ② F8		4	1	2	0	1	0	1
5 Wander Franco, S (1, 10) OBP: 0.366, SLG: 0.621	B CH 86 F SL 82 B CH 88 B FF 94 B SI 94 4-1 15 1B 1-2 2-3 3-H BB	C FF 92 X FF 93 0-1 ③ F9			C SL 80 B CH 86 B SI 94 C SI 94 C SL 84 3-3 ① K C SL 84 C SI 94 B SI 95 B SL 84 0-3 ③ K			B FF 92 S CH 82 S CH 82 F FF 92 C FF 93 1-3 ③ K		4	0	0	1	1	3	5
55 Luke Raley, L (1, 9) OBP: 0.310, SLG: 0.528	C CH 87 B CH 88 S FF 94 S FF 95 1-3 ① K	X FF 90 0-0 1B			B FF 93 C FF 94 S FF 94 S FF 95 1-3 ② K F SI 92 X SL 86 0-1 ① F7				B FF 93 B FF 93 X FF 93 2-0 ① P5	5	0	1	0	0	2	3
6 Taylor Walls, S (1, 6) OBP: 0.378, SLG: 0.469	C FF 94 F SI 94 F FF 94 F FF 95 B SI 94 T SI 95 1-2 ② K	1 SAFE B SL 81 X SI 92 1-0 ① P6			B SL 81 C FF 93 B CH 86 B SI 93 B FF 93 4-1 15 S 15 2B BB B SL 84 C SI 92 B CH 86 X SL 85 2-1 ② L9				X FF 94 0-0 15 G3-1 7 1B 2B	4	2	1	0	1	1	4
15 Josh Lowe, L (1, 8) OBP: 0.405, SLG: 0.718	C CH 87 S FF 95 B FF 95 F SI 95 F FF 95 B SL 82 X SL 81 2-2 7 S 1-3 2-H 3-H 1B	X CH 84 0-0 ② F9			C FF 93 B FF 94 B FF 94 S CH 88 F SL 82 X SI 95 2-2 7 1B 14 HR 1-H 2B	C SI 94 B SI 93 C SL 86 S SL 86 1-3 ③ K			C SL 85 X SL 85 0-1 ② G3-1 2-3	5	1	2	3	0	1	2
7 Vidal Bruján, S (1, 5) OBP: 0.333, SLG: 0.333	B SI 93 B SL 81 X SI 93 2-0 ③ L4 1-2	C FF 93 X FF 91 0-1 ③ G4-3			F SL 80 2 SAFE T CH 87 X CH 86 0-2 14 HR 2-3 1B		S FF 93 F FF 93 B CH 83 S CH 83 1-3 ① K		X SL 85 0-0 3-H 1B	5	1	2	1	0	1	3
14 Christian Bethancourt, R (1, 2) OBP: 0.294, SLG: 0.581		B SL 79 C SL 79 C SL 79 B SL 81 C SI 93 2-3 ① K		C SI 91 X SL 80 0-1 ① G6-3	S SL 80 X SL 80 0-1 1-H 3-H HR		B CH 83 S CH 83 B FF 92 S FF 92 B CH 84 F CH 84 F FF 93 X CH 84 3-2 ② F9		X SI 94 0-0 ③ F8	5	1	1	3	0	1	1

Inning Stats																		
	R: 3	H: 2	R: 0	H: 1	R: 0	H: 1	R: 0	H: 1	R: 4	H: 4	R: 0	H: 0	R: 0	H: 0	R: 0	H: 0	R: 1	H: 2
	E: 0	LOB: 2	E: 0	LOB: 2	E: 0	LOB: 1	E: 0	LOB: 1	E: 0	LOB: 3	E: 0	LOB: 0	E: 0	LOB: 0	E: 0	LOB: 0	E: 0	LOB: 1
	K: 2	BB: 2	K: 1	BB: 1	K: 0	BB: 0	K: 0	BB: 0	K: 3	BB: 3	K: 1	BB: 0	K: 2	BB: 0	K: 1	BB: 0	K: 0	BB: 0
	S: 19	P: 35	S: 12	P: 20	S: 5	P: 6	S: 7	P: 11	S: 27	P: 46	S: 7	P: 10	S: 11	P: 15	S: 9	P: 13	S: 6	P: 8

	1B: 7	SF: 0
	2B: 3	SAC: 0
	3B: 0	DP: 0
	HR: 1	HBP: 1

	WP: 0	PA: 45
	PB: 0	
	SB: 2	
	CS: 0	

	AB	38
	R	8
	H	11
	RBI	8
	BB	6
	SO	10
	LOB	21

PITCHER		IP	WLS	BF	H	R	ER	SO	BB	IBB	HBP	BLK	WP	HR	S	P	ERA	WHIP
6 Alek Manoah, R ERA: 6.98	(1, 1)	4.2	L	28	9	7	7	5	4	0	1	1	0	1	61	101	13.50	2.786
56 Zach Pop, R ERA: 1.23	(5, 1)	0.1		3	0	0	0	1	2	0	0	0	0	0	9	17	0.00	6.000
58 Tim Mayza, L ERA: 1.59	(6, 1)	1.0		3	0	0	0	1	0	0	0	0	0	0	7	10	0.00	0.000
33 Trevor Richards, R ERA: 3.68	(7, 1)	2.0		6	0	0	0	3	0	0	0	0	0	0	20	28	0.00	0.000
52 Anthony Bass, R ERA: 7.11	(9, 1)	1.0		5	2	1	1	0	0	0	0	0	0	0	6	8	9.00	2.000

PITCHER	IP	WLS	BF	H	R	ER	SO	BB	IBB	HBP	BLK	WP	HR	S	P	ERA	WHIP

BOTTOM

Tampa Bay Rays @ Toronto Blue Jays

Rogers Centre, Toronto, ON

Sun Apr 16 2023, 1:40 PM - 4:19 PM EDT

Att. 39,179 - Sunny - 66 F

livebaseballscorecards.com

Batter	1	2	3	4	5	6	7	8	9	AB	R	H	RBI	BB	SO	LOB
4 George Springer, R (1, 10) OBP: 0.315, SLG: 0.379	B FF 96 B FF 96 C FF 94 B CH 86 S FF 96 B FF 96 4-2 11 1B 27 1B BB		B CU 81 S CH 86 X FF 96 1-1 ① F8		F CH 86 C FF 98 F FF 98 X SL 90 0-2 ② P4			C SL 80 B SL 80 F FF 95 F FF 95 X SL 79 1-2 ① L7		3	1	0	0	1	0	1
11 Bo Bichette, R (1, 6) OBP: 0.400, SLG: 0.597	S FF 95 B CU 79 F FF 95 F FF 96 X FF 96 1-2 27 1B 1-2 1B		B CH 86 X CH 86 1-0 ② G4-3		B CH 86 F CH 86 X CU 82 1-1 ③ F9			C SL 80 B FF 92 X SL 81 1-1 26 F8 27 BB 1B		4	0	2	0	0	0	1
27 Vladimir Guerrero Jr., R (1, 3) OBP: 0.473, SLG: 0.500	B CU 80 X CH 85 1-0 1-2 2-H 1B		F CU 82 B FF 98 X CH 87 1-1 ③ G5-3			B CH 85 S CH 85 S FF 95 T CH 86 1-2 ① K		B FF 95 B SL 82 B SL 81 B FF 96 4-0 1-2 BB		3	0	1	1	1	1	0
26 Matt Chapman, R (1, 5) OBP: 0.484, SLG: 0.719	C FF 97 S FF 97 X FF 98 0-2 ① F8			B CH 87 X CU 82 1-0 ① F9		F FF 96 C CU 81 F FF 98 B CH 87 C FF 98 1-3 ② K		F FF 96 F FF 95 B SL 80 X SL 81 1-2 ② F8 2-3		4	0	0	0	0	1	4
30 Alejandro Kirk, R (1, 2) OBP: 0.383, SLG: 0.324	C CU 82 F FF 97 S FF 99 0-3 ② K			B CU 80 C FF 94 X SL 87 1-1 ② G5-3		B CU 82 B FF 97 C FF 95 C CU 82 F FF 97 F FF 97 B SL 87 B FF 97 4-2 BB		C SL 81 B FF 95 B SL 80 C SL 80 B FF 96 C FF 96 3-3 ③ K		3	0	0	0	1	2	4
15 Whit Merrifield, R (1, 7) OBP: 0.320, SLG: 0.341	B FF 98 B CH 86 F FF 97 C CU 81 F FF 98 F FF 100 X CU 84 2-2 ③ G6-3			F FF 96 B FF 98 S CH 85 F CH 88 X CU 82 1-2 2B		X CH 85 0-0 ③ F9			C FF 93 F ST 79 B FF 94 X ST 80 1-2 5 FC5-4 1B	4	0	2	0	0	0	3
5 Santiago Espinal, R (1, 4) OBP: 0.121, SLG: 0.065		B CU 82 C CH 86 C CU 83 F FF 98 X CU 82 1-2 ① G5-3		C CH 86 F FF 98 B FF 99 X SL 89 1-2 ③ G6-3			C FF 92 B SL 84 S SL 83 X FF 93 1-2 ① F9		C ST 78 D ST 80 F FF 94 B CH 90 X ST 79 2-2 ① FC5-4 39 L1-6 7 BB 1-2f	4	0	0	0	0	0	2
7 Jordan Luplow, R (1, 9)		B CH 86 F FF 97 S CU 83 B FF 98 F CU 81 S SL 88 2-3 ② K			B FF 94 B FF 95 T FF 94 S CH 85 F CU 81 S FF 97 2-3 ① K		B SL 83 X FF 92 1-0 ② G6-3		B SL 83 B FF 92 C FF 94 F SL 84 B ST 79 B FF 93 4-2 1-2 BB	3	0	0	0	1	2	0
39 Kevin Kiermaier, L (1, 8) OBP: 0.327, SLG: 0.490		S SL 86 C CU 81 C CU 86 0-3 ③ K			B FF 96 S SL 88 B SL 88 F FF 96 X FF 96 2-2 2B		C SL 84 X SL 84 0-1 ③ P5		F CH 89 X CH 90 0-1 ②③ L1-6 2-2	4	0	1	0	0	1	2

Inning Stats	1	2	3	4	5	6	7	8	9
	R: 1 E: 0 K: 1 S: 18 H: 2 LOB: 2 BB: 1 P: 26	R: 0 E: 0 K: 2 S: 11 H: 0 LOB: 0 BB: 0 P: 14	R: 0 E: 0 K: 0 S: 5 H: 0 LOB: 0 BB: 0 P: 8	R: 0 E: 0 K: 0 S: 10 H: 1 LOB: 1 BB: 0 P: 14	R: 0 E: 0 K: 1 S: 13 H: 1 LOB: 1 BB: 0 P: 18	R: 0 E: 0 K: 2 S: 12 H: 0 LOB: 1 BB: 1 P: 18	R: 0 E: 0 K: 0 S: 6 H: 0 LOB: 0 BB: 0 P: 8	R: 0 E: 0 K: 1 S: 12 H: 1 LOB: 2 BB: 1 P: 22	R: 0 E: 0 K: 0 S: 10 H: 1 LOB: 1 BB: 1 P: 17

	AB	R	H	RBI	BB	SO	LOB
	32	1	6	1	4	7	17

	1B	SF	PA	WP	HR	S	P
	4	0	36	0	0	0	0
	2B	SAC		PB			
	3	0		0			
	3B	DP		SB			
	0	1		0			
	HR	HBP		CS			
	0	0		0			

PITCHER		IP	WLS	BF	H	R	ER	SO	BB	IBB	HBP	BLK	WP	HR	S	P	ERA	WHIP
18 Shane McClanahan, L ERA: 1.57	(1, 1)	6.0	W	24	4	1	1	6	2	0	0	0	0	0	69	98	1.50	1.000
38 Colin Poche, L ERA: 1.69	(7, 1)	1.0		3	0	0	0	0	0	0	0	0	0	0	6	8	0.00	0.000
60 Garrett Cleavinger, L ERA: 1.5	(8, 1)	1.0		5	1	0	0	1	1	0	0	0	0	0	12	22	0.00	2.000
47 Jason Adam, R ERA: 1.42	(9, 1)	1.0		4	1	0	0	0	1	0	0	0	0	0	10	17	0.00	2.000

PITCHER	IP	WLS	BF	H	R	ER	SO	BB	IBB	HBP	BLK	WP	HR	S	P	ERA	WHIP

Batter	1	2	3	4	5	6	7	8	9	AB	R	H	RBI	BB	SO	LOB
2 Yandy Díaz, R (1, 3) OBP: 0.373, SLG: 0.500 7 Vidal Brujàn, S (9, PH) OBP: 0.313, SLG: 0.313	C FF 97 B SL 89 S SL 88 X SL 89 1-2 F8 ①		B SL 85 F FF 96 B FF 96 C SL 88 X SL 88 2-2 G1-3 ① 2-3		B FF 93 B SL 82 F FF 94 C FF 94 B CH 89 B CH 87 4-2 1-2 BB		B FC 88 B FC 88 B FF 94 C FF 92 X FC 89 3-1 F9 ②		S CH 83 S CH 83 B CH 84 S CH 82 1-3 K ③	3 1	0 0	0 0	0 0	1 0	0 1	1 0
8 Brandon Lowe, L (1, 4) OBP: 0.411, SLG: 0.630	S SL 86 B SL 86 X FF 97 1-1 F8 ②		C SL 85 F FF 96 B SL 85 B SL 87 S CH 91 2-3 K ②		B CU 81 X SI 89 1-0 L3-6 ②③ 2-2		B CH 85 S FC 92 S FF 94 C FF 95 1-3 K ③			4	0	0	0	0	2	3
56 Randy Arozarena, R (1, 7) OBP: 0.371, SLG: 0.500	C SL 88 C FF 97 B FF 98 X SL 88 1-2 G5-3 ③		F FF 96 B FF 98 B SL 87 C SL 89 B FF 98 X SL 88 3-2 P4 ③			X CH 83 0-0 5 FC6-4 1B		B FF 90 B CH 81 C FF 90 X FF 89 2-1 5 G4-3 1B		4	0	2	0	0	0	1
5 Wander Franco, S (1, 6) OBP: 0.347, SLG: 0.586		C FF 96 B FF 97 B SL 87 B CH 90 X FF 98 3-1 F8 ①		C SL 80 C CH 86 B CH 85 B FF 92 B CH 85 X FF 93 3-2 L3 ①		C CU 81 D CH 83 S CH 84 X CH 85 1-2 FC6-4 ① 17 E 87 1B 1-2f			B FF 91 X CH 81 1-0 G4-3 ① 1-2	4	0	0	0	0	0	2
87 Harold Ramírez, R (1, 10) OBP: 0.404, SLG: 0.628		C SL 86 F FF 97 B FF 96 X SL 87 1-2 G5-3 ②		F CH 86 F FF 94 B CH 86 F SL 82 X SL 81 1-2 15 FC4-6 1B		S SI 90 D SI 90 F CH 86 F CH 85 X SI 90 1-2 17 E 1-2 1B			D FF 91 D CH 81 X CH 82 2-0 P5 ②	4	0	2	0	0	0	1
17 Isaac Paredes, R (1, 5) OBP: 0.321, SLG: 0.431		F FF 98 F SL 86 B SL 88 X FF 97 1-2 15 2B 1B		C SL 81 1 SAFE X CH 87 0-1 F9 ②		B CU 81 X SI 90 1-0 FC4 1-2 2-3			C FF 92 C CH 83 S SI 92 0-3 K ③	4	0	1	0	0	1	4
15 Josh Lowe, L (1, 9) OBP: 0.413, SLG: 0.791		X FF 96 0-0 1-3 2B		C SL 81 B CH 88 X CH 86 1-1 FC4-6 ③ 1-2f		D SI 91 S CU 82 S CU 81 F CU 81 S CH 86 1-3 K ②			B FF 91 X CH 81 1-0 HR	4	1	2	1	0	1	4
13 Manuel Margot, R (1, 8) OBP: 0.255, SLG: 0.357		F FF 96 X FF 97 0-1 G4-3 ③			C SL 81 F CH 87 X SL 81 0-2 F7 ①	C FF 93 B ST 85 F FF 95 X FF 95 1-2 F9 ③			S FF 91 F FF 91 X CH 84 0-2 P2 ①	4	0	0	0	0	0	5
14 Christian Bethancourt, R (1, 2) OBP: 0.316, SLG: 0.588			S SL 84 S SL 87 B SL 86 X FF 97 1-2 2 G1-3 2B		B CH 87 S SL 82 F SL 84 B SL 83 B CH 87 F FF 93 B FF 93 4-2 8 L3-6 2 BB BB		X FC 91 0-0 F9 ①		B SL 82 T CH 82 B SL 83 B CH 81 X FF 91 3-1 F8 ②	3	0	1	0	1	0	0
Inning Stats	R: 0 E: 0 K: 0 S: 8 H: 0 LOB: 0 BB: 0 P: 11	R: 0 E: 0 K: 0 S: 11 H: 2 LOB: 2 BB: 0 P: 16	R: 0 E: 0 K: 1 S: 12 H: 1 LOB: 0 BB: 0 P: 20	R: 0 E: 0 K: 0 S: 11 H: 1 LOB: 1 BB: 0 P: 16	R: 0 E: 0 K: 0 S: 9 H: 0 LOB: 1 BB: 2 P: 18	R: 0 E: 1 K: 1 S: 16 H: 2 LOB: 3 BB: 0 P: 21	R: 0 E: 0 K: 1 S: 6 H: 0 LOB: 0 BB: 0 P: 10	R: 0 E: 0 K: 1 S: 7 H: 1 LOB: 1 BB: 0 P: 12	R: 1 E: 0 K: 1 S: 9 H: 1 LOB: 0 BB: 0 P: 14	1B: 5 2B: 3 3B: 0 HR: 1	SF: 0 SAC: 0 DP: 1 HBP: 0					

PITCHER		IP	WLS	BF	H	R	ER	SO	BB	IBB	HBP	BLK	WP	HR	S	P	ERA	WHIP
21 Hunter Greene, R ERA: 4.24	(1, 1)	3.0		12	3	0	0	1	0	0	0	0	0	0	31	47	0.00	1.000
46 Buck Farmer, R ERA: 5.87	(4, 1)	1.1		7	1	0	0	0	2	0	0	0	0	0	19	32	0.00	2.250
48 Alex Young, L ERA: 1.17	(5, 1)	1.1	H	6	2	0	0	1	0	0	0	0	0	0	14	19	0.00	1.500
79 Ian Gibaut, R ERA: 2.57	(6, 1)	1.1	W	4	0	0	0	1	0	0	0	0	0	0	9	14	0.00	0.000
57 Kevin Herget, R ERA: 2.35	(8, 1)	2.0		8	2	1	1	2	0	0	0	0	0	1	16	26	4.50	1.000

PITCHER	IP	WLS	BF	H	R	ER	SO	BB	IBB	HBP	BLK	WP	HR	S	P	ERA	WHIP

TOP

Tampa Bay Rays @ Cincinnati Reds

Great American Ball Park, Cincinnati, OH

Mon Apr 17 2023, 6:42 PM - 9:09 PM EDT
Att. 7,375 - Partly Cloudy - 52 F

livebaseballscorecards.com

AB	35
R	1
H	8
RBI	1
BB	2
SO	5
LOB	21

Batter	1	2	3	4	5	6	7	8	9	AB	R	H	RBI	BB	SO	LOB
6 Jonathan India, R (1, 4) OBP: 0.423, SLG: 0.474	F FF 93 B FF 94 C CH 89 B CH 88 B FF 94 B FF 93 4-2 17 SH1-3 BB	C CH 89 X FF 94 0-1 ③ F8		C SI 90 B ST 78 F SI 89 B ST 77 B ST 75 X SI 89 3-2 ② G5-3			B SI 90 C FC 84 F SI 90 H ST 78 2-2 17 HBP 37 1B HBP	C ST 75 C ST 78 X ST 77 0-2 ② F8		3	1	0	0	1	0	3
17 Stuart Fairchild, R (1, 7) OBP: 0.344, SLG: 0.440	X FF 93 0-0 ① SH1-3 1-2		B CH 89 C CH 88 X FF 94 1-1 ① G5-3	S SI 89 B ST 76 S ST 75 B ST 77 X ST 75 2-2 ③ F7			1 SAFE H SI 89 1-0 37 1B 28 1B 1-2 HBP	B ST 76 F SI 88 F ST 75 F ST 77 F ST 76 F ST 77 B ST 77 B SI 89 S ST 76 3-3 ③ K		3	1	0	0	0	1	1
4 Wil Myers, R (1, 3) OBP: 0.323, SLG: 0.379	D CH 89 S CH 89 F CH 89 S FF 95 1-3 ② K		S FC 84 C FC 85 X CH 90 0-2 ② G5-3		B FC 86 F SI 90 F SI 90 B ST 79 S SL 81 2-3 ① K		C ST 77 S SI 89 C ST 78 0-3 ② K			4	0	0	0	0	3	3
37 Tyler Stephenson, R (1, 2) OBP: 0.375, SLG: 0.309	C FF 94 F CH 89 B CH 90 X FF 95 1-2 ③ F9		C FF 94 B FC 84 X CH 89 1-1 ③ F7		C SI 90 B FC 85 F SI 90 B ST 79 B SL 81 X SI 90 3-2 ② G4-3		B ST 78 B ST 77 2 SAFE B SI 89 C SI 87 F SI 88 X SI 89 3-2 28 1B 1-3 2-H 1B			4	0	1	1	0	0	1
28 Kevin Newman, R (1, 10) OBP: 0.278, SLG: 0.455		F FF 94 X FF 93 0-1 HR		B SI 88 C SI 89 X ST 75 1-1 15 BB 2B 2B	C SI 90 B ST 79 X SI 90 1-1 ③ L4		B ST 77 1 SAFE F SI 88 C SI 90 F ST 77 X ST 78 1-2 1-2 3-H 1B			4	2	3	2	0	0	0
27 Jake Fraley, L (1, 9) OBP: 0.385, SLG: 0.381		X FF 94 0-0 ① G4-3		B SI 91 B SI 90 B SI 89 B SI 90 4-0 15 BB 2B BB		B SI 88 F SI 89 C FC 85 F CH 85 C ST 77 1-3 ① K	D CH 85 F SI 89 F SI 89 F ST 78 F CH 84 S CH 84 1-3 ③ K			3	1	0	0	1	2	2
15 Nick Senzel, R (1, 5) OBP: 0.333, SLG: 0.278		F CH 89 F CH 89 F FF 95 B CH 90 X CH 90 1-2 E6 WP		B SI 90 B SI 90 C SI 89 B SI 89 B SI 89 4-1 1-2 2-3 2B BB		C SI 90 C ST 78 F SI 91 B SI 89 F ST 78 B ST 80 S ST 79 2-3 ② K		X SI 87 0-0 2 2B 1B		3	2	1	0	1	1	0
2 Jose Barrero, R (1, 6) OBP: 0.289, SLG: 0.341		B CH 89 X CH 90 1-0 ② F9		B SI 91 B ST 77 F SI 89 C SI 90 S ST 76 2-3 ① K		B ST 79 C SI 90 F ST 78 B ST 79 S ST 79 2-3 ③ K		F ST 76 B SI 89 X SI 87 1-1 1-H G4-3 2B		4	1	1	1	0	2	4
TJ Friedl, L (1, 8) OBP: 0.371, SLG: 0.518		B FC 84 C FF 94 B CH 89 D CH 90 B FF 93 4-1 1-2 BB		B SI 88 C FC 90 B SI 89 X FC 88 2-1 1-H 2-H 3-H 2B			C SI 89 B CH 84 B CH 86 X CH 84 2-1 ① G4-3	B SI 89 B SI 89 C SI 89 F CH 82 B CH 84 X SI 89 3-2 ① G4-3 3-H		3	0	1	4	1	0	0
Inning Stats	R: 0 E: 0 K: 1 S: 9 H: 0 LOB: 1 BB: 1 P: 15	R: 1 E: 1 K: 0 S: 11 H: 1 LOB: 2 BB: 1 P: 17	R: 0 E: 0 K: 0 S: 7 H: 0 LOB: 0 BB: 0 P: 9	R: 3 E: 0 K: 1 S: 14 H: 2 LOB: 1 BB: 2 P: 32	R: 0 E: 0 K: 1 S: 8 H: 0 LOB: 0 BB: 0 P: 14	R: 0 E: 0 K: 3 S: 12 H: 0 LOB: 0 BB: 0 P: 17	R: 2 E: 0 K: 2 S: 19 H: 2 LOB: 2 BB: 0 P: 29	R: 2 E: 0 K: 1 S: 15 H: 2 LOB: 0 BB: 0 P: 22		1B: 3 2B: 3 3B: 0 HR: 1 SF: 0 SAC: 1 DP: 0 HBP: 2					

PITCHER		IP	WLS	BF	H	R	ER	SO	BB	IBB	HBP	BLK	WP	HR	S	P	ERA	WHIP
68 Jalen Beeks, L ERA: 3.0	(1, 1)	3.0	L	13	1	1	1	1	2	0	0	0	1	1	27	41	3.00	1.000
49 Kevin Kelly, R ERA: 5.59	(4, 1)	1.0		7	2	3	3	1	2	0	0	0	0	0	14	32	27.00	4.000
71 Cooper Criswell, R ERA: 9.0	(5, 1)	4.0		18	4	4	4	7	0	0	2	0	0	0	54	82	9.00	1.000

PITCHER	IP	WLS	BF	H	R	ER	SO	BB	IBB	HBP	BLK	WP	HR	S	P	ERA	WHIP

BOTTOM

Tampa Bay Rays @ Cincinnati Reds

Great American Ball Park, Cincinnati, OH

Mon Apr 17 2023, 6:42 PM - 9:09 PM EDT

Att. 7,375 - Partly Cloudy - 52 F

livebaseballscorecards.com

AB	31
R	8
H	7
RBI	8
BB	4
SO	9
LOB	14

Batter	1	2	3	4	5	6	7	8	9	AB	R	H	RBI	BB	SO	LOB
2 Yandy Díaz, R (1, 3) OBP: 0.380, SLG: 0.552	X FF 94 0-0 ① L9	B FF 93 F CH 87 B CU 79 X CU 79 2-1 HR 1-H 2-H	B CH 85 B CU 79 X CH 86 2-0 ③ FC6-4 1-2f		B FF 92 X CH 85 1-0 5 BB 1-3 1B		F ST 81 B CH 88 X SL 84 1-1 ③ G4-3		S FA 68 X FA 73 0-1 ③ G3	4	1	2	3	0	0	1
55 Luke Raley, L (6, 3) OBP: 0.295, SLG: 0.500										2	0	0	0	0	0	2
5 Wander Franco, S (1, 6) OBP: 0.363, SLG: 0.575	B FF 93 B CU 79 X FF 92 2-0 ② L9	B CH 87 F FF 93 X FF 93 1-1 1B		H CU 79 1-0 17 CS HBP	B CU 79 B CH 86 B CH 86 B FF 92 4-0 17 FC6-4 1-2 BB			C FF 95 B SL 87 C FF 94 B SL 87 S SL 86 2-3 ① K		3	0	1	0	1	1	0
17 Isaac Paredes, R (1, 5) OBP: 0.311, SLG: 0.400	C FF 91 H CU 81 1-1 HBP	1 SAFE B FF 92 C FF 92 B CH 87 F CH 88 C FF 92 2-3 ③ K		B FF 91 B CH 86 S CH 87 X FF 92 2-1 ①② F9 1-2	C FF 94 B FF 95 B SL 84 F FF 94 X FF 95 2-2 ③ FC6-4 1-2f			S FF 95 B SL 88 S SL 86 T SL 87 1-2 ② K		4	0	0	0	0	2	5
56 Randy Arozarena, R (1, 7) OBP: 0.373, SLG: 0.537	B CU 78 C FF 92 C FF 93 S CU 81 1-3 ③ K		C CU 77 B CU 80 X FF 92 1-1 87 1B 6 3B 1B	X FF 92 0-0 HR		C SL 86 S FF 96 F FF 96 B SL 87 S SL 86 1-3 ① K		S SL 86 B FF 94 C SL 86 S FF 95 1-3 ③ K		5	2	2	1	0	3	1
87 Harold Ramírez, R (1, 10) OBP: 0.404, SLG: 0.604		B FF 92 B CU 78 S FF 92 S CU 79 B FF 92 C FF 94 3-3 ① K	D CH 86 X FF 92 1-0 6 3B 1-3 1B	C CU 78 F FF 91 X CU 79 0-2 1B		X FF 96 0-0 ② F9			C FA 64 F FA 67 B FA 59 B FA 74 B FA 64 X FA 67 3-2 ① L8	5	1	2	0	0	1	0
6 Taylor Walls, S (1, 4) OBP: 0.429, SLG: 0.730		B FF 93 C FF 92 B FF 93 X FF 93 2-1 HR	B CU 78 X FF 93 1-0 13 SF9 1-H 3-H 3B	B CH 86 C CU 77 B CU 79 F CH 86 B FF 92 X CH 85 3-2 ③ G6-3		B FF 96 F FF 95 B CH 89 B FF 96 X FF 95 3-1 HR			B FA 67 B FA 67 X FA 68 2-0 13 1B 21 2B 1B	5	4	4	4	0	0	1
13 Manuel Margot, R (1, 8) OBP: 0.269, SLG: 0.370		B CU 79 C CU 78 B FF 92 X CU 79 2-1 ② P6	X FF 91 0-0 ① SF9 3-H		B FF 92 C CH 87 F FF 92 F CU 79 B FF 93 X CH 87 2-2 2 1B 1B	F SL 86 S SL 85 B SL 84 B FF 96 X FF 95 2-2 ③ L9			B FA 67 S FA 67 X FA 68 1-1 21 2B 1-2 1B	4	0	2	1	0	0	0
21 Francisco Mejía, S (1, 2) OBP: 0.353, SLG: 0.345		B CU 79 C FF 92 B FF 91 F CU 78 X CU 79 2-2 7 HBP 2 HR 1B	B CU 78 X CU 78 1-0 2 FC6-4 1B		B FF 92 F CH 86 C FF 93 F CU 79 F FF 93 B FF 92 F CU 79 F CU 81 F CH 87 2-3 ① S CU 79 K		C ST 82 X FF 94 0-1 7 G4-6-3 1B		X FA 66 0-0 1-3 2-H 2B	5	1	4	1	0	1	1
7 Vidal Bruján, S (1, 9) OBP: 0.286, SLG: 0.250		S CU 77 B FF 93 H CU 79 2-1 2 HR 1-2 HBP	C FF 92 F FF 91 B CU 78 X FF 92 1-2 ② F8		C FF 91 F CU 78 X CU 79 0-2 ② F7		X FF 94 0-0 ①② G4-6-3 1-2f		F FA 64 B FA 59 X FA 67 1-1 ② L3	4	1	0	0	0	0	5
Inning Stats	R: 0 E: 0 K: 1 S: 6 H: 0 LOB: 1 BB: 0 P: 10	R: 4 E: 0 K: 2 S: 18 H: 4 LOB: 1 BB: 0 P: 34	R: 3 E: 0 K: 0 S: 10 H: 4 LOB: 1 BB: 0 P: 17	R: 1 E: 0 K: 0 S: 9 H: 2 LOB: 1 BB: 0 P: 15	R: 0 E: 0 K: 1 S: 19 H: 2 LOB: 3 BB: 1 P: 30	R: 1 E: 0 K: 1 S: 10 H: 1 LOB: 0 BB: 0 P: 16	R: 0 E: 0 K: 0 S: 5 H: 1 LOB: 0 BB: 0 P: 6	R: 0 E: 0 K: 3 S: 9 H: 0 LOB: 0 BB: 0 P: 13	R: 1 E: 0 K: 0 S: 11 H: 3 LOB: 2 BB: 0 P: 18	1B: 11 2B: 1 3B: 1 HR: 4 SF: 1 SAC: 0 DP: 1 HBP: 3						

PITCHER		IP	WLS	BF	H	R	ER	SO	BB	IBB	HBP	BLK	WP	HR	S	P	ERA	WHIP
40 Nick Lodolo, L ERA: 4.98	(1, 1)	4.2	L	29	12	8	8	4	1	0	3	0	0	3	59	101	15.43	2.786
65 Casey Legumina, R ERA: 2.08	(5, 1)	2.1		8	2	1	1	1	0	0	0	0	0	1	18	27	3.86	0.857
43 Alexis Díaz, R ERA: 5.06	(8, 1)	1.0		3	0	0	0	3	0	0	0	0	0	0	9	13	0.00	0.000
22 Luke Maile, R ERA: 9.0	(9, 1)	1.0		6	3	1	1	0	0	0	0	0	0	0	11	18	9.00	3.000

PITCHER	IP	WLS	BF	H	R	ER	SO	BB	IBB	HBP	BLK	WP	HR	S	P	ERA	WHIP

TOP

Tampa Bay Rays @ Cincinnati Reds

Great American Ball Park, Cincinnati, OH

Tue Apr 18 2023, 6:40 PM - 9:06 PM EDT

Att. 11,304 - Clear - 66 F

livebaseballscorecards.com

AB	41
R	10
H	17
RBI	10
BB	1
SO	8
LOB	16

WP: 0 PA: 46
PB: 0
SB: 0
CS: 1

Tampa Bay Rays @ Cincinnati Reds

Great American Ball Park, Cincinnati, OH

Tue Apr 18 2023, 6:40 PM - 9:06 PM EDT

Att. 11,304 - Clear - 66 F

livebaseballscorecards.com

BOTTOM

Batter	1	2	3	4	5	6	7	8	9	AB	R	H	RBI	BB	SO	LOB
6 Jonathan India, R (1, 4) OBP: 0.405, SLG: 0.450	C FF 95 X FC 85 0-1 ① G6-3		C FF 96 S FS 90 B FS 90 C FS 88 1-3 ② K		F FF 96 B FC 86 B FC 88 B FF 96 X FC 88 3-1 ③ P3		B SL 87 F SI 93 S SI 93 B SI 95 X SL 88 2-2 ③ P6			3	0	0	0	0	1	1
17 Stuart Fairchild, R (7, 9) OBP: 0.333, SLG: 0.423										1	0	0	0	0	0	1
TJ Friedl, L (1, 8) OBP: 0.379, SLG: 0.508	C FF 96 B FF 95 B FS 90 T FC 86 F FF 96 X FF 97 2-2 1B		B FC 89 B FS 87 C FF 96 B FF 97 B FF 96 4-1 BB			C FC 90 C FS 85 S FS 89 0-3 ① K		C SI 91 B FS 85 X SL 88 1-1 ① L7		3	0	1	0	1	1	0
27 Jake Fraley, L (1, 7) OBP: 0.375, SLG: 0.356	F FC 88 F CU 76 S FF 96 0-3 ② K		F FC 86 B FS 88 B FF 96 C FS 87 F FF 97 F FS 89 F FF 97 S CU 78 2-3 ③ K			B SI 93 B SI 91 S SI 91 B SI 93 B SI 91 4-1 37 WP BB		B SL 88 X SI 94 1-0 ② G3		3	0	0	0	1	2	2
37 Tyler Stephenson, R (1, 10) OBP: 0.368, SLG: 0.293	B FC 88 B FF 96 B FF 96 F FF 96 F FF 96 S FF 97 3-3 ③ K			C FC 84 B FS 88 B FF 95 F FF 95 C FF 96 2-3 ① K		B SI 93 C SL 87 S SI 92 H FS 83 2-2 1-2 HBP		F SL 89 B SL 88 B SI 93 F SI 93 S SI 93 2-3 ③ K		3	0	0	0	0	3	1
4 Wil Myers, R (1, 9) OBP: 0.319, SLG: 0.371 (7, 3)		B FC 87 S FF 95 X FF 96 1-1 1B		B CU 76 X FF 96 1-0 ② F8		C SI 93 B SL 88 F SI 93 F SL 90 B FS 84 X SL 88 2-2 ② F3			C SL 81 S SL 81 S SL 80 0-3 ① K	4	0	1	0	0	1	2
28 Kevin Newman, R (1, 6) OBP: 0.250, SLG: 0.405		C FF 95 F FC 89 B FF 96 S FC 88 1-3 ① K		X FC 89 0-0 ③ F8		D SL 89 C SI 94 B SI 93 B SL 88 C SL 88 X SL 88 3-2 ③ L9			B FF 96 B FF 95 B SI 94 C FF 95 C FF 95 C SL 82 3-3 ② K	4	0	0	0	0	2	3
32 Jason Vosler, L (1, 3) (7, 5) OBP: 0.200, SLG: 0.438		B CU 78 F FC 87 S FS 87 B FF 96 B FS 90 F FC 88 X FF 96 3-2 ② L9			C FS 86 B FC 85 S FS 87 B CU 76 X FF 95 2-2 ① F7		B SI 92 B SI 93 F SI 94 F SI 93 X SL 88 2-2 ① G3		B SI 94 X SI 95 1-0 ③ L5	4	0	0	0	0	0	1
15 Nick Senzel, R (1, 5) (7, 4) OBP: 0.292, SLG: 0.238		C FC 88 F FS 88 B FC 88 S FF 98 1-3 ③ K			S FC 88 B FF 96 B FF 96 F FC 86 F FS 89 F FS 89 T FF 97 2-2 ② K		C SL 87 X SI 94 0-1 ② G4-3			3	0	0	0	0	2	1
12 Curt Casali, R (1, 2) OBP: 0.273, SLG: 0.238			B FF 95 X FF 95 1-0 ① P3		C FC 87 X FF 97 0-1 1B		B SI 93 C SI 94 X SL 88 1-1 1B			3	0	2	0	0	0	0

	AB	R	H	RBI	BB	SO	LOB
	31	0	4	0	2	12	12

Inning Stats	1	2	3	4	5	6	7	8	9
	R: 0 E: 0 K: 2 S: 12 H: 1 LOB: 1 P: 17	R: 0 E: 0 K: 2 S: 12 H: 1 LOB: 1 BB: 0 P: 18	R: 0 E: 0 K: 2 S: 11 H: 0 LOB: 1 BB: 1 P: 19	R: 0 E: 0 K: 1 S: 5 H: 0 LOB: 0 BB: 0 P: 8	R: 0 E: 0 K: 1 S: 12 H: 1 LOB: 1 BB: 0 P: 19	R: 0 E: 0 K: 1 S: 13 H: 0 LOB: 2 BB: 1 P: 24	R: 0 E: 0 K: 0 S: 10 H: 1 LOB: 1 BB: 0 P: 15	R: 0 E: 0 K: 1 S: 6 H: 0 LOB: 0 BB: 0 P: 10	R: 0 E: 0 K: 2 S: 7 H: 0 LOB: 0 BB: 0 P: 11

1B: 4 SF: 0 WP: 1 PA: 34
2B: 0 SAC: 0 PB: 0
3B: 0 DP: 0 SB: 0
HR: 0 HBP: 1 CS: 0

PITCHER		IP	WLS	BF	H	R	ER	SO	BB	IBB	HBP	BLK	WP	HR	S	P	ERA	WHIP
45 Taj Bradley, R ERA: 2.61	(1, 1)	5.1	W	20	3	0	0	9	1	0	0	0	0	0	55	84	0.00	0.750
72 Yonny Chirinos, R ERA:	(6, 1)	2.2		11	1	0	0	1	1	0	1	0	1	0	26	46	0.00	0.750
60 Garrett Cleavinger, L ERA: 1.29	(9, 1)	1.0		3	0	0	0	2	0	0	0	0	0	0	7	11	0.00	0.000

PITCHER	IP	WLS	BF	H	R	ER	SO	BB	IBB	HBP	BLK	WP	HR	S	P	ERA	WHIP

Batter	1	2	3	4	5	6	7	8	9	AB	R	H	RBI	BB	SO	LOB
2 Yandy Díaz, R (1, 3) OBP: 0.395, SLG: 0.597	HR F9			F9		8 1B 1-2 2-3 1B		8 G3-6 BB		4	1	2	1	1	0	1
8 Brandon Lowe, L (1, 4) OBP: 0.410, SLG: 0.608	56 1B 17 2B 1B	K		K		1-2 2-3 3-H 1B		G3-6 1-2f		5	1	2	1	0	2	1
56 Randy Arozarena, R (1, 10) OBP: 0.388, SLG: 0.542	17 2B 15 1B 1-3 1B	55 S 1B		G6-3		L9			1B	5	1	3	0	0	0	3
55 Luke Raley, L (1, 7) OBP: 0.286, SLG: 0.452	F9	K 1-2			15 FC6 BB	K			P1	4	0	0	0	1	2	7
17 Isaac Paredes, R (1, 5) OBP: 0.303, SLG: 0.400	15 1B 1-3 3-H 2B	P2			L7	K			F7	5	1	1	1	0	1	6
15 Josh Lowe, L (1, 9) OBP: 0.412, SLG: 0.745	13 2B 2-H 3-H 1B		13 S 6 1B BB		FC6 1-2f		F8		P5	4	2	1	2	1	0	2
13 Manuel Margot, R (1, 8) OBP: 0.268, SLG: 0.380	6 BLK 1-H 2B		F9 1-2		F8		G4-3			4	1	1	1	0	0	2
6 Taylor Walls, S (1, 6) OBP: 0.435, SLG: 0.700	G1-3 3-H		14 G5-4-3 2-H 1B			2 1B 14 BB 8 1B BB	P6			3	1	1	1	1	0	0
14 Christian Bethancourt, R (1, 2) OBP: 0.333, SLG: 0.568	1B		G5-4-3 1-2f			8 1B 2 1B 1-2 BB		K		3	0	1	0	1	1	1
Inning Stats	R: 6 E: 0 K: 0 S: 23 H: 7 LOB: 1 BB: 0 P: 35	R: 0 E: 0 K: 2 S: 14 H: 1 LOB: 1 BB: 0 P: 20	R: 1 E: 0 K: 0 S: 10 H: 1 LOB: 0 BB: 1 P: 17	R: 0 E: 0 K: 1 S: 9 H: 0 LOB: 0 BB: 0 P: 12	R: 0 E: 0 K: 0 S: 8 H: 0 LOB: 1 BB: 1 P: 13	R: 1 E: 0 K: 2 S: 19 H: 2 LOB: 3 BB: 2 P: 32	R: 0 E: 0 K: 0 S: 8 H: 0 LOB: 0 BB: 0 P: 10	R: 0 E: 0 K: 1 S: 7 H: 0 LOB: 0 BB: 1 P: 13	R: 0 E: 0 K: 0 S: 8 H: 1 LOB: 1 BB: 0 P: 10	1B: 9 2B: 2 3B: 0 HR: 1 SF: 0 SAC: 0 DP: 2 HBP: 0						

TOP

Tampa Bay Rays @ Cincinnati Reds

Great American Ball Park, Cincinnati, OH

Wed Apr 19 2023, 12:37 PM - 3:01 PM EDT

Att. 10,205 - Sunny - 68 F

livebaseballscorecards.com

AB	37
R	8
H	12
RBI	7
BB	5
SO	6
LOB	23

PITCHER		IP	WLS	BF	H	R	ER	SO	BB	IBB	HBP	BLK	WP	HR	S	P	ERA	WHIP
Levi Stoudt, R ERA: 15.75	(1, 1)	4.0	L	21	9	7	7	3	1	0	0	1	0	1	56	84	15.75	2.500
39 Lucas Sims, R ERA:	(5, 1)	1.0		4	0	0	0	0	1	0	0	0	0	0	8	13	0.00	1.000
63 Fernando Cruz, R ERA: 5.73	(6, 1)	1.0		7	2	1	1	2	2	0	0	0	0	0	19	32	9.00	4.000
52 Reiver Sanmartin, L ERA: 4.15	(7, 1)	1.0		3	0	0	0	0	0	0	0	0	0	0	8	10	0.00	0.000
47 Derek Law, R ERA: 3.24	(8, 1)	1.0		3	0	0	0	1	1	0	0	0	0	0	7	13	0.00	1.000

PITCHER		IP	WLS	BF	H	R	ER	SO	BB	IBB	HBP	BLK	WP	HR	S	P	ERA	WHIP
32 Jason Vosler, R ERA: 4.5	(9, 1)	1.0		4	1	0	0	0	0	0	0	0	0	0	8	10	0.00	1.000

Tampa Bay Rays @ Cincinnati Reds

Great American Ball Park, Cincinnati, OH

Wed Apr 19 2023, 12:37 PM - 3:01 PM EDT

Att. 10,205 - Sunny - 68 F

livebaseballscorecards.com

BOTTOM

Batter	1	2	3	4	5	6	7	8	9	AB	R	H	RBI	BB	SO	LOB
6 Jonathan India, R (1, 4) OBP: 0.410, SLG: 0.435	C FF 94 B FC 88 B FC 88 F FF 96 B FF 97 F FF 94 B FF 95 4-2 SH1-3 BB		B FF 96 C FC 88 C ST 86 S FF 97 1-3 ② K		B FC 88 B FC 87 B FF 96 B FF 94 4-0 BB			X SI 89 0-0 ① G6-3		2	0	0	0	2	1	0
TJ Friedl, L (1, 8) OBP: 0.377, SLG: 0.500	C FF 94 F FC 88 X FC 86 0-2 ① SH1-3 1-2		F FF 96 F FC 88 B CU 80 B FF 95 X FF 96 2-2 1B		C FC 86 C FF 95 F FF 95 X CU 80 0-2 ③ G4-3			C FF 90 B SI 89 S SI 89 S SI 91 1-3 ② K		3	0	1	0	0	1	2
27 Jake Fraley, L (1, 9) OBP: 0.350, SLG: 0.327	X FF 94 0-0 ② L8		B FF 95 X FC 87 1-0 ③ F7			C SI 91 B SI 90 S SI 90 X CU 75 1-2 ① F9		B CU 73 S SI 91 F SI 89 B CU 77 F SI 91 F SI 92 X CU 77 2-2 ③ F8		4	0	0	0	0	0	2
37 Tyler Stephenson, R (1, 10) OBP: 0.361, SLG: 0.290 (9, 3)	C FC 88 B FF 95 F FC 86 F FF 97 C ST 84 1-3 ③ K			C FC 88 C ST 85 B ST 86 B FF 96 C FF 96 2-3 ① K		F SI 91 B CH 82 B CH 82 X SI 91 2-1 ② G6-3			B FF 98 X SL 86 1-0 2 WP 17 BB 1B	4	0	1	0	0	2	1
28 Kevin Newman, R (1, 5) OBP: 0.250, SLG: 0.390		C FC 87 F FF 96 X ST 86 0-2 ① G3-1		X FC 88 0-0 ② G6-3		X CH 82 0-0 1B			X FF 98 0-0 ① L7	4	0	1	0	0	0	1
32 Jason Vosler, L (1, 3) OBP: 0.204, SLG: 0.423 (9, 1)		B FC 86 C FC 87 B FF 97 X FF 96 2-1 1B		C FF 94 F CU 79 B FC 88 F FF 96 B CU 80 F FC 87 F FF 96 S ST 85 2-3 ③ K		C SI 90 F SI 90 F CU 74 D CU 76 S SI 90 1-3 ③ K			S CH 94 B SL 86 F CH 94 C FF 99 1-3 ② K	4	0	1	0	0	3	2
17 Stuart Fairchild, R (1, 7) OBP: 0.351, SLG: 0.393		C FC 88 F FC 88 B FF 97 S ST 87 1-3 ② K			C FC 85 B ST 85 S FC 86 B FF 96 B ST 86 F FF 96 B FF 95 4-2 22 G6-4-3 2 1B BB		F SI 89 S SI 90 T CU 76 0-2 ① K		B FF 98 D SL 87 B FF 97 B FF 97 4-0 2 WP 1-2 BB	2	0	0	0	2	2	1
2 Jose Barrero, R (1, 6) OBP: 0.306, SLG: 0.341		D FC 89 C FC 87 F ST 86 S FF 97 1-3 ③ K			X SI 94 0-0 22 G6-4-3 1-2 1B		X CH 82 0-0 ② G4-3		B SL 85 B FF 95 B SL 85 B FF 97 4-0 1-2 2-3 BB	3	0	1	0	1	1	1
22 Luke Maile, R (1, 2) OBP: 0.188, SLG: 0.188			C FC 87 B ST 86 C FC 87 B ST 86 S FF 96 2-3 ① K		X SI 94 0-0 ① ② G6-4-3 1-2f 2-3		C CH 82 B CH 83 B SI 90 B CH 83 X SI 91 3-1 ③ G6-3		C FF 98 S SL 86 S FF 97 0-3 ③ K	4	0	0	0	0	2	5

	AB	30
	R	0
	H	5
	RBI	0
	BB	5
	SO	12
	LOB	15

Inning Stats	1	2	3	4	5	6	7	8	9
	R: 0 E: 0 K: 1 S: 11 H: 0 LOB: 1 BB: 1 P: 16	R: 0 E: 0 K: 2 S: 11 H: 1 LOB: 1 BB: 0 P: 15	R: 0 E: 0 K: 2 S: 10 H: 1 LOB: 1 BB: 0 P: 16	R: 0 E: 0 K: 2 S: 10 H: 0 LOB: 0 BB: 0 P: 14	R: 0 E: 0 K: 0 S: 9 H: 1 LOB: 2 BB: 2 P: 17	R: 0 E: 0 K: 1 S: 10 H: 1 LOB: 1 BB: 0 P: 14	R: 0 E: 0 K: 1 S: 6 H: 0 LOB: 0 BB: 0 P: 9	R: 0 E: 0 K: 1 S: 9 H: 0 LOB: 0 BB: 0 P: 12	R: 0 E: 0 K: 2 S: 8 H: 1 LOB: 3 BB: 2 P: 18

	1B: 5	SF: 0	WP: 1	PA: 36
	2B: 0	SAC: 1	PB: 0	
	3B: 0	DP: 1	SB: 0	
	HR: 0	HBP: 0	CS: 0	

PITCHER	IP	WLS	BF	H	R	ER	SO	BB	IBB	HBP	BLK	WP	HR	S	P	ERA	WHIP
57 Drew Rasmussen, R (1, 1) ERA: 2.01	5.0	W	20	3	0	0	7	3	0	0	0	0	0	51	78	0.00	1.200
19 Josh Fleming, L (6, 1) ERA: 4.73	3.0	H	10	1	0	0	3	0	0	0	0	0	0	25	35	0.00	0.333
29 Pete Fairbanks, R (9, 1) ERA:	1.0		6	1	0	0	2	2	0	0	0	1	0	8	18	0.00	3.000

PITCHER	IP	WLS	BF	H	R	ER	SO	BB	IBB	HBP	BLK	WP	HR	S	P	ERA	WHIP

Batter	1	2	3	4	5	6	7	8	9	AB	R	H	RBI	BB	SO	LOB
23 Andrew Benintendi, L (1, 7) OBP: 0.342, SLG: 0.343	F SI 95 B SI 95 S FC 90 B CU 87 F FC 91 X SI 95 2-2 **G3** ①	C FC 92 X ST 85 0-1 **1B** 1-2 2-H	F SI 89 B FC 84 S CH 83 D CH 84 B ST 78 B SI 89 4-2 **BB** 1-2 2-3 3-H		B SI 88 B CH 82 X SI 87 2-0 **G3** ③		B SL 82 B FF 91 C FF 90 X FF 90 2-1 **1B**		B SI 91 B FC 89 2-0 **IBB**	4	0	2	1	2	0	1
88 Luis Robert Jr., R (1, 8) OBP: 0.262, SLG: 0.500	F ST 89 B SI 96 B SI 96 F FC 92 S ST 87 2-3 **K** ②	F FC 93 F ST 87 B ST 85 F ST 86 B SI 96 D ST 86 X ST 88 3-2 **G1-3** ③	C ST 77 S SI 89 D ST 78 F ST 76 S SI 89 1-3 **K** ③			C SI 88 X SI 87 0-1 **L7** ①	B FF 91 X FF 90 1-0 **F9** ③		B ST 77 X SI 90 1-0 **G4-3** ③	6	0	0	0	0	2	8
25 Andrew Vaughn, R (1, 3) OBP: 0.386, SLG: 0.429	B SI 96 X FC 93 1-0 **G5-3** ③		B FF 94 B CH 90 B FF 95 B FF 94 4-0 22 BB, 24 BB, 1 BB **BB**	B SI 88 C SI 88 C ST 76 T ST 76 1-2 **K** ①		F SI 88 B ST 75 X SI 87 1-1 30 HBP **2B**		B SI 91 C SI 91 C ST 77 X ST 80 1-2 **G5-3** ①		4	1	1	0	1	1	0
74 Eloy Jiménez, R (1, 10) OBP: 0.275, SLG: 0.304		C SI 95 S ST 88 S ST 87 0-3 **K** ①	D CH 90 C CH 89 B FF 95 S CH 89 S CH 90 2-3 **K** ①	C SI 90 X ST 77 0-1 **HR**		B ST 78 B SI 86 B SI 88 C FC 83 B FC 83 4-1 30 HBP **BB**		F SI 92 S SI 92 B ST 79 F SI 92 X SI 93 1-2 **G6-3** ②		4	1	1	1	1	2	1
24 Yasmani Grandal, S (1, 2) OBP: 0.353, SLG: 0.443		B CU 84 B FC 91 C FC 91 X SI 95 2-1 30 2B, 22 1B **1B**	B FF 95 S CH 90 S CH 91 B FC 85 D CH 91 F FF 95 B FF 95 4-2 1 BB, 22 BB, 50 BB 1-2 **BB**	B SI 88 C SI 88 X SL 82 1-1 **F7** ②		T FF 95 S FF 95 D SL 82 B SL 82 S FF 96 2-3 **K** ②		F SI 92 B FC 91 X SI 92 1-1 **2B**		4	2	2	0	1	1	2
30 Jake Burger, R (1, 5) OBP: 0.359, SLG: 0.818 12 Romy Gonzalez, R (9, 4) OBP: 0.125, SLG: 0.125		B FC 92 F FC 91 C ST 87 X SI 95 1-2 22 1B, 1 1B **2B** 1-3	D CH 91 C CH 90 F FF 95 F CH 91 F FC 83 S FC 86 1-3 **K** ②	B ST 75 C SI 88 C SI 88 F ST 77 B ST 77 F ST 76 X SI 89 2-2 **G4-3** ③		F SL 82 B FF 95 B FF 95 H SL 82 3-1 **HBP** 1-2 2-3		F ST 78 F SI 91 F ST 77 S ST 78 0-3 **K** ③		4 0	1 0	1 0	0 0	0 0	2 0	3 0
22 Oscar Colás, L (1, 9) OBP: 0.303, SLG: 0.300		F FC 93 B FC 92 X FC 92 1-1 1 1B, 23 1B **1B** 2-3 3-H	B FF 96 B CH 90 D CH 90 B FF 94 4-0 50 BB, 1 BB, 23 WP **BB** 1-2 2-3	C SI 88 S CH 83 F CH 83 B ST 75 X CH 84 1-2 **G1-3** ①	C SI 96 B SI 96 F SL 82 S SL 82 1-3 **K** ③				C SI 90 B ST 77 X SI 93 1-1 **G6-3** ①	4	2	1	1	1	1	3
1 Elvis Andrus, R (1, 6) OBP: 0.286, SLG: 0.261		B FC 92 B FC 91 F FC 92 B SI 95 S ST 87 X FC 91 3-2 23 1B **1B** 1-2 3-H	B FF 94 B CH 90 B FF 94 C FF 94 B FF 93 4-1 23 WP, 50 BB **BB** 1-2 2-3 3-H	C SI 88 B SI 89 C SI 88 F ST 75 B ST 78 T SI 89 2-2 **K** ②			X FF 90 0-0 **G5-3** ①		B ST 76 H SI 90 2-0 50 G4-3 **HBP**	3	0	1	2	1	1	0
50 Lenyn Sosa, R (1, 4) OBP: 0.194, SLG: 0.300 (9, 5)		S ST 86 F ST 86 S ST 86 0-3 **K** ②	B CH 90 C FF 94 B CH 90 B FF 94 F FF 94 B FF 95 4-2 23 WP **BB** 1-2 2-3 3-H	B SI 89 B SI 89 F SI 87 X SI 88 2-1 **1B**			B FF 90 F FF 90 X SL 84 1-1 **F7** ②		S SI 90 B ST 76 X SI 92 1-1 **G4-3** 1-2 ②	4	0	1	1	1	1	3
Inning Stats	R: 0 E: 0 K: 1 S: 8 H: 0 LOB: 0 BB: 0 P: 13	R: 3 E: 0 K: 2 S: 23 H: 5 LOB: 2 BB: 0 P: 33	R: 3 E: 0 K: 3 S: 20 H: 0 LOB: 3 BB: 6 P: 48	R: 1 E: 0 K: 1 S: 12 H: 1 LOB: 0 BB: 0 P: 16	R: 0 E: 0 K: 1 S: 11 H: 1 LOB: 1 BB: 0 P: 18	R: 0 E: 0 K: 2 S: 12 H: 1 LOB: 3 BB: 1 P: 23	R: 0 E: 0 K: 0 S: 6 H: 1 LOB: 1 BB: 0 P: 10	R: 0 E: 0 K: 1 S: 13 H: 1 LOB: 1 BB: 0 P: 16	R: 0 E: 0 K: 0 S: 5 H: 0 LOB: 2 BB: 1 P: 12	1B: 6 2B: 3 3B: 0 HR: 1 SF: 0 SAC: 0 DP: 0 HBP: 2						

PITCHER		IP	WLS	BF	H	R	ER	SO	BB	IBB	HBP	BLK	WP	HR	S	P	ERA	WHIP
58 Calvin Faucher, R ERA: 5.91	(1, 1)	2.0		11	5	3	3	3	0	0	0	0	0	0	31	46	13.50	2.500
68 Jalen Beeks, L ERA: 5.59	(3, 1)	0.2		7	0	3	3	2	5	0	0	0	0	0	14	37	40.50	7.500
71 Cooper Criswell, R ERA: 6.75	(3, 1)	2.2		13	3	1	1	3	2	0	0	0	1	1	34	55	3.38	1.875
60 Garrett Cleavinger, L ERA: 1.17	(6, 1)	0.2		3	0	0	0	2	0	0	1	0	0	0	7	13	0.00	0.000
38 Colin Poche, L ERA: 1.42	(7, 1)	1.0		4	1	0	0	0	0	0	0	0	0	0	6	10	0.00	1.000

PITCHER		IP	WLS	BF	H	R	ER	SO	BB	IBB	HBP	BLK	WP	HR	S	P	ERA	WHIP
49 Kevin Kelly, R ERA: 4.63	(8, 1)	2.0	W	9	1	0	0	1	0	1	1	0	0	0	18	28	0.00	0.500

TOP

Chicago White Sox @ Tampa Bay Rays

Tropicana Field, St. Petersburg, FL

Fri Apr 21 2023, 6:43 PM - 9:33 PM EDT

Att. 17,973 - Dome - 72 F

livebaseballscorecards.com

AB	37
R	7
H	10
RBI	6
BB	8
SO	11
LOB	21

WP: 1 PB: 0 SB: 0 CS: 0 PA: 47

BOTTOM

Chicago White Sox @ Tampa Bay Rays

Tropicana Field, St. Petersburg, FL

Fri Apr 21 2023, 6:43 PM - 9:33 PM EDT

Att. 17,973 - Dome - 72 F

livebaseballscorecards.com

Batter	1	2	3	4	5	6	7	8	9	AB	R	H	RBI	BB	SO	LOB
2 Yandy Díaz, R (1, 3) OBP: 0.395, SLG: 0.582	B FF 95 C FF 96 F SL 86 C SL 85 1-3 K ①	B SL 88 C FF 98 B FF 98 X SL 87 2-1 F9 ③		D SL 87 C FF 98 S FF 98 X FF 98 1-2 1-3 2-H 1B		C FF 95 F KC 77 B SL 88 T FF 96 1-2 K ③			C FF 99 X SL 87 0-1 8 HR 1B	5	0	2	1	0	2	0
7 Vidal Bruján, S (9, PR) OBP: 0.286, SLG: 0.250										0	1	0	0	0	0	0
8 Brandon Lowe, L (1, 4) OBP: 0.409, SLG: 0.636	B FF 96 B CH 86 B FF 95 B FF 96 4-0 56 BB 15 2B BB	S FF 95 F CU 81 B FF 96 S FF 96 1-3 K ①	B FF 97 B FF 96 T FF 97 T FF 98 F FF 98 S CU 84 2-3 K ③				B SI 94 B SI 95 X SI 95 2-0 L7 ①		B FF 98 F FF 98 B SL 85 F SL 84 B FF 98 X SL 86 3-2 1-H HR	4	2	1	2	1	2	2
56 Randy Arozarena, R (1, 7) OBP: 0.393, SLG: 0.533	C FF 96 B FF 96 C FF 96 B FF 95 D SL 87 F SL 86 1 SAFE B FF 95 4-2 1-2 15 2B BB	B FF 98 B FF 97 C FF 96 B FF 96 C FF 97 F FF 97 S FF 99 3-3 K ②			C SL 86 F SL 86 B FF 97 S SL 85 1-3 K ①		X SI 96 0-0 1B			3	1	1	0	1	2	0
5 Wander Franco, S (1, 6) OBP: 0.357, SLG: 0.553	C FF 95 X FF 96 0-1 L8 ②	B FF 100 C FF 98 B SL 86 B FF 98 B FF 96 4-1 BB			C FF 98 B CU 80 F FF 98 X CU 84 1-2 G4-3 ②		C CH 88 1 SAFE B SI 95 B SI 95 F CH 90 S SL 87 2-3 K ②			3	0	0	0	1	1	3
15 Josh Lowe, L (1, 8) OBP: 0.418, SLG: 0.745 (9, 9)	C FF 96 B FF 96 X SL 86 1-1 87 HR 1-H 2-H 2B	B FF 98 B FF 97 F FF 97 B FF 99 S FF 98 S FF 98 3-3 K ③			C CU 83 S SL 88 X SL 88 0-2 87 S 1B		C SI 96 X SL 88 0-1 G4-3 ③			4	1	2	2	0	1	2
87 Harold Ramírez, R (1, 10) OBP: 0.429, SLG: 0.667	X SL 86 0-0 2-H HR			C FF 97 B SL 86 F FF 97 X FF 98 1-2 14 1B 2 1B 1B	B FF 99 B FF 97 B FF 97 B FF 96 4-0 1-2 BB			F SI 94 B SI 94 F SI 94 F SI 96 B ST 82 F SI 94 S ST 82 2-3 K ①		3	2	2	2	1	1	0
17 Isaac Paredes, R (1, 5) OBP: 0.286, SLG: 0.375	F FF 96 B SL 87 X FF 97 1-1 P6 ③			F FF 97 F FF 97 B SL 87 B SL 86 X FF 96 2-2 P4 ①	B FF 96 X FF 95 1-0 P3 ③			F SI 96 F SI 95 X SI 95 0-2 G6-3 ②		4	0	0	0	0	0	3
55 Luke Raley, L (1, 9) OBP: 0.269, SLG: 0.422 13 Manuel Margot, R (8, PH) OBP: 0.263, SLG: 0.373 (9, 8)		C FF 96 B CU 80 S FF 96 S FF 97 1-3 K ①		F FF 96 B CU 83 S FF 98 B FF 97 S FF 97 2-3 K ②		F FF 94 C CH 87 S FF 95 S KC 78 1-3 K ①		C SI 95 B ST 82 B SI 94 X SI 94 2-1 F8 ③		3	0	0	0	0	3	1
										1	0	0	0	0	0	0
14 Christian Bethancourt, R (1, 2) OBP: 0.348, SLG: 0.634		B SL 86 C FF 98 C FF 97 S FF 98 1-3 K ②		B FF 98 F FF 96 B SL 86 B FF 97 X FF 96 3-1 2 1B 1-2 1B		S SL 90 S SL 89 B SL 86 S FF 95 1-3 K ②			B SL 86 B FF 99 X FF 99 2-0 HR	4	1	2	1	0	2	0
Inning Stats	R: 4 H: 2 E: 0 LOB: 0 K: 1 BB: 2 S: 13 P: 24	R: 0 H: 0 E: 0 LOB: 0 K: 2 BB: 0 S: 8 P: 12	R: 0 H: 0 E: 0 LOB: 1 K: 3 BB: 1 S: 11 P: 22	R: 1 H: 3 E: 0 LOB: 2 K: 2 BB: 0 S: 18 P: 29	R: 0 H: 1 E: 0 LOB: 2 K: 1 BB: 1 S: 10 P: 17	R: 0 H: 0 E: 0 LOB: 0 K: 3 BB: 0 S: 9 P: 12	R: 0 H: 1 E: 0 LOB: 1 K: 1 BB: 0 S: 7 P: 11	R: 0 H: 0 E: 0 LOB: 0 K: 1 BB: 0 S: 10 P: 14	R: 3 H: 3 E: 0 LOB: 1 K: 0 BB: 0 S: 6 P: 11	1B: 6 SF: 0 2B: 1 SAC: 0 3B: 0 DP: 0 HR: 3 HBP: 0						

	AB	34
	R	8
	H	10
	RBI	8
	BB	4
	SO	14
	LOB	11

	WP: 0	PA: 38
	PB: 0	
	SB: 1	
	CS: 0	

PITCHER		IP	WLS	BF	H	R	ER	SO	BB	IBB	HBP	BLK	WP	HR	S	P	ERA	WHIP
34 Michael Kopech, R ERA: 6.97	(1, 1)	5.0		25	6	5	5	9	4	0	0	0	0	1	60	104	9.00	2.000
58 Jimmy Lambert, R ERA: 3.38	(6, 1)	1.0	H	3	0	0	0	3	0	0	0	0	0	0	9	12	0.00	0.000
49 Kendall Graveman, R ERA: 4.7	(7, 1)	1.0	H	4	1	0	0	1	0	0	0	0	0	0	7	11	0.00	1.000
39 Aaron Bummer, L ERA: 6.43	(8, 1)	1.0	H	3	0	0	0	1	0	0	0	0	0	0	10	14	0.00	0.000
40 Reynaldo López, R ERA: 9.35	(9, 1)	0.0	L	3	3	3	3	0	0	0	0	0	0	2	6	11	∞	∞

PITCHER	IP	WLS	BF	H	R	ER	SO	BB	IBB	HBP	BLK	WP	HR	S	P	ERA	WHIP

Batter	1	2	3	4	5	6	7	8	9	10	AB	R	H	RBI	BB	SO	LOB
1 Elvis Andrus, R (1, 6) OBP: 0.280, SLG: 0.257	S FF 96 S FF 98 F FF 98 S FF 99 0-3 ① K		C CU 82 S CH 89 B CH 88 F FF 99 X FF 98 1-2 1B		B FF 96 B CU 83 X SL 88 2-0 ③ F7			C FF 94 B CH 90 C CH 89 X ST 80 1-2 ① G5-3		B FF 97 C SL 83 B SL 83 X FF 96 2-1 ③ F8	5	0	1	0	0	1	0
88 Luis Robert Jr., R (1, 8) OBP: 0.250, SLG: 0.477	C CU 82 S CH 89 S CH 87 0-3 ② K		S CH 85 S CU 83 F FF 98 B CH 87 B CH 87 S SL 88 2-3 ② K			S CU 82 S CH 87 S CH 87 0-3 ① K		C CH 89 S ST 79 S ST 80 0-3 ② K			4	0	0	0	0	4	1
25 Andrew Vaughn, R (1, 3) OBP: 0.368, SLG: 0.405	F FF 97 X FF 98 0-1 ③ G6-3		X SL 88 0-0 ③ L8			X FF 96 0-0 ② G5-3		C ST 78 B CH 89 F CH 90 F ST 78 F FF 94 B ST 78 S CH 90 2-3 ③ K2-3			4	0	0	0	0	1	1
74 Eloy Jiménez, R (1, 9) OBP: 0.273, SLG: 0.360 51 Adam Haseley, L (9, 9)		B CU 80 B FF 96 S CU 82 B CH 87 X FF 96 3-1 HR		S CU 83 S SL 88 B CH 88 B CH 88 T CU 84 2-2 ① K		C CH 86 S CU 84 B CH 88 B CH 86 F CU 85 X CH 86 2-2 ③ G4-3			S SL 87 B SL 85 X FF 98 1-1 ① G3		4 0	1 0	1 0	1 0	0 0	1 0	0 0
30 Jake Burger, R (1, 5) OBP: 0.349, SLG: 0.750		S FF 95 S CH 88 B CU 82 S CH 87 1-3 ① K		B CU 82 S SL 88 S FF 98 S CH 89 1-3 ② K			S SL 83 F SL 85 S SL 84 0-3 ① K2-3		B SL 85 B FF 98 C SL 86 B SL 85 D SL 83 4-1 23 FC4-6 BB		3	0	0	0	1	3	0
23 Andrew Benintendi, L (1, 7) OBP: 0.338, SLG: 0.338		F FF 97 B CU 82 B SL 88 X SL 86 2-1 ② F8		C CU 82 B FF 99 S SL 89 X SL 89 1-2 ③ F7			F FF 92 S FF 93 X FF 93 0-2 24 G1-4-3 1B		B FF 98 X FF 97 1-0 ② FC4-6 1-2f		4	0	1	0	0	0	1
24 Yasmani Grandal, S (1, 10) OBP: 0.361, SLG: 0.484 22 Oscar Colás, L (10, PR) OBP: 0.303, SLG: 0.300 (10, 10)		B SL 89 B FF 97 C SL 89 S SL 89 B CH 87 B FF 97 4-2 BB	C FF 94 B CU 82 S CU 82 B FF 97 B SL 88 X SL 89 3-2 HR				B FF 92 B FF 92 C FF 92 B FF 92 X FF 92 3-1 ② G1-4-3 1-2		S SL 88 D CH 94 C SL 86 F FF 97 B SL 86 C FF 98 2-3 ③ K	0-0	3 0	1 0	1 0	1 0	1 0	1 0	2 0
44 Seby Zavala, R (1, 2) OBP: 0.280, SLG: 0.417		B CU 82 C FF 96 C CU 81 S CH 87 1-3 ③ K	C FF 95 B CU 84 S CH 86 X CH 88 1-2 ① G6-3				X SL 84 0-0 ③ G5-3			D SL 81 B FF 95 X SL 81 2-0 ① G6-3	4	0	0	0	0	1	2
12 Romy Gonzalez, R (1, 4) OBP: 0.115, SLG: 0.115 32 Gavin Sheets, L (8, PH) OBP: 0.444, SLG: 0.533 50 Lenyn Sosa, R (8, 4) OBP: 0.188, SLG: 0.290			B FF 96 S SL 86 C FF 96 S CH 89 1-3 ① K		C CU 82 S CH 88 B CH 88 S CH 86 1-3 ② K2-3			C CH 88 S CH 91 B CH 91 X FF 94 1-2 HR		C SL 82 B FF 98 F SL 82 S FF 97 1-3 ② K	2 1 1	0 1 0	0 1 0	0 1 0	0 0 1	2 0 0	0 0 0
Inning Stats	R: 0 E: 0 K: 2 S: 9 H: 0 LOB: 0 BB: 0 P: 9	R: 1 E: 0 K: 2 S: 12 H: 1 LOB: 1 BB: 1 P: 23	R: 0 E: 0 K: 2 S: 12 H: 1 LOB: 1 BB: 0 P: 16	R: 0 E: 0 K: 2 S: 9 H: 0 LOB: 0 BB: 0 P: 13	R: 1 E: 0 K: 1 S: 10 H: 1 LOB: 0 BB: 0 P: 17	R: 0 E: 0 K: 1 S: 8 H: 0 LOB: 0 BB: 0 P: 10	R: 0 E: 0 K: 1 S: 9 H: 1 LOB: 1 BB: 0 P: 12	R: 1 E: 0 K: 2 S: 14 H: 1 LOB: 0 BB: 0 P: 18	R: 0 E: 0 K: 1 S: 8 H: 0 LOB: 1 BB: 1 P: 16	R: 0 E: 0 K: 1 S: 6 H: 0 LOB: 0 BB: 0 P: 11	1B: 2 2B: 0 3B: 0 HR: 3 SF: 0 SAC: 0 DP: 0 HBP: 0						

PITCHER		IP	WLS	BF	H	R	ER	SO	BB	IBB	HBP	BLK	WP	HR	S	P	ERA	WHIP
18 Shane McClanahan, L ERA: 1.86	(1, 1)	6.0		22	3	2	2	10	1	0	0	0	0	2	60	88	3.00	0.667
38 Colin Poche, L ERA: 1.23	(7, 1)	1.0	H	4	1	0	0	1	0	0	0	0	0	0	9	12	0.00	1.000
47 Jason Adam, R ERA: 2.45	(8, 1)	1.0	B	4	1	1	1	2	0	0	0	0	0	1	14	18	9.00	1.000
29 Pete Fairbanks, R ERA:	(9, 1)	1.0		4	0	0	0	1	1	0	0	0	0	0	8	16	0.00	1.000
60 Garrett Cleavinger, L ERA: 1.04	(10, 1)	1.0	W	3	0	0	0	1	0	0	0	0	0	0	6	11	0.00	0.000

PITCHER	IP	WLS	BF	H	R	ER	SO	BB	IBB	HBP	BLK	WP	HR	S	P	ERA	WHIP

TOP

Chicago White Sox @ Tampa Bay Rays

Tropicana Field, St. Petersburg, FL

Sat Apr 22 2023, 4:06 PM - 6:58 PM EDT

Att. 22,333 - Dome - 72 F

livebaseballscorecards.com

AB	35
R	3
H	5
RBI	3
BB	2
SO	15
LOB	7

WP: 0 PA: 37
PB: 0
SB: 0
CS: 0

Batter	1	2	3	4	5	6	7	8	9	10	AB	R	H	RBI	BB	SO	LOB
2 Yandy Díaz, R (1, 3) OBP: 0.412, SLG: 0.592	F FF 95 B KC 81 B KC 80 X SL 86 2-1 56 HR 1B	C SL 86 C SL 87 B KC 82 F SL 86 X FF 96 1-2 ③ L4			B KC 79 X SL 87 1-0 5 1B 56 1B		B SI 100 C SI 101 X SL 93 1-1 5 G5-3 1B			C SL 87 X SL 87 0-1 ① F7	4	2	3	0	0	0	0
17 Isaac Paredes, R (8, 3) OBP: 0.282, SLG: 0.369											1	0	0	0	0	0	0
5 Wander Franco, S (1, 6) OBP: 0.360, SLG: 0.538	B FF 95 S FF 96 F FF 96 B FF 96 B FF 96 X KC 79 3-2 ① F9	C SL 85 B KC 81 F SL 87 B FF 96 B SL 87 F FF 97 S SL 88 3-3 ① K			B SL 87 F FF 96 F FF 95 D SL 87 B FF 96 X SL 87 3-2 56 CS 1-3 1B		B SI 100 X SI 100 1-0 ② G5-3 1-2			0-0 56 1B IBB	4	0	1	0	1	1	2
56 Randy Arozarena, R (1, 7) OBP: 0.404, SLG: 0.575	C SL 86 S SL 86 D SL 88 D SL 88 X FF 96 2-2 1-H HR	B SL 87 X FF 96 1-0 ② F9			B CH 85 D SL 86 S CH 87 B SL 87 X SL 84 3-1 ① 8 F 1-2 3-H 1B		S SI 103 B SI 102 C SI 102 S SL 95 1-3 ③ K			X SL 91 0-0 1-2 2-H 1B	5	1	3	4	0	1	1
8 Brandon Lowe, L (1, 4) OBP: 0.386, SLG: 0.593	B KC 80 C FF 95 F FF 95 B SL 88 S SL 87 2-3 ② K	B SL 87 S SL 87 C SL 86 S SL 87 1-3 ③ K2-3			1 SAFE B CH 86 F FF 95 S CH 88 F FF 97 B SL 86 F CH 89 F FF 97 S FF 96 2-3 ② K 1-3			S SI 96 B FF 95 S FF 95 B FF 97 X FF 96 2-2 ① F7			4	0	0	0	0	3	1
87 Harold Ramírez, R (1, 10) OBP: 0.433, SLG: 0.691	C FF 96 B SL 86 C SL 85 X FF 95 1-2 3B			C SL 85 B SL 87 B SL 87 F FF 97 X SL 88 2-2 15 F9 6 BB 1B	S SL 86 B CH 88 C FF 95 S SL 86 1-3 ③ K			C SL 88 B SI 96 S SI 98 S SI 96 1-3 ② K			4	0	2	0	0	2	1
6 Taylor Walls, S (1, 5) OBP: 0.440, SLG: 0.667	F FF 95 B KC 81 B SL 85 F FF 95 H FF 96 3-2 15 S HBP			B FF 95 B FF 95 T SL 86 1 SAFE C SL 86 F FF 96 D KC 81 D KC 78 4-2 1-2 BB		B SL 87 C SL 89 C SL 91 F SL 90 X SI 96 1-2 ① G1-3		F SI 97 B FF 94 C SL 88 C SL 88 1-3 ③ K			2	0	0	0	1	1	0
15 Josh Lowe, L (1, 9) OBP: 0.390, SLG: 0.691	B KC 78 B FF 95 F FF 95 C FF 96 F FF 96 X SL 87 2-2 ③ G5-3 1-2			S SL 86 B FF 96 S FF 96 X FF 96 1-2 ① F9 2-3		C SL 90 F SL 90 X SL 89 0-2 ② G3-1			C FF 99 B FF 98 B CH 90 S SL 88 B FF 99 X FF 100 3-2 ① L5		4	0	0	0	0	0	4
13 Manuel Margot, R (1, 8) OBP: 0.246, SLG: 0.345		B SL 85 B FF 95 B FF 95 C FF 95 F FF 96 S SL 86 3-3 ① K		X SL 87 0-0 ② P6		B SL 91 C SL 90 X SI 99 1-1 ③ G5-3			S FF 99 B SL 89 S SL 89 B SL 89 B FF 99 X FF 100 3-2 ② G6-3		4	0	0	0	0	1	2
21 Francisco Mejía, S (1, 2) OBP: 0.316, SLG: 0.303		C SL 85 C KC 80 B SL 85 F FF 95 F KC 80 F FF 97 F FF 96 B SL 88 S SL 87 2-3 ② K		F SL 87 D KC 81 F KC 80 D KC 82 F SL 88 F FF 96 X SL 88 2-2 ③ G1-3			X SL 91 0-0 ① G3		F SL 89 F FF 98 B FF 100 S FF 101 1-3 ③ K	0-0 56 1B	4	0	0	0	0	2	2
7 Vidal Brujàn, S (10, PR) OBP: 0.286, SLG: 0.250											0	1	0	0	0	0	0
Inning Stats	R: 2 E: 0 K: 1 S: 20 H: 3 LOB: 2 BB: 0 P: 35	R: 0 E: 0 K: 2 S: 15 H: 0 LOB: 0 BB: 0 P: 21	R: 0 E: 0 K: 2 S: 8 H: 0 LOB: 0 BB: 0 P: 13	R: 0 E: 0 K: 0 S: 15 H: 1 LOB: 2 BB: 1 P: 24	R: 1 E: 1 K: 2 S: 15 H: 3 LOB: 1 BB: 0 P: 25	R: 0 E: 0 K: 0 S: 9 H: 0 LOB: 0 BB: 0 P: 11	R: 0 E: 0 K: 1 S: 7 H: 1 LOB: 1 BB: 0 P: 10	R: 0 E: 0 K: 2 S: 9 H: 0 LOB: 0 BB: 0 P: 13	R: 0 E: 0 K: 1 S: 9 H: 0 LOB: 0 BB: 0 P: 16	R: 1 E: 0 K: 0 S: 3 H: 1 LOB: 2 BB: 1 P: 3	1B: 7 2B: 0 3B: 1 HR: 1 SF: 0 SAC: 0 DP: 0 HBP: 1	WP: 0 PB: 0 SB: 1 CS: 1 PA: 39					

PITCHER		IP	WLS	BF	H	R	ER	SO	BB	IBB	HBP	BLK	WP	HR	S	P	ERA	WHIP
84 Dylan Cease, R ERA: 2.73	(1, 1)	4.0		20	6	3	3	5	1	0	1	0	0	1	62	101	6.75	1.750
99 Keynan Middleton, R ERA: 1.69	(5, 1)	1.0		3	1	0	0	2	0	0	0	0	0	0	11	17	0.00	1.000
60 Gregory Santos, R ERA: 2.45	(6, 1)	2.0		7	1	0	0	1	0	0	0	0	0	0	16	21	0.00	0.500
49 Kendall Graveman, R ERA: 4.15	(8, 1)	1.0		3	0	0	0	2	0	0	0	0	0	0	9	13	0.00	0.000
40 Reynaldo López, R ERA: 8.38	(9, 1)	1.0		3	0	0	0	1	0	0	0	0	0	0	9	16	0.00	0.000

PITCHER		IP	WLS	BF	H	R	ER	SO	BB	IBB	HBP	BLK	WP	HR	S	P	ERA	WHIP
58 Jimmy Lambert, R ERA: 3.27	(10, 1)	0.1	L	3	1	1	0	0	0	1	0	0	0	0	3	3	0.00	3.000

BOTTOM

Chicago White Sox @ Tampa Bay Rays

Tropicana Field, St. Petersburg, FL

Sat Apr 22 2023, 4:06 PM - 6:58 PM EDT

Att. 22,333 - Dome - 72 F

livebaseballscorecards.com

AB	36
R	4
H	9
RBI	4
BB	2
SO	11
LOB	13

Batter	1	2	3	4	5	6	7	8	9	AB	R	H	RBI	BB	SO	LOB
88 Luis Robert Jr., R (1, 8) OBP: 0.250, SLG: 0.467	F SI 93 C FC 90 X FC 88 0-2 25 E 25 S 1B		B CU 80 B FC 89 X FC 88 2-0 ③ G6-3			B SL 90 X SI 92 1-0 ① G5-3			C FF 98 X SL 86 0-1 ① G5-3	4	0	1	0	0	0	0
23 Andrew Benintendi, L (1, 7) OBP: 0.333, SLG: 0.346	F SI 94 X FC 90 0-1 ① F9			B SI 92 B FC 89 B SI 91 C SI 91 C SI 92 F SI 93 X FC 89 3-2 74 2B 2B		C SI 94 F SI 94 F FS 85 B SL 89 F FS 87 F FS 85 B SI 89 X FS 85 2-2 ② G3-1			B SL 86 C FF 97 B FF 96 B FF 97 C SL 87 F SL 86 F FF 98 X SL 85 3-2 ② G5-3	4	1	1	0	0	0	1
25 Andrew Vaughn, R (1, 3) OBP: 0.352, SLG: 0.385	B FC 90 C SI 94 B SI 93 C FC 90 X SI 94 2-2 ② G5-3 1-3			B SI 92 C FC 90 C SI 92 X SI 92 1-2 ① P3		B SL 90 S SI 93 C SL 88 S FS 85 1-3 ③ K			C FF 97 C SL 85 S FF 98 0-3 ③ K	4	0	0	0	0	2	2
74 Eloy Jiménez, R (1, 10) OBP: 0.276, SLG: 0.377	B SI 94 F SI 93 F FC 89 B CU 80 S SI 94 2-3 ③ K			X SI 93 0-0 32 F9 2B 2-H			B SL 88 C SL 88 X SI 94 1-1 ① L9			3	0	1	1	0	1	1
32 Gavin Sheets, L (1, 9) OBP: 0.410, SLG: 0.485		B CH 83 F FC 90 S CU 79 F CU 79 C SI 93 1-3 ① K		X CU 79 0-0 ② F9 2-3			B SL 89 B FS 85 F SI 93 B FS 78 F SI 93 X SI 94 3-2 ② L8			3	0	0	0	0	1	1
30 Jake Burger, R (1, 5) OBP: 0.326, SLG: 0.692		B FC 89 C FC 89 C SI 92 X CU 78 1-2 ② G5-3		B SI 92 C FC 90 B FC 89 F SI 92 D CU 80 S CU 80 3-3 ③ K			F SI 94 X SI 95 0-1 ③ G6-3			3	0	0	0	0	1	1
1 Elvis Andrus, R (1, 6) OBP: 0.271, SLG: 0.247		C CU 80 B SI 92 S SI 92 B SI 92 X FC 89 2-2 ③ G6-3			C FC 88 B CU 79 C FC 88 S SI 93 1-3 ① K			S SI 93 F SL 88 B FS 86 F FS 86 T SI 94 1-2 ① K		3	0	0	0	0	2	0
44 Seby Zavala, R (1, 2) OBP: 0.250, SLG: 0.370			C FC 88 B CU 78 X SI 92 1-1 ① G6-3		X SI 92 0-0 ② G6-3			C SL 88 X SI 93 0-1 ② F9		3	0	0	0	0	0	0
50 Lenyn Sosa, R (1, 4) OBP: 0.171, SLG: 0.265			C CU 79 B CU 79 F FC 89 B CU 79 B SI 92 X FC 89 3-2 ② F7		C CU 79 X SI 93 0-1 ③ G4-3			S SL 88 B SL 89 B FS 84 F SL 88 X FS 85 2-2 ③ G5-3		3	0	0	0	0	0	0
Inning Stats	R: 0 H: 1 E: 0 LOB: 1 K: 1 BB: 0 S: 11 P: 15	R: 0 H: 0 E: 0 LOB: 0 K: 1 BB: 0 S: 10 P: 14	R: 0 H: 0 E: 0 LOB: 0 K: 0 BB: 0 S: 6 P: 12	R: 1 H: 2 E: 0 LOB: 1 K: 1 BB: 0 S: 12 P: 19	R: 0 H: 0 E: 0 LOB: 0 K: 1 BB: 0 S: 6 P: 7	R: 0 H: 0 E: 0 LOB: 0 K: 1 BB: 0 S: 10 P: 14	R: 0 H: 0 E: 0 LOB: 0 K: 0 BB: 0 S: 7 P: 11	R: 0 H: 0 E: 0 LOB: 0 K: 1 BB: 0 S: 9 P: 12	R: 0 H: 0 E: 0 LOB: 0 K: 1 BB: 0 S: 10 P: 13	1B: 1 SF: 0 2B: 2 SAC: 0 3B: 0 DP: 0 HR: 0 HBP: 0					WP: 0 PA: 30 PB: 0 SB: 1 CS: 0	

TOP

Chicago White Sox @ Tampa Bay Rays

Tropicana Field, St. Petersburg, FL

Sun Apr 23 2023, 1:40 PM - 3:43 PM EDT

Att. 22,702 - Dome - 72 F

livebaseballscorecards.com

AB	30
R	1
H	3
RBI	1
BB	0
SO	7
LOB	6

PITCHER		IP	WLS	BF	H	R	ER	SO	BB	IBB	HBP	BLK	WP	HR	S	P	ERA	WHIP
24 Zach Eflin, R ERA: 2.81	(1, 1)	5.0	W	18	3	1	1	4	0	0	0	0	0	0	45	67	1.80	0.600
72 Yonny Chirinos, R ERA:	(6, 1)	3.0	H	9	0	0	0	2	0	0	0	0	0	0	26	37	0.00	0.000
29 Pete Fairbanks, R ERA:	(9, 1)	1.0	S	3	0	0	0	1	0	0	0	0	0	0	10	13	0.00	0.000

PITCHER	IP	WLS	BF	H	R	ER	SO	BB	IBB	HBP	BLK	WP	HR	S	P	ERA	WHIP

Batter	1	2	3	4	5	6	7	8	9	AB	R	H	RBI	BB	SO	LOB
2 Yandy Díaz, R (1, 3) OBP: 0.404, SLG: 0.587	F FF 91 X FF 92 0-1 ① F8	B CU 76 X SL 80 1-0 ② G5-3 3-H			B SL 83 T CH 79 F FF 93 B CU 80 X CH 81 2-2 56 F8 2B		S FF 94 X SL 83 0-1 ③ G6-3			4	0	1	1	0	0	0
5 Wander Franco, S (1, 6) OBP: 0.366, SLG: 0.542	B SL 82 F CH 78 S FF 92 X SL 83 1-2 2B	B CU 79 B CH 78 C FF 93 B FF 92 F FF 93 F FF 94 X SL 82 3-2 ③ F7			F SL 84 B FF 93 B FF 93 X SL 82 2-1 ① P2			B FF 92 B CH 84 B FF 91 B FF 92 4-0 8 F8 8 S BB		3	0	1	0	1	0	1
56 Randy Arozarena, R (1, 7) OBP: 0.409, SLG: 0.561	S CH 79 D SL 83 S CH 78 B CH 78 B FF 91 B FF 92 4-2 BB		B SL 82 B SL 82 B FF 92 B FF 92 4-0 8 CS BB		C FF 94 B FF 92 D CH 83 F SL 84 X FF 93 2-2 ② F8 2-3			B CU 80 B FF 92 C SL 86 X FF 92 2-1 ① F9		2	0	0	0	2	0	2
8 Brandon Lowe, L (1, 4) OBP: 0.365, SLG: 0.556	C SL 82 D CH 79 B FF 93 X CH 79 2-1 ② F4		D SL 83 B FF 92 C FF 93 B FF 93 S CH 80 F FF 94 C FF 94 3-3 ① ② K 1-2		X FF 95 0-0 ③ F7			1 SAFE B FF 93 C SL 86 1 SAFE F FF 92 B CU 81 X FF 92 2-2 ② F8 1-3		4	0	0	0	0	1	5
87 Harold Ramírez, R (1, 10) OBP: 0.422, SLG: 0.712	D SL 84 C CH 80 S CH 80 F FF 92 F CH 79 S SL 84 1-3 ③ K		B CH 82 S FF 94 X FF 93 1-1 HR			S SL 82 B CH 80 B FF 93 X CH 80 2-1 ① P3		X CH 85 0-0 ③ G5-3		4	1	1	1	0	1	3
17 Isaac Paredes, R (1, 5) OBP: 0.284, SLG: 0.358		H FF 91 1-0 55 HR HBP	F CH 80 B SL 84 X FF 94 1-1 ③ L8			C SL 81 F SL 84 B SL 86 X SL 84 1-2 ② G5-3				2	1	0	0	0	0	0
55 Luke Raley, L (1, 9) OBP: 0.273, SLG: 0.479		X CH 78 0-0 1-H HR		B FF 93 F FF 92 F FF 92 T FF 93 1-2 ① K		B SL 83 S FF 95 B FF 95 X SL 82 2-1 ③ F9				3	1	1	2	0	1	0
14 Christian Bethancourt, R (1, 2) OBP: 0.347, SLG: 0.636		B SL 84 X CH 79 1-0 13 L8 2 G5-3 2B		S FF 92 S FF 93 C FF 93 0-3 ② K			F SL 84 F FF 93 S FF 95 0-3 ① K			3	1	1	0	0	2	0
13 Manuel Margot, R (1, 8) OBP: 0.234, SLG: 0.328		B FF 91 F FF 92 B SL 83 D SL 82 X FF 91 3-1 ① L8 2-3		X FF 94 0-0 ③ G4-3			B FF 93 B CH 80 C FF 94 C FF 94 X SL 83 2-2 ② G5-3			3	0	0	0	0	0	1
Inning Stats	R: 0 E: 0 K: 1 S: 14 H: 1 LOB: 2 BB: 1 P: 22	R: 3 E: 0 K: 0 S: 9 H: 2 LOB: 0 BB: 0 P: 18	R: 1 E: 0 K: 1 S: 8 H: 1 LOB: 0 BB: 1 P: 17	R: 0 E: 0 K: 2 S: 7 H: 0 LOB: 0 BB: 0 P: 8	R: 0 E: 0 K: 0 S: 9 H: 1 LOB: 1 BB: 0 P: 15	R: 0 E: 0 K: 0 S: 7 H: 0 LOB: 0 BB: 0 P: 12	R: 0 E: 0 K: 1 S: 8 H: 0 LOB: 0 BB: 0 P: 10	R: 0 E: 0 K: 0 S: 6 H: 0 LOB: 1 BB: 1 P: 14		1B: 0 2B: 3 3B: 0 HR: 2	SF: 0 SAC: 0 DP: 0 HBP: 1		WP: 0 PB: 0 SB: 1 CS: 1	PA: 32	

PITCHER		IP	WLS	BF	H	R	ER	SO	BB	IBB	HBP	BLK	WP	HR	S	P	ERA	WHIP
27 Lucas Giolito, R ERA: 4.5	(1, 1)	7.0	L	28	5	4	4	5	2	0	1	0	0	2	62	102	5.14	1.000
57 Tanner Banks, L ERA: 3.6	(8, 1)	1.0		4	0	0	0	0	1	0	0	0	0	0	6	14	0.00	1.000

PITCHER	IP	WLS	BF	H	R	ER	SO	BB	IBB	HBP	BLK	WP	HR	S	P	ERA	WHIP

BOTTOM

Chicago White Sox @ Tampa Bay Rays

Tropicana Field, St. Petersburg, FL

Sun Apr 23 2023, 1:40 PM - 3:43 PM EDT

Att. 22,702 - Dome - 72 F

livebaseballscorecards.com

AB	28
R	4
H	5
RBI	4
BB	3
SO	5
LOB	12

Batter	1	2	3	4	5	6	7	8	9	AB	R	H	RBI	BB	SO	LOB
14 Mauricio Dubón, R (1, 4) OBP: 0.345, SLG: 0.400	X FF 94 0-0 30 SF7 3B	B FC 86 S FF 95 B FF 96 F FC 87 S FC 86 2-3 ③ K			C CU 77 S FC 85 C FC 83 0-3 ② K		B ST 76 C ST 75 X SI 90 1-1 ③ G4-3			4	1	1	0	0	2	2
3 Jeremy Peña, R (1, 6) OBP: 0.280, SLG: 0.413	F FC 85 F FC 86 B FF 95 S FC 86 1-3 ① K	B CU 76 X FC 86 1-0 HR			C FF 97 X CU 78 0-1 ③ G5-3			B FF 94 B FF 94 X SI 94 2-0 ① F9		4	1	1	1	0	1	1
30 Kyle Tucker, L (1, 9) OBP: 0.412, SLG: 0.526	B FC 86 C FC 87 F FF 96 X FF 96 1-2 ② SF7 3-H	B FS 87 B FF 96 S FC 87 B FF 96 S FC 87 C FC 85 3-3 ① K				C SI 92 B FC 88 B FC 88 B ST 76 T SI 92 F SI 91 S SI 91 3-3 ① K		B SL 82 B SI 94 B SI 95 B SI 95 4-0 2 G5-4-3 BB		2	0	0	1	1	2	0
2 Alex Bregman, R (1, 5) OBP: 0.374, SLG: 0.393	B FF 97 B FC 86 F FF 97 B FF 98 X FF 96 3-1 HR	B FF 97 B FF 96 C FC 88 F FF 96 F FC 86 B FF 96 F FC 87 X FC 87 3-2 ② P2				C ST 77 B ST 76 B SI 91 C SI 90 B ST 79 F SI 91 F SI 91 X SI 92 3-2 2B		D SL 82 C SL 83 X FF 95 1-1 ② ③ G5-4-3 1-2f		4	1	2	1	0	0	1
79 José Abreu, R (1, 3) OBP: 0.287, SLG: 0.281	C FC 90 B FC 86 F FF 97 B CU 81 B FF 97 X FC 87 3-2 1B	F FF 97 F FF 96 F FF 97 C CU 78 0-3 ③ K				C ST 75 B SI 91 B SI 90 C ST 76 X ST 76 2-2 ② L9			C CH 90 C FC 86 B FF 92 X FC 86 1-2 ① G5-3	4	0	1	0	0	1	1
9 Corey Julks, R (1, 7) OBP: 0.311, SLG: 0.458	B FC 87 X FC 86 1-0 ③ L5			B FC 86 X FF 92 1-0 ① F9		C ST 76 S ST 75 B ST 79 B ST 76 S ST 76 2-3 ③ K			B CH 91 F CH 91 B CH 92 B FF 95 X FF 95 3-1 ② G1-3	4	0	0	0	0	1	2
21 Yainer Diaz, R (1, 10) OBP: 0.233, SLG: 0.269		B CU 75 B FC 85 T FC 88 F FF 95 F FF 98 B FC 86 X FC 84 3-2 ① F4		F FF 94 S FF 96 B CU 77 S FF 96 1-3 ② K			B ST 76 F SI 90 T ST 75 S ST 77 1-3 ① K		C CH 91 S FC 84 F FC 85 X FF 96 0-2 ③ G1-3	4	0	0	0	0	2	0
6 Jake Meyers, R (1, 8) OBP: 0.364, SLG: 0.408		S FF 97 F FF 97 B CU 78 F FC 86 H CU 77 2-2 HBP		C FC 87 F CU 76 X FF 98 0-2 ③ L9			C SI 91 B ST 76 X ST 76 1-1 2B			2	0	1	0	0	0	0
15 Martín Maldonado, R (1, 2) OBP: 0.224, SLG: 0.226		B FC 85 B FC 84 F FF 96 B FC 87 1 SAFE F FF 96 X FC 86 3-2 ② P3			F FC 87 B CU 76 X FC 85 1-1 ① F6		B ST 74 B SI 90 C SI 90 X ST 76 2-1 ② G6-3			3	0	0	0	0	0	2
Inning Stats	R: 2 E: 0 K: 1 S: 13 H: 3 LOB: 1 BB: 0 P: 22	R: 0 E: 0 K: 1 S: 13 H: 0 LOB: 1 BB: 0 P: 23	R: 1 E: 0 K: 2 S: 13 H: 1 LOB: 0 BB: 0 P: 20	R: 0 E: 0 K: 1 S: 7 H: 0 LOB: 0 BB: 0 P: 9	R: 0 E: 0 K: 1 S: 7 H: 0 LOB: 0 BB: 0 P: 8	R: 0 E: 0 K: 2 S: 15 H: 1 LOB: 1 BB: 0 P: 25	R: 0 E: 0 K: 1 S: 9 H: 1 LOB: 1 BB: 0 P: 14	R: 0 E: 0 K: 0 S: 3 H: 0 LOB: 0 BB: 1 P: 10	R: 0 E: 0 K: 0 S: 9 H: 0 LOB: 0 BB: 0 P: 13	1B: 1 2B: 2 3B: 1 HR: 2 SF: 1 SAC: 0 DP: 1 HBP: 1						

TOP

Houston Astros @ Tampa Bay Rays

Tropicana Field, St. Petersburg, FL

Mon Apr 24 2023, 6:40 PM - 9:26 PM EDT

Att. 10,611 - Dome - 72 F

livebaseballscorecards.com

AB	31
R	3
H	6
RBI	3
BB	1
SO	9
LOB	9

WP: 0 PA: 34
PB: 0
SB: 0
CS: 0

PITCHER		IP	WLS	BF	H	R	ER	SO	BB	IBB	HBP	BLK	WP	HR	S	P	ERA	WHIP
45 Taj Bradley, R ERA: 3.52	(1, 1)	5.0	W	20	4	3	3	6	0	0	1	0	0	2	53	82	5.40	0.800
49 Kevin Kelly, R ERA: 3.95	(6, 1)	2.0	H	8	2	0	0	3	0	0	0	0	0	0	24	39	0.00	1.000
60 Garrett Cleavinger, L ERA: 0.93	(8, 1)	1.0		3	0	0	0	0	1	0	0	0	0	0	3	10	0.00	1.000
68 Jalen Beeks, L ERA: 5.06	(9, 1)	1.0		3	0	0	0	0	0	0	0	0	0	0	9	13	0.00	0.000

PITCHER		IP	WLS	BF	H	R	ER	SO	BB	IBB	HBP	BLK	WP	HR	S	P	ERA	WHIP

Batter	1	2	3	4	5	6	7	8	9	AB	R	H	RBI	BB	SO	LOB
2 Yandy Díaz, R (1, 3) OBP: 0.404, SLG: 0.575	C FF 93 F ST 80 B ST 82 F FF 93 B ST 82 F ST 82 X FF 94 2-2 ① G6-3		F ST 80 B ST 81 F FF 94 B FF 94 B ST 81 F FF 92 X ST 81 3-2 5 2B 56 SF9 1B	B SI 90 C FF 91 F FF 91 B SI 91 X SI 90 2-2 ① G5-3	C FF 91 B FF 90 2 SAFE X SI 90 1-1 ③ G6-3		B FF 97 B SL 87 C FF 96 S SL 89 1 SAFE D SL 88 X FF 96 3-2 5 1B 1-3 1B		5	1	2	0	0	0	2
5 Wander Franco, S (1, 6) OBP: 0.388, SLG: 0.580	B FF 91 X FF 94 1-0 56 S 56 3B 1B		S CH 87 B CH 87 B ST 80 B CH 87 X CH 87 3-1 56 SF9 1-3 15 1B 2B	C ST 79 B FF 90 B CH 86 B FF 91 X FF 90 3-1 2B		C FF 98 X SL 88 0-1 ① G3	B SL 88 C SL 88 X CH 87 1-1 1-2 3-H 1B			5	2	4	1	0	0	0
56 Randy Arozarena, R (1, 7) OBP: 0.418, SLG: 0.600	B ST 81 C ST 83 C ST 81 D ST 81 X ST 81 2-2 87 2B 1-H 3B		B FF 94 X CH 87 1-0 ① SF9 2-3 3-H	C FF 91 S FF 90 F FF 91 H FF 91 1-2 HBP		B SL 87 F FF 98 B FF 99 C SL 87 B SL 87 X SL 88 3-2 87 PB 17 1B 2B	B FF 97 F FF 96 B FF 96 C SL 89 S SL 89 2-3 ② K			3	2	2	2	0	1	2
8 Brandon Lowe, L (1, 4) OBP: 0.342, SLG: 0.515	B CU 80 B CH 86 S CH 87 S CH 87 D CH 88 S CH 88 3-3 ② K		S CU 82 S CU 80 S CH 87 0-3 ② K	B ST 79 C FF 91 S CH 85 S CH 86 1-3 ② K		C FF 98 F FF 100 S FS 90 0-3 ② K	B SL 91 F SL 88 F SL 88 B CH 88 T SL 89 2-2 ③ K			5	0	0	0	0	5	7
87 Harold Ramírez, R (1, 10) OBP: 0.435, SLG: 0.710	B ST 82 X FF 93 1-0 3-H 2B		B ST 82 B ST 81 B ST 82 B ST 79 4-0 15 1B 17 BB 14 1B BB	B SI 91 S ST 80 S ST 79 X FF 91 2-1 ③ L8		B SL 86 B FF 99 B FF 99 C FF 99 B FF 99 4-1 17 1B 2-3 BB		B FF 95 F FF 96 T SL 90 B SL 91 B SL 90 S SL 91 3-3 ① K		3	1	1	1	2	1	2
17 Isaac Paredes, R (1, 5) OBP: 0.316, SLG: 0.371	B SI 94 B ST 82 C SI 93 X SI 94 2-1 ③ G5-3		D SI 93 D CU 81 B FF 93 B FF 93 4-0 15 1B 14 1B 1-2 BB		C FF 89 B SI 90 B ST 80 B SI 90 F SI 90 F FF 90 B FF 90 4-2 13 BB BB	X FF 99 0-0 1-2 3-H 1B		F FF 96 B SL 88 F SL 89 B SL 88 X SL 91 2-2 15 FC3-6 1B		3	1	2	1	2	0	1
15 Josh Lowe, L (1, 9) OBP: 0.375, SLG: 0.650		B FF 90 C FF 92 B CH 85 F FF 90 T CH 86 2-2 ① K	C CH 87 S FF 93 B CH 87 F CH 87 F CH 87 F FF 94 X CH 87 1-2 14 1B 1-2 2-3 3-H 1B		B FF 90 C FF 91 C FF 91 S FF 90 1-3 ① K	D FS 90 X FF 99 1-0 ③ F9		C SL 90 S SL 90 D SL 90 X FF 95 1-2 ② FC3-6 1-2f		5	0	1	1	0	2	4
14 Christian Bethancourt, R (1, 2) OBP: 0.352, SLG: 0.612		B ST 81 S ST 81 C FF 93 X ST 80 1-2 ② P4	S ST 82 S ST 80 F ST 80 X ST 79 0-2 1-3 2-H 3-H 1B		C SI 90 F SI 90 S CH 85 0-3 ② K		S SL 89 B SL 88 X FF 97 1-1 2 1B 5 1B 1B	X SL 88 0-0 ③ G5-3		5	1	2	2	0	1	2
13 Manuel Margot, R (1, 8) OBP: 0.235, SLG: 0.311		C ST 80 X ST 79 0-1 ③ G6-3	F ST 78 S FF 91 1 SAFE B FF 91 F ST 78 S FF 91 1-3 ③ K		B FF 90 B SI 89 B SI 89 B FF 90 4-0 1-2 BB		B SL 89 S SL 89 S SL 86 D SL 89 X FF 95 2-2 ① F8			3	0	0	0	1	1	3
Inning Stats	R: 2 E: 0 K: 1 S: 15 H: 3 LOB: 1 BB: 0 P: 26	R: 0 E: 0 K: 1 S: 8 H: 0 LOB: 0 BB: 0 P: 11	R: 4 E: 0 K: 2 S: 24 H: 4 LOB: 2 BB: 2 P: 41	R: 0 E: 0 K: 1 S: 13 H: 1 LOB: 2 BB: 0 P: 22	R: 0 E: 0 K: 2 S: 11 H: 0 LOB: 2 BB: 2 P: 21	R: 1 E: 0 K: 1 S: 11 H: 2 LOB: 2 BB: 1 P: 19	R: 1 E: 0 K: 2 S: 16 H: 3 LOB: 2 BB: 0 P: 27	R: 0 E: 0 K: 1 S: 10 H: 1 LOB: 1 BB: 0 P: 16		1B: 9 2B: 4 3B: 1 HR: 0 SF: 1 SAC: 0 DP: 0 HBP: 1						

PITCHER		IP	WLS	BF	H	R	ER	SO	BB	IBB	HBP	BLK	WP	HR	S	P	ERA	WHIP
65 José Urquidy, R ERA: 5.64	(1, 1)	2.2	L	17	7	6	6	3	2	0	0	0	0	0	43	73	20.25	3.375
61 Seth Martinez, R ERA: 5.23	(3, 1)	2.1		11	1	0	0	4	2	0	1	0	0	0	28	48	0.00	1.286
45 Ryne Stanek, R ERA: 4.0	(6, 1)	1.0		6	2	1	1	1	1	0	0	0	0	0	11	19	9.00	3.000
56 Ronel Blanco, R ERA: 5.4	(7, 1)	2.0		10	4	1	1	3	0	0	0	0	0	0	26	43	4.50	2.000

PITCHER	IP	WLS	BF	H	R	ER	SO	BB	IBB	HBP	BLK	WP	HR	S	P	ERA	WHIP

BOTTOM

Houston Astros @ Tampa Bay Rays

Tropicana Field, St. Petersburg, FL

Mon Apr 24 2023, 6:40 PM - 9:26 PM EDT

Att. 10,611 - Dome - 72 F

livebaseballscorecards.com

AB	37
R	8
H	14
RBI	8
BB	5
SO	11
LOB	23

TOP

Houston Astros @ Tampa Bay Rays

Tropicana Field, St. Petersburg, FL

Tue Apr 25 2023, 6:40 PM - 9:24 PM EDT

Att. 9,916 - Dome - 72 F

livebaseballscorecards.com

Batter	1	2	3	4	5	6	7	8	9	AB	R	H	RBI	BB	SO	LOB
14 Mauricio Dubón, R (1, 4) OBP: 0.348, SLG: 0.424	F FF 96 S SI 95 C SI 96 0-3 ① K		F FC 86 X FF 95 0-1 ① F9		C FF 95 F ST 84 F ST 84 B SI 96 X SI 94 1-2 3 2B 2B	X SL 86 0-0 ①② G5-4-3 1-2f			B ST 78 X FF 92 1-0 3 S 2B	5	1	2	0	0	1	1
3 Jeremy Peña, R (1, 6) OBP: 0.295, SLG: 0.427	C SI 96 B FC 89 B FC 90 F SI 96 F ST 88 B SI 97 B FF 97 4-2 2 BB 30 1B 79 FC1-2 BB		C FF 95 X FF 96 0-1 2 FC6-4 1B		X FC 87 0-0 30 1B 2B 2-H	C SL 88 S SL 85 B FF 95 B SL 84 S SL 83 2-3 ③ K			B CH 89 B CH 88 S CH 89 X CH 89 2-1 ① L6 2-3	4	1	2	1	1	1	1
30 Kyle Tucker, L (1, 9) OBP: 0.412, SLG: 0.518	X FC 89 0-0 79 FC1-2 2 BB 1-2 1B		S FF 96 X FF 96 0-1 ② L6		D CU 80 S FC 87 X FF 96 1-1 79 2B 1B 2-H		C SL 83 X FF 92 0-1 ① F8		B CH 91 D ST 78 B CH 89 S CH 89 F CH 88 F SL 84 X CH 90 3-2 ② G4-3	5	1	2	1	0	0	2
2 Alex Bregman, R (1, 5) OBP: 0.366, SLG: 0.376	C SI 96 B SI 96 F FC 88 B FF 98 B ST 86 F SI 96 B FF 97 4-2 79 FC1-2 1-2 2-3 BB		X FC 88 0-0 ③ FC6-4 1-2f		F FC 88 B FC 87 C SI 95 F FC 87 B FF 96 F FC 87 X SI 94 2-2 ② F7		B FF 93 F FF 93 B SL 85 B SL 86 X FF 93 3-1 ② P6		B CH 90 C ST 79 F CH 90 D ST 81 B CH 90 X CH 90 3-2 ③ G6-3	4	0	0	0	1	0	3
79 José Abreu, R (1, 3) OBP: 0.286, SLG: 0.290	C FC 89 T SI 96 F SI 96 X FC 88 0-2 ② FC1-2 1-2 2-3 3-Hf			C FC 87 B ST 84 B SI 95 S FC 88 B ST 85 S FF 96 3-3 ① K	B ST 83 C FC 86 S FF 96 F FF 96 B FC 88 X FC 86 2-2 9 2B 2B 1-H		B SL 84 F FF 93 F FF 93 B FF 94 X SL 85 2-2 ③ P4			4	1	1	1	0	1	3
9 Corey Julks, R (1, 7) OBP: 0.323, SLG: 0.476	C FC 88 D ST 86 F SI 96 F ST 86 X FC 87 1-2 ③ P4			B SI 94 X FC 86 1-0 17 S 1B	X FC 86 0-0 6 1B 2B 2-H			C FF 94 B CH 89 F CH 89 B FC 86 X CH 89 2-2 ① G5-3		4	1	2	1	0	0	3
6 Jake Meyers, R (1, 8) OBP: 0.373, SLG: 0.415		C FC 86 B ST 86 F SI 95 F ST 86 B ST 86 S SI 96 2-3 ① K		B FC 85 F SI 94 X FC 89 1-1 ② F8	C SI 94 B FC 87 X ST 83 1-1 2-H 1B			S FC 84 F CH 90 B FF 95 X CH 90 1-2 1B		4	0	2	1	0	1	1
17 David Hensley, R (1, 10) OBP: 0.250, SLG: 0.143		B FF 96 B FF 95 F FF 95 C SI 94 F FF 96 B ST 84 C FC 87 3-3 ② K		F FF 95 F SI 94 B ST 84 X FF 96 1-2 ③ L6 1-2	C SL 82 F FF 93 C SL 83 0-3 ③ K			C CH 90 B FF 94 B CH 89 B CH 89 X FF 94 3-1 ② L8		4	0	0	0	0	2	3
15 Martín Maldonado, R (1, 2) OBP: 0.226, SLG: 0.214		C SI 94 X ST 84 0-1 ③ G1-3			S FF 94 F ST 84 F ST 85 S FC 88 0-3 ① K	S SL 82 S SL 83 F FF 92 F FF 94 F SL 84 B FF 93 B SL 89 B SL 82 B SL 83 4-2 14 G5-4-3 1 BB		S CH 90 D CH 90 B SL 84 F CH 89 B FF 95 X CH 89 3-2 ③ G6-3		3	0	0	0	1	1	1

Inning Stats																						
	R: 0	H: 1	R: 0	H: 0	R: 0	H: 1	R: 0	H: 1	R: 5	H: 6	R: 0	H: 0	R: 0	H: 0	R: 0	H: 1	R: 0	H: 1	1B: 6	SF: 0	WP: 0	PA: 40
	E: 0	LOB: 3	E: 0	LOB: 0	E: 0	LOB: 1	E: 0	LOB: 1	E: 0	LOB: 0	E: 0	LOB: 0	E: 0	LOB: 0	E: 0	LOB: 1	E: 0	LOB: 1	2B: 5	SAC: 0	PB: 0	
	K: 1	BB: 2	K: 2	BB: 0	K: 0	BB: 0	K: 1	BB: 0	K: 2	BB: 0	K: 1	BB: 1	K: 0	BB: 0	K: 0	BB: 0	S: 11	BB: 0	3B: 0	DP: 1	SB: 2	
	S: 18	P: 27	S: 10	P: 15	S: 7	P: 7	S: 9	P: 15	S: 26	P: 33	S: 9	P: 15	S: 7	P: 12	S: 11	P: 20	S: 10	P: 19	HR: 0	HBP: 0	CS: 0	

PITCHER		IP	WLS	BF	H	R	ER	SO	BB	IBB	HBP	BLK	WP	HR	S	P	ERA	WHIP
57 Drew Rasmussen, R ERA: 3.33	(1, 1)	4.2	L	25	9	5	5	5	2	0	0	0	0	0	67	94	9.64	2.357
53 Heath Hembree, R ERA:	(5, 1)	1.1		4	0	0	0	2	1	0	0	0	0	0	12	18	0.00	0.750
38 Colin Poche, L ERA: 1.08	(7, 1)	1.0		3	0	0	0	0	0	0	0	0	0	0	7	12	0.00	0.000
68 Jalen Beeks, L ERA: 4.63	(8, 1)	1.0		4	1	0	0	0	0	0	0	0	0	0	11	20	0.00	1.000
47 Jason Adam, R ERA: 2.16	(9, 1)	1.0		4	1	0	0	0	0	0	0	0	0	0	10	19	0.00	1.000

PITCHER		IP	WLS	BF	H	R	ER	SO	BB	IBB	HBP	BLK	WP	HR	S	P	ERA	WHIP

AB	37
R	5
H	11
RBI	5
BB	3
SO	7
LOB	18

Batter	1	2	3	4	5	6	7	8	9	AB	R	H	RBI	BB	SO	LOB
2 Yandy Díaz, R (1, 10) OBP: 0.408, SLG: 0.566	C FF 91 F FC 85 S SL 78 0-3 ① **K**		B SL 79 B FF 94 B FC 86 B FF 92 4-0 **BB**		1 SAFE C FC 84 X FC 85 0-1 ③ **G4-3**			C FF 97 F SI 96 B FF 96 B SI 95 X SI 95 2-2 5 G1-6-3 1B		3	0	1	0	1	1	1
5 Wander Franco, S (1, 6) OBP: 0.382, SLG: 0.576	F FF 92 B SL 78 F FC 85 B FC 87 X SL 79 2-2 ② **L8**		C SL 80 C FC 85 S FC 86 0-3 ② **K**			C SL 77 F SL 75 F FC 84 B CH 83 X FC 84 1-2 15 G6-3 2B		C FF 97 F CH 92 B FF 96 F SL 88 B CH 92 X CH 92 2-2 ②③ **G1-6-3** 1-2f		4	0	1	0	0	1	2
56 Randy Arozarena, R (1, 7) OBP: 0.412, SLG: 0.584	X FC 86 0-0 **1B**		S FF 93 B FC 86 X FC 86 1-1 ③ **P3**			C FC 85 B SL 76 F FF 91 F FC 84 S SL 78 1-3 ① **K**			C FF 94 B FF 94 F SL 90 B CU 82 B FF 95 F SL 89 X SL 89 3-2 ① **G6-3**	4	0	1	0	0	1	2
15 Josh Lowe, L (1, 9) OBP: 0.368, SLG: 0.625	C FF 91 F FC 84 1 SAFE D FC 84 B FF 92 S CH 84 2-3 ③ **K**			B CU 76 B CU 77 S FC 86 F FC 85 B CH 85 S FC 87 3-3 ① **K**		F SL 77 F FC 83 X CH 82 0-2 ② **G6-3** 2-3			X SL 90 0-0 17 G5-4-3 1B	4	0	1	0	0	2	2
17 Isaac Paredes, R (1, 5) OBP: 0.301, SLG: 0.351		S SL 79 C SL 79 B FC 86 B FC 86 B FF 94 X FF 94 3-2 ① **P4**		F FC 87 C FF 94 X SL 81 0-2 ② **P6**		B FC 85 B FC 85 X SL 78 2-0 ③ **F7**			S SL 90 B SL 90 X FF 95 1-1 ②③ **G5-4-3** 1-2f	4	0	0	0	0	0	2
55 Luke Raley, L (1, 3) OBP: 0.259, SLG: 0.451		F SL 80 S FF 93 F FC 86 S CH 85 0-3 ② **K**		B CU 78 T SL 79 B CH 85 S FC 86 B FC 86 X FC 86 3-2 ③ **P6**			F CU 74 F CU 73 X FC 91 0-2 ① **G4-3**			3	0	0	0	0	1	0
6 Taylor Walls, S (1, 4) OBP: 0.434, SLG: 0.644		C CU 77 B FC 86 C CU 77 X CH 86 1-2 **1B**			F FF 92 B CH 84 F FC 85 X FC 86 1-2 ① **P3**		F ST 80 X CU 75 0-1 ② **G3**			3	0	1	0	0	0	0
21 Francisco Mejía, S (1, 2) OBP: 0.293, SLG: 0.278		C FC 85 S FC 84 1 SAFE D FC 86 S FC 84 1-3 ③ **K**			C FF 94 C FF 93 F FC 87 F CH 84 F SL 80 F FC 85 X FF 93 0-2 ② **F8**		F CU 73 B FC 90 C CU 74 F CU 73 X CU 73 1-2 ③ **G3-1**			3	0	0	0	0	1	1
22 Jose Siri, R (1, 8) OBP: 0.333, SLG: 0.625			B FC 86 C FC 85 B FC 87 S FC 86 B SL 79 X FC 86 3-2 ① **G4-3**		C SL 78 B FC 82 B FF 91 B FF 91 B FF 91 4-1 **BB**			F SI 95 F SI 96 S FF 96 0-3 ① **K**		2	0	0	0	1	1	0

Inning Stats									
	R: 0 E: 0 K: 2 S: 10	H: 1 LOB: 1 BB: 0 P: 14	R: 0 E: 0 K: 2 S: 13	H: 1 LOB: 1 BB: 0 P: 18	R: 0 E: 0 K: 1 S: 8	H: 0 LOB: 1 BB: 1 P: 16	R: 0 E: 0 K: 1 S: 9	H: 0 LOB: 0 BB: 0 P: 15	R: 0 E: 0 K: 0 S: 13	H: 0 LOB: 1 BB: 1 P: 18
	R: 0 E: 0 K: 1 S: 12	H: 1 LOB: 1 BB: 0 P: 16	R: 0 E: 0 K: 0 S: 9	H: 0 LOB: 0 BB: 0 P: 10	R: 0 E: 0 K: 1 S: 10	H: 1 LOB: 0 BB: 0 P: 14	R: 0 E: 0 K: 0 S: 7	H: 1 LOB: 0 BB: 0 P: 11	1B: 4 2B: 1 3B: 0 HR: 0	SF: 0 SAC: 0 DP: 2 HBP: 0	WP: 0 PB: 0 SB: 0 CS: 0	PA: 32

PITCHER		IP	WLS	BF	H	R	ER	SO	BB	IBB	HBP	BLK	WP	HR	S	P	ERA	WHIP
77 Luis Garcia, R ERA: 4.0	(1, 1)	6.0	W	23	3	0	0	7	2	0	0	0	0	0	65	97	0.00	0.833
88 Phil Maton, R ERA:	(7, 1)	1.0		3	0	0	0	0	0	0	0	0	0	0	9	10	0.00	0.000
47 Rafael Montero, R ERA: 2.7	(8, 1)	1.0		3	1	0	0	1	0	0	0	0	0	0	10	14	0.00	1.000
55 Ryan Pressly, R ERA: 4.82	(9, 1)	1.0		3	1	0	0	0	0	0	0	0	0	0	7	11	0.00	1.000

PITCHER	IP	WLS	BF	H	R	ER	SO	BB	IBB	HBP	BLK	WP	HR	S	P	ERA	WHIP

BOTTOM

Houston Astros @ Tampa Bay Rays

Tropicana Field, St. Petersburg, FL

Tue Apr 25 2023, 6:40 PM - 9:24 PM EDT

Att. 9,916 - Dome - 72 F

livebaseballscorecards.com

AB	30
R	0
H	5
RBI	0
BB	2
SO	8
LOB	10

Batter	1	2	3	4	5	6	7	8	9	AB	R	H	RBI	BB	SO	LOB
14 Mauricio Dubón, R (1, 4) OBP: 0.355, SLG: 0.420	X FC 91 0-0 G6-3		B SI 90 C SI 89 X CH 82 1-1 G6-4-3 1-2f		X CH 82 0-0 3 FC1-5 1-2 1B			B SI 89 B SI 89 F CH 84 B CH 82 B SI 89 4-1 30 G4-6-3 BB		3	0	1	0	1	0	1
3 Jeremy Peña, R (1, 6) OBP: 0.303, SLG: 0.430	F FC 91 X ST 85 0-1 30 WP 2 E 1B		B CU 77 X CH 82 1-0 30 1B 1B		X SI 90 0-0 FC1-5 30 FC6 1-2 2-3f			B SI 89 S CH 82 X CH 83 1-1 L8		4	1	2	0	0	0	3
30 Kyle Tucker, L (1, 9) OBP: 0.415, SLG: 0.512	B SI 95 C FC 90 D CU 86 S ST 87 B SI 96 F ST 86 F ST 88 B FC 91 4-2 2 E 1-3 BB		C SI 90 B SI 90 B CU 77 F SI 91 B CU 77 X SI 90 3-2 1-3 1B		X SI 91 0-0 FC6 1-2f			C CU 76 B CU 77 C SI 90 X CU 76 1-2 G4-6-3 1-2f		3	0	1	0	1	0	3
2 Alex Bregman, R (1, 5) OBP: 0.362, SLG: 0.365	B FC 90 B SI 93 S ST 85 X ST 86 2-1 E6 79 G6-4-3 1-2 3-H		B CH 84 T CH 84 B CH 83 B SI 90 X SI 91 3-1 F9			B CH 82 X SI 90 1-0 L8			B FF 95 F SL 86 B SL 87 B FF 94 B SL 87 4-1 9 FC4-6 BB	3	0	0	1	1	0	3
79 José Abreu, R (1, 3) OBP: 0.275, SLG: 0.279	D FC 92 B FC 90 C SI 94 X ST 86 2-1 G6-4-3 1-2f			C SI 89 X SI 89 0-1 G4-3		X SI 90 0-0 L4			C SL 87 S SL 88 S SL 88 1 SAFE 0-3 K	4	0	0	0	0	1	3
9 Corey Julks, R (1, 7) OBP: 0.304, SLG: 0.448		C SI 92 B ST 86 S FC 90 B ST 86 F SI 92 X ST 87 2-2 G4-3		B SI 90 X SI 90 1-0 G3		B CH 83 B CH 83 C SI 90 F CH 84 B CU 76 S CH 83 3-3 K			C SL 88 S FF 94 X SL 89 0-2 FC4-6 1-2f	4	0	0	0	0	1	1
6 Jake Meyers, R (1, 8) OBP: 0.349, SLG: 0.386		B FC 89 B FC 90 C FC 88 F SI 93 B ST 86 X ST 86 3-2 G6-3		C SI 90 B SI 89 F CH 82 F CU 77 B CU 77 B CH 83 X CH 82 3-2 G6-3			C CU 75 S CH 81 F CU 76 X SI 90 0-2 G4-3		B FF 94 B FF 95 S SL 86 C SL 86 S SL 88 2-3 K	4	0	0	0	0	1	1
17 David Hensley, R (1, 10) OBP: 0.237, SLG: 0.135		B SI 94 S FC 89 B FC 92 C SI 94 B FC 91 F FC 90 C ST 86 3-3 K			C SI 88 C CU 75 B CH 82 X CU 76 1-2 G5-3		B CU 76 B CU 76 C CH 82 S SI 90 S SI 90 2-3 K			3	0	0	0	0	2	0
21 Yainer Diaz, R (1, 2) OBP: 0.273, SLG: 0.286			S ST 85 B ST 87 B SI 92 B FC 89 B FC 90 4-1 14 G6-4-3 BB		F CH 82 B CH 83 X CU 76 1-1 3 14 FC1-5 1B 1B		S CH 83 X CH 84 0-1 G4-3			2	0	1	0	1	0	0
Inning Stats	R: 1 E: 1 K: 0 S: 11 H: 1 LOB: 1 BB: 1 P: 19	R: 0 E: 0 K: 1 S: 11 H: 0 LOB: 0 BB: 0 P: 19	R: 0 E: 0 K: 0 S: 9 H: 2 LOB: 2 BB: 1 P: 21	R: 0 E: 0 K: 0 S: 7 H: 0 LOB: 0 BB: 0 P: 11	R: 0 E: 0 K: 0 S: 8 H: 2 LOB: 2 BB: 0 P: 10	R: 0 E: 0 K: 1 S: 5 H: 0 LOB: 0 BB: 0 P: 9	R: 0 E: 0 K: 1 S: 9 H: 0 LOB: 0 BB: 0 P: 11	R: 0 E: 0 K: 0 S: 6 H: 0 LOB: 0 BB: 1 P: 12	R: 0 E: 0 K: 2 S: 10 H: 0 LOB: 1 BB: 1 P: 16	1B: 5 2B: 0 3B: 0 HR: 0	SF: 0 SAC: 0 DP: 3 HBP: 0			WP: 2 PB: 0 SB: 0 CS: 0	PA: 34	

PITCHER		IP	WLS	BF	H	R	ER	SO	BB	IBB	HBP	BLK	WP	HR	S	P	ERA	WHIP
58 Calvin Faucher, R ERA: 5.68	(1, 1)	2.0	L	9	1	1	1	1	2	0	0	0	1	0	23	43	4.50	1.500
19 Josh Fleming, L ERA: 3.26	(3, 1)	6.0		21	4	0	0	2	1	0	0	0	0	0	43	69	0.00	0.833
70 Zack Burdi, R ERA:	(9, 1)	1.0		4	0	0	0	2	1	0	0	0	0	0	10	16	0.00	1.000

PITCHER	IP	WLS	BF	H	R	ER	SO	BB	IBB	HBP	BLK	WP	HR	S	P	ERA	WHIP

TOP

Houston Astros @ Tampa Bay Rays

Tropicana Field, St. Petersburg, FL

Wed Apr 26 2023, 6:41 PM - 8:49 PM EDT

Att. 14,168 - Dome - 72 F

livebaseballscorecards.com

AB	30
R	1
H	5
RBI	1
BB	4
SO	5
LOB	15

Houston Astros @ Tampa Bay Rays

Tropicana Field, St. Petersburg, FL

Wed Apr 26 2023, 6:41 PM - 8:49 PM EDT

Att. 14,168 - Dome - 72 F

livebaseballscorecards.com

BOTTOM

Batter	1	2	3	4	5	6	7	8	9	AB	R	H	RBI	BB	SO	LOB
2 Yandy Díaz, R (1, 3) OBP: 0.392, SLG: 0.540	C FF 94 B FC 94 F FC 93 C KC 84 1-3 ① K		C FC 92 S KC 85 S KC 85 0-3 ②③ K 1-2			X FC 91 0-0 ①② G6-3 1-2f			C CU 81 F SL 91 X SL 91 0-2 ② G6-3	4	0	0	0	0	2	2
5 Wander Franco, S (1, 6) OBP: 0.368, SLG: 0.552	C FC 92 X FC 92 0-1 ② G3			C KC 82 X KC 84 0-1 ① G6-3		C FC 93 B FS 90 B KC 83 B FC 92 X FC 91 3-1 ③ G6-3			C CU 83 C SL 91 X FF 96 0-2 ③ G4-3	4	0	0	0	0	0	0
56 Randy Arozarena, R (1, 7) OBP: 0.410, SLG: 0.571	C FC 93 C KC 84 B FC 93 F FF 98 B KC 85 F KC 86 F FC 94 F FC 92 B FF 98 4-2 BB			C FC 90 C FF 96 B KC 85 S FF 97 1-3 ② K			B FC 89 C FC 92 S KC 83 F KC 85 B FF 96 F FC 92 S KC 84 2-3 ① K			2	0	0	0	1	2	0
8 Brandon Lowe, L (1, 4) OBP: 0.341, SLG: 0.500	1 SAFE F FC 92 F KC 84 F KC 85 S FS 89 0-3 ③ K			C KC 81 S FC 93 B KC 85 B FS 90 B FC 93 F FC 92 F KC 84 B FF 98 4-2 BB			B FC 91 X FC 91 1-0 ② F7			2	0	0	0	1	1	1
87 Harold Ramírez, R (1, 10) OBP: 0.417, SLG: 0.677		B FC 91 B FC 92 X FC 90 2-0 ① G6-3		C FC 93 B KC 84 1 SAFE F KC 83 F KC 84 S FC 92 1-3 ③ K			F FC 93 B KC 84 B KC 84 C FC 91 S FC 94 2-3 ③ K			3	0	0	0	0	2	1
14 Christian Bethancourt, R (1, 2) OBP: 0.333, SLG: 0.577		X KC 82 0-0 ② G4-3			C FF 94 B FC 91 S FC 92 F FC 94 B FF 94 F FF 96 X KC 84 2-2 ① P3			S FF 92 S FS 83 S FF 92 0-3 ① K		3	0	0	0	0	1	0
6 Taylor Walls, S (1, 5) OBP: 0.411, SLG: 0.604		C FF 96 C FF 96 B KC 84 B KC 85 X KC 83 2-2 ③ G6-3			B KC 80 B KC 83 C FF 95 C FF 95 B FF 97 X FF 96 3-2 ② G6-3			X FS 83 0-0 ② G1-3		3	0	0	0	0	0	0
22 Jose Siri, R (1, 8) OBP: 0.300, SLG: 0.556			B FF 94 C FC 90 B FC 92 S FC 90 B FF 97 S FF 95 3-3 ① K		X FC 93 0-0 ③ G5-3			C SL 86 X SI 92 0-1 ③ L7		3	0	0	0	0	1	0
13 Manuel Margot, R (1, 9) OBP: 0.254, SLG: 0.328			B FC 91 X FC 91 1-0 2 CS 1B			B FF 93 X FF 94 1-0 2 G6-3 1B			B SL 90 S SL 91 B CU 81 X SL 90 2-1 ① L6	3	0	2	0	0	0	0
Inning Stats	R: 0 E: 0 K: 2 S: 15 H: 0 LOB: 1 BB: 1 P: 20	R: 0 E: 0 K: 0 S: 5 H: 0 LOB: 0 BB: 0 P: 9	R: 0 E: 0 K: 2 S: 7 H: 1 LOB: 0 BB: 0 P: 11	R: 0 E: 0 K: 2 S: 13 H: 0 LOB: 1 BB: 1 P: 19	R: 0 E: 0 K: 0 S: 9 H: 0 LOB: 0 BB: 0 P: 14	R: 0 E: 0 K: 0 S: 4 H: 1 LOB: 0 BB: 0 P: 8	R: 0 E: 0 K: 2 S: 9 H: 0 LOB: 0 BB: 0 P: 14	R: 0 E: 0 K: 1 S: 6 H: 0 LOB: 0 BB: 0 P: 6	R: 0 E: 0 K: 0 S: 8 H: 0 LOB: 0 BB: 0 P: 10	1B: 2 2B: 0 3B: 0 HR: 0 SF: 0 SAC: 0 DP: 1 HBP: 0						

	AB	27
	R	0
	H	2
	RBI	0
	BB	2
	SO	9
	LOB	4

PITCHER		IP	WLS	BF	H	R	ER	SO	BB	IBB	HBP	BLK	WP	HR	S	P	ERA	WHIP
58 Hunter Brown, R ERA: 2.37	(1, 1)	7.0	W	23	2	0	0	8	2	0	0	0	0	0	62	95	0.00	0.571
50 Héctor Neris, R ERA: 2.38	(8, 1)	1.0	H	3	0	0	0	1	0	0	0	0	0	0	6	6	0.00	0.000
55 Ryan Pressly, R ERA: 4.35	(9, 1)	1.0	S	3	0	0	0	0	0	0	0	0	0	0	8	10	0.00	0.000

PITCHER		IP	WLS	BF	H	R	ER	SO	BB	IBB	HBP	BLK	WP	HR	S	P	ERA	WHIP

Batter	1	2	3	4	5	6	7	8	9	AB	R	H	RBI	BB	SO	LOB
2 Yandy Díaz, R (1, 3) OBP: 0.407, SLG: 0.576	B FF 94 C FF 94 B KC 79 B SL 86 S SL 84 X SL 84 3-2 ① G5-3	B KC 81 B SL 84 C SL 84 F KC 80 B SL 85 B SL 85 4-2 BB			S FF 95 B KC 80 X SL 85 1-1 56 BB, 5 1B, 8 1B 1B	B FC 89 F CH 87 S FC 89 C FF 95 1-3 ① K	X SI 95 0-0 HR		C SL 90 C KC 88 B CH 88 B CH 89 F FF 99 X FF 99 2-2 1B	5	2	3	1	1	1	2
5 Wander Franco, S (1, 6) OBP: 0.366, SLG: 0.539	X CH 80 0-0 56 A-I B-O 1B	B SL 86 D SL 84 F FF 95 F SL 85 F SL 85 F FF 94 B KC 82 X KC 81 3-2 ③ G1-3			B FF 95 F FF 95 B FF 94 B FF 96 F FF 94 F FF 96 X KC 79 3-2 56 BB, 8 1B, 1-2 1B	B CH 87 C FF 94 B FC 89 X FF 94 2-1 E3 56 BLK, 17 2B, 1-2, 2-H	C CH 88 S SI 96 F SL 88 B SI 97 X CH 88 1-2 ② G4-3		C KC 87 F SL 90 S CH 89 0-3 ② K	6	2	2	0	0	1	4
56 Randy Arozarena, R (1, 7) OBP: 0.396, SLG: 0.542	S SL 84 1 SAFE B SL 86 S SL 86 B SL 87 C SL 86 2-3 ② ③ K, 1-2	B KC 79 F SL 84 B SL 85 X SL 85 2-1 ① F9			S FF 96 C FF 95 F FF 96 D SL 87 B SL 86 D FF 96 B FF 96 4-2 17 PB, 8 1B, 17 G1-5-3, 1-2, 2-3 BB	D CH 88 B ST 82 F FC 88 F SI 93 S FF 94 2-3 ② K, 1-2, 2-3	B SL 86 S SL 88 S SL 88 B FF 96 X SL 88 2-2 ③ P5		C SL 91 X SI 99 0-1 ③ G1-4-3	5	1	0	0	1	2	4
8 Brandon Lowe, L (1, 10) OBP: 0.368, SLG: 0.581 13 Manuel Margot, R (9, 9) OBP: 0.254, SLG: 0.328		S KC 78 S KC 80 F KC 79 B SL 86 B SL 85 X FF 96 2-2 17 1B, 3B	F CH 80 S SL 85 B SL 85 B CH 78 B KC 80 F SL 86 F SL 86 X SL 86 3-2 HR		D KC 80 D KC 81 C FF 95 S FF 96 F SL 86 F FF 96 F KC 82 F SL 86 F CH 80 2-2 X FF 85, 17 PB, 1-2, 2-H, 3-H 1B	B ST 82 B ST 80 D FF 93 B FF 93 4-0 17 2B BB		B FF 99 C FF 98 S FF 99 C FF 100 1-3 ① K							
17 Isaac Paredes, R (1, 5) OBP: 0.307, SLG: 0.367		C SL 86 X SL 87 0-1 15 1B, 55 2B, 3-H 1B	F FF 96 B SL 86 B SL 85 X FF 95 2-1 ② G6-3		C SI 94 B SI 94 B SI 95 X SI 95 2-1 ① G1-5-3, 1-2, 2-H	B FF 94 C FF 94 F FF 94 F ST 81 X FF 92 1-2 15 1B, 1-H, 2-H, 3-H 2B		C FF 100 B FF 100 C FF 100 B SL 89 S SL 88 2-3 ② K		5	2	2	5	0	1	1
15 Josh Lowe, L (1, 8) OBP: 0.384, SLG: 0.623		X FF 94 0-0 55 2B, 1-2 1B	C CH 82 B CH 80 B KC 81 X KC 80 2-1 ③ F8		C SI 95 F FC 86 S ST 82 0-3 ② K	C ST 82 S ST 81 B FF 94 X ST 81 1-2 6 BB, 2-H 1B		B FF 100 X CH 90 1-0 1B		5	1	3	1	0	1	1
6 Taylor Walls, S (1, 4) OBP: 0.393, SLG: 0.558		C FF 94 2 SAFE D SL 84 D SL 86 C SL 85 S SL 85 2-3 ① K	X FF 95 0-0 ① F7		S SI 94 B SI 95 X FC 87 1-1 ③ G4-3	B ST 80 C FF 93 B FF 92 F FF 93 B ST 80 B SI 92 4-2 1-2 BB		B FF 99 B FF 99 C FF 99 S FF 98 S FF 100 2-3 ③ K		4	0	0	0	1	2	4
55 Luke Raley, L (1, 9) OBP: 0.286, SLG: 0.536 (9, 1)		D KC 80 D KC 79 X KC 78 2-0 1-H, 2-H 2B	C FF 95 S SL 85 B FF 94 C FF 95 1-3 ② K		B ST 82 2-1 B ST 82 X FF 94 21 FC4 5 E 1B C SL 85 3-3 ③ K				F FF 98 B FF 99 B CH 89 X FF 100 2-1 HR	5	2	3	3	0	2	2
21 Francisco Mejía, S (1, 2) OBP: 0.261, SLG: 0.244		X SL 86 0-0 ② F8	C KC 80 B FF 94 X KC 80 1-1 ③ P5			X CH 86 0-0 FC4 56 BLK, 5 E, 17 2B, 1-2	X SI 94 0-0 ① F8		B KC 88 F FF 99 X KC 88 1-1 ① G1-3	5	1	0	0	0	0	2
Inning Stats	R: 0 E: 0 K: 1 S: 7 H: 1 LOB: 0 BB: 0 P: 12	R: 3 E: 0 K: 1 S: 19 H: 4 LOB: 2 BB: 1 P: 32	R: 1 E: 0 K: 0 S: 11 H: 1 LOB: 0 BB: 0 P: 20	R: 0 E: 0 K: 1 S: 6 H: 0 LOB: 0 BB: 0 P: 8	R: 3 E: 0 K: 1 S: 24 H: 3 LOB: 1 BB: 1 P: 37	R: 5 E: 1 K: 3 S: 24 H: 3 LOB: 2 BB: 2 P: 44	R: 1 E: 0 K: 0 S: 9 H: 1 LOB: 0 BB: 0 P: 12	R: 0 E: 0 K: 3 S: 10 H: 1 LOB: 1 BB: 0 P: 16	R: 1 E: 0 K: 1 S: 13 H: 2 LOB: 1 BB: 0 P: 18	1B: 10 2B: 2 3B: 1 HR: 3 SF: 0 SAC: 0 DP: 0 HBP: 0						

PITCHER		IP	WLS	BF	H	R	ER	SO	BB	IBB	HBP	BLK	WP	HR	S	P	ERA	WHIP
84 Dylan Cease, R ERA: 4.15	(1, 1)	4.0	L	22	9	7	6	3	2	0	0	0	0	1	60	99	13.50	2.750
39 Aaron Bummer, L ERA: 5.63	(5, 1)	1.0		3	0	0	0	1	0	0	0	0	0	0	7	10	0.00	0.000
55 Jake Diekman, L ERA: 7.84	(6, 1)	0.2		9	3	5	1	2	2	0	0	1	0	0	20	37	13.50	7.500
60 Gregory Santos, R ERA: 2.03	(6, 1)	0.1		1	0	0	0	1	0	0	0	0	0	0	4	7	0.00	0.000
49 Kendall Graveman, R ERA: 4.66	(7, 1)	1.0		4	1	1	1	0	0	0	0	0	0	1	9	12	9.00	1.000

PITCHER		IP	WLS	BF	H	R	ER	SO	BB	IBB	HBP	BLK	WP	HR	S	P	ERA	WHIP
40 Reynaldo López, R ERA: 7.59	(8, 1)	1.0		4	1	0	0	3	0	0	0	0	0	0	10	16	0.00	1.000
17 Joe Kelly, R ERA: 9.82	(9, 1)	1.0		5	2	1	1	1	0	0	0	0	0	1	13	18	9.00	2.000

TOP

Tampa Bay Rays @ Chicago White Sox

Guaranteed Rate Field, Chicago, IL

Thu Apr 27 2023, 6:12 PM - 8:55 PM CDT

Att. 11,060 - Partly Cloudy - 56 F

livebaseballscorecards.com

AB	44
R	14
H	16
RBI	13
BB	4
SO	11
LOB	20

WP: 0	PB: 1	SB: 0	CS: 0	PA: 48						

BOTTOM

Tampa Bay Rays @ Chicago White Sox

Guaranteed Rate Field, Chicago, IL

Thu Apr 27 2023, 6:12 PM - 8:55 PM CDT

Att. 11,060 - Partly Cloudy - 56 F

livebaseballscorecards.com

Batter	1	2	3	4	5	6	7	8	9	AB	R	H	RBI	BB	SO	LOB
23 Andrew Benintendi, L (1, 7) OBP: 0.333, SLG: 0.337 12 Romy Gonzalez, R (9, PH) OBP: 0.156, SLG: 0.219	F FF 94 C FF 97 C FF 97 0-3 K	X SL 86 0-0 G6-3			C FF 94 C CU 81 B CU 85 F SL 86 F FF 97 F CU 84 S SL 88 1-3 K		B SL 86 S FF 93 B FF 93 B SL 87 X FF 93 3-1 F8		B FA 57 C FA 57 X FA 58 1-1 51 1B 2-H 3B	4 1	0 1	0 1	0 1	0 0	2 0	1 0
25 Andrew Vaughn, R (1, 3) OBP: 0.333, SLG: 0.362	C CU 81 C CH 86 X FF 98 0-2 74 G6-3 88 BB 1B		X FF 95 0-0 G6-3		C CU 82 S CH 88 B CH 88 S CU 83 1-3 K		C SL 85 X SL 86 0-1 L9		X FA 56 0-0 G3	5	0	1	0	0	1	1
88 Luis Robert Jr., R (1, 8) OBP: 0.252, SLG: 0.427 51 Adam Haseley, L (7, 8) OBP: 0.667, SLG: 1.000	B CU 81 D CH 85 F CU 82 B FF 98 F SL 86 B FF 97 4-2 74 G6-3 1-2 BB		C CU 82 X CH 87 0-1 G5-3		B CU 86 C FF 96 X CH 86 1-1 74 FC6-4 1B			B FC 86 C SI 89 F FC 85 X FC 86 1-2 74 G4-3 30 2B 2B	B FA 56 B FA 58 F FA 60 F FA 59 X FA 57 2-2 3-H 1B	2 2	0 1	1 2	0 1	1 0	0 0	0 0
74 Eloy Jiménez, R (1, 10) OBP: 0.240, SLG: 0.304	B SL 87 S CU 81 C CH 85 X CH 85 1-2 G6-3 1-2 2-3		B CU 80 C CH 86 S SL 88 B CH 87 X CH 85 2-2 1B		X CU 82 0-0 FC6-4 1-2f			F SI 91 X SI 90 0-1 G4-3 2-3	X FA 58 0-0 P4	5	0	1	0	0	0	5
24 Yasmani Grandal, S (1, 2) OBP: 0.337, SLG: 0.446	X FF 97 0-0 L8		B CU 82 C CU 81 F FF 97 S CH 87 1-3 K			C FF 93 S SL 88 X SL 86 0-2 2B		X FC 87 0-0 L4		4	0	1	0	0	1	4
30 Jake Burger, R (1, 5) OBP: 0.339, SLG: 0.680		B SL 86 B SL 84 B CU 82 D FF 93 4-0 50 2B BB		X SL 88 0-0 HR		X SL 87 0-0 G5-3		C SI 92 X SI 90 0-1 3-H 2B		3	2	2	2	1	0	1
1 Elvis Andrus, R (1, 6) OBP: 0.250, SLG: 0.220		C CU 82 D SL 86 C CH 85 B CH 86 B FF 96 X SL 86 3-2 F9	B FF 96 B FF 95 C SL 87 C CU 82 F CH 86 X FF 97 2-2 F9		B SL 86 C FF 94 X SL 86 1-1 G5-3		C ST 76 B SI 92 X ST 75 1-1 F7		4	0	0	0	0	0	3
22 Oscar Colás, L (1, 9) OBP: 0.284, SLG: 0.294		C SL 88 F CU 83 C FF 98 0-3	B FF 96 S SL 86 C FF 96 X SL 88 1-2 G4-3		D SL 88 B FF 93 B SL 86 C FF 93 F FF 93 C SL 85 3-3			B EP 55 X FA 56 1-0 12 3B 2B	4	1	1	0	0	2	2
50 Lenyn Sosa, R (1, 4) OBP: 0.152, SLG: 0.244		S FF 96 B FF 97 X CH 85 1-1 1-H 2B	X CU 82 0-0 G5-3				C SL 84 C SL 86 S FF 93 0-3 K	C FA 57 X FA 57 0-1 G6-3	4	0	1	1	0	1	1

Inning Stats	1	2	3	4	5	6	7	8	9
	R: 0 E: 0 K: 1 S: 12 H: 1 LOB: 2 BB: 1 P: 17	R: 1 E: 0 K: 1 S: 9 H: 1 LOB: 1 BB: 1 P: 17	R: 0 E: 0 K: 1 S: 9 H: 1 LOB: 1 BB: 0 P: 12	R: 1 E: 0 K: 0 S: 9 H: 1 LOB: 0 BB: 0 P: 12	R: 0 E: 0 K: 2 S: 12 H: 1 LOB: 1 BB: 0 P: 15	R: 0 E: 0 K: 1 S: 9 H: 1 LOB: 1 BB: 0 P: 13	R: 0 E: 0 K: 1 S: 7 H: 0 LOB: 0 BB: 0 P: 10	R: 1 E: 0 K: 0 S: 10 H: 2 LOB: 1 BB: 0 P: 12	R: 2 E: 0 K: 0 S: 10 H: 3 LOB: 1 BB: 0 P: 14

	AB	38
	R	5
	H	11
	RBI	5
	BB	2
	SO	7
	LOB	18

	1B: 4	SF: 0	WP: 0	PA: 40
	2B: 5	SAC: 0	PB: 0	
	3B: 1	DP: 0	SB: 0	
	HR: 1	HBP: 0	CS: 0	

PITCHER		IP	WLS	BF	H	R	ER	SO	BB	IBB	HBP	BLK	WP	HR	S	P	ERA	WHIP
18 Shane McClanahan, L ERA: 2.12	(1, 1)	5.0	W	22	5	2	2	5	2	0	0	0	0	1	51	73	3.60	1.400
70 Zack Burdi, R ERA:	(6, 1)	2.0		7	1	0	0	2	0	0	0	0	0	0	16	23	0.00	0.500
49 Kevin Kelly, R ERA: 4.3	(8, 1)	1.0		5	2	1	1	0	0	0	0	0	0	0	10	12	9.00	2.000
55 Luke Raley, R ERA: 18.0	(9, 1)	1.0		6	3	2	2	0	0	0	0	0	0	0	10	14	18.00	3.000

PITCHER	IP	WLS	BF	H	R	ER	SO	BB	IBB	HBP	BLK	WP	HR	S	P	ERA	WHIP

Tampa Bay Rays @ Chicago White Sox

Guaranteed Rate Field, Chicago, IL

Fri Apr 28 2023, 6:12 PM - 8:47 PM CDT

Att. 16,681 - Partly Cloudy - 55 F

livebaseballscorecards.com

Batter	1	2	3	4	5	6	7	8	9	AB	R	H	RBI	BB	SO	LOB
2 Yandy Díaz, R (1, 3) OBP: 0.409, SLG: 0.585	B FF 93 F FF 92 B CH 78 B FF 93 X FF 91 3-1 56 1B 8 F4 2B		C SL 82 B CU 78 B SL 83 B FF 93 C FF 92 X FF 93 3-2 ① P4		F FF 92 X FF 91 0-1 ① F7		C FF 92 F FF 92 D SL 84 T FF 93 1-2 ② K			2	1	1	0	0	0	0
6 Taylor Walls, S (5, PH) OBP: 0.381, SLG: 0.537 (5, 5)										2	0	0	0	0	1	1
5 Wander Franco, S (1, 6) OBP: 0.353, SLG: 0.519	F SL 82 F FF 93 B FF 92 B FF 93 C FF 93 2-3 ① K		B FF 92 X FF 92 1-0 ② G6-3		C CH 79 B CH 79 C SL 82 F FF 93 B FF 92 F SL 82 B FF 90 F FF 93 F SL 81 3-3 ② S CH 81 K		C FF 98 X FF 97 0-1 ③ F7			4	0	0	0	0	2	2
56 Randy Arozarena, R (1, 7) OBP: 0.400, SLG: 0.540	C FF 93 B FF 91 X CH 81 1-1 8 F4 2-3 1B		F FF 93 B FF 93 X FF 92 1-1 1B		C SL 84 B SL 84 B FF 92 B FF 93 C FF 93 F FF 93 X FF 93 3-2 ③ F9			C FF 97 C FF 98 F FF 99 X FF 99 0-2 ① F9		4	0	2	0	0	0	0
8 Brandon Lowe, L (1, 4) OBP: 0.352, SLG: 0.551	X FF 93 0-0 ② F4 1-2 3-H		X SL 81 0-0 ③ F4			X SL 81 0-0 ① F6		C FF 99 X FF 98 0-1 ② F7		4	0	0	0	0	0	2
87 Harold Ramírez, R (1, 10) OBP: 0.395, SLG: 0.638	C SL 83 X SL 82 0-1 ③ L8			X SL 82 0-0 ① G6-3		B FF 92 X SL 83 1-0 ② G4-3		B SL 85 F FF 98 X FF 98 1-1 ③ G5-3		4	0	0	0	0	0	1
17 Isaac Paredes, R (1, 5) OBP: 0.326, SLG: 0.446 (5, 3)		B FF 92 C SL 82 B SL 84 F FF 92 X FF 93 2-2 ① G4-3		C FF 92 X FF 93 0-1 13 1B 2B		C FF 92 X CH 81 0-1 2B			B SL 87 X SI 96 1-0 HR	4	2	3	1	0	0	0
14 Christian Bethancourt, R (1, 2) OBP: 0.311, SLG: 0.536		B FF 93 B FF 93 S FF 93 X FF 93 2-1 ② F8		X CH 79 0-0 ② G5-3		F FF 92 D SL 83 F FF 92 F FF 92 B SL 84 S SL 83 2-3 ③ K			F SI 98 B SL 88 B SL 88 F SI 96 S SL 88 2-3 ① K	4	0	0	0	0	2	2
13 Manuel Margot, R (1, 9) OBP: 0.280, SLG: 0.368		F FF 93 S SL 84 X SL 82 0-2 1B		C FF 91 D CH 80 S SL 83 X SL 83 1-2 2-H 1B			C SL 82 X FF 92 0-1 22 G6-3 2B		B SI 87 B SI 97 X SI 96 2-0 ② F9	4	0	3	1	0	0	0
22 Jose Siri, R (1, 8) OBP: 0.265, SLG: 0.484		B FF 92 B SL 82 S FF 92 F FF 92 C FF 94 2-3 ③ K		1 SAFE F FF 93 S FF 92 S FF 92 0-3 ③ K			B FF 91 S FF 91 B FF 92 S SL 83 X FF 92 2-2 ① G6-3 2-3		S SI 98 S SL 89 S SL 89 0-3 ③ K	4	0	0	0	0	3	3
Inning Stats	R: 1 E: 0 K: 1 S: 10 H: 2 LOB: 1 BB: 0 P: 16	R: 0 E: 0 K: 1 S: 11 H: 1 LOB: 1 BB: 0 P: 17	R: 0 E: 0 K: 0 S: 7 H: 1 LOB: 1 BB: 0 P: 12	R: 1 E: 0 K: 1 S: 10 H: 2 LOB: 1 BB: 0 P: 11	R: 0 E: 0 K: 1 S: 13 H: 0 LOB: 0 BB: 0 P: 19	R: 0 E: 0 K: 1 S: 8 H: 1 LOB: 1 BB: 0 P: 11	R: 0 E: 0 K: 1 S: 10 H: 1 LOB: 1 BB: 0 P: 13	R: 0 E: 0 K: 0 S: 8 H: 0 LOB: 0 BB: 0 P: 9	R: 1 E: 0 K: 2 S: 8 H: 1 LOB: 0 BB: 0 P: 13	1B: 4 2B: 4 3B: 0 HR: 1 SF: 0 SAC: 0 DP: 0 HBP: 0						

	AB	36
	R	3
	H	9
	RBI	2
	BB	0
	SO	8
	LOB	11

WP: 0 PA: 36
PB: 0
SB: 0
CS: 0

PITCHER		IP	WLS	BF	H	R	ER	SO	BB	IBB	HBP	BLK	WP	HR	S	P	ERA	WHIP
27 Lucas Giolito, R ERA: 4.15	(1, 1)	6.2		28	8	2	2	6	0	0	0	0	0	0	67	97	2.70	1.200
40 Reynaldo López, R ERA: 6.75	(7, 1)	1.1		4	0	0	0	0	0	0	0	0	0	0	10	11	0.00	0.000
49 Kendall Graveman, R ERA: 5.06	(9, 1)	1.0	L	4	1	1	1	2	0	0	0	0	0	1	8	13	9.00	1.000

PITCHER		IP	WLS	BF	H	R	ER	SO	BB	IBB	HBP	BLK	WP	HR	S	P	ERA	WHIP

Batter	1	2	3	4	5	6	7	8	9	AB	R	H	RBI	BB	SO	LOB
23 Andrew Benintendi, L (1, 7) OBP: 0.337, SLG: 0.333	F SI 92 X FC 90 0-1 G4-3		C CU 78 F CU 78 X FF 92 0-2 L8	B FC 88 F CU 76 X CU 80 1-1 G4-3			X CH 88 0-0 88 S 1B		S SL 84 H FF 96 1-1 25 S HBP	4	0	1	0	0	0	3
25 Andrew Vaughn, R (1, 3) OBP: 0.345, SLG: 0.398 12 Romy Gonzalez, R (9, PR) OBP: 0.156, SLG: 0.219	B FC 88 X FC 88 1-0 HR		C SI 91 X CU 79 0-1 88 G6-3 1B		B CU 78 F SI 90 B CU 78 B FC 87 C SI 91 S CU 77 3-3 K		C ST 77 B ST 79 C ST 79 B CH 89 S ST 78 2-3 K		F SL 85 D SL 84 D SL 85 B SL 84 C FF 96 B SL 86 4-2 1-2 BB	4 0	1 0	2 0	1 0	1 0	2 0	1 0
88 Luis Robert Jr., R (1, 8) OBP: 0.250, SLG: 0.411	H FF 92 1-0 74 BB HBP		B FC 88 X SI 92 1-0 G6-3 1-2		B CU 76 B CU 78 B SI 90 C FC 88 F FC 88 X CU 77 3-2 G5-3		C ST 77 C ST 78 X ST 78 0-2 G5-3 1-2		B ST 74 X ST 74 1-0 P6	4	0	0	0	0	0	4
74 Eloy Jiménez, R (1, 10) OBP: 0.253, SLG: 0.306	B FC 90 F SI 91 B SI 90 B CU 78 B FC 89 4-1 32 G3-6-1 1-2 BB		B CU 78 C FC 88 F FC 88 S CU 79 1-3 K		F FC 88 B CU 78 X SI 90 1-1 1B		S ST 79 S ST 79 X ST 80 0-2 G6-3			3	0	1	0	1	1	2
32 Gavin Sheets, L (1, 9) OBP: 0.383, SLG: 0.439 24 Yasmani Grandal, S (8, PH) OBP: 0.333, SLG: 0.440 51 Adam Haseley, L (9, 9) OBP: 0.667, SLG: 1.000	X FC 91 0-0 G3-6-1 1-2f			B CH 84 C CU 78 B CH 85 F FC 88 X SI 92 2-2 44 F9 30 1B 1B	C CU 79 D CU 79 S CH 83 S CU 80 1-3 K			C SL 83 B SL 86 F FF 92 S FF 94 1-3 K		3 1 0	0 0 0	1 0 0	0 0 0	0 1 0	1 0 0	3 0 0
30 Jake Burger, R (1, 5) OBP: 0.349, SLG: 0.722		C CU 76 B FC 89 S SI 90 X CU 78 1-2 HR		B SI 92 X SI 92 1-0 1 BB 1-2 1B		B SL 78 S SL 78 C SL 78 X SL 78 1-2 P4		B SL 85 B FF 93 C SL 84 X SL 84 2-1 F7		4	1	2	1	0	0	0
44 Seby Zavala, R (1, 2) OBP: 0.229, SLG: 0.303		S FC 89 C CU 78 S CU 78 0-3 K		L FC 89 D FC 90 X FC 89 1-1 F9 2-3		B SI 90 B SI 91 C SI 91 C SL 77 X SL 78 2-2 G6-3		C FF 94 B SL 87 F FF 94 F FF 94 B SL 86 B FF 94 X FF 93 3-2 L8		4	0	0	0	0	1	2
1 Elvis Andrus, R (1, 6) OBP: 0.260, SLG: 0.215		S FC 90 X FC 90 0-1 B2-3		B SI 91 F SI 91 D FC 91 B FC 89 F SI 91 B SI 92 4-2 1-2 BB		B SL 78 B SI 91 C SI 90 B SL 77 B SI 90 4-1 50 S BB			C SL 86 X SL 84 0-1 G1-3	2	0	0	0	2	0	0
50 Lenyn Sosa, R (1, 4) OBP: 0.143, SLG: 0.229 22 Oscar Colás, L (9, PH) OBP: 0.280, SLG: 0.290		X CU 79 0-0 G6-3		C SI 89 F SI 91 D CU 80 S CU 77 1-3 K		B SL 78 C SI 90 C SL 78 B SL 79 X SI 90 2-2 G6-3 1-2			B SL 85 C FF 96 B SL 84 B FF 96 F FF 96 S SL 86 3-3 K2-3	3 1	0 0	0 0	0 0	0 0	1 1	4 0
Inning Stats	R: 1 H: 1 E: 0 LOB: 1 K: 0 BB: 1 S: 5 P: 11	R: 1 H: 1 E: 0 LOB: 0 K: 1 BB: 0 S: 9 P: 10	R: 0 H: 1 E: 0 LOB: 1 K: 1 BB: 0 S: 9 P: 11	R: 0 H: 2 E: 0 LOB: 3 K: 1 BB: 1 S: 13 P: 23	R: 0 H: 1 E: 0 LOB: 1 K: 2 BB: 0 S: 11 P: 19	R: 0 H: 0 E: 0 LOB: 1 K: 0 BB: 1 S: 10 P: 19	R: 0 H: 1 E: 0 LOB: 1 K: 1 BB: 0 S: 10 P: 12	R: 0 H: 0 E: 0 LOB: 0 K: 1 BB: 0 S: 9 P: 15	R: 0 H: 0 E: 0 LOB: 2 K: 1 BB: 1 S: 9 P: 18	1B: 5 2B: 0 3B: 0 HR: 2	SF: 0 SAC: 0 DP: 1 HBP: 2					WP: 0 PB: 0 SB: 3 CS: 0	PA: 39

PITCHER	IP	WLS	BF	H	R	ER	SO	BB	IBB	HBP	BLK	WP	HR	S	P	ERA	WHIP
24 Zach Eflin, R (1, 1) ERA: 3.0	5.0		23	6	2	2	5	2	0	1	0	0	2	47	74	3.60	1.600
81 Ryan Thompson, R (6, 1) ERA: 2.7	1.0		4	0	0	0	0	1	0	0	0	0	0	10	19	0.00	1.000
47 Jason Adam, R (7, 1) ERA: 1.93	1.0		4	1	0	0	1	0	0	0	0	0	0	10	12	0.00	1.000
38 Colin Poche, L (8, 1) ERA: 0.96	1.0	W	3	0	0	0	1	0	0	0	0	0	0	9	15	0.00	0.000
29 Pete Fairbanks, R (9, 1) ERA:	0.2	H	4	0	0	0	1	1	0	1	0	0	0	8	16	0.00	1.500

PITCHER	IP	WLS	BF	H	R	ER	SO	BB	IBB	HBP	BLK	WP	HR	S	P	ERA	WHIP
49 Kevin Kelly, R (9, 1) ERA: 4.2	0.1	S	1	0	0	0	0	0	0	0	0	0	0	1	2	0.00	0.000

BOTTOM

Tampa Bay Rays @ Chicago White Sox

Guaranteed Rate Field, Chicago, IL

Fri Apr 28 2023, 6:12 PM - 8:47 PM CDT

Att. 16,681 - Partly Cloudy - 55 F

livebaseballscorecards.com

AB	33
R	2
H	7
RBI	2
BB	4
SO	8
LOB	19

Batter	1	2	3	4	5	6	7	8	9	AB	R	H	RBI	BB	SO	LOB
8 Brandon Lowe, L (1, 4) OBP: 0.340, SLG: 0.531 2 Yandy Díaz, R (7, PH) OBP: 0.420, SLG: 0.585 (7, 3)	C FF 92 B SI 91 S FC 88 B FF 93 B FC 88 F FF 93 S FC 88 3-3 ① K		X SI 90 0-0 ③ G4-3			T FC 89 B SI 91 B CH 87 X FC 85 2-1 ③ F7	C SI 95 B FC 90 B SI 96 B FC 88 C SI 95 B ST 82 4-2 5 1B 56 HR BB	B SL 88 C FF 97 B SL 88 B CH 87 B FF 95 4-1 BB		3 0 0 0 0 1 0 0 1 0 0 2 0 0						
5 Wander Franco, S (1, 6) OBP: 0.364, SLG: 0.545	B SI 89 C FF 92 S FC 87 B FF 93 B FC 89 F FF 93 B FF 92 4-2 BB			F FC 87 F FC 89 B SI 91 C FC 88 1-3 ① K			C SI 93 C SI 91 X FF 92 2-2 HR B FF 95 B FF 95 C FF 93 B FF 96 F FF 96 F SL 89 F SL 87 CH 87 2-2 56 HR 1-3 2-H 3-H 1B	C CH 87 X FF 97 0-1 ③ F8		4 2 2 3 1 1 1						
56 Randy Arozarena, R (1, 7) OBP: 0.400, SLG: 0.590	S FF 93 B FF 93 C SI 92 S FF 94 1-3 ② K			X FC 86 0-0 ② G6-3			C FC 88 B FC 87 B ST 91 B FF 93 S SI 92 S FF 92 2-3 ① K F FF 96 B FF 95 B FF 95 B FF 96 X FF 94 3-1 1-H 3-H HR		B FF 94 C FF 93 B FC 88 F FF 95 X CH 86 2-2 HR	5 2 2 4 0 2 1						
15 Josh Lowe, L (1, 10) OBP: 0.397, SLG: 0.658	S FC 89 F FF 93 F FF 94 F SI 92 D CH 86 B FF 94 F FC 87 S FF 94 2-3 ③ K			C FF 93 B CH 85 B FF 94 X FC 88 2-1 ③ F8			C CH 85 S FC 90 X FC 86 0-2 17 E 1B B KC 76 X SL 89 1-0 HR		B FF 93 B FF 94 B SI 94 C FF 93 B FF 95 4-1 BB	4 2 2 1 1 1 1						
17 Isaac Paredes, R (1, 3) OBP: 0.330, SLG: 0.455 (7, 5)		B FC 86 B FC 86 X FF 91 2-0 ① G4-3			F FC 87 F CU 80 B FF 93 S FF 93 1-3 ① K		C SI 92 B FC 93 B FC 87 X SI 92 2-2 E1 13 1B 2B 1-H F SL 89 X SL 88 0-1 1B		C FF 93 C FF 94 F FF 93 F ST 82 F FF 94 X FC 87 0-2 ① F9	5 1 2 1 0 1 1						
6 Taylor Walls, S (1, 5) OBP: 0.368, SLG: 0.500 (7, 4)		F FC 87 S SI 90 C FF 93 0-3 ② K			C FC 87 F FC 90 S FF 93 0-3 ② K		B FF 92 B FF 92 B FF 93 B FF 92 B FF 93 4-1 21 S 13 1B 21 FC6-2 BB C FF 94 B CH 86 M CH 86 C FF 95 1-3 Q K		B FF 92 B FC 86 X FF 94 2-0 ② F8	4 0 0 0 1 3 2						
55 Luke Raley, L (1, 9) OBP: 0.277, SLG: 0.517 13 Manuel Margot, R (7, PH) OBP: 0.282, SLG: 0.366 (7, 9)		B SI 90 F FC 87 S FF 93 B SI 92 F FF 93 B FC 87 C FC 86 3-3 ③ K			B FF 92 B FF 92 B FF 91 C FC 86 X FC 88 3-1 ③ G4-3		C SI 94 B SI 95 X SI 96 1-1 21 FC6-2 22 2B 21 S 1B 1-2 3-H	B FF 96 B SL 86 S CH 84 B FF 95 C FF 93 S SL 86 3-3 ① K	C FC 85 B FF 92 B FF 92 F FF 93 X ST 82 2-2 ③ F9	2 0 0 0 0 1 0 3 1 1 1 0 1 1						
21 Francisco Mejía, S (1, 2) OBP: 0.260, SLG: 0.311			C CH 83 S FF 90 F FF 91 B CH 84 F FF 92 X FF 92 1-2 ① L8			F FF 91 S SI 90 B FC 88 B SI 90 F FF 92 C FC 86 2-3 ① K	B SI 96 B FC 87 B SI 95 X SI 96 3-0 ② FC6-2 22 2B 5 1B 1-3 2-H	X FF 95 0-0 HR		4 2 1 1 0 1 2						
22 Jose Siri, R (1, 8) OBP: 0.263, SLG: 0.486			S FF 91 B FF 91 X FF 91 1-1 ② P3			X FC 88 0-0 ② L1	B SI 96 C SI 95 B SI 95 X SI 96 2-1 5 1B 2B 1-3 3-H	B FF 95 C CH 86 F FF 94 F SL 87 S CH 90 1-3 ② K		4 1 1 1 0 1 0						
Inning Stats	R: 0 E: 0 K: 3 S: 16 H: 0 LOB: 1 BB: 1 P: 26	R: 0 E: 0 K: 2 S: 8 H: 0 LOB: 0 BB: 0 P: 13	R: 0 E: 0 K: 0 S: 8 H: 0 LOB: 0 BB: 0 P: 10	R: 0 E: 0 K: 1 S: 6 H: 0 LOB: 0 BB: 0 P: 9	R: 0 E: 0 K: 2 S: 8 H: 0 LOB: 0 BB: 0 P: 12	R: 0 E: 0 K: 1 S: 7 H: 0 LOB: 0 BB: 0 P: 11	R: 10 E: 1 K: 2 S: 38 H: 9 LOB: 1 BB: 2 P: 63	R: 1 E: 0 K: 2 S: 11 H: 1 LOB: 1 BB: 1 P: 19	R: 1 E: 0 K: 0 S: 14 H: 1 LOB: 1 BB: 1 P: 24	1B: 4 2B: 2 3B: 0 HR: 5 SF: 0 SAC: 0 DP: 0 HBP: 0						

PITCHER		IP	WLS	BF	H	R	ER	SO	BB	IBB	HBP	BLK	WP	HR	S	P	ERA	WHIP
33 Lance Lynn, R ERA: 7.16	(1, 1)	6.1	L	24	3	4	4	10	2	0	0	0	0	1	67	103	5.68	0.789
39 Aaron Bummer, L ERA: 8.64	(7, 1)	0.1	B	4	2	0	0	0	1	0	0	0	0	0	7	17	0.00	9.000
58 Jimmy Lambert, R ERA: 6.92	(7, 1)	0.1		5	4	6	6	1	0	0	0	0	0	2	17	24	162.00	12.000
99 Keynan Middleton, R ERA: 3.86	(8, 1)	1.0		5	1	1	1	2	1	0	0	0	0	1	11	19	9.00	2.000
55 Jake Diekman, L ERA: 7.94	(9, 1)	1.0		5	1	1	1	0	1	0	0	0	0	1	14	24	9.00	2.000

PITCHER	IP	WLS	BF	H	R	ER	SO	BB	IBB	HBP	BLK	WP	HR	S	P	ERA	WHIP

TOP

Tampa Bay Rays @ Chicago White Sox

Guaranteed Rate Field, Chicago, IL

Sat Apr 29 2023, 6:12 PM - 9:04 PM CDT

Att. 28,462 - Cloudy - 56 F

livebaseballscorecards.com

AB	38
R	12
H	11
RBI	12
BB	5
SO	13
LOB	9

WP: 0	PB: 0	SB: 3	CS: 0
PA: 43			

Batter	1	2	3	4	5	6	7	8	9	AB	R	H	RBI	BB	SO	LOB
88 Luis Robert Jr., R (1, 8) OBP: 0.248, SLG: 0.407	X FC 90 0-0 ① G1-3	D SL 88 C SI 93 B SL 86 C SI 93 F SL 88 B SI 94 X SL 88 3-2 ③ L9			F SI 93 B SL 88 F SL 87 B FS 84 X SI 93 2-2 ③ G5-3		B SI 94 C SI 96 B SI 96 X SL 82 2-1 ③ G4-3			1	0	0	0	0	0	0
22 Oscar Colás, L (2, PH) OBP: 0.269, SLG: 0.278 (3, 9)										3	0	0	0	0	0	3
25 Andrew Vaughn, R (1, 3) OBP: 0.342, SLG: 0.402	B SI 93 C FC 90 F ST 87 B ST 88 X ST 88 2-2 ② F7		B SL 87 C SI 91 X SL 88 1-1 ① F8			F SI 90 X SI 92 0-1 32 G3 74 2B 2B		B CH 88 C CH 88 F CH 89 F CH 90 X FF 95 1-2 ① G5-3		4	1	1	0	0	0	0
32 Gavin Sheets, L (1, 9) OBP: 0.373, SLG: 0.422 (3, 7)	C FC 91 B CU 86 S SI 96 B CU 86 X FC 91 2-2 ③ P5		B SI 92 C SL 87 X FS 84 1-1 74 G6-4-3 1B			F SI 92 B SI 93 F SL 88 X SL 88 1-2 ① G3 2-3		S FC 84 C FC 84 B FC 84 B CH 89 F SL 83 B CH 90 X CH 89 3-2 ② G3		4	0	1	0	0	0	1
74 Eloy Jiménez, R (1, 10) OBP: 0.265, SLG: 0.320		B SI 92 F FC 89 B ST 88 S ST 88 B ST 88 F FC 90 D FC 89 4-2 24 E 30 WP 1 1B BB	C SI 93 B SI 92 X SL 86 1-1 ② ③ G6-4-3 1-2f			B SI 93 B SL 88 F SI 93 F SI 93 F SL 89 X SL 88 2-2 3-H 2B		C CH 90 X CH 88 0-1 E5		3	1	1	1	1	0	1
30 Jake Burger, R (1, 5) OBP: 0.343, SLG: 0.684		B SI 95 F FC 91 B ST 89 D SI 95 C FC 90 F FC 90 B FC 91 4-2 24 E 1 1B 1-2 BB	B SL 85 F SI 91 S SI 90 F SI 93 B SL 90 X SL 86 2-2 ① P3			S SL 88 C SI 92 D SL 90 B SI 92 S SL 89 2-3 ② K		B FF 93 F CH 88 X CH 89 1-1 ③ F9		3	1	0	0	1	1	2
24 Yasmani Grandal, S (1, 2) OBP: 0.318, SLG: 0.418		B FC 93 B FC 92 C FC 92 B FC 92 F FC 91 X FC 90 3-2 E1 1 1B 1-2 2-3	B SL 87 X SI 92 1-0 ② G5-3			B SL 88 B SI 92 C SI 92 F SL 88 C SI 93 2-3 ③ K			B SI 89 C SI 90 C SL 77 X FF 91 1-2 ① G4-3	4	0	0	0	0	1	3
51 Adam Haseley, L (1, 7) OBP: 0.429, SLG: 0.500 (3, 8)		F SI 94 B FC 91 C FC 90 S SI 96 1-3 ① K	B SI 93 X SI 93 1-0 ③ F7				B SI 93 F SI 93 B SI 93 B SI 93 F SI 94 B SI 94 4-2 BB		F SI 90 X CH 83 0-1 ② L1	3	0	0	0	1	1	3
1 Elvis Andrus, R (1, 6) OBP: 0.259, SLG: 0.216		C ST 88 B FC 92 C SI 94 X ST 89 1-2 1-2 2-H 3-H 1B			F SL 87 B SL 88 X SI 92 1-1 ① G6-3		C SL 80 B SL 82 F FF 94 S FF 96 1-3 ① K		C SL 78 B SL 77 F SI 89 B FF 91 F SL 77 X FF 90 2-2 ③ F9	4	0	1	2	0	1	1
12 Romy Gonzalez, R (1, 4) OBP: 0.143, SLG: 0.200		D SI 91 B SI 92 F SI 92 B SL 86 F SI 93 C SI 91 3-3 ② K			B SI 92 F SI 92 B SI 92 X SI 93 2-1 ② G5-3		B FF 95 C SL 82 S SL 81 B SL 81 B FF 95 S SL 82 3-3 ② K			3	0	0	0	0	2	3
Inning Stats	R: 0 E: 0 K: 0 S: 7 H: 0 LOB: 0 BB: 0 P: 11	R: 2 E: 1 K: 2 S: 22 H: 1 LOB: 2 BB: 2 P: 41	R: 0 E: 0 K: 0 S: 6 H: 1 LOB: 0 BB: 0 P: 9	R: 0 E: 0 K: 0 S: 6 H: 0 LOB: 0 BB: 0 P: 10	R: 0 E: 0 K: 0 S: 7 H: 0 LOB: 0 BB: 0 P: 12	R: 1 E: 0 K: 2 S: 15 H: 2 LOB: 1 BB: 0 P: 22	R: 0 E: 0 K: 2 S: 10 H: 0 LOB: 1 BB: 1 P: 20	R: 0 E: 1 K: 0 S: 12 H: 0 LOB: 1 BB: 0 P: 17	R: 0 E: 0 K: 0 S: 9 H: 0 LOB: 0 BB: 0 P: 12	1B: 2 2B: 2 3B: 0 HR: 0	SF: 0 SAC: 0 DP: 1 HBP: 0		WP: 1 PB: 0 SB: 0 CS: 0	PA: 35			

BOTTOM

Tampa Bay Rays @ Chicago White Sox

Guaranteed Rate Field, Chicago, IL

Sat Apr 29 2023, 6:12 PM - 9:04 PM CDT

Att. 28,462 - Cloudy - 56 F

livebaseballscorecards.com

AB	32
R	3
H	4
RBI	3
BB	3
SO	6
LOB	17

PITCHER		IP	WLS	BF	H	R	ER	SO	BB	IBB	HBP	BLK	WP	HR	S	P	ERA	WHIP
58 Calvin Faucher, R ERA: 6.43	(1, 1)	1.1		8	1	2	2	1	2	0	0	0	1	0	22	39	13.50	2.250
72 Yonny Chirinos, R ERA: 0.64	(2, 1)	4.2	W	16	3	1	1	3	0	0	0	0	0	0	41	66	1.93	0.643
60 Garrett Cleavinger, L ERA: 0.84	(7, 1)	1.0		4	0	0	0	2	1	0	0	0	0	0	10	20	0.00	1.000
68 Jalen Beeks, L ERA: 4.26	(8, 1)	1.0		4	0	0	0	0	0	0	0	0	0	0	12	17	0.00	0.000
81 Ryan Thompson, R ERA: 2.35	(9, 1)	1.0		3	0	0	0	0	0	0	0	0	0	0	9	12	0.00	0.000

PITCHER	IP	WLS	BF	H	R	ER	SO	BB	IBB	HBP	BLK	WP	HR	S	P	ERA	WHIP

Batter	1	2	3	4	5	6	7	8	9	AB	R	H	RBI	BB	SO	LOB
8 Brandon Lowe, L (1, 4) OBP: 0.333, SLG: 0.523	B FF 94 S FF 92 F FF 94 S CH 89 1-3 ① K		C CU 76 F CH 85 F FF 93 B FC 85 X FC 86 1-2 56 F8 2B	X FF 92 0-0 ③ G3			C KC 87 B KC 87 S KC 89 B KC 89 F KC 87 T KC 87 2-2 ① K	1 SAFE S FF 95 X FF 95 0-1 E7 1-H		5	0	1	0	0	2	1
56 Randy Arozarena, R (1, 7) OBP: 0.392, SLG: 0.573	C FF 95 B FC 86 F SL 82 S FF 95 1-3 ② K		T FF 95 2 SAFE B FF 95 D FC 84 S SL 80 X SL 80 2-2 ② F8 2-3		C FF 92 F FF 93 X FF 94 0-2 87 FC6-4 1B		B SL 91 C SL 91 B SL 92 S SI 98 C SI 96 2-3 ② K	C SL 90 B SL 91 F SI 98 B FF 97 F SL 88 B SL 96 S SI 97 3-3 ② K		5	0	1	0	0	3	2
87 Harold Ramírez, R (1, 10) OBP: 0.395, SLG: 0.616	B FC 85 F SL 81 X FF 95 1-1 1B		C FF 95 F SL 80 B FC 86 B FC 86 B SL 81 B FF 95 4-2 BB		C FF 93 S SL 80 D SL 82 1 SAFE X FC 84 1-2 ① FC6-4 1-2f		S SI 97 S SL 90 T SL 93 0-2 ③ K	B SL 90 B SI 97 B SL 90 C SI 97 C SI 98 S SL 89 3-3 ③ K		4	0	1	0	1	2	2
15 Josh Lowe, L (1, 9) OBP: 0.398, SLG: 0.632	B CH 86 X FF 94 1-0 ③ G4-3		B FF 94 S FF 94 F FF 94 B FF 93 C FF 95 2-3 ③ K		B CU 75 C CH 84 S FC 84 D FC 84 S CH 84 2-3 ② K			B FF 95 B FF 95 B FF 96 C FF 96 B FF 96 4-1 17 E 17 S BB	B FC 88 B SI 93 S SI 93 C SI 94 B ST 82 B SI 94 4-2 17 1B 6 1B BB	3	2	0	0	2	2	4
17 Isaac Paredes, R (1, 5) OBP: 0.333, SLG: 0.452		C FF 94 F FF 93 S SL 82 0-3 ① K	B FF 93 B FC 86 F FF 93 B FF 94 C FF 92 C FF 93 3-3 ① K		S SL 79 B SL 81 X FC 86 1-1 ③ G5-3			C FF 97 B SL 85 B SL 86 F FF 97 F FF 96 B SL 88 X FF 98 3-2 E9 6 FC4-6 1-H 1B	B SI 94 C SI 93 X SI 94 1-1 55 G3 6 1B 14 SF9 1-3 1B	5	1	2	0	0	2	1
6 Taylor Walls, S (1, 6) OBP: 0.397, SLG: 0.571		B FF 94 F FF 93 F FC 87 X SL 81 1-2 1B	B CU 74 B FF 93 X FF 92 2-0 HR			C SI 95 B SI 97 B SL 91 X SI 97 2-1 14 G5-4-3 55 S 1B		D FF 96 F FF 97 X FF 98 1-1 ① FC4-6 55 S 55 HR 1-2f	C SI 95 B FC 88 F SI 95 X ST 80 1-2 14 SF9 55 G3 3-H 1B	5	2	4	2	0	0	1
55 Luke Raley, L (1, 3) OBP: 0.300, SLG: 0.613		B FF 92 B FF 93 F CH 86 F FF 93 1 SAFE C FF 94 2-3 ② K	S CH 84 B CH 86 F CU 75 B FF 93 X FF 93 2-2 HR			C SI 98 S SL 91 F SL 92 H SL 93 1-2 14 G5-4-3 1-2 HBP		B FF 96 C FF 98 B CH 89 C FF 97 B FF 97 X FF 97 3-2 1-H HR	B SI 94 F SI 94 T FC 87 F ST 82 B SI 95 B ST 84 F SI 94 X SI 92 3-2 ① G3 1-2 2-3	4	2	2	3	0	1	3
14 Christian Bethancourt, R (1, 2) OBP: 0.303, SLG: 0.567	B SL 80 F FF 95 X FC 86 1-1 ③ P4		S FC 85 B FC 85 F SL 78 S FC 86 1-3 ② K2-3			X SI 98 0-0 ① ② G5-4-3 1-2f 2-3		B SL 88 B SL 86 C SI 93 F SI 92 F SL 86 X SI 96 2-2 HR	F SI 95 X SI 94 0-1 ② SF9 2-3 3-H	4	1	1	2	0	1	3
13 Manuel Margot, R (1, 8) OBP: 0.289, SLG: 0.360			B FC 84 X SL 80 1-0 ① G5-3	C FF 94 B FF 94 F FC 86 B FF 93 X SL 81 2-2 1B		C SI 101 X SI 101 0-1 ③ F9		H SI 96 1-0 8 E 8 S HBP	B SI 95 C SI 94 B FC 86 X SI 94 2-1 ③ G6-3	4	1	1	0	0	0	2

| Inning Stats | | |

Batter	1	2	3	4	5	6	7	8	9	AB	R	H	RBI	BB	SO	LOB
51 Adam Haseley, L (1, 8) OBP: 0.615, SLG: 0.636	X FF 94 0-0 25 1B 32 SF7 1B		F FC 89 D FC 88 X FF 95 1-1 25 G4-6-3 1-2 1B		X CU 78 0-0 25 WP 1B		S FF 92 B FF 92 B FF 92 C FF 92 B SL 84 B FF 92 4-2 88 HBP 25 BB 74 1B BB	D CH 88 S CH 88 C FF 92 B CH 91 D CH 89 S ST 77 3-3 K 25 FC6 3-H	F SI 92 F SI 93 B SL 81 D SL 81 X SL 81 2-2 25 HR 1-3 2-H 1B	5	3	4	1	1	1	0
25 Andrew Vaughn, R (1, 3) OBP: 0.358, SLG: 0.434	C SI 95 B FC 90 B FC 89 C SI 95 X ST 85 2-2 74 G6-4-3 1-3 1B		X FC 89 0-0 ① ② G4-6-3 1-2f 2-3		C FC 88 C FC 89 F ST 85 B FF 96 B FC 88 B SI 94 H FC 88 4-2 1-2 HBP		B FF 91 B FF 91 D SL 84 B FF 91 4-0 74 1B 88 HBP 1-2 BB	D ST 77 F CH 89 X CH 90 1-1 ③ FC6 1-2f	B FF 93 F SL 81 F SL 80 B FF 93 X SL 79 2-2 1-H 3-H HR	4	1	2	3	1	0	3
32 Gavin Sheets, L (1, 7) OBP: 0.352, SLG: 0.404 88 Luis Robert Jr., R (7, PH) OBP: 0.254, SLG: 0.407 12 Romy Gonzalez, R (7, PR) OBP: 0.139, SLG: 0.194 (8, 7)	F FC 89 T FF 96 3 SAFE X CU 80 0-2 ① SF7 3-H		B FC 88 B CU 80 C FC 89 C FF 96 D ST 86 S FC 88 3-3 ③ K		S FC 86 D CU 81 X FF 96 1-1 ③ G4-3		C FF 91 S FF 91 H FF 91 1-2 74 1B 1-2 2-3 HBP		B CH 87 X FF 92 1-0 ① L8	2 0 1	0 0 0	0 0 0	1 0 0	0 0 0	1 0 0	3 0 0
74 Eloy Jiménez, R (1, 10) OBP: 0.295, SLG: 0.350 23 Andrew Benintendi, L (9, PR) OBP: 0.337, SLG: 0.333	B FC 90 S FC 88 F SI 96 D ST 85 X ST 84 2-2 ② ③ G6-4-3 1-2f			C ST 83 C FC 90 B ST 85 X FF 97 1-2 24 FC4-6 1B		C FC 88 B FC 89 X SI 94 1-1 24 HR 1B	F FF 92 B SL 84 S FF 92 B FF 92 F FF 91 B FF 92 X FF 91 3-2 1-2 2-3 3-H 1B		X CH 87 0-0 24 HBP 30 2B 1B	5 0	1 1	4 0	1 1	0 0	0 0	1 0
24 Yasmani Grandal, S (1, 2) OBP: 0.323, SLG: 0.446		X FF 95 0-0 ① L7		C FC 90 F FC 90 B CU 79 B FF 95 F FC 87 B FC 88 X FF 96 3-2 ① FC4-6 1-2f		B FF 94 B FC 87 F FC 89 B FC 88 1 SAFE X FC 88 3-1 1-H HR	F FF 92 T SL 86 F FF 92 F SL 87 S SL 84 0-3 ② K		F FF 93 B CH 87 F SL 80 H SL 81 2-2 30 2B 22 SF7 1-2 HBP	4	2	1	2	0	1	4
30 Jake Burger, R (1, 5) OBP: 0.333, SLG: 0.661		C FF 96 X ST 86 0-1 ② F9		B FC 89 B SI 95 S FC 87 C FC 86 D ST 85 T FC 88 3-2 ② K		X SI 90 0-0 ① G6-3	X FF 92 0-0 ③ P6		B CH 87 D CH 88 F CH 87 F CH 87 X SL 82 2-2 1 1B 1-3 2-H 2B	5	1	1	1	0	1	4
22 Oscar Colás, L (1, 9) OBP: 0.265, SLG: 0.276		S FC 90 B CU 80 S FC 89 B FF 97 F FC 90 F ST 84 F FF 96 F ST 85 B CU 81 3-2 X FC 89 1B		D CU 79 X FF 95 1-0 ③ G6-3		C SI 90 X SI 91 0-1 ② G3-1		C CH 88 F FF 95 F CH 90 B CH 90 B FF 94 C ST 78 2-3 ① K	C CH 88 B CH 89 X FF 93 1-1 ② SF7 3-H	4	0	1	1	0	1	1
1 Elvis Andrus, R (1, 6) OBP: 0.274, SLG: 0.245		B FF 96 F FF 95 C FC 88 B FF 96 F ST 84 X ST 84 2-2 ③ F8			C FF 93 B FC 88 X FC 89 1-1 ① G4-3	B SI 91 X SI 89 1-0 ③ 1B		B FF 91 F FF 94 X FF 93 1-1 50 G1-3 51 PB 2B	D CH 89 C CH 88 F CH 88 X SL 81 1-2 50 1B 51 1B 2-H 1B	5	2	3	1	0	0	1
50 Lenyn Sosa, R (1, 4) OBP: 0.167, SLG: 0.245			T FF 93 B ST 84 B FC 89 F FF 94 F FF 95 F FC 90 F FC 88 F FF 96 B CU 80 3-2 X FC 86 25 G4-6-3 51 1B 1B		C FF 93 F FC 88 C FF 94 0-3 ② K		C FF 91 X SL 85 0-1 ① L9	C ST 77 B CH 88 X ST 77 1-1 ② G1-3 2-3	B CH 89 C CH 88 C CH 89 X CH 88 1-2 51 1B 25 HR 1-2 1B	5	1	2	0	0	1	1
Inning Stats	R: 1 E: 0 K: 0 S: 10 H: 2 LOB: 0 BB: 0 P: 14	R: 0 E: 0 K: 0 S: 14 H: 1 LOB: 1 BB: 0 P: 19	R: 0 E: 0 K: 1 S: 13 H: 2 LOB: 1 BB: 0 P: 20	R: 0 E: 0 K: 1 S: 11 H: 1 LOB: 1 BB: 0 P: 19	R: 0 E: 0 K: 1 S: 11 H: 1 LOB: 2 BB: 0 P: 17	R: 2 E: 0 K: 0 S: 8 H: 3 LOB: 1 BB: 0 P: 13	R: 1 E: 0 K: 1 S: 16 H: 1 LOB: 3 BB: 2 P: 28	R: 1 E: 0 K: 2 S: 13 H: 1 LOB: 1 BB: 0 P: 21	R: 7 E: 0 K: 0 S: 21 H: 6 LOB: 1 BB: 0 P: 33	1B: 14 2B: 2 3B: 0 HR: 2	SF: 2 SAC: 0 DP: 2 HBP: 3						

PITCHER	IP	WLS	BF	H	R	ER	SO	BB	IBB	HBP	BLK	WP	HR	S	P	ERA	WHIP
57 Drew Rasmussen, R (1, 1) ERA: 3.66	5.0		23	9	3	3	3	0	0	1	0	1	1	63	97	5.40	1.800
49 Kevin Kelly, R (6, 1) ERA: 3.94	1.0		3	1	0	0	0	0	0	0	0	0	0	4	5	0.00	1.000
38 Colin Poche, L (7, 1) ERA: 1.74	1.0		7	1	1	1	1	2	0	1	0	0	0	16	28	9.00	3.000
47 Jason Adam, R (8, 1) ERA: 1.74	1.0	H	5	1	1	0	2	0	0	0	0	0	0	13	21	0.00	1.000
68 Jalen Beeks, L (9, 1) ERA: 7.43	0.2	L	7	4	5	5	0	0	0	1	0	0	0	15	23	67.50	6.000

PITCHER	IP	WLS	BF	H	R	ER	SO	BB	IBB	HBP	BLK	WP	HR	S	P	ERA	WHIP
60 Garrett Cleavinger, L (9, 1) ERA: 2.53	0.0	B	2	2	2	2	0	0	0	0	0	0	1	6	10	∞	∞

BOTTOM

Tampa Bay Rays @ Chicago White Sox

Guaranteed Rate Field, Chicago, IL

Sun Apr 30 2023, 1:12 PM - 4:36 PM CDT

Att. 17,049 - Rain - 46 F

livebaseballscorecards.com

AB	40
R	12
H	18
RBI	11
BB	2
SO	6
LOB	18

Pittsburgh Pirates @ Tampa Bay Rays

Tropicana Field, St. Petersburg, FL

Tue May 02 2023, 6:44 PM - 9:27 PM EDT

Att. 10,325 - Dome - 72 F

TOP

livebaseballscorecards.com

Batter	1	2	3	4	5	6	7	8	9	AB	R	H	RBI	BB	SO	LOB
13 Ke'Bryan Hayes, R (1, 5) OBP: 0.290, SLG: 0.363	C FF 97 B SL 90 B FF 96 F FF 97 B FF 98 F FF 98 X FF 97 3-2 F9		B SI 89 C CH 82 X SI 90 1-1 L9		C SI 89 X SI 89 0-1 10 2B 41 SF8 1B	C SL 78 B SL 80 B FF 91 B SL 79 S SL 79 C SL 77 3-3 K			B SL 84 C CH 90 B ST 78 F CH 90 B ST 79 C FF 96 3-3 K	5	1	1	0	0	2	3
10 Bryan Reynolds, S (1, 7) OBP: 0.372, SLG: 0.585	B SL 88 C SL 87 B FF 98 B FF 95 B FF 95 4-1 22 BB BB		B CU 76 B CH 81 B SI 88 C SI 89 C SI 88 F CH 82 X SI 90 3-2 G5-3 1-2		B FF 90 C FF 90 B SI 84 X FF 91 2-1 41 SF8 1-3 2B		B FF 95 C CH 90 B FF 95 S FF 95 F FF 95 B CH 90 B FF 95 4-2 22 FC5-4 BB		B CH 90 X FF 94 1-0 1B	3	0	2	0	2	0	1
22 Andrew McCutchen, R (1, 10) OBP: 0.354, SLG: 0.462	1 SAFE B FF 96 B SL 88 B FF 96 C FF 95 1 SAFE B FF 95 4-1 1-2 BB		B CH 84 F CH 83 B SI 90 F CH 84 B CH 82 F CH 83 F SI 91 B SI 91 4-2 BB		B FF 91 C FF 92 C FF 92 S SL 87 1-3 K		X FF 95 0-0 FC5-4 41 G4-3 1-2f		B CH 90 C CH 89 S FF 96 B ST 80 S CH 92 2-3 K	3	0	0	0	2	2	4
41 Carlos Santana, S (1, 3) OBP: 0.345, SLG: 0.416	B SL 88 X FF 96 1-0 F8		C SI 91 X CH 83 0-1 G6-3		X SL 84 0-0 SF8 2-3 3-H		C CH 90 D CH 90 X FF 96 1-1 G4-3 1-2			3	0	0	1	0	0	5
65 Jack Suwinski, L (1, 8) OBP: 0.375, SLG: 0.583	B SI 90 C SI 90 B CU 77 X SI 91 2-1 P6			C CU 74 B SI 90 B SI 90 S SI 90 B SI 91 F SI 90 C SI 89 3-3 K	B SL 84 C SL 83 B FF 92 X FF 92 2-1 F9		B FF 94 F CH 91 B CH 91 C FF 94 X CH 90 2-2 G6-3			4	0	0	0	0	1	4
2 Connor Joe, R (1, 9) OBP: 0.392, SLG: 0.595		B SI 89 C SI 89 B CH 82 B SI 90 X SI 90 3-1 G4-3		C SI 89 X CH 83 0-1 6 S 2B		C SI 90 B SI 91 B SL 79 B SI 90 C SI 91 X SI 91 3-2 30 SH1-3 2B		C SI 89 C ST 76 B ST 77 B ST 77 F ST 76 B SI 92 S SI 91 3-3 K		4	0	2	0	0	1	0
14 Rodolfo Castro, S (1, 6) OBP: 0.379, SLG: 0.450		X CH 82 0-0 G6-3		B CH 84 F SI 90 X CH 83 1-1 G5-3		B SI 91 F SI 92 H SL 79 2-1 30 SH1-3 HBP		B SI 91 C FC 89 F ST 77 X ST 76 1-2 P5		3	0	0	0	0	0	1
6 Mark Mathias, R (1, 4) OBP: 0.390, SLG: 0.314 30 Tucupita Marcano, L (6, PH) OBP: 0.359, SLG: 0.382 (6, 4)	C SI 91 X SI 91 0-1 G1-3		D SI 90 B CH 82 B CH 84 C SI 89 B SI 90 4-1 2-3 BB		X SI 91 0-0 SH1-3 1-2 2-3		B SI 91 X SI 90 1-0 G1-3			1 1	0 0	0 0	0 0	1 0	0 0	0 0
18 Austin Hedges, R (1, 2) OBP: 0.250, SLG: 0.167 3 Ji Hwan Bae, L (9, PH) OBP: 0.299, SLG: 0.346			C CH 83 F CH 82 B CU 76 B CH 82 B CH 82 B SI 89 4-2 10 G5-3 BB	X CH 83 0-0 L5	C SL 78 B SL 79 F SL 79 B SI 91 B SL 79 S SL 79 3-3 K				B CH 88 C CH 87 B FF 92 S FF 94 S ST 78 2-3 K	2 1	0 0	0 0	0 0	1 0	1 0	4 0
Inning Stats	R: 0 E: 0 K: 0 S: 9 H: 0 LOB: 2 BB: 2 P: 23	R: 0 E: 0 K: 0 S: 5 H: 0 LOB: 0 BB: 0 P: 8	R: 0 E: 0 K: 0 S: 14 H: 0 LOB: 2 BB: 2 P: 26	R: 0 E: 0 K: 1 S: 10 H: 1 LOB: 2 BB: 1 P: 18	R: 1 E: 0 K: 1 S: 10 H: 2 LOB: 1 BB: 0 P: 15	R: 0 E: 0 K: 2 S: 11 H: 1 LOB: 2 BB: 0 P: 22	R: 0 E: 0 K: 0 S: 9 H: 0 LOB: 1 BB: 1 P: 16	R: 0 E: 0 K: 1 S: 8 H: 0 LOB: 0 BB: 0 P: 13	R: 0 E: 0 K: 3 S: 10 H: 1 LOB: 1 BB: 0 P: 18	1B: 2 2B: 3 3B: 0 HR: 0 SF: 1 SAC: 1 DP: 0 HBP: 1	WP: 0 PB: 0 SB: 1 CS: 0 PA: 39					

PITCHER		IP	WLS	BF	H	R	ER	SO	BB	IBB	HBP	BLK	WP	HR	S	P	ERA	WHIP
99 Javy Guerra, R ERA: 8.0	(1, 1)	0.2		4	0	0	0	0	2	0	0	0	0	0	7	19	0.00	3.000
19 Josh Fleming, L ERA: 3.18	(1, 1)	3.1		15	2	1	1	1	3	0	0	0	0	0	33	58	2.70	1.500
38 Colin Poche, L ERA: 1.59	(5, 1)	1.0	W	4	1	0	0	1	0	0	0	0	0	0	8	13	0.00	1.000
81 Ryan Thompson, R ERA: 2.08	(6, 1)	1.0	H	5	1	0	0	2	0	0	1	0	0	0	11	22	0.00	1.000
68 Jalen Beeks, L ERA: 6.91	(7, 1)	1.0	H	4	0	0	0	0	1	0	0	0	0	0	9	16	0.00	1.000
49 Kevin Kelly, R ERA: 3.71	(8, 1)	1.0	H	3	0	0	0	1	0	0	0	0	0	0	8	13	0.00	0.000
47 Jason Adam, R ERA: 1.59	(9, 1)	1.0	S	4	1	0	0	3	0	0	0	0	0	0	10	18	0.00	1.000

AB	30
R	1
H	5
RBI	1
BB	6
SO	8
LOB	22

BOTTOM

Pittsburgh Pirates @ Tampa Bay Rays

Tropicana Field, St. Petersburg, FL

Tue May 02 2023, 6:44 PM - 9:27 PM EDT

Att. 10,325 - Dome - 72 F

livebaseballscorecards.com

Batter	1	2	3	4	5	6	7	8	9	AB	R	H	RBI	BB	SO	LOB
2 Yandy Díaz, R (1, 3) OBP: 0.431, SLG: 0.579	C FF 95 B FF 95 B SL 84 B FF 94 3-1 5 G4-6-3 BB		B FF 94 B FF 94 B SL 84 B FF 94 4-0 5 G6-3 BB		C SL 83 B FF 94 X CH 88 1-1 ① P4		B FF 96 B SL 84 B SL 84 C FF 94 C FF 95 D SL 84 4-2 5 BB BB			1	0	0	0	3	0	2
5 Wander Franco, S (1, 6) OBP: 0.368, SLG: 0.540	F SL 84 ① F FF 94 ② X SL 83 0-2 G4-6-3 1-2f		B SL 85 X SL 86 1-0 ②③ G6-3 1-2f		C CU 75 X CH 90 0-1 56 S 1-3 2-H 1B		B CH 85 F CH 85 B SL 83 B CH 85 B CH 83 4-1 56 G4-6-3 1-2 BB			3	0	1	1	1	0	3
56 Randy Arozarena, R (1, 7) OBP: 0.388, SLG: 0.570	B FF 96 C SL 83 X SL 84 1-1 ③ G3-1			S CU 76 X FF 93 0-1 8 G3 87 1B 2B	F SL 83 S CU 76 1 SAFE B CU 74 F SL 84 X SL 84 1-2 ② G5-3 1-2 3-H		C SL 84 X SL 85 0-1 ②③ G4-6-3 1-2f			4	1	1	0	0	0	3
8 Brandon Lowe, L (1, 4) OBP: 0.320, SLG: 0.500		C CU 77 C FF 95 X FF 95 0-2 ① F7		C FF 94 D CU 76 S SL 84 D SL 84 X SL 82 2-2 ① G3 2-3	D CH 90 S SL 84 C CU 76 X SL 82 1-2 ③ P6			X SI 94 0-0 ① G4-3		4	0	0	0	0	0	2
87 Harold Ramírez, R (1, 10) OBP: 0.412, SLG: 0.658		B SL 85 C FF 95 S SL 84 F SL 83 F FF 96 S SL 85 1-3 ② K		F SL 84 B FF 94 F SL 85 X FF 95 1-2 17 G6-3 17 S 3-H 1B		S SL 84 B SL 84 B CU 75 B SL 83 X SL 81 3-1 HR		B SI 96 C SI 95 B ST 82 B SI 94 B SI 94 4-1 17 FC6 BB		3	1	2	2	1	1	0
17 Isaac Paredes, R (1, 5) OBP: 0.330, SLG: 0.438		C FF 94 B SL 83 F SL 84 B SL 85 B SL 82 F SL 84 B FF 95 4-2 BB		B SL 85 C SL 84 B FF 95 F SL 83 X SL 84 2-2 ② G6-3 1-3		B SL 82 C FF 93 F FF 94 F SL 81 F SL 83 B CH 90 X FF 93 2-2 ① L9		B SI 96 F SI 95 B SI 94 F SI 94 X SI 96 2-2 ② FC6 1-2f		3	0	0	0	1	0	2
14 Christian Bethancourt, R (1, 2) OBP: 0.286, SLG: 0.531		S SL 84 B SL 84 S SL 85 S SL 83 1-3 ③ K		S SL 84 S SL 82 F SL 85 D SL 84 X SL 83 1-2 ③ G5-3		S SL 82 B SL 83 F SL 83 S SL 84 1-3 ② K		B SI 96 B SI 96 S SI 96 X SI 96 2-1 ③ F9		4	0	0	0	0	2	3
13 Manuel Margot, R (1, 9) OBP: 0.302, SLG: 0.364			C FF 94 X FF 94 0-1 22 S 1B		B FF 93 C SL 83 B SL 83 B SL 84 B FF 93 4-1 22 1B 5 1B BB	C FF 95 S SL 85 S SL 85 0-3 ③ K				2	1	1	0	1	1	0
22 Jose Siri, R (1, 8) OBP: 0.268, SLG: 0.474			C SL 83 C FF 93 1 SAFE D SL 85 F SL 84 B SL 84 D FF 95 S SL 85 3-3 ① K 1-2		B SL 82 X SL 83 1-0 5 1B 56 S 1-2 1B		C SL 83 B SL 84 F SL 84 X SL 85 1-2 ① G6-3			3	1	1	0	0	1	1
Inning Stats	R: 0 E: 0 K: 0 S: 6 H: 0 LOB: 0 BB: 1 P: 10	R: 0 E: 0 K: 2 S: 14 H: 0 LOB: 1 BB: 1 P: 20	R: 0 E: 0 K: 1 S: 7 H: 1 LOB: 1 BB: 1 P: 15	R: 1 E: 0 K: 0 S: 15 H: 2 LOB: 1 BB: 0 P: 21	R: 2 E: 0 K: 0 S: 13 H: 2 LOB: 1 BB: 1 P: 21	R: 1 E: 0 K: 2 S: 13 H: 1 LOB: 0 BB: 0 P: 19	R: 0 E: 0 K: 0 S: 8 H: 0 LOB: 1 BB: 2 P: 17	R: 0 E: 0 K: 0 S: 7 H: 0 LOB: 1 BB: 1 P: 15		1B: 4 2B: 1 3B: 0 HR: 1 SF: 0 SAC: 0 DP: 3 HBP: 0				WP: 0 PB: 0 SB: 4 CS: 0 PA: 34		

	AB	27
	R	4
	H	6
	RBI	3
	BB	7
	SO	5
	LOB	16

PITCHER		IP	WLS	BF	H	R	ER	SO	BB	IBB	HBP	BLK	WP	HR	S	P	ERA	WHIP
59 Roansy Contreras, R ERA: 4.09	(1, 1)	5.1	L	24	6	4	4	3	4	0	0	0	0	1	62	99	6.75	1.875
36 Dauri Moreta, R ERA: 3.38	(6, 1)	1.2		6	0	0	0	2	2	0	0	0	0	0	14	24	0.00	1.200
46 Yohan Ramírez, R ERA: 2.57	(8, 1)	1.0		4	0	0	0	0	1	0	0	0	0	0	7	15	0.00	1.000

PITCHER	IP	WLS	BF	H	R	ER	SO	BB	IBB	HBP	BLK	WP	HR	S	P	ERA	WHIP

Pittsburgh Pirates @ Tampa Bay Rays

Tropicana Field, St. Petersburg, FL

Wed May 03 2023, 6:40 PM - 9:02 PM EDT

Att. 15,247 - Dome - 72 F

TOP

livebaseballscorecards.com

Batter	1	2	3	4	5	6	7	8	9	AB	R	H	RBI	BB	SO	LOB
13 Ke'Bryan Hayes, R (1, 5) OBP: 0.281, SLG: 0.350	F FF 96 F CU 82 S CH 88 0-3 ① K		C SL 87 X CU 82 0-1 ① G6-3		C CU 82 B CH 86 F SL 88 X CH 87 1-2 ① G5-3		C SI 94 D CU 79 X FC 91 1-1 ② G4-3 1-3			4	0	0	0	0	1	1
10 Bryan Reynolds, S (1, 8) OBP: 0.368, SLG: 0.582	C FF 97 X SL 89 0-1 2B		X FF 96 0-0 ② G5-3		S FF 96 C FF 97 B CU 84 B CH 87 B CH 85 X SL 88 3-2 ② G5-3		C CH 86 S FC 91 D CH 84 F CU 80 X FC 90 1-2 ③ G6-3			4	0	1	0	0	0	1
22 Andrew McCutchen, R (1, 10) OBP: 0.350, SLG: 0.485	X FF 97 0-0 ② F9		C FF 96 B FF 98 B CU 84 X FF 96 2-1 HR		C CU 83 B CH 87 B CH 87 S SL 88 S FF 98 2-3 ③ K			B SI 92 S FF 93 F FC 88 X ST 80 1-2 ① F7		4	1	1	1	0	1	1
41 Carlos Santana, S (1, 3) OBP: 0.350, SLG: 0.413	D CU 83 F FF 98 B CH 85 F SL 89 B CH 87 B CU 83 4-2 BB		C CU 82 X FF 97 0-1 1B			C SL 86 F CU 81 B CH 85 S FF 96 1-3 ① K		B CU 77 T CH 82 F CH 83 B FC 89 X FC 90 2-2 ② G4-3		3	0	1	0	1	1	0
2 Connor Joe, R (1, 7) OBP: 0.386, SLG: 0.602	B SL 89 C CH 86 S FF 99 B FF 100 D CH 87 F FF 99 S FF 99 3-3 ③ K		C FF 96 X CH 87 0-1 ③ P3			C CU 82 C CU 83 X FF 97 0-2 3B		X FC 89 0-0 ③ G5-3		4	0	1	0	0	1	3
14 Rodolfo Castro, S (1, 6) OBP: 0.374, SLG: 0.440		F SL 87 F FF 96 B CH 87 S CH 87 1-3 ① K2-3		B FF 94 B SL 88 B FF 95 C FF 96 S SL 88 S SL 88 3-3 ① K		B SL 86 F CH 86 D CU 83 T FF 97 C FF 99 2-3 ② K			B FC 88 B FC 88 S FF 92 B CH 83 F FF 93 F CH 84 X FC 90 3-2 1B	4	0	1	0	0	3	1
26 Miguel Andujar, R (1, 9) OBP: 0.429, SLG: 0.833		C FF 97 B CH 88 S CU 84 X CH 88 1-2 ② G3		C FF 96 X CH 87 0-1 ② G6-3		B CU 83 T FF 97 C FF 97 S CH 88 1-3 ③ K			C FC 89 F CU 78 F ST 82 C SI 94 0-3 ① K	4	0	0	0	0	2	2
3 Ji Hwan Bae, L (1, 4) OBP: 0.319, SLG: 0.357		B FF 98 B FF 96 C SL 89 C SL 88 D CU 84 B SL 86 4-2 BB		B SL 87 X FF 95 1-0 18 WP 18 S 1B			B FC 90 B FC 89 B FF 94 C FF 93 T FF 94 X FF 95 3-2 13 G4-3 13 S 1B		B CH 83 S FF 93 X FF 94 1-1 ② F7	3	0	2	0	1	0	1
18 Austin Hedges, R (1, 2) OBP: 0.235, SLG: 0.156 65 Jack Suwinski, L (9, PH) OBP: 0.371, SLG: 0.575		S FF 96 B FF 97 X CH 86 1-1 ③ L8		F FF 96 S FF 97 B CH 85 F FF 97 S CH 87 1-3 ③ K 1-3			B SI 94 X FC 90 1-0 ① P3		S CH 84 C FC 90 S CH 83 0-3 ③ K	3 1	0 0	0 0	0 0	0 0	1 1	3 1
Inning Stats	R: 0 E: 0 K: 2 S: 12 H: 1 LOB: 2 BB: 1 P: 19	R: 0 E: 0 K: 1 S: 10 H: 0 LOB: 1 BB: 1 P: 17	R: 1 E: 0 K: 0 S: 9 H: 2 LOB: 1 BB: 0 P: 11	R: 0 E: 0 K: 2 S: 10 H: 1 LOB: 1 BB: 0 P: 15	R: 0 E: 0 K: 1 S: 9 H: 0 LOB: 0 BB: 0 P: 15	R: 0 E: 0 K: 3 S: 12 H: 1 LOB: 1 BB: 0 P: 16	R: 0 E: 0 K: 0 S: 10 H: 1 LOB: 1 BB: 0 P: 16	R: 0 E: 0 K: 0 S: 7 H: 0 LOB: 0 BB: 0 P: 10	R: 0 E: 0 K: 2 S: 13 H: 1 LOB: 1 BB: 0 P: 17	1B: 4 2B: 1 3B: 1 HR: 1 SF: 0 SAC: 0 DP: 0 HBP: 0						

PITCHER		IP	WLS	BF	H	R	ER	SO	BB	IBB	HBP	BLK	WP	HR	S	P	ERA	WHIP
18 Shane McClanahan, L ERA: 2.03	(1, 1)	6.0	W	25	5	1	1	9	2	0	0	0	1	1	62	93	1.50	1.167
48 Chase Anderson, R ERA:	(7, 1)	3.0	S	11	2	0	0	2	0	0	0	0	0	0	30	43	0.00	0.667

PITCHER		IP	WLS	BF	H	R	ER	SO	BB	IBB	HBP	BLK	WP	HR	S	P	ERA	WHIP

AB	34
R	1
H	7
RBI	1
BB	2
SO	11
LOB	14

WP: 1	PA: 36		
PB: 0			
SB: 2			
CS: 0			

Batter	1	2	3	4	5	6	7	8	9	AB	R	H	RBI	BB	SO	LOB
2 Yandy Díaz, R (1, 3) OBP: 0.430, SLG: 0.570	B FF 94 F SI 93 F SI 94 B ST 85 B FC 92 X SI 95 3-2 ① F9		C FF 97 C FC 90 B FC 92 B ST 86 B SI 96 F SI 95 X SI 95 3-2 5 1B 87 E 1B		C CU 78 F SI 94 X ST 84 0-2 ① G4-3 2-3	C CH 88 F SL 84 B SL 83 D CH 90 S SL 82 2-3 ③ K		S FF 96 X ST 83 0-1 5 FC6 2-3 1B		5	1	2	0	0	1	2
5 Wander Franco, S (1, 6) OBP: 0.369, SLG: 0.559	C FF 95 B FC 93 C CU 78 S FC 90 1-3 ② K		F CU 79 B FC 91 X CH 91 1-1 87 E 8 2B 1-3 1B		B FC 92 F CU 78 C FC 91 X ST 84 1-2 E4 87 1B 3-H		C CH 92 C CH 91 X FF 95 0-2 HR	C ST 83 B CH 91 F ST 81 D CH 92 D ST 84 X CH 91 3-2 ③ FC6 1-2f		5	3	2	2	0	1	2
87 Harold Ramírez, R (1, 10) OBP: 0.404, SLG: 0.638	C FF 95 C SI 96 F FF 96 S ST 86 0-3 ③ K		C SI 94 X SI 94 0-1 E6 8 2B 1-2 3-H		S ST 82 B SI 94 X SI 94 1-1 3-H 1B		B ST 84 S FF 95 S ST 83 S ST 84 1-3 ① K			4	1	1	1	0	2	1
8 Brandon Lowe, L (1, 4) OBP: 0.318, SLG: 0.500		B FC 89 X CH 91 1-0 ① G4-3	C FC 91 X CH 92 0-1 1-H 2-H 2B		B FC 89 F FC 90 D CU 78 C FF 94 F SI 94 F FF 94 F FC 89 S CU 79 2-3 ② K		C FF 95 B CH 93 F CH 93 C CH 93 1-3 ② K			4	0	1	2	0	2	1
6 Taylor Walls, S (1, 5) OBP: 0.390, SLG: 0.545		S FF 94 F FF 95 B SI 95 F CU 80 F FF 97 B CH 92 B SI 95 B FF 97 4-2 BB	F FF 95 B FF 95 B CU 80 F FF 95 C SI 96 2-3 ③ K		X FF 95 0-0 ③ F8		B CH 93 C FF 96 X CH 93 1-1 ③ G5-3			3	0	0	0	1	1	2
15 Josh Lowe, L (1, 9) OBP: 0.391, SLG: 0.650	C FF 95 S FF 95 F FF 97 F CU 78 1 SAFE C SI 95 0-3 ② K		S FF 92 F FC 90 C FF 96 0-3 ① K			B FF 94 X FF 94 1-0 HR		C FF 94 B CH 92 B CH 91 B CH 92 X FF 94 3-1 ① G3-1		4	1	1	1	0	2	1
22 Jose Siri, R (1, 8) OBP: 0.289, SLG: 0.463	C SI 94 C SI 94 B ST 86 S FF 97 1-3 ③ K		S FC 88 X FC 91 0-1 ② P3			S CH 88 S FF 95 F FF 94 B CH 89 F CH 89 B SL 84 B CH 89 B FF 95 4-2 55 BLK BB		B ST 82 B FF 93 B FF 95 C FF 94 X FF 95 3-1 55 2B 1B		3	1	1	0	1	1	1
55 Luke Raley, L (1, 7) OBP: 0.297, SLG: 0.606			B FF 94 X FC 91 1-0 ① G3 B CU 78 F FF 95 B FC 91 C FC 90 B SI 95 C SI 95 3-3 ③ K			S SL 81 S SL 83 S SL 83 0-3 ① K 1-2		X FF 95 0-0 2 1B 1-H 2B		4	0	1	1	0	2	1
21 Francisco Mejía, S (1, 2) OBP: 0.259, SLG: 0.327			B FF 95 F FC 91 F CH 93 F FF 97 F CU 80 F CH 92 X CH 91 1-2 ② G4-3		B CU 76 F FC 88 S FF 94 F FC 89 F FF 97 B CU 78 F CU 76 B FC 90 X FF 97 3-2 2 G4-3 5 E 2B	B CH 89 F CH 90 X FF 94 1-1 ② F9		B CH 91 D CH 91 B CH 91 C FF 94 F FF 95 T FF 96 3-2 ② K		4	1	1	0	0	1	2
Inning Stats	R: 0 E: 0 K: 2 S: 10 H: 0 LOB: 0 BB: 0 P: 14	R: 0 E: 0 K: 2 S: 13 H: 0 LOB: 1 BB: 1 P: 19	R: 3 E: 1 K: 1 S: 20 H: 3 LOB: 1 BB: 0 P: 28	R: 0 E: 0 K: 2 S: 8 H: 0 LOB: 0 BB: 0 P: 11	R: 2 E: 1 K: 1 S: 21 H: 2 LOB: 1 BB: 0 P: 28	R: 1 E: 0 K: 2 S: 13 H: 1 LOB: 1 BB: 1 P: 21	R: 1 E: 0 K: 2 S: 11 H: 1 LOB: 0 BB: 0 P: 14	R: 1 E: 0 K: 1 S: 13 H: 3 LOB: 2 BB: 0 P: 25		1B: 5 2B: 3 3B: 0 HR: 2 SF: 0 SAC: 0 DP: 0 HBP: 0						

BOTTOM

Pittsburgh Pirates @ Tampa Bay Rays

Tropicana Field, St. Petersburg, FL

Wed May 03 2023, 6:40 PM - 9:02 PM EDT

Att. 15,247 - Dome - 72 F

livebaseballscorecards.com

AB	36
R	8
H	10
RBI	7
BB	2
SO	13
LOB	13

PITCHER		IP	WLS	BF	H	R	ER	SO	BB	IBB	HBP	BLK	WP	HR	S	P	ERA	WHIP
23 Mitch Keller, R ERA: 3.32	(1, 1)	5.0	L	23	5	5	1	8	1	0	0	0	0	0	72	100	1.80	1.200
61 Jose Hernandez, L ERA: 1.42	(6, 1)	1.0		5	1	1	1	2	1	0	0	1	0	1	13	21	9.00	2.000
67 Cody Bolton, R ERA: 4.5	(7, 1)	2.0		10	4	2	2	3	0	0	0	0	0	1	24	39	9.00	2.000

PITCHER	IP	WLS	BF	H	R	ER	SO	BB	IBB	HBP	BLK	WP	HR	S	P	ERA	WHIP

Pittsburgh Pirates @ Tampa Bay Rays

Tropicana Field, St. Petersburg, FL

Thu May 04 2023, 1:10 PM - 3:24 PM EDT

Att. 12,418 - Dome - 72 F

TOP

livebaseballscorecards.com

Batter	1	2	3	4	5	6	7	8	9	AB	R	H	RBI	BB	SO	LOB
30 Tucupita Marcano, L (1, 6) OBP: 0.349, SLG: 0.351	X SI 91 0-0 ① G3			C SI 93 C FC 90 B CU 80 C SI 92 1-3 ① K		C CU 79 B CH 84 F FC 90 C SI 92 1-3 ③ K			C FF 94 S CH 90 H ST 78 1-2 10 E 41 2B HBP	3	1	0	0	0	2	0
10 Bryan Reynolds, S (1, 7) OBP: 0.364, SLG: 0.570	C SI 92 X FC 88 0-1 ② F7			S CU 78 B CH 84 F FC 89 X SI 92 1-2 1B			S SI 92 S CU 79 B CH 87 F CU 82 B FC 89 C SI 91 2-3 ① K		X CH 89 0-0 FC4 41 2B 1-2	4	1	1	0	0	1	1
22 Andrew McCutchen, R (1, 10) OBP: 0.339, SLG: 0.465	B FC 86 C FC 87 F SI 90 B CU 77 C SI 92 2-3 ③ K			C FC 89 S SI 90 S CU 79 0-3 ② K			F FC 88 X CU 78 0-1 ② G5-3		C ST 78 C CH 90 S ST 78 0-3 ② K	4	0	0	0	0	3	3
41 Carlos Santana, S (1, 3) OBP: 0.355, SLG: 0.435 26 Miguel Andujar, R (9, PR) OBP: 0.429, SLG: 0.833		C SI 92 S SI 92 X CU 79 0-2 ① G3		D CU 79 X SI 92 1-0 ③ G3			X CU 79 0-0 2B		X CH 89 0-0 1-H 2-H 2B	4 0	0 0	2 0	2 0	0 0	0 0	1 0
65 Jack Suwinski, L (1, 8) OBP: 0.366, SLG: 0.553		B SI 93 B FC 90 X SI 92 2-0 ② F7			F CU 78 B SI 93 S FC 88 C SI 91 1-3 ① K		B CU 78 S FC 90 F FC 90 F CU 81 S SI 93 1-3 ③ K		B CH 89 C CH 88 C ST 78 D ST 81 F CH 91 F CH 91 B ST 79 B ST 77 4-2 BB	3	0	0	0	1	2	1
2 Connor Joe, R (1, 9) OBP: 0.371, SLG: 0.576		C CU 78 B FC 88 C FC 87 B CU 78 C SI 92 2-3 ③ K			F FC 89 B FC 89 B CU 77 F FC 88 F SI 93 F CU 79 C SI 93 2-3 ② K			B SL 77 X SI 89 1-0 ① G4-3	B CH 90 C ST 78 B ST 78 F FF 94 S ST 78 2-3 ③ K	4	0	0	0	0	3	2
13 Ke'Bryan Hayes, R (1, 5) OBP: 0.282, SLG: 0.350			C FC 88 S SI 89 B SI 90 X SI 93 1-2 3 FC4-6 1B	S CU 78 B CU 80 X SI 91 1-1 ③ L8				C SI 90 B SL 78 B SL 77 X SI 89 2-1 ② F9		3	0	1	0	0	0	0
3 Ji Hwan Bae, L (1, 4) OBP: 0.309, SLG: 0.345			X SI 92 0-0 ① FC4-6 55 G6-4-3 1-2f			C CU 78 F FC 88 B CH 84 B CH 85 B SI 92 X SI 92 3-2 ① G6-3		B SI 91 X SI 91 1-0 ③ G3		3	0	0	0	0	0	1
55 Jason Delay, R (1, 2) OBP: 0.417, SLG: 0.581 14 Rodolfo Castro, S (9, PH) OBP: 0.370, SLG: 0.435			F FC 87 X FC 89 0-1 ② ③ G6-4-3 1-2f			C CU 77 S FC 89 S SI 93 0-3 ② K			S CH 88 B CH 89 S CH 89 S ST 78 1-3 ① K	2 1	0 0	0 0	0 0	1 0	1 0	1 0
Inning Stats	R: 0 E: 0 K: 1 S: 6 H: 0 LOB: 0 BB: 0 P: 8	R: 0 E: 0 K: 1 S: 7 H: 0 LOB: 0 BB: 0 P: 11	R: 0 E: 0 K: 0 S: 6 H: 1 LOB: 0 BB: 0 P: 7	R: 0 E: 0 K: 2 S: 10 H: 1 LOB: 1 BB: 0 P: 13	R: 0 E: 0 K: 2 S: 10 H: 0 LOB: 0 BB: 0 P: 14	R: 0 E: 0 K: 2 S: 9 H: 0 LOB: 0 BB: 0 P: 13	R: 0 E: 0 K: 2 S: 11 H: 1 LOB: 1 BB: 0 P: 14	R: 0 E: 0 K: 0 S: 4 H: 0 LOB: 0 BB: 0 P: 8	R: 2 E: 1 K: 3 S: 17 H: 1 LOB: 2 BB: 1 P: 25	1B: 2 2B: 2 3B: 0 HR: 0 SF: 0 SAC: 0 DP: 1 HBP: 1						

	AB	31
	R	2
	H	4
	RBI	2
	BB	1
	SO	13
	LOB	10

WP: 0 PB: 0 SB: 0 CS: 0 PA: 33

PITCHER		IP	WLS	BF	H	R	ER	SO	BB	IBB	HBP	BLK	WP	HR	S	P	ERA	WHIP
24 Zach Eflin, R ERA: 2.25	(1, 1)	7.0	W	23	3	0	0	10	0	0	0	0	0	0	59	80	0.00	0.429
81 Ryan Thompson, R ERA: 1.86	(8, 1)	1.0	H	3	0	0	0	0	0	0	0	0	0	0	4	8	0.00	0.000
47 Jason Adam, R ERA: 1.46	(9, 1)	1.0	S	7	1	2	0	3	1	0	1	0	0	0	17	25	0.00	2.000

PITCHER	IP	WLS	BF	H	R	ER	SO	BB	IBB	HBP	BLK	WP	HR	S	P	ERA	WHIP

Batter	1	2	3	4	5	6	7	8	9	AB	R	H	RBI	BB	SO	LOB
2 Yandy Díaz, R (1, 3) OBP: 0.432, SLG: 0.606	S FF 92 S FF 93 B SL 85 F FF 94 F SL 85 X FF 94 1-2 56 G6-4-3 2B		X SL 77 0-0 ② G5-3		C SI 94 X CH 88 0-1 ② F8			B FF 98 X SL 84 1-0 HR		4	1	2	1	0	0	1
5 Wander Franco, S (1, 6) OBP: 0.366, SLG: 0.545	C SL 84 B SL 83 D CH 89 B FF 93 F SL 85 D FF 96 4-2 56 G6-4-3 BB		B CH 86 C FF 91 X CH 88 1-1 ③ G6-3		B CU 84 C CH 89 1 SAFE B SI 96 X CH 89 2-1 ③ L7			X FS 88 0-0 ② P4		3	0	0	0	1	0	1
56 Randy Arozarena, R (1, 7) OBP: 0.391, SLG: 0.590	S SL 85 X SL 87 0-1 ① ② G6-4-3 1-2f 2-3			B FF 93 C CH 87 F SL 80 B SL 81 X CH 88 2-2 HR		C SI 95 B CU 83 F SI 94 B CH 88 S CU 83 2-3 ① K		B CU 78 C SL 87 B FF 97 F SL 85 B FF 96 B SL 85 4-2 15 CS BB		3	1	1	1	1	1	2
15 Josh Lowe, L (1, 10) OBP: 0.389, SLG: 0.634	F SL 85 F SL 85 F FF 95 F FF 94 B SL 85 B CH 90 B SL 84 S SL 86 3-3 ③ K			C SL 81 B SL 81 S SL 84 X SL 85 1-2 ① G4-3		B SI 96 B FC 94 S SI 95 B CH 89 C SI 95 B CH 89 4-2 17 CS BB		C FF 96 B SL 84 1 SAFE S SL 85 B FF 96 2-2 ③ CS 1-2		2	0	0	0	1	1	1
17 Isaac Paredes, R (1, 5) OBP: 0.330, SLG: 0.444		F SL 80 C SL 84 B SL 84 F SL 84 B FF 94 F SL 84 F KC 81 F FF 93 X FF 94 2-2 ① L6		C FF 93 X CH 89 0-1 2B		B FC 92 B CU 83 X FC 93 2-0 ② ③ F8 1-2				3	0	1	0	0	0	1
6 Taylor Walls, S (1, 4) OBP: 0.388, SLG: 0.580		B CH 90 B SL 86 S CH 89 S SL 82 F FF 94 X SL 84 2-2 HR		C CH 89 B SL 81 D SL 80 S CH 90 F SL 82 X CH 87 2-2 ② P3			F FC 93 F SI 99 C ST 84 0-3 ① K			3	1	1	1	0	1	1
55 Luke Raley, L (1, 9) OBP: 0.286, SLG: 0.580		B FF 93 X FF 93 1-0 ② P6		F SL 81 B FF 95 F FF 95 S SL 83 1-3 ③ K			T FC 93 S FC 91 S ST 86 0-3 ② K			3	0	0	0	0	2	1
14 Christian Bethancourt, R (1, 2) OBP: 0.274, SLG: 0.507		C SL 86 B SL 85 C SL 81 F SL 83 S SL 84 1-3 ③ K			B CU 82 B FF 94 S FC 94 B CU 83 X FF 94 3-1 ① F8		C ST 83 S FC 92 S ST 84 0-3 ③ K			3	0	0	0	0	2	0
13 Manuel Margot, R (1, 8) OBP: 0.303, SLG: 0.354			F FF 92 B SL 82 B FF 92 C SL 81 F CH 86 X SL 81 2-2 ① G4-3		C CH 87 F SI 95 B CH 90 B CU 85 F CH 89 B CU 85 B SI 93 4-2 BB			S SL 86 C SL 86 S SL 85 0-3 ① K		2	0	0	0	1	1	0
Inning Stats	R: 0 E: 0 K: 1 S: 14 H: 1 LOB: 1 BB: 1 P: 22	R: 1 E: 0 K: 1 S: 16 H: 1 LOB: 0 BB: 0 P: 22	R: 0 E: 0 K: 0 S: 7 H: 0 LOB: 0 BB: 0 P: 10	R: 1 E: 0 K: 1 S: 15 H: 2 LOB: 1 BB: 0 P: 21	R: 0 E: 0 K: 0 S: 9 H: 0 LOB: 1 BB: 1 P: 18	R: 0 E: 0 K: 1 S: 6 H: 0 LOB: 0 BB: 1 P: 14	R: 0 E: 0 K: 3 S: 9 H: 0 LOB: 0 BB: 0 P: 9	R: 1 E: 0 K: 1 S: 9 H: 1 LOB: 0 BB: 1 P: 16		1B: 0 2B: 2 3B: 0 HR: 3 SF: 0 SAC: 0 DP: 1 HBP: 0						

BOTTOM

Pittsburgh Pirates @ Tampa Bay Rays

Tropicana Field, St. Petersburg, FL

Thu May 04 2023, 1:10 PM - 3:24 PM EDT

Att. 12,418 - Dome - 72 F

livebaseballscorecards.com

AB	26
R	3
H	5
RBI	3
BB	4
SO	8
LOB	8

PITCHER		IP	WLS	BF	H	R	ER	SO	BB	IBB	HBP	BLK	WP	HR	S	P	ERA	WHIP
Vince Velasquez, R ERA: 3.06	(1, 1)	3.0	L	11	2	1	1	2	1	0	0	0	0	1	37	54	3.00	1.000
61 Jose Hernandez, L ERA: 1.98	(4, 1)	1.0		5	2	1	1	1	0	0	0	0	0	1	15	21	9.00	2.000
56 Duane Underwood Jr., R ERA: 2.3	(5, 1)	2.0		7	0	0	0	1	2	0	0	0	0	0	15	32	0.00	1.000
35 Colin Holderman, R ERA: 3.21	(7, 1)	1.0		3	0	0	0	3	0	0	0	0	0	0	9	9	0.00	0.000
43 Robert Stephenson, R ERA: 1.29	(8, 1)	1.0		4	1	1	1	1	1	0	0	0	0	1	9	16	9.00	2.000

PITCHER	IP	WLS	BF	H	R	ER	SO	BB	IBB	HBP	BLK	WP	HR	S	P	ERA	WHIP

WP: 0 PA: 31
PB: 0
SB: 0
CS: 2

Batter	1	2	3	4	5	6	7	8	9	AB	R	H	RBI	BB	SO	LOB
11 Anthony Volpe, R (1, 6) OBP: 0.328, SLG: 0.358	X SI 93 0-0 ① G5-3		C SI 94 X SI 94 0-1 ③ G6-3			C SL 86 X SI 90 0-1 ① F9	S ST 78 X SI 92 0-1 48 E 48 S 1B		B FF 96 S CH 91 F CH 91 X CH 92 1-2 1B	5	0	2	0	0	0	0
48 Anthony Rizzo, L (1, 3) OBP: 0.368, SLG: 0.454	F SI 94 F FS 86 F SI 95 F FF 94 B FS 88 B SI 95 X SI 94 2-2 ② G4-3			B SI 91 B SL 88 X SI 92 2-0 ① G4-3		C SI 93 B FS 84 B SL 89 C SI 92 F SI 92 X SL 88 2-2 25 2B 1B	C ST 77 1 SAFE B FC 87 B ST 76 F FC 89 S FC 88 2-3 ③ K 1-3		X CH 89 0-0 ③ L8	5	1	1	0	0	1	2
25 Gleyber Torres, R (1, 4) OBP: 0.336, SLG: 0.409	B SL 89 X SI 93 1-0 ③ F7			B SL 88 B SL 86 F SI 93 B SI 92 C SI 92 X SI 93 3-2 ② G4-3		C SI 92 D SL 88 X SL 88 1-1 22 HR 1-H 2B		B ST 73 S ST 77 B ST 76 X ST 75 2-1 ① F7		4	1	1	1	0	0	0
26 DJ LeMahieu, R (1, 5) OBP: 0.348, SLG: 0.441		B SI 93 B SI 94 B SI 92 B SI 93 4-0 24 G1-3 BB		X SI 93 0-0 24 BB 1B		B SI 91 B SI 92 B SI 92 C SI 92 B SL 88 4-1 22 HR BB		F SI 91 B ST 77 X ST 78 1-1 66 2B 1B		2	1	2	0	2	0	0
24 Willie Calhoun, L (1, 10) OBP: 0.291, SLG: 0.380 66 Kyle Higashioka, R (8, PH) OBP: 0.234, SLG: 0.356 (8, 10)		D SI 93 X SI 94 1-0 ① G1-3 1-2		C SL 89 B SL 89 B FS 78 B SI 93 B SI 92 4-1 1-2 BB		T SI 94 F SI 95 B SL 84 S SI 95 1-3 ② K		S FF 92 B FF 92 X FF 91 1-1 1-3 2B		2 1	0 0	0 1	0 0	1 0	1 0	3 0
22 Harrison Bader, R (1, 8) OBP: 0.182, SLG: 0.455		C SL 88 F SI 94 B SI 95 X SL 90 1-2 ② F8		S SL 89 2 SAFE B SL 90 F SI 92 D SL 90 X FF 94 2-2 ③ L9		B FF 95 S SL 84 B SL 81 X FF 96 2-1 1-H 2-H HR		D FF 93 B FF 93 F SL 84 X SL 86 2-1 ② P6		4	1	1	3	0	0	5
61 Jake Bauers, L (1, 7) OBP: 0.286, SLG: 0.667 12 Isiah Kiner-Falefa, R (8, PH) OBP: 0.233, SLG: 0.193 (8, 7)		B SL 88 B SI 94 C SI 93 X SL 88 2-1 ③ L9			C SI 92 C SL 89 X SI 94 0-2 ① G4-3	S SI 96 B SI 96 C SI 96 B SL 83 C SL 80 2-3 ③ K		B FF 94 F SL 83 F FF 94 B FF 94 F SL 84 F FF 93 B FF 94 S SL 87 3-3 ③ K		3 1	0 0	0 0	0 0	0 0	1 1	1 2
39 Jose Trevino, R (1, 2) OBP: 0.278, SLG: 0.397			C SL 88 B SI 92 X SI 92 1-1 ① G6-3		B SL 87 B FF 93 B SI 92 B SI 91 4-0 95 G4-6-3 BB		X ST 76 0-0 ① G6-3		C CH 90 X ST 79 0-1 ① G4-3	3	0	0	0	1	0	0
95 Oswaldo Cabrera, S (1, 9) OBP: 0.218, SLG: 0.260			C SI 94 S FS 86 B FS 86 X SI 94 1-2 ② G6-3		X SL 88 0-0 ②③ G4-6-3 1-2f		B FC 88 C SI 91 X FC 86 1-1 ② G4-3		C CH 90 B CH 91 C ST 78 F CH 90 S ST 78 1-3 ② K	4	0	0	0	0	1	1
Inning Stats	R: 0 E: 0 K: 0 S: 7 H: 0 LOB: 0 BB: 0 P: 10	R: 0 E: 0 K: 0 S: 6 H: 0 LOB: 1 BB: 1 P: 14	R: 0 E: 0 K: 0 S: 7 H: 0 LOB: 0 BB: 0 P: 9	R: 0 E: 0 K: 0 S: 9 H: 1 LOB: 2 BB: 1 P: 20	R: 0 E: 0 K: 0 S: 4 H: 0 LOB: 0 BB: 1 P: 8	R: 4 E: 0 K: 2 S: 17 H: 3 LOB: 0 BB: 1 P: 29	R: 0 E: 0 K: 1 S: 8 H: 1 LOB: 1 BB: 0 P: 11	R: 0 E: 0 K: 1 S: 14 H: 2 LOB: 2 BB: 0 P: 23	R: 0 E: 0 K: 1 S: 10 H: 1 LOB: 1 BB: 0 P: 12	1B: 5 2B: 2 3B: 0 HR: 1 SF: 0 SAC: 0 DP: 1 HBP: 0					WP: 0 PB: 0 SB: 1 CS: 0	PA: 38	

TOP

New York Yankees @ Tampa Bay Rays

Tropicana Field, St. Petersburg, FL

Fri May 05 2023, 6:41 PM - 9:18 PM EDT

Att. 25,007 - Dome - 72 F

livebaseballscorecards.com

AB	34
R	4
H	8
RBI	4
BB	4
SO	5
LOB	14

PITCHER		IP	WLS	BF	H	R	ER	SO	BB	IBB	HBP	BLK	WP	HR	S	P	ERA	WHIP
72 Yonny Chirinos, R ERA: 1.86	(1, 1)	5.1		22	3	3	3	0	4	0	0	0	0	0	42	77	5.06	1.312
60 Garrett Cleavinger, L ERA: 3.18	(6, 1)	0.2	B	3	1	1	1	2	0	0	0	0	0	1	8	13	13.50	1.500
49 Kevin Kelly, R ERA: 3.44	(7, 1)	1.1	W	6	2	0	0	1	0	0	0	0	0	0	12	18	0.00	1.500
38 Colin Poche, L ERA: 1.5	(8, 1)	0.2	H	3	1	0	0	1	0	0	0	0	0	0	10	16	0.00	1.500
47 Jason Adam, R ERA: 1.35	(9, 1)	1.0	S	4	1	0	0	1	0	0	0	0	0	0	10	12	0.00	1.000

PITCHER	IP	WLS	BF	H	R	ER	SO	BB	IBB	HBP	BLK	WP	HR	S	P	ERA	WHIP

New York Yankees @ Tampa Bay Rays

Tropicana Field, St. Petersburg, FL

Fri May 05 2023, 6:41 PM - 9:18 PM EDT

Att. 25,007 - Dome - 72 F

BOTTOM

livebaseballscorecards.com

Batter	1	2	3	4	5	6	7	8	9	AB	R	H	RBI	BB	SO	LOB
2 Yandy Díaz, R (1, 3) OBP: 0.426, SLG: 0.620	G5-3		HR	K			FC6-4			4	2	1	1	0	1	2
5 Wander Franco, S (1, 6) OBP: 0.370, SLG: 0.560	G3-1		2B		K		E7			4	1	2	0	0	1	0
56 Randy Arozarena, R (1, 7) OBP: 0.401, SLG: 0.613	HR		HBP		HBP		F7			2	1	1	1	0	0	1
15 Josh Lowe, L (1, 9) OBP: 0.383, SLG: 0.628	2B		F9		G3-1		K			4	0	1	0	0	1	4
87 Harold Ramírez, R (1, 10) OBP: 0.387, SLG: 0.607	F8		FC4		G5-3			L7		4	0	0	1	0	0	3
17 Isaac Paredes, R (1, 5) OBP: 0.327, SLG: 0.431		BB	FC5-4			F9		P2		3	1	0	0	1	0	1
6 Taylor Walls, S (1, 4) OBP: 0.381, SLG: 0.562		1B		F8		K		G6-3		4	0	1	0	0	1	0
21 Francisco Mejía, S (1, 2) OBP: 0.263, SLG: 0.346		F9		2B		G4-3				3	0	1	0	0	0	2
22 Jose Siri, R (1, 8) OBP: 0.292, SLG: 0.452		SF9-2-6-4-5		K			BB			1	0	0	1	1	1	1
Inning Stats	R: 1 E: 0 K: 0 S: 11 H: 2 LOB: 1 BB: 0 P: 16	R: 1 E: 0 K: 0 S: 10 H: 1 LOB: 0 BB: 1 P: 16	R: 2 E: 0 K: 0 S: 12 H: 2 LOB: 1 BB: 0 P: 18	R: 0 E: 0 K: 2 S: 11 H: 1 LOB: 1 BB: 0 P: 15	R: 0 E: 0 K: 1 S: 14 H: 0 LOB: 1 BB: 0 P: 23	R: 0 E: 0 K: 1 S: 10 H: 0 LOB: 0 BB: 0 P: 12	R: 1 E: 1 K: 1 S: 12 H: 1 LOB: 1 BB: 1 P: 18	R: 0 E: 0 K: 0 S: 6 H: 0 LOB: 0 BB: 0 P: 8		1B: 1 2B: 5 3B: 0 HR: 2	SF: 1 SAC: 0 DP: 1 HBP: 2			WP: 0 PB: 0 SB: 0 CS: 0	PA: 34		

	AB	29
	R	5
	H	7
	RBI	4
	BB	2
	SO	5
	LOB	14

PITCHER		IP	WLS	BF	H	R	ER	SO	BB	IBB	HBP	BLK	WP	HR	S	P	ERA	WHIP
76 Jhony Brito, R ERA: 6.08	(1, 1)	4.0		19	6	4	4	2	1	0	1	0	0	2	44	65	9.00	1.750
84 Albert Abreu, R ERA: 4.6	(5, 1)	1.1		5	0	0	0	1	0	0	1	0	0	0	16	25	0.00	0.000
71 Ian Hamilton, R ERA: 1.5	(6, 1)	0.2		2	0	0	0	1	0	0	0	0	0	0	8	10	0.00	0.000
70 Jimmy Cordero, R ERA: 3.09	(7, 1)	0.1	L	3	1	1	1	0	1	0	0	0	0	0	6	11	27.00	6.000
34 Michael King, R ERA: 1.42	(7, 1)	1.2		5	0	0	0	1	0	0	0	0	0	0	12	15	0.00	0.000

PITCHER	IP	WLS	BF	H	R	ER	SO	BB	IBB	HBP	BLK	WP	HR	S	P	ERA	WHIP

Batter	1	2	3	4	5	6	7	8	9	AB	R	H	RBI	BB	SO	LOB
11 Anthony Volpe, R (1, 6) OBP: 0.323, SLG: 0.345	C FC 88 B CU 80 B FC 89 F FF 95 S FF 96 2-3 ① **K**		C CU 80 C SI 95 B ST 85 B ST 84 S ST 84 2-3 ② **K**			C FF 94 B ST 83 B FC 88 S SI 94 B CU 79 B FC 87 4-2 48 FC4-6 BB		X CH 89 0-0 ① **G6-3**	C FF 96 B SL 89 B FF 98 F FF 97 F FF 98 X SL 89 2-2 ① **L7**	4	0	0	0	1	2	1
48 Anthony Rizzo, L (1, 3) OBP: 0.362, SLG: 0.444	C CU 81 F FC 88 B SI 95 F CU 81 S FC 89 1-3 ② **K**		C FF 95 S CU 81 B FF 96 C ST 84 1-3 ③ **K**			B FC 87 X FC 86 1-0 ② **FC4-6** 1-2f		C FF 95 X FC 84 0-1 25 1B 26 2B 1B	B FF 99 C FF 99 C FF 98 B FF 99 S SL 90 2-3 ② **K**	5	1	1	0	0	3	2
25 Gleyber Torres, R (1, 4) OBP: 0.338, SLG: 0.404	C FC 88 B FF 96 C FC 87 F ST 85 B ST 84 F FC 88 F FF 96 X FC 86 2-2 ③ **G3**			F ST 81 F FC 90 X ST 84 0-2 ① **G5-3**		B ST 81 B FC 87 B FC 87 C SI 93 D FC 86 4-1 26 FC6 BB		B ST 76 X SI 90 1-0 26 2B 22 1B 1B 1-2	X SL 90 0-0 ③ **F9**	4	1	1	0	1	0	1
26 DJ LeMahieu, R (1, 5) OBP: 0.345, SLG: 0.443		B SI 93 X FC 87 1-0 ① **F9**		C FC 86 C ST 83 B SI 95 X ST 84 1-2 ② **G5-3**		X SL 77 0-0 ③ **FC6** 1-2f		C SI 91 C SI 92 B ST 78 B ST 78 X SI 92 2-2 22 1B 2B 1-3 2-H		4	1	1	1	0	0	2
24 Willie Calhoun, L (1, 10) OBP: 0.305, SLG: 0.377		C FC 87 X FF 95 0-1 61 E 1B		F CU 80 F FC 88 B ST 84 B ST 84 X SI 95 2-2 ③ **P5**			B SL 81 B CH 90 B FF 95 B FF 95 4-0 12 G3 22 1B BB	B ST 77 C ST 75 3 SAFE B ST 75 F FC 90 F ST 76 B ST 75 X FC 89 3-2 ② **P4**		3	0	1	0	1	0	2
61 Jake Bauers, L (1, 9) OBP: 0.222, SLG: 0.500 22 Harrison Bader, R (7, PH) OBP: 0.308, SLG: 0.538 (7, 8)		B FC 89 X FC 88 1-0 **E4** 1-2			F FC 89 B CU 79 C CU 80 S ST 84 1-3 ① **K**		X CH 90 0-0 12 G3 1B 1-2	X ST 77 0-0 12 2B 1B 2-H 3-H		2	0	0	0	0	1	1
12 Isiah Kiner-Falefa, R (1, 8) OBP: 0.250, SLG: 0.230 (7, 9)		B FC 88 C FC 88 F FF 95 X FC 88 1-2 ② **F4**			C FF 94 X FC 86 0-1 66 CS 1B		C CH 91 X CH 91 0-1 ① **G3** 1-2 2-3	F SI 92 X ST 76 0-1 1-3 2B		2	0	2	2	0	0	0
31 Aaron Hicks, S (1, 7) OBP: 0.196, SLG: 0.135		C CU 80 C FC 89 D FC 89 F CU 80 B FF 96 X FC 91 2-2 ③ **G6-3**			F FC 89 B FC 90 B FC 89 1 SAFE S CU 79 X ST 84 2-2 ② **P4**		B CH 91 C FF 96 B FF 97 S CH 91 F CH 91 T FF 96 2-2 ② **K**	C SI 91 X FC 87 0-1 ③ **G3**		4	0	0	0	0	1	7
66 Kyle Higashioka, R (1, 2) OBP: 0.235, SLG: 0.333			F FC 86 C ST 82 B FF 96 F ST 83 S ST 82 1-3 ① **K**		D FC 88 1-0 ③ **CS** 1-2	S ST 82 X ST 82 0-1 ① **G5-3**	C CH 92 F CH 92 S FF 96 0-3 ③ **K**		S SL 88 B SI 97 B SL 88 B SL 89 B FF 97 4-1 BB	3	0	0	0	1	2	2
Inning Stats	R: 0 E: 0 K: 2 S: 13 H: 0 LOB: 0 BB: 0 P: 18	R: 0 E: 1 K: 0 S: 11 H: 1 LOB: 2 BB: 0 P: 16	R: 0 E: 0 K: 3 S: 10 H: 0 LOB: 0 BB: 0 P: 14	R: 0 E: 0 K: 0 S: 9 H: 0 LOB: 0 BB: 0 P: 12	R: 0 E: 0 K: 1 S: 8 H: 1 LOB: 0 BB: 0 P: 12	R: 0 E: 1 K: 0 S: 7 H: 0 LOB: 2 BB: 2 P: 16	R: 0 E: 0 K: 2 S: 10 H: 1 LOB: 2 BB: 1 P: 16	R: 3 E: 0 K: 0 S: 16 H: 5 LOB: 2 BB: 0 P: 22	R: 0 E: 0 K: 1 S: 9 H: 0 LOB: 1 BB: 1 P: 17	1B: 6 2B: 2 3B: 0 HR: 0 SF: 0 SAC: 0 DP: 0 HBP: 0						

TOP

New York Yankees @ Tampa Bay Rays

Tropicana Field, St. Petersburg, FL

Sat May 06 2023, 4:11 PM - 6:54 PM EDT

Att. 27,078 - Dome - 72 F

livebaseballscorecards.com

AB	35
R	3
H	8
RBI	3
BB	4
SO	9
LOB	22

WP: 0 PB: 0 SB: 0 CS: 1 PA: 40

PITCHER		IP	WLS	BF	H	R	ER	SO	BB	IBB	HBP	BLK	WP	HR	S	P	ERA	WHIP
57 Drew Rasmussen, R ERA: 3.11	(1, 1)	5.2		21	2	0	0	6	2	0	0	0	0	0	57	87	0.00	0.706
81 Ryan Thompson, R ERA: 1.8	(6, 1)	0.1	H	1	0	0	0	0	0	0	0	0	0	0	1	1	0.00	0.000
68 Jalen Beeks, L ERA: 6.89	(7, 1)	1.1	H	7	2	1	1	2	1	0	0	0	0	0	13	19	6.75	2.250
49 Kevin Kelly, R ERA: 4.26	(8, 1)	0.2	L	6	4	2	2	0	0	0	0	0	0	0	13	19	27.00	6.000
99 Javy Guerra, R ERA: 7.2	(9, 1)	1.0		4	0	0	0	1	1	0	0	0	0	0	9	17	0.00	1.000

PITCHER	IP	WLS	BF	H	R	ER	SO	BB	IBB	HBP	BLK	WP	HR	S	P	ERA	WHIP

New York Yankees @ Tampa Bay Rays

Tropicana Field, St. Petersburg, FL

Sat May 06 2023, 4:11 PM - 6:54 PM EDT

Att. 27,078 - Dome - 72 F

BOTTOM

Batter	1	2	3	4	5	6	7	8	9	AB	R	H	RBI	BB	SO	LOB
2 Yandy Díaz, R (1, 3) OBP: 0.436, SLG: 0.618	C FF 90 F CH 84 X CU 83 0-2 5 1B 13 2B 1B	C CU 82 H SI 92 1-1 HBP			B SI 91 B CH 85 B CH 85 C SI 91 B CU 82 4-1 5 FC5-4 BB		C CH 82 B FF 93 F ST 80 F FF 95 B ST 80 F ST 80 F CH 83 S FF 95 2-3 ② K			2	1	1	0	1	1	1
5 Wander Franco, S (1, 6) OBP: 0.366, SLG: 0.550	S CU 81 C FF 92 X FF 92 0-2 1-2 13 2B 1B	C CH 85 X CU 83 0-1 ③ F9			C CU 82 F FF 92 X CH 87 0-2 ① FC5-4 56 CS 1-2f 2-3		B FF 94 D CH 85 X CH 84 2-0 ③ G4-3			4	1	1	0	0	0	5
56 Randy Arozarena, R (1, 10) OBP: 0.397, SLG: 0.602	F SI 92 F CU 83 F CH 87 B CU 85 F CU 84 F CH 88 B SI 93 X CU 83 2-2 ① P5		S CH 85 F CU 83 S FF 92 0-3 ① K		B CU 83 C CH 86 D SI 93 C CH 85 B CU 84 X CU 83 3-2 ② ③ F8 1-2			B SL 85 B SI 94 X SI 93 2-0 8 G4-6-3 1B		4	0	1	0	0	1	4
8 Brandon Lowe, L (1, 4) OBP: 0.306, SLG: 0.480	C CU 81 S CU 83 F CU 84 B CH 86 S CU 83 1-3 ② K		F FF 92 B FF 93 X CH 86 1-1 ② G4-3			F SI 95 F SI 96 B SL 89 X SL 89 1-2 ① G3-1		B SL 87 X SI 95 1-0 ① ② G4-6-3 1-2f		4	0	0	0	0	1	3
13 Manuel Margot, R (1, 8) (7, 9) OBP: 0.312, SLG: 0.373	B CU 82 B FF 93 F CH 86 S CU 83 X CH 88 2-2 1-H 2-H 2B		L FF 91 B CU 84 F FF 92 B CU 84 C SI 92 2-3 ③ K			C CH 88 X CH 87 0-1 87 1B 1B		C ST 83 X SI 97 0-1 ③ L9		4	0	2	2	0	1	0
15 Josh Lowe, L (1, 9) OBP: 0.375, SLG: 0.614 87 Harold Ramírez, R (6, PH) OBP: 0.394, SLG: 0.612 22 Jose Siri, R (6, PR) OBP: 0.286, SLG: 0.442 (7, 8)	F FF 93 B FF 94 X CH 86 1-1 ③ G3			F CU 81 F CH 85 F FF 92 B FF 92 S CH 85 1-3 ① K		F CH 89 B SL 88 1 SAFE 1 SAFE B CH 90 B SI 95 X SL 90 3-1 ② 6 S 1-3 1B		C SI 97 B SI 97 X SL 88 1-1 ① F8	2 1 1	0 0 0	0 1 0	0 0 0	0 0 0	1 0 0	1 0 0
6 Taylor Walls, S (1, 5) OBP: 0.375, SLG: 0.539		C CU 81 B FF 91 B CH 84 B CH 85 F FF 92 B CU 81 4-2 55 S BB		X FF 91 0-0 ② L8		1 SAFE P FF 90 X ST 80 1-0 ③ F9 1-2		S SL 89 B SL 90 C SL 88 B FF 98 F SL 89 B SL 89 S FF 96 3-3 ② K		3	0	0	0	1	1	1
55 Luke Raley, L (1, 7) OBP: 0.296, SLG: 0.589		T FF 92 1 SAFE F FF 92 B CH 86 S CU 83 1-3 ① K 1-2		B CU 81 X FF 92 1-0 ③ P2			X FF 92 0-0 14 SH1-3 14 S 1B		B FF 97 F SL 89 B FF 97 S SL 88 X SL 91 2-2 2B	4	0	2	0	0	1	1
14 Christian Bethancourt, R (1, 2) OBP: 0.280, SLG: 0.522 17 Isaac Paredes, R (9, PH) OBP: 0.325, SLG: 0.427		S CU 84 B FF 92 S CU 83 B CU 84 X CU 84 2-2 ② P6			B CH 85 X CU 82 1-0 5 FC5-4 2B		F CH 82 B ST 80 X CH 81 1-1 ① SH1-3 1-3		C SI 96 F SI 95 X SL 88 0-2 ③ F9	2 1	0 0	1 0	0 0	0 0	0 0	1 1

	AB	32
	R	2
	H	9
	RBI	2
	BB	2
	SO	7
	LOB	18

livebaseballscorecards.com

Inning Stats	1	2	3	4	5	6	7	8	9
	R: 2 E: 0 K: 1 S: 21 H: 3 LOB: 1 BB: 0 P: 27	R: 0 E: 0 K: 1 S: 11 H: 0 LOB: 2 BB: 1 P: 19	R: 0 E: 0 K: 2 S: 8 H: 0 LOB: 0 BB: 0 P: 11	R: 0 E: 0 K: 1 S: 6 H: 0 LOB: 0 BB: 0 P: 8	R: 0 E: 0 K: 0 S: 8 H: 1 LOB: 1 BB: 1 P: 16	R: 0 E: 0 K: 0 S: 9 H: 2 LOB: 2 BB: 0 P: 13	R: 0 E: 0 K: 1 S: 10 H: 1 LOB: 1 BB: 0 P: 15	R: 0 E: 0 K: 0 S: 4 H: 1 LOB: 0 BB: 0 P: 7	R: 0 E: 0 K: 1 S: 12 H: 1 LOB: 1 BB: 0 P: 18

| | | |

Batter	1	2	3	4	5	6	7	8	9	10	AB	R	H	RBI	BB	SO	LOB
11 Anthony Volpe, R (1, 6) OBP: 0.316, SLG: 0.331	B SL 86 S FF 97 F FF 97 T FF 98 1-2 K ①		F CH 83 S CH 82 S CU 76 0-3 K ①	X CH 83 0-0 G6-3 ②		B CH 83 B CH 84 B CH 83 C SI 91 B SI 91 4-1 25 G5-3 BB	C SI 90 F SL 78 C SL 79 0-3 K ③			B SL 83 C SL 82 S FF 96 F SL 82 X SL 82 1-2 L9 ① 2-3	5	0	0	0	1	3	3
25 Gleyber Torres, R (1, 4) OBP: 0.338, SLG: 0.408	B SI 97 F FF 96 F SL 88 X FF 97 1-2 48 BB 1B		X CH 84 0-0 F9 ②	B CH 81 X SI 91 1-0 2-H 2B		B SI 91 X CH 84 1-0 G5-3 ② 1-2		C ST 77 F CH 91 B FF 95 X ST 80 1-2 F9 ①		C SL 82 S SL 83 X SL 82 0-2 FC6-2-5-2-5 ② 3-H	6	0	2	1	0	0	2
48 Anthony Rizzo, L (1, 10) OBP: 0.374, SLG: 0.465	B FF 98 B FF 96 B FF 96 B FF 96 4-0 22 FC6-4 1-2 BB		X SI 90 0-0 HR	B CU 77 C CU 77 B CU 76 C SI 91 B CU 76 B SI 91 4-2 26 FC6-4 BB		B CU 77 B SI 91 B SI 92 B SI 92 4-0 BB		B FF 95 C FF 95 X CH 90 1-1 F8 ②		B SL 81 B FF 95 S CH 90 B CH 90 C CH 90 S CH 91 3-3 K ③	3	1	1	1	3	1	1
26 DJ LeMahieu, R (1, 3) OBP: 0.347, SLG: 0.441	F FF 97 F FF 98 D SL 89 X FF 97 1-2 F8 ②		C CU 75 X CU 75 0-1 22 HR 1B	C CH 82 X CU 76 0-1 FC6-4 ③ 1-2f		B CU 78 C CH 84 X CU 78 1-1 G5-3 ③		B FF 95 C CH 91 S ST 79 B ST 80 X FF 96 2-2 1B			5	1	2	0	0	0	6
22 Harrison Bader, R (1, 8) OBP: 0.389, SLG: 0.833	C SL 88 X SL 87 0-1 FC6-4 ③ 1-2f		D SI 91 X CH 82 1-0 1-H HR		B SI 88 C SI 89 F CU 76 X CU 77 1-2 95 SF8 3B		B SI 90 B SI 91 C SI 91 B SI 91 C SI 91 F SI 90 X SI 91 3-2 95 2B 39 G5-3 1B	C CH 91 S ST 78 B ST 78 B ST 79 X CH 90 2-2 F8 ③			5	3	3	2	0	0	3
12 Isiah Kiner-Falefa, R (1, 9) OBP: 0.239, SLG: 0.219 61 Jake Bauers, L (7, PH) OBP: 0.182, SLG: 0.400 (7, 9)		B SI 89 B SI 90 X SI 90 2-0 G3 ①	B CH 82 C SI 90 B CU 76 X CH 83 2-1 G6-3 ③		S CH 83 F CH 83 F FF 92 F CH 83 X SI 92 0-2 G5-3 ①		S SL 78 F SL 79 S FF 91 0-3 K ①		S SL 86 C SL 86 S SL 86 0-3 K ①		3 2	0 0	0 0	0 0	0 2	0 1	1 1
95 Oswaldo Cabrera, S (1, 5) OBP: 0.236, SLG: 0.283		X CH 83 0-0 31 WP 39 G5-3 1B		C CU 75 B SI 89 X CH 83 1-1 G6-3 ①	B SI 91 X CH 84 1-0 3-H SF8 ②		C SL 79 B SL 79 1 SAFE F SI 91 F SL 79 X FF 91 1-2 1-3 2B		B SL 87 S FF 94 B FF 94 S FF 93 B FF 94 B FF 93 4-2 39 S BB		3	0	2	1	1	0	0
39 Jose Trevino, R (1, 2) OBP: 0.273, SLG: 0.375		C SI 90 F SI 89 X CU 76 0-2 G5-3 ② 1-2		B SI 90 B SI 91 C SI 91 F CU 76 B CH 82 B CH 83 4-2 31 2B BB	C SI 91 X SI 91 0-1 L8 ③		C SI 92 S SL 78 X SL 79 0-2 G5-3 ② 3-H		C FF 92 F FF 93 F FF 93 X FF 93 0-2 L8 ② 1-2		4	1	0	1	1	0	3
31 Aaron Hicks, S (1, 7) OBP: 0.213, SLG: 0.161		B CH 83 X CH 82 1-0 G5-3 ③ 2-3		B CH 83 F SI 90 B SI 89 F CH 84 X CU 76 2-2 25 2B 1-H 2B		C SI 89 C SI 89 B SI 90 B CH 82 F SI 90 X CU 77 2-2 F6 ①	F SI 91 B SL 79 B SL 79 B SI 90 F SI 90 B SL 79 4-2 BB		B SL 85 B FF 93 C FF 93 F SL 84 B FF 93 X FF 94 3-2 F9 ③	0-0 11 L9 25 FC6-2-5-2-5	4	1	1	1	1	0	2
Inning Stats	R: 0 E: 0 K: 1 S: 11 H: 1 LOB: 2 BB: 1 P: 18	R: 0 E: 0 K: 0 S: 6 H: 1 LOB: 1 BB: 0 P: 9	R: 3 E: 0 K: 1 S: 10 H: 3 LOB: 0 BB: 0 P: 13	R: 2 E: 0 K: 0 S: 13 H: 2 LOB: 2 BB: 2 P: 25	R: 1 E: 0 K: 0 S: 11 H: 1 LOB: 0 BB: 0 P: 13	R: 0 E: 0 K: 0 S: 8 H: 0 LOB: 2 BB: 2 P: 20	R: 1 E: 0 K: 2 S: 19 H: 2 LOB: 2 BB: 1 P: 27	R: 0 E: 0 K: 0 S: 11 H: 1 LOB: 1 BB: 0 P: 17	R: 0 E: 0 K: 1 S: 12 H: 0 LOB: 1 BB: 1 P: 19	R: 0 E: 0 K: 1 S: 10 H: 0 LOB: 1 BB: 0 P: 14	1B: 5 2B: 3 3B: 1 HR: 2 SF: 1 SAC: 0 DP: 0 HBP: 0	WP: 1 PB: 0 SB: 1 CS: 0 PA: 48					

PITCHER		IP	WLS	BF	H	R	ER	SO	BB	IBB	HBP	BLK	WP	HR	S	P	ERA	WHIP
99 Javy Guerra, R ERA: 6.55	(1, 1)	1.0		5	1	0	0	1	1	0	0	0	0	0	11	18	0.00	2.000
19 Josh Fleming, L ERA: 4.55	(2, 1)	5.0		26	7	6	6	1	4	0	0	0	1	2	48	80	10.80	2.200
81 Ryan Thompson, R ERA: 2.45	(7, 1)	1.0	B	6	2	1	1	2	1	0	0	0	0	0	19	27	9.00	3.000
47 Jason Adam, R ERA: 1.26	(8, 1)	1.0		4	1	0	0	0	0	0	0	0	0	0	11	17	0.00	1.000
38 Colin Poche, L ERA: 1.38	(9, 1)	1.0		4	0	0	0	1	1	0	0	0	0	0	12	19	0.00	1.000

PITCHER		IP	WLS	BF	H	R	ER	SO	BB	IBB	HBP	BLK	WP	HR	S	P	ERA	WHIP
60 Garrett Cleavinger, L ERA: 3.0	(10, 1)	0.2		2	0	0	0	0	0	0	0	0	0	0	7	8	0.00	0.000
68 Jalen Beeks, L ERA: 6.75	(10, 1)	0.1	W	1	0	0	0	1	0	0	0	0	0	0	3	6	0.00	0.000

TOP

New York Yankees @ Tampa Bay Rays

Tropicana Field, St. Petersburg, FL

Sun May 07 2023, 1:41 PM - 4:56 PM EDT

Att. 32,142 - Dome - 72 F

livebaseballscorecards.com

AB	40
R	7
H	11
RBI	7
BB	7
SO	6
LOB	22

New York Yankees @ Tampa Bay Rays

Tropicana Field, St. Petersburg, FL

Sun May 07 2023, 1:41 PM - 4:56 PM EDT

Att. 32,142 - Dome - 72 F

livebaseballscorecards.com

BOTTOM

Batter	1	2	3	4	5	6	7	8	9	10	AB	R	H	RBI	BB	SO	LOB
2 Yandy Díaz, R (1, 3) OBP: 0.435, SLG: 0.605	F FF 94 C FF 95 F KC 82 0-2 ① K		B FF 96 B FF 97 B FF 95 B FF 96 4-0 56 1B BB		F SL 89 C CH 88 X KC 83 0-2 5 1B 5 E 1B	B SI 95 C SI 96 1 SAFE B SI 96 B SI 98 F SI 97 X SI 98 3-2 ① G1-3 1-H			B ST 81 B ST 82 C SI 93 B SI 94 C SI 93 F SI 94 F SI 94 C SI 96 3-3 ① K		4	1	1	1	1	2	0
5 Wander Franco, S (1, 6) OBP: 0.361, SLG: 0.537	C FF 95 B CH 88 B SL 89 X FF 96 2-1 ② G3		B CH 89 C FF 95 S CH 89 S SL 91 1-3 ② K		C FF 96 B CH 89 B CH 88 X SL 90 2-1 E4 56 S 1-H 1B	B SI 98 F SI 97 X SI 96 1-1 ② G4-3			C FF 95 F CH 87 B CH 87 S CH 87 1-3 ② K		5	0	1	0	0	2	1
56 Randy Arozarena, R (1, 7) OBP: 0.397, SLG: 0.594	X SL 87 0-0 ③ F9		C SL 90 X KC 85 0-1 1-2 1B		F SL 90 B SL 89 B FF 98 S FF 98 B FF 98 C FF 98 3-3 ② 2-3	S SL 88 C SL 86 F SL 87 C SI 97 0-3 ③			B SI 95 B ST 83 S SI 95 F SI 95 F ST 84 X ST 82 2-2 1B		5	0	2	0	0	2	1
8 Brandon Lowe, L (1, 4) OBP: 0.293, SLG: 0.456		B CH 87 F CH 87 B SL 88 X CH 87 2-1 ① G1-3	F CH 88 D SL 89 F FF 98 B CH 90 F CH 88 X SL 90 2-2 ③ F7		S FF 98 F FF 97 B FF 98 S CH 90 1-3 ③ K		B SI 95 B SI 96 S SL 87 X SL 87 2-1 ① G1-3		C ST 80 S CH 86 B CH 86 F CH 86 1 SAFE B CH 86 S CH 87 2-3 ③ K	0-0 17 1B	5	1	0	0	0	2	4
87 Harold Ramírez, R (1, 10) OBP: 0.394, SLG: 0.611		C SL 89 S FF 96 B SL 88 X FF 96 1-2 13 FC4 1B		B SL 88 C FF 95 F KC 81 B KC 82 S FF 96 2-3 ① K		X FF 95 0-0 17 2B 2B	C SL 86 S ST 84 F ST 85 B SL 86 B SI 99 F SL 87 S SI 97 2-3 ② K			B SL 88 S SL 89 B SL 89 X SI 98 2-1 ① F8	5	1	2	0	0	2	0
17 Isaac Paredes, R (1, 5) OBP: 0.328, SLG: 0.435		X FF 97 0-0 ② L7		B FF 96 B KC 82 C FF 95 B FF 97 F FF 97 F FF 97 X FF 97 3-2 ② G6-3		D SL 89 C FF 96 X SL 89 1-1 14 HR 2-H 2B	B SL 87 C SI 96 C ST 83 F ST 84 B SL 88 S ST 84 2-3 ③ K			B SI 99 X SI 99 1-0 2-H 1B	5	1	2	2	0	1	1
13 Manuel Margot, R (1, 9) OBP: 0.313, SLG: 0.365 15 Josh Lowe, L (8, PH) OBP: 0.371, SLG: 0.607 (9, 9)		C FF 96 1 SAFE X KC 83 0-1 FC4 14 FC6-4 1-2		S SL 87 B SL 90 X FF 96 1-1 ③ F9		B FF 97 B FF 98 F FF 97 C FF 97 F SL 90 F SL 88 B FF 98 B FF 97 4-2 14 HR BB		S SI 96 X SI 96 0-1 ① G4-3			2 1	1 0	0 0	0 0	1 0	0 0	1 0
14 Christian Bethancourt, R (1, 2) OBP: 0.278, SLG: 0.548		F SL 87 B SL 88 X KC 82 1-1 ③ FC6-4 1-2f			C FF 94 F SL 88 B FF 96 S SL 88 1-3 ① K	X SL 89 0-0 1-H 2-H HR			S FF 95 S CH 88 B CH 87 F CH 89 B CH 88 B SL 89 S CH 90 3-3 ② K		4	1	1	3	0	2	2
22 Jose Siri, R (1, 8) OBP: 0.302, SLG: 0.500			F FF 95 B SL 86 B SL 89 B FF 97 F FF 97 F FF 97 X SL 91 3-2 ① G5-3		X FF 96 0-0 HR	B SI 97 C SI 97 B SI 96 B SI 97 B SI 96 4-1 2 WP 2 G1-3 BB			C CH 89 F CH 89 B CH 90 S FF 96 1-3 ③ K		3	2	1	1	1	1	0

Inning Stats																								
	R: 0	H: 0	R: 0	H: 1	R: 0	H: 1	R: 0	H: 0	R: 2	H: 3	R: 5	H: 3	R: 0	H: 0	R: 0	H: 0	R: 0	H: 1	R: 1	H: 1	1B: 6	SF: 0	WP: 1	PA: 42
	E: 0	LOB: 0	E: 0	LOB: 2	E: 0	LOB: 2	E: 0	LOB: 0	E: 1	LOB: 0	E: 0	LOB: 0	E: 0	LOB: 0	E: 0	LOB: 0	E: 0	LOB: 1	E: 0	LOB: 1	2B: 2	SAC: 0	PB: 0	
	K: 1	BB: 0	K: 0	BB: 0	K: 1	BB: 1	K: 3	BB: 0	K: 3	BB: 0	K: 1	BB: 2	K: 2	BB: 0	K: 2	BB: 0	K: 3	BB: 0	K: 0	BB: 0	3B: 0	DP: 0	SB: 1	
	S: 6	P: 8	S: 10	P: 14	S: 13	P: 23	S: 9	P: 15	S: 15	P: 22	S: 18	P: 31	S: 11	P: 17	S: 9	P: 13	S: 16	P: 24	S: 3	P: 6	HR: 2	HBP: 0	CS: 0	

PITCHER		IP	WLS	BF	H	R	ER	SO	BB	IBB	HBP	BLK	WP	HR	S	P	ERA	WHIP
45 Gerrit Cole, R ERA: 2.09	(1, 1)	5.0		26	8	6	5	6	2	0	0	0	0	2	61	95	9.00	2.000
70 Jimmy Cordero, R ERA: 3.55	(6, 1)	1.0		4	0	1	1	1	1	0	0	0	1	0	10	18	9.00	1.000
35 Clay Holmes, R ERA: 5.25	(7, 1)	1.0		3	0	0	0	2	0	0	0	0	0	0	11	17	0.00	0.000
58 Wandy Peralta, L ERA: 2.08	(8, 1)	1.0		3	0	0	0	2	0	0	0	0	0	0	9	13	0.00	0.000
34 Michael King, R ERA: 1.35	(9, 1)	1.0		4	1	0	0	3	0	0	0	0	0	0	16	24	0.00	1.000

PITCHER		IP	WLS	BF	H	R	ER	SO	BB	IBB	HBP	BLK	WP	HR	S	P	ERA	WHIP
84 Albert Abreu, R ERA: 4.5	(10, 1)	0.1	L	2	1	1	0	0	0	0	0	0	0	0	3	6	0.00	3.000

AB	39
R	8
H	10
RBI	7
BB	3
SO	14
LOB	10

Tampa Bay Rays @ Baltimore Orioles

Oriole Park at Camden Yards, Baltimore, MD

Mon May 08 2023, 6:36 PM - 9:10 PM EDT

Att. 12,669 - Partly Cloudy - 81 F

TOP

livebaseballscorecards.com

Batter	1	2	3	4	5	6	7	8	9	AB	R	H	RBI	BB	SO	LOB
2 Yandy Díaz, R (1, 10) OBP: 0.441, SLG: 0.598	B SI 92 B SI 92 B SI 92 C SI 91 B FC 91 4-1 56 G1-3 5 1B BB		B SI 92 C FC 90 X SI 93 1-1 ① F9		X ST 82 0-0 56 BB 5 1B 1B		B SL 88 B FF 96 C SL 86 B FF 95 B SL 86 4-1 5 SF8-6-4 1-2 2-3 BB		B FF 95 F CH 85 X SL 86 1-1 ③ G6-3	3	0	1	0	2	0	0
5 Wander Franco, S (1, 6) OBP: 0.364, SLG: 0.540	B CU 79 B FF 93 F FC 90 S SI 91 B CH 86 1 SAFE X SI 92 3-2 56 G1-3 1-2 1B		X CU 80 0-0 ② G3		B SI 93 C CH 85 F CU 80 X FC 90 1-2 56 BB 1-2 1B		C CH 74 D CH 81 X FF 97 1-1 ① ② SF8-6-4 1-2 2-3 3-H			3	0	2	1	0	0	0
56 Randy Arozarena, R (1, 7) OBP: 0.400, SLG: 0.588	B ST 83 S SI 94 D CH 86 C SI 94 X SI 94 2-2 ① G1-3 1-2 2-3		B FC 91 B CH 86 F CH 87 X FC 92 2-1 1B		D SI 84 D CH 87 D CH 87 B CH 87 4-0 1-2 2-3 BB		C SL 89 S FF 96 F FF 96 F FF 97 X SL 89 0-2 ③ G5-3			3	0	1	0	1	0	3
8 Brandon Lowe, L (1, 4) OBP: 0.283, SLG: 0.439	F CU 81 F FF 94 S ST 84 0-3 ② K		S CH 85 X CH 86 0-1 ③ G4-3		B FC 91 F CU 81 B FC 91 F CH 86 X CH 87 2-2 ③ F9			B FF 93 F FF 95 X SL 88 1-1 ① F8		4	0	0	0	0	1	6
6 Taylor Walls, S (1, 5) OBP: 0.359, SLG: 0.513	B FC 92 F CH 86 X FC 92 1-1 ③ G3-1			C CU 79 B FC 90 B CU 81 S CH 87 B CH 88 S CH 88 3-3 ① K		F CU 79 C FF 92 X SI 92 0-2 ① F8		F SL 89 C CH 87 B CH 86 S FF 95 1-3 ② K		4	0	0	0	0	2	2
15 Josh Lowe, L (1, 9) OBP: 0.366, SLG: 0.624		X SI 92 0-0 HR		F CU 82 S CU 80 B CH 87 B CH 87 X CH 88 2-2 ② G6-3		C CH 87 B FC 90 B FC 91 F FC 90 X ST 83 2-2 ② F8		C SL 87 S SL 87 S FF 95 0-3 ③ K		4	1	1	1	0	1	0
22 Jose Siri, R (1, 8) OBP: 0.281, SLG: 0.460		B ST 83 C CH 86 S ST 83 S ST 83 1-3 ① K		B ST 82 F FC 91 X FC 91 1-1 ③ L3		S FF 94 S ST 82 X ST 83 0-2 ③ F8			B CH 87 S CH 87 S FF 95 B CH 87 S CH 87 2-3 ① K	4	0	0	0	0	2	0
55 Luke Raley, L (1, 3) 17 Isaac Paredes, R (9, 3) OBP: 0.306, SLG: 0.623 OBP: 0.328, SLG: 0.435		F CU 81 F CH 87 S CH 86 0-3 ② K			B CH 85 F CH 86 X CH 86 1-1 ① G3-1		B CU 79 S FC 89 B CH 85 F CH 86 B FC 91 X SI 91 3-2 2 BB 21 WP 5 SF8-6-4 1B		S FF 95 S SL 86 F FF 95 B FF 94 X SL 86 1-2 HR	4 0	2 0	2 0	1 0	0 0	1 0	0 0
21 Francisco Mejía, S (1, 2) OBP: 0.262, SLG: 0.327		X FC 91 0-0 ③ G4-3			B CU 79 F CU 80 F CH 86 X CH 86 1-2 ② G3-1		B SL 33 B B FF 96 B FF 94 4-0 5 SF8-6-4 2 BB 1-2 BB		S SL 86 X FF 95 0-1 ② F9	3	0	0	0	1	0	0

Inning Stats																								
	R: 0	E: 0	K: 1	S: 12	H: 1	LOB: 2	BB: 1	P: 22	R: 1	E: 0	K: 2	S: 8	H: 1	LOB: 0	BB: 0	P: 9	R: 0	E: 0	K: 0	S: 7	H: 1	LOB: 1	BB: 0	P: 10
	R: 0	E: 0	K: 1	S: 8	H: 0	LOB: 0	BB: 0	P: 14	R: 0	E: 0	K: 0	S: 12	H: 2	LOB: 3	BB: 1	P: 21	R: 0	E: 0	K: 0	S: 9	H: 0	LOB: 0	BB: 0	P: 11
	R: 1	E: 0	K: 0	S: 11	H: 1	LOB: 1	BB: 2	P: 23	R: 0	E: 0	K: 2	S: 8	H: 0	LOB: 0	BB: 0	P: 10	R: 1	E: 0	K: 1	S: 11	H: 1	LOB: 0	BB: 0	P: 15

1B: 5	2B: 1	3B: 0	HR: 2	SF: 1	SAC: 0	DP: 1	HBP: 0	WP: 1	PB: 0	SB: 0	CS: 0	PA: 37
---	---	---	---	---	---	---	---	---	---	---	---	---

	AB	32
	R	3
	H	7
	RBI	3
	BB	4
	SO	7
	LOB	11

PITCHER		IP	WLS	BF	H	R	ER	SO	BB	IBB	HBP	BLK	WP	HR	S	P	ERA	WHIP
48 Kyle Gibson, R ERA: 4.4	(1, 1)	6.0	L	26	6	2	2	4	2	0	0	0	0	1	59	93	3.00	1.333
43 Bryan Baker, R ERA: 2.04	(7, 1)	1.0		4	0	0	0	0	2	0	0	0	1	0	8	17	0.00	2.000
45 Keegan Akin, L ERA: 5.91	(8, 1)	2.0		7	1	1	1	3	0	0	0	0	0	1	19	25	4.50	0.500

PITCHER	IP	WLS	BF	H	R	ER	SO	BB	IBB	HBP	BLK	WP	HR	S	P	ERA	WHIP

BOTTOM

Batter	1	2	3	4	5	6	7	8	9	AB	R	H	RBI	BB	SO	LOB
21 Austin Hays, R (1, 7) OBP: 0.350, SLG: 0.505	C FF 96 S CU 84 B CH 87 C SL 88 2-3 K		C SL 86 B CH 86 C FF 96 X CU 84 1-2 F9		B FF 97 X CU 84 1-0 1B		X SL 86 0-0 1-3 2B			4	0	2	0	0	1	0
35 Adley Rutschman, S (1, 10) OBP: 0.396, SLG: 0.403	C FF 97 F CH 87 C FF 99 0-3 K		F FF 98 C FF 97 T FF 99 0-2 K		D SL 89 X FF 97 1-0 F9		B FF 92 C FF 93 B FF 94 F FF 92 S SL 85 2-3 K2-3			4	0	0	0	0	3	3
6 Ryan Mountcastle, R (1, 3) OBP: 0.272, SLG: 0.477	X SL 89 0-0 25 FC6-4 1B		B FF 98 S CH 87 C SL 89 S FF 98 1-3 K			S CH 85 F CH 86 S CH 86 0-3 K		F SI 91 B ST 79 X ST 76 1-1 F9		4	0	1	0	0	2	0
25 Anthony Santander, S (1, 9) OBP: 0.329, SLG: 0.476	B CH 87 B FF 98 S SL 90 X SL 91 2-1 FC6-4 1-2f			F SL 88 B CH 87 B FF 97 B CH 85 F SL 88 F FF 96 F FF 97 B SL 88 4-2 12 P6-4 3 1B BB		C FF 96 F FF 98 B CH 88 B FF 98 X CU 84 2-2 3 G3 2B		C ST 75 F FC 87 S FC 88 0-3 K		3	0	1	0	1	1	1
3 Jorge Mateo, R (1, 6) OBP: 0.349, SLG: 0.552		F FF 96 B CU 85 F SL 88 F CH 87 F FF 99 S CH 87 1-3 K		X CU 84 0-0 1-2 1B		S CH 85 S FF 98 F FF 99 X CH 86 0-2 G3 2-3		F ST 77 B SI 91 S ST 77 B FC 86 F ST 77 S SI 91 2-3 K		4	0	1	0	0	2	1
27 James McCann, R (1, 2) OBP: 0.235, SLG: 0.367 31 Cedric Mullins, L (9, PH) OBP: 0.356, SLG: 0.424		C SL 91 S CH 87 F FF 100 C CU 83 0-3 K		B SL 88 F FF 97 F FF 98 F FF 99 X SL 92 1-2 F7		B CH 86 B CH 84 F SL 90 F CH 87 B CH 87 X FF 98 3-2 G6-3			B FF 94 C CH 88 C CH 90 B CH 91 S ST 79 2-3 K	3 1	0 0	0 0	0 0	0 0	1 1	3 0
12 Adam Frazier, L (1, 4) OBP: 0.327, SLG: 0.364		C SL 89 B CU 83 B FF 98 S SL 88 F SL 87 B FF 100 F SL 88 F CU 84 B FF 98 4-2 29 BB BB		C FF 97 D SL 90 F FF 98 X SL 88 1-2 P6-4 2-2f			C FF 91 X SL 87 0-1 F7		C SL 84 S CH 90 B CH 90 S ST 78 1-3 K	3	0	0	0	1	1	2
29 Ramón Urías, R (1, 5) OBP: 0.375, SLG: 0.381 28 Kyle Stowers, L (9, PR) OBP: 0.208, SLG: 0.095		C SL 90 B CH 86 B CH 86 B SL 89 B FF 97 4-1 1-2 BB			B FF 94 B SL 88 F FF 94 B FF 96 B SL 88 4-1 26 G6-4-3 BB		B SL 85 C FF 92 F FF 93 F FF 94 X SL 85 1-2 G5-3		X SL 85 0-0 1B	2 0	0 0	1 0	0 0	2 0	0 0	0 0
26 Ryan McKenna, R (1, 8) OBP: 0.349, SLG: 0.462 2 Gunnar Henderson, L (9, PH) OBP: 0.339, SLG: 0.304		B CU 84 D SL 90 F FF 98 X FF 97 2-1 F9			L SL 89 B CH 85 C CH 85 F CH 86 X FF 98 1-2 G6-4-3 1-2f		B FF 93 F FF 93 F FF 94 X FF 94 1-2 21 2B 1B		B CH 88 B CH 89 C SL 85 F CH 89 S FF 95 2-3 K	3 1	0 0	1 0	0 0	0 1	0 1	3 1
Inning Stats	R: 0 E: 0 K: 2 S: 9 H: 1 LOB: 1 BB: 0 P: 13	R: 0 E: 0 K: 2 S: 17 H: 0 LOB: 2 BB: 2 P: 28	R: 0 E: 0 K: 2 S: 9 H: 0 LOB: 0 BB: 0 P: 11	R: 0 E: 0 K: 0 S: 12 H: 1 LOB: 1 BB: 1 P: 18	R: 0 E: 0 K: 0 S: 7 H: 1 LOB: 1 BB: 1 P: 14	R: 0 E: 0 K: 1 S: 13 H: 1 LOB: 1 BB: 0 P: 18	R: 0 E: 0 K: 1 S: 13 H: 2 LOB: 2 BB: 0 P: 17	R: 0 E: 0 K: 2 S: 9 H: 0 LOB: 0 BB: 0 P: 12	R: 0 E: 0 K: 3 S: 10 H: 1 LOB: 1 BB: 0 P: 15	1B: 5 2B: 3 3B: 0 HR: 0	SF: 0 SAC: 0 DP: 2 HBP: 0		WP: 0 PB: 0 SB: 0 CS: 0	PA: 36			

PITCHER		IP	WLS	BF	H	R	ER	SO	BB	IBB	HBP	BLK	WP	HR	S	P	ERA	WHIP
18 Shane McClanahan, L ERA: 1.76	(1, 1)	6.0	W	24	4	0	0	7	4	0	0	0	0	0	67	102	0.00	1.333
38 Colin Poche, L ERA: 1.29	(7, 1)	1.0	H	5	2	0	0	1	0	0	0	0	0	0	13	17	0.00	2.000
49 Kevin Kelly, R ERA: 4.05	(8, 1)	1.0	H	3	0	0	0	2	0	0	0	0	0	0	9	12	0.00	0.000
47 Jason Adam, R ERA: 1.17	(9, 1)	1.0	S	4	1	0	0	3	0	0	0	0	0	0	10	15	0.00	1.000

PITCHER	IP	WLS	BF	H	R	ER	SO	BB	IBB	HBP	BLK	WP	HR	S	P	ERA	WHIP

Tampa Bay Rays @ Baltimore Orioles
Oriole Park at Camden Yards, Baltimore, MD
Mon May 08 2023, 6:36 PM - 9:10 PM EDT
Att. 12,669 - Partly Cloudy - 81 F

livebaseballscorecards.com

AB	32
R	0
H	7
RBI	0
BB	4
SO	13
LOB	14

Tampa Bay Rays @ Baltimore Orioles

Oriole Park at Camden Yards, Baltimore, MD

Tue May 09 2023, 6:38 PM - 8:58 PM EDT

Att. 10,017 - Partly Cloudy - 65 F

livebaseballscorecards.com

TOP

Batter	1	2	3	4	5	6	7	8	9	AB	R	H	RBI	BB	SO	LOB
2 Yandy Díaz, R (1, 3) OBP: 0.432, SLG: 0.582	B FF 98 C FC 92 B CU 80 F FC 90 F FF 99 F CH 85 B ST 82 F CH 85 C FF 99 3-3 ① K		F FC 89 B FF 96 1 SAFE X CH 84 1-1 ②③ G6-4-3 1-2f		B ST 81 S FC 90 B FF 97 F FF 97 F CU 80 X CH 83 2-2 5 1B 1B		C SI 94 F SI 95 B SI 95 X SI 96 1-2 ①② G6-4-3 1-2f		C FF 98 S FS 88 X FS 87 0-2 ①② G5-4-3 1-2f 2-3	5	0	1	0	0	1	4
5 Wander Franco, S (1, 6) OBP: 0.365, SLG: 0.556	B FF 99 B CU 82 X FF 99 2-0 HR			F CH 84 C CU 79 B CH 82 X CH 84 1-2 E3 87 F9 56 S	B FC 87 B CU 77 X CH 83 2-0 1-3 1B		F SI 95 B CH 90 B CH 90 B SI 95 X CH 90 3-1 ③ L3		B FF 99 X FS 86 1-0 ③ F9	5	1	2	1	0	0	1
56 Randy Arozarena, R (1, 7) OBP: 0.396, SLG: 0.575	B ST 84 C CH 85 B FC 93 C CH 86 B FF 99 B CH 86 4-2 55 CS BB			S FF 97 1 SAFE S CH 83 B FF 98 1 SAFE B FF 97 B FF 96 S CH 85 3-3 ① K 1-2	B FC 90 C FC 91 S FF 97 B FF 98 S FF 98 2-3 ③ K			C SI 94 C SI 95 B CH 90 C SI 96 1-3 ① K		3	0	0	0	1	3	3
87 Harold Ramírez, R (1, 10) OBP: 0.379, SLG: 0.585	C FC 91 X FC 91 0-1 ② F9			B FC 89 X FF 96 1-0 ② F9 2-3		S ST 82 C CU 79 B CU 77 B CU 78 F CH 84 X FF 98 2-2 ① G1-3		B SI 94 F SI 94 S CH 90 S CH 90 1-3 ② K		4	0	0	0	0	1	2
55 Luke Raley, L (1, 9) OBP: 0.326, SLG: 0.625	1 SAFE B CU 80 F CH 84 T CH 84 1 SAFE 1 SAFE 1-2 ③ CS 1-2	X FF 97 0-0 17 FC6-4 1B		B CU 81 B CU 80 B FC 90 C FC 89 B FC 91 4-1 BB		C CU 80 F FF 97 F FF 98 B CH 82 B ST 82 C CU 80 2-3 ② K		X SI 95 0-0 E9 8 WP 1B		3	0	2	0	1	1	0
17 Isaac Paredes, R (1, 5) OBP: 0.328, SLG: 0.432 8 Brandon Lowe, L (8, PH) OBP: 0.289, SLG: 0.439 (8, 4)		C FC 90 C CH 82 D CH 84 X FF 96 1-2 ① FC6-4 6 G3-6-3 1-2f		B FC 90 F FC 88 B FF 97 X CH 83 2-1 ③ F9		X FC 91 0-0 14 WP 6 BB 1B		B FF 95 C FS 86 B FS 87 B FS 86 S FF 96 B FF 97 4-2 2-3 BB		3 0	0 0	1 0	0 0	0 1	0 0	3 0
6 Taylor Walls, S (1, 4) OBP: 0.365, SLG: 0.542 (8, 5)		D CU 80 C FC 89 F CU 79 D CH 84 X CH 83 2-2 ②③ G3-6-3 1-2f			C FF 95 B CH 82 B CU 76 X CH 83 2-1 HR	B FF 98 D KC 88 B KC 86 B FF 98 4-0 14 WP 1-2 BB		B FF 96 F FF 97 B FF 97 C FF 98 C FS 86 2-3 ③ K		3	1	1	1	1	1	3
14 Christian Bethancourt, R (1, 2) OBP: 0.268, SLG: 0.526 15 Josh Lowe, L (9, PH) OBP: 0.373, SLG: 0.624			B FF 97 B FF 97 X FC 91 2-0 ① G6-3		B FF 98 S CH 85 C FF 97 X CU 79 1-2 ① G5-3	S SL 90 B FF 97 S SL 91 B SL 90 B KC 88 X KC 89 3-2 ③ G6-3 1-2 2-3			B FF 96 S FF 95 S FF 96 F FS 87 B FS 86 F FS 86 B FF 97 B FF 97 4-2 G5-4-3 2 13 S BB	3 0	0 0	0 0	0 0	0 1	0 0	2 0
13 Manuel Margot, R (1, 8) OBP: 0.330, SLG: 0.368			C FF 98 X ST 82 0-1 2 G6-4-3 1B		C CU 79 B FF 97 B FF 97 X CH 84 2-1 ② F8		B FF 97 B FF 96 B FF 97 B FF 98 4-0 2 G6-4-3 BB		B FF 96 B SL 84 B FF 97 C FF 96 B FF 96 4-1 1-2 2 G5-4-3 BB	2	0	1	0	2	0	0
Inning Stats	R: 1 E: 0 K: 1 S: 13 H: 1 LOB: 0 BB: 1 P: 23	R: 0 E: 0 K: 0 S: 7 H: 1 LOB: 0 BB: 0 P: 10	R: 0 E: 0 K: 0 S: 5 H: 1 LOB: 0 BB: 0 P: 8	R: 0 E: 1 K: 1 S: 10 H: 0 LOB: 2 BB: 1 P: 21	R: 1 E: 0 K: 1 S: 15 H: 3 LOB: 2 BB: 0 P: 26	R: 0 E: 0 K: 1 S: 12 H: 1 LOB: 2 BB: 1 P: 23	R: 0 E: 0 K: 0 S: 5 H: 0 LOB: 0 BB: 1 P: 13	R: 0 E: 1 K: 3 S: 12 H: 1 LOB: 2 BB: 1 P: 20	R: 0 E: 0 K: 0 S: 9 H: 0 LOB: 1 BB: 2 P: 18	1B: 6 2B: 0 3B: 0 HR: 2 SF: 0 SAC: 0 DP: 4 HBP: 0						

	AB	31
	R	2
	H	8
	RBI	2
	BB	7
	SO	7
	LOB	18

		WP: 2	PA: 39
		PB: 0	
		SB: 2	
		CS: 1	

PITCHER		IP	WLS	BF	H	R	ER	SO	BB	IBB	HBP	BLK	WP	HR	S	P	ERA	WHIP
30 Grayson Rodriguez, R ERA: 5.08	(1, 1)	5.2	W	24	7	2	2	4	2	0	0	0	0	2	59	101	3.18	1.588
53 Mike Baumann, R ERA: 3.79	(6, 1)	0.1	H	3	0	0	0	0	2	0	0	0	1	0	3	14	0.00	6.000
78 Yennier Cano, R ERA:	(7, 1)	1.2	H	5	1	0	0	2	0	0	0	0	0	0	12	18	0.00	0.600
74 Félix Bautista, R ERA: 1.59	(8, 1)	1.1	S	6	0	0	0	1	3	0	0	0	1	0	14	29	0.00	2.250

PITCHER		IP	WLS	BF	H	R	ER	SO	BB	IBB	HBP	BLK	WP	HR	S	P	ERA	WHIP

Batter	1	2	3	4	5	6	7	8	9	AB	R	H	RBI	BB	SO	LOB
31 Cedric Mullins, L (1, 8) OBP: 0.353, SLG: 0.426	C SI 94 B FC 90 B CU 79 S FC 90 X FC 89 2-2 ① F7		X CU 79 0-0 35 HR 2B		X FC 88 0-0 ① B1		B CU 77 X FC 90 1-0 ② L9			4	1	1	0	0	0	0
35 Adley Rutschman, S (1, 2) OBP: 0.399, SLG: 0.424	B SI 94 X SI 93 1-0 ② G4-3		B FC 89 F SI 93 X FC 89 1-1 2-H HR		B SI 92 F SI 91 B SI 93 C CU 79 S SI 93 2-3 ② K		C FF 95 B CU 78 B CH 84 B CH 84 C FF 95 F FF 96 B FC 91 4-2 BB			3	1	1	2	1	1	0
25 Anthony Santander, S (1, 10) OBP: 0.326, SLG: 0.469	C CU 79 X FC 90 0-1 ③ P6		C SI 93 S CU 79 F SI 93 B CU 80 B CH 88 C CU 80 2-3 ③ K		B FC 88 X SI 92 1-0 6 1B 1B		C CH 85 B FF 95 B FC 91 F CH 85 X CH 85 2-2 ③ P4			4	0	1	0	0	1	1
6 Ryan Mountcastle, R (1, 3) OBP: 0.278, SLG: 0.477		X CU 77 0-0 ① P3		B FC 88 C FC 89 B CU 78 X SI 92 2-1 12 BB 21 1B 1B	F CU 80 X FC 87 0-1 1-2 1B			C FC 88 B FC 86 C FF 93 F CU 79 X FF 95 1-2 ① F9		4	1	2	0	0	0	0
12 Adam Frazier, L (1, 4) OBP: 0.325, SLG: 0.353		B SI 93 C FC 88 S FC 89 B CU 79 F CU 79 X SI 92 2-2 ② L7		B FC 88 F FC 88 B SI 93 B FC 90 B SI 92 4-1 21 1B 1-2 BB	B FC 89 F SI 92 F FC 90 X FC 90 1-2 ③ G4-3			B FC 90 X FC 90 1-0 ② G3-1		3	0	0	0	1	0	2
21 Austin Hays, R (1, 7) OBP: 0.347, SLG: 0.495		B CU 79 C FC 90 C SI 92 S CU 80 1-3 ③ K		B FC 88 B SI 92 X FC 89 2-0 1-2 2-H 1B		B FC 89 C SI 90 C SI 92 F CU 79 X CU 79 1-2 ① G1-3		C FF 94 C FF 94 B FF 95 B CH 85 B FF 95 X FF 95 3-2 ③ G4-3		4	0	1	1	0	1	0
2 Gunnar Henderson, L (1, 5) OBP: 0.339, SLG: 0.326			B FC 89 X FC 88 1-0 3 G4-3 3B	X FC 89 0-0 ① F7		B CU 79 F FC 88 X SI 92 1-1 ② G5-3				3	1	1	0	0	0	2
3 Jorge Mateo, R (1, 6) OBP: 0.339, SLG: 0.535			B SI 92 X FC 89 1-0 ① G4-3 3-H	B FC 88 X FC 87 1-0 ② F9		B CU 77 S SI 90 X FC 85 1-1 ③ G6-3				3	0	0	1	0	0	2
28 Kyle Stowers, L (1, 9) OBP: 0.185, SLG: 0.083 26 Ryan McKenna, R (9, 9) OBP: 0.349, SLG: 0.462			B CU 79 T FC 90 S CU 79 B CU 80 C SI 91 2-3 ② K	X CU 79 0-0 ③ G4-3			B CH 83 X FC 90 1-0 ① G1-3			3 0	0 0	0 0	0 0	0 0	1 0	2 0
Inning Stats	R: 0 E: 0 K: 0 S: 6 H: 0 LOB: 0 BB: 0 P: 9	R: 0 E: 0 K: 1 S: 8 H: 0 LOB: 0 BB: 0 P: 11	R: 3 E: 0 K: 2 S: 12 H: 3 LOB: 0 BB: 0 P: 19	R: 1 E: 0 K: 0 S: 7 H: 2 LOB: 2 BB: 1 P: 16	R: 0 E: 0 K: 1 S: 10 H: 2 LOB: 2 BB: 0 P: 14	R: 0 E: 0 K: 0 S: 8 H: 0 LOB: 0 BB: 0 P: 11	R: 0 E: 0 K: 0 S: 8 H: 0 LOB: 1 BB: 1 P: 16	R: 0 E: 0 K: 0 S: 8 H: 0 LOB: 0 BB: 0 P: 13		1B: 4 2B: 1 3B: 1 HR: 1 SF: 0 SAC: 0 DP: 0 HBP: 0				WP: 0 PB: 0 SB: 0 CS: 0 PA: 33		

PITCHER	IP	WLS	BF	H	R	ER	SO	BB	IBB	HBP	BLK	WP	HR	S	P	ERA	WHIP
24 Zach Eflin, R (1, 1) ERA: 2.91	6.0	L	26	7	4	4	4	1	0	0	0	0	1	51	80	6.00	1.333
48 Chase Anderson, R (7, 1) ERA:	2.0		7	0	0	0	0	1	0	0	0	0	0	16	29	0.00	0.500

PITCHER	IP	WLS	BF	H	R	ER	SO	BB	IBB	HBP	BLK	WP	HR	S	P	ERA	WHIP

BOTTOM

Tampa Bay Rays @ Baltimore Orioles

Oriole Park at Camden Yards, Baltimore, MD

Tue May 09 2023, 6:38 PM - 8:58 PM EDT

Att. 10,017 - Partly Cloudy - 65 F

livebaseballscorecards.com

AB	31
R	4
H	7
RBI	4
BB	2
SO	4
LOB	9

Batter	1	2	3	4	5	6	7	8	9	AB	R	H	RBI	BB	SO	LOB
2 Yandy Díaz, R (1, 3) (8, 5) OBP: 0.428, SLG: 0.579	C SI 92 X SI 92 0-1 F9		B ST 83 C FC 88 X SI 92 1-1 G6-3		2 SAFE C SI 93 B ST 82 F ST 82 F SI 94 S FF 96 1-3 K			C FF 94 B ST 84 B CU 78 S CU 77 X CU 76 2-2 5 1B 2B		4	1	1	0	0	1	2
5 Wander Franco, S (1, 6) OBP: 0.369, SLG: 0.552	B FF 94 B CH 87 S CH 86 C FC 89 B CH 86 F CH 85 B FC 90 4-2 8 S BB		B FF 95 B FF 95 F SI 93 X CH 87 2-1 L8		B FC 90 B FF 96 C FF 95 X FC 90 2-1 L7			F FF 94 B CU 76 F CU 76 X ST 84 1-2 87 S 2-H 1B		3	0	1	1	1	0	2
8 Brandon Lowe, L (1, 4) OBP: 0.290, SLG: 0.431 56 Randy Arozarena, R (8, PH) OBP: 0.394, SLG: 0.570 (8, 7)	C CU 78 B CH 85 B CH 85 B CU 77 B FF 96 4-1 1-2 BB			S CU 78 S FF 95 B FF 96 B CU 79 F CH 87 B FF 96 F FF 97 F FF 96 X FF 97 3-2 F8		B FF 96 F FF 96 S ST 82 1-3 K		C FC 87 S ST 82 S KC 82 0-3 K		2 1	0 0	0 0	0 0	1 0	1 1	0 1
87 Harold Ramírez, R (1, 10) OBP: 0.374, SLG: 0.571	S SI 91 X SI 93 0-1 L7			B FC 90 X FC 89 1-0 55 1B 1B	B ST 83 X CH 86 1-0 F8			S FC 88 B ST 82 F ST 82 S KC 82 1-3 K 1-2		4	0	1	0	0	1	3
55 Luke Raley, L (1, 7) (8, 3) OBP: 0.323, SLG: 0.607	B CU 77 B CU 76 S FF 95 B FF 95 S FF 96 X FF 95 3-2 F7			B CH 88 B CH 86 X FF 96 2-0 17 G6-4-3 1-2 1B	F FF 98 F CH 88 B CU 80 B CH 88 F FF 97 X FC 90 2-2 F7				X SI 94 0-0 G4-3	4	0	1	0	0	0	2
17 Isaac Paredes, R (1, 5) (8, 4) OBP: 0.320, SLG: 0.421 6 Taylor Walls, S (9, PH) OBP: 0.361, SLG: 0.536		C ST 81 B SI 94 F ST 83 S FF 97 1-3 K		B SI 94 C SI 93 2 SAFE X SI 93 1-1 G6-4-3 1-2f			C CU 77 B ST 83 B ST 83 S CU 77 B CU 78 F CU 77 C FF 94 3-3 K		C SI 94 X CH 89 0-1 G6-3	3 1	0 0	0 0	0 0	0 0	2 0	2 0
15 Josh Lowe, L (1, 9) OBP: 0.368, SLG: 0.608		C FF 95 F CU 78 F FF 96 B CU 79 B FF 96 B CH 85 F FF 96 X FF 96 3-2 L7			C CH 86 S FF 96 B FF 96 F FF 95 X CH 87 1-2 14 1B 1B		B CU 76 B FF 94 C FF 93 S CU 78 X CU 77 2-2 P6		C CH 89 B CH 90 S CH 89 B CH 90 S CH 90 2-3 K	4	0	1	0	0	1	0
14 Christian Bethancourt, R (1, 2) OBP: 0.271, SLG: 0.519		X FC 89 0-0 F9			X FC 90 0-0 1-2 1B		S ST 83 B CU 78 B FF 95 C CU 78 X ST 84 2-2 G5-3			3	0	1	0	0	0	0
22 Jose Siri, R (1, 8) OBP: 0.267, SLG: 0.434			C FC 86 S ST 82 X ST 81 0-2 F8		B SI 93 C SI 91 C FC 90 B SI 94 F FC 88 C SI 92 2-3 K			X CU 78 0-0 F9		3	0	0	0	0	1	2
Inning Stats	R: 0 E: 0 K: 0 S: 11 H: 0 LOB: 2 BB: 2 P: 22	R: 0 E: 0 K: 1 S: 9 H: 0 LOB: 0 BB: 0 P: 13	R: 0 E: 0 K: 0 S: 7 H: 0 LOB: 0 BB: 0 P: 10	R: 0 E: 0 K: 0 S: 10 H: 2 LOB: 1 BB: 0 P: 17	R: 0 E: 0 K: 2 S: 15 H: 2 LOB: 2 BB: 0 P: 21	R: 0 E: 0 K: 1 S: 8 H: 0 LOB: 0 BB: 0 P: 12	R: 0 E: 0 K: 1 S: 10 H: 0 LOB: 0 BB: 0 P: 17	R: 1 E: 0 K: 2 S: 13 H: 2 LOB: 1 BB: 0 P: 17	R: 0 E: 0 K: 1 S: 6 H: 0 LOB: 0 BB: 0 P: 8	1B: 5 2B: 1 3B: 0 HR: 0 SF: 0 SAC: 0 DP: 1 HBP: 0						

PITCHER		IP	WLS	BF	H	R	ER	SO	BB	IBB	HBP	BLK	WP	HR	S	P	ERA	WHIP
64 Dean Kremer, R ERA: 4.97	(1, 1)	6.0	W	23	4	0	0	4	2	0	0	0	0	0	60	95	0.00	1.000
51 Austin Voth, R ERA: 4.74	(7, 1)	1.1	H	6	2	1	1	1	0	0	0	0	0	0	17	27	6.75	1.500
54 Danny Coulombe, L ERA: 2.84	(8, 1)	0.2	H	2	0	0	0	2	0	0	0	0	0	0	6	7	0.00	0.000
78 Yennier Cano, R ERA:	(9, 1)	1.0	S	3	0	0	0	1	0	0	0	0	0	0	6	8	0.00	0.000

PITCHER	IP	WLS	BF	H	R	ER	SO	BB	IBB	HBP	BLK	WP	HR	S	P	ERA	WHIP

TOP

Tampa Bay Rays @ Baltimore Orioles

Oriole Park at Camden Yards, Baltimore, MD

Wed May 10 2023, 6:37 PM - 9:00 PM EDT

Att. 14,395 - Partly Cloudy - 72 F

livebaseballscorecards.com

AB	32
R	1
H	6
RBI	1
BB	2
SO	8
LOB	14

WP: 0 PA: 34
PB: 0
SB: 2
CS: 0

Batter	1	2	3	4	5	6	7	8	9	AB	R	H	RBI	BB	SO	LOB
31 Cedric Mullins, L (1, 8) OBP: 0.351, SLG: 0.421	F FF 94 X FF 94 0-1 ① F8		X SI 93 0-0 35 S 1B		B SL 88 B SI 92 X SI 93 2-0 ②③ G4-6-3 1-2f		C SL 88 ② X SI 92 0-1 ① G4-3			4	0	1	0	0	0	1
35 Adley Rutschman, S (1, 2) OBP: 0.401, SLG: 0.422	C FF 94 F FF 95 F FF 95 X FF 95 0-2 ② G5-3		B SI 92 C SI 93 B SL 88 B SI 93 B SL 88 4-1 1-2 BB			B SI 92 C SL 88 F SL 88 X FS 77 1-2 25 2B 12 FC4-6 1B	C SI 93 B SL 88 X SL 88 1-1 ② G3-1			3	1	1	0	1	0	0
25 Anthony Santander, S (1, 9) OBP: 0.324, SLG: 0.470 26 Ryan McKenna, R (9, 9) OBP: 0.349, SLG: 0.462	B CH 91 B CH 90 S FF 94 S FF 96 F FF 96 S CH 90 2-3 ③ K		C SI 94 D FS 86 B SL 90 X SI 94 2-1 ③ F8			X SI 93 0-0 12 FC4-6 21 1B 1-3 2B	F SL 88 X FS 83 0-1 ③ G1-3			4 0	1 0	1 0	0 0	0 0	1 0	2 0
6 Ryan Mountcastle, R (1, 3) OBP: 0.283, SLG: 0.471		X FC 86 0-0 ① G6-3		C SL 87 X SL 89 0-1 ① L9		B SL 89 B SL 89 B SL 89 C SL 88 3-1 12 FC4-6 BB		C SL 90 B SL 89 B FF 98 F FF 98 F FF 99 B FF 100 B FF 99 4-2 12 G6-3 12 PB BB		2	0	0	0	2	0	0
12 Adam Frazier, L (1, 4) OBP: 0.322, SLG: 0.358		C FF 94 B FC 86 B FF 94 C FF 94 X FF 95 2-2 21 WP 2B		C SI 92 F SL 88 F FS 84 B SL 88 F SI 94 B FS 84 B SL 88 X SI 92 3-2 ② G4-3		C SL 88 B SL 89 S SL 89 X SL 90 1-2 ① FC4-6 2 BB 21 1B 1-2f 2-3 3-H		C FF 98 B SL 91 L FF 99 X FF 99 1-2 ① G6-3 1-3		4	0	1	1	0	0	3
21 Austin Hays, R (1, 7) OBP: 0.352, SLG: 0.504		B CH 89 S CH 90 F CH 91 B FF 94 S CH 90 2-3 ② K 2-3		F SI 93 C SL 89 B FS 86 B SL 90 X SL 90 2-2 2B		S SI 92 B SI 94 X SL 89 1-1 2 BB 1-2 3-H 1B		D SL 91 C SI 97 X SI 97 1-1 ② L3		4	0	2	1	0	1	2
2 Gunnar Henderson, L (1, 5) OBP: 0.344, SLG: 0.320		S FC 87 C FC 86 F FF 95 B FC 86 X CH 92 1-2 ③ L8		F SL 89 D SL 90 X SL 90 1-1 ③ G3-1		B SL 89 F SI 93 F SL 89 B SL 89 F SI 93 F SL 89 B SL 89 F SL 89 B SL 90 4-2 1-2 2-3 BB			0-0 IBB	2	0	0	0	2	0	2
3 Jorge Mateo, R (1, 6) OBP: 0.327, SLG: 0.515			C SL 87 B SL 87 C SI 93 B SL 87 S SL 88 2-3 ① K		B SI 93 B SL 86 B SI 92 C SI 91 F SI 93 X SL 88 3-2 ① F4	X SI 92 0-0 ② P3		B SI 98 X SL 89 1-0 ③ P5		4	0	0	0	0	1	5
32 Ryan O'Hearn, L (1, 10) OBP: 0.320, SLG: 0.286			C SL 86 B FS 84 C SI 93 X FS 85 1-2 ② P5		B SI 94 S SL 88 B SL 88 B SI 93 B SI 92 4-1 31 G4-6-3 BB	X SL 89 0-0 ③ F9				2	0	0	0	1	0	3
Inning Stats	R: 0 E: 0 K: 1 S: 10 H: 0 LOB: 0 BB: 0 P: 12	R: 0 E: 0 K: 1 S: 11 H: 1 LOB: 1 BB: 0 P: 16	R: 0 E: 0 K: 1 S: 10 H: 1 LOB: 2 BB: 1 P: 19	R: 0 E: 0 K: 0 S: 12 H: 1 LOB: 1 BB: 0 P: 18	R: 0 E: 0 K: 0 S: 5 H: 0 LOB: 0 BB: 1 P: 14	R: 2 E: 0 K: 0 S: 17 H: 3 LOB: 3 BB: 2 P: 27	R: 0 E: 0 K: 0 S: 6 H: 0 LOB: 0 BB: 0 P: 7	R: 0 E: 0 K: 0 S: 9 H: 0 LOB: 2 BB: 2 P: 16		1B: 3 2B: 3 3B: 0 HR: 0 SF: 0 SAC: 0 DP: 1 HBP: 0					WP: 1 PB: 1 SB: 1 CS: 0 PA: 35	

PITCHER		IP	WLS	BF	H	R	ER	SO	BB	IBB	HBP	BLK	WP	HR	S	P	ERA	WHIP
68 Jalen Beeks, L ERA: 6.0	(1, 1)	2.0		7	1	0	0	2	0	0	0	0	1	0	21	28	0.00	0.500
72 Yonny Chirinos, R ERA: 2.22	(3, 1)	5.0	L	23	5	2	2	1	4	0	0	0	0	0	50	85	3.60	1.800
99 Javy Guerra, R ERA: 6.0	(8, 1)	1.0		5	0	0	0	0	1	1	0	0	0	0	9	16	0.00	1.000

PITCHER	IP	WLS	BF	H	R	ER	SO	BB	IBB	HBP	BLK	WP	HR	S	P	ERA	WHIP

BOTTOM

Tampa Bay Rays @ Baltimore Orioles

Oriole Park at Camden Yards, Baltimore, MD

Wed May 10 2023, 6:37 PM - 9:00 PM EDT

Att. 14,395 - Partly Cloudy - 72 F

livebaseballscorecards.com

AB	29
R	2
H	6
RBI	2
BB	6
SO	3
LOB	18

Tampa Bay Rays @ New York Yankees

Yankee Stadium, Bronx, NY

Thu May 11 2023, 7:07 PM - 9:37 PM EDT

Att. 37,686 - Clear - 78 F

TOP

livebaseballscorecards.com

Batter	1	2	3	4	5	6	7	8	9	AB	R	H	RBI	BB	SO	LOB
2 Yandy Díaz, R (1, 3) OBP: 0.420, SLG: 0.573	F8		G4-3 1-2f		2B 1-H		G6-3	G5-3		5	0	1	1	0	0	2
5 Wander Franco, S (1, 6) OBP: 0.374, SLG: 0.554 17 Isaac Paredes, R (5, 5) OBP: 0.323, SLG: 0.431	1B 56 S		1B		G1-3		F8	2B 56 G6-3 2-H		3 2	0 0	2 1	0 1	0 0	0 0	1 0
56 Randy Arozarena, R (1, 7) OBP: 0.394, SLG: 0.558	BB 6 FC6 1-2		K			K	BB 8 BB 6 2B	G6-3 2-3		3	1	0	0	2	2	2
8 Brandon Lowe, L (1, 4) OBP: 0.287, SLG: 0.416	F9			F8		F9	BB 6 2B 1-2			4	0	0	0	1	1	3
6 Taylor Walls, S (1, 5) OBP: 0.363, SLG: 0.534 (5, 6)	FC6 1-2f			L9		BB 13 HBP 55 1B 15 2B	2B 1-3 2-H		L8	4	1	1	1	1	0	2
55 Luke Raley, L (1, 10) OBP: 0.327, SLG: 0.596		P6	K			1B 13 HBP 15 2B 1-2	G4-3		1B 13 FC5-4	5	1	2	0	0	1	2
13 Manuel Margot, R (1, 8) OBP: 0.333, SLG: 0.363		G5-3			G5-3	HBP 15 2B 1-2 2-3		1B 15 HR	FC5-4 1-2f	4	2	1	0	0	0	1
15 Josh Lowe, L (1, 9) OBP: 0.369, SLG: 0.637		F7			E3 2 2B	2B 1-H 2-H 3-H		HR 1-H	L7	5	2	2	5	0	0	1
21 Francisco Mejía, S (1, 2) OBP: 0.277, SLG: 0.345			BB 2 G4-3		P5	L9		2B 17		3	1	1	0	1	0	2

| Inning Stats | | |

Batter	1	2	3	4	5	6	7	8	9	AB	R	H	RBI	BB	SO	LOB
11 Anthony Volpe, R (1, 6) OBP: 0.292, SLG: 0.338	C FF 96 X FC 90 0-1 G6-3 ①		C FC 89 S ST 84 S FF 98 0-3 K ③			F FF 96 X SI 95 0-1 G6-3 ②			B SI 96 B SL 88 X SI 95 2-0 G6-3 ①	4	0	0	0	0	1	1
99 Aaron Judge, R (1, 9) OBP: 0.352, SLG: 0.495	F FC 87 B SI 96 C SI 96 B ST 86 F FC 91 S ST 84 2-3 K ②			B FF 96 B FC 90 F SI 95 F FC 90 F FF 97 C SI 96 2-3 K ①		S FC 90 C FF 97 B ST 86 B FC 90 S ST 85 2-3 K ③			C SL 89 B SI 96 X SI 95 1-1 G4-3 ② 2-3	4	0	0	0	0	3	1
48 Anthony Rizzo, L (1, 3) OBP: 0.384, SLG: 0.458	C FF 97 F CU 81 X SI 96 0-2 P5 ③			F CU 81 X CU 83 0-1 G3-1 ②			B FC 89 F FC 89 C FF 94 B ST 84 X ST 84 2-2 G5-3 ①		C SL 88 D SL 90 D SI 98 S SL 89 D SL 90 B SL 88 4-2 26 BB 25 1B BB	3	1	0	0	1	0	0
26 DJ LeMahieu, R (1, 5) OBP: 0.343, SLG: 0.467		C SI 94 C SI 95 T ST 85 0-2 K ①		C FC 88 B SI 95 X FF 96 1-1 G4-3 ③			B FC 87 X FC 86 1-0 G5-3 ②		D SI 98 D SL 90 B SI 97 C SI 97 B SI 98 4-1 25 1B 1-2 BB	3	0	0	0	1	1	0
25 Gleyber Torres, R (1, 4) OBP: 0.344, SLG: 0.463		S FC 91 S FF 97 B FF 98 X ST 85 1-2 L7 ②			F SI 95 S FF 96 S FF 97 0-3 K ①		C SI 95 B FC 84 S ST 80 B ST 79 X FC 85 2-2 G4-3 ③		B SL 91 C SI 98 C FF 99 X FF 99 1-2 1-2 2-H 3-H 1B	4	0	1	2	0	1	0
61 Jake Bauers, L (1, 7) OBP: 0.300, SLG: 0.588		C CU 81 B FF 97 B FC 90 C FC 90 B ST 84 F SI 96 X FC 88 3-2 22 FC6-4 1B			X CU 82 0-0 1B			C FF 95 C FF 95 B ST 85 C FF 96 1-3 K ①	B SI 97 S SL 91 C SI 98 S FF 99 1-3 K ③	4	0	2	0	0	2	2
22 Harrison Bader, R (1, 8) OBP: 0.438, SLG: 0.833	C SI 95 X ST 84 0-1 FC6-4 ③ 1-2f			B FC 88 X FC 89 1-0 F7 ②				C CH 89 B SI 91 B ST 84 S CH 89 H ST 85 3-2 39 G5-4-3 HBP		2	0	0	0	0	0	2
39 Jose Trevino, R (1, 2) OBP: 0.264, SLG: 0.346			C FC 89 C FF 97 B FF 96 S FC 91 1-3 K ①		B SI 95 X SI 95 1-0 L9 ③			B FF 97 X CH 88 1-0 G5-4-3 ②③ 1-2f		3	0	0	0	0	1	2
24 Willie Calhoun, L (1, 10) OBP: 0.302, SLG: 0.386			S SI 96 X CU 81 0-1 G4-3 ②			C FF 95 X CU 80 0-1 P4 ①			X SI 97 0-0 99 G4-3 25 1B 2B	3	1	1	0	0	0	0
Inning Stats	R: 0 E: 0 K: 1 S: 9 H: 0 LOB: 0 BB: 0 P: 11	R: 0 E: 0 K: 1 S: 12 H: 1 LOB: 1 BB: 0 P: 16	R: 0 E: 0 K: 2 S: 8 H: 0 LOB: 0 BB: 0 P: 9	R: 0 E: 0 K: 1 S: 8 H: 0 LOB: 0 BB: 0 P: 11	R: 0 E: 0 K: 1 S: 6 H: 1 LOB: 1 BB: 0 P: 8	R: 0 E: 0 K: 1 S: 7 H: 0 LOB: 0 BB: 0 P: 9	R: 0 E: 0 K: 0 S: 7 H: 0 LOB: 0 BB: 0 P: 12	R: 0 E: 0 K: 1 S: 6 H: 0 LOB: 0 BB: 0 P: 11	R: 2 E: 0 K: 1 S: 13 H: 2 LOB: 2 BB: 2 P: 26	1B: 3 2B: 1 3B: 0 HR: 0 SF: 0 SAC: 0 DP: 1 HBP: 1						

PITCHER	IP	WLS	BF	H	R	ER	SO	BB	IBB	HBP	BLK	WP	HR	S	P	ERA	WHIP
57 Drew Rasmussen, R (1, 1) ERA: 2.62	7.0	W	23	2	0	0	7	0	0	0	0	0	0	57	76	0.00	0.286
30 Jake Diekman, L (8, 1) ERA: 7.3	1.0		3	0	0	0	1	0	0	1	0	0	0	6	11	0.00	0.000
99 Javy Guerra, R (9, 1) ERA: 6.92	1.0		7	2	2	2	1	2	0	0	0	0	0	13	26	18.00	4.000

PITCHER	IP	WLS	BF	H	R	ER	SO	BB	IBB	HBP	BLK	WP	HR	S	P	ERA	WHIP

BOTTOM

Tampa Bay Rays @ New York Yankees

Yankee Stadium, Bronx, NY

Thu May 11 2023, 7:07 PM - 9:37 PM EDT

Att. 37,686 - Clear - 78 F

livebaseballscorecards.com

AB	30
R	2
H	4
RBI	2
BB	2
SO	9
LOB	8

Batter	1	2	3	4	5	6	7	8	9	AB	R	H	RBI	BB	SO	LOB
2 Yandy Díaz, R (1, 3) OBP: 0.420, SLG: 0.563	B FF 96 F FF 96 X FF 97 1-1 F9	B FF 97 B CH 90 B SL 89 C FF 98 F SL 91 B SL 90 4-2 5 E BB		B SL 91 C SL 88 S CH 90 F SL 89 X KC 84 1-2 L8		C FF 98 C SL 89 S SL 90 0-3 K		S SL 86 C ST 82 F ST 84 B SI 96 1 SAFE X SL 87 1-2 1-3 1B		4	0	1	0	1	1	2
6 Taylor Walls, S (8, PR) OBP: 0.363, SLG: 0.534 (8, 5)										0	0	0	0	0	0	0
5 Wander Franco, S (1, 6) OBP: 0.363, SLG: 0.536	C FF 97 B KC 82 B FF 96 F FF 96 S FF 98 2-3 K	C CH 89 B KC 82 X CH 90 1-1 E6 1-2			X CH 89 0-0 G4-3		B ST 79 X SI 94 1-0 G6-3	C SI 96 T SI 95 F SL 86 F SL 87 B SI 97 S SI 97 1-3 K		5	0	0	0	0	2	3
56 Randy Arozarena, R (1, 7) OBP: 0.400, SLG: 0.577	S FF 98 B FF 97 X FF 98 1-1 HR	B FF 98 C SL 90 X SL 89 1-1 L7			S SL 91 B FF 97 B SL 88 F CH 89 X KC 84 2-2 1B		C ST 80 B SI 95 C SI 95 B ST 83 F ST 81 B FF 97 F SI 94 B SI 95 4-2 8 G4-6-3 BB	1 SAFE C SL 88 B ST 84 S SI 96 X SI 97 1-2 G1-3		4	1	2	1	1	0	4
8 Brandon Lowe, L (1, 4) OBP: 0.284, SLG: 0.402	C FF 98 B FF 98 S CH 90 B KC 84 F FF 98 B FF 99 D CH 91 4-2 87 1B BB		F KC 83 X FF 97 0-1 F8		B KC 84 1 SAFE X CH 89 1-0 F7		C ST 80 X SI 94 0-1 G4-6-3 1-2f		B SI 96 B SI 96 S SI 97 C SI 98 S SL 92 2-3 K	4	0	0	0	1	1	2
87 Harold Ramírez, R (1, 10) OBP: 0.375, SLG: 0.563	B SL 90 F SL 89 D CH 90 S FF 98 X FF 98 2-2 1-3 1B		C KC 83 X SL 90 0-2 G6-3		C FF 97 S SL 90 F FF 97 1 SAFE S FF 99 0-3 K			C SI 93 X FF 95 0-1 17 15 HR 1B	C CH 90 S CH 90 B CH 90 B CH 91 S CH 91 2-3 K	5	1	2	0	0	2	1
17 Isaac Paredes, R (1, 5) OBP: 0.333, SLG: 0.438 (8, 3)	B FF 98 B KC 85 C FF 98 B FF 99 F FF 98 F FF 99 F FF 99 X SL 92 3-2 F7		C FF 98 S KC 85 B KC 85 F SL 89 X FF 98 1-2 1B			C SL 89 C SL 88 S SL 90 0-3 K		C ST 81 X ST 82 0-1 1-2 15 HR 1B	B CH 90 X CH 91 1-0 1B	5	1	3	0	0	1	2
15 Josh Lowe, L (1, 9) OBP: 0.374, SLG: 0.660		B FF 96 C FF 95 S FF 95 F KC 84 F FF 97 B FF 98 B KC 84 S FF 97 3-3 K	B FF 98 F FF 96 X SL 92 1-1 G3			B FF 98 B FF 96 C SI 96 S FF 97 B FF 98 X SL 89 3-2 22 1B 1B		B FF 95 C FF 95 B FF 95 X SI 94 2-1 1-H 2-H HR	S CH 90 D CH 90 X SI 97 1-1 G1-3	4	1	2	3	0	1	1
13 Manuel Margot, R (9, PH) OBP: 0.330, SLG: 0.359										1	0	0	0	0	0	1
14 Christian Bethancourt, R (1, 2) OBP: 0.270, SLG: 0.506		X FF 97 0-0 G6-3		T SL 91 F SL 88 B FF 97 F SL 90 X SL 87 1-2 G5-3		C SI 96 S SL 87 1 SAFE F SL 90 S SL 88 0-3 K		F ST 81 X ST 80 0-1 22 FC5-4 1B		4	0	1	0	0	1	1
22 Jose Siri, R (1, 8) OBP: 0.281, SLG: 0.491		B FF 98 F FF 96 X FF 97 1-1 HR		S CH 88 B KC 85 S SL 91 B SL 88 S KC 84 2-3 K		C SI 96 1 SAFE C SL 89 X SL 90 0-2 1-2 1B		F ST 81 B SI 93 B SI 91 C SI 92 X SI 94 2-2 FC5-4 2 1B 1-2f		4	1	2	1	0	1	1
Inning Stats	R: 1 H: 2 E: 0 LOB: 2 K: 1 BB: 1 S: 18 P: 31	R: 1 H: 1 E: 1 LOB: 2 K: 1 BB: 1 S: 14 P: 24	R: 0 H: 1 E: 0 LOB: 1 K: 0 BB: 0 S: 11 P: 13	R: 0 H: 0 E: 0 LOB: 0 K: 1 BB: 0 S: 11 P: 15	R: 0 H: 1 E: 0 LOB: 1 K: 1 BB: 0 S: 9 P: 12	R: 0 H: 2 E: 0 LOB: 2 K: 3 BB: 0 S: 16 P: 19	R: 0 H: 0 E: 0 LOB: 0 K: 0 BB: 1 S: 7 P: 12	R: 3 H: 5 E: 0 LOB: 2 K: 1 BB: 0 S: 23 P: 30	R: 0 H: 1 E: 0 LOB: 1 K: 2 BB: 0 S: 9 P: 15	1B: 10 SF: 0 2B: 0 SAC: 0 3B: 0 DP: 1 HR: 3 HBP: 0						WP: 0 PA: 43 PB: 0 SB: 0 CS: 0

TOP

Tampa Bay Rays @ New York Yankees

Yankee Stadium, Bronx, NY

Fri May 12 2023, 7:08 PM - 9:44 PM EDT

Att. 46,130 - Clear - 82 F

livebaseballscorecards.com

AB	40
R	5
H	13
RBI	5
BB	3
SO	10
LOB	18

PITCHER		IP	WLS	BF	H	R	ER	SO	BB	IBB	HBP	BLK	WP	HR	S	P	ERA	WHIP
45 Gerrit Cole, R ERA: 2.22	(1, 1)	5.0		23	5	2	2	4	2	0	0	0	0	2	63	95	3.60	1.400
71 Ian Hamilton, R ERA: 1.29	(6, 1)	1.0		5	2	0	0	3	0	0	0	0	0	0	16	19	0.00	2.000
34 Michael King, R ERA: 2.53	(7, 1)	1.1		8	4	3	3	0	1	0	0	0	0	1	18	27	20.25	3.750
35 Clay Holmes, R ERA: 4.61	(8, 1)	0.2	W	3	1	0	0	1	0	0	0	0	0	0	12	15	0.00	1.500
58 Wandy Peralta, L ERA: 1.88	(9, 1)	1.0	S	4	1	0	0	2	0	0	0	0	0	0	9	15	0.00	1.000

PITCHER	IP	WLS	BF	H	R	ER	SO	BB	IBB	HBP	BLK	WP	HR	S	P	ERA	WHIP

Tampa Bay Rays @ New York Yankees

Yankee Stadium, Bronx, NY

Fri May 12 2023, 7:08 PM - 9:44 PM EDT

Att. 46,130 - Clear - 82 F

livebaseballscorecards.com

BOTTOM

Batter	1	2	3	4	5	6	7	8	9	AB	R	H	RBI	BB	SO	LOB
25 Gleyber Torres, R (1, 10) OBP: 0.342, SLG: 0.453	F SI 87 X ST 75 0-1 ① F8		C CH 83 B CU 78 S FF 93 X CU 77 1-2 ③ F8			C CH 82 F FF 91 B CU 78 B CH 83 B SI 90 3-2 99 G5-4-3 BB		B ST 76 C SI 90 C ST 76 B ST 77 X ST 76 2-2 ① G5-3		3	0	0	0	1	0	0
99 Aaron Judge, R (1, 9) OBP: 0.349, SLG: 0.481	C SI 89 F SI 90 B ST 77 B ST 77 X ST 76 2-2 ② P3			C SI 90 B CU 75 F SI 91 S CU 78 1-3 ① K		B CH 83 B SI 91 S CH 84 X CH 83 2-1 ①② G5-4-3 1-2f		C ST 77 B SI 90 C SI 91 B ST 78 B ST 78 B ST 76 4-2 48 HR BB		3	1	0	0	1	1	1
48 Anthony Rizzo, L (1, 3) OBP: 0.387, SLG: 0.500	C SI 89 B SI 89 X CH 79 1-1 HR			F CU 77 C CU 78 B SI 93 B FF 92 B CU 79 S FF 92 3-3 ② K		B FF 93 B CU 79 S FF 91 C FF 92 B CU 78 X FF 92 3-2 ③ G3		X CH 90 0-0 1-H HR		4	2	2	3	0	1	0
26 DJ LeMahieu, R (1, 5) OBP: 0.340, SLG: 0.460	B SI 89 B SI 89 C SI 88 F ST 76 F ST 76 B ST 75 F SI 88 F ST 75 C ST 76 3-3 ③ K			B FF 94 X CH 84 1-0 ③ G5-3			B ST 76 F SI 90 X SI 90 1-1 22 FC5-4 1B	C ST 78 F FF 96 B ST 79 X ST 80 1-2 ② G6-3		4	0	1	0	0	1	0
22 Harrison Bader, R (1, 8) OBP: 0.417, SLG: 0.765		B ST 73 C SI 87 B ST 75 B ST 75 C SI 88 X SI 89 3-2 ① P2			B CH 83 B SI 91 C SI 91 S CH 83 X CH 85 2-2 12 G5-4-3 1B		B ST 76 X SI 90 1-0 ① FC5-4 61 1B 11 1B 1-2f	S ST 79 B ST 80 S FF 95 B FF 94 X ST 80 2-2 ③ P5		4	1	1	0	0	0	1
12 Isiah Kiner-Falefa, R (1, 7) OBP: 0.238, SLG: 0.213 61 Jake Bauers, L (7, PH) OBP: 0.333, SLG: 0.611 (8, 7)		B ST 76 S SI 89 F SI 90 S SI 89 1-3 ② K			B SI 91 X SI 90 1-0 ①② G5-4-3 1-2f		B SI 89 C ST 75 B ST 75 1 SAFE X FC 87 2-1 11 1B 95 1B 1-2 1B			2	0	0	0	0	1	1
										1	1	1	0	0	0	0
11 Anthony Volpe, R (1, 6) OBP: 0.299, SLG: 0.367		B ST 76 B ST 75 C SI 89 X ST 75 2-1 ③ G5-3			B CH 84 B CH 85 F SI 91 B SI 92 X SI 92 3-1 HR		X ST 76 0-0 95 1B 1-2 2-H 1B			3	1	2	2	0	0	0
39 Jose Trevino, R (1, 2) OBP: 0.267, SLG: 0.345			B SI 91 C SI 92 X CH 83 1-1 ① F8		C SI 92 X SI 91 0-1 95 FC6-4 1B		B SI 90 X ST 73 1-0 ② F7			3	0	1	0	0	0	2
95 Oswaldo Cabrera, S (1, 4) OBP: 0.240, SLG: 0.295			B CU 77 B CH 82 X SI 91 2-0 ② G1-3		X CH 83 0-0 ③ FC6-4 1-2f		C ST 77 C SI 91 X ST 76 0-2 ③ 1-3 2-H 1B			3	0	1	1	0	0	1

	AB	30
	R	6
	H	9
	RBI	6
	BB	2
	SO	4
	LOB	6

Inning Stats																				
	R: 1	H: 1	R: 0	H: 0	R: 0	H: 0	R: 0	H: 0	R: 1	H: 3	R: 0	H: 0	R: 2	H: 4	R: 2	H: 1	1B: 6	SF: 0	WP: 0	PA: 32
	E: 0	LOB: 0	E: 0	LOB: 0	E: 0	LOB: 0	E: 0	LOB: 0	E: 0	LOB: 1	E: 0	LOB: 0	E: 0	LOB: 2	E: 0	LOB: 0	2B: 0	SAC: 0	PB: 0	
	K: 1	BB: 0	K: 1	BB: 0	K: 0	BB: 0	K: 2	BB: 0	K: 0	BB: 0	K: 0	BB: 1	K: 0	BB: 0	K: 0	BB: 1	3B: 0	DP: 2	SB: 0	
	S: 13	P: 19	S: 8	P: 14	S: 6	P: 10	S: 7	P: 12	S: 9	P: 15	S: 7	P: 15	S: 10	P: 15	S: 12	P: 21	HR: 3	HBP: 0	CS: 0	

PITCHER		IP	WLS	BF	H	R	ER	SO	BB	IBB	HBP	BLK	WP	HR	S	P	ERA	WHIP
44 Trevor Kelley, R ERA: 6.75	(1, 1)	2.0		7	1	1	1	2	0	0	0	0	0	1	21	33	4.50	0.500
19 Josh Fleming, L ERA: 4.26	(3, 1)	4.0		14	3	1	1	2	1	0	0	0	0	1	29	52	2.25	1.000
49 Kevin Kelly, R ERA: 5.06	(7, 1)	1.1		8	4	3	3	0	1	0	0	0	0	0	15	26	20.25	3.750
47 Jason Adam, R ERA: 1.69	(8, 1)	0.2	L	3	1	1	1	0	0	0	0	0	0	1	7	10	13.50	1.500

PITCHER	IP	WLS	BF	H	R	ER	SO	BB	IBB	HBP	BLK	WP	HR	S	P	ERA	WHIP

Batter	1	2	3	4	5	6	7	8	9	AB	R	H	RBI	BB	SO	LOB
2 Yandy Díaz, R (1, 3) OBP: 0.425, SLG: 0.583	X FF 92 0-0 5 G5-4-3 1B		F FC 88 B SL 82 F FC 88 B FF 94 B FC 88 X FF 92 3-2 ② G6-3		S ST 80 B FF 94 B FC 89 X FC 90 2-1 1-H 2-H 3-H HR		B CH 81 C ST 79 B FF 95 H ST 78 3-1 5 G3-1 56 1B 1-2 HBP	C SI 98 C ST 85 B SL 88 F SL 87 F SI 99 F SL 88 B SI 98 B SI 99 C SI 98 3-3 ③		4	2	2	4	0	1	1
5 Wander Franco, S (1, 6) OBP: 0.358, SLG: 0.532	X FC 88 0-0 ① ② G5-4-3 1-2f		C ST 76 C FF 94 C FC 88 0-3 ③		F FF 93 B FF 93 F FF 93 B FC 90 F FF 93 F FF 94 X FC 88 2-2 87 F9 56 1B 2B		C CH 84 B FF 95 B FF 96 X CH 85 2-1 ① G3-1 1-2 2-3		C CH 88 X CH 88 0-1 ① G6-3	5	1	1	0	0	1	3
87 Harold Ramírez, R (1, 10) OBP: 0.365, SLG: 0.547 15 Josh Lowe, L (7, PH) OBP: 0.371, SLG: 0.654 (7, 10) 14 Christian Bethancourt, R (8, PH) OBP: 0.267, SLG: 0.500	B ST 78 S ST 77 C FC 88 X FF 93 1-2 ③ G6-3			X FC 87 0-0 ① G5-3	B SI 96 X SI 96 1-0 ② F9 2-3		T SI 95 C SI 96 F SL 87 B SI 97 S SI 97 1-3 ② K		T SI 97 S SI 96 F CH 89 B SL 90 F CH 90 F CH 89 S SL 90 1-3 ② K	3 1 1	0 0 0	0 0 0	0 0 0	0 0 0	0 1 1	1 2 0
56 Randy Arozarena, R (1, 7) OBP: 0.412, SLG: 0.582		C ST 78 B FC 87 B ST 78 X FC 87 2-1 17 1B 6 1B 1B		X FC 88 0-0 ② F7	X SL 86 0-0 3-H 1B		C SI 96 B SI 95 X SI 94 1-1 8 1B 2-H 3-H 1B		B SI 95 C SI 96 F SL 90 F CH 90 B CH 90 F CH 90 B SL 90 B SI 96 4-2 BB	4	1	3	3	1	0	0
17 Isaac Paredes, R (1, 5) OBP: 0.333, SLG: 0.435 8 Brandon Lowe, L (7, PH) OBP: 0.287, SLG: 0.403 (7, 4)		C FF 93 F FF 93 B FF 94 X SL 82 1-2 13 G5-4-3 6 1B 1-2 1B	B FF 92 B FF 92 C FF 93 F FF 93 B SL 83 F SL 80 X FF 94 3-2 ③ F8		C SL 85 1 SAFE F SI 97 D SI 96 X SL 86 1-2 ③ G5-3		B SI 95 X SI 94 1-0 1-2 1B		F SI 96 1 SAFE S SL 91 D SL 90 F SL 89 F SI 96 F SI 96 F SL 96 F SL 90 1-2 ③ F CH 80 X SI 96 F7	3 2	0 0	1 1	0 0	0 0	0 0	1 1
6 Taylor Walls, S (1, 4) OBP: 0.358, SLG: 0.522 (7, 5)		B FC 88 F FC 89 X FF 93 1-1 13 G5-4-3 1-2 2-H 1B			C ST 76 F FC 88 S FF 92 0-3 ① K	B SI 97 C SI 97 C SI 97 C SI 98 1-3 ① K	X SL 88 0-0 ③ G3			4	0	1	1	0	2	2
13 Manuel Margot, R (1, 9) OBP: 0.330, SLG: 0.351 55 Luke Raley, L (8, PH) OBP: 0.333, SLG: 0.600 (8, 9)		B ST 80 B ST 76 B FF 92 C FF 92 F FF 92 X FF 93 3-2 ① ② G5-4-3 1-2f 2-3			C FF 92 B FF 92 B FF 92 B ST 76 F FF 92 B FF 94 4-2 21 1B 22 BB 2 HR BB	C SL 88 L SL 86 F SI 98 T SL 87 0-2 ② K	S SL 87 S SL 88 B SI 97 B SL 88 X SI 97 2-2 21 WP 1B		2 1	1 0	0 1	1 0	1 0	1 0	2 0
22 Jose Siri, R (1, 8) OBP: 0.279, SLG: 0.467		S FF 94 B FC 88 S FF 94 S FF 94 1-3 ③ K			F FF 91 B ST 79 1 SAFE B FF 92 B FC 87 F FF 91 F FF 93 3-2 21 1B 2 HR 1-2 BB	F SI 97 X SI 98 0-1 ③ G6-3		B SI 95 X SI 95 1-0 ① F9		3	1	0	0	1	1	2
21 Francisco Mejía, S (1, 2) OBP: 0.290, SLG: 0.355			F FC 86 X FF 92 0-1 ① P4		F FC 89 B FF 94 2 SAFE D FC 90 B FF 90 X FC 88 3-1 2 HR 1-2 2-3 1B		C FF 94 B FF 94 X FF 93 1-1 5 G3-1 2 HBP 56 1B 1B	B SI 98 S SL 88 F SL 88 S SL 88 1-3 ② K 1-2		4	2	2	0	0	1	1
Inning Stats	R: 0 E: 0 K: 0 S: 5 H: 1 LOB: 0 BB: 0 P: 6	R: 1 E: 0 K: 1 S: 13 H: 3 LOB: 1 BB: 0 P: 21	R: 0 E: 0 K: 1 S: 8 H: 0 LOB: 0 BB: 0 P: 11	R: 0 E: 0 K: 0 S: 6 H: 0 LOB: 0 BB: 0 P: 9	R: 5 E: 0 K: 1 S: 22 H: 4 LOB: 1 BB: 2 P: 38	R: 0 E: 0 K: 2 S: 9 H: 0 LOB: 0 BB: 0 P: 10	R: 2 E: 0 K: 1 S: 13 H: 3 LOB: 2 BB: 0 P: 22	R: 0 E: 0 K: 2 S: 13 H: 1 LOB: 1 BB: 0 P: 20	R: 0 E: 0 K: 1 S: 21 H: 0 LOB: 1 BB: 1 P: 27	1B: 10 2B: 1 3B: 0 HR: 1 SF: 0 SAC: 0 DP: 2 HBP: 1						

TOP

Tampa Bay Rays @ New York Yankees

Yankee Stadium, Bronx, NY

Sat May 13 2023, 1:09 PM - 4:17 PM EDT

Att. 44,714 - Overcast - 77 F

livebaseballscorecards.com

AB	37
R	8
H	12
RBI	8
BB	3
SO	9
LOB	16

PITCHER		IP	WLS	BF	H	R	ER	SO	BB	IBB	HBP	BLK	WP	HR	S	P	ERA	WHIP
65 Nestor Cortes, L ERA: 5.53	(1, 1)	4.1		20	7	6	6	3	2	0	0	0	0	1	49	78	12.46	2.077
70 Jimmy Cordero, R ERA: 2.81	(5, 1)	1.2	W	6	1	0	0	2	0	0	0	0	0	0	14	17	0.00	0.600
97 Ron Marinaccio, R ERA: 3.71	(7, 1)	0.1	H	3	1	2	2	0	0	0	1	0	0	0	5	11	54.00	3.000
35 Clay Holmes, R ERA: 4.11	(7, 1)	1.2	H	8	3	0	0	3	0	0	0	0	1	0	21	31	0.00	1.800
58 Wandy Peralta, L ERA: 1.76	(9, 1)	1.0	S	4	0	0	0	1	1	0	0	0	0	0	21	27	0.00	1.000

PITCHER	IP	WLS	BF	H	R	ER	SO	BB	IBB	HBP	BLK	WP	HR	S	P	ERA	WHIP

WP: 1	PA: 41		
PB: 0			
SB: 0			
CS: 0			

Batter	1	2	3	4	5	6	7	8	9	AB	R	H	RBI	BB	SO	LOB
25 Gleyber Torres, R (1, 4) OBP: 0.343, SLG: 0.444	S FF 96 X FF 97 0-1 ① F9		B CU 83 X CH 84 1-0 ① F8		C CU 81 F CH 85 B CU 84 B CH 86 F SL 87 F FF 96 B CH 86 B SL 87 4-2 99 HR BB	C SL 79 B SL 80 B SI 92 B SL 80 F SI 91 B SL 76 4-2 2-H 99 HR BB	X FF 95 0-0 ③ F9			3	2	0	0	2	0	2
99 Aaron Judge, R (1, 10) OBP: 0.359, SLG: 0.536	B CU 84 B CU 82 C SL 88 B FF 98 C SL 88 F FF 98 F CU 84 B CH 87 4-2 48 FC6-4 BB		X CU 84 0-0 ② F8 2-3		C CH 86 X SL 89 0-1 1-H HR	S SI 92 F SI 92 B SL 80 X SL 79 1-2 1-H HR		S CH 90 F CH 90 B CH 92 C FF 95 1-3 ① K		4	2	2	4	1	1	2
48 Anthony Rizzo, L (1, 3) OBP: 0.393, SLG: 0.510	F SL 86 B FF 97 F CU 84 X FF 98 1-2 ② FC6-4 1-2f		D FF 97 B FF 97 C SL 89 B CU 84 F SL 88 F FF 98 F SL 88 X FF 98 3-2 ③ F8		B FF 96 C SL 87 F CU 84 X FF 97 1-2 26 G6-3 2B	X SI 92 0-0 22 BB 26 BB 95 1B 1B		C FF 95 B FC 88 S CH 92 B CH 92 B FF 95 F CH 92 F FF 96 X CH 91 3-2 22 FC4 1B		5	1	3	0	0	0	3
26 DJ LeMahieu, R (1, 5) OBP: 0.342, SLG: 0.454	C CU 82 S CH 86 B CH 87 X CU 84 1-2 ③ L6			B FF 94 B SL 87 C FF 94 X FF 94 2-1 1B	B SI 90 S SL 77 B SL 78 X SI 90 2-1 ① G6-3 2-3	C SI 90 B SI 92 S SL 79 B SL 79 B FF 93 B SI 92 4-2 22 BB 95 1B 1-2 BB		C FF 95 C CH 90 S FF 94 0-3 ② K		4	1	1	0	1	1	3
22 Harrison Bader, R (1, 8) OBP: 0.390, SLG: 0.684		B SL 87 C FF 95 B CH 85 B CU 82 C SL 86 F FF 96 X FF 96 3-2 ① L8		B CU 84 C CH 86 C SL 89 S FF 97 1-3 ① K	S SL 78 X SL 79 0-1 ② P2	B SI 96 B SL 88 B SI 96 F FF 96 B FF 98 4-1 95 1B 1-2 2-3 BB		C CH 91 S FF 95 F FF 95 X CH 90 0-2 ③ FC4 1-2f		4	0	0	0	1	1	3
12 Isiah Kiner-Falefa, R (1, 7) OBP: 0.232, SLG: 0.208 95 Oswaldo Cabrera, S (5, PH) OBP: 0.244, SLG: 0.298 (6, 7)		C FF 97 X FF 97 0-1 ② G6-3		B SL 89 X FF 94 1-0 ② F6	C SI 92 B SL 78 B SL 78 S SL 79 X SL 78 2-2 ③ F9	B SL 90 C SL 90 B FF 100 X FF 99 2-1 1-3 2-H 3-H 1B				2 2	0 0	0 1	0 2	0 0	0 0	1 1
11 Anthony Volpe, R (1, 6) OBP: 0.298, SLG: 0.364		C FF 96 S CH 89 B CH 88 T CH 87 1-2 ③ K		C CU 82 D CH 86 T FF 97 S FF 97 1-3 ③ K		X SI 90 0-0 25 S 61 S 25 WP 1B B SL 89 S FF 96 C FF 96 F FF 96 S SL 91 1-3 ③ K				4	1	1	0	0	3	3
61 Jake Bauers, L (1, 9) OBP: 0.360, SLG: 0.571			B SL 86 X FF 94 1-0 99 F8 66 BB 1B		C FF 94 B CU 83 B CU 83 B FF 95 B FF 94 4-1 66 HR BB	B SI 92 S SL 79 X SI 90 1-1 ① L7 1-2	F FF 94 S FC 87 B FF 95 F CH 90 F FF 95 B CH 90 F FF 95 S CH 90 2-3 ① K			3	1	1	0	1	1	1
66 Kyle Higashioka, R (1, 2) OBP: 0.281, SLG: 0.423 24 Willie Calhoun, L (6, PH) OBP: 0.297, SLG: 0.379 39 Jose Trevino, R (7, 2) OBP: 0.264, SLG: 0.341			S CH 87 B CH 85 C CU 82 B CH 88 F SL 89 B FF 97 B SL 87 4-2 1-2 BB		C SL 88 D CH 85 F FF 96 F CH 85 F FF 96 B CH 84 X FF 95 2-2 1-H HR	B SI 91 X SI 92 1-0 ② F7	B FF 95 C FF 94 X FF 94 1-1 ② G4-3			1 1 1	1 0 0	1 0 0	2 0 0	1 0 0	0 0 0	0 1 0
Inning Stats	R: 0 E: 0 K: 0 S: 12 H: 0 LOB: 1 BB: 1 P: 18	R: 0 E: 0 K: 1 S: 9 H: 0 LOB: 0 BB: 0 P: 13	R: 0 E: 0 K: 0 S: 11 H: 1 LOB: 2 BB: 1 P: 20	R: 0 E: 0 K: 2 S: 9 H: 1 LOB: 1 BB: 0 P: 14	R: 4 E: 0 K: 0 S: 22 H: 3 LOB: 1 BB: 2 P: 37	R: 5 E: 0 K: 1 S: 19 H: 4 LOB: 2 BB: 3 P: 37	R: 0 E: 0 K: 1 S: 9 H: 0 LOB: 0 BB: 0 P: 12	R: 0 E: 0 K: 2 S: 15 H: 1 LOB: 1 BB: 0 P: 19		1B: 6 2B: 1 3B: 0 HR: 3 SF: 0 SAC: 0 DP: 0 HBP: 0				WP: 1 PB: 0 SB: 2 CS: 0 PA: 41		

PITCHER		IP	WLS	BF	H	R	ER	SO	BB	IBB	HBP	BLK	WP	HR	S	P	ERA	WHIP
18 Shane McClanahan, L ERA: 2.34	(1, 1)	4.0		21	5	4	4	3	4	0	0	0	0	2	56	91	9.00	2.250
81 Ryan Thompson, R ERA: 5.68	(5, 1)	1.2	L	10	3	5	5	0	2	0	0	0	1	1	19	34	27.00	3.000
99 Javy Guerra, R ERA: 6.75	(6, 1)	0.1		3	1	0	0	1	1	0	0	0	0	0	7	14	0.00	6.000
68 Jalen Beeks, L ERA: 5.4	(7, 1)	2.0		7	1	0	0	3	0	0	0	0	0	0	24	31	0.00	0.500

PITCHER	IP	WLS	BF	H	R	ER	SO	BB	IBB	HBP	BLK	WP	HR	S	P	ERA	WHIP

BOTTOM

Tampa Bay Rays @ New York Yankees

Yankee Stadium, Bronx, NY

Sat May 13 2023, 1:09 PM - 4:17 PM EDT

Att. 44,714 - Overcast - 77 F

livebaseballscorecards.com

AB	34
R	9
H	10
RBI	8
BB	7
SO	7
LOB	20

Batter	1	2	3	4	5	6	7	8	9	AB	R	H	RBI	BB	SO	LOB
2 Yandy Díaz, R (1, 3) OBP: 0.429, SLG: 0.593	B SI 94 C FC 94 B SI 96 X SI 94 2-1 5 G5-3 8 G4-3 2B		F SI 96 B KC 84 F ST 88 F KC 84 B ST 87 F FC 93 X ST 87 2-2 5 G4-3 5 WP 8 SF8 2-H 1B		B KC 83 B FC 90 F FC 92 C ST 85 B ST 86 F ST 85 B FC 92 4-2 8 1B 5 1B 56 SF8 BB	1 SAFE H SI 98 1-0 5 G4-6-3 1-2 HBP		B SI 89 H SL 77 2-0 5 G4-6-3 1-2 HBP		1	1	1	0	0	0	0
17 Isaac Paredes, R (1, 3) OBP: 0.353, SLG: 0.440										1	2	1	1	1	0	0
5 Wander Franco, S (1, 6) OBP: 0.354, SLG: 0.521	X SI 96 0-0 ① G5-3 2-3		C SI 95 C SI 94 B KC 85 F ST 87 B KC 84 F FC 93 X KC 84 2-2 ① G4-3 1-3		S CH 89 X SI 92 0-1 56 SF8 8 1B 6 HR 1-2 1B	2 SAFE C SI 98 X CH 90 0-1 ②③ G4-6-3 1-2f		C CH 76 X SI 88 0-1 ②③ G4-6-3 1-2f		5	1	1	0	0	0	6
8 Brandon Lowe, L (1, 4) OBP: 0.291, SLG: 0.402	S FC 94 S FC 92 D KC 87 F KC 84 X FC 94 1-2 ② G4-3 3-H		F KC 83 C KC 84 B KC 84 B FC 92 X KC 83 2-2 ② SF8 3-H		X CH 88 0-0 15 BB 6 HR 1-2 2-3 1B		B SI 96 S SI 98 B SI 98 B SI 98 3-1 6 1B BB		C CH 83 F FF 95 B FF 95 S CH 85 1-3 ① K	3	1	1	2	1	1	0
56 Randy Arozarena, R (1, 7) OBP: 0.400, SLG: 0.567	X FC 94 0-0 ③ G6-3		B KC 83 C ST 86 C FC 92 F KC 84 X ST 87 1-2 ③ F9		B FC 93 F ST 86 S FC 92 X FC 93 1-2 ② SF8 2-3 3-H		C SI 99 S SI 98 X SL 88 0-2 ① P6		B ST 81 B CH 82 S ST 82 F CH 84 C FF 94 2-3 ② K	4	0	0	1	0	1	1
15 Josh Lowe, L (1, 9) OBP: 0.364, SLG: 0.631		C FC 94 C FC 94 S KC 85 0-3 ① K	S ST 85 X CH 90 0-1 E4 6 CS		B ST 84 B FC 92 F FC 92 D ST 85 F FC 91 B KC 83 4-2 6 HR 1-2 BB		C CH 89 1 SAFE F SI 98 B CH 90 F SI 98 S SI 99 1-3 ② K		B ST 80 S FF 94 B FF 94 X ST 82 2-1 ③ G4-3	4	1	0	0	1	2	1
6 Taylor Walls, S (1, 5) OBP: 0.373, SLG: 0.583		B SI 96 C SI 95 C ST 86 S SI 95 1-3 ② K	B ST 85 1 SAFE B FC 92 X SI 96 2-0 ① 1-2 3B		D CH 88 C CH 87 S CH 87 X CH 89 1-2 1-H 2-H 3-H HR		F SL 88 B SI 98 F CH 89 B SI 98 X SL 88 2-2 55 S 1-3 1B			4	1	3	4	0	1	0
55 Luke Raley, L (1, 10) OBP: 0.330, SLG: 0.581		B ST 87 B ST 86 B FC 93 B FC 91 4-0 BB	B FC 92 X ST 86 1-0 ② P5		S CH 89 S SI 98 F FF 98 S SI 97 0-3 ③ K		B CH 89 B CH 91 S CH 89 F SI 97 B SI 98 S SL 89 3-3 ③ 1-2 K			3	0	0	0	1	2	3
14 Christian Bethancourt, R (1, 2) OBP: 0.266, SLG: 0.489		C ST 87 F FC 93 B ST 86 T KC 84 1-2 ③ K	S ST 86 B ST 85 F FC 93 C SI 95 1-3 ③ K			B SL 87 X SL 86 1-0 ① F7		X SI 88 0-0 17 HBP 1B		4	0	1	0	0	2	2
22 Jose Siri, R (1, 8) OBP: 0.278, SLG: 0.469			X SI 94 0-0 17 1B 2B		S FC 91 S ST 86 B ST 87 T ST 86 1-2 ① K	B SI 99 B SI 98 C SI 97 B SI 99 X SI 98 3-1 E5 17 HBP		X SL 77 0-0 ① L7		4	1	1	0	0	1	1
Inning Stats	R: 1 E: 0 K: 0 S: 8 H: 1 LOB: 0 BB: 0 P: 11	R: 0 E: 0 K: 3 S: 9 H: 0 LOB: 1 BB: 1 P: 15	R: 2 E: 0 K: 0 S: 18 H: 2 LOB: 0 BB: 0 P: 25	R: 0 E: 1 K: 1 S: 7 H: 1 LOB: 1 BB: 0 P: 11	R: 5 E: 0 K: 2 S: 21 H: 3 LOB: 0 BB: 2 P: 32	R: 0 E: 1 K: 0 S: 5 H: 0 LOB: 1 BB: 0 P: 10	R: 0 E: 0 K: 2 S: 14 H: 1 LOB: 2 BB: 1 P: 23	R: 0 E: 0 K: 0 S: 4 H: 1 LOB: 1 BB: 0 P: 6	R: 0 E: 0 K: 2 S: 8 H: 0 LOB: 0 BB: 0 P: 13	1B: 5 2B: 2 3B: 1 HR: 1 SF: 2 SAC: 0 DP: 2 HBP: 2						

PITCHER		IP	WLS	BF	H	R	ER	SO	BB	IBB	HBP	BLK	WP	HR	S	P	ERA	WHIP
36 Clarke Schmidt, R ERA: 6.3	(1, 1)	4.2	L	23	6	7	7	5	3	0	0	0	1	0	56	86	13.50	1.929
84 Albert Abreu, R ERA: 4.95	(5, 1)	2.1		11	2	1	1	3	1	0	1	0	0	1	26	41	3.86	1.286
62 Ryan Weber, R ERA: 9.0	(8, 1)	1.0		4	1	0	0	0	0	0	1	0	0	0	4	6	0.00	1.000
97 Ron Marinaccio, R ERA: 3.5	(9, 1)	1.0		3	0	0	0	2	0	0	0	0	0	0	8	13	0.00	0.000

PITCHER	IP	WLS	BF	H	R	ER	SO	BB	IBB	HBP	BLK	WP	HR	S	P	ERA	WHIP

TOP

Tampa Bay Rays @ New York Yankees

Yankee Stadium, Bronx, NY

Sun May 14 2023, 1:40 PM - 4:31 PM EDT

Att. 42,116 - Sunny - 68 F

livebaseballscorecards.com

AB	33
R	8
H	9
RBI	8
BB	4
SO	10
LOB	14

WP: 1 PA: 41
PB: 0
SB: 1
CS: 1

Tampa Bay Rays @ New York Yankees

Yankee Stadium, Bronx, NY

Sun May 14 2023, 1:40 PM - 4:31 PM EDT

Att. 42,116 - Sunny - 68 F

livebaseballscorecards.com

BOTTOM

Batter	1	2	3	4	5	6	7	8	9	AB	R	H	RBI	BB	SO	LOB
61 Jake Bauers, L (1, 7) OBP: 0.357, SLG: 0.542 25 Gleyber Torres, R (7, PH) OBP: 0.345, SLG: 0.444 (8, 4)	B SI 92 B SI 92 C FC 90 C SI 92 C CU 81 2-3 ① K		C FC 90 B CU 80 X FC 89 1-1 48 HR 1B		X SI 93 0-0 ①② G1-6-3 1-2f		C ST 75 C SI 91 F ST 76 B ST 75 X ST 75 1-2 99 1B 1-2		B ST 77 X CH 92 1-0 ② F7	3 2	1 0	1 1	0 0	0 0	1 0	1 0
99 Aaron Judge, R (1, 9) OBP: 0.353, SLG: 0.522	X FC 89 0-0 ② F9		C FC 90 B SI 93 1 SAFE C FC 89 S CU 81 1-3 ② K		B FC 87 B SI 92 C FC 87 S CU 79 B CU 81 S CU 79 3-3 ③ K		C SI 92 B ST 77 B SI 92 X SI 92 2-1 1-2 2-H 1B		X ST 80 0-0 ③ F8	5	0	1	1	0	2	1
48 Anthony Rizzo, L (1, 3) OBP: 0.395, SLG: 0.526	C CU 81 B CH 89 S SI 94 F FF 96 T FF 94 1-2 ③ K		X FC 90 0-0 1-H HR			C CU 79 B SI 90 B SI 92 F CU 80 F FF 93 F FF 92 B SI 90 B CU 80 4-2 22 FC5-4 BB	B SI 91 C SI 92 T SI 91 S FF 93 1-3 ③ K			3	1	1	2	1	2	2
26 DJ LeMahieu, R (1, 5) OBP: 0.347, SLG: 0.455		B SI 93 B SI 93 C FC 89 X SI 92 2-1 24 CS 1B	B SI 93 C FC 88 F SI 91 S CU 81 1-3 ③ K			B SI 91 F FC 88 C SI 92 B SI 92 F CU 81 F CU 80 C SI 92 2-3 ① K		C SI 88 F ST 74 X SI 90 0-2 22 FC5-4 1B		4	0	2	0	0	2	1
22 Harrison Bader, R (1, 8) OBP: 0.378, SLG: 0.643		C FC 89 F FC 88 X CU 80 0-2 ① P3		B FC 89 X FC 88 1-0 1B		C SI 92 B SI 91 X FC 87 1-1 ② FC5-4 24 S 1-2f		C SI 88 F SI 89 X ST 75 0-2 ① FC5-4 11 HR 1-2f		4	1	1	0	0	0	3
24 Willie Calhoun, L (1, 10) OBP: 0.279, SLG: 0.355		B CU 80 C FC 91 B SI 91 F FC 90 F SI 93 B CU 82 C FC 90 3-3 ②③ K 1-2		F FC 88 B CU 80 1 SAFE F SI 93 D SI 90 X CU 81 2-2 ① F8		B SI 93 D CU 80 C FC 88 B CU 78 C FC 90 X CU 79 3-2 ③ G1-3 1-2		S SI 90 X SI 89 0-1 ② L9	4	0	0	0	0	1	4
11 Anthony Volpe, R (1, 6) OBP: 0.303, SLG: 0.388			F CU 78 F CU 77 F FF 92 B CU 82 X FC 88 1-2 39 FC5-4 1B	C FC 86 F CU 79 F SI 93 D CU 81 S FF 93 1-3 ② K			C SL 82 B FF 92 B SL 85 S FF 93 C FF 94 2-3 ① K	B ST 74 C SI 88 X ST 75 1-1 1-H HR		4	1	2	2	0	2	1
39 Jose Trevino, R (1, 2) OBP: 0.253, SLG: 0.326			B SI 90 1 SAFE X FC 86 1-0 ① FC5-4 95 HR 1-2f	C FC 87 C SI 92 D CU 82 B FF 93 S CU 80 2-3 ③ K			B FF 93 F FF 94 F FF 94 X FF 94 1-2 ② P4	B ST 75 C SI 89 B SI 90 F SI 88 X SI 89 2-2 ③ G4-3		4	1	0	0	0	1	2
95 Oswaldo Cabrera, S (1, 4) OBP: 0.260, SLG: 0.339 (8, 7)			B FC 90 S SI 93 F CU 82 B SI 92 X CU 81 2-2 1-H HR		B FC 86 B SI 91 B SI 91 C SI 90 X SI 90 3-1 61 G1-6-3 1B		B FF 92 X SL 83 1-0 25 1B 99 1B 1B		B FF 95 X CH 90 1-0 ① G4-3	4	2	3	2	0	0	0
Inning Stats	R: 0 E: 0 K: 2 S: 8 H: 0 LOB: 0 BB: 0 P: 11	R: 0 E: 0 K: 1 S: 9 H: 1 LOB: 1 BB: 0 P: 14	R: 4 E: 0 K: 2 S: 17 H: 4 LOB: 0 BB: 0 P: 24	R: 0 E: 0 K: 2 S: 11 H: 1 LOB: 1 BB: 0 P: 17	R: 0 E: 0 K: 1 S: 6 H: 1 LOB: 0 BB: 0 P: 12	R: 0 E: 0 K: 1 S: 14 H: 0 LOB: 1 BB: 1 P: 24	R: 1 E: 0 K: 2 S: 16 H: 3 LOB: 2 BB: 0 P: 24	R: 2 E: 0 K: 0 S: 13 H: 2 LOB: 0 BB: 0 P: 16	R: 0 E: 0 K: 0 S: 3 H: 0 LOB: 0 BB: 0 P: 5	1B: 9 2B: 1 3B: 0 HR: 3 SF: 0 SAC: 0 DP: 2 HBP: 0						

	AB	37
	R	7
	H	12
	RBI	7
	BB	1
	SO	11
	LOB	15

PITCHER		IP	WLS	BF	H	R	ER	SO	BB	IBB	HBP	BLK	WP	HR	S	P	ERA	WHIP
24 Zach Eflin, R ERA: 3.38	(1, 1)	6.0	W	24	7	4	4	9	1	0	0	0	0	2	65	102	6.00	1.333
38 Colin Poche, L ERA: 1.84	(7, 1)	0.2		3	1	1	1	1	0	0	0	0	0	0	7	11	13.50	1.500
49 Kevin Kelly, R ERA: 4.98	(7, 1)	0.1		3	2	0	0	1	0	0	0	0	0	0	9	13	0.00	6.000
44 Trevor Kelley, R ERA: 9.0	(8, 1)	1.0	H	5	2	2	2	0	0	0	0	0	0	1	13	16	18.00	2.000
47 Jason Adam, R ERA: 1.59	(9, 1)	1.0	S	3	0	0	0	0	0	0	0	0	0	0	3	5	0.00	0.000

PITCHER	IP	WLS	BF	H	R	ER	SO	BB	IBB	HBP	BLK	WP	HR	S	P	ERA	WHIP

Tampa Bay Rays @ New York Mets

Citi Field, Flushing, NY

Tue May 16 2023, 7:11 PM - 9:59 PM EDT

Att. 28,296 - Partly Cloudy - 78 F

livebaseballscorecards.com

Batter	1	2	3	4	5	6	7	8	9	AB	R	H	RBI	BB	SO	LOB
87 Harold Ramírez, R (1, 3) OBP: 0.375, SLG: 0.550 6 Taylor Walls, S (8, 5) OBP: 0.373, SLG: 0.583	X FF 94 0-0 ① P3		C FF 93 S FF 93 X CU 80 0-2 5 BB, 17 HR, 1B	F FF 95 X FF 95 0-1 3-H 1B		S FC 92 S FC 91 B FC 91 X FF 95 1-2 ② G6-3		B FF 93 B FF 94 C SL 82 X FF 95 2-1 1-H 1B		5 0	1 0	3 0	2 0	0 0	0 0	0 0
5 Wander Franco, S (1, 6) OBP: 0.350, SLG: 0.509	C FF 95 T FF 95 B CH 86 X CH 86 1-2 ② G3		B SL 88 F SL 85 B FF 94 B FF 95 F FF 94 B FF 96 4-2 1-2 17 HR, BB	B FF 94 C SL 86 D CU 79 B CH 85 F FF 93 X FF 94 3-2 ③ F7		C FF 96 B SL 85 C FC 91 B FF 95 F FF 95 F FF 96 X FF 95 2-2 ③ L7		B CU 76 D CH 86 F SL 83 F FF 95 X CH 86 2-2 ② F9		4	1	0	0	1	0	2
8 Brandon Lowe, L (1, 4) OBP: 0.295, SLG: 0.409	B FF 94 B CU 78 X SL 84 2-0 56 BB, 1B		F FF 95 B CH 87 S FF 95 F FF 97 B FF 96 F FF 95 B CU 80 F FF 96 T FF 96 3-2 ① K		F FF 93 B SL 86 C SL 85 F SL 88 B CH 85 B FF 95 F FF 95 F FF 94 X FF 95 3-2 56 FC5-4, 2B		X FF 94 0-0 ① F9	T FF 95 F FF 96 F FF 96 B CU 77 D CH 87 F FF 96 F SL 81 T FF 96 2-2 ③ K		5	0	2	0	0	2	3
56 Randy Arozarena, R (1, 7) OBP: 0.394, SLG: 0.552	1 SAFE B CU 77 C CU 76 B SL 86 S SL 86 B SL 86 B SL 85 4-2 1-2 17 FC6, BB		B SL 88 X FF 94 1-0 ② P2		C SL 86 B FF 94 X SL 85 1-1 ① FC5-4, 17 HR 2-3		B FF 94 C FF 95 S CU 82 X CU 84 1-2 ② F8		T FC 87 C CH 86 B SI 94 X ST 81 1-2 ① G5-3	4	1	0	0	1	0	3
17 Isaac Paredes, R (1, 5) OBP: 0.368, SLG: 0.492 (8, 3)	C CU 79 F CU 79 X SL 88 0-2 ③ FC6 1-2f		D CU 81 B CU 80 F SL 87 F FF 95 D SL 88 X CU 79 3-2 1-H 2-H HR		C SL 85 D SL 86 X FF 94 1-1 1-H HR		B CH 86 B FF 96 B FF 94 C FF 94 D CU 83 4-1 15 BB		C SI 93 C CH 86 B SI 93 B FC 88 H ST 80 3-2 HBP	3	2	2	5	1	0	2
15 Josh Lowe, L (1, 10) OBP: 0.357, SLG: 0.609		F FF 93 F FF 94 S FF 95 0-3 ① K	F FF 95 F CU 80 X FF 95 0-2 ③ G1-3		F FF 94 B FF 94 X CU 79 1-1 ② G2-3		F FF 95 D CU 85 B FF 96 B FF 92 F FF 93 F FF 94 B FF 95 4-2 1-2 BB		B FC 89 F SI 93 B CH 86 X FC 88 2-1 ② F7	4	0	0	0	1	1	1
13 Manuel Margot, R (1, 9) OBP: 0.325, SLG: 0.343		S FF 95 X SL 88 0-1 14 FC6-4, 1B		C FF 94 X SL 87 0-1 ① G4-3 S SL 88 F SL 89 X SL 88 0-2 ③ G3-1		D FF 95 B FF 95 C FF 94 X FF 95 2-1 ③ F8		C FC 87 F SI 93 S ST 81 0-3 ③ K	5	0	1	0	0	1	3
14 Christian Bethancourt, R (1, 2) OBP: 0.265, SLG: 0.489		C CU 78 B FF 95 F CU 79 F FF 94 X FF 93 1-2 ② FC6-4, 22 WP 1-2f		B FF 95 X FF 95 1-0 22 G6-3, 87 1B, 2B		F FC 92 F FC 92 S SL 84 0-3 ① K		X CU 73 0-0 ① F8		4	1	1	0	0	1	1
22 Jose Siri, R (1, 8) OBP: 0.289, SLG: 0.507		F FF 94 B CU 80 D CU 82 S SL 87 2-2 ③ K 1-2		B FF 94 C FF 94 X CU 79 1-1 ② G6-3 2-3		X SL 84 0-0 HR		C FF 95 S CU 77 B FF 96 B SL 83 B SL 82 B FF 95 4-2 87 S, 87 1B, BB		3	2	1	1	1	1	2
Inning Stats	R: 0 E: 0 K: 0 S: 10 H: 1 LOB: 2 BB: 1 P: 17	R: 0 E: 0 K: 2 S: 11 H: 1 LOB: 1 BB: 0 P: 14	R: 3 E: 0 K: 1 S: 18 H: 2 LOB: 0 BB: 1 P: 29	R: 1 E: 0 K: 0 S: 10 H: 2 LOB: 1 BB: 0 P: 15	R: 2 E: 0 K: 0 S: 15 H: 2 LOB: 0 BB: 0 P: 21	R: 1 E: 0 K: 1 S: 12 H: 1 LOB: 0 BB: 0 P: 15	R: 0 E: 0 K: 0 S: 10 H: 0 LOB: 2 BB: 2 P: 21	R: 1 E: 0 K: 1 S: 15 H: 1 LOB: 1 BB: 1 P: 25	R: 0 E: 0 K: 1 S: 10 H: 0 LOB: 1 BB: 0 P: 16	1B: 5 2B: 2 3B: 0 HR: 3 SF: 0 SAC: 0 DP: 0 HBP: 1	WP: 1 PB: 0 SB: 1 CS: 0 PA: 43					

TOP	
AB	37
R	8
H	10
RBI	8
BB	5
SO	6
LOB	17

PITCHER		IP	WLS	BF	H	R	ER	SO	BB	IBB	HBP	BLK	WP	HR	S	P	ERA	WHIP
35 Justin Verlander, R ERA: 4.76	(1, 1)	5.0	L	25	8	6	6	3	2	0	0	0	1	2	64	96	10.80	2.000
50 Dominic Leone, R ERA: 5.4	(6, 1)	1.0		4	1	1	1	1	0	0	0	0	0	1	12	15	9.00	1.000
91 Josh Walker, L ERA:	(7, 1)	1.0		5	0	0	0	0	2	0	0	0	0	0	10	21	0.00	2.000
40 Drew Smith, R ERA: 2.35	(8, 1)	1.0		5	1	1	1	1	1	0	0	0	0	0	15	25	9.00	2.000
0 Adam Ottavino, R ERA: 2.81	(9, 1)	1.0		4	0	0	0	1	0	0	1	0	0	0	10	16	0.00	0.000

PITCHER	IP	WLS	BF	H	R	ER	SO	BB	IBB	HBP	BLK	WP	HR	S	P	ERA	WHIP

Batter	1	2	3	4	5	6	7	8	9	AB	R	H	RBI	BB	SO	LOB
9 Brandon Nimmo, L (1, 8) OBP: 0.396, SLG: 0.434	B FF 95 X FF 94 1-0 ① L7		C SI 92 F SI 92 F SI 91 B SL 90 F SL 90 B SI 94 F SL 90 F SI 93 X SI 94 2-2 ③ G6-3			X SI 93 0-0 ② G6-3		S FF 95 B FF 95 F FF 95 B FS 84 B FF 94 F FF 94 C FF 93 3-3 ② K		4	0	0	0	0	1	0
12 Francisco Lindor, S (1, 6) OBP: 0.306, SLG: 0.418	C FF 94 C FF 95 B FC 89 B CH 91 X CH 91 2-2 20 FC4 1B			B SL 87 S SI 93 F SI 92 F SL 88 F SL 89 B SI 90 F SI 93 F SI 94 X SL 90 2-2 ① F9		B SI 90 C SI 93 F SL 89 F SL 88 F SI 89 F SL 90 X SI 94 1-2 ③ L8		F SL 88 S FF 94 S FS 83 0-3 ③ K		4	0	1	0	0	1	0
1 Jeff McNeil, L (1, 4) OBP: 0.360, SLG: 0.365	B CH 90 F FF 95 F FF 95 B FF 95 X FC 87 2-2 ② P5			S SL 88 F SL 89 B SL 89 F SI 94 X SI 94 1-2 ② G3-1			X SI 88 0-0 20 HR 1B		C FF 96 X SI 97 0-1 20 FC5-4 1B	4	1	2	0	0	0	1
20 Pete Alonso, R (1, 3) OBP: 0.333, SLG: 0.516	B CH 90 S CH 92 B FF 96 X CH 91 2-1 ③ FC4 1-2f			T SL 89 F SL 91 B FF 93 B SL 90 X SL 90 2-2 ③ F8			B SI 91 X SL 88 1-0 1-H HR		C FF 96 C ST 85 B SI 97 X CH 88 1-2 ① FC5-4 10 HR 1-2f	4	2	1	2	0	0	2
28 Tommy Pham, R (1, 10) OBP: 0.284, SLG: 0.348 32 Daniel Vogelbach, L (5, PH) OBP: 0.376, SLG: 0.369 (6, 10) 10 Eduardo Escobar, S (9, PH) OBP: 0.250, SLG: 0.437		X CH 90 0-0 ① G1-3			C SI 92 X SL 89 0-1 ① F8		B SL 90 B SL 90 C SI 92 C SI 92 F SL 90 X SI 90 2-2 ① P2		B CH 88 X SI 97 1-0 1-H HR	1 2 1	0 0 1	0 0 1	0 0 2	0 0 0	0 0 0	0 0 0
6 Starling Marte, R (1, 9) OBP: 0.296, SLG: 0.286		C FF 93 S FF 94 F FF 95 C FC 86 0-3 ② K			S SL 88 B SL 89 X SI 92 1-1 ② G6-3		B SL 89 S SL 88 C SL 90 S SI 94 1-3 ② K		B FF 97 F SI 96 F CH 89 B SI 95 X CH 88 2-2 ② P3	4	0	0	0	0	2	0
22 Brett Baty, L (1, 5) OBP: 0.330, SLG: 0.397		B FC 85 B FF 95 S FF 94 F CH 90 S FF 93 2-3 ③ K			F SL 88 X SI 94 0-1 HR		B SI 90 B SL 90 B SL 89 B SI 91 4-0 BB		B ST 82 X FF 96 1-0 ③ G4-3	3	1	1	1	1	1	0
19 Mark Canha, R (1, 7) OBP: 0.299, SLG: 0.377			C SI 91 B SL 89 B SI 88 S SI 92 B SL 89 X SI 92 3-2 ① G5-3		B SI 92 B SL 88 C SI 92 F SI 92 F SL 91 F SL 91 F SL 89 B SI 94 X SI 92 3-2 ③ G5-3		B SI 90 F SI 91 C SL 79 X SL 80 1-2 ③ G6-3			3	0	0	0	0	0	1
4 Francisco Alvarez, R (1, 2) OBP: 0.275, SLG: 0.392			B SL 89 C SI 92 S SL 89 S SL 90 1-3 ② K			B SL 88 F SL 88 X SI 93 1-1 ① F9		B SL 87 B SL 89 C SL 90 B FF 94 S FF 94 S FF 95 3-3 ① K		3	0	0	0	0	2	0
Inning Stats	R: 0 E: 0 K: 0 S: 9 H: 1 LOB: 1 BB: 0 P: 16	R: 0 E: 0 K: 2 S: 8 H: 0 LOB: 0 BB: 0 P: 10	R: 0 E: 0 K: 1 S: 13 H: 0 LOB: 0 BB: 0 P: 19	R: 0 E: 0 K: 0 S: 14 H: 0 LOB: 0 BB: 0 P: 19	R: 1 E: 0 K: 0 S: 12 H: 1 LOB: 0 BB: 0 P: 16	R: 0 E: 0 K: 0 S: 9 H: 0 LOB: 0 BB: 0 P: 11	R: 2 E: 0 K: 1 S: 12 H: 2 LOB: 1 BB: 1 P: 21	R: 0 E: 0 K: 3 S: 10 H: 0 LOB: 0 BB: 0 P: 16	R: 2 E: 0 K: 0 S: 10 H: 2 LOB: 0 BB: 0 P: 15	1B: 3 2B: 0 3B: 0 HR: 3	SF: 0 SAC: 0 DP: 0 HBP: 0			WP: 0 PB: 0 SB: 0 CS: 0	PA: 34	

BOTTOM

Tampa Bay Rays @ New York Mets

Citi Field, Flushing, NY

Tue May 16 2023, 7:11 PM - 9:59 PM EDT

Att. 28,296 - Partly Cloudy - 78 F

livebaseballscorecards.com

AB	33
R	5
H	6
RBI	5
BB	1
SO	7
LOB	4

PITCHER		IP	WLS	BF	H	R	ER	SO	BB	IBB	HBP	BLK	WP	HR	S	P	ERA	WHIP
68 Jalen Beeks, L ERA: 4.91	(1, 1)	2.0		7	1	0	0	2	0	0	0	0	0	0	17	26	0.00	0.500
72 Yonny Chirinos, R ERA: 2.79	(3, 1)	4.2	W	18	3	3	3	2	1	0	0	0	0	2	57	82	5.79	0.857
81 Ryan Thompson, R ERA: 5.54	(7, 1)	0.1		1	0	0	0	0	0	0	0	0	0	0	3	4	0.00	0.000
52 Zack Littell, R ERA: 6.75	(8, 1)	1.0		3	0	0	0	3	0	0	0	0	0	0	10	16	0.00	0.000
30 Jake Diekman, L ERA: 8.1	(9, 1)	1.0		5	2	2	2	0	0	0	0	0	0	1	10	15	18.00	2.000

PITCHER	IP	WLS	BF	H	R	ER	SO	BB	IBB	HBP	BLK	WP	HR	S	P	ERA	WHIP

TOP

Tampa Bay Rays @ New York Mets

Citi Field, Flushing, NY

Wed May 17 2023, 7:11 PM - 10:21 PM EDT

Att. 29,695 - Clear - 60 F

livebaseballscorecards.com

Batter	1	2	3	4	5	6	7	8	9	10	AB	R	H	RBI	BB	SO	LOB
15 Josh Lowe, L (1, 9) OBP: 0.364, SLG: 0.608	C FF 97 C FF 97 B FF 97 B FO 85 S FF 98 2-3 ① K	B ST 76 B FC 90 C FC 90 F FC 92 F FF 98 B FO 84 F FF 97 S FC 93 3-3 ② K	B FF 96 F FF 96 X CU 74 1-1 ③ F9	F FF 94 B FF 94 B ST 82 B FC 89 B FC 88 4-1 5 S BB	B FF 94 F FF 94 X FC 89 1-1 5 G3-1 56 1B 2B	C SL 79 X SL 87 0-1 ③ 2-H 1B	5	1	2	1	1	2	0
5 Wander Franco, S (1, 6) OBP: 0.351, SLG: 0.500	S FF 97 B FF 98 B FF 98 F FC 91 B FO 86 B FF 98 4-2 56 S BB	C ST 80 S FO 86 F FF 98 F FO 85 F FF 97 S FO 85 0-3 ③ K	F CU 71 B FO 84 B FC 90 B FF 96 B FF 97 4-1 56 S BB	B ST 81 C FC 89 2 SAFE B ST 82 X ST 82 2-1 ③ G1-3 1-2	C FF 94 D FC 90 B FF 94 F FF 94 B FF 93 X CH 86 3-2 ① G3-1 2-3	3	0	0	0	2	1	2
56 Randy Arozarena, R (1, 10) OBP: 0.395, SLG: 0.544	1 SAFE C FF 94 D FO 83 B FF 96 X FC 94 2-1 ② L7 1-2	B FF 94 F FF 97 C FO 83 S FF 96 1-3 ① K	1 SAFE S FC 90 S FO 83 D FO 84 C FF 96 1-3 ① K 1-2	B SI 92 B FC 86 B FC 87 C SI 91 B SI 92 4-1 8 S 8 HR BB	D ST 79 F ST 78 B FF 94 X ST 77 2-1 17 FC5-4 8 BB 3-H 1B	4	1	1	1	1	2	2
8 Brandon Lowe, L (1, 4) OBP: 0.311, SLG: 0.446	F FF 95 F FF 97 B FO 85 S FO 83 1-3 ③ K2-3	X FC 90 0-0 17 2B	S FO 85 D FO 84 B FF 95 F FC 89 F FO 85 B FF 97 F FC 92 B FO 85 4-2 BB	1 SAFE C SI 93 C SI 95 D CH 87 X ST 80 1-2 1-H HR	1 SAFE B FF 94 F FF 94 B FF 94 C FF 93 1 SAFE F FF 94 D CH 86 B FF 95 4-2 17 FC5-4 1-2 BB	3	2	2	2	2	1	1
17 Isaac Paredes, R (1, 3) OBP: 0.369, SLG: 0.496	X FF 95 0-0 1B	C FC 96 D FO 82 X ST 84 1-1 6 WP 2-H 2B	F FF 97 X FO 84 0-1 ② P3	C SI 92 X ST 79 0-1 ① F7	B FF 94 F ST 78 C FF 94 X FF 94 1-2 FC5-4 1-2f 2-3	5	0	2	1	0	0	4
6 Taylor Walls, S (1, 5) OBP: 0.365, SLG: 0.564	C FC 89 B FF 97 B FF 96 F FC 91 T FF 96 2-2 ① K	F FC 91 B SL 81 B FF 97 F FC 92 B FF 96 S FO 85 3-3 ② K 2-3	F FO 92 B FO 83 C FF 96 B FO 85 B FF 97 C FC 93 3-3 ③ K	B FC 87 C FC 87 X CH 85 1-1 22 S 55 HBP 1B	C FF 94 D CH 88 C FF 93 B FF 92 B FF 93 F FC 87 S FF 94 3-3 ③ K	0-0 55 S 87 1B	5	1	1	0	0	4	6
55 Luke Raley, L (1, 7) OBP: 0.324, SLG: 0.557	S FC 90 D CU 63 B FF 96 S FC 90 F FF 97 S SL 84 2-3 ② K	S FO 84 S FF 97 F FF 97 B FF 95 S SL 84 1-3 ③ K	B ST 81 F FC 88 B ST 82 F FC 88 F ST 82 C FF 93 2-3 ① K	H FC 89 1-0 22 S 1-2 HBP	S FC 92 F KC 86 B KC 86 F FC 94 B FC 94 F KC 85 B KC 84 X SL 83 3-2 ① P6 2-3	4	0	0	0	0	3	2
21 Francisco Mejía, S (1, 2) 87 Harold Ramírez, R (10, PH) 14 Christian Bethancourt, R (10, 2) OBP: 0.265, SLG: 0.489	C ST 78 D FO 83 C FC 93 C FF 98 1-3 ③ K	X ST 77 0-0 ① F9	S FC 89 S ST 82 S FF 93 0-3 ② K	S SI 93 C CH 87 S SI 93 0-3 ② K	S SL 86 D SL 86 S SL 87 X SL 86 1-2 22 G5-3 15 1B 3-H 1B	4 1 0	0 1 0	0 1 0	0 1 0	0 0 0	3 0 0	3 0 0
22 Jose Siri, R (1, 8) OBP: 0.284, SLG: 0.528	C ST 79 B FF 96 X FC 91 1-1 ① F7	B FC 90 B FC 90 C FF 96 X FC 89 2-1 ② G6-3	B ST 84 C FC 90 F ST 84 X FF 94 1-2 HR	S SI 92 C FC 87 C SI 94 0-3 ③ K 1-2 2-3	S FC 93 S SL 84 X KC 86 0-2 ② G5-3 1-2	5	1	1	1	0	1	3
Inning Stats	R: 0 H: 0 E: 0 LOB: 1 K: 2 BB: 1 S: 10 P: 19	R: 0 H: 1 E: 0 LOB: 1 K: 3 BB: 0 S: 11 P: 16	R: 0 H: 0 E: 0 LOB: 0 K: 2 BB: 0 S: 13 P: 17	R: 1 H: 2 E: 0 LOB: 1 K: 3 BB: 0 S: 13 P: 19	R: 0 H: 0 E: 0 LOB: 0 K: 0 BB: 0 S: 5 P: 8	R: 0 H: 0 E: 0 LOB: 2 K: 2 BB: 2 S: 13 P: 25	R: 1 H: 1 E: 0 LOB: 1 K: 2 BB: 1 S: 13 P: 22	R: 2 H: 2 E: 0 LOB: 2 K: 2 BB: 1 S: 14 P: 21	R: 1 H: 2 E: 0 LOB: 2 K: 1 BB: 1 S: 17 P: 31	R: 2 H: 2 E: 0 LOB: 2 K: 0 BB: 0 S: 13 P: 17	1B: 5 2B: 3 3B: 0 HR: 2	SF: 0 SAC: 0 DP: 0 HBP: 1	WP: 1 PB: 0 SB: 7 CS: 0	PA: 46		

	AB	39
	R	7
	H	10
	RBI	7
	BB	6
	SO	17
	LOB	23

PITCHER		IP	WLS	BF	H	R	ER	SO	BB	IBB	HBP	BLK	WP	HR	S	P	ERA	WHIP
34 Kodai Senga, R ERA: 3.77	(1, 1)	6.0		24	3	1	1	12	3	0	0	0	1	0	65	104	1.50	1.000
43 Jeff Brigham, R ERA: 3.21	(7, 1)	1.0		5	1	1	1	2	1	0	0	0	0	1	13	22	9.00	2.000
0 Adam Ottavino, R ERA: 3.71	(8, 1)	1.0		7	2	2	2	2	1	0	1	0	0	1	14	21	18.00	3.000
85 Stephen Nogosek, R ERA: 4.76	(9, 1)	1.0		6	2	1	1	1	1	0	0	0	0	0	17	31	9.00	3.000
30 David Robertson, R ERA: 1.0	(10, 1)	1.0	W	4	2	2	1	0	0	0	0	0	0	0	13	17	9.00	2.000

PITCHER	IP	WLS	BF	H	R	ER	SO	BB	IBB	HBP	BLK	WP	HR	S	P	ERA	WHIP

Tampa Bay Rays @ New York Mets

Citi Field, Flushing, NY

Wed May 17 2023, 7:11 PM - 10:21 PM EDT

Att. 29,695 - Clear - 60 F

livebaseballscorecards.com

Batter	1	2	3	4	5	6	7	8	9	10	AB	R	H	RBI	BB	SO	LOB
9 Brandon Nimmo, L (1, 8) OBP: 0.385, SLG: 0.421	B SI 88 B SI 90 C SI 90 C SI 90 S SI 90 2-3 ① K		B SI 90 C CU 76 X SI 91 1-1 ② G3		B CU 77 C CU 75 X SI 91 1-1 ③ L7		C SI 90 B SL 77 X SI 89 1-1 ③ G4-3		C FF 93 B CH 87 C ST 76 S FF 94 1-3 ③ K	0-0 1 1B 20 HR	5	1	0	0	0	2	0
10 Eduardo Escobar, S (1, 4) OBP: 0.256, SLG: 0.431 1 Jeff McNeil, L (6, PH) OBP: 0.359, SLG: 0.365 (7, 4)	B SI 91 F CH 83 B CH 82 B SI 90 B SI 89 4-1 12 1B 12 WP BB		B CU 76 C SI 90 C CU 77 B CH 83 B FF 91 X SI 91 3-2 ③ L7			C SI 89 B ST 74 F FC 87 X ST 77 1-2 ① L8		B FF 91 B FF 91 B FF 91 C FF 92 C FF 92 S FF 91 3-3 ① K		B FF 98 F SL 86 D SL 87 S FF 97 X SL 88 2-2 20 HR 2-3 1B	1	0	0	0	1	0	0
											3	1	1	0	0	1	0
12 Francisco Lindor, S (1, 6) OBP: 0.309, SLG: 0.418	B CH 83 X SI 91 1-0 20 G6-4-3 1-3 1B			C CH 83 C CU 76 B CH 84 S FF 92 1-3 ① K		B SI 92 B FC 89 X SI 90 2-0 20 G4-3 1B		B SL 84 C FF 91 F FF 93 B FF 94 S SL 84 2-3 ② K		F SL 86 F SL 87 F FF 98 S SL 87 0-3 ① K	5	0	2	0	0	3	2
20 Pete Alonso, R (1, 3) OBP: 0.330, SLG: 0.524	X CH 84 0-0 ② ③ G6-4-3 1-2f			C CU 77 C FF 91 B FF 92 B CU 77 B CH 84 X FF 92 3-2 ② L7		C ST 75 F ST 78 X SI 91 0-2 ② G4-3 1-2		B SL 83 C FF 91 X SL 84 1-1 ③ P5		C SL 86 X FF 98 0-1 1-H 3-H HR	5	1	1	3	0	0	3
28 Tommy Pham, R (1, 10) OBP: 0.301, SLG: 0.357 32 Daniel Vogelbach, L (6, PH) OBP: 0.379, SLG: 0.365 (7, 10)		B SI 90 X SI 90 1-0 19 FC 1B		B SI 90 B SI 91 B SI 89 C SI 90 F CH 84 B FF 90 4-2 6 1B BB		B FF 95 C FF 95 C ST 82 C FF 95 1-3 ③ K			B FF 92 B CH 88 B CH 88 B FF 93 4-0 6 HBP 4 HR BB		1	0	1	0	1	0	0
											1	1	0	0	1	1	1
6 Starling Marte, R (1, 9) OBP: 0.301, SLG: 0.287		F CU 77 X CH 83 0-1 ① L9		C CU 76 X CU 76 0-1 1-2 1B			C SL 76 F SI 90 F SL 78 S SL 78 0-3 ① K		C CH 89 F CH 91 B FF 95 H CH 89 2-2 4 HR 1-2 HBP		3	1	1	0	0	1	1
19 Mark Canha, R (1, 7) OBP: 0.300, SLG: 0.371 22 Brett Baty, L (9, PH) OBP: 0.326, SLG: 0.392 (10, 7)		C CH 83 C CU 76 X FF 91 0-2 ② FC 27 FC6-4 1-2f		B CH 81 C CH 82 X SI 91 1-1 ③ G4-3			B SI 90 C SI 90 H SL 75 2-1 27 HR HBP		C CH 87 B ST 75 F ST 78 S FF 95 1-3 ① K		2	1	0	0	0	0	3
											1	0	0	0	0	1	2
27 Mark Vientos, R (1, 5) OBP: 0.250, SLG: 1.000		B CU 76 S CH 83 S CH 84 F CH 83 F CH 83 X CH 82 1-2 ③ FC6-4 1-2f			X SI 90 0-0 ① G4-3		C SI 89 X SL 76 0-1 1-H HR		B CH 89 C ST 77 X CH 90 1-1 ② F8		4	1	1	2	0	0	3
4 Francisco Alvarez, R (1, 2) OBP: 0.274, SLG: 0.423			C CU 76 B CH 83 B SI 90 X CH 83 2-1 ① G6-3		C SI 90 B CH 84 X CH 83 1-1 ② G6-3		B SI 90 X SI 90 1-0 ② G6-3		B ST 77 X ST 77 1-0 1-H 2-H HR		4	1	1	3	0	0	0
Inning Stats	R: 0 H: 1 E: 0 LOB: 1 K: 1 BB: 1 S: 6 P: 13	R: 0 H: 1 E: 0 LOB: 1 K: 0 BB: 0 S: 11 P: 13	R: 0 H: 0 E: 0 LOB: 0 K: 0 BB: 0 S: 7 P: 13	R: 0 H: 1 E: 0 LOB: 2 K: 1 BB: 1 S: 12 P: 21	R: 0 H: 0 E: 0 LOB: 0 K: 0 BB: 0 S: 5 P: 7	R: 0 H: 1 E: 0 LOB: 1 K: 1 BB: 0 S: 10 P: 14	R: 2 H: 1 E: 0 LOB: 0 K: 1 BB: 0 S: 10 P: 14	R: 0 H: 0 E: 0 LOB: 0 K: 2 BB: 0 S: 8 P: 14	R: 3 H: 1 E: 0 LOB: 0 K: 2 BB: 1 S: 11 P: 21	R: 3 H: 2 E: 0 LOB: 0 K: 1 BB: 0 S: 9 P: 11	1B: 5 SF: 0 2B: 0 SAC: 0 3B: 0 DP: 1 HR: 3 HBP: 2						

BOTTOM

AB	35
R	8
H	8
RBI	8
BB	3
SO	9
LOB	15

WP: 1	PA: 40																	
PB: 0																		
SB: 0																		
CS: 0																		

PITCHER		IP	WLS	BF	H	R	ER	SO	BB	IBB	HBP	BLK	WP	HR	S	P	ERA	WHIP
19 Josh Fleming, L ERA: 3.68	(1, 1)	5.0		19	3	0	0	2	2	0	0	0	1	0	41	67	0.00	1.000
49 Kevin Kelly, R ERA: 4.84	(6, 1)	0.2	H	3	1	0	0	0	0	0	0	0	0	0	7	10	0.00	1.500
30 Jake Diekman, L ERA: 7.9	(6, 1)	0.1	H	1	0	0	0	1	0	0	0	0	0	0	3	4	0.00	0.000
81 Ryan Thompson, R ERA: 6.43	(7, 1)	1.0	B	5	1	2	2	1	0	0	1	0	0	1	10	14	18.00	1.000
38 Colin Poche, L ERA: 1.72	(8, 1)	1.0	H	3	0	0	0	2	0	0	0	0	0	0	8	14	0.00	0.000
47 Jason Adam, R ERA: 3.0	(9, 1)	1.0	B	6	1	3	3	2	1	0	1	0	0	1	11	21	27.00	2.000
29 Pete Fairbanks, R ERA: 2.25	(10, 1)	0.1	L	3	2	3	2	1	0	0	0	0	0	1	9	11	54.00	6.000

Tampa Bay Rays @ New York Mets

Citi Field, Flushing, NY

Thu May 18 2023, 1:13 PM - 3:34 PM EDT

Att. 29,946 - Sunny - 58 F

livebaseballscorecards.com

Batter	1	2	3	4	5	6	7	8	9	AB	R	H	RBI	BB	SO	LOB
15 Josh Lowe, L (1, 9) OBP: 0.368, SLG: 0.637	F FF 95 B FF 94 B FF 94 B FF 93 X FF 94 3-1 56 1B 87 FC4 2B		X SL 83 0-0 ③ F7			B CU 77 X SL 84 1-0 HR			S KC 82 B KC 83 T FC 92 S KC 84 1-3 ① K	4	2	2	1	0	1	0
56 Randy Arozarena, R (1, 7) OBP: 0.402, SLG: 0.553	B FF 94 B SL 86 X FF 93 2-0 87 FC4 2-3 1B			B SL 82 C FF 94 B CH 88 X CH 86 2-1 ① G1-3		B SL 83 B FF 95 S FF 95 B FF 95 B FF 94 4-1 87 1B BB			B FC 92 X KC 82 1-0 2B	3	0	2	0	1	0	0
87 Harold Ramírez, R (1, 10) OBP: 0.376, SLG: 0.543	B SL 85 F FF 93 T FF 94 X FF 94 1-2 ① FC4 8 G4-6-3 1-2f 3-H			S SL 83 F SL 82 S FF 94 0-3 ② K		S FF 94 X SL 82 0-1 8 CS 1-2 1B			S KC 83 S KC 84 X FC 93 0-2 ② G1-3	4	0	1	1	0	1	2
8 Brandon Lowe, L (1, 4) OBP: 0.303, SLG: 0.433	S SL 85 X SL 85 0-1 ②③ G4-6-3 1-2f			X FF 94 0-0 ③ G1-3		B SL 85 S FF 94 1 SAFE 1-1 ③ CS 1-2	S ST 82 X ST 82 0-1 ① F9		B KC 80 X KC 84 1-0 ③ G3-1	4	0	0	0	0	0	2
17 Isaac Paredes, R (1, 5) OBP: 0.362, SLG: 0.485 (8, 3)		B FF 92 C SL 82 X CH 87 1-1 ① G6-3			B CH 84 B FF 94 B FF 92 C FF 92 X FF 93 3-1 ① L8		B SI 90 S SI 90 C ST 82 B ST 80 S CH 85 2-3 ② K			3	0	0	0	0	1	0
6 Taylor Walls, S (1, 6) OBP: 0.356, SLG: 0.548 (8, 5)		C CH 88 B CU 76 C FF 95 S FF 95 1-3 ② K			F FF 93 S FF 95 B FF 95 F FF 95 F FF 95 B CH 90 B SL 86 X FF 96 3-2 ② F8		C ST 82 B FC 88 S CH 84 F ST 82 B CH 85 S SI 90 2-3 ③ K			3	0	0	0	0	2	0
55 Luke Raley, L (1, 3) OBP: 0.318, SLG: 0.545 5 Wander Franco, S (8, PH) OBP: 0.354, SLG: 0.503 (8, 6)		B CU 75 F FF 95 F CH 91 B SL 84 S SL 86 2-3 ③ K			X FF 96 0-0 ③ F8			B SI 91 X SI 91 1-0 13 G4-3 1B		2 1	0 0	0 1	0 0	0 0	1 0	0 0
14 Christian Bethancourt, R (1, 2) OBP: 0.257, SLG: 0.474			C SL 83 S FF 94 F SL 84 F SL 84 F FF 94 X CU 76 0-2 E5 13 G6-4-3			B FF 94 F SL 83 B SL 84 C FF 95 S CH 88 2-3 ① K		B FC 89 D ST 81 X ST 82 2-0 ① P3		3	0	0	0	0	1	1
13 Manuel Margot, R (1, 8) OBP: 0.316, SLG: 0.333			B FF 94 B SL 82 B FF 93 C FF 93 X FF 92 3-1 ①② G6-4-3 1-2f			B FF 94 B FF 94 X FF 94 2-0 ② F8		C ST 82 B ST 82 B FF 93 X ST 83 2-1 ②③ G4-3 1-2f		3	0	0	0	0	0	2
Inning Stats	R: 1 E: 0 K: 0 S: 8 H: 2 LOB: 0 BB: 0 P: 14	R: 0 E: 0 K: 2 S: 8 H: 0 LOB: 0 BB: 0 P: 12	R: 0 E: 1 K: 0 S: 9 H: 0 LOB: 0 BB: 0 P: 12	R: 0 E: 0 K: 1 S: 6 H: 0 LOB: 0 BB: 0 P: 8	R: 0 E: 0 K: 0 S: 8 H: 0 LOB: 0 BB: 0 P: 14	R: 1 E: 0 K: 1 S: 9 H: 2 LOB: 1 BB: 1 P: 19	R: 0 E: 0 K: 2 S: 9 H: 0 LOB: 0 BB: 0 P: 13	R: 0 E: 0 K: 0 S: 4 H: 1 LOB: 0 BB: 0 P: 9	R: 0 E: 0 K: 1 S: 8 H: 1 LOB: 1 BB: 0 P: 11	1B: 3 2B: 2 3B: 0 HR: 1 SF: 0 SAC: 0 DP: 3 HBP: 0						

	AB	30
	R	2
	H	6
	RBI	2
	BB	1
	SO	7
	LOB	7

WP: 0 PB: 0 SB: 0 CS: 1 PA: 32

PITCHER		IP	WLS	BF	H	R	ER	SO	BB	IBB	HBP	BLK	WP	HR	S	P	ERA	WHIP
38 Tylor Megill, R ERA: 3.88	(1, 1)	6.0	W	21	4	2	2	4	1	0	0	0	0	1	48	79	3.00	0.833
25 Brooks Raley, L ERA: 4.05	(7, 1)	1.0	H	4	1	0	0	2	0	0	0	0	0	0	10	15	0.00	1.000
43 Jeff Brigham, R ERA: 3.0	(8, 1)	1.0	H	2	0	0	0	0	0	0	0	0	0	0	3	7	0.00	0.000
30 David Robertson, R ERA: 0.95	(9, 1)	1.0	S	4	1	0	0	1	0	0	0	0	0	0	8	11	0.00	1.000

PITCHER	IP	WLS	BF	H	R	ER	SO	BB	IBB	HBP	BLK	WP	HR	S	P	ERA	WHIP

Tampa Bay Rays @ New York Mets

Citi Field, Flushing, NY

Thu May 18 2023, 1:13 PM - 3:34 PM EDT

Att. 29,946 - Sunny - 58 F

livebaseballscorecards.com

BOTTOM

Batter	1	2	3	4	5	6	7	8	9	AB	R	H	RBI	BB	SO	LOB
9 Brandon Nimmo, L (1, 8) OBP: 0.383, SLG: 0.417	B FF 95 B FF 95 C FF 95 B FC 91 C FF 95 F FF 96 S FF 97 3-3 ① K	C FF 95 B FS 90 X FC 86 1-1 ① L9	C FF 96 B FF 96 S CU 79 B FF 97 F CU 78 X FS 90 2-2 ② G1-3 1-2	T FF 95 F FF 95 B FF 94 X CH 90 1-2 1B					4	0	1	0	0	1	1
12 Francisco Lindor, S (1, 6) OBP: 0.308, SLG: 0.410	B FF 97 B FF 96 B FF 94 C FF 94 B FF 95 4-1 1 1B 1 WP 22 G3 BB	F FF 96 B CU 79 X FC 92 1-1 ② G6-3	D CU 78 F FC 89 T FF 97 X FF 97 1-2 ③ P5	F CH 89 X CH 90 0-1 ② F8					3	1	0	0	1	0	2
1 Jeff McNeil, L (1, 9) OBP: 0.362, SLG: 0.368 (9, 4)	B FC 90 S FF 95 B FS 88 X FF 95 2-1 22 G3 1-3 1B	C FF 96 F FC 90 B FC 87 S CU 80 1-3 ③ K	T SL 88 X FF 93 0-1 22 1B 28 1B 1B	B FC 87 B FC 87 F FF 96 F FF 94 X CH 91 2-2 ③ G4-3					4	1	2	0	0	1	1
20 Pete Alonso, R (1, 3) OBP: 0.333, SLG: 0.539	B FC 89 S FC 87 D CU 79 B FF 95 B FC 88 4-1 22 G3 BB	C CU 80 B FC 89 C CU 78 X FF 97 1-2 HR	C SL 90 F SL 88 B FF 94 F FS 86 X SL 87 1-2 ① F8	S ST 75 S ST 76 B SI 90 B ST 77 F ST 77 X SI 90 2-2 ① G3					3	1	1	1	1	0	1
22 Brett Baty, L (1, 5) OBP: 0.323, SLG: 0.386 6 Starling Marte, R (9, 9) OBP: 0.301, SLG: 0.287	D FF 95 X FF 94 1-0 ② G3 1-2 2-3 3-H	B FF 98 C FS 89 B FS 89 B FC 89 F FF 97 X FC 89 3-2 ① G6-3	B FF 94 F FF 94 F SL 88 F FS 83 X FS 84 1-2 28 1B 1-3 1B	F SI 89 C SI 90 X ST 76 0-2 ② F7					4 0	0 0	1 0	1 0	0 0	0 0	2 0
28 Tommy Pham, R (1, 7) OBP: 0.310, SLG: 0.378	C FF 96 C FC 90 D CU 79 B FC 88 F FF 96 F FF 97 S FC 89 2-3 ③ K	B FC 87 X FF 95 1-0 ② P3	C SL 88 B SL 87 B SL 88 X SL 88 2-1 1-2 3-H 1B	B SI 90 C ST 75 B ST 75 F SI 88 X ST 75 2-2 2B					4	0	2	1	0	1	2
32 Daniel Vogelbach, L (1, 10) OBP: 0.374, SLG: 0.352 19 Mark Canha, R (8, PR) OBP: 0.300, SLG: 0.371 (9, 10)		C FF 95 F FC 89 F FF 96 B CU 80 S FS 90 1-3 ① K	B FF 95 B FS 88 X FF 94 2-0 ③ P6	C FF 94 F FF 94 D FS 85 S FS 84 1-3 ② K	B SI 89 B SI 89 2-0 IBB				3 0	0 0	0 0	0 0	1 0	2 0	2 0
10 Eduardo Escobar, S (1, 4) OBP: 0.256, SLG: 0.421 (9, 5)		C CU 81 B FS 89 B CU 77 S FF 96 F FF 98 X FS 92 2-2 ② G3	S FF 94 B CU 79 B FS 88 B FC 88 F FF 94 F FF 96 X FF 97 3-2 9 G1-3 1B	F SL 89 B FS 85 C FS 85 X FF 94 1-2 ③ F7	C SI 88 B SI 90 F ST 75 F ST 76 X SI 90 1-2 ③ G5-3				4	0	1	0	0	0	4
61 Michael Pérez, L (1, 2) OBP: 0.571, SLG: 0.714		X FC 93 0-0 ③ G6-3	L FF 95 X FC 88 0-1 ① P5	C FF 93 B FC 86 S CH 89 B CH 90 B FF 94 F CH 90 S CH 89 3-3 ① K					3	0	0	0	0	1	1
Inning Stats	R: 1 E: 0 K: 2 S: 14 H: 1 LOB: 2 BB: 2 P: 30	R: 0 E: 0 K: 1 S: 9 H: 0 LOB: 0 BB: 0 P: 12	R: 0 E: 0 K: 1 S: 7 H: 0 LOB: 0 BB: 0 P: 10	R: 1 E: 0 K: 0 S: 8 H: 1 LOB: 1 BB: 0 P: 15	R: 0 E: 0 K: 0 S: 13 H: 1 LOB: 1 BB: 0 P: 19	R: 1 E: 0 K: 1 S: 18 H: 3 LOB: 2 BB: 0 P: 24	R: 0 E: 0 K: 1 S: 12 H: 1 LOB: 1 BB: 0 P: 18	R: 0 E: 0 K: 0 S: 14 H: 1 LOB: 2 BB: 1 P: 21		1B: 6 2B: 1 3B: 0 HR: 1 SF: 0 SAC: 0 DP: 0 HBP: 0					WP: 1 PB: 0 SB: 0 CS: 0 PA: 35	

	AB	32
	R	3
	H	8
	RBI	3
	BB	3
	SO	6
	LOB	16

PITCHER		IP	WLS	BF	H	R	ER	SO	BB	IBB	HBP	BLK	WP	HR	S	P	ERA	WHIP
45 Taj Bradley, R ERA: 3.54	(1, 1)	5.0		20	3	2	2	4	2	0	0	0	1	1	51	86	3.60	1.000
52 Zack Littell, R ERA: 7.2	(6, 1)	1.0	L	6	3	1	1	1	0	0	0	0	0	0	18	24	9.00	3.000
68 Jalen Beeks, L ERA: 4.7	(7, 1)	1.0		4	1	0	0	1	0	0	0	0	0	0	12	18	0.00	1.000
44 Trevor Kelley, R ERA: 7.5	(8, 1)	1.0		5	1	0	0	0	0	1	0	0	0	0	14	21	0.00	1.000

PITCHER	IP	WLS	BF	H	R	ER	SO	BB	IBB	HBP	BLK	WP	HR	S	P	ERA	WHIP

Batter	1	2	3	4	5	6	7	8	9	AB	R	H	RBI	BB	SO	LOB
6 Owen Miller, R (1, 4) OBP: 0.371, SLG: 0.476	C FF 97 F FF 97 S FF 98 0-3 K		S CH 85 S CH 86 D CH 87 X SL 91 1-2 FC5-4 1-2f			C SL 87 B FF 95 S CH 85 F CH 86 X FF 97 1-2 G6-3		F FF 94 B ST 77 X CH 90 1-1 22 G4-3 22 S 1B		4	0	1	0	0	1	1
24 William Contreras, R (1, 2) OBP: 0.340, SLG: 0.381	B FF 97 C FF 95 B CU 83 F FF 96 S CH 87 2-3 K		X CU 83 0-0 F8			S CH 84 B SL 88 X SL 87 1-1 2B		B CH 89 B CH 88 B CH 88 C FF 95 S FF 95 S CH 88 3-3 K		4	0	1	0	0	2	2
22 Christian Yelich, L (1, 7) OBP: 0.333, SLG: 0.413	F FF 97 X FF 98 0-1 G6-3			B CU 83 X SL 87 1-0 G4-3		D CU 81 X FF 95 1-0 F7		S ST 77 B FF 94 F ST 77 X CH 90 1-2 G4-3 1-3		4	0	0	0	0	0	2
27 Willy Adames, R (1, 6) OBP: 0.305, SLG: 0.373		F SL 88 X CH 87 0-1 9 L9-5 25 1B 1B		C FF 97 S FF 97 F FF 98 S FF 97 0-3 K		X CH 85 0-0 G5-3		C FF 96 F FF 95 F FF 95 F ST 80 B FF 96 F CH 92 S ST 79 1-3 K		4	0	1	0	0	2	2
25 Darin Ruf, R (1, 10) OBP: 0.361, SLG: 0.323 33 Jesse Winker, L (9, PH) OBP: 0.369, SLG: 0.282 2 Brice Turang, L (9, PR) OBP: 0.291, SLG: 0.345		B CU 82 C FF 95 X CU 83 1-1 1-2 1B		B SL 90 B FF 95 C SL 88 B SL 89 B FF 95 4-1 9 FC4 BB			C FF 94 B CU 85 X FF 96 1-1 10 1B 1B		C SL 88 B FF 99 B FF 99 F SL 85 F FF 99 X SL 87 2-2 15 WP 11 S 1B	2 1 0	0 0 0	2 1 0	0 0 0	1 0 0	0 0 0	0 0 0
9 Brian Anderson, R (1, 5) OBP: 0.323, SLG: 0.407		X CH 86 0-0 L9-5 2-3		B FF 97 F SL 90 C CH 86 X FF 97 1-2 FC4 1-2f			X CH 85 0-0 F8		X FF 98 0-0 F8	4	0	0	0	0	0	5
10 Mike Brosseau, R (1, 3) OBP: 0.277, SLG: 0.459 11 Rowdy Tellez, L (9, PH) OBP: 0.336, SLG: 0.512		C FF 96 B CH 87 S CH 87 S FF 98 1-3 K			F CU 82 B CH 86 B SL 88 C CH 85 T FF 97 2-2 K		B FF 95 B FF 95 C SL 89 F SL 89 F CH 86 X FF 96 2-2 1-2 1B		C SL 86 C SL 87 S SL 86 0-3 1-2 K	3 1	0 0	1 0	0 0	0 0	2 1	1 1
15 Tyrone Taylor, R (1, 9) OBP: 0.208, SLG: 0.260			C SL 87 B CH 87 X CU 84 1-1 L9		X FF 96 0-0 F8		C CU 83 C CH 87 S CH 87 0-3 K		B FF 98 X SL 88 1-0 G1-3 2-3	4	0	0	0	0	1	4
28 Joey Wiemer, R (1, 8) OBP: 0.273, SLG: 0.354			S FF 96 C FF 97 X CH 88 0-2 6 FC5-4 1B		B CH 86 X CH 86 1-0 P4		B CU 82 B CH 84 T FF 96 C FF 97 S FF 98 2-3 K			3	0	1	0	0	1	2
Inning Stats	R: 0 E: 0 K: 2 S: 8 H: 0 LOB: 0 BB: 0 P: 10	R: 0 E: 0 K: 1 S: 8 H: 2 LOB: 1 BB: 0 P: 10	R: 0 E: 0 K: 0 S: 9 H: 1 LOB: 1 BB: 0 P: 11	R: 0 E: 0 K: 1 S: 9 H: 0 LOB: 1 BB: 1 P: 15	R: 0 E: 0 K: 1 S: 5 H: 0 LOB: 0 BB: 0 P: 8	R: 0 E: 0 K: 0 S: 8 H: 1 LOB: 1 BB: 0 P: 11	R: 0 E: 0 K: 2 S: 13 H: 2 LOB: 2 BB: 0 P: 18	R: 0 E: 0 K: 2 S: 14 H: 1 LOB: 1 BB: 0 P: 20	R: 0 E: 0 K: 1 S: 9 H: 1 LOB: 2 BB: 0 P: 12	1B: 7 2B: 2 3B: 0 HR: 0 SF: 0 SAC: 0 DP: 1 HBP: 0						

PITCHER		IP	WLS	BF	H	R	ER	SO	BB	IBB	HBP	BLK	WP	HR	S	P	ERA	WHIP
18 Shane McClanahan, L ERA: 2.05	(1, 1)	7.0		27	6	0	0	7	1	0	0	0	0	0	60	83	0.00	1.000
47 Jason Adam, R ERA: 2.84	(8, 1)	1.0	W	4	1	0	0	2	0	0	0	0	0	0	14	20	0.00	1.000
29 Pete Fairbanks, R ERA: 2.0	(9, 1)	1.0	S	4	1	0	0	1	0	0	0	0	1	0	9	12	0.00	1.000

PITCHER	IP	WLS	BF	H	R	ER	SO	BB	IBB	HBP	BLK	WP	HR	S	P	ERA	WHIP

TOP

Milwaukee Brewers @ Tampa Bay Rays

Tropicana Field, St. Petersburg, FL

Fri May 19 2023, 6:42 PM - 8:47 PM EDT

Att. 18,961 - Dome - 72 F

livebaseballscorecards.com

AB	34
R	0
H	8
RBI	0
BB	1
SO	10
LOB	20

WP: 1	PA: 35																	
PB: 0																		
SB: 2																		
CS: 0																		

Batter	1	2	3	4	5	6	7	8	9	AB	R	H	RBI	BB	SO	LOB
15 Josh Lowe, L (1, 9) OBP: 0.364, SLG: 0.625	B FF 94 X FF 94 1-0 ① F7		F SL 85 F FF 95 X CU 81 0-2 ②③ FC3-6-2 1-2 3-H			B CH 85 B FF 94 X FF 94 2-0 ① G3-1		B CH 84 X CH 84 1-0 5 S 1B		4	0	1	0	0	0	2
5 Wander Franco, S (1, 6) OBP: 0.347, SLG: 0.491	C FF 95 B CH 85 X SL 84 1-1 ② G4-3			C FF 93 B CU 81 B CU 81 X SI 93 2-1 ① G3-1		C CU 81 F CH 85 B SL 82 F FF 95 F SI 94 X CH 86 1-2 ② G4-3		F SL 82 1 SAFE B CH 85 C SI 93 X FF 93 1-2 ③ F8 1-2		4	0	0	0	0	0	1
56 Randy Arozarena, R (1, 7) OBP: 0.401, SLG: 0.546	C SI 94 B SI 93 B SI 93 B FF 94 F SI 94 F SI 94 F FF 96 F SI 94 F FF 95 3-2 ③ G1-3 X SI 85			B SL 85 B SI 94 B SI 93 C SI 93 F SI 92 F SI 94 B FF 96 4-2 8 1B BB		F FF 95 F SL 84 B SL 85 B SI 94 C CU 81 2-3 ③ K				2	0	0	0	1	1	0
8 Brandon Lowe, L (1, 4) OBP: 0.304, SLG: 0.431		C SI 94 B FF 94 F CH 85 F SL 83 S FF 95 1-3 ① K		S FF 95 C SL 86 B FF 95 B FF 95 1 SAFE X FF 94 2-2 ② 1-3 1B			F CH 87 B SL 83 F CH 89 C FF 96 1-3 ① K			3	0	1	0	0	2	0
87 Harold Ramírez, R (1, 10) OBP: 0.367, SLG: 0.529		B FF 95 B SI 93 T SI 93 X SI 94 2-1 ② G6-3		S SI 91 B SI 93 X SI 92 1-1 ③ L5			B SL 85 S SL 85 F SI 96 B SL 84 X SL 85 2-2 ② F7			3	0	0	0	0	0	1
17 Isaac Paredes, R (1, 5) OBP: 0.355, SLG: 0.475 (9, 3)		C FF 94 S SI 94 F FF 95 B SL 84 T FF 95 1-2 ③ K			X SL 85 0-0 ① G1-3		B SL 85 C SI 96 B SL 84 F SL 84 S FF 96 2-3 ③ K			3	0	0	0	0	2	0
55 Luke Raley, L (1, 3) OBP: 0.319, SLG: 0.535 6 Taylor Walls, S (9, 5) OBP: 0.356, SLG: 0.548			B CH 84 X FF 94 1-0 ① G3		B FF 94 F FF 94 C CU 80 S CH 86 1-3 ② K			S CH 83 B CH 83 F FF 92 H SL 83 2-2 21 E 21 S 21 SF7 HBP		2 0	1 0	0 0	0 0	0 0	1 0	0 0
22 Jose Siri, R (1, 8) OBP: 0.298, SLG: 0.533			B SI 93 C SI 94 B SI 93 X FF 95 2-1 21 1B 15 FC3-6-2 1B		B CU 80 S SL 85 X SI 93 1-1 1B			S SL 82 S SL 83 F SL 81 S SL 82 0-3 ① K		3	0	2	0	0	1	1
21 Francisco Mejía, S (1, 2) OBP: 0.276, SLG: 0.338			B FF 94 1 SAFE X FF 95 1-0 15 FC3-6-2 1-3 1B		D SL 83 B SI 93 X FF 94 2-0 ③ P5			S FF 92 F FF 93 F CH 86 X FF 94 0-2 ② SF7 1-H		2	0	1	1	0	0	1
Inning Stats	R: 0 E: 0 K: 0 S: 10 H: 0 LOB: 0 BB: 0 P: 15	R: 0 E: 0 K: 2 S: 10 H: 0 LOB: 0 BB: 0 P: 14	R: 0 E: 0 K: 0 S: 7 H: 2 LOB: 1 BB: 0 P: 11	R: 0 E: 0 K: 0 S: 10 H: 1 LOB: 1 BB: 1 P: 19	R: 0 E: 0 K: 1 S: 7 H: 1 LOB: 1 BB: 0 P: 11	R: 0 E: 0 K: 1 S: 9 H: 0 LOB: 0 BB: 0 P: 14	R: 0 E: 0 K: 2 S: 9 H: 0 LOB: 0 BB: 0 P: 14	R: 1 E: 0 K: 1 S: 14 H: 1 LOB: 1 BB: 0 P: 18		1B: 5 2B: 1 3B: 0 HR: 0 SF: 1 SAC: 0 DP: 1 HBP: 1						

PITCHER		IP	WLS	BF	H	R	ER	SO	BB	IBB	HBP	BLK	WP	HR	S	P	ERA	WHIP
37 Adrian Houser, R ERA: 3.07	(1, 1)	6.0		21	4	0	0	4	1	0	0	0	0	0	53	84	0.00	0.833
31 Joel Payamps, R ERA: 2.45	(7, 1)	1.0		3	0	0	0	2	0	0	0	0	0	0	9	14	0.00	0.000
32 Peter Strzelecki, R ERA: 3.54	(8, 1)	1.0	L	5	1	1	1	1	0	0	1	0	0	0	14	18	9.00	1.000

PITCHER	IP	WLS	BF	H	R	ER	SO	BB	IBB	HBP	BLK	WP	HR	S	P	ERA	WHIP

BOTTOM

Milwaukee Brewers @ Tampa Bay Rays

Tropicana Field, St. Petersburg, FL

Fri May 19 2023, 6:42 PM - 8:47 PM EDT

Att. 18,961 - Dome - 72 F

livebaseballscorecards.com

AB	26
R	1
H	5
RBI	1
BB	1
SO	7
LOB	6

WP: 0 PA: 29
PB: 0
SB: 2
CS: 0

Batter	1	2	3	4	5	6	7	8	9	AB	R	H	RBI	BB	SO	LOB
22 Christian Yelich, L (1, 7) OBP: 0.331, SLG: 0.409	C SI 93 X CU 79 0-1 ① F8		S FC 89 S FC 89 B CH 90 X CH 88 1-2 ③ G3-1			C SI 92 X CH 88 0-1 ① G4-3		C SL 79 B SL 79 F SL 79 B FF 91 F FF 92 F FF 92 B SL 78 X SL 79 3-2 33 WP 3-H 1B		4	0	1	1	0	0	0
33 Jesse Winker, L (1, 10) OBP: 0.355, SLG: 0.270	C SI 93 B FC 89 C CU 80 S CH 88 1-3 ② K			F CU 78 X FC 89 0-1 ① F9		S CU 80 S SI 94 B FF 93 B CH 89 X SI 92 2-2 ② G3-1		F SI 91 B FF 91 B SL 78 B SI 90 F SI 90 C SI 90 3-3 ③ K 1-2		4	0	0	0	0	2	1
27 Willy Adames, R (1, 6) OBP: 0.304, SLG: 0.370	F FC 88 S FC 87 B CU 80 F CU 80 F SI 94 X FF 93 1-2 ③ F8			C CU 79 B FC 87 X SI 93 1-1 9 HR 1B		C FC 88 S FC 88 B FF 91 X CH 88 1-2 ③ F9			B SI 91 C SI 90 B ST 76 B SI 90 C SI 90 X SI 91 3-2 ① G6-3	4	1	1	0	0	0	0
11 Rowdy Tellez, L (1, 3) OBP: 0.333, SLG: 0.500		C SI 92 X CU 79 0-1 ① G3		F CU 80 X FC 90 0-1 ② P5			C FC 89 F FC 88 B SI 92 S CU 80 1-3 ① K		B SI 92 C SI 90 C FC 91 B ST 77 B FC 89 F FC 88 F FC 88 B ST 78 4-2 9 BB BB	3	0	0	0	1	1	1
9 Brian Anderson, R (1, 9) OBP: 0.327, SLG: 0.426		C FC 88 S FC 88 X FC 88 0-2 ② G1-3		T FC 90 F FC 89 D CU 81 X CU 80 1-2 1-H HR			B SI 93 X FC 88 1-0 ② F8		B ST 77 B FC 88 C SI 91 S FC 88 B ST 78 B SI 91 4-2 1-2 BB	3	1	1	2	1	0	0
7 Victor Caratini, S (1, 2) OBP: 0.350, SLG: 0.365		B SI 93 F SI 92 B CU 81 S FC 90 C FC 90 2-3 ③ K		B SI 94 C CU 80 B FC 89 F CU 79 S FC 88 2-3 ③ K			C CU 79 S CH 87 B FF 92 F CH 87 B SI 92 S FC 89 2-3 ③ K		X FF 95 0-0 ② F5	4	0	0	0	0	3	2
6 Owen Miller, R (1, 5) OBP: 0.366, SLG: 0.500			C FC 86 B FC 88 F SI 93 X CU 80 1-2 HR		C FC 85 F SI 91 B FF 91 B FC 89 C SI 92 2-3 ① K			B SI 90 X SI 91 1-0 ① G5-3	B FF 95 S FF 95 B ST 79 F CH 90 F FF 95 C ST 80 2-3 ③ K	4	1	1	1	0	2	2
2 Brice Turang, L (1, 4) OBP: 0.300, SLG: 0.361			X SI 93 0-0 15 CS 1B		X CU 79 0-0 ② P6			B SI 90 X SI 91 1-0 15 G1-3 22 1B 2B		3	1	2	0	0	0	0
15 Tyrone Taylor, R (1, 8) OBP: 0.196, SLG: 0.245			C FC 87 B FC 88 B SI 91 F SI 92 F FF 94 S CU 79 2-3 ① ② K 1-2		C FC 88 C SI 92 S FF 92 0-3 ③ K			B SL 78 X SI 91 1-0 ② G1-3 2-3		3	0	0	0	0	2	2
Inning Stats	R: 0 E: 0 K: 1 S: 10 H: 0 LOB: 0 BB: 0 P: 12	R: 0 E: 0 K: 1 S: 8 H: 0 LOB: 0 BB: 0 P: 10	R: 1 E: 0 K: 1 S: 11 H: 2 LOB: 0 BB: 0 P: 15	R: 2 E: 0 K: 1 S: 12 H: 2 LOB: 0 BB: 0 P: 16	R: 0 E: 0 K: 2 S: 7 H: 0 LOB: 0 BB: 0 P: 9	R: 0 E: 0 K: 0 S: 8 H: 0 LOB: 0 BB: 0 P: 11	R: 0 E: 0 K: 2 S: 8 H: 0 LOB: 0 BB: 0 P: 12	R: 1 E: 0 K: 1 S: 11 H: 2 LOB: 1 BB: 0 P: 20	R: 0 E: 0 K: 1 S: 14 H: 0 LOB: 2 BB: 2 P: 27	1B: 3 2B: 1 3B: 0 HR: 2 SF: 0 SAC: 0 DP: 0 HBP: 0						

PITCHER		IP	WLS	BF	H	R	ER	SO	BB	IBB	HBP	BLK	WP	HR	S	P	ERA	WHIP
24 Zach Eflin, R ERA: 3.45	(1, 1)	7.0	W	24	4	3	3	8	0	0	0	0	0	2	64	85	3.86	0.571
81 Ryan Thompson, R ERA: 6.6	(8, 1)	1.0		5	2	1	1	1	0	0	0	0	1	0	11	20	9.00	2.000
49 Kevin Kelly, R ERA: 4.76	(9, 1)	0.1		3	0	0	0	0	2	0	0	0	0	0	9	20	0.00	6.000
47 Jason Adam, R ERA: 2.75	(9, 1)	0.2	S	2	0	0	0	1	0	0	0	0	0	0	5	7	0.00	0.000

PITCHER	IP	WLS	BF	H	R	ER	SO	BB	IBB	HBP	BLK	WP	HR	S	P	ERA	WHIP

TOP

Milwaukee Brewers @ Tampa Bay Rays

Tropicana Field, St. Petersburg, FL

Sat May 20 2023, 4:10 PM - 6:49 PM EDT

Att. 19,954 - Dome - 72 F

livebaseballscorecards.com

AB	32
R	4
H	6
RBI	4
BB	2
SO	10
LOB	8

PA: 34

WP: 1
PB: 0
SB: 0
CS: 1

Batter	1	2	3	4	5	6	7	8	9	AB	R	H	RBI	BB	SO	LOB
2 Yandy Díaz, R (1, 3) OBP: 0.436, SLG: 0.618	B FF 91 C FC 88 B FC 88 C FF 92 X FF 89 2-2 ① G6-3	S CU 76 B FC 88 X CU 76 1-1 1-H 2-H HR		B FC 88 B SI 94 C FC 88 B SI 93 F SI 93 X SI 94 3-2 5 G3-6-3 2-3 1B			B SL 82 C SL 82 X SI 94 1-1 56 BB 5 1B 17 BB 1B	F FF 98 C KC 85 B KC 86 X FF 99 1-2 ② P6		4	1	3	3	0	0	0
55 Luke Raley, L (7, PR) OBP: 0.316, SLG: 0.529 (8, 3)										1	1	0	0	0	0	0
5 Wander Franco, S (1, 6) OBP: 0.343, SLG: 0.483	B FF 92 B FC 88 X FC 87 2-0 ② G5-3	X FC 88 0-0 ③ F8		C FC 91 D SI 93 X FF 93 1-1 ②③ G3-6-3 1-2f			C SL 81 B SI 93 B SI 94 B SL 80 1 SAFE X SL 82 3-1 17 BB 56 BB 6 BB 1-2 1B	X KC 85 0-0 ③ G6-3		5	1	1	0	0	0	2
87 Harold Ramírez, R (1, 10) OBP: 0.364, SLG: 0.545	B CU 75 B FC 87 B FC 87 C FF 91 X FF 92 3-1 HR	B FC 85 F FC 84 B CU 75 C FF 90 X FC 84 2-2 ① F7			C SI 94 X SI 94 0-1 ① G5-6-3		B SI 95 S SL 82 S SL 82 S SL 82 1-3 ① K			4	1	1	1	0	1	2
56 Randy Arozarena, R (1, 7) OBP: 0.403, SLG: 0.539	B FC 87 B FC 88 S FF 92 B FF 93 F FC 88 B FF 93 4-2 BB	B FF 90 C FC 86 B FC 85 S FF 91 S FF 92 2-3 ② K			C FF 96 B SI 95 B FC 91 F SI 95 X FC 91 2-2 ② P6		C SI 96 B SI 95 D SL 82 B SL 81 B SI 95 4-1 6 BB 17 BB 1-2 2-3 BB			2	0	0	0	2	1	0
17 Isaac Paredes, R (1, 5) OBP: 0.352, SLG: 0.465	1 SAFE B FF 89 X FF 92 1-0 ③ P6	B CU 76 B FC 86 F FC 87 C FC 87 B FF 90 F FC 86 F FF 92 X FC 87 3-2 ③ G5-3			B SI 94 S FF 95 B SI 95 F SI 95 F FC 92 X FC 91 2-2 ③ F7		B SL 82 C SI 96 B SL 83 S SL 82 D SL 83 B SI 96 4-2 6 BB 1-2 2-3 3-H BB			3	0	0	1	1	0	1
14 Christian Bethancourt, R (1, 2) OBP: 0.267, SLG: 0.505		C CU 74 X FC 86 0-1 ① F8		S FC 84 F FF 89 B FF 90 X CU 75 1-2 HR		X FC 90 0-0 6 FC4-6 1B	S SL 82 B SL 82 B FF 96 F SI 96 F SL 83 F SI 95 S SI 95 2-3 ② K			4	1	2	1	0	1	3
6 Taylor Walls, S (1, 4) OBP: 0.369, SLG: 0.557		B FF 90 B FF 88 B FF 91 C FF 90 B FF 90 4-1 13 1B 2 HR BB		B FF 90 C FC 86 B FF 90 B FC 86 X FF 90 3-1 13 1B 2B		B SI 93 1 SAFE B FC 91 B SI 94 C SI 94 X SI 94 3-1 ① FC4-6 1-2f	C SL 82 B SL 81 F SI 95 B FF 94 B SL 80 B FF 94 4-2 1-2 2-3 3-H BB			2	2	1	1	2	0	1
13 Manuel Margot, R (1, 9) OBP: 0.322, SLG: 0.340	C FF 91 1 SAFE X FC 87 0-1 2 HR 1-2 1B			B FC 86 C FF 90 T FC 90 D FC 86 F FC 86 X FF 90 2-2 2 1B 22 G1-3 2-H 1B		1 SAFE B SI 94 F FC 91 D SI 93 S FC 90 X FC 90 2-2 ② F8	C FF 98 B FF 98 C FF 98 F FF 99 B KC 86 F FF 99 F FF 99 S KC 86 2-3 ③ K			4	1	2	1	0	1	4
22 Jose Siri, R (1, 8) OBP: 0.284, SLG: 0.506		B FF 92 S FC 87 F FC 89 S CU 77 1-3 ② K		F SI 92 X FC 88 0-1 ① G1-3 1-2		S SI 93 1 SAFE F FC 90 S FF 94 0-3 ③ K		X FF 98 0-0 ① F7		4	0	0	0	0	2	4
Inning Stats	R: 1 H: 1 E: 0 LOB: 1 K: 0 BB: 1 S: 9 P: 21	R: 3 H: 2 E: 0 LOB: 0 K: 1 BB: 1 S: 11 P: 17	R: 0 H: 0 E: 0 LOB: 0 K: 1 BB: 0 S: 11 P: 18	R: 2 H: 4 E: 0 LOB: 1 K: 0 BB: 0 S: 16 P: 26	R: 0 H: 0 E: 0 LOB: 0 K: 0 BB: 0 S: 10 P: 14	R: 0 H: 1 E: 0 LOB: 1 K: 1 BB: 0 S: 9 P: 14	R: 2 H: 2 E: 0 LOB: 3 K: 3 BB: 3 S: 23 P: 44	R: 0 H: 0 E: 0 LOB: 0 K: 0 BB: 0 S: 5 P: 6		1B: 6 SF: 0 2B: 1 SAC: 0 3B: 0 DP: 1 HR: 3 HBP: 0						

BOTTOM

Milwaukee Brewers @ Tampa Bay Rays

Tropicana Field, St. Petersburg, FL

Sat May 20 2023, 4:10 PM - 6:49 PM EDT

Att. 19,954 - Dome - 72 F

livebaseballscorecards.com

AB	33
R	8
H	10
RBI	8
BB	5
SO	6
LOB	17

PITCHER		IP	WLS	BF	H	R	ER	SO	BB	IBB	HBP	BLK	WP	HR	S	P	ERA	WHIP
52 Eric Lauer, L ERA: 5.48	(1, 1)	3.0	L	17	6	6	6	2	2	0	0	0	0	3	40	71	18.00	2.667
46 Bryse Wilson, R ERA: 2.92	(4, 1)	3.0		10	2	0	0	1	0	0	0	0	0	0	26	39	0.00	0.667
54 Jake Cousins, R ERA: 4.26	(7, 1)	0.2		7	2	2	2	2	3	0	0	0	0	0	17	36	27.00	7.500
29 Trevor Megill, R ERA:	(7, 1)	1.1		4	0	0	0	1	0	0	0	0	0	0	11	14	0.00	0.000

PITCHER	IP	WLS	BF	H	R	ER	SO	BB	IBB	HBP	BLK	WP	HR	S	P	ERA	WHIP

Batter	1	2	3	4	5	6	7	8	9	AB	R	H	RBI	BB	SO	LOB
6 Owen Miller, R (1, 5) OBP: 0.367, SLG: 0.505 15 Tyrone Taylor, R (9, 9) OBP: 0.196, SLG: 0.245	B FF 94 S FF 93 B CH 88 X FF 94 2-1 ① F9		C SI 89 B FC 86 X SI 90 1-1 ① G6-3		C FC 82 X SI 87 0-1 24 HR 1B	B ST 76 S SL 80 F FC 83 B SI 88 X ST 78 2-2 ② F7			B SL 88 F FF 94 C FF 94 X FS 85 1-2 24 G4-3 22 FCS-2-5 2B	5 0	1 0	2 0	0 0	0 0	0 0	0 0
24 William Contreras, R (1, 2) OBP: 0.342, SLG: 0.405	C CH 89 F CH 89 B FF 95 T CH 90 1-2 ② K		F SI 89 B ST 76 B FC 86 B SI 88 X SI 89 3-1 22 HBP 1B		B FC 84 B ST 75 X SI 86 2-0 1-H HR	F ST 76 C CH 83 B ST 76 C ST 75 1-3 ③ K			X SL 89 0-0 ① G4-3 2-3	5	1	2	2	0	2	1
22 Christian Yelich, L (1, 7) OBP: 0.339, SLG: 0.417	B FC 87 C FF 95 T FF 95 S CH 91 1-3 ③ K		C SI 90 B CH 85 H FC 86 2-1 27 G5-4-3 HBP 1-2		B SI 88 C ST 75 B CH 82 X CH 83 2-1 9 1B 2B		B ST 75 F ST 75 C SI 87 X CH 83 1-2 11 S 1B		C SL 90 X SL 89 0-1 ② FC6-2-5 3-H	4	1	2	0	0	1	1
27 Willy Adames, R (1, 6) OBP: 0.301, SLG: 0.382		C CH 89 X CH 90 0-1 HR	C FC 84 C SI 90 B ST 78 F ST 78 B SI 90 X ST 78 2-2 ② ③ G5-4-3 1-2f		S ST 74 B FC 82 F SI 86 S ST 76 1-3 ① K		X FC 82 0-0 ① F8		F SL 88 B SL 90 F FF 96 B FF 94 F FF 95 X FS 84 2-2 ③ L8	5	1	1	1	0	1	5
25 Darin Ruf, R (1, 10) OBP: 0.350, SLG: 0.343		B FF 94 B FF 95 X FF 94 2-0 ① G6-3		C FC 83 B SI 89 X SI 89 1-1 11 HR 2B	C ST 74 B ST 75 F SI 88 F SI 87 F ST 76 B SI 88 F ST 76 X CH 83 2-2 ② G5-3		B SI 86 C FC 82 F FC 83 F SI 87 B ST 76 F SI 88 S CH 81 2-3 ② K			4	1	1	0	0	1	2
11 Rowdy Tellez, L (1, 3) OBP: 0.344, SLG: 0.522		B FF 95 B CH 90 B CH 90 C FF 95 F FF 95 F CH 92 F FF 95 B CH 91 4-2 9 BB BB		D ST 77 C SI 90 B CH 85 B FC 85 X FC 86 3-1 2-H HR		0-0 9 1B IBB	B FF 95 C FF 96 B FF 95 B FF 95 C FF 96 X FF 96 3-2 ③ G6-3 1-2			2	1	1	2	2	0	1
9 Brian Anderson, R (1, 9) OBP: 0.337, SLG: 0.427 (9, 5)		C CH 91 B FF 96 B FF 96 B CH 90 B CH 91 4-1 1-2 BB BB		S SI 88 S SI 90 B SI 90 X SI 90 1-2 ① G6-3	X ST 75 0-0 28 FC4 1-2 2-H 1B			B CH 87 B CH 87 C FF 96 C FF 95 B CH 89 B FF 96 4-2 28 G6-4-3 BB		2	0	1	1	2	0	0
28 Joey Wiemer, R (1, 8) OBP: 0.265, SLG: 0.343		B CH 90 F CH 90 S CH 91 X CH 92 1-2 ② F9		S SI 88 S ST 76 B ST 77 X ST 76 1-2 ② G6-3	F SI 87 B ST 76 X SI 87 1-1 ③ FC4 1-2f			C CH 88 D ST 84 B CH 88 B FF 95 X SI 94 3-1 ① ② G6-4-3 1-2f		4	0	0	0	0	0	5
2 Brice Turang, L (1, 4) OBP: 0.291, SLG: 0.349		C CH 90 F FF 95 S FF 96 0-3 ③ K		C CH 83 B CH 86 C ST 76 B CH 84 F SI 89 X SI 88 2-2 ③ F7		X CH 83 0-0 ① L8		B ST 83 B ST 83 X SI 96 2-0 ③ G3-1		4	0	0	0	0	1	2
Inning Stats	R: 0 E: 0 K: 2 S: 8 H: 0 LOB: 0 BB: 0 P: 12	R: 1 E: 0 K: 1 S: 14 H: 1 LOB: 2 BB: 2 P: 25	R: 0 E: 0 K: 0 S: 9 H: 1 LOB: 1 BB: 0 P: 17	R: 2 E: 0 K: 0 S: 14 H: 2 LOB: 0 BB: 0 P: 22	R: 3 E: 0 K: 1 S: 17 H: 4 LOB: 2 BB: 1 P: 25	R: 0 E: 0 K: 1 S: 7 H: 0 LOB: 0 BB: 0 P: 10	R: 0 E: 0 K: 1 S: 12 H: 1 LOB: 1 BB: 0 P: 18	R: 0 E: 0 K: 0 S: 5 H: 0 LOB: 0 BB: 1 P: 14	R: 0 E: 0 K: 0 S: 10 H: 1 LOB: 1 BB: 0 P: 13	1B: 4 2B: 3 3B: 0 HR: 3 SF: 0 SAC: 0 DP: 2 HBP: 1						

PITCHER		IP	WLS	BF	H	R	ER	SO	BB	IBB	HBP	BLK	WP	HR	S	P	ERA	WHIP
68 Jalen Beeks, L ERA: 4.68	(1, 1)	2.0		9	1	1	1	3	2	0	0	0	0	1	22	37	4.50	1.500
71 Cooper Criswell, R ERA: 7.94	(3, 1)	4.2	L	23	8	5	5	3	0	1	1	0	0	2	56	86	9.64	1.714
30 Jake Diekman, L ERA: 7.2	(7, 1)	1.1		4	0	0	0	0	1	0	0	0	0	0	8	20	0.00	0.750
52 Zack Littell, R ERA: 6.0	(9, 1)	1.0		4	1	0	0	0	0	0	0	0	0	0	10	13	0.00	1.000

PITCHER	IP	WLS	BF	H	R	ER	SO	BB	IBB	HBP	BLK	WP	HR	S	P	ERA	WHIP

TOP

Milwaukee Brewers @ Tampa Bay Rays

Tropicana Field, St. Petersburg, FL

Sun May 21 2023, 1:41 PM - 4:25 PM EDT

Att. 20,193 - Dome - 72 F

livebaseballscorecards.com

AB	35
R	6
H	10
RBI	6
BB	4
SO	6
LOB	17

WP: 0	PB: 0	SB: 1	CS: 0	PA: 40				

BOTTOM

Batter	1	2	3	4	5	6	7	8	9	AB	R	H	RBI	BB	SO	LOB
2 Yandy Díaz, R (1, 3) OBP: 0.429, SLG: 0.611	B FF 94 F FF 95 F CH 89 F SL 81 F FF 94 B SL 82 S SL 82 2-3 K ①		X SL 81 0-0 P4 ②		C CU 76 X SL 81 0-1 F8 ①		B SI 96 F SI 97 B SL 85 B SL 83 F SI 96 X SL 84 3-2 2B		C CH 83 C FF 94 X CH 84 0-2 G5-3 ①	5	0	1	0	0	1	0
5 Wander Franco, S (1, 6) OBP: 0.340, SLG: 0.473	X CU 78 0-0 F9 ②		C FF 96 B FF 96 B FF 94 B SL 82 S FF 95 X CU 78 3-2 G3-1 ③		C FF 96 C CH 90 X FF 94 0-2 G5-3 ②		B CH 89 F CH 89 F SI 96 F CH 89 B FF 96 D SL 84 X FF 96 3-2 F7 ③		C FF 94 B FC 90 B FF 95 B CH 85 B FF 94 4-1 8 FC4-6 BB	4	0	0	0	1	0	1
8 Brandon Lowe, L (1, 4) OBP: 0.301, SLG: 0.423	X FF 95 0-0 F7 ③			F CH 88 S CU 74 B CH 88 S FF 97 1-3 K ①	F FF 96 B CU 76 S CU 77 B FF 94 F FF 94 X CU 76 2-2 1B			C SL 80 B FF 92 B CH 84 X FF 92 2-1 F8 ① S FF 94 B CH 83 X CH 82 1-1 FC4-6 ② 1-2f	5	0	1	0	0	1	1
56 Randy Arozarena, R (1, 7) OBP: 0.403, SLG: 0.530		C FF 97 X SL 82 0-1 G6-3 ①		B SL 82 C FF 96 B CH 90 C SL 81 B SL 80 F FF 96 B CU 77 4-2 87 BB 15 HR BB	D SL 83 F FF 96 S SL 83 X FF 96 1-2 L7 ③			B SI 92 C SL 82 F FF 92 B SL 82 H SI 92 3-2 15 S 15 1B HBP	B CH 84 X FF 95 1-0 L8 ③	3	2	0	0	1	0	2
87 Harold Ramírez, R (1, 10) OBP: 0.368, SLG: 0.548		C FF 96 X FF 95 0-1 2B		B FF 98 B SL 83 B FF 94 C FF 94 C FF 98 B SL 83 4-2 15 HR 1-2 BB		C SL 81 X SL 81 0-1 G3-1 ①		1 SAFE C SL 81 B SL 80 B SI 90 F SL 81 S FF 92 2-3 K ②		3	1	1	0	1	1	1
15 Josh Lowe, L (1, 9) OBP: 0.375, SLG: 0.652		B FF 95 S CH 90 F FF 95 D CU 74 B CH 90 X FF 97 3-2 G5-3 ②		B CH 89 F FF 95 B CH 91 X SL 82 2-1 1-H 2-H HR		F FF 96 S CU 75 B CH 89 X FF 97 1-2 6 P5-3 1B		B SI 92 B CH 84 C SI 91 S FF 93 B FF 93 F FF 93 2 SAFE F FF 94 X CH 84 3-2 13 S 55 HBP 1-H 1B		4	1	3	4	0	0	1
6 Taylor Walls, S (1, 5) OBP: 0.368, SLG: 0.546 55 Luke Raley, L (8, PH) OBP: 0.322, SLG: 0.529 14 Christian Bethancourt, R (9, 2) OBP: 0.267, SLG: 0.505		B FF 96 B CU 77 F FF 96 B CH 90 B FF 96 4-1 BB		F FF 96 C CU 78 B CH 90 C CU 77 1-3 K ②		B CU 77 X FF 93 1-0 P5-3 ②③ 1-1f		F CH 84 H FF 93 1-1 13 S 1-2 HBP		2 0 0 0 1 1 1 0 0 0 0 0 0 0 0 0 0 0 0 0 0						
13 Manuel Margot, R (1, 8) OBP: 0.328, SLG: 0.339		B FF 97 C FF 98 B SL 84 B FF 95 F FF 97 F FF 96 S SL 83 3-3 K ③		S SL 82 B FF 97 B FF 97 F FF 96 B CU 75 X SL 81 3-2 1B			F SI 96 B SL 83 X SL 84 1-1 L8 ①	C FF 94 B FF 92 B CH 84 S CH 82 B CH 84 3-2 17 FC5-4 1-2 2-3 BB		3	0	1	0	1	1	2
21 Francisco Mejía, S (1, 2) OBP: 0.266, SLG: 0.324 17 Isaac Paredes, R (8, PH) OBP: 0.350, SLG: 0.462 (9, 5)			C FF 95 X CH 90 0-1 G3-1 ①	X CU 77 0-0 G4-3 ③			X FF 96 0-0 F7 ②	C FF 94 X CH 84 0-1 FC5-4 ③ 1-2f		3 0 0 0 0 0 1 1 0 0 0 0 0 3						
Inning Stats	R: 0 E: 0 K: 1 S: 7 H: 0 LOB: 0 BB: 0 P: 9	R: 0 E: 0 K: 1 S: 12 H: 1 LOB: 2 BB: 1 P: 22	R: 0 E: 0 K: 0 S: 6 H: 0 LOB: 0 BB: 0 P: 9	R: 3 E: 0 K: 2 S: 17 H: 2 LOB: 1 BB: 2 P: 32	R: 0 E: 0 K: 0 S: 12 H: 1 LOB: 1 BB: 0 P: 15	R: 0 E: 0 K: 0 S: 6 H: 1 LOB: 0 BB: 0 P: 8	R: 0 E: 0 K: 0 S: 10 H: 1 LOB: 1 BB: 0 P: 17	R: 1 E: 0 K: 1 S: 17 H: 1 LOB: 3 BB: 1 P: 31	R: 0 E: 0 K: 0 S: 7 H: 0 LOB: 1 BB: 1 P: 13	1B: 4 2B: 3 3B: 0 HR: 1 SF: 0 SAC: 0 DP: 1 HBP: 2	WP: 0 PB: 0 SB: 3 CS: 0 PA: 40					

PITCHER		IP	WLS	BF	H	R	ER	SO	BB	IBB	HBP	BLK	WP	HR	S	P	ERA	WHIP
51 Freddy Peralta, R ERA: 4.15	(1, 1)	6.0	W	25	5	3	3	4	3	0	0	0	0	1	60	95	4.50	1.333
31 Joel Payamps, R ERA: 2.35	(7, 1)	1.0	H	4	1	0	0	0	0	0	0	0	0	0	10	17	0.00	1.000
32 Peter Strzelecki, R ERA: 3.86	(8, 1)	0.2	H	5	1	1	1	1	0	0	2	0	0	0	13	24	13.50	1.500
38 Devin Williams, R ERA: 0.59	(8, 1)	1.1	S	6	0	0	0	0	2	0	0	0	0	0	11	20	0.00	1.500

PITCHER	IP	WLS	BF	H	R	ER	SO	BB	IBB	HBP	BLK	WP	HR	S	P	ERA	WHIP

Milwaukee Brewers @ Tampa Bay Rays

Tropicana Field, St. Petersburg, FL

Sun May 21 2023, 1:41 PM - 4:25 PM EDT

Att. 20,193 - Dome - 72 F

livebaseballscorecards.com

AB	33
R	4
H	7
RBI	4
BB	5
SO	5
LOB	13

TOP

Toronto Blue Jays @ Tampa Bay Rays

Tropicana Field, St. Petersburg, FL

Mon May 22 2023, 6:40 PM - 9:12 PM EDT

Att. 8,857 - Dome - 72 F

livebaseballscorecards.com

Batter	1	2	3	4	5	6	7	8	9	AB	R	H	RBI	BB	SO	LOB
4 George Springer, R (1, 9) OBP: 0.312, SLG: 0.350	C SI 89 B SI 90 X ST 76 1-1 ① P6		C SI 90 B SI 91 B CH 84 B SI 91 X SI 92 3-1 ② G4-3		X CH 84 0-0 11 G6-4-3 1B			F CU 77 B SI 90 B CH 84 F SI 90 B FF 92 B SI 91 4-2 11 G6-4-3 BB	B SL 87 C SL 87 C SL 87 D SL 88 B FF 99 B SL 88 4-2 1-2 2-3 BB	3	0	1	0	2	0	0
11 Bo Bichette, R (1, 6) OBP: 0.362, SLG: 0.502	C ST 76 F SI 90 X SI 91 0-2 ② G3-1		F CU 77 F CU 76 B FF 92 F FF 92 B CH 83 X CH 84 2-2 1B		C CH 84 B CU 77 F SI 92 X SI 91 1-2 ②③ G6-4-3 1-2f			C SI 91 B CH 84 1 SAFE X CH 84 1-1 ①② G6-4-3 1-2f	F FF 98 B FF 100 F SL 87 X SL 87 1-2 ③ G1-3	5	0	1	0	0	0	5
27 Vladimir Guerrero Jr., R (1, 3) OBP: 0.364, SLG: 0.483	S ST 77 S ST 75 B SI 90 F ST 76 X ST 76 1-2 2B		S SI 92 X SI 92 0-1 ③ G4-3			B CH 83 X CH 84 1-0 ① G5-3		F CU 77 X CH 83 0-1 ③ P6		4	0	1	0	0	0	1
26 Matt Chapman, R (1, 5) OBP: 0.378, SLG: 0.508	B SI 90 B SI 90 X SI 90 2-0 ③ L3			B SI 90 C SI 90 B CH 83 X SI 91 2-1 25 G4-3 15 HR 1B		B SI 90 B CH 84 B CH 82 C SI 91 S SI 91 F SI 92 F CH 85 F SI 92 T CH 84 3-2 ② K			C FF 93 B FF 93 X FF 94 1-1 ① P3	4	1	1	0	0	1	1
25 Daulton Varsho, L (1, 7) OBP: 0.278, SLG: 0.374		C SI 90 B SI 90 B SL 81 X SL 82 2-1 ① F9		C SI 89 B SI 90 D CU 77 X SI 91 2-1 ① G4-3 1-2		M SI 91 X CU 78 0-1 ③ G3			S SL 88 F SL 88 B FF 95 F FS 85 B FS 84 X FF 95 2-2 HR	4	1	1	1	0	0	1
30 Alejandro Kirk, R (1, 2) OBP: 0.353, SLG: 0.324		C SI 90 F SI 90 B SI 89 B ST 79 X SI 89 2-2 ② G6-3		B SI 91 B CH 80 X SI 90 2-0 ② G6-3			C CH 84 B CH 84 B SI 91 B CH 83 C SI 91 X SI 91 3-2 ① G6-3		B SL 90 X SL 89 1-0 15 1B 13 1B 1B	4	1	1	0	0	0	1
15 Whit Merrifield, R (1, 4) OBP: 0.339, SLG: 0.387		C SI 90 X ST 77 0-1 9 FC5 9 WP 1B		B CH 84 B SI 91 F SI 91 B CH 82 X SI 91 3-1 2-H HR			B CH 86 C SI 92 X CH 85 1-1 9 FC5-4 1B		B SL 90 C SL 88 X SL 89 1-1 4 BB 13 1B 1-2 1B	4	1	4	2	0	0	0
9 Danny Jansen, R (1, 10) OBP: 0.266, SLG: 0.372	C ST 76 B ST 76 F SI 90 F SI 91 X SI 91 1-2 ③ FC5 1-3			C CH 84 F CU 76 B CU 76 B FF 91 X CH 84 2-2 ③ G5-3			B SI 90 S CH 85 F CH 83 F CU 78 F CH 84 B FF 92 1 SAFE X SI 91 2-2 ② FC5-4 1-2f		C SL 87 F SL 87 B FF 99 F SL 88 X FF 99 1-2 ② F9	4	0	0	0	0	0	4
39 Kevin Kiermaier, L (1, 8) OBP: 0.364, SLG: 0.481 13 Brandon Belt, L (9, PH) OBP: 0.361, SLG: 0.410 8 Cavan Biggio, L (9, PR) OBP: 0.191, SLG: 0.238			X SI 90 0-0 ① G4-3		B CU 77 C SI 90 F SI 91 F FF 93 B CU 79 X SI 91 2-2 ① P2		S SI 92 S SI 93 B FF 93 S CU 78 1-3 ③ K		B SL 88 C SL 86 B SL 88 X FF 98 2-1 4 BB 1-2 2-H 1B	3 1 0	0 0 0	0 1 0	0 1 0	0 0 0	1 0 0	1 0 0
Inning Stats	R: 0 H: 1 E: 0 LOB: 1 K: 0 BB: 0 S: 10 P: 14	R: 0 H: 1 E: 0 LOB: 1 K: 0 BB: 0 S: 11 P: 16	R: 0 H: 1 E: 0 LOB: 1 K: 0 BB: 0 S: 9 P: 14	R: 2 H: 2 E: 0 LOB: 0 K: 0 BB: 0 S: 10 P: 21	R: 0 H: 1 E: 0 LOB: 0 K: 0 BB: 0 S: 8 P: 11	R: 0 H: 0 E: 0 LOB: 0 K: 1 BB: 0 S: 9 P: 13	R: 0 H: 1 E: 0 LOB: 1 K: 1 BB: 0 S: 13 P: 20	R: 0 H: 0 E: 0 LOB: 0 K: 0 BB: 1 S: 6 P: 11	R: 2 H: 4 E: 0 LOB: 3 K: 0 BB: 1 S: 20 P: 33	1B: 8 SF: 0 2B: 1 SAC: 0 3B: 0 DP: 2 HR: 2 HBP: 0						

	AB	36
	R	4
	H	11
	RBI	4
	BB	2
	SO	2
	LOB	14

WP: 1 PA: 38
PB: 0
SB: 0
CS: 0

PITCHER		IP	WLS	BF	H	R	ER	SO	BB	IBB	HBP	BLK	WP	HR	S	P	ERA	WHIP
44 Trevor Kelley, R ERA: 5.63	(1, 1)	2.0		8	2	0	0	0	0	0	0	0	1	0	21	30	0.00	1.000
19 Josh Fleming, L ERA: 3.59	(3, 1)	6.0	W	22	5	2	2	2	1	0	0	0	0	1	55	90	3.00	1.000
52 Zack Littell, R ERA: 8.53	(9, 1)	0.1		4	3	2	2	0	0	0	0	0	0	1	9	14	54.00	9.000
29 Pete Fairbanks, R ERA: 1.86	(9, 1)	0.2	S	4	1	0	0	0	1	0	0	0	0	0	11	19	0.00	3.000

PITCHER		IP	WLS	BF	H	R	ER	SO	BB	IBB	HBP	BLK	WP	HR	S	P	ERA	WHIP

Toronto Blue Jays @ Tampa Bay Rays

Tropicana Field, St. Petersburg, FL

Mon May 22 2023, 6:40 PM - 9:12 PM EDT

Att. 8,857 - Dome - 72 F

livebaseballscorecards.com

BOTTOM

Batter	1	2	3	4	5	6	7	8	9	AB	R	H	RBI	BB	SO	LOB
2 Yandy Díaz, R (1, 3) OBP: 0.425, SLG: 0.599	X SI 90 0-0 ① F7		B SI 91 C SI 89 B FC 82 C SI 90 F SI 92 B FF 92 B SI 91 4-2 56 F9 5 E 17 1B BB		B CH 81 X FC 84 1-0 ① G6-3		C SL 84 F SI 93 B SL 84 S SL 86 1-3 ② K			3	1	0	0	1	1	0
5 Wander Franco, S (1, 6) OBP: 0.343, SLG: 0.484	C SI 90 C FF 90 B FF 92 F CU 72 B SI 93 B FC 87 F SI 92 X SI 92 3-2 8 CS 1B		C FS 81 B FS 79 X SL 79 1-1 E3 17 1B 1-2		F FC 86 B ST 73 X CU 71 1-1 8 L 3B		C SL 84 B SL 85 X SI 94 1-1 ③ G6-3			4	0	2	0	0	0	1
8 Brandon Lowe, L (1, 4) OBP: 0.299, SLG: 0.414	1 SAFE B SI 89 S FC 86 F FF 92 B FF 92 S CU 71 2-3 ②③ K 1-2		S SI 91 X SI 91 0-1 ① F7		C SL 79 B FC 88 C SI 92 X FF 92 1-2 ②③ L 3-H			B FF 94 B CH 85 F FF 93 B FF 94 F FF 94 B FC 86 4-2 56 S BB		3	0	0	0	1	1	4
56 Randy Arozarena, R (1, 7) OBP: 0.405, SLG: 0.552		C SI 90 X ST 70 0-1 17 G4-3 14 E 2B	F SI 92 X SI 90 0-1 ② F9 2-3			B SL 78 X SL 78 1-0 HR		C SI 95 B CH 85 C FC 86 S CH 86 1-3 ① K2-3 1-2		4	2	2	1	0	1	3
17 Isaac Paredes, R (1, 5) OBP: 0.348, SLG: 0.456		C SI 89 X SI 88 0-1 ① G4-3 2-3	1 SAFE B SI 92 B CU 69 X SI 92 2-0 1-3 1B 3-H			C SI 92 B SI 91 X SI 90 1-1 ① P3		S FC 88 F FC 87 D CH 86 S CH 84 1-3 ② K		4	0	1	1	0	1	2
15 Josh Lowe, L (1, 10) OBP: 0.365, SLG: 0.632		C FF 92 S ST 74 F SI 93 S FF 93 0-3 ② K	S FC 88 X FC 90 0-1 ③ L7			B CU 70 S FC 86 B FS 81 X SI 91 2-1 ② G4-3		F FF 94 2 SAFE D CH 85 S CH 85 S FC 86 1-3 ③ K2-3		4	0	0	0	0	2	4
14 Christian Bethancourt, R (1, 2) OBP: 0.259, SLG: 0.490		X SI 93 0-0 E3 22 WP 22 HR 3-H	B FC 85 C SI 90 F SI 91 S CU 71 1-3 ① K			X CH 82 0-0 ③ G5-3				3	1	0	0	0	1	0
22 Jose Siri, R (1, 8) OBP: 0.286, SLG: 0.537		B CU 72 S SI 94 S ST 75 B ST 75 B SI 93 X FF 93 3-2 1-H HR	C FC 85 L SL 80 B FF 92 X FC 86 1-2 ② F8				B SI 90 C SI 89 C SI 90 X SI 91 1-2 ① F7			3	1	1	2	0	0	0
55 Luke Raley, L (1, 9) OBP: 0.322, SLG: 0.552		C SI 91 S FC 88 X FC 89 0-2 ③ F9	C ST 72 C CU 70 B CU 72 F FC 88 F SI 91 S SI 92 1-3 ③ K				C ST 74 B FC 87 S FC 88 B FC 88 B ST 72 X SI 90 3-2 HR			3	1	1	1	0	1	0

Inning Stats	1	2	3	4	5	6	7	8	9
	R: 0 E: 0 K: 1 S: 9 H: 1 LOB: 0 BB: 0 P: 14	R: 3 E: 1 K: 1 S: 15 H: 2 LOB: 0 BB: 0 P: 18	R: 1 E: 1 K: 0 S: 12 H: 1 LOB: 2 BB: 1 P: 19	R: 0 E: 0 K: 2 S: 11 H: 0 LOB: 0 BB: 0 P: 14	R: 0 E: 0 K: 0 S: 6 H: 1 LOB: 0 BB: 0 P: 9	R: 1 E: 0 K: 0 S: 6 H: 1 LOB: 0 BB: 0 P: 10	R: 1 E: 0 K: 1 S: 11 H: 1 LOB: 0 BB: 0 P: 17	R: 0 E: 0 K: 3 S: 11 H: 0 LOB: 1 BB: 1 P: 18	

| | | | |

TOP

Toronto Blue Jays @ Tampa Bay Rays

Tropicana Field, St. Petersburg, FL

Tue May 23 2023, 6:41 PM - 9:11 PM EDT

Att. 11,906 - Dome - 72 F

livebaseballscorecards.com

Batter	1	2	3	4	5	6	7	8	9	AB	R	H	RBI	BB	SO	LOB
4 George Springer, R (1, 9) OBP: 0.324, SLG: 0.388	B FF 95 B FF 94 C FF 95 X FF 96 2-1 11 1B 27 1B 1B		C FC 88 C CU 77 B FC 87 B FS 90 B FC 88 X CU 78 3-2 HR	C FF 96 T FF 95 X FC 89 0-2 27 FC5 11 1B 3-H 1B	C SL 86 C SL 86 B SL 84 X FF 94 1-2 11 WP 3B		X FF 92 0-0 ③ F9		B EP 53 X EP 52 1-0 28 1B 1-2 27 HR 1B	5 1	3 1	4 1	2 1	0 0	0 0	1 0
11 Bo Bichette, R (1, 6) OBP: 0.368, SLG: 0.505 28 Ernie Clement, R (8, 6) OBP: 1.000, SLG: 1.000	B FC 90 X FF 95 1-0 27 1B 1-2 1B		S FF 96 F FF 97 F FF 97 F FS 90 F FF 97 B FC 89 X FC 88 1-2 ① L7	X FF 96 0-0 1-2 1B	B SL 87 S SL 88 F FF 93 F SL 85 F FF 93 B SL 86 B SL 86 X SL 87 3-2 E5 27 1B 3-H			C EP 54 F EP 54 B EP 48 X EP 50 1-2 13 G3 26 1B 1B	X EP 51 0-0 1-2 2-3 27 HR 1B	5 1	2 1	3 1	0 0	0 0	0 0	0 0
27 Vladimir Guerrero Jr., R (1, 10) OBP: 0.368, SLG: 0.500	B FC 90 B FC 89 X FC 89 2-0 1-2 2-H 1B		F FC 88 B FS 90 S FC 88 B FF 98 X FS 90 2-2 ② P6	S FC 88 X FS 91 0-1 ③ FC5 2-3f	X SL 85 0-0 ③ 2-H 1B			C EP 50 C EP 50 B EP 49 S EP 50 1-3 ① K	B EP 52 X EP 52 1-0 1-H 2-H 3-H HR	6	1	3	6	0	1	3
13 Brandon Belt, L (1, 3) OBP: 0.362, SLG: 0.409 8 Cavan Biggio, L (8, 3) OBP: 0.203, SLG: 0.250	C CU 77 C FS 87 S FF 97 0-3 ① K		B FC 88 X FF 97 1-0 1B		S FF 94 F FF 96 B FF 95 B SL 85 B SL 86 C SL 88 3-3 ① K	B SI 90 C SI 90 S FC 86 X FC 89 1-2 15 G6-4-3 1B		B EP 47 B EP 50 X EP 51 2-0 ② G3 1-2	X EP 53 0-0 26 HR 1B	5 1	0 1	2 1	0 0	0 0	2 0	3 0
26 Matt Chapman, R (1, 5) OBP: 0.382, SLG: 0.522	B FC 89 C FF 95 B FS 89 C FC 89 C FF 95 2-3 ② K		X FC 88 0-0 ③ G6-3		S SL 87 B SL 85 B FF 95 C SL 86 B SL 86 3-2 15 1B 15 S 25 1B BB	B SI 91 X ST 76 1-0 ① F7		X EP 52 0-0 2-H 1B	X EP 51 0-0 1-H HR	5 1	2 1	2 1	3 0	1 0	1 0	4 0
15 Whit Merrifield, R (1, 4) OBP: 0.345, SLG: 0.397	C CU 78 S FS 89 F CU 78 S CU 78 0-3 ③ K			F FF 95 F FF 96 X FF 95 0-2 9 2B 1B	S SL 85 C SL 88 B SL 86 X SL 85 1-2 25 S 25 1B 1-3 1B	X SI 91 0-0 ② ③ G6-4-3 1-2f		X EP 49 0-0 ③ P6	X EP 56 0-0 25 1B 2B	6	3	3	0	0	1	4
25 Daulton Varsho, L (1, 7) OBP: 0.280, SLG: 0.372		B FC 89 C FS 88 X FS 88 1-1 ① L8	D CU 77 S FS 88 S FC 89 1 SAFE C FF 97 1-3 ① K	B SL 86 X FF 95 1-0 9 2B 39 WP 1-H 3-H 1B			C FF 92 X SL 84 0-1 ① P5		B EP 52 X EP 51 1-0 L9 C FA 74 F FA 77 B EP 54 X FA 70 1-2 9 HR 2-H 1B	6	2	2	3	0	1	1
9 Danny Jansen, R (1, 2) OBP: 0.277, SLG: 0.420		B FF 96 F FF 97 F CU 80 F CU 80 F FF 98 F FC 86 F CU 81 S FS 91 1-3 ② K	C FC 90 X FC 88 0-1 4 1B 1-H 2B	F SL 87 S FF 95 X FF 94 0-2 39 WP 39 SF9 1-3 2B			C FF 93 B FF 94 B SL 84 B SL 84 X FF 93 3-1 ② P4		B EP 52 X EP 51 1-0 F9 C FA 80 X EP 58 F EP 54 1-1 1-H HR	6	3	3	3	0	1	0
39 Kevin Kiermaier, L (1, 8) OBP: 0.363, SLG: 0.478		C CU 79 B FC 88 B FS 89 S FS 88 B CU 80 F FF 97 T FC 88 3-2 ③ K	F CU 77 S FS 88 B FF 96 B FS 88 S FC 90 2-3 ② K	S SL 88 B CH 90 X SL 84 1-1 ② SF9 2-H 3-H			B FF 93 B FF 93 X FF 91 2-0 1B		B EP 51 C EP 50 X EP 51 1-1 28 1B 38 1B 27 HR 1B C EP 60 X EP 57 0-1 ③ L5	5	1	2	1	0	2	1

Inning Stats										
1	R: 1 E: 0 K: 3 S: 14	H: 3 LOB: 2 BB: 0 P: 21	2	R: 0 E: 0 K: 2 S: 13	H: 0 LOB: 0 BB: 0 P: 18	3	R: 1 E: 0 K: 0 S: 14	H: 2 LOB: 1 BB: 0 P: 21
4	R: 2 E: 0 K: 2 S: 17	H: 4 LOB: 2 BB: 0 P: 20	5	R: 6 E: 1 K: 1 S: 23	H: 5 LOB: 2 BB: 1 P: 36	6	R: 0 E: 0 K: 0 S: 5	H: 1 LOB: 0 BB: 0 P: 7
7	R: 0 E: 0 K: 0 S: 6	H: 1 LOB: 1 BB: 0 P: 11	8	R: 1 E: 0 K: 1 S: 9	H: 2 LOB: 1 BB: 0 P: 13	9	R: 9 E: 0 K: 0 S: 17	H: 9 LOB: 0 BB: 0 P: 24

| | | | | | | | | | |

BOTTOM

Toronto Blue Jays @ Tampa Bay Rays

Tropicana Field, St. Petersburg, FL

Tue May 23 2023, 6:41 PM - 9:11 PM EDT

Att. 11,906 - Dome - 72 F

livebaseballscorecards.com

Batter	1	2	3	4	5	6	7	8	9	AB	R	H	RBI	BB	SO	LOB
15 Josh Lowe, L (1, 9) OBP: 0.362, SLG: 0.621	F FF 93 F CH 83 C SI 93 0-3 ① K	1 SAFE 0-0 ③ PO 1-2	C SV 81 F FF 94 S SV 83 0-3 ① K		B SV 76 B CH 83 B SI 92 C FF 93 F SI 92 F FF 95 X CH 86 3-2 1B			C SI 93 X SI 92 0-1 ① G6-3		4	0	1	0	0	2	0
5 Wander Franco, S (1, 6) OBP: 0.336, SLG: 0.474	B SV 80 B SI 92 X CH 83 2-0 ② F7		C SI 93 B SV 74 F CH 82 X CH 85 1-2 ② G6-3		C SI 90 X CH 84 0-1 ③ G1-3			C SI 93 C SL 85 B SL 85 X SI 94 1-2 ② G4-3		4	0	0	0	0	0	1
56 Randy Arozarena, R (1, 7) OBP: 0.407, SLG: 0.546	C SI 93 H SI 93 1-1 55 2B HBP		C SI 94 F SI 94 T CH 85 0-2 ③ K			F SV 82 B SI 93 B SI 94 C SV 80 B FF 94 B SI 95 4-2 55 G6-3 BB		B SI 93 B SI 93 X SI 93 2-0 ③ G5-3		2	0	0	0	1	1	0
55 Luke Raley, L (1, 3) (8, 1) OBP: 0.322, SLG: 0.556 14 Christian Bethancourt, R (9, 1) OBP: 0.266, SLG: 0.495	C SV 72 B CH 78 1 SAFE B CH 82 F SI 93 X CH 83 2-2 1-3 2B			C SI 93 X SV 80 0-1 ① G6-3 C SV 78 C SI 92 F CH 85 F FF 94 X SV 78 0-2 ② F9		X SI 92 0-0 ① ② G6-3 1-2f X SI 93 0-0 ③ G5-3			C SI 86 F SL 75 X FF 86 0-2 87 G6-4-3 1B F SI 85 B SI 87 C SI 86 X SL 76 1-2 ① ② G6-4-3 1-2f	3 1	0 0	1 1	0 0	0 0	0 0	1 0
87 Harold Ramírez, R (1, 10) (8, 3) OBP: 0.364, SLG: 0.535	C SV 82 B SI 94 B SI 94 B SV 80 B SI 93 4-1 BB			S CH 82 B FF 94 B SV 80 B CH 81 X SI 93 3-1 ③ F7			C SV 79 B SV 81 S CH 83 X SI 92 1-2 ① P5		B SL 75 B SL 76 B FF 85 B FF 84 4-0 BB	3	0	0	0	1	1	3
6 Taylor Walls, S (1, 4) OBP: 0.364, SLG: 0.532	C SV 82 F CH 84 B SI 94 B FF 95 F SI 94 F SV 84 S FF 96 2-3 ③ K									3	0	0	0	1	1	3
17 Isaac Paredes, R (1, 5) OBP: 0.345, SLG: 0.470		B FF 93 X SI 92 1-0 ① G5-3			B SI 91 X FF 93 1-0 HR		B SV 79 C SI 94 B SV 82 B SV 78 X SI 93 3-1 ② L7		F SI 86 C SL 76 X SL 76 0-2 ③ G6-3	4	1	1	1	0	0	1
21 Francisco Mejía, S (1, 2) OBP: 0.268, SLG: 0.338		X CH 82 0-0 ② F7			B CH 84 F SV 80 F CH 85 B FF 95 S CH 83 2-3 ① K		C SV 80 B FF 94 F CH 80 X FF 95 1-2 2B			3	0	1	0	0	1	0
22 Jose Siri, R (1, 8) OBP: 0.287, SLG: 0.529		C SV 81 X SI 92 0-1 15 PO 1B			X SV 81 0-0 ② L7		X SI 93 0-0 ③ F9			3	0	1	0	0	0	1
Inning Stats	R: 0 H: 1 E: 0 LOB: 3 K: 2 BB: 1 S: 14 P: 25	R: 0 H: 1 E: 0 LOB: 0 K: 0 BB: 0 S: 4 P: 5	R: 0 H: 0 E: 0 LOB: 0 K: 2 BB: 0 S: 9 P: 10	R: 0 H: 0 E: 0 LOB: 0 K: 0 BB: 0 S: 9 P: 12	R: 1 H: 2 E: 0 LOB: 1 K: 1 BB: 0 S: 11 P: 17	R: 0 H: 0 E: 0 LOB: 0 K: 0 BB: 1 S: 4 P: 8	R: 0 H: 1 E: 0 LOB: 1 K: 0 BB: 0 S: 9 P: 14	R: 0 H: 0 E: 0 LOB: 0 K: 0 BB: 0 S: 6 P: 9	R: 0 H: 1 E: 0 LOB: 1 K: 0 BB: 1 S: 9 P: 14	1B: 3 SF: 0 2B: 2 SAC: 0 3B: 0 DP: 2 HR: 1 HBP: 1						

AB	30	
R	1	
H	6	
RBI	1	
BB	3	
SO	5	
LOB	8	

PITCHER		IP	WLS	BF	H	R	ER	SO	BB	IBB	HBP	BLK	WP	HR	S	P	ERA	WHIP
17 José Berríos, R ERA: 4.22	(1, 1)	7.0	W	27	5	1	1	5	2	0	1	0	0	1	60	91	1.29	1.000
58 Tim Mayza, L ERA: 1.06	(8, 1)	1.0		3	0	0	0	0	0	0	0	0	0	0	6	9	0.00	0.000
90 Adam Cimber, R ERA: 4.09	(9, 1)	1.0		4	1	0	0	0	1	0	0	0	0	0	9	14	0.00	2.000

PITCHER	IP	WLS	BF	H	R	ER	SO	BB	IBB	HBP	BLK	WP	HR	S	P	ERA	WHIP

Batter	1	2	3	4	5	6	7	8	9	AB	R	H	RBI	BB	SO	LOB
4 George Springer, R (1, 10) OBP: 0.318, SLG: 0.380	T FF 95 B CU 84 F FF 96 X FF 98 1-2 ① G6-3			X CU 84 0-0 ① G3		S CH 86 B SL 92 B CU 86 S CH 86 F FF 97 F FF 97 C CH 87 2-3 ① K		B ST 78 B CH 89 B CH 91 C FF 95 X ST 78 3-1 ① G4-3 3-H		4	0	0	1	0	1	0
11 Bo Bichette, R (1, 6) OBP: 0.370, SLG: 0.509	C CU 83 B CH 88 X CH 86 1-1 ② G6-3			B FF 94 B FF 95 C FF 94 X CH 85 2-1 27 1B 2B		B CU 84 S FF 95 T FF 97 B FF 99 X FF 97 2-2 ② G1-3		T FF 94 F ST 80 F FF 94 B ST 80 B ST 78 F FF 95 B ST 80 F CH 90 X FF 95 3-2 27 S 1B		4	1	2	0	0	0	0
27 Vladimir Guerrero Jr., R (1, 3) OBP: 0.370, SLG: 0.497	B CH 87 F CU 84 C FF 96 X CH 87 1-2 ③ G5-3			X CH 84 0-0 2-H 1B		F FF 98 F FF 98 S CH 89 0-3 ③ K		C ST 78 B ST 80 B CH 89 B FF 94 B ST 77 4-1 26 G4-3 1-2 BB		3	0	1	1	1	1	0
26 Matt Chapman, R (1, 5) OBP: 0.379, SLG: 0.516		S FF 94 X FF 96 0-1 ① F8		C CU 85 X FF 97 0-1 ② P3			B CH 86 X CU 85 1-0 1B	C SI 90 B SI 91 S ST 75 B ST 77 X SI 90 2-2 ②③ G4-3 1-2f		4	0	1	0	0	0	3
15 Whit Merrifield, R (1, 7) OBP: 0.337, SLG: 0.388		C FF 95 B FF 96 B CH 86 F FF 94 B FF 97 S FF 96 3-3 ② K		F CU 84 T FF 97 X FF 98 0-2 ③ P4			B FF 95 B CH 86 X FF 95 2-0 ① F9		B FF 98 C FF 97 X SL 87 1-1 ① F9	4	0	0	0	0	1	2
9 Danny Jansen, R (1, 2) OBP: 0.273, SLG: 0.413 30 Alejandro Kirk, R (5, 2) OBP: 0.348, SLG: 0.319		C CU 85 S CH 86 S CH 87 0-3 ③ K			B FF 95 S CH 85 F CU 85 B CH 87 B FF 96 F FF 95 X FF 96 3-2 ① G1-4-3		C FF 97 X FF 97 0-1 ② P3		B FF 99 X FF 98 1-0 ② P5	2 2	0 0	0 0	0 0	0 0	1 0	0 1
25 Daulton Varsho, L (1, 8) OBP: 0.284, SLG: 0.375			C CU 83 X FF 96 0-1 ① F8		X FF 95 0-0 1B		B SL 90 B SL 87 X FF 96 2-0 ③ G4-3		B SL 88 X FF 98 1-0 8 DI 1B	4	0	2	0	0	0	1
28 Ernie Clement, R (1, 4) OBP: 0.333, SLG: 0.333 8 Cavan Biggio, L (8, PH) OBP: 0.211, SLG: 0.303 (8, 4)			C FF 95 C CU 86 F FF 97 F CH 87 S CU 85 0-3 ② K2-3		B CH 85 X FF 96 1-0 ② F9			X FF 93 0-0 HR	B SL 87 C FF 98 F FF 98 F SL 88 B FF 100 S SL 88 2-3 ③ K 1-2	2 2	0 1	0 1	0 1	0 0	1 1	1 1
38 Nathan Lukes, L (1, 9) OBP: 0.417, SLG: 0.500			C CU 84 F SL 91 B FF 98 S CU 84 1-3 ③ K2-3		F FF 97 F FF 97 S SL 90 0-3 ③ K			B CH 89 X FF 94 1-0 4 G4-3 3B		3	1	1	0	0	2	1
Inning Stats	R: 0 E: 0 K: 0 S: 8 H: 0 LOB: 0 BB: 0 P: 11	R: 0 E: 0 K: 2 S: 8 H: 0 LOB: 0 BB: 0 P: 11	R: 0 E: 0 K: 2 S: 10 H: 0 LOB: 0 BB: 0 P: 11	R: 1 E: 0 K: 0 S: 9 H: 2 LOB: 1 BB: 0 P: 11	R: 0 E: 0 K: 1 S: 9 H: 1 LOB: 1 BB: 0 P: 13	R: 0 E: 0 K: 2 S: 11 H: 0 LOB: 0 BB: 0 P: 15	R: 0 E: 0 K: 0 S: 5 H: 1 LOB: 1 BB: 0 P: 10	R: 2 E: 0 K: 0 S: 14 H: 3 LOB: 1 BB: 1 P: 27	R: 0 E: 0 K: 1 S: 8 H: 1 LOB: 1 BB: 0 P: 13	1B: 5 2B: 1 3B: 1 HR: 1	SF: 0 SAC: 0 DP: 1 HBP: 0				WP: 0 PB: 0 SB: 1 CS: 0	PA: 35	

PITCHER		IP	WLS	BF	H	R	ER	SO	BB	IBB	HBP	BLK	WP	HR	S	P	ERA	WHIP
18 Shane McClanahan, L ERA: 1.97	(1, 1)	7.0	W	25	4	1	1	7	0	0	0	0	0	0	60	82	1.29	0.571
47 Jason Adam, R ERA: 3.6	(8, 1)	0.1		5	3	2	2	0	1	0	0	0	0	1	11	22	54.00	12.000
49 Kevin Kelly, R ERA: 4.44	(8, 1)	0.2	H	1	0	0	0	0	0	0	0	0	0	0	3	5	0.00	0.000
29 Pete Fairbanks, R ERA: 1.69	(9, 1)	1.0		4	1	0	0	1	0	0	0	0	0	0	8	13	0.00	1.000

PITCHER	IP	WLS	BF	H	R	ER	SO	BB	IBB	HBP	BLK	WP	HR	S	P	ERA	WHIP

TOP

Toronto Blue Jays @ Tampa Bay Rays

Tropicana Field, St. Petersburg, FL

Wed May 24 2023, 6:40 PM - 9:04 PM EDT

Att. 8,699 - Dome - 72 F

livebaseballscorecards.com

AB	34
R	3
H	8
RBI	3
BB	1
SO	8
LOB	10

BOTTOM

Toronto Blue Jays @ Tampa Bay Rays

Tropicana Field, St. Petersburg, FL

Wed May 24 2023, 6:40 PM - 9:04 PM EDT

Att. 8,699 - Dome - 72 F

livebaseballscorecards.com

Batter	1	2	3	4	5	6	7	8	9	AB	R	H	RBI	BB	SO	LOB
13 Manuel Margot, R (1, 9) OBP: 0.331, SLG: 0.360	C FF 94 X CU 85 0-1 ① G3	X SL 90 0-0 ② G6-3		C SL 90 S FF 94 B FF 94 D SL 91 X SL 90 2-2 5 1B 3B 2-H		C FF 100 B FF 98 C FF 99 B FF 100 F CU 81 F FF 99 F CU 81 F SL 90 X FF 100 2-2 5 S 1B		F SI 96 F SI 95 F FF 97 F FF 95 1 SAFE X CU 82 0-2 ② G5-3 1-2		5	1	2	1	0	0	1
5 Wander Franco, S (1, 6) OBP: 0.347, SLG: 0.480	X FF 96 0-0 56 1B 87 G6-3 17 1B 1B	B CH 89 B FF 96 B CU 83 B FF 94 4-0 87 S BB		F CU 85 B CH 89 B SL 90 F CU 86 X SL 89 2-2 3-H 1B		C SL 88 C CU 79 B CU 79 B FF 99 S CU 81 2-3 ③ K 1-2		X CH 87 0-0 2-H 1B		4	1	3	2	1	1	1
87 Harold Ramírez, R (1, 10) OBP: 0.352, SLG: 0.515	B CU 85 B FF 95 F SL 92 X SL 91 2-1 ② G6-3 1-2	1 SAFE C FF 95 B SL 91 S FF 95 S SL 90 1-3 ③ K 1-2		B FF 93 F CU 85 1 SAFE X FF 93 1-1 ② L8			C SI 94 S SI 94 B SL 85 S SL 85 1-3 ① K	C CU 83 B CU 86 F SI 96 F FF 94 F FF 97 D SL 88 F CU 86 S SI 95 2-3 ③ K		5	0	0	0	0	3	4
56 Randy Arozarena, R (1, 7) OBP: 0.408, SLG: 0.542	B CH 90 X SL 92 1-0 17 1B 2-3 1B		B CU 82 B FF 94 B SL 91 B SL 90 4-0 BB	F SL 90 S CH 88 B FF 94 F CH 87 X FF 93 1-2 ③ P5			X SL 85 0-0 ② F8			3	0	1	0	1	0	1
17 Isaac Paredes, R (1, 5) OBP: 0.349, SLG: 0.468	S FF 96 F FF 95 F FF 96 B SL 89 X FF 95 1-2 1-2 3-H 1B		C CU 86 X CH 88 0-1 ① L9		F CU 85 B FF 93 F CU 85 B CH 87 S CU 85 2-3 ① K		C SI 94 B SL 85 B SL 86 F SI 94 B SL 86 D SL 86 4-2 BB			3	0	1	1	1	1	1
6 Taylor Walls, S (1, 4) OBP: 0.353, SLG: 0.513	C CU 86 B CH 89 B CH 90 B CU 86 S SL 92 F FF 96 S SL 92 3-3 ③ K		X FF 94 0-0 ② P4		C CU 85 F FF 93 B CH 88 X CU 86 1-2 ② P4		F SL 84 C SL 85 0-2 ③ K			4	0	0	0	0	2	4
55 Luke Raley, L (1, 3) OBP: 0.328, SLG: 0.577		C CU 84 B FF 95 X SL 91 1-1 HR	S FF 95 S FF 95 X FF 95 0-2 ③ P4		C FF 94 S FF 94 F FF 93 B CU 85 C CU 86 1-3 ③ K			F CU 86 B CH 85 S CH 86 B CU 84 H CU 85 3-2 14 1B 22 1B HBP		3	2	1	1	0	1	1
14 Christian Bethancourt, R (1, 2) OBP: 0.274, SLG: 0.495		S CU 84 B CH 88 B CH 88 C SL 90 S SL 91 2-3 ① K		B SL 90 F SL 90 X CH 88 1-1 22 SH1-3 13 3B 1B		C SL 85 C CU 79 X FF 98 0-2 ① G6-3		S SI 94 T CU 82 X CU 84 0-2 22 1B 1-3 1B		4	1	2	0	0	1	0
22 Jose Siri, R (1, 8) OBP: 0.299, SLG: 0.568		S CH 89 X CH 88 0-1 HR		X SL 90 0-0 ① SH1-3 1-2		X SL 87 0-0 ② G6-3		C SI 96 F SI 96 X CU 86 0-2 ① 13 G5-3 5 1B 1-3 3-H 1B		3	2	2	2	0	0	0
Inning Stats	R: 1 H: 3 E: 0 LOB: 2 K: 1 BB: 0 S: 14 P: 21	R: 2 H: 2 E: 0 LOB: 1 K: 2 BB: 1 S: 11 P: 19	R: 0 H: 0 E: 0 LOB: 1 K: 0 BB: 1 S: 6 P: 10	R: 2 H: 3 E: 0 LOB: 1 K: 0 BB: 0 S: 15 P: 22	R: 0 H: 0 E: 0 LOB: 0 K: 2 BB: 0 S: 10 P: 14	R: 0 H: 1 E: 0 LOB: 1 K: 1 BB: 0 S: 14 P: 18	R: 0 H: 0 E: 0 LOB: 1 K: 2 BB: 1 S: 8 P: 13	R: 2 H: 3 E: 0 LOB: 1 K: 1 BB: 0 S: 20 P: 25		1B: 9 SF: 0 2B: 0 SAC: 1 3B: 1 DP: 0 HR: 2 HBP: 1						

	AB	34
	R	7
	H	12
	RBI	7
	BB	3
	SO	9
	LOB	13

WP: 0 PB: 0 SB: 2 CS: 0 PA: 39

PITCHER		IP	WLS	BF	H	R	ER	SO	BB	IBB	HBP	BLK	WP	HR	S	P	ERA	WHIP
16 Yusei Kikuchi, L ERA: 4.56	(1, 1)	5.0	L	25	8	5	5	5	2	0	0	0	0	2	56	86	9.00	2.000
24 Nate Pearson, R ERA: 2.08	(6, 1)	1.0		4	1	0	0	1	0	0	0	0	0	0	14	18	0.00	1.000
52 Anthony Bass, R ERA: 5.06	(7, 1)	1.0		4	0	0	0	2	1	0	0	0	0	0	8	13	0.00	1.000
93 Yimi García, R ERA: 6.35	(8, 1)	1.0		6	3	2	2	1	0	0	1	0	0	0	20	25	18.00	3.000

PITCHER	IP	WLS	BF	H	R	ER	SO	BB	IBB	HBP	BLK	WP	HR	S	P	ERA	WHIP

Batter	1	2	3	4	5	6	7	8	9	AB	R	H	RBI	BB	SO	LOB
11 Bo Bichette, R (1, 6) OBP: 0.371, SLG: 0.505	C SI 91 B FC 88 C SI 93 F CU 79 X SI 93 1-2 G4-3		B FC 87 S SI 89 B SI 90 X SI 90 2-1 L9		B CU 79 B FC 88 C SI 92 X FC 88 2-1 1B		B FC 88 C SI 92 X FC 88 1-1 FC6-4 1-2f		B FF 92 B FF 92 B FF 92 B FF 92 4-0 27 FC5-4 1-2 2-3 3-H BB	4	0	1	1	1	0	1
25 Daulton Varsho, L (1, 7) OBP: 0.284, SLG: 0.369 28 Ernie Clement, R (9, PH) OBP: 0.250, SLG: 0.333	B FC 91 B SI 92 B SI 92 C SI 92 B FC 89 4-1 27 1B 13 1B BB		X FC 88 0-0 G3		F CU 80 X FC 90 0-1 F9			B FC 92 X SI 95 1-0 L7	C SL 84 X FF 92 0-1 SF8 3-H	3 0	1 0	0 0	0 1	1 0	0 0	1 0
27 Vladimir Guerrero Jr., R (1, 3) OBP: 0.366, SLG: 0.489	B FC 89 X SI 92 1-0 13 1B 1-3 1B		C SI 91 C FC 88 B SI 92 B CU 80 X SI 93 2-2 G6-3			B SI 92 B FC 88 C SI 92 X SI 89 2-1 G5-3		X CU 84 0-0 G4-3	X SL 86 0-0 FC5-4 1-2f	5	0	1	0	0	0	2
13 Brandon Belt, L (1, 10) OBP: 0.374, SLG: 0.411	C CU 80 B FC 91 X SI 93 1-1 1-2 3-H 1B			B SI 91 C CU 77 F CH 87 X CH 87 1-2 E3 26 FC5-4		C SI 93 B CH 89 B CU 80 C FC 91 B FF 92 B SI 93 4-2 26 FC6-4 BB		C SI 96 B CU 85 B CU 84 C FC 92 B SI 96 B FC 92 4-2 BB		2	0	1	1	2	0	0
26 Matt Chapman, R (1, 5) OBP: 0.372, SLG: 0.505	X FC 89 0-0 L7			C FC 90 F SI 91 X SI 94 0-2 FC5-4 38 G1-3 1-2f		X SI 93 0-0 FC6-4 1-2f		B CU 85 C SI 94 S FC 90 F SI 96 B FC 91 X FC 92 2-2 L8		4	0	0	0	0	0	5
38 Nathan Lukes, L (1, 9) OBP: 0.333, SLG: 0.385 15 Whit Merrifield, R (9, PH) OBP: 0.335, SLG: 0.385	B CU 79 X FC 90 1-0 F9			X SI 93 0-0 G1-3 1-2		B CH 89 X CU 80 1-0 L8			B CH 86 B FF 94 C FF 94 B FF 94 C FF 94 F FF 95 C FF 95 3-3 K	3 1	0 0	0 0	0 0	0 1	0 0	4 0
30 Alejandro Kirk, R (1, 2) OBP: 0.360, SLG: 0.333		C SI 90 B CU 78 S FC 87 F SI 93 F CU 79 X CH 87 1-2 39 G4-6-3 1B	D CU 79 B FC 90 F SI 93 F SI 93 X FF 94 2-2 L9				X SI 92 0-0 39 G6-3 1B		C ST 82 B FF 94 X CH 86 1-1 4 BB 39 1B 11 BB 1B	4	1	3	0	0	0	1
39 Kevin Kiermaier, L (1, 8) OBP: 0.360, SLG: 0.471		X SI 92 0-0 G4-6-3 1-2f			C CH 86 S FC 88 F CH 86 F CU 82 B CU 78 X CH 88 1-2 G3-1		C SI 92 B CH 88 X CU 79 1-1 G6-3 1-2f		F SI 93 X FF 93 0-1 11 BB 4 BB 28 SF8 1-2 1B	4	1	1	0	0	0	2
8 Cavan Biggio, L (1, 4) OBP: 0.216, SLG: 0.304 4 George Springer, R (9, PH) OBP: 0.321, SLG: 0.380		B FC 90 C CU 79 B SI 92 X FC 89 2-1 F9			B SI 92 B CU 78 B FC 88 C SI 91 X SI 92 3-1 G3-1		F CU 81 B CH 87 B FC 88 C CU 78 X SI 93 2-2 11 FC6-4 1B		B CH 85 D ST 81 F SI 95 C FF 95 B FF 95 B FF 96 4-2 11 BB 1-2 2-3 BB	3 0	0 0	1 0	0 0	0 1	0 0	0 0
Inning Stats	R: 1 E: 0 K: 0 S: 10 H: 2 LOB: 2 BB: 1 P: 18	R: 0 E: 0 K: 0 S: 8 H: 1 LOB: 0 BB: 0 P: 11	R: 0 E: 0 K: 0 S: 6 H: 0 LOB: 0 BB: 0 P: 10	R: 0 E: 1 K: 0 S: 10 H: 0 LOB: 1 BB: 0 P: 13	R: 0 E: 0 K: 0 S: 11 H: 1 LOB: 1 BB: 0 P: 17	R: 0 E: 0 K: 0 S: 6 H: 0 LOB: 1 BB: 1 P: 13	R: 0 E: 0 K: 0 S: 8 H: 2 LOB: 1 BB: 0 P: 12	R: 0 E: 0 K: 0 S: 8 H: 0 LOB: 1 BB: 1 P: 15	R: 2 E: 0 K: 1 S: 13 H: 2 LOB: 2 BB: 2 P: 25	1B: 8 2B: 0 3B: 0 HR: 0 SF: 1 SAC: 0 DP: 2 HBP: 0						WP: 0 PB: 0 SB: 0 CS: 0 PA: 39	

PITCHER		IP	WLS	BF	H	R	ER	SO	BB	IBB	HBP	BLK	WP	HR	S	P	ERA	WHIP
24 Zach Eflin, R ERA: 3.17	(1, 1)	7.0	W	28	6	1	1	0	2	0	0	0	0	0	59	94	1.29	1.143
58 Calvin Faucher, R ERA: 6.0	(8, 1)	1.0		4	0	0	0	0	1	0	0	0	0	0	8	15	0.00	1.000
30 Jake Diekman, L ERA: 8.22	(9, 1)	0.1		4	2	2	2	1	1	0	0	0	0	0	10	18	54.00	9.000
38 Colin Poche, L ERA: 1.56	(9, 1)	0.2	S	3	0	0	0	0	1	0	0	0	0	0	3	7	0.00	1.500

PITCHER	IP	WLS	BF	H	R	ER	SO	BB	IBB	HBP	BLK	WP	HR	S	P	ERA	WHIP

TOP

Toronto Blue Jays @ Tampa Bay Rays

Tropicana Field, St. Petersburg, FL

Thu May 25 2023, 1:11 PM - 3:46 PM EDT

Att. 10,736 - Dome - 72 F

livebaseballscorecards.com

AB	33
R	3
H	8
RBI	3
BB	5
SO	1
LOB	16

Batter	1	2	3	4	5	6	7	8	9	AB	R	H	RBI	BB	SO	LOB
15 Josh Lowe, L (1, 9) OBP: 0.359, SLG: 0.618	C FF 92 X SI 93 0-1 ① G6-3	F SL 82 B FF 93 D CH 87 B SI 93 X FF 94 3-1 56 BB 2-H 2B		B FF 94 S CH 84 B CH 82 B FF 94 F FF 93 F FF 93 F FF 93 X CH 85 3-2 ① P5			C FF 85 F FF 84 X FF 86 0-2 ① G6-3			4	0	1	1	0	0	0
5 Wander Franco, S (1, 6) OBP: 0.355, SLG: 0.490	B FF 94 F FF 93 B SL 81 X SL 81 2-1 56 1B 3B	B CH 87 B CH 87 B FF 93 B FF 94 4-0 56 BB BB		B FF 93 X CH 84 1-0 ② P6			C FF 85 C FF 87 B FF 87 B FF 86 F FF 87 F FF 86 B SL 76 B FF 87 4-2 56 S 56 1B BB			2	2	1	0	2	0	0
56 Randy Arozarena, R (1, 7) OBP: 0.415, SLG: 0.544	F SI 92 B SI 93 D CH 89 X SI 93 2-1 8 WP 8 S 87 FC4-6 3-H 1B	B SI 93 B SL 82 B SI 94 B SI 93 4-0 1-2 2-3 BB		B CH 83 B CH 84 B CH 83 X FF 94 3-0 ③ F9			C SL 76 B SL 76 B SL 76 C SL 78 X SI 87 2-2 8 1B 1-H 1B			3	1	2	2	1	0	0
8 Brandon Lowe, L (1, 4) OBP: 0.298, SLG: 0.409	B CH 88 C SL 82 1 SAFE T SI 93 B SI 94 S SL 83 2-3 K 87 FC4-6 1-3	C FF 94 C SI 94 B SI 94 S SL 85 1-3 ③ K			F FF 93 X FF 93 0-1 ① L8		C FF 87 B FF 86 1 SAFE X FF 87 1-1 87 FC1-4 1-3 1B			4	0	1	0	0	2	4
87 Harold Ramírez, R (1, 10) OBP: 0.342, SLG: 0.500	X SI 93 0-0 ② FC4-6 1-2f 3-H	B SI 93 B SI 94 C SL 81 F SL 82 B SL 83 S SL 82 3-3 ① K			C CH 84 X CH 84 0-1 ② F7		F SI 86 B SI 86 C SL 75 X SL 75 1-2 ② FC1-4 1-2f			4	0	0	1	0	1	3
6 Taylor Walls, S (1, 5) OBP: 0.350, SLG: 0.500	B SL 82 S FF 92 B FF 93 C SI 93 B SI 93 C SL 82 3-3 ③ K	B SL 80 C SL 80 B SI 92 S FF 94 B FF 94 D SL 82 4-2 13 S 55 S 13 E BB			F FF 94 F FF 93 S CH 83 0-3 ③ K		F FF 85 B FF 86 X FF 86 1-1 ③ F7			3	1	0	0	1	2	3
55 Luke Raley, L (1, 3) OBP: 0.333, SLG: 0.566		C FF 93 F SI 93 B SL 83 B SI 93 B SL 82 B SI 93 4-2 13 S 15 2B BB	B SL 81 F SL 79 1 SAFE B CH 85 B FF 94 B FF 94 4-1 13 S 13 G3 1-2 BB			S CH 84 S CH 82 B CH 82 S FF 94 1-3 ① K		B SI 91 C SI 91 S SL 87 C SL 87 1-3 ① K		2	2	0	0	2	2	0
13 Manuel Margot, R (1, 8) OBP: 0.321, SLG: 0.347		1 SAFE C SI 93 F SI 93 D SL 83 F SL 82 B SI 93 F CH 88 B FF 94 F SI 94 3-3 ① K 1-2	B SI 92 F SL 80 B SL 79 X SL 82 2-1 ② G3 1-H 2-H			C FF 93 X CH 84 0-1 ② F7		C SI 91 X SL 86 0-1 ② L3		4	0	0	1	0	1	1
21 Francisco Mejía, S (1, 2) OBP: 0.256, SLG: 0.321		S SL 80 2 SAFE C SL 81 F SL 82 F SL 82 F FF 94 B FF 94 X SI 94 1-2 ② P3	C SL 82 S FF 93 B SL 81 C SL 81 1-3 ③ K			B CH 82 S CH 83 F CH 82 B CH 82 S CH 83 2-3 ③ K		B SL 86 B SL 85 F SI 92 F SI 93 F SL 88 S SL 87 2-3 ③ K		4	0	0	0	0	3	1
Inning Stats	R: 2 E: 0 K: 2 S: 13 H: 2 LOB: 1 BB: 0 P: 22	R: 1 E: 0 K: 2 S: 20 H: 1 LOB: 3 BB: 3 P: 40	R: 2 E: 0 K: 2 S: 11 H: 0 LOB: 0 BB: 2 P: 25	R: 0 E: 0 K: 0 S: 7 H: 0 LOB: 0 BB: 0 P: 14	R: 0 E: 0 K: 1 S: 7 H: 0 LOB: 0 BB: 0 P: 7	R: 0 E: 0 K: 2 S: 8 H: 0 LOB: 0 BB: 0 P: 11	R: 1 E: 0 K: 0 S: 17 H: 2 LOB: 2 BB: 1 P: 26	R: 0 E: 0 K: 2 S: 9 H: 0 LOB: 0 BB: 0 P: 12		1B: 3 2B: 1 3B: 1 HR: 0 SF: 0 SAC: 0 DP: 0 HBP: 0						

BOTTOM

Toronto Blue Jays @ Tampa Bay Rays

Tropicana Field, St. Petersburg, FL

Thu May 25 2023, 1:11 PM - 3:46 PM EDT

Att. 10,736 - Dome - 72 F

livebaseballscorecards.com

AB	30
R	6
H	5
RBI	5
BB	6
SO	11
LOB	12

PITCHER		IP	WLS	BF	H	R	ER	SO	BB	IBB	HBP	BLK	WP	HR	S	P	ERA	WHIP
6 Alek Manoah, R ERA: 5.53	(1, 1)	3.0	L	18	3	5	4	6	5	0	0	0	1	0	44	87	12.00	2.667
33 Trevor Richards, R ERA: 3.86	(4, 1)	3.0		9	0	0	0	3	0	0	0	0	0	0	22	32	0.00	0.000
90 Adam Cimber, R ERA: 4.5	(7, 1)	1.0		6	2	1	1	0	1	0	0	0	0	0	17	26	9.00	3.000
58 Tim Mayza, L ERA: 1.0	(8, 1)	1.0		3	0	0	0	2	0	0	0	0	0	0	9	12	0.00	0.000

PITCHER	IP	WLS	BF	H	R	ER	SO	BB	IBB	HBP	BLK	WP	HR	S	P	ERA	WHIP

Batter	1	2	3	4	5	6	7	8	9	AB	R	H	RBI	BB	SO	LOB
50 Mookie Betts, R (1, 9) OBP: 0.365, SLG: 0.513	B FF 94 C FF 95 B CH 90 B FF 95 B FF 94 5 1B 16 1B BB	C FC 84 X FC 84 0-1 ③ L9			C ST 74 B ST 75 F ST 80 S SI 89 1-3 ① K		C SI 90 B ST 75 B ST 76 B SI 90 X SI 90 3-1 ① G5-3	C SI 95 D CU 86 S FC 90 D CU 86 B FC 89 F SI 96 B SI 94 4-2 BB		3	1	0	0	2	1	1
5 Freddie Freeman, L (1, 3) OBP: 0.403, SLG: 0.556	X FF 94 0-0 28 G4-3 16 1B 1-3 1B		B CH 84 B FC 85 B FC 83 C SI 88 B SI 89 4-1 16 WP 28 1B BB		X FC 84 0-0 16 1B 1B		S SI 91 B SI 91 B FC 88 B SI 90 C SI 91 X SI 91 3-2 ② G6-3	C ST 78 S CH 92 F CH 92 B FF 95 T CH 92 1-2 ③ K		4	1	2	0	1	1	2
16 Will Smith, R (1, 2) OBP: 0.425, SLG: 0.553	B CH 92 C FF 96 X CH 90 1-1 28 G4-3 1-2 3-H 1B		C FC 82 C SI 90 B ST 79 F ST 76 F SI 88 B SI 90 F ST 76 B FC 84 B ST 75 4-2 13 G4-6-3 28 1B 1-2 BB		C FC 82 X SI 88 0-1 1-2 1B		B ST 77 F SI 91 B ST 76 C SI 90 H SI 90 3-2 28 1B HBP		X SL 88 0-0 ① G1-3	3	0	2	1	1	0	0
28 J.D. Martinez, R (1, 10) OBP: 0.314, SLG: 0.573	S CH 90 F CH 92 X FF 96 0-2 ① G4-3 1-2 2-3		X FC 84 0-0 13 G4-6-3 1-2 2-H 1B		F SI 87 D SI 89 B SL 81 F SI 88 C SI 89 2-3 ② K		B ST 78 F SI 91 B ST 76 X SI 92 2-2 13 FC4 1-2 1B		F SL 88 F SL 86 F FF 99 C FF 99 0-3 ② K	5	0	2	1	0	2	4
13 Max Muncy, L (1, 5) OBP: 0.335, SLG: 0.488	C FC 94 B FF 95 3 SAFE B CH 91 X CH 91 2-1 ② P6		X CH 84 0-0 ①② G4-6-3 1-2f 2-3		C ST 75 B FC 84 B CH 84 B FC 83 F CH 84 S ST 76 3-3 ③ K		C FF 93 F SL 86 X SL 86 0-2 ③ FC4 1-2f		C SL 87 B CH 96 C FF 98 X SL 88 1-2 ③ G4-3	5	0	0	0	0	1	8
17 Miguel Vargas, R (1, 4) OBP: 0.339, SLG: 0.415	C CH 92 C FF 96 S FF 96 0-3 ③ K		B FC 84 X FC 83 1-0 ③ L8			C FC 83 F ST 76 X ST 77 0-2 ① F8		F SI 94 C FC 89 B CU 84 F SI 95 B CU 83 B FC 91 B SI 94 4-2 11 WP 3 2B BB		3	1	0	0	1	1	3
33 James Outman, L (1, 8) OBP: 0.332, SLG: 0.488		C FC 84 S FC 84 B FF 95 B SL 82 S CH 90 2-3 ① K		C SI 88 B FC 83 B CH 84 C SI 88 B ST 74 B SL 82 4-2 11 G5-4-3 BB		X FC 84 0-0 ② G4-3		C FC 92 S FC 91 S CU 86 0-3 ① K		3	0	0	0	1	2	1
11 Miguel Rojas, R (1, 6) OBP: 0.255, SLG: 0.250		X CH 90 0-0 ② G5-3		C FC 82 X SL 82 0-1 ①② G5-4-3 1-2f		C ST 76 X FC 83 0-1 3 PB 1B		B FC 91 C SI 95 S SI 95 X CU 86 1-2 ② G6-3 1-2		4	0	1	0	0	0	2
6 David Peralta, L (1, 7) OBP: 0.254, SLG: 0.325 3 Chris Taylor, R (6, PH) OBP: 0.252, SLG: 0.444 (6, 7)		C FF 95 B SL 82 F SL 82 B CH 91 B CH 91 X FF 94 3-2 1B		C SI 90 C ST 75 F ST 77 S SI 89 0-3 ③ K		C FF 95 F FF 96 B CH 89 B FF 96 B CH 88 F FF 97 T FF 97 3-2 ③ K 1-2		B FC 91 F FC 90 X SI 94 1-1 2-H 2B		2 2	0 0	1 1	0 1	0 1	1 1	0 1
Inning Stats	R: 1 E: 0 K: 1 S: 12 H: 2 LOB: 2 BB: 1 P: 19	R: 0 E: 0 K: 1 S: 9 H: 1 LOB: 1 BB: 0 P: 14	R: 1 E: 0 K: 0 S: 9 H: 1 LOB: 1 BB: 2 P: 18	R: 0 E: 0 K: 1 S: 8 H: 0 LOB: 0 BB: 1 P: 12	R: 0 E: 0 K: 3 S: 12 H: 2 LOB: 2 BB: 0 P: 18	R: 0 E: 0 K: 1 S: 10 H: 1 LOB: 1 BB: 0 P: 13	R: 0 E: 0 K: 0 S: 13 H: 1 LOB: 2 BB: 0 P: 24	R: 1 E: 0 K: 2 S: 18 H: 1 LOB: 2 BB: 2 P: 29	R: 0 E: 0 K: 1 S: 8 H: 0 LOB: 0 BB: 0 P: 9	1B: 8 2B: 1 3B: 0 HR: 0 SF: 0 SAC: 0 DP: 2 HBP: 1						

PITCHER		IP	WLS	BF	H	R	ER	SO	BB	IBB	HBP	BLK	WP	HR	S	P	ERA	WHIP
68 Jalen Beeks, L ERA: 4.73	(1, 1)	1.2		9	3	1	1	2	1	0	0	0	0	0	19	31	5.40	2.400
71 Cooper Criswell, R ERA: 6.46	(2, 1)	4.0	W	17	4	1	1	4	3	0	0	0	1	0	37	56	2.25	1.750
30 Jake Diekman, L ERA: 8.04	(6, 1)	0.1		1	0	0	0	1	0	0	0	0	0	0	4	7	0.00	0.000
49 Kevin Kelly, R ERA: 4.32	(7, 1)	0.2		4	1	0	0	0	0	0	1	0	0	0	10	21	0.00	1.500
38 Colin Poche, L ERA: 1.53	(7, 1)	0.1	H	1	0	0	0	0	0	0	0	0	0	0	3	3	0.00	0.000

PITCHER		IP	WLS	BF	H	R	ER	SO	BB	IBB	HBP	BLK	WP	HR	S	P	ERA	WHIP
58 Calvin Faucher, R ERA: 6.32	(8, 1)	0.2	H	5	1	1	1	1	2	0	0	0	1	0	14	24	13.50	4.500
47 Jason Adam, R ERA: 3.54	(8, 1)	0.1		1	0	0	0	1	0	0	0	0	0	0	4	5	0.00	0.000
29 Pete Fairbanks, R ERA: 1.54	(9, 1)	1.0		3	0	0	0	1	0	0	0	0	0	0	8	9	0.00	0.000

TOP

Los Angeles Dodgers @ Tampa Bay Rays

Tropicana Field, St. Petersburg, FL

Fri May 26 2023, 6:42 PM - 9:26 PM EDT

Att. 19,715 - Dome - 72 F

livebaseballscorecards.com

AB	34
R	3
H	9
RBI	3
BB	6
SO	10
LOB	22

WP: 2 PA: 41
PB: 1
SB: 0
CS: 0

Batter	1	2	3	4	5	6	7	8	9	AB	R	H	RBI	BB	SO	LOB
2 Yandy Díaz, R (1, 3) OBP: 0.435, SLG: 0.635	F FF 94 B FC 92 F FC 91 B CU 81 X SI 95 2-2 5 1B 8 G4-3 2B	X CU 77 0-0 ① G5-3 1-2 2-3 3-H		C CH 88 X CU 78 0-1 HR			C SI 88 F SI 87 B ST 78 B SI 90 B ST 77 B SI 89 4-2 5 FC6-4 BB	X SI 88 0-0 2B		4	2	3	2	1	0	2
5 Wander Franco, S (1, 6) OBP: 0.356, SLG: 0.490	B FC 92 X CH 89 1-0 8 G4-3 15 1B 2-3 1B	X CU 79 0-0 ② SF9 2-3 3-H		C CH 88 F CH 88 B FF 93 X CU 79 1-2 ② F8			B SI 88 1 SAFE C SI 88 B ST 79 B SI 87 X SI 87 3-1 ① FC6-4 8 S 8 1B 1-2f	F ST 77 C SI 89 D ST 78 F FC 87 B SI 87 X SI 88 2-2 ③ 2-3 1B		4	2	2	1	0	0	1
8 Brandon Lowe, L (1, 4) OBP: 0.297, SLG: 0.405	F FC 90 X CH 88 0-1 ① G4-3 1-2 3-H	B CH 90 F CH 89 C SI 94 D CH 90 B CU 79 C SI 94 3-3 ③ K		F CH 89 B CH 88 S SI 93 B CH 89 S SI 93 2-3 ③ K			C FC 87 1 SAFE B FC 86 C ST 78 2 SAFE B ST 78 X SI 88 2-2 87 F7-6-4 56 HBP 1-H 1B			4	0	1	2	0	2	2
56 Randy Arozarena, R (1, 7) OBP: 0.412, SLG: 0.536	B FF 92 2 SAFE C CU 80 X FF 92 1-1 ② L6		B SI 92 C CU 78 C CH 88 B CU 80 X CH 88 2-2 ① G6-3		F CH 87 B FF 91 C FC 90 F CH 88 X CU 79 1-2 ① F7		C FC 87 H FC 88 1-1 1-2 HBP			3	0	0	0	0	0	1
15 Josh Lowe, L (1, 10) OBP: 0.358, SLG: 0.612 87 Harold Ramírez, R (7, PH) OBP: 0.340, SLG: 0.496 (8, 10)	X FF 92 0-0 6 S 2-H 1B		S CH 88 B CH 89 C SI 93 X CH 88 1-2 ② F7		X CU 78 0-0 ② F8		C ST 77 X ST 78 0-1 ② ③ F7-6-4 2-2			3 1	0 0	1 0	1 0	0 0	0 0	0 2
6 Taylor Walls, S (1, 5) OBP: 0.348, SLG: 0.492	B CU 77 C CH 88 C CU 79 B FF 94 B CH 89 X CH 89 3-2 ③ G3 1-2		B SI 94 X CH 89 1-0 14 S 14 1B 1B		F CH 88 B FF 93 C SI 93 B CH 89 S FC 91 2-3 ③ K			X FC 85 0-0 ① F7		4	1	1	0	0	1	1
14 Christian Bethancourt, R (1, 2) OBP: 0.291, SLG: 0.523		B CU 79 X CU 79 1-0 22 1B 2 G5-3 2B	1 SAFE B FC 90 B CH 89 X SI 94 3-0 1-H 1B			S FC 89 B CH 87 X CU 77 1-1 ① P5		X ST 76 0-0 22 HR 2B		4	2	3	1	0	0	0
55 Luke Raley, L (1, 9) OBP: 0.333, SLG: 0.557 13 Manuel Margot, R (8, PH) OBP: 0.319, SLG: 0.345 (9, 9)		B FF 94 B CH 88 F FC 92 S FF 92 B CU 79 F CU 79 F FF 94 B CU 78 4-2 2 G5-3 22 1B 5 SF9 BB	F CU 77 1 SAFE B CH 89 S CH 88 X FF 94 1-2 ③ L7			B CH 86 B FC 90 F CH 87 X FC 90 2-1 ② F7		B ST 76 F FC 85 F FC 86 B ST 77 X SI 87 2-2 ② G5-3		2 1	1 0	0 0	0 0	1 0	0 0	1 1
22 Jose Siri, R (1, 8) OBP: 0.307, SLG: 0.598		X SI 94 0-0 5 SF9 2 G5-3 1-2 2-3 1B		C CU 77 C SI 93 F CU 80 B CH 89 X CU 80 1-2 ① G6-3		B CH 88 S CU 79 X SI 93 1-1 ③ F7		F SI 88 X FC 87 0-1 2-H HR		4	1	2	2	0	0	0
Inning Stats	R: 2 E: 0 K: 0 S: 12 H: 3 LOB: 1 BB: 0 P: 19	R: 2 E: 0 K: 1 S: 11 H: 2 LOB: 1 BB: 1 P: 19	R: 1 E: 0 K: 0 S: 11 H: 2 LOB: 1 BB: 0 P: 19	R: 1 E: 0 K: 1 S: 12 H: 1 LOB: 0 BB: 0 P: 16	R: 0 E: 0 K: 1 S: 8 H: 0 LOB: 0 BB: 0 P: 11	R: 0 E: 0 K: 0 S: 6 H: 0 LOB: 0 BB: 0 P: 10	R: 1 E: 0 K: 0 S: 10 H: 1 LOB: 1 BB: 1 P: 20	R: 2 E: 0 K: 0 S: 12 H: 4 LOB: 2 BB: 0 P: 16		1B: 7 2B: 5 3B: 0 HR: 2	SF: 1 SAC: 0 DP: 1 HBP: 1		WP: 0 PB: 0 SB: 4 CS: 0	PA: 38		

PITCHER		IP	WLS	BF	H	R	ER	SO	BB	IBB	HBP	BLK	WP	HR	S	P	ERA	WHIP
43 Noah Syndergaard, R ERA: 6.27	(1, 1)	6.0	L	27	8	6	6	3	1	0	0	0	0	1	60	94	9.00	1.500
63 Justin Bruihl, L ERA: 5.02	(7, 1)	2.0		11	5	3	3	0	1	0	1	0	0	1	22	36	13.50	3.000

PITCHER	IP	WLS	BF	H	R	ER	SO	BB	IBB	HBP	BLK	WP	HR	S	P	ERA	WHIP

BOTTOM

Los Angeles Dodgers @ Tampa Bay Rays

Tropicana Field, St. Petersburg, FL

Fri May 26 2023, 6:42 PM - 9:26 PM EDT

Att. 19,715 - Dome - 72 F

livebaseballscorecards.com

AB	34
R	9
H	13
RBI	9
BB	2
SO	3
LOB	11

Batter	1	2	3	4	5	6	7	8	9	AB	R	H	RBI	BB	SO	LOB
50 Mookie Betts, R (1, 9) OBP: 0.361, SLG: 0.505	C FF 97 B FF 98 B SL 90 T FF 98 X FF 98 2-2 ① F8		C SL 89 C CU 84 B CU 85 S FF 98 1-3 ② K		B SL 89 T SL 88 S FF 94 B SL 91 X FF 95 2-2 ① F7		C FF 91 B FF 93 D SL 85 B FF 93 X FF 92 3-1 1-H 5 5 S 5 2B 1B		B ST 76 B SI 89 X SI 90 2-0 ② F9	5	1	1	1	0	1	0
5 Freddie Freeman, L (1, 3) OBP: 0.412, SLG: 0.567	B SL 91 S SL 91 S FF 98 S CU 86 1-3 ② K		B CU 84 X SL 90 1-0 2B		B ST 76 C SI 90 B SI 91 B FC 88 B SI 90 4-1 BB		C SL 84 B SL 84 C FF 93 X FF 92 1-2 16 WP 1-H 2B		F ST 76 B CH 80 B CH 79 B SI 87 S ST 76 F ST 77 B ST 77 4-2 BB	3	0	2	1	2	1	0
16 Will Smith, R (1, 2) OBP: 0.418, SLG: 0.535	B SL 90 B FF 97 B FF 96 B FF 96 4-0 BB		B SL 89 C FF 96 C SL 89 D CU 84 2 SAFE F FF 97 F FF 95 X CU 83 2-2 ③ G4-3		X ST 76 0-0 ② P3		C FF 93 B SL 85 F FF 92 X FF 92 1-2 ② G1-3 2-3		C SI 89 F ST 76 B SI 90 B ST 76 X SI 90 2-2 ③ F8	4	0	0	0	1	0	4
28 J.D. Martinez, R (1, 10) OBP: 0.313, SLG: 0.571	D SL 89 C SL 89 F FF 96 S CU 84 1-3 ③ K			S SL 88 B CU 82 B SL 90 F FF 96 X CU 82 2-2 13 2B 2B	B ST 74 S ST 75 B ST 74 F SI 89 B ST 76 S ST 76 3-3 ③ K		F SL 83 S SL 83 X FF 92 0-2 ③ G6-3			4	1	1	0	0	2	3
13 Max Muncy, L (1, 5) OBP: 0.338, SLG: 0.512		C SL 87 B SL 90 X FF 96 1-1 HR		S CU 82 D CU 84 C SL 91 X CU 85 1-2 23 G6-3 6 WP 2-H 2B		B ST 82 F FF 94 B ST 82 F SI 94 B ST 83 X FF 94 3-2 ① G3		C ST 74 B SL 81 T SL 81 B ST 76 S ST 75 2-3 ① K		4	2	2	2	0	1	0
23 Jason Heyward, L (1, 8) OBP: 0.333, SLG: 0.457 3 Chris Taylor, R (6, PH) OBP: 0.248, SLG: 0.437 (6, 8) (7, 7)		C FF 97 B FF 98 B SL 89 F FF 96 C CU 84 2-3 ① K		B FF 96 C FF 96 C SL 91 X FF 97 1-2 ① G6-3 2-3		S CH 85 S CH 88 S CH 87 0-3 ② K		B ST 76 C SI 89 B SI 88 C SI 88 B ST 77 S SI 89 3-3 ② K		2 2	0 0	0 0	0 0	0 0	1 2	1 0
17 Miguel Vargas, R (1, 4) OBP: 0.337, SLG: 0.429		B FF 96 F FF 97 B SL 91 F SL 91 S FF 96 2-3 ② K		C SL 90 F FF 96 B FF 97 C FF 97 1-3 ② K		X CH 86 0-0 ③ F8		C ST 77 B SL 82 B ST 76 X SI 89 2-1 HR		4	1	1	1	0	2	1
6 David Peralta, L (1, 7) OBP: 0.258, SLG: 0.328 25 Trayce Thompson, R (7, PH) OBP: 0.266, SLG: 0.292 (7, 8) 33 James Outman, L (8, PH) OBP: 0.330, SLG: 0.485 (8, 8)		C SL 90 S CU 85 S CU 85 0-3 ③ K		S SL 90 C FF 98 B FF 98 B CU 86 F FF 96 F SL 91 X CU 83 2-2 3-H 1B			B SL 84 S SL 83 S SL 84 B FF 93 S SL 84 2-3 ① K	C SL 81 C SL 81 B SI 90 C ST 76 1-3 ③ K		2 1 1	0 0 0	1 0 0	0 0 0	0 0 0	1 1 1	0 0 0
11 Miguel Rojas, R (1, 6) OBP: 0.255, SLG: 0.250			C FF 96 B CU 82 S SL 90 X CU 83 1-2 ① G1-3	S FF 95 F FF 96 B FF 97 S CU 84 1-3 ③ K2-3			X SL 83 0-0 50 WP 50 1B 1B		B ST 75 B SI 88 F SI 88 B SI 88 X SI 88 3-1 ① G5-3	4	1	1	0	0	1	1

Inning Stats	1	2	3	4	5	6	7	8	9	1B	SF	WP	PA
	R: 0 E: 0 K: 2 S: 9	R: 1 E: 0 K: 3 S: 11	R: 0 E: 0 K: 1 S: 12	R: 2 E: 0 K: 2 S: 20	R: 0 E: 0 K: 1 S: 8	R: 0 E: 0 K: 1 S: 7	R: 2 E: 0 K: 1 S: 15	R: 1 E: 0 K: 3 S: 11	R: 0 E: 0 K: 0 S: 9	3	0	3	39
	H: 0 LOB: 1 BB: 1 P: 17	H: 1 LOB: 0 BB: 0 P: 16	H: 1 LOB: 1 BB: 0 P: 17	H: 3 LOB: 1 BB: 0 P: 28	H: 0 LOB: 1 BB: 1 P: 17	H: 0 LOB: 0 BB: 0 P: 10	H: 3 LOB: 1 BB: 0 P: 22	H: 1 LOB: 0 BB: 0 P: 19	H: 0 LOB: 1 BB: 1 P: 20	2B: 4 3B: 0 HR: 2	SAC: 0 DP: 0 HBP: 0	PB: 0 SB: 1 CS: 0	

PITCHER		IP	WLS	BF	H	R	ER	SO	BB	IBB	HBP	BLK	WP	HR	S	P	ERA	WHIP
20 Tyler Glasnow, R ERA: 6.23	(1, 1)	4.1		19	5	3	3	8	1	0	0	0	1	1	55	83	6.23	1.385
49 Kevin Kelly, R ERA: 4.21	(5, 1)	0.2		3	0	0	0	1	1	0	0	0	0	0	5	12	0.00	1.500
30 Jake Diekman, L ERA: 7.56	(6, 1)	1.0	H	3	0	0	0	1	0	0	0	0	0	0	7	10	0.00	0.000
38 Colin Poche, L ERA: 2.41	(7, 1)	1.0	L	6	3	2	2	1	0	0	0	0	2	0	15	22	18.00	3.000
44 Trevor Kelley, R ERA: 5.4	(8, 1)	2.0		8	1	1	1	3	1	0	0	0	0	1	20	39	4.50	1.000

PITCHER	IP	WLS	BF	H	R	ER	SO	BB	IBB	HBP	BLK	WP	HR	S	P	ERA	WHIP

TOP

Los Angeles Dodgers @ Tampa Bay Rays

Tropicana Field, St. Petersburg, FL

Sat May 27 2023, 4:11 PM - 6:56 PM EDT

Att. 23,443 - Dome - 72 F

livebaseballscorecards.com

AB	36
R	6
H	9
RBI	5
BB	3
SO	14
LOB	10

Batter	1	2	3	4	5	6	7	8	9	AB	R	H	RBI	BB	SO	LOB
2 Yandy Díaz, R (1, 3) OBP: 0.429, SLG: 0.619 55 Luke Raley, L (9, PR) OBP: 0.333, SLG: 0.557	F FF 91 B FF 92 B CU 74 F SL 87 S SL 87 2-3 K ①		C FF 92 D CH 86 1 SAFE B SL 88 X SL 89 2-1 F9 ②		X FF 91 0-0 L9 ①		C SI 98 S SL 88 B SL 88 F SI 97 B SL 87 X SI 98 2-2 G6-3 ②		C FF 96 B FF 97 B FC 89 B FF 96 T FF 97 F FF 96 F FF 96 B FC 88 4-2 5 1B BB	4 0	0 0	0 0	0 0	1 0	1 0	1 0
5 Wander Franco, S (1, 6) OBP: 0.361, SLG: 0.490	C FF 92 B CU 74 S SL 88 X SL 88 1-2 G5-3 ②		B CU 74 C SL 86 B CU 74 B FF 92 B SL 88 4-1 1-3 BB		C FF 91 B CH 86 C CU 73 B FF 92 F SL 87 F CU 75 X SL 87 2-2 87 HR 1B		C FC 94 B SI 98 F FC 95 X FC 96 1-2 P5 ③		B FF 97 C FF 96 F FF 96 B FF 96 X FC 88 2-2 87 FC4 1-3 2-H 1B	4	1	2	1	1	0	0
87 Harold Ramírez, R (1, 10) OBP: 0.342, SLG: 0.514	C CU 74 X FF 92 0-1 56 BLK 1B		D SL 88 F SL 88 F FF 92 1 SAFE B CU 75 F SL 88 X CU 74 2-2 G6-3 ③		X FF 92 0-0 1-H HR			B ST 86 F FF 97 B ST 85 F ST 85 F ST 87 X ST 86 2-2 G5-3 ①	F FC 88 X FF 96 0-1 FC4 ③ 1-2f	5	1	2	2	0	0	4
56 Randy Arozarena, R (1, 7) OBP: 0.409, SLG: 0.527	C SL 86 D CU 73 C SL 87 X CU 75 1-2 F9 1-2 ③			B FF 91 B SL 87 B FF 91 B FF 92 4-0 14 2B 13 1B BB	B CU 74 T SL 87 F SL 87 C FF 91 1-3 K ②			F SI 96 C ST 86 S ST 86 0-3 K ②		3	1	0	0	1	2	1
17 Isaac Paredes, R (1, 5) OBP: 0.347, SLG: 0.462		C FF 92 S SL 88 F CU 75 B SL 88 S SL 87 1-3 K ①		B SL 87 D SL 88 B FF 93 C FF 92 C SL 88 1 SAFE S SL 89 3-3 K ①	B SL 88 S SL 87 C CU 74 B CU 74 F SL 87 X FF 92 2-2 G6-3 ③			F FF 97 C ST 87 X ST 86 0-2 1B		4	0	1	0	0	2	1
14 Christian Bethancourt, R (1, 2) OBP: 0.292, SLG: 0.526 15 Josh Lowe, L (8, PH) OBP: 0.356, SLG: 0.608 21 Francisco Mejía, S (9, 2) OBP: 0.256, SLG: 0.321		C SL 86 C FF 92 S FF 93 0-3 K ②		X SL 88 0-0 13 1B 1-3 2B		C ST 80 X SI 95 0-1 L7 ①		C ST 85 B FF 97 B FC 92 C FF 97 X FC 93 2-2 F7 ③		3 1 0	1 0 0	1 0 0	0 0 0	0 0 0	1 0 0	0 1 0
13 Manuel Margot, R (1, 9) OBP: 0.317, SLG: 0.341		B FF 92 X SL 88 1-0 G6-3 ③		C CU 74 X SL 89 0-1 2-H 3-H 1B	F SI 94 B ST 82 C ST 81 F ST 82 X ST 78 1-2 L5 ②				B SI 96 B ST 86 C SI 95 S FF 97 X ST 87 2-2 G4-3 ①	4	0	1	2	0	0	0
6 Taylor Walls, S (1, 4) OBP: 0.352, SLG: 0.500			C SL 86 X FF 91 0-1 5 S 5 WP 1B	S SL 87 X CU 74 0-1 F8 ②		B FC 92 X FF 94 1-0 F7 ③			B FC 87 C FF 96 C FC 88 F FF 97 X FC 88 1-2 5 1B 2B	4	1	2	0	0	0	1
22 Jose Siri, R (1, 8) OBP: 0.295, SLG: 0.573			B FF 92 C FF 91 S SL 90 D SL 90 S CU 76 2-3 K ①	1 SAFE D FF 92 X SL 86 1-0 G4-3 ③			B SL 84 B SI 98 C SI 98 C SI 97 B SL 87 F SI 98 F SI 98 F SI 98 T SI 98 3-2 K ①		C FF 96 B FF 97 F FF 96 S FF 96 1-3 K ②	4	0	0	0	0	3	3

Inning Stats																				
	R: 0 E: 0 K: 1 S: 11	H: 1 LOB: 1 BB: 0 P: 15	R: 0 E: 0 K: 2 S: 8	H: 0 LOB: 0 BB: 0 P: 10	R: 0 E: 0 K: 1 S: 12	H: 1 LOB: 2 BB: 1 P: 22	R: 2 E: 0 K: 1 S: 9	H: 2 LOB: 1 BB: 1 P: 17	R: 2 E: 0 K: 1 S: 14	H: 2 LOB: 0 BB: 0 P: 19	R: 0 E: 0 K: 0 S: 7	H: 0 LOB: 0 BB: 0 P: 9	R: 0 E: 0 K: 1 S: 13	H: 0 LOB: 0 BB: 0 P: 19	R: 0 E: 0 K: 1 S: 13	H: 1 LOB: 1 BB: 0 P: 17	R: 1 E: 0 K: 1 S: 19	H: 2 LOB: 2 BB: 1 P: 29	1B: 6 2B: 2 3B: 0 HR: 1	SF: 0 SAC: 0 DP: 0 HBP: 0	WP: 1 PB: 0 SB: 1 CS: 0	PA: 39

PITCHER		IP	WLS	BF	H	R	ER	SO	BB	IBB	HBP	BLK	WP	HR	S	P	ERA	WHIP
22 Clayton Kershaw, L ERA: 3.32	(1, 1)	5.0		23	6	4	4	6	2	0	0	1	1	1	54	83	7.20	1.600
38 Yency Almonte, R ERA: 7.36	(6, 1)	1.0	W	3	0	0	0	0	0	0	0	0	0	0	7	9	0.00	0.000
48 Brusdar Graterol, R ERA: 2.08	(7, 1)	1.0	H	3	0	0	0	1	0	0	0	0	0	0	13	19	0.00	0.000
59 Evan Phillips, R ERA: 1.77	(8, 1)	1.1	H	5	1	0	0	1	0	0	0	0	0	0	16	22	0.00	0.750
64 Caleb Ferguson, L ERA: 1.42	(9, 1)	0.2	S	5	2	1	1	1	1	0	0	0	0	0	16	24	13.50	4.500

PITCHER	IP	WLS	BF	H	R	ER	SO	BB	IBB	HBP	BLK	WP	HR	S	P	ERA	WHIP

BOTTOM

Los Angeles Dodgers @ Tampa Bay Rays

Tropicana Field, St. Petersburg, FL

Sat May 27 2023, 4:11 PM - 6:56 PM EDT

Att. 23,443 - Dome - 72 F

livebaseballscorecards.com

AB	36
R	5
H	9
RBI	5
BB	3
SO	9
LOB	12

Batter	1	2	3	4	5	6	7	8	9	AB	R	H	RBI	BB	SO	LOB
50 Mookie Betts, R (1, 9) OBP: 0.353, SLG: 0.492	C SI 90 B CU 77 C SI 92 B SI 91 B CH 85 S SI 91 3-3 K	C CU 78 X CH 86 0-1 G6-4-3 1-2f		X SI 89 0-0 G6-3		C CU 77 B CU 75 S FF 90 B FF 90 X CH 84 2-2 G5-3	B FC 85 X CH 88 1-0 L6			5	0	0	0	0	1	4
5 Freddie Freeman, L (1, 3) OBP: 0.411, SLG: 0.572	B CU 78 B SI 92 C SI 92 X SI 92 2-1 L7		B SI 90 B CU 79 X SI 92 2-0 28 1B 2B	X SI 91 0-0 2B		X CU 77 0-0 F9		S ST 79 B CH 93 C CH 91 F FF 96 C ST 80 1-3 K		5	1	2	0	0	1	0
28 J.D. Martinez, R (1, 10) OBP: 0.315, SLG: 0.586	C SI 91 X SI 92 0-1 G4-3		B CU 77 S CU 76 D CH 83 X CH 82 2-1 3 1B 13 FC4 2-H 1B	B CU 76 B CU 76 X SI 89 2-0 L9		F CH 83 B CU 76 B FF 91 B CU 76 X CH 84 3-1 HR		C CH 92 F FF 97 B ST 81 F FF 96 F FF 97 F FF 97 B ST 82 B CH 92 X CH 91 3-2 F9		5	2	2	2	0	0	1
3 Chris Taylor, R (1, 7) (3, 5) OBP: 0.276, SLG: 0.500		X SI 91 0-0 HR	X CH 83 0-0 13 E 17 SF8 1-2 1B	0-0 IBB		B CU 77 X CH 83 1-0 HR		S ST 80 S FF 97 B FF 96 B ST 80 B CH 92 B FF 95 4-2 BB		3	3	3	2	2	0	0
13 Max Muncy, L (1, 5) OBP: 0.340, SLG: 0.530 33 James Outman, L (3, 8) OBP: 0.325, SLG: 0.476		X CU 78 0-0 HR	B SI 90 C SI 90 X SI 92 1-1 FC4 17 SF8 11 SF7 1-3 2-H	C SI 90 S SI 90 S SI 91 0-3 K		B SI 91 S SI 92 S SI 92 S SI 90 1-3 K		C ST 77 C CH 90 B FF 94 S FF 95 1-3 K		2 3	2 0	1 0	1 0	0 0	0 3	1 3
17 Miguel Vargas, R (1, 4) OBP: 0.333, SLG: 0.422		B SI 90 C CU 78 F SI 90 B FF 92 B FF 91 B CH 85 4-2 11 1B 25 1B BB	F CU 78 B FF 90 X CH 83 1-1 SF8 2-3 3-H		B CU 75 C SI 89 X SI 90 1-1 G4-3		B FF 93 S FF 94 T FF 95 T FF 95 1-2 K		C CH 91 B FF 95 S ST 79 T FF 95 1-2 K	3	1	0	1	1	2	0
11 Miguel Rojas, R (1, 6) OBP: 0.255, SLG: 0.252 23 Jason Heyward, L (9, PH) OBP: 0.330, SLG: 0.453		X CH 84 0-0 15 FC5-4 25 1B 1-2 1B	F SI 90 F CU 78 B FF 92 X CH 84 1-2 SF7 3-H		S CU 77 F CH 84 X CH 83 0-2 G6-3		B CH 89 B CH 90 X FF 94 2-0 E8		B ST 78 C ST 78 S CH 91 S CH 91 1-3 K	3 1	0 0	1 0	1 0	0 0	0 1	0 0
25 Trayce Thompson, R (1, 8) OBP: 0.301, SLG: 0.368 (3, 7) 16 Will Smith, R (9, PH) OBP: 0.415, SLG: 0.531		C CH 83 B CU 77 X CU 78 1-1 15 FC5-4 1-2 2-H 1B	F CU 77 X CH 84 0-1 1B		F SI 90 B SI 90 B SI 90 X SI 90 2-1 HR		B CH 89 B CH 90 D CH 89 B FF 94 4-0 BB		S FF 94 B ST 81 C CH 91 F FF 96 X CH 92 1-2 P1	3 1	1 0	3 0	2 0	1 0	0 0	0 0
15 Austin Barnes, R (1, 2) OBP: 0.179, SLG: 0.101		B SI 91 X SI 91 1-0 FC5-4 50 G6-4-3 1-2f 2-3	F SI 91 X FF 91 0-1 L8		X CU 78 0-0 F7		B FC 85 C CH 89 C FF 95 D CH 90 F FF 95 S CH 90 2-3 K			4	0	0	0	0	1	5
Inning Stats	R: 0 E: 0 K: 1 S: 7 H: 0 LOB: 0 BB: 0 P: 12	R: 3 E: 0 K: 0 S: 10 H: 4 LOB: 1 BB: 1 P: 16	R: 4 E: 1 K: 0 S: 15 H: 4 LOB: 1 BB: 0 P: 22	R: 0 E: 0 K: 1 S: 6 H: 1 LOB: 2 BB: 1 P: 8	R: 1 E: 0 K: 0 S: 8 H: 1 LOB: 0 BB: 0 P: 11	R: 2 E: 0 K: 1 S: 10 H: 2 LOB: 0 BB: 0 P: 17	R: 0 E: 1 K: 2 S: 9 H: 0 LOB: 2 BB: 1 P: 19	R: 0 E: 0 K: 2 S: 15 H: 0 LOB: 1 BB: 1 P: 24	R: 0 E: 0 K: 2 S: 10 H: 0 LOB: 0 BB: 0 P: 13	1B: 5 2B: 2 3B: 0 HR: 5 SF: 2 SAC: 0 DP: 1 HBP: 0						

PITCHER		IP	WLS	BF	H	R	ER	SO	BB	IBB	HBP	BLK	WP	HR	S	P	ERA	WHIP
19 Josh Fleming, L ERA: 4.62	(1, 1)	6.0		32	12	10	8	3	1	1	0	0	0	5	56	86	12.00	2.167
68 Jalen Beeks, L ERA: 4.55	(7, 1)	1.0	W	5	0	0	0	2	1	0	0	0	0	0	9	19	0.00	1.000
47 Jason Adam, R ERA: 3.22	(8, 1)	2.0	S	7	0	0	0	4	1	0	0	0	0	0	25	37	0.00	0.500

PITCHER	IP	WLS	BF	H	R	ER	SO	BB	IBB	HBP	BLK	WP	HR	S	P	ERA	WHIP

TOP

Los Angeles Dodgers @ Tampa Bay Rays

Tropicana Field, St. Petersburg, FL

Sun May 28 2023, 11:36 AM - 2:28 PM EDT

Att. 21,043 - Dome - 72 F

livebaseballscorecards.com

AB	38
R	10
H	12
RBI	9
BB	4
SO	9
LOB	14

Batter	1	2	3	4	5	6	7	8	9	AB	R	H	RBI	BB	SO	LOB
2 Yandy Díaz, R (1, 3) OBP: 0.429, SLG: 0.612	S FF 94 B SL 87 B FF 94 C SL 88 X SL 86 2-2 ① G4-3	B SL 86 X SL 86 1-0 ② L7	C FF 95 X SL 84 0-1 2-H 1B		C FF 94 X FS 86 0-1 ① L6		B SI 98 C SI 97 1 SAFE X SI 97 1-1 8 1B 5 G4-3 1-3 1B			5	0	2	1	0	0	1
5 Wander Franco, S (1, 6) OBP: 0.362, SLG: 0.488	X FF 94 0-0 87 1B 17 1B 1B	C CH 86 X SL 86 0-1 2-H 8 1B 1B	C FF 95 B FF 95 C FF 95 S FF 95 1-3 ② K		C FF 94 C FF 94 F FS 86 B FF 94 T FS 84 1-2 ② K		F FC 95 F FC 96 X SL 87 0-2 ② G4-3 1-2 3-H			5	2	2	2	0	2	2
8 Brandon Lowe, L (1, 4) OBP: 0.306, SLG: 0.408	S FF 94 F CH 86 S CH 85 0-3 ② K	C FF 93 S CH 86 F CH 84 D FF 94 F CH 86 F CH 86 X FF 95 1-2 87 1B 17 2B 2-H 1B	F FF 94 S SL 84 B FF 95 S SL 85 1-3 ③ K		B FS 84 B FF 92 B FF 92 B FF 93 4-0 87 WP 87 S BB		X FC 96 0-0 2-3 1B			4	1	2	1	1	2	2
87 Harold Ramírez, R (1, 10) OBP: 0.344, SLG: 0.510	C SL 84 F FF 94 F SL 84 D CH 85 X SL 84 1-2 17 1B 1-3 1B	X SL 86 0-0 17 2B 1-2 1B		B SL 84 F FF 94 S FF 95 S FF 95 1-3 ① K	B FF 91 F FS 84 F FF 92 F FS 85 B FS 87 B FF 90 X FF 93 3-2 ③ L8 1-3		C SL 88 F SI 98 1 SAFE S SI 98 0-3 ③ K			5	1	2	0	0	2	3
17 Isaac Paredes, R (1, 5) OBP: 0.354, SLG: 0.491	B FF 95 S SL 86 X FF 95 1-1 1-3 3-H 1B	B SL 87 S CH 86 B CH 83 F SL 85 F CH 86 X FF 95 2-2 1-H 2-H 15 1B 2B		C SL 83 B FF 95 X SL 84 1-1 HR		B SI 95 C SL 85 B SI 95 X SI 95 2-1 ① F9		B ST 82 B ST 81 F SI 95 S SI 95 S ST 81 2-3 ① K		5	2	3	4	0	1	0
15 Josh Lowe, L (1, 9) OBP: 0.358, SLG: 0.601	S CH 85 S CH 85 X CH 84 0-2 ③ P6 3-H	S CH 86 B FF 95 X CH 85 1-1 2-H 1B		F FF 94 X FF 95 0-1 55 S 22 S 55 G3 1B		B SL 86 B SI 96 X SI 96 2-0 ② G6-3		F FF 96 B FF 96 F CH 89 F ST 81 B FF 96 F SI 81 B CH 89 S ST 81 3-3 ② K		5	1	2	1	0	1	2
22 Jose Siri, R (1, 8) OBP: 0.300, SLG: 0.580		1 FF 92 0-1 X CH 84 55 2B 3B S FF 93 S SI 96 F FF 94 S SL 84 0-2 ③ K		B FF 94 B FF 94 B FF 95 B FF 95 4-0 21 S 55 G3 1-2 BB		S SL 86 B SI 95 X SL 85 1-1 ③ P4		B ST 80 C ST 83 S ST 84 S ST 82 1-3 ③ K		4	1	1	0	1	2	1
55 Luke Raley, L (1, 7) OBP: 0.346, SLG: 0.568		S SL 86 S CH 85 F CH 84 B SL 86 B FF 96 F CH 86 X CH 86 2-2 5 1B 3-H 2B	B FF 94 B FF 94 B FF 93 C FF 94 F FF 93 B FF 94 4-2 21 S 2 1B BB	S SL 84 B SL 83 C FF 94 D SL 85 F FF 94 B FF 94 X SL 84 3-2 ② G3 1-2 2-H			B SI 96 X SI 95 1-0 2 1B 5 G4-3 1B			3	3	2	2	1	0	1
21 Francisco Mejía, S (1, 2) OBP: 0.244, SLG: 0.305		C FF 94 D CH 86 F FF 94 S CH 86 1-3 ① K	S SL 84 S SL 84 0-2 ① K 1-2	F SL 86 T FF 93 F FF 94 X FF 94 0-2 ③ L9 2-3			B FC 93 B FC 92 C FC 94 F FC 94 B SL 86 F FC 95 1 SAFE X FC 95 3-2 ① P4			4	0	0	0	0	2	4
Inning Stats	R: 1 E: 0 K: 1 S: 16 H: 3 LOB: 2 BB: 0 P: 20	R: 6 E: 0 K: 2 S: 29 H: 7 LOB: 1 BB: 0 P: 37	R: 1 E: 0 K: 3 S: 12 H: 1 LOB: 1 BB: 1 P: 18	R: 2 E: 0 K: 1 S: 15 H: 2 LOB: 1 BB: 1 P: 24	R: 0 E: 0 K: 1 S: 10 H: 0 LOB: 1 BB: 1 P: 18	R: 0 E: 0 K: 0 S: 5 H: 0 LOB: 0 BB: 0 P: 10	R: 1 E: 0 K: 1 S: 14 H: 3 LOB: 2 BB: 0 P: 19	R: 0 E: 0 K: 3 S: 11 H: 0 LOB: 0 BB: 0 P: 17		1B: 12 2B: 2 3B: 1 HR: 1 SF: 0 SAC: 0 DP: 0 HBP: 0						

BOTTOM

Los Angeles Dodgers @ Tampa Bay Rays

Tropicana Field, St. Petersburg, FL

Sun May 28 2023, 11:36 AM - 2:28 PM EDT

Att. 21,043 - Dome - 72 F

livebaseballscorecards.com

AB	40
R	11
H	16
RBI	11
BB	3
SO	12
LOB	16

WP: 1 PA: 43
PB: 0
SB: 5
CS: 0

PITCHER		IP	WLS	BF	H	R	ER	SO	BB	IBB	HBP	BLK	WP	HR	S	P	ERA	WHIP
71 Gavin Stone, R ERA: 14.4	(1, 1)	2.0		16	10	7	7	3	0	0	0	0	0	0	45	57	31.50	5.000
52 Phil Bickford, R ERA: 6.48	(3, 1)	2.0		11	3	3	3	4	2	0	0	0	0	1	27	42	13.50	2.500
18 Shelby Miller, R ERA: 2.63	(5, 1)	1.0		4	0	0	0	1	1	0	0	0	1	0	10	18	0.00	1.000
81 Victor González, L ERA: 2.45	(6, 1)	1.0	L	4	1	1	1	0	0	0	0	0	0	0	6	12	9.00	1.000
48 Brusdar Graterol, R ERA: 1.99	(7, 1)	1.0		5	2	0	0	1	0	0	0	0	0	0	13	17	0.00	2.000

PITCHER		IP	WLS	BF	H	R	ER	SO	BB	IBB	HBP	BLK	WP	HR	S	P	ERA	WHIP
38 Yency Almonte, R ERA: 7.04	(8, 1)	1.0		3	0	0	0	3	0	0	0	0	0	0	11	17	0.00	0.000

Batter	1	2	3	4	5	6	7	8	9	AB	R	H	RBI	BB	SO	LOB
2 Yandy Díaz, R (1, 3) OBP: 0.420, SLG: 0.598	S SI 92 X SI 92 0-1 G5-3		B SI 91 X SI 92 1-0 FC6-4 1-2f			B SV 86 C SI 91 B SV 87 X FC 91 2-1 F9			C SV 86 C SI 92 F SV 86 B SL 87 F SI 92 S SV 86 1-3 K	4	0	0	0	0	1	1
5 Wander Franco, S (1, 6) OBP: 0.360, SLG: 0.484	B SI 92 B SV 84 C SI 91 F SI 92 B SL 85 F SI 91 X SI 92 3-2 G4-3			B SV 85 C SI 91 B FS 87 C SI 92 B SV 84 X SI 92 3-2 G6-3			X SV 85 0-0 8 S 1B		C SI 91 B FS 89 B SV 86 X SI 91 2-1 G3	4	0	1	0	0	0	0
8 Brandon Lowe, L (1, 4) OBP: 0.306, SLG: 0.403	B SI 92 X SI 92 1-0 L8			C SV 86 S FS 88 F FF 93 S FC 87 0-3 K			1 SAFE B SI 91 F SI 92 B FS 89 C SI 92 B SV 86 B SI 92 4-2 15 G6-3 1-2 BB			2	0	0	0	1	1	0
56 Randy Arozarena, R (1, 7) OBP: 0.404, SLG: 0.519		X SI 92 0-0 G6-3		C SV 85 B SV 86 S SV 86 B SV 86 B SI 91 C SI 91 3-3 K			C SI 92 X SI 92 0-1 F9			3	0	0	0	0	1	2
15 Josh Lowe, L (1, 9) OBP: 0.351, SLG: 0.590		C SI 92 C SV 85 X SL 86 0-2 G3			C SV 84 S FS 87 S FS 86 0-3 K		C SV 86 B FS 89 X SV 85 1-1 G6-3 1-2f			3	0	0	0	0	1	2
6 Taylor Walls, S (1, 5) OBP: 0.345, SLG: 0.488		X SI 91 0-0 G1-3			C SV 85 C SI 92 X FF 93 0-2 G3			B SI 92 F SI 92 B SV 85 B SI 92 F SI 92 X SI 91 3-2 F8		3	0	0	0	0	0	0
55 Luke Raley, L (1, 10) OBP: 0.345, SLG: 0.558			S FC 89 H FC 90 1-1 2 FC6-4 HBP		S SI 92 F FC 90 X FF 92 0-2 F8			S FC 90 S FS 88 B FS 88 S FC 91 1-3 K		2	0	0	0	0	1	0
14 Christian Bethancourt, R (1, 2) OBP: 0.285, SLG: 0.513			B SI 92 F SI 91 S SV 86 1 SAFE S SI 92 1-3 K			S SV 85 S SV 85 F SV 86 F SI 92 B SI 91 X SV 87 1-2 F8		X SI 92 0-0 G5-3		3	0	0	0	0	1	1
22 Jose Siri, R (1, 8) OBP: 0.292, SLG: 0.563			S SV 86 1 SAFE B SI 91 F SI 92 D SV 87 B SV 85 F SI 92 T SI 91 3-2 K			S SV 87 F SV 86 B SI 92 S SV 87 1-3 K			B SV 87 X SI 91 1-0 G3-1	3	0	0	0	0	2	1
Inning Stats	R: 0 E: 0 K: 0 S: 7 H: 0 LOB: 0 BB: 0 P: 11	R: 0 E: 0 K: 0 S: 5 H: 0 LOB: 0 BB: 0 P: 5	R: 0 E: 0 K: 2 S: 9 H: 0 LOB: 1 BB: 0 P: 15	R: 0 E: 0 K: 2 S: 10 H: 0 LOB: 0 BB: 0 P: 16	R: 0 E: 0 K: 1 S: 9 H: 0 LOB: 0 BB: 0 P: 9	R: 0 E: 0 K: 1 S: 10 H: 0 LOB: 0 BB: 0 P: 14	R: 0 E: 0 K: 0 S: 7 H: 1 LOB: 1 BB: 1 P: 12	R: 0 E: 0 K: 1 S: 7 H: 0 LOB: 0 BB: 0 P: 11	R: 0 E: 0 K: 1 S: 8 H: 0 LOB: 0 BB: 0 P: 12	1B: 1 2B: 0 3B: 0 HR: 0 SF: 0 SAC: 0 DP: 1 HBP: 1				WP: 0 PB: 0 SB: 1 CS: 0	PA: 29	

PITCHER	IP	WLS	BF	H	R	ER	SO	BB	IBB	HBP	BLK	WP	HR	S	P	ERA	WHIP
0 Marcus Stroman, R (1, 1) ERA: 2.59	9.0	W	29	1	0	0	8	1	0	1	0	0	0	72	105	0.00	0.222

PITCHER	IP	WLS	BF	H	R	ER	SO	BB	IBB	HBP	BLK	WP	HR	S	P	ERA	WHIP

TOP

Tampa Bay Rays @ Chicago Cubs

Wrigley Field, Chicago, IL

Mon May 29 2023, 1:21 PM - 3:26 PM CDT

Att. 38,163 - Sunny - 71 F

livebaseballscorecards.com

AB	27
R	0
H	1
RBI	0
BB	1
SO	8
LOB	7

Batter	1	2	3	4	5	6	7	8	9	AB	R	H	RBI	BB	SO	LOB
20 Miles Mastrobuoni, L (1, 5) OBP: 0.275, SLG: 0.205	F FF 95 X FF 95 0-1 ① F7		C FF 96 B CU 78 C FC 87 F CU 77 S FF 97 1-3 ① K		B FC 88 B FS 88 X FF 96 2-0 ③ F7			S SI 88 S SL 75 B SL 78 F SL 76 F SI 89 B SL 77 B SL 78 B SL 77 4-2 2 S BB		3	0	0	0	1	1	0
2 Nico Hoerner, R (1, 4) OBP: 0.335, SLG: 0.383	F FF 96 F FF 96 F FF 97 F CU 80 B FF 97 X FC 88 1-2 1B		C FC 87 X CU 79 0-1 ② G5-3			C FC 88 B CU 76 F FC 86 S CU 77 1-3 ① K2-3		1 SAFE C CH 83 X CH 83 0-1 ③ F8 1-2		4	0	1	0	0	1	1
8 Ian Happ, S (1, 7) OBP: 0.390, SLG: 0.412	X FF 97 0-0 ② F7		B CU 80 C FS 90 S FC 87 F CU 81 F FF 98 F FF 99 T FF 98 1-2 ③ K			F CU 79 B FS 89 F FC 86 C CU 78 1-3 ② K				3	0	0	0	0	2	1
27 Seiya Suzuki, R (1, 9) OBP: 0.373, SLG: 0.476	C FF 96 C FF 96 S FF 97 0-3 ③ K			B FC 90 B FC 89 F FF 95 F FF 96 F CU 77 F FF 97 X CU 80 2-2 E5 7 F8 40 SF9 1B		C ST 73 B SI 88 S SI 88 B SI 89 B ST 75 S SI 88 3-3 ③ K				3	1	1	0	0	2	1
7 Dansby Swanson, R (1, 6) OBP: 0.366, SLG: 0.422		C FC 88 X FF 96 0-1 22 BB 1B		B FC 88 B FC 87 S FF 95 F FC 87 F CU 79 F CU 79 F FF 97 X FC 87 2-2 ① F8 2-3			X CH 82 0-0 ① L7			3	0	1	0	0	0	1
40 Mike Tauchman, L (1, 8) OBP: 0.424, SLG: 0.346		C FF 97 S FC 86 D CU 80 F FF 97 S FC 88 1-3 ① K		B FF 97 3 SAFE X FC 88 1-0 ② SF9 3-H			B SL 72 B SI 87 B SI 87 C SI 87 F SI 86 X SL 76 3-2 ② G3			2	0	0	1	0	1	1
30 Edwin Ríos, L (1, 10) OBP: 0.233, SLG: 0.240 16 Patrick Wisdom, R (7, PH) OBP: 0.314, SLG: 0.553 (8, 10)		S FC 87 B CU 79 B FS 91 S FC 86 S FC 87 2-3 ② K		C CU 79 F FS 90 B CU 81 C CU 80 1-3 ③ K			B CH 82 B CH 82 C SI 87 X SL 75 2-1 ③ L7			2 1	0 0	0 0	0 0	0 0	2 0	1 0
22 Matt Mervis, L (1, 3) OBP: 0.275, SLG: 0.306		B FS 91 C FC 87 B FC 87 B FF 97 F FF 97 F FC 88 B FF 97 4-2 1-2 BB			X FS 89 0-0 ① G4-3			B SI 86 B SI 87 C SI 87 C SL 73 B SL 74 T SL 74 3-2 ① K		2	0	0	0	1	1	0
18 Tucker Barnhart, L (1, 2) OBP: 0.275, SLG: 0.186		B FC 88 F FC 89 F FS 90 B FS 90 X FF 96 2-2 ③ P6			F FF 96 B CU 78 C FS 89 B FS 89 B FF 97 F FF 97 X FF 96 3-2 ② P6			B SI 88 C SI 88 B SL 74 C SI 86 S SL 77 2-3 ② K		3	0	0	0	0	1	2
Inning Stats	R: 0 E: 0 K: 1 S: 11 H: 1 LOB: 1 BB: 0 P: 12	R: 0 E: 0 K: 2 S: 15 H: 1 LOB: 2 BB: 1 P: 24	R: 0 E: 0 K: 2 S: 12 H: 0 LOB: 0 BB: 0 P: 14	R: 1 E: 1 K: 1 S: 15 H: 1 LOB: 0 BB: 0 P: 21	R: 0 E: 0 K: 0 S: 6 H: 0 LOB: 0 BB: 0 P: 11	R: 0 E: 0 K: 3 S: 9 H: 0 LOB: 0 BB: 0 P: 14	R: 0 E: 0 K: 0 S: 6 H: 0 LOB: 0 BB: 0 P: 11	R: 0 E: 0 K: 2 S: 12 H: 0 LOB: 1 BB: 1 P: 21		1B: 3 2B: 0 3B: 0 HR: 0 SF: 1 SAC: 0 DP: 0 HBP: 0						

PITCHER	IP	WLS	BF	H	R	ER	SO	BB	IBB	HBP	BLK	WP	HR	S	P	ERA	WHIP
45 Taj Bradley, R (1, 1) ERA: 3.6	5.2	L	21	3	1	0	8	1	0	0	0	0	0	65	90	0.00	0.706
44 Trevor Kelley, R (6, 1) ERA: 5.23	0.1		1	0	0	0	1	0	0	0	0	0	0	3	6	0.00	0.000
73 Joe La Sorsa, L (7, 1) ERA:	2.0		7	0	0	0	2	1	0	0	0	0	0	18	32	0.00	0.500

PITCHER	IP	WLS	BF	H	R	ER	SO	BB	IBB	HBP	BLK	WP	HR	S	P	ERA	WHIP

BOTTOM

Tampa Bay Rays @ Chicago Cubs

Wrigley Field, Chicago, IL

Mon May 29 2023, 1:21 PM - 3:26 PM CDT

Att. 38,163 - Sunny - 71 F

livebaseballscorecards.com

AB	26
R	1
H	3
RBI	1
BB	2
SO	11
LOB	8

WP: 0 PA: 29
PB: 0
SB: 1
CS: 0

Batter	1	2	3	4	5	6	7	8	9	AB	R	H	RBI	BB	SO	LOB
15 Josh Lowe, L (1, 9) OBP: 0.349, SLG: 0.581	S FF 87 B CH 80 S SI 87 S CH 80 1-3 ① K		B CU 72 X SI 86 1-0 5 S 1B		B FF 87 S CH 79 X FF 87 1-1 ② F8		B FF 91 F FC 87 B FS 85 X SI 91 2-1 ② G6-3			4	0	1	0	0	1	1
5 Wander Franco, S (1, 6) OBP: 0.362, SLG: 0.482	X FF 88 0-0 56 S 8 1B 1B		B CH 80 X CH 80 1-0 ① G1-4-3 1-2		C FF 87 S CH 80 B FF 88 B CH 80 1 SAFE B CH 81 B FF 88 4-2 56 1B 1-2 BB		C SI 92 B FC 89 X FS 84 1-1 ③ G4-3			3	0	1	0	1	0	1
56 Randy Arozarena, R (1, 7) OBP: 0.405, SLG: 0.516	B SI 87 F SI 87 1 SAFE B SI 88 F CH 79 F CH 81 F CH 81 F CH 80 B CH 80 4-2 B CH 81 8 1B 1-2 BB		B CH 77 B CH 79 B SI 88 C SI 88 X CH 81 3-1 ② P4		C SI 88 B SI 88 X CH 80 1-1 1-2 2-H 1B			C SL 85 F SL 87 S SI 97 0-3 ① K		3	0	1	1	1	1	1
8 Brandon Lowe, L (1, 4) OBP: 0.305, SLG: 0.399	X SI 87 0-0 ② 1-2 2-H 1B		F SI 87 F CH 81 S CH 81 0-3 ③ K		F FF 87 B CH 80 B FF 87 F CH 80 X SI 88 2-2 ③ G4-3			B SI 96 C FF 96 F FF 96 B FF 96 S SL 88 2-3 ② K		4	0	1	0	0	2	3
87 Harold Ramírez, R (1, 10) OBP: 0.341, SLG: 0.503	X SI 87 0-0 ③ L4			C SI 86 F CH 80 X CH 80 0-2 ① L9		S SL 89 S SL 89 B SL 89 X SL 88 1-2 55 G6-3 17 F8 1B		X SI 95 0-0 ③ G6-3		4	0	1	0	0	0	2
17 Isaac Paredes, R (1, 5) OBP: 0.346, SLG: 0.479		C SI 86 C CH 79 B SI 88 S CH 81 1-3 ① K		B SI 87 X SI 88 1-0 ② P5		X FF 99 0-0 ① F8 1-2			B SL 86 F FF 94 S FC 91 F SL 87 S SL 87 1-3 ① K	4	0	0	0	0	2	1
55 Luke Raley, L (1, 3) OBP: 0.343, SLG: 0.545		B SI 88 B CH 80 C SI 87 B CU 75 T CH 81 F CH 81 B SI 88 4-2 13 1B BB		B FF 88 B CH 81 X FF 88 2-0 ③ F7		B FF 98 D CH 83 B CH 82 C FF 98 C SL 85 X FF 98 3-2 ② G6-3 2-3			F FF 95 C SL 86 S SL 87 0-3 ② K	3	0	0	0	1	1	1
13 Manuel Margot, R (1, 8) OBP: 0.315, SLG: 0.339		C SI 87 1 SAFE 1 SAFE X SI 88 0-1 21 G4-6-3 1-2 1B			B CU 71 C CH 78 F SI 86 X CH 78 1-2 ① L7	L FF 98 D SL 89 X SL 89 1-1 ③ G6-3			B SI 96 C SL 87 X SI 96 1-1 ③ G6-3	4	0	1	0	0	0	1
21 Francisco Mejía, S (1, 2) OBP: 0.247, SLG: 0.306		C SI 87 B FF 87 X CH 81 1-1 ② ③ G4-6-3 1-2f			B CH 79 X CH 79 1-0 5 BB 56 1B 1B		C FC 88 B SI 92 C FF 90 F FS 85 F FS 85 X FS 86 1-2 ① G4-3			3	1	1	0	0	0	2
Inning Stats	R: 0 E: 0 K: 1 S: 11 H: 2 LOB: 2 BB: 1 P: 16	R: 0 E: 0 K: 1 S: 10 H: 1 LOB: 1 BB: 1 P: 16	R: 0 E: 0 K: 1 S: 7 H: 1 LOB: 1 BB: 0 P: 12	R: 0 E: 0 K: 0 S: 5 H: 0 LOB: 0 BB: 0 P: 8	R: 1 E: 0 K: 0 S: 13 H: 2 LOB: 2 BB: 1 P: 23	R: 0 E: 0 K: 0 S: 9 H: 1 LOB: 1 BB: 0 P: 14	R: 0 E: 0 K: 0 S: 9 H: 0 LOB: 0 BB: 0 P: 13	R: 0 E: 0 K: 2 S: 7 H: 0 LOB: 0 BB: 0 P: 9	R: 0 E: 0 K: 2 S: 9 H: 0 LOB: 0 BB: 0 P: 11	1B: 7 2B: 0 3B: 0 HR: 0	SF: 0 SAC: 0 DP: 1 HBP: 0			WP: 0 PB: 0 SB: 2 CS: 0	PA: 35		

TOP

Tampa Bay Rays @ Chicago Cubs

Wrigley Field, Chicago, IL

Tue May 30 2023, 7:06 PM - 9:25 PM CDT

Att. 31,762 - Partly Cloudy - 71 F

livebaseballscorecards.com

AB	32
R	1
H	7
RBI	1
BB	3
SO	7
LOB	13

PITCHER		IP	WLS	BF	H	R	ER	SO	BB	IBB	HBP	BLK	WP	HR	S	P	ERA	WHIP
28 Kyle Hendricks, R ERA: 3.86	(1, 1)	5.0		22	6	1	1	3	3	0	0	0	0	0	46	75	1.80	1.800
66 Julian Merryweather, R ERA: 4.57	(6, 1)	1.0	W	4	1	0	0	0	0	0	0	0	0	0	9	14	0.00	1.000
38 Mark Leiter Jr., R ERA: 1.61	(7, 1)	1.0	H	3	0	0	0	0	0	0	0	0	0	0	9	13	0.00	0.000
73 Adbert Alzolay, R ERA: 2.42	(8, 1)	2.0	S	6	0	0	0	4	0	0	0	0	0	0	16	20	0.00	0.000

PITCHER		IP	WLS	BF	H	R	ER	SO	BB	IBB	HBP	BLK	WP	HR	S	P	ERA	WHIP

Batter	1	2	3	4	5	6	7	8	9	AB	R	H	RBI	BB	SO	LOB
2 Nico Hoerner, R (1, 4) OBP: 0.333, SLG: 0.396	X FF 96 0-0 HR		B CU 85 B CH 88 C SL 91 B FF 97 F FF 98 S CH 87 3-3 ② K		T FF 97 F FF 97 B CH 88 X CH 86 1-2 ② P4		B CU 82 F FC 91 X SI 95 1-1 ③ G4-3			4	1	1	1	0	1	0
7 Dansby Swanson, R (1, 6) OBP: 0.368, SLG: 0.420	X CH 86 0-0 ① F7		C CU 83 B CU 85 B SL 90 B SL 90 B FF 97 4-1 8 FC6-4 BB		F SL 90 B FF 98 B CU 84 S FF 97 B FF 98 F FF 98 S FF 98 3-3 ③ K			B ST 74 C SI 87 X SI 88 1-1 8 1B 36 G6-2-3 1B		3	0	1	0	1	1	0
8 Ian Happ, S (1, 7) OBP: 0.397, SLG: 0.421	B SL 91 B FF 98 B FF 96 C FF 95 F SL 90 B CH 87 4-2 36 K 27 1B BB		D CH 87 X CH 87 1-0 ③ FC6-4 1-2f			X FF 96 0-0 36 G4-3 40 1B 2B		X SI 88 0-0 36 G6-2-3 27 BB 1-3 1B		3	1	2	0	1	0	1
27 Seiya Suzuki, R (1, 9) OBP: 0.382, SLG: 0.479	C FF 97 X CU 83 0-1 1-2 1B			B FF 97 B CH 88 X FF 96 2-0 40 1B 1B		B CH 86 B CH 84 B FF 96 C FF 95 F FF 96 F FF 97 F FF 97 F FF 97 C SL 91 3-3 ① K		B ST 75 C SI 88 B ST 76 B ST 75 B SI 88 4-1 36 G6-2-3 1-2 BB		3	0	2	0	1	1	1
36 Trey Mancini, R (1, 3) OBP: 0.323, SLG: 0.342	B CU 85 D CH 86 C SL 89 C FF 97 S CH 87 2-3 ②③ K 2-3			F CU 86 S CH 87 S CH 88 0-3 ① K		D CU 86 F CH 86 B FF 98 X SL 90 2-1 ② G4-3 2-3		B ST 75 X SI 89 1-0 ①② G6-2-3 1-2 2-3 3-Hf		4	0	0	0	0	2	7
40 Mike Tauchman, L (1, 8) OBP: 0.459, SLG: 0.379		B SL 89 S FF 96 F FF 97 B FF 98 X SL 90 2-2 ① F7		D FF 96 C FF 97 B CU 86 C FF 96 F FF 97 B FF 98 1 SAFE X FF 97 3-2 1-2 1B		X FF 98 0-0 3-H 1B		B FF 94 B SI 95 C FF 95 C SI 95 F FF 96 B ST 85 B FF 96 4-2 BB		3	0	2	1	1	0	0
16 Patrick Wisdom, R (1, 5) OBP: 0.307, SLG: 0.538		B CU 85 X FF 98 1-0 ② P3		C CU 85 B CH 86 F SL 90 B FF 98 D CH 84 X FF 97 3-2 ② L8		C SI 95 X FC 91 1-1 ③ G6-3		B CH 87 B FF 96 B CH 85 T FF 96 X FF 96 3-1 ③ F9		4	0	0	0	0	0	6
15 Yan Gomes, R (1, 2) OBP: 0.297, SLG: 0.445		S SL 91 B CH 89 S CH 88 S CH 88 1-3 ③ K		F FF 97 F FF 97 B FF 98 F CH 86 F SL 92 F FF 97 B CH 86 F SL 93 X CH 87 2-2 ③ F9			C FC 91 B CU 82 B FC 91 S SI 94 F FC 89 S FC 91 2-3 ① K			3	0	0	0	0	2	2
5 Christopher Morel, R (1, 10) OBP: 0.338, SLG: 0.729			B CU 83 X FF 96 1-0 ① F9		C CU 84 S CH 88 S CH 88 0-3 ① K		C CU 85 B FC 90 S CU 83 S FC 91 1-3 ② K			3	0	0	0	0	2	0
Inning Stats	R: 1 E: 0 K: 1 S: 9 H: 2 LOB: 2 BB: 1 P: 15	R: 0 E: 0 K: 1 S: 7 H: 0 LOB: 0 BB: 0 P: 11	R: 0 E: 0 K: 1 S: 6 H: 0 LOB: 1 BB: 1 P: 15	R: 0 E: 0 K: 1 S: 18 H: 2 LOB: 2 BB: 0 P: 28	R: 0 E: 0 K: 2 S: 10 H: 0 LOB: 0 BB: 0 P: 14	R: 1 E: 0 K: 1 S: 12 H: 2 LOB: 1 BB: 0 P: 18	R: 0 E: 0 K: 2 S: 9 H: 0 LOB: 0 BB: 0 P: 13	R: 0 E: 0 K: 0 S: 10 H: 2 LOB: 3 BB: 2 P: 23		1B: 6 2B: 1 3B: 0 HR: 1 SF: 0 SAC: 0 DP: 1 HBP: 0		WP: 0 PB: 0 SB: 0 CS: 0 PA: 34		

BOTTOM

Tampa Bay Rays @ Chicago Cubs

Wrigley Field, Chicago, IL

Tue May 30 2023, 7:06 PM - 9:25 PM CDT

Att. 31,762 - Partly Cloudy - 71 F

livebaseballscorecards.com

AB	30
R	2
H	8
RBI	2
BB	4
SO	9
LOB	17

PITCHER		IP	WLS	BF	H	R	ER	SO	BB	IBB	HBP	BLK	WP	HR	S	P	ERA	WHIP
18 Shane McClanahan, L ERA: 2.07	(1, 1)	5.2	L	24	6	2	2	7	2	0	0	0	0	1	60	98	3.18	1.412
58 Calvin Faucher, R ERA: 5.82	(6, 1)	1.1		4	0	0	0	2	0	0	0	0	0	0	11	16	0.00	0.000
44 Trevor Kelley, R ERA: 4.91	(8, 1)	0.2		4	2	0	0	0	1	0	0	0	0	0	5	11	0.00	4.500
30 Jake Diekman, L ERA: 7.41	(8, 1)	0.1		2	0	0	0	0	1	0	0	0	0	0	5	12	0.00	3.000

PITCHER		IP	WLS	BF	H	R	ER	SO	BB	IBB	HBP	BLK	WP	HR	S	P	ERA	WHIP

Batter	1	2	3	4	5	6	7	8	9	AB	R	H	RBI	BB	SO	LOB
2 Yandy Díaz, R (1, 3) OBP: 0.410, SLG: 0.580	C FF 90 B FF 92 X FF 91 1-1 G1-3			C SI 89 B SI 88 S ST 82 B SI 92 F ST 80 B ST 81 X FF 93 3-2 L9		B SI 92 F ST 79 X SI 93 1-1 F9		C SI 94 X SI 95 0-1 G4-3	B ST 82 C SI 94 T ST 83 S ST 85 1-3 K	5	0	0	0	0	1	3
56 Randy Arozarena, R (1, 7) OBP: 0.407, SLG: 0.513	C FF 92 B FF 94 S FF 92 B SL 84 F FF 94 B SL 84 F FF 92 S FF 93 3-3 K			B SI 91 B SI 89 C ST 78 B ST 81 S SI 90 B ST 82 4-2 BB		X SI 93 0-0 G6-3		B SL 88 C SI 94 C FC 91 F SL 90 X SI 95 1-2 15 1B 1B		3	0	1	0	1	1	0
87 Harold Ramírez, R (1, 10) OBP: 0.335, SLG: 0.494 15 Josh Lowe, L (8, PH) OBP: 0.353, SLG: 0.584 (8, 10)	B FF 94 X FF 93 1-0 G6-3			B SI 91 F SI 91 1 SAFE X SI 91 1-1 P5			B SI 92 B SI 92 C SI 91 C ST 80 B ST 82 S ST 81 3-3 K	1 SAFE B FF 93 F FF 94 S SL 88 B SL 89 X SL 89 2-2 17 G4-3 1-3 1B		3 1	0 0	0 1	0 0	0 0	1 0	1 0
17 Isaac Paredes, R (1, 5) OBP: 0.339, SLG: 0.468		B FF 91 X FF 92 1-0 F7		1 SAFE C FF 95 C FF 94 D SL 84 S ST 82 1-3 K			B ST 80 F SI 92 C ST 81 B FF 93 X SI 93 2-2 G6-3	C SI 94 P FF 91 X FF 94 1-1 G4-3 1-2f		4	0	0	0	0	1	3
13 Manuel Margot, R (1, 9) OBP: 0.327, SLG: 0.341		C SL 81 F FF 93 B SL 84 X FF 94 1-2 G6-3			B SI 92 C SI 91 X SI 94 1-1 1B		C ST 79 B ST 80 B SI 92 B ST 79 F SI 91 B ST 81 4-2 8 HR BB		B SL 88 B FF 99 B FF 98 B FF 98 4-0 22 BB 8 S BB	2	1	1	0	2	0	0
8 Brandon Lowe, L (1, 4) OBP: 0.304, SLG: 0.413		B FF 93 X SL 81 1-0 P5			B SI 92 F FF 93 B CH 83 F CH 82 C ST 82 2-3 K		C SI 92 X FS 84 0-1 1-H HR		B FF 98 C SL 86 S SL 86 B FF 98 B CH 80 1 SAFE S SL 86 3-3 K 1-2	4	1	1	2	0	2	2
14 Christian Bethancourt, R (1, 2) OBP: 0.276, SLG: 0.496			S FF 91 C SL 84 X SL 83 0-2 G5-3		C SI 94 F SI 94 B ST 81 X SI 94 1-2 P2		F SI 92 C SI 91 S FS 86 0-3 K		C SL 89 B SL 89 X FF 98 1-1 P5	4	0	0	0	0	1	2
6 Taylor Walls, S (1, 6) OBP: 0.349, SLG: 0.481			B SL 80 F FF 91 X SL 82 1-1 L5		1 SAFE C ST 80 B CH 84 X FF 93 1-1 G4-3			B FC 89 B SI 90 B FF 90 B SI 90 4-0 22 S 22 HR BB	B SL 89 B FF 97 D SL 88 B FF 97 4-0 22 BB BB	2	1	0	0	2	0	1
22 Jose Siri, R (1, 8) OBP: 0.299, SLG: 0.585			B FF 93 X FF 91 1-0 G5-3			C ST 79 S ST 82 S ST 82 0-3 K		B FC 88 B SI 91 B SI 91 C FF 90 X SI 91 3-1 1-H HR	B SL 88 D SL 90 C SL 88 B SL 86 B FF 97 4-1 1-2 2-3 BB	3	1	1	2	1	1	0
Inning Stats	R: 0 E: 0 K: 1 S: 8 H: 0 LOB: 0 BB: 0 P: 13	R: 0 E: 0 K: 0 S: 5 H: 0 LOB: 0 BB: 0 P: 8	R: 0 E: 0 K: 0 S: 6 H: 0 LOB: 0 BB: 0 P: 8	R: 0 E: 0 K: 1 S: 11 H: 0 LOB: 1 BB: 1 P: 20	R: 0 E: 0 K: 1 S: 10 H: 1 LOB: 1 BB: 0 P: 15	R: 0 E: 0 K: 1 S: 6 H: 0 LOB: 0 BB: 0 P: 7	R: 2 E: 0 K: 2 S: 13 H: 1 LOB: 0 BB: 1 P: 22	R: 2 E: 0 K: 0 S: 14 H: 3 LOB: 1 BB: 1 P: 24	R: 0 E: 0 K: 2 S: 9 H: 0 LOB: 3 BB: 3 P: 26	1B: 3 2B: 0 3B: 0 HR: 2 SF: 0 SAC: 0 DP: 1 HBP: 0						

PITCHER		IP	WLS	BF	H	R	ER	SO	BB	IBB	HBP	BLK	WP	HR	S	P	ERA	WHIP
Justin Steele, L ERA: 2.65	(1, 1)	3.0		9	0	0	0	1	0	0	0	0	0	0	19	29	0.00	0.000
19 Hayden Wesneski, R ERA: 4.81	(4, 1)	3.2		14	1	1	1	4	2	0	0	0	0	0	35	59	2.46	0.818
38 Mark Leiter Jr., R ERA: 2.78	(7, 1)	0.1	L	4	2	3	3	1	1	0	0	0	0	2	7	14	81.00	9.000
73 Adbert Alzolay, R ERA: 2.33	(8, 1)	1.0		4	2	0	0	0	0	0	0	0	0	0	12	15	0.00	2.000
66 Julian Merryweather, R ERA: 4.43	(9, 1)	0.2		5	0	0	0	1	3	0	0	0	0	0	6	22	0.00	4.500

PITCHER		IP	WLS	BF	H	R	ER	SO	BB	IBB	HBP	BLK	WP	HR	S	P	ERA	WHIP
32 Michael Fulmer, R ERA: 7.36	(9, 1)	0.1		1	0	0	0	1	0	0	0	0	0	0	3	4	0.00	0.000

TOP

Tampa Bay Rays @ Chicago Cubs

Wrigley Field, Chicago, IL

Wed May 31 2023, 1:20 PM - 4:13 PM CDT

Att. 29,360 - Sunny - 83 F

livebaseballscorecards.com

AB	31
R	4
H	5
RBI	4
BB	6
SO	8
LOB	12

WP: 0 PB: 0 SB: 2 CS: 0 PA: 37

Batter	1	2	3	4	5	6	7	8	9	AB	R	H	RBI	BB	SO	LOB
2 Nico Hoerner, R (1, 10) OBP: 0.336, SLG: 0.395	C FC 85 B CU 76 B SI 93 B SI 92 C SI 91 B FC 88 4-2 7 S 8 1B BB		F FC 87 B SI 91 X SI 92 1-1 ② L9			C CU 77 B SI 89 F SI 90 B CU 80 S CU 78 2-3 ① K		C CH 90 X ST 78 0-1 8 S 2-3 1B		3	1	1	0	1	1	0
7 Dansby Swanson, R (1, 6) OBP: 0.362, SLG: 0.412	C FC 88 S FC 90 X CU 79 0-2 ① G5-3 1-2		S CU 79 X FC 89 0-1 ③ L6			X FC 89 0-0 ② G6-3		C CH 90 S ST 77 B ST 79 D ST 78 S CH 90 2-3 ② K		4	0	0	0	0	1	3
8 Ian Happ, S (1, 7) OBP: 0.394, SLG: 0.418	C FC 90 D CU 81 F FC 90 B FF 94 B FC 89 F SI 93 X FC 89 3-2 27 S 40 1B 2-H 1B			B SI 91 X SI 91 1-0 ① G4-3		S CU 78 S CU 79 B CU 81 B FC 89 F SI 92 S CU 79 2-3 ③ K		B CH 91 B ST 77 B CH 91 C CH 90 S ST 78 C ST 78 3-3 ③ K 1-2		4	1	1	1	0	2	2
27 Seiya Suzuki, R (1, 9) OBP: 0.385, SLG: 0.487	C FC 89 C FC 88 B CU 80 B FF 92 F FC 86 C SI 93 2-3 ② K 1-2			C CU 77 X FC 88 0-1 1B			C FC 86 B CU 78 F SI 91 B CU 78 X CU 78 2-2 40 SH1-4 36 1B 2B		C SI 90 C ST 76 X ST 76 0-2 ① F7	4	1	2	0	0	1	1
40 Mike Tauchman, L (1, 8) OBP: 0.475, SLG: 0.387	X FC 90 0-0 22 CS 2-H 1B			B SI 91 T SI 93 B SI 92 F SI 92 X CU 79 2-2 ② F8			L FF 91 X FF 92 0-1 ① SH1-4 2-3		B SI 91 B SI 91 B SI 91 C SI 91 B SI 91 4-1 16 FC5 30 HBP BB	2	0	1	1	1	0	1
22 Matt Mervis, L (1, 3) OBP: 0.268, SLG: 0.297 36 Trey Mancini, R (7, PH) OBP: 0.327, SLG: 0.347 (8, 3) 30 Edwin Ríos, L (9, PH) OBP: 0.258, SLG: 0.240	B CU 78 1 SAFE B SI 93 B SI 92 3-0 ③ CS 1-2	X SI 91 0-0 ① G3		B SI 92 C FC 89 B SI 92 F SI 91 B CU 79 F SI 93 S SI 92 3-3 ③ K			B SL 86 B SL 86 C SL 84 S FF 93 B FF 93 X SL 85 3-2 ② 3-H 1B		C ST 76 F SI 90 H FC 89 1-2 16 E 1-2 HBP	2 1 0	0 0 0	0 1 0	0 1 0	0 0 0	1 0 0	1 0 0
16 Patrick Wisdom, R (1, 5) OBP: 0.300, SLG: 0.525		B FC 87 B SI 92 C SI 92 X SI 93 2-1 E5 20 CS			B CU 74 S FC 87 B CU 78 F SI 90 B SI 91 X CU 77 3-2 ① G2-3		F FF 93 B SL 86 B FF 94 X FF 93 2-1 ③ F9		C ST 77 C SI 92 F ST 77 B ST 78 X SI 92 1-2 FC5 1-2 2-3	4	0	0	0	0	0	2
20 Miles Mastrobuoni, L (1, 4) OBP: 0.273, SLG: 0.191		C SI 92 B FC 89 F SI 92 S CU 79 1-3 ②③ K 1-2			C SI 92 S CU 78 B CU 80 F CU 80 X CH 87 1-2 ② G6-3			B FF 94 B CH 90 B FF 94 C FF 94 B CH 91 4-1 2 1B 5 S BB	C CH 90 B CH 90 B FF 95 F FF 95 B CH 92 S FF 96 3-3 ② K	3	0	0	0	1	2	4
18 Tucker Barnhart, L (1, 2) OBP: 0.268, SLG: 0.180 5 Christopher Morel, R (8, PH) OBP: 0.333, SLG: 0.718 15 Yan Gomes, R (9, 2) OBP: 0.294, SLG: 0.441			B SI 92 F SI 91 B FC 89 X SI 91 2-1 ① G5-3		B CU 77 X SI 93 1-0 ③ G6-3			F CH 89 B CH 89 C ST 77 B FF 94 B ST 78 S ST 78 3-3 ① K 1-2	D CH 91 B CH 91 B FF 95 C FF 96 T FF 95 F FF 95 X FF 96 3-2 ③ F7	2 1 1	0 0 0	0 0 0	0 0 0	0 0 0	0 1 3	0 1 1
Inning Stats	R: 2 H: 2 E: 0 LOB: 0 K: 1 BB: 1 S: 14 P: 26	R: 0 H: 0 E: 1 LOB: 0 K: 1 BB: 0 S: 6 P: 9	R: 0 H: 0 E: 0 LOB: 0 K: 0 BB: 0 S: 6 P: 9	R: 0 H: 1 E: 0 LOB: 1 K: 1 BB: 0 S: 10 P: 16	R: 0 H: 0 E: 0 LOB: 0 K: 0 BB: 0 S: 8 P: 13	R: 0 H: 0 E: 0 LOB: 0 K: 2 BB: 0 S: 8 P: 12	R: 1 H: 2 E: 0 LOB: 0 K: 0 BB: 0 S: 10 P: 17	R: 0 H: 1 E: 0 LOB: 2 K: 3 BB: 1 S: 12 P: 24	R: 0 H: 0 E: 1 LOB: 3 K: 1 BB: 1 S: 17 P: 29	1B: 5 SF: 0 2B: 1 SAC: 1 3B: 0 DP: 0 HR: 0 HBP: 1						WP: 0 PA: 37 PB: 0 SB: 4 CS: 2	

PITCHER		IP	WLS	BF	H	R	ER	SO	BB	IBB	HBP	BLK	WP	HR	S	P	ERA	WHIP
24 Zach Eflin, R ERA: 3.3	(1, 1)	6.0		22	4	3	3	5	1	0	0	0	0	0	55	90	4.50	0.833
38 Colin Poche, L ERA: 2.29	(7, 1)	1.0	W	3	1	0	0	0	0	0	0	0	0	0	7	12	0.00	1.000
47 Jason Adam, R ERA: 3.09	(8, 1)	1.0	H	5	1	0	0	3	1	0	0	0	0	0	12	24	0.00	2.000
49 Kevin Kelly, R ERA: 4.15	(9, 1)	0.1	H	4	0	0	0	0	1	0	1	0	0	0	10	16	0.00	3.000
68 Jalen Beeks, L ERA: 4.45	(9, 1)	0.2	S	2	0	0	0	1	0	0	0	0	0	0	7	13	0.00	0.000

PITCHER	IP	WLS	BF	H	R	ER	SO	BB	IBB	HBP	BLK	WP	HR	S	P	ERA	WHIP

BOTTOM

Tampa Bay Rays @ Chicago Cubs

Wrigley Field, Chicago, IL

Wed May 31 2023, 1:20 PM - 4:13 PM CDT

Att. 29,360 - Sunny - 83 F

livebaseballscorecards.com

AB	31
R	3
H	6
RBI	3
BB	3
SO	9
LOB	18

Tampa Bay Rays @ Boston Red Sox

Fenway Park, Boston, MA

Sat Jun 03 2023, 1:10 PM - 4:05 PM EDT

Att. 31,303 - Drizzle - 52 F

TOP

livebaseballscorecards.com

Batter	1	2	3	4	5	6	7	8	9	AB	R	H	RBI	BB	SO	LOB
2 Yandy Díaz, R (1, 3) OBP: 0.410, SLG: 0.587	X SI 92 0-0 ① F8	C CH 84 B SI 93 X ST 79 1-1 1-H 3-H 2B			F SI 90 C SI 90 B SI 92 B CH 81 X SI 92 2-2 ① G4-3		C SI 96 B FC 90 X FC 91 1-1 ① G3-1		F FC 93 B FC 94 X FC 95 1-1 2B	5	0	2	2	0	0	0
5 Wander Franco, S (1, 6) OBP: 0.367, SLG: 0.493	B SI 92 B ST 78 F ST 78 X SI 93 2-1 8 S 8 FC3-2 2B	C ST 78 B SI 93 F CH 82 D CH 82 X CH 83 2-2 ③ G4-3			C ST 77 F SI 92 B CH 82 X CH 81 1-2 56 1B 8 BB 87 SF9 1B		C SL 86 B FC 92 F SL 85 X SI 96 1-2 8 1B 87 1B 2B		F FC 94 F FC 94 B FC 95 D SL 86 B FC 94 S FC 95 3-3 ① K	5	2	3	0	0	1	2
8 Brandon Lowe, L (1, 4) OBP: 0.306, SLG: 0.409	F CH 82 B SI 94 B SI 94 C CH 82 F SI 95 B CH 84 F SI 95 X CH 84 3-2 ② FC3-2 2-H	F ST 77 F CH 82 X SI 93 0-2 ① G4-3			B SI 90 S ST 76 B SI 91 B SI 91 B ST 78 4-1 87 SF9 56 1B 1-2 BB		T SL 84 X FF 96 0-1 87 1B 2-3 1B		F FC 94 C SI 96 S FC 97 0-3 ② K	4	0	1	0	1	1	2
56 Randy Arozarena, R (1, 7) OBP: 0.402, SLG: 0.505	C SI 94 C SI 95 X SI 96 0-2 ③ G5-3	B CH 82 S SI 94 F CH 83 B SI 93 B CH 83 X SI 93 3-2 ② F8			B SI 92 F SI 92 D CH 81 C SI 91 F SI 93 D CH 83 F SI 95 F CH 82 X SI 94 3-2 87 SF9 1-2 2-3 1B		S SI 96 C SI 96 S FC 90 0-3 ② K		B FC 96 C FC 95 S SL 86 S FC 96 1-3 ③ K	5	0	1	0	0	2	4
87 Harold Ramírez, R (1, 10) OBP: 0.339, SLG: 0.497		X SI 92 0-0 14 1B 6 BB 14 E 1B C SI 93 X CH 83 0-1 E6			X SI 93 0-0 ② SF9 1-2 2-3 3-H		F SI 97 B SL 86 X SI 96 1-1 1-3 3-H 1B			3	1	2	2	0	0	0
15 Josh Lowe, L (1, 9) OBP: 0.345, SLG: 0.570		C ST 79 S SI 94 F SI 95 X ST 80 0-2 ① F7 C ST 78 S CH 82 B SI 93 T CH 82 1-2 ③ K			C SL 78 B SI 89 S SL 79 B SL 78 S SL 78 2-3 ③ K		X FC 90 0-0 ③ L7			4	0	0	0	0	2	6
22 Jose Siri, R (1, 8) OBP: 0.289, SLG: 0.564		C SI 93 F ST 78 S SI 94 0-3 ② K		F SI 91 B CH 81 L SI 92 F ST 78 S SI 92 1-3 ① K		S SI 88 S CU 81 S CU 81 0-3 ① K		B SI 94 B FF 95 C SI 94 B SI 94 X SI 94 3-1 ① L8		4	0	0	0	0	3	1
6 Taylor Walls, S (1, 5) OBP: 0.346, SLG: 0.470		B SI 93 C SI 94 B CH 83 1 SAFE B CH 83 C SI 94 F SI 94 F SI 94 B CH 83 4-2 14 E 2 2B 1-2 BB		S SI 92 C SI 92 S SI 92 0-3 ② K		C CU 80 X CH 82 0-1 ② P5		F FC 91 B FC 90 B FC 90 S FC 90 S FC 92 2-3 ② K		3	1	0	0	1	2	0
14 Christian Bethancourt, R (1, 2) OBP: 0.275, SLG: 0.488		C ST 79 C ST 79 F SI 95 X CH 84 0-2 E6 2 2B 1-3 2-H 1B		F SI 92 S CH 83 F SI 94 F SI 93 B ST 79 S SI 92 1-3 ③ K		X CU 82 0-0 ③ F7		S ST 84 T FF 95 X ST 84 0-2 ③ P4		4	1	1	0	0	1	0
Inning Stats	R: 0 H: 1 E: 0 LOB: 1 K: 0 BB: 0 S: 11 P: 16	R: 3 H: 3 E: 1 LOB: 1 K: 1 BB: 1 S: 21 P: 28	R: 0 H: 0 E: 1 LOB: 1 K: 1 BB: 0 S: 11 P: 15	R: 0 H: 0 E: 0 LOB: 0 K: 3 BB: 0 S: 12 P: 14	R: 1 H: 2 E: 0 LOB: 2 K: 1 BB: 1 S: 17 P: 29	R: 0 H: 0 E: 0 LOB: 0 K: 1 BB: 0 S: 6 P: 6	R: 1 H: 3 E: 0 LOB: 2 K: 1 BB: 0 S: 13 P: 16	R: 0 H: 0 E: 0 LOB: 0 K: 1 BB: 0 S: 8 P: 13	R: 0 H: 1 E: 0 LOB: 1 K: 3 BB: 0 S: 11 P: 16	1B: 6 SF: 1 2B: 4 SAC: 0 3B: 0 DP: 0 HR: 0 HBP: 0						

AB	37
R	5
H	10
RBI	4
BB	2
SO	12
LOB	15

WP: 0 PA: 40
PB: 0
SB: 1
CS: 0

PITCHER		IP	WLS	BF	H	R	ER	SO	BB	IBB	HBP	BLK	WP	HR	S	P	ERA	WHIP
22 Garrett Whitlock, R ERA: 5.61	(1, 1)	4.2		23	6	4	4	5	2	0	0	0	0	0	69	97	7.71	1.714
71 Ryan Sherriff, L ERA: 1.8	(5, 1)	0.1		1	0	0	0	1	0	0	0	0	0	0	3	5	0.00	0.000
28 Corey Kluber, R ERA: 6.12	(6, 1)	1.0	W	3	0	0	0	1	0	0	0	0	0	0	6	6	0.00	0.000
25 Josh Winckowski, R ERA: 2.27	(7, 1)	1.0	H	6	3	1	1	1	0	0	0	0	0	0	13	16	9.00	3.000
55 Chris Martin, R ERA: 1.62	(8, 1)	1.0	H	3	0	0	0	1	0	0	0	0	0	0	8	13	0.00	0.000

PITCHER		IP	WLS	BF	H	R	ER	SO	BB	IBB	HBP	BLK	WP	HR	S	P	ERA	WHIP
74 Kenley Jansen, R ERA: 3.06	(9, 1)	1.0	S	4	1	0	0	3	0	0	0	0	0	0	11	16	0.00	1.000

BOTTOM

Tampa Bay Rays @ Boston Red Sox

Fenway Park, Boston, MA

Sat Jun 03 2023, 1:10 PM - 4:05 PM EDT

Att. 31,303 - Drizzle - 52 F

livebaseballscorecards.com

Batter	1	2	3	4	5	6	7	8	9	AB	R	H	RBI	BB	SO	LOB
99 Alex Verdugo, L (1, 9) OBP: 0.370, SLG: 0.455	C SI 88 C SI 89 X SI 88 0-2 1B		C SI 87 X SL 75 0-1 ② P6		C SI 84 X SL 74 0-1 11 FC5-6 2-H 1B	B FF 94 C FC 87 C FF 94 F FF 96 S FC 86 1-3 ② K	C SI 88 B ST 73 X ST 75 1-1 1-H 2B			5	0	3	2	0	1	2
11 Rafael Devers, L (1, 5) OBP: 0.294, SLG: 0.500	C SI 89 S ST 75 B SI 90 B SI 89 T ST 75 2-2 ① K		B SI 88 B SI 87 S SL 74 F SL 74 X SI 88 2-2 ③ G5-3		B SI 86 C SI 86 X SI 86 1-1 ② FC5-6 7 BB 2 1B 1-2f	S FC 88 B FF 95 S FF 95 F FF 95 B FF 94 B FF 94 F FF 94 D CH 89 4-2 2 2B 1-2 BB	C SI 89 F FC 83 X SI 89 0-2 ③ L7			4	1	0	0	1	1	3
2 Justin Turner, R (1, 3) OBP: 0.354, SLG: 0.411	B ST 75 B SI 89 B SI 89 C SI 88 X SI 88 3-1 ② F8			C SI 87 F SL 75 B CH 83 X SL 75 1-2 ① G6-3	C CH 82 F SL 75 B SL 73 X SI 88 1-2 7 BB 1-2 1B	C CH 90 B FF 94 T FF 94 B FF 94 X CH 90 2-2 7 2B 1-H 2-H 3-H 2B		C SI 87 B SI 88 B FC 82 X SI 88 2-1 ① G4-3		5	1	2	3	0	0	1
7 Masataka Yoshida, L (1, 7) OBP: 0.394, SLG: 0.505	C SI 89 F ST 75 D ST 74 X SI 88 1-2 ③ G4-3			C SI 86 B SI 88 F SL 74 S SL 76 1-3 ② K	D SI 85 B SI 86 C SI 86 B SL 76 C SI 87 F SI 88 B SI 88 4-2 1-2 2-3 BB	C FF 94 X FF 94 0-1 16 1B 2-H 2B		B SI 88 C ST 75 C FC 83 B ST 76 X CH 83 2-2 16 G3-6 1B		4	1	2	1	1	1	1
30 Rob Refsnyder, R (1, 8) OBP: 0.420, SLG: 0.383 16 Jarren Duran, L (5, PH) OBP: 0.344, SLG: 0.458 (6, 8)		C ST 73 F ST 74 H SI 87 1-2 HBP		C CH 81 F SL 75 B CH 82 F SI 87 F CH 82 F SL 76 H SI 90 2-2 36 BB HBP	C ST 73 B SI 90 C SI 90 S ST 76 1-3 ③ K	M SI 88 X ST 75 0-1 2-H 1B		B SI 89 X SI 88 1-0 ② ③ G3-6 1-2f		0 3	0 0	0 1	0 1	0 0	0 1	0 4
36 Triston Casas, L (1, 10) OBP: 0.300, SLG: 0.342		C SI 89 T SI 89 S ST 75 0-3 ① K		B SL 74 B SI 86 S SI 87 F SI 86 F SL 75 F SI 88 B SI 88 B SL 77 4-2 1-2 BB	K	G4-3				3	0	0	0	1	2	2
5 Enrique Hernández, R (1, 6) OBP: 0.311, SLG: 0.370		C ST 75 B ST 74 B SI 88 X SI 87 2-1 ② F7		B CH 82 X CH 82 1-0 ③ F7		B CH 89 F CH 88 B CH 90 X CH 89 2-1 3 BB 19 1B 1B	C FC 82 B ST 74 C SL 82 S ST 75 1-3 ① K			4	1	1	0	0	1	3
3 Reese McGuire, L (1, 2) OBP: 0.326, SLG: 0.376		F SI 88 B ST 74 F ST 75 X ST 75 1-2 ③ G3			B CH 84 B SI 84 F SI 86 B SI 86 C SI 85 F SI 88 X SI 88 3-2 99 1B 2B	B FF 93 B FF 94 B FF 93 B FF 94 4-0 19 1B 2 2B 1-2 BB	F SI 89 X SI 90 0-1 ② F8			3	2	1	0	1	0	1
19 Pablo Reyes, R (1, 4) OBP: 0.333, SLG: 0.378			C ST 72 B ST 74 C SI 87 X ST 75 1-2 ① P3		B CH 81 C CH 84 C CH 82 X SL 75 1-2 ① P4	B CH 89 B CH 89 B FF 94 C FF 94 X FF 95 3-1 11 BB 2 2B 1-3 2-H 1B	C SL 83 X FC 83 0-1 99 E 99 S 99 2B 1B			4	2	2	1	0	0	1
Inning Stats	R: 0 E: 0 K: 1 S: 11 H: 1 LOB: 1 BB: 0 P: 17	R: 0 E: 0 K: 1 S: 10 H: 0 LOB: 1 BB: 0 P: 14	R: 0 E: 0 K: 0 S: 8 H: 0 LOB: 0 BB: 0 P: 11	R: 0 E: 0 K: 1 S: 16 H: 0 LOB: 2 BB: 1 P: 25	R: 1 E: 0 K: 1 S: 20 H: 3 LOB: 3 BB: 1 P: 31	R: 6 E: 0 K: 2 S: 23 H: 5 LOB: 1 BB: 2 P: 40	R: 1 E: 0 K: 1 S: 12 H: 2 LOB: 1 BB: 0 P: 14	R: 0 E: 0 K: 0 S: 6 H: 1 LOB: 0 BB: 0 P: 11								

AB	35
R	8
H	12
RBI	8
BB	4
SO	7
LOB	18

1B: 8	SF: 0	WP: 0	PA: 41
2B: 4	SAC: 0	PB: 0	
3B: 0	DP: 1	SB: 1	
HR: 0	HBP: 2	CS: 0	

PITCHER		IP	WLS	BF	H	R	ER	SO	BB	IBB	HBP	BLK	WP	HR	S	P	ERA	WHIP
44 Trevor Kelley, R ERA: 4.05	(1, 1)	2.1		9	1	0	0	2	0	0	1	0	0	0	24	35	0.00	0.429
73 Joe La Sorsa, L ERA: 2.08	(3, 1)	2.1		13	3	1	1	1	2	0	1	0	0	0	38	59	3.86	2.143
49 Kevin Kelly, R ERA: 4.1	(5, 1)	0.1	H	1	0	0	0	1	0	0	0	0	0	0	3	4	0.00	0.000
68 Jalen Beeks, L ERA: 6.21	(6, 1)	0.2	L	8	4	6	6	2	2	0	0	0	0	0	20	37	81.00	9.000
Cooper Criswell, R ERA: 6.11	(6, 1)	2.1		10	4	1	1	1	0	0	0	0	0	0	21	28	3.86	1.714

PITCHER	IP	WLS	BF	H	R	ER	SO	BB	IBB	HBP	BLK	WP	HR	S	P	ERA	WHIP

Batter	1	2	3	4	5	6	7	8	9	AB	R	H	RBI	BB	SO	LOB
2 Yandy Díaz, R (1, 3) OBP: 0.405, SLG: 0.576	C FC 90 B FF 94 X SL 84 1-1 ① G6-3		B FF 95 X FC 88 1-0 ② G6-3 3-H		F SI 88 X SI 90 0-1 ② FC3-2 1-2 2-3 3-Hf		C CU 75 X SI 91 0-1 ① L9		C FC 94 B FC 95 X SL 84 1-1 8 F9 1-2 87 2B 1B	5	1	1	1	0	0	3
8 Brandon Lowe, L (1, 4) OBP: 0.299, SLG: 0.398	C FC 91 S FS 84 S FF 96 0-3 ② K		C FC 89 X KC 82 0-1 ③ F7		B SL 78 B SL 77 C SI 89 S SI 89 B SL 79 S SI 88 3-3 ③ K		F SI 90 B CU 78 S CU 78 S SI 91 1-3 ② K		F FC 94 B FC 93 B FC 95 B FC 95 X FC 94 3-1 ① F9 1-2 2-3	5	0	0	0	0	3	5
87 Harold Ramírez, R (1, 7) OBP: 0.347, SLG: 0.512	B FC 90 X FC 90 1-0 ③ P6			B SL 82 X SI 93 1-0 ① L9		C SI 87 B SI 88 B SL 79 X SL 79 2-1 56 S 22 2B 2B	X CU 78 0-0 1B		S FC 96 X FC 96 0-1 2-H 3-H 2B	5	1	3	2	0	0	0
56 Randy Arozarena, R (1, 10) OBP: 0.402, SLG: 0.500		C KC 80 B FF 93 C KC 81 X FF 94 1-2 17 S 1B		B SI 94 C SI 94 S CH 82 S SL 84 1-3 ② K		C SI 88 B SI 88 B SL 78 B SI 87 X SL 78 3-1 ① P5 2-3	C SI 91 D CU 78 B CU 78 C CU 78 C SI 92 2-3 ③ K		B FC 94 B SL 83 S FC 94 B SI 95 D FC 95 4-1 BB	4	0	1	0	1	2	2
15 Josh Lowe, L (1, 9) OBP: 0.341, SLG: 0.563 22 Jose Siri, R (6, PH) OBP: 0.290, SLG: 0.566 (6, 8)		S KC 80 B FC 89 F FC 88 S FF 95 1-3 ① K		F SI 94 S SI 95 X CH 82 0-2 ③ L4		B SL 79 X SI 89 1-0 6 S 3-H 2B		C CU 76 F CU 77 F CU 77 S CU 77 0-3 ① K	S FC 92 S FC 93 B FC 93 S FC 93 1-3 ② K	2 3	0 0	0 1	0 1	0 0	1 2	1 2
17 Isaac Paredes, R (1, 5) OBP: 0.345, SLG: 0.466		B FC 88 S FC 88 B ST 83 S FC 88 F FF 95 B FF 95 X FC 88 3-2 ② L9 1-2			B SI 92 B SI 93 B FC 87 B SI 93 4-0 21 1B 6 BB 2 FC3-2 BB	B SI 88 B SI 87 B SI 88 C SI 89 F SI 87 H SL 78 4-2 6 BB HBP		B SI 91 C SI 92 C CU 77 X SI 92 1-2 1B	B FC 93 B FC 92 B FC 93 X FC 92 3-0 ③ P2	3	0	1	0	1	0	3
6 Taylor Walls, S (1, 6) OBP: 0.350, SLG: 0.463		C FC 89 B FS 82 S FF 94 F FF 95 S FF 95 1-3 ③ K			B SI 92 B SI 93 D SI 93 C SI 94 B SI 93 4-1 2 FC3-2 21 1B 1-2 BB	B SI 89 C SL 78 B SI 89 D SI 89 3-1 1-2 2-3 BB		B CU 78 C SI 90 B CU 78 F SI 91 C SI 92 2-3 ② K		2	0	0	0	2	2	2
13 Manuel Margot, R (1, 8) OBP: 0.325, SLG: 0.346 (6, 9)			X FF 93 0-0 21 G4-3 2 G6-3 2B		B FC 89 C SI 94 B SI 94 B FC 87 S SI 94 F SI 94 F SI 94 S SI 95 3-3 ① K	C SL 80 S SL 79 X SL 79 0-2 ② F4		B CU 78 C SI 91 F SI 92 F SI 92 D CU 79 F CU 79 F CU 79 B SI 93 F SI 91 3-2 ③ F SI 92 X SI 92 G5-3		4	1	1	0	0	1	6
21 Francisco Mejía, S (1, 2) OBP: 0.258, SLG: 0.315			B FC 88 C FS 82 L FC 89 F FF 95 B FS 82 F FF 95 X KC 82 2-2 ① G4-3 2-3		C SI 88 X SI 89 0-1 2 FC3-2 1-2 2-3 1B	B SL 79 C SL 78 X SI 89 1-1 ③ F9			C FC 93 F FC 93 F SL 83 X SL 84 0-2 8 F9 2 1B 87 2B 1B	4	1	2	0	0	0	4
Inning Stats	R: 0 E: 0 K: 1 S: 6 H: 0 LOB: 0 BB: 0 P: 8	R: 0 E: 0 K: 2 S: 14 H: 1 LOB: 1 BB: 0 P: 20	R: 1 E: 0 K: 0 S: 9 H: 1 LOB: 0 BB: 0 P: 12	R: 0 E: 0 K: 1 S: 7 H: 0 LOB: 0 BB: 0 P: 9	R: 0 E: 0 K: 2 S: 13 H: 1 LOB: 3 BB: 2 P: 27	R: 1 E: 0 K: 0 S: 13 H: 2 LOB: 3 BB: 1 P: 27	R: 0 E: 0 K: 2 S: 9 H: 1 LOB: 1 BB: 0 P: 12	R: 0 E: 0 K: 2 S: 18 H: 1 LOB: 1 BB: 0 P: 24	R: 2 E: 0 K: 1 S: 15 H: 3 LOB: 2 BB: 1 P: 27	1B: 6 2B: 4 3B: 0 HR: 0 SF: 0 SAC: 0 DP: 0 HBP: 1						

PITCHER		IP	WLS	BF	H	R	ER	SO	BB	IBB	HBP	BLK	WP	HR	S	P	ERA	WHIP
50 Kutter Crawford, R ERA: 3.48	(1, 1)	3.0		11	2	1	1	3	0	0	0	0	0	0	29	40	3.00	0.667
63 Justin Garza, R ERA: 1.0	(4, 1)	1.1		6	0	0	0	2	2	0	0	0	0	0	13	26	0.00	1.500
71 Ryan Sherriff, L ERA: 2.7	(5, 1)	1.2		10	3	1	1	1	1	0	1	0	0	0	20	37	5.40	2.400
83 Brennan Bernardino, L ERA: 2.93	(7, 1)	2.0		8	2	0	0	4	0	0	0	0	0	0	27	36	0.00	1.000
74 Kenley Jansen, R ERA: 3.86	(9, 1)	1.0	L	7	3	2	2	1	1	0	0	0	0	0	15	27	18.00	4.000

PITCHER	IP	WLS	BF	H	R	ER	SO	BB	IBB	HBP	BLK	WP	HR	S	P	ERA	WHIP

TOP

Tampa Bay Rays @ Boston Red Sox

Fenway Park, Boston, MA

Sat Jun 03 2023, 6:13 PM - 9:15 PM EDT

Att. 30,784 - Drizzle - 48 F

livebaseballscorecards.com

AB	37
R	4
H	10
RBI	4
BB	4
SO	11
LOB	28

WP: 0 PA: 42
PB: 0
SB: 3
CS: 0

Tampa Bay Rays @ Boston Red Sox

Fenway Park, Boston, MA

Sat Jun 03 2023, 6:13 PM - 9:15 PM EDT

Att. 30,784 - Drizzle - 48 F

livebaseballscorecards.com

BOTTOM

Batter	1	2	3	4	5	6	7	8	9	AB	R	H	RBI	BB	SO	LOB
99 Alex Verdugo, L (1, 9) OBP: 0.362, SLG: 0.445	B FF 94 B FF 94 C FF 95 X FF 94 2-1 ① G3-1		B FF 95 B SL 90 C FF 95 X SL 90 2-1 ② G3-1		C FF 95 X SL 88 0-1 ② G1-3 1-2		F FF 92 B FF 92 F SL 83 F SL 84 D FF 93 B FF 92 T FF 92 3-2 ② K		X CH 90 0-0 ② G3-1	5	0	0	0	0	1	2
11 Rafael Devers, L (1, 5) OBP: 0.301, SLG: 0.495	B SL 88 F FF 96 B FF 96 B SL 88 B FF 95 4-1 BB		S CU 82 X CU 85 0-1 ③ G6-3		B SL 89 C FF 95 S SL 90 D CU 84 D CU 85 B SL 88 4-2 BB		X SL 82 0-0 E4 1-H		H ST 81 1-0 7 DI HBP	2	0	0	0	2	0	0
7 Masataka Yoshida, L (1, 10) OBP: 0.384, SLG: 0.505 30 Rob Refsnyder, R (9, PR) OBP: 0.420, SLG: 0.383	B FF 95 C SL 88 B SL 88 B FF 94 F SL 90 X SL 87 3-2 ② L8			B FF 95 B SL 90 C FF 94 F SL 88 X CU 83 2-2 16 G4-3 36 3B 2B	F SL 88 X SL 89 0-1 ③ G3-1		B FF 91 B FF 91 C FF 91 F FF 91 F FF 92 X SL 83 2-2 ③ G4-3		C CH 89 B FF 95 B CH 89 B ST 78 S CH 90 B CH 89 4-2 1-2 BB	4 0	1 0	1 0	0 0	1 0	0 0	4 0
16 Jarren Duran, L (1, 8) OBP: 0.333, SLG: 0.442	C FF 96 D CU 84 B SL 87 F FF 95 C FF 95 2-3 ③ K			F SL 87 D CU 83 F FF 95 B CU 84 X SL 89 2-2 ① G4-3 2-3		F FF 95 B CU 83 B SL 88 S SL 88 F SL 88 F FF 94 S CU 83 2-3 ① K2-3		C FC 91 S CU 81 S CU 82 0-3 ① K	S CH 89 T CH 90 F FF 96 X CH 92 0-2 ③ F8	5	0	0	0	0	3	4
17 Raimel Tapia, L (1, 7) OBP: 0.333, SLG: 0.368		L SL 88 F CU 82 S CU 84 0-3 ① K	C FF 96 S CU 85 S CU 84 0-3 ② K		B SL 88 B FF 94 B FF 94 B FF 93 4-0 36 E 36 S BB			B FC 91 X FC 90 1-0 ② G1-3		3	0	0	0	1	2	1
36 Triston Casas, L (1, 3) OBP: 0.310, SLG: 0.368		B FF 96 B FF 95 S FF 94 F FF 95 B FF 97 X FF 94 3-2 2B	S SL 89 X FF 97 0-1 3-H 3B		F FF 97 D FS 88 S FS 87 D SL 85 S FS 88 2-3 ② K 1-3			B CU 80 B SI 95 B FC 91 C FC 89 C FC 90 B FC 91 4-2 19 1B BB		3	0	2	1	1	1	1
19 Pablo Reyes, R (1, 6) OBP: 0.326, SLG: 0.366 (8, 4)		C SL 87 C FF 94 D CU 84 S SL 86 1-3 ② K	C FF 95 B SL 89 X SL 88 1-1 ③ G6-3				S SL 87 X SL 87 0-1 ③ F8	B FC 90 X FC 89 1-0 1-2 1B		4	0	1	0	0	1	3
47 Enmanuel Valdez, L (1, 4) OBP: 0.304, SLG: 0.442 5 Enrique Hernández, R (7, PH) OBP: 0.308, SLG: 0.366 (8, 6)		B FF 95 X SL 89 1-0 ③ G3			C SL 89 B CU 84 X SL 88 1-1 99 G1-3 1B		C SL 85 F FF 92 B FF 93 T FF 94 1-2 ① K	B FC 90 X FC 90 1-0 ③ G6-3		2 2	0 0	1 0	0 0	0 0	0 1	1 2
12 Connor Wong, R (1, 2) OBP: 0.292, SLG: 0.479 3 Reese McGuire, L (9, PH) OBP: 0.322, SLG: 0.372			C SL 88 X FF 95 0-1 ① F8		C SL 88 S SL 88 S SL 88 0-3 ① K		F FF 93 S FF 93 B FF 93 B FF 93 F FF 93 B SL 85 B FF 92 4-2 11 E BB		C FF 94 X CH 90 0-1 ① G5-3	2 1	1 0	0 0	0 0	1 0	1 0	1 0
Inning Stats	R: 0 E: 0 K: 1 S: 9 H: 0 LOB: 1 BB: 1 P: 20	R: 0 E: 0 K: 2 S: 10 H: 1 LOB: 1 BB: 0 P: 15	R: 0 E: 0 K: 0 S: 6 H: 0 LOB: 0 BB: 0 P: 8	R: 1 E: 0 K: 1 S: 13 H: 2 LOB: 1 BB: 0 P: 18	R: 0 E: 0 K: 1 S: 11 H: 1 LOB: 2 BB: 1 P: 16	R: 0 E: 0 K: 2 S: 10 H: 0 LOB: 1 BB: 1 P: 18	R: 1 E: 1 K: 2 S: 15 H: 0 LOB: 1 BB: 1 P: 25	R: 0 E: 0 K: 1 S: 8 H: 1 LOB: 2 BB: 1 P: 15	R: 0 E: 0 K: 0 S: 9 H: 0 LOB: 2 BB: 1 P: 14	1B: 2 2B: 2 3B: 1 HR: 0 SF: 0 SAC: 0 DP: 0 HBP: 1						WP: 0 PB: 0 SB: 1 CS: 0 PA: 40

PITCHER		IP	WLS	BF	H	R	ER	SO	BB	IBB	HBP	BLK	WP	HR	S	P	ERA	WHIP
20 Tyler Glasnow, R ERA: 3.72	(1, 1)	5.1		23	4	1	1	6	3	0	0	0	0	0	54	88	1.69	1.312
26 Robert Stephenson, R ERA: 4.91	(6, 1)	0.2	H	2	0	0	0	1	0	0	0	0	0	0	5	7	0.00	0.000
38 Colin Poche, L ERA: 2.18	(7, 1)	1.0	B	5	0	1	0	2	1	0	0	0	0	0	15	25	0.00	1.000
58 Calvin Faucher, R ERA: 5.5	(8, 1)	1.0	W	5	1	0	0	1	1	0	0	0	0	0	8	15	0.00	2.000
47 Jason Adam, R ERA: 2.96	(9, 1)	1.0	S	5	0	0	0	0	1	0	1	0	0	0	9	14	0.00	1.000

PITCHER	IP	WLS	BF	H	R	ER	SO	BB	IBB	HBP	BLK	WP	HR	S	P	ERA	WHIP

AB	33
R	2
H	5
RBI	1
BB	6
SO	10
LOB	19

Tampa Bay Rays @ Boston Red Sox

Fenway Park, Boston, MA

Sun Jun 04 2023, 1:38 PM - 4:14 PM EDT

Att. 34,192 - Overcast - 52 F

TOP

livebaseballscorecards.com

Batter	1	2	3	4	5	6	7	8	9	AB	R	H	RBI	BB	SO	LOB
2 Yandy Díaz, R (1, 5) OBP: 0.405, SLG: 0.571	C SI 93 F SI 93 T SL 84 0-2 ① K		B SI 92 C SI 92 X SI 92 1-1 56 G6-3 15 SF8 1-3 1B	C SI 93 F SL 84 B FS 87 S SI 92 1-3 ③ K		B FC 85 F FC 85 F CU 81 X SI 89 1-2 E2 1-H 1B			B FF 93 C FF 94 X FC 90 1-1 ① F8	5	1	2	1	0	2	1
15 Josh Lowe, L (1, 9) OBP: 0.348, SLG: 0.571	B FC 90 B FC 90 F FF 92 X FC 91 2-1 56 G5-3 1B		S SL 84 F FS 86 B FC 91 F FC 91 X SL 84 1-2 ① SF8 1-2 3-H		C FC 90 B SI 92 B FC 90 F FC 90 B SI 92 B SL 83 4-2 56 S 55 2B BB	S FC 86 X FC 87 0-1 2B			B FF 95 X FC 91 1-0 ② G3-1	3	1	2	1	1	0	0
56 Randy Arozarena, R (1, 7) OBP: 0.394, SLG: 0.488	S SI 90 X SL 84 0-1 ② G5-3 1-2		C SL 84 B SI 92 S SL 84 X FF 94 1-2 ② G6-3 2-3		S FS 90 B FF 92 B SL 84 2 SAFE C SL 84 S SI 92 2-3 ① K 1-2	F CU 82 F SI 88 B FC 89 F CU 82 C CH 82 1-3 ③ K			B SL 84 F FF 94 C FF 97 B SL 86 F FF 97 T FF 97 2-2 ③ K	5	0	0	0	0	3	4
87 Harold Ramírez, R (1, 10) OBP: 0.344, SLG: 0.503	B SL 84 B SL 84 B SI 93 C SI 94 B SL 85 4-1 BB		S SL 83 S FF 93 S SI 94 0-3 ③ K		X SL 82 0-0 ② F8		F FC 85 X SI 88 0-1 ① G6-3			3	0	0	0	1	1	2
55 Luke Raley, L (1, 3) OBP: 0.347, SLG: 0.551	F FC 91 2 SAFE B FS 87 B FF 94 X SL 84 2-1 ③ G4-3			F SL 83 B SL 82 F FS 86 B FF 93 X SL 82 2-2 6 FC2 17 BB 13 E 1B	B FC 89 X FC 90 1-0 2-H 2B		C CU 80 S FC 86 F FC 87 X CH 82 0-2 ② L4			4	1	2	1	0	0	2
17 Isaac Paredes, R (1, 4) OBP: 0.343, SLG: 0.458		C SI 92 S SL 83 F FF 93 S SL 84 0-3 ① K		B SI 92 B SI 92 B SI 93 C SI 93 B SI 92 4-1 13 1B 6 FC2 13 E 1-2 BB	X SI 92 0-0 ③ P4		C FC 87 S CU 81 F SI 89 F CH 82 B FC 88 F FC 86 X SI 89 1-2 ③ F7			3	1	0	0	1	1	1
6 Taylor Walls, S (1, 6) OBP: 0.341, SLG: 0.450		C SI 91 B FC 91 B FC 90 S SI 92 X FS 88 2-2 ② L3		C SL 84 B SL 84 X SI 91 1-1 FC2 14 G4-3 13 E 1-2 2-3		F FC 85 X FC 85 0-1 ① P2		C FF 93 B FC 90 X FF 94 1-1 ① P6		4	0	0	0	0	0	2
13 Manuel Margot, R (1, 8) OBP: 0.329, SLG: 0.346		B SI 93 C SI 92 B SL 84 S SL 85 F SI 93 C SL 84 2-3 ③ K		B SL 84 S SI 93 X SI 93 1-1 E7 14 G4-3 1-2 2-H 3-H 1B		B FC 87 B CU 80 F FC 85 B FC 86 B FC 86 4-1 2 E 2 E BB		C FF 95 S SL 85 S SL 84 0-3 ② K		3	1	1	1	1	2	0
14 Christian Bethancourt, R (1, 2) OBP: 0.274, SLG: 0.477			B SL 83 B SL 83 B SI 92 B SI 91 4-0 2 1B 15 SF8 BB	C SL 84 F SL 84 F SL 84 F FF 93 X SL 84 0-2 ① ② G4-3 1-2f 2-3		F FC 84 B SI 87 1 SAFE X CU 81 1-1 ② F7		S SL 84 F FF 95 B SL 85 B FF 96 S SL 86 2-3 ③ K		3	1	0	0	1	1	3
Inning Stats	R: 0 E: 0 K: 1 S: 10 H: 1 LOB: 2 BB: 1 P: 18	R: 0 E: 0 K: 2 S: 11 H: 0 LOB: 0 BB: 0 P: 15	R: 1 E: 0 K: 1 S: 12 H: 1 LOB: 1 BB: 1 P: 19	R: 2 E: 1 K: 1 S: 16 H: 2 LOB: 1 BB: 1 P: 25	R: 1 E: 0 K: 1 S: 8 H: 1 LOB: 1 BB: 1 P: 15	R: 2 E: 1 K: 1 S: 14 H: 2 LOB: 1 BB: 1 P: 21	R: 0 E: 0 K: 0 S: 12 H: 0 LOB: 0 BB: 0 P: 13	R: 0 E: 0 K: 2 S: 8 H: 0 LOB: 0 BB: 0 P: 11	R: 0 E: 0 K: 1 S: 7 H: 0 LOB: 0 BB: 0 P: 11	1B: 5 2B: 2 3B: 0 HR: 0 SF: 1 SAC: 0 DP: 1 HBP: 0						

	AB	33
	R	6
	H	7
	RBI	4
	BB	5
	SO	10
	LOB	15

| | | | | | |

Tampa Bay Rays @ Boston Red Sox

Fenway Park, Boston, MA

Sun Jun 04 2023, 1:38 PM - 4:14 PM EDT

Att. 34,192 - Overcast - 52 F

livebaseballscorecards.com

BOTTOM

Batter	1	2	3	4	5	6	7	8	9	AB	R	H	RBI	BB	SO	LOB
99 Alex Verdugo, L (1, 9) OBP: 0.367, SLG: 0.466	C FF 94 B FC 88 B FC 88 X FF 95 / 2-1 11 G6-3 2B		B FC 89 C FS 87 B CU 79 X FF 95 / 2-1 7 1B 2B		C FC 89 X FS 89 / 0-1 11 SF9 3B	B FF 94 X FF 94 / 1-0 ③ G4-3			X FC 90 / 0-0 ② F7	5	2	3	0	0	0	2
11 Rafael Devers, L (1, 10) OBP: 0.295, SLG: 0.486	B FF 95 S FS 88 X FC 89 / 1-1 ① G6-3 2-3		C FF 96 S FF 96 B FF 96 S FF 97 / 1-3 ① K		X FF 94 / 0-0 ① SF9 3-H		C FF 93 X ST 82 / 0-1 ① P6		B FF 94 B FF 93 F FC 90 F SI 93 S FF 93 / 2-3 ③ K	4	0	0	1	0	2	2
2 Justin Turner, R (1, 5) OBP: 0.349, SLG: 0.403	F FC 88 F FF 95 S FF 96 / 0-3 ② K		C CU 80 B FC 92 B CU 80 F FF 97 F FF 97 F FF 98 X CU 79 / 2-2 ② G5-3		B FF 95 F FF 94 C CU 79 B FF 97 B FF 95 X FC 91 / 3-2 ② G5-3		C FF 94 X CH 88 / 0-1 ② G4-3			4	0	0	0	0	1	2
7 Masataka Yoshida, L (1, 7) OBP: 0.396, SLG: 0.505	B FF 96 B FC 90 X FC 89 / 2-0 ③ L7		C FF 97 X CU 79 / 0-1 2-H 1B		X FF 97 / 0-0 1B		B FF 95 X FF 95 / 1-0 ③ L7			4	0	2	1	0	0	1
16 Jarren Duran, L (1, 8) OBP: 0.337, SLG: 0.440		X FC 89 / 0-0 5 G6-4-3 1B	F FS 90 X FF 95 / 0-1 ③ P6		B FS 87 T FF 94 F FF 95 B FF 96 D CU 79 F FF 97 F FF 96 S FF 96 / 3-3 ③ K			B FC 90 T FC 89 B SI 92 B FC 91 S SI 93 B SI 93 / 4-2 BB		3	0	1	0	1	1	2
5 Enrique Hernández, R (1, 6) OBP: 0.307, SLG: 0.360		C FC 87 B FC 88 F FF 95 X CU 78 / 1-2 ① ② G6-4-3 1-2f	B FC 87 B FC 89 C FF 92 S FC 87 F FC 88 B FF 95 C FF 97 / 3-3 ① K			C SL 85 B SL 88 B FF 98 F SL 85 B SL 85 B FF 97 / 4-2 36 BB BB		C SI 93 S FC 89 B SL 84 F FC 90 S SL 84 / 1-3 ① K		3	0	0	0	1	2	2
36 Triston Casas, L (1, 3) OBP: 0.314, SLG: 0.363		B CU 79 B FC 88 B FS 88 B FF 95 / 4-0 12 BB BB	B CU 79 X FF 96 / 1-0 ② L3			C FF 97 B SL 85 D SL 84 F FF 96 B FF 96 F FF 96 B FF 96 / 4-2 1-2 BB		B SI 93 X FC 89 / 1-0 ② F7		2	0	0	0	2	0	1
12 Connor Wong, R (1, 2) OBP: 0.299, SLG: 0.472		C FC 89 B FC 87 B FF 95 F FF 95 D CU 79 B FC 89 / 4-2 1-2 BB	F FC 91 B CU 78 B FC 89 B FF 96 B FF 97 / 4-1 BB			C SL 85 B SL 86 C SL 85 S SL 84 / 1-3 ① K		C FC 90 B FC 90 S SL 84 S FF 94 / 1-3 ③ K		2	0	0	0	2	2	3
47 Enmanuel Valdez, L (1, 4) OBP: 0.292, SLG: 0.422		C FS 89 B FF 96 B FC 92 C FF 94 S FS 90 / 2-3 ③ K	B FS 89 B FF 94 C FF 96 S FC 90 C FF 97 / 2-3 ③ K			F FF 97 B FS 88 F FS 87 B SL 84 B FF 97 X FF 95 / 3-2 ② F7			F SI 93 C FC 90 B SL 85 X FF 94 / 1-2 ① F7	4	0	0	0	0	2	5
Inning Stats	R: 0 E: 0 K: 1 S: 8 H: 1 LOB: 1 BB: 0 P: 13	R: 0 E: 0 K: 1 S: 9 H: 1 LOB: 2 BB: 2 P: 20	R: 1 E: 0 K: 1 S: 14 H: 2 LOB: 1 BB: 0 P: 19	R: 0 E: 0 K: 2 S: 9 H: 0 LOB: 1 BB: 1 P: 19	R: 1 E: 0 K: 1 S: 12 H: 2 LOB: 1 BB: 0 P: 18	R: 0 E: 0 K: 1 S: 12 H: 0 LOB: 2 BB: 2 P: 25	R: 0 E: 0 K: 0 S: 5 H: 0 LOB: 0 BB: 0 P: 6	R: 0 E: 0 K: 2 S: 10 H: 0 LOB: 1 BB: 1 P: 17	R: 0 E: 0 K: 1 S: 7 H: 0 LOB: 0 BB: 0 P: 10	1B: 3 2B: 2 3B: 1 HR: 0	SF: 1 SAC: 0 DP: 1 HBP: 0			WP: 0 PB: 0 SB: 0 CS: 0	PA: 38		

	AB	R	H	RBI	BB	SO	LOB
AB	31						
R	2						
H	6						
RBI	2						
BB	6						
SO	10						
LOB	20						

PITCHER		IP	WLS	BF	H	R	ER	SO	BB	IBB	HBP	BLK	WP	HR	S	P	ERA	WHIP
45 Taj Bradley, R ERA: 3.6	(1, 1)	5.0	W	23	6	2	2	6	3	0	0	0	0	0	52	89	3.60	1.800
26 Robert Stephenson, R ERA: 4.7	(6, 1)	0.2		4	0	0	0	1	2	0	0	0	0	0	11	23	0.00	3.000
30 Jake Diekman, L ERA: 6.87	(6, 1)	1.1	H	4	0	0	0	0	0	0	0	0	0	0	6	8	0.00	0.000
64 Shawn Armstrong, R ERA:	(8, 1)	2.0		7	0	0	0	3	1	0	0	0	0	0	17	27	0.00	0.500

PITCHER	IP	WLS	BF	H	R	ER	SO	BB	IBB	HBP	BLK	WP	HR	S	P	ERA	WHIP

Tampa Bay Rays @ Boston Red Sox

Fenway Park, Boston, MA

Mon Jun 05 2023, 4:08 PM - 6:42 PM EDT

Att. 30,860 - Overcast - 58 F

TOP

livebaseballscorecards.com

Batter	1	2	3	4	5	6	7	8	9	AB	R	H	RBI	BB	SO	LOB
2 Yandy Díaz, R (1, 10) OBP: 0.409, SLG: 0.570	S SI 96 F CH 88 F FF 97 B SL 86 B CH 88 S SI 94 2-3 **K** ①		B FF 97 B CH 88 C SI 95 B CH 87 X SI 95 3-1 **1B**		B SI 95 X SI 94 1-0 15 FC4-6 5 1B **1B** 1-2		B CU 79 B FF 94 B SL 87 B FF 95 4-0 5 2B 6 BB **BB**	C SI 91 B CU 76 B SI 91 X SI 91 2-1 **G6-3** ③		4	1	2	0	1	1	1
5 Wander Franco, S (1, 6) OBP: 0.372, SLG: 0.498	C FF 96 B FF 96 S SL 86 S CH 89 1-3 **K** ②		X SL 85 0-0 **G3** ③		F FF 97 X FF 96 0-1 15 FC4-6 1-2 2-3 **1B**		B CU 78 C FF 95 X CU 80 1-1 6 BB 1-3 **2B**		B FF 93 C FF 94 C FF 94 B FF 96 B FF 94 F FF 94 F FF 94 F FC 91 B FF 96 4-2 **BB**	4	0	2	0	1	1	1
15 Josh Lowe, L (1, 9) OBP: 0.339, SLG: 0.554	F FF 97 B FF 97 B SL 86 S CH 87 T FF 97 2-2 **K** ③			C FF 95 S CH 87 F FF 95 B FF 96 X CH 88 1-2 **G4-3** ①	S CH 88 S FF 95 B FF 96 B FF 96 X SI 95 2-2 **FC4-6** ② 1-2f 2-3 3-H		S FF 95 S FF 95 F FF 95 F FF 95 B FF 94 F CU 79 F FF 96 S FF 96 1-3 **K** ②		B FF 94 B FF 94 F FC 91 F FF 96 S SL 84 2-3 **K** ①	5	0	0	1	0	3	5
17 Isaac Paredes, R (1, 3) OBP: 0.345, SLG: 0.450		B SI 94 C FF 95 F CH 86 B SL 85 F SI 94 B FF 96 B SI 93 4-2 **BB**		C SL 85 C SI 95 B CH 88 F FF 96 B SL 87 B SI 96 X FF 96 3-2 **P3** ②	C SI 95 F SI 94 D CH 86 F SL 87 S SI 94 1-3 **K** ③		D SL 91 F FF 95 F FF 96 D CU 81 B FF 97 F FF 96 B ST 84 4-2 6 BB **BB**		C FF 94 B FF 95 B FF 95 B FC 91 F FF 94 F FF 94 X FF 95 3-2 **F7** ②	3	0	0	0	2	1	3
6 Taylor Walls, S (1, 5) OBP: 0.337, SLG: 0.438		C FF 95 C SI 94 F SL 86 X FF 96 0-2 **F7** ①		B SL 83 B FF 96 C FF 96 S FF 96 X SI 96 2-2 **P6** ③		B SI 93 F FF 94 C FF 96 S CH 88 1-3 **K** ①	C FF 96 B FF 96 D CU 79 F FF 95 B FF 95 B FF 96 4-2 1-2 2-3 3-H **BB**		X FF 95 0-0 **G5-3** ③	4	0	0	1	1	1	2
55 Luke Raley, L (1, 7) OBP: 0.344, SLG: 0.550		X SL 84 0-0 **F8** ②			B FF 96 X FF 95 1-0 13 1B **2B** F FF 94 B SL 83 X FF 95 1-1 **F8** ②		B CU 76 D CU 77 X SI 90 2-0 **G1-3** ③			4	1	1	0	0	0	4
13 Manuel Margot, R (1, 8) OBP: 0.327, SLG: 0.343		C SL 84 B SI 95 B SI 95 X FF 96 2-1 **P2** ③			B SL 82 X SI 95 1-0 7 G3 21 1B **1B** 2-H F SI 95 B SL 86 X SI 95 1-1 **E6**			C CU 76 B SI 90 S SI 90 C SI 90 1-3 **K** ①		4	1	1	1	0	1	1
7 Vidal Bruján, S (1, 4) OBP: 0.240, SLG: 0.208			F FF 94 F FF 95 X FF 95 0-2 **F7** ①		B SL 84 B FF 96 C SI 94 X FF 96 2-1 **G3** ① 2-3 B FF 94 X FF 93 1-0 **F9** ③			X SI 90 0-0 **P6** ②		4	0	0	0	0	0	2
21 Francisco Mejía, S (1, 2) OBP: 0.267, SLG: 0.333			B FF 96 C SI 94 F CH 88 F FF 96 B SL 86 X SL 85 2-2 **F9** ②		C FF 96 F SI 95 X CH 88 0-2 5 1B 2 1B 15 FC4-6 **1B** 3-H		C SL 89 S FF 94 X FF 94 0-2 **G4-3** ①	C SI 90 B CU 76 S CU 76 F SI 90 B SI 90 X CU 76 2-2 **2B**		4	1	2	1	0	0	0
Inning Stats	R: 0 E: 0 K: 3 S: 10 H: 0 LOB: 0 BB: 0 P: 15	R: 0 E: 0 K: 0 S: 10 H: 0 LOB: 1 BB: 1 P: 16	R: 0 E: 0 K: 0 S: 10 H: 1 LOB: 1 BB: 0 P: 15	R: 0 E: 0 K: 0 S: 11 H: 0 LOB: 0 BB: 0 P: 17	R: 3 E: 0 K: 1 S: 17 H: 5 LOB: 2 BB: 0 P: 25	R: 0 E: 1 K: 1 S: 8 H: 0 LOB: 1 BB: 0 P: 12	R: 1 E: 0 K: 1 S: 18 H: 1 LOB: 3 BB: 3 P: 34	R: 0 E: 0 K: 1 S: 10 H: 1 LOB: 1 BB: 0 P: 15	R: 0 E: 0 K: 1 S: 13 H: 0 LOB: 1 BB: 1 P: 22	1B: 5 2B: 3 3B: 0 HR: 0 SF: 0 SAC: 0 DP: 0 HBP: 0						

AB	36
R	4
H	8
RBI	4
BB	5
SO	8
LOB	19

WP: 0 PA: 41
PB: 0
SB: 0
CS: 0

PITCHER		IP	WLS	BF	H	R	ER	SO	BB	IBB	HBP	BLK	WP	HR	S	P	ERA	WHIP
66 Brayan Bello, R ERA: 3.97	(1, 1)	6.0	L	26	6	3	3	5	1	0	0	0	0	0	66	100	4.50	1.167
37 Nick Pivetta, R ERA: 5.65	(7, 1)	0.2		6	1	1	1	1	3	0	0	0	0	0	17	31	13.50	6.000
83 Brennan Bernardino, L ERA: 2.7	(7, 1)	1.1		5	1	0	0	1	0	0	0	0	0	0	11	18	0.00	0.750
61 Kaleb Ort, R ERA: 5.87	(9, 1)	1.0		4	0	0	0	1	1	0	0	0	0	0	13	22	0.00	1.000

PITCHER		IP	WLS	BF	H	R	ER	SO	BB	IBB	HBP	BLK	WP	HR	S	P	ERA	WHIP

Tampa Bay Rays @ Boston Red Sox

Fenway Park, Boston, MA

Mon Jun 05 2023, 4:08 PM - 6:42 PM EDT

Att. 30,860 - Overcast - 58 F

livebaseballscorecards.com

BOTTOM

Batter	1	2	3	4	5	6	7	8	9	AB	R	H	RBI	BB	SO	LOB
30 Rob Refsnyder, R (1, 7) OBP: 0.423, SLG: 0.381	B FF 94 B SL 89 C FF 94 B FF 96 B FF 94 4-1 2 BB BB		S FF 96 B FF 97 B CH 87 F SL 89 X FF 96 2-2 1B		B FF 96 C FF 96 C SL 89 X CH 88 1-2 ③ G6-3		C SI 97 F CU 86 B SI 97 F SI 97 F CU 86 C FC 92 1-3 ③			3	0	1	0	1	1	3
99 Alex Verdugo, L (1, 9) OBP: 0.365, SLG: 0.460	C FF 94 C SL 90 X FF 98 0-2 ① L7		B CU 84 S SL 90 1 SAFE B FF 96 S SL 89 F CU 85 S SL 90 2-3 ③ K			X FF 96 0-0 ① G6-3		B FF 91 C FF 91 B FF 92 B FF 92 B FF 92 4-1 11 CS BB		3	0	0	0	1	1	2
2 Justin Turner, R (1, 3) OBP: 0.351, SLG: 0.416 (8, 4)	B FF 96 D SL 90 B FF 96 C FF 94 B CH 85 4-1 11 G6-3 1-2 BB			C FF 96 X CU 84 0-1 ① G4-3		C FF 95 B CH 86 X SL 89 1-1 HR		S SL 84 C FF 92 B FF 94 X FF 92 1-2 ① F8		3	1	1	1	1	0	1
11 Rafael Devers, L (1, 5) OBP: 0.298, SLG: 0.487	X CU 85 0-0 ② ③ G6-3 1-2f			B CU 84 C FF 96 C FF 98 F FF 99 X SL 90 1-2 1B		C FF 97 F FF 98 B FF 98 B SL 89 F SL 89 X FF 98 2-2 7 G4-3 1B		S SL 84 B SL 85 B SL 85 S FF 92 F FF 92 D SL 85 C FF 93 3-3 ② ③ K 1-2		4	0	2	0	0	1	3
7 Masataka Yoshida, L (1, 10) OBP: 0.389, SLG: 0.495		C FF 95 F FF 96 F FF 97 C SL 89 0-3 ① K		S CU 84 S SL 89 S SL 90 F FF 97 X SL 89 0-2 ② P6		D CU 84 B CU 85 S SL 90 B FF 97 X SL 89 3-1 ② ③ G4-3 1-2f			C FF 93 S CH 90 F CH 90 X FF 95 0-2 ① G6-3	4	0	0	0	0	1	2
5 Enrique Hernández, R (1, 8) OBP: 0.301, SLG: 0.352 (8, 6)		C CU 83 S CH 88 X CH 88 0-2 ② G4-3		F FF 96 F FF 96 B CH 87 X CU 84 1-2 ③ L4			B SI 95 X FC 90 1-0 ① L9		C FF 94 B ST 82 S FF 95 B FF 96 S CH 91 2-3 ② K	4	0	0	0	0	1	1
19 Pablo Reyes, R (1, 6) OBP: 0.311, SLG: 0.349 16 Jarren Duran, L (7, PH) OBP: 0.333, SLG: 0.434 (8, 8)		F FF 96 X CH 88 0-1 ③ G6-3			B CU 83 B FF 95 F FF 93 S FF 95 B CH 86 F SL 89 F FF 95 C CH 87 3-3 ① K		F SI 96 B SI 97 F SI 97 X CU 85 1-2 ② G6-3		S CH 89 S CH 90 S CH 91 0-3 ③ K	2 2	0 0	0 0	0 0	0 0	1 1	0 0
12 Connor Wong, R (1, 2) OBP: 0.299, SLG: 0.468			B SL 89 F FF 95 X FF 96 1-1 ① P3		C CU 83 B CH 88 B CH 85 F FF 96 S SL 89 2-3 ② K		B SI 97 X FC 91 1-0 36 BB 1B			3	0	1	0	0	1	0
39 Christian Arroyo, R (1, 4) OBP: 0.300, SLG: 0.382 36 Triston Casas, L (7, PH) OBP: 0.317, SLG: 0.363 (8, 3)			C FF 96 S CH 88 F FF 98 S CU 85 0-3 ② K		B FF 97 S SL 89 X FF 98 1-1 2B		B CU 85 B SI 96 B CU 84 C FC 92 B FC 92 4-1 1-2 BB			2 0	0 0	1 0	0 0	0 0	1 1	0 0
Inning Stats	R: 0 E: 0 K: 0 S: 6 H: 0 LOB: 1 BB: 2 P: 14	R: 0 E: 0 K: 1 S: 9 H: 0 LOB: 0 BB: 0 P: 9	R: 0 E: 0 K: 2 S: 13 H: 1 LOB: 1 BB: 0 P: 18	R: 0 E: 0 K: 0 S: 14 H: 1 LOB: 1 BB: 0 P: 16	R: 0 E: 0 K: 2 S: 13 H: 1 LOB: 1 BB: 0 P: 20	R: 1 E: 0 K: 0 S: 9 H: 2 LOB: 0 BB: 0 P: 15	R: 0 E: 0 K: 1 S: 11 H: 1 LOB: 2 BB: 1 P: 19	R: 0 E: 0 K: 1 S: 8 H: 0 LOB: 1 BB: 1 P: 16	R: 0 E: 0 K: 2 S: 10 H: 0 LOB: 0 BB: 0 P: 12	1B: 4 2B: 2 3B: 0 HR: 1 SF: 0 SAC: 0 DP: 3 HBP: 0						

	AB	30
	R	1
	H	6
	RBI	1
	BB	4
	SO	9
	LOB	12

PITCHER		IP	WLS	BF	H	R	ER	SO	BB	IBB	HBP	BLK	WP	HR	S	P	ERA	WHIP
18 Shane McClanahan, L ERA: 2.02	(1, 1)	6.0	W	23	5	1	1	5	2	0	0	0	0	1	64	92	1.50	1.167
58 Calvin Faucher, R ERA: 5.21	(7, 1)	1.0	H	5	1	0	0	1	1	0	0	0	0	0	11	19	0.00	2.000
38 Colin Poche, L ERA: 2.08	(8, 1)	1.0	H	3	0	0	0	1	1	0	0	0	0	0	8	16	0.00	1.000
47 Jason Adam, R ERA: 2.84	(9, 1)	1.0	S	3	0	0	0	2	0	0	0	0	0	0	10	12	0.00	0.000

PITCHER	IP	WLS	BF	H	R	ER	SO	BB	IBB	HBP	BLK	WP	HR	S	P	ERA	WHIP

WP: 0 PB: 0 SB: 0 CS: 1 PA: 34

Minnesota Twins @ Tampa Bay Rays

Tropicana Field, St. Petersburg, FL

Tue Jun 06 2023, 6:42 PM - 8:47 PM EDT

Att. 14,689 - Dome - 72 F

TOP

livebaseballscorecards.com

Batter	1	2	3	4	5	6	7	8	9	AB	R	H	RBI	BB	SO	LOB
11 Jorge Polanco, S (1, 4) OBP: 0.295, SLG: 0.466	F SI 93 B CU 80 F SI 93 F CH 86 F CU 80 B SI 93 F FC 88 F SI 93 S CU 80 2-3 ① K		B CH 87 F FC 87 B CU 80 F SI 92 B CH 86 X CU 78 3-2 ③ G5-3			F CU 79 B CH 88 X SI 93 1-1 ② G3-1		B FF 93 B CH 89 X CH 89 2-0 ② G5-3		4	0	0	0	0	1	1
19 Alex Kirilloff, L (1, 3) OBP: 0.441, SLG: 0.463	B SI 93 F SI 92 B CU 78 F FC 90 C SI 93 2-3 ② K			B SI 92 F FC 87 F FC 90 F SI 93 S CU 80 1-3 ① K		C SI 93 B CU 80 B CH 86 F FC 91 F CU 80 X SI 92 2-2 1B		B FF 94 B CH 89 B FF 93 B FF 94 4-0 BB		3	0	1	0	1	2	0
4 Carlos Correa, R (1, 6) OBP: 0.298, SLG: 0.375	F FC 88 C SI 93 B CU 78 S CU 79 1-3 ③ K			X CU 78 0-0 2B		C FC 89 C FC 89 B FF 93 S FF 94 1-3 ③ K		S CH 89 S CH 90 B FF 95 B FF 94 F CH 89 S CH 90 2-3 ③ K		4	0	1	0	0	3	3
39 Donovan Solano, R (1, 10) OBP: 0.359, SLG: 0.360		C SI 91 B FC 87 F FC 87 F SI 92 B CU 79 S CU 80 2-3 ① K		C FC 88 C SI 91 B FC 90 D CU 79 X SI 92 2-2 ② L8			B SI 93 C SI 93 S FC 88 B CU 79 X FC 89 2-2 ① G6-3		C FF 95 S FF 95 B FF 95 F CH 87 F FF 96 B CH 88 S FF 95 2-3 ① K	4	0	0	0	0	2	1
9 Trevor Larnach, L (1, 7) OBP: 0.314, SLG: 0.383		B CU 79 B SI 92 B FC 88 B SI 92 4-0 BB		B FC 90 D CU 79 C FC 89 C SI 93 F SI 93 B CH 88 S CU 80 3-3 ③ K			C CU 79 S SI 92 B CH 89 B FF 93 X CU 80 2-2 ② G4-3		B ST 82 B FF 95 X FF 94 2-0 ② G4-3	3	0	0	0	1	1	1
50 Willi Castro, S (1, 5) OBP: 0.316, SLG: 0.434		X FC 89 0-0 ② P6			C FC 88 B CU 79 F FC 88 B CH 86 C SI 93 2-3 ① K		F CU 80 B CU 78 X CH 87 1-1 1B		F CH 88 B CH 88 F SI 96 B FF 96 X CH 88 2-2 ③ P6	4	0	1	0	0	1	1
26 Max Kepler, L (1, 9) OBP: 0.261, SLG: 0.370 30 Kyle Garlick, R (7, PH) OBP: 0.269, SLG: 0.500 (7, 9)		C SI 92 B CU 80 C FC 88 C CH 89 1-3 ③ K			X CU 79 0-0 ② F7		B CH 89 B CH 88 X FF 93 2-0 ③ F9			2 1	0 0	0 0	0 0	0 0	1 0	1 1
8 Christian Vázquez, R (1, 2) OBP: 0.317, SLG: 0.282			S FC 87 X CU 78 0-1 ① G5-3		B FC 89 C FC 88 B SI 92 X FC 88 2-1 ③ L9			B FF 94 C FF 93 C CH 89 F FC 86 S CH 89 1-3 ① K		3	0	0	0	0	1	0
2 Michael Taylor, R (1, 8) OBP: 0.277, SLG: 0.406			X CU 78 0-0 ② P3			C FC 86 C FC 88 B FF 93 F CU 80 X CU 80 1-2 ① F8		B CH 90 X CH 90 1-0 2B		3	0	1	0	0	0	0

	AB	31
	R	0
	H	4
	RBI	0
	BB	2
	SO	12
	LOB	9

Inning Stats	1	2	3	4	5	6	7	8	9
	R: 0 E: 0 K: 3 S: 13	R: 0 E: 0 K: 2 S: 8	R: 0 E: 0 K: 0 S: 6	R: 0 E: 0 K: 2 S: 12	R: 0 E: 0 K: 1 S: 6	R: 0 E: 0 K: 1 S: 13	R: 0 E: 0 K: 0 S: 9	R: 0 E: 0 K: 2 S: 10	R: 0 E: 0 K: 1 S: 9
	H: 0 LOB: 0 BB: 0 P: 18	H: 0 LOB: 1 BB: 1 P: 15	H: 0 LOB: 0 BB: 0 P: 9	H: 1 LOB: 1 BB: 0 P: 18	H: 0 LOB: 0 BB: 0 P: 10	H: 1 LOB: 1 BB: 0 P: 18	H: 1 LOB: 1 BB: 0 P: 16	H: 1 LOB: 2 BB: 1 P: 20	H: 0 LOB: 0 BB: 0 P: 15

	1B: 2	SF: 0	WP: 0	PA: 33
	2B: 2	SAC: 0	PB: 0	
	3B: 0	DP: 0	SB: 0	
	HR: 0	HBP: 0	CS: 0	

PITCHER		IP	WLS	BF	H	R	ER	SO	BB	IBB	HBP	BLK	WP	HR	S	P	ERA	WHIP
24 Zach Eflin, R ERA: 2.97	(1, 1)	6.2	W	24	3	0	0	9	1	0	0	0	0	0	66	101	0.00	0.600
68 Jalen Beeks, L ERA: 5.93	(7, 1)	1.1		6	1	0	0	2	1	0	0	0	0	0	11	23	0.00	1.500
30 Jake Diekman, L ERA: 6.52	(9, 1)	1.0		3	0	0	0	1	0	0	0	0	0	0	9	15	0.00	0.000

PITCHER	IP	WLS	BF	H	R	ER	SO	BB	IBB	HBP	BLK	WP	HR	S	P	ERA	WHIP

Batter	1	2	3	4	5	6	7	8	9	AB	R	H	RBI	BB	SO	LOB
2 Yandy Díaz, R (1, 3) OBP: 0.410, SLG: 0.566	X FF 95 0-0 5 FC3-6 1B		B FC 89 B FC 89 S FC 88 F FF 95 X CH 86 2-2 ② G6-3		F FF 94 B FF 94 B FC 89 F FF 95 S ST 85 2-3 ① K		B FF 95 S FF 94 B ST 84 B FF 94 C FF 94 F FF 94 B FF 93 4-2 5 2B 56 G5-3 BB			3	1	1	0	1	1	0
5 Wander Franco, S (1, 6) OBP: 0.374, SLG: 0.500	B CH 87 D CH 88 B FC 89 C FF 94 F FC 87 X CH 86 3-2 ① FC3-6 55 BB 1-2f		C FF 95 C CH 87 X ST 82 0-2 ③ L7		C FC 89 B CH 85 B CH 86 B FC 89 F FC 91 B FC 88 4-2 55 HR BB		B FC 86 B FC 86 X FC 86 2-0 56 G5-3 1-3 2B			3	1	1	0	1	0	1
55 Luke Raley, L (1, 9) OBP: 0.355, SLG: 0.590	B FC 88 B FC 88 B FC 87 C FC 87 1 SAFE F CH 85 B CH 86 4-2 87 FC6-4 1-2 BB			X FC 88 0-0 56 1B 3B	C FF 94 X CH 85 0-1 1-H HR		S FS 85 F FC 87 S FS 86 0-3 ① K			3	2	2	2	1	1	2
56 Randy Arozarena, R (1, 7) OBP: 0.392, SLG: 0.484	C FF 94 S ST 84 B CH 86 S FF 94 1-3 ② K			C FF 95 D CH 86 F FF 94 X CH 86 1-2 6 F9 87 BB 14 1B 1B 3-H	X FF 95 0-0 ② G5-3		F FF 96 B FC 88 X FC 87 1-1 ② G5-3 2-3 3-H			4	1	1	2	0	1	3
87 Harold Ramírez, R (1, 10) OBP: 0.342, SLG: 0.494	B ST 84 X ST 82 1-0 ③ FC6-4 1-2f			B FC 88 B FC 88 B FC 88 B FF 94 4-0 ③ 14 1B 7 SH1-3 1-2 BB	C FC 88 F ST 84 F ST 83 S ST 83 0-3 ③ K		X FC 87 0-0 ③ G4-3			3	1	0	0	1	1	3
6 Taylor Walls, S (1, 5) OBP: 0.329, SLG: 0.426		C FF 94 C FF 94 S FF 95 0-3 ① K		D FC 89 X FF 95 1-0 ① F9 2-3		C FF 94 B FC 87 C FF 93 X FF 93 1-2 ① F8		B FF 95 F FF 96 F FF 95 F FF 97 B FC 86 S FF 96 2-3 ① K		4	0	0	0	0	2	2
14 Christian Bethancourt, R (1, 2) OBP: 0.273, SLG: 0.470		X ST 84 0-0 ② L4		S FC 90 S FC 90 X ST 84 0-2 7 SH1-3 1-3 3-H 1B		F FC 88 X FC 90 0-1 ② L7		F FF 95 X FC 88 0-1 ② G1-3		4	0	1	1	0	0	0
7 Vidal Bruján, S (1, 4) OBP: 0.214, SLG: 0.185		B FF 96 X FC 87 1-0 ③ P6		X FC 90 0-0 ② SH1-3 1-2 3-H		F CH 86 X CH 87 0-1 ③ L8		B FC 88 X FC 87 1-0 ③ G1-4-3		3	0	0	1	0	0	0
22 Jose Siri, R (1, 8) OBP: 0.291, SLG: 0.586			X FC 90 0-0 ① F9	S ST 84 B ST 83 F FC 86 D ST 83 C ST 82 2-3 ③ K			C FF 93 B ST 83 X ST 82 1-1 HR			3	1	1	1	0	1	1
Inning Stats	R: 0 E: 0 K: 1 S: 10 H: 1 LOB: 2 BB: 1 P: 19	R: 0 E: 0 K: 1 S: 5 H: 0 LOB: 0 BB: 0 P: 6	R: 0 E: 0 K: 0 S: 7 H: 0 LOB: 0 BB: 0 P: 9	R: 3 E: 0 K: 1 S: 12 H: 3 LOB: 1 BB: 1 P: 20	R: 2 E: 0 K: 2 S: 12 H: 1 LOB: 0 BB: 1 P: 18	R: 0 E: 0 K: 0 S: 7 H: 0 LOB: 0 BB: 0 P: 8	R: 2 E: 0 K: 1 S: 12 H: 2 LOB: 1 BB: 1 P: 20	R: 0 E: 0 K: 1 S: 7 H: 0 LOB: 0 BB: 0 P: 10		1B: 3 2B: 1 3B: 1 HR: 2	SF: 0 SAC: 1 DP: 0 HBP: 0		WP: 0 PB: 0 SB: 0 CS: 0	PA: 35		

PITCHER		IP	WLS	BF	H	R	ER	SO	BB	IBB	HBP	BLK	WP	HR	S	P	ERA	WHIP
37 Louie Varland, R ERA: 4.4	(1, 1)	6.0	L	28	6	7	7	5	4	0	0	0	0	2	58	90	10.50	1.667
15 Emilio Pagán, R ERA: 3.76	(7, 1)	2.0		7	1	0	0	2	0	0	0	0	0	0	14	20	0.00	0.500

PITCHER	IP	WLS	BF	H	R	ER	SO	BB	IBB	HBP	BLK	WP	HR	S	P	ERA	WHIP

BOTTOM

Minnesota Twins @ Tampa Bay Rays

Tropicana Field, St. Petersburg, FL

Tue Jun 06 2023, 6:42 PM - 8:47 PM EDT

Att. 14,689 - Dome - 72 F

livebaseballscorecards.com

AB	30
R	7
H	7
RBI	7
BB	4
SO	7
LOB	12

Minnesota Twins @ Tampa Bay Rays

Tropicana Field, St. Petersburg, FL

Wed Jun 07 2023, 6:40 PM - 8:57 PM EDT

Att. 10,846 - Dome - 72 F

TOP

livebaseballscorecards.com

Batter	1	2	3	4	5	6	7	8	9	AB	R	H	RBI	BB	SO	LOB
11 Jorge Polanco, S (1, 4) OBP: 0.294, SLG: 0.454	B FF 92 X FC 90 1-0 ① F8		B SI 90 B FC 84 S FC 84 S ST 76 F ST 76 B CH 84 B ST 76 4-2 1-2 BB		F ST 76 F FC 84 D CH 84 X ST 77 1-2 ③ L9			C FF 90 F FF 92 X FF 93 0-2 ① L9		3	0	0	0	1	0	1
19 Alex Kirilloff, L (1, 10) OBP: 0.438, SLG: 0.452 30 Kyle Garlick, R (8, PH) OBP: 0.259, SLG: 0.480 (8, 10)	B FF 93 S FC 90 B FF 93 X FC 91 2-1 ② L8		C ST 75 X FC 83 0-1 ② F7			B SI 87 B FC 84 F FC 84 H ST 76 3-1 9 BB HBP		B FF 92 C SL 85 S SL 85 C FF 94 1-3 ② K		2	0	0	0	0	0	2
										1	0	0	0	0	1	0
4 Carlos Correa, R (1, 6) OBP: 0.293, SLG: 0.367	F SI 94 X SI 94 0-1 ③ G1-3		C SI 89 B ST 76 F SI 89 C SI 90 1-3 ③ K			C ST 74 B CH 83 B SI 87 F FC 83 1 SAFE S CH 83 2-3 ① K		S SL 85 B FF 94 C FF 94 B SL 84 B SL 83 X FF 93 3-2 ③ P5		4	0	0	0	0	2	3
9 Trevor Larnach, L (1, 7) OBP: 0.313, SLG: 0.375		C FC 91 F SI 94 B SL 84 C FF 94 1-3 ① K	S CH 83 B CH 84 F FC 83 C ST 76 1-3 ① K			B ST 75 C FC 86 B ST 74 B ST 76 B SI 90 4-1 1-2 BB			B CH 89 X FF 95 1-0 ① F8	3	0	0	0	1	2	0
39 Donovan Solano, R (1, 3) OBP: 0.357, SLG: 0.353 2 Michael Taylor, R (9, PR) OBP: 0.277, SLG: 0.406 (9, 8)		B FC 91 B FF 94 X SI 94 2-0 ② G5-3	C ST 79 B SI 89 X CH 84 1-1 ② G4-3			C SI 91 C ST 76 B ST 77 S SI 90 1-3 ② K			F FF 95 B ST 78 S FF 95 B FF 96 H CH 90 3-2 23 S 26 S 23 1B HBP	3	0	0	0	0	1	2
										0	1	0	0	0	0	0
26 Max Kepler, L (1, 9) OBP: 0.267, SLG: 0.369		B FC 91 B SI 94 C FC 91 C FF 94 B SL 85 F FF 94 X FC 91 3-2 1B	B SI 88 F ST 77 F ST 76 B CH 85 B FC 84 X ST 76 3-2 ③ F8			B ST 75 C SI 89 F FC 88 C FC 86 1-3 ③ K			C CH 89 B FF 94 C CH 88 B ST 77 B CH 88 B CH 88 4-2 50 HBP 23 1B 1-2 BB	3	0	1	0	1	1	2
23 Royce Lewis, R (1, 5) OBP: 0.207, SLG: 0.448 12 Kyle Farmer, R (9, 3) OBP: 0.331, SLG: 0.372		B SI 93 X FC 90 1-0 ③ G1-3			C SL 81 C ST 74 S ST 75 0-3 ① K		F FF 98 X SL 86 0-1 ① P5		F CH 90 B FF 94 2 SAFE S CH 91 D ST 79 X CH 90 2-2 50 HBP 1-2 2-H 1B	4	0	1	1	0	1	1
										0	0	0	0	0	0	0
50 Willi Castro, S (1, 8) OBP: 0.314, SLG: 0.424 (9, 5)			F FC 85 X CH 84 0-1 ① L9		B ST 75 B SI 89 X FC 84 2-0 ② F8		B FF 97 C FS 89 B FS 90 F FF 97 S FS 88 2-3 ② K		S FF 94 B FF 93 F ST 79 F CH 89 F FF 94 H ST 79 2-2 27 G5-4-3 1-2 2-3 HBP	3	0	0	0	0	1	0
27 Ryan Jeffers, R (1, 2) OBP: 0.400, SLG: 0.447			C FC 83 B SI 89 F SI 88 X SI 90 1-2 11 BB 1B		C FC 82 B CH 84 B SI 88 C ST 77 B CH 85 B ST 75 4-2 BB		B SL 87 F SL 87 F FF 97 F SL 85 F SL 86 X SL 84 1-2 ③ P5		X CH 89 0-0 ②③ G5-4-3 1-2f	3	0	1	0	1	0	3
Inning Stats	R: 0 E: 0 K: 0 S: 5 H: 0 LOB: 0 BB: 0 P: 8	R: 0 E: 0 K: 1 S: 9 H: 1 LOB: 1 BB: 0 P: 16	R: 0 E: 0 K: 1 S: 13 H: 1 LOB: 2 BB: 1 P: 19	R: 0 E: 0 K: 1 S: 8 H: 0 LOB: 0 BB: 0 P: 13	R: 0 E: 0 K: 1 S: 9 H: 0 LOB: 1 BB: 1 P: 16	R: 0 E: 0 K: 3 S: 11 H: 0 LOB: 2 BB: 1 P: 22	R: 0 E: 0 K: 1 S: 10 H: 0 LOB: 0 BB: 0 P: 13	R: 0 E: 0 K: 1 S: 9 H: 0 LOB: 0 BB: 0 P: 13	R: 1 E: 0 K: 0 S: 13 H: 1 LOB: 3 BB: 1 P: 25	1B: 3 2B: 0 3B: 0 HR: 0 SF: 0 SAC: 0 DP: 1 HBP: 3						

	AB	29
	R	1
	H	3
	RBI	1
	BB	4
	SO	9
	LOB	14

WP: 0 PA: 36
PB: 0
SB: 2
CS: 0

PITCHER		IP	WLS	BF	H	R	ER	SO	BB	IBB	HBP	BLK	WP	HR	S	P	ERA	WHIP
64 Shawn Armstrong, R ERA:	(1, 1)	2.0		7	1	0	0	1	0	0	0	0	0	0	14	24	0.00	0.500
71 Cooper Criswell, R ERA: 5.14	(3, 1)	3.1		14	1	0	0	4	2	0	1	0	0	0	34	57	0.00	0.900
49 Kevin Kelly, R ERA: 4.0	(6, 1)	0.2	H	3	0	0	0	2	1	0	0	0	0	0	7	13	0.00	1.500
26 Robert Stephenson, R ERA: 4.41	(7, 1)	1.0	H	3	0	0	0	1	0	0	0	0	0	0	10	13	0.00	0.000
38 Colin Poche, L ERA: 1.99	(8, 1)	1.0	H	3	0	0	0	1	0	0	0	0	0	0	9	13	0.00	0.000

PITCHER		IP	WLS	BF	H	R	ER	SO	BB	IBB	HBP	BLK	WP	HR	S	P	ERA	WHIP
47 Jason Adam, R ERA: 3.08	(9, 1)	1.0	W	6	1	1	1	0	1	0	2	0	0	0	13	25	9.00	2.000

Batter	1	2	3	4	5	6	7	8	9	AB	R	H	RBI	BB	SO	LOB
15 Josh Lowe, L (1, 7) OBP: 0.337, SLG: 0.547	X FF 95 0-0 ① P5		S FF 95 B FF 94 F CH 89 F ST 87 F ST 86 B FF 96 B FF 96 X CH 89 3-2 5 1B 1B		C CU 81 S FF 94 S CU 83 0-3 ② K			C FF 97 S FF 98 F FF 97 B CH 90 F FF 99 S FF 98 1-3 ② K		4	0	1	0	0	2	1
5 Wander Franco, S (1, 6) OBP: 0.372, SLG: 0.496	C FF 96 X CH 89 0-1 ② L8		C ST 86 1 SAFE X CH 88 0-1 56 K 1-3 1B		C CU 81 B ST 84 X SI 95 1-1 ③ FC5-6 1-2f			C FC 90 X FC 92 0-1 ③ F9		4	0	1	0	0	0	1
56 Randy Arozarena, R (1, 10) OBP: 0.394, SLG: 0.498	C SI 96 B SI 95 X CH 90 1-1 1B		1 SAFE S CH 90 D ST 86 B CH 90 F SI 97 S ST 86 2-3 ② ③ K 1-2			X CH 89 0-0 ① G6-3			F FS 98 X FS 98 0-1 HR	4	1	2	1	0	1	2
55 Luke Raley, L (1, 3) OBP: 0.348, SLG: 0.577	B FF 95 X CH 90 1-0 ③ G4-3			C ST 85 B ST 86 B ST 83 B CH 88 S CH 89 X CH 89 3-2 ① G3-1		F FF 94 S FF 94 B ST 86 B FF 94 S CU 82 2-3 ② K				3	0	0	0	0	1	1
17 Isaac Paredes, R (1, 5) OBP: 0.350, SLG: 0.467		B SI 96 X SI 94 1-0 HR		C CU 82 B CH 88 F CH 88 B ST 86 B CH 90 F CH 88 D ST 86 4-2 BB		C FF 95 B ST 84 F FF 95 X CH 90 1-2 ③ G5-3				2	1	1	1	1	0	0
6 Taylor Walls, S (1, 4) OBP: 0.324, SLG: 0.417		F FF 94 B FF 94 F CH 89 S FF 95 1-3 ① K		B FF 94 C ST 84 X FF 93 1-1 ② F8			B CH 87 C FF 95 B CU 80 X FF 95 2-1 ① F8			3	0	0	0	0	1	1
22 Jose Siri, R (1, 8) OBP: 0.285, SLG: 0.571		C CU 83 S CH 90 B ST 88 B CH 91 S ST 84 2-3 ② K		X ST 84 0-0 ③ G1-3			C SI 95 F SI 96 X ST 84 0-2 ② F9			3	0	0	0	0	1	1
13 Manuel Margot, R (1, 9) OBP: 0.321, SLG: 0.336		B FF 96 X SI 95 1-0 ③ P3			C CH 87 S ST 83 S ST 84 0-3 ① K		X CU 83 0-0 ③ G6-3			3	0	0	0	0	1	0
21 Francisco Mejía, S (1, 2) OBP: 0.269, SLG: 0.333			C CH 88 F CH 88 F ST 86 B FF 95 F FF 94 F ST 85 B CH 90 X CH 90 2-2 ① G6-3		B CU 82 C CU 82 F CH 89 X FF 94 1-2 5 FC5-6 1B			S FF 97 C CH 89 B FF 97 F ST 84 S FF 98 1-3 ① K		3	0	1	0	0	1	0
Inning Stats	R: 0 E: 0 K: 0 S: 6 H: 1 LOB: 1 BB: 0 P: 8	R: 1 E: 0 K: 2 S: 8 H: 1 LOB: 0 BB: 0 P: 13	R: 0 E: 0 K: 1 S: 16 H: 2 LOB: 1 BB: 0 P: 23	R: 0 E: 0 K: 0 S: 9 H: 0 LOB: 1 BB: 1 P: 17	R: 0 E: 0 K: 2 S: 11 H: 1 LOB: 1 BB: 0 P: 13	R: 0 E: 0 K: 1 S: 7 H: 0 LOB: 0 BB: 0 P: 10	R: 0 E: 0 K: 0 S: 6 H: 0 LOB: 0 BB: 0 P: 8	R: 0 E: 0 K: 2 S: 11 H: 0 LOB: 0 BB: 0 P: 13	R: 1 E: 0 K: 0 S: 2 H: 1 LOB: 0 BB: 0 P: 2	1B: 4 2B: 0 3B: 0 HR: 2 SF: 0 SAC: 0 DP: 0 HBP: 0						

PITCHER		IP	WLS	BF	H	R	ER	SO	BB	IBB	HBP	BLK	WP	HR	S	P	ERA	WHIP
49 Pablo López, R ERA: 4.25	(1, 1)	7.0		26	5	1	1	6	1	0	0	0	0	1	63	92	1.29	0.857
61 Brock Stewart, R ERA: 1.0	(8, 1)	1.0		3	0	0	0	2	0	0	0	0	0	0	11	13	0.00	0.000
59 Jhoan Duran, R ERA: 1.57	(9, 1)	0.0	L	1	1	1	1	0	0	0	0	0	0	1	2	2	∞	∞

PITCHER	IP	WLS	BF	H	R	ER	SO	BB	IBB	HBP	BLK	WP	HR	S	P	ERA	WHIP

BOTTOM

Minnesota Twins @ Tampa Bay Rays

Tropicana Field, St. Petersburg, FL

Wed Jun 07 2023, 6:40 PM - 8:57 PM EDT

Att. 10,846 - Dome - 72 F

livebaseballscorecards.com

AB	29
R	2
H	6
RBI	2
BB	1
SO	8
LOB	7

Minnesota Twins @ Tampa Bay Rays

Tropicana Field, St. Petersburg, FL

Thu Jun 08 2023, 1:10 PM - 3:17 PM EDT

Att. 12,584 - Dome - 72 F

TOP

livebaseballscorecards.com

Batter	1	2	3	4	5	6	7	8	9	AB	R	H	RBI	BB	SO	LOB
50 Willi Castro, S (1, 4) (6, 7) (7, 9) OBP: 0.312, SLG: 0.419	C SI 90 B SL 88 X SI 92 1-1 ① F7		B FS 84 F SI 93 F SL 90 F FS 86 X FS 86 1-2 1B		X SL 89 0-0 ③ G3			C FF 92 C FF 93 F FF 92 F FF 93 X SL 84 0-2 ① F9		4	0	1	0	0	0	0
19 Alex Kirilloff, L (1, 3) OBP: 0.440, SLG: 0.466	B SI 92 S SI 92 B SL 90 X SI 92 2-1 11 FC1-6-4 1B		B FF 92 F SL 88 X SL 88 1-1 ② F7			B SI 91 X SI 92 1-0 39 F9 2B		B FF 92 X FF 92 1-0 ② F7		4	0	2	0	0	0	1
11 Jorge Polanco, S (1, 10) OBP: 0.291, SLG: 0.450 39 Donovan Solano, R (1, PR) OBP: 0.350, SLG: 0.345 (1, 10)	X SI 91 0-0 ② FC1-6-4 4 1B 1-2f		X SL 88 0-0 ③ F8			C SI 90 S SI 91 X FS 84 1-2 ① F9 2-3		B SL 85 C FF 92 F SL 92 X SL 84 1-2 ③ G5-3		1	0	0	0	0	0	1
										3	0	0	0	0	0	2
4 Carlos Correa, R (1, 6) OBP: 0.296, SLG: 0.385	X SL 87 0-0 1-2 1B			B SL 88 B SI 92 X SL 88 2-0 HR		B SI 93 X SI 92 1-0 ② F9			B ST 80 S ST 78 B ST 80 F CH 90 X ST 78 2-2 ① G1-3	4	1	2	1	0	0	1
9 Trevor Larnach, L (1, 7) OBP: 0.309, SLG: 0.370 12 Kyle Farmer, R (6, PH) (6, 4) OBP: 0.325, SLG: 0.365	X SI 91 0-0 ③ F8			C SI 91 B FS 86 B FS 85 F SL 90 T FS 85 2-2 ① K		C CH 86 X CH 87 0-1 ③ G6-3			T FF 95 S ST 79 B ST 82 F ST 79 F FF 95 S ST 80 1-3 ② K	2	0	0	0	0	1	2
										2	0	0	0	0	1	1
23 Royce Lewis, R (1, 5) OBP: 0.182, SLG: 0.394		S SI 92 B SL 89 X SL 89 1-1 ① F8		B SL 89 B SI 92 B SI 91 C SI 92 F SI 92 F SI 92 S FS 87 3-3 ② K			C FF 95 B CH 89 B CH 88 T FF 96 C FF 97 2-3 ① K		C ST 79 X FF 95 0-1 ③ F9	4	0	0	0	0	2	0
26 Max Kepler, L (1, 9) OBP: 0.264, SLG: 0.364 30 Kyle Garlick, R (7, PH) (7, 7) OBP: 0.250, SLG: 0.462		C FS 84 F SL 90 F FF 93 S FS 85 0-3 ② K		B FS 86 X SI 92 1-0 ③ G4-3			S FF 96 B FF 97 C CH 88 S FF 97 1-3 ② K			2	0	0	0	0	1	0
										1	0	0	0	0	1	0
8 Christian Vázquez, R (1, 2) OBP: 0.310, SLG: 0.276		F SL 89 B SL 91 B SI 93 X SI 92 2-1 ③ L9			C SI 91 F FS 84 F FF 93 X FS 86 0-2 ① L6		B CH 88 F FF 96 B CH 88 C FF 96 F FF 96 B ST 82 X FF 96 3-2 ③ F8			3	0	0	0	0	0	0
2 Michael Taylor, R (1, 8) OBP: 0.278, SLG: 0.424			B SL 88 X SI 91 1-0 ① G5-3		L SL 89 C SL 89 S FF 93 0-3 ② K			X SL 84 0-0 HR		3	1	1	1	0	1	0

Inning Stats	1	2	3	4	5	6	7	8	9
	R: 0 E: 0 K: 0 S: 7	R: 0 E: 0 K: 1 S: 8	R: 0 E: 0 K: 0 S: 8	R: 1 E: 0 K: 2 S: 9	R: 0 E: 0 K: 1 S: 8	R: 0 E: 0 K: 0 S: 7	R: 0 E: 0 K: 2 S: 10	R: 1 E: 0 K: 0 S: 10	R: 0 E: 0 K: 1 S: 10
	H: 2 LOB: 2 BB: 0 P: 10	H: 0 LOB: 0 BB: 0 P: 11	H: 1 LOB: 1 BB: 0 P: 11	H: 1 LOB: 0 BB: 0 P: 17	H: 0 LOB: 0 BB: 0 P: 8	H: 1 LOB: 1 BB: 0 P: 10	H: 0 LOB: 0 BB: 0 P: 16	H: 1 LOB: 0 BB: 0 P: 12	H: 0 LOB: 0 BB: 0 P: 13

	AB	33
	R	2
	H	6
	RBI	2
	BB	0
	SO	7
	LOB	8

1B: 3 SF: 0
2B: 1 SAC: 0
3B: 0 DP: 0
HR: 2 HBP: 0

WP: 0 PA: 33
PB: 0
SB: 0
CS: 0

PITCHER		IP	WLS	BF	H	R	ER	SO	BB	IBB	HBP	BLK	WP	HR	S	P	ERA	WHIP
72 Yonny Chirinos, R ERA: 2.6	(1, 1)	5.2	W	22	5	1	1	4	0	0	0	0	0	1	45	65	1.59	0.882
30 Jake Diekman, L ERA: 6.1	(6, 1)	1.1	H	4	0	0	0	2	0	0	0	0	0	0	12	18	0.00	0.000
38 Colin Poche, L ERA: 2.28	(8, 1)	1.0	H	4	1	1	1	0	0	0	0	0	0	1	10	12	9.00	1.000
47 Jason Adam, R ERA: 2.96	(9, 1)	1.0	S	3	0	0	0	1	0	0	0	0	0	0	10	13	0.00	0.000

PITCHER	IP	WLS	BF	H	R	ER	SO	BB	IBB	HBP	BLK	WP	HR	S	P	ERA	WHIP

BOTTOM

Minnesota Twins @ Tampa Bay Rays

Tropicana Field, St. Petersburg, FL

Thu Jun 08 2023, 1:10 PM - 3:17 PM EDT

Att. 12,584 - Dome - 72 F

livebaseballscorecards.com

Batter	1	2	3	4	5	6	7	8	9	AB	R	H	RBI	BB	SO	LOB
15 Josh Lowe, L (1, 9) OBP: 0.340, SLG: 0.546	B FF 92 F FF 91 B FF 92 F FF 91 X FF 92 2-2 ① F7			F FF 90 F CH 84 B CU 80 B FF 91 X CU 79 2-2 ① F7		X CH 82 0-0 5 FC4-6 1B		C FF 94 B FF 93 S FF 93 B FF 93 X FF 93 2-2 5 G6-3 1B		4	0	2	0	0	0	0
5 Wander Franco, S (1, 6) OBP: 0.366, SLG: 0.487	F FF 91 B SL 82 C CH 84 B SL 83 X CH 86 2-2 ② G4-3			B CH 85 B CH 84 X CH 84 2-0 ② G4-3		F SL 81 F SL 79 B CH 84 X SL 80 1-2 ① FC4-6 55 S 56 BB 55 E 1-2f		C FC 88 B FF 92 1 SAFE B FC 86 X CH 86 2-1 ②③ G6-3 1-2f		4	1	0	0	0	0	2
56 Randy Arozarena, R (1, 7) OBP: 0.397, SLG: 0.495	B FF 92 B FF 93 C CH 83 B CH 84 C FF 93 X CH 84 3-2 ③ P4			B FF 92 F CH 84 B CH 83 B FF 92 C FF 91 F FF 92 D CH 86 4-2 55 3B BB		B FF 89 1 SAFE B FF 89 B SL 79 S FF 90 B FF 89 4-1 55 E 1-2 BB				1	1	0	0	2	0	0
55 Luke Raley, L (1, 3) OBP: 0.348, SLG: 0.586		F FF 92 B CH 85 F SL 83 S CH 85 1-3 ① K		C FF 90 1 SAFE X CH 83 0-1 87 HR 1-H 3B		B ST 85 T ST 85 S ST 87 S ST 87 1-3 ② K 1-2 2-H				3	1	1	1	0	2	1
87 Harold Ramírez, R (1, 10) OBP: 0.342, SLG: 0.509		C SL 82 S CH 84 B CH 83 F SL 82 S FF 93 1-3 ② K		X SL 81 0-0 HR 3-H		B ST 87 D ST 86 S ST 86 C ST 87 F ST 88 S SI 97 2-3 ③ K				3	1	1	2	0	2	1
17 Isaac Paredes, R (1, 5) OBP: 0.344, SLG: 0.459		C SL 83 C SL 82 B CU 80 F CH 85 S FF 93 1-3 ③ K		B SL 82 X FF 91 1-0 ③ F7			C SL 79 C FF 94 B CH 84 B SL 80 B FF 95 F FF 94 X FF 94 3-2 ① L8			3	0	0	0	0	1	0
6 Taylor Walls, S (1, 4) OBP: 0.318, SLG: 0.409		S FF 92 S FF 93 B FF 92 S FF 92 1-3 ① K		B FF 91 C CH 84 F FF 90 B FF 91 T FF 91 2-2 ① K			F FF 93 F FF 95 X FF 94 0-2 ② F8			3	0	0	0	0	2	0
14 Christian Bethancourt, R (1, 2) OBP: 0.268, SLG: 0.459		S FF 92 B SL 84 B SL 83 F CH 85 S CH 85 2-3 ② K		B CH 84 B SL 81 S CH 84 S CH 84 B CH 86 X CH 84 3-2 ② F7			F CH 85 S FF 93 B CH 85 S FF 95 1-3 ③ K			3	0	0	0	0	2	0
13 Manuel Margot, R (1, 8) OBP: 0.315, SLG: 0.329		C FF 93 B FF 92 S SL 82 B SL 82 B SL 80 S FF 92 3-3 ③ K		B FF 91 X FF 90 1-0 ③ L7				L CH 85 B FF 91 X CH 83 1-1 ① F7		3	0	0	0	0	1	0
Inning Stats	R: 0 E: 0 K: 0 S: 9 H: 0 LOB: 0 BB: 0 P: 16	R: 0 E: 0 K: 3 S: 11 H: 0 LOB: 0 BB: 0 P: 14	R: 0 E: 0 K: 3 S: 9 H: 0 LOB: 0 BB: 0 P: 15	R: 3 E: 0 K: 0 S: 11 H: 2 LOB: 0 BB: 1 P: 20	R: 0 E: 0 K: 1 S: 7 H: 0 LOB: 0 BB: 0 P: 13	R: 1 E: 0 K: 2 S: 12 H: 1 LOB: 1 BB: 1 P: 20	R: 0 E: 0 K: 1 S: 10 H: 0 LOB: 0 BB: 0 P: 14	R: 0 E: 0 K: 0 S: 7 H: 1 LOB: 0 BB: 0 P: 12		1B: 2 2B: 0 3B: 1 HR: 1 SF: 0 SAC: 0 DP: 1 HBP: 0						

	AB	27
	R	4
	H	4
	RBI	3
	BB	2
	SO	10
	LOB	4

WP: 0 PA: 29
PB: 0
SB: 1
CS: 0

PITCHER		IP	WLS	BF	H	R	ER	SO	BB	IBB	HBP	BLK	WP	HR	S	P	ERA	WHIP
17 Bailey Ober, R ERA: 2.61	(1, 1)	5.1	L	21	3	4	3	7	2	0	0	0	0	1	52	88	5.06	0.938
22 Griffin Jax, R ERA: 4.15	(6, 1)	0.2		2	0	0	0	2	0	0	0	0	0	0	7	10	0.00	0.000
87 José De León, R ERA: 2.31	(7, 1)	2.0		6	1	0	0	1	0	0	0	0	0	0	17	26	0.00	0.500

PITCHER	IP	WLS	BF	H	R	ER	SO	BB	IBB	HBP	BLK	WP	HR	S	P	ERA	WHIP

Batter	1	2	3	4	5	6	7	8	9	AB	R	H	RBI	BB	SO	LOB
2 Marcus Semien, R (1, 4) OBP: 0.362, SLG: 0.488	F FF 96 S SL 92 F FF 98 F CU 84 F FF 98 B CU 86 F FF 98 X FF 97 1-2 ① P6		F FF 97 F FF 98 B FF 99 B CU 85 T CU 84 2-2 ② K		F FF 94 F FF 97 B FF 96 S CU 83 1-3 ③ K			B SL 88 F SL 85 B FF 94 F FF 95 X SL 86 2-2 ② G5-3		4	0	0	0	0	2	1
5 Corey Seager, L (1, 6) OBP: 0.381, SLG: 0.569	F CU 83 C FF 97 X CU 85 0-2 ② F8		C SL 90 F FF 98 F FF 98 F CU 84 S CU 86 0-3 ③ K			B CU 82 C FF 94 X SL 88 1-1 ① P5		B CH 86 S SL 87 B CH 86 F FF 95 F SL 87 B SL 87 F SL 86 C FF 95 3-3 ③ K		4	0	0	0	0	2	0
30 Nathaniel Lowe, L (1, 3) OBP: 0.354, SLG: 0.437	C FF 97 F FF 98 B CU 85 B CU 84 F FF 97 B FF 99 3-2 BB			X FF 95 0-0 ① G4-3		B FF 96 B SL 90 X FF 96 2-0 ② L7			B FF 94 C SL 86 F SL 85 F FF 94 C FF 94 1-3 ① K	3	0	0	0	1	1	0
53 Adolis García, R (1, 9) OBP: 0.328, SLG: 0.506	S FF 96 B FF 97 B SL 91 B SL 92 S SL 90 S SL 90 3-3 ③ K			B SL 88 B FF 96 B FF 95 C FF 95 C FF 96 B SL 92 4-2 28 S BB		S SL 89 X SL 90 0-1 ③ F7			B SL 87 X SL 86 1-0 ② P3	3	0	0	0	1	1	1
6 Josh Jung, R (1, 5) OBP: 0.341, SLG: 0.519		C SL 89 B FF 97 X SL 90 1-1 ① G6-3		C FF 96 X FF 97 0-1 ② F9			B SI 88 X SI 88 1-0 ① G6-3		X FF 94 0-0 HR	4	1	1	1	0	0	1
28 Jonah Heim, S (1, 2) OBP: 0.332, SLG: 0.456 12 Sandy León, S (7, 2) OBP: 0.190, SLG: 0.200		B CU 83 C SL 90 F CU 84 X FF 96 1-2 ② L7		B FF 97 F FF 97 S SL 91 D CU 85 S CU 84 2-3 ③ K 1-2			B SI 89 S SI 89 B ST 74 F FC 88 B ST 76 S FC 85 3-3 ② K		B SL 86 B FF 93 C SL 84 B FF 93 C SL 85 F SL 85 C FF 94 3-3 ③ K	3 1	0 0	0 0	0 0	0 0	2 1	1 0
18 Mitch Garver, R (1, 10) OBP: 0.364, SLG: 0.564		F SL 89 C SL 90 S CU 84 0-3 ③ K			B SL 90 B FF 96 X SL 90 2-0 ① G1		C ST 76 B ST 76 F SI 90 C SI 90 1-3 ③ K			3	0	0	0	0	2	0
20 Ezequiel Duran, R (1, 7) OBP: 0.367, SLG: 0.521			B SL 89 X SL 89 1-0 ① G6-3		X FF 95 0-0 ② F8			B SL 86 B FF 94 X FF 94 2-0 ① F6		3	0	0	0	0	0	0
3 Leody Taveras, S (1, 8) OBP: 0.359, SLG: 0.476			B CU 82 X SL 89 1-0 HR		B FF 98 C FF 97 F CU 85 B CU 86 B FF 97 F SL 90 B FF 98 4-2 BB			B CH 85 C FF 94 B CH 84 F FF 94 X FF 96 2-2 HR		2	2	2	2	1	0	0
Inning Stats	R: 0 E: 0 K: 1 S: 16 H: 0 LOB: 1 BB: 1 P: 23	R: 0 E: 0 K: 1 S: 8 H: 0 LOB: 0 BB: 0 P: 10	R: 1 E: 0 K: 2 S: 10 H: 1 LOB: 0 BB: 0 P: 14	R: 0 E: 0 K: 1 S: 8 H: 0 LOB: 1 BB: 1 P: 14	R: 0 E: 0 K: 1 S: 8 H: 0 LOB: 1 BB: 1 P: 15	R: 0 E: 0 K: 0 S: 5 H: 0 LOB: 0 BB: 0 P: 8	R: 0 E: 0 K: 2 S: 7 H: 0 LOB: 0 BB: 0 P: 12	R: 1 E: 0 K: 1 S: 12 H: 1 LOB: 0 BB: 0 P: 21	R: 1 E: 0 K: 2 S: 10 H: 1 LOB: 0 BB: 0 P: 15	1B: 0 2B: 0 3B: 0 HR: 3 SF: 0 SAC: 0 DP: 0 HBP: 0						

PITCHER		IP	WLS	BF	H	R	ER	SO	BB	IBB	HBP	BLK	WP	HR	S	P	ERA	WHIP
20 Tyler Glasnow, R ERA: 2.87	(1, 1)	6.0	W	22	1	1	1	6	3	0	0	0	0	1	55	84	1.50	0.667
49 Kevin Kelly, R ERA: 3.86	(7, 1)	1.0		3	0	0	0	2	0	0	0	0	0	0	7	12	0.00	0.000
1 Luis Patiño, R ERA: 9.0	(8, 1)	2.0		8	2	2	2	3	0	0	0	0	0	2	22	36	9.00	1.000

PITCHER	IP	WLS	BF	H	R	ER	SO	BB	IBB	HBP	BLK	WP	HR	S	P	ERA	WHIP

TOP

Texas Rangers @ Tampa Bay Rays

Tropicana Field, St. Petersburg, FL

Fri Jun 09 2023, 6:43 PM - 9:08 PM EDT

Att. 17,447 - Dome - 72 F

livebaseballscorecards.com

AB	30
R	3
H	3
RBI	3
BB	3
SO	11
LOB	4

WP: 0	PA: 33								
PB: 0									
SB: 1									
CS: 0									

Texas Rangers @ Tampa Bay Rays

Tropicana Field, St. Petersburg, FL

Fri Jun 09 2023, 6:43 PM - 9:08 PM EDT

Att. 17,447 - Dome - 72 F

livebaseballscorecards.com

BOTTOM

Batter	1	2	3	4	5	6	7	8	9	AB	R	H	RBI	BB	SO	LOB
2 Yandy Díaz, R (1, 3) OBP: 0.408, SLG: 0.560	F FF 92 F SL 84 B FF 93 T FF 94 1-2 ① K		F FF 92 B FF 92 X CH 84 1-1 5 G3-4-3 1B		F FF 91 C FF 91 S SL 82 0-3 ① K	C FF 95 F CH 81 B FF 96 F SL 88 F SL 85 F FF 95 X CH 82 1-2 ① F7 1-2 2-3				4	0	1	0	0	2	2
5 Wander Franco, S (1, 6) OBP: 0.361, SLG: 0.479	F FF 94 B CH 85 B FF 94 X CH 84 2-1 ② L8		X CH 84 0-0 ①② G3-4-3 1-2f		B CH 83 F FF 91 X CH 84 1-1 ② F4	C SI 92 F CH 84 X CH 84 0-2 ② FC5-2 2-3 3-H				4	0	0	0	0	0	3
87 Harold Ramírez, R (1, 10) OBP: 0.340, SLG: 0.508	C FF 94 S SL 85 B SL 84 F FF 94 X CH 85 1-2 E4 56 BB 17 2B		C FF 94 B SL 84 B CH 86 B CH 85 T FF 93 F FF 94 X SL 83 3-2 17 S 17 HR 2B		B CH 84 C CH 84 S FF 92 F SL 83 F FF 93 X CH 85 1-2 ③ G6-3	F SI 94 F CH 84 F CH 83 C SI 93 0-3 ③ K				4	2	1	0	0	1	2
56 Randy Arozarena, R (1, 7) OBP: 0.402, SLG: 0.493	C SL 84 B FF 92 B SL 85 B FF 93 B FF 93 4-1 17 2B 1-2 BB		B FF 92 C SL 83 B FF 94 S FF 93 B FF 94 B SL 83 4-2 17 S 17 HR BB			B FF 95 B FF 96 C SL 87 B FF 95 F FF 96 H FF 96 4-2 17 S 17 HR HBP	C CH 83 C SI 94 X CH 82 0-2 ① F7			1	2	0	0	2	0	0
17 Isaac Paredes, R (1, 5) OBP: 0.352, SLG: 0.503	C FF 93 D CH 85 B SL 84 F FF 93 X SL 84 2-2 1-3 2-H 2B		C CH 85 F FF 93 X FF 94 0-2 1-H 2-H HR			B SL 89 B SL 87 B FF 95 X FF 96 3-0 1-H HR	C SI 94 X SI 94	0-1 ② L9		4	2	3	6	0	0	0
22 Jose Siri, R (1, 8) OBP: 0.284, SLG: 0.557	B FF 93 C FF 92 B FF 93 X SL 85 2-1 ③ L5		B FF 92 S CH 83 S CH 85 X SL 84 1-2 ③ F9			S SL 88 S SL 88 B SL 86 B FF 96 B SL 88 B SL 87 4-2 14 1B 13 1B BB	C CH 86 B CH 86 B CH 84 X CH 84	2-1 ③ F7		3	1	0	0	1	0	2
14 Christian Bethancourt, R (1, 2) OBP: 0.267, SLG: 0.453		F SL 82 B FF 92 B FF 91 X SL 82 2-1 ① G6-3		F FF 92 F CH 84 B SL 82 X SL 82 1-2 ① G3-1		1 SAFE S CH 80 C FF 95 X CH 80 0-2 13 1B 6 1B 1-2 1B		F SI 93 B SL 85 X SI 92 1-1 ① G6-3		4	1	1	0	0	0	0
13 Manuel Margot, R (1, 9) OBP: 0.314, SLG: 0.327		B FF 92 B FF 93 B FF 91 C FF 91 F FF 92 S SL 84 3-3 ② K		F FF 92 F CH 84 S SL 84 0-3 ② K		B SL 88 B FF 94 B FF 96 C FF 96 X SL 89 3-1 2 F7 6 1B 5 FC5-2 1-2 2-H 1B		B CH 85 C SI 94 X CH 85 1-1 ② F8		4	0	1	1	0	2	0
6 Taylor Walls, S (1, 4) OBP: 0.317, SLG: 0.405		C SL 83 S FF 93 F FF 93 B FF 94 S SL 83 1-3 ③ K		S SL 82 S CH 85 X FF 93 0-2 ③ P3		B FF 95 C CH 82 X CH 81 1-1 5 FC5-2 2 F7 1-2 2-H 1B		X CH 85 0-0 ③ G5-3		4	0	1	1	0	1	0
Inning Stats	R: 1 H: 1 E: 1 LOB: 2 K: 1 BB: 1 S: 15 P: 27	R: 0 H: 0 E: 0 LOB: 0 K: 2 BB: 0 S: 9 P: 15	R: 3 H: 3 E: 0 LOB: 0 K: 0 BB: 1 S: 15 P: 24	R: 0 H: 0 E: 0 LOB: 0 K: 1 BB: 0 S: 9 P: 10	R: 0 H: 0 E: 0 LOB: 0 K: 1 BB: 0 S: 10 P: 12	R: 4 H: 4 E: 0 LOB: 2 K: 1 BB: 1 S: 25 P: 41	R: 0 H: 0 E: 0 LOB: 0 K: 0 BB: 0 S: 7 P: 9	R: 0 H: 0 E: 0 LOB: 0 K: 0 BB: 0 S: 5 P: 7		1B: 4 SF: 0 2B: 2 SAC: 0 3B: 0 DP: 1 HR: 2 HBP: 1						

	AB	32
	R	8
	H	8
	RBI	8
	BB	3
	SO	6
	LOB	9

WP: 0 PA: 36
PB: 0
SB: 3
CS: 0

PITCHER	IP	WLS	BF	H	R	ER	SO	BB	IBB	HBP	BLK	WP	HR	S	P	ERA	WHIP
44 Andrew Heaney, L (1, 1) ERA: 4.14	5.0	L	21	4	4	3	5	2	0	0	0	0	1	58	88	5.40	1.200
36 Spencer Howard, R (6, 1) ERA: 108.0	0.1		7	4	4	4	0	1	0	1	0	0	1	18	34	108.00	15.000
32 John King, L (6, 1) ERA: 4.82	2.2		8	0	0	0	1	0	0	0	0	0	0	19	23	0.00	0.000

PITCHER	IP	WLS	BF	H	R	ER	SO	BB	IBB	HBP	BLK	WP	HR	S	P	ERA	WHIP

Texas Rangers @ Tampa Bay Rays

Tropicana Field, St. Petersburg, FL

Sat Jun 10 2023, 4:10 PM - 7:06 PM EDT

Att. 18,932 - Dome - 72 F

livebaseballscorecards.com

Batter	1	2	3	4	5	6	7	8	9	AB	R	H	RBI	BB	SO	LOB
2 Marcus Semien, R (1, 4) OBP: 0.363, SLG: 0.487	X FF 95 0-0 ① L7	C FC 89 F CU 78 X FF 96 0-2 5 2B 1-2 2-3 1B		B CU 79 S FC 87 F FC 86 F CU 78 X FF 95 1-2 ② G6-3		C CH 88 F FC 87 X CH 88 0-2 5 1B 53 2B 1B		F CH 87 B SL 83 B FF 94 C FF 93 F SL 79 B CH 89 F FF 93 S CH 87 3-3 ② K		5	1	2	0	0	1	1
5 Corey Seager, L (1, 6) OBP: 0.403, SLG: 0.617	F FF 96 S FF 96 X FF 96 0-2 53 BB 1B	F FS 88 F CU 79 X FS 90 0-2 ② 1-H 2-H 3-H 2B		X FF 94 0-0 3-H HR		D SL 83 B FF 94 X FF 95 2-0 30 BB 53 2B 1-3 1B		B SL 83 B FF 93 X FF 93 2-0 30 BB 1B		5	2	5	4	0	0	0
30 Nathaniel Lowe, L (1, 3) OBP: 0.354, SLG: 0.432	B FS 90 B FF 95 C FS 89 F FC 92 C FF 96 2-3 ② K	D CU 79 C FF 95 F FS 91 B CU 81 F FF 96 S FF 96 2-3 ③ K		B FC 85 F CH 87 B CH 90 F FF 94 T CH 89 2-2 ③ K		B FF 96 B FF 95 B FF 95 B FF 95 4-0 53 2B 1-2 BB		B FF 95 B FF 95 F FF 95 B FF 96 B FF 95 4-1 1-2 BB		3	0	0	0	2	3	2
53 Adolis García, R (1, 9) OBP: 0.330, SLG: 0.506	B FC 89 D FC 88 B FF 95 C FF 96 B FF 96 4-1 1-2 BB		B FC 89 C FF 94 X CU 78 1-1 ① G6-3		B CH 89 C CH 89 C FC 86 F FF 94 B FF 95 S CH 90 2-3 ① K	C FF 96 D SL 83 X FF 95 1-1 1-3 2-H 3-H 2B		B FF 96 F CH 88 C FF 95 S FF 96 1-3 ③ K		4	0	1	2	1	2	2
6 Josh Jung, R (1, 5) OBP: 0.335, SLG: 0.508	F FC 90 F FF 97 F FF 97 B CU 79 F FF 97 F FS 90 B FC 89 F FS 90 F FF 98 2-3 ③ S CU 78 K		X FF 94 0-0 ② L7		S FC 86 X CH 89 0-1 ② G5-3	B FF 96 S CH 87 B CH 89 B FF 94 X CH 87 3-1 ③ L7			B FC 91 B SI 93 S SI 92 B FC 90 X SI 93 3-1 ① F8	5	0	0	0	0	1	4
28 Jonah Heim, S (1, 2)		B FC 88 B FS 87 B FF 94 C FF 94 S FF 94 B FF 97 4-2 16 E 16 E BB	B FF 96 X FS 89 1-0 ③ P2		C CH 90 B CH 88 S FC 84 X CH 89 1-2 2B		S FF 95 B CH 89 B FF 95 F CH 88 S FF 95 2-3 ① K		B SI 94 S FC 90 X FC 90 1-1 ② L6	4	1	1	0	1	1	0
16 Travis Jankowski, L (1, 7) OBP: 0.373, SLG: 0.389		X FF 95 0-0 FC4 2 1B 5 2B 1-H		B FF 92 B FS 88 B FS 93 B FF 94 4-0 20 2B BB	B CH 89 C FF 94 D FC 85 X FF 93 2-1 ③ P6		B FF 95 C FF 95 F FF 94 B SL 83 F FF 95 F FF 96 B CH 89 X FF 94 3-2 ② F8		F FC 90 C FF 93 F FF 93 B FF 93 B FC 91 F FF 94 X FC 90 2-2 20 1B 1B	4	2	1	0	1	0	1
20 Ezequiel Duran, R (1, 10) OBP: 0.368, SLG: 0.523		B FC 92 S CU 79 F FF 96 S CU 79 1-3 ① K		X FC 90 0-0 3 L9 5 HR 1-H 2B		B CH 88 X FF 93 1-0 ① P3	B CH 88 B FF 94 B FF 94 C FF 93 C FF 94 X FF 94 3-2 ③ G6-3		B SI 94 F FF 93 F FC 91 F SL 85 X SL 85 1-2 1-2 1B	5	1	2	1	0	1	1
3 Leody Taveras, S (1, 8) OBP: 0.354, SLG: 0.465		S FS 90 B FS 90 S FC 88 B FS 90 B FF 97 B FC 88 4-2 2 1B 5 2B BB		F CU 75 B FS 88 B FF 94 F FF 94 B FF 94 X FF 94 3-2 ① L9 2-3		B CH 87 B CH 87 B FF 93 C FF 92 X FF 93 3-1 ② G4-3		B FF 94 F CH 86 B FF 93 B FF 92 F FF 93 X FF 94 3-2 ① F9	C FF 95 C FF 94 F FF 95 F FC 92 X SI 95 0-2 ③ G3	4	1	0	0	1	0	3
Inning Stats	R: 0 E: 0 K: 2 S: 16 H: 1 LOB: 2 BB: 1 P: 24	R: 3 E: 1 K: 2 S: 18 H: 2 LOB: 1 BB: 2 P: 29	R: 0 E: 0 K: 0 S: 4 H: 0 LOB: 0 BB: 0 P: 6	R: 3 E: 0 K: 1 S: 12 H: 2 LOB: 0 BB: 1 P: 22	R: 0 E: 0 K: 1 S: 11 H: 1 LOB: 1 BB: 0 P: 16	R: 2 E: 0 K: 0 S: 11 H: 3 LOB: 2 BB: 1 P: 25	R: 0 E: 0 K: 1 S: 11 H: 0 LOB: 0 BB: 0 P: 19	R: 0 E: 0 K: 2 S: 13 H: 1 LOB: 2 BB: 1 P: 26	R: 0 E: 0 K: 0 S: 18 H: 2 LOB: 2 BB: 0 P: 25	1B: 7 2B: 4 3B: 0 HR: 1 SF: 0 SAC: 0 DP: 0 HBP: 0						

TOP	
AB	39
R	8
H	12
RBI	7
BB	6
SO	9
LOB	14

PITCHER		IP	WLS	BF	H	R	ER	SO	BB	IBB	HBP	BLK	WP	HR	S	P	ERA	WHIP
45 Taj Bradley, R ERA: 4.19	(1, 1)	3.2	L	19	4	5	4	4	4	0	0	0	0	0	46	75	9.82	2.182
68 Jalen Beeks, L ERA: 6.12	(4, 1)	2.0		9	3	2	2	2	0	0	0	0	0	1	21	32	9.00	1.500
José Lopez, L ERA: 4.5	(6, 1)	2.0		10	3	1	1	2	1	0	0	0	0	0	25	51	4.50	2.000
30 Jake Diekman, L ERA: 6.0	(8, 1)	0.1		2	0	0	0	1	1	0	0	0	0	0	4	9	0.00	3.000
64 Shawn Armstrong, R ERA:	(9, 1)	1.0		5	2	0	0	0	0	0	0	0	0	0	18	25	0.00	2.000

PITCHER	IP	WLS	BF	H	R	ER	SO	BB	IBB	HBP	BLK	WP	HR	S	P	ERA	WHIP

WP: 0	PA: 45		
PB: 0			
SB: 0			
CS: 0			

Texas Rangers @ Tampa Bay Rays

Tropicana Field, St. Petersburg, FL

Sat Jun 10 2023, 4:10 PM - 7:06 PM EDT

Att. 18,932 - Dome - 72 F

livebaseballscorecards.com

BOTTOM

Batter	1	2	3	4	5	6	7	8	9	AB	R	H	RBI	BB	SO	LOB
2 Yandy Díaz, R (1, 3) OBP: 0.403, SLG: 0.549	X FF 95 0-0 ① G4-3		C FF 95 B FS 90 X FC 92 1-1 ② L8		C FF 93 B FF 93 B FS 87 B FS 88 F FF 94 B FC 90 4-2 56 BB BB		B FF 95 X FS 87 1-0 ① FC5-4 15 G1-3 5 1B 1-2f		B SL 79 B FF 91 C FF 90 F SL 80 B CU 78 F FF 91 F FF 92 S SL 81 3-3 ② K	4	0	0	0	1	1	2
5 Wander Franco, S (1, 6) OBP: 0.358, SLG: 0.474	B FF 95 B FS 89 X FC 92 2-0 ② G6-3		B FC 92 X FS 88 1-0 ③ G3-1		B FS 86 C FC 90 X FS 87 1-1 ① F8		B CU 75 C FF 94 1 SAFE B FF 94 X FC 90 2-1 15 G1-3 1B 1-2		C FF 92 B FF 92 F SL 78 B SL 81 F FF 91 F SL 81 X CU 78 2-2 ③ L7	5	0	1	0	0	0	2
15 Josh Lowe, L (1, 9) OBP: 0.343, SLG: 0.551	B FF 96 B FF 97 F FC 93 B FS 90 C FF 97 X FF 97 3-2 2B			B FC 90 X FF 94 1-0 56 1B 55 2B 1B	B CU 75 S FF 94 X FC 89 1-1 ② F7		C FF 97 X FF 98 0-1 ② G1-3 1-2 2-3			4	1	2	0	0	0	3
56 Randy Arozarena, R (1, 7) OBP: 0.407, SLG: 0.493	X FF 96 0-0 ③ G6-3			C FF 95 B FS 87 X FC 92 1-1 55 2B 21 HR 1-2 1B	F FS 88 B FF 95 B FF 94 B FS 87 B FF 95 4-1 1-2 BB		B FF 97 B SL 89 B FF 97 C FF 96 C SL 89 F FF 96 B FF 97 4-2 BB			2	1	1	0	2	0	1
17 Isaac Paredes, R (1, 5) OBP: 0.346, SLG: 0.492		C FF 95 F FS 89 B CU 76 B FS 89 F FC 90 T FF 97 2-2 ① K		F FS 88 B CU 78 B FF 97 X FF 96 2-1 ① F5	B FF 96 C FF 95 S FS 89 F FF 95 S FS 88 1-3 ③ K		C SL 88 C SL 89 X FF 97 0-2 ③ G5-3			4	0	0	0	0	2	7
55 Luke Raley, L (1, 10) OBP: 0.345, SLG: 0.583		B FF 96 X FC 93 1-0 ② G3-1		B FF 96 X FS 88 1-0 21 HR 1-3 2-H 2B	C CU 73 B FF 93 S FF 94 B FF 95 S CU 75 2-3 ① K			C CU 84 B FF 96 S FF 97 S FF 98 1-3 ① K		4	1	1	1	0	2	0
22 Jose Siri, R (1, 8) OBP: 0.275, SLG: 0.540		B CU 78 F FF 97 X SL 84 1-1 ③ G6-3		B FF 94 S FS 87 F FS 88 S FF 94 1-3 ② K	F FC 90 C FC 90 F FF 94 C FF 96 0-3 ② K			S SL 88 C SL 89 B FF 98 S SL 89 1-3 ② K		4	0	0	0	0	3	2
21 Francisco Mejía, S (1, 2) OBP: 0.278, SLG: 0.380			C CU 75 X FS 89 0-1 2B	B FC 92 X FC 90 1-0 2-H 3-H HR	C FS 88 X FS 88 0-1 ③ G3-1			C CU 85 S SL 88 S SL 89 0-3 ③ K		4	1	2	3	0	1	0
7 Vidal Bruján, S (1, 4) OBP: 0.226, SLG: 0.172 13 Manuel Margot, R (9, PH) OBP: 0.312, SLG: 0.325			C FC 91 F FF 96 F FS 88 B FF 97 S CU 76 1-3 ① K	B FS 86 C FF 94 F FC 91 X FS 87 1-2 ③ G1-3			B FS 88 B FF 94 B FF 94 C FF 94 F FF 93 F FC 89 B FF 95 4-2 2 FC5-4 BB		C FF 89 S SL 79 X SL 79 0-2 ① P3	2 1	0 0	0 0	0 0	1 0	1 0	1 0

Inning Stats	1	2	3	4	5	6	7	8	9
	R: 0 E: 0 K: 0 S: 6	H: 1 LOB: 1 BB: 0 P: 11	R: 0 E: 0 K: 1 S: 7	H: 0 LOB: 0 BB: 0 P: 11	R: 0 E: 0 K: 1 S: 10	H: 1 LOB: 1 BB: 0 P: 13	R: 4 E: 0 K: 1 S: 13	H: 4 LOB: 0 BB: 0 P: 21	R: 0 E: 0 K: 1 S: 11	H: 0 LOB: 2 BB: 2 P: 22	R: 0 E: 0 K: 2 S: 9	H: 0 LOB: 0 BB: 0 P: 11	R: 0 E: 0 K: 0 S: 14	H: 1 LOB: 3 BB: 2 P: 25	R: 0 E: 0 K: 3 S: 9	H: 0 LOB: 0 BB: 0 P: 11	R: 0 E: 0 K: 1 S: 13	H: 0 LOB: 0 BB: 0 P: 18

	AB	R	H	RBI	BB	SO	LOB
AB	34						
R	4						
H	7						
RBI	4						
BB	4						
SO	10						
LOB	18						

	1B	SF	WP	PA
	3	0	0	38
	2B	3	SAC	0	PB	0
	3B	0	DP	0	SB	0
	HR	1	HBP	0	CS	0

PITCHER	IP	WLS	BF	H	R	ER	SO	BB	IBB	HBP	BLK	WP	HR	S	P	ERA	WHIP
17 Nathan Eovaldi, R (1, 1) ERA: 2.49	6.1	W	29	7	4	4	6	3	0	0	0	0	1	62	102	5.68	1.579
66 Josh Sborz, R (7, 1) ERA: 3.63	1.2	H	6	0	0	0	3	1	0	0	0	0	0	17	23	0.00	0.600
51 Will Smith, L (9, 1) ERA: 2.74	1.0		3	0	0	0	1	0	0	0	0	0	0	13	18	0.00	0.000

PITCHER	IP	WLS	BF	H	R	ER	SO	BB	IBB	HBP	BLK	WP	HR	S	P	ERA	WHIP

Texas Rangers @ Tampa Bay Rays

Tropicana Field, St. Petersburg, FL

Sun Jun 11 2023, 1:41 PM - 4:02 PM EDT

Att. 23,069 - Dome - 72 F

livebaseballscorecards.com

Batter	1	2	3	4	5	6	7	8	9	AB	R	H	RBI	BB	SO	LOB
2 Marcus Semien, R (1, 4) OBP: 0.361, SLG: 0.487	F8		E8		G6-3			P3		4	1	1	1	0	0	0
5 Corey Seager, L (1, 10) OBP: 0.399, SLG: 0.606	G6-3		1B		K			K		4	0	1	1	0	2	0
30 Nathaniel Lowe, L (1, 3) OBP: 0.353, SLG: 0.429	53 FC4 1B		P5			K			K	4	0	1	0	0	2	1
53 Adolis García, R (1, 9) OBP: 0.328, SLG: 0.500	FC4 1-2f		F9			K			6 2B BB	3	0	0	0	1	1	2
6 Josh Jung, R (1, 5) OBP: 0.333, SLG: 0.508		G1-4-3	L8			L8			1-3 2B	4	0	1	0	0	0	1
28 Jonah Heim, S (1, 2) OBP: 0.332, SLG: 0.450		K		G6-3			F9		20 G4-6-3 BB	3	0	0	0	1	1	0
20 Ezequiel Duran, R (1, 6) OBP: 0.359, SLG: 0.510		K		L4			G4-3		G4-6-3 1-2f	4	0	0	0	0	1	3
4 Robbie Grossman, S (1, 7) OBP: 0.315, SLG: 0.392			HR	G1-3			G1-3			3	1	1	1	0	0	0
3 Leody Taveras, S (1, 8) OBP: 0.354, SLG: 0.460			BB		L9			G6-3		2	1	0	0	1	0	0
Inning Stats	R: 0 E: 0 K: 0 S: 10 H: 1 LOB: 1 BB: 0 P: 15	R: 0 E: 0 K: 2 S: 10 H: 0 LOB: 0 BB: 0 P: 12	R: 3 E: 1 K: 0 S: 13 H: 3 LOB: 1 BB: 1 P: 22	R: 0 E: 0 K: 0 S: 7 H: 0 LOB: 0 BB: 0 P: 10	R: 0 E: 0 K: 1 S: 8 H: 0 LOB: 0 BB: 0 P: 10	R: 0 E: 0 K: 2 S: 9 H: 0 LOB: 0 BB: 0 P: 11	R: 0 E: 0 K: 0 S: 11 H: 0 LOB: 0 BB: 0 P: 16	R: 0 E: 0 K: 1 S: 8 H: 0 LOB: 0 BB: 0 P: 14	R: 0 E: 0 K: 1 S: 15 H: 1 LOB: 2 BB: 2 P: 26	1B: 2 2B: 2 3B: 0 HR: 1	SF: 0 SAC: 0 DP: 1 HBP: 0						

TOP	
AB	31
R	3
H	5
RBI	3
BB	3
SO	7
LOB	7

WP: 0 PB: 0 SB: 0 CS: 0 PA: 34

PITCHER		IP	WLS	BF	H	R	ER	SO	BB	IBB	HBP	BLK	WP	HR	S	P	ERA	WHIP
18 Shane McClanahan, L ERA: 2.18	(1, 1)	7.0	W	26	4	3	3	5	1	0	0	0	0	1	68	96	3.86	0.714
38 Colin Poche, L ERA: 2.19	(8, 1)	1.0		3	0	0	0	1	0	0	0	0	0	0	8	14	0.00	0.000
47 Jason Adam, R ERA: 2.86	(9, 1)	1.0		5	1	0	0	1	2	0	0	0	0	0	15	26	0.00	3.000

PITCHER	IP	WLS	BF	H	R	ER	SO	BB	IBB	HBP	BLK	WP	HR	S	P	ERA	WHIP

BOTTOM

Texas Rangers @ Tampa Bay Rays

Tropicana Field, St. Petersburg, FL

Sun Jun 11 2023, 1:41 PM - 4:02 PM EDT

Att. 23,069 - Dome - 72 F

livebaseballscorecards.com

Batter	1	2	3	4	5	6	7	8	9	AB	R	H	RBI	BB	SO	LOB
2 Yandy Díaz, R (1, 3) OBP: 0.405, SLG: 0.548	B SI 90 B SI 90 F FC 88 X CH 84 2-1 87 1B, 5 1B, 56 1B → 1B	C SI 92 F FC 90 C SI 92 0-3 ① K		B FC 89 1 SAFE B SI 92 C FC 88 C SI 90 X SI 92 2-2 5 HR 1-3 → 1B		B FC 90 C FF 94 C FF 95 B CH 88 F CH 88 X FF 96 2-2 ② F8				4	2	2	0	0	1	1
5 Wander Franco, S (1, 6) OBP: 0.360, SLG: 0.486	B SI 92 B SI 92 C CH 84 B FC 90 X SI 90 3-1 56 1B, 87 1B, 17 FC6-4 1-2 → 1B	X SI 92 0-0 ② L7		B FC 90 F SI 93 B FC 92 X CH 85 2-1 1-H 3-H → HR		T FF 95 X CH 88 0-1 ③ P5				4	2	2	3	0	0	1
87 Harold Ramírez, R (1, 10) OBP: 0.351, SLG: 0.517 15 Josh Lowe, L (7, PH) (8, 10) OBP: 0.342, SLG: 0.548	F CH 84 B CH 84 X FC 88 1-1 17 FC6-4, 56 1B 1-2 2-3 → 1B	C CH 85 X CH 85 0-1 2-H → 1B		C SI 92 F FC 89 X CH 84 0-2 56 S → 1B			C FF 93 S FF 92 F FF 92 B FF 93 X SL 84 1-2 ① F9			3 1	0 0	3 0	1 0	0 0	0 0	0 0
56 Randy Arozarena, R (1, 7) OBP: 0.405, SLG: 0.489	S SI 92 B SI 92 C FC 90 F SI 92 F CH 85 B SI 91 X FC 90 2-2 17 FC6-4 1-2 2-3 3-H → 1B	B SI 91 1 SAFE C SI 90 B FC 91 C SI 91 B SI 92 X SI 92 3-2 ③ G6-3		B SI 94 1 SAFE F FF 94 B FC 91 C FC 89 F FF 96 S SL 84 2-3 ② K 1-2			B SI 94 X SI 92 1-0 ② F8			4	0	1	1	0	1	2
17 Isaac Paredes, R (1, 5) OBP: 0.344, SLG: 0.485	X SI 92 0-0 ① FC6-4 1-2f 2-3 3-H		B FC 87 B CH 83 B SI 90 B SI 91 4-0 14 G6-4-3 → BB	B SL 81 B FF 96 X FC 91 2-0 ③ P2			B SL 85 C SI 93 F SL 84 B SI 92 S SL 84 2-3 ③ K			3	0	0	1	1	1	3
22 Jose Siri, R (1, 8) OBP: 0.275, SLG: 0.531	C SI 92 S CH 84 B CH 84 X CH 85 1-2 ② F9		B SI 92 S CH 83 F CH 83 C FC 89 1-3 ① K		F SL 83 B SL 82 B FF 95 C FC 89 X SL 83 2-2 13 CS → 1B			S SL 84 B SL 82 S FF 96 C FF 95 1-3 ① K		4	0	1	0	0	2	3
14 Christian Bethancourt, R (1, 2) OBP: 0.260, SLG: 0.441	X FC 91 0-0 ③ F9		F CH 84 B CH 84 X FC 90 1-1 ②③ G6-4-3 1-2f		B FC 90 S FF 96 1 SAFE X FC 91 1-1 ① P2			S SL 82 F SL 83 F FF 98 S SL 82 0-3 ② K		4	0	0	0	0	1	4
13 Manuel Margot, R (1, 9) OBP: 0.322, SLG: 0.338		B SI 90 B CH 81 B SI 89 C SI 90 B SI 90 4-1 6 2B → BB		C FC 88 S CH 84 X FC 89 0-2 ① → 1B	B FC 92 B FC 91 B FF 95 C FF 94 X FC 90 3-1 ②③ P3 1-2			B SL 85 F FF 96 F SL 83 X FF 98 1-2 → 2B		3	1	2	0	1	0	1
6 Taylor Walls, S (1, 4) OBP: 0.321, SLG: 0.410		X SI 90 0-0 87 1B 1-H → 2B		B CH 84 B FC 90 B CH 84 C SI 91 T CH 84 B FC 90 4-2 2 1B, 5 HR → BB		B FF 94 B CH 87 C SI 94 F CH 88 C FF 94 2-3 ① K		B CH 87 X FF 96 1-0 ③ G4-3		3	2	1	1	1	1	1
Inning Stats	R: 2 E: 0 K: 0 S: 16 H: 4 LOB: 2 BB: 0 P: 25	R: 2 E: 0 K: 1 S: 11 H: 2 LOB: 1 BB: 1 P: 18	R: 0 E: 0 K: 1 S: 5 H: 0 LOB: 0 BB: 1 P: 11	R: 3 E: 0 K: 1 S: 18 H: 4 LOB: 1 BB: 1 P: 30	R: 0 E: 0 K: 0 S: 7 H: 1 LOB: 0 BB: 0 P: 13	R: 0 E: 0 K: 1 S: 9 H: 0 LOB: 0 BB: 0 P: 13	R: 0 E: 0 K: 1 S: 8 H: 0 LOB: 0 BB: 0 P: 12	R: 0 E: 0 K: 2 S: 11 H: 1 LOB: 1 BB: 0 P: 14								

	AB	33
	R	7
	H	12
	RBI	7
	BB	3
	SO	7
	LOB	16

1B: 9 SF: 0 WP: 0 PA: 36
2B: 2 SAC: 0 PB: 0
3B: 0 DP: 1 SB: 1
HR: 1 HBP: 0 CS: 1

PITCHER		IP	WLS	BF	H	R	ER	SO	BB	IBB	HBP	BLK	WP	HR	S	P	ERA	WHIP
54 Martín Pérez, L ERA: 4.67	(1, 1)	3.1	L	21	10	7	7	2	3	0	0	0	0	1	45	75	18.90	3.900
25 José Leclerc, R ERA: 2.57	(4, 1)	2.2		8	1	0	0	2	0	0	0	0	0	0	21	35	0.00	0.375
65 Grant Anderson, R ERA: 3.18	(7, 1)	1.0		3	0	0	0	1	0	0	0	0	0	0	8	12	0.00	0.000
57 Yerry Rodríguez, R ERA: 3.6	(8, 1)	1.0		4	1	0	0	2	0	0	0	0	0	0	11	14	0.00	1.000

PITCHER	IP	WLS	BF	H	R	ER	SO	BB	IBB	HBP	BLK	WP	HR	S	P	ERA	WHIP

Tampa Bay Rays @ Oakland Athletics

Oakland Coliseum, Oakland, CA

Mon Jun 12 2023, 6:43 PM - 9:12 PM PDT

Att. 4,848 - Partly Cloudy - 63 F

TOP

livebaseballscorecards.com

Batter	1	2	3	4	5	6	7	8	9	AB	R	H	RBI	BB	SO	LOB
2 Yandy Díaz, R (1, 10) OBP: 0.402, SLG: 0.540	F FF 92 C SL 80 F SL 79 F SL 79 B FF 92 X SL 80 1-2 ① G5-3		S FF 92 B FF 93 B CH 84 B SL 81 S SI 92 F SL 82 B SI 92 4-2 56 BB 55 1B BB		C SI 93 B SL 81 X CH 83 1-1 ③ F7		1 SAFE B FF 93 C CH 82 F FF 93 F FF 94 F ST 82 S CH 84 1-3 ② K			3	0	0	0	1	1	1
55 Luke Raley, L (1, 3) OBP: 0.351, SLG: 0.585 87 Harold Ramírez, R (7, PH) OBP: 0.354, SLG: 0.519 (7, 3)	B SI 92 C CU 77 S CH 84 X FF 93 1-2 ② F7		X CU 77 0-0 56 BB 1-2 1B			X CH 82 0-0 5 G4-3 5 S 22 HR 1B	S CH 84 1 SAFE F CH 85 F ST 83 B FF 95 X CH 84 1-2 1-3 1B			3 1	1 0	2 1	0 0	0 0	0 0	0 0
56 Randy Arozarena, R (1, 7) OBP: 0.406, SLG: 0.491	X CU 76 0-0 2B		B FF 93 B CH 84 C SL 81 B SI 92 S FF 94 B FF 93 4-2 17 G5-4-3 1-2 2-3 BB			B FF 91 C CH 83 B SL 81 C SL 81 X SI 92 2-2 ① L8	F ST 82 B FF 94 C FF 94 F CH 86 S FF 95 1-3 ③ K			3	0	1	0	1	1	3
17 Isaac Paredes, R (1, 5) OBP: 0.341, SLG: 0.480 5 Wander Franco, S (6, PH) OBP: 0.357, SLG: 0.482 (6, 6)	C FF 93 C SI 92 X FF 92 0-2 ③ P4		S FF 94 F FF 93 X SL 82 0-2 ② ③ G5-4-3 1-2f			C FF 92 1 SAFE B SI 93 C SL 80 F FF 93 F SL 81 X SL 81 1-2 ② G4-3 1-3		C FF 94 X FF 94 0-1 ① G3-1		2 2	0 0	0 0	0 0	0 0	0 0	4 1
15 Josh Lowe, L (1, 9) OBP: 0.341, SLG: 0.542 13 Manuel Margot, R (8, PH) OBP: 0.320, SLG: 0.335 (8, 9)		S SL 80 F FF 93 F SL 80 B CH 84 S FF 93 1-3 ① K		B SI 91 X CH 83 1-0 ① G4-3		B SL 80 B FF 92 B CH 84 B SI 93 4-0 22 S 22 HR BB		C FF 93 B CH 85 S CH 85 B FF 95 S ST 82 2-3 ② K		2 1	1 0	0 0	0 0	1 0	1 1	0 0
22 Jose Siri, R (1, 8) OBP: 0.274, SLG: 0.545		C FF 94 F SI 94 S SL 80 0-3 ② K		C CU 76 S SL 80 S SL 81 0-3 ② K		B FF 92 B SL 81 B CH 84 C FF 93 X FF 93 3-1 1-H 3-H HR		C ST 81 B CH 86 F ST 82 B FF 95 S FF 93 2-3 ③ K		4	1	1	3	0	3	0
6 Taylor Walls, S (1, 6) OBP: 0.319, SLG: 0.406 (6, 5)		C CU 77 B FF 93 B SL 81 B SI 93 X FF 93 3-1 1B		F FF 93 C SL 81 X FF 92 0-2 ③ G4-3		C CU 76 X FF 92 0-1 ③ G4-3			B FF 92 C CH 85 C CH 84 B FF 95 F FF 94 C ST 81 2-3 ① K	4	0	1	0	0	1	0
14 Christian Bethancourt, R (1, 2) OBP: 0.253, SLG: 0.429		S FF 93 B FF 91 C SI 92 1 SAFE X SL 80 1-2 ③ G5-3			F SI 90 B CH 83 S SL 81 F FF 91 B CH 84 F FF 92 S SL 81 2-3 ① K		B CH 83 B FF 96 X CH 84 2-2 ① G6-3		B CH 85 S FF 94 F FF 95 F ST 83 X CH 86 1-2 ② G6-3	4	0	0	0	0	1	1
7 Vidal Bruján, S (1, 4) OBP: 0.229, SLG: 0.182			X SI 91 0-0 ① G4-3		C CU 76 C CH 83 X FF 92 0-2 ② F9		B CH 83 B ST 80 C FF 95 X FF 93 2-1 87 1B 1B		C CH 86 C FF 94 X FF 94 0-2 ③ G4-3	4	0	1	0	0	0	0

	AB	33
	R	3
	H	7
	RBI	3
	BB	3
	SO	9
	LOB	10

Inning Stats	1	2	3	4	5	6	7	8	9
	R: 0 E: 0 K: 0 S: 12	R: 0 E: 0 K: 2 S: 12	R: 0 E: 0 K: 0 S: 10	R: 0 E: 0 K: 1 S: 7	R: 0 E: 0 K: 1 S: 10	R: 3 E: 0 K: 0 S: 13	R: 0 E: 0 K: 2 S: 18	R: 0 E: 0 K: 2 S: 8	R: 0 E: 0 K: 1 S: 11
	H: 1 LOB: 1 BB: 0 P: 14	H: 1 LOB: 1 BB: 0 P: 17	H: 1 LOB: 2 BB: 2 P: 18	H: 0 LOB: 0 BB: 0 P: 8	H: 0 LOB: 0 BB: 0 P: 13	H: 2 LOB: 0 BB: 1 P: 23	H: 2 LOB: 2 BB: 0 P: 25	H: 0 LOB: 0 BB: 0 P: 12	H: 0 LOB: 0 BB: 0 P: 14

PITCHER		IP	WLS	BF	H	R	ER	SO	BB	IBB	HBP	BLK	WP	HR	S	P	ERA	WHIP	PITCHER		IP	WLS	BF	H	R	ER	SO	BB	IBB	HBP	BLK	WP	HR	S	P	ERA	WHIP
32 James Kaprielian, R ERA: 6.89	(1, 1)	6.0	W	25	5	3	3	4	3	0	0	0	0	1	64	93	4.50	1.333																			
Ken Waldichuk, L ERA: 6.87	(7, 1)	3.0	S	11	2	0	0	5	0	0	0	0	0	0	37	51	0.00	0.667																			

PITCHER		IP	WLS	BF	H	R	ER	SO	BB	IBB	HBP	BLK	WP	HR	S	P	ERA	WHIP	PITCHER		IP	WLS	BF	H	R	ER	SO	BB	IBB	HBP	BLK	WP	HR	S	P	ERA	WHIP

BOTTOM

Tampa Bay Rays @ Oakland Athletics

Oakland Coliseum, Oakland, CA

Mon Jun 12 2023, 6:43 PM - 9:12 PM PDT

Att. 4,848 - Partly Cloudy - 63 F

livebaseballscorecards.com

Batter	1	2	3	4	5	6	7	8	9	AB	R	H	RBI	BB	SO	LOB
1 Esteury Ruiz, R (1, 8) OBP: 0.318, SLG: 0.335	S FC 86 B FC 87 S CU 76 B CU 78 X SI 93 2-2 ① G6-3		F CU 78 D CU 77 F FC 89 X CU 77 1-2 ②③ G4-6-3 1-2f		L CU 78 B SI 92 X FC 88 1-1 ② G6-3 2-3			C SL 84 X FF 97 0-1 ① F9		4	0	0	0	0	0	2
49 Ryan Noda, L (1, 3) OBP: 0.407, SLG: 0.448	X SI 92 0-0 ② F7			C CU 78 F SI 93 B SI 92 X CU 79 1-2 ① G4-3	C FC 90 F CU 79 X SI 92 0-2 1B 3-H			C SL 85 B FF 96 C FS 88 F SL 85 S FF 97 1-3 ② K		4	0	1	1	0	1	0
22 Ramón Laureano, R (1, 9) OBP: 0.284, SLG: 0.384	B FC 89 C FC 88 C SI 93 F CU 79 S CU 79 1-3 ③ K			S CU 77 B FF 94 B FC 88 B CU 77 C SI 92 F CU 78 C FC 88 3-3 ② K	C SI 89 F ST 75 X ST 77 0-2 ③ F9			F SL 84 S SL 85 X FF 96 0-2 ③ F9		4	0	0	0	0	2	1
15 Seth Brown, L (1, 7) OBP: 0.276, SLG: 0.372		C SI 90 C CU 77 B FF 93 F FF 93 B CU 79 X SI 92 2-2 ① F7		B CU 78 S CU 78 F CH 82 B CU 79 F SI 93 B FC 89 S CU 79 3-3 ③ K		B ST 73 S SI 88 C FC 85 B ST 77 X ST 77 2-2 ① F8				3	0	0	0	0	1	0
25 Brent Rooker, R (1, 10) OBP: 0.359, SLG: 0.508		S FC 88 S CU 78 B SI 93 S CU 79 1-3 ② K			C FC 87 B CU 75 B SI 91 B FC 88 B FC 88 4-1 6 1B 26 BB 4 FC5-2 BB	C SI 90 F ST 77 C ST 76 0-3 ② K				2	0	0	0	1	2	0
26 Jonah Bride, R (1, 5) OBP: 0.421, SLG: 0.333		C SI 92 C CU 80 B SI 93 X SI 92 1-2 1B			B SI 92 B SI 91 B SI 92 C SI 91 F SI 91 B SI 92 4-2 4 FC5-2 6 1B 23 2B 1-2 BB	C SI 88 X ST 76 0-1 ③ L7				2	1	1	0	1	0	0
6 Jace Peterson, L (1, 4) OBP: 0.327, SLG: 0.343		B SI 92 S SI 92 B CU 80 F SI 92 B SI 93 F SI 92 C FC 92 3-3 ③ K			L SI 92 B FC 90 S CU 79 2 SAFE D CU 80 B SI 93 X SI 92 3-2 4 FC5-2 23 2B 1-2 2-3 1B		X FC 91 0-0 4 G6-4-3 1B			3	1	2	0	0	1	1
4 Kevin Smith, R (1, 6) OBP: 0.213, SLG: 0.337			C FC 88 B CU 76 X SI 92 1-1 1 G4-6-3 1B		F SI 91 B SI 92 F FC 89 X CU 81 1-2 ① FC5-2 23 2B 1-2 2-3 3-Hf		C SI 94 F FC 91 F FF 94 B SL 86 X SL 85 1-2 ①② G6-4-3 1-2f			3	1	1	0	0	0	4
23 Shea Langeliers, R (1, 2) OBP: 0.294, SLG: 0.394			D FC 89 C FC 88 B SI 92 F SI 93 S CU 79 2-3 ① K		F FC 89 B SI 92 S CU 79 D CU 80 X FC 89 2-2 1 G6-3 49 1B 2B 1-H 2-H 3-H		X SL 85 0-0 ③ G4-3			3	1	1	3	0	1	1
Inning Stats	R: 0 E: 0 K: 1 S: 8 H: 0 LOB: 0 BB: 0 P: 11	R: 0 E: 0 K: 2 S: 14 H: 1 LOB: 1 BB: 0 P: 21	R: 0 E: 0 K: 1 S: 8 H: 1 LOB: 0 BB: 0 P: 12	R: 0 E: 0 K: 2 S: 11 H: 0 LOB: 0 BB: 0 P: 18	R: 4 E: 0 K: 0 S: 20 H: 3 LOB: 1 BB: 2 P: 35	R: 0 E: 0 K: 1 S: 8 H: 0 LOB: 0 BB: 0 P: 10	R: 0 E: 0 K: 0 S: 6 H: 1 LOB: 0 BB: 0 P: 7	R: 0 E: 0 K: 1 S: 9 H: 0 LOB: 0 BB: 0 P: 10		1B: 5 2B: 1 3B: 0 HR: 0 SF: 0 SAC: 0 DP: 2 HBP: 0						

	AB	28
	R	4
	H	6
	RBI	4
	BB	2
	SO	8
	LOB	9

WP: 0 PA: 30
PB: 0
SB: 0
CS: 0

PITCHER		IP	WLS	BF	H	R	ER	SO	BB	IBB	HBP	BLK	WP	HR	S	P	ERA	WHIP
24 Zach Eflin, R ERA: 3.28	(1, 1)	4.2	L	20	5	4	4	6	2	0	0	0	0	0	58	94	7.71	1.500
49 Kevin Kelly, R ERA: 3.68	(5, 1)	1.1		4	0	0	0	1	0	0	0	0	0	0	11	13	0.00	0.000
64 Shawn Armstrong, R ERA:	(7, 1)	1.0		3	1	0	0	0	0	0	0	0	0	0	6	7	0.00	1.000
26 Robert Stephenson, R ERA: 4.15	(8, 1)	1.0		3	0	0	0	1	0	0	0	0	0	0	9	10	0.00	0.000

PITCHER		IP	WLS	BF	H	R	ER	SO	BB	IBB	HBP	BLK	WP	HR	S	P	ERA	WHIP

Tampa Bay Rays @ Oakland Athletics

Oakland Coliseum, Oakland, CA

Tue Jun 13 2023, 6:40 PM - 9:00 PM PDT

Att. 27,759 - Partly Cloudy - 62 F

TOP

livebaseballscorecards.com

Batter	1	2	3	4	5	6	7	8	9	AB	R	H	RBI	BB	SO	LOB
2 Yandy Díaz, R (1, 3) OBP: 0.396, SLG: 0.530	X FF 97 0-0 ① G3		C FF 94 B FF 94 B CH 82 F FC 92 X FF 95 2-2 ③ G4-3		1 SAFE D CU 74 C CH 78 F FF 93 X FF 94 1-2 ③ G4-3			C FF 92 B FF 91 F CH 80 B FC 91 B FF 95 X CH 78 3-2 ② P5		4	0	0	0	0	0	2
5 Wander Franco, S (1, 6) OBP: 0.352, SLG: 0.475	S FC 88 F FS 94 S FF 101 0-3 ② K			F CU 77 F FC 89 X CH 81 0-2 ① F7		B FF 92 C FF 92 F FF 94 C FF 92 1-3 ① K		C CH 76 F FF 93 X FC 91 0-2 ③ L7		4	0	0	0	0	2	1
87 Harold Ramírez, R (1, 10) OBP: 0.357, SLG: 0.519	B FF 101 C FF 100 C FF 100 B ST 85 F FF 100 B FF 100 X FF 99 3-2 1B			S CH 80 B FC 92 F CH 80 F FF 94 B SL 79 X CH 82 2-2 1B		B CU 77 F FC 91 X FF 93 1-1 ② F9			S FF 93 F SL 85 X ST 82 0-2 ① L7	4	0	2	0	0	0	0
56 Randy Arozarena, R (1, 7) OBP: 0.404, SLG: 0.485	C FF 99 B FS 95 S FF 98 B FF 100 X FF 98 2-2 ③ F7			B FC 91 C FC 91 C FF 93 X FF 94 1-2 ② F9		B CH 81 F FC 89 C SL 79 S CH 79 1-3 ③ K			B CH 88 B SL 86 B SL 86 B FF 95 4-0 17 CS BB	3	0	0	0	1	1	2
17 Isaac Paredes, R (1, 5) OBP: 0.339, SLG: 0.473 15 Josh Lowe, L (9, PR) OBP: 0.341, SLG: 0.542		X FF 94 0-0 ① F8		C FF 94 B CH 81 X FF 93 1-1 ③ P4			B FF 92 F FC 90 C CU 76 X FF 93 1-2 ① G1-4-3		C FF 95 B FF 95 B ST 82 B SL 85 S CH 87 B CH 87 4-2 ② 1-2 BB	3 0	0 0	0 0	0 0	1 0	0 0	1 0
22 Jose Siri, R (1, 8) OBP: 0.273, SLG: 0.543		B CU 78 S CH 82 B FF 94 F FF 94 X SL 81 2-2 ② G5-3			F FC 90 F FF 93 X SL 78 0-2 6 F8 13 1B 2B		B CU 77 X CH 80 1-0 ② F9		C SL 85 1 SAFE F SL 84 S FF 96 0-3 ③ K	4	1	1	0	0	1	1
6 Taylor Walls, S (1, 4) OBP: 0.314, SLG: 0.399		B FC 93 C FF 94 X CH 84 1-1 ③ P4			B FF 92 C CH 80 F FC 91 X FF 94 1-2 ① F8 2-3		F FF 92 X CU 77 0-1 ③ G5-3			3	0	0	0	0	0	1
13 Manuel Margot, R (1, 9) OBP: 0.326, SLG: 0.348			F FF 93 X SL 78 0-1 ① F7		B FC 91 X FC 91 1-0 3-H 1B			C FF 91 S CH 80 F FF 92 X SL 78 0-2 21 SH1-3 2B		3	0	2	1	0	0	0
21 Francisco Mejía, S (1, 2) OBP: 0.273, SLG: 0.373			C CU 76 X FC 91 0-1 ② L9		C FF 92 B CH 80 X CH 80 1-1 ② P6			X CU 73 0-0 ① SH1-3 2-3		2	0	0	0	0	0	1

	AB	30
	R	1
	H	5
	RBI	1
	BB	2
	SO	4
	LOB	9

Inning Stats	1	2	3	4	5	6	7	8	9
	R: 0 E: 0 K: 1 S: 11	R: 0 E: 0 K: 0 S: 6	R: 0 E: 0 K: 0 S: 7	R: 0 E: 0 K: 0 S: 12	R: 1 E: 0 K: 0 S: 12	R: 0 E: 0 K: 2 S: 8	R: 0 E: 0 K: 0 S: 6	R: 0 E: 0 K: 0 S: 12	R: 0 E: 0 K: 1 S: 8
	H: 1 LOB: 1 BB: 0 P: 16	H: 0 LOB: 0 BB: 0 P: 9	H: 0 LOB: 0 BB: 0 P: 9	H: 1 LOB: 1 BB: 0 P: 16	H: 2 LOB: 1 BB: 0 P: 16	H: 0 LOB: 0 BB: 0 P: 11	H: 0 LOB: 0 BB: 0 P: 8	H: 1 LOB: 1 BB: 0 P: 15	H: 0 LOB: 1 BB: 2 P: 16

1B: 3	SF: 0	WP: 0	PA: 33
2B: 2	SAC: 1	PB: 0	
3B: 0	DP: 0	SB: 0	
HR: 0	HBP: 0	CS: 1	

PITCHER		IP	WLS	BF	H	R	ER	SO	BB	IBB	HBP	BLK	WP	HR	S	P	ERA	WHIP
11 Shintaro Fujinami, R ERA: 10.8	(1, 1)	1.0		4	1	0	0	1	0	0	0	0	0	0	11	16	0.00	1.000
63 Hogan Harris, L ERA: 4.84	(2, 1)	7.0	W	25	4	1	1	2	0	0	0	0	0	0	63	84	1.29	0.571
65 Trevor May, R ERA: 6.61	(9, 1)	1.0	S	4	0	0	0	1	2	0	0	0	0	0	8	16	0.00	2.000

PITCHER		IP	WLS	BF	H	R	ER	SO	BB	IBB	HBP	BLK	WP	HR	S	P	ERA	WHIP

BOTTOM

Tampa Bay Rays @ Oakland Athletics

Oakland Coliseum, Oakland, CA

Tue Jun 13 2023, 6:40 PM - 9:00 PM PDT

Att. 27,759 - Partly Cloudy - 62 F

Batter	1	2	3	4	5	6	7	8	9	AB	R	H	RBI	BB	SO	LOB
1 Esteury Ruiz, R (1, 8) OBP: 0.315, SLG: 0.331	B FF 93 X FF 94 1-0 P3 ①		B SL 87 F SI 90 X SL 89 1-1 G5-3 ①		C SI 91 B SL 90 B SL 89 F FF 91 F SL 89 2-2 CI 25 CS		X FF 97 0-0 F9 ②			3	0	0	0	0	0	1
25 Brent Rooker, R (1, 10) OBP: 0.366, SLG: 0.515	C CH 90 B CH 88 B FC 86 X CH 89 2-1 22 WP 49 1B 1B		X SI 91 0-0 G5-3 ②		B SL 88 1 SAFE C SI 90 S SL 88 B SL 90 B SI 92 B SL 90 4-2 49 1B 1-2 BB ②		X FF 98 0-0 1-H 2B			3	0	2	1	1	0	0
49 Ryan Noda, L (1, 3) OBP: 0.409, SLG: 0.449	B FF 93 X FF 94 1-0 22 WP 1-2 1B		F SI 91 B FS 82 C SL 86 F SI 90 B FS 82 F SI 92 S FS 85 2-3 K2-3 ③		B SI 92 X SI 91 1-0 1-3 1B		B FS 88 C SL 85 X FS 88 1-1 G4-3 ③			4	0	2	0	0	1	1
22 Ramón Laureano, R (1, 9) OBP: 0.283, SLG: 0.381	T FF 94 D CH 89 B CH 90 S CH 89 S CH 90 2-3 K 1-2 2-3 ②			B SL 86 F SI 89 S SL 87 B SL 89 B SL 88 X SI 92 3-2 P2 ①	S SL 88 X SI 92 0-1 G5-3 ③			F SL 85 X FF 93 0-1 44 S 26 SH1-3 44 G5-6-3 1B		4	1	1	0	0	1	4
26 Jonah Bride, R (1, 5) OBP: 0.390, SLG: 0.303	B FF 96 B CH 90 C CH 90 X FF 96 2-1 G5-3 ③			C SI 92 C SL 89 B FS 85 F SL 90 C SI 94 1-3 K ②		F SI 91 B SL 90 X SI 92 1-1 G6-3 ①		1 SAFE B FF 93 X FF 91 1-0 SH1-3 ① 1-2		3	0	0	0	0	1	2
15 Seth Brown, L (1, 7) OBP: 0.278, SLG: 0.371 44 Carlos Pérez, R (8, PH) OBP: 0.311, SLG: 0.363 33 JJ Bleday, L (9, 7) OBP: 0.314, SLG: 0.374		S FC 85 C FC 84 B CH 89 S CH 89 1-3 K ①		B SL 89 X SI 93 1-0 12 HBP 1B	C FF 96 C ST 85 S ST 84 0-3 K ②			B FF 92 C FF 92 B SL 84 C FF 92 F FF 92 X FF 93 2-2 G5-6-3 ② 2-H		3 1 0	0 0 0	1 0 0	0 1 0	0 0 0	2 0 0	0 0 0
12 Aledmys Díaz, R (1, 6) OBP: 0.264, SLG: 0.262 4 Kevin Smith, R (9, 6) OBP: 0.213, SLG: 0.337		B CH 89 B FF 94 B FF 93 B FF 93 4-0 BB		D SI 91 B SL 88 F SI 92 C SI 92 F SL 90 H FS 84 3-2 1-2 HBP		B CH 88 X FF 97 1-0 G6-3 ③		B SL 86 X FF 93 1-0 F8 ③		2 0	0 0	0 0	0 0	1 0	0 0	0 0
6 Jace Peterson, L (1, 4) OBP: 0.327, SLG: 0.339		C FC 85 D CH 89 B FF 94 C CH 90 C FF 94 2-3 K ②		C SI 92 D SL 89 X SI 92 1-1 G1-3 ③			C FF 97 S FS 89 B FS 89 B FS 88 F FF 97 F SL 85 B FS 88 B FF 96 4-2 25 2B BB			2	1	0	0	1	1	3
23 Shea Langeliers, R (1, 2) OBP: 0.290, SLG: 0.388		F SI 90 C SI 92 B FS 82 X FS 84 1-2 F8 ③			B SL 86 X SL 87 1-0 F7 ①		B SL 84 1 SAFE C SL 84 F SL 84 C SL 83 1-3 K ①			3	0	0	0	0	1	2
Inning Stats	R: 0 E: 0 K: 1 S: 9 H: 2 LOB: 2 BB: 0 P: 17	R: 0 E: 0 K: 2 S: 9 H: 0 LOB: 1 BB: 1 P: 17	R: 0 E: 0 K: 1 S: 8 H: 0 LOB: 0 BB: 0 P: 11	R: 0 E: 0 K: 1 S: 13 H: 1 LOB: 2 BB: 0 P: 22	R: 0 E: 1 K: 0 S: 9 H: 1 LOB: 2 BB: 1 P: 17	R: 0 E: 0 K: 1 S: 6 H: 0 LOB: 0 BB: 0 P: 8	R: 1 E: 0 K: 1 S: 11 H: 1 LOB: 1 BB: 1 P: 17	R: 1 E: 0 K: 0 S: 8 H: 1 LOB: 0 BB: 0 P: 12		1B: 5 2B: 1 3B: 0 HR: 0	SF: 0 SAC: 1 DP: 0 HBP: 1		WP: 1 PB: 0 SB: 1 CS: 1	PA: 34	

livebaseballscorecards.com

	AB	28
	R	2
	H	6
	RBI	2
	BB	3
	SO	7
	LOB	13

PITCHER		IP	WLS	BF	H	R	ER	SO	BB	IBB	HBP	BLK	WP	HR	S	P	ERA	WHIP
68 Jalen Beeks, L ERA: 5.82	(1, 1)	1.2		8	2	0	0	3	1	0	0	0	1	0	15	30	0.00	1.800
72 Yonny Chirinos, R ERA: 2.35	(2, 1)	3.2		15	2	0	0	2	1	0	1	0	0	0	35	57	0.00	0.818
30 Jake Diekman, L ERA: 5.82	(6, 1)	0.2	H	2	0	0	0	1	0	0	0	0	0	0	4	5	0.00	0.000
26 Robert Stephenson, R ERA: 4.42	(7, 1)	1.0	B	5	1	1	1	1	1	0	0	0	0	0	11	17	9.00	2.000
38 Colin Poche, L ERA: 2.45	(8, 1)	1.0	L	4	1	1	1	0	0	0	0	0	0	0	8	12	9.00	1.000

PITCHER	IP	WLS	BF	H	R	ER	SO	BB	IBB	HBP	BLK	WP	HR	S	P	ERA	WHIP

Tampa Bay Rays @ Oakland Athletics

Oakland Coliseum, Oakland, CA

Wed Jun 14 2023, 6:42 PM - 9:37 PM PDT

Att. 7,055 - Partly Cloudy - 62 F

TOP

livebaseballscorecards.com

Batter	1	2	3	4	5	6	7	8	9	AB	R	H	RBI	BB	SO	LOB
2 Yandy Díaz, R (1, 3) OBP: 0.404, SLG: 0.539	B FF 93 B FF 95 C FF 96 X FF 96 2-1 5 1B 1B		C CU 77 C FF 97 B SL 88 B SL 85 C FF 97 2-3 ② K		F CU 77 D SL 84 X FF 94 1-1 5 F8 15 1B 2-H 2B		B SL 84 B SL 84 B CH 87 B SI 98 4-0 56 FC5-4 2-H BB		F SL 83 X FS 86 0-1 5 BB 2-H 1B	4	1	3	2	1	1	0
5 Wander Franco, S (1, 6) OBP: 0.356, SLG: 0.475	D CU 80 X CH 87 1-0 ① 15 CS 1-3 1B		F CH 87 B SI 96 X SL 85 1-1 1B		C FF 94 X FF 96 0-1 ② F8 2-3		B SI 98 F FF 97 X CH 87 1-1 ① L4		F CU 78 F SL 83 B FF 94 D CU 78 F CU 78 B FF 94 B SL 83 4-2 1-2 BB	4	0	2	0	1	0	2
15 Josh Lowe, L (1, 9) OBP: 0.338, SLG: 0.533	F FF 96 2 SAFE S CU 82 B FF 97 B SL 89 F FF 98 X FF 99 2-2 ②③ G6-3 2-3		C SL 84 B CH 81 B FF 94 B CH 83 F FF 93 S CU 79 3-3 ③ K		X SI 92 0-0 56 S 3-H 1B		C CH 86 C CH 89 B FF 96 B SL 86 F FF 96 B SL 82 T CH 88 3-2 ② K		S FF 94 B SL 85 S SL 84 B FF 94 S SL 84 2-3 ① K	5	0	1	1	0	3	5
56 Randy Arozarena, R (1, 10) OBP: 0.408, SLG: 0.483		B FF 94 B CH 88 F FF 95 B FF 96 C FF 96 B FF 96 4-2 17 2B 14 SF9 BB		F CU 75 F FF 95 B SL 88 X SI 95 1-2 17 CS 1B	B ST 82 B ST 81 S FF 94 F ST 82 F FF 95 F ST 82 B FF 95 B CH 87 F FF 95 4-2 1-2 BB		C FF 95 C SI 95 B FF 96 B SL 88 X SL 86 2-2 ③ FC5-4 1-2f		B CU 77 C FF 95 B FS 87 S CU 77 B FF 94 F CU 78 T FF 94 3-2 ② K	3	1	1	0	2	1	3
17 Isaac Paredes, R (1, 5) OBP: 0.341, SLG: 0.473		X FF 93 0-0 14 SF9 1-3 2B		B FF 93 C SL 84 B SL 85 X FF 96 2-1 ①② P2 1-2	C FF 93 X FF 94 0-1 ③ G6-3			B SL 85 B SL 84 B FF 96 B FF 97 4-0 55 FC4-6 BB	C FF 94 B FF 94 D CU 77 F FF 94 D CU 79 S FF 94 3-3 ③ K	4	0	1	0	1	1	5
55 Luke Raley, L (1, 7) OBP: 0.343, SLG: 0.570		D CU 80 F FF 95 F CH 87 S FF 96 1-3 ① K		S CU 76 F FF 96 F SL 86 S CU 82 0-3 ③ K2-3		C ST 81 F SI 93 B FF 95 B FF 96 S SI 92 2-3 ① K		S CH 88 C CH 90 F CH 88 X FF 96 0-2 ① FC4-6 6 CS 14 1B 1-2f		4	0	0	0	0	3	3
14 Christian Bethancourt, R (1, 2) OBP: 0.253, SLG: 0.427		F FF 95 D SL 87 F SL 86 X FF 97 1-2 ② SF9 2-3 3-H			F SL 84 S CU 78 S CU 82 0-3 ① K2-3	B SI 94 X SI 94 1-0 ② G4-3		X SI 96 0-0 6 WP 6 CS 1-2 1B		3	0	1	1	0	1	0
6 Taylor Walls, S (1, 4) OBP: 0.313, SLG: 0.395	S SL 86 B FF 96 F FF 96 F SL 88 D CU 82 X FF 97 2-2 ③ G3-1				B FF 93 X CH 84 1-0 13 E 13 S 13 2B 1B	X SI 92 0-0 ③ F8		C CU 75 S FF 94 F FF 95 2 SAFE B CU 78 X FF 94 1-2 ②③ P2 1-3 2-3		4	1	1	0	0	0	3
13 Manuel Margot, R (1, 8) OBP: 0.335, SLG: 0.377			B CU 75 C SL 84 B FF 96 C FF 94 B FF 97 X FF 95 3-2 ① P4		B FF 92 B SL 85 B FF 94 X FF 95 3-0 2 2B 1-H 2B		B SI 97 B SL 84 S SI 97 X SI 97 2-1 2 E 2 WP 2B		B FF 94 F CU 76 X FF 93 1-1 2 1B 2B	4	3	3	1	0	0	0

	AB	35
	R	6
	H	13
	RBI	5
	BB	5
	SO	10
	LOB	21

Inning Stats																																		
	R: 0	E: 0	K: 0	S: 7	H: 2	LOB: 0	BB: 0	P: 12	R: 1	E: 0	K: 1	S: 13	H: 1	LOB: 1	BB: 1	P: 21	R: 0	E: 0	K: 2	S: 11	H: 1	LOB: 1	BB: 0	P: 20	R: 0	E: 0	K: 1	S: 9	H: 1	LOB: 0	BB: 0	P: 12
	R: 3	E: 0	K: 1	S: 17	H: 4	LOB: 2	BB: 1	P: 26	R: 0	E: 0	K: 1	S: 5	H: 0	LOB: 0	BB: 0	P: 8	R: 1	E: 1	K: 1	S: 11	H: 1	LOB: 1	BB: 1	P: 23	R: 0	E: 0	K: 0	S: 9	H: 1	LOB: 1	BB: 1	P: 14
	R: 1	E: 0	K: 3	S: 17	H: 2	LOB: 2	BB: 1	P: 30	1B: 8	2B: 5	3B: 0	HR: 0	SF: 1	SAC: 0	DP: 0	HBP: 0	WP: 2	PB: 0	SB: 2	CS: 4	PA: 41													

PITCHER		IP	WLS	BF	H	R	ER	SO	BB	IBB	HBP	BLK	WP	HR	S	P	ERA	WHIP
46 Luis Medina, R ERA: 7.55	(1, 1)	4.2	L	20	8	4	4	5	1	0	0	0	0	0	49	79	7.71	1.929
60 Sam Moll, L ERA: 4.38	(5, 1)	1.1		6	1	0	0	1	1	0	0	0	0	0	13	20	0.00	1.500
70 Lucas Erceg, R ERA: 3.07	(7, 1)	1.1		8	2	1	0	1	2	0	0	0	1	0	16	32	0.00	3.000
66 Sam Long, L ERA: 3.12	(8, 1)	1.2		7	2	1	1	3	1	0	0	0	1	0	21	35	5.40	1.800

PITCHER	IP	WLS	BF	H	R	ER	SO	BB	IBB	HBP	BLK	WP	HR	S	P	ERA	WHIP

Batter	1	2	3	4	5	6	7	8	9	AB	R	H	RBI	BB	SO	LOB
1 Esteury Ruiz, R (1, 8) OBP: 0.314, SLG: 0.330	C FF 93 F SL 90 F FF 96 B CU 83 F CU 82 X FF 96 1-2 ① G4-3		X SL 87 0-0 ② 15 S 49 S 1B		F FF 95 X FF 95 0-1 ② G3-1		T SL 78 B SL 78 B SI 89 X SI 90 2-1 ③ G4-3			4	0	1	0	0	0	0
49 Ryan Noda, L (1, 3) (9, 9) OBP: 0.406, SLG: 0.441	S FF 96 B FF 97 F CU 83 B CU 82 F FF 97 F FF 95 F FF 97 B FF 97 3-2 15 BB G1-4-3-6		1 SAFE S FF 94 L FF 96 1 SAFE S FF 96 0-3 ① K 1-2		C CU 80 S SL 89 B CU 85 C CU 82 1-3 ③ K			B FF 92 S FF 91 B FF 93 C FF 93 F FF 93 S FF 94 2-3 ① K		3	0	0	0	1	3	1
15 Seth Brown, L (1, 9) OBP: 0.279, SLG: 0.370 44 Carlos Pérez, R (8, PH) OBP: 0.308, SLG: 0.359 (9, 3)	S SL 87 X SL 89 0-1 ② ③ G1-4-3-6 1-2f		C SL 89 B FF 94 S SL 88 D CU 83 F SL 89 S CU 83 2-3 ② K 2-3			C CU 80 B SL 92 B SL 90 B FF 94 X SL 88 3-1 26 BB 25 WP 1B			X FF 93 0-0 ② F7		3 1	0 0	1 0	0 0	0 0	1 0	2 0
25 Brent Rooker, R (1, 10) OBP: 0.368, SLG: 0.517		B SL 88 S SL 89 B FF 95 S FF 96 X FF 98 2-2 6 G6-3 26 FC5-2 2B	C SL 89 S FF 96 S CU 84 0-3 ③ K			B FF 93 C SL 89 S SL 88 B CU 83 B SL 89 B FF 96 4-2 26 BB 1-2 BB		B FF 94 C SL 87 B FF 94 B FF 94 S SL 86 S SL 87 3-3 ③ K		3	0	1	0	1	2	1
6 Jace Peterson, L (1, 4) OBP: 0.330, SLG: 0.342		C FF 96 X FF 96 0-1 ① G6-3 2-3		C FF 95 S CU 83 F CU 83 B CU 82 X FF 98 1-2 26 S 1B		L SL 89 S CU 84 0-2 ① K			B FF 93 X FF 93 1-0 33 DI 1B	4	0	2	0	0	1	3
26 Jonah Bride, R (1, 5) OBP: 0.400, SLG: 0.286		C FF 97 F SL 91 B FF 96 D CU 83 X FF 96 2-2 ② FC5-2 12 1B 33 HR 3-H		C FF 95 C FF 96 D CU 83 D CU 84 D SL 90 B FF 93 4-2 33 G4-6-3 1-2 BB		B FF 94 S SL 88 C SL 87 D CU 83 B FF 95 B SL 86 4-2 12 G6-4-3 1-2 2-3 BB			B FF 94 C CH 90 B CH 89 B FF 93 X FF 93 3-1 ① F8	2	1	0	0	2	0	2
12 Aledmys Díaz, R (1, 6) OBP: 0.263, SLG: 0.261	S SL 90 S FF 96 D CU 84 1 SAFE D CU 84 X SL 89 2-2 33 HR 1-2 1B		F SL 88 C FF 96 S CU 83 0-3 ① K			B SI 89 S SI 89 B SI 89 F SI 90 X SI 90 2-2 ② ③ G6-4-3 1-2f			C CH 89 B ST 77 S FF 94 F ST 78 C FF 95 1-3 ② K	4	1	1	0	0	2	6
33 JJ Bleday, L (1, 7) OBP: 0.312, SLG: 0.400	B FF 96 X FF 96 1-0 1-H 2-H HR			X SL 90 0-0 ② ③ G4-6-3 1-2f			B SI 88 B SI 90 T SI 89 B SI 89 C SI 89 S SI 90 3-3 ① K		B CH 89 C CH 89 X ST 78 1-1 ③ P5 1-2	4	1	1	3	0	1	3
23 Shea Langeliers, R (1, 2) OBP: 0.286, SLG: 0.382		C SL 90 F CU 82 X CU 84 0-2 ③ F7			S SL 86 B SL 89 X FF 94 1-1 ① F8		B SL 79 F SI 90 F SI 89 B FF 89 C SL 78 2-3 ② K			3	0	0	0	0	1	0
Inning Stats	R: 0 E: 0 K: 0 S: 12 H: 0 LOB: 0 BB: 1 P: 16	R: 3 E: 0 K: 0 S: 15 H: 3 LOB: 0 BB: 0 P: 22	R: 0 E: 0 K: 3 S: 11 H: 1 LOB: 1 BB: 0 P: 13	R: 0 E: 0 K: 1 S: 10 H: 1 LOB: 1 BB: 1 P: 15	R: 0 E: 0 K: 1 S: 7 H: 0 LOB: 0 BB: 0 P: 9	R: 0 E: 0 K: 1 S: 11 H: 1 LOB: 2 BB: 2 P: 24	R: 0 E: 0 K: 2 S: 8 H: 0 LOB: 0 BB: 0 P: 15	R: 0 E: 0 K: 2 S: 8 H: 0 LOB: 0 BB: 0 P: 13	R: 0 E: 0 K: 1 S: 9 H: 1 LOB: 1 BB: 0 P: 15	1B: 5 2B: 1 3B: 0 HR: 1 SF: 0 SAC: 0 DP: 3 HBP: 0					WP: 1 PB: 0 SB: 3 CS: 0	PA: 35	

PITCHER		IP	WLS	BF	H	R	ER	SO	BB	IBB	HBP	BLK	WP	HR	S	P	ERA	WHIP
20 Tyler Glasnow, R ERA: 3.43	(1, 1)	5.1	W	24	6	3	3	6	4	0	0	0	1	1	63	94	5.06	1.875
81 Ryan Thompson, R ERA: 5.94	(6, 1)	1.2	H	4	0	0	0	2	0	0	0	0	0	0	11	20	0.00	0.000
38 Colin Poche, L ERA: 2.36	(8, 1)	1.0	H	3	0	0	0	2	0	0	0	0	0	0	8	13	0.00	0.000
47 Jason Adam, R ERA: 2.76	(9, 1)	1.0	S	4	1	0	0	1	0	0	0	0	0	0	9	15	0.00	1.000

PITCHER	IP	WLS	BF	H	R	ER	SO	BB	IBB	HBP	BLK	WP	HR	S	P	ERA	WHIP

BOTTOM

Tampa Bay Rays @ Oakland Athletics

Oakland Coliseum, Oakland, CA

Wed Jun 14 2023, 6:42 PM - 9:37 PM PDT

Att. 7,055 - Partly Cloudy - 62 F

livebaseballscorecards.com

AB	31
R	3
H	7
RBI	3
BB	4
SO	11
LOB	18

Batter	1	2	3	4	5	6	7	8	9	AB	R	H	RBI	BB	SO	LOB
15 Josh Lowe, L (1, 9) OBP: 0.330, SLG: 0.520	F FC 87 B FC 87 B SI 91 S SI 92 X FC 88 2-2 F7 ①	F FF 92 D CH 88 F FF 92 B FF 92 F CU 80 S SL 81 2-3 K ③		D CU 78 S CH 84 F FC 88 C FF 92 1-3 K ②		B SL 88 1-0 CS ③ 1-2	C SL 87 S SL 88 F SL 87 X SI 91 0-2 G5-3 ①		S SL 88 B FF 93 S CH 88 X SL 88 1-2 P5 ②	5	0	0	0	0	2	3
5 Wander Franco, S (1, 6) OBP: 0.361, SLG: 0.481	X SI 92 0-0 F7 ②		C SI 90 B SL 79 X SI 92 1-1 2B	B FC 90 X FC 89 1-0 2-3 1B			F SL 88 B SI 93 F SL 88 B FF 92 F FF 92 X FF 92 2-2 F9 ②		C CH 88 B FF 92 X CH 88 1-1 56 CS 1B	5	0	3	0	0	0	0
56 Randy Arozarena, R (1, 7) OBP: 0.402, SLG: 0.475	B SI 91 F SI 92 B FF 93 F FC 87 X SL 80 2-2 P3 ③		S SI 92 B SL 80 S FC 88 S SL 81 1-3 K ①	S SL 80 1 SAFE F FF 91 C FF 92 0-3 K ③			B SI 91 F SL 87 B SL 87 B SL 88 F SL 88 X FF 93 3-2 P5 ③		1 SAFE C FF 93 0-1 1-2 CS ③	4	0	0	0	0	2	3
87 Harold Ramírez, R (1, 10) OBP: 0.355, SLG: 0.511		X FC 87 0-0 E3 55 1B 17 1B	B SI 91 B FC 87 C CU 76 B SL 79 F SI 91 B SI 91 4-2 BB		S CU 78 B SI 90 X FC 87 1-1 L9 ①			B SI 91 C CU 82 X SI 92 1-1 G6-3 ①		3	1	0	0	1	0	0
55 Luke Raley, L (1, 3) OBP: 0.347, SLG: 0.587		S FF 91 F CH 84 B FF 91 D CU 80 1 SAFE X FC 89 2-2 17 1B 6 2B 1-3 1B	F CH 86 2 SAFE C CU 78 B FF 90 D SL 80 D CH 86 F SI 91 F SI 92 3-3 K ②		B CU 77 X FC 88 1-0 G4-3 ②			B CU 80 X CU 81 1-0 HR		4	2	2	1	0	1	2
17 Isaac Paredes, R (1, 5) OBP: 0.343, SLG: 0.474		X FC 88 0-0 6 2B 1-3 3-H 1B	C FF 92 B FF 92 C FF 92 S SL 81 1-3 K ③		B SL 80 S SL 79 C SL 78 B FF 92 B FF 92 F SL 79 S SL 80 3-3 K ③			F FF 93 X SL 89 0-1 1B		4	0	2	1	0	2	2
6 Taylor Walls, S (1, 4) OBP: 0.312, SLG: 0.398		F CH 85 X CH 84 0-1 1-3 3-H 2B	C FC 86 X SL 78 0-1 F7 ①	F CU 77 B CU 78 X FC 88 1-1 G3-1 ①				B SL 88 B SL 89 X CH 87 2-0 F8 ②		4	0	1	1	0	0	1
13 Manuel Margot, R (1, 8) OBP: 0.333, SLG: 0.392		B SL 80 F SI 92 D SL 82 S SI 92 S CH 87 2-3 K ①	C FF 90 B SI 91 B SL 82 X FC 85 2-1 HR	B FF 92 F SI 91 B CU 79 X SL 80 2-1 F8 ②				C FF 92 F SI 92 X SL 87 0-2 F9 ③		4	1	1	1	0	1	3
21 Francisco Mejía, S (1, 2) OBP: 0.281, SLG: 0.381		S FC 88 F FF 92 D CU 80 F SL 80 F SI 92 D CH 87 S SL 80 2-3 K ②		C FF 92 X SI 91 0-1 5 1B 2B		C FF 93 F SL 81 F SL 82 H FF 92 1-2 15 CS HBP			B CH 86 T SL 89 F SL 89 F SL 88 F CH 88 F FF 92 X CU 81 1-2 F9 ①	3	0	1	0	0	1	2
Inning Stats	R: 0 E: 0 K: 0 S: 7 H: 0 LOB: 0 BB: 0 P: 11	R: 2 E: 1 K: 3 S: 19 H: 3 LOB: 2 BB: 0 P: 27	R: 0 E: 0 K: 3 S: 16 H: 1 LOB: 2 BB: 1 P: 26	R: 1 E: 0 K: 2 S: 13 H: 3 LOB: 2 BB: 0 P: 17	R: 0 E: 0 K: 1 S: 7 H: 0 LOB: 0 BB: 0 P: 12	R: 0 E: 0 K: 0 S: 7 H: 0 LOB: 0 BB: 0 P: 12	R: 0 E: 0 K: 0 S: 11 H: 0 LOB: 0 BB: 0 P: 16	R: 1 E: 0 K: 0 S: 9 H: 2 LOB: 1 BB: 0 P: 13	R: 0 E: 0 K: 0 S: 12 H: 1 LOB: 0 BB: 0 P: 15	1B: 5 2B: 3 3B: 0 HR: 2 SF: 0 SAC: 0 DP: 0 HBP: 1						

TOP

Tampa Bay Rays @ Oakland Athletics

Oakland Coliseum, Oakland, CA

Thu Jun 15 2023, 12:38 PM - 3:32 PM PDT

Att. 7,133 - Partly Cloudy - 68 F

livebaseballscorecards.com

AB	36
R	4
H	10
RBI	4
BB	1
SO	9
LOB	16

WP: 0 PA: 40
PB: 0
SB: 0
CS: 2

PITCHER		IP	WLS	BF	H	R	ER	SO	BB	IBB	HBP	BLK	WP	HR	S	P	ERA	WHIP
58 Paul Blackburn, R ERA: 3.48	(1, 1)	5.2		27	7	3	2	9	1	0	1	0	0	1	69	104	3.18	1.412
45 Richard Lovelady, L ERA: 3.86	(6, 1)	1.0		2	0	0	0	0	0	0	0	0	0	0	8	11	0.00	0.000
29 Austin Pruitt, R ERA: 3.6	(7, 1)	2.1	L	9	3	1	1	0	0	0	0	0	0	1	24	34	3.86	1.286

PITCHER	IP	WLS	BF	H	R	ER	SO	BB	IBB	HBP	BLK	WP	HR	S	P	ERA	WHIP

Tampa Bay Rays @ Oakland Athletics

Oakland Coliseum, Oakland, CA

Thu Jun 15 2023, 12:38 PM - 3:32 PM PDT

Att. 7,133 - Partly Cloudy - 68 F

BOTTOM

Batter	1	2	3	4	5	6	7	8	9	AB	R	H	RBI	BB	SO	LOB
1 Esteury Ruiz, R (1, 8) OBP: 0.312, SLG: 0.327	F FF 97 S FF 96 F FF 98 S FC 89 0-3 ① K		F FC 90 L CU 79 S CU 82 0-3 ② K		C FC 89 B CU 78 C CU 79 X FF 97 1-2 FC5 49 1B 15 1B 1-2 2-3		B CH 87 B FF 97 C FF 96 X FF 96 2-1 15 G4-2-3 49 BB 1B 1-3		B SL 86 C SL 86 B SL 87 S SL 86 S SL 87 2-3 ③ K	5	1	1	0	0	3	4
49 Ryan Noda, L (1, 3) OBP: 0.412, SLG: 0.442	S FF 97 F FF 97 B FF 97 C CU 80 1-3 ② K		B FS 91 B FF 97 C FS 90 F FF 98 B FC 91 B CU 80 4-2 1-2 BB		F FS 89 S FF 97 F FF 97 B CU 80 X FF 97 1-2 15 1B 1-2 2-3 3-H 1B		B ST 83 B FF 96 B FF 96 C FF 95 B FF 95 4-1 15 G4-2-3 1-2 BB			2	0	1	1	2	1	0
15 Seth Brown, L (1, 10) OBP: 0.278, SLG: 0.365	T FF 98 B FS 92 S FF 98 F FF 98 C CU 80 1-3 ③ K		C CU 79 B FF 97 S FS 91 S FF 98 1-3 ③ K		B FS 90 X FC 88 1-0 25 G6-4-3 1-2 2-H 3-H 1B		S FF 97 B FF 96 S ST 84 B FF 96 B ST 84 X FF 96 3-2 ① ② G4-2-3 1-2 2-3 3-Hf			4	0	1	2	0	2	6
25 Brent Rooker, R (1, 7) OBP: 0.362, SLG: 0.507		C FC 89 T FC 85 B CU 80 C FF 97 1-3 ① K		B FF 95 S FC 88 X FC 90 1-1 ① G6-3	B ST 76 X SI 90 1-0 ② ③ G6-4-3 1-2f		B SL 87 S SL 88 S SL 87 S SL 86 1-3 ③ K			4	0	0	0	0	2	4
6 Jace Peterson, L (1, 5) OBP: 0.324, SLG: 0.335		B FC 90 F FF 96 F FF 96 B FF 97 B CU 80 F FF 97 S FF 97 3-3 ② K		B FF 95 B FS 89 F FC 90 C FS 87 F FF 97 S CU 81 2-3 ② K		C SI 89 B ST 75 F ST 75 S FC 86 1-3 ① K		B FF 93 C CH 87 B CH 88 F FF 94 X FF 94 2-2 ① G3		4	0	0	0	0	3	0
44 Carlos Pérez, R (1, 2) OBP: 0.296, SLG: 0.344		C FC 91 F FF 98 C FF 98 0-3 ③ K		B FC 89 S FF 96 B CU 77 B FS 89 X FF 96 3-1 ③ P4		C SI 90 B ST 75 F SI 90 T SI 92 1-2 ② K		B CH 90 C FF 93 B CH 90 F CH 91 F FF 95 F FF 96 S ST 80 2-3 ② K		4	0	0	0	0	3	0
33 JJ Bleday, L (1, 9) OBP: 0.319, SLG: 0.398			X FC 87 0-0 5 1B 1B		C FC 89 S FS 87 B FF 95 F CU 80 B CU 80 S FF 97 2-3 ① K		B ST 74 F SI 90 B FC 86 B ST 75 B FC 88 4-1 BB		B CH 89 C CH 89 S FF 94 F FF 96 B CH 90 F CH 89 C ST 78 2-3 ③ K	3	0	1	0	1	2	0
4 Kevin Smith, R (1, 6) OBP: 0.216, SLG: 0.330 26 Jonah Bride, R (9, PH) OBP: 0.391, SLG: 0.278			L FC 90 B FF 96 F FF 97 S FF 97 1-3 ① K		B CU 78 B CU 77 B FC 88 B FF 95 4-0 1 FC5 5 BB 49 1B BB		B SI 90 X SI 89 1-0 ③ F8		C SL 86 B FF 98 C SL 86 X SL 87 1-2 ① P4	2 1	1 0	0 0	0 0	1 0	1 0	2 0
5 Tony Kemp, L (1, 4) OBP: 0.256, SLG: 0.203			B FS 91 B FF 96 X FF 95 2-0 49 BB 1-3 1B		C FC 88 B FS 88 B FS 88 B FC 86 B FF 95 4-1 49 1B 1 E 15 1B 1-2 BB		B FF 94 B FF 95 B FF 96 C FF 95 D FF 97 4-1 1 1B 15 G4-2-3 BB		X FF 96 0-0 ② F9	2	1	1	0	2	0	0
Inning Stats	R: 0 E: 0 K: 3 S: 11 H: 0 LOB: 0 BB: 0 P: 13	R: 0 E: 0 K: 3 S: 10 H: 0 LOB: 0 BB: 0 P: 14	R: 0 E: 0 K: 3 S: 13 H: 2 LOB: 3 BB: 1 P: 21	R: 0 E: 0 K: 1 S: 8 H: 0 LOB: 0 BB: 0 P: 14	R: 3 E: 1 K: 1 S: 14 H: 2 LOB: 1 BB: 2 P: 28	R: 0 E: 0 K: 2 S: 8 H: 0 LOB: 1 BB: 1 P: 15	R: 0 E: 0 K: 1 S: 10 H: 1 LOB: 2 BB: 2 P: 24	R: 0 E: 0 K: 2 S: 13 H: 0 LOB: 0 BB: 0 P: 19	R: 0 E: 0 K: 1 S: 7 H: 0 LOB: 0 BB: 0 P: 10	1B: 5 2B: 0 3B: 0 HR: 0 SF: 0 SAC: 0 DP: 2 HBP: 0						

livebaseballscorecards.com

AB	31
R	3
H	5
RBI	3
BB	6
SO	17
LOB	16

WP: 0 PA: 37
PB: 0
SB: 0
CS: 0

PITCHER		IP	WLS	BF	H	R	ER	SO	BB	IBB	HBP	BLK	WP	HR	S	P	ERA	WHIP
45 Taj Bradley, R ERA: 4.19	(1, 1)	4.1		21	4	3	2	11	3	0	0	0	0	0	55	88	4.15	1.615
49 Kevin Kelly, R ERA: 3.48	(5, 1)	1.2		5	0	0	0	2	1	0	0	0	0	0	9	17	0.00	0.600
30 Jake Diekman, L ERA: 5.64	(7, 1)	0.2		4	1	0	0	0	2	0	0	0	0	0	7	20	0.00	4.500
26 Robert Stephenson, R ERA: 4.34	(7, 1)	0.1	W	1	0	0	0	1	0	0	0	0	0	0	3	4	0.00	0.000
47 Jason Adam, R ERA: 2.67	(8, 1)	1.0	H	3	0	0	0	2	0	0	0	0	0	0	13	19	0.00	0.000

PITCHER		IP	WLS	BF	H	R	ER	SO	BB	IBB	HBP	BLK	WP	HR	S	P	ERA	WHIP
29 Pete Fairbanks, R ERA: 1.42	(9, 1)	1.0	S	3	0	0	0	1	0	0	0	0	0	0	7	10	0.00	0.000

Batter	1	2	3	4	5	6	7	8	9	AB	R	H	RBI	BB	SO	LOB
2 Yandy Díaz, R (1, 3) OBP: 0.396, SLG: 0.527	C SI 94 F SI 95 B ST 86 B ST 87 F SI 96 X SI 96 2-2 G5-3		B FC 91 X SI 95 1-0 G5-3		B SI 94 B SI 95 C SI 94 1 SAFE F FC 91 B FS 90 X SI 95 3-2 FC4-5 55 2B 56 HR 1-3		C ST 82 B FF 94 B FF 95 B CH 88 X FF 95 3-1 G4-3		C FF 89 C CH 81 1 SAFE B FF 88 B CH 81 S CH 81 2-3 K 1-2	5	1	0	0	0	1	2
5 Wander Franco, S (1, 6) OBP: 0.358, SLG: 0.476	X SL 87 0-0 55 S 1B		C ST 83 C FS 89 B FS 92 F SI 95 B FS 90 S FC 90 2-3 K		X FC 92 0-0 P5		B CH 88 B CH 89 C FF 96 B CH 88 X FF 95 3-1 G6-3		T CH 82 B FF 87 D CH 82 F CH 81 F CU 74 X CH 82 2-2 G4-3	5	0	1	0	0	1	2
55 Luke Raley, L (1, 9) OBP: 0.350, SLG: 0.597	C FF 96 1 SAFE B CU 74 F FF 96 S KC 81 1-3 K 1-2			B SL 84 C ST 80 S CU 73 F FF 96 X FF 96 1-2 56 1B 2B	B SL 84 X SL 85 1-0 56 HR 1-3 2B		C SC 81 B CH 88 B FF 95 F CH 88 S SC 78 2-3 K			4	2	2	0	0	2	1
56 Randy Arozarena, R (1, 7) OBP: 0.403, SLG: 0.488	B SI 96 C SI 94 B SI 97 F SI 96 F FF 97 X FC 90 2-2 F7			X ST 84 0-0 17 CS 2-H 1B	X SI 94 0-0 2-H 3-H HR			C CH 89 X ST 80 0-1 L6		4	1	2	4	0	0	1
17 Isaac Paredes, R (1, 5) OBP: 0.346, SLG: 0.486		C SL 87 X FF 95 0-1 HR		C SI 96 C CU 74 B ST 83 F CU 72 B SI 96 B SI 96 F CU 75 B CU 73 4-2 1-2 BB	B SI 94 X ST 81 1-0 G1-3			C FF 95 B ST 82 B ST 83 X FF 95 2-1 G6-3		3	1	1	1	1	0	0
15 Josh Lowe, L (1, 10) OBP: 0.329, SLG: 0.512		F ST 83 B CU 74 X FF 95 1-1 F7		C SI 95 B SI 96 C SI 95 S FS 91 1-3 K		S FF 98 S CU 83 F CU 82 F CU 83 B CU 84 B FF 98 F FF 96 S FF 97 2-3 K		F CH 89 B CH 89 B FF 96 B FF 95 F FF 96 B FF 96 4-2 14 WP 14 S BB		3	0	0	0	1	2	1
14 Christian Bethancourt, R (1, 2) OBP: 0.253, SLG: 0.422		B SL 87 B SL 87 S ST 84 F ST 86 F ST 84 S SI 94 2-3 K		S SI 95 B SI 96 1 SAFE X SI 96 1-1 G5-3		B CU 81 B CU 81 X FF 97 2-0 22 WP 1B		B ST 81 B CH 88 S ST 82 C ST 81 S ST 82 2-3 K 1-3		4	0	1	0	0	2	2
6 Taylor Walls, S (1, 4) OBP: 0.316, SLG: 0.402		C CU 74 B FF 95 B SL 85 C FF 95 F SI 96 C SI 96 2-3 K			C ST 82 B CU 73 B CU 71 C ST 82 B ST 85 X SI 95 3-2 22 1B 2B	C FF 96 F FF 96 S FS 91 0-3 K			C FF 92 B CH 82 B CH 82 B CH 82 B FF 91 4-1 22 CS BB	3	1	1	0	1	2	1
22 Jose Siri, R (1, 8) OBP: 0.279, SLG: 0.539			C SL 86 S SI 95 B ST 86 B ST 87 X SI 96 2-2 L9		F SI 95 X SI 95 0-1 2 FC4-5 2 S 2-H 1B	C CU 83 B FS 90 X FF 97 1-1 G1-3 1-2			1 SAFE P CH 84 B CU 74 B CH 82 B FF 91 4-0 2 WP 1-2 BB	3	0	1	1	1	0	1
Inning Stats	R: 0 E: 0 K: 1 S: 12 H: 1 LOB: 1 BB: 0 P: 17	R: 1 E: 0 K: 2 S: 12 H: 1 LOB: 0 BB: 0 P: 17	R: 0 E: 0 K: 1 S: 8 H: 0 LOB: 0 BB: 0 P: 13	R: 1 E: 0 K: 1 S: 14 H: 2 LOB: 1 BB: 1 P: 21	R: 4 E: 0 K: 0 S: 12 H: 4 LOB: 0 BB: 0 P: 20	R: 0 E: 0 K: 2 S: 12 H: 1 LOB: 1 BB: 0 P: 17	R: 0 E: 0 K: 1 S: 7 H: 0 LOB: 0 BB: 0 P: 15	R: 0 E: 0 K: 1 S: 9 H: 0 LOB: 1 BB: 1 P: 17	R: 0 E: 0 K: 1 S: 9 H: 0 LOB: 1 BB: 2 P: 20	1B: 4 2B: 3 3B: 0 HR: 2 SF: 0 SAC: 0 DP: 0 HBP: 0						

TOP

Tampa Bay Rays @ San Diego Padres

Petco Park, San Diego, CA

Fri Jun 16 2023, 6:42 PM - 9:26 PM PDT

Att. 42,367 - Partly Cloudy - 68 F

livebaseballscorecards.com

AB	34
R	6
H	9
RBI	6
BB	4
SO	10
LOB	11

WP: 3 PA: 38
PB: 0
SB: 3
CS: 2

PITCHER		IP	WLS	BF	H	R	ER	SO	BB	IBB	HBP	BLK	WP	HR	S	P	ERA	WHIP
11 Yu Darvish, R ERA: 4.74	(1, 1)	5.0	L	23	8	6	6	5	1	0	0	0	0	2	58	88	10.80	1.800
56 Ray Kerr, L ERA:	(6, 1)	1.0		4	1	0	0	2	0	0	0	0	1	0	12	17	0.00	1.000
45 Brent Honeywell, R ERA: 3.57	(7, 1)	2.0		7	0	0	0	2	1	0	0	0	1	0	16	32	0.00	0.500
74 Nabil Crismatt, R ERA: 9.82	(9, 1)	1.0		4	0	0	0	1	2	0	0	0	1	0	9	20	0.00	2.000

PITCHER	IP	WLS	BF	H	R	ER	SO	BB	IBB	HBP	BLK	WP	HR	S	P	ERA	WHIP

BOTTOM

Tampa Bay Rays @ San Diego Padres

Petco Park, San Diego, CA

Fri Jun 16 2023, 6:42 PM - 9:26 PM PDT

Att. 42,367 - Partly Cloudy - 68 F

livebaseballscorecards.com

Batter	1	2	3	4	5	6	7	8	9	AB	R	H	RBI	BB	SO	LOB
23 Fernando Tatis Jr., R (1, 9) OBP: 0.352, SLG: 0.559	F FF 95 F FF 96 B CH 85 B CH 84 F CU 84 B FF 97 B FF 96 4-2 13 G5-4-3 BB		X CH 87 0-0 2B		B CU 84 S CH 86 B CU 81 F FF 94 B CH 87 F FF 97 F FF 96 S FF 97 3-3 ③ K			X FF 94 0-0 13 G6-4-3 2 2B 22 BB 1B	C SL 86 X SL 87 0-1 ②③ G6-4-3 1-2f	4	1	2	0	1	1	3
22 Juan Soto, L (1, 7) OBP: 0.412, SLG: 0.468	C FF 96 F SL 90 B FF 98 D CU 83 X FF 96 2-2 ① F7		F SL 90 X FF 97 0-1 ③ G6-3			C CU 84 X FF 96 0-1 ① G1-3		F FF 94 F FS 85 B FF 95 B FF 94 B FS 84 B FF 95 4-2 13 G6-4-3 1-2 BB		3	0	0	0	1	0	2
13 Manny Machado, R (1, 5) OBP: 0.292, SLG: 0.405	X CH 85 0-0 ②③ G5-4-3 1-2f			X CU 82 0-0 ① F9		B CH 86 C CU 84 X CH 86 1-1 ② F7		C SL 90 D SL 88 X SL 88 1-1 ①② G6-4-3 1-2f 2-3		4	0	0	0	0	0	3
2 Xander Bogaerts, R (1, 6) OBP: 0.352, SLG: 0.406		B FF 95 C CH 85 X CU 83 1-1 ① G1-3		B CH 86 B FF 94 B FF 93 B FF 95 4-0 9 S BB		B FF 96 C FF 94 C CU 84 B FF 97 F SL 90 X FF 97 2-2 ③ F9		F FF 94 X SL 89 0-1 3-H 2B		3	0	1	1	1	0	0
99 Gary Sánchez, R (1, 2) OBP: 0.258, SLG: 0.541		S CH 85 B FF 96 S CH 86 S CH 88 1-3 ② K		C CH 84 C CU 85 B CH 85 1 SAFE B FF 96 S CH 85 2-3 ② K			C CU 84 B CH 86 X FF 94 1-1 ① F8	C SL 88 X SL 88 0-1 ③ L9		4	0	0	0	0	2	2
9 Jake Cronenworth, L (1, 3) OBP: 0.322, SLG: 0.372		C SL 88 X FF 97 0-1 1B		B SL 90 S SL 90 B CU 84 B SL 90 B FF 95 4-1 32 FC5-4 1-2 BB			B FF 94 C SL 89 S CU 85 B CH 87 B CH 85 S SL 89 3-3 ② K		C SI 95 B FC 92 X FC 90 1-1 ① F7	3	0	1	0	1	1	0
32 Nelson Cruz, R (1, 10) OBP: 0.273, SLG: 0.421		C FF 97 C FF 96 D CH 87 S CH 86 1-3 ③ K		B SL 90 F CH 86 X FF 96 1-1 ③ FC5-4 1-2f			B CU 83 S CH 85 B FF 95 B FF 95 F FF 94 X SL 88 3-2 HR	H SI 95 1-0 24 BB 7 1B HBP		3	1	1	1	0	1	3
7 Ha-Seong Kim, R (1, 4) OBP: 0.333, SLG: 0.361			F FF 95 B CU 84 X CH 87 1-1 ① L5		C FF 95 S CU 84 X CH 87 0-2 ① G1-3		F FF 95 B FF 95 C SL 88 X FS 85 1-2 1B	B FC 92 F FC 93 C SL 85 B FF 95 F FF 94 B FF 95 F SI 94 X SI 95 3-2 24 BB 1-2 1B		4	0	2	0	0	0	0
1 Trent Grisham, L (1, 8) OBP: 0.303, SLG: 0.352 24 Rougned Odor, L (9, PH) OBP: 0.321, SLG: 0.412			B CU 84 B SL 90 X FF 96 2-0 ② G4-3		B FF 96 C FF 96 C SL 89 X CH 86 1-2 ② P3		C FF 94 S FS 85 S FS 85 0-3 ③ K	S FC 92 S SI 95 B SL 86 F FC 91 B SL 87 B SI 95 F SI 95 B FC 92 4-2 23 G6-4-3 1-2 2-3 BB		3 0	0 0	0 0	0 0	1 1	1 0	1 0
Inning Stats	R: 0 E: 0 K: 0 S: 7 H: 0 LOB: 0 BB: 1 P: 13	R: 0 E: 0 K: 2 S: 10 H: 1 LOB: 1 BB: 0 P: 13	R: 0 E: 0 K: 0 S: 6 H: 1 LOB: 1 BB: 0 P: 9	R: 0 E: 0 K: 1 S: 7 H: 0 LOB: 2 BB: 2 P: 18	R: 0 E: 0 K: 1 S: 11 H: 0 LOB: 0 BB: 0 P: 15	R: 0 E: 0 K: 0 S: 8 H: 0 LOB: 0 BB: 0 P: 11	R: 1 E: 0 K: 2 S: 14 H: 2 LOB: 1 BB: 0 P: 22	R: 1 E: 0 K: 0 S: 9 H: 2 LOB: 1 BB: 1 P: 14	R: 0 E: 0 K: 0 S: 13 H: 1 LOB: 2 BB: 1 P: 22	1B: 4 2B: 2 3B: 0 HR: 1 SF: 0 SAC: 0 DP: 3 HBP: 1	WP: 0 PB: 0 SB: 1 CS: 0 PA: 37					

	AB	31
	R	2
	H	7
	RBI	2
	BB	5
	SO	6
	LOB	14

PITCHER		IP	WLS	BF	H	R	ER	SO	BB	IBB	HBP	BLK	WP	HR	S	P	ERA	WHIP
18 Shane McClanahan, L ERA: 2.12	(1, 1)	6.2	W	25	3	1	1	5	3	0	0	0	0	1	57	94	1.35	0.900
52 Zack Littell, R ERA: 8.22	(7, 1)	1.1		7	3	1	1	1	1	0	0	0	0	0	15	21	6.75	3.000
64 Shawn Armstrong, R ERA:	(9, 1)	0.1		4	1	0	0	0	1	0	1	0	0	0	11	20	0.00	6.000
29 Pete Fairbanks, R ERA: 1.35	(9, 1)	0.2	S	1	0	0	0	0	0	0	0	0	0	0	2	2	0.00	0.000

PITCHER		IP	WLS	BF	H	R	ER	SO	BB	IBB	HBP	BLK	WP	HR	S	P	ERA	WHIP

Batter	1	2	3	4	5	6	7	8	9	AB	R	H	RBI	BB	SO	LOB
2 Yandy Díaz, R (1, 3) OBP: 0.398, SLG: 0.529	T FF 97 B FF 96 S FF 96 S FF 97 1-3 ① K		C FF 97 F FF 96 X FF 96 0-2 2B		F SL 89 D CU 82 B SL 88 D SL 91 B CH 88 4-1 5 FC6-4 1-2 BB			C FC 90 S SI 94 C CH 83 0-3 ① K		3	0	1	0	1	2	0
5 Wander Franco, S (1, 6) OBP: 0.353, SLG: 0.469	B FF 97 B FF 97 S CH 89 B CH 90 S FF 98 F FF 97 F CH 90 F CU 83 F FF 97 3-3 C FF 98 ② K		B CH 87 S CU 80 S CH 87 X CU 82 1-2 ③ F9		C CU 82 B FF 96 X CH 86 1-1 ② FC6-4 87 S 1-2f 2-3			C FC 91 F CH 83 X CH 82 0-2 ② G4-3		4	0	0	0	0	1	3
87 Harold Ramírez, R (1, 10) OBP: 0.348, SLG: 0.500	C CU 81 F FF 97 S SL 91 0-3 ③ K			X FF 93 0-0 ① G4-3	B CU 82 F CH 86 F SL 90 D SL 88 S CH 84 2-3 ③ K 1-2			X SI 94 0-0 ③ G5-3		4	0	0	0	0	2	2
56 Randy Arozarena, R (1, 7) OBP: 0.398, SLG: 0.480		F FF 96 C SL 89 B FF 95 S FF 97 1-3 ① K		B CU 80 B CU 80 C CH 88 C CU 82 S SL 89 2-3 ② K	S CH 86 F FF 96 B SL 90 B CU 81 T SL 89 2-2 ① K				C SL 84 B SI 96 C SL 85 F SL 85 F SI 97 F SL 85 S SL 85 1-3 ① K	4	0	0	0	0	4	0
17 Isaac Paredes, R (1, 5) OBP: 0.348, SLG: 0.481		B FF 97 C CH 86 C FF 97 H SL 90 2-2 HBP		C FF 97 B CH 86 B FF 96 C CU 82 B FF 97 F CH 87 B FF 97 4-2 6 BB	B CH 87 S FF 95 C FF 96 B SL 90 S SL 89 2-3 ② K				C SI 96 B SI 96 C SL 86 X SI 97 1-2 ② L5	2	0	0	0	1	1	0
6 Taylor Walls, S (1, 4) OBP: 0.319, SLG: 0.401		C FF 97 B FF 97 F FF 96 F FF 97 S FF 98 1-3 ② K		S CH 88 B CU 83 B CU 82 S CH 87 D CU 83 B FF 98 4-2 1-2 BB	C FF 96 B FF 96 C CH 86 X FF 97 1-2 ③ P6				S SI 97 C SL 86 B SI 98 X SL 86 1-2 1B	3	0	1	0	1	1	1
13 Manuel Margot, R (1, 9) OBP: 0.326, SLG: 0.382		F FF 98 F FF 97 X CU 84 0-2 ③ G5-3		D CH 88 S CU 82 C CH 87 S CU 83 1-3 ③ K			B ST 80 B ST 80 F FF 95 F ST 80 T ST 83 2-2 ① K		C SL 87 S SL 86 F SI 98 S SL 88 0-3 ③ K	4	0	0	0	0	3	4
21 Francisco Mejía, S (1, 2) OBP: 0.282, SLG: 0.380			F FF 96 C CU 81 S CU 82 0-3 ① K		C FF 94 C FF 95 X FF 96 0-2 5 2 FC6-4 BB 1B		B ST 82 B ST 81 C ST 81 B ST 78 F ST 80 C ST 80 3-3 ② K			3	0	1	0	0	2	0
22 Jose Siri, R (1, 8) OBP: 0.274, SLG: 0.528			X FF 96 0-0 ② G5-3		B FF 96 D CH 85 S CH 87 F FF 96 S CU 81 2-3 ① K		F ST 83 X ST 83 0-1 ③ P6			3	0	0	0	0	1	1
Inning Stats	R: 0 E: 0 K: 3 S: 13 H: 0 LOB: 0 BB: 0 P: 17	R: 0 E: 0 K: 2 S: 12 H: 0 LOB: 1 BB: 0 P: 16	R: 0 E: 0 K: 1 S: 10 H: 1 LOB: 1 BB: 0 P: 11	R: 0 E: 0 K: 2 S: 12 H: 0 LOB: 2 BB: 2 P: 23	R: 0 E: 0 K: 2 S: 12 H: 1 LOB: 2 BB: 1 P: 21	R: 0 E: 0 K: 2 S: 9 H: 0 LOB: 0 BB: 0 P: 14	R: 0 E: 0 K: 2 S: 8 H: 0 LOB: 0 BB: 0 P: 13	R: 0 E: 0 K: 1 S: 7 H: 0 LOB: 0 BB: 0 P: 7	R: 0 E: 0 K: 2 S: 16 H: 1 LOB: 1 BB: 0 P: 19	1B: 2 2B: 1 3B: 0 HR: 0 SF: 0 SAC: 0 DP: 0 HBP: 1						

PITCHER		IP	WLS	BF	H	R	ER	SO	BB	IBB	HBP	BLK	WP	HR	S	P	ERA	WHIP
4 Blake Snell, L ERA: 3.48	(1, 1)	6.0	W	24	2	0	0	12	3	0	1	0	0	0	68	102	0.00	0.833
36 Steven Wilson, R ERA: 2.65	(7, 1)	1.0	H	3	0	0	0	2	0	0	0	0	0	0	8	13	0.00	0.000
21 Nick Martinez, R ERA: 2.8	(8, 1)	1.0	H	3	0	0	0	1	0	0	0	0	0	0	7	7	0.00	0.000
71 Josh Hader, L ERA: 1.32	(9, 1)	1.0	S	4	1	0	0	2	0	0	0	0	0	0	16	19	0.00	1.000

PITCHER	IP	WLS	BF	H	R	ER	SO	BB	IBB	HBP	BLK	WP	HR	S	P	ERA	WHIP

TOP

Tampa Bay Rays @ San Diego Padres

Petco Park, San Diego, CA

Sat Jun 17 2023, 4:16 PM - 6:41 PM PDT

Att. 43,180 - Sunny - 70 F

livebaseballscorecards.com

AB	30
R	0
H	3
RBI	0
BB	3
SO	17
LOB	11

Batter	1	2	3	4	5	6	7	8	9	AB	R	H	RBI	BB	SO	LOB
23 Fernando Tatis Jr., R (1, 9) OBP: 0.352, SLG: 0.560	S FC 86 B FC 87 C SI 92 F CU 80 X CU 80 1-2 2B		C SI 92 F SI 90 B SI 93 X FC 88 1-2 ① G6-3		X FC 89 0-0 ① SH2-3 1-2 2-3		F SI 96 F FC 92 S FF 95 0-3 ③ K			3	0	1	0	0	1	0
22 Juan Soto, L (1, 7) OBP: 0.410, SLG: 0.464	F SI 93 B FC 90 S CH 87 B SI 94 C FF 91 2-3 ① K		B CU 79 F CU 79 B CH 87 C SI 91 C SI 94 2-3 ② K		C CU 79 X FC 90 0-1 ② SF8 2-3 3-H			B FS 84 C SL 87 B FS 84 B SL 88 S SL 89 B SL 87 4-2 13 G4-3 BB		2	0	0	1	1	2	1
13 Manny Machado, R (1, 5) OBP: 0.291, SLG: 0.402	X SI 93 0-0 ② P4		B FC 88 B SI 92 X SI 93 2-0 E6		B FC 90 F FC 89 B SI 93 S CU 80 X SI 94 2-2 2 S 1B 3-H			X SL 88 0-0 ① G4-3 1-2		4	0	1	1	0	0	2
2 Xander Bogaerts, R (1, 6) OBP: 0.350, SLG: 0.401	C FC 88 S FC 88 B CU 81 B SI 94 D CU 80 B SI 93 4-2 BB		B FC 89 C SI 93 F FC 88 B SI 94 T CU 81 2-2 ③ K		S SI 92 B FC 89 D CU 79 F SI 94 X FF 94 2-2 ③ L8 1-2			C FF 94 S FF 94 X FF 95 0-2 ② G6-3		3	0	0	0	1	1	3
9 Jake Cronenworth, L (1, 3) OBP: 0.317, SLG: 0.366	C CU 80 B CH 88 F FC 90 C SI 94 1-3 ③ K			C CU 78 B CH 85 B CH 87 F SI 92 F FC 91 X SI 93 2-2 ① G3		F CU 78 B CU 77 F FC 90 S CU 80 1-3 ① K		F FS 85 B FS 85 F SL 86 F FF 94 X FS 84 1-2 ③ G6-3		4	0	0	0	0	2	3
99 Gary Sánchez, R (1, 2) OBP: 0.246, SLG: 0.516		C SI 92 S CU 77 X CU 78 0-2 ① P4		B SI 92 F FC 88 X CU 78 1-1 ② F9		B SI 91 C FC 87 C SI 91 X SI 93 1-2 ② G1-4-3				3	0	0	0	0	0	0
14 Matt Carpenter, L (1, 10) OBP: 0.302, SLG: 0.340		B SI 93 C SI 93 B CH 86 B FC 89 B FC 89 4-1 BB		X SI 93 0-0 ③ F7		C CU 78 B CH 85 X FC 88 1-1 ③ P6				2	0	0	0	1	0	0
7 Ha-Seong Kim, R (1, 4) OBP: 0.333, SLG: 0.361		C SI 92 F SI 92 F SI 93 B CU 80 X SI 94 1-2 ② F9			X SI 91 0-0 23 SH2-3 1 1B 22 SF8 1B		C FF 94 C FC 91 B FF 95 X SL 87 1-2 ① F6			3	1	1	0	0	0	1
1 Trent Grisham, L (1, 8) OBP: 0.304, SLG: 0.352		C FC 90 B CU 80 X CU 78 1-1 ③ F7			X CU 78 0-0 22 SF8 23 SH2-3 13 1B 1-2 1B		C SI 96 B FC 92 X FC 93 1-1 ② P5			3	1	1	0	0	0	1
Inning Stats	R: 0 E: 0 K: 2 S: 13 H: 1 LOB: 2 BB: 1 P: 21	R: 0 E: 0 K: 0 S: 10 H: 0 LOB: 1 BB: 1 P: 16	R: 0 E: 1 K: 2 S: 10 H: 0 LOB: 1 BB: 0 P: 17	R: 0 E: 0 K: 0 S: 7 H: 0 LOB: 0 BB: 0 P: 10	R: 2 E: 0 K: 0 S: 11 H: 3 LOB: 1 BB: 0 P: 15	R: 0 E: 0 K: 1 S: 8 H: 0 LOB: 0 BB: 0 P: 11	R: 0 E: 0 K: 1 S: 8 H: 0 LOB: 0 BB: 0 P: 10	R: 0 E: 0 K: 0 S: 10 H: 0 LOB: 1 BB: 1 P: 15		1B: 3 2B: 1 3B: 0 HR: 0 SF: 1 SAC: 1 DP: 0 HBP: 0						

PITCHER	IP	WLS	BF	H	R	ER	SO	BB	IBB	HBP	BLK	WP	HR	S	P	ERA	WHIP
24 Zach Eflin, R (1, 1) ERA: 3.26	6.0	L	25	4	2	2	5	2	0	0	0	0	0	59	90	3.00	1.000
64 Shawn Armstrong, R (7, 1) ERA:	1.0		3	0	0	0	1	0	0	0	0	0	0	8	10	0.00	0.000
52 Zack Littell, R (8, 1) ERA: 7.27	1.0		4	0	0	0	0	1	0	0	0	0	0	10	15	0.00	1.000

PITCHER	IP	WLS	BF	H	R	ER	SO	BB	IBB	HBP	BLK	WP	HR	S	P	ERA	WHIP

BOTTOM

Tampa Bay Rays @ San Diego Padres

Petco Park, San Diego, CA

Sat Jun 17 2023, 4:16 PM - 6:41 PM PDT

Att. 43,180 - Sunny - 70 F

livebaseballscorecards.com

AB	27
R	2
H	4
RBI	2
BB	3
SO	6
LOB	11

Batter	1	2	3	4	5	6	7	8	9	AB	R	H	RBI	BB	SO	LOB
2 Yandy Díaz, R (1, 3) OBP: 0.394, SLG: 0.522	F FF 92 C FC 89 B SL 82 X CU 80 1-2 G5-3		C FC 89 X SI 93 0-1 G6-4-3 1-2f		X SL 81 0-0 F9		C ST 81 B ST 82 B ST 80 F ST 80 F FF 94 F ST 81 X ST 82 2-2 5 PB 1B	C FC 88 X FC 90 0-1 G6-3		5	0	1	0	0	0	4
5 Wander Franco, S (1, 6) OBP: 0.351, SLG: 0.462	C FC 89 S CU 82 F FF 94 X CU 81 0-2 G3-1		C SL 81 F CH 88 X CH 88 0-2 G6-3		F CU 80 B FC 91 C CU 80 F CU 80 S FF 94 1-3 K		F ST 80 B ST 80 C ST 79 B ST 80 F ST 81 B FF 94 F ST 80 B ST 80 4-2 1-2 BB		B SI 94 S SI 95 F CH 87 F SI 96 B CH 88 S SL 85 2-3 K	4	0	0	0	1	2	0
55 Luke Raley, L (1, 10) OBP: 0.346, SLG: 0.585	B CU 81 S FC 90 B FC 91 B CH 87 X FC 92 3-1 L5			X FF 92 0-0 E1 56 1B 13 SF8 1B		X FC 90 0-0 L1	B ST 80 S ST 81 B ST 81 B ST 82 F ST 81 F ST 81 X ST 82 3-2 G1-3		X SL 85 0-0 F8	5	1	1	0	0	0	2
56 Randy Arozarena, R (1, 7) OBP: 0.405, SLG: 0.484		B SI 92 B FF 92 X FC 90 2-0 17 1B 15 1B 1B		S SL 82 S SI 93 B SL 83 B FF 94 X FC 91 2-2 17 BB 2-3 1B		H SI 92 1-0 15 F8 17 HBP HBP		B CH 82 B SI 95 C FC 90 X SI 94 2-1 15 1B 13 1B 1B	B SI 97 C SL 84 S SI 97 F SL 85 S SI 98 1-3 K	4	2	3	0	0	1	0
17 Isaac Paredes, R (1, 5) OBP: 0.355, SLG: 0.481		F FF 93 C SL 81 F CU 81 1 SAFE F CH 87 X SL 82 0-2 13 G6-4-3 15 1B 1-2 1B		B CH 85 B SI 93 1 SAFE S CH 87 B FC 91 B FF 93 4-1 1-2 BB		B SL 82 H SI 93 2-0 1-2 HBP		B SI 94 C SI 94 B CH 82 F SI 95 F CH 82 S CH 80 2-3 K		2	0	1	0	1	1	1
15 Josh Lowe, L (1, 9) OBP: 0.332, SLG: 0.512		C FC 89 S FF 92 F FF 94 X CU 80 0-2 13 G6-4-3 1-2 2-H 1B		S FC 93 S FC 91 B FF 94 B CH 87 X CH 87 2-2 F6		C FC 88 S FF 93 F FF 93 B FC 89 X CU 81 1-2 F8 2-3		X FC 90 0-0 13 1B 13 S 87 1B 1-3 1B		4	1	2	1	0	0	5
13 Manuel Margot, R (1, 8) OBP: 0.325, SLG: 0.382		L FC 89 B FC 91 F FF 93 B CU 80 B FC 91 X FF 93 3-2 G6-4-3 1-2f 2-3		T FC 92 X FC 91 0-1 SF8 3-H		C CU 82 F FF 93 X CU 82 0-2 F7		B SI 94 X SI 95 1-0 87 1B 14 1B 1-3 3-H 1B		3	0	1	2	0	0	4
6 Taylor Walls, S (1, 4) OBP: 0.315, SLG: 0.395 87 Harold Ramírez, R (8, PH) OBP: 0.351, SLG: 0.503 7 Vidal Bruján, S (8, PR) OBP: 0.229, SLG: 0.182 (8, 4)		F FC 91 C FF 94 X FF 93 0-2 P4		C CU 81 F FF 93 X CU 81 0-2 G1-3			B ST 79 X FF 93 1-0 F9	1 SAFE C CU 82 B SI 94 B CU 82 F SI 94 F CH 81 X SI 94 2-2 14 1B 1-2 3-H 1B		3 1 0	0 0 0	0 1 0	0 1 0	0 0 0	0 0 0	3 0 0
14 Christian Bethancourt, R (1, 2) OBP: 0.259, SLG: 0.424			S SL 81 X SI 92 0-1 2 G6-4-3 1B		C CU 80 F SL 81 B SL 81 B SL 81 X FF 93 2-2 G5-3		F ST 80 S ST 80 F ST 82 B FF 95 S ST 81 1-3 K	C FC 89 D CU 82 X SI 94 1-1 1-3 2-H 1B		4	0	2	0	0	1	0
Inning Stats	R: 0 E: 0 K: 0 S: 9 H: 0 LOB: 0 BB: 0 P: 13	R: 1 E: 0 K: 0 S: 16 H: 3 LOB: 1 BB: 0 P: 21	R: 0 E: 0 K: 0 S: 7 H: 1 LOB: 0 BB: 0 P: 7	R: 1 E: 1 K: 0 S: 13 H: 2 LOB: 2 BB: 1 P: 21	R: 0 E: 0 K: 1 S: 8 H: 0 LOB: 0 BB: 0 P: 11	R: 0 E: 0 K: 0 S: 8 H: 0 LOB: 2 BB: 0 P: 12	R: 0 E: 0 K: 1 S: 18 H: 1 LOB: 2 BB: 1 P: 29	R: 2 E: 0 K: 1 S: 16 H: 5 LOB: 3 BB: 0 P: 24	R: 0 E: 0 K: 2 S: 9 H: 0 LOB: 0 BB: 0 P: 12	1B: 12 2B: 0 3B: 0 HR: 0 SF: 1 SAC: 0 DP: 2 HBP: 2						

PITCHER		IP	WLS	BF	H	R	ER	SO	BB	IBB	HBP	BLK	WP	HR	S	P	ERA	WHIP
44 Joe Musgrove, R ERA: 4.22	(1, 1)	6.0	W	25	6	2	2	1	1	0	2	0	0	0	61	85	3.00	1.167
36 Steven Wilson, R ERA: 2.57	(7, 1)	1.0	H	5	1	0	0	1	1	0	0	0	0	0	18	29	0.00	2.000
21 Nick Martinez, R ERA: 3.07	(8, 1)	1.0	H	7	5	2	2	1	0	0	0	0	0	0	16	24	18.00	5.000
71 Josh Hader, L ERA: 1.27	(9, 1)	1.0	S	3	0	0	0	2	0	0	0	0	0	0	9	12	0.00	0.000

PITCHER		IP	WLS	BF	H	R	ER	SO	BB	IBB	HBP	BLK	WP	HR	S	P	ERA	WHIP

TOP

Tampa Bay Rays @ San Diego Padres

Petco Park, San Diego, CA

Sun Jun 18 2023, 1:12 PM - 4:11 PM PDT

Att. 44,404 - Partly Cloudy - 68 F

livebaseballscorecards.com

AB	35
R	4
H	12
RBI	4
BB	2
SO	5
LOB	19

WP: 0	PA: 40		
PB: 1			
SB: 1			
CS: 0			

BOTTOM

Tampa Bay Rays @ San Diego Padres

Petco Park, San Diego, CA

Sun Jun 18 2023, 1:12 PM - 4:11 PM PDT

Att. 44,404 - Partly Cloudy - 68 F

livebaseballscorecards.com

Batter	1	2	3	4	5	6	7	8	9	AB	R	H	RBI	BB	SO	LOB
23 Fernando Tatis Jr., R (1, 9) OBP: 0.355, SLG: 0.557	F SI 92 F SL 89 F SL 92 F FS 84 B SL 91 H SI 93 2-2 2 G6-3 22 S 9 PO HBP		F SL 89 X SL 89 0-1 22 FC2 22 E 2-3 1B		B SI 91 F SI 91 B SI 91 C SI 91 S FS 85 2-3 ① K 1-2		S FC 87 S FC 89 F FC 87 S FS 87 0-3 ① K			3	1	1	0	0	2	1
22 Juan Soto, L (1, 7) OBP: 0.408, SLG: 0.459	C SI 92 F SI 92 D FS 86 D FS 85 F SI 93 B SI 92 B SL 90 4-2 2 G6-3 1-2 BB		B SI 92 B FS 84 C SL 88 X FS 84 2-1 FC2 13 SF7 1-H 3-H		B FS 85 X SI 90 1-0 ② G4-3 2-3		B FC 88 X FF 98 1-0 ② G6-3			3	1	0	0	1	0	1
13 Manny Machado, R (1, 5) OBP: 0.291, SLG: 0.401	B SL 90 S SI 93 B SI 94 C SL 90 F SL 91 F SL 90 S FS 86 2-3 ① K		B SI 92 B SL 89 X SL 88 2-0 ② SF7 3-H		X SI 92 0-0 2 1B 3-H 1B		B FC 90 S FC 90 F FC 89 S FF 97 1-3 ③ K			3	0	1	2	0	2	2
2 Xander Bogaerts, R (1, 6) OBP: 0.352, SLG: 0.400	B SL 90 B SI 92 2 SAFE C SL 89 F SI 93 B SI 92 F SI 93 X SI 93 3-2 ② G6-3 1-2 2-3		C SL 90 F SI 91 F SL 92 B FS 84 S FS 85 1-3 ③ K		X SL 88 0-0 1-2 1B			B FF 97 B CH 87 B FF 96 C FF 96 B FF 97 4-1 24 S BB		3	0	1	0	1	1	2
9 Jake Cronenworth, L (1, 3) OBP: 0.316, SLG: 0.368	B SI 94 B SI 92 3 SAFE 2-0 ③ PO 3-H	B SL 88 X SI 92 1-0 ① F8		B FS 82 C SI 90 B FS 82 C SL 87 F FS 84 F SI 91 X SL 89 2-2 24 2B 2B	F SI 91 B FC 87 F FC 86 B ST 74 X ST 76 2-2 ③ L8			B FF 96 X FF 96 1-0 ① L8		4	1	1	0	0	0	3
24 Rougned Odor, L (1, 4) OBP: 0.319, SLG: 0.416 7 Ha-Seong Kim, R (9, 4) OBP: 0.333, SLG: 0.361		B SI 93 X SI 92 1-0 ② G6-3		B FS 82 B FS 81 T SI 90 X SI 89 2-1 26 L4 2-H 2B	B ST 74 F SI 91 F SI 91 X ST 76 1-2 ① P2			B ST 84 C FF 95 F FF 96 B FF 96 S ST 84 2-3 ② K 1-2		4 0	0 0	1 0	1 0	0 0	1 0	1 0
14 Matt Carpenter, L (1, 10) OBP: 0.297, SLG: 0.333 32 Nelson Cruz, R (8, PH) OBP: 0.279, SLG: 0.421 (9, 10)		B SI 92 B SI 92 X SI 92 2-0 ③ L9		F SL 88 S FS 83 X FS 84 0-2 ① F9	C SI 90 C SI 91 C ST 76 0-3 ② K			B FF 96 B FF 96 2-0 IBB		3 0	0 0	0 0	0 1	0 0	1 0	1 0
26 Austin Nola, R (1, 2) OBP: 0.267, SLG: 0.198 99 Gary Sánchez, R (8, PH) OBP: 0.243, SLG: 0.508 (9, 2)			C SI 92 B SL 89 B SL 89 X SI 92 2-1 ① G5-3	B SI 90 X SL 88 1-0 ② ③ L4 2-2	B SI 90 X SI 90 1-0 1B			F CH 87 B CH 87 B CH 87 C FF 97 B CH 89 F CH 88 C FF 97 3-3 ③ K		3 1	0 0	1 0	0 0	0 0	0 1	1 2
1 Trent Grisham, L (1, 8) OBP: 0.308, SLG: 0.358			C SI 92 F FS 85 B FS 85 B FS 85 X SI 93 2-2 23 1B 22 E 2B		C SI 90 F FS 83 B FS 84 B SL 90 B FS 83 B SI 92 4-2 22 G4-3 23 S 13 1B BB	C SI 90 B ST 75 S SI 90 B ST 76 B ST 74 F SI 89 X SI 92 3-2 ③ G4-3				2	2	1	0	1	0	1
Inning Stats	R: 0 E: 0 K: 1 S: 16 H: 0 LOB: 1 BB: 1 P: 29	R: 0 E: 0 K: 0 S: 3 H: 0 LOB: 0 BB: 0 P: 7	R: 3 E: 1 K: 1 S: 14 H: 2 LOB: 0 BB: 2 P: 23	R: 1 E: 0 K: 0 S: 11 H: 2 LOB: 0 BB: 0 P: 16	R: 1 E: 0 K: 1 S: 11 H: 2 LOB: 2 BB: 1 P: 20	R: 0 E: 0 K: 1 S: 11 H: 1 LOB: 1 BB: 0 P: 16	R: 0 E: 0 K: 2 S: 8 H: 0 LOB: 0 BB: 0 P: 10	R: 0 E: 0 K: 2 S: 9 H: 0 LOB: 2 BB: 2 P: 21		1B: 4 2B: 4 3B: 0 HR: 0 SF: 1 SAC: 0 DP: 1 HBP: 1		WP: 0 PB: 0 SB: 3 CS: 0 PA: 36		

	AB	29
	R	5
	H	7
	RBI	3
	BB	4
	SO	8
	LOB	15

PITCHER		IP	WLS	BF	H	R	ER	SO	BB	IBB	HBP	BLK	WP	HR	S	P	ERA	WHIP
72 Yonny Chirinos, R ERA: 2.72	(1, 1)	4.2	L	22	6	5	3	3	2	0	1	0	0	0	52	90	5.79	1.714
49 Kevin Kelly, R ERA: 3.34	(5, 1)	1.1		5	1	0	0	1	0	0	0	0	0	0	14	21	0.00	0.750
26 Robert Stephenson, R ERA: 4.12	(7, 1)	1.0		3	0	0	0	2	0	0	0	0	0	0	8	10	0.00	0.000
30 Jake Diekman, L ERA: 5.4	(8, 1)	1.0		5	0	0	0	2	1	1	0	0	0	0	9	21	0.00	1.000

PITCHER	IP	WLS	BF	H	R	ER	SO	BB	IBB	HBP	BLK	WP	HR	S	P	ERA	WHIP

Batter	1	2	3	4	5	6	7	8	9	AB	R	H	RBI	BB	SO	LOB
2 Gunnar Henderson, L (1, 10) OBP: 0.340, SLG: 0.448	X FF 96 0-0 35 G4-3 25 1B 2B	C FF 96 B CU 86 B CU 84 X SL 90 2-1 G4-3 ②		C FF 96 T FF 97 S FF 96 0-3 K ②		S FF 94 C FF 94 S FF 95 0-3 K ③			B ST 82 C FF 95 S FF 95 B ST 84 C FF 96 2-3 K ①	5	1	1	0	0	3	1
35 Adley Rutschman, S (1, 2) OBP: 0.387, SLG: 0.432	D SL 90 B FF 95 F FF 95 S SL 91 F SL 91 X FF 96 2-2 G4-3 ① 2-3	B CU 83 B FF 95 F FF 95 C SL 90 C SL 85 B SL 90 4-2 25 HR BB		D SL 92 S FF 94 B FF 95 D SL 90 S FF 96 C FF 95 3-3 K ③			C FF 94 F CH 90 F FF 95 B ST 80 X CH 89 1-2 G3-1 ①		B FF 96 B CH 87 C FF 97 B FF 96 F FF 96 B FF 96 4-2 BB	3	1	0	0	2	1	2
25 Anthony Santander, S (1, 9) OBP: 0.332, SLG: 0.475 65 Joey Ortiz, R (9, 5) OBP: 0.212, SLG: 0.250	B SL 91 F SL 92 X FF 96 1-1 21 1B 34 HR 3-H 1B	F SL 89 B CU 83 C CU 82 F FF 96 X CU 83 1-2 1-H HR			C FF 94 B FF 95 B FF 94 S SL 88 F FF 95 B CU 79 F SL 87 S SL 86 3-3 K ①		F CH 89 C ST 80 F CH 91 F FF 95 X ST 80 0-2 G6-3 ②		C CH 88 F FF 96 B FF 95 B CH 86 T FF 97 2-2 K ②	5 0	2 0	2 0	3 0	0 0	2 0	1 0
32 Ryan O'Hearn, L (1, 3) OBP: 0.383, SLG: 0.632 26 Ryan McKenna, R (9, PH) OBP: 0.284, SLG: 0.338 (9, 9)	F SL 92 D CU 84 F SL 91 F CU 84 S FF 97 1-3 K ②	C FF 94 C FF 96 C FF 97 0-3 K ③			X FC 89 0-0 HR		B ST 79 F CH 89 X FF 95 1-1 F9 ③		S CH 87 F CH 88 D FF 95 B FF 96 X CH 89 2-2 L7 ③	4 1	1 0	1 0	1 0	0 0	2 0	1 1
21 Austin Hays, R (1, 7) OBP: 0.366, SLG: 0.527	B FF 96 D SL 92 S SL 91 C FF 97 F CU 84 B CU 85 X SL 91 3-2 34 HR 1-3 1B		B SL 88 C FF 95 F FF 96 F FF 96 B SL 91 S SL 88 2-3 K ①		B SI 94 C FF 93 X FC 90 1-1 34 F8 2B			X FC 89 0-0 34 1B 2B		4	2	3	0	0	1	0
34 Aaron Hicks, S (1, 8) OBP: 0.345, SLG: 0.410	F FF 96 X SL 90 0-1 1-H 3-H HR		X FF 96 0-0 G3 ②		C SI 93 B FC 89 C FF 93 B FF 93 F SI 94 F FF 93 X SI 95 2-2 F8 ② 2-3			D FS 89 X FF 96 1-0 2-H 1B		4	1	2	4	0	0	1
12 Adam Frazier, L (1, 4) OBP: 0.290, SLG: 0.387	B FF 96 B FF 94 B FF 97 C FF 95 F FF 96 F FF 96 B SL 91 4-2 29 FC6-4 BB		C SL 91 C CU 83 X CU 84 0-2 L5 ③		B SI 94 F FC 90 C FF 93 S FF 94 1-3 K ③			S FC 87 S FS 87 F FS 89 B FF 95 X FC 86 1-2 P6 ①		3	0	0	0	1	1	2
29 Ramón Urías, R (1, 5) OBP: 0.333, SLG: 0.377 (9, 3)	X FF 95 0-0 FC6-4 ③ 1-2f			B FF 94 B SL 88 C FF 94 X SI 93 2-1 1B		C FC 90 F SI 94 B SL 85 S FF 94 1-3 K ①		X FC 89 0-0 L7 ②		4	0	1	0	0	1	2
3 Jorge Mateo, R (1, 6) OBP: 0.266, SLG: 0.360		S SL 90 S SL 90 S SL 91 0-3 K ①		X SL 88 0-0 P4 ①		B SI 94 X FC 91 1-0 F9 ②		F FC 87 S FF 96 B FF 97 S FC 88 1-3 K ③		4	0	0	0	0	2	2
Inning Stats	R: 4 E: 0 K: 1 S: 21 H: 4 LOB: 1 BB: 1 P: 32	R: 2 E: 0 K: 2 S: 14 H: 1 LOB: 0 BB: 1 P: 21	R: 0 E: 0 K: 1 S: 8 H: 0 LOB: 0 BB: 0 P: 10	R: 0 E: 0 K: 2 S: 9 H: 1 LOB: 1 BB: 0 P: 14	R: 1 E: 0 K: 2 S: 16 H: 2 LOB: 1 BB: 0 P: 23	R: 0 E: 0 K: 2 S: 7 H: 0 LOB: 0 BB: 0 P: 9	R: 0 E: 0 K: 0 S: 11 H: 0 LOB: 0 BB: 0 P: 13	R: 1 E: 0 K: 1 S: 10 H: 2 LOB: 1 BB: 0 P: 13	R: 0 E: 0 K: 2 S: 11 H: 0 LOB: 1 BB: 1 P: 21	1B: 4 2B: 3 3B: 0 HR: 3	SF: 0 SAC: 0 DP: 0 HBP: 0					

TOP

Baltimore Orioles @ Tampa Bay Rays

Tropicana Field, St. Petersburg, FL

Tue Jun 20 2023, 6:40 PM - 9:52 PM EDT

Att. 20,906 - Dome - 72 F

livebaseballscorecards.com

AB	37
R	8
H	10
RBI	8
BB	3
SO	13
LOB	13

WP: 0 PB: 0 SB: 0 CS: 0 PA: 40

PITCHER		IP	WLS	BF	H	R	ER	SO	BB	IBB	HBP	BLK	WP	HR	S	P	ERA	WHIP
20 Tyler Glasnow, R ERA: 4.97	(1, 1)	4.1	L	21	6	6	6	7	2	0	0	0	0	2	57	85	12.46	1.846
64 Shawn Armstrong, R ERA: 1.0	(5, 1)	1.2		7	2	1	1	3	0	0	0	0	0	1	18	24	5.40	1.200
47 Jason Adam, R ERA: 2.59	(7, 1)	1.0		3	0	0	0	0	0	0	0	0	0	0	11	13	0.00	0.000
26 Robert Stephenson, R ERA: 4.35	(8, 1)	1.0		5	2	1	1	1	0	0	0	0	0	0	10	13	9.00	2.000
30 Jake Diekman, L ERA: 5.18	(9, 1)	1.0		4	0	0	0	2	1	0	0	0	0	0	11	21	0.00	1.000

PITCHER	IP	WLS	BF	H	R	ER	SO	BB	IBB	HBP	BLK	WP	HR	S	P	ERA	WHIP

Baltimore Orioles @ Tampa Bay Rays

Tropicana Field, St. Petersburg, FL

Tue Jun 20 2023, 6:40 PM - 9:52 PM EDT

Att. 20,906 - Dome - 72 F

BOTTOM

livebaseballscorecards.com

Batter	1	2	3	4	5	6	7	8	9	AB	R	H	RBI	BB	SO	LOB
2 Yandy Díaz, R (1, 3) OBP: 0.391, SLG: 0.515	C SI 95 B SL 88 C CU 83 S SL 88 1-3 K ①		C SI 96 C SI 95 B SL 89 S SL 91 1-3 K ②		B SI 95 F SL 88 B SI 95 X SL 88 2-1 G5-3 ②	C FF 96 X KC 87 0-1 5 BB 1-3 13 1B 2-H 1B		B SI 96 C SI 96 B SL 88 X SI 95 2-1 G6-3 ②		5	1	1	1	0	2	3
5 Wander Franco, S (1, 6) OBP: 0.355, SLG: 0.461	B CU 85 C FF 96 X CU 85 1-1 G4-3 ②		C CU 87 B CU 86 D CU 88 B SL 90 S SL 89 F SL 90 S SL 91 3-3 K ③		C FF 95 B FF 95 B CU 86 F SL 88 D SL 90 X FF 95 3-2 55 1B 2-H 1B	C FF 97 D KC 90 C KC 88 B SL 93 F KC 88 F SL 92 B FF 97 F KC 88 B KC 89 4-2 13 1B 1-2 BB		B SI 96 C SI 96 B CH 90 B SI 96 B SI 97 4-1 BB		3	0	1	1	2	1	2
55 Luke Raley, L (1, 9) OBP: 0.351, SLG: 0.587 13 Manuel Margot, R (6, PH) OBP: 0.327, SLG: 0.383 (7, 8)	C CU 86 C SL 88 B SL 90 S SL 88 1-3 K ③			X CU 84 0-0 1B	D SL 90 X SL 88 1-0 1B	F SI 90 X FC 85 0-1 1-3 2-H 3-H 1B		X FF 97 0-0 L8 ③		3 2	0 0	2 1	0 2	0 0	1 0	0 1
56 Randy Arozarena, R (1, 7) OBP: 0.401, SLG: 0.476		C SI 97 C SI 96 F CU 87 S CU 86 0-3 K ①		C SL 88 B SI 93 S SL 89 S SL 87 1-3 K ①	C SL 89 B SL 88 S SL 89 B SL 89 X CU 85 2-2 F8 ③	C ST 81 B ST 82 S FC 86 X KC 80 1-2 F4 ③			S FF 100 H FF 100 1-1 HBP	4	0	0	0	0	2	5
87 Harold Ramírez, R (1, 10) OBP: 0.347, SLG: 0.500		S SL 90 B SL 87 F CU 85 F CU 87 F SL 90 F SI 96 X SI 97 1-2 G4-3 ②		C SI 95 B SL 87 X SL 89 1-1 L8 ②	T FF 95 F SL 86 B FF 96 B SL 86 B FF 96 F FF 97 X FF 97 3-2 17 1B 2B	F SI 90 B ST 80 S SI 90 F KC 80 B ST 83 S FC 85 2-3 K ①			B FF 100 B FF 100 B SL 86 C FF 100 S FF 101 C FF 100 3-3 K ①	5	1	1	0	0	2	2
15 Josh Lowe, L (1, 8) OBP: 0.325, SLG: 0.500 (7, 9)		F FF 96 S SL 90 S SL 90 0-3 K ③		D SL 90 X FF 95 1-0 G6-3 ③	S FF 97 F SL 86 B FF 96 T FF 96 1-2 K ①	B ST 80 S FC 85 B FC 85 X ST 80 2-1 F6 ②			B FF 100 S FF 100 B FF 98 S FF 100 X FF 100 2-2 F7 ②	5	0	0	0	0	2	3
17 Isaac Paredes, R (1, 5) OBP: 0.364, SLG: 0.484			B SI 95 C CU 83 F SI 95 B SL 89 B CU 86 B SL 90 4-2 6 BB BB		B SI 94 F SI 94 C SL 87 B CH 92 H SI 94 3-2 21 2B HBP	B SL 86 C SL 86 X FF 96 1-1 6 BB 2 1B 2-H 1B	B SI 96 B SI 96 C SI 96 X SI 96 2-1 1B		B FF 101 B FF 101 T FF 100 C FF 100 S FS 90 2-3 K ③	3	2	2	1	1	1	1
6 Taylor Walls, S (1, 4) OBP: 0.318, SLG: 0.390			B CU 85 B FF 95 C FF 96 D SL 89 B FF 96 4-1 1-2 BB		S SL 87 C SL 87 X SL 88 0-2 P5 ①	C SL 85 B FF 96 F FF 96 B FF 96 B CH 78 F FF 95 B SL 83 4-2 2 1B 13 1B 1-2 BB	C SI 96 B CH 91 B SI 96 X CH 91 2-1 G4-3 ③			2	1	0	0	2	0	2
21 Francisco Mejía, S (1, 2) OBP: 0.281, SLG: 0.384			C CU 84 F SL 90 B SL 90 F SL 89 F CU 87 B FF 95 B CH 94 C SL 89 3-3 K ①		F SL 88 X CH 92 0-1 5 1B 1-H 2B	B KC 88 X KC 87 1-0 P5 ②		C SI 96 X SI 96 0-1 F7 ①		4	1	1	1	0	1	4
Inning Stats	R: 0 E: 0 K: 2 S: 8 H: 0 LOB: 0 BB: 0 P: 11	R: 0 E: 0 K: 2 S: 13 H: 0 LOB: 0 BB: 0 P: 14	R: 0 E: 0 K: 3 S: 15 H: 0 LOB: 2 BB: 2 P: 30	R: 0 E: 0 K: 1 S: 7 H: 1 LOB: 1 BB: 0 P: 10	R: 2 E: 0 K: 0 S: 16 H: 3 LOB: 2 BB: 0 P: 27	R: 4 E: 0 K: 1 S: 25 H: 4 LOB: 2 BB: 2 P: 40	R: 0 E: 0 K: 1 S: 10 H: 1 LOB: 1 BB: 0 P: 18	R: 0 E: 0 K: 0 S: 6 H: 0 LOB: 1 BB: 1 P: 12	R: 0 E: 0 K: 2 S: 10 H: 0 LOB: 1 BB: 0 P: 18	1B: 7 2B: 2 3B: 0 HR: 0 SF: 0 SAC: 0 DP: 0 HBP: 2						

	AB	36
	R	6
	H	9
	RBI	6
	BB	5
	SO	12
	LOB	23

WP: 0 PB: 0 SB: 0 CS: 0 PA: 43

PITCHER		IP	WLS	BF	H	R	ER	SO	BB	IBB	HBP	BLK	WP	HR	S	P	ERA	WHIP
Kyle Bradish, R ERA: 3.88	(1, 1)	5.0	W	22	4	2	2	8	2	0	1	0	0	0	59	92	3.60	1.200
43 Bryan Baker, R ERA: 4.2	(6, 1)	0.1		4	2	3	3	1	1	0	0	0	0	0	12	21	81.00	9.000
53 Mike Baumann, R ERA: 4.34	(6, 1)	0.1	H	3	1	0	0	0	1	0	0	0	0	0	8	13	0.00	6.000
54 Danny Coulombe, L ERA: 2.49	(6, 1)	1.0	H	4	1	1	1	1	0	0	0	0	0	0	11	16	9.00	1.000
78 Yennier Cano, R ERA: 0.96	(7, 1)	1.0	H	5	1	0	0	0	1	0	0	0	0	0	9	19	0.00	2.000

PITCHER		IP	WLS	BF	H	R	ER	SO	BB	IBB	HBP	BLK	WP	HR	S	P	ERA	WHIP
74 Félix Bautista, R ERA: 1.04	(8, 1)	1.1	S	5	0	0	0	2	0	0	1	0	0	0	11	19	0.00	0.000

Batter	1	2	3	4	5	6	7	8	9	AB	R	H	RBI	BB	SO	LOB
2 Gunnar Henderson, L (1, 5) (8, 6) OBP: 0.343, SLG: 0.464	S FC 89 B CU 77 S FS 86 S FS 87 1-3 ① K		C CU 78 C FS 91 S CU 79 0-3 ② K			X FS 90 0-0 1B			X FS 84 0-0 HR	4	1	2	1	0	2	0
35 Adley Rutschman, S (1, 2) OBP: 0.382, SLG: 0.425	B FF 96 B FC 89 F FF 96 B FS 88 F FF 96 F FF 96 S FF 96 3-3 ② K		X FF 97 0-0 ③ F7			C FS 88 B FF 95 D CU 79 B FC 86 F FF 96 C FC 88 3-3 ② K			C FF 94 F SL 88 B FS 84 X FS 84 1-2 ① G6-3	4	0	0	0	0	2	1
25 Anthony Santander, S (1, 9) OBP: 0.328, SLG: 0.468	C CU 78 C FF 96 X FS 89 0-2 ③ G6-3			F FC 89 F FF 95 S FF 96 0-3 ① K		F CU 77 B FF 96 X FS 89 1-1 ③ P5			F SL 88 B FS 85 C FF 95 S FF 96 1-3 ② K	4	0	0	0	0	2	1
32 Ryan O'Hearn, L (1, 10) OBP: 0.378, SLG: 0.615		B FS 87 B FS 86 S FF 94 B FC 88 X FF 94 3-1 21 G5-3 1B		C FC 89 B CU 79 F FF 96 B FF 96 X CU 78 2-2 ② G4-3			C FF 92 F FF 92 X FF 93 0-2 ① G1-3		F FF 95 B FF 95 B FS 86 C FS 84 F FF 96 B FS 84 F FF 95 F SL 88 C FF 94 3-3 ③ K	4	0	1	0	0	1	0
21 Austin Hays, R (1, 7) OBP: 0.362, SLG: 0.520		F FC 88 B FC 88 1 SAFE F FF 94 B CU 78 F FC 87 F FF 96 B FC 88 X FC 88 3-2 ① G5-3 1-2		F CU 78 C FF 96 X FF 97 0-2 ③ L4			X FF 93 0-0 ② F9			3	0	0	0	0	0	1
34 Aaron Hicks, S (1, 8) OBP: 0.338, SLG: 0.400		S FS 89 C CU 79 S FS 91 0-3 ② K			C CU 78 B FS 90 X FF 96 1-1 ① P2		C FF 93 F SL 88 B FF 94 F FF 94 B FF 94 S SL 88 2-3 ③ K			3	0	0	0	0	2	1
12 Adam Frazier, L (1, 4) OBP: 0.286, SLG: 0.382		C FC 88 X CU 79 0-1 ③ G3-1			C FF 96 F CU 79 F FF 96 F FC 86 F FF 96 X CU 78 0-2 ② L5			B FC 89 C SI 90 X SI 91 1-1 ① G4-3		3	0	0	0	0	0	1
29 Ramón Urías, R (1, 3) (8, 5) OBP: 0.333, SLG: 0.394			B FF 95 B FF 95 X FF 93 2-0 HR		B FF 95 C FC 85 B CU 80 S FC 86 S FC 85 2-3 ③ K			F SI 90 S SI 91 F ST 78 B ST 79 F SI 92 B ST 79 F FC 86 X SI 91 2-2 ② G1-3		3	1	1	1	0	1	0
3 Jorge Mateo, R (1, 6) OBP: 0.264, SLG: 0.356 49 Josh Lester, L (8, PH) (8, 3) OBP: 0.227, SLG: 0.190			B FC 90 S FF 95 F FC 89 F CU 79 F FF 97 S CU 80 1-3 ① K			C FC 86 F CU 79 X FF 95 0-2 ① F9		C ST 77 F FC 89 X ST 78 0-2 ③ G3-1		2 1	0 0	0 0	0 0	0 0	1 0	0 0
Inning Stats	R: 0 E: 0 K: 2 S: 10 H: 0 LOB: 0 BB: 0 P: 14	R: 0 E: 0 K: 1 S: 12 H: 1 LOB: 1 BB: 0 P: 18	R: 1 E: 0 K: 2 S: 10 H: 1 LOB: 0 BB: 0 P: 13	R: 0 E: 0 K: 1 S: 9 H: 0 LOB: 0 BB: 0 P: 11	R: 0 E: 0 K: 1 S: 11 H: 0 LOB: 0 BB: 0 P: 14	R: 0 E: 0 K: 1 S: 9 H: 1 LOB: 1 BB: 0 P: 13	R: 0 E: 0 K: 1 S: 8 H: 0 LOB: 0 BB: 0 P: 10	R: 0 E: 0 K: 0 S: 11 H: 0 LOB: 0 BB: 0 P: 14	R: 1 E: 0 K: 2 S: 13 H: 1 LOB: 0 BB: 0 P: 18	1B: 2 2B: 0 3B: 0 HR: 2 SF: 0 SAC: 0 DP: 0 HBP: 0						

PITCHER		IP	WLS	BF	H	R	ER	SO	BB	IBB	HBP	BLK	WP	HR	S	P	ERA	WHIP
45 Taj Bradley, R ERA: 3.86	(1, 1)	6.0	W	21	3	1	1	8	0	0	0	0	0	1	61	83	1.50	0.500
38 Colin Poche, L ERA: 2.28	(7, 1)	1.0	H	3	0	0	0	1	0	0	0	0	0	0	8	10	0.00	0.000
49 Kevin Kelly, R ERA: 3.24	(8, 1)	1.0		3	0	0	0	0	0	0	0	0	0	0	11	14	0.00	0.000
52 Zack Littell, R ERA: 7.45	(9, 1)	1.0		4	1	1	1	2	0	0	0	0	0	1	13	18	9.00	1.000

PITCHER	IP	WLS	BF	H	R	ER	SO	BB	IBB	HBP	BLK	WP	HR	S	P	ERA	WHIP

TOP

Baltimore Orioles @ Tampa Bay Rays

Tropicana Field, St. Petersburg, FL

Wed Jun 21 2023, 12:11 PM - 2:45 PM EDT

Att. 19,493 - Dome - 72 F

livebaseballscorecards.com

AB	31
R	2
H	4
RBI	2
BB	0
SO	11
LOB	5

Baltimore Orioles @ Tampa Bay Rays

Tropicana Field, St. Petersburg, FL

Wed Jun 21 2023, 12:11 PM - 2:45 PM EDT

Att. 19,493 - Dome - 72 F

BOTTOM

livebaseballscorecards.com

Batter	1	2	3	4	5	6	7	8	9	AB	R	H	RBI	BB	SO	LOB
2 Yandy Díaz, R (1, 3) OBP: 0.394, SLG: 0.515	B FF 92 B FF 92 C FC 88 B FC 90 T FF 92 F SL 84 B FF 92 4-2 87 G1-4-3 BB	B FF 93 X CU 75 1-0 ② G6-3 2-3			B CH 84 B FF 90 F SL 81 X FF 90 2-1 ① F9		C FF 93 B CH 84 F CH 85 B FF 92 1 SAFE 1 SAFE F FF 93 B FF 93 X CH 84 3-2 87 G6-3 5 SF8 56 1B 1-3 1B	X FF 94 0-0 1-2 2-H 1B		4	1	2	1	1	0	1
5 Wander Franco, S (1, 6) OBP: 0.349, SLG: 0.455	B FC 89 F FC 88 F CH 85 C FC 88 1-3 ① K	F CU 76 B CH 86 B FC 89 F FC 90 F CU 74 B FF 94 S FC 88 3-3 ③ K			B FF 91 F FF 92 B CH 85 S CH 85 C FC 89 2-3 ② K		C SL 87 C FF 93 B SL 88 X CH 84 1-2 ① SF8 1-2 3-H	C SI 94 C CU 78 X CU 79 0-2 ③ G6-3		4	0	0	1	0	3	4
87 Harold Ramírez, R (1, 10) OBP: 0.341, SLG: 0.490	F FC 88 F FF 93 F FF 92 X SL 83 0-2 ②③ G1-4-3 1-2f		B FF 91 F SL 82 X FF 90 1-1 ① P4		F FF 93 B CH 86 X FF 91 1-1 ③ P3		F CH 83 X CH 86 0-1 ② G6-3 2-3			4	0	0	0	0	0	2
56 Randy Arozarena, R (1, 7) OBP: 0.409, SLG: 0.498		C SL 82 B FF 91 X FF 91 1-1 HR	B CU 71 C SL 80 B SL 84 B CH 85 T FC 86 B SL 82 4-2 BB		C ST 84 X ST 85 0-1 13 FC4-6 2B		F FF 93 B SL 85 X CH 85 1-1 3-H 1B			3	1	3	2	1	0	0
17 Isaac Paredes, R (1, 5) OBP: 0.366, SLG: 0.495		B FC 89 C FC 89 C SL 84 B SL 83 F CH 85 B SL 84 X FC 87 3-2 HR	C FF 92 C CH 85 S FF 90 0-3 ② K		B FF 94 B ST 83 F FF 94 B CU 81 B ST 82 4-1 13 FC4-6 BB		X FF 92 0-0 ③ P6			3	1	1	1	1	1	2
13 Manuel Margot, R (1, 9) OBP: 0.325, SLG: 0.380		B FF 94 B SL 83 F FC 88 X SL 83 2-1 E1 14 L8 6 BB 22 1B	1 SAFE C FC 88 C SL 82 X FF 92 0-2 ③ F8		B FF 95 M CU 82 L CU 82 X CU 83 1-2 ① FC4-6 1-2f 2-3			B SI 94 B CU 76 B CH 85 C SI 92 C SI 95 F SI 95 X FC 88 3-2 22 BB 2 1B 1B		4	2	1	0	0	0	3
6 Taylor Walls, S (1, 4) OBP: 0.321, SLG: 0.389	D CU 75 1 SAFE B CH 86 C FC 89 D CH 86 B FC 90 4-1 14 L8 22 E 1-2 BB		F FF 91 B CH 85 B CU 73 F FF 91 X SL 83 2-2 14 K 1B		1 SAFE B FF 94 F FF 92 F FF 92 F FF 91 F FF 92 F FF 93 S SL 86 1-3 ② K			D CU 77 T SI 95 C FC 87 D CU 78 B FF 95 S CH 84 3-3 ① K		3	1	1	0	1	2	3
14 Christian Bethancourt, R (1, 2) OBP: 0.253, SLG: 0.414	S SL 84 T SL 83 B SL 85 X SL 85 1-2 ① L8 1-2 2-3		F FF 91 1 SAFE B SL 83 C CU 73 B SL 83 1 SAFE S FF 91 2-3 ①② K 1-2		C FF 93 F FF 93 S CH 84 0-3 ③ K			S CU 78 F FF 95 S CH 86 0-3 ② K		4	0	0	0	0	3	6
22 Jose Siri, R (1, 8) OBP: 0.286, SLG: 0.531		S FC 90 S SL 85 B SL 85 F SL 85 F FF 94 B SL 85 X CU 76 2-2 E1 2 G6-3 2-H 3-H 1B	B SL 84 S SL 84 C CU 74 S CU 73 1-3 ③ K				C SL 87 B FF 94 X CH 86 1-1 2 1B 5 SF8 1B	B CU 78 B CU 78 F SI 95 B FF 95 S SI 92 B SI 95 4-2 2 1B 1-2 BB		3	1	2	1	1	1	0
Inning Stats	R: 0 E: 0 K: 1 S: 10 H: 0 LOB: 0 BB: 1 P: 15	R: 4 E: 2 K: 1 S: 22 H: 3 LOB: 1 BB: 1 P: 39	R: 0 E: 0 K: 1 S: 10 H: 0 LOB: 1 BB: 1 P: 15		R: 0 E: 0 K: 2 S: 9 H: 1 LOB: 0 BB: 0 P: 14	R: 0 E: 0 K: 1 S: 7 H: 0 LOB: 0 BB: 0 P: 12	R: 0 E: 0 K: 2 S: 14 H: 1 LOB: 2 BB: 1 P: 20	R: 2 E: 0 K: 0 S: 14 H: 3 LOB: 1 BB: 0 P: 20	R: 1 E: 0 K: 2 S: 16 H: 2 LOB: 2 BB: 1 P: 26								

| | | | | | | | |

Batter	1	2	3	4	5	6	7	8	9	AB	R	H	RBI	BB	SO	LOB
11 Maikel Garcia, R (1, 5) OBP: 0.341, SLG: 0.400	S FF 95 X CH 86 0-1 14 S 7 G6-3 1B		X CH 84 0-0 7 BB 1 1B 3-H 1B	B SI 89 C SI 89 X ST 76 1-1 ③ G1-3 2-3			C FF 98 S FC 90 F FC 89 B FF 97 X FC 90 1-2 ② G6-3		F SL 87 B SL 86 B FF 98 B SL 86 B FF 99 4-1 7 S 1 1B BB	4	2	2	1	1	0	1
7 Bobby Witt Jr., R (1, 6) OBP: 0.287, SLG: 0.425	C FF 95 X CU 84 0-1 ① G6-3 1-2		D FF 93 1 SAFE T FF 94 F FF 95 B FF 96 B CH 85 1 SAFE F FF 96 B FF 96 4-2 1 1B 1-2 BB		S SI 91 B SI 91 F ST 76 X SI 91 1-2 ① G4-3		S FC 89 S FC 90 B FF 97 F FC 90 B FC 89 B FF 96 S FC 87 3-3 ③ K		B FF 99 C SL 86 C SL 86 F FF 99 S FF 100 1-3 ① K 1-3	4	0	0	0	1	2	2
13 Salvador Perez, R (1, 2) OBP: 0.303, SLG: 0.479	C CU 83 B CH 86 F FF 96 B CH 86 F SL 90 X CH 86 2-2 ② L6		S CU 84 2 SAFE F CH 86 C CU 85 0-3 ① K		B SI 92 C ST 77 S ST 78 X ST 78 1-2 ② L8			C ST 80 S ST 80 B ST 80 B FF 95 X CH 91 2-2 14 G5-3 1 1B 6 1B 1B	F SL 88 S SL 86 F SL 86 B FF 100 S SL 88 1-3 ② K	5	1	1	0	0	2	4
1 MJ Melendez, L (1, 9) OBP: 0.303, SLG: 0.356	D CU 83 B FF 96 B SL 89 C FF 95 B FF 95 4-1 14 S BB		F FF 95 C FF 96 D SL 91 X FF 96 1-2 1-2 2-H 1B		C ST 76 X ST 77 0-1 ③ G4-3			S CH 89 B CH 90 C ST 79 X CH 90 1-2 14 G5-3 6 1B 1-2 1B	B FF 100 X SL 88 1-0 14 S 3-H 1B	4	1	3	2	1	0	0
14 Edward Olivares, R (1, 10) OBP: 0.304, SLG: 0.414	S FF 96 F FF 96 B FF 97 B CH 86 X FF 96 2-2 ③ F7 1-2 2-3		B CH 85 C FF 96 S FF 94 X FF 96 1-2 ② F8			B SI 93 F FF 93 S FC 90 B FF 94 F FC 91 X SI 95 2-2 ① G5-3		C CH 89 F ST 80 B FF 95 X ST 80 1-2 ① G5-3 1-2 2-3	1 SAFE B FF 98 C FF 99 F SL 87 F FF 98 X FF 99 1-2 ③ P6 1-2	5	0	0	0	0	0	7
15 Matt Duffy, R (1, 3) OBP: 0.351, SLG: 0.375 32 Nick Pratto, L (8, PH) OBP: 0.364, SLG: 0.415 (8, 3)		F FF 93 C CU 82 S CH 87 0-3 ① K	S CU 85 S CH 86 F FF 96 X CH 85 0-2 ③ F7			C FC 91 B SI 96 B FC 92 S FF 94 F FF 95 X SI 95 2-2 ② G4-3		C ST 78 F FF 95 S FF 96 0-3 ② K		3 1	0 0	0 0	0 0	0 0	1 1	2 2
0 Samad Taylor, R (1, 4) OBP: 0.300, SLG: 0.176 8 Nicky Lopez, L (8, 4) OBP: 0.339, SLG: 0.303		C SL 87 F FF 95 X FF 97 0-2 ② G6-3		F FF 94 B CU 83 X FF 94 1-1 E5 11 S 44 G5-3		S FC 92 C FC 92 B SL 87 S FF 95 1-3 ③ K		S CH 89 B ST 80 B ST 80 B CH 90 B CH 90 4-1 6 1B BB		3 0	0 0	0 0	0 0	1 0	1 0	0 0
6 Drew Waters, S (1, 8) OBP: 0.257, SLG: 0.297		B FF 96 B SL 89 X FF 95 2-0 ③ L8		B FF 91 S CH 84 S CH 84 S CH 84 1-3 ① K			X FF 96 0-0 HR	C CH 90 C ST 79 B FF 95 X CH 90 1-2 44 S 1-3 2-H 3-H 1B		4	1	2	3	0	1	1
44 Dairon Blanco, R (1, 7) OBP: 0.300, SLG: 0.444			B SL 86 C FF 93 X SL 86 1-1 11 1B 3B	1 SAFE F FF 94 F CH 85 B CH 85 X CU 84 1-2 ② G5-3 1-2			B FC 90 X FC 89 1-0 ① F9	B FF 94 C ST 79 X ST 80 1-1 ③ F9 1-2		4	1	1	0	0	0	3
Inning Stats	R: 0 E: 0 K: 0 S: 12 H: 1 LOB: 2 BB: 1 P: 20	R: 0 E: 0 K: 1 S: 7 H: 0 LOB: 0 BB: 0 P: 9	R: 2 E: 0 K: 1 S: 19 H: 3 LOB: 2 BB: 1 P: 26	R: 0 E: 1 K: 1 S: 10 H: 0 LOB: 1 BB: 0 P: 14	R: 0 E: 0 K: 0 S: 8 H: 0 LOB: 0 BB: 0 P: 10	R: 0 E: 0 K: 1 S: 11 H: 0 LOB: 0 BB: 0 P: 16	R: 1 E: 0 K: 1 S: 10 H: 1 LOB: 0 BB: 0 P: 15	R: 2 E: 0 K: 1 S: 18 H: 3 LOB: 2 BB: 1 P: 28	R: 1 E: 0 K: 2 S: 14 H: 1 LOB: 1 BB: 1 P: 22							

PITCHER		IP	WLS	BF	H	R	ER	SO	BB	IBB	HBP	BLK	WP	HR	S	P	ERA	WHIP
18 Shane McClanahan, L ERA: 2.23	(1, 1)	3.2		18	4	2	2	3	2	0	0	0	0	0	46	66	4.91	1.636
49 Kevin Kelly, R ERA: 3.12	(4, 1)	1.1		4	0	0	0	0	0	0	0	0	0	0	10	13	0.00	0.000
64 Shawn Armstrong, R ERA: 0.9	(6, 1)	1.0		3	0	0	0	1	0	0	0	0	0	0	11	16	0.00	0.000
26 Robert Stephenson, R ERA: 4.57	(7, 1)	1.0		4	1	1	1	1	0	0	0	0	0	1	10	15	9.00	1.000
47 Jason Adam, R ERA: 3.06	(8, 1)	1.0	B	7	3	2	2	1	1	0	0	0	0	0	18	28	18.00	4.000

PITCHER		IP	WLS	BF	H	R	ER	SO	BB	IBB	HBP	BLK	WP	HR	S	P	ERA	WHIP
29 Pete Fairbanks, R ERA: 1.88	(9, 1)	1.0	L	5	1	1	1	2	1	0	0	0	0	0	14	22	9.00	2.000

TOP

Kansas City Royals @ Tampa Bay Rays

Tropicana Field, St. Petersburg, FL

Thu Jun 22 2023, 6:40 PM - 9:41 PM EDT

Att. 10,436 - Dome - 72 F

livebaseballscorecards.com

AB	37
R	6
H	9
RBI	6
BB	4
SO	8
LOB	22

1B: 7	SF: 0	WP: 0	PA: 41
2B: 0	SAC: 0	PB: 0	
3B: 1	DP: 0	SB: 7	
HR: 1	HBP: 0	CS: 0	

Batter	1	2	3	4	5	6	7	8	9	AB	R	H	RBI	BB	SO	LOB
2 Yandy Díaz, R (1, 3) OBP: 0.398, SLG: 0.516	X SI 93 0-0 55 HBP 56 E 1B	B FF 92 T FF 91 2 SAFE X CH 84 1-1 ③ F8			X FF 92 0-0 56 1B 1B		1 SAFE C SL 89 1 SAFE X ST 84 0-1 55 SH5-3 56 1B 1-2 1B		B SL 83 F SI 93 X SL 82 1-1 ① G5-3	5	2	3	0	0	0	2
55 Luke Raley, L (1, 9) OBP: 0.354, SLG: 0.582	H FF 92 1-0 56 E 17 SF7 1-2 HBP		C CU 77 S FC 87 S FC 87 0-3 ① K		B FF 91 B FC 88 F FC 87 S FF 92 S FF 93 2-3 ② K		X CH 88 0-0 ① SH5-3 1-2 2-3		B CU 80 C CU 80 B CU 82 S CU 79 X CU 78 2-2 1B	3	1	1	0	0	2	1
56 Randy Arozarena, R (1, 7) OBP: 0.412, SLG: 0.500	C SI 94 B SL 82 X SI 93 1-1 E9 15 F8-5 1-3 2-H 1B		C SL 85 B CH 84 S FF 92 X CH 84 1-2 ② F7		B CH 84 F FC 86 B FF 93 B CH 84 X FC 89 3-1 ③ 1-3 1B		S CH 89 F FF 95 X FF 95 0-2 15 2B 2-H 3-H 1B		C SL 84 F CU 81 B SL 83 S SL 82 1-3 ② K	5	0	3	3	0	1	1
17 Isaac Paredes, R (1, 5) OBP: 0.366, SLG: 0.491	B SL 84 F SI 93 B SL 83 B SL 83 X SL 82 3-1 ① SF7 3-H		C CU 78 B FF 93 B FF 92 F FF 92 F FC 89 B CH 84 B CH 83 4-2 BB			F FF 99 B SL 88 B SL 88 B FF 99 B FF 99 4-1 BB	C SL 88 1 SAFE T SL 90 1 SAFE D SL 88 S SL 89 1-3 ② K		C SL 84 S SL 82 B SL 82 1 SAFE F SL 82 S CU 79 1-3 ③ K	2	0	0	1	2	2	2
15 Josh Lowe, L (1, 10) OBP: 0.323, SLG: 0.500	C SL 82 F CH 87 B FF 92 F FF 91 F FF 91 X SL 82 1-2 ②③ F8-5 2-3		S FC 86 S FF 94 C FF 95 0-3 ③ K			C FF 98 F FS 88 B FS 89 F SL 88 S FS 88 1-3 ① K	1 SAFE B CH 90 S CH 90 X FF 95 1-1 1-3 2B			4	0	1	0	0	2	3
6 Taylor Walls, S (1, 6) OBP: 0.316, SLG: 0.381		L SI 92 B SL 82 F SI 91 S FF 91 1-3 ① K		B CU 77 S FC 86 B CU 76 X FC 87 2-1 ① L5		B KC 83 B FS 86 F FF 98 B FF 99 C FF 96 X FF 99 3-2 ② P4	F SL 82 C SL 83 B FF 93 X SL 82 1-2 ③ F7			4	0	0	0	0	1	3
22 Jose Siri, R (1, 8) OBP: 0.285, SLG: 0.520		B SL 83 C SI 91 B SL 82 F SL 83 B SI 92 F SI 93 B SL 83 4-2 21 E BB		F FF 92 S FF 94 B FF 94 B CH 84 S FF 93 2-3 ② K		S SL 88 S SL 89 D SL 90 D SL 89 D SL 90 F FF 100 F FF 101 S FF 101 3-3 ③ K		S FS 88 S SL 88 B SI 100 S SI 100 1-3 ① K		3	0	0	0	1	3	1
21 Francisco Mejía, S (1, 2) OBP: 0.280, SLG: 0.405		C CH 82 1 SAFE S FF 92 B FF 92 D CH 85 X FF 92 2-2 E9 1-2		B CH 83 X CH 84 1-0 ③ F7			B SL 88 C CH 88 F SL 89 X SL 89 1-2 HR		C FF 100 S FS 92 B SI 102 T SI 102 1-2 ② K	4	1	1	1	0	1	1
7 Vidal Bruján, S (1, 4) OBP: 0.231, SLG: 0.189		F FF 91 F CH 84 X CH 85 0-2 ② F9			B FF 91 B FF 91 X FF 91 2-0 ① P5		C FF 96 B CH 88 F CH 89 X FF 96 1-2 55 SH5-3 2 1B 56 1B 1B		B FF 100 F FF 99 F FF 100 F SI 102 F SI 103 B FS 93 C SL 91 2-3 ③ K	4	1	1	0	0	1	2
Inning Stats	R: 2 H: 2 E: 1 LOB: 0 K: 0 BB: 0 S: 10 P: 16	R: 0 H: 0 E: 1 LOB: 2 K: 1 BB: 1 S: 14 P: 22	R: 0 H: 0 E: 0 LOB: 1 K: 2 BB: 1 S: 12 P: 17	R: 0 H: 0 E: 0 LOB: 0 K: 1 BB: 0 S: 6 P: 11	R: 0 H: 2 E: 0 LOB: 2 K: 1 BB: 0 S: 7 P: 14	R: 0 H: 0 E: 0 LOB: 1 K: 2 BB: 1 S: 13 P: 24	R: 3 H: 5 E: 0 LOB: 2 K: 1 BB: 0 S: 20 P: 25	R: 0 H: 0 E: 0 LOB: 0 K: 3 BB: 0 S: 11 P: 15	R: 0 H: 1 E: 0 LOB: 1 K: 2 BB: 0 S: 12 P: 17	1B: 8 SF: 1 2B: 2 SAC: 1 3B: 0 DP: 1 HR: 1 HBP: 1						WP: 0 PA: 40 PB: 0 SB: 0 CS: 0	

PITCHER		IP	WLS	BF	H	R	ER	SO	BB	IBB	HBP	BLK	WP	HR	S	P	ERA	WHIP
74 Jose Cuas, R ERA: 4.55	(1, 1)	1.1		7	2	2	2	1	1	0	1	0	0	0	16	27	13.50	2.250
53 Austin Cox, L ERA:	(2, 1)	3.2		14	2	0	0	4	1	0	0	0	0	0	33	53	0.00	0.818
43 Carlos Hernández, R ERA: 4.66	(6, 1)	1.0		4	0	0	0	2	1	0	0	0	0	0	13	24	0.00	1.000
45 Taylor Clarke, R ERA: 4.41	(7, 1)	0.2	B	7	5	3	3	1	0	0	0	0	0	1	17	21	40.50	7.500
64 Nick Wittgren, R ERA: 3.86	(7, 1)	0.1		1	0	0	0	0	0	0	0	0	0	0	3	4	0.00	0.000

PITCHER		IP	WLS	BF	H	R	ER	SO	BB	IBB	HBP	BLK	WP	HR	S	P	ERA	WHIP
54 Aroldis Chapman, L ERA: 2.73	(8, 1)	1.0	W	3	0	0	0	3	0	0	0	0	0	0	11	15	0.00	0.000
58 Scott Barlow, R ERA: 3.9	(9, 1)	1.0	S	4	1	0	0	2	0	0	0	0	0	0	12	17	0.00	1.000

BOTTOM

Kansas City Royals @ Tampa Bay Rays

Tropicana Field, St. Petersburg, FL

Thu Jun 22 2023, 6:40 PM - 9:41 PM EDT

Att. 10,436 - Dome - 72 F

livebaseballscorecards.com

AB	34
R	5
H	10
RBI	5
BB	3
SO	13
LOB	16

Batter	1	2	3	4	5	6	7	8	9	AB	R	H	RBI	BB	SO	LOB
32 Nick Pratto, L (1, 3) OBP: 0.360, SLG: 0.426	F SI 94 X FC 90 0-1 HR		C CH 85 C CU 80 C SI 93 0-3 ② K		B SI 92 C CU 78 S CU 79 F FC 89 F SI 93 D CU 80 C SI 93 2-3 ① K		C FC 88 C FS 87 S FS 87 0-3 ① K		C FC 90 B SL 85 F SI 94 F FF 94 C FC 92 1-3 ② K	5	1	1	1	0	4	3
7 Bobby Witt Jr., R (1, 6) OBP: 0.292, SLG: 0.428 18 Nate Eaton, R (9, PH) OBP: 0.125, SLG: 0.075	B FC 89 X FC 87 1-0 ① G6-3		B CU 79 C FC 88 B CU 77 S SI 92 B CU 80 B FC 88 4-2 13 HR BB		D CU 80 X FC 87 1-0 1-2 1B		B FC 90 1 SAFE B FC 90 X FF 96 2-0 34 G5-4-3 1-2 1B		C SL 87 X FC 92 0-1 1-2 1B	3 1	1 0	2 1	0 0	1 0	0 0	0 0
13 Salvador Perez, R (1, 2) OBP: 0.303, SLG: 0.489 34 Freddy Fermin, R (6, 2) OBP: 0.293, SLG: 0.420	B SI 94 C FC 88 S CU 80 S CU 79 1-3 ② K		X FC 87 0-0 1-H HR		F SI 92 B CU 80 X SI 92 1-1 ②③ L5-4 2-2		B FC 89 X FC 88 1-0 ②③ G5-4-3 1-2f		F FC 90 D SI 95 X FC 91 1-1 ③ L8	3 2	1 0	1 0	2 0	0 0	1 0	2 4
1 MJ Melendez, L (1, 9) OBP: 0.299, SLG: 0.350	C CU 78 B CH 86 X FC 90 1-1 ③ L8		B CH 88 C SI 94 S CU 79 X SI 93 1-2 E6 11 FC6-4			C SI 93 X CU 79 0-1 ① G4-3		S ST 83 B ST 82 C FF 96 B ST 86 C FF 96 2-3 ① K		4	0	0	0	0	1	0
11 Maikel Garcia, R (1, 10) OBP: 0.345, SLG: 0.399		B FC 86 S CU 78 B SI 91 B FC 87 B SI 91 4-1 8 G4-3 BB	C SI 92 D CU 78 X SI 92 1-1 ③ FC6-4 1-2f			C CU 78 B CU 79 X SI 93 1-1 0 1B 1B		C FF 97 B CH 90 C FF 97 C FF 97 1-3 ② K		3	0	1	0	1	1	1
8 Nicky Lopez, L (1, 5) OBP: 0.331, SLG: 0.294 15 Matt Duffy, R (8, PH) OBP: 0.357, SLG: 0.393 (8, 5)		B SI 91 B FC 89 C SI 92 F SI 92 D CU 80 X SI 92 3-2 ① G4-3 1-2		X CU 78 0-0 ① G4-3		C SI 93 F SI 93 F CU 80 C SI 92 0-3 ② K		C CH 88 X FF 97 0-1 2B		3 1	0 0	0 1	0 0	0 0	1 0	2 0
0 Samad Taylor, R (1, 4) OBP: 0.292, SLG: 0.190		B FC 88 C FC 88 F CU 79 S CU 78 1-3 ② K		C FC 86 T CU 77 B CU 77 F FF 92 B CU 78 F SI 93 X SI 93 2-2 ② G4-3		C CU 78 F SI 93 F FF 93 X SI 92 0-2 1-2 1B		B FF 96 S FF 96 B CH 88 S FF 97 S FF 97 2-3 ③ K		4	0	1	0	0	2	2
6 Drew Waters, S (1, 8) OBP: 0.270, SLG: 0.309		C CU 78 B CH 87 F FC 90 F CU 80 T CU 82 1-2 ③ K		B CU 80 B CH 86 B SI 92 C SI 92 X SI 92 3-1 44 CS 1B		F CU 81 S CU 80 S SI 93 0-3 ③ K			B FC 91 F SI 94 F SL 86 B FF 94 X SL 85 2-2 18 1B 1B	4	0	2	0	0	2	3
44 Dairon Blanco, R (1, 7) OBP: 0.324, SLG: 0.433			X CU 76 0-0 ① F9	C FC 90 D CU 80 S CU 78 F CU 80 B FF 92 2-2 ③ CS 1-2	B FC 87 C SI 92 X SI 91 1-1 13 L5-4 7 1B 1B		B FC 90 B FC 91 B FF 95 B FF 95 4-0 7 1B BB		B SI 94 X FC 91 1-0 ① F8	3	0	1	0	1	0	1
Inning Stats	R: 1 E: 0 K: 1 S: 8 H: 1 LOB: 0 BB: 0 P: 11	R: 0 E: 0 K: 2 S: 11 H: 0 LOB: 1 BB: 1 P: 20	R: 2 E: 1 K: 1 S: 12 H: 1 LOB: 1 BB: 1 P: 18	R: 0 E: 0 K: 0 S: 11 H: 1 LOB: 1 BB: 0 P: 18	R: 0 E: 0 K: 1 S: 10 H: 2 LOB: 1 BB: 0 P: 15	R: 0 E: 0 K: 2 S: 15 H: 2 LOB: 2 BB: 0 P: 16	R: 0 E: 0 K: 1 S: 5 H: 1 LOB: 1 BB: 1 P: 12	R: 0 E: 0 K: 3 S: 11 H: 1 LOB: 1 BB: 0 P: 16	R: 0 E: 0 K: 1 S: 12 H: 2 LOB: 2 BB: 0 P: 17	1B: 8 2B: 2 3B: 0 HR: 2 SF: 0 SAC: 0 DP: 2 HBP: 0						

PITCHER		IP	WLS	BF	H	R	ER	SO	BB	IBB	HBP	BLK	WP	HR	S	P	ERA	WHIP
24 Zach Eflin, R ERA: 3.35	(1, 1)	6.0	W	26	7	3	3	7	2	0	0	0	0	2	67	98	4.50	1.500
26 Robert Stephenson, R ERA: 4.37	(7, 1)	1.0		4	1	0	0	1	1	0	0	0	0	0	5	12	0.00	2.000
30 Jake Diekman, L ERA: 4.97	(8, 1)	1.0		4	1	0	0	3	0	0	0	0	0	0	11	16	0.00	1.000
64 Shawn Armstrong, R ERA: 0.82	(9, 1)	1.0		5	2	0	0	1	0	0	0	0	0	0	12	17	0.00	2.000

PITCHER	IP	WLS	BF	H	R	ER	SO	BB	IBB	HBP	BLK	WP	HR	S	P	ERA	WHIP

TOP

Kansas City Royals @ Tampa Bay Rays

Tropicana Field, St. Petersburg, FL

Fri Jun 23 2023, 6:41 PM - 9:26 PM EDT

Att. 16,189 - Dome - 72 F

livebaseballscorecards.com

AB	36
R	3
H	11
RBI	3
BB	3
SO	12
LOB	18

WP: 0 PA: 40
PB: 0
SB: 0
CS: 1

BOTTOM

Kansas City Royals @ Tampa Bay Rays

Tropicana Field, St. Petersburg, FL

Fri Jun 23 2023, 6:41 PM - 9:26 PM EDT

Att. 16,189 - Dome - 72 F

livebaseballscorecards.com

Batter	1	2	3	4	5	6	7	8	9	AB	R	H	RBI	BB	SO	LOB
13 Manuel Margot, R (1, 9) OBP: 0.327, SLG: 0.386	L FF 86 C SI 89 B SL 79 X SL 79 1-2 ① F7	S FF 89 X SI 89 0-1 ③ G3-1			X FC 84 0-0 15 1B, 87 1B, 1B	C FF 95 X SL 83 0-1 ① G3 1-2		F SL 86 S CH 87 X CH 87 0-2 56 1B, 1-H, 2B		5	2	2	1	0	0	1
56 Randy Arozarena, R (1, 7) OBP: 0.412, SLG: 0.496	C FC 87 B SI 88 B SL 79 F SI 89 B SL 79 F SI 90 S FC 86 3-3 ② K	B SL 79 C SI 88 B SI 89 B SL 79 B SI 89 4-1 87 G6-4-3, BB			1 SAFE C FC 85 F SI 88 X FC 85 0-2 ② F9	B FS 85 D FS 85 C SL 82 C SL 83 S FS 85 2-3 ② K		F SL 87 X FF 98 0-1 15 1B, 87 1B, 2-H, 1B		4	1	1	1	1	2	2
15 Josh Lowe, L (1, 10) OBP: 0.329, SLG: 0.502	B FF 89 F FF 89 X SI 89 1-1 1B	B CU 71 T SI 89 B SI 89 B FF 90 X CH 84 3-1 ① F8			1 SAFE B CU 72 B CH 86 S CH 86 B CU 70 X FF 90 3-1 17 BB, 87 1B, 6 1B, 1-3, 1B	S FS 84 S FS 85 X FS 85 0-2 ③ G4-3		F CH 86 B FF 98 B CH 86 F CH 85 X CH 87 2-2 87 1B, 1-2, 1B		5	1	3	0	0	0	2
87 Harold Ramírez, R (1, 3) OBP: 0.342, SLG: 0.488	B SL 79 C SI 90 F SI 90 1 SAFE B SL 79 F SL 79 S FC 86 2-3 ③ K	1 SAFE X SI 89 0-0 ② ③ G6-4-3 1-2f			C SL 79 F SI 89 B SL 78 B FF 89 X FC 85 2-2 17 BB, 6 1B, 1-2, 3-H, 1B		B SL 81 S FS 84 X FF 94 1-1 ① F9	S SL 87 X SL 87 0-1 1-3, 2-H, 1B		5	1	2	2	0	1	2
17 Isaac Paredes, R (1, 5) OBP: 0.367, SLG: 0.487		C FF 88 C FF 89 B SI 90 B SL 80 F FC 85 X SI 89 2-2 14 1B, 22 HR, 1B		F SI 88 F SL 77 B CH 86 B FC 84 X CU 66 2-2 ① P6	B CH 89 B SL 80 S SL 82 S SL 82 B FF 91 B SL 82 4-2 6 1B, 14 2B, 1-2, 2-3, BB		B SL 82 X SL 81 1-0 ② L7	B FF 98 X SL 87 1-0 ③ P2		4	2	1	0	1	0	2
6 Taylor Walls, S (1, 6) OBP: 0.319, SLG: 0.389		X FF 89 0-0 ① F7		X FF 89 0-0 14 FC1-4-5, 2B	C SI 92 B CH 86 B SL 81 C SL 82 X SL 81 2-2 14 2B, 1-2, 2-H, 3-H, 1B		C FS 84 S FS 84 S FS 84 0-3 ③ K			4	0	2	2	0	1	1
14 Christian Bethancourt, R (1, 2) OBP: 0.259, SLG: 0.422		B FC 87 B SI 89 C SL 80 X SL 79 2-1 22 HR, 1-2, 1B		D SL 78 X FC 85 1-0 ② FC1-4-5, 22 1B, 2-3	C SL 82 B FF 92 B FF 91 C SI 91 X SL 83 2-2 1-3, 2-H, 2B			C SL 87 B SL 87 F SL 86 B CH 86 T FF 97 2-2 ① K		4	2	2	1	0	1	1
22 Jose Siri, R (1, 8) OBP: 0.296, SLG: 0.545		B SL 79 B SI 90 X FC 86 2-0 1-H, 2-H, HR		X SL 79 0-0 7 CS, 2-H, 1B	C SL 81 F FS 84 D FS 84 C FF 95 1-3 ③ K			B CH 88 F CH 87 B SL 88 B SL 86 X CH 87 3-1 13 2B, 1B		4	2	3	4	0	1	2
7 Vidal Bruján, S (1, 4) OBP: 0.233, SLG: 0.195		C FF 88 B CH 86 B FF 89 B CH 86 C FF 88 T CH 85 3-2 ② K		1 SAFE B CH 85 B FF 89 B CH 85 3-0 ③ CS, 1-2	B SI 87 F CH 84 X CH 86 1-1 ① G3	X SL 81 0-0 13 G3, 1B		F CH 87 C CH 88 B CH 86 1 SAFE S FF 97 1-3 ② K		4	0	1	0	0	2	1
Inning Stats	R: 0 E: 0 K: 2 S: 13 H: 1 LOB: 1 BB: 0 P: 20	R: 3 E: 0 K: 1 S: 13 H: 3 LOB: 0 BB: 0 P: 22	R: 0 E: 0 K: 0 S: 4 H: 0 LOB: 0 BB: 1 P: 11	R: 1 E: 0 K: 0 S: 6 H: 2 LOB: 0 BB: 0 P: 12	R: 4 E: 0 K: 1 S: 22 H: 5 LOB: 2 BB: 1 P: 37	R: 0 E: 0 K: 1 S: 9 H: 1 LOB: 1 BB: 0 P: 11	R: 0 E: 0 K: 1 S: 6 H: 0 LOB: 0 BB: 0 P: 8	R: 3 E: 0 K: 2 S: 19 H: 5 LOB: 2 BB: 0 P: 28		1B: 13 2B: 3 3B: 0 HR: 1 SF: 0 SAC: 0 DP: 1 HBP: 0						

	AB	39
	R	11
	H	17
	RBI	11
	BB	2
	SO	8
	LOB	14

WP: 0 PB: 0 SB: 0 CS: 1 PA: 42

PITCHER		IP	WLS	BF	H	R	ER	SO	BB	IBB	HBP	BLK	WP	HR	S	P	ERA	WHIP
23 Zack Greinke, R ERA: 5.31	(1, 1)	4.2	L	22	9	7	7	3	1	0	0	0	0	1	47	82	13.50	2.143
74 Jose Cuas, R ERA: 4.83	(5, 1)	0.0		3	2	1	1	0	1	0	0	0	0	0	8	16	∞	∞
78 Brooks Kriske, R ERA: 2.7	(5, 1)	2.1		8	1	0	0	3	0	0	0	0	0	0	18	23	0.00	0.429
37 Jackson Kowar, R ERA: 6.17	(8, 1)	1.0		8	5	3	3	2	0	0	0	0	0	0	19	28	27.00	5.000

PITCHER	IP	WLS	BF	H	R	ER	SO	BB	IBB	HBP	BLK	WP	HR	S	P	ERA	WHIP

Kansas City Royals @ Tampa Bay Rays

Tropicana Field, St. Petersburg, FL

Sat Jun 24 2023, 4:10 PM - 6:28 PM EDT

Att. 20,884 - Dome - 72 F

TOP

livebaseballscorecards.com

Batter	1	2	3	4	5	6	7	8	9	AB	R	H	RBI	BB	SO	LOB
32 Nick Pratto, L (1, 3) OBP: 0.356, SLG: 0.425	B SI 91 C SI 91 B SI 92 X SI 91 2-1 G5-3		S FS 83 F FS 84 B FS 85 F FS 86 X SI 93 1-2 G5-3 1-3 2-H	C SL 89 S FS 85 B FS 86 X SI 92 1-2 7 2B 2B		C SL 88 B FS 84 X FS 84 1-1 G4-3 1-2 2-3 3-H		X FF 93 0-0 F7		5	1	1	2	0	0	4
7 Bobby Witt Jr., R (1, 6) OBP: 0.291, SLG: 0.429	C SI 92 B SL 90 X SI 92 1-1 G4-3		B SL 90 F SI 92 F SI 93 B FS 88 X FS 86 2-2 SF8 3-H	X SI 92 0-0 13 2-5 2-H 2B		C SL 88 X FF 93 0-1 G6-3			S CH 88 S FF 96 S FF 96 0-3 K	4	0	1	2	0	1	2
13 Salvador Perez, R (1, 10) OBP: 0.301, SLG: 0.482	C SL 89 F SI 92 X FS 86 0-2 G5-3		B SL 91 B SL 90 B SL 89 C SI 92 F SI 92 B SL 91 4-2 BB	B SI 92 F SL 89 B FS 85 2-1 2-5 2-3	C SL 88 S FS 84 B FS 84 X FS 84 1-2 F9		B SL 88 X SL 87 1-0 F9		B FF 96 S CH 90 F CH 91 S FF 96 1-3 K	4	0	0	0	1	1	0
1 MJ Melendez, L (1, 9) OBP: 0.294, SLG: 0.344		C SI 91 F FS 82 C SI 92 0-3 K	B SL 88 B SI 92 S SI 92 T SI 92 B SI 94 F SI 92 F SI 92 F SI 92 F SI 92 3-2 X FS 85 F7		S FS 84 B FS 84 B SI 92 C SI 92 X SI 92 2-2 L9		X FS 84 0-0 G4-3		F ST 84 B ST 85 B FF 96 S FF 96 C SI 96 2-3 K	5	0	0	0	0	2	1
11 Maikel Garcia, R (1, 5) OBP: 0.337, SLG: 0.389		C SI 91 F SL 87 B FS 85 S FS 85 1-3 K		F SL 88 B SL 88 C SI 92 X FS 85 1-2 G6-3	X FS 84 0-0 G6-3		C FF 94 C FF 95 B FF 95 F SL 88 B SL 87 F FF 94 F FF 93 B SL 87 F FF 93 3-3 S SL 89 K			4	0	0	0	0	2	0
14 Edward Olivares, R (1, 7) OBP: 0.312, SLG: 0.441 44 Dairon Blanco, R (8, 7) OBP: 0.324, SLG: 0.433		F SL 89 X SI 93 0-1 G5-3		C SI 93 X SL 90 0-1 6 1B 34 HR 1B	F SI 91 B SI 91 B FS 84 F SI 91 F FS 86 B SI 92 X SI 90 3-2 34 1B 32 G4-3 2B			B SL 87 F FF 93 B FF 94 F FF 93 F FF 95 X SL 86 2-2 HR		4 0	3 0	3 0	1 0	0 0	0 0	0 0
6 Drew Waters, S (1, 8) OBP: 0.282, SLG: 0.361			X SI 90 0-0 HR	B SL 88 D FS 84 X SI 92 2-0 34 HR 1-2 1B		X FS 85 0-0 F9		C SL 86 S FS 84 S FS 83 0-3 K		4	2	2	1	0	1	1
8 Nicky Lopez, L (1, 4) OBP: 0.336, SLG: 0.295			X SI 91 0-0 32 WP 34 BB 32 G5-3 1B	C SI 92 D FS 85 F SL 90 S FS 85 1-3 K		H FS 83 1-0 32 G4-3 34 1B HBP		B SL 86 C FF 93 X FS 82 1-1 G4-3		3	1	1	0	0	1	2
34 Freddy Fermin, R (1, 2) OBP: 0.329, SLG: 0.486			B SL 88 B SI 90 B SI 92 B SI 91 4-0 32 G5-3 32 WP 7 SF8 1-2 BB	X SL 90 0-0 1-H 2-H HR		B SI 91 F SI 90 F SI 89 X SI 90 1-2 32 G4-3 1-2 2-3 1B		X SL 87 0-0 1B		3	2	3	3	1	0	0
Inning Stats	R: 0 E: 0 K: 0 S: 7 H: 0 LOB: 0 BB: 0 P: 10	R: 0 E: 0 K: 2 S: 8 H: 0 LOB: 0 BB: 0 P: 9	R: 3 E: 0 K: 0 S: 18 H: 2 LOB: 1 BB: 2 P: 32	R: 4 E: 0 K: 1 S: 15 H: 5 LOB: 1 BB: 0 P: 22	R: 0 E: 0 K: 0 S: 7 H: 0 LOB: 0 BB: 0 P: 10	R: 1 E: 0 K: 0 S: 12 H: 2 LOB: 2 BB: 0 P: 18	R: 0 E: 0 K: 1 S: 9 H: 0 LOB: 0 BB: 0 P: 13	R: 1 E: 0 K: 1 S: 11 H: 2 LOB: 1 BB: 0 P: 14	R: 0 E: 0 K: 3 S: 9 H: 0 LOB: 0 BB: 0 P: 12	1B: 5 2B: 3 3B: 0 HR: 3 SF: 1 SAC: 0 DP: 0 HBP: 1						

	AB	36
	R	9
	H	11
	RBI	9
	BB	2
	SO	8
	LOB	10

WP: 1 PA: 40
PB: 0
SB: 0
CS: 0

PITCHER		IP	WLS	BF	H	R	ER	SO	BB	IBB	HBP	BLK	WP	HR	S	P	ERA	WHIP
72 Yonny Chirinos, R ERA: 3.91	(1, 1)	5.1	L	28	9	8	8	3	2	0	1	0	1	2	63	96	13.50	2.062
52 Zack Littell, R ERA: 6.57	(6, 1)	2.2		10	2	1	1	2	0	0	0	0	0	1	24	32	3.38	0.750
30 Jake Diekman, L ERA: 4.78	(9, 1)	1.0		3	0	0	0	3	0	0	0	0	0	0	9	12	0.00	0.000

PITCHER		IP	WLS	BF	H	R	ER	SO	BB	IBB	HBP	BLK	WP	HR	S	P	ERA	WHIP

BOTTOM

Kansas City Royals @ Tampa Bay Rays

Tropicana Field, St. Petersburg, FL

Sat Jun 24 2023, 4:10 PM - 6:28 PM EDT

Att. 20,884 - Dome - 72 F

livebaseballscorecards.com

Batter	1	2	3	4	5	6	7	8	9	AB	R	H	RBI	BB	SO	LOB
2 Yandy Díaz, R (1, 3) OBP: 0.396, SLG: 0.510	F7	BB		F8			G1-3			3	1	0	0	1	0	1
5 Wander Franco, S (1, 6) OBP: 0.351, SLG: 0.466	HR	1B		F8			G6-3			4	1	2	2	0	0	1
55 Luke Raley, L (1, 7) OBP: 0.352, SLG: 0.575	G4-3	1B			K			K		4	0	1	1	0	2	0
56 Randy Arozarena, R (1, 10) OBP: 0.410, SLG: 0.493	1B	FC6-4			G5-3			F9		4	1	1	0	0	0	2
15 Josh Lowe, L (1, 9) OBP: 0.328, SLG: 0.502	2B	G3			F7			K		4	0	1	1	0	1	0
6 Taylor Walls, S (1, 5) OBP: 0.318, SLG: 0.386	G4-3	1B				L8			F7	4	0	1	0	0	0	1
22 Jose Siri, R (1, 8) OBP: 0.289, SLG: 0.532		K	G6-4-3			F8			G6-3	4	0	0	0	0	1	1
21 Francisco Mejía, S (1, 2) OBP: 0.271, SLG: 0.392		G3-1		L9		P5			L8	4	0	0	0	0	0	0
7 Vidal Bruján, S (1, 4) OBP: 0.261, SLG: 0.250		2B		1B			K			3	1	2	0	0	1	0

	AB	34
	R	4
	H	8
	RBI	4
	BB	1
	SO	5
	LOB	6

Inning Stats	1	2	3	4	5	6	7	8	9
	R: 2 E: 0 K: 0 S: 16	H: 3 LOB: 1 BB: 0 P: 23	R: 2 E: 0 K: 1 S: 13	H: 3 LOB: 2 BB: 1 P: 22	R: 0 E: 0 K: 0 S: 4	H: 1 LOB: 0 BB: 0 P: 5	R: 0 E: 0 K: 0 S: 8	H: 1 LOB: 1 BB: 0 P: 12	R: 0 E: 0 K: 1 S: 6	H: 0 LOB: 0 BB: 0 P: 7	R: 0 E: 0 K: 0 S: 5	H: 0 LOB: 0 BB: 0 P: 6	R: 0 E: 0 K: 1 S: 7	H: 0 LOB: 0 BB: 0 P: 12	R: 0 E: 0 K: 2 S: 9	H: 0 LOB: 0 BB: 0 P: 14	R: 0 E: 0 K: 0 S: 6	H: 0 LOB: 0 BB: 0 P: 9

	1B: 5	SF: 0	WP: 0	PA: 35
	2B: 2	SAC: 0	PB: 0	
	3B: 0	DP: 1	SB: 2	
	HR: 1	HBP: 0	CS: 0	

PITCHER		IP	WLS	BF	H	R	ER	SO	BB	IBB	HBP	BLK	WP	HR	S	P	ERA	WHIP
24 Jordan Lyles, R ERA: 6.68	(1, 1)	6.0	W	26	8	4	4	2	1	0	0	0	0	1	52	75	6.00	1.500
43 Carlos Hernández, R ERA: 4.54	(7, 1)	1.0		3	0	0	0	1	0	0	0	0	0	0	7	12	0.00	0.000
64 Nick Wittgren, R ERA: 3.29	(8, 1)	2.0		6	0	0	0	2	0	0	0	0	0	0	15	23	0.00	0.000

PITCHER		IP	WLS	BF	H	R	ER	SO	BB	IBB	HBP	BLK	WP	HR	S	P	ERA	WHIP

Kansas City Royals @ Tampa Bay Rays

Tropicana Field, St. Petersburg, FL

Sun Jun 25 2023, 1:41 PM - 4:22 PM EDT

Att. 18,442 - Dome - 72 F

livebaseballscorecards.com

TOP

Batter	1	2	3	4	5	6	7	8	9	AB	R	H	RBI	BB	SO	LOB
32 Nick Pratto, L (1, 3) OBP: 0.349, SLG: 0.416	S FF 94 S FF 97 B CU 84 C FF 96 1-3 ① K		C CU 84 B FF 98 S FF 98 B CU 84 S SL 91 2-3 ③ K		B SL 90 S SL 89 C FF 98 S CU 86 1-3 ③ K			S FF 93 B FF 93 B CH 88 B CH 89 F FF 94 C FF 95 3-3 ① K		4	0	0	0	0	4	0
7 Bobby Witt Jr., R (1, 6) OBP: 0.290, SLG: 0.426	B SL 91 B FF 96 C FF 96 S FF 96 C FF 97 2-3 ② K			F SL 90 B CU 83 B SL 88 B FF 95 X FF 96 3-1 13 S 11 1B 1B		B ST 75 F SI 90 C SI 92 F FC 87 F SI 91 X ST 77 1-2 ① G3		F ST 79 B ST 80 F FF 96 X FF 95 1-2 ② P3		4	1	1	0	0	1	0
13 Salvador Perez, R (1, 2) OBP: 0.297, SLG: 0.475	S CU 82 B CU 83 B SL 89 B SL 90 S FF 96 F FF 97 F FF 95 S SL 90 3-3 ③ K			S SL 89 B SL 89 B FF 96 S SL 90 B SL 90 X SL 90 3-2 ① P3 1-2		F ST 77 C SI 91 B ST 78 B ST 79 F SI 91 F ST 78 S ST 76 2-3 ② K		F ST 80 F ST 80 X ST 80 0-2 ③ F7		4	0	0	0	0	2	1
1 MJ Melendez, L (1, 9) OBP: 0.300, SLG: 0.345		X FF 96 0-0 11 FC5-4 1B		B SL 90 S FF 97 S SL 90 S FF 97 1-3 ② K		C SI 91 B ST 76 S ST 75 F ST 76 F SI 92 B FC 86 H FC 85 3-2 HBP			B FF 99 B SL 86 B SL 87 B FF 98 4-0 14 G3 BB	2	0	1	0	1	1	1
11 Maikel Garcia, R (1, 5) OBP: 0.335, SLG: 0.385		C FF 95 X SL 92 0-1 ① FC5-4 6 S 14 1B 6 K 1-2f		B SL 91 X SL 90 1-0 14 BB 2-H 1B		B SI 89 F SI 89 B SI 90 F SI 90 B ST 77 X SI 90 3-2 ③ L6			C SL 88 S SL 87 C FF 98 0-3 ① K	4	0	1	1	0	1	3
14 Edward Olivares, R (1, 10) OBP: 0.315, SLG: 0.439		C FF 97 X FF 97 0-1 6 K 6 S 1-2 1B		B SL 90 F FF 97 B SL 88 B FF 96 B FF 96 4-1 1-2 BB			F FF 91 B FF 93 C FF 93 F FF 93 S SL 86 1-3 ① K		F FF 98 F FF 99 X FF 99 0-2 ② G3 1-2	3	0	1	0	1	1	1
6 Drew Waters, S (1, 8) OBP: 0.268, SLG: 0.342		B SL 92 S SL 89 B CU 82 F FF 97 D CU 83 S SL 89 3-3 ② ③ K 1-3 2-H		S SL 90 B SL 90 C FF 97 S CU 83 1-3 ③ K			C FF 94 C FF 94 F FF 94 S SL 87 0-3 ② K		B SL 88 X SL 85 1-0 ③ G6-3	4	0	0	0	0	3	5
0 Samad Taylor, R (1, 4) OBP: 0.296, SLG: 0.174 8 Nicky Lopez, L (7, 4) OBP: 0.336, SLG: 0.295			B FF 96 F FF 96 B FF 96 S FF 95 F FF 97 S SL 92 2-3 ① K		B SL 89 C FF 96 F FF 97 F FF 98 B CU 84 B FF 98 S FF 98 3-3 ① K		B FF 93 B FF 93 C FF 92 B SL 86 S FF 92 B FF 93 4-2 BB			2 0	0 0	0 0	0 0	1 0	2 0	0 0
44 Dairon Blanco, R (1, 7) OBP: 0.297, SLG: 0.394			F SL 91 B CU 85 B SL 90 S FF 96 S FF 98 2-3 ② K		S FF 98 C FF 98 F FF 98 F CU 85 B CU 85 F SL 90 B FF 98 S SL 91 2-3 ② K		1 SAFE B SL 88 X FF 92 1-0 ③ G4-3			3	0	0	0	0	2	1
Inning Stats	R: 0 E: 0 K: 3 S: 11 H: 0 LOB: 0 BB: 0 P: 17	R: 0 E: 0 K: 1 S: 8 H: 2 LOB: 2 BB: 0 P: 11	R: 0 E: 0 K: 3 S: 10 H: 0 LOB: 0 BB: 0 P: 16	R: 1 E: 0 K: 2 S: 13 H: 2 LOB: 2 BB: 1 P: 26	R: 0 E: 0 K: 3 S: 13 H: 0 LOB: 0 BB: 0 P: 19	R: 0 E: 0 K: 1 S: 17 H: 0 LOB: 0 BB: 0 P: 26	R: 0 E: 0 K: 2 S: 11 H: 0 LOB: 1 BB: 1 P: 17	R: 0 E: 0 K: 1 S: 9 H: 0 LOB: 0 BB: 0 P: 13	R: 0 E: 0 K: 1 S: 7 H: 0 LOB: 1 BB: 1 P: 12	1B: 4 2B: 0 3B: 0 HR: 0	SF: 0 SAC: 0 DP: 0 HBP: 1					

	AB	30
	R	1
	H	4
	RBI	1
	BB	3
	SO	17
	LOB	12

WP: 0 PB: 0 SB: 3 CS: 0 PA: 34

PITCHER		IP	WLS	BF	H	R	ER	SO	BB	IBB	HBP	BLK	WP	HR	S	P	ERA	WHIP
20 Tyler Glasnow, R ERA: 4.45	(1, 1)	5.0		19	4	1	1	12	1	0	0	0	0	0	55	89	1.80	1.000
49 Kevin Kelly, R ERA: 3.03	(6, 1)	1.0		4	0	0	0	1	0	0	1	0	0	0	17	26	0.00	0.000
38 Colin Poche, L ERA: 2.2	(7, 1)	1.0	W	4	0	0	0	2	1	0	0	0	0	0	11	17	0.00	1.000
47 Jason Adam, R ERA: 2.97	(8, 1)	1.0	H	3	0	0	0	1	0	0	0	0	0	0	9	13	0.00	0.000
29 Pete Fairbanks, R ERA: 1.76	(9, 1)	1.0	S	4	0	0	0	1	1	0	0	0	0	0	7	12	0.00	1.000

PITCHER	IP	WLS	BF	H	R	ER	SO	BB	IBB	HBP	BLK	WP	HR	S	P	ERA	WHIP

BOTTOM

Kansas City Royals @ Tampa Bay Rays

Tropicana Field, St. Petersburg, FL

Sun Jun 25 2023, 1:41 PM - 4:22 PM EDT

Att. 18,442 - Dome - 72 F

livebaseballscorecards.com

Batter	1	2	3	4	5	6	7	8	9	AB	R	H	RBI	BB	SO	LOB
2 Yandy Díaz, R (1, 3) OBP: 0.404, SLG: 0.518	X FF 93 0-0 87 F9 5 F8 1B		X FF 93 0-0 5 FC5-4 1B		B KC 78 X KC 80 1-0 87 FC5-4 1B		1 SAFE C FF 94 X SL 90 0-1 E6 87 WP 87 SF8 1-3 1B			4	1	4	0	0	0	0
5 Wander Franco, S (1, 6) OBP: 0.350, SLG: 0.461	C FF 93 D SL 88 B CH 83 D SL 89 C FF 94 X CH 83 3-2 ① F8 1-2		X KC 81 0-0 ① FC5-4 17 WP 87 S 1-2f		B FF 92 F KC 80 B FF 92 B FF 93 X CH 83 3-1 ① P3		0-0 87 WP IBB			3	0	0	0	1	0	3
87 Harold Ramírez, R (1, 10) OBP: 0.341, SLG: 0.483	X SL 89 0-0 ② F9 2-3		B FF 92 B CH 82 B FF 93 2 SAFE B FF 94 4-0 17 WP 1-2 BB		S CH 84 F FF 93 X CH 85 0-2 ② FC5-4 1-2f		F SL 90 B SL 89 F SL 88 F ST 85 F SL 90 F FF 95 B ST 86 F SL 88 X FF 94 2-2 ② SF8 1-2 2-H 3-H			2	0	0	1	1	0	2
56 Randy Arozarena, R (1, 7) OBP: 0.405, SLG: 0.485	B FF 94 B FF 93 C CH 84 F FF 94 S FF 94 2-3 ③ K		S FF 94 B CH 84 F FF 94 X FF 95 1-2 ② F7		C SL 88 B FF 94 B FF 94 F FF 94 F CH 84 X CH 84 2-2 ③ F8		C SL 88 S SL 89 D SL 89 D SL 88 X SL 88 2-2 ③ L8			4	0	0	0	0	1	5
17 Isaac Paredes, R (1, 5) OBP: 0.362, SLG: 0.478		B FF 93 B FF 92 X CH 82 2-0 ① F8	B SL 89 X FF 94 1-0 ③ P2 1-2 2-3			B CH 82 F CH 84 C FF 93 X CH 86 1-2 ① F9		C FF 98 C FF 99 X SI 101 0-2 ① G4-3		4	0	0	0	0	0	2
13 Manuel Margot, R (1, 9) OBP: 0.325, SLG: 0.383		C FF 94 B SL 89 B CH 84 B CH 83 X FF 94 3-1 ② F9		C KC 79 X CH 83 0-1 6 G1-3 1B		B KC 80 T FF 93 X CH 84 1-1 ② G5-3		C FF 99 S SL 87 B FS 92 S SI 101 1-3 ② K		4	0	1	0	0	1	0
6 Taylor Walls, S (1, 4) OBP: 0.316, SLG: 0.383		B KC 79 S CH 84 X SL 88 1-1 1B		B CH 83 X CH 83 1-0 ① G1-3 1-2		C CH 84 B FF 93 B CH 84 C CH 84 F FF 94 B FF 93 S FF 94 3-3 ③ K		C SL 88 B SL 89 B FF 99 C SL 87 S SI 100 2-3 ③ K		4	0	1	0	0	2	1
14 Christian Bethancourt, R (1, 2) OBP: 0.256, SLG: 0.417 55 Luke Raley, L (7, PH) OBP: 0.350, SLG: 0.571 21 Francisco Mejía, S (8, 2) OBP: 0.271, SLG: 0.392		C FF 94 F FF 94 1 SAFE F FF 94 B FF 94 X FF 94 1-2 ③ P5		B FF 92 S CH 83 C FF 93 F CH 85 F CH 85 F CH 84 B FF 95 X FF 94 2-2 ② G5-3			C SL 90 S CH 89 B CH 89 S CH 90 1-3 ① K			2 1 0	0 0 0	0 0 0	0 0 0	0 0 0	0 1 0	2 0 0
22 Jose Siri, R (1, 8) OBP: 0.295, SLG: 0.550			S FF 93 S FF 92 B FF 94 F FF 94 B CH 84 X SL 88 2-2 HR	X CH 85 0-0 ③ F8			B FF 95 B ST 86 B SL 91 B FF 94 4-0 2 E 2 1B 87 WP BB			2	2	1	1	1	0	1
Inning Stats	R: 0 E: 0 K: 1 S: 8 H: 1 LOB: 1 BB: 0 P: 13	R: 0 E: 0 K: 0 S: 9 H: 1 LOB: 1 BB: 0 P: 16	R: 1 E: 0 K: 0 S: 10 H: 2 LOB: 2 BB: 1 P: 18	R: 0 E: 0 K: 0 S: 10 H: 1 LOB: 1 BB: 0 P: 13	R: 0 E: 0 K: 0 S: 10 H: 1 LOB: 1 BB: 0 P: 16	R: 0 E: 0 K: 1 S: 9 H: 0 LOB: 0 BB: 0 P: 14	R: 2 E: 1 K: 1 S: 15 H: 1 LOB: 1 BB: 2 P: 24	R: 0 E: 0 K: 2 S: 9 H: 0 LOB: 0 BB: 0 P: 12		1B: 6 2B: 0 3B: 0 HR: 1 SF: 1 SAC: 0 DP: 0 HBP: 0				WP: 2 PB: 0 SB: 1 CS: 0 PA: 34		

	AB	30
	R	3
	H	7
	RBI	2
	BB	3
	SO	5
	LOB	16

PITCHER		IP	WLS	BF	H	R	ER	SO	BB	IBB	HBP	BLK	WP	HR	S	P	ERA	WHIP
52 Daniel Lynch IV, L ERA: 3.96	(1, 1)	6.0		25	6	1	1	2	1	0	0	0	1	1	56	90	1.50	1.167
45 Taylor Clarke, R ERA: 4.81	(7, 1)	1.0	L	6	1	2	2	1	1	1	0	0	1	0	15	24	18.00	2.000
54 Aroldis Chapman, L ERA: 2.63	(8, 1)	1.0		3	0	0	0	2	0	0	0	0	0	0	9	12	0.00	0.000

PITCHER	IP	WLS	BF	H	R	ER	SO	BB	IBB	HBP	BLK	WP	HR	S	P	ERA	WHIP

Batter	1	2	3	4	5	6	7	8	9	AB	R	H	RBI	BB	SO	LOB
2 Yandy Díaz, R (1, 5) OBP: 0.402, SLG: 0.514	F FF 94 X FF 93 0-1 ① G4-1	C FF 94 X FC 90 0-1 5 FC6-4 1B			X FF 94 0-0 ① G4-3		C SL 84 B SL 82 X CH 89 1-1 ② G5-3			4	0	1	0	0	0	0
5 Wander Franco, S (1, 6) OBP: 0.345, SLG: 0.455	F FF 94 C FF 94 B FF 94 X CH 86 1-2 ② G4-3	C FF 93 1 SAFE X CH 85 0-1 ③ FC6-4 1-2f			C KC 83 X FF 93 0-1 ② G4-3		B SI 98 X CH 92 1-0 ③ G4-3			4	0	0	0	0	0	1
87 Harold Ramírez, R (1, 10) OBP: 0.335, SLG: 0.474	S FF 93 X FF 93 0-1 ③ L9		C FC 89 X FC 87 0-1 ① G4-3		C KC 82 F KC 81 F FC 88 S FF 93 0-3 ③ K			C FF 95 B FF 96 S SL 88 S SL 88 1-3 ① K		4	0	0	0	0	2	0
56 Randy Arozarena, R (1, 7) OBP: 0.403, SLG: 0.480		C FF 91 B KC 81 B CH 87 B KC 81 B FF 93 4-1 17 2B 13 WP BB	B FF 93 C FF 95 X FF 94 1-1 ② G4-3			C FF 91 B CH 87 S KC 84 F FF 93 X FF 93 1-2 ① F8		S FF 97 B FF 97 B SL 88 B FF 96 X FF 95 3-1 ② G5-3		3	1	0	0	1	0	0
17 Isaac Paredes, R (1, 4) OBP: 0.367, SLG: 0.492		X FF 92 0-0 13 WP 1-3 2B	C FF 94 B FF 94 X CH 87 1-1 2B			B KC 82 C FF 94 F FF 94 B FC 90 B FC 87 X FF 95 3-2 13 G6-3 55 E 1B		C SL 88 B FF 97 F SL 89 B SL 88 F FF 97 B SL 90 F SL 89 F SL 88 X FF 97 3-2 ③ G6-3		4	1	3	0	0	0	0
55 Luke Raley, L (1, 3) OBP: 0.348, SLG: 0.562		S FF 93 S FF 94 D KC 84 D KC 83 D KC 84 D KC 84 4-2 13 WP 14 G6-3 BB	B FC 91 B FF 94 S FC 92 S FF 94 B FC 91 S FC 91 3-3 ③ K			C KC 82 1 SAFE B FC 90 X KC 82 1-1 FC6 13 G6-3 1-2			S FF 98 X FF 97 0-1 ① F7	3	1	0	0	1	1	2
13 Manuel Margot, R (1, 9) OBP: 0.324, SLG: 0.385		C FF 95 S KC 84 B CH 89 B CH 87 D FC 89 X FF 95 3-2 ① F9 1-3 2-H 3-H	B FF 93 C FF 93 B FC 90 X FF 93 3-1 ① F9			C KC 84 B FC 89 F FF 94 X FC 89 1-2 ② G6-3 1-2 2-3			X CU 86 0-0 2B	4	0	1	0	0	0	3
14 Christian Bethancourt, R (1, 2) OBP: 0.250, SLG: 0.407		C FF 94 D KC 83 D KC 83 S FC 90 X FF 94 2-2 ② G6-3 3-H	B CH 88 C FC 91 S KC 83 B CH 88 B FC 90 S FC 89 3-3 ② K			B KC 84 D KC 83 S FF 93 S FF 94 2-2 ③ K			X FF 98 0-0 ② F9	4	0	0	1	0	2	3
22 Jose Siri, R (1, 8) OBP: 0.294, SLG: 0.561		B FF 94 F FF 94 X FF 93 1-1 HR	B FC 90 C FF 93 B FC 90 X FC 87 2-1 ③ F8				B SI 97 C SI 98 C SL 84 X SL 85 1-2 ① L6		D CU 88 F FF 98 F FF 97 X FF 98 1-2 ③ P2	4	1	1	1	0	0	1
Inning Stats	R: 0 E: 0 K: 0 S: 7 H: 0 LOB: 0 BB: 0 P: 8	R: 4 E: 0 K: 0 S: 16 H: 3 LOB: 1 BB: 2 P: 30	R: 0 E: 0 K: 1 S: 9 H: 1 LOB: 1 BB: 0 P: 14	R: 0 E: 0 K: 1 S: 7 H: 0 LOB: 0 BB: 0 P: 15	R: 0 E: 0 K: 1 S: 7 H: 0 LOB: 0 BB: 0 P: 7	R: 0 E: 1 K: 1 S: 14 H: 1 LOB: 2 BB: 0 P: 22	R: 0 E: 0 K: 0 S: 6 H: 0 LOB: 0 BB: 0 P: 9	R: 0 E: 0 K: 1 S: 11 H: 0 LOB: 0 BB: 0 P: 18	R: 0 E: 0 K: 0 S: 7 H: 1 LOB: 1 BB: 0 P: 8	1B: 2 2B: 3 3B: 0 HR: 1 SF: 0 SAC: 0 DP: 0 HBP: 0						

PITCHER		IP	WLS	BF	H	R	ER	SO	BB	IBB	HBP	BLK	WP	HR	S	P	ERA	WHIP
23 Zac Gallen, R ERA: 3.02	(1, 1)	6.0	W	26	5	4	4	4	2	0	0	0	1	1	60	96	6.00	1.167
50 Miguel Castro, R ERA: 3.45	(7, 1)	1.0		3	0	0	0	0	0	0	0	0	0	0	6	9	0.00	0.000
37 Kevin Ginkel, R ERA: 2.67	(8, 1)	1.0		3	0	0	0	1	0	0	0	0	0	0	11	18	0.00	0.000
66 José Ruiz, R ERA: 5.55	(9, 1)	1.0		4	1	0	0	0	0	0	0	0	0	0	7	8	0.00	1.000

PITCHER	IP	WLS	BF	H	R	ER	SO	BB	IBB	HBP	BLK	WP	HR	S	P	ERA	WHIP

TOP

Tampa Bay Rays @ Arizona Diamondbacks

Chase Field, Phoenix, AZ

Tue Jun 27 2023, 6:42 PM - 9:07 PM MST

Att. 23,351 - Roof Closed - 78 F

livebaseballscorecards.com

AB	34
R	4
H	6
RBI	2
BB	2
SO	5
LOB	10

WP: 2	PA: 36		
PB: 0			
SB: 0			
CS: 0			

Tampa Bay Rays @ Arizona Diamondbacks

Chase Field, Phoenix, AZ

Tue Jun 27 2023, 6:42 PM - 9:07 PM MST

Att. 23,351 - Roof Closed - 78 F

BOTTOM

livebaseballscorecards.com

Batter	1	2	3	4	5	6	7	8	9	AB	R	H	RBI	BB	SO	LOB
2 Geraldo Perdomo, S (1, 6) OBP: 0.396, SLG: 0.452	B FF 96 F FF 96 S FS 89 F CU 78 X FF 98 1-2 4 WP 7 HR 1B	C CU 78 B FC 88 X FF 96 1-1 ① G4-3		X FF 96 0-0 ② P5		B SI 95 X SI 94 1-0 ① SF8 3-H				3	1	1	1	0	0	0
4 Ketel Marte, S (1, 4) OBP: 0.374, SLG: 0.526	F FF 96 B FC 87 B FS 91 C FF 97 D CU 82 B FC 89 4-2 7 HR 1-2 BB	B FC 91 X FF 95 1-0 ② L4		B CU 78 B FC 88 B FF 94 F FF 94 X FF 94 3-1 HR		F SI 95 B FC 90 C SI 95 S FF 94 1-3 ② K				3	2	1	1	1	1	1
7 Corbin Carroll, L (1, 7) OBP: 0.370, SLG: 0.568	F FC 89 B FF 97 B FS 91 B FC 90 F FF 97 F FF 98 X FF 98 3-2 1-H 2-H HR	C FF 97 S CU 81 X CU 82 0-2 53 FC5-4 1B		B FC 89 B FF 95 C FF 94 S FC 89 T CU 78 2-2 ③ K		C SI 95 B FC 91 F FC 91 B FF 95 F SI 95 X SL 85 2-2 ③ F9 1-2				4	1	2	3	0	1	1
53 Christian Walker, R (1, 3) OBP: 0.345, SLG: 0.528	B FC 92 F FF 97 C CU 80 F FF 97 F CU 80 X FC 88 1-2 HR	B FF 96 F FF 96 B CU 79 X FF 96 2-1 ③ FC5-4 1-2f			C FC 92 B SL 84 B FF 95 F SI 94 F FF 94 B FF 94 C FC 91 3-3 ① K		S FC 92 S FC 91 B FF 97 F FS 88 S FF 97 1-3 ① K			4	1	1	1	0	2	1
12 Lourdes Gurriel Jr., R (1, 10) OBP: 0.322, SLG: 0.477	C FF 98 B FF 97 B FC 91 F FF 96 B CU 80 X FF 97 3-2 ① G4-3		B FC 89 F FF 95 B CU 79 F FC 90 F FF 97 F FF 97 B CU 81 X FC 91 3-2 ① G1-3		X FC 91 0-0 ② G6-3		X FF 97 0-0 ② L3			4	0	0	0	0	0	0
3 Evan Longoria, R (1, 5) OBP: 0.301, SLG: 0.569	C FC 92 B FF 96 X FC 92 1-1 5 2B 14 SF7 1B		B CU 79 B FC 89 X FC 90 2-0 HR		B SL 87 C FC 91 C FF 94 F SI 95 B SI 95 B FC 92 3-2 BB		C FC 89 S FC 90 S FC 89 0-3 ③ K			3	2	2	1	1	1	0
5 Alek Thomas, L (1, 8) OBP: 0.276, SLG: 0.387	B FC 90 C FF 95 X FC 90 1-1 14 SF7 1-3 2B		F FF 97 F FS 90 B FF 98 S CU 81 1-3 ② K		B FC 90 B SI 93 S SI 94 F FC 91 F FF 92 B SL 84 C SI 94 3-3 ③ K			C FF 96 B FF 96 F ST 83 C FF 97 1-3 ① K		4	0	1	0	0	3	1
14 Gabriel Moreno, R (1, 2) OBP: 0.292, SLG: 0.333	B FC 90 B FC 90 X FF 95 2-0 ② SF7 2-3 3-H		X FF 96 0-0 ③ G3			B FC 90 S FC 90 F SI 93 X SL 83 1-2 31 1B 2 SF8 1B		C CH 89 F FF 98 F FF 98 S ST 87 0-3 ② K		3	1	1	1	0	1	0
31 Jake McCarthy, L (1, 9) OBP: 0.309, SLG: 0.342	X FC 90 0-0 ③ G4-3			B FF 96 M FC 86 X CU 77 1-1 ① F7		F FC 91 X FC 90 0-1 7 S 1-3 1B		B ST 85 F FF 97 C FF 97 C ST 85 1-3 ③ K		4	0	1	0	0	1	1
Inning Stats	R: 5 E: 0 K: 0 S: 24 H: 5 LOB: 1 BB: 1 P: 40	R: 0 E: 0 K: 0 S: 8 H: 1 LOB: 1 BB: 0 P: 12	R: 1 E: 0 K: 1 S: 10 H: 1 LOB: 0 BB: 0 P: 16	R: 1 E: 0 K: 1 S: 8 H: 1 LOB: 0 BB: 0 P: 14	R: 0 E: 0 K: 2 S: 12 H: 0 LOB: 1 BB: 1 P: 21	R: 1 E: 0 K: 1 S: 13 H: 2 LOB: 1 BB: 0 P: 18	R: 0 E: 0 K: 2 S: 8 H: 0 LOB: 0 BB: 0 P: 9	R: 0 E: 0 K: 3 S: 10 H: 0 LOB: 0 BB: 0 P: 12		1B: 5 2B: 1 3B: 0 HR: 4 SF: 2 SAC: 0 DP: 0 HBP: 0					WP: 1 PB: 0 SB: 1 CS: 0 PA: 36	

	AB	32
	R	8
	H	10
	RBI	8
	BB	2
	SO	10
	LOB	5

PITCHER		IP	WLS	BF	H	R	ER	SO	BB	IBB	HBP	BLK	WP	HR	S	P	ERA	WHIP
45 Taj Bradley, R ERA: 4.75	(1, 1)	4.0	L	21	8	7	7	2	1	0	0	0	1	4	50	82	15.75	2.250
64 Shawn Armstrong, R ERA: 1.38	(5, 1)	2.0		9	2	1	1	3	1	0	0	0	0	0	25	39	4.50	1.500
26 Robert Stephenson, R ERA: 4.18	(7, 1)	1.0		3	0	0	0	2	0	0	0	0	0	0	8	9	0.00	0.000
30 Jake Diekman, L ERA: 4.61	(8, 1)	1.0		3	0	0	0	3	0	0	0	0	0	0	10	12	0.00	0.000

PITCHER	IP	WLS	BF	H	R	ER	SO	BB	IBB	HBP	BLK	WP	HR	S	P	ERA	WHIP

Tampa Bay Rays @ Arizona Diamondbacks

Chase Field, Phoenix, AZ

Wed Jun 28 2023, 6:42 PM - 8:52 PM MST

Att. 20,858 - Roof Closed - 78 F

TOP

livebaseballscorecards.com

Batter	1	2	3	4	5	6	7	8	9	AB	R	H	RBI	BB	SO	LOB
2 Yandy Díaz, R (1, 3) OBP: 0.407, SLG: 0.521	C FF 89 C FF 89 B FF 90 F CH 82 F FC 88 X CH 82 1-2 5 F9 2B		B SI 89 B FF 90 C FF 89 B FF 90 X CH 81 3-1 ② G2-3			B CH 81 B FF 90 X FF 90 2-0 5 G4-6-3 1B			B FF 94 B FF 94 B FF 93 C FF 94 X FF 94 3-1 5 55 1B 1B	4	1	3	0	0	0	0
5 Wander Franco, S (1, 6) OBP: 0.344, SLG: 0.452	B FF 90 X FC 89 1-0 ① F9 2-3		B SI 90 X CU 78 1-0 ③ G4-3			B SI 90 F SI 89 B SI 90 B CH 81 X SI 90 3-1 ①② G4-6-3 1-2f			C FF 94 X FS 86 0-1 55 1B 15 2B 1-2 1B	4	1	1	0	0	0	2
55 Luke Raley, L (1, 10) OBP: 0.346, SLG: 0.555	S FC 89 X FC 89 0-1 ② P5			B SI 89 B SI 89 F FC 88 B FC 87 S SI 90 T SI 90 3-2 ① K		X SI 90 0-0 ③ L4			C FF 93 S FF 93 F FF 94 F FF 93 X FS 87 0-2 15 2B 1-2 2-H 1B	4	1	1	1	0	1	1
56 Randy Arozarena, R (1, 7) OBP: 0.401, SLG: 0.475	B SI 91 B SI 91 B FC 88 B FF 89 4-0 BB			C FF 89 S CU 77 B SI 91 B CH 81 C FF 90 2-3 ② K			B FC 86 B FF 89 X FF 89 2-0 ① F9		B FF 94 C FS 86 S FS 85 F FS 85 F FF 94 B FS 85 S FS 85 2-3 ① K	3	0	0	0	1	2	2
17 Isaac Paredes, R (1, 5) OBP: 0.366, SLG: 0.485	B CH 82 X CH 82 1-0 ③ G4-3			C FC 88 B CU 79 B SI 90 B CH 82 C FF 90 F CH 81 B FF 91 4-2 15 FC6-4 BB			B CU 78 B SI 90 B FF 90 C FF 89 F SI 90 X SI 90 3-2 ② F9		B FF 95 F FS 86 F FS 85 B FF 95 X FF 94 2-2 ② L4	3	0	0	0	1	0	4
15 Josh Lowe, L (1, 9) OBP: 0.327, SLG: 0.502		B CU 76 B FF 89 X FF 89 2-0 ① P5		B FC 89 X CH 81 1-0 ③ FC6-4 1-2f			C FF 90 S FC 89 B CH 82 F FF 91 X FC 90 1-2 ③ G3		S FS 85 X FF 94 0-1 1-H 2-H 2B	4	0	1	2	0	0	1
22 Jose Siri, R (1, 8) OBP: 0.288, SLG: 0.548		B FF 88 X CU 77 1-0 ② G1			B FF 88 C SI 89 C SI 90 S CH 82 1-3 ① K			S SL 86 B SL 85 B SL 84 X SI 99 2-1 ① G6-3	B FS 85 B FF 93 B FF 94 C FF 94 X FF 94 3-1 ③ F7	4	0	0	0	0	1	1
14 Christian Bethancourt, R (1, 2) OBP: 0.247, SLG: 0.402 21 Francisco Mejía, S (8, PH) OBP: 0.269, SLG: 0.388 (8, 2)	X SI 89 0-0 ③ G6-3				X SI 90 0-0 ② G4-3			C SI 99 X SL 83 0-1 ② F8		2 1	0 0	0 0	0 0	0 0	0 0	0 0
7 Vidal Bruján, S (1, 4) OBP: 0.245, SLG: 0.234			B SI 88 C SI 88 B CH 81 X CH 80 2-1 ① G3		B SI 88 C SI 90 X CH 82 1-1 ③ G3-1			B SI 97 F SI 99 S CH 93 X CH 91 1-2 ③ G4-3		3	0	0	0	0	0	0

	AB	R	H	RBI	BB	SO	LOB
	32	3	6	3	2	4	11

Inning Stats	1	2	3	4	5	6	7	8	9	1B	SF	WP	PA
	R: 0 E: 0 K: 0 S: 9 H: 1 LOB: 2 BB: 1 P: 16	R: 0 E: 0 K: 0 S: 3 H: 0 LOB: 0 BB: 0 P: 6	R: 0 E: 0 K: 0 S: 5 H: 0 LOB: 0 BB: 0 P: 11	R: 0 E: 0 K: 2 S: 10 H: 0 LOB: 1 BB: 1 P: 20	R: 0 E: 0 K: 1 S: 6 H: 0 LOB: 0 BB: 0 P: 8	R: 0 E: 0 K: 0 S: 4 H: 1 LOB: 0 BB: 0 P: 9	R: 0 E: 0 K: 0 S: 8 H: 0 LOB: 0 BB: 0 P: 14	R: 0 E: 0 K: 0 S: 7 H: 0 LOB: 0 BB: 0 P: 10	R: 3 E: 0 K: 1 S: 21 H: 4 LOB: 1 BB: 0 P: 31	1B: 4 2B: 2 3B: 0 HR: 0	SF: 0 SAC: 0 DP: 1 HBP: 0	WP: 0 PB: 0 SB: 0 CS: 0	PA: 34

PITCHER		IP	WLS	BF	H	R	ER	SO	BB	IBB	HBP	BLK	WP	HR	S	P	ERA	WHIP
27 Zach Davies, R ERA: 6.54	(1, 1)	7.0		24	2	0	0	3	2	0	0	0	0	0	45	84	0.00	0.571
50 Miguel Castro, R ERA: 3.34	(8, 1)	1.0	H	3	0	0	0	0	0	0	0	0	0	0	7	10	0.00	0.000
30 Scott McGough, R ERA: 3.0	(9, 1)	1.0	L	7	4	3	3	1	0	0	0	0	0	0	21	31	27.00	4.000

PITCHER	IP	WLS	BF	H	R	ER	SO	BB	IBB	HBP	BLK	WP	HR	S	P	ERA	WHIP

Tampa Bay Rays @ Arizona Diamondbacks

Chase Field, Phoenix, AZ

Wed Jun 28 2023, 6:42 PM - 8:52 PM MST

Att. 20,858 - Roof Closed - 78 F

livebaseballscorecards.com

BOTTOM

Batter	1	2	3	4	5	6	7	8	9	AB	R	H	RBI	BB	SO	LOB
31 Jake McCarthy, L (1, 9) OBP: 0.307, SLG: 0.340	C SI 93 X FC 90 0-1 P5 ①		B FC 91 C FC 90 F CU 80 F SI 94 F CU 81 F FF 94 X CU 80 1-2 4 1B 1-3 1B		L CU 80 B SI 93 B CU 81 F CU 80 C SI 93 2-3 K ②		S CU 80 F CU 80 F SI 93 X CU 81 0-2 L8 ③			4	0	1	0	0	1	1
4 Ketel Marte, S (1, 4) OBP: 0.373, SLG: 0.522	C SI 93 X CU 79 0-1 F8 ②		B CU 80 B SI 93 X FC 90 2-0 1-3 3-H 1B		B SI 93 X CU 79 1-0 P4 ③			X FF 93 0-0 L8 ①		4	0	1	1	0	0	0
7 Corbin Carroll, L (1, 7) OBP: 0.369, SLG: 0.563	X SI 93 0-0 G6-3 ③		C SI 93 3 SAFE T CU 81 F CU 81 B SI 94 S CU 80 1-3 K ③			C CU 79 S SI 93 S CU 79 0-3 K ①		B FF 93 X FF 92 1-0 53 S 1B		4	0	1	0	0	2	2
53 Christian Walker, R (1, 3) OBP: 0.344, SLG: 0.527		B FC 88 X FC 87 1-0 F9 ①		B SI 91 X FC 87 1-0 12 F9 18 1B 2B		C CU 79 F SI 91 B FF 92 B CU 81 X SI 93 2-2 P3 ②		1 SAFE B FF 94 B FF 93 B SL 88 C FF 94 X FF 92 3-1 1-2 G5-3 ②		4	1	1	0	0	0	1
12 Lourdes Gurriel Jr., R (1, 10) OBP: 0.321, SLG: 0.477		C ST 78 F SI 92 S CU 79 0-3 K2-3 ②		X FC 89 0-0 F9 ① 2-3		X SI 92 0-0 2B		B SL 86 C FF 93 X FF 93 1-1 G6-3 ③		4	0	1	0	0	1	2
15 Emmanuel Rivera, R (1, 5) OBP: 0.329, SLG: 0.396		B FC 89 F SI 92 S ST 80 F CU 80 C SI 94 1-3 K ③		B SI 92 X SI 92 1-0 G6-3 ②		C CU 79 X SI 91 0-1 G6-3 ③			B FF 98 C SL 86 F SL 86 X FF 98 1-2 G6-3 ①	4	0	0	0	0	1	2
18 Carson Kelly, R (1, 2) OBP: 0.241, SLG: 0.250 2 Geraldo Perdomo, S (9, PH) OBP: 0.398, SLG: 0.452			C SI 92 B FC 86 F CU 79 X SI 94 1-2 G6-3 ① B CU 77 X FC 89 1-0 3-H 1B				C SI 91 S CU 78 F CU 80 S ST 81 0-3 K ①		B SL 87 C SL 86 B FF 99 C FF 99 B SL 87 B SL 85 4-2 BB	3 0	0 0	1 0	1 0	0 0	1 1	0 0
13 Nick Ahmed, R (1, 6) OBP: 0.274, SLG: 0.342 26 Pavin Smith, L (9, PH) OBP: 0.316, SLG: 0.339			C FC 90 S FC 89 F FF 94 F CU 82 C CU 80 0-3 K ② X SI 93 0-0 G5-3 ③				S CU 78 B SI 92 X CU 79 1-1 5 G4-3 2B		C SL 86 C FF 98 C FF 98 0-3 K ②	3 1	0 0	1 0	0 0	0 0	1 1	1 1
5 Alek Thomas, L (1, 8) OBP: 0.276, SLG: 0.384			C CU 79 X FC 91 0-1 31 1B 4 1B 1B		S SI 92 B CU 80 X CU 79 1-1 G1-3 ①		F SI 93 X SI 94 0-1 G4-3 ② 2-3		B FF 97 C SL 85 F SL 88 X FF 98 1-2 L5 ③	4	1	1	0	0	0	2
Inning Stats	R: 0 E: 0 K: 0 S: 5 H: 0 LOB: 0 BB: 0 P: 5	R: 0 E: 0 K: 2 S: 8 H: 0 LOB: 0 BB: 0 P: 10	R: 1 E: 0 K: 2 S: 21 H: 3 LOB: 2 BB: 0 P: 26	R: 1 E: 0 K: 0 S: 5 H: 2 LOB: 1 BB: 0 P: 8	R: 0 E: 0 K: 1 S: 6 H: 0 LOB: 0 BB: 0 P: 10	R: 0 E: 0 K: 1 S: 9 H: 1 LOB: 1 BB: 0 P: 11	R: 0 E: 0 K: 1 S: 12 H: 1 LOB: 1 BB: 0 P: 13	R: 0 E: 0 K: 0 S: 6 H: 1 LOB: 1 BB: 0 P: 11	R: 0 E: 0 K: 1 S: 11 H: 0 LOB: 1 BB: 1 P: 17	1B: 5 2B: 3 3B: 0 HR: 0 SF: 0 SAC: 0 DP: 0 HBP: 0						

	AB	35
	R	2
	H	8
	RBI	2
	BB	1
	SO	8
	LOB	12

WP: 0 PA: 36
PB: 0
SB: 1
CS: 0

PITCHER		IP	WLS	BF	H	R	ER	SO	BB	IBB	HBP	BLK	WP	HR	S	P	ERA	WHIP
24 Zach Eflin, R ERA: 3.29	(1, 1)	7.0		28	7	2	2	7	0	0	0	0	0	0	66	83	2.57	1.000
38 Colin Poche, L ERA: 2.12	(8, 1)	1.0	W	4	1	0	0	0	0	0	0	0	0	0	6	11	0.00	1.000
29 Pete Fairbanks, R ERA: 1.65	(9, 1)	1.0	S	4	0	0	0	1	1	0	0	0	0	0	11	17	0.00	1.000

PITCHER	IP	WLS	BF	H	R	ER	SO	BB	IBB	HBP	BLK	WP	HR	S	P	ERA	WHIP

Batter	1	2	3	4	5	6	7	8	9	AB	R	H	RBI	BB	SO	LOB
2 Yandy Díaz, R (1, 3) OBP: 0.407, SLG: 0.515	C SI 94 S FF 95 B ST 85 X ST 85 1-2 ① L8		B FF 94 B SI 93 B SI 94 C SI 92 C FF 94 F FF 94 B SI 93 4-2 5 3B BB	C FF 92 F SL 85 B SL 86 B SL 86 B FC 86 S FF 92 3-3 ① K		F FF 97 X SI 97 0-1 ②③ G4-3 1-2f		B SI 95 F FF 97 B FF 98 B CU 82 F FF 97 B CH 89 4-2 5 G4-6-3 BB	3	1	0	0	2	1	1
5 Wander Franco, S (1, 6) OBP: 0.345, SLG: 0.458	C FF 95 B FF 95 S CH 88 B FF 96 X CH 89 2-2 55 CS 1B		C CU 79 B CH 87 X CH 88 1-1 87 1B 1-H 2-H 3B	X FF 92 0-0 ② P3			B SI 96 X CH 87 1-0 ① L9		C SI 94 C FF 98 X CH 91 0-2 ②③ G4-6-3 1-2f	5	1	2	2	0	0	1
55 Luke Raley, L (1, 7) OBP: 0.354, SLG: 0.573	S FF 94 F FF 94 1 SAFE B FF 95 X ST 85 1-2 ② 1-2 HR		C FF 94 F FF 94 F FF 95 H ST 81 1-2 17 BB 87 1B 15 1B HBP	S SL 85 B FF 93 S SL 85 B SL 84 C FF 92 2-3 ③ K			C FF 98 S CH 91 B FF 97 B CH 89 X FF 98 2-2 1B			3	2	2	1	0	1	0
87 Harold Ramírez, R (1, 10) OBP: 0.338, SLG: 0.475	S FF 95 C SI 94 F FF 96 F SI 94 F ST 83 B FF 95 B FF 95 S ST 84 2-3 ③ K		B SI 93 S ST 84 S FF 94 F ST 84 X SI 93 2-2 17 BB 15 1B 1-2 3-H 1B		F SL 85 F FF 92 B SL 85 F SL 86 X SL 88 1-2 1B		B SI 94 S FF 96 B FF 98 1 SAFE F SI 93 F SL 88 S SI 96 2-3 ② K			4	1	2	1	0	2	1
17 Isaac Paredes, R (1, 5) OBP: 0.367, SLG: 0.483		B FF 93 C FF 94 F SI 93 X ST 85 1-2 1B	B ST 84 F CH 88 B FF 95 C SI 93 B CU 80 F ST 84 B FF 94 4-2 7 WP 15 1B 1-2 2-3 BB		F FF 92 X FF 93 0-1 ① P4		B SL 85 B FF 96 S SI 92 C SL 83 B SL 84 X FF 97 3-2 ③ F8			3	0	1	0	1	0	2
15 Josh Lowe, L (1, 9) OBP: 0.325, SLG: 0.498		B FF 93 F FF 94 F FF 94 F FF 95 S CU 80 1-3 ① K	S CU 79 B CH 88 F CU 78 B FF 93 X CU 80 2-2 7 WP 1-2 2-H 3-H 1B		S SL 86 S SL 85 B SL 84 S FF 92 1-3 ② K			F FF 95 S CH 89 S CH 90 0-3 ① K		4	0	1	2	0	3	2
21 Francisco Mejía, S (1, 2) OBP: 0.261, SLG: 0.376		F CH 88 F FF 94 T FF 95 0-2 ② K	C SL 86 F SL 86 S SL 89 0-3 ① K		X FF 92 0-0 ③ P2			B FF 96 C CU 82 S CH 89 S CH 92 1-3 ② K		4	0	0	0	0	3	4
13 Manuel Margot, R (1, 8) OBP: 0.318, SLG: 0.378		X FF 93 0-0 ③ G5-3	F SL 88 B SL 89 X SL 88 1-1 ② P3			X SI 96 0-0 ① G6-3		B SI 96 F FF 97 B SL 84 X CU 82 2-1 ③ G4-3		4	0	0	0	0	0	3
7 Vidal Bruján, S (1, 4) OBP: 0.264, SLG: 0.260			F FF 94 K FF 95 X FF 93 1-1 5 3B 2B B SL 86 S SL 89 C SL 89 S SL 89 1-3 ③ 1-2 2-3 K			B FF 98 B CH 91 C FF 98 L FF 98 B FF 96 F CU 86 B FF 98 4-2 2 G4-3 BB			B FF 96 S FF 95 F CH 89 F CH 90 C FF 98 1-3 ① K	3	1	1	0	1	2	2
Inning Stats	R: 1 E: 0 K: 1 S: 15 H: 2 LOB: 0 BB: 0 P: 21	R: 0 E: 0 K: 2 S: 11 H: 1 LOB: 1 BB: 0 P: 13	R: 5 E: 0 K: 2 S: 28 H: 4 LOB: 2 BB: 2 P: 45	R: 0 E: 0 K: 2 S: 7 H: 0 LOB: 0 BB: 0 P: 12	R: 0 E: 0 K: 1 S: 10 H: 1 LOB: 1 BB: 0 P: 12	R: 0 E: 0 K: 0 S: 6 H: 0 LOB: 0 BB: 1 P: 10	R: 0 E: 0 K: 1 S: 11 H: 1 LOB: 1 BB: 0 P: 19	R: 0 E: 0 K: 2 S: 8 H: 0 LOB: 0 BB: 0 P: 11	R: 0 E: 0 K: 1 S: 9 H: 0 LOB: 0 BB: 1 P: 14	1B: 6 2B: 1 3B: 1 HR: 1 SF: 0 SAC: 0 DP: 2 HBP: 1						

TOP

Tampa Bay Rays @ Arizona Diamondbacks

Chase Field, Phoenix, AZ

Thu Jun 29 2023, 12:41 PM - 3:16 PM MST

Att. 22,127 - Roof Closed - 74 F

livebaseballscorecards.com

AB	33
R	6
H	9
RBI	6
BB	4
SO	12
LOB	16

WP: 1 PB: 0 SB: 0 CS: 1 PA: 38

PITCHER		IP	WLS	BF	H	R	ER	SO	BB	IBB	HBP	BLK	WP	HR	S	P	ERA	WHIP
Brandon Pfaadt, R ERA: 9.82	(1, 1)	2.0	L	15	7	6	6	3	2	0	1	0	0	1	46	69	27.00	4.500
55 Austin Adams, R ERA: 3.48	(3, 1)	1.0		3	0	0	0	2	0	0	0	0	1	0	8	10	0.00	0.000
24 Kyle Nelson, L ERA: 2.64	(4, 1)	2.0		7	1	0	0	3	0	0	0	0	0	0	17	24	0.00	0.500
66 José Ruiz, R ERA: 5.4	(6, 1)	1.0		3	0	0	0	0	1	0	0	0	0	0	6	10	0.00	1.000
99 Drey Jameson, R ERA: 3.11	(7, 1)	3.0		10	1	0	0	4	1	0	0	0	0	0	28	44	0.00	0.667

PITCHER	IP	WLS	BF	H	R	ER	SO	BB	IBB	HBP	BLK	WP	HR	S	P	ERA	WHIP

BOTTOM

Tampa Bay Rays @ Arizona Diamondbacks

Chase Field, Phoenix, AZ

Thu Jun 29 2023, 12:41 PM - 3:16 PM MST

Att. 22,127 - Roof Closed - 74 F

livebaseballscorecards.com

Batter	1	2	3	4	5	6	7	8	9	AB	R	H	RBI	BB	SO	LOB
2 Geraldo Perdomo, S (1, 6) OBP: 0.392, SLG: 0.443	C FF 95 B FS 86 B FS 84 F SL 87 S FS 84 2-3 ① K		B FS 84 C SI 91 X SI 92 1-1 ② G3			F FS 82 X FS 85 0-1 ① P6		C SL 87 B FS 83 B FS 85 X SI 91 2-1 ① G4-3		4	0	0	0	0	1	1
4 Ketel Marte, S (1, 4) OBP: 0.371, SLG: 0.517	C SL 88 S FS 84 B FS 84 C FS 85 1-3 ② K		C FS 82 B FS 84 B FS 84 B SI 91 B SI 92 4-1 BB			C FS 83 B FF 92 B SI 93 F FS 84 F SI 93 C FS 84 2-3 ② K		X SL 88 0-0 ② F8		3	0	0	0	1	2	0
7 Corbin Carroll, L (1, 9) OBP: 0.366, SLG: 0.559 31 Jake McCarthy, L (5, 9) OBP: 0.315, SLG: 0.360	F FF 96 F FF 95 X FS 85 0-2 ③ L6		D FS 84 B SI 92 C SI 93 C SI 92 S FS 85 2-3 ③ K			F SL 87 B FS 84 F SI 93 B FS 85 X FS 85 2-2 3B		X SL 86 0-0 1B		2 2	0 0	0 2	0 0	0 0	1 0	2 0
53 Christian Walker, R (1, 10) OBP: 0.345, SLG: 0.529		B FF 94 X FF 94 1-0 12 F9 2B	B SI 91 C SI 91 B SL 89 B SI 92 B SI 93 4-1 12 G6-4-3 BB			X SI 93 0-0 ③ G6-3		T FS 83 F FS 83 X FS 85 0-2 ③ F7		3	0	1	0	1	0	2
12 Lourdes Gurriel Jr., R (1, 7) OBP: 0.323, SLG: 0.487		F FF 94 F FF 96 B FF 96 D SL 89 F FF 94 F FF 95 X FF 94 2-2 ① F9 2-3	F SI 92 X SI 93 0-1 ①② G6-4-3 1-2f			B SI 90 B FS 84 F SI 88 C SI 91 F FS 82 X SI 92 2-2 HR		B SI 91 B SI 91 B SI 90 B SI 88 4-0 3 1B BB		3	1	1	1	1	0	2
3 Evan Longoria, R (1, 5) OBP: 0.307, SLG: 0.567		F FF 95 B FF 95 F SL 88 S SL 87 1-3 ② K	B SL 89 B SI 92 S SI 92 B SI 92 F SI 91 C SI 93 3-3 ③ K				C SL 87 S FS 85 X FS 84 0-2 14 1B 1B		C FS 82 X SI 90 0-1 1-2 1B	4	0	2	0	0	2	1
26 Pavin Smith, L (1, 3) OBP: 0.310, SLG: 0.332		B FS 84 C SL 87 B FS 85 F SL 89 X FS 84 2-2 ③ F7			X SI 92 0-0 ① F8		X FS 81 0-0 ① F8		B FC 89 F FC 89 S FC 89 F FC 89 D FC 88 F FS 89 S FC 88 2-3 ① K	4	0	0	0	0	1	4
14 Gabriel Moreno, R (1, 2) OBP: 0.296, SLG: 0.342			C SI 91 B FS 83 S SI 91 F FS 83 X SI 93 1-2 5 G4-3 2B		B SI 91 C SI 92 B SL 88 X SI 92 2-1 ② G6-3		X SI 92 0-0 5 G4-6-3 1B 1-2		B FC 89 B FF 97 S FC 89 S FC 89 D FC 88 F FC 87 C FC 87 3-3 ② K	4	0	2	0	0	1	2
5 Alek Thomas, L (1, 8) OBP: 0.269, SLG: 0.373			C SI 91 X FS 81 0-1 ① G4-3 2-3		C FS 83 F FS 85 B FS 85 C SI 94 1-3 ③ K		D SI 91 X FS 83 1-0 ②③ G4-6-3 1-2f		B FS 89 S FS 89 F FS 90 F FC 88 F FC 88 X FS 89 1-2 ③ G3-1	4	0	0	0	0	1	5
Inning Stats	R: 0 E: 0 K: 2 S: 9 H: 0 LOB: 0 BB: 0 P: 12	R: 0 E: 0 K: 1 S: 12 H: 1 LOB: 1 BB: 0 P: 18	R: 0 E: 0 K: 1 S: 12 H: 1 LOB: 2 BB: 1 P: 20	R: 0 E: 0 K: 1 S: 6 H: 0 LOB: 0 BB: 1 P: 13	R: 0 E: 0 K: 1 S: 6 H: 0 LOB: 0 BB: 0 P: 9	R: 0 E: 0 K: 1 S: 10 H: 1 LOB: 1 BB: 0 P: 14	R: 1 E: 0 K: 0 S: 10 H: 3 LOB: 1 BB: 0 P: 13	R: 0 E: 0 K: 0 S: 7 H: 1 LOB: 1 BB: 0 P: 9	R: 0 E: 0 K: 2 S: 16 H: 1 LOB: 2 BB: 1 P: 26	1B: 4 2B: 2 3B: 1 HR: 1 SF: 0 SAC: 0 DP: 2 HBP: 0						

	AB	33
	R	1
	H	8
	RBI	1
	BB	3
	SO	9
	LOB	19

PITCHER		IP	WLS	BF	H	R	ER	SO	BB	IBB	HBP	BLK	WP	HR	S	P	ERA	WHIP
52 Zack Littell, R ERA: 5.65	(1, 1)	2.0		7	1	0	0	3	0	0	0	0	0	0	21	30	0.00	0.500
72 Yonny Chirinos, R ERA: 3.64	(3, 1)	6.0	W	26	7	1	1	4	3	0	0	0	0	1	53	84	1.50	1.667
26 Robert Stephenson, R ERA: 4.01	(9, 1)	1.0		3	0	0	0	2	0	0	0	0	0	0	14	20	0.00	0.000

PITCHER	IP	WLS	BF	H	R	ER	SO	BB	IBB	HBP	BLK	WP	HR	S	P	ERA	WHIP

WP: 0 PA: 36
PB: 0
SB: 0
CS: 0

Batter	1	2	3	4	5	6	7	8	9	AB	R	H	RBI	BB	SO	LOB
2 Yandy Díaz, R (1, 3) OBP: 0.403, SLG: 0.509 7 Vidal Brujàn, S (9, PH) OBP: 0.259, SLG: 0.255 (9, 4)	B FF 95 B FF 95 B FF 95 C FF 95 S FF 95 S FF 95 3-3 ① K		S FF 95 B FF 95 F ST 82 F FF 96 B SI 95 S FF 95 2-3 ③ K		B FF 98 C SL 90 S SL 90 X SL 91 1-2 ② F4		C FF 100 X SL 88 0-1 ①② G6-4-3 1-2f	B SI 95 X CH 90 1-0 5 2B 2-H 1B	C FA 69 C FA 68 X FA 48 0-2 ① G3 2-3 3-H	5 1	1 0	1 0	1 1	0 0	2 0	1 1
5 Wander Franco, S (1, 6) OBP: 0.345, SLG: 0.465	S FF 96 C FF 96 T FF 96 0-2 ② K			B FF 93 C FF 95 T FF 95 F FF 96 B FF 95 F CH 86 B SL 87 X FF 94 3-2 ① F8	C FF 99 B SL 90 X FF 97 1-1 55 1B 3B		C SL 87 X FF 100 0-1 ③ L8	C SI 95 S FF 95 B FF 95 B SI 94 F FF 95 F FF 94 X SL 84 2-2 55 S 56 FC1-4 1-H 2B	B FA 57 C FA 66 C FA 70 X FA 76 1-2 ② G3-1 3-H	6	2	2	2	0	1	0
55 Luke Raley, L (1, 9) OBP: 0.363, SLG: 0.577	X FF 96 0-0 E4			S FF 94 B CH 89 B FF 94 B FF 94 F FF 94 B FF 95 4-2 56 HR BB	B KC 85 S SL 90 B SL 91 X SL 89 2-1 56 S 3-H 1B			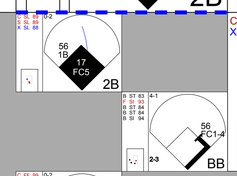	C FA 58 X FA 57 0-1 ③ F6	4	2	2	1	2	0	0
56 Randy Arozarena, R (1, 7) OBP: 0.401, SLG: 0.484	B FF 94 B FF 94 B FF 94 C FF 94 C FF 95 S FF 94 3-3 ③ K			B FF 94 C FF 92 B SL 86 S FF 93 B FF 93 X FF 92 3-2 1-H HR	C FC 88 B FC 88 B SI 94 B SI 94 C FC 89 S FF 94 3-3 ③ K 1-2			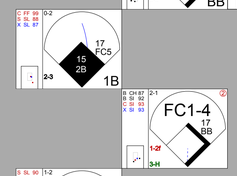		5	2	2	3	0	2	3
17 Isaac Paredes, R (1, 5) OBP: 0.368, SLG: 0.478 (9, 3)		C FF 94 S SL 86 X FF 95 0-2 ① G6-3		B FF 98 B FF 98 B FF 97 C FF 98 B FF 99 4-1 22 FC5-4 15 1B BB		C FF 93 F FC 88 B FC 90 X FC 89 1-2 ① P3		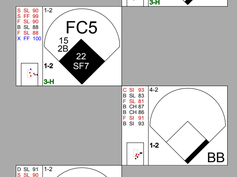		3	1	0	1	2	0	1
15 Josh Lowe, L (1, 10) OBP: 0.331, SLG: 0.517		B FF 95 S FF 94 C FF 95 S FF 95 1-3 ② K		C SL 87 F FF 98 X SL 90 0-2 22 FC5-4 1-2 1B		C FC 88 S FF 93 B FF 93 X FF 93 1-2 HR		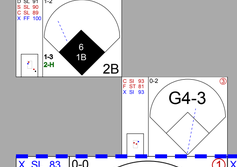		5	2	3	2	0	1	2
22 Jose Siri, R (1, 8) OBP: 0.286, SLG: 0.558		B FF 94 S FF 95 S FF 95 S FF 95 1-3 ③ K		C FF 100 C SL 91 B SL 89 B SL 91 F SL 90 X FF 99 2-2 ② FC5-4 1-2f 2-3	B FC 90 F FC 91 X CU 81 1-1 ② G4-3		X SL 83 0-0 ① SF7 3-H X FA 73 0-0 HR		4	1	1	2	0	1	2
6 Taylor Walls, S (1, 4) OBP: 0.318, SLG: 0.384 (9, 5)			B FF 92 C FF 93 S FF 94 X FF 95 1-2 ① P4	C FF 99 F FF 99 F FF 98 X FF 100 0-2 ③ P5		B FC 89 C FC 88 X CU 82 1-1 ③ G6-3		B SI 94 X SI 94 1-0 14 S 14 2B 2-H 1B	B FA 66 F FA 63 B FA 64 B FA 64 X FA 71 3-1 14 2B 7 G3 1B	5	2	2	1	0	0	2
14 Christian Bethancourt, R (1, 2) OBP: 0.257, SLG: 0.419			S FF 94 S FF 95 F FF 95 X SL 86 0-2 ② G6-3		C SL 87 S FF 97 S SL 89 0-3 ① K		S SL 87 X SL 85 0-1 2 G6-4-3 1B	F FF 94 S SL 84 D SL 85 2 SAFE D SL 82 B SL 86 F FF 95 X SL 84 3-2 2 1B 2-H 2B	B FA 62 B FA 69 B FA 68 C FA 68 X FA 72 3-1 7 G3 5 G3-1 1-3 2B	5	2	3	1	0	1	0

Inning Stats																								
	R: 0 E: 1 K: 3 S: 10	H: 0 LOB: 1 BB: 0 P: 16	R: 0 E: 0 K: 2 S: 9	H: 0 LOB: 0 BB: 0 P: 11	R: 0 E: 0 K: 1 S: 11	H: 0 LOB: 0 BB: 0 P: 14	R: 2 E: 0 K: 0 S: 22	H: 2 LOB: 2 BB: 2 P: 38	R: 1 E: 0 K: 2 S: 13	H: 2 LOB: 1 BB: 0 P: 20	R: 1 E: 0 K: 0 S: 10	H: 1 LOB: 0 BB: 0 P: 14	R: 0 E: 0 K: 0 S: 6	H: 1 LOB: 0 BB: 0 P: 6	R: 8 E: 0 K: 0 S: 35	H: 7 LOB: 2 BB: 2 P: 54	R: 3 E: 0 K: 0 S: 13	H: 3 LOB: 0 BB: 0 P: 20	1B: 7 2B: 5 3B: 1 HR: 3	SF: 1 SAC: 0 DP: 1 HBP: 0	WP: 0 PB: 0 SB: 3 CS: 0	PA: 48

PITCHER		IP	WLS	BF	H	R	ER	SO	BB	IBB	HBP	BLK	WP	HR	S	P	ERA	WHIP
50 Bryce Miller, R ERA: 3.97	(1, 1)	3.1		13	1	2	2	6	1	0	0	0	0	1	40	61	5.40	0.600
47 Matt Brash, R ERA: 3.74	(4, 1)	1.1		8	3	1	1	1	1	0	0	0	0	0	22	32	6.75	3.000
30 Trevor Gott, R ERA: 4.03	(5, 1)	1.1	B	5	1	1	1	1	0	0	0	0	0	1	13	20	6.75	0.750
75 Andrés Muñoz, R ERA: 3.0	(7, 1)	1.0	L	7	4	4	4	0	0	0	0	0	0	0	20	22	36.00	4.000
55 Gabe Speier, L ERA: 4.08	(8, 1)	0.1		5	4	3	3	0	0	0	0	0	0	0	12	19	81.00	12.000
60 Tayler Saucedo, L ERA: 2.91	(8, 1)	0.2		4	0	1	1	0	2	0	0	0	0	0	9	19	13.50	3.000
20 Mike Ford, R ERA: 18.0	(9, 1)	1.0		6	3	3	3	0	0	0	0	0	0	1	13	20	27.00	3.000

TOP

Tampa Bay Rays @ Seattle Mariners

T-Mobile Park, Seattle, WA

Fri Jun 30 2023, 7:12 PM - 10:21 PM PDT

Att. 37,063 - Clear - 75 F

livebaseballscorecards.com

AB	43
R	15
H	16
RBI	15
BB	4
SO	8
LOB	12

Batter	1	2	3	4	5	6	7	8	9	AB	R	H	RBI	BB	SO	LOB
3 J.P. Crawford, L (1, 6) OBP: 0.353, SLG: 0.362	F FF 97 B FF 98 B SL 92 B FF 97 B FF 97 4-1 23 G6-4-3 BB	C SL 91 B FF 98 X SL 90 1-1 1-3 2-H 3-H 1B		B SI 95 S SI 95 F SI 95 X FF 96 1-2 ③ L6			B SI 90 B SI 90 X SI 90 2-0 ① F6		B SL 87 B FF 94 C FF 93 B FF 94 B FF 93 4-1 1-2 BB	3	0	1	2	2	0	1
44 Julio Rodríguez, R (1, 8) OBP: 0.302, SLG: 0.407	C CH 88 S FF 99 B FF 99 B CH 89 F FF 99 F CU 85 S CH 87 2-3 ① K	S CH 88 B FF 98 B FF 97 B CU 84 X CH 86 3-1 ② F8			C FC 92 S SL 86 B FF 95 B SL 86 S FF 95 2-3 ① K		B ST 76 C SI 91 S ST 76 B ST 78 F SI 92 X ST 76 2-2 ② F8		D SL 86 C FF 93 C FF 94 S FF 94 1-3 ③ K	5	0	0	0	0	3	5
23 Ty France, R (1, 3) OBP: 0.336, SLG: 0.404	S CH 88 B FF 99 F FF 98 F FF 99 B CU 86 X CH 87 2-2 ②③ G6-4-3 1-2f	B FF 98 F FF 97 S CU 85 X SL 92 1-2 ③ G5-3			F SI 96 S FC 92 X FF 96 0-2 ② F9		B SI 91 X SI 91 1-0 ③ G5-3			4	0	0	0	0	0	3
35 Teoscar Hernández, R (1, 9) OBP: 0.301, SLG: 0.448		B CH 87 C FF 96 X FF 96 1-1 2 HR 2B	S CH 87 B CU 86 B FF 97 B CH 86 B FF 96 4-1 28 G5-4-3 BB		S FC 93 B FC 91 B SI 96 B FC 93 B FC 90 4-1 BB			B FF 96 B CH 89 B FF 94 C FF 94 S FF 95 F FF 95 S FF 94 3-3 ① K		2	1	1	0	2	1	0
28 Eugenio Suárez, R (1, 5) OBP: 0.312, SLG: 0.349		F FF 97 X FF 99 0-1 ① P4	D SL 90 D CH 85 X FF 96 2-0 ①② G5-4-3 1-2f		C SI 95 B FC 91 S FC 90 B FF 95 X FC 91 2-2 ③ P5			B ST 78 H FF 94 2-0 20 G4-6-3 HBP		3	0	0	0	0	0	3
2 Tom Murphy, R (1, 10) OBP: 0.309, SLG: 0.506 20 Mike Ford, L (8, PH) OBP: 0.228, SLG: 0.537 (9, 1)		B CH 87 F CU 85 X CU 85 1-1 2-H HR	C FF 96 X SL 90 0-1 ③ G5-3			B CH 87 B FF 96 B FF 95 B FF 96 4-0 10 FC4-6 BB		C CH 90 X CH 90 0-1 ②③ G4-6-3 1-2f		2 1 1 2 1 0 0 1 0 0 0 0 0 1						
29 Cal Raleigh, S (1, 2) OBP: 0.303, SLG: 0.419		B FF 97 S CH 88 C FF 98 B CU 85 B CH 87 3-2 76 1B 10 1B 3 1B BB	C SI 94 X FC 91 0-1 1B			C FF 96 F SI 96 S FF 97 0-3 ① K			B FF 93 F FF 93 B SL 87 B FF 93 B FF 93 4-1 3 BB	2	1	1	0	2	1	1
10 Jarred Kelenic, L (1, 7) OBP: 0.326, SLG: 0.448 25 Dylan Moore, R (9, PH) OBP: 0.167, SLG: 0.190		S SL 92 S SL 92 F FF 98 B SL 92 F SL 90 B CH 89 X FF 99 2-2 76 1B 3 1B 1-2 1B	F SI 96 F SI 94 C FF 95 0-3 ① K			B ST 83 B ST 82 C FF 95 X FF 95 2-1 ② FC4-6 76 S 1-2f			C FF 93 B FF 94 X FF 93 1-1 ① P5	3 1 1 0 0 1 2 1 0 0 0 0 0 1						
76 José Caballero, R (1, 4) OBP: 0.370, SLG: 0.362		B CH 87 C CH 87 S FF 97 F FF 97 F FF 98 X CH 86 1-2 3 1B 1-2 2-3 1B	S FC 91 B FC 92 C SI 96 B FF 95 X FF 95 2-2 ② P4		C SI 91 F SI 91 B FC 87 B FC 88 B SI 92 F SI 92 X SI 92 3-2 ③ P4 1-2			B FF 94 F FF 94 B SL 87 X FF 92 2-1 ② F7	4	0	1	0	0	0	3
Inning Stats	R: 0 E: 0 K: 1 S: 10 H: 0 LOB: 0 BB: 1 P: 18	R: 4 E: 0 K: 0 S: 25 H: 5 LOB: 2 BB: 1 P: 38	R: 0 E: 0 K: 0 S: 4 H: 0 LOB: 0 BB: 1 P: 10	R: 0 E: 0 K: 1 S: 11 H: 1 LOB: 1 BB: 0 P: 14	R: 0 E: 0 K: 1 S: 10 H: 0 LOB: 1 BB: 1 P: 18	R: 0 E: 0 K: 1 S: 9 H: 0 LOB: 1 BB: 1 P: 18	R: 0 E: 0 K: 0 S: 6 H: 0 LOB: 0 BB: 0 P: 11	R: 0 E: 0 K: 1 S: 6 H: 0 LOB: 0 BB: 0 P: 11	R: 0 E: 0 K: 1 S: 9 H: 0 LOB: 2 BB: 2 P: 21	1B: 4 2B: 1 3B: 0 HR: 1 SF: 0 SAC: 0 DP: 3 HBP: 1						

PITCHER		IP	WLS	BF	H	R	ER	SO	BB	IBB	HBP	BLK	WP	HR	S	P	ERA	WHIP
18 Shane McClanahan, L ERA: 2.53	(1, 1)	3.0		15	5	4	4	1	3	0	0	0	0	1	39	66	12.00	2.667
64 Shawn Armstrong, R ERA: 1.2	(4, 1)	2.0		8	1	0	0	2	1	0	0	0	0	0	21	32	0.00	1.000
30 Jake Diekman, L ERA: 4.5	(6, 1)	0.2		3	0	0	0	1	1	0	0	0	0	0	5	11	0.00	1.500
49 Kevin Kelly, R ERA: 2.92	(6, 1)	1.1	W	4	0	0	0	0	0	0	0	0	0	0	10	18	0.00	0.000
47 Jason Adam, R ERA: 2.88	(8, 1)	1.0		3	0	0	0	1	0	0	1	0	0	0	6	11	0.00	0.000

PITCHER		IP	WLS	BF	H	R	ER	SO	BB	IBB	HBP	BLK	WP	HR	S	P	ERA	WHIP
38 Colin Poche, L ERA: 2.05	(9, 1)	1.0		5	0	0	0	1	2	0	0	0	0	0	9	21	0.00	2.000

BOTTOM

Tampa Bay Rays @ Seattle Mariners

T-Mobile Park, Seattle, WA

Fri Jun 30 2023, 7:12 PM - 10:21 PM PDT

Att. 37,063 - Clear - 75 F

livebaseballscorecards.com

AB	30
R	4
H	6
RBI	4
BB	7
SO	6
LOB	20

Batter	1	2	3	4	5	6	7	8	9	AB	R	H	RBI	BB	SO	LOB
2 Yandy Díaz, R (1, 5) OBP: 0.404, SLG: 0.513	B FF 96 B FF 96 C FF 96 F SI 96 B FF 97 F FF 96 S SI 96 3-3 **K** ①		B KC 81 X SI 95 1-0 **G3-1** ③			C SI 94 B FF 96 F FF 96 B SI 97 F FF 96 F SI 97 X FS 83 2-2 5 G4-3 55 HR 2B		S FC 93 B SI 95 B SI 95 B FC 93 F SI 95 F SI 95 1 SAFE X SI 95 3-2 5 1B 1B 1-3		4	1	2	0	0	1	0
5 Wander Franco, S (1, 6) OBP: 0.347, SLG: 0.463	B FF 98 C SL 86 S FF 97 F SI 97 B FS 84 B KC 80 F FF 95 B FF 97 4-2 **BB**			C FF 96 X FS 84 0-1 **G4-3** ①		B SL 86 F SL 86 X FF 96 1-1 **G4-3** ② 2-3		C FF 92 S ST 84 B FF 94 X FF 93 1-2 55 G6-3 1B 1-2 3-H		3	0	1	1	1	0	1
55 Luke Raley, L (1, 3) OBP: 0.361, SLG: 0.585	C SL 86 F FF 96 1 SAFE F FF 95 S FS 84 0-3 **K** ②			B FS 84 C SL 84 B FS 84 X FF 95 2-1 **F7** ②		S FF 96 X FS 84 0-1 3-H **HR**		C ST 86 X FF 94 0-1 **G6-3** ②③ 1-2f		4	1	1	2	0	1	3
56 Randy Arozarena, R (1, 7) OBP: 0.397, SLG: 0.478	X FF 95 0-0 **L7** ③			B SI 96 B SI 94 B FF 95 X SI 94 3-0 **G5-3** ③		C SI 96 F KC 82 S FF 97 0-3 **K** ③			B FF 91 F FF 91 F ST 84 S ST 84 1-3 **K** ①	4	0	0	0	0	2	1
87 Harold Ramírez, R (1, 10) OBP: 0.332, SLG: 0.466		B SL 86 X SI 95 1-0 **F9** ①			F SI 94 B SL 85 X FF 95 1-1 **F9** ①		C SI 94 C SI 94 F FF 95 B SI 95 B KC 79 X SI 95 2-2 **G4-3** ①		S ST 85 S ST 84 S ST 84 0-3 **K** ②	4	0	0	0	0	1	0
15 Josh Lowe, L (1, 9) OBP: 0.329, SLG: 0.510		C FF 96 C SL 85 X FS 87 0-2 **F8** ②			F FF 96 F FF 95 B KC 81 B FS 85 F SI 96 B FF 96 B SL 84 4-2 6 S BB		S KC 82 S KC 81 F FF 96 B KC 79 B SI 96 S FF 96 2-3 **K** ②		C FF 92 F FF 92 F FF 94 C ST 86 0-3 **K** ③	3	0	0	0	1	2	0
22 Jose Siri, R (1, 8) OBP: 0.281, SLG: 0.549		C SI 96 B FF 97 S SI 96 F SI 97 F SL 84 B FF 97 S FF 96 2-3 **K** ③			F SI 94 1 SAFE S FF 94 B SI 95 S FF 96 1-3 **K** ②		F SI 96 B KC 83 C SI 96 B FF 97 S FF 96 2-3 **K** ③			3	0	0	0	0	3	1
6 Taylor Walls, S (1, 4) OBP: 0.314, SLG: 0.379			F SL 85 B FF 94 F SL 84 X FF 95 1-2 **F7** ①		1 SAFE S FF 94 F FF 95 B FF 96 B SI 95 X FF 96 2-2 **G3-1** ③ 1-2			C SL 82 F FC 93 X SI 96 0-2 **G3-1** ①		3	0	0	0	0	0	1
14 Christian Bethancourt, R (1, 2) OBP: 0.258, SLG: 0.418			X SL 84 0-0 **G5-3** ②			X SI 94 0-0 **G4-3** ①		C SI 95 X SI 95 0-1 2 1B 5 1B 2 E 1B		3	1	1	0	0	0	0
Inning Stats	R: 0 H: 0 E: 0 LOB: 1 K: 2 BB: 1 S: 13 P: 20	R: 0 H: 0 E: 0 LOB: 0 K: 1 BB: 0 S: 9 P: 12	R: 0 H: 0 E: 0 LOB: 0 K: 0 BB: 0 S: 5 P: 7	R: 0 H: 0 E: 0 LOB: 0 K: 0 BB: 0 S: 5 P: 10	R: 0 H: 0 E: 0 LOB: 1 K: 1 BB: 1 S: 11 P: 19	R: 2 H: 2 E: 0 LOB: 0 K: 1 BB: 0 S: 13 P: 16	R: 0 H: 0 E: 0 LOB: 0 K: 2 BB: 0 S: 11 P: 17	R: 1 H: 3 E: 1 LOB: 1 K: 0 BB: 0 S: 14 P: 18	R: 0 H: 0 E: 0 LOB: 0 K: 3 BB: 0 S: 10 P: 11	1B: 3 SF: 0 2B: 1 SAC: 0 3B: 0 DP: 1 HR: 1 HBP: 0						WP: 0 PA: 33 PB: 0 SB: 1 CS: 0

PITCHER		IP	WLS	BF	H	R	ER	SO	BB	IBB	HBP	BLK	WP	HR	S	P	ERA	WHIP
68 George Kirby, R ERA: 3.21	(1, 1)	7.0	W	25	2	2	2	7	2	0	0	0	0	1	67	101	2.57	0.571
48 Justin Topa, R ERA: 3.19	(8, 1)	0.1		3	2	1	0	0	0	0	0	0	0	0	9	12	0.00	6.000
37 Paul Sewald, R ERA: 2.7	(8, 1)	1.2	S	5	1	0	0	3	0	0	0	0	0	0	15	17	0.00	0.600

PITCHER	IP	WLS	BF	H	R	ER	SO	BB	IBB	HBP	BLK	WP	HR	S	P	ERA	WHIP

Tampa Bay Rays @ Seattle Mariners

T-Mobile Park, Seattle, WA

Sat Jul 01 2023, 4:17 PM - 6:54 PM PDT

Att. 35,546 - Sunny - 76 F

TOP

livebaseballscorecards.com

AB	31
R	3
H	5
RBI	3
BB	2
SO	10
LOB	7

Tampa Bay Rays @ Seattle Mariners

T-Mobile Park, Seattle, WA

Sat Jul 01 2023, 4:17 PM - 6:54 PM PDT

Att. 35,546 - Sunny - 76 F

BOTTOM

livebaseballscorecards.com

Batter	1	2	3	4	5	6	7	8	9	AB	R	H	RBI	BB	SO	LOB
3 J.P. Crawford, L (1, 6) OBP: 0.360, SLG: 0.383	C FF 95 C FF 98 B FF 98 F CU 84 B FF 98 X FF 97 2-2 2B		B FF 96 B SL 90 C FF 97 X FF 96 2-1 HR		B CH 93 C SL 90 X CH 92 1-1 ② F7		B FF 94 B FF 93 S FF 93 B CH 89 B FF 93 4-1 23 1B 44 1B 35 2B BB	S FS 90 X FS 90 0-1 44 1B 1-3 3-H 1B		4	2	3	2	1	0	0
44 Julio Rodríguez, R (1, 8) OBP: 0.306, SLG: 0.410	F FF 96 X SL 90 0-1 ① L8		X SL 90 0-0 35 G1-3 23 S 1B		B CU 83 X SL 91 1-0 ③ G6-3		B CH 90 X CH 89 1-0 23 1B 35 2B 1-2 1B	F FC 91 B FC 89 1 SAFE X FC 88 1-1 1-2 3-H 1B		5	1	3	1	0	0	1
23 Ty France, R (1, 3) OBP: 0.334, SLG: 0.401	X SL 91 0-0 ② F9		B FF 96 S SL 90 F SL 89 F FF 98 F CU 84 C FF 98 1-3 ① K 1-2			B SL 88 F SL 88 B FF 96 B SL 88 C FF 95 S FF 96 3-3 ① K	C CH 90 F FF 95 X CH 90 0-2 35 2B 28 SF8 1-2 2-3 1B	C FC 89 D FF 97 S FC 90 X FC 88 1-2 ① F9		5	1	1	0	0	2	4
35 Teoscar Hernández, R (1, 9) OBP: 0.303, SLG: 0.453	C FF 98 S SL 92 B FF 99 S CU 85 1-3 ③ K		F SL 90 X SL 91 0-1 ② G1-3 2-3			B FF 98 S SL 91 F SL 90 B CU 86 F CU 84 X SL 90 2-2 10 1B 2B	S FF 94 C FF 95 F FF 95 D CH 90 X FF 96 1-2 28 SF8 1-3 2-H 3-H 2B	C FC 88 S FC 89 S FC 87 0-3 ② K		5	1	2	2	0	2	4
29 Cal Raleigh, S (1, 2) OBP: 0.298, SLG: 0.411		B SL 90 B SL 90 F FF 97 S FF 96 C FF 98 2-3 ① K	B SL 91 F FF 98 D SL 90 F SL 89 S CU 84 2-3 ③ K			B FF 97 S SL 89 S CH 91 D CU 85 B FF 97 C FF 98 3-3 ② K	S FF 93 S FF 96 B CH 89 F CH 89 S FF 94 1-3 ① K	B FS 89 F FC 88 S FC 88 X FC 85 1-2 ③ F9		5	0	0	0	0	4	6
28 Eugenio Suárez, R (1, 5) OBP: 0.311, SLG: 0.347		S SL 91 B CU 82 C SL 90 S FF 98 1-3 ② K		C FF 96 F SL 90 B CU 85 S CU 84 1-3 ① K		S SL 89 S FF 97 B FF 97 B CU 84 D FF 98 H FF 96 4-2 20 BB 10 1B HBP	B CH 89 B FF 94 C CH 89 X CH 89 2-1 ② SF8 2-3 3-H			2	0	0	1	0	2	0
10 Jarred Kelenic, L (1, 7) OBP: 0.328, SLG: 0.453		C SL 90 X CU 84 0-1 20 WP 20 1B 2B		F FF 97 X SL 90 0-1 ② F7		S FF 95 X FF 97 0-1 20 BB 1-2 2-H 1B	F FF 94 B CH 90 F CH 88 X FF 94 1-2 ③ F7			4	1	2	1	0	0	1
20 Mike Ford, L (1, 10) OBP: 0.262, SLG: 0.536 25 Dylan Moore, R (8, PR) OBP: 0.167, SLG: 0.190 (9, 10)		B FF 98 D SL 91 S FF 97 S FF 97 X FF 98 2-2 2-H 1B		S SL 91 F FF 99 B CU 86 S CU 85 1-3 ③ K		D SL 92 S SL 89 D CH 92 S SL 88 B CU 84 F SL 90 D SL 88 4-2 1-2 2-3 BB	B FC 90 C FC 89 S FS 90 B FS 91 B FS 90 B FF 97 4-2 76 1B 3 1B BB			2 0	0 1	1 0	1 0	2 0	1 0	0 0
16 Kolten Wong, L (1, 4) OBP: 0.241, SLG: 0.208 76 José Caballero, R (6, PH) OBP: 0.372, SLG: 0.364 (7, 4)		C SL 90 F FF 97 D CU 84 S CU 85 1-3 ③ K			C SL 88 C FF 98 S CU 84 0-3 ① K	C FF 94 B FF 95 X CH 90 1-1 ③ F7		X FF 98 0-0 3 1B 44 1B 1-3 1B		2 2	0 1	0 1	0 0	0 0	2 3	1 3
Inning Stats	R: 0 E: 0 K: 1 S: 10 H: 1 LOB: 1 BB: 0 P: 13	R: 1 E: 0 K: 3 S: 14 H: 2 LOB: 1 BB: 0 P: 20	R: 1 E: 0 K: 2 S: 13 H: 2 LOB: 1 BB: 0 P: 18	R: 0 E: 0 K: 2 S: 8 H: 0 LOB: 0 BB: 0 P: 10	R: 0 E: 0 K: 1 S: 6 H: 0 LOB: 0 BB: 0 P: 8	R: 1 E: 0 K: 2 S: 19 H: 2 LOB: 3 BB: 1 P: 36	R: 3 E: 0 K: 1 S: 18 H: 3 LOB: 1 BB: 1 P: 28	R: 2 E: 0 K: 1 S: 16 H: 3 LOB: 2 BB: 1 P: 23								

AB	36
R	8
H	13
RBI	8
BB	3
SO	13
LOB	20

1B: 8	SF: 1	WP: 1	PA: 41
2B: 4	SAC: 0	PB: 0	
3B: 0	DP: 0	SB: 1	
HR: 1	HBP: 1	CS: 0	

PITCHER		IP	WLS	BF	H	R	ER	SO	BB	IBB	HBP	BLK	WP	HR	S	P	ERA	WHIP
20 Tyler Glasnow, R ERA: 4.5	(1, 1)	5.2	L	26	7	3	3	11	1	0	1	0	1	1	68	102	4.76	1.412
68 Jalen Beeks, L ERA: 6.37	(6, 1)	1.1		8	3	3	3	1	1	0	0	0	0	0	20	31	20.25	3.000
26 Robert Stephenson, R ERA: 4.56	(8, 1)	1.0		7	3	2	2	1	1	0	0	0	0	0	16	23	18.00	4.000

PITCHER	IP	WLS	BF	H	R	ER	SO	BB	IBB	HBP	BLK	WP	HR	S	P	ERA	WHIP

Tampa Bay Rays @ Seattle Mariners

T-Mobile Park, Seattle, WA

Sun Jul 02 2023, 1:12 PM - 3:53 PM PDT

Att. 36,541 - Sunny - 71 F

TOP

livebaseballscorecards.com

Batter	1	2	3	4	5	6	7	8	9	AB	R	H	RBI	BB	SO	LOB
15 Josh Lowe, L (1, 9) OBP: 0.327, SLG: 0.504	C FF 95 S FF 96 B FF 96 F FF 96 S CH 89 1-3 K ①	S FF 95 X CH 87 0-1 55 2B 56 1B 1-3 1B	B FF 93 F FF 95 B FF 94 B CH 88 F FF 95 F FF 97 F CH 88 F FF 96 S CH 89 3-3 K ②	B FF 99 S SL 87 C SL 88 F SL 89 F FF 99 S SL 88 1-3 K ①	X FF 93 0-0 F9 ③	5	1	1	0	0	3	0
5 Wander Franco, S (1, 6) OBP: 0.343, SLG: 0.459	X FF 96 0-0 F9 ②	B CH 88 1 SAFE B CH 90 X SI 97 2-0 SF7 ① 3-H	B SL 85 S CH 89 B SL 86 B FF 97 S CH 89 S CH 88 3-3 K ③	B SL 91 B SL 88 S FF 99 C SL 88 B SL 88 F SL 88 F SL 89 X FF 100 3-2 E5 56 L9-3						3	0	0	1	0	1	0
56 Randy Arozarena, R (1, 7) OBP: 0.398, SLG: 0.488	B FF 96 F SI 95 C SL 86 B FF 97 B SL 86 X SI 96 3-2 HR	S SL 88 B SL 86 X SI 98 1-1 55 2B 1-2 1B	B FF 95 C SL 85 X SL 85 1-1 G4-3 ①	C FF 100 X SL 87 0-1 L9-3 ②③ 1-1						4	2	2	1	0	0	1
55 Luke Raley, L (1, 3) OBP: 0.363, SLG: 0.587	S SL 86 S FF 96 S CH 89 0-3 K ③	X CH 89 0-0 87 E 17 1B 1-H 2-H 2B	B FF 96 C SL 86 F FF 97 B CH 89 B CH 88 S SL 87 3-3 K ②	C SL 88 S FF 98 B KC 86 F KC 87 B FF 100 B SL 91 B FF 99 4-2 BB						3	1	1	2	1	2	0
87 Harold Ramírez, R (1, 10) OBP: 0.326, SLG: 0.458	X SI 94 0-0 G5-3 ①	S SL 88 S SL 86 F FF 97 X SL 87 0-2 E6 21 L9 17 1B 2-3	B SI 95 C SL 86 S SL 87 X SL 84 1-2 G5-3 ③	C FF 98 S SL 90 B SL 90 D SL 90 S SL 89 2-3 K ①						4	0	0	0	0	1	2
17 Isaac Paredes, R (1, 5) OBP: 0.372, SLG: 0.494 6 Taylor Walls, S (3, 5) OBP: 0.312, SLG: 0.375	C FF 94 X SL 86 0-1 HR	F FF 97 S FF 97 X CH 90 0-2 1-2 3-H 1B	F FF 94 B FF 96 S FF 97 B FF 97 F FF 97 B CH 89 X FF 96 3-2 F8 ①	B FF 100 C FF 98 F FF 99 F FF 100 F FF 99 D KC 87 B SL 87 F FF 99 X FF 99 3-2 F9 ②						2 2	1 0	2 0	2 0	0 0	0 0	0 1
21 Francisco Mejía, S (1, 2) OBP: 0.254, SLG: 0.364	F FF 96 B CH 90 X CH 90 1-1 G3 ②	C FF 97 S SL 86 B SL 86 F SL 86 X FF 97 1-2 L9 ② 2-3	B CH 90 F SL 87 X CH 91 1-1 G4-3 ②	B SL 90 1 SAFE F SL 90 X FF 98 1-1 F8 ③						4	0	0	0	0	0	3
13 Manuel Margot, R (1, 8) OBP: 0.317, SLG: 0.380	C SI 96 F SL 87 S FF 98 0-3 K ③	F SI 97 F SI 98 X SL 86 0-2 G6-3 ③	C SL 85 X SL 87 0-1 2B	B FF 90 B FF 91 C FF 91 S FF 92 F ST 85 T ST 84 2-2 K ①						4	0	1	0	0	2	2
7 Vidal Bruján, S (1, 4) OBP: 0.246, SLG: 0.241 2 Yandy Díaz, R (9, PH) OBP: 0.403, SLG: 0.511		F FF 94 B CH 88 F SL 84 X CH 88 1-2 E4 15 1B 5 SF7	C SL 81 X CH 87 0-1 G3-1 ①	X CH 89 0-0 F7 ③			C FF 93 B ST 84 F FF 92 S FF 93 1-3 K ②			3 1	1 0	0 0	0 0	0 0	0 1	1 0

Inning Stats										
	R: 1 E: 0 K: 2 S: 11	H: 1 LOB: 0 BB: 0 P: 15	R: 1 E: 0 K: 1 S: 8	H: 1 LOB: 0 BB: 0 P: 9	R: 4 E: 2 K: 0 S: 23	H: 4 LOB: 2 BB: 0 P: 28	R: 0 E: 0 K: 2 S: 11	H: 0 LOB: 0 BB: 0 P: 17	R: 0 E: 0 K: 1 S: 8	H: 0 LOB: 0 BB: 0 P: 13
	R: 0 E: 0 K: 0 S: 9	H: 1 LOB: 1 BB: 0 P: 13	R: 0 E: 1 K: 1 S: 12	H: 0 LOB: 0 BB: 0 P: 16	R: 0 E: 0 K: 1 S: 14	H: 0 LOB: 1 BB: 1 P: 24	R: 0 E: 0 K: 2 S: 8	H: 0 LOB: 0 BB: 0 P: 11	1B: 3 2B: 3 3B: 0 HR: 2	SF: 1 SAC: 0 DP: 1 HBP: 0

	AB	35
	R	6
	H	7
	RBI	6
	BB	1
	SO	10
	LOB	10

WP: 0 PB: 0 SB: 0 CS: 0 PA: 37

PITCHER		IP	WLS	BF	H	R	ER	SO	BB	IBB	HBP	BLK	WP	HR	S	P	ERA	WHIP
58 Luis Castillo, R ERA: 3.05	(1, 1)	6.0		27	7	6	4	6	0	0	0	0	0	2	70	95	6.00	1.167
75 Andrés Muñoz, R ERA: 2.77	(7, 1)	1.0	W	3	0	0	0	1	0	0	0	0	0	0	12	16	0.00	0.000
47 Matt Brash, R ERA: 3.63	(8, 1)	1.0	H	4	0	0	0	1	1	0	0	0	0	0	14	24	0.00	1.000
37 Paul Sewald, R ERA: 2.62	(9, 1)	1.0	S	3	0	0	0	2	0	0	0	0	0	0	8	11	0.00	0.000

PITCHER	IP	WLS	BF	H	R	ER	SO	BB	IBB	HBP	BLK	WP	HR	S	P	ERA	WHIP

BOTTOM

Tampa Bay Rays @ Seattle Mariners

T-Mobile Park, Seattle, WA

Sun Jul 02 2023, 1:12 PM - 3:53 PM PDT

Att. 36,541 - Sunny - 71 F

livebaseballscorecards.com

Batter	1	2	3	4	5	6	7	8	9	AB	R	H	RBI	BB	SO	LOB
3 J.P. Crawford, L (1, 6) OBP: 0.361, SLG: 0.384	C FF 96 B CU 76 X FF 96 1-1 2B		B FF 96 B FC 90 B FF 94 C FF 94 X FF 96 3-1 ① L3	B FC 91 B FF 95 B FC 91 C FF 95 C FF 96 F FF 97 X FF 96 3-2 ① F8		D SL 87 1 SAFE B FF 93 B FF 92 C FF 92 1 SAFE B FF 92 4-1 44 FC6-4 1-2 BB	C FF 94 B CH 89 C ST 78 C CH 88 1-3 ③			4	0	1	0	1	1	3
44 Julio Rodríguez, R (1, 8) OBP: 0.308, SLG: 0.413	C CU 77 S FS 90 X FC 88 0-2 ① L8		B CU 78 B FC 90 S FF 96 F FF 98 X FS 92 2-2 23 2B 2B	X FC 92 0-0 23 CS 1B		B SI 93 F FC 90 F FC 91 X FF 93 1-2 ② FC6-4 1-2f 2-3		F FF 95 F FF 96 B ST 81 S ST 81 1-3 ① K		5	1	2	0	0	1	3
23 Ty France, R (1, 3) OBP: 0.332, SLG: 0.401	F FC 89 B FF 97 X CU 79 1-1 ② G5-3		F FC 89 F FF 97 X CU 81 0-2 35 1B 10 2B 2-H 2B	C SI 91 S ST 76 B ST 78 F ST 76 X SI 91 1-2 ②③ G6-3 1-2		F FC 92 T SI 95 X FF 94 0-2 ③ P4		X SL 86 0-0 ② G6-3		5	1	1	1	0	0	4
35 Teoscar Hernández, R (1, 9) OBP: 0.304, SLG: 0.451	S FF 96 F FF 98 X FF 98 0-2 ③ G6-3		B CU 80 S FC 90 B FC 87 D CU 79 F FC 89 X FC 87 3-2 10 2B 20 1B 2-3 1B		C SI 91 S SI 91 B ST 79 B SI 91 F SI 92 B ST 78 F SI 90 X SI 90 3-2 ① G4-3		B ST 77 S FF 95 S FF 96 B FF 96 B ST 81 B CH 90 4-2 20 F9 28 HBP 76 HBP BB	C SL 88 B ST 82 B ST 82 S FF 96 S FF 97 2-3 ③ K		4	2	1	0	1	1	1
10 Jarred Kelenic, L (1, 7) OBP: 0.327, SLG: 0.453		C CU 76 F FS 89 S FS 89 0-3 ① K	S FS 89 B FS 88 B CU 79 C CU 80 F FS 90 F FC 89 X FS 89 2-2 20 1B 1-3 3-H 2B		B ST 76 B SI 90 B SI 90 C SI 90 S SI 91 X SI 91 3-2 ② G3-1		S FF 94 T CH 91 B FF 96 B ST 80 S CH 89 2-3 ① K			4	1	1	1	0	2	1
28 Eugenio Suárez, R (1, 5) OBP: 0.313, SLG: 0.357		C FF 95 S FC 89 X FF 97 0-2 HR	X FC 89 0-0 ② F9		C SI 92 S ST 77 B ST 79 S SI 92 1-3 ③ K		S ST 78 H ST 78 1-1 76 HBP 2 BB 1-2 HBP			3	1	1	1	0	1	2
20 Mike Ford, L (1, 10) OBP: 0.262, SLG: 0.517		C FF 97 X FS 91 0-1 ② F6	C CU 77 X FS 90 0-1 2 1B 2-H 3-H 1B			X FF 92 0-0 ① F9	B ST 76 F CH 89 X FF 95 1-1 ② F9 2-3			4	0	1	2	0	0	2
2 Tom Murphy, R (1, 2) OBP: 0.337, SLG: 0.551		B FC 92 B FF 96 F FC 90 B FC 91 S FF 97 B FF 98 4-2 BB	X FF 96 0-0 1-2 1B			B FF 92 B FF 91 F FF 92 B SL 86 X FF 92 3-1 HR	B CH 90 B ST 78 B ST 78 C FF 95 S CH 89 B CH 90 4-2 76 HBP 1-2 BB			2	1	2	1	2	0	0
76 José Caballero, R (1, 4) OBP: 0.375, SLG: 0.358		C FF 97 S CU 80 F FF 98 B FS 93 F FF 97 C CU 80 1-3 ③ K	C FF 96 C FC 89 S CU 78 0-3 ③ K			B FF 93 B FF 93 F FF 93 B FF 93 B FF 93 4-1 44 FC6-4 3 BB BB	H FF 94 1-0 1-2 2-3 3-H HBP			2	0	0	1	1	2	3
Inning Stats	R: 0 E: 0 K: 0 S: 10 H: 1 LOB: 1 BB: 0 P: 12	R: 1 E: 0 K: 2 S: 15 H: 1 LOB: 1 BB: 1 P: 20	R: 4 E: 0 K: 1 S: 23 H: 6 LOB: 2 BB: 0 P: 33	R: 0 E: 0 K: 0 S: 9 H: 1 LOB: 0 BB: 0 P: 13	R: 0 E: 0 K: 1 S: 11 H: 0 LOB: 0 BB: 0 P: 18	R: 1 E: 0 K: 0 S: 11 H: 1 LOB: 2 BB: 2 P: 23	R: 1 E: 0 K: 2 S: 13 H: 0 LOB: 3 BB: 2 P: 27	R: 0 E: 0 K: 2 S: 7 H: 0 LOB: 0 BB: 0 P: 10		1B: 4 2B: 4 3B: 0 HR: 2 SF: 0 SAC: 0 DP: 0 HBP: 2						

	AB	33
	R	7
	H	10
	RBI	7
	BB	5
	SO	8
	LOB	19

WP: 0 PB: 0 SB: 0 CS: 1 PA: 40

PITCHER		IP	WLS	BF	H	R	ER	SO	BB	IBB	HBP	BLK	WP	HR	S	P	ERA	WHIP
45 Taj Bradley, R ERA: 5.27	(1, 1)	3.1		20	9	5	5	3	1	0	0	0	0	0	53	73	13.50	3.000
49 Kevin Kelly, R ERA: 2.79	(4, 1)	1.2		4	0	0	0	1	0	0	0	0	0	0	15	23	0.00	0.000
38 Colin Poche, L ERA: 2.32	(6, 1)	0.1	B	4	1	1	1	0	2	0	0	0	0	1	5	16	27.00	9.000
64 Shawn Armstrong, R ERA: 1.15	(6, 1)	0.2		2	0	0	0	0	0	0	0	0	0	0	6	7	0.00	0.000
47 Jason Adam, R ERA: 3.06	(7, 1)	1.0	L	7	0	1	1	2	2	0	2	0	0	0	13	27	9.00	2.000

PITCHER		IP	WLS	BF	H	R	ER	SO	BB	IBB	HBP	BLK	WP	HR	S	P	ERA	WHIP
52 Zack Littell, R ERA: 5.28	(8, 1)	1.0		3	0	0	0	2	0	0	0	0	0	0	7	10	0.00	0.000

Philadelphia Phillies @ Tampa Bay Rays

Tropicana Field, St. Petersburg, FL

Tue Jul 04 2023, 4:11 PM - 6:27 PM EDT

Att. 22,665 - Dome - 72 F

TOP

livebaseballscorecards.com

Batter	1	2	3	4	5	6	7	8	9	AB	R	H	RBI	BB	SO	LOB
12 Kyle Schwarber, L (1, 7) OBP: 0.325, SLG: 0.443	C SI 93 B CH 87 B FC 90 S CU 78 S CU 80 2-3 ① K		B CH 88 S SI 93 X CH 87 1-1 ② F9			B FC 90 B SI 92 C CU 80 C SI 93 S CU 80 2-3 ② K		X FF 94 0-0 3 3 1B 1B		4	1	1	0	0	2	0
7 Trea Turner, R (1, 6) OBP: 0.300, SLG: 0.379	C FC 90 C FF 94 F CU 78 S FF 94 0-3 ② K		B SI 93 X FC 87 1-0 ③ P4			B FC 89 C SI 94 B ST 80 X SI 92 2-1 ③ G5-3		D CH 89 F FF 93 F CH 88 F FF 94 B FF 94 S CH 89 2-3 ① K		4	0	0	0	0	2	1
8 Nick Castellanos, R (1, 9) OBP: 0.354, SLG: 0.509	B FC 90 B FC 90 C SI 93 S CU 80 F ST 78 B ST 81 F CU 78 C SI 93 3-3 ③ K			C FC 87 S ST 79 C CU 79 0-3 ① K			S ST 79 X CU 80 0-1 ① G6-3	D CH 89 C CH 89 B FF 94 F FF 92 B CH 89 F CH 88 F FF 93 F FF 93 S FC 86 3-3 ② K		4	0	0	0	0	3	1
3 Bryce Harper, L (1, 10) OBP: 0.396, SLG: 0.405		F CU 78 X SI 94 0-1 ① G6-3		B CH 86 S FC 89 B CU 80 F FC 88 S CU 81 2-3 ② K			S CH 85 B CU 80 X SI 94 1-1 10 E 5 1B 2B	X FC 85 0-0 1-H 1B		4	1	2	1	0	1	0
10 J.T. Realmuto, R (1, 2) OBP: 0.300, SLG: 0.448		B FC 89 F FC 86 F SI 92 X ST 80 1-2 ② L8		B SI 94 F FC 89 S SI 93 B FF 93 B CU 81 X SI 94 3-2 ③ G6-3			S SI 92 B FC 90 B SI 93 X CU 81 2-1 E6 28 HBP 5 1B 2-3	X FF 94 0-0 ③ F8		4	0	0	0	0	0	2
5 Bryson Stott, L (1, 4) OBP: 0.333, SLG: 0.420		C CU 80 X SI 94 0-1 28 2B 2B			C FC 88 B CU 79 F FC 90 X SI 93 1-2 ① G6-3		C FF 94 3 SAFE F FF 93 F FF 93 X SI 93 0-2 28 HBP 1-2 3-H 1B		X FF 92 0-0 ① G3	4	1	2	1	0	0	0
28 Alec Bohm, R (1, 5) OBP: 0.324, SLG: 0.430		C SI 94 C SI 93 B FF 93 F FF 94 X CU 80 1-2 2-H 2B			C FC 88 B SI 92 C ST 80 C SI 94 1-3 ② K		H CU 78 1-0 1-2 2-3 HBP		C FF 93 X FF 93 0-1 ② L8	3	0	1	1	0	1	0
24 Darick Hall, L (1, 3) OBP: 0.222, SLG: 0.231		B SI 93 X SI 94 1-0 ③ L7			B CH 87 S FC 90 X FC 88 1-1 ③ P5		F CH 87 F CU 82 F SI 93 B FF 94 S CU 81 1-3 ② K		B FF 92 S FC 85 C FF 93 B CH 88 S FC 85 2-3 ③ K	4	0	0	0	0	2	4
16 Brandon Marsh, L (1, 8) OBP: 0.354, SLG: 0.457			C SI 94 S CU 81 C SI 93 0-3 ① K			F CU 80 B SI 94 S CU 80 B SI 94 X CU 80 2-2 ① G3	B CU 80 F FC 91 F SI 92 X CU 81 1-2 ③ G4-3			3	0	0	0	0	1	3
Inning Stats	R: 0 E: 0 K: 3 S: 12 H: 0 LOB: 0 BB: 0 P: 17	R: 1 E: 0 K: 0 S: 12 H: 2 LOB: 1 BB: 0 P: 15	R: 0 E: 0 K: 1 S: 6 H: 0 LOB: 0 BB: 0 P: 8	R: 0 E: 0 K: 2 S: 9 H: 0 LOB: 0 BB: 0 P: 14	R: 0 E: 0 K: 1 S: 8 H: 0 LOB: 0 BB: 0 P: 11	R: 0 E: 0 K: 1 S: 8 H: 0 LOB: 0 BB: 0 P: 14	R: 1 E: 1 K: 1 S: 17 H: 2 LOB: 3 BB: 0 P: 23	R: 1 E: 0 K: 2 S: 13 H: 2 LOB: 1 BB: 0 P: 18	R: 0 E: 0 K: 1 S: 6 H: 0 LOB: 0 BB: 0 P: 8	1B: 3 2B: 3 3B: 0 HR: 0 SF: 0 SAC: 0 DP: 0 HBP: 1						

	AB	34
	R	3
	H	6
	RBI	3
	BB	0
	SO	12
	LOB	11

WP: 0 PB: 0 SB: 0 CS: 0 PA: 35

PITCHER		IP	WLS	BF	H	R	ER	SO	BB	IBB	HBP	BLK	WP	HR	S	P	ERA	WHIP
24 Zach Eflin, R ERA: 3.24	(1, 1)	7.0	L	27	4	2	2	9	0	0	1	0	0	0	72	102	2.57	0.571
68 Jalen Beeks, L ERA: 6.27	(8, 1)	2.0		8	2	1	1	3	0	0	0	0	0	0	19	26	4.50	1.000

PITCHER	IP	WLS	BF	H	R	ER	SO	BB	IBB	HBP	BLK	WP	HR	S	P	ERA	WHIP

Batter	1	2	3	4	5	6	7	8	9	AB	R	H	RBI	BB	SO	LOB
2 Yandy Díaz, R (1, 3) OBP: 0.398, SLG: 0.504	X SI 93 0-0 G3		C FF 93 B FC 88 B SI 92 C SI 93 X KC 80 2-2 FC6 1-3		C SI 93 X FC 87 0-1 F8			C SI 90 B KC 80 B SI 92 C FC 87 X FC 87 2-2 G6-3		4	0	0	0	0	0	1
5 Wander Franco, S (1, 6) OBP: 0.345, SLG: 0.469	B FF 94 B SI 93 C KC 78 S KC 80 2-2 K		F KC 80 C SI 93 S KC 81 0-3 K			X SI 91 0-0 55 S 1B		C KC 78 B FF 93 C SI 93 X KC 79 1-2 HR		4	1	2	1	0	2	2
55 Luke Raley, L (1, 10) OBP: 0.358, SLG: 0.578 87 Harold Ramírez, R (8, PH) OBP: 0.329, SLG: 0.460 (9, 10)	F FF 94 B FF 94 T FF 94 S KC 80 1-3 K		F FC 89 D KC 82 S FF 94 B FF 95 S FF 95 2-3 K			1 SAFE C KC 79 X FF 93 0-1 P6 1-2		S SI 96 X FC 93 0-1 56 FC6-4 1B		3 1	0 0	0 1	0 0	0 0	2 0	3 0
56 Randy Arozarena, R (1, 7) OBP: 0.396, SLG: 0.485		C FF 93 B SI 91 C SI 92 F FF 91 S KC 80 1-3 K		B SI 91 F KC 80 F SI 91 F FF 94 C SI 94 1-3 K		X KC 80 0-0 1B		B FC 92 C SI 98 X FC 93 1-1 FC6-4 1-2f		4	0	1	0	0	2	1
17 Isaac Paredes, R (1, 5) OBP: 0.371, SLG: 0.488		C SI 93 B FC 87 F SI 92 F KC 80 B FF 93 C SI 94 2-3 K		B KC 81 B KC 81 B SI 93 B SI 92 4-0 8 S BB		X FF 93 0-0 F4		B SI 99 X SI 99 1-0 P4		3	0	0	0	1	1	3
8 Brandon Lowe, L (1, 4) OBP: 0.298, SLG: 0.394		C KC 80 B CH 87 X CH 88 1-1 22 FC6-4 1B		S SI 93 C SI 93 F KC 80 B KC 80 B SI 94 F KC 80 F CH 87 B SI 94 C KC 81 3-3 K 1-2		S KC 80 F FF 94 B SI 94 S KC 80 1-3 K			S KC 86 S KC 87 B FF 96 B KC 87 S KC 86 2-3 K	4	0	1	0	0	3	3
22 Jose Siri, R (1, 8) OBP: 0.276, SLG: 0.536		C SI 92 X KC 80 0-1 FC6-4 1-2f		D KC 81 C SI 93 F SI 93 X FC 88 1-2 G4-3			B SI 91 F SI 91 F FC 86 S FC 88 1-3 K		F KC 86 S FF 96 B FF 96 S FF 96 1-3 K	4	0	0	0	0	2	2
14 Christian Bethancourt, R (1, 2) OBP: 0.258, SLG: 0.414			C FF 93 X SI 92 0-1 2 E 1B		C FF 90 C KC 80 F FF 90 X CH 85 0-2 L8		F KC 79 F SI 91 X KC 80 0-2 G6-3		F FF 96 B FF 96 C FF 96 B KC 86 B KC 88 X FF 96 3-2 F9	4	0	1	0	0	0	0
15 Josh Lowe, L (1, 9) OBP: 0.323, SLG: 0.498			F FF 93 F FF 95 F SI 94 B FF 94 F KC 80 S FF 94 1-3 K		B KC 78 X KC 79 1-0 L6		F KC 79 F KC 79 S FF 93 0-3 K			3	0	0	0	0	2	1
Inning Stats	R: 0 E: 0 K: 2 S: 6 H: 0 LOB: 0 BB: 0 P: 9	R: 0 E: 0 K: 2 S: 12 H: 1 LOB: 1 BB: 0 P: 16	R: 0 E: 1 K: 3 S: 16 H: 1 LOB: 2 BB: 0 P: 21	R: 0 E: 0 K: 2 S: 13 H: 0 LOB: 1 BB: 1 P: 22	R: 0 E: 0 K: 0 S: 7 H: 0 LOB: 0 BB: 0 P: 8	R: 0 E: 0 K: 1 S: 8 H: 2 LOB: 2 BB: 0 P: 9	R: 0 E: 0 K: 2 S: 9 H: 0 LOB: 0 BB: 0 P: 10	R: 1 E: 0 K: 0 S: 11 H: 2 LOB: 1 BB: 0 P: 16	R: 0 E: 0 K: 2 S: 9 H: 0 LOB: 0 BB: 0 P: 15	1B: 5 2B: 0 3B: 0 HR: 1	SF: 0 SAC: 0 DP: 0 HBP: 0			WP: 0 PB: 0 SB: 2 CS: 0	PA: 35	

PITCHER		IP	WLS	BF	H	R	ER	SO	BB	IBB	HBP	BLK	WP	HR	S	P	ERA	WHIP
27 Aaron Nola, R ERA: 4.3	(1, 1)	7.1	W	29	5	1	1	12	1	0	0	0	0	1	77	104	1.23	0.818
46 José Alvarado, L ERA: 1.44	(8, 1)	0.2	H	3	1	0	0	0	0	0	0	0	0	0	5	7	0.00	1.500
31 Craig Kimbrel, R ERA: 3.6	(9, 1)	1.0	S	3	0	0	0	2	0	0	0	0	0	0	9	15	0.00	0.000

PITCHER	IP	WLS	BF	H	R	ER	SO	BB	IBB	HBP	BLK	WP	HR	S	P	ERA	WHIP

BOTTOM

Philadelphia Phillies @ Tampa Bay Rays

Tropicana Field, St. Petersburg, FL

Tue Jul 04 2023, 4:11 PM - 6:27 PM EDT

Att. 22,665 - Dome - 72 F

livebaseballscorecards.com

AB	34
R	1
H	6
RBI	1
BB	1
SO	14
LOB	16

Philadelphia Phillies @ Tampa Bay Rays

Tropicana Field, St. Petersburg, FL

Wed Jul 05 2023, 6:40 PM - 9:19 PM EDT

Att. 18,208 - Dome - 72 F

TOP

livebaseballscorecards.com

Batter	1	2	3	4	5	6	7	8	9	AB	R	H	RBI	BB	SO	LOB
12 Kyle Schwarber, L (1, 7) OBP: 0.320, SLG: 0.435	B FF 93 F SL 88 B FF 94 X SL 88 2-1 G3 ①	B FS 84 F SL 86 C FF 94 F FF 94 B FS 84 X FS 83 2-2 G3 ③		B FS 84 S SI 94 B SI 95 F SL 89 B SL 91 X SI 94 3-2 P6 ③		C ST 83 C FF 94 S ST 85 0-3 K ①	B FF 93 B FF 93 X SI 93 2-0 1-2 P5 ③		C SL 85 S FF 93 F FF 94 F FF 92 S SL 86 0-3 K ③	6	0	0	0	0	2	4
19 Cristian Pache, R (9, 7) OBP: 0.356, SLG: 0.524										0	0	0	0	0	0	0
7 Trea Turner, R (1, 6) OBP: 0.302, SLG: 0.387	F FF 93 B ST 81 B ST 80 S SL 87 B ST 80 X FF 95 3-2 G4-3 ②		C SI 91 B FS 84 B SI 92 B SI 92 S SI 92 X SI 92 3-2 8 G4-3 1B		X SL 89 0-0 HR	B FC 91 C FC 90 S FC 90 S FC 89 1-3 K ②		C FF 95 F SL 87 S FF 94 0-3 K ①		5	1	2	1	0	2	0
8 Nick Castellanos, R (1, 9) OBP: 0.352, SLG: 0.514	S SL 86 S ST 80 B FF 95 F ST 81 C FF 95 1-3 K ③		X SI 93 0-0 G4-3 ① ② 1-2f		B SL 90 S FS 86 F FS 84 X FS 86 1-2 L6 ①	X FF 97 0-0 HR		B SI 93 T SI 92 F SL 85 X SL 86 1-2 L8 ②		5	1	1	1	0	1	1
3 Bryce Harper, L (1, 10) OBP: 0.396, SLG: 0.410		F SL 86 B FS 85 S FS 84 B FS 84 C FF 94 2-3 K ①	B FS 85 X SL 88 1-0 10 1B 2B		X SI 94 0-0 F7 ②	B FC 88 F FS 89 S FC 89 F FC 87 F FS 88 F FS 88 X FC 88 1-2 G3-1 ③		B CH 86 B CH 86 F SI 93 B FF 96 X SL 85 3-1 10 BB 1B		5	1	2	0	0	1	0
10 J.T. Realmuto, R (1, 2) OBP: 0.308, SLG: 0.456		C SL 88 C FF 94 B ST 81 X FF 95 1-2 5 1B 28 1B 1B	S SI 93 X SI 92 0-1 5 2B 2-H 1B		F SI 94 S FS 86 B FS 87 X SI 94 1-2 5 1B 2B		C SL 85 B SL 84 F SI 92 F SL 84 F FF 94 S SL 84 1-3 K ①	B SL 85 B SL 84 B SI 94 C FF 94 B SL 84 4-1 1-2 BB		4	2	3	1	1	1	0
5 Bryson Stott, L (1, 4) OBP: 0.340, SLG: 0.429		F FF 93 X FF 94 0-1 28 1B 24 1B 1-2 1B	C SI 92 C FS 84 D FS 85 F SI 93 B FS 87 F FS 86 X SI 94 2-2 1-3 2B		B FS 85 B SI 94 X SI 93 2-0 28 1B 2-H 1B		B SI 94 C FF 95 B CH 84 X SL 84 2-1 24 G4-3 28 S 16 1B 1B	B SI 94 C FF 95 X SL 84 1-1 F8 ③		5	2	4	1	0	0	2
28 Alec Bohm, R (1, 5) OBP: 0.332, SLG: 0.434		B SL 88 X SL 88 1-0 24 1B 1-3 2-H 1B	B SI 93 D FS 87 B SI 93 X SI 92 3-0 F8 ③		C SL 89 1 SAFE X FS 86 0-1 24 S 1-3 1B		B SI 93 B SL 83 B SI 93 B FF 95 4-0 24 G4-3 16 1B 1-2 BB		B SL 86 S FF 93 B FF 92 X FF 92 2-1 1B	4	1	3	1	1	0	2
24 Darick Hall, L (1, 3) OBP: 0.250, SLG: 0.233		C SL 88 X FS 84 0-1 1-2 3-H 1B		C SL 88 X FS 85 0-1 L7 ① B FF 95 C FF 96 F FF 96 F FF 96 B FF 96 B FF 96 B FF 96 4-2 1-2 BB			D SL 85 S SI 93 X FF 94 1-1 G4-3 ② 1-2 2-3		B FF 93 T FF 93 T FF 93 C FF 94 1-3 K ①	4	0	1	1	1	1	3
16 Brandon Marsh, L (1, 8) OBP: 0.351, SLG: 0.452		X FS 84 0-0 F7 ②		F SI 94 S FS 86 B FS 86 B FS 84 F SL 90 S SI 94 2-3 K ②	C FF 95 D ST 86 X FF 96 1-1 G3 ③		X SL 86 0-0 12 S 2-H 3-H 1B		B FF 93 S FF 94 F FF 93 B SL 86 X FF 93 2-2 F7 ②	5	0	1	2	0	1	6

Inning Stats																								
	R: 0	H: 0		R: 2	H: 4		R: 1	H: 4		R: 0	H: 0		R: 2	H: 4		R: 1	H: 1		R: 2	H: 2		R: 0	H: 1	
	E: 0	LOB: 0		E: 0	LOB: 2		E: 0	LOB: 2		E: 0	LOB: 0		E: 0	LOB: 3		E: 0	LOB: 0		E: 0	LOB: 1		E: 0	LOB: 2	
	K: 1	BB: 0		K: 1	BB: 0		K: 0	BB: 0		K: 1	BB: 0		K: 0	BB: 1		K: 2	BB: 0		K: 1	BB: 1		K: 1	BB: 1	
	S: 9	P: 15		S: 16	P: 22		S: 13	P: 22		S: 9	P: 14		S: 16	P: 25		S: 13	P: 15		S: 11	P: 21		S: 11	P: 20	

	R: 0	H: 1																						
	E: 0	LOB: 1																						
	K: 2	BB: 0																						
	S: 13	P: 18																						

1B: 12	SF: 0																							
2B: 3	SAC: 0																							
3B: 0	DP: 1																							
HR: 2	HBP: 0																							

WP: 0	PA: 46																							
PB: 0																								
SB: 3																								
CS: 0																								

PITCHER		IP	WLS	BF	H	R	ER	SO	BB	IBB	HBP	BLK	WP	HR	S	P	ERA	WHIP
52 Zack Littell, R ERA: 5.71	(1, 1)	2.0		10	4	2	2	2	0	0	0	0	0	0	25	37	9.00	2.000
72 Yonny Chirinos, R ERA: 3.95	(3, 1)	2.2	L	15	8	3	3	1	0	0	0	0	0	1	33	51	10.12	3.000
30 Jake Diekman, L ERA: 4.4	(5, 1)	0.2		3	0	0	0	1	1	0	0	0	0	0	8	13	0.00	1.500
26 Robert Stephenson, R ERA: 4.78	(6, 1)	0.2		3	1	1	1	1	0	0	0	0	0	1	10	12	13.50	1.500
Luis Patiño, R ERA: 9.0	(7, 1)	2.0		11	3	2	2	2	2	0	0	0	0	0	22	41	9.00	2.500

PITCHER		IP	WLS	BF	H	R	ER	SO	BB	IBB	HBP	BLK	WP	HR	S	P	ERA	WHIP
38 Colin Poche, L ERA: 2.25	(9, 1)	1.0		4	1	0	0	2	0	0	0	0	0	0	13	18	0.00	1.000

AB	43
R	8
H	17
RBI	8
BB	3
SO	9
LOB	18

Batter	1	2	3	4	5	6	7	8	9	AB	R	H	RBI	BB	SO	LOB
2 Yandy Díaz, R (1, 10) OBP: 0.396, SLG: 0.498	B SI 92 B SI 93 B SI 92 B FF 93 4-0 56 1B 8 2B BB	B FC 87 F SI 94 B FS 89 X FC 88 2-1 ② ③ G6-4-3 1-2f			C SI 91 B FS 89 B FS 88 F FS 88 F FC 86 S FF 95 2-3 ① K		B SI 94 B FC 88 C SI 94 X FS 90 2-1 ③ L7			3	1	0	0	1	1	1
5 Wander Franco, S (1, 6) OBP: 0.343, SLG: 0.466	F FC 88 F FS 88 D FS 88 B SI 93 1 SAFE F FS 86 1 SAFE S CU 76 2-3 ① K		B FS 88 F SI 92 B FS 89 C FC 88 X FS 90 2-2 ① G1-3		F SI 93 F FS 88 F FF 95 C SI 93 0-3 ② K			F SI 98 F FF 98 B SL 88 F SL 88 X FF 98 1-2 8 WP 1B		4	0	1	0	0	2	1
55 Luke Raley, L (1, 3) OBP: 0.361, SLG: 0.589	C FC 90 1 SAFE S FF 94 F FF 95 B FF 95 1 SAFE B FS 89 S FC 90 2-3 ② K		B FS 90 X FF 93 1-0 HR		F FC 89 B FS 90 B FC 89 S FS 91 B FS 90 B FS 89 4-2 BB			X FF 100 0-0 ① F7		3	1	1	1	1	1	2
56 Randy Arozarena, R (1, 7) OBP: 0.394, SLG: 0.482	F SI 93 X SI 94 0-1 8 2B 1-2 1B		C FC 91 F FC 87 S FS 90 0-3 ② K		F FS 90 1 SAFE X SI 93 0-1 ③ G5-3			C SL 87 F SL 88 F FF 99 B SI 98 B FF 99 D SL 89 F FF 99 S SI 99 3-3 ② K		4	1	1	0	0	2	2
8 Brandon Lowe, L (1, 4) OBP: 0.306, SLG: 0.410	B FS 90 C FS 90 X FC 88 1-1 1-H 2-H 2B		X CU 76 0-0 2B			B FS 87 B FS 87 B FC 87 B SI 92 4-0 13 G6-4-3 BB		B SL 87 C SI 99 S SI 97 B SI 100 B FF 100 X SI 98 3-2 ③ P3 1-2		3	0	2	2	1	0	1
13 Manuel Margot, R (1, 8) OBP: 0.311, SLG: 0.373	C FC 87 C SI 94 X FC 87 0-2 ③ G6-3		F SI 93 F FC 90 X FS 88 0-2 ③ G6-3			B SI 94 1 SAFE C FC 87 X FS 89 1-1 ① ② G6-4-3 1-2f			C SL 88 X SL 88 0-1 ① G5-3	4	0	0	0	0	0	3
15 Josh Lowe, L (1, 9) OBP: 0.322, SLG: 0.494		C FF 92 S FC 88 F FS 89 B FF 94 S FS 89 1-3 ① K		F FS 88 B FS 88 F FC 88 S FS 88 1-3 ① K		B FS 88 X FS 90 1-0 ③ F7			B FF 98 X FS 91 1-0 6 DI 1B	4	0	1	0	0	2	0
6 Taylor Walls, S (1, 5) OBP: 0.315, SLG: 0.372		B FF 94 B FC 88 B FC 89 B FF 92 4-0 21 S 21 1B BB		F FF 93 F FC 90 S FS 89 0-3 ② K			B FC 87 B SI 92 B FF 92 C FF 91 C FC 88 B FS 88 4-2 21 G4-6-3 BB		S FF 98 C FF 98 B FF 97 S FS 91 1-3 ② K 1-2	2	1	0	0	2	2	1
21 Francisco Mejía, S (1, 2) OBP: 0.254, SLG: 0.361		1 SAFE B FS 87 B FC 88 X FC 89 2-0 2 G6-4-3 1-H 1B		C FS 89 X FS 89 0-1 ③ G4-3			X FS 88 0-0 ① ② G4-6-3 1-2f		F SL 88 S FF 98 F FS 92 S FF 98 0-3 ③ K	4	0	1	1	0	1	2
Inning Stats	R: 2 E: 0 K: 2 S: 15 H: 2 LOB: 1 BB: 1 P: 24	R: 1 E: 0 K: 1 S: 7 H: 1 LOB: 0 BB: 1 P: 16	R: 1 E: 0 K: 1 S: 11 H: 2 LOB: 1 BB: 0 P: 14	R: 0 E: 0 K: 2 S: 8 H: 0 LOB: 0 BB: 0 P: 9	R: 0 E: 0 K: 2 S: 12 H: 0 LOB: 1 BB: 1 P: 18	R: 0 E: 0 K: 0 S: 3 H: 0 LOB: 0 BB: 1 P: 9	R: 0 E: 0 K: 0 S: 5 H: 0 LOB: 0 BB: 1 P: 11	R: 0 E: 0 K: 1 S: 13 H: 1 LOB: 1 BB: 0 P: 20	R: 0 E: 0 K: 2 S: 10 H: 1 LOB: 1 BB: 0 P: 12	1B: 4 2B: 2 3B: 0 HR: 1 SF: 0 SAC: 0 DP: 3 HBP: 0						WP: 1 PB: 0 SB: 1 CS: 0 PA: 36

PITCHER		IP	WLS	BF	H	R	ER	SO	BB	IBB	HBP	BLK	WP	HR	S	P	ERA	WHIP
99 Taijuan Walker, R ERA: 4.02	(1, 1)	7.0	W	28	5	4	4	8	5	0	0	0	0	1	61	101	5.14	1.429
30 Gregory Soto, L ERA: 4.18	(8, 1)	1.0		4	1	0	0	1	0	0	0	0	1	0	13	20	0.00	1.000
68 Jeff Hoffman, R ERA: 2.79	(9, 1)	1.0		4	1	0	0	2	0	0	0	0	0	0	10	12	0.00	1.000

PITCHER	IP	WLS	BF	H	R	ER	SO	BB	IBB	HBP	BLK	WP	HR	S	P	ERA	WHIP

BOTTOM

Philadelphia Phillies @ Tampa Bay Rays

Tropicana Field, St. Petersburg, FL

Wed Jul 05 2023, 6:40 PM - 9:19 PM EDT

Att. 18,208 - Dome - 72 F

livebaseballscorecards.com

AB	31
R	4
H	7
RBI	4
BB	5
SO	11
LOB	13

Batter	1	2	3	4	5	6	7	8	9	10	11	AB	R	H	RBI	BB	SO	LOB
12 Kyle Schwarber, L (1, 7) OBP: 0.321, SLG: 0.437	C SI 94 S SI 95 X FF 95 0-2 2B		X FC 92 0-0 ①② G3-6 1-2f			C SI 90 B SI 90 F ST 75 S ST 78 1-3 ① K		C CH 90 X CH 91 0-1 ③ G3			B SI 89 C SI 89 X SI 89 1-1 7 1B 1-2 2-H 1B	5	0	2	1	0	1	1
19 Cristian Pache, R (11, PR) OBP: 0.356, SLG: 0.524 (11, 7)												0	0	0	0	0	0	0
7 Trea Turner, R (1, 6) OBP: 0.303, SLG: 0.388	S FC 91 B FC 91 C SI 95 X SL 86 1-2 1B		F FC 92 F SI 94 F FF 95 B FF 95 F SL 88 T SI 95 1-2 ③ K			X ST 76 0-0 E1 3 S			C SL 86 F FF 99 F FF 100 S FF 99 0-3 ① K		B SL 78 X SI 89 1-0 1-2 2-H 1B	5	0	2	1	0	2	0
8 Nick Castellanos, R (1, 9) OBP: 0.347, SLG: 0.506	B FC 91 X FC 91 1-0 ① F9			S FC 89 B FC 88 F FC 88 X FC 88 1-2 ① F8		C SI 90 F ST 75 B ST 77 B ST 76 S ST 76 2-3 ② K			S SL 87 B SL 87 C FF 100 X FF 100 1-2 ② L9		F SL 78 B SL 77 B SI 90 F SL 77 B SL 78 S SI 89 3-3 ② K	5	0	0	0	0	2	5
3 Bryce Harper, L (1, 10) OBP: 0.388, SLG: 0.400	B SI 95 C SI 95 B FC 92 F SI 95 F SL 87 S FC 92 2-3 ② K			S FS 88 X FC 88 0-1 ② G4-3		B SI 92 B SI 91 S ST 76 S ST 76 C SI 92 2-3 ③ K 1-2			B SL 87 S SL 86 B FF 99 F SL 86 S SL 87 2-3 ③ K	0-0 5 G3	B SI 90 B SI 89 F SL 77 C SL 78 F SL 78 F SI 90 F SI 90 X SL 77 2-2 ③ P5	5	0	0	0	0	3	5
28 Alec Bohm, R (1, 5) OBP: 0.328, SLG: 0.428 (11, 3)	C SI 95 F SI 96 T FF 96 0-2 ③ K			B FC 86 S FC 87 B FF 96 S FC 86 S FC 87 2-3 ③ K			C ST 76 F ST 76 X SI 92 0-2 ① G6-3			B FF 92 F FF 92 X FF 93 1-1 ① P6		4	0	0	0	0	2	2
5 Bryson Stott, L (1, 4) OBP: 0.336, SLG: 0.424		C FC 92 F SI 96 X FC 92 0-2 ① G6-3			C FF 95 F FF 96 C FF 96 0-3 ① K		X SI 92 0-0 ② G3-1			C FF 92 S FF 94 B FF 93 F FF 93 F FF 93 X SL 87 1-2 ② G3 2-3		4	0	0	0	0	1	0
24 Darick Hall, L (1, 3) OBP: 0.250, SLG: 0.324 33 Edmundo Sosa, R (11, PR) OBP: 0.263, SLG: 0.393 (11, 5)		C FC 93 B SI 96 F SI 96 B FF 95 F FC 92 T SI 96 2-2 ② K			X ST 84 0-0 HR		C SI 93 F SI 92 T ST 78 0-2 ③ K			F FF 94 X FF 94 0-1 ③ G4-3	0-0 12 1B	4 0	1 1	1 0	1 0	0 0	2 0	1 0
16 Brandon Marsh, L (1, 8) OBP: 0.346, SLG: 0.444		S FC 93 F FC 93 F SI 95 S SL 85 0-3 ③ K			X FF 97 0-0 ② G6-3			X CH 87 0-0 ① B1-3		C SL 76 C SL 77 X SL 77 0-2 ① F7		4	0	0	0	0	1	0
21 Garrett Stubbs, L (1, 2) OBP: 0.308, SLG: 0.298			C FC 91 B SI 94 B SI 93 C SI 94 X SI 94 3-2 12 G3-6 1B		B FF 96 C FF 96 B FF 96 C FF 96 F FF 96 B FF 96 X FF 96 3-2 ③ G4-3			C FF 94 S FF 95 B ST 80 B ST 81 F FF 95 X ST 80 2-2 ② P4		B SL 77 B SL 77 C SI 89 C SL 78 H SL 78 3-2 12 1B 7 1B HBP	3	1	1	0	0	0	0
Inning Stats	R: 0 E: 0 K: 2 S: 14 H: 2 LOB: 2 BB: 0 P: 18	R: 0 E: 0 K: 2 S: 11 H: 0 LOB: 0 BB: 0 P: 13	R: 0 E: 0 K: 1 S: 9 H: 1 LOB: 0 BB: 0 P: 13	R: 0 E: 0 K: 1 S: 8 H: 0 LOB: 0 BB: 0 P: 11	R: 1 E: 0 K: 1 S: 9 H: 1 LOB: 0 BB: 0 P: 12	R: 0 E: 1 K: 3 S: 10 H: 0 LOB: 1 BB: 0 P: 15	R: 0 E: 0 K: 1 S: 7 H: 0 LOB: 0 BB: 0 P: 7	R: 0 E: 0 K: 0 S: 7 H: 0 LOB: 0 BB: 0 P: 9	R: 0 E: 0 K: 2 S: 10 H: 0 LOB: 0 BB: 0 P: 13	R: 0 E: 0 K: 0 S: 9 H: 0 LOB: 1 BB: 0 P: 11	R: 2 E: 0 K: 1 S: 17 H: 2 LOB: 2 BB: 0 P: 27	1B: 4 2B: 1 3B: 0 HR: 1	SF: 0 SAC: 0 DP: 1 HBP: 1	WP: 0 PB: 0 SB: 1 CS: 0	PA: 40			

PITCHER		IP	WLS	BF	H	R	ER	SO	BB	IBB	HBP	BLK	WP	HR	S	P	ERA	WHIP
64 Shawn Armstrong, R ERA: 0.96	(1, 1)	3.0		11	3	0	0	5	0	0	0	0	0	0	34	44	0.00	1.000
26 Robert Stephenson, R ERA: 4.61	(4, 1)	1.0		3	0	0	0	1	0	0	0	0	0	0	8	11	0.00	0.000
30 Jake Diekman, L ERA: 4.55	(5, 1)	1.0		4	1	1	1	1	0	0	0	0	0	1	9	12	9.00	1.000
49 Kevin Kelly, R ERA: 2.66	(6, 1)	2.0		7	0	0	0	4	0	0	0	0	0	0	17	22	0.00	0.000
47 Jason Adam, R ERA: 2.97	(8, 1)	1.0		3	0	0	0	0	0	0	0	0	0	0	7	9	0.00	0.000

PITCHER		IP	WLS	BF	H	R	ER	SO	BB	IBB	HBP	BLK	WP	HR	S	P	ERA	WHIP
29 Pete Fairbanks, R ERA: 1.56	(9, 1)	1.0		3	0	0	0	2	0	0	0	0	0	0	10	13	0.00	0.000
38 Colin Poche, L ERA: 2.18	(10, 1)	1.0		3	0	0	0	0	0	0	0	0	0	0	9	11	0.00	0.000
Ryan Thompson, R ERA: 6.11	(11, 1)	1.0	L	6	2	2	1	1	0	0	1	0	0	0	17	27	9.00	2.000

TOP

Philadelphia Phillies @ Tampa Bay Rays

Tropicana Field, St. Petersburg, FL

Thu Jul 06 2023, 6:41 PM - 9:27 PM EDT

Att. 17,060 - Dome - 72 F

livebaseballscorecards.com

AB	39
R	3
H	6
RBI	3
BB	0
SO	14
LOB	14

Batter	1	2	3	4	5	6	7	8	9	10	11	AB	R	H	RBI	BB	SO	LOB
2 Yandy Díaz, R (1, 3) OBP: 0.399, SLG: 0.496	C SI 91 B CH 82 B CH 81 B SI 91 X SI 90 3-1 G1-4-3 ①			B SL 83 F SL 81 B CH 80 C CH 82 F SI 93 B SL 82 X SL 81 3-2 5 FC4-6 1B		B CH 82 C SI 91 F CH 79 X SI 92 1-2 G6-3 ②		C SI 99 C SI 99 B FC 93 B SI 99 B FC 94 D FC 94 4-2 1-2 BB		B FF 94 B FF 93 B FF 92 C FF 94 B FF 93 4-1 5 G6-4-3 BB	3	0	1	0	2	0	0
5 Wander Franco, S (1, 6) OBP: 0.342, SLG: 0.462	C SI 93 B CH 83 X CH 81 1-1 G6-3 ②			B CH 80 F CH 80 B SI 93 C SI 91 F CH 81 F CH 82 B SI 93 X SI 93 3-2 FC4-6 87 G4-3 87 S 1-2f ①		S CH 80 X CH 80 0-1 87 FC6-4 1B		C FC 93 D FC 94 F SI 99 F SI 99 F SI 99 D FC 95 D FC 96 F FC 95 F SI 99 3-2 F SI 99 X SI 99 L9 ③ 2-3		B SI 93 X FF 93 1-0 G6-4-3 ②③ 1-2f	5	0	1	0	0	0	4
87 Harold Ramírez, R (1, 10) OBP: 0.324, SLG: 0.452	C SI 93 S CH 80 B CH 84 S SL 82 1-3 K ③			C SI 92 B CH 80 S CH 82 X CH 81 1-2 G4-3 ② 1-3		1 SAFE D SL 80 B SL 82 B SL 81 C SI 91 X SI 91 3-1 FC6-4 ③ 1-2f			X KC 84 0-0 G5-3 ①		4	0	0	0	0	1	2
56 Randy Arozarena, R (1, 7) OBP: 0.390, SLG: 0.475		C SI 93 C SI 93 X CH 82 0-2 G6-3 ①		F SL 83 F SL 84 S SL 83 0-3 K ③			B SI 95 B SI 97 X SI 97 2-0 P4 ①		C FF 96 S KC 86 B FF 97 B FF 96 S FF 96 2-3 K ②		4	0	0	0	0	2	1
17 Isaac Paredes, R (1, 5) OBP: 0.369, SLG: 0.496 15 Josh Lowe, L (10, PR) OBP: 0.322, SLG: 0.494 8 Brandon Lowe, L (11, 4) OBP: 0.306, SLG: 0.410		F SI 93 B CH 81 B CH 82 B SL 82 X SI 91 3-1 L5 ②			F SI 92 B SI 94 X SI 93 1-1 HR		F SI 98 B SL 88 C SL 88 S SI 99 1-3 K ②		F FF 95 B FF 97 B FF 97 F FF 97 F FF 97 F KC 87 X FF 95 2-2 G5-3 ③	0-0	4 0 0 0	1 0 0 0	1 0 0 0	0 0 0 0	1 0 0 0	0 0 0 0
13 Manuel Margot, R (1, 9) OBP: 0.306, SLG: 0.365		X SI 94 0-0 F8 ③			F CH 81 X CH 82 0-1 G6-3 ①		B SI 99 B SI 98 X SI 98 2-0 G5-3 ③			C FF 94 S FF 94 S FF 94 0-3 K ①	4	0	0	0	0	1	0
22 Jose Siri, R (1, 8) OBP: 0.275, SLG: 0.530			C CH 80 B CH 82 B CH 82 S CH 81 X SI 93 2-2 6 L4-6 14 G5-3 1B		X SL 82 0-0 F8 ②			F SI 98 B FC 94 S FC 93 S FC 93 1-3 K ①		F FF 92 B FF 94 F SI 94 S FF 95 1-3 K ②	4	0	1	0	0	2	0
14 Christian Bethancourt, R (1, 2) OBP: 0.253, SLG: 0.405			X SL 80 0-0 G5-3 ① 1-2		S CH 81 S CH 82 X CH 83 0-2 G3 ③			F FC 94 S FC 94 S FC 94 0-3 K ②		X SL 82 0-0 G5-3 ③	0-0	4	0	0	0	0	1	1
6 Taylor Walls, S (1, 4) OBP: 0.314, SLG: 0.367 (11, 5)			F SI 92 X CH 80 0-1 L4-6 ②③ 2-2			B SL 82 B SL 81 F SI 90 X SI 92 2-1 L4 ①		B SI 98 C SI 98 B FC 93 F FC 94 B FC 94 D FC 94 4-2 5 S 2 S BB		F FF 94 S FF 94 B FF 94 S FF 95 1-3 K ①	3	0	0	0	1	1	1
Inning Stats	R: 0 E: 0 K: 1 S: 7 H: 0 LOB: 0 BB: 0 P: 12	R: 0 E: 0 K: 0 S: 6 H: 0 LOB: 0 BB: 0 P: 9	R: 0 E: 0 K: 0 S: 6 H: 1 LOB: 0 BB: 0 P: 8	R: 0 E: 0 K: 1 S: 15 H: 1 LOB: 1 BB: 0 P: 22	R: 1 E: 0 K: 0 S: 8 H: 1 LOB: 0 BB: 0 P: 9	R: 0 E: 0 K: 0 S: 9 H: 1 LOB: 1 BB: 0 P: 15	R: 0 E: 0 K: 1 S: 5 H: 0 LOB: 0 BB: 0 P: 10	R: 0 E: 0 K: 2 S: 18 H: 0 LOB: 2 BB: 2 P: 30	R: 0 E: 0 K: 1 S: 9 H: 0 LOB: 0 BB: 0 P: 13	R: 0 E: 0 K: 2 S: 7 H: 0 LOB: 0 BB: 0 P: 8	R: 0 E: 0 K: 1 S: 5 H: 0 LOB: 0 BB: 1 P: 11	1B: 3 2B: 1 3B: 0 HR: 1 SF: 0 SAC: 0 DP: 2 HBP: 0						

PITCHER		IP	WLS	BF	H	R	ER	SO	BB	IBB	HBP	BLK	WP	HR	S	P	ERA	WHIP
61 Cristopher Sánchez, L ERA: 2.84	(1, 1)	6.0		21	4	1	1	2	0	0	0	0	0	1	51	75	1.50	0.667
43 Yunior Marte, R ERA: 5.24	(7, 1)	1.0		3	0	0	0	1	0	0	0	0	0	0	5	10	0.00	0.000
46 José Alvarado, L ERA: 1.38	(8, 1)	1.0		5	0	0	0	2	2	0	0	0	0	0	18	30	0.00	2.000
31 Craig Kimbrel, R ERA: 3.5	(9, 1)	1.0		3	0	0	0	1	0	0	0	0	0	0	9	13	0.00	0.000
25 Matt Strahm, L ERA: 3.64	(10, 1)	2.0	W	6	0	0	0	3	1	0	0	0	0	0	12	19	0.00	0.500

PITCHER	IP	WLS	BF	H	R	ER	SO	BB	IBB	HBP	BLK	WP	HR	S	P	ERA	WHIP

BOTTOM

Philadelphia Phillies @ Tampa Bay Rays

Tropicana Field, St. Petersburg, FL

Thu Jul 06 2023, 6:41 PM - 9:27 PM EDT

Att. 17,060 - Dome - 72 F

livebaseballscorecards.com

AB	35
R	1
H	4
RBI	1
BB	3
SO	9
LOB	9

WP: 0		PA:	38
PB: 0			
SB: 3			
CS: 0			

Batter	1	2	3	4	5	6	7	8	9	AB	R	H	RBI	BB	SO	LOB
13 Ronald Acuña Jr., R (1, 9) OBP: 0.410, SLG: 0.587	F FF 96 B FF 98 C SL 90 X FF 99 1-2 ① G4-3		B SL 88 B SL 90 C FF 98 F SL 91 F CU 83 X CU 83 2-2 ② F8 2-3		X FF 96 0-0 ③ G6-3			F FF 94 B FF 94 B SL 83 C FF 94 X FF 95 2-2 ② G4-3		4	0	0	0	0	0	1
1 Ozzie Albies, S (1, 4) OBP: 0.315, SLG: 0.516	C SL 91 B FF 98 F FF 97 S CU 85 1-3 ② K		X SL 89 0-0 ③ P5			B FF 94 F SL 88 C SL 88 B CU 83 X FF 96 2-2 ① F8		B CU 77 B FF 94 X CH 87 2-0 ③ F8		4	0	0	0	0	1	1
27 Austin Riley, R (1, 5) OBP: 0.327, SLG: 0.451	C CU 82 S FF 98 B FF 98 F CU 84 S FF 98 1-3 ③ K			B SL 88 B FF 97 X FF 95 2-0 ① F8		S SL 91 B SL 90 X FF 95 1-1 ② F9			C FF 94 B SL 82 X FF 94 1-1 ① L7	4	0	0	0	0	1	0
28 Matt Olson, L (1, 3) OBP: 0.360, SLG: 0.573		F FF 97 B FF 98 S SL 90 B CU 84 C CU 84 2-3 ① K		C CU 82 F CU 85 F FF 98 B CU 85 B CU 84 B CH 93 X FF 97 3-2 E4 12 HR		F FF 95 B FF 95 B CU 82 X SL 90 2-1 1B			X CH 86 0-0 ② F7	4	1	1	0	0	1	0
12 Sean Murphy, R (1, 2) OBP: 0.395, SLG: 0.587		B FF 98 S SL 91 F CU 83 C FF 97 1-3 ② K		X FF 96 0-0 1-H HR		C FF 93 T SL 81 F SL 83 S FF 95 0-3 ③ K			C SL 83 B SL 83 B FF 94 C SL 81 B SL 82 F FF 94 S CH 86 3-3 ③ K	4	1	1	2	0	3	1
20 Marcell Ozuna, R (1, 10) OBP: 0.325, SLG: 0.480		C SL 90 S CU 84 S CU 85 0-3 K		F CU 82 C SL 90 F FF 96 F CU 84 S CU 84 0-3 ② K			B CU 80 B FF 94 C FF 93 B SL 82 S FF 94 F FF 94 S FF 94 3-3 ① K			3	0	0	0	0	3	0
8 Eddie Rosario, L (1, 7) OBP: 0.307, SLG: 0.485		D SL 91 B SL 89 F FF 97 F FF 96 T CU 84 2-2 ③ K		B FF 95 X SL 89 1-0 ③ G4-3			F CU 78 F FF 95 B FF 94 F CU 82 B CH 87 B FF 94 S FF 95 3-3 ② K			3	0	0	0	0	2	1
11 Orlando Arcia, R (1, 6) OBP: 0.348, SLG: 0.430			B SL 89 B SL 89 C FF 97 B SL 91 B FF 96 4-1 13 F8 23 G6-3 BB		S SL 90 B CU 85 S SL 90 B CU 84 F FF 97 B CU 84 X SL 89 3-2 ① G5-3		S SL 85 B SL 83 F SL 85 B SL 82 B FF 95 X FF 95 3-2 ③ P3			2	0	0	0	1	0	0
23 Michael Harris II, L (1, 8) OBP: 0.306, SLG: 0.433			C FF 97 B FF 98 S SL 90 X FF 98 1-2 ① G6-3 1-2		S SL 90 B FF 98 S SL 91 S CU 85 1-3 ② K			B CH 87 C FF 94 S CH 87 S CH 87 1-3 ① K		3	0	0	0	0	2	1
Inning Stats	R: 0 E: 0 K: 2 S: 10 H: 0 LOB: 0 BB: 0 P: 13	R: 0 E: 0 K: 4 S: 12 H: 0 LOB: 1 BB: 0 P: 17	R: 0 E: 0 K: 0 S: 9 H: 0 LOB: 1 BB: 1 P: 16	R: 2 E: 1 K: 1 S: 12 H: 1 LOB: 0 BB: 0 P: 18	R: 0 E: 0 K: 1 S: 8 H: 0 LOB: 0 BB: 0 P: 12	R: 0 E: 0 K: 1 S: 11 H: 1 LOB: 1 BB: 0 P: 16	R: 0 E: 0 K: 2 S: 11 H: 0 LOB: 0 BB: 0 P: 20	R: 0 E: 0 K: 1 S: 7 H: 0 LOB: 0 BB: 0 P: 12	R: 0 E: 0 K: 1 S: 7 H: 0 LOB: 0 BB: 0 P: 11	1B: 1 2B: 0 3B: 0 HR: 1 SF: 0 SAC: 0 DP: 0 HBP: 0						

PITCHER		IP	WLS	BF	H	R	ER	SO	BB	IBB	HBP	BLK	WP	HR	S	P	ERA	WHIP
20 Tyler Glasnow, R ERA: 4.1	(1, 1)	5.2	L	22	2	2	1	8	1	0	0	0	1	1	58	88	1.59	0.529
88 Elvin Rodriguez, R ERA:	(6, 1)	3.1		10	0	0	0	5	0	0	0	0	0	0	29	47	0.00	0.000

PITCHER	IP	WLS	BF	H	R	ER	SO	BB	IBB	HBP	BLK	WP	HR	S	P	ERA	WHIP

TOP

Atlanta Braves @ Tampa Bay Rays

Tropicana Field, St. Petersburg, FL

Fri Jul 07 2023, 6:41 PM - 8:58 PM EDT

Att. 25,025 - Dome - 72 F

livebaseballscorecards.com

AB	31
R	2
H	2
RBI	2
BB	1
SO	13
LOB	5

WP: 1	PA: 32				
PB: 0					
SB: 0					
CS: 0					

Atlanta Braves @ Tampa Bay Rays

Tropicana Field, St. Petersburg, FL

Fri Jul 07 2023, 6:41 PM - 8:58 PM EDT

Att. 25,025 - Dome - 72 F

livebaseballscorecards.com

BOTTOM

Batter	1	2	3	4	5	6	7	8	9	AB	R	H	RBI	BB	SO	LOB
2 Yandy Díaz, R (1, 3) OBP: 0.404, SLG: 0.500	X FF 94 0-0 ① G4-3		B CH 86 F CH 87 B CU 82 X CU 82 2-1 5 CS 1B			C CU 81 B CH 85 B CU 81 B FF 94 C FC 88 X CU 82 3-2 15 G4-6-3 1B		C FF 96 X FF 94 0-1 1-2 1B		4	0	3	0	0	0	0
5 Wander Franco, S (1, 6) OBP: 0.341, SLG: 0.469	B FF 96 X FF 95 1-0 HR		C CU 81 B CH 86 B FF 95 F CH 85 T FF 95 2-2 ②③ K 1-2			X CH 85 0-0 ① F7		C CU 82 D CU 82 F FF 95 X CU 82 1-2 ③ G3-1		4	1	1	1	0	1	4
15 Josh Lowe, L (1, 9) OBP: 0.318, SLG: 0.486	B FF 95 C CU 82 S CH 87 S CU 83 1-3 ② K			C CU 81 S CU 82 S CU 82 0-3 ① K		B FF 95 C CU 82 F CU 83 X CU 82 1-2 ②③ G4-6-3 1-2f			F FF 95 B CH 89 X CH 90 1-1 ① G4-3	4	0	0	0	0	2	1
56 Randy Arozarena, R (1, 7) OBP: 0.386, SLG: 0.469	B FF 96 C FC 87 T FF 95 B FF 96 S CU 83 2-3 ③ K			X SI 93 0-0 ② G6-3			C FC 87 B CU 81 B CU 82 B CH 85 X FF 94 3-1 ① F9		X SL 86 0-0 ② G5-3	4	0	0	0	0	1	0
87 Harold Ramírez, R (1, 10) OBP: 0.327, SLG: 0.457		C CU 81 X CU 82 0-1 ① G6-3		C SI 92 B CH 84 S SI 94 B CU 82 B CU 81 X CU 81 3-2 ③ G6-3			B CU 82 F SI 94 X SI 94 1-1 13 CS 1B		B SI 96 X CH 89 1-0 2B	4	0	2	0	0	0	0
8 Brandon Lowe, L (1, 4) OBP: 0.313, SLG: 0.410 13 Manuel Margot, R (7, PH) OBP: 0.304, SLG: 0.364 6 Taylor Walls, S (8, 4) OBP: 0.313, SLG: 0.365		B FF 95 B FF 95 B CH 86 B FF 95 4-0 22 FC4 BB			C CU 80 B CU 81 B CH 84 F CU 80 B FF 94 B FF 93 4-2 22 S BB		S FC 89 S FC 87 S FC 87 0-3 ②③ K 1-2		C FF 96 B FF 96 S CH 89 S CH 89 1-3 ③ K	0 1 1	0 0 0	0 0 0	0 0 0	2 1 1	0 1 1	0 1 1
17 Isaac Paredes, R (1, 5) OBP: 0.369, SLG: 0.492		S FC 88 S CU 83 D CU 82 B FF 95 S CU 82 2-3 ② K			B FC 89 B SI 93 X FC 88 2-0 ① F7			B CU 81 B CU 81 B CU 81 C FF 94 C FF 95 B FF 95 4-2 2 1B BB		2	0	0	0	1	1	2
22 Jose Siri, R (1, 8) OBP: 0.271, SLG: 0.522		X FF 94 0-0 ③ FC4 1-2f			F CU 81 1 SAFE C CU 81 B FF 93 B FF 93 F CU 83 S CU 82 2-3 ② K 1-2			S FF 95 F FF 95 F CU 81 B CU 82 F SI 96 S FF 96 1-3 ① K		3	0	0	0	0	2	3
14 Christian Bethancourt, R (1, 2) OBP: 0.250, SLG: 0.401 55 Luke Raley, L (8, PH) OBP: 0.359, SLG: 0.586 21 Francisco Mejía, S (9, 2) OBP: 0.254, SLG: 0.361			B FF 92 C CU 82 F CU 80 F FF 95 F FF 95 B CU 82 X CU 82 2-2 ① G4-3			S CU 81 X CU 81 0-1 ③ G5-3		X CU 82 0-0 ② P5		2 1 0	0 0 0	0 0 0	0 0 0	0 0 0	0 0 0	1 1 0
Inning Stats	R: 1 H: 1 E: 0 LOB: 0 K: 2 BB: 0 S: 8 P: 12	R: 0 H: 0 E: 0 LOB: 1 K: 1 BB: 1 S: 6 P: 12	R: 0 H: 1 E: 0 LOB: 0 K: 1 BB: 0 S: 10 P: 16	R: 0 H: 0 E: 0 LOB: 0 K: 1 BB: 0 S: 7 P: 10	R: 0 H: 0 E: 0 LOB: 1 K: 1 BB: 0 S: 9 P: 17	R: 0 H: 1 E: 0 LOB: 0 K: 0 BB: 0 S: 7 P: 11	R: 0 H: 1 E: 0 LOB: 0 K: 1 BB: 0 S: 7 P: 11	R: 0 H: 1 E: 0 LOB: 2 K: 1 BB: 1 S: 13 P: 19	R: 0 H: 1 E: 0 LOB: 1 K: 1 BB: 0 S: 7 P: 10	1B: 4 SF: 0 2B: 1 SAC: 0 3B: 0 DP: 1 HR: 1 HBP: 0						WP: 0 PA: 33 PB: 0 SB: 1 CS: 2

	AB	30
	R	1
	H	6
	RBI	1
	BB	3
	SO	9
	LOB	14

PITCHER		IP	WLS	BF	H	R	ER	SO	BB	IBB	HBP	BLK	WP	HR	S	P	ERA	WHIP
50 Charlie Morton, R ERA: 3.43	(1, 1)	6.1	W	23	4	1	1	6	2	0	0	0	0	1	51	86	1.42	0.947
33 A.J. Minter, L ERA: 4.95	(7, 1)	0.2	H	1	0	0	0	1	0	0	0	0	0	0	3	3	0.00	0.000
61 Nick Anderson, R ERA: 3.06	(8, 1)	1.0	H	5	1	0	0	1	1	0	0	0	0	0	13	19	0.00	2.000
26 Raisel Iglesias, R ERA: 3.76	(9, 1)	1.0	S	4	1	0	0	1	0	0	0	0	0	0	7	10	0.00	1.000

PITCHER	IP	WLS	BF	H	R	ER	SO	BB	IBB	HBP	BLK	WP	HR	S	P	ERA	WHIP

Atlanta Braves @ Tampa Bay Rays

Tropicana Field, St. Petersburg, FL

Sat Jul 08 2023, 7:16 PM - 10:02 PM EDT

Att. 25,025 - Dome - 72 F

TOP

livebaseballscorecards.com

Batter	1	2	3	4	5	6	7	8	9	AB	R	H	RBI	BB	SO	LOB
13 Ronald Acuña Jr., R (1, 9) OBP: 0.412, SLG: 0.589	C FF 97 B FF 98 X FC 91 1-1 ① F8			C FC 91 F FF 96 F FF 97 F FC 91 X FF 98 0-2 28 1B 2B	B FC 88 X FF 95 1-0 ① F9		C SI 97 C FF 98 F SI 98 B SL 90 F SI 98 B FF 97 F FF 99 F SI 96 B SL 89 4-2 B SI 95 BB		C FF 96 C FF 96 B FF 96 B SI 97 X CH 89 2-2 2-H 1 FC6-4 1B	4	1	2	1	1	0	0
1 Ozzie Albies, S (1, 4) OBP: 0.316, SLG: 0.513	B FF 98 F FC 89 S FS 90 F FS 90 B CU 81 S FF 99 2-3 ② K			F FF 97 B FS 90 C CU 81 B CU 80 B FF 98 B FC 89 4-2 28 1B 12 HR BB	F FF 94 B FF 94 B FS 88 X FC 89 2-1 27 WP 1B		X FF 99 0-0 ③ F8		F FF 96 S FF 96 F FF 94 F FF 97 B CH 87 X CH 88 1-2 ② FC6-4 1-2f	4	1	1	0	1	1	2
27 Austin Riley, R (1, 5) OBP: 0.323, SLG: 0.444	X FC 90 0-0 ③ G5-3			B FC 88 B FC 88 B FC 89 F FF 97 X FF 98 3-1 ① F3	C FF 94 F FF 95 B CU 79 X CU 78 1-2 ② L8 1-2			C SI 92 S FS 85 B FS 86 X FS 86 1-2 ① G4-3	X FF 96 0-0 ③ F8	5	0	0	0	0	0	4
28 Matt Olson, L (1, 3) OBP: 0.359, SLG: 0.569		C FC 88 C FF 96 F FF 97 B FF 97 B CU 80 F FF 98 F FC 91 F CU 82 B FS 93 3-3 ① S FC 80 K		C CU 80 F FF 98 F FS 90 B FF 98 F CU 82 X FC 90 1-2 1-3 2-H 12 HR 1B	F FF 96 X FF 95 0-1 ③ G4-3			B FS 86 B SI 91 F SL 89 F SI 93 F SI 95 F FS 88 C SI 95 2-3 ② K		4	1	1	1	0	2	1
12 Sean Murphy, R (1, 2) OBP: 0.400, SLG: 0.599		B FC 90 F FF 98 F FC 90 F FC 90 S FF 99 1-3 ② K		B FC 89 X FC 90 1-0 1-H 3-H HR		B SI 98 C SI 98 B SI 97 B SL 87 C SI 98 B FF 98 4-2 20 G6-4-3 BB		B SI 93 B SI 93 C SI 93 B FS 87 B SI 94 4-1 BB		2	1	1	3	2	1	0
20 Marcell Ozuna, R (1, 10) OBP: 0.321, SLG: 0.473		F FC 93 B FF 99 S FC 92 B FF 98 T FC 89 2-2 ③ K		S FF 98 T FF 95 X FF 97 0-2 ② G4-3		C SI 97 B SI 97 B SI 97 B FF 98 X SI 96 3-1 ① ② G6-4-3 1-2f		C SI 94 C FS 85 B FS 88 C SI 94 1-3 ③ K		4	0	0	0	0	2	2
8 Eddie Rosario, L (1, 7) OBP: 0.307, SLG: 0.481 17 Kevin Pillar, R (9, PH) OBP: 0.284, SLG: 0.485 (9, 7)			C FC 89 B FS 88 B FS 88 F FF 97 X FF 97 2-2 ① F8	B CU 81 B FF 96 B FC 91 C FF 94 B FF 96 4-1 11 1B BB		F FF 99 X SI 98 0-1 ③ G1-3			F CH 88 B ST 85 S FF 97 B FF 96 F FF 97 X SI 98 2-2 ① L8	2 1	0 0	0 0	0 0	1 0	0 0	0 0
11 Orlando Arcia, R (1, 6) OBP: 0.350, SLG: 0.432			F FF 98 F FC 92 X FF 98 0-2 ② F9	D CU 78 C FF 96 C FF 95 D FC 90 1 SAFE X FC 87 2-2 1-2 1B			B SI 97 C SI 96 X SL 88 1-1 ① F9		S ST 85 X CH 91 0-1 23 E 23 E 1B	4	1	2	0	0	0	0
23 Michael Harris II, L (1, 8) OBP: 0.301, SLG: 0.425			C FF 98 C CU 80 F CU 80 B FS 92 X CU 82 1-2 ③ G3-1	X CU 79 0-0 ③ G4-3			C SI 98 S FF 99 F FF 98 C SI 99 0-3 ② K		B FF 95 X FF 95 1-0 1-H FC6 13 1B	4	1	0	0	0	1	2

Inning Stats	1	2	3	4	5	6	7	8	9	1B	SF	WP	PA
	R: 0 E: 0 K: 1 S: 7 H: 0 LOB: 0 BB: 0 P: 10	R: 0 E: 0 K: 3 S: 14 H: 0 LOB: 0 BB: 0 P: 20	R: 0 E: 0 K: 0 S: 10 H: 0 LOB: 0 BB: 0 P: 13	R: 4 E: 0 K: 0 S: 23 H: 4 LOB: 2 BB: 2 P: 38	R: 0 E: 0 K: 0 S: 8 H: 1 LOB: 1 BB: 0 P: 12	R: 0 E: 0 K: 0 S: 6 H: 0 LOB: 0 BB: 1 P: 13	R: 0 E: 0 K: 1 S: 13 H: 0 LOB: 1 BB: 1 P: 18	R: 0 E: 0 K: 2 S: 12 H: 0 LOB: 1 BB: 1 P: 20	R: 2 E: 1 K: 0 S: 16 H: 2 LOB: 1 BB: 0 P: 22	1B: 5 2B: 1 3B: 0 HR: 1 SF: 0 SAC: 0 DP: 1 HBP: 0	WP: 1 PB: 0 SB: 0 CS: 0 PA: 39

PITCHER		IP	WLS	BF	H	R	ER	SO	BB	IBB	HBP	BLK	WP	HR	S	P	ERA	WHIP
45 Taj Bradley, R ERA: 5.43	(1, 1)	5.0	L	22	5	4	4	4	2	0	0	0	1	1	62	93	7.20	1.400
99 Javy Guerra, R ERA: 5.87	(6, 1)	2.0		7	0	0	0	1	2	0	0	0	0	0	19	31	0.00	1.000
72 Yonny Chirinos, R ERA: 3.88	(8, 1)	1.0		4	0	0	0	2	1	0	0	0	0	0	12	20	0.00	1.000
30 Jake Diekman, L ERA: 4.4	(9, 1)	1.0		6	2	2	0	0	0	0	0	0	0	0	16	22	0.00	2.000

PITCHER	IP	WLS	BF	H	R	ER	SO	BB	IBB	HBP	BLK	WP	HR	S	P	ERA	WHIP

AB	34
R	6
H	7
RBI	5
BB	5
SO	7
LOB	11

Atlanta Braves @ Tampa Bay Rays

Tropicana Field, St. Petersburg, FL

Sat Jul 08 2023, 7:16 PM - 10:02 PM EDT

Att. 25,025 - Dome - 72 F

BOTTOM

livebaseballscorecards.com

Batter	1	2	3	4	5	6	7	8	9	AB	R	H	RBI	BB	SO	LOB
2 Yandy Díaz, R (1, 3) OBP: 0.405, SLG: 0.500	B FF 98 C FF 98 B FF 98 X FF 98 2-1 5 FC4-6 1B		C SL 87 C FF 98 B FF 98 F SL 85 S SL 88 1-3 ② K			X FF 98 0-0 56 BB 1B		F FF 95 B FF 94 B FC 90 B FC 89 F FF 95 F FF 96 C CH 84 3-3 ① K		4	0	2	0	0	2	0
5 Wander Franco, S (1, 6) OBP: 0.342, SLG: 0.466	F FF 98 B FF 97 B CH 89 F SL 87 X CH 88 2-2 ① FC4-6 55 2B 1-2f		C FF 99 B FF 98 F CH 89 H FF 99 2-2 HBP			D SL 87 B FF 98 X SL 88 2-0 ① F9		B FC 87 F FF 94 C FF 94 F CH 84 F CH 83 B FC 89 B FF 94 D CH 84 4-2 55 E 55 G5-3 BB		2	1	0	0	1	0	2
55 Luke Raley, L (1, 9) OBP: 0.357, SLG: 0.585	1 SAFE X FF 96 0-0 1-3 2B		B SL 86 B CH 86 C FF 96 X FF 98 2-1 ③ F8			C CH 87 S CH 86 B FF 98 F FF 98 F SL 88 X FF 98 1-2 ② P6		X FF 94 0-0 ② G5-3 1-H		4	0	1	0	0	0	2
56 Randy Arozarena, R (1, 7) OBP: 0.384, SLG: 0.465	C SL 87 S SL 85 B FF 97 D SL 89 F FF 97 S SL 87 2-3 ② K			F FF 97 C SL 86 S SL 86 0-3 ① K		B FF 99 C FF 98 S SL 88 B SL 88 F FF 98 F SL 88 B SL 87 B SL 88 4-2 1-2 BB		B SI 94 C FC 89 X FC 89 1-1 ③ F8		3	0	0	0	1	2	2
8 Brandon Lowe, L (1, 4) OBP: 0.307, SLG: 0.401	T SL 87 S SL 86 B SL 87 B FF 98 T FF 97 2-2 ③ K			S FF 97 B FF 97 X SL 86 1-1 ② P5		S SL 87 F SL 87 S FF 98 0-3 ③ K			B FC 88 X FC 89 1-0 ① L9	4	0	0	0	0	2	4
6 Taylor Walls, S (1, 5) OBP: 0.312, SLG: 0.363		B FF 98 C SL 87 T FF 98 T FF 98 1-2 ① K		F FF 98 T SL 87 C SL 86 0-3 ③ K			T FF 97 B FF 98 B SL 89 B FF 98 C FF 97 F FF 99 X FF 99 3-2 1B		C FC 90 C ST 79 X FC 91 0-2 ② G4-3	4	0	1	0	0	2	0
62 Jonathan Aranda, L (1, 10)		C FF 98 S FF 98 S FF 99 0-3 ② K	C FF 98 S SL 86 B FF 98 B FF 97 S FF 99 2-3 ① K				B FF 97 B SL 87 C FF 96 T FF 97 F SL 86 X FF 96 2-2 ① F9		B FC 90 C ST 80 F ST 81 X CU 75 1-2 ③ G4-3	4	0	0	0	0	2	1
13 Manuel Margot, R (1, 8) OBP: 0.300, SLG: 0.358		C SL 86 F SL 89 B SL 88 S FF 99 1-3 ③ K			S FF 99 F FF 100 X SL 89 0-2 ② P3		S FS 85 S FS 86 X FS 86 0-2 ② P4			3	0	0	0	0	1	1
21 Francisco Mejía, S (1, 2) OBP: 0.248, SLG: 0.353			S SL 87 F SL 85 F FF 99 B CH 90 S CH 88 1-3 ① K		C SL 86 B CH 88 X SL 85 1-1 ③ F9		C FF 94 F FF 94 S FS 86 0-3 ③ K			3	0	0	0	0	2	1

	AB	31
	R	1
	H	4
	RBI	0
	BB	2
	SO	13
	LOB	13

Inning Stats	1	2	3	4	5	6	7	8	9
	R: 0 E: 0 K: 2 S: 13	H: 2 LOB: 2 BB: 0 P: 21	R: 0 E: 0 K: 3 S: 9	H: 0 LOB: 0 BB: 0 P: 11	R: 0 E: 0 K: 2 S: 12	H: 0 LOB: 1 BB: 0 P: 18	R: 0 E: 0 K: 2 S: 8	H: 0 LOB: 0 BB: 0 P: 9	R: 0 E: 0 K: 1 S: 8	H: 0 LOB: 0 BB: 0 P: 11	R: 0 E: 0 K: 1 S: 14	H: 1 LOB: 2 BB: 1 P: 21	R: 0 E: 0 K: 1 S: 14	H: 1 LOB: 1 BB: 0 P: 19	R: 1 E: 1 K: 1 S: 11	H: 0 LOB: 0 BB: 1 P: 19	R: 0 E: 0 K: 0 S: 7	H: 0 LOB: 0 BB: 0 P: 9

	1B: 3	SF: 0	WP: 0	PA: 34
	2B: 1	SAC: 0	PB: 0	
	3B: 0	DP: 0	SB: 0	
	HR: 0	HBP: 1	CS: 0	

PITCHER		IP	WLS	BF	H	R	ER	SO	BB	IBB	HBP	BLK	WP	HR	S	P	ERA	WHIP
99 Spencer Strider, R ERA: 3.44	(1, 1)	6.1	W	25	4	0	0	11	1	0	1	0	0	0	72	104	0.00	0.789
22 Kirby Yates, R ERA: 3.24	(7, 1)	0.2		2	0	0	0	1	0	0	0	0	0	0	6	6	0.00	0.000
33 A.J. Minter, L ERA: 4.91	(8, 1)	0.1		1	0	0	0	1	0	0	0	0	0	0	4	7	0.00	0.000
71 Ben Heller, R ERA: 3.12	(8, 1)	0.2		3	0	1	0	0	1	0	0	0	0	0	7	12	0.00	1.500
32 Collin McHugh, R ERA: 3.28	(9, 1)	1.0		3	0	0	0	0	0	0	0	0	0	0	7	9	0.00	0.000

PITCHER	IP	WLS	BF	H	R	ER	SO	BB	IBB	HBP	BLK	WP	HR	S	P	ERA	WHIP

Atlanta Braves @ Tampa Bay Rays

Tropicana Field, St. Petersburg, FL

Sun Jul 09 2023, 2:00 PM - 4:29 PM EDT

Att. 25,025 - Dome - 72 F

TOP

livebaseballscorecards.com

Batter	1	2	3	4	5	6	7	8	9	AB	R	H	RBI	BB	SO	LOB
13 Ronald Acuña Jr., R (1, 9) OBP: 0.408, SLG: 0.582	B FC 88 C SI 92 X ST 78 1-1 G4-3		X ST 79 0-0 P3			B SL 87 C SL 87 B FF 93 F SL 87 B FS 84 X FF 94 3-2 G4-3	1 SAFE F SL 88 X FF 94 0-1 F9			4	0	0	0	0	0	1
1 Ozzie Albies, S (1, 4) OBP: 0.316, SLG: 0.510	C FC 90 S CU 80 S SI 93 0-3 K			S CU 80 T FC 89 B CU 80 F CU 79 B FF 93 F SI 91 F CU 80 X CH 87 2-2 27 1B 28 G4-6-3 1B		B SL 86 B SL 87 X FF 93 2-0 P6		X FF 94 0-0 F9		4	1	1	0	0	1	0
27 Austin Riley, R (1, 5) OBP: 0.327, SLG: 0.448	C SI 93 B FC 91 F FC 89 S FF 93 1-3 K			X SI 92 0-0 28 G4-6-3 1-3 1B		C SL 88 S FF 93 F FF 95 X FF 94 0-2 28 2B 1B		C FF 96 B ST 80 C CH 89 B ST 82 F FF 96 F CH 90 X CH 90 2-2 1B		4	1	3	0	0	1	0
28 Matt Olson, L (1, 3) OBP: 0.358, SLG: 0.569		C SI 92 X CU 78 0-1 F7		F FF 93 B SI 94 F FC 90 D CU 81 F SI 93 X SI 93 2-2 G4-6-3 1-2f 3-H		T FS 84 C SL 88 X FF 94 0-2 1-H 2B		X CH 90 0-0 F8		4	0	1	1	0	0	2
16 Travis d'Arnaud, R (1, 2) OBP: 0.349, SLG: 0.496		C FC 88 F ST 78 B CU 80 C SI 93 1-3 K		C FC 90 F CU 79 X ST 80 0-2 HR		B SL 88 F FF 94 F SL 89 F FF 94 F FS 84 S FS 84 1-3 K		F ST 80 B ST 80 F FF 96 C CH 90 1-3 K		4	1	1	1	0	3	2
20 Marcell Ozuna, R (1, 10) OBP: 0.320, SLG: 0.470		C CU 76 B FC 90 B FC 88 C SI 93 F ST 79 X SI 93 2-2 1B		C FC 87 F SI 92 B CU 79 S CU 80 1-3 K			X SL 88 0-0 G1		B FC 90 S FC 89 S FC 90 S FF 98 1-3 K	4	0	1	0	0	2	0
8 Eddie Rosario, L (1, 7) OBP: 0.306, SLG: 0.478		F SI 92 F SI 93 X CU 80 0-2 L4			C SI 92 F CU 79 F SI 92 F CH 86 S FF 93 0-3 K		B FS 85 T SL 88 S FS 84 F FF 94 X FS 84 1-2 23 WP 23 1B 1B		S FS 89 B FS 90 F FF 97 S FC 89 1-3 K	4	1	1	0	0	2	1
11 Orlando Arcia, R (1, 6) OBP: 0.345, SLG: 0.424			S FC 88 S CU 78 F ST 79 B SI 93 B CU 79 X CU 79 2-2 L9		C SI 92 B FC 89 X SI 92 1-1 G4-3		S SL 88 X SL 88 0-1 F7		S FC 90 S FC 89 S FC 90 0-3 K	4	0	0	0	0	1	1
23 Michael Harris II, L (1, 8) OBP: 0.301, SLG: 0.424			C SI 93 F CU 80 B CU 80 B SI 93 B CH 86 F FC 90 X FC 89 3-2 G4-3		C CU 79 B CH 86 S FC 87 B FF 92 B CU 79 F FC 88 F FC 88 X SI 92 3-2 G6-3		F FS 85 B FS 83 C SL 89 X FS 84 1-2 1-H 1B			3	0	1	1	0	0	0

AB	35
R	4
H	9
RBI	3
BB	0
SO	10
LOB	7

Inning Stats	1	2	3	4	5	6	7	8	9
	R: 0 E: 0 K: 2 S: 8	R: 0 E: 0 K: 1 S: 12	R: 0 E: 0 K: 0 S: 9	R: 2 E: 0 K: 1 S: 17	R: 0 E: 0 K: 1 S: 12	R: 1 E: 0 K: 1 S: 16	R: 1 E: 0 K: 0 S: 12	R: 0 E: 0 K: 1 S: 10	R: 0 E: 0 K: 3 S: 9
	H: 0 LOB: 0 BB: 0 P: 10	H: 1 LOB: 1 BB: 0 P: 15	H: 0 LOB: 0 BB: 0 P: 14	H: 3 LOB: 0 BB: 0 P: 22	H: 0 LOB: 0 BB: 0 P: 16	H: 2 LOB: 1 BB: 0 P: 22	H: 2 LOB: 1 BB: 0 P: 14	H: 1 LOB: 1 BB: 0 P: 13	H: 0 LOB: 0 BB: 0 P: 11

1B: 7	SF: 0
2B: 1	SAC: 0
3B: 0	DP: 1
HR: 1	HBP: 0

WP: 1	PA: 35
PB: 0	
SB: 0	
CS: 0	

PITCHER		IP	WLS	BF	H	R	ER	SO	BB	IBB	HBP	BLK	WP	HR	S	P	ERA	WHIP
24 Zach Eflin, R ERA: 3.25	(1, 1)	5.0	W	18	4	2	2	5	0	0	0	0	0	1	58	77	3.60	0.800
52 Zack Littell, R ERA: 6.05	(6, 1)	2.0		10	4	2	2	1	0	0	0	0	1	0	28	36	9.00	2.000
47 Jason Adam, R ERA: 2.89	(8, 1)	1.0		4	1	0	0	1	0	0	0	0	0	0	10	13	0.00	1.000
26 Robert Stephenson, R ERA: 4.45	(9, 1)	1.0		3	0	0	0	3	0	0	0	0	0	0	9	11	0.00	0.000

PITCHER		IP	WLS	BF	H	R	ER	SO	BB	IBB	HBP	BLK	WP	HR	S	P	ERA	WHIP

Atlanta Braves @ Tampa Bay Rays

Tropicana Field, St. Petersburg, FL

Sun Jul 09 2023, 2:00 PM - 4:29 PM EDT

Att. 25,025 - Dome - 72 F

BOTTOM

livebaseballscorecards.com

Batter	1	2	3	4	5	6	7	8	9	AB	R	H	RBI	BB	SO	LOB
2 Yandy Díaz, R (1, 10) OBP: 0.408, SLG: 0.515	F SI 89 C SI 89 X SL 83 0-2 5 G3 62 2B 1B	D SL 84 F SL 84 C SI 91 B CH 85 B SI 91 X SI 90 3-2 ① ② G4-3 1-2f		C SI 90 D CH 86 S SL 83 D SL 84 X SL 83 2-2 1-H HR		B FF 96 B FF 96 F FF 95 S FF 96 C FF 97 2-3 ② K		X CU 74 0-0 1-H 2-H 2B		5	2	3	4	0	1	1
5 Wander Franco, S (1, 6) OBP: 0.338, SLG: 0.459	B SI 89 D SI 89 B SI 89 C SI 89 X CH 85 3-1 ① G3 1-2	X SL 81 0-0 ③ L4		B SI 92 F SI 93 X SI 92 1-1 ② F7		C SL 86 B CH 90 B CH 91 X CH 89 2-1 ③ F7		B FF 92 B FF 91 C FF 91 F FF 91 S FF 91 2-3 ③ K		5	0	0	0	0	1	2
55 Luke Raley, L (1, 9) OBP: 0.351, SLG: 0.573	C SL 83 B FF 91 X FF 90 1-1 ② F9		B CH 84 F FF 90 X FF 90 1-1 ① F9	B SI 92 C SI 92 B SI 92 F SI 92 B SL 83 F SI 92 F SI 93 F SI 93 F SI 94 3-3 S SI 93 K			C SL 85 S FF 95 B SL 87 X FF 96 1-2 ① P6			4	0	0	0	0	1	1
56 Randy Arozarena, R (1, 7) OBP: 0.388, SLG: 0.467	B SL 83 B SL 84 B CH 85 C SI 90 D SI 91 4-1 62 2B BB		C SL 83 X CH 85 0-1 62 FC6-4 1B		B ST 78 B SI 91 C SI 92 C SI 92 F SI 93 X SI 93 2-2 62 E 62 S 6 2B 1B		B FF 96 X SL 86 1-0 ② G4-3			3	2	2	0	1	0	0
62 Jonathan Aranda, L (1, 3) OBP: 0.125, SLG: 0.250	B SI 88 B FF 90 C FF 90 C SI 89 X FF 91 2-2 17 HR 1-H 2-H 2B		X SI 88 0-0 ② FC6-4 1-2f		C SI 92 S SI 92 F SI 94 F SL 82 B SI 93 X SI 94 1-2 ① F7 1-3		C SL 86 B CH 91 S FF 96 B FF 97 S FF 95 2-3 ③ K			4	1	1	2	0	1	2
17 Isaac Paredes, R (1, 5) OBP: 0.370, SLG: 0.504	F SL 82 F SL 84 X SL 83 0-2 2-H HR		F SI 92 X CH 84 0-1 ③ G6-3		B SL 83 F SI 94 F SI 93 B SI 94 S SL 83 2-3 ② K			C CU 73 B CU 72 X FF 91 1-1 6 BB 2 2B 1B		4	2	2	2	0	1	2
6 Taylor Walls, S (1, 4) OBP: 0.322, SLG: 0.370	C FF 90 B CH 84 S CH 85 B FF 91 B SL 83 B CH 86 4-2 22 FC6-4 BB			C SL 80 B CH 85 B FF 90 B SL 82 D SI 88 4-1 22 G5-3 14 1B BB	B SI 94 B SI 93 C SL 82 B SI 93 C SI 93 X SI 93 3-2 3-H 2B			B FF 92 B CH 85 B FF 90 B FF 90 4-0 2 2B 1-2 BB		1	2	1	1	3	0	0
22 Jose Siri, R (1, 8) OBP: 0.266, SLG: 0.511	B SI 90 F SI 90 B SI 90 F SL 83 X SL 84 2-2 ③ FC6-4 1-2f			B SI 90 X SL 83 1-0 ① G5-3 1-3	C SI 93 B SI 93 X SI 94 1-1 ③ P3			C FF 92 X FF 91 0-1 ① F8		4	0	0	0	0	0	5
14 Christian Bethancourt, R (1, 2) OBP: 0.255, SLG: 0.400		B SI 89 T CH 85 S SI 90 B SI 90 B SI 90 D SL 83 4-2 2 G4-3 BB		X SI 91 0-0 2 HR 3-H 1B		F SL 84 X SL 86 0-1 ① G4-3		B FF 91 B FF 91 X FF 90 2-0 ② F7		3	1	1	1	1	0	2
Inning Stats	R: 4 E: 0 K: 0 S: 19 H: 3 LOB: 1 BB: 2 P: 35	R: 0 E: 0 K: 0 S: 6 H: 0 LOB: 0 BB: 1 P: 13	R: 0 E: 0 K: 0 S: 7 H: 1 LOB: 1 BB: 0 P: 8	R: 3 E: 0 K: 1 S: 15 H: 2 LOB: 0 BB: 1 P: 26	R: 1 E: 0 K: 1 S: 17 H: 2 LOB: 1 BB: 0 P: 26	R: 0 E: 0 K: 1 S: 7 H: 0 LOB: 0 BB: 0 P: 11	R: 0 E: 0 K: 1 S: 7 H: 0 LOB: 0 BB: 0 P: 11	R: 2 E: 0 K: 1 S: 9 H: 2 LOB: 1 BB: 1 P: 18		1B: 5 2B: 3 3B: 0 HR: 2 SF: 0 SAC: 0 DP: 1 HBP: 0	WP: 0 PB: 0 SB: 1 CS: 0 PA: 38					

	AB	33
	R	10
	H	10
	RBI	10
	BB	5
	SO	5
	LOB	15

PITCHER		IP	WLS	BF	H	R	ER	SO	BB	IBB	HBP	BLK	WP	HR	S	P	ERA	WHIP
55 Bryce Elder, R ERA: 2.97	(1, 1)	3.1	L	19	6	7	7	0	4	0	0	0	0	2	38	69	18.90	3.000
51 Michael Tonkin, R ERA: 2.66	(4, 1)	1.2		7	2	1	1	2	0	0	0	0	0	0	26	39	5.40	1.200
77 Joe Jiménez, R ERA: 2.93	(6, 1)	2.0		6	0	0	0	2	0	0	0	0	0	0	14	22	0.00	0.000
49 Kolby Allard, L ERA: 4.22	(8, 1)	1.0		6	2	2	2	1	1	0	0	0	0	0	9	18	18.00	3.000

PITCHER	IP	WLS	BF	H	R	ER	SO	BB	IBB	HBP	BLK	WP	HR	S	P	ERA	WHIP

Batter	1	2	3	4	5	6	7	8	9	AB	R	H	RBI	BB	SO	LOB
8 Brandon Lowe, L (1, 4) OBP: 0.314, SLG: 0.405	B FF 94 S CH 88 B CU 81 X FF 95 2-1 ① G3		F CH 87 X CU 81 0-1 5 WP 2B		B FF 94 B SL 87 F FF 94 B FF 94 B CH 88 4-1 BB			B SL 84 B FF 96 B SI 95 B SI 94 4-0 56 BB 5 BB 55 1B BB	X SL 82 0-0 ② P4	3	1	1	0	2	0	0
5 Wander Franco, S (1, 6) OBP: 0.339, SLG: 0.457	X FF 96 0-0 ② L4		B FF 96 B FF 95 F FF 95 B FF 96 F SL 85 S FF 95 3-3 ② K 2-3		B CU 79 B CH 86 C FF 93 1 SAFE F FF 93 1 SAFE F FF 94 F SL 87 F FF 95 2-2 T FF 85 ③ K			B SL 84 B SI 95 B SI 95 B SI 95 4-0 56 BB 55 1B 1-2 BB	B FF 92 C SL 82 S SI 91 B SL 83 B CH 86 X SI 90 3-2 1B	4	1	1	0	1	2	2
56 Randy Arozarena, R (1, 7) OBP: 0.386, SLG: 0.461	X FF 95 0-0 ③ B1-3		X SL 86 0-0 ③ L8			X FF 91 0-0 ① G6-3		B SL 85 B SL 85 B SI 93 B SI 93 4-0 55 1B 15 SF7 1-2 2-3 BB	X SL 82 0-0 ③ G5-3	4	1	0	0	1	0	2
55 Luke Raley, L (1, 3) OBP: 0.354, SLG: 0.572		X FF 94 0-0 ① F7		B FF 93 C CU 80 B FF 94 F FF 93 S SL 88 2-3 ① K		C CU 79 X CH 86 0-1 15 S 1B		B SI 96 C SI 95 B SL 85 X SI 94 2-1 62 G3 15 SF7 1-3 2-H 3-H 1B		4	0	2	2	0	1	0
15 Josh Lowe, L (1, 9) OBP: 0.313, SLG: 0.481		C FF 95 B CU 81 B CU 81 S FF 95 B CH 88 T FF 96 3-2 ② K		F CH 86 F CU 81 F SL 87 F SL 88 T FF 96 0-2 ② K		B CH 84 F FF 92 B FF 93 1 SAFE B CH 84 F FF 93 S FF 93 3-3 ② K 1-2		B CH 90 X SI 95 1-0 ① SF7 1-2 3-H		3	0	0	1	0	3	1
62 Jonathan Aranda, L (1, 10) OBP: 0.167, SLG: 0.250		B CU 80 F FF 93 F FF 96 F SL 87 B FF 96 X CH 88 2-2 1B		B CU 81 B FF 94 F FF 95 T FF 95 S SL 89 2-3 ③ K		B FF 93 F FF 92 S FF 93 S SL 87 1-3 ③ K		B SI 94 B SL 84 C SI 94 C SI 94 X SL 85 2-2 ② G3 2-3		4	0	1	0	0	2	2
6 Taylor Walls, S (1, 5) OBP: 0.317, SLG: 0.364		C CU 80 F CH 86 B FF 94 F FF 95 S CU 81 1-3 ③ K			B CU 81 B FF 94 C FF 94 C FF 94 C FF 95 2-3 ① K		F ST 83 B FF 94 S CH 88 B FF 95 F SL 89 B ST 84 X FF 95 3-2 ① G3-1	B SL 84 X FF 94 1-0 ③ G3		4	0	0	0	0	2	2
22 Jose Siri, R (1, 8) OBP: 0.270, SLG: 0.541			X SL 84 0-0 HR		B CU 81 C FF 95 M SL 88 S FF 95 1-3 ② K		C FF 94 F FF 94 B FF 95 B ST 85 S SL 89 2-3 ② K		F SL 83 X FF 92 0-1 HR	4	2	2	2	0	2	0
21 Francisco Mejía, S (1, 2) OBP: 0.248, SLG: 0.371			B FF 94 F FF 95 S CU 80 B FF 95 X FF 96 2-2 ① L1		F CU 80 B FF 96 X CH 87 1-1 HR		F SL 83 F FF 95 S SL 90 0-3 ③ K		C CH 85 F SL 82 F SL 83 B SL 83 X FF 91 1-2 ① F9	4	1	1	1	0	1	0
Inning Stats	R: 0 E: 0 K: 0 S: 4 H: 0 LOB: 0 BB: 0 P: 6	R: 0 E: 0 K: 2 S: 12 H: 1 LOB: 1 BB: 0 P: 18	R: 1 E: 0 K: 1 S: 10 H: 2 LOB: 1 BB: 0 P: 15	R: 0 E: 0 K: 3 S: 11 H: 0 LOB: 0 BB: 0 P: 15	R: 1 E: 0 K: 3 S: 15 H: 1 LOB: 1 BB: 1 P: 25	R: 0 E: 0 K: 2 S: 9 H: 1 LOB: 1 BB: 0 P: 13	R: 0 E: 0 K: 2 S: 10 H: 0 LOB: 0 BB: 0 P: 15	R: 3 E: 0 K: 0 S: 7 H: 1 LOB: 1 BB: 3 P: 25	R: 1 E: 0 K: 0 S: 11 H: 2 LOB: 1 BB: 0 P: 15	1B: 4 2B: 1 3B: 0 HR: 3 SF: 1 SAC: 0 DP: 0 HBP: 0						WP: 1 PB: 0 SB: 1 CS: 0 PA: 39

PITCHER		IP	WLS	BF	H	R	ER	SO	BB	IBB	HBP	BLK	WP	HR	S	P	ERA	WHIP
67 Alec Marsh, R ERA: 5.4	(1, 1)	6.0	L	24	5	2	2	11	1	0	0	0	1	2	61	92	3.00	1.000
45 Taylor Clarke, R ERA: 5.82	(7, 1)	1.0		3	0	0	0	2	0	0	0	0	0	0	10	15	0.00	0.000
40 Collin Snider, R ERA: 7.71	(8, 1)	1.0		7	1	3	3	0	3	0	0	0	0	0	7	25	27.00	4.000
64 Nick Wittgren, R ERA: 7.45	(9, 1)	1.0		5	2	1	1	0	0	0	0	0	0	1	11	15	9.00	2.000

PITCHER	IP	WLS	BF	H	R	ER	SO	BB	IBB	HBP	BLK	WP	HR	S	P	ERA	WHIP

TOP

Tampa Bay Rays @ Kansas City Royals

Kauffman Stadium, Kansas City, MO

Sat Jul 15 2023, 1:11 PM - 3:35 PM CDT

Att. 15,428 - Sunny - 86 F

livebaseballscorecards.com

AB	34
R	6
H	8
RBI	6
BB	4
SO	13
LOB	9

BOTTOM

Batter	1	2	3	4	5	6	7	8	9	AB	R	H	RBI	BB	SO	LOB
11 Maikel Garcia, R (1, 5) OBP: 0.336, SLG: 0.381	X FF 94 0-0 ① G6-3		C SL 89 F SL 89 S FF 96 0-3 ① K		B SL 90 C SL 90 B SL 89 X FF 96 2-1 ② L8		B FF 97 B FF 96 X FF 96 2-0 ② G6-3			4	0	0	0	0	1	1
7 Bobby Witt Jr., R (1, 6) OBP: 0.299, SLG: 0.448	B FF 96 F FF 95 B FF 96 X FF 96 2-1 ② F9		C FF 96 C FF 98 F FF 96 X CU 83 0-2 ② F3		B CU 84 S FF 96 X FF 97 1-1 HR		B ST 81 S FF 95 B ST 79 C CH 91 F ST 80 C FF 97 2-3 ③ K			4	1	1	1	0	1	1
13 Salvador Perez, R (1, 2) OBP: 0.297, SLG: 0.445	C SL 90 B SL 91 X FF 97 1-1 28 FC4-6 1B		X FF 95 0-0 1-2 1B		X SL 88 0-0 2B			C SI 96 B SL 87 B SI 95 X SI 97 2-1 28 FC1-6 1B		4	0	4	0	0	0	0
28 Kyle Isbel, L (1, 8) OBP: 0.250, SLG: 0.344	B FF 96 D SL 90 B FF 96 C FF 95 X FF 96 3-1 ③ FC4-6 1-2f		F SL 88 D CU 84 X FF 96 1-1 ③ F8		F FF 95 B SL 90 S SL 89 F SL 90 S CU 84 1-3 ③ K			B SI 97 X SI 98 1-0 ① FC1-6 1-2f		4	0	0	0	0	1	5
1 MJ Melendez, L (1, 7) OBP: 0.289, SLG: 0.332		C SL 87 B CU 83 S CU 83 S CU 84 1-3 ① K	B FF 95 B SL 90 X FF 96 2-0 32 S 1B		C FF 95 B CU 84 S SL 87 S CU 84 1-3 ① K			C FF 96 B SI 97 T SI 96 B FF 99 B SI 98 S FF 98 3-3 ② K		4	0	1	0	0	3	1
32 Nick Pratto, L (1, 3) OBP: 0.326, SLG: 0.382		C FF 97 S CU 83 S CU 83 0-3 ② K	C FF 96 D CU 84 C FF 95 B CU 85 F FF 95 F FF 96 B SL 89 C SL 90 3-3 ① K 1-2		S SL 90 B FF 96 X FF 97 1-1 ② G6-3			X FF 97 0-0 ③ F8		4	0	0	0	0	2	2
6 Drew Waters, S (1, 9) OBP: 0.299, SLG: 0.353		B FF 97 S FF 96 X FF 96 1-1 19 WP 1B	F SL 88 T FF 96 S FF 95 0-3 ② K		B SL 88 B FF 97 F FF 97 B SL 90 B SL 89 4-1 19 S BB				X SI 97 0-0 ① G3-1	3	0	1	0	1	1	1
19 Michael Massey, L (1, 10) OBP: 0.272, SLG: 0.314		B FF 97 S SL 91 B SL 90 X FF 97 2-1 ③ G4-3 1-2	S FF 96 C FF 98 X FF 97 0-2 ③ G4-3		B SL 86 S SL 90 C FF 96 B CU 85 D CU 84 F SL 90 F SL 88 X FF 96 3-2 ③ G4-3 1-2				B SI 96 C FF 98 F SL 88 S FF 99 1-3 ② K	4	0	0	0	0	1	3
8 Nicky Lopez, L (1, 4) OBP: 0.335, SLG: 0.295			F FF 94 B CU 83 B CU 82 B FF 96 B FF 97 4-1 13 1B BB		S SL 89 X FF 96 0-1 ① G4-3		F FF 95 B FF 95 F FF 95 B FF 96 X CH 91 2-2 ① G6-3		B SL 87 C SI 98 F FF 98 X FF 100 1-2 ③ G6-3	3	0	0	0	1	0	0
Inning Stats	R: 0 E: 0 K: 0 S: 7 H: 1 LOB: 1 BB: 0 P: 13	R: 0 E: 0 K: 2 S: 10 H: 1 LOB: 1 BB: 0 P: 14	R: 0 E: 0 K: 1 S: 11 H: 1 LOB: 2 BB: 1 P: 16	R: 0 E: 0 K: 2 S: 12 H: 1 LOB: 1 BB: 0 P: 17	R: 1 E: 0 K: 1 S: 11 H: 2 LOB: 1 BB: 0 P: 15	R: 0 E: 0 K: 1 S: 11 H: 0 LOB: 1 BB: 1 P: 20	R: 0 E: 0 K: 1 S: 8 H: 0 LOB: 0 BB: 0 P: 14	R: 0 E: 0 K: 1 S: 7 H: 1 LOB: 1 BB: 0 P: 13	R: 0 E: 0 K: 1 S: 7 H: 0 LOB: 0 BB: 0 P: 9	1B: 5 2B: 1 3B: 0 HR: 1	SF: 0 SAC: 0 DP: 0 HBP: 0	WP: 1 PB: 0 SB: 2 CS: 0	PA: 36				

PITCHER		IP	WLS	BF	H	R	ER	SO	BB	IBB	HBP	BLK	WP	HR	S	P	ERA	WHIP
20 Tyler Glasnow, R ERA: 3.78	(1, 1)	6.0	W	26	6	1	1	7	2	0	0	0	1	1	62	95	1.50	1.333
47 Jason Adam, R ERA: 2.82	(7, 1)	1.0	H	3	0	0	0	1	0	0	0	0	0	0	8	14	0.00	0.000
99 Javy Guerra, R ERA: 5.19	(8, 1)	2.0		7	1	0	0	2	0	0	0	0	0	0	14	22	0.00	0.500

PITCHER	IP	WLS	BF	H	R	ER	SO	BB	IBB	HBP	BLK	WP	HR	S	P	ERA	WHIP

Tampa Bay Rays @ Kansas City Royals

Kauffman Stadium, Kansas City, MO

Sat Jul 15 2023, 1:11 PM - 3:35 PM CDT

Att. 15,428 - Sunny - 86 F

livebaseballscorecards.com

AB	34
R	1
H	7
RBI	1
BB	2
SO	10
LOB	14

Tampa Bay Rays @ Kansas City Royals

Kauffman Stadium, Kansas City, MO

Sat Jul 15 2023, 6:11 PM - 8:30 PM CDT

Att. 18,052 - Partly Cloudy - 88 F

livebaseballscorecards.com

Batter	1	2	3	4	5	6	7	8	9	AB	R	H	RBI	BB	SO	LOB
22 Jose Siri, R (1, 8) OBP: 0.264, SLG: 0.528	F FF 98 B KC 83 S FC 94 S FF 99 1-3 ① K		F FF 97 B FF 98 S CH 87 F FF 98 X KC 83 1-2 ① F9		C FF 96 F FF 97 B FF 99 X KC 83 1-2 ② G5-3		F CU 81 C ST 83 S ST 83 0-3 ② K		C FF 96 S ST 82 X ST 81 0-2 ① G6-3	5	0	0	0	0	2	3
5 Wander Franco, S (1, 6) OBP: 0.342, SLG: 0.458	B FF 99 S CH 89 C CH 88 B FF 100 B KC 84 B CH 88 4-2 87 CS BB		C KC 82 C CH 88 B FF 98 F FF 99 B CH 88 F KC 82 F CH 87 F FF 98 F FF 99 2-2 F FC 91 X FC 90 87 G6-3 56 1B 2B		F FF 97 F FF 99 B CH 87 B KC 83 X FF 98 2-2 ③ G3		X FF 96 0-0 ③ F7		B ST 82 B ST 81 2-0 IBB	3	1	1	0	2	0	1
87 Harold Ramírez, R (1, 10) OBP: 0.328, SLG: 0.456	C FF 98 C FC 94 B KC 85 B FF 98 F CH 88 B FF 100 B FF 97 4-2 ② 56 1B 1-2 BB		C KC 82 D CH 86 S FF 96 X FF 97 1-2 ② G6-3 2-3			C SL 83 F FF 93 S FF 92 0-3 ① K		X SL 86 0-0 56 F8 55 1B 1B	X ST 80 0-0 ② SF8 3-H	3	1	1	1	1	1	1
56 Randy Arozarena, R (1, 7) OBP: 0.389, SLG: 0.469	X FC 94 0-0 1-2 1B		F FF 97 X CH 88 0-1 3-H 1B			X FF 93 0-0 17 FC5-2 3B		X SL 88 0-0 ① F8 1-2	S ST 80 S FF 95 D ST 82 C FF 96 1-3 ③ K	5	0	3	1	0	1	3
17 Isaac Paredes, R (1, 5) OBP: 0.366, SLG: 0.496	B FF 98 S CH 87 X CH 88 1-1 ③ P5		C CH 86 B FF 97 B FF 96 1 SAFE C CH 86 F FF 98 F KC 82 B CH 86 S CH 87 3-3 ③ K			B SI 94 F SI 93 F SL 84 B FF 94 B SI 94 X SL 85 3-2 ② FC5-2 3-H		X FF 99 0-0 ② F9		4	0	0	0	0	1	5
55 Luke Raley, L (1, 3) OBP: 0.356, SLG: 0.571		C SL 87 S FF 98 B KC 83 X FF 98 1-2 13 FC1-4 1B		S FF 94 B FC 91 X SL 86 1-1 ① G4-3		S FF 93 S FF 93 F FF 93 F SL 83 B FF 92 B SI 93 S SL 82 2-3 ③ K		T FF 100 X FF 101 0-1 2-H 1B		4	0	2	1	0	1	1
13 Manuel Margot, R (1, 9) OBP: 0.300, SLG: 0.356		F FF 97 F FF 97 B FF 97 X CH 86 1-2 ① FC1-4 1-2f		C KC 81 B FF 97 X CH 87 1-1 ② P4			S CU 80 X FF 95 0-1 15 3B 1B	T FF 101 F FF 101 C SL 92 0-3 ③ K		4	1	1	0	0	1	2
14 Christian Bethancourt, R (1, 2) OBP: 0.252, SLG: 0.396 15 Josh Lowe, L (7, PH) OBP: 0.315, SLG: 0.490 21 Francisco Mejía, S (7, 2) OBP: 0.253, SLG: 0.376		B FF 97 X CH 86 1-0 ② P3		C KC 82 S FF 98 S KC 84 0-3 ③ K			B CU 79 X CU 79 1-0 1-H 3B		C FF 97 B FF 94 F ST 82 F FF 97 B ST 81 X ST 80 2-2 8 2B 87 SF8 1B	2 1 1	0 0 1	0 1 1	0 1 0	0 1 0	1 0 0	1 0 0
6 Taylor Walls, S (1, 4) OBP: 0.315, SLG: 0.361 8 Brandon Lowe, L (7, PH) OBP: 0.315, SLG: 0.411 (7, 4)		1 SAFE X FF 97 0-0 ③ F9			X FF 96 0-0 ① G1-3		B CU 77 C ST 81 C ST 82 D CU 80 X FF 95 2-2 ① G3		X ST 80 0-0 1-3 2B	2 2	0 0	0 1	0 0	0 0	0 0	1 1
Inning Stats	R: 0 E: 0 K: 1 S: 11 H: 1 LOB: 2 BB: 2 P: 21	R: 0 E: 0 K: 0 S: 8 H: 1 LOB: 1 BB: 0 P: 11	R: 1 E: 0 K: 1 S: 23 H: 2 LOB: 1 BB: 0 P: 30	R: 0 E: 0 K: 1 S: 7 H: 0 LOB: 0 BB: 0 P: 9	R: 0 E: 0 K: 0 S: 7 H: 0 LOB: 0 BB: 0 P: 10	R: 0 E: 0 K: 2 S: 12 H: 1 LOB: 1 BB: 0 P: 17	R: 1 E: 0 K: 1 S: 10 H: 2 LOB: 1 BB: 0 P: 13	R: 1 E: 0 K: 1 S: 8 H: 2 LOB: 1 BB: 0 P: 8	R: 1 E: 0 K: 1 S: 12 H: 2 LOB: 2 BB: 1 P: 17	1B: 7 2B: 2 3B: 2 HR: 0	SF: 1 SAC: 0 DP: 0 HBP: 0			WP: 0 PB: 0 SB: 0 CS: 1	PA: 40		

PITCHER		IP	WLS	BF	H	R	ER	SO	BB	IBB	HBP	BLK	WP	HR	S	P	ERA	WHIP
Cole Ragans, L ERA: 5.22	(1, 1)	5.0		20	4	1	1	3	2	0	0	0	0	0	56	81	1.80	1.200
74 Jose Cuas, R ERA: 4.14	(6, 1)	1.0	H	4	1	0	0	2	0	0	0	0	0	0	12	17	0.00	1.000
49 Jonathan Heasley, R ERA: 4.76	(7, 1)	1.0	B	5	2	1	1	1	0	0	0	0	0	0	10	13	9.00	2.000
43 Carlos Hernández, R ERA: 3.94	(8, 1)	1.0	L	5	2	1	1	1	0	0	0	0	0	0	8	8	9.00	2.000
65 Dylan Coleman, R ERA: 14.09	(9, 1)	1.0		6	2	1	1	1	0	1	0	0	0	0	12	17	9.00	2.000

PITCHER	IP	WLS	BF	H	R	ER	SO	BB	IBB	HBP	BLK	WP	HR	S	P	ERA	WHIP

AB	36
R	4
H	11
RBI	4
BB	3
SO	8
LOB	19

Batter	1	2	3	4	5	6	7	8	9	AB	R	H	RBI	BB	SO	LOB
11 Maikel Garcia, R (1, 5) OBP: 0.331, SLG: 0.376	B SI 94 X SI 93 1-0 G5-3 ①		X SI 89 0-0 SF9 ① 3-H		B SL 83 C SL 82 1 SAFE C SL 81 X ST 76 1-2 G6-3 ③ 1-2			C SI 92 X ST 78 0-1 G6-3 ②		3	0	0	1	0	0	1
7 Bobby Witt Jr., R (1, 6) OBP: 0.299, SLG: 0.449	C FC 90 B FC 92 F SI 95 B FF 94 F SL 84 T FC 92 2-2 K ②		B SL 82 F SL 83 1 SAFE B SL 82 F SI 88 X ST 75 2-2 G6-3 ②③ 1-2			C SL 83 F SL 81 B ST 76 F SI 87 X ST 75 1-2 1 G3 2B		C SI 92 F ST 78 B SI 93 F SI 92 F ST 79 B SI 92 X SI 92 2-2 G4-3 ③		4	0	1	0	0	1	1
13 Salvador Perez, R (1, 10) OBP: 0.297, SLG: 0.442	C SL 85 B FF 96 B FC 92 F SI 95 F SL 84 B SL 85 F FF 95 S FC 92 3-3 K ③			B SL 83 X SI 88 1-0 G6-3 ①		F SI 88 F SI 88 C ST 75 0-3 K ①			C SL 88 C FF 101 B SL 89 X SL 87 1-2 1B	4	0	1	0	0	2	1
1 MJ Melendez, L (1, 7) OBP: 0.288, SLG: 0.331		X SI 94 0-0 6 FC6 1B		B SL 81 X SL 82 1-0 F8 ②		B SL 83 B SL 82 X SL 82 2-0 G3 ② 2-3			S FF 100 C FF 100 F SL 88 F SL 88 X FF 101 0-2 F8 ①	4	0	1	0	0	0	2
34 Freddy Fermin, R (1, 2) OBP: 0.312, SLG: 0.441		F FC 91 B FC 91 C FF 93 B FF 94 X FC 90 2-2 L7 ①		C SL 82 B SL 81 S SL 81 F ST 75 B ST 78 B SL 82 S ST 75 3-3 K ③		B SL 83 X SL 82 1-0 P4 ③			F FF 100 S FF 101 T FF 101 0-2 K ②	4	0	0	0	0	2	3
19 Michael Massey, L (1, 4) OBP: 0.270, SLG: 0.311 15 Matt Duffy, R (7, PH) OBP: 0.331, SLG: 0.352 (8, 4)		X FC 90 0-0 L8 ②			C SI 88 C SL 82 B CH 84 X ST 75 1-2 F9 ①		B FF 92 B FF 92 X FF 93 2-0 G6-3 ①		C SL 89 D FF 101 B FF 100 C SL 88 X SL 88 2-2 L8 ③	2 2	0 0	0 0	0 0	0 0	0 0	1 1
6 Drew Waters, S (1, 8) OBP: 0.300, SLG: 0.353 (9, 9)		C FC 90 X FC 91 0-1 FC6 ③ 1-2f			C CH 85 B SL 82 B CH 82 X SI 88 2-1 32 1B 44 FC6-4 1B		C FF 94 X SL 87 0-1 G5-3 ②			3	1	1	0	0	0	1
32 Nick Pratto, L (1, 3) OBP: 0.330, SLG: 0.390			C SI 89 S FC 84 X SI 90 0-2 44 1B 11 SF9 2B		B SL 82 C SL 82 F CH 83 X CH 85 1-2 44 FC6-4 1-3 1B		C FF 94 F FF 93 B SL 86 S SL 87 1-3 K ③			3	1	2	0	0	1	0
44 Dairon Blanco, R (1, 9) OBP: 0.250, SLG: 0.333 28 Kyle Isbel, L (8, PH) OBP: 0.248, SLG: 0.341 (9, 8)			X SL 82 0-0 7 CS 2-3 1B		S ST 75 B SI 87 F SL 83 X ST 76 1-2 FC6-4 ② 11 S 1-2f 3-H			B SI 91 C SI 91 B ST 76 X SI 91 2-1 L8 ①		2 1	0 0	1 0	1 0	0 0	0 0	1 0
Inning Stats	R: 0 E: 0 K: 2 S: 10 H: 0 LOB: 0 BB: 0 P: 16	R: 0 E: 0 K: 0 S: 7 H: 1 LOB: 1 BB: 0 P: 9	R: 1 E: 0 K: 0 S: 8 H: 2 LOB: 0 BB: 0 P: 10	R: 0 E: 0 K: 1 S: 6 H: 0 LOB: 0 BB: 0 P: 11	R: 1 E: 0 K: 0 S: 14 H: 2 LOB: 1 BB: 0 P: 20	R: 0 E: 0 K: 1 S: 9 H: 1 LOB: 1 BB: 0 P: 13	R: 0 E: 0 K: 1 S: 6 H: 0 LOB: 0 BB: 0 P: 9	R: 0 E: 0 K: 0 S: 9 H: 0 LOB: 0 BB: 0 P: 13	R: 0 E: 0 K: 1 S: 14 H: 1 LOB: 1 BB: 0 P: 17	1B: 5 2B: 2 3B: 0 HR: 0 SF: 1 SAC: 0 DP: 0 HBP: 0						

WP: 0 PB: 0 SB: 1 CS: 1 PA: 33

PITCHER	IP	WLS	BF	H	R	ER	SO	BB	IBB	HBP	BLK	WP	HR	S	P	ERA	WHIP
64 Shawn Armstrong, R (1, 1) ERA: 0.87	2.0		7	1	0	0	2	0	0	0	0	0	0	17	25	0.00	0.500
Cooper Criswell, R (3, 1) ERA: 5.04	4.0		16	5	2	2	2	0	0	0	0	0	0	37	54	4.50	1.250
38 Colin Poche, L (7, 1) ERA: 2.12	1.0	W	3	0	0	0	1	0	0	0	0	0	0	6	9	0.00	0.000
49 Kevin Kelly, R (8, 1) ERA: 2.59	1.0	H	3	0	0	0	0	0	0	0	0	0	0	9	13	0.00	0.000
29 Pete Fairbanks, R (9, 1) ERA: 1.47	1.0	S	4	1	0	0	1	0	0	0	0	0	0	14	17	0.00	1.000

PITCHER	IP	WLS	BF	H	R	ER	SO	BB	IBB	HBP	BLK	WP	HR	S	P	ERA	WHIP

BOTTOM

Tampa Bay Rays @ Kansas City Royals

Kauffman Stadium, Kansas City, MO

Sat Jul 15 2023, 6:11 PM - 8:30 PM CDT

Att. 18,052 - Partly Cloudy - 88 F

livebaseballscorecards.com

AB	32
R	2
H	7
RBI	2
BB	0
SO	6
LOB	12

Batter	1	2	3	4	5	6	7	8	9	AB	R	H	RBI	BB	SO	LOB
8 Brandon Lowe, L (1, 4) OBP: 0.310, SLG: 0.403	X SI 94 0-0 ① G4-3		X SI 93 0-0 ③ G4-3			C SI 93 B CH 89 F SL 86 X SL 85 1-2 ② G4-3		X CH 89 0-0 ① G4-3		4	0	0	0	0	0	1
5 Wander Franco, S (1, 6) OBP: 0.341, SLG: 0.456	C SI 93 X SL 86 0-1 ② G3			F SI 92 X SI 93 0-1 56 G6-4-3 1B		C SL 84 C CH 88 S SL 87 0-3 ③ K		C SL 84 C CH 90 B SL 85 B SI 91 X SL 83 2-2 ② G4-3		4	0	1	0	0	1	0
56 Randy Arozarena, R (1, 7) OBP: 0.385, SLG: 0.463	C SI 94 C SL 85 F SI 94 X SI 94 0-2 ③ G6-3			B SI 93 X SL 84 1-0 ①② G6-4-3 1-2f			S SI 93 X SI 93 0-1 ① P4	F SI 92 B SL 84 S SL 83 S SL 85 1-3 ③ K		4	0	0	0	0	1	1
55 Luke Raley, L (1, 10) OBP: 0.359, SLG: 0.572		C SI 92 B SL 82 X SI 93 1-1 ① F6		S SL 85 B CH 89 X CH 88 1-1 2B			C CH 90 H FF 91 1-1 15 G4-6-3 HBP		C SL 82 B CU 79 F SL 83 B FF 93 B CU 78 F SL 82 X CU 80 3-2 ① G4-3	3	0	1	0	0	0	0
15 Josh Lowe, L (1, 9) OBP: 0.311, SLG: 0.483		B SL 84 X SI 92 1-0 ② G4-3		C SL 84 B SL 84 S SI 92 X SL 84 1-2 ③ F8			B SI 92 X SL 84 1-0 ②③ G4-6-3 1-2f		S SL 83 S FF 93 F FF 94 B CU 78 X CU 81 1-2 ② G4-3	4	0	0	0	0	0	2
17 Isaac Paredes, R (1, 5) OBP: 0.364, SLG: 0.504		X SI 94 0-0 ③ G5-3			C SI 92 B SI 92 S SL 84 S SL 84 1-3 ① K			X SI 92 0-0 HR	B SL 84 S SL 84 X SL 83 1-1 ③ L8	4	1	1	1	0	1	0
62 Jonathan Aranda, L (1, 3) OBP: 0.200, SLG: 0.267			C SI 92 B SI 93 X SL 85 1-1 ① G3		C SI 92 B SI 93 F SL 84 B SI 94 F SL 85 F SI 93 F SL 85 S SL 86 2-3 ② K			C SL 84 S SL 84 B SI 92 B SI 91 F SL 84 X SL 84 2-2 13 1B 21 HR 1B		3	1	1	0	0	1	0
13 Manuel Margot, R (1, 8) OBP: 0.304, SLG: 0.361			C SI 94 B SL 86 B SI 94 C SI 93 X SL 87 2-2 1B		B SL 83 B SI 94 B SI 92 C SI 93 F SI 93 X SI 94 3-2 ③ G6-3			F SI 92 X SI 92 0-1 1-2 21 HR 1B		3	1	2	0	0	0	0
21 Francisco Mejía, S (1, 2) OBP: 0.255, SLG: 0.396			1 SAFE C SI 91 X SL 84 0-1 ② P3			B SI 91 F SL 84 S SL 84 X SI 93 1-2 ① F7		S SI 92 B SI 92 X SL 84 1-1 1-H 2-H HR		3	1	1	3	0	0	1
Inning Stats	R: 0 E: 0 K: 0 S: 7 H: 0 LOB: 0 BB: 0 P: 7	R: 0 E: 0 K: 0 S: 4 H: 0 LOB: 0 BB: 0 P: 6	R: 0 E: 0 K: 0 S: 8 H: 1 LOB: 1 BB: 0 P: 11	R: 0 E: 0 K: 0 S: 8 H: 2 LOB: 1 BB: 0 P: 11	R: 0 E: 0 K: 2 S: 12 H: 0 LOB: 0 BB: 0 P: 18	R: 0 E: 0 K: 1 S: 9 H: 0 LOB: 0 BB: 0 P: 11	R: 0 E: 0 K: 0 S: 4 H: 0 LOB: 0 BB: 0 P: 6	R: 4 E: 0 K: 1 S: 16 H: 4 LOB: 0 BB: 0 P: 22	R: 0 E: 0 K: 0 S: 10 H: 0 LOB: 0 BB: 0 P: 15	1B: 4 2B: 1 3B: 0 HR: 2 SF: 0 SAC: 0 DP: 2 HBP: 1						

TOP

Tampa Bay Rays @ Kansas City Royals

Kauffman Stadium, Kansas City, MO

Sun Jul 16 2023, 2:10 PM - 4:04 PM CDT

Att. 15,632 - Partly Cloudy - 70 F

livebaseballscorecards.com

AB	32
R	4
H	7
RBI	4
BB	0
SO	4
LOB	5

PITCHER		IP	WLS	BF	H	R	ER	SO	BB	IBB	HBP	BLK	WP	HR	S	P	ERA	WHIP
51 Brady Singer, R ERA: 5.7	(1, 1)	8.0	W	30	7	4	4	4	0	0	1	0	0	2	68	92	4.50	0.875
58 Scott Barlow, R ERA: 3.97	(9, 1)	1.0		3	0	0	0	0	0	0	0	0	0	0	10	15	0.00	0.000

PITCHER	IP	WLS	BF	H	R	ER	SO	BB	IBB	HBP	BLK	WP	HR	S	P	ERA	WHIP

Batter	1	2	3	4	5	6	7	8	9	AB	R	H	RBI	BB	SO	LOB
19 Michael Massey, L (1, 4) OBP: 0.265, SLG: 0.305	X SI 93 0-0 ① P5	C FC 90 X CU 80 0-1 ② P6		B FS 83 S SL 88 B FS 85 F SI 91 X SI 92 2-2 ③ L9			B FS 85 X FS 84 1-0 ② F9			4	0	0	0	0	0	2
7 Bobby Witt Jr., R (1, 6) OBP: 0.301, SLG: 0.463	B SI 93 X SI 92 1-0 ② G5-3	F ST 79 F FF 94 F ST 81 F SI 93 F FC 88 B FF 93 B SI 93 X ST 80 2-2 1-H 3-H 3B			C FS 83 B SL 89 X FS 84 1-1 HR		C SI 94 X SI 94 0-1 ③ L7			4	1	2	3	0	0	0
13 Salvador Perez, R (1, 2) OBP: 0.299, SLG: 0.444 34 Freddy Fermin, R (2, PH) OBP: 0.304, SLG: 0.429 (3, 2)	B FC 91 X FC 90 1-0 1 2B 1B	C SI 93 B CU 79 B CU 79 B FC 89 X FC 89 3-1 ③ G6-3			B SI 92 B SI 93 X SI 93 2-0 ① G4-3			X SI 91 0-0 ① G4-3		1 3	1 0	1 0	0 0	0 0	0 0	0 1
1 MJ Melendez, L (1, 10) OBP: 0.291, SLG: 0.346	F FC 91 B CH 86 F CU 81 X SI 93 1-2 ③ 1-H 2B		X CU 79 0-0 ① L8		X SI 93 0-0 ② G4-3			S FS 85 B FS 85 X SL 90 1-1 HR		4	1	2	2	0	0	0
11 Maikel Garcia, R (1, 5) OBP: 0.329, SLG: 0.374		S ST 77 B SI 92 C FC 90 X ST 80 1-2 ① G5-3	B CU 79 C FC 89 F CU 77 X ST 80 1-2 ② G6-3		C SI 94 B FS 87 X FS 87 1-1 ③ G5-3			B FS 85 B FS 85 C SI 93 X SI 93 2-1 28 E4-4-6 1B		4	0	1	0	0	0	0
28 Kyle Isbel, L (1, 8) OBP: 0.248, SLG: 0.338		B CU 78 X SI 93 1-0 6 3B 1B	B FC 90 F CU 78 X FC 90 1-1 ③ F8			C SI 94 X FS 86 0-1 ① L7		F SI 93 X FF 92 0-1 ② FC9-4-6 6 E 6 S 1-2f		4	1	1	0	0	0	1
6 Drew Waters, S (1, 9) OBP: 0.306, SLG: 0.398		X SI 92 0-0 32 1B 1-H 3B		B SL 87 X SI 91 1-0 HR		C FS 84 T FS 86 B FS 85 B FS 86 F SL 90 B SI 93 C SL 90 3-3 ② K		S FF 96 B FF 96 F CH 89 B FF 96 S FF 98 2-3 ③ K 1-3		4	2	2	2	0	2	1
32 Nick Pratto, L (1, 3) OBP: 0.330, SLG: 0.389		S CU 80 S CU 81 B CU 81 F FF 94 X CU 80 1-2 8 1B 7 3B 3-H 1B		F SI 91 F FS 84 F FS 86 X FS 84 0-2 ① G3		S SI 94 X SI 94 0-1 ③ G4-3				3	1	1	1	0	0	0
8 Nicky Lopez, L (1, 7) OBP: 0.335, SLG: 0.296 44 Dairon Blanco, R (8, 7) OBP: 0.250, SLG: 0.333		B FC 90 X CU 79 1-0 7 3B 1-3 1B		B SL 89 C FS 84 X SI 92 1-1 ② G1-4-3			X SI 94 0-0 ① G3-1			3 0	1 0	1 0	0 0	0 0	0 0	0 0
Inning Stats	R: 1 E: 0 K: 0 S: 6 H: 2 LOB: 1 BB: 0 P: 9	R: 4 E: 0 K: 0 S: 20 H: 5 LOB: 1 BB: 0 P: 29	R: 0 E: 0 K: 0 S: 6 H: 0 LOB: 0 BB: 0 P: 8	R: 1 E: 0 K: 0 S: 10 H: 1 LOB: 0 BB: 0 P: 14	R: 1 E: 0 K: 0 S: 6 H: 1 LOB: 0 BB: 0 P: 10	R: 0 E: 0 K: 1 S: 8 H: 0 LOB: 0 BB: 0 P: 11	R: 0 E: 0 K: 0 S: 4 H: 0 LOB: 0 BB: 0 P: 5	R: 1 E: 0 K: 1 S: 10 H: 2 LOB: 1 BB: 0 P: 15		1B: 5 2B: 1 3B: 2 HR: 3	SF: 0 SAC: 0 DP: 0 HBP: 0			WP: 0 PB: 0 SB: 1 CS: 0	PA: 34	

PITCHER		IP	WLS	BF	H	R	ER	SO	BB	IBB	HBP	BLK	WP	HR	S	P	ERA	WHIP
24 Zach Eflin, R ERA: 3.59	(1, 1)	3.0	L	15	7	5	5	0	0	0	0	0	0	0	32	46	15.00	2.333
72 Yonny Chirinos, R ERA: 4.02	(4, 1)	4.2		18	4	3	3	1	0	0	0	0	0	3	35	50	5.79	0.857
30 Jake Diekman, L ERA: 4.35	(8, 1)	0.1		1	0	0	0	1	0	0	0	0	0	0	3	5	0.00	0.000

PITCHER	IP	WLS	BF	H	R	ER	SO	BB	IBB	HBP	BLK	WP	HR	S	P	ERA	WHIP

BOTTOM

Tampa Bay Rays @ Kansas City Royals

Kauffman Stadium, Kansas City, MO

Sun Jul 16 2023, 2:10 PM - 4:04 PM CDT

Att. 15,632 - Partly Cloudy - 70 F

livebaseballscorecards.com

AB	34
R	8
H	11
RBI	8
BB	0
SO	2
LOB	5

Tampa Bay Rays @ Texas Rangers

Globe Life Field, Arlington, TX

Mon Jul 17 2023, 7:07 PM - 9:14 PM CDT

Att. 29,901 - Roof Closed - 74 F

TOP

livebaseballscorecards.com

Batter	1	2	3	4	5	6	7	8	9	AB	R	H	RBI	BB	SO	LOB
2 Yandy Díaz, R (1, 3) OBP: 0.406, SLG: 0.512	B SI 92 B FC 89 X SI 92 2-0 55 FC3-6 5 BB 56 SF8 1B		X FC 88 0-0 ① F9		B SI 90 B SI 92 F SI 91 B SL 84 F SI 91 S CH 86 3-3 ① K		C FC 87 B SI 90 B SI 91 S CH 85 B SL 84 X SI 91 3-2 ③ G6-3			4	1	1	0	0	1	0
5 Wander Franco, S (1, 6) OBP: 0.340, SLG: 0.452	B SI 91 C SI 92 B CH 85 B SI 92 B SI 93 4-1 55 FC3-6 1-2 BB		C CU 78 X CH 87 0-1 ② G4-3		C CH 85 B FC 88 B CH 86 X FF 91 2-1 ② F8			C SL 82 B CH 87 S CH 87 X FF 95 1-2 ① F8		3	0	0	0	1	0	0
55 Luke Raley, L (1, 9) OBP: 0.361, SLG: 0.569	X FC 90 0-0 ① FC3-6 8 S 1-2f 2-3		B CU 78 B FC 88 S CH 86 X CH 85 2-1 1B		H CU 79 1-0 HBP			S FF 95 F FF 94 B CH 88 S CH 88 1-3 ② K		3	0	1	0	0	1	2
56 Randy Arozarena, R (1, 7) OBP: 0.381, SLG: 0.459	X SI 92 0-0 ② SF8 3-H		B FC 88 B FC 89 C CH 86 F SI 91 B SL 83 X SI 91 3-2 ③ F8		X SI 90 0-0 ③ G6-3			F FC 90 F FF 95 B SL 83 B SL 82 F FF 96 X CH 88 2-2 ③ F9		3	0	0	1	0	0	2
8 Brandon Lowe, L (1, 4) OBP: 0.306, SLG: 0.397 17 Isaac Paredes, R (9, PH) OBP: 0.363, SLG: 0.502 (9, 5)	F FC 88 B SI 92 B SI 92 F CH 87 B CH 87 X CH 87 3-2 ③ L9 1-2			X SI 89 0-0 ① F8	B SI 89 F FC 86 B CH 86 F FC 88 B CH 85 F CH 85 F FC 89 X CH 85 3-2 ① P4				B FF 99 B FF 98 S SL 90 F SL 89 S SI 102 2-3 ① K	3 1	0 0	0 0	0 0	0 0	0 1	1 0
22 Jose Siri, R (1, 8) OBP: 0.264, SLG: 0.522		B SL 84 F SI 92 F CH 87 S SL 84 1-3 ① K		X SL 83 0-0 15 1B 15 WP 1B	S SI 91 S SL 82 X SL 82 0-2 ② G5-3				C FS 90 S FF 101 C SI 103 0-3 ② K	4	0	1	0	0	2	0
15 Josh Lowe, L (1, 10) OBP: 0.315, SLG: 0.496 87 Harold Ramírez, R (9, PH) OBP: 0.327, SLG: 0.454 (9, 10)		B CU 78 S FC 89 B FF 91 S FC 91 X FF 92 2-2 HR	B FC 89 1 SAFE F FC 88 B CH 85 C SI 91 B CU 80 X CH 86 3-2 6 S 1-3 1B		X FC 88 0-0 ③ L8				S SL 91 B SL 90 F FS 91 B SI 103 B SI 102 C FS 91 3-3 ③ K	3 1	1 0	2 0	1 0	0 0	0 1	0 0
6 Taylor Walls, S (1, 5) OBP: 0.311, SLG: 0.356 (9, 4)		C CU 78 B SI 91 C SI 92 C SI 92 1-3 ② K	S CH 85 F FC 89 B SI 91 S SL 82 1-3 ② K 1-2				B FC 87 C FC 87 F CH 85 F SI 91 B CH 85 B FC 87 X SI 90 3-2 ① F7			3	0	0	0	0	2	2
14 Christian Bethancourt, R (1, 2) OBP: 0.249, SLG: 0.390		B SL 83 X SL 83 1-0 ③ L5		X SI 90 0-0 ③ F9			S SL 82 X SL 82 0-1 ② G6-3			3	0	0	0	0	0	2
Inning Stats	R: 1 E: 0 K: 0 S: 7 H: 1 LOB: 1 BB: 1 P: 16	R: 1 E: 0 K: 2 S: 10 H: 1 LOB: 0 BB: 0 P: 15	R: 0 E: 0 K: 0 S: 8 H: 1 LOB: 1 BB: 0 P: 13	R: 0 E: 0 K: 1 S: 9 H: 2 LOB: 2 BB: 0 P: 13	R: 0 E: 0 K: 1 S: 6 H: 0 LOB: 1 BB: 0 P: 12	R: 0 E: 0 K: 0 S: 9 H: 0 LOB: 0 BB: 0 P: 12	R: 0 E: 0 K: 0 S: 9 H: 0 LOB: 0 BB: 0 P: 15	R: 0 E: 0 K: 1 S: 10 H: 0 LOB: 0 BB: 0 P: 14	R: 0 E: 0 K: 3 S: 9 H: 0 LOB: 0 BB: 0 P: 14	1B: 4 2B: 0 3B: 0 HR: 1 SF: 1 SAC: 0 DP: 0 HBP: 1						

AB	31
R	2
H	5
RBI	2
BB	1
SO	8
LOB	9

WP: 1 PA: 34
PB: 0
SB: 2
CS: 0

PITCHER		IP	WLS	BF	H	R	ER	SO	BB	IBB	HBP	BLK	WP	HR	S	P	ERA	WHIP
33 Dane Dunning, R ERA: 2.82	(1, 1)	7.0		28	5	2	2	4	1	0	1	0	1	1	58	96	2.57	0.857
25 José Leclerc, R ERA: 2.86	(8, 1)	1.0		3	0	0	0	1	0	0	0	0	0	0	10	14	0.00	0.000
45 Aroldis Chapman, L ERA: 2.04	(9, 1)	1.0	W	3	0	0	0	3	0	0	0	0	0	0	9	14	0.00	0.000

PITCHER	IP	WLS	BF	H	R	ER	SO	BB	IBB	HBP	BLK	WP	HR	S	P	ERA	WHIP

Tampa Bay Rays @ Texas Rangers

Globe Life Field, Arlington, TX

Mon Jul 17 2023, 7:07 PM - 9:14 PM CDT

Att. 29,901 - Roof Closed - 74 F

BOTTOM

Batter	1	2	3	4	5	6	7	8	9	AB	R	H	RBI	BB	SO	LOB
2 Marcus Semien, R (1, 4) OBP: 0.343, SLG: 0.442	C FF 97 B CU 84 S CH 88 B FF 99 X CH 87 2-2 5 G4-6-3 1B			B CH 86 C CH 87 B FF 96 X FF 96 2-1 ① G4-3		X CU 85 0-0 ② F7		B FF 93 B SL 85 F SL 86 B FF 93 C SL 84 D SL 83 4-2 BB		3	0	1	0	1	0	0
5 Corey Seager, L (1, 6) OBP: 0.413, SLG: 0.615	F SL 92 B CU 84 C FF 98 X SL 92 1-2 ① ② G4-6-3 1-2f			S CU 87 B SL 92 X FF 98 1-1 ② P5		B SL 93 X CU 86 1-0 ③ G4-3		D SL 84 D SL 85 T SL 84 T FF 92 X SL 84 2-2 ③ F6		4	0	0	0	0	0	3
6 Josh Jung, R (1, 5) OBP: 0.324, SLG: 0.492 47 Josh Smith, L (9, PR) OBP: 0.344, SLG: 0.330	C CH 88 B CU 86 S FF 98 S CH 89 1-3 ③ K			X CU 87 0-0 ③ G6-3			C ST 80 B ST 81 F FF 95 F ST 81 S CH 92 1-3 ① K		S SL 88 X FF 100 0-1 30 G4-3 18 WP 2B	4 0	0 1	1 0	0 0	0 0	2 0	0 0
53 Adolis García, R (1, 9) OBP: 0.332, SLG: 0.519		C FF 96 F CU 84 S FF 98 0-3 ① K			C FF 96 B CU 86 F CH 88 B FF 97 S FF 97 2-3 ① K		X ST 80 0-0 ② P5		B SL 88 S SL 88 D FF 100 S SL 89 B FF 100 C FF 100 3-3 ① K	4	0	0	0	0	3	1
30 Nathaniel Lowe, L (1, 3) OBP: 0.367, SLG: 0.434		B CU 84 X SL 91 1-0 ② G6-3			F FF 98 F FF 98 F FF 98 F CH 88 B FF 99 X SL 93 1-2 ② G6-3		B CH 91 B CH 88 X CH 90 2-0 1B		X FF 100 0-0 ② G4-3 2-3	4	0	1	0	0	0	1
18 Mitch Garver, R (1, 2) OBP: 0.318, SLG: 0.417		B FF 97 F FF 97 B SL 94 B FF 98 F FF 97 S FF 99 3-3 ③ K			C CU 85 S CH 88 X FF 98 0-2 ③ L7		C ST 80 B ST 81 X CH 90 1-1 ③ G6-3		B SL 88 F SL 88 B FF 100 2-1 WP 3-H	4	0	0	0	0	1	2
4 Robbie Grossman, S (1, 10) OBP: 0.301, SLG: 0.369			B CU 84 C CH 87 C FF 97 S CH 88 1-3 ① K			C CU 85 X FF 96 0-1 20 HR 1B		B FF 91 X FF 91 1-0 2B		3	1	2	0	0	1	0
20 Ezequiel Duran, R (1, 7) OBP: 0.336, SLG: 0.523 16 Travis Jankowski, L (9, 7) OBP: 0.421, SLG: 0.418			C CH 88 T FF 98 F CH 90 F CU 87 X FF 98 0-2 ② P4			F CH 87 S CH 86 B CH 88 X FF 97 1-2 1-H HR		S SL 84 C FF 92 S SL 84 0-3 ① K		3 0	1 0	1 0	2 0	0 0	1 0	1 0
3 Leody Taveras, S (1, 8) OBP: 0.333, SLG: 0.462			X FF 98 0-0 ③ G4-3			C FF 97 F CU 85 F FF 98 S CH 89 0-3 ① K		F SL 85 F FF 93 S FF 93 0-3 ② K		3	0	0	0	0	2	1
Inning Stats	R: 0 E: 0 K: 1 S: 9 H: 1 LOB: 0 BB: 0 P: 13	R: 0 E: 0 K: 2 S: 7 H: 0 LOB: 0 BB: 0 P: 11	R: 0 E: 0 K: 1 S: 9 H: 0 LOB: 0 BB: 0 P: 10	R: 0 E: 0 K: 0 S: 5 H: 0 LOB: 0 BB: 0 P: 8	R: 0 E: 0 K: 1 S: 11 H: 0 LOB: 0 BB: 0 P: 14	R: 2 E: 0 K: 1 S: 11 H: 2 LOB: 0 BB: 0 P: 13	R: 0 E: 0 K: 1 S: 8 H: 1 LOB: 1 BB: 0 P: 12	R: 0 E: 0 K: 2 S: 12 H: 1 LOB: 2 BB: 1 P: 19	R: 1 E: 0 K: 1 S: 7 H: 1 LOB: 1 BB: 0 P: 12	1B: 3 2B: 2 3B: 0 HR: 1 SF: 0 SAC: 0 DP: 1 HBP: 0						WP: 1 PB: 0 SB: 0 CS: 0 PA: 33	

livebaseballscorecards.com

AB	32
R	3
H	6
RBI	2
BB	1
SO	10
LOB	9

PITCHER		IP	WLS	BF	H	R	ER	SO	BB	IBB	HBP	BLK	WP	HR	S	P	ERA	WHIP
18 Shane McClanahan, L ERA: 2.56	(1, 1)	6.0		20	3	2	2	6	0	0	0	0	0	1	52	69	3.00	0.500
47 Jason Adam, R ERA: 2.75	(7, 1)	1.0		4	1	0	0	1	0	0	0	0	0	0	8	12	0.00	1.000
38 Colin Poche, L ERA: 2.06	(8, 1)	1.0		5	1	0	0	2	1	0	0	0	0	0	12	19	0.00	2.000
29 Pete Fairbanks, R ERA: 1.89	(9, 1)	0.2	L	4	1	1	1	1	0	0	0	0	1	0	7	12	13.50	1.500

PITCHER	IP	WLS	BF	H	R	ER	SO	BB	IBB	HBP	BLK	WP	HR	S	P	ERA	WHIP

Batter	1	2	3	4	5	6	7	8	9	AB	R	H	RBI	BB	SO	LOB
2 Yandy Díaz, R (1, 3) OBP: 0.403, SLG: 0.505	X FF 94 0-0 ① L9		X FF 91 0-0 ① F9		B FS 86 F FS 87 B FS 87 C FF 93 X FF 93 2-2 ③ L5		B SL 84 C FF 94 F CH 86 B FF 95 D SL 82 B FF 95 4-2 5 G4-6-3 BB		C SL 80 B SL 79 X FF 92 1-1 ③ G4-3	4	0	0	0	1	0	1
5 Wander Franco, S (1, 6) OBP: 0.337, SLG: 0.447	C FF 93 X FS 88 0-1 ② G4-3		X FF 91 0-0 ② F7			B FC 86 F FS 86 X FC 88 1-1 ① F9	C SL 85 X CH 86 0-1 ②③ G4-6-3 1-2f			4	0	0	0	0	0	2
55 Luke Raley, L (1, 9) OBP: 0.359, SLG: 0.563	C FF 94 F FC 89 F FF 95 B CU 75 S FS 87 1-3 ③ K		B FF 93 B FF 92 C CU 74 X FF 93 2-1 ③ G3-1			B CU 73 B FC 88 X FF 92 2-0 17 BB 1B		L SL 84 B FF 92 B FF 92 X SL 86 2-1 ① P2		4	0	1	0	0	1	0
56 Randy Arozarena, R (1, 7) OBP: 0.382, SLG: 0.472		B FS 85 C FF 92 F FC 89 X FF 96 1-2 8 G6-3 2B		B FF 92 S FS 87 X FS 87 1-1 ① G6-3		B FS 86 C FC 89 B FF 93 C FS 86 1 SAFE X FF 94 2-2 ② F8		B SL 85 C SI 93 B SL 86 B SL 85 C SI 93 X SI 94 3-2 HR		4	1	2	1	0	0	1
17 Isaac Paredes, R (1, 5) OBP: 0.362, SLG: 0.496		S CU 75 X CU 76 0-1 ① P3		C FF 93 B FC 91 S CU 75 B FS 87 F FF 93 F FS 88 B FS 87 S FS 89 3-3 ② K		1 SAFE D FS 87 B FS 86 B FC 89 B FF 93 4-0 1-2 BB		F SL 87 F FF 94 X SL 85 0-2 ② F8		3	0	0	0	1	1	1
8 Brandon Lowe, L (1, 4) OBP: 0.305, SLG: 0.409		F FC 88 X FS 87 0-1 ② G6-3 2-3		S CU 75 B FS 88 S FF 93 B CU 76 F FF 94 F FS 89 F FS 87 X FF 93 2-2 ③ P2		D CU 76 C CU 74 F FF 92 X CU 75 1-2 ③ G3-1		C CH 88 B CH 88 X FF 94 1-1 HR		4	1	1	1	0	0	3
87 Harold Ramírez, R (1, 10) OBP: 0.330, SLG: 0.450		D CU 75 F FC 89 B FF 94 S CU 75 D FS 87 B CU 77 4-2 15 BB BB			S CU 73 B CU 74 S FS 87 B FF 93 B FS 88 H FF 92 4-2 21 G6-3 HBP		B SL 81 S SL 81 B SL 80 F FC 90 X FF 93 2-2 ① F4	C SL 86 F SL 82 X SL 84 0-2 ③ L7		2	0	0	0	1	0	0
15 Josh Lowe, L (1, 8) OBP: 0.318, SLG: 0.496 13 Manuel Margot, R (9, PH) OBP: 0.303, SLG: 0.359		B FF 94 S FF 94 B FF 93 F FC 90 D CU 76 F FF 94 F FS 88 B FC 90 4-2 1-2 BB			B CU 72 F FF 92 F FS 85 X FS 86 1-2 ① L8		F FF 94 B CH 88 F FF 94 B FF 94 B SL 82 F SL 82 F FF 94 X FF 95 3-2 21 2B 1B		F SL 78 B SL 78 S SL 79 X SL 80 1-2 ① G5-3	2 1	1 0	1 0	0 0	1 0	0 0	1 0
21 Francisco Mejía, S (1, 2) OBP: 0.255, SLG: 0.399		X FF 93 0-0 ③ G6-3			B CU 74 B FS 85 X FC 86 2-0 ② G6-3 1-2		1 SAFE X CH 86 0-0 1-H 2B		C FF 93 F SL 80 X SL 81 0-2 ② F4	4	0	1	1	0	0	4
Inning Stats	R: 0 E: 0 K: 1 S: 7 H: 0 LOB: 0 BB: 0 P: 8	R: 0 E: 0 K: 0 S: 14 H: 1 LOB: 3 BB: 2 P: 23	R: 0 E: 0 K: 0 S: 4 H: 0 LOB: 0 BB: 0 P: 6	R: 0 E: 0 K: 1 S: 13 H: 0 LOB: 0 BB: 0 P: 19	R: 0 E: 0 K: 0 S: 9 H: 0 LOB: 1 BB: 0 P: 18	R: 0 E: 0 K: 0 S: 9 H: 1 LOB: 2 BB: 1 P: 19	R: 1 E: 0 K: 0 S: 13 H: 2 LOB: 1 BB: 1 P: 22	R: 2 E: 0 K: 0 S: 13 H: 2 LOB: 0 BB: 0 P: 19	R: 0 E: 0 K: 0 S: 8 H: 0 LOB: 0 BB: 0 P: 10	1B: 2 2B: 2 3B: 0 HR: 2 SF: 0 SAC: 0 DP: 1 HBP: 1						

TOP

Tampa Bay Rays @ Texas Rangers

Globe Life Field, Arlington, TX

Tue Jul 18 2023, 7:07 PM - 9:44 PM CDT

Att. 34,677 - Roof Closed - 74 F

livebaseballscorecards.com

AB	32
R	3
H	6
RBI	3
BB	4
SO	2
LOB	13

PITCHER		IP	WLS	BF	H	R	ER	SO	BB	IBB	HBP	BLK	WP	HR	S	P	ERA	WHIP
17 Nathan Eovaldi, R ERA: 2.69	(1, 1)	6.0	W	24	2	0	0	2	3	0	1	0	0	0	56	93	0.00	0.833
25 José Leclerc, R ERA: 3.14	(7, 1)	0.1	H	4	2	1	1	0	1	0	0	0	0	0	11	20	27.00	9.000
65 Grant Anderson, R ERA: 4.15	(7, 1)	1.2	H	6	2	2	2	0	0	0	0	0	0	2	15	21	10.80	1.200
51 Will Smith, L ERA: 2.75	(9, 1)	1.0	S	3	0	0	0	0	0	0	0	0	0	0	8	10	0.00	0.000

PITCHER		IP	WLS	BF	H	R	ER	SO	BB	IBB	HBP	BLK	WP	HR	S	P	ERA	WHIP

WP: 0 PB: 0 SB: 0 CS: 0 PA: 37

Batter	1	2	3	4	5	6	7	8	9	AB	R	H	RBI	BB	SO	LOB
2 Marcus Semien, R (1, 4) OBP: 0.347, SLG: 0.453	X FF 98 0-0 ① F9		X FF 97 0-0 HR		C FC 90 B FC 87 X FC 87 1-1 1B		B FF 97 C SI 97 B SI 97 X SI 98 2-1 1-2 5 HR 1B			4	2	3	1	0	0	0
5 Corey Seager, L (1, 6) OBP: 0.410, SLG: 0.621	F FF 96 C FF 98 B CU 80 B FF 98 B FS 92 T FF 99 3-2 ② K		F CU 80 S FS 91 B CU 80 S FF 98 1-3 ② K		D CU 80 F FS 89 B FS 90 F FF 96 F CU 80 S FS 90 2-3 ③ K		X SI 98 0-0 1-H 2-H HR			4	1	1	3	0	3	1
30 Nathaniel Lowe, L (1, 3) OBP: 0.366, SLG: 0.432	B FF 97 B FF 97 F FF 97 F FF 98 F FF 99 S CU 81 2-3 ③ K		F FS 92 B FF 98 C FS 91 B FF 99 F FF 98 T FS 91 2-2 ③ K			X FS 87 0-0 53 BB 16 2B 1B	C FF 97 F SI 98 B FF 97 B SL 87 S FF 98 2-3 ① K			4	1	1	0	0	3	0
53 Adolis García, R (1, 9) OBP: 0.331, SLG: 0.515		C FF 95 C FC 90 F FF 97 B CU 80 B FC 90 B FF 99 X FF 98 3-2 ① F9		C FC 90 F FC 90 X FF 97 0-2 ① F8		F FC 87 B FF 95 1 SAFE S FC 87 F FC 86 F CU 78 B FC 88 F FF 95 D CU 80 4-2 F FC 89 D FC 88 16 2B 1-2 BB	C SL 87 X SL 88 0-1 ② G6-3			3	0	0	0	1	0	0
6 Josh Jung, R (1, 5) OBP: 0.323, SLG: 0.488		B FC 92 B FC 90 B FF 97 C FF 97 C FF 97 T FF 99 3-2 ② K		F CU 79 S FC 88 B CU 81 B FF 98 B CU 80 F FC 90 B FC 91 4-2 16 FC4 BB		C FC 91 D FC 91 F FC 90 S FC 88 1-3 ① K	B SL 87 B FF 97 S SI 97 X SI 96 2-1 ③ G6-3			3	0	0	0	1	2	2
28 Jonah Heim, S (1, 2) OBP: 0.339, SLG: 0.480		C FF 98 B FS 92 B FS 92 B FF 99 X FF 98 3-1 16 1B 1B		F CU 80 F FF 96 D CU 81 S FS 90 1-3 ② K		X FS 89 0-0 ② F4		C SL 87 F SI 96 X SL 88 0-2 ① G3-1		4	0	1	0	0	1	3
16 Travis Jankowski, L (1, 7) OBP: 0.423, SLG: 0.428		B FF 97 F FF 97 F FF 96 X FF 98 1-2 1-2 1B		C CU 81 C FS 90 F FF 97 X FS 90 0-2 ③ FC4 1-2f		X FS 89 0-0 1-3 2-H 2B		C SI 97 B SL 89 X SL 88 1-1 ② G4-3		4	0	2	1	0	0	1
20 Ezequiel Duran, R (1, 10) OBP: 0.335, SLG: 0.517		X FC 91 0-0 ③ L8			B FC 86 S FC 89 F FF 96 T FC 88 1-2 ① K	S FC 91 S FC 89 D FC 90 S FC 90 1-3 ③ K		F SL 87 B SI 97 B SL 87 B SI 97 B SI 96 4-1 BB		3	0	0	0	1	2	4
3 Leody Taveras, S (1, 8) OBP: 0.332, SLG: 0.457			X FF 96 0-0 ① G4-3		S CU 79 F FS 91 F CU 81 B FF 97 S FS 91 1-3 ② K		C SI 98 B SI 99 B SI 99 F SI 98 B FF 98 B SI 99 4-2 2 1B 5 HR BB	C FF 97 F SL 89 S FF 98 0-3 ③ K		3	1	0	0	1	2	1
Inning Stats	R: 0 E: 0 K: 2 S: 8 H: 0 LOB: 0 BB: 0 P: 13	R: 0 E: 0 K: 1 S: 13 H: 2 LOB: 2 BB: 0 P: 23	R: 1 E: 0 K: 2 S: 9 H: 1 LOB: 0 BB: 0 P: 12	R: 0 E: 0 K: 1 S: 13 H: 0 LOB: 1 BB: 1 P: 18	R: 0 E: 0 K: 3 S: 13 H: 1 LOB: 1 BB: 0 P: 18	R: 1 E: 0 K: 2 S: 15 H: 2 LOB: 2 BB: 1 P: 21	R: 3 E: 0 K: 1 S: 12 H: 2 LOB: 0 BB: 1 P: 22	R: 0 E: 0 K: 1 S: 9 H: 0 LOB: 1 BB: 1 P: 14		1B: 5 2B: 1 3B: 0 HR: 2 SF: 0 SAC: 0 DP: 0 HBP: 0				WP: 0 PB: 0 SB: 0 CS: 0 PA: 36		

PITCHER		IP	WLS	BF	H	R	ER	SO	BB	IBB	HBP	BLK	WP	HR	S	P	ERA	WHIP
45 Taj Bradley, R ERA: 5.29	(1, 1)	5.0	L	22	5	2	2	9	2	0	0	0	0	1	63	95	3.60	1.400
26 Robert Stephenson, R ERA: 4.3	(6, 1)	1.0		4	1	0	0	2	0	0	0	0	0	0	8	10	0.00	1.000
99 Javy Guerra, R ERA: 6.05	(7, 1)	2.0		10	2	3	3	2	2	0	0	0	0	1	21	36	13.50	2.000

PITCHER	IP	WLS	BF	H	R	ER	SO	BB	IBB	HBP	BLK	WP	HR	S	P	ERA	WHIP

BOTTOM

Tampa Bay Rays @ Texas Rangers

Globe Life Field, Arlington, TX

Tue Jul 18 2023, 7:07 PM - 9:44 PM CDT

Att. 34,677 - Roof Closed - 74 F

livebaseballscorecards.com

AB	32
R	5
H	8
RBI	5
BB	4
SO	13
LOB	12

Batter	1	2	3	4	5	6	7	8	9	AB	R	H	RBI	BB	SO	LOB
2 Yandy Díaz, R (1, 3) OBP: 0.404, SLG: 0.505	C FF 95 C FF 95 S SL 87 0-3 K		S FF 95 1 SAFE C FF 96 X SL 88 0-2 1-2 1B		S FF 96 D SL 87 S FF 96 X FF 96 1-2 1B			B FC 98 C FC 93 B FC 92 B FC 90 C FC 92 S FC 89 3-3 K		4	0	2	0	0	2	0
55 Luke Raley, L (1, 7) OBP: 0.356, SLG: 0.558 56 Randy Arozarena, R (5, PH) OBP: 0.380, SLG: 0.469 (5, 7)	B CU 75 S SL 87 T FF 95 B SL 88 S SL 87 2-3 K		F SL 88 2 SAFE B SL 85 B FF 96 F SL 84 S SL 87 2-3 K 2-3		X SL 85 0-0 F8			C FC 91 B FC 93 B FC 92 F FC 93 F FC 92 S ST 88 2-3 K		2 2	0 0	0 0	0 0	0 0	2 1	2 2
17 Isaac Paredes, R (1, 5) OBP: 0.360, SLG: 0.493	C CU 76 S SL 87 F SL 86 B FF 96 X SL 85 1-2 G5-3			S CU 76 B SL 87 C SL 87 B SL 86 X FF 96 2-2 22 G4-6-3 8 1B 1B	C FF 94 D CH 88 D CH 89 B SI 93 X SI 93 3-1 F8			X FC 92 0-0 F4		4	0	1	0	0	0	2
8 Brandon Lowe, L (1, 4) OBP: 0.304, SLG: 0.406		B FF 95 B FF 94 X CH 87 2-0 L3		C SL 86 C SL 87 X SL 86 0-2 22 G4-6-3 1-2 1B		C FF 96 S SL 88 X SL 89 0-2 G6-3			C FF 91 X FC 86 0-1 L4	4	0	1	0	0	0	0
22 Jose Siri, R (1, 8) OBP: 0.268, SLG: 0.536		F FF 95 X SL 87 0-1 15 FC5-4 1B		B FF 95 C FF 95 X SL 87 1-1 G4-6-3 1-2f 2-3		B FF 95 S FF 95 S FF 95 F FF 97 B CH 90 F FF 96 C FF 96 2-3 K			F FF 90 F FF 91 B CH 84 X FF 92 1-2 HR	4	1	2	1	0	1	2
15 Josh Lowe, L (1, 10) OBP: 0.317, SLG: 0.491		C CU 76 X FF 94 0-1 FC5-4 1-2f 13 2B		B FF 95 F SL 89 B SL 88 B FF 95 B SL 89 4-1 BB		B FF 96 B SL 89 C FF 95 F SL 88 S SL 90 2-3 K			C FC 87 S SL 82 X SL 85 0-2 G6-3	3	0	0	0	1	1	1
13 Manuel Margot, R (1, 9) OBP: 0.306, SLG: 0.366		S FF 96 1 SAFE X FF 95 0-1 1-H 2B		C CU 76 D SL 88 1 SAFE F FF 95 F SL 87 S SL 88 1-3 K			C SL 88 X CH 90 0-1 5 CS 1B		C FF 91 B CH 83 B CH 83 X FF 91 2-1 F4	4	0	2	0	0	1	2
6 Taylor Walls, S (1, 6) OBP: 0.312, SLG: 0.356 21 Francisco Mejía, S (7, 2) OBP: 0.255, SLG: 0.399			B CU 76 C CU 75 X FF 95 1-1 55 K 2 1B 1B		C CU 76 X SL 86 0-1 F7			C FF 94 F FF 94 B FF 96 F FF 94 1 SAFE F FF 94 B FF 94 S CH 88 2-3 K		3 0	0 0	1 0	0 0	0 0	1 0	1 0
14 Christian Bethancourt, R (1, 2) OBP: 0.251, SLG: 0.391 5 Wander Franco, S (7, PH) OBP: 0.336, SLG: 0.446 (7, 6)			S SL 87 X SL 87 0-1 F7		X SL 86 0-0 2 1B 1B			B FC 91 B FC 92 F FC 92 F FC 91 B FF 100 S FC 92 3-3 K 1-2		2 1	0 0	1 0	0 0	0 0	0 1	1 1
Inning Stats	R: 0 E: 0 K: 2 S: 10 H: 0 LOB: 0 BB: 0 P: 13	R: 0 E: 0 K: 0 S: 7 H: 2 LOB: 2 BB: 0 P: 9	R: 0 E: 0 K: 1 S: 10 H: 2 LOB: 0 BB: 0 P: 13	R: 0 E: 0 K: 1 S: 13 H: 2 LOB: 2 BB: 1 P: 21	R: 0 E: 0 K: 0 S: 9 H: 2 LOB: 2 BB: 0 P: 13	R: 0 E: 0 K: 2 S: 11 H: 0 LOB: 0 BB: 0 P: 15	R: 0 E: 0 K: 2 S: 10 H: 1 LOB: 1 BB: 0 P: 15	R: 0 E: 0 K: 2 S: 8 H: 0 LOB: 0 BB: 0 P: 13	R: 1 E: 0 K: 0 S: 10 H: 1 LOB: 0 BB: 0 P: 13	1B: 8 2B: 2 3B: 0 HR: 1 SF: 0 SAC: 0 DP: 2 HBP: 0						

PITCHER		IP	WLS	BF	H	R	ER	SO	BB	IBB	HBP	BLK	WP	HR	S	P	ERA	WHIP
22 Jon Gray, R ERA: 3.31	(1, 1)	4.1		19	8	0	0	4	1	0	0	0	0	0	46	63	0.00	2.077
46 Brock Burke, L ERA: 2.79	(5, 1)	2.0	W	7	1	0	0	3	0	0	0	0	0	0	21	30	0.00	0.500
58 Alex Speas, R ERA:	(7, 1)	1.2	H	4	0	0	0	3	0	0	0	0	0	0	11	19	0.00	0.000
61 Cody Bradford, L ERA: 4.7	(9, 1)	1.0		4	1	1	1	0	0	0	0	0	0	1	10	13	9.00	1.000

PITCHER	IP	WLS	BF	H	R	ER	SO	BB	IBB	HBP	BLK	WP	HR	S	P	ERA	WHIP

TOP

Tampa Bay Rays @ Texas Rangers

Globe Life Field, Arlington, TX

Wed Jul 19 2023, 1:08 PM - 3:46 PM CDT

Att. 31,591 - Roof Closed - 74 F

livebaseballscorecards.com

AB	33
R	1
H	10
RBI	1
BB	1
SO	10
LOB	14

WP: 0 PA: 34
PB: 0
SB: 0
CS: 1

Tampa Bay Rays @ Texas Rangers

Globe Life Field, Arlington, TX

Wed Jul 19 2023, 1:08 PM - 3:46 PM CDT

Att. 31,591 - Roof Closed - 74 F

BOTTOM

Batter	1	2	3	4	5	6	7	8	9	AB	R	H	RBI	BB	SO	LOB
2 Marcus Semien, R (1, 4) OBP: 0.344, SLG: 0.448	F FF 93 C FF 95 B FS 85 B ST 81 B FS 85 S SL 88 3-3 K ①		S SL 87 F SL 87 X ST 80 0-2 F7 ①		X FC 91 0-0 F8 ①		C FC 92 C SI 96 B FC 90 X ST 88 1-2 F7 ② 1-2			4	0	0	0	0	1	1
5 Corey Seager, L (1, 6) OBP: 0.408, SLG: 0.615	F FS 85 F FS 83 B SL 89 X FS 85 1-2 G4-3 ②		X SL 87 0-0 53 FC6-4 1B		B FC 92 F FC 91 S SI 96 F FC 92 F FF 96 X FC 92 1-2 F8 ②		F FC 92 F FC 92 F SI 97 F FC 93 D ST 87 B SI 97 S FC 93 2-3 K ③			4	0	1	0	0	1	1
30 Nathaniel Lowe, L (1, 3) OBP: 0.367, SLG: 0.435	B FF 94 S FF 94 F FF 94 B FF 94 F FF 94 X FS 84 2-2 1B		B FF 93 F FF 93 F FF 93 B FF 94 F SL 88 C FF 92 2-3 K ②		F FF 95 F FF 96 B FC 92 T FF 96 1-2 K ③			X SI 91 0-0 28 HR 2B		4	1	2	0	0	2	1
53 Adolis García, R (1, 9) OBP: 0.330, SLG: 0.511 47 Josh Smith, L (8, PR) OBP: 0.344, SLG: 0.330 (9, 7)	S SL 88 C SL 88 C FF 93 0-3 K ③		X SL 87 0-0 FC6-4 ③ 1-2f			B FC 91 X FC 92 1-0 G6-3 ①		F ST 75 B SI 91 F SI 91 B SI 91 F ST 77 F ST 76 H FC 89 3-2 28 HR HBP		3 0	0 1	0 0	0 0	0 0	1 0	2 0
6 Josh Jung, R (1, 5) OBP: 0.323, SLG: 0.485		X SL 88 0-0 1B		X FF 92 0-0 L9 ①		S FF 95 S FF 95 F SL 85 X FF 96 0-2 F9 ②		X SI 89 0-0 F8 ①		4	0	1	0	0	0	2
28 Jonah Heim, S (1, 2) OBP: 0.341, SLG: 0.494		B SL 88 B SL 89 B FF 93 C FF 93 X FF 94 3-1 P5 ①		C SL 88 B FF 93 F SL 87 X FF 94 1-2 16 G1 2B		S SI 96 B FC 92 S SI 96 X FF 96 1-2 P5 ③		B FC 87 S ST 76 B ST 76 X FC 84 2-1 1-H 2-H HR		4	1	2	3	0	0	1
16 Travis Jankowski, L (1, 7) OBP: 0.424, SLG: 0.426 (9, 9)		B FF 93 C FF 94 F FF 93 F FF 94 X FS 84 1-2 L8 ②		T FF 95 2 SAFE B FF 95 C FF 95 X FF 95 1-2 G1 ② 2-3			F FC 93 B FC 94 F FC 94 X CU 86 1-2 4 S 3 1B 1B	B ST 76 B SI 91 B SI 91 B SI 91 4-0 BB		3	1	1	0	1	0	2
4 Robbie Grossman, S (1, 10) OBP: 0.300, SLG: 0.364		B SL 89 C FF 94 F SL 88 S FS 84 1-3 K2-3 ③		B FF 96 B FF 97 B FF 96 C FF 96 B FF 95 4-1 BB			F FC 93 1 SAFE 1 SAFE B SI 96 C FC 92 B SI 97 X ST 88 2-2 P3 ① 1-2	C ST 76 C SI 90 1 SAFE B FC 86 S ST 76 1-3 K ②		3	0	0	0	1	2	3
3 Leody Taveras, S (1, 8) OBP: 0.334, SLG: 0.468			X FS 84 0-0 HR	C FF 96 S FF 97 F FF 96 X FF 97 0-2 F9 ③			C SI 97 C FC 93 D CU 86 F ST 89 X CU 86 1-2 2 S 2-H 1B	C SI 90 X ST 75 0-1 P6 ③		4	1	2	2	0	0	3
Inning Stats	R: 0 E: 0 K: 2 S: 13 H: 1 LOB: 1 BB: 0 P: 19	R: 0 E: 0 K: 1 S: 10 H: 1 LOB: 1 BB: 0 P: 15	R: 1 E: 0 K: 1 S: 10 H: 2 LOB: 1 BB: 0 P: 12	R: 0 E: 0 K: 0 S: 12 H: 1 LOB: 2 BB: 1 P: 18	R: 0 E: 0 K: 1 S: 9 H: 0 LOB: 0 BB: 0 P: 11	R: 0 E: 0 K: 0 S: 8 H: 0 LOB: 0 BB: 0 P: 10	R: 1 E: 0 K: 1 S: 18 H: 2 LOB: 1 BB: 0 P: 25	R: 3 E: 0 K: 1 S: 13 H: 2 LOB: 1 BB: 1 P: 23		1B: 5 2B: 2 3B: 0 HR: 2 SF: 0 SAC: 0 DP: 0 HBP: 1		WP: 0 PB: 0 SB: 2 CS: 0 PA: 36			

livebaseballscorecards.com

AB	33
R	5
H	9
RBI	5
BB	2
SO	7
LOB	16

PITCHER		IP	WLS	BF	H	R	ER	SO	BB	IBB	HBP	BLK	WP	HR	S	P	ERA	WHIP
52 Zack Littell, R ERA: 5.56	(1, 1)	3.1	L	15	5	1	1	4	0	0	0	0	0	1	37	51	2.70	1.500
30 Jake Diekman, L ERA: 4.26	(4, 1)	0.2		3	0	0	0	0	1	0	0	0	0	0	8	13	0.00	1.500
64 Shawn Armstrong, R ERA: 0.79	(5, 1)	2.0		6	0	0	0	1	0	0	0	0	0	0	17	21	0.00	0.000
58 Calvin Faucher, R ERA: 5.4	(7, 1)	1.0		5	2	1	1	1	0	0	0	0	0	0	18	25	9.00	2.000
49 Kevin Kelly, R ERA: 3.16	(8, 1)	1.0		7	2	3	3	1	1	0	1	0	0	1	13	23	27.00	3.000

PITCHER	IP	WLS	BF	H	R	ER	SO	BB	IBB	HBP	BLK	WP	HR	S	P	ERA	WHIP

Baltimore Orioles @ Tampa Bay Rays

Tropicana Field, St. Petersburg, FL

Thu Jul 20 2023, 6:41 PM - 9:29 PM EDT

Att. 20,203 - Dome - 72 F

livebaseballscorecards.com

TOP

Batter	1	2	3	4	5	6	7	8	9	10	AB	R	H	RBI	BB	SO	LOB
2 Gunnar Henderson, L (1, 5) (10, 6) OBP: 0.342, SLG: 0.476	B FF 96 C FF 96 B SL 91 B FF 97 S FF 97 C FF 98 3-3 K ①			F SL 88 F CU 83 B CU 86 B FF 97 X FF 96 2-2 35 1B 3B	B CU 83 B SL 92 B SL 90 X FF 95 3-0 G6-3 ③			C ST 79 C ST 80 X CH 90 0-2 G6-3 ①			4	1	1	0	0	1	0
35 Adley Rutschman, S (1, 2) OBP: 0.373, SLG: 0.431	C FF 98 S SL 92 S CU 85 0-3 K ②			X FF 97 0-0 32 WP 25 1B 32 SF7 3-H 1B		X SL 88 0-0 G3-1 ①		C CH 89 S FF 96 B ST 81 F ST 79 S CH 90 1-3 K ②			4	1	1	1	0	2	0
25 Anthony Santander, S (1, 3) OBP: 0.345, SLG: 0.494	C SL 90 F FF 98 B FF 98 S CU 84 1-3 K ③			X SL 90 0-0 32 WP 34 E 1-2 1B		C FF 96 B CU 84 S CU 84 B CU 86 S CU 85 2-3 K ②		B ST 78 B CH 90 T CH 88 S FF 95 F ST 80 F CH 90 C CH 90 2-3 K ③			4	1	1	0	0	3	0
32 Ryan O'Hearn, L (1, 10) OBP: 0.353, SLG: 0.506		B FF 96 X SL 90 1-0 L8 ①		B CU 82 B SL 89 B SL 89 F FF 97 X FF 95 3-1 SF7 ① 1-2 2-H		X CU 83 0-0 1B			C SL 87 B FF 100 C SL 87 B SL 87 B SL 86 X SL 87 3-2 G1-4-3 ①		3	0	1	1	0	0	0
21 Austin Hays, R (1, 7) OBP: 0.338, SLG: 0.473		S SL 90 B FF 98 X SL 90 1-1 G6-3 ②		C SL 91 C FF 96 B SL 92 B FF 97 S CU 85 2-3 K ②		F FF 96 B FF 96 X SL 89 1-1 G6-3 ③			F SL 88 B SL 87 S SL 88 C FF 101 1-3 K ②		4	0	0	0	0	2	2
34 Aaron Hicks, S (1, 8) OBP: 0.330, SLG: 0.393		C FF 97 B CU 84 F SL 90 B CU 84 F CU 83 X FF 96 2-2 G5-3 ③		X FF 98 0-0 E2 2-H 1B			C SL 90 F CU 85 B CU 85 S CU 84 1-3 K ①		B SL 88 C SL 88 B FF 100 S SL 87 S SL 89 2-3 K ③	0-0 12 SH1-4 17 SF7	4	1	1	0	0	2	0
29 Ramón Urías, R (1, 4) OBP: 0.328, SLG: 0.400 12 Adam Frazier, L (10, PH) OBP: 0.301, SLG: 0.413 (10, 4)			S SL 89 S SL 90 B SL 91 X FF 98 1-2 G6-3 ① C SL 91 B FF 98 F FF 97 S CU 84 1-3 K ③				C SL 90 X SL 91 0-1 G5-3 ②			B FC 91 2 SAFE B FC 89 1 FC 88 X FC 88 2-1 SH1-4 ① 2-3	3 0	0 0	0 0	0 0	1 0	1 0
17 Colton Cowser, L (1, 9) OBP: 0.325, SLG: 0.133			C FF 96 C CU 83 B CU 86 X CU 84 1-2 G3 ② B SL 90 S FF 94 C CU 80 B CU 84 X SL 90 2-2 F7 ①				X SL 90 0-0 1B			C FC 89 S FC 89 3 SAFE X FC 90 0-2 SF7 ② 3-H	3 0	0 0	1 0	1 0	0 0	0 0	0 0
3 Jorge Mateo, R (1, 6) OBP: 0.264, SLG: 0.346 6 Ryan Mountcastle, R (10, PH) OBP: 0.268, SLG: 0.424 11 Jordan Westburg, R (10, 5) OBP: 0.333, SLG: 0.414			C FF 96 B FF 97 F FF 98 B CU 86 F CU 84 S CU 84 2-3 K ③		C FF 96 B FF 95 X SL 89 1-1 G4-3 ②		C FF 96 S SL 90 F FF 97 S CU 85 0-3 K ③			S FC 88 S FC 89 B FC 89 S FF 97 1-3 K ③	3 1 0	0 0 0	0 0 0	0 0 0	0 1 0	2 0 0	1 0 0

Inning Stats										
	R: 0 E: 0 K: 3 S: 9	H: 0 LOB: 0 BB: 0 P: 13	R: 0 E: 0 K: 0 S: 7	H: 0 LOB: 0 BB: 0 P: 11	R: 0 E: 0 K: 1 S: 10	H: 0 LOB: 0 BB: 0 P: 14	R: 3 E: 1 K: 2 S: 14	H: 4 LOB: 1 BB: 0 P: 22	R: 0 E: 0 K: 0 S: 6	H: 0 LOB: 0 BB: 0 P: 12
	R: 0 E: 0 K: 1 S: 7	H: 1 LOB: 1 BB: 0 P: 10	R: 0 E: 0 K: 2 S: 10	H: 1 LOB: 1 BB: 0 P: 11	R: 0 E: 0 K: 2 S: 12	H: 0 LOB: 0 BB: 0 P: 15	R: 0 E: 0 K: 2 S: 9	H: 0 LOB: 0 BB: 0 P: 15	R: 1 E: 0 K: 1 S: 8	H: 0 LOB: 0 BB: 0 P: 11

	1B: 5	SF: 2
	2B: 0	SAC: 1
	3B: 1	DP: 0
	HR: 0	HBP: 0

WP: 1	PA: 36
PB: 0	
SB: 0	
CS: 0	

AB	33
R	4
H	6
RBI	3
BB	0
SO	14
LOB	4

PITCHER	IP	WLS	BF	H	R	ER	SO	BB	IBB	HBP	BLK	WP	HR	S	P	ERA	WHIP
20 Tyler Glasnow, R (1, 1) ERA: 3.62	7.0		27	6	3	2	9	0	0	0	0	1	0	63	93	2.57	0.857
47 Jason Adam, R (8, 1) ERA: 2.68	1.0		3	0	0	0	2	0	0	0	0	0	0	12	15	0.00	0.000
29 Pete Fairbanks, R (9, 1) ERA: 1.8	1.0		3	0	0	0	2	0	0	0	0	0	0	9	15	0.00	0.000
26 Robert Stephenson, R (10, 1) ERA: 4.15	1.0	L	3	0	1	0	1	0	0	0	0	0	0	8	11	0.00	0.000

PITCHER	IP	WLS	BF	H	R	ER	SO	BB	IBB	HBP	BLK	WP	HR	S	P	ERA	WHIP

Baltimore Orioles @ Tampa Bay Rays

Tropicana Field, St. Petersburg, FL

Thu Jul 20 2023, 6:41 PM - 9:29 PM EDT

Att. 20,203 - Dome - 72 F

livebaseballscorecards.com

BOTTOM

Batter	1	2	3	4	5	6	7	8	9	10	AB	R	H	RBI	BB	SO	LOB
2 Yandy Díaz, R (1, 10) OBP: 0.401, SLG: 0.503	F SI 91 B ST 82 F CH 86 S ST 82 1-3 K ①	F FC 92 S ST 83 X ST 83 0-2 FC5-4 1-2f ③			C ST 80 B SI 91 F SI 92 B ST 81 C SI 91 2-3 K ①		C SI 96 B SI 96 S SI 96 F SI 97 X SI 96 1-2 55 L4-6 1-H 2-H 2B		S FF 99 B SL 87 F FS 88 B FF 101 S FF 100 2-3 K ②		5	0	1	2	0	3	2
5 Wander Franco, S (1, 6) OBP: 0.337, SLG: 0.448	C SI 93 B FC 91 X CH 88 1-1 55 BB 1B		F SI 91 X CU 80 0-1 L3 ①		C FC 91 X CU 80 0-1 2B		B SI 97 X CH 91 1-0 F7 ①		C FF 100 F FS 89 S FF 101 0-3 K ③	0-0	5	0	2	0	0	1	1
55 Luke Raley, L (1, 3) OBP: 0.361, SLG: 0.554	B CU 79 B CH 86 F FC 90 1 SAFE S CH 85 F ST 82 1 SAFE D FC 91 B CH 86 4-2 56 G5-4-3 1-2 BB		S FF 92 B CU 79 B CH 86 B FC 91 S FC 90 B FF 93 4-2 56 WP BB		B FC 91 F CH 85 B CU 81 S CH 86 C SI 91 2-3 K ②		B SI 96 S CH 90 S CH 91 F CH 91 B FF 96 B CH 91 X CH 92 3-2 L4-6 2-3 ② ③			H FF 99 1-0 8 G4-6-3 HBP	2	0	0	0	2	1	2
56 Randy Arozarena, R (1, 7) OBP: 0.375, SLG: 0.462	C SI 93 X CH 86 0-1 G5-4-3 1-2f ② ③		C ST 82 C SI 93 D CU 80 S CU 80 1-3 K ② 1-2		S ST 82 C ST 82 F CU 79 S CU 81 0-3 K ③			S SL 86 B SL 86 C SL 87 C SI 95 1-3 K ①		S FF 101 C SL 88 S FF 101 0-3 K ①	5	0	0	0	0	4	5
8 Brandon Lowe, L (1, 4) OBP: 0.306, SLG: 0.400		F CU 79 F FF 92 B ST 82 H ST 82 2-2 15 FC1-6 HBP S CU 80 B CH 87 X FC 92 1-1 G3 ③				S CH 85 B CU 80 X CU 80 1-1 G1-3 ①		F SL 86 B CH 78 B CH 79 B SL 86 B SL 84 4-1 22 1B BB		F FF 98 X FS 92 0-1 G4-6-3 1-2f ② ③	3	0	0	0	1	0	2
22 Jose Siri, R (1, 8) OBP: 0.268, SLG: 0.531		C SI 93 C SI 93 S ST 82 0-3 K ①		S ST 80 S ST 80 B ST 81 S ST 81 1-3 K ①		C SI 92 X ST 81 0-1 G5-3 ②		F SL 88 B SL 88 S SL 85 F SL 87 1 SAFE X SL 87 1-2 1B			4	0	1	0	0	2	1
15 Josh Lowe, L (1, 9) OBP: 0.316, SLG: 0.487		C FC 91 X CH 89 0-1 FC1-6 6 1B 21 1B 1-2f ②		S CU 80 C FF 93 B ST 81 B ST 82 X FF 94 2-2 6 S 1B		C CH 85 B CH 85 X FC 91 1-1 G4-3 ③		C SL 86 S FF 97 B CH 81 B FF 98 S CH 79 2-3 K ②			4	1	1	0	0	1	3
6 Taylor Walls, S (1, 5) OBP: 0.315, SLG: 0.360 87 Harold Ramírez, R (8, PH) OBP: 0.328, SLG: 0.448 17 Isaac Paredes, R (9, 5) OBP: 0.360, SLG: 0.493		X FC 90 0-0 21 1B 1-2 1B		S CU 80 1 SAFE B CU 80 1 SAFE C CH 86 B SI 92 B SI 92 S CH 87 3-3 K ② 1-2			B SI 90 X CH 84 1-0 14 1B 2 2B 1B	B SL 88 B SL 88 F SL 88 F FF 97 B SL 86 F FF 96 X FF 97 3-2 G4-3 ③		3 1 0	1 0 0	2 0 0	0 0 0	0 0 0	1 0 0	1 2 0
21 Francisco Mejía, S (1, 2) OBP: 0.258, SLG: 0.400 14 Christian Bethancourt, R (7, 2) OBP: 0.254, SLG: 0.392		B SI 92 S CU 80 X CH 88 1-1 2 FC5-4 1-3 2-H 1B		F FC 92 X CU 80 0-1 G3-1 ③			X FC 90 0-0 2 2B 1-2 1B		X SL 84 0-0 G6-3 ①		2 2	0 1	1 1	1 0	0 0	0 0	1 0

Inning Stats	1	2	3	4	5	6	7	8	9	10
	R: 0 H: 1 E: 0 LOB: 1 K: 1 BB: 1 S: 10 P: 16	R: 1 H: 2 E: 0 LOB: 2 K: 1 BB: 0 S: 13 P: 16	R: 0 H: 0 E: 0 LOB: 1 K: 1 BB: 1 S: 9 P: 15	R: 0 H: 1 E: 0 LOB: 1 K: 2 BB: 0 S: 11 P: 17	R: 0 H: 1 E: 0 LOB: 1 K: 3 BB: 0 S: 12 P: 16	R: 0 H: 0 E: 0 LOB: 0 K: 0 BB: 0 S: 6 P: 8	R: 2 H: 3 E: 0 LOB: 0 K: 0 BB: 0 S: 11 P: 17	R: 0 H: 1 E: 0 LOB: 2 K: 2 BB: 1 S: 15 P: 26	R: 0 H: 0 E: 0 LOB: 0 K: 2 BB: 0 S: 7 P: 9	R: 0 H: 0 E: 0 LOB: 0 K: 1 BB: 0 S: 5 P: 6

1B: 7	SF: 0
2B: 3	SAC: 0
3B: 0	DP: 3
HR: 0	HBP: 2
WP: 1	PA: 41
PB: 0	
SB: 1	
CS: 0	

AB	36
R	3
H	9
RBI	3
BB	3
SO	13
LOB	20

PITCHER		IP	WLS	BF	H	R	ER	SO	BB	IBB	HBP	BLK	WP	HR	S	P	ERA	WHIP
48 Kyle Gibson, R ERA: 4.76	(1, 1)	6.0		27	7	3	3	8	2	0	1	0	1	0	63	91	4.50	1.500
78 Yennier Cano, R ERA: 1.53	(7, 1)	1.1	B	4	1	0	0	1	0	0	0	0	0	0	12	18	0.00	0.750
43 Bryan Baker, R ERA: 3.83	(8, 1)	0.2		4	1	0	0	1	1	0	0	0	0	0	12	22	0.00	3.000
74 Félix Bautista, R ERA: 0.96	(9, 1)	2.0	W	6	0	0	0	3	0	0	1	0	0	0	12	15	0.00	0.000

Batter	1	2	3	4	5	6	7	8	9	AB	R	H	RBI	BB	SO	LOB
2 Gunnar Henderson, L (1, 6) OBP: 0.338, SLG: 0.470	F SI 93 X FC 91 0-1 ① F7		B CU 80 F CU 80 F CH 87 C SI 92 1-3 ③ K			B CH 86 S CU 79 F CU 80 X SI 93 1-2 ② G6-3			C SL 87 F SL 87 C FF 100 0-3 ① K	4	0	0	0	0	2	0
35 Adley Rutschman, S (1, 2) OBP: 0.374, SLG: 0.429	B SI 94 F SI 93 S CH 85 X CU 80 1-2 ② L4			C CU 78 B SI 93 B CH 85 X CU 77 2-1 ① G4-3		B CU 78 B SI 93 C CU 78 F CH 87 B SI 94 B CU 77 4-2 BB			B FF 98 B SL 87 C FF 98 B FF 99 C SL 87 F SL 87 B SL 88 4-2 BB	2	0	0	0	2	0	0
25 Anthony Santander, S (1, 9) OBP: 0.342, SLG: 0.489	X CU 79 0-0 ③ F8			B CH 86 F CU 80 X CH 86 1-1 ② G3-1		C CH 86 C FF 94 X SI 93 0-2 ③ L6			C FF 98 F SL 87 B FF 100 B FF 99 F SL 89 C FF 100 2-3 ② K	4	0	0	0	0	1	2
32 Ryan O'Hearn, L (1, 3) OBP: 0.351, SLG: 0.500		C SI 92 F CU 80 F CU 78 B SI 93 F CH 86 B SI 93 F CU 79 X SI 93 2-2 ① L7		C SI 93 X CU 80 0-1 1B			C CH 86 B CU 79 X SI 93 1-1 ① G4-3		C FF 98 F SL 87 C FF 100 0-3 ③ K	4	0	1	0	0	1	1
6 Ryan Mountcastle, R (1, 10) OBP: 0.269, SLG: 0.427		C CU 78 X FC 86 0-1 2B		C FC 90 D CU 81 C SI 92 C SI 94 1-3 ③ K			F CU 79 F SI 92 S CU 79 0-3 ② K			3	0	1	0	0	2	1
21 Austin Hays, R (1, 7) OBP: 0.335, SLG: 0.468		C SI 93 F SI 93 B SI 94 X FF 94 1-2 ② G5-3			X FC 86 0-0 ① P6		B FC 89 S SI 93 C SI 92 S SI 94 1-3 ③ K			3	0	0	0	0	1	1
17 Colton Cowser, L (1, 8) OBP: 0.310, SLG: 0.125 34 Aaron Hicks, S (8, PH) OBP: 0.329, SLG: 0.391 (8, 8)		F FC 89 B CH 88 B FC 90 B CU 78 S FC 89 C SI 93 3-3 ③ K			B CU 77 C CH 86 F FC 88 F CU 80 C SI 94 1-3 ② K			F SL 86 S SL 84 B SL 86 S SL 85 1-3 ① K		2 1	0 0	0 0	0 0	0 0	2 1	1 0
12 Adam Frazier, L (1, 4) OBP: 0.299, SLG: 0.410 29 Ramón Urías, R (8, PH) OBP: 0.327, SLG: 0.398 (8, 5)			B FC 89 B FC 88 X SI 92 2-0 ① P5		C FC 90 C SI 93 B CU 80 X SI 93 1-2 ③ L8			B SL 85 B FF 93 S FF 94 B FF 92 F FF 92 F FF 92 C FF 94 3-3 ② K		2 1	0 0	0 0	0 0	0 1	0 0	0 0
11 Jordan Westburg, R (1, 5) OBP: 0.318, SLG: 0.393 (8, 4)			B CU 78 C FC 88 F FC 88 C SI 94 1-3 ② K			F FC 86 F CU 77 T FF 94 0-2 ① K		B SL 85 S FF 92 S FF 94 C SL 84 1-3 ③ K		3	0	0	0	0	3	0
Inning Stats	R: 0 E: 0 K: 0 S: 6 H: 0 LOB: 0 BB: 0 P: 7	R: 0 E: 0 K: 1 S: 14 H: 1 LOB: 1 BB: 0 P: 20	R: 0 E: 0 K: 2 S: 7 H: 0 LOB: 0 BB: 0 P: 11	R: 0 E: 0 K: 1 S: 9 H: 1 LOB: 1 BB: 0 P: 13	R: 0 E: 0 K: 1 S: 8 H: 0 LOB: 0 BB: 0 P: 10	R: 0 E: 0 K: 1 S: 11 H: 0 LOB: 1 BB: 1 P: 16	R: 0 E: 0 K: 2 S: 8 H: 0 LOB: 0 BB: 0 P: 10	R: 0 E: 0 K: 3 S: 10 H: 0 LOB: 0 BB: 0 P: 15	R: 0 E: 0 K: 3 S: 13 H: 0 LOB: 1 BB: 1 P: 19	1B: 1 2B: 1 3B: 0 HR: 0 SF: 0 SAC: 0 DP: 0 HBP: 0						

PITCHER		IP	WLS	BF	H	R	ER	SO	BB	IBB	HBP	BLK	WP	HR	S	P	ERA	WHIP
24 Zach Eflin, R ERA: 3.36	(1, 1)	7.0	W	24	2	0	0	8	1	0	0	0	0	0	63	87	0.00	0.429
38 Colin Poche, L ERA: 2.0	(8, 1)	1.0	H	3	0	0	0	3	0	0	0	0	0	0	10	15	0.00	0.000
29 Pete Fairbanks, R ERA: 1.71	(9, 1)	1.0	S	4	0	0	0	3	1	0	0	0	0	0	13	19	0.00	1.000

PITCHER	IP	WLS	BF	H	R	ER	SO	BB	IBB	HBP	BLK	WP	HR	S	P	ERA	WHIP

TOP

Baltimore Orioles @ Tampa Bay Rays

Tropicana Field, St. Petersburg, FL

Fri Jul 21 2023, 6:40 PM - 8:49 PM EDT

Att. 19,703 - Dome - 72 F

livebaseballscorecards.com

AB	29
R	0
H	2
RBI	0
BB	2
SO	14
LOB	6

Baltimore Orioles @ Tampa Bay Rays

Tropicana Field, St. Petersburg, FL

Fri Jul 21 2023, 6:40 PM - 8:49 PM EDT

Att. 19,703 - Dome - 72 F

BOTTOM

livebaseballscorecards.com

Batter	1	2	3	4	5	6	7	8	9	AB	R	H	RBI	BB	SO	LOB
2 Yandy Díaz, R (1, 3) OBP: 0.402, SLG: 0.502	X SI 94 0-0 1B		F SL 87 F SI 94 F CU 86 B CU 84 S SL 89 1-3 ① K		B SI 94 B CU 85 F FF 94 B CH 90 B FF 94 4-1 5 F9 5 WP BB		S FS 94 B ST 86 X FF 100 1-1 ② G6-3			3	0	1	0	1	1	0
5 Wander Franco, S (1, 6) OBP: 0.333, SLG: 0.443	C CU 85 C SL 88 X CU 87 0-2 ① L8		C SL 90 B FF 95 B FF 96 S SL 89 S SL 89 2-3 ② K		C FF 95 B CH 92 F CH 90 F SL 90 B FF 96 B SL 91 X SL 91 3-2 ② F9 1-3		B FS 95 C FF 101 F FS 93 F FS 94 F FS 94 S FS 94 1-3 ③ K			4	0	0	0	0	2	2
55 Luke Raley, L (1, 9) OBP: 0.357, SLG: 0.547 13 Manuel Margot, R (8, PH) OBP: 0.305, SLG: 0.364 (9, 9)	C FF 96 B SL 90 S FF 96 S CU 87 1-3 ② K		X FF 95 0-0 ③ G4-3		F CH 90 D CU 87 X CH 91 1-1 ③ G4-3			B SI 95 X SL 85 1-0 ① P3		3 1	0 0	0 0	0 0	0 0	1 0	2 0
56 Randy Arozarena, R (1, 7) OBP: 0.372, SLG: 0.457	C SI 96 D SL 90 F SL 90 X CU 86 1-2 ③ F8			B SL 88 F SI 93 C SL 89 B SL 89 X CU 85 2-2 ① G5-3		C SI 93 X SI 93 0-1 ① G6-3		C SL 85 S FF 98 B FF 99 C FF 97 1-3 ② K		4	0	0	0	0	1	1
17 Isaac Paredes, R (1, 5) OBP: 0.362, SLG: 0.507		B SI 93 C SI 93 C SL 90 B CU 85 X SL 87 2-2 ① F7		B FF 94 X SL 88 1-0 87 1B 2B		C SI 94 B CH 91 B CH 92 B CU 84 X SI 94 3-1 HR		B SI 97 C SI 96 F SI 97 B SL 88 S SL 86 2-3 ③ K		4	1	2	1	0	1	0
8 Brandon Lowe, L (1, 4) OBP: 0.306, SLG: 0.404		B SL 88 F SL 88 X CH 90 1-1 87 1B 2B		B CU 86 S CU 83 C CU 84 S CU 85 1-3 ② K2-3		F SL 88 S CH 91 X CU 85 0-2 ② G4-3				3	1	1	0	0	1	1
87 Harold Ramírez, R (1, 10) OBP: 0.332, SLG: 0.451		C SL 88 S SI 94 F SL 89 X FF 96 0-2 22 WP 2-H 1B		F SI 94 B SL 89 X CU 86 1-1 22 FC6-4 2-3 1B		C CU 85 B SI 95 F SL 89 F FF 95 B CU 88 X SI 94 2-2 ③ G1-3				3	0	2	1	0	0	0
22 Jose Siri, R (1, 8) OBP: 0.268, SLG: 0.542		B SL 91 S SI 96 S SL 90 B SL 90 S SL 90 2-3 ② K 1-2		X SL 90 0-0 ③ FC6-4 1-2f			X FF 99 0-0 HR			3	1	1	1	0	1	3
14 Christian Bethancourt, R (1, 2) OBP: 0.250, SLG: 0.386		B SL 89 B SI 95 X SL 89 2-0 ③ F8			F CU 83 B SI 93 B SL 89 X CU 83 2-1 ① F8		B FF 102 X ST 85 1-0 ① G5-3			3	0	0	0	0	0	1

	AB	31
	R	3
	H	7
	RBI	3
	BB	1
	SO	8
	LOB	10

Inning Stats																				
	R: 0	H: 1	R: 1	H: 2	R: 0	H: 0	R: 0	H: 2	R: 0	H: 0	R: 1	H: 1	R: 1	H: 1	R: 0	H: 0	1B: 3	SF: 0	WP: 2	PA: 32
	E: 0	LOB: 1	E: 0	LOB: 1	E: 0	LOB: 0	E: 0	LOB: 2	E: 0	LOB: 1	E: 0	LOB: 0	E: 0	LOB: 0	E: 0	LOB: 0	2B: 2	SAC: 0	PB: 0	
	K: 1	BB: 0	K: 1	BB: 0	K: 2	BB: 0	K: 0	BB: 1	K: 0	BB: 1	K: 1	BB: 0	K: 0	BB: 0	K: 2	BB: 0	3B: 0	DP: 0	SB: 0	
	S: 10	P: 12	S: 13	P: 20	S: 8	P: 11	S: 10	P: 15	S: 9	P: 19	S: 11	P: 16	S: 9	P: 12	S: 7	P: 11	HR: 2	HBP: 0	CS: 0	

PITCHER		IP	WLS	BF	H	R	ER	SO	BB	IBB	HBP	BLK	WP	HR	S	P	ERA	WHIP
Kyle Bradish, R ERA: 3.05	(1, 1)	6.0	L	25	6	2	2	5	1	0	0	0	2	1	61	93	3.00	1.167
14 Shintaro Fujinami, R ERA: 8.58	(7, 1)	1.0		4	1	1	1	1	0	0	0	0	0	1	9	12	9.00	1.000
58 Cionel Pérez, L ERA: 4.73	(8, 1)	1.0		3	0	0	0	2	0	0	0	0	0	0	7	11	0.00	0.000

PITCHER	IP	WLS	BF	H	R	ER	SO	BB	IBB	HBP	BLK	WP	HR	S	P	ERA	WHIP

Baltimore Orioles @ Tampa Bay Rays

Tropicana Field, St. Petersburg, FL

Sat Jul 22 2023, 4:10 PM - 7:06 PM EDT

Att. 25,025 - Dome - 72 F

livebaseballscorecards.com

Batter	1	2	3	4	5	6	7	8	9	AB	R	H	RBI	BB	SO	LOB
21 Austin Hays, R (1, 7) OBP: 0.333, SLG: 0.467	X FF 96 0-0 ① L7		C CU 84 S CH 88 S CH 88 0-3 ② K	X CU 85 0-0 2-H 2B			C SI 96 F ST 88 F ST 89 S FC 92 0-3 ① K		C FF 99 C FF 99 F FF 99 F SL 86 F FF 99 B FF 100 F FF 99 B SL 87 X FF 99 2-2 ② F9 1-2	5	0	1	1	0	2	1
35 Adley Rutschman, S (1, 10) OBP: 0.374, SLG: 0.425	B FF 97 B CH 88 B FF 96 C FF 96 B FF 97 4-1 6 FC6-4 25 BB BB		F FF 97 C SL 90 B CH 87 B FF 98 X CH 87 2-2 ③ G5-3	S CH 86 F CH 86 F FF 96 X FF 96 0-2 ③ G6-3			B CU 84 C FC 92 F FC 92 B SI 97 X ST 85 2-2 ② F7		B FF 96 B FF 96 F FF 96 B FF 97 B FF 96 4-1 BB	3	0	0	0	2	0	1
25 Anthony Santander, S (1, 9) OBP: 0.340, SLG: 0.483 17 Colton Cowser, L (9, 9) OBP: 0.310, SLG: 0.125	D CU 85 C FF 96 F SL 91 B FF 98 B CH 87 B FF 97 4-2 6 FC6-4 1-2 BB			S CU 83 B CH 86 X SL 89 1-1 ① P4	F FC 91 B FC 91 S SI 95 B FF 95 X FC 91 2-2 ① F7		C SI 97 S SI 97 B ST 87 S CU 86 1-3 ③ K		F CH 88 F SI 96 F FF 97 S ST 85 0-3 ③ K	4 0	0 0	0 0	0 0	1 0	2 0	2 0
6 Ryan Mountcastle, R (1, 3) OBP: 0.269, SLG: 0.424	C CU 84 F FF 96 B CH 87 B CH 88 X CU 85 2-2 ② FC6-4 1-2f 2-3			B FF 96 S CU 84 B CH 86 F SL 90 F FF 97 B CH 86 X SL 90 3-2 2 1B 27 2B 1B	F SI 94 F FF 95 T FC 92 0-2 ② K			S ST 88 C ST 88 F ST 87 B FC 92 X FC 92 1-2 ① F9		4	1	1	0	0	1	2
34 Aaron Hicks, S (1, 8) OBP: 0.327, SLG: 0.385	B CH 87 F SL 92 C FF 98 B CH 88 S FF 99 2-3 ③ K			S FF 96 T CH 87 S CH 87 0-3 ② K	C SI 96 B FC 92 S FC 92 B FF 95 B SI 96 B SI 95 4-2 BB			C CU 84 B CU 83 S FC 91 B SI 96 F ST 88 S ST 90 2-3 ② K		3	0	0	0	1	3	3
2 Gunnar Henderson, L (1, 5) OBP: 0.337, SLG: 0.467 (9, 6)		B FF 95 B FF 96 C FF 95 F SL 91 F CU 84 F FF 98 B SL 92 F FF 97 X SL 92 3-2 ① L7		B FF 96 F FF 95 S SL 90 F CH 87 X FF 97 1-2 27 2B 1-3 1B	C FC 91 B FC 91 B SI 95 C FC 92 C FF 94 2-3 ③ K			X FC 91 0-0 ③ G6-3		4	1	1	0	0	1	1
29 Ramón Urías, R (1, 4) OBP: 0.327, SLG: 0.395 12 Adam Frazier, L (9, PH) OBP: 0.301, SLG: 0.412 (9, 4)		F FF 97 S CH 88 B FF 98 B CH 88 X CU 86 2-2 ② G6-3		C CH 86 B CH 87 S FF 96 B CH 87 B FF 96 D SL 91 4-2 27 2B 3 2B BB		C SI 90 B ST 77 B SI 90 X SI 90 2-1 ① G3-1			B FF 99 C SL 88 F SL 87 X SL 87 1-2 27 SH1-3 32 1B 1B	2 1	1 1	0 1	0 0	1 0	0 0	0 0
27 James McCann, R (1, 2) OBP: 0.227, SLG: 0.336		C CU 84 S CH 87 S CH 87 0-3 ③ K		X CH 86 0-0 3 2B 1-3 2-H 3-H 2B		C ST 76 C SI 90 B SI 90 B SI 91 X ST 75 2-2 ② F8			X FF 99 0-0 ① SH1-3 1-2	3	1	1	2	0	1	0
3 Jorge Mateo, R (1, 6) OBP: 0.265, SLG: 0.350 32 Ryan O'Hearn, L (9, PH) OBP: 0.354, SLG: 0.503 11 Jordan Westburg, R (9, PR) OBP: 0.318, SLG: 0.393 (9, 5)			F FF 95 S CH 87 S CH 88 0-3 ① K	D CU 84 F FF 95 F FF 96 F SL 90 B CH 87 X FF 97 2-2 21 2B 2-H 3-H 2B		B ST 78 S ST 77 B ST 77 X SI 90 2-1 ③ G5-3			F SL 88 B FF 99 B SL 88 C SL 87 B SL 89 F SL 87 X SL 88 3-2 21 S 2-H 1B	3 1 0	1 0 0	1 1 0	2 1 0	0 0 0	1 0 0	0 0 0
Inning Stats	R: 0 E: 0 K: 1 S: 10 H: 0 LOB: 2 BB: 2 P: 22	R: 0 E: 0 K: 1 S: 12 H: 0 LOB: 0 BB: 0 P: 17	R: 0 E: 0 K: 2 S: 9 H: 0 LOB: 0 BB: 0 P: 11	R: 5 E: 0 K: 1 S: 25 H: 5 LOB: 1 BB: 1 P: 36	R: 0 E: 0 K: 2 S: 11 H: 0 LOB: 1 BB: 1 P: 19	R: 0 E: 0 K: 0 S: 7 H: 0 LOB: 0 BB: 0 P: 13	R: 0 E: 0 K: 2 S: 10 H: 0 LOB: 0 BB: 0 P: 13	R: 0 E: 0 K: 1 S: 9 H: 0 LOB: 0 BB: 0 P: 12	R: 1 E: 0 K: 1 S: 20 H: 2 LOB: 2 BB: 1 P: 30	1B: 4 2B: 3 3B: 0 HR: 0 SF: 0 SAC: 1 DP: 0 HBP: 0						

TOP	
AB	33
R	6
H	7
RBI	6
BB	5
SO	11
LOB	10

WP: 0	PA: 39																					
PB: 0																						
SB: 1																						
CS: 0																						

PITCHER		IP	WLS	BF	H	R	ER	SO	BB	IBB	HBP	BLK	WP	HR	S	P	ERA	WHIP
18 Shane McClanahan, L ERA: 2.89	(1, 1)	4.0		20	5	5	5	5	3	0	0	0	0	0	56	86	11.25	2.000
64 Shawn Armstrong, R ERA: 0.76	(5, 1)	1.0		4	0	0	0	2	1	0	0	0	0	0	11	19	0.00	1.000
49 Kevin Kelly, R ERA: 3.09	(6, 1)	1.0		3	0	0	0	0	0	0	0	0	0	0	7	13	0.00	0.000
58 Calvin Faucher, R ERA: 4.91	(7, 1)	2.0		6	0	0	0	3	0	0	0	0	0	0	19	25	0.00	0.000
29 Pete Fairbanks, R ERA: 2.08	(9, 1)	0.2	L	4	2	1	1	0	0	0	0	0	0	0	15	21	13.50	3.000

PITCHER		IP	WLS	BF	H	R	ER	SO	BB	IBB	HBP	BLK	WP	HR	S	P	ERA	WHIP
30 Jake Diekman, L ERA: 4.22	(9, 1)	0.1		2	0	0	0	1	1	0	0	0	0	0	5	9	0.00	3.000

Baltimore Orioles @ Tampa Bay Rays

Tropicana Field, St. Petersburg, FL

Sat Jul 22 2023, 4:10 PM - 7:06 PM EDT

Att. 25,025 - Dome - 72 F

BOTTOM

Batter	1	2	3	4	5	6	7	8	9	AB	R	H	RBI	BB	SO	LOB
2 Yandy Díaz, R (1, 3) OBP: 0.401, SLG: 0.497 7 Vidal Bruján, S (8, PR) OBP: 0.246, SLG: 0.241 (9, 5)	F FF 97 C FF 98 B FF 99 X FF 98 1-2 G4-3 ①			C FF 96 S ST 84 B CH 84 B CH 84 B FF 98 S CH 84 3-3 K ①		B ST 83 X CH 84 1-0 G2-3 ②		B FF 101 B FS 92 B FF 98 C FF 99 B FF 99 4-1 5 G4-3, 5 WP, 56 1B 1-2 BB		3 0	0 1	0 0	0 0	1 0	1 0	2 0
5 Wander Franco, S (1, 6) OBP: 0.333, SLG: 0.441	B FF 98 S FF 98 X CH 86 1-1 G4-3 ②			C CU 80 B FF 97 F FF 97 F CH 85 B ST 84 X CH 85 2-2 G3 ②		F CH 84 B FF 97 T FF 96 F FF 98 D CU 80 X CH 84 2-2 55 CS, 1B 2-H 3-H		B FS 95 B FF 101 B FF 101 X FF 102 3-0 G4-3 ① 1-3 2-H		4	0	1	3	0	0	1
55 Luke Raley, L (1, 10) OBP: 0.354, SLG: 0.542 87 Harold Ramírez, R (7, PH) OBP: 0.330, SLG: 0.447 (8, 10)	B FF 98 X CH 86 1-0 G4-3 ③			C FF 98 B ST 84 S FF 98 S FF 98 1-3 K ③		C FC 84 0-1 CS ③ 1-2	B SI 90 X FC 84 1-0 G6-3 ①	B FF 101 B FS 94 F FF 100 F FF 99 S FS 94 2-3 K ②		2 2	0 0	0 0	0 0	0 0	1 1	0 2
56 Randy Arozarena, R (1, 7) OBP: 0.373, SLG: 0.457 14 Christian Bethancourt, R (9, 2) OBP: 0.250, SLG: 0.386		B ST 83 S ST 82 B ST 83 X CH 86 2-1 L7 ①			C ST 84 S FF 96 F FF 98 S CU 81 0-3 K ①		C KC 77 B CH 78 X CH 77 1-1 8 1B, 17 1B, 1B	S FF 101 B FF 99 S FF 101 X FF 101 1-2 8 S, 1B 3-H		4 0	1 0	2 0	1 0	0 0	1 0	0 0
8 Brandon Lowe, L (1, 4) OBP: 0.309, SLG: 0.403		S CU 81 B CH 85 F CH 86 C CU 80 1-3 K ②			F CH 84 S FF 97 B FF 99 B CU 81 F CU 81 B CH 85 D CH 85 4-2 17 L5-3, BB		X FC 85 0-0 15 G3-1, 17 1B, 1B 1-2	C FF 95 B SL 84 F SL 83 F FF 97 1 SAFE B FF 97 B SL 84 F SL 84 F SL 84 3-3 C FF 96 K ③ 1-2		3 0	0 1	1 0	0 1	1 2	2 1	1 0
17 Isaac Paredes, R (1, 5) OBP: 0.361, SLG: 0.504 (9, 3)		B FF 97 S CH 86 X FF 98 1-1 P6 ③			B CH 84 B FF 96 X FF 97 2-0 L5-3 ② ③ 1-1		B SL 86 C SL 87 F SI 97 X SL 88 1-2 15 G3-1, 1B 1-2 2-H		B FF 101 B FF 100 F FF 98 F FF 100 F FF 101 B FS 88 X FF 99 3-2 L7 ①	4 0	0 1	1 0	1 0	0 0	0 1	1 0
15 Josh Lowe, L (1, 9) OBP: 0.316, SLG: 0.482 (9, 7)			B CU 80 S CH 85 C FF 98 B FF 98 S FF 99 2-3 K ①			B FF 95 B CH 85 B CH 84 C FF 96 S FF 96 F FF 98 B CH 85 4-2 22 2B, 5 1B, BB	B CH 90 D CH 91 X SI 97 2-0 G3-1 ② 1-2 2-3		C FF 101 B FS 90 S FF 100 B FF 100 S FF 101 2-3 K ②	3 1	0 0	0 1	1 2	2 2	2 2	2 2
22 Jose Siri, R (1, 8) OBP: 0.272, SLG: 0.546			C FF 98 B ST 85 S CH 86 F ST 84 F CH 85 F ST 84 B FF 99 B FF 99 X CH 87 3-2 50 F9-3, 1B			F CH 84 B FF 96 B FF 96 1 SAFE X CH 84 2-1 5 1B, 2B 1-3	C SI 97 X SL 88 0-1 G4-3 ③		S FF 100 S SL 89 S FF 101 0-3 K ③	4 1	1 2	2 0	0 0	1 1	2 2	2 4
50 René Pinto, R (1, 2) 13 Manuel Margot, R (8, PH) OBP: 0.308, SLG: 0.364 (9, 9)			C FF 96 1 SAFE F FF 96 B ST 83 1 SAFE B FF 97 D CH 84 X CH 84 3-2 F9-3 ② ③ 1-1			C FF 97 B FF 97 C FF 97 S ST 85 1-3 K ①		B FF 98 S FF 99 B FF 100 B FF 100 B FF 100 4-1 5 WP, 2 BB, 5 G4-3, BB		2 0	0 1	0 0	0 0	0 1	1 0	3 0

livebaseballscorecards.com

AB	31
R	5
H	7
RBI	5
BB	4
SO	10
LOB	14

Inning Stats	1	2	3	4	5	6	7	8	9
	R: 0 E: 0 K: 0 S: 6	R: 0 E: 0 K: 1 S: 7	R: 0 E: 0 K: 1 S: 12	R: 0 E: 0 K: 2 S: 10	R: 0 E: 0 K: 1 S: 8	R: 2 E: 0 K: 1 S: 14	R: 1 E: 0 K: 0 S: 10	R: 2 E: 0 K: 2 S: 15	R: 0 E: 0 K: 2 S: 10
	H: 0 LOB: 0 BB: 0 P: 9	H: 0 LOB: 0 BB: 0 P: 11	H: 1 LOB: 0 BB: 0 P: 20	H: 0 LOB: 0 BB: 0 P: 16	H: 0 LOB: 0 BB: 1 P: 14	H: 2 LOB: 0 BB: 0 P: 24	H: 3 LOB: 2 BB: 0 P: 15	H: 1 LOB: 2 BB: 2 P: 32	H: 0 LOB: 0 BB: 0 P: 15

1B: 6	SF: 0	WP: 1	PA: 36
2B: 3	SAC: 0	PB: 0	
3B: 0	DP: 2	SB: 1	
HR: 0	HBP: 0	CS: 1	

PITCHER		IP	WLS	BF	H	R	ER	SO	BB	IBB	HBP	BLK	WP	HR	S	P	ERA	WHIP
30 Grayson Rodriguez, R ERA: 6.91	(1, 1)	5.2		20	3	2	2	6	2	0	0	0	0	0	56	93	3.18	0.882
54 Danny Coulombe, L ERA: 2.91	(6, 1)	0.2	H	3	2	1	1	0	0	0	0	0	0	0	5	7	13.50	3.000
78 Yennier Cano, R ERA: 1.51	(7, 1)	0.2	H	3	1	0	0	0	0	0	0	0	0	0	6	9	0.00	1.500
14 Shintaro Fujinami, R ERA: 8.82	(8, 1)	0.2	B	5	1	2	2	1	2	0	0	0	1	0	9	23	27.00	4.500
58 Cionel Pérez, L ERA: 4.68	(8, 1)	0.1	W	1	0	0	0	1	0	0	0	0	0	0	6	9	0.00	0.000

PITCHER		IP	WLS	BF	H	R	ER	SO	BB	IBB	HBP	BLK	WP	HR	S	P	ERA	WHIP
74 Félix Bautista, R ERA: 0.94	(9, 1)	1.0	S	3	0	0	0	2	0	0	0	0	0	0	10	15	0.00	0.000

Baltimore Orioles @ Tampa Bay Rays

Tropicana Field, St. Petersburg, FL

Sun Jul 23 2023, 1:41 PM - 4:29 PM EDT

Att. 23,440 - Dome - 72 F

TOP

livebaseballscorecards.com

Batter	1	2	3	4	5	6	7	8	9	AB	R	H	RBI	BB	SO	LOB
2 Gunnar Henderson, L (1, 6) (7, 5) OBP: 0.341, SLG: 0.477	S FF 95 F CU 76 X FS 90 0-2 35 2B 1B	D CU 80 B FC 90 S FF 96 C FF 97 X CU 80 2-2 2-H HR			C FF 95 C FS 90 S FF 97 0-3 ① K		C FF 95 B ST 85 B ST 85 B FF 96 C FF 96 B FF 96 4-2 25 1B 1-2 BB		C SL 87 B FS 84 F SL 89 B FS 84 B FF 94 F SL 89 S FF 95 3-3 ② K	4	2	2	2	1	2	1
35 Adley Rutschman, S (1, 2) OBP: 0.372, SLG: 0.425	C FF 95 S FS 89 B FF 95 F CU 79 B FS 88 X FS 88 2-2 1-H 2B	C FC 90 F FF 95 B FF 97 B CU 80 B CU 79 F FF 98 F FF 96 S FC 90 3-3 ③ K			F FF 96 C CU 81 B CU 82 F FF 97 X FC 92 1-2 ② G3-1		C CH 89 B CH 90 F FF 95 F ST 80 B CH 91 F CH 89 F FF 97 X CH 91 2-2 ② F7		C FS 83 S FF 94 T FF 95 0-2 ③ K	5	0	1	1	0	2	3
25 Anthony Santander, S (1, 10) OBP: 0.339, SLG: 0.481	F FC 88 X FC 89 0-1 ① F8		F FF 95 C CU 79 S FF 97 0-3 ① K		B CU 79 C FS 90 B FS 91 S FC 90 S FF 98 2-3 ③ K		B ST 80 F CH 91 B FF 95 X CH 90 2-1 1-3 2-H 1B			4	0	1	1	0	2	1
32 Ryan O'Hearn, L (1, 3) OBP: 0.358, SLG: 0.528	D FS 88 F FC 89 C FF 96 X FF 96 1-2 ② G5-3		B FF 98 S FC 89 X CU 79 1-1 21 L1-4-3 2B			S FF 92 F SL 84 X FF 92 0-2 HR	B CH 91 B CH 89 B CH 89 F FF 96 C FF 95 S ST 80 3-3 ③ K			4	1	2	1	0	1	3
21 Austin Hays, R (1, 7) OBP: 0.335, SLG: 0.466	B FF 95 B FC 88 B FC 89 C FF 95 B FF 95 4-1 BB		B FF 96 B FF 96 S FF 95 S FC 90 X FC 91 2-2 ② L1-4-3 2-3			X FF 92 0-0 ① G6-3		B SL 87 B SL 87 B SL 87 C FF 93 F FF 94 X FF 94 3-2 34 G3-6-3 1B		3	0	1	0	1	0	1
34 Aaron Hicks, S (1, 8) OBP: 0.322, SLG: 0.377	B CU 79 B FC 88 X FF 96 2-0 ③ P6		C FF 97 3 SAFE C FS 90 B FF 97 D CU 79 S FS 91 2-3 ③ K			B SL 87 C FF 92 B SL 86 X FF 92 2-1 ② G6-3		B SL 87 B FF 92 C SL 88 X FS 84 2-1 ①② G3-6-3 1-2f		4	0	0	0	0	1	4
29 Ramón Urías, R (1, 5) (7, 4) OBP: 0.321, SLG: 0.388		B FC 88 X FF 94 1-0 ① P6		X FF 95 0-0 ① F7		C SL 86 B SL 86 X FF 92 1-1 ③ G5-3		X SL 87 0-0 ③ G6-3		4	0	0	0	0	0	0
17 Colton Cowser, L (1, 9) OBP: 0.283, SLG: 0.111		B FC 90 X FC 89 1-0 ② L3		B FF 96 C FS 90 B FC 91 B FF 96 X FF 96 3-1 ② L7			B FF 96 C FF 96 B ST 85 C FF 97 X FF 97 2-2 E5 2 BB 25 1B		F FF 92 C FF 93 S FS 84 0-3 K 3 SH5-3 3 WP	4	1	0	0	0	1	0
12 Adam Frazier, L (1, 4) OBP: 0.303, SLG: 0.416 3 Jorge Mateo, R (7, PH) (7, 6) OBP: 0.264, SLG: 0.349		B FF 95 B FF 96 B FF 97 C FF 97 X FF 96 3-1 2 HR 2B		B FF 97 F FC 92 B FF 96 B FF 96 C FF 95 S FF 97 3-3 ③ K			X CH 90 0-0 ① P4		B SL 86 X SL 88 1-0 ① SH5-3 1-3	2 1	1 0	1 0	0 0	0 0	1 0	0 1
Inning Stats	R: 1 E: 0 K: 0 S: 14 H: 2 LOB: 2 BB: 1 P: 23	R: 2 E: 0 K: 1 S: 12 H: 2 LOB: 0 BB: 0 P: 22	R: 0 E: 0 K: 2 S: 11 H: 1 LOB: 1 BB: 0 P: 16	R: 0 E: 0 K: 1 S: 6 H: 0 LOB: 0 BB: 0 P: 12	R: 0 E: 0 K: 2 S: 10 H: 0 LOB: 0 BB: 0 P: 13	R: 1 E: 0 K: 0 S: 8 H: 1 LOB: 0 BB: 0 P: 11	R: 1 E: 1 K: 1 S: 17 H: 1 LOB: 2 BB: 1 P: 30	R: 0 E: 0 K: 0 S: 6 H: 1 LOB: 0 BB: 0 P: 11	R: 0 E: 0 K: 3 S: 11 H: 0 LOB: 1 BB: 0 P: 15	1B: 3 2B: 3 3B: 0 HR: 2 SF: 0 SAC: 1 DP: 1 HBP: 0						

	AB	35
	R	5
	H	8
	RBI	5
	BB	2
	SO	10
	LOB	14

WP: 2 PB: 0 SB: 0 CS: 0 PA: 38

PITCHER		IP	WLS	BF	H	R	ER	SO	BB	IBB	HBP	BLK	WP	HR	S	P	ERA	WHIP
45 Taj Bradley, R ERA: 5.3	(1, 1)	5.0		21	5	3	3	6	1	0	0	0	0	1	53	86	5.40	1.200
38 Colin Poche, L ERA: 2.19	(6, 1)	1.0	L	4	1	1	1	0	0	0	0	0	0	1	8	11	9.00	1.000
30 Jake Diekman, L ERA: 4.18	(7, 1)	0.1		3	0	1	0	0	1	0	0	0	0	0	6	12	0.00	3.000
47 Jason Adam, R ERA: 2.63	(7, 1)	0.2		3	1	0	0	1	0	0	0	0	0	0	11	18	0.00	1.500
52 Zack Littell, R ERA: 5.11	(8, 1)	2.0		7	1	0	0	3	0	0	0	0	2	0	17	26	0.00	0.500

PITCHER		IP	WLS	BF	H	R	ER	SO	BB	IBB	HBP	BLK	WP	HR	S	P	ERA	WHIP

Baltimore Orioles @ Tampa Bay Rays

Tropicana Field, St. Petersburg, FL

Sun Jul 23 2023, 1:41 PM - 4:29 PM EDT

Att. 23,440 - Dome - 72 F

livebaseballscorecards.com

BOTTOM

Batter	1	2	3	4	5	6	7	8	9	AB	R	H	RBI	BB	SO	LOB
2 Yandy Díaz, R (1, 3) OBP: 0.401, SLG: 0.505 7 Vidal Bruján, S (9, PR) OBP: 0.246, SLG: 0.241	B FF 93 B FC 89 B FF 92 C FF 92 F FF 93 X FC 89 3-2 ① L7		S FF 91 X CH 85 0-1 ② G4-3		B FC 89 X CH 85 1-0 1-H HR		B FF 97 B FF 96 X SL 92 2-0 ② G6-3		B SL 88 X FF 100 1-0 1-3 1B	5 0	1 0	2 0	2 0	0 0	0 0	0 0
5 Wander Franco, S (1, 6) OBP: 0.331, SLG: 0.437	B FF 93 B FC 90 B FC 88 C FF 93 F FC 89 X CH 86 3-2 ② P5		C CU 75 B CH 86 F CH 85 C FC 90 1-3 ③ K		C FF 93 B FC 90 F FC 88 X FF 93 1-2 ① F6		F FF 96 B KC 88 B KC 87 B SL 89 F FF 97 B FF 96 4-2 BB		S FF 100 B FF 101 S FF 100 F FF 101 S FS 90 1-3 ③ K	4	0	0	0	1	2	2
87 Harold Ramírez, R (1, 10) OBP: 0.332, SLG: 0.444	C SL 85 H FF 93 1-1 HBP			B FC 88 B FC 88 B FF 92 C FF 92 F FC 87 D FC 89 4-2 17 F8 56 BB 8 FC4-6 BB	S FF 96 B SL 90 F FF 95 B FF 96 B KC 87 F FF 96 X SL 90 3-2 ② G6-3		X SL 91 0-0 ③ F9			2	1	0	0	1	0	1
56 Randy Arozarena, R (1, 7) OBP: 0.372, SLG: 0.453	C FF 93 D SL 84 C SL 83 F CU 75 S CU 74 1-3 ③ K			B SL 83 F CH 86 D FC 88 B SL 82 B FC 88 4-1 8 FC4-6 1-2 BB	B FF 96 C SL 90 X KC 89 1-1 ③ G1-3			B SL 86 C SL 86 X SI 96 1-1 ① G4-3		3	0	0	0	1	1	1
17 Isaac Paredes, R (1, 5) OBP: 0.362, SLG: 0.500		C FF 92 F CH 86 H FF 92 1-2 HBP		B CH 86 C CH 85 B FF 92 F CH 85 X FF 92 2-2 ① F8 2-3		B FF 96 B FF 96 B SL 91 B FF 96 4-0 8 FC3-6 BB		B SI 96 C SI 97 B CH 91 B SI 97 X SI 97 3-1 ② L8		2	0	0	0	1	0	2
8 Brandon Lowe, L (1, 4) OBP: 0.304, SLG: 0.395		X FC 90 0-0 ① F7		B CH 87 X CH 86 1-0 ② FC4-6 22 BB 1-2f 3-H		C SL 90 S KC 89 X KC 88 0-2 ① FC3-6 1-2f		B SL 88 S CH 91 B CH 91 C SI 96 S CH 91 2-3 ③ K		4	0	0	1	0	1	3
22 Jose Siri, R (1, 8) OBP: 0.273, SLG: 0.541 55 Luke Raley, L (9, PH) OBP: 0.353, SLG: 0.540		S SL 84 X SL 84 0-1 ② F8		B SL 84 S SL 87 B FF 93 D SL 83 B FC 88 4-1 1-2 BB		B SL 90 S SL 88 S FF 96 C KC 86 1-3 ② K			B FF 98 F FF 98 S FS 88 F FF 101 B FS 89 S FS 89 2-3 ① K	2 1	0 0	0 0	0 0	1 0	1 1	2 0
13 Manuel Margot, R (1, 9) OBP: 0.307, SLG: 0.362		C FC 89 F SL 84 T SL 85 0-2 ③ K		C FF 94 B SL 84 D SL 85 T FF 94 2-2 ③ K		F SL 91 1 SAFE F FF 98 D KC 89 S KC 88 1-3 ③ K			X FF 100 0-0 2 1B 1B	4	0	1	0	0	3	4
14 Christian Bethancourt, R (1, 2) OBP: 0.251, SLG: 0.383 15 Josh Lowe, L (9, PH) OBP: 0.315, SLG: 0.480			S SL 83 F SL 84 S SL 82 0-3 ① K		S SL 85 B FF 92 B SL 83 S FF 92 F FF 93 B SL 84 D SL 83 4-2 2 HR BB		C FF 95 B KC 88 X KC 88 1-1 ① F7		C FF 98 S FF 100 F FF 99 S FS 89 0-3 ② K	2 1	1 0	0 0	0 0	1 0	1 1	0 1
Inning Stats	R: 0 E: 0 K: 1 S: 11 H: 0 LOB: 1 BB: 0 P: 19	R: 0 E: 0 K: 1 S: 8 H: 0 LOB: 1 BB: 0 P: 9	R: 0 E: 0 K: 2 S: 8 H: 0 LOB: 0 BB: 0 P: 9	R: 1 E: 0 K: 1 S: 10 H: 0 LOB: 2 BB: 3 P: 27	R: 2 E: 0 K: 0 S: 13 H: 1 LOB: 0 BB: 1 P: 23	R: 0 E: 0 K: 2 S: 9 H: 0 LOB: 1 BB: 1 P: 15	R: 0 E: 0 K: 0 S: 6 H: 0 LOB: 1 BB: 1 P: 13	R: 0 E: 0 K: 1 S: 7 H: 0 LOB: 0 BB: 0 P: 13	R: 0 E: 0 K: 3 S: 14 H: 2 LOB: 2 BB: 0 P: 18	1B: 2 2B: 0 3B: 0 HR: 1	SF: 0 SAC: 0 DP: 0 HBP: 2					

	AB	30
	R	3
	H	3
	RBI	3
	BB	6
	SO	11
	LOB	16

PITCHER		IP	WLS	BF	H	R	ER	SO	BB	IBB	HBP	BLK	WP	HR	S	P	ERA	WHIP
68 Tyler Wells, R ERA: 3.65	(1, 1)	4.1		20	1	3	3	5	4	0	2	0	0	1	44	77	6.23	1.154
53 Mike Baumann, R ERA: 3.49	(5, 1)	2.2	W	10	0	0	0	2	2	0	0	0	0	0	21	38	0.00	0.750
78 Yennier Cano, R ERA: 1.48	(8, 1)	1.0	H	3	0	0	0	1	0	0	0	0	0	0	7	13	0.00	0.000
74 Félix Bautista, R ERA: 0.92	(9, 1)	1.0	S	5	2	0	0	3	0	0	0	0	0	0	14	18	0.00	2.000

PITCHER	IP	WLS	BF	H	R	ER	SO	BB	IBB	HBP	BLK	WP	HR	S	P	ERA	WHIP

Miami Marlins @ Tampa Bay Rays

Tropicana Field, St. Petersburg, FL

Tue Jul 25 2023, 6:41 PM - 9:04 PM EDT

Att. 20,508 - Dome - 72 F

TOP

livebaseballscorecards.com

Batter	1	2	3	4	5	6	7	8	9	AB	R	H	RBI	BB	SO	LOB
3 Luis Arraez, L (1, 4) OBP: 0.423, SLG: 0.469	B FF 95 F FF 96 B CU 84 X FF 96 2-1 G4-3		C SL 89 C FF 98 B CU 85 F CU 86 S SL 93 1-3 K 3-H			F FF 96 X FF 98 0-1 G6-3 1-2			B FF 99 B FF 100 F FF 100 B FF 98 C FF 100 X FF 100 3-2 F7	4	0	0	0	0	1	1
12 Jorge Soler, R (1, 10) OBP: 0.337, SLG: 0.497	S SL 89 F FF 98 B CU 85 B CU 84 S SL 90 2-3 K			C SL 89 F CU 83 X SL 92 0-2 L8		C SL 90 F FF 98 D SL 92 D CU 86 D SL 91 B SL 91 4-2 BB			C SL 87 C FF 100 T FF 100 0-2 K	3	0	0	0	1	2	0
26 Garrett Cooper, R (1, 3) OBP: 0.298, SLG: 0.425	B SL 90 B SL 88 S FF 96 F SL 90 S FF 96 2-3 K			S FF 98 B CU 85 F SL 90 F FF 96 F CU 82 F CU 84 B SL 89 F SL 89 X SL 89 2-2 F8		C SL 89 S FF 97 S FF 97 0-3 K			F SL 88 S SL 87 S FF 100 0-3 K	4	0	0	0	0	3	2
7 Jesús Sánchez, L (1, 8) OBP: 0.323, SLG: 0.476		S SL 88 B SL 90 X FF 95 1-1 9 CS 1B		B CU 84 B SL 89 B SL 90 S FF 95 C FF 96 X FF 97 3-2 G5-3			C SL 88 S CU 83 S CU 84 0-3 K			3	0	1	0	0	1	0
14 Bryan De La Cruz, R (1, 9) OBP: 0.317, SLG: 0.425		F FF 95 F FF 96 S FF 97 0-3 K			C SL 89 X FF 97 0-1 F8		X SL 91 0-0 G6-3			3	0	0	0	0	1	1
9 Jean Segura, R (1, 5) OBP: 0.278, SLG: 0.270		B FF 96 S SL 90 B FF 96 F SL 90 X FF 96 2-2 G1-3 1-2			C SL 91 X CU 84 0-1 G4-3		C FF 96 B CU 82 S FF 96 F FF 97 X FF 97 1-2 G4-3			3	0	0	0	0	0	1
18 Joey Wendle, L (1, 6) OBP: 0.304, SLG: 0.366			C FF 95 F SL 91 B CU 84 F CU 83 B SL 92 F FF 97 B SL 91 B FF 96 4-2 5 G4-3 58 G4-3 3 WP BB		F SL 91 C FF 98 B SL 92 B FF 98 C FF 98 2-3 K			B CH 90 X FF 94 1-0 F8	2	1	0	0	1	1	0
58 Jacob Stallings, R (1, 2) OBP: 0.281, SLG: 0.257			F FF 95 X FF 97 0-1 G4-3 1-2			C FF 95 B CU 84 F FF 96 B FF 98 T FF 97 2-2 K		C FF 96 B ST 80 S FF 95 F FF 96 T FF 95 1-2 K		3	0	0	0	0	2	1
5 Jon Berti, R (1, 7) OBP: 0.335, SLG: 0.372			X SL 90 0-0 G4-3 2-3			C FF 97 B CU 84 S SL 90 X SL 91 1-2 3 G6-3 1B		C FF 94 B CH 91 B FF 96 S FF 94 X FF 95 2-2 P3		3	0	1	0	0	0	1
Inning Stats	R: 0 E: 0 K: 2 S: 8 H: 0 LOB: 0 BB: 0 P: 14	R: 0 E: 0 K: 1 S: 8 H: 1 LOB: 0 BB: 0 P: 11	R: 1 E: 0 K: 1 S: 11 H: 0 LOB: 0 BB: 1 P: 16	R: 0 E: 0 K: 0 S: 13 H: 0 LOB: 0 BB: 0 P: 18	R: 0 E: 0 K: 1 S: 7 H: 0 LOB: 0 BB: 0 P: 9	R: 0 E: 0 K: 2 S: 13 H: 1 LOB: 2 BB: 1 P: 20	R: 0 E: 0 K: 1 S: 8 H: 0 LOB: 0 BB: 0 P: 9	R: 0 E: 0 K: 1 S: 8 H: 0 LOB: 0 BB: 0 P: 12	R: 0 E: 0 K: 2 S: 9 H: 0 LOB: 0 BB: 0 P: 12	1B: 2 2B: 0 3B: 0 HR: 0 SF: 0 SAC: 0 DP: 0 HBP: 0						

AB	28
R	1
H	2
RBI	0
BB	2
SO	11
LOB	7

WP: 1 PB: 0 SB: 0 CS: 1 PA: 30

PITCHER		IP	WLS	BF	H	R	ER	SO	BB	IBB	HBP	BLK	WP	HR	S	P	ERA	WHIP
20 Tyler Glasnow, R ERA: 3.36	(1, 1)	7.0	W	24	2	1	1	8	2	0	0	0	1	0	68	97	1.29	0.571
47 Jason Adam, R ERA: 2.57	(8, 1)	1.0	H	3	0	0	0	1	0	0	0	0	0	0	8	12	0.00	0.000
29 Pete Fairbanks, R ERA: 1.99	(9, 1)	1.0	S	3	0	0	0	2	0	0	0	0	0	0	9	12	0.00	0.000

PITCHER	IP	WLS	BF	H	R	ER	SO	BB	IBB	HBP	BLK	WP	HR	S	P	ERA	WHIP

Miami Marlins @ Tampa Bay Rays

Tropicana Field, St. Petersburg, FL

Tue Jul 25 2023, 6:41 PM - 9:04 PM EDT

Att. 20,508 - Dome - 72 F

BOTTOM

livebaseballscorecards.com

Batter	1	2	3	4	5	6	7	8	9	AB	R	H	RBI	BB	SO	LOB
2 Yandy Díaz, R (1, 3) OBP: 0.401, SLG: 0.508	B FF 97 C SI 97 C SI 97 3-2 F7 ①	B CH 91 B SL 89 X CU 84 2-0 1-3 2-H 3-H 2B			B SL 83 F FF 95 F SL 84 F SL 85 X FF 95 1-2 L7 ①		C FF 92 B SI 93 X SL 84 1-1 G6-3 ②			2	0	1	2	0	0	0
87 Harold Ramírez, R (3, 3) OBP: 0.330, SLG: 0.440	B SL 91 B SL 92 X FF 97									2	0	0	0	0	0	0
22 Jose Siri, R (8, 8) OBP: 0.273, SLG: 0.541										0	0	0	0	0	0	0
55 Luke Raley, L (1, 9) OBP: 0.359, SLG: 0.550	C CU 85 B FF 97 S CH 94 B CU 85 F CH 94 F FF 96 F CH 94 F FF 97 B CU 87 4-2 5 G6-3 BB	B FF 95 B FF 95 F FF 95 X CH 90 2-1 G4-3 ③			B SL 83 X CH 92 1-0 5 G4-3 2B		F FF 92 S FF 93 X FF 93 0-2 ③ 2B			3	0	2	0	1	0	2
(8, 3)																
5 Wander Franco, S (1, 6) OBP: 0.328, SLG: 0.432	B CH 92 D SI 96 B CH 92 C FF 96 X SI 97 3-1 G6-3 ② ③ 1-2f		C FF 94 B CH 89 F CH 88 F SL 85 F SL 85 C CH 91 1-3 K ①		C FF 95 S FF 95 F SL 86 F SL 86 B FF 95 X CH 93 1-2 G4-3 ② 2-3			C FF 94 X SL 82 0-1 F9 ①		4	0	0	0	0	1	2
56 Randy Arozarena, R (1, 7) OBP: 0.368, SLG: 0.448		F SI 96 F SL 88 F FF 96 B SL 91 B CH 94 X SL 90 2-2 G6-3 ①	C SL 84 S FF 96 B SL 86 X SL 86 1-2 E6 8 1B		C SL 86 S FF 96 F FF 96 B SL 86 C SL 84 1-3 K ③			C SL 82 X FF 94 0-1 P6 ②		4	0	0	0	0	1	1
8 Brandon Lowe, L (1, 4) OBP: 0.311, SLG: 0.415		B FF 96 C CU 85 X CH 93 1-1 13 17 FC6-4 15 1B 1B 1B	C FF 95 B FF 95 X CH 91 1-1 1-H ② 1B			X SL 82 0-0 HR		F FF 94 B SL 84 T SL 82 F FF 94 B SL 83 F SL 82 B FF 93 S SL 81 3-3 K ③		4	2	3	1	0	1	0
17 Isaac Paredes, R (1, 5) OBP: 0.362, SLG: 0.498	F SI 96 X CU 84 0-1 13 FC6-4 1-2 1B	B SL 85 C FF 95 C FF 94 C SL 85 1-3 K ③				B SL 85 F CH 89 S FF 94 X FF 95 1-2 L5 ①				3	0	1	0	0	1	1
13 Manuel Margot, R (1, 8) OBP: 0.307, SLG: 0.362	C CU 83 D CH 92 F CH 93 F FF 96 X SL 90 1-2 FC6-4 ② 15 1B 2 2B 1-2f 2-3	X FF 94 0-0 14 G5-3-6 1B				B FF 92 C SI 92 B SL 85 S FF 94 X FF 93 2-2 G1-3 ②				3	1	1	0	0	0	2
(8, 9)																
15 Josh Lowe, L (1, 10) OBP: 0.315, SLG: 0.479	F FF 95 D CU 86 1 SAFE X CU 84 1-1 14 S 2 2B 1-3 3-H 1B	B FF 93 X SL 83 1-0 F9 ①				C FF 92 B FF 93 C SL 85 S FF 94 1-3 K ③				3	1	1	1	0	1	1
14 Christian Bethancourt, R (1, 2) OBP: 0.252, SLG: 0.379	B SL 89 B CH 92 B FF 95 C FF 95 B SI 96 4-1 2 2B 1-2 BB	B SL 84 S SL 84 C FF 96 B FF 95 B SL 85 1 SAFE X SL 85 3-2 G5-3-6 ② ③ 1-3f					F SI 94 F FF 92 T SI 93 0-2 K ①			2	0	0	0	1	1	1
Inning Stats	R: 0 E: 0 K: 0 S: 12 H: 0 LOB: 0 BB: 1 P: 22	R: 3 E: 0 K: 0 S: 18 H: 4 LOB: 2 BB: 1 P: 31	R: 0 E: 1 K: 2 S: 13 H: 1 LOB: 1 BB: 0 P: 17	R: 0 E: 0 K: 0 S: 5 H: 1 LOB: 0 BB: 0 P: 9	R: 0 E: 0 K: 1 S: 14 H: 1 LOB: 1 BB: 0 P: 18	R: 1 E: 0 K: 1 S: 10 H: 1 LOB: 0 BB: 0 P: 14	R: 0 E: 0 K: 1 S: 8 H: 1 LOB: 1 BB: 0 P: 9	R: 0 E: 0 K: 1 S: 9 H: 0 LOB: 0 BB: 0 P: 12		1B: 5 2B: 4 3B: 0 HR: 1	SF: 0 SAC: 0 DP: 2 HBP: 0			WP: 0 PB: 0 SB: 1 CS: 0	PA: 32	

	AB	R	H	RBI	BB	SO	LOB
AB	30						
R	4						
H	9						
RBI	4						
BB	2						
SO	6						
LOB	10						

PITCHER	IP	WLS	BF	H	R	ER	SO	BB	IBB	HBP	BLK	WP	HR	S	P	ERA	WHIP
27 Edward Cabrera, R (1, 1) ERA: 4.74	2.0	L	11	4	3	3	0	2	0	0	0	0	0	30	53	13.50	3.000
62 George Soriano, R (3, 1) ERA: 2.08	3.1		13	4	1	1	3	0	0	0	0	0	1	36	49	2.70	1.200
Dylan Floro, R (6, 1) ERA: 4.54	1.2		5	1	0	0	2	0	0	0	0	0	0	14	18	0.00	0.600
48 Steven Okert, L (8, 1) ERA: 3.25	1.0		3	0	0	0	1	0	0	0	0	0	0	9	12	0.00	0.000

PITCHER	IP	WLS	BF	H	R	ER	SO	BB	IBB	HBP	BLK	WP	HR	S	P	ERA	WHIP

Miami Marlins @ Tampa Bay Rays

Tropicana Field, St. Petersburg, FL

Wed Jul 26 2023, 12:11 PM - 2:23 PM EDT

Att. 20,971 - Dome - 72 F

TOP

livebaseballscorecards.com

Batter	1	2	3	4	5	6	7	8	9	AB	R	H	RBI	BB	SO	LOB
3 Luis Arraez, L (1, 4) OBP: 0.425, SLG: 0.472	C SI 93 F FC 91 X SI 94 0-2 ① F8		F CU 79 X FC 90 0-1 ① L7	S CU 79 X FC 89 0-1 1-3 2-H 2B		X FC 94 0-0 2-H 1B			F FC 89 C FC 88 B FF 96 B FF 96 F FC 88 B FS 89 F FC 88 B FC 86 4-2 14 FC6-4 BB	4	0	2	2	1	0	0
12 Jorge Soler, R (1, 10) OBP: 0.333, SLG: 0.490	X CU 77 0-0 ② G5-3		B FC 87 X FC 87 1-0 ② G6-3	X SI 92 0-0 ③ G5-3		F FC 91 F SI 93 S SI 94 0-3 ③ K			F FC 89 S FC 89 B FC 87 S FC 87 1-3 ① K	5	0	0	0	0	2	4
14 Bryan De La Cruz, R (1, 7) OBP: 0.315, SLG: 0.430	C FF 95 B SI 92 C FC 88 S FF 94 1-3 ③ K		C FC 88 B SI 93 C FF 94 S FF 93 1-3 ③ K		X SI 93 0-0 HR		B FC 90 B SI 94 F FC 90 S FC 91 F FF 95 F FF 95 S FC 91 2-3 ① K		B FC 89 B FC 89 C FC 88 S FF 95 D FC 87 X FF 96 3-2 ② FC6-4 1-2f	5	1	1	1	0	3	1
7 Jesús Sánchez, L (1, 9) OBP: 0.322, SLG: 0.474 1 Garrett Hampson, R (2, 9) OBP: 0.336, SLG: 0.366		B CU 78 X FC 90 1-0 ① G6-3		C FC 86 B CU 76 X FC 87 1-1 18 SH5-4 58 1B 10 1B 1B	B FC 90 B SI 93 F SI 94 F FC 91 S ST 87 2-3 ① K		B SI 95 X FC 90 1-0 3B		B FC 87 S FF 96 X FC 89 1-1 ③ L9	1 4	0 1	0 2	0 0	0 0	0 1	0 1
10 Yuli Gurriel, R (1, 3) OBP: 0.327, SLG: 0.388		C FC 88 X CU 79 0-1 5 1B 2B		C SI 92 F FC 88 F FF 93 B FC 90 X SI 94 1-2 58 1B 18 SH5-4 54 SF7 1-2 1B	B ST 88 X FC 91 1-0 ② P4		B FC 90 C FC 92 S SI 94 X FF 95 1-2 ② P4			4	2	2	0	0	0	1
18 Joey Wendle, L (1, 6) OBP: 0.300, SLG: 0.361		S FC 90 F SI 92 B CU 81 X FC 89 1-2 ② F8		B FC 89 2 SAFE X FC 89 1-0 ① SH5-4 1-2 2-3	C FC 91 C CU 84 B CU 85 X ST 87 1-2 ③ F8		B SI 96 X FC 92 1-0 ③ F9			3	0	0	0	0	0	2
5 Jon Berti, R (1, 5) OBP: 0.341, SLG: 0.379		F FC 88 B SI 92 B SI 92 C CU 77 X CU 80 2-2 58 2B 2-H 1B		B FC 88 B FC 89 2-0 58 1B 3 2B IBB		C FC 91 C ST 87 B ST 88 B ST 87 F ST 88 F ST 90 B FC 92 F ST 88 F ST 88 3-2 F ST 88 X SI 87 3 1B 2B		F SI 89 B SI 91 X SI 91 1-1 ① G4-3		3	3	2	1	1	0	0
58 Jacob Stallings, R (1, 2) OBP: 0.287, SLG: 0.271		F FF 92 X SI 90 0-1 1-H 2B		B FC 86 B FC 87 X SI 93 2-0 3 2B 1-2 2-3 3-H 1B		C ST 89 S ST 88 S ST 89 0-3 ① K		B ST 76 X SI 90 1-0 ② G3-1		4	0	2	2	0	1	1
54 Dane Myers, R (1, 8) OBP: 0.298, SLG: 0.382		S FC 88 C FC 87 S CU 80 0-3 ③ K2-3		X FC 86 0-0 ② SF7 3-H		L ST 89 F ST 86 F FC 94 F ST 88 F ST 88 F FC 92 F SI 97 B ST 87 B ST 86 2-3 F FC 92 F ST 88 S FC 93 ② K		C ST 76 F SI 90 B ST 77 F ST 77 F SI 91 F FC 86 S ST 76 1-3 ③ K		3	0	0	1	0	3	2
Inning Stats	R: 0 E: 0 K: 1 S: 7 H: 0 LOB: 0 BB: 0 P: 8	R: 2 E: 0 K: 1 S: 14 H: 3 LOB: 1 BB: 0 P: 18	R: 0 E: 0 K: 1 S: 6 H: 0 LOB: 0 BB: 0 P: 8	R: 3 E: 0 K: 0 S: 12 H: 4 LOB: 2 BB: 1 P: 19	R: 1 E: 0 K: 1 S: 8 H: 1 LOB: 0 BB: 0 P: 12	R: 1 E: 0 K: 3 S: 25 H: 2 LOB: 1 BB: 0 P: 30	R: 0 E: 0 K: 1 S: 10 H: 1 LOB: 1 BB: 0 P: 15	R: 0 E: 0 K: 1 S: 9 H: 0 LOB: 0 BB: 0 P: 12	R: 0 E: 0 K: 1 S: 12 H: 0 LOB: 1 BB: 1 P: 21	1B: 5 2B: 4 3B: 1 HR: 1 SF: 1 SAC: 1 DP: 0 HBP: 0	WP: 0 PB: 0 SB: 0 CS: 0 PA: 40					

	AB	36
	R	7
	H	11
	RBI	7
	BB	2
	SO	10
	LOB	12

MIAMI

PITCHER		IP	WLS	BF	H	R	ER	SO	BB	IBB	HBP	BLK	WP	HR	S	P	ERA	WHIP
24 Zach Eflin, R ERA: 3.64	(1, 1)	4.0	L	20	7	5	5	3	0	1	0	0	0	0	39	53	11.25	1.750
58 Calvin Faucher, R ERA: 5.32	(5, 1)	1.2		8	3	2	2	3	0	0	0	0	0	1	30	39	10.80	1.800
64 Shawn Armstrong, R ERA: 0.72	(6, 1)	1.1		5	1	0	0	2	0	0	0	0	0	0	13	18	0.00	0.750
49 Kevin Kelly, R ERA: 3.02	(8, 1)	1.0		3	0	0	0	1	0	0	0	0	0	0	9	12	0.00	0.000
26 Robert Stephenson, R ERA: 4.02	(9, 1)	1.0		4	0	0	0	1	1	0	0	0	0	0	12	21	0.00	1.000

PITCHER	IP	WLS	BF	H	R	ER	SO	BB	IBB	HBP	BLK	WP	HR	S	P	ERA	WHIP

Miami Marlins @ Tampa Bay Rays

Tropicana Field, St. Petersburg, FL

Wed Jul 26 2023, 12:11 PM - 2:23 PM EDT

Att. 20,971 - Dome - 72 F

livebaseballscorecards.com

Batter	1	2	3	4	5	6	7	8	9	AB	R	H	RBI	BB	SO	LOB
8 Brandon Lowe, L (1, 4) OBP: 0.310, SLG: 0.412	F FF 96 C SL 91 S FF 98 0-3 ① **K**		X CH 91 0-0 ③ G5-3			S FF 98 B FF 98 B CH 92 X CH 92 2-1 ② G4-3			F FF 97 S FF 98 F SL 88 F FF 99 B CH 92 B CH 91 X CH 92 2-2 55 1B 1B	4	0	1	0	0	1	0
5 Wander Franco, S (1, 6) OBP: 0.325, SLG: 0.427	C SL 89 X FF 98 0-1 ② G1-3			F SI 95 X CH 90 0-1 E5 56 F9-3		B SL 90 B CH 92 B SI 98 C SI 98 F FF 99 T SL 93 3-2 ③ **K**			F SL 90 X FF 96 0-1 ① F8	4	0	0	0	0	1	1
56 Randy Arozarena, R (1, 7) OBP: 0.365, SLG: 0.443	B SI 97 X SL 90 1-0 ③ L4			B SL 89 X SL 89 1-0 ① ② F9-3 **1-1**			C SI 96 C CH 91 S FF 99 0-3 ① **K**		X SL 90 0-0 ② F8	4	0	0	0	0	1	2
55 Luke Raley, L (1, 3) OBP: 0.361, SLG: 0.547		C FF 95 F CH 90 C SL 90 0-3 ① **K**		B SL 90 S CH 91 F FF 98 X CH 92 1-2 ③ G3-1			S CH 92 B CH 92 B CH 92 F FF 99 B FF 99 B SL 92 4-2 17 G5-3 BB		X FF 99 0-0 **1-3** 1B	3	0	1	0	1	1	0
17 Isaac Paredes, R (1, 5) OBP: 0.358, SLG: 0.491		X SI 97 0-0 ② G5-3			C SI 98 F CH 91 X SL 92 0-2 ① F7		C SL 91 B SI 98 X SI 98 1-1 ② G5-3 **1-2**		F SI 98 X SI 98 0-1 ③ L8	4	0	0	0	0	0	3
87 Harold Ramírez, R (1, 10) OBP: 0.330, SLG: 0.439		C SI 97 F CH 90 S FF 98 0-3 ③ **K**			X CH 91 0-0 1B		F FF 97 F SL 90 F FF 99 X FF 97 0-2 ③ P2			3	0	1	0	0	1	1
15 Josh Lowe, L (1, 9) OBP: 0.315, SLG: 0.481			S CH 89 X CH 90 0-1 22 WP 22 1B 2B		B CH 91 F FF 99 S FF 99 X FF 98 1-2 ② L7			S FF 97 B CH 92 B CH 91 X SI 98 2-1 ① L7		3	1	1	0	0	0	1
22 Jose Siri, R (1, 8) OBP: 0.274, SLG: 0.538			B SI 97 B SI 97 S CH 91 F CH 92 B SL 92 X SI 99 3-2 14 G5-4-3 **2-H** 1B		X SI 98 0-0 ③ L5			S SL 90 F SL 89 C FF 100 0-3 ② **K**		3	0	1	1	0	1	1
14 Christian Bethancourt, R (1, 2) OBP: 0.249, SLG: 0.374			S SL 90 B SL 90 1 SAFE X SI 96 1-1 ① ② G5-4-3 **1-2f**			B SI 97 S SL 91 S SL 90 F SL 92 S SL 91 1-3 ① **K**		S SI 98 S SL 89 X SL 90 0-2 ③ G1		3	0	0	0	0	1	1

	AB	31
	R	1
	H	5
	RBI	1
	BB	1
	SO	7
	LOB	10

Inning Stats	1	2	3	4	5	6	7	8	9	1B: 4	SF: 0	WP: 1	PA: 32
	R: 0 E: 0 K: 1 S: 6 H: 0 LOB: 0 BB: 0 P: 7	R: 0 E: 0 K: 2 S: 7 H: 0 LOB: 0 BB: 0 P: 7	R: 1 E: 0 K: 0 S: 8 H: 2 LOB: 0 BB: 0 P: 12	R: 0 E: 1 K: 0 S: 6 H: 0 LOB: 0 BB: 0 P: 8	R: 0 E: 0 K: 0 S: 8 H: 1 LOB: 1 BB: 0 P: 9	R: 0 E: 0 K: 2 S: 9 H: 0 LOB: 0 BB: 0 P: 15	R: 0 E: 0 K: 1 S: 11 H: 0 LOB: 1 BB: 1 P: 16	R: 0 E: 0 K: 1 S: 8 H: 0 LOB: 0 BB: 0 P: 10	R: 0 E: 0 K: 0 S: 11 H: 2 LOB: 2 BB: 0 P: 13	2B: 2 3B: 0 HR: 0	SAC: 0 DP: 2 HBP: 0	PB: 0 SB: 0 CS: 0	

PITCHER	IP	WLS	BF	H	R	ER	SO	BB	IBB	HBP	BLK	WP	HR	S	P	ERA	WHIP
22 Sandy Alcantara, R (1, 1) ERA: 4.46	9.0	W	32	5	1	1	7	1	0	0	0	1	0	74	97	1.00	0.667

PITCHER	IP	WLS	BF	H	R	ER	SO	BB	IBB	HBP	BLK	WP	HR	S	P	ERA	WHIP

Batter	1	2	3	4	5	6	7	8	9	AB	R	H	RBI	BB	SO	LOB
2 Yandy Díaz, R (1, 10) OBP: 0.398, SLG: 0.503	F FF 92 S FF 94 S FF 93 0-3 ① K		F FF 93 B SL 79 B SL 79 F FF 93 B FF 93 X FF 93 3-2 ① F8		F FF 94 F FF 93 B FF 94 F FF 94 B SL 82 F FF 94 X FF 93 2-2 ① F9		F SI 93 F FS 82 F FF 93 1 SAFE H SI 93 1-2 HBP		F FF 96 X FF 96 0-1 ② SF9 3-H	3	0	0	1	0	1	0
5 Wander Franco, S (1, 6) OBP: 0.328, SLG: 0.433	F FF 95 F CH 83 B FF 94 F SL 79 X SL 78 1-2 8 HR 3B		B FF 93 C CH 84 X CH 84 1-1 ② F8		B FF 93 F FF 94 F FF 94 B CH 84 F FF 93 B CH 82 B FF 93 4-2 55 BB		S FS 84 B FF 94 B FF 93 C FF 93 F FS 84 B FS 84 X FS 85 3-2 ② L6		B FF 96 B CH 89 F CU 83 X SL 90 2-1 55 HBP 1B	4	1	2	0	1	0	2
55 Luke Raley, L (1, 3) OBP: 0.358, SLG: 0.538	B FF 94 S FF 94 S FF 94 C FF 94 1-3 ② K		S FF 93 X FF 93 0-1 ③ F8		S FF 94 1 SAFE B FF 94 F FF 93 B FF 92 C KC 77 2-3 ②③ K 1-2		B FS 84 S FF 95 X FF 95 1-1 ③ F7		S CU 84 H CU 85 1-1 HBP 1-2	4	0	0	0	0	2	4
56 Randy Arozarena, R (1, 7) OBP: 0.367, SLG: 0.441	B FF 94 F FF 94 B FF 94 B SL 80 S SL 81 H FF 93 4-2 8 HR HBP			C FF 92 B FF 92 B FF 92 F FF 94 B SL 80 B SL 81 4-2 8 1B 8 S BB		B FF 92 X FF 93 1-0 ① L8		S SL 88 S FF 99 B SL 87 B SL 90 F FF 98 B FF 99 B SL 87 4-2 8 FC4-6 BB	C SL 91 F CU 84 B FF 96 F SL 91 D CH 90 B FF 96 X FF 95 3-2 ③ P3	2	1	0	0	2	0	2
8 Brandon Lowe, L (1, 4) OBP: 0.317, SLG: 0.429	X SL 79 0-0 1-H 3-H HR			B CH 83 S CH 83 B CH 84 X KC 76 2-1 17 HBP 1-3 1B		S KC 77 H KC 78 1-1 17 S HBP		C SL 88 1 SAFE B SL 85 X SL 84 1-1 ① FC4-6 1-2f		3	1	2	3	0	0	1
17 Isaac Paredes, R (1, 5) OBP: 0.357, SLG: 0.486	C SL 78 S SL 78 X SL 78 0-2 ③ G6-3			B FF 94 H FF 93 2-0 1-2 HBP		B SL 80 B SL 80 B FF 95 F FF 94 C FF 93 F FF 94 S FF 94 3-3 ② K 1-2		D SL 89 F SL 90 B FF 98 C FF 98 S SL 87 2-3 ② K		3	0	0	0	0	2	2
15 Josh Lowe, L (1, 9) OBP: 0.311, SLG: 0.474		B FF 92 S FF 92 C FF 92 B KC 75 F FF 94 S FF 93 2-3 ① K		S KC 77 C FF 94 S FF 94 0-3 ① K		B FF 94 F KC 78 X KC 78 1-1 ③ F8		C SL 86 B FF 99 F FF 98 1 SAFE B FF 99 F SL 88 S SL 91 2-3 ③ K		4	0	0	0	0	3	5
22 Jose Siri, R (1, 8) OBP: 0.273, SLG: 0.537		B FF 94 B FF 94 C FF 93 C FF 93 S FF 94 2-3 ② K		C FF 95 S FF 94 S FF 95 0-3 ② K			B SI 92 X SI 93 1-0 ① F7		F SL 88 X CU 81 0-1 14 L9 2 SF9 2B	4	1	1	0	0	2	3
50 René Pinto, R (1, 2) OBP: 0.200, SLG: 0.200 7 Vidal Bruján, S (7, PR) OBP: 0.246, SLG: 0.241 14 Christian Bethancourt, R (7, 2) OBP: 0.248, SLG: 0.372		S FF 94 C SL 79 S FF 94 0-3 ③ K		S FF 95 T FF 95 F FF 95 D SL 83 B FF 94 X FF 94 2-2 ③ L8			C FF 94 S FF 94 X FF 94 0-2 2 HBP 1B		C SL 92 L SL 90 B SL 92 D SL 90 X SL 92 2-2 ① L9 2-3	3 0 1	0 0 0	1 0 0	0 0 0	0 0 0	1 0 0	3 0 1
Inning Stats	R: 3 H: 2 E: 0 LOB: 0 K: 2 BB: 0 S: 16 P: 22	R: 0 H: 0 E: 0 LOB: 0 K: 3 BB: 0 S: 10 P: 14	R: 0 H: 0 E: 0 LOB: 0 K: 0 BB: 0 S: 7 P: 11	R: 0 H: 1 E: 0 LOB: 3 K: 2 BB: 1 S: 14 P: 24	R: 0 H: 0 E: 0 LOB: 0 K: 1 BB: 1 S: 11 P: 19	R: 0 H: 0 E: 0 LOB: 1 K: 1 BB: 0 S: 8 P: 14	R: 0 H: 1 E: 0 LOB: 2 K: 0 BB: 0 S: 13 P: 19	R: 0 H: 0 E: 0 LOB: 1 K: 2 BB: 1 S: 12 P: 21	R: 1 H: 2 E: 0 LOB: 2 K: 0 BB: 0 S: 14 P: 22	1B: 3 SF: 1 2B: 1 SAC: 0 3B: 1 DP: 0 HR: 1 HBP: 5						

PITCHER		IP	WLS	BF	H	R	ER	SO	BB	IBB	HBP	BLK	WP	HR	S	P	ERA	WHIP
53 Cristian Javier, R ERA: 4.33	(1, 1)	6.0		25	3	3	3	9	2	0	3	0	0	1	66	104	4.50	0.833
50 Héctor Neris, R ERA: 1.41	(7, 1)	1.0		5	1	0	0	0	0	0	1	0	0	0	13	19	0.00	1.000
52 Bryan Abreu, R ERA: 2.55	(8, 1)	1.0		4	0	0	0	2	1	0	0	0	0	0	12	21	0.00	1.000
55 Ryan Pressly, R ERA: 3.23	(9, 1)	1.0	L	6	2	1	1	0	0	0	1	0	0	0	14	22	9.00	2.000

PITCHER	IP	WLS	BF	H	R	ER	SO	BB	IBB	HBP	BLK	WP	HR	S	P	ERA	WHIP

TOP

Tampa Bay Rays @ Houston Astros

Minute Maid Park, Houston, TX

Fri Jul 28 2023, 7:12 PM - 9:56 PM CDT

Att. 38,592 - Roof Closed - 73 F

livebaseballscorecards.com

AB	31
R	4
H	6
RBI	4
BB	3
SO	11
LOB	23

Tampa Bay Rays @ Houston Astros

Minute Maid Park, Houston, TX

Fri Jul 28 2023, 7:12 PM - 9:56 PM CDT

Att. 38,592 - Roof Closed - 73 F

BOTTOM

livebaseballscorecards.com

Batter	1	2	3	4	5	6	7	8	9	AB	R	H	RBI	BB	SO	LOB
27 Jose Altuve, R (1, 4) OBP: 0.367, SLG: 0.484	X FF 97 0-0 3 G5-6-3 3B		S CU 84 B CH 91 B CU 84 S CH 88 S FF 100 2-3 ② K	B SL 92 C CH 87 F FF 96 X FF 98 1-2 1-2 1B			S ST 77 C ST 75 X ST 77 0-2 ② G4-3			4	1	2	0	0	1	0
3 Jeremy Peña, R (1, 6) OBP: 0.290, SLG: 0.371	B CH 87 X SL 90 1-0 ① G5-6-3 3-H		T FF 98 S CH 90 B CH 91 X FF 99 1-2 30 1B 30 S 1B	C CH 88 D CH 88 B CU 84 X CH 87 2-1 ③ P3			C SI 91 B ST 77 B ST 77 C SI 90 F ST 77 S SI 91 2-3 ③ K			4	0	1	1	0	1	2
30 Kyle Tucker, L (1, 9) OBP: 0.386, SLG: 0.518	C SL 91 F FF 98 F FF 98 B SL 93 B CU 84 X FF 99 2-2 ② L8		F FF 98 B CU 86 D SL 92 F SL 92 B FF 99 X FF 99 3-2 1-3 1B		B FF 96 B CH 86 X SL 91 2-0 ① P5			B SL 87 B FF 94 X FF 94 2-0 ① G4-3		4	0	1	0	0	0	0
2 Alex Bregman, R (1, 5) OBP: 0.344, SLG: 0.426	C CU 84 B CH 90 B FF 99 S CH 89 B FF 99 X CH 88 3-2 ③ F7		C CH 87 S CH 89 D CH 88 F FF 99 B FF 98 S CH 89 2-3 ③ K		B FF 97 B CH 87 X SL 92 2-0 ② G6-3			B FF 92 B SL 86 C SL 85 C FF 94 F SL 86 F SL 86 F FF 93 X FF 93 2-2 ② L9		4	0	0	0	0	1	2
44 Yordan Alvarez, L (1, 10) OBP: 0.392, SLG: 0.587		C SL 91 S FF 98 S CU 85 0-3 ① K		C CU 82 X SL 91 0-1 79 HR 1B	C CU 85 X FF 97 0-1 ③ F7			C FF 95 F SL 87 B FF 93 S FF 94 1-3 ③ K		4	1	1	0	0	2	0
79 José Abreu, R (1, 3) OBP: 0.295, SLG: 0.353		B CU 83 S CH 88 X CH 90 1-1 ② G6-3		B CH 86 X CU 84 1-0 1-H HR		B FC 89 S FC 91 S FC 89 S FC 88 F FC 88 X FF 98 1-2 ① L9			C FF 100 B FF 100 X FF 100 1-1 ① P3	4	1	1	2	0	0	0
20 Chas McCormick, R (1, 8) OBP: 0.369, SLG: 0.521		B CH 89 S FF 98 B FF 99 X CH 88 2-1 1B		C CH 87 S FF 97 B CH 89 F FF 97 S FF 98 1-3 ① K		C FC 88 C FC 89 S FC 88 0-3 ② K2-3			B FF 100 B SL 88 C SL 88 B FF 100 B FF 100 4-1 21 FC6-4 BB	3	0	1	0	1	2	0
9 Corey Julks, R (1, 7) OBP: 0.305, SLG: 0.363 21 Yainer Diaz, R (9, PH) OBP: 0.279, SLG: 0.490		C FF 98 S CH 89 S CH 89 0-3 ③ K		F FF 97 S CH 88 X CH 88 0-2 ② F9		B FF 98 S FC 90 X FC 89 1-1 ③ F7			F SL 88 B SL 87 F SL 88 B FF 100 X SL 89 2-2 ② FC6-4 1-2f	3 1	0 0	0 0	0 0	0 0	1 0	1 1
15 Martín Maldonado, R (1, 2) OBP: 0.242, SLG: 0.307 14 Mauricio Dubón, R (9, PH) OBP: 0.287, SLG: 0.373			F FF 98 B CH 88 B CH 88 F FF 98 F FF 99 F CU 84 B CH 88 C CH 88 3-3 ① K	X CH 87 0-0 27 1B 1B			C ST 75 X ST 76 0-1 ① F8		B SL 88 C FF 98 F SL 88 D SL 89 F FF 100 C SL 88 2-3 ③ K	3 1	0 0	1 0	0 0	0 0	1 1	0 1
Inning Stats	R: 1 E: 0 K: 0 S: 9 H: 1 LOB: 0 BB: 0 P: 15	R: 0 E: 0 K: 2 S: 10 H: 1 LOB: 1 BB: 0 P: 13	R: 0 E: 0 K: 3 S: 18 H: 2 LOB: 2 BB: 0 P: 29	R: 2 E: 0 K: 1 S: 16 H: 4 LOB: 2 BB: 0 P: 21	R: 0 E: 0 K: 0 S: 4 H: 0 LOB: 0 BB: 0 P: 8	R: 0 E: 0 K: 1 S: 9 H: 0 LOB: 0 BB: 0 P: 11	R: 0 E: 0 K: 1 S: 9 H: 0 LOB: 0 BB: 0 P: 11	R: 0 E: 0 K: 1 S: 10 H: 0 LOB: 0 BB: 0 P: 15	R: 0 E: 0 K: 1 S: 10 H: 0 LOB: 1 BB: 1 P: 19	1B: 6 2B: 0 3B: 1 HR: 1	SF: 0 SAC: 0 DP: 0 HBP: 0			WP: 0 PB: 0 SB: 1 CS: 0	PA: 36	

PITCHER		IP	WLS	BF	H	R	ER	SO	BB	IBB	HBP	BLK	WP	HR	S	P	ERA	WHIP
18 Shane McClanahan, L ERA: 3.0	(1, 1)	5.0		23	8	3	3	6	0	0	0	0	0	1	57	86	5.40	1.600
26 Robert Stephenson, R ERA: 3.9	(6, 1)	1.0		3	0	0	0	1	0	0	0	0	0	0	9	11	0.00	0.000
49 Kevin Kelly, R ERA: 2.96	(7, 1)	1.0		3	0	0	0	1	0	0	0	0	0	0	9	11	0.00	0.000
38 Colin Poche, L ERA: 2.13	(8, 1)	1.0	W	3	0	0	0	1	0	0	0	0	0	0	10	15	0.00	0.000
29 Pete Fairbanks, R ERA: 1.9	(9, 1)	1.0	S	4	0	0	0	1	1	0	0	0	0	0	10	19	0.00	1.000

PITCHER		IP	WLS	BF	H	R	ER	SO	BB	IBB	HBP	BLK	WP	HR	S	P	ERA	WHIP

Batter	1	2	3	4	5	6	7	8	9	AB	R	H	RBI	BB	SO	LOB
2 Yandy Díaz, R (1, 3) OBP: 0.395, SLG: 0.498 7 Vidal Brujàn, S (7, 5) OBP: 0.237, SLG: 0.232	C FF 96 X FF 96 0-1 ① F9			X FF 95 0-0 ① P3		C FF 95 F FF 97 F FF 97 B FC 91 S KC 81 1-3 ② K		X FC 91 0-0 ① G5-3	C FF 97 C FF 96 F FF 97 B FF 97 S CH 93 1-3 ③ K	3 2	0 0	0 0	0 0	0 0	1 1	1 2
5 Wander Franco, S (1, 6) OBP: 0.332, SLG: 0.443	C FF 97 B FS 89 F FF 96 X KC 83 1-2 8E 8S 8P 1B			C FC 92 B FF 96 B FF 97 X FS 87 2-1 ② L9		C FC 94 S FF 98 B FF 97 F FS 89 B FF 98 F KC 85 F FC 95 B FF 97 B FS 87 4-2 BB		C FC 91 B CU 81 X FC 90 1-1 HR		3	1	2	1	1	0	0
8 Brandon Lowe, L (1, 4) OBP: 0.316, SLG: 0.423	B FF 95 B FF 96 F FC 92 X FS 90 2-1 ② ③ P 1-Hf			B FF 96 C FF 96 B FS 89 X KC 82 2-1 ③ G3		S KC 83 D KC 83 X FF 96 1-1 ③ F8		B ST 80 B ST 80 B FC 89 B FC 89 4-0 56 G6-4-3 BB		3	0	0	0	1	0	3
56 Randy Arozarena, R (1, 7) OBP: 0.366, SLG: 0.437		B KC 80 C FC 90 F FC 92 B KC 82 X FC 91 2-2 ① G6-3			B KC 80 B FF 95 X FC 91 2-0 ① G6-3		B FF 93 B FC 91 H FF 95 3-0 17 HR HBP	F CU 82 B FF 94 D CU 82 F FC 91 X CU 82 2-2 ② ③ G6-4-3 1-2f		3	1	0	0	0	0	1
17 Isaac Paredes, R (1, 5) OBP: 0.361, SLG: 0.508 (7, 3)		C FC 91 B ST 85 F FF 96 X KC 81 1-2 ② F8			F FF 94 B FF 96 B ST 84 B FC 92 B FC 90 4-1 87 L1-3 BB		F FC 90 F FF 94 F KC 82 B FF 96 X ST 84 1-2 1-H HR		C SL 88 B FF 96 X SL 89 1-1 HR	3	2	2	3	1	0	0
87 Harold Ramírez, R (1, 10) OBP: 0.332, SLG: 0.438		C FC 91 C FC 90 F FF 97 B KC 84 B ST 85 X FC 92 2-2 ③ G6-3			C FF 95 B KC 81 X FF 94 1-1 ② L1-3 1-2		B FC 91 B FC 90 X FC 90 2-0 1B		S SI 96 B SI 96 F FF 97 B FF 97 F FF 96 B SL 89 B SL 88 4-2 13 2B BB	3	0	1	0	1	0	1
22 Jose Siri, R (1, 8) OBP: 0.269, SLG: 0.528			C FF 94 F KC 81 B FF 96 S ST 86 1-3 ① K		F FC 92 S FF 97 B FF 97 S KC 82 1-3 ③ K		S SL 89 S SL 89 S SL 90 0-3 ① K		D SI 96 C FF 97 S FF 98 B FF 97 D SL 90 S FF 96 3-3 ① K	4	0	0	0	0	4	3
13 Manuel Margot, R (1, 9) OBP: 0.306, SLG: 0.364			C ST 83 X FC 92 0-1 ② G5-3			B ST 81 B FF 96 C FC 90 F FF 96 F FF 97 X KC 83 2-2 ① G6-3	X FF 98 0-0 ② F8		X SI 95 0-0 1-3 2B	4	0	1	0	0	0	1
14 Christian Bethancourt, R (1, 2) OBP: 0.248, SLG: 0.374			B KC 81 C FF 95 F FC 91 S KC 83 1-3 ③ K			B FF 95 X KC 81 1-0 2B	S SL 89 F SL 90 T SL 88 0-2 ③ K		S CH 91 B SL 89 B CH 91 B SI 95 S FF 96 S FF 96 3-3 ② K	4	0	1	0	0	3	3

TOP

Tampa Bay Rays @ Houston Astros

Minute Maid Park, Houston, TX

Sat Jul 29 2023, 6:16 PM - 9:16 PM CDT

Att. 40,004 - Roof Closed - 73 F

livebaseballscorecards.com

AB	32
R	4
H	7
RBI	4
BB	4
SO	9
LOB	15

Inning Stats	1	2	3	4	5	6	7	8	9
	R: 0 E: 0 K: 0 S: 7	R: 0 E: 0 K: 0 S: 10	R: 0 E: 0 K: 2 S: 8	R: 0 E: 0 K: 0 S: 5	R: 0 E: 0 K: 1 S: 7	R: 0 E: 0 K: 1 S: 16	R: 2 E: 0 K: 2 S: 12	R: 1 E: 0 K: 0 S: 6	R: 1 E: 0 K: 3 S: 16
	H: 1 LOB: 0 BB: 0 P: 10	H: 0 LOB: 0 BB: 0 P: 15	H: 0 LOB: 0 BB: 0 P: 10	H: 0 LOB: 0 BB: 0 P: 9	H: 0 LOB: 1 BB: 1 P: 15	H: 1 LOB: 2 BB: 1 P: 25	H: 2 LOB: 1 BB: 0 P: 18	H: 1 LOB: 0 BB: 1 P: 13	H: 2 LOB: 2 BB: 1 P: 28

1B: 2	SF: 0	WP: 0
2B: 3	SAC: 0	PB: 0
3B: 0	DP: 2	SB: 1
HR: 3	HBP: 1	CS: 0

PA: 37

PITCHER		IP	WLS	BF	H	R	ER	SO	BB	IBB	HBP	BLK	WP	HR	S	P	ERA	WHIP
58 Hunter Brown, R ERA: 4.12	(1, 1)	6.0	W	24	4	2	2	4	2	0	1	0	0	1	58	95	3.00	1.000
45 Ryne Stanek, R ERA: 4.38	(7, 1)	1.0		3	0	0	0	2	0	0	0	0	0	0	7	7	0.00	0.000
67 Parker Mushinski, L ERA: 3.12	(8, 1)	1.0		4	1	1	1	0	1	0	0	0	0	1	6	13	9.00	2.000
47 Rafael Montero, R ERA: 6.14	(9, 1)	1.0		6	2	1	1	3	1	0	0	0	0	1	16	28	9.00	3.000

PITCHER		IP	WLS	BF	H	R	ER	SO	BB	IBB	HBP	BLK	WP	HR	S	P	ERA	WHIP

BOTTOM

Tampa Bay Rays @ Houston Astros

Minute Maid Park, Houston, TX

Sat Jul 29 2023, 6:16 PM - 9:16 PM CDT

Att. 40,004 - Roof Closed - 73 F

Batter	1	2	3	4	5	6	7	8	9	AB	R	H	RBI	BB	SO	LOB
27 Jose Altuve, R (1, 4) OBP: 0.361, SLG: 0.496	C FF 96 B FC 90 F FC 90 S CU 79 1-3 ① K	D FC 91 D FC 92 C FF 96 S FC 91 C FC 91 2-3 ② K		F ST 76 C SI 91 S ST 77 0-3 ② K	F FC 92 C SI 95 X ST 89 0-2 ③ FC4 1-2f		B FA 64 C FA 66 B FA 66 X FA 64 2-1 2-H HR	B CH 89 F FF 96 B CH 89 B FF 96 B FF 96 4-1 3 FC5-4 1-2 2-3 BB		5	1	1	2	0	3	5
14 Mauricio Dubón, R (8, 4) OBP: 0.289, SLG: 0.373										0	0	0	0	1	0	0
3 Jeremy Peña, R (1, 6) OBP: 0.290, SLG: 0.373	B FC 90 F FF 97 X CU 78 1-1 E5	C FF 98 C FF 96 F CU 81 F FF 98 S CU 80 0-3 ③ K		C SI 91 X ST 75 0-1 1-H 2-H 3-H 2B		B ST 89 F ST 89 F ST 88 F SI 94 F SI 94 S ST 88 1-3 ① K	B FA 60 X FA 61 1-0 2 HR 1B	X CH 90 0-0 ② FC5-4 1-2f 2-3 3-H		6	1	2	4	0	2	3
30 Kyle Tucker, L (1, 9) OBP: 0.380, SLG: 0.509	B FC 90 S FS 90 T FF 96 B FS 91 S FS 91 2-3 ② K		X CU 78 0-0 ① G5-3	F SI 92 B SI 91 B ST 76 X SI 92 2-1 ③ F7		B CU 86 C FC 90 F FC 90 B ST 87 B SI 96 F FC 90 F FC 92 X FC 93 3-2 ② G3	B FA 66 B EP 49 F EP 53 X EP 51 2-1 ② P2	C ST 85 X FF 94 0-1 ③ F7		6	0	0	0	0	1	5
2 Alex Bregman, R (1, 5) OBP: 0.347, SLG: 0.433	C FF 98 D FC 90 S FC 91 B FF 98 F CU 80 B FC 89 B FF 98 4-2 BB		B FF 96 X FF 96 1-0 ② F8		C FC 92 X ST 87 0-1 ① F9	C SI 95 F ST 88 B SI 96 B FC 92 B ST 89 F FC 91 B FC 91 4-2 44 1B 79 HR BB	B EP 50 B EP 52 B EP 52 C EP 54 X EP 52 3-1 1-H HR			3	2	1	2	2	0	0
44 Yordan Alvarez, L (1, 7) OBP: 0.396, SLG: 0.601	F FF 97 B FF 97 F FS 91 B FF 97 X FS 89 2-2 ③ F7		F FF 97 S CU 82 B CU 82 F FF 99 B FS 93 F FF 98 X CU 81 2-2 ③ P5		C CU 85 B SI 96 X CU 86 1-1 79 1B 20 3B 1B	B FC 92 F FC 91 X SI 97 1-1 1-2 79 HR 1B	C FA 58 S EP 53 X EP 50 0-2 HR			5	3	3	1	0	0	2
9 Corey Julks, R (8, 7) OBP: 0.305, SLG: 0.363										0	0	0	0	0	0	0
79 José Abreu, R (1, 3) OBP: 0.301, SLG: 0.366		C FF 96 F FF 96 B FF 96 B CU 78 B CU 79 X FF 97 3-2 21 HR 1B		S FF 96 F FF 97 F FF 96 B CU 79 F FC 92 B FF 97 F CU 79 B CU 80 B FF 97 4-2 21 FC6-5 20 1B BB	S FC 92 D FC 92 F FC 91 X ST 89 1-2 20 3B 1B	B FC 92 S SI 95 X SI 95 1-1 1-H 2-H HR	B FA 69 C FA 74 X FA 76 1-1 ③ F7			3	3	3	3	1	0	0
16 Grae Kessinger, R (7, PH) OBP: 0.344, SLG: 0.370										1	0	0	0	0	0	0
(8, 3)																
20 Chas McCormick, R (1, 10) OBP: 0.374, SLG: 0.531		B FF 96 S FC 91 X FC 89 1-1 ① P3		B FC 89 L FF 96 B FF 96 S FC 90 F CU 79 F FF 98 D FC 88 X FF 97 3-2 6 BB 3 2B 21 FC6-5 1-2 1B	C FC 92 D FC 93 T ST 88 X ST 89 1-2 21 2B 3B 1-H 2-H	B FC 92 S FC 91 C ST 87 B ST 88 C FC 91 2-3 ③ K		B FF 96 B FF 96 X FF 96 2-0 14 BB 6 1B 3 FC5-4 1B	5	3	3	2	0	1	1
21 Yainer Diaz, R (1, 2) OBP: 0.282, SLG: 0.507		X FC 91 0-0 1-H HR		C CU 77 X CU 79 0-1 ① FC6-5 6 BB 3 2B 1-2 2-3f	B ST 88 F FC 91 X FC 92 1-1 6 1B 3-H 2B		B FA 64 X FA 65 1-0 ① F9	S CH 89 X CH 88 0-1 ① F8		5	2	2	3	0	0	3
6 Jake Meyers, R (1, 8) OBP: 0.314, SLG: 0.385		B FC 89 F FF 97 B CU 80 C FC 91 B CU 78 B FF 97 4-2 BB		L FC 90 B CU 79 D CU 80 B FF 96 C FF 96 F FF 97 B FF 98 4-2 3 2B 1-2 2-3 BB	C SI 96 X FC 93 0-1 ② 27 FC4 2-H 1B		S FA 66 B FA 67 X FA 77 1-1 27 HR 2B	X FF 97 0-0 3 FC5-4 14 BB 1-2 1B		3	2	3	0	2	0	0
Inning Stats	R: 0 E: 1 K: 2 S: 14 H: 0 LOB: 2 BB: 1 P: 24	R: 2 E: 0 K: 2 S: 16 H: 2 LOB: 1 BB: 1 P: 26	R: 0 E: 0 K: 0 S: 7 H: 0 LOB: 0 BB: 0 P: 10	R: 3 E: 0 K: 1 S: 22 H: 2 LOB: 1 BB: 2 P: 35	R: 3 E: 0 K: 0 S: 17 H: 5 LOB: 1 BB: 0 P: 21	R: 3 E: 0 K: 2 S: 20 H: 2 LOB: 0 BB: 1 P: 32	R: 5 E: 0 K: 0 S: 15 H: 5 LOB: 0 BB: 0 P: 26	R: 1 E: 0 K: 0 S: 8 H: 2 LOB: 2 BB: 1 P: 14		1B: 9 2B: 3 3B: 1 HR: 5 SF: 0 SAC: 0 DP: 0 HBP: 0					

PITCHER	IP	WLS	BF	H	R	ER	SO	BB	IBB	HBP	BLK	WP	HR	S	P	ERA	WHIP
45 Taj Bradley, R (1, 1) ERA: 5.67	3.1	L	18	3	5	5	4	4	0	0	0	0	1	52	86	13.50	2.100
49 Kevin Kelly, R (4, 1) ERA: 2.91	0.2		3	1	0	0	1	0	0	0	0	0	0	7	9	0.00	1.500
58 Calvin Faucher, R (5, 1) ERA: 7.01	2.0		13	7	6	6	2	1	0	0	0	0	1	37	53	27.00	4.000
50 René Pinto, R (7, 1) ERA: 45.0	1.0		8	5	5	5	0	0	0	0	0	0	3	15	26	45.00	5.000
30 Jake Diekman, L (8, 1) ERA: 4.32	1.0		6	2	1	1	0	1	0	0	0	0	0	8	14	9.00	3.000

PITCHER	IP	WLS	BF	H	R	ER	SO	BB	IBB	HBP	BLK	WP	HR	S	P	ERA	WHIP

livebaseballscorecards.com

AB	42
R	17
H	18
RBI	17
BB	6
SO	7
LOB	19

WP: 0 PA: 48
PB: 0
SB: 0
CS: 0

Batter	1	2	3	4	5	6	7	8	9	AB	R	H	RBI	BB	SO	LOB
2 Yandy Díaz, R (1, 3) OBP: 0.401, SLG: 0.503	B FF 92 B FF 92 B SI 92 C SI 92 C SI 92 B SI 93 4-2 8 1B 5 BB 55 E BB	X SI 91 0-0 ② G5-3		C SI 91 X SI 91 0-1 8 1B 1-3 2-H 1B		X ST 78 0-0 5 FC6-5 2B		B SI 94 B SI 95 B SI 94 B SI 96 4-0 5 1B BB		3	1	2	1	2	0	0
5 Wander Franco, S (1, 6) OBP: 0.333, SLG: 0.441	B CU 80 B CH 87 B SI 92 B FF 92 4-0 55 E 8 1B 15 2B 1-2 BB	S SL 82 B CH 87 F CH 87 X SL 83 1-2 ③ G4-3		B CH 87 D CH 87 X CH 87 2-0 ② F8		B ST 77 B CU 72 F ST 78 X ST 77 2-1 ② FC6-5 8 HR 2-3		B FF 94 D CH 88 X CH 88 2-0 17 G6-4-3 1-3 1B		4	2	1	0	1	0	3
8 Brandon Lowe, L (1, 4) OBP: 0.321, SLG: 0.439	D CU 81 C CH 86 X CH 87 1-1 55 E 15 2B 1-2 2-3 1B		F SI 91 S CU 79 B CU 80 B CU 79 S CH 86 2-3 ① K	B CU 80 F CU 80 B CH 87 X CU 80 2-1 17 BB 1-3 3-H 1B		1 SAFE C CU 74 B FC 88 B FC 88 X CU 74 2-1 1-H HR		C FF 96 S FF 95 S FF 96 0-3 ① K		5	2	3	3	0	2	2
17 Isaac Paredes, R (1, 5) OBP: 0.359, SLG: 0.502	C SI 92 F SI 93 X SL 83 0-2 ① F6		C CU 78 B SI 91 S SL 82 S SL 83 1-3 ② K	C SL 82 D SI 92 B CH 88 B SI 93 B SL 82 4-2 1-2 BB		B CU 74 C FC 88 B ST 80 F ST 79 B ST 81 S CU 75 3-3 ③ K		X SI 97 0-0 ②③ G6-4-3 1-2f		4	0	0	0	1	2	5
55 Luke Raley, L (1, 7) OBP: 0.355, SLG: 0.531	S CU 80 B CU 81 X FF 92 1-1 E3 15 2B 1-2 2-3 3-H		C CU 79 B CU 80 S CH 87 B CH 88 X FF 91 2-2 1B	T CH 87 F CH 88 S CU 80 0-3 ③ K			B FC 88 X FC 89 1-0 ① G3-1		X FF 94 0-0 ① F9	5	1	1	1	0	1	5
87 Harold Ramírez, R (1, 10) OBP: 0.333, SLG: 0.437	X SL 83 0-0 ② F6		S SI 91 S SL 82 1 SAFE D SL 82 F SL 83 X CH 87 1-2 ③ F8		B SL 80 X SL 81 1-0 22 CS 1B		C ST 80 B ST 78 X ST 78 1-1 15 BB 1B		C SI 94 B SL 87 F FF 94 S FF 95 1-3 ② K	5	0	2	0	0	1	4
15 Josh Lowe, L (1, 9) OBP: 0.315, SLG: 0.478	B FF 92 X FF 92 1-0 1-H 2-H 3-H 2B			B CH 86 X CH 86 1-0 50 FC5 22 1B 1B	B CU 79 S CH 86 B CH 87 B CH 87 S CH 86 F CU 81 X CH 86 3-2 ① F5		B FC 88 B FC 88 C FC 87 B FC 88 C FC 86 B CU 73 4-2 1-2 BB		B FF 95 B CH 91 X CH 92 2-0 ③ L7	4	0	2	3	1	0	1
22 Jose Siri, R (1, 8) OBP: 0.269, SLG: 0.523	X SI 91 0-0 ③ G6-3			1 SAFE F SI 92 X SI 92 0-1 50 FC5 2 1B 1-2 1B	S SI 92 B SI 92 S SL 83 D SL 82 1 SAFE F SI 92 B SI 92 C SI 93 3-3 ②③ K 1-2		B SI 87 F ST 79 B ST 80 X ST 79 2-1 ② P3			4	1	1	0	0	1	4
50 René Pinto, R (1, 2) OBP: 0.111, SLG: 0.111		B FF 90 B FF 91 S SI 92 F FF 92 X SL 83 2-2 ① P3		B SL 81 D CH 86 X SI 92 2-0 ① FC5 2 1B 8 1B 1-2 2-3f		S FC 86 F FC 87 S CU 72 0-3 ① K	B ST 80 F FC 88 F FC 88 X ST 80 1-2 ③ F8			4	1	0	0	0	1	4
Inning Stats	R: 4 E: 1 K: 0 S: 12 H: 2 LOB: 1 BB: 2 P: 23	R: 0 E: 0 K: 0 S: 7 H: 0 LOB: 0 BB: 0 P: 10	R: 0 E: 0 K: 2 S: 13 H: 1 LOB: 1 BB: 0 P: 19	R: 2 E: 0 K: 1 S: 14 H: 4 LOB: 3 BB: 1 P: 25	R: 0 E: 0 K: 1 S: 9 H: 1 LOB: 1 BB: 0 P: 16	R: 2 E: 0 K: 2 S: 11 H: 2 LOB: 0 BB: 0 P: 18	R: 0 E: 0 K: 0 S: 10 H: 1 LOB: 2 BB: 1 P: 19	R: 0 E: 0 K: 1 S: 5 H: 1 LOB: 1 BB: 1 P: 11	R: 0 E: 0 K: 1 S: 5 H: 0 LOB: 0 BB: 0 P: 8	1B: 9 2B: 3 3B: 0 HR: 1 SF: 0 SAC: 0 DP: 2 HBP: 0	WP: 0 PB: 0 SB: 0 CS: 1 PA: 43					

PITCHER		IP	WLS	BF	H	R	ER	SO	BB	IBB	HBP	BLK	WP	HR	S	P	ERA	WHIP
64 Brandon Bielak, R ERA: 3.74	(1, 1)	5.0	L	26	8	6	3	4	3	0	0	0	0	0	55	93	5.40	2.200
88 Phil Maton, R ERA: 3.24	(6, 1)	2.0		10	3	2	2	2	1	0	0	0	0	1	21	37	9.00	2.000
31 Kendall Graveman, R ERA: 3.4	(8, 1)	1.0		4	1	0	0	1	1	0	0	0	0	0	5	11	0.00	2.000
47 Rafael Montero, R ERA: 6.0	(9, 1)	1.0		3	0	0	0	1	0	0	0	0	0	0	5	8	0.00	0.000

PITCHER	IP	WLS	BF	H	R	ER	SO	BB	IBB	HBP	BLK	WP	HR	S	P	ERA	WHIP

TOP

Tampa Bay Rays @ Houston Astros

Minute Maid Park, Houston, TX

Sun Jul 30 2023, 1:11 PM - 3:49 PM CDT

Att. 40,357 - Roof Closed - 73 F

livebaseballscorecards.com

AB	38
R	8
H	12
RBI	8
BB	5
SO	8
LOB	28

BOTTOM

Batter	1	2	3	4	5	6	7	8	9	AB	R	H	RBI	BB	SO	LOB
27 Jose Altuve, R (1, 4) OBP: 0.371, SLG: 0.504	B SL 90 B FF 94 C SL 92 B ST 82 F SL 90 X FF 95 3-2 3 FC5-4 1B		X SL 90 0-0 3 1B 1B		B SL 89 C SL 89 B FS 85 B SL 90 C FF 94 F SL 90 X FF 95 3-2 3 1B 30 2B 1B		B ST 79 B FC 90 F SI 92 S SL 83 T SL 82 2-2 ② K		X FF 95 0-0 ③ F8	4	1	3	0	0	1	0
16 Grae Kessinger, R (8, 4) OBP: 0.333, SLG: 0.357										1	0	0	0	0	0	0
3 Jeremy Peña, R (1, 6) OBP: 0.293, SLG: 0.375	B ST 80 X FF 93 1-0 ① FC5-4 1-2f		F FF 93 C FF 94 D ST 81 1 SAFE X FF 94 1-2 ① 1-2 1B		S SL 89 X ST 81 0-1 30 2B 2 G6-3 1-2 1B		B SI 91 X FC 90 1-0 ③ G3			4	1	2	0	0	0	1
30 Kyle Tucker, L (1, 9) OBP: 0.380, SLG: 0.511	F FS 86 X SL 89 0-1 ② F8		F FF 94 F FS 86 F ST 80 B FS 83 X SL 90 1-2 ② P5		X FF 94 0-0 1-3 2-H 2B			C FC 88 F SI 90 B SL 80 B CU 82 B SI 91 X FC 88 3-2 ① L5		3	0	1	1	0	0	2
9 Corey Julks, R (8, PH) (9, 7) OBP: 0.304, SLG: 0.362										1	0	0	0	0	0	0
2 Alex Bregman, R (1, 5) OBP: 0.346, SLG: 0.431	B FF 94 B FF 94 C SL 88 F ST 80 C FF 96 2-3 ③ K		X SL 88 0-0 ③ F9		B FF 95 X FS 85 1-0 ② G6-3 3-H			C SL 78 B FC 89 S SL 82 F SI 91 X CU 81 1-2 79 G3 44 1B 1B		4	0	1	1	0	1	3
44 Yordan Alvarez, L (1, 10) OBP: 0.394, SLG: 0.594		B FF 94 C FF 94 B FF 94 S FS 86 F FS 86 F SL 91 S FF 95 2-3 ① K	C SL 89 S FS 84 B FS 85 X FS 84 1-2 ① G3-1		B FF 94 X FS 85 1-0 ③ G3-1			B CH 86 S FC 89 F FC 90 B FF 92 B FC 90 X ST 82 3-2 79 G3 1-2 1B		4	0	1	0	0	1	1
79 José Abreu, R (1, 3) OBP: 0.298, SLG: 0.362		B ST 80 B SL 90 B SL 89 C SL 89 S ST 81 X FF 95 3-2 E1 14 1B	B FF 95 F SL 90 X SL 91 1-1 ② F9			B FC 88 C SI 90 F FC 88 F SI 92 S CU 80 1-3 ① K		C SI 92 B SI 92 F FC 90 F FC 90 F SL 82 F SI 92 F FF 93 X SI 92 1-2 ② G3 1-2 2-3		4	0	0	0	0	1	2
20 Chas McCormick, R (1, 7) OBP: 0.372, SLG: 0.526	S SL 89 B ST 82 S SL 89 F ST 83 F FF 96 S SL 88 1-3 ② K		S FF 94 F SL 90 X FF 96 0-2 1B			F FC 90 S CU 80 B FC 89 X FF 92 1-2 ② F7		S FC 91 X FC 91 0-1 ③ G3		4	0	1	0	0	1	3
(9, 9)																
14 Mauricio Dubón, R (1, 8) OBP: 0.289, SLG: 0.371	F FF 94 X SL 90 0-1 1-2 1B		B FF 93 F FF 93 B FF 93 F SL 89 F FF 94 X FS 84 2-2 ③ G4-3			F SI 91 F SI 92 X SI 92 0-2 ③ G6-3			C ST 78 F FF 95 B ST 81 X ST 81 1-2 ① G6-3	4	0	1	0	0	0	1
15 Martín Maldonado, R (1, 2) OBP: 0.239, SLG: 0.302	C FF 94 S FS 86 B ST 82 S ST 81 1-3 ③ K				X SL 88 0-0 ① F8		B FC 88 X FC 88 1-0 ① F6		C FF 96 F FF 97 B ST 80 B FF 97 S ST 81 2-3 ② K	4	0	0	0	0	2	2
Inning Stats	R: 0 E: 0 K: 1 S: 9 H: 1 LOB: 1 BB: 0 P: 15	R: 0 E: 1 K: 3 S: 18 H: 1 LOB: 2 BB: 0 P: 25	R: 0 E: 0 K: 0 S: 9 H: 2 LOB: 1 BB: 0 P: 11	R: 0 E: 0 K: 0 S: 12 H: 1 LOB: 1 BB: 0 P: 16	R: 2 E: 0 K: 0 S: 10 H: 3 LOB: 1 BB: 0 P: 15	R: 0 E: 0 K: 1 S: 10 H: 0 LOB: 0 BB: 0 P: 12	R: 0 E: 0 K: 1 S: 5 H: 0 LOB: 0 BB: 0 P: 9	R: 0 E: 0 K: 0 S: 19 H: 2 LOB: 2 BB: 0 P: 27	R: 0 E: 0 K: 1 S: 7 H: 0 LOB: 0 BB: 0 P: 10	1B: 9 2B: 1 3B: 0 HR: 0 SF: 0 SAC: 0 DP: 0 HBP: 0						

PITCHER	IP	WLS	BF	H	R	ER	SO	BB	IBB	HBP	BLK	WP	HR	S	P	ERA	WHIP
52 Zack Littell, R (1, 1) ERA: 4.85	5.0	W	23	8	2	2	4	0	0	0	0	0	0	58	82	3.60	1.600
61 Erasmo Ramírez, R (6, 1) ERA: 5.7	3.0	H	11	2	0	0	2	0	0	0	0	0	0	34	48	0.00	0.667
47 Jason Adam, R (9, 1) ERA: 2.51	1.0		3	0	0	0	1	0	0	0	0	0	0	7	10	0.00	0.000

PITCHER	IP	WLS	BF	H	R	ER	SO	BB	IBB	HBP	BLK	WP	HR	S	P	ERA	WHIP

Tampa Bay Rays @ Houston Astros

Minute Maid Park, Houston, TX

Sun Jul 30 2023, 1:11 PM - 3:49 PM CDT

Att. 40,357 - Roof Closed - 73 F

livebaseballscorecards.com

AB	37
R	2
H	10
RBI	2
BB	0
SO	7
LOB	15

WP: 0 PA: 37
PB: 0
SB: 0
CS: 0

Batter	1	2	3	4	5	6	7	8	9	AB	R	H	RBI	BB	SO	LOB
2 Yandy Díaz, R (1, 3) OBP: 0.402, SLG: 0.503	B SI 97 F SI 98 B ST 85 B SI 98 X SI 97 3-1 8 HR 1B		C SI 97 B CH 90 F CH 91 F ST 83 B CH 92 F ST 83 B SI 98 F CH 90 F SI 97 3-2 ② X CH 82 G5-3		C FF 93 C CH 86 B CU 84 X CU 84 1-2 ② G5-3			S CU 82 B SI 91 B SI 90 F CU 81 X CU 85 2-2 5 G4-6-3 1B		4	1	2	0	0	0	0
5 Wander Franco, S (1, 6) OBP: 0.332, SLG: 0.446	X FF 97 0-0 ① F7		B CH 92 F CH 90 C ST 81 F CH 90 F KC 81 F FF 98 B CH 90 X KC 82 2-2 HR		B CU 82 C FF 93 C FF 92 X CH 87 1-2 ③ G6-3			B CH 84 F FF 91 X CU 81 1-1 ①② G4-6-3 1-2f		4	1	1	1	0	0	2
8 Brandon Lowe, L (1, 4) OBP: 0.320, SLG: 0.449	C CH 91 X FF 96 0-1 1-H HR		X CH 90 0-0 ③ G6-3			F CU 82 C FF 92 S CU 83 0-3 ① K		F CU 82 B FF 93 S CU 83 B CH 87 B CU 83 X CU 83 3-2 ③ F8		4	1	1	2	0	1	0
56 Randy Arozarena, R (1, 7) OBP: 0.363, SLG: 0.432	B SI 98 B SI 98 X SI 98 2-0 ② G4-3			B SI 96 C ST 82 B SI 94 F CH 90 S CH 90 2-3 ① K		C CH 85 X CH 87 0-1 ② G6-3			B SI 91 B SI 90 C CH 84 S CU 82 F FF 92 X CU 84 2-2 ① G6-3	4	0	0	0	0	1	0
55 Luke Raley, L (1, 9) OBP: 0.357, SLG: 0.533	B CH 90 C CH 91 S CH 90 S CH 91 1-3 ③ K			B KC 80 F FF 96 T CH 91 F CH 91 F CH 89 X SI 96 1-2 ② P5		B FF 92 F CU 82 S CU 83 F CU 82 B CH 86 B CH 87 B CU 82 4-2 17 S BB			B FF 92 F FF 91 X FF 92 1-1 15 G4-3 2B	3	0	1	0	1	1	0
17 Isaac Paredes, R (1, 5) OBP: 0.363, SLG: 0.516		B SI 97 X ST 84 1-0 22 FC6-5 2B		C SI 97 X SI 97 0-1 HR		C FF 93 1 SAFE S CH 86 B CU 84 S CU 85 1-3 ③ K 1-2			B CU 82 C CU 82 B SI 91 B CU 83 B CU 82 4-1 15 G4-3 BB	3	1	2	1	1	1	1
15 Josh Lowe, L (1, 10) OBP: 0.315, SLG: 0.485		C SI 97 F KC 81 X CH 90 0-2 ① F7	C CH 89 X SI 97 0-1 HR				B CU 82 F CU 81 X FF 92 1-1 ① F8		C CH 86 D CU 83 C FF 93 X CH 86 1-2 ② G4-3 1-2 2-3	4	1	1	1	0	0	3
22 Jose Siri, R (1, 8) OBP: 0.265, SLG: 0.515		X SI 98 0-0 ② FC6-5 14 CS 2-3	S SI 96 C ST 83 B ST 83 S ST 82 1-3 ③ K				S FF 93 X SI 93 0-1 ② G6-3		C CU 83 F SI 92 S CU 84 0-3 ③ K	4	0	0	0	0	2	3
14 Christian Bethancourt, R (1, 2) OBP: 0.245, SLG: 0.369		1 SAFE B SI 96 B SI 96 1 SAFE B SI 97 3-0 ③ CS 1-2	S SI 96 C ST 82 B CH 90 B ST 82 S ST 82 2-3 ① K		B CU 83 B CU 82 B SI 91 C FF 92 X FF 93 3-1 ① G6-3		F SI 92 F SI 93 S CU 85 0-3 ③ K			3	0	0	0	0	2	0
Inning Stats	R: 2 E: 0 K: 1 S: 9 H: 2 LOB: 0 BB: 0 P: 15	R: 0 E: 0 K: 0 S: 5 H: 1 LOB: 0 BB: 0 P: 9	R: 1 E: 0 K: 1 S: 17 H: 1 LOB: 0 BB: 0 P: 24	R: 2 E: 0 K: 2 S: 15 H: 2 LOB: 0 BB: 0 P: 19	R: 0 E: 0 K: 0 S: 8 H: 0 LOB: 0 BB: 0 P: 13	R: 0 E: 0 K: 2 S: 11 H: 0 LOB: 1 BB: 1 P: 16	R: 0 E: 0 K: 1 S: 7 H: 0 LOB: 0 BB: 0 P: 8	R: 0 E: 0 K: 0 S: 8 H: 1 LOB: 0 BB: 0 P: 14	R: 0 E: 0 K: 1 S: 13 H: 1 LOB: 2 BB: 1 P: 21	1B: 2 2B: 2 3B: 0 HR: 4 SF: 0 SAC: 0 DP: 1 HBP: 0						

PITCHER	IP	WLS	BF	H	R	ER	SO	BB	IBB	HBP	BLK	WP	HR	S	P	ERA	WHIP
76 Jhony Brito, R (1, 1) ERA: 5.17	4.0	L	17	6	5	5	4	0	0	0	0	0	4	46	67	11.25	1.500
0 Domingo Germán, R (5, 1) ERA: 4.56	5.0		18	2	0	0	4	2	0	0	0	0	0	47	72	0.00	0.800

PITCHER	IP	WLS	BF	H	R	ER	SO	BB	IBB	HBP	BLK	WP	HR	S	P	ERA	WHIP

TOP

Tampa Bay Rays @ New York Yankees

Yankee Stadium, Bronx, NY

Mon Jul 31 2023, 7:10 PM - 9:35 PM EDT

Att. 43,613 - Partly Cloudy - 80 F

livebaseballscorecards.com

AB	33
R	5
H	8
RBI	5
BB	2
SO	8
LOB	9

Batter	1	2	3	4	5	6	7	8	9	AB	R	H	RBI	BB	SO	LOB
25 Gleyber Torres, R (1, 4) OBP: 0.319, SLG: 0.422	C FF 94 X SL 91 0-1 G5-3		S SL 89 S FF 96 X SL 89 0-2 F8			X SL 87 0-0 G4-3		S FC 89 B FC 88 X FC 89 1-1 L7		4	0	0	0	0	0	1
99 Aaron Judge, R (1, 10) OBP: 0.420, SLG: 0.681	C SL 89 B CU 82 S SL 89 C SL 90 1-3 K		B FF 97 B SL 92 B FF 97 B FF 96 4-0 1-2 BB			B SL 89 B SL 90 C FF 94 B SL 88 C FF 96 F FF 96 B FF 96 4-2 48 1B BB			B FF 100 B FF 98 B FF 98 C FF 100 B FF 99 4-1 BB	1	0	0	0	3	1	0
48 Anthony Rizzo, L (1, 3) OBP: 0.329, SLG: 0.379	C CU 82 B CU 83 X FF 97 1-1 G1-3		C FF 96 F SL 90 B FF 95 S CU 85 1-3 K			B SL 89 X SL 89 1-0 27 G5-4-3 1-3 1B			D SL 87 C SL 87 F FF 98 B FF 99 F SL 87 S SL 88 2-3 K	4	0	1	0	0	2	3
27 Giancarlo Stanton, R (1, 9) OBP: 0.274, SLG: 0.435		C FF 95 B SL 91 F FF 97 B FF 97 B FF 97 X FF 96 3-2 P3		B FF 95 S FF 94 F SL 89 X FF 97 1-2 L8		X SL 87 0-0 G5-4-3 1-2f			C FF 100 B FF 99 C SL 89 F FF 99 F FF 99 F FF 99 S SL 88 1-3 K	4	0	0	0	0	1	3
26 DJ LeMahieu, R (1, 5) OBP: 0.307, SLG: 0.367		C SL 90 S SL 91 B CU 84 X SL 90 1-2 G6-3		C CU 81 S SL 89 B CU 84 B FF 97 S SL 89 2-3 K			C FF 94 F SL 90 S CU 84 0-3 K2-3		F SL 87 C FF 99 X SL 86 0-2 L8	4	0	0	0	0	2	1
61 Jake Bauers, L (1, 7) OBP: 0.314, SLG: 0.497	C CU 84 S CU 84 X CU 84 0-2 HR		B SL 89 F FF 97 B CU 83 C SL 90 S FF 98 2-3 K				F FF 96 F CU 83 S SL 91 0-3 K			3	1	1	1	0	2	0
22 Harrison Bader, R (1, 8) OBP: 0.283, SLG: 0.417		S SL 89 B FF 97 C FF 97 T SL 92 1-2 K			B SL 87 S SL 88 S CU 82 B SL 88 X FF 96 2-2 F8		B CU 83 B SL 89 X FF 94 2-0 G5-3			3	0	0	0	0	1	0
11 Anthony Volpe, R (1, 6) OBP: 0.286, SLG: 0.374			C FF 95 C FF 96 B SL 91 X FF 96 1-2 99 BB 1B		C SL 88 B CU 84 B SL 88 C FF 96 F SL 90 B CU 84 S FF 96 3-3 K			C FC 89 S FC 88 C FC 88 0-3 K		3	0	1	0	0	2	0
38 Ben Rortvedt, L (1, 2) OBP: 0.222, SLG: 0.188			F FF 95 1 SAFE B SL 88 X FF 96 1-1 F7		B CU 83 F FF 96 B SL 88 X FF 97 2-1 G4-3			C FC 88 B FC 87 B FF 97 C FC 89 S FS 89 2-3 K		3	0	0	0	0	1	1
Inning Stats	R: 0 E: 0 K: 1 S: 7 H: 0 LOB: 0 BB: 0 P: 9	R: 1 E: 0 K: 1 S: 12 H: 1 LOB: 0 BB: 0 P: 17	R: 0 E: 0 K: 1 S: 11 H: 1 LOB: 2 BB: 1 P: 18	R: 0 E: 0 K: 2 S: 9 H: 0 LOB: 0 BB: 0 P: 14	R: 0 E: 0 K: 1 S: 9 H: 0 LOB: 0 BB: 0 P: 16	R: 0 E: 0 K: 0 S: 6 H: 1 LOB: 1 BB: 1 P: 11	R: 0 E: 0 K: 2 S: 7 H: 0 LOB: 0 BB: 0 P: 9	R: 0 E: 0 K: 2 S: 8 H: 0 LOB: 0 BB: 0 P: 11	R: 0 E: 0 K: 2 S: 14 H: 0 LOB: 1 BB: 1 P: 21	1B: 2 2B: 0 3B: 0 HR: 1	SF: 0 SAC: 0 DP: 1 HBP: 0					WP: 0 PB: 0 SB: 0 CS: 0	PA: 32

PITCHER		IP	WLS	BF	H	R	ER	SO	BB	IBB	HBP	BLK	WP	HR	S	P	ERA	WHIP
20 Tyler Glasnow, R ERA: 3.15	(1, 1)	7.0	W	25	3	1	1	8	2	0	0	0	0	1	61	94	1.29	0.714
26 Robert Stephenson, R ERA: 3.78	(8, 1)	1.0		3	0	0	0	2	0	0	0	0	0	0	8	11	0.00	0.000
29 Pete Fairbanks, R ERA: 1.82	(9, 1)	1.0		4	0	0	0	2	1	0	0	0	0	0	14	21	0.00	1.000

PITCHER	IP	WLS	BF	H	R	ER	SO	BB	IBB	HBP	BLK	WP	HR	S	P	ERA	WHIP

BOTTOM

Tampa Bay Rays @ New York Yankees

Yankee Stadium, Bronx, NY

Mon Jul 31 2023, 7:10 PM - 9:35 PM EDT

Att. 43,613 - Partly Cloudy - 80 F

livebaseballscorecards.com

AB	29
R	1
H	3
RBI	1
BB	3
SO	12
LOB	9

Batter	1	2	3	4	5	6	7	8	9	AB	R	H	RBI	BB	SO	LOB
2 Yandy Díaz, R (1, 3) OBP: 0.402, SLG: 0.509	B FF 95 B FF 95 F FF 94 F FF 94 F FF 96 X FF 97 2-2 ① F7		B FF 93 C FF 94 S FF 93 B FF 95 X FF 95 2-2 HR	F CU 80 F FF 95 B SL 88 B FF 96 F FF 96 S SL 86 2-3 ③ K 1-2		B SI 96 S SL 89 B SI 96 F SL 88 B SI 96 F SL 88 F SL 88 B SL 88 4-2 BB		C SI 88 B SI 88 X CH 79 1-1 ② F9	4	1	1	1	1	1	1
5 Wander Franco, S (1, 6) OBP: 0.333, SLG: 0.444	B FF 95 F FF 95 F FF 96 B CH 87 B FF 96 F FF 97 F FF 96 B CH 88 4-2 87 G5-4-3 BB		F SL 83 C SL 83 B FF 95 F FF 94 C CH 85 1-3 ① K		X SI 97 0-0 87 G1-3 8 1B 1B	C SL 87 B FF 96 D SL 88 X SL 88 2-1 ③ G3			X CH 79 0-0 ③ G6-3	4	1	1	0	1	1	1
87 Harold Ramírez, R (1, 10) OBP: 0.336, SLG: 0.436	1 SAFE S SL 85 C SL 85 D SL 87 F FF 96 1 SAFE F FF 95 X SL 85 1-2 ② ③ G5-4-3 1-2f		S FF 95 X FF 95 0-1 56 HR 1B		B SL 88 S SL 86 B SI 96 X SI 95 2-1 ① G1-3 1-2		S SI 96 B SL 85 B SI 85 B SI 97 F SI 97 B SL 87 4-2 17 G3-1 BB			3	1	1	0	1	0	2
56 Randy Arozarena, R (1, 7) OBP: 0.364, SLG: 0.440		F FF 94 F SL 84 B SL 89 B FF 96 F FF 96 F FF 96 S SL 88 2-3 ① K	B CU 78 C FF 94 F FF 95 B SL 88 X FF 95 2-2 1-H HR		C SI 96 B SI 96 S SL 89 B SL 90 D SL 90 B SI 95 4-2 8 1B BB		B SL 87 S SI 97 1 SAFE X SI 97 1-1 ① F8			3	1	1	2	1	1	1
17 Isaac Paredes, R (1, 5) OBP: 0.362, SLG: 0.511		B FF 95 B FF 96 F FF 96 C FF 96 F FF 96 B SL 87 B SL 88 4-2 8 BB 13 2B BB	C CU 79 F FF 96 X SL 87 0-2 ② F7		B SL 89 B SL 88 F SI 96 X SI 96 2-1 ② F7		1 SAFE C SI 98 X SL 87 0-1 ② ③ G3-1 1-2			3	1	0	0	1	0	3
8 Brandon Lowe, L (1, 4) OBP: 0.323, SLG: 0.447		B SL 86 B SL 87 S FF 95 B FF 96 S FF 95 B FF 96 4-2 13 2B BB 1-2	F FF 96 F FF 97 S SL 86 0-3 ③ K		B SL 88 S SL 89 B SL 88 X SL 88 2-1 1-3 2-H 1B			B SI 89 B SI 89 B SI 89 C SI 89 S CH 80 X SI 90 3-2 ① G4-3		3	0	1	1	1	1	0
22 Jose Siri, R (1, 8) OBP: 0.261, SLG: 0.506		F FF 95 F FF 96 B FF 96 S FF 96 1-3 ② K	S FF 95 X SL 86 0-1 ① G5-3	S SI 96 X SL 89 0-1 ③ G1				F ST 81 X SI 91 0-1 ② F9		4	0	0	0	0	1	4
13 Manuel Margot, R (1, 9) OBP: 0.305, SLG: 0.367		B FF 97 C FF 95 X SL 85 1-1 1-3 2-H 2B	B CU 76 B FF 94 C FF 94 S SL 82 F FF 95 F SL 86 B SL 86 F FF 94 X SL 86 3-2 ② F8			B FF 96 B SL 88 S SL 86 S FF 96 S SL 89 2-3 ① K		C SI 88 S CH 80 X CH 80 0-2 ③ F9		4	0	1	1	0	1	0
14 Christian Bethancourt, R (1, 2) OBP: 0.245, SLG: 0.364		B FF 94 F FF 95 C FF 97 F FF 97 X FF 97 1-2 ③ L7	S CH 85 B FF 95 B FF 94 B SL 82 B FF 92 4-1 2 WP BB			B SI 96 S SL 88 X SI 95 1-1 ② G5-3			B ST 78 S CH 78 B SI 88 X CH 79 2-1 ① F9	3	0	0	0	1	0	2
Inning Stats	R: 0 E: 0 K: 0 S: 13 H: 0 LOB: 0 BB: 1 P: 20	R: 1 E: 0 K: 2 S: 19 H: 1 LOB: 2 BB: 2 P: 32	R: 3 E: 0 K: 2 S: 18 H: 3 LOB: 0 BB: 0 P: 23	R: 0 E: 0 K: 1 S: 13 H: 0 LOB: 1 BB: 1 P: 22	R: 1 E: 0 K: 0 S: 11 H: 2 LOB: 2 BB: 1 P: 21	R: 0 E: 0 K: 1 S: 11 H: 0 LOB: 1 BB: 1 P: 20	R: 0 E: 0 K: 0 S: 6 H: 0 LOB: 0 BB: 1 P: 11	R: 0 E: 0 K: 0 S: 8 H: 0 LOB: 0 BB: 0 P: 11	R: 0 E: 0 K: 0 S: 5 H: 0 LOB: 0 BB: 0 P: 8	1B: 3 2B: 1 3B: 0 HR: 2	SF: 0 SAC: 0 DP: 1 HBP: 0			WP: 1 PB: 0 SB: 0 CS: 0		PA: 38	

PITCHER		IP	WLS	BF	H	R	ER	SO	BB	IBB	HBP	BLK	WP	HR	S	P	ERA	WHIP
55 Carlos Rodón, L ERA: 6.29	(1, 1)	4.0	L	19	4	4	4	5	4	0	0	0	1	2	63	97	9.00	2.000
71 Ian Hamilton, R ERA: 1.77	(5, 1)	2.0		10	2	1	1	1	2	0	0	0	0	0	22	41	4.50	2.000
84 Albert Abreu, R ERA: 3.8	(7, 1)	1.0		3	0	0	0	0	1	0	0	0	0	0	6	11	0.00	1.000
63 Nick Ramirez, L ERA: 2.67	(8, 1)	2.0		6	0	0	0	0	0	0	0	0	0	0	13	19	0.00	0.000

PITCHER	IP	WLS	BF	H	R	ER	SO	BB	IBB	HBP	BLK	WP	HR	S	P	ERA	WHIP

TOP

Tampa Bay Rays @ New York Yankees

Yankee Stadium, Bronx, NY

Tue Aug 01 2023, 7:10 PM - 9:46 PM EDT

Att. 38,047 - Partly Cloudy - 78 F

livebaseballscorecards.com

AB	31
R	5
H	6
RBI	5
BB	7
SO	6
LOB	14

Tampa Bay Rays @ New York Yankees

Yankee Stadium, Bronx, NY

Tue Aug 01 2023, 7:10 PM - 9:46 PM EDT

Att. 38,047 - Partly Cloudy - 78 F

livebaseballscorecards.com

BOTTOM

Batter	1	2	3	4	5	6	7	8	9	AB	R	H	RBI	BB	SO	LOB
61 Jake Bauers, L (1, 9) OBP: 0.314, SLG: 0.500	F SI 92 F SI 90 B CU 78 F CU 78 S SI 94 1-3 ① K		X CU 79 0-0 ③ G3			B CU 77 X SI 94 1-0 2B			B SL 85 X FF 92 1-0 25 2B 2B	3	0	1	0	0	1	0
22 Harrison Bader, R (9, PH) OBP: 0.286, SLG: 0.425										1	1	1	0	0	0	0
99 Aaron Judge, R (1, 10) OBP: 0.417, SLG: 0.672	S FC 88 B ST 78 X SI 93 1-1 25 G6-4-3 1B			C FC 88 X CU 78 0-1 ① G5-3		B FC 87 B FC 87 D CU 76 X FC 87 3-0 ③ F8			X SL 82 0-0 ② F7	4	0	1	0	0	0	2
25 Gleyber Torres, R (1, 4) OBP: 0.318, SLG: 0.423	X FC 86 0-0 ② ③ G6-4-3 1-2f			C FC 87 S CU 75 S ST 78 0-3 ② K			B FC 91 B FC 90 X FF 94 2-0 ① F9		B FF 94 X SL 86 1-0 48 1B 26 E 2-H 2B	4	1	1	1	0	1	1
48 Anthony Rizzo, L (1, 3) OBP: 0.328, SLG: 0.378		S CU 76 X SI 91 0-1 ① F7		B CH 88 C SI 94 S CU 80 F FF 95 F CU 79 X SI 93 1-2 ③ G5-3			B FC 92 B SI 95 X SI 95 2-0 ② L3		X FF 93 0-0 26 E 26 1B 2-3 1B	4	0	1	0	0	0	0
26 DJ LeMahieu, R (1, 5) OBP: 0.306, SLG: 0.366		C FC 86 X SI 90 0-1 ② G1-3			B CU 76 C FC 86 X SI 90 1-1 ① G6-3		S SI 95 F SI 95 F SL 86 B FF 95 B SL 84 F SI 94 C SI 95 2-3 ③ K		C FF 93 B FF 94 F FF 92 F SL 83 X FF 93 1-2 E5 1-3 3-H 1B	4	0	1	1	0	1	0
12 Isiah Kiner-Falefa, R (1, 7) OBP: 0.322, SLG: 0.373		B CU 77 C FC 85 F ST 78 B FF 94 F CU 78 B SI 94 F FC 89 X FC 90 3-2 1B			B FC 86 B FC 86 C FF 94 F FC 88 C FF 94 2-3 ② K			C FC 92 B FC 92 B FC 94 B FC 91 C SI 94 X SI 94 3-2 ① G3	B FF 99 S SL 87 S FF 98 S FF 99 1-3 ③ K	3	0	1	0	0	1	0
27 Giancarlo Stanton, R (9, PH) OBP: 0.273, SLG: 0.433										1	0	0	0	0	1	2
57 Billy McKinney, L (1, 8) OBP: 0.317, SLG: 0.452		B FC 91 X FC 91 1-0 ③ G4-3			C CU 76 F FC 88 B SI 93 F CU 79 B CH 87 F SI 94 B FC 90 F CU 78 X FF 94 3-2 ③ L8			F FC 92 X SI 96 0-1 ② F7		3	0	0	0	0	0	1
11 Anthony Volpe, R (1, 6) OBP: 0.284, SLG: 0.371			C FC 87 S CU 75 B CU 77 C SI 92 1-3 ① K			F CU 75 F ST 78 B CU 77 X FF 92 1-2 ① G4-3		B FC 92 F FC 92 B SL 86 X SI 96 2-1 ③ G6-3		3	0	0	0	0	1	0
66 Kyle Higashioka, R (1, 2) OBP: 0.259, SLG: 0.376			B FC 87 C FC 87 F CU 76 F CU 79 S ST 76 1-3 ② K			X FC 86 0-0 ② G5-3			C SL 85 F FF 93 B SL 85 F SL 86 X FF 94 1-2 ① G6-3	3	0	0	0	0	1	0

	AB	33
	R	2
	H	7
	RBI	2
	BB	0
	SO	7
	LOB	6

Inning Stats	1	2	3	4	5	6	7	8	9	1B	SF	WP	PA
R	0	0	0	0	0	0	0	0	2	4	0	0	33
E	0	0	0	0	0	0	0	0	1	2B 3	SAC 0	PB 0	
K	1	0	2	1	0	0	1	0	1	3B 0	DP 1	SB 0	
S	7	10	8	10	11	6	7	7	15	HR 0	HBP 0	CS 0	
H	1	1	0	0	0	1	0	0	4				
LOB	0	1	0	0	0	1	0	0	2				
BB	0	0	0	0	0	0	0	0	0				
P	9	14	10	11	17	11	13	12	20				

PITCHER		IP	WLS	BF	H	R	ER	SO	BB	IBB	HBP	BLK	WP	HR	S	P	ERA	WHIP
24 Zach Eflin, R	(1, 1)	6.0	W	20	3	0	0	5	0	0	0	0	0	0	52	72	0.00	0.500
ERA: 3.46																		
64 Shawn Armstrong, R	(7, 1)	2.0		6	0	0	0	1	0	0	0	0	0	0	14	25	0.00	0.000
ERA: 0.67																		
38 Colin Poche, L	(9, 1)	0.2		6	4	2	2	0	0	0	0	0	0	0	12	16	27.00	6.000
ERA: 2.56																		
29 Pete Fairbanks, R	(9, 1)	0.1	S	1	0	0	0	1	0	0	0	0	0	0	3	4	0.00	0.000
ERA: 1.8																		

PITCHER	IP	WLS	BF	H	R	ER	SO	BB	IBB	HBP	BLK	WP	HR	S	P	ERA	WHIP

Batter	1	2	3	4	5	6	7	8	9	AB	R	H	RBI	BB	SO	LOB
2 Yandy Díaz, R (1, 3) OBP: 0.400, SLG: 0.504	C FF 96 F FC 94 B FF 95 F SL 87 B SL 90 B FF 96 B FC 94 4-2 5 HR BB		B FF 96 B FF 96 C FC 93 X FC 92 2-1 ① G6-3		B FF 97 C FC 94 S FF 97 F FF 97 X FC 93 1-2 ③ FC6-4 1-2f			C CH 89 D CH 90 F CH 89 D CH 89 F FF 96 D CH 90 F CH 89 C CH 89 3-3 ② K		3	1	0	0	1	1	2
5 Wander Franco, S (1, 6) OBP: 0.332, SLG: 0.450	B FF 98 X CH 91 1-0 1-H HR		C SL 89 X SL 89 0-1 ② G4-3			B KC 81 C FC 92 X CH 88 1-1 ① F8		C FF 96 B FF 95 B CH 91 F CH 89 S CH 89 2-3 ③ K		4	1	1	2	0	1	1
8 Brandon Lowe, L (1, 4) OBP: 0.318, SLG: 0.440	C FF 98 F SL 90 S KC 83 0-3 ① K		C FF 96 F KC 83 B KC 82 S FF 97 1-3 ③ K			X SL 88 0-0 ② L8			X SI 95 0-0 ① G4-3	4	0	0	0	0	2	0
56 Randy Arozarena, R (1, 10) OBP: 0.361, SLG: 0.435	S FF 97 C FC 93 F KC 82 X FF 97 0-2 ② L7			B FC 92 S FC 94 B FC 93 B SL 89 F FC 93 S SL 90 3-3 ① K		X KC 84 0-0 ③ L6			C SI 94 F ST 83 B SL 87 C SL 89 1-3 ② K	4	0	0	0	0	2	0
17 Isaac Paredes, R (1, 5) OBP: 0.363, SLG: 0.510	B FF 97 B SL 90 B FF 98 B FF 98 4-0 BB			C KC 84 S FC 92 B FF 99 B FC 94 C FF 97 2-3 ② K			F FF 96 F FC 94 B SL 90 F CH 91 B FC 94 S SL 90 2-3 ① K		B SI 95 B SI 97 B SI 95 C SI 96 F SI 96 X SI 96 3-2 ② 1B	3	0	1	0	1	2	0
55 Luke Raley, L (1, 7) OBP: 0.355, SLG: 0.529 22 Jose Siri, R (4, 8) OBP: 0.259, SLG: 0.502	D KC 85 X FF 98 1-0 ③ F8			C KC 85 F FC 93 B FF 96 T KC 83 1-2 ③ K			C KC 84 F FF 98 F FF 98 F SL 89 F KC 83 C FF 98 0-3 ② K		B SI 97 F SI 96 B SI 96 C ST 83 S ST 85 2-3 ③ K	2 2	0 0	0 0	0 0	0 0	1 2	1 1
13 Manuel Margot, R (1, 8) (4, 9) OBP: 0.306, SLG: 0.366		B FF 96 B FF 96 F FF 97 C SL 89 F SL 88 S FC 93 2-3 ① K			C KC 81 F FC 91 X SL 87 0-2 ① 1B		S FC 92 X FF 98 0-1 ③ P4			3	0	1	0	0	1	0
15 Josh Lowe, L (1, 9) (4, 7) OBP: 0.312, SLG: 0.480		B SL 88 B FF 96 F FF 95 X KC 84 2-1 ② G5-3			C SL 89 B CH 89 X FF 96 1-1 ② G4-3			C FF 97 B CH 90 B CH 89 B FF 97 C CH 90 S CH 90 3-3 ① K		3	0	0	0	0	1	0
50 René Pinto, R (1, 2) OBP: 0.333, SLG: 0.333		F FF 97 S SL 90 X SL 87 0-2 ③ 1B			X FC 92 0-0 2 FC6-4 1B			X CH 89 0-0 1B		3	0	3	0	0	0	0
Inning Stats	R: 2 E: 0 K: 1 S: 12 H: 1 LOB: 1 BB: 2 P: 22	R: 0 E: 0 K: 1 S: 9 H: 1 LOB: 1 BB: 0 P: 13	R: 0 E: 0 K: 1 S: 7 H: 0 LOB: 0 BB: 0 P: 10	R: 0 E: 0 K: 3 S: 9 H: 0 LOB: 0 BB: 0 P: 15	R: 0 E: 0 K: 0 S: 10 H: 2 LOB: 1 BB: 0 P: 12	R: 0 E: 0 K: 0 S: 4 H: 0 LOB: 0 BB: 0 P: 5	R: 0 E: 0 K: 2 S: 12 H: 0 LOB: 0 BB: 0 P: 14	R: 0 E: 0 K: 3 S: 12 H: 1 LOB: 1 BB: 0 P: 20	R: 0 E: 0 K: 2 S: 10 H: 1 LOB: 1 BB: 0 P: 16	1B: 5 2B: 0 3B: 0 HR: 1 SF: 0 SAC: 0 DP: 0 HBP: 0						

PITCHER		IP	WLS	BF	H	R	ER	SO	BB	IBB	HBP	BLK	WP	HR	S	P	ERA	WHIP
45 Gerrit Cole, R ERA: 2.64	(1, 1)	7.0	W	25	4	2	2	8	2	0	0	0	0	1	63	91	2.57	0.857
41 Tommy Kahnle, R ERA: 2.42	(8, 1)	1.0		4	1	0	0	3	0	0	0	0	0	0	12	20	0.00	1.000
35 Clay Holmes, R ERA: 2.16	(9, 1)	1.0		4	1	0	0	2	0	0	0	0	0	0	10	16	0.00	1.000

PITCHER	IP	WLS	BF	H	R	ER	SO	BB	IBB	HBP	BLK	WP	HR	S	P	ERA	WHIP

TOP

Tampa Bay Rays @ New York Yankees

Yankee Stadium, Bronx, NY

Wed Aug 02 2023, 7:10 PM - 9:44 PM EDT

Att. 38,740 - Partly Cloudy - 78 F

livebaseballscorecards.com

AB	31
R	2
H	6
RBI	2
BB	2
SO	13
LOB	5

WP: 0	PA: 33		
PB: 0			
SB: 0			
CS: 0			

Batter	1	2	3	4	5	6	7	8	9	AB	R	H	RBI	BB	SO	LOB
12 Isiah Kiner-Falefa, R (1, 7) (8, 9) OBP: 0.325, SLG: 0.373	B FF 98 B FF 97 C FF 96 T FF 98 B FF 99 X FF 98 3-2 ① F9		B CU 87 B FF 96 F FF 97 B SL 90 X FF 96 3-1 25 1B 27 HR 1B		B SI 92 C FC 89 B SI 92 X SI 92 2-1 ①② G6-3 1-2f		C SI 91 B SI 91 B ST 77 B ST 76 C SI 90 F SI 90 F SI 90 B ST 77 4-2 25 1B 99 WP 27 1B BB			3	2	1	0	1	0	1
99 Aaron Judge, R (1, 10) OBP: 0.415, SLG: 0.663	F CU 84 S CH 90 B CH 89 B CU 86 F FF 100 B CH 89 F FF 99 X FF 100 3-2 ② L8		D SL 94 B CH 88 S CH 87 1 SAFE C CH 87 X SL 93 2-2 ② L9		X FC 88 0-0 25 2B 1B		F SI 91 C ST 75 B ST 78 F ST 78 F SI 91 X SI 91 1-2 ② L6 1-2			4	0	1	0	0	0	2
25 Gleyber Torres, R (1, 4) OBP: 0.322, SLG: 0.428	C CU 85 X CH 90 0-1 ③ G6-3		B FF 97 C CH 87 C CU 85 X CH 88 1-2 27 HR 1-3 1B		F FC 90 F SI 92 X ST 82 0-2 1-3 2B		C ST 75 S ST 76 X ST 77 0-2 27 1B 61 S 2-3 1B			4	2	3	0	0	0	0
27 Giancarlo Stanton, R (1, 9) OBP: 0.277, SLG: 0.448 30 Greg Allen, S (7, PR) (8, 7) OBP: 0.286, SLG: 0.444		B FF 98 B CH 88 F FF 97 X CH 88 2-1 ① G6-3	B FF 98 F FF 98 B FF 97 D CH 89 X FF 97 3-1 1-H 3-H HR		B FC 90 S FC 89 S FC 89 B FC 88 X SI 93 2-2 ③ G6-3		B ST 76 C SI 91 S ST 75 X ST 76 1-2 61 S 1-3 1B 3-H			4 0	1 0	2 0	4 0	0 0	0 0	2 0
61 Jake Bauers, L (1, 3) OBP: 0.307, SLG: 0.487		C SL 92 S FF 98 S FF 99 0-3 ② K	C SL 92 C SL 91 S SL 92 0-3 ③ K			B FC 89 C SI 92 B CH 85 C FC 88 B FC 89 X FC 90 3-2 ① G4-3	F SI 91 F ST 75 B FF 90 B FC 86 F ST 76 F FC 86 F ST 78 C SI 92 2-3 ③ K 1-2 3-H			4	0	0	0	0	3	1
26 DJ LeMahieu, R (1, 5) OBP: 0.305, SLG: 0.364		B CU 85 B FF 98 C FF 97 C SL 92 S CH 89 2-3 ③ K		B SL 90 B CH 86 B FF 95 C FF 95 C FF 95 F FF 98 X SL 91 3-2 ① G6-3		X SI 92 0-0 11 1B 1B		C FF 96 F FF 96 B CH 90 B ST 85 S SI 97 2-3 ① K		4	0	1	0	0	2	0
22 Harrison Bader, R (1, 8) OBP: 0.286, SLG: 0.426			C CH 88 S SL 93 B CH 90 X FF 98 1-2 11 PB 11 HR 2B	C CH 86 B SL 91 C CH 86 F SL 91 F CH 86 X FF 97 1-2 ② G6-3		X FC 89 0-0 ② F7		B FF 97 C CH 88 X FF 96 1-1 ② P4		4	1	1	0	0	0	1
11 Anthony Volpe, R (1, 6) OBP: 0.288, SLG: 0.383			C CH 88 B SL 94 B FF 98 C CH 87 X FF 98 2-2 2-H HR	B FF 95 C SL 91 B CH 87 S CH 86 X SL 91 2-2 ③ G6-3		C FC 90 B SI 91 X FC 91 1-1 38 CS 1-3 1B		C ST 86 X FF 97 0-1 38 S 1B		4	1	3	2	0	0	0
38 Ben Rortvedt, L (1, 2) OBP: 0.227, SLG: 0.200			S SL 92 S SL 93 B SL 94 B CU 85 X FF 98 2-2 ① G4-3		B FC 87 F FC 87 B FC 88 B CU 80 C FC 88 X CU 80 3-2 12 G6-3 1B	1 SAFE C FC 90 B SI 92 1-1 ③ CS 1-2	C FC 87 B FC 84 B SI 91 F ST 77 X ST 77 2-2 ① L9	B ST 84 F SI 95 S FF 95 S ST 86 1-3 ③ K 1-2		4	0	1	0	0	1	1
Inning Stats	R: 0 E: 0 K: 0 S: 10 H: 0 LOB: 0 BB: 0 P: 16	R: 0 E: 0 K: 2 S: 8 H: 0 LOB: 0 BB: 0 P: 12	R: 5 E: 0 K: 1 S: 22 H: 5 LOB: 0 BB: 0 P: 36	R: 0 E: 0 K: 0 S: 12 H: 0 LOB: 0 BB: 0 P: 18	R: 0 E: 0 K: 0 S: 12 H: 3 LOB: 2 BB: 0 P: 19	R: 0 E: 0 K: 0 S: 8 H: 2 LOB: 1 BB: 0 P: 13	R: 2 E: 0 K: 1 S: 24 H: 2 LOB: 2 BB: 1 P: 34	R: 0 E: 0 K: 2 S: 10 H: 1 LOB: 1 BB: 0 P: 14		1B: 9 2B: 2 3B: 0 HR: 2 SF: 0 SAC: 0 DP: 1 HBP: 0		WP: 1 PB: 1 SB: 3 CS: 1 PA: 37		

BOTTOM

Tampa Bay Rays @ New York Yankees

Yankee Stadium, Bronx, NY

Wed Aug 02 2023, 7:10 PM - 9:44 PM EDT

Att. 38,740 - Partly Cloudy - 78 F

livebaseballscorecards.com

AB	35
R	7
H	13
RBI	6
BB	1
SO	6
LOB	8

PITCHER		IP	WLS	BF	H	R	ER	SO	BB	IBB	HBP	BLK	WP	HR	S	P	ERA	WHIP
18 Shane McClanahan, L ERA: 3.29	(1, 1)	4.0	L	17	5	5	5	3	0	0	0	0	0	2	52	82	11.25	1.250
61 Erasmo Ramírez, R ERA: 5.34	(5, 1)	2.0		9	5	0	0	0	0	0	0	0	0	0	20	32	0.00	2.500
49 Kevin Kelly, R ERA: 3.23	(7, 1)	1.0		6	2	2	2	1	1	0	0	0	1	0	24	34	18.00	3.000
30 Jake Diekman, L ERA: 4.19	(8, 1)	1.0		4	1	0	0	2	0	0	0	0	0	0	10	14	0.00	1.000

PITCHER	IP	WLS	BF	H	R	ER	SO	BB	IBB	HBP	BLK	WP	HR	S	P	ERA	WHIP

TOP

Tampa Bay Rays @ Detroit Tigers

Comerica Park, Detroit, MI

Fri Aug 04 2023, 6:41 PM - 9:10 PM EDT

Att. 26,050 - Partly Cloudy - 81 F

livebaseballscorecards.com

Batter	1	2	3	4	5	6	7	8	9	AB	R	H	RBI	BB	SO	LOB
2 Yandy Díaz, R (1, 3) OBP: 0.398, SLG: 0.500	C FF 95 B SI 96 X SL 87 1-1 G5-3 ①	X CH 89 0-0 F9 ②		B CU 78 C FF 94 B CH 88 X CH 88 2-1 L8 ③		F SI 96 D SL 87 B FF 96 D SI 97 F FF 97 X FF 98 3-2 1-2 3-H 1B	C FF 96 B FF 95 D SL 84 B SL 84 F FF 95 S FF 96 3-3 K ③			5	0	1	1	0	1	2
5 Wander Franco, S (1, 6) OBP: 0.329, SLG: 0.446 25 Curtis Mead, R (7, 5) OBP: 1.000, SLG: 1.000	S FF 96 X SL 87 0-1 G3-1 ②	C CU 80 B CH 89 S CH 90 B FF 95 F FF 95 S CU 80 2-3 K ③			C FF 92 B CU 79 C CU 80 X CH 88 1-2 L7 ①	B CH 90 C FF 98 B CH 89 B CH 90 S FF 97 F FF 98 F FF 99 S FF 98 3-3 K ①		X SI 91 0-0 1B		4 1	0 0	0 1	0 0	0 0	2 0	2 0
8 Brandon Lowe, L (1, 4) OBP: 0.320, SLG: 0.437	B SI 96 S CH 90 F FF 96 B CU 79 X CH 90 2-2 56 BB 17 E 1B		X CH 88 0-0 F7 ①		B CH 87 B FF 93 B SL 85 C FF 94 B FF 94 4-1 BB	F CH 90 B FF 98 B FF 98 X CH 91 2-1 F7 ②		C ST 82 B ST 81 S FF 94 T FF 94 1-2 K ①		4	1	1	0	1	1	3
56 Randy Arozarena, R (1, 7) OBP: 0.361, SLG: 0.433	D SL 88 C SL 86 F SI 95 B SL 87 B SL 86 B FF 96 4-2 17 E 1-2 BB		B SI 93 F SL 84 X CH 89 1-1 15 WP 1B		T SI 93 C SL 84 S CU 80 0-3 K ②	S SI 98 D SI 98 F SI 97 F FF 99 S FF 98 1-3 K ③		B SL 87 C FF 92 B FF 92 C FF 93 B ST 84 F ST 83 C ST 83 3-3 K ②		4	1	1	0	1	3	4
17 Isaac Paredes, R (1, 5) OBP: 0.365, SLG: 0.513 7 Vidal Bruján, S (7, 6) OBP: 0.233, SLG: 0.228	C FF 96 B SL 86 X SL 86 1-1 E6 1-H 2-H 2B		F FF 93 S CU 79 1 SAFE X FF 94 0-2 F8 ②		D SL 84 B SI 94 S SL 85 F SI 94 X SI 94 2-2 L8 ③		B SL 83 C FF 96 B SL 84 F FF 96 X FF 95 2-2 15 2B 87 1B 1B	F ST 82 S FF 94 F ST 82 B FF 94 S FF 94 1-3 K ③		4 1	1 0	2 0	2 0	0 0	0 1	2 1
15 Josh Lowe, L (1, 9) OBP: 0.313, SLG: 0.480	C FF 96 B FF 95 B CH 90 F FF 95 X CU 79 2-2 G3-1 ③		B CH 88 S SL 85 B FF 93 D SL 86 B FF 94 4-1 87 FC6-4 1-2 BB			B ST 84 B ST 82 F FF 91 S ST 83 B FS 81 X ST 84 3-2 E5 87 1B 22 1B	S SL 85 S SL 85 S SL 84 B FF 97 B FF 97 X SL 86 2-2 87 1B 1-3 2B		C FA 62 B FA 62 F FA 62 B FA 72 X FA 69 2-2 F7 ①	4	1	1	0	1	0	1
87 Harold Ramírez, R (1, 10) OBP: 0.340, SLG: 0.439		B FF 95 B SL 87 F SI 94 B FF 95 S FF 95 X SL 87 3-2 22 HR 1B	F SL 85 F FF 94 B FF 94 D CU 79 X CU 79 2-2 FC6-4 ③ 1-2f			C ST 82 D FS 82 X FS 81 1-1 22 1B 14 1B 1-3 1B	F SL 84 F FF 96 X FF 97 0-2 2-3 3-H 1B		C FA 65 B FA 65 B FA 69 X FA 65 2-1 F9 ②	5	2	3	1	0	0	2
22 Jose Siri, R (1, 8) OBP: 0.261, SLG: 0.512		C SI 95 C SI 95 F SI 95 B SL 86 F SI 95 B SI 95 X SL 86 2-2 1-H HR		B SI 93 F CH 88 F CH 88 B FF 94 F CU 79 S SI 94 2-3 K ①		C FF 90 B FF 90 S FS 81 B FF 91 D FS 81 X FS 81 3-2 14 1B 2 1B 1-3 3-H 1B	B SL 84 S SL 85 F FF 96 S SL 85 1-3 K ①		B FA 68 X FA 56 1-0 P6 ③	5	2	2	3	0	2	2
14 Christian Bethancourt, R (1, 2) OBP: 0.245, SLG: 0.362		C SL 85 X SI 96 0-1 G5-3 ①		S SL 85 X SI 94 0-1 F8 ②		X SL 86 0-0 2 1B 1-3 3-H 1B	S SL 85 S SL 85 D SL 86 T FF 96 1-2 K ②			4	0	1	1	0	1	2

Inning Stats																					
	R: 2 E: 1 K: 0 S: 14	H: 2 LOB: 1 BB: 1 P: 24	R: 2 E: 0 K: 1 S: 15	H: 2 LOB: 0 BB: 0 P: 22	R: 0 E: 0 K: 0 S: 10	H: 1 LOB: 2 BB: 1 P: 17	R: 0 E: 0 K: 1 S: 8	H: 0 LOB: 0 BB: 0 P: 12	R: 0 E: 0 K: 1 S: 10	H: 0 LOB: 1 BB: 1 P: 17	R: 3 E: 1 K: 2 S: 23	H: 4 LOB: 2 BB: 0 P: 39	R: 1 E: 0 K: 3 S: 19	H: 3 LOB: 2 BB: 0 P: 28	R: 0 E: 0 K: 3 S: 12	H: 1 LOB: 1 BB: 0 P: 17	R: 0 E: 0 K: 0 S: 6	H: 0 LOB: 0 BB: 0 P: 11	1B: 10 2B: 2 3B: 0 HR: 1	SF: 0 SAC: 0 DP: 0 HBP: 0	WP: 1 PB: 0 SB: 0 CS: 0	PA: 44

PITCHER		IP	WLS	BF	H	R	ER	SO	BB	IBB	HBP	BLK	WP	HR	S	P	ERA	WHIP
45 Reese Olson, R ERA: 4.94	(1, 1)	5.0	L	23	5	4	4	3	3	0	0	0	1	1	57	92	7.20	1.600
36 Chasen Shreve, L ERA: 5.03	(6, 1)	0.0		3	2	3	2	0	0	0	0	0	0	0	8	15	∞	∞
4 Beau Brieske, R ERA: 3.12	(6, 1)	1.0		5	2	0	0	2	0	0	0	0	0	0	15	24	0.00	2.000
62 Trey Wingenter, R ERA: 6.48	(7, 1)	1.0		6	3	1	1	3	0	0	0	0	0	0	19	28	9.00	3.000
52 Brendan White, R ERA: 4.97	(8, 1)	1.0		4	1	0	0	3	0	0	0	0	0	0	12	17	0.00	1.000

PITCHER		IP	WLS	BF	H	R	ER	SO	BB	IBB	HBP	BLK	WP	HR	S	P	ERA	WHIP
59 Zack Short, R ERA: 2.25	(9, 1)	1.0		3	0	0	0	0	0	0	0	0	0	0	6	11	0.00	0.000

AB	41
R	8
H	13
RBI	8
BB	3
SO	11
LOB	21

Tampa Bay Rays @ Detroit Tigers

Comerica Park, Detroit, MI

Fri Aug 04 2023, 6:41 PM - 9:10 PM EDT

Att. 26,050 - Partly Cloudy - 81 F

livebaseballscorecards.com

BOTTOM

Batter	1	2	3	4	5	6	7	8	9	AB	R	H	RBI	BB	SO	LOB
39 Zach McKinstry, L (1, 5) OBP: 0.305, SLG: 0.356	C FF 93 F SL 88 S FF 94 0-3 ① K		X SL 89 0-0 ③ F8			C FS 82 X FF 93 0-1 ② F7			C FC 91 C SI 94 X FF 94 0-2 ① G6-3	4	0	0	0	0	1	0
31 Riley Greene, L (1, 8) OBP: 0.370, SLG: 0.470	C SL 87 B FS 85 X SL 89 1-1 ② L6			B SL 88 S SL 89 F FF 93 X FS 83 1-2 ① G5-3		B SL 88 B SL 86 S SL 87 F SL 87 B FS 82 B SL 88 4-2 BB			F FF 94 S FC 90 S FF 94 0-3 ② K	3	0	0	0	1	1	0
8 Matt Vierling, R (1, 7) OBP: 0.331, SLG: 0.392	B FF 94 C FF 94 X ST 80 1-1 1B			C FF 93 C SL 90 B SI 93 B ST 80 F FF 95 F FS 84 X ST 81 2-2 ② G6-3		B ST 78 C SL 86 X SI 91 1-1 ③ G5-3			C SI 94 S FF 95 S FF 95 0-3 ③ K	4	0	1	0	0	1	1
20 Spencer Torkelson, R (1, 3) OBP: 0.303, SLG: 0.396	C SL 88 F SL 87 X SI 94 0-2 ③ L7			B ST 80 S SL 89 F SL 89 B FS 82 B ST 79 X SL 88 3-2 ③ G6-3			C SI 91 S ST 76 C SI 91 0-3 ① K			3	0	0	0	0	1	1
30 Kerry Carpenter, L (1, 9) OBP: 0.317, SLG: 0.450		C FF 93 B SL 88 B FS 84 X FF 93 2-1 28 G6-4-3 1B			C SL 87 X FS 84 0-1 ① F9		B SI 91 C SI 91 F SI 92 X ST 76 1-2 ② G4-3			3	0	1	0	0	0	0
28 Javier Báez, R (1, 6) OBP: 0.262, SLG: 0.326		X SL 88 0-0 ① ② G6-4-3 1-2f			B ST 79 C SL 88 B ST 80 C FF 93 X ST 81 2-2 ② G5-3		B ST 77 C SI 91 X SI 90 1-1 ③ G3-1			3	0	0	0	0	0	1
24 Miguel Cabrera, R (1, 10) OBP: 0.333, SLG: 0.333 59 Zack Short, R (9, 1) OBP: 0.300, SLG: 0.373		C FF 94 B SI 92 B SL 89 B SL 88 X FF 94 3-1 ③ G5-3			C SI 91 B SL 89 B SI 92 X FF 93 2-1 2B			B SI 94 X SI 94 1-0 ① G4-3		3 0	0 0	1 0	0 0	0 0	0 0	0 0
77 Andy Ibáñez, R (1, 4) OBP: 0.272, SLG: 0.409 9 Nick Maton, L (8, PH) OBP: 0.295, SLG: 0.305 (9, 4)			B SL 88 X FF 92 1-0 ① G6-3		C SL 88 X SL 89 0-1 ③ G6-3			F FC 91 B FC 92 S SI 93 F FF 94 F FF 95 X FC 92 1-2 ② G3-1		2 1	0 0	0 0	0 0	0 0	0 0	1 0
34 Jake Rogers, R (1, 2) OBP: 0.293, SLG: 0.444			C SL 88 B ST 80 S SL 87 F FF 94 X ST 80 1-2 ② G6-3			B SL 86 F SL 87 X FF 93 1-1 ① F9		B FC 92 X FC 91 1-0 ③ F7		3	0	0	0	0	0	0
Inning Stats	R: 0 E: 0 K: 1 S: 10 H: 1 LOB: 1 BB: 0 P: 12	R: 0 E: 0 K: 0 S: 5 H: 1 LOB: 0 BB: 0 P: 10	R: 0 E: 0 K: 0 S: 6 H: 0 LOB: 0 BB: 0 P: 8	R: 0 E: 0 K: 0 S: 11 H: 0 LOB: 0 BB: 0 P: 17	R: 0 E: 0 K: 0 S: 9 H: 1 LOB: 1 BB: 0 P: 13	R: 0 E: 0 K: 0 S: 8 H: 0 LOB: 1 BB: 1 P: 14	R: 0 E: 0 K: 1 S: 8 H: 0 LOB: 0 BB: 0 P: 10	R: 0 E: 0 K: 0 S: 7 H: 0 LOB: 0 BB: 0 P: 10	R: 0 E: 0 K: 2 S: 9 H: 0 LOB: 0 BB: 0 P: 9	1B: 2 2B: 1 3B: 0 HR: 0 SF: 0 SAC: 0 DP: 1 HBP: 0						

	AB	29
	R	0
	H	3
	RBI	0
	BB	1
	SO	4
	LOB	4

PITCHER	IP	WLS	BF	H	R	ER	SO	BB	IBB	HBP	BLK	WP	HR	S	P	ERA	WHIP
52 Zack Littell, R (1, 1) ERA: 4.04	6.0	W	21	3	0	0	1	1	0	0	0	0	0	49	74	0.00	0.667
49 Kevin Kelly, R (7, 1) ERA: 3.17	1.0		3	0	0	0	1	0	0	0	0	0	0	8	10	0.00	0.000
64 Shawn Armstrong, R (8, 1) ERA: 0.62	2.0		6	0	0	0	2	0	0	0	0	0	0	16	19	0.00	0.000

PITCHER	IP	WLS	BF	H	R	ER	SO	BB	IBB	HBP	BLK	WP	HR	S	P	ERA	WHIP

Tampa Bay Rays @ Detroit Tigers

Comerica Park, Detroit, MI

Sat Aug 05 2023, 1:10 PM - 3:57 PM EDT

Att. 30,939 - Sunny - 77 F

TOP

livebaseballscorecards.com

Batter	1	2	3	4	5	6	7	8	9	AB	R	H	RBI	BB	SO	LOB
2 Yandy Díaz, R (1, 3) OBP: 0.395, SLG: 0.496	X FF 95 0-0 G6-3		C KC 75 B CH 86 B FF 96 X FF 97 2-1 5 G5-4-3 1B		B SI 96 S SL 88 B SL 88 X CH 83 2-1 FC6-4 1-2f		B SI 95 X SI 97 1-0 FC5 17 FC 5 1B 1-2		B KC 88 C KC 87 B SI 96 X KC 87 2-1 G5-3 1-2 2-3f	5	0	1	0	0	0	4
5 Wander Franco, S (1, 6) OBP: 0.334, SLG: 0.448	C FF 94 B FF 97 X FF 96 1-1 1B		B SL 88 X SI 96 1-0 G5-4-3 1-2f			X SL 87 0-0 25 HBP 56 BB 1B	B SI 97 F CH 90 F SI 97 B CH 91 X CH 90 2-2 17 FC 1-2 2-3		D KC 88 B KC 87 B KC 86 C SI 96 B KC 87 4-1 BB	4	0	3	0	1	0	1
17 Isaac Paredes, R (1, 4) OBP: 0.360, SLG: 0.505	B FF 94 C CH 84 S SI 95 1 SAFE F FF 95 B CH 85 F SL 90 F SI 97 S FF 97 2-3 K		B FF 96 C SI 98 C KC 78 X FF 97 1-2 F9			F SI 94 T FF 95 X FF 95 0-2 P6	F SI 98 F SI 98 F SI 99 F SI 98 B SL 90 F SL 90 X SI 98 1-2 FC 1-2f 2-3 3-H		B SI 97 C SI 98 F SI 97 S FF 96 1-3 K	5	0	0	1	0	2	6
56 Randy Arozarena, R (1, 7) OBP: 0.360, SLG: 0.430	C FF 96 B KC 80 B SL 89 F FF 96 F CH 86 X SI 97 2-2 F9			B CH 85 S CH 85 F SI 96 F KC 78 S CH 86 1-3 K		B FF 96 C CH 84 B CH 82 S CH 83 B FF 96 B SL 91 4-2 25 HBP 1-2 BB	F SI 96 F SL 88 B SI 98 F SI 99 X SI 98 1-2 F8			3	0	0	0	1	1	3
87 Harold Ramírez, R (1, 10) OBP: 0.341, SLG: 0.439 55 Luke Raley, L (6, PH) OBP: 0.352, SLG: 0.525 (6, 10)		X FF 96 0-0 E8 13 E 1B		C SL 88 B SL 89 B FF 96 X FF 97 1-2 L6		F FC 91 C SL 84 B FF 96 C SL 84 1-3 K		F SI 92 C SL 80 S SL 80 0-3 K		2 2	1 0	1 0	0 0	0 0	0 2	0 2
25 Curtis Mead, R (1, 5) OBP: 0.400, SLG: 0.250		S SL 88 F SL 88 F FF 96 C FF 96 0-3 K		S CH 85 B CH 87 B FF 96 S SL 89 F SL 90 F SI 98 S FF 99 2-3 K		B SL 84 S SL 85 H FF 96 2-1 HBP 1-2 2-3		B FC 87 X CH 83 1-0 F9		3	0	0	0	0	2	1
13 Manuel Margot, R (1, 9) OBP: 0.305, SLG: 0.364 (7, 8)		D KC 79 F FF 96 B SI 96 F CH 87 X CH 87 2-2 E8 1B 2-H			C FF 95 B KC 75 L CH 83 S CH 86 1-3 K	F SL 83 C FF 97 B FF 98 S SL 86 1-3 K		B CH 82 X FC 88 1-0 L8		4	0	1	1	0	2	3
22 Jose Siri, R (1, 8) OBP: 0.262, SLG: 0.508 14 Christian Bethancourt, R (7, 2) OBP: 0.248, SLG: 0.362		C FF 96 B FF 97 S FF 96 T FF 98 1-2 K			X FF 96 0-0 G6-3		B SL 84 B SI 95 B FF 96 C FF 97 D SL 85 4-1 5 1B 2 FC5 17 FC BB		S KC 86 B SI 97 B KC 85 B SI 96 S KC 87 B KC 86 4-2 2 G5-3 15 BB BB	2 0	1 0	0 0	0 0	1 1	1 0	1 0
50 René Pinto, R (1, 2) OBP: 0.357, SLG: 0.357 15 Josh Lowe, L (7, PH) OBP: 0.314, SLG: 0.479 (7, 9)		B FF 96 B SL 90 X SL 88 2-0 P3			B SL 87 B FF 95 F FF 96 F SL 88 F CH 85 B SI 97 F FF 98 X FF 97 3-2 2 FC6-4 1B		B SL 84 F FF 95 1 SAFE B CH 90 S FC 91 S FF 97 1 SAFE 2-3 K		B KC 87 B SI 96 B SI 96 C KC 87 B KC 87 4-1 2 G5-3 1-2 BB	2 1	0 0	1 0	0 0	0 1	0 1	1 1
Inning Stats	R: 0 E: 0 K: 1 S: 13 H: 1 LOB: 1 BB: 0 P: 18	R: 1 E: 2 K: 2 S: 12 H: 2 LOB: 1 BB: 0 P: 17	R: 0 E: 0 K: 0 S: 6 H: 1 LOB: 0 BB: 0 P: 10	R: 0 E: 0 K: 2 S: 12 H: 0 LOB: 0 BB: 0 P: 16	R: 0 E: 0 K: 1 S: 11 H: 1 LOB: 1 BB: 0 P: 17	R: 0 E: 0 K: 2 S: 13 H: 1 LOB: 3 BB: 1 P: 21	R: 1 E: 0 K: 1 S: 18 H: 1 LOB: 2 BB: 1 P: 29	R: 0 E: 0 K: 1 S: 5 H: 0 LOB: 0 BB: 0 P: 7	R: 0 E: 0 K: 1 S: 9 H: 0 LOB: 2 BB: 3 P: 24	1B: 7 2B: 0 3B: 0 HR: 0 SF: 0 SAC: 0 DP: 2 HBP: 1						

AB	33
R	2
H	7
RBI	2
BB	5
SO	11
LOB	23

WP: 0 PB: 0 SB: 0 CS: 0 PA: 39

PITCHER		IP	WLS	BF	H	R	ER	SO	BB	IBB	HBP	BLK	WP	HR	S	P	ERA	WHIP
29 Tarik Skubal, L ERA: 3.67	(1, 1)	5.1	W	22	6	1	0	6	1	0	0	0	0	0	60	88	0.00	1.312
67 José Cisnero, R ERA: 4.01	(6, 1)	1.0	H	5	0	1	1	3	1	0	1	0	0	0	11	21	9.00	1.000
68 Jason Foley, R ERA: 2.25	(7, 1)	0.2	H	4	1	0	0	0	0	0	0	0	0	0	14	19	0.00	1.500
87 Tyler Holton, L ERA: 1.94	(8, 1)	1.0	H	3	0	0	0	1	0	0	0	0	0	0	5	7	0.00	0.000
55 Alex Lange, R ERA: 3.89	(9, 1)	0.2	H	4	0	0	0	0	3	0	0	0	0	0	6	20	0.00	4.500

PITCHER		IP	WLS	BF	H	R	ER	SO	BB	IBB	HBP	BLK	WP	HR	S	P	ERA	WHIP
4 Beau Brieske, R ERA: 3.0	(9, 1)	0.1	S	1	0	0	0	1	0	0	0	0	0	0	3	4	0.00	0.000

Tampa Bay Rays @ Detroit Tigers

Comerica Park, Detroit, MI

Sat Aug 05 2023, 1:10 PM - 3:57 PM EDT

Att. 30,939 - Sunny - 77 F

BOTTOM

Batter	1	2	3	4	5	6	7	8	9	AB	R	H	RBI	BB	SO	LOB
8 Matt Vierling, R (1, 5) OBP: 0.329, SLG: 0.389	B FF 92 C FC 88 S SI 92 X CU 79 1-2 1B	C FC 88 B CU 78 X SI 93 1-1 ③ P5		F FC 87 D CU 77 D CU 79 F FF 91 X CU 78 2-2 ② G5-3		C FC 88 B FC 88 B FF 96 X FC 88 2-1 ③ P4		X FF 96 0-0 ③ F9		5	0	1	0	0	0	4
31 Riley Greene, L (1, 8) OBP: 0.368, SLG: 0.467	C FC 88 B SI 93 F CU 78 X FC 88 1-2 ① L9		B SI 92 C CU 78 X FC 87 1-1 30 FC3-6 1B	B SI 92 S FC 87 F SI 91 D CU 77 F CU 77 B FC 87 X CU 78 3-2 ③ F9			C FF 95 B ST 84 X FF 96 1-1 E6 30 1B			4	0	1	0	0	0	2
20 Spencer Torkelson, R (1, 3) OBP: 0.300, SLG: 0.392	F FF 91 S FC 87 D FC 88 X SI 93 1-2 ② F7		C SI 91 X FC 87 0-1 ① F7		B SI 90 B FF 90 F FC 87 B CU 78 C FC 86 X SI 92 3-2 ① L7		C CH 87 X CH 88 0-1 ① L6			4	0	0	0	0	0	3
30 Kerry Carpenter, L (1, 9) OBP: 0.320, SLG: 0.455	B FC 88 T FF 92 F SI 93 F FC 88 B CU 77 F FF 92 S CU 77 2-3 ③ K		C SI 91 X FC 87 0-1 ② FC3-6 1-2f		C SI 91 X FC 86 0-1 2B		C FF 95 T SI 95 B FF 96 F FF 97 F FF 96 F SI 96 F ST 84 X SI 97 1-2 1-2 1B			4	0	2	0	0	1	2
24 Miguel Cabrera, R (1, 10) OBP: 0.332, SLG: 0.332		B FC 88 C SI 92 B FC 88 X FF 92 2-1 77 1B 34 1B 1B	B FC 87 S FC 88 B CU 79 C SI 93 F CU 77 B SI 92 F FC 87 X SI 93 3-2 ③ G4-3		C ST 75 B ST 75 B ST 76 C SI 90 B ST 75 C SI 91 3-3 ② K		S FF 96 B SI 96 S CH 89 F FF 96 D CH 89 F FF 97 S FF 97 2-3 ② K		4	1	1	0	0	2	4
77 Andy Ibáñez, R (1, 4) OBP: 0.276, SLG: 0.410		X FC 87 0-0 34 1B 1-2 1B		C FF 89 X SI 91 0-1 60 2B 34 2B 1B	B ST 76 C SI 90 C SI 91 X ST 75 1-2 ③ P3		F CH 88 X FF 96 0-1 ③ F9			4	1	2	0	0	0	3
60 Akil Baddoo, L (1, 7) OBP: 0.309, SLG: 0.354		B FC 88 B FF 92 B FC 88 C FC 88 C SI 93 F FC 89 S SI 93 3-3 ① K		C CU 77 1 SAFE F FC 87 X CU 76 0-2 34 2B 1-3 2B		B FC 88 B FS 89 S FC 88 F FS 89 B FC 89 X FC 87 3-2 HR		B FF 95 X CH 88 1-0 ① G4-3		4	2	2	1	0	1	2
59 Zack Short, R (1, 6) OBP: 0.299, SLG: 0.376		C SI 93 D CU 78 F FC 88 B SI 94 S FF 93 2-3 ② K		B FC 88 F SI 91 C FC 87 S FF 91 1-3 ① K		S FC 88 S FC 89 X FC 86 0-2 ① G6-3		C FF 96 B FF 96 X ST 80 1-1 34 S 2B		4	0	1	0	0	2	4
34 Jake Rogers, R (1, 2) OBP: 0.297, SLG: 0.450		B FF 92 C FC 88 B FF 92 S FF 92 B SI 94 X FF 93 3-2 1-3 2-H 1B		X SI 92 0-0 2-H 3-H 2B		B FC 88 S FF 97 C FC 87 C FC 87 1-3 ② K		B CH 89 F FF 96 C CH 90 B ST 80 S CH 90 2-3 ② K 2-3		4	0	2	3	0	2	1
Inning Stats	R: 0 E: 0 K: 1 S: 14 H: 1 LOB: 1 BB: 0 P: 19	R: 1 E: 0 K: 2 S: 15 H: 3 LOB: 2 BB: 0 P: 26	R: 0 E: 0 K: 0 S: 11 H: 1 LOB: 1 BB: 0 P: 15	R: 2 E: 0 K: 1 S: 16 H: 3 LOB: 1 BB: 0 P: 22	R: 0 E: 0 K: 1 S: 11 H: 1 LOB: 1 BB: 0 P: 18	R: 1 E: 0 K: 1 S: 11 H: 1 LOB: 0 BB: 0 P: 17	R: 0 E: 1 K: 1 S: 18 H: 1 LOB: 2 BB: 0 P: 22	R: 0 E: 0 K: 1 S: 7 H: 1 LOB: 1 BB: 0 P: 11		1B: 7 2B: 4 3B: 0 HR: 1	SF: 0 SAC: 0 DP: 0 HBP: 0		WP: 0 PB: 0 SB: 1 CS: 0	PA: 37		

livebaseballscorecards.com

AB	37
R	4
H	12
RBI	4
BB	0
SO	8
LOB	25

PITCHER		IP	WLS	BF	H	R	ER	SO	BB	IBB	HBP	BLK	WP	HR	S	P	ERA	WHIP
34 Aaron Civale, R ERA: 2.55	(1, 1)	4.1	L	22	9	3	3	4	0	0	0	0	0	0	61	90	6.23	2.077
49 Kevin Kelly, R ERA: 3.12	(5, 1)	0.2		2	0	0	0	1	0	0	0	0	0	0	6	10	0.00	0.000
26 Robert Stephenson, R ERA: 3.93	(6, 1)	1.0		4	1	1	1	1	0	0	0	0	0	1	11	17	9.00	1.000
30 Jake Diekman, L ERA: 4.08	(7, 1)	1.0		5	1	0	0	1	0	0	0	0	0	0	18	22	0.00	1.000
47 Jason Adam, R ERA: 2.45	(8, 1)	1.0		4	1	0	0	1	0	0	0	0	0	0	7	11	0.00	1.000

PITCHER	IP	WLS	BF	H	R	ER	SO	BB	IBB	HBP	BLK	WP	HR	S	P	ERA	WHIP

Batter	1	2	3	4	5	6	7	8	9	AB	R	H	RBI	BB	SO	LOB
2 Yandy Díaz, R (1, 10) OBP: 0.398, SLG: 0.508	C FF 90 X ST 84 0-1 5 1B 56 E 2B	B FF 90 B CU 77 F ST 80 C ST 83 X ST 83 2-2 2-H HR	B ST 84 C FF 90 B CU 77 F FF 91 B FF 90 X ST 81 3-2 G5-3	C FF 90 F ST 83 X CU 80 0-2 5 1B 87 BLK 1B	C ST 82 C FF 93 S ST 83 0-3 K	5	3	3	2	0	1	1
5 Wander Franco, S (1, 6) OBP: 0.337, SLG: 0.457	B CU 79 X CU 81 1-0 8 FC3-6 2-3 1B	C FF 94 X CH 89 0-1 L8	B CU 80 C FF 93 B FF 94 B CU 81 C FF 93 X FF 94 3-2 F7	F FF 95 C FF 95 X FF 96 0-2 87 BLK 87 1B 1-3 1B	X ST 82 0-0 1-H HR	5	2	3	2	0	0	0
8 Brandon Lowe, L (1, 4) OBP: 0.320, SLG: 0.447 87 Harold Ramírez, R (6, PH) OBP: 0.343, SLG: 0.441 22 Jose Siri, R (6, 8) OBP: 0.261, SLG: 0.506	F FF 93 1 SAFE B FF 93 X CU 81 1-1 FC3-6 17 HBP 56 E 15 1B 1-2f	X CH 87 0-0 F9	X CU 79 0-0 HR	C SL 80 C SL 79 B SL 82 F SL 81 F FF 88 X SL 82 1-2 56 BB 2-H 3-H 1B	C FF 95 C SI 92 B FF 95 B FF 94 F ST 83 B SI 93 F FF 94 S FF 93 3-3 K	3 1 1	2 0 0	1 1 1	1 1 0	0 0 1	0 0 0	2 0 0
56 Randy Arozarena, R (1, 7) OBP: 0.361, SLG: 0.428	S ST 82 X ST 84 0-1 FC4 17 HBP 15 1B 1-2 3-H	B FF 93 C ST 84 B CU 80 B FF 92 S ST 83 X FF 92 3-2 1B	F ST 82 X ST 83 0-1 F8	B SL 81 C SL 81 S SL 81 F SL 81 B FF 89 B SL 81 B SL 81 4-2 1-2 BB	C FF 94 F FF 94 F ST 84 X ST 82 0-2 G5-3	4	1	1	1	1	0	1
55 Luke Raley, L (1, 9) OBP: 0.347, SLG: 0.515 (6, 3)	X FF 94 0-0 F7	B CH 86 F FF 92 C FF 94 1 SAFE B FF 94 B CH 87 C CU 80 3-3 K	B CU 81 C FF 94 F ST 81 X CU 82 1-2 G4-3	C SL 89 S SL 82 0-3 K	F ST 84 X ST 83 0-1 F9	5	0	0	0	0	2	5
17 Isaac Paredes, R (1, 3) OBP: 0.361, SLG: 0.500 (6, 4)	B ST 82 C ST 83 F ST 82 H ST 84 2-2 15 1B 1-2 2-3 HBP	B ST 80 S ST 82 F FF 91 T ST 82 1-2 K	X ST 81 0-0 P6	B FF 93 X ST 84 1-0 G5-3	B FF 91 B FF 91 B SL 88 C FF 91 S SL 87 F FS 84 D FS 83 4-2 15 1B BB	3	0	0	0	1	1	0
15 Josh Lowe, L (1, 8) OBP: 0.315, SLG: 0.478 (6, 9)	X CU 81 0-0 1-3 2-H 3-H 1B	B FF 94 B FF 94 X CU 79 2-0 F7	C FF 94 X ST 84 0-1 F7	C ST 82 B ST 82 B FF 94 X ST 82 2-1 F7	F FF 91 F ST 84 F ST 83 D ST 85 B FS 82 X FF 91 2-2 1-2 1B	5	0	2	2	0	0	0
25 Curtis Mead, R (1, 5) OBP: 0.300, SLG: 0.125	C ST 80 F ST 81 C FF 91 0-3 K	S FF 92 B FF 93 C ST 82 B ST 81 B ST 82 B ST 80 4-2 BB	C FF 90 X ST 81 0-1 P3	C ST 82 S ST 83 S ST 82 0-3 K	C SL 88 F FS 83 B SL 87 C FF 91 1-3 K	4	0	0	0	1	3	4
14 Christian Bethancourt, R (1, 2) OBP: 0.251, SLG: 0.368		B ST 82 C ST 83 X ST 81 1-1 2 HR 2B	B FF 91 B ST 80 X ST 80 2-0 G5-3	B ST 80 S FF 90 C ST 82 F ST 81 B FF 91 X ST 82 2-2 G5-3	X ST 81 0-0 5 HR 1B	C FS 83 F FF 92 B SL 87 S SL 87 1-3 K		5	2	2	0	0	1	3
Inning Stats	R: 3 E: 1 K: 1 S: 14 H: 3 LOB: 2 BB: 0 P: 18	R: 2 E: 0 K: 1 S: 14 H: 3 LOB: 1 BB: 0 P: 23	R: 0 E: 0 K: 1 S: 7 H: 0 LOB: 1 BB: 1 P: 16	R: 1 E: 0 K: 0 S: 9 H: 1 LOB: 0 BB: 0 P: 15	R: 0 E: 0 K: 0 S: 6 H: 0 LOB: 0 BB: 0 P: 7	R: 2 E: 0 K: 1 S: 23 H: 3 LOB: 2 BB: 1 P: 30	R: 0 E: 0 K: 1 S: 6 H: 0 LOB: 0 BB: 0 P: 9	R: 2 E: 0 K: 2 S: 14 H: 2 LOB: 0 BB: 0 P: 17	R: 0 E: 0 K: 2 S: 15 H: 1 LOB: 2 BB: 1 P: 23	1B: 8 2B: 2 3B: 0 HR: 3 SF: 0 SAC: 0 DP: 0 HBP: 1						

PITCHER		IP	WLS	BF	H	R	ER	SO	BB	IBB	HBP	BLK	WP	HR	S	P	ERA	WHIP
25 Matt Manning, R ERA: 5.06	(1, 1)	5.2	L	29	9	8	6	3	1	0	1	0	0	2	62	93	9.53	1.765
65 Andrew Vasquez, L ERA: 2.25	(6, 1)	0.1		3	1	0	0	1	1	0	0	1	0	0	11	16	0.00	6.000
52 Brendan White, R ERA: 5.27	(7, 1)	2.0		8	2	2	2	3	0	0	0	0	0	1	20	26	9.00	1.000
36 Chasen Shreve, L ERA: 4.91	(9, 1)	1.0		5	1	0	0	2	1	0	0	0	0	0	15	23	0.00	2.000

PITCHER	IP	WLS	BF	H	R	ER	SO	BB	IBB	HBP	BLK	WP	HR	S	P	ERA	WHIP

TOP

Tampa Bay Rays @ Detroit Tigers

Comerica Park, Detroit, MI

Sun Aug 06 2023, 1:46 PM - 4:33 PM EDT

Att. 21,824 - Cloudy - 74 F

livebaseballscorecards.com

AB	41
R	10
H	13
RBI	9
BB	3
SO	9
LOB	16

Tampa Bay Rays @ Detroit Tigers

Comerica Park, Detroit, MI

Sun Aug 06 2023, 1:46 PM - 4:33 PM EDT

Att. 21,824 - Cloudy - 74 F

BOTTOM

livebaseballscorecards.com

Batter	1	2	3	4	5	6	7	8	9	AB	R	H	RBI	BB	SO	LOB
39 Zach McKinstry, L (1, 6) OBP: 0.303, SLG: 0.353 59 Zack Short, R (5, PH) OBP: 0.299, SLG: 0.375 (6, 6) (9, 5)	B CH 88 C SI 89 C FC 87 F CH 83 F ST 79 S CU 79 1-3 K2-3 ①		F SI 92 F FC 89 F CU 81 B FC 91 F CH 84 B SI 91 X FC 88 2-2 FC4-6 8 FC3-6 ① 1-2f		C FF 92 F FF 94 F FF 94 S SL 85 0-3 K ①	C FC 87 B FC 88 S FF 96 C FF 96 1-3 K ③ 1-3 3-H			B FF 100 C FF 100 X SL 88 1-1 8 G6-4-3 1B	2 3	0 0	0 1	0 0	0 0	1 2	1 1
8 Matt Vierling, R (1, 9) (5, 5) (9, 9) OBP: 0.327, SLG: 0.386	F FC 88 F FC 88 B SL 82 B CU 80 F FC 88 X SI 91 2-2 L4 ②		B SI 90 B SI 91 B SI 92 C FC 90 X SI 91 3-1 FC3-6 ② 1-2f		X FF 92 0-0 20 1B ②		C FF 94 X ST 78 0-1 G5-3 ①		X SL 88 0-0 G6-4-3 ①② 1-2f	5	0	1	0	0	0	2
31 Riley Greene, L (1, 8) OBP: 0.363, SLG: 0.459	C FC 89 B SI 92 B FC 89 X FC 88 2-1 G3 ③		B FC 89 S CH 84 B FC 89 B SI 91 F FC 89 S SL 80 3-3 K ③		1 SAFE F FF 93 1 SAFE B FF 93 F FF 93 S SL 84 1-3 K ②		S CH 88 C ST 79 S CH 90 0-3 K ②		C SL 88 B SL 86 C SL 87 S FF 100 1-3 K ③	5	0	0	0	0	4	2
20 Spencer Torkelson, R (1, 3) OBP: 0.304, SLG: 0.396		C FC 89 F FC 89 B SL 82 S SL 82 1-3 K ①		B FC 92 F FC 91 C FC 92 X FF 96 1-2 30 1B 77 1B 2B	C SL 85 X FF 93 0-1 1-3 1B		B FF 95 C CH 89 F ST 78 B ST 82 B ST 79 F CH 89 F CH 89 B FF 94 4-2 30 HR BB			3	2	2	0	1	1	0
30 Kerry Carpenter, L (1, 10) OBP: 0.327, SLG: 0.473		C SI 92 B CH 85 C FC 90 B CU 81 X FC 90 2-2 60 G1-3 13 1B 77 1B 1B		F FC 91 S FC 91 F FC 92 B FF 94 X SI 95 1-2 77 1B 34 SF7-4 2-3 1B	B SL 85 X FF 93 1-0 L9 ③		B CH 88 X CH 88 1-0 1-H HR			4	3	3	2	0	0	2
77 Andy Ibáñez, R (1, 4) OBP: 0.280, SLG: 0.412		C FC 89 X SI 92 0-1 60 G1-3 1-2 1B		X FC 92 0-0 34 SF7-4 60 BB 1-3 3-H 1B		S FF 97 S FC 90 F FC 88 F FC 89 B FS 89 B FF 98 F FC 87 C FC 87 2-3 K ① B ST 79 B CH 88 S FF 95 S FF 94 S FF 95 2-3 K ③			4	0	2	1	0	2	0
60 Akil Baddoo, L (1, 7) (5, 9) OBP: 0.314, SLG: 0.360 28 Javier Báez, R (8, PH) (9, 6) OBP: 0.262, SLG: 0.325		M SI 92 2 SAFE B FC 90 X CH 83 1-1 G1-3 1-2 2-3 ②		B FC 92 F SI 95 F FC 92 B FF 94 B FF 95 B FC 94 4-2 1-2 BB		C FF 97 C FF 97 X FF 97 0-2 13 WP 59 WP 2B		C CH 89 B CH 89 S FF 96 B FF 96 F CH 89 S FF 96 2-3 K ①	2 1	1 0	1 0	0 0	1 0	0 1	2 0
13 Eric Haase, R (1, 2) (5, 7) OBP: 0.236, SLG: 0.270		F FC 91 B FC 90 X FC 90 1-1 2-3 3-H 1B ③		B SI 96 S FC 94 F FC 93 S SL 86 1-3 K ①		C FC 90 B FC 91 S FC 87 F FC 88 S FC 87 1-3 K ② 2-3		X CH 89 0-0 G5-3 ②	4	0	1	1	0	2	4
9 Nick Maton, L (1, 5) OBP: 0.297, SLG: 0.305 34 Jake Rogers, R (4, PH) (5, 2) OBP: 0.297, SLG: 0.448			B SI 91 T FC 90 F FC 89 B CU 80 B CH 83 F FC 89 B SI 93 4-2 39 FC4-6 BB	B FF 92 X FF 92 1-0 SF7-4 ②③ 2-3 3-H		B FC 87 D FC 89 B FC 89 B FF 97 4-0 59 WP BB		B SI 96 C SI 96 X CH 88 1-1 G4-3 ③	0 1	0 0	0 0	0 1	1 1	0 0	0 0
Inning Stats	R: 0 E: 0 K: 1 S: 11 H: 0 LOB: 0 BB: 0 P: 16	R: 1 E: 0 K: 1 S: 12 H: 3 LOB: 3 BB: 0 P: 17	R: 0 E: 0 K: 1 S: 13 H: 0 LOB: 1 BB: 1 P: 25	R: 2 E: 0 K: 1 S: 14 H: 3 LOB: 1 BB: 1 P: 22	R: 0 E: 0 K: 2 S: 11 H: 2 LOB: 2 BB: 0 P: 13	R: 1 E: 0 K: 3 S: 16 H: 1 LOB: 1 BB: 1 P: 24	R: 2 E: 0 K: 2 S: 13 H: 1 LOB: 0 BB: 1 P: 20	R: 0 E: 0 K: 1 S: 7 H: 0 LOB: 0 BB: 0 P: 10	R: 0 E: 0 K: 1 S: 6 H: 1 LOB: 0 BB: 0 P: 8	1B: 8 2B: 3 3B: 0 HR: 1 SF: 1 SAC: 0 DP: 2 HBP: 0						

	AB	34
	R	6
	H	11
	RBI	5
	BB	4
	SO	13
	LOB	14

WP: 2 PB: 0 SB: 0 CS: 0 PA: 39

PITCHER		IP	WLS	BF	H	R	ER	SO	BB	IBB	HBP	BLK	WP	HR	S	P	ERA	WHIP
61 Erasmo Ramírez, R ERA: 5.14	(1, 1)	3.0		12	3	1	1	3	1	0	0	0	0	0	36	58	3.00	1.333
64 Shawn Armstrong, R ERA: 1.23	(4, 1)	0.1		5	3	2	2	1	1	0	0	0	0	0	13	20	54.00	12.000
38 Colin Poche, L ERA: 2.45	(4, 1)	1.2	W	6	2	0	0	2	0	0	0	0	0	0	12	15	0.00	1.200
26 Robert Stephenson, R ERA: 4.08	(6, 1)	1.0		5	1	1	1	3	1	0	0	0	2	0	16	24	9.00	2.000
47 Jason Adam, R ERA: 2.8	(7, 1)	1.0		5	1	2	2	2	1	0	0	0	0	1	13	20	18.00	2.000

PITCHER		IP	WLS	BF	H	R	ER	SO	BB	IBB	HBP	BLK	WP	HR	S	P	ERA	WHIP
30 Jake Diekman, L ERA: 3.96	(8, 1)	1.0		3	0	0	0	1	0	0	0	0	0	0	7	10	0.00	0.000
29 Pete Fairbanks, R ERA: 1.73	(9, 1)	1.0		3	1	0	0	1	0	0	0	0	0	0	6	8	0.00	1.000

Batter	1	2	3	4	5	6	7	8	9	AB	R	H	RBI	BB	SO	LOB
21 Lars Nootbaar, L (1, 7) OBP: 0.377, SLG: 0.439	X SI 94 0-0 ① G6-3		B CU 79 C SI 94 F CU 80 B SI 93 B SI 94 X FC 89 3-2 3B			X CH 85 0-0 ① G4-3		C CH 89 B CH 90 B ST 79 B CH 88 B FF 94 4-1 ① 1-2 BB		3	0	1	0	1	0	0
46 Paul Goldschmidt, R (1, 3) OBP: 0.362, SLG: 0.451	C FC 89 B ST 78 B SI 92 F FC 88 T FF 95 2-2 ② K		X FC 89 0-0 ③ G5-3			B FC 87 C FC 86 B ST 80 C SI 93 X FF 93 2-2 ② G6-3		B FF 94 S FF 93 S CH 89 F FF 96 B FF 95 S ST 77 1 SAFE 2-3 ② K		4	0	0	0	0	2	2
16 Nolan Gorman, L (1, 4) OBP: 0.327, SLG: 0.501	F CU 80 S FF 95 C SI 94 0-3 ③ K			B FC 88 S CU 79 C CH 85 B FF 94 S CU 80 2-3 ① K		B CH 88 C CU 79 F FC 88 X SI 93 1-2 1B		C FF 93 B ST 77 F CH 88 F FF 95 X ST 78 1-2 ③ F8		4	0	1	0	0	2	1
28 Nolan Arenado, R (1, 5) OBP: 0.330, SLG: 0.513		C FC 87 X SI 91 0-1 ① HR		B CU 79 B FC 89 C SI 94 F ST 80 F ST 81 X FC 90 2-2 ② F9		F FC 88 D CU 80 B SI 94 X FC 86 2-1 ③ F7			F FF 99 B SL 88 X SL 86 1-1 ① F9	4	1	1	1	0	0	1
40 Willson Contreras, R (1, 2) OBP: 0.346, SLG: 0.432		C FC 88 B CU 78 X FC 86 1-1 ① G5-3		X CU 79 0-0 ③ G3			C ST 77 B SI 92 S FF 93 B FF 93 C SI 93 2-3 ① K		F FF 100 S SL 89 F FF 99 B SL 88 F SL 85 B FF 100 F SL 87 F SL 86 B FF 99 3-2 ② F SL 88 X FF 100 HR	4	1	1	1	0	1	0
41 Alec Burleson, L (1, 10) OBP: 0.300, SLG: 0.430		F CU 79 B CH 86 F CU 81 X SI 94 1-2 ② P5			X FC 90 0-0 ② 2B		C CU 81 B FF 93 X CH 87 1-1 ② F7		S SL 88 X SL 88 0-1 ② G4-3	4	0	1	0	0	0	0
18 Jordan Walker, R (1, 9) OBP: 0.320, SLG: 0.414		F FC 87 C FC 88 F CU 81 F FF 94 C SI 93 0-3 ③ K			C FC 87 S CU 79 F ST 80 F FF 94 F CU 79 F FF 94 D CU 81 F SI 94 F ST 80 1-3 ① S ST 81 K		X CU 79 0-0 1B		B SL 87 S SL 86 S SL 86 S SL 87 1-3 ③ K	4	0	1	0	0	3	1
3 Dylan Carlson, S (1, 8) OBP: 0.315, SLG: 0.336			B SI 92 F FC 88 B CH 83 S CU 80 B CU 80 S FC 89 3-3 ① K		B CU 79 F FC 88 F FF 94 F CU 82 X SI 94 1-2 ② F9		X FC 90 0-0 ③ P5			3	0	0	0	0	1	2
19 Tommy Edman, S (1, 6) OBP: 0.304, SLG: 0.388			B SI 93 B FC 88 B SI 92 C SI 92 F FC 89 X FF 94 3-2 ② F7		C FC 90 C SI 94 D CH 90 F FF 94 C SI 94 1-3 ③ K			B FF 93 B FF 94 C FF 94 B CH 88 B FF 94 4-1 21 CS BB		2	0	0	0	1	1	1
Inning Stats	R: 0 E: 0 K: 2 S: 7 H: 0 LOB: 0 BB: 0 P: 9	R: 1 E: 0 K: 1 S: 12 H: 1 LOB: 0 BB: 0 P: 14	R: 0 E: 0 K: 1 S: 10 H: 1 LOB: 1 BB: 0 P: 19	R: 0 E: 0 K: 1 S: 8 H: 0 LOB: 0 BB: 0 P: 12	R: 0 E: 0 K: 2 S: 18 H: 1 LOB: 1 BB: 0 P: 21	R: 0 E: 0 K: 0 S: 9 H: 1 LOB: 1 BB: 0 P: 14	R: 0 E: 0 K: 1 S: 7 H: 1 LOB: 1 BB: 0 P: 10	R: 0 E: 0 K: 1 S: 10 H: 0 LOB: 1 BB: 2 P: 21	R: 1 E: 0 K: 1 S: 15 H: 1 LOB: 0 BB: 0 P: 20	1B: 2 2B: 1 3B: 1 HR: 2 SF: 0 SAC: 0 DP: 0 HBP: 0						

St. Louis Cardinals @ Tampa Bay Rays

Tropicana Field, St. Petersburg, FL

Tue Aug 08 2023, 6:40 PM - 8:57 PM EDT

Att. 15,522 - Dome - 72 F

TOP

livebaseballscorecards.com

AB	32
R	2
H	6
RBI	2
BB	2
SO	10
LOB	8

WP: 0 PB: 0 SB: 0 CS: 1 PA: 34

PITCHER		IP	WLS	BF	H	R	ER	SO	BB	IBB	HBP	BLK	WP	HR	S	P	ERA	WHIP
24 Zach Eflin, R ERA: 3.34	(1, 1)	7.0		26	5	1	1	8	0	0	0	0	0	1	71	99	1.29	0.714
47 Jason Adam, R ERA: 2.74	(8, 1)	1.0	W	4	0	0	0	1	2	0	0	0	0	0	10	21	0.00	2.000
29 Pete Fairbanks, R ERA: 2.0	(9, 1)	1.0	S	4	1	1	1	1	0	0	0	0	0	1	15	20	9.00	1.000

PITCHER		IP	WLS	BF	H	R	ER	SO	BB	IBB	HBP	BLK	WP	HR	S	P	ERA	WHIP

BOTTOM

St. Louis Cardinals @ Tampa Bay Rays

Tropicana Field, St. Petersburg, FL

Tue Aug 08 2023, 6:40 PM - 8:57 PM EDT

Att. 15,522 - Dome - 72 F

livebaseballscorecards.com

Batter	1	2	3	4	5	6	7	8	9	AB	R	H	RBI	BB	SO	LOB
2 Yandy Díaz, R (1, 3) OBP: 0.403, SLG: 0.514	X FF 93 0-0 5 G4-6-3 1B		B SI 93 X SI 93 1-0 ② 1B			C SI 92 F SL 86 B SL 85 F FF 95 X SI 93 1-2 5 G4-6-3 1-2 1B		B SL 93 X SL 91 1-0 5 1B 8 1B 3-H 1B		4	1	4	1	0	0	0
5 Wander Franco, S (1, 6) OBP: 0.336, SLG: 0.455	B SI 92 F SI 92 S CH 86 X CH 89 1-2 ①② G4-6-3 1-2f		S CU 78 X CS 65 0-1 ③ G3-1			X CH 86 0-0 ①② G4-6-3 1-2f 2-3		B FF 97 C FF 96 X FF 96 1-1 8 1B 56 1B 1-2 1B		4	1	1	0	0	0	3
8 Brandon Lowe, L (1, 4) OBP: 0.319, SLG: 0.444	S SI 94 B FF 95 C CH 88 B CH 90 F FF 95 S SL 88 2-3 ③ K			B CU 75 X CH 88 1-0 ① P2		B CU 77 F FF 94 F SL 85 S SL 87 1-3 ③ K		S SL 91 B FF 97 B FF 96 F FF 95 B FF 96 X FF 96 3-2 17 BB 56 1B 55 FC3-2 1-3 2-H 1B		4	0	1	1	0	2	1
56 Randy Arozarena, R (1, 7) OBP: 0.362, SLG: 0.429		B SL 88 S SL 85 X SI 93 1-1 55 1B 1B		F SI 94 X SI 95 0-1 ② G6-3			B SL 89 C SI 93 X FF 94 1-1 ① G5-3	C FF 97 B SI 96 X SL 90 1-1 55 FC3-2 17 BB 1-2 3-H 1B		4	0	2	1	0	0	0
17 Isaac Paredes, R (1, 5) OBP: 0.362, SLG: 0.508		B SI 92 C FF 93 1 SAFE B SL 86 F SI 93 B CU 77 X SL 88 3-2 ① F8		C SL 90 B SL 86 F FF 95 X SI 95 1-2 ③ G6-3			B SI 93 B CU 77 F SL 86 X SL 89 2-1 HR	B SI 91 B CH 87 B FF 90 B SI 93 4-0 55 FC3-2 1-2 2-3 BB		3	1	1	1	1	0	1
55 Luke Raley, L (1, 10) OBP: 0.345, SLG: 0.511		C CU 76 X CH 87 0-1 1-3 1B			F SL 86 X CH 76 0-1 ① P3		C SI 94 S CU 78 B FF 95 C FF 96 1-3 ② K	D ST 81 X SI 93 1-0 ② FC3-2 1-2 2-3 3-Hf		4	0	1	0	0	1	3
22 Jose Siri, R (1, 8) OBP: 0.257, SLG: 0.498		B SL 88 F CU 77 B SL 87 C SI 93 B FF 95 S SI 93 3-3 ② K			S SL 89 X SI 94 0-1 ② G5-3		X SI 95 0-0 ③ F7	S FF 93 S FF 92 S ST 83 0-3 ③ K		4	0	0	0	0	2	5
15 Josh Lowe, L (1, 9) OBP: 0.316, SLG: 0.483		1 SAFE F CU 78 F FF 94 B SI 93 B SL 86 S FF 96 2-3 ③ K			C FF 95 B SL 86 X CH 75 1-1 ③ P6			C FF 93 X CU 77 0-1 2 1B 3B		3	1	1	0	0	1	2
14 Christian Bethancourt, R (1, 2) OBP: 0.253, SLG: 0.369 87 Harold Ramírez, R (8, PH) OBP: 0.342, SLG: 0.440 50 René Pinto, R (9, 2) OBP: 0.357, SLG: 0.357			F SL 87 X SL 86 0-1 ① B1-3			F CU 76 X SL 90 0-1 5 2 G4-6-3 1B		F SL 90 B SI 97 X FF 98 1-1 ① G3		2 1 0	0 0 0	1 0 0	0 0 0	0 0 0	0 0 0	0 1 0
Inning Stats	R: 0 E: 0 K: 1 S: 8 H: 1 LOB: 0 BB: 0 P: 11	R: 0 E: 0 K: 2 S: 13 H: 2 LOB: 2 BB: 0 P: 22	R: 0 E: 0 K: 0 S: 5 H: 1 LOB: 0 BB: 0 P: 6	R: 0 E: 0 K: 0 S: 6 H: 0 LOB: 0 BB: 0 P: 8	R: 0 E: 0 K: 0 S: 6 H: 0 LOB: 0 BB: 0 P: 7	R: 0 E: 0 K: 1 S: 10 H: 2 LOB: 1 BB: 0 P: 12	R: 1 E: 0 K: 1 S: 8 H: 1 LOB: 0 BB: 0 P: 12	R: 3 E: 0 K: 1 S: 16 H: 5 LOB: 3 BB: 1 P: 28		1B: 10 2B: 0 3B: 1 HR: 1 SF: 0 SAC: 0 DP: 2 HBP: 0				WP: 0 PB: 0 SB: 0 CS: 0 PA: 34		

	AB	33
	R	4
	H	12
	RBI	4
	BB	1
	SO	6
	LOB	16

PITCHER		IP	WLS	BF	H	R	ER	SO	BB	IBB	HBP	BLK	WP	HR	S	P	ERA	WHIP
39 Miles Mikolas, R ERA: 4.2	(1, 1)	7.0	L	26	8	2	2	5	0	0	0	0	0	1	58	80	2.57	1.143
53 Andre Pallante, R ERA: 4.6	(8, 1)	0.1		5	4	2	2	0	0	0	0	0	0	0	10	17	54.00	12.000
34 Drew VerHagen, R ERA: 4.4	(8, 1)	0.2		3	0	0	0	1	1	0	0	0	0	0	4	9	0.00	1.500

PITCHER	IP	WLS	BF	H	R	ER	SO	BB	IBB	HBP	BLK	WP	HR	S	P	ERA	WHIP

Batter	1	2	3	4	5	6	7	8	9	AB	R	H	RBI	BB	SO	LOB
21 Lars Nootbaar, L (1, 10) OBP: 0.378, SLG: 0.448	C FF 94 C CH 89 X FC 86 0-2 ① G6-3		B FC 85 X FF 93 1-0 28 S 46 G3 28 1B 1B	C SI 90 C ST 76 X ST 77 0-2 ① F9 1-2 2-3			B FC 89 B FC 88 S FC 88 C FS 89 X FC 87 2-2 HR		B ST 86 B ST 86 X FF 95 2-0 ② G1-3	5	2	2	1	0	0	2
46 Paul Goldschmidt, R (1, 3) OBP: 0.361, SLG: 0.449	C CH 89 B CH 90 S FF 94 B CH 90 S FF 95 2-3 ② K		F ST 75 F SI 90 B SI 91 B ST 77 B SI 91 F SI 91 X SI 90 3-2 ① G3 1-2	B ST 76 S ST 76 X ST 77 1-1 28 G5-4-3 2-H 3-H 1B			C FF 97 X FC 89 0-1 ① G6-3		C FF 96 T FF 96 S FF 97 0-3 ③ K	5	0	1	2	0	2	1
28 Nolan Arenado, R (1, 5) OBP: 0.330, SLG: 0.511	C CH 90 F CH 90 X FC 88 0-2 ③ G5-3		C ST 76 C SI 91 X ST 79 0-2 40 1B 18 1B 2-H 1B	B SI 90 C SI 90 X ST 77 1-1 ②③ G5-4-3 1-2f			F FC 88 X FC 88 0-1 ② G3-1			4	1	1	1	0	0	1
16 Nolan Gorman, L (1, 4) OBP: 0.327, SLG: 0.499		C FF 92 S FF 94 X FF 95 0-2 18 2B 41 G3-1 1B	C SI 92 F ST 78 B FF 92 B FF 93 T SI 91 2-2 ② K	C SI 94 B SL 86 B SI 95 S FC 92 T FC 93 2-2 ① K			C FF 96 B FF 96 X FS 88 1-1 ③ G4-3			4	1	1	0	0	2	1
40 Willson Contreras, R (1, 2) OBP: 0.345, SLG: 0.429		B CH 90 F CH 89 B FC 88 B CH 89 X FF 94 3-1 ① F4	X ST 76 0-0 18 1B 1-2 1B	S FC 92 F SI 96 S FF 95 0-3 ② K				C SL 84 F FF 93 X FF 93 0-2 ① F9		4	0	1	0	0	1	1
18 Jordan Walker, R (1, 9) OBP: 0.323, SLG: 0.419		C CH 89 X FF 95 0-1 41 G3-1 1-3 2B	C SI 92 B ST 79 B ST 77 X SI 91 2-1 1-3 2-H 1B	B SI 95 B FC 92 C SI 94 C SI 94 F SL 85 C FC 92 2-3 ③ K				S SL 86 F SL 85 X SL 82 0-2 ② G6-3		4	0	2	1	0	1	0
41 Alec Burleson, L (1, 7) OBP: 0.299, SLG: 0.425		X CH 90 0-0 ② G3-1 2-3 3-H	B ST 76 X SI 90 1-0 ③ L7			B FC 92 F SI 95 F SI 94 F FF 94 B FC 91 X SI 95 2-2 ① L8		F FF 93 B SL 84 B FF 93 C SL 85 F SL 83 B FF 93 B SL 84 4-2 3 FC6-4 BB		3	0	0	1	1	0	3
3 Dylan Carlson, S (1, 8) OBP: 0.318, SLG: 0.333		D CH 90 C CH 89 S CH 89 B CH 90 F FF 95 B FF 95 D CH 90 4-2 19 FC4 BB		B ST 76 C ST 76 F SI 91 B FF 92 B FF 91 B SI 91 4-2 21 F9 19 1B 46 1B BB		C FC 92 T SI 95 F FF 95 B FC 92 F FC 91 X FF 95 1-2 ② F7		B FF 92 C SL 83 F FF 93 F FF 92 F SL 85 X SL 84 1-2 ③ FC6-4 1-2f		2	1	0	0	2	0	1
19 Tommy Edman, S (1, 6) OBP: 0.304, SLG: 0.386		X CH 89 0-0 ③ FC4 1-2f		C ST 76 C ST 77 B FF 91 F ST 77 B FF 91 B ST 75 1 SAFE F SI 90 X SI 90 3-2 21 F9 46 1B 1-2 1B		F SI 94 X SI 95 0-1 ③ G4-3			B FF 96 X FF 95 1-0 ① F9	4	1	1	0	0	0	2
Inning Stats	R: 0 E: 0 K: 1 S: 9 H: 0 LOB: 0 BB: 0 P: 11	R: 1 E: 0 K: 0 S: 12 H: 2 LOB: 2 BB: 1 P: 19	R: 2 E: 0 K: 1 S: 15 H: 4 LOB: 2 BB: 0 P: 24	R: 2 E: 0 K: 0 S: 14 H: 2 LOB: 0 BB: 1 P: 23	R: 0 E: 0 K: 3 S: 10 H: 0 LOB: 0 BB: 0 P: 14	R: 0 E: 0 K: 0 S: 11 H: 0 LOB: 0 BB: 0 P: 14	R: 1 E: 0 K: 0 S: 9 H: 1 LOB: 0 BB: 0 P: 12	R: 0 E: 0 K: 0 S: 14 H: 0 LOB: 1 BB: 1 P: 19	R: 0 E: 0 K: 1 S: 5 H: 0 LOB: 0 BB: 0 P: 8	1B: 7 2B: 1 3B: 0 HR: 1 SF: 0 SAC: 0 DP: 1 HBP: 0						

PITCHER		IP	WLS	BF	H	R	ER	SO	BB	IBB	HBP	BLK	WP	HR	S	P	ERA	WHIP
68 Jalen Beeks, L ERA: 6.41	(1, 1)	2.0		10	3	2	2	1	1	0	0	0	0	0	22	32	9.00	2.000
49 Kevin Kelly, R ERA: 3.53	(3, 1)	2.0	L	11	5	3	3	1	1	0	0	0	0	0	28	45	13.50	3.000
64 Shawn Armstrong, R ERA: 1.15	(5, 1)	2.0		6	0	0	0	3	0	0	0	0	0	0	21	28	0.00	0.000
26 Robert Stephenson, R ERA: 4.21	(7, 1)	1.0		4	1	1	1	0	0	0	0	0	0	1	9	12	9.00	1.000
38 Colin Poche, L ERA: 2.4	(8, 1)	1.0		4	0	0	0	0	1	0	0	0	0	0	14	19	0.00	1.000

PITCHER		IP	WLS	BF	H	R	ER	SO	BB	IBB	HBP	BLK	WP	HR	S	P	ERA	WHIP
30 Jake Diekman, L ERA: 3.86	(9, 1)	1.0		3	0	0	0	1	0	0	0	0	0	0	5	8	0.00	0.000

TOP

St. Louis Cardinals @ Tampa Bay Rays

Tropicana Field, St. Petersburg, FL

Wed Aug 09 2023, 6:40 PM - 9:14 PM EDT

Att. 11,203 - Dome - 72 F

livebaseballscorecards.com

AB	35
R	6
H	9
RBI	6
BB	3
SO	6
LOB	12

PA: 38

WP: 0
PB: 0
SB: 1
CS: 0

St. Louis Cardinals @ Tampa Bay Rays

Tropicana Field, St. Petersburg, FL

Wed Aug 09 2023, 6:40 PM - 9:14 PM EDT

Att. 11,203 - Dome - 72 F

livebaseballscorecards.com

BOTTOM

Batter	1	2	3	4	5	6	7	8	9	AB	R	H	RBI	BB	SO	LOB
2 Yandy Díaz, R (1, 3) OBP: 0.399, SLG: 0.507	B SL 85 B FF 92 F SI 92 F SI 91 B SL 86 X SI 92 3-2 G5-3 ①		B SI 92 S SI 91 X SI 92 1-1 F9 ① C SI 92 X CH 84 1-1 G6-3 ③				C SI 92 C FF 92 S ST 81 0-3 K ②		C SL 84 B SL 84 B FF 93 X FF 92 2-1 G3-1 ③	5	0	0	0	0	1	1
5 Wander Franco, S (1, 6) OBP: 0.342, SLG: 0.466	B SI 92 C CH 86 B SL 87 B CH 86 X SI 92 3-1 1B		S SL 85 B FF 92 B CH 86 B FF 91 B SL 85 4-1 56 1B BB		B SI 91 X FF 91 1-0 1B		X SI 92 0-0 HR			3	1	3	1	1	0	0
8 Brandon Lowe, L (1, 4) OBP: 0.315, SLG: 0.438	X FF 91 0-0 F8 ②		C SI 92 C SI 92 S SL 86 0-3 K ②		B SL 84 X SI 91 1-0 F8 ①		C SL 83 B FF 94 C SI 94 S SL 84 1-3 K ③			4	0	0	0	0	2	3
56 Randy Arozarena, R (1, 7) OBP: 0.361, SLG: 0.427	1 SAFE F SI 91 B FF 91 S FF 92 X SL 86 1-2 G2 ③		C SL 87 X SL 87 0-1 17 FC5-4 1B 1-2		C SI 92 B CH 85 F FF 93 F SI 93 S SL 87 1-3 K ②			F SI 93 T SI 93 F SL 82 T CH 85 0-2 K ①		4	0	1	0	0	2	2
17 Isaac Paredes, R (1, 5) OBP: 0.361, SLG: 0.503		H SI 90 1-0 55 FC4-6 HBP	C SI 91 F FF 92 X SL 86 0-2 FC5-4 ③ 1-2f		S SL 87 B SL 86 C SI 92 B SI 93 B SL 87 F SI 93 X SI 93 3-2 G5-3 ③			C CH 86 S CH 85 X CH 86 0-2 F8 ②		3	0	0	0	0	0	3
55 Luke Raley, L (1, 9) OBP: 0.342, SLG: 0.505 87 Harold Ramírez, R (8, PH) OBP: 0.344, SLG: 0.442 (9, 9)		B SI 91 B FF 91 X SI 92 2-0 FC4-6 ① 22 HR 1-2f	X SI 91 0-0 G4-3 ①		C SI 93 X SI 94 0-1 G6-3 ①			C SI 95 B SL 86 X CH 86 1-1 1B		3 1	1 0	0 1	0 0	0 0	0 0	1 0
22 Jose Siri, R (1, 8) OBP: 0.261, SLG: 0.521		B SI 92 C SI 91 X SI 92 1-1 1-H HR	B SI 92 B SL 84 X SI 91 2-0 HR		B CH 84 B CH 84 C CH 84 X CH 81 2-1 G5-3 ②			C SI 94 B SI 93 S CH 86 F SI 95 S SL 84 1-3 K ③		4	2	2	3	0	1	1
15 Josh Lowe, L (1, 10) OBP: 0.319, SLG: 0.487 25 Curtis Mead, R (9, PH) OBP: 0.273, SLG: 0.111		F FF 92 B CH 86 F FF 92 X SL 86 1-2 50 G6-4-3 1B	C SL 85 X SI 92 0-1 2B		C SI 93 F SI 94 B SI 95 X CH 84 1-2 G6-3 ③				S SL 84 S SL 84 B SL 84 S SL 84 1-3 K ①	3 1	0 0	2 0	0 0	0 0	0 1	0 0
50 René Pinto, R (1, 2) OBP: 0.294, SLG: 0.294 13 Manuel Margot, R (9, PH) OBP: 0.304, SLG: 0.363		B SL 86 D SL 86 S SI 92 X SI 92 2-1 G6-4-3 ② ③ 1-2f	X SI 91 0-0 L4 ②				C ST 80 S FF 94 B ST 82 F ST 82 S CH 88 1-3 K ①		S SL 85 B FF 93 T FF 92 B SL 85 X SL 84 2-2 G5-3 ②	3 1	0 0	0 0	0 0	0 0	1 0	2 0
Inning Stats	R: 0 E: 0 K: 0 S: 9 H: 1 LOB: 1 BB: 0 P: 16	R: 2 E: 0 K: 0 S: 8 H: 2 LOB: 0 BB: 0 P: 15	R: 0 E: 0 K: 1 S: 11 H: 1 LOB: 2 BB: 1 P: 16	R: 1 E: 0 K: 0 S: 7 H: 2 LOB: 1 BB: 0 P: 10	R: 0 E: 0 K: 1 S: 10 H: 1 LOB: 1 BB: 0 P: 16	R: 0 E: 0 K: 0 S: 7 H: 0 LOB: 0 BB: 0 P: 10	R: 1 E: 0 K: 3 S: 11 H: 1 LOB: 0 BB: 0 P: 13	R: 0 E: 0 K: 2 S: 13 H: 1 LOB: 1 BB: 0 P: 15	R: 0 E: 0 K: 1 S: 8 H: 0 LOB: 0 BB: 0 P: 13	1B: 5 2B: 1 3B: 0 HR: 3 SF: 0 SAC: 0 DP: 1 HBP: 1						

	AB	35
	R	4
	H	9
	RBI	4
	BB	1
	SO	8
	LOB	13

PITCHER		IP	WLS	BF	H	R	ER	SO	BB	IBB	HBP	BLK	WP	HR	S	P	ERA	WHIP
43 Dakota Hudson, R ERA: 4.31	(1, 1)	5.0	W	23	7	3	3	2	1	0	1	0	0	2	45	73	5.40	1.600
47 John King, L ERA: 4.98	(6, 1)	1.0	H	3	0	0	0	0	0	0	0	0	0	0	7	10	0.00	0.000
34 Drew VerHagen, R ERA: 4.53	(7, 1)	0.2	H	3	1	1	1	2	0	0	0	0	0	1	8	9	13.50	1.500
59 JoJo Romero, L ERA: 3.24	(7, 1)	1.1	H	5	1	0	0	3	0	0	0	0	0	0	16	19	0.00	0.750
65 Giovanny Gallegos, R ERA: 3.45	(9, 1)	1.0	S	3	0	0	0	1	0	0	0	0	0	0	8	13	0.00	0.000

PITCHER		IP	WLS	BF	H	R	ER	SO	BB	IBB	HBP	BLK	WP	HR	S	P	ERA	WHIP

WP: 0 PB: 0 SB: 0 CS: 0 PA: 37

St. Louis Cardinals @ Tampa Bay Rays

Tropicana Field, St. Petersburg, FL

Thu Aug 10 2023, 6:41 PM - 8:50 PM EDT

Att. 11,990 - Dome - 72 F

livebaseballscorecards.com

Batter	1	2	3	4	5	6	7	8	9	AB	R	H	RBI	BB	SO	LOB
21 Lars Nootbaar, L (1, 8) OBP: 0.378, SLG: 0.453	B FF 94 B FF 93 X SL 88 2-0 2B		X FF 93 0-0 ② F7		F SL 89 B FS 83 X FS 82 1-1 ② L9		C CH 84 B CH 85 X FC 84 1-1 ① FC3-6 1-2f 2-H		B CH 83 C FC 84 F CH 84 B CH 84 F ST 75 F CH 83 X FC 86 2-2 2B	5	0	2	0	0	0	1
46 Paul Goldschmidt, R (1, 3) OBP: 0.359, SLG: 0.448	F SL 88 F SI 94 S FF 95 0-3 ① K		C FF 93 B SL 90 X SI 93 1-1 2B		X FF 94 0-0 ③ F7		F SI 88 B SI 88 B FC 85 X SI 89 2-1 ② G5-3		B ST 75 C SI 89 B ST 75 S SL 83 F ST 74 B SI 89 F SI 87 X SL 83 3-2 ③ L8	5	0	1	0	0	1	3
16 Nolan Gorman, L (1, 4) OBP: 0.323, SLG: 0.493	X SL 90 0-0 ② F7		B FS 84 F SL 89 F SL 88 C FS 85 1-3 ③ K			B FS 84 X SL 88 1-0 ① G3-1	X CH 83 0-0 ③ G3			4	0	0	0	0	1	3
28 Nolan Arenado, R (1, 10) OBP: 0.331, SLG: 0.511	B SL 89 F SL 89 F SI 94 D FS 86 F SI 94 X ST 81 2-2 ③ L9			C SL 88 B ST 81 X SI 92 1-1 7 HR 1B		B SI 92 B SI 92 C SL 89 X SI 93 2-1 41 1B 41 1B		X FC 84 0-0 ① F7		4	2	2	0	0	0	1
27 Tyler O'Neill, R (1, 7) OBP: 0.315, SLG: 0.396		C SL 89 B ST 79 F FF 93 T FF 94 1-2 ① K		X SL 88 0-0 ① L7		B FF 94 X FF 94 1-0 ② F9		B FC 85 B FC 84 X FC 84 2-0 ② P6		4	0	0	0	0	1	2
41 Alec Burleson, L (1, 9) OBP: 0.298, SLG: 0.422		F FS 84 C FF 94 F FF 95 B FS 84 S FS 85 1-3 ② K		B FF 94 X SL 90 1-0 ② P6		F SL 88 F SL 88 X FF 94 0-2 1-H 1B		B CH 84 F FC 85 F CH 83 X CH 84 1-2 ③ G1-3		4	0	1	1	0	1	1
7 Andrew Knizner, R (1, 2) OBP: 0.275, SLG: 0.483		B ST 80 X SL 89 1-0 1B		X SL 89 0-0 1-H HR		B SI 93 1 SAFE B SI 92 S FF 93 B FF 94 F FF 93 S FF 93 3-3 ③ K			X SI 88 0-0 ① G6-3	4	1	2	2	0	1	1
55 Taylor Motter, R (1, 5) OBP: 0.241, SLG: 0.220		B SI 92 C SL 89 C FF 94 B FF 95 F FF 94 B ST 80 X FF 94 3-2 ③ L8		B SI 93 X SL 89 1-0 ③ G6-3			C SI 89 C SL 83 X ST 75 0-2 19 1B 21 E 1B		X SI 88 0-0 ② P3	4	1	1	0	0	0	1
19 Tommy Edman, S (1, 6) OBP: 0.306, SLG: 0.397			X FF 92 0-0 ① G4-3		C FF 92 B SL 90 X FF 92 1-1 ① G6-3		B FC 85 F FC 85 S SI 88 X CH 83 1-2 21 FC3-6 1-2 1B		C SI 88 X CH 84 0-1 HR	4	1	2	1	0	0	0
Inning Stats	R: 0 E: 0 K: 1 S: 9 H: 1 LOB: 1 BB: 0 P: 13	R: 0 E: 0 K: 2 S: 12 H: 1 LOB: 1 BB: 0 P: 18	R: 0 E: 0 K: 1 S: 7 H: 1 LOB: 1 BB: 0 P: 9	R: 2 E: 0 K: 0 S: 6 H: 2 LOB: 0 BB: 0 P: 9	R: 0 E: 0 K: 0 S: 5 H: 0 LOB: 0 BB: 0 P: 7	R: 1 E: 0 K: 1 S: 10 H: 2 LOB: 1 BB: 0 P: 17	R: 1 E: 1 K: 0 S: 11 H: 2 LOB: 1 BB: 0 P: 15	R: 0 E: 0 K: 0 S: 5 H: 0 LOB: 0 BB: 0 P: 8	R: 1 E: 0 K: 0 S: 14 H: 2 LOB: 1 BB: 0 P: 19	1B: 6 2B: 3 3B: 0 HR: 2 SF: 0 SAC: 0 DP: 0 HBP: 0						

	AB	38
	R	5
	H	11
	RBI	4
	BB	0
	SO	5
	LOB	13

WP: 0 PA: 38
PB: 0
SB: 0
CS: 0

PITCHER		IP	WLS	BF	H	R	ER	SO	BB	IBB	HBP	BLK	WP	HR	S	P	ERA	WHIP
52 Zack Littell, R ERA: 4.1	(1, 1)	6.0	L	25	7	3	3	5	0	0	0	0	0	1	49	73	4.50	1.167
71 Cooper Criswell, R ERA: 4.82	(7, 1)	3.0		13	4	2	1	0	0	0	0	0	0	1	30	42	3.00	1.333

PITCHER		IP	WLS	BF	H	R	ER	SO	BB	IBB	HBP	BLK	WP	HR	S	P	ERA	WHIP

St. Louis Cardinals @ Tampa Bay Rays

Tropicana Field, St. Petersburg, FL

Thu Aug 10 2023, 6:41 PM - 8:50 PM EDT

Att. 11,990 - Dome - 72 F

BOTTOM

Batter	1	2	3	4	5	6	7	8	9	AB	R	H	RBI	BB	SO	LOB
2 Yandy Díaz, R (1, 3) OBP: 0.397, SLG: 0.504	B FF 94 F FF 94 B SL 87 C SI 94 B SL 88 C SI 95 3-3 ① K		C CU 78 B SL 88 B CH 89 S SI 95 S SL 87 2-3 ③ K			B FF 95 S SL 86 X CU 78 1-1 ③ G5-3			B SL 84 F CH 86 B SL 84 C SI 96 X CH 86 2-2 5 3B 1B	4	1	1	0	0	2	0
5 Wander Franco, S (1, 6) OBP: 0.343, SLG: 0.471	B FF 95 C FF 95 F CH 90 F SI 97 F SL 89 B CU 79 X CH 90 2-2 ② G6-3			B FF 94 F FF 95 X SI 94 1-1 87 F9 87 WP 1B			C CU 76 C CH 88 F SI 96 X SI 95 0-2 ① F9		B CH 85 F CH 86 X SI 96 1-1 1-H 56 WP 3B	4	1	2	1	0	0	0
56 Randy Arozarena, R (1, 7) OBP: 0.362, SLG: 0.426	B SL 88 B FF 96 C CH 90 X CH 89 2-1 87 S 1B			C CH 88 X SL 87 0-1 ① F9			B CH 88 C CU 77 S CU 78 F SI 96 B CU 79 X FF 95 2-2 ② P3		C SI 94 F CH 85 D SL 85 B SI 96 F SL 85 F CH 86 B SL 85 F SI 96 B CH 86 4-2 3-H BB	3	0	1	0	1	0	1
87 Harold Ramírez, R (1, 10) OBP: 0.340, SLG: 0.435	C SI 94 1 SAFE B SL 88 F SI 94 F SL 88 F FF 95 F SL 88 B CU 78 B SI 96 3-2 ③ X SI 85 G1-3 1-3			F CH 88 S FF 94 F SI 96 B CU 79 D CU 79 F SL 87 2 SAFE X FF 96 2-2 ② ③ F9 1-3			B CH 87 X CH 87 1-0 ③ G6-3		F SI 94 F SI 95 X SI 95 0-2 ③ L9	4	0	0	0	0	0	3
17 Isaac Paredes, R (1, 4) OBP: 0.358, SLG: 0.498		B SI 93 F CH 87 S CU 77 X SI 95 1-2 ① F8			C FF 94 B FF 94 B CH 88 X SI 94 2-1 ① F8			C CU 76 B FF 93 S CU 77 X SI 94 1-2 ① L7		3	0	0	0	0	0	0
22 Jose Siri, R (1, 8) OBP: 0.258, SLG: 0.515		C FF 95 F FF 95 F CU 78 B FF 96 S FF 95 1-3 ② K			F FF 94 B CU 77 F SI 95 C FF 97 1-3 ② K			C CU 77 S CU 77 X FF 95 0-2 ② F8		3	0	0	0	0	2	0
25 Curtis Mead, R (1, 5) OBP: 0.214, SLG: 0.083		X CH 89 0-0 ③ G5-3			B SI 95 B CH 88 B FF 94 C FF 95 F FF 94 S SI 96 3-3 ③ K			B CU 76 X CH 88 1-0 ③ L7		3	0	0	0	0	1	0
13 Manuel Margot, R (1, 9) OBP: 0.300, SLG: 0.359			B FF 93 X SL 88 1-0 ① G6-3			S FF 94 C CH 87 S SI 96 0-3 ① K			B SI 93 C SI 94 B SL 82 F SI 93 X CH 84 2-2 ① G1-3	3	0	0	0	0	1	0
14 Christian Bethancourt, R (1, 2) OBP: 0.250, SLG: 0.364			B SI 95 S CH 89 S SL 87 S FF 96 1-3 ② K			X CH 87 0-0 ② G5-3			S CH 85 S CH 85 B SI 94 S SL 85 1-3 ② K	3	0	0	0	0	2	0
Inning Stats	R: 0 E: 0 K: 1 S: 16 H: 1 LOB: 1 BB: 0 P: 26	R: 0 E: 0 K: 1 S: 8 H: 0 LOB: 0 BB: 0 P: 10	R: 0 E: 0 K: 2 S: 7 H: 0 LOB: 0 BB: 0 P: 11	R: 0 E: 0 K: 0 S: 9 H: 1 LOB: 0 BB: 0 P: 12	R: 0 E: 0 K: 2 S: 8 H: 0 LOB: 0 BB: 0 P: 14	R: 0 E: 0 K: 1 S: 6 H: 0 LOB: 0 BB: 0 P: 7	R: 0 E: 0 K: 0 S: 9 H: 0 LOB: 0 BB: 0 P: 12	R: 0 E: 0 K: 0 S: 7 H: 0 LOB: 0 BB: 0 P: 9	R: 2 E: 0 K: 1 S: 19 H: 2 LOB: 1 BB: 1 P: 29	1B: 3 2B: 0 3B: 1 HR: 0	SF: 0 SAC: 0 DP: 0 HBP: 0			WP: 2 PB: 0 SB: 2 CS: 0	PA: 31		

livebaseballscorecards.com

	AB	30
	R	2
	H	4
	RBI	1
	BB	1
	SO	8
	LOB	4

PITCHER		IP	WLS	BF	H	R	ER	SO	BB	IBB	HBP	BLK	WP	HR	S	P	ERA	WHIP
52 Matthew Liberatore, L ERA: 5.72	(1, 1)	8.0	W	25	2	0	0	7	0	0	0	0	1	0	70	101	0.00	0.250
59 JoJo Romero, L ERA: 3.81	(9, 1)	1.0		6	2	2	2	1	1	0	0	0	1	0	19	29	18.00	3.000

PITCHER	IP	WLS	BF	H	R	ER	SO	BB	IBB	HBP	BLK	WP	HR	S	P	ERA	WHIP

Cleveland Guardians @ Tampa Bay Rays

Tropicana Field, St. Petersburg, FL

Fri Aug 11 2023, 6:40 PM - 9:35 PM EDT

Att. 19,625 - Dome - 72 F

TOP

livebaseballscorecards.com

Batter	1	2	3	4	5	6	7	8	9	AB	R	H	RBI	BB	SO	LOB
38 Steven Kwan, L (1, 7) OBP: 0.340, SLG: 0.377	X FF 92 0-0 0 SH1-3 1B		C FC 88 B FF 92 C FC 88 X SI 94 1-2 ① G4-3	C FC 87 F FF 91 F SI 93 F FF 92 X FC 87 0-2 1-H 3B		F FF 95 B FF 95 X FF 96 1-1 ① FC6-5 11 FC6-4 0 1B 1-2 2-3f		C CH 89 F FF 95 X ST 79 0-2 ② G6-3		5	0	2	1	0	0	2
0 Andrés Giménez, L (1, 4) OBP: 0.312, SLG: 0.383	X FC 89 0-0 ① SH1-3 1-2		C CU 78 F FC 89 F FF 93 F SI 94 B FC 88 X FF 93 1-2 56 1B 10 1B 1B	X FF 92 0-0 ③ B3		C FF 95 B ST 85 B FF 95 F FF 95 F FF 96 F FF 97 F FF 96 X FF 97 2-2 11 FC6-4 1-2 2-H 1B		C ST 79 F FF 95 X FF 95 0-2 ③ F8		4	1	2	1	0	0	1
11 José Ramírez, S (1, 5) OBP: 0.357, SLG: 0.487	B FS 85 D CU 80 C FC 89 F FC 89 B FS 86 F CU 79 S FC 89 3-3 ② K		B FC 87 F FS 86 F FC 88 D CU 78 X FC 86 2-2 ② L8		C CU 78 B FS 85 B FC 88 X CU 78 2-1 10 G5-3 1B	F CH 89 X CH 88 0-1 ② FC6-4 56 S 1-2f 2-3			B SL 87 B FF 99 B SL 88 B FF 99 4-0 10 HBP 56 BB 6 WP BB	4	1	1	0	1	1	4
56 Kole Calhoun, L (1, 3) OBP: 0.333, SLG: 0.286	B FC 88 B SI 94 B FC 88 B SI 93 4-0 BB		F FC 88 D CU 79 B FC 87 X SI 93 2-1 10 1B 1-3 1B		F FC 86 X FF 91 0-1 ① F7	C FF 96 X ST 84 0-1 ③ F7 1-2			B FF 100 B FF 98 C FF 99 B FF 100 B FF 99 4-1 6 WP 10 HBP 23 WP 1-2 BB	3	1	1	0	2	0	3
10 Ramón Laureano, R (1, 9) OBP: 0.280, SLG: 0.357	C CU 79 F FF 93 X CU 79 0-2 ③ L8		X FC 88 0-0 1-2 3-H 1B		F CU 78 D CU 77 1 SAFE D CU 78 X SI 92 2-1 ② G5-3 1-2		B FF 92 X SL 84 1-0 ① F9		B SL 88 B SL 88 C FF 100 S FF 99 D SL 87 H FF 99 4-2 23 WP 6 WP 7 WP 1-2 2-3 HBP	4	1	1	1	0	0	3
17 Will Brennan, L (1, 10) OBP: 0.287, SLG: 0.355 39 Oscar Gonzalez, R (7, PH) OBP: 0.252, SLG: 0.309 (7, 10)		C CU 78 B SI 93 S FC 89 X CU 79 1-2 ① F9	F CU 80 B FC 88 C SI 93 X CU 78 1-2 ③ G4-3		C FC 87 X CU 78 0-1 ③ P5		X FF 92 0-0 ② P3		C SL 88 D SL 86 S SL 86 F SL 86 S FF 100 1-3 ① K	3 2	0 0	0 0	0 0	0 1	0 3	3 3
6 Brayan Rocchio, S (1, 6) OBP: 0.304, SLG: 0.364		F FC 88 X FS 85 0-1 E1 23 WP		B FC 87 C FF 90 B CU 77 X FC 87 2-1 38 3B 1B		B CH 88 C FF 97 B FF 97 B FF 96 B FF 97 4-1 7 E 23 BB 7 1B BB	B FF 92 C FF 91 F SL 86 F FF 94 B FF 92 S SL 83 2-3 ③ K		C SL 88 F SL 85 B FF 100 F SL 87 S SL 86 1-3 ② K 1-2 2-3 3-H	4	2	1	0	1	2	2
23 Bo Naylor, L (1, 2) OBP: 0.282, SLG: 0.346		C FF 92 F FC 88 B FF 92 B CU 78 B FF 94 S FC 90 3-3 ② K 1-2		C FC 86 B FF 91 B CU 77 X FC 86 2-1 ① F9		B FF 96 B FF 94 B FF 96 B FF 96 4-0 38 FC6-5 7 1B 1-2 BB		S FF 95 B FF 95 B CH 89 F FF 95 S FF 96 2-3 ① K	B SL 88 C SL 87 B SL 86 B SL 87 B SL 87 4-1 7 WP 2-3 3-H BB	3	0	0	0	2	2	2
7 Myles Straw, R (1, 8) OBP: 0.300, SLG: 0.302		B FF 93 C FC 89 B FF 93 X SI 94 2-1 ③ L9		B FC 85 F SI 92 F FF 91 B FF 92 F SI 93 F FC 88 B SI 93 1 SAFE F FF 91 3-2 X SI 93 P6		B FF 96 2 SAFE C FF 96 X FF 96 1-1 38 FC6-5 0 1B 1-2 2-H 1B		X FF 96 0-0 HR	B FC 90 S FC 90 D FC 90 C FC 89 S FC 88 2-3 ③ K 1-2 3-H	5	2	2	2	0	1	3

Inning Stats																		
	R: 0	H: 1	R: 0	H: 0	R: 1	H: 3	R: 1	H: 2	R: 0	H: 1	R: 2	H: 2	R: 0	H: 0	R: 1	H: 1	R: 3	H: 0
	E: 0	LOB: 2	E: 1	LOB: 1	E: 0	LOB: 2	E: 0	LOB: 1	E: 0	LOB: 1	E: 1	LOB: 2	E: 0	LOB: 0	E: 0	LOB: 0	E: 0	LOB: 1
	K: 1	BB: 1	K: 1	BB: 0	K: 0	BB: 0	K: 0	BB: 0	K: 0	BB: 0	K: 0	BB: 2	K: 1	BB: 0	K: 1	BB: 0	K: 3	BB: 3
	S: 9	P: 16	S: 10	P: 16	S: 17	P: 24	S: 16	P: 23	S: 8	P: 12	S: 15	P: 27	S: 6	P: 9	S: 10	P: 12	S: 15	P: 35

1B: 8	SF: 0	WP: 4	PA: 45
2B: 0	SAC: 1	PB: 0	
3B: 1	DP: 0	SB: 1	
HR: 1	HBP: 1	CS: 0	

PITCHER		IP	WLS	BF	H	R	ER	SO	BB	IBB	HBP	BLK	WP	HR	S	P	ERA	WHIP
34 Aaron Civale, R ERA: 2.61	(1, 1)	5.0		24	7	2	2	2	1	0	0	0	1	0	60	91	3.60	1.600
30 Jake Diekman, L ERA: 4.23	(6, 1)	1.0	B	7	2	2	2	0	2	0	0	0	0	0	15	27	18.00	4.000
38 Colin Poche, L ERA: 2.34	(7, 1)	1.0	H	3	0	0	0	1	0	0	0	0	0	0	6	9	0.00	0.000
47 Jason Adam, R ERA: 2.87	(8, 1)	1.0		4	1	1	1	1	0	0	0	0	0	1	10	12	9.00	1.000
29 Pete Fairbanks, R ERA: 2.93	(9, 1)	0.2	H	6	0	3	3	2	3	0	1	0	2	0	12	30	40.50	4.500

PITCHER		IP	WLS	BF	H	R	ER	SO	BB	IBB	HBP	BLK	WP	HR	S	P	ERA	WHIP
26 Robert Stephenson, R ERA: 4.17	(9, 1)	0.1	W	1	0	0	0	1	0	0	0	0	1	0	3	5	0.00	0.000

AB	37
R	8
H	10
RBI	5
BB	6
SO	7
LOB	26

Batter	1	2	3	4	5	6	7	8	9	AB	R	H	RBI	BB	SO	LOB
2 Yandy Díaz, R (1, 3) OBP: 0.397, SLG: 0.505	B FF 92 X FF 92 1-0 ① P4		B FF 92 X FF 92 1-0 5 1B 2B 1-3 2-H		B SL 86 X FF 92 1-0 1B		D CH 83 S CH 83 D CH 82 F CH 81 F FF 85 S FF 89 2-3 ① K	X SL 87 0-0 ③ G6-3		5	1	2	1	0	1	1
5 Wander Franco, S (1, 6) OBP: 0.346, SLG: 0.478	X FF 93 0-0 ② F8		B CH 88 X CH 89 1-0 56 F9 8 S 1B 2-H 3-H		C SL 85 1 SAFE S SL 84 B FF 92 X SL 84 1-2 ② F9		B CH 84 B CH 75 B CH 82 B FF 88 4-0 56 FC4 8 BB 56 E BB 1-2		C FS 86 B SL 79 X SL 78 1-1 HR	4	2	2	3	1	0	1
8 Brandon Lowe, L (1, 4) OBP: 0.317, SLG: 0.434	C FF 93 B SL 88 X SL 88 1-1 ③ P3		B FF 92 1 SAFE B FF 93 B CU 73 B CH 87 4-0 BB 1-2		C SL 85 D SL 86 B CH 87 B SL 86 F SL 85 S SL 84 3-3 ③ K		S CH 80 B CH 83 C FF 88 F ST 77 B ST 79 D FF 83 B CH 78 4-2 17 BB 56 E 13 FC4-6 BB 1-2 2-3			2	1	0	0	2	1	1
56 Randy Arozarena, R (1, 7) OBP: 0.361, SLG: 0.427		B SL 87 C FF 93 F FF 94 B SL 84 X SL 86 2-2 ① F8	X SL 86 0-0 ② F9 2-3			C CU 74 F SL 86 X SL 84 0-2 17 HR 2B	X CH 81 0-0 FC4 13 FC4-6 17 BB 1-2 2-H 3-H			4	1	1	1	0	0	3
17 Isaac Paredes, R (1, 5) OBP: 0.359, SLG: 0.506		F FF 93 B FF 93 F SL 86 X FF 93 1-2 ② F8	C SL 86 X SL 86 0-1 ③ L5			C FF 92 X CH 87 0-1 2-H HR	B CH 84 C FF 82 B FF 87 D CH 81 B FF 83 4-1 13 FC4-6 BB 1-2 2-3			3	1	1	2	1	0	2
55 Luke Raley, L (1, 9) OBP: 0.340, SLG: 0.502 13 Manuel Margot, R (6, PH) OBP: 0.298, SLG: 0.356 (7, 8)		B FF 94 X FF 93 1-0 ③ P5		B SL 84 B FF 91 X FF 91 2-0 ① F9		C FF 88 F CH 85 S FF 92 0-3 ① K	B ST 84 F ST 84 F ST 83 B ST 84 X ST 83 2-2 ② FC4-6 87 S 1-2f 2-3 3-H			2 2	0 0	0 0	0 1	0 0	0 1	0 2
87 Harold Ramírez, R (1, 10) OBP: 0.336, SLG: 0.429			C FF 93 B FF 92 C FF 93 B SL 87 X SL 87 2-2 ① F9	X FF 91 0-0 ② F8		B CH 83 C CH 82 T FF 91 C FF 92 1-3 ② K	C ST 85 B SI 95 S ST 84 X FF 95 1-2 ③ G4-3 1-2			4	0	0	0	0	1	2
15 Josh Lowe, L (1, 8) OBP: 0.318, SLG: 0.484 (7, 9)			F FF 93 F FF 93 B FF 93 X FF 94 1-2 14 S 2 2B 1B	B SL 87 F CH 88 B FF 92 X CH 88 2-1 ③ F7		S CH 82 F FF 89 B CH 87 T ST 78 1-2 ③ K		C SL 88 B FF 96 X SL 88 1-1 ① L6		4	1	1	0	0	1	0
14 Christian Bethancourt, R (1, 2) OBP: 0.254, SLG: 0.361			C SL 86 B SL 86 B FF 93 C FF 93 B SL 86 D SL 85 4-2 2 2B 5 1B BB 1-2	C SL 84 X SL 82 0-1 ① P2			L CH 83 B CH 81 F FF 86 F CH 82 F FF 90 B FF 89 F CH 82 F FF 89 F CH 84 4-2 8 BB 5 BB 56 E BB B CH 83 B FF 88	X SL 88 0-0 ② G5-3		2	2	0	0	2	0	0
Inning Stats	R: 0 E: 0 K: 0 S: 4 H: 0 LOB: 0 BB: 0 P: 6	R: 0 E: 0 K: 0 S: 7 H: 0 LOB: 0 BB: 0 P: 11	R: 3 E: 0 K: 0 S: 13 H: 3 LOB: 2 BB: 2 P: 26	R: 0 E: 0 K: 0 S: 4 H: 0 LOB: 0 BB: 0 P: 8	R: 0 E: 0 K: 1 S: 9 H: 1 LOB: 1 BB: 0 P: 14	R: 2 E: 0 K: 3 S: 14 H: 2 LOB: 0 BB: 0 P: 16	R: 3 E: 1 K: 1 S: 22 H: 0 LOB: 0 BB: 4 P: 43	R: 0 E: 0 K: 0 S: 4 H: 0 LOB: 0 BB: 0 P: 5	R: 1 E: 0 K: 0 S: 2 H: 1 LOB: 0 BB: 0 P: 3	1B: 3 2B: 2 3B: 0 HR: 2 SF: 0 SAC: 0 DP: 0 HBP: 0						WP: 0 PB: 0 SB: 3 CS: 0 PA: 38

PITCHER		IP	WLS	BF	H	R	ER	SO	BB	IBB	HBP	BLK	WP	HR	S	P	ERA	WHIP
44 Xzavion Curry, R ERA: 3.39	(1, 1)	5.0		23	6	5	5	1	2	0	0	0	0	1	42	70	9.00	1.600
53 Daniel Norris, L ERA: 3.86	(6, 1)	1.1		9	0	3	1	4	4	0	0	0	0	0	25	45	6.75	3.000
58 Michael Kelly, R ERA: 3.09	(7, 1)	1.2		5	0	0	0	0	0	0	0	0	0	0	10	14	0.00	0.000
52 Nick Sandlin, R ERA: 3.65	(9, 1)	0.0	L	1	1	1	1	0	0	0	0	0	0	1	2	3	∞	∞

PITCHER	IP	WLS	BF	H	R	ER	SO	BB	IBB	HBP	BLK	WP	HR	S	P	ERA	WHIP

BOTTOM

Cleveland Guardians @ Tampa Bay Rays

Tropicana Field, St. Petersburg, FL

Fri Aug 11 2023, 6:40 PM - 9:35 PM EDT

Att. 19,625 - Dome - 72 F

livebaseballscorecards.com

AB	32
R	9
H	7
RBI	8
BB	6
SO	5
LOB	12

Cleveland Guardians @ Tampa Bay Rays

Tropicana Field, St. Petersburg, FL

Sat Aug 12 2023, 4:11 PM - 7:04 PM EDT

Att. 25,025 - Dome - 72 F

TOP

livebaseballscorecards.com

Batter	1	2	3	4	5	6	7	8	9	AB	R	H	RBI	BB	SO	LOB
38 Steven Kwan, L (1, 7) OBP: 0.341, SLG: 0.382	C SI 93 F FC 90 F FF 94 X FC 90 0-2 ① P5		C SI 90 B FC 86 X FC 86 1-1 6 SF9 3B		F FC 90 B SI 91 B FF 91 X SI 91 2-1 ② G3		C SI 90 X SI 89 0-1 ① L4	C SI 91 X SI 91 0-1 6 FC5-4 1-2 2-3 1B		5	1	2	0	0	0	0
6 Brayan Rocchio, S (1, 6) OBP: 0.275, SLG: 0.333	B SI 94 S SI 93 S FC 90 B SL 85 X FC 90 2-2 ② G4-3		X CH 83 0-0 ① SF9 3-H		B SI 90 C FC 87 F SI 91 X CU 80 1-2 ③ G3		B SI 89 X CH 82 1-0 ② G6-3	B CH 84 C SI 91 B SI 91 X CH 83 2-1 ③ FC5-4 1-2f		4	0	0	1	0	0	3
0 Andrés Giménez, L (1, 4) OBP: 0.313, SLG: 0.385	B FF 94 B FC 90 C SI 94 S SI 94 F SI 94 T FF 94 2-2 ③ K		B SI 90 B FC 86 B FC 86 C SI 90 F SI 90 F FF 89 X FC 87 3-2 2B			C SI 89 X SI 90 0-1 10 1B 39 SF8 1B	C SI 90 B CU 78 S SI 90 X SI 90 1-2 ③ G4-3		B CU 77 X SI 89 1-0 ① G3	5	1	2	0	0	1	0
10 Ramón Laureano, R (1, 9) OBP: 0.282, SLG: 0.362		B FC 90 X FC 90 1-0 ① G6-3	B ST 79 C FC 88 S FC 88 D SL 81 S SI 89 2-3 ② K			X SI 90 0-0 13 1B 56 1B 7 FC6-4 1-3 1B		C CH 81 B SI 89 X CU 76 1-1 39 1B 56 1B 2B	B SI 89 C SI 89 X CH 84 1-1 ② G1-3	5	2	2	0	0	1	1
39 Oscar Gonzalez, R (1, 10) OBP: 0.258, SLG: 0.316		B FC 92 S FF 94 F SI 95 F FF 94 X SL 86 1-2 7 BB 13 1B 1B	S FC 88 S SL 80 F FF 90 S SL 80 0-3 ③ K			T FC 89 B FC 88 F FC 88 B FC 89 X FF 92 2-2 ① SF8 3-H		B CH 82 X CH 82 1-0 FC1-4 7 56 1B 35 1B 1B 2-3	X CH 83 0-0 ③ G5-3	4	1	2	1	0	1	1
56 Kole Calhoun, L (1, 3) OBP: 0.357, SLG: 0.320		B SI 94 C SI 94 B FF 94 F SI 94 S FF 94 2-3 ② K		B CU 78 S SI 89 S SI 89 S SI 90 1-3 ① K		C FC 89 B SI 92 X SI 90 1-1 7 FC6-4 13 1B 1-2 1B		F CU 78 D SI 91 X SI 90 1-1 7 FC1-4 1-2 3-H 1B		4	0	2	1	0	2	1
13 Gabriel Arias, R (1, 5) OBP: 0.292, SLG: 0.319		S FC 90 B FC 90 B SL 84 F SI 94 B FF 94 X FC 89 3-2 7 BB 1-2 1B		X FC 89 0-0 ② G5-3		C ST 75 S ST 74 B ST 76 X SI 90 1-2 7 FC6-4 1-2 2-3 1B		L SI 90 S CH 83 S CH 83 0-3 ① K		4	0	2	0	0	1	2
7 Myles Straw, R (1, 8) OBP: 0.299, SLG: 0.300		B FC 90 C SI 94 B SI 93 B SI 94 B SI 95 4-1 1-2 2-3 BB		B FC 88 F SI 89 F SI 90 F ST 79 X FC 87 1-2 ③ P4		B SI 91 X SI 90 1-0 ② FC6-4 1-2f 2-3 3-H		C CH 83 X SI 90 0-1 ② FC1-4 38 1B 35 1B 1-2f 2-3		3	0	0	1	1	0	4
35 Cam Gallagher, R (1, 2) OBP: 0.167, SLG: 0.175		F FC 91 S FC 91 F FF 94 B FF 95 C SL 86 1-3 ③ K			C FC 87 C FC 87 F FF 90 B SL 81 B FC 88 B SI 92 X FC 89 3-2 ① P2	B ST 75 B ST 75 S SI 89 C SI 89 S SI 91 2-3 ③ K		F CH 83 1 SAFE F CH 83 B FF 90 X CH 81 1-2 38 1B 1-2 3-H 1B		4	0	1	1	0	2	5

	AB	38
	R	5
	H	13
	RBI	5
	BB	1
	SO	8
	LOB	17

Inning Stats																				
	R: 0	H: 0	R: 0	H: 2	R: 1	H: 2	R: 0	H: 0	R: 0	H: 0	R: 2	H: 4	R: 0	H: 0	R: 2	H: 5	R: 0	H: 0	1B: 10	SF: 2	WP: 0	PA: 41
	E: 0	LOB: 0	E: 0	LOB: 3	E: 0	LOB: 1	E: 0	LOB: 0	E: 0	LOB: 0	E: 0	LOB: 2	E: 0	LOB: 0	E: 0	LOB: 3	E: 0	LOB: 0	2B: 2	SAC: 0	PB: 0	
	K: 1	BB: 0	K: 2	BB: 1	K: 2	BB: 0	K: 1	BB: 0	K: 0	BB: 0	K: 1	BB: 0	K: 0	BB: 0	K: 1	BB: 0	K: 0	BB: 0	3B: 1	DP: 0	SB: 0	
	S: 11	P: 15	S: 16	P: 28	S: 14	P: 20	S: 8	P: 10	S: 9	P: 15	S: 15	P: 22	S: 6	P: 8	S: 17	P: 23	S: 4	P: 6	HR: 0	HBP: 0	CS: 0	

PITCHER		IP	WLS	BF	H	R	ER	SO	BB	IBB	HBP	BLK	WP	HR	S	P	ERA	WHIP
64 Shawn Armstrong, R ERA: 1.08	(1, 1)	2.0		9	2	0	0	3	1	0	0	0	0	0	27	43	0.00	1.500
61 Erasmo Ramírez, R ERA: 5.4	(3, 1)	3.1		15	5	3	3	3	0	0	0	0	0	0	39	56	8.10	1.500
49 Kevin Kelly, R ERA: 3.48	(6, 1)	0.2		3	1	0	0	1	0	0	0	0	0	0	7	11	0.00	1.500
Josh Fleming, L ERA: 4.7	(7, 1)	3.0	W	14	5	2	2	1	0	0	0	0	0	0	27	37	6.00	1.667

PITCHER	IP	WLS	BF	H	R	ER	SO	BB	IBB	HBP	BLK	WP	HR	S	P	ERA	WHIP

Cleveland Guardians @ Tampa Bay Rays

Tropicana Field, St. Petersburg, FL

Sat Aug 12 2023, 4:11 PM - 7:04 PM EDT

Att. 25,025 - Dome - 72 F

livebaseballscorecards.com

BOTTOM

Batter	1	2	3	4	5	6	7	8	9	AB	R	H	RBI	BB	SO	LOB
2 Yandy Díaz, R (1, 3) OBP: 0.402, SLG: 0.513	S FF 96 B FF 96 F FF 97 C CU 77 1-3 ① K		B SL 86 C FF 97 B FF 97 H CU 76 3-1 HBP		B CU 77 B FF 97 X FF 98 2-0 2B		B FF 92 X FF 92 1-0 1-2 1B		C FC 100 D SL 93 X SL 93 1-1 8 WP 2-H 8 1B 2B	4	1	3	1	0	1	0
5 Wander Franco, S (1, 6) OBP: 0.344, SLG: 0.475	B FF 97 S FF 98 F FF 98 F CU 79 B FF 98 X CH 90 2-2 8 1B 1B		B FF 98 C FF 97 B CU 78 F FF 98 S FF 98 2-3 ② K		S SL 87 F SL 89 B FF 99 F SL 89 F FF 99 S FF 98 1-3 ③ K		X SL 86 0-0 2-3f FC5		S FC 102 S SL 94 C SL 94 0-3 ② K	5	0	1	0	0	3	5
8 Brandon Lowe, L (1, 4) OBP: 0.318, SLG: 0.434	X CU 77 0-0 56 G4-6-3 1-2 1B		B CH 89 F FF 97 S FF 98 B FF 99 S SL 88 2-3 ③ K			B FF 94 C FF 94 B SL 84 S FF 94 F FF 96 B FF 96 X FF 95 3-2 ① F8		B SL 86 C SL 86 F FF 95 B FS 85 F FS 84 F FS 85 S FF 96 2-3 ① K	D SL 93 B FC 101 B FC 100 C FC 102 X FC 102 3-1 56 S 2-H 56 1B 1B	5	1	2	1	0	2	1
56 Randy Arozarena, R (1, 7) OBP: 0.362, SLG: 0.425	C FF 97 D SL 87 X SL 86 1-1 ② ③ G4-6-3 1-2f			C CU 77 B SL 84 F CU 76 S FF 97 1-3 ① K		C SL 85 B SL 84 S SL 84 X FF 97 1-2 ② P4		F FF 95 B SL 86 H FS 84 2-1 17 S 55 2B HBP	S FC 103 S FC 103 D SL 95 F FC 101 F SL 94 X FC 102 1-2 1-H 1B	4	1	1	1	0	1	2
17 Isaac Paredes, R (1, 5) OBP: 0.356, SLG: 0.500		B FF 97 B FF 96 B FF 96 C FF 96 F FF 97 F FF 97 S FF 97 3-3 ① K		B CU 78 F FF 96 C FF 97 S CU 77 1-3 ② K		B FF 96 B FF 96 X FF 96 2-0 ③ F7		C FF 95 F FF 95 F FF 94 S FS 86 0-3 ② 1-2 K		4	0	0	0	0	3	1
55 Luke Raley, L (1, 9) OBP: 0.345, SLG: 0.518		C CU 76 S CU 76 X FF 98 0-2 ② P5		C FF 98 X CU 76 0-1 HR			F FF 91 B SL 86 B CH 78 B FF 92 F FF 92 D CH 78 4-2 15 FC1-6 15 WP BB	B FF 95 B SL 86 X FF 94 2-0 2-H 2B		3	1	2	2	1	0	0
22 Jose Siri, R (1, 8) OBP: 0.258, SLG: 0.515		F FF 98 S CU 77 B CU 76 X FF 97 1-2 2B		B CU 75 B FF 98 C FF 96 F FF 98 B CU 76 S FF 97 3-3 ③ K			F FF 92 S CH 78 S SL 86 0-3 ① K	B FF 96 C FF 95 B FS 85 S FS 86 C FF 94 2-3 ③ K		4	0	1	0	0	3	2
15 Josh Lowe, L (1, 10) OBP: 0.317, SLG: 0.482		B FF 97 D CU 78 S FF 97 X FF 98 2-1 ③ G4-3			S FF 96 B FF 96 B FF 96 F FF 96 T FF 97 2-2 ① K		F FF 92 F FF 92 B CH 79 B SL 87 B FF 93 X FF 93 3-2 ② FC1-6 87 S 1-2 87 1B		X FC 99 0-0 14 G6-3 2 2B 1B	4	2	1	0	0	1	2
50 René Pinto, R (1, 2) OBP: 0.263, SLG: 0.263 87 Harold Ramírez, R (7, PH) OBP: 0.338, SLG: 0.431 14 Christian Bethancourt, R (8, 2) OBP: 0.253, SLG: 0.360			F FF 96 B CU 75 B SL 85 S FF 97 S FF 97 2-3 ① K		S FF 96 B FF 97 B CU 74 F FF 97 B FF 97 X FF 97 3-2 ② G6-3		C CH 78 S FF 93 B FF 93 X SL 87 1-2 5 2 FC5 1B 1-H 1B		S SL 90 X SL 91 0-1 ① G6-3 1-2	2 1 1	0 0 0	0 1 0	0 1 0	0 0 0	1 0 0	0 0 1
Inning Stats	R: 0 H: 2 E: 0 LOB: 1 K: 1 BB: 0 S: 10 P: 14	R: 0 H: 1 E: 0 LOB: 1 K: 1 BB: 0 S: 12 P: 18	R: 0 H: 0 E: 0 LOB: 1 K: 3 BB: 0 S: 10 P: 19	R: 1 H: 1 E: 0 LOB: 0 K: 3 BB: 0 S: 11 P: 16	R: 0 H: 1 E: 0 LOB: 1 K: 2 BB: 0 S: 12 P: 20	R: 0 H: 0 E: 0 LOB: 0 K: 0 BB: 0 S: 8 P: 14	R: 1 H: 2 E: 0 LOB: 2 K: 1 BB: 1 S: 13 P: 22	R: 1 H: 1 E: 0 LOB: 1 K: 3 BB: 0 S: 14 P: 22	R: 3 H: 4 E: 0 LOB: 1 K: 1 BB: 0 S: 15 P: 20	1B: 7 2B: 4 3B: 0 HR: 1	SF: 0 SAC: 0 DP: 1 HBP: 2						

	AB	37
	R	6
	H	12
	RBI	6
	BB	1
	SO	15
	LOB	14

WP: 2 PA: 40
PB: 0
SB: 3
CS: 0

PITCHER		IP	WLS	BF	H	R	ER	SO	BB	IBB	HBP	BLK	WP	HR	S	P	ERA	WHIP
63 Gavin Williams, R ERA: 2.8	(1, 1)	5.0		20	5	1	1	10	0	0	1	0	0	1	55	87	1.80	1.000
62 Enyel De Los Santos, R ERA: 2.92	(6, 1)	1.0	H	3	0	0	0	0	0	0	0	0	0	0	8	14	0.00	0.000
49 Eli Morgan, R ERA: 3.4	(7, 1)	1.0	H	6	2	1	1	1	1	0	0	0	1	0	13	22	9.00	3.000
37 Trevor Stephan, R ERA: 2.98	(8, 1)	1.0	H	5	1	1	1	3	0	0	1	0	0	0	14	22	9.00	1.000
48 Emmanuel Clase, R ERA: 3.21	(9, 1)	0.2	L	6	4	3	3	1	0	0	0	0	1	0	15	20	40.50	6.000

PITCHER	IP	WLS	BF	H	R	ER	SO	BB	IBB	HBP	BLK	WP	HR	S	P	ERA	WHIP

Cleveland Guardians @ Tampa Bay Rays

Tropicana Field, St. Petersburg, FL

Sun Aug 13 2023, 1:43 PM - 4:30 PM EDT

Att. 22,163 - Dome - 72 F

TOP

livebaseballscorecards.com

Batter	1	2	3	4	5	6	7	8	9	AB	R	H	RBI	BB	SO	LOB
38 Steven Kwan, L (1, 7) OBP: 0.342, SLG: 0.382	C SI 92 F CU 80 B CU 78 B SI 93 F SI 93 F FF 94 F CU 80 F SI 93 F ST 78 2-2 X CH 86 G3	X SI 93 0-0 2-H 1B		B FF 95 C FF 94 C ST 85 B ST 85 X FF 95 2-2 0 E 0 E 1B	C FF 94 F ST 83 B ST 85 X ST 84 1-2 F7			C FF 96 F FF 97 F FS 89 X FS 89 0-2 G6-3		5	1	2	1	0	0	2
0 Andrés Giménez, L (1, 4) OBP: 0.318, SLG: 0.398	C CU 78 X FF 93 0-1 HR	B FC 91 B SI 93 B SI 92 C SI 92 C FC 89 X SI 93 3-2 10 S 1B		F FF 95 X FF 94 0-1 E1 39 2B 1-H 1B	C FF 94 B ST 84 F FF 95 X FF 94 1-2 1-3 2-H 1B			S FS 89 S FC 88 B FS 89 B FC 89 F FF 96 F FC 88 F FC 88 F FF 96 C FF 96 2-3		5	2	4	2	0	1	0
10 Ramón Laureano, R (1, 8) OBP: 0.277, SLG: 0.355	B SI 92 C FC 88 S CU 78 B CU 80 X ST 78 2-2 P2	B CU 80 B SI 93 S FC 88 S FC 88 D CU 80 S SI 93 3-3 1-2		X CH 88 0-0 G2-3	C SI 90 X ST 76 0-1 F7			C FC 88 S FC 88 S FC 87 0-3		5	0	0	0	0	2	4
56 Kole Calhoun, L (1, 3) OBP: 0.364, SLG: 0.333	F SI 92 X SI 93 0-1 1B		B SI 92 C CH 85 S CU 80 B CU 80 B FF 93 X CU 78 3-2 39 2B 1B	F FF 94 X FF 95 0-1 L6		C SI 91 B SI 91 C SI 90 F ST 78 T FC 86 1-2			C CH 89 B ST 79 S CH 90 X FF 96 1-2 F9	5	1	2	0	0	1	1
39 Oscar Gonzalez, R (1, 10) OBP: 0.272, SLG: 0.353	B CU 78 F FC 87 F ST 80 B FF 94 F CU 79 F ST 82 B CU 80 X SI 93 3-2 G3-1		B SI 92 S SI 92 B CU 79 F SI 92 F ST 81 X SI 92 2-2 17 2B 1-H 2B	D CH 89 X CH 88 1-0 3-H 2B		C ST 78 X ST 77 0-1 17 G5-3-6 2B			S ST 81 B ST 81 B FF 96 X CH 90 2-1 G6-3	5	1	3	2	0	0	1
17 Will Brennan, L (1, 9) OBP: 0.288, SLG: 0.359		X FC 89 0-0 13 HR 1B	F CU 79 B SI 93 B CU 79 T SI 93 X FF 93 2-2 2-H 2B	C FF 95 F ST 84 S ST 84 0-3 K		S SI 91 F SI 91 F ST 77 F FC 86 B FC 88 F SI 92 X ST 78 1-2 G5-3-6 2-3f			X CH 91 0-0 G1-3	5	1	2	1	0	1	2
13 Gabriel Arias, R (1, 5) OBP: 0.291, SLG: 0.333		B FC 86 C FC 88 X FC 86 1-1 1-H HR	S CU 80 C FC 88 T CU 80 0-2 K	B CH 85 B FF 94 X FF 95 2-0 F9			S SL 84 S SL 83 B SL 84 B FF 91 B FF 91 C SL 81 3-3 K			4	1	1	2	0	2	1
23 Bo Naylor, L (1, 2) OBP: 0.289, SLG: 0.355		C CU 80 F SI 94 B CU 80 B SI 92 F FF 93 B CH 88 B SI 93 4-2 8 G4-3 38 1B BB	B SI 92 F FC 88 D CU 79 X SI 92 2-1 L8		B FF 95 C FF 95 F ST 85 X ST 84 1-2 0 1B 2B		B FF 92 B FF 91 S FF 91 B FF 90 S SL 83 S SL 84 3-3 K			3	2	1	0	1	1	1
8 José Tena, L (1, 6) OBP: 0.333, SLG: 0.375		B SI 92 X SI 92 1-0 G4-3 1-2	F FC 88 F CU 80 B CU 79 B SI 93 S CU 79 2-3 K	B FF 94 B FF 94 B FF 94 C FF 94 C FF 94 F FF 95 B FF 95 4-2 0 1B BB			B SL 84 F FF 91 S SL 83 B SL 82 B SL 84 F FF 91 F SL 82 S SL 84 3-3 K			3	0	0	0	1	2	2
Inning Stats	R: 1 E: 0 K: 0 S: 20 H: 2 LOB: 1 BB: 0 P: 27	R: 3 E: 0 K: 1 S: 14 H: 4 LOB: 1 BB: 1 P: 26	R: 2 E: 0 K: 2 S: 18 H: 3 LOB: 1 BB: 0 P: 29	R: 2 E: 1 K: 1 S: 12 H: 3 LOB: 1 BB: 0 P: 15	R: 1 E: 0 K: 0 S: 15 H: 2 LOB: 2 BB: 1 P: 24	R: 0 E: 0 K: 1 S: 12 H: 1 LOB: 0 BB: 0 P: 14	R: 0 E: 0 K: 3 S: 11 H: 0 LOB: 0 BB: 0 P: 20	R: 0 E: 0 K: 2 S: 14 H: 0 LOB: 0 BB: 0 P: 16	R: 0 E: 0 K: 0 S: 6 H: 0 LOB: 0 BB: 0 P: 9	1B: 8 2B: 6 3B: 0 HR: 2 SF: 0 SAC: 0 DP: 1 HBP: 0						

	AB	40
	R	9
	H	15
	RBI	8
	BB	2
	SO	10
	LOB	14

PITCHER		IP	WLS	BF	H	R	ER	SO	BB	IBB	HBP	BLK	WP	HR	S	P	ERA	WHIP
24 Zach Eflin, R ERA: 3.67	(1, 1)	3.0	L	18	9	6	6	3	1	0	0	0	0	2	52	82	18.00	3.333
30 Jake Diekman, L ERA: 4.73	(4, 1)	1.2		11	5	3	3	1	1	0	0	0	0	0	25	37	16.20	3.600
49 Kevin Kelly, R ERA: 3.4	(5, 1)	1.1		4	1	0	0	1	0	0	0	0	0	0	14	16	0.00	0.750
38 Colin Poche, L ERA: 2.28	(7, 1)	1.0		3	0	0	0	3	0	0	0	0	0	0	11	20	0.00	0.000
26 Robert Stephenson, R ERA: 4.06	(8, 1)	1.0		3	0	0	0	2	0	0	0	0	0	0	14	16	0.00	0.000

PITCHER		IP	WLS	BF	H	R	ER	SO	BB	IBB	HBP	BLK	WP	HR	S	P	ERA	WHIP
47 Jason Adam, R ERA: 2.81	(9, 1)	1.0		3	0	0	0	0	0	0	0	0	0	0	6	9	0.00	0.000

WP: 0 PA: 42
PB: 0
SB: 1
CS: 0

BOTTOM

Cleveland Guardians @ Tampa Bay Rays

Tropicana Field, St. Petersburg, FL

Sun Aug 13 2023, 1:43 PM - 4:30 PM EDT

Att. 22,163 - Dome - 72 F

livebaseballscorecards.com

Batter	1	2	3	4	5	6	7	8	9	AB	R	H	RBI	BB	SO	LOB
2 Yandy Díaz, R (1, 3) OBP: 0.403, SLG: 0.512	B FF 94 B FF 95 C SL 87 B SL 87 X SL 84 3-1 ① P4		C FF 94 F CH 84 B CH 82 X SL 84 1-2 2-H 1B		B FF 95 B CH 83 S CH 82 F FF 95 B FF 98 X CH 82 3-2 ② P5			B FF 95 B CU 79 B CU 80 B FF 95 4-0 56 FC4-6 BB		3	0	1	1	1	0	1
8 Brandon Lowe, L (1, 4) OBP: 0.314, SLG: 0.428	F SL 86 X FF 94 0-1 ② F8		X FF 95 0-0 ② L4		S CH 83 1 SAFE F CH 83 B FF 96 F SL 88 S CH 82 1-3 ③ K			B SI 95 C SI 96 B SL 88 C SL 90 S SL 89 2-3 ① K		4	0	0	0	0	2	3
56 Randy Arozarena, R (1, 7) OBP: 0.361, SLG: 0.426	B FF 96 C SL 86 F FF 95 B SL 89 X SL 86 2-2 ③ P3		C SL 85 X SL 85 0-1 ③ F4			B FF 92 F SL 85 B CU 78 S SL 84 X CH 82 2-2 55 F9 87 SF8 2B		B CU 80 B FF 96 C FF 95 B CU 80 F FF 95 X FF 96 3-2 ② FC4-6 1-2f		4	1	1	0	0	0	2
55 Luke Raley, L (1, 9) OBP: 0.341, SLG: 0.511		B FF 95 X FF 94 1-0 ① P4		B SL 84 F FF 94 S SL 85 F FF 96 B SL 85 B SL 84 C SL 86 3-3 ① K		B CH 82 F FF 95 X FF 96 1-1 ① F9 2-3		B SL 89 S SL 88 S SL 90 D CU 82 B SL 89 S SL 88 3-3 ③ K		4	0	0	0	0	2	2
87 Harold Ramírez, R (1, 10) OBP: 0.340, SLG: 0.434		C SL 86 X FF 95 0-1 ② G6-3		C CH 84 B SL 87 S FF 95 X FF 97 1-2 1B		B SL 85 F CH 83 F FF 95 X FF 94 1-2 ② SF8 3-H			T SI 94 B ST 83 C ST 83 X SI 94 1-2 1B	3	0	2	1	0	0	0
15 Josh Lowe, L (1, 8) OBP: 0.316, SLG: 0.479		C FF 95 B FF 95 B CU 79 F FF 95 F CU 78 X CU 79 2-2 1B		X CH 84 0-0 ② P6		F FF 96 F CH 83 F FF 95 B FF 96 S CU 79 1-3 ③ K			S SL 89 B SL 89 X SL 90 1-1 ① L8	4	0	1	0	0	1	2
25 Curtis Mead, R (1, 5) OBP: 0.222, SLG: 0.125		1 SAFE B FF 95 X SL 85 1-0 ③ F8		B CU 78 1 SAFE X SL 87 1-0 ③ L6			S SL 86 B FF 94 B FF 94 B SL 86 X FF 95 3-1 14 G6-4-3 1B		C SL 88 F ST 84 B ST 85 X ST 84 1-2 ② P3	4	0	1	0	0	0	3
14 Christian Bethancourt, R (1, 2) OBP: 0.253, SLG: 0.358			C FF 94 S SL 86 B SL 85 S SL 85 1-3 ① K		X SL 84 0-0 1B		B FF 94 S SL 83 B SL 85 F SL 85 F SL 86 X FF 96 2-2 ①② G6-4-3 1-2f		S SL 87 X SL 86 0-1 ③ F7	4	0	1	0	0	1	2
37 Osleivis Basabe, R (1, 6) OBP: 0.333, SLG: 0.667			X SL 85 0-0 2 1B 2B		C FF 94 B SL 85 1 SAFE F SL 86 F FF 96 F FF 95 T CH 82 1-2 ① K		X FF 94 0-0 ③ G4-3			3	1	1	0	0	1	1

	AB	R	H	RBI	BB	SO	LOB
	33	2	8	2	1	7	16

Inning Stats	1	2	3	4	5	6	7	8	9	1B	SF	WP	PA
	R: 0 E: 0 K: 0 S: 7 H: 0 LOB: 0 BB: 0 P: 12	R: 0 E: 0 K: 0 S: 8 H: 1 LOB: 1 BB: 0 P: 12	R: 1 E: 0 K: 1 S: 10 H: 2 LOB: 1 BB: 0 P: 12	R: 0 E: 0 K: 1 S: 9 H: 1 LOB: 1 BB: 0 P: 14	R: 0 E: 0 K: 2 S: 13 H: 1 LOB: 1 BB: 0 P: 18	R: 1 E: 0 K: 1 S: 12 H: 1 LOB: 0 BB: 0 P: 17	R: 0 E: 0 K: 0 S: 7 H: 1 LOB: 0 BB: 0 P: 12	R: 0 E: 0 K: 2 S: 9 H: 0 LOB: 1 BB: 1 P: 21	R: 0 E: 0 K: 0 S: 10 H: 1 LOB: 1 BB: 0 P: 13	1B: 6 2B: 2 3B: 0 HR: 0	SF: 1 SAC: 0 DP: 1 HBP: 0	WP: 0 PB: 0 SB: 0 CS: 0	PA: 35

PITCHER		IP	WLS	BF	H	R	ER	SO	BB	IBB	HBP	BLK	WP	HR	S	P	ERA	WHIP
61 Tanner Bibee, R ERA: 2.9	(1, 1)	7.0	W	27	7	2	2	5	0	0	0	0	0	0	66	97	2.57	1.000
31 Sam Hentges, L ERA: 5.57	(8, 1)	1.0		4	0	0	0	2	1	0	0	0	0	0	9	21	0.00	1.000
58 Michael Kelly, R ERA: 2.84	(9, 1)	1.0		4	1	0	0	0	0	0	0	0	0	0	10	13	0.00	1.000

PITCHER	IP	WLS	BF	H	R	ER	SO	BB	IBB	HBP	BLK	WP	HR	S	P	ERA	WHIP

Tampa Bay Rays @ San Francisco Giants

Oracle Park, San Francisco, CA

Mon Aug 14 2023, 6:47 PM - 9:30 PM PDT

Att. 25,748 - Partly Cloudy - 68 F

livebaseballscorecards.com

Batter	1	2	3	4	5	6	7	8	9	AB	R	H	RBI	BB	SO	LOB
2 Yandy Díaz, R (1, 3) OBP: 0.402, SLG: 0.511	C SL 83 F SL 83 B SL 82 F SI 95 F SL 83 F SI 96 B SL 83 S SI 96 2-3 **K** ①		X SL 90 0-0 56 1B **1B**	C FF 96 1 SAFE F FF 96 X ST 85 0-2 1-H **2B**	C FF 96 S SL 89 B ST 84 X FF 95 1-2 **P3** ③		C SI 92 F SI 92 F SL 82 B SI 92 B SL 83 S SI 92 2-3 **K** ③ 1-2		B SI 93 B ST 78 X SI 93 2-0 **G4-3** ②	6	0	2	1	0	2	4
56 Randy Arozarena, R (1, 7) OBP: 0.365, SLG: 0.427	B SL 84 B SI 94 C SL 82 B SI 94 B SL 83 4-1 87 CS **BB**		X ST 84 0-0 1-3 **1B**	B FF 95 B CU 80 X SL 88 2-0 **G6-3** ③		B SL 87 B SL 87 C SL 86 C SL 86 S FF 95 2-3 **K** ①		C SL 82 B SI 91 F SI 91 B SL 83 F SI 93 B SI 93 B SI 93 4-2 87 1B 17 1B **BB**	F ST 79 X SI 93 0-1 87 3B **1B**	4	2	2	0	2	1	1
87 Harold Ramírez, R (1, 10) OBP: 0.346, SLG: 0.443	B SL 83 1 SAFE 1 SAFE F SI 95 X SL 83 1-1 **F8** ② ③ 1-2		C FF 97 S SL 91 S ST 85 0-3 **K** ②		X SL 88 0-0 25 E 25 1B 14 1B **1B**	H SL 86 1-0 22 FC6-4 **HBP**		C SI 93 X SI 94 0-1 17 1B 22 2B **1B** 1-2	X SI 92 0-0 17 WP **3B** 1-H	5	3	3	1	0	1	3
17 Isaac Paredes, R (1, 4) OBP: 0.353, SLG: 0.494		C SI 95 S SL 84 B SL 85 S SL 84 1-3 **K** ① X CU 80 0-0 **F8** ③			B FF 95 F FF 95 X ST 84 1-1 **F7** ①	C SL 88 F SL 88 S SL 87 0-3 **K** ②		B SI 93 F SI 92 F SL 83 F SI 93 F SL 83 X SI 93 1-2 22 2B **1B** 1-2 2-H	B ST 80 C SI 94 S SI 92 C ST 78 1-3 **K** ③ 3-H	6	0	1	1	0	3	4
22 Jose Siri, R (1, 8) OBP: 0.260, SLG: 0.516		B SL 83 C SL 82 X SL 85 1-1 13 S 25 1B **1B**		S SL 89 F CU 82 X ST 85 0-2 **G5-3** ①	B ST 82 F SL 89 B ST 86 F SL 87 F ST 84 B FF 96 S SL 85 3-3 **K** ②	F SL 87 D SL 87 C FF 94 X SL 86 1-2 **FC6-4** ③ 1-2f		X CH 84 0-0 1-3 2-H **2B**		5	0	2	1	0	1	2
25 Curtis Mead, R (1, 5) OBP: 0.304, SLG: 0.238		B SI 93 B SL 84 F SI 94 X SL 83 2-1 **1B** 1-2		C FF 95 B SL 91 X SL 90 1-1 13 G5-3 14 1B 37 1B **1B**	C FF 95 X ST 83 0-1 E1 14 1B 13 1B **1B** 1-3		B SL 86 F SL 86 S FF 94 B SL 86 S SL 86 2-3 **K** ①	D SI 93 X SI 94 1-0 **G5-3** ①		5	2	3	0	0	1	2
14 Christian Bethancourt, R (1, 2) OBP: 0.259, SLG: 0.375		B SL 84 C SI 94 C SL 84 B SL 84 F SL 83 B SL 84 S SL 83 3-3 **K** ②		B FF 94 C SL 88 X ST 84 1-1 13 G5-3 37 1B **1B** 1-2	B FF 94 X SL 87 1-0 37 BB 13 1B **1B** 1-3 3-H		S SL 87 F SL 85 B SL 86 F SL 86 B FF 93 B FF 92 F SL 85 X SL 85 3-2 **HR**	C SI 92 D SI 92 F SL 82 S SI 92 1-3 **K** ②		5	2	3	2	0	2	4
13 Manuel Margot, R (1, 9) OBP: 0.300, SLG: 0.354		C SI 94 B SL 86 B SL 83 F SL 84 S SL 85 2-3 **K** ③ 2-3		C SL 89 B FF 96 S ST 83 F ST 85 B ST 81 X SL 89 2-2 **G5-3** ② 1-2 2-3	F FF 96 S FF 95 B FF 94 B ST 84 1 SAFE X FF 96 2-2 37 BB **1B** 1-2 3-H		B FF 93 B FF 92 B SL 85 B FF 91 4-0 2 WP **BB**	D SI 91 X SL 82 1-0 **F9** ③		4	0	1	1	1	1	6
37 Osleivis Basabe, R (1, 6) OBP: 0.375, SLG: 0.429			B FF 97 X SL 91 1-0 **G6-3** ①	F FF 97 X SL 89 0-1 2 2B **1B** 2-H 3-H	B SL 88 F SL 88 B FF 96 B SL 87 B FF 94 4-1 **BB** 1-2 2-3		C SI 92 X CH 83 0-1 **P3** ②		F SI 92 C ST 80 F SI 94 X ST 79 0-2 **G6-3** ①	4	1	1	2	1	0	1
Inning Stats	R: 0 H: 0 E: 0 LOB: 0 K: 1 BB: 1 S: 9 P: 16	R: 0 H: 2 E: 0 LOB: 2 K: 3 BB: 0 S: 14 P: 23	R: 0 H: 2 E: 0 LOB: 2 K: 1 BB: 0 S: 7 P: 8	R: 3 H: 4 E: 0 LOB: 1 K: 0 BB: 0 S: 17 P: 23	R: 2 H: 4 E: 1 LOB: 3 K: 1 BB: 1 S: 17 P: 29	R: 0 H: 0 E: 0 LOB: 1 K: 2 BB: 0 S: 9 P: 13	R: 1 H: 1 E: 0 LOB: 1 K: 2 BB: 1 S: 14 P: 25	R: 2 H: 3 E: 0 LOB: 2 K: 1 BB: 1 S: 16 P: 24	R: 2 H: 2 E: 0 LOB: 0 K: 1 BB: 0 S: 11 P: 14	1B: 14 SF: 0 2B: 2 SAC: 0 3B: 1 DP: 0 HR: 1 HBP: 1						

TOP									
AB	44								
R	10								
H	18								
RBI	9								
BB	4								
SO	12								
LOB	27								

WP: 2 PA: 49
PB: 0
SB: 1
CS: 1

PITCHER		IP	WLS	BF	H	R	ER	SO	BB	IBB	HBP	BLK	WP	HR	S	P	ERA	WHIP
74 Ryan Walker, R ERA: 2.28	(1, 1)	2.0		8	2	0	0	4	1	0	0	0	0	0	23	39	0.00	1.500
43 Tristan Beck, R ERA: 3.61	(3, 1)	3.0	L	20	10	5	5	2	1	0	0	0	0	0	41	60	15.00	3.667
77 Luke Jackson, R ERA: 2.65	(6, 1)	1.1		7	1	1	1	3	1	0	1	0	0	1	17	30	6.75	1.500
54 Scott Alexander, L ERA: 4.21	(7, 1)	1.2		9	3	2	2	2	1	0	0	0	1	0	22	32	10.80	2.400
33 Taylor Rogers, L ERA: 2.83	(9, 1)	1.0		5	2	2	2	1	0	0	0	0	1	0	11	14	18.00	2.000

PITCHER	IP	WLS	BF	H	R	ER	SO	BB	IBB	HBP	BLK	WP	HR	S	P	ERA	WHIP

Tampa Bay Rays @ San Francisco Giants

Oracle Park, San Francisco, CA

Mon Aug 14 2023, 6:47 PM - 9:30 PM PDT

Att. 25,748 - Partly Cloudy - 68 F

livebaseballscorecards.com

BOTTOM

Batter	1	2	3	4	5	6	7	8	9	AB	R	H	RBI	BB	SO	LOB
31 LaMonte Wade Jr., L (1, 3) OBP: 0.386, SLG: 0.411 7 J.D. Davis, R (7, PH) OBP: 0.324, SLG: 0.411 (8, 3)	B FF 96 B FF 96 C FF 96 X FF 96 2-1 G3-1 ①			S SL 89 X CU 84 0-1 F8 ①	S SL 90 D SL 91 C FF 96 X SL 92 1-2 L7 ③		F SI 91 S SL 78 H SL 78 1-2 1-2 2-3 HBP		X CH 83 0-0 L3 ③	3 1	0 0	0 0	0 0	0 0	0 0	3 0
53 Wade Meckler, L (1, 8)	F FF 96 C SL 91 C FF 98 0-3 K ②			C SL 90 X FF 97 0-1 G3 ②		B FF 94 C FF 95 S SL 90 B CU 83 B FF 96 D FF 97 4-2 BB	S SI 90 C SI 90 B SL 80 B SL 79 B SI 90 S SL 78 3-3 K ③			3	0	0	0	1	2	3
14 Patrick Bailey, S (1, 2) OBP: 0.309, SLG: 0.415	B SL 92 C FF 96 S SL 92 S CU 85 1-3 K ③			F CU 84 B CU 84 C SL 89 X FF 98 1-2 G5-3 ③		B SL 88 X SL 90 1-0 F9 ①		S SI 89 X SI 90 0-1 G1-3 ①		4	0	0	0	0	1	1
23 Joc Pederson, L (1, 10) OBP: 0.345, SLG: 0.414 12 Heliot Ramos, R (8, PH) OBP: 0.270, SLG: 0.429 (9, 10)		C SL 89 S SL 91 S CU 84 0-3 K2-3 ①			X SL 88 0-0 8 BB 39 1B 1B	C FF 97 B SL 90 X SL 90 1-1 F7 ②		C SI 90 S SL 79 B SI 90 S SL 77 1-3 K ②		3 1	1 0	1 0	0 0	0 0	1 1	1 0
8 Michael Conforto, L (1, 9) OBP: 0.340, SLG: 0.408		F SL 89 B FF 97 B FF 96 X SL 90 2-1 39 G6-4-3 1B			D FF 95 C FF 95 B SL 91 C FF 96 B FF 97 F FF 97 B FF 95 4-2 35 BB 39 1B 1-2 BB	B FF 96 X FF 96 1-0 G4-3 ③		C SI 91 X SI 91 0-1 39 2B 1B		3	1	2	0	1	0	1
39 Thairo Estrada, R (1, 4) OBP: 0.326, SLG: 0.426		C SL 91 B FF 98 M SL 90 X SL 91 1-2 G6-4-3 1-2f ② ③			F SL 89 X SL 90 0-1 35 BB 1-2 2-H 1B		B CH 83 B SI 91 B SI 90 C SI 90 X SI 91 3-1 G5-3 ①	S SI 91 X SI 92 0-1 1-H 2B		4	0	2	2	0	0	1
2 Blake Sabol, L (1, 7) OBP: 0.307, SLG: 0.409 13 Austin Slater, R (7, PH) OBP: 0.329, SLG: 0.397 (8, 7)			C FF 96 C FF 96 F CU 84 B CU 85 F CU 84 F FF 98 B CU 84 F SL 90 S SL 91 2-3 K ①		B SL 89 F SL 90 B FF 98 B SL 89 F FF 95 X FF 96 3-2 F7 ①		B SL 78 C SI 90 F CH 83 F SL 80 F SI 91 X SL 77 1-2 L4 ②	X CH 84 0-0 G6-3 ③		2 2	0 0	0 0	0 0	1 0	2 1
35 Brandon Crawford, L (1, 6) OBP: 0.271, SLG: 0.328			C SL 90 F FF 97 S CU 83 0-3 K ②		B SL 92 C FF 97 D SL 93 B FF 96 B FF 97 4-1 1-2 2-3 BB		X SI 90 0-0 E3 7 HBP 10 1B		C SI 90 B SL 77 S SI 90 X SL 79 1-2 G5-3 ①	3	0	0	0	1	1	0
10 Johan Camargo, S (1, 5) OBP: 0.250, SLG: 0.250			S FF 96 S CU 84 B FF 98 C FF 99 1-3 K ③		S SL 91 C FF 96 3 SAFE S SL 91 0-3 K ②		B CH 81 C SI 90 X CH 82 1-1 7 HBP 1-2 1B		C SI 91 S SL 79 F SL 79 F SL 77 F SI 90 B SL 78 X CH 83 1-2 L5 ②	4	0	1	0	0	2	3

Inning Stats																								
	R: 0	H: 0	R: 0	H: 1	R: 0	H: 0	R: 0	H: 0	R: 1	H: 2	R: 0	H: 0	R: 0	H: 1	R: 1	H: 2	R: 0	H: 0	1B: 5	SF: 0	WP: 0	PA: 37		
	E: 0	LOB: 0	E: 0	LOB: 0	E: 0	LOB: 0	K: 0	LOB: 0	E: 0	LOB: 3	E: 0	LOB: 1	E: 1	LOB: 3	E: 0	LOB: 1	E: 0	LOB: 0	2B: 1	SAC: 0	PB: 0			
	K: 2	BB: 0	K: 1	BB: 0	K: 3	BB: 0	S: 7	BB: 0	K: 1	BB: 2	K: 0	BB: 1	K: 1	BB: 0	K: 1	BB: 0	K: 0	BB: 0	3B: 0	DP: 1	SB: 0			
	S: 8	P: 11	S: 8	P: 11	K: 13	P: 16		P: 8	S: 16	P: 28	S: 6	P: 13	S: 15	P: 24	K: 1	P: 11	S: 10	P: 12	HR: 0	HBP: 1	CS: 0			

PITCHER		IP	WLS	BF	H	R	ER	SO	BB	IBB	HBP	BLK	WP	HR	S	P	ERA	WHIP
20 Tyler Glasnow, R ERA: 3.01	(1, 1)	6.0	W	23	3	1	1	7	3	0	0	0	0	0	58	87	1.50	1.000
74 Jacob Lopez, L ERA: 3.0	(7, 1)	3.0	S	14	3	1	1	2	0	0	1	0	0	0	35	47	3.00	1.000

PITCHER	IP	WLS	BF	H	R	ER	SO	BB	IBB	HBP	BLK	WP	HR	S	P	ERA	WHIP

AB	33
R	2
H	6
RBI	2
BB	3
SO	9
LOB	16

Tampa Bay Rays @ San Francisco Giants

Oracle Park, San Francisco, CA

Tue Aug 15 2023, 6:47 PM - 9:01 PM PDT

Att. 26,322 - Partly Cloudy - 67 F

livebaseballscorecards.com

Batter	1	2	3	4	5	6	7	8	9	AB	R	H	RBI	BB	SO	LOB
2 Yandy Díaz, R (1, 3) OBP: 0.400, SLG: 0.508	C SI 93 C SL 84 B SL 85 F SI 93 X SL 85 1-2 ① P4		B CH 88 F SL 84 B SI 93 B CH 88 C SL 84 S SL 84 3-3 ② K		C FF 93 X FF 94 0-1 ② FC1-4 1-2f			B FF 90 B ST 79 B FF 90 B CH 90 4-0 8 FC4-6 BB		3	0	0	0	1	1	1
8 Brandon Lowe, L (1, 4) OBP: 0.313, SLG: 0.425	X SL 82 0-0 ② F7		X CH 87 0-0 17 E 1B		B FF 94 F FF 94 S ST 82 C FF 94 1-3 ③ K			C FF 89 B ST 79 X FF 90 1-1 ① FC4-6 17 G6-4-3 1-2f		4	0	1	0	0	1	2
17 Isaac Paredes, R (1, 5) OBP: 0.352, SLG: 0.491	C SI 94 C SI 94 F SL 85 X SI 94 0-2 1B		S SL 85 F SI 93 B SL 86 1 SAFE B SL 87 F SI 94 X SL 85 2-2 E5 1-2			B ST 77 C FF 92 B ST 81 C FF 93 B FF 94 X FF 93 3-2 ① F8		S SI 83 B SL 73 B SL 74 S SL 73 X SL 75 2-2 ②③ G6-4-3 1-2f		4	0	1	0	0	0	2
56 Randy Arozarena, R (1, 7) OBP: 0.362, SLG: 0.422	B SL 85 F SI 95 B CH 89 C SI 95 C SL 86 2-3 ③ K		C SL 84 C SL 85 S SL 85 0-3 ③ K			F ST 81 X FF 93 0-1 ② G4-3			S FF 95 F SL 86 B SL 86 S SL 87 1-3 ① K	4	0	0	0	0	3	3
55 Luke Raley, L (1, 10) OBP: 0.340, SLG: 0.507		B CH 86 B SL 82 C SL 80 F CH 86 S SL 84 2-3 ① K		C SI 93 S CH 86 F SL 85 B CH 88 S SL 85 1-3 ① K		X FF 94 0-0 1B			T SL 87 S FF 95 F SL 85 S SL 87 0-3 ② K	4	0	1	0	0	3	0
37 Osleivis Basabe, R (1, 6) OBP: 0.333, SLG: 0.300		B SI 94 B SL 82 C SI 93 B SI 92 B SL 82 4-1 15 FC3-6 BB		C SI 93 F SL 83 S CH 88 0-3 ② K		B FF 92 F FF 92 F FF 92 F FF 94 S ST 79 1-3 ③ K2-3			F SL 86 B SL 84 F FF 93 B SL 86 B SL 85 S SL 87 3-3 ③ K	3	0	0	0	1	3	1
22 Jose Siri, R (1, 8) OBP: 0.258, SLG: 0.511		B CH 87 1 SAFE X SL 84 1-0 ② F9	B CH 88 B SL 84 T SL 83 T CH 88 X SL 86 2-2 ③ F9				C FF 91 F ST 77 B FF 93 S FF 92 1-3 ① K			3	0	0	0	0	1	1
15 Josh Lowe, L (1, 9) OBP: 0.314, SLG: 0.474		B SI 94 F CH 87 X CH 88 1-1 ③ FC3-6 1-2f			C FF 93 F FF 95 B ST 83 F ST 82 F ST 95 F ST 82 B FF 95 F FF 94 F FF 96 3-3 ① B ST 82 C FF 96		C FF 93 F FF 93 B FF 93 B FF 93 X FF 93 2-2 ② L7			3	0	0	0	0	1	1
50 René Pinto, R (1, 2) OBP: 0.273, SLG: 0.238			C SL 82 S SL 83 T SL 84 0-2 ① K		B FF 95 B FF 95 B FF 94 C FF 94 C FF 94 B FF 95 4-2 2 FC1-4 BB		C FF 92 F FF 93 B ST 81 S FF 92 1-3 ③ K			2	0	0	0	1	2	0
Inning Stats	R: 0 E: 0 K: 1 S: 12 H: 1 LOB: 1 BB: 0 P: 15	R: 0 E: 0 K: 1 S: 7 H: 0 LOB: 1 BB: 1 P: 15	R: 0 E: 1 K: 3 S: 14 H: 1 LOB: 2 BB: 0 P: 19	R: 0 E: 0 K: 2 S: 10 H: 0 LOB: 0 BB: 0 P: 13	R: 0 E: 0 K: 2 S: 15 H: 0 LOB: 1 BB: 1 P: 23	R: 0 E: 0 K: 1 S: 10 H: 1 LOB: 1 BB: 0 P: 14	R: 0 E: 0 K: 2 S: 9 H: 0 LOB: 0 BB: 0 P: 13	R: 0 E: 0 K: 0 S: 5 H: 0 LOB: 0 BB: 1 P: 12	R: 0 E: 0 K: 3 S: 10 H: 0 LOB: 0 BB: 0 P: 14	1B: 3 2B: 0 3B: 0 HR: 0	SF: 0 SAC: 0 DP: 1 HBP: 0	WP: 0 PB: 0 SB: 0 CS: 0	PA: 33			

TOP	
AB	30
R	0
H	3
RBI	0
BB	3
SO	15
LOB	11

PITCHER		IP	WLS	BF	H	R	ER	SO	BB	IBB	HBP	BLK	WP	HR	S	P	ERA	WHIP
34 Jakob Junis, R ERA: 4.1	(1, 1)	4.0		16	2	0	0	7	1	0	0	0	0	0	43	62	0.00	0.750
52 Sean Manaea, L ERA: 4.89	(5, 1)	3.1	W	13	1	0	0	5	2	0	0	0	0	0	36	57	0.00	0.900
71 Tyler Rogers, R ERA: 2.51	(8, 1)	0.2		1	0	0	0	0	0	0	0	0	0	0	3	5	0.00	0.000
77 Luke Jackson, R ERA: 2.5	(9, 1)	1.0		3	0	0	0	3	0	0	0	0	0	0	10	14	0.00	0.000

PITCHER		IP	WLS	BF	H	R	ER	SO	BB	IBB	HBP	BLK	WP	HR	S	P	ERA	WHIP

BOTTOM

Tampa Bay Rays @ San Francisco Giants

Oracle Park, San Francisco, CA

Tue Aug 15 2023, 6:47 PM - 9:01 PM PDT

Att. 26,322 - Partly Cloudy - 67 F

livebaseballscorecards.com

Batter	1	2	3	4	5	6	7	8	9	AB	R	H	RBI	BB	SO	LOB
31 LaMonte Wade Jr., L (1, 3) OBP: 0.383, SLG: 0.406 10 Johan Camargo, S (8, 5) OBP: 0.250, SLG: 0.250	F FF 94 X FS 86 0-1 ① G3-1		C FS 84 X FS 84 0-1 ③ F8			B SL 88 C FS 85 F FF 93 S SL 88 1-3 ② K	C SI 92 3 SAFE X ST 78 0-1 ③ F8 1-2 2-H 3-H			4 0	0 0	0 0	0 0	0 0	1 0	1 0
53 Wade Meckler, L (1, 8) OBP: 0.375, SLG: 0.286	C SL 88 C FS 85 S FF 95 0-3 ② K			C FF 93 S FS 84 B FS 84 S FS 83 1-3 ① K		B SL 88 X FF 93 1-0 41 HR 1B		C FC 87 X FC 88 0-1 23 FC4-6 1B		4	1	2	0	0	2	0
41 Wilmer Flores, R (1, 5) OBP: 0.356, SLG: 0.542 (8, 3)	C FF 95 B SI 93 B FF 95 B SI 93 C FF 94 F FF 95 F FS 86 X SL 90 3-2 ③ G4-3			B FF 93 S SI 93 C SI 94 B FF 95 X FF 95 2-2 ② L7		X SI 90 0-0 1-H HR		X FC 87 0-0 ① L6		4	1	1	2	0	0	1
23 Joc Pederson, L (1, 10) OBP: 0.340, SLG: 0.407		F SL 88 F FS 85 B FS 85 F FS 85 X FF 95 1-2 ① F7		X FS 84 0-0 ③ G3		C ST 77 B ST 78 F ST 77 F SI 91 X ST 78 1-2 ③ F8		B SI 90 F FC 88 X CU 79 1-1 ② FC4-6 8 2B 1-2f		4	1	0	0	0	0	1
8 Michael Conforto, L (1, 9) OBP: 0.344, SLG: 0.414 13 Austin Slater, R (9, 7) OBP: 0.329, SLG: 0.397		C FF 96 B SL 90 F FF 95 B SL 89 X FS 85 2-2 14 G6-3 1B			B FF 92 C FF 92 B FF 94 C SL 89 F FF 94 F SL 90 X SL 88 2-2 ① F8		F FC 88 C SI 90 F FC 86 F FF 94 B FC 86 B SI 92 X FC 88 2-2 2 E 14 BB 39 FC5-2 1B	C FC 88 B CH 83 D FC 88 S CH 84 X FC 88 2-2 1-H 14 1B 2B		4 0	1 0	3 0	1 0	0 0	0 0	0 0
14 Patrick Bailey, S (1, 2) OBP: 0.312, SLG: 0.414		C FF 94 B SL 90 B FF 94 X SL 89 2-1 ② G6-3 1-2			S FF 93 B FF 94 X FF 94 1-1 ② F7		B ST 75 B SI 91 1 SAFE B ST 76 B SI 91 4-0 39 FC5-2 2 E 31 E BB 1-2	X SI 90 0-0 2-H 12 1B 1B		3	1	1	1	1	0	1
2 Blake Sabol, L (1, 7) OBP: 0.304, SLG: 0.404 12 Heliot Ramos, R (7, PR) OBP: 0.289, SLG: 0.444 (8, 7) (9, 9)		B FS 84 S FS 84 B SL 90 F FS 85 S FF 95 2-3 ③ K			B FS 85 X FF 93 1-0 ③ F8		X SI 92 0-0 E3 39 FC5-2 31 E 1-2 2-3	S SL 79 D FC 88 D SL 81 F FC 88 X FC 88 2-2 1-2 1B		3 1	0 1	0 1	0 0	0 0	1 0	3 0
35 Brandon Crawford, L (1, 6) OBP: 0.267, SLG: 0.322			X FF 93 0-0 ① F8			F SL 88 B FS 85 F FS 84 B FS 84 S FS 84 2-3 ① K	C SI 91 B FC 88 B SI 91 C ST 77 B ST 78 S SI 91 3-3 ① K	X CH 83 0-0 ③ F9		4	0	0	0	0	2	5
39 Thairo Estrada, R (1, 4) OBP: 0.326, SLG: 0.434			B SI 92 B SL 89 C SL 89 B SI 92 X SL 89 3-1 ② L5			B ST 81 B ST 81 F SL 89 F FS 84 B ST 80 X SL 89 3-2 HR	C SI 91 S SI 91 F ST 78 F SI 92 X SI 92 0-2 ② FC5-2 31 E 1-2 2-3 3-Hf			3	1	1	1	0	0	3

Inning Stats																				
	R: 0	H: 0	R: 0	H: 1	R: 0	H: 0	R: 0	H: 0	R: 0	H: 0	R: 3	H: 3	R: 2	H: 1	R: 2	H: 4	1B: 6	SF: 0	WP: 0	PA: 35
	E: 0	LOB: 0	E: 0	LOB: 1	E: 0	LOB: 0	E: 0	LOB: 0	E: 0	LOB: 0	E: 0	LOB: 0	E: 2	LOB: 2	E: 0	LOB: 2	2B: 1	SAC: 0	PB: 0	
	K: 1	BB: 0	K: 1	BB: 0	K: 0	BB: 0	K: 1	BB: 0	K: 1	BB: 0	K: 2	BB: 0	K: 1	BB: 1	K: 0	BB: 0	3B: 0	DP: 0	SB: 0	
	S: 10	P: 13	S: 12	P: 19	S: 5	P: 8	S: 7	P: 10	S: 8	P: 12	S: 15	P: 23	S: 16	P: 25	S: 13	P: 18	HR: 2	HBP: 0	CS: 0	

PITCHER		IP	WLS	BF	H	R	ER	SO	BB	IBB	HBP	BLK	WP	HR	S	P	ERA	WHIP
52 Zack Littell, R ERA: 3.99	(1, 1)	5.2	L	20	3	2	2	5	0	0	0	0	0	1	52	79	3.18	0.529
49 Kevin Kelly, R ERA: 3.48	(6, 1)	1.1		8	2	3	1	1	1	0	0	0	0	1	21	31	6.75	2.250
61 Erasmo Ramírez, R ERA: 5.72	(8, 1)	1.0		7	4	2	2	0	0	0	0	0	0	0	13	18	18.00	4.000

PITCHER	IP	WLS	BF	H	R	ER	SO	BB	IBB	HBP	BLK	WP	HR	S	P	ERA	WHIP

AB	34
R	7
H	9
RBI	5
BB	1
SO	6
LOB	15

TOP

Tampa Bay Rays @ San Francisco Giants

Oracle Park, San Francisco, CA

Wed Aug 16 2023, 12:46 PM - 3:11 PM PDT

Att. 27,510 - Partly Cloudy - 71 F

livebaseballscorecards.com

Batter	1	2	3	4	5	6	7	8	9	AB	R	H	RBI	BB	SO	LOB
2 Yandy Díaz, R (1, 3) OBP: 0.400, SLG: 0.506	S SI 94 S SL 83 S SL 82 0-3 K	B SI 90 F SI 90 F SL 89 B FF 93 B SL 90 X SI 92 3-2 F8			C FF 91 B SI 88 B SL 88 X SI 91 2-1 8 HR 1B	B SL 86 X CH 80 1-0 F4			C SI 90 F CH 85 X SL 82 0-2 8 FC4-6 1B	5	1	2	0	0	1	2
8 Brandon Lowe, L (1, 4) OBP: 0.315, SLG: 0.433	B SI 95 S SL 82 B SI 95 S SL 84 F SL 84 B SI 97 B SL 82 4-2 56 E 17 1B BB		F CH 80 B FF 89 F CH 82 S CH 82 1-3 K		F KC 75 X CH 82 0-1 1-H HR		C FF 91 B FF 91 X CH 81 1-1 F8		F CH 85 C CH 85 X SL 83 0-2 FC4-6 56 1B 1-2f	4	2	1	2	1	1	1
56 Randy Arozarena, R (1, 7) OBP: 0.362, SLG: 0.425	X SL 82 0-0 FC5 15 CS 17 1B 1-2		B SL 87 B SI 89 C SL 87 S SL 87 X FF 94 2-2 G4-3		X SI 91 0-0 17 E 2B		B SL 86 C CH 80 X SL 86 1-1 L9		B CH 85 C SI 91 S SI 92 X CH 85 1-2 1-2	5	1	2	0	0	0	1
17 Isaac Paredes, R (1, 5) OBP: 0.355, SLG: 0.493	S SL 84 S SL 83 X SL 85 0-2 1-2 2-H 1B		B KC 76 S KC 76 F SI 89 B FF 93 F KC 77 B CH 83 X SL 87 3-2 P4		C FF 92 X SI 89 0-1 E7 87 WP 2-H 1B		F FF 91 F KC 77 B FF 93 X SL 87 1-2 15 1B 1B		S CH 86 F CH 86 F SI 92 F CH 85 X SI 92 0-2 F8	5	0	3	1	0	0	2
15 Josh Lowe, L (1, 9) OBP: 0.315, SLG: 0.482	C SI 94 F SI 94 F SL 84 B SL 83 B SI 94 S SI 94 2-3 K			B CH 87 F FF 90 B CH 82 F FF 92 X FF 92 2-2 HR	B CH 82 C SL 86 B CH 82 X CH 82 2-1 P6		C FF 92 C CH 84 X CH 84 0-2 1-2 1B		B CH 85 F SI 91 B CH 85 F SL 81 S CH 86 2-3 K	5	1	2	1	0	2	5
87 Harold Ramírez, R (1, 10) OBP: 0.345, SLG: 0.441		B KC 74 F SL 84 X SL 88 1-1 14 1B 1B		X SI 89 0-0 G5-3	B KC 75 F SL 86 B CH 83 X SI 91 2-1 F9 2-3		F FF 92 X SL 87 0-1 G5-3			4	0	1	0	0	0	3
37 Osleivis Basabe, R (1, 6) OBP: 0.250, SLG: 0.214		B SI 90 X SI 88 1-0 L6		C KC 73 F SL 86 C SI 93 0-3 K		B SL 84 X SI 88 1-0 G5-3		X SI 93 0-0 G1-3		4	0	0	0	0	1	1
22 Jose Siri, R (1, 8) OBP: 0.259, SLG: 0.511 55 Luke Raley, L (6, PH) OBP: 0.340, SLG: 0.517 (6, 8)		D KC 76 C SL 86 X CH 82 1-1 L7		F SI 91 B SL 86 C KC 76 B CH 84 X SL 88 2-2 1B		X SL 85 0-0 IHR		B SI 92 B SI 92 F SI 92 C SI 92 X SL 82 2-2 G3		2 2	0 1	1 1	0 1	0 0	0 0	1 0
14 Christian Bethancourt, R (1, 2) OBP: 0.259, SLG: 0.373		C KC 76 X CH 82 0-1 1-2 1B		X SL 82 0-0 G5-3		S KC 75 S FF 90 S FF 92 0-3 K		C SL 82 X SI 93 0-1 G5-3		4	0	1	0	0	1	0
Inning Stats	R: 1 E: 1 K: 2 S: 14 H: 1 LOB: 2 BB: 1 P: 20	R: 0 E: 0 K: 0 S: 10 H: 2 LOB: 2 BB: 0 P: 16	R: 0 E: 0 K: 1 S: 10 H: 0 LOB: 0 BB: 0 P: 16	R: 1 E: 0 K: 1 S: 10 H: 2 LOB: 1 BB: 0 P: 14	R: 3 E: 1 K: 0 S: 12 H: 4 LOB: 1 BB: 0 P: 18	R: 1 E: 0 K: 1 S: 6 H: 1 LOB: 0 BB: 0 P: 8	R: 0 E: 0 K: 0 S: 12 H: 2 LOB: 2 BB: 0 P: 15	R: 0 E: 0 K: 0 S: 6 H: 0 LOB: 0 BB: 0 P: 8	R: 0 E: 0 K: 1 S: 17 H: 2 LOB: 2 BB: 0 P: 20	1B: 10 2B: 2 3B: 0 HR: 3 SF: 0 SAC: 0 DP: 1 HBP: 0						

	AB	40
	R	6
	H	14
	RBI	5
	BB	1
	SO	6
	LOB	16

PITCHER		IP	WLS	BF	H	R	ER	SO	BB	IBB	HBP	BLK	WP	HR	S	P	ERA	WHIP
74 Ryan Walker, R ERA: 2.23	(1, 1)	1.0	L	5	1	1	0	2	1	0	0	0	0	0	14	20	0.00	2.000
48 Ross Stripling, R ERA: 5.29	(2, 1)	6.0		28	11	5	5	3	0	0	0	0	1	2	60	87	7.50	1.833
54 Scott Alexander, L ERA: 4.1	(8, 1)	1.0		3	0	0	0	0	0	0	0	0	0	0	6	8	0.00	0.000
57 Alex Wood, L ERA: 4.85	(9, 1)	1.0		5	2	0	0	1	0	0	0	0	0	0	17	20	0.00	2.000

PITCHER	IP	WLS	BF	H	R	ER	SO	BB	IBB	HBP	BLK	WP	HR	S	P	ERA	WHIP

WP: 1 PA: 41
PB: 0
SB: 0
CS: 1

Tampa Bay Rays @ San Francisco Giants

Oracle Park, San Francisco, CA

Wed Aug 16 2023, 12:46 PM - 3:11 PM PDT

Att. 27,510 - Partly Cloudy - 71 F

livebaseballscorecards.com

BOTTOM

Batter	1	2	3	4	5	6	7	8	9	AB	R	H	RBI	BB	SO	LOB
53 Wade Meckler, L (1, 8) OBP: 0.364, SLG: 0.300 13 Austin Slater, R (7, PH) OBP: 0.326, SLG: 0.394 (8, 8)	B FF 91 F FC 88 C CU 79 F FF 92 S CU 79 1-3 K ①		C FC 88 X FF 92 0-1 23 1B 1B		B CU 76 C FC 86 F FF 91 D CU 77 B SL 80 C CU 77 3-3 K ③		B FF 90 X SL 83 1-0 G5-4-3 ②③ 1-2f			3 0 1 0 0 2 1 1 0 0 0 0 0 3						
23 Joc Pederson, L (1, 10) OBP: 0.345, SLG: 0.414	C FC 89 S CU 79 B CU 78 B SI 93 X CU 78 2-2 41 G1-3 2B		B FC 87 X FS 84 1-0 1-2 1B			B FC 87 F SI 92 F CU 77 B CU 75 X FC 88 2-2 G4-3 ①		B CH 89 B FF 95 B FF 95 C FF 94 B FF 94 4-1 41 G5-4-3 BB		3 0 2 0 1 0 0						
41 Wilmer Flores, R (1, 3) OBP: 0.355, SLG: 0.537	B SI 92 F SI 92 B CU 79 B FC 88 C FF 92 F CU 78 X CU 76 3-2 G1-3 ② 2-3		B CU 78 X FC 87 1-0 F7 ③			B CU 75 S FC 86 C SL 80 F FF 92 B SL 82 X FF 92 2-2 8 G6-3 1B		F FF 96 F ST 79 B FF 97 B ST 77 X CH 89 2-2 G5-4-3 ①② 1-2f		4 0 1 0 0 0 4						
8 Michael Conforto, L (1, 9) OBP: 0.343, SLG: 0.411	C SI 93 B FC 88 F FC 87 B FF 93 F FC 88 F CU 78 S FC 90 2-3 K ③			B CU 77 C SI 92 B FC 86 B SI 92 F FC 88 F FC 87 B CU 79 4-2 7 G5-4-3 BB		C FC 87 F SI 92 B SL 80 X FC 87 1-2 G6-3 ②③ 1-2f		C ST 78 C CH 90 B CH 92 C FF 96 1-3 K ③		3 0 0 0 1 2 2						
7 J.D. Davis, R (1, 5) OBP: 0.323, SLG: 0.410		B FC 87 B SI 92 F SI 92 X SL 84 2-1 G6-3 ①		C FC 86 X SI 91 0-1 G5-4-3 ①② 1-2f			X SL 88 0-0 2 FC4-6 1B		B FF 99 F FF 99 C FF 100 F SL 86 S SL 87 1-3 K ①	4 0 1 0 0 1 1						
2 Blake Sabol, L (1, 2) OBP: 0.299, SLG: 0.398		B CU 78 C FC 88 X SI 92 1-1 G6-3 ②		F FC 87 X CU 77 0-1 P6 ③			B SL 87 C FF 94 X SL 86 1-1 FC4-6 ① 10 1B 39 1B 31 BB 1-2f		S FF 99 C FF 100 X FF 100 0-2 G5-3 ②	4 1 0 0 0 0 1						
39 Thairo Estrada, R (1, 4) OBP: 0.325, SLG: 0.432		C CU 78 S FC 88 B CU 79 S SL 81 1-3 K ③			X FC 86 0-0 F7 ①		B SL 85 C SL 86 F FF 94 X FF 96 1-2 31 BB 10 1B 1-2 1B		B FF 100 F FF 100 B FF 99 X SL 86 2-1 G5-3 ③	4 0 1 0 0 1 0						
10 Johan Camargo, S (1, 6) OBP: 0.429, SLG: 0.429			C FC 88 C CU 78 B SL 82 X FF 92 1-2 G3 ①		C FC 86 F CU 77 B CU 73 X FF 91 1-2 1B		B SL 86 C SL 87 B FS 84 X SL 87 2-1 31 BB 1-2 2-3 1B			3 0 2 0 0 0 0						
12 Heliot Ramos, R (1, 7) OBP: 0.275, SLG: 0.421 31 LaMonte Wade Jr., L (7, PH) OBP: 0.384, SLG: 0.406 (8, 7)			C FC 88 B CU 79 X FC 86 1-1 F9 ②		B FC 84 S CU 78 F SI 91 S SL 80 1-3 K ②		B SL 87 B SL 86 D FF 96 C FF 94 B FF 95 4-1 13 G5-4-3 1-2 2-3 3-H BB			2 0 0 0 0 1 1 0 0 0 1 1 0 0						
Inning Stats	R: 0 E: 0 K: 2 S: 16 H: 1 LOB: 1 BB: 0 P: 24	R: 0 E: 0 K: 1 S: 7 H: 0 LOB: 0 BB: 0 P: 11	R: 0 E: 0 K: 0 S: 9 H: 2 LOB: 2 BB: 0 P: 13	R: 0 E: 0 K: 0 S: 7 H: 0 LOB: 0 BB: 1 P: 11	R: 0 E: 0 K: 2 S: 10 H: 1 LOB: 1 BB: 0 P: 15	R: 0 E: 0 K: 0 S: 10 H: 1 LOB: 0 BB: 0 P: 15	R: 1 E: 0 K: 0 S: 10 H: 3 LOB: 2 BB: 1 P: 19	R: 0 E: 0 K: 1 S: 7 H: 0 LOB: 0 BB: 1 P: 14	R: 0 E: 0 K: 1 S: 9 H: 0 LOB: 0 BB: 0 P: 12	1B: 7 2B: 1 3B: 0 HR: 0 SF: 0 SAC: 0 DP: 4 HBP: 0						

	AB	31
	R	1
	H	8
	RBI	1
	BB	3
	SO	7
	LOB	13

WP: 0 PA: 34
PB: 0
SB: 0
CS: 0

PITCHER		IP	WLS	BF	H	R	ER	SO	BB	IBB	HBP	BLK	WP	HR	S	P	ERA	WHIP
34 Aaron Civale, R ERA: 2.44	(1, 1)	6.0	W	22	5	0	0	5	1	0	0	0	0	0	59	89	0.00	1.000
67 Hector Perez, R ERA: 27.0	(7, 1)	0.1		5	3	1	1	0	1	0	0	0	0	0	9	17	27.00	12.000
38 Colin Poche, L ERA: 2.25	(7, 1)	0.2	H	1	0	0	0	0	0	0	0	0	0	0	1	2	0.00	0.000
47 Jason Adam, R ERA: 2.76	(8, 1)	1.0		3	0	0	0	1	1	0	0	0	0	0	7	14	0.00	1.000
29 Pete Fairbanks, R ERA: 2.83	(9, 1)	1.0		3	0	0	0	1	0	0	0	0	0	0	9	12	0.00	0.000

PITCHER	IP	WLS	BF	H	R	ER	SO	BB	IBB	HBP	BLK	WP	HR	S	P	ERA	WHIP

Batter	1	2	3	4	5	6	7	8	9	10	AB	R	H	RBI	BB	SO	LOB
2 Yandy Díaz, R (1, 3) OBP: 0.400, SLG: 0.504	X FF 90 0-0 ① L8		C FF 89 F FC 88 B FF 92 B CH 80 B CH 81 X FF 92 3-2 ② L8	D CH 79 S CH 79 S FC 85 X FC 86 1-2 ③ L1			C FF 98 X SL 87 0-1 56 WP 87 1B 1B		C FF 96 X FF 96 0-1 56 1B 87 G 1B	C SI 93 B FC 85 F SI 94 X CH 81 1-2 ③ G5-3	6	1	2	0	0	0	3
56 Randy Arozarena, R (1, 7) OBP: 0.364, SLG: 0.424	B CH 80 C CH 82 C FC 88 S FF 92 1-3 ② K		C FF 92 B CH 81 B CH 81 S FC 86 B CH 80 B FF 93 4-2 BB		S CH 78 B FC 86 B FC 86 B CH 80 S CH 81 D CH 82 4-2 87 2B BB		C FF 99 S FF 99 F FF 100 B SL 91 F SL 89 S FF 99 1-3 ① K 1-2		B SL 88 C FF 96 C FF 98 B FF 98 F SL 89 X FF 98 2-2 87 G 1-3 1B		3	1	1	0	2	2	1
87 Harold Ramírez, R (1, 10) OBP: 0.349, SLG: 0.447 22 Jose Siri, R (10, PR) OBP: 0.259, SLG: 0.511 (10, 10)	S CH 81 B FF 90 B CH 81 C FF 91 X FF 91 2-2 17 E 1B		C CH 80 B CH 79 F FF 92 B FF 93 F CH 80 1 SAFE F FF 91 X FC 86 2-2 ③ G6-3		X FF 98 0-0 1-H 2B		F SL 87 B SL 88 F FF 98 X SL 89 1-2 17 FC5-4 2-H 1B		F SL 89 F FF 99 F FF 99 B SL 92 F FF 99 F FF 100 X FF 99 1-2 ①②③ G 1-2f 3-Hf	0-0 17 WP 55 1B	5 0	1 1	3 0	2 0	0 0	0 0	3 0
17 Isaac Paredes, R (1, 4) OBP: 0.356, SLG: 0.493	B FF 90 X FF 90 1-0 E6 1-H 2B			C FF 92 S CH 82 X FF 92 0-2 ① G4-3	C KC 87 F SI 98 X SI 98 0-2 ① P5		1 SAFE C FF 99 X SL 90 0-1 ② FC5-4 1-2f			C SL 88 F SL 90 B FF 98 B FF 97 H FF 98 3-2 55 1B 15 1B 2-3 HBP	4	1	1	1	0	0	2
55 Luke Raley, L (1, 8) OBP: 0.338, SLG: 0.512	B FC 88 B SI 89 C FC 87 F SI 89 B SI 88 S FC 87 3-3 ③ K			B SI 91 F FC 88 F SI 90 F FC 82 B FF 92 S FC 86 2-3 ② K	S KC 87 B KC 87 B FF 100 B KC 87 S FF 100 C KC 88 3-3 K		C FF 100 F FF 100 S FF 100 0-3 ③ K			F SL 90 B CH 91 S FF 98 B FF 98 X CH 92 2-2 15 1B 50 1B 1-3 3-H 1B	5	1	1	1	0	4	3
25 Curtis Mead, R (1, 5) OBP: 0.321, SLG: 0.240		B FF 90 S CH 80 B CH 80 B FF 90 X FF 90 3-1 ① F8		B FF 92 H FF 93 2-0 37 1B 15 2B HBP	B KC 87 C KC 86 F KC 86 B FS 93 X KC 87 2-2 ③ F7			C FF 95 B CH 86 B FF 94 F CH 86 X CH 84 2-2 15 FC4-6 1B		B FF 99 C FF 98 B SL 88 B FF 98 S FF 97 S FF 98 3-3 ① K	4	1	1	0	0	1	3
37 Osleivis Basabe, R (1, 6) OBP: 0.286, SLG: 0.263	B FF 90 B CH 81 F CH 80 F FC 86 X CH 81 2-2 15 L3 1B			C FF 92 S FF 91 X FF 92 0-2 15 2B 1-3 1B		C FF 98 B FC 92 S FC 93 B FC 93 F SL 87 B FF 96 X FF 96 3-2 ① G4-3		B FF 94 D CH 86 C FF 95 T FF 93 F FF 94 S KC 85 2-3 ① K		F FF 98 F FF 99 S FF 98 0-3 ② K	5	1	2	0	0	2	3
15 Josh Lowe, L (1, 9) OBP: 0.316, SLG: 0.484	X FC 85 0-0 ②③ L3 1-1			B FF 92 F FC 87 F SI 89 X FF 92 1-2 50 1B 2-H 3-H 2B		S SL 87 X SL 87 0-1 ② F9		S FF 94 B FF 94 X KC 85 1-1 ② FC4-6 1-2f		D CH 91 S FF 100 B FF 99 F FF 99 F FF 98 F FF 99 D CH 92 F FF 98 X FF 98 3-2 50 1B 1-3 3-H 1B	5	1	2	3	0	0	2
50 René Pinto, R (1, 2) OBP: 0.296, SLG: 0.269			C FF 90 S CH 79 X CH 79 0-2 ① F9	S CH 79 X CH 80 0-1 2-H 1B		S FF 96 B FF 96 S SL 87 B SL 86 X FC 92 2-2 ③ L9		C FF 94 B CH 83 S CH 86 X FF 94 1-2 ③ F8		B SI 92 B CH 80 C SI 93 F SI 93 X SI 93 2-2 1-2 3-H 1B	5	0	2	2	0	0	1
Inning Stats	R: 1 H: 2 E: 1 LOB: 1 K: 2 BB: 0 S: 11 P: 18	R: 0 H: 1 E: 0 LOB: 0 K: 0 BB: 0 S: 6 P: 11	R: 0 H: 0 E: 0 LOB: 1 K: 0 BB: 1 S: 13 P: 22	R: 3 H: 3 E: 0 LOB: 1 K: 1 BB: 0 S: 18 P: 24	R: 1 H: 1 E: 0 LOB: 1 K: 1 BB: 1 S: 12 P: 21	R: 0 H: 0 E: 0 LOB: 0 K: 0 BB: 0 S: 9 P: 14	R: 1 H: 2 E: 0 LOB: 1 K: 2 BB: 0 S: 15 P: 17	R: 0 H: 1 E: 0 LOB: 1 K: 1 BB: 0 S: 13 P: 19	R: 0 H: 2 E: 0 LOB: 0 K: 0 BB: 0 S: 12 P: 15	R: 3 H: 3 E: 0 LOB: 2 K: 2 BB: 0 S: 23 P: 37	1B: 12 SF: 0 2B: 4 SAC: 0 3B: 0 DP: 2 HR: 0 HBP: 2						

PITCHER		IP	WLS	BF	H	R	ER	SO	BB	IBB	HBP	BLK	WP	HR	S	P	ERA	WHIP
31 Tyler Anderson, L ERA: 5.5	(1, 1)	4.0		20	6	5	5	3	2	0	1	0	0	0	50	81	11.25	2.000
59 José Soriano, R ERA: 3.21	(5, 1)	1.0		4	1	0	0	1	0	0	0	0	0	0	10	15	0.00	1.000
52 Dominic Leone, R ERA: 4.23	(6, 1)	1.0		3	0	0	0	0	0	0	0	0	0	0	9	14	0.00	0.000
41 Reynaldo López, R ERA: 3.91	(7, 1)	1.0		5	2	1	1	2	0	0	0	0	1	0	15	17	9.00	2.000
55 Matt Moore, L ERA: 1.62	(8, 1)	1.0		4	1	0	0	1	0	0	0	0	0	0	13	19	0.00	1.000

PITCHER		IP	WLS	BF	H	R	ER	SO	BB	IBB	HBP	BLK	WP	HR	S	P	ERA	WHIP
53 Carlos Estévez, R ERA: 3.6	(9, 1)	1.2	L	8	4	2	1	2	0	0	1	0	1	0	29	43	5.40	2.400
28 Aaron Loup, L ERA: 5.59	(10, 1)	0.1		2	1	1	1	0	0	0	0	0	0	0	6	9	27.00	3.000

TOP

Tampa Bay Rays @ Los Angeles Angels

Angel Stadium, Anaheim, CA

Fri Aug 18 2023, 6:38 PM - 9:58 PM PDT

Att. 38,297 - Clear - 81 F

livebaseballscorecards.com

AB	42
R	9
H	15
RBI	9
BB	2
SO	9
LOB	21

PA:	46
WP:	2
PB:	0
SB:	0
CS:	0

Batter	1	2	3	4	5	6	7	8	9	10	AB	R	H	RBI	BB	SO	LOB
18 Nolan Schanuel, L (1, 3) OBP: 0.400, SLG: 0.250	S FF 88 B CH 82 F FC 87 S CH 84 1-3 K ①	B CH 83 D CH 85 F FC 90 B FC 90 F FC 90 F SL 81 F CU 81 B SI 94 4-2 17 HR 1-2 2-3 BB			C SI 95 S FC 91 X SI 96 0-2 G6-3 ①		B ST 78 F FF 95 B CH 91 S CH 90 F CH 90 X FF 96 2-2 WP 2B 1B		X SL 87 0-0 FC1		4	2	1	0	1	1	2
17 Shohei Ohtani, L (1, 10) OBP: 0.407, SLG: 0.668	B CH 83 C FC 87 X CH 84 1-1 8 2B 1B	B FC 90 X FC 90 1-0 1-H 2-H 3-H HR			B SI 96 B FC 93 C SI 95 F SI 96 S SI 97 2-3 K ②		B ST 78 F CH 90 F ST 79 S CH 90 1-3 K ②		B SL 86 C SL 87 S SL 86 F SL 87 S SL 86 1-3 K ②		5	2	2	4	0	3	3
Brandon Drury, R (1, 4) OBP: 0.304, SLG: 0.470	C FC 88 X SI 89 0-1 L5 ②	X SI 91 0-0 G5-3 ③			B FC 92 X FC 93 1-0 G1-3 ③		C FF 97 B FF 96 B CH 90 F ST 79 F FF 95 F CH 91 X FF 96 2-2 1-H 2B		C SL 87 B SL 87 S FF 99 X SL 88 1-2 G6-3 ③	0-0	5	0	1	1	0	0	3
8 Mike Moustakas, L (1, 5) OBP: 0.331, SLG: 0.455	X SI 91 0-0 14 WP 1-H 2B	X SI 90 0-0 G4-3 ①				C FF 91 X SL 85 0-1 12 1B 1B	C ST 78 F FF 96 S CH 90 0-3 K ③			F FF 84 F SL 88 F SI 95 D SL 89 F SL 90 F FF 94 X SI 95 1-2 L7 ①	5	0	2	1	0	1	1
14 Logan O'Hoppe, R (1, 2) OBP: 0.313, SLG: 0.500	S FC 89 B FC 89 S SL 82 B SL 84 F FC 89 X SI 92 2-2 G6-3 ③ 2-3	B ST 79 X SI 90 1-0 F7 ②				B SL 84 X FF 91 1-0 F9 ①		B FC 89 S FC 90 S FC 89 S FC 90 1-3 K ①		B SL 88 X SL 88 1-0 G5-3 ②	5	0	0	0	0	1	2
16 Mickey Moniak, L (1, 8) OBP: 0.303, SLG: 0.492		F FC 88 F CU 80 B CU 80 B FC 89 S CH 84 2-3 K ①	S SL 79 B CU 80 T CH 84 X CU 79 1-2 L8 ③			S SL 84 D SL 83 F SL 83 S FF 92 1-3 K ②		C FS 90 S FC 91 S FC 89 0-3 K ②		C SL 87 F SI 94 B SL 87 F FF 94 F SL 87 X SI 94 1-2 L8 ③	5	0	0	0	0	3	1
12 Hunter Renfroe, R (1, 9) OBP: 0.304, SLG: 0.433		B FC 89 X FC 90 1-0 18 BB 2 1B 17 HR 1B	F ST 81 F SL 82 S CU 81 0-3 K ①			C SL 83 F FF 93 D SL 83 B FF 93 X FF 93 2-2 1-2 1B		C FC 89 S FC 90 S FC 88 0-3 K ③			4	1	2	0	0	2	0
2 Luis Rengifo, S (1, 6) OBP: 0.318, SLG: 0.388 4 Andrew Velazquez, S (9, PR) OBP: 0.306, SLG: 0.333 (10, 6)		B CH 84 X FC 89 1-0 18 BB 1-2 17 HR 1B	B FC 92 C SI 94 C SI 95 B SL 86 S FC 94 2-3 K ②			S SL 84 D SL 84 X FF 92 1-1 G5-3 ③			B FF 99 B SL 87 B FF 99 C FF 99 F FF 99 B FF 99 4-2 15 S BB		3 0	1 0	1 0	0 0	1 0	1 0	2 0
15 Randal Grichuk, R (1, 7) OBP: 0.332, SLG: 0.467		X FC 90 0-0 L6 ②			C SI 95 B FC 92 X SL 85 1-1 F7 ③		F ST 78 B ST 80 F FF 96 S CH 91 1-3 K ①		C SL 86 F SL 87 X SL 87 0-2 G5-3 ① 1-2		4	0	0	0	0	1	3
Inning Stats	R: 1 E: 0 K: 1 S: 12 H: 2 LOB: 1 BB: 0 P: 16	R: 4 E: 0 K: 1 S: 12 H: 3 LOB: 0 BB: 1 P: 21	R: 0 E: 0 K: 0 S: 5 H: 0 LOB: 0 BB: 0 P: 7		R: 0 E: 0 K: 2 S: 8 H: 0 LOB: 0 BB: 0 P: 11	R: 0 E: 0 K: 1 S: 11 H: 2 LOB: 2 BB: 0 P: 16	R: 1 E: 0 K: 3 S: 18 H: 2 LOB: 1 BB: 0 P: 24	R: 0 E: 0 K: 3 S: 9 H: 0 LOB: 0 BB: 0 P: 10	R: 0 E: 0 K: 1 S: 13 H: 0 LOB: 2 BB: 1 P: 19	R: 0 E: 0 K: 0 S: 12 H: 0 LOB: 0 BB: 0 P: 15	1B: 6 2B: 2 3B: 0 HR: 1	SF: 0 SAC: 0 DP: 0 HBP: 0	WP: 2 PB: 0 SB: 1 CS: 0	PA: 42			

PITCHER		IP	WLS	BF	H	R	ER	SO	BB	IBB	HBP	BLK	WP	HR	S	P	ERA	WHIP
61 Erasmo Ramírez, R ERA: 6.33	(1, 1)	3.1		16	5	5	5	3	1	0	0	0	1	1	32	47	13.50	1.800
64 Shawn Armstrong, R ERA: 1.03	(4, 1)	1.2		5	0	0	0	2	0	0	0	0	0	0	12	18	0.00	0.000
38 Colin Poche, L ERA: 2.2	(6, 1)	1.0		5	2	0	0	1	0	0	0	0	0	0	11	16	0.00	2.000
47 Jason Adam, R ERA: 2.88	(7, 1)	1.0	B	5	2	1	1	3	0	0	0	0	1	0	18	24	9.00	2.000
26 Robert Stephenson, R ERA: 3.96	(8, 1)	1.0		3	0	0	0	3	0	0	0	0	0	0	9	10	0.00	0.000

PITCHER		IP	WLS	BF	H	R	ER	SO	BB	IBB	HBP	BLK	WP	HR	S	P	ERA	WHIP
29 Pete Fairbanks, R ERA: 2.73	(9, 1)	1.0	W	5	0	0	0	1	1	0	0	0	0	0	13	19	0.00	1.000
36 Andrew Kittredge, R ERA:	(10, 1)	1.0	S	3	0	0	0	0	0	0	0	0	0	0	12	15	0.00	0.000

BOTTOM

Tampa Bay Rays @ Los Angeles Angels

Angel Stadium, Anaheim, CA

Fri Aug 18 2023, 6:38 PM - 9:58 PM PDT

Att. 38,297 - Clear - 81 F

livebaseballscorecards.com

AB	40
R	6
H	9
RBI	6
BB	2
SO	13
LOB	17

Tampa Bay Rays @ Los Angeles Angels

Angel Stadium, Anaheim, CA

Sat Aug 19 2023, 1:09 PM - 3:41 PM PDT

Att. 27,309 - Cloudy - 78 F

TOP

livebaseballscorecards.com

Batter	1	2	3	4	5	6	7	8	9	AB	R	H	RBI	BB	SO	LOB
2 Yandy Díaz, R (1, 10) OBP: 0.400, SLG: 0.502	F FF 95 B SI 95 X SI 95 1-1 G4-3 ①	F SI 95 X ST 82 0-1 F7 ③		B ST 82 B SI 95 C SI 95 B FS 88 X SI 95 3-1 8 BB 1B		C SL 89 S FF 96 B SL 90 S FF 96 1-3 K ②			X FF 94 0-0 1B	5	0	2	0	0	1	0
8 Brandon Lowe, L (1, 4) OBP: 0.319, SLG: 0.430	H ST 82 1-0 55 BB 56 BB 15 1B HBP		C FF 94 X FS 87 0-1 G4-3 ①	B ST 81 B FF 94 B FF 94 C FF 94 S ST 82 F FF 95 F FS 88 F FS 89 B ST 82 4-2 **1-2** BB		C CH 92 C FF 96 B CH 92 B FF 97 B SL 88 B SL 91 B SL 89 4-2 BB			D SL 86 B FF 97 C FF 96 C FF 96 C FF 98 2-3 K ①	2	1	0	0	2	1	1
56 Randy Arozarena, R (1, 7) OBP: 0.363, SLG: 0.420	B ST 81 1 SAFE B SI 94 C SI 94 B FF 94 B ST 81 4-1 55 BB 15 1B **1-2** BB		X ST 82 0-0 F9 ②	X CU 82 0-0 G4-3 ③		C SL 89 C SL 88 X SL 88 0-2 G4-3 ③			C FF 98 C FF 98 F FF 100 S FF 99 0-3 K ②	4	1	0	0	1	1	4
55 Luke Raley, L (1, 8) OBP: 0.336, SLG: 0.505 (8, 3)	F FF 95 D FS 88 F ST 82 B FF 95 F FS 88 B ST 81 B ST 82 4-2 15 1B **1-2** **2-3** BB		C CU 80 F FF 94 F FS 88 S FS 87 0-3 K ③		B SL 88 S SL 89 S SL 89 C FF 96 1-3 K ①		S SL 87 B SL 89 C FF 94 B SL 86 S FF 95 2-3 K2-3 ①		S FF 99 C FF 99 X FF 100 0-2 L7 ③	4	0	0	0	1	3	1
17 Isaac Paredes, R (1, 5) OBP: 0.352, SLG: 0.488	C ST 82 B SI 94 F SI 95 F ST 80 S FS 89 1-3 K ②			C SI 94 F FS 86 F FS 88 B ST 82 B FF 95 F FS 86 X CU 80 2-2 P2 ①	B CU 83 X FF 96 1-0 G1-3 ②		X FF 95 0-0 P5 ②			4	0	0	0	0	1	3
15 Josh Lowe, L (1, 9) OBP: 0.321, SLG: 0.496	S FF 95 B FF 95 X ST 82 1-1 **1-3** **2-H** **3-H** 1B			B FF 94 X CU 80 1-0 HR	B FF 96 F FF 96 B SL 92 F SL 90 B FF 97 X CH 91 3-2 1B		C FF 96 C FF 96 B FF 96 B CH 92 B FF 96 F FF 96 S SL 88 3-3 K ③			4	1	3	3	0	1	0
37 Osleivis Basabe, R (1, 6) OBP: 0.280, SLG: 0.261	F SI 94 1 SAFE X SI 94 0-1 G4-3 ③			B ST 82 X SI 94 1-0 62 G4-3 50 HR 1B	B CU 82 S FF 95 X CH 91 1-1 L9 ③			L FF 94 F CH 83 B FF 94 S FF 94 1-3 K ①		4	1	1	0	0	1	3
62 Jonathan Aranda, L (1, 3) OBP: 0.263, SLG: 0.444 22 Jose Siri, R (8, PR) OBP: 0.259, SLG: 0.511 (8, 8)		B ST 80 C FF 94 S FS 88 F FS 88 T FF 95 1-2 K ①		1 SAFE C FF 94 X FS 86 0-1 G4-3 ② **1-2**		C FF 94 B FF 96 X CU 83 1-1 HR		B FF 95 B FF 94 B FF 94 C FF 94 S FF 96 B FF 94 4-2 87 G6-4-3 BB		3 0	1 0	1 0	1 0	1 0	1 0	1 0
50 René Pinto, R (1, 2) OBP: 0.300, SLG: 0.379 87 Harold Ramírez, R (8, PH) OBP: 0.348, SLG: 0.445 14 Christian Bethancourt, R (8, 2) OBP: 0.259, SLG: 0.373		B FF 95 S FF 95 S ST 83 B FF 95 S FF 95 2-3 K ②		S ST 82 B FF 94 B SI 93 2 SAFE B FF 94 X FF 94 3-1 **2-H** HR		B SL 89 T FF 95 F FF 95 B SL 89 F SL 90 S SL 90 2-3 K ①		B KC 83 X CH 85 1-0 G6-4-3 ② ③ **1-2f**		3 1 0	1 0 0	1 0 0	2 0 0	0 0 0	2 0 0	0 1 0
Inning Stats	R: 2 E: 0 K: 1 S: 14 H: 1 LOB: 2 BB: 2 P: 26	R: 0 E: 0 K: 2 S: 9 H: 0 LOB: 0 BB: 0 P: 12	R: 0 E: 0 K: 1 S: 7 H: 0 LOB: 0 BB: 0 P: 7	R: 3 E: 0 K: 0 S: 19 H: 4 LOB: 2 BB: 1 P: 33	R: 0 E: 0 K: 1 S: 9 H: 1 LOB: 1 BB: 0 P: 15	R: 1 E: 0 K: 2 S: 15 H: 1 LOB: 1 BB: 1 P: 23	R: 0 E: 0 K: 2 S: 8 H: 0 LOB: 0 BB: 0 P: 13	R: 0 E: 0 K: 1 S: 6 H: 0 LOB: 1 BB: 1 P: 12	R: 0 E: 0 K: 2 S: 11 H: 1 LOB: 1 BB: 0 P: 13	1B: 5 2B: 0 3B: 0 HR: 3 SF: 0 SAC: 0 DP: 1 HBP: 1						

	AB	34
	R	6
	H	8
	RBI	6
	BB	5
	SO	12
	LOB	14

PITCHER		IP	WLS	BF	H	R	ER	SO	BB	IBB	HBP	BLK	WP	HR	S	P	ERA	WHIP
63 Chase Silseth, R ERA: 4.0	(1, 1)	3.2		20	5	5	5	4	3	0	1	0	0	2	48	77	12.27	2.182
47 Griffin Canning, R ERA: 4.61	(4, 1)	3.1	W	13	2	1	1	5	1	0	0	0	0	1	33	52	2.70	0.900
55 Matt Moore, L ERA: 1.58	(8, 1)	1.0	H	3	0	0	0	1	1	0	0	0	0	0	6	12	0.00	1.000
41 Reynaldo López, R ERA: 3.83	(9, 1)	1.0	S	4	1	0	0	2	0	0	0	0	0	0	11	13	0.00	1.000

PITCHER	IP	WLS	BF	H	R	ER	SO	BB	IBB	HBP	BLK	WP	HR	S	P	ERA	WHIP

WP: 0	PA: 40		
PB: 0			
SB: 0			
CS: 0			

BOTTOM

Tampa Bay Rays @ Los Angeles Angels
Angel Stadium, Anaheim, CA
Sat Aug 19 2023, 1:09 PM - 3:41 PM PDT
Att. 27,309 - Cloudy - 78 F

livebaseballscorecards.com

Batter	1	2	3	4	5	6	7	8	9	AB	R	H	RBI	BB	SO	LOB
18 Nolan Schanuel, L (1, 3) OBP: 0.333, SLG: 0.250	X FF 94 0-0 ① L8		X SL 90 0-0 8 E, 21 PB, 1B 1B	C CU 81 X CU 83 0-1 ② G3		C SL 91 1 SAFE F SL 92 D CU 84 X SL 91 1-2 ③ G6-3 1-2				4	1	1	0	0	0	1
17 Shohei Ohtani, L (1, 10) OBP: 0.406, SLG: 0.664	C FF 95 S SL 83 B CU 86 B CU 85 F SL 93 B SL 93 S SL 92 3-3 ② K		B CU 82 B FF 98 S SL 92 X SL 93 2-1 ① F7	S CU 84 B CU 84 X SL 91 1-1 ③ L7			B ST 84 B ST 83 B FF 94 B FF 95 4-0 8 L8-6, 1B BB			3	0	0	0	1	1	1
Brandon Drury, R (1, 4) OBP: 0.309, SLG: 0.482	X FF 96 0-0 ③ L7		X SL 92 0-0 21 PB, 8 E, 21 1B 1-2 1B		F FF 95 F CU 83 B FF 97 F CU 84 B CU 85 F SL 91 F FF 97 B FF 97 X FF 98 3-2 HR		X CH 87 0-0 1-2 1B			4	2	3	1	0	0	0
8 Mike Moustakas, L (1, 5) OBP: 0.330, SLG: 0.452		X FF 95 0-0 21 1B, 16 1B 1B	X SL 91 0-0 E3 21 1B, 21 PB, 16 PB 1-2 2-3		F SL 91 X SL 92 0-1 ① F8		C FF 95 F FF 94 F FF 96 B FF 94 B FF 96 X FF 96 2-2 ①② L8-6 2-2			4	2	1	0	0	0	4
21 Matt Thaiss, L (1, 2) OBP: 0.331, SLG: 0.348		D SL 90 C SL 88 F SL 90 D CU 84 F FF 96 X SL 92 2-2 16 1B, 15 SF9 1-2 1B	B SL 92 B SL 92 S SL 91 B CU 83 X SL 90 3-1 16 PB, 15 2B 1-3 2-H 3-H 1B		B FF 96 B SL 91 B FF 96 C FF 95 C FF 96 X SL 92 3-2 ② G3-1		S ST 85 B ST 83 B ST 84 F FF 95 D ST 84 X ST 85 3-2 ③ P4			4	2	2	1	0	0	1
16 Mickey Moniak, L (1, 8) OBP: 0.304, SLG: 0.490 (7, 9) 12 Hunter Renfroe, R (8, PH) OBP: 0.303, SLG: 0.432 (9, 9)		L SL 90 X SL 90 0-1 2 S 1-3 2-H 1B	B SL 90 S FF 97 B SL 90 F SL 89 S CU 84 2-3 ② K2-3 1-2 3-H		B CU 83 S FF 96 S CU 83 B CU 85 C CU 83 2-3 ③ K			B CH 89 S FF 97 B CH 89 C FF 95 C FF 96 2-3 ① K		3 1	0 0	1 0	1 0	0 0	2 1	1 0
15 Randal Grichuk, R (1, 7) OBP: 0.331, SLG: 0.469		C FF 96 X SL 93 0-1 ① SF9 3-H	B CU 81 B FF 97 X SL 91 2-0 2-H 2B			X FF 95 0-0 ① L8		C FF 96 B ST 84 X FF 96 1-1 ② F9		3	0	1	2	0	0	0
2 Luis Rengifo, S (1, 9) OBP: 0.316, SLG: 0.384 39 Jordyn Adams, R (7, 8)		S CU 84 S CU 85 S CU 85 0-3 ② K 1-2	C FF 96 C CU 83 X CU 83 0-2 ③ G3			B FF 95 S CU 83 F CU 83 C FF 96 1-3 ② K		S CH 89 B CH 89 F FF 96 X CH 89 1-2 ③ G6-3		3 1	0 0	0 0	0 0	0 0	2 0	2 0
4 Andrew Velazquez, S (1, 6) OBP: 0.293, SLG: 0.318		S SL 92 F FF 97 S CU 86 0-3 ③ K2-3		X FF 95 0-0 ① G3		C FF 96 C CU 83 S CU 84 0-3 K 18 S				3	0	0	0	0	2	1
Inning Stats	R: 0 E: 0 K: 1 S: 6 H: 0 LOB: 0 BB: 0 P: 9	R: 2 E: 0 K: 2 S: 15 H: 3 LOB: 1 BB: 0 P: 17	R: 4 E: 1 K: 1 S: 14 H: 4 LOB: 1 BB: 0 P: 23	R: 0 E: 0 K: 0 S: 5 H: 0 LOB: 0 BB: 0 P: 6	R: 1 E: 0 K: 1 S: 14 H: 1 LOB: 0 BB: 0 P: 22	R: 0 E: 0 K: 2 S: 10 H: 0 LOB: 1 BB: 0 P: 12	R: 0 E: 0 K: 0 S: 8 H: 1 LOB: 1 BB: 1 P: 17	R: 0 E: 0 K: 1 S: 8 H: 0 LOB: 0 BB: 0 P: 12		1B: 7 2B: 2 3B: 0 HR: 1 SF: 1 SAC: 0 DP: 1 HBP: 0						

	AB	33
	R	7
	H	9
	RBI	5
	BB	1
	SO	8
	LOB	11

WP: 1 PB: 2 SB: 2 CS: 0 PA: 35

PITCHER		IP	WLS	BF	H	R	ER	SO	BB	IBB	HBP	BLK	WP	HR	S	P	ERA	WHIP
20 Tyler Glasnow, R ERA: 3.24	(1, 1)	6.0	L	28	8	7	4	7	0	0	0	0	1	1	64	89	6.00	1.333
30 Jake Diekman, L ERA: 4.5	(7, 1)	2.0		7	1	0	0	1	1	0	0	0	0	0	16	29	0.00	1.000

PITCHER	IP	WLS	BF	H	R	ER	SO	BB	IBB	HBP	BLK	WP	HR	S	P	ERA	WHIP

TOP

Tampa Bay Rays @ Los Angeles Angels

Angel Stadium, Anaheim, CA

Sat Aug 19 2023, 6:08 PM - 8:59 PM PDT

Att. 33,803 - Cloudy - 76 F

livebaseballscorecards.com

Batter	1	2	3	4	5	6	7	8	9	AB	R	H	RBI	BB	SO	LOB
2 Yandy Díaz, R (1, 3) OBP: 0.402, SLG: 0.502	B FF 92 B FF 93 B CH 82 C FF 92 B FF 93 4-1 87 FC3-6 56 1B BB		B SI 95 B CH 82 B SL 90 C SI 94 X CH 84 3-1 ② G5-3		C CU 80 C SL 88 B CH 85 F SI 96 X CU 79 1-2 ② G5-3	C SL 83 C FF 91 F SL 84 X FF 92 0-2 56 1B 87 2B 1-2 1B	C SL 84 B SL 86 B FF 93 X SL 86 2-1 E8 56 HR 1B	C SI 94 B SI 92 S CU 78 F CU 79 F CU 79 B CH 88 B CU 78 B SI 94 4-2 87 1B 1-2 2-3 BB	C EP 51 B FA 83 F EP 40 X FA 83 1-2 ③ G3	4	2	2	0	1	0	0
62 Jonathan Aranda, L (7, 3) OBP: 0.286, SLG: 0.421										1	0	0	0	1	0	2
56 Randy Arozarena, R (1, 7) OBP: 0.364, SLG: 0.428	C SL 90 X SL 91 0-1 87 FC3-6 1-2 1B		S SL 88 B FF 94 B FF 96 B CH 84 C CH 85 F FF 97 X FF 93 3-2 ③ L8		C FF 96 B FF 95 B CU 80 B SL 88 X CH 84 3-1 E8 87 1B 17 1B	B SL 86 C SL 86 B FF 93 X SL 87 2-1 87 2B 17 HR 1-2 2-3 1B	B FF 93 C FF 93 X FF 94 1-1 2-H HR	C CU 78 B SI 93 C SL 85 F SI 93 B FF 94 B CU 78 F SL 84 F SI 92 F CU 77 3-3 ② C CU 78 K		6	3	3	2	0	1	3
87 Harold Ramírez, R (1, 10) OBP: 0.353, SLG: 0.453	X SI 96 0-0 ① FC3-6 17 G6-4-3 1-2f 2-3			S CU 78 S CH 83 T CH 83 0-2 ① K	1 SAFE S CH 85 B CH 84 F FF 96 X CH 84 1-2 17 1B 25 2B 1-2 1B	F SL 84 F FF 94 X SL 86 0-2 17 HR 1-3 2-H 3-H 2B	C SL 87 B FF 93 X SL 86 1-1 1B	X CU 78 0-0 1-2 2-H 3-H 1B		6	2	4	4	0	1	2
17 Isaac Paredes, R (1, 4) OBP: 0.354, SLG: 0.496	B SI 94 X SL 88 1-0 ② ③ G6-4-3 1-2f			C CU 79 F FF 95 X CH 83 0-2 25 BB 37 2B 1B	B CU 78 C CH 83 X FF 96 1-1 25 2B 1-3 2-H 1B	C SL 85 B SL 83 X FF 93 1-1 2-H 3-H HR	F SL 88 B FF 92 F SL 85 B FF 93 F FF 92 X SL 87 2-2 ① L9	B CU 79 B SI 90 C SL 84 F SL 85 X CU 80 2-2 ③ G3-1		6	3	3	4	0	0	5
25 Curtis Mead, R (1, 5) OBP: 0.353, SLG: 0.276		B SI 92 T FF 92 B CH 82 F FF 93 F FF 95 B SL 90 B FF 95 4-2 BB	B CH 84 C SL 89 F SL 88 D CH 85 B FF 96 B FF 96 4-2 37 2B 15 G4-3 1-2 BB	F CU 80 S CH 84 X CH 84 0-2 37 2B 1-H 3-H 2B	C FF 94 F FF 94 X FF 94 0-2 ① G4-3	F FF 93 F SL 93 S SL 85 0-3 ② K		X EP 38 0-0 ① G5-3	4	2	1	2	2	1	1
37 Osleivis Basabe, R (1, 6) OBP: 0.355, SLG: 0.393		S FF 95 C FF 95 B CH 84 S FF 96 1-3 ① K	F SI 95 B SI 97 F CH 84 F FF 94 F SL 90 F FF 97 F FF 97 X FF 96 1-2 15 G4-3 1-3 2-H 2B	B CU 77 F FF 92 B CH 84 F SI 95 F CU 78 F SL 86 B CH 82 X FF 93 3-2 3-H 2B	S SL 87 B SL 87 B SL 87 F FF 93 B SL 85 B FF 93 4-2 22 HR BB	X FF 93 0-0 ③ F8		B FA 84 X EP 37 1-0 22 BB 15 HBP 14 SF7 1B	5	2	3	2	1	1	2
15 Josh Lowe, L (1, 9) OBP: 0.324, SLG: 0.493		S SI 95 F SI 94 X SI 97 0-2 ② L7	X SI 96 0-0 ② G4-3 2-3 3-H	0-0 IBB	X FF 92 0-0 ② F8			F SI 93 S CU 79 B CU 80 X CU 78 1-2 62 BB 14 1B 87 1B 1B	B EP 59 H EP 45 2-0 22 BB 1-2 HBP	4	1	1	1	1	0	3
22 Jose Siri, R (1, 8) OBP: 0.261, SLG: 0.516		D CU 78 X FF 96 1-0 ③ L4	C CH 85 D SL 90 D CH 82 F FF 96 S CH 85 2-3 ③ K	C SL 84 F SL 82 S SL 85 0-3 ③ K	X SL 87 0-0 1-H HR			B CU 77 S SI 91 B SL 86 F SI 94 S CU 80 2-3 ① K	B EP 36 B FA 81 B FA 82 B EP 44 4-0 1-2 2-3 BB	5	1	1	2	1	3	5
14 Christian Bethancourt, R (1, 2) OBP: 0.257, SLG: 0.369			S CU 78 S CH 82 S CH 82 0-3 ① K		B CH 83 S FF 95 F FF 88 X CH 84 1-2 ① G5-3	K SL 83 0-0 E6 56 1B 2 1B 87 2B 1-3 ③ K		C CU 79 B SI 94 B SL 85 F SI 92 X SI 94 2-2 62 BB 87 1B 1-2 1B	X EP 39 0-0 ② SF7 3-H	5	2	1	1	0	2	0

Inning Stats	1	2	3	4	5	6	7	8	9
	R: 0 E: 0 K: 0 S: 5 H: 1 LOB: 1 BB: 1 P: 10	R: 0 E: 0 K: 1 S: 10 H: 0 LOB: 1 BB: 1 P: 16	R: 0 E: 0 K: 1 S: 9 H: 0 LOB: 0 BB: 0 P: 15	R: 2 E: 0 K: 2 S: 19 H: 2 LOB: 1 BB: 1 P: 26	R: 4 E: 1 K: 1 S: 26 H: 4 LOB: 2 BB: 1 P: 36	R: 7 E: 1 K: 1 S: 22 H: 5 LOB: 0 BB: 1 P: 30	R: 2 E: 1 K: 1 S: 14 H: 3 LOB: 1 BB: 0 P: 20	R: 2 E: 0 K: 2 S: 24 H: 3 LOB: 2 BB: 1 P: 38	R: 1 E: 0 K: 0 S: 6 H: 1 LOB: 2 BB: 1 P: 14

AB	46
R	18
H	19
RBI	18
BB	7
SO	9
LOB	23

1B: 12	SF: 1	WP: 0	PA: 55
2B: 4	SAC: 0	PB: 0	
3B: 0	DP: 1	SB: 0	
HR: 3	HBP: 1	CS: 0	

PITCHER		IP	WLS	BF	H	R	ER	SO	BB	IBB	HBP	BLK	WP	HR	S	P	ERA	WHIP
43 Patrick Sandoval, L ERA: 4.08	(1, 1)	4.2	L	24	7	6	2	4	3	0	0	0	0	0	66	100	3.86	2.143
51 Jaime Barria, R ERA: 4.94	(5, 1)	2.1		18	8	9	6	3	1	1	0	0	0	3	39	53	23.14	3.857
Jimmy Herget, R ERA: 5.82	(8, 1)	1.0		7	3	2	2	2	1	0	0	0	0	0	24	38	18.00	4.000
5 Eduardo Escobar, R ERA: 4.5	(9, 1)	1.0		6	1	1	1	0	1	0	1	0	0	0	6	14	9.00	2.000

PITCHER	IP	WLS	BF	H	R	ER	SO	BB	IBB	HBP	BLK	WP	HR	S	P	ERA	WHIP

Tampa Bay Rays @ Los Angeles Angels

Angel Stadium, Anaheim, CA

Sat Aug 19 2023, 6:08 PM - 8:59 PM PDT

Att. 33,803 - Cloudy - 76 F

livebaseballscorecards.com

BOTTOM

Batter	1	2	3	4	5	6	7	8	9	AB	R	H	RBI	BB	SO	LOB
18 Nolan Schanuel, L (1, 3) OBP: 0.357, SLG: 0.250	F SI 93 F FC 90 X SI 92 0-2 L7 ①		C FC 88 1 SAFE X FC 89 0-1 L9 ③		X CU 80 0-0 G3-1 ③			C SI 89 S FC 85 F ST 76 B CH 83 B ST 74 F FC 84 X FC 85 2-2 17 2B HR 1B	F FC 83 B CH 83 B ST 74 B SI 87 B SI 86 4-1 1-2 BB	4	1	1	0	1	0	3
17 Shohei Ohtani, L (1, 10) OBP: 0.407, SLG: 0.664 5 Eduardo Escobar, S (9, 1) OBP: 0.283, SLG: 0.371	B SI 94 F CU 79 B FC 90 S CU 80 F CU 79 X FC 90 2-2 P5 ②			B CU 78 B FC 89 C CU 78 X CH 86 2-1 L7 ①		B FC 89 B CU 77 B FC 89 C SI 92 B CU 79 4-1 FC5-4 BB		X CH 83 0-0 1-3 HR 2B	C FC 85 X ST 76 0-1 G5-3 ③	3 1	1 0	1 0	0 0	1 0	0 0	0 2
Brandon Drury, R (1, 4) OBP: 0.308, SLG: 0.488	B FC 89 S FC 89 C CU 80 B SI 94 S FF 93 2-3 K ③			C FC 87 B CU 79 C SI 92 S ST 80 1-3 K ②		S SI 93 X SI 94 0-1 FC5-4 14 FC5-4 1-2f ①		B SI 88 X SI 87 1-0 2-H 3-H HR		4	1	1	3	0	2	1
8 Mike Moustakas, L (1, 5) OBP: 0.327, SLG: 0.447 4 Andrew Velazquez, S (7, 6) OBP: 0.289, SLG: 0.313		B CU 79 C FC 91 X CH 87 1-1 G1-3 ①		S CH 88 S CU 80 X FF 94 0-2 F8 ③		B FC 90 X FC 89 1-0 F7 ②		B FC 86 X SI 88 1-0 G6-3 ①		3 1	0 0	0 0	0 0	0 0	0 0	1 0
14 Logan O'Hoppe, R (1, 2) OBP: 0.294, SLG: 0.468		C FC 88 F CU 79 X CU 80 0-2 F7 ②			C FC 88 C CU 76 B CU 79 C SI 95 1-3 K ①	X FC 85 0-0 FC5-4 1-2f ③		B FC 86 C FC 86 S ST 75 B ST 77 X ST 76 2-2 F9 ②		4	0	0	0	0	1	1
15 Randal Grichuk, R (1, 7) OBP: 0.327, SLG: 0.463		C CU 78 F SI 92 F CU 80 B SI 94 S CU 80 1-3 K ③			C FC 88 X SI 93 0-1 G6-3 ②		B SI 91 B SI 90 C SI 90 X SI 91 2-1 F9 ①	B FC 84 B FC 85 X SI 87 2-0 G5-3 ③		4	0	0	0	0	1	0
12 Hunter Renfroe, R (1, 9) OBP: 0.303, SLG: 0.438			B FC 87 B FC 87 X SI 92 2-0 F7 ①		C CU 78 C FC 89 B SI 94 B ST 82 B FF 95 X FC 88 3-2 HR		F SI 92 S SL 78 X SL 79 0-2 F7 ②		X FC 84 0-0 G3 ①	4	1	1	1	0	0	0
2 Luis Rengifo, S (1, 6) OBP: 0.318, SLG: 0.386 (7, 5)			B CU 80 X FC 88 1-0 P5 ②		C SI 94 S CU 81 B CU 81 F SI 94 B CH 88 X CU 79 2-2 39 1B 1B		F SI 92 F SL 78 B SI 92 X CH 83 1-2 1B		X FC 84 0-0 F7 ②	4	0	2	0	0	0	0
39 Jordyn Adams, R (1, 8) OBP: 0.143, SLG: 0.143			X FC 89 0-0 1B		X CU 79 0-0 1-2 1B		C CH 83 B SL 79 B SI 91 F SI 91 S SI 92 2-3 K ③		B FC 84 C SI 86 B ST 76 X FC 84 2-1 E5 18 BB	4	0	2	0	0	1	1
Inning Stats	R: 0 E: 0 K: 1 S: 10 H: 0 LOB: 0 BB: 0 P: 14	R: 0 E: 0 K: 1 S: 9 H: 0 LOB: 0 BB: 0 P: 11	R: 0 E: 0 K: 0 S: 5 H: 1 LOB: 1 BB: 0 P: 8	R: 0 E: 0 K: 1 S: 8 H: 0 LOB: 0 BB: 0 P: 11	R: 1 E: 0 K: 1 S: 14 H: 3 LOB: 2 BB: 0 P: 20	R: 0 E: 0 K: 0 S: 5 H: 0 LOB: 1 BB: 1 P: 10	R: 0 E: 0 K: 1 S: 11 H: 1 LOB: 1 BB: 0 P: 16	R: 3 E: 0 K: 0 S: 12 H: 3 LOB: 0 BB: 0 P: 20	R: 0 E: 1 K: 0 S: 7 H: 0 LOB: 2 BB: 1 P: 13	1B: 5 2B: 1 3B: 0 HR: 2 SF: 0 SAC: 0 DP: 0 HBP: 0						

	AB	36
	R	4
	H	8
	RBI	4
	BB	2
	SO	5
	LOB	9

WP: 0 PA: 38
PB: 0
SB: 0
CS: 0

PITCHER		IP	WLS	BF	H	R	ER	SO	BB	IBB	HBP	BLK	WP	HR	S	P	ERA	WHIP
24 Zach Eflin, R ERA: 3.58	(1, 1)	6.0	W	23	4	1	1	4	1	0	0	0	0	1	51	74	1.50	0.833
74 Jacob Lopez, L ERA: 2.25	(7, 1)	1.0		4	1	0	0	1	0	0	0	0	0	0	11	16	0.00	1.000
Cooper Criswell, R ERA: 5.4	(8, 1)	2.0		11	3	3	3	0	1	0	0	0	0	1	19	33	13.50	2.000

PITCHER	IP	WLS	BF	H	R	ER	SO	BB	IBB	HBP	BLK	WP	HR	S	P	ERA	WHIP

Batter	1	2	3	4	5	6	7	8	9	AB	R	H	RBI	BB	SO	LOB
19 Charlie Blackmon, L (1, 9) OBP: 0.368, SLG: 0.468	C FF 94 B FS 86 B SL 88 B SL 88 X SL 88 3-1 2B		C FS 83 F FS 82 X FS 82 0-2 ① F9		1 SAFE B FS 83 B FF 93 B FS 82 1 SAFE F FF 94 C SL 88 B FS 83 4-2 1-2 BB		C SI 94 F FC 92 B FF 95 C SI 95 1-3 ① K		C FF 97 X FC 89 0-1 ③ P6	4	0	1	0	1	1	0
14 Ezequiel Tovar, R (1, 6) OBP: 0.297, SLG: 0.430	B FF 93 X FF 93 1-0 ① B1		S SL 87 X SL 89 0-1 ② L8		C SI 92 S SL 88 F ST 80 B SL 89 S ST 80 1-3 ③ K		X FC 92 0-0 ② L8			4	0	0	0	0	1	3
24 Ryan McMahon, L (1, 5) OBP: 0.335, SLG: 0.463	S FS 84 B FS 84 B FS 84 C FF 94 F FF 95 F FF 95 F SL 88 S FF 95 2-3 ② K		C FF 94 F FF 94 B FF 95 B FS 83 S SL 88 2-3 ③ K			S FS 82 X FS 81 0-1 7 1B 35 1B 1B	C SI 96 C FC 92 S FF 96 0-3 ③ K			4	1	1	0	0	3	1
7 Brendan Rodgers, R (1, 4) OBP: 0.297, SLG: 0.361	B FS 83 F SL 88 B SL 87 F FS 84 C ST 80 2-3 ③ K			B SL 87 F SI 91 B SL 87 X SL 86 2-1 ① G4-3		X SL 87 0-0 35 1B 29 WP 1-2 1B		C SL 88 C SI 94 S SL 89 0-3 ① K		4	1	1	0	0	2	1
22 Nolan Jones, L (1, 7) OBP: 0.360, SLG: 0.502		C FS 83 B SL 88 X FF 93 1-1 29 SF8 3B		B SL 88 C FS 84 S FF 93 B FF 93 C FF 94 2-3 ② K		F FF 92 F FS 82 F FF 93 X SL 89 0-2 ① P5		C SI 95 X SI 96 0-1 ② G1		4	1	1	0	0	1	2
35 Elias Díaz, R (1, 2) OBP: 0.317, SLG: 0.414		X SL 89 0-0 ① G4-3		C SI 92 X FS 84 0-1 ③ L7		X SI 91 0-0 29 WP 1-3 2-H 1B		S SL 88 X SL 88 0-1 1B		4	0	2	1	0	0	1
29 Jurickson Profar, S (1, 10) OBP: 0.316, SLG: 0.366		B FS 84 F SL 90 B FF 94 X FF 94 2-1 ② SF8 3-H			C FF 91 F FS 84 S SL 87 0-3 ① K	S SL 84 D SL 84 B SL 85 D FF 92 B FF 92 4-1 1-2 3-H BB		S SI 95 C SL 89 D SL 88 F SL 87 B SI 95 X FF 94 2-2 ③ F8		2	0	0	1	1	1	1
4 Michael Toglia, S (1, 3) OBP: 0.235, SLG: 0.273		X FF 94 0-0 HR			F SL 88 C FF 94 X FS 84 0-2 ② F7	C FF 93 S FF 92 C FF 93 0-3 ② K			F FF 97 S FC 91 S FS 89 0-3 ① K	4	1	1	1	0	2	2
9 Brenton Doyle, R (1, 8) OBP: 0.248, SLG: 0.314		C SL 88 X SL 88 0-1 ③ G4-3			F SL 89 B SL 88 X ST 80 1-1 19 S 1B	C SL 87 S FF 93 S SL 84 0-3 ③ K			B FC 91 B FC 90 S FF 98 B FF 98 S FF 97 X FF 97 3-2 ② P2	4	0	1	0	0	1	2
Inning Stats	R: 0 E: 0 K: 2 S: 12 H: 1 LOB: 1 BB: 0 P: 20	R: 2 E: 0 K: 0 S: 8 H: 2 LOB: 0 BB: 0 P: 11	R: 0 E: 0 K: 1 S: 8 H: 0 LOB: 0 BB: 0 P: 10	R: 0 E: 0 K: 1 S: 7 H: 0 LOB: 0 BB: 0 P: 11	R: 0 E: 0 K: 2 S: 14 H: 1 LOB: 2 BB: 1 P: 20	R: 2 E: 0 K: 2 S: 15 H: 3 LOB: 2 BB: 1 P: 19	R: 0 E: 0 K: 2 S: 7 H: 0 LOB: 0 BB: 0 P: 8	R: 0 E: 0 K: 1 S: 11 H: 1 LOB: 1 BB: 0 P: 13	R: 0 E: 0 K: 1 S: 8 H: 0 LOB: 0 BB: 0 P: 11	1B: 5 2B: 1 3B: 1 HR: 1	SF: 1 SAC: 0 DP: 0 HBP: 0	WP: 1 PB: 0 SB: 1 CS: 0	PA: 37			

PITCHER		IP	WLS	BF	H	R	ER	SO	BB	IBB	HBP	BLK	WP	HR	S	P	ERA	WHIP
52 Zack Littell, R ERA: 4.27	(1, 1)	5.1		24	7	4	4	6	1	0	0	0	0	1	57	80	6.75	1.500
38 Colin Poche, L ERA: 2.17	(6, 1)	0.2		3	0	0	0	2	1	0	0	0	1	0	7	11	0.00	1.500
64 Shawn Armstrong, R ERA: 1.0	(7, 1)	1.0		3	0	0	0	2	0	0	0	0	0	0	7	8	0.00	0.000
36 Andrew Kittredge, R ERA:	(8, 1)	1.0	W	4	1	0	0	1	0	0	0	0	0	0	11	13	0.00	1.000
26 Robert Stephenson, R ERA: 3.86	(9, 1)	1.0		3	0	0	0	1	0	0	0	0	0	0	8	11	0.00	0.000

PITCHER	IP	WLS	BF	H	R	ER	SO	BB	IBB	HBP	BLK	WP	HR	S	P	ERA	WHIP

TOP

Colorado Rockies @ Tampa Bay Rays

Tropicana Field, St. Petersburg, FL

Tue Aug 22 2023, 6:43 PM - 9:27 PM EDT

Att. 10,235 - Dome - 72 F

livebaseballscorecards.com

AB	34
R	4
H	8
RBI	3
BB	2
SO	12
LOB	13

Batter	1	2	3	4	5	6	7	8	9	AB	R	H	RBI	BB	SO	LOB
2 Yandy Díaz, R (1, 3) OBP: 0.404, SLG: 0.506	C SI 89 B SI 89 F SI 89 B SI 90 B CH 81 X CH 80 3-2 87 1B 17 FC4-6 2B		C SI 88 B SI 87 F SI 89 F SI 90 X CU 80 1-2 F9 ①	B CH 79 D CH 79 X FC 83 2-0 1-2 2-H 1B		C FC 90 B SL 86 F SL 87 B FC 90 X FC 90 2-2 G4-3 ③		B SI 88 F CH 79 X FF 87 1-1 56 SF 17 2B 1-2 2-3 3-H 1B		5	2	3	2	0	0	0
56 Randy Arozarena, R (1, 7) OBP: 0.367, SLG: 0.428	C SI 89 B SI 89 B SI 89 B FC 84 B SI 89 4-1 17 FC4-6 87 1B BB		B SI 88 C SI 89 S CH 81 F SI 90 F CH 80 B SI 90 B FC 85 B SI 90 4-2 22 1B 17 1B BB	B SI 87 C CU 78 F SI 87 X SI 88 1-2 F4 ②			B FC 91 F FC 91 B FF 93 B SL 83 F FC 90 F FF 94 F FF 93 X FC 90 3-2 87 FC6-4 1B	F SI 92 D SL 84 F SI 91 D SV 83 F SV 82 B SI 92 F SV 82 F SL 86 X SL 86 3-2 SF 17 2B 37 HR 1-2 2-H 3-H	2	2	1	1	2	0	2
87 Harold Ramírez, R (1, 10) OBP: 0.351, SLG: 0.449	F SI 88 C SI 89 X CU 79 0-2 17 FC4-6 1-2 2-3 1B		C SI 88 B SI 89 C SI 89 S SI 91 1-3 K ②	S SI 87 X SI 87 0-1 L9 ③			B FF 94 F FC 89 X FC 89 1-1 FC6-4 17 G5-4-3 1-2f ①	B SI 94 C SI 92 X SI 93 1-1 P3 ②	5	0	1	0	0	1	6
17 Isaac Paredes, R (1, 4) OBP: 0.357, SLG: 0.503	F CH 80 F CH 80 X CH 80 0-2 FC4-6 1-2f 2-3 3-H ①		C SI 88 B SI 89 F SI 89 F SI 91 F CH 80 X SI 89 1-2 22 1B 1-2 1B		X SI 86 0-0 2B X FF 93 0-0 F9 ①		B FC 88 X FC 89 1-0 G5-4-3 1-2f ② ③	X SI 93 0-0 37 HR 1-3 2-H 2B	5	1	3	2	0	0	3
22 Jose Siri, R (1, 8) OBP: 0.266, SLG: 0.516	B CH 79 F CH 80 C SI 90 B SI 90 B CH 80 F CH 80 S SI 91 3-3 K ②		B FC 84 C CH 80 X SI 89 1-1 1-3 2-H 1B					C FC 87 X FF 87 25 BB 37 1B 14 1B 1B B SL 86 D SL 86 C SL 85 H SI 92 3-1 37 HR HBP	4	2	2	1	0	1	3
37 Osleivis Basabe, R (1, 6) OBP: 0.361, SLG: 0.485	X CH 80 0-0 L9 ③		C SI 88 F CH 80 B SI 90 1 SAFE F SI 88 X CU 81 1-2 G4-3 ③		B FC 90 D SI 94 X FF 93 2-0 F9 ②			C CH 78 X CH 78 0-1 14 1B 25 BB 2 1B 1-2 1B C SI 92 A SL 88 B SV 87 X SL 87 1-2 1-H 2-H 3-H HR	5	2	2	4	0	0	5
25 Curtis Mead, R (1, 5) OBP: 0.385, SLG: 0.281		C SI 88 C SI 89 S SI 90 0-3 K ①		B SI 88 B CH 80 F SI 88 B SI 88 F SI 88 D SI 88 4-2 55 1B 2 1B BB	C FC 90 C FC 91 D SL 87 S SL 87 1-3 K ③			B FF 86 S CH 78 B CH 77 F FF 88 F CH 78 D CH 78 4-2 2 1B 14 1B 56 SF 1-2 2-3 BB C SI 92 B FF 91 B SL 84 X SL 87 2-2 1B	3	2	1	0	2	2	1
55 Luke Raley, L (1, 9) OBP: 0.336, SLG: 0.503 14 Christian Bethancourt, R (8, PH) OBP: 0.259, SLG: 0.370 (9, 2)		S FC 82 X SI 89 0-1 G4-3 ②		B SI 88 C SI 88 C FC 83 X FC 83 1-2 2 1B 1-2 1B		B FC 89 B SI 93 C FF 92 S SL 87 2-2 K ①		C CH 79 0-0 2 1B 56 SF 1-2 2-3 3-H 1B G3	3 2	0 1	1 1	0 1	0 0	1 0	0 1
50 René Pinto, R (1, 2) OBP: 0.273, SLG: 0.344 62 Jonathan Aranda, L (8, PH) OBP: 0.273, SLG: 0.400 15 Josh Lowe, L (9, 9) OBP: 0.324, SLG: 0.493		B SI 89 F SI 88 B CH 80 X SI 89 2-1 F8 ③		C CU 78 F CH 80 F CH 79 C SI 89 0-3 K ①		S FC 89 F FC 89 X SL 87 0-2 G5-3 ②		B SI 86 B SL 80 C SI 86 F FF 86 B SL 77 S SI 86 3-3 K ①	3 1 0	0 0 0	0 0 0	0 0 0	0 0 0	1 1 0	2 3 0
Inning Stats	R: 1 E: 0 K: 1 S: 15 H: 2 LOB: 2 BB: 1 P: 25	R: 0 E: 0 K: 1 S: 7 H: 0 LOB: 0 BB: 0 P: 9	R: 1 E: 0 K: 1 S: 22 H: 2 LOB: 2 BB: 1 P: 31	R: 1 E: 0 K: 1 S: 15 H: 2 LOB: 2 BB: 1 P: 23	R: 0 E: 0 K: 1 S: 6 H: 1 LOB: 1 BB: 0 P: 9	R: 0 E: 0 K: 0 S: 8 H: 0 LOB: 0 BB: 0 P: 12	R: 0 E: 0 K: 0 S: 8 H: 1 LOB: 0 BB: 0 P: 13	R: 9 E: 1 K: 1 S: 29 H: 7 LOB: 1 BB: 1 P: 47		1B: 11 2B: 3 3B: 0 HR: 1 SF: 1 SAC: 0 DP: 1 HBP: 1				WP: 0 PB: 0 SB: 0 CS: 0 PA: 44	

PITCHER		IP	WLS	BF	H	R	ER	SO	BB	IBB	HBP	BLK	WP	HR	S	P	ERA	WHIP
50 Ty Blach, L ERA: 4.39	(1, 1)	4.0		22	7	3	3	4	3	0	0	0	0	0	60	89	6.75	2.500
57 Tommy Doyle, R ERA: 3.14	(5, 1)	2.0		6	0	0	0	2	0	0	0	0	0	0	13	20	0.00	0.000
54 Matt Koch, R ERA: 3.24	(7, 1)	1.0	H	3	1	0	0	0	0	0	0	0	0	0	8	13	0.00	1.000
39 Brent Suter, L ERA: 2.79	(8, 1)	0.1	L	6	4	5	3	1	1	0	0	0	0	0	12	20	81.00	15.000
52 Daniel Bard, R ERA: 3.56	(8, 1)	0.1		6	3	4	0	0	0	0	1	0	0	1	16	26	0.00	9.000

PITCHER		IP	WLS	BF	H	R	ER	SO	BB	IBB	HBP	BLK	WP	HR	S	P	ERA	WHIP
55 Justin Bruihl, L ERA: 5.53	(8, 1)	0.1		1	0	0	0	0	0	0	0	0	0	0	1	1	0.00	0.000

BOTTOM

Colorado Rockies @ Tampa Bay Rays

Tropicana Field, St. Petersburg, FL

Tue Aug 22 2023, 6:43 PM - 9:27 PM EDT

Att. 10,235 - Dome - 72 F

livebaseballscorecards.com

AB	38
R	12
H	15
RBI	11
BB	4
SO	7
LOB	26

Colorado Rockies @ Tampa Bay Rays

Tropicana Field, St. Petersburg, FL

Wed Aug 23 2023, 6:41 PM - 9:28 PM EDT

Att. 12,001 - Dome - 72 F

livebaseballscorecards.com

TOP

Batter	1	2	3	4	5	6	7	8	9	10	AB	R	H	RBI	BB	SO	LOB
19 Charlie Blackmon, L (1, 9) OBP: 0.365, SLG: 0.460	G4-3		F8			24 BB / 14 1B / 35 1B / HBP	F9			P2	4	1	0	0	0	0	0
14 Ezequiel Tovar, R (1, 6) OBP: 0.298, SLG: 0.431	K		F8			24 BB / 35 1B / 1B	24 L1-6 / 2B			K	5	1	2	0	0	2	0
24 Ryan McMahon, L (1, 5) OBP: 0.336, SLG: 0.461	7 FC6-4 / 1B			K		29 BB / 35 1B / 44 HBP / BB	L1-6			K	4	1	1	0	1	2	1
7 Brendan Rodgers, R (1, 4) OBP: 0.279, SLG: 0.338	FC6-4			G5-3		K		F8			4	0	0	0	0	1	4
22 Nolan Jones, L (1, 7) OBP: 0.354, SLG: 0.494		K		K		K		G4-3			4	0	0	0	0	3	3
35 Elias Díaz, R (1, 2) OBP: 0.322, SLG: 0.425		1B			HR	44 HBP / 29 BB / 9 1B / 1B		K			4	2	3	3	0	1	0
29 Jurickson Profar, S (1, 10) OBP: 0.318, SLG: 0.366		K			G4-3	44 HBP / 9 1B / BB			44 FC6-4 / 1B		3	0	1	0	1	1	1
44 Elehuris Montero, R (1, 3) OBP: 0.247, SLG: 0.372		K			K	9 1B / HBP			FC6-4 9 G6-4-3		3	0	0	1	0	2	2
9 Brenton Doyle, R (1, 8) OBP: 0.248, SLG: 0.313			K		K	1B			G6-4-3		4	0	1	1	0	2	1
Inning Stats	R: 0 E: 0 K: 1 S: 10 H: 1 LOB: 1 BB: 0 P: 12	R: 0 E: 0 K: 3 S: 13 H: 1 LOB: 1 BB: 0 P: 22	R: 0 E: 0 K: 1 S: 7 H: 0 LOB: 0 BB: 0 P: 8	R: 0 E: 0 K: 2 S: 7 H: 0 LOB: 0 BB: 0 P: 10	R: 1 E: 0 K: 2 S: 15 H: 1 LOB: 0 BB: 0 P: 21	R: 4 E: 0 K: 2 S: 23 H: 3 LOB: 2 BB: 2 P: 44	R: 0 E: 0 K: 0 S: 7 H: 1 LOB: 0 BB: 0 P: 12	R: 0 E: 0 K: 1 S: 8 H: 0 LOB: 0 BB: 0 P: 14	R: 0 E: 0 K: 0 S: 9 H: 1 LOB: 0 BB: 0 P: 16	R: 0 E: 0 K: 2 S: 7 H: 0 LOB: 0 BB: 0 P: 8	1B: 6 2B: 2 3B: 0 HR: 1	SF: 0 SAC: 0 DP: 2 HBP: 2					

	AB	35
	R	5
	H	8
	RBI	5
	BB	2
	SO	14
	LOB	12

WP: 0 PA: 39
PB: 0
SB: 0
CS: 0

PITCHER		IP	WLS	BF	H	R	ER	SO	BB	IBB	HBP	BLK	WP	HR	S	P	ERA	WHIP
34 Aaron Civale, R ERA: 2.59	(1, 1)	5.0		20	4	3	3	9	0	0	1	0	0	1	57	80	5.40	0.800
38 Colin Poche, L ERA: 2.53	(6, 1)	0.2	B	5	1	0	0	2	2	0	0	0	0	0	12	27	0.00	4.500
36 Andrew Kittredge, R ERA:	(6, 1)	0.1		2	1	2	2	0	0	0	1	0	0	0	6	10	54.00	3.000
74 Jacob Lopez, L ERA: 1.29	(7, 1)	3.0		9	2	0	0	1	0	0	0	0	0	0	24	42	0.00	0.667
29 Pete Fairbanks, R ERA: 2.64	(10, 1)	1.0	W	3	0	0	0	2	0	0	0	0	0	0	7	8	0.00	0.000

PITCHER	IP	WLS	BF	H	R	ER	SO	BB	IBB	HBP	BLK	WP	HR	S	P	ERA	WHIP

Batter	1	2	3	4	5	6	7	8	9	10	AB	R	H	RBI	BB	SO	LOB
2 Yandy Díaz, R (1, 3) OBP: 0.406, SLG: 0.506	B FF 88 B FF 88 F FF 89 B FF 89 B FF 90 4-1 87 FC5-4 BB		B FF 87 F FF 88 X KC 76 1-1 ① G5-3		F FF 88 B FF 90 C FF 90 X FF 90 1-2 2-H 1B		B SI 94 C SI 94 S SL 88 X SL 87 1-2 ①② G1-4-3 1-2f		C SI 98 X ST 84 0-1 55 FC4-2 56 HBP 1-3 2-H 3-H 1B		4	0	2	3	1	0	1
56 Randy Arozarena, R (1, 7) OBP: 0.367, SLG: 0.433	C CH 80 X SL 85 0-1 ① P3		F KC 75 X CH 80 0-1 HR		C FF 90 F SL 84 B FF 90 D KC 78 F SL 85 F FF 91 F KC 78 C SL 84 2-3 ② K		C SL 88 B SL 88 C SI 95 B SL 88 B CU 83 S SI 95 3-3 ③ K		F SI 98 B SI 97 H SI 97 2-1 55 FC4-2 1-2 HBP		4	1	1	1	0	2	2
87 Harold Ramírez, R (1, 10) OBP: 0.348, SLG: 0.444 55 Luke Raley, L (8, PH) OBP: 0.334, SLG: 0.500 (9, 10)	S FF 89 F KC 76 X CH 81 0-2 ② FC5-4 17 BB 1-2f		B FF 87 C FF 88 F CH 80 S SL 84 1-3 ② K		B SL 83 X CH 80 1-0 ③ F8			B SI 95 C CU 81 S SI 94 B FC 90 S CU 82 2-3 ① K	X SI 95 0-0 ② FC4-2 1-2 2-3 3-Hf		3 2	0 0	0 0	0 0	0 0	1 1	2 3
17 Isaac Paredes, R (1, 6) OBP: 0.358, SLG: 0.508 37 Osleivis Basabe, R (10, 6) OBP: 0.361, SLG: 0.485	B SL 84 B CH 80 B CH 80 B SL 84 4-0 1-2 BB		F FF 89 B KC 77 B SL 83 F CH 81 B FF 89 S KC 77 3-3 ③ K2-3			X FF 85 0-0 HR		B SL 87 B SL 87 X SI 94 2-0 ② F8	B SI 97 C SI 95 S ST 84 X ST 83 1-2 ③ G5-3	0-0 8 1B	4 0	1 1	1 0	1 0	1 0	1 0	3 0
8 Brandon Lowe, L (1, 4) OBP: 0.317, SLG: 0.426	S SL 84 B KC 78 B SL 83 C FF 91 X FF 91 2-2 ③ P6			S FF 88 F KC 76 X FF 88 0-2 ① F8		C SL 79 X KC 73 0-1 ① G3		X CU 82 0-0 ③ G3-1		S FF 85 B SL 77 X SI 84 1-1 2-H 1B	5	0	1	1	0	0	2
25 Curtis Mead, R (1, 5) OBP: 0.372, SLG: 0.278		B FF 86 X SL 81 1-0 ① P3		X KC 76 0-0 ② G1-3		B CH 78 B SL 80 X FF 86 2-0 22 1B 1B			B ST 83 B SI 94 C SI 94 F SI 94 S SI 96 2-3 ① K		4	0	1	0	0	1	0
22 Jose Siri, R (1, 8) OBP: 0.269, SLG: 0.515		C KC 74 S CH 79 B FF 88 F KC 76 B FF 89 F SL 84 S CH 81 2-3 ② K		B FF 88 X SL 83 1-0 ③ F7		C KC 74 S CH 79 B CH 79 B SL 85 X CH 80 2-2 15 G4-6-3 1-2 1B			S ST 84 F ST 83 X ST 84 0-2 50 S 15 1B 2 1B 1B	4	1	2	0	0	1	0
15 Josh Lowe, L (1, 9) OBP: 0.325, SLG: 0.493		X FF 88 0-0 1B			X FF 87 0-0 ① L8	X SL 84 0-0 ②③ G4-6-3 1-2f			C SI 97 X SI 97 0-1 50 S 2 1B 1-2 1B	4	1	2	0	0	0	2
14 Christian Bethancourt, R (1, 2) OBP: 0.261, SLG: 0.375 62 Jonathan Aranda, L (7, PH) OBP: 0.304, SLG: 0.400 50 René Pinto, R (8, 2) OBP: 0.294, SLG: 0.344		C CH 79 X CH 79 0-1 ③ F9			C FF 87 B KC 74 X KC 75 1-1 2 1B 2B		B SI 94 B SI 94 B SI 94 B SI 94 4-0 2 G1-4-3 BB		C ST 85 B SI 97 B ST 85 B SI 98 B SI 96 4-1 2 1B 1-2 2-3 55 FC4-2 BB		2 0 0	1 0 0	1 0 0	0 1 0	0 0 0	0 1 1	1 0 0
Inning Stats	R: 0 E: 0 K: 0 S: 9 H: 0 LOB: 2 BB: 2 P: 19	R: 0 E: 0 K: 1 S: 9 H: 1 LOB: 1 BB: 0 P: 12	R: 1 E: 0 K: 2 S: 10 H: 1 LOB: 0 BB: 0 P: 15	R: 0 E: 0 K: 0 S: 5 H: 0 LOB: 0 BB: 0 P: 6	R: 1 E: 0 K: 1 S: 13 H: 2 LOB: 1 BB: 0 P: 18	R: 1 E: 0 K: 0 S: 8 H: 3 LOB: 1 BB: 0 P: 12	R: 0 E: 0 K: 1 S: 6 H: 0 LOB: 0 BB: 1 P: 14	R: 0 E: 0 K: 1 S: 5 H: 0 LOB: 0 BB: 0 P: 9	R: 2 E: 0 K: 1 S: 16 H: 3 LOB: 3 BB: 1 P: 25	R: 1 E: 0 K: 0 S: 2 H: 1 LOB: 1 BB: 0 P: 3	1B: 8 2B: 1 3B: 0 HR: 2	SF: 0 SAC: 0 DP: 2 HBP: 1						

PITCHER		IP	WLS	BF	H	R	ER	SO	BB	IBB	HBP	BLK	WP	HR	S	P	ERA	WHIP
26 Austin Gomber, L ERA: 5.48	(1, 1)	6.0		26	7	3	3	4	2	0	0	0	0	2	54	82	4.50	1.500
59 Jake Bird, R ERA: 3.79	(7, 1)	2.0	H	6	0	0	0	2	1	0	0	0	0	0	11	23	0.00	0.500
61 Justin Lawrence, R ERA: 3.84	(9, 1)	1.0	B	8	3	2	2	1	1	0	1	0	0	0	16	25	18.00	4.000
39 Brent Suter, L ERA: 2.79	(10, 1)	0.0	L	1	1	1	0	0	0	0	0	0	0	0	2	3	∞	∞

PITCHER	IP	WLS	BF	H	R	ER	SO	BB	IBB	HBP	BLK	WP	HR	S	P	ERA	WHIP

BOTTOM

Colorado Rockies @ Tampa Bay Rays

Tropicana Field, St. Petersburg, FL

Wed Aug 23 2023, 6:41 PM - 9:28 PM EDT

Att. 12,001 - Dome - 72 F

livebaseballscorecards.com

AB	36
R	6
H	11
RBI	6
BB	4
SO	7
LOB	16

Batter	1	2	3	4	5	6	7	8	9	AB	R	H	RBI	BB	SO	LOB
19 Charlie Blackmon, L (1, 10) OBP: 0.367, SLG: 0.461	C SI 92 X FC 90 0-1 ① P3		C FF 94 B ST 85 X FF 94 1-1 7 WP 22 1B 1B		F CH 83 S CH 84 X SI 90 0-2 22 HR 2-3 1B		C ST 77 S FF 94 F CH 90 B CH 89 B FF 94 S ST 78 2-3 ② K			4	1	2	0	0	1	0
22 Nolan Jones, L (1, 7) OBP: 0.360, SLG: 0.515	X SI 93 0-0 24 1B 2B		B ST 85 C ST 84 1 SAFE X FF 95 1-1 7 WP 1-2 1B		B CH 83 X FC 88 1-0 1-H 3-H HR		C FF 95 S FF 95 B FF 95 S FF 95 1-3 ③ K			4	1	3	3	0	1	0
7 Brendan Rodgers, R (1, 4) OBP: 0.292, SLG: 0.328	F FC 90 C FC 90 S FF 93 0-3 ② K		B CH 85 B FF 95 B CH 87 B FF 95 4-0 24 G6-3 1-2 2-3 BB		B FC 87 S SL 79 F FC 88 B SL 81 F FC 87 B SI 89 F FC 88 B FF 90 4-2 30 G3-6 BB			X FF 94 0-0 ① F8		2	0	0	0	2	1	1
24 Ryan McMahon, L (1, 5) OBP: 0.335, SLG: 0.459	S SI 94 B SI 93 S FC 91 B FF 94 F FF 94 X SI 94 2-2 2-3 1B		F FF 94 S ST 85 X FF 95 0-2 ② ③ G6-3 1-2f		X SI 89 0-0 ① L7			C ST 79 C ST 79 F FF 95 B FF 94 S CH 90 1-3 ② K		4	0	1	0	0	1	4
30 Harold Castro, L (1, 9) OBP: 0.279, SLG: 0.326	X FC 92 0-0 ③ F7			C FF 93 B ST 83 F ST 83 F ST 84 X FF 94 1-2 ① P6	C CH 82 S CU 75 X CU 77 0-2 ② ③ G3-6 1-2f			B CH 89 C ST 78 C ST 77 S CH 91 1-3 ③ K		4	0	0	0	0	1	3
13 Alan Trejo, R (1, 6) OBP: 0.287, SLG: 0.343		B SI 93 C FC 91 B FC 92 F FF 94 F FF 94 F FF 94 C SI 95 2-3 ① K		X FC 88 0-0 ② F7		F ST 79 F CU 78 B FF 91 S CU 80 1-3 ① K			B FF 99 C SL 85 F SL 86 B FF 99 F SL 86 F FF 99 F FF 98 S SL 87 2-3 ① K	4	0	0	0	0	3	0
44 Elehuris Montero, R (1, 3) OBP: 0.253, SLG: 0.372		X SI 95 0-0 ② G6-3		B FC 88 C SI 89 F SI 90 B CU 79 B SL 83 F FC 90 B SI 92 4-2 BB	B ST 80 S FC 88 S SI 90 B SL 80 C SI 91 2-3 ② K				B FF 100 C SL 87 F SL 86 X SL 86 1-2 1B	3	0	1	0	1	1	0
16 Austin Wynns, R (1, 2) OBP: 0.255, SLG: 0.281 29 Jurickson Profar, S (9, PH) OBP: 0.317, SLG: 0.365		B FC 92 C SI 94 C SL 85 X SI 95 1-2 ③ G4-3		B FC 89 S FC 87 C FC 88 X SL 82 1-2 ③ G5-3	B CU 80 C SI 90 X FC 88 1-1 ③ F9				S FF 100 F FF 98 S SL 87 0-3 ② K	3 1	0 0	0 0	0 0	0 0	0 1	1 1
9 Brenton Doyle, R (1, 8) OBP: 0.249, SLG: 0.317 35 Elias Díaz, R (9, PH) OBP: 0.321, SLG: 0.424			B FF 94 X CH 87 1-0 ① G4-3		F SI 88 X FC 88 0-1 19 1B 22 HR 2B		B ST 77 B ST 79 S FF 95 F ST 78 S FF 96 2-3 ① K		F SL 86 S SL 86 F SL 87 S SL 86 0-3 ③ K	3 1	1 0	1 0	0 0	0 0	1 1	0 1
Inning Stats	R: 0 E: 0 K: 1 S: 11 H: 2 LOB: 2 BB: 0 P: 13	R: 0 E: 0 K: 1 S: 9 H: 0 LOB: 0 BB: 0 P: 12	R: 0 E: 0 K: 0 S: 8 H: 2 LOB: 2 BB: 1 P: 15	R: 0 E: 0 K: 0 S: 11 H: 0 LOB: 1 BB: 1 P: 17	R: 3 E: 0 K: 0 S: 14 H: 3 LOB: 0 BB: 1 P: 19	R: 0 E: 0 K: 2 S: 8 H: 0 LOB: 0 BB: 0 P: 12	R: 0 E: 0 K: 3 S: 10 H: 0 LOB: 0 BB: 0 P: 15	R: 0 E: 0 K: 2 S: 8 H: 0 LOB: 0 BB: 0 P: 10	R: 0 E: 0 K: 3 S: 16 H: 1 LOB: 1 BB: 0 P: 19	1B: 5 2B: 2 3B: 0 HR: 1 SF: 0 SAC: 0 DP: 2 HBP: 0						

PITCHER	IP	WLS	BF	H	R	ER	SO	BB	IBB	HBP	BLK	WP	HR	S	P	ERA	WHIP
64 Shawn Armstrong, R (1, 1) ERA: 0.95	2.0		8	2	0	0	2	0	0	0	0	0	0	20	25	0.00	1.000
30 Jake Diekman, L (3, 1) ERA: 4.36	1.1		6	2	0	0	0	1	0	0	0	1	0	12	20	0.00	2.250
61 Erasmo Ramírez, R (4, 1) ERA: 6.55	2.2	B	12	3	3	3	2	2	0	0	0	0	1	29	43	10.12	1.875
47 Jason Adam, R (7, 1) ERA: 2.77	2.0	W	6	0	0	0	5	0	0	0	0	0	0	18	25	0.00	0.000
29 Pete Fairbanks, R (9, 1) ERA: 2.56	1.0	S	4	1	0	0	3	0	0	0	0	0	0	16	19	0.00	1.000

PITCHER	IP	WLS	BF	H	R	ER	SO	BB	IBB	HBP	BLK	WP	HR	S	P	ERA	WHIP

TOP

Colorado Rockies @ Tampa Bay Rays

Tropicana Field, St. Petersburg, FL

Thu Aug 24 2023, 1:10 PM - 3:51 PM EDT

Att. 9,972 - Dome - 72 F

livebaseballscorecards.com

AB	33
R	3
H	8
RBI	3
BB	3
SO	12
LOB	11

WP: 1 PB: 0 SB: 0 CS: 0 PA: 36

BOTTOM

Colorado Rockies @ Tampa Bay Rays

Tropicana Field, St. Petersburg, FL

Thu Aug 24 2023, 1:10 PM - 3:51 PM EDT

Att. 9,972 - Dome - 72 F

livebaseballscorecards.com

Batter	1	2	3	4	5	6	7	8	9	AB	R	H	RBI	BB	SO	LOB
2 Yandy Díaz, R (1, 3) OBP: 0.402, SLG: 0.501	F FF 91 B FF 90 B FF 92 F SL 86 X FF 92 2-2 G6-3 ①	F SL 90 B SL 87 D CH 87 X SL 89 2-1 F9 ③			B SL 88 B SL 87 B FF 92 C FF 92 C SL 89 X FF 92 3-2 F8 ②			B FC 90 S FC 88 X FF 94 1-1 L9 ①		4	0	0	0	0	0	1
8 Brandon Lowe, L (1, 4) OBP: 0.317, SLG: 0.422	H SL 88 1-0 56 BB HBP		F SL 88 B CH 87 C FF 92 B CU 79 B CH 86 F FF 93 F SL 89 F FF 93 F SL 88 3-2 F CH 87 X FF 93 G4-3 ①		X ST 81 0-0 L3 ③			C FF 94 B FC 91 S FC 90 S FF 94 1-3 K ②		3	0	0	0	0	1	0
56 Randy Arozarena, R (1, 7) OBP: 0.368, SLG: 0.433	C FF 92 S SL 89 B FF 92 B CU 79 B ST 82 F SL 89 1 SAFE B FF 94 4-2 1-2 BB		B FF 92 C FF 93 C SL 88 S ST 83 1-3 K ②			X FC 89 0-0 G6-3 ①		S FF 94 C FC 91 B SL 84 X FC 90 1-2 15 HR 1B		3	1	1	0	1	1	0
15 Josh Lowe, L (1, 9) OBP: 0.325, SLG: 0.499	B SL 88 2 SAFE F SL 89 S FF 92 B ST 83 F ST 82 S CH 85 2-3 K ②		B SL 88 S CH 86 B FF 93 F SL 87 X CH 86 2-2 F7 ③			B SI 94 C FF 93 F FC 90 F FC 91 X SL 87 1-2 G3 ②		B FF 93 F FC 88 X FC 89 1-1 1-H HR		4	1	1	2	0	1	2
17 Isaac Paredes, R (1, 5) OBP: 0.359, SLG: 0.514	C FF 94 B ST 82 F CH 85 F SL 90 X CU 79 1-2 G6-3 ③			F FF 90 B FF 91 X SL 86 1-1 F8 ①		B FC 91 C FF 94 B FC 90 S FC 90 F FC 90 B SL 88 F FC 91 F FF 94 X FF 94 3-2 HR		B FC 89 C FC 88 B SL 81 H FF 93 3-1 HBP		3	1	1	1	0	0	2
55 Luke Raley, L (1, 8) OBP: 0.337, SLG: 0.518 22 Jose Siri, R (8, PH) OBP: 0.268, SLG: 0.514 (9, 8)		S SL 88 F FF 91 B CU 80 B SL 88 B FF 94 X FF 94 3-2 HR		C ST 82 C ST 81 X FF 92 0-2 37 1B 3B		F FC 91 F FF 94 B FC 91 S SL 87 1-3 K ③		C FC 87 C ST 77 1 SAFE S ST 78 0-3 K ③		3 1	2 0	2 0	1 0	0 0	1 1	0 1
37 Osleivis Basabe, R (1, 6) OBP: 0.385, SLG: 0.500		C FF 94 F FF 93 S FF 93 0-3 K ①		B SL 87 B FF 93 3 SAFE S ST 82 C FF 93 F FF 94 X ST 83 2-2 62 CS 3-H 1B			C FF 93 B FC 90 B FC 89 F FF 92 X FC 90 2-2 62 G5-6-3 1B			3	0	2	1	0	1	0
62 Jonathan Aranda, L (1, 10) OBP: 0.269, SLG: 0.348		S FF 93 S SL 89 B FF 93 B ST 82 F CH 87 C SL 86 2-3 K ②		B SL 90 C FF 92 S FF 93 1 SAFE F ST 83 B FF 92 F FF 92 B SL 89 F SL 90 3-3 1 SAFE F FF 93 S SL 89 1-2 K ② ③			C FC 89 S FF 92 F FF 94 X FC 89 0-2 G5-6-3 1-2f ① ②		3	0	0	0	0	2	2
50 René Pinto, R (1, 2) OBP: 0.297, SLG: 0.343		C SL 87 X FF 92 0-1 1B			B FF 90 B FF 91 C SL 86 S FF 92 S FF 92 2-3 K ①		S FF 93 S FC 89 B SL 82 S FF 95 1-3 K ③			3	0	1	0	0	2	0
Inning Stats	R: 0 E: 0 K: 1 S: 14 H: 0 LOB: 2 BB: 1 P: 24	R: 1 E: 0 K: 2 S: 14 H: 2 LOB: 1 BB: 0 P: 21	R: 0 E: 0 K: 1 S: 14 H: 0 LOB: 0 BB: 0 P: 20	R: 1 E: 0 K: 1 S: 16 H: 2 LOB: 1 BB: 0 P: 22	R: 0 E: 0 K: 1 S: 7 H: 0 LOB: 0 BB: 0 P: 12	R: 1 E: 0 K: 1 S: 14 H: 1 LOB: 0 BB: 0 P: 19	R: 0 E: 0 K: 1 S: 10 H: 1 LOB: 0 BB: 0 P: 13	R: 2 E: 0 K: 2 S: 14 H: 2 LOB: 1 BB: 0 P: 21		1B: 4 2B: 1 3B: 1 HR: 3	SF: 0 SAC: 0 DP: 2 HBP: 2		WP: 0 PB: 0 SB: 0 CS: 1	PA: 33		

	AB	30
	R	5
	H	8
	RBI	5
	BB	1
	SO	10
	LOB	8

PITCHER		IP	WLS	BF	H	R	ER	SO	BB	IBB	HBP	BLK	WP	HR	S	P	ERA	WHIP
20 Peter Lambert, R ERA: 4.92	(1, 1)	5.0		20	4	2	2	6	1	0	1	0	0	1	65	99	3.60	1.000
57 Tommy Doyle, R ERA: 3.52	(6, 1)	1.0	B	4	1	1	1	1	0	0	0	0	0	1	14	19	9.00	1.000
54 Matt Koch, R ERA: 3.71	(7, 1)	1.2	L	8	3	2	2	2	0	0	1	0	0	1	21	31	10.80	1.800
55 Justin Bruihl, L ERA: 5.46	(8, 1)	0.1		1	0	0	0	1	0	0	0	0	0	0	3	3	0.00	0.000

PITCHER	IP	WLS	BF	H	R	ER	SO	BB	IBB	HBP	BLK	WP	HR	S	P	ERA	WHIP

Batter	1	2	3	4	5	6	7	8	9	AB	R	H	RBI	BB	SO	LOB
26 DJ LeMahieu, R (1, 3) OBP: 0.325, SLG: 0.389	X FC 88 0-0 ① L9		C FC 89 X SI 92 0-1 1-2 1B		B CU 80 B FC 88 C FC 88 X CU 78 2-1 HR		B ST 82 B SL 82 C SI 88 S SI 89 B ST 76 B SI 88 4-2 99 BB 25 2B BB	B ST 76 B SL 80 C SI 87 X SL 82 2-1 HR		4	3	3	2	1	0	0
99 Aaron Judge, R (1, 9) OBP: 0.403, SLG: 0.641	B FC 88 C FC 87 C ST 79 B CU 80 S ST 79 2-3 ② K		S ST 81 S CU 79 S ST 80 0-3 ② K		C ST 78 B CU 80 S SI 91 F ST 81 B SI 92 F SI 92 S ST 81 2-3 ③ K		B SL 82 B ST 81 B ST 82 C ST 81 B ST 82 4-1 25 2B 27 2B 1-2 BB	C SL 83 B ST 76 S ST 77 B ST 77 B ST 77 F ST 76 F ST 78 F ST 77 S SI 89 3-3 ③ K		4	1	0	0	1	4	2
25 Gleyber Torres, R (1, 4) OBP: 0.335, SLG: 0.444	C FC 87 B CU 76 F SI 93 F FF 94 B FF 94 C SI 94 2-3 ③ K		F CU 78 X SI 93 0-1 ③ G5-3			B FC 86 F SI 91 B SI 92 C CU 78 X SI 92 2-2 27 BB 80 1B 1B	C SI 88 B ST 80 X SI 90 1-2 27 2B 1-3 2-H 2B		B FF 96 S FF 95 F CH 89 B ST 85 X CH 89 2-2 ① F7	5	2	2	1	0	1	2
27 Giancarlo Stanton, R (1, 10) OBP: 0.287, SLG: 0.445		C FC 83 B SI 90 X SI 91 1-1 ① G5-3		B SI 90 C FC 87 B CU 78 B SI 91 F CU 78 S FF 94 3-3 ① K		C FC 87 B SI 92 B FC 87 C SI 92 F FF 94 B SI 92 B SI 93 4-2 80 1B 1-2 BB	C SI 88 C SI 89 B SI 89 F SI 89 X SI 89 1-2 11 1B 2-H 3-H 2B		F FF 97 S FF 97 S FF 97 0-3 ② K	4	0	1	2	1	2	0
12 Isiah Kiner-Falefa, R (1, 8) OBP: 0.316, SLG: 0.362 22 Harrison Bader, R (9, 8) OBP: 0.287, SLG: 0.381		C CU 78 B SI 92 B FC 89 F CU 79 F CU 80 B FF 93 C FC 87 3-3 ② K		C SI 92 X ST 80 0-1 2B		C FC 87 X FC 85 0-1 ① L6	X SL 82 0-0 ② F7		C CH 90 B FF 96 B FF 97 C FF 96 X CH 90 2-2 ③ F9	5 0	0 0	1 0	0 0	0 0	1 0	3 0
11 Anthony Volpe, R (1, 6) OBP: 0.294, SLG: 0.392		F CU 79 X SI 92 0-1 1B		C SI 92 S CU 78 X SI 92 0-2 ② P6		B SI 92 C FC 85 X SI 92 1-1 ② L7	B ST 76 C SI 89 X SI 88 1-1 2-3 1B			4	0	2	0	0	0	3
80 Everson Pereira, R (1, 7) OBP: 0.188, SLG: 0.200		C FC 87 1 SAFE B FF 94 S CU 80 S ST 81 1-3 ③ K		S CU 80 C ST 81 S FF 94 0-3 ③ K		F CU 78 X FF 92 0-1 1-2 2-H 1B	S ST 74 X ST 75 0-1 ③ F8			4	0	1	1	0	2	4
91 Oswald Peraza, R (1, 5) OBP: 0.300, SLG: 0.179			B FC 87 B CU 77 X FC 86 2-0 26 1B 1B		B CU 77 S SI 92 B CU 78 F FC 87 F SI 92 C SI 93 2-3 ① K	B FC 87 T FC 86 S ST 81 B ST 80 S ST 80 2-3 ③ K		C SL 81 F ST 75 F ST 75 S ST 76 0-3 ① K		4	0	1	0	0	3	2
38 Ben Rortvedt, L (1, 2) OBP: 0.236, SLG: 0.271			B SI 92 C SI 92 B CU 80 F FC 89 S CU 81 2-3 ① K		C CU 79 B CH 86 C CU 78 B SI 93 X SI 93 2-2 ② P5		S SI 87 B SI 87 B SI 88 X SI 88 2-1 ① F7	C SI 88 C ST 76 C ST 75 0-3 ② K		4	0	0	0	0	2	1
Inning Stats	R: 0 E: 0 K: 2 S: 8 H: 0 LOB: 0 BB: 0 P: 12	R: 0 E: 0 K: 2 S: 11 H: 1 LOB: 1 BB: 0 P: 16	R: 0 E: 0 K: 2 S: 11 H: 2 LOB: 2 BB: 0 P: 15	R: 0 E: 0 K: 2 S: 11 H: 1 LOB: 1 BB: 0 P: 14	R: 1 E: 0 K: 2 S: 14 H: 1 LOB: 0 BB: 0 P: 22	R: 1 E: 0 K: 1 S: 15 H: 2 LOB: 2 BB: 1 P: 24	R: 3 E: 0 K: 0 S: 17 H: 3 LOB: 2 BB: 2 P: 30	R: 1 E: 0 K: 3 S: 15 H: 1 LOB: 0 BB: 0 P: 20	R: 0 E: 0 K: 1 S: 9 H: 0 LOB: 0 BB: 0 P: 13	1B: 6 2B: 3 3B: 0 HR: 2 SF: 0 SAC: 0 DP: 0 HBP: 0						

TOP

New York Yankees @ Tampa Bay Rays

Tropicana Field, St. Petersburg, FL

Fri Aug 25 2023, 6:40 PM - 9:07 PM EDT

Att. 22,679 - Dome - 72 F

livebaseballscorecards.com

AB	38
R	6
H	11
RBI	6
BB	3
SO	15
LOB	17

WP: 0 PB: 0 SB: 0 CS: 0 PA: 41

PITCHER		IP	WLS	BF	H	R	ER	SO	BB	IBB	HBP	BLK	WP	HR	S	P	ERA	WHIP
24 Zach Eflin, R ERA: 3.55	(1, 1)	6.0	L	26	7	2	2	11	1	0	0	0	0	1	70	103	3.00	1.333
44 Trevor Kelley, R ERA: 5.87	(7, 1)	2.0		12	4	4	4	3	2	0	0	0	0	1	32	50	18.00	3.000
30 Jake Diekman, L ERA: 4.26	(9, 1)	1.0		3	0	0	0	1	0	0	0	0	0	0	9	13	0.00	0.000

PITCHER	IP	WLS	BF	H	R	ER	SO	BB	IBB	HBP	BLK	WP	HR	S	P	ERA	WHIP

New York Yankees @ Tampa Bay Rays

Tropicana Field, St. Petersburg, FL

Fri Aug 25 2023, 6:40 PM - 9:07 PM EDT

Att. 22,679 - Dome - 72 F

livebaseballscorecards.com

BOTTOM

Batter	1	2	3	4	5	6	7	8	9	AB	R	H	RBI	BB	SO	LOB
2 Yandy Díaz, R (1, 3) OBP: 0.403, SLG: 0.507	F FF 96 B SL 88 B FF 96 F SL 89 B FF 97 F FF 97 S FF 97 3-3 ① K		B SL 90 C FC 93 B FF 96 X SL 88 2-1 ② G6-3			B FF 96 C FC 92 B FF 96 X SL 88 2-1 HR		C SI 98 B SI 97 F SI 98 H SI 98 2-2 8 1B HBP		3	1	1	1	0	1	0
8 Brandon Lowe, L (1, 4) OBP: 0.319, SLG: 0.423	B FF 97 B FF 97 C FF 97 X KC 83 2-1 1B		S FF 97 B FF 96 B CH 92 F FF 96 S FF 98 2-3 ③ K			F FF 96 F SL 88 B CH 91 X FF 97 1-2 ② F9		B SI 98 F SI 98 F SI 99 B CH 91 X SI 99 2-2 1-3 2-H 1B		4	0	2	1	0	1	0
56 Randy Arozarena, R (1, 7) OBP: 0.365, SLG: 0.429	C KC 82 F KC 83 D KC 83 S SL 90 1-3 ② K			B SL 89 X FC 92 1-0 ① L8		X KC 83 0-0 ③ G5-3		C SI 98 F SI 98 B CU 87 F CU 86 X SI 98 1-2 ③ G4-3		4	0	0	0	0	1	3
87 Harold Ramírez, R (1, 10) OBP: 0.344, SLG: 0.439	D KC 82 F FF 96 B FF 98 B SL 90 X FF 97 3-1 ③ G3			F FF 96 F FF 97 B KC 83 S SL 89 1-3 ② K			C FF 96 B FC 92 C KC 82 X SL 87 1-2 ① G4-3		X SI 96 0-0 ① G6-3	4	0	0	0	0	1	1
17 Isaac Paredes, R (1, 5) OBP: 0.358, SLG: 0.512		B FF 97 C KC 83 B FC 92 B SL 89 X FF 97 3-1 1B		F SL 90 B KC 83 X FF 98 1-1 ③ L7			X FF 93 0-0 ② G5-3		B SI 98 F SI 97 B SI 98 F SI 98 X SI 97 2-2 ② P5	4	0	1	0	0	0	0
15 Josh Lowe, L (1, 9) OBP: 0.321, SLG: 0.493		X FF 97 0-0 ① F7	C SL 87 T FF 96 S FF 96 0-3 ① K				B FF 97 F FF 96 F FF 96 S KC 84 1-3 ③ K		B CU 86 S CU 86 B FF 97 S CU 87 B FF 96 F SI 97 F CU 86 X FF 97 3-2 ③ F7	4	0	0	0	0	2	1
37 Osleivis Basabe, R (1, 6) OBP: 0.357, SLG: 0.462		F FF 97 C FF 98 F KC 83 X FF 97 0-2 ② P4	C FF 96 S KC 83 F KC 81 S SL 88 0-3 ② K					B FF 96 X SL 89 1-0 E5 22 FC5-4		3	0	0	0	0	1	1
22 Jose Siri, R (1, 8) OBP: 0.266, SLG: 0.508		X KC 83 0-0 ③ G6-3	S FF 97 F FF 96 S SL 89 0-3 ③ K					X KC 83 0-0 ① FC5-4 14 S 8 1B 1-2f		3	1	0	0	0	1	2
14 Christian Bethancourt, R (1, 2) OBP: 0.258, SLG: 0.371			C FF 96 B FF 97 S SL 90 B KC 83 B FF 96 S SL 88 3-3 ① K			F KC 81 B SL 88 S SL 91 F FF 96 B SL 89 F FF 95 B KC 82 C FF 96 3-3 ① K		S FC 92 B FF 96 B KC 83 F FC 93 B SL 90 T FF 98 3-2 ② K 1-2		3	0	0	0	0	3	1

	AB	R	H	RBI	BB	SO	LOB
	32	2	4	2	0	11	9

Inning Stats	1	2	3	4	5	6	7	8	9
	R: 0 E: 0 K: 2 S: 11 H: 1 LOB: 1 BB: 0 P: 20	R: 0 E: 0 K: 0 S: 8 H: 1 LOB: 1 BB: 0 P: 11	R: 0 E: 0 K: 2 S: 8 H: 0 LOB: 0 BB: 0 P: 15	R: 0 E: 0 K: 1 S: 6 H: 0 LOB: 0 BB: 0 P: 9	R: 0 E: 0 K: 3 S: 10 H: 0 LOB: 0 BB: 0 P: 10	R: 1 E: 0 K: 1 S: 11 H: 1 LOB: 0 BB: 0 P: 17	R: 0 E: 0 K: 1 S: 7 H: 0 LOB: 0 BB: 0 P: 9	R: 1 E: 1 K: 1 S: 14 H: 1 LOB: 2 BB: 0 P: 23	R: 0 E: 0 K: 0 S: 9 H: 0 LOB: 0 BB: 0 P: 14

	1B	SF	WP	PA
	3	0	0	33
	2B: 0	SAC: 0	PB: 0	
	3B: 0	DP: 0	SB: 1	
	HR: 1	HBP: 1	CS: 0	

PITCHER		IP	WLS	BF	H	R	ER	SO	BB	IBB	HBP	BLK	WP	HR	S	P	ERA	WHIP
45 Gerrit Cole, R ERA: 2.95	(1, 1)	7.2	W	27	3	2	1	11	0	0	0	0	0	1	66	100	1.17	0.391
43 Jonathan Loáisiga, R ERA: 0.82	(8, 1)	1.1		6	1	0	0	0	0	0	1	0	0	0	18	28	0.00	0.750

PITCHER	IP	WLS	BF	H	R	ER	SO	BB	IBB	HBP	BLK	WP	HR	S	P	ERA	WHIP

Batter	1	2	3	4	5	6	7	8	9	AB	R	H	RBI	BB	SO	LOB
26 DJ LeMahieu, R (1, 3) OBP: 0.326, SLG: 0.391	B FF 94 C SI 97 B SL 91 X SL 92 2-1 ① G6-3		C SL 91 B FF 97 B FF 95 X SL 91 2-1 ② G5-3 1-2			C FF 96 B FF 97 X SL 92 1-1 1B			C SL 85 B FF 99 F FF 97 B FF 99 X SL 87 2-2 1B	4	0	2	0	0	0	1
99 Aaron Judge, R (1, 10) OBP: 0.398, SLG: 0.631	B SL 92 X SL 93 1-0 ② F9		B SL 92 B FF 98 C SL 92 X SL 91 2-1 ③ P4			X SL 92 0-0 ② F9			C SL 86 S SL 86 T SL 86 0-2 ① K	4	0	0	0	0	1	3
25 Gleyber Torres, R (1, 4) OBP: 0.334, SLG: 0.441	C FF 97 C FF 98 B CU 85 B CU 85 B SL 93 B SL 94 4-2 BB			C SL 89 B SL 91 C FF 96 B CU 82 F CU 83 B FF 98 X FF 97 3-2 ① G5-3		F SL 90 S FF 97 F FF 97 B CU 85 D CU 85 B SL 89 X SL 90 3-2 ③ G6-3			S FF 99 F SL 86 B FF 98 F FF 98 D SL 86 D SL 87 C SL 86 3-3 ② K	3	0	0	0	1	1	2
27 Giancarlo Stanton, R (1, 9) OBP: 0.283, SLG: 0.439	C FF 96 C FF 99 S CU 83 0-3 ③ K			C SL 92 B SL 93 S SL 91 X FF 97 1-2 ② G4-3			S FC 90 S FC 91 B FC 90 B FF 97 S FC 90 2-3 ① K		S FF 99 X FF 98 0-1 ③ P4	4	0	0	0	0	2	2
12 Isiah Kiner-Falefa, R (1, 5) OBP: 0.313, SLG: 0.358		X FF 96 0-0 ① G6-3		B SL 90 C SL 90 B SL 90 C SL 89 F FF 96 B CU 84 S SL 90 3-3 ③ K			B FF 98 B FC 89 T FC 90 X FC 89 2-1 ② G6-3			3	0	0	0	0	1	0
22 Harrison Bader, R (1, 8) OBP: 0.284, SLG: 0.377		C FF 95 B SL 91 B SL 92 X SL 91 2-1 ② G2-3			B FF 96 C FF 95 B SL 90 F FF 95 X SL 89 2-2 ① F8		F FC 89 S FC 89 S FC 88 0-3 ③ K			3	0	0	0	0	1	0
80 Everson Pereira, R (1, 7) OBP: 0.158, SLG: 0.167		B FF 97 B SL 92 F FF 97 B FF 96 F FF 96 X FF 97 3-2 ③ F9			X SL 90 0-0 ② L6			F ST 79 B ST 80 X CH 89 1-1 ① G5-3		3	0	0	0	0	0	0
91 Oswald Peraza, R (1, 6) OBP: 0.289, SLG: 0.171			C SL 88 X SL 91 0-1 ① G6-3		S FF 96 C CU 84 S CU 85 0-3 ③ K			C FF 96 B FF 96 F ST 78 F CH 90 S FF 96 1-3 ② K		3	0	0	0	0	2	0
38 Ben Rortvedt, L (1, 2) OBP: 0.246, SLG: 0.265 61 Jake Bauers, L (8, PH) OBP: 0.286, SLG: 0.429 66 Kyle Higashioka, R (8, 2) OBP: 0.268, SLG: 0.390			B FF 96 B SL 88 B FF 95 B FF 95 4-0 26 G5-3 BB			S SL 89 B SL 91 F SL 90 B CU 84 B FF 94 F SL 89 S SL 90 3-3 ① K		B ST 77 B FF 95 C FF 95 B CH 90 F FF 95 S FF 96 3-3 ③ K		1 1 0	0 0 0	0 0 0	0 0 0	1 0 0	1 0 0	0 0 0
Inning Stats	R: 0 E: 0 K: 1 S: 8 H: 0 LOB: 1 BB: 1 P: 15	R: 0 E: 0 K: 0 S: 6 H: 0 LOB: 0 BB: 0 P: 11	R: 0 E: 0 K: 0 S: 6 H: 0 LOB: 1 BB: 1 P: 14	R: 0 E: 0 K: 1 S: 11 H: 0 LOB: 0 BB: 0 P: 18	R: 0 E: 0 K: 1 S: 7 H: 0 LOB: 0 BB: 0 P: 9	R: 0 E: 0 K: 1 S: 11 H: 1 LOB: 1 BB: 0 P: 18	R: 0 E: 0 K: 2 S: 8 H: 0 LOB: 0 BB: 0 P: 12	R: 0 E: 0 K: 2 S: 9 H: 0 LOB: 0 BB: 0 P: 14	R: 0 E: 0 K: 2 S: 12 H: 1 LOB: 1 BB: 0 P: 17	1B: 2 2B: 0 3B: 0 HR: 0 SF: 0 SAC: 0 DP: 0 HBP: 0						

PITCHER		IP	WLS	BF	H	R	ER	SO	BB	IBB	HBP	BLK	WP	HR	S	P	ERA	WHIP
20 Tyler Glasnow, R ERA: 3.01	(1, 1)	6.0	W	21	1	0	0	4	2	0	0	0	0	0	49	85	0.00	0.500
26 Robert Stephenson, R ERA: 3.76	(7, 1)	1.0	H	3	0	0	0	2	0	0	0	0	0	0	8	12	0.00	0.000
47 Jason Adam, R ERA: 2.72	(8, 1)	1.0	H	3	0	0	0	2	0	0	0	0	0	0	9	14	0.00	0.000
29 Pete Fairbanks, R ERA: 2.48	(9, 1)	1.0	S	4	1	0	0	2	0	0	0	0	0	0	12	17	0.00	1.000

PITCHER	IP	WLS	BF	H	R	ER	SO	BB	IBB	HBP	BLK	WP	HR	S	P	ERA	WHIP

TOP

New York Yankees @ Tampa Bay Rays

Tropicana Field, St. Petersburg, FL

Sat Aug 26 2023, 4:32 PM - 6:48 PM EDT

Att. 22,943 - Dome - 72 F

livebaseballscorecards.com

AB	29
R	0
H	2
RBI	0
BB	2
SO	10
LOB	8

WP: 0 PA: 31
PB: 0
SB: 0
CS: 0

BOTTOM

New York Yankees @ Tampa Bay Rays

Tropicana Field, St. Petersburg, FL

Sat Aug 26 2023, 4:32 PM - 6:48 PM EDT

Att. 22,943 - Dome - 72 F

livebaseballscorecards.com

Batter	1	2	3	4	5	6	7	8	9	AB	R	H	RBI	BB	SO	LOB
8 Brandon Lowe, L (1, 4) OBP: 0.318, SLG: 0.421	B SI 92 B SI 93 S FC 91 F ST 86 X KC 84 2-2 ① G4-3		S KC 83 B FC 92 B CH 91 X FC 90 2-1 ② F7		C SI 93 F FC 92 X CH 90 0-2 56 FC6-4 1B		F FF 94 F SI 94 F SI 95 S CH 88 0-3 ③ K			4	0	1	0	0	1	2
56 Randy Arozarena, R (1, 7) OBP: 0.366, SLG: 0.430	C FC 91 B KC 82 B ST 86 C FC 92 B KC 84 S FC 91 3-3 ② K		C ST 86 X KC 84 0-1 15 2B 2B		B SI 94 B FC 92 C FC 91 B SI 93 X FC 92 3-1 ③ FC6-4 1-2f			C CH 86 S SL 84 B FF 95 B SL 86 B CH 87 F CH 85 B FF 93 4-2 55 FC4-6 15 1B BB		3	1	1	0	1	1	1
15 Josh Lowe, L (1, 9) OBP: 0.323, SLG: 0.496	C FC 91 X ST 85 0-1 ③ F7		B FC 91 X ST 85 1-0 2-H 2B			C FC 91 S KC 83 B KC 84 S KC 84 1-3 ① K		1 SAFE S CH 88 X CH 88 0-1 1-2 55 FC4-6 1B		4	0	2	1	0	1	0
17 Isaac Paredes, R (1, 5) OBP: 0.357, SLG: 0.509		C FC 90 B SI 92 C KC 82 B KC 85 X ST 86 2-2 E5 55 2B 87 SF8	B SI 94 X FC 92 1-0 ③ F9			B FC 92 F ST 87 B KC 84 X FC 90 2-1 87 FC5-4 1B		S SL 82 D SL 85 F CH 87 S FF 95 1-3 ① K		4	1	1	0	0	1	3
55 Luke Raley, L (1, 8) (8, 3) OBP: 0.336, SLG: 0.518		X ST 86 0-0 87 SF8 62 SF8 1-3 2B		B FC 90 F KC 83 X FC 91 1-1 ① F9		S KC 83 F FC 91 B KC 83 F KC 83 B KC 84 S FC 92 2-3 ② K		B CH 87 X CH 87 1-0 ② FC4-6 87 S 1-2f 2-3		4	1	1	0	0	1	3
87 Harold Ramírez, R (1, 10) OBP: 0.343, SLG: 0.436		B FC 91 X SI 93 1-0 ① SF8 2-3 3-H		B FC 92 C FC 92 B ST 86 X ST 85 2-1 ② G5-3		F FC 92 X SI 92 0-1 ③ FC5-4 1-2f		C CH 87 D SL 86 B FF 94 B SL 86 S CH 87 B SL 87 4-2 1-2 BB		2	0	0	1	1	0	1
62 Jonathan Aranda, L (1, 3) OBP: 0.276, SLG: 0.360 22 Jose Siri, R (7, PR) (8, 8) OBP: 0.265, SLG: 0.507		S ST 86 X FC 91 0-1 ② SF8 3-H		B SI 92 C FC 90 F FC 91 S KC 84 1-3 ③ K			B KC 82 F FC 91 B SI 92 C FC 90 F FC 90 F FC 90 F KC 84 X KC 83 2-2 37 FC4-6 1B	B CH 88 S SL 84 S CH 88 S FF 95 1-3 ③ K		2 1	0 0	1 0	1 0	0 0	1 1	0 3
37 Osleivis Basabe, R (1, 6) OBP: 0.333, SLG: 0.429		B SI 93 F FC 92 B FC 91 X ST 85 2-1 ③ L9			B SI 92 F FC 91 F SI 93 X SI 92 1-2 ① L9		S ST 86 B ST 86 1 SAFE 1 SAFE X FC 91 1-1 ① FC4-6 50 WP 1-2f			3	0	0	0	0	0	1
50 René Pinto, R (1, 2) OBP: 0.275, SLG: 0.316			B ST 86 X ST 87 1-0 ① P6		X SI 92 0-0 ② F9		C FC 91 F ST 86 B ST 86 B KC 84 B KC 82 F FC 90 F SI 92 F FC 91 S ST 87 3-3 ② K 1-2			3	0	0	0	0	1	1
Inning Stats	R: 0 E: 0 K: 1 S: 8 H: 0 LOB: 0 BB: 0 P: 13	R: 2 E: 1 K: 0 S: 9 H: 1 LOB: 0 BB: 0 P: 14	R: 1 E: 0 K: 0 S: 7 H: 2 LOB: 1 BB: 0 P: 12	R: 0 E: 0 K: 1 S: 7 H: 0 LOB: 0 BB: 0 P: 11	R: 0 E: 0 K: 0 S: 9 H: 1 LOB: 1 BB: 0 P: 13	R: 0 E: 0 K: 2 S: 11 H: 1 LOB: 1 BB: 0 P: 16	R: 0 E: 0 K: 2 S: 18 H: 1 LOB: 2 BB: 0 P: 24	R: 0 E: 0 K: 2 S: 14 H: 1 LOB: 3 BB: 2 P: 25		1B: 4 2B: 3 3B: 0 HR: 0 SF: 2 SAC: 0 DP: 0 HBP: 0				WP: 1 PB: 0 SB: 1 CS: 0 PA: 34		

	AB	30
	R	3
	H	7
	RBI	3
	BB	2
	SO	8
	LOB	15

PITCHER		IP	WLS	BF	H	R	ER	SO	BB	IBB	HBP	BLK	WP	HR	S	P	ERA	WHIP
36 Clarke Schmidt, R ERA: 4.51	(1, 1)	6.2	L	27	6	3	1	5	0	0	0	0	1	0	65	99	1.35	0.900
58 Wandy Peralta, L ERA: 3.28	(7, 1)	0.1		1	0	0	0	1	0	0	0	0	0	0	4	4	0.00	0.000
93 Keynan Middleton, R ERA: 3.17	(8, 1)	1.0		6	1	0	0	2	2	0	0	0	0	0	14	25	0.00	3.000

PITCHER	IP	WLS	BF	H	R	ER	SO	BB	IBB	HBP	BLK	WP	HR	S	P	ERA	WHIP

Batter	1	2	3	4	5	6	7	8	9	AB	R	H	RBI	BB	SO	LOB
26 DJ LeMahieu, R (1, 3) OBP: 0.326, SLG: 0.397	B SL 89 B SL 90 B FF 94 C FF 93 C SL 90 X SL 89 3-2 ① G6-3		C FF 93 B FF 94 X ST 79 1-1 HR		C SI 92 C FF 93 B FF 93 B ST 82 F FF 94 F FS 83 B SL 89 X SI 92 3-2 ① F9			C FF 97 X FC 91 0-1 ① F8		4	1	1	1	0	0	0
99 Aaron Judge, R (1, 10) OBP: 0.393, SLG: 0.622	S SL 89 B ST 80 S FF 94 S ST 80 1-3 ② K		X SL 89 0-0 ② F9		C FF 93 B ST 80 S FF 94 F FF 94 B ST 80 F ST 80 S FS 83 2-3 ② K			S FC 92 S FC 89 B FC 90 S FC 89 1-3 ② K		4	0	0	0	0	3	0
25 Gleyber Torres, R (1, 4) OBP: 0.332, SLG: 0.438	S FF 94 B FF 95 X SL 88 1-1 ③ F7		B SL 88 B FF 94 S SL 90 B ST 81 X SL 89 3-1 ③ F7		F SL 89 C ST 80 F FS 82 X FF 94 0-2 ③ G6-3			C FC 90 C FC 90 X FF 96 0-2 ③ G3		4	0	0	0	0	0	0
80 Everson Pereira, R (1, 7) OBP: 0.174, SLG: 0.182		C SL 89 X SL 88 0-1 ① G4-3		X SL 89 0-0 11 HR 1B		B SL 87 B ST 80 F SL 89 F FF 92 F FS 83 C FS 82 2-3 ① K			B ST 78 T FF 96 S ST 80 B ST 81 B CH 90 X FF 96 3-2 ① F8	4	1	1	0	0	1	0
11 Anthony Volpe, R (1, 6) OBP: 0.296, SLG: 0.398		C SL 89 B SI 93 B ST 82 B SL 89 B SL 89 4-1 BB		B SI 91 C SI 92 X SL 88 1-1 1-H HR		X SI 91 0-0 ② L5			C CH 90 C ST 79 B ST 82 F FF 98 X CH 90 1-2 ② P2	3	1	1	2	1	0	0
22 Harrison Bader, R (1, 8) OBP: 0.280, SLG: 0.371		F FF 94 F SL 88 1 SAFE F FS 84 X ST 80 0-2 ② P6		S FF 94 B ST 81 B SI 93 F SI 93 X FS 84 2-2 ① F9		B SI 91 B SL 86 X SL 87 2-0 ③ F7			S FF 96 F FF 97 B ST 80 X ST 79 1-2 ③ P3	4	0	0	0	0	0	1
95 Oswaldo Cabrera, S (1, 9) OBP: 0.266, SLG: 0.301		B FS 83 1 SAFE X SL 89 1-0 ③ F7		B SI 94 C FS 84 B FS 84 B SL 89 F SI 92 F FF 94 C SI 94 3-3 ② K			B SI 94 F FC 91 X SI 95 1-1 ① L7			3	0	0	0	0	1	1
91 Oswald Peraza, R (1, 5) OBP: 0.291, SLG: 0.167			B SL 88 F FF 93 X SI 92 1-1 ① P4	C ST 80 H SI 92 1-1 HBP			S FC 92 X FC 92 0-1 ② G5-3			2	0	0	0	0	0	0
66 Kyle Higashioka, R (1, 2) OBP: 0.269, SLG: 0.404			B SL 88 X SL 88 1-0 HR	S FF 93 B FS 82 F ST 79 F FS 84 X FF 95 1-2 ③ L4			B FC 92 X SI 95 1-0 ③ L9			3	1	1	1	0	0	1
Inning Stats	R: 0 E: 0 K: 1 S: 8 H: 0 LOB: 0 BB: 0 P: 13	R: 0 E: 0 K: 0 S: 8 H: 0 LOB: 1 BB: 1 P: 13	R: 2 E: 0 K: 0 S: 8 H: 2 LOB: 0 BB: 0 P: 14	R: 2 E: 0 K: 1 S: 15 H: 2 LOB: 1 BB: 0 P: 23	R: 0 E: 0 K: 1 S: 14 H: 0 LOB: 0 BB: 0 P: 19	R: 0 E: 0 K: 1 S: 6 H: 0 LOB: 0 BB: 0 P: 10	R: 0 E: 0 K: 0 S: 5 H: 0 LOB: 0 BB: 0 P: 7	R: 0 E: 0 K: 1 S: 8 H: 0 LOB: 0 BB: 0 P: 9	R: 0 E: 0 K: 0 S: 10 H: 0 LOB: 0 BB: 0 P: 15	1B: 1 2B: 0 3B: 0 HR: 3 SF: 0 SAC: 0 DP: 0 HBP: 1						

PITCHER		IP	WLS	BF	H	R	ER	SO	BB	IBB	HBP	BLK	WP	HR	S	P	ERA	WHIP
52 Zack Littell, R ERA: 4.45	(1, 1)	6.0	W	24	4	4	4	4	1	0	1	0	0	3	59	92	6.00	0.833
64 Shawn Armstrong, R ERA: 0.92	(7, 1)	1.0	H	3	0	0	0	0	0	0	0	0	0	0	5	7	0.00	0.000
26 Robert Stephenson, R ERA: 3.67	(8, 1)	1.0	H	3	0	0	0	1	0	0	0	0	0	0	8	9	0.00	0.000
47 Jason Adam, R ERA: 2.67	(9, 1)	1.0	S	3	0	0	0	0	0	0	0	0	0	0	10	15	0.00	0.000

PITCHER	IP	WLS	BF	H	R	ER	SO	BB	IBB	HBP	BLK	WP	HR	S	P	ERA	WHIP

TOP

New York Yankees @ Tampa Bay Rays

Tropicana Field, St. Petersburg, FL

Sun Aug 27 2023, 1:41 PM - 4:25 PM EDT

Att. 22,624 - Dome - 72 F

livebaseballscorecards.com

AB	31
R	4
H	4
RBI	4
BB	1
SO	5
LOB	3

WP: 0	PA: 33		
PB: 0			
SB: 0			
CS: 0			

Batter	1	2	3	4	5	6	7	8	9	AB	R	H	RBI	BB	SO	LOB
56 Randy Arozarena, R (1, 7) OBP: 0.368, SLG: 0.431	F FF 94 B SL 86 F SL 83 F FF 96 X SL 86 1-2 8 S 8 E 1B	X SL 85 0-0 ② G6-3			C FF 97 B SL 87 F SL 86 B FF 98 B FF 98 F SL 86 S SL 87 3-3 ① K 1-2	C SI 96 X SI 95 0-1 87 1B 8 1B 1-2 2-3 1B		B SI 96 C SI 96 B SL 88 B SL 88 H SI 96 4-1 87 S 8 2B HBP		4	3	2	0	0	1	1
87 Harold Ramírez, R (1, 10) OBP: 0.341, SLG: 0.433	F SL 83 F SL 84 X FF 97 0-2 ① P4	B CU 78 S SL 82 F FF 95 B SL 87 F SL 87 X FF 96 2-2 ③ F9			S FF 96 F SL 86 S FF 98 0-3 ② K	C SI 97 F SI 96 F SL 89 F SL 90 D SL 90 B SI 96 X SL 89 2-2 8 S 8 1B 1-3 2-H 3-H 1B		B SI 98 C SI 97 D SL 89 S SL 89 B SI 97 X SI 97 3-2 ① G6-3 1-3		5	1	1	2	0	1	3
8 Brandon Lowe, L (1, 4) OBP: 0.325, SLG: 0.438	C SL 84 1 SAFE S SL 86 X FF 97 0-2 1-H HR	X FF 92 0-0 ① P3			B SL 87 D SL 88 B SL 86 B FF 96 4-0 17 HBP BB	1 SAFE F SI 94 B SI 96 F CH 88 D CH 88 X SI 95 2-2 1-H 3-H 1B		F SL 88 X SI 97 0-1 3-H 2B		4	1	3	4	1	0	0
17 Isaac Paredes, R (1, 5) OBP: 0.357, SLG: 0.506	F FF 95 B CU 80 F SL 84 B SL 86 X FF 97 2-2 55 1B 37 HBP 1B	B FF 94 B SL 83 F SL 83 C FF 94 F SL 86 X FF 96 2-2 ② P2			H SI 95 1-0 1-2 2-3 HBP	X FF 94 0-0 ③ F8		B SL 89 C SL 89 D SL 90 F SL 88 F SI 98 B CH 88 X SL 89 3-2 ② P3		4	0	1	0	0	0	2
37 Osleivis Basabe, R (1, 6) OBP: 0.340, SLG: 0.419 15 Josh Lowe, L (5, PH) OBP: 0.322, SLG: 0.495 7 Vidal Bruján, S (6, 6) OBP: 0.226, SLG: 0.220	B FF 95 S FF 94 B FF 95 S FF 94 F FF 96 F FF 95 H SL 85 3-2 55 1B 1-2 HBP	S SL 82 F SL 85 S FF 96 0-3 ③ K			C FF 96 S FF 96 S FF 97 0-3 ③ K		B CH 87 C CH 89 B FF 95 S CH 89 B CH 89 C CH 90 3-3 ① K	F SI 98 F SI 97 T SI 96 0-2 ③ K		1 1 2	0 0 0	0 0 0	0 0 0	0 0 0	1 1 2	0 3 1
55 Luke Raley, L (1, 9) OBP: 0.335, SLG: 0.514	S FF 97 X FF 98 0-1 1-2 2-3 1B			C SL 82 S SL 84 C SL 84 0-3 ① K		L SL 86 X FF 96 0-1 ① G4-3	C FF 95 S CH 88 S CH 88 0-3 ② K			4	0	1	0	0	2	0
22 Jose Siri, R (1, 8) OBP: 0.265, SLG: 0.502	X SL 87 0-0 ② L6			B FF 94 C SL 82 S FF 95 F SL 86 S SL 86 1-3 ② K		C SL 88 B SI 96 X SI 95 1-1 ② L4	S CH 90 B CH 90 F CH 90 B FF 96 B CH 91 D CH 90 4-2 14 1B BB			3	0	0	0	1	1	3
14 Christian Bethancourt, R (1, 2) OBP: 0.261, SLG: 0.373	S SL 87 F SL 88 B SL 88 B SL 86 S FF 97 2-3 ③ K			B FF 95 S FF 94 B SL 85 X SL 84 2-1 ③ F8		X SL 88 0-0 56 1B 62 HBP 87 1B 1B	B CH 88 B FF 95 D CH 90 C FF 95 X CH 91 3-1 1-2 1B			4	1	2	0	0	1	3
62 Jonathan Aranda, L (1, 3) OBP: 0.303, SLG: 0.333		C FF 92 B SL 83 F FF 94 S SL 86 1-3 ① K			S FF 93 C FF 94 B SL 86 B SL 85 B FF 97 B FF 96 4-2 17 HBP 56 WP BB	C SI 94 C SI 95 B FF 96 H FF 93 2-2 56 1B 87 1B 1-2 HBP	B FF 96 2 SAFE B CH 89 C FF 96 X CH 89 2-1 ③ G4-3			2	1	0	0	1	1	2
Inning Stats	R: 2 E: 0 K: 1 S: 23 H: 4 LOB: 3 BB: 0 P: 31	R: 0 E: 0 K: 1 S: 8 H: 0 LOB: 0 BB: 0 P: 11	R: 0 E: 0 K: 1 S: 8 H: 0 LOB: 0 BB: 0 P: 10	R: 0 E: 0 K: 2 S: 9 H: 0 LOB: 0 BB: 0 P: 12	R: 0 E: 0 K: 3 S: 12 H: 0 LOB: 3 BB: 2 P: 24	R: 4 E: 0 K: 0 S: 18 H: 4 LOB: 1 BB: 0 P: 25	R: 0 E: 0 K: 2 S: 12 H: 1 LOB: 2 BB: 1 P: 24	R: 1 E: 0 K: 1 S: 13 H: 1 LOB: 1 BB: 0 P: 23		1B: 8 2B: 1 3B: 0 HR: 1 SF: 0 SAC: 0 DP: 0 HBP: 4						

BOTTOM

New York Yankees @ Tampa Bay Rays

Tropicana Field, St. Petersburg, FL

Sun Aug 27 2023, 1:41 PM - 4:25 PM EDT

Att. 22,624 - Dome - 72 F

livebaseballscorecards.com

AB	34
R	7
H	10
RBI	6
BB	3
SO	11
LOB	18

PITCHER		IP	WLS	BF	H	R	ER	SO	BB	IBB	HBP	BLK	WP	HR	S	P	ERA	WHIP
55 Carlos Rodón, L ERA: 5.97	(1, 1)	4.2		21	4	2	2	7	2	0	1	0	1	1	57	84	3.86	1.286
71 Ian Hamilton, R ERA: 2.37	(5, 1)	1.0	L	8	3	4	4	1	0	0	2	0	0	0	17	23	36.00	3.000
58 Wandy Peralta, L ERA: 3.26	(6, 1)	0.1		2	1	0	0	0	0	0	0	0	0	0	4	6	0.00	3.000
41 Tommy Kahnle, R ERA: 2.9	(7, 1)	1.0		5	1	0	0	2	1	0	0	0	0	0	12	24	0.00	2.000
84 Albert Abreu, R ERA: 4.66	(8, 1)	1.0		5	1	1	1	1	0	0	1	0	0	0	13	23	9.00	1.000

PITCHER	IP	WLS	BF	H	R	ER	SO	BB	IBB	HBP	BLK	WP	HR	S	P	ERA	WHIP

Tampa Bay Rays @ Miami Marlins

loanDepot park, Miami, FL

Tue Aug 29 2023, 6:41 PM - 9:52 PM EDT

Att. 10,338 - Roof Closed - 72 F

TOP

livebaseballscorecards.com

Batter	1	2	3	4	5	6	7	8	9	AB	R	H	RBI	BB	SO	LOB
2 Yandy Díaz, R (1, 3) OBP: 0.403, SLG: 0.506	F SI 96 F SI 97 B CH 90 X CH 91 1-2 56 E 1B		X SL 87 0-0 ① G6-3		X SI 97 0-0 ② ③ G6-4-3 1-2f		B FF 94 B SL 85 S SL 81 X FF 95 2-1 ① G4-3 2-3		C SI 95 X CH 88 0-1 56 BB 17 HR 1B	5	1	2	0	0	0	3
8 Brandon Lowe, L (1, 4) OBP: 0.325, SLG: 0.440 87 Harold Ramírez, R (7, PH) OBP: 0.343, SLG: 0.434 14 Christian Bethancourt, R (7, 2) OBP: 0.260, SLG: 0.371	F CH 89 F FF 97 F CH 90 X CH 90 0-2 ① F8		C SI 95 S FF 98 F CH 92 C FF 98 0-3 ② K			S FF 98 B FF 97 B CH 90 X CH 90 2-1 17 1B 2B	B SL 82 C SL 83 X FF 95 1-1 56 HR 3-H 1B		B KC 85 B SI 96 F FF 95 X KC 85 2-1 ① P2	3 1 1	1 1 0	1 1 0	0 1 0	0 0 0	1 0 0	1 0 1
56 Randy Arozarena, R (1, 7) OBP: 0.370, SLG: 0.437	C SI 96 B SI 97 B CH 90 S SI 97 B FF 98 F SI 98 1 SAFE F SL 92 X SI 98 3-2 ② F8 1-3		C SI 98 S CH 90 B SL 90 B CH 91 B SI 98 F FF 98 F SL 91 B SL 92 4-2 17 CS BB			C CH 89 C SL 89 F FF 98 S SI 99 0-3 ① K	B SL 79 X FF 93 1-0 1-H HR		B FF 95 B FF 96 B FF 95 B FF 96 4-0 17 HR 1-2 BB	3	2	1	2	2	1	2
17 Isaac Paredes, R (1, 5) OBP: 0.358, SLG: 0.513	C FF 98 B SL 90 C SI 98 T FF 99 1-2 ③ K		C SL 89 1 SAFE B SI 98 1-1 ③ CS 1-2	C SL 88 F SL 89 B SI 99 F CH 91 X FF 99 1-2 ① P5		C CH 91 F SL 90 B SL 90 F CH 92 B SI 100 B SI 99 F SL 90 F SI 99 X SL 91 3-2 7 HBP 22 2B 2-H 1B	B FF 93 C SL 82 F CH 89 X SL 82 1-2 ② P5		B KC 86 S CH 89 B CH 88 C KC 85 X FF 96 2-2 1-H 2-H HR	5	2	2	4	0	1	2
15 Josh Lowe, L (1, 10) OBP: 0.326, SLG: 0.504		C FF 95 F FF 96 X FF 98 0-2 22 F9 7 1B 55 SF9 1B		B CH 90 F CH 90 S CH 90 B CH 92 F FF 99 F CH 92 F SL 92 F SI 98 X CH 92 2-2 ② G3-1		B SL 89 B SI 98 B CH 90 F SI 98 F CH 91 F SL 90 1 SAFE F CH 91 X FF 99 3-2 ② F8	B CH 86 S SL 81 B CH 90 S SL 81 F SL 82 B FF 94 F FF 93 X SL 81 3-2 HR		B FF 96 B CH 87 X FF 96 2-0 7 WP 1B	5	2	3	1	0	0	1
7 Vidal Bruján, S (1, 6) OBP: 0.254, SLG: 0.226 (7, 4)		C CH 89 C FF 98 F CH 91 B CH 89 1 SAFE F FF 97 X FF 96 1-2 1-2 1B		S CH 90 L SI 96 C SI 99 0-3 ③ K		F SI 99 S CH 92 B CH 92 H CH 93 2-2 22 2B 1-2 HBP	X CH 90 0-0 ③ G4-3		B CH 90 B SI 96 C SI 95 B KC 85 B SI 94 4-1 1-2 BB	3	1	1	0	1	1	1
22 Jose Siri, R (1, 8) OBP: 0.264, SLG: 0.500		B SI 98 X SI 98 1-0 ① F9 2-3			S SL 88 S SL 89 X SL 88 0-2 ① F7	X SL 91 0-0 1-H 2-H 2B		F CH 88 C SI 96 B SL 90 S KC 85 1-3 ① K	B SI 96 S SL 88 F SI 96 S SL 88 1-3 ② K	5	0	1	2	0	2	4
55 Luke Raley, L (1, 9) OBP: 0.336, SLG: 0.513		F CH 90 1 SAFE X CH 90 0-1 ② SF9 3-H			B SL 89 B FF 97 S CH 90 B CH 90 C CH 90 B FF 99 4-2 50 1B BB	D SL 84 S SL 83 F SL 83 T FF 95 1-2 ③ K		B KC 85 S KC 85 B SI 96 C SI 97 B CH 89 X KC 84 3-2 37 G4-6-3 1B	C KC 83 B SI 96 D CH 89 B KC 83 X SI 95 3-1 ③ P6	3	0	1	1	1	1	3
50 René Pinto, R (1, 2) OBP: 0.302, SLG: 0.366 37 Osleivis Basabe, R (7, PR) OBP: 0.333, SLG: 0.409 (7, 6)		B SL 90 C SI 97 X SL 90 1-1 ③ G6-3			F SI 97 X SL 88 0-1 2 G6-4-3 1-2 1B		X SL 81 0-0 2 G4-3 87 1B 2B	X SI 96 0-0 ② ③ G4-6-3 1-2f		3 1	0 1	2 1	0 0	0 0	0 0	1 1
Inning Stats	R: 0 E: 1 K: 1 S: 15 H: 1 LOB: 1 BB: 0 P: 20	R: 1 E: 0 K: 0 S: 13 H: 2 LOB: 1 BB: 0 P: 16	R: 0 E: 0 K: 1 S: 10 H: 0 LOB: 0 BB: 1 P: 15	R: 0 E: 0 K: 1 S: 14 H: 0 LOB: 0 BB: 0 P: 17	R: 0 E: 0 K: 0 S: 8 H: 1 LOB: 1 BB: 1 P: 12	R: 3 E: 0 K: 2 S: 23 H: 3 LOB: 1 BB: 0 P: 34	R: 4 E: 0 K: 0 S: 15 H: 4 LOB: 1 BB: 0 P: 23	R: 0 E: 0 K: 1 S: 7 H: 1 LOB: 0 BB: 0 P: 11	R: 3 E: 0 K: 1 S: 14 H: 3 LOB: 2 BB: 2 P: 32	1B: 9 2B: 3 3B: 0 HR: 3 SF: 1 SAC: 0 DP: 2 HBP: 1						WP: 1 PB: 0 SB: 0 CS: 1 PA: 45	

PITCHER		IP	WLS	BF	H	R	ER	SO	BB	IBB	HBP	BLK	WP	HR	S	P	ERA	WHIP
22 Sandy Alcantara, R ERA: 4.23	(1, 1)	5.2	L	25	7	4	4	4	2	0	1	0	0	0	80	110	6.35	1.588
48 Steven Okert, L ERA: 3.72	(6, 1)	0.2		4	2	3	3	1	0	0	0	0	0	0	8	12	40.50	3.000
62 George Soriano, R ERA: 2.63	(7, 1)	0.2		4	2	1	1	0	0	0	0	0	0	2	10	15	13.50	3.000
52 Jorge López, R ERA: 6.13	(8, 1)	2.0		11	4	3	3	2	2	0	0	0	1	1	21	43	13.50	3.000

PITCHER	IP	WLS	BF	H	R	ER	SO	BB	IBB	HBP	BLK	WP	HR	S	P	ERA	WHIP

AB	38
R	11
H	15
RBI	11
BB	4
SO	7
LOB	20

Batter	1	2	3	4	5	6	7	8	9	AB	R	H	RBI	BB	SO	LOB
3 Luis Arraez, L (1, 4) OBP: 0.392, SLG: 0.447 1 Garrett Hampson, R (9, PH) OBP: 0.348, SLG: 0.381	B SI 92 C FC 88 X CU 79 1-1 FC3-6 9 2 12 1B 1B 1B	C FC 88 B SI 93 B FF 92 F SI 92 X FF 93 2-2 ② F8			C FC 87 B SI 92 B SI 91 B FC 88 F FC 87 X FC 87 3-2 ① F8		B SI 90 F FC 86 X CH 83 1-1 ① F8		C FF 96 C SI 95 F FF 95 F FF 96 B SI 95 F FF 97 B FF 96 B FF 95 F FF 96 4-2 F FF 95 B SI 95 1-2 BB	4 0	1 0	1 0	0 0	0 1	0 0	2 0
12 Jorge Soler, R (1, 9) OBP: 0.328, SLG: 0.515 7 Jesús Sánchez, L (7, PH) OBP: 0.328, SLG: 0.455 (8, 9)	B FC 88 S FC 88 B SL 83 F SI 92 F FF 92 B CU 79 X FC 88 3-2 9 FC3-6 1-2 1B	C CU 78 B SI 93 B FC 88 B SL 83 C SI 93 S CU 80 3-3 ③ K			X SI 93 0-0 ② G5-3		F FC 86 B SI 89 F SI 89 B FC 88 X FC 88 2-2 ② G5-3 1-2		C FF 95 X SI 95 0-1 ③ G1-3	3 2	0 0	1 0	0 0	0 0	1 0	1 3
9 Josh Bell, S (1, 10) OBP: 0.324, SLG: 0.422	C FC 90 B FF 93 D CU 79 X FC 88 2-1 ① FC3-6 14 2 1B 1B 1-2f 2-3		C FC 88 B FC 89 C SI 92 F FF 93 X CU 78 1-2 ① G4-3		C FC 87 F SI 92 F FC 89 B CU 79 F CU 77 F SI 93 F FC 87 X FF 93 1-2 1B		B FC 90 X FC 89 1-0 ③ F7			4	0	1	0	0	0	3
2 Jazz Chisholm Jr., L (1, 8) OBP: 0.300, SLG: 0.444	C FC 89 X FS 85 0-1 14 1B 1-2 3-H 1B		B FC 88 C CU 78 B FC 88 C SI 92 X CU 78 2-2 HR		B FC 87 F SI 92 C FC 88 S FC 88 1-3 ③ K			C FC 88 C CH 84 B CU 79 S CU 78 1-3 ① K		4	1	2	2	0	2	1
36 Jake Burger, R (1, 5) OBP: 0.303, SLG: 0.514	B FC 88 B FF 93 C FC 88 C SI 93 S SL 84 2-3 ② K		X FC 88 0-0 ② G6-3			B FC 91 X FC 90 1-0 2B		S FC 89 B FC 90 F SI 91 B CU 81 B SI 92 F SI 92 F SI 92 X SI 92 3-2 ② G1-3		4	0	1	0	0	1	2
14 Bryan De La Cruz, R (1, 7) OBP: 0.307, SLG: 0.416	B FC 88 F SI 93 S FF 92 X CU 78 1-2 10 FC4 1-2 2-3 1B		S CU 78 C SI 93 B SL 82 S FF 93 1-3 ③ K			S FC 90 B FC 90 B FC 89 S FC 90 B FF 96 X FC 89 3-2 ① G5-3		F SI 92 B SI 92 S FC 90 X FF 92 1-2 ③ F8		4	0	1	0	0	1	1
10 Yuli Gurriel, R (1, 3) OBP: 0.311, SLG: 0.362	C FF 93 F FF 92 F SI 93 B SL 83 F SI 94 F CU 77 X FF 93 1-2 ③ FC4 1-2f		C SI 91 B FC 87 X SI 91 1-1 ① F8			B FF 98 F FC 89 B FF 96 F FC 91 S FC 89 2-3 ② K			F FF 96 B FF 96 F FF 96 B FF 97 F FF 96 F FF 96 X SI 96 2-2 ① F9	4	0	0	0	0	1	4
58 Jacob Stallings, R (1, 2) OBP: 0.293, SLG: 0.283		C SI 92 B FC 88 B FC 88 C SI 92 X SL 84 2-2 2B	C FC 87 X SI 91 0-1 ② G6-3			B FC 90 B FC 89 C FC 90 F FF 96 X FC 88 2-2 ③ G3			C FF 96 S FF 95 F FF 96 F FF 96 B SI 96 X FF 96 1-2 ② F8	4	0	1	0	0	0	1
5 Jon Berti, R (1, 6) OBP: 0.316, SLG: 0.363		C FC 89 X SI 93 0-1 ① G6-3	S SL 82 B FC 88 S CU 78 B SI 93 B FC 88 F SI 93 C CU 77 3-3 ③ K				F FC 86 F SL 85 X SL 78 0-2 7 G5-3 1B		C FF 96 B FF 95 B FF 96 S SI 95 F FF 96 X FF 95 2-2 1 BB 1B	4	0	2	0	0	1	1
Inning Stats	R: 1 H: 4 E: 0 LOB: 3 K: 1 BB: 0 S: 22 P: 32	R: 0 H: 1 E: 0 LOB: 1 K: 1 BB: 0 S: 11 P: 18	R: 1 H: 1 E: 0 LOB: 0 K: 1 BB: 0 S: 11 P: 15	R: 0 H: 0 E: 0 LOB: 0 K: 1 BB: 0 S: 8 P: 12	R: 0 H: 1 E: 0 LOB: 1 K: 1 BB: 0 S: 14 P: 19	R: 0 H: 1 E: 0 LOB: 1 K: 1 BB: 0 S: 10 P: 18	R: 0 H: 1 E: 0 LOB: 1 K: 0 BB: 0 S: 9 P: 13	R: 0 H: 0 E: 0 LOB: 0 K: 1 BB: 0 S: 11 P: 16	R: 0 H: 1 E: 0 LOB: 2 K: 0 BB: 1 S: 23 P: 32	1B: 7 SF: 0 2B: 2 SAC: 0 3B: 0 DP: 0 HR: 1 HBP: 0					WP: 0 PA: 38 PB: 0 SB: 0 CS: 0	

PITCHER		IP	WLS	BF	H	R	ER	SO	BB	IBB	HBP	BLK	WP	HR	S	P	ERA	WHIP
34 Aaron Civale, R ERA: 2.64	(1, 1)	5.0	W	22	7	2	2	5	0	0	0	0	0	1	66	96	3.60	1.400
26 Robert Stephenson, R ERA: 3.59	(6, 1)	1.0	H	4	1	0	0	1	0	0	0	0	0	0	10	18	0.00	1.000
61 Erasmo Ramírez, R ERA: 6.27	(7, 1)	2.0		7	1	0	0	1	0	0	0	0	0	0	20	29	0.00	0.500
30 Jake Diekman, L ERA: 4.17	(9, 1)	1.0		5	1	0	0	0	1	0	0	0	0	0	23	32	0.00	2.000

PITCHER	IP	WLS	BF	H	R	ER	SO	BB	IBB	HBP	BLK	WP	HR	S	P	ERA	WHIP

BOTTOM

Tampa Bay Rays @ Miami Marlins

loanDepot park, Miami, FL

Tue Aug 29 2023, 6:41 PM - 9:52 PM EDT

Att. 10,338 - Roof Closed - 72 F

livebaseballscorecards.com

AB	37
R	2
H	10
RBI	2
BB	1
SO	7
LOB	19

MIAMI

Batter	1	2	3	4	5	6	7	8	9	10	AB	R	H	RBI	BB	SO	LOB
2 Yandy Díaz, R (1, 3) OBP: 0.403, SLG: 0.506	C FF 96 F FF 97 F CH 89 S CH 88 0-3 ① **K**			F CH 87 B FF 95 F SL 83 F CH 88 B SL 85 F FF 97 B FF 97 B CH 90 4-2 87 FC6-4 56 BB **BB**		B SL 82 B CH 88 X FF 96 2-0 **2B**		X FF 94 0-0 ① **G5-3**		C FC 94 1 SAFE B SL 86 C FC 93 S SL 84 1-3 ① **K** 1-2	4	0	1	0	1	2	2
56 Randy Arozarena, R (1, 7) OBP: 0.373, SLG: 0.436	B FF 97 C FF 94 B SL 85 C FF 98 X CH 89 2-2 ② **G6-3**			D SL 84 D CH 88 B CH 88 B FF 97 4-0 87 FC6-4 1-2 **BB**		B FF 96 B FF 96 D CH 87 F CH 88 F FF 96 F FF 97 X SL 85 3-2 ② **F8**		H FF 95 1-0 87 1B **HBP**		C SL 86 X KC 82 0-1 17 S 87 S 2-H 3-H **1B**	3	0	1	2	1	0	1
87 Harold Ramírez, R (1, 10) OBP: 0.341, SLG: 0.431	C SL 85 S SL 85 B CH 87 T FF 96 1-2 ③ **K**			F FF 96 F FF 96 X CH 89 0-2 ① **FC6-4** 17 WP 1-2f 2-3		F SL 83 C FF 96 S CH 88 0-3 ③ **K**		C FF 95 S SL 84 X SL 84 0-2 17 G5-4-3 1-2 **1B**		B FC 94 F FC 93 C FC 92 B FC 92 X KC 82 2-2 ② **G5-3** 1-2	5	0	1	0	0	2	4
17 Isaac Paredes, R (1, 5) OBP: 0.354, SLG: 0.506		F FF 96 C FF 96 B CH 87 F FF 96 F SL 86 X CH 90 1-2 ① **F8**		S SL 86 C FF 97 D SL 86 D SL 86 X FF 97 2-2 ② **F9** 1-2			B ST 83 F FF 95 F ST 83 S ST 85 1-3 ① **K** C FF 96 X FF 96 0-1 ②③ **G5-4-3** 1-2f			C SL 82 F SL 83 F SL 85 D SL 85 B FC 94 S FC 93 2-3 ③ **K** 2-3	5	0	0	0	0	2	5
8 Brandon Lowe, L (1, 4) OBP: 0.324, SLG: 0.436		B SL 86 S SL 86 S SL 85 F FF 97 B SL 85 S SL 85 2-3 ② **K**		C FF 97 B SL 84 D SL 85 S FF 98 D SL 85 C FF 97 3-3 ③ **K**			B FF 95 C FF 96 B FF 96 B ST 82 B FF 96 4-1 22 BB 37 BB **BB**		C SL 90 C SL 90 S SL 90 0-3 ① **K**		3	0	0	0	1	3	2
37 Osleivis Basabe, R (1, 6) OBP: 0.327, SLG: 0.383		B FF 97 B FF 94 B FF 97 C FF 97 F FF 96 F FF 98 S FF 98 3-3 ③ **K**			F FF 96 B CH 88 X FF 96 1-1 ① **G1-3**		B FF 96 B FF 94 C FF 96 B FF 96 B FF 95 4-1 22 BB 1-2 **BB**		X FF 98 0-0 ② **G6-3**		3	0	0	0	1	1	0
22 Jose Siri, R (1, 8) OBP: 0.264, SLG: 0.495			S CH 87 S FF 96 F CH 89 S CH 89 0-3 ① **K**		C FF 96 B CH 88 B CH 87 S FF 97 F SL 85 F FF 96 X CH 88 2-2 ② **F9**		B ST 83 F FF 96 B FF 95 B ST 83 B FF 95 4-1 1-2 2-3 **BB**		S FF 98 B FF 99 C FF 98 B SL 92 B SL 91 X SL 92 3-2 ③ **G4-3**		3	1	0	0	1	1	0
14 Christian Bethancourt, R (1, 2) OBP: 0.258, SLG: 0.367 62 Jonathan Aranda, L (10, PH) OBP: 0.324, SLG: 0.357 50 René Pinto, R (10, 2) OBP: 0.302, SLG: 0.366			B FF 97 X CH 87 1-0 ② **G3**		F CH 87 S SL 85 B FF 96 S FF 96 1-3 ③ **K**		F SL 83 B FF 96 F SL 82 F SL 84 F FF 96 S FF 96 1-3 ② **K**			X SL 82 0-0 15 1B 56 1B 2-3 **1B**	3 1 0	0 1 0	0 1 0	0 0 0	0 0 0	2 0 0	3 0 0
7 Vidal Bruján, S (1, 9) OBP: 0.243, SLG: 0.215 15 Josh Lowe, L (10, PH) OBP: 0.328, SLG: 0.505 (10, 9)			B FF 97 F CH 88 X FF 96 1-1 ③ **F4**			C FF 94 X FF 95 0-1 ① **L7**	B SL 84 X FF 96 1-0 ③ **F9**			F FC 93 T KC 82 B FC 93 X KC 85 1-2 2 S 56 1B 1-3 3-H **1B**	3 1	0 1	0 1	0 1	0 0	0 0	3 0
Inning Stats	R: 0 H: 0 E: 0 LOB: 0 K: 2 BB: 0 S: 10 P: 13	R: 0 H: 0 E: 0 LOB: 0 K: 2 BB: 0 S: 13 P: 19	R: 0 H: 0 E: 0 LOB: 0 K: 1 BB: 0 S: 7 P: 9	R: 0 H: 0 E: 0 LOB: 2 K: 1 BB: 2 S: 13 P: 26	R: 0 H: 0 E: 0 LOB: 0 K: 1 BB: 0 S: 10 P: 14	R: 0 H: 1 E: 0 LOB: 1 K: 1 BB: 0 S: 10 P: 15	R: 0 H: 0 E: 0 LOB: 3 K: 2 BB: 3 S: 12 P: 27	R: 0 H: 1 E: 0 LOB: 1 K: 0 BB: 0 S: 6 P: 7	R: 0 H: 0 E: 0 LOB: 0 K: 1 BB: 0 S: 7 P: 10	R: 3 H: 3 E: 0 LOB: 1 K: 2 BB: 0 S: 16 P: 22	1B: 4 SF: 0 2B: 1 SAC: 0 3B: 0 DP: 1 HR: 0 HBP: 1						WP: 1 PA: 40 PB: 0 SB: 3 CS: 0

PITCHER		IP	WLS	BF	H	R	ER	SO	BB	IBB	HBP	BLK	WP	HR	S	P	ERA	WHIP
44 Jesús Luzardo, L ERA: 3.62	(1, 1)	6.0		21	1	0	0	8	2	0	0	0	1	0	63	96	0.00	0.500
35 A.J. Puk, L ERA: 4.12	(7, 1)	0.1		4	0	0	0	1	3	0	0	0	0	0	6	19	0.00	9.000
43 Andrew Nardi, L ERA: 2.91	(7, 1)	1.0		5	1	0	0	1	0	0	1	0	0	0	10	13	0.00	1.000
66 Tanner Scott, L ERA: 2.48	(8, 1)	1.2		4	0	0	0	1	0	0	0	0	0	0	9	12	0.00	0.000
19 David Robertson, R ERA: 3.27	(10, 1)	1.0	L	6	3	3	2	2	0	0	0	0	0	0	16	22	18.00	3.000

PITCHER	IP	WLS	BF	H	R	ER	SO	BB	IBB	HBP	BLK	WP	HR	S	P	ERA	WHIP

TOP

Tampa Bay Rays @ Miami Marlins

loanDepot park, Miami, FL

Wed Aug 30 2023, 6:42 PM - 9:13 PM EDT

Att. 9,803 - Roof Closed - 72 F

livebaseballscorecards.com

AB	34
R	3
H	5
RBI	3
BB	5
SO	13
LOB	20

Batter	1	2	3	4	5	6	7	8	9	10	AB	R	H	RBI	BB	SO	LOB
3 Luis Arraez, L (1, 4) OBP: 0.391, SLG: 0.446	C SI 92 X FC 88 0-1 9 G4-6-3 1B		F FC 90 X CU 80 0-1 ③ G4-3			B CH 87 C SI 93 B ST 81 F SI 92 X CU 80 2-2 ③ G3			L SI 95 B SI 93 X FC 91 1-1 ① F7		4	0	1	0	0	0	1
9 Josh Bell, S (1, 10) OBP: 0.321, SLG: 0.419	B SI 92 X SI 91 1-0 ① ② G4-6-3 1-2f			C SI 92 B FC 89 F CU 78 S ST 81 1-3 ① K			F CU 77 X CH 85 0-1 ① F8		X FC 92 0-0 ② F7		4	0	0	0	0	1	2
36 Jake Burger, R (1, 5) OBP: 0.303, SLG: 0.512	C FC 88 C CU 77 B SI 93 B ST 80 F SI 93 X FF 94 2-2 ③ L8			B SI 92 C CU 80 S ST 80 S ST 82 1-3 ② K			B ST 79 C FC 87 X SI 90 1-1 1B		S FC 90 C SI 94 X SI 95 0-2 ③ G1-3	0-0	4	0	1	0	0	1	1
2 Jazz Chisholm Jr., L (1, 8)		C FC 89 C CU 79 C SI 92 0-3 ① K		B CU 80 B CH 87 X FC 90 2-0 ③ F8			F FF 93 C FF 93 C SL 86 0-3 ② K			C FF 100 S SL 87 B FF 100 B FF 100 S SL 86 2-3 ① K	4	0	0	0	0	3	1
14 Bryan De La Cruz, R (1, 7) OBP: 0.307, SLG: 0.417 (9, 9)		X CU 78 0-0 7 G1-6-3 2B			X FC 88 0-0 ① F9		B FF 94 F FF 93 X FF 93 1-1 ③ F9			X SL 84 0-0 ② P3	4	0	1	0	0	0	1
7 Jesús Sánchez, L (1, 9) OBP: 0.329, SLG: 0.459 5 Jon Berti, R (8, PH) OBP: 0.315, SLG: 0.361 (9, 7)		B FC 89 B FC 89 C CU 79 C SI 93 X CU 80 2-2 ② G1-6-3 2-3			B CU 80 X FC 89 1-0 10 G4-3 18 PO 2B			F SL 84 F FF 92 S SL 86 0-3 ① K		C FF 100 C FF 100 B FF 101 X SL 86 1-2 ③ L4	2 2	0 0	1 0	0 0	0 0	0 1	1 0
10 Yuli Gurriel, R (1, 3) OBP: 0.307, SLG: 0.358		C SI 92 S FF 92 F FF 94 B FF 94 B SI 93 S CU 81 2-3 ③ K		C SI 92 C FC 89 F FF 93 B ST 80 X FF 92 1-2 ② G4-3 2-3				B FC 91 F FC 90 F SI 94 B SL 85 B SL 85 S FC 91 3-3 ② K			3	0	0	0	0	2	2
18 Joey Wendle, L (1, 6) OBP: 0.261, SLG: 0.321			F CU 78 X FC 89 0-1 ① G3		B FF 93 3 SAFE 1-0 ③ PO 3-H	B CH 86 X SI 92 1-0 ① F8		X SI 95 0-0 ③ G3-1			3	0	0	0	0	0	0
4 Nick Fortes, R (1, 2) OBP: 0.263, SLG: 0.299			B FC 86 F FC 88 X CU 78 1-1 ② G5-3			F CU 78 B FC 90 F FC 90 B SI 93 X ST 80 2-2 ② G6-3			F FC 90 B FC 91 B SI 94 B FC 92 B SI 94 4-1 BB		2	0	0	0	1	0	0
Inning Stats	R: 0 E: 0 K: 0 S: 7 H: 1 LOB: 0 BB: 0 P: 10	R: 0 E: 0 K: 2 S: 11 H: 1 LOB: 1 BB: 0 P: 15	R: 0 E: 0 K: 0 S: 6 H: 0 LOB: 0 BB: 0 P: 7	R: 0 E: 0 K: 2 S: 7 H: 0 LOB: 0 BB: 0 P: 11	R: 0 E: 0 K: 0 S: 6 H: 1 LOB: 0 BB: 0 P: 9	R: 0 E: 0 K: 0 S: 7 H: 0 LOB: 0 BB: 0 P: 12	R: 0 E: 0 K: 1 S: 9 H: 1 LOB: 1 BB: 0 P: 11	R: 0 E: 0 K: 2 S: 7 H: 0 LOB: 0 BB: 0 P: 10	R: 0 E: 0 K: 0 S: 7 H: 0 LOB: 1 BB: 1 P: 12	R: 0 E: 0 K: 1 S: 7 H: 0 LOB: 0 BB: 0 P: 10	1B: 2 2B: 2 3B: 0 HR: 0	SF: 0 SAC: 0 DP: 1 HBP: 0					

PITCHER	IP	WLS	BF	H	R	ER	SO	BB	IBB	HBP	BLK	WP	HR	S	P	ERA	WHIP
24 Zach Eflin, R (1, 1) ERA: 3.4	6.1		21	4	0	0	4	0	0	0	0	0	0	48	69	0.00	0.632
38 Colin Poche, L (7, 1) ERA: 2.47	1.0		3	0	0	0	2	0	0	0	0	0	0	8	9	0.00	0.000
64 Shawn Armstrong, R (8, 1) ERA: 0.89	1.2	W	6	0	0	0	1	1	0	0	0	0	0	11	19	0.00	0.600
29 Pete Fairbanks, R (10, 1) ERA: 2.41	1.0	S	3	0	0	0	1	0	0	0	0	0	0	7	10	0.00	0.000

PITCHER	IP	WLS	BF	H	R	ER	SO	BB	IBB	HBP	BLK	WP	HR	S	P	ERA	WHIP

BOTTOM

Tampa Bay Rays @ Miami Marlins

loanDepot park, Miami, FL

Wed Aug 30 2023, 6:42 PM - 9:13 PM EDT

Att. 9,803 - Roof Closed - 72 F

livebaseballscorecards.com

AB	32
R	0
H	4
RBI	0
BB	1
SO	8
LOB	9

MIAMI

WP: 0 PA: 34
PB: 0
SB: 0
CS: 0

Tampa Bay Rays @ Cleveland Guardians

Progressive Field, Cleveland, OH

Fri Sep 01 2023, 7:10 PM - 9:27 PM EDT

Att. 25,685 - Clear - 73 F

TOP

livebaseballscorecards.com

Batter	1	2	3	4	5	6	7	8	9	AB	R	H	RBI	BB	SO	LOB
2 Yandy Díaz, R (1, 3) OBP: 0.400, SLG: 0.501	X FF 92 0-0 ① G4-3	C SI 93 F CH 86 F SI 93 B CU 84 B CH 87 F SI 94 X FS 88 2-2 ③ F8 2-3			B FC 90 C SI 94 B CH 87 B CH 87 F FC 90 F SI 94 X SI 94 3-2 ③ G5-3			C FF 95 S FS 84 B FS 86 S FS 84 1-3 ① K		4	0	0	0	0	1	1
8 Brandon Lowe, L (1, 4) OBP: 0.326, SLG: 0.435	C SI 93 B SI 93 B FC 89 F CH 85 B CH 88 B SI 94 4-2 56 2B BB	C FC 89 X CH 84 0-1 ① L8				F SI 94 F FS 85 X FS 87 0-2 ① L8		S FS 85 B FS 86 S FS 85 B FS 84 X FF 95 2-2 56 BB 1B		3	1	1	0	1	0	0
56 Randy Arozarena, R (1, 7) OBP: 0.373, SLG: 0.438	B SI 93 X FC 87 1-0 1-H 2B	S SI 94 B FS 86 F FS 86 F FS 86 X CU 82 1-2 ② F7				C CU 84 X CU 78 0-1 ② G6-3		B SL 89 C SL 88 B FS 85 B SL 88 B SL 86 4-1 1-2 BB		3	0	1	1	1	0	0
15 Josh Lowe, L (1, 9) OBP: 0.327, SLG: 0.501	C SI 93 C CH 86 B FS 86 F CU 82 C SI 94 1-3 ② K	C FC 88 X FS 86 0-1 ③ G4-3				F CU 81 S CH 88 B SI 95 B CH 88 F CU 82 B FC 86 B FC 89 4-2 BB		C FF 94 F FF 95 F FS 86 S FS 85 0-3 ② K		3	0	0	0	1	2	3
17 Isaac Paredes, R (1, 5) OBP: 0.351, SLG: 0.501	B SI 93 C SI 94 X CU 83 1-1 ③ L9			B CH 84 B SI 94 X SI 93 2-0 ① F7		C SI 94 1 SAFE X FS 88 0-1 ③ P3		X FF 96 0-0 ③ F8		4	0	0	0	0	0	4
55 Luke Raley, L (1, 8) OBP: 0.332, SLG: 0.506		B FC 87 B FC 90 F SI 94 S FC 89 X FC 89 2-2 ① F7		B FC 90 X FC 89 1-0 ② P5			S SL 82 T SL 85 S CH 79 0-3 ① K		B FC 99 F FC 99 S FC 99 B FC 99 X FC 99 2-2 ① G6-3	4	0	0	0	0	1	0
37 Osleivis Basabe, R (1, 6) OBP: 0.321, SLG: 0.373		X SI 94 0-0 ② F8		X CH 86 0-0 ③ L8			C SL 84 F CH 80 X CH 81 0-2 50 1B 1B		X SL 92 0-0 ② F9	4	0	1	0	0	0	0
62 Jonathan Aranda, L (1, 10) OBP: 0.316, SLG: 0.323		B SI 94 B FC 90 B CH 85 C SI 93 S SI 94 B SI 95 4-2 50 2B BB			C SI 93 C FC 89 F CH 86 B FS 85 B FC 89 S SI 94 2-3 ① K		C FF 91 F FF 92 F CH 79 D CH 79 1 SAFE B FF 94 B CH 78 X FF 91 3-2 ② P4		B FC 101 B FC 99 C FC 99 X FC 100 2-1 ③ G1-3	3	1	0	0	1	1	1
50 René Pinto, R (1, 2) OBP: 0.326, SLG: 0.409		B SI 93 T SI 92 C CU 81 B SI 93 D CU 82 X SI 95 3-2 2 WP 1-H 2B			C SI 94 X CU 80 0-1 ② F7		B FF 92 F FF 92 X CH 79 1-1 ③ 1-3 1B			3	0	2	1	0	0	0

	AB	31
	R	2
	H	5
	RBI	2
	BB	4
	SO	5
	LOB	9

Inning Stats																				
	R: 1	H: 1	R: 1	H: 1	R: 0	H: 0	R: 0	H: 0	R: 0	H: 0	R: 0	H: 0	R: 0	H: 2	R: 0	H: 1	R: 0	H: 0	1B: 3	SF: 0	WP: 1	PA: 35
	E: 0	LOB: 1	E: 0	LOB: 1	E: 0	LOB: 0	E: 0	LOB: 0	E: 0	LOB: 0	E: 0	LOB: 1	E: 0	LOB: 2	E: 0	LOB: 2	E: 0	LOB: 0	2B: 2	SAC: 0	PB: 0	
	K: 1	BB: 1	K: 0	BB: 1	K: 0	BB: 0	K: 0	BB: 0	K: 1	BB: 0	K: 0	BB: 1	K: 1	BB: 0	K: 2	BB: 1	K: 0	BB: 0	3B: 0	DP: 0	SB: 0	
	S: 10	P: 17	S: 14	P: 25	S: 8	P: 9	S: 3	P: 6	S: 10	P: 15	S: 10	P: 14	S: 12	P: 16	S: 12	P: 19	S: 6	P: 10	HR: 0	HBP: 0	CS: 0	

PITCHER		IP	WLS	BF	H	R	ER	SO	BB	IBB	HBP	BLK	WP	HR	S	P	ERA	WHIP
47 Cal Quantrill, R ERA: 6.16	(1, 1)	6.0		23	2	2	2	2	3	0	0	0	1	0	55	86	3.00	0.833
49 Eli Morgan, R ERA: 3.07	(7, 1)	1.0	W	4	2	0	0	1	0	0	0	0	0	0	12	16	0.00	2.000
37 Trevor Stephan, R ERA: 2.73	(8, 1)	1.0	H	5	1	0	0	2	1	0	0	0	0	0	12	19	0.00	2.000
48 Emmanuel Clase, R ERA: 2.9	(9, 1)	1.0	S	3	0	0	0	0	0	0	0	0	0	0	6	10	0.00	0.000

PITCHER	IP	WLS	BF	H	R	ER	SO	BB	IBB	HBP	BLK	WP	HR	S	P	ERA	WHIP

Batter	1	2	3	4	5	6	7	8	9	AB	R	H	RBI	BB	SO	LOB
38 Steven Kwan, L (1, 7) OBP: 0.337, SLG: 0.378	C FF 96 B SL 92 B FF 96 F SL 90 S CU 84 2-3 K2-3 ①		C SL 91 X SL 91 0-1 56 S 2-3 1B		C FF 98 C SL 91 B CU 85 F CU 84 F FF 98 F CU 84 S SL 92 1-3 K ③		S SL 91 B FF 98 C SL 90 X FF 98 1-2 G5-3 ③			4	0	1	0	0	2	1
11 José Ramírez, S (1, 5) OBP: 0.351, SLG: 0.481	B CU 80 X SL 90 1-0 G4-3 ②		B FF 95 F SL 88 S SL 89 X CU 82 1-2 P4 ①			C FF 96 S CU 83 B CU 85 B CU 84 X SL 92 2-2 G4-3 ①		B CH 89 C CH 88 C CH 89 X FF 95 1-2 10 FC1-4 1B		4	0	1	0	0	0	2
56 Kole Calhoun, L (1, 3) OBP: 0.341, SLG: 0.438 12 David Fry, R (9, 3) OBP: 0.308, SLG: 0.429	B FF 97 C SL 91 B SL 90 X SL 91 2-1 G4-3 ③		F FF 95 F SL 93 D CU 85 X CU 83 1-2 SF7 ② 1-2 3-H			B SL 91 F SL 92 B FF 98 F SL 91 S CU 84 2-3 K ②		B FF 95 D CH 90 F CH 89 S FC 87 F FF 95 S CH 90 2-3 K ①		3 0	0 0	0 0	1 0	0 0	2 0	1 0
10 Ramón Laureano, R (1, 9) OBP: 0.288, SLG: 0.367		C SL 90 S CU 83 B CU 84 B SL 90 B FF 96 C FF 96 3-3 K ①	X SL 91 0-0 L6 ③			C FF 96 S FF 97 S FF 98 0-3 K ③		T FF 94 F CH 90 D CH 90 F CH 90 F FF 95 X FF 95 1-2 1-2f FC1-4 ②		4	0	0	0	0	2	2
0 Andrés Giménez, L (1, 4) OBP: 0.302, SLG: 0.378		F FF 95 S CU 84 B CU 84 F CU 84 X FF 97 1-2 G6-3 ②		C FF 97 T FF 98 B CU 86 B CU 85 C FF 98 2-3 K ①			F FF 95 X SL 91 0-1 17 L8 17 S 13 1B 1B	X FF 94 0-0 F7 ③		4	1	1	0	0	1	1
17 Will Brennan, L (1, 10) OBP: 0.291, SLG: 0.357		X FF 97 0-0 13 1B 1B		C SL 91 F SL 92 X FF 98 0-2 G6-3 ②			F SL 90 B SL 91 X SL 91 1-1 L8 ① 1-3			3	0	1	0	0	0	1
13 Gabriel Arias, R (1, 6) OBP: 0.294, SLG: 0.360		B SL 90 D SL 92 X FF 95 2-0 1-3 1B		X SL 91 0-0 G5-3 ③			F SL 92 S SL 91 X CU 84 0-2 23 2B 3-H 1B			3	1	2	1	0	0	0
23 Bo Naylor, L (1, 2) OBP: 0.292, SLG: 0.421		B SL 88 X FF 95 1-0 P4 ③			B FF 95 B SL 89 C FF 96 B SL 89 X FF 95 3-1 L3 ①		B FF 96 X SL 92 1-0 1-H 2B			3	0	1	1	0	0	2
7 Myles Straw, R (1, 8) OBP: 0.304, SLG: 0.300			X FF 95 0-0 38 1B 56 SF7 2B		C SL 90 F SL 92 B FF 97 X CU 84 1-2 L8 ②		F FF 97 2 SAFE B FF 95 B SL 89 C SL 90 X FF 96 2-2 F9 ②			3	1	1	0	0	0	1
Inning Stats	R: 0 E: 0 K: 1 S: 6 H: 0 LOB: 0 BB: 0 P: 11	R: 0 E: 0 K: 1 S: 10 H: 2 LOB: 2 BB: 0 P: 17	R: 1 E: 0 K: 0 S: 10 H: 2 LOB: 1 BB: 0 P: 12	R: 0 E: 0 K: 1 S: 7 H: 0 LOB: 0 BB: 0 P: 9	R: 0 E: 0 K: 1 S: 11 H: 0 LOB: 0 BB: 0 P: 16	R: 0 E: 0 K: 2 S: 9 H: 0 LOB: 0 BB: 0 P: 13	R: 2 E: 0 K: 0 S: 14 H: 3 LOB: 1 BB: 0 P: 19	R: 0 E: 0 K: 1 S: 13 H: 1 LOB: 1 BB: 0 P: 17		1B: 6 2B: 2 3B: 0 HR: 0 SF: 1 SAC: 0 DP: 0 HBP: 0				WP: 0 PB: 0 SB: 2 CS: 0 PA: 32		

PITCHER		IP	WLS	BF	H	R	ER	SO	BB	IBB	HBP	BLK	WP	HR	S	P	ERA	WHIP
20 Tyler Glasnow, R ERA: 3.07	(1, 1)	7.0	L	28	7	3	3	6	0	0	0	0	0	0	67	97	3.86	1.000
68 Jalen Beeks, L ERA: 6.25	(8, 1)	1.0		4	1	0	0	1	0	0	0	0	0	0	13	17	0.00	1.000

PITCHER	IP	WLS	BF	H	R	ER	SO	BB	IBB	HBP	BLK	WP	HR	S	P	ERA	WHIP

BOTTOM

Tampa Bay Rays @ Cleveland Guardians

Progressive Field, Cleveland, OH

Fri Sep 01 2023, 7:10 PM - 9:27 PM EDT

Att. 25,685 - Clear - 73 F

livebaseballscorecards.com

AB	31
R	3
H	8
RBI	3
BB	0
SO	7
LOB	11

Batter	1	2	3	4	5	6	7	8	9	10	11	AB	R	H	RBI	BB	SO	LOB
2 Yandy Díaz, R (1, 3) OBP: 0.398, SLG: 0.504 7 Vidal Brujàn, S (11, PR) OBP: 0.243, SLG: 0.215 (11, 5)	B FF 91 B FF 92 C FC 85 X FC 85 2-1 HR		C FF 91 C ST 79 F FF 92 X FF 92 0-2 G4-3 ②		B CH 84 X FF 91 1-0 G3 ①		B CH 84 F FF 94 X CH 85 1-1 P3 ③			C FC 98 X FC 99 0-1 G1-3 ③	0-0 56 L8 8 SF8	5 0	1 1	1 0	1 0	0 0	0 0	1 0
56 Randy Arozarena, R (1, 7) OBP: 0.372, SLG: 0.435	S FF 93 B FF 93 C FF 92 S ST 78 1-3 K ①		C FF 92 C ST 80 B ST 79 F FC 86 F ST 81 B FF 92 F ST 80 B CH 85 T CH 84 3-2 K ③		B FF 90 F FF 91 B ST 81 C ST 79 F CH 84 X ST 80 2-2 8 6-3-6-4-5 1B			F FF 97 X SL 87 0-1 F9 ①			C CU 78 D CU 80 B FF 95 X CU 79 2-1 L8 ① 2-3	5	0	1	0	0	2	0
8 Brandon Lowe, L (1, 4) OBP: 0.324, SLG: 0.431	C FF 92 X FF 92 0-1 L7 ②			B FC 86 B CH 83 F FF 91 F FF 91 X ST 80 2-2 F9 ①	1 SAFE B ST 79 X FF 90 1-0 G3-6-4-5 ②③ 1-2f			B FF 98 B FF 96 F FF 97 C CH 87 B FF 98 B FF 98 4-2 15 G6-3 BB		S FF 94 X FF 96 0-1 SF8 ② 3-H	3	0	0	1	1	0	1
87 Harold Ramírez, R (1, 10) OBP: 0.343, SLG: 0.433 15 Josh Lowe, L (8, PH) OBP: 0.328, SLG: 0.501 (8, 10)	B FF 92 C FC 87 B FF 92 X FC 87 2-1 17 FC5-4 1B			B FF 91 S FC 87 F FC 87 F FF 91 X ST 81 1-2 1B		S SL 80 B FF 92 F SL 80 F FF 92 F FF 92 F SI 93 S SL 78 1-3 K ①		D FF 97 S FF 97 F CH 88 X FF 98 1-2 G6-3 ②③ 1-2f		B SL 87 F SL 88 B CU 81 X SL 89 2-1 17 S 1B	3 2	0 0	2 1	0 0	0 0	1 1	0 1
17 Isaac Paredes, R (1, 5) OBP: 0.349, SLG: 0.498 (11, 3)	C FF 92 F CH 84 D CH 85 X FF 91 1-2 FC5-4 ③ 1-2f			D CH 84 B FF 91 C CH 83 C FF 87 D CH 84 F ST 80 X FF 93 3-2 P1 ②		F SI 93 S SL 80 B SL 80 F FF 92 X SL 79 1-2 P3 ②			B SL 83 B FF 96 X FF 96 2-0 1B ①		1 SAFE C FF 95 B FF 96 X CU 80 1-1 L6 ③ 1-2	5	0	1	0	0	0	3
22 Jose Siri, R (1, 8) OBP: 0.263, SLG: 0.502		C FF 91 F FF 92 B ST 80 F ST 79 B FF 92 C FF 92 2-3 K ①		C FC 86 B ST 78 C ST 79 1 SAFE S FF 92 1-3 K ③		C SI 93 X SL 78 0-1 HR			C FF 96 B FF 96 F FF 96 B FF 97 S SL 84 2-3 K ②			4	1	1	1	0	3	1
55 Luke Raley, L (1, 9) OBP: 0.332, SLG: 0.503		B FC 86 X FC 86 1-0 G4-3 ②		C ST 78 F FF 90 B FC 85 F ST 79 F ST 79 X FF 92 1-2 6 1B 14 HR 1B		B FF 94 C FF 95 S KC 85 F KC 84 T FF 94 1-2 K ③			S SL 84 F SL 84 B SL 84 B FF 95 S SL 85 2-3 K ③		0-0 6 G3 37 FC	4	1	1	0	0	2	0
6 Taylor Walls, S (1, 6) OBP: 0.314, SLG: 0.358		B FC 87 F FF 91 B CH 84 C CH 83 B CH 83 F FF 90 X FF 92 3-2 F7 ③		B CH 82 C CH 82 C FF 91 X FF 92 1-2 14 HR 1-2 1B			F FF 94 X KC 83 0-1 G4-3 ①			B FC 98 X FC 98 1-0 G3 ① 2-3	4	1	1	0	0	0	0
14 Christian Bethancourt, R (1, 2) OBP: 0.259, SLG: 0.378 37 Osleivis Basabe, R (10, PH) OBP: 0.316, SLG: 0.365 50 René Pinto, R (10, 2) OBP: 0.326, SLG: 0.409			B FF 91 F FF 91 B CH 84 F FF 92 S FF 91 2-3 K ①		B FF 89 X FF 88 1-0 1-H 2-H HR		S FF 94 F KC 84 T CH 83 0-2 K ②			B FC 100 F FC 99 X FC 99 1-1 FC ② 3-H	3 1 0	1 0 0	1 0 0	3 0 0	0 0 0	2 0 0	0 1 0
Inning Stats	R: 1 E: 0 K: 1 S: 12 H: 2 LOB: 1 BB: 0 P: 18	R: 0 E: 0 K: 1 S: 9 H: 0 LOB: 0 BB: 0 P: 15	R: 0 E: 0 K: 2 S: 13 H: 0 LOB: 0 BB: 0 P: 18	R: 0 E: 0 K: 1 S: 14 H: 1 LOB: 1 BB: 0 P: 21	R: 3 E: 0 K: 0 S: 15 H: 4 LOB: 0 BB: 0 P: 22	R: 1 E: 0 K: 2 S: 16 H: 1 LOB: 0 BB: 0 P: 19	R: 0 E: 0 K: 1 S: 7 H: 0 LOB: 0 BB: 0 P: 8	R: 0 E: 0 K: 0 S: 7 H: 0 LOB: 0 BB: 1 P: 12	R: 0 E: 0 K: 2 S: 7 H: 1 LOB: 0 BB: 0 P: 13	R: 0 E: 0 K: 0 S: 5 H: 0 LOB: 1 BB: 0 P: 7	R: 1 E: 0 K: 0 S: 8 H: 1 LOB: 1 BB: 0 P: 13	1B: 7 2B: 0 3B: 0 HR: 3 SF: 1 SAC: 0 DP: 2 HBP: 0						

PITCHER		IP	WLS	BF	H	R	ER	SO	BB	IBB	HBP	BLK	WP	HR	S	P	ERA	WHIP
41 Logan Allen, L	(1, 1)	5.0		21	7	4	4	5	0	0	0	0	0	2	63	94	7.20	1.400
ERA: 3.77																		
52 Nick Sandlin, R	(6, 1)	0.2		3	1	1	1	1	0	0	0	0	0	1	12	14	13.50	1.500
ERA: 3.71																		
55 Matt Moore, L	(6, 1)	1.1		4	0	0	0	2	0	0	0	0	0	0	11	13	0.00	0.000
ERA: 2.58																		
40 Reynaldo López, R	(8, 1)	1.0		3	0	0	0	0	1	0	0	0	0	0	7	12	0.00	1.000
ERA: 3.86																		
62 Enyel De Los Santos, R	(9, 1)	1.0		3	1	0	0	2	0	0	0	0	0	0	7	13	0.00	1.000
ERA: 2.89																		

PITCHER		IP	WLS	BF	H	R	ER	SO	BB	IBB	HBP	BLK	WP	HR	S	P	ERA	WHIP
48 Emmanuel Clase, R	(10, 1)	1.0		3	0	0	0	0	0	0	0	0	0	0	5	7	0.00	0.000
ERA: 2.86																		
31 Sam Hentges, L	(11, 1)	1.0	W	4	1	1	0	0	0	0	0	0	0	0	8	13	0.00	1.000
ERA: 4.32																		

TOP

Tampa Bay Rays @ Cleveland Guardians

Progressive Field, Cleveland, OH

Sat Sep 02 2023, 6:11 PM - 9:28 PM EDT

Att. 27,788 - Partly Cloudy - 79 F

livebaseballscorecards.com

AB	39
R	6
H	10
RBI	6
BB	1
SO	10
LOB	8

PA: 41

WP: 0
PB: 0
SB: 1
CS: 0

Batter	1	2	3	4	5	6	7	8	9	10	11	AB	R	H	RBI	BB	SO	LOB
38 Steven Kwan, L (1, 7) OBP: 0.337, SLG: 0.378	C FF 93 S FS 85 X FS 85 0-2 10 1B 56 1B 0 G1 1B	B SI 95 B SI 94 C SL 91 F FF 95 X SL 90 2-2 ② F7		X SI 92 0-0 ② F8			B SI 95 X FC 93 1-0 ② G3		X FF 97 0-0 1-2 2-H 1B		X CH 82 0-0 ② SF8 3-H	5	1	2	2	0	0	2
11 José Ramírez, S (1, 5) OBP: 0.348, SLG: 0.476	C SI 93 B SL 90 F FF 95 X FS 84 1-2 ① L9	C SL 90 T FF 95 B FF 95 X FF 96 1-2 ③ P5		C SI 93 B SL 89 F SI 92 S FF 94 1-3 ③ K			C FC 92 X FF 95 0-1 ③ L9		F SL 87 F FF 99 C FF 99 0-3 ③ K	0-0		5	0	0	0	0	2	5
56 Kole Calhoun, L (1, 3) OBP: 0.344, SLG: 0.435	F SI 93 C SI 94 B FF 95 X FS 84 1-2 0 G1 10 1B 1-2 1B		B SL 89 C SL 89 B FF 94 X SI 94 2-1 10 G1-4-3 1B		C SL 90 S FS 84 F SI 93 B FS 85 F FF 94 B ST 80 B FS 84 X SL 91 3-2 ① G3-1			C SL 84 B FF 93 B FF 92 B FF 92 C FF 92 C SL 84 3-3 ① K		C FC 90 F FC 88 S FS 89 0-3 ① K		5	0	2	0	0	2	0
10 Ramón Laureano, R (1, 8) OBP: 0.287, SLG: 0.365 (10, 9)	X SL 90 0-0 0 G1 1-2 2-3 1B		B SI 93 F SL 90 X SI 93 1-1 ①② G1-4-3 1-2f		X ST 81 0-0 ② F8			B SL 85 X SL 84 1-0 ② G5-3		F FC 90 S FC 87 S FC 88 0-3 ② K		5	0	1	0	0	1	1
0 Andrés Giménez, L (1, 4) OBP: 0.303, SLG: 0.376	X SL 89 0-0 ② G1 1-2 2-3 3-H		B SI 94 B SL 91 C SL 90 C SI 94 X FF 95 2-2 ③ G5-3		C FS 84 S FF 95 H FF 96 1-2 17 CS 17 S HBP			B SL 84 X FF 93 1-0 ③ F8		0-0 IBB		3	0	0	1	1	0	2
17 Will Brennan, L (1, 9) OBP: 0.293, SLG: 0.358 7 Myles Straw, R (9, PR) OBP: 0.303, SLG: 0.300 (10, 8)	B FF 95 3 SAFE F SL 89 X SL 92 1-1 ③ G3-1			C SL 88 B SI 92 X FS 84 1-1 ① 13 HR 1B	B FF 94 B FF 95 C FF 95 F FF 95 B FF 96 3-2 ③ CS 1-3		B ST 84 F FF 94 C FF 95 X ST 85 1-2 ① F8		F FF 98 B FF 99 X SL 87 1-1 39 1B 38 1B 1B	C FC 86 C FC 88 S FC 86 0-3 ③ K	0-0 23 S 8 1B	4 1	1 2	2 0	0 0	0 1	2 1
13 Gabriel Arias, R (1, 6) OBP: 0.296, SLG: 0.372		C SL 90 B ST 81 B SL 89 X SI 94 2-1 23 1B 39 G5-3 1B		X SI 91 0-0 1-H HR			B CH 87 S CH 87 C ST 85 S FF 96 1-3 ② K		F SL 86 F SL 86 C FF 100 0-3 ① K		S CH 81 S CH 82 S CH 82 0-3 ① K2-3	5	2	2	2	0	3	1
23 Bo Naylor, L (1, 2) OBP: 0.301, SLG: 0.430		C SL 89 B SI 94 C SI 94 B FF 95 F FF 95 B SL 90 X SL 90 3-2 39 G5-3 1-3 1B		C SL 90 B FS 84 B FF 94 X FF 94 2-1 2B			B ST 85 C FF 95 B ST 85 C FF 94 C FF 95 2-3 ③ K		C FF 99 F SL 86 X FF 99 0-2 ② F8		S CH 82 D CH 82 B CH 82 S CH 81 F CH 83 F FF 93 F CH 84 D CH 84 F CH 83 4-2 B SL 81 8 1B 38 SF8 2-3 BB	4	1	2	0	1	1	1
39 Oscar Gonzalez, R (1, 10) OBP: 0.240, SLG: 0.315 8 José Tena, L (9, PR) OBP: 0.400, SLG: 0.444 (10, 10)		B SI 94 B ST 80 T SI 94 F ST 80 F FF 96 F ST 80 D ST 83 X SI 95 3-2 ① G5-3 1-2 3-H		C ST 80 B ST 80 F SI 93 X ST 80 1-2 ① F9			F SI 94 S FC 92 F SL 86 B FF 95 S SL 84 1-3 ① K		D SL 88 F SL 85 F SL 88 F FF 100 X SL 85 1-2 38 1B 1-2 1B		X CH 82 0-0 1-3 3-H 1B	4 1	0 0	1 1	1 1	0 0	1 0	2 0
Inning Stats	R: 1 E: 0 K: 0 S: 13 H: 3 LOB: 2 BB: 0 P: 16	R: 1 E: 0 K: 0 S: 17 H: 2 LOB: 1 BB: 0 P: 28	R: 0 E: 0 K: 0 S: 7 H: 1 LOB: 0 BB: 0 P: 12	R: 2 E: 0 K: 1 S: 12 H: 3 LOB: 1 BB: 0 P: 17	R: 0 E: 0 K: 0 S: 10 H: 0 LOB: 0 BB: 0 P: 17	R: 0 E: 0 K: 2 S: 9 H: 0 LOB: 0 BB: 0 P: 13	R: 0 E: 0 K: 1 S: 7 H: 0 LOB: 0 BB: 0 P: 9	R: 0 E: 0 K: 1 S: 5 H: 0 LOB: 0 BB: 0 P: 10	R: 1 E: 0 K: 2 S: 16 H: 3 LOB: 2 BB: 0 P: 18	R: 0 E: 0 K: 3 S: 9 H: 0 LOB: 1 BB: 1 P: 9	R: 2 E: 0 K: 1 S: 11 H: 1 LOB: 1 BB: 1 P: 15	1B: 11 2B: 1 3B: 0 HR: 1 SF: 1 SAC: 0 DP: 1 HBP: 1						

PITCHER		IP	WLS	BF	H	R	ER	SO	BB	IBB	HBP	BLK	WP	HR	S	P	ERA	WHIP
52 Zack Littell, R ERA: 4.69	(1, 1)	4.2		23	9	4	4	1	0	0	1	0	0	1	57	85	7.71	1.929
30 Jake Diekman, L ERA: 4.05	(5, 1)	1.1		3	0	0	0	2	0	0	0	0	0	0	11	18	0.00	0.000
64 Shawn Armstrong, R ERA: 0.86	(7, 1)	1.0	H	3	0	0	0	1	0	0	0	0	0	0	7	9	0.00	0.000
38 Colin Poche, L ERA: 2.42	(8, 1)	1.0	H	3	0	0	0	1	0	0	0	0	0	0	5	10	0.00	0.000
29 Pete Fairbanks, R ERA: 2.6	(9, 1)	1.0	B	6	3	1	1	2	0	0	0	0	0	0	16	18	9.00	3.000

PITCHER		IP	WLS	BF	H	R	ER	SO	BB	IBB	HBP	BLK	WP	HR	S	P	ERA	WHIP
26 Robert Stephenson, R ERA: 3.5	(10, 1)	1.0		4	0	0	0	3	0	1	0	0	0	0	9	9	0.00	0.000
48 Chris Devenski, R ERA: 5.24	(11, 1)	0.2	L	4	1	2	1	1	1	0	0	0	0	0	11	15	13.50	3.000

BOTTOM

Tampa Bay Rays @ Cleveland Guardians

Progressive Field, Cleveland, OH

Sat Sep 02 2023, 6:11 PM - 9:28 PM EDT

Att. 27,788 - Partly Cloudy - 79 F

livebaseballscorecards.com

AB	42
R	7
H	13
RBI	7
BB	2
SO	11
LOB	17

WP: 0	PA: 47
PB: 0	
SB: 2	
CS: 1	

Tampa Bay Rays @ Cleveland Guardians

Progressive Field, Cleveland, OH

Sun Sep 03 2023, 4:10 PM - 7:21 PM EDT

Att. 25,556 - Partly Cloudy - 84 F

TOP

livebaseballscorecards.com

Batter	1	2	3	4	5	6	7	8	9	AB	R	H	RBI	BB	SO	LOB
2 Yandy Díaz, R (1, 3) OBP: 0.398, SLG: 0.502	X FF 92 0-0 ① G6-3		C FF 93 X FF 92 0-1 ② G1-3		C SL 84 X SL 85 0-1 ③ L8		B FF 92 B FF 91 B SL 80 C FF 91 C FF 92 B FF 92 4-2 BB 1-2 2-3		B FF 92 B CH 80 F FF 93 S FF 92 F FF 93 X SL 86 2-2 1B 8 E 17 1B 1-2	4	1	1	0	1	0	1
8 Brandon Lowe, L (1, 4) OBP: 0.328, SLG: 0.433	C FF 93 S CU 77 S FF 94 0-3 ② K		S SL 84 B CU 74 B SL 85 F FF 93 X SL 84 2-2 1B 17 FC5-4			X SL 85 0-0 1B 15 FC3-6 56 1B	S FS 87 D FS 87 B SI 92 X SL 80 2-1 ② P2		C CH 79 X CH 80 0-1 1B E1 17 1B 17 S 56 E 1-3 2-H	5	1	3	0	0	1	3
17 Isaac Paredes, R (1, 5) OBP: 0.348, SLG: 0.494	C SL 86 C CU 77 F FF 94 S SL 85 0-3 ③ K		B SL 85 1 SAFE X SL 84 1-0 ③ FC5-4 1-2f			C FF 91 X SL 86 0-1 ① F8	C FF 92 B FF 91 B SL 79 C SL 79 F FF 92 F SL 79 X SL 79 2-2 ③ P2		C SL 86 S SL 87 F CH 82 B FF 94 F CU 87 F CH 82 F FF 94 F FF 94 X SL 88 1-2 1B 56 E 1-3 3-H	5	0	1	1	0	1	5
56 Randy Arozarena, R (1, 10) OBP: 0.370, SLG: 0.433		C CU 75 B SL 86 S SL 86 F SL 85 F FF 94 F SL 86 F CU 76 F SL 86 S CU 78 1-3 ① K	X FF 92 0-0 ① G6-3			C SL 86 B FF 92 1 SAFE X SL 87 1-1 1B 15 FC3-6 1-2		B SL 85 F SL 86 B SL 86 C FF 95 S FS 86 2-3 ① K	D SL 86 F SL 86 D SL 87 T FF 93 B FF 93 F CH 81 X CH 80 3-2 1B FC5 22 G6-4-3 1-2 3-H	5	0	1	1	0	2	1
15 Josh Lowe, L (1, 9) OBP: 0.326, SLG: 0.497		C FF 94 X CH 90 0-1 ② G6-3	C FF 92 F FF 93 X CU 76 0-2 1B 22 K			B SL 88 X FF 94 1-0 ② FC3-6 1-2f 2-3		S FF 94 F FS 87 B FF 96 S FS 86 1-3 ② K	S FF 92 F FF 92 S CH 80 0-3 ① K	5	0	1	0	0	2	4
22 Jose Siri, R (1, 8) OBP: 0.263, SLG: 0.495		F FF 94 S FF 94 C CU 76 0-3 ③ K	P FF 89 S FF 91 F SL 84 1 SAFE S FF 94 1-3 ② ③ K 1-2			C CU 78 X FF 95 0-1 ③ F9		B SL 86 C FF 95 S FS 86 F FS 86 B FS 86 B FS 86 B FS 86 4-2 BB 6 S 6 1B	F FF 93 S SL 86 X SL 88 0-2 ② ③ G6-4-3 1-2f	4	1	0	0	1	2	5
6 Taylor Walls, S (1, 6) OBP: 0.317, SLG: 0.360			B FF 93 B CU 74 B FF 91 C FF 92 X FF 92 3-1 E4 55 S 50 HR		B FF 92 C FF 92 B CU 75 C CU 75 X FF 94 2-2 1B 50 G5-4-3 55 BB		C CU 77 S CU 81 B CU 80 X FF 96 1-2 ① G4-3	C FF 95 X FF 95 0-1 1B 1-H		4	1	2	1	0	0	0
55 Luke Raley, L (1, 7) OBP: 0.333, SLG: 0.502			B FF 92 B CU 75 F SL 84 S SL 86 D SL 85 T FF 93 3-2 ① K 1-2		B FF 92 B SL 84 B FF 92 C FF 91 B FF 92 4-1 BB 50 G5-4-3 1-2		F SL 87 B FF 96 X FF 95 1-1 1B 2 BB 62 1B	B FF 95 B SL 87 X FF 94 2-0 ③ F8		3	0	1	0	1	1	2
50 René Pinto, R (1, 2) OBP: 0.333, SLG: 0.478 62 Jonathan Aranda, L (7, PH) OBP: 0.333, SLG: 0.344 14 Christian Bethancourt, R (7, 2) OBP: 0.261, SLG: 0.380			C SL 86 2 SAFE B SL 87 D CU 74 B FF 92 X FF 91 3-1 HR 2-H		F SL 84 B SL 84 S SL 84 D SL 85 X CU 76 2-2 ① ② G5-4-3 1-2f 2-3		1 SAFE B FS 86 C SL 79 C FF 91 X FS 87 1-2 1B 2 BB 1-2		X SL 85 0-0 1B 8 1B 2 1B 8 E	2	1	1	2	0	0	2
										1	0	1	0	0	0	0
										1	1	1	0	0	0	0
Inning Stats	R: 0 E: 0 K: 2 S: 8 H: 0 LOB: 0 BB: 0 P: 8	R: 0 E: 0 K: 2 S: 13 H: 0 LOB: 0 BB: 0 P: 14	R: 2 E: 1 K: 1 S: 13 H: 2 LOB: 1 BB: 0 P: 25	R: 0 E: 0 K: 1 S: 8 H: 1 LOB: 0 BB: 0 P: 8	R: 0 E: 0 K: 0 S: 9 H: 1 LOB: 1 BB: 1 P: 17	R: 0 E: 0 K: 0 S: 8 H: 2 LOB: 2 BB: 0 P: 10	R: 0 E: 0 K: 0 S: 17 H: 2 LOB: 3 BB: 1 P: 28	R: 1 E: 0 K: 2 S: 12 H: 1 LOB: 1 BB: 1 P: 21	R: 3 E: 2 K: 1 S: 25 H: 4 LOB: 1 BB: 0 P: 31	1B: 12 2B: 0 3B: 0 HR: 1 SF: 0 SAC: 0 DP: 2 HBP: 0						

	AB	39
	R	6
	H	13
	RBI	5
	BB	3
	SO	9
	LOB	23

PITCHER		IP	WLS	BF	H	R	ER	SO	BB	IBB	HBP	BLK	WP	HR	S	P	ERA	WHIP
44 Xzavion Curry, R ERA: 3.95	(1, 1)	5.1		22	6	2	1	6	1	0	0	0	0	1	56	78	1.69	1.312
31 Sam Hentges, L ERA: 4.22	(6, 1)	1.0		4	1	0	0	0	0	0	0	0	0	0	8	11	0.00	1.000
52 Nick Sandlin, R ERA: 3.66	(7, 1)	0.2		4	1	0	0	0	1	0	0	0	0	0	12	21	0.00	3.000
37 Trevor Stephan, R ERA: 2.83	(8, 1)	1.0	L	5	1	1	1	2	1	0	0	0	0	0	12	21	9.00	2.000
49 Eli Morgan, R ERA: 3.34	(9, 1)	1.0		7	4	3	2	1	0	0	0	0	0	0	25	31	18.00	4.000

PITCHER	IP	WLS	BF	H	R	ER	SO	BB	IBB	HBP	BLK	WP	HR	S	P	ERA	WHIP

Tampa Bay Rays @ Cleveland Guardians

Progressive Field, Cleveland, OH

Sun Sep 03 2023, 4:10 PM - 7:21 PM EDT

Att. 25,556 - Partly Cloudy - 84 F

livebaseballscorecards.com

Batter	1	2	3	4	5	6	7	8	9	AB	R	H	RBI	BB	SO	LOB
38 Steven Kwan, L (1, 7) OBP: 0.337, SLG: 0.377	C FF 96 F FS 91 S FF 97 0-3 ① **K**		B FS 88 B FF 96 F FF 96 F FF 96 S FS 89 2-3 ① **K**		B FF 95 B FF 95 B FF 95 C FF 94 C FF 95 B FF 96 4-2 11 WP 22 1B **BB**		X FF 92 0-0 22 S **1B**		B SL 86 C FF 98 T SL 86 X SL 86 1-2 ② **L9**	4	1	1	0	1	2	3
11 José Ramírez, S (1, 5) OBP: 0.347, SLG: 0.473	C FF 97 B FS 92 F FS 90 S FS 91 1-3 ② **K**		B FS 88 B FF 96 B FF 96 B FF 96 4-0 22 FC3-6 **BB** 1-2		F CU 77 B FS 89 X CU 78 1-1 ① **L9** 1-2		B FF 92 S FF 93 F FF 93 F FF 92 B SL 84 F FF 92 S SL 84 2-3 ② **K**		C SL 87 F SL 87 X FF 100 0-2 ③ **G4-3**	4	0	0	0	1	2	4
22 Josh Naylor, L (1, 10) OBP: 0.345, SLG: 0.497	X FF 97 0-0 ③ **F7**		C FF 96 X CU 80 0-1 ② **FC3-6** 10 1B 1-2f 2-3		X FS 88 0-0 56 L8-6 10 BB **1B** 2-H		1 SAFE B SL 85 B SL 84 X FF 92 2-0 ③ **G4-3** 1-2			4	0	1	1	0	0	3
10 Ramón Laureano, R (1, 9) OBP: 0.289, SLG: 0.364		C FF 96 F FF 97 F FF 98 S CU 83 0-3 ① **K**	F FF 96 S FS 89 X FF 98 0-2 1-3 3-H **1B**		B FS 87 F FF 94 B FF 94 B FS 86 F FF 96 F FF 96 B CU 78 4-2 1-2 **BB**			C FC 90 S FC 90 B FC 87 S FC 88 1-3 ① **K**		3	0	1	1	1	2	0
56 Kole Calhoun, L (1, 3) OBP: 0.340, SLG: 0.420		B FF 98 C FF 98 B FS 93 B FF 98 B FF 98 4-1 2 BB **BB**	B FS 85 B CU 78 F FF 96 X FF 96 2-1 ③ **F9**		D FS 88 F FF 95 F CU 79 B FF 96 X CU 80 2-2 ② ③ **L8-6** 2-2			C FC 89 B FC 87 F FS 90 B FS 90 S FC 88 2-3 ② **K**		3	0	0	0	1	1	4
2 Tyler Freeman, R (1, 4) OBP: 0.306, SLG: 0.327 8 José Tena, L (6, PH) OBP: 0.333, SLG: 0.364 (7, 4)		B FC 94 B FF 97 B FF 95 C FF 96 F FF 96 B FF 96 4-2 1-2 **BB**	B FS 90 X FF 94 1-0 ① **L8**			B SI 91 C SI 89 C FC 88 S ST 76 1-3 ① **K**		B FC 87 C FC 87 X FS 88 1-1 ③ **G3-1**		1 2	0 0	0 0	0 0	1 0	0 1	0 0
13 Gabriel Arias, R (1, 6) OBP: 0.299, SLG: 0.375		C FC 92 C FS 89 F FS 90 S FF 98 0-3 ② **K**	S CU 78 X FC 90 0-1 35 WP **1B**			S SI 91 S ST 76 X ST 78 0-2 ② **P4**			B SL 87 F SL 89 X SI 95 1-1 23 F **1B**	4	0	2	0	0	1	2
35 Cam Gallagher, R (1, 2) OBP: 0.168, SLG: 0.184 23 Bo Naylor, L (6, PH) OBP: 0.298, SLG: 0.424 (7, 2)		F FF 96 B FC 93 F FS 90 C CU 81 1-3 ③ **K**	C FF 95 B FS 89 F CU 80 F CU 79 S FS 89 1-3 ② **K** 1-2			F SI 91 F ST 78 X FC 86 0-2 ③ **P6**			B SI 95 C SI 96 S FF 94 D SL 88 F FF 94 F SI 95 B SL 87 X SI 95 3-2 **FC** 1-2	2 2	0 0	0 0	0 0	0 0	2 0	3 1
7 Myles Straw, R (1, 8) OBP: 0.301, SLG: 0.298 17 Will Brennan, L (9, PH) OBP: 0.292, SLG: 0.357			C FF 95 B CU 81 F FS 90 F FF 96 X FS 92 1-2 E6 22 FC3-6 11 BB 10 1B		X FS 89 0-0 ③ **G5-3**		C SI 89 B SI 91 C SI 90 X SI 91 1-2 ① **G5-3**		X SI 95 0-0 ① **L8**	3 1	1 0	0 0	0 0	0 0	0 0	1 2
Inning Stats	R: 0 E: 0 K: 2 S: 7 H: 0 LOB: 0 BB: 0 P: 8	R: 0 E: 0 K: 3 S: 14 H: 0 LOB: 2 BB: 2 P: 23	R: 1 E: 1 K: 1 S: 14 H: 1 LOB: 2 BB: 1 P: 23	R: 0 E: 0 K: 1 S: 8 H: 1 LOB: 1 BB: 0 P: 10	R: 1 E: 0 K: 0 S: 11 H: 1 LOB: 1 BB: 2 P: 22	R: 0 E: 0 K: 1 S: 9 H: 0 LOB: 0 BB: 0 P: 10	R: 0 E: 0 K: 1 S: 10 H: 1 LOB: 1 BB: 0 P: 15	R: 0 E: 0 K: 2 S: 8 H: 0 LOB: 0 BB: 0 P: 12	R: 0 E: 1 K: 0 S: 14 H: 1 LOB: 2 BB: 0 P: 19	1B: 5 2B: 1 3B: 0 HR: 0 SF: 0 SAC: 0 DP: 1 HBP: 0						WP: 2 PB: 0 SB: 1 CS: 0 PA: 38	

BOTTOM	
AB	33
R	2
H	5
RBI	2
BB	5
SO	11
LOB	23

PITCHER		IP	WLS	BF	H	R	ER	SO	BB	IBB	HBP	BLK	WP	HR	S	P	ERA	WHIP
45 Taj Bradley, R ERA: 5.42	(1, 1)	5.0		23	3	2	1	7	5	0	0	0	2	0	54	86	1.80	1.600
49 Kevin Kelly, R ERA: 3.4	(6, 1)	1.1		4	0	0	0	1	0	0	0	0	0	0	12	14	0.00	0.000
38 Colin Poche, L ERA: 2.39	(7, 1)	0.2	W	3	1	0	0	1	0	0	0	0	0	0	7	11	0.00	1.500
26 Robert Stephenson, R ERA: 3.43	(8, 1)	1.0	H	3	0	0	0	2	0	0	0	0	0	0	8	12	0.00	0.000
36 Andrew Kittredge, R ERA:	(9, 1)	0.1		3	1	0	0	0	0	0	0	0	0	0	8	12	0.00	3.000

PITCHER		IP	WLS	BF	H	R	ER	SO	BB	IBB	HBP	BLK	WP	HR	S	P	ERA	WHIP
29 Pete Fairbanks, R ERA: 2.55	(9, 1)	0.2	S	2	0	0	0	0	0	0	0	0	0	0	6	7	0.00	0.000

Batter	1	2	3	4	5	6	7	8	9	AB	R	H	RBI	BB	SO	LOB
52 Wilyer Abreu, L (1, 8) (8, 9) OBP: 0.385, SLG: 0.565	B FC 89 F SI 92 B FC 88 F SL 82 B CU 79 F FC 89 F FC 89 S CU 79 3-3 ① K			C CU 78 B FC 88 S SI 92 F CU 78 B FF 93 F CU 80 B FC 89 X FC 89 3-2 ① F7		X FC 87 0-0 36 HR 2B	C ST 84 S ST 86 C FF 96 0-3 ③ K		S SL 80 X CU 78 0-1 ② L8	5	1	1	0	0	2	0
11 Rafael Devers, L (1, 5) OBP: 0.343, SLG: 0.505	S FC 89 S FC 88 T FF 93 0-2 ② K			B SI 93 B FC 88 B FC 88 B FC 88 4-0 2 BB 18 1B BB		F SI 92 S FC 88 B FC 88 B FF 92 S FC 88 2-3 ① K		F FF 93 B SI 94 F FF 94 B FF 92 B SI 95 B FF 94 4-2 2 L8 2 S 36 1B BB	B CU 80 B FC 89 S FC 88 X SI 91 2-1 ③ G3	3	2	0	0	2	2	1
2 Justin Turner, R (1, 10) OBP: 0.356, SLG: 0.479	C FC 89 S SL 82 B SL 82 F FF 94 F SL 82 F SI 94 B CU 80 X SL 82 2-2 ③ P2			C SI 91 B FC 88 F SL 83 B FF 92 B FC 88 B SI 92 4-2 18 1B 1-2 BB		B FF 92 F SL 83 B FF 92 D SL 83 F FF 92 B FF 92 4-2 36 HR BB		C SI 93 C SI 94 B SI 95 F SI 94 B SL 88 F SI 93 F FF 94 X SI 93 2-2 ① L8 1-3		2	1	0	0	2	0	1
36 Triston Casas, L (1, 3) OBP: 0.368, SLG: 0.503		C FC 88 B CU 79 C FC 88 B FF 92 F FC 90 B FF 92 X FC 88 3-2 ① G4-3		C FC 88 B SI 92 F FC 88 B FC 89 D CU 79 F FC 89 S FC 89 3-3 ② K		B CH 82 X CH 82 1-0 1-H 2-H HR		B SI 93 X FF 94 1-0 7 HR 3-H 1B		4	2	2	4	0	1	2
18 Adam Duvall, R (1, 9) (8, 7) OBP: 0.336, SLG: 0.585		C CU 79 B SL 82 B SI 93 B FC 88 F SI 94 C SI 94 3-3 ② K		X FC 87 0-0 1-2 2-H 1B		B ST 79 S FF 93 B CH 82 X ST 79 2-1 ② P5		B SI 93 B SI 93 C SI 93 F FF 93 X SL 87 2-2 ② F9		4	0	1	1	0	1	1
7 Masataka Yoshida, L (1, 7) OBP: 0.352, SLG: 0.469 43 Ceddanne Rafaela, R (8, 8) OBP: 0.375, SLG: 0.500		C FC 90 F CU 80 C SI 94 0-3 ③ K		S CU 79 F FC 88 S CU 79 0-3 ③ K		S CH 82 B CH 82 F FF 92 B CH 83 F CH 82 X FF 92 2-2 1B		B FF 92 X SI 93 1-0 1-H HR		4 0	1 0	2 0	2 0	0 0	2 0	2 0
10 Trevor Story, R (1, 6) OBP: 0.215, SLG: 0.292			C FC 88 F SL 82 B SL 81 S SI 93 1-3 ① K		F SL 82 C FF 91 S SL 82 0-3 ① K	S ST 79 B SL 79 B FF 93 B FF 93 C CH 82 T FF 93 3-2 ③ K		C SI 94 S FF 91 F SL 88 B SL 85 F SI 93 X FF 92 1-2 2B		4	0	1	0	0	3	1
3 Reese McGuire, L (1, 2) OBP: 0.319, SLG: 0.374			C CU 78 S FC 88 F CU 79 F CU 79 B CU 79 S CU 80 1-3 ② K2-3		B FC 88 F CU 79 S CU 78 L SL 82 1-3 ② K		B ST 83 C FF 94 B FF 94 C FF 93 B ST 85 C FF 94 3-3 ① K	X FC 88 0-0 ③ G4-3		4	0	0	0	0	3	1
17 Luis Urías, R (1, 4) OBP: 0.317, SLG: 0.287			X SI 93 0-0 ③ P4		C SL 82 F SI 92 F SL 82 S SI 93 0-3 ③ K		B FF 96 F FF 95 S CH 88 F CH 90 X CH 89 1-2 ② F7		C FC 89 C FC 88 B SL 82 S SI 91 1-3 ① K	4	0	0	0	0	2	0
Inning Stats	R: 0 E: 0 K: 2 S: 14 H: 0 LOB: 0 BB: 0 P: 19	R: 0 E: 0 K: 2 S: 10 H: 0 LOB: 0 BB: 0 P: 16	R: 0 E: 0 K: 2 S: 9 H: 0 LOB: 0 BB: 0 P: 11	R: 1 E: 0 K: 2 S: 15 H: 1 LOB: 2 BB: 2 P: 29	R: 0 E: 0 K: 3 S: 10 H: 0 LOB: 0 BB: 0 P: 11	R: 3 E: 0 K: 2 S: 16 H: 3 LOB: 1 BB: 1 P: 30	R: 0 E: 0 K: 2 S: 10 H: 0 LOB: 0 BB: 0 P: 14	R: 3 E: 0 K: 0 S: 19 H: 3 LOB: 1 BB: 1 P: 30	R: 0 E: 0 K: 1 S: 7 H: 0 LOB: 0 BB: 0 P: 10	1B: 3 2B: 2 3B: 0 HR: 2 SF: 0 SAC: 0 DP: 0 HBP: 0						

PITCHER		IP	WLS	BF	H	R	ER	SO	BB	IBB	HBP	BLK	WP	HR	S	P	ERA	WHIP
34 Aaron Civale, R ERA: 2.76	(1, 1)	5.1		21	2	3	3	12	3	0	0	0	0	0	64	98	5.06	0.938
48 Chris Devenski, R ERA: 5.4	(6, 1)	0.2	L	4	2	1	1	1	0	0	0	0	0	1	10	18	13.50	3.000
30 Jake Diekman, L ERA: 3.97	(7, 1)	1.0		3	0	0	0	2	0	0	0	0	0	0	10	14	0.00	0.000
36 Andrew Kittredge, R ERA: 8.1	(8, 1)	0.2		6	3	3	3	0	1	0	0	0	0	1	18	29	40.50	6.000
61 Erasmo Ramírez, R ERA: 6.1	(8, 1)	1.1		4	0	0	0	1	0	0	0	0	0	0	8	11	0.00	0.000

PITCHER	IP	WLS	BF	H	R	ER	SO	BB	IBB	HBP	BLK	WP	HR	S	P	ERA	WHIP

TOP

Boston Red Sox @ Tampa Bay Rays

Tropicana Field, St. Petersburg, FL

Mon Sep 04 2023, 4:13 PM - 6:50 PM EDT

Att. 18,302 - Dome - 72 F

livebaseballscorecards.com

AB	34
R	7
H	7
RBI	7
BB	4
SO	16
LOB	9

WP: 0 PA: 38
PB: 0
SB: 1
CS: 0

Batter	1	2	3	4	5	6	7	8	9	AB	R	H	RBI	BB	SO	LOB
15 Josh Lowe, L (1, 9) OBP: 0.328, SLG: 0.500	S SI 95 B SI 94 B FF 95 B CH 85 F CH 84 X SI 95 3-2 8 S 56 BB 8 1B 1B		C SL 85 B SL 86 X CH 85 1-1 ① G4-3			C FF 95 B FF 94 B CH 85 X FF 95 2-1 55 G3 2B		C FC 93 S FC 93 F FC 92 B FF 96 F FS 88 X FC 93 1-2 ② F7		4	1	2	0	0	0	0
55 Luke Raley, L (1, 8) OBP: 0.330, SLG: 0.495	F SI 95 F CH 86 S FF 96 0-3 ① K		S CH 87 B SI 95 S SL 85 B CH 88 B CH 87 X CH 87 3-2 ② G3-1			B SI 96 X CH 85 1-0 ① G3 2-3		C FF 96 F FC 94 B FC 93 S FS 88 1-3 ③ K		4	0	0	0	0	2	2
56 Randy Arozarena, R (1, 7) OBP: 0.370, SLG: 0.430	1 SAFE B SL 85 B SI 95 B SI 96 B SI 97 4-0 8 S 8 1B 1-2 BB		C CH 86 X SI 96 0-1 ③ G6-3			F CH 87 B FF 96 F SI 95 C SL 87 1-3 ② K			S FC 92 X FC 93 0-1 ① P6	3	1	0	0	1	1	1
8 Brandon Lowe, L (1, 4) OBP: 0.330, SLG: 0.433	C CH 85 B FF 96 F FF 95 F SL 87 F FF 95 X SI 97 1-2 87 2B 1-H 2-H 1B			B CH 84 B SI 94 X CH 86 2-0 ① G4-3		B FF 95 B CH 86 B FF 94 B FF 91 4-0 BB			F FC 92 X SL 82 0-1 ② L7	3	1	1	2	1	0	0
87 Harold Ramírez, R (1, 10) OBP: 0.342, SLG: 0.434	S SI 95 B FF 94 F SL 86 X CH 86 1-2 ② 1-H 2B			C SI 95 B SL 86 S SI 94 B FF 95 F SL 86 S CH 86 2-3 ② K		F CH 86 D CH 88 F SI 96 S SL 88 1-3 ③ K			S FC 94 B FC 94 B SI 94 X FC 95 2-1 ③ L9	4	0	1	1	0	2	2
62 Jonathan Aranda, L (1, 3) OBP: 0.310, SLG: 0.314	F CH 88 X CH 87 0-1 ③ F9			B FF 96 C FF 95 B SL 86 X CH 86 2-1 ③ G3-1			C SI 97 B SL 90 C CH 93 B CH 94 T SL 89 2-2 ① K			3	0	0	0	0	1	0
37 Osleivis Basabe, R (1, 5) OBP: 0.300, SLG: 0.345		S SI 95 B SI 95 F SL 83 B FF 96 F SI 95 X SL 86 2-2 ① G6-3		C SI 94 B CH 86 F CH 85 X FF 94 1-2 ① G1-3			C SI 97 B SL 88 B SI 97 B SL 86 F SI 97 S SI 97 3-3 ② K			3	0	0	0	0	1	0
7 Vidal Bruján, S (1, 6) OBP: 0.247, SLG: 0.221		F SI 95 B FF 96 B SI 95 S CH 86 B CH 88 T SI 96 3-2 ② K			S SL 85 B SI 96 X CH 86 2-1 14 CS 1B		F CH 95 B FC 87 B CH 94 X SI 97 2-1 ③ F7			3	0	1	0	0	1	0
14 Christian Bethancourt, R (1, 2) OBP: 0.258, SLG: 0.376		S FF 97 B SL 88 F FF 95 S FF 96 1-3 ③ K			S FF 93 B FF 95 C CH 84 B CH 87 S SL 87 2-3 ② ③ K 1-2			S FC 92 C SI 95 S FF 94 0-3 ① K		3	0	0	0	0	3	1
Inning Stats	R: 3 H: 3 E: 0 LOB: 0 K: 1 BB: 1 S: 16 P: 25	R: 0 H: 0 E: 0 LOB: 0 K: 2 BB: 0 S: 10 P: 16	R: 0 H: 0 E: 0 LOB: 0 K: 0 BB: 0 S: 7 P: 11	R: 0 H: 0 E: 0 LOB: 0 K: 1 BB: 0 S: 7 P: 13	R: 0 H: 1 E: 0 LOB: 0 K: 1 BB: 0 S: 8 P: 13	R: 0 H: 1 E: 0 LOB: 2 K: 2 BB: 1 S: 9 P: 18	R: 0 H: 0 E: 0 LOB: 0 K: 2 BB: 0 S: 8 P: 15	R: 0 H: 0 E: 0 LOB: 0 K: 2 BB: 0 S: 11 P: 13	R: 0 H: 0 E: 0 LOB: 0 K: 0 BB: 0 S: 6 P: 8	1B: 3 SF: 0 2B: 2 SAC: 0 3B: 0 DP: 0 HR: 0 HBP: 0						WP: 0 PA: 32 PB: 0 SB: 2 CS: 1

PITCHER	IP	WLS	BF	H	R	ER	SO	BB	IBB	HBP	BLK	WP	HR	S	P	ERA	WHIP
66 Brayan Bello, R (1, 1) ERA: 3.61	6.0	W	23	5	3	3	7	2	0	0	0	0	0	57	96	4.50	1.167
25 Josh Winckowski, R (7, 1) ERA: 2.96	1.0	H	3	0	0	0	2	0	0	0	0	0	0	8	15	0.00	0.000
55 Chris Martin, R (8, 1) ERA: 1.19	1.0		3	0	0	0	2	0	0	0	0	0	0	11	13	0.00	0.000
74 Kenley Jansen, R (9, 1) ERA: 3.02	1.0		3	0	0	0	0	0	0	0	0	0	0	6	8	0.00	0.000

PITCHER	IP	WLS	BF	H	R	ER	SO	BB	IBB	HBP	BLK	WP	HR	S	P	ERA	WHIP

BOTTOM

Boston Red Sox @ Tampa Bay Rays

Tropicana Field, St. Petersburg, FL

Mon Sep 04 2023, 4:13 PM - 6:50 PM EDT

Att. 18,302 - Dome - 72 F

livebaseballscorecards.com

AB	30
R	3
H	5
RBI	3
BB	2
SO	11
LOB	6

Boston Red Sox @ Tampa Bay Rays

Tropicana Field, St. Petersburg, FL

Tue Sep 05 2023, 6:40 PM - 10:37 PM EDT

Att. 9,119 - Dome - 72 F

TOP

livebaseballscorecards.com

Batter	1	2	3	4	5	6	7	8	9	10	11	AB	R	H	RBI	BB	SO	LOB
43 Ceddanne Rafaela, R (1, 6) OBP: 0.429, SLG: 0.500	B SI 93 F SI 91 X FC 87 1-1 2 CS 1B		C SI 91 B CU 78 B SI 91 B FC 87 F SI 91 C SI 92 3-3 ① K			M SI 91 X ST 78 0-1 11 2B 2 E 1B	X SI 95 0-0 FC4 2 1B 1-2 36 1B		F SL 86 S SL 86 S FF 99 0-3 ① K		B FC 88 1 SAFE B FC 88 X FC 89 2-0 ② 1-2 1B	6	2	3	0	0	2	1
11 Rafael Devers, L (1, 5) OBP: 0.343, SLG: 0.505	F FC 90 C FC 90 S FF 93 0-3 ① K		B FC 89 B SI 92 B FC 87 C FC 88 S FF 92 F FC 88 X FF 92 3-2 ② P6			S SI 91 L FC 90 X FF 93 0-2 2 E 1-3 2B	F FC 92 S FF 94 B FF 95 C FF 95 1-3 ② K		X FF 98 0-0 1B		X FC 88 0-0 ③ G4-3	6	0	2	0	0	2	4
2 Justin Turner, R (1, 10) OBP: 0.357, SLG: 0.478	C FF 92 C SI 92 B FF 94 S ST 80 1-3 ②③ K 1-2		C CU 77 C SI 93 F FF 92 B ST 79 F FF 92 B ST 80 B SI 92 X SI 92 3-2 ③ F8			S SI 91 B ST 79 B SI 92 F SI 92 X SI 92 3-2 E6 2-3 3-H 1B	C FF 95 B SI 96 S FF 96 F FF 95 F FF 96 X SI 96 1-2 36 1B 1-3 2-H 1B		C SL 86 B FF 99 B FF 98 F SL 85 S FF 98 2-3 ② K			5	0	2	2	0	2	2
36 Triston Casas, L (1, 3) OBP: 0.370, SLG: 0.501		B FC 88 B SI 92 B FC 88 B SI 90 4-0 BB		B SI 91 B FC 89 F FF 91 C SI 92 F SI 92 F CU 80 F FF 92 X FC 89 2-2 ① L7		D FF 92 B FF 92 S SL 86 C FF 92 D SL 85 B FF 93 4-2 BB	B SI 95 F FC 92 B FF 95 B SI 95 X FF 96 3-1 1-3 3-H 1B		C FF 97 S FF 99 F FF 99 S FF 98 0-3 ③ K	0-0		3	0	1	1	2	1	1
18 Adam Duvall, R (1, 9) OBP: 0.330, SLG: 0.574		C SI 92 S FC 88 S FF 93 0-3 ① K		S ST 78 C SI 91 S ST 79 0-3 ② K		F SL 87 B FF 92 B FF 92 F SL 86 B FF 92 C FF 93 3-3 ① K	F SI 95 X SI 95 0-1 ③ P2			B ST 78 B ST 77 F FF 92 S FF 92 X FF 93 2-2 ① F8		5	0	0	0	0	3	6
7 Masataka Yoshida, L (1, 7) OBP: 0.348, SLG: 0.464		B CU 77 F FC 88 S CU 80 F SI 93 F FF 94 X CU 80 1-2 ② F8		C FC 88 F SI 92 F SI 91 F FF 93 B SI 92 S CU 80 1-3 ③ K2-3		C FF 92 C SI 92 B FF 93 B FF 92 D SL 85 C FF 93 3-3 ② K		B FF 92 B ST 82 X FF 93 2-0 ① G4-3		B CH 82 D CH 82 X CH 81 2-0 ② F9	5	0	0	0	0	2	4
52 Wilyer Abreu, L (1, 8) OBP: 0.357, SLG: 0.520 30 Rob Refsnyder, R (6, PH) OBP: 0.367, SLG: 0.310 (6, 8)	X SI 93 0-0 ③ G1-3		C SI 91 X CU 77 0-1 ① L3	B SI 90 F SI 90 C SI 89 B ST 76 X SI 89 2-2 ③ F8				B FF 94 C CH 86 C ST 84 F FF 94 B FF 95 B ST 85 B FF 96 4-2 BB		B ST 79 B ST 78 F ST 78 C FF 92 D ST 79 X FF 93 3-2 ③ F8	0-0 43 CS	2 2	0 1	0 0	0 1	0 0	1 3
12 Connor Wong, R (1, 2) OBP: 0.302, SLG: 0.402 3 Reese McGuire, L (11, PH) OBP: 0.317, SLG: 0.372 (11, 2)		H FF 92 1-0 47 HR HBP	C SI 91 B ST 78 B SI 89 F FC 87 F FF 90 X ST 79 2-2 ② P4				B SI 95 F FC 92 X SI 95 1-1 ① P6	B FF 95 F FF 94 S FF 95 C FF 95 1-3 ② K		F FC 88 F CH 83 B CU 79 X CU 78 1-2 ① G1-3 2-3	3 1	1 0	0 0	0 0	1 0	1 0
47 Enmanuel Valdez, L (1, 4) OBP: 0.295, SLG: 0.429 17 Luis Urías, R (8, PH) OBP: 0.319, SLG: 0.291 (8, 4) 10 Trevor Story, R (11, PR) OBP: 0.215, SLG: 0.292 (11, 4)		B FC 88 C CU 77 X FC 86 1-1 1-H HR	C CH 85 F SI 92 S CU 79 1-3 ③ K				C SI 95 B SL 85 C SI 95 F SI 96 B SI 96 F FC 94 X SI 95 2-2 43 E 2 1B 1B	B FF 95 X ST 84 1-0 ③ G5-3		C SI 90 F SI 91 F ST 80 X SI 92 0-2 43 CS 3-H 1B	3 2 0	2 0 0	2 1 0	2 1 0	0 0 0	1 1 0	0 1 0
Inning Stats	R: 0 H: 1 E: 0 LOB: 0 K: 2 BB: 0 S: 8 P: 10	R: 0 H: 0 E: 0 LOB: 1 K: 1 BB: 1 S: 9 P: 14	R: 2 H: 1 E: 0 LOB: 0 K: 1 BB: 0 S: 14 P: 25	R: 0 H: 0 E: 0 LOB: 0 K: 2 BB: 0 S: 14 P: 17	R: 0 H: 0 E: 0 LOB: 0 K: 1 BB: 0 S: 9 P: 12	R: 1 H: 3 E: 1 LOB: 3 K: 2 BB: 1 S: 19 P: 34	R: 2 H: 3 E: 1 LOB: 2 K: 1 BB: 0 S: 20 P: 28	R: 0 H: 0 E: 0 LOB: 1 K: 1 BB: 1 S: 8 P: 16	R: 0 H: 1 E: 0 LOB: 1 K: 3 BB: 0 S: 11 P: 13	R: 0 H: 0 E: 0 LOB: 0 K: 0 BB: 0 S: 7 P: 14	R: 1 H: 2 E: 0 LOB: 1 K: 0 BB: 0 S: 9 P: 12	1B: 9 2B: 1 3B: 0 HR: 1	SF: 0 SAC: 0 DP: 0 HBP: 1			WP: 1 PB: 0 SB: 0 CS: 2	PA: 47		

AB	43
R	6
H	11
RBI	6
BB	3
SO	14
LOB	24

PITCHER	IP	WLS	BF	H	R	ER	SO	BB	IBB	HBP	BLK	WP	HR	S	P	ERA	WHIP
24 Zach Eflin, R (1, 1) ERA: 3.47	5.0		21	5	3	3	7	1	0	1	0	0	1	62	89	5.40	1.200
38 Colin Poche, L (6, 1) ERA: 2.36	0.2	H	3	0	0	0	2	1	0	0	0	0	0	8	18	0.00	1.500
49 Kevin Kelly, R (6, 1) ERA: 3.38	0.1	H	1	0	0	0	0	0	0	0	0	0	0	3	5	0.00	0.000
64 Shawn Armstrong, R (7, 1) ERA: 0.84	1.0	B	7	3	2	0	1	0	0	0	0	0	0	20	28	0.00	3.000
30 Jake Diekman, L (8, 1) ERA: 3.88	1.0		4	0	0	0	1	1	0	0	0	0	0	8	16	0.00	1.000

PITCHER	IP	WLS	BF	H	R	ER	SO	BB	IBB	HBP	BLK	WP	HR	S	P	ERA	WHIP
29 Pete Fairbanks, R (9, 1) ERA: 2.48	1.0		4	1	0	0	3	0	0	0	0	0	0	11	13	0.00	1.000
48 Chris Devenski, R (10, 1) ERA: 5.25	1.0		3	0	0	0	0	0	0	0	0	0	0	7	14	0.00	0.000
61 Erasmo Ramírez, R (11, 1) ERA: 5.98	1.0	W	4	2	1	0	0	0	0	0	0	1	0	9	12	0.00	2.000

Boston Red Sox @ Tampa Bay Rays

Tropicana Field, St. Petersburg, FL

Tue Sep 05 2023, 6:40 PM - 10:37 PM EDT

Att. 9,119 - Dome - 72 F

livebaseballscorecards.com

Batter	1	2	3	4	5	6	7	8	9	10	11	AB	R	H	RBI	BB	SO	LOB
2 Yandy Díaz, R (1, 3) OBP: 0.401, SLG: 0.501	B FF 92 B FC 89 B FC 90 C FF 93 F FC 89 C FC 90 3-3 K ①	B FF 93 C FC 88 B FF 94 B FC 88 B FC 88 4-1 BB		B FC 90 B FC 89 B FF 93 B FF 94 4-0 17 HBP 8 HBP 1-2 BB		B SI 96 F SL 87 B SL 87 S SL 84 S SL 86 2-3 K ①		S SI 95 C SI 95 B FC 94 B FF 97 X SI 95 2-2 1-2 1B			B FC 93 F FC 93 F FC 94 B FC 96 F FC 95 D SL 85 F SI 95 B FC 95 4-2 8 HR BB	3	1	1	0	3	2	1
8 Brandon Lowe, L (1, 4) OBP: 0.330, SLG: 0.438	C FF 94 S FF 95 F FF 95 T SL 83 0-2 K ②	F FF 93 B FS 81 F FS 82 F FF 93 B FF 94 F FF 94 X FC 88 2-2 F8 ③		C SL 76 H SI 90 1-1 17 HBP 1-2 2-3 3-H HBP		B SI 94 B FF 95 S SL 83 F FF 94 X SL 87 2-2 G4-3 ② 1-2		S FF 96 X FS 88 0-1 L7-4 ②③ 2-2			S FC 94 B FC 94 F SI 94 B FC 96 X FC 95 2-2 1-H 2-H HR	5	1	1	4	0	1	4
17 Isaac Paredes, R (1, 5) OBP: 0.348, SLG: 0.490	B FF 93 F FF 94 B SL 83 S FC 90 B KC 82 X FC 90 3-2 E6		F KC 77 S FC 88 C FF 93 0-3 K ①	C ST 77 F ST 77 F SI 92 H ST 77 1-2 1-2 2-3 3-H HBP		B SL 88 F SL 87 B SI 95 B SI 94 F SL 86 F SI 95 F SL 83 F FF 96 4-2 F SL 86 B CH 91 BB			C FF 93 B ST 81 S FF 94 F FF 94 B ST 82 F SI 94 X FF 94 2-2 P5 ①			3	0	0	1	1	1	0
56 Randy Arozarena, R (1, 7) OBP: 0.366, SLG: 0.426	C SL 82 B FF 93 S FF 93 F SL 84 X SL 83 1-2 P5 ③		F FF 93 B SL 81 S SL 81 X SL 81 1-2 F7 ②	B SI 91 B SI 91 X SI 90 2-0 L8 ③		S SI 96 F SL 86 X SL 84 0-2 FC5 ③ 2-3f			C FF 93 B ST 81 S FF 94 F FF 94 B ST 82 F SI 94 X FF 94 2-2 F8 ②			5	0	0	0	0	0	6
15 Josh Lowe, L (1, 9) OBP: 0.324, SLG: 0.494		C FF 93 B FC 89 B FC 89 S FF 93 X FC 89 2-2 G3-1 ①	C KC 78 B FS 82 C FF 93 B FF 92 S FF 93 2-3 K ③		C SL 77 C SL 78 F SL 77 X SI 92 0-2 G1-3 ①		C CU 76 S CU 77 S CU 78 0-3 K ①		C FF 94 B CH 88 F FF 93 F CH 88 C FF 94 1-3 K ③	X SI 93	0-0 22 1B 14 F9-2	5	0	0	0	0	3	0
22 Jose Siri, R (1, 8) OBP: 0.265, SLG: 0.497		F FF 94 F FF 94 B SL 85 B ST 82 B FC 91 X FF 95 3-2 L7 ②		S FC 88 B FC 87 S KC 79 F FF 93 F FF 94 X KC 79 1-2 7 G6-3 8 HBP 2B	B ST 77 S ST 78 X SI 91 1-1 G6-3 ②		F CU 77 S CU 77 B SI 90 S SI 90 1-3 K ②			X SI 93	0-0 62 IBB 2-3 1B	5	1	2	0	0	1	0
7 Vidal Bruján, S (1, 6) OBP: 0.256, SLG: 0.211	B KC 79 B FF 93 F FF 94 F FC 89 F FS 85 B FF 94 B FF 94 4-2 62 3B BB			C KC 77 B FF 92 L FF 92 F FF 93 D KC 80 X FF 93 2-2 G6-3 ① 2-3	B ST 76 B SI 92 B SI 91 C SI 91 B SI 91 4-1 62 S BB		B CU 76 B SI 89 F SI 89 B SI 90 X SI 90 3-1 F8 ③			S ST 79 F FF 91 S FF 91 0-3 K ①	3	1	0	0	2	1	3
62 Jonathan Aranda, L (1, 10) OBP: 0.362, SLG: 0.378	C FF 93 B FC 89 F FF 93 X SL 83 1-2 50 HR 1-H 3B			B FF 94 B FC 89 B FF 92 B FF 94 4-0 8 HBP 2 BB 17 HBP BB	C SI 90 C SL 76 D SL 79 C SI 92 1-3 K ③ 1-2			B SI 89 B CU 74 F SI 89 B SI 89 C SI 88 B SI 91 4-2 8 L7-4 2 1B BB		0-0 1-2 IBB	2	2	1	1	3	1	1
50 René Pinto, R (1, 2) OBP: 0.333, SLG: 0.531 55 Luke Raley, L (8, PH) OBP: 0.329, SLG: 0.494 14 Christian Bethancourt, R (9, 2) OBP: 0.258, SLG: 0.375	C FC 89 B FC 90 F SL 82 X ST 83 1-2 3-H HR	B FC 88 S FC 88 F FC 89 B FF 94 S FF 94 2-3 K ②				C SI 96 S SL 87 F SL 84 B FF 96 X SI 95 1-2 E4 56 FC5 8 G4-3		B FC 92 F FC 93 B FF 95 S FF 95 F FS 88 S FF 96 2-3 K ①		F FF 92 L ST 81 X FF 92 0-2 F9-2 ②③ 3-H	0-0 8 HR	3 1 1	1 0 1	1 0 1	2 0 0	0 0 0	1 1 3	2 1 3
Inning Stats	R: 0 H: 0 E: 1 LOB: 1 K: 2 BB: 0 S: 14 P: 21	R: 3 H: 2 E: 0 LOB: 1 K: 0 BB: 2 S: 21 P: 38	R: 0 H: 0 E: 0 LOB: 0 K: 2 BB: 0 S: 9 P: 12	R: 2 H: 1 E: 0 LOB: 3 K: 1 BB: 2 S: 17 P: 34	R: 0 H: 0 E: 0 LOB: 1 K: 1 BB: 1 S: 10 P: 16	R: 0 H: 0 E: 1 LOB: 2 K: 1 BB: 1 S: 20 P: 29	R: 0 H: 0 E: 0 LOB: 1 K: 2 BB: 1 S: 8 P: 12	R: 0 H: 1 E: 0 LOB: 1 K: 1 BB: 1 S: 11 P: 19	R: 0 H: 0 E: 0 LOB: 0 K: 1 BB: 0 S: 12 P: 17	R: 0 H: 1 E: 0 LOB: 2 K: 1 BB: 1 S: 7 P: 7	R: 3 H: 1 E: 0 LOB: 0 K: 0 BB: 1 S: 7 P: 13	1B: 2 SF: 0 2B: 3 SAC: 0 3B: 1 DP: 2 HR: 2 HBP: 2						

PITCHER		IP	WLS	BF	H	R	ER	SO	BB	IBB	HBP	BLK	WP	HR	S	P	ERA	WHIP
50 Kutter Crawford, R ERA: 4.36	(1, 1)	3.2		19	3	5	5	5	4	0	0	0	0	1	56	96	12.27	1.909
78 Joe Jacques, L ERA: 5.11	(4, 1)	1.1		7	0	0	0	1	1	0	2	0	0	0	15	25	0.00	0.750
25 Josh Winckowski, R ERA: 2.92	(6, 1)	1.0		5	0	0	0	1	1	0	0	0	0	0	20	29	0.00	1.000
83 Brennan Bernardino, L ERA: 2.44	(7, 1)	1.0		4	0	0	0	2	1	0	0	0	0	0	10	18	0.00	1.000
55 Chris Martin, R ERA: 1.17	(8, 1)	1.0		3	1	0	0	1	0	0	0	0	0	0	9	13	0.00	1.000

PITCHER		IP	WLS	BF	H	R	ER	SO	BB	IBB	HBP	BLK	WP	HR	S	P	ERA	WHIP
46 John Schreiber, R ERA: 3.53	(9, 1)	2.0		7	1	0	0	2	0	1	0	0	0	0	19	24	0.00	0.500
74 Kenley Jansen, R ERA: 3.43	(11, 1)	0.0	L	2	1	3	2	0	1	0	0	0	0	1	7	13	∞	∞

AB	36
R	8
H	6
RBI	8
BB	9
SO	12
LOB	21

WP: 0		PA:	47
PB: 0			
SB: 1			
CS: 0			

Boston Red Sox @ Tampa Bay Rays

Tropicana Field, St. Petersburg, FL

Wed Sep 06 2023, 6:43 PM - 9:11 PM EDT

Att. 10,100 - Dome - 72 F

TOP

livebaseballscorecards.com

Batter	1	2	3	4	5	6	7	8	9	AB	R	H	RBI	BB	SO	LOB
52 Wilyer Abreu, L (1, 8) OBP: 0.323, SLG: 0.464 43 Ceddanne Rafaela, R (8, PH) OBP: 0.467, SLG: 0.600 (8, 4)	C FF 94 B SL 92 F SI 96 B CU 85 B SL 91 F FF 97 F FF 97 C SL 90 3-3 ① K		S SL 90 S FF 98 D CU 85 C CU 84 1-3 ① K		C CU 83 S FF 97 S CU 85 0-3 ③ K2-3			C FF 92 X SL 86 0-1 2B		3 0 0 0 0 3 2 1 0 1 0 0 0 0						
11 Rafael Devers, L (1, 5) OBP: 0.342, SLG: 0.505	F FF 97 B FF 98 S FF 98 B FF 99 X FF 98 2-2 2B		F FF 98 F CU 84 X FF 98 0-2 ② G6-3			C FF 94 F FF 97 B FF 96 F FF 96 F CU 83 B FF 96 B FF 95 C FF 96 3-3 ① K		S FF 93 S FF 92 X FF 93 0-2 ③ F8		4 0 1 0 0 1 2						
2 Justin Turner, R (1, 10) OBP: 0.354, SLG: 0.474	C SL 92 B SL 91 F FF 97 C FF 98 1-3 ② K		F FF 96 F SL 92 F FF 99 B FF 99 F CU 86 F FF 98 D SL 93 C CU 84 2-3 ③ K			F SL 90 B CU 82 F CU 84 B CU 85 B CU 82 S SL 91 3-3 ② K			F SL 87 S FF 100 B FF 99 F FF 99 B FF 100 F SL 88 F FF 99 C FF 99 2-3 ① K	4 0 0 0 0 4 2						
36 Triston Casas, L (1, 3) OBP: 0.369, SLG: 0.499	X SL 92 0-0 ③ G6-3			C FF 95 B FF 96 B FF 97 S SL 91 S SL 92 F FF 97 X CU 84 2-2 ① G3-1		B CU 82 B SL 90 S SL 91 S SL 90 C FF 98 2-3 ③ K			F FF 100 B SL 88 C FF 100 X FF 100 1-2 1B	4 0 1 0 0 1 1						
18 Adam Duvall, R (1, 9) OBP: 0.326, SLG: 0.565		F FF 94 B SL 92 B SL 92 S SL 92 S FF 97 2-3 ① K		S SL 91 S SL 92 S FF 98 0-3 ② K			S FC 90 S FC 90 S FC 90 0-3 ① K2-3		S FC 100 C SL 87 C FF 100 0-3 ② K	4 0 0 0 0 4 1						
7 Masataka Yoshida, L (1, 7) OBP: 0.346, SLG: 0.460		B SL 93 C SL 91 C FF 98 F CU 86 F CU 85 S FF 98 1-3 ② K		S CU 83 S CU 85 B FF 97 F CU 84 F CU 85 X FF 98 1-2 ③ G1-3			B FC 89 X FS 90 1-0 ② F8		C SL 86 C SL 87 X SL 86 0-2 ③ G3-1	4 0 0 0 0 1 1						
10 Trevor Story, R (1, 6) OBP: 0.219, SLG: 0.286		C FF 97 S SL 91 S CU 84 0-3 ③ K			B FF 93 B FF 95 B FF 95 B FF 95 4-0 12 S BB		B FC 90 B FC 88 C FC 87 S FC 88 X FC 88 2-2 ③ P6			2 0 0 0 1 1 0						
47 Enmanuel Valdez, L (1, 4) OBP: 0.298, SLG: 0.430 30 Rob Refsnyder, R (8, PH) OBP: 0.365, SLG: 0.308 (8, 8)			B FF 93 C SL 91 X FF 96 1-1 12 3B 1B		C SL 90 D SL 92 F SL 89 F CU 84 S CU 84 1-3 ① K			X FF 91 0-0 ① G6-3		2 1 1 0 0 1 1 1 0 0 0 0 0 0						
12 Connor Wong, R (1, 2) OBP: 0.302, SLG: 0.407			C FF 96 X FF 97 0-1 1-H 3B		F SL 91 B FF 97 S SL 90 B FF 98 S SL 92 2-3 ② 1-2 K			F FF 92 X FF 92 0-1 ② L6		3 0 1 1 0 1 1						
Inning Stats	R: 0 H: 1 E: 0 LOB: 1 K: 2 BB: 0 S: 12 P: 18	R: 0 H: 0 E: 0 LOB: 0 K: 3 BB: 0 S: 11 P: 14	R: 1 H: 2 E: 0 LOB: 1 K: 2 BB: 0 S: 16 P: 20	R: 0 H: 0 E: 0 LOB: 0 K: 1 BB: 0 S: 12 P: 15	R: 0 H: 0 E: 0 LOB: 1 K: 3 BB: 1 S: 10 P: 17	R: 0 H: 0 E: 0 LOB: 0 K: 3 BB: 0 S: 11 P: 19	R: 0 H: 0 E: 0 LOB: 0 K: 1 BB: 0 S: 7 P: 10	R: 0 H: 1 E: 0 LOB: 1 K: 0 BB: 0 S: 8 P: 8	R: 0 H: 1 E: 0 LOB: 1 K: 2 BB: 0 S: 15 P: 18	1B: 2 SF: 0 2B: 2 SAC: 0 3B: 1 DP: 0 HR: 0 HBP: 0						

	AB	32
	R	1
	H	5
	RBI	1
	BB	1
	SO	17
	LOB	11

WP: 0 PA: 33
PB: 0
SB: 1
CS: 0

PITCHER		IP	WLS	BF	H	R	ER	SO	BB	IBB	HBP	BLK	WP	HR	S	P	ERA	WHIP
20 Tyler Glasnow, R ERA: 2.98	(1, 1)	6.0	W	22	3	1	1	14	1	0	0	0	0	0	72	103	1.50	0.667
26 Robert Stephenson, R ERA: 3.35	(7, 1)	1.0	H	3	0	0	0	1	0	0	0	0	0	0	7	10	0.00	0.000
38 Colin Poche, L ERA: 2.31	(8, 1)	1.0	H	4	1	0	0	0	0	0	0	0	0	0	8	8	0.00	1.000
29 Pete Fairbanks, R ERA: 2.41	(9, 1)	1.0	S	4	1	0	0	2	0	0	0	0	0	0	15	18	0.00	1.000

PITCHER		IP	WLS	BF	H	R	ER	SO	BB	IBB	HBP	BLK	WP	HR	S	P	ERA	WHIP

Boston Red Sox @ Tampa Bay Rays

Tropicana Field, St. Petersburg, FL

Wed Sep 06 2023, 6:43 PM - 9:11 PM EDT

Att. 10,100 - Dome - 72 F

livebaseballscorecards.com

BOTTOM

Batter	1	2	3	4	5	6	7	8	9	AB	R	H	RBI	BB	SO	LOB
2 Yandy Díaz, R (1, 3) OBP: 0.400, SLG: 0.498	F FF 96 B FF 96 S FC 88 S SL 87 1-3 ① K		S CU 80 F FF 94 F ST 84 X FF 95 0-2 ② F9		B SL 84 B FF 94 B FC 88 C FF 94 B FC 88 4-1 56 G6-4-3 8 BB 87 2B BB	C SI 95 S SL 84 B SI 96 S SI 95 1-3 ② K				3	1	0	0	1	2	1
8 Brandon Lowe, L (1, 4) OBP: 0.332, SLG: 0.446	T FF 95 S FF 96 B CU 81 X FF 96 1-2 ② G4-3		X FF 94 0-0 HR		S FF 94 B CU 80 F CU 81 B FF 95 B FF 92 B FF 95 4-2 56 G6-4-3 1-2 BB	X SI 95 0-0 ③ F7				3	1	1	1	1	0	1
56 Randy Arozarena, R (1, 7) OBP: 0.366, SLG: 0.424	C FC 90 F SL 86 X FF 95 0-2 1B		B FC 89 B FC 91 C FF 96 S CU 81 X SL 87 2-2 ③ P3		B SL 86 F ST 84 X SL 85 1-1 ① ② G6-4-3 1-2f 2-3		C SI 94 S SL 84 X SL 83 0-2 ① L7			4	0	1	0	0	0	2
87 Harold Ramírez, R (1, 10) OBP: 0.341, SLG: 0.434	B FF 96 F FF 95 S FF 96 F ST 84 B SL 85 S FF 96 2-3 ③ K			F FC 90 F CU 80 S CU 82 0-3 ① K	X FF 96 0-0 17 WP 2B 3-H		F SI 93 C SI 95 X SL 83 0-2 ② G3			4	0	1	1	0	2	1
55 Luke Raley, L (1, 9) OBP: 0.331, SLG: 0.493		C FF 95 X FF 96 0-1 37 G3-1 17 S 1B		C CU 80 F FF 94 S FF 96 0-3 ② K	B CU 77 B CU 77 B CU 77 C SI 88 B SI 90 4-1 17 WP BB		C SL 82 C SI 94 B SI 94 F SI 94 X SL 85 1-2 ③ L9			3	0	1	0	1	1	0
17 Isaac Paredes, R (1, 5) OBP: 0.352, SLG: 0.498		C FF 94 B FC 88 B FC 89 X FF 96 2-1 ① P2 1-2		B CU 81 C FC 89 F SL 86 B CU 82 B FF 95 X FF 96 3-2 HR	B CU 77 C CU 78 F CU 78 B SI 91 B SI 91 B CU 78 4-2 37 FC6-4 1-2 2-3 BB			B SI 95 B SI 94 B SI 93 B SI 94 4-0 37 FC5-4 BB		2	1	1	1	2	0	1
37 Osleivis Basabe, R (1, 6) OBP: 0.297, SLG: 0.339		B FF 96 S FF 96 B FF 96 F FF 96 X SL 85 2-2 ② G3-1 2-3		S FF 96 S FF 95 F FF 96 B ST 85 X FF 96 1-2 22 1B 1B	B CU 76 B SI 90 C SI 89 X SI 89 2-1 ③ FC6-4 1-2f			C SI 94 X SI 94 0-1 ① FC5-4 1-2f		4	0	1	0	0	0	5
22 Jose Siri, R (1, 8) OBP: 0.264, SLG: 0.494		B ST 85 S FC 90 F FF 95 B FF 96 B ST 86 X ST 85 3-2 ③ F7		C FF 94 F FF 93 B CU 80 X ST 84 1-2 1B		B SI 93 C SI 94 B SI 94 F SI 95 X SI 95 2-2 ① P3		B SI 92 C SI 94 F SI 93 B SL 84 F SI 94 X SI 95 2-2 ② F9		4	0	1	0	0	0	2
50 René Pinto, R (1, 2) OBP: 0.327, SLG: 0.509			C FF 94 X FC 88 0-1 ① L5	S FF 96 C FF 96 0-3 ③ K		B SI 95 B SI 95 F SI 94 X SI 95 2-1 1B		X SI 92 0-0 ③ F9		4	0	1	0	0	1	3

Inning Stats																								
	R: 0	H: 1		R: 0	H: 1		R: 1	H: 1		R: 1	H: 3		R: 1	H: 1		R: 0	H: 1		R: 0	H: 0		R: 0	H: 0	
	E: 0	LOB: 1		E: 0	LOB: 1		E: 0	LOB: 0		E: 0	LOB: 2		E: 0	LOB: 3		E: 0	LOB: 1		E: 0	LOB: 0		E: 0	LOB: 1	
	K: 2	BB: 0		K: 0	BB: 0		K: 0	BB: 0		K: 3	BB: 2		K: 0	BB: 4		K: 1	BB: 0		K: 0	BB: 0		K: 0	BB: 1	
	S: 13	P: 17		S: 10	P: 17		S: 10	P: 12		S: 19	P: 24		S: 11	P: 30		S: 9	P: 14		S: 10	P: 11		S: 7	P: 13	

	1B: 5	SF: 0	WP: 1	PA: 36
	2B: 1	SAC: 0	PB: 0	
	3B: 0	DP: 1	SB: 1	
	HR: 2	HBP: 0	CS: 0	

	AB	31
	R	3
	H	8
	RBI	3
	BB	5
	SO	6
	LOB	16

PITCHER		IP	WLS	BF	H	R	ER	SO	BB	IBB	HBP	BLK	WP	HR	S	P	ERA	WHIP
37 Nick Pivetta, R ERA: 4.54	(1, 1)	4.2	L	22	7	3	3	5	2	0	0	0	0	2	58	85	5.79	1.929
83 Brennan Bernardino, L ERA: 2.42	(5, 1)	0.1		3	0	0	0	0	2	0	0	0	1	0	5	15	0.00	6.000
68 Mauricio Llovera, R ERA: 3.51	(6, 1)	3.0		11	1	0	0	1	1	0	0	0	0	0	26	38	0.00	0.667

PITCHER	IP	WLS	BF	H	R	ER	SO	BB	IBB	HBP	BLK	WP	HR	S	P	ERA	WHIP

Batter	1	2	3	4	5	6	7	8	9	AB	R	H	RBI	BB	SO	LOB
3 J.P. Crawford, L (1, 6) OBP: 0.386, SLG: 0.433	X FF 93 0-0 ① G4-3	B SL 89 X SL 89 1-0 ②③ P5-3 1-1f			B FS 84 F SL 89 B SI 93 C SL 89 X FF 95 2-2 ③ G5-3			C SL 88 X FS 84 0-1 ② L9		4	0	0	0	0	0	2
44 Julio Rodríguez, R (1, 8) OBP: 0.338, SLG: 0.487	X FF 95 0-0 ② F9		B SL 90 C ST 79 X FF 95 1-1 ① G6-3			S SL 89 S ST 79 C SI 93 0-3 ① K		X SL 88 0-0 ③ G5-3		4	0	0	0	0	1	0
29 Cal Raleigh, S (1, 2) OBP: 0.315, SLG: 0.470	C FF 94 X FS 84 0-1 35 1B 1B		F SL 88 B FF 95 S FS 84 B FS 84 F SI 94 F FF 95 B FS 83 X SL 89 3-2 ② G3-1			X FS 84 0-0 ② G1			F SI 95 F FF 93 F SL 90 S SL 89 0-3 ① K	4	0	1	0	0	1	0
35 Teoscar Hernández, R (1, 9) OBP: 0.315, SLG: 0.466	F SL 89 X SL 89 0-1 1-2 1B		S ST 81 S SL 89 B ST 80 S FF 94 1-3 ③ K			X SL 88 0-0 1B			C SI 95 X SL 89 0-1 ② G6-3	4	0	2	0	0	1	0
8 Dominic Canzone, L (1, 7) OBP: 0.272, SLG: 0.413	X SI 93 0-0 ③ F8			C SL 88 B FS 84 X SI 93 1-1 ① G4-3		X SI 92 0-0 ③ P6			C SI 95 B FF 94 S SI 96 T SL 90 1-2 ③ K	4	0	0	0	0	1	3
28 Eugenio Suárez, R (1, 5) OBP: 0.326, SLG: 0.383		B FF 94 B SL 89 X SL 88 2-0 23 G4-3 20 1B 2B		C FF 95 F FF 95 B FF 95 C SI 93 1-3 ② K			B SL 88 C FF 93 X SL 89 1-1 ① F9			3	1	1	0	0	1	0
23 Ty France, R (1, 3) OBP: 0.343, SLG: 0.374		X SI 94 0-0 ① G4-3 2-3		X SL 88 0-0 ③ F4			C SL 87 F ST 79 F SI 93 F FF 95 F ST 79 F SI 92 B FS 84 X SI 93 1-2 ② G1-3			3	0	0	0	0	0	1
20 Mike Ford, L (1, 10) OBP: 0.321, SLG: 0.519		F SL 89 S SL 90 B SI 93 B SL 89 B FF 96 X SL 90 3-2 4 BB 3-H 1B			X SI 92 0-0 ① G5-3		F FS 84 B FS 82 B SL 89 C SI 93 F SI 93 B SI 93 3-2 ③ K			3	0	1	1	0	1	0
4 Josh Rojas, L (1, 4) OBP: 0.306, SLG: 0.333		C SI 94 B SL 90 F SL 88 B FS 84 B SL 89 B FS 84 4-2 3 P5-3 1-2 BB			C SL 87 C SI 92 X FS 85 0-2 ② F9			C FS 83 B SI 93 X SL 88 1-1 ① L9		2	0	0	0	1	0	0
Inning Stats	R: 0 E: 0 K: 0 S: 7 H: 2 LOB: 2 BB: 0 P: 7	R: 1 E: 0 K: 0 S: 8 H: 2 LOB: 1 BB: 1 P: 18	R: 0 E: 0 K: 1 S: 10 H: 0 LOB: 0 BB: 0 P: 15	R: 0 E: 0 K: 1 S: 6 H: 0 LOB: 0 BB: 0 P: 8	R: 0 E: 0 K: 0 S: 7 H: 0 LOB: 0 BB: 0 P: 9	R: 0 E: 0 K: 1 S: 6 H: 1 LOB: 1 BB: 0 P: 6	R: 0 E: 0 K: 1 S: 12 H: 0 LOB: 0 BB: 0 P: 17	R: 0 E: 0 K: 0 S: 5 H: 0 LOB: 0 BB: 0 P: 6	R: 0 E: 0 K: 2 S: 9 H: 0 LOB: 0 BB: 0 P: 10	1B: 4 2B: 2 3B: 0 HR: 0 SF: 0 SAC: 0 DP: 1 HBP: 0						

PITCHER		IP	WLS	BF	H	R	ER	SO	BB	IBB	HBP	BLK	WP	HR	S	P	ERA	WHIP
52 Zack Littell, R ERA: 4.29	(1, 1)	8.0	L	29	5	1	1	4	1	0	0	0	0	0	61	86	1.12	0.750
36 Andrew Kittredge, R ERA: 6.23	(9, 1)	1.0		3	0	0	0	2	0	0	0	0	0	0	9	10	0.00	0.000

PITCHER	IP	WLS	BF	H	R	ER	SO	BB	IBB	HBP	BLK	WP	HR	S	P	ERA	WHIP

TOP

Seattle Mariners @ Tampa Bay Rays

Tropicana Field, St. Petersburg, FL

Thu Sep 07 2023, 6:40 PM - 8:58 PM EDT

Att. 10,060 - Dome - 72 F

livebaseballscorecards.com

AB	31
R	1
H	5
RBI	1
BB	1
SO	6
LOB	6

PA: 32

WP: 0
PB: 0
SB: 0
CS: 0

Batter	1	2	3	4	5	6	7	8	9	AB	R	H	RBI	BB	SO	LOB
2 Yandy Díaz, R (1, 3) OBP: 0.397, SLG: 0.494	T FF 94 X SI 95 0-1 ① L8	C FF 96 X SL 84 0-1 ③ L9		C FF 96 F FF 95 B FF 96 F FF 96 X CH 88 1-2 ③ G5-3			X SI 95 0-0 E4			4	0	0	0	0	0	3
8 Brandon Lowe, L (1, 10) OBP: 0.331, SLG: 0.447	S SL 83 C FF 95 X SL 85 0-2 2B		S CH 86 S CH 87 S CH 86 0-3 ① K		B CH 86 S CH 87 C FF 95 F CH 88 F FF 96 X CH 88 1-2 ① G6-3		F FF 94 S SL 86 S FF 94 0-3 ③ K			4	0	1	0	0	2	1
56 Randy Arozarena, R (1, 7) OBP: 0.366, SLG: 0.422	D SL 84 S SL 85 B SL 83 B FF 95 C FF 96 B FF 96 4-2 BB		B FF 96 B FF 96 B SI 96 B FF 96 4-0 15 S BB		B SI 96 S FF 96 X FF 96 1-1 ② P3			C SL 84 S SL 88 B SL 88 B SL 90 S SL 90 2-3 ① K		2	0	0	0	2	1	0
15 Josh Lowe, L (1, 9) OBP: 0.325, SLG: 0.492	C FF 96 B FF 95 D SL 84 F CH 88 S FF 95 2-3 ② K		1 SAFE B FF 95 B CH 86 F FF 95 F FF 95 F FF 96 B SL 86 B CH 87 4-2 1-2 BB		C SL 85 X CH 88 0-1 17 CS 1B			C SL 88 B SL 86 B SL 88 X SL 88 2-1 ② G4-3		3	0	1	0	1	1	2
17 Isaac Paredes, R (1, 5) OBP: 0.349, SLG: 0.493	B FF 96 B SL 84 C SL 85 F SI 95 B CH 87 S FF 96 3-3 ③ K		F FF 95 B CH 86 X SL 86 1-1 ② L9		C SI 96 0-1 ③ CS 1-2	B FF 95 F SI 95 F FF 95 F CH 88 F FF 97 X SL 86 1-2 ① F7		C FF 98 B SL 89 B SL 91 F SL 89 X SL 89 2-2 ③ G5-3		4	0	0	0	0	1	4
55 Luke Raley, L (1, 8) OBP: 0.332, SLG: 0.491		X CH 86 0-0 62 BB 1B	X FF 94 0-0 ③ P5			C CH 87 C FF 96 B SL 87 B CH 88 F FF 96 C SL 88 2-3 ② K			S SL 89 H SL 88 1-1 6 CS HBP	3	0	1	0	0	1	2
6 Taylor Walls, S (1, 6) OBP: 0.316, SLG: 0.356		B FF 94 S FF 95 B FF 96 F CH 87 S FF 96 2-3 ① K	F FF 94 B CH 86 B FF 95 S CH 87 S FF 96 2-3 ① K			F CH 88 S FF 96 B FF 95 S FF 95 1-3 ③ K			B FF 98 S FF 99 B FF 99 B FF 99 C FF 98 B FF 98 4-2 ① 1-2 62 S BB	3	0	0	0	1	3	1
62 Jonathan Aranda, L (1, 4) OBP: 0.373, SLG: 0.375		C FF 94 B FF 97 F FF 96 F FF 96 B FF 96 B FF 96 F FF 96 F SI 96 B FF 96 4-2 1-2 BB	C SI 96 B FF 97 B FF 96 X CH 87 2-1 1B				S FF 96 C FF 96 B FF 96 B FF 96 F FF 96 F FF 95 F FF 96 T FF 96 2-2 ① K		C FF 100 C FF 98 1 SAFE B FF 100 B FF 99 B SI 99 S FF 98 3-3 ② 1-2 K	3	0	1	0	1	2	1
14 Christian Bethancourt, R (1, 2) OBP: 0.255, SLG: 0.371 87 Harold Ramírez, R (9, PH) OBP: 0.340, SLG: 0.433		B SI 95 F FF 96 C SI 95 S SL 84 1-3 ② K	B SI 96 B SI 95 F SL 87 B FF 96 X FF 96 3-1 ② L7				F SL 88 S ST 83 S ST 84 0-3 ② K		D SI 100 S SI 99 S SI 98 F SI 98 B FF 99 S SL 90 2-3 ③ K	3 1	0 0	0 0	0 0	0 0	2 1	3 1
Inning Stats	R: 0 H: 1 E: 0 LOB: 2 K: 2 BB: 1 S: 13 P: 22	R: 0 H: 1 E: 0 LOB: 2 K: 2 BB: 1 S: 14 P: 21	R: 0 H: 0 E: 0 LOB: 2 K: 1 BB: 2 S: 9 P: 18	R: 0 H: 1 E: 0 LOB: 1 K: 1 BB: 0 S: 11 P: 19	R: 0 H: 1 E: 0 LOB: 0 K: 0 BB: 0 S: 10 P: 12	R: 0 H: 0 E: 0 LOB: 0 K: 2 BB: 0 S: 12 P: 16	R: 0 H: 0 E: 1 LOB: 1 K: 3 BB: 0 S: 13 P: 15	R: 0 H: 0 E: 0 LOB: 0 K: 1 BB: 0 S: 8 P: 14	R: 0 H: 0 E: 0 LOB: 1 K: 2 BB: 1 S: 10 P: 20	1B: 3 SF: 0 2B: 1 SAC: 0 3B: 0 DP: 0 HR: 0 HBP: 1					WP: 0 PA: 37 PB: 0 SB: 2 CS: 2	

PITCHER	IP	WLS	BF	H	R	ER	SO	BB	IBB	HBP	BLK	WP	HR	S	P	ERA	WHIP
58 Luis Castillo, R (1, 1) ERA: 3.08	6.0	W	25	4	0	0	8	4	0	0	0	0	0	69	108	0.00	1.333
49 Isaiah Campbell, R (7, 1) ERA: 2.11	1.0	H	4	0	0	0	3	0	0	0	0	0	0	13	15	0.00	0.000
47 Matt Brash, R (8, 1) ERA: 3.25	1.0	H	3	0	0	0	1	0	0	0	0	0	0	8	14	0.00	0.000
75 Andrés Muñoz, R (9, 1) ERA: 3.02	1.0	S	4	0	0	0	2	1	0	1	0	0	0	10	20	0.00	1.000

PITCHER	IP	WLS	BF	H	R	ER	SO	BB	IBB	HBP	BLK	WP	HR	S	P	ERA	WHIP

BOTTOM

Seattle Mariners @ Tampa Bay Rays

Tropicana Field, St. Petersburg, FL

Thu Sep 07 2023, 6:40 PM - 8:58 PM EDT

Att. 10,060 - Dome - 72 F

livebaseballscorecards.com

AB	30
R	0
H	4
RBI	0
BB	5
SO	14
LOB	18

Seattle Mariners @ Tampa Bay Rays

Tropicana Field, St. Petersburg, FL

Fri Sep 08 2023, 6:42 PM - 9:14 PM EDT

Att. 21,243 - Dome - 72 F

livebaseballscorecards.com

Batter	1	2	3	4	5	6	7	8	9	AB	R	H	RBI	BB	SO	LOB
3 J.P. Crawford, L (1, 6) OBP: 0.382, SLG: 0.428	C FF 94 S FS 88 B FS 87 B FF 95 F FF 95 X CU 80 2-2 ① F8	C FS 87 C FS 87 S FF 96 0-3 ③ K			F CU 78 X FS 89 0-1 ① F8		C CH 79 1 SAFE X CH 81 0-1 ② F9		S SL 86 C FF 98 B FF 99 F SL 86 B FF 100 B FF 98 F SL 86 C SL 87 3-3 ③ K 1-2	5	0	0	0	0	2	4
44 Julio Rodríguez, R (1, 8) OBP: 0.337, SLG: 0.490	F FF 96 S FF 96 B CU 82 F FF 97 F FF 97 B CU 79 B FF 97 X FF 96 3-2 ② F9		X FF 94 0-0 HR		F FC 90 C FC 89 X FF 96 0-2 ② F9		1 SAFE S FF 92 S ST 78 B FF 92 X FF 93 1-2 ③ F9			4	1	1	1	0	0	1
29 Cal Raleigh, S (1, 2) OBP: 0.315, SLG: 0.475	B FF 96 C FS 88 B FF 95 F FS 87 B FF 96 F FF 95 C FF 94 3-3 ③ K		X FF 93 0-0 ① L9		B FF 95 B FF 94 X FF 94 2-0 HR			F SI 95 X FC 92 0-1 ① P4		4	1	1	1	0	1	0
35 Teoscar Hernández, R (1, 9) OBP: 0.315, SLG: 0.466		C FF 94 C FC 88 F CU 78 F CU 79 B FC 89 S FF 97 1-3 ① K	B FC 88 F FC 88 X CU 77 1-1 2B		S FC 90 F FF 95 X FC 89 0-2 ③ L6			C FC 93 S FC 92 S FC 93 0-3 ② K		4	0	1	0	0	2	0
28 Eugenio Suárez, R (1, 5) OBP: 0.327, SLG: 0.390		B FF 95 X FF 96 1-0 HR	F FS 86 S FC 87 X FF 96 0-2 ② P3			B CU 77 B FC 88 X FC 88 2-0 ① G5-3		C FC 94 S SI 96 B FF 97 B FC 94 X SI 96 2-2 1B		4	1	2	1	0	0	1
8 Dominic Canzone, L (1, 7) OBP: 0.271, SLG: 0.415		B FS 89 F FF 95 B FS 89 X FF 94 2-1 23 G4-3 25 2B 2B	B FS 88 X FS 86 1-0 ③ G3			C CU 78 S FS 89 S CU 79 0-3 ② K		B SI 96 B FC 92 C FC 92 X SI 95 2-1 ③ L7		4	1	1	0	0	1	2
23 Ty France, R (1, 3) OBP: 0.341, SLG: 0.371		C FC 88 S FC 89 B FF 96 F FF 97 X FF 97 1-2 ② G4-3 2-3	B FC 89 X FC 89 1-0 ① L7			X FF 95 0-0 ③ P4			C SL 86 B SL 84 F SL 85 S FF 99 1-3 ① K	4	0	0	0	0	1	1
20 Mike Ford, L (1, 10) OBP: 0.324, SLG: 0.513 18 Cade Marlowe, L (9, PR) OBP: 0.330, SLG: 0.420		B FS 88 B FF 95 C FS 87 B CU 78 S FF 94 B FF 96 4-2 25 2B BB	C CU 78 X FS 90 0-1 ② G4-3				C CU 78 S FS 89 S FS 89 0-3 ① K		C SL 86 B FF 99 C SL 86 B FF 99 B SL 85 B SL 84 4-2 3 DI BB	2 0	0 0	0 0	0 0	2 0	1 0	0 0
25 Dylan Moore, R (1, 4) OBP: 0.320, SLG: 0.486 4 Josh Rojas, L (9, PH) OBP: 0.305, SLG: 0.332		X FF 94 0-0 1-3 3-H 2B	B FC 90 B FS 87 X FF 94 2-0 ③ P6				B FS 90 B FS 88 B FC 88 C FF 95 C FC 89 F FC 91 B CU 80 4-2 44 S BB		B FF 98 S SL 87 S FF 98 B FF 99 C SL 86 2-3 ② K	2 1	0 0	1 0	1 0	1 0	0 1	0 1

Inning Stats	1	2	3	4	5	6	7	8	9
	R: 0 E: 0 K: 1 S: 13	R: 2 E: 0 K: 2 S: 18	R: 1 E: 0 K: 0 S: 8	R: 0 E: 0 K: 0 S: 4	R: 1 E: 0 K: 0 S: 9	R: 0 E: 0 K: 1 S: 5	R: 0 E: 0 K: 1 S: 11	R: 0 E: 0 K: 1 S: 10	R: 0 E: 0 K: 3 S: 13
	H: 0 LOB: 0 BB: 0 P: 21	H: 3 LOB: 2 BB: 1 P: 27	H: 2 LOB: 1 BB: 0 P: 10	H: 0 LOB: 0 BB: 0 P: 7	H: 1 LOB: 0 BB: 0 P: 11	H: 0 LOB: 0 BB: 0 P: 7	H: 0 LOB: 1 BB: 1 P: 16	H: 1 LOB: 1 BB: 0 P: 14	H: 0 LOB: 2 BB: 1 P: 23

1B: 1 SF: 0
2B: 3 SAC: 0
3B: 0 DP: 0
HR: 3 HBP: 0

WP: 0 PA: 37
PB: 0
SB: 1
CS: 0

TOP	
AB	34
R	4
H	7
RBI	4
BB	3
SO	9
LOB	10

PITCHER	IP	WLS	BF	H	R	ER	SO	BB	IBB	HBP	BLK	WP	HR	S	P	ERA	WHIP
45 Taj Bradley, R (1, 1) ERA: 5.44	6.1		27	6	4	4	5	2	0	0	0	0	3	63	93	5.68	1.263
48 Chris Devenski, R (7, 1) ERA: 5.15	0.2	W	2	0	0	0	0	0	0	0	0	0	0	5	6	0.00	0.000
64 Shawn Armstrong, R (8, 1) ERA: 0.82	1.0	H	4	1	0	0	1	0	0	0	0	0	0	10	14	0.00	1.000
29 Pete Fairbanks, R (9, 1) ERA: 2.35	1.0	S	4	0	0	0	3	1	0	0	0	0	0	13	23	0.00	1.000

PITCHER	IP	WLS	BF	H	R	ER	SO	BB	IBB	HBP	BLK	WP	HR	S	P	ERA	WHIP

BOTTOM

Seattle Mariners @ Tampa Bay Rays

Tropicana Field, St. Petersburg, FL

Fri Sep 08 2023, 6:42 PM - 9:14 PM EDT

Att. 21,243 - Dome - 72 F

livebaseballscorecards.com

Batter	1	2	3	4	5	6	7	8	9	AB	R	H	RBI	BB	SO	LOB
2 Yandy Díaz, R (1, 3) OBP: 0.398, SLG: 0.491	C FF 97 B KC 83 B SI 97 B FF 97 B FF 96 4-1 56 BB 87 HBP 17 1B BB	B FS 84 X SL 86 1-0 ③ G5-3			B SI 96 C FF 97 F FF 96 X SI 96 1-2 ② L9		B ST 80 B ST 81 B SL 83 B FF 91 4-0 8 FC1-6 BB			2	1	0	0	2	0	0
8 Brandon Lowe, L (1, 4) OBP: 0.327, SLG: 0.442	B FF 97 C SL 86 C FF 97 S FS 85 1-3 ① K		X FS 84 0-0 ① G4-3		C SL 87 B FF 96 F FF 96 C FF 97 1-3 ③ K		B ST 80 B SL 84 X SL 86 2-0 ② FC1-6 87 HR 1-2f			4	1	0	0	0	2	2
87 Harold Ramírez, R (1, 10) OBP: 0.342, SLG: 0.441	S SI 96 S SI 96 H SI 98 1-2 17 1B 56 BB 15 SF8 1-2 HBP		B FF 96 X SI 96 1-0 ② G6-3			S SI 95 F SI 96 B SL 87 X SI 96 1-2 ① P4	X FF 93 0-0 1-H HR			3	2	1	2	0	0	0
56 Randy Arozarena, R (1, 7) OBP: 0.367, SLG: 0.424	B SI 96 B FF 97 B FF 97 C SI 96 B FF 96 4-1 15 SF8 17 1B 1-2 2-3 BB		S FF 98 B SL 86 X KC 82 1-1 2B			C SI 96 S FF 97 S FF 97 0-3 ② K	S SL 89 C SL 88 S ST 83 0-3 ③ K			3	0	1	0	1	2	0
17 Isaac Paredes, R (1, 5) OBP: 0.352, SLG: 0.502	B KC 84 F SI 97 B KC 84 B FF 97 X FF 97 3-1 1-2 2-3 3-H 1B		B SI 95 F SI 95 S FS 85 F FF 98 F SI 96 B FF 96 B FS 84 S FS 84 3-3 ③ K			C KC 83 F FF 97 B FS 86 F FS 85 F SI 97 B KC 81 X FF 97 2-2 1B	S SL 86 F SI 94 B SL 86 F SL 86 B FC 94 X FF 95 2-2 HR			4	1	3	2	0	1	1
15 Josh Lowe, L (1, 9) OBP: 0.322, SLG: 0.489	F FF 98 B FF 97 F FF 98 B FF 98 D FS 86 X FF 97 3-2 ② SF8 2-3 3-H			C SL 85 X FS 86 0-1 ① F7		F FF 96 S FS 84 F FF 97 X FS 85 0-2 ③ F9		F SL 86 X SL 85 0-1 ① G3		3	0	0	1	0	0	1
6 Taylor Walls, S (1, 6) OBP: 0.312, SLG: 0.350	S FF 98 F FF 97 S FF 97 0-3 ③ K			C FF 96 S FF 96 S FF 97 0-3 ② K			X FF 95 0-0 ① G3	C FF 95 C SL 85 F FF 95 X SI 94 0-2 ② G4-3		4	0	0	0	0	2	2
22 Jose Siri, R (1, 8) OBP: 0.267, SLG: 0.503		B FF 96 F FF 95 F SI 95 B SL 87 X SL 86 2-2 ① F7		C FF 97 C FF 98 F FF 98 B FF 97 F SI 96 B FS 85 X FF 97 2-2 ③ P4			X SI 95 0-0 50 S 50 HR 2B	C FF 96 S SL 86 X SL 85 0-2 3B		4	1	2	0	0	0	0
50 René Pinto, R (1, 2) OBP: 0.322, SLG: 0.544		B SL 87 X FF 97 1-0 ② F9			S SI 95 X FF 95 0-1 ① L7		C KC 84 F SI 96 B FS 85 F FS 86 F SL 88 X FF 96 1-2 2-H HR	F FC 93 F SL 86 S FF 96 0-3 ③ K		4	1	1	2	0	1	1
Inning Stats	R: 2 E: 0 K: 2 S: 15 H: 1 LOB: 2 BB: 2 P: 31	R: 0 E: 0 K: 0 S: 5 H: 0 LOB: 0 BB: 0 P: 9	R: 0 E: 0 K: 1 S: 9 H: 1 LOB: 1 BB: 0 P: 14	R: 0 E: 0 K: 1 S: 10 H: 0 LOB: 0 BB: 0 P: 12	R: 0 E: 0 K: 1 S: 8 H: 0 LOB: 0 BB: 0 P: 10	R: 0 E: 0 K: 1 S: 15 H: 1 LOB: 1 BB: 0 P: 18	R: 4 E: 0 K: 1 S: 12 H: 3 LOB: 0 BB: 1 P: 19	R: 1 E: 0 K: 1 S: 16 H: 2 LOB: 1 BB: 0 P: 18		1B: 2 2B: 2 3B: 1 HR: 3 SF: 1 SAC: 0 DP: 0 HBP: 1	WP: 0 PB: 0 SB: 1 CS: 0 PA: 36					

	AB	31
	R	7
	H	8
	RBI	7
	BB	3
	SO	8
	LOB	7

PITCHER		IP	WLS	BF	H	R	ER	SO	BB	IBB	HBP	BLK	WP	HR	S	P	ERA	WHIP
68 George Kirby, R ERA: 3.48	(1, 1)	6.1		27	5	4	4	6	2	0	1	0	0	1	69	102	5.68	1.105
49 Isaiah Campbell, R ERA: 2.86	(7, 1)	0.2	L	4	1	2	2	1	1	0	0	0	0	1	5	11	27.00	3.000
54 Dominic Leone, R ERA: 5.21	(8, 1)	1.0		5	2	1	1	1	0	0	0	0	0	1	16	18	9.00	2.000

PITCHER	IP	WLS	BF	H	R	ER	SO	BB	IBB	HBP	BLK	WP	HR	S	P	ERA	WHIP

Batter	1	2	3	4	5	6	7	8	9	AB	R	H	RBI	BB	SO	LOB
3 J.P. Crawford, L (1, 6) OBP: 0.381, SLG: 0.425	B CU 80 B FC 89 F FC 89 F CU 80 B SL 84 B SI 94 4-2 35 HBP 44 1B 8 BB BB	B FC 87 C SI 92 X SL 83 1-1 ② F8		B FC 88 C SI 92 C FC 87 X SI 92 1-2 ③ G4-3			B SI 90 B FC 85 C ST 76 X FC 84 2-1 ②③ L4-6 2-2			3	1	0	0	1	0	2
44 Julio Rodríguez, R (1, 8) OBP: 0.338, SLG: 0.496	S FC 89 C SI 94 X FF 93 0-2 8 BB 35 HBP 23 1B 1-2 1B	X SL 83 0-0 HR			X SI 92 0-0 ① G6-3			C SI 90 X SI 90 0-1 ① G4-3		4	2	2	1	0	0	0
35 Teoscar Hernández, R (1, 9) OBP: 0.314, SLG: 0.464	H SI 93 1-0 8 BB 23 1B 1-2 2-3 HBP	S SI 93 F FC 88 B SI 92 F CU 80 F CU 76 X SL 82 1-2 ③ P3			C SI 92 S FC 87 S FC 87 0-3 ② K			B SI 90 X SI 89 1-0 ② G6-3		3	1	0	0	0	1	0
28 Eugenio Suárez, R (1, 5) OBP: 0.326, SLG: 0.387	C FC 89 C CU 80 B FF 93 C CU 80 1-3 ① K		S SI 92 B CU 80 F FC 88 B FF 92 B SI 93 F FC 88 B SI 93 4-2 8 G4-6-3 BB		F FC 87 X SI 92 0-1 ③ F7			B SI 90 C ST 75 X SI 90 1-1 E5 0 1B 23 WP		3	1	0	0	1	1	3
8 Dominic Canzone, L (1, 7) OBP: 0.274, SLG: 0.412 0 Sam Haggerty, S (6, PH) OBP: 0.314, SLG: 0.295 (6, 7)	B FC 88 C FC 89 C SI 93 B CU 79 B FC 90 B CU 79 4-2 23 1B 1-2 2-3 3-H BB		S FC 87 F FC 87 X SI 92 0-2 ①② G4-6-3 1-2f			S FF 95 X CH 89 0-1 ① F9		C ST 76 S ST 75 F ST 75 F ST 75 B SI 91 B FC 83 X ST 76 2-2 23 WP 1-3 1B		1 2	0 0	0 1	1 0	1 0	0 0	1 0
23 Ty France, R (1, 3) OBP: 0.340, SLG: 0.370	C FC 88 B SI 93 X FC 89 1-1 1-2 2-H 3-H 1B		B CU 80 F FF 92 X CU 79 1-1 ③ G6-3			C ST 84 S FF 94 S FF 97 0-3 ② K		B FC 90 F FC 88 C FC 89 S FC 86 1-3 ③ K 1-2 3-H		4	0	1	2	0	2	1
20 Mike Ford, L (1, 10) OBP: 0.320, SLG: 0.505 76 José Caballero, R (9, PH) OBP: 0.350, SLG: 0.316 (9, 10)	C SI 93 B FS 86 C FC 90 D CU 81 F CU 80 B FC 89 S FC 89 3-3 ② K			C SI 90 X FC 87 0-1 ① F7		S ST 84 C ST 84 B FF 95 S ST 83 1-3 ③ K			C FF 92 B FF 92 X FF 92 1-1 ① P6	3 1	0 0	0 0	0 0	0 0	2 0	2 0
4 Josh Rojas, L (1, 4) OBP: 0.306, SLG: 0.333 25 Dylan Moore, R (7, PH) OBP: 0.315, SLG: 0.477 (7, 4)	F FC 88 D CU 81 B FC 89 F SI 93 F CU 79 X FC 88 2-2 ③ F7			B FC 87 C SI 91 B FS 85 C FC 87 X FC 87 2-2 64 S 1B			C ST 75 F ST 76 X ST 76 0-2 ① G6-3		S SL 87 B SL 86 S SL 86 B FF 92 F SL 85 S SL 86 2-3 ② K	2 2	0 0	1 0	0 0	0 0	0 1	2 0
64 Brian O'Keefe, R (1, 2) OBP: 0.200, SLG: 0.222 29 Cal Raleigh, S (9, PH) OBP: 0.314, SLG: 0.474 (9, 2)		X SI 92 0-0 ① P5		F FC 87 1 SAFE C SI 91 D CU 79 X SI 92 1-2 ② F8 1-2			C SI 90 X ST 77 0-1 3 L4-6 2B		S SL 86 B SL 86 C FF 93 X SL 83 1-2 ③ F8	3 1	0 0	1 0	0 0	0 0	0 0	1 0
Inning Stats	R: 3 H: 2 E: 0 LOB: 2 K: 2 BB: 2 S: 20 P: 36	R: 1 H: 1 E: 0 LOB: 0 K: 0 BB: 0 S: 9 P: 11	R: 0 H: 0 E: 0 LOB: 0 K: 0 BB: 1 S: 8 P: 13	R: 0 H: 1 E: 0 LOB: 1 K: 0 BB: 0 S: 11 P: 15	R: 0 H: 0 E: 0 LOB: 0 K: 1 BB: 0 S: 6 P: 6	R: 0 H: 0 E: 0 LOB: 0 K: 2 BB: 0 S: 8 P: 9	R: 0 H: 1 E: 0 LOB: 0 K: 0 BB: 0 S: 7 P: 9	R: 1 H: 1 E: 1 LOB: 1 K: 1 BB: 0 S: 13 P: 18	R: 0 H: 0 E: 0 LOB: 0 K: 1 BB: 0 S: 9 P: 13	1B: 4 SF: 0 2B: 2 SAC: 0 3B: 0 DP: 2 HR: 1 HBP: 1						

PITCHER		IP	WLS	BF	H	R	ER	SO	BB	IBB	HBP	BLK	WP	HR	S	P	ERA	WHIP
34 Aaron Civale, R ERA: 2.96	(1, 1)	5.0		22	4	4	4	3	3	0	1	0	0	1	54	81	7.20	1.400
30 Jake Diekman, L ERA: 3.81	(6, 1)	1.0		3	0	0	0	2	0	0	0	0	0	0	8	9	0.00	0.000
49 Kevin Kelly, R ERA: 3.28	(7, 1)	1.2		7	2	1	0	0	0	0	0	0	0	0	17	23	0.00	1.200
26 Robert Stephenson, R ERA: 3.33	(8, 1)	0.1	B	1	0	0	0	1	0	0	0	0	1	0	3	4	0.00	0.000
38 Colin Poche, L ERA: 2.26	(9, 1)	1.0	W	3	0	0	0	1	0	0	0	0	0	0	9	13	0.00	0.000

PITCHER	IP	WLS	BF	H	R	ER	SO	BB	IBB	HBP	BLK	WP	HR	S	P	ERA	WHIP

TOP

Seattle Mariners @ Tampa Bay Rays

Tropicana Field, St. Petersburg, FL

Sat Sep 09 2023, 4:07 PM - 6:52 PM EDT

Att. 18,008 - Dome - 72 F

livebaseballscorecards.com

AB	32
R	5
H	6
RBI	4
BB	3
SO	7
LOB	12

WP: 1 PA: 36
PB: 0
SB: 1
CS: 0

Seattle Mariners @ Tampa Bay Rays

Tropicana Field, St. Petersburg, FL

Sat Sep 09 2023, 4:07 PM - 6:52 PM EDT

Att. 18,008 - Dome - 72 F

BOTTOM

Batter	1	2	3	4	5	6	7	8	9	AB	R	H	RBI	BB	SO	LOB
8 Brandon Lowe, L (1, 4) OBP: 0.330, SLG: 0.445 2 Yandy Díaz, R (7, PH) OBP: 0.400, SLG: 0.502 (8, 3)	C ST 79 F CU 80 B FF 94 B CU 80 B SL 86 F ST 80 F ST 80 B CU 81 4-2 56 FC5-4 BB		F ST 82 S CH 87 F FF 95 B FC 91 B CH 87 F CH 87 S ST 83 2-3 ② K		X KC 83 0-0 1-H 2-H 2B		C SI 94 B FF 95 S SL 85 D SL 84 B SI 94 X SL 84 3-2 2-H 2B		D CH 87 C CH 86 F SI 94 X CH 87 1-2 1-H HR	2 2	0 1	1 2	2 3	1 0	1 0	0 0
56 Randy Arozarena, R (1, 7) OBP: 0.367, SLG: 0.421	B SL 89 B FF 95 F ST 79 X ST 79 2-1 ① FC5-4 17 2B 17 E 1-2f		C FC 91 C FF 94 B CH 88 B CH 88 B FF 96 X FC 90 3-2 ③ F8		B CH 88 C FC 90 B FF 93 S CH 87 B FF 94 X FC 90 3-2 ③ L7		0-0 87 G4-3 IBB			3	1	0	0	1	0	2
15 Josh Lowe, L (1, 9) OBP: 0.320, SLG: 0.485 87 Harold Ramírez, R (7, PH) OBP: 0.341, SLG: 0.440 7 Vidal Brujàn, S (8, 9) OBP: 0.256, SLG: 0.211	1 SAFE C FF 95 B FF 95 X ST 79 1-1 ② F8			B FC 91 F FC 91 B FF 94 B CH 87 S FC 90 X KC 83 3-2 ① F8		F FF 94 B FF 93 C CH 86 X KC 84 1-2 ① L6	C SI 94 C SI 94 X SL 84 0-2 ②③ G4-3 1-2f			3 1 0	0 0 0	0 0 0	0 0 0	0 0 0	0 2 0	1 2 0
17 Isaac Paredes, R (1, 5) OBP: 0.355, SLG: 0.506 37 Osleivis Basabe, R (5, 5) OBP: 0.303, SLG: 0.333	C SL 88 C ST 79 X ST 79 0-2 E7 1-H 2B			C FF 95 B FC 90 H FF 94 2-1 55 L3 HBP		B FC 89 S FC 90 B KC 82 B FC 90 B FF 94 4-1 55 FC4-6 BB		C SI 95 B SI 95 F SL 84 S SI 96 1-3 ① K		1 1	0 0	1 0	0 0	0 1	0 1	0 0
55 Luke Raley, L (1, 10) OBP: 0.329, SLG: 0.485	F ST 79 C CU 80 D CU 81 B SL 87 S CU 80 2-3 ③ K			B FC 90 S CH 86 D KC 84 C CH 87 F FF 94 B KC 85 F CH 87 X FC 92 3-2 ②③ L3 1-2		D CH 87 1 SAFE S CH 86 X FC 91 1-1 ② FC4-6 1-2f		S FC 94 B FC 94 S CH 87 X CH 88 1-2 ② G4-3		4	0	0	0	0	1	3
22 Jose Siri, R (1, 8) OBP: 0.264, SLG: 0.497		F FF 94 S FF 94 B ST 81 S ST 80 1-3 ① K			F FC 89 X KC 83 0-1 ① G1-3	X KC 83 0-0 ③ G6-3		C SI 95 C SL 83 F SL 82 F SL 82 C SI 96 0-3 ③ K		4	0	0	0	0	2	1
62 Jonathan Aranda, L (1, 3) OBP: 0.382, SLG: 0.409 (8, 4)		B FF 93 X FF 94 1-0 ② P6			B FF 94 X CH 87 1-0 6 BB 8 2B 1B		C FF 93 X FF 93 0-1 6 1B 2B		C SI 93 X SI 94 0-1 ① G3	4	2	2	0	0	0	0
50 René Pinto, R (1, 2) OBP: 0.302, SLG: 0.508		B SL 89 F SI 93 S FF 94 B FF 93 F ST 79 B ST 81 S FF 95 3-3 ③ K			C FC 90 B FC 91 X FC 90 1-1 ② F9		B FC 88 B FC 91 F FF 93 F FC 91 B FF 94 S FF 96 3-3 ① K		C SI 94 X ST 84 0-1 ② G5-3	4	0	0	0	0	2	2
6 Taylor Walls, S (1, 6) OBP: 0.318, SLG: 0.351			F FF 95 F FC 90 B FF 95 X FF 94 1-2 ① P3		B FF 94 S CH 88 D CH 87 B FF 93 B FC 90 4-1 8 2B 1-2 BB		B FF 94 X FF 93 1-0 2 2B 2-H 1B		B SI 94 B SI 92 C ST 82 B SI 94 C ST 83 B ST 83 4-2 2 HR BB	2	3	1	1	2	0	0
Inning Stats	R: 1 E: 1 K: 1 S: 14 H: 1 LOB: 1 BB: 1 P: 23	R: 0 E: 0 K: 2 S: 8 H: 0 LOB: 0 BB: 0 P: 13	R: 0 E: 0 K: 1 S: 11 H: 0 LOB: 0 BB: 0 P: 17	R: 0 E: 0 K: 0 S: 9 H: 0 LOB: 1 BB: 0 P: 17	R: 2 E: 0 K: 0 S: 10 H: 2 LOB: 1 BB: 1 P: 19	R: 0 E: 0 K: 0 S: 7 H: 0 LOB: 1 BB: 1 P: 13	R: 2 E: 0 K: 1 S: 12 H: 3 LOB: 1 BB: 1 P: 19	R: 0 E: 0 K: 2 S: 11 H: 0 LOB: 0 BB: 0 P: 13	R: 2 E: 0 K: 0 S: 9 H: 1 LOB: 0 BB: 1 P: 14	1B: 2 2B: 4 3B: 0 HR: 1	SF: 0 SAC: 0 DP: 1 HBP: 1	WP: 0 PB: 0 SB: 0 CS: 0	PA: 37				

livebaseballscorecards.com

	AB	31
	R	7
	H	7
	RBI	6
	BB	5
	SO	7
	LOB	11

PITCHER		IP	WLS	BF	H	R	ER	SO	BB	IBB	HBP	BLK	WP	HR	S	P	ERA	WHIP
46 Trent Thornton, R ERA: 1.88	(1, 1)	2.0		8	1	1	0	3	1	0	0	0	0	0	22	36	0.00	1.000
30 Luke Weaver, R ERA: 6.77	(3, 1)	4.1		19	4	4	4	2	2	0	1	0	0	0	43	76	8.31	1.385
55 Gabe Speier, L ERA: 3.59	(7, 1)	0.2		3	1	0	0	0	0	1	0	0	0	0	6	9	0.00	1.500
48 Justin Topa, R ERA: 2.47	(8, 1)	1.0		3	0	0	0	2	0	0	0	0	0	0	11	13	0.00	0.000
60 Tayler Saucedo, L ERA: 3.56	(9, 1)	0.2	L	4	1	2	2	0	1	0	0	0	0	1	9	14	27.00	3.000

PITCHER	IP	WLS	BF	H	R	ER	SO	BB	IBB	HBP	BLK	WP	HR	S	P	ERA	WHIP

Seattle Mariners @ Tampa Bay Rays

Tropicana Field, St. Petersburg, FL

Sun Sep 10 2023, 1:11 PM - 3:41 PM EDT

Att. 18,230 - Dome - 72 F

livebaseballscorecards.com

Batter	1	2	3	4	5	6	7	8	9	AB	R	H	RBI	BB	SO	LOB
3 J.P. Crawford, L (1, 6) OBP: 0.381, SLG: 0.426	C SI 92 F CU 80 B FF 93 F CH 86 B SI 92 X CU 80 2-2 2B		B SI 92 B FC 90 B SI 91 B SI 91 4-0 1-2 BB	C FC 89 B SI 92 S FC 88 C SI 92 1-3 ③ K		B FC 92 C SI 94 F FC 91 F FF 94 C SI 96 1-3 ③ K			C FF 99 B FF 100 C SL 87 B FF 100 T FF 99 2-2 ② K	4	0	1	0	1	3	3
44 Julio Rodríguez, R (1, 8) OBP: 0.339, SLG: 0.495	F SI 91 B FC 87 F SI 92 C SI 93 1-3 ① K		F FC 87 F FC 87 X FF 92 0-2 ② F9 2-3		X SI 90 0-0 35 FC6-4 28 SF8 29 1B 1B		S FC 87 B FC 89 S FC 88 F FF 96 X FC 88 1-2 1B		C SL 88 S SL 86 S FF 101 0-3 ③ K	5	1	2	0	0	2	3
29 Cal Raleigh, S (1, 2) OBP: 0.314, SLG: 0.472	X FC 88 0-0 ② F9		S FC 89 B FF 92 B CU 80 C SI 92 F FF 93 X SI 93 2-2 ③ G3		X SI 92 0-0 35 FC6-4 1-2 1B		X FS 90 0-0 ① F9			4	0	1	0	0	0	4
35 Teoscar Hernández, R (1, 9) OBP: 0.314, SLG: 0.462	B FC 87 X ST 78 1-0 ③ G1-3			X FC 85 0-0 20 1B 4 1B 1B	F SI 91 F SI 91 X ST 81 0-2 ① FC6-4 1-2f 2-3		S FC 88 C FC 88 B FC 87 S FC 86 1-3 ② K			4	1	1	0	0	1	4
28 Eugenio Suárez, R (1, 5) OBP: 0.324, SLG: 0.385		C FC 86 C FF 92 S FF 91 0-3 ① K		F SI 91 S FC 87 B FF 93 T FF 93 1-2 ① K	B FC 90 B FC 89 F SI 92 X SI 91 2-1 ② SF8 3-H		B FF 95 S FC 88 S FC 87 S FC 86 1-3 ③ K			3	0	0	1	0	3	2
20 Mike Ford, L (1, 10) OBP: 0.319, SLG: 0.500		B CU 78 S CU 78 B CH 86 F FC 88 X SI 93 2-2 ② F8		F FC 88 B CU 79 B CU 79 B SI 91 X FC 88 3-1 4 1B 0 1B 1-3 1B	F CU 80 F CU 80 D CU 79 S CU 80 1-3 ③ K			C SL 84 X SL 85 0-1 ① G1-3		4	1	1	0	0	1	1
23 Ty France, R (1, 3) OBP: 0.338, SLG: 0.367		C FC 88 S ST 78 C SI 92 0-3 ③ K		S FC 88 F SI 90 B SI 92 F ST 79 B SI 94 X FC 89 2-2 ② L8		C FC 91 B FC 90 F SI 93 F SI 95 B FF 94 B SI 94 F FC 92 X FC 91 3-2 ① L7		X FF 92 0-0 ② P6		4	0	0	0	0	1	2
4 Josh Rojas, L (1, 4) OBP: 0.306, SLG: 0.333 25 Dylan Moore, R (8, PH) OBP: 0.313, SLG: 0.473 (8, 4)			C CU 78 B SI 92 X FC 87 1-1 ① F9	C CU 80 B SI 93 X CU 80 1-1 0 1B 1-2 3-H 1B	F SI 93 F SI 94 F FF 95 X FC 92 0-2 ② L9			B SL 86 F FF 91 S FF 93 S FF 93 1-3 ③ K		3 1	0 0	1 0	1 0	0 0	0 1	0 0
0 Sam Haggerty, S (1, 7) OBP: 0.338, SLG: 0.328			C SI 92 B CU 79 F FF 93 B SI 93 B SI 92 B SI 92 4-2 44 F9 3 BB BB	X CH 87 0-0 1-2 2-H 1B	X SI 94 0-0 2B				B FF 100 S FF 98 C FF 99 T FF 100 1-2 ① K	3	0	2	1	1	1	0

	AB	35
	R	3
	H	9
	RBI	3
	BB	2
	SO	13
	LOB	19

Inning Stats	1	2	3	4	5	6	7	8	9	1B: 7	SF: 1	WP: 0	PA: 38
R:	0	0	0	2	1	0	0	0	0	2B: 2	SAC: 0	PB: 0	
E:	0	0	0	0	0	0	0	0	0	3B: 0	DP: 0	SB: 0	
K:	1	2	0	2	1	1	2	1	3	HR: 0	HBP: 0	CS: 0	
S:	9	9	11	16	10	14	11	6	9				
H:	1	0	0	4	2	1	1	0	0				
LOB:	1	0	0	2	1	1	1	0	0				
BB:	0	0	0	0	0	0	0	0	0				
P:	13	11	22	24	13	18	14	7	12				

PITCHER		IP	WLS	BF	H	R	ER	SO	BB	IBB	HBP	BLK	WP	HR	S	P	ERA	WHIP
24 Zach Eflin, R ERA: 3.53	(1, 1)	5.0	W	24	7	3	3	6	2	0	0	0	0	0	55	83	5.40	1.800
64 Shawn Armstrong, R ERA: 0.81	(6, 1)	1.0	H	4	1	0	0	1	0	0	0	0	0	0	14	18	0.00	1.000
26 Robert Stephenson, R ERA: 3.26	(7, 1)	1.0	H	4	1	0	0	2	0	0	0	0	0	0	11	14	0.00	1.000
38 Colin Poche, L ERA: 2.22	(8, 1)	1.0	H	3	0	0	0	1	0	0	0	0	0	0	6	7	0.00	0.000
29 Pete Fairbanks, R ERA: 2.29	(9, 1)	1.0	S	3	0	0	0	3	0	0	0	0	0	0	9	12	0.00	0.000

PITCHER		IP	WLS	BF	H	R	ER	SO	BB	IBB	HBP	BLK	WP	HR	S	P	ERA	WHIP

Seattle Mariners @ Tampa Bay Rays

Tropicana Field, St. Petersburg, FL

Sun Sep 10 2023, 1:11 PM - 3:41 PM EDT

Att. 18,230 - Dome - 72 F

BOTTOM

livebaseballscorecards.com

Batter	1	2	3	4	5	6	7	8	9	AB	R	H	RBI	BB	SO	LOB
2 Yandy Díaz, R (1, 3) OBP: 0.401, SLG: 0.502	X SI 95 0-0 8 BB 87 2B 1B	B FF 96 C FF 95 F ST 82 X FF 96 1-2 8 1B 1B		C SL 85 B SI 94 X CH 84 1-1 ① L8		F SL 83 S FF 94 S SL 84 0-3 ② K				4	1	2	0	0	1	1
8 Brandon Lowe, L (1, 4) OBP: 0.332, SLG: 0.444	B FF 95 B FF 95 C SL 86 B FF 94 B SI 94 4-1 1-2 87 2B BB	C CH 83 F CH 82 X FF 94 0-2 1-2 1B		C ST 79 S SI 94 F SL 87 B CH 86 B CH 84 X FF 94 2-2 ② G4-3		T FS 90 S FF 94 B FS 89 D FS 90 B SL 81 S SL 82 3-3 ③ K 1-2				3	1	1	0	1	1	1
87 Harold Ramírez, R (1, 10) OBP: 0.340, SLG: 0.440	C ST 82 X SI 95 0-1 1-H 2-H 15 2B 2B	F SL 85 F FF 95 F SI 96 B ST 82 F ST 80 F FF 96 X SI 96 1-2 ③ G4-3		B SI 94 B ST 80 X SI 96 2-0 ③ G6-3			C SL 83 S SL 83 F SL 82 F SL 83 S SI 94 0-3 ① K			4	1	1	2	0	1	2
15 Josh Lowe, L (1, 9) OBP: 0.324, SLG: 0.493	T FF 96 S CH 85 X FF 96 0-2 2-H 2B		B ST 78 S CH 82 S CH 87 F CH 86 B CH 88 X FF 95 2-2 22 1B 55 2B 2B		B CH 84 C ST 80 F CH 86 X SL 87 1-2 22 G5-4-3 1B		F SL 82 B FS 89 B FS 90 S FF 95 B SI 92 F SL 83 X FF 93 3-2 ② P5			4	1	3	1	0	0	0
22 Jose Siri, R (1, 8) OBP: 0.264, SLG: 0.494	S FF 96 S FF 96 S FF 96 0-3 ① K		X FF 95 0-0 55 2B 2-3 1B		F FF 94 X FF 94 0-1 ① ② G5-4-3 1-2f		F FF 94 B SL 84 B SL 83 T SI 94 X FF 96 2-2 ③ F8			4	1	1	0	0	1	2
55 Luke Raley, L (1, 7) OBP: 0.333, SLG: 0.488	B CH 85 H SL 88 2-0 37 G6-3 HBP		C CH 86 B CH 87 X CH 85 1-1 14 WP 1-H 3-H 2B		B SL 87 F CH 84 S FF 95 S SL 87 1-3 ③ K			B SL 86 S FC 92 B FC 91 B SL 85 B FF 95 4-1 BB		2	0	1	2	1	1	0
37 Osleivis Basabe, R (1, 6) (7, 5) OBP: 0.300, SLG: 0.344	C FF 96 F FF 96 B ST 81 X SI 96 1-2 ② ③ G6-3 1-2f		C ST 80 S FF 94 D SL 86 S SL 86 1-3 ① K			B SL 81 X SL 81 1-0 62 G3 14 1B 2B		C FC 93 1 SAFE S FF 96 D SL 87 S FF 96 1-3 ① K		4	1	1	0	0	2	4
62 Jonathan Aranda, L (1, 5) OBP: 0.362, SLG: 0.383 6 Taylor Walls, S (7, 6) OBP: 0.317, SLG: 0.350		B ST 79 C FF 94 B CH 85 F FF 94 F FF 96 F SL 86 T FF 95 2-2 ① K	S FF 94 B FF 95 B CH 85 C SL 85 B FF 95 S FF 94 3-3 ② K			B FF 94 C FF 93 X FS 89 1-1 ① G3 2-3		B FF 96 C FC 91 S FF 95 C FF 95 1-3 ② K		3 1	0 0	0 0	0 0	0 0	2 1	2 1
14 Christian Bethancourt, R (1, 2) OBP: 0.255, SLG: 0.369		C FF 96 B ST 81 B FF 95 S SL 85 B FF 96 C FF 95 3-3 ② K	S ST 79 F ST 82 B ST 83 S FF 95 1-3 ③ K 2-3			S FF 95 X SI 95 0-1 8 S 3-H 1B		S FC 92 B FC 91 S SL 86 B FC 92 B SL 86 F FF 96 X FF 96 3-2 ③ F8		4	0	1	1	0	2	2
Inning Stats	R: 3 H: 3 E: 0 LOB: 1 K: 1 BB: 1 S: 13 P: 20	R: 0 H: 2 E: 0 LOB: 2 K: 2 BB: 0 S: 20 P: 27	R: 2 H: 3 E: 0 LOB: 1 K: 3 BB: 0 S: 16 P: 24	R: 0 H: 0 E: 0 LOB: 0 K: 0 BB: 0 S: 7 P: 12	R: 0 H: 1 E: 0 LOB: 0 K: 1 BB: 0 S: 8 P: 10	R: 1 H: 2 E: 0 LOB: 1 K: 2 BB: 0 S: 11 P: 16	R: 0 H: 0 E: 0 LOB: 0 K: 1 BB: 0 S: 12 P: 17	R: 0 H: 0 E: 0 LOB: 1 K: 2 BB: 1 S: 11 P: 20		1B: 6 SF: 0 2B: 5 SAC: 0 3B: 0 DP: 2 HR: 0 HBP: 1				WP: 1 PA: 36 PB: 0 SB: 1 CS: 0		

	AB	33
	R	6
	H	11
	RBI	6
	BB	2
	SO	12
	LOB	15

PITCHER		IP	WLS	BF	H	R	ER	SO	BB	IBB	HBP	BLK	WP	HR	S	P	ERA	WHIP
50 Bryce Miller, R ERA: 4.05	(1, 1)	5.0	L	24	9	5	5	7	1	0	1	0	1	0	64	93	9.00	2.000
41 Eduard Bazardo, R ERA: 8.53	(6, 1)	2.0		8	2	1	1	3	0	0	0	0	0	0	23	33	4.50	1.000
54 Dominic Leone, R ERA: 5.1	(8, 1)	1.0		4	0	0	0	2	1	0	0	0	0	0	11	20	0.00	1.000

PITCHER	IP	WLS	BF	H	R	ER	SO	BB	IBB	HBP	BLK	WP	HR	S	P	ERA	WHIP

Batter	1	2	3	4	5	6	7	8	9	AB	R	H	RBI	BB	SO	LOB
2 Yandy Díaz, R (1, 3) OBP: 0.404, SLG: 0.513	C SI 93 S FC 89 B ST 85 B ST 85 X SI 94 2-2 56 1B 56 PB 15 1B 1B	B FC 88 X FF 92 1-0 8 G4-6-3 1-2 1B		C CU 78 B FC 88 X FC 86 1-1 8 WP 2B		C FF 91 X FF 91 0-1 HR	B CH 84 C FF 92 B FF 92 F FF 91 B CH 84 X FF 92 3-2 ③ G6-3		C SL 84 X SI 93 0-1 ③ F8	6	2	4	1	0	0	2
8 Brandon Lowe, L (1, 4) OBP: 0.330, SLG: 0.440	C FF 93 S FC 88 F ST 84 D ST 86 1 SAFE F FF 93 C ST 84 1-3 ① K	B CH 88 X FC 88 1-0 ②③ G4-6-3 1-2f		T FC 89 B CH 89 S CH 90 B ST 86 C ST 85 2-3 ③ K 2-3		S SL 77 B SL 79 B SL 80 B FF 91 C FF 90 X FF 92 3-2 15 F8 56 1B 7 FC3-6 1B		F SL 78 F SL 78 X SL 80 0-2 ① P3		5	1	1	0	0	2	4
56 Randy Arozarena, R (1, 7) OBP: 0.369, SLG: 0.422	B FF 93 B FF 93 S FF 93 C FC 87 B ST 85 F ST 85 X FC 89 3-2 55 HBP 15 1B 1-3 1B		X FF 92 0-0 E6 22 WP 15 G4-3 22 1B		C SI 92 T CH 85 B SL 85 C CH 85 1-3 ① K	C FF 90 D SL 80 F SL 78 F SL 79 X FF 92 1-2 7 FC3-6 1B		C CH 88 B SL 86 B CH 90 F SL 85 B SL 84 D CH 90 4-2 15 1B BB		4	1	2	0	1	1	0
15 Josh Lowe, L (1, 9) (5, 8) OBP: 0.327, SLG: 0.494	B FF 94 X FF 94 1-0 55 HBP 1-2 3-H 1B		B FF 92 B CH 87 B FF 93 C FF 93 1 SAFE F FF 93 X SI 93 3-2 ① G4-3 1-2		B FF 92 X CH 85 1-0 22 HBP 6 HR 1B	F SL 78 D SL 79 B SL 80 B FF 91 X FF 92 3-1 ① F8 2-3		B FF 94 1 SAFE F CH 90 S CH 90 X CH 91 1-2 ② 7 S 1-2 1B		5	1	3	1	0	0	3
22 Jose Siri, R (1, 8) OBP: 0.267, SLG: 0.494 7 Vidal Bruján, S (5, 9) OBP: 0.250, SLG: 0.205	D SI 94 S SI 94 S CU 82 X ST 85 1-2 ② F7		B CU 78 B FF 92 F SI 92 X FF 93 2-1 6 K 55 HBP 2-H 1B		1 SAFE C FF 90 H SI 90 1-1 6 HR 1-2 HBP	X FF 90 0-0 ② FC3-6 55 2B 1-2f 3-H		S CH 89 B CH 90 S SL 85 D CH 89 X CH 89 2-2 ③ G4-3 1-2		2 2	1 0	1 0	1 1	0 0	0 0	2 2
55 Luke Raley, L (1, 10) OBP: 0.337, SLG: 0.490	F FC 90 B FF 93 B ST 84 B FC 88 S FC 88 H ST 84 4-2 1-2 2-3 HBP		H CH 89 1-0 1-2 HBP		L FF 89 B CH 84 B FF 89 F FF 89 D CH 83 S FF 90 3-3 ② K	S FF 90 D SL 80 X SL 78 1-1 1-3 2B			B SL 84 B SL 85 C FF 94 C SL 84 F CH 89 X SL 85 2-2 ① G4-3	3	0	1	0	0	1	2
6 Taylor Walls, S (1, 6) OBP: 0.318, SLG: 0.360	F FC 90 S FF 94 C FF 94 0-3 ③ K		B FC 88 C FC 88 2 SAFE B FF 93 F FF 93 F ST 84 F SI 92 F FF 92 B ST 84 3-3 ②③ K 2-3		C FF 90 C FF 91 X FF 92 0-2 1-H 2-H HR	C FF 90 X CH 81 0-1 ③ L6			C SL 85 B FF 94 B SL 86 B FF 94 F FF 93 F SL 86 B SL 84 4-2 50 FC5-4 62 BB BB	4	1	1	3	1	2	7
62 Jonathan Aranda, L (1, 5) OBP: 0.381, SLG: 0.367		B FF 92 B FF 93 B FF 93 C FF 93 F FF 93 F FF 94 B FF 93 4-2 2 1B BB		C FC 86 F CH 87 F ST 84 B FF 92 F FF 93 B FF 93 X FF 93 2-2 ① G3-1	B SL 84 B FF 91 B FF 91 C FF 90 B FF 90 4-1 BB		B FF 90 C FF 90 F FF 91 B SL 80 X SL 80 2-2 ① G4-3		B CH 90 D SL 85 B FF 94 B FF 93 4-0 50 FC5-4 1-2 BB	2	0	0	0	3	0	0
50 René Pinto, R (1, 2) OBP: 0.279, SLG: 0.470		C FF 93 C FC 86 S FF 94 0-3 ① K		B FC 87 F FF 93 B CU 80 F FF 93 X ST 84 2-2 ② F9	C FF 89 X SL 82 0-1 ③ G6-3		C FF 91 B FF 92 B FF 92 S FF 92 B FF 92 F FF 92 F FF 92 F SL 81 S FF 93 3-3 ② K		F SL 85 B SL 84 B SL 84 X SI 94 2-1 ② FC5-4 1-2f 2-3	5	0	0	0	0	2	4
Inning Stats	R: 1 E: 0 K: 2 S: 21 H: 3 LOB: 3 BB: 0 P: 33	R: 0 E: 0 K: 1 S: 8 H: 1 LOB: 1 BB: 1 P: 14	R: 1 E: 1 K: 1 S: 12 H: 1 LOB: 1 BB: 0 P: 21	R: 0 E: 0 K: 1 S: 14 H: 1 LOB: 1 BB: 0 P: 21	R: 3 E: 0 K: 2 S: 14 H: 2 LOB: 1 BB: 1 P: 24	R: 2 E: 0 K: 0 S: 16 H: 4 LOB: 2 BB: 0 P: 24	R: 0 E: 0 K: 1 S: 12 H: 0 LOB: 0 BB: 0 P: 20	R: 0 E: 0 K: 0 S: 11 H: 1 LOB: 1 BB: 1 P: 18	R: 0 E: 0 K: 0 S: 11 H: 0 LOB: 2 BB: 2 P: 23	1B: 9 2B: 2 3B: 0 HR: 2 SF: 0 SAC: 0 DP: 1 HBP: 3						WP: 2 PB: 1 SB: 1 CS: 0 PA: 46	

TOP

Tampa Bay Rays @ Minnesota Twins

Target Field, Minneapolis, MN

Mon Sep 11 2023, 6:43 PM - 9:52 PM CDT

Att. 18,683 - Partly Cloudy - 72 F

livebaseballscorecards.com

AB	38
R	7
H	13
RBI	7
BB	5
SO	8
LOB	26

PITCHER		IP	WLS	BF	H	R	ER	SO	BB	IBB	HBP	BLK	WP	HR	S	P	ERA	WHIP
54 Sonny Gray, R ERA: 2.96	(1, 1)	4.0	L	20	6	2	1	5	1	0	2	0	2	0	55	89	2.25	1.750
58 Dylan Floro, R ERA: 5.06	(5, 1)	1.0		7	2	3	3	2	1	0	1	0	0	1	14	24	27.00	3.000
53 Brent Headrick, L ERA: 6.57	(6, 1)	2.1		11	4	2	2	1	0	0	0	0	0	1	31	47	7.71	1.714
74 Josh Winder, R ERA: 4.18	(8, 1)	1.2		8	1	0	0	0	3	0	0	0	0	0	19	38	0.00	2.400

PITCHER	IP	WLS	BF	H	R	ER	SO	BB	IBB	HBP	BLK	WP	HR	S	P	ERA	WHIP

BOTTOM

Tampa Bay Rays @ Minnesota Twins

Target Field, Minneapolis, MN

Mon Sep 11 2023, 6:43 PM - 9:52 PM CDT

Att. 18,683 - Partly Cloudy - 72 F

livebaseballscorecards.com

Batter	1	2	3	4	5	6	7	8	9	AB	R	H	RBI	BB	SO	LOB
47 Edouard Julien, L (1, 4) OBP: 0.381, SLG: 0.448	C FF 96 S SL 93 C FF 98 0-3 ① K		B FF 98 B SI 97 B FF 97 C SI 96 C SL 91 B SI 98 4-2 1-2 BB			B FF 95 B SL 90 C SL 90 X FF 95 2-1 ① 19 1B 23 HR 1B		B FF 95 C FF 95 C FF 95 F FF 97 B ST 85 B FF 96 B FF 97 4-2 23 FC5-4 BB		2	1	1	0	1	1	0
16 Jordan Luplow, R (8, PH) OBP: 0.347, SLG: 0.387 (9, 7)										0	0	0	0	1	0	0
19 Alex Kirilloff, L (1, 3) OBP: 0.352, SLG: 0.430	F FF 96 S SL 92 S CU 85 0-3 ② K		B SL 88 C SL 91 X SL 90 1-1 ②③ P6-4 2-2f			C SL 91 X SL 92 0-1 23 HR 1-2 1B		B FF 95 B ST 84 S FF 96 S FF 96 F FF 95 F ST 84 F FF 96 F FF 96 B FF 95 3-3 ① C FF 96 K		3	1	1	0	0	1	2
12 Kyle Farmer, R (8, PH) OBP: 0.315, SLG: 0.412 (9, 3)										1	0	0	0	0	1	1
23 Royce Lewis, R (1, 5) OBP: 0.363, SLG: 0.540	F SL 92 T SL 92 B CU 85 S CU 85 1-3 ③ K			B SL 91 B SL 91 C FF 95 S FF 95 F SL 90 B CU 84 C FF 97 3-3 ① K		C SL 89 D CU 84 B SL 90 X FF 95 2-1 1-H 2-H HR		B ST 84 C ST 84 S ST 83 D ST 84 X ST 84 2-2 ② FC5-4 1-2f		4	1	1	3	0	2	1
26 Max Kepler, L (1, 9) OBP: 0.319, SLG: 0.480		C FF 95 F FF 97 F FF 98 B CU 86 B CU 86 B FF 97 B FF 96 4-2 39 WP 50 PB BB		X SL 91 0-0 HR		F FF 96 B FF 98 F FF 97 F CU 85 F FF 97 B FF 96 B CU 85 X FF 96 3-2 50 G6-3 1B		C FF 96 F FF 96 F FF 96 B FF 95 F FF 95 B FF 96 B FF 95 S FF 95 3-3 ③ K2-3		3	1	2	1	1	1	1
4 Carlos Correa, R (1, 6) OBP: 0.310, SLG: 0.401		F SL 90 F SL 90 B SL 93 D CU 86 S SL 91 2-3 ① K		X SL 90 0-0 ② P4		B SL 90 S SL 91 B SL 91 D CU 83 C SL 90 C SL 91 3-3 ① K			C SL 85 X SL 85 0-1 ① F8	4	0	0	0	0	2	2
50 Willi Castro, S (1, 7) OBP: 0.332, SLG: 0.396 (9, 4)		C FF 95 S SL 92 B FF 98 S CU 84 1-3 ② K 1-2		B FF 96 C FF 97 X SL 92 1-1 ③ F7		F SL 91 C CU 84 X FF 98 0-2 ②③ G6-3 1-2f			S SL 86 S FF 99 C FF 98 0-3 ② K	4	0	0	0	0	2	2
39 Donovan Solano, R (1, 10) OBP: 0.376, SLG: 0.409		S SL 91 B SL 92 S FF 97 D CU 85 F CU 84 B FF 98 X FF 97 3-2 ③ F9 2-3			C FF 96 F FF 98 S FF 97 0-3 ① K		C SI 90 C SI 90 B ST 77 X ST 76 1-2 ① L7		T FF 98 B FF 99 B SL 85 S SL 86 H FF 99 3-2 27 PB HBP	3	0	0	0	0	1	1
27 Ryan Jeffers, R (1, 2) OBP: 0.368, SLG: 0.457			X FF 96 0-0 19 P6-4 47 BB 1B		F FF 97 B FF 97 B SL 91 X FF 95 2-1 ② F9		C SI 90 S SI 90 B SI 92 F SI 90 T ST 77 1-2 ② K		B FF 99 F SL 86 F FF 99 B FF 98 F FF 99 F FF 99 X FF 97 2-2 ③ L8 1-2	4	0	1	0	0	1	1
45 Andrew Stevenson, L (1, 8) OBP: 0.227, SLG: 0.190			F SL 90 D SL 92 X SL 91 1-1 ① F8		X SL 92 0-0 ③ G4-3		C ST 76 B FC 85 C SI 90 S ST 76 1-3 ③ K			3	0	0	0	0	1	1

	AB	31
	R	4
	H	6
	RBI	4
	BB	3
	SO	13
	LOB	12

Inning Stats	1	2	3	4	5	6	7	8	9
	R: 0 E: 0 K: 3 S: 9	H: 0 LOB: 0 BB: 0 P: 10	R: 0 E: 0 K: 2 S: 13	H: 0 LOB: 1 BB: 1 P: 23	R: 0 E: 0 K: 0 S: 7	H: 1 LOB: 1 BB: 1 P: 13	R: 1 E: 0 K: 1 S: 8	H: 1 LOB: 0 BB: 0 P: 12	R: 0 E: 0 K: 1 S: 6	H: 0 LOB: 0 BB: 0 P: 8	R: 3 E: 0 K: 1 S: 17	H: 4 LOB: 0 BB: 0 P: 27	R: 0 E: 0 K: 2 S: 10	H: 0 LOB: 0 BB: 0 P: 13	R: 0 E: 0 K: 2 S: 18	H: 0 LOB: 1 BB: 1 P: 30	R: 0 E: 0 K: 1 S: 12	H: 0 LOB: 1 BB: 0 P: 17

	1B: 4	SF: 0	WP: 1	PA: 35
	2B: 1	SAC: 0	PB: 2	
	3B: 0	DP: 2	SB: 0	
	HR: 2	HBP: 1	CS: 0	

PITCHER		IP	WLS	BF	H	R	ER	SO	BB	IBB	HBP	BLK	WP	HR	S	P	ERA	WHIP
20 Tyler Glasnow, R ERA: 3.15	(1, 1)	6.0	W	24	6	4	4	8	2	0	0	0	1	2	60	93	6.00	1.333
49 Kevin Kelly, R ERA: 3.22	(7, 1)	1.0	H	3	0	0	0	2	0	0	0	0	0	0	10	13	0.00	0.000
30 Jake Diekman, L ERA: 3.73	(8, 1)	1.0	H	4	0	0	0	2	1	0	0	0	0	0	18	30	0.00	1.000
29 Pete Fairbanks, R ERA: 2.23	(9, 1)	1.0	S	4	0	0	0	1	0	0	1	0	0	0	12	17	0.00	0.000

PITCHER	IP	WLS	BF	H	R	ER	SO	BB	IBB	HBP	BLK	WP	HR	S	P	ERA	WHIP

Tampa Bay Rays @ Minnesota Twins

Target Field, Minneapolis, MN

Tue Sep 12 2023, 6:42 PM - 9:04 PM CDT

Att. 24,390 - Partly Cloudy - 63 F

TOP

livebaseballscorecards.com

Batter	1	2	3	4	5	6	7	8	9	AB	R	H	RBI	BB	SO	LOB
2 Yandy Díaz, R (1, 3) OBP: 0.403, SLG: 0.510	B FF 93 B FS 84 S FF 92 B FF 92 B FF 92 4-1 BB		C FS 86 B FC 86 S FF 91 B ST 80 B FF 92 X FF 92 3-2 ③ G6-3		C FF 90 B FF 90 C FS 85 F FS 85 B FF 90 B FS 84 X FS 84 3-2 ② G1-3		D SI 94 F FC 90 F SI 94 F FF 97 B FF 96 X FC 90 2-2 ②③ G6-4-3 1-2f			2	0	0	0	1	0	0
25 Curtis Mead, R (5, 5) OBP: 0.364, SLG: 0.270										1	0	0	0	0	0	1
8 Brandon Lowe, L (1, 4) OBP: 0.332, SLG: 0.442	F FS 84 F FF 93 T FS 87 0-2 ① K			X FS 84 0-0 15 1B 2B	B FF 90 B FF 89 B FS 83 B FS 83 4-0 56 1B BB			B ST 79 C ST 80 X FF 93 1-1 ① G4-3		3	1	1	0	1	1	1
56 Randy Arozarena, R (1, 7) OBP: 0.368, SLG: 0.421	S FF 93 B FF 92 C ST 79 F FF 92 B ST 80 X FF 92 2-2 ② F9			X ST 78 0-0 ① G1-3	C FS 82 S ST 78 X ST 79 0-2 1-2 1B			F ST 81 B FF 94 S ST 81 F FF 94 S CU 74 1-3 ② K		4	0	1	0	0	1	2
15 Josh Lowe, L (1, 9) OBP: 0.327, SLG: 0.492	S FF 92 S FF 92 F FF 93 D FS 87 B FF 92 F FS 85 X FF 92 2-2 ③ F7			S FF 92 B FF 92 F FF 90 B FS 86 X FF 91 2-2 17 1B 2-H 1B	C FF 97 F FF 97 D CH 90 X FF 97 1-2 ③ F7			B ST 79 B ST 79 X ST 78 2-0 ③ G3		4	0	1	1	0	0	3
17 Isaac Paredes, R (1, 5) OBP: 0.354, SLG: 0.503		C FS 84 F FF 92 F FF 92 C FS 87 0-3 ① K		F FF 89 S FF 89 1 SAFE F FF 90 B ST 80 F FS 83 X FF 90 1-2 1B		C FC 89 F FF 99 B FF 98 B FC 90 B FF 98 S FC 90 3-3 ① K			C CU 89 X FF 102 0-1 ① G4-3	4	0	1	0	0	2	0
55 Luke Raley, L (1, 8) OBP: 0.333, SLG: 0.484		B ST 78 B FF 92 C FS 85 F FF 92 F FS 86 F FF 93 X FS 87 2-2 ② G1-3		F FF 90 F FF 91 F FS 85 F FS 84 S FS 83 0-3 ② K		B FC 91 S FC 90 C FF 98 S FC 92 1-3 ② K			B FS 98 X FS 98 1-0 ② G6-3	4	0	0	0	0	2	2
6 Taylor Walls, S (1, 6) OBP: 0.314, SLG: 0.354		B FS 87 S FF 92 C FF 93 B FS 88 F FF 93 T FS 87 2-2 ③ K		F FF 91 B FS 84 C FF 91 F FF 91 B FS 85 X FS 84 2-2 ③ L7		B FC 92 B FC 91 F FC 90 S FF 97 T FC 91 2-2 ③ K			B CU 89 S FF 102 B FF 102 S FF 102 B CU 90 X FF 103 3-2 ③ F8	4	0	0	0	0	2	2
62 Jonathan Aranda, L (1, 10) OBP: 0.364, SLG: 0.346			C FF 91 C FF 92 F FS 87 S FF 91 0-3 ① K		C FF 90 C ST 76 F FF 91 F FS 85 B FF 91 F ST 79 S FF 90 1-3 ① K		S FF 98 C FF 98 X FC 92 0-2 ① P5			3	0	0	0	0	2	0
50 René Pinto, R (1, 2) OBP: 0.296, SLG: 0.522			C FF 91 S ST 81 F ST 80 B FF 92 S FF 91 1-3 ② K		B ST 76 B ST 77 X FF 88 2-0 HR		B FC 90 C FC 89 X FC 90 1-1 25 G6-4-3 1B			3	1	2	1	0	1	0

	AB	32
	R	2
	H	6
	RBI	2
	BB	2
	SO	11
	LOB	11

Inning Stats	1	2	3	4	5	6	7	8	9
	R: 0 E: 0 K: 1 S: 13	H: 0 LOB: 1 BB: 1 P: 21	R: 0 E: 0 K: 2 S: 13	H: 0 LOB: 0 BB: 0 P: 17	R: 0 E: 0 K: 2 S: 11	H: 0 LOB: 0 BB: 0 P: 15	R: 1 E: 0 K: 1 S: 19	H: 3 LOB: 2 BB: 0 P: 24	R: 1 E: 0 K: 1 S: 18	H: 2 LOB: 2 BB: 1 P: 29	R: 0 E: 0 K: 3 S: 9	H: 0 LOB: 0 BB: 0 P: 15	R: 0 E: 0 K: 0 S: 9	H: 1 LOB: 0 BB: 0 P: 12	R: 0 E: 0 K: 1 S: 7	H: 0 LOB: 0 BB: 0 P: 11	R: 0 E: 0 K: 0 S: 6	H: 0 LOB: 0 BB: 0 P: 10

1B: 4	SF: 0
2B: 1	SAC: 0
3B: 0	DP: 1
HR: 1	HBP: 0

WP: 0	PA: 34
PB: 0	
SB: 0	
CS: 0	

PITCHER		IP	WLS	BF	H	R	ER	SO	BB	IBB	HBP	BLK	WP	HR	S	P	ERA	WHIP
41 Joe Ryan, R ERA: 4.2	(1, 1)	4.2		21	5	2	2	7	2	0	0	0	0	1	71	102	3.86	1.500
37 Louie Varland, R ERA: 5.05	(5, 1)	2.1	W	7	1	0	0	3	0	0	0	0	0	0	21	31	0.00	0.429
56 Caleb Thielbar, L ERA: 2.05	(8, 1)	1.0	H	3	0	0	0	1	0	0	0	0	0	0	7	11	0.00	0.000
59 Jhoan Duran, R ERA: 2.51	(9, 1)	1.0	S	3	0	0	0	0	0	0	0	0	0	0	6	10	0.00	0.000

PITCHER		IP	WLS	BF	H	R	ER	SO	BB	IBB	HBP	BLK	WP	HR	S	P	ERA	WHIP

Batter	1	2	3	4	5	6	7	8	9	AB	R	H	RBI	BB	SO	LOB
47 Edouard Julien, L (1, 10) OBP: 0.383, SLG: 0.457	X FF 94 0-0 ① F8		X FF 94 0-0 HR			C SL 89 X FS 84 0-1 ② G3-1		B SI 92 D SL 88 B SI 94 B SI 93 4-0 26 BB 1-2 BB		3	1	1	1	1	0	0
23 Royce Lewis, R (1, 5) OBP: 0.356, SLG: 0.528	C FF 95 B SL 90 F FS 85 B ST 82 S ST 82 2-3 ② K		C SL 90 F FS 84 X ST 81 0-2 ③ G5-3			F SL 89 F SL 89 B ST 81 B FF 95 B ST 82 F SL 89 F SL 90 X SL 90 3-2 ③ P5		C SI 94 C SI 94 S SL 88 0-3 ① K		4	0	0	0	0	2	2
39 Donovan Solano, R (1, 3) OBP: 0.372, SLG: 0.404	F SL 90 F FF 96 F FF 95 B FF 95 B FS 87 B SL 90 S FF 95 3-3 ③ K			C FF 93 X SL 89 0-1 ① P3			F FF 93 X SL 89 0-1 ① G1-3	D SI 93 F SI 94 X SI 93 1-1 ② F4		4	0	0	0	0	1	2
26 Max Kepler, L (1, 9) OBP: 0.321, SLG: 0.479		X FF 94 0-0 ① P6		C SL 88 B FS 85 F FF 94 X SI 93 1-2 ② G4-3			B SL 91 F FF 95 S FS 85 X SI 92 1-2 50 HR 1B	D CH 81 B CH 82 B CH 82 C CH 82 B FF 92 4-1 1-2 2-3 BB		3	1	1	0	1	0	0
4 Carlos Correa, R (1, 6) OBP: 0.309, SLG: 0.400		X SL 90 0-0 1B		B SL 90 X SL 90 1-0 ③ G5-3			C SL 90 F FS 83 B ST 81 S ST 81 1-3 ② K	B CH 82 B ST 78 C ST 78 D CH 82 X ST 78 3-1 ③ F8		4	0	1	0	0	1	4
50 Willi Castro, S (1, 8) OBP: 0.332, SLG: 0.405 (8, 7)		S FF 94 F SL 90 B FF 95 S SL 86 1-3 ② K			C SL 89 B FS 84 F FS 83 F SI 92 F SL 90 F FS 83 X FS 83 1-2 ① F8		X SL 90 0-0 1-H HR			3	1	1	2	0	1	1
38 Matt Wallner, L (1, 7) OBP: 0.345, SLG: 0.470 45 Andrew Stevenson, L (7, PR) OBP: 0.227, SLG: 0.190 (8, 8)		S FF 95 F FF 95 C SI 94 0-3 ③ K			S SL 90 F FS 84 S FS 83 0-3 ② K		B SL 91 F FS 84 C SL 90 F FS 84 F FF 95 X FS 85 1-2 2B			3 0	0 0	1 0	0 0	0 0	2 0	1 0
12 Kyle Farmer, R (1, 4) OBP: 0.312, SLG: 0.407			C FF 93 X SI 92 0-1 ① G4-3		F FF 95 B SL 89 B SI 93 X SL 89 2-1 ③ P6		D SL 90 X ST 81 1-0 ③ G6-3			3	0	0	0	0	0	1
8 Christian Vázquez, R (1, 2) OBP: 0.277, SLG: 0.321			C FF 93 F SI 92 S ST 80 0-3 ② K			F FF 93 S SI 92 S FF 94 0-3 ① K		T SI 93 B SL 88 X SI 93 1-1 26 BB 47 BB 1B		3	0	1	0	0	2	0
Inning Stats	R: 0 E: 0 K: 2 S: 8 H: 0 LOB: 0 BB: 0 P: 13	R: 0 E: 0 K: 2 S: 8 H: 1 LOB: 1 BB: 0 P: 9	R: 1 E: 0 K: 1 S: 9 H: 1 LOB: 0 BB: 0 P: 9	R: 0 E: 0 K: 0 S: 6 H: 0 LOB: 0 BB: 0 P: 8	R: 0 E: 0 K: 1 S: 11 H: 0 LOB: 0 BB: 0 P: 14	R: 0 E: 0 K: 1 S: 10 H: 0 LOB: 0 BB: 0 P: 13	R: 2 E: 0 K: 1 S: 15 H: 3 LOB: 1 BB: 0 P: 19	R: 0 E: 0 K: 1 S: 10 H: 1 LOB: 3 BB: 2 P: 23		1B: 3 2B: 1 3B: 0 HR: 2	SF: 0 SAC: 0 DP: 0 HBP: 0			WP: 0 PB: 0 SB: 0 CS: 0	PA: 32	

PITCHER		IP	WLS	BF	H	R	ER	SO	BB	IBB	HBP	BLK	WP	HR	S	P	ERA	WHIP
52 Zack Littell, R ERA: 4.25	(1, 1)	7.0	L	26	5	3	3	8	0	0	0	0	0	2	67	85	3.86	0.714
36 Andrew Kittredge, R ERA: 5.4	(8, 1)	0.2		4	1	0	0	1	1	0	0	0	0	0	7	13	0.00	3.000
48 Chris Devenski, R ERA: 5.11	(8, 1)	0.1		2	0	0	0	0	1	0	0	0	0	0	3	10	0.00	3.000

PITCHER	IP	WLS	BF	H	R	ER	SO	BB	IBB	HBP	BLK	WP	HR	S	P	ERA	WHIP

BOTTOM

Tampa Bay Rays @ Minnesota Twins

Target Field, Minneapolis, MN

Tue Sep 12 2023, 6:42 PM - 9:04 PM CDT

Att. 24,390 - Partly Cloudy - 63 F

livebaseballscorecards.com

AB	30
R	3
H	6
RBI	3
BB	2
SO	9
LOB	11

Batter	1	2	3	4	5	6	7	8	9	AB	R	H	RBI	BB	SO	LOB
2 Yandy Díaz, R (1, 3) OBP: 0.403, SLG: 0.511	B SI 87 S SI 87 C CH 80 S CH 80 1-3 ① K	B SI 87 X FC 84 1-0 1-H 2-H 2B		C CH 80 S SI 86 B CH 80 B CH 80 F CH 80 X CH 79 2-2 ② G6-3			B FF 95 B FF 95 F FF 96 F FF 95 X FC 87 2-2 87 FC6-4 56 1B 1B		C SI 97 B CH 90 X SI 96 1-1 ② G4-3	5	0	2	2	0	1	0
56 Randy Arozarena, R (1, 7) OBP: 0.368, SLG: 0.426	B FC 85 X CH 79 1-0 ② G5-3	C SL 78 C FC 84 D SL 79 C SI 87 1-3 ③ K		C FC 85 X SI 87 0-1 ③ G5-3			X FC 87 0-0 1-2 87 FC6-4 1B		B SI 96 B CH 90 F ST 87 F CH 90 B ST 84 X ST 87 3-2 HR	5	1	2	1	0	1	1
87 Harold Ramírez, R (1, 9) OBP: 0.341, SLG: 0.443 55 Luke Raley, L (9, 8) OBP: 0.333, SLG: 0.484	S FC 87 X CH 80 0-1 2B		S CH 79 B FC 85 F CH 80 S CH 80 1-3 ① K		S CH 79 B CH 80 F CH 83 F CH 80 B CH 80 F CH 79 X CH 78 2-2 25 G1-5-3 17 BB 1B		X FC 87 0-0 ① FC6-4 1-2f 2-3		B SI 96 F SI 97 B SI 97 X ST 88 2-1 ③ G5-3	5 0	0 0	2 0	0 0	0 0	1 0	2 0
17 Isaac Paredes, R (1, 10) OBP: 0.355, SLG: 0.501	B SI 88 X FC 85 1-0 ③ F8		B FC 84 F FC 84 B SL 79 B CH 80 B CH 80 4-1 25 2B BB		B SI 88 B FC 85 D SI 87 B SI 86 4-0 25 G1-5-3 1-2 BB		F FC 89 B FF 95 T FF 96 F FF 96 S FF 96 1-3 ② K			2	1	0	0	2	1	3
25 Curtis Mead, R (1, 5) OBP: 0.375, SLG: 0.366		C SI 86 B SL 78 B CH 79 F SI 86 B FC 85 X SI 87 3-2 37 FC1 3B	B SI 87 X FC 84 1-0 37 FC6-4 1-H 2B		B SI 91 B SI 91 B SI 90 C SI 90 C SI 90 F SI 91 X SI 91 3-2 ① ② G1-5-3 1-2 2-3f		C FF 96 X FC 88 0-1 ③ F9			4	1	2	1	0	0	4
15 Josh Lowe, L (1, 8) OBP: 0.326, SLG: 0.488 (9, 9)		F SI 87 S SL 78 X SL 79 0-2 ① P5	B SI 86 B SI 88 D SI 87 B SI 87 4-0 37 FC6-4 BB		B FF 91 F CH 84 B FF 90 S FF 90 B FF 92 X CH 84 3-2 ③ L8			C ST 78 S ST 81 B ST 80 B ST 80 F ST 79 F FF 93 F ST 79 S ST 79 2-3 ① K		3	0	0	0	1	1	2
37 Osleivis Basabe, R (1, 4) OBP: 0.284, SLG: 0.324		B FC 83 F SI 87 X CH 80 1-1 FC1 14 1B 7 FC5-2 3-H	B SI 86 S FC 84 X CH 80 1-1 ② FC6-4 1-2f 2-3			B FF 95 B FF 95 C FF 96 C FF 97 F FF 98 F FF 97 C FC 89 2-3 ① K		B FF 92 C FF 92 F CU 73 F FF 93 X ST 78 1-2 ② G6-3		4	0	0	1	0	1	2
14 Christian Bethancourt, R (1, 2) OBP: 0.255, SLG: 0.367		F CH 81 B FC 84 F CH 80 F SL 79 F CH 80 B SI 88 X SI 88 2-2 7 FC5-2 2 2B 1-3 1B	X SI 86 0-0 ③ G1-3			F FF 96 B FF 97 X FF 96 1-1 ② F9		S ST 78 F ST 78 B FF 93 S CU 72 1-3 ③ K		4	1	1	0	0	1	2
7 Vidal Bruján, S (1, 6) OBP: 0.241, SLG: 0.197 62 Jonathan Aranda, L (9, PH) OBP: 0.358, SLG: 0.340 6 Taylor Walls, S (9, 6) OBP: 0.314, SLG: 0.354		B CH 80 X CH 80 1-0 ② FC5-2 2 2B 1-2 3-H		F CH 80 F SL 77 X CH 80 0-2 ① G4-3		F FS 88 B FS 87 B FF 97 F FF 96 X FS 87 2-2 ③ L9			C FF 95 C ST 87 S FF 97 0-3 ① K	3 1 0	1 0 0	0 0 0	0 0 0	0 0 0	0 1 0	2 0 0
Inning Stats	R: 0 E: 0 K: 1 S: 7 H: 1 LOB: 1 BB: 0 P: 10	R: 3 E: 0 K: 1 S: 18 H: 3 LOB: 1 BB: 0 P: 27	R: 1 E: 0 K: 1 S: 8 H: 1 LOB: 2 BB: 2 P: 19	R: 0 E: 0 K: 0 S: 9 H: 0 LOB: 0 BB: 0 P: 11	R: 0 E: 0 K: 0 S: 12 H: 1 LOB: 1 BB: 1 P: 24	R: 0 E: 0 K: 1 S: 10 H: 0 LOB: 0 BB: 0 P: 15	R: 0 E: 0 K: 1 S: 11 H: 2 LOB: 2 BB: 0 P: 14	R: 0 E: 0 K: 2 S: 13 H: 0 LOB: 0 BB: 0 P: 17	R: 1 E: 0 K: 1 S: 10 H: 1 LOB: 0 BB: 0 P: 16	1B: 4 2B: 3 3B: 1 HR: 1 SF: 0 SAC: 0 DP: 1 HBP: 0						

TOP

Tampa Bay Rays @ Minnesota Twins

Target Field, Minneapolis, MN

Wed Sep 13 2023, 12:11 PM - 3:02 PM CDT

Att. 18,342 - Sunny - 60 F

livebaseballscorecards.com

AB	36
R	5
H	9
RBI	5
BB	3
SO	8
LOB	18

PITCHER		IP	WLS	BF	H	R	ER	SO	BB	IBB	HBP	BLK	WP	HR	S	P	ERA	WHIP
60 Dallas Keuchel, L ERA: 5.34	(1, 1)	4.0		22	6	4	4	3	3	0	0	0	0	0	47	78	9.00	2.250
58 Dylan Floro, R ERA: 4.97	(5, 1)	1.0		2	0	0	0	0	0	0	0	0	0	0	7	13	0.00	0.000
15 Emilio Pagán, R ERA: 3.27	(6, 1)	2.0		8	2	0	0	2	0	0	0	0	0	0	21	29	0.00	1.000
56 Caleb Thielbar, L ERA: 1.98	(8, 1)	1.0		3	0	0	0	2	0	0	0	0	0	0	13	17	0.00	0.000
22 Griffin Jax, R ERA: 4.2	(9, 1)	1.0	L	4	1	1	1	1	0	0	0	0	0	1	10	16	9.00	1.000

PITCHER	IP	WLS	BF	H	R	ER	SO	BB	IBB	HBP	BLK	WP	HR	S	P	ERA	WHIP

WP: 0	PB: 0	SB: 0	CS: 0
PA: 39			

Batter	1	2	3	4	5	6	7	8	9	AB	R	H	RBI	BB	SO	LOB
47 Edouard Julien, L (1, 4) OBP: 0.381, SLG: 0.453 8 Christian Vázquez, R (9, PH) OBP: 0.276, SLG: 0.320	B FF 95 X FF 94 1-0 G4-3 ①		B FF 97 C FC 90 C CU 78 C FF 96 1-3 K ①		F FC 92 S FS 91 B FS 92 B FF 98 B CU 81 B FF 98 4-2 23 WP 11 BB 26 3B BB		B FC 86 B SI 89 B SI 89 C SI 89 C SI 89 F SI 90 F SI 91 C SI 90 3-3 1-2 K ① ②		C FC 90 F FC 90 S FC 87 0-3 K ③	3 1	1 0	0 0	0 0	1 0	2 1	1 2
11 Jorge Polanco, S (1, 10) OBP: 0.344, SLG: 0.463	B FC 92 F FF 95 C FS 89 S FS 90 1-3 K ②		B CU 80 B FF 96 X FF 96 2-0 2B		C FC 92 B FS 88 D FC 88 D FS 88 C FF 94 B FC 90 4-2 23 WP 26 3B 1-2 BB		X SI 91 0-0 L4 ③			3	1	1	0	1	1	0
23 Royce Lewis, R (1, 5) OBP: 0.354, SLG: 0.520	B FC 93 B FC 91 B FF 95 B FF 95 4-0 BB		X FC 92 0-0 F8 ②		B FC 90 F CU 79 B CU 78 B FC 89 X CU 79 3-1 G1-3 ② 1-2 2-3			X ST 75 0-0 F7 ①		3	0	0	0	1	0	3
26 Max Kepler, L (1, 9) OBP: 0.320, SLG: 0.482	C FF 95 S FC 91 D FS 90 B FS 89 B FF 97 X FF 96 3-2 G3 ③		F FC 91 S FC 91 F FF 97 F CU 80 B FF 98 S FS 91 1-3 K ③		F FF 93 X FF 94 0-1 2-H 3-H 3B			B SI 91 X SI 92 1-0 G4-3 ②		4	0	1	2	0	1	2
19 Alex Kirilloff, L (1, 3) OBP: 0.349, SLG: 0.427 39 Donovan Solano, R (5, PH) OBP: 0.370, SLG: 0.402 (6, 3)		C FF 94 X CU 80 0-1 G6-3 ①	B CU 78 S FS 88 F FF 96 S FS 91 1-3 K ①		S CH 86 T FF 94 T FF 95 0-2 K ③			X SI 90 0-0 E6		2 2	0 0	0 0	0 0	0 0	1 1	0 1
27 Ryan Jeffers, R (1, 2) OBP: 0.367, SLG: 0.458		F FC 91 C FC 89 S FF 97 0-3 K ②	X FF 98 0-0 50 G3 2B			S FC 92 B FC 91 S SI 93 S FF 95 1-3 K ①		B ST 79 S SI 90 F SI 90 X ST 76 1-2 F7 ③		4	0	1	0	0	2	1
50 Willi Castro, S (1, 8) OBP: 0.329, SLG: 0.400		C CU 79 T FF 97 T FF 97 0-2 K ③	X FC 91 0-0 G3 2-3 ②			F FC 92 B FC 92 B SI 95 F FC 91 F FF 95 F SI 94 F FC 92 B SI 94 F FF 94 3-2 X SI 94 F9 ②		C FF 92 B FF 92 S SL 82 B FF 92 F FF 92 X SL 84 2-2 P3 ①	4	0	0	0	0	1	1
38 Matt Wallner, L (1, 7) OBP: 0.345, SLG: 0.485 16 Jordan Luplow, R (9, PH) OBP: 0.356, SLG: 0.387 45 Andrew Stevenson, L (9, PR) OBP: 0.227, SLG: 0.190			X FF 95 0-0 HR	X FS 89 0-0 P6 ③		X SI 95 0-0 L8 ③			C FF 92 B SL 85 F SL 83 B FF 93 B FF 93 F FF 92 F FF 92 B SL 82 4-2 12 S BB	3 0 0	1 0 0	1 0 0	1 0 0	0 1 0	0 0 0	1 0 0
12 Kyle Farmer, R (1, 6) OBP: 0.311, SLG: 0.416			X FC 91 0-0 HR		C CU 77 B FF 96 C CU 78 F FS 92 B FF 97 F CU 80 F FS 93 F FF 98 F FF 98 3-3 F CU 80 F FF 98 F SI 98 F FF 98 S CU 82 K ①		C SI 90 B ST 76 X SI 89 1-1 E6 47 CS		B FF 91 1 SAFE C FF 92 B FF 92 T SL 84 F SL 84 X FF 91 2-2 1-2 F8 ②	4	1	1	1	0	1	1
Inning Stats	R: 0 E: 0 K: 1 S: 7 H: 0 LOB: 1 BB: 1 P: 16	R: 0 E: 0 K: 2 S: 8 H: 0 LOB: 0 BB: 0 P: 8	R: 2 E: 0 K: 2 S: 12 H: 3 LOB: 1 BB: 0 P: 16	R: 0 E: 0 K: 1 S: 6 H: 1 LOB: 1 BB: 0 P: 7	R: 2 E: 0 K: 2 S: 24 H: 1 LOB: 1 BB: 2 P: 38	R: 0 E: 0 K: 1 S: 11 H: 0 LOB: 0 BB: 0 P: 15	R: 0 E: 1 K: 1 S: 8 H: 0 LOB: 0 BB: 0 P: 12	R: 0 E: 1 K: 0 S: 6 H: 0 LOB: 1 BB: 0 P: 8	R: 0 E: 0 K: 1 S: 15 H: 0 LOB: 2 BB: 1 P: 23	1B: 0 2B: 3 3B: 1 HR: 2 SF: 0 SAC: 0 DP: 1 HBP: 0						

PITCHER	IP	WLS	BF	H	R	ER	SO	BB	IBB	HBP	BLK	WP	HR	S	P	ERA	WHIP
45 Taj Bradley, R (1, 1) ERA: 5.56	4.2		21	4	4	4	7	3	0	0	0	1	2	52	80	7.71	1.500
30 Jake Diekman, L (5, 1) ERA: 3.71	0.1		2	1	0	0	1	0	0	0	0	0	0	5	5	0.00	3.000
64 Shawn Armstrong, R (6, 1) ERA: 0.79	1.0		3	0	0	0	1	0	0	0	0	0	0	11	15	0.00	0.000
49 Kevin Kelly, R (7, 1) ERA: 3.12	2.0	W	7	0	0	0	1	0	0	0	0	0	0	14	20	0.00	0.000
38 Colin Poche, L (9, 1) ERA: 2.19	0.2	H	3	0	0	0	0	1	0	0	0	0	0	12	20	0.00	1.500

PITCHER	IP	WLS	BF	H	R	ER	SO	BB	IBB	HBP	BLK	WP	HR	S	P	ERA	WHIP
26 Robert Stephenson, R (9, 1) ERA: 3.23	0.1	S	1	0	0	0	1	0	0	0	0	0	0	3	3	0.00	0.000

BOTTOM

Tampa Bay Rays @ Minnesota Twins

Target Field, Minneapolis, MN

Wed Sep 13 2023, 12:11 PM - 3:02 PM CDT

Att. 18,342 - Sunny - 60 F

livebaseballscorecards.com

AB	33
R	4
H	5
RBI	4
BB	4
SO	11
LOB	13

1B: 0	SF: 0	WP: 1	PA: 37
2B: 3	SAC: 0	PB: 0	
3B: 1	DP: 1	SB: 1	
HR: 2	HBP: 0	CS: 1	

Batter	1	2	3	4	5	6	7	8	9	AB	R	H	RBI	BB	SO	LOB
2 Yandy Díaz, R (1, 3) OBP: 0.402, SLG: 0.509	C SI 97 X SL 88 0-1 ① F9		C SL 88 C SI 96 D CU 86 B SI 96 X CU 87 2-2 8 1B 56 3B 1-2 1B		B SI 96 C SI 95 B SI 96 F CH 89 X SI 96 2-2 ①② G6-3 1-2f			C SI 96 B SI 96 X SL 87 1-1 ① G4-3		4	1	1	0	0	0	1
8 Brandon Lowe, L (1, 4) OBP: 0.331, SLG: 0.440	C FF 96 B SL 89 F CU 86 B CU 86 F SL 89 S CU 87 2-3 ② K2-3		F SL 89 B FF 96 X CU 85 1-1 56 3B 1-2 2-H 1B		S CH 90 F FF 95 S CU 87 0-3 ③ K			C KC 84 B SI 96 B CH 90 C KC 85 S FF 97 2-3 ② K		4	1	1	1	0	3	0
56 Randy Arozarena, R (1, 7) OBP: 0.367, SLG: 0.429	F SL 89 B SL 89 S SI 96 B CU 87 T CU 87 2-2 ③ K		B SL 88 C SI 96 B SI 96 X SI 96 2-1 1-H 2-H 3B			C SI 94 F SI 94 X CU 85 0-2 ① G5-3		B KC 84 B KC 85 B SI 97 C FF 97 F FF 98 X KC 85 3-2 ③ F8		4	0	1	2	0	1	0
17 Isaac Paredes, R (1, 5) OBP: 0.352, SLG: 0.497		C SI 95 B CU 85 C SI 96 X SI 96 1-2 ① G4-3	C SI 97 X SI 96 0-1 ② P2			X SI 94 0-0 ② F6			C SI 98 B SI 98 X SI 98 1-1 ① G2	4	0	0	0	0	0	1
15 Josh Lowe, L (1, 9) OBP: 0.323, SLG: 0.483		B SL 88 B SL 88 X FF 96 2-0 ② G4-3	F FF 95 F SL 89 B SL 91 B SL 89 S CU 88 2-3 ③ K			B FF 93 C SL 88 B CH 88 F SL 88 B FF 94 F CU 86 X CU 88 3-2 ③ F8			B SI 98 C SI 98 B CH 92 C SI 98 X CH 92 2-2 ② G3	4	0	0	0	0	1	1
87 Harold Ramírez, R (1, 10) OBP: 0.341, SLG: 0.442 62 Jonathan Aranda, L (9, PH) OBP: 0.353, SLG: 0.333 (9, 10)		X SL 88 0-0 1B		F SI 94 X SI 94 0-1 ① P5			B SL 86 X SI 94 1-0 ① G5-3		X SI 99 0-0 ③ L8	3 1	0 0	1 0	0 0	0 0	0 0	0 0
6 Taylor Walls, S (1, 6) OBP: 0.311, SLG: 0.351		B FF 95 B FF 94 X FF 95 2-0 ③ F8		B FF 93 C SL 86 B FF 94 B SL 88 F FF 94 S SL 88 3-3 ② K			F FF 94 X CU 86 0-1 ② G4-3			3	0	0	0	0	1	1
55 Luke Raley, L (1, 8) OBP: 0.336, SLG: 0.494			B SL 88 C SL 87 F CU 86 X SL 88 1-2 2 1B 8 1B 1B	B SL 87 B FF 94 C FF 95 X SL 89 2-1 ③ F8			S SL 89 B CU 84 B SL 86 B SL 88 X SL 87 3-1 HR			3	2	2	1	0	0	0
14 Christian Bethancourt, R (1, 2) OBP: 0.256, SLG: 0.367			S SL 90 C SI 96 F SI 97 X SL 90 0-2 ① L9		S SL 87 C CH 93 B CU 86 B SL 87 X SI 95 2-2 2 G6-3 1B		F SL 90 F SI 96 B SL 87 X SL 88 1-2 ③ G5-3			3	0	1	0	0	0	1
Inning Stats	R: 0 E: 0 K: 2 S: 9 H: 0 LOB: 0 BB: 0 P: 13	R: 0 E: 0 K: 0 S: 6 H: 1 LOB: 1 BB: 0 P: 11	R: 3 E: 0 K: 1 S: 19 H: 4 LOB: 0 BB: 0 P: 27	R: 0 E: 0 K: 1 S: 7 H: 0 LOB: 0 BB: 0 P: 12	R: 0 E: 0 K: 1 S: 9 H: 1 LOB: 0 BB: 0 P: 13	R: 0 E: 0 K: 0 S: 8 H: 0 LOB: 0 BB: 0 P: 11	R: 1 E: 0 K: 0 S: 8 H: 1 LOB: 0 BB: 0 P: 13	R: 0 E: 0 K: 1 S: 8 H: 0 LOB: 0 BB: 0 P: 14	R: 0 E: 0 K: 0 S: 6 H: 0 LOB: 0 BB: 0 P: 9	1B: 5 2B: 0 3B: 1 HR: 1 SF: 0 SAC: 0 DP: 1 HBP: 0						

PITCHER		IP	WLS	BF	H	R	ER	SO	BB	IBB	HBP	BLK	WP	HR	S	P	ERA	WHIP
Kyle Bradish, R ERA: 3.12	(1, 1)	7.0	L	27	7	4	4	5	0	0	0	0	0	1	66	100	5.14	1.000
73 Jorge López, R ERA: 6.04	(8, 1)	1.0		3	0	0	0	1	0	0	0	0	0	0	8	14	0.00	0.000
78 Yennier Cano, R ERA: 2.0	(9, 1)	1.0		3	0	0	0	0	0	0	0	0	0	0	6	9	0.00	0.000

PITCHER	IP	WLS	BF	H	R	ER	SO	BB	IBB	HBP	BLK	WP	HR	S	P	ERA	WHIP

TOP

Tampa Bay Rays @ Baltimore Orioles

Oriole Park at Camden Yards, Baltimore, MD

Thu Sep 14 2023, 7:17 PM - 9:47 PM EDT

Att. 24,835 - Clear - 73 F

livebaseballscorecards.com

AB	33
R	4
H	7
RBI	4
BB	0
SO	6
LOB	5

WP: 0 PB: 0 SB: 0 CS: 0 PA: 33

BOTTOM

Tampa Bay Rays @ Baltimore Orioles
Oriole Park at Camden Yards, Baltimore, MD
Thu Sep 14 2023, 7:17 PM - 9:47 PM EDT
Att. 24,835 - Clear - 73 F

livebaseballscorecards.com

Batter	1	2	3	4	5	6	7	8	9	AB	R	H	RBI	BB	SO	LOB
35 Adley Rutschman, S (1, 2) OBP: 0.366, SLG: 0.417	C FC 88 C CU 80 C FC 89 0-3 ① K		B CU 79 C FC 88 B FF 93 F SI 94 F SL 81 F FC 88 X CU 78 2-2 ③ L4		X FC 88 0-0 ②③ G4-6-3 1-2f			B FS 90 B FS 90 F FC 90 B FC 88 X FC 88 3-1 ③ P6		4	0	0	0	0	1	2
2 Gunnar Henderson, L (1, 6) OBP: 0.330, SLG: 0.500	C CU 79 B FC 89 F SI 94 S CU 79 1-3 ② K			F CU 78 B FC 87 F SI 93 X FF 93 1-2 HR		C SL 83 S SL 84 X SL 85 0-2 ① G3			B SL 87 S SL 86 S FF 100 F SL 88 B FF 100 S FF 99 2-3 ① K	4	1	1	1	0	2	0
25 Anthony Santander, S (1, 10) OBP: 0.331, SLG: 0.485	S FC 90 C FC 89 B FC 90 F CU 79 F FC 89 C SI 95 1-3 ③ K			C FC 89 B FS 86 F SI 94 F CU 79 F FF 93 C SI 94 1-3 ① K		B SL 85 B FF 94 C SL 83 F SL 84 F FF 94 B FF 94 S FF 92 3-3 ② K			C SL 88 F FF 100 S FF 100 0-3 ② K	4	0	0	0	0	4	0
32 Ryan O'Hearn, L (1, 3) OBP: 0.330, SLG: 0.505		F FC 88 B SI 94 F SL 83 F CU 79 B FC 91 X FC 89 2-2 HR		T FS 86 B SI 94 B CU 78 C SI 94 F FC 89 B FS 88 S CU 79 3-3 ② K		B FF 94 S FF 93 S SL 84 T FF 94 1-2 ③ K			C FF 100 C FF 100 S FF 100 0-3 ③ K	4	1	1	1	0	3	0
21 Austin Hays, R (1, 7) OBP: 0.331, SLG: 0.456		B SL 84 F FC 88 F SL 82 C CU 79 1-3 ① K		B FC 88 F SL 83 C CU 78 B SI 94 F CU 79 X SL 82 2-2 ③ F8			C FC 93 B FC 92 B FC 93 C FC 93 B SL 85 F FC 91 C FF 95 3-3 ① K			3	0	0	0	0	2	0
31 Cedric Mullins, L (1, 8) OBP: 0.324, SLG: 0.444		S SI 94 S FC 89 B SL 82 F FC 88 X CU 79 1-2 ② P5			X FC 88 0-0 11 1B 34 BB 12 FC6-4 1B		C SI 96 B SI 97 F FC 93 X FF 97 1-2 ② P6			3	1	1	0	0	0	0
34 Aaron Hicks, S (1, 9) OBP: 0.348, SLG: 0.403		C CU 78 B FC 88 B FC 88 S CU 78 B CU 78 S CU 79 3-3 ③ K			B FC 87 B FC 87 B CU 78 C FC 88 S CU 79 1 SAFE B CU 78 4-2 12 FC6-4 11 1B 1-2 BB		B SI 97 F SI 97 F FC 92 F FF 96 B FC 94 F SI 97 F SL 85 X SI 96 2-2 ③ G4-3			2	0	0	0	1	1	0
11 Jordan Westburg, R (1, 5) 13 Heston Kjerstad, L (8, PH) 29 Ramón Urías, R (9, 5) OBP: 0.333, SLG: 0.380			B FC 86 C SI 92 X SI 92 1-1 ① G5-3		X FC 88 0-0 12 FC6-4 1-2 2-3 1B			B FC 90 F FC 90 S FC 88 B FS 90 S FC 88 2-3 ① K		2 1 0	0 0 0	1 0 0	0 0 0	0 1 0	0 0 0	0 0 0
12 Adam Frazier, L (1, 4) OBP: 0.302, SLG: 0.411			C FC 88 F CU 80 B FF 92 B SI 93 B FC 89 S CU 79 3-3 ② K		S FC 89 F CU 80 B FC 89 F SL 82 X FC 89 1-2 ① FC6-4 35 G4-6-3 1-2f 2-3 3-H			B FC 87 X FC 88 1-0 ② P5		3	0	0	1	0	1	2
Inning Stats	R: 0 E: 0 K: 3 S: 11 H: 0 LOB: 0 BB: 0 P: 13	R: 1 E: 0 K: 2 S: 14 H: 1 LOB: 0 BB: 0 P: 21	R: 0 E: 0 K: 1 S: 10 H: 0 LOB: 0 BB: 0 P: 16	R: 1 E: 0 K: 2 S: 16 H: 1 LOB: 0 BB: 0 P: 23	R: 1 E: 0 K: 0 S: 9 H: 2 LOB: 1 BB: 1 P: 14	R: 0 E: 0 K: 2 S: 10 H: 0 LOB: 0 BB: 0 P: 14	R: 0 E: 0 K: 1 S: 13 H: 0 LOB: 0 BB: 0 P: 19	R: 0 E: 0 K: 1 S: 6 H: 0 LOB: 0 BB: 0 P: 12	R: 0 E: 0 K: 3 S: 10 H: 0 LOB: 0 BB: 0 P: 12	1B: 2 2B: 0 3B: 0 HR: 2 SF: 0 SAC: 0 DP: 1 HBP: 0						

	AB	30
	R	3
	H	4
	RBI	3
	BB	1
	SO	15
	LOB	4

PITCHER	IP	WLS	BF	H	R	ER	SO	BB	IBB	HBP	BLK	WP	HR	S	P	ERA	WHIP
34 Aaron Civale, R (1, 1) ERA: 3.06	5.0		19	4	3	3	8	1	0	0	0	0	2	60	87	5.40	1.000
38 Colin Poche, L (6, 1) ERA: 2.15	1.0	W	3	0	0	0	2	0	0	0	0	0	0	10	14	0.00	0.000
64 Shawn Armstrong, R (7, 1) ERA: 0.77	1.0	H	3	0	0	0	1	0	0	0	0	0	0	13	19	0.00	0.000
26 Robert Stephenson, R (8, 1) ERA: 3.17	1.0	H	3	0	0	0	1	0	0	0	0	0	0	6	12	0.00	0.000
29 Pete Fairbanks, R (9, 1) ERA: 2.18	1.0	S	3	0	0	0	3	0	0	0	0	0	0	10	12	0.00	0.000

PITCHER	IP	WLS	BF	H	R	ER	SO	BB	IBB	HBP	BLK	WP	HR	S	P	ERA	WHIP

Tampa Bay Rays @ Baltimore Orioles

Oriole Park at Camden Yards, Baltimore, MD

Fri Sep 15 2023, 7:08 PM - 9:43 PM EDT

Att. 43,359 - Clear - 73 F

livebaseballscorecards.com

Batter	1	2	3	4	5	6	7	8	9	AB	R	H	RBI	BB	SO	LOB
2 Yandy Díaz, R (1, 3) OBP: 0.400, SLG: 0.506	C FF 94 F FF 95 B FF 95 S KC 80 1-3 K ①		B SI 92 S SL 86 B SI 92 F FF 96 S FF 96 2-3 K ③		B FF 89 X SL 88 1-0 56 1B 1-3 1B	T FF 98 F FF 97 X CH 85 0-2 P2 ②			B SI 96 B SI 97 X SI 97 2-0 G1-3 ①	5	0	1	0	0	2	0
8 Brandon Lowe, L (1, 4) OBP: 0.329, SLG: 0.446	S FF 95 C KC 80 B KC 80 B KC 82 F FF 97 S FC 91 2-3 K ②			B FF 92 X FC 90 1-0 HR	B FF 95 F CH 86 F CH 86 B FF 95 B CH 86 X CH 87 3-2 SF8 ① 3-H	B FF 97 X CH 80 1-0 F9 ③			X SL 83 0-0 G1-3 ②	4	1	1	2	0	1	0
56 Randy Arozarena, R (1, 7) OBP: 0.369, SLG: 0.432	C SL 86 B SL 86 S KC 79 F KC 79 X KC 79 1-2 G1-3 ③			F KC 78 B FF 91 X SL 86 1-1 13 1B 2B	C FF 95 X ST 85 0-1 17 G5-4-3 1-3 1B		X FF 95 0-0 F9 ①		B SI 97 B SI 96 X SI 98 2-0 17 FC6-4 1B	5	1	3	0	0	0	0
17 Isaac Paredes, R (1, 5) OBP: 0.351, SLG: 0.492		C SL 85 F KC 78 B FF 94 S FF 92 1-3 K ①		F FF 94 B KC 79 F FF 90 B FF 92 B FF 91 F KC 78 F FF 93 B FF 96 4-2 13 1B BB	B FF 96 C FF 96 S CH 87 F FF 95 F CH 88 F FF 96 F ST 85 F CH 86 1 SAFE 2-2 G5-4-3 ② ③ 1-2f		C SL 86 X FF 97 0-1 G5-3 ②		B FF 99 C SI 97 F FF 99 X SL 83 1-2 FC6-4 ③ 1-2f	4	0	0	0	1	1	3
15 Josh Lowe, L (1, 9) OBP: 0.322, SLG: 0.484		B FF 96 B FF 95 X SL 86 2-0 G3 ②		B FC 92 B FC 91 S FF 96 F KC 80 B FF 96 F FF 96 S FC 90 3-3 K ①		C SL 89 B SL 90 S FF 99 B SL 90 B FF 98 X SL 88 3-2 13 2B 2B	B FF 97 C FF 96 F CH 83 B FF 97 F FF 96 B CH 84 F SL 86 X FF 95 3-2 F7 ③			4	1	1	0	0	1	2
13 Manuel Margot, R (1, 8) OBP: 0.306, SLG: 0.368		C FF 96 S SL 87 F SL 85 B KC 80 B SL 86 X KC 79 2-2 2B		S FF 95 B SL 85 X SL 84 1-1 1-2 2-H 1B		C FF 98 X FF 96 0-1 6 1B 87 HR 2-H 2B		C SL 86 B FF 95 X SL 87 1-1 G6-3 ①		4	1	3	2	0	0	0
6 Taylor Walls, S (1, 6) OBP: 0.310, SLG: 0.349		C SL 85 X FF 95 0-1 F9 ③		B SL 84 C FF 93 T FC 91 X FF 95 1-2 L7 ②		X FF 96 0-0 87 HR 2-3 1B		B FF 94 F SL 86 B FF 95 X SL 86 2-1 F9 ②		4	1	1	0	0	0	3
55 Luke Raley, L (1, 10) OBP: 0.334, SLG: 0.492 87 Harold Ramírez, R (6, PH) OBP: 0.344, SLG: 0.453 (6, 10)			B KC 80 X FF 96 1-0 G3 ①	B FF 93 S KC 80 C FF 96 B FF 96 S FF 94 2-3 K ③		X FF 96 0-0 1-H 3-H HR		C SL 87 X FF 96 0-1 1B		2	0	0	0	0	1	2
										2	1	2	3	0	0	0
50 René Pinto, R (1, 2) OBP: 0.293, SLG: 0.507			B FF 95 F FF 94 S FF 94 X KC 80 1-2 G5-3 ②		C FF 94 B SL 86 C FF 94 X FF 92 1-2 2 1B 8 SF8 1B	C SL 86 C SL 87 F FF 96 X SL 87 0-2 G6-3 ①		T SL 85 X SL 86 0-1 G5-3 ③		4	1	1	0	0	0	1

Inning Stats									
	R: 0 E: 0 K: 2 S: 11	H: 0 LOB: 0 BB: 0 P: 15	R: 0 E: 0 K: 1 S: 10	H: 1 LOB: 1 BB: 0 P: 15	R: 0 E: 0 K: 1 S: 7	H: 0 LOB: 0 BB: 0 P: 11	R: 2 E: 0 K: 2 S: 19	H: 3 LOB: 2 BB: 1 P: 32	R: 1 E: 0 K: 0 S: 17	H: 3 LOB: 1 BB: 0 P: 24	R: 4 E: 0 K: 0 S: 15	H: 4 LOB: 0 BB: 0 P: 19	R: 0 E: 0 K: 0 S: 8	H: 0 LOB: 0 BB: 0 P: 11	R: 0 E: 0 K: 0 S: 8	H: 1 LOB: 1 BB: 0 P: 11	R: 0 E: 0 K: 0 S: 6	H: 1 LOB: 1 BB: 0 P: 11	1B: 7 2B: 4 3B: 0 HR: 2	SF: 1 SAC: 0 DP: 1 HBP: 0	WP: 0 PB: 0 SB: 0 CS: 0	PA: 40
---	---	---	---	---	---	---	---	---	---	---	---	---	---	---	---	---	---	---	---	---	---	---

PITCHER		IP	WLS	BF	H	R	ER	SO	BB	IBB	HBP	BLK	WP	HR	S	P	ERA	WHIP
15 Jack Flaherty, R ERA: 5.03	(1, 1)	4.0	L	19	6	3	3	6	1	0	0	0	0	1	51	79	6.75	1.750
66 Jacob Webb, R ERA: 3.65	(5, 1)	1.0		3	1	0	0	0	0	0	0	0	0	0	13	18	0.00	1.000
24 DL Hall, L ERA: 5.25	(6, 1)	0.0		3	3	3	3	0	0	0	0	0	0	0	6	9	∞	∞
43 Bryan Baker, R ERA: 3.6	(6, 1)	3.0		11	2	1	1	0	0	0	0	0	0	1	25	32	3.00	0.667
58 Cionel Pérez, L ERA: 3.24	(9, 1)	1.0		4	1	0	0	0	0	0	0	0	0	0	6	11	0.00	1.000

PITCHER	IP	WLS	BF	H	R	ER	SO	BB	IBB	HBP	BLK	WP	HR	S	P	ERA	WHIP

AB	38
R	7
H	13
RBI	7
BB	1
SO	6
LOB	11

Batter	1	2	3	4	5	6	7	8	9	AB	R	H	RBI	BB	SO	LOB
2 Gunnar Henderson, L (1, 6) OBP: 0.327, SLG: 0.496	C SI 92 F FC 89 B CU 81 X SI 93 1-2 E5 25 G3-6			C FC 89 X CH 86 0-1 ① G4-3		C FC 89 X CH 87 0-1 ③ G2-3			F FF 94 C CH 83 B FF 94 S CH 83 1-3 ① K	4	0	0	0	0	1	0
35 Adley Rutschman, S (1, 2) OBP: 0.363, SLG: 0.414	B SI 92 F ST 81 X FC 88 1-1 ① P6			B SI 93 F CU 79 F FC 90 C SI 92 1-3 ② K			F SI 92 X CH 86 0-1 ① G4-3		C ST 78 F ST 78 B CH 84 S CH 84 1-3 ② K	4	0	0	0	0	2	1
25 Anthony Santander, S (1, 9) OBP: 0.328, SLG: 0.481	F CU 79 F FC 88 F CU 80 X SI 92 0-2 ②③ G3-6 1-2f			B FC 90 C SI 92 B SI 93 F FC 90 S FF 94 2-3 ③ K			B SI 92 B FC 89 X SI 92 2-0 ② F9		F FF 94 B CH 84 B FF 95 C FF 94 X FF 94 2-2 ③ F8	4	0	0	0	0	1	1
32 Ryan O'Hearn, L (1, 3) OBP: 0.327, SLG: 0.500		F FC 89 F CH 85 B SI 92 X ST 80 1-2 ① G4-3			B SI 92 F FC 89 T CH 87 S CU 81 1-3 ① K		F FC 89 C SI 91 B CU 80 B CH 88 F FC 89 B CU 82 X CU 81 3-2 ③ G3-1			3	0	0	0	0	1	0
34 Aaron Hicks, S (1, 7) OBP: 0.348, SLG: 0.399		X CU 80 0-0 ② L9			B FC 89 S CU 79 B CH 88 F CU 79 F SI 93 B CU 80 S ST 80 3-3 ② K			B FF 97 C CH 90 S ST 86 B ST 86 B CH 91 F FF 97 B ST 86 4-2 31 1B BB		2	0	0	0	1	1	0
31 Cedric Mullins, L (1, 8) OBP: 0.324, SLG: 0.444		C SI 93 S CU 80 S CU 81 0-3 ③ K			B FC 90 T ST 81 B CH 89 X SI 92 2-1 ③ G4-3			C FF 97 C ST 84 F FF 98 X ST 84 0-2 1-2 1B		3	0	1	0	0	1	0
13 Heston Kjerstad, L (1, 10) 21 Austin Hays, R (8, PH) OBP: 0.330, SLG: 0.455 (9, 10)			S SI 92 F CH 86 B CU 80 C CU 80 1-3 ① K			S SI 92 B CH 86 X FC 89 1-1 HR		S CH 88 D CH 88 F ST 84 F FF 98 S FF 98 1-3 ① K		2 1	1 0	1 0	1 0	0 0	1 1	0 2
11 Jordan Westburg, R (1, 5) OBP: 0.322, SLG: 0.424 (9, 4)			C FC 90 F ST 81 X ST 81 0-2 ② F8			B FC 90 B SI 93 S FC 90 F ST 80 F CU 81 S CU 80 2-3 ① K		C ST 85 C ST 84 B ST 84 S FF 98 1-3 ② K		3	0	0	0	0	2	2
12 Adam Frazier, L (1, 4) OBP: 0.301, SLG: 0.409 29 Ramón Urías, R (8, PH) OBP: 0.332, SLG: 0.379 (9, 5)			B SI 94 F FC 89 F ST 80 S CH 89 1-3 ③ K			B CU 80 C ST 80 B FC 90 F ST 80 X CU 80 2-2 ② L8		C ST 84 S ST 85 B FF 97 B FF 98 C ST 84 2-3 ③ K		2 1	0 0	0 0	0 0	0 0	1 1	0 2
Inning Stats	R: 0 E: 1 K: 0 S: 9 H: 0 LOB: 0 BB: 0 P: 11	R: 0 E: 0 K: 1 S: 7 H: 0 LOB: 0 BB: 0 P: 8	R: 0 E: 0 K: 2 S: 9 H: 0 LOB: 0 BB: 0 P: 11	R: 0 E: 0 K: 2 S: 8 H: 0 LOB: 0 BB: 0 P: 11	R: 0 E: 0 K: 2 S: 9 H: 0 LOB: 0 BB: 0 P: 15	R: 1 E: 0 K: 1 S: 11 H: 1 LOB: 0 BB: 0 P: 16	R: 0 E: 0 K: 0 S: 7 H: 0 LOB: 0 BB: 0 P: 12	R: 0 E: 0 K: 3 S: 17 H: 1 LOB: 2 BB: 1 P: 25	R: 0 E: 0 K: 2 S: 9 H: 0 LOB: 0 BB: 0 P: 13	1B: 1 2B: 0 3B: 0 HR: 1 SF: 0 SAC: 0 DP: 1 HBP: 0						

PITCHER		IP	WLS	BF	H	R	ER	SO	BB	IBB	HBP	BLK	WP	HR	S	P	ERA	WHIP
24 Zach Eflin, R ERA: 3.44	(1, 1)	7.0	W	22	1	1	1	8	0	0	0	0	0	1	60	84	1.29	0.143
30 Jake Diekman, L ERA: 3.63	(8, 1)	1.0		5	1	0	0	3	1	0	0	0	0	0	17	25	0.00	2.000
48 Chris Devenski, R ERA: 4.97	(9, 1)	1.0		3	0	0	0	2	0	0	0	0	0	0	9	13	0.00	0.000

PITCHER	IP	WLS	BF	H	R	ER	SO	BB	IBB	HBP	BLK	WP	HR	S	P	ERA	WHIP

BOTTOM

Tampa Bay Rays @ Baltimore Orioles

Oriole Park at Camden Yards, Baltimore, MD

Fri Sep 15 2023, 7:08 PM - 9:43 PM EDT

Att. 43,359 - Clear - 73 F

livebaseballscorecards.com

AB	29
R	1
H	2
RBI	1
BB	1
SO	13
LOB	8

Batter	1	2	3	4	5	6	7	8	9	AB	R	H	RBI	BB	SO	LOB
2 Yandy Díaz, R (1, 3) OBP: 0.400, SLG: 0.507	C FF 100 F FF 99 B FF 100 S CH 86 1-3 K			B FF 96 F FF 96 X FF 98 1-1 56 1B 2B		F FF 96 C CU 80 X CH 83 0-2 G5-3		X FF 96 0-0 P4		3	0	1	0	0	1	0
9 Tristan Gray, L (6, 3)										1	0	0	0	0	0	0
8 Brandon Lowe, L (1, 4) OBP: 0.326, SLG: 0.441	B FF 99 S FF 99 F FF 99 X CU 82 1-2 G1-3			B CH 84 C FF 98 X CH 84 1-1 L7		B CU 80 B FF 95 S FF 95 X CH 85 2-1 G3-1		F FF 97 F FF 97 F CU 82 S CU 82 0-3 K		4	0	0	0	0	1	1
56 Randy Arozarena, R (1, 7) OBP: 0.370, SLG: 0.432	F ST 85 C FF 100 S CU 81 0-3 K			C FF 98 F FF 98 X FF 98 0-2 15 G4-6-3 2-3 1B		B CH 83 C FF 96 B FF 96 C FF 96 X CU 82 2-2 E5 15 1B			B FF 96 F FF 98 B FF 95 F FF 97 B KC 89 F FF 97 B FF 97 4-2 13 FC5-4 BB	3	0	1	0	1	1	0
15 Josh Lowe, L (1, 9) OBP: 0.322, SLG: 0.481		B FF 97 F FF 97 S FF 98 B FF 99 F FF 99 B CU 81 S FF 99 3-3 K		F FF 98 X CH 84 0-1 G4-6-3 1-2f		S FF 96 B FF 98 B FF 97 X FF 97 2-1 1-2 1B			C SL 95 T FF 97 F FF 98 X KC 87 0-2 G3	4	0	1	0	0	1	3
13 Manuel Margot, R (1, 8) OBP: 0.302, SLG: 0.362		B FF 99 X FF 98 1-0 F9			B FF 96 C FF 96 F FF 98 F CH 84 B CU 80 X FF 97 2-2 L9	X CH 84 0-0 G6-3			X SL 94 0-0 FC5-4 1-2f	4	0	0	0	0	0	3
25 Curtis Mead, R (1, 5) OBP: 0.365, SLG: 0.356		C FF 99 C FF 99 B FF 99 F FF 100 S FF 100 1-3 K			X FF 97 0-0 62 1B		B CU 78 X FF 95 1-0 G5-3		D FF 96 F SL 93 S SL 93 B KC 88 S KC 88 2-3 K	4	0	1	0	0	2	1
62 Jonathan Aranda, L (1, 10) OBP: 0.352, SLG: 0.333			B FF 97 X FF 96 1-0 F7		C FF 97 C FF 97 X FF 97 0-2 1-2 1B		C CU 81 C FF 96 X CH 84 0-2 G3			3	0	1	0	0	0	0
37 Osleivis Basabe, R (1, 6) OBP: 0.273, SLG: 0.310			F FF 97 F FF 97 B CU 82 X FF 98 1-2 L9		C ST 82 C FF 97 S CU 80 0-3 K		X CU 79 0-0 L7			3	0	0	0	0	1	2
50 René Pinto, R (1, 2) OBP: 0.282, SLG: 0.487			B FF 98 C FF 98 B FF 98 F FF 97 X FF 99 2-2 G5-3		X FF 97 0-0 G6-3			B FF 95 F ST 83 F CH 84 F FF 97 T CU 82 1-2 K		3	0	0	0	0	1	2
Inning Stats	R: 0 E: 0 K: 2 S: 9 H: 0 LOB: 0 BB: 0 P: 11	R: 0 E: 0 K: 2 S: 9 H: 0 LOB: 0 BB: 0 P: 14	R: 0 E: 0 K: 0 S: 7 H: 0 LOB: 0 BB: 0 P: 11	R: 0 E: 0 K: 0 S: 9 H: 2 LOB: 1 BB: 0 P: 11	R: 0 E: 0 K: 1 S: 12 H: 2 LOB: 2 BB: 0 P: 14	R: 0 E: 1 K: 0 S: 11 H: 1 LOB: 2 BB: 0 P: 17	R: 0 E: 0 K: 0 S: 5 H: 0 LOB: 0 BB: 0 P: 6	R: 0 E: 0 K: 2 S: 10 H: 0 LOB: 0 BB: 0 P: 11	R: 0 E: 0 K: 1 S: 11 H: 0 LOB: 1 BB: 1 P: 17	1B: 4 2B: 1 3B: 0 HR: 0 SF: 0 SAC: 0 DP: 1 HBP: 0						

TOP

Tampa Bay Rays @ Baltimore Orioles

Oriole Park at Camden Yards, Baltimore, MD

Sat Sep 16 2023, 7:07 PM - 9:20 PM EDT

Att. 38,432 - Clear - 79 F

livebaseballscorecards.com

AB	32
R	0
H	5
RBI	0
BB	1
SO	8
LOB	12

WP: 0 PB: 0 SB: 0 CS: 0 PA: 33

PITCHER		IP	WLS	BF	H	R	ER	SO	BB	IBB	HBP	BLK	WP	HR	S	P	ERA	WHIP
30 Grayson Rodriguez, R ERA: 4.53	(1, 1)	8.0	W	29	5	0	0	7	0	0	0	0	0	0	72	95	0.00	0.625
53 Mike Baumann, R ERA: 3.75	(9, 1)	1.0		4	0	0	0	1	1	0	0	0	0	0	11	17	0.00	1.000

PITCHER	IP	WLS	BF	H	R	ER	SO	BB	IBB	HBP	BLK	WP	HR	S	P	ERA	WHIP

BOTTOM

Tampa Bay Rays @ Baltimore Orioles

Oriole Park at Camden Yards, Baltimore, MD

Sat Sep 16 2023, 7:07 PM - 9:20 PM EDT

Att. 38,432 - Clear - 79 F

livebaseballscorecards.com

Batter	1	2	3	4	5	6	7	8	9	AB	R	H	RBI	BB	SO	LOB
2 Gunnar Henderson, L (1, 6) OBP: 0.330, SLG: 0.503	X FF 96 0-0 25 WP 35 BB 32 1B 1B	X SL 91 0-0 1-H HR		D CU 85 S FF 97 B FF 96 S FF 96 X FF 96 2-2 35 1B 1-3 2-H 1B		S FC 90 C CH 85 S CU 80 0-3 ① K		X FF 94 0-0 ③ P5		5	2	3	3	0	1	0
35 Adley Rutschman, S (1, 2) OBP: 0.364, SLG: 0.414	B SL 90 B SL 91 D SL 93 C FF 95 B FF 96 4-1 32 1B 25 WP 1-2 BB	C FF 99 X SL 93 0-1 ③ G4-3		B SL 91 C SI 97 D FF 98 X SL 90 2-1 1-3 3-H 1B		C FC 90 S CH 86 F SI 93 F CU 80 S SI 93 0-3 ② K				3	0	1	1	1	1	0
25 Anthony Santander, S (1, 10) OBP: 0.326, SLG: 0.478	F FF 96 C FF 98 F FF 98 B CU 83 B CU 86 S FF 97 2-3 ① K 1-2 2-3		X FF 96 0-0 ① F9	C CU 83 F FF 96 B FF 97 X CU 84 1-2 ③ G4-3		B CH 86 F FC 90 B SI 94 F FC 91 F FF 93 B SI 93 S SL 83 3-3 ③ K				4	0	0	0	0	2	4
32 Ryan O'Hearn, L (1, 3) OBP: 0.329, SLG: 0.500	C SL 91 X SL 93 0-1 21 G5-4-3 2-3 3-H 1B		B SL 94 F SL 92 F SL 91 B CU 86 S CU 86 2-3 ② K		X SI 93 0-0 34 1B 31 1B 1B		C FC 90 S CH 87 B SL 82 F CU 79 B FF 93 S SL 82 2-3 ① K2-3			4	1	2	1	0	2	0
21 Austin Hays, R (1, 7) OBP: 0.328, SLG: 0.451	C SL 92 S SL 92 D CU 86 F FF 98 X CU 84 1-2 ②③ G5-4-3 1-2f		F SL 91 X SL 93 0-1 ③ G1-3		X FC 90 0-0 ① F9		S FF 93 B SI 93 B FC 91 X FC 92 2-1 ② F7			4	0	0	0	0	0	3
34 Aaron Hicks, S (1, 9) OBP: 0.354, SLG: 0.402		C SL 90 C SL 92 B CU 87 S CU 85 1-3 ① K		B FF 95 F SL 90 B FF 96 S SL 92 F SL 92 X FF 96 2-2 29 S 2 1B 1B	C FC 90 B CH 85 X FC 89 1-1 31 1B 1-2 29 1B 1B		C CH 86 B CU 81 B FC 90 F CH 85 F CH 86 B SL 81 B FC 91 4-2 BB			3	2	2	0	1	1	0
31 Cedric Mullins, L (1, 8) OBP: 0.323, SLG: 0.441		T FF 98 X CU 84 0-1 ② L7		C SL 92 F SL 94 B CU 83 D CU 85 C FF 98 2-3 ① K	S SL 82 B CU 82 C FC 90 D CU 79 X FC 90 2-2 29 1B 1-3 2-H 1B		B SL 80 B CH 84 C SI 92 F CH 84 S SL 81 2-3 ③ K			4	0	1	1	0	2	2
29 Ramón Urías, R (1, 5) OBP: 0.334, SLG: 0.381		F FF 96 T FF 98 B CU 86 X CU 85 1-2 12 WP 12 1B 1B		C FF 96 S FF 98 X FF 98 0-2 ② G6-3 1-2	X SI 92 0-0 12 G4-6-3 1-2 3-H 1B			X SI 96 0-0 ① G5-3		4	1	2	1	0	0	1
12 Adam Frazier, L (1, 4) OBP: 0.303, SLG: 0.408		F SL 92 B FF 99 B SL 91 S SL 91 X FF 96 2-2 2 HR 1-H 1B		B SL 93 B SL 94 D SL 93 B FF 96 4-0 2 1B 35 1B BB	C FC 89 X CH 85 0-1 ②③ G4-6-3 1-2f			B SL 91 C SI 96 F SL 91 F SI 96 B SL 90 F FF 95 F SI 96 X SL 89 2-2 ② L8		3	2	1	1	1	0	2
Inning Stats	R: 1 E: 0 K: 1 S: 12 H: 2 LOB: 1 BB: 1 P: 19	R: 3 E: 0 K: 1 S: 14 H: 3 LOB: 0 BB: 0 P: 18	R: 0 E: 0 K: 1 S: 6 H: 0 LOB: 0 BB: 0 P: 8	R: 2 E: 0 K: 1 S: 19 H: 3 LOB: 2 BB: 1 P: 32	R: 2 E: 0 K: 0 S: 10 H: 4 LOB: 1 BB: 0 P: 13	R: 0 E: 0 K: 3 S: 12 H: 0 LOB: 0 BB: 0 P: 15	R: 0 E: 0 K: 2 S: 12 H: 0 LOB: 1 BB: 1 P: 22	R: 0 E: 0 K: 0 S: 8 H: 0 LOB: 0 BB: 0 P: 10		1B: 11 2B: 0 3B: 0 HR: 1 SF: 0 SAC: 0 DP: 2 HBP: 0						

	AB	34
	R	8
	H	12
	RBI	8
	BB	3
	SO	9
	LOB	12

WP: 2 PB: 0 SB: 1 CS: 0 PA: 37

PITCHER		IP	WLS	BF	H	R	ER	SO	BB	IBB	HBP	BLK	WP	HR	S	P	ERA	WHIP
20 Tyler Glasnow, R ERA: 3.53	(1, 1)	4.0	L	21	8	6	6	4	2	0	0	0	2	1	51	77	13.50	2.500
61 Erasmo Ramírez, R ERA: 5.98	(5, 1)	3.0		13	4	2	2	5	1	0	0	0	0	0	34	50	6.00	1.667
36 Andrew Kittredge, R ERA: 4.5	(8, 1)	1.0		3	0	0	0	0	0	0	0	0	0	0	8	10	0.00	0.000

PITCHER		IP	WLS	BF	H	R	ER	SO	BB	IBB	HBP	BLK	WP	HR	S	P	ERA	WHIP

Batter	1	2	3	4	5	6	7	8	9	10	11	AB	R	H	RBI	BB	SO	LOB
2 Yandy Díaz, R (1, 3) OBP: 0.398, SLG: 0.503	B SI 91 X SI 90 1-0 ① G5-3		B FC 90 B SI 92 C FC 88 X SI 92 2-1 ③ G6-3			F FC 90 B FC 90 B FC 89 B SI 91 D SI 91 4-1 8 G4-6-3 BB		B SI 98 B SI 99 C SI 99 X SI 98 2-1 ② G4-3		C SL 87 B SI 97 B SI 97 X SI 97 2-1 ③ G1-3	0-0 56 G5-3	4	0	0	0	1	0	0
8 Brandon Lowe, L (1, 4) OBP: 0.325, SLG: 0.446	B FF 94 C FF 94 F FF 94 X CU 80 1-2 HR			B CU 78 F FF 95 F FF 96 X FF 96 1-2 ① F8		X SI 92 0-0 ①② G4-6-3 1-2f		F SL 82 B SL 84 B SI 97 S SL 83 X SI 98 2-2 ③ G4-3			S SL 88 B FF 97 D SL 89 S SL 87 X CU 82 2-2 ① P5	5	1	1	1	0	0	1
56 Randy Arozarena, R (1, 7) OBP: 0.367, SLG: 0.428	B SI 92 C SI 92 F FC 90 B SI 92 B FF 96 S SI 92 3-3 ② K			C FC 90 F CU 80 B SI 94 S FF 96 1-3 ② K		B SI 94 S FC 86 C SI 93 B SI 93 X FF 92 2-2 ③ P6			S FF 89 F ST 82 B ST 85 B FF 99 S FF 97 2-3 ① K		C CH 85 F FF 98 D CU 84 F FF 96 B SL 88 X CH 87 2-2 ② G5-3 2-3	5	0	0	0	0	3	0
15 Josh Lowe, L (1, 9) OBP: 0.323, SLG: 0.482	S FF 95 B FF 95 F FC 91 T FF 97 1-2 ③ K			B FF 96 B FC 90 C FF 94 B FF 94 F FF 95 B FF 96 4-2 17 FC5-4 BB			B FC 85 C SI 92 C ST 82 B KC 79 X KC 80 2-2 ① G4-3		C FF 102 B FF 100 B FF 100 X FF 99 2-1 17 S 62 FC3-2 2B		B FF 97 S FF 97 F FF 97 F FF 98 X CU 83 1-2 ③ G3	4	0	1	0	1	1	1
17 Isaac Paredes, R (1, 5) OBP: 0.350, SLG: 0.489		B SI 90 X FF 95 1-0 ① F9		C SI 93 1 SAFE C FC 90 D FC 90 F FF 96 X FF 96 1-2 ③ FC5-4 1-2f			C KC 85 F SI 97 X SL 90 0-2 ② G5-3		B FF 99 C FS 93 F FF 99 D FS 95 B ST 86 B FS 95 4-2 13 FC5 62 FC3-2 2-3 BB			3	0	0	0	1	0	1
62 Jonathan Aranda, L (1, 10) OBP: 0.333, SLG: 0.311		F FF 96 B FF 95 B FC 90 T FF 95 X FF 95 2-2 ② G4-3			B CU 78 S CH 86 S CH 86 B FF 96 F FF 96 S CH 85 2-3 ① K		C KC 85 K KC 86 B CH 92 C SI 98 1-3 ③ K		B FF 99 F FF 98 F FS 94 F FF 100 X FS 93 1-2 ② FC3-2 13 FC5 1-2 3-H			4	0	0	0	0	2	2
13 Manuel Margot, R (1, 8) OBP: 0.298, SLG: 0.357		C SI 92 S FC 90 F FF 97 S FC 91 0-3 ③ K			S FC 90 X CU 80 0-1 ② G5-3			B KC 85 C SI 97 S KC 85 X SI 98 1-2 ① G4-3	C SI 97 F SI 97 X CH 92 0-2 ③ FC5 1-2 2-3		0-0 9 G2-3 87 G1-3	4	1	0	0	0	1	2
9 Tristan Gray, L (1, 6) OBP: 0.400, SLG: 1.000			F FF 94 F FF 96 F FF 95 F FF 96 B FC 89 B FF 96 F FF 96 B FC 92 F FC 91 3-2 ① X FF 96 L6		B CH 86 S CH 85 B CH 86 X FF 95 2-1 1B			S SI 98 S SI 98 B SI 97 F KC 86 X SI 98 1-2 HR		X SI 97 0-0 ① G2-3 2-3		4	1	2	1	0	0	0
14 Christian Bethancourt, R (1, 2) OBP: 0.256, SLG: 0.377 87 Harold Ramírez, R (10, PH) OBP: 0.344, SLG: 0.452 50 René Pinto, R (10, 2) OBP: 0.282, SLG: 0.487			F SI 92 F FC 90 B FC 90 B FC 91 X SI 92 2-2 ② G5-3		F SI 91 F SI 91 B FC 91 X SI 93 1-2 ③ P2			T SI 98 X SL 89 0-1 HR		X SI 97 0-0 ② G1-3 3-H		3 1 0	1 0 0	1 0 0	1 0 0	0 0 0	0 0 0	1 0 0
Inning Stats	R: 1 H: 1 E: 0 LOB: 0 K: 2 BB: 0 S: 10 P: 16	R: 0 H: 0 E: 0 LOB: 0 K: 1 BB: 0 S: 8 P: 11	R: 0 H: 0 E: 0 LOB: 0 K: 0 BB: 0 S: 12 P: 19	R: 0 H: 0 E: 0 LOB: 1 K: 1 BB: 1 S: 12 P: 19	R: 0 H: 0 E: 0 LOB: 1 K: 1 BB: 1 S: 11 P: 16	R: 0 H: 0 E: 0 LOB: 0 K: 0 BB: 1 S: 5 P: 11	R: 0 H: 0 E: 0 LOB: 0 K: 1 BB: 0 S: 9 P: 12	R: 2 H: 2 E: 0 LOB: 0 K: 0 BB: 0 S: 14 P: 20	R: 0 H: 1 E: 0 LOB: 2 K: 1 BB: 1 S: 14 P: 23	R: 1 H: 0 E: 0 LOB: 0 K: 0 BB: 0 S: 4 P: 6	R: 0 H: 0 E: 0 LOB: 1 K: 0 BB: 0 S: 11 P: 16							

TOP

Tampa Bay Rays @ Baltimore Orioles

Oriole Park at Camden Yards, Baltimore, MD

Sun Sep 17 2023, 1:36 PM - 4:42 PM EDT

Att. 37,297 - Overcast - 72 F

livebaseballscorecards.com

AB	37
R	4
H	5
RBI	4
BB	3
SO	7
LOB	8

1B: 1	SF: 0	WP: 0	PA: 40
2B: 1	SAC: 0	PB: 0	
3B: 0	DP: 1	SB: 1	
HR: 3	HBP: 0	CS: 0	

PITCHER		IP	WLS	BF	H	R	ER	SO	BB	IBB	HBP	BLK	WP	HR	S	P	ERA	WHIP
64 Dean Kremer, R ERA: 4.17	(1, 1)	5.0		19	2	1	1	5	2	0	0	0	0	1	54	86	1.80	0.800
54 Danny Coulombe, L ERA: 2.31	(6, 1)	1.1		3	0	0	0	0	0	0	0	0	0	0	7	11	0.00	0.000
73 Jorge López, R ERA: 6.22	(7, 1)	1.1		6	2	2	2	1	0	0	0	0	0	2	17	22	13.50	1.500
58 Cionel Pérez, L ERA: 3.22	(8, 1)	0.1		1	0	0	0	0	0	0	0	0	0	0	3	5	0.00	0.000
14 Shintaro Fujinami, R ERA: 6.9	(9, 1)	0.2		4	1	0	0	1	1	0	0	0	0	0	11	20	0.00	3.000
78 Yennier Cano, R ERA: 1.97	(9, 1)	1.1		4	0	1	0	0	0	0	0	0	0	0	7	9	0.00	0.000
24 DL Hall, L ERA: 4.85	(11, 1)	1.0	W	3	0	0	0	0	0	0	0	0	0	0	11	16	0.00	0.000

Tampa Bay Rays @ Baltimore Orioles

Oriole Park at Camden Yards, Baltimore, MD

Sun Sep 17 2023, 1:36 PM - 4:42 PM EDT

Att. 37,297 - Overcast - 72 F

livebaseballscorecards.com

Batter	1	2	3	4	5	6	7	8	9	10	11	AB	R	H	RBI	BB	SO	LOB
2 Gunnar Henderson, L (1, 6) (10, 5) OBP: 0.327, SLG: 0.498	X SL 90 0-0 G4-3 ①		C SI 94 F FF 95 B SI 95 S FS 86 1-3 K ②		F SL 87 S FF 94 B FF 94 S SL 87 1-3 K ③			B FF 100 S SL 88 F SL 88 S SL 87 1-3 K ②		B FF 96 F FC 92 X FC 92 1-1 F8 ②		5	0	0	0	0	3	1
35 Adley Rutschman, S (1, 10) (9, 2) OBP: 0.366, SLG: 0.423	C SI 94 X FS 86 0-1 2B		B SI 95 X SL 91 1-0 G3 ③			F FF 92 F SL 86 F FF 94 X FF 93 0-2 L8 ①		B FF 100 C SL 87 F SL 88 F FF 100 B FF 101 F SL 88 X FF 101 2-2 HR		C FC 93 X SI 97 0-1 2-H 1B		5	2	3	2	0	0	1
25 Anthony Santander, S (1, 9) OBP: 0.323, SLG: 0.473	F SL 91 B SL 91 S FF 95 S FF 96 1-3 K ②			C FS 85 B SI 94 B FS 86 B FF 95 C SL 91 X FF 96 3-2 P5 ①		S SL 87 F SL 87 C FF 94 0-3 K ②		B SL 88 C FF 100 B SL 87 C SL 87 F FF 100 F SL 89 S SL 87 2-3 K ③		C FF 95 F FF 94 B FF 96 X SI 97 1-2 G6-3 ③	0-0 32 SH2-3 31 SF8	5	0	0	0	0	3	2
24 DL Hall, L (11, 1)												0	0	0	0	0	0	0
32 Ryan O'Hearn, L (1, 3) OBP: 0.328, SLG: 0.500	B SL 90 X SL 90 1-0 F9 ③			B SI 95 C SI 94 X FS 86 1-1 31 G3-1 21 1B 2B		B FF 94 S FF 93 F SL 88 B FF 93 C FF 94 2-3 K ③			C FF 98 F SL 87 B FF 100 S FF 99 1-3 K ①		X ST 84 0-0 SH2-3 ① 2-3	4	1	1	0	0	2	1
31 Cedric Mullins, L (1, 8) OBP: 0.319, SLG: 0.436		C SL 90 B SI 94 B SL 90 S FS 87 B FS 87 X SL 92 3-2 G6-3 ①		B SL 91 X SI 95 1-0 G3-1 ② 2-3			C FC 89 B FS 90 S FC 89 S FC 88 1-3 K ①		X SL 87 0-0 G4-3 ②		F ST 84 B ST 86 F ST 86 X FF 96 1-2 SF8 ② 3-H	4	0	0	1	0	1	1
21 Austin Hays, R (1, 7) OBP: 0.329, SLG: 0.452	B SL 90 X SL 91 1-0 F7 ②			X SL 90 0-0 3-H 1B			F FC 90 X FC 87 0-1 G4-3 ②		T SL 89 X SL 88 0-1 12 2B 1B			4	0	2	1	0	0	0
3 Jorge Mateo, R (9, PR) OBP: 0.266, SLG: 0.342												0	1	0	0	0	0	0
12 Adam Frazier, L (1, 4) OBP: 0.305, SLG: 0.412	B SI 94 X SL 90 1-0 F8 ③			B SI 94 X SI 94 1-0 F7 ③			C FF 98 F FF 98 X FF 98 0-2 1B		C FF 97 C SL 87 B FF 101 F SL 90 F SL 87 X FF 101 1-2 1-H 2B			4	0	2	1	0	0	1
(11, 9)																		
29 Ramón Urías, R (1, 5) OBP: 0.332, SLG: 0.377			C SL 90 B FF 94 B SL 90 B SI 94 C SL 91 S FF 96 3-3 K ①		F SI 93 B SL 89 X SI 92 1-1 G5-3 ①		B FC 90 1 SAFE D FC 89 B FC 88 C FF 98 S FC 90 X FC 87 3-2 P6 ③		C SL 88 B SL 88 F SL 87 B SL 88 X SL 88 2-2 L9 ③		0-0 35 1B	3	0	0	0	0	1	1
34 Aaron Hicks, S (9, PH) OBP: 0.353, SLG: 0.401												1	1	0	0	0	0	2
(10, 7)																		
27 James McCann, R (1, 2) OBP: 0.264, SLG: 0.394			B SL 90 F SI 93 S FF 95 F FF 96 B FF 96 X ST 81 2-2 2B		X SI 93 0-0 G6-3 ②			C SL 87 F FF 99 C FF 101 0-3 K ①		B FC 92 S FC 92 L FC 92 S FF 96 1-3 K ①		2	0	1	0	0	0	0
13 Heston Kjerstad, L (8, PH) OBP: 0.250, SLG: 1.000												1	0	0	0	0	1	0
14 Shintaro Fujinami, R (9, 1)												0	0	0	0	0	0	0
78 Yennier Cano, R (9, 1)												0	0	0	0	0	0	0
11 Jordan Westburg, R (10, PH) OBP: 0.320, SLG: 0.422												1	0	0	0	0	1	0
(11, 4)																		
Inning Stats	R: 0 E: 0 K: 1 S: 7 H: 1 LOB: 1 BB: 0 P: 9	R: 0 E: 0 K: 0 S: 5 H: 0 LOB: 0 BB: 0 P: 10	R: 0 E: 0 K: 2 S: 11 H: 1 LOB: 1 BB: 0 P: 18	R: 1 E: 0 K: 0 S: 8 H: 2 LOB: 1 BB: 0 P: 14	R: 0 E: 0 K: 1 S: 6 H: 0 LOB: 0 BB: 0 P: 8	R: 0 E: 0 K: 2 S: 10 H: 0 LOB: 0 BB: 0 P: 12	R: 0 E: 0 K: 1 S: 11 H: 1 LOB: 1 BB: 0 P: 15	R: 1 E: 0 K: 3 S: 16 H: 1 LOB: 0 BB: 0 P: 21	R: 1 E: 0 K: 1 S: 14 H: 2 LOB: 2 BB: 0 P: 18	R: 1 E: 0 K: 1 S: 10 H: 1 LOB: 1 BB: 0 P: 13	R: 1 E: 0 K: 0 S: 4 H: 0 LOB: 0 BB: 0 P: 5	1B: 4 2B: 4 3B: 0 HR: 1	SF: 1 SAC: 1 DP: 0 HBP: 0					

	AB	39
	R	5
	H	9
	RBI	5
	BB	0
	SO	12
	LOB	10

WP: 0 PB: 0 SB: 0 CS: 0 PA: 41

PITCHER		IP	WLS	BF	H	R	ER	SO	BB	IBB	HBP	BLK	WP	HR	S	P	ERA	WHIP
52 Zack Littell, R ERA: 4.12	(1, 1)	4.2		18	4	1	1	3	0	0	0	0	0	0	34	55	1.93	0.857
38 Colin Poche, L ERA: 2.1	(5, 1)	1.1		4	0	0	0	3	0	0	0	0	0	0	13	16	0.00	0.000
26 Robert Stephenson, R ERA: 3.1	(7, 1)	1.0		4	1	0	0	1	0	0	0	0	0	0	11	15	0.00	1.000
29 Pete Fairbanks, R ERA: 2.49	(8, 1)	2.0	B	9	3	2	2	4	0	0	0	0	0	1	30	39	9.00	1.500
64 Shawn Armstrong, R ERA: 0.76	(10, 1)	1.0	B	4	1	1	0	1	0	0	0	0	0	0	10	13	0.00	1.000

PITCHER		IP	WLS	BF	H	R	ER	SO	BB	IBB	HBP	BLK	WP	HR	S	P	ERA	WHIP
30 Jake Diekman, L ERA: 3.59	(11, 1)	0.2	L	2	0	1	0	0	0	0	0	0	0	0	4	5	0.00	0.000

Batter	1	2	3	4	5	6	7	8	9	AB	R	H	RBI	BB	SO	LOB
18 Nolan Schanuel, L (1, 3) OBP: 0.406, SLG: 0.341	B FF 96 B FF 95 F FF 95 X FF 95 2-1 G4-3		F FF 97 B FF 96 B CU 79 B FF 95 F FF 95 B FF 97 4-2 BB		S FF 97 B FS 91 B FF 97 C FF 96 X FF 98 2-2 L9			B FS 89 X FS 88 1-0 P5		3	0	0	0	1	0	0
9 Zach Neto, R (1, 6) OBP: 0.301, SLG: 0.386	F FC 93 X FC 92 0-1 F8		D FS 89 S FC 91 B FF 96 S FC 91 B CU 79 F FC 92 F FC 91 X FC 91 3-2 G5-3			F ST 74 B ST 78 C ST 76 X ST 75 1-2 F8		C FC 88 B FC 89 B FC 87 X FC 88 2-1 HR		4	1	1	1	0	0	1
Brandon Drury, R (1, 4) OBP: 0.302, SLG: 0.471	B FF 97 B FC 91 F FF 95 X FF 96 2-1 1B			C FF 96 B CU 76 F FF 96 F CU 78 F FF 97 S FS 91 1-3 K		C SI 91 C SI 90 B SI 91 H SI 90 2-2 HBP		X FC 88 0-0 2B		3	0	2	0	0	1	0
20 Jared Walsh, L (1, 10) OBP: 0.231, SLG: 0.288	F FS 87 B FS 87 C FC 90 S FS 88 1-3 K			C FF 96 S FF 96 B FF 96 F FF 96 S FS 91 1-3 K		B SI 91 S ST 76 S SI 91 B FF 91 F ST 76 S ST 76 2-3 K		D FF 98 S FS 89 F FS 89 S FF 96 1-3 K		4	0	0	0	0	4	3
14 Logan O'Hoppe, R (1, 2) OBP: 0.278, SLG: 0.486		F FF 94 X FC 90 0-1 G5-3		X FC 92 0-0 HR		B ST 76 F SI 90 S SI 91 X SI 91 1-2 L8			C FC 91 X FC 92 0-1 L5	4	1	1	1	0	0	1
7 Jo Adell, R (1, 9) OBP: 0.278, SLG: 0.647		C FF 96 F FF 96 F FF 96 B CU 80 T FF 97 1-2 K		F FF 98 B FS 92 F FF 97 X CU 81 1-2 2B			C SI 89 X SI 90 0-1 G4-3		F SI 95 B FC 92 X SI 94 1-1 P2	4	0	1	0	0	1	0
15 Randal Grichuk, R (1, 7) OBP: 0.325, SLG: 0.463 38 Michael Stefanic, R (9, PR) OBP: 0.303, SLG: 0.185		B FC 93 B FC 92 S FF 96 S FF 97 C CU 80 2-3 K		F FC 89 F FF 96 F FF 97 B FF 96 F CU 80 F FF 97 X FS 90 1-2 G5-3			C SI 90 X SI 91 0-1 G6-3		H SI 95 1-0 HBP	3 0	0 0	0 0	0 0	0 0	1 0	1 0
4 Brett Phillips, L (1, 8) OBP: 0.300, SLG: 0.396			F FF 94 S FF 95 F FF 96 B CU 79 B FF 95 F FF 95 S FS 92 2-3 K		B FF 94 X FF 94 1-0 F9		S SI 91 C SI 91 C ST 77 0-3 K		B FC 91 B SI 93 F FF 94 F FC 92 X FF 95 2-2 F7	4	0	0	0	0	2	1
22 David Fletcher, R (1, 5) OBP: 0.266, SLG: 0.344			B FF 95 B FC 92 X FF 96 2-0 P5		C FC 92 X FC 90 0-1 P4			S FC 88 B FC 88 S FC 87 B FC 86 X FC 86 2-2 P5		3	0	0	0	0	0	0
Inning Stats	R: 0 E: 0 K: 1 S: 9 H: 1 LOB: 1 BB: 0 P: 14	R: 0 E: 0 K: 2 S: 9 H: 0 LOB: 0 BB: 0 P: 12	R: 0 E: 0 K: 1 S: 13 H: 0 LOB: 1 BB: 1 P: 24	R: 1 E: 0 K: 2 S: 19 H: 2 LOB: 1 BB: 0 P: 23	R: 0 E: 0 K: 0 S: 6 H: 0 LOB: 0 BB: 0 P: 9	R: 0 E: 0 K: 1 S: 12 H: 0 LOB: 1 BB: 0 P: 18	R: 0 E: 0 K: 1 S: 7 H: 0 LOB: 0 BB: 0 P: 7	R: 1 E: 0 K: 1 S: 10 H: 2 LOB: 1 BB: 0 P: 16	R: 0 E: 0 K: 0 S: 7 H: 0 LOB: 1 BB: 0 P: 11	1B: 1 2B: 2 3B: 0 HR: 2	SF: 0 SAC: 0 DP: 0 HBP: 2			WP: 0 PB: 0 SB: 0 CS: 0	PA: 35		

Los Angeles Angels @ Tampa Bay Rays

Tropicana Field, St. Petersburg, FL

Tue Sep 19 2023, 6:41 PM - 9:11 PM EDT

Att. 15,176 - Dome - 72 F

TOP

livebaseballscorecards.com

AB	32
R	2
H	5
RBI	2
BB	1
SO	9
LOB	7

PITCHER		IP	WLS	BF	H	R	ER	SO	BB	IBB	HBP	BLK	WP	HR	S	P	ERA	WHIP
45 Taj Bradley, R ERA: 5.36	(1, 1)	5.0		19	3	1	1	6	1	0	0	0	0	1	56	82	1.80	0.800
49 Kevin Kelly, R ERA: 3.02	(6, 1)	2.0	H	7	0	0	0	2	0	0	1	0	0	0	19	25	0.00	0.000
26 Robert Stephenson, R ERA: 3.22	(8, 1)	1.0	W	5	2	1	1	1	0	0	0	0	0	1	10	16	9.00	2.000
64 Shawn Armstrong, R ERA: 0.74	(9, 1)	1.0		4	0	0	0	0	0	0	1	0	0	0	7	11	0.00	0.000

PITCHER	IP	WLS	BF	H	R	ER	SO	BB	IBB	HBP	BLK	WP	HR	S	P	ERA	WHIP

Batter	1	2	3	4	5	6	7	8	9	AB	R	H	RBI	BB	SO	LOB
2 Yandy Díaz, R (1, 3) OBP: 0.402, SLG: 0.507	B SI 91 X SI 90 1-0 E8 56 HR 2B		C SL 87 C SL 87 F FF 93 B ST 81 F ST 82 B FF 95 F SL 85 B CH 85 X CU 77 3-2 87 FC5-4 1B		B CH 83 B ST 80 C FF 94 C FF 94 B SI 96 B CH 84 4-2 87 G4-6-3 BB		C SI 98 B SI 98 X KC 87 1-1 1B	B SI 92 X CH 81 1-0 ② ③ G6-4-3 1-2f		4	1	3	0	1	0	1
56 Randy Arozarena, R (1, 7) OBP: 0.366, SLG: 0.432	F CU 76 D CH 82 X FF 93 1-1 3-H HR		C SI 95 F FF 95 B ST 81 F SL 87 F ST 81 S CH 83 1-3 ① K		B FF 94 C SL 88 C SI 95 C SI 97 1-3 ① K		S SI 98 S SI 98 S FF 99 0-3 ② K			4	1	1	2	0	3	3
87 Harold Ramírez, R (1, 9) OBP: 0.343, SLG: 0.448 15 Josh Lowe, L (8, 9) OBP: 0.323, SLG: 0.482	B FF 92 B CH 84 C CU 76 B CH 83 B SI 93 4-1 13 L6-3 BB		S CH 84 B SI 94 D CH 84 F CU 76 F CH 85 X FF 95 2-2 ② FC5-4 17 1B 1-2f		C CU 78 B SI 96 S CH 84 F FF 96 X CH 83 1-2 ② ③ G4-6-3 1-2f		C KC 86 S KC 87 S KC 87 0-3 ③ K			3 0	0 0	0 0	0 0	1 0	1 0	3 0
17 Isaac Paredes, R (1, 10) OBP: 0.353, SLG: 0.489	F SL 86 B CH 83 S SL 86 F CU 77 S FF 93 1-3 ① K		C SI 96 F SL 87 X ST 81 0-2 13 FC5-4 1-2 1B			B FF 100 B SL 88 F FF 99 B FF 100 S SL 89 B SL 87 4-2 6 BB BB		B SI 91 B SI 91 C SI 92 B CH 81 B SI 92 4-1 8 1B 37 2B BB		2	1	1	0	2	1	1
13 Manuel Margot, R (1, 8) OBP: 0.294, SLG: 0.352	C SI 94 F SI 93 X SL 86 0-2 ② ③ L6-3 1-2		B CU 75 S FF 93 B FF 94 S CH 84 X CH 84 2-2 ③ FC5-4 1-2f			C FF 100 S FF 100 F FF 101 B FF 101 X SL 86 1-2 ① F6		S SI 92 F SI 93 X CH 80 0-2 ① L7		4	0	0	0	0	0	5
25 Curtis Mead, R (1, 5) OBP: 0.370, SLG: 0.383 8 Brandon Lowe, L (6, PH) OBP: 0.326, SLG: 0.447 (7, 4)		B SI 92 C CU 76 S FF 93 X CH 84 1-2 2B		F SI 93 B FF 93 B CH 82 F CU 77 F SI 95 B FF 94 X CH 83 3-2 ① P6		B FF 101 S FF 100 B FF 100 S SL 88 C SL 86 2-3 ② K		B FC 84 X FC 81 1-0 6 BB 37 2B 1-3 1B		2 2	0 1	1 1	0 0	0 0	0 1	0 1
6 Taylor Walls, S (1, 6) OBP: 0.313, SLG: 0.347		C SI 93 B SI 94 F SL 86 S CU 76 1-3 ① K		C SI 94 S CH 84 S CH 84 0-3 ② K		D FF 100 1 SAFE D FF 100 B FF 100 B FF 99 4-0 1-2 BB		B SI 93 B SI 92 B CH 81 B SI 93 4-0 37 2B 50 1B 1-2 BB		2	1	0	0	2	2	1
37 Osleivis Basabe, R (1, 4) OBP: 0.284, SLG: 0.324 (7, 5)		B SI 93 C SI 92 F FF 94 S SL 88 1-3 ② K		B SI 94 F SI 96 B CU 79 B CH 83 B ST 81 4-1 BB		C SL 88 S SL 88 S FF 99 0-3 ③ K		S CH 81 F CH 80 F SI 93 X SI 92 0-2 50 1B 1-3 2-H 3-H 2B		3	1	1	2	1	2	3
50 René Pinto, R (1, 2) OBP: 0.280, SLG: 0.475		C CU 75 F SI 95 B FF 94 F SL 87 X FF 94 1-2 ③ F8		C CU 78 B CH 84 B CH 83 1 SAFE S SI 95 F FF 95 S ST 83 2-3 ③ K			C SI 98 X SI 98 0-1 ① G5-3	S SI 92 B CH 81 S CH 82 X SI 92 1-2 2 G6-4-3 2-H 3-H 1B		4	0	1	2	0	1	2
Inning Stats	R: 2 E: 1 K: 1 S: 11 H: 2 LOB: 0 BB: 1 P: 18	R: 0 E: 0 K: 2 S: 13 H: 1 LOB: 1 BB: 0 P: 17	R: 0 E: 0 K: 1 S: 21 H: 2 LOB: 2 BB: 0 P: 29	R: 0 E: 0 K: 2 S: 12 H: 0 LOB: 1 BB: 1 P: 21	R: 0 E: 0 K: 1 S: 9 H: 0 LOB: 0 BB: 1 P: 15	R: 0 E: 0 K: 2 S: 12 H: 0 LOB: 2 BB: 2 P: 23	R: 0 E: 0 K: 2 S: 10 H: 1 LOB: 1 BB: 0 P: 11	R: 4 E: 0 K: 0 S: 14 H: 3 LOB: 0 BB: 2 P: 25		1B: 5 2B: 4 3B: 0 HR: 1 SF: 0 SAC: 0 DP: 3 HBP: 0				WP: 0 PB: 0 SB: 0 CS: 0 PA: 37		

PITCHER		IP	WLS	BF	H	R	ER	SO	BB	IBB	HBP	BLK	WP	HR	S	P	ERA	WHIP
43 Patrick Sandoval, L ERA: 4.19	(1, 1)	5.0		21	5	2	2	7	3	0	0	0	0	1	66	100	3.60	1.600
44 Ben Joyce, R	(6, 1)	1.0		5	0	0	0	2	2	0	0	0	0	0	12	23	0.00	2.000
59 José Soriano, R ERA: 3.69	(7, 1)	1.0		4	1	0	0	2	0	0	0	0	0	0	10	11	0.00	1.000
28 Aaron Loup, L ERA: 6.1	(8, 1)	1.0	L	7	3	4	4	0	2	0	0	0	0	0	14	25	36.00	5.000

PITCHER	IP	WLS	BF	H	R	ER	SO	BB	IBB	HBP	BLK	WP	HR	S	P	ERA	WHIP

BOTTOM

Los Angeles Angels @ Tampa Bay Rays

Tropicana Field, St. Petersburg, FL

Tue Sep 19 2023, 6:41 PM - 9:11 PM EDT

Att. 15,176 - Dome - 72 F

livebaseballscorecards.com

AB	30
R	6
H	9
RBI	6
BB	7
SO	11
LOB	20

Los Angeles Angels @ Tampa Bay Rays

Tropicana Field, St. Petersburg, FL

Wed Sep 20 2023, 6:41 PM - 9:49 PM EDT

Att. 15,145 - Dome - 72 F

TOP

livebaseballscorecards.com

Batter	1	2	3	4	5	6	7	8	9	AB	R	H	RBI	BB	SO	LOB
18 Nolan Schanuel, L (1, 3) OBP: 0.423, SLG: 0.344	F SI 92 B FC 89 X FC 89 1-1 9 20 1B 1B	S FC 88 B SI 92 H CU 81 2-1 9 2B 1-2 HR HBP		B FF 94 B FF 94 B FF 94 C FF 94 B FF 94 4-1 1B BB		B FC 88 B FC 89 B SI 91 C SI 91 C FC 89 F FC 90 B SI 92 4-2 HR BB		X FC 89 0-0 G4-3 1-2 2-3		2	3	1	0	2	0	2
9 Zach Neto, R (1, 6) OBP: 0.303, SLG: 0.391	B SL 84 B SI 92 F FC 90 B SI 93 X FC 89 3-1 20 1B 14 FC5-6-4 1-2 1B	F SI 93 D SL 84 X SL 84 1-1 1-3 2-H HR 2B		B CH 90 S FF 94 F FF 94 S FC 87 1-3 ① K		C SI 90 F SL 82 B FF 91 1 SAFE D CU 81 F FC 89 S SI 91 2-3 ② K		B SI 92 F FC 89 C SL 82 B SL 83 B SI 93 S SL 83 3-3 ② K		5	2	2	1	0	3	6
Brandon Drury, R (1, 10) OBP: 0.305, SLG: 0.486	C SI 93 B FC 84 X CU 80 1-1 ① L4	B SI 93 B FC 89 B SI 93 X FC 89 3-0 2-H 3-H HR		F FF 94 B FF 95 B FF 95 S CH 90 X FF 95 2-2 1-2 2-3 1B		X SI 91 0-0 1-H HR		S FC 91 B FC 90 F SI 92 B SI 93 F SL 82 C FC 90 2-3 ③ K		5	2	3	5	0	1	5
20 Jared Walsh, L (1, 9) OBP: 0.229, SLG: 0.282	X FC 88 0-0 14 FC5-6-4 1-3 2-H 1B	B CU 80 B FC 88 C FC 89 C CU 79 F CU 78 S FF 93 2-3 ③ K		T FF 94 S FF 95 B FF 94 S FC 86 1-3 ② K		X FC 89 0-0 ③ F8			F SI 96 B FF 95 B SI 96 F SI 95 C SL 90 2-3 ① K	5	0	1	1	0	3	3
14 Logan O'Hoppe, R (1, 2) OBP: 0.276, SLG: 0.477	X SI 92 0-0 ② FC5-6-4 1-2f 3-H		C CU 79 X SI 91 0-1 1B	S CH 90 D CH 90 S FF 94 D CH 89 F FC 85 S CH 89 2-3 ③ K			C SL 80 B FC 88 F SI 89 B CU 80 F SI 90 X FC 88 2-2 ① P3		S SL 90 F SI 95 S SL 89 0-3 ② K	5	0	1	1	0	2	4
7 Jo Adell, R (1, 7) OBP: 0.217, SLG: 0.500	C FC 88 S FF 92 B FF 92 F FF 92 D FC 85 B CU 80 T FF 94 3-2 ③ K		C FC 87 S FC 86 B FF 92 B FF 91 S CU 78 2-3 ① K		B FF 92 F FF 92 B FF 93 S CH 88 F FF 94 B FF 94 X CH 89 3-2 ① F7		F FC 88 B SL 91 S FC 88 B SI 91 B FF 91 S SL 80 3-3 ② K		F SI 96 B SL 89 S SL 87 F SI 95 F SL 89 B SI 94 C SL 89 2-3 ③ K	5	0	0	0	0	4	2
5 Eduardo Escobar, S (1, 5) OBP: 0.264, SLG: 0.344		C FC 88 B SI 92 F CU 78 S SI 92 1-3 ① K	S SI 92 F FC 88 F FF 92 F CU 78 B FC 87 F CU 79 F FF 91 T SI 92 1-2 ② K		F CH 90 F CH 88 S FC 85 0-3 ② K		B FC 89 X SI 91 1-0 ③ G4-3		4	0	0	0	0	3	1
4 Brett Phillips, L (1, 8) OBP: 0.297, SLG: 0.375		B FC 88 C FC 88 B SI 93 S FC 89 B SI 93 F FC 90 C FC 89 3-3 ② K	B FC 86 B SI 91 C CU 77 F FC 87 B SI 93 C CU 79 3-3 ③ K		F FF 93 C FC 84 B FF 93 S CH 88 1-3 ③ K			B FC 88 F CH 83 F FC 87 B FF 91 F FC 89 B SI 91 F FC 89 B FC 88 4-2 18 G4-3 38 HBP BB	3	0	0	0	1	3	1
38 Michael Stefanic, R (1, 4) OBP: 0.351, SLG: 0.267 22 David Fletcher, R (8, PR) OBP: 0.266, SLG: 0.344 (8, 4)		B CU 80 C SI 93 B CU 80 F SI 93 B FF 93 X SI 94 3-2 18 HBP 9 2B 1B		C FF 94 X CH 90 0-1 1B 2B		X FC 90 0-0 ① G6-3		H CH 88 1-0 18 G4-3 1-2 HBP		3 0	1 0	2 0	0 0	0 0	0 0	0 0
Inning Stats	R: 2 E: 0 K: 1 S: 12 H: 3 LOB: 1 BB: 0 P: 20	R: 4 E: 0 K: 3 S: 18 H: 3 LOB: 0 BB: 0 P: 33	R: 0 E: 0 K: 3 S: 15 H: 1 LOB: 1 BB: 0 P: 21	R: 0 E: 0 K: 3 S: 16 H: 2 LOB: 3 BB: 1 P: 26	R: 0 E: 0 K: 2 S: 10 H: 0 LOB: 0 BB: 0 P: 14	R: 2 E: 0 K: 1 S: 10 H: 1 LOB: 0 BB: 1 P: 16	R: 0 E: 0 K: 1 S: 8 H: 0 LOB: 0 BB: 0 P: 14	R: 0 E: 0 K: 2 S: 12 H: 0 LOB: 3 BB: 1 P: 22	R: 0 E: 0 K: 3 S: 11 H: 0 LOB: 0 BB: 0 P: 15	1B: 6 2B: 2 3B: 0 HR: 2 SF: 0 SAC: 0 DP: 0 HBP: 2						

AB	37
R	8
H	10
RBI	8
BB	3
SO	19
LOB	24

WP: 0 PA: 42
PB: 0
SB: 0
CS: 0

PITCHER		IP	WLS	BF	H	R	ER	SO	BB	IBB	HBP	BLK	WP	HR	S	P	ERA	WHIP
34 Aaron Civale, R ERA: 3.43	(1, 1)	3.0	L	17	7	6	6	7	0	0	1	0	0	1	45	74	18.00	2.333
68 Jalen Beeks, L ERA: 5.95	(4, 1)	2.0		9	2	0	0	5	1	0	0	0	0	0	26	40	0.00	1.500
61 Erasmo Ramírez, R ERA: 5.98	(6, 1)	3.0		13	1	2	2	4	2	0	1	0	0	1	30	52	6.00	1.000
36 Andrew Kittredge, R ERA: 3.86	(9, 1)	1.0		3	0	0	0	3	0	0	0	0	0	0	11	15	0.00	0.000

PITCHER		IP	WLS	BF	H	R	ER	SO	BB	IBB	HBP	BLK	WP	HR	S	P	ERA	WHIP

BOTTOM

Los Angeles Angels @ Tampa Bay Rays

Tropicana Field, St. Petersburg, FL

Wed Sep 20 2023, 6:41 PM - 9:49 PM EDT

Att. 15,145 - Dome - 72 F

livebaseballscorecards.com

Batter	1	2	3	4	5	6	7	8	9	AB	R	H	RBI	BB	SO	LOB
2 Yandy Díaz, R (1, 10) OBP: 0.402, SLG: 0.507	B FF 94 C FF 93 B SL 85 X FF 94 2-1 F9 ①		C CU 73 B CH 84 B FF 93 B FF 94 B CH 85 4-1 17 1B BB	C CU 73 F FF 93 D SL 88 D CH 85 B CU 74 X CH 84 3-2 F9 ③		B FF 96 B ST 86 C FC 90 B FC 89 S FF 94 F FC 89 F FF 94 X CH 88 3-2 1-H 2-H 2B		B FF 92 C SL 85 B SI 92 F SI 90 B CU 78 X CU 78 3-2 F8 ③		4	0	1	2	1	0	4
56 Randy Arozarena, R (1, 7) OBP: 0.365, SLG: 0.429	B FF 94 B CU 75 C FF 95 B CH 87 S FF 95 F FF 96 F CH 86 S CH 86 3-3 K ②		C CU 73 B SL 87 B CH 84 S FF 94 S FF 94 2-3 K ①		B FC 89 B ST 84 B FF 95 B FF 95 4-0 BB	S FF 95 C ST 86 B FF 94 B FF 94 X ST 86 2-2 L6 ③			C SL 83 B FF 97 C FF 96 C FF 97 1-3 K ①	4	0	0	0	1	3	3
87 Harold Ramírez, R (1, 9) OBP: 0.340, SLG: 0.444 55 Luke Raley, L (7, PH) OBP: 0.333, SLG: 0.490 37 Osleivis Basabe, R (8, 9) OBP: 0.280, SLG: 0.320	C CU 75 F FF 95 F FF 95 B SL 88 F CH 87 F CU 76 X FF 94 1-2 P3 ③		F SL 88 B FF 93 F CU 74 F FF 94 S SL 88 1-3 K ②		B FC 89 C ST 83 F FF 94 S ST 84 1-3 K ①		B SL 86 F SL 85 B CH 86 B FF 93 C CU 76 X CU 78 3-2 P2 ①		C SL 86 X SL 87 0-1 G6-3 ②	3 1 1	0 0 0	0 0 0	0 0 0	0 0 0	2 0 0	3 0 0
17 Isaac Paredes, R (1, 3) OBP: 0.353, SLG: 0.490		C FF 92 B CH 84 B FF 94 F FF 94 X CU 75 2-2 F7 ①	B FF 93 X FF 93 1-0 1-2 2-H 1B		B FC 90 F FF 95 F FF 94 1 SAFE B FF 94 X ST 86 2-2 P4 ②		B SL 86 C SL 84 C CU 77 B CU 78 B SI 92 F SL 85 F CU 78 F FF 94 C CU 79 3-3 K ②		C SL 86 X FF 97 0-1 2B	5	0	2	1	0	1	1
25 Curtis Mead, R (1, 5) OBP: 0.356, SLG: 0.365		C CH 84 X CU 75 0-1 8 WP 1B	F CH 84 F FF 94 S CH 85 0-3 K ③		X ST 85 0-0 F9 ③		C CU 77 S FF 93 X CU 76 0-2 P4 ③		B SL 87 B FF 97 F FF 97 B SL 88 F FF 96 X FF 97 3-2 P4 ③	5	0	1	0	0	1	4
8 Brandon Lowe, L (1, 4) OBP: 0.326, SLG: 0.445 62 Jonathan Aranda, L (6, PH) OBP: 0.338, SLG: 0.317 (7, 4)		B FF 93 B SL 87 C CU 75 B FF 94 B CU 75 4-1 1-2 BB		C FF 92 F ST 83 B SL 89 B CU 74 F FF 94 X CH 84 2-2 E4 13 1B		C FC 89 B CH 88 B FF 95 C FC 88 C FH 90 X FC 90 2-2 13 2 2B 1B		C SL 85 F CU 78 F CU 79 B FF 92 X CU 77 1-2 F7 ①		1 2	0 1	0 1	0 0	1 0	0 0	0 0
13 Manuel Margot, R (1, 8) OBP: 0.300, SLG: 0.361		T FF 94 T FF 94 F SL 87 B FF 94 F CH 85 X CH 84 1-2 L7 ②		F FF 93 B SL 86 S SL 88 F FF 94 B CH 85 D CH 84 X FF 94 3-2 1-2 1B		B ST 84 F ST 84 B FF 94 X FC 90 2-1 1-2 2 2B 1B		B SI 90 B SI 91 X SL 86 2-0 14 F8 2B		4	1	3	0	0	0	2
6 Taylor Walls, S (1, 6) OBP: 0.312, SLG: 0.343		B FF 94 F FF 94 B FF 94 F CU 73 B FF 95 T FF 94 3-2 K ③		F FF 93 B FF 93 B CU 73 B FF 93 F FF 93 S CH 84 3-3 K ①		C FC 90 S FF 94 B FF 95 S CH 87 1-3 K ①		B SL 85 B CU 78 B SL 86 B FF 90 4-0 BB		3	0	0	0	1	3	6
14 Christian Bethancourt, R (1, 2) OBP: 0.253, SLG: 0.372			B FF 93 F CH 84 X CH 84 1-1 E5 17 1B	D CH 85 F FF 93 F CU 75 F CU 74 S FF 93 1-3 K ②		F FC 90 S FF 95 B ST 86 X FF 94 1-2 L7 ②		C CU 79 X SI 89 0-1 F8 ② 2-3		4	1	0	0	0	1	6

Inning Stats	1	2	3	4	5	6	7	8	9			
	R: 0 E: 0 K: 1 S: 13	H: 0 LOB: 0 BB: 0 P: 19	R: 0 E: 0 K: 1 S: 14	H: 1 LOB: 2 BB: 1 P: 24	R: 1 E: 1 K: 3 S: 14	H: 1 LOB: 2 BB: 1 P: 23	R: 0 E: 1 K: 2 S: 18	H: 1 LOB: 2 BB: 0 P: 30	R: 0 E: 0 K: 1 S: 7	H: 0 LOB: 1 BB: 1 P: 14	R: 2 E: 0 K: 1 S: 20	H: 3 LOB: 1 BB: 0 P: 31
	R: 0 E: 0 K: 1 S: 12	H: 0 LOB: 0 BB: 0 P: 18	R: 0 E: 0 K: 1 S: 10	H: 1 LOB: 2 BB: 1 P: 20	R: 0 E: 0 K: 1 S: 10	H: 1 LOB: 1 BB: 0 P: 14	1B: 5 2B: 3 3B: 0 HR: 0	SF: 0 SAC: 0 DP: 0 HBP: 0	WP: 1 PB: 0 SB: 0 CS: 0	PA: 41		

PITCHER		IP	WLS	BF	H	R	ER	SO	BB	IBB	HBP	BLK	WP	HR	S	P	ERA	WHIP
48 Reid Detmers, L ERA: 4.64	(1, 1)	4.0		19	3	1	0	7	2	0	0	0	1	0	59	96	0.00	1.250
60 Andrew Wantz, R ERA: 3.93	(5, 1)	2.0	W	10	3	2	2	2	1	0	0	0	0	0	27	45	9.00	2.000
46 Jimmy Herget, R ERA: 3.81	(7, 1)	2.0		8	1	0	0	1	1	0	0	0	0	0	22	38	0.00	1.000
53 Carlos Estévez, R ERA: 3.3	(9, 1)	1.0		4	1	0	0	1	0	0	0	0	0	0	10	14	0.00	1.000

PITCHER	IP	WLS	BF	H	R	ER	SO	BB	IBB	HBP	BLK	WP	HR	S	P	ERA	WHIP

Batter	1	2	3	4	5	6	7	8	9	AB	R	H	RBI	BB	SO	LOB
15 Randal Grichuk, R (1, 7) OBP: 0.326, SLG: 0.465	C SI 92 B FC 88 B FC 88 C SI 91 F CU 80 B ST 79 S SI 92 3-3 ① **K**		C SI 92 B SI 91 B ST 80 B FC 88 F SI 90 X SI 91 3-2 **1B**	B FC 90 C SI 92 S SI 92 S FF 92 1-3 ③ **K**		C SI 95 X SI 95 0-1 ③ **L9**			F SI 95 F SI 95 X SI 94 0-2 9 FC5-2 **1-3** **2B**	5	0	2	0	0	2	3
9 Zach Neto, R (1, 6) OBP: 0.301, SLG: 0.387	B SI 92 F FC 87 S CU 82 B CU 81 X ST 81 2-2 **1B**		C SI 92 C FC 90 D CU 81 C FF 92 1-3 ② **K**		C SI 91 X FC 90 0-1 ① **F9**		B FF 96 B ST 83 C FF 95 B ST 84 F FF 95 F FF 96 F FF 96 X FF 96 3-2 ① **F7**		F SL 89 D SL 91 B SI 95 D SL 90 X SL 90 3-1 ② **FC5-2** **2-3** **3-H**	5	0	1	0	0	1	3
Brandon Drury, R (1, 3) OBP: 0.302, SLG: 0.481	C SI 91 S FF 93 1 SAFE T FF 93 0-2 ② **K**		F SI 91 F FF 93 S FF 92 0-3 ③ **K**		C SI 92 S ST 81 X CU 83 0-2 ② **G5-3**		F FF 96 X FF 96 0-1 ② **G5-3**		X SL 89 0-0 ③ **G1-3**	5	0	0	0	0	2	4
14 Logan O'Hoppe, R (1, 2) OBP: 0.269, SLG: 0.465	D SI 92 S ST 82 1 SAFE F CU 80 F FF 92 B ST 82 F SI 92 D CU 80 S SI 92 3-3 ③ **K**			S CU 77 F SI 91 B CU 80 B SI 92 F CU 80 C SI 93 2-3 ① **K**	C SI 92 F SI 92 B SI 92 S ST 82 1-3 ③ **K**		S FF 96 B CH 88 B ST 84 B ST 85 S CH 86 C FF 95 3-3 ③ **K**			4	0	0	0	0	4	1
25 C.J. Cron, R (1, 10) OBP: 0.295, SLG: 0.434		C SI 90 B FC 86 C FC 88 F CU 80 F ST 80 X FC 89 1-2 ① **F4**		F CU 78 C FC 89 B ST 80 F FF 92 B SI 92 C SI 93 2-3 ② **K**		S FC 92 B FC 91 X SL 84 1-1 ① **G5-3**		T FF 92 C FF 93 X FF 94 0-2 ① **G4-3**		4	0	0	0	0	1	0
20 Jared Walsh, L (1, 9) OBP: 0.242, SLG: 0.287 5 Eduardo Escobar, S (8, PH) OBP: 0.266, SLG: 0.347 4 Brett Phillips, L (8, PR) OBP: 0.297, SLG: 0.375 (8, 8)		B SI 91 S FC 89 F CH 86 B FF 92 C FC 90 2-3 ② **K**		X SI 92 0-0 7 BB 22 E **1B**		H FC 91 1-0 7 HR **HBP**		C FF 93 X SL 86 0-1 7 G6-4-3 **1B**		2 1 0	2 0 0	1 1 0	0 0 0	0 0 0	1 0 0	0 0 0
7 Jo Adell, R (1, 8) OBP: 0.296, SLG: 0.640 (8, 9)		X SI 91 0-0 **1B**		B FF 93 B SI 92 S FC 91 B SI 92 F FC 90 F FF 93 F FF 93 B SI 93 4-2 22 1B 22 E **1-2** **BB**		S FF 94 B FF 93 S FF 94 X FF 95 1-2 **1-H** **HR**		C FF 93 F SL 85 X FF 94 0-2 ② ③ G6-4-3 **1-2f**		3	2	2	2	1	0	1
22 David Fletcher, R (1, 4) OBP: 0.279, SLG: 0.344		F FC 87 X FC 88 0-1 ③ **F8**		C FC 88 B ST 82 X FC 90 1-1 E9 38 1B **1-H** **2-H** **1B**		B FC 91 C SI 95 B FC 92 B SI 95 C SI 95 B FC 92 4-2 38 G3 **BB**			C SI 95 X SL 89 0-1 ① **G6-3**	3	0	1	1	1	0	1
38 Michael Stefanic, R (1, 5) OBP: 0.366, SLG: 0.294			C CH 88 X ST 79 0-1 ① **G6-3**	C SI 93 B SI 94 X CU 82 1-1 **1-2** **1B**		X SI 95 0-0 ② **G3** **1-2**			F SI 94 C SI 95 B SL 90 X SL 90 1-2 15 2B 9 FC5-2 **1B**	4	0	2	0	0	0	1
Inning Stats	R: 0 E: 0 K: 3 S: 15 H: 1 LOB: 1 BB: 0 P: 23	R: 0 E: 0 K: 1 S: 11 H: 1 LOB: 1 BB: 0 P: 14	R: 0 E: 0 K: 2 S: 11 H: 1 LOB: 1 BB: 0 P: 15	R: 2 E: 1 K: 3 S: 20 H: 3 LOB: 2 BB: 1 P: 31	R: 0 E: 0 K: 1 S: 8 H: 0 LOB: 0 BB: 0 P: 9	R: 2 E: 0 K: 0 S: 10 H: 1 LOB: 1 BB: 1 P: 17	R: 0 E: 0 K: 1 S: 10 H: 0 LOB: 0 BB: 0 P: 16	R: 0 E: 0 K: 0 S: 8 H: 1 LOB: 1 BB: 0 P: 8	R: 0 E: 0 K: 0 S: 11 H: 2 LOB: 2 BB: 0 P: 15	1B: 8 2B: 1 3B: 0 HR: 1 SF: 0 SAC: 0 DP: 1 HBP: 1						

PITCHER		IP	WLS	BF	H	R	ER	SO	BB	IBB	HBP	BLK	WP	HR	S	P	ERA	WHIP
24 Zach Eflin, R ERA: 3.44	(1, 1)	5.0		22	6	2	2	10	1	0	0	0	0	0	65	92	3.60	1.400
64 Shawn Armstrong, R ERA: 1.09	(6, 1)	1.0		6	1	2	2	0	1	0	1	0	0	1	10	17	18.00	2.000
30 Jake Diekman, L ERA: 3.52	(7, 1)	1.0		3	0	0	0	1	0	0	0	0	0	0	10	16	0.00	0.000
38 Colin Poche, L ERA: 2.06	(8, 1)	1.0		3	1	0	0	0	0	0	0	0	0	0	8	8	0.00	1.000
36 Andrew Kittredge, R ERA: 3.38	(9, 1)	1.0	W	5	2	0	0	0	0	0	0	0	0	0	11	15	0.00	2.000

PITCHER	IP	WLS	BF	H	R	ER	SO	BB	IBB	HBP	BLK	WP	HR	S	P	ERA	WHIP

TOP

Los Angeles Angels @ Tampa Bay Rays

Tropicana Field, St. Petersburg, FL

Thu Sep 21 2023, 1:12 PM - 4:13 PM EDT

Att. 12,966 - Dome - 72 F

livebaseballscorecards.com

AB	36
R	4
H	10
RBI	3
BB	2
SO	11
LOB	14

WP: 0 PA: 39
PB: 0
SB: 0
CS: 0

Batter	1	2	3	4	5	6	7	8	9	AB	R	H	RBI	BB	SO	LOB
2 Yandy Díaz, R (1, 3) OBP: 0.405, SLG: 0.508	B SI 95 B FF 94 F FF 95 B CH 90 S FF 94 F FF 95 B CH 90 4-2 8 HBP 17 2B BB		S CU 80 B FF 95 C FF 95 B CH 91 X CH 90 2-2 ① F8		C FF 94 B CU 80 F FF 95 B SL 89 B CH 90 B FF 96 4-2 BB		B FF 99 C KC 86 B SI 97 X FF 98 2-1 17 WP 1B		C FF 97 B SL 89 F FF 97 B FF 98 X SL 87 2-2 15 BB 17 1B 13 1B 1-2 1B	3	2	2	0	2	0	0
8 Brandon Lowe, L (1, 4) OBP: 0.328, SLG: 0.443 25 Curtis Mead, R (9, 5) OBP: 0.350, SLG: 0.358	C FF 96 F CH 89 B CH 90 H SL 90 2-2 17 2B 1-2 HBP		C CU 81 F FF 94 B FF 96 F FF 96 B CH 91 B CU 82 F CH 91 F FF 96 D SL 90 4-2 BB		C FF 95 C FF 95 B CH 90 B FF 95 F CU 82 F FF 95 S FF 95 3-3 ① K		B KC 85 F KC 86 B SI 96 S SI 97 B SI 97 F KC 87 F FF 97 C SI 97 3-3 ① K		B FF 97 S FF 97 X FF 97 1-1 ① F9 2-3	2	0	0	0	1	2	2
										1	0	0	0	0	0	2
17 Isaac Paredes, R (1, 5) OBP: 0.354, SLG: 0.491 (9, 4)	F FF 95 D CH 90 C CU 81 F CU 82 X FF 94 1-2 1-3 2-H 2B		F CU 82 1 SAFE S CH 90 S CH 90 0-3 ② K		F FF 94 F SL 89 1 SAFE B FF 94 D CU 82 F CU 81 F CH 90 T CH 89 2-2 ② K		C KC 87 S SI 98 F SI 98 F KC 86 B KC 86 X SI 98 1-2 ② P3 1-2		B SL 87 C SL 87 F SL 86 X FF 98 1-2 13 1B 15 BB 1-2 3-H 1B	5	0	2	2	0	2	3
56 Randy Arozarena, R (1, 7) OBP: 0.362, SLG: 0.425	B CH 90 B FF 95 F SL 89 S CH 90 B CH 90 X CU 82 3-2 ① F6		B FF 95 F CU 81 1 SAFE B FF 95 C CH 90 S FF 95 2-3 ③ K		C FF 94 B FF 95 B FF 95 F CH 89 F CU 81 S CH 91 2-3 ③ K		B KC 86 B SI 96 C SI 98 X SI 97 2-1 ③ L4		C SL 88 S SL 89 F FF 98 B FF 99 S SL 90 1-3 ② K	5	0	0	0	0	3	7
15 Josh Lowe, L (1, 9) OBP: 0.326, SLG: 0.481	C FF 96 F CH 90 B FF 95 T FF 96 1-2 ② K			B SL 88 C CH 89 B CH 89 X CU 81 2-1 6 2B 62 G4-3 1B		B SI 94 B SI 95 B FC 86 B FF 94 4-0 13 S 13 2B BB		B FF 101 C SL 86 B FF 99 B SL 87 C FF 100 X FF 100 3-2 ① G6-3	B FF 99 C SL 89 B FF 98 B CH 91 B FF 98 4-1 13 1B 1-2 2-3 BB	3	2	1	0	2	1	2
13 Manuel Margot, R (1, 8) OBP: 0.305, SLG: 0.367	L CU 81 F CU 81 X SL 90 0-2 ③ G5-3			D CH 89 X CH 90 1-0 ① L5		B SI 93 B FF 95 C CH 90 X CH 91 2-1 62 S 1-H 2B		H SL 87 1-0 HBP	F SL 87 B FF 98 F SL 87 X SL 91 1-2 1-2 2-3 3-H 1B	4	0	2	2	0	0	3
6 Taylor Walls, S (1, 6) OBP: 0.311, SLG: 0.345		C CU 80 F FF 94 B FF 94 B CH 90 F CH 90 B CU 82 X FF 96 3-2 ① F9		F FF 95 C FF 95 B FF 94 B CH 89 X CH 90 2-2 ① 62 G4-3 1-3 2B		C CH 91 B FF 95 X CH 91 1-1 ① L9		C FF 101 X FF 101 0-1 ② F8		4	0	1	0	0	0	2
62 Jonathan Aranda, L (1, 10) OBP: 0.321, SLG: 0.299		C FF 95 F FF 96 B FF 95 S CH 91 1-3 ② K		C CH 90 F SL 90 D SL 90 F FF 95 X CH 91 1-2 ② G4-3 2-3 3-H		D CH 93 T CH 92 B SI 92 S FF 95 S FF 96 2-3 ② K 2-3		C FF 100 S FF 100 B FF 101 1 SAFE B FF 100 B FF 98 X FF 101 3-2 ③ G5-3		4	0	0	1	0	2	3
50 René Pinto, R (1, 2) OBP: 0.271, SLG: 0.458 87 Harold Ramírez, R (9, PH) OBP: 0.342, SLG: 0.446 37 Osleivis Basabe, R (9, PR) OBP: 0.280, SLG: 0.320		C FF 96 S FF 96 X FF 95 0-2 ③ P2		X CU 81 0-0 ③ F8		X FC 89 0-0 ③ F7			B SL 84 S FF 97 X FF 95 1-1 25 F9 2 1B 17 1B 1B	3	0	0	0	0	0	2
										1	0	1	0	0	0	0
										0	1	0	0	0	0	0
Inning Stats	R: 1 E: 0 K: 1 S: 18 H: 1 LOB: 2 BB: 1 P: 29	R: 0 E: 0 K: 1 S: 10 H: 0 LOB: 0 BB: 0 P: 14	R: 0 E: 0 K: 2 S: 14 H: 0 LOB: 1 BB: 1 P: 22	R: 1 E: 0 K: 0 S: 11 H: 2 LOB: 1 BB: 0 P: 17	R: 0 E: 0 K: 3 S: 16 H: 0 LOB: 1 BB: 1 P: 27	R: 1 E: 0 K: 1 S: 8 H: 1 LOB: 1 BB: 1 P: 17	R: 0 E: 0 K: 1 S: 14 H: 1 LOB: 1 BB: 0 P: 22	R: 0 E: 0 K: 0 S: 8 H: 0 LOB: 1 BB: 0 P: 15	R: 2 E: 0 K: 1 S: 18 H: 4 LOB: 3 BB: 1 P: 29	1B: 6 2B: 3 3B: 0 HR: 0 SF: 0 SAC: 0 DP: 0 HBP: 2						

PITCHER		IP	WLS	BF	H	R	ER	SO	BB	IBB	HBP	BLK	WP	HR	S	P	ERA	WHIP
47 Griffin Canning, R ERA: 4.39	(1, 1)	5.0		22	3	2	2	7	3	0	1	0	0	0	69	109	3.60	1.200
68 José Marte, R ERA: 4.91	(6, 1)	1.0	H	5	1	1	1	1	1	0	0	0	0	0	8	17	9.00	2.000
59 José Soriano, R ERA: 3.6	(7, 1)	1.0	H	4	1	0	0	1	0	0	0	0	1	0	14	22	0.00	1.000
44 Ben Joyce, R ERA: 2.25	(8, 1)	1.0	H	4	0	0	0	0	0	0	1	0	0	0	8	15	0.00	0.000
53 Carlos Estévez, R ERA: 3.56	(9, 1)	0.2	L	7	4	2	2	1	1	0	0	0	0	0	18	29	27.00	7.500

PITCHER	IP	WLS	BF	H	R	ER	SO	BB	IBB	HBP	BLK	WP	HR	S	P	ERA	WHIP

BOTTOM

Los Angeles Angels @ Tampa Bay Rays

Tropicana Field, St. Petersburg, FL

Thu Sep 21 2023, 1:12 PM - 4:13 PM EDT

Att. 12,966 - Dome - 72 F

livebaseballscorecards.com

AB	35
R	5
H	9
RBI	5
BB	5
SO	10
LOB	26

Batter	1	2	3	4	5	6	7	8	9	AB	R	H	RBI	BB	SO	LOB
4 George Springer, R (1, 9) OBP: 0.331, SLG: 0.404	B FF 97 F FF 97 B SL 91 S SL 92 F FF 97 C CU 85 2-3 ① K		C SL 91 X CU 84 0-1 ③ G5-3			X SL 90 0-0 11 S 11 1B 1B	C ST 75 X SI 90 0-1 ① L8		C CH 88 B FF 92 S FC 88 X FC 88 1-2 27 FC5-4 2-H 1B	5	1	2	1	0	1	0
11 Bo Bichette, R (1, 6) OBP: 0.333, SLG: 0.467	B FF 97 F FF 97 X FF 97 1-1 ② G5-3			B FF 96 C FF 96 S CU 84 B FF 97 B FF 96 F FF 98 C FF 97 3-3 ① K		S FF 96 1 SAFE B FF 96 F FF 95 B CU 82 F FF 96 X FF 96 3-2 8 BB 27 S 30 BB 1-H 1B	F SI 90 F ST 77 B SI 91 F SI 91 X ST 77 1-2 ② F8		X SI 90 0-0 ② L5	5	1	1	1	0	1	1
27 Vladimir Guerrero Jr., R (1, 10) OBP: 0.342, SLG: 0.437	B SL 93 B SL 92 B FF 97 D FF 98 4-0 BB			F FF 98 B CU 85 B CU 83 B SL 91 X FF 96 3-1 ② G6-3		F SL 89 D SL 92 B SL 90 B CU 82 B CU 82 4-1 30 BB 8 BB 26 HBP 1-2 BB	S SI 90 S ST 77 F ST 77 B ST 78 B SI 91 X ST 76 2-2 ③ G6-3		X SI 90 0-0 ③ FC5-4 1-2f	3	1	0	0	2	0	1
8 Cavan Biggio, L (1, 3) OBP: 0.334, SLG: 0.375	C FF 97 S FF 97 X FF 99 0-2 ③ G4-3			C FF 97 F CU 84 B CU 86 B CU 83 X FF 98 2-2 30 FC6 1B		C FF 96 C FF 97 B FF 98 B FF 97 B FF 96 B FF 96 4-2 26 HBP 30 BB 25 1B 1-2 2-3 BB		C FF 94 C FF 95 F FF 95 B FF 96 C ST 84 1-3 ① K		3	1	1	0	1	1	1
30 Alejandro Kirk, R (1, 2) OBP: 0.335, SLG: 0.353		C FF 96 F SL 91 X FF 97 0-2 ① G5-3		C SL 90 C SL 91 F FF 98 X FF 98 0-2 ③ FC6 1-2f		B FF 96 C FF 95 C SL 91 B SL 91 C SL 91 B FF 98 4-2 25 1B 26 HBP 1-2 2-3 3-H BB		C ST 83 B FF 96 C ST 83 B FF 97 S FF 96 2-3 ② K		3	0	0	1	1	1	1
26 Matt Chapman, R (1, 5) OBP: 0.332, SLG: 0.424		S FF 97 C CU 84 B CU 86 B FF 97 T FF 97 2-2 ② K			C FF 95 S FF 97 S FF 97 0-3 ① K	B SI 89 B SI 90 F SI 89 H ST 74 3-1 25 1B 1-2 2-3 3-H HBP		C FF 97 S FF 97 F FF 96 B FF 97 B FF 96 B ST 84 X FF 96 3-2 ③ P3		3	0	0	1	0	2	0
25 Daulton Varsho, L (1, 8) OBP: 0.285, SLG: 0.380 (9, 7)		C FF 97 B FF 98 S CU 85 S CU 85 1-3 ③ K			F FF 96 B FF 97 X SL 92 1-1 ② L1	C SI 91 F FC 86 B ST 76 F FC 86 F SI 91 X SI 90 1-2 5 FC5-4 1-2 2-3 3-H 1B			X FF 94 0-0 HR	4	1	2	2	0	1	0
15 Whit Merrifield, R (1, 7) OBP: 0.322, SLG: 0.391 39 Kevin Kiermaier, L (9, 8) OBP: 0.327, SLG: 0.429			B FF 95 C SL 90 C FF 97 B CU 85 B CU 84 S FF 96 3-3 ① K		F FF 96 B CU 82 B CU 84 S FF 96 F FF 97 X CU 84 2-2 ③ L7	F SI 90 C ST 76 S ST 77 0-3 ② K			C ST 79 X ST 78 0-1 5 CS 2B	4 0	0 0	1 0	0 0	0 0	2 0	3 0
5 Santiago Espinal, R (1, 4) OBP: 0.309, SLG: 0.330			S FF 96 B CU 84 B SL 93 S FF 96 C FF 97 2-3 ② K			B FF 96 1-0 X FF 96 F8 F ST 76 1-1 B ST 77 X SI 89 FC5-4 1-2f			B ST 78 C FF 94 B ST 80 S FF 94 X FF 95 2-2 ① 4 WP 4 1B 2-3 2B	4	1	1	0	0	1	3
Inning Stats	R: 0 E: 0 K: 1 S: 9 H: 0 LOB: 1 BB: 1 P: 16	R: 0 E: 0 K: 2 S: 9 H: 0 LOB: 0 BB: 0 P: 12	R: 0 E: 0 K: 2 S: 8 H: 0 LOB: 0 BB: 0 P: 13	R: 0 E: 0 K: 1 S: 13 H: 1 LOB: 1 BB: 0 P: 21	R: 0 E: 0 K: 1 S: 9 H: 0 LOB: 0 BB: 0 P: 12	R: 4 E: 0 K: 1 S: 22 H: 3 LOB: 3 BB: 3 P: 43	R: 0 E: 0 K: 0 S: 10 H: 0 LOB: 0 BB: 0 P: 13	R: 0 E: 0 K: 2 S: 11 H: 0 LOB: 0 BB: 0 P: 17	R: 2 E: 0 K: 0 S: 11 H: 4 LOB: 1 BB: 0 P: 14	1B: 5 2B: 2 3B: 0 HR: 1 SF: 0 SAC: 0 DP: 0 HBP: 1						

PITCHER		IP	WLS	BF	H	R	ER	SO	BB	IBB	HBP	BLK	WP	HR	S	P	ERA	WHIP
20 Tyler Glasnow, R ERA: 3.68	(1, 1)	5.1	L	23	3	4	4	7	4	0	0	0	0	0	59	101	6.75	1.312
49 Kevin Kelly, R ERA: 2.94	(6, 1)	1.2		7	1	0	0	1	0	0	1	0	0	0	21	29	0.00	0.600
30 Jake Diekman, L ERA: 3.46	(8, 1)	1.0		3	0	0	0	2	0	0	0	0	0	0	11	17	0.00	0.000
47 Jason Adam, R ERA: 2.98	(9, 1)	0.1		3	3	2	2	0	0	0	0	0	0	1	6	8	54.00	9.000
61 Erasmo Ramírez, R ERA: 5.91	(9, 1)	0.2		3	1	0	0	0	0	0	0	0	1	0	5	6	0.00	1.500

PITCHER	IP	WLS	BF	H	R	ER	SO	BB	IBB	HBP	BLK	WP	HR	S	P	ERA	WHIP

TOP

Toronto Blue Jays @ Tampa Bay Rays

Tropicana Field, St. Petersburg, FL

Fri Sep 22 2023, 6:42 PM - 9:25 PM EDT

Att. 18,538 - Dome - 72 F

livebaseballscorecards.com

AB	34
R	6
H	8
RBI	6
BB	4
SO	10
LOB	10

WP: 1 PB: 0 SB: 2 CS: 1 PA: 39

Toronto Blue Jays @ Tampa Bay Rays

Tropicana Field, St. Petersburg, FL

Fri Sep 22 2023, 6:42 PM - 9:25 PM EDT

Att. 18,538 - Dome - 72 F

BOTTOM

livebaseballscorecards.com

Batter	1	2	3	4	5	6	7	8	9	AB	R	H	RBI	BB	SO	LOB
2 Yandy Díaz, R (1, 3) OBP: 0.402, SLG: 0.504	C SI 91 X CH 84 0-1 ① G5-3		B CH 85 B CU 70 C SI 92 F SI 92 B SI 94 C SI 92 3-3 ② K			C SI 91 F ST 74 B SI 92 F CU 72 X SI 93 1-2 ① G4-3		C SI 97 B SI 96 T SI 98 B SI 99 S ST 83 2-3 ① K		4	0	0	0	0	2	0
56 Randy Arozarena, R (1, 7) OBP: 0.363, SLG: 0.427 13 Manuel Margot, R (5, 8) OBP: 0.306, SLG: 0.367	B FC 88 C SI 92 B SI 90 F SI 92 X FC 89 2-2 87 1B 2B		B SI 93 C CU 72 B CH 86 B CH 87 C SI 94 X CU 71 3-2 ③ P6			B SI 91 B SI 91 X SI 92 2-0 ② G4-3		C SI 99 B SI 84 B SI 99 C SI 99 X SI 100 2-2 17 BB 87 1B 1B		2 2	1 0	1 1	0 0	0 0	0 0	0 0
15 Josh Lowe, L (1, 8) OBP: 0.325, SLG: 0.478 (5, 9)	D CU 70 B SI 94 B CH 85 C SI 93 S FC 89 C SI 94 3-3 ② K			C SI 91 X SL 81 0-1 ① F9		X FF 91 0-0 87 S 1B		B SI 98 1 SAFE B SI 99 F SI 100 F SI 100 B FF 99 F SI 100 S ST 85 3-3 ② K		4	0	1	0	0	2	2
87 Harold Ramírez, R (1, 9) OBP: 0.343, SLG: 0.447 (5, 7) 6 Taylor Walls, S (8, PR) OBP: 0.311, SLG: 0.345 (9, 6)	B CH 84 D CU 72 X SI 93 2-0 2-H 1B			B SI 91 C SL 83 B CU 71 F CH 85 X ST 73 2-2 ② F8		B ST 74 X SL 79 1-0 ③ G5-3 1-2		B SI 100 1 SAFE C SI 100 S SI 100 X SI 100 1-2 25 FC5 17 BB 1B 1-2		4 0	0 0	2 0	1 0	0 0	0 0	1 0
17 Isaac Paredes, R (1, 4) OBP: 0.353, SLG: 0.488	C SI 92 F CH 84 C SI 93 0-3 ③ K			C ST 74 B CH 85 T SI 92 F SI 94 B SI 92 S CU 72 2-3 ③ K			X SL 80 0-0 ① G5-3	B FF 97 B FF 97 B SL 87 B FF 97 4-0 1-2 2-3 BB		3	0	0	0	1	2	1
25 Curtis Mead, R (1, 5) OBP: 0.359, SLG: 0.421		B SI 92 X SI 91 1-0 ① G4-3			C SI 92 C SI 93 X SI 94 0-2 37 G5-3 1B		C SI 91 X CH 84 0-1 HR	C FF 97 C FF 97 F FF 98 B SL 90 X SL 90 1-2 ③ FC5 2-3f		4	1	2	1	0	0	3
62 Jonathan Aranda, L (1, 10) OBP: 0.306, SLG: 0.282		C CU 70 X CU 72 0-1 ② G4-3			C SI 92 F SI 92 S FC 91 0-3 ① K		C CU 70 F CU 72 C SI 93 0-3 ② K		F FF 96 B FF 97 B FF 97 C SL 84 F SL 88 X SL 86 2-2 ① P5	4	0	0	0	0	2	1
37 Osleivis Basabe, R (1, 6) OBP: 0.279, SLG: 0.316 (9, 7)		C SI 92 F CH 87 S ST 73 0-3 ③ K			C SI 93 1 SAFE X SL 80 0-1 ② G5-3 1-2		C SI 92 X ST 73 0-1 1B		F FF 97 B FF 97 B FF 97 B FF 97 X SL 86 3-1 ② F8	4	0	1	0	0	1	1
50 René Pinto, R (1, 2) OBP: 0.258, SLG: 0.437			C SI 93 S CU 71 B ST 73 B FC 88 B FC 89 T SI 92 3-2 ① K		D CU 73 F SI 93 D CU 72 X CH 86 2-1 ③ L7		C SI 96 S SI 96 F ST 84 S FF 97 0-3 ③ K		C SL 85 B SL 86 C SL 87 C SL 86 1-3 ③ K	4	0	0	0	0	3	2
Inning Stats	R: 1 H: 2 E: 0 LOB: 1 K: 2 BB: 0 S: 12 P: 19	R: 0 H: 0 E: 0 LOB: 0 K: 1 BB: 0 S: 6 P: 7	R: 0 H: 0 E: 0 LOB: 0 K: 2 BB: 0 S: 9 P: 18	R: 0 H: 0 E: 0 LOB: 0 K: 1 BB: 0 S: 9 P: 13	R: 0 H: 1 E: 0 LOB: 1 K: 1 BB: 0 S: 10 P: 12	R: 0 H: 1 E: 0 LOB: 1 K: 0 BB: 0 S: 7 P: 11	R: 1 H: 2 E: 0 LOB: 1 K: 2 BB: 0 S: 12 P: 12	R: 0 H: 2 E: 0 LOB: 3 K: 2 BB: 1 S: 17 P: 30	R: 0 H: 0 E: 0 LOB: 0 K: 1 BB: 0 S: 9 P: 15	1B: 6 SF: 0 2B: 1 SAC: 0 3B: 0 DP: 0 HR: 1 HBP: 0						WP: 0 PA: 36 PB: 0 SB: 1 CS: 0	

	AB	35
	R	2
	H	8
	RBI	2
	BB	1
	SO	12
	LOB	11

PITCHER		IP	WLS	BF	H	R	ER	SO	BB	IBB	HBP	BLK	WP	HR	S	P	ERA	WHIP
40 Chris Bassitt, R ERA: 3.74	(1, 1)	6.2	W	26	6	2	2	8	0	0	0	0	0	1	61	88	2.70	0.900
12 Jordan Hicks, R ERA: 3.16	(7, 1)	1.0	H	5	2	0	0	3	0	0	0	0	0	0	17	25	0.00	2.000
68 Jordan Romano, R ERA: 2.4	(8, 1)	1.1	S	5	0	0	0	1	1	0	0	0	0	0	13	24	0.00	0.750

PITCHER	IP	WLS	BF	H	R	ER	SO	BB	IBB	HBP	BLK	WP	HR	S	P	ERA	WHIP

Batter	1	2	3	4	5	6	7	8	9	AB	R	H	RBI	BB	SO	LOB
4 George Springer, R (1, 10) OBP: 0.329, SLG: 0.404	S SL 90 S ST 81 B FS 85 B ST 82 F SI 94 F FF 96 F ST 82 B FS 85 F SL 90 3-2 X SI 84 G5-3		B ST 81 F SI 92 X SL 90 1-1 F9	B SL 90 X SL 89 1-0 F7		S FC 90 F FC 91 B SI 94 F FF 94 X SL 84 1-2 11 1B 27 1B 1-H 3-H 2B		B SL 89 F SL 89 B SI 94 X SI 95 2-1 G6-3 2-3	C CH 84 S ST 80 F CH 83 B CH 84 S CH 83 1-3 K	6	1	1	2	0	1	2
11 Bo Bichette, R (1, 6) OBP: 0.334, SLG: 0.467	C SL 91 S FF 95 F FF 94 X FS 85 0-2 G6-3		C FF 94 B FS 86 F SL 90 S FF 94 1-3 K		B ST 80 F SL 88 S FS 84 B FS 85 X FS 84 2-2 8 G3-4-3 1B	B FC 91 X FC 91 1-0 27 1B 8 2B 2-3 1B		B SI 94 B SI 93 S SL 90 F FF 94 T FF 94 2-2 K		5	1	2	0	0	2	2
27 Vladimir Guerrero Jr., R (1, 3) OBP: 0.345, SLG: 0.438	B ST 82 X SL 90 1-0 1B		B SI 93 B ST 81 B ST 81 B SL 89 4-0 8 2B BB		X SI 92 0-0 F9	X SI 94 0-0 8 2B 1-3 3-H 1B		B FF 98 B SL 88 B SL 86 B FF 99 4-0 26 HBP 15 BB 8 BB 3-H BB		3	1	2	1	2	0	1
8 Cavan Biggio, L (1, 9) OBP: 0.339, SLG: 0.384	C SI 94 B SI 93 X SL 90 1-1 G4-3		C SL 89 F SI 93 B FF 95 X FS 85 1-2 1-3 2B		B SI 93 C SL 87 C FF 93 B FF 94 X SL 89 2-2 G3-4-3 1-2	X FC 90 0-0 1-3 3-H 2B		B FF 98 C FF 98 B FF 97 C SL 86 B FF 98 B SL 87 4-2 15 BB 26 HBP 1-2 BB		4	0	2	1	1	0	2
26 Matt Chapman, R (1, 5) OBP: 0.333, SLG: 0.422		C FF 94 C FF 94 F FF 94 B ST 81 X SI 94 1-2 G6-3	F SI 93 H SI 93 1-1 HBP		B SI 92 C SL 90 B FF 94 B FF 93 C SL 89 S FF 94 3-3 K	F SI 94 S SI 95 B FF 95 B FF 95 F SI 95 F FF 95 X SI 96 2-2 G4-3		F FF 98 S FF 99 F FF 99 H FF 99 1-2 15 BB 1-2 2-3 HBP		3	0	0	0	0	1	3
25 Daulton Varsho, L (1, 7) OBP: 0.284, SLG: 0.378 15 Whit Merrifield, R (7, PH) OBP: 0.322, SLG: 0.390 (7, 7)		C SL 89 S FS 85 B FS 85 S FS 85 1-3 K	X SL 90 0-0 G3			C FS 84 F SL 88 S FS 84 0-3 K	C SL 85 F FF 92 B SL 84 X SL 86 1-2 E6 36 F8 39 F7-2	B SL 87 B FF 99 B FF 98 B FF 98 4-0 1-2 2-3 3-H BB		3 1	0 0	0 0	0 1	0 1	2 0	3 0
36 Davis Schneider, R (1, 4) OBP: 0.400, SLG: 0.595		S SL 90 B ST 81 B SL 90 B FF 94 H FF 94 4-1 39 2B HBP		S SL 88 X SL 90 0-1 F7		C FF 93 B SL 88 S SL 88 X SI 93 1-2 F8	S FF 93 B FF 92 X SL 85 1-1 F8 2-3	C FF 94 B SL 80 T SL 80 S CH 83 1-3 K		4	0	0	0	0	1	4
39 Kevin Kiermaier, L (1, 8) OBP: 0.326, SLG: 0.429		F SI 92 S SL 90 B SI 93 X FS 85 1-2 1-3 2B		B SI 93 C SI 92 S FS 85 F FF 95 B FS 85 S FS 85 2-3 K		C FF 94 F FS 84 X SI 93 0-2 E5 55 E 55 WP 4 2B	B FF 93 S FF 93 X FF 92 1-1 F7-2 3-H		C CH 82 B CH 82 F CH 83 F CH 83 B FF 94 X CH 83 2-2 L7	5	1	1	0	0	1	1
55 Tyler Heineman, S (1, 2) OBP: 0.333, SLG: 0.229 5 Santiago Espinal, R (8, PH) OBP: 0.312, SLG: 0.338 31 Cam Eden, R (8, PR) 30 Alejandro Kirk, R (8, 2) OBP: 0.334, SLG: 0.352		X SL 90 0-0 G3-1		S SI 93 X SI 92 0-1 1B		F SL 88 F SL 87 B FF 93 S FS 84 1-3 K 4 2B 1-3		X SI 94 0-0 4 G6-3 27 WP 2B	C SL 80 B SL 80 F CH 84 X FF 94 1-2 L9	3 1 0 1	1 0 1 0	1 0 0 0	0 0 0 0	0 0 0 0	1 0 0 0	3 0 0 0
Inning Stats	R: 0 E: 0 K: 0 S: 14 H: 1 LOB: 1 BB: 0 P: 19	R: 0 E: 0 K: 1 S: 12 H: 1 LOB: 2 BB: 0 P: 19	R: 0 E: 0 K: 1 S: 10 H: 1 LOB: 3 BB: 1 P: 18	R: 0 E: 0 K: 1 S: 9 H: 1 LOB: 1 BB: 0 P: 12	R: 0 E: 0 K: 1 S: 10 H: 1 LOB: 1 BB: 0 P: 17	R: 4 E: 2 K: 2 S: 24 H: 4 LOB: 2 BB: 0 P: 30	R: 0 E: 1 K: 0 S: 7 H: 0 LOB: 0 BB: 0 P: 10	R: 2 E: 0 K: 2 S: 14 H: 1 LOB: 3 BB: 3 P: 32	R: 0 E: 0 K: 1 S: 11 H: 0 LOB: 0 BB: 0 P: 15	1B: 5 2B: 6 3B: 0 HR: 0 SF: 0 SAC: 0 DP: 1 HBP: 3						WP: 2 PB: 0 SB: 0 CS: 0 PA: 46

PITCHER		IP	WLS	BF	H	R	ER	SO	BB	IBB	HBP	BLK	WP	HR	S	P	ERA	WHIP
52 Zack Littell, R ERA: 3.86	(1, 1)	5.2		27	5	2	2	6	1	0	2	0	1	0	67	99	3.18	1.059
64 Shawn Armstrong, R ERA: 1.44	(6, 1)	0.1		5	4	2	0	0	0	0	0	0	0	0	12	16	0.00	12.000
38 Colin Poche, L ERA: 2.03	(7, 1)	1.0	H	3	0	0	0	0	0	0	0	0	0	0	7	10	0.00	0.000
36 Andrew Kittredge, R ERA: 4.15	(8, 1)	0.2	H	3	1	2	2	1	0	0	0	0	0	0	6	10	27.00	1.500
29 Pete Fairbanks, R ERA: 2.7	(8, 1)	0.0	B	4	0	0	0	0	3	0	1	0	1	0	5	18	∞	∞

PITCHER		IP	WLS	BF	H	R	ER	SO	BB	IBB	HBP	BLK	WP	HR	S	P	ERA	WHIP
48 Chris Devenski, R ERA: 4.81	(8, 1)	1.1	W	4	0	0	0	2	0	0	0	0	0	0	14	19	0.00	0.000

TOP

Toronto Blue Jays @ Tampa Bay Rays

Tropicana Field, St. Petersburg, FL

Sat Sep 23 2023, 4:13 PM - 7:17 PM EDT

Att. 22,655 - Dome - 72 F

livebaseballscorecards.com

AB	39
R	6
H	10
RBI	5
BB	4
SO	9
LOB	21

Toronto Blue Jays @ Tampa Bay Rays

Tropicana Field, St. Petersburg, FL

Sat Sep 23 2023, 4:13 PM - 7:17 PM EDT

Att. 22,655 - Dome - 72 F

livebaseballscorecards.com

BOTTOM

Batter	1	2	3	4	5	6	7	8	9	AB	R	H	RBI	BB	SO	LOB
2 Yandy Díaz, R (1, 3) OBP: 0.407, SLG: 0.515	C SI 86 F SI 87 B FF 88 F FF 89 F CH 78 X FF 89 1-2 HR	C CU 70 B CH 78 B CH 79 F CH 77 H CU 66 3-2 87 1B HBP		C FF 88 C CU 69 X CU 64 0-2 87 G6-3 1B		C SL 86 C FF 97 X SL 87 0-2 1B			B SL 86 B SL 86 B SL 86 C FF 96 X FF 94 3-1 87 1B 25 1B 2B	4	1	4	1	0	0	0
10 Raimel Tapia, L (9, PR) OBP: 0.308, SLG: 0.338										0	1	0	0	0	0	0
87 Harold Ramírez, R (1, 7) OBP: 0.346, SLG: 0.447	B SI 87 B FC 84 B SI 88 B SI 88 4-0 1 BB 15 HR BB	B FC 83 B CH 78 X CH 77 2-0 1-2 1B		B FC 83 C FC 83 X CH 78 1-1 ② G6-3 1-2		S SL 87 S SL 86 D SL 87 1 SAFE F FF 96 F SL 84 F SL 85 S SL 85 1-3 ② K			F FF 97 X FF 96 0-1 1 FC 25 1B 15 1B 2-3 1B	4	2	2	0	1	1	2
25 Curtis Mead, R (1, 5) OBP: 0.348, SLG: 0.403	C CU 71 X CH 80 0-1 ① F7	B FC 83 F FF 87 X FF 88 1-1 ③ L8		X CH 78 0-0 ③ G5-3		C FF 96 F FF 96 B FF 96 S SL 86 1-3 ③ K			F SL 86 X SL 88 0-1 1 FC 1-2 3-H 1B	5	0	1	1	0	1	5
17 Isaac Paredes, R (1, 4) OBP: 0.352, SLG: 0.484	B CH 78 F CH 78 S CU 71 S CU 66 1-3 ② K		C FC 83 C CH 76 B FF 88 B FC 85 X FC 84 2-2 ① G6-3		B FC 83 F CH 77 B CH 76 F FC 83 B FF 89 F CH 79 F FC 85 B CH 79 4-2 13 WP 15 1B BB		F FF 95 B SL 86 B SL 86 C SL 86 X FF 96 2-2 ① L9		F FF 96 S SL 88 B SL 87 B SL 88 S SL 88 2-3 ① K	4	0	0	0	1	2	3
1 Junior Caminero, R (1, 10) OBP: 0.400, SLG: 0.250	B CH 77 S CH 78 B FF 88 B CH 77 F CH 77 F FF 88 B CU 70 4-2 15 HR 1-2 BB		X CU 71 0-0 1B		C FC 85 B CH 78 B CH 77 C FF 87 X FF 88 2-2 ① F9		C SL 86 C SL 86 B FF 95 F FF 96 B SL 88 B SL 87 S FF 96 3-3 ② K		B FF 97 B SL 87 X SL 89 2-0 ② FC 15 1B 1-2f 2-3	4	1	1	0	1	1	3
15 Josh Lowe, L (1, 9) OBP: 0.328, SLG: 0.487	C FF 88 F FF 88 B FF 88 F CU 65 B FC 82 X FF 88 2-2 1-H 2-H HR		C FC 84 T CU 70 X CU 70 0-2 ② P5		X FC 82 0-0 13 WP 1-2 1B		B FC 90 F FC 91 S FF 98 F FF 98 B FF 98 S FF 98 2-3 ③ K		B FF 98 X FF 96 1-0 1-2 3-H 1B	5	1	3	4	0	1	1
13 Manuel Margot, R (1, 8) OBP: 0.302, SLG: 0.362	B SI 87 B FC 82 X SI 87 2-0 ③ G6-3		B FC 82 C CH 77 F FF 87 S CU 64 1-3 ③ K		T CH 82 S CH 81 F CH 82 B CH 82 X CH 81 1-2 ② P4 1-2 2-3			B FF 97 C SL 91 B CU 86 X CU 84 2-1 ① L7		4	0	0	0	0	1	3
14 Christian Bethancourt, R (1, 2) OBP: 0.254, SLG: 0.381 62 Jonathan Aranda, L (8, PH) OBP: 0.302, SLG: 0.278 50 René Pinto, R (9, 2) OBP: 0.258, SLG: 0.437		X SI 85 0-0 ① P4		B FC 84 F CH 77 F FC 83 X FF 87 1-2 HR	S CH 80 B FF 93 C FF 93 X CH 83 1-2 ③ G5-3			B CU 84 B CU 84 C FF 94 S CU 84 S CU 84 2-3 ② K		3	1	1	1	0	0	2
										1	0	0	0	0	1	0
										0	0	0	0	0	0	0
6 Taylor Walls, S (1, 6) OBP: 0.307, SLG: 0.340		B SI 85 X SI 87 1-0 ② G4-3		C FC 82 B CU 69 C FF 87 F FF 88 X FC 83 1-2 ① G5-3		S FF 95 S FF 96 B FF 96 B FF 96 B FF 96 X FF 95 3-2 ① G4-3		B FF 94 C CU 84 C CU 83 S FF 96 1-3 ③ K		4	0	0	0	0	1	0

Inning Stats																		
	R: 4 E: 0 K: 1 S: 18	H: 2 LOB: 0 BB: 2 P: 32	R: 0 E: 0 K: 0 S: 7	H: 1 LOB: 2 BB: 0 P: 14	R: 0 E: 0 K: 1 S: 10	H: 1 LOB: 1 BB: 0 P: 13	R: 1 E: 0 K: 0 S: 13	H: 2 LOB: 1 BB: 0 P: 16	R: 0 E: 0 K: 0 S: 15	H: 1 LOB: 2 BB: 1 P: 23	R: 0 E: 0 K: 2 S: 15	H: 1 LOB: 1 BB: 0 P: 20	R: 0 E: 0 K: 2 S: 11	H: 0 LOB: 0 BB: 0 P: 18	R: 0 E: 0 K: 2 S: 8	H: 0 LOB: 0 BB: 0 P: 13	R: 2 E: 0 K: 1 S: 11	H: 4 LOB: 2 BB: 0 P: 19

	AB	38
	R	7
	H	12
	RBI	7
	BB	3
	SO	9
	LOB	19

	1B: 8	SF: 0	WP: 1	PA: 42
	2B: 1	SAC: 0	PB: 0	
	3B: 0	DP: 0	SB: 0	
	HR: 3	HBP: 1	CS: 0	

PITCHER		IP	WLS	BF	H	R	ER	SO	BB	IBB	HBP	BLK	WP	HR	S	P	ERA	WHIP
99 Hyun Jin Ryu, L ERA: 3.31	(1, 1)	4.1		24	7	5	5	2	3	0	1	0	0	3	56	89	10.38	2.308
33 Trevor Richards, R ERA: 4.7	(5, 1)	0.2		2	0	0	0	0	0	0	0	0	1	0	7	9	0.00	0.000
37 Chad Green, R ERA: 5.4	(6, 1)	1.2		6	1	0	0	3	0	0	0	0	0	0	22	32	0.00	0.600
92 Génesis Cabrera, L ERA: 4.05	(7, 1)	0.1		1	0	0	0	1	0	0	0	0	0	0	4	6	0.00	0.000
93 Yimi García, R ERA: 4.02	(8, 1)	1.0	H	3	0	0	0	2	0	0	0	0	0	0	8	13	0.00	0.000

PITCHER		IP	WLS	BF	H	R	ER	SO	BB	IBB	HBP	BLK	WP	HR	S	P	ERA	WHIP
68 Jordan Romano, R ERA: 2.68	(9, 1)	0.2	L	6	4	2	2	1	0	0	0	0	0	0	11	19	27.00	6.000

Batter	1	2	3	4	5	6	7	8	9	AB	R	H	RBI	BB	SO	LOB
4 George Springer, R (1, 9) OBP: 0.328, SLG: 0.407	F FF 96 C FF 96 B CU 79 B CU 80 S FF 96 2-3 K	B FC 92 X FS 88 1-0 1-H 3-H IHR			X FF 96 0-0 G6-3		B CU 78 F FF 94 B FF 96 C CU 79 S FC 87 2-3 K		B SL 81 C FC 90 X SL 82 1-1 F7	5	1	1	3	0	2	0
11 Bo Bichette, R (1, 6) OBP: 0.334, SLG: 0.472	B FF 96 F FF 97 T FC 92 X FF 96 1-2 P3	B FF 97 B FF 96 X FF 95 2-0 G6-3			S FC 93 F FF 96 X FF 97 0-2 P3		C CU 78 X FC 87 0-1 1B		X SI 92 0-0 HR	5	1	2	1	0	0	0
27 Vladimir Guerrero Jr., R (1, 10) OBP: 0.345, SLG: 0.448	X FF 97 0-0 P6		X FC 92 0-0 G6-3			B CU 76 B FF 96 F FF 96 X FF 95 2-1 HR	B CU 78 F CU 77 B FC 87 F CU 78 D FS 90 X CU 79 3-2 G6-3		S FC 90 F FC 89 B FF 91 B SL 82 F SI 92 B FC 90 X SI 90 3-2 HR	5	2	2	2	0	0	1
8 Cavan Biggio, L (1, 3) OBP: 0.333, SLG: 0.377		C FF 95 F FF 94 B FF 95 C FS 90 1-3 K	C FF 95 C CU 78 X FF 95 0-2 L5			X FF 97 0-0 F8		C FF 91 C FF 92 F FF 92 B SL 84 B FF 92 F FF 92 F SL 85 B SL 86 S FF 91 3-3 K	F SI 92 B FC 88 F FC 89 B CH 83 S FC 90 2-3 K	5	0	0	0	0	3	0
26 Matt Chapman, R (1, 5) OBP: 0.333, SLG: 0.420		X FF 96 0-0 F7	X FF 95 0-0 P3			F FC 91 B FF 96 B FC 90 B FF 95 B FF 95 4-1 30 1B BB		B FF 92 X FF 92 1-0 30 S 25 3B 1B	B FC 89 S SL 80 B CU 81 F FC 89 B SL 82 F FF 91 F FF 92 S CU 80 3-3 K	4	1	1	0	1	1	0
30 Alejandro Kirk, R (1, 2) OBP: 0.336, SLG: 0.352		B FF 96 B FC 92 B FF 96 B FF 95 4-0 25 2B 15 1B BB	B FC 91 X FF 95 1-0 L6			C FC 90 C CU 77 D FS 89 F CU 77 D FC 88 F FC 88 X FF 96 2-2 1-2 1B		B SL 84 B SL 84 C FF 92 X SL 84 2-1 1-2 G5-3		3	1	1	0	1	0	1
25 Daulton Varsho, L (1, 7) OBP: 0.285, SLG: 0.385		D FS 89 F FF 96 X FF 94 1-1 15 1B 1-3 2B	B CU 80 F FF 96 X FS 91 1-1 G4-3			F FS 89 X FS 89 0-1 F9		S FF 92 X FF 92 0-1 2-H 3B		4	1	2	1	0	0	2
15 Whit Merrifield, R (1, 4) OBP: 0.324, SLG: 0.390		B FF 96 C FC 92 X FC 92 1-1 39 1B 4 IHR 2-H 3-H 1B	S FC 91 B FC 88 B CU 78 B FF 97 X FF 97 3-1 G5-3			S FC 89 C CU 78 D CU 79 F FS 89 S FC 87 1-3 K		0-0 IBB		3	1	1	2	1	1	2
39 Kevin Kiermaier, L (1, 8) OBP: 0.325, SLG: 0.427		X FF 96 0-0 4 IHR 1-3 1B			C FS 89 B CU 81 X FS 89 1-1 G4-3		C CU 76 X FS 89 0-1 G4-3	S SL 86 B SL 86 X FF 93 1-1 G6-3		4	1	1	0	0	0	2
Inning Stats	R: 0 E: 0 K: 1 S: 7 H: 0 LOB: 0 BB: 0 P: 10	R: 5 E: 0 K: 1 S: 11 H: 4 LOB: 0 BB: 1 P: 21	R: 0 E: 0 K: 0 S: 5 H: 0 LOB: 0 BB: 0 P: 5	R: 0 E: 0 K: 0 S: 5 H: 0 LOB: 0 BB: 0 P: 10	R: 0 E: 0 K: 0 S: 6 H: 0 LOB: 0 BB: 0 P: 7	R: 1 E: 0 K: 1 S: 15 H: 2 LOB: 2 BB: 1 P: 24	R: 0 E: 0 K: 1 S: 10 H: 1 LOB: 1 BB: 0 P: 15	R: 1 E: 0 K: 1 S: 13 H: 2 LOB: 2 BB: 1 P: 20	R: 2 E: 0 K: 2 S: 15 H: 2 LOB: 0 BB: 0 P: 24	1B: 5 2B: 1 3B: 1 HR: 4 SF: 0 SAC: 0 DP: 0 HBP: 0						

TOP

Toronto Blue Jays @ Tampa Bay Rays

Tropicana Field, St. Petersburg, FL

Sun Sep 24 2023, 1:10 PM - 4:03 PM EDT

Att. 22,472 - Dome - 72 F

livebaseballscorecards.com

AB	38
R	9
H	11
RBI	9
BB	3
SO	7
LOB	8

PITCHER	IP	WLS	BF	H	R	ER	SO	BB	IBB	HBP	BLK	WP	HR	S	P	ERA	WHIP
45 Taj Bradley, R (1, 1) ERA: 5.52	7.0	L	30	7	6	6	4	2	0	0	0	0	1	59	92	7.71	1.286
38 Colin Poche, L (8, 1) ERA: 2.15	1.0		6	2	1	1	1	0	1	0	0	0	0	13	20	9.00	2.000
61 Erasmo Ramírez, R (9, 1) ERA: 6.12	1.0		5	2	2	2	2	0	0	0	0	0	2	15	24	18.00	2.000

PITCHER	IP	WLS	BF	H	R	ER	SO	BB	IBB	HBP	BLK	WP	HR	S	P	ERA	WHIP

Batter	1	2	3	4	5	6	7	8	9	AB	R	H	RBI	BB	SO	LOB
2 Yandy Díaz, R (1, 3) OBP: 0.408, SLG: 0.515	F FF 94 X CU 84 0-1 87 1B 17 1B 1B	C CU 83 S FF 95 B FF 94 B FF 94 F CU 84 X CU 83 2-2 ③ F8		X FF 94 0-0 87 PO 1-2 1B			C FF 96 B FF 94 B CU 84 X SL 90 2-1 ① P5	C FS 86 S FS 86 T FF 95 0-2 ③ K		2	1	1	0	0	0	0
37 Osleivis Basabe, R (3, 4) OBP: 0.281, SLG: 0.317										3	0	1	0	0	1	2
87 Harold Ramírez, R (1, 7) OBP: 0.349, SLG: 0.449	B FF 94 T CU 80 B SL 88 F CU 81 B FF 94 F CU 82 X CU 83 3-2 17 1B 1 1B 1-2 1B	B CU 82 C SL 88 F FF 94 X CU 84 1-2 25 1B 1B	F SL 89 S FF 94 1 SAFE 0-2 ③ PO 1-2	F CH 82 B CH 81 X CH 82 1-1 ① L7		X SI 93 0-0 25 FC 1B			F SI 97 C SI 97 B ST 85 F SI 99 X SI 100 1-2 ① G6-3	5	1	3	0	0	0	0
25 Curtis Mead, R (1, 5) OBP: 0.351, SLG: 0.394	C SL 88 B FF 93 F SL 89 S SL 89 1-3 ① K	X FF 94 0-0 ① 1-3 1B	C FF 92 B FF 92 S CH 82 B CH 82 B FF 93 F CH 82 B FF 92 4-2 BB			B CU 81 F CU 84 B CU 84 X SI 94 2-1 ② FC 17 HR 1-2f		B ST 85 C SI 99 X SI 99 1-1 ② G1	4	1	1	0	1	1	3
17 Isaac Paredes, R (1, 4) OBP: 0.354, SLG: 0.490	C CU 83 X FF 92 0-1 1 1B 1-3 2-H 1B	F SL 89 F FF 95 F FF 94 X FF 95 0-2 ② L9	D CH 82 B CH 82 C FF 92 B CH 82 S CH 82 1 SAFE F FF 93 S CH 83 3-3 ② K			X CU 82 0-0 1-H HR		C SI 100 B SI 99 B SI 100 B ST 86 D SI 100 4-1 BB	4	1	2	3	1	1	2
(3, 3)																
1 Junior Caminero, R (1, 10) OBP: 0.300, SLG: 0.222	B FF 94 F FF 94 X CU 82 1-1 1-2 3-H 1B	T SL 89 F SL 89 F FF 94 D FF 95 B FF 94 S SL 90 2-3 ③ K	B FF 93 S CH 82 S CH 82 X CH 83 1-2 ③ P2			C FF 95 F FF 95 B FF 95 B CU 87 B CU 86 S SL 90 3-3 ③ K		C SI 100 B SI 99 X SI 100 1-1 ③ G2-3	5	0	1	1	0	2	3
15 Josh Lowe, L (1, 9) OBP: 0.327, SLG: 0.487	F FF 94 S SL 86 F FF 93 S SL 87 0-3 ② K			B SL 88 S SL 87 X CU 82 1-1 6 1B 2B	C FF 92 B CH 83 B CH 82 S FF 92 F CH 83 B FF 92 F FF 93 F FF 93 F CH 83 3-3 ① F CH 83 S CH 83 K			F FF 91 B FF 92 F FS 84 B FF 94 F FS 86 S FS 85 2-3 ① K	4	1	1	0	0	3	2
13 Manuel Margot, R (1, 8) OBP: 0.302, SLG: 0.361	F FF 94 C FF 93 F FF 93 B CU 82 S SL 87 1-3 ③ K			X SL 89 0-0 ① G6-3		C CH 81 B CH 82 B CH 82 X FF 92 2-1 ② F9		B FF 94 B SL 85 C SL 85 X FF 93 2-1 6 BB 1B	4	0	1	0	0	1	3
50 René Pinto, R (1, 2) OBP: 0.258, SLG: 0.429		B FF 93 C SL 87 B CU 82 F SL 88 F SL 90 S FF 94 2-3 ① K		S FF 94 B FF 94 B FF 95 S SL 88 S SL 88 2-3 ② K		F CH 82 X CH 82 0-1 1B		B SL 87 B FS 84 B SL 86 S FF 94 S FF 93 F FF 94 X FS 84 3-2 ② F7	4	0	1	0	0	2	2
6 Taylor Walls, S (1, 6) OBP: 0.310, SLG: 0.340		C CU 83 F FF 94 B FF 94 B CU 84 C CU 83 2-3 ② K		C CU 82 X FF 95 0-1 37 1B 2-H 1B		B CH 81 S CH 81 C CH 81 D CH 82 B FF 92 X CH 82 3-2 ③ G3		B FS 85 B FS 85 B FF 93 B FS 85 4-0 1-2 BB	3	0	1	1	1	1	1
Inning Stats	R: 2 E: 0 K: 3 S: 21 H: 4 LOB: 2 BB: 0 P: 27	R: 0 E: 0 K: 2 S: 11 H: 0 LOB: 0 BB: 0 P: 17	R: 0 E: 0 K: 1 S: 12 H: 2 LOB: 1 BB: 0 P: 15	R: 1 E: 0 K: 1 S: 11 H: 3 LOB: 1 BB: 0 P: 14	R: 0 E: 0 K: 1 S: 12 H: 0 LOB: 1 BB: 1 P: 21	R: 0 E: 0 K: 1 S: 15 H: 1 LOB: 1 BB: 0 P: 23	R: 2 E: 0 K: 1 S: 9 H: 2 LOB: 0 BB: 0 P: 16	R: 0 E: 0 K: 2 S: 13 H: 1 LOB: 2 BB: 1 P: 24	R: 0 E: 0 K: 0 S: 9 H: 0 LOB: 1 BB: 1 P: 16	1B: 11 2B: 1 3B: 0 HR: 1	SF: 0 SAC: 0 DP: 0 HBP: 0					

PITCHER		IP	WLS	BF	H	R	ER	SO	BB	IBB	HBP	BLK	WP	HR	S	P	ERA	WHIP
16 Yusei Kikuchi, L ERA: 3.82	(1, 1)	4.0		19	9	3	3	7	0	0	0	0	0	0	55	73	6.75	2.250
33 Trevor Richards, R ERA: 4.57	(5, 1)	2.0	W	8	1	0	0	2	1	0	0	0	0	0	27	44	0.00	1.000
93 Yimi García, R ERA: 4.24	(7, 1)	1.0	H	5	2	2	2	1	0	0	0	0	0	1	9	16	18.00	2.000
50 Erik Swanson, R ERA: 3.11	(8, 1)	1.0	H	5	1	0	0	2	1	0	0	0	0	0	13	24	0.00	2.000
12 Jordan Hicks, R ERA: 3.11	(9, 1)	1.0		4	0	0	0	0	1	0	0	0	0	0	9	16	0.00	1.000

PITCHER	IP	WLS	BF	H	R	ER	SO	BB	IBB	HBP	BLK	WP	HR	S	P	ERA	WHIP

BOTTOM

Toronto Blue Jays @ Tampa Bay Rays

Tropicana Field, St. Petersburg, FL

Sun Sep 24 2023, 1:10 PM - 4:03 PM EDT

Att. 22,472 - Dome - 72 F

livebaseballscorecards.com

AB	38
R	5
H	13
RBI	5
BB	3
SO	12
LOB	18

1B: 11	SF: 0	WP: 0	PA: 42
2B: 1	SAC: 0	PB: 0	
3B: 0	DP: 0	SB: 0	
HR: 1	HBP: 0	CS: 0	

Tampa Bay Rays @ Boston Red Sox

Fenway Park, Boston, MA

Tue Sep 26 2023, 7:14 PM - 10:12 PM EDT

Att. 34,094 - Partly Cloudy - 56 F

TOP

livebaseballscorecards.com

Batter	1	2	3	4	5	6	7	8	9	AB	R	H	RBI	BB	SO	LOB
62 Jonathan Aranda, L (1, 3) OBP: 0.330, SLG: 0.316	C FF 94 S SL 84 H SL 84 1-2 1 2B HBP	C SI 92 S FC 86 F FS 87 B FS 86 X SL 83 1-2 17 G5-4-3 1B	X SI 92 0-0 2B			C SI 93 S SL 82 B SI 95 X SI 94 1-2 ② G4-3		B SI 95 B SL 86 F SI 95 F SL 88 X CH 93 2-2 1 FC5-4 3-H 1B		4	1	3	1	0	0	0
1 Junior Caminero, R (1, 5) OBP: 0.267, SLG: 0.286	C SI 93 B SI 92 X SL 85 1-1 17 E 15 1B 1-H 2B	S SI 92 F SI 92 F SL 84 B SI 95 S FS 88 1-3 ① K	B SI 94 F SI 93 B SL 84 F SI 94 B FS 87 X SL 84 3-2 ③ G5-3			C SI 93 X SI 94 0-1 ③ F8		C SL 87 X SL 84 0-1 ③ FC5-4 1-2f		5	1	1	1	0	1	3
17 Isaac Paredes, R (1, 10) OBP: 0.351, SLG: 0.485	C SL 85 B SI 93 X SL 84 1-1 E5 25 1B 15 1B 13 1B 2-3	B SI 94 F SI 93 F SL 84 X SL 84 1-2 ② ③ G5-4-3 1-2f		B FF 94 B FF 94 C FF 94 X FF 95 2-1 ① G6-3			B FF 92 B SI 92 B ST 79 C FC 90 X SI 92 3-1 ① G6-3		B SI 96 C SL 87 B SL 85 B SL 83 F CH 95 C SI 96 3-3 ① K	5	1	0	0	0	1	2
15 Josh Lowe, L (1, 9) OBP: 0.328, SLG: 0.486	C SL 82 S FF 94 X FF 95 0-2 13 1B 25 1B 10 FC3-2 1-2 3-H 1B	C SL 84 X FS 87 0-1 25 1B 13 1B 1B	B FF 94 B CH 82 F FF 94 F FF 95 F CH 83 X CH 83 2-2 ② F8				B ST 80 X CH 87 1-0 ② G5-3		X SL 84 0-0 ② G3-1	5	1	2	1	0	0	0
25 Curtis Mead, R (1, 4) OBP: 0.354, SLG: 0.394	C SI 94 B SI 93 X SL 84 1-1 10 FC3-2 13 1B 1-2 2-3 1B	F SI 90 S SI 92 B SI 93 X SL 84 1-2 10 G3 13 1B 6 G4-3 1-2 1B	B FF 94 T CH 82 X FF 95 1-1 ③ G5-3				C SI 92 F ST 80 B SI 91 F FF 91 B ST 81 C SI 92 2-3 ③		F SI 96 F SI 96 F SL 85 B SI 97 F SL 87 X FF 96 1-2 ③ F8	5	1	2	0	0	1	0
13 Manuel Margot, R (1, 8) OBP: 0.310, SLG: 0.369	F SI 94 B SI 93 F SI 93 B FF 93 F SL 85 X SI 94 2-2 50 FC5 10 FC3-2 1-2 2-3 3-H 1B	B SL 84 F SI 93 X SI 92 1-1 6 G4-3 10 G3 50 HR 1-2 2-H 1B			B CU 75 B CU 76 X SI 88 2-0 ① 1B			B SL 88 B SL 88 C FF 95 X SL 89 2-1 6 SH5-3 10 WP 87 G4-3 1B		4	2	4	2	0	0	0
10 Raimel Tapia, L (1, 7) OBP: 0.306, SLG: 0.331	B FS 88 S SI 93 B SI 92 B SL 84 S SI 94 X SL 85 3-2 ① FC3-2 1-2 2-3 3-Hf	F SL 84 C SL 83 X SL 83 0-2 ① G3 1-2 2-3			S CU 76 F CU 76 X CU 76 0-2 ② G3			M SL 86 B SL 86 B ST 80 B FF 95 B FF 94 4-1 87 G4-3 6 SH5-3 62 1B 1-2 BB		3	1	0	0	1	0	5
6 Taylor Walls, S (1, 6) OBP: 0.307, SLG: 0.337	B SL 84 C SI 92 B SL 83 S SI 93 F SL 84 T SL 84 2-2 ② K	X SI 93 0-0 ② G4-3 2-3 3-H			B CU 76 C CU 76 C CU 76 S CU 76 1-3 ③ K			X FF 94 0-0 ① SH5-3 1-2 2-3		3	0	0	1	0	2	4
50 René Pinto, R (1, 2) OBP: 0.260, SLG: 0.457 87 Harold Ramírez, R (8, PH) OBP: 0.349, SLG: 0.448 14 Christian Bethancourt, R (8, 2) OBP: 0.254, SLG: 0.381	B SL 85 X SI 93 1-0 ③ FC5 2-3f	B SL 83 C SL 83 X SL 83 1-1 3-H HR				S SI 93 S SL 81 T SI 93 0-2 ① K		S FF 97 X SL 88 0-1 ② G4-3 2-3 3-H		3 1 0	1 0 0	1 0 0	2 1 0	0 0 0	1 0 0	3 1 0
Inning Stats	R: 3 E: 1 K: 1 S: 23 H: 4 LOB: 3 BB: 0 P: 35	R: 0 E: 0 K: 1 S: 11 H: 1 LOB: 0 BB: 0 P: 14	R: 4 E: 0 K: 0 S: 17 H: 5 LOB: 1 BB: 0 P: 23	R: 0 E: 0 K: 0 S: 8 H: 0 LOB: 0 BB: 0 P: 13	R: 0 E: 0 K: 1 S: 7 H: 1 LOB: 0 BB: 0 P: 10	R: 0 E: 0 K: 1 S: 8 H: 0 LOB: 0 BB: 0 P: 9	R: 0 E: 0 K: 1 S: 7 H: 0 LOB: 0 BB: 0 P: 13	R: 2 E: 0 K: 0 S: 11 H: 2 LOB: 1 BB: 1 P: 19	R: 0 E: 0 K: 1 S: 9 H: 0 LOB: 0 BB: 0 P: 13	1B: 10 2B: 2 3B: 0 HR: 1 SF: 0 SAC: 1 DP: 1 HBP: 1						

	AB	38
	R	9
	H	13
	RBI	9
	BB	1
	SO	6
	LOB	18

WP: 1 PA: 41
PB: 0
SB: 0
CS: 0

PITCHER		IP	WLS	BF	H	R	ER	SO	BB	IBB	HBP	BLK	WP	HR	S	P	ERA	WHIP
89 Tanner Houck, R ERA: 5.31	(1, 1)	3.0	L	20	10	7	6	2	0	0	1	0	0	1	51	72	18.00	3.333
76 Zack Kelly, R ERA: 3.24	(4, 1)	1.0		3	0	0	0	0	0	0	0	0	0	0	8	13	0.00	0.000
83 Brennan Bernardino, L ERA: 3.28	(5, 1)	1.0		3	1	0	0	1	0	0	0	0	0	0	7	10	0.00	1.000
68 Mauricio Llovera, R ERA: 4.36	(6, 1)	1.0		3	0	0	0	1	0	0	0	0	0	0	8	9	0.00	0.000
46 John Schreiber, R ERA: 4.03	(7, 1)	1.0		3	0	0	0	1	0	0	0	0	0	0	7	13	0.00	0.000

PITCHER		IP	WLS	BF	H	R	ER	SO	BB	IBB	HBP	BLK	WP	HR	S	P	ERA	WHIP
72 Chris Murphy, L ERA: 5.01	(8, 1)	0.1		3	1	2	2	0	1	0	0	0	1	0	4	10	54.00	6.000
25 Josh Winckowski, R ERA: 2.87	(8, 1)	1.2		6	1	0	0	1	0	0	0	0	0	0	16	22	0.00	0.600

BOTTOM

Batter	1	2	3	4	5	6	7	8	9	AB	R	H	RBI	BB	SO	LOB
99 Alex Verdugo, L (1, 9) OBP: 0.327, SLG: 0.425 18 Adam Duvall, R (7, PH) OBP: 0.309, SLG: 0.541 (8, 9)	C SI 91 X FC 88 0-1 ① L3		B SI 91 C FF 92 X CU 80 1-1 ② 1-3 1B		C FF 91 B CU 78 X CU 78 1-1 ② G4-3		C FF 93 F FF 94 B FF 93 X FF 93 1-2 2 1B 2B	B SI 95 C SI 95 B FC 91 S SI 95 S FF 96 2-3 ③ K		3 2	0 1	1 1	0 0	0 0	0 1	0 2
11 Rafael Devers, L (1, 5) OBP: 0.351, SLG: 0.506	S FC 89 X FC 89 0-1 ② F8		B FF 92 X SI 91 1-0 ③ G4-3		B FF 91 B FF 90 C FF 90 S FF 90 T FF 91 2-2 ③ K		S FF 93 B SL 83 S FF 92 F FF 92 F FF 93 S SL 83 1-3 ② K		C SL 88 B FF 99 C FF 98 F FF 100 S FF 99 1-3 ① K	5	0	0	0	0	3	2
2 Justin Turner, R (1, 10) OBP: 0.345, SLG: 0.457	C SI 91 B FC 87 B SI 90 X SI 90 2-1 ③ G4-3			B SI 90 B FC 86 F FC 86 C ST 78 B FF 92 X FC 88 3-2 ① P6		C SI 90 B SI 91 B SI 90 S ST 75 C SI 90 2-3 ① K	C FF 92 S FF 91 F FF 92 X FF 93 0-2 2-H 1B		S SL 88 B SL 87 S FF 99 F FF 100 S FF 99 1-3 ② K	5	0	1	1	0	2	0
7 Masataka Yoshida, L (1, 7) OBP: 0.338, SLG: 0.446		B SI 90 F CU 78 B CH 82 X FF 90 2-1 ① G4-3		C CU 80 B SI 92 X ST 79 1-1 ② G4-3		C SI 90 B SI 91 B SI 91 F SI 91 X ST 76 2-2 10 1B 52 2B 2B	B FF 92 C SL 83 F SL 83 B FF 91 B SL 82 X SL 81 3-2 ③ P6		B FF 97 F SL 88 C SL 87 S SL 86 1-3 ③ K	5	1	1	0	0	1	1
10 Trevor Story, R (1, 6) OBP: 0.235, SLG: 0.298		B SI 91 X FC 88 1-0 E9 52 G4-3		S FC 87 S CU 77 B ST 80 F FC 88 S ST 79 1-3 ③ K		B ST 77 B ST 76 C SI 90 C SI 90 X ST 77 2-2 52 2B 2-3 1B		B FC 92 B FC 92 H SI 96 3-0 29 E 47 2B HBP		3	2	1	0	0	1	0
52 Wilyer Abreu, L (1, 8) OBP: 0.435, SLG: 0.565		C CU 78 C SI 91 X ST 80 0-2 ② G4-3 2-3			F SI 90 B CH 87 B ST 80 B CH 89 F CH 89 X SI 91 3-2 29 1B 47 HR 1B	X SI 89 0-0 29 G3 1-H 3-H 2B		B FC 92 T SI 95 S SI 93 F SI 95 F FC 92 F FF 95 B SI 95 S SI 95 2-3 ① K		4	1	2	2	0	1	2
29 Bobby Dalbec, R (1, 3) OBP: 0.325, SLG: 0.405		C CU 80 B FF 92 B CU 79 C FF 92 F CU 79 S FF 92 2-3 ③ K			C FC 87 X ST 80 0-1 47 HR 1-2 1B	B SI 90 C SI 89 S ST 77 X SI 89 1-2 ② G3 2-3		S FC 92 B FF 95 B FC 91 X SI 95 2-1 FC3 47 2B 1-2		4	1	1	0	0	1	3
47 Enmanuel Valdez, L (1, 4) OBP: 0.316, SLG: 0.477			C SI 90 B FC 87 X ST 79 1-1 99 1B 1B		F SI 90 X FC 89 0-1 1-H 2-H HR	B SI 91 B ST 78 F SI 91 B FC 85 S FC 87 X SI 90 3-2 ③ F8		B SI 95 X SI 95 1-0 1-3 2-H 2B		4	1	3	4	0	0	1
3 Reese McGuire, L (1, 2) OBP: 0.314, SLG: 0.365 12 Connor Wong, R (3, 2) OBP: 0.292, SLG: 0.394			F FC 88 B CU 77 S ST 79 F FF 91 D CU 80 T CU 78 2-2 ① K		C CU 77 X FC 88 0-1 ① F9		C FF 91 F FF 92 S FF 93 0-3 ① K	T FC 92 D FC 92 B FF 95 S FC 92 S FC 92 2-3 ② K		0 4	0 0	0 0	0 0	0 0	0 3	0 3
Inning Stats	R: 0 E: 0 K: 0 S: 6 H: 0 LOB: 0 BB: 0 P: 8	R: 0 E: 1 K: 1 S: 10 H: 0 LOB: 1 BB: 0 P: 15	R: 0 E: 0 K: 1 S: 9 H: 2 LOB: 1 BB: 0 P: 14	R: 0 E: 0 K: 1 S: 9 H: 0 LOB: 0 BB: 0 P: 14	R: 3 E: 0 K: 1 S: 14 H: 3 LOB: 0 BB: 0 P: 20	R: 2 E: 0 K: 1 S: 16 H: 3 LOB: 1 BB: 0 P: 26	R: 1 E: 0 K: 2 S: 18 H: 2 LOB: 1 BB: 0 P: 23	R: 1 E: 1 K: 3 S: 15 H: 1 LOB: 2 BB: 0 P: 27	R: 0 E: 0 K: 3 S: 11 H: 0 LOB: 0 BB: 0 P: 14	1B: 6 2B: 4 3B: 0 HR: 1	SF: 0 SAC: 0 DP: 0 HBP: 1	WP: 0 PB: 0 SB: 0 CS: 0	PA: 40						

PITCHER	IP	WLS	BF	H	R	ER	SO	BB	IBB	HBP	BLK	WP	HR	S	P	ERA	WHIP
24 Zach Eflin, R (1, 1) ERA: 3.5	5.0	W	20	5	3	3	4	0	0	0	0	0	1	48	71	5.40	1.000
49 Kevin Kelly, R (6, 1) ERA: 3.17	1.0		6	3	2	2	1	0	0	0	0	0	0	16	26	18.00	3.000
38 Colin Poche, L (7, 1) ERA: 2.26	1.0	H	5	2	1	1	2	0	0	0	0	0	0	18	23	9.00	2.000
64 Shawn Armstrong, R (8, 1) ERA: 1.41	1.0	H	6	1	1	0	3	0	0	1	0	0	0	15	27	0.00	1.000
29 Pete Fairbanks, R (9, 1) ERA: 2.64	1.0	S	3	0	0	0	3	0	0	0	0	0	0	11	14	0.00	0.000

PITCHER	IP	WLS	BF	H	R	ER	SO	BB	IBB	HBP	BLK	WP	HR	S	P	ERA	WHIP

Tampa Bay Rays @ Boston Red Sox

Fenway Park, Boston, MA

Tue Sep 26 2023, 7:14 PM - 10:12 PM EDT

Att. 34,094 - Partly Cloudy - 56 F

livebaseballscorecards.com

AB	39
R	7
H	11
RBI	7
BB	0
SO	13
LOB	14

Batter	1	2	3	4	5	6	7	8	9	AB	R	H	RBI	BB	SO	LOB
62 Jonathan Aranda, L (1, 4) OBP: 0.333, SLG: 0.313	B SI 96 B SI 94 X FF 94 2-0 ① G4-3		X SI 94 0-0 1 G6-4-3 1B		B CH 86 B FF 96 B SI 94 C SI 93 B SI 94 4-1 56 G5-4-3 BB		B FF 94 X SL 88 1-0 ① F8		C SL 82 X SI 94 0-1 ② G3	4	0	1	0	1	0	0
1 Junior Caminero, R (1, 5) OBP: 0.200, SLG: 0.211	B SI 96 C FF 96 B SL 86 B SI 96 X SI 95 3-1 ② G2-3		F SL 83 B SL 86 C SI 93 X SI 94 1-2 ②③ G6-4-3 1-2f		C SI 95 S SL 86 C SL 86 0-3 ① K		C CU 76 F FF 95 B CU 77 B CH 86 S CU 77 2-3 ② K		C SI 95 S SL 82 F SL 83 F SI 94 B SL 82 X SL 81 1-2 ③ F7	5	0	0	0	0	2	2
56 Randy Arozarena, R (1, 7) OBP: 0.362, SLG: 0.426	C SI 96 F CH 86 B SL 85 F FF 94 B CH 87 X SL 86 2-2 ③ G5-3			F SI 94 F SI 94 B FF 94 X SI 94 1-2 17 1B 15 1B 87 SF9 1B	B FF 96 B SI 96 X SL 85 2-0 ②③ G5-4-3 1-2f		S SL 89 C FF 95 B CH 86 S FF 95 1-3 ③ K			4	1	1	0	0	1	1
15 Josh Lowe, L (1, 9) OBP: 0.333, SLG: 0.496		C SL 85 X FF 95 0-1 HR		X CH 85 0-0 87 SF9 17 1B 13 2B 1-2 1B		C CH 86 B CH 86 B CH 86 F SI 94 B CH 86 X SI 94 3-2 17 HR 1B		C ST 80 B ST 80 B CH 87 B SI 92 B FF 91 4-1 87 1B BB		3	3	3	1	1	0	0
17 Isaac Paredes, R (1, 3) OBP: 0.352, SLG: 0.492		B SI 94 C SI 95 S SL 86 B CH 87 B SI 96 X SI 96 3-2 ① G6-3		B SI 96 X SI 95 1-0 13 2B 1-2 2-3 1B		C SI 94 B CH 85 F SL 86 X FF 95 1-2 1-H HR		C SI 92 C ST 80 S CH 86 0-3 ① K		4	1	2	2	0	1	1
87 Harold Ramírez, R (1, 10) OBP: 0.348, SLG: 0.447		S SL 85 X SI 94 0-1 ② G1-3		S SL 87 D SL 86 X CH 86 1-1 ① SF9 2-3 3-H		X SI 96 0-0 ① G4-3		C ST 80 F ST 80 B FF 91 X ST 80 1-2 1-2 1B		3	0	1	1	0	0	0
6 Taylor Walls, S (1, 6) OBP: 0.306, SLG: 0.336		B FF 96 C SI 94 B CH 87 F FF 95 F SI 95 X CH 87 2-2 1B		L CH 85 F FF 97 S CH 87 0-3 ② K		C SL 84 X CH 87 0-1 ② F8		F ST 82 B SI 94 B CH 88 B FF 93 X FF 93 3-1 ② F7		4	0	1	0	0	1	4
13 Manuel Margot, R (1, 8) OBP: 0.313, SLG: 0.372		F SI 94 B CH 85 X FF 96 1-1 ③ F9		B SL 85 X CH 84 1-0 1-3 3-H 2B		C SL 84 B SL 86 B SI 95 B SI 94 F SI 94 B SI 95 4-2 BB		B SI 94 S ST 82 C FF 94 X ST 82 1-2 ③ G1		3	0	1	1	1	0	3
14 Christian Bethancourt, R (1, 2) OBP: 0.251, SLG: 0.376			B SI 93 B SL 84 B SI 92 C SI 94 X SI 93 3-1 ① G5-3	F SI 95 S FF 94 F FF 94 F SL 87 D SL 87 B FF 93 X SI 95 2-2 ③ G6-3		S SL 86 B FF 94 F FF 93 F SI 94 S CH 86 1-3 ③ K			B SI 92 C SI 94 F SL 83 X SI 94 1-2 ① G5-3	4	0	0	0	0	1	3

Inning Stats	1	2	3	4	5	6	7	8	9
	R: 0 E: 0 K: 0 S: 7 H: 0 LOB: 0 BB: 0 P: 14	R: 1 E: 0 K: 0 S: 13 H: 2 LOB: 1 BB: 0 P: 19	R: 0 E: 0 K: 0 S: 6 H: 1 LOB: 0 BB: 0 P: 10	R: 2 E: 0 K: 1 S: 16 H: 4 LOB: 2 BB: 0 P: 22	R: 0 E: 0 K: 1 S: 5 H: 0 LOB: 0 BB: 1 P: 11	R: 2 E: 0 K: 1 S: 15 H: 2 LOB: 1 BB: 1 P: 24	R: 0 E: 0 K: 2 S: 7 H: 0 LOB: 0 BB: 0 P: 11	R: 0 E: 0 K: 1 S: 12 H: 1 LOB: 2 BB: 1 P: 21	R: 0 E: 0 K: 0 S: 10 H: 0 LOB: 0 BB: 0 P: 12

| | | |

Tampa Bay Rays @ Boston Red Sox

Fenway Park, Boston, MA

Wed Sep 27 2023, 6:14 PM - 8:39 PM EDT

Att. 34,559 - Partly Cloudy - 61 F

BOTTOM

livebaseballscorecards.com

Batter	1	2	3	4	5	6	7	8	9	AB	R	H	RBI	BB	SO	LOB
43 Ceddanne Rafaela, R (1, 8) OBP: 0.312, SLG: 0.444	X FF 94 0-0 G4-3 ①		C SL 92 B CU 85 B CU 85 S SL 91 C FF 99 2-3 K ②			B SI 95 B SI 96 F SI 94 F SI 94 S SL 88 2-3 K ①		F ST 80 B FF 94 F CH 82 B CH 84 F SL 80 S FF 95 2-3 K ③		4	0	0	0	0	3	1
52 Wilyer Abreu, L (1, 7) OBP: 0.411, SLG: 0.530	B FF 96 C FF 96 S CU 83 S CU 84 1-3 K ②		C CU 82 S CU 84 F CU 84 X FF 98 0-2 G4-3 ③			S SI 95 B FF 94 S SI 94 X SL 88 1-2 F8 ②			C FF 97 S FS 89 B FF 97 S FC 88 1-3 K ①	4	0	0	0	0	2	1
2 Justin Turner, R (1, 3) OBP: 0.344, SLG: 0.455 19 Pablo Reyes, R (6, 3) OBP: 0.331, SLG: 0.379 (7, 5)	B CU 84 C FF 96 F SL 92 B FF 97 F FF 96 B SL 93 C FF 96 3-3 K ③			C FF 96 F FF 97 F FF 96 S CU 84 0-3 K ①		C SL 86 F SI 94 B SL 88 X SL 88 1-2 L9 ③			S FC 90 C FF 97 B FC 88 S FC 88 1-3 K ②	2 2	0 0	0 0	0 0	0 0	2 1	0 1
99 Alex Verdugo, L (1, 9) OBP: 0.328, SLG: 0.427 18 Adam Duvall, R (7, PH) OBP: 0.307, SLG: 0.537 (8, 9)		B SL 90 C FF 95 B CU 84 X FF 95 2-1 10 1B 2B		B FF 98 C FF 97 B SL 92 B CU 82 X FF 96 3-1 F9 ②			B CH 87 X FF 94 1-0 F8 ①		B FF 98 B FC 90 S FC 89 B FC 86 F FF 96 S FC 87 3-3 K ③	2 2	0 0	1 0	0 0	0 0	0 1	0 0
10 Trevor Story, R (1, 6) OBP: 0.243, SLG: 0.301		X FF 95 0-0 29 S 2-3 1B		C CU 82 B CU 83 S SL 90 B CU 84 C FF 98 2-3 K ③			B CH 86 B FF 95 B FF 94 C FF 94 F FF 95 F FF 95 B FF 96 4-2 BB			2	0	1	0	1	1	0
7 Masataka Yoshida, L (1, 10) OBP: 0.337, SLG: 0.444 30 Rob Refsnyder, R (7, PH) OBP: 0.364, SLG: 0.313 (8, 10)		F SL 89 F SL 90 1 SAFE T FF 97 0-2 K ①			C CU 81 X CU 84 0-1 G3-1 ①		C FF 95 B FF 95 S CH 88 B FF 95 F ST 82 B FF 96 F FF 95 X FF 95 3-2 F8 ②			2 1	0 0	0 0	0 0	0 0	1 0	2 1
29 Bobby Dalbec, R (1, 5) OBP: 0.326, SLG: 0.385 (7, 3)		C SL 91 B FF 98 B SL 92 B FF 98 3-1 47 G4-6-3 1-2 BB			S CU 82 B CU 83 S SL 89 B FF 98 C FF 97 2-3 K ②		C FF 95 S FF 96 S FF 96 0-3 K ③			2	0	0	0	1	2	1
47 Enmanuel Valdez, L (1, 4) OBP: 0.309, SLG: 0.466		B SL 90 S FF 95 B FF 96 C FF 96 X FF 97 2-2 G4-6-3 ②③ 1-2f			B CU 84 C FF 97 S CU 83 B CU 85 C FF 99 2-3 K ③			C FF 93 B SL 81 B CH 83 S CH 83 S CH 83 2-3 K ①		3	0	0	0	0	2	3
12 Connor Wong, R (1, 2) OBP: 0.292, SLG: 0.393			C FF 96 S FF 97 B FF 98 B FF 98 B SL 91 C FF 98 3-3 K ①			B SL 89 X SL 89 1-0 1B		X FF 95 0-0 F8 ②		3	0	1	0	0	1	0
Inning Stats	R: 0 E: 0 K: 2 S: 8 H: 0 LOB: 0 BB: 0 P: 12	R: 0 E: 0 K: 1 S: 10 H: 2 LOB: 2 BB: 1 P: 17	R: 0 E: 0 K: 2 S: 10 H: 0 LOB: 0 BB: 0 P: 15	R: 0 E: 0 K: 2 S: 9 H: 0 LOB: 0 BB: 0 P: 14	R: 0 E: 0 K: 2 S: 8 H: 0 LOB: 0 BB: 0 P: 12	R: 0 E: 0 K: 1 S: 10 H: 1 LOB: 1 BB: 0 P: 15	R: 0 E: 0 K: 1 S: 12 H: 0 LOB: 1 BB: 1 P: 20	R: 0 E: 0 K: 2 S: 8 H: 0 LOB: 0 BB: 0 P: 12	R: 0 E: 0 K: 3 S: 9 H: 0 LOB: 0 BB: 0 P: 14	1B: 2 2B: 1 3B: 0 HR: 0 SF: 0 SAC: 0 DP: 1 HBP: 0						WP: 0 PB: 0 SB: 1 CS: 0 PA: 31

PITCHER		IP	WLS	BF	H	R	ER	SO	BB	IBB	HBP	BLK	WP	HR	S	P	ERA	WHIP
20 Tyler Glasnow, R ERA: 3.53	(1, 1)	5.0	W	17	2	0	0	9	1	0	0	0	0	0	45	70	0.00	0.600
36 Andrew Kittredge, R ERA: 3.72	(6, 1)	1.0		4	1	0	0	1	0	0	0	0	0	0	10	15	0.00	1.000
30 Jake Diekman, L ERA: 3.4	(7, 1)	1.0		4	0	0	0	1	1	0	0	0	0	0	12	20	0.00	1.000
48 Chris Devenski, R ERA: 4.69	(8, 1)	1.0		3	0	0	0	2	0	0	0	0	0	0	8	12	0.00	0.000
26 Robert Stephenson, R ERA: 3.16	(9, 1)	1.0		3	0	0	0	3	0	0	0	0	0	0	9	14	0.00	0.000

PITCHER	IP	WLS	BF	H	R	ER	SO	BB	IBB	HBP	BLK	WP	HR	S	P	ERA	WHIP

Batter	1	2	3	4	5	6	7	8	9	AB	R	H	RBI	BB	SO	LOB
2 Yandy Díaz, R (1, 10) OBP: 0.411, SLG: 0.523	F FF 95 X FF 96 0-1 25 G1-4-3 1B		C CH 89 F CU 84 1 SAFE B FF 96 B FF 95 B CU 85 D CU 84 4-2 1-2 BB			B FF 94 X CU 82 1-0 2-H HR	C ST 82 C CU 83 S CU 83 0-3 ② K			2	1	2	2	1	0	0
62 Jonathan Aranda, L (7, PH) OBP: 0.330, SLG: 0.309 (7, 10)										1	0	0	0	0	1	0
87 Harold Ramírez, R (1, 9) OBP: 0.347, SLG: 0.448 (8, 3)	B FF 95 X SL 88 1-0 ① F9		X CU 84 0-0 ③ L9			B FF 94 C FF 94 B FF 94 B SL 88 S SL 87 F SL 87 F SL 87 X SL 88 3-2 25 1B 1 1B 2B	S ST 84 S CU 82 F SI 95 B SI 95 X CU 84 1-2 ③ G3			4	1	1	0	0	0	3
25 Curtis Mead, R (1, 4) OBP: 0.349, SLG: 0.387	X CU 83 0-0 ② ③ G1-4-3 1-2f			B FF 94 C CU 82 X FF 93 1-1 ① L9		B SL 85 C SL 85 F FF 95 X FF 95 1-2 56 BB 1 1B 2-3 1B		F FF 94 B FF 95 F SL 86 X SL 84 1-2 ① G4-3		4	1	1	0	0	0	1
56 Randy Arozarena, R (1, 7) OBP: 0.364, SLG: 0.425		B CU 83 B CU 83 F SL 88 S FF 94 B FF 96 D SL 90 4-2 1 G6-4-3 BB		B CU 82 X SL 88 1-0 ② P5		S FF 95 B FF 96 B FF 96 D SL 88 B FF 95 4-1 1 1B 1-2 BB		F SL 85 S SL 85 B SL 85 H FF 92 2-2 HBP		1	0	0	0	2	0	0
17 Isaac Paredes, R (1, 3) OBP: 0.349, SLG: 0.488 (8, 5)		B FF 94 C CU 82 X FF 95 1-1 ① F9		B FF 95 B SL 89 B CU 81 C SL 86 F SL 88 S SL 88 3-3 ③ K		F FF 95 F FF 95 F FF 96 B SL 86 S SL 86 1-3 ① K		C FF 93 X SL 84 0-1 ② L5		4	0	0	0	0	2	5
1 Junior Caminero, R (1, 6) OBP: 0.208, SLG: 0.217		B FF 95 X CU 85 1-0 ② ③ G6-4-3 1-2f			B FF 92 F SL 88 F SL 88 X CU 83 1-2 ① G6-3	X FF 95 0-0 1-2 2-H 3-H 1B		S SL 85 X SL 84 0-1 ③ F7		4	0	1	2	0	0	2
13 Manuel Margot, R (1, 8) OBP: 0.312, SLG: 0.371			B FF 93 C SL 88 B SL 88 X SL 88 2-1 2 BB 1B		F FF 94 B CH 88 S FF 94 F FF 95 S SL 87 1-3 ② K	F FF 95 C SL 86 D SL 86 F FF 95 X FF 95 1-2 ② L7			B FF 94 B FF 93 C SL 85 B SL 85 X SL 85 3-1 ① G5-3	4	0	1	0	0	1	2
37 Osleivis Basabe, R (1, 5) OBP: 0.272, SLG: 0.306 10 Raimel Tapia, L (8, 9) OBP: 0.304, SLG: 0.329			F FF 94 C FF 94 B CH 88 B FF 94 S CU 84 2-3 ① K		B CU 83 F SL 87 B CU 82 F FF 94 F FF 94 B SL 88 X SL 88 3-2 ③ G5-3	S SL 87 S SL 86 B SL 87 S SL 86 1-3 ③ K			C FF 93 B SL 85 B SI 93 S SI 92 S FF 94 2-3 ② K	3	0	0	0	0	2	3
										1	0	0	0	0	1	0
50 René Pinto, R (1, 2) OBP: 0.260, SLG: 0.459			1 SAFE C CU 82 S CU 85 D CH 90 S FF 95 1-3 ② K			F FF 93 B FF 94 X SL 87 1-1 2 HR 2B	C SI 94 S FF 94 C CU 83 0-3 ① K		C FF 93 F SL 85 S FF 93 0-3 ③ K	4	1	1	0	0	3	1

TOP

Tampa Bay Rays @ Toronto Blue Jays

Rogers Centre, Toronto, ON

Fri Sep 29 2023, 7:08 PM - 9:52 PM EDT

Att. 42,394 - Clear - 64 F

livebaseballscorecards.com

AB	32
R	4
H	7
RBI	4
BB	3
SO	10
LOB	17

Inning Stats	1	2	3	4	5	6	7	8	9
	R: 0 E: 0 K: 0 S: 4	H: 1 LOB: 0 BB: 0 P: 5	R: 0 E: 0 K: 0 S: 5	H: 0 LOB: 0 BB: 1 P: 11	R: 0 E: 0 K: 2 S: 11	H: 1 LOB: 2 BB: 1 P: 20	R: 0 E: 0 K: 1 S: 6	H: 0 LOB: 0 BB: 0 P: 11	R: 0 E: 0 K: 1 S: 11	H: 0 LOB: 0 BB: 0 P: 16	R: 4 E: 0 K: 2 S: 24	H: 5 LOB: 2 BB: 1 P: 37	R: 0 E: 0 K: 2 S: 10	H: 0 LOB: 0 BB: 0 P: 11	R: 0 E: 0 K: 0 S: 10	H: 0 LOB: 1 BB: 0 P: 13	R: 0 E: 0 K: 2 S: 8	H: 0 LOB: 0 BB: 0 P: 13

| | | | | | | | | | |

BOTTOM

Tampa Bay Rays @ Toronto Blue Jays

Rogers Centre, Toronto, ON

Fri Sep 29 2023, 7:08 PM - 9:52 PM EDT

Att. 42,394 - Clear - 64 F

livebaseballscorecards.com

Batter	1	2	3	4	5	6	7	8	9	AB	R	H	RBI	BB	SO	LOB
4 George Springer, R (1, 9) OBP: 0.327, SLG: 0.403	B SL 84 B FC 89 C FC 90 F CU 79 F FF 93 B SL 84 C SI 95 3-3 K ①	B FS 84 F FF 94 B FF 94 F SL 90 B ST 82 B FS 87 4-2 1-2 2-3 BB	S FF 93 S FF 93 F FF 94 X FF 94 0-2 P3 ③		C FC 89 F SL 82 B SL 83 S FC 90 1-3 K ②		F FF 95 B FF 96 B FC 93 X FF 96 2-1 L3 ①			4	0	0	0	1	2	2
13 Brandon Belt, L (1, 10) OBP: 0.369, SLG: 0.483 36 Davis Schneider, R (7, PH) OBP: 0.397, SLG: 0.589 (8, 10)	F SI 94 F FC 91 B CU 78 B SI 95 B FC 90 F CU 79 X FC 90 3-2 G6-3 ②	B SL 90 S FS 86 C FF 95 C FF 96 1-3 K ③		C FC 88 B CH 85 B FC 87 F CU 78 B FC 88 X SL 80 3-2 HR	B SI 92 B FC 88 C FC 88 C SI 91 F FC 89 B SI 92 F SI 92 S FC 90 3-3 K ③		S FF 97 C FF 97 S FF 98 0-3 K ②			4 1	1 0	1 0	1 0	0 0	2 1	3 0
27 Vladimir Guerrero Jr., R (1, 3) OBP: 0.346, SLG: 0.446	B SI 94 S CU 80 B SL 82 B SI 94 F CU 80 B SL 82 4-2 BB		F FF 93 F FS 84 B FS 84 X ST 80 1-2 11 1B 30 1B 1B	B ST 82 C FC 87 X FC 88 1-1 F7 ①		B SL 82 B SL 82 X FC 89 2-0 11 E 8 1B 2B	C FF 98 B FC 93 X FF 97 1-1 11 2B 2B			4	3	3	0	1	0	0
11 Bo Bichette, R (1, 6) OBP: 0.338, SLG: 0.472 5 Santiago Espinal, R (8, 6) OBP: 0.312, SLG: 0.338	F FF 93 B SL 83 X SI 93 1-1 P4 ③		C FF 92 X FF 93 0-1 8 BB 30 1B 1-3 1B	C FC 89 S SL 83 X FF 92 0-2 8 1B 8 E 1B		F FC 89 X FC 91 0-1 E5 8 1B 2-3 1B	C FF 98 F CU 82 F FF 98 X CU 81 0-2 2-H 2B			5 0	3 0	4 0	1 0	0 0	0 0	1 0
8 Cavan Biggio, L (1, 4) OBP: 0.335, SLG: 0.372		F FC 89 C CU 79 B FC 90 B SI 93 S SI 93 2-3 K ①	B FF 93 S SL 89 B FF 93 S SL 89 F SI 93 B FS 86 B SL 89 4-2 30 1B 39 SF9 1-2 BB	C SI 92 B CH 85 C SI 90 X FC 89 1-2 E8 1-H 1B		B CH 83 X FC 89 1-0 39 2B 2-H 3-H 1B	S FF 97 C FF 97 B FF 97 F FS 92 B FF 97 F FF 97 X FS 90 2-2 F8 ③			4	2	2	2	1	1	1
30 Alejandro Kirk, R (1, 2) OBP: 0.336, SLG: 0.360		B SI 93 X FC 89 1-0 HR	F SI 94 X FS 85 0-1 26 E 1-3 2-H 3-H 1B	B FC 89 S FC 88 X FF 90 1-1 G5-3 ②		1 SAFE C FC 89 X FC 89 0-1 F8 ①		F FF 91 B SL 84 C FF 92 X SL 84 1-2 F8 ①		5	1	2	3	0	0	1
39 Kevin Kiermaier, L (1, 8) OBP: 0.321, SLG: 0.421 31 Cam Eden, R (8, PH) (9, 7)		S FC 88 X CU 81 0-1 4 BB 26 BB 1B	X FS 84 0-0 SF9 ① 3-H	S CH 85 F CU 80 B CU 80 B CH 83 C FC 89 2-3 K ③		B CH 84 X SI 92 1-0 1-3 2B		F FF 93 B FF 93 S SL 85 S SL 83 1-3 K ②		3 1	0 0	2 0	1 0	0 0	1 1	0 0
26 Matt Chapman, R (1, 5) OBP: 0.333, SLG: 0.428		B FF 92 1 SAFE D SL 82 1 SAFE B SL 83 B FF 90 4-0 4 BB 1-2 BB	X SL 88 0-0 E8 1-3		F FC 90 F SI 92 B FF 92 X SI 92 1-2 HR	S FF 92 C FF 92 X FF 93 0-2 F7 ②		B SL 83 X FF 93 1-0 1B		4	1	2	1	1	0	3
25 Daulton Varsho, L (1, 7) OBP: 0.284, SLG: 0.384 (9, 8)		S FC 88 B FF 92 1 SAFE F FC 89 C CU 78 1-3 K ②	C FS 85 S FF 94 B FF 94 X FS 85 1-2 G4-3 ②		B FC 89 C FC 89 B CH 83 X CH 85 2-1 G4-3 ①	B FC 91 F CH 85 C FC 91 S CU 81 1-3 K ③		C FF 93 F SL 83 S FF 93 0-3 K ③		5	0	0	0	0	3	7
Inning Stats	R: 0 E: 0 K: 1 S: 12 H: 0 LOB: 1 BB: 1 P: 23	R: 1 E: 0 K: 3 S: 14 H: 2 LOB: 3 BB: 2 P: 27	R: 3 E: 1 K: 0 S: 19 H: 3 LOB: 2 BB: 1 P: 25	R: 3 E: 1 K: 1 S: 16 H: 3 LOB: 0 BB: 0 P: 24	R: 1 E: 0 K: 2 S: 13 H: 1 LOB: 0 BB: 0 P: 20	R: 2 E: 1 K: 1 S: 13 H: 4 LOB: 2 BB: 0 P: 18	R: 1 E: 0 K: 1 S: 16 H: 2 LOB: 1 BB: 0 P: 21	R: 0 E: 0 K: 2 S: 10 H: 1 LOB: 1 BB: 0 P: 13		1B: 9 2B: 4 3B: 0 HR: 3 SF: 1 SAC: 0 DP: 0 HBP: 0				WP: 0 PB: 0 SB: 0 CS: 0 PA: 45	

	AB	40
	R	11
	H	16
	RBI	9
	BB	4
	SO	11
	LOB	18

PITCHER	IP	WLS	BF	H	R	ER	SO	BB	IBB	HBP	BLK	WP	HR	S	P	ERA	WHIP
34 Aaron Civale, R (1, 1) ERA: 3.46	1.2	L	9	2	1	1	3	2	0	0	0	0	1	21	40	5.40	2.400
52 Zack Littell, R (2, 1) ERA: 4.1	1.1		10	3	3	3	1	2	0	0	0	0	0	24	35	20.25	3.750
61 Erasmo Ramírez, R (4, 1) ERA: 6.41	3.0		17	8	6	4	4	0	0	0	0	0	2	42	62	12.00	2.667
45 Taj Bradley, R (7, 1) ERA: 5.56	1.0		5	2	1	1	1	0	0	0	0	0	0	16	21	9.00	2.000
38 Colin Poche, L (8, 1) ERA: 2.23	1.0		4	1	0	0	2	0	0	0	0	0	0	10	13	0.00	1.000

PITCHER	IP	WLS	BF	H	R	ER	SO	BB	IBB	HBP	BLK	WP	HR	S	P	ERA	WHIP

TOP

Tampa Bay Rays @ Toronto Blue Jays

Rogers Centre, Toronto, ON

Sat Sep 30 2023, 3:08 PM - 6:03 PM EDT

Att. 42,097 - Partly Cloudy - 68 F

livebaseballscorecards.com

Batter	1	2	3	4	5	6	7	8	9	10	AB	R	H	RBI	BB	SO	LOB
1 Junior Caminero, R (1, 5) OBP: 0.267, SLG: 0.250	S FF 89 X FC 87 0-1 G5-3	B FF 90 C FC 86 B FC 87 B CH 80 C FC 87 X CH 80 3-2 P4		C CH 82 S CH 81 X CH 82 0-2 G3		B FS 87 D FS 86 F SL 88 B SL 88 B FS 86 4-1 56 G5-4-3 BB			X SI 97 0-0 1B	F SI 101 B ST 84 F ST 84 X SI 100 1-2 56 FC4 1-2 3-H 1B	5	0	2	1	1	0	1
56 Randy Arozarena, R (1, 7) OBP: 0.364, SLG: 0.425	F CU 73 C FF 91 X CH 81 0-2 87 1B 17 1B 2B		B FF 89 B FC 86 B CU 71 C FC 85 S FC 86 X FC 88 3-2 L9		S CH 82 B CH 82 B CH 81 B FF 92 B CH 81 4-1 87 HR BB	F FS 86 S FF 95 B FF 96 F FS 88 B FF 94 X SL 89 2-2 G5-4-3 1-2f			B SI 97 X SI 98 1-0 P6	B SI 100 B SI 100 D ST 85 C SI 99 C SI 100 F SI 100 X SI 100 3-2 FC4 1-2f	5	2	1	0	1	0	5
87 Harold Ramírez, R (1, 10) OBP: 0.350, SLG: 0.457	C FF 89 X CU 73 0-1 17 1B 2-3 1B		B FF 90 F FF 90 X FC 88 1-1 17 1B 15 2B 1B		S CH 82 F CH 82 B FF 92 B FF 92 X CH 82 2-2 1-H HR		X SI 96 0-0 G1-3		S SI 99 S SI 98 S ST 85 0-3 K		5	2	3	2	0	1	1
17 Isaac Paredes, R (1, 3) OBP: 0.350, SLG: 0.487 37 Osleivis Basabe, R (10, PR) OBP: 0.272, SLG: 0.306 (10, 4)	1 SAFE X CH 79 0-0 1-2 3-H 1B	C FC 87 B FC 86 C CU 72 D CU 74 F FC 88 F CH 80 X CH 80 2-2 15 2B 1-2 1B		B FF 92 C FF 93 B FF 92 X FF 91 2-1 F8		X FF 97 0-0 P4	F SI 100 B SI 99 X SI 99 1-1 G5-3		0-0 10 BB 6 1B	5 0	0 1	2 0	1 0	0 0	0 0	1 0
25 Curtis Mead, R (1, 4) OBP: 0.333, SLG: 0.367 62 Jonathan Aranda, L (10, PH) OBP: 0.327, SLG: 0.305 (10, 3)	C FF 90 F FF 90 S FC 87 0-3 K	B FF 91 B FC 87 B FC 88 C FF 90 F FC 86 X FC 87 3-2 L9		F FF 92 B CH 82 T CH 82 B FF 92 F FF 92 F FF 92 B FF 92 S CH 82 3-3 K		C SL 92 B CU 84 X CU 83 1-1 P3			X SI 98 0-0 L8	4 1	0 0	0 0	0 0	0 0	2 0	4 0
15 Josh Lowe, L (1, 9) OBP: 0.336, SLG: 0.500 (10, 8)	B FF 90 X FC 86 1-0 P5		F FF 90 X FC 87 0-1 1-3 2-H 2B		B SI 96 X FF 96 1-0 2B			B SL 88 B SL 86 B SL 85 C FF 96 F FF 97 X FF 97 3-2 G2-3		0-0 10 BB 6 1B IBB	4	1	2	1	1	0	2
13 Manuel Margot, R (1, 8) OBP: 0.311, SLG: 0.369 10 Raimel Tapia, L (10, PH) OBP: 0.309, SLG: 0.329 (10, 9)		C FC 85 F FF 88 B FC 87 X FF 90 1-2 14 FC6-4 1B	X CU 74 0-0 F7		B CU 81 X CU 80 1-0 F8			S SL 90 T FF 99 B FF 99 X SL 89 1-2 G4-3		B SI 98 S SI 98 B SI 99 D SI 100 S SI 101 F SI 101 B SI 100 4-2 6 1B 1 1B 1-2 2-3 BB	4 0	0 1	1 0	0 0	0 1	0 0	3 0
14 Christian Bethancourt, R (1, 2) OBP: 0.254, SLG: 0.381 2 Yandy Díaz, R (10, PH) OBP: 0.410, SLG: 0.522 50 René Pinto, R (10, 2) OBP: 0.260, SLG: 0.459		B FC 87 X FC 87 1-0 FC6-4 1-2f	L FF 92 F FF 92 S CH 82 0-3 K	X SL 88 0-0 6 E 6 PB 1B			B FF 99 S SL 90 X SL 88 1-1 2B		C SI 100 C SI 101 S ST 85 0-3 K	4 1 0	0 0 0	2 0 0	0 0 0	0 1 0	1 3 0	1 3 0
6 Taylor Walls, S (1, 6) OBP: 0.305, SLG: 0.333		F CU 73 X FC 87 0-1 L8	B CH 82 C CH 81 B FF 92 B CH 82 X FF 92 3-1 F7	L FF 93 B FF 94 C FS 86 F FS 87 B FF 96 X FS 86 2-2 P6 1-3			B FF 99 X FF 97 1-0 F8		B SI 102 X SI 100 1-0 1 1B 1-3 2-H 3-H 1B	5	0	1	2	0	0	3
Inning Stats	R: 1 E: 0 K: 1 S: 12 H: 3 LOB: 2 BB: 0 P: 13	R: 0 E: 0 K: 0 S: 9 H: 1 LOB: 1 BB: 0 P: 14	R: 1 E: 0 K: 0 S: 16 H: 3 LOB: 2 BB: 0 P: 25	R: 0 E: 0 K: 1 S: 8 H: 0 LOB: 0 BB: 0 P: 11	R: 2 E: 0 K: 1 S: 13 H: 2 LOB: 1 BB: 1 P: 26	R: 0 E: 0 K: 0 S: 10 H: 1 LOB: 1 BB: 1 P: 18	R: 0 E: 0 K: 0 S: 4 H: 0 LOB: 0 BB: 0 P: 5	R: 0 E: 0 K: 0 S: 9 H: 1 LOB: 1 BB: 0 P: 15	R: 0 E: 0 K: 1 S: 7 H: 1 LOB: 1 BB: 0 P: 9	R: 3 E: 0 K: 1 S: 15 H: 2 LOB: 2 BB: 2 P: 24	1B: 9 2B: 4 3B: 0 HR: 1	SF: 0 SAC: 0 DP: 1 HBP: 0					

PITCHER		IP	WLS	BF	H	R	ER	SO	BB	IBB	HBP	BLK	WP	HR	S	P	ERA	WHIP
99 Hyun Jin Ryu, L ERA: 3.46	(1, 1)	3.0		16	7	2	2	1	0	0	0	0	0	0	37	52	6.00	2.333
33 Trevor Richards, R ERA: 4.9	(4, 1)	1.2		7	1	2	2	2	1	0	0	0	0	1	19	33	10.80	1.200
92 Génesis Cabrera, L ERA: 3.95	(5, 1)	0.1		2	1	0	0	0	0	0	0	0	0	0	2	4	0.00	3.000
50 Erik Swanson, R ERA: 3.02	(6, 1)	1.0		4	1	0	0	0	1	0	0	0	0	0	10	18	0.00	2.000
93 Yimi García, R ERA: 4.09	(7, 1)	1.0		3	0	0	0	0	0	0	0	0	0	0	4	5	0.00	0.000

PITCHER		IP	WLS	BF	H	R	ER	SO	BB	IBB	HBP	BLK	WP	HR	S	P	ERA	WHIP
68 Jordan Romano, R ERA: 2.9	(8, 1)	1.0		4	1	0	0	0	0	0	0	0	0	0	9	15	0.00	1.000
12 Jordan Hicks, R ERA: 3.29	(9, 1)	2.0	L	11	3	3	2	2	1	1	0	0	0	0	22	33	9.00	2.000

AB	43
R	7
H	14
RBI	7
BB	4
SO	5
LOB	24

WP: 0 PB: 1 SB: 0 CS: 0 PA: 47

Batter	1	2	3	4	5	6	7	8	9	10	AB	R	H	RBI	BB	SO	LOB
4 George Springer, R (1, 10) OBP: 0.327, SLG: 0.405	B SI 96 B FC 92 C SI 95 X SI 95 2-1 G4-3 ①		X FC 84 0-0 L9 ①	B SI 87 B FC 86 F FC 84 X SI 86 2-1 1-2 3-H 1B			S FC 89 B FC 89 S FC 89 S FC 88 1-3 K ①		F CH 84 X SL 79 0-1 2B		5	0	2	1	0	1	0
8 Cavan Biggio, L (1, 9) OBP: 0.336, SLG: 0.368	B SI 96 B SI 95 B FF 94 C FF 95 C SI 96 F SI 96 F SI 96 B FC 92 4-2 27 BB BB		B SI 88 F SI 88 B FC 85 S CH 81 B CH 82 B SI 87 4-2 BB	F CH 82 C FC 83 C ST 76 0-3 K ②			B FF 96 B FC 86 F FF 98 X FF 97 2-1 F7 ②		C CH 83 B FF 95 D CH 84 C CH 84 D CH 84 X CH 85 3-2 L9 ③	0-0 11 2B	3	1	0	0	2	1	3
27 Vladimir Guerrero Jr., R (1, 3) OBP: 0.345, SLG: 0.444	C SI 95 1 SAFE B FC 92 B FC 92 C SI 96 F FF 95 B SI 96 B FF 94 4-2 30 FC6 1-2 BB		C FC 84 1 SAFE C SI 86 S ST 77 0-3 K ②	S ST 75 B ST 76 S FC 82 C ST 75 1-3 K ③			X FC 88 0-0 G5-3 ③			C CH 82 S CH 82 D CH 82 X CH 83 1-2 F7 ①	4	0	0	0	1	2	3
11 Bo Bichette, R (1, 6) OBP: 0.339, SLG: 0.473	X SI 95 0-0 L9 ②		1 SAFE B FC 85 F SI 86 B SI 87 X FC 84 2-1 G1-3 ③		B SI 96 C SI 95 F SI 96 S SL 90 1-3 K ①			B FF 99 B FF 100 B SL 87 C FF 100 F FF 100 B FF 99 4-2 30 G5-4-3 BB		B CH 84 S CH 82 X CH 83 1-1 2-H 2B	4	0	1	1	1	1	3
30 Alejandro Kirk, R (1, 2) OBP: 0.334, SLG: 0.358	C SI 95 B FC 92 X SI 96 1-1 FC6 ③ 1-2f			C SI 87 B SI 88 S ST 76 X ST 75 1-2 15 E 39 BB 25 1B 1B	X SI 95 0-0 G6-3 ②			B FF 99 C SL 88 F SL 87 1 SAFE B FF 100 F FF 99 F FF 100 X SL 87 2-2 G5-4-3 ①② 1-2f		X CH 82 0-0 P5 ②	5	1	1	0	0	0	4
39 Kevin Kiermaier, L (1, 8) OBP: 0.322, SLG: 0.419		C SI 88 B SI 89 X CH 82 1-1 G1-3 ①		B SI 87 C SI 87 B FC 84 B CH 82 F SI 87 B SI 87 4-2 15 FC6 25 1B 1-2 BB	X SI 95 0-0 G4-3 ③			C FF 99 X FF 100 0-1 1B		F CH 84 B FF 93 X CH 83 1-1 G4-3 ③	4	1	1	0	1	0	1
26 Matt Chapman, R (1, 5) OBP: 0.330, SLG: 0.424		X FC 85 0-0 P4 ②		S FC 83 B ST 73 X FC 83 1-1 F9 ①		B CH 88 C FF 96 C FF 96 F FF 97 X FF 96 1-2 P6 ①		B FF 99 B FF 98 1 SAFE F FF 98 X FF 99 2-1 F8 ③			4	0	0	0	0	0	3
15 Whit Merrifield, R (1, 4) OBP: 0.320, SLG: 0.386 13 Brandon Belt, L (9, PH) OBP: 0.368, SLG: 0.482 5 Santiago Espinal, R (10, 4) OBP: 0.312, SLG: 0.338		C SI 88 S ST 75 B SI 90 B ST 76 F ST 75 B SI 90 F SI 89 F SI 88 X FC 85 3-2 G5-3 ③		C FC 85 S ST 76 X ST 76 0-2 FC6 25 1B 4 1B 1-2 2-3			X CH 88 0-0 F9 ②		F CH 82 B FF 93 F CH 83 B CH 83 F FF 95 S FF 95 2-3 K ①	3 1 0	1 0 0	0 0 0	0 0 0	0 1 0	0 0 0	2 0 0
25 Daulton Varsho, L (1, 7) OBP: 0.286, SLG: 0.391			C FC 85 B ST 74 X SI 88 1-1 HR	B CH 83 F CH 83 F ST 76 X CH 84 1-2 4 1B 1-3 2-H 3-H 1B			C ST 84 X ST 84 0-1 G4-3 ③		B CH 84 B CH 83 B CH 83 S CH 83 S CH 83 X CH 83 3-2 G1-3 ②		4	1	2	3	0	0	0
Inning Stats	R: 0 E: 0 K: 0 S: 12 H: 0 LOB: 2 BB: 2 P: 23	R: 0 E: 0 K: 0 S: 9 H: 0 LOB: 0 BB: 0 P: 13	R: 1 E: 0 K: 1 S: 10 H: 1 LOB: 1 BB: 1 P: 17	R: 3 E: 1 K: 2 S: 21 H: 3 LOB: 2 BB: 1 P: 31	R: 0 E: 0 K: 1 S: 5 H: 0 LOB: 0 BB: 0 P: 6	R: 0 E: 0 K: 0 S: 7 H: 0 LOB: 0 BB: 0 P: 8	R: 0 E: 0 K: 1 S: 6 H: 0 LOB: 0 BB: 0 P: 9	R: 0 E: 0 K: 0 S: 11 H: 1 LOB: 1 BB: 1 P: 19	R: 0 E: 0 K: 1 S: 12 H: 1 LOB: 1 BB: 0 P: 20	R: 1 E: 0 K: 0 S: 8 H: 1 LOB: 1 BB: 0 P: 11	1B: 4 2B: 2 3B: 0 HR: 1	SF: 0 SAC: 0 DP: 1 HBP: 0	WP: 0 PB: 0 SB: 0 CS: 0	PA: 42			

PITCHER		IP	WLS	BF	H	R	ER	SO	BB	IBB	HBP	BLK	WP	HR	S	P	ERA	WHIP
64 Shawn Armstrong, R ERA: 1.38	(1, 1)	1.0		5	0	0	0	0	2	0	0	0	0	0	12	23	0.00	2.000
Cooper Criswell, R ERA: 5.73	(2, 1)	3.0		16	4	4	3	3	2	0	0	0	0	1	40	61	9.00	2.000
36 Andrew Kittredge, R ERA: 3.38	(5, 1)	1.0		3	0	0	0	1	0	0	0	0	0	0	5	6	0.00	0.000
30 Jake Diekman, L ERA: 3.34	(6, 1)	1.0		3	0	0	0	0	0	0	0	0	0	0	7	8	0.00	0.000
26 Robert Stephenson, R ERA: 3.1	(7, 1)	1.0		3	0	0	0	1	0	0	0	0	0	0	6	9	0.00	0.000

PITCHER		IP	WLS	BF	H	R	ER	SO	BB	IBB	HBP	BLK	WP	HR	S	P	ERA	WHIP
29 Pete Fairbanks, R ERA: 2.58	(8, 1)	1.0		4	1	0	0	0	1	0	0	0	0	0	11	19	0.00	2.000
48 Chris Devenski, L ERA: 4.46	(9, 1)	2.0	W	8	2	1	0	1	0	0	0	0	0	0	20	31	0.00	1.000

BOTTOM

Tampa Bay Rays @ Toronto Blue Jays

Rogers Centre, Toronto, ON

Sat Sep 30 2023, 3:08 PM - 6:03 PM EDT

Att. 42,097 - Partly Cloudy - 68 F

livebaseballscorecards.com

AB	37
R	5
H	7
RBI	5
BB	5
SO	6
LOB	19

Tampa Bay Rays @ Toronto Blue Jays

Rogers Centre, Toronto, ON

Sun Oct 01 2023, 3:08 PM - 5:55 PM EDT

Att. 42,058 - Partly Cloudy - 79 F

TOP

livebaseballscorecards.com

Batter	1	2	3	4	5	6	7	8	9	AB	R	H	RBI	BB	SO	LOB
1 Junior Caminero, R (1, 6) (6, 4) OBP: 0.278, SLG: 0.353	X SI 93 0-0 G6-3 ①	B CU 82 1-1 X SI 94 15 28 87 WP 1-3 1B 3-H C SI 92 0-3 ③ C SI 92 X CU 83 K			B SL 86 1-0 X SI 94 HR		S FC 89 3-3 ② S FC 90 B FF 98 B FF 98 B FC 90 S FF 98 K		C SL 86 1-1 ② B FF 94 X FF 93 G1-3	6	2	2	2	0	2	3
15 Josh Lowe, L (1, 9) OBP: 0.335, SLG: 0.500 37 Osleivis Basabe, R (7, PH) OBP: 0.277, SLG: 0.310 (7, 9)	B FF 93 C FF 94 B FF 95 F CU 83 B CU 83 X FF 95 3-2 F8 ②	B FF 94 F FF 94 S CU 84 F FF 94 B CU 82 D CU 81 1 SAFE X FF 94 3-2 87 WP 62 HR 2B 1-3 3-H	C FF 93 C FF 94 B FF 94 F FF 94 B CU 83 C SI 93 2-3 K ①		C SI 93 C SI 94 B SL 87 B SI 94 C SI 94 2-3 K ②		B CU 81 B CU 82 F FF 97 X FF 97 2-1 87 2B 1B		C FS 85 F FS 86 F FF 94 X FF 94 0-2 G5-3 ③	4 2	1 1	1 1	1 0	0 0	2 0	0 1
87 Harold Ramírez, R (1, 10) OBP: 0.353, SLG: 0.460	C SL 87 X SI 93 0-1 62 1B 17 BB 1B	D SI 93 S CU 83 B CU 84 H SI 93 3-1 17 BB 62 HR HBP 2-3 3-H	S CU 84 B CH 89 C SI 92 S CU 85 1-3 K ②		B SL 86 X SL 85 1-0 G6-3 ③		C CU 79 X FF 97 0-1 2B 1-H			4	2	2	1	0	1	0
17 Isaac Paredes, R (1, 5) OBP: 0.352, SLG: 0.488	B SI 94 F SL 87 B CU 82 C CU 82 F FF 95 B FF 94 D CU 83 4-2 62 1B BB 1-2	B FF 93 D CU 82 D SI 92 B FF 92 4-0 62 HR BB 1-2	X FF 94 0-0 P4 ③			F FF 92 B CH 81 C CH 82 B CH 83 X CH 82 2-2 62 2B 2B	C CU 79 C FC 90 S FC 91 0-3 K ③			3	2	1	0	2	1	1
62 Jonathan Aranda, L (1, 3) OBP: 0.340, SLG: 0.368	F CU 83 F CH 88 F FF 95 X CU 83 0-2 25 WP 1B 1-3 2-H	D CH 89 X FF 93 1-0 HR 1-H 2-H 3-H	X SI 92 0-0 L7 ①			S CH 83 D CH 82 C FF 92 F CH 81 F FF 92 B FF 92 X CH 82 2-2 13 G4-3 2B 2-H		C FF 94 B FF 95 F SL 86 T FF 96 1-2 K ①		5	1	3	6	0	1	0
25 Curtis Mead, R (1, 4) (6, 6) OBP: 0.326, SLG: 0.349	B FF 94 C CU 83 B SL 87 C SI 93 B CU 84 B CU 82 4-2 BB 1-2	B SI 93 X SI 94 1-0 G5-3 ①	C FF 93 B CU 84 F SL 87 X FF 93 1-2 P3 ②			F CH 82 X FF 92 0-1 L8 ①		S SL 87 B SL 86 B SL 85 F SL 86 X FF 96 2-2 L3 ②		4	0	0	0	1	0	1
13 Manuel Margot, R (1, 8) OBP: 0.310, SLG: 0.376	X SI 92 0-0 L7 ③	X SL 88 0-0 L8 ②		C SI 93 C SI 93 F FF 95 B CU 82 F CU 83 X SI 91 1-2 HR		C FF 93 S FF 92 X FF 92 0-2 G4-3 ② 2-3		X FF 96 0-0 P3 ③		5	1	1	1	0	0	4
10 Raimel Tapia, L (1, 7) OBP: 0.317, SLG: 0.338	C SI 92 X CU 83 0-1 50 1B 50 S 1 1B 1B B CU 86 2-2 C SI 94 S SI 90 X FF 95 50 1B 1B			B CU 81 C SI 91 B CH 88 X FF 92 2-1 G4-3 ③		D CH 82 S CH 82 X CH 81 1-1 G1-3 ③			F FF 91 B FS 84 C FS 85 X FS 86 1-2 50 S 1B	5	1	3	0	0	0	1
50 René Pinto, R (1, 2) OBP: 0.267, SLG: 0.456	B SI 93 X SL 86 1-0 1 1B 15 2B 1B 1-3 X CU 83 0-0 1B 1-3				B SI 92 S SI 92 S SL 85 B SL 85 S SI 93 2-3 K ①		S FF 96 X FF 97 0-1 F8 ①		C FF 93 F SL 87 F FS 86 B FF 93 T FS 86 1-2 K ① 1-2	5	1	2	0	0	2	1
Inning Stats	R: 1 H: 2 E: 0 LOB: 3 K: 0 BB: 2 S: 16 P: 27	R: 7 H: 7 E: 0 LOB: 2 K: 1 BB: 1 S: 20 P: 36	R: 0 H: 0 E: 0 LOB: 0 K: 2 BB: 0 S: 8 P: 11	R: 1 H: 1 E: 0 LOB: 0 K: 0 BB: 0 S: 11 P: 15	R: 1 H: 1 E: 0 LOB: 0 K: 2 BB: 0 S: 8 P: 14	R: 1 H: 2 E: 0 LOB: 1 K: 0 BB: 0 S: 15 P: 20	R: 1 H: 2 E: 0 LOB: 1 K: 2 BB: 0 S: 12 P: 17	R: 0 H: 0 E: 0 LOB: 0 K: 1 BB: 0 S: 7 P: 10	R: 0 H: 1 E: 0 LOB: 1 K: 1 BB: 0 S: 13 P: 16	1B: 9 SF: 0 2B: 4 SAC: 0 3B: 0 DP: 0 HR: 3 HBP: 1						WP: 2 PA: 47 PB: 0 SB: 2 CS: 0

	AB	43
	R	12
	H	16
	RBI	11
	BB	3
	SO	9
	LOB	12

PITCHER		IP	WLS	BF	H	R	ER	SO	BB	IBB	HBP	BLK	WP	HR	S	P	ERA	WHIP
46 Wes Parsons, R ERA: 20.25	(1, 1)	4.0	L	26	10	9	9	3	3	0	1	0	2	2	55	89	20.25	3.250
58 Tim Mayza, L ERA: 1.52	(5, 1)	1.0		4	1	1	1	2	0	0	0	0	0	1	8	14	9.00	1.000
33 Trevor Richards, R ERA: 4.95	(6, 1)	1.0		5	2	1	1	0	0	0	0	0	0	0	15	20	9.00	2.000
92 Génesis Cabrera, L ERA: 4.04	(7, 1)	1.0		5	2	1	1	2	0	0	0	0	0	0	12	17	9.00	2.000
37 Chad Green, R ERA: 5.25	(8, 1)	1.0		3	0	0	0	1	0	0	0	0	0	0	7	10	0.00	0.000

PITCHER		IP	WLS	BF	H	R	ER	SO	BB	IBB	HBP	BLK	WP	HR	S	P	ERA	WHIP
50 Erik Swanson, R ERA: 2.97	(9, 1)	1.0		4	1	0	0	1	0	0	0	0	0	0	13	16	0.00	1.000

Tampa Bay Rays @ Toronto Blue Jays

Rogers Centre, Toronto, ON

Sun Oct 01 2023, 3:08 PM - 5:55 PM EDT

Att. 42,058 - Partly Cloudy - 79 F

livebaseballscorecards.com

BOTTOM

Batter	1	2	3	4	5	6	7	8	9	AB	R	H	RBI	BB	SO	LOB
15 Whit Merrifield, R (1, 9) OBP: 0.318, SLG: 0.382	B SI 91 X SI 90 1-0 ① G6-3	S SI 91 C SI 91 B CH 85 S SL 79 1-3 ③ K			X SI 89 0-0 ① F8	X SI 90 0-0 ② F4		X FF 95 0-0 ① L6		5	0	0	0	0	1	3
13 Brandon Belt, L (1, 10) OBP: 0.369, SLG: 0.490	X SI 91 0-0 ② F7		F SI 90 B SI 91 B SL 80 F SI 90 X SI 92 2-2 ① 1B		B SL 80 X SI 90 1-0 ② F8	S SI 90 C FC 85 B SI 91 B SI 91 B ST 76 C SI 90 3-3 ③ K		B FF 96 B FF 96 X FF 95 2-0 HR		5	1	2	1	0	1	2
11 Bo Bichette, R (1, 6) OBP: 0.339, SLG: 0.475	B SI 92 B SI 92 X SI 92 2-0 ③ G3-1		B SI 92 X CH 85 1-0 ② F8		S SL 80 F SL 81 S CH 84 0-3 ③ K		C SI 91 B SI 91 F SI 90 B SI 90 B ST 77 F SI 91 F SI 90 B SI 90 4-2 8 1B 25 E BB	B CU 78 X FF 95 1-0 3B		4	1	1	0	1	1	0
36 Davis Schneider, R (1, 4) OBP: 0.404, SLG: 0.603		C SI 92 T SI 90 B SI 92 F SL 78 B SI 92 B SI 92 B SI 93 4-2 8 HBP 55 3B BB	B SI 91 X CH 84 1-0 2B			X SI 90 0-0 8 1B 2B	C SI 91 B ST 76 F ST 77 B ST 73 B SI 91 F SI 89 S SI 89 3-3 ① K	S FC 91 C CU 79 B FC 91 F CU 79 X FF 96 1-2 P6		4	2	2	0	1	1	2
8 Cavan Biggio, L (1, 3) OBP: 0.340, SLG: 0.370		B SI 91 H SL 78 2-0 55 3B 1-2 HBP	B SI 90 C SI 90 X SI 91 1-1 ③ P5			B SI 90 C SI 90 B SI 91 F SI 91 F SI 91 X SL 78 2-2 5 E 25 1B 2-H 1B	X SI 89 0-0 25 E 1-2 1B	F FF 96 C FF 96 B FC 91 B FF 96 D FF 96 X FS 89 3-2 ③ G6-3		4	2	2	1	0	0	2
5 Santiago Espinal, R (1, 5) OBP: 0.310, SLG: 0.335		C SI 91 F SI 91 S SI 91 0-3 ① K	B SI 90 B CH 83 X SI 90 2-0 ① L6			X CH 82 0-0 FC4 25 1B 55 1B 1-2	C SI 91 S ST 75 F ST 77 B ST 76 C ST 76 1-3 ② K		B SI 95 B SI 95 C SL 88 X SI 96 2-1 31 FC6-4 1B	5	1	1	0	0	2	5
25 Daulton Varsho, L (1, 8) OBP: 0.285, SLG: 0.389		B SI 92 F SI 91 X SL 80 1-1 ② L8	C SI 90 B SI 91 X SI 91 1-1 ② G6-3			B SI 89 F SI 90 C SI 90 X SI 90 1-2 55 1B 1-3 2-H 1B	X SI 91 0-0 E8 55 HBP 1-3 2-H		C SI 95 X FF 94 0-1 ① L9	5	0	1	1	0	0	4
55 Tyler Heineman, S (1, 2) OBP: 0.383, SLG: 0.316		X SI 92 0-0 31 WP 1-H 2-H 3B	B SI 91 C SI 89 C CH 84 F SL 79 F CH 84 F SI 91 B SL 80 F SI 91 F SI 91 4-2 B CH 85 D SL 78 BB			B CH 83 X CH 81 1-0 1-2 3-H 1B	F ST 77 H FC 84 1-1 1-2 HBP		C SI 95 S FF 94 F SL 88 F SI 96 F FF 93 X SL 89 0-2 ② P3	3	1	2	3	1	0	1
31 Cam Eden, R (1, 7) OBP: 0.167, SLG: 0.167		C SL 80 B SL 80 X SI 92 1-1 3-H 1B	B SI 91 X CH 82 1-0 ③ F8			C SI 89 B CH 84 B SI 90 F CH 83 F SL 79 F CH 83 F SI 91 S SL 78 2-3 ① K	C SI 89 B ST 77 B SI 91 C SI 90 F ST 75 X SI 92 2-2 ③ G1-3		X SI 95 0-0 ③ FC6-4 1-2f	5	0	1	0	0	1	7

Inning Stats	1	2	3	4	5	6	7	8	9
	R: 0 E: 0 K: 0 S: 3 H: 0 LOB: 0 BB: 0 P: 6	R: 3 E: 0 K: 2 S: 14 H: 2 LOB: 1 BB: 1 P: 23	R: 0 E: 0 K: 0 S: 7 H: 2 LOB: 1 BB: 0 P: 12	R: 0 E: 0 K: 0 S: 11 H: 0 LOB: 1 BB: 1 P: 19	R: 0 E: 0 K: 1 S: 5 H: 0 LOB: 0 BB: 0 P: 6	R: 3 E: 1 K: 2 S: 20 H: 4 LOB: 2 BB: 0 P: 29	R: 1 E: 1 K: 2 S: 19 H: 1 LOB: 3 BB: 1 P: 30	R: 1 E: 0 K: 0 S: 10 H: 2 LOB: 1 BB: 0 P: 17	R: 0 E: 0 K: 0 S: 11 H: 1 LOB: 1 BB: 0 P: 13

1B: 7	SF: 0	WP: 1
2B: 2	SAC: 0	PA: 45
3B: 2	DP: 0	PB: 0
HR: 1	HBP: 2	SB: 0
		CS: 0

AB	40
R	8
H	12
RBI	6
BB	3
SO	7
LOB	26

PITCHER		IP	WLS	BF	H	R	ER	SO	BB	IBB	HBP	BLK	WP	HR	S	P	ERA	WHIP
74 Jacob Lopez, L ERA: 4.38	(1, 1)	5.1	W	27	8	6	5	4	2	0	1	0	1	0	56	88	8.44	1.875
49 Kevin Kelly, R ERA: 3.09	(6, 1)	1.2		9	1	1	0	3	1	0	1	0	0	0	23	37	0.00	1.200
45 Taj Bradley, R ERA: 5.59	(8, 1)	1.0		5	2	1	1	0	0	0	0	0	0	1	10	17	9.00	2.000
36 Andrew Kittredge, R ERA: 3.09	(9, 1)	1.0		4	1	0	0	0	0	0	0	0	0	0	11	13	0.00	1.000

PITCHER	IP	WLS	BF	H	R	ER	SO	BB	IBB	HBP	BLK	WP	HR	S	P	ERA	WHIP

Batter	1	2	3	4	5	6	7	8	9	AB	R	H	RBI	BB	SO	LOB
2 Marcus Semien, R (1, 4)	X FF 95 0-0 ① F7	C FF 96 B FF 96 X SL 89 1-1 ③ G6-3 1-2		B FF 96 C CU 83 C FF 98 X FF 98 1-2 ③ P6		B FF 96 B CU 82 B FF 94 B FF 95 4-0 5 1B 5 E 1-2 BB		X FF 95 0-0 ① F9		4	1	0	0	1	0	5
5 Corey Seager, L (1, 6) OBP: 0.600, SLG: 0.750	B FF 98 S SL 91 S SL 90 B CU 86 X SL 88 2-2 E3		B SL 88 F FF 93 C FF 97 S CU 85 1-3 ① K		X CU 82 0-0 53 1B 28 WP 2B	X CH 81 0-0 E8 1-H 2-H 1B		B ST 82 S FF 95 B FF 95 B FF 95 B ST 83 4-1 BB		4	1	2	1	1	1	0
4 Robbie Grossman, S (1, 10)	C FF 96 S SL 90 F CU 84 F SL 91 B FF 97 B FF 97 S SL 90 2-3 ② K		X FF 97 0-0 ② G3-1		B CU 83 C FF 96 D CU 84 S FF 96 B FF 97 B FF 97 4-2 28 WP 53 1B BB	C CH 82 S CH 82 D CH 82 D CH 82 X FF 93 2-2 ① F7		C FF 96 B CH 86 C FF 95 B CH 88 S FF 96 2-3 ② K		4	0	0	0	1	2	4
53 Adolis García, R (1, 9) OBP: 0.200, SLG: 0.200	B FF 95 C FF 96 S FF 97 B FF 96 S CU 85 2-3 ③ K		B FF 96 X FF 97 1-0 E6		F FF 95 B SL 90 S SL 91 X FF 98 1-2 28 WP 2-3 1B	D CH 83 S FF 93 F FF 94 B FF 93 X CH 83 2-2 ② G5-3		B CH 89 F FF 96 S FF 97 B FF 97 S FF 97 2-3 ③ K		5	0	1	0	0	2	4
30 Nathaniel Lowe, L (1, 3) OBP: 0.200, SLG: 0.200		B FF 96 C FF 96 B CU 84 B FF 97 X FF 96 3-1 3 1B 6 SF9 1B	C FF 96 C FF 98 C FF 99 0-3 ③ K		D FF 96 X CU 81 1-0 ① F5	B CH 82 X CH 83 1-0 ③ G3-1			X SI 96 0-0 ① G1-3	5	1	1	0	0	1	5
28 Jonah Heim, S (1, 2) OBP: 0.400, SLG: 0.250		C FF 96 D FF 98 F FF 96 S FF 96 1-3 ① K		B FF 96 X FF 95 1-0 32 2B 1B	B FF 95 B CU 81 D CU 82 B FF 97 4-0 1-2 2-3 3-H BB		B CH 81 X CH 82 1-0 ① G4-3		C SI 96 B SI 96 F SI 94 B SL 89 F SI 95 X SI 95 2-2 ② F7	4	0	1	0	1	1	1
3 Leody Taveras, S (1, 8) OBP: 0.400, SLG: 0.400		B SL 91 F SL 89 X SL 88 1-1 32 E 32 S 1-3 1B	B SL 89 C FF 96 C FF 96 B FF 98 C CU 82 2-3 ① K		S FF 94 F CU 83 S CU 82 0-3 ② K	C CH 82 B CH 82 F CH 82 B FF 94 X CH 83 2-2 ② L7			X SI 95 0-0 1B	5	0	2	0	0	2	4
6 Josh Jung, R (1, 5)		C SL 90 X CU 82 0-1 ② SF9 3-H	X FF 97 0-0 ② L8		B CU 83 S SL 91 S CU 84 S CU 84 1-3 ③ K	C CH 83 B ST 80 C CH 82 X CH 82 1-2 ③ G6-3			C SL 89 C SI 95 S SL 89 0-3 ③ K	4	0	0	1	0	2	5
32 Evan Carter, L (1, 7) OBP: 1.000, SLG: 2.000		B SL 87 1 SAFE B SL 89 F FF 96 B FF 96 S SL 90 B FF 97 4-2 2 S 1-3 BB	X FF 97 0-0 1-3 2B	B CU 80 F SL 88 B SL 90 B SL 90 C FF 95 B FF 96 4-2 2 BB 5 1B BB				B FF 95 C FF 96 C ST 84 F ST 85 X FF 95 1-2 2B		2	1	2	0	2	0	0
Inning Stats	R: 0 E: 1 K: 2 S: 12 H: 0 LOB: 1 BB: 0 P: 18	R: 1 E: 0 K: 1 S: 13 H: 2 LOB: 2 BB: 1 P: 23	R: 0 E: 1 K: 2 S: 8 H: 0 LOB: 1 BB: 0 P: 10	R: 0 E: 0 K: 1 S: 9 H: 2 LOB: 2 BB: 0 P: 13	R: 1 E: 0 K: 2 S: 13 H: 2 LOB: 3 BB: 2 P: 24	R: 2 E: 1 K: 0 S: 10 H: 1 LOB: 1 BB: 2 P: 23	R: 0 E: 0 K: 0 S: 7 H: 0 LOB: 0 BB: 0 P: 11	R: 0 E: 0 K: 2 S: 12 H: 1 LOB: 2 BB: 1 P: 21	R: 0 E: 0 K: 1 S: 9 H: 1 LOB: 1 BB: 0 P: 11	1B: 6 2B: 3 3B: 0 HR: 0 SF: 1 SAC: 0 DP: 0 HBP: 0						

TOP

Texas Rangers @ Tampa Bay Rays

Tropicana Field, St. Petersburg, FL

Tue Oct 03 2023, 3:08 PM - 5:48 PM EDT

Att. 19,704 - Dome - 72 F

livebaseballscorecards.com

AB	37
R	4
H	9
RBI	2
BB	6
SO	11
LOB	28

WP: 1 PA: 44
PB: 0
SB: 2
CS: 0

PITCHER		IP	WLS	BF	H	R	ER	SO	BB	IBB	HBP	BLK	WP	HR	S	P	ERA	WHIP
20 Tyler Glasnow, R ERA: 5.4	(1, 1)	5.0	L	28	6	4	3	8	5	0	0	0	1	0	57	98	5.40	2.200
48 Chris Devenski, R ERA:	(6, 1)	2.0		7	1	0	0	0	0	0	0	0	0	0	15	24	0.00	0.500
30 Jake Diekman, L ERA:	(8, 1)	1.0		5	1	0	0	2	1	0	0	0	0	0	12	21	0.00	2.000
36 Andrew Kittredge, R ERA:	(9, 1)	1.0		4	1	0	0	1	0	0	0	0	0	0	9	11	0.00	1.000

PITCHER	IP	WLS	BF	H	R	ER	SO	BB	IBB	HBP	BLK	WP	HR	S	P	ERA	WHIP

Texas Rangers @ Tampa Bay Rays

Tropicana Field, St. Petersburg, FL

Tue Oct 03 2023, 3:08 PM - 5:48 PM EDT

Att. 19,704 - Dome - 72 F

BOTTOM

livebaseballscorecards.com

Batter	1	2	3	4	5	6	7	8	9	AB	R	H	RBI	BB	SO	LOB
2 Yandy Díaz, R (1, 3)	F9		K		F8			G6-3		4	0	0	0	0	1	0
56 Randy Arozarena, R (1, 7) OBP: 0.500, SLG: 0.750	87 FC6-4 1B		87 F9 2B			G5-3		K		4	0	2	0	0	1	0
87 Harold Ramírez, R (1, 10)	FC6-4 1-2f		F9 2-3			K		G6-3		4	0	0	0	0	1	2
17 Isaac Paredes, R (1, 5) OBP: 0.250, SLG: 0.250	L7		P3			E7 1B			P6	4	0	1	0	0	0	2
25 Curtis Mead, R (1, 4) OBP: 0.333, SLG: 0.333 62 Jonathan Aranda, L (9, PH)		6 1B 13 SH1-3 1B		G3-1		G5-3			K	3 1	0 0	1 0	0 0	0 0	0 1	1 0
13 Manuel Margot, R (1, 9) 15 Josh Lowe, L (9, PH)		SH1-3 1-2		K			L5		BB	2 0	0 0	0 0	0 0	0 1	1 0	0 0
6 Taylor Walls, S (1, 6) OBP: 0.500, SLG: 0.500		2-3 1B		G5-3			1B		F8	4	0	2	0	0	0	1
22 Jose Siri, R (1, 8)		B1			P3		F7			3	0	0	0	0	0	3
50 René Pinto, R (1, 2) 1 Junior Caminero, R (7, PH) 14 Christian Bethancourt, R (8, 2)		K			G6-3		K			2 1 0	0 0 0	0 0 0	0 0 0	0 0 0	1 1 0	2 1 0

Inning Stats																					
	R: 0	H: 1	R: 0	H: 2	R: 0	H: 1	R: 0	H: 0	R: 0	H: 0	R: 0	H: 1	R: 0	H: 1	R: 0	H: 0	R: 0	H: 0	1B: 5	SF: 0	WP: 0	PA: 34
	E: 0	LOB: 1	E: 0	LOB: 2	E: 0	LOB: 1	K: 0	LOB: 0	K: 0	LOB: 0	E: 1	LOB: 1	E: 0	LOB: 0	K: 1	LOB: 0	E: 0	LOB: 1	2B: 1	SAC: 1	PB: 0	
	K: 0	BB: 0	K: 1	BB: 0	K: 1	BB: 0	K: 0	BB: 0	K: 1	BB: 0	K: 1	BB: 0	K: 1	BB: 1	E: 0	BB: 0	K: 1	BB: 1	3B: 0	DP: 0	SB: 0	
	S: 7	P: 11	S: 8	P: 12	S: 9	P: 15	S: 7	P: 9	S: 7	P: 12	S: 12	P: 16	S: 11	P: 18	S: 12	P: 14	S: 8	P: 18	HR: 0	HBP: 0	CS: 0	

PITCHER	IP	WLS	BF	H	R	ER	SO	BB	IBB	HBP	BLK	WP	HR	S	P	ERA	WHIP
52 Jordan Montgomery, L (1, 1) ERA:	7.0	W	27	6	0	0	5	0	0	0	0	0	0	61	93	0.00	0.857
45 Aroldis Chapman, L (8, 1) ERA:	1.0		3	0	0	0	1	0	0	0	0	0	0	12	14	0.00	0.000
25 José Leclerc, R (9, 1) ERA:	1.0		4	0	0	0	1	1	0	0	0	0	0	8	18	0.00	1.000

PITCHER	IP	WLS	BF	H	R	ER	SO	BB	IBB	HBP	BLK	WP	HR	S	P	ERA	WHIP

AB	32
R	0
H	6
RBI	0
BB	1
SO	7
LOB	12

Texas Rangers @ Tampa Bay Rays

Tropicana Field, St. Petersburg, FL

Wed Oct 04 2023, 3:08 PM - 5:47 PM EDT

Att. 20,198 - Dome - 72 F

livebaseballscorecards.com

Batter	1	2	3	4	5	6	7	8	9	AB	R	H	RBI	BB	SO	LOB
2 Marcus Semien, R (1, 4) OBP: 0.200, SLG: 0.222	X SI 92 0-0 ① F9		C FC 88 C SI 92 F FC 89 F FF 92 X CU 82 0-2 ①② G5-4-3 1-2f 2-3	C SI 92 S ST 80 S CU 81 0-3 ③ K		B FF 93 F FF 93 C FF 92 D SL 83 F FF 93 F FF 93 F SL 82 X FF 93 2-2 5 2B 2-H 2B		C FF 93 X SI 93 0-1 ② L8		5	1	1	1	0	1	3
5 Corey Seager, L (1, 6) OBP: 0.700, SLG: 1.000	B SI 93 X CH 86 1-0 2B		0-0 IBB		X ST 80 0-0 4 1B 30 G1-3 1B	B FF 93 C FF 93 X FF 92 1-1 2-H 2B		C SL 86 D FS 86 C SI 92 S ST 80 1-3 ③ K		4	1	3	1	1	1	1
4 Robbie Grossman, S (1, 10) OBP: 0.200, SLG: 0.111	C FC 90 B CU 79 X FC 90 1-1 ② P3		C ST 82 B SI 92 F FC 90 D CU 83 S SI 93 2-3 ③ K		B ST 80 X SI 91 1-0 30 G1-3 1-3 1B	C SL 83 C FF 92 B SL 82 X FF 91 1-2 ③ P3			B FF 92 S SL 89 F FS 84 B SI 92 C ST 80 2-3 ① K	5	0	1	0	0	2	4
53 Adolis García, R (1, 9) OBP: 0.200, SLG: 0.500	C SI 93 S FC 91 B FF 94 B SI 93 X FC 91 2-2 ③ G6-3			S SI 91 B FC 87 X FC 86 1-1 HR	X SI 92 0-0 ① L5		C SI 94 B FF 94 C SI 95 S FF 95 1-3 ① K		B FF 92 S SI 92 B FF 93 B ST 79 S SL 90 X FF 94 3-2 ② P4	5	1	1	1	0	1	3
30 Nathaniel Lowe, L (1, 3) OBP: 0.200, SLG: 0.200		B SI 91 S FC 89 B SI 91 F FC 89 B SI 92 X FC 89 3-2 ① L8		F FC 89 C SI 92 F ST 81 B SI 91 F FF 92 S FC 88 1-3 ① K	C SI 92 B ST 81 X SI 91 1-1 ② G1-3 1-2 3-H		S SI 95 S FC 92 F SI 96 B FF 95 F FC 93 X FF 95 1-2 1B		B FF 94 F FS 85 F ST 79 S SI 93 1-3 ③ K	5	0	1	1	0	2	1
28 Jonah Heim, S (1, 2) OBP: 0.333, SLG: 0.250		B FC 89 F SI 91 C ST 81 B SI 92 X SI 92 2-2 3 L3 1B		F SI 92 X FC 88 0-1 ② L3	C ST 80 B SI 91 X ST 80 1-1 ③ F8		C SI 94 F SI 95 F FF 94 F FC 92 X SI 96 0-2 ② F8			4	0	1	0	0	0	2
3 Leody Taveras, S (1, 8) OBP: 0.333, SLG: 0.333		B SI 92 F CU 80 X FC 90 1-1 ②③ L3 1-1		X CU 80 0-0 6 S 6 3B 1B		S FF 92 S SL 83 F SL 84 F FF 93 B FF 94 C FF 93 1-3 ① K	C SI 96 B SI 95 B SL 85 F FC 92 B SL 84 X SI 94 3-2 ③ L7			4	1	1	0	0	1	2
6 Josh Jung, R (1, 5) OBP: 0.333, SLG: 0.875			B FC 86 X CU 77 1-0 2 G5-4-3 2B	B CU 80 B SI 92 C FC 88 F SI 92 B ST 81 X SI 93 3-2 32 HR 1-H 3B		X SL 84 0-0 2 2B 2B		F FF 93 F FS 85 B ST 81 F SI 93 B FS 85 F SL 88 S FF 93 2-3 ① K		4	2	3	1	0	1	0
32 Evan Carter, L (1, 7) OBP: 0.875, SLG: 2.000			F FC 89 B ST 80 C SI 92 B CU 80 B CU 80 B SI 92 4-2 2 G5-4-3 BB	X FC 89 0-0 3-H HR		B FF 93 D SL 85 C FF 94 S SL 84 S SL 83 S SL 82 2-3 ② K		B FS 85 C SI 93 F ST 80 F FS 85 F FF 95 B FS 85 F SI 94 F FF 95 H ST 81 3-2 HBP		2	1	1	2	1	1	1
Inning Stats	R: 0 E: 0 K: 0 S: 7 H: 1 LOB: 1 BB: 0 P: 11	R: 0 E: 0 K: 0 S: 8 H: 1 LOB: 0 BB: 0 P: 14	R: 0 E: 0 K: 1 S: 11 H: 1 LOB: 2 BB: 2 P: 18	R: 4 E: 0 K: 2 S: 17 H: 4 LOB: 0 BB: 0 P: 22	R: 1 E: 0 K: 0 S: 7 H: 2 LOB: 1 BB: 0 P: 10	R: 2 E: 0 K: 2 S: 21 H: 3 LOB: 1 BB: 0 P: 28	R: 0 E: 0 K: 1 S: 16 H: 1 LOB: 1 BB: 0 P: 21	R: 0 E: 0 K: 2 S: 16 H: 0 LOB: 1 BB: 0 P: 22	R: 0 E: 0 K: 2 S: 9 H: 0 LOB: 0 BB: 0 P: 15	1B: 5 2B: 6 3B: 1 HR: 2 SF: 0 SAC: 0 DP: 2 HBP: 1	WP: 0 PB: 0 SB: 1 CS: 0 PA: 41					

TOP	
AB	38
R	7
H	13
RBI	7
BB	2
SO	10
LOB	17

PITCHER		IP	WLS	BF	H	R	ER	SO	BB	IBB	HBP	BLK	WP	HR	S	P	ERA	WHIP
24 Zach Eflin, R ERA: 9.0	(1, 1)	5.0	L	24	9	5	5	3	1	1	0	0	0	2	50	75	9.00	2.000
38 Colin Poche, L ERA: 18.0	(6, 1)	1.0		6	3	2	2	2	0	0	0	0	0	0	21	28	18.00	3.000
64 Shawn Armstrong, R ERA:	(7, 1)	1.0		4	1	0	0	1	0	0	0	0	0	0	16	21	0.00	1.000
52 Zack Littell, R ERA:	(8, 1)	2.0		7	0	0	0	4	0	0	1	0	0	0	25	37	0.00	0.000

PITCHER		IP	WLS	BF	H	R	ER	SO	BB	IBB	HBP	BLK	WP	HR	S	P	ERA	WHIP

Batter	1	2	3	4	5	6	7	8	9	AB	R	H	RBI	BB	SO	LOB
2 Yandy Díaz, R (1, 3) OBP: 0.125, SLG: 0.125	X FF 95 0-0 87 G6-4-3 1B		B FF 95 F FS 88 B FF 95 B FC 91 F FS 89 X FF 94 3-2 ③ P6			B FF 94 X FC 90 1-0 ② F8		C FF 97 S FF 96 B CU 87 X FF 96 1-2 ② G6-3		4	0	1	0	0	0	0
56 Randy Arozarena, R (1, 7) OBP: 0.375, SLG: 0.500	F FS 87 B FF 94 C CU 76 S FS 85 1-3 ① K			C FF 94 X FF 95 0-1 1B		C CU 76 B FS 89 C FC 87 B CU 76 X FS 88 2-2 ③ G5-3		X CU 84 0-0 ③ G6-3		4	0	1	0	0	1	1
87 Harold Ramírez, R (1, 10) OBP: 0.125, SLG: 0.125	S CU 74 S FS 86 X FS 86 0-2 ② G6-4-3 1-2f ③			C FF 95 B FS 86 C FC 90 B FF 95 F FS 88 S CU 75 2-3 ① K			C FC 90 B CU 76 S FS 89 F FF 95 B CU 78 F FS 90 X FC 88 2-2 ① G6-3		X SL 83 0-0 17 2B 1B	4	0	1	0	0	1	2
15 Josh Lowe, L (1, 9) OBP: 0.400, SLG: 0.250		C FF 94 B FF 94 B CU 76 X FF 95 2-1 ① F7		X FS 87 0-0 ② L9			X FF 94 0-0 17 1B 25 1B 1B		S FF 96 F FF 96 B CH 90 D CH 90 X FF 97 2-2 ① F7	4	1	1	0	0	0	2
17 Isaac Paredes, R (1, 5) OBP: 0.375, SLG: 0.500		C FC 92 B CU 77 B FC 88 F FS 89 B FS 89 C FF 96 3-3 ② K		F FS 88 F CU 76 T FF 95 0-2 ③ K			B FC 91 C FF 95 X FS 89 1-1 25 1B 1-2 1B		B SL 85 B FC 91 F FF 97 X FC 92 2-1 1-3 2B	4	0	2	0	0	2	1
13 Manuel Margot, R (1, 8) OBP: 0.167, SLG: 0.167		C FF 96 B CU 77 B FC 91 B FF 96 F FF 95 X FF 95 3-2 ① 1B			C FF 95 X FC 89 0-1 ① L8		C CU 76 B FF 95 X FC 90 1-1 ② F8		F FF 98 D SL 84 B SL 85 T FF 98 F FF 98 S SL 86 2-3 ② K	4	0	1	0	0	1	4
25 Curtis Mead, R (1, 4) OBP: 0.333, SLG: 0.333		C FF 96 S CU 76 D CU 76 S FS 88 1-3 ③ K2-3			F FF 96 0-1 CI 6 G4-6-3		F FF 95 S FS 87 F FF 96 F FS 89 D CU 76 F FF 96 D FS 89 X FS 88 2-2 1-2 2-H 1B		C FF 98 F FF 98 D SL 87 F FF 98 D SL 86 F FF 97 D SL 86 C FF 98 3-3 ③ K	3	0	1	1	0	2	3
6 Taylor Walls, S (1, 6) OBP: 0.333, SLG: 0.333 1 Junior Caminero, R (7, PH) (8, 6)			B CU 73 F FF 94 F FF 94 B CU 76 S FS 89 2-3 ① K	B FS 88 S FS 88 D FS 88 X FF 94 2-1 ② ③ G4-6-3 1-2f			C SL 88 B SL 90 B SL 90 B FF 97 X SL 87 3-1 ③ F7			2 1	0 0	0 0	0 0	0 0	1 0	1 2
50 René Pinto, R (1, 2)			S FF 94 S CU 77 F FF 96 F CU 76 B FS 88 B FF 96 S FF 96 2-3 ② K			F FF 94 S FC 91 F CU 76 S CU 76 0-3 ① K		B CU 83 S FF 95 S CU 84 S FF 97 1-3 ① K		3	0	0	0	0	3	0
Inning Stats	R: 0 E: 0 K: 1 S: 7 H: 1 LOB: 0 BB: 0 P: 8	R: 0 E: 0 K: 2 S: 11 H: 1 LOB: 1 BB: 0 P: 20	R: 0 E: 0 K: 2 S: 11 H: 0 LOB: 0 BB: 0 P: 18	R: 0 E: 0 K: 2 S: 10 H: 1 LOB: 1 BB: 0 P: 12	R: 0 E: 1 K: 0 S: 5 H: 0 LOB: 0 BB: 0 P: 7	R: 0 E: 0 K: 1 S: 8 H: 0 LOB: 0 BB: 0 P: 11	R: 1 E: 0 K: 0 S: 18 H: 3 LOB: 2 BB: 0 P: 27	R: 0 E: 0 K: 1 S: 7 H: 0 LOB: 0 BB: 0 P: 9	R: 0 E: 0 K: 2 S: 15 H: 2 LOB: 2 BB: 0 P: 24	1B: 7 2B: 1 3B: 0 HR: 0 SF: 0 SAC: 0 DP: 2 HBP: 0						WP: 0 PB: 0 SB: 0 CS: 0 PA: 34

PITCHER		IP	WLS	BF	H	R	ER	SO	BB	IBB	HBP	BLK	WP	HR	S	P	ERA	WHIP
17 Nathan Eovaldi, R ERA: 1.35	(1, 1)	6.2	W	25	6	1	1	8	0	0	0	0	0	0	68	98	1.35	0.900
66 Josh Sborz, R ERA:	(7, 1)	1.1		4	0	0	0	1	0	0	0	0	0	0	9	14	0.00	0.000
25 José Leclerc, R ERA:	(9, 1)	1.0		5	2	0	0	2	0	0	0	0	0	0	15	24	0.00	2.000

PITCHER	IP	WLS	BF	H	R	ER	SO	BB	IBB	HBP	BLK	WP	HR	S	P	ERA	WHIP

BOTTOM

Texas Rangers @ Tampa Bay Rays

Tropicana Field, St. Petersburg, FL

Wed Oct 04 2023, 3:08 PM - 5:47 PM EDT

Att. 20,198 - Dome - 72 F

livebaseballscorecards.com

AB	33
R	1
H	8
RBI	1
BB	0
SO	11
LOB	16