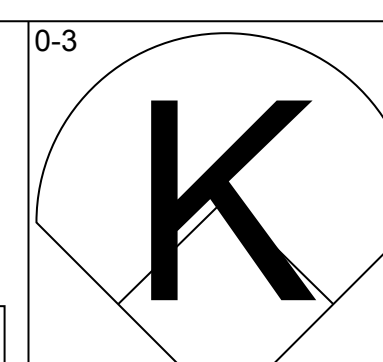
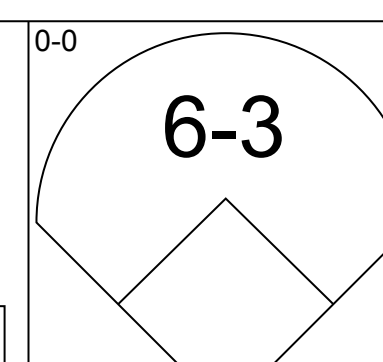
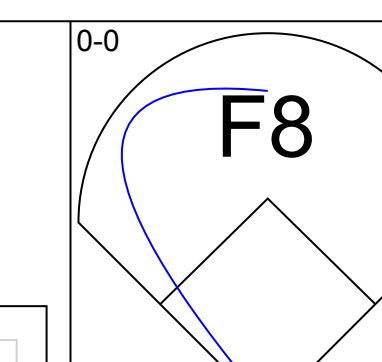
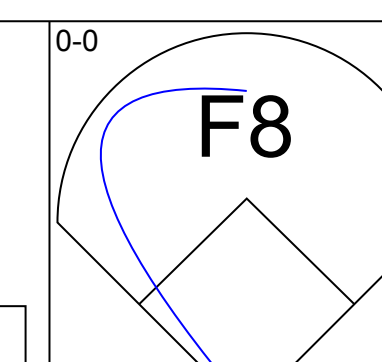
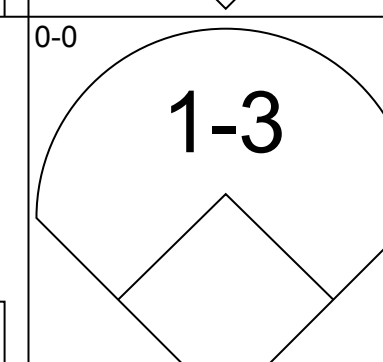
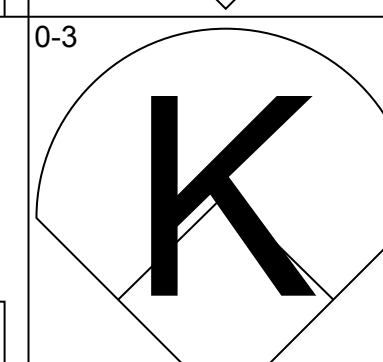
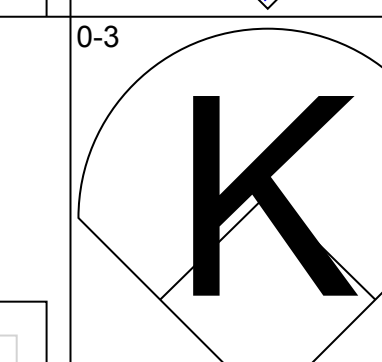
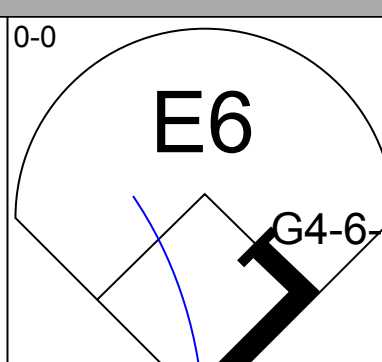
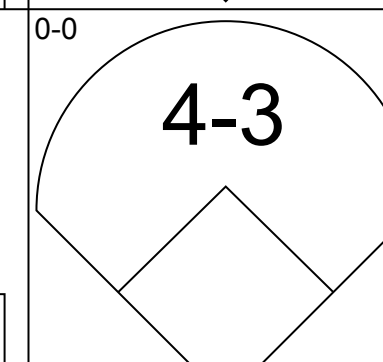
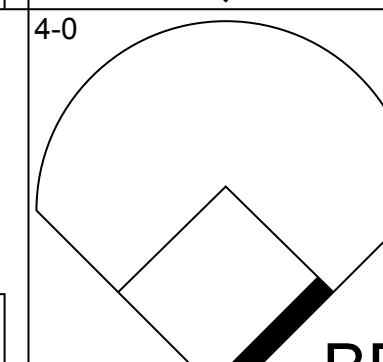
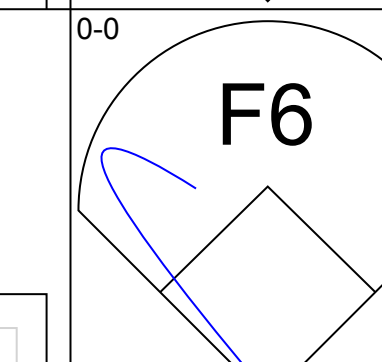
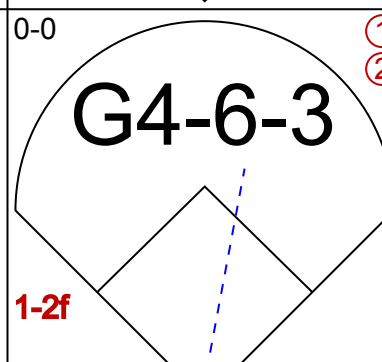
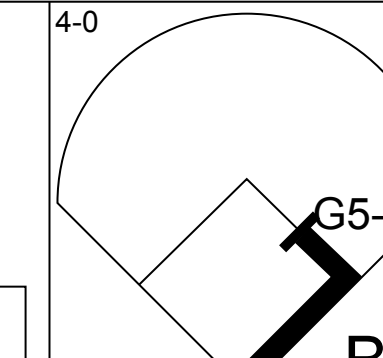
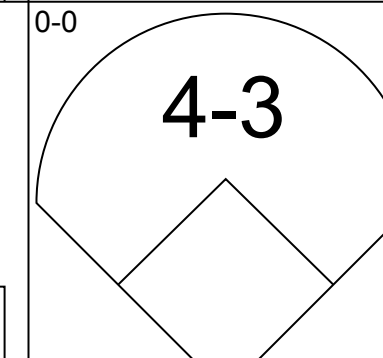
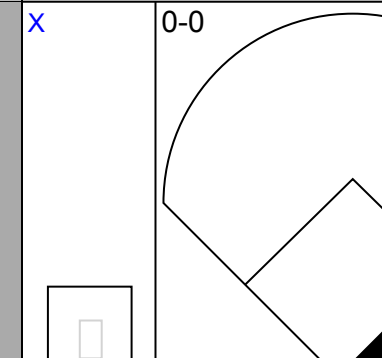
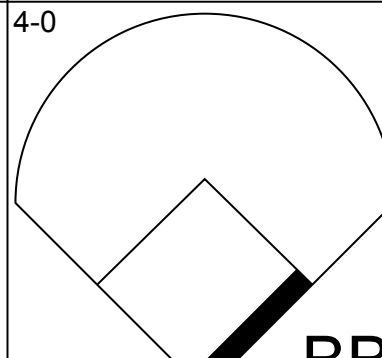
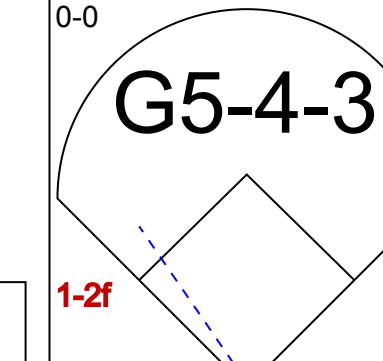
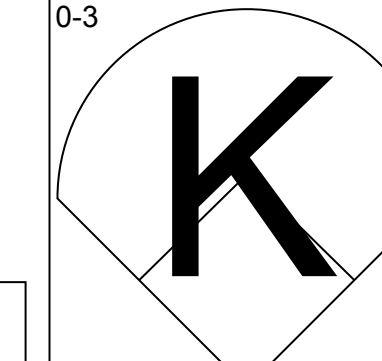
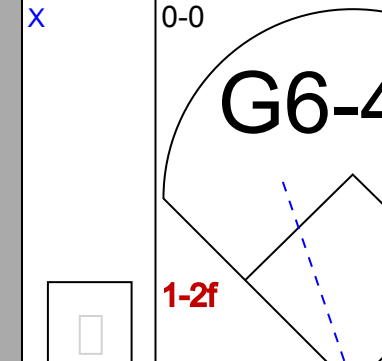
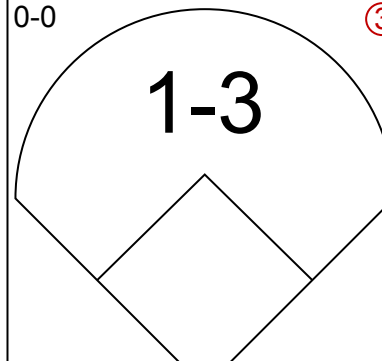
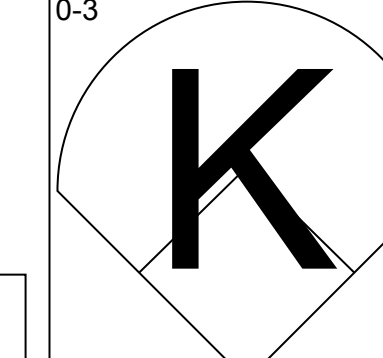
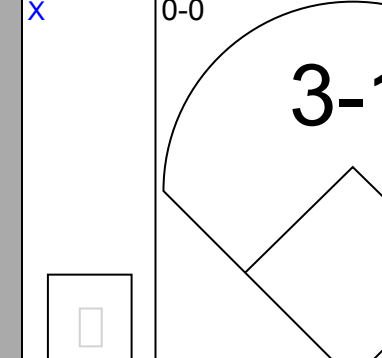


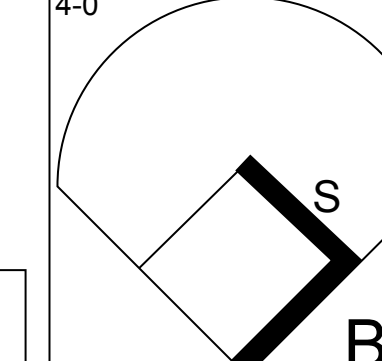

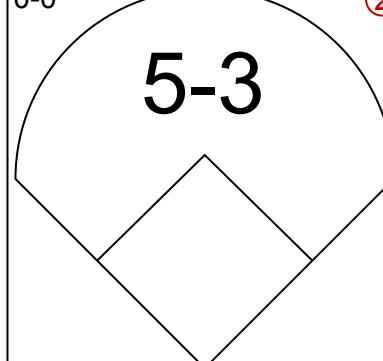
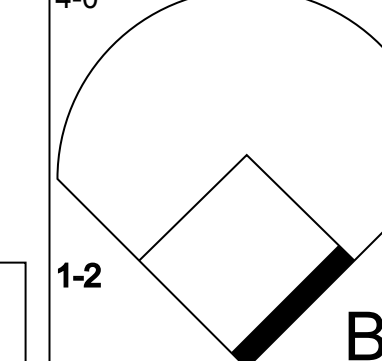
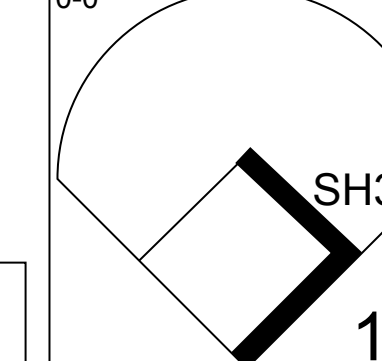

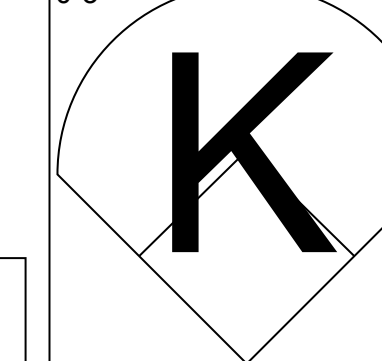
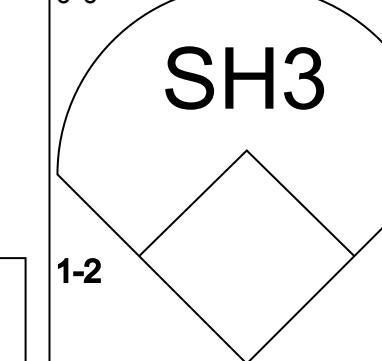

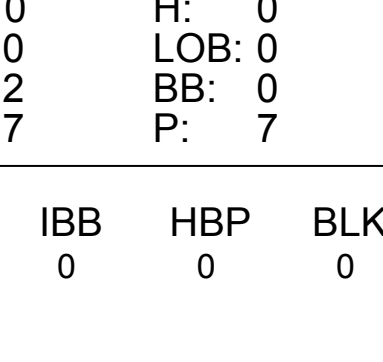
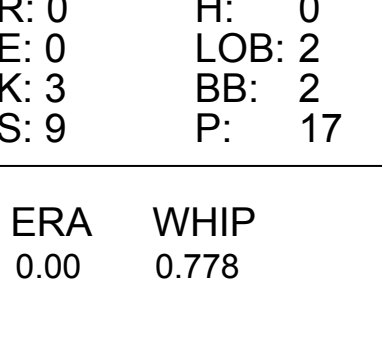
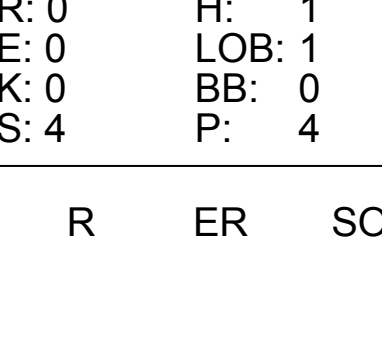



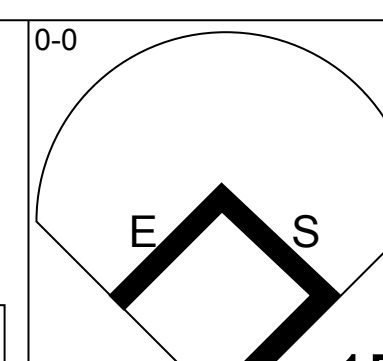
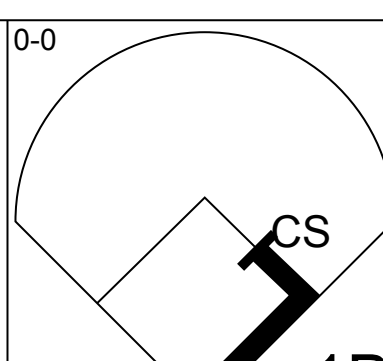
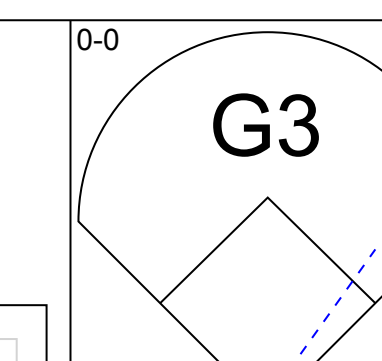
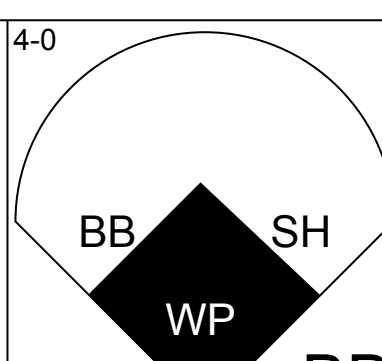
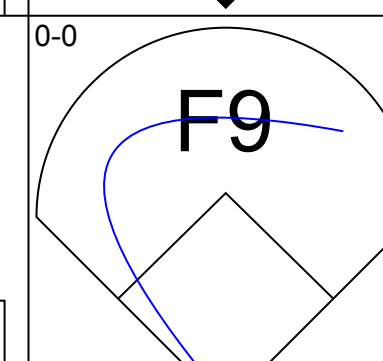
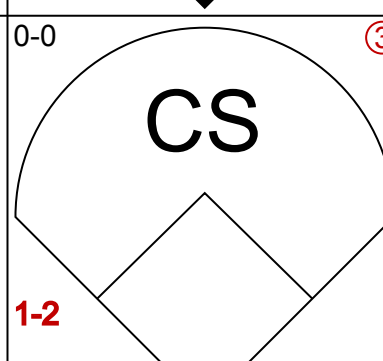
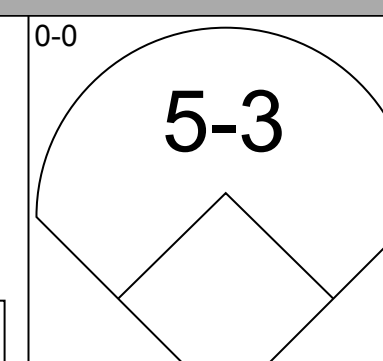
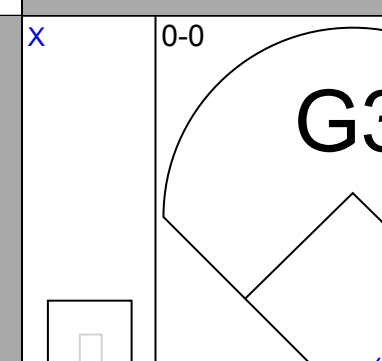
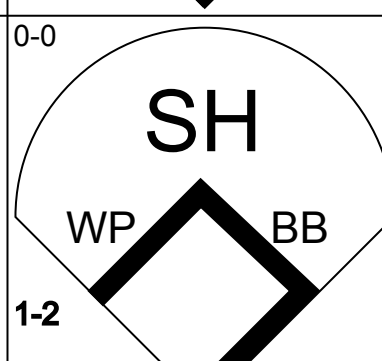
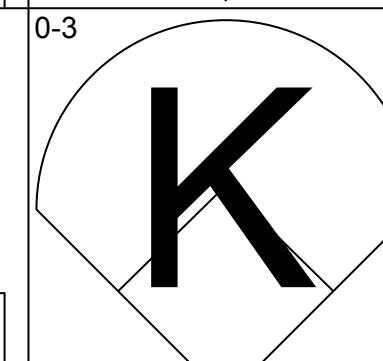
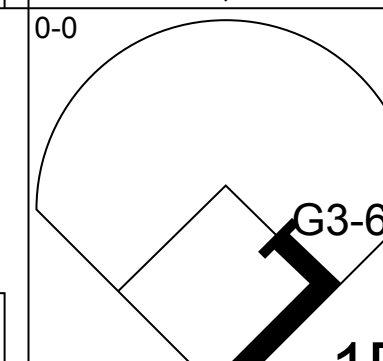
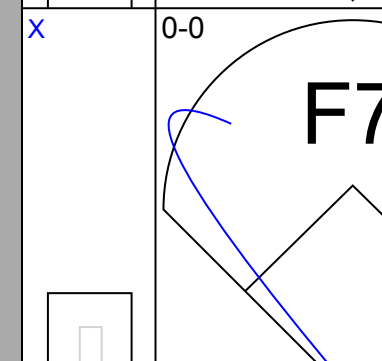
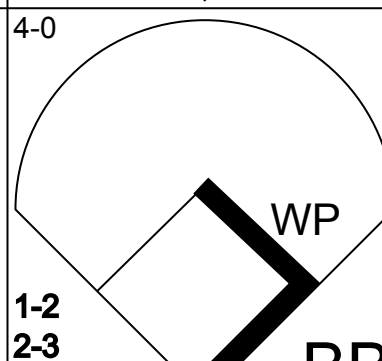
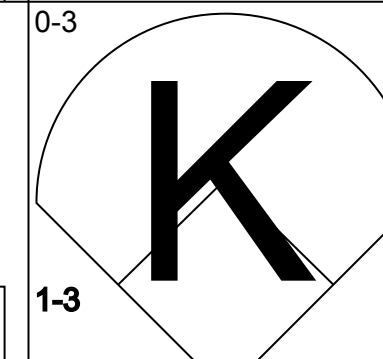
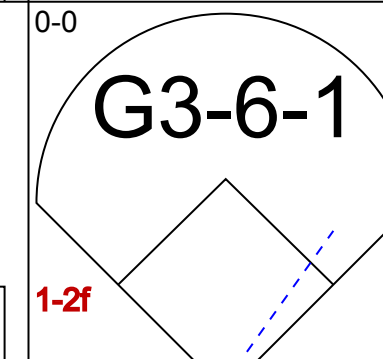
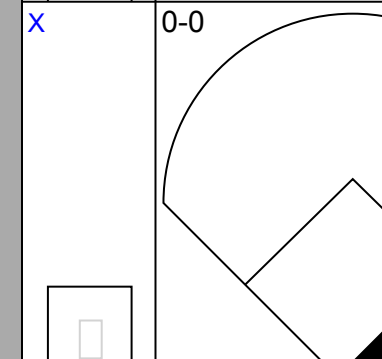
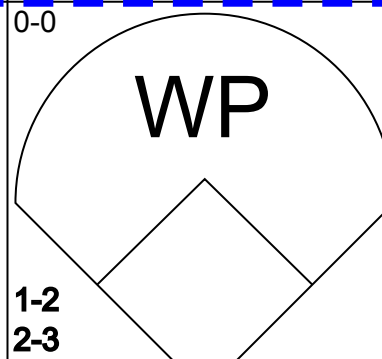
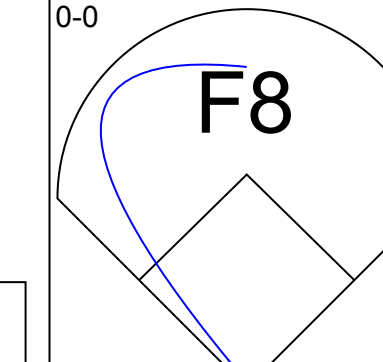
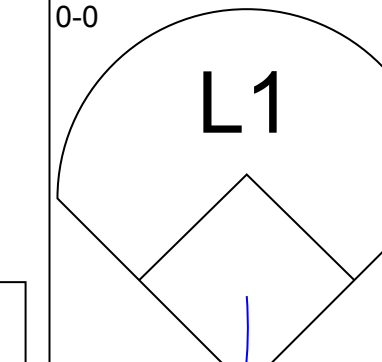
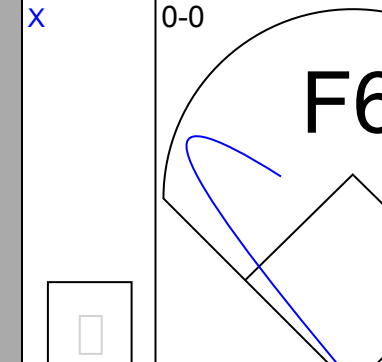
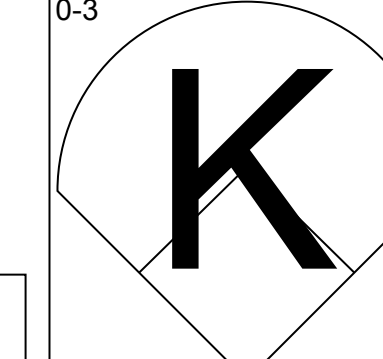
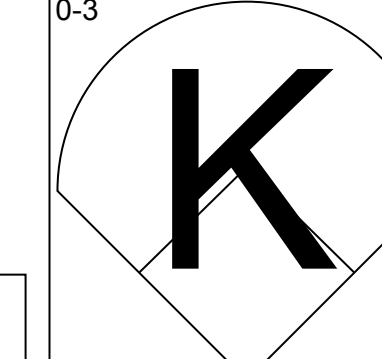
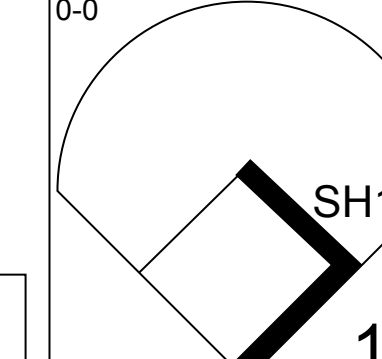

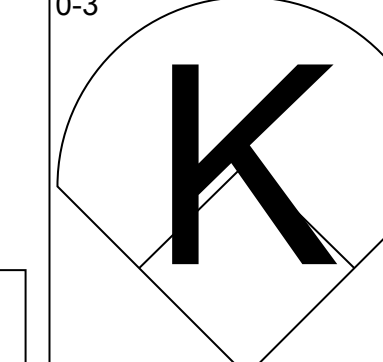
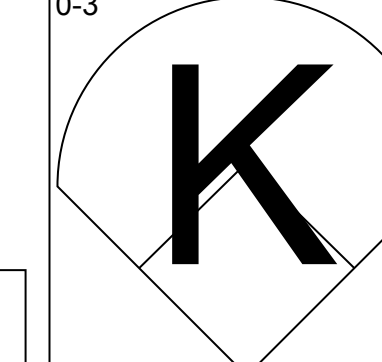
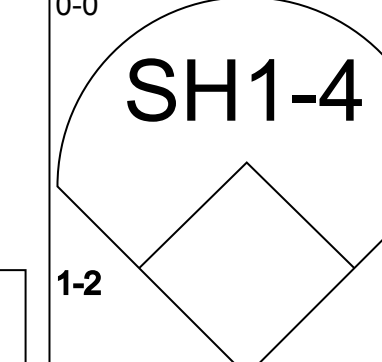
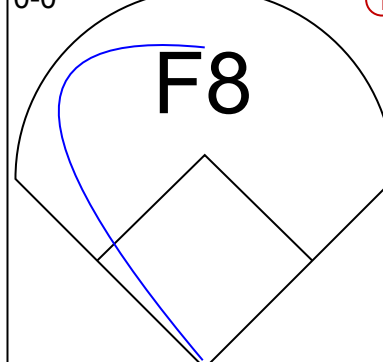
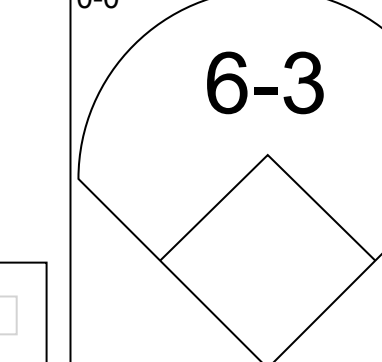
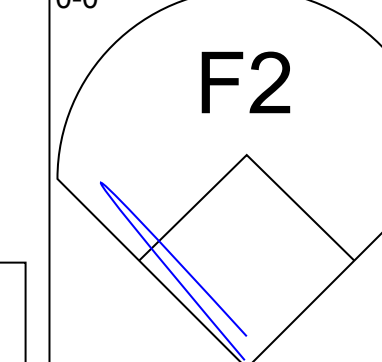
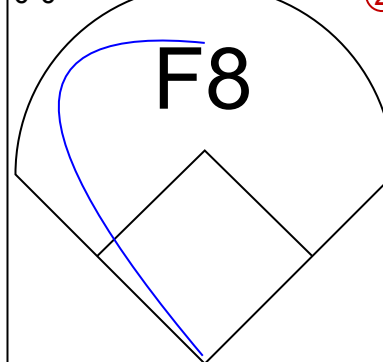
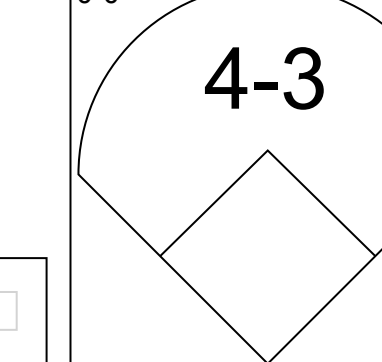
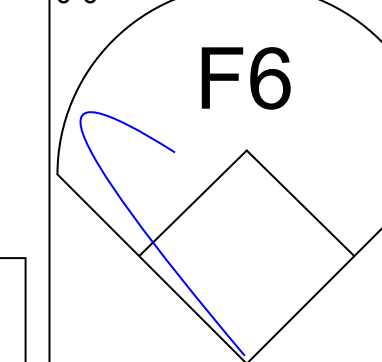
Texas Rangers - 1972

Batter	1	2	3	4	5	6	7	8	9	AB	R	H	RBI	BB	SO	LOB	TOP			
Lenny Randle, S (1,4)										4	0	0	0	0	1	1				
Davey Nelson, R (1,5)										4	0	0	0	0	2	0				
Don Mincher, L (1,3)										3	0	0	0	1	0	1				
Hal King, L (1,2) OBP: 0.750, SLG: 0.500										2	0	1	0	2	0	1				
Frank Howard, R (1,7)										4	0	0	0	0	1	3				
Elliott Maddox, R (9,9)										0	0	0	0	0	0	0				
Larry Blittner, L (1,9) (9,7)										3	0	0	0	0	2	0				
Joe Lovitto, S (1,8)										2	0	0	0	1	1	0				
Toby Harrah, R (1,6) OBP: 0.667, SLG: 0.500										2	0	1	0	1	0	0				
Dick Bosman, R (1,1)										2	0	0	0	0	2	2				
Paul Lindblad, L (9,1)										0	0	0	0	0	0	0				
Inning Stats	R: 0 H: 0 E: 0 K: 1 S: 5	H: 0 LOB: 0 BB: 0 P: 5	R: 0 H: 0 E: 0 K: 1 S: 4	H: 0 LOB: 0 BB: 1 P: 8	R: 0 H: 0 E: 0 K: 2 S: 7	H: 0 LOB: 0 BB: 0 P: 7	R: 0 H: 0 E: 0 K: 1 S: 5	H: 0 LOB: 1 BB: 1 P: 9	R: 0 H: 0 E: 0 K: 3 S: 9	H: 0 LOB: 2 BB: 2 P: 17	R: 0 H: 1 E: 0 K: 0 S: 3	H: 1 LOB: 1 BB: 0 P: 3	R: 0 H: 1 E: 0 K: 0 S: 4	H: 1 LOB: 1 BB: 0 P: 4	R: 0 H: 0 E: 1 K: 0 S: 3	H: 0 LOB: 1 BB: 1 P: 7	1B: 2 2B: 0 3B: 0 HR: 0	SF: 0 SAC: 1 DP: 3 HBP: 0	WP: 0 PB: 0 SB: 1 CS: 0	PA: 32
PITCHER	IP WLS BF H R ER SO BB IBB HBP BLK WP HR S P ERA WHIP																			
Andy Messersmith, R (1,1) ERA:	9.0 W 32 2 0 0 9 5 0 0 0 0 0 0 45 65 0.00 0.778																			

Texas Rangers @ California Angels
Anaheim Stadium, Anaheim, CA
Sat Apr 15 1972, 9:05 PM EST
Att: 13,916 - Unknown


AB 26
R 0
H 2
RBI 0
BB 5
SO 9
LOB 8



Batter	1	2	3	4	5	6	7	8	9	AB	R	H	RBI	BB	SO	LOB	BOTTOM			
Sandy Alomar Sr, S (1,4) OBP: 0.750, SLG: 0.667										3	1	2	0	1	0	0				
Mickey Rivers, L (1,8)										3	0	0	0	0	0	1				
Leo Cardenas, R (1,6) OBP: 0.500, SLG: 0.333										3	0	1	0	1	1	1				
Jim Spencer, L (1,3) OBP: 0.333, SLG: 0.333										4	0	1	0	0	1	4				
Ken McMullen, R (1,5)										3	0	0	0	0	0	1				
Vada Pinson, L (1,7) OBP: 0.333, SLG: 0.333										3	0	1	0	0	2	0				
Leroy Stanton, R (1,9)										2	0	0	0	0	2	0				
Jeff Torborg, R (1,2)										3	0	0	0	0	0	1				
Andy Messersmith, R (1,1)										3	0	0	0	0	0	1				
Inning Stats	R: 0 H: 1 E: 0 K: 2 S: 8	H: 0 LOB: 1 BB: 0 P: 8	R: 0 H: 0 E: 0 K: 2 S: 7	H: 0 LOB: 0 BB: 0 P: 7	R: 0 H: 1 E: 0 K: 0 S: 3	H: 0 LOB: 0 BB: 0 P: 3	R: 0 H: 1 E: 0 K: 0 S: 3	H: 0 LOB: 0 BB: 0 P: 3	R: 0 H: 0 E: 0 K: 0 S: 3	H: 0 LOB: 0 BB: 0 P: 3	R: 0 H: 1 E: 0 K: 0 S: 4	H: 1 LOB: 1 BB: 0 P: 4	R: 0 H: 1 E: 0 K: 0 S: 4	H: 1 LOB: 1 BB: 0 P: 4	R: 1 H: 0 E: 1 K: 0 S: 1	H: 0 LOB: 2 BB: 2 P: 9	1B: 5 2B: 0 3B: 0 HR: 0	SF: 0 SAC: 2 DP: 1 HBP: 0	WP: 1 PB: 0 SB: 1 CS: 1	PA: 32
PITCHER	IP WLS BF H R ER SO BB IBB HBP BLK WP HR S P ERA WHIP																			
Dick Bosman, R (1,1) ERA:	8.0 L 30 5 1 0 6 2 0 0 0 0 1 0 0 0 0.00 0.875																			
Paul Lindblad, L (9,1) ERA:	0.0 1 0 0 0 0 0 0 0 0 0 1 0 0 0 * *																			

Texas Rangers @ California Angels
Anaheim Stadium, Anaheim, CA
Sat Apr 15 1972, 9:05 PM EST
Att: 13,916 - Unknown


AB 27
R 1
H 5
RBI 0
BB 2
SO 6
LOB 9



Batter	1	2	3	4	5	6	7	8	9	AB	R	H	RBI	BB	SO	LOB	TOP			
Lenny Randle, S OBP: 0.308, SLG: 0.333	0-3 K		0-3 K			0-0 5-3			0-0 2B	4	0	1	0	0	2	1				
Davey Nelson, R OBP: 0.231, SLG: 0.231	0-0 4-3			0-0 F8			0-0 G5-4-3 1B		0-3 K	4	0	1	0	0	1	1				
Frank Howard, R OBP: 0.182, SLG: 0.182	0-0 6-3			0-3 K			0-0 G5-4-3 1-2			3	0	0	0	0	1	1				
Dick Billings, R OBP: 0.143, SLG: 0.143		0-0 6-3		0-0 6-3			0-0 F4			3	0	0	0	0	0	0				
Tom Grieve, R OBP: 0.286, SLG: 0.286		0-0 G1-6-3 1B			0-0 F3			0-3 K		3	0	1	0	0	1	0				
Elliott Maddox, R OBP: 0.200, SLG: 0.400		0-0 G1-6-3 1-2			0-0 F7			0-0 F4		3	0	0	0	0	0	1				
Joe Lovitto, S OBP: 0.200, SLG: 0.111			0-3 K		0-3 K			0-0 F8		3	0	0	0	0	2	0				
Toby Harrah, R OBP: 0.300, SLG: 0.125			4-0 FC4-6 BB			0-0 G3			0-0 F2	2	0	0	0	1	0	0				
Bill Gogolewski, L Jim Panther, R Mike Paul, L Ted Kubiak, S Jim Shellenback, L Hal King, L OBP: 0.000, SLG: 0.333			0-0 FC4-6 1-2			0-0 5-3			0-0 4-3	1	0	0	0	0	0	0				
Inning Stats	R: 0 E: 0 K: 1 S: 5	H: 0 LOB: 0 BB: 0 P: 5	R: 0 E: 0 K: 0 S: 3	H: 1 LOB: 0 BB: 0 P: 3	R: 0 E: 1 K: 2 S: 7	H: 0 LOB: 1 BB: 1 P: 11	R: 0 E: 0 K: 1 S: 5	H: 0 LOB: 0 BB: 0 P: 5	R: 0 E: 0 K: 1 S: 5	H: 0 LOB: 0 BB: 0 P: 3	R: 0 E: 0 K: 0 S: 3	H: 1 LOB: 0 BB: 0 P: 3	R: 0 E: 0 K: 1 S: 5	H: 0 LOB: 0 BB: 0 P: 5	R: 0 E: 0 K: 1 S: 6	H: 1 LOB: 1 BB: 0 P: 6	1B: 2 2B: 1 3B: 0 HR: 0	SF: 0 SAC: 0 DP: 2 HBP: 0	WP: 0 PB: 0 SB: 0 CS: 0	PA: 29
PITCHER Wilbur Wood, L ERA: 0.5	IP: 9.0 WLS: W BF: 29 H: 3 R: 0 ER: 0 SO: 7 BB: 1 IBB: 0 HBP: 0 BLK: 0 WP: 0 HR: 0 S: 42 P: 46 ERA: 0.00 WHIP: 0.444																			

Texas Rangers @ Chicago White Sox
Comiskey Park, Chicago, IL
Tue Apr 18 1972, 7:05 PM EST
Att: 20,943 - Unknown


AB	28
R	0
H	3
RBI	0
BB	1
SO	7
LOB	5



Batter	1	2	3	4	5	6	7	8	9	AB	R	H	RBI	BB	SO	LOB	BOTTOM			
Pat Kelly, L OBP: 0.700, SLG: 1.375	0-0 1B 3B	4-0 SH1-3 BB		0-0 WP 3B	0-0 1B 2B	4-0 1-2 BB				3	3	3	1	2	0	0				
Jorge Orta, L OBP: 0.400, SLG: 0.500	0-0 1B 3H	0-0 SH1-3 1-2		0-0 2B 3H	0-0 1B 2-3 3H	0-0 8-4 1-2 2-3				4	3	3	2	0	2					
Dick Allen, R OBP: 0.526, SLG: 0.750	4-0 1B 1-2 HR BB	0-0 1-3		0-0 1B 2H	0-0 1B 1-2 3H		0-0 F8			4	3	2	2	1	0	1				
Bill Melton, R OBP: 0.421, SLG: 0.267	0-0 HR 1-2 2H 1B		4-0 CS 1B BB	0-0 E 2H 1B	4-0 FC5 1B 1-2 2-3 BB		0-0 F8			3	2	2	2	2	0	0				
Carlos May, L OBP: 0.526, SLG: 0.706	0-0 1-1 2H HR		0-0 PB CS 1B	0-0 E4 1-1 2B	0-0 FC5 1B 1-2 2H 3H 1B		4-0 FC5-4 BB			4	1	4	6	1	0	0				
Rick Reichardt, R OBP: 0.071, SLG: 0.071	0-3 K		0-3 K 1-2 2-3	0-3 K 1-2 2-3	0-0 FC5 1-2 2-3 FC6-4		0-0 FC5-4 1-2			5	0	0	0	0	3	6				
Mike Andrews, R OBP: 0.167, SLG: 0.118	0-3 K		0-3 K 2-3		4-3 FC6-4			0-0 5-3		5	0	0	0	0	2	3				
Ed Herrmann, L OBP: 0.333, SLG: 0.273	0-3 K			0-0 1-3	0-0 SH 2B 1B			0-0 F9		3	1	1	0	0	1	0				
Tom Egan, R OBP: 0.200, SLG: 0.200					0-0 SH 2B 1B					1	0	0	0	0	0	0				
Wilbur Wood, R		0-3 K		0-0 4-3	0-0 SH 2B 1B			0-3 K		4	1	0	0	0	3	1				
Inning Stats	R: 5 E: 0 K: 3 S: 13	H: 4 LOB: 0 BB: 1 P: 17	R: 0 E: 0 K: 1 S: 5	H: 0 LOB: 1 BB: 1 P: 9	R: 0 E: 0 K: 2 S: 7	H: 1 LOB: 1 BB: 1 P: 11	R: 4 E: 1 K: 1 S: 10	H: 5 LOB: 1 BB: 0 P: 10	R: 5 E: 0 K: 0 S: 9	H: 5 LOB: 2 BB: 1 P: 13	R: 0 E: 0 K: 1 S: 4	H: 0 LOB: 2 BB: 1 P: 9	R: 0 E: 0 K: 0 S: 3	H: 0 LOB: 1 BB: 1 P: 7	R: 0 E: 0 K: 1 S: 5	H: 0 LOB: 0 BB: 0 P: 5	1B: 8 2B: 6 3B: 2 HR: 1	SF: 0 SAC: 2 DP: 2 HBP: 1	WP: 1 PB: 1 SB: 0 CS: 2	PA: 45
PITCHER Bill Gogolewski, R Jim Panther, R Mike Paul, L Jim Shellenback, L	IP: 3.2 WLS: L BF: 21 H: 8 R: 8 ER: 8 SO: 6 BB: 3 IBB: 0 HBP: 0 BLK: 0 WP: 0 HR: 1 S: 30 P: 42 ERA: 19.64 WHIP: 3.000																			

Texas Rangers @ Chicago White Sox
Comiskey Park, Chicago, IL
Tue Apr 18 1972, 7:05 PM EST
Att: 20,943 - Unknown

AB	36
R	14
H	15
RBI	13
BB	6
SO	9
LOB	13



Batter	1	2	3	4	5	6	7	8	9	AB	R	H	RBI	BB	SO	LOB	TOP																			
Sandy Alomar Sr. S OBP: 0.591, SLG: 0.556 (1, 4)	P5		CS 1B BB		4-3 1B	6-3		FC4-6 1B		4	0	2	1	1	0	1	California Angels @ Texas Rangers Arlington Stadium, Arlington, TX Fri Apr 21 1972, 7:05 PM EST Att: 20,105 - Unknown																			
Mickey Rivers L OBP: 0.200, SLG: 0.158 (1, 8)	G3		CS 1B		4-3 1B		E7 1B	FC4-6 1B		5	0	2	0	0	0	3																				
Leo Cardenas R OBP: 0.409, SLG: 0.235 (1, 6)	F7		6-3		5-3		F9	6-3		5	0	0	0	0	0	6																				
Ken McMullen R OBP: 0.200, SLG: 0.158 (1, 5)		6-3	6-3			F5	K		F7	5	0	0	0	0	1	2																				
Jim Spencer L OBP: 0.250, SLG: 0.263 Ken Berry R (9, PR)		K			1B	1B 2B	F9		FC5-4 1B	5	1	3	0	0	1	1																				
Leroy Stanton R OBP: 0.263, SLG: 0.278 (1, 9)	E6 1B				F4	2B 1B		K	FC5-4 1B	5	2	1	0	0	1	2																				
Vada Pinson L OBP: 0.412, SLG: 0.438 Billy Cowan R (9, PH)					K	1B WP 2B		E 1B	K	4	2	3	2	0	1	1																				
Art Kusnyer R OBP: 0.571, SLG: 0.500 (1, 2)					5-3			E9 1B		4	1	3	1	0	0	1																				
Clyde Wright R Tom Silverio L Eddie Fisher R Joe Azcue R Tom Murphy R Syd O'Brien R Lloyd Allen R (1, 1)	P5				4-3	1-2 3H K		E4 1B		1	0	0	0	0	0	2																				
Inning Stats	R: 0 E: 0 K: 0 S: 3	H: 0 LOB: 0 BB: 0 P: 3	R: 1 E: 1 K: 1 S: 8	H: 2 LOB: 2 BB: 0 P: 8	R: 0 E: 0 K: 1 S: 3	H: 1 LOB: 1 BB: 1 P: 7	R: 0 E: 0 K: 1 S: 6	H: 1 LOB: 0 BB: 0 P: 6	R: 0 E: 0 K: 0 S: 4	H: 1 LOB: 1 BB: 0 P: 4	R: 3 E: 0 K: 1 S: 9	H: 4 LOB: 1 BB: 0 P: 9	R: 0 E: 1 K: 1 S: 6	H: 1 LOB: 1 BB: 0 P: 6	R: 2 E: 2 K: 1 S: 9	H: 3 LOB: 2 BB: 0 P: 9		R: 0 E: 0 K: 1 S: 6	H: 1 LOB: 1 BB: 0 P: 6	1B: 12 2B: 2 3B: 0 HR: 0	SF: 0 SAC: 0 DP: 0 HBP: 0	WP: 1 PB: 0 SB: 0 CS: 2	PA: 43													
PITCHER	IP	WLS	BF	H	R	ER	SO	BB	IBB	HBP	BLK	WP	HR	S	P	ERA	WHIP	PITCHER		IP	WLS	BF	H	R	ER	SO	BB	IBB	HBP	BLK	WP	HR	S	P	ERA	WHIP
Dick Bosman R ERA: 2.03 (1, 1)	5.1	W	26	9	4	3	2	1	0	0	0	0	0	29	33	5.06	1.875			IP	WLS	BF	H	R	ER	SO	BB	IBB	HBP	BLK	WP	HR	S	P	ERA	WHIP
Casey Cox R ERA: 2.7 (6, 1)	3.1		16	5	2	1	3	0	0	0	0	1	0	22	22	2.70	1.500			IP	WLS	BF	H	R	ER	SO	BB	IBB	HBP	BLK	WP	HR	S	P	ERA	WHIP
Paul Lindblad L ERA: (9, 1)	0.1	S	1	0	0	0	1	0	0	0	0	0	0	3	3	0.00	0.000			IP	WLS	BF	H	R	ER	SO	BB	IBB	HBP	BLK	WP	HR	S	P	ERA	WHIP

AB 42
R 6
H 14
RBI 4
BB 1
SO 6
LOB 22



Batter	1	2	3	4	5	6	7	8	9	AB	R	H	RBI	BB	SO	LOB	BOTTOM																			
Lenny Randle S OBP: 0.333, SLG: 0.400 (1, 4)	6-3		FC6 1-3 2H 2B	CS 1B		S 1B				4	0	3	4	0	0	0	California Angels @ Texas Rangers Arlington Stadium, Arlington, TX Fri Apr 21 1972, 7:05 PM EST Att: 20,105 - Unknown																			
Davey Nelson R OBP: 0.333, SLG: 0.476 (1, 5)	K		FC6 FC4-6 2-3	CS 1-2		HR		6-3		4	1	1	1	0	1	3																				
Frank Howard R OBP: 0.211, SLG: 0.333 Larry Bittner L OBP: 0.111, SLG: 0.111 (1, 3)			FC4-6 IBB		F7		4-3			3	1	1	1	1	0	0																				
Dick Billings R OBP: 0.091, SLG: 0.091 (1, 2)	6-3		FC4-6 1-2 2-3 3H		F2		6-3			4	0	0	1	0	0	2																				
Tom Grieve R OBP: 0.364, SLG: 0.364 (1, 7)			K			FC6-4 1B		K		4	0	2	0	0	2	2																				
Elliott Maddox R OBP: 0.400, SLG: 0.375 (1, 9)		CS 1B			E5 FC4-6	FC6-4 1B		S BB		2	0	0	0	2	0	1																				
Joe Lovitto S OBP: 0.176, SLG: 0.067 (1, 8)	L3				FC4-6 2B 1B		F8			4	1	0	0	0	1	3																				
Toby Harrah R OBP: 0.353, SLG: 0.333 (1, 6)			SH 2B 1B		SH 1B 2B		1-3 WP 1B 1B			4	3	3	0	0	1	1																				
Dick Bosman R Casey Cox R Paul Lindblad L (1, 1)			SH 2B FC4-6		K		1-3		4-3	1	1	0	0	0	1	2																				
Inning Stats	R: 1 E: 0 K: 1 S: 6	H: 1 LOB: 0 BB: 0 P: 6	R: 0 E: 0 K: 0 S: 2	H: 1 LOB: 0 BB: 1 P: 6	R: 2 E: 1 K: 1 S: 8	H: 2 LOB: 2 BB: 1 P: 12	R: 2 E: 1 K: 1 S: 7	H: 2 LOB: 0 BB: 0 P: 7	R: 1 E: 0 K: 0 S: 5	H: 2 LOB: 1 BB: 0 P: 5	R: 1 E: 0 K: 0 S: 5	H: 2 LOB: 1 BB: 0 P: 5	R: 0 E: 0 K: 1 S: 5	H: 0 LOB: 0 BB: 0 P: 5	R: 0 E: 0 K: 2 S: 7	H: 0 LOB: 1 BB: 1 P: 11		R: 0 E: 0 K: 2 S: 7	H: 0 LOB: 1 BB: 1 P: 11	1B: 6 2B: 3 3B: 0 HR: 2	SF: 0 SAC: 1 DP: 1 HBP: 0	WP: 1 PB: 0 SB: 0 CS: 2	PA: 37													
PITCHER	IP	WLS	BF	H	R	ER	SO	BB	IBB	HBP	BLK	WP	HR	S	P	ERA	WHIP	PITCHER		IP	WLS	BF	H	R	ER	SO	BB	IBB	HBP	BLK	WP	HR	S	P	ERA	WHIP
Clyde Wright L ERA: 5.0 (5, 1)	4.0	L	19	6	5	2	3	1	0	0	0	0	1	23	31	4.50	1.750			IP	WLS	BF	H	R	ER	SO	BB	IBB	HBP	BLK	WP	HR	S	P	ERA	WHIP
Eddie Fisher R ERA: 18.0 (6, 1)	1.0		5	2	1	1	0	0	0	0	0	0	1	5	5	9.00	2.000			IP	WLS	BF	H	R	ER	SO	BB	IBB	HBP	BLK	WP	HR	S	P	ERA	WHIP
Tom Murphy R ERA: 10.38 (6, 1)	2.0		8	2	1	1	1	0	0	0	0	1	0	10	10	4.50	1.000			IP	WLS	BF	H	R	ER	SO	BB	IBB	HBP	BLK	WP	HR	S	P	ERA	WHIP
Lloyd Allen R ERA: (8, 1)	1.0		4	0	0	0	2	1	0	0	0	0	0	7	11	0.00	1.000			IP	WLS	BF	H	R	ER	SO	BB	IBB	HBP	BLK	WP	HR	S	P	ERA	WHIP

AB 32
R 7
H 10
RBI 7
BB 3
SO 6
LOB 16



Batter	1	2	3	4	5	6	7	8	9	AB	R	H	RBI	BB	SO	LOB	TOP
Sandy Alomar Sr. S OBP: 0.500, SLG: 0.455 (1,4)	0-0 5-3		0-0 F8		0-0 FC4			0-0 1-3		4	0	0	0	0	0	2	
Mickey Rivers L OBP: 0.208, SLG: 0.136 (1,8)	0-0 1-3			4-0 1B BB		0-0 4-3		0-0 4-3		3	0	0	0	1	0	0	
Leo Cardenas R OBP: 0.385, SLG: 0.200 (1,6)	0-0 F8			0-0 F7		4-0 4-3 1B BB		0-0 F7		3	0	0	0	1	0	1	
Vada Pinson L OBP: 0.476, SLG: 0.474 (1,7)		0-0 F8		0-0 G4-6-3 1B		0-0 4-3 1B			4-0 BB	3	0	2	0	1	0	0	
Jim Spencer L OBP: 0.250, SLG: 0.261 (1,3)		0-0 1B		0-0 G4-6-3		0-0 4-3			0-0 F3	4	0	1	0	0	0	5	
Leroy Stanton R OBP: 0.261, SLG: 0.238 (1,9)		0-0 F9			4-0 FC5-4 BB		0-0 L4		0-0 F8	3	0	0	0	1	0	4	
Ken McMullen R OBP: 0.167, SLG: 0.130 (1,5)		0-0 F4			0-0 FC5-4 FC6-4 1B		0-0 F4		0-3 K	4	0	0	0	0	1	3	
Art Kusnyer R OBP: 0.600, SLG: 0.500 (1,2)			0-0 1-3		0-0 FC6-4 1B		4-0 G1-6-3 BB			2	0	1	0	1	0	0	
Rickey Clark R OBP: 0.167, SLG: 0.130 (1,1)			0-3 K		0-0 FC6-4		0-0 G1-6-3			2	0	0	0	0	1	2	
Mei Queen L (5,1)					0-0 FC6-4		0-0 G1-6-3			0	0	0	0	0	0	0	
Winston Llenas R (7,PH)					1-2 2-3		1-2			1	0	0	0	0	0	1	
Paul Doyle L (7,1)					1-2 2-3		1-2			0	0	0	0	0	0	0	
Inning Stats	R: 0 E: 0 K: 0 S: 3	H: 0 LOB: 0 BB: 0 P: 3	R: 0 E: 0 K: 0 S: 4	H: 1 LOB: 1 BB: 0 P: 4	R: 0 E: 0 K: 1 S: 5	H: 0 LOB: 0 BB: 0 P: 5	R: 0 E: 0 K: 0 S: 3	H: 1 LOB: 1 BB: 1 P: 7	R: 0 E: 0 K: 0 S: 4	H: 1 LOB: 2 BB: 1 P: 8	R: 0 E: 0 K: 0 S: 2	H: 0 LOB: 0 BB: 1 P: 6	R: 0 E: 0 K: 0 S: 3	H: 0 LOB: 1 BB: 1 P: 9	1B: 4 2B: 0 3B: 0 HR: 0	SF: 0 SAC: 0 DP: 2 HBP: 0	WP: 0 PA: 34 PB: 0 SB: 0 CS: 0
PITCHER Pete Broberg, R ERA: 0.53 (1,1)	IP: 9.0 WLS: W BF: 34 H: 4 R: 0 ER: 0 SO: 2 BB: 5 IBB: 0 HBP: 0 BLK: 0 WP: 0 HR: 0 S: 33 P: 53 ERA: 0.00 WHIP: 1.000																

California Angels @ Texas Rangers
Arlington Stadium, Arlington, TX
Sat Apr 22 1972, 4:33 AM EST
Att: 5,517 - Unknown

AB	29
R	0
H	4
RBI	0
BB	5
SO	2
LOB	18



Batter	1	2	3	4	5	6	7	8	9	AB	R	H	RBI	BB	SO	LOB	BOTTOM
Lenny Randle S OBP: 0.346, SLG: 0.480 (1,4)	0-0 F8		0-0 5-3 E 2B		0-0 2B	0-3 K		0-3 K		5	2	1	0	2	1		
Davey Nelson R OBP: 0.385, SLG: 0.435 (1,5)	0-0 5-3		0-0 5-3		4-0 2B BB	4-0 S BB		4-0 BB		2	1	0	0	3	0	1	
Don Mincher L OBP: 0.385, SLG: 0.222 (1,3)	4-0 BB		4-0 E BB BB		0-0 2B 2B	0-0 1-3		0-3 K		3	1	1	2	2	1	3	
Hal King L OBP: 0.500, SLG: 0.143 (1,2)	0-0 4-3		4-0 E BB		0-3 K		0-3 K			2	0	0	0	1	1	2	
Dick Billings R OBP: 0.083, SLG: 0.083 (7,PH) (8,2)	0-0 4-3		1-2 E BB		0-0 K		0-0 K			1	0	0	0	0	1	0	
Frank Howard R OBP: 0.261, SLG: 0.455 (7,PR) (8,9)		0-0 F4	0-3 K		0-0 BB 2B		0-0 2B			4	0	2	1	0	1	2	
Elliott Maddox R OBP: 0.400, SLG: 0.375 (7,PR) (8,9)		0-0 F4	0-3 K		0-0 BB 2B		0-0 2B			0	0	0	0	0	0	0	
Larry Bittner L OBP: 0.231, SLG: 0.167 (1,9) (8,7)		0-0 G3		0-0 CS 1B	4-0 BB BB		0-3 K			3	0	1	0	1	1	1	
Joe Lovitto S OBP: 0.190, SLG: 0.056 (1,8)		0-0 3-1		0-0 4-3	4-0 BB BB		0-0 F9			3	0	0	0	1	0	2	
Toby Harrah R OBP: 0.381, SLG: 0.474 (1,6)			0-0 2B 3B		0-0 6-3		0-0 F4			4	1	2	0	0	0	3	
Pete Broberg R OBP: 0.167, SLG: 0.167 (1,1)			0-0 F5		0-0 4-3		0-0 F9			3	0	0	0	0	0	1	
Inning Stats	R: 0 E: 0 K: 0 S: 3	H: 0 LOB: 1 BB: 1 P: 7	R: 0 E: 0 K: 0 S: 3	H: 0 LOB: 0 BB: 0 P: 3	R: 2 E: 1 K: 1 S: 7	H: 2 LOB: 2 BB: 2 P: 15	R: 0 E: 0 K: 0 S: 3	H: 1 LOB: 0 BB: 0 P: 3	R: 3 E: 0 K: 1 S: 8	H: 3 LOB: 3 BB: 3 P: 20	R: 0 E: 0 K: 1 S: 5	H: 0 LOB: 1 BB: 1 P: 9	R: 0 E: 0 K: 2 S: 8	H: 1 LOB: 2 BB: 1 P: 12	1B: 2 2B: 5 3B: 1 HR: 0	SF: 0 SAC: 1 DP: 0 HBP: 0	WP: 0 PA: 39 PB: 0 SB: 1 CS: 1
PITCHER Rickey Clark, R ERA: 8.31 Mei Queen, R ERA: 2.7 Paul Doyle, L ERA: (1,1) (5,1) (7,1)	IP: 4.1 WLS: L BF: 21 H: 5 R: 5 ER: 4 SO: 1 BB: 4 IBB: 5 HBP: 4 BLK: 1 WP: 0 HR: 0 S: 19 P: 35 ERA: 8.31 WHIP: 2.077																

California Angels @ Texas Rangers
Arlington Stadium, Arlington, TX
Sat Apr 22 1972, 4:33 AM EST
Att: 5,517 - Unknown

AB	30
R	5
H	8
RBI	4
BB	8
SO	7
LOB	16



Batter	1	2	3	4	5	6	7	8	9	AB	R	H	RBI	BB	SO	LOB	TOP					
Sandy Alomar Sr. S OBP: 0.484, SLG: 0.444										5	1	2	0	0	0	3	California Angels @ Texas Rangers Arlington Stadium, Arlington, TX Sun Apr 23 1972, 4:33 AM EST Att: 11,586 - Unknown					
Leo Cardenas R OBP: 0.400, SLG: 0.375										4	1	2	1	0	0	2						
Winston Lianas R OBP: 0.167, SLG: 0.167										4	0	1	1	0	0	3						
Vada Pinson L OBP: 0.480, SLG: 0.522										4	0	2	0	0	1	1						
Jim Spencer L OBP: 0.250, SLG: 0.231										3	0	0	0	1	1	3						
Syd O'Brien R										4	0	0	0	0	1	4						
Art Kusnyer R OBP: 0.462, SLG: 0.364										3	0	0	0	0	1	0						
Ken Berry R OBP: 0.333, SLG: 0.333										3	0	1	0	0	1	1						
Rudy May L										0	0	0	0	0	0	0						
Mickey Rivers L OBP: 0.240, SLG: 0.217										1	0	1	0	0	0	0						
Nolan Ryan R OBP: 0.250, SLG: 0.250										1	0	0	0	0	1	1						
Tom Murphy R										1	0	0	0	0	1	0						
Tom Silverio L OBP: 0.143, SLG: 0.143										2	0	1	0	0	1	1						
Inning Stats	R: 1 E: 0 K: 2 S: 10	H: 3 LOB: 2 BB: 0 P: 10	R: 0 E: 0 K: 1 S: 6	H: 1 LOB: 1 BB: 0 P: 6	R: 1 E: 0 K: 0 S: 5	H: 2 LOB: 1 BB: 0 P: 5	R: 0 E: 0 K: 3 S: 9	H: 0 LOB: 0 BB: 0 P: 9	R: 0 E: 0 K: 1 S: 6	H: 1 LOB: 1 BB: 0 P: 6	R: 0 E: 1 K: 0 S: 3	H: 0 LOB: 1 BB: 1 P: 7	R: 0 E: 0 K: 0 S: 4	H: 2 LOB: 1 BB: 0 P: 4	R: 0 E: 0 K: 0 S: 3	H: 0 LOB: 0 BB: 0 P: 3	R: 0 E: 0 K: 1 S: 6	H: 1 LOB: 1 BB: 0 P: 6	1B: 7 2B: 2 3B: 0 HR: 1	SF: 0 SAC: 0 DP: 2 HBP: 0	WP: 0 PB: 0 SB: 1 CS: 0	PA: 37
PITCHER	IP WLS BF H R ER SO BB IBB HBP BLK WP HR S P ERA WHIP																					
Bill Gogolewski R ERA: 20.25	(1, 1) 0.1 4 3 1 1 0 0 0 0 0 0 0 4 4 27.00 9.000																					
Jim Panther R ERA: 16.2	(1, 1) 2.2 W 11 3 1 1 3 0 0 0 0 0 1 17 17 3.38 1.125																					
Horacio Pina R ERA:	(4, 1) 6.0 S 22 4 0 0 5 1 0 0 0 0 0 0 31 35 0.00 0.833																					

Batter	1	2	3	4	5	6	7	8	9	AB	R	H	RBI	BB	SO	LOB	BOTTOM					
Lenny Randle S OBP: 0.355, SLG: 0.448										4	1	1	0	0	2	4	California Angels @ Texas Rangers Arlington Stadium, Arlington, TX Sun Apr 23 1972, 4:33 AM EST Att: 11,586 - Unknown					
Davey Nelson R OBP: 0.387, SLG: 0.385										3	1	0	0	1	1	3						
Don Mincher L OBP: 0.333, SLG: 0.429										5	1	1	3	0	2	6						
Hal King L OBP: 0.533, SLG: 0.222										2	1	1	0	1	1	0						
Dick Billings R OBP: 0.154, SLG: 0.154										1	0	1	0	0	0	0						
Frank Howard R OBP: 0.222, SLG: 0.385										4	1	0	0	0	0	3						
Larry Bittner L OBP: 0.287, SLG: 0.214										2	0	1	0	0	0	0						
Elliott Maddox R OBP: 0.364, SLG: 0.333										1	0	0	0	0	1	0						
Joe Lovitto S OBP: 0.320, SLG: 0.150										2	0	2	2	2	0	0						
Toby Harrah R OBP: 0.440, SLG: 0.476										2	0	1	0	2	0	1						
Bill Gogolewski L	(1, 1) 0 0 0 0 0 0 0 0 0 0 0 0 0 0 0 0 0 0																					
Jim Panther R	(1, 1) 0 0 0 0 0 0 0 0 0 0 0 0 0 0 0 0 0 0																					
Jim Driscoll L	(3, PH) 1 0 0 0 0 0 0 0 0 0 0 0 0 0 0 0 0 2																					
Horacio Pina R	(4, 1) 1 0 0 0 0 0 1 1 0 0 0 0 0 0 0 0 1 1																					
Inning Stats	R: 3 E: 0 K: 1 S: 7	H: 2 LOB: 0 BB: 0 P: 8	R: 0 E: 0 K: 1 S: 6	H: 1 LOB: 3 BB: 1 P: 11	R: 2 E: 1 K: 0 S: 6	H: 2 LOB: 2 BB: 1 P: 10	R: 0 E: 0 K: 0 S: 3	H: 0 LOB: 1 BB: 1 P: 7	R: 0 E: 0 K: 1 S: 5	H: 1 LOB: 1 BB: 1 P: 9	R: 0 E: 0 K: 2 S: 7	H: 0 LOB: 0 BB: 0 P: 7	R: 0 E: 0 K: 1 S: 5	H: 1 LOB: 0 BB: 0 P: 5	R: 0 E: 0 K: 2 S: 8	H: 1 LOB: 3 BB: 2 P: 16	R: 0 E: 0 K: 1 S: 6	H: 1 LOB: 1 BB: 0 P: 6	1B: 7 2B: 0 3B: 0 HR: 1	SF: 0 SAC: 3 DP: 1 HBP: 2	WP: 0 PB: 0 SB: 0 CS: 1	PA: 39
PITCHER	IP WLS BF H R ER SO BB IBB HBP BLK WP HR S P ERA WHIP																					
Nolan Ryan R ERA: 3.18	(1, 1) 2.1 L 16 5 5 4 2 1 0 2 0 0 0 1 17 23 15.43 2.571																					
Tom Murphy R ERA: 6.43	(3, 1) 2.2 11 1 0 0 1 3 0 0 0 0 0 0 10 22 0.00 1.500																					
Rudy May L ERA:	(6, 1) 3.0 12 2 0 0 5 1 1 0 0 0 0 0 20 28 0.00 1.000																					

Batter	1	2	3	4	5	6	7	8	9	AB	R	H	RBI	BB	SO	LOB	TOP								
Sandy Alomar Sr. S OBP: 0.457, SLG: 0.400 (1, 4)	0-3 K		0-0 4-3		0-0 SH3-4		4-0 S 1B BB		0-0 F4	3	1	0	0	1	1	1	California Angels @ Texas Rangers Arlington Stadium, Arlington, TX Mon Apr 24 1972, 7:05 PM EST Att: 5,561 - Unknown								
Leo Cardenas R OBP: 0.241, SLG: 0.483 (1, 6)	0-3 K		0-0 HR		0-0 F4		0-0 1B 1B		0-3 K	5	1	2	2	0	2	2									
Mickey Rivers L OBP: 0.241, SLG: 0.222 (7, 7)	0-0 1-3		0-0 G3		0-0 F2		0-0 1B		0-3 K	4	0	1	0	0	0	1									
Billy Cowan R (9, FH)							1-2 1B			1	0	0	0	0	1	1									
Vada Pinson L OBP: 0.429, SLG: 0.462 (7, FH)		0-0 3-4-1					0-0 F9		0-3 K	3	0	0	0	0	1	0									
Ken Berry R OBP: 0.250, SLG: 0.250 (7, 8)			0-3 K				0-0 F9			1	0	0	0	0	1	2									
Jim Spencer L OBP: 0.281, SLG: 0.345 (1, 3)		0-0 F9			0-0 F8		0-0 HR		4-0 FC1-5 1B BB	3	1	1	1	1	0	0									
Ken McMullen R OBP: 0.250, SLG: 0.160 (1, 5)		4-0 BB E BB			4-0 FC5-4 BB		0-0 F5		0-0 FC1-5 1B	2	1	1	0	2	0	0									
Leroy Stanton R OBP: 0.259, SLG: 0.208 (1, 9)		4-0 E BB			0-0 FC5-4 1-2		0-0 F5		0-0 FC1-5 L9-3	3	0	0	0	1	0	3									
Jeff Torborg R OBP: 0.214, SLG: 0.286 (1, 2)		0-0 E8 1B			0-0 F7		0-0 F9		0-0 L9-3	4	0	1	1	0	0	3									
Andy Messersmith R OBP: 0.375, SLG: 0.375 Lloyd Allen R (7, 1)		0-0 6-3					0-3 K		4-0 BB	3	0	1	0	0	1	2									
Winston Lenas R OBP: 0.286, SLG: 0.167 (9, FH)							SH3-4 1B			0	0	0	0	0	0	0									
Inning Stats	R: 0 E: 0 K: 2 S: 7	H: 0 LOB: 0 BB: 0 P: 7	R: 1 E: 1 K: 0 S: 4	H: 1 LOB: 2 BB: 2 P: 12	R: 1 E: 0 K: 1 S: 6	H: 1 LOB: 1 BB: 0 P: 6	R: 0 E: 0 K: 0 S: 3	H: 0 LOB: 1 BB: 1 P: 7	R: 0 E: 0 K: 0 S: 4	H: 1 LOB: 0 BB: 0 P: 4	R: 1 E: 0 K: 0 S: 4	H: 1 LOB: 0 BB: 0 P: 4	R: 1 E: 0 K: 2 S: 9	H: 2 LOB: 2 BB: 1 P: 13	R: 0 E: 0 K: 0 S: 3	H: 1 LOB: 1 BB: 1 P: 7	R: 0 E: 0 K: 2 S: 7	H: 0 LOB: 1 BB: 1 P: 11	1B: 5 2B: 1 3B: 0 HR: 2	SF: 0 SAC: 1 DP: 1 HBP: 0	WP: 0 PB: 0 SB: 1 CS: 0	PA: 39			
PITCHER	IP	WLS	BF	H	R	ER	SO	BB	IBB	HBP	BLK	WP	HR	S	P	ERA	WHIP								
Don Stanhouse R ERA: 2.84 (1, 1)	6.0		25	4	3	3	3	3	0	0	0	0	2	28	40	4.50	1.167								
Casey Cox R ERA: 4.5 (7, 1)	0.2		5	2	1	1	1	1	0	0	0	0	0	6	10	13.50	4.500								
Paul Lindblad L ERA: (7, 1)	2.1	W	9	1	0	0	3	2	0	0	0	0	0	13	21	0.00	1.286								

Batter	1	2	3	4	5	6	7	8	9	AB	R	H	RBI	BB	SO	LOB	BOTTOM								
Lenny Randle S OBP: 0.306, SLG: 0.382 (1, 4)	0-0 F8		0-0 1-3		0-0 FC5-4		0-0 6-3		0-0 F5	5	0	0	0	0	0	1	California Angels @ Texas Rangers Arlington Stadium, Arlington, TX Mon Apr 24 1972, 7:05 PM EST Att: 5,561 - Unknown								
Davey Nelson R OBP: 0.389, SLG: 0.387 (1, 5)	0-0 5-3		0-0 1B		0-0 F8		0-0 E S 1B		0-3 K	5	1	2	0	0	1	1									
Don Mincher L OBP: 0.391, SLG: 0.471 (1, 3)	4-0 BB		0-0 G3		0-0 4-3		4-0 1-3 1B BB		0-0 2B	3	1	1	0	2	0	2									
Hal King L OBP: 0.500, SLG: 0.167 (1, 2)	0-0 F7				4-0 BB		4-0 SH3-4 E 1B BB		0-3 K	3	1	0	0	2	1	4									
Joe Lovitto S OBP: 0.310, SLG: 0.130 (1, 8)		0-0 F9			0-0 F9		0-0 E3 SH3-4 1B BB IBB			3	2	0	0	1	0	2									
Larry Bittner L OBP: 0.276, SLG: 0.235 (1, 7)		0-0 4-3			0-0 F8		0-0 SH3-4		0-0 BB 1B	3	0	1	2	0	0	1									
Elliott Maddox R OBP: 0.400, SLG: 0.273 (1, 9)		4-0 BB			0-3 K		0-0 5-3		0-0 BB BB	2	0	0	0	2	1	3									
Toby Harrah R OBP: 0.483, SLG: 0.500 (1, 6)		0-0 L3			0-0 E7 1B		0-0 2H 3H 1B		4-0 FC6-4 BB	3	1	2	3	1	0	1									
Don Stanhouse R OBP: 0.250, SLG: 0.250 Jim Driscoll L (6, PH)			0-3 K		0-0 FC5-4 1B		0-0 F9		0-0 FC6-4	2	0	1	1	0	1	0									
Casey Cox R (7, 1)							0-0 FC6-4			0	0	0	0	0	0	0									
Paul Lindblad L (7, 1)							1-2 1B			1	0	0	0	0	0	3									
Inning Stats	R: 0 E: 0 K: 0 S: 3	H: 0 LOB: 1 BB: 1 P: 7	R: 0 E: 0 K: 0 S: 3	H: 0 LOB: 1 BB: 1 P: 7	R: 0 E: 0 K: 1 S: 6	H: 1 LOB: 1 BB: 0 P: 6	R: 0 E: 0 K: 1 S: 5	H: 0 LOB: 1 BB: 1 P: 9	R: 0 E: 1 K: 0 S: 5	H: 2 LOB: 1 BB: 1 P: 9	R: 2 E: 1 K: 0 S: 5	H: 1 LOB: 1 BB: 1 P: 9	R: 3 E: 0 K: 0 S: 5	H: 2 LOB: 3 BB: 4 P: 21	R: 0 E: 0 K: 2 S: 8	H: 1 LOB: 1 BB: 0 P: 8	1B: 6 2B: 1 3B: 0 HR: 0	SF: 0 SAC: 1 DP: 0 HBP: 0	WP: 0 PB: 0 SB: 2 CS: 0	PA: 40					
PITCHER	IP	WLS	BF	H	R	ER	SO	BB	IBB	HBP	BLK	WP	HR	S	P	ERA	WHIP								
Andy Messersmith R ERA: 3.32 (1, 1)	6.2	L	34	6	6	4	2	6	1	0	0	0	0	31	59	5.40	1.800								
Lloyd Allen R ERA: (7, 1)	1.1		6	1	0	0	2	1	0	0	0	0	0	9	13	0.00	1.500								

AB 32
R 4
H 7
RBI 4
BB 6
SO 7
LOB 15




AB 31
R 6
H 7
RBI 6
BB 8
SO 4
LOB 19



Batter	1	2	3	4	5	6	7	8	9	AB	R	H	RBI	BB	SO	LOB	TOP								
Dick McAuliffe, L OBP: 0.357, SLG: 0.273 (1, 4)	0-0 5-3		0-0 1-3		4-0 1B BB	0-3 K		0-0 CS	4-0 1B BB	3	2	0	0	2	1	2									
Aurelio Rodriguez, R OBP: 0.297, SLG: 0.296 (1, 5)	0-0 F7		0-0 4-3		0-0 1B 2B 1B		0-0 5-3	3-H	0-0 4-3	5	1	1	2	0	0	2									
Gates Brown, L OBP: 0.429, SLG: 0.462 Mickey Stanley, R OBP: 0.500, SLG: 0.500 (6, 8)	0-3 K		0-0 4-3	0-0 4-3	0-0 2B 1B		0-0 4-3		0-0 HBP 1B	3	1	1	1	0	1	0									
Bill Freehan, R OBP: 0.448, SLG: 0.556 (1, 2)		0-0 L4-3 1B		0-0 F9	0-0 2B		0-0 HR		0-0 5-3	5	1	3	2	0	0	1									
Norm Cash, L OBP: 0.500, SLG: 0.625 (1, 3)		0-0 L4-3 1B		0-0 L4	4-0 FC5-4 IBB		0-0 HR		4-0 HBP BB	3	1	2	2	2	0	0									
Al Kaline, R OBP: 0.200, SLG: 0.167 (1, 9)		0-0 L4-3		0-0 L6-3	0-0 FC5-4		0-3 K		1-0 HBP	4	0	0	0	0	1	4									
Jim Northrup, L OBP: 0.231, SLG: 0.167 (6, 7)		0-0 4-3		0-0 SH1-4 1B	0-0 SH1-4 1B	0-0 F4		0-0 G3 CS 1B	0-0 4-3	5	1	2	0	0	0	4									
Ed Brinkman, R OBP: 0.367, SLG: 0.500 (1, 6)			0-0 SH1-4 1B		0-0 SH1-4 1B	4-0 SH2-4 BB		0-3 K		3	1	2	0	1	1	1									
Joe Coleman, R OBP: 0.167, SLG: 0.167 (1, 1)			0-0 SH1-4		0-0 SH1-4	0-0 SH2-4		0-0 G3		1	0	0	0	0	0	1									
Inning Stats	R: 0 E: 0 K: 1 S: 5	H: 0 LOB: 0 BB: 0 P: 5	R: 0 E: 0 K: 0 S: 4	H: 2 LOB: 1 BB: 0 P: 4	R: 0 E: 0 K: 0 S: 4	H: 1 LOB: 1 BB: 0 P: 4	R: 0 E: 0 K: 0 S: 3	H: 0 LOB: 0 BB: 0 P: 3	R: 5 E: 0 K: 0 S: 8	H: 5 LOB: 2 BB: 2 P: 16	R: 0 E: 0 K: 1 S: 5	H: 0 LOB: 1 BB: 1 P: 9	R: 2 E: 0 K: 1 S: 7	H: 2 LOB: 0 BB: 0 P: 7	R: 0 E: 0 K: 1 S: 5	H: 1 LOB: 3 BB: 2 P: 5	R: 1 E: 0 K: 0 S: 4	H: 1 LOB: 3 BB: 2 P: 13	1B: 10 2B: 1 3B: 0 HR: 1	SF: 0 SAC: 3 DP: 1 HBP: 1	WP: 0 PB: 0 SB: 1 CS: 1	PA: 44			
PITCHER	IP WLS BF H R ER SO BB IBB HBP BLK WP HR S P ERA WHIP	IP WLS BF H R ER SO BB IBB HBP BLK WP HR S P ERA WHIP	IP WLS BF H R ER SO BB IBB HBP BLK WP HR S P ERA WHIP	IP WLS BF H R ER SO BB IBB HBP BLK WP HR S P ERA WHIP	IP WLS BF H R ER SO BB IBB HBP BLK WP HR S P ERA WHIP	IP WLS BF H R ER SO BB IBB HBP BLK WP HR S P ERA WHIP	IP WLS BF H R ER SO BB IBB HBP BLK WP HR S P ERA WHIP	IP WLS BF H R ER SO BB IBB HBP BLK WP HR S P ERA WHIP	IP WLS BF H R ER SO BB IBB HBP BLK WP HR S P ERA WHIP	IP WLS BF H R ER SO BB IBB HBP BLK WP HR S P ERA WHIP	IP WLS BF H R ER SO BB IBB HBP BLK WP HR S P ERA WHIP	IP WLS BF H R ER SO BB IBB HBP BLK WP HR S P ERA WHIP	IP WLS BF H R ER SO BB IBB HBP BLK WP HR S P ERA WHIP	IP WLS BF H R ER SO BB IBB HBP BLK WP HR S P ERA WHIP	IP WLS BF H R ER SO BB IBB HBP BLK WP HR S P ERA WHIP	IP WLS BF H R ER SO BB IBB HBP BLK WP HR S P ERA WHIP	IP WLS BF H R ER SO BB IBB HBP BLK WP HR S P ERA WHIP	IP WLS BF H R ER SO BB IBB HBP BLK WP HR S P ERA WHIP	IP WLS BF H R ER SO BB IBB HBP BLK WP HR S P ERA WHIP	IP WLS BF H R ER SO BB IBB HBP BLK WP HR S P ERA WHIP	IP WLS BF H R ER SO BB IBB HBP BLK WP HR S P ERA WHIP	IP WLS BF H R ER SO BB IBB HBP BLK WP HR S P ERA WHIP	IP WLS BF H R ER SO BB IBB HBP BLK WP HR S P ERA WHIP	IP WLS BF H R ER SO BB IBB HBP BLK WP HR S P ERA WHIP	IP WLS BF H R ER SO BB IBB HBP BLK WP HR S P ERA WHIP

Detroit Tigers @ Texas Rangers
Arlington Stadium, Arlington, TX
Wed Apr 26 1972, 7:05 PM EST
Att: 4,283 - Unknown


AB	34
R	8
H	12
RBI	8
BB	5
SO	4
LOB	15



Batter	1	2	3	4	5	6	7	8	9	AB	R	H	RBI	BB	SO	LOB	BOTTOM								
Lenny Randle, S OBP: 0.273, SLG: 0.333 (1, 4)	0-0 4-3 SH5-3 1B		0-0 4-3		0-0 1-3			0-0 E4		4	1	1	0	0	0	2									
Davey Nelson, R OBP: 0.349, SLG: 0.324 (1, 5)	0-0 SH5-3		0-3 K		0-3 K			0-3 K		3	0	0	0	0	3	1									
Larry Bittner, L OBP: 0.217, SLG: 0.182 (1, 9)	0-0 4-3		0-0 F7		0-0 4-3			0-0 F6		4	0	0	0	0	0	2									
Don Mincher, L OBP: 0.407, SLG: 0.450 (1, 3)	0-0 3-H 1B		4-0 BB		0-0 G3			0-0 4-3		3	0	1	1	1	0	1									
Frank Howard, R OBP: 0.229, SLG: 0.364 (1, 7)	0-3 K		0-0 L9		0-0 1-3			0-0 F6		4	0	0	0	0	1	2									
Hal King, L OBP: 0.458, SLG: 0.133 (1, 2)		4-0 FC1-5 BB		0-0 F2		0-0 F3		0-0 F8		3	0	0	0	1	0	0									
Elliott Maddox, R OBP: 0.435, SLG: 0.333 (1, 8)		0-0 SH1-4 FC1-5 1B		4-0 WP G3 BB		0-0 6-3		0-0 6-3		3	0	1	0	1	0	0									
Toby Harrah, R OBP: 0.389, SLG: 0.387 (1, 6)		0-0 FC1-5 SH1-4		0-0 G3		0-0 4-3				3	0	0	0	0	0	3									
Dick Bosman, R (1, 1)		0-0 SH1-4		0-3 K		0-0 4-3				1	0	0	0	0	1	1									
Jim Shellenback, L (6, 1)										0	0	0	0	0	0	0									
Jim Driscoll, L (7, PH)										1	0	0	0	0	0	0									
Paul Lindblad, L (8, 1)										0	0	0	0	0	0	0									
Horacio Pina, R (9, 1)										0	0	0	0	0	0	0									
Inning Stats	R: 1 E: 0 K: 1 S: 7	H: 2 LOB: 1 BB: 0 P: 7	R: 0 E: 0 K: 0 S: 4	H: 1 LOB: 2 BB: 1 P: 8	R: 0 E: 0 K: 1 S: 5	H: 0 LOB: 1 BB: 1 P: 9	R: 0 E: 0 K: 1 S: 5	H: 0 LOB: 0 BB: 1 P: 9	R: 0 E: 0 K: 0 S: 3	H: 0 LOB: 0 BB: 0 P: 3	R: 0 E: 0 K: 0 S: 3	H: 0 LOB: 0 BB: 0 P: 3	R: 0 E: 1 K: 1 S: 6	H: 0 LOB: 1 BB: 0 P: 6	R: 0 E: 0 K: 0 S: 3	H: 0 LOB: 0 BB: 0 P: 3	1B: 3 2B: 0 3B: 0 HR: 0	SF: 0 SAC: 2 DP: 0 HBP: 0	WP: 1 PB: 0 SB: 0 CS: 0	PA: 34					
PITCHER	IP WLS BF H R ER SO BB IBB HBP BLK WP HR S P ERA WHIP	IP WLS BF H R ER SO BB IBB HBP BLK WP HR S P ERA WHIP	IP WLS BF H R ER SO BB IBB HBP BLK WP HR S P ERA WHIP	IP WLS BF H R ER SO BB IBB HBP BLK WP HR S P ERA WHIP	IP WLS BF H R ER SO BB IBB HBP BLK WP HR S P ERA WHIP	IP WLS BF H R ER SO BB IBB HBP BLK WP HR S P ERA WHIP	IP WLS BF H R ER SO BB IBB HBP BLK WP HR S P ERA WHIP	IP WLS BF H R ER SO BB IBB HBP BLK WP HR S P ERA WHIP	IP WLS BF H R ER SO BB IBB HBP BLK WP HR S P ERA WHIP	IP WLS BF H R ER SO BB IBB HBP BLK WP HR S P ERA WHIP	IP WLS BF H R ER SO BB IBB HBP BLK WP HR S P ERA WHIP	IP WLS BF H R ER SO BB IBB HBP BLK WP HR S P ERA WHIP	IP WLS BF H R ER SO BB IBB HBP BLK WP HR S P ERA WHIP	IP WLS BF H R ER SO BB IBB HBP BLK WP HR S P ERA WHIP	IP WLS BF H R ER SO BB IBB HBP BLK WP HR S P ERA WHIP	IP WLS BF H R ER SO BB IBB HBP BLK WP HR S P ERA WHIP	IP WLS BF H R ER SO BB IBB HBP BLK WP HR S P ERA WHIP	IP WLS BF H R ER SO BB IBB HBP BLK WP HR S P ERA WHIP	IP WLS BF H R ER SO BB IBB HBP BLK WP HR S P ERA WHIP	IP WLS BF H R ER SO BB IBB HBP BLK WP HR S P ERA WHIP	IP WLS BF H R ER SO BB IBB HBP BLK WP HR S P ERA WHIP	IP WLS BF H R ER SO BB IBB HBP BLK WP HR S P ERA WHIP	IP WLS BF H R ER SO BB IBB HBP BLK WP HR S P ERA WHIP	IP WLS BF H R ER SO BB IBB HBP BLK WP HR S P ERA WHIP	IP WLS BF H R ER SO BB IBB HBP BLK WP HR S P ERA WHIP

Detroit Tigers @ Texas Rangers
Arlington Stadium, Arlington, TX
Wed Apr 26 1972, 7:05 PM EST
Att: 4,283 - Unknown


AB	29
R	1
H	3
RBI	1
BB	3
SO	5
LOB	12



Batter	1	2	3	4	5	6	7	8	9	AB	R	H	RBI	BB	SO	LOB	TOP		
Tommy Harper, R OBP: 0.288, SLG: 0.188 (1, 8)										3	1	1	0	1	1	3			
Luis Aparicio, R OBP: 0.289, SLG: 0.371 (1, 6)										3	0	0	1	1	0	1			
Carl Yastrzemski, L OBP: 0.237, SLG: 0.121 (1, 7)										5	0	0	0	0	3	5			
Reggie Smith, S OBP: 0.297, SLG: 0.212 Gary Peters, L (8, 1)										4	0	1	1	0	0	0			
Rico Petrocelli, R OBP: 0.189, SLG: 0.206 (1, 5)										4	1	1	0	0	0	2			
Danny Cater, R OBP: 0.147, SLG: 0.100 (1, 3)										3	1	0	0	1	1	2			
Doug Griffin, R OBP: 0.441, SLG: 0.321 (1, 4)										3	2	2	0	1	0	0			
Carlton Fisk, R OBP: 0.474, SLG: 0.688 (1, 2)										2	1	1	1	2	0	1			
Sonny Siebert, R OBP: 0.447, SLG: 0.667 Bob Burda, L Phil Gagliano, R Bill Lee, L Bobby Bolin, R Ben Ogilvie, L (11, 1) (5, PH) (5, PH) (5, PH) (7, 1) (5, PH) (8, 9)										2	0	1	0	0	0	2			
Inning Stats	R: 1 E: 0 K: 1 S: 7	H: 2 LOB: 2 BB: 1 P: 11	R: 1 E: 0 K: 1 S: 6	H: 1 LOB: 2 BB: 2 P: 14	R: 0 E: 0 K: 1 S: 5	H: 0 LOB: 0 BB: 0 P: 5	R: 0 E: 0 K: 0 S: 4	H: 2 LOB: 1 BB: 0 P: 4	R: 0 E: 0 K: 0 S: 3	H: 0 LOB: 0 BB: 0 P: 3	R: 0 E: 0 K: 0 S: 3	H: 0 LOB: 0 BB: 0 P: 3	R: 0 E: 0 K: 2 S: 8	H: 1 LOB: 1 BB: 0 P: 8	R: 0 E: 0 K: 1 S: 5	H: 0 LOB: 0 BB: 0 P: 5	1B: 5 2B: 4 3B: 0 HR: 0	SF: 1 SAC: 1 DP: 1 HBP: 0	WP: 1 PA: 40 PB: 0 SB: 0 CS: 0
PITCHER	IP WLS BF H R ER SO BB IBB HBP BLK WP HR S P ERA WHIP	IP WLS BF H R ER SO BB IBB HBP BLK WP HR S P ERA WHIP	IP WLS BF H R ER SO BB IBB HBP BLK WP HR S P ERA WHIP	IP WLS BF H R ER SO BB IBB HBP BLK WP HR S P ERA WHIP	IP WLS BF H R ER SO BB IBB HBP BLK WP HR S P ERA WHIP	IP WLS BF H R ER SO BB IBB HBP BLK WP HR S P ERA WHIP	IP WLS BF H R ER SO BB IBB HBP BLK WP HR S P ERA WHIP	IP WLS BF H R ER SO BB IBB HBP BLK WP HR S P ERA WHIP	IP WLS BF H R ER SO BB IBB HBP BLK WP HR S P ERA WHIP	IP WLS BF H R ER SO BB IBB HBP BLK WP HR S P ERA WHIP	IP WLS BF H R ER SO BB IBB HBP BLK WP HR S P ERA WHIP	IP WLS BF H R ER SO BB IBB HBP BLK WP HR S P ERA WHIP	IP WLS BF H R ER SO BB IBB HBP BLK WP HR S P ERA WHIP	IP WLS BF H R ER SO BB IBB HBP BLK WP HR S P ERA WHIP	IP WLS BF H R ER SO BB IBB HBP BLK WP HR S P ERA WHIP	IP WLS BF H R ER SO BB IBB HBP BLK WP HR S P ERA WHIP	IP WLS BF H R ER SO BB IBB HBP BLK WP HR S P ERA WHIP	IP WLS BF H R ER SO BB IBB HBP BLK WP HR S P ERA WHIP	IP WLS BF H R ER SO BB IBB HBP BLK WP HR S P ERA WHIP

Boston Red Sox @ Texas Rangers
Arlington Stadium, Arlington, TX
Fri Apr 28 1972, 7:05 PM EST
Att: 9,974 - Unknown


AB 32
R 6
H 8
RBI 5
BB 6
SO 6
LOB 17



Batter	1	2	3	4	5	6	7	8	9	AB	R	H	RBI	BB	SO	LOB	BOTTOM		
Lenny Randle, S OBP: 0.306, SLG: 0.370 (1, 4)										4	2	2	0	1	0	0			
Davey Nelson, R OBP: 0.354, SLG: 0.333 (1, 5)										5	2	2	1	0	1	3			
Don Mincher, L OBP: 0.375, SLG: 0.400 (1, 3)										5	0	1	1	0	3	5			
Hal King, L OBP: 0.481, SLG: 0.235 Horacio Pina, R (8, 1)										2	0	1	0	1	0	1			
Frank Howard, R OBP: 0.282, SLG: 0.389 (1, 7)										3	2	2	2	1	1	1			
Larry Bittner, L OBP: 0.200, SLG: 0.167 Ted Ford, R OBP: 1.000, SLG: 4.000 (6, PH) (7, 9)										2	0	0	0	0	0	3			
Elliott Maddox, R OBP: 0.407, SLG: 0.318 (1, 8)										4	0	1	0	0	2	3			
Toby Harrah, R OBP: 0.350, SLG: 0.353 (1, 6)										3	1	0	1	0	0	1			
Pete Broberg, R OBP: 0.143, SLG: 0.143 Casey Cox, R Paul Lindblad, L Dick Billings, R Tom Grieve, R (1, 1) (6, 1) (6, 1) (6, 2) (7, PH)										1	0	0	0	0	1	0			
Inning Stats	R: 0 E: 0 K: 1 S: 5	H: 0 LOB: 0 BB: 0 P: 5	R: 0 E: 0 K: 1 S: 6	H: 1 LOB: 1 BB: 0 P: 6	R: 3 E: 1 K: 0 S: 6	H: 2 LOB: 2 BB: 2 P: 14	R: 0 E: 0 K: 2 S: 7	H: 0 LOB: 0 BB: 0 P: 7	R: 1 E: 0 K: 0 S: 4	H: 2 LOB: 0 BB: 0 P: 4	R: 1 E: 0 K: 1 S: 6	H: 1 LOB: 1 BB: 1 P: 10	R: 4 E: 0 K: 2 S: 11	H: 4 LOB: 1 BB: 1 P: 15	R: 0 E: 0 K: 1 S: 5	H: 1 LOB: 1 BB: 1 P: 9	1B: 8 2B: 2 3B: 0 HR: 1	SF: 1 SAC: 1 DP: 1 HBP: 0	WP: 0 PA: 39 PB: 1 SB: 1 CS: 1
PITCHER	IP WLS BF H R ER SO BB IBB HBP BLK WP HR S P ERA WHIP	IP WLS BF H R ER SO BB IBB HBP BLK WP HR S P ERA WHIP	IP WLS BF H R ER SO BB IBB HBP BLK WP HR S P ERA WHIP	IP WLS BF H R ER SO BB IBB HBP BLK WP HR S P ERA WHIP	IP WLS BF H R ER SO BB IBB HBP BLK WP HR S P ERA WHIP	IP WLS BF H R ER SO BB IBB HBP BLK WP HR S P ERA WHIP	IP WLS BF H R ER SO BB IBB HBP BLK WP HR S P ERA WHIP	IP WLS BF H R ER SO BB IBB HBP BLK WP HR S P ERA WHIP	IP WLS BF H R ER SO BB IBB HBP BLK WP HR S P ERA WHIP	IP WLS BF H R ER SO BB IBB HBP BLK WP HR S P ERA WHIP	IP WLS BF H R ER SO BB IBB HBP BLK WP HR S P ERA WHIP	IP WLS BF H R ER SO BB IBB HBP BLK WP HR S P ERA WHIP	IP WLS BF H R ER SO BB IBB HBP BLK WP HR S P ERA WHIP	IP WLS BF H R ER SO BB IBB HBP BLK WP HR S P ERA WHIP	IP WLS BF H R ER SO BB IBB HBP BLK WP HR S P ERA WHIP	IP WLS BF H R ER SO BB IBB HBP BLK WP HR S P ERA WHIP	IP WLS BF H R ER SO BB IBB HBP BLK WP HR S P ERA WHIP	IP WLS BF H R ER SO BB IBB HBP BLK WP HR S P ERA WHIP	IP WLS BF H R ER SO BB IBB HBP BLK WP HR S P ERA WHIP

Boston Red Sox @ Texas Rangers
Arlington Stadium, Arlington, TX
Fri Apr 28 1972, 7:05 PM EST
Att: 9,974 - Unknown

AB 32
R 9
H 11
RBI 9
BB 5
SO 8
LOB 18



Batter	1	2	3	4	5	6	7	8	9	AB	R	H	RBI	BB	SO	LOB	TOP					
Tommy Harper, R OBP: 0.326, SLG: 0.222	5-3		K							4	2	2	0	1	1	0						
Luis Aparicio, R OBP: 0.302, SLG: 0.375	2-3			1-3	E5					5	1	2	1	0	0	1						
Carl Yastrzemski, L OBP: 0.296, SLG: 0.162					F8					4	1	2	1	0	0	4						
Rico Petrocelli, R OBP: 0.190, SLG: 0.205 Rick Miller, L (9, PR)	FC5-4			K						5	0	1	1	0	1	3						
Ben Oglivie, L OBP: 0.375, SLG: 0.500 Phil Gagliano, R OBP: 0.667, SLG: 0.667		L4								3	1	1	0	1	0	0						
Danny Cater, R OBP: 0.178, SLG: 0.121		F8								3	0	1	2	1	0	2						
Doug Griffin, R OBP: 0.410, SLG: 0.281				1-3	6-3					4	0	0	0	0	0	4						
Carlton Fisk, R OBP: 0.435, SLG: 0.579			K							3	1	0	0	1	2	2						
Luis Tiant, R Ken Tatum, R Bob Burda, L Roger Moret, S Bobby Bolin, R Gary Peters, L			K							2	0	0	0	0	2	0						
Inning Stats	R: 0 E: 0 K: 0 S: 4	H: 1 LOB: 1 BB: 0 P: 4	R: 0 E: 0 K: 0 S: 3	H: 0 LOB: 0 BB: 0 P: 3	R: 0 E: 0 K: 3 S: 9	H: 0 LOB: 0 BB: 0 P: 9	R: 1 E: 0 K: 1 S: 7	H: 2 LOB: 2 BB: 1 P: 11	R: 0 E: 1 K: 1 S: 4	H: 1 LOB: 2 BB: 0 P: 7	R: 1 E: 0 K: 0 S: 4	H: 1 LOB: 1 BB: 2 P: 4	R: 2 E: 0 K: 0 S: 4	H: 1 LOB: 1 BB: 2 P: 12	R: 0 E: 0 K: 2 S: 7	H: 0 LOB: 2 BB: 1 P: 12	R: 2 E: 0 K: 0 S: 7	H: 4 LOB: 2 BB: 0 P: 7	1B: 9 2B: 0 3B: 1 HR: 0	SF: 2 SAC: 0 DP: 0 HBP: 1	WP: 0 PB: 0 SB: 1 CS: 0	PA: 43
PITCHER	IP	WLS	BF	H	R	ER	SO	BB	IBB	HBP	BLK	WP	HR	S	P	ERA	WHIP					
Bill Gogolewski, R ERA: 8.18	(1, 1)	5.0	21	4	1	1	5	1	0	0	0	0	0	30	34	1.80	1.000					
Jim Panther, R ERA: 15.19	(6, 1)	1.1	8	2	3	3	0	2	0	0	0	0	0	6	14	20.25	3.000					
Paul Lindblad, L ERA:	(7, 1)	1.0	4	0	0	0	0	1	0	0	0	0	0	3	7	0.00	1.000					
Horacio Pina, R ERA: 2.61	(8, 1)	0.2	5	2	2	2	2	0	0	1	0	0	0	8	9	27.00	3.000					
Mike Paul, L ERA: 3.39	(9, 1)	0.1	2	1	0	0	0	0	0	0	0	0	0	2	2	0.00	3.000					

Boston Red Sox @ Texas Rangers
Arlington Stadium, Arlington, TX
Sat Apr 29 1972, 4:33 AM EST
Att: 9,531 - Unknown

AB 36
R 6
H 10
RBI 6
BB 4
SO 7
LOB 19



Batter	1	2	3	4	5	6	7	8	9	AB	R	H	RBI	BB	SO	LOB	BOTTOM					
Lenny Randle, S OBP: 0.296, SLG: 0.340 Casey Cox, R	K		K							4	0	0	0	1	3	2						
Davey Nelson, R OBP: 0.377, SLG: 0.348			F5							4	2	2	0	1	1	1						
Don Mincher, L OBP: 0.389, SLG: 0.370 Horacio Pina, R					F8					2	1	0	0	2	1	0						
Mike Paul, L Ted Kubiak, S										0	0	0	0	0	0	0						
Hal King, L OBP: 0.500, SLG: 0.222 Dick Billings, R OBP: 0.353, SLG: 0.222										1	0	0	0	2	1	2						
Frank Howard, R OBP: 0.302, SLG: 0.475										4	1	2	3	0	1	3						
Joe Lovitto, S OBP: 0.333, SLG: 0.130 Ken Suarez, R OBP: 0.500, SLG: 0.500										0	1	0	0	0	0	0						
Larry Bittner, L OBP: 0.250, SLG: 0.192 Ted Ford, R OBP: 0.667, SLG: 2.000		L4								2	0	1	0	1	0	0						
Elliott Maddox, R OBP: 0.452, SLG: 0.304										1	1	0	0	2	0	1						
Toby Harrah, R OBP: 0.341, SLG: 0.324			K							3	0	0	1	1	1	2						
Bill Gogolewski, L Jim Driscoll, L Jim Panther, R Paul Lindblad, L Tom Grieve, R OBP: 0.353, SLG: 0.313			K							1	0	0	0	0	1	0						
Inning Stats	R: 0 E: 0 K: 2 S: 6	H: 0 LOB: 3 BB: 3 P: 18	R: 0 E: 0 K: 1 S: 4	H: 0 LOB: 1 BB: 1 P: 8	R: 0 E: 0 K: 2 S: 7	H: 0 LOB: 0 BB: 0 P: 7	R: 0 E: 0 K: 0 S: 2	H: 0 LOB: 0 BB: 1 P: 6	R: 0 E: 0 K: 1 S: 4	H: 1 LOB: 1 BB: 0 P: 4	R: 3 E: 0 K: 1 S: 7	H: 2 LOB: 3 BB: 3 P: 20	R: 0 E: 0 K: 2 S: 6	H: 0 LOB: 0 BB: 1 P: 10	R: 3 E: 1 K: 3 S: 12	H: 2 LOB: 2 BB: 1 P: 16	R: 1 E: 0 K: 0 S: 2	H: 2 LOB: 2 BB: 2 P: 10	1B: 6 2B: 1 3B: 0 HR: 1	SF: 0 SAC: 0 DP: 2 HBP: 1	WP: 0 PB: 0 SB: 2 CS: 3	PA: 41
PITCHER	IP	WLS	BF	H	R	ER	SO	BB	IBB	HBP	BLK	WP	HR	S	P	ERA	WHIP					
Luis Tiant, R ERA: 2.45	(1, 1)	5.1	21	4	1	1	1	2	0	1	0	0	1	5	14	13.50	4.500					
Ken Tatum, R ERA: 1.5	(6, 1)	0.2	6	1	1	1	1	2	0	1	0	0	1	5	14	13.50	4.500					
Roger Moret, L ERA: 6.0	(7, 1)	1.0	5	2	2	1	2	1	0	0	0	0	0	8	12	9.00	3.000					
Bobby Bolin, R ERA: 8.1	(8, 1)	1.0	L 7	1	2	1	3	2	0	0	0	0	0	11	19	9.00	3.000					
Gary Peters, L ERA: 2.7	(9, 1)	0.0	2	1	0	0	0	0	1	0	0	0	0	1	5	∞	∞					

Boston Red Sox @ Texas Rangers
Arlington Stadium, Arlington, TX
Sat Apr 29 1972, 4:33 AM EST
Att: 9,531 - Unknown


AB 28
R 7
H 7
RBI 5
BB 12
SO 11
LOB 19



Batter	1	2	3	4	5	6	7	8	9	10	AB	R	H	RBI	BB	SO	LOB	TOP	
Tommy Harper, R OBP: 0.333, SLG: 0.268 (1, 8)	L8		CS 1B		B3			F6		2B	5	1	2	2	0	0	1		
Luis Aparicio, R OBP: 0.313, SLG: 0.400 (1, 6)	4-3		E6		6-3			G4-6-3 1B		F9 2B	5	0	2	1	0	0	2		
Carl Yastrzemski, L OBP: 0.250, SLG: 0.146 (1, 7)	F6		F7		F8			G4-6-3 1-2r		IBB	4	0	0	0	1	0	3		
Rico Petrocelli, R OBP: 0.234, SLG: 0.256 (1, 5)					FC6-4 1B			G4-6-3 BB		1-3	4	0	2	0	1	0	2		
Danny Cater, R OBP: 0.159, SLG: 0.105 (1, 3)	F4		F7		G4-6-3 1-2r			5-3		L8	5	0	0	0	0	0	5		
Ben Oglivie, L OBP: 0.333, SLG: 0.400 (1, 9)	K		FC6-4 1B		K			F5			4	0	1	0	0	2	1		
Doug Griffin, R OBP: 0.395, SLG: 0.257 (1, 4)			FC6-4 1B		1-2r 2-3			6-3		1-4-3	3	0	0	0	1	0	2		
Carlton Fisk, R OBP: 0.407, SLG: 0.565 (1, 2)	BB K		F6		1-3			1-3		2B	4	1	1	0	0	1	4		
Lew Krausse, R OBP: 0.250, SLG: 0.500 Bob Burda, L (10, PH)			F4		6-3 2B			L7		2B	3	0	1	0	0	0	0		
Bill Lee, L (10, 1)										IBB	0	1	0	0	1	0	0		
Bill Lee, L (10, 1)											0	0	0	0	0	0	0		
Inning Stats	R: 0 E: 0 K: 0 S: 3	H: 0 LOB: 0 BB: 0 P: 3	R: 0 E: 0 K: 2 S: 8	H: 1 LOB: 2 BB: 1 P: 12	R: 0 E: 1 K: 0 S: 4	H: 1 LOB: 1 BB: 0 P: 4	R: 0 E: 0 K: 0 S: 5	H: 2 LOB: 2 BB: 0 P: 5	R: 0 E: 0 K: 1 S: 4	H: 0 LOB: 0 BB: 1 P: 8	R: 0 E: 0 K: 0 S: 3	H: 0 LOB: 0 BB: 0 P: 3	R: 0 E: 0 K: 0 S: 3	H: 0 LOB: 0 BB: 0 P: 3	R: 3 E: 0 K: 0 S: 6	H: 3 LOB: 2 BB: 2 P: 14	1B: 4 2B: 5 3B: 0 HR: 0	SF: 0 SAC: 0 DP: 2 HBP: 0	WP: 0 PA: 41 PB: 0 SB: 0 CS: 1
PITCHER	IP WLS BF H R ER SO BB IBB HBP BLK WP HR S P ERA WHIP	IP WLS BF H R ER SO BB IBB HBP BLK WP HR S P ERA WHIP	IP WLS BF H R ER SO BB IBB HBP BLK WP HR S P ERA WHIP	IP WLS BF H R ER SO BB IBB HBP BLK WP HR S P ERA WHIP	IP WLS BF H R ER SO BB IBB HBP BLK WP HR S P ERA WHIP	IP WLS BF H R ER SO BB IBB HBP BLK WP HR S P ERA WHIP	IP WLS BF H R ER SO BB IBB HBP BLK WP HR S P ERA WHIP	IP WLS BF H R ER SO BB IBB HBP BLK WP HR S P ERA WHIP	IP WLS BF H R ER SO BB IBB HBP BLK WP HR S P ERA WHIP	IP WLS BF H R ER SO BB IBB HBP BLK WP HR S P ERA WHIP	IP WLS BF H R ER SO BB IBB HBP BLK WP HR S P ERA WHIP	IP WLS BF H R ER SO BB IBB HBP BLK WP HR S P ERA WHIP	IP WLS BF H R ER SO BB IBB HBP BLK WP HR S P ERA WHIP	IP WLS BF H R ER SO BB IBB HBP BLK WP HR S P ERA WHIP	IP WLS BF H R ER SO BB IBB HBP BLK WP HR S P ERA WHIP	IP WLS BF H R ER SO BB IBB HBP BLK WP HR S P ERA WHIP	IP WLS BF H R ER SO BB IBB HBP BLK WP HR S P ERA WHIP	IP WLS BF H R ER SO BB IBB HBP BLK WP HR S P ERA WHIP	
Jim Shellenback, L ERA: 1.38 Jim Panther, R ERA: 14.73	8.0 L 11 3 3 3 0 0 2 0 0 0 0 9 17 13.50 1.500																		

Boston Red Sox @ Texas Rangers
Arlington Stadium, Arlington, TX
Sun Apr 30 1972, 4:33 AM EDT
Att: 8,556 - Unknown


AB	37
R	3
H	9
RBI	3
BB	4
SO	3
LOB	20



Batter	1	2	3	4	5	6	7	8	9	10	AB	R	H	RBI	BB	SO	LOB	BOTTOM			
Lenny Randle, S OBP: 0.310, SLG: 0.352 (1, 4)	G4-6-3 1B		4-3			4-3			SH2-4 1B		4	0	2	0	0	0	1				
Davey Nelson, R OBP: 0.357, SLG: 0.327 (1, 5)	G4-6-3 1-2r		F8			K			SH2-4 1-2		3	0	0	0	0	1	2				
Don Mincher, L OBP: 0.350, SLG: 0.323 (1, 3)	K				4-3			F7		K	4	0	0	0	0	2	1				
Hal King, L OBP: 0.441, SLG: 0.182 (1, 2)			F4		F9			4-3		4-3	4	0	0	0	0	0	1				
Frank Howard, R OBP: 0.319, SLG: 0.452 (1, 7)					F6					F9	2	0	0	0	2	0	0				
Larry Blittner, L OBP: 0.226, SLG: 0.172 Ted Ford, R (10, PH)			BB K		BB K			1-3		4-3	3	0	0	0	0	1	2				
Elliot Maddox, R OBP: 0.400, SLG: 0.259 (1, 8)			1-3		K					L9	1	0	0	0	0	0	0				
Toby Harrah, R OBP: 0.340, SLG: 0.308 (1, 6)					4-3 SH2-4 BB			6-3		5-3	2	0	0	0	1	0	0				
Jim Shellenback, L (1, 1) Jim Driscoll, L (8, PH) Jim Panther, R (9, 1)			SH2-4					1-3		F6	1	0	0	0	0	0	0				
Jim Panther, R (9, 1)			1-2								0	0	0	0	0	0	0				
Inning Stats	R: 0 E: 0 K: 1 S: 5	H: 1 LOB: 1 BB: 5 P: 5	R: 0 E: 0 K: 1 S: 5	H: 0 LOB: 1 BB: 1 P: 9	R: 0 E: 0 K: 0 S: 3	H: 0 LOB: 1 BB: 1 P: 7	R: 0 E: 0 K: 0 S: 3	H: 0 LOB: 0 BB: 0 P: 3	R: 0 E: 0 K: 1 S: 5	H: 0 LOB: 0 BB: 0 P: 5	R: 0 E: 0 K: 0 S: 3	H: 0 LOB: 1 BB: 1 P: 7	R: 0 E: 0 K: 0 S: 3	H: 0 LOB: 0 BB: 0 P: 3	R: 0 E: 0 K: 1 S: 6	H: 1 LOB: 1 BB: 6 P: 6	R: 0 E: 0 K: 0 S: 3	H: 0 LOB: 0 BB: 0 P: 3	1B: 2 2B: 0 3B: 0 HR: 0	SF: 0 SAC: 2 DP: 1 HBP: 0	WP: 0 PA: 34 PB: 0 SB: 0 CS: 0
PITCHER	IP WLS BF H R ER SO BB IBB HBP BLK WP HR S P ERA WHIP	IP WLS BF H R ER SO BB IBB HBP BLK WP HR S P ERA WHIP	IP WLS BF H R ER SO BB IBB HBP BLK WP HR S P ERA WHIP	IP WLS BF H R ER SO BB IBB HBP BLK WP HR S P ERA WHIP	IP WLS BF H R ER SO BB IBB HBP BLK WP HR S P ERA WHIP	IP WLS BF H R ER SO BB IBB HBP BLK WP HR S P ERA WHIP	IP WLS BF H R ER SO BB IBB HBP BLK WP HR S P ERA WHIP	IP WLS BF H R ER SO BB IBB HBP BLK WP HR S P ERA WHIP	IP WLS BF H R ER SO BB IBB HBP BLK WP HR S P ERA WHIP	IP WLS BF H R ER SO BB IBB HBP BLK WP HR S P ERA WHIP	IP WLS BF H R ER SO BB IBB HBP BLK WP HR S P ERA WHIP	IP WLS BF H R ER SO BB IBB HBP BLK WP HR S P ERA WHIP	IP WLS BF H R ER SO BB IBB HBP BLK WP HR S P ERA WHIP	IP WLS BF H R ER SO BB IBB HBP BLK WP HR S P ERA WHIP	IP WLS BF H R ER SO BB IBB HBP BLK WP HR S P ERA WHIP	IP WLS BF H R ER SO BB IBB HBP BLK WP HR S P ERA WHIP	IP WLS BF H R ER SO BB IBB HBP BLK WP HR S P ERA WHIP	IP WLS BF H R ER SO BB IBB HBP BLK WP HR S P ERA WHIP			
Lew Krausse, R ERA: 0.75 Bill Lee, L ERA: 7.5	9.0 W 31 2 0 0 5 3 0 0 0 0 0 3 3 0.00 0.556																				

Boston Red Sox @ Texas Rangers
Arlington Stadium, Arlington, TX
Sun Apr 30 1972, 4:33 AM EDT
Att: 8,556 - Unknown

AB	29
R	0
H	2
RBI	0
BB	3
SO	5
LOB	8



Batter	1	2	3	4	5	6	7	8	9	AB	R	H	RBI	BB	SO	LOB	TOP					
Del Unser, L OBP: 0.286, SLG: 0.288 (1, 8)	G3	L4			K												4 0 1 0 0 1 2					
Jack Brohamer, L OBP: 0.300, SLG: 0.345 (1, 4)	K		1-3		4-3												4 0 0 0 0 1 2					
Alex Johnson, R OBP: 0.322, SLG: 0.393 Adolfo Phillips, R (7, 7)	WP		6-3														4 0 1 0 0 0 2 0 0 0 0 0 0 0					
Graig Nettles, L OBP: 0.317, SLG: 0.278 (1, 5)	F6		F7														3 1 1 0 1 0 1					
Tom McCraw, L OBP: 0.423, SLG: 0.533 (1, 3)		CS WP			K												4 1 1 0 0 1 2					
Ray Fosse, R OBP: 0.400, SLG: 0.463 (1, 2)		FC1-5			1-3												4 0 3 1 0 0 1					
Buddy Bell, R OBP: 0.316, SLG: 0.358 (1, 9)		FC1-5			1-3												4 0 2 0 0 0 3					
Fred Stanley, R OBP: 0.333, SLG: 0.300 (1, 6)		K			5-3												3 0 0 0 1 1 4					
Milt Wilcox, R OBP: 0.143, SLG: 0.143 (1, 1)		FC1-5			K												3 0 0 0 0 1 2					
Inning Stats	R: 0 E: 0 K: 1 S: 6	H: 1 LOB: 1 BB: 0 P: 6	R: 1 E: 0 K: 1 S: 8	H: 3 LOB: 2 BB: 0 P: 8	R: 0 E: 0 K: 0 S: 3	H: 0 LOB: 0 BB: 0 P: 3	R: 0 E: 0 K: 1 S: 6	H: 1 LOB: 1 BB: 0 P: 6	R: 0 E: 0 K: 2 S: 7	H: 0 LOB: 0 BB: 0 P: 7	R: 1 E: 2 K: 0 S: 5	H: 2 LOB: 1 BB: 0 P: 5	R: 0 E: 0 K: 0 S: 4	H: 1 LOB: 2 BB: 1 P: 8	R: 0 E: 0 K: 0 S: 2	H: 0 LOB: 0 BB: 1 P: 6	R: 0 E: 0 K: 0 S: 3	H: 1 LOB: 0 BB: 0 P: 3	1B: 7 2B: 3 3B: 0 HR: 0	SF: 0 SAC: 1 DP: 2 HBP: 0	WP: 2 PB: 0 SB: 0 CS: 3	PA: 36
PITCHER	IP	WLS	BF	H	R	ER	SO	BB	IBB	HBP	BLK	WP	HR	S	P	ERA	WHIP					
Pete Broberg, R ERA: 1.86 (1, 1)	7.0	L	31	8	2	0	5	2	0	0	0	2	0	39	47	0.00	1.429					
Paul Lindblad, L ERA (8, 1)	2.0		5	1	0	0	0	0	0	0	0	0	0	5	5	0.00	0.500					

Cleveland Indians @ Texas Rangers
Arlington Stadium, Arlington, TX
Wed May 03 1972, 8:05 PM EDT
Att: 5,859 - Unknown

AB	33
R	2
H	9
RBI	1
BB	2
SO	5
LOB	19



Batter	1	2	3	4	5	6	7	8	9	AB	R	H	RBI	BB	SO	LOB	BOTTOM				
Lenny Randle, S OBP: 0.284, SLG: 0.317 (1, 4)	K		F5		K												4 0 0 0 0 2 1				
Davey Nelson, R OBP: 0.389, SLG: 0.333 (1, 5)	6-3		G3 S		F7												4 1 2 0 0 0 1				
Don Mincher, L OBP: 0.347, SLG: 0.308 (1, 3)	1B		G3		L6												3 0 0 0 1 0 2				
Frank Howard, R OBP: 0.345, SLG: 0.438 (1, 7)	1B		K		5-3												4 0 1 0 0 1 0				
Dick Billings, R OBP: 0.320, SLG: 0.227 (1, 2) Joe Lovitto, S OBP: 0.323, SLG: 0.125 (9, PR)	1-3				6-3												4 0 1 0 0 1 2 0 0 0 0 0 0 0				
Ted Ford, R OBP: 0.500, SLG: 0.833 (1, 9)		K			FC5-4												2 0 0 0 1 2 0				
Elliott Maddox, R OBP: 0.395, SLG: 0.242 (1, 8)		1-3			FC5-4												4 0 1 0 0 1 3				
Ted Kubiak, S (1, 6)	1-3		CS		4-3												4 0 0 0 0 0 3				
Pete Broberg, R OBP: 0.222, SLG: 0.125 (1, 1) Paul Lindblad, L (8, 1)	K																1 0 0 0 1 1 1 0 0 0 0 0 0 0				
Larry Bittner, L OBP: 0.200, SLG: 0.152 (9, 9) Hal King, L OBP: 0.436, SLG: 0.192 (9, PR) Toby Harrah, R OBP: 0.327, SLG: 0.293 (9, PR)	K																1 0 0 0 0 0 0 0 0 0 0 0 0 1 0 0 0 0 0 0 0				
Inning Stats	R: 0 E: 0 K: 1 S: 6	H: 1 LOB: 2 BB: 1 P: 10	R: 0 E: 0 K: 2 S: 8	H: 1 LOB: 1 BB: 0 P: 8	R: 1 E: 1 K: 1 S: 6	H: 1 LOB: 0 BB: 0 P: 6	R: 0 E: 0 K: 1 S: 4	H: 0 LOB: 0 BB: 1 P: 8	R: 0 E: 0 K: 1 S: 5	H: 0 LOB: 0 BB: 1 P: 9	R: 0 E: 0 K: 0 S: 3	H: 0 LOB: 0 BB: 0 P: 3	R: 0 E: 0 K: 0 S: 4	H: 1 LOB: 1 BB: 0 P: 4	R: 0 E: 1 K: 0 S: 5	H: 1 LOB: 2 BB: 0 P: 5	1B: 5 2B: 0 3B: 0 HR: 0	SF: 0 SAC: 0 DP: 0 HBP: 0	WP: 0 PB: 0 SB: 1 CS: 1	PA: 36	
PITCHER	IP	WLS	BF	H	R	ER	SO	BB	IBB	HBP	BLK	WP	HR	S	P	ERA	WHIP				
Milt Wilcox, R ERA: 1.13 (1, 1)	9.0	W	35	5	1	0	8	3	0	0	0	0	0	48	60	0.00	0.889				

Cleveland Indians @ Texas Rangers
Arlington Stadium, Arlington, TX
Wed May 03 1972, 8:05 PM EDT
Att: 5,859 - Unknown

AB	32
R	1
H	5
RBI	0
BB	3
SO	8
LOB	14



Batter	1	2	3	4	5	6	7	8	9	AB	R	H	RBI	BB	SO	LOB	TOP								
Elliott Maddox, R OBP: 0.354, SLG: 0.211 (1, 8)	0-0 6-3		0-3 K	0-3 K			0-0 5-3	0-3 K		5	0	0	0	0	3	6									
Davey Nelson, R OBP: 0.371, SLG: 0.339 (1, 5)	0-3 K		0-0 E5 1-3 1B				0-0 F8 1B		0-3 K	5	0	2	0	0	3	0									
Don Mincher, L OBP: 0.333, SLG: 0.279 (1, 3)	0-3 K		0-3 K				0-0 1-3		4-0 FC4-6 BB	4	0	0	0	1	2	3									
Toby Harrah, R OBP: 0.327, SLG: 0.293 (9, PR)										0	0	0	0	0	0	0									
Larry Bittner, L OBP: 0.200, SLG: 0.152 (9, 7)										0	0	0	0	0	0	0									
Frank Howard, R OBP: 0.367, SLG: 0.431 (1, 7)		0-3 K		4-0 SH1-4 E BB			0-0 HBP 1B		0-0 FC4-6 FC6-4	3	1	1	0	2	1	1									
Hal King, L OBP: 0.429, SLG: 0.179 (1, 2)		0-0 1-3		0-0 E4 BB SH1-4			1-0 HBP 1B		0-0 FC6-4	2	0	0	0	0	0	1									
Dick Billings, R OBP: 0.296, SLG: 0.208 (7, PH)				1-2 HBP			0-0 L9		1-2 HBP	2	0	0	0	0	0	3									
Ted Ford, R OBP: 0.455, SLG: 1.000 (1, 9)		0-0 HR		0-0 SH1-4			0-3 K			3	1	1	1	0	1	2									
Lenny Randle, S OBP: 0.282, SLG: 0.303 (1, 4)		0-3 K		0-0 P5			0-0 P6		4-0 BB BB	3	0	0	0	1	1	2									
Ted Kubiak, S (1, 6)			0-0 4-3	4-0 BB IBB			0-0 L6		4-0 BB BB	2	0	0	0	2	0	0									
Bill Gogolewski, L OBP: 0.333, SLG: 0.200 (1, 1)							0-0 L9		0-3 K	3	0	1	1	1	1	2									
Mike Paul, L (8, 1)										0	0	0	0	0	0	0									
Horacio Pina, R (8, 1)			0-0 E 1B	1-2 2-3 SH BB						0	0	0	0	0	0	0									
Inning Stats	R: 0 E: 0 K: 2 S: 7	H: 0 LOB: 0 BB: 7	R: 1 E: 0 K: 2 S: 8	H: 1 LOB: 0 BB: 8	R: 0 E: 1 K: 2 S: 9	H: 2 LOB: 2 BB: 9	R: 1 E: 1 K: 1 S: 6	H: 0 LOB: 3 BB: 18	R: 0 E: 0 K: 2 S: 8	H: 1 LOB: 2 BB: 9	R: 0 E: 0 K: 1 S: 3	H: 0 LOB: 0 BB: 3	R: 0 E: 0 K: 0 S: 4	H: 1 LOB: 2 BB: 1	R: 0 E: 0 K: 2 S: 7	H: 0 LOB: 2 BB: 15	R: 0 E: 0 K: 1 S: 5	H: 0 LOB: 1 BB: 9	1B: 4 2B: 0 3B: 0 HR: 1	SF: 0 SAC: 1 DP: 0 HBP: 1	WP: 0 PB: 0 SB: 1 CS: 0	PA: 41			
PITCHER	IP	WLS	BF	H	R	ER	SO	BB	IBB	HBP	BLK	WP	HR	S	P	ERA	WHIP								
Joe Coleman, R ERA: 2.7 (1, 1)	6.2	L	31	5	2	1	9	2	2	1	0	0	1	44	61	1.35	1.050								
Fred Scherman, L ERA: (7, 1)	1.1		6	0	0	0	2	2	0	0	0	0	0	8	16	0.00	1.500								
Chuck Seelbach, R ERA: (9, 1)	1.0		4	0	0	0	1	1	0	0	0	0	0	5	9	0.00	1.000								

Texas Rangers @ Detroit Tigers
Tiger Stadium, Detroit, MI
Fri May 05 1972, 7:05 PM EDT
Att: 15,115 - Unknown

AB	32
R	2
H	5
RBI	2
BB	7
SO	12
LOB	20



Batter	1	2	3	4	5	6	7	8	9	AB	R	H	RBI	BB	SO	LOB	BOTTOM								
Dick McAuliffe, L OBP: 0.356, SLG: 0.229 (1, 4)	0-0 F7		0-3 K				0-0 G3		0-0 P4	4	0	0	0	0	1	2									
Aurelio Rodriguez, R OBP: 0.356, SLG: 0.339 (1, 5)							0-0 F8 1B		0-0 L3	4	1	2	0	0	0	2									
Al Kaline, R OBP: 0.300, SLG: 0.361 (1, 9)		0-0 L4		0-0 1B 1B			0-0 L4		4-0 BB	3	0	1	0	1	0	1									
Bill Freehan, R OBP: 0.426, SLG: 0.551 (1, 2)				0-0 1B			0-0 K		0-0 F8	4	0	1	1	0	1	2									
Norm Cash, L OBP: 0.412, SLG: 0.667 (1, 3)		0-0 F9		0-0 L9			0-0 4-3		0-3 K	4	0	0	0	0	1	3									
Willie Horton, R OBP: 0.280, SLG: 0.444 (1, 7)		0-0 F8		0-0 P5			0-3 K		0-0 F8	4	0	0	0	0	1	3									
Jim Northrup, L OBP: 0.220, SLG: 0.158 (1, 8)				0-0 F9			0-0 3-1			3	0	0	0	0	0	2									
Ed Brinkman, R OBP: 0.353, SLG: 0.479 (1, 6)				0-0 F9			0-0 5-3		0-0 1B 1B	3	0	1	0	0	0	0									
Joe Coleman, R OBP: 0.200, SLG: 0.200 (1, 1)				0-0 6-3			0-3 K		0-0 L3 1B	2	0	0	0	0	1	0									
Fred Scherman, L (7, 1)										0	0	0	0	0	0	0									
Gates Brown, L OBP: 0.458, SLG: 0.429 (8, PH)										0	0	0	0	0	0	0									
Tony Taylor, R OBP: 0.333, SLG: 0.474 (8, PH)										0	0	0	0	0	0	0									
Chuck Seelbach, R (9, 1)										0	0	0	0	0	0	0									
Inning Stats	R: 0 E: 0 K: 0 S: 4	H: 1 LOB: 1 BB: 4	R: 0 E: 0 K: 0 S: 3	H: 0 LOB: 0 BB: 3	R: 0 E: 0 K: 1 S: 5	H: 0 LOB: 0 BB: 5	R: 1 E: 0 K: 0 S: 6	H: 3 LOB: 2 BB: 6	R: 0 E: 0 K: 1 S: 5	H: 0 LOB: 0 BB: 5	R: 0 E: 0 K: 1 S: 5	H: 0 LOB: 0 BB: 5	R: 0 E: 0 K: 0 S: 4	H: 2 LOB: 1 BB: 4	R: 0 E: 0 K: 1 S: 5	H: 0 LOB: 1 BB: 9	R: 0 E: 0 K: 1 S: 5	H: 0 LOB: 1 BB: 9	1B: 6 2B: 1 3B: 0 HR: 0	SF: 0 SAC: 0 DP: 1 HBP: 0	WP: 0 PB: 0 SB: 0 CS: 0	PA: 33			
PITCHER	IP	WLS	BF	H	R	ER	SO	BB	IBB	HBP	BLK	WP	HR	S	P	ERA	WHIP								
Bill Gogolewski, R ERA: 5.5 (1, 1)	7.0	W	26	5	1	1	4	0	0	0	0	0	0	34	34	1.29	0.714								
Mike Paul, L ERA: 2.35 (8, 1)	0.1		2	1	0	0	0	0	0	0	0	0	0	2	2	0.00	3.000								
Horacio Pina, R ERA: 2.03 (8, 1)	1.2	S	5	0	0	0	1	1	0	0	0	0	0	6	10	0.00	0.600								

Texas Rangers @ Detroit Tigers
Tiger Stadium, Detroit, MI
Fri May 05 1972, 7:05 PM EDT
Att: 15,115 - Unknown

AB	32
R	1
H	6
RBI	1
BB	1
SO	5
LOB	15



Batter	1	2	3	4	5	6	7	8	9	AB	R	H	RBI	BB	SO	LOB	TOP					
Elliott Maddox, R OBP: 0.346, SLG: 0.238 (1, 8)	0-0 6-3		0-0 F9			0-0 P4		0-0 2B		4	0	1	0	0	0	1						
Davey Nelson, R OBP: 0.351, SLG: 0.318 (1, 5)	0-0 P3		0-3 K			0-0 F9		0-0 6-3		4	0	0	0	0	1	2						
Don Mincher, L OBP: 0.328, SLG: 0.261 (1, 3)	0-0 L9			4-0 G4-6-3 BB			0-0 4-3		0-0 6-3	3	0	0	0	1	0	0						
Hal King, L OBP: 0.413, SLG: 0.281 (1, 2)		0-0 F7		0-0 F7			0-0 HR		0-3 K	4	1	1	1	0	1	1						
Frank Howard, R OBP: 0.359, SLG: 0.407 (1, 7)		0-0 F7		0-0 G4-6-3			4-0 WP BB		0-0 6-3	3	0	0	0	1	0	1						
Ted Ford, R OBP: 0.500, SLG: 0.909 (1, 9)					4-0 G4-6-3 BB		0-0 F3			2	0	1	0	1	0	1						
Jim Driscoll, L (1, 4)										2	0	0	0	0	0	2						
Tom Grieve, R OBP: 0.333, SLG: 0.294 (7, PH)										1	0	0	0	0	1	1						
Toby Harrah, R OBP: 0.327, SLG: 0.293 (7, 6)										0	0	0	0	0	0	0						
Ted Kubiak, S (1, 6) (7, 4)			0-0 F8						0-0 6-3	3	0	0	0	0	0	0						
Rich Hand, R OBP: 1.000, SLG: 1.000 (1, 1)										1	0	1	0	0	0	0						
Larry Bittner, L OBP: 0.194, SLG: 0.147 (6, PH)										1	0	0	0	0	0	0						
Jim Panther, R (6, 1)										0	0	0	0	0	0	0						
Paul Lindblad, L (7, 1)										0	0	0	0	0	0	0						
Dick Billings, R OBP: 0.285, SLG: 0.200 (7, 9)										1	0	0	0	0	0	0						
Inning Stats	R: 0 E: 0 K: 0 S: 3	H: 0 LOB: 0 BB: 0 P: 3	R: 0 E: 0 K: 0 S: 4	H: 1 LOB: 1 BB: 0 P: 4	R: 0 E: 0 K: 1 S: 6	H: 1 LOB: 1 BB: 0 P: 6	R: 0 E: 0 K: 0 S: 2	H: 0 LOB: 0 BB: 0 P: 6	R: 0 E: 0 K: 0 S: 2	H: 0 LOB: 0 BB: 1 P: 6	R: 0 E: 0 K: 0 S: 3	H: 0 LOB: 0 BB: 0 P: 3	R: 1 E: 0 K: 1 S: 6	H: 1 LOB: 1 BB: 1 P: 10	R: 0 E: 0 K: 0 S: 4	H: 1 LOB: 1 BB: 0 P: 4	R: 0 E: 0 K: 1 S: 5	H: 0 LOB: 0 BB: 0 P: 5	1B: 2 2B: 1 3B: 0 HR: 1	SF: 0 SAC: 0 DP: 2 HBP: 0	WP: 1 PB: 0 SB: 0 CS: 0	PA: 32
PITCHER	IP	WLS	BF	H	R	ER	SO	BB	IBB	HBP	BLK	WP	HR	S	P	ERA	WHIP					
Tom Timmermann, R ERA: 1.76 (1, 1)	6.2	W	24	3	1	1	1	3	0	0	0	0	1	23	35	1.35	0.900					
Fred Scherman, L ERA: (7, 1)	2.1	S	8	1	0	0	2	0	0	0	0	1	0	12	12	0.00	0.429					

Texas Rangers @ Detroit Tigers
Tiger Stadium, Detroit, MI
Sat May 06 1972, 4:33 AM EDT
Att: 11,710 - Unknown

AB	29
R	1
H	4
RBI	1
BB	3
SO	3
LOB	9



Batter	1	2	3	4	5	6	7	8	9	AB	R	H	RBI	BB	SO	LOB	BOTTOM				
Jim Northrup, L OBP: 0.200, SLG: 0.143 (1, 8) (6, 9) (8, 7)	0-3 K		0-0 F8			0-0 4-3		0-0 F2		4	0	0	0	0	1	1					
Aurelio Rodriguez, R OBP: 0.346, SLG: 0.333 (1, 5)	0-0 BB WP 1B		0-0 F7			0-0 6-3		0-0 F9		4	1	1	0	0	0	1					
Gates Brown, L OBP: 0.407, SLG: 0.375 (1, 7)	0-0 F8		0-3 K			0-3 K		0-0 1-2		3	0	0	0	0	2	1					
Al Kaline, R OBP: 0.317, SLG: 0.378 (7, PH) (8, 9)	1-2							1-2		1	0	1	0	0	0	0					
Bill Freehan, R OBP: 0.414, SLG: 0.519 (1, 2)	4-0 BB 1B BB		0-3 K			0-0 5-3		0-3 K		3	1	0	0	1	2	2					
Norm Cash, L OBP: 0.418, SLG: 0.638 (1, 3)	4-0 BB 1B BB		0-3 K			4-0 BB BB		0-0 F8		2	1	0	0	2	1	0					
Willie Horton, R OBP: 0.288, SLG: 0.447 (1, 9)	0-0					0-0 4-3		0-0 F9		2	0	1	2	0	0	0					
Mickey Stanley, R OBP: 0.381, SLG: 0.667 (6, 8)	1B							0-0 F9		2	0	0	0	0	0	1					
Dick McAuliffe, L OBP: 0.408, SLG: 0.270 (1, 4)	0-0 FC4 1B					0-0 FC6-4 1B		4-0 1-2 BB		2	1	2	1	2	0	0					
Ed Brinkman, R OBP: 0.345, SLG: 0.500 (1, 6)	0-0 FC4					0-0 FC6-4		0-0 F8		4	0	1	1	0	0	5					
Tom Timmermann, R OBP: 0.091, SLG: 0.091 (1, 1)						0-0 F8				2	0	0	0	0	0	1					
Fred Scherman, L OBP: 0.250, SLG: 0.250 (7, 1)								0-3 1B K		2	0	1	0	0	1	1					
Inning Stats	R: 3 E: 0 K: 1 S: 8	H: 3 LOB: 2 BB: 2 P: 16	R: 0 E: 0 K: 0 S: 3	H: 0 LOB: 0 BB: 0 P: 3	R: 0 E: 0 K: 3 S: 9	H: 0 LOB: 0 BB: 0 P: 9	R: 0 E: 0 K: 0 S: 4	H: 1 LOB: 1 BB: 0 P: 4	R: 0 E: 0 K: 1 S: 5	H: 0 LOB: 0 BB: 0 P: 5	R: 0 E: 0 K: 0 S: 3	H: 0 LOB: 2 BB: 2 P: 11	R: 0 E: 0 K: 1 S: 7	H: 2 LOB: 2 BB: 0 P: 7	R: 0 E: 0 K: 1 S: 6	H: 1 LOB: 1 BB: 1 P: 10	1B: 6 2B: 0 3B: 1 HR: 0	SF: 0 SAC: 0 DP: 0 HBP: 0	WP: 1 PB: 0 SB: 0 CS: 0	PA: 36	
PITCHER	IP	WLS	BF	H	R	ER	SO	BB	IBB	HBP	BLK	WP	HR	S	P	ERA	WHIP				
Rich Hand, R ERA: 5.4 (1, 1)	5.0	L	21	4	3	3	5	2	0	0	0	0	0	29	37	5.40	1.200				
Jim Panther, R ERA: 12.96 (6, 1)	1.0		6	1	0	0	0	2	0	0	0	0	0	4	12	0.00	3.000				
Paul Lindblad, L ERA: 0.71 (7, 1)	2.0		9	2	1	1	2	1	0	0	0	0	0	12	16	4.50	1.500				

Texas Rangers @ Detroit Tigers
Tiger Stadium, Detroit, MI
Sat May 06 1972, 4:33 AM EDT
Att: 11,710 - Unknown

AB	31
R	4
H	7
RBI	4
BB	5
SO	7
LOB	13



Batter	1	2	3	4	5	6	7	8	9	AB	R	H	RBI	BB	SO	LOB	TOP					
Lenny Randle, S OBP: 0.289, SLG: 0.310 (1,4)	F8		1B		1B		F7		3-1	5	0	2	3	0	0	2						
Davey Nelson, R OBP: 0.354, SLG: 0.314 (1,5)	6-3		K		F8		BB		1B	4	0	1	1	1	1	2						
Frank Howard, R OBP: 0.362, SLG: 0.397 (1,3)	K		5-3		K		BB		1B	4	0	1	0	1	2	1						
Dick Billings, R OBP: 0.313, SLG: 0.241 Jim Shellenback, L (7,1) Ted Kubiak, S (9,PH)	CS		1B		6-3		FC5-4		F7	4	0	2	0	0	0	3						
Ted Ford, R OBP: 0.389, SLG: 0.667 (1,9)	K		1-2		F8		F3		F7	4	0	0	0	0	1	2						
Tom Griewe, R OBP: 0.273, SLG: 0.238 (1,7)	K		K		K		FC5-4		L6	4	0	0	0	0	2	1						
Elliott Maddox, R OBP: 0.375, SLG: 0.283 (1,8)			SH1-4		L9		1B		1B	4	2	3	0	0	0	0						
Toby Harrah, R OBP: 0.327, SLG: 0.295 (1,6)			SH		SH		1B		F8	3	2	1	0	0	0	2						
Dick Bosman, R OBP: 0.500, SLG: 0.500 Mike Paul, L (5,1) Casey Cox, R (6,1) Ken Suarez, R (7,PH)	SH1-4		SH1-4		SH2-4		BB		1B	0	0	0	0	0	0	0						
Inning Stats	R: 0 E: 0 K: 1 S: 5	H: 0 LOB: 0 BB: 0 P: 5	R: 0 E: 0 K: 2 S: 7	H: 1 LOB: 0 BB: 0 P: 7	R: 2 E: 1 K: 1 S: 8	H: 2 LOB: 1 BB: 0 P: 8	R: 0 E: 0 K: 1 S: 5	H: 0 LOB: 0 BB: 0 P: 5	R: 1 E: 0 K: 0 S: 5	H: 2 LOB: 1 BB: 0 P: 5	R: 0 E: 0 K: 1 S: 6	H: 1 LOB: 1 BB: 0 P: 6	R: 1 E: 0 K: 0 S: 6	H: 3 LOB: 3 BB: 1 P: 10	R: 0 E: 0 K: 0 S: 4	H: 1 LOB: 1 BB: 0 P: 4	R: 0 E: 0 K: 1 S: 6	H: 1 LOB: 2 BB: 1 P: 10	1B: 11 2B: 0 3B: 0 HR: 0	SF: 0 SAC: 3 DP: 0 HBP: 0	WP: 0 PB: 0 SB: 0 CS: 1	PA: 40
PITCHER Mickey Lolich, L ERA: 2.24 (1,1)	IP: 9.0 WLS: W BF: 40 H: 11 R: 4 ER: 3 SO: 7 BB: 2 IBB: 0 HBP: 0 BLK: 0 WP: 0 HR: 0 S: 52 P: 60 ERA: 3.00 WHIP: 1.444															PITCHER						

Texas Rangers @ Detroit Tigers
Tiger Stadium, Detroit, MI
Sun May 07 1972, 4:33 AM EDT
Att: 9,855 - Unknown

AB	35
R	4
H	11
RBI	4
BB	2
SO	7
LOB	15



Batter	1	2	3	4	5	6	7	8	9	AB	R	H	RBI	BB	SO	LOB	BOTTOM			
Jim Northrup, L OBP: 0.200, SLG: 0.130 (1,8)	F7		3-1		1B		K			4	1	0	0	0	1	4				
Aurelio Rodriguez, R OBP: 0.352, SLG: 0.328 (1,5)	K		F7		1B		1-3		BB	4	1	1	0	1	1	0				
Gates Brown, L OBP: 0.467, SLG: 0.538 Mickey Stanley, R OBP: 0.391, SLG: 0.652 (6,8)	HR		FC5-4		SH1-3		1B		F9	2	2	2	1	1	0	0				
Bill Freehan, R OBP: 0.413, SLG: 0.509 (1,2)	K		FC5-4		G3		1B		P6	5	2	2	2	0	1	1				
Norm Cash, L OBP: 0.424, SLG: 0.647 (1,3)			BB		SH1-3		P6		3-1	4	0	2	0	0	0	2				
Al Kaline, R OBP: 0.326, SLG: 0.366 (1,9)	L9		BB		E		L7		K	4	1	1	1	1	1	3				
Dick McAuliffe, L OBP: 0.415, SLG: 0.256 (1,4)	K		BB		G3		BB		HBP	2	0	0	1	2	1	3				
Ed Brinkman, R OBP: 0.339, SLG: 0.473 (1,6)	6-3		BB		K		P4		BB	3	0	0	0	1	1	5				
Mickey Lolich, S (1,1)	1-3		P3		BB		HBP		BB	2	0	0	0	1	0	3				
Inning Stats	R: 1 E: 0 K: 2 S: 8	H: 1 LOB: 0 BB: 0 P: 8	R: 0 E: 0 K: 1 S: 6	H: 1 LOB: 0 BB: 0 P: 6	R: 0 E: 0 K: 0 S: 3	H: 0 LOB: 0 BB: 0 P: 3	R: 1 E: 0 K: 1 S: 7	H: 2 LOB: 2 BB: 2 P: 15	R: 5 E: 1 K: 0 S: 6	H: 3 LOB: 2 BB: 3 P: 19	R: 0 E: 0 K: 0 S: 5	H: 2 LOB: 2 BB: 0 P: 5	R: 0 E: 0 K: 1 S: 5	H: 0 LOB: 3 BB: 2 P: 14	R: 0 E: 0 K: 1 S: 5	H: 0 LOB: 0 BB: 0 P: 5	1B: 7 2B: 1 3B: 0 HR: 1	SF: 0 SAC: 1 DP: 0 HBP: 2	WP: 1 PB: 0 SB: 0 CS: 0	PA: 42
PITCHER Dick Bosman, R ERA: 5.79 Mike Paul, L ERA: 2.09 Casey Cox, R ERA: 4.7 Jim Shellenback, L ERA: 1.2 (1,1)	IP: 4.0 WLS: L BF: 22 H: 7 R: 6 ER: 6 SO: 4 BB: 2 IBB: 0 HBP: 1 BLK: 0 WP: 1 HR: 1 S: 27 P: 36 ERA: 13.50 WHIP: 2.250															PITCHER				

Texas Rangers @ Detroit Tigers
Tiger Stadium, Detroit, MI
Sun May 07 1972, 4:33 AM EDT
Att: 9,855 - Unknown

AB	32
R	7
H	9
RBI	5
BB	7
SO	6
LOB	24



Batter	1	2	3	4	5	6	7	8	9	AB	R	H	RBI	BB	SO	LOB	TOP								
Elliott Maddox, R OBP: 0.375, SLG: 0.333 (1, 8)										4	1	3	0	0	0	0	Texas Rangers @ Baltimore Orioles Memorial Stadium, Baltimore, MD Thu May 11 1972, 7:05 PM EDT Att: 6,040 - Unknown								
Davey Nelson, R OBP: 0.349, SLG: 0.303 (1, 5)										2	1	0	0	1	0	1									
Don Mincher, L OBP: 0.245, SLG: 0.245 (8, 7)										3	0	0	0	1	0	2									
Larry Bittner, L OBP: 0.194, SLG: 0.147 (9, 3)										0	0	0	0	0	0	0									
Hal King, L OBP: 0.400, SLG: 0.257 (1, 2)										3	0	0	1	1	2	1									
Frank Howard, R OBP: 0.364, SLG: 0.394 (8, 3)										4	0	1	1	0	0	2									
Joe Lovitto, S OBP: 0.323, SLG: 0.125 (9, PR)										0	1	0	0	0	0	0									
Tom Griever, R OBP: 0.280, SLG: 0.250 (9, 7)										0	0	0	0	0	0	0									
Ted Ford, R OBP: 0.320, SLG: 0.500 (1, 9)										3	0	0	0	0	3	3									
Lenny Randle, S OBP: 0.289, SLG: 0.299 (1, 4)										3	0	0	0	1	2	3									
Toby Harrah, R OBP: 0.322, SLG: 0.294 (1, 6)										4	0	1	1	0	0	4									
Bill Gogolewski, L OBP: 0.222, SLG: 0.125 (8, 1)										3	0	0	0	0	2	1									
Horacio Pina, R (8, 1)										0	0	0	0	0	0	0									
Paul Lindblad, L (8, 1)										0	0	0	0	0	0	0									
Casey Cox, R (8, 1)										1	0	0	0	0	0	1									
Inning Stats	R: 2 E: 1 K: 2 S: 9	H: 1 LOB: 3 BB: 3 P: 21	R: 0 E: 0 K: 1 S: 5	H: 0 LOB: 0 BB: 0 P: 5	R: 0 E: 0 K: 0 S: 3	H: 0 LOB: 0 BB: 0 P: 3	R: 0 E: 0 K: 2 S: 8	H: 1 LOB: 1 BB: 0 P: 8	R: 0 E: 0 K: 0 S: 3	H: 0 LOB: 0 BB: 0 P: 3	R: 0 E: 0 K: 2 S: 7	H: 0 LOB: 0 BB: 0 P: 7	R: 0 E: 0 K: 1 S: 5	H: 0 LOB: 0 BB: 0 P: 5	R: 0 E: 0 K: 1 S: 6	H: 1 LOB: 1 BB: 0 P: 6	R: 1 E: 0 K: 0 S: 4	H: 1 LOB: 1 BB: 1 P: 8	1B: 3 2B: 3 3B: 0 HR: 0	SF: 0 SAC: 2 DP: 1 HBP: 0	WP: 0 PB: 0 SB: 0 CS: 0	PA: 36			
PITCHER	IP	WLS	BF	H	R	ER	SO	BB	IBB	HBP	BLK	WP	HR	S	P	ERA	WHIP								
Jim Palmer, R ERA: 3.12 (1, 1)	8.0	L	31	4	2	2	9	3	0	0	0	0	0	46	58	2.25	0.875								
Doyle Alexander, R ERA: 2.08 (9, 1)	1.0		5	1	1	1	0	0	1	0	0	0	0	4	8	9.00	1.000								

AB	30
R	3
H	5
RBI	3
BB	4
SO	9
LOB	18



Batter	1	2	3	4	5	6	7	8	9	AB	R	H	RBI	BB	SO	LOB	BOTTOM								
Don Buford, S OBP: 0.447, SLG: 0.393 (1, 7)										2	0	0	0	1	0	0	Texas Rangers @ Baltimore Orioles Memorial Stadium, Baltimore, MD Thu May 11 1972, 7:05 PM EDT Att: 6,040 - Unknown								
Bobby Grich, R OBP: 0.143, SLG: 0.167 (1, 6)										4	0	0	0	0	1	3									
Boog Powell, L OBP: 0.284, SLG: 0.296 (1, 3)										3	0	0	0	1	1	1									
Doyle Alexander, R (9, 1)										0	0	0	0	0	0	0									
Brooks Robinson, R OBP: 0.351, SLG: 0.333 (1, 5)										4	0	0	0	0	0	3									
Don Baylor, R OBP: 0.429, SLG: 0.600 (1, 9)										4	0	1	0	0	1	0									
Paul Blair, R OBP: 0.319, SLG: 0.397 (1, 8)										4	1	2	1	0	0	1									
Davey Johnson, R OBP: 0.314, SLG: 0.339 (1, 4)										3	0	0	0	1	0	1									
Andy Etchebarren, R OBP: 0.237, SLG: 0.250 (1, 2)										2	0	0	0	0	0	2									
Terry Crowley, L OBP: 0.455, SLG: 0.818 (8, PH) (9, 3)										2	0	1	0	0	0	0									
Jim Palmer, R OBP: 0.333, SLG: 0.273 (1, 1)										2	0	0	0	0	1	0									
Tom Shopay, L OBP: 0.286, SLG: 0.167 (8, PH)										1	0	0	0	0	0	0									
Johnny Oates, L OBP: 0.143, SLG: 0.571 (9, 2)										1	0	0	0	0	0	2									
Inning Stats	R: 0 E: 0 K: 0 S: 3	H: 0 LOB: 0 BB: 0 P: 3	R: 0 E: 0 K: 0 S: 4	H: 1 LOB: 2 BB: 1 P: 8	R: 0 E: 0 K: 0 S: 3	H: 0 LOB: 0 BB: 0 P: 3	R: 0 E: 0 K: 1 S: 5	H: 0 LOB: 0 BB: 0 P: 5	R: 0 E: 0 K: 0 S: 3	H: 0 LOB: 0 BB: 0 P: 3	R: 0 E: 0 K: 2 S: 7	H: 0 LOB: 1 BB: 0 P: 8	R: 1 E: 0 K: 0 S: 4	H: 1 LOB: 0 BB: 0 P: 4	R: 0 E: 1 K: 1 S: 6	H: 0 LOB: 3 BB: 2 P: 14	R: 0 E: 0 K: 0 S: 5	H: 2 LOB: 2 BB: 0 P: 5	1B: 3 2B: 0 3B: 0 HR: 1	SF: 0 SAC: 0 DP: 0 HBP: 1	WP: 0 PB: 0 SB: 0 CS: 0	PA: 36			
PITCHER	IP	WLS	BF	H	R	ER	SO	BB	IBB	HBP	BLK	WP	HR	S	P	ERA	WHIP								
Bill Gogolewski, R ERA: 4.26 (8, 1)	0.1		1	0	0	0	1	0	0	0	0	0	0	3	3	0.00	0.000								
Horacio Pina, R ERA: 1.98 (8, 1)	0.0		1	0	0	0	0	1	0	0	0	0	0	4	4	∞	∞								
Paul Lindblad, L ERA: 0.71 (8, 1)	1.1	S	6	2	0	0	0	0	0	0	0	0	0	6	6	0.00	1.500								

AB	32
R	1
H	4
RBI	1
BB	3
SO	4
LOB	13



Batter	1	2	3	4	5	6	7	8	9	AB	R	H	RBI	BB	SO	LOB	TOP										
Elliott Maddox, R OBP: 0.377, SLG: 0.328 (1, 8)	0-0 1B 6-3		0-0 6-3		0-0 F9		0-0 5-3		4-0 PB S BB	4	1	1	0	1	0	4	Texas Rangers @ Cleveland Indians Cleveland Municipal Stadium, Cleveland, OH Fri May 12 1972, 7:05 PM EDT Att: 15,543 - Unknown										
Davey Nelson, R OBP: 0.363, SLG: 0.338 (1, 5)	0-0 1-3 1B 6-3		0-3 K		0-0 F6		0-0 K		4-0 1B 3B 1-2 BB	4	1	2	0	1	1	0											
Don Mincher, L OBP: 0.308, SLG: 0.231 Dick Billings, R OBP: 0.324, SLG: 0.258 (8, PH) (8, 2)	0-0 1-2 3-H 1B 6-3		0-0 G3		0-3 K		0-0 SH1-3 1B		0-0 5-3 2-3	3	0	0	1	0	1	1											
Hal King, L OBP: 0.377, SLG: 0.237 Tom Grievie, R OBP: 0.290, SLG: 0.250 (8, PH) (8, 7)	0-0 L9		0-0 F7		0-3 K		0-0 SH1-3			3	0	0	0	0	1	1											
Frank Howard, R OBP: 0.370, SLG: 0.391 (8, 3)	0-0 4-3		0-0 5-3				0-0 FC6-4 SH 1B		4-0 IBB	3	0	1	0	1	0	1											
Ted Ford, R OBP: 0.321, SLG: 0.600 (1, 9)		0-0 HR	0-0 6-3				0-0 SH FC6-4 1-2		0-0 F4	3	1	1	1	0	0	2											
Lenny Randle, S OBP: 0.279, SLG: 0.288 Jim Driscoll, L (8, PH) (8, 4)		0-0 G3	0-0 G3		0-0 G3		0-3 K		0-0 F8	3	0	0	0	0	1	2											
Toby Harrah, R OBP: 0.317, SLG: 0.278 (1, 6)		0-0 G3	4-0 SH2-4 BB		0-0 FC6-4 BB 1-2 2-3		0-0 F9			3	0	0	0	1	0	2											
Dick Bosman, R Larry Bittner, L OBP: 0.216, SLG: 0.147 Mike Paul, L (7, PH) (7, 1) Horacio Pina, R (9, 1)		0-3 K	0-0 SH2-4		0-0 SH2-4 1-2 BB		4-0 BB		0-0 6-3	1	0	0	0	0	1	0											
Inning Stats	R: 1 E: 0 K: 0 S: 5	H: 2 LOB: 1 BB: 0 P: 5	R: 1 E: 0 K: 1 S: 6	H: 1 LOB: 0 BB: 0 P: 6	R: 0 E: 0 K: 1 S: 5	H: 0 LOB: 0 BB: 0 P: 5	R: 0 E: 0 K: 0 S: 3	H: 0 LOB: 0 BB: 0 P: 3	R: 0 E: 0 K: 0 S: 7	H: 0 LOB: 1 BB: 1 P: 7	R: 0 E: 0 K: 2 S: 7	H: 0 LOB: 0 BB: 0 P: 7	R: 0 E: 1 K: 1 S: 7	H: 1 LOB: 3 BB: 1 P: 11	R: 1 E: 0 K: 0 S: 5	H: 2 LOB: 2 BB: 1 P: 9		R: 0 E: 0 K: 0 S: 3	H: 0 LOB: 2 BB: 2 P: 11	1B: 4 2B: 0 3B: 1 HR: 1	SF: 0 SAC: 3 DP: 0 HBP: 0	WP: 0 PB: 1 SB: 1 CS: 0	PA: 39				
PITCHER	IP	WLS	BF	H	R	ER	SO	BB	IBB	HBP	BLK	WP	HR	S	P	ERA	WHIP										
Milt Wilcox, R ERA: 1.24 Vince Colbert, R ERA: 2.25 Ray Lamb, R ERA: 2.25 Denny Riddleberger, L ERA: 6.75 Ed Farmer, R ERA: 1.88	(1, 1)	(1, 1)	(1, 1)	(1, 1)	(1, 1)	(1, 1)	(1, 1)	(1, 1)	(1, 1)	(1, 1)	(1, 1)	(1, 1)	(1, 1)	(1, 1)	(1, 1)	(1, 1)	(1, 1)										

AB	31
R	3
H	6
RBI	3
BB	5
SO	5
LOB	17



Batter	1	2	3	4	5	6	7	8	9	AB	R	H	RBI	BB	SO	LOB	BOTTOM										
Del Unser, L OBP: 0.273, SLG: 0.313 (1, 8)	0-0 6-3		0-0 1-2 1B		0-0 6-3		0-0 4-3			4	0	1	0	0	0	1	Texas Rangers @ Cleveland Indians Cleveland Municipal Stadium, Cleveland, OH Fri May 12 1972, 7:05 PM EDT Att: 15,543 - Unknown										
Jack Brohamer, L OBP: 0.333, SLG: 0.415 (1, 4)	0-0 3-1		0-0 F9		0-0 4-3 3B		0-3 K			4	1	1	0	0	1	2											
Alex Johnson, R OBP: 0.305, SLG: 0.423 (1, 7)	0-0 4-3		0-0 F9		0-0 5-3		0-0 F7			4	0	0	0	0	0	1											
Graig Nettles, L OBP: 0.310, SLG: 0.316 (1, 5)		0-0 G3	0-0 F9		0-0 4-3		0-0 F4			4	0	0	1	0	0	0											
Tom McCraw, L OBP: 0.446, SLG: 0.500 Adolfo Phillips, R (9, PH)		0-0 1B	0-0 1B		0-0 1B		0-0 1B		0-0 F7	3	0	3	0	0	0	0											
Ray Fosse, R OBP: 0.396, SLG: 0.400 (1, 2)		0-0 F6	0-0 1B		0-0 1B		0-0 F7		0-0 E4	4	0	1	0	0	0	1											
Buddy Bell, R OBP: 0.291, SLG: 0.324 John Lowenstein, L OBP: 0.500, SLG: 0.250 (9, PH)		0-0 L1	0-0 F8		0-0 6-3		0-3 K			3	0	0	0	0	0	2											
Frank Duffy, R OBP: 0.339, SLG: 0.245 Denny Riddleberger, R Ed Farmer, R Chris Chambliss, L OBP: 0.143, SLG: 0.143 (9, PH)		0-0 6-3	0-0 K		0-0 F7		0-0 F7		0-0 F7	3	0	0	0	0	1	0											
Milt Wilcox, R OBP: 0.176, SLG: 0.235 Vince Colbert, R OBP: 1.000, SLG: 1.000 Lou Garbelli, R OBP: 0.143, SLG: 0.143 Ray Lamb, R Eddie Leon, R OBP: 0.251, SLG: 0.167 (8, 6)		0-0 1B	0-0 1B		0-0 4-3		4-0 BB			0	0	0	0	0	0	0											
Inning Stats	R: 0 E: 0 K: 0 S: 3	H: 0 LOB: 0 BB: 0 P: 3	R: 0 E: 0 K: 0 S: 3	H: 1 LOB: 0 BB: 0 P: 3	R: 0 E: 0 K: 0 S: 5	H: 2 LOB: 2 BB: 0 P: 5	R: 0 E: 0 K: 0 S: 5	H: 2 LOB: 0 BB: 0 P: 5	R: 0 E: 0 K: 1 S: 5	H: 0 LOB: 1 BB: 1 P: 7	R: 0 E: 0 K: 0 S: 3	H: 0 LOB: 0 BB: 0 P: 5	R: 0 E: 1 K: 1 S: 5	H: 0 LOB: 1 BB: 0 P: 6	R: 0 E: 0 K: 1 S: 6	H: 0 LOB: 0 BB: 0 P: 6		1B: 6 2B: 0 3B: 1 HR: 0	SF: 0 SAC: 0 DP: 0 HBP: 0	WP: 0 PB: 0 SB: 0 CS: 0	PA: 35						
PITCHER	IP	WLS	BF	H	R	ER	SO	BB	IBB	HBP	BLK	WP	HR	S	P	ERA	WHIP										
Dick Bosman, R ERA: 5.03 Mike Paul, L ERA: 1.64 Horacio Pina, R ERA: 1.88	(1, 1)	(7, 1)	(9, 1)	(1, 1)	(1, 1)	(1, 1)	(1, 1)	(1, 1)	(1, 1)	(1, 1)	(1, 1)	(1, 1)	(1, 1)	(1, 1)	(1, 1)	(1, 1)	(1, 1)										

AB	34
R	1
H	7
RBI	1
BB	1
SO	3
LOB	9



Batter	1	2	3	4	5	6	7	8	9	AB	R	H	RBI	BB	SO	LOB	TOP										
Elliott Maddox, R OBP: 0.378, SLG: 0.311 (1, 8)	0-3 K		0-3 K			4-0 BB BB		4-0 3-1 1-2 BB	0-3 K	3	1	0	0	2	3	0	Texas Rangers @ Cleveland Indians Cleveland Municipal Stadium, Cleveland, OH Sat May 13 1972, 3:33 AM EDT Att. 14,510 - Sunny - 70 F										
Davey Nelson, R OBP: 0.368, SLG: 0.337 (1, 5)	0-0 F9			0-3 K		4-0 FC5-4 BB		0-0 6-3 1-2 2-H BB		3	1	1	1	1	1	0											
Don Mincher, L OBP: 0.304, SLG: 0.218 Tom Grieve, R OBP: 0.280, SLG: 0.250 (1, 3) (8, 7)	4-0 BB			0-0 L4		0-0 F6		0-0 3-1		3	0	0	0	1	0	4											
Frank Howard, R OBP: 0.365, SLG: 0.384 Mike Paul, L (1, 7) (8, 1)	0-3 K			0-0 1B		0-3 K		0-0 6-3		4	0	1	1	0	2	4											
Ted Ford, R OBP: 0.313, SLG: 0.536 (1, 9)		0-3 K		0-0 F7		0-0 FC5-4		0-0 1B BB		3	0	0	0	1	1	3											
Ken Suarez, R OBP: 0.200, SLG: 0.200 (1, 2) Hal King, L OBP: 0.377, SLG: 0.237 (8, PH) Dick Bilings, R OBP: 0.343, SLG: 0.281 (8, PH) (8, 2)		0-0 5-3			0-0 F7		0-0 5-3	0-0 1B		3	0	0	0	0	0	0											
Toby Harrah, R OBP: 0.313, SLG: 0.276 (1, 6)		0-0 5-3			0-0 1B		0-0 F6	0-3 K		4	0	1	0	0	1	2											
Lenny Randle, S OBP: 0.267, SLG: 0.274 (1, 4)			0-0 4-3		0-0 F9		0-0 6-3		0-0 F7	4	0	0	0	0	0	1											
Rich Hand, R OBP: 0.526, SLG: 0.500 (1, 1) Casey Cox, R (3, 1) Jim Driscoll, L (5, PH) Jim Panther, R (5, 1) Larry Bittner, L OBP: 0.271, SLG: 0.167 (8, PH) (8, 3)			0-0 5-3		0-0 F8		0-0 1B	0-0 1B	0-0 1-3	1	0	0	0	0	0	0											
Inning Stats	R: 0 E: 0 K: 2 S: 7	H: 0 LOB: 1 BB: 1 P: 11	R: 0 E: 0 K: 1 S: 5	H: 0 LOB: 0 BB: 0 P: 5	R: 0 E: 0 K: 1 S: 5	H: 0 LOB: 0 BB: 0 P: 5	R: 0 E: 0 K: 0 S: 6	H: 1 LOB: 1 BB: 0 P: 6	R: 0 E: 0 K: 0 S: 4	H: 1 LOB: 1 BB: 0 P: 4	R: 0 E: 0 K: 1 S: 5	H: 0 LOB: 2 BB: 2 P: 13	R: 0 E: 0 K: 0 S: 3	H: 0 LOB: 0 BB: 0 P: 3	R: 3 E: 0 K: 1 S: 8	H: 3 LOB: 2 BB: 2 P: 16		R: 0 E: 0 K: 1 S: 5	H: 0 LOB: 0 BB: 0 P: 5	1B: 5 2B: 0 3B: 0 HR: 0	SF: 0 SAC: 0 DP: 0 HBP: 0	WP: 0 PB: 0 SB: 1 CS: 0	PA: 37				
PITCHER	IP	WLS	BF	H	R	ER	SO	BB	IBB	HBP	BLK	WP	HR	S	P	ERA	WHIP										
Dick Tidrow, R ERA: 3.24 Steve Mingo, L ERA: 8.31	(1, 1) (8, 1)	7.2 S	32 5	4 1	3 0	3 0	6 2	5 0	0 0	0 0	0 0	0 0	0 0	39 9	59 9	3.52 0.00	1.174 0.750										

Texas Rangers @ Cleveland Indians
Cleveland Municipal Stadium, Cleveland, OH
Sat May 13 1972, 3:33 AM EDT
Att. 14,510 - Sunny - 70 F

AB 32
R 3
H 5
RBI 3
BB 5
SO 8
LOB 15



Batter	1	2	3	4	5	6	7	8	9	AB	R	H	RBI	BB	SO	LOB	BOTTOM										
Del Unser, L OBP: 0.283, SLG: 0.326 (1, 8)	0-0 1-6-3		0-0 SF HR	4-0 BB		0-3 K				3	1	1	2	1	1	0	Texas Rangers @ Cleveland Indians Cleveland Municipal Stadium, Cleveland, OH Sat May 13 1972, 3:33 AM EDT Att. 14,510 - Sunny - 70 F										
Jack Brohamer, L OBP: 0.328, SLG: 0.411 (1, 4)	0-0 G6-4-3 1B		0-0 SF HR	0-0 F3			0-0 G3			3	1	1	1	0	0	1											
Alex Johnson, R OBP: 0.306, SLG: 0.457 Adolfo Phillips, R (1, 7) (7, 7)	0-0 G6-4-3		0-0 2-3 3-H HR		0-0 F8		0-0 1-3			3	1	1	3	0	0	1											
Graig Nettles, L OBP: 0.295, SLG: 0.300 (1, 5)		0-0 3-1	0-3 K		0-0 F9		0-0 G3			4	0	0	0	0	1	0											
Tom McCraw, L OBP: 0.436, SLG: 0.485 (1, 3)		0-3 K	0-0 1-3		0-0 2B 1B		0-0 F7			4	1	1	0	0	1	0											
Buddy Bell, R OBP: 0.313, SLG: 0.372 (1, 9)		0-0 5-3	0-0 2B		0-0 2B		0-0 CS 1B			4	0	3	1	0	0	0											
Eddie Leon, R OBP: 0.256, SLG: 0.176 (1, 6)			0-0 BB 1B		0-0 F9		0-3 K			4	1	1	0	0	1	3											
Jerry Moses, R OBP: 0.200, SLG: 0.200 (1, 2)			0-0 2B 1B		0-0 F3		0-0 5-3			3	1	1	0	0	0	0											
Dick Tidrow, R OBP: 0.286, SLG: 0.231 Steve Mingo, L (1, 1) (8, 1)			4-0 2B SF BB		0-0 5-3		0-3 K			2	1	0	0	1	1	0											
Inning Stats	R: 0 E: 0 K: 0 S: 3	H: 1 LOB: 0 BB: 0 P: 3	R: 0 E: 0 K: 1 S: 5	H: 0 LOB: 0 BB: 0 P: 5	R: 0 E: 0 K: 1 S: 11	H: 5 LOB: 1 BB: 1 P: 15	R: 0 E: 0 K: 0 S: 3	H: 0 LOB: 1 BB: 1 P: 7	R: 1 E: 0 K: 0 S: 5	H: 2 LOB: 1 BB: 0 P: 5	R: 0 E: 0 K: 2 S: 7	H: 0 LOB: 0 BB: 0 P: 7	R: 0 E: 0 K: 0 S: 3	H: 0 LOB: 0 BB: 0 P: 3	R: 0 E: 0 K: 1 S: 5	H: 1 LOB: 1 BB: 0 P: 5		1B: 5 2B: 4 3B: 0 HR: 1	SF: 1 SAC: 0 DP: 2 HBP: 0	WP: 0 PB: 0 SB: 0 CS: 1	PA: 34						
PITCHER	IP	WLS	BF	H	R	ER	SO	BB	IBB	HBP	BLK	WP	HR	S	P	ERA	WHIP										
Rich Hand, R ERA: 9.0 Casey Cox, R ERA: 4.09 Jim Panther, R ERA: 10.32 Mike Paul, L ERA: 1.5	(1, 1) (3, 1) (5, 1) (8, 1)	2.0 L	10 10	4 2	4 2	4 1	1 1	1 1	0 0	0 0	0 0	0 0	0 0	11 11	15 15	4.50 3.00	2.500 0.667										

Texas Rangers @ Cleveland Indians
Cleveland Municipal Stadium, Cleveland, OH
Sat May 13 1972, 3:33 AM EDT
Att. 14,510 - Sunny - 70 F

AB 31
R 7
H 9
RBI 7
BB 2
SO 5
LOB 5



Batter	1	2	3	4	5	6	7	8	9	10	AB	R	H	RBI	BB	SO	LOB			
Elliott Maddox, R OBP: 0.354, SLG: 0.288 (1, 8)	0-0 5-3		0-0 F3		0-0 F9		0-0 F9			0-3 K	5	0	0	0	0	1	0			
Davey Nelson, R OBP: 0.370, SLG: 0.345 (1, 5)	0-3 K			0-0 5-3		0-0 2B		0-0 F6		1-0 CS HBP	4	0	1	0	0	1	0			
Don Mincher, L OBP: 0.284, SLG: 0.200 (1, 3)	0-0 F7			0-0 L9		0-0 F5		0-0 F6		0-0 F7	5	0	0	0	0	0	2			
Dick Billings, R OBP: 0.333, SLG: 0.278 (1, 2)		0-0 L9		0-0 1B E 1B		0-0 FC1-6-5		0-0 5-3			4	1	1	0	0	0	1			
Frank Howard, R OBP: 0.382, SLG: 0.387 (1, 7)		0-3 K		0-0 1B E 1B		4-0 IBB			4-0 1B BB		2	0	1	0	2	1	0			
Joe Lovitto, S OBP: 0.323, SLG: 0.125 (9, PR)				1-3 1B							0	0	0	0	0	0	0			
Ted Ford, R OBP: 0.278, SLG: 0.469 (1, 9)	0-0 4-3			0-0 E3		0-0 4-3				0-3 K	4	0	0	0	0	1	4			
Lenny Randle, S OBP: 0.277, SLG: 0.295 (1, 4)			0-0 G3 4-3 2B		0-0 4-3		0-0 6-3 SH1-4 WP 1B		0-0 F8		4	2	2	0	0	0	3			
Toby Harrah, R OBP: 0.314, SLG: 0.279 (1, 6)			0-0 G3		0-0 F8		0-0 SH1-4		0-0 1B		3	0	1	0	0	0	1			
Jim Shellenback, L OBP: 0.325, SLG: 0.162 (7, PH)			0-0 4-3		0-0 2-3		0-0 6-3		0-0 F9		2	0	0	1	0	0	0			
Larry Bittner, L OBP: 0.325, SLG: 0.162 (7, PH)											1	0	0	0	0	0	1			
Horacio Pina, R OBP: 0.370, SLG: 0.231 (9, PH)											0	0	0	0	0	0	0			
Paul Lindblad, L OBP: 0.370, SLG: 0.231 (9, PH)											1	0	0	0	0	0	2			
Hal King, R OBP: 0.322, SLG: 0.125 (9, PH)											0	0	0	0	0	0	0			
Bill Gogolewski, L OBP: 0.322, SLG: 0.125 (9, PH)											0	0	0	0	0	0	0			
Inning Stats	R: 0 E: 0 K: 1 S: 5	H: 0 LOB: 0 BB: 0 P: 5	R: 0 E: 0 K: 1 S: 5	H: 0 LOB: 0 BB: 0 P: 5	R: 1 E: 0 K: 0 S: 4	H: 1 LOB: 0 BB: 0 P: 4	R: 1 E: 1 K: 0 S: 6	H: 2 LOB: 2 BB: 0 P: 6	R: 0 E: 0 K: 0 S: 3	H: 0 LOB: 0 BB: 0 P: 3	R: 0 E: 0 K: 0 S: 3	H: 0 LOB: 0 BB: 0 P: 3	R: 0 E: 0 K: 1 S: 6	H: 1 LOB: 2 BB: 10 P: 10	R: 0 E: 0 K: 1 S: 4	H: 0 LOB: 0 BB: 0 P: 5	1B: 4 2B: 2 3B: 0 HR: 0	SF: 0 SAC: 1 DP: 0 HBP: 1	WP: 1 PA: 39	
PITCHER Gaylord Perry, R ERA: 1.99	IP: 10.0 W: 10 L: 3 S: 3	WLS: 39 BF: 6 R: 3 ER: 2 SO: 4	H: 6 R: 3 ER: 2 SO: 4	BB: 1 IBB: 1 HBP: 1 BLK: 0	WP: 1 HR: 0 S: 44 P: 53	ERA: 1.80 WHIP: 0.700														


TOP

Texas Rangers @ Cleveland Indians
Cleveland Municipal Stadium, Cleveland, OH

Sun May 14 1972, 3:33 AM EDT
Att. 9,152 - Cloudy - 64 F

livebaseballscores.com

AB 35
R 3
H 6
RBI 1
BB 2
SO 4
LOB 14



Batter	1	2	3	4	5	6	7	8	9	10	AB	R	H	RBI	BB	SO	LOB			
Del Unser, L OBP: 0.271, SLG: 0.311 (1, 8)	0-0 4-3		0-0 1-3			0-0 2-3		0-0 L4			4	0	0	0	0	0	0			
Eddie Leon, R OBP: 0.302, SLG: 0.316 (1, 6)	0-0 G6-4-3 1B			0-0 HR		0-0 FC6-4 1B		0-0 F4			4	1	3	1	0	0	0			
Alex Johnson, R OBP: 0.292, SLG: 0.435 (1, 7)	0-0 G6-4-3			0-3 K		0-0 FC6-4		0-3 K			4	0	0	0	0	2	2			
Ray Fosse, R OBP: 0.360, SLG: 0.430 (1, 2)		0-0 HR		0-0 F9		0-0 F2		0-0 F9		0-0 F9	4	1	1	1	0	0	0			
Roy Foster, R OBP: 0.250, SLG: 0.429 (1, 9)		0-0 F8		0-0 F9		0-0 4-3 2B 2B		0-0 F5			4	1	1	0	0	0	0			
Buddy Bell, R OBP: 0.299, SLG: 0.354 (1, 5)		0-0 1-3			0-0 5-3		0-0 4-3		0-0 F3		4	0	0	0	0	0	1			
Tom McCraw, L OBP: 0.438, SLG: 0.478 (7, PH)		0-0 5-3			4-0 BB BB BB		0-0 G4-3 BB		0-0 HR		1	0	0	0	1	0	0			
Jerry Moses, R OBP: 0.333, SLG: 0.500 (8, 3)											1	0	1	1	0	0	0			
Chris Chambliss, L OBP: 0.250, SLG: 0.625 (10, 3)											1	1	1	1	0	0	0			
Jack Brohamer, L OBP: 0.311, SLG: 0.390 (1, 4)			0-0 L3		0-0 G4-3		0-0 6-3				3	0	0	0	0	0	2			
Gaylord Perry, R OBP: 0.208, SLG: 0.190 (1, 1)			0-0 G3		0-0 F8		0-3 K				3	0	0	0	0	1	0			
Inning Stats	R: 0 E: 0 K: 0 S: 3	H: 1 LOB: 0 BB: 0 P: 3	R: 1 E: 0 K: 0 S: 4	H: 1 LOB: 0 BB: 0 P: 4	R: 0 E: 0 K: 0 S: 3	H: 0 LOB: 0 BB: 0 P: 3	R: 1 E: 0 K: 1 S: 6	H: 1 LOB: 0 BB: 0 P: 6	R: 0 E: 0 K: 0 S: 2	H: 0 LOB: 0 BB: 0 P: 5	R: 0 E: 0 K: 1 S: 5	H: 0 LOB: 0 BB: 0 P: 5	R: 0 E: 0 K: 1 S: 5	H: 0 LOB: 0 BB: 0 P: 5	R: 1 E: 0 K: 0 S: 2	H: 1 LOB: 0 BB: 0 P: 2	1B: 2 2B: 2 3B: 0 HR: 3	SF: 0 SAC: 0 DP: 2 HBP: 0	WP: 0 PA: 34	
PITCHER Jim Shellenback, L ERA: 1.71	IP: 6.0 W: 0.2 L: 1.1 S: 1.1	WLS: 21 BF: 4 R: 1 ER: 1	H: 4 R: 2 ER: 1	SO: 1 BB: 1 IBB: 0 HBP: 0 BLK: 0	WP: 0 HR: 2 S: 22 P: 26	ERA: 3.00 WHIP: 0.833														
Horacio Pina, R ERA: 2.4	IP: 7.1 W: 1.1 L: 0.64	WLS: 3 BF: 1 R: 0 ER: 0	H: 1 R: 0 ER: 0	SO: 0 BB: 0 IBB: 0 HBP: 0 BLK: 0	WP: 0 HR: 0 S: 3 P: 3	ERA: 13.50 WHIP: 1.500														
Paul Lindblad, L ERA: 0.64	IP: 7.1 W: 1.1 L: 0.64	WLS: 5 BF: 1 R: 0 ER: 0	H: 0 R: 0 ER: 0	SO: 1 BB: 0 IBB: 0 HBP: 0 BLK: 0	WP: 0 HR: 0 S: 7 P: 7	ERA: 0.00 WHIP: 0.750														
Bill Gogolewski, R ERA: 4.39	IP: 9.1 W: 1.1 L: 0.64	WLS: 5 BF: 1 R: 1 ER: 1	H: 1 R: 1 ER: 1	SO: 1 BB: 0 IBB: 0 HBP: 0 BLK: 0	WP: 0 HR: 1 S: 7 P: 7	ERA: 6.75 WHIP: 0.750														


BOTTOM

Texas Rangers @ Cleveland Indians
Cleveland Municipal Stadium, Cleveland, OH

Sun May 14 1972, 3:33 AM EDT
Att. 9,152 - Cloudy - 64 F

livebaseballscores.com

AB 33
R 4
H 7
RBI 4
BB 1
SO 3
LOB 5



Batter	1	2	3	4	5	6	7	8	9	AB	R	H	RBI	BB	SO	LOB	TOP								
Elliott Maddox, R OBP: 0.349, SLG: 0.275 (1, 8)	0-3 K		0-0 6-3			4-0 SF8 1B BB	0-0 5-3		0-0 CS	3	1	0	0	1	1	0									
Davey Nelson, R OBP: 0.365, SLG: 0.356 (1, 5)	0-0 BB 1B			0-0 6-3		0-0 2-3 E 1B		4-0 G3 S SF8 BB		3	2	2	0	1	0	0									
Don Mincher, L OBP: 0.282, SLG: 0.190 (1, 3)	4-0 FC6-4 BB			0-0 1-3		0-0 2-3		0-0 G3		3	0	0	0	1	0	3									
Dick Billings, R OBP: 0.302, SLG: 0.263 (1, 2)	0-0 FC6-4			0-3 K		0-0 SF8		0-0 SF8		2	0	0	2	0	1	1									
Frank Howard, R OBP: 0.387, SLG: 0.377 Joe Lovitto, S OBP: 0.323, SLG: 0.125 (8, 9)		4-0 FC5-4 BB			0-0 4-3	0-0 E6 1B		0-0 S BB		2	0	0	0	2	0	0									
Ted Ford, R OBP: 0.270, SLG: 0.455 Larry Blittner, L OBP: 0.262, SLG: 0.231 Tom Grieve, R OBP: 0.269, SLG: 0.240 (8, 7)		0-0 FC5-4			0-0 1B	0-0 2B		0-0 4-3		1	0	0	0	0	0	1									
Lenny Randle, S OBP: 0.265, SLG: 0.283 (1, 4)		0-0 G4-6-3			0-0 F7	0-0 F5			0-0 6-3	4	0	0	0	0	0	4									
Toby Harrah, R OBP: 0.324, SLG: 0.281 (1, 6)			0-0 1-3		0-0 1B		0-0 F7		4-0 CS BB	3	0	1	1	1	0	0									
Pete Broberg, R OBP: 0.154, SLG: 0.083 Hal Kipnis, L OBP: 0.304, SLG: 0.225 Jim Panther, R OBP: 0.273, SLG: 0.231 Jim Driscoll, L OBP: 0.262, SLG: 0.231 Horacio Pina, R OBP: 0.269, SLG: 0.240 Ted Kubiak, S OBP: 0.269, SLG: 0.240 (8, 7)			0-3 K		0-3 K		0-0 F8		0-0 F9	1	0	0	0	0	1	0									
Inning Stats	R: 0 E: 0 K: 1 S: 5	H: 1 LOB: 1 BB: 1 P: 9	R: 0 E: 0 K: 0 S: 2	H: 0 LOB: 0 BB: 1 P: 6	R: 0 E: 0 K: 1 S: 5	H: 0 LOB: 0 BB: 0 P: 5	R: 0 E: 0 K: 1 S: 5	H: 0 LOB: 0 BB: 0 P: 5	R: 1 E: 0 K: 1 S: 7	H: 2 LOB: 1 BB: 0 P: 7	R: 2 E: 1 K: 0 S: 6	H: 2 LOB: 2 BB: 1 P: 10	R: 0 E: 0 K: 0 S: 3	H: 0 LOB: 0 BB: 2 P: 3	R: 1 E: 0 K: 0 S: 3	H: 0 LOB: 2 BB: 2 P: 11	R: 0 E: 0 K: 0 S: 2	H: 0 LOB: 0 BB: 1 P: 6	1B: 4 2B: 1 3B: 0 HR: 0	SF: 2 SAC: 0 DP: 1 HBP: 0	WP: 0 PB: 0 SB: 2 CS: 1	PA: 37			
PITCHER	IP	WLS	BF	H	R	ER	SO	BB	IBB	HBP	BLK	WP	HR	S	P	ERA	WHIP								
Mike Hedlund, R ERA: 3.24 (1, 1)	7.0		28	5	3	2	4	3	0	0	0	0	0	33	45	2.57	1.143								
Ted Abernathy, R ERA: 1.29 (8, 1)	0.2		4	0	1	1	0	2	0	0	0	0	0	2	10	13.50	3.000								
Tom Burgmeier, L ERA: 1.5 (8, 1)	1.1	W	4	0	0	0	0	1	0	0	0	0	0	3	7	0.00	0.750								

Texas Rangers @ Kansas City Royals
Municipal Stadium, Kansas City, MO
Mon May 15 1972, 8:05 PM EDT
Att. 6,670 - Unknown - 80 F

AB	28
R	4
H	5
RBI	3
BB	6
SO	4
LOB	12



Batter	1	2	3	4	5	6	7	8	9	AB	R	H	RBI	BB	SO	LOB	BOTTOM								
Freddie Patek, R OBP: 0.323, SLG: 0.386 (1, 6)	0-0 5-3		0-0 FC1-6-5 S 1B	0-0 1-2 2H 1B			0-3 K			4	0	2	1	0	1	1									
Amos Otis, R OBP: 0.272, SLG: 0.256 (1, 8)	0-0 5-3		0-0 FC1-6-5 S 1B	0-0 G3			0-0 F2			4	0	0	0	0	0	3									
Richie Scheinblum, S OBP: 0.397, SLG: 0.333 (1, 9)	0-0 G3		0-0 1-3		4-0 G5-4-3 BB			0-0 F6		3	0	0	0	1	0	1									
Lou Piniella, R OBP: 0.386, SLG: 0.462 (1, 7)		0-3 K		0-0 1B 1B	0-0 G5-4-3			0-0 2B 1B		4	2	2	0	0	1	1									
Cookie Rojas, R OBP: 0.301, SLG: 0.323 (1, 4)		0-0 F8		0-0 1B 1B	0-0 F5			0-0 1H 2B		4	1	2	1	0	0	0									
Ed Kirkpatrick, L OBP: 0.376, SLG: 0.525 (1, 2)		4-0 WP BB		0-3 K		0-0 6-3		0-3 K		3	1	0	0	1	2	2									
John Mayberry, L OBP: 0.277, SLG: 0.286 (1, 3)		0-0 1B		0-0 F3		0-0 F9				3	0	1	1	0	0	2									
Paul Schaal, R OBP: 0.314, SLG: 0.258 (1, 5)		0-0 F8		0-0 E2 1B 1B		0-0 F8				3	1	1	1	0	0	1									
Mike Hedlund, R OBP: 0.333, SLG: 0.333 Steve Howley, L OBP: 0.292, SLG: 0.273 Ted Abernathy, R OBP: 0.273, SLG: 0.231 Tom Burgmeier, L OBP: 0.250, SLG: 0.250 (8, 1)			0-0 L9	0-0 1B 1B			4-0 CS BB			2	0	1	0	0	0	0									
Inning Stats	R: 0 E: 0 K: 0 S: 3	H: 0 LOB: 0 BB: 0 P: 3	R: 1 E: 0 K: 1 S: 6	H: 1 LOB: 1 BB: 1 P: 10	R: 0 E: 0 K: 0 S: 4	H: 1 LOB: 1 BB: 0 P: 4	R: 3 E: 1 K: 1 S: 10	H: 5 LOB: 2 BB: 0 P: 10	R: 0 E: 0 K: 0 S: 2	H: 0 LOB: 0 BB: 1 P: 6	R: 0 E: 0 K: 0 S: 3	H: 0 LOB: 0 BB: 0 P: 3	R: 0 E: 0 K: 1 S: 4	H: 0 LOB: 1 BB: 1 P: 8	R: 1 E: 0 K: 1 S: 6	H: 2 LOB: 0 BB: 0 P: 6	R: 0 E: 0 K: 0 S: 2	H: 0 LOB: 0 BB: 0 P: 6	1B: 8 2B: 2 3B: 0 HR: 0	SF: 0 SAC: 0 DP: 2 HBP: 0	WP: 1 PB: 0 SB: 1 CS: 1	PA: 33			
PITCHER	IP	WLS	BF	H	R	ER	SO	BB	IBB	HBP	BLK	WP	HR	S	P	ERA	WHIP								
Pete Broberg, R ERA: 2.16 (5, 1)	2.0		6	0	0	0	0	1	0	0	0	0	0	5	9	0.00	0.500								
Jim Panther, R ERA: 8.79 (7, 1)	2.0	L	7	2	1	1	2	1	0	0	0	0	0	10	14	4.50	1.500								

Texas Rangers @ Kansas City Royals
Municipal Stadium, Kansas City, MO
Mon May 15 1972, 8:05 PM EDT
Att. 6,670 - Unknown - 80 F

AB	30
R	5
H	9
RBI	4
BB	3
SO	4
LOB	11



Batter	1	2	3	4	5	6	7	8	9	AB	R	H	RBI	BB	SO	LOB	TOP					
Elliott Maddox, R OBP: 0.333, SLG: 0.260 (1, 8)	0-0 6-3		0-0 L9			0-0 FC5 1B		0-0 F4	4 0 0 0 0 0 2													
Davey Nelson, R OBP: 0.369, SLG: 0.362 (1, 5)	0-0 L4			0-0 G6-4-3 1B		0-0 G6-4-3 1B		0-0 F8	4 0 2 0 0 0 0													
Frank Howard, R OBP: 0.371, SLG: 0.358 (1, 3)	0-0 1-3			0-0 G6-4-3 1-2		0-0 G6-4-3 1-2		0-0 F4	4 0 0 0 0 0 4													
Dick Billings, R OBP: 0.283, SLG: 0.244 (1, 2) (7, 9)		0-3 K		0-0 F9				0-0 6-3	3 0 0 0 0 1 0													
Jeff Burroughs, R (1, 7)		0-3 K				0-0 6-3		0-3 K	3 0 0 0 0 2 0													
Joe Lovitto, S OBP: 0.324, SLG: 0.148 (1, 9)		0-0 CS 1B				0-0 F7		0-0 6-3	3 0 1 0 0 0 0													
Lenny Randle, S OBP: 0.257, SLG: 0.274 (1, 4)		0-0 CS 1-2	0-3 K		0-0 F8			0-0 F4	3 0 0 0 0 1 0													
Toby Harrah, R OBP: 0.338, SLG: 0.288 (1, 6)			4-0 BB		0-0 FC6-4 1B			0-0 6-3	2 0 1 0 1 0 0													
Rich Hand, R OBP: 0.250, SLG: 0.250 (1, 1)				0-0 F9		0-0 FC6-4 1B E		0-0 F7	2 0 0 0 0 0 2													
Mike Paul, L (6, 1)									0 0 0 0 0 0 0													
Jim Panther, R (7, 1)									0 0 0 0 0 0 0													
Paul Lindblad, L (7, 1)									0 0 0 0 0 0 0													
Ken Suarez, R OBP: 0.182, SLG: 0.182 (7, 2)									1 0 0 0 0 0 0													
Inning Stats	R: 0 E: 0 K: 0 S: 3	H: 0 LOB: 0 BB: 0 P: 3	R: 0 E: 0 K: 2 S: 7	H: 1 LOB: 0 BB: 0 P: 7	R: 0 E: 0 K: 1 S: 5	H: 0 LOB: 1 BB: 1 P: 9	R: 0 E: 0 K: 0 S: 3	H: 1 LOB: 0 BB: 0 P: 3	R: 0 E: 0 K: 0 S: 3	H: 0 LOB: 0 BB: 0 P: 3	R: 0 E: 1 K: 0 S: 5	H: 2 LOB: 2 BB: 0 P: 5	R: 0 E: 0 K: 1 S: 5	H: 0 LOB: 0 BB: 0 P: 5	R: 0 E: 0 K: 0 S: 3	H: 0 LOB: 0 BB: 0 P: 3	R: 0 E: 0 K: 0 S: 3	H: 0 LOB: 0 BB: 0 P: 3	1B: 4 2B: 0 3B: 0 HR: 0	SF: 0 SAC: 0 DP: 2 HBP: 0	WP: 0 PB: 0 SB: 0 CS: 1	PA: 31
PITCHER Jim Rooker, L ERA: 1.72 (1, 1)	IP: 9.0 WLS: W BF: 30 H: 4 R: 0 ER: 0 SO: 4 BB: 1 IBB: 0 HBP: 0 BLK: 0 WP: 0 HR: 0 S: 37 P: 41 ERA: 0.00 WHIP: 0.556															PITCHER						

Texas Rangers @ Kansas City Royals
Municipal Stadium, Kansas City, MO
Tue May 16 1972, 8:05 PM EDT
Att: 6,872 - Unknown - 84 F

AB 29
R 0
H 4
RBI 0
BB 1
SO 4
LOB 8



Batter	1	2	3	4	5	6	7	8	9	AB	R	H	RBI	BB	SO	LOB	BOTTOM			
Freddie Patek, R OBP: 0.313, SLG: 0.361 (1, 6)	0-3 K		0-0 5-3		0-0 F7		4-0 BB FC6-4 BB	0-3 K	4 1 0 0 1 2 4											
Amos Otis, R OBP: 0.266, SLG: 0.244 (1, 8)	0-3 K		0-0 5-3			0-3 K 1B SF9	4-0 FC6-4 BB BB	0-0 L6	4 1 0 1 1 2 3											
Richie Scheinblum, S OBP: 0.370, SLG: 0.333 (1, 9)	0-0 4-1			0-0 F8		0-0 1B	4-0 FC6-4 BB		3 0 1 1 1 0 0											
Lou Piniella, R OBP: 0.381, SLG: 0.458 (1, 7)		0-0 5-3		0-0 6-3 S 1B		0-0 SF9	4-0 FC6-4 BB		3 0 1 2 0 0 2											
Cookie Rojas, R OBP: 0.299, SLG: 0.320 (1, 4)		0-0 E5 PB FC4		0-0 6-3		0-0 G1-6-3 1B	0-0 5-3		4 1 1 0 0 0 3											
Ed Kirkpatrick, L OBP: 0.388, SLG: 0.512 (1, 2)		4-0 CS E BB		0-0 F7		0-0 G1-6-3 1-2		0-0 BB BB 1B	3 0 1 0 1 0 3											
John Mayberry, L OBP: 0.286, SLG: 0.287 (1, 3)		0-0 FC4 CS		0-0 4-3		0-0 BB BB 1B	4-0 BB BB 1B	4-0 BB BB 1B	3 1 1 1 1 0 1											
Paul Schaal, R OBP: 0.321, SLG: 0.261 (1, 5)		0-0 6-3 1-2 2-3		0-0 1B		0-0 F4		4-0 BB BB 1B	3 0 1 0 1 0 3											
Jim Rooker, R OBP: 0.200, SLG: 0.200 (1, 1)			0-0 L9		0-3 K		0-0 BB BB 1B	0-3 K	4 1 1 0 0 2 4											
Inning Stats	R: 0 E: 0 K: 2 S: 7	H: 0 LOB: 0 BB: 0 P: 7	R: 1 E: 2 K: 0 S: 4	H: 0 LOB: 1 BB: 1 P: 8	R: 0 E: 0 K: 0 S: 3	H: 0 LOB: 0 BB: 0 P: 3	R: 0 E: 0 K: 0 S: 4	H: 1 LOB: 1 BB: 0 P: 4	R: 0 E: 0 K: 1 S: 6	H: 1 LOB: 1 BB: 0 P: 6	R: 1 E: 0 K: 0 S: 7	H: 2 LOB: 1 BB: 0 P: 7	R: 3 E: 0 K: 0 S: 5	H: 2 LOB: 2 BB: 3 P: 17	R: 0 E: 0 K: 2 S: 8	H: 1 LOB: 3 BB: 2 P: 16	1B: 7 2B: 0 3B: 0 HR: 0	SF: 1 SAC: 0 DP: 1 HBP: 0	WP: 0 PB: 2 SB: 2 CS: 2	PA: 38
PITCHER Rich Hand, R ERA: 5.11 (1, 1)	IP: 5.1 WLS: L BF: 23 H: 4 R: 2 ER: 2 SO: 4 BB: 1 IBB: 0 HBP: 0 BLK: 0 WP: 0 HR: 0 S: 30 P: 34 ERA: 0.00 WHIP: 0.938															PITCHER				
Mike Paul, L ERA: 2.77 (6, 1)	IP: 1.0 WLS: L BF: 4 H: 2 R: 2 ER: 2 SO: 0 BB: 0 IBB: 0 HBP: 0 BLK: 0 WP: 0 HR: 4 S: 4 P: 4 ERA: 18.00 WHIP: 2.000															PITCHER				
Jim Panther, R ERA: 9.45 (7, 1)	IP: 0.0 WLS: L BF: 3 H: 0 R: 0 ER: 0 SO: 0 BB: 3 IBB: 0 HBP: 0 BLK: 0 WP: 0 HR: 0 S: 12 P: 12 ERA: ∞ WHIP: ∞															PITCHER				
Paul Lindblad, L ERA: 0.57 (7, 1)	IP: 1.2 WLS: L BF: 8 H: 1 R: 1 ER: 1 SO: 2 BB: 2 IBB: 0 HBP: 0 BLK: 0 WP: 0 HR: 10 S: 18 P: 18 ERA: 5.40 WHIP: 1.800															PITCHER				

Texas Rangers @ Kansas City Royals
Municipal Stadium, Kansas City, MO
Tue May 16 1972, 8:05 PM EDT
Att: 6,872 - Unknown - 84 F

AB 31
R 5
H 7
RBI 5
BB 6
SO 6
LOB 23



Batter	1	2	3	4	5	6	7	8	9	10	11	12	13	14	15	16	17	18	AB	R	H	RBI	BB	SO	LOB	TOP		
Elliott Maddox, R OBP: 0.319, SLG: 0.263	F9	6-3			5-3			SH3-4		K		B5			1-3		SH	F8	7	0	1	0	0	1	3			
Davey Nelson, R OBP: 0.371, SLG: 0.363	2B	3B			4-3			5-3		F9		K			K		P3		8	1	1	0	0	2	5			
Don Mincher, L OBP: 0.298, SLG: 0.215 Jeff Burroughs, R (8, PH)	2B	2B			CS			G3				K			1-3		K		2	1	1	1	0	0	0			
Hai King, L OBP: 0.382, SLG: 0.256 Ken Suarez, R OBP: 0.182, SLG: 0.182 Frank Howard, R OBP: 0.367, SLG: 0.354 Dick Billings, R OBP: 0.280, SLG: 0.244	4-3	1B			F7			F6		4-3		FC4			K		K		3	1	1	1	0	0	1			
Larry Blittler, L OBP: 0.240, SLG: 0.213	4-3				4-3					F8		FC4			4-3		1-3		8	0	1	0	0	0	2			
Joe Lovitto, S OBP: 0.386, SLG: 0.188					L8			K							4-3				5	1	2	1	2	1	1			
Lenny Randle, S OBP: 0.241, SLG: 0.255 Jim Panther, R (16, 1)	F6				F8			K		G3		FC1-2			K		F8		7	0	0	0	0	2	7			
Ted Kubiak, S OBP: 0.241, SLG: 0.255 Paul Lindblad, L OBP: 0.241, SLG: 0.255 Jim Shellenback, L OBP: 0.241, SLG: 0.255 Jim Driscoll, L OBP: 0.241, SLG: 0.255					F5			4-3		K		F8			K		4-3		3	0	0	0	0	1	1			
Dick Bosman, R OBP: 0.337, SLG: 0.296	K				K			SH3-4		6-3		E6			F8		SH		2	0	0	0	2	0	0			
Inning Stats	R: 3 E: 0 K: 7	H: 4 LOB: 1 BB: 0 P: 7	R: 0 E: 0 K: 1 S: 5	H: 0 LOB: 0 BB: 0 P: 5	R: 0 E: 0 K: 0 S: 2	H: 0 LOB: 0 BB: 0 P: 3	R: 0 E: 0 K: 2 S: 3	H: 0 LOB: 0 BB: 0 P: 3	R: 0 E: 0 K: 2 S: 3	H: 1 LOB: 1 BB: 0 P: 8	R: 0 E: 0 K: 0 S: 3	H: 0 LOB: 2 BB: 1 P: 11	R: 0 E: 0 K: 1 S: 5	H: 0 LOB: 0 BB: 0 P: 6	R: 0 E: 0 K: 1 S: 5	H: 0 LOB: 0 BB: 0 P: 7	R: 0 E: 0 K: 0 S: 4	H: 1 LOB: 1 BB: 0 P: 4	R: 0 E: 0 K: 0 S: 7	H: 1 LOB: 2 BB: 1 P: 9	R: 0 E: 1 K: 0 S: 5	H: 0 LOB: 2 BB: 1 P: 7	R: 0 E: 0 K: 0 S: 3	H: 0 LOB: 0 BB: 0 P: 5	1B: 4 2B: 4 3B: 0 HR: 0	SF: 0 SAC: 3 DF: 4 HBP: 1	WP: 0 PB: 0 CS: 1	PA: 73
PITCHER	IP 7.0	WLS 26	BF 5	H 3	R 3	ER 3	SO 5	BB 0	IBB 0	HBP 0	BLK 0	WP 0	HR 0	S 2	P 36	ERA 3.86	WHIP 0.714											
Dick Duggo, R ERA: 4.52 Tom Burgmeier, L ERA: 1.42 Bruce Dal Canton, R ERA: 3.58 Roger Nelson, R ERA: 1.68 Ted Abernathy, R ERA: 1.06	IP 7.0	WLS 26	BF 5	H 3	R 3	ER 3	SO 5	BB 0	IBB 0	HBP 0	BLK 0	WP 0	HR 0	S 2	P 36	ERA 3.86	WHIP 0.714											

Texas Rangers @ Kansas City Royals
Municipal Stadium, Kansas City, MO
Wed May 17 1972, 8:05 PM EDT
Att. 7,114 - Unknown - 81 F

AB 63
R 4
H 9
RBI 4
BB 5
SO 15
LOB 36



Batter	1	2	3	4	5	6	7	8	9	10	11	12	13	14	15	16	17	18	AB	R	H	RBI	BB	SO	LOB	BOTTOM				
Freddie Patek, R OBP: 0.297, SLG: 0.338	FC3-6				F9			K		F8		SH1-3			4-3			6-3	7	0	1	0	0	1	5					
Amos Otis, R OBP: 0.288, SLG: 0.271	1B				5-3			5-3		8-2		1B			5-3		F7		6	0	2	0	1	0	4					
Richie Scheinblum, S OBP: 0.370, SLG: 0.328	FC3-6				L4			1B		3B		IBB			F7				7	0	2	0	1	1	4					
Lou Piniella, R OBP: 0.372, SLG: 0.452	G6-4-3				K			FC3-6		5-3		1B			F7				8	1	2	0	0	0	4					
Cookie Rojas, R OBP: 0.313, SLG: 0.338	2B				1B			F2		5-3		K			4-3				7	1	3	1	1	1	1					
Ed Kirkpatrick, L OBP: 0.388, SLG: 0.522 Bobby Knoop, R OBP: 0.333, SLG: 0.333 Dennis Paepke, R OBP: 0.333, SLG: 0.333	1B				4-3			1B		4-3		2B			F8				3	0	1	1	0	0	1					
John Mayberry, L OBP: 0.283, SLG: 0.277	G3				K			SH3-4		2B		G4-2-3			F8		CS		7	1	1	0	1	1	5					
Paul Schaal, R OBP: 0.313, SLG: 0.255	L6				K			SH3-4		1B		F7			L9		L9		6	0	1	0	0	1	2					
Dick Bosman, R ERA: 4.51 Mike Paul, L ERA: 2.77 Horacio Pina, R ERA: 2.45 Paul Lindblad, L ERA: 0.45 Jim Shellenback, L ERA: 1.46	4-3				K			2B		2B		SH1-3			K		2B													
Inning Stats	R: 0 E: 0 K: 3	H: 1 LOB: 1 BB: 0 P: 4	R: 1 E: 0 K: 0 S: 5	H: 2 LOB: 0 BB: 0 P: 5	R: 0 E: 0 K: 0 S: 9	H: 2 LOB: 1 BB: 0 P: 9	R: 0 E: 0 K: 2 S: 8	H: 1 LOB: 1 BB: 0 P: 8	R: 0 E: 0 K: 0 S: 3	H: 0 LOB: 0 BB: 0 P: 3	R: 1 E: 0 K: 1 S: 6	H: 1 LOB: 1 BB: 0 P: 10	R: 0 E: 0 K: 0 S: 4	H: 2 LOB: 2 BB: 1 P: 8	R: 0 E: 0 K: 0 S: 4	H: 2 LOB: 2 BB: 1 P: 8	R: 0 E: 0 K: 1 S: 5	H: 0 LOB: 0 BB: 0 P: 5	R: 0 E: 0 K: 0 S: 3	H: 0 LOB: 0 BB: 0 P: 3	R: 0 E: 0 K: 0 S: 4	H: 1 LOB: 1 BB: 0 P: 4	R: 0 E: 0 K: 0 S: 3	H: 1 LOB: 0 BB: 0 P: 3	R: 0 E: 0 K: 0 S: 5	H: 0 LOB: 0 BB: 0 P: 5	1B: 10 2B: 6 3B: 1 HR: 0	SF: 0 SAC: 2 DF: 4 HBP: 1	WP: 1 PB: 0 CS: 2	PA: 71
PITCHER	IP 6.1	WLS 26	BF 7	H 3	R 3	ER 3	SO 4	BB 1	IBB 0	HBP 1	BLK 0	WP 0	HR 0	S 32	P 37	ERA 4.26	WHIP 1.263													
Dick Bosman, R ERA: 4.51 Mike Paul, L ERA: 2.77 Horacio Pina, R ERA: 2.45 Paul Lindblad, L ERA: 0.45 Jim Shellenback, L ERA: 1.46	IP 6.1	WLS 26	BF 7	H 3	R 3	ER 3	SO 4	BB 1	IBB 0	HBP 1	BLK 0	WP 0	HR 0	S 32	P 37	ERA 4.26	WHIP 1.263													

Texas Rangers @ Kansas City Royals
Municipal Stadium, Kansas City, MO
Wed May 17 1972, 8:05 PM EDT
Att. 7,114 - Unknown - 81 F

AB 61
R 3
H 16
RBI 3
BB 6
SO 8
LOB 29



Batter	1	2	3	4	5	6	7	8	9	AB	R	H	RBI	BB	SO	LOB	TOP					
Cesar Tovar, R OBP: 0.405, SLG: 0.353 (1, 9)	0-0 4-3		0-0 6-3		0-0 6-3			0-0 CS 1B		4	0	1	0	0	0	0						
Danny Thompson, R OBP: 0.301, SLG: 0.383 (1, 6)	0-0 F5		0-0 5-3			0-0 5-3		0-3 K		4	0	0	0	0	0	1						
Rod Carew, L OBP: 0.394, SLG: 0.396 (1, 4)	0-0 BB 1B			0-0 F9		0-0 BB 1B			0-0 4-3	4	0	2	0	0	0	0						
Harmon Killebrew, R OBP: 0.402, SLG: 0.464 (1, 3)	4-0 1-2 BB			0-0 BB 1B		4-0 G4-6-3 BB			0-3 K	2	1	1	0	2	1	0						
Steve Braun, L OBP: 0.390, SLG: 0.423 (1, 5)	0-0 F8			4-0 1-2 BB		0-0 G4-6-3 1-2			0-0 4-3	3	0	0	0	1	0	4						
Bobby Darwin, R OBP: 0.369, SLG: 0.523 (1, 8)		0-3 K		0-0 L5-3 1-2 2-H 1B			0-0 5-3			3	0	1	1	0	1	0						
Jim Nettles, L OBP: 0.385, SLG: 0.226 (1, 7)		0-0 F8		0-0 L5-3 1-2			0-0 6-3			3	0	0	0	0	0	2						
Phil Roof, R OBP: 0.256, SLG: 0.359 (7, PH)					0-0 F8					2	0	0	0	0	0	0						
Charlie Manuel, L OBP: 0.125, SLG: 0.133 (7, 2)										1	0	0	0	0	0	0						
Rick Dempsey, R OBP: 0.308, SLG: 0.143 (7, 2)										0	0	0	0	0	0	0						
Jim Kaat, L OBP: 0.214, SLG: 0.429 (8, PH)										2	0	0	0	0	1	0						
Rich Reese, L OBP: 0.263, SLG: 0.353 (8, PH)										1	0	0	0	0	0	0						
Wayne Granger, R OBP: 0.500, SLG: 0.500 (8, 1)				0-0 4-3						0	0	0	0	0	0	0						
Wayne Granger, R OBP: 0.500, SLG: 0.500 (8, 1)										0	0	0	0	0	0	0						
Wayne Granger, R OBP: 0.500, SLG: 0.500 (8, 1)										0	0	0	0	0	0	0						
Inning Stats	R: 0 E: 0 K: 0 S: 4	H: 1 LOB: 2 BB: 1 P: 8	R: 0 E: 0 K: 1 S: 5	H: 0 LOB: 0 BB: 0 P: 5	R: 0 E: 0 K: 0 S: 3	H: 0 LOB: 0 BB: 0 P: 3	R: 1 E: 0 K: 0 S: 4	H: 2 LOB: 1 BB: 1 P: 8	R: 0 E: 0 K: 1 S: 5	H: 0 LOB: 0 BB: 0 P: 5	R: 0 E: 0 K: 0 S: 3	H: 1 LOB: 1 BB: 1 P: 7	R: 0 E: 0 K: 0 S: 3	H: 0 LOB: 0 BB: 0 P: 3	R: 0 E: 0 K: 1 S: 5	H: 1 LOB: 0 BB: 0 P: 5	R: 0 E: 0 K: 1 S: 5	H: 0 LOB: 0 BB: 0 P: 5	1B: 5 2B: 1 3B: 0 HR: 0	SF: 0 SAC: 0 DP: 2 HBP: 0	WP: 0 PB: 0 CS: 1	PA: 32
PITCHER Bill Gogolewski, R ERA: 3.53 (1, 1)	IP: 9.0 WLS: W BF: 32 H: 5 R: 1 ER: 1 SO: 4 BB: 3 IBB: 0 HBP: 0 BLK: 0 WP: 0 HR: 0 S: 37 P: 49 ERA: 1.00 WHIP: 0.889																					

Minnesota Twins @ Texas Rangers
Arlington Stadium, Arlington, TX
Fri May 19 1972, 8:05 PM EDT
Att: 18,902 - Unknown - 75 F

AB 29
R 1
H 5
RBI 1
BB 3
SO 4
LOB 7



Batter	1	2	3	4	5	6	7	8	9	AB	R	H	RBI	BB	SO	LOB	BOTTOM			
Elliott Maddox, R OBP: 0.316, SLG: 0.262 (1, 8)	0-0 1-3		0-3 K		0-0 S 1B		0-0 F7			4	0	1	1	0	1	1				
Davey Nelson, R OBP: 0.397, SLG: 0.358 (1, 5)	0-0 FC5-4 1B		0-0 F3		0-0 6-3 1-2		0-0 F7			4	0	1	0	0	0	2				
Frank Howard, R OBP: 0.353, SLG: 0.337 (1, 3)	0-0 FC5-4 S 1B 1-2			0-0 F3		0-0 6-3		0-0 5-3		4	0	0	0	0	0	1				
Dick Billings, R OBP: 0.278, SLG: 0.245 (1, 2)	0-0 1-2 1B			0-0 F9		0-0 5-3		0-0 5-3		4	0	1	0	0	0	0				
Jeff Burroughs, R OBP: 0.133, SLG: 0.143 (1, 7)	0-3 K			0-0 F8		0-0 2B		0-0 E6		4	0	1	0	0	1	2				
Joe Lovitto, S OBP: 0.376, SLG: 0.200 (1, 9)		0-0 F8			0-0 2B 6-3 1B		4-0 FC6-4 IBB		0-0 F9	3	1	1	0	1	0	1				
Lenny Randle, S OBP: 0.243, SLG: 0.267 (1, 4)		0-3 K			0-0 SH1-3 1-3 1B 2B		0-0 FC6-4 1-2			3	1	1	0	0	1	2				
Toby Harrah, R OBP: 0.326, SLG: 0.284 (1, 6)				0-0 6-3		0-0 6-3		0-0 F4		3	0	0	1	0	0	1				
Bill Gogolewski, L OBP: 0.273, SLG: 0.200 (1, 1)			0-3 K		0-0 SH1-3 2-3		0-0 1B			2	0	1	0	0	1	0				
Inning Stats	R: 0 E: 0 K: 1 S: 7	H: 2 LOB: 0 BB: 0 P: 7	R: 0 E: 0 K: 1 S: 5	H: 0 LOB: 0 BB: 0 P: 5	R: 0 E: 0 K: 2 S: 7	H: 0 LOB: 0 BB: 0 P: 7	R: 0 E: 0 K: 0 S: 3	H: 0 LOB: 0 BB: 0 P: 3	R: 2 E: 0 K: 0 S: 6	H: 3 LOB: 1 BB: 0 P: 6	R: 0 E: 0 K: 0 S: 4	H: 1 LOB: 2 BB: 1 P: 8	R: 0 E: 0 K: 0 S: 4	H: 1 LOB: 1 BB: 0 P: 4	R: 0 E: 1 K: 0 S: 4	H: 0 LOB: 1 BB: 0 P: 4	1B: 5 2B: 2 3B: 0 HR: 0	SF: 0 SAC: 1 DP: 0 HBP: 0	WP: 0 PB: 0 CS: 0	PA: 33
PITCHER Jim Kaat, L ERA: 1.7 (1, 1)	IP: 7.0 WLS: L BF: 29 H: 7 R: 2 ER: 2 SO: 4 BB: 0 IBB: 1 HBP: 0 BLK: 0 WP: 0 HR: 0 S: 36 P: 40 ERA: 2.57 WHIP: 1.000																			
Wayne Granger, R ERA: 0.51 (8, 1)	IP: 1.0 WLS: L BF: 4 H: 0 R: 0 ER: 0 SO: 0 BB: 0 IBB: 0 HBP: 0 BLK: 0 WP: 0 HR: 0 S: 4 P: 4 ERA: 0.00 WHIP: 0.000																			

Minnesota Twins @ Texas Rangers
Arlington Stadium, Arlington, TX
Fri May 19 1972, 8:05 PM EDT
Att: 18,902 - Unknown - 75 F

AB 31
R 2
H 7
RBI 2
BB 1
SO 4
LOB 10



Batter	1	2	3	4	5	6	7	8	9	AB	R	H	RBI	BB	SO	LOB	TOP					
Cesar Tovar, R OBP: 0.400, SLG: 0.355										4	1	2	1	0	1	1						
Danny Thompson, R OBP: 0.311, SLG: 0.383										5	0	2	0	0	1	2						
Rod Carew, L OBP: 0.381, SLG: 0.390										5	0	1	1	1	0	0						
Harmon Killebrew, R OBP: 0.405, SLG: 0.453										2	0	0	0	1	0	5						
Steve Braun, L OBP: 0.357, SLG: 0.385										4	0	0	0	0	0	7						
Bobby Darwin, R OBP: 0.351, SLG: 0.490										4	1	1	0	0	1	3						
Steve Brye, R OBP: 0.238, SLG: 0.269										3	0	0	0	1	0	0						
Phil Roof, R OBP: 0.261, SLG: 0.341										2	0	0	0	1	0	0						
Charlie Manuel, L OBP: 0.176, SLG: 0.250										1	0	1	0	0	0	0						
Dan Monzon, R OBP: 0.333, SLG: 0.200										0	0	0	0	0	0	0						
Rick Dempsey, R OBP: 0.308, SLG: 0.143										0	0	0	0	0	0	0						
Bert Blyleven, R OBP: 0.208, SLG: 0.250										3	0	1	0	0	1	3						
Rich Reese, L OBP: 0.304, SLG: 0.316										0	0	0	0	0	0	0						
Rick Renick, R OBP: 0.125, SLG: 0.125										1	0	0	0	0	0	1						
Dave LaRoche, L OBP: 0.125, SLG: 0.125										0	0	0	0	0	0	0						
Ray Corbin, R OBP: 0.125, SLG: 0.125										0	0	0	0	0	0	0						
Inning Stats	R: 1 E: 0 K: 0 S: 6	H: 2 LOB: 2 BB: 0 P: 6	R: 0 E: 0 K: 0 S: 3	H: 0 LOB: 0 BB: 0 P: 3	R: 0 E: 0 K: 0 S: 5	H: 3 LOB: 2 BB: 0 P: 5	R: 1 E: 0 K: 1 S: 6	H: 1 LOB: 2 BB: 2 P: 14	R: 0 E: 0 K: 0 S: 3	H: 0 LOB: 1 BB: 1 P: 7	R: 0 E: 0 K: 0 S: 4	H: 1 LOB: 1 BB: 0 P: 4	R: 0 E: 0 K: 1 S: 5	H: 0 LOB: 1 BB: 0 P: 6	R: 0 E: 0 K: 1 S: 6	H: 1 LOB: 1 BB: 0 P: 6	R: 0 E: 0 K: 1 S: 5	H: 0 LOB: 0 BB: 0 P: 5	1B: 6 2B: 2 3B: 0 HR: 0	SF: 1 SAC: 0 DP: 1 HBP: 1	WP: 0 PB: 0 CS: 0	PA: 39
PITCHER	IP WLS BF H R ER SO BB IBB HBP BLK WP HR S P ERA WHIP																					
Rich Hand, R ERA: 5.28	(1, 1) 3.0 0 17 6 2 2 0 2 0 0 0 0 0 0 0 0 15 23 6.00 2.667																					
Gerry Janeski, R ERA:	(4, 1) 2.0 0 7 0 0 0 1 1 0 0 0 0 0 0 0 8 12 0.00 0.500																					
Jim Panther, R ERA: 6.87	(6, 1) 2.2 W 11 2 0 0 2 0 0 0 1 0 0 0 0 14 15 0.00 0.750																					
Paul Lindblad, L ERA: 0.42	(8, 1) 1.1 S 4 0 0 0 1 0 0 0 0 0 0 0 0 6 6 0.00 0.000																					

Minnesota Twins @ Texas Rangers
Arlington Stadium, Arlington, TX
Sun May 21 1972, 4:33 AM EDT
Unknown - 85 F

AB	34
R	2
H	8
RBI	2
BB	3
SO	4
LOB	23



Batter	1	2	3	4	5	6	7	8	9	AB	R	H	RBI	BB	SO	LOB	BOTTOM					
Elliott Maddox, R OBP: 0.327, SLG: 0.301										4	1	1	0	0	1	1						
Davey Nelson, R OBP: 0.383, SLG: 0.372										4	1	2	0	0	1	0						
Don Mincher, L OBP: 0.292, SLG: 0.233										4	1	1	1	0	1	2						
Dick Billings, R OBP: 0.306, SLG: 0.268										3	1	1	0	1	1	2						
Jeff Burroughs, R OBP: 0.217, SLG: 0.333										3	1	1	2	1	1	1						
Joe Lovitto, S OBP: 0.395, SLG: 0.195										4	0	1	2	0	3	0						
Lenny Randle, S OBP: 0.235, SLG: 0.250										4	0	0	0	0	3	2						
Toby Harrah, R OBP: 0.323, SLG: 0.278										2	0	0	0	1	0	0						
Rich Hand, R OBP: 0.200, SLG: 0.200										1	0	0	0	0	0	0						
Gerry Janeski, R ERA:	(4, 1)																					
Hal King, L OBP: 0.356, SLG: 0.250	(5, PH)																					
Jim Panther, R OBP: 0.500, SLG: 0.500	(6, 1)																					
Paul Lindblad, L ERA: 0.68	(8, 1)																					
Inning Stats	R: 0 E: 0 K: 1 S: 6	H: 1 LOB: 1 BB: 0 P: 6	R: 0 E: 0 K: 1 S: 5	H: 0 LOB: 0 BB: 0 P: 5	R: 0 E: 0 K: 0 S: 3	H: 0 LOB: 0 BB: 0 P: 3	R: 0 E: 0 K: 2 S: 8	H: 1 LOB: 1 BB: 0 P: 8	R: 0 E: 0 K: 3 S: 9	H: 0 LOB: 1 BB: 1 P: 13	R: 3 E: 0 K: 2 S: 10	H: 3 LOB: 0 BB: 0 P: 10	R: 0 E: 0 K: 1 S: 6	H: 1 LOB: 1 BB: 0 P: 6	R: 2 E: 0 K: 2 S: 8	H: 2 LOB: 1 BB: 2 P: 16	R: 0 E: 0 K: 2 S: 8	H: 2 LOB: 1 BB: 2 P: 16	1B: 7 2B: 0 3B: 0 HR: 1	SF: 0 SAC: 0 DP: 0 HBP: 0	WP: 1 PB: 0 CS: 2	PA: 34
PITCHER	IP WLS BF H R ER SO BB IBB HBP BLK WP HR S P ERA WHIP																					
Bert Blyleven, R ERA: 2.75	(1, 1) 7.0 L 28 6 3 3 10 1 0 0 0 0 1 0 5 13 3.86 1.000																					
Dave LaRoche, L ERA: 1.5	(8, 1) 0.1 5 2 2 2 1 1 1 0 0 1 0 5 13 54.00 9.000																					
Ray Corbin, R ERA: 0.68	(8, 1) 0.2 1 0 0 0 1 0 0 0 0 0 0 3 3 0.00 0.000																					

Minnesota Twins @ Texas Rangers
Arlington Stadium, Arlington, TX
Sun May 21 1972, 4:33 AM EDT
Unknown - 85 F

AB	31
R	5
H	8
RBI	5
BB	3
SO	12
LOB	9



Batter	1	2	3	4	5	6	7	8	9	AB	R	H	RBI	BB	SO	LOB	TOP		
Cesar Tovar, R OBP: 0.388, SLG: 0.342 (1, 9)	6-3		6-3			FC6-5-4		G1-6-3		4	0	0	0	0	0	2			
Danny Thompson, R OBP: 0.310, SLG: 0.378 (1, 6)	PB 1B			4-3		F4		5-3		4	0	1	0	0	0	2			
Rod Carew, L OBP: 0.377, SLG: 0.380 (1, 4)	G6-4-3 BB			K			F7		3-1	3	0	0	0	1	1	0			
Bobby Darwin, R OBP: 0.339, SLG: 0.470 (1, 8)	G6-4-3			K			4-3		L6	4	0	0	0	0	1	2			
Eric Soderholm, R OBP: 0.255, SLG: 0.429 (1, 5)		5-3					L5			3	1	1	1	1	0	0			
Steve Brys, R OBP: 0.241, SLG: 0.272 Harmon Killebrew, R OBP: 0.492, SLG: 0.448 (9, PH)	F4						5-3			3	0	1	0	0	0	0			
George Mitterwald, R OBP: 0.167, SLG: 0.206 (1, 2)	F8						K			1	0	0	0	0	1	1			
Rich Reese, L OBP: 0.308, SLG: 0.318 Wayne Granger, R OBP: 0.500, SLG: 0.500 (7, 1)			3-1			SH1-4 1B	F7			3	0	1	0	0	0	2			
Dick Woodson, R OBP: 0.118, SLG: 0.118 Rick Renick, R OBP: 0.222, SLG: 0.222 Jim Kaat, L OBP: 0.214, SLG: 0.429 Jim Nettles, L OBP: 0.375, SLG: 0.219 (8, 3)			5-3			SH1-4		G1-6-3 1B		1	0	0	0	0	0	0			
Inning Stats	R: 0 E: 0 K: 0 S: 3	H: 1 LOB: 1 BB: 1 P: 7	R: 0 E: 0 K: 0 S: 3	H: 0 LOB: 0 BB: 0 P: 3	R: 0 E: 0 K: 2 S: 7	H: 0 LOB: 0 BB: 0 P: 7	R: 0 E: 0 K: 1 S: 5	H: 0 LOB: 1 BB: 0 P: 5	R: 1 E: 0 K: 0 S: 6	H: 2 LOB: 2 BB: 0 P: 6	R: 0 E: 0 K: 0 S: 3	H: 1 LOB: 1 BB: 0 P: 3	R: 0 E: 0 K: 1 S: 5	H: 0 LOB: 1 BB: 1 P: 9	1B: 4 2B: 0 3B: 0 HR: 1	SF: 0 SAC: 1 DP: 2 HBP: 0	WP: 0 PB: 1 SB: 0 CS: 0	PA: 33	
PITCHER	IP	WLS	BF	H	R	ER	SO	BB	IBB	HBP	BLK	WP	HR	S	P	ERA	WHIP		
Jim Shellenback, L ERA: 1.42	7.0	W	26	4	1	1	3	1	0	0	0	0	1	31	35	1.29	0.714		
Horacio Pina, R ERA: 2.21	2.0	S	7	1	0	0	1	1	0	0	0	0	0	8	12	0.00	1.000		

Minnesota Twins @ Texas Rangers
Arlington Stadium, Arlington, TX
Sun May 21 1972, 4:38 AM EDT
Att: 13,440 - Unknown - 85 F

AB	30
R	1
H	5
RBI	1
BB	2
SO	4
LOB	10





Batter	1	2	3	4	5	6	7	8	9	AB	R	H	RBI	BB	SO	LOB	BOTTOM		
Elliott Maddox, R OBP: 0.315, SLG: 0.289 (1, 8)	6-3	1-3			5-3		F3			4	0	0	0	0	0	4			
Davey Nelson, R OBP: 0.379, SLG: 0.362 (1, 5)	K		F9		S BB		K			3	0	0	0	1	2	2			
Don Mincher, L OBP: 0.290, SLG: 0.224 (1, 3)	F9		P3		F7			2B HBP		3	1	0	0	0	0	1			
Hal King, L OBP: 0.381, SLG: 0.298 Ken Suarez, R OBP: 0.182, SLG: 0.182 (9, 2)		1B FC BB	FC5-4 1B		4-3			2B		3	1	2	1	1	0	0			
Jeff Burroughs, R OBP: 0.222, SLG: 0.320 (1, 7)		FC BB 1B	FC5-4		F9			5-3		4	1	1	0	0	0	1			
Joe Lovitto, S OBP: 0.375, SLG: 0.186 (1, 9)		E 1B BB			F7		CS BB			2	0	0	0	2	1	0			
Ted Kubiak, S (1, 4)		K			F9		CS			2	0	0	0	1	1	3			
Toby Harrah, R OBP: 0.313, SLG: 0.268 (1, 6)		FC 1B			1-3					3	0	0	1	0	0	3			
Jim Shellenback, L OBP: 0.143, SLG: 0.143 Jim Driscoll, L Horacio Pina, R (8, 1)		1-3 2-4 3-H			4-3					2	0	1	1	0	0	0			
Inning Stats	R: 2 E: 0 K: 1 S: 5	H: 2 LOB: 2 BB: 2 P: 15	R: 0 E: 0 K: 0 S: 4	H: 1 LOB: 1 BB: 0 P: 4	R: 0 E: 0 K: 0 S: 3	H: 0 LOB: 0 BB: 0 P: 3	R: 0 E: 0 K: 0 S: 2	H: 0 LOB: 1 BB: 1 P: 6	R: 0 E: 0 K: 1 S: 5	H: 0 LOB: 2 BB: 2 P: 13	R: 1 E: 0 K: 1 S: 5	H: 1 LOB: 0 BB: 0 P: 6	1B: 3 2B: 1 3B: 0 HR: 0	SF: 0 SAC: 0 DP: 0 HBP: 1	WP: 0 PB: 0 SB: 0 CS: 1	PA: 34			
PITCHER	IP	WLS	BF	H	R	ER	SO	BB	IBB	HBP	BLK	WP	HR	S	P	ERA	WHIP		
Dick Woodson, R ERA: 2.6	6.1	L	27	3	2	2	2	6	0	0	0	0	0	25	49	2.84	1.421		
Wayne Granger, R ERA: 0.93	1.2		6	1	1	1	2	0	0	1	0	0	0	9	10	5.40	0.600		

Minnesota Twins @ Texas Rangers
Arlington Stadium, Arlington, TX
Sun May 21 1972, 4:38 AM EDT
Att: 13,440 - Unknown - 85 F

AB	26
R	3
H	4
RBI	3
BB	6
SO	4
LOB	14



Batter	1	2	3	4	5	6	7	8	9	10	AB	R	H	RBI	BB	SO	LOB	TOP						
Pat Kelly, L OBP: 0.389, SLG: 0.442 (1, 9)	3-1		4-3		G3		2B		F7		4	1	0	0	1	0	1	Chicago White Sox @ Texas Rangers Arlington Stadium, Arlington, TX Mon May 22 1972, 8:05 PM EDT Att: 8,431 - Unknown AB 40 R 7 H 10 RBI 7 BB 4 SO 7 LOB 20 						
Mike Andrews, R OBP: 0.376, SLG: 0.337 (1, 4)	2B		4-3		F5		2B		1B		4	2	2	1	1	0	0							
Carlos May, L OBP: 0.369, SLG: 0.460 (1, 7)	2B			1B	BB		2B		1B		4	0	3	5	1	0	0							
Dick Allen, R OBP: 0.371, SLG: 0.554 (1, 3)	F7			1B	1B		6-3		K		5	0	1	0	0	2	5							
Bill Melton, R OBP: 0.289, SLG: 0.305 (1, 5)	F8			F3			F4		K		4	1	0	0	1	1	3							
Jay Johnstone, L OBP: 0.254, SLG: 0.211 (1, 8)		F6		F8			F5		F8		4	0	0	0	0	0	2							
Ed Herrmann, L OBP: 0.261, SLG: 0.286 (7, PR)		4-3									3	0	2	0	0	0	0							
Jorge Orta, L OBP: 0.217, SLG: 0.305 (7, PR)				1B							0	1	0	0	0	0	0							
Tom Egan, R OBP: 0.200, SLG: 0.205 (7, 2)				1B			BB		F5		2	0	1	1	0	0	0							
Rich Morales, R OBP: 0.315, SLG: 0.306 (9, PR)				1-2			BB				2	4	1	0	0	0	1							
Luis Alvarado, R OBP: 0.125, SLG: 0.125 (9, 6)		1-3					E5				1	1	0	0	0	0	1							
Wilbur Wood, R OBP: 0.214, SLG: 0.154 (7, PH)											2	0	0	0	0	0	2							
Rick Rickard, R OBP: 0.302, SLG: 0.231 (7, 1)											1	0	0	0	0	0	1							
Steve Kealey, R (7, 1)											0	0	0	0	0	0	0							
Terry Forster, L (7, 1)											0	0	0	0	0	0	0							
Walt Williams, R OBP: 0.303, SLG: 0.303 (8, PH)											1	1	0	0	0	0	1							
Vicente Romo, R (8, 1)											1	0	0	0	0	0	1							
Inning Stats	R: 1 E: 0 K: 0 S: 5	H: 2 LOB: 1 BB: 0 P: 5	R: 0 E: 0 K: 0 S: 3	H: 0 LOB: 0 BB: 0 P: 3	R: 0 E: 0 K: 1 S: 5	H: 0 LOB: 0 BB: 0 P: 5	R: 0 E: 0 K: 1 S: 7	H: 2 LOB: 3 BB: 1 P: 11	R: 0 E: 0 K: 1 S: 5	H: 0 LOB: 0 BB: 0 P: 5	R: 4 E: 1 K: 1 S: 8	H: 2 LOB: 2 BB: 2 P: 16	R: 0 E: 0 K: 1 S: 5	H: 0 LOB: 0 BB: 0 P: 5	R: 1 E: 0 K: 1 S: 8	H: 3 LOB: 2 BB: 0 P: 8	R: 1 E: 0 K: 0 S: 4	H: 1 LOB: 1 BB: 1 P: 8	1B: 7 2B: 3 3B: 0 HR: 0	SF: 0 SAC: 1 DP: 0 HBP: 0	WP: 0 PB: 0 SB: 0 CS: 0	PA: 45		
PITCHER	IP WLS BF H R ER SO ERA WHIP	IP WLS BF H R ER SO ERA WHIP	IP WLS BF H R ER SO ERA WHIP	IP WLS BF H R ER SO ERA WHIP	IP WLS BF H R ER SO ERA WHIP	IP WLS BF H R ER SO ERA WHIP	IP WLS BF H R ER SO ERA WHIP	IP WLS BF H R ER SO ERA WHIP	IP WLS BF H R ER SO ERA WHIP	IP WLS BF H R ER SO ERA WHIP	IP WLS BF H R ER SO ERA WHIP	IP WLS BF H R ER SO ERA WHIP	IP WLS BF H R ER SO ERA WHIP	IP WLS BF H R ER SO ERA WHIP	IP WLS BF H R ER SO ERA WHIP	IP WLS BF H R ER SO ERA WHIP	IP WLS BF H R ER SO ERA WHIP	IP WLS BF H R ER SO ERA WHIP	IP WLS BF H R ER SO ERA WHIP	IP WLS BF H R ER SO ERA WHIP	IP WLS BF H R ER SO ERA WHIP	IP WLS BF H R ER SO ERA WHIP	IP WLS BF H R ER SO ERA WHIP	IP WLS BF H R ER SO ERA WHIP
Dick Bosman, R ERA: 4.4 (1, 1)	6.2	30	6	5	1	5	3	0	0	0	0	0	0	0	0	0	0	1.35	1.350					
Jim Panther, R ERA: 6.75 (7, 1)	0.1	1	0	0	0	0	0	0	0	0	0	0	0	0	0	0	0	0.00	0.000					
Mike Paul, L ERA: 2.45 (8, 1)	1.0	3	0	0	0	1	0	0	0	0	0	0	0	0	0	0	0	0.00	0.000					
Paul Lindblad, L ERA: 1.16 (9, 1)	2.0	11	4	2	2	1	1	0	0	0	0	0	0	0	0	0	0	9.00	2.500					

Batter	1	2	3	4	5	6	7	8	9	10	AB	R	H	RBI	BB	SO	LOB	BOTTOM						
Elliott Maddox, R OBP: 0.316, SLG: 0.284 (1, 8)	SH1-3	G5-3			E7		FC5-2	E6		K	5	4	1	0	1	1	5	Chicago White Sox @ Texas Rangers Arlington Stadium, Arlington, TX Mon May 22 1972, 8:05 PM EDT Att: 8,431 - Unknown AB 36 R 6 H 8 RBI 4 BB 5 SO 6 LOB 21 						
Davey Nelson, R OBP: 0.362, SLG: 0.370 (1, 5)	SH1-3		F7		FC6-2		FC5-2	FC3-2			3	0	1	1	1	0	1							
Frank Howard, R OBP: 0.338, SLG: 0.319 (1, 3)			F2		FC6-2		FC5-2	6-3			5	0	0	0	0	0	6							
Don Mincher, L OBP: 0.290, SLG: 0.224 (9, 3)	5-3				1B						0	0	0	0	0	0	0							
Dick Billings, R OBP: 0.313, SLG: 0.283 (1, 2)	1B		5-3		1B		SF9			K	4	0	2	2	0	1	0							
Jeff Burroughs, R OBP: 0.219, SLG: 0.300 (1, 7)	1B				K		K			6-3	5	0	1	0	0	2	4							
Joe Lovitto, S OBP: 0.377, SLG: 0.191 (1, 9)	F2				F8					3-1	4	1	1	0	1	0	2							
Ted Kubiak, S (1, 4)					FC6-4						3	0	0	0	1	1	1							
Hal King, L OBP: 0.375, SLG: 0.292 (10, PH)			K		FC6-4		5-3			K	1	0	0	0	0	1	0							
Toby Harrah, R OBP: 0.320, SLG: 0.279 (1, 6)					1-3		6-3				4	1	2	0	0	0	1							
Dick Bosman, R (1, 1)											1	0	0	0	0	0	0							
Jim Panther, R (7, 1)											0	0	0	0	0	0	0							
Larry Blalock, R OBP: 0.300, SLG: 0.800 (7, PH)											0	0	0	0	1	0	0							
Mike Paul, L (8, 1)											0	0	0	0	0	0	0							
Ted Ford, R OBP: 0.293, SLG: 0.455 (8, PH)											0	0	0	1	0	0	0							
Paul Lindblad, L (9, 1)											1	0	0	0	0	0	1							
Inning Stats	R: 1 E: 0 K: 0 S: 6	H: 3 LOB: 2 BB: 0 P: 6	R: 0 E: 0 K: 1 S: 6	H: 1 LOB: 1 BB: 0 P: 6	R: 0 E: 0 K: 0 S: 3	H: 0 LOB: 0 BB: 0 P: 3	R: 0 E: 0 K: 1 S: 6	H: 1 LOB: 1 BB: 0 P: 6	R: 1 E: 1 K: 0 S: 6	H: 2 LOB: 2 BB: 2 P: 6	R: 0 E: 0 K: 0 S: 3	H: 0 LOB: 0 BB: 0 P: 3	R: 1 E: 0 K: 1 S: 5	H: 0 LOB: 2 BB: 3 P: 17	R: 3 E: 3 K: 0 S: 5	H: 0 LOB: 1 BB: 2 P: 13	R: 0 E: 0 K: 1 S: 5	H: 0 LOB: 0 BB: 0 P: 5	R: 0 E: 0 K: 2 S: 8	H: 1 LOB: 1 BB: 0 P: 8	1B: 7 2B: 1 3B: 0 HR: 0	SF: 2 SAC: 3 DP: 1 HBP: 0	WP: 0 PB: 0 SB: 0 CS: 0	PA: 46
PITCHER	IP WLS BF H R ER SO ERA WHIP	IP WLS BF H R ER SO ERA WHIP	IP WLS BF H R ER SO ERA WHIP	IP WLS BF H R ER SO ERA WHIP	IP WLS BF H R ER SO ERA WHIP	IP WLS BF H R ER SO ERA WHIP	IP WLS BF H R ER SO ERA WHIP	IP WLS BF H R ER SO ERA WHIP	IP WLS BF H R ER SO ERA WHIP	IP WLS BF H R ER SO ERA WHIP	IP WLS BF H R ER SO ERA WHIP	IP WLS BF H R ER SO ERA WHIP	IP WLS BF H R ER SO ERA WHIP	IP WLS BF H R ER SO ERA WHIP	IP WLS BF H R ER SO ERA WHIP	IP WLS BF H R ER SO ERA WHIP	IP WLS BF H R ER SO ERA WHIP	IP WLS BF H R ER SO ERA WHIP	IP WLS BF H R ER SO ERA WHIP	IP WLS BF H R ER SO ERA WHIP	IP WLS BF H R ER SO ERA WHIP	IP WLS BF H R ER SO ERA WHIP	IP WLS BF H R ER SO ERA WHIP	
Wilbur Wood, L ERA: 1.37 (1, 1)	6.0	26	7	2	1	2	0	0	0	0	0	0	0	0	0	0	0	1.50	1.167					
Steve Kealey, R ERA: 1.17 (7, 1)	0.0	3	0	1	1	0	3	0	0	0	0	0	0	0	0	0	0	∞	∞					
Terry Forster, L ERA: 1.58 (7, 1)	2.0	10	0	3	1	1	2	0	0	0	0	0	0	0	0	0	0	4.50	1.000					
Vicente Romo, R ERA: 3.0 (9, 1)	2.0	7	1	0	0	3	0	0	0	0	0	0	0	0	0	0	0	0.00	0.500					

Batter	1	2	3	4	5	6	7	8	9	AB	R	H	RBI	BB	SO	LOB	TOP										
Pat Kelly, L OBP: 0.400, SLG: 0.438 (1, 9)										3	1	1	0	2	0	0											
Mike Andrews, R OBP: 0.371, SLG: 0.330 (1, 4)										2	0	0	0	2	0	0											
Carlos May, L OBP: 0.371, SLG: 0.467 Steve Kealey, R (9, 1)										5	1	2	1	0	2	4											
Dick Allen, R OBP: 0.367, SLG: 0.552 (1, 3)										4	0	1	0	0	0	2											
Bill Melton, R OBP: 0.288, SLG: 0.303 (1, 5)										4	0	1	1	0	1	2											
Rick Reichardt, R OBP: 0.339, SLG: 0.278 Jay Johnstone, L OBP: 0.266, SLG: 0.211 (8, PH) (8, 8)										2	0	2	0	1	0	0											
Ed Herrmann, L OBP: 0.247, SLG: 0.269 (1, 2)										4	0	0	0	0	0	6											
Rich Morales, R OBP: 0.293, SLG: 0.283 (1, 6)										4	0	0	0	0	0	1											
Stan Bahnsen, R OBP: 0.167, SLG: 0.167 Terry Forster, L (8, 1)										3	0	0	0	0	1	1											
Jorge Orta, L OBP: 0.213, SLG: 0.300 Walt Williams, R OBP: 0.333, SLG: 0.353 (9, PH) (9, 7)										0	0	0	0	0	0	0											
Inning Stats	R: 2 E: 0 K: 0 S: 6	H: 3 LOB: 2 BB: 1 P: 10	R: 0 E: 0 K: 0 S: 3	H: 0 LOB: 0 BB: 0 P: 3	R: 0 E: 0 K: 0 S: 4	H: 1 LOB: 1 BB: 0 P: 4	R: 0 E: 0 K: 1 S: 6	H: 1 LOB: 1 BB: 0 P: 6	R: 0 E: 0 K: 0 S: 5	H: 0 LOB: 0 BB: 2 P: 5	R: 0 E: 0 K: 0 S: 3	H: 0 LOB: 2 BB: 2 P: 11	R: 0 E: 0 K: 1 S: 5	H: 1 LOB: 1 BB: 1 P: 9	R: 0 E: 0 K: 1 S: 5	H: 0 LOB: 2 BB: 2 P: 13	1B: 4 2B: 3 3B: 0 HR: 0	SF: 0 SAC: 1 DP: 1 HBP: 0	WP: 1 PB: 0 SB: 1 CS: 0	PA: 39							
PITCHER	IP	WLS	BF	H	R	ER	SO	BB	IBB	HBP	BLK	WP	HR	S	P	ERA	WHIP										
Gerry Janeski, R ERA: 2.08 (1, 1)	6.2	L	29	6	2	2	2	3	0	0	0	0	0	30	42	2.70	1.350										
Mike Paul, L ERA: 2.4 (7, 1)	0.1		1	0	0	0	0	0	0	0	0	0	0	1	1	0.00	0.000										
Horacio Pina, R ERA: 2.01 (8, 1)	2.0		9	1	0	0	2	2	1	0	0	1	0	10	22	0.00	1.500										

Chicago White Sox @ Texas Rangers
Arlington Stadium, Arlington, TX
Tue May 23 1972, 8:05 PM EDT
Att: 7,815 - Unknown

AB 32
R 2
H 7
RBI 2
BB 6
SO 4
LOB 16



Batter	1	2	3	4	5	6	7	8	9	AB	R	H	RBI	BB	SO	LOB	BOTTOM										
Elliott Maddox, R OBP: 0.314, SLG: 0.276 (1, 8)										3	0	0	0	1	0	0											
Davey Nelson, R OBP: 0.386, SLG: 0.382 (1, 5)										4	0	2	0	0	0	0											
Don Mincher, L OBP: 0.302, SLG: 0.269 Frank Howard, R OBP: 0.333, SLG: 0.315 (6, PH) (9, 3)										2	1	1	1	1	0	0											
Hal King, L OBP: 0.358, SLG: 0.275 Dick Billings, R OBP: 0.305, SLG: 0.279 (9, 2)										3	0	0	0	0	3	3											
Jeff Burroughs, R OBP: 0.222, SLG: 0.294 Lenny Randle, S OBP: 0.235, SLG: 0.250 (9, PR) (9, 3)										4	0	1	0	0	1	0											
Joe Lovitto, S OBP: 0.369, SLG: 0.196 (1, 9)										4	0	1	0	0	1	1											
Ted Kubiak, S OBP: 0.194, SLG: 0.038 Horacio Pina, R (8, 1)										3	0	1	0	0	0	1											
Larry Bittner, L OBP: 0.269, SLG: 0.229 (9, PH) (9, 1)										1	0	1	0	0	0	0											
Toby Harrah, R OBP: 0.311, SLG: 0.270 (1, 6)										3	0	0	0	0	1	1											
Gerry Janeski, R (1, 1)										2	0	0	0	0	1	0											
Mike Paul, L (7, 1)										0	0	0	0	0	0	0											
Jim Driscoll, L (8, 4)										1	0	0	0	0	1	0											
Inning Stats	R: 1 E: 0 K: 1 S: 6	H: 1 LOB: 0 BB: 0 P: 6	R: 0 E: 0 K: 1 S: 5	H: 1 LOB: 0 BB: 0 P: 5	R: 0 E: 0 K: 1 S: 6	H: 1 LOB: 3 BB: 2 P: 14	R: 0 E: 0 K: 1 S: 5	H: 0 LOB: 0 BB: 0 P: 5	R: 0 E: 0 K: 1 S: 5	H: 0 LOB: 0 BB: 0 P: 5	R: 0 E: 0 K: 1 S: 6	H: 1 LOB: 1 BB: 0 P: 6	R: 0 E: 0 K: 1 S: 6	H: 1 LOB: 1 BB: 0 P: 6	R: 0 E: 0 K: 0 S: 4	H: 2 LOB: 2 BB: 0 P: 4	1B: 5 2B: 1 3B: 0 HR: 1	SF: 0 SAC: 0 DP: 0 HBP: 0	WP: 0 PB: 0 SB: 0 CS: 1	PA: 34							
PITCHER	IP	WLS	BF	H	R	ER	SO	BB	IBB	HBP	BLK	WP	HR	S	P	ERA	WHIP										
Stan Bahnsen, R ERA: 2.77 (1, 1)	7.2	W	29	5	1	1	8	2	0	0	0	0	0	43	51	1.17	0.913										
Terry Forster, L ERA: 1.53 (8, 1)	0.1		1	0	0	0	0	0	0	0	0	0	0	1	1	0.00	0.000										
Steve Kealey, R ERA: 1.04 (9, 1)	1.0	S	4	2	0	0	0	0	0	0	0	0	0	4	4	0.00	2.000										

Chicago White Sox @ Texas Rangers
Arlington Stadium, Arlington, TX
Tue May 23 1972, 8:05 PM EDT
Att: 7,815 - Unknown


AB 32
R 1
H 7
RBI 1
BB 2
SO 8
LOB 7



Batter	1	2	3	4	5	6	7	8	9	AB	R	H	RBI	BB	SO	LOB	TOP			
Walt Williams, R OBP: 0.300, SLG: 0.316 (1, 9)	F8	5-3		F6			5-3		CS	4	0	0	0	0	0	0				
Mike Andrews, R OBP: 0.384, SLG: 0.330 (1, 4)	1B 2B	L7		G4-6-3 BB			F8			3	1	1	0	1	0	0				
Carlos May, L OBP: 0.375, SLG: 0.463 (1, 7)	2B 1-2	1B		G4-6-3			L4			3	1	1	0	1	0	1				
Dick Allen, R OBP: 0.371, SLG: 0.555 (1, 3)	2B 1-3 2H	2B		BB			4-3			3	1	1	1	1	1	1				
Bill Melton, R OBP: 0.295, SLG: 0.304 (1, 5)	2B BB			K			BB			3	1	1	0	1	2	1				
Rick Reichardt, R OBP: 0.354, SLG: 0.304 Jay Johnstone, L OBP: 0.262, SLG: 0.207 (6, PR) (6, 8)	E 1H 2H 3H	2B		K			CS BB			2	1	1	3	1	1	0				
Tom Egan, R OBP: 0.182, SLG: 0.186 (1, 2)	K			K			5-3			4	0	0	0	0	2	2				
Rich Morales, R OBP: 0.306, SLG: 0.286 (1, 6)	E9 2H	1B		F9			5-3			3	0	1	1	1	0	1				
Tom Bradley, R OBP: 0.231, SLG: 0.269 (1, 1)	K			6-3			K			4	0	0	0	0	3	2				
Inning Stats	R: 5 E: 1 K: 2 S: 12	H: 5 LOB: 1 BB: 1 P: 16	R: 0 E: 0 K: 1 S: 5	H: 0 LOB: 1 BB: 1 P: 9	R: 0 E: 0 K: 3 S: 9	H: 0 LOB: 0 BB: 0 P: 9	R: 0 E: 0 K: 0 S: 3	H: 0 LOB: 0 BB: 0 P: 3	R: 0 E: 0 K: 0 S: 4	H: 0 LOB: 1 BB: 2 P: 12	R: 0 E: 0 K: 1 S: 5	H: 0 LOB: 0 BB: 0 P: 5	R: 0 E: 0 K: 0 S: 4	H: 1 LOB: 1 BB: 0 P: 4	R: 0 E: 0 K: 1 S: 4	H: 0 LOB: 0 BB: 1 P: 8	1B: 4 2B: 2 3B: 0 HR: 0	SF: 0 SAC: 0 DP: 1 HBP: 0	WP: 0 PB: 0 SB: 0 CS: 2	PA: 37
PITCHER	IP	WLS	BF	H	R	ER	SO	BB	IBB	HBP	BLK	WP	HR	S	P	ERA	WHIP			
Bill Gogolewski, R ERA: 4.42 (1, 1)	3.0	L	16	5	5	5	6	2	0	0	0	0	0	26	34	15.00	2.333			
Rich Hand, R ERA: 4.42 (4, 1)	3.0		10	0	0	0	1	3	0	0	0	0	0	9	21	0.00	1.000			
Jim Panther, R ERA: 5.82 (7, 1)	3.0		10	1	0	0	2	1	0	0	0	0	0	13	17	0.00	0.667			

Chicago White Sox @ Texas Rangers
Arlington Stadium, Arlington, TX
Wed May 24, 1972, 8:05 PM EDT
Att: 9,218 - Unknown


AB 30
R 5
H 6
RBI 5
BB 6
SO 9
LOB 9



Batter	1	2	3	4	5	6	7	8	9	AB	R	H	RBI	BB	SO	LOB	BOTTOM			
Elliott Maddox, R OBP: 0.320, SLG: 0.284 (1, 8)	5-3			1B				F8		4	0	2	0	0	0	0				
Davey Nelson, R OBP: 0.380, SLG: 0.376 Rich Hand, R OBP: 0.200, SLG: 0.200 Larry Blittner, L OBP: 0.259, SLG: 0.220 (6, PH) (7, 3)	F9			1-3			F9			2	0	0	0	0	0	1				
Don Mincher, L OBP: 0.303, SLG: 0.272 Jim Panther, R OBP: 0.500, SLG: 0.500 Hal King, L OBP: 0.353, SLG: 0.269 (9, PH)	1B			F8			F9			3	0	1	0	0	0	1				
Dick Billings, R OBP: 0.306, SLG: 0.323 (1, 2)	K			F7			P2			4	1	1	1	0	1	1				
Jeff Burroughs, R OBP: 0.200, SLG: 0.263 (1, 7)				K			F9			4	0	0	0	0	3	0				
Joe Lovitto, S OBP: 0.398, SLG: 0.189 (1, 9)	F9			F8			BB			2	0	0	0	1	0	0				
Ted Kubiak, S OBP: 0.176, SLG: 0.034 (3, PH)	F9			3-1			G3			3	0	0	0	0	0	1				
Toby Harrah, R OBP: 0.302, SLG: 0.261 (1, 6)				F8			F9			3	0	0	0	0	0	0				
Bill Gogolewski, L OBP: 0.273, SLG: 0.200 Jim Driscoll, L (3, PH) (4, 5)				K			F8			0	0	0	0	0	0	0				
Inning Stats	R: 0 E: 0 K: 1 S: 6	H: 1 LOB: 0 BB: 0 P: 6	R: 0 E: 0 K: 1 S: 5	H: 0 LOB: 0 BB: 0 P: 5	R: 0 E: 0 K: 1 S: 6	H: 1 LOB: 1 BB: 0 P: 6	R: 0 E: 0 K: 1 S: 5	H: 0 LOB: 0 BB: 0 P: 5	R: 0 E: 0 K: 1 S: 4	H: 1 LOB: 1 BB: 0 P: 4	R: 0 E: 0 K: 0 S: 3	H: 0 LOB: 1 BB: 1 P: 7	R: 0 E: 0 K: 0 S: 3	H: 0 LOB: 0 BB: 0 P: 3	R: 1 E: 0 K: 1 S: 6	H: 1 LOB: 0 BB: 0 P: 6	1B: 3 2B: 0 3B: 0 HR: 1	SF: 0 SAC: 0 DP: 0 HBP: 0	WP: 0 PB: 0 SB: 0 CS: 0	PA: 32
PITCHER	IP	WLS	BF	H	R	ER	SO	BB	IBB	HBP	BLK	WP	HR	S	P	ERA	WHIP			
Tom Bradley, R ERA: 3.34 (1, 1)	9.0	W	32	4	1	1	5	1	0	0	0	0	1	41	45	1.00	0.556			

Chicago White Sox @ Texas Rangers
Arlington Stadium, Arlington, TX
Wed May 24, 1972, 8:05 PM EDT
Att: 9,218 - Unknown

AB 31
R 1
H 4
RBI 1
BB 1
SO 5
LOB 5



Batter	1	2	3	4	5	6	7	8	9	AB	R	H	RBI	BB	SO	LOB	TOP								
Elliott Maddox, R OBP: 0.316, SLG: 0.283 (1, 8)	0-0 4-3		0-0 G4-6-3 HBP 2-3 1B		0-0 SH BB		0-0 G3		0-3 K	4	0	1	0	0	1	1									
Davey Nelson, R OBP: 0.374, SLG: 0.364 (1, 5)	0-0 6-3		1-0 G4-6-3 1-2 HBP		0-0 F7		0-3 K		0-0 6-3	4	0	0	0	0	1	3									
Don Mincher, L OBP: 0.311, SLG: 0.286 (1, 3)	0-0 3-1		0-0 G4-6-3 1-2 2-3 3-H		4-0 BB 1-2 2-3 BB		0-0 1B 2B			3	1	1	1	1	0	2									
Dick Billings, R OBP: 0.316, SLG: 0.333 (1, 2)		0-0 4-3 HR 1B	0-0 2-3		0-0 L7		0-0 FC6-4 1B			4	1	2	1	0	0	4									
Jeff Burroughs, R OBP: 0.205, SLG: 0.262 (1, 7)		0-3 K		0-3 K		0-0 CS 1B	0-0 FC6-4			4	0	1	0	0	2	2									
Joe Lovitto, S OBP: 0.361, SLG: 0.179 (1, 9)	0-0 4-3 1-2		0-0 3-1		4-0 S BB		0-0 4-3			3	0	0	0	1	0	1									
Lenny Randle, S OBP: 0.236, SLG: 0.276 (1, 4)	0-0 2-H HR		0-3 K		0-3 K		0-3 K			4	1	1	2	0	3	1									
Toby Harrah, R OBP: 0.291, SLG: 0.250 (1, 6)	0-0 L9		0-0 L9		0-0 5-3		0-0 L9			4	0	0	0	0	0	1									
Pete Broberg, R OBP: 0.211, SLG: 0.222 (1, 1)			0-0 1B G4-6-3 2B		0-0 BB SH 1B		0-0 G3 2B 1B		0-0 1-3	2	1	2	0	0	0	0									
Horacio Pina, R (6, 1)										0	0	0	0	0	0	0									
Larry Bittner, L OBP: 0.273, SLG: 0.235 (7, PH)										1	1	1	0	0	0	0									
Mike Paul, L (7, 1)										0	0	0	0	0	0	0									
Ted Ford, R OBP: 0.256, SLG: 0.441 (9, PH)										1	0	0	0	0	0	0									
Inning Stats	R: 0 E: 0 K: 0 S: 3	H: 0 LOB: 0 BB: 0 P: 3	R: 2 E: 0 K: 1 S: 7	H: 2 LOB: 0 BB: 0 P: 7	R: 1 E: 0 K: 0 S: 4	H: 2 LOB: 1 BB: 0 P: 5	R: 0 E: 0 K: 2 S: 7	H: 0 LOB: 0 BB: 0 P: 7	R: 0 E: 1 K: 0 S: 5	H: 1 LOB: 3 BB: 1 P: 9	R: 0 E: 0 K: 1 S: 5	H: 1 LOB: 1 BB: 1 P: 9	R: 2 E: 0 K: 1 S: 8	H: 3 LOB: 1 BB: 0 P: 8	R: 0 E: 0 K: 1 S: 5	H: 0 LOB: 0 BB: 0 P: 5	R: 0 E: 0 K: 1 S: 5	H: 0 LOB: 0 BB: 0 P: 5	1B: 6 2B: 2 3B: 0 HR: 1	SF: 0 SAC: 1 DP: 1 HBP: 1	WP: 0 PB: 0 SB: 1 CS: 1	PA: 38			
PITCHER	IP	WLS	BF	H	R	ER	SO	BB	IBB	HBP	BLK	WP	HR	S	P	ERA	WHIP								
Jim Perry, R ERA: 2.87 (1, 1)	5.0		22	5	3	3	3	1	0	1	0	0	1	26	31	5.40	1.200								
Ray Corbin, R ERA: 1.5 (6, 1)	1.2		8	3	2	2	2	1	0	0	0	0	0	11	15	10.80	2.400								
Wayne Granger, R ERA: 0.79 (7, 1)	2.1	W	8	1	0	0	2	0	0	0	0	0	0	12	12	0.00	0.429								

Texas Rangers @ Minnesota Twins
Metropolitan Stadium, Bloomington, MI
Thu May 25 1972, 8:05 PM EDT
Att: 8,781 - Unknown - 74 F

AB 34
R 5
H 9
RBI 4
BB 2
SO 7
LOB 15



Batter	1	2	3	4	5	6	7	8	9	AB	R	H	RBI	BB	SO	LOB	BOTTOM								
Cesar Tovar, R OBP: 0.383, SLG: 0.347 (1, 9)	0-0 6-3		0-0 FC4-6 1-2 1B		0-0 G3		0-0 SH5-4 SH3-4 2B			4	1	2	0	0	0	0									
Danny Thompson, R OBP: 0.313, SLG: 0.381 (1, 6)	0-0 6-3		0-0 FC4-6 1-2		4-0 BB BB		0-0 SH5-4			2	1	0	0	1	0	2									
Rod Carew, L OBP: 0.377, SLG: 0.374 (1, 4)	0-0 6-3			4-0 1-3 BB 2B		0-0 F7	0-0 SH3-4			2	1	0	1	1	0	1									
Harmon Killebrew, R OBP: 0.388, SLG: 0.415 (1, 3)		0-3 K		0-3 K		4-0 1B 1B BB	0-3 K			3	1	0	0	1	3	1									
Rich Reese, L OBP: 0.308, SLG: 0.318 (8, 3)										0	0	0	0	0	0	0									
Jim Nettles, L OBP: 0.333, SLG: 0.189 (1, 7)										3	0	0	0	0	1	3									
Steve Brye, R OBP: 0.244, SLG: 0.274 (8, PH) (9, 7)		0-0 4-3		0-0 1-3		0-0 K		0-0 1-3		1	0	0	0	0	0	0									
Bobby Darwin, R OBP: 0.336, SLG: 0.468 (1, 8)		0-0 6-3		0-0 2-H 2B		0-0 1B 2B 1B		0-0 6-3		4	1	2	2	0	0	0									
Eric Soderholm, R OBP: 0.233, SLG: 0.379 (1, 5)			0-3 K	0-3 K		0-0 2B E 1B		0-3 K		4	1	1	1	0	3	1									
George Mitterwald, R OBP: 0.158, SLG: 0.194 (1, 2)										2	0	0	0	0	0	0									
Steve Braun, L OBP: 0.360, SLG: 0.400 (6, PH)										1	0	1	1	0	0	0									
Phil Roof, R OBP: 0.246, SLG: 0.318 (7, 2)										0	0	0	0	0	0	0									
Jim Perry, S OBP: 0.389, SLG: 0.313 (1, 1)										0	0	0	0	1	0	0									
Charlie Manuel, L OBP: 0.143, SLG: 0.200 (5, PH)										1	0	0	0	0	1	0									
Ray Corbin, R (6, 1)										1	0	0	0	0	0	1									
Wayne Granger, R OBP: 0.500, SLG: 0.500 (7, 1)										0	0	0	0	0	0	0									
Inning Stats	R: 0 E: 0 K: 0 S: 3	H: 0 LOB: 0 BB: 0 P: 3	R: 0 E: 0 K: 1 S: 5	H: 0 LOB: 0 BB: 0 P: 5	R: 0 E: 0 K: 1 S: 6	H: 1 LOB: 2 BB: 1 P: 10	R: 1 E: 0 K: 2 S: 8	H: 1 LOB: 1 BB: 1 P: 12	R: 0 E: 0 K: 1 S: 5	H: 0 LOB: 0 BB: 0 P: 5	R: 4 E: 1 K: 1 S: 8	H: 3 LOB: 1 BB: 2 P: 16	R: 1 E: 0 K: 1 S: 6	H: 1 LOB: 0 BB: 0 P: 6	R: 0 E: 0 K: 1 S: 5	H: 0 LOB: 0 BB: 0 P: 5	1B: 3 2B: 3 3B: 0 HR: 0	SF: 0 SAC: 2 DP: 0 HBP: 0	WP: 0 PB: 0 SB: 0 CS: 0	PA: 34					
PITCHER	IP	WLS	BF	H	R	ER	SO	BB	IBB	HBP	BLK	WP	HR	S	P	ERA	WHIP								
Pete Broberg, R ERA: 2.43 (1, 1)	5.2		25	4	5	4	6	4	0	0	0	0	0	33	49	6.35	1.412								
Horacio Pina, R ERA: 1.99 (6, 1)	0.1		2	1	0	0	0	0	0	0	0	0	0	2	2	0.00	3.000								
Mike Paul, L ERA: 2.65 (7, 1)	2.0	L	7	1	1	1	2	0	0	0	0	0	0	11	11	4.50	0.500								

Texas Rangers @ Minnesota Twins
Metropolitan Stadium, Bloomington, MI
Thu May 25 1972, 8:05 PM EDT
Att: 8,781 - Unknown - 74 F

AB 28
R 6
H 6
RBI 5
BB 4
SO 8
LOB 9



Batter	1	2	3	4	5	6	7	8	9	AB	R	H	RBI	BB	SO	LOB	TOP			
Elliott Maddox, R OBP: 0.311, SLG: 0.293 (1, 8)	0-3 K		0-0 E HBP 1B		4-0 5-3 BB		0-0 G3 1B			3	0	2	0	1	1	0	Texas Rangers @ Minnesota Twins Metropolitan Stadium, Bloomington, MI Fri May 26 1972, 8:05 PM EDT Att. 7,383 - Unknown - 70 F			
Davey Nelson, R OBP: 0.276, SLG: 0.362 Jim Parlier, R OBP: 0.602, SLG: 0.500 Lenny Randle, L OBP: 0.208, SLG: 0.231 Gerry Janeski, R OBP: 0.296, SLG: 0.304 Hal King, L OBP: 0.244, SLG: 0.284 Rich Hand, R OBP: 0.200, SLG: 0.200 (1, 5)	0-3 K		1-0 E 1-2 HBP		0-0 5-3 1-2		0-0 G3 1-2			1	0	0	0	0	1	0				
Don Mincher, L OBP: 0.308, SLG: 0.276 (1, 3)	4-0 BB		0-3 K		0-0 F9		0-0 1-3			3	0	0	0	1	1	4				
Dick Billings, R OBP: 0.313, SLG: 0.319 (1, 2)	0-0 L8		4-0 1-2 2-3 IBB		0-0 L7					3	0	0	0	1	0	2				
Joe Lovitto, S OBP: 0.342, SLG: 0.167 (1, 9)		0-0 4-3	0-3 K		0-0 4-3					4	0	0	0	0	1	3				
Jeff Burroughs, R OBP: 0.208, SLG: 0.261 (1, 7)		0-0 F4		0-0 5-3 1B		0-0 F9				4	0	1	0	0	1	0				
Lenny Randle, S OBP: 0.244, SLG: 0.283 (1, 4)		0-0 1B		0-0 5-3 1-2 1B		0-0 1B				4	0	2	0	0	0	1				
Toby Harrah, R OBP: 0.281, SLG: 0.240 (1, 6)		0-0 F8		0-0 F9		0-0 5-3				4	0	0	0	0	0	3				
Jim Shellenback, L OBP: 0.125, SLG: 0.125 Jim Driscoll, L (3, 5)			0-3 K	0-3 K			0-0 F9			1	0	0	0	0	1	0				
										3	0	0	0	0	1	1				
Inning Stats	R: 0 E: 0 K: 2 S: 7	H: 0 LOB: 1 BB: 1 P: 11	R: 0 E: 0 K: 0 S: 4	H: 1 LOB: 1 BB: 0 P: 4	R: 0 E: 1 K: 3 S: 10	H: 1 LOB: 3 BB: 1 P: 15	R: 0 E: 0 K: 1 S: 6	H: 1 LOB: 1 BB: 0 P: 6	R: 0 E: 0 K: 0 S: 3	H: 0 LOB: 1 BB: 1 P: 7	R: 0 E: 0 K: 0 S: 4	H: 1 LOB: 1 BB: 0 P: 4	R: 0 E: 0 K: 1 S: 5	H: 0 LOB: 0 BB: 0 P: 5	R: 0 E: 0 K: 0 S: 3	H: 0 LOB: 0 BB: 0 P: 3	1B: 5 2B: 0 3B: 0 HR: 0	SF: 0 SAC: 0 DP: 0 HBP: 1	WP: 0 PB: 0 SB: 0 CS: 0	PA: 36
PITCHER Bert Blyleven, R ERA: 2.43 (1, 1)	IP: 9.0 WLS: W BF: 36 H: 5 R: 0 ER: 0 SO: 7 BB: 2 IBB: 1 HBP: 1 BLK: 0 WP: 0 HR: 0 S: 46 P: 59 ERA: 0.00 WHIP: 0.778																			

AB	32
R	0
H	5
RBI	0
BB	3
SO	7
LOB	16



Batter	1	2	3	4	5	6	7	8	9	AB	R	H	RBI	BB	SO	LOB	BOTTOM			
Cesar Tovar, R OBP: 0.393, SLG: 0.355 Jim Nettles, L OBP: 0.326, SLG: 0.184 (1, 9)	0-0 F9		0-0 E4 1B		4-0 4-3 1B			0-0 4-3		3	2	2	1	1	0	0	Texas Rangers @ Minnesota Twins Metropolitan Stadium, Bloomington, MI Fri May 26 1972, 8:05 PM EDT Att. 7,383 - Unknown - 70 F			
Danny Thompson, R OBP: 0.302, SLG: 0.366 (1, 6)	0-0 F9		0-0 L7		0-0 4-3 1-2		0-0 FC1-4-6 FC3			5	0	0	1	0	0	4				
Rod Carew, L OBP: 0.388, SLG: 0.381 Steve Braun, L OBP: 0.360, SLG: 0.400 (1, 4)	4-0 FC6-4 BB		0-0 2B 1B		0-0 BB 1B		0-0 FC3			3	1	2	3	1	0	1				
Harmon Killebrew, R OBP: 0.384, SLG: 0.408 Rick Dempsey, R OBP: 0.508, SLG: 0.143 (1, 3)	0-0 FC6-4		0-0 F2		0-0 BB 1B		0-0 F6			4	0	1	0	0	0	4				
Bobby Darwin, R OBP: 0.336, SLG: 0.469 (1, 8)		0-0 6-3	0-0 1-2 2B		0-3 K		0-0 1-3			4	0	1	1	0	1	4				
Eric Soderholm, R OBP: 0.234, SLG: 0.361 (1, 5)		0-3 K	0-3 K		4-0 FC6-4 BB		0-3 K			3	0	0	0	1	3	1				
Rick Renick, R OBP: 0.154, SLG: 0.154 Steve Brye, R OBP: 0.244, SLG: 0.274 (1, 7)		0-0 F5		0-0 F4		0-0 FC6-4		0-0 5-3		4	0	0	0	0	0	3				
Phil Roof, R OBP: 0.250, SLG: 0.340 Dan Monzon, R OBP: 0.333, SLG: 0.200 Rich Reese, L OBP: 0.296, SLG: 0.304 (1, 2)			0-0 1B 1B		0-0 F8		0-3 K 1B SH FC1-4-5		0-0 G3	3	1	1	0	0	1	0				
Bert Blyleven, R OBP: 0.222, SLG: 0.259 (1, 1)			0-0 1B E 1B		0-3 K		0-0 SH 1B FC3		0-0 F9	3	2	1	0	0	1	0				
Inning Stats	R: 0 E: 0 K: 0 S: 3	H: 0 LOB: 1 BB: 1 P: 7	R: 0 E: 0 K: 1 S: 5	H: 0 LOB: 0 BB: 0 P: 5	R: 4 E: 1 K: 1 S: 10	H: 5 LOB: 1 BB: 0 P: 10	R: 0 E: 0 K: 1 S: 5	H: 0 LOB: 0 BB: 0 P: 5	R: 1 E: 0 K: 1 S: 7	H: 2 LOB: 3 BB: 2 P: 15	R: 2 E: 1 K: 1 S: 9	H: 1 LOB: 2 BB: 0 P: 9	R: 0 E: 0 K: 1 S: 5	H: 0 LOB: 0 BB: 0 P: 5	R: 0 E: 0 K: 0 S: 3	H: 0 LOB: 0 BB: 0 P: 3	1B: 6 2B: 2 3B: 0 HR: 0	SF: 0 SAC: 1 DP: 0 HBP: 0	WP: 1 PB: 0 SB: 0 CS: 0	PA: 38
PITCHER Jim Shellenback, L ERA: 2.1 Jim Parlier, R ERA: 5.48 Gerry Janeski, R ERA: 3.38 Rich Hand, R ERA: 3.98 (1, 1)	IP: 2.2 WLS: L BF: 14 H: 4 R: 0 ER: 0 SO: 1 BB: 0 IBB: 0 HBP: 0 BLK: 0 WP: 0 HR: 0 S: 15 P: 19 ERA: 10.12 WHIP: 2.250																			

AB	34
R	7
H	8
RBI	6
BB	3
SO	6
LOB	17



Batter	1	2	3	4	5	6	7	8	9	AB	R	H	RBI	BB	SO	LOB	TOP											
Elliott Maddox, R OBP: 0.353, SLG: 0.308 (1, 8)	0-0 S 1B	4-0 E S BB	1-0 HR 1B			0-0 E8 G6-4-3 1B		0-0 F7		4	2	3	0	2	0	0												
Joe Lovitto, S OBP: 0.346, SLG: 0.172 Larry Blittner, L OBP: 0.281, SLG: 0.231 (6, 9)	0-3 K	0-0 E3 HR	1-0 HR 1B			1-0 G6-4-3 HBP		1-0 G6-4-3 HBP		4	2	1	1	0	1	3												
Don Mincher, L OBP: 0.315, SLG: 0.311 Jeff Burroughs, R OBP: 0.200, SLG: 0.250 (4, PR) (4, 3)	0-0 F7	0-0 E4 HR	0-0 HR	4-0 G6-3 BB		0-0 G6-4-3 1-2 2-3		0-0 G6-4-3 1-2		3	2	1	3	1	0	2												
Dick Billings, R OBP: 0.314, SLG: 0.351 (1, 5)	0-0 6-3 1-2	0-0 HR	4-0 E 5-3 1B BB	0-0 G6-3 1-2		0-3 K			0-0 5-3	5	2	1	3	1	1	3												
Hal King, L OBP: 0.311, SLG: 0.316 Paul Lindblad, L (7, 1)		0-0 HR	0-0 5-3 1-2	0-3 K			0-0 F4		0-3 K	4	2	1	1	1	1	2												
Ted Ford, R OBP: 0.311, SLG: 0.538 (1, 7)		0-0 BB	0-0 E5 1B 2-3		0-0 5-3		0-0 HR		0-0 1B	5	3	3	1	1	0	1												
Lenny Randle, S OBP: 0.241, SLG: 0.278 (1, 4)		0-0 1B	0-0 F6 K		0-0 F7		0-0 6-3		0-0 F8	6	1	1	0	0	1	5												
Toby Harrah, R OBP: 0.299, SLG: 0.272 Ted Kubiak, S OBP: 0.222, SLG: 0.034 (3, 6)		0-0 2B	0-0 1B	0-0 1B 2-3		0-0 HBP		4-0 FC6-4 BB		3	2	3	5	0	0	0												
Dick Bosman, R OBP: 0.077, SLG: 0.077 Ken Suarez, R OBP: 0.167, SLG: 0.167 (7, PH) (7, 2)		SH1-4	0-0 K	0-0 1B 2-H		0-0 F8		0-0 FC6-4 1-2		3	0	1	1	0	1	3												
Inning Stats	R: 0 E: 0 K: 1 S: 6	H: 1 LOB: 1 BB: 0 P: 6	R: 9 E: 2 K: 2 S: 15	H: 6 LOB: 2 BB: 3 P: 27	R: 6 E: 1 K: 0 S: 9	H: 5 LOB: 2 BB: 2 P: 17	R: 0 E: 0 K: 1 S: 4	H: 0 LOB: 1 BB: 1 P: 8	R: 0 E: 0 K: 0 S: 3	H: 0 LOB: 1 BB: 0 P: 4	R: 0 E: 1 K: 1 S: 5	H: 1 LOB: 1 BB: 0 P: 6	R: 1 E: 0 K: 0 S: 4	H: 1 LOB: 1 BB: 1 P: 8	R: 0 E: 0 K: 0 S: 2	H: 0 LOB: 0 BB: 0 P: 3	R: 0 E: 0 K: 1 S: 6	H: 1 LOB: 1 BB: 0 P: 6	1B: 10 2B: 1 3B: 0 HR: 4	SF: 0 SAC: 1 DP: 3 HBP: 3	WP: 0 PB: 0 SB: 3 CS: 0	PA: 52						
PITCHER	IP	WLS	BF	H	R	ER	SO	BB	IBB	HBP	BLK	WP	HR	S	P	ERA	WHIP											
Dick Woodson, R ERA: 3.3 Bob Gebhard, R ERA: 1.93 Tom Norton, R ERA: 4.09 Ray Corbin, R ERA: 1.86 Dave LaRoche, L ERA: 1.67	(1, 1)	1.1	L	13	5	8	4	1	2	0	0	0	0	2	13	21	27.00	5.250										
	(2, 1)	0.2		5	2	1	1	2	1	0	0	0	0	0	8	12	13.50	4.500										
	(3, 1)	0.2		5	5	6	3	0	1	0	0	0	0	1	8	12	40.50	9.000										
	(3, 1)	4.1		18	2	1	1	2	3	0	2	0	0	1	17	31	2.08	1.154										
	(8, 1)	2.0		7	1	0	0	1	0	0	1	0	0	0	8	9	0.00	0.500										

Texas Rangers @ Minnesota Twins
Metropolitan Stadium, Bloomington, MI
Sat May 27 1972, 4:33 AM EDT
Alt. 9,477 - Unknown - 78 F

AB 41
R 16
H 15
RBI 15
BB 7
SO 6
LOB 23



Batter	1	2	3	4	5	6	7	8	9	AB	R	H	RBI	BB	SO	LOB	BOTTOM											
Cesar Tovar, R OBP: 0.395, SLG: 0.357 Jim Nettles, L OBP: 0.306, SLG: 0.171 (1, 9) (5, 9)	0-0 1B G4-3	0-0 FC6-4 1-2			0-0 F8		0-3 K		0-0 F4	2	1	1	0	0	0	2												
Danny Thompson, R OBP: 0.305, SLG: 0.368 Dan Monzon, R OBP: 0.333, SLG: 0.250 (1, 6) (4, 6)	0-0 1B G4-3		0-0 6-3		0-0 6-3		0-0 1B 3-H		0-0 F8	2	0	1	0	0	0	0												
Rod Carew, L OBP: 0.382, SLG: 0.375 Rich Reese, L OBP: 0.310, SLG: 0.320 Dave LaRoche, L (8, 1)	0-0 G4-3 1-2 3-H		0-0 G3			0-0 FC5-4 1B		0-0 4-3		2	0	0	0	0	0	1												
Harmon Killebrew, R OBP: 0.386, SLG: 0.410 Eric Soderholm, R OBP: 0.242, SLG: 0.385 (1, 3) (4, 5)	0-0 1B		0-0 F9			0-0 FC5-4 1-2		0-0 G1-4-3 1B		2	0	1	0	0	0	0												
Steve Braun, L OBP: 0.356, SLG: 0.393 (1, 5) (4, 4)	0-0 3-1			0-0 L7		0-0 F7		0-0 G1-4-3 1B		4	0	1	0	0	0	2												
Bobby Darwin, R OBP: 0.326, SLG: 0.453 (1, 8)		0-0 6-3		0-3 K		0-0 F3		0-0 G1-4-3 1-2 2-3		4	0	0	0	0	1	3												
Rick Renick, R OBP: 0.235, SLG: 0.294 (1, 7) (8, 3)		0-0 BB 1B		0-0 6-3			0-0 1B 2B	0-0 F2		4	1	2	0	0	0	1												
George Mitterwald, R OBP: 0.175, SLG: 0.211 Rick Dempsey, R OBP: 0.321, SLG: 0.174 (1, 2) (8, 2)		0-3 K			0-0 1B		0-0 5-3		0-0 FC6-4 1B	2	0	1	0	0	1	1												
Dick Woodson, R OBP: 0.118, SLG: 0.118 Bob Gooden, R Charlie Manuel, L OBP: 0.290, SLG: 0.290 Tom Norton, R Ray Corbin, R Steve Byrne, R OBP: 0.250, SLG: 0.279 (1, 1) (2, 1) (2, PH) (3, 1) (3, 1) (7, PH) (8, 7)		4-0 1B			0-3 K		0-0 1B 2-3		0-0 FC6-4 1-2	0	0	0	0	0	0	0												
Inning Stats	R: 1 E: 0 K: 0 S: 5	H: 3 LOB: 1 BB: 0 P: 5	R: 0 E: 0 K: 1 S: 6	H: 1 LOB: 2 BB: 1 P: 10	R: 0 E: 0 K: 0 S: 3	H: 0 LOB: 0 BB: 0 P: 3	R: 0 E: 0 K: 1 S: 5	H: 0 LOB: 0 BB: 0 P: 5	R: 0 E: 0 K: 0 S: 6	H: 1 LOB: 1 BB: 0 P: 6	R: 0 E: 0 K: 0 S: 4	H: 1 LOB: 1 BB: 0 P: 4	R: 1 E: 0 K: 1 S: 8	H: 3 LOB: 2 BB: 0 P: 8	R: 0 E: 0 K: 0 S: 4	H: 2 LOB: 1 BB: 0 P: 4	R: 0 E: 0 K: 0 S: 4	H: 1 LOB: 1 BB: 0 P: 4	1B: 11 2B: 1 3B: 0 HR: 0	SF: 0 SAC: 0 DP: 2 HBP: 0	WP: 0 PB: 0 SB: 0 CS: 0	PA: 38						
PITCHER	IP	WLS	BF	H	R	ER	SO	BB	IBB	HBP	BLK	WP	HR	S	P	ERA	WHIP											
Dick Bosman, R ERA: 4.08 Paul Lindblad, L ERA: 1.37	(1, 1)	6.0	W	24	6	1	1	3	0	0	0	0	0	0	16	16	3.00	2.000										
	(7, 1)	3.0	S	14	6	1	1	1	0	0	0	0	0	16	16	3.00	2.000											

Texas Rangers @ Minnesota Twins
Metropolitan Stadium, Bloomington, MI
Sat May 27 1972, 4:33 AM EDT
Alt. 9,477 - Unknown - 78 F

AB 37
R 2
H 12
RBI 1
BB 1
SO 4
LOB 22



Batter	1	2	3	4	5	6	7	8	9	AB	R	H	RBI	BB	SO	LOB	TOP				
Bert Campaneris, R OBP: 0.253, SLG: 0.278 (1, 6)	F3		6-3		F7			K		4	0	0	0	0	1	0					
Joe Rudi, R OBP: 0.362, SLG: 0.507 (1, 7)	F7			SH5-4 SF9 2B		F9		4-3		4	1	1	0	0	0	0					
Reggie Jackson, L OBP: 0.342, SLG: 0.511 (1, 9)	K			SF9 SH5-4 BB		4-3			F9	3	0	0	0	1	1	0					
Sal Bando, R OBP: 0.386, SLG: 0.328 Blue Moon Odum, R OBP: 0.125, SLG: 0.125 (9, PR)		6-3			SH5-4		F8			3	0	1	0	0	0	0					
Mike Epstein, L OBP: 0.343, SLG: 0.398 Gene Tenace, R OBP: 0.267, SLG: 0.310 (9, PH)							L6			1	0	0	0	2	0	0					
George Hendrick, R OBP: 0.222, SLG: 0.462 (1, 8)							F9			1	0	1	0	0	0	0					
Dave Duncan, R OBP: 0.318, SLG: 0.560 (1, 2)										3	0	0	1	0	1	3					
Larry Brown, R OBP: 0.245, SLG: 0.165 (1, 4)										4	1	1	1	0	0	5					
Larry Brown, R OBP: 0.245, SLG: 0.165 (1, 4)										3	0	0	0	0	0	0					
Ken Holtzman, R OBP: 0.269, SLG: 0.240 Adrian Garrett, L OBP: 0.267, SLG: 0.310 (8, PH)										2	0	0	0	0	1	0					
Bob Locker, S (8, 1)										1	0	0	0	0	1	0					
Bob Locker, S (8, 1)										0	0	0	0	0	0	0					
Inning Stats	R: 0 E: 0 K: 1 S: 5	H: 0 LOB: 0 BB: 0 P: 5	R: 0 E: 0 K: 0 S: 3	H: 0 LOB: 1 BB: 1 P: 7	R: 0 E: 0 K: 1 S: 5	H: 0 LOB: 0 BB: 0 P: 5	R: 1 E: 0 K: 0 S: 4	H: 1 LOB: 2 BB: 2 P: 12	R: 0 E: 0 K: 0 S: 3	H: 0 LOB: 0 BB: 0 P: 3	R: 1 E: 0 K: 0 S: 4	H: 1 LOB: 0 BB: 0 P: 4	R: 0 E: 0 K: 2 S: 7	H: 0 LOB: 0 BB: 0 P: 7	R: 0 E: 0 K: 1 S: 7	H: 2 LOB: 2 BB: 0 P: 7	1B: 2 2B: 1 3B: 0 HR: 1	SF: 1 SAC: 1 DP: 0 HBP: 0	WP: 0 PB: 0 SB: 0 CS: 0	PA: 34	
PITCHER	IP	WLS	BF	H	R	ER	SO	BB	IBB	HBP	BLK	WP	HR	S	P	ERA	WHIP				
Rich Hand, R ERA: 3.45 (1, 1)	8.1	W	31	3	2	2	4	2	1	0	0	0	1	36	48	2.16	0.600				
Paul Lindblad, L ERA: 1.27 (9, 1)	0.0		1	1	0	0	0	0	0	0	0	0	0	1	1	∞	∞				
Horacio Pina, R ERA: 1.88 (9, 1)	0.2	S	2	0	0	0	1	0	0	0	0	0	0	4	4	0.00	0.000				

Oakland Athletics @ Texas Rangers
Arlington Stadium, Arlington, TX
Tue May 30 1972, 8:05 PM EDT
Att: 6,875 - Unknown

AB 29
R 2
H 4
RBI 2
BB 3
SO 5
LOB 8



Batter	1	2	3	4	5	6	7	8	9	AB	R	H	RBI	BB	SO	LOB	BOTTOM				
Toby Harrah, R OBP: 0.308, SLG: 0.299 (1, 6)	5-3		FC6				SF8			3	0	1	1	0	0	2					
Joe Lovitto, S OBP: 0.309, SLG: 0.175 (9, 9)	K		G4-6-3		FC3-6					4	0	0	0	0	2	4					
Frank Howard, R OBP: 0.331, SLG: 0.294 Elliott Maddox, R OBP: 0.345, SLG: 0.291 (8, PR)			G4-6-3		FC3-6					2	0	1	0	1	0	1					
Dick Billings, R OBP: 0.294, SLG: 0.315 (8, 2)	K				FC6-4					0	0	0	0	0	0	0					
Dick Billings, R OBP: 0.294, SLG: 0.315 (8, 2)	K									4	0	0	0	0	2	4					
Ted Ford, R OBP: 0.328, SLG: 0.545 Larry Bittner, L OBP: 0.288, SLG: 0.241 (9, 3)										4	1	3	1	0	1	1					
Jeff Burroughs, R OBP: 0.224, SLG: 0.226 (1, 7)										0	0	0	0	0	0	0					
Jeff Burroughs, R OBP: 0.224, SLG: 0.226 (1, 7)										2	0	0	0	1	1	1					
Lenny Randle, S OBP: 0.236, SLG: 0.277 (1, 4)										3	0	0	0	0	0	3					
Ken Suarez, R OBP: 0.211, SLG: 0.235 Davey Nelson, R OBP: 0.373, SLG: 0.359 (7, PR)										3	1	2	0	0	0	0					
Davey Nelson, R OBP: 0.373, SLG: 0.359 (8, 5)										0	1	0	0	0	0	0					
Rich Hand, R OBP: 0.286, SLG: 0.167 Paul Lindblad, L OBP: 0.288, SLG: 0.241 (9, 1)										1	0	0	0	0	0	0					
Horacio Pina, R (9, 1)										0	0	0	0	0	0	0					
Horacio Pina, R (9, 1)										0	0	0	0	0	0	0					
Inning Stats	R: 0 E: 0 K: 2 S: 7	H: 0 LOB: 1 BB: 0 P: 8	R: 0 E: 0 K: 0 S: 3	H: 1 LOB: 0 BB: 0 P: 3	R: 1 E: 1 K: 0 S: 4	H: 1 LOB: 2 BB: 1 P: 9	R: 1 E: 0 K: 1 S: 6	H: 1 LOB: 0 BB: 0 P: 6	R: 0 E: 0 K: 1 S: 5	H: 1 LOB: 1 BB: 1 P: 9	R: 1 E: 0 K: 1 S: 6	H: 1 LOB: 1 BB: 0 P: 6	R: 0 E: 0 K: 1 S: 5	H: 1 LOB: 1 BB: 0 P: 5	1B: 6 2B: 0 3B: 0 HR: 1	SF: 1 SAC: 1 DP: 2 HBP: 2	WP: 0 PB: 0 SB: 0 CS: 2	PA: 33			
PITCHER	IP	WLS	BF	H	R	ER	SO	BB	IBB	HBP	BLK	WP	HR	S	P	ERA	WHIP				
Ken Holtzman, L ERA: 2.36 (1, 1)	7.0	L	29	6	3	2	5	2	0	2	0	0	0	35	45	2.57	1.143				
Bob Locker, R ERA: 1.96 (8, 1)	1.0		3	1	0	0	1	0	0	0	0	0	0	5	5	0.00	1.000				

Oakland Athletics @ Texas Rangers
Arlington Stadium, Arlington, TX
Tue May 30 1972, 8:05 PM EDT
Att: 6,875 - Unknown

AB 26
R 3
H 7
RBI 2
BB 2
SO 6
LOB 16



Batter	1	2	3	4	5	6	7	8	9	AB	R	H	RBI	BB	SO	LOB	TOP								
Bert Campaneris, R OBP: 0.252, SLG: 0.282 (1, 6)	0-3 K		0-3 K			0-0 1B SF8 2B	0-0 5-3		0-0 6-3	5	1	1	0	0	2	0									
Joe Rudi, R OBP: 0.357, SLG: 0.497 (1, 7)	0-0 6-3		0-0 5-3			0-0 1B BB	0-0 E5 1B HBP		0-0 5-3	5	2	1	0	0	0	0									
Reggie Jackson, L OBP: 0.356, SLG: 0.532 George Hendrick, R OBP: 0.222, SLG: 0.462 (9, PR) (9, 8)	0-0 HR			0-0 G3		4-0 1B 1-2 BB	1-0 1B HBP		4-0 E S BB	2	2	1	1	2	0	0									
Sal Bando, R OBP: 0.380, SLG: 0.325 (1, 5)	0-0 F4			0-0 4-3		0-0 SF8	0-0 1B		0-0 F5 1-3	4	0	1	2	0	0	1									
Mike Epstein, L OBP: 0.341, SLG: 0.393 (1, 3)		0-0 F8		0-0 F7		0-0 1B 1-3 2-H			0-0 G3	4	0	1	1	0	0	0									
Ollie Brown, R OBP: 0.255, SLG: 0.224 (1, 8) (9, 9)	0-3 K				0-0 F6	0-0 1B FC5-4 1-2 3-H			0-0 1B 1B	4	0	2	1	0	1	0									
Dave Duncan, R OBP: 0.315, SLG: 0.547 (1, 2)		0-0 E5			0-0 F7	0-0 P3			0-0 1B 1B	4	0	1	0	0	0	2									
Larry Brown, R OBP: 0.245, SLG: 0.168 (1, 4)		0-0 5-3			0-0 E6 FC6-4	0-0 FC5-4 1-2			0-0 1B 1-2 2-H	4	0	1	0	0	0	3									
Catfish Hunter, R OBP: 0.200, SLG: 0.200 (1, 1)			0-0 F9		0-0 FC6-4 1-2				0-0 F8	4	0	0	0	0	0	3									
Inning Stats	R: 1 E: 0 K: 1 S: 6	H: 1 LOB: 0 BB: 0 P: 6	R: 0 E: 1 K: 1 S: 6	H: 0 LOB: 1 BB: 0 P: 6	R: 0 E: 0 K: 1 S: 5	H: 0 LOB: 0 BB: 0 P: 5	R: 0 E: 0 K: 0 S: 3	H: 0 LOB: 0 BB: 0 P: 3	R: 0 E: 0 K: 0 S: 4	H: 0 LOB: 1 BB: 0 P: 4	R: 3 E: 0 K: 0 S: 7	H: 4 LOB: 2 BB: 1 P: 11	R: 1 E: 1 K: 0 S: 4	H: 1 LOB: 2 BB: 0 P: 5	R: 0 E: 0 K: 0 S: 5	H: 3 LOB: 2 BB: 0 P: 5	R: 0 E: 0 K: 0 S: 3	H: 0 LOB: 2 BB: 1 P: 7	1B: 7 2B: 1 3B: 0 HR: 1	SF: 1 SAC: 0 DP: 0 HBP: 1	WP: 0 PB: 0 SB: 1 CS: 0	PA: 40			
PITCHER	IP	WLS	BF	H	R	ER	SO	BB	IBB	HBP	BLK	WP	HR	S	P	ERA	WHIP								
Dick Bosman, R ERA: 4.32 (1, 1)	5.1	L	24	5	4	4	3	1	0	0	0	0	1	29	33	6.75	1.125								
Jim Panther, R ERA: 5.19 (6, 1)	0.2		2	0	0	0	0	0	0	0	0	0	0	2	2	0.00	0.000								
Mike Paul, L ERA: 2.35 (7, 1)	2.0		10	4	1	0	0	0	0	1	0	0	0	9	10	0.00	2.000								
Jim Shellenback, L ERA: 2.9 (9, 1)	1.0		4	0	0	0	0	1	0	0	0	0	0	3	7	0.00	1.000								

Oakland Athletics @ Texas Rangers
Arlington Stadium, Arlington, TX
Wed May 31 1972, 8:05 PM EDT
Att: 12,251 - Unknown

livebaseballscores.com

AB 36
R 5
H 9
RBI 5
BB 2
SO 3
LOB 9



Batter	1	2	3	4	5	6	7	8	9	AB	R	H	RBI	BB	SO	LOB	BOTTOM								
Toby Harrah, R OBP: 0.304, SLG: 0.303 (1, 6)	0-0 5-3		0-0 F9		0-0 2B	0-0 F8		0-0 1-3		5	1	1	0	0	0	2									
Joe Lovitto, S OBP: 0.314, SLG: 0.200 (1, 8)	0-0 F5		0-0 F9		0-0 WP 2H 2B	0-0 F5			0-0 E 1B	5	0	2	1	0	0	1									
Don Mincher, L OBP: 0.328, SLG: 0.298 (1, 3)	4-0 BB		4-0 1B BB		4-0 WP BB		0-0 4-3		0-0 F7	2	0	0	0	3	0	1									
Dick Billings, R OBP: 0.290, SLG: 0.309 (1, 5)	0-0 F6		0-0 1B		0-0 L6 1-2 2-3		0-0 F8		0-0 E6	5	0	1	0	0	0	4									
Hal King, L OBP: 0.345, SLG: 0.292 (1, 2)		0-0 L5	0-0 F7		4-0 IBB		0-0 1B		0-0 F8	4	0	1	0	1	0	4									
Ted Ford, R OBP: 0.333, SLG: 0.525 (1, 7)		4-0 2B BB		0-0 6-3 1B	0-3 K		0-0 F3		0-0 1-4-3	4	0	1	0	1	1	6									
Larry Blittner, L OBP: 0.286, SLG: 0.259 (1, 9)		0-0 2B		0-0 6-3 1-2	0-0 F8			0-0 3-1		4	0	1	0	0	0	4									
Lenny Randle, S OBP: 0.243, SLG: 0.290 (1, 4)		0-3 K		0-3 K		0-0 2B		0-0 1B		4	0	2	0	0	2	3									
Dick Bosman, R OBP: 0.067, SLG: 0.067 (6, 1) Jim Panther, R OBP: 0.205, SLG: 0.500 (6, PR) Davey Nelson, R OBP: 0.317, SLG: 0.356 (7, 1) Mike Paul, L OBP: 0.228, SLG: 0.222 (8, PR) Jeff Burroughs, R OBP: 0.222, SLG: 0.125 (9, 1)	0-0 F8		0-0 F2		0-0 F8		0-3 K		0-0 K	2	0	0	0	0	0	3									
Inning Stats	R: 0 E: 0 K: 0 S: 3	H: 0 LOB: 1 BB: 1 P: 7	R: 0 E: 0 K: 1 S: 6	H: 1 LOB: 2 BB: 1 P: 10	R: 0 E: 0 K: 1 S: 4	H: 1 LOB: 2 BB: 1 P: 8	R: 0 E: 0 K: 1 S: 6	H: 1 LOB: 3 BB: 0 P: 6	R: 1 E: 0 K: 1 S: 7	H: 2 LOB: 3 BB: 2 P: 15	R: 0 E: 0 K: 0 S: 4	H: 1 LOB: 1 BB: 0 P: 4	R: 0 E: 0 K: 0 S: 4	H: 1 LOB: 1 BB: 0 P: 4	R: 0 E: 0 K: 1 S: 6	H: 1 LOB: 1 BB: 0 P: 6	R: 0 E: 1 K: 0 S: 5	H: 1 LOB: 2 BB: 0 P: 5	1B: 5 2B: 4 3B: 0 HR: 0	SF: 0 SAC: 0 DP: 0 HBP: 0	WP: 1 PB: 0 SB: 0 CS: 0	PA: 42			
PITCHER	IP	WLS	BF	H	R	ER	SO	BB	IBB	HBP	BLK	WP	HR	S	P	ERA	WHIP								
Catfish Hunter, R ERA: 2.48 (1, 1)	9.0	W	42	9	1	1	4	4	1	0	0	1	0	45	65	1.00	1.444								

Oakland Athletics @ Texas Rangers
Arlington Stadium, Arlington, TX
Wed May 31 1972, 8:05 PM EDT
Att: 12,251 - Unknown

livebaseballscores.com

AB 37
R 1
H 9
RBI 1
BB 5
SO 4
LOB 30



Batter	1	2	3	4	5	6	7	8	9	AB	R	H	RBI	BB	SO	LOB	TOP								
Elliott Maddox, R OBP: 0.349, SLG: 0.292 (1, 8)	6-3																3 1 1 1 1 0 0								
Davey Nelson, R OBP: 0.368, SLG: 0.360 (1, 5)	5-3																4 1 1 2 0 0 1								
Don Mincher, L OBP: 0.317, SLG: 0.286 (1, 3)	F8																4 0 0 0 0 0 2								
Dick Billings, R OBP: 0.297, SLG: 0.310 (1, 2)																	3 1 1 0 1 1 1								
Ted Ford, R OBP: 0.343, SLG: 0.524 (1, 7)																	4 0 2 1 0 0 1								
Larry Bittner, L OBP: 0.277, SLG: 0.250 (1, 9)																	2 0 0 0 0 0 2								
Jim Shellenback, L OBP: 0.222, SLG: 0.125 (5, 1)																	0 0 0 0 0 0 0								
Dalton Jones, L (6, PH)																	0 0 0 1 0 0 0								
Jim Panther, R OBP: 0.500, SLG: 0.500 (6, 1)																	0 0 0 0 0 0 0								
Frank Howard, R OBP: 0.328, SLG: 0.291 (9, PH)																	1 0 0 0 0 0 0								
Lenny Randle, S OBP: 0.237, SLG: 0.282 (1, 4)																	4 0 0 0 0 0 1								
Toby Harrah, R OBP: 0.298, SLG: 0.296 (1, 6)																	3 1 0 0 0 0 0								
Bill Gogolewski, L OBP: 0.250, SLG: 0.182 (1, 1)																	0 0 0 0 0 0 0								
Don Stanhouse, R OBP: 0.200, SLG: 0.200 (1, 1)																	1 0 0 0 0 0 0								
Jeff Burroughs, R OBP: 0.230, SLG: 0.232 (5, 9)																	2 1 1 0 0 0 0								
Inning Stats	R: 0 E: 0 K: 0 S: 3	H: 0 LOB: 0 BB: 0 P: 3	R: 0 E: 0 K: 0 S: 3	H: 1 LOB: 0 BB: 0 P: 3	R: 0 E: 0 K: 0 S: 3	H: 0 LOB: 0 BB: 0 P: 3	R: 0 E: 0 K: 1 S: 5	H: 0 LOB: 1 BB: 1 P: 9	R: 0 E: 0 K: 0 S: 3	H: 1 LOB: 0 BB: 0 P: 3	R: 5 E: 1 K: 0 S: 8	H: 4 LOB: 1 BB: 1 P: 12	R: 0 E: 0 K: 0 S: 3	H: 0 LOB: 0 BB: 0 P: 3	R: 0 E: 0 K: 0 S: 3	H: 0 LOB: 0 BB: 0 P: 3	R: 0 E: 0 K: 0 S: 3	H: 0 LOB: 0 BB: 0 P: 3	1B: 5 2B: 1 3B: 0 HR: 0	SF: 1 SAC: 0 DP: 2 HBP: 0	WP: 0 PB: 0 SB: 1 CS: 0	PA: 34			
PITCHER	IP	WLS	BF	H	R	ER	SO	BB	IBB	HBP	BLK	WP	HR	S	P	ERA	WHIP								
Jim Lonborg, R ERA: 2.36 (1, 1)	5.1	W	22	5	5	4	1	2	0	0	0	0	0	22	30	6.75	1.312								
Frank Linzy, R ERA: 2.16 (6, 1)	3.2	S	12	1	0	0	0	0	0	0	0	0	0	12	12	0.00	0.273								

Texas Rangers @ Milwaukee Brewers
Milwaukee County Stadium, Milwaukee, WI

AB 31
R 5
H 6
RBI 5
BB 2
SO 1
LOB 8



WP: 0 PA: 34
PB: 0
SB: 1
CS: 0

Fri Jun 02 1972, 8:05 PM EDT
Alt. 9,724 - Unknown - 64 F

Batter	1	2	3	4	5	6	7	8	9	AB	R	H	RBI	BB	SO	LOB	BOTTOM								
Ron Theobald, R OBP: 0.352, SLG: 0.232 (1, 4)																	5 1 1 0 0 0 0								
Dave May, L OBP: 0.230, SLG: 0.285 (1, 8)																	4 0 2 0 1 0 1								
George Scott, R OBP: 0.306, SLG: 0.376 (1, 3)																	3 2 2 1 2 0 1								
John Briggs, L OBP: 0.352, SLG: 0.343 (1, 7)																	3 2 1 1 1 0 3								
Billy Conigliaro, R OBP: 0.269, SLG: 0.454 (1, 9)																	4 1 1 0 0 2 3								
Paul Ratliff, L OBP: 0.235, SLG: 0.375 (1, 2)																	3 1 2 3 1 1 1								
Mike Ferraro, R OBP: 0.357, SLG: 0.474 (1, 5)																	4 0 3 1 0 1 1								
Rick Auerbach, R OBP: 0.231, SLG: 0.208 (1, 6)																	3 0 1 1 1 0 2								
Jim Lonborg, R OBP: 0.250, SLG: 0.200 (1, 1)																	3 0 0 0 0 1 1								
Frank Linzy, R (6, 1)																	1 0 0 0 0 0 3								
Inning Stats	R: 4 E: 0 K: 0 S: 7	H: 4 LOB: 1 BB: 1 P: 11	R: 0 E: 0 K: 0 S: 3	H: 0 LOB: 0 BB: 0 P: 3	R: 2 E: 0 K: 1 S: 6	H: 2 LOB: 1 BB: 2 P: 14	R: 0 E: 0 K: 0 S: 4	H: 1 LOB: 2 BB: 1 P: 8	R: 1 E: 0 K: 3 S: 11	H: 2 LOB: 1 BB: 0 P: 11	R: 0 E: 0 K: 0 S: 3	H: 1 LOB: 1 BB: 1 P: 7	R: 0 E: 0 K: 1 S: 6	H: 2 LOB: 2 BB: 1 P: 10	R: 0 E: 0 K: 0 S: 3	H: 1 LOB: 0 BB: 0 P: 3	1B: 9 2B: 2 3B: 1 HR: 1	SF: 0 SAC: 0 DP: 2 HBP: 0	WP: 0 PB: 0 SB: 2 CS: 1	PA: 39					
PITCHER	IP	WLS	BF	H	R	ER	SO	BB	IBB	HBP	BLK	WP	HR	S	P	ERA	WHIP								
Bill Gogolewski, R ERA: 6.07 (1, 1)	0.2	L	7	4	4	4	0	1	0	0	0	0	0	6	10	54.00	7.500								
Don Stanhouse, R ERA: 3.59 (1, 1)	3.1		15	3	2	2	1	2	1	0	0	0	0	14	26	5.40	1.500								
Jim Shellenback, L ERA: 3.05 (5, 1)	1.0		5	2	1	1	3	0	0	0	0	0	0	11	11	9.00	2.000								
Jim Panther, R ERA: 4.66 (6, 1)	3.0		12	4	0	0	1	2	0	0	0	0	0	12	20	0.00	2.000								


Texas Rangers @ Milwaukee Brewers
Milwaukee County Stadium, Milwaukee, WI


AB 33
R 7
H 13
RBI 7
BB 6
SO 5
LOB 16



WP: 0 PA: 39
PB: 0
SB: 2
CS: 1

Fri Jun 02 1972, 8:05 PM EDT
Alt. 9,724 - Unknown - 64 F


Batter	1	2	3	4	5	6	7	8	9	AB	R	H	RBI	BB	SO	LOB	TOP			
Elliott Maddox, R OBP: 0.340, SLG: 0.284 (1, 8)	0-0 6-3		0-3 K			0-0 6-3		0-0 6-3		4	0	0	0	0	1	0	Texas Rangers @ Milwaukee Brewers Milwaukee County Stadium, Milwaukee, WI Sat Jun 03 1972, 4:33 AM EDT Att: 8,337 - Unknown livebaseballscores.com AB 31 R 1 H 5 RBI 1 BB 1 SO 4 LOB 8 			
Davey Nelson, R OBP: 0.365, SLG: 0.357 (1, 5)	0-0 F9		0-0 F8			0-0 1B			0-3 K	4	0	1	0	0	1	0				
Don Mincher, L OBP: 0.315, SLG: 0.314 (1, 3)	0-0 HR			0-0 4-3		0-0 L9			0-3 K	4	1	1	1	0	1	1				
Dick Billings, R OBP: 0.296, SLG: 0.308 (1, 7)	0-0 F8			0-0 5-3		0-0 5-3			0-0 1B	4	0	1	0	0	0	1				
Ted Ford, R OBP: 0.324, SLG: 0.493 (1, 9)		0-0 5-3		0-0 L6			0-0 F8		0-0 F9	4	0	0	0	0	0	1				
Toby Harrah, R OBP: 0.306, SLG: 0.313 (1, 6)		0-0 G5-3 2B			0-0 4-3 1B		0-0 P6			3	0	2	0	0	0	0				
Lenny Randle, S OBP: 0.239, SLG: 0.278 (1, 4)		4-0 BB		0-0 4-3 1-2		0-0 F8				2	0	0	0	1	0	1				
Ken Suarez, R OBP: 0.190, SLG: 0.211 (8, PH)		0-0 G5-3		0-0 F2				0-0 F9		2	0	0	0	0	0	3				
Paul Lindblad, L (8, 1)		2-3			0-0 L9			0-0 F8		1	0	0	0	0	0	0				
Pete Broberg, R OBP: 0.174, SLG: 0.182 (6, 1)			0-3 K							0	0	0	0	0	0	0				
Jim Panther, R OBP: 0.500, SLG: 0.500 (8, PH)										0	0	0	0	0	0	0				
Hal King, L OBP: 0.341, SLG: 0.288 (8, 2)										1	0	0	0	0	0	0				
Inning Stats	R: 1 E: 0 K: 0 S: 4	H: 1 LOB: 0 BB: 0 P: 4	R: 0 E: 0 K: 0 S: 3	H: 1 LOB: 1 BB: 1 P: 7	R: 0 E: 0 K: 2 S: 7	H: 0 LOB: 0 BB: 0 P: 7	R: 0 E: 0 K: 0 S: 3	H: 0 LOB: 0 BB: 0 P: 3	R: 0 E: 0 K: 0 S: 4	H: 1 LOB: 1 BB: 0 P: 4	R: 0 E: 0 K: 0 S: 4	H: 0 LOB: 0 BB: 0 P: 3	R: 0 E: 0 K: 0 S: 3	H: 0 LOB: 0 BB: 0 P: 3	R: 0 E: 0 K: 0 S: 8	H: 1 LOB: 1 BB: 0 P: 8	1B: 3 2B: 1 3B: 0 HR: 1	SF: 0 SAC: 0 DP: 1 HBP: 0	WP: 0 PB: 0 SB: 1 CS: 0	PA: 32
PITCHER Bill Parsons, R ERA: 3.64 (1, 1)	IP: 9.0 WLS: W BF: 32 H: 5 R: 1 ER: 1 SO: 4 BB: 1 IBB: 0 HBP: 0 BLK: 0 WP: 0 HR: 1 S: 39 P: 43 ERA: 1.00 WHIP: 0.667															PITCHER				

Batter	1	2	3	4	5	6	7	8	9	AB	R	H	RBI	BB	SO	LOB	BOTTOM	
Ron Theobald, R OBP: 0.359, SLG: 0.225 (1, 4)	4-0 1B BB		0-0 G3			4-0 1B SF9 BB		0-0 5-3		2	2	0	0	2	0	0	Texas Rangers @ Milwaukee Brewers Milwaukee County Stadium, Milwaukee, WI Sat Jun 03 1972, 4:33 AM EDT Att: 8,337 - Unknown livebaseballscores.com AB 28 R 3 H 8 RBI 3 BB 2 SO 8 LOB 14 	
Dave May, L OBP: 0.245, SLG: 0.299 (1, 8)	0-0 1B		0-0 HBP 1B		0-0 1-3 1B		0-0 3-1			4	0	3	0	0	0	0		
George Scott, R OBP: 0.311, SLG: 0.378 (9, 3)	0-0 1-3 3-H 1B		1-0 1-2 HBP		0-0 3-H G3		0-0 F4			2	0	1	2	0	0	0		
John Briggs, L OBP: 0.341, SLG: 0.330 (9, 7)	0-3 K		0-3 K		0-0 G3			0-3 K		4	0	0	0	0	3	5		
Billy Conigliaro, R OBP: 0.275, SLG: 0.455 (1, 9)	0-3 K		0-3 K			0-0 SH3-4 1B 1B		0-0 G6-4-3 1B		4	1	2	0	0	2	4		
Joe Lohoud, L OBP: 0.276, SLG: 0.333 (1, 7)	0-0 6-3			0-0 P6		0-0 1B SH3-4 1B		0-0 G6-4-3 1-2		2	0	0	0	0	0	2		
Brock Davis, L OBP: 0.353, SLG: 0.290 (8, PH)				0-0 F8		0-0 1-2 CS 1B				1	0	1	0	0	0	0		
Mike Ferraro, R OBP: 0.353, SLG: 0.468 (9, 5)				0-3 K		0-0 SH3-4 1B		0-0 G6-4-3 1-2		1	0	0	0	0	0	1		
Paul Ratliff, L OBP: 0.211, SLG: 0.333 (1, 2)		0-3 K		0-3 K		0-0 SH3-4 1B				2	0	0	0	0	2	0		
Rick Auerbach, R OBP: 0.234, SLG: 0.211 (1, 6)		0-0 F8		0-0 F8		0-0 2-3 3-H 1B				3	0	1	1	0	0	0		
Bill Parsons, R OBP: 0.227, SLG: 0.150 (1, 1)		0-3 K			0-0 4-3		0-0 1-3			3	0	0	0	0	1	2		
Inning Stats	R: 1 E: 0 K: 2 S: 9	H: 2 LOB: 2 BB: 1 P: 13	R: 0 E: 0 K: 2 S: 7	H: 0 LOB: 0 BB: 0 P: 7	R: 0 E: 0 K: 1 S: 5	H: 0 LOB: 0 BB: 0 P: 5	R: 0 E: 0 K: 0 S: 5	H: 3 LOB: 1 BB: 0 P: 5	R: 0 E: 0 K: 0 S: 3	H: 0 LOB: 0 BB: 0 P: 3	R: 0 E: 0 K: 1 S: 5	H: 1 LOB: 0 BB: 0 P: 5	R: 0 E: 0 K: 1 S: 5	H: 1 LOB: 0 BB: 0 P: 5	1B: 8 2B: 0 3B: 0 HR: 0	SF: 1 SAC: 1 DP: 1 HBP: 1	WP: 0 PB: 0 SB: 1 CS: 1	PA: 33
PITCHER Pete Broberg, R ERA: 2.96 (6, 1)	IP: 5.0 WLS: L BF: 24 H: 6 R: 3 ER: 3 SO: 7 BB: 2 IBB: 0 HBP: 0 BLK: 0 WP: 0 HR: 0 S: 35 P: 44 ERA: 5.40 WHIP: 1.600															PITCHER		
Mike Paul, L ERA: 2.31 (6, 1)	0.1	1	0	0	0	0	0	0	0	0	0	1	1	0.00	0.000			
Jim Panther, R ERA: 4.4 (6, 1)	1.2	5	1	0	0	0	0	0	0	0	5	5	0.00	0.600				
Paul Lindblad, L ERA: 1.23 (8, 1)	1.0	3	1	0	0	1	0	0	0	0	5	5	0.00	1.000				

Batter	1	2	3	4	5	6	7	8	9	AB	R	H	RBI	BB	SO	LOB	TOP										
Davey Nelson, R OBP: 0.378, SLG: 0.368	E1 1B			CS BB		S PO 1B	F9			4	1	3	1	1	0	2	Texas Rangers @ Milwaukee Brewers Milwaukee County Stadium, Milwaukee, WI Sun Jun 04 1972, 4:33 AM EDT Att: 11,472 - Unknown - 62 F										
Dalton Jones, L OBP: 0.083, SLG: 0.091				F7		P6		F9		3	1	1	0	0	0	3											
Lenny Randle, S OBP: 0.236, SLG: 0.275	FC6-4 1B			1-2						2	0	0	0	0	0	1											
Don Mincher, L OBP: 0.323, SLG: 0.311	4-3			BB		PO		K		1	1	0	0	2	0	0											
Frank Howard, R OBP: 0.331, SLG: 0.295	2B 1B			BB		2H		1B		2	1	1	0	0	1	0											
Dick Billings, R OBP: 0.308, SLG: 0.318	SF8			BB				1B		3	1	2	1	1	0	0											
Horacio Pina, R	2-3 3-H			1B				6-3		0	0	0	0	0	0	0											
Ted Ford, R OBP: 0.342, SLG: 0.514	1B SF9			1-2		1-3		1B		5	3	3	2	0	0	3											
Larry Blittner, L OBP: 0.286, SLG: 0.262	1B			3-1		4-3		G3		5	1	2	2	0	0	2											
Elliott Maddox, R OBP: 0.335, SLG: 0.277	1B BB			K		K		SF9		3	1	0	1	1	2	1											
Toby Harrah, R OBP: 0.309, SLG: 0.313	SF9			4-3		K				3	0	1	2	1	1	0											
Rich Hand, R OBP: 0.300, SLG: 0.222	3-H			L5		K				3	0	1	1	0	1	0											
Mike Paul, L	1B					K				1	0	0	0	0	1	2											
Ken Suarez, R OBP: 0.182, SLG: 0.200	1-2 2-H							F7		1	0	0	0	0	0	1											
Inning Stats	R: 5 E: 1 K: 0 S: 9	H: 6 LOB: 2 BB: 2 P: 17	R: 0 E: 0 K: 0 S: 4	H: 1 LOB: 1 BB: 0 P: 4	R: 0 E: 0 K: 1 S: 5	H: 0 LOB: 0 BB: 0 P: 5	R: 0 E: 0 K: 0 S: 2	H: 0 LOB: 2 BB: 3 P: 14	R: 0 E: 0 K: 2 S: 7	H: 0 LOB: 0 BB: 0 P: 7	R: 0 E: 0 K: 1 S: 5	H: 1 LOB: 0 BB: 0 P: 5	R: 3 E: 0 K: 1 S: 9	H: 4 LOB: 2 BB: 1 P: 13	R: 0 E: 0 K: 1 S: 5	H: 0 LOB: 0 BB: 0 P: 5	R: 1 E: 1 K: 0 S: 5	H: 2 LOB: 1 BB: 0 P: 5	1B: 13 2B: 1 3B: 0 HR: 0	SF: 3 SAC: 0 DP: 0 HBP: 0	WP: 0 PB: 0 SB: 2 CS: 1	PA: 46					
PITCHER	IP	WLS	BF	H	R	ER	SO	BB	IBB	HBP	BLK	WP	HR	S	P	ERA	WHIP	PITCHER									
Skip Lockwood, R ERA: 3.54	0.2	L	9	5	6	6	0	2	0	0	0	0	0	7	15	81.00	10.500										
Jerry Bell, R ERA	4.1		17	2	0	0	3	3	0	0	0	0	0	20	32	0.00	1.154										
Earl Stephenson, L ERA: 0.43	1.0		3	1	0	0	1	0	0	0	0	0	0	5	5	0.00	1.000										
Jim Colborn, R ERA: 3.0	2.0		11	4	3	3	2	1	0	0	0	0	0	14	18	13.50	2.500										
Ken Sanders, R ERA: 2.37	1.0		5	2	1	1	0	0	0	0	0	0	0	5	5	9.00	2.000										
Batter	1	2	3	4	5	6	7	8	9	AB	R	H	RBI	BB	SO	LOB	BOTTOM										
Ron Theobald, R OBP: 0.351, SLG: 0.213	4-3			F9			5-3		K	4	0	0	0	1	1	1	Texas Rangers @ Milwaukee Brewers Milwaukee County Stadium, Milwaukee, WI Sun Jun 04 1972, 4:33 AM EDT Att: 11,472 - Unknown - 62 F										
Dave May, L OBP: 0.243, SLG: 0.290	4-3			F8			3-1		F9	4	0	0	0	1	0	3											
George Scott, R OBP: 0.313, SLG: 0.379	P3									2	0	1	0	0	0	0											
Bill Voss, L OBP: 0.250, SLG: 0.148				2B 1B			F8			1	0	0	0	1	0	1											
John Briggs, L OBP: 0.346, SLG: 0.345							F9			4	0	2	0	0	1	4											
Billy Conigliaro, R OBP: 0.262, SLG: 0.453	FC6-4 1B			L6-4 2B			K			3	0	1	0	1	0	3											
Paul Ratliff, L OBP: 0.238, SLG: 0.316	FC3-6									1	0	0	0	1	0	1											
John Felske, R OBP: 0.375, SLG: 0.714	FC6-4 1B			BB			K			2	0	0	0	0	1	2											
Mike Ferraro, R OBP: 0.360, SLG: 0.463	F9			L6-4						3	0	1	0	1	0	4											
Rick Auerbach, R OBP: 0.227, SLG: 0.205							F8		FC6-4	4	0	0	0	0	2	3											
Skip Lockwood, R OBP: 0.351, SLG: 0.213										0	0	0	0	0	0	0											
Jerry Bell, S OBP: 1.000, SLG: 1.000										1	0	1	0	0	0	0											
Brock Jones, S OBP: 0.000, SLG: 0.000										0	0	0	0	0	0	0											
Earl Stephenson, L OBP: 0.290, SLG: 0.290										0	0	0	0	0	0	0											
Bob Heise, R OBP: 0.303, SLG: 0.267										1	0	0	0	0	0	2											
Jim Colborn, R OBP: 0.333, SLG: 1.000										0	0	0	0	0	0	0											
Ken Sanders, R OBP: 0.182, SLG: 0.200										0	0	0	0	0	0	0											
Tommy Reynolds, R OBP: 0.365, SLG: 0.326										1	0	0	0	0	1	0											
Inning Stats	R: 0 E: 0 K: 0 S: 3	H: 0 LOB: 0 BB: 0 P: 3	R: 0 E: 0 K: 0 S: 4	H: 1 LOB: 1 BB: 0 P: 4	R: 0 E: 0 K: 1 S: 6	H: 1 LOB: 1 BB: 0 P: 6	R: 0 E: 0 K: 0 S: 4	H: 2 LOB: 2 BB: 1 P: 8	R: 0 E: 0 K: 2 S: 7	H: 0 LOB: 3 BB: 3 P: 15	R: 0 E: 0 K: 1 S: 5	H: 0 LOB: 1 BB: 1 P: 9	R: 0 E: 0 K: 0 S: 4	H: 2 LOB: 1 BB: 0 P: 4	R: 0 E: 0 K: 2 S: 7	H: 0 LOB: 0 BB: 0 P: 7	1B: 5 2B: 2 3B: 0 HR: 0	SF: 0 SAC: 0 DP: 2 HBP: 0	WP: 0 PB: 0 SB: 0 CS: 0	PA: 38							
PITCHER	IP	WLS	BF	H	R	ER	SO	BB	IBB	HBP	BLK	WP	HR	S	P	ERA	WHIP	PITCHER									
Rich Hand, R ERA: 2.94	5.0	W	23	4	0	0	1	5	0	0	0	0	0	20	40	0.00	1.800										
Mike Paul, L ERA: 2.12	2.0		8	0	0	0	3	2	0	0	0	0	0	12	20	0.00	1.000										
Horacio Pina, R ERA: 1.73	2.0	S	7	2	0	0	2	0	0	0	0	0	0	11	11	0.00	1.000										


Batter	1	2	3	4	5	6	7	8	9	AB	R	H	RBI	BB	SO	LOB	TOP								
Horace Clarke, S OBP: 0.302, SLG: 0.280 (1, 4)	F7		SH		1-3		4-3			3	0	0	0	0	0	1	New York Yankees @ Texas Rangers Arlington Stadium, Arlington, TX Tue Jun 06 1972, 8:05 PM EDT Att: 12,865 - Unknown - 88 F								
Rusty Torres, S OBP: 0.305, SLG: 0.385 (1, 9)			4-3		F8			HR		3	1	1	1	1	0	2									
Bobby Murcer, L OBP: 0.349, SLG: 0.412 (1, 8)	F8					F8		F9		3	0	0	0	1	0	1									
Roy White, S OBP: 0.370, SLG: 0.345 (1, 7)						K		F8		3	1	0	0	0	2	3									
Ron Blomberg, L OBP: 0.333, SLG: 0.424 (8, PH)	F9					E7				3	0	1	0	0	1	4									
Felipe Alou, R OBP: 0.295, SLG: 0.366 (8, 3)						1B		1B		1	0	1	0	0	0	0									
Thurman Munson, R OBP: 0.362, SLG: 0.376 (1, 2)	5-3				P4			K		4	0	0	0	0	1	2									
Bernie Allen, L OBP: 0.216, SLG: 0.257 (1, 5)	F2				P5					4	0	1	0	0	0	0									
Gene Michael, S OBP: 0.288, SLG: 0.295 (1, 6)					4-3			F9		3	1	0	0	1	0	1									
Fritz Peterson, S OBP: 0.238, SLG: 0.238 (6, 1)					SH					1	0	0	0	0	0	0									
Lindy McDaniel, R OBP: 0.381, SLG: 0.500 (7, PH)										0	0	0	0	0	0	0									
Ron Swoboda, R OBP: 0.289, SLG: 0.378 (7, 1)										1	0	0	0	0	0	1									
Fred Beene, S OBP: 0.289, SLG: 0.378 (9, PH)										0	0	0	0	0	0	0									
John Ellis, R OBP: 0.289, SLG: 0.378 (9, PH)										1	0	0	0	0	0	0									
Inning Stats	R: 0 E: 0 K: 0 S: 2	H: 0 LOB: 0 BB: 1 P: 6	R: 1 E: 1 K: 0 S: 3	H: 0 LOB: 0 BB: 0 P: 4	R: 1 E: 1 K: 2 S: 9	H: 0 LOB: 3 BB: 2 P: 17	R: 0 E: 0 K: 0 S: 3	H: 0 LOB: 0 BB: 0 P: 3	R: 0 E: 0 K: 1 S: 6	H: 1 LOB: 1 BB: 0 P: 6	R: 0 E: 0 K: 0 S: 4	H: 1 LOB: 1 BB: 0 P: 4	R: 1 E: 0 K: 1 S: 7	H: 2 LOB: 1 BB: 0 P: 7	R: 0 E: 0 K: 0 S: 3	H: 0 LOB: 0 BB: 0 P: 3		1B: 3 2B: 0 3B: 0 HR: 1	SF: 0 SAC: 2 DP: 0 HBP: 1	WP: 0 PB: 0 SB: 1 CS: 1	PA: 36				
PITCHER	IP	WLS	BF	H	R	ER	SO	BB	IBB	HBP	BLK	WP	HR	S	P	ERA	WHIP								
Dick Bosman, R ERA: 3.92 (1, 1)	6.0	W	24	1	2	0	3	2	1	1	0	0	0	26	39	0.00	0.500								
Paul Lindblad, L ERA: 1.39 (7, 1)	3.0	S	12	3	1	1	1	0	0	0	0	0	1	14	14	3.00	1.000								

AB	30
R	3
H	4
RBI	1
BB	3
SO	4
LOB	15



Batter	1	2	3	4	5	6	7	8	9	AB	R	H	RBI	BB	SO	LOB	BOTTOM									
Elliott Maddox, R OBP: 0.333, SLG: 0.277 (1, 8)	G6-4-3 1B		6-3		F9	G4-6-3				4	1	1	0	0	0	2	New York Yankees @ Texas Rangers Arlington Stadium, Arlington, TX Tue Jun 06 1972, 8:05 PM EDT Att: 12,865 - Unknown - 88 F									
Davey Nelson, R OBP: 0.375, SLG: 0.365 (1, 5)			5-3		K			K		4	0	1	0	0	2	0										
Frank Howard, R OBP: 0.336, SLG: 0.330 (7, PR)	G6-4-3									4	1	2	1	0	0	2										
Larry Bittner, L OBP: 0.286, SLG: 0.262 (8, 3)					5-3			2B		0	0	0	0	0	0	0										
Dick Billings, R OBP: 0.323, SLG: 0.342 (1, 2)	FC5-4				HR			1B		4	1	3	1	0	0	0										
Ted Ford, R OBP: 0.361, SLG: 0.520 (1, 9)								1B		3	1	2	0	1	0	1										
Jeff Burroughs, R OBP: 0.246, SLG: 0.250 (1, 7)	FC5-4							1B		4	1	2	1	0	0	0										
Lenny Randle, S OBP: 0.242, SLG: 0.280 (1, 4)			6-3					P4		4	1	2	1	0	0	0										
Toby Harrah, R OBP: 0.307, SLG: 0.306 (1, 6)	F8							1-3		4	1	2	1	0	0	0										
Dick Bosman, R OBP: 0.059, SLG: 0.059 (6, PH)								1B		3	0	0	0	1	0	3										
Don Mincher, L OBP: 0.328, SLG: 0.317 (7, 1)								1B		2	0	0	0	0	0	2										
Paul Lindblad, L ERA: 3.74 (7, 1)								1B		1	0	1	2	0	0	0										
Inning Stats	R: 1 E: 0 K: 0 S: 5	H: 3 LOB: 1 BB: 0 P: 5	R: 0 E: 0 K: 0 S: 3	H: 0 LOB: 0 BB: 0 P: 3	R: 0 E: 0 K: 0 S: 3	H: 0 LOB: 0 BB: 0 P: 3	R: 2 E: 1 K: 0 S: 7	H: 5 LOB: 2 BB: 0 P: 7	R: 0 E: 0 K: 1 S: 5	H: 3 LOB: 1 BB: 2 P: 13	R: 0 E: 0 K: 1 S: 6	H: 3 LOB: 2 BB: 0 P: 6	R: 0 E: 0 K: 0 S: 3	H: 0 LOB: 0 BB: 0 P: 3	1B: 12 2B: 1 3B: 0 HR: 1	SF: 0 SAC: 0 DP: 2 HBP: 0		WP: 0 PB: 0 SB: 0 CS: 0	PA: 35							
PITCHER	IP	WLS	BF	H	R	ER	SO	BB	IBB	HBP	BLK	WP	HR	S	P	ERA		WHIP								
Fritz Peterson, L ERA: 3.86 (6, 1)	0.2	L	3	1	0	0	0	1	0	0	0	0	0	2	6	0.00		3.000								
Fred Beene, R ERA: 3.74 (7, 1)	2.0		7	3	0	0	1	0	0	0	0	0	0	9	9	0.00	1.500									

AB	33
R	6
H	14
RBI	6
BB	2
SO	2
LOB	10




Batter	1	2	3	4	5	6	7	8	9	AB	R	H	RBI	BB	SO	LOB	TOP				
Horace Clarke, S OBP: 0.310, SLG: 0.289 (1.4)	F9		1B	4-3		E		FC6-4		5	1	3	0	0	0	0	New York Yankees @ Texas Rangers Arlington Stadium, Arlington, TX Wed Jun 07 1972, 8:05 PM EDT Att: 12,220 - Unknown - 86 F				
Rusty Torres, S OBP: 0.304, SLG: 0.376 (1.9)	5-3		1B	K		E6		FC6-4		5	1	1	0	0	1	3					
Bobby Murcer, L OBP: 0.350, SLG: 0.408 (1.8)	E4		1B			L4		G3		4	1	1	1	0	0	2					
Roy White, S OBP: 0.382, SLG: 0.358 (1.7)			1B			4-3				3	2	2	2	2	0	3					
Felipe Alou, R OBP: 0.308, SLG: 0.376 (1.3)			1B							3	1	2	3	0	0	2					
Ron Blomberg, L OBP: 0.326, SLG: 0.414 (5.3)	F9		E7			CS		K		2	0	0	0	0	1	1					
Thurman Munson, R OBP: 0.363, SLG: 0.375 (1.2)		5-3	SF9			WP		P5		3	0	1	1	1	0	0					
Hal Lanier, R OBP: 0.200, SLG: 0.207 (1.5)		P5	L4			F9		F9		4	0	0	0	0	0	2					
Bernie Allen, L OBP: 0.237, SLG: 0.257 (9.5)										0	0	0	0	0	1	0					
Gene Michael, S OBP: 0.277, SLG: 0.282 (1.6)		P4	F9					G3		5	0	0	0	0	1	3					
Steve Kline, R OBP: 0.130, SLG: 0.048 (1.1)						L3-1		1-3		3	1	1	0	0	1	0					
Sparky Lyle, L OBP: 0.250, SLG: 0.286 (6.1)			1B	K				FC6-4		1	0	0	0	1	0	3					
Inning Stats	R: 0 E: 1 K: 0 S: 4	H: 0 LOB: 2 BB: 1 P: 8	R: 0 E: 0 K: 0 S: 3	H: 0 LOB: 0 BB: 0 P: 3	R: 6 E: 1 K: 0 S: 9	H: 6 LOB: 0 BB: 0 P: 9	R: 0 E: 0 K: 2 S: 7	H: 0 LOB: 2 BB: 0 P: 7	R: 1 E: 0 K: 0 S: 4	H: 2 LOB: 2 BB: 1 P: 8	R: 0 E: 0 K: 1 S: 5	H: 0 LOB: 0 BB: 0 P: 5	R: 0 E: 0 K: 1 S: 4	H: 1 LOB: 2 BB: 2 P: 8	R: 0 E: 0 K: 1 S: 6	H: 1 LOB: 3 BB: 2 P: 14	1B: 10 2B: 1 3B: 0 HR: 0	SF: 1 SAC: 0 DP: 0 HBP: 1	WP: 1 PB: 0 SB: 1 CS: 2	PA: 45	
PITCHER	IP	WLS	BF	H	R	ER	SO	BB	IBB	HBP	BLK	WP	HR	S	P	ERA	WHIP			ERA	WHIP
Jim Shellenback, L ERA: 3.95 (1.1)	2.0	L	13	5	5	5	0	1	0	0	0	0	0	12	16	22.50	3.000			0.00	0.000
Bill Gogolewski, R ERA: 5.74 (3.1)	4.0		18	4	2	1	2	1	0	1	0	1	0	20	25	2.25	1.250				
Jim Panther, R ERA: 4.18 (7.1)	1.2		7	1	0	0	1	0	0	0	0	0	0	8	12	0.00	1.200				
Mike Paul, L ERA: 2.1 (8.1)	0.1		1	0	0	0	0	0	0	0	0	0	0	1	1	0.00	0.000				
Don Stanhouse, R ERA: 3.31 (9.1)	0.1		4	1	0	0	0	1	1	0	0	0	0	2	10	0.00	6.000				
PITCHER	IP	WLS	BF	H	R	ER	SO	BB	IBB	HBP	BLK	WP	HR	S	P	ERA	WHIP			ERA	WHIP
Horacio Pina, R ERA: 1.69 (9.1)	0.2		2	0	0	0	1	0	0	0	0	0	0	4	4	0.00	0.000				


AB	38
R	7
H	11
RBI	7
BB	5
SO	4
LOB	19



Batter	1	2	3	4	5	6	7	8	9	AB	R	H	RBI	BB	SO	LOB	BOTTOM				
Davey Nelson, R OBP: 0.364, SLG: 0.353 (1.5)	5-3	L8		E5		P4			P4	5	0	0	0	0	0	3	New York Yankees @ Texas Rangers Arlington Stadium, Arlington, TX Wed Jun 07 1972, 8:05 PM EDT Att: 12,220 - Unknown - 86 F				
Dalton Jones, L OBP: 0.087, SLG: 0.071 (1.4)				L8		L4			6-3	3	0	0	0	0	0	1					
Frank Howard, R OBP: 0.331, SLG: 0.324 (6.7)	L7		4-3							2	0	0	0	0	0	1					
Don Mincher, L OBP: 0.336, SLG: 0.321 (1.3)										2	1	1	0	1	0	0					
Lenny Randle, S OBP: 0.240, SLG: 0.277 (7.4)	F8		2B						K	2	0	0	0	0	2	0					
Dick Billings, R OBP: 0.320, SLG: 0.348 (1.2)			F9						K	4	1	1	0	0	1	3					
Ted Ford, R OBP: 0.368, SLG: 0.526 (1.9)		L3-1				F8			K	3	2	1	0	1	1	0					
Larry Bittner, L OBP: 0.301, SLG: 0.279 (1.7)										3	0	2	2	0	0	2					
Jeff Burroughs, R OBP: 0.242, SLG: 0.246 (6.7)		L3-1				FC6-4			K	1	0	0	0	0	1	0					
Elliott Maddox, R OBP: 0.331, SLG: 0.271 (1.8)									4-3	3	0	0	0	1	0	2					
Toby Harrah, R OBP: 0.318, SLG: 0.333 (1.6)		FC6-2				L			P4	5	1	3	2	0	0	1					
Jim Shellenback, L OBP: 0.200, SLG: 0.111 (1.1)										1	0	0	0	0	0	2					
Bill Gogolewski, R OBP: 0.209, SLG: 0.182 (3.1)										0	0	0	0	0	0	0					
Joe Lofredo, S OBP: 0.200, SLG: 0.200 (5.7)										0	0	0	0	0	0	0					
Jim Panther, R OBP: 0.300, SLG: 0.300 (7.1)										0	0	0	0	0	0	0					
Mike Paul, L OBP: 0.175, SLG: 0.190 (8.1)										0	0	0	0	0	0	0					
Ken Suarez, R OBP: 0.175, SLG: 0.190 (8.1)										0	0	0	0	0	0	0					
Don Stanhouse, R OBP: 0.200, SLG: 0.200 (9.1)										0	0	0	0	0	0	0					
Horacio Pina, R ERA: 1.13 (9.1)										0	0	0	0	0	0	0					
Inning Stats	R: 0 E: 0 K: 0 S: 3	H: 0 LOB: 0 BB: 0 P: 3	R: 2 E: 0 K: 0 S: 5	H: 2 LOB: 2 BB: 2 P: 13	R: 2 E: 0 K: 0 S: 6	H: 3 LOB: 1 BB: 0 P: 6	R: 1 E: 1 K: 0 S: 5	H: 1 LOB: 2 BB: 1 P: 9	R: 0 E: 0 K: 0 S: 3	H: 1 LOB: 0 BB: 0 P: 3	R: 0 E: 0 K: 3 S: 9	H: 0 LOB: 0 BB: 0 P: 9	R: 0 E: 0 K: 1 S: 6	H: 1 LOB: 1 BB: 0 P: 6	R: 0 E: 0 K: 1 S: 5	H: 0 LOB: 0 BB: 0 P: 5	1B: 5 2B: 2 3B: 1 HR: 0	SF: 0 SAC: 1 DP: 0 HBP: 0	WP: 0 PB: 0 SB: 0 CS: 1	PA: 40	
PITCHER	IP	WLS	BF	H	R	ER	SO	BB	IBB	HBP	BLK	WP	HR	S	P	ERA	WHIP			ERA	WHIP
Steve Kline, R ERA: 2.54 (1.1)	5.1	W	28	7	5	4	0	3	1	0	0	0	0	23	39	6.75	1.875				
Sparky Lyle, L ERA: 1.13 (6.1)	3.2	S	12	1	0	0	5	0	0	0	0	0	0	22	22	0.00	0.273				
PITCHER	IP	WLS	BF	H	R	ER	SO	BB	IBB	HBP	BLK	WP	HR	S	P	ERA	WHIP			ERA	WHIP



Batter	1	2	3	4	5	6	7	8	9	AB	R	H	RBI	BB	SO	LOB	TOP			
Horace Clarke, S (1.4) OBP: 0.309, SLG: 0.284	6-3		1-3			BB 1B BB	4-3			3	1	0	0	1	0	1	<p>New York Yankees @ Texas Rangers Arlington Stadium, Arlington, TX Thu Jun 08 1972, 8:05 PM EDT Att: 11,897 - Overcast - 80 F</p> <p>livebaseballscores.com</p> <p>AB 30 R 2 H 5 RBI 2 BB 6 SO 4 LOB 13</p> 			
Rusty Torres, S (1.9) OBP: 0.293, SLG: 0.362	K		G3			F9		6-3		4	0	0	0	0	1					
Bobby Murcer, L (1.8) OBP: 0.348, SLG: 0.400	K			4-3		BB 1B BB		F8		3	1	0	0	1	1	0				
Roy White, S (1.7) OBP: 0.384, SLG: 0.353		3-1		G4-6-3 BB		1B BB		F9		2	0	0	0	2	0	0				
Ron Blomberg, L (1.3) OBP: 0.323, SLG: 0.407	F9		G4-6-3			FC5-4 1B		4-3		4	0	1	2	0	0	1				
Thurman Munson, R (1.2) OBP: 0.360, SLG: 0.367	1B BB				L9	P3		6-3		3	0	0	0	1	0	2				
Jerry Kenney, L (1.6) OBP: 0.286, SLG: 0.167					E6	FC5-4		1B		2	0	1	0	0	0	0				
Ron Swoboda, R (6. PH) OBP: 0.364, SLG: 0.474					1B			1B		1	0	0	0	0	0	2				
Gene Michael, S (6.6) OBP: 0.282, SLG: 0.288	1-2 1B					1-2		1B		1	0	1	0	0	0	0				
Bernie Allen, L (1.5) OBP: 0.286, SLG: 0.289	G3				1-3 1B			1-2 1B		3	0	2	0	1	0	2				
Mel Stottlemyre, R (11.1) OBP: 0.341, SLG: 0.373			6-3							1	0	0	0	0	0	0				
Johnny Callison, L (5. PH) OBP: 0.237, SLG: 0.300										1	0	0	0	0	1	1				
Jim Roland, L (5.1) OBP: 0.242, SLG: 0.200										0	0	0	0	0	0	0				
Hal Lanier, R (7. PH) OBP: 0.242, SLG: 0.200										1	0	0	0	0	0	1				
Rich Hinton, L (7.1) OBP: 0.242, SLG: 0.200										0	0	0	0	0	0	0				
John Ellis, R (9. PH) OBP: 0.242, SLG: 0.200										1	0	0	0	0	1	2				
Inning Stats	R: 0 E: 0 K: 2 S: 7	H: 0 LOB: 0 BB: 0 P: 7	R: 0 E: 0 K: 0 S: 4	H: 1 LOB: 2 BB: 1 P: 8	R: 0 E: 0 K: 0 S: 3	H: 0 LOB: 0 BB: 0 P: 3	R: 0 E: 0 K: 0 S: 2	H: 0 LOB: 0 BB: 1 P: 6	R: 0 E: 0 K: 1 S: 6	H: 1 LOB: 1 BB: 0 P: 6	R: 2 E: 0 K: 0 S: 4	H: 1 LOB: 2 BB: 3 P: 16	R: 0 E: 0 K: 0 S: 2	H: 0 LOB: 0 BB: 1 P: 6	R: 0 E: 0 K: 1 S: 7	H: 2 LOB: 2 BB: 0 P: 7	1B: 5 2B: 1 3B: 0 HR: 0	SF: 0 SAC: 0 DP: 2 HBP: 0	WP: 0 PB: 0 CS: 0	PA: 36
PITCHER	IP WLS BF H R ER SO BB IBB HBP BLK WP HR S P ERA WHIP																			
Pete Broberg, R (1.1) ERA: 2.99	5.1 W 22 2 2 2 3 5 0 0 0 0 0 0 23 43 3.38 1.312																			
Paul Lindblad, L (6.1) ERA: 1.25	3.2 S 14 3 0 0 1 1 0 0 0 0 0 0 15 19 0.00 1.091																			

Batter	1	2	3	4	5	6	7	8	9	AB	R	H	RBI	BB	SO	LOB	BOTTOM			
Davey Nelson, R (1.5) OBP: 0.365, SLG: 0.361	4-3					F8 FC6 2B		F8		5	1	2	0	0	1	1	<p>New York Yankees @ Texas Rangers Arlington Stadium, Arlington, TX Thu Jun 08 1972, 8:05 PM EDT Att: 11,897 - Overcast - 80 F</p> <p>livebaseballscores.com</p> <p>AB 31 R 6 H 9 RBI 6 BB 5 SO 6 LOB 11</p> 			
Dalton Jones, L (1.4) OBP: 0.050, SLG: 0.053	F7		L4		F8			K		5	0	0	0	0	2	2				
Don Mincher, L (1.3) OBP: 0.341, SLG: 0.321				G3		FC6 FC5-4		WP 1B SF9 BB		3	1	1	1	1	0	0				
Joe Lovitto, S (7. PR) OBP: 0.320, SLG: 0.200	HR 1B					3-H				0	1	0	0	0	0	0				
Jeff Burroughs, R (8.7) OBP: 0.242, SLG: 0.246						FC5-4 BB		SF9 WP 1B		4	2	3	2	0	0	1				
Dick Billings, R (1.2) OBP: 0.333, SLG: 0.387	HR			WP 1B 1B		FC5-4 BB		SF9 WP 1B		4	2	3	2	0	0	1				
Ted Ford, R (1.9) OBP: 0.385, SLG: 0.525	6-3			1B WP SF8 1B		1-2 BB		1-2 2-3 IBB		2	1	1	0	2	0	0				
Larry Bittner, L (1.7) OBP: 0.303, SLG: 0.271		F9				F9		SF9		2	0	0	0	1	0	2				
Frank Howard, R (7. PH) OBP: 0.328, SLG: 0.324				SF8 1B IBB		F9				0	0	0	1	0	0	0				
Elliott Maddox, R (1.8) OBP: 0.335, SLG: 0.272		K				5-3		FC6-4 BB		3	0	1	1	1	1	0				
Toby Harrah, R (1.6) OBP: 0.311, SLG: 0.326		L4				6-3		FC6-4		3	0	0	1	0	0	3				
Pete Broberg, R (1.1) ERA: 2.89										2	0	0	0	0	2	2				
Paul Lindblad, L (6.1) ERA: 1.25										2	0	1	0	0	0	0				
Inning Stats	R: 2 E: 0 K: 0 S: 5	H: 2 LOB: 0 BB: 0 P: 5	R: 0 E: 0 K: 1 S: 5	H: 0 LOB: 0 BB: 0 P: 5	R: 0 E: 0 K: 1 S: 5	H: 1 LOB: 0 BB: 0 P: 5	R: 2 E: 0 K: 1 S: 8	H: 3 LOB: 2 BB: 1 P: 12	R: 1 E: 0 K: 0 S: 5	H: 1 LOB: 2 BB: 1 P: 9	R: 0 E: 0 K: 1 S: 6	H: 1 LOB: 1 BB: 0 P: 6	R: 1 E: 0 K: 1 S: 6	H: 1 LOB: 3 BB: 3 P: 18	R: 0 E: 0 K: 1 S: 5	H: 0 LOB: 0 BB: 0 P: 5	1B: 7 2B: 1 3B: 0 HR: 1	SF: 2 SAC: 0 DP: 0 HBP: 0	WP: 2 PB: 0 CS: 1	PA: 38
PITCHER	IP WLS BF H R ER SO BB IBB HBP BLK WP HR S P ERA WHIP																			
Mel Stottlemyre, R (1.1) ERA: 2.89	4.0 L 18 6 4 4 3 0 1 0 0 0 0 0 11 23 4.50 1.500																			
Jim Roland, L (5.1) ERA: 4.86	2.0 10 2 1 1 1 1 0 0 0 0 0 0 11 15 4.50 1.500																			
Rich Hinton, L (7.1) ERA: 4.86	2.0 10 1 1 1 2 2 1 0 0 1 0 0 11 23 4.50 1.500																			

Batter	1	2	3	4	5	6	7	8	9	AB	R	H	RBI	BB	SO	LOB	TOP										
Don Buford, S (1, 7) OBP: 0.342, SLG: 0.235	4-0 FC4-6 BB		0-0 G5-4-3 1B		0-0 1B		0-0 F7		4-0 BB	3	0	2	0	2	0	0											
Paul Blair, R (1, 8) OBP: 0.279, SLG: 0.391	0-0 FC4-6 FC6-4 1-2		0-0 G5-4-3 1-2		0-0 F7		0-0 1-3		0-3 K	5	0	0	0	0	1	4											
Terry Crowley, L (1, 3) OBP: 0.358, SLG: 0.557	0-0 FC6-4 1-2		0-3 K		0-0 F8		0-0 4-3			4	0	0	0	0	1	2											
Don Baylor, R (1, 9) OBP: 0.404, SLG: 0.633	0-0 F6			0-3 K		0-0 F7		0-0 HR		4	1	1	1	0	1	1											
Bobby Grich, R (1, 6) OBP: 0.347, SLG: 0.358		0-3 K		0-0 F8		0-0 1B 2B		0-0 F8		4	1	1	0	0	1	0											
Johnny Oates, L (1, 2) OBP: 0.324, SLG: 0.471		0-0 4-3		4-0 1B S BB		0-0 2B 1-2 S 1B		0-0 F7		3	2	1	0	1	0	0											
Brooks Robinson, R (1, 5) OBP: 0.333, SLG: 0.352		0-0 HR		0-0 1B		0-0 S K2-5-2 2B		0-0 F9		4	1	3	3	0	0	0											
Davey Johnson, R (1, 4) OBP: 0.342, SLG: 0.317		4-0 BB		0-0 6-3		4-0 S IBB			0-0 6-3	2	0	0	0	2	0	1											
Dave McNally, R (1, 1) OBP: 0.138, SLG: 0.143		0-3 K			0-3 K		0-3 K2-5-2 1-2 2-3 3-H		0-0 1B	4	0	1	0	0	3	3											
Inning Stats	R: 0 E: 0 K: 0 S: 3	H: 0 LOB: 1 BB: 1 P: 7	R: 1 E: 0 K: 2 S: 8	H: 1 LOB: 1 BB: 1 P: 12	R: 0 E: 0 K: 1 S: 5	H: 1 LOB: 0 BB: 0 P: 5	R: 1 E: 0 K: 1 S: 6	H: 1 LOB: 1 BB: 0 P: 10	R: 0 E: 0 K: 1 S: 6	H: 1 LOB: 1 BB: 0 P: 6	R: 2 E: 0 K: 1 S: 7	H: 3 LOB: 2 BB: 1 P: 11	R: 0 E: 0 K: 0 S: 3	H: 0 LOB: 0 BB: 0 P: 3	R: 1 E: 0 K: 0 S: 4	H: 1 LOB: 0 BB: 0 P: 4	R: 0 E: 0 K: 1 S: 5	H: 1 LOB: 1 BB: 1 P: 9	1B: 6 2B: 2 3B: 0 HR: 2	SF: 0 SAC: 0 DP: 2 HBP: 0	WP: 0 PA: 38 PB: 0 SB: 4 CS: 0						
PITCHER	IP	WLS	BF	H	R	ER	SO	BB	IBB	HBP	BLK	WP	HR	S	P	ERA	WHIP										
Bill Gogolewski, R (1, 1) ERA: 5.85	5.1	L	24	6	4	4	5	3	0	0	0	0	1	31	43	6.75	1.688										
Casey Cox, R (6, 1) ERA: 3.95	2.2		10	2	1	1	1	0	1	0	0	0	1	11	15	3.38	0.750										
Jim Panther, R (9, 1) ERA: 3.97	1.0		4	1	0	0	1	1	0	0	0	0	0	5	9	0.00	2.000										

Baltimore Orioles @ Texas Rangers
Arlington Stadium, Arlington, TX
Sat Jun 10 1972, 8:05 PM EDT
Att: 16,898 - Unknown

AB 33
R 5
H 9
RBI 4
BB 5
SO 7
LOB 11



Batter	1	2	3	4	5	6	7	8	9	AB	R	H	RBI	BB	SO	LOB	BOTTOM										
Elliott Maddox, R (1, 8) OBP: 0.330, SLG: 0.269	0-0 6-3		0-0 F8			0-0 F8		0-0 1-2 1B		4	0	1	0	0	0	0											
Davey Nelson, R (1, 5) OBP: 0.355, SLG: 0.345	0-0 F8			0-0 5-3		0-0 F8		0-0 F9		4	0	0	0	0	0	2											
Ted Ford, R (1, 7) OBP: 0.364, SLG: 0.483	0-0 6-3			4-0 BB		0-0 L4		0-0 1-3		3	0	0	0	1	0	2											
Dick Billings, R (1, 2) OBP: 0.321, SLG: 0.370		0-0 G3		0-0 F3		0-0 5-3		0-0 6-3		4	0	0	0	0	0	1											
Frank Howard, R (1, 3) OBP: 0.345, SLG: 0.364		0-0 1B		0-0 F9		0-0 HR 1B		0-3 K		4	1	2	0	0	1	1											
Joe Lovitto, S (1, 9) OBP: 0.315, SLG: 0.233		0-0 F9			0-0 6-3		0-0 HR		0-0 F8	4	1	1	2	0	0	1											
Toby Harrah, R (1, 6) OBP: 0.304, SLG: 0.313		0-0 1-3			0-3 K		0-0 F8			3	0	0	0	0	1	1											
Lenny Randle, S (1, 4) OBP: 0.243, SLG: 0.291			0-0 5-3			0-0 F9		0-0 F7		2	0	0	0	0	0	0											
Casey Cox, R (6, 1)										0	0	0	0	0	0	0											
Tom Grieve, R (8, PH) OBP: 0.259, SLG: 0.231										1	0	0	0	0	0	0											
Jim Panther, R (9, 1) OBP: 0.500, SLG: 0.500										0	0	0	0	0	0	0											
Bill Gogolewski, L (1, 1) OBP: 0.231, SLG: 0.167			0-0 6-3			0-0 6-3				1	0	0	0	0	0	0											
Ted Kubiak, S (6, 4) OBP: 0.205, SLG: 0.056								0-0 1B 1B		2	0	1	0	0	0	0											
Inning Stats	R: 0 E: 0 K: 0 S: 3	H: 0 LOB: 0 BB: 0 P: 3	R: 0 E: 0 K: 0 S: 4	H: 1 LOB: 1 BB: 0 P: 4	R: 0 E: 0 K: 0 S: 3	H: 0 LOB: 0 BB: 0 P: 3	R: 0 E: 0 K: 0 S: 3	H: 0 LOB: 1 BB: 1 P: 7	R: 0 E: 0 K: 1 S: 5	H: 0 LOB: 0 BB: 0 P: 5	R: 2 E: 0 K: 0 S: 5	H: 2 LOB: 0 BB: 0 P: 5	R: 0 E: 0 K: 0 S: 5	H: 2 LOB: 2 BB: 0 P: 5	R: 0 E: 0 K: 1 S: 5	H: 0 LOB: 0 BB: 0 P: 5	1B: 4 2B: 0 3B: 0 HR: 1	SF: 0 SAC: 0 DP: 0 HBP: 0	WP: 0 PA: 33 PB: 0 SB: 0 CS: 0								
PITCHER	IP	WLS	BF	H	R	ER	SO	BB	IBB	HBP	BLK	WP	HR	S	P	ERA	WHIP										
Dave McNally, L (1, 1) ERA: 2.69	9.0	W	33	5	2	2	2	1	0	0	0	0	1	36	40	2.00	0.667										

Baltimore Orioles @ Texas Rangers
Arlington Stadium, Arlington, TX
Sat Jun 10 1972, 8:05 PM EDT
Att: 16,898 - Unknown

AB 32
R 2
H 5
RBI 2
BB 1
SO 2
LOB 8



Batter	1	2	3	4	5	6	7	8	9	AB	R	H	RBI	BB	SO	LOB	TOP			
Rick Auerbach, R OBP: 0.254, SLG: 0.258 (1, 6)	4-0 BB		0-0 F9		0-0 4-3			0-0 F4		3	0	0	0	1	0	2				
Ron Theobald, R OBP: 0.348, SLG: 0.221 (1, 4)	0-3 K		0-0 F8				0-3 K	0-0 1B		4	0	1	0	0	2	2				
George Scott, R OBP: 0.301, SLG: 0.378 (1, 3)	0-3 K			0-0 F8			0-3 K	0-0 F3		4	0	0	0	0	2	2				
John Briggs, L OBP: 0.364, SLG: 0.392 (1, 7)	0-0 F7			0-0 HR			4-0 BB		4-0 G4-6-3 BB	2	1	1	1	2	0	1				
Dave May, L OBP: 0.270, SLG: 0.356 (1, 8)		0-0 4-3		0-0 G5-4-3 1B			0-0 G3		0-0 F9	4	0	1	0	0	0	2				
Billy Conigliaro, R OBP: 0.269, SLG: 0.420 (1, 9)		0-0 6-3		0-0 G5-4-3 1-2				4-0 G6-4-3 BB	0-0 G4-6-3 1-2	3	0	0	0	1	0	2				
Mike Ferraro, R OBP: 0.325, SLG: 0.393 (1, 5)			0-0 F9		0-0 6-3			0-0 G6-4-3 1-2		3	0	0	0	0	0	1				
John Felske, R OBP: 0.261, SLG: 0.333 (1, 2)				0-0 5-3		4-0 BB		0-0 1-3		2	0	0	0	1	0	0				
Ken Brett, L OBP: 0.273, SLG: 0.318 (4, 1)					0-0 K			0-0 6-3		1	0	1	0	0	0	0				
Jerry Bell, R OBP: 0.200, SLG: 0.500 (5, PH)										0	0	0	0	0	0	0				
Bill Voss, L OBP: 0.126, SLG: 0.111 (5, 1)										0	0	0	0	0	0	1				
Jim Colborn, R OBP: 0.300, SLG: 0.600 (8, PH)										0	0	0	0	0	0	0				
Bob Heiser, R OBP: 0.300, SLG: 0.200 (8, 1)										0	0	0	0	0	0	0				
Ken Sanders, R OBP: 0.300, SLG: 0.200 (8, 1)										0	0	0	0	0	0	0				
Inning Stats	R: 0 E: 1 K: 2 S: 7	H: 0 LOB: 1 BB: 1 P: 11	R: 0 E: 0 K: 0 S: 3	H: 0 LOB: 0 BB: 0 P: 3	R: 0 E: 0 K: 0 S: 4	H: 1 LOB: 1 BB: 0 P: 4	R: 1 E: 0 K: 0 S: 4	H: 2 LOB: 0 BB: 0 P: 4	R: 0 E: 0 K: 1 S: 5	H: 0 LOB: 1 BB: 1 P: 9	R: 0 E: 0 K: 0 S: 2	H: 0 LOB: 0 BB: 1 P: 6	R: 0 E: 0 K: 0 S: 4	H: 1 LOB: 1 BB: 0 P: 4	R: 0 E: 0 K: 0 S: 2	H: 0 LOB: 0 BB: 1 P: 6	1B: 3 2B: 0 3B: 0 HR: 1	SF: 0 SAC: 0 DP: 3 HBP: 0	WP: 0 PB: 0 SB: 0 CS: 0	PA: 33
PITCHER	IP WLS BF H R ER SO BB IBB HBP BLK WP HR S P ERA WHIP																			
Rich Hand, R ERA: 3.0	(1, 1) 7.0 W 26 3 1 1 5 4 0 0 0 0 1 32 48 1.29 1.000																			
Paul Lindblad, L ERA: 1.18	(8, 1) 2.0 S 7 1 0 0 0 1 0 0 0 0 0 6 10 0.00 1.000																			

Milwaukee Brewers @ Texas Rangers
Arlington Stadium, Arlington, TX
Wed Jun 14 1972, 8:05 PM EDT
Att: 5,790 - Unknown

AB 28
R 1
H 4
RBI 1
BB 5
SO 5
LOB 13



Batter	1	2	3	4	5	6	7	8	9	AB	R	H	RBI	BB	SO	LOB	BOTTOM			
Davey Nelson, R OBP: 0.365, SLG: 0.348 (1, 5)	0-3 K			4-3 6-3		0-0 4-3				4	0	0	0	0	1	3				
Lenny Randle, S OBP: 0.249, SLG: 0.296 (1, 8)	0-0 4-3			0-0 2B 1B	0-0 F5		0-0 S 1B			4	2	2	0	0	0	0				
Ted Ford, R OBP: 0.351, SLG: 0.459 (1, 9)	0-0 5-3			0-0 1B 2B	0-0 4-3		0-0 5-3 1B			4	1	2	2	0	0	0				
Dick Billings, R OBP: 0.316, SLG: 0.355 (1, 2)		0-0 F7		0-0 2B 1B	0-0 E5 WP		0-3 K			4	1	1	0	0	1	1				
Frank Howard, R OBP: 0.343, SLG: 0.369 (8, 1)		0-0 6-3		0-0 2B 2B	0-0 1-3		0-0 5-3			4	1	1	1	0	0	2				
Paul Lindblad, L OBP: 0.125, SLG: 0.125 (8, 1)				1-3 3H 2B	0-0 1-2		0-0 5-3			0	0	0	0	0	0	0				
Tom Grieve, R OBP: 0.258, SLG: 0.267 (1, 7)		0-0 5-3		0-0 1B 2B		0-3 K	0-0 F3			4	1	1	2	0	1	1				
Toby Harrah, R OBP: 0.306, SLG: 0.311 (1, 6)			0-0 F8	0-0 1B SH1-4 IBB		0-0 4-3 S 1B		0-0 F8		3	1	1	0	1	0	0				
Ted Kubiak, S OBP: 0.200, SLG: 0.071 (1, 4)			0-0 F9	0-0 SH1-4 1B		0-0 4-3		0-0 4-3		4	0	1	1	0	0	1				
Rich Hand, R OBP: 0.308, SLG: 0.182 (8, 3)			0-0 5-3	0-0 SH1-4 1B		4-0 BB		0-0 G3		1	0	0	1	1	0	0				
Larry Bittner, L OBP: 0.314, SLG: 0.282 (8, 3)				1-2 3H						1	0	0	0	0	0	0				
Inning Stats	R: 0 E: 0 K: 1 S: 5	H: 0 LOB: 0 BB: 0 P: 5	R: 0 E: 0 K: 0 S: 3	H: 0 LOB: 0 BB: 0 P: 3	R: 0 E: 0 K: 0 S: 3	H: 0 LOB: 0 BB: 0 P: 3	R: 6 E: 0 K: 0 S: 9	H: 6 LOB: 1 BB: 1 P: 13	R: 0 E: 1 K: 0 S: 4	H: 0 LOB: 1 BB: 0 P: 4	R: 0 E: 0 K: 1 S: 6	H: 1 LOB: 2 BB: 1 P: 10	R: 1 E: 0 K: 1 S: 7	H: 2 LOB: 1 BB: 0 P: 7	R: 0 E: 0 K: 0 S: 3	H: 0 LOB: 0 BB: 0 P: 3	1B: 6 2B: 3 3B: 0 HR: 0	SF: 0 SAC: 1 DP: 0 HBP: 0	WP: 1 PB: 0 SB: 2 CS: 0	PA: 36
PITCHER	IP WLS BF H R ER SO BB IBB HBP BLK WP HR S P ERA WHIP																			
Ken Brett, L ERA: 4.46	(1, 1) 3.1 L 17 6 6 6 1 0 0 0 0 0 0 2 2 0.00 0.000																			
Jerry Bell, R ERA: 1.5	(4, 1) 0.2 2 0 0 0 0 0 0 0 0 0 0 2 2 0.00 0.000																			
Jim Colborn, R ERA: 2.78	(5, 1) 3.0 14 3 1 1 2 1 0 0 0 1 0 17 21 3.00 1.333																			
Ken Sanders, R ERA: 3.11	(8, 1) 1.0 3 0 0 0 0 0 0 0 0 0 0 3 3 0.00 0.000																			

Milwaukee Brewers @ Texas Rangers
Arlington Stadium, Arlington, TX
Wed Jun 14 1972, 8:05 PM EDT
Att: 5,790 - Unknown

AB 33
R 7
H 9
RBI 7
BB 2
SO 3
LOB 8



Batter	1	2	3	4	5	6	7	8	9	AB	R	H	RBI	BB	SO	LOB	TOP			
Davey Nelson, R OBP: 0.362, SLG: 0.346 (1, 5)	0-0 6-3			0-0 G3 L1-3 1B		0-0 F2			0-0 F8	4	0	1	0	0	0	1				
Dalton Jones, L OBP: 0.147, SLG: 0.242 (1, 4)	0-0 6-3			0-0 L1-3 1-2		0-0 L1-3			0-0 1B	4	0	1	0	0	0	2				
Don Mincher, L OBP: 0.333, SLG: 0.339 (1, 3)	0-3 K			0-0 G3 2-3					0-0 4-3	4	0	0	0	0	1	2				
Dick Billings, R OBP: 0.316, SLG: 0.355 (1, 2)		0-0 G6-4-3 1B				0-0 6-3			0-0 F7	3	0	1	0	0	0	0				
Ted Ford, R OBP: 0.342, SLG: 0.446 (1, 9)		0-0 G6-4-3 1-2				0-0 F7			0-0 5-3	3	0	0	0	0	0	1				
Larry Blittner, L OBP: 0.326, SLG: 0.288 (1, 7)		0-0 4-3			4-0 BB				0-0 G5-4-3 1B	2	0	1	0	1	0	0				
Lenny Randle, S OBP: 0.244, SLG: 0.291 (1, 8)			0-0 2-3			0-0 F4			0-0 G5-4-3 1-2	3	0	0	0	0	0	2				
Toby Harrah, R OBP: 0.306, SLG: 0.311 (1, 6)			0-0 F8			0-0 SH1-4 1B			0-0 6-3	3	0	1	0	0	0	0				
Dick Bosman, R OBP: 0.050, SLG: 0.050 Paul Lindblad, L OBP: 0.125, SLG: 0.125 Joe Lovitto, S OBP: 0.328, SLG: 0.230 (9, PH)			0-0 L1-3			0-0 SH1-4 1-2			0-0 4-3	1	0	0	0	0	0	0				
Inning Stats	R: 0 E: 0 K: 1 S: 5	H: 0 LOB: 0 BB: 0 P: 5	R: 0 E: 0 K: 0 S: 3	H: 1 LOB: 0 BB: 0 P: 3	R: 0 E: 0 K: 0 S: 3	H: 0 LOB: 0 BB: 0 P: 3	R: 0 E: 0 K: 0 S: 3	H: 1 LOB: 1 BB: 0 P: 7	R: 0 E: 0 K: 0 S: 4	H: 1 LOB: 1 BB: 0 P: 4	R: 0 E: 0 K: 0 S: 3	H: 0 LOB: 0 BB: 0 P: 3	R: 0 E: 0 K: 0 S: 3	H: 1 LOB: 0 BB: 0 P: 3	R: 0 E: 0 K: 0 S: 4	H: 1 LOB: 1 BB: 0 P: 4	1B: 5 2B: 0 3B: 0 HR: 0	SF: 0 SAC: 1 DP: 2 HBP: 0	WP: 0 PB: 0 SB: 0 CS: 0	PA: 30
PITCHER Steve Kline, R ERA: 2.11 (1, 1)	IP: 9.0 WLS: W BF: 30 H: 5 R: 0 ER: 0 SO: 1 BB: 1 IBB: 0 HBP: 0 BLK: 0 WP: 0 HR: 0 S: 31 P: 35 ERA: 0.00 WHIP: 0.667																			

Texas Rangers @ New York Yankees
Yankee Stadium, Bronx, NY
Sat Jun 17 1972, 3:33 AM EDT
Overcast - 72 F

AB	28
R	0
H	5
RBI	0
BB	1
SO	1
LOB	8



Batter	1	2	3	4	5	6	7	8	9	AB	R	H	RBI	BB	SO	LOB	BOTTOM
Horace Clarke, S OBP: 0.295, SLG: 0.281 (1, 4)	0-0 F7		4-0 2B BB	0-0 SF8		0-0 G4-6-3 1-2				2	0	0	1	1	0	2	
Johnny Callison, L OBP: 0.236, SLG: 0.313 Rusty Torres, S OBP: 0.268, SLG: 0.328 (7, PH) (8, 9)	0-0 3-1		0-0 F6	0-0 G3			0-0 F4			3	0	0	0	0	0	3	
Bobby Murcer, L OBP: 0.355, SLG: 0.439 (1, 8)	0-0 2B		0-0 F7		0-0 F8		0-0 F8			4	0	1	0	0	0	1	
Roy White, S OBP: 0.397, SLG: 0.371 (1, 7)	0-3 K		0-0 2B		0-0 PO 1B		0-3 K			4	0	2	0	0	2	1	
Ron Blomberg, L OBP: 0.345, SLG: 0.429 Felipe Alou, R OBP: 0.303, SLG: 0.359 (8, 3)		0-0 6-3 SH5-3 1B	0-0 G3		0-0 F5			0-0 1-3		3	0	1	0	0	0	3	
Bernie Allen, L OBP: 0.317, SLG: 0.389 Hal Lanier, R OBP: 0.171, SLG: 0.176 (8, 5)		0-0 SH5-3 1-2		0-0 1B SF8 2B	0-0 PO	0-0 1B SH 6-3 1B		0-3 K		2	2	2	0	0	0	0	
Thurman Munson, R OBP: 0.347, SLG: 0.339 (1, 2)		0-0 6-3 2-3		4-0 1B BB		0-0 6-3 1-2		0-0 1B PB 1B		3	0	1	0	1	0	2	
Jerry Kenney, L OBP: 0.292, SLG: 0.190 (1, 6)		4-0 BB		0-0 F7		0-0 SH 1B		0-0 S 1B		3	0	2	0	1	0	2	
Steve Kline, R OBP: 0.143, SLG: 0.077 (1, 1)	0-0 L4		0-0 1B	1-2 2-3	0-0 SH G4-6-3		0-0 L5-3			3	0	1	1	0	0	4	
Inning Stats	R: 0 E: 0 K: 1 S: 6	H: 1 LOB: 1 BB: 0 P: 6	R: 0 E: 0 K: 0 S: 4	H: 1 LOB: 2 BB: 1 P: 8	R: 0 E: 0 K: 0 S: 4	H: 1 LOB: 2 BB: 1 P: 8	R: 1 E: 0 K: 0 S: 5	H: 2 LOB: 1 BB: 0 P: 5	R: 0 E: 0 K: 1 S: 5	H: 0 LOB: 0 BB: 0 P: 5	R: 0 E: 0 K: 1 S: 7	H: 2 LOB: 2 BB: 0 P: 7	1B: 7 2B: 3 3B: 0 HR: 0	SF: 1 SAC: 2 DP: 1 HBP: 0	WP: 0 PB: 1 SB: 1 CS: 0	PA: 37	
PITCHER Dick Bosman, R ERA: 3.59 Paul Lindblad, L ERA: 1.11 (6, 1)	IP: 5.1 WLS: L BF: 27 H: 8 R: 2 ER: 2 SO: 2 BB: 3 IBB: 0 HBP: 0 BLK: 0 WP: 0 HR: 0 S: 26 P: 38 ERA: 3.38 WHIP: 2.062																

Texas Rangers @ New York Yankees
Yankee Stadium, Bronx, NY
Sat Jun 17 1972, 3:33 AM EDT
Overcast - 72 F

AB	30
R	2
H	10
RBI	2
BB	3
SO	3
LOB	18



Batter	1	2	3	4	5	6	7	8	9	AB	R	H	RBI	BB	SO	LOB	TOP						
Davey Nelson, R OBP: 0.361, SLG: 0.339 (1, 5)	0-0 6-3		4-0 BB			0-3 K		4-0 BB		2	0	0	0	2	1	1							
Dalton Jones, L OBP: 0.125, SLG: 0.205 Casey Cox, R (6, 1)	0-0 L3		0-0 F5			0-0 3-1		0-3 K		3	0	0	0	0	0	2							
Tom Grieve, R OBP: 0.242, SLG: 0.250 Mike Paul, L (6, 1)										1	0	0	0	0	1	2							
Don Mincher, L OBP: 0.354, SLG: 0.339 (1, 3)	4-0 BB			0-0 F8		4-0 BB		0-0 F8		2	0	0	0	2	0	2							
Dick Billings, R OBP: 0.306, SLG: 0.342 (1, 2)	0-0 5-3			0-0 F2		0-0 F9		0-0 F7		4	0	0	0	0	0	5							
Frank Howard, R OBP: 0.345, SLG: 0.360 (1, 7)		0-3 K		0-3 K			4-0 FC3-6 BB		0-3 K	3	0	0	0	1	3	0							
Ted Ford, R OBP: 0.328, SLG: 0.431 (1, 9)		0-0 F8			0-0 3-1		0-0 FC3-6		0-0 2-3	4	0	0	0	0	0	1							
Larry Blittner, L OBP: 0.323, SLG: 0.287 (1, 8)					0-0 F9		0-0 F9		0-0 1B	4	0	1	0	0	0	1							
Toby Harrah, R OBP: 0.299, SLG: 0.302 (1, 6)			0-0 B2		0-0 F4		0-0 F6		0-0 F4	4	0	0	0	0	0	2							
Pete Broberg, R OBP: 0.167, SLG: 0.207 Jim Shellenback, L OBP: 0.200, SLG: 0.111 Ted Kubiak, S OBP: 0.226, SLG: 0.156 (6, 4)			0-0 3-1					0-0 2B		1	0	0	0	0	0	0							
										0	0	0	0	0	0	0							
										2	0	2	0	0	0	0							
Inning Stats	R: 0 E: 0 K: 0 S: 3	H: 0 LOB: 1 BB: 1 P: 7	R: 0 E: 0 K: 1 S: 5	H: 0 LOB: 1 BB: 0 P: 5	R: 0 E: 0 K: 0 S: 3	H: 0 LOB: 1 BB: 1 P: 7	R: 0 E: 0 K: 1 S: 5	H: 0 LOB: 0 BB: 0 P: 5	R: 0 E: 0 K: 0 S: 3	H: 1 LOB: 2 BB: 1 P: 10	R: 0 E: 0 K: 0 S: 3	H: 0 LOB: 1 BB: 1 P: 7	R: 0 E: 0 K: 1 S: 6	H: 1 LOB: 2 BB: 0 P: 10	R: 0 E: 0 K: 1 S: 6	H: 1 LOB: 1 BB: 0 P: 6	1B: 1 2B: 2 3B: 0 HR: 0	SF: 0 SAC: 0 DP: 0 HBP: 0	WP: 0 PB: 0 SB: 0 CS: 0	PA: 35			
PITCHER Sonny Siebert, R ERA: 2.86 (1, 1)	IP: 9.0 WLS: W BF: 35 H: 3 R: 0 ER: 0 SO: 5 BB: 5 IBB: 0 HBP: 0 BLK: 0 WP: 0 HR: 0 S: 40 P: 60 ERA: 0.00 WHIP: 0.889											PITCHER	IP: 9.0 WLS: W BF: 35 H: 3 R: 0 ER: 0 SO: 5 BB: 5 IBB: 0 HBP: 0 BLK: 0 WP: 0 HR: 0 S: 40 P: 60 ERA: 0.00 WHIP: 0.889										

Texas Rangers @ Boston Red Sox
Fenway Park, Boston, MA
Mon Jun 19 1972, 7:05 PM EDT
Att: 8,860 - Unknown - 68 F

AB 30
R 0
H 3
RBI 0
BB 5
SO 5
LOB 16



Batter	1	2	3	4	5	6	7	8	9	AB	R	H	RBI	BB	SO	LOB	BOTTOM						
Tommy Harper, R OBP: 0.391, SLG: 0.518 (1, 8)	0-0 5-3	0-0 1-H 2-H 2B		0-0 5-3	0-0 FC4-6 1B		0-0 2-3			5	0	2	3	0	0	2							
Luis Aparicio, R OBP: 0.319, SLG: 0.355 (1, 6)	0-0 FC4-6 1B	0-0 5-3		4-0 BB	0-0 FC4-6		0-0 2-3 3-H 2B			4	1	2	1	1	0	2							
Carl Yastrzemski, L OBP: 0.355, SLG: 0.303 Rick Miller, L OBP: 0.280, SLG: 0.395 (6, PR)	0-0 FC4-6 1-2 HR		0-0 3-1 2B	0-0 1-3		4-0 BB	0-3 K			3	1	1	0	1	0	2							
Reggie Smith, S OBP: 0.362, SLG: 0.460 (1, 9)	0-0 1-H HR		0-0 3-1		0-0 HR 1B	0-3 K	0-0 HR	0-0 2-H 3-H HR		5	3	3	5	0	1	2							
Rico Petrocelli, R OBP: 0.293, SLG: 0.359 (1, 5)	0-0 F3		4-0 BB IBB		0-0 1-H HR	0-0 L7	0-0 F2			4	1	1	2	1	0	1							
Danny Cater, R OBP: 0.243, SLG: 0.336 (1, 3)		0-0 6-3	0-3 K		0-0 HR	4-0 FC6-4 BB		0-0 1B		4	1	2	1	1	1	2							
Doug Griffin, R OBP: 0.342, SLG: 0.293 (1, 4)		0-0 F9	4-0 1-2 BB		0-0 6-3	0-0 FC6-4		0-0 P9		4	0	0	0	1	0	3							
Carlton Fisk, R OBP: 0.352, SLG: 0.606 (1, 2)		0-0 2B 1B	0-3 K		0-0 1B 2B		4-0 2-3 2B SH BB	0-0 L4		4	3	2	0	1	1	4							
Sonny Siebert, R OBP: 0.316, SLG: 0.389 (1, 1)		1-0 2B HBP		0-0 6-3	0-3 K		0-0 SH 2B 2-3 HR	0-3 K		3	2	0	0	0	2	2							
Inning Stats	R: 2 E: 0 K: 0 S: 5	H: 2 LOB: 0 BB: 0 P: 5	R: 2 E: 0 K: 0 S: 5	H: 2 LOB: 1 BB: 0 P: 6	R: 0 E: 0 K: 2 S: 8	H: 1 LOB: 3 BB: 2 P: 16	R: 0 E: 0 K: 0 S: 3	H: 0 LOB: 1 BB: 1 P: 7	R: 4 E: 0 K: 1 S: 10	H: 5 LOB: 1 BB: 0 P: 10	R: 0 E: 0 K: 1 S: 5	H: 0 LOB: 2 BB: 2 P: 13	R: 4 E: 1 K: 1 S: 8	H: 2 LOB: 0 BB: 1 P: 12	R: 0 E: 0 K: 1 S: 6	H: 1 LOB: 1 BB: 0 P: 6	1B: 5 2B: 4 3B: 0 HR: 4	SF: 0 SAC: 1 DP: 0 HBP: 1	WP: 0 PB: 0 SB: 1 CS: 0	PA: 45			
PITCHER Pete Broberg, R ERA: 3.16 Jim Shellenback, L ERA: 4.29 Casey Cox, R ERA: 3.57 Mike Paul, L ERA: 2.29	IP: 4.0 WLS: L BF: 23 H: 7 R: 6 ER: 6 SO: 2 BB: 2 IBB: 1 HBP: 0 BLK: 0 WP: 0 HR: 2 S: 23 P: 36 ERA: 13.50 WHIP: 2.250											PITCHER	IP: 4.0 WLS: L BF: 23 H: 7 R: 6 ER: 6 SO: 2 BB: 2 IBB: 1 HBP: 0 BLK: 0 WP: 0 HR: 2 S: 23 P: 36 ERA: 13.50 WHIP: 2.250										

Texas Rangers @ Boston Red Sox
Fenway Park, Boston, MA
Mon Jun 19 1972, 7:05 PM EDT
Att: 8,860 - Unknown - 68 F

AB 37
R 12
H 13
RBI 12
BB 6
SO 6
LOB 22



Batter	1	2	3	4	5	6	7	8	9	AB	R	H	RBI	BB	SO	LOB	TOP								
Toby Harrah, R OBP: 0.312, SLG: 0.318 (1, 6)	0-0 4-3 S 1B		4-0 S 1B BB		0-0 FC5-4 S HR		0-0 FC3-6 2B		0-0 CS FC2-5 1B	4	2	3	1	1	0	1									
Dalton Jones, L OBP: 0.163, SLG: 0.293 Davey Nelson, R OBP: 0.362, SLG: 0.337 (7, PH) (7, 5)	0-0 F8		4-0 1B BB		0-0 HR		4-0 FC3-6 IBB		0-0 FC2-5 1-2 2-3F	2	1	1	2	1	0	1									
Don Mincher, L OBP: 0.349, SLG: 0.333 (1, 3)	0-0 4-3		0-0 FC6-4 1-3 2-H 1B		0-0 F7		0-0 FC3-6		0-3 K	5	0	1	2	0	1	5									
Dick Billings, R OBP: 0.299, SLG: 0.333 (1, 2)	0-0 L5		0-0 FC6-4 1-2				0-0 F3		0-0 P8	4	0	0	0	0	0	5									
Ted Ford, R OBP: 0.325, SLG: 0.425 (1, 9)		0-0 1-3		0-0 F4		0-0 G6-4-3 1B		0-0 6-3		4	0	1	0	0	0	0									
Frank Howard, R OBP: 0.342, SLG: 0.357 Joe Lovitto, S OBP: 0.323, SLG: 0.238 Paul Lindblad, L OBP: 0.125, SLG: 0.125 Horacio Pina, R (9, 1)		0-0 2-3		0-0 5-3		0-0 G6-4-3 1-2		0-0 1B		4	0	1	0	0	0	1									
Larry Bittner, L OBP: 0.320, SLG: 0.286 (1, 8)	0-3 K		0-0 3-1		0-0 F6		0-0 G6-4-3 1B		0-0 G6-4-3 1B	4	0	1	0	0	1	0									
Lenny Randle, S OBP: 0.250, SLG: 0.295 (1, 4)			0-0 4-3		0-0 FC5-4 1B		0-0 2B 1B		0-0 G6-4-3 1-2	4	1	2	0	0	0	2									
Rich Hand, R OBP: 0.250, SLG: 0.143 Tom Grieve, R OBP: 0.265, SLG: 0.250 (8, 7)			0-0 F2		0-3 K		0-0 E6 2B FC3-6		4-0 FC2-5 1B BB	3	1	0	0	0	1	2									
Inning Stats	R: 0 E: 0 K: 0 S: 4	H: 1 LOB: 1 BB: 0 P: 4	R: 0 E: 0 K: 1 S: 5	H: 0 LOB: 0 BB: 0 P: 5	R: 1 E: 0 K: 0 S: 4	H: 1 LOB: 2 BB: 2 P: 12	R: 0 E: 0 K: 0 S: 3	H: 0 LOB: 0 BB: 0 P: 3	R: 2 E: 0 K: 1 S: 7	H: 2 LOB: 0 BB: 0 P: 7	R: 0 E: 0 K: 0 S: 3	H: 1 LOB: 0 BB: 0 P: 3	R: 2 E: 1 K: 0 S: 6	H: 2 LOB: 2 BB: 1 P: 10	R: 0 E: 0 K: 0 S: 4	H: 2 LOB: 2 BB: 0 P: 4	R: 0 E: 0 K: 1 S: 5	H: 1 LOB: 2 BB: 1 P: 9	1B: 8 2B: 2 3B: 0 HR: 1	SF: 0 SAC: 0 DP: 3 HBP: 0	WP: 0 PB: 0 SB: 3 CS: 1	PA: 39			
PITCHER	IP	WLS	BF	H	R	ER	SO	BB	IBB	HBP	BLK	WP	HR	S	P	ERA	WHIP								
Marty Pattin, R ERA: 5.67 (1, 1)	6.1	L	28	7	5	4	2	2	0	0	0	0	1	30	38	5.68	1.421								
Bill Lee, L ERA: 3.78 (7, 1)	0.2		3	0	0	0	0	0	1	0	0	0	0	2	6	0.00	0.000								
Don Newhauser, R ERA: 8.1 (8, 1)	2.0		8	3	0	0	1	1	0	0	0	0	0	9	13	0.00	2.000								

Texas Rangers @ Boston Red Sox
Fenway Park, Boston, MA
Tue Jun 20 1972, 7:05 PM EDT
Att: 12,864 - Unknown - 78 F

AB 35
R 5
H 10
RBI 5
BB 4
SO 3
LOB 19



Batter	1	2	3	4	5	6	7	8	9	AB	R	H	RBI	BB	SO	LOB	BOTTOM								
Tommy Harper, R OBP: 0.396, SLG: 0.532 (1, 8)	0-0 1-3 S SF8 1B		0-3 K		0-0 HR		4-0 BB		0-3 K	4	2	2	1	1	2	2									
Luis Aparicio, R OBP: 0.318, SLG: 0.350 (1, 6)	0-0 1-3		0-0 4-3		4-0 4-3 BB		0-0 F2			3	0	0	0	1	0	2									
Carl Yastrzemski, L OBP: 0.360, SLG: 0.297 (1, 7)	4-0 CS BB		4-0 BB		0-0 4-3 1-2		0-0 F5		0-0 G3	2	0	0	0	2	0	1									
Reggie Smith, S OBP: 0.354, SLG: 0.451 (1, 9)	0-0 SF8		0-0 F6		0-0 3-1		0-0 5-3			3	0	0	1	0	0	2									
Rico Petrocelli, R OBP: 0.293, SLG: 0.353 (1, 5)	0-0 CS 1-2	0-3 K		4-0 BB		0-0 F5		0-0 G3		3	0	0	0	1	1	0									
Danny Cater, R OBP: 0.245, SLG: 0.336 Don Newhauser, R (8, 1)		0-0 1B		0-0 F8		0-0 L8		0-0 6-3		3	0	1	0	0	0	1									
Phil Gagliano, R OBP: 0.327, SLG: 0.354 (9, PH)		0-0 1B		0-0 1B		0-0 5-3		0-0 4-3 WP 1B		1	0	0	0	0	0	0									
Doug Griffin, R OBP: 0.346, SLG: 0.298 (1, 4)		0-0 1-2 1B		0-3 K		0-0 5-3		0-0 4-3 1B		4	0	2	0	0	1	1									
Carlton Fisk, R OBP: 0.349, SLG: 0.593 (1, 2)		0-0 P9		0-3 K		0-0 6-3		4-0 4-3 BB		3	0	0	0	1	1	3									
Marty Pattin, R OBP: 0.125, SLG: 0.167 Bill Lee, L (7, 1)		0-0 G3		0-0 K		0-3 K		0-0 4-3		2	0	0	0	0	1	2									
Bob Burda, L OBP: 0.231, SLG: 0.304 (7, PH) (8, 3)				0-0 K						1	0	0	0	0	1	0									
Duane Josephson, R OBP: 0.311, SLG: 0.400 (9, PH)				0-0 1-2 2-3						1	0	0	0	0	0	2									
Inning Stats	R: 1 E: 0 K: 0 S: 3	H: 1 LOB: 0 BB: 1 P: 7	R: 0 E: 0 K: 1 S: 7	H: 2 LOB: 0 BB: 0 P: 7	R: 0 E: 0 K: 1 S: 5	H: 0 LOB: 1 BB: 1 P: 9	R: 0 E: 0 K: 2 S: 7	H: 0 LOB: 1 BB: 1 P: 11	R: 1 E: 0 K: 1 S: 6	H: 1 LOB: 1 BB: 1 P: 10	R: 0 E: 0 K: 0 S: 3	H: 0 LOB: 0 BB: 0 P: 3	R: 0 E: 0 K: 1 S: 5	H: 0 LOB: 1 BB: 1 P: 9	R: 0 E: 0 K: 0 S: 3	H: 0 LOB: 0 BB: 0 P: 3	R: 0 E: 0 K: 1 S: 6	H: 1 LOB: 2 BB: 1 P: 10	1B: 4 2B: 0 3B: 0 HR: 1	SF: 1 SAC: 0 DP: 0 HBP: 0	WP: 1 PB: 0 SB: 1 CS: 1	PA: 38			
PITCHER	IP	WLS	BF	H	R	ER	SO	BB	IBB	HBP	BLK	WP	HR	S	P	ERA	WHIP								
Rich Hand, R ERA: 2.94 (1, 1)	7.0	W	29	4	2	2	6	5	0	0	0	0	1	36	56	2.57	1.286								
Paul Lindblad, L ERA: 1.07 (8, 1)	1.1		6	1	0	0	0	1	0	0	0	1	0	5	9	0.00	1.500								
Horacio Pina, R ERA: 2.37 (9, 1)	0.2	S	2	0	0	0	1	0	0	0	0	0	0	4	4	0.00	0.000								

Texas Rangers @ Boston Red Sox
Fenway Park, Boston, MA
Tue Jun 20 1972, 7:05 PM EDT
Att: 12,864 - Unknown - 78 F


AB 30
R 2
H 5
RBI 2
BB 6
SO 7
LOB 16



Batter	1	2	3	4	5	6	7	8	9	AB	R	H	RBI	BB	SO	LOB	TOP								
Pat Kelly, L OBP: 0.393, SLG: 0.398 (1, 9)										5	0	2	0	0	0	1									
Mike Andrews, R OBP: 0.344, SLG: 0.352 (1, 4)										4	1	2	0	1	0	1									
Dick Allen, R OBP: 0.419, SLG: 0.539 (1, 5)										4	1	1	0	1	2	1									
Carlos May, L OBP: 0.386, SLG: 0.449 (1, 3)										4	1	2	0	1	0	4									
Rick Reichardt, R OBP: 0.353, SLG: 0.392 (1, 7)										5	0	1	1	0	1	6									
Jim Lyttle, L OBP: 0.545, SLG: 0.818 (1, 8)										4	0	3	2	0	0	0									
Ed Herrmann, L OBP: 0.302, SLG: 0.331 (1, 2)										2	0	0	0	1	0	1	AB 37								
Bill Melton, R OBP: 0.319, SLG: 0.370 (7, PH)										1	0	0	0	0	0	2	R 3								
Chuck Brinkman, R OBP: 0.211, SLG: 0.211 (7, 2)										0	0	0	0	0	0	0	H 12								
Luis Alvarado, R OBP: 0.268, SLG: 0.325 (1, 6)										4	0	1	0	0	0	3	RBI 3								
Wilbur Wood, R OBP: 0.189, SLG: 0.140 (1, 1)										4	0	0	0	0	0	5	BB 4								
Terry Forster, L (8, 1)										0	0	0	0	0	0	0	SO 3								
Inning Stats	R: 0 E: 0 K: 0 S: 4	H: 2 LOB: 2 BB: 1 P: 8	R: 0 E: 1 K: 0 S: 4	H: 1 LOB: 1 BB: 0 P: 4	R: 0 E: 0 K: 1 S: 5	H: 1 LOB: 0 BB: 0 P: 5	R: 1 E: 0 K: 0 S: 5	H: 2 LOB: 2 BB: 1 P: 9	R: 0 E: 0 K: 0 S: 5	H: 2 LOB: 2 BB: 0 P: 5	R: 0 E: 0 K: 0 S: 4	H: 1 LOB: 1 BB: 0 P: 4	R: 2 E: 0 K: 0 S: 5	H: 2 LOB: 2 BB: 2 P: 13	R: 0 E: 1 K: 0 S: 4	H: 0 LOB: 1 BB: 0 P: 4	R: 0 E: 0 K: 2 S: 7	H: 1 LOB: 1 BB: 0 P: 7	1B: 9 2B: 5 3B: 0 HR: 0	SF: 0 SAC: 0 DP: 2 HBP: 0	WP: 0 PB: 0 SB: 0 CS: 1	PA: 41			
PITCHER	IP	WLS	BF	H	R	ER	SO	BB	IBB	HBP	BLK	WP	HR	S	P	ERA	WHIP								
Dick Bosman, R ERA: 3.54 (1, 1)	6.1		29	9	2	2	1	1	2	0	0	0	0	28	40	2.84	1.579								
Casey Cox, R ERA: 4.0 (7, 1)	0.1		4	2	1	1	0	1	0	0	0	0	0	3	7	27.00	9.000								
Mike Paul, L ERA: 2.27 (7, 1)	0.1		1	0	0	0	0	0	0	0	0	0	0	1	1	0.00	0.000								
Paul Lindblad, L ERA: 1.02 (8, 1)	2.0	W	7	1	0	0	2	0	0	0	0	0	0	11	11	0.00	0.500								

Chicago White Sox @ Texas Rangers
Arlington Stadium, Arlington, TX
Fri Jun 23 1972, 8:05 PM EDT
Att: 9,534 - Unknown


AB	37
R	3
H	12
RBI	3
BB	4
SO	3
LOB	24



Batter	1	2	3	4	5	6	7	8	9	AB	R	H	RBI	BB	SO	LOB	BOTTOM								
Davey Nelson, R OBP: 0.367, SLG: 0.338 (1, 5)										2	2	1	0	2	0	0									
Toby Harrah, R OBP: 0.319, SLG: 0.328 (1, 6)										3	0	1	0	0	0	2									
Ted Ford, R OBP: 0.316, SLG: 0.426 (1, 9)										3	1	1	2	1	1	0									
Dick Billings, R OBP: 0.310, SLG: 0.350 (1, 2)										4	0	2	1	0	0	0									
Frank Howard, R OBP: 0.360, SLG: 0.401 (1, 3)										4	1	1	1	0	0	3									
Tom Grieve, R OBP: 0.275, SLG: 0.243 (1, 7)										4	0	1	0	0	1	2									
Larry Blittner, L OBP: 0.324, SLG: 0.303 (1, 8)										3	0	1	0	0	1	2	AB 29								
Lenny Randle, S OBP: 0.246, SLG: 0.287 (1, 4)										3	0	0	0	0	0	3	R 4								
Dick Bosman, R OBP: 0.045, SLG: 0.045 (1, 1)										2	0	0	0	0	0	0	H 8								
Casey Cox, R (7, 1)										0	0	0	0	0	0	0	RBI 4								
Mike Paul, L (7, 1)										0	0	0	0	0	0	0	BB 3								
Ken Suarez, R OBP: 0.143, SLG: 0.154 (7, PH)										1	0	0	0	0	1	1	SO 4								
Paul Lindblad, L OBP: 0.125, SLG: 0.125 (8, 1)										0	0	0	0	0	0	0	LOB 13								
Inning Stats	R: 0 E: 0 K: 1 S: 4	H: 0 LOB: 0 BB: 1 P: 8	R: 0 E: 0 K: 1 S: 7	H: 2 LOB: 2 BB: 0 P: 7	R: 0 E: 0 K: 0 S: 3	H: 1 LOB: 0 BB: 0 P: 3	R: 1 E: 0 K: 1 S: 6	H: 1 LOB: 0 BB: 0 P: 6	R: 0 E: 0 K: 0 S: 3	H: 0 LOB: 0 BB: 0 P: 3	R: 2 E: 0 K: 0 S: 5	H: 2 LOB: 0 BB: 0 P: 5	R: 0 E: 0 K: 1 S: 6	H: 1 LOB: 1 BB: 0 P: 6	R: 1 E: 0 K: 0 S: 4	H: 1 LOB: 2 BB: 2 P: 12	1B: 4 2B: 2 3B: 0 HR: 2	SF: 0 SAC: 1 DP: 0 HBP: 0	WP: 0 PB: 0 SB: 0 CS: 2	PA: 34					
PITCHER	IP	WLS	BF	H	R	ER	SO	BB	IBB	HBP	BLK	WP	HR	S	P	ERA	WHIP								
Wilbur Wood, L ERA: 2.15 (1, 1)	7.1	L	30	7	4	4	4	3	0	0	0	0	0	35	47	4.91	1.364								
Terry Forster, L ERA: 1.74 (8, 1)	0.2		3	1	0	0	0	0	0	0	0	0	0	3	3	0.00	1.500								

Chicago White Sox @ Texas Rangers
Arlington Stadium, Arlington, TX
Fri Jun 23 1972, 8:05 PM EDT
Att: 9,534 - Unknown


AB	29
R	4
H	8
RBI	4
BB	3
SO	4
LOB	13



Batter	1	2	3	4	5	6	7	8	9	AB	R	H	RBI	BB	SO	LOB	TOP	
Pat Kelly, L OBP: 0.388, SLG: 0.388 (1, 9)	0-3 K		0-3 K		4-0 F9 E BB		0-0 6-3		0-0 FC4-6	4	0	0	0	1	2	1		
Mike Andrews, R OBP: 0.341, SLG: 0.348 (1, 4)	0-0 1-3				0-0 F9		0-0 5-3		0-0 F9	5	0	1	0	0	0	2		
Dick Allen, R OBP: 0.416, SLG: 0.531 (1, 5)	0-0		0-0 5-3		4-0 IBB				0-3 K	3	0	0	0	1	1	1		
Carlos May, L OBP: 0.392, SLG: 0.447 (1, 3)		1-0 G3 S 1B HBP		4-0 1B HBP BB	0-3 K				1-0 S HBP	1	1	0	0	1	1	2		
Rick Reichardt, R OBP: 0.364, SLG: 0.393 (8, 8)	0-3 K			1-0 1B HBP BB	0-0 1B		0-0 1B		4-0 S HBP	2	0	1	0	1	1	1		
Jim Lyttle, L OBP: 0.429, SLG: 0.643 Walt Williams, R OBP: 0.280, SLG: 0.295 (8, PH) (8, 7)	0-0 G3			0-3 K	0-3 K		0-3 K		0-0 F7	3	0	0	0	0	2	4		
Tom Egan, R OBP: 0.243, SLG: 0.225 (1, 2)	0-0			0-0 F8	0-0 F8		0-0 F8		0-0 F8	4	0	2	1	0	0	4		
Luis Alvarado, R OBP: 0.267, SLG: 0.318 (1, 6)	0-3 K			0-0 1B	0-0 G4-6-3		0-0 G4-6-3		0-0 F7	4	0	1	0	0	1	3		
Dave Lemonds, L Rich Gossage, R Rich Morales, R OBP: 0.264, SLG: 0.269 (9, PH) (1, 1) (8, 1) (9, PH)			0-3 K		0-3 K		0-3 K		4-0 FC4-6 BB	3	0	0	0	0	3	0		
Inning Stats	R: 0 E: 0 K: 1 S: 5	H: 0 LOB: 0 BB: 0 P: 5	R: 1 E: 0 K: 2 S: 8	H: 1 LOB: 1 BB: 0 P: 9	R: 0 E: 0 K: 2 S: 8	H: 1 LOB: 2 BB: 1 P: 10	R: 0 E: 1 K: 2 S: 7	H: 2 LOB: 1 BB: 2 P: 15	R: 0 E: 0 K: 1 S: 6	H: 0 LOB: 0 BB: 0 P: 5	R: 0 E: 0 K: 1 S: 5	H: 0 LOB: 2 BB: 1 P: 10	R: 0 E: 0 K: 1 S: 3	H: 0 LOB: 1 BB: 1 P: 7	1B: 5 2B: 0 3B: 0 HR: 0	SF: 0 SAC: 0 DP: 1 HBP: 3	WP: 0 PA: 38 PB: 0 SB: 2 CS: 0	
PITCHER	IP WLS BF H R ER SO BB IBB HBP BLK WP HR S P ERA WHIP	IP WLS BF H R ER SO BB IBB HBP BLK WP HR S P ERA WHIP																
Pete Broberg, R ERA: 3.01 Mike Paul, L ERA: 2.17 (1, 1) (8, 1)	7.1 L 32 5 1 1 11 3 1 3 0 0 0 5 66 1.23 1.091	1.2 W 6 0 0 0 0 1 0 0 0 0 0 5 9 0.00 0.600																

Chicago White Sox @ Texas Rangers
Arlington Stadium, Arlington, TX
Sat Jun 24 1972, 8:05 PM EDT
Att: 10,099 - Unknown - 96 F


AB 30
R 1
H 5
RBI 1
BB 5
SO 11
LOB 20



Batter	1	2	3	4	5	6	7	8	9	AB	R	H	RBI	BB	SO	LOB	BOTTOM	
Davey Nelson, R OBP: 0.365, SLG: 0.333 (1, 5)	0-0 F8		0-0 6-3			0-3 K		4-0 SH1-3 S 2B BB		3	1	0	0	1	1	1		
Toby Harrah, R OBP: 0.322, SLG: 0.324 (1, 6)	4-0 FC6-4 BB		0-0 5-3			0-0 F6		4-0 SH1-3 2B BB		2	1	0	0	2	0	1		
Ted Ford, R OBP: 0.324, SLG: 0.440 (1, 9)	0-0 FC6-4 1-2			0-0 4-3 BLK 1B		0-0 1B 2B		0-0 SH1-3 1-2 2-3		3	1	2	0	0	0	1		
Dick Billings, R OBP: 0.315, SLG: 0.360 (1, 2)	0-0 FC6-4 1-2			0-0 4-3		0-0 1B 2B		0-0 1B 2B		4	1	2	3	0	0	2		
Frank Howard, R OBP: 0.358, SLG: 0.397 (1, 3)		0-0 F3		0-0 4-3		0-0 F8		0-0 6-3 2B 1B		4	1	1	0	0	0	2		
Tom Grieve, R OBP: 0.279, SLG: 0.250 Joe Lovitto, S OBP: 0.320, SLG: 0.236 (7, FR) (8, 8)		0-0 6-3		0-3 K		0-0 SH3-4 1B		0-0 6-3 1-2		3	0	1	0	0	1	1		
Larry Blittner, L OBP: 0.324, SLG: 0.297 (8, 7)	0-0 4-3				0-0 4-3		0-0 SH3-4 1-2		4-0 2B BB	2	1	0	0	1	0	0		
Lenny Randle, S OBP: 0.251, SLG: 0.293 (1, 4)			4-0 SH1-3 BB		0-0 4-3		0-0 F8		0-0 2B	3	0	1	3	1	0	2		
Pete Broberg, R OBP: 0.156, SLG: 0.194 Mike Paul, L (8, 1)			0-0 SH1-3		0-3 K		0-3 K		0-0 F7	2	0	0	0	0	2	2		
Inning Stats	R: 0 E: 0 K: 0 S: 3	H: 0 LOB: 0 BB: 1 P: 7	R: 0 E: 0 K: 0 S: 3	H: 0 LOB: 0 BB: 0 P: 3	R: 0 E: 0 K: 1 S: 6	H: 1 LOB: 1 BB: 0 P: 6	R: 0 E: 0 K: 1 S: 5	H: 0 LOB: 0 BB: 0 P: 5	R: 1 E: 0 K: 1 S: 7	H: 2 LOB: 1 BB: 0 P: 7	R: 0 E: 0 K: 1 S: 6	H: 1 LOB: 2 BB: 0 P: 6	R: 5 E: 0 K: 0 S: 6	H: 3 LOB: 1 BB: 3 P: 18	1B: 4 2B: 3 3B: 0 HR: 0	SF: 0 SAC: 3 DP: 0 HBP: 0	WP: 0 PA: 36 PB: 0 SB: 1 CS: 0	
PITCHER	IP WLS BF H R ER SO BB IBB HBP BLK WP HR S P ERA WHIP	IP WLS BF H R ER SO BB IBB HBP BLK WP HR S P ERA WHIP																
Dave Lemonds, L ERA: 2.51 Rich Gossage, R ERA: 4.2 (1, 1) (8, 1)	1.0 L 8 3 4 4 0 2 0 0 0 0 0 6 14 36.00 5.000																	

Chicago White Sox @ Texas Rangers
Arlington Stadium, Arlington, TX
Sat Jun 24 1972, 8:05 PM EDT
Att: 10,099 - Unknown - 96 F

AB 28
R 6
H 7
RBI 6
BB 5
SO 4
LOB 15



Batter	1	2	3	4	5	6	7	8	9	AB	R	H	RBI	BB	SO	LOB	TOP										
Pat Kelly, L OBP: 0.386, SLG: 0.379 (1, 9)	F7		1B	BB			K		6-3	4	2	0	0	2	1	3											
Luis Avarado, R OBP: 0.280, SLG: 0.313 (1, 6)	WP		1B	1B	FC4	F7		K		4	2	1	1	1	1	2											
Dick Allen, R OBP: 0.423, SLG: 0.534 Jim Lyttle, L OBP: 0.375, SLG: 0.563 (1, 3) (4, 8)	WP		1B	HR	HR	F9		F7		1	1	1	2	2	0	0											
Carlos May, L OBP: 0.392, SLG: 0.460 (1, 7) (4, 3)	K		G3-6-3	HR	F9					5	1	2	4	0	1	3											
Rick Reichardt, R OBP: 0.365, SLG: 0.389 (1, 8) (4, 7)	4-3		1B	2B	1B	K		F4		4	1	1	0	1	1	3											
Mike Andrews, R OBP: 0.342, SLG: 0.355 (1, 4)		F8	1B	2B		F3		F4		5	1	2	1	0	0	0											
Tom Egan, R OBP: 0.253, SLG: 0.227 (1, 2)	1-3		1-3	1B	BB	4-3				4	1	1	0	1	0	2											
Rich Morales, R OBP: 0.275, SLG: 0.270 (1, 5)							1-3		E9	3	1	1	0	1	0	2											
Tom Bradley, R OBP: 0.178, SLG: 0.200 Vicente Romo, R Cy Acosta, R (1, 1) (7, 1) (7, 1)	K						F6		K	3	0	1	1	0	1	1											
Inning Stats	R: 0 E: 0 K: 1 S: 5	H: 0 LOB: 2 BB: 2 P: 13	R: 0 E: 0 K: 1 S: 5	H: 0 LOB: 1 BB: 0 P: 6	R: 2 E: 0 K: 0 S: 5	H: 3 LOB: 2 BB: 2 P: 13	R: 7 E: 1 K: 0 S: 8	H: 4 LOB: 4 BB: 4 P: 24	R: 0 E: 0 K: 1 S: 5	H: 0 LOB: 0 BB: 0 P: 3	R: 0 E: 0 K: 1 S: 5	H: 0 LOB: 0 BB: 0 P: 5	R: 0 E: 0 K: 1 S: 6	H: 1 LOB: 1 BB: 0 P: 6	R: 1 E: 1 K: 1 S: 7	H: 2 LOB: 1 BB: 0 P: 7	1B: 8 2B: 1 3B: 0 HR: 1	SF: 0 SAC: 1 DP: 1 HBP: 1	WP: 1 PB: 0 SB: 1 CS: 0	PA: 46							
PITCHER	IP	WLS	BF	H	R	ER	SO	BB	IBB	HBP	BLK	WP	HR	S	P	ERA	WHIP										
Rich Hand, R ERA: 3.27 Jim Panther, R ERA: 4.5 Casey Cox, R ERA: 4.12 Jim Shellenback, L ERA: 4.08 Mike Paul, L ERA: 2.09	3.0	L	17	3	3	3	2	5	0	1	0	1	0	15	36	9.00	2.667										

Chicago White Sox @ Texas Rangers
Arlington Stadium, Arlington, TX
Sun Jun 25 1972, 4:33 AM EDT
Att: 9,001 - Unknown - 105 F

AB 36
R 10
H 10
RBI 9
BB 8
SO 6
LOB 17



Batter	1	2	3	4	5	6	7	8	9	AB	R	H	RBI	BB	SO	LOB	BOTTOM										
Toby Harrah, R OBP: 0.319, SLG: 0.321 Ted Kubiak, S OBP: 0.232, SLG: 0.167 (1, 6) (5, 6)	6-3			6-3	K				F6	2	0	0	0	0	0	0											
Dalton Jones, L OBP: 0.220, SLG: 0.383 (1, 5)	F7			3-1		BB	1B			5	2	3	1	0	0	0											
Don Mincher, L OBP: 0.352, SLG: 0.348 (1, 3)	1-3			G3		FC6-4	BB		F8	5	0	2	1	0	0	0											
Dick Billings, R OBP: 0.317, SLG: 0.361 Hal King, L OBP: 0.330, SLG: 0.270 (1, 2) (6, 2)	F9			1B	1B	FC6-4	BB		K	2	1	1	0	0	0	0											
Ted Ford, R OBP: 0.315, SLG: 0.426 (1, 9)	K			K		FC6-4	FC5-2		K	4	0	0	1	0	3	6											
Larry Bittner, L OBP: 0.322, SLG: 0.295 (1, 8)	F9			1B	1B	FC5-2			G3	4	1	1	0	0	0	2											
Tom Grieve, R OBP: 0.277, SLG: 0.250 (1, 7)			K		1B		F9		F4	4	0	1	1	0	1	2											
Lenny Randle, S OBP: 0.251, SLG: 0.293 (1, 4)			6-3		1B				F8	4	0	1	1	0	0	0											
Rich Hand, R OBP: 0.236, SLG: 0.133 Jim Panther, R OBP: 0.209, SLG: 0.333 Casey Cox, R OBP: 0.304 Frank Howard, R OBP: 0.300, SLG: 0.175 Jim Shellenback, L OBP: 0.260, SLG: 0.333 Davey Nelson, R OBP: 0.260, SLG: 0.333 Mike Paul, L OBP: 0.188, SLG: 0.148 (1, 1) (4, 1) (4, 1) (5, PH) (8, 1) (7, PH) (8, 1) (9, PH)	6-3		6-3		K				F2	1	0	0	0	0	0	0											
Inning Stats	R: 0 E: 0 K: 0 S: 3	H: 0 LOB: 0 BB: 0 P: 3	R: 0 E: 0 K: 1 S: 5	H: 0 LOB: 0 BB: 0 P: 5	R: 0 E: 0 K: 1 S: 5	H: 0 LOB: 0 BB: 0 P: 5	R: 0 E: 0 K: 0 S: 3	H: 0 LOB: 0 BB: 0 P: 3	R: 2 E: 0 K: 3 S: 13	H: 4 LOB: 2 BB: 0 P: 13	R: 1 E: 0 K: 0 S: 5	H: 2 LOB: 2 BB: 1 P: 9	R: 1 E: 0 K: 2 S: 10	H: 3 LOB: 3 BB: 1 P: 14	R: 0 E: 0 K: 0 S: 3	H: 0 LOB: 0 BB: 0 P: 3	R: 1 E: 0 K: 0 S: 4	H: 1 LOB: 0 BB: 0 P: 4	1B: 9 2B: 0 3B: 0 HR: 1	SF: 0 SAC: 0 DP: 0 HBP: 0	WP: 0 PB: 0 SB: 0 CS: 0	PA: 39					
PITCHER	IP	WLS	BF	H	R	ER	SO	BB	IBB	HBP	BLK	WP	HR	S	P	ERA	WHIP										
Tom Bradley, R ERA: 3.36 Vicente Romo, R ERA: 2.82 Cy Acosta, R ERA: 4.5	6.1	W	27	6	4	4	5	2	0	0	0	0	0	35	43	5.68	1.263										

Chicago White Sox @ Texas Rangers
Arlington Stadium, Arlington, TX
Sun Jun 25 1972, 4:33 AM EDT
Att: 9,001 - Unknown - 105 F

AB 37
R 5
H 10
RBI 5
BB 2
SO 7
LOB 17



Batter	1	2	3	4	5	6	7	8	9	AB	R	H	RBI	BB	SO	LOB	TOP																
Bert Campaneris, R OBP: 0.264, SLG: 0.294 (1, 6)										4	0	2	0	1	0	0	Oakland Athletics @ Texas Rangers Arlington Stadium, Arlington, TX Mon Jun 26 1972, 8:05 PM EDT Att: 14,243 - Unknown																
Angel Mangual, R OBP: 0.288, SLG: 0.307 George Hendrick, R OBP: 0.194, SLG: 0.385 (1, 9) (4, 9) (6, 7)										2	0	0	0	0	1	2																	
Reggie Jackson, L OBP: 0.352, SLG: 0.500 (1, 8)										3	0	0	0	2	1	0																	
Mike Epstein, L OBP: 0.394, SLG: 0.492 (1, 3)										3	1	1	0	1	0	1																	
Bill Voss, L OBP: 0.213, SLG: 0.167 Ollie Brown, R OBP: 0.267, SLG: 0.252 (6, PH) (6, 9)										2	0	0	0	0	0	0																	
Sal Bando, R OBP: 0.372, SLG: 0.410 (1, 5)										3	1	1	1	1	0	0																	
Dave Duncan, R OBP: 0.306, SLG: 0.436 (1, 2)										4	0	1	0	0	1	1																	
Tim Cullen, R OBP: 0.235, SLG: 0.235 (1, 4)										4	1	3	1	0	1	0																	
Ken Holtzman, R OBP: 0.265, SLG: 0.292 Darold Knowles, L (8, 1)										4	0	1	1	0	1	3																	
										0	0	0	0	0	0	0																	
Inning Stats	R: 0 E: 0 K: 0 S: 3	H: 0 LOB: 1 BB: 1 P: 7	R: 0 E: 0 K: 0 S: 2	H: 0 LOB: 0 BB: 1 P: 6	R: 0 E: 0 K: 2 S: 8	H: 2 LOB: 2 BB: 0 P: 8	R: 0 E: 0 K: 0 S: 3	H: 0 LOB: 0 BB: 0 P: 3	R: 0 E: 0 K: 2 S: 7	H: 0 LOB: 0 BB: 0 P: 7	R: 0 E: 0 K: 1 S: 5	H: 0 LOB: 3 BB: 3 P: 17	R: 1 E: 0 K: 1 S: 8	H: 3 LOB: 2 BB: 0 P: 8	R: 2 E: 0 K: 0 S: 7	H: 5 LOB: 2 BB: 0 P: 7	R: 0 E: 0 K: 1 S: 5	H: 0 LOB: 0 BB: 0 P: 5	1B: 9 2B: 2 3B: 0 HR: 0	SF: 0 SAC: 0 DP: 2 HBP: 0	WP: 0 PB: 1 SB: 1 CS: 1	PA: 39											
PITCHER	IP WLS BF H R ER SO BB IBB HBP BLK WP HR S P ERA WHIP																																
Bill Gogolewski, R ERA: 5.46 Paul Lindblad, L ERA: 1.39 Horacio Pina, R ERA: 2.83	(1, 1) (6, 1) (8, 1)	5.2 L 1.2	21 11 7	2 5 3	0 3 0	0 3 0	4 2 0	4 1 0	0 0 0	0 0 0	0 0 0	0 0 0	0 0 0	25 14 9	41 18 9	0.00 16.20 0.00	1.059 3.600 1.800																

AB 34
R 3
H 10
RBI 3
BB 5
SO 7
LOB 13



Batter	1	2	3	4	5	6	7	8	9	AB	R	H	RBI	BB	SO	LOB	BOTTOM																
Davey Nelson, R OBP: 0.362, SLG: 0.327 (1, 5)										4	0	0	0	0	0	2	Oakland Athletics @ Texas Rangers Arlington Stadium, Arlington, TX Mon Jun 26 1972, 8:05 PM EDT Att: 14,243 - Unknown																
Toby Harrah, R OBP: 0.318, SLG: 0.319 (1, 6)										4	0	1	0	0	0	0																	
Ted Ford, R OBP: 0.313, SLG: 0.421 (1, 9)										4	0	1	0	0	3	1																	
Dick Billings, R OBP: 0.310, SLG: 0.353 (1, 2)										4	0	0	0	0	0	2																	
Frank Howard, R OBP: 0.353, SLG: 0.386 (1, 3)										3	0	0	0	1	0	0																	
Tom Griewe, R OBP: 0.280, SLG: 0.234 Horacio Pina, R OBP: 0.500, SLG: 0.500 Lenny Randle, S OBP: 0.250, SLG: 0.291 (1, 7) (8, 1) (9, PH)										3	0	0	0	0	0	0																	
Larry Blittner, L OBP: 0.331, SLG: 0.315 (8, 7)										3	0	2	0	0	0	0																	
Ted Kubiak, S OBP: 0.254, SLG: 0.163 (1, 4)										1	0	0	0	2	0	1																	
Bill Gogolewski, L OBP: 0.278, SLG: 0.188 Paul Lindblad, L OBP: 0.125, SLG: 0.125 Joe Lovitto, S OBP: 0.318, SLG: 0.234 (1, 1) (6, 1) (8, 8)										1	0	0	0	1	1	2																	
										0	0	0	0	0	0	0																	
Inning Stats	R: 0 E: 0 K: 1 S: 5	H: 0 LOB: 0 BB: 0 P: 5	R: 0 E: 0 K: 0 S: 3	H: 0 LOB: 0 BB: 0 P: 3	R: 0 E: 0 K: 0 S: 3	H: 1 LOB: 1 BB: 1 P: 7	R: 0 E: 0 K: 0 S: 3	H: 1 LOB: 0 BB: 0 P: 3	R: 0 E: 0 K: 1 S: 6	H: 1 LOB: 2 BB: 1 P: 10	R: 0 E: 0 K: 1 S: 5	H: 0 LOB: 0 BB: 0 P: 5	R: 0 E: 0 K: 0 S: 3	H: 0 LOB: 0 BB: 0 P: 3	R: 0 E: 0 K: 1 S: 5	H: 0 LOB: 1 BB: 1 P: 9	R: 0 E: 0 K: 1 S: 6	H: 1 LOB: 2 BB: 1 P: 10	1B: 3 2B: 1 3B: 0 HR: 0	SF: 0 SAC: 0 DP: 2 HBP: 0	WP: 0 PB: 0 SB: 0 CS: 0	PA: 33											
PITCHER	IP WLS BF H R ER SO BB IBB HBP BLK WP HR S P ERA WHIP																																
Ken Holtzman, L ERA: 2.13 Darold Knowles, L ERA: 1.25	(1, 1) (8, 1)	7.1 S 1.2	26 7 1	3 0 0	0 0 0	0 0 0	3 2 2	3 1 0	0 0 0	0 0 0	0 0 0	0 0 0	0 0 0	29 10 14	41 14 14	0.00 0.00 0.00	0.682 1.200																

AB 29
R 0
H 4
RBI 0
BB 4
SO 5
LOB 11



Batter	1	2	3	4	5	6	7	8	9	AB	R	H	RBI	BB	SO	LOB	TOP								
Bert Campaneris, R OBP: 0.267, SLG: 0.305 (1, 6)										4	1	1	1	1	0	2									
Joe Rudi, R OBP: 0.375, SLG: 0.515 (1, 7)										4	1	1	1	1	1	1									
Reggie Jackson, L OBP: 0.346, SLG: 0.489 (1, 8)										5	0	0	0	0	0	3									
Sal Bando, R OBP: 0.370, SLG: 0.407 (1, 5)										4	0	1	2	0	0	0									
Mike Epstein, L OBP: 0.391, SLG: 0.487 (1, 3)																									
Mike Hegan, L OBP: 0.250, SLG: 0.292 (4, 3)										2	0	0	0	0	1	1									
Bill Voess, L OBP: 0.216, SLG: 0.174 (1, 9)										4	1	1	0	0	0	0									
Dave Duncan, R OBP: 0.305, SLG: 0.432 (1, 2)										4	1	1	1	0	2	0									
Tim Cullen, R OBP: 0.286, SLG: 0.429 (1, 4)										4	2	2	2	0	1	0									
Dave Hamilton, L OBP: 0.353, SLG: 0.167 (1, 1)										2	0	1	0	0	0	0									
Blue Moon Odom, R OBP: 0.111, SLG: 0.111 (6, PR)										0	1	0	0	0	0	0									
Rollie Fingers, R OBP: 0.143, SLG: 0.571 (6, 1)										2	1	1	2	0	1	1									
Inning Stats	R: 1 E: 1 K: 1 S: 7	H: 1 LOB: 1 BB: 0 P: 7	R: 0 E: 0 K: 2 S: 7	H: 0 LOB: 0 BB: 0 P: 7	R: 0 E: 0 K: 0 S: 2	H: 0 LOB: 0 BB: 1 P: 6	R: 0 E: 0 K: 1 S: 5	H: 0 LOB: 0 BB: 0 P: 5	R: 0 E: 0 K: 1 S: 5	H: 0 LOB: 0 BB: 0 P: 5	R: 2 E: 1 K: 1 S: 7	H: 2 LOB: 2 BB: 1 P: 11	R: 2 E: 0 K: 0 S: 5	H: 2 LOB: 0 BB: 0 P: 5	R: 0 E: 0 K: 0 S: 3	H: 0 LOB: 0 BB: 0 P: 3	R: 4 E: 0 K: 1 S: 10	H: 5 LOB: 1 BB: 0 P: 10	1B: 5 2B: 3 3B: 1 HR: 2	SF: 0 SAC: 0 DP: 1 HBP: 0	WP: 0 PB: 0 SB: 0 CS: 2	PA: 39			
PITCHER	IP	WLS	BF	H	R	ER	SO	BB	IBB	HBP	BLK	WP	HR	S	P	ERA	WHIP								
Dick Bosman, R ERA: 3.66 (1, 1)	7.0	L	28	5	5	4	6	2	0	0	0	0	2	38	46	5.14	1.000								
Jim Panther, R ERA: 5.02 (8, 1)	1.0		6	3	3	3	0	0	0	0	0	0	0	6	6	27.00	3.000								
Mike Paul, L ERA: 2.23 (9, 1)	1.0		5	2	1	1	1	0	0	0	0	0	0	7	7	9.00	2.000								

Oakland Athletics @ Texas Rangers
Arlington Stadium, Arlington, TX
Tue Jun 27 1972, 4:33 AM EDT
Att: 3,884 - Unknown

AB	37
R	9
H	10
RBI	9
BB	2
SO	7
LOB	10



Batter	1	2	3	4	5	6	7	8	9	AB	R	H	RBI	BB	SO	LOB	BOTTOM								
Davey Nelson, R OBP: 0.367, SLG: 0.335 (1, 5)										4	1	2	1	1	1	2									
Toby Harrah, R OBP: 0.311, SLG: 0.311 (1, 6)										5	0	0	0	0	0	3									
Ted Ford, R OBP: 0.305, SLG: 0.409 (1, 9)										4	0	0	0	0	0	2									
Dick Billings, R OBP: 0.314, SLG: 0.356 (1, 2)										4	0	2	1	0	0	1									
Frank Howard, R OBP: 0.356, SLG: 0.385 (1, 3)										3	1	1	0	1	0	1									
Tom Grieve, R OBP: 0.259, SLG: 0.220 (1, 7)										3	0	0	0	1	1	3									
Larry Bittner, L OBP: 0.344, SLG: 0.330 (1, 8)										4	1	3	0	0	0	1									
Ted Kubiak, S OBP: 0.254, SLG: 0.170 (1, 4)										4	0	1	1	0	0	3									
Dick Bosman, R OBP: 0.080, SLG: 0.080 (1, 1)										3	0	1	0	0	1	1									
Jim Panther, R OBP: 0.500, SLG: 0.333 (8, 1)										0	0	0	0	0	0	0									
Mike Paul, L OBP: 0.216, SLG: 0.375 (9, 1)										0	0	0	0	0	0	0									
Dalton Jones, L OBP: 0.216, SLG: 0.375 (9, PH)										1	0	0	0	0	0	1									
Inning Stats	R: 1 E: 0 K: 0 S: 4	H: 1 LOB: 1 BB: 1 P: 8	R: 0 E: 0 K: 0 S: 4	H: 1 LOB: 2 BB: 1 P: 8	R: 0 E: 0 K: 1 S: 7	H: 2 LOB: 2 BB: 0 P: 7	R: 0 E: 0 K: 0 S: 3	H: 1 LOB: 0 BB: 0 P: 3	R: 0 E: 0 K: 0 S: 4	H: 1 LOB: 1 BB: 0 P: 4	R: 1 E: 0 K: 1 S: 6	H: 2 LOB: 1 BB: 1 P: 10	R: 0 E: 0 K: 1 S: 5	H: 0 LOB: 0 BB: 0 P: 5	R: 0 E: 0 K: 0 S: 3	H: 0 LOB: 0 BB: 0 P: 3	R: 1 E: 0 K: 0 S: 5	H: 2 LOB: 1 BB: 0 P: 5	1B: 9 2B: 1 3B: 0 HR: 0	SF: 0 SAC: 0 DP: 1 HBP: 0	WP: 0 PB: 0 SB: 0 CS: 0	PA: 38			
PITCHER	IP	WLS	BF	H	R	ER	SO	BB	IBB	HBP	BLK	WP	HR	S	P	ERA	WHIP								
Dave Hamilton, L ERA: 1.3 (1, 1)	5.0	W	22	4	2	2	2	1	0	0	0	0	0	19	23	4.50	1.250								
Rollie Fingers, R ERA: 2.61 (6, 1)	4.0	S	16	4	2	2	2	1	0	0	0	0	0	19	23	4.50	1.250								

Oakland Athletics @ Texas Rangers
Arlington Stadium, Arlington, TX
Tue Jun 27 1972, 4:33 AM EDT
Att: 3,884 - Unknown

AB	35
R	3
H	10
RBI	3
BB	3
SO	3
LOB	18



Batter	1	2	3	4	5	6	7	8	9	AB	R	H	RBI	BB	SO	LOB	TOP										
Sandy Alomar Sr., S OBP: 0.333, SLG: 0.335 (1, 4)										4	2	1	1	2	0	1											
Ken Berry, R OBP: 0.389, SLG: 0.411 (1, 8)										3	2	0	0	3	0	0											
Vada Pinson, L OBP: 0.326, SLG: 0.399 (1, 9) (8, 7)										5	1	1	3	1	1	2											
Bob Oliver, R OBP: 0.314, SLG: 0.460 Rickey Clark, R OBP: 0.143, SLG: 0.111 (1, 3) (8, 1)										4	1	2	1	0	1	0											
Jim Spencer, L OBP: 0.248, SLG: 0.274 (1, 7) (8, 3)										5	1	2	1	0	0	4											
Ken McMullen, R OBP: 0.354, SLG: 0.403 (1, 5)										5	3	3	0	0	0	4											
Syd O'Brien, R OBP: 0.270, SLG: 0.333 (1, 6)										4	1	0	0	1	2	6											
Art Kusnyer, R OBP: 0.282, SLG: 0.286 (1, 2)										3	1	2	5	2	1	0											
Rudy May, L OBP: 0.167, SLG: 0.063 Leroy Stanton, R OBP: 0.280, SLG: 0.432 (1, 1) (8, PH) (8, 9)										3	0	0	1	1	2	2											
Inning Stats	R: 1 E: 0 K: 0 S: 3	H: 0 LOB: 2 BB: 3 P: 15	R: 0 E: 0 K: 2 S: 7	H: 0 LOB: 0 BB: 0 P: 7	R: 6 E: 0 K: 1 S: 8	H: 4 LOB: 2 BB: 4 P: 24	R: 0 E: 1 K: 0 S: 4	H: 1 LOB: 1 BB: 0 P: 4	R: 1 E: 0 K: 1 S: 6	H: 1 LOB: 1 BB: 1 P: 10	R: 4 E: 1 K: 2 S: 11	H: 3 LOB: 1 BB: 1 P: 15	R: 0 E: 0 K: 1 S: 5	H: 0 LOB: 0 BB: 0 P: 5	R: 0 E: 0 K: 1 S: 7	H: 2 LOB: 3 BB: 1 P: 11	R: 0 E: 0 K: 0 S: 3	H: 0 LOB: 0 BB: 0 P: 3	1B: 6 2B: 2 3B: 2 HR: 1	SF: 1 SAC: 0 DP: 1 HBP: 0	WP: 1 PB: 0 SB: 2 CS: 0	PA: 48					
PITCHER	IP	WLS	BF	H	R	ER	SO	BB	IBB	HBP	BLK	WP	HR	S	P	ERA	WHIP										
Pete Broberg, R ERA: 3.49 (1, 1)	2.2	L	16	2	6	6	3	6	0	0	0	1	1	16	40	20.25	3.000										
Jim Panther, R ERA: 5.09 (3, 1)	1.1		7	3	1	1	0	1	0	0	0	0	0	6	10	6.75	3.000										
Mike Paul, L ERA: 2.55 (5, 1)	2.0		13	4	5	2	3	1	0	0	0	0	0	17	25	9.00	2.500										
Paul Lindblad, L ERA: 1.32 (7, 1)	2.0		9	2	0	0	2	0	1	0	0	0	0	12	16	0.00	1.000										
Horacio Pina, R ERA: 2.75 (9, 1)	1.0		3	0	0	0	0	0	0	0	0	0	0	3	3	0.00	0.000										

California Angels @ Texas Rangers
Arlington Stadium, Arlington, TX
Thu Jun 29 1972, 8:05 PM EDT
Att: 4,817 - Unknown

AB 37
R 12
H 11
RBI 12
BB 10
SO 8
LOB 22



Batter	1	2	3	4	5	6	7	8	9	AB	R	H	RBI	BB	SO	LOB	BOTTOM										
Davey Nelson, R OBP: 0.367, SLG: 0.333 (1, 5)										4	0	1	1	1	1	3											
Toby Harrah, R OBP: 0.305, SLG: 0.305 Paul Lindblad, L OBP: 0.125, SLG: 0.125 Larry Blittner, L OBP: 0.341, SLG: 0.327 Horacio Pina, R OBP: 0.500, SLG: 0.500 (1, 6) (7, 1) (8, PH) (9, 1)										4	0	0	0	0	1	5											
Ted Ford, R OBP: 0.308, SLG: 0.404 (1, 9)										4	1	1	0	1	0	2											
Dick Billings, R OBP: 0.321, SLG: 0.365 (1, 2)										4	1	2	0	1	0	1											
Frank Howard, R OBP: 0.352, SLG: 0.379 (1, 3)										5	0	1	1	0	1	4											
Tom Grieve, R OBP: 0.254, SLG: 0.273 (1, 7)										5	1	1	1	0	2	4											
Joe Lovitto, S OBP: 0.321, SLG: 0.241 (1, 8)										5	1	2	0	0	0	3											
Ted Kubiak, S OBP: 0.284, SLG: 0.196 (1, 4) (7, 6)										3	0	2	0	1	0	2											
Pete Broberg, R OBP: 0.157, SLG: 0.158 Jim Panther, R OBP: 0.205, SLG: 0.333 Lenny Randle, S OBP: 0.246, SLG: 0.289 Mike Paul, L Ken Suarez, R OBP: 0.133, SLG: 0.143 Dalton Jones, L OBP: 0.231, SLG: 0.389 (1, 1) (3, 1) (4, PH) (5, 1) (5, PH) (7, 4)										1	0	0	0	0	1	2											
Inning Stats	R: 0 E: 0 K: 1 S: 5	H: 0 LOB: 2 BB: 2 P: 13	R: 1 E: 0 K: 2 S: 10	H: 3 LOB: 0 BB: 0 P: 10	R: 0 E: 0 K: 1 S: 7	H: 2 LOB: 2 BB: 0 P: 7	R: 0 E: 0 K: 1 S: 6	H: 1 LOB: 1 BB: 0 P: 6	R: 1 E: 1 K: 0 S: 4	H: 0 LOB: 1 BB: 1 P: 8	R: 0 E: 0 K: 2 S: 7	H: 0 LOB: 1 BB: 1 P: 11	R: 1 E: 0 K: 0 S: 6	H: 3 LOB: 2 BB: 0 P: 6	R: 0 E: 0 K: 0 S: 4	H: 1 LOB: 0 BB: 0 P: 4	R: 1 E: 0 K: 0 S: 4	H: 1 LOB: 0 BB: 0 P: 4	1B: 9 2B: 1 3B: 0 HR: 1	SF: 0 SAC: 0 DP: 0 HBP: 0	WP: 0 PB: 1 SB: 0 CS: 0	PA: 43					
PITCHER	IP	WLS	BF	H	R	ER	SO	BB	IBB	HBP	BLK	WP	HR	S	P	ERA	WHIP										
Rudy May, L ERA: 3.56 (1, 1)	7.0	W	35	9	3	2	7	4	0	0	0	0	0	45	61	2.57	1.857										
Rickey Clark, R ERA: 4.39 (8, 1)	2.0	S	8	2	1	1	0	0	0	0	0	0	1	8	8	4.50	1.000										

California Angels @ Texas Rangers
Arlington Stadium, Arlington, TX
Thu Jun 29 1972, 8:05 PM EDT
Att: 4,817 - Unknown

AB 39
R 4
H 11
RBI 3
BB 4
SO 7
LOB 29




Batter	1	2	3	4	5	6	7	8	9	10	11	AB	R	H	RBI	BB	SO	LOB	TOP	
Davey Nelson, R OBP: 0.359, SLG: 0.324 (1, 5)	3-1		6-3			G3		L4	F4		L5-3	6	0	0	0	0	0	3		
Joe Lovitto, S OBP: 0.326, SLG: 0.248 (1, 8)	6-3			K				1-3				5	0	2	0	0	1	0		
Ted Ford, R OBP: 0.315, SLG: 0.430 (1, 9)	5-3							K				4	0	0	0	1	2	2		
Dick Billings, R OBP: 0.325, SLG: 0.369 (1, 2)												4	1	3	0	1	0	1		
Frank Howard, R OBP: 0.350, SLG: 0.376 Larry Bittner, L OBP: 0.359, SLG: 0.376 (9, PR) (9, 3) (10, 7)												4	0	1	1	0	0	3		
Tom Grieve, R OBP: 0.254, SLG: 0.259 Don Mincher, L OBP: 0.357, SLG: 0.340 (10, PH) (10, 3)												3	0	0	0	0	2	4		
Toby Harrah, R OBP: 0.306, SLG: 0.311 (1, 6)												5	0	2	0	0	0	4		
Ted Kubiak, S OBP: 0.316, SLG: 0.234 (1, 4)												4	0	1	0	1	1	2		
Bill Gogolewski, L OBP: 0.167 Paul Lindblad, L OBP: 0.222 Horacio Pina, R OBP: 0.288 Jim Shellenback, L OBP: 0.311 Ken Suarez, R OBP: 0.138 Mike Paul, L OBP: 0.250 (1, 1) (6, 1) (7, PH) (7, 1) (8, 1) (8, PH) (8, 1) (8, 1)												2	0	0	0	0	0	0		
Inning Stats	R: 0 E: 0 K: 0 S: 3	H: 0 LOB: 0 BB: 0 P: 3	R: 0 E: 0 K: 0 S: 2	H: 0 LOB: 1 BB: 1 P: 7	R: 0 E: 0 K: 0 S: 3	H: 0 LOB: 0 BB: 0 P: 3	R: 0 E: 0 K: 1 S: 6	H: 1 LOB: 2 BB: 1 P: 10	R: 0 E: 0 K: 0 S: 5	H: 0 LOB: 0 BB: 0 P: 5	R: 0 E: 0 K: 1 S: 5	H: 3 LOB: 2 BB: 1 P: 9	R: 0 E: 0 K: 0 S: 5	H: 3 LOB: 3 BB: 1 P: 9	R: 0 E: 0 K: 1 S: 5	H: 1 LOB: 0 BB: 0 P: 5	1B: 8 2B: 3 3B: 0 HR: 0	SF: 0 SAC: 0 DP: 3 HBP: 1	WP: 0 PB: 0 SB: 0 CS: 0	PA: 46
PITCHER	IP WLS BF ERA WHIP	WLS BF ERA WHIP	WLS BF ERA WHIP	WLS BF ERA WHIP	WLS BF ERA WHIP	WLS BF ERA WHIP	WLS BF ERA WHIP	WLS BF ERA WHIP	WLS BF ERA WHIP	WLS BF ERA WHIP	WLS BF ERA WHIP	WLS BF ERA WHIP	WLS BF ERA WHIP	WLS BF ERA WHIP	WLS BF ERA WHIP	WLS BF ERA WHIP	WLS BF ERA WHIP	WLS BF ERA WHIP	WLS BF ERA WHIP	
Paul Spittorff, L ERA: 2.45 (1, 1)	8.1 1.1 34	7 3 0	0 0 0	0 0 0	0 1 0	0 0 0	0 0 0	0 0 6	10 0.00 3.000	10 0.00 1.500	10 0.00 1.500	10 0.00 1.500	10 0.00 1.500	10 0.00 1.500	10 0.00 1.500	10 0.00 1.500	10 0.00 1.500	10 0.00 1.500	10 0.00 1.500	10 0.00 1.500
Tom Burgmeier, L ERA: 1.93 (9, 1)	1.1 7 3	0 0 0	0 0 0	0 0 0	0 1 0	0 0 0	0 0 0	0 0 6	10 0.00 3.000	10 0.00 1.500	10 0.00 1.500	10 0.00 1.500	10 0.00 1.500	10 0.00 1.500	10 0.00 1.500	10 0.00 1.500	10 0.00 1.500	10 0.00 1.500	10 0.00 1.500	10 0.00 1.500
Ted Abernathy, R ERA: 1.8 (10, 1)	1.1 5 1	0 0 0	0 0 1	0 0 0	0 1 0	0 0 0	0 0 0	0 0 6	10 0.00 1.500	10 0.00 1.500	10 0.00 1.500	10 0.00 1.500	10 0.00 1.500	10 0.00 1.500	10 0.00 1.500	10 0.00 1.500	10 0.00 1.500	10 0.00 1.500	10 0.00 1.500	10 0.00 1.500

Texas Rangers @ Kansas City Royals
Municipal Stadium, Kansas City, MO
Sat Jul 01 1972, 4:33 AM EDT
Att: 7,430 - Unknown - 78 F

livebaseballscorecards.com

AB 41
R 2
H 10
RBI 2
BB 4
SO 7
LOB 24




Batter	1	2	3	4	5	6	7	8	9	10	11	AB	R	H	RBI	BB	SO	LOB	BOTTOM			
Freddie Patek, R OBP: 0.301, SLG: 0.324 (1, 6)	K											4	1	2	0	1	1	0				
Amos Otis, R OBP: 0.365, SLG: 0.396 (1, 8)	5-3											5	1	2	0	0	0	1				
Lou Piniella, R OBP: 0.347, SLG: 0.440 Joe Keough, L OBP: 0.333, SLG: 0.238 (1, 7) (2, 7)	L4											1	0	0	0	0	0	0				
Richie Scheinblum, S OBP: 0.374, SLG: 0.453 (1, 9)												4	0	1	2	1	1	1				
John Mayberry, L OBP: 0.378, SLG: 0.490 (1, 3)												4	1	1	0	1	0	3				
Ed Kirkpatrick, L OBP: 0.406, SLG: 0.482 Carl Taylor, R OBP: 0.308, SLG: 0.348 Jerry May, R OBP: 0.313, SLG: 0.373 (1, 2) (9, PH) (10, 2)												3	0	0	0	0	1	3				
Cookie Rojas, R OBP: 0.324, SLG: 0.344 Bobby Knoop, R OBP: 0.367, SLG: 0.280 (1, 4) (10, 4)												1	0	0	0	3	0	0				
Paul Schaaf, R OBP: 0.306, SLG: 0.317 Gail Hopkins, L OBP: 0.226, SLG: 0.207 (1, 5) (11, PH)												3	0	0	0	1	0	3				
Paul Spittorff, L OBP: 0.225, SLG: 0.275 Tom Burgmeier, L OBP: 0.333, SLG: 0.333 Ted Abernathy, R (1, 1) (9, 1) (10, 1)												3	0	0	0	0	0	1				
Inning Stats	R: 0 E: 0 K: 1 S: 5	H: 0 LOB: 0 BB: 0 P: 5	R: 0 E: 1 K: 0 S: 4	H: 1 LOB: 2 BB: 1 P: 8	R: 0 E: 0 K: 0 S: 3	H: 0 LOB: 0 BB: 1 P: 7	R: 2 E: 0 K: 0 S: 5	H: 3 LOB: 1 BB: 1 P: 9	R: 0 E: 0 K: 0 S: 1	H: 0 LOB: 0 BB: 2 P: 9	R: 0 E: 0 K: 0 S: 4	H: 2 LOB: 2 BB: 1 P: 8	R: 0 E: 0 K: 0 S: 3	H: 1 LOB: 1 BB: 0 P: 7	R: 0 E: 0 K: 0 S: 4	H: 1 LOB: 1 BB: 0 P: 4	R: 1 E: 0 K: 0 S: 2	H: 1 LOB: 2 BB: 2 P: 10	1B: 7 2B: 1 3B: 0 HR: 0	SF: 0 SAC: 2 DP: 2 HBP: 0	WP: 1 PB: 0 SB: 0 CS: 1	PA: 44
PITCHER	IP WLS BF ERA WHIP	WLS BF ERA WHIP	WLS BF ERA WHIP	WLS BF ERA WHIP	WLS BF ERA WHIP	WLS BF ERA WHIP	WLS BF ERA WHIP	WLS BF ERA WHIP	WLS BF ERA WHIP	WLS BF ERA WHIP	WLS BF ERA WHIP	WLS BF ERA WHIP	WLS BF ERA WHIP	WLS BF ERA WHIP	WLS BF ERA WHIP	WLS BF ERA WHIP	WLS BF ERA WHIP	WLS BF ERA WHIP	WLS BF ERA WHIP			
Bill Gogolewski, R ERA: 5.32 (1, 1)	5.0 1.0 3	3 1 0	0 0 0	0 0 0	0 0 0	0 0 0	0 0 0	0 0 4	16 0.00 3.000	16 0.00 3.000	16 0.00 3.000	16 0.00 3.000	16 0.00 3.000	16 0.00 3.000	16 0.00 3.000	16 0.00 3.000	16 0.00 3.000	16 0.00 3.000	16 0.00 3.000	16 0.00 3.000		
Paul Lindblad, L ERA: 1.36 (6, 1)	1.0 3 1	0 0 0	0 0 0	0 0 0	0 0 0	0 0 0	0 0 0	0 0 4	16 0.00 3.000	16 0.00 3.000	16 0.00 3.000	16 0.00 3.000	16 0.00 3.000	16 0.00 3.000	16 0.00 3.000	16 0.00 3.000	16 0.00 3.000	16 0.00 3.000	16 0.00 3.000	16 0.00 3.000		
Horacio Pina, R ERA: 2.63 (7, 1)	1.2 7 2	0 0 0	0 0 0	0 0 0	0 0 0	0 0 0	0 0 0	0 0 1	1 0.00 0.000	1 0.00 0.000	1 0.00 0.000	1 0.00 0.000	1 0.00 0.000	1 0.00 0.000	1 0.00 0.000	1 0.00 0.000	1 0.00 0.000	1 0.00 0.000	1 0.00 0.000	1 0.00 0.000		
Jim Shellenback, L ERA: 4.05 (8, 1)	0.1 1 0	0 0 0	0 0 0	0 0 0	0 0 0	0 0 0	0 0 0	0 0 1	1 0.00 0.000	1 0.00 0.000	1 0.00 0.000	1 0.00 0.000	1 0.00 0.000	1 0.00 0.000	1 0.00 0.000	1 0.00 0.000	1 0.00 0.000	1 0.00 0.000	1 0.00 0.000	1 0.00 0.000		
Mike Paul, L ERA: 2.53 (9, 1)	0.1 1 0	0 0 0	0 0 0	0 0 0	0 0 0	0 0 0	0 0 0	0 0 1	1 0.00 0.000	1 0.00 0.000	1 0.00 0.000	1 0.00 0.000	1 0.00 0.000	1 0.00 0.000	1 0.00 0.000	1 0.00 0.000	1 0.00 0.000	1 0.00 0.000	1 0.00 0.000	1 0.00 0.000		

Texas Rangers @ Kansas City Royals
Municipal Stadium, Kansas City, MO
Sat Jul 01 1972, 4:33 AM EDT
Att: 7,430 - Unknown - 78 F

livebaseballscorecards.com

AB 33
R 3
H 8
RBI 3
BB 9
SO 3
LOB 14



Batter	1	2	3	4	5	6	7	8	9	10	AB	R	H	RBI	BB	SO	LOB	TOP						
Toby Harrah, R OBP: 0.311, SLG: 0.316 (1, 6)											6	1	3	0	0	1	3	Texas Rangers @ Kansas City Royals Municipal Stadium, Kansas City, MO Sun Jul 02 1972, 4:33 AM EDT Unknown						
Dalton Jones, L OBP: 0.213, SLG: 0.345 (1, 5)											5	1	1	0	0	0	5							
Don Mincher, L OBP: 0.364, SLG: 0.349 (1, 3)											5	1	3	1	0	0	1							
Dick Billings, R OBP: 0.327, SLG: 0.367 (1, 2)											1	1	0	1	0	0	1							
Hal King, L OBP: 0.330, SLG: 0.312 (3, 2)											3	1	1	1	0	0	2							
Larry Blittner, L OBP: 0.351, SLG: 0.385 (1, 7)											5	0	2	1	0	0	2							
Ted Ford, R OBP: 0.324, SLG: 0.428 (1, 9)											3	1	1	1	2	0	1							
Joe Lovitto, S OBP: 0.322, SLG: 0.246 (1, 8)											5	1	1	0	0	1	6							
Ted Kubiak, S OBP: 0.321, SLG: 0.246 (1, 4)											5	0	2	1	0	1	2							
Dick Bosman, R OBP: 0.291, SLG: 0.271 (8, 1) Jim Shellenback, L OBP: 0.292, SLG: 0.111 (8, 1) Horacio Pina, R OBP: 0.292, SLG: 0.360 (8, PH) Frank Howard, R OBP: 0.313, SLG: 0.380 (10, PH) Davey Nelson, R OBP: 0.312, SLG: 0.324 (10, PH) Paul Lindblad, L OBP: 0.315, SLG: 0.222 (10, PH) Casey Cox, R OBP: 0.315, SLG: 0.222 (10, PH)											3	0	0	0	0	0	0							
Inning Stats	R: 3 E: 0 K: 1 S: 7	H: 4 LOB: 1 BB: 0 P: 7	R: 0 E: 0 K: 0 S: 4	H: 1 LOB: 1 BB: 0 P: 4	R: 1 E: 0 K: 1 S: 7	H: 2 LOB: 2 BB: 0 P: 8	R: 0 E: 0 K: 1 S: 5	H: 0 LOB: 0 BB: 0 P: 5	R: 0 E: 0 K: 0 S: 4	H: 1 LOB: 1 BB: 0 P: 4	R: 1 E: 0 K: 0 S: 4	H: 1 LOB: 0 BB: 0 P: 4	R: 0 E: 0 K: 1 S: 5	H: 0 LOB: 0 BB: 0 P: 5	R: 0 E: 0 K: 0 S: 4	H: 1 LOB: 1 BB: 0 P: 4	R: 2 E: 0 K: 0 S: 6	H: 3 LOB: 3 BB: 1 P: 10	1B: 13 2B: 1 3B: 0 HR: 1	SF: 0 SAC: 2 DP: 1 HBP: 1	WP: 0 PB: 1 SB: 1 CS: 0	PA: 47		
PITCHER	IP WLS BF H R ER SO BB IBB HBP BLK WP HR S P ERA WHIP	IP WLS BF H R ER SO BB IBB HBP BLK WP HR S P ERA WHIP	PITCHER																					
Bruce Dal Canton, R ERA: 3.51 (1, 1)	0.1	4	3	3	0	0	0	0	0	0	0	0	0	0	0	0	0	81.00	9.000					
Tom Murphy, R ERA: 4.85 (1, 1)	4.2	21	6	1	2	1	0	1	0	0	0	0	0	0	23	28	1.93	1.500						
Al Fitzmorris, R ERA: 3.8 (8, 1)	4.0	15	3	1	1	0	0	0	0	0	0	0	0	1	17	17	2.25	0.750						
Tom Searles, L ERA: 2.45 (10, 1)	0.1	L	4	2	2	2	0	1	0	0	0	0	0	0	3	7	54.00	9.000						
Ted Abernathy, R ERA: 1.74 (10, 1)	0.2	3	1	0	0	0	0	0	0	0	0	0	0	0	3	3	0.00	1.500						
Batter	1	2	3	4	5	6	7	8	9	10	AB	R	H	RBI	BB	SO	LOB	BOTTOM						
Freddie Patek, R OBP: 0.299, SLG: 0.321 (1, 6)											5	0	1	0	0	0	1	Texas Rangers @ Kansas City Royals Municipal Stadium, Kansas City, MO Sun Jul 02 1972, 4:33 AM EDT Unknown						
Joe Keough, L OBP: 0.310, SLG: 0.200 (1, 7)											4	0	0	0	1	0	1							
Amos Otis, R OBP: 0.366, SLG: 0.400 (1, 8)											5	1	2	0	0	2	2							
Richie Scheinblum, S OBP: 0.389, SLG: 0.464 (1, 9)											5	1	3	1	0	2	1							
John Mayberry, L OBP: 0.378, SLG: 0.486 (1, 3)											4	0	1	0	1	1	3							
Ed Kirkpatrick, L OBP: 0.405, SLG: 0.479 (1, 2)											3	1	1	0	0	1	1							
Lou Piniella, R OBP: 0.348, SLG: 0.439 (8, PH)											1	0	0	0	0	1	2							
Jerry May, R OBP: 0.310, SLG: 0.388 (9, 2)											1	0	0	0	0	0	1							
Cookie Rojas, R OBP: 0.329, SLG: 0.362 (1, 4)										5	1	3	2	0	0	3								
Paul Schaal, R OBP: 0.306, SLG: 0.323 (1, 5)										3	1	1	1	0	0	2								
Bobby Floyd, R OBP: 0.233, SLG: 0.211 (7, 5)										1	0	0	0	0	0	0								
Bruce Dal Canton, R ERA: 3.84 (1, 1)	7.1	11	5	5	6	0	0	0	0	0	0	0	0	0	43	43	6.14	1.500						
Tom Murphy, R ERA: 4.02 (8, 1)	0.1	2	0	0	0	1	0	0	0	0	0	0	0	0	3	7	0.00	3.000						
Horacio Pina, R ERA: 2.54 (8, 1)	1.1	W	6	1	0	0	0	0	0	0	0	0	0	0	5	9	0.00	0.750						
Paul Lindblad, L ERA: 1.37 (10, 1)	0.1	S	2	1	0	0	0	0	0	0	0	0	0	0	2	2	0.00	3.000						
Casey Cox, R ERA: 3.99 (10, 1)	0.2	S	2	0	0	0	0	0	0	0	0	0	0	0	2	2	0.00	0.000						
Inning Stats	R: 0 E: 0 K: 1 S: 5	H: 0 LOB: 0 BB: 0 P: 5	R: 0 E: 0 K: 2 S: 9	H: 2 LOB: 2 BB: 0 P: 9	R: 0 E: 0 K: 0 S: 3	H: 0 LOB: 0 BB: 0 P: 3	R: 0 E: 0 K: 1 S: 5	H: 1 LOB: 0 BB: 0 P: 5	R: 2 E: 0 K: 0 S: 6	H: 3 LOB: 1 BB: 0 P: 6	R: 3 E: 0 K: 1 S: 8	H: 4 LOB: 2 BB: 0 P: 8	R: 0 E: 0 K: 0 S: 3	H: 0 LOB: 0 BB: 0 P: 3	R: 0 E: 0 K: 2 S: 8	H: 1 LOB: 2 BB: 1 P: 12	R: 0 E: 0 K: 0 S: 4	H: 1 LOB: 2 BB: 1 P: 8	R: 0 E: 0 K: 0 S: 4	H: 1 LOB: 1 BB: 0 P: 4	1B: 7 2B: 6 3B: 0 HR: 0	SF: 0 SAC: 0 DP: 0 HBP: 0	WP: 0 PB: 0 SB: 1 CS: 0	PA: 44
PITCHER	IP WLS BF H R ER SO BB IBB HBP BLK WP HR S P ERA WHIP	IP WLS BF H R ER SO BB IBB HBP BLK WP HR S P ERA WHIP	PITCHER																					
Dick Bosman, R ERA: 3.84 (1, 1)	7.1	11	5	5	6	0	0	0	0	0	0	0	0	0	43	43	6.14	1.500						
Jim Shellenback, L ERA: 4.02 (8, 1)	0.1	2	0	0	0	1	0	0	0	0	0	0	0	0	3	7	0.00	3.000						
Horacio Pina, R ERA: 2.54 (8, 1)	1.1	W	6	1	0	0	0	0	0	0	0	0	0	0	5	9	0.00	0.750						
Paul Lindblad, L ERA: 1.37 (10, 1)	0.1	S	2	1	0	0	0	0	0	0	0	0	0	0	2	2	0.00	3.000						
Casey Cox, R ERA: 3.99 (10, 1)	0.2	S	2	0	0	0	0	0	0	0	0	0	0	0	2	2	0.00	0.000						

Batter	1	2	3	4	5	6	7	8	9	AB	R	H	RBI	BB	SO	LOB	TOP			
Davey Nelson, R OBP: 0.355, SLG: 0.321 (1, 5)	0-0 6-3		0-3 K			0-3 K		0-0 FC4-6 1B	0-3 K	5	0	1	0	0	3	2				
Toby Harrah, R OBP: 0.314, SLG: 0.329 (1, 6)	0-0 1B			0-0 7-2 3B		0-0 F9		0-0 FC4-6 2B		4	1	2	1	0	0	1				
Ted Ford, R OBP: 0.333, SLG: 0.442 (1, 9)	0-0 1B			0-0 1-3			0-0 1B	0-0 1B		4	1	3	1	0	0	1				
Frank Howard, R OBP: 0.362, SLG: 0.385 (1, 3)	0-0 G4-6-3 1B			4-0 BB			0-0 1B	0-0 1B		3	0	2	1	1	0	2				
Joe Lovitto, S OBP: 0.314, SLG: 0.238 (1, 8)		0-0 4-1		0-0 7-2			0-0 K	0-0 1-3		4	0	0	0	0	1	5				
Tom Grieve, R OBP: 0.236, SLG: 0.242 (1, 7)		0-0 3-1			0-3 K		0-3 K		0-0 5-3	4	0	0	0	0	2	2				
Ted Kubiak, S OBP: 0.325, SLG: 0.254 Jim Shellenback, L OBP: 0.200, SLG: 0.111 Larry Blittner, L OBP: 0.366, SLG: 0.385 (1, 4) (7, 1) (9, PH)			0-0 CS 1B		0-0 F9		0-0 F8		4-0 FC5-4 BB	2	0	1	0	0	0	0	AB 34			
Ken Suarez, R OBP: 0.171, SLG: 0.188 (1, 2)		0-0 CS	0-0 5-3		0-0 4-3			0-0 1B FC4-6 2B	4-0 FC5-4 BB	3	1	1	0	1	0	0	R 3			
Pete Broberg, R OBP: 0.147, SLG: 0.182 Casey Cox, R OBP: 0.244, SLG: 0.284 Lenny Randle, S OBP: 0.325, SLG: 0.365 (1, 1) (5, 1) (7, PH)				0-3 K		0-0 F9		0-0 1-6-3	0-0 FC5-4	1	0	0	0	0	1	0	H 10			
Inning Stats	R: 0 E: 0 K: 0 S: 4	H: 2 LOB: 1 BB: 0 P: 4	R: 0 E: 0 K: 0 S: 3	H: 1 LOB: 0 BB: 0 P: 3	R: 0 E: 0 K: 2 S: 7	H: 0 LOB: 0 BB: 0 P: 7	R: 0 E: 0 K: 0 S: 3	H: 1 LOB: 1 BB: 1 P: 7	R: 0 E: 0 K: 1 S: 5	H: 0 LOB: 0 BB: 0 P: 5	R: 0 E: 0 K: 2 S: 9	H: 2 LOB: 2 BB: 0 P: 9	R: 3 E: 0 K: 0 S: 7	H: 4 LOB: 1 BB: 0 P: 7	R: 0 E: 0 K: 1 S: 5	H: 0 LOB: 2 BB: 2 P: 13	1B: 7 2B: 3 3B: 1 HR: 0	SF: 0 SAC: 0 DP: 2 HBP: 0	WP: 0 PB: 0 SB: 0 CS: 1	PA: 38
PITCHER Jim Rooker, L ERA: 4.04 (1, 1)	IP: 9.0 WLS: W BF: 37 H: 10 R: 3 ER: 3 SO: 7 BB: 3 IBB: 0 HBP: 0 BLK: 0 WP: 0 HR: 0 S: 48 P: 60 ERA: 3.00 WHIP: 1.444															PITCHER				

Texas Rangers @ Kansas City Royals
Municipal Stadium, Kansas City, MO
Sun Jul 02 1972, 4:38 AM EDT
Att: 12,926 - Unknown

AB	34
R	3
H	10
RBI	3
BB	3
SO	7
LOB	18



Batter	1	2	3	4	5	6	7	8	9	AB	R	H	RBI	BB	SO	LOB	BOTTOM			
Freddie Patek, R OBP: 0.298, SLG: 0.320 (1, 6)	0-0 1-3		0-3 K	0-0 1B		0-0 5-3				4	0	1	0	0	1	0				
Joe Keough, L OBP: 0.303, SLG: 0.179 (1, 7)	0-0 1-3		0-0 F9		4-0 1B 2B BB	0-0 1-3				3	1	0	0	1	0	0				
Amos Otis, R OBP: 0.364, SLG: 0.398 (1, 8)	0-0 6-3		0-0 G3		0-0 2B 1B 1B	0-0 1-3				4	1	1	0	0	0	0				
Richie Scheinblum, S OBP: 0.388, SLG: 0.494 (1, 9)		0-0 HR		0-0 FC5-4 BB 1B	0-0 1B 2B	0-0 5-3				4	3	3	2	0	0	0				
John Mayberry, L OBP: 0.382, SLG: 0.483 Gail Hopkins, L OBP: 0.212, SLG: 0.194 (1, 3) (7, 3)		0-0 F3		4-0 FC5-4 BB	4-0 1B BB	0-0 5-3				1	0	0	0	2	0	0				
Ed Kirkpatrick, L OBP: 0.401, SLG: 0.473 (1, 2)		0-0 1B FC6-4 1B		0-0 FC5-4 E 2B	0-0 F3	0-0 4-3				4	2	1	0	0	0	5				
Cookie Rojas, R OBP: 0.336, SLG: 0.369 (1, 4)		0-0 FC6-4 1B		0-0 E9 2B 1B	0-0 FC5-4 1B	0-0 1-3				4	1	3	3	0	0	0	AB 33			
Paul Schaal, R OBP: 0.308, SLG: 0.330 Bobby Floyd, R OBP: 0.226, SLG: 0.203 (1, 5) (5, 5)		0-0 FC6-4		0-0 1B 2B	0-0 F8	0-0 F7				2	0	1	3	0	0	1	R 8			
Jim Rooker, R OBP: 0.118, SLG: 0.118 (1, 1)		0-3 K		0-0 F5	0-0 FC5-4	0-3 K				2	0	0	0	0	2		H 10			
Inning Stats	R: 0 E: 0 K: 0 S: 3	H: 0 LOB: 0 BB: 0 P: 3	R: 2 E: 0 K: 1 S: 8	H: 3 LOB: 1 BB: 0 P: 8	R: 0 E: 0 K: 1 S: 5	H: 0 LOB: 0 BB: 0 P: 5	R: 3 E: 1 K: 0 S: 6	H: 4 LOB: 2 BB: 1 P: 10	R: 3 E: 0 K: 0 S: 6	H: 3 LOB: 2 BB: 2 P: 14	R: 0 E: 0 K: 0 S: 3	H: 0 LOB: 0 BB: 0 P: 3	R: 0 E: 0 K: 1 S: 5	H: 0 LOB: 0 BB: 0 P: 5	R: 0 E: 0 K: 1 S: 5	H: 0 LOB: 0 BB: 0 P: 5	1B: 7 2B: 2 3B: 0 HR: 1	SF: 0 SAC: 0 DP: 0 HBP: 0	WP: 0 PB: 0 SB: 0 CS: 0	PA: 36
PITCHER Pete Broberg, R ERA: 3.99 Casey Cox, R ERA: 4.03 Jim Shellenback, L ERA: 3.86 (1, 1) (5, 1) (7, 1)	IP: 4.0 WLS: L BF: 21 H: 8 R: 7 ER: 7 SO: 2 BB: 2 IBB: 0 HBP: 0 BLK: 0 WP: 0 HR: 1 S: 23 P: 31 ERA: 15.75 WHIP: 2.500															PITCHER				

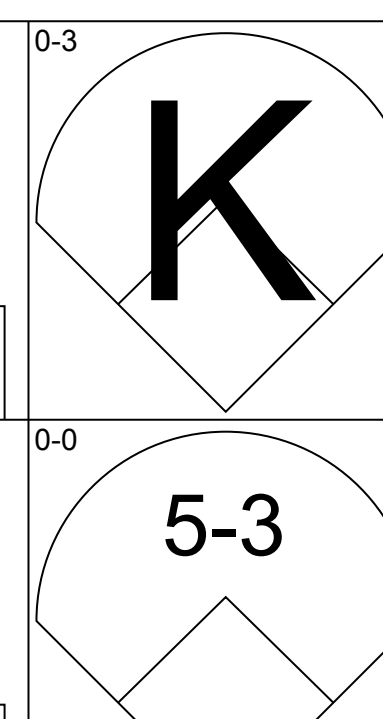
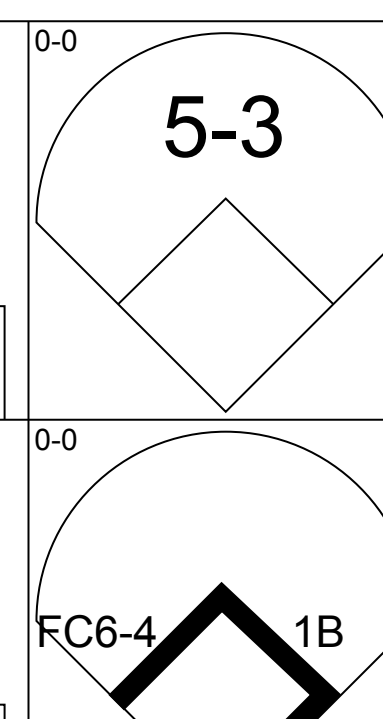
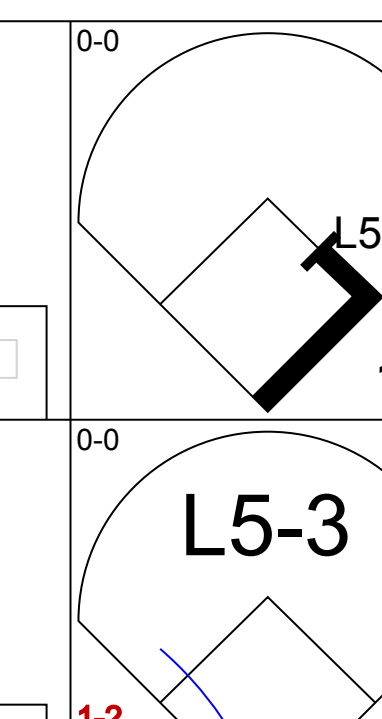
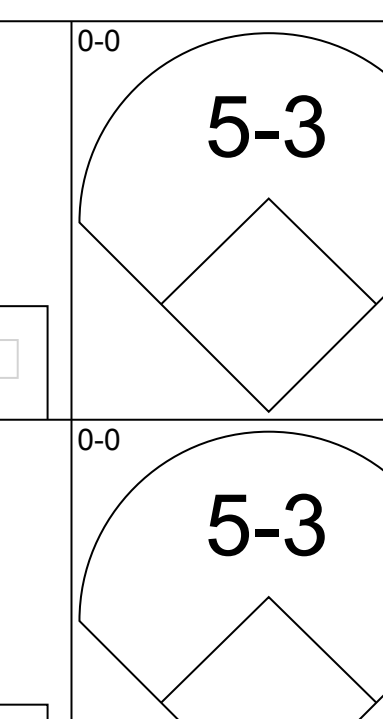

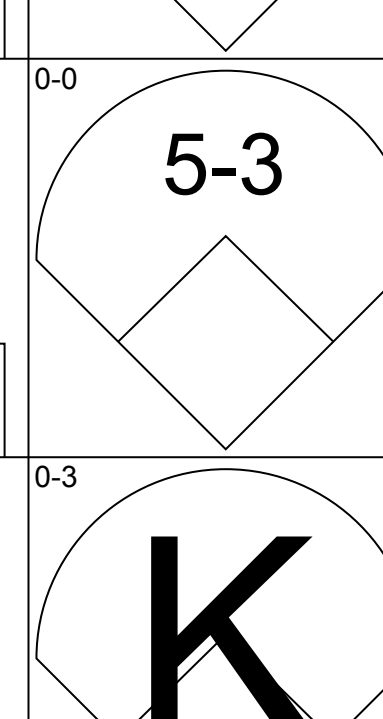
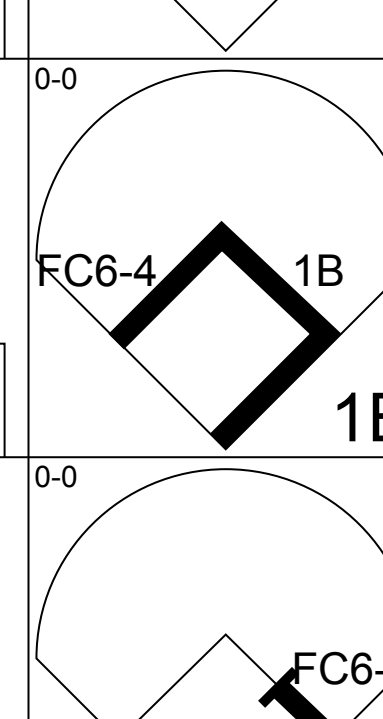
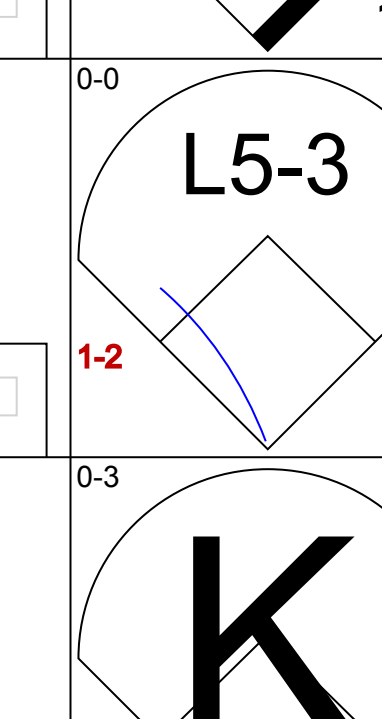
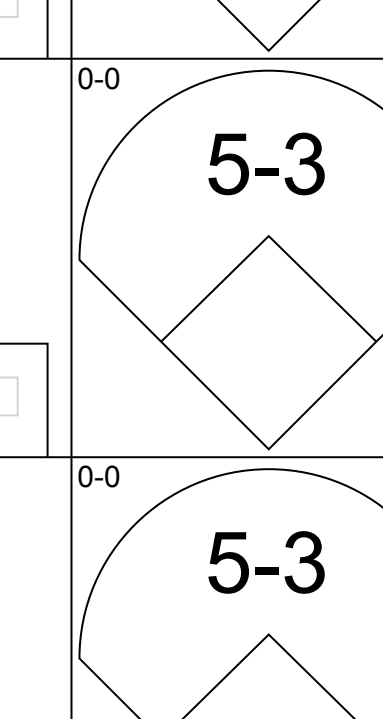
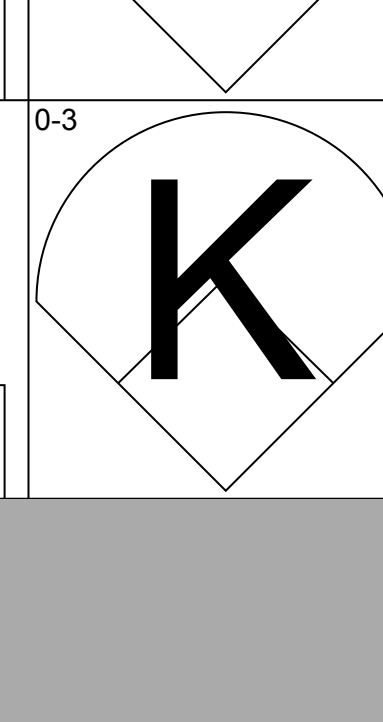
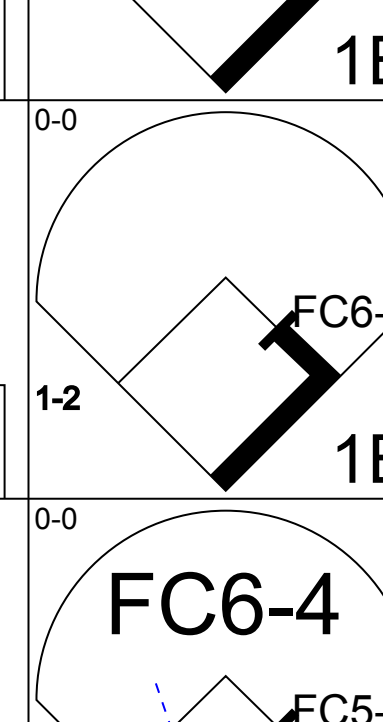
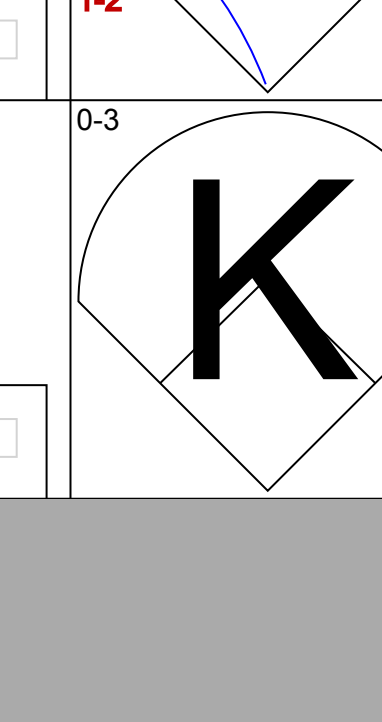
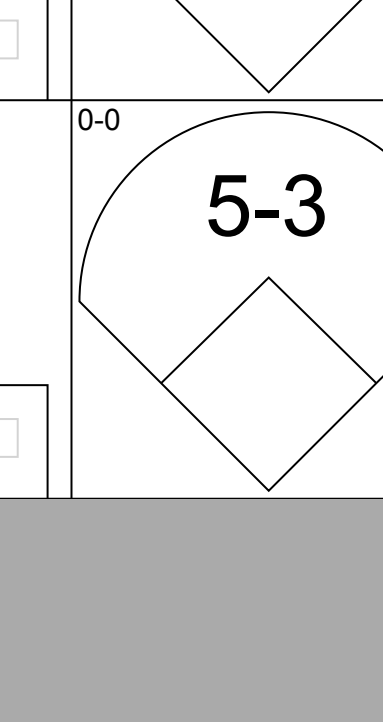
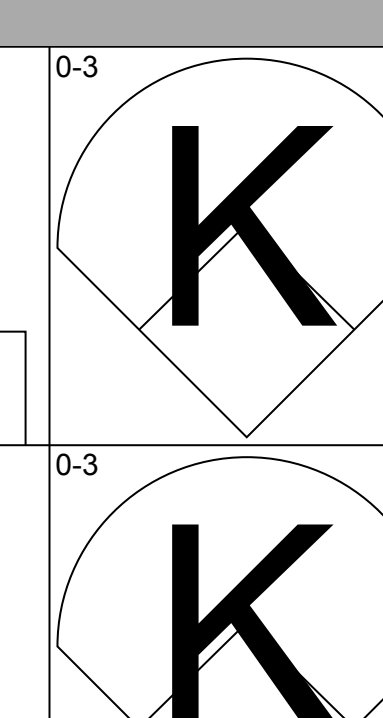
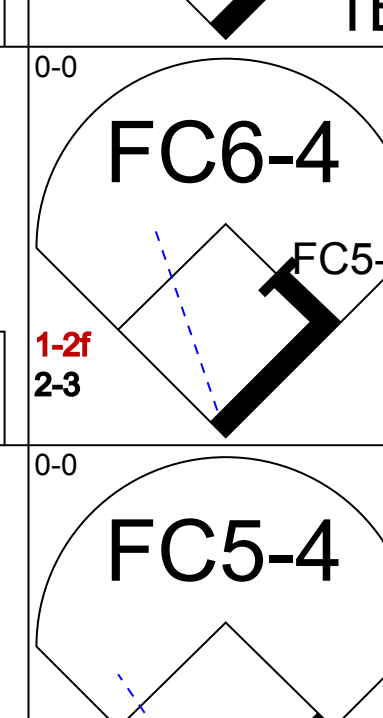
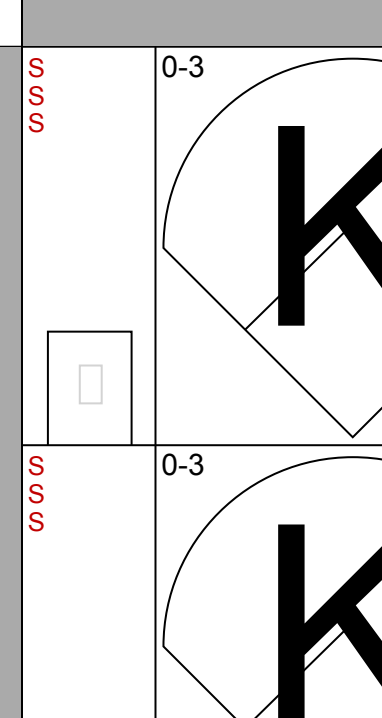
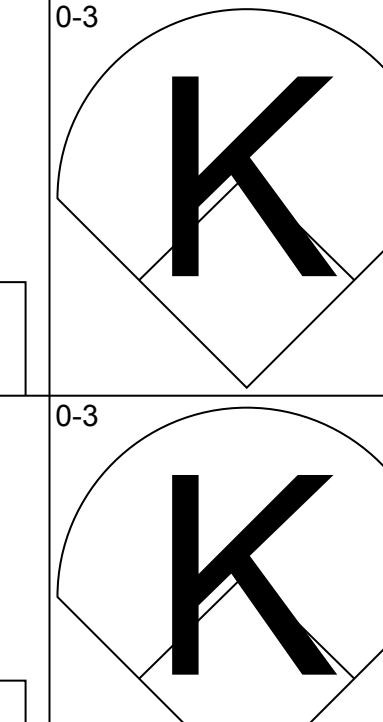
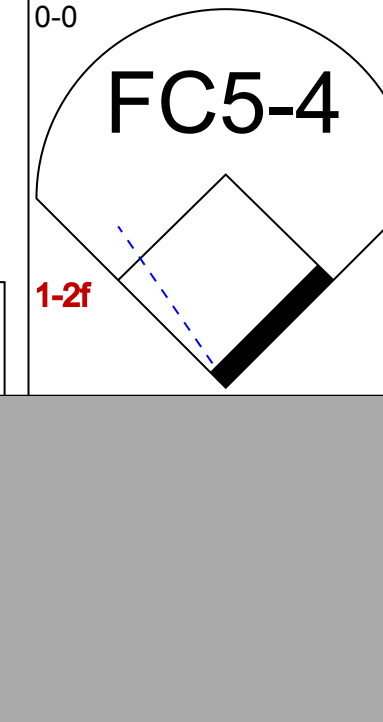
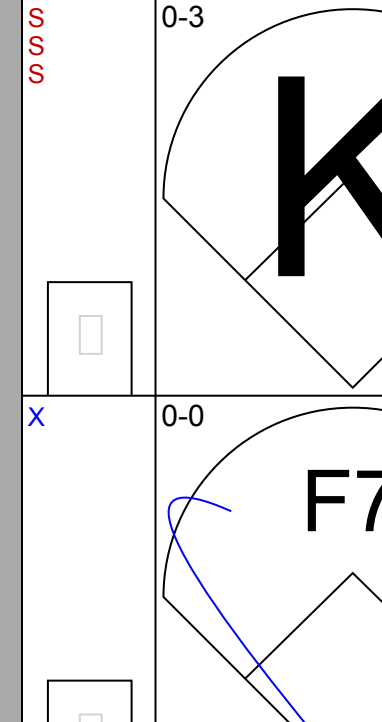
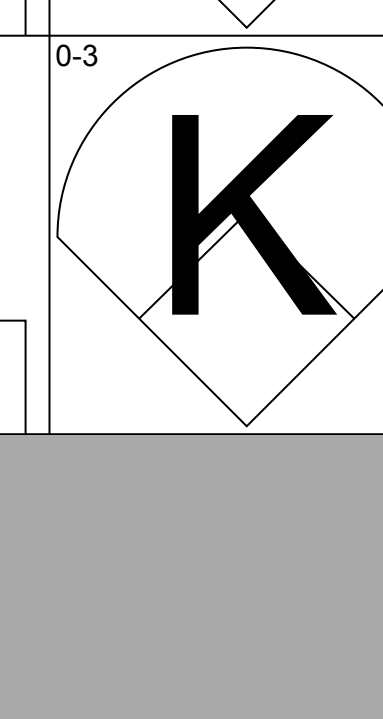
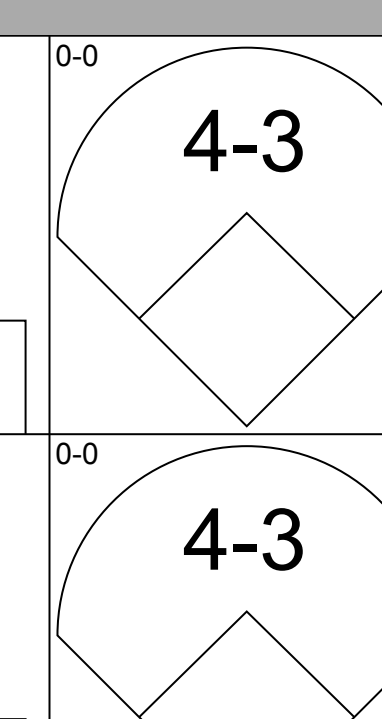
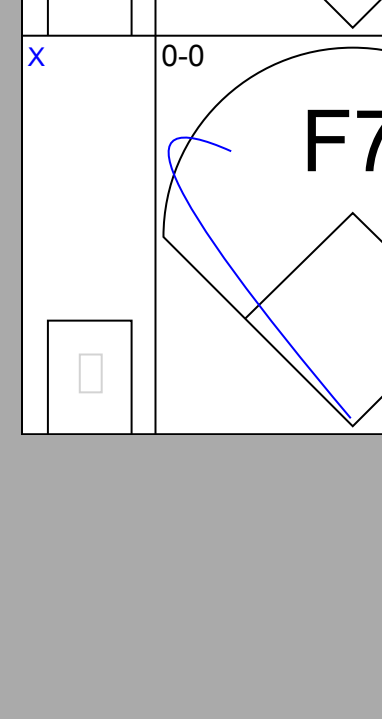
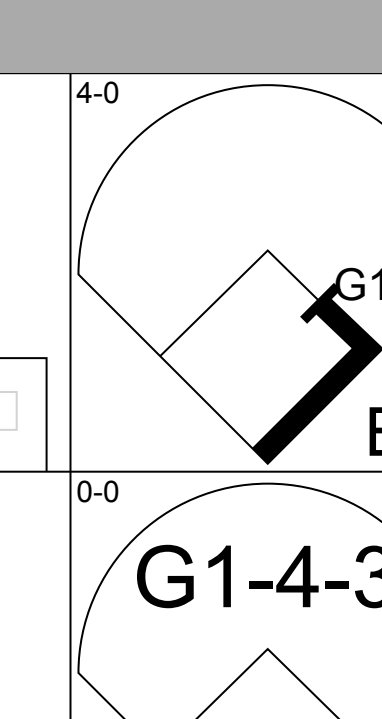
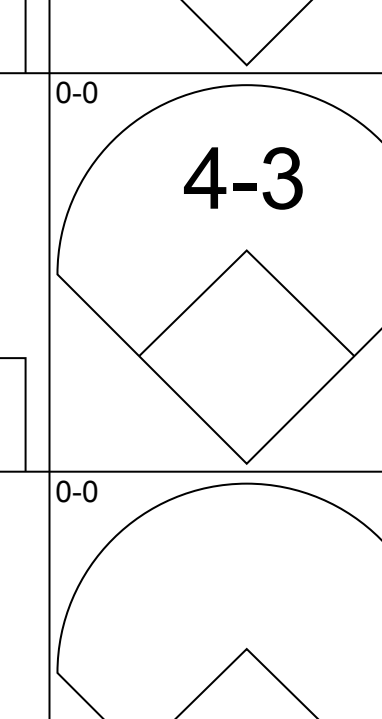
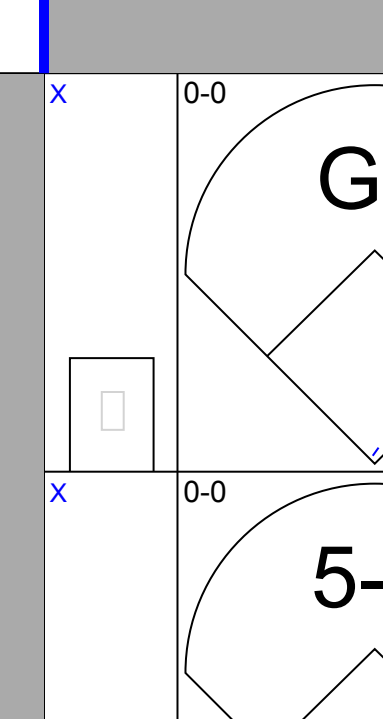
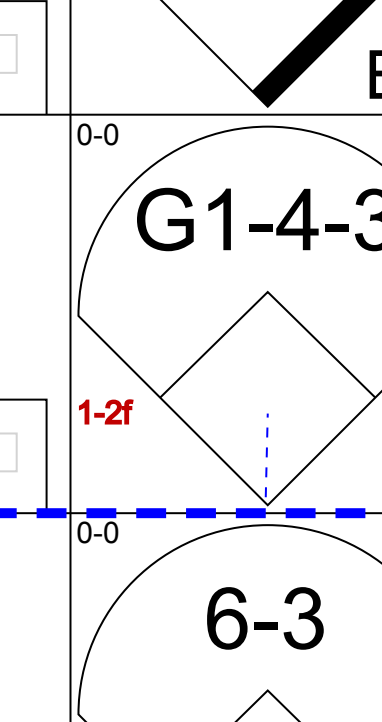
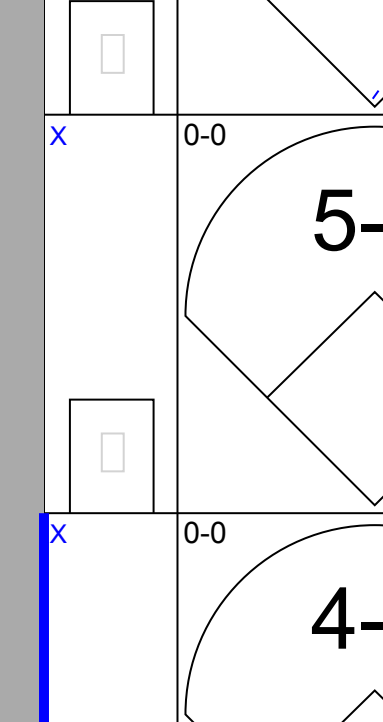
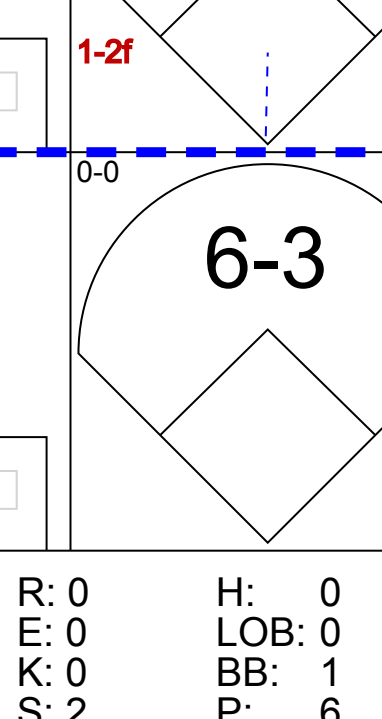
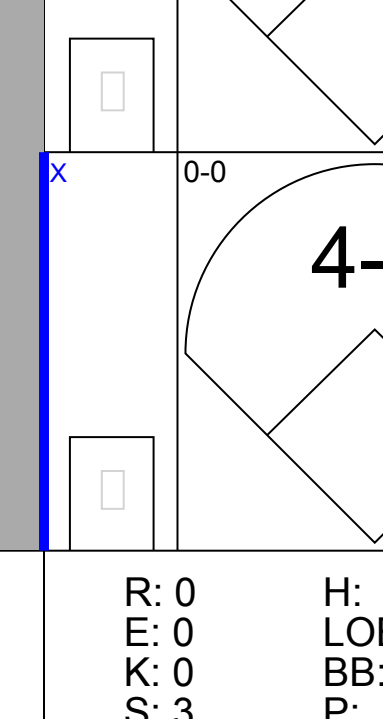
Texas Rangers @ Kansas City Royals
Municipal Stadium, Kansas City, MO
Sun Jul 02 1972, 4:38 AM EDT
Att: 12,926 - Unknown

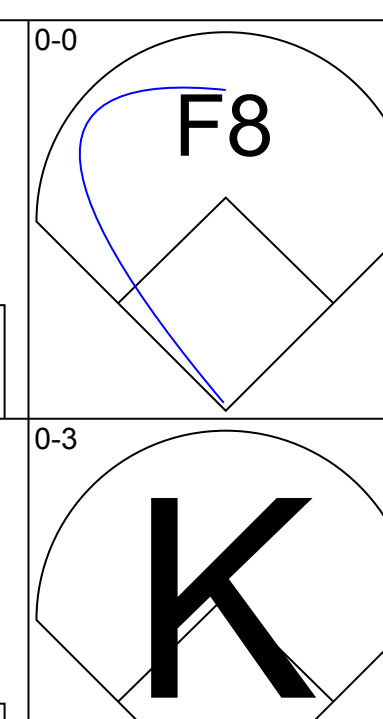
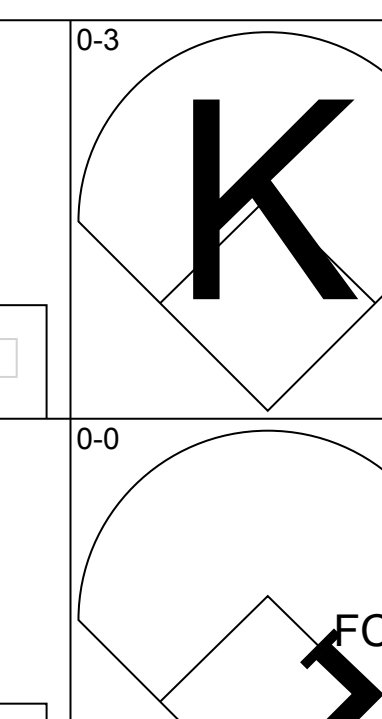
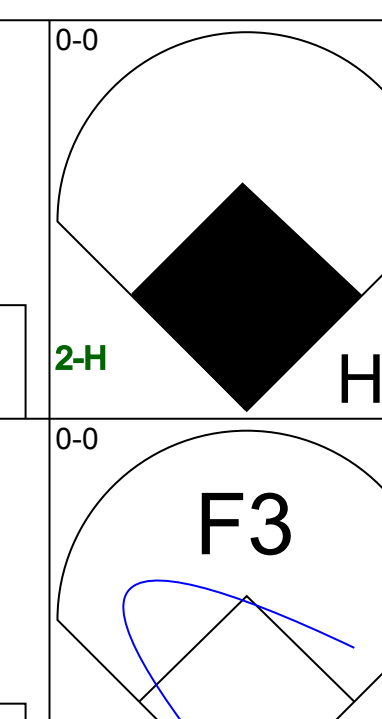
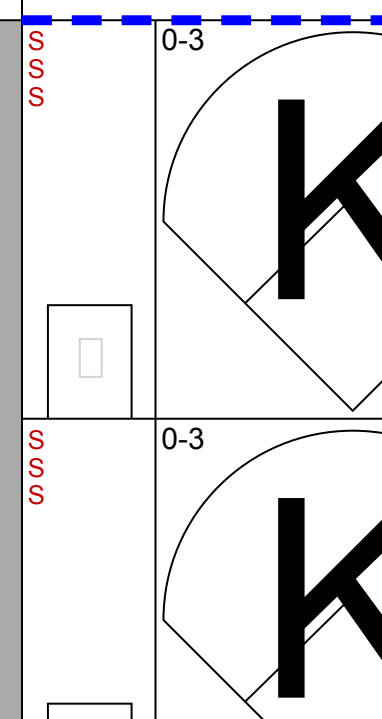

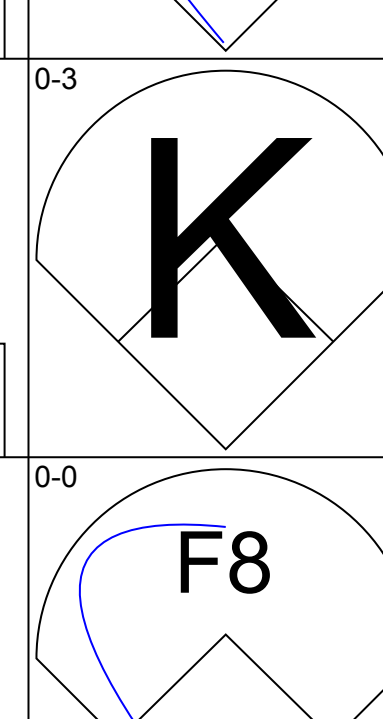
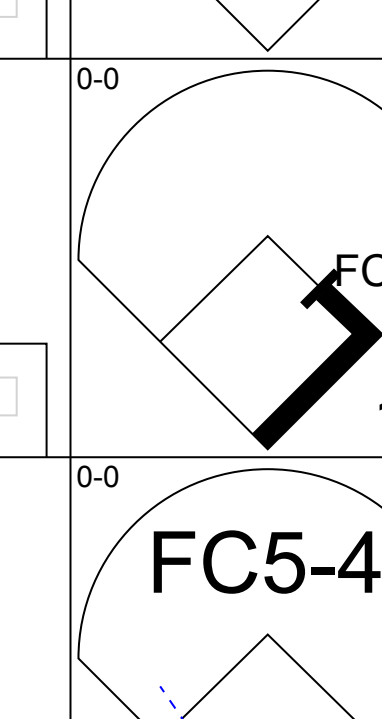
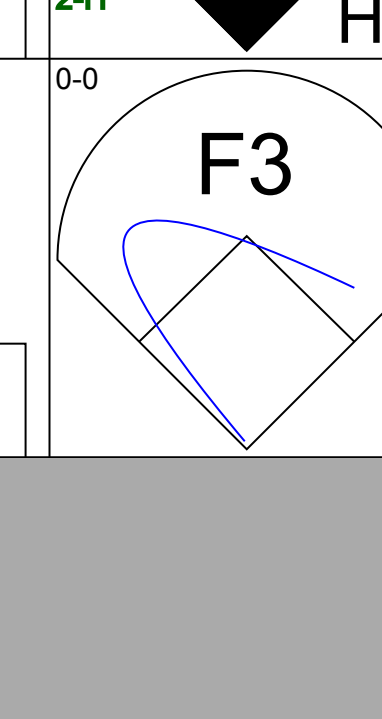
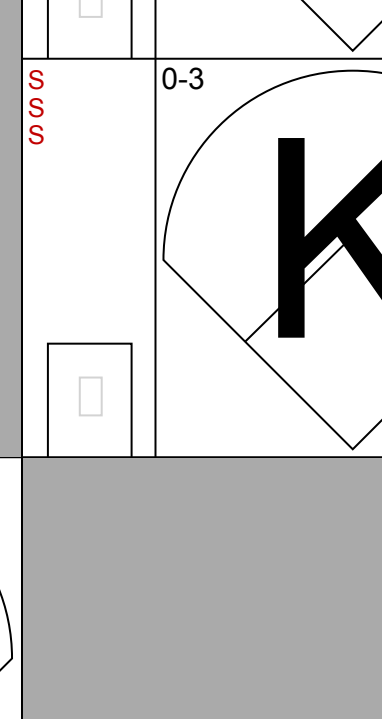
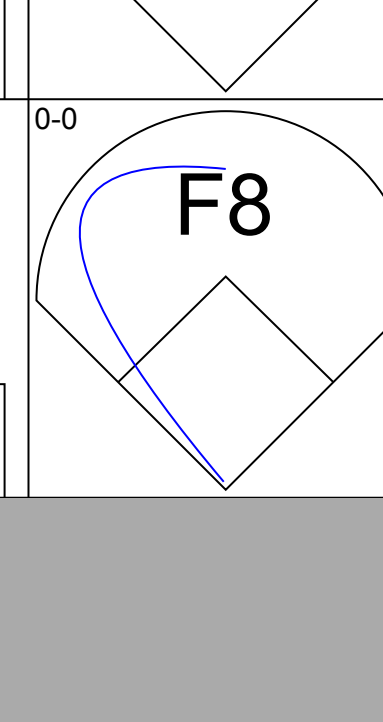
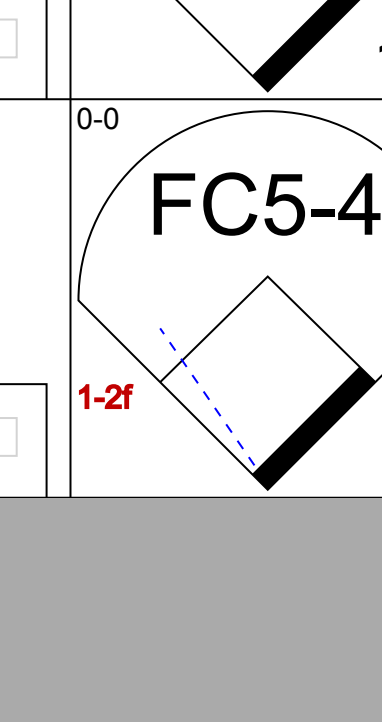
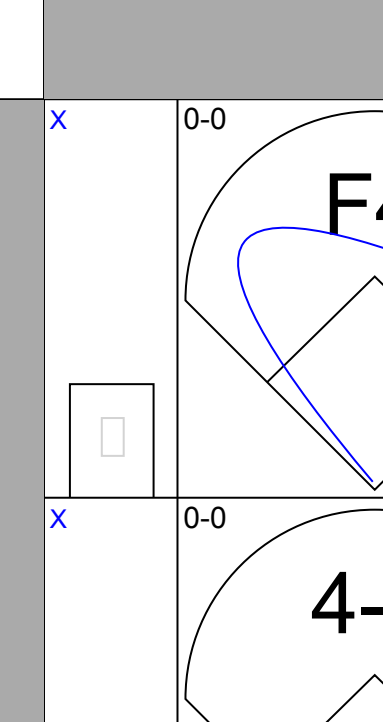
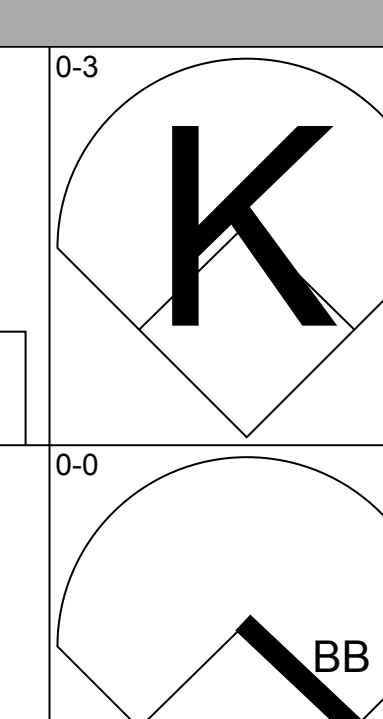
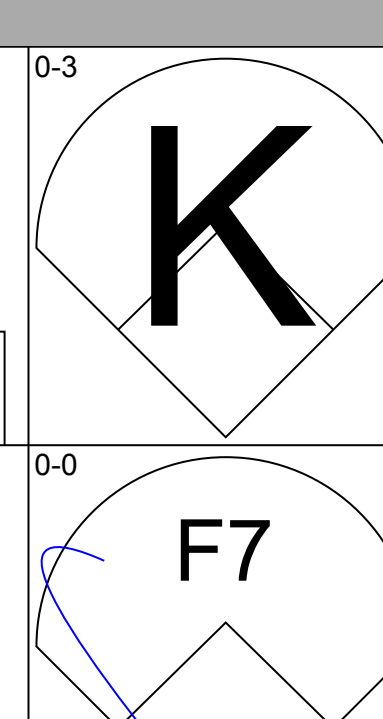
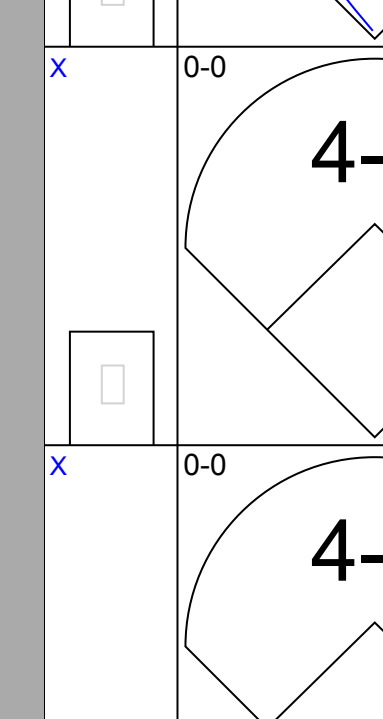
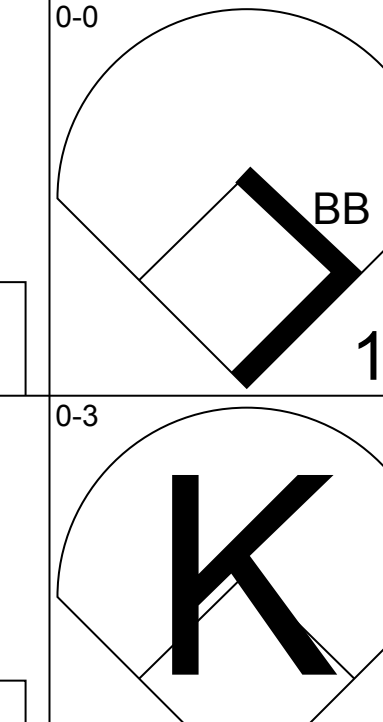
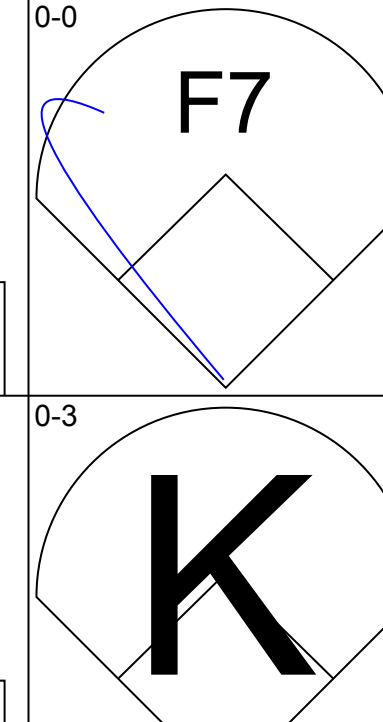
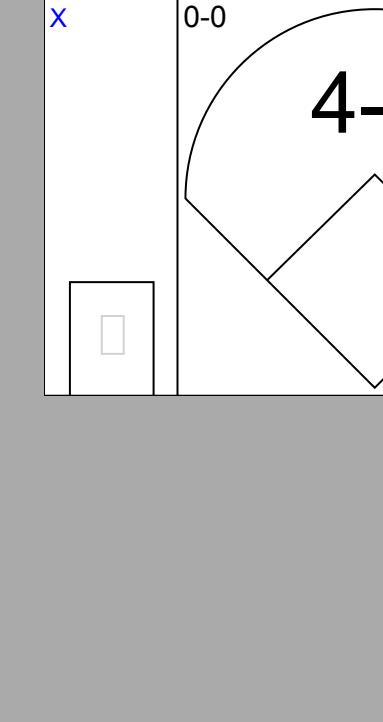
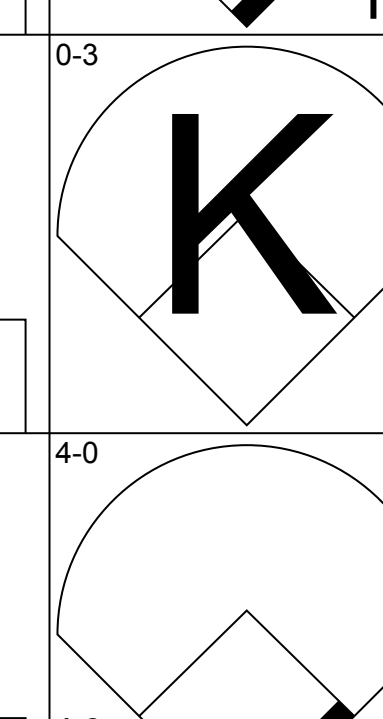
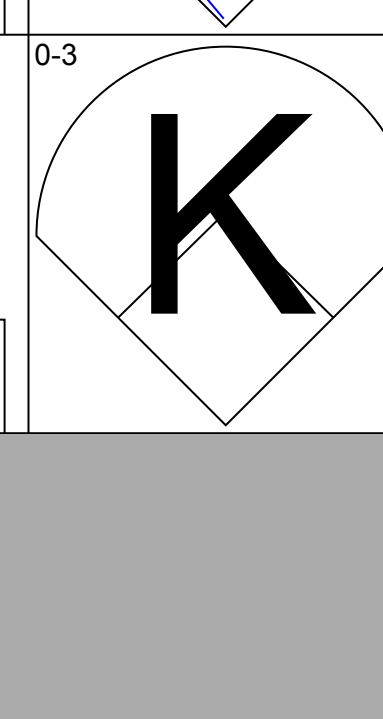
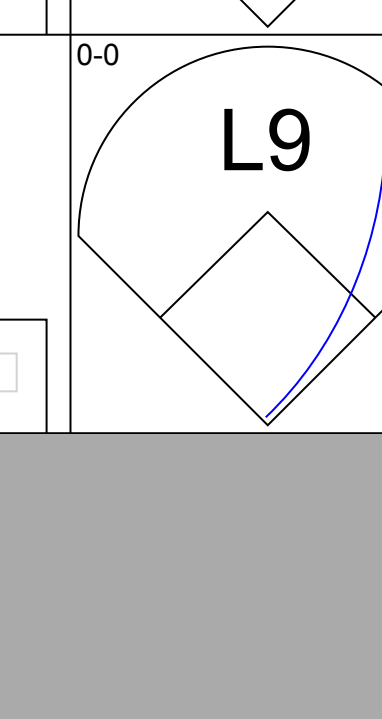
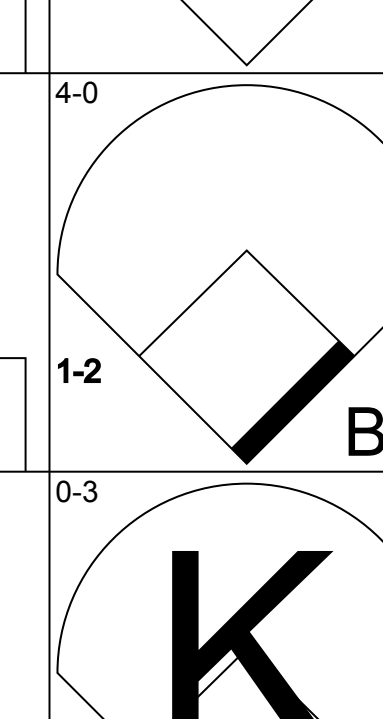
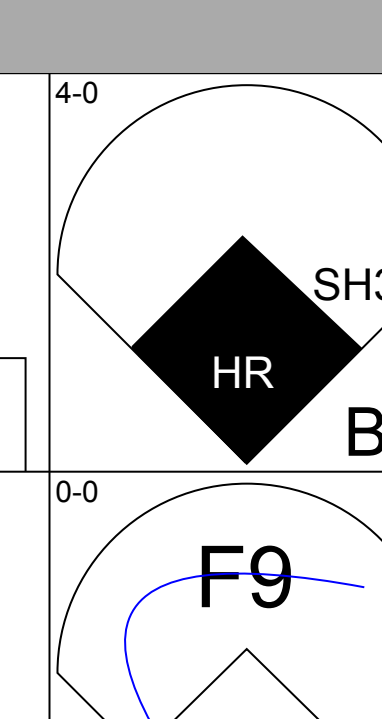
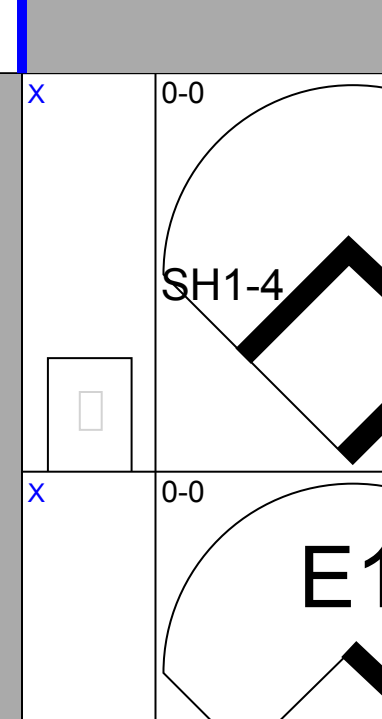
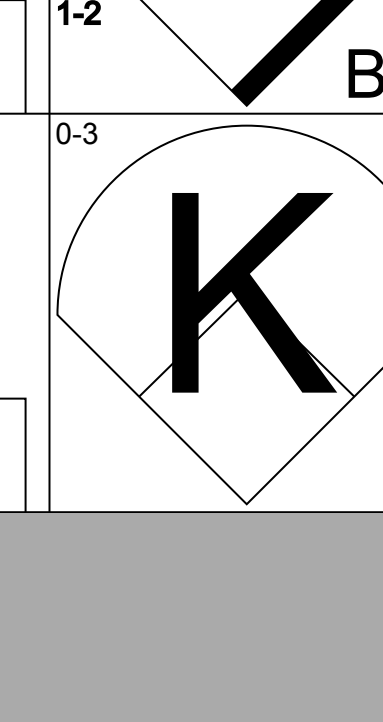
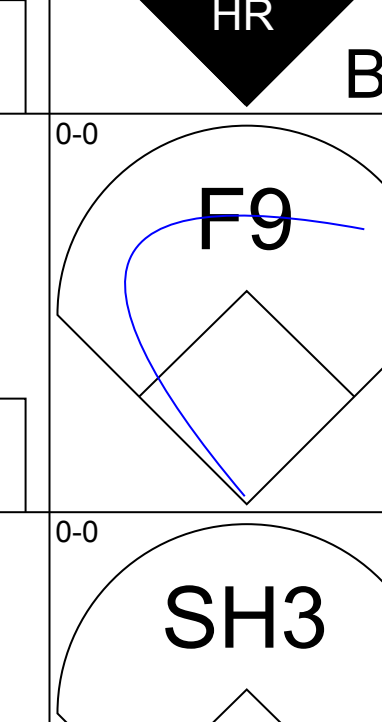
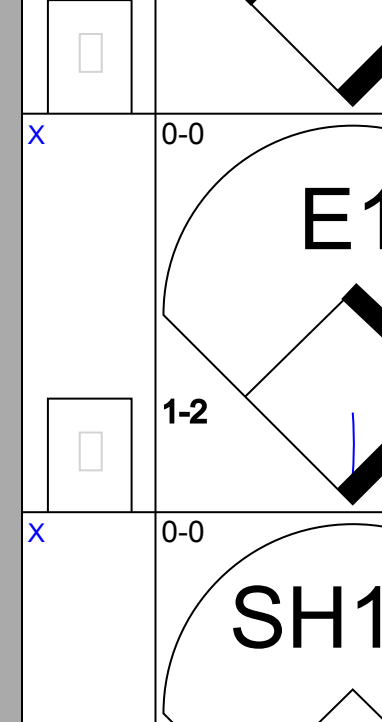
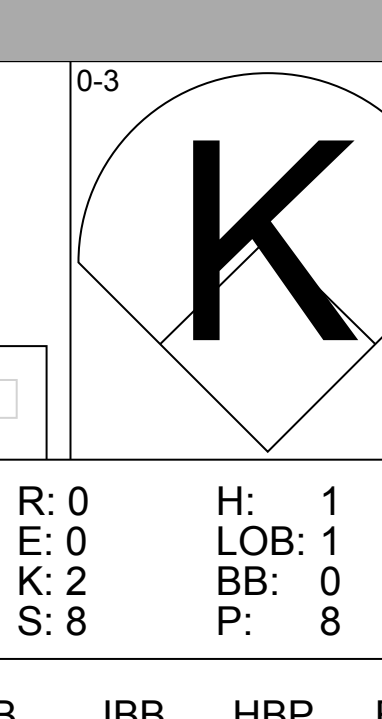
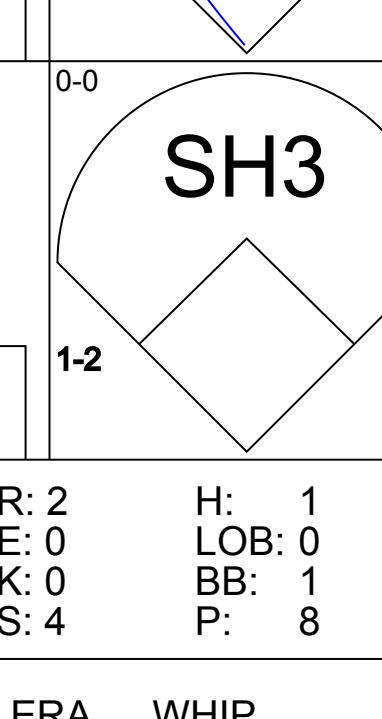
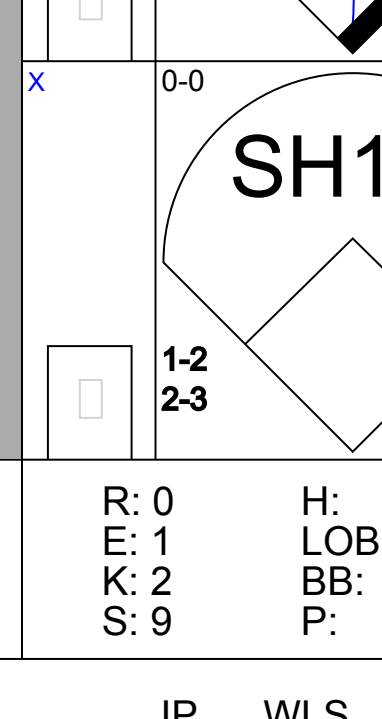
AB	33
R	8
H	10
RBI	8
BB	3
SO	3
LOB	12



Batter	1	2	3	4	5	6	7	8	9	AB	R	H	RBI	BB	SO	LOB	TOP										
Toby Harrah, R OBP: 0.316, SLG: 0.327 (1, 6)										4	1	1	0	1	0	2	Texas Rangers @ Kansas City Royals Municipal Stadium, Kansas City, MO Mon Jul 03 1972, 4:33 AM EDT Att: 7,528 - Unknown AB 33 R 2 H 7 RBI 1 BB 3 SO 2 LOB 20 										
Dalton Jones, L OBP: 0.231, SLG: 0.344 (1, 5)										3	0	1	0	1	0	2											
Don Mincher, L OBP: 0.366, SLG: 0.360 (1, 3)										4	0	2	1	0	0	2											
Ted Ford, R OBP: 0.339, SLG: 0.439 Larry Blittner, L OBP: 0.363, SLG: 0.382 (5, PR) (5, 7)										1	0	0	0	1	0	2											
Frank Howard, R OBP: 0.354, SLG: 0.376 Elliott Maddox, R OBP: 0.333, SLG: 0.267 (1, 9) (8, 8)										4	0	0	0	0	1	6											
Joe Lovitto, S OBP: 0.312, SLG: 0.239 (1, 8) (8, 9)										4	0	1	0	0	0	2											
Hal King, L OBP: 0.327, SLG: 0.309 (1, 2)										4	1	1	0	0	0	1											
Ted Kubiak, S OBP: 0.322, SLG: 0.253 (1, 4)										4	0	1	0	0	0	1											
Mike Paul, L (1, 1)										2	0	0	0	0	0	1											
Davey Nelson, R OBP: 0.354, SLG: 0.320 Jim Panther, R OBP: 0.400, SLG: 0.250 Jim Shellenback, L OBP: 0.182, SLG: 0.100 (7, PH) (7, 1) (7, 1)										1	0	0	0	0	1	0											
Inning Stats	R: 0 E: 0 K: 0 S: 5	H: 2 LOB: 2 BB: 0 P: 5	R: 1 E: 1 K: 0 S: 5	H: 2 LOB: 1 BB: 0 P: 5	R: 0 E: 0 K: 0 S: 4	H: 1 LOB: 2 BB: 1 P: 8	R: 0 E: 0 K: 0 S: 3	H: 0 LOB: 0 BB: 0 P: 3	R: 0 E: 0 K: 1 S: 5	H: 0 LOB: 3 BB: 1 P: 10	R: 0 E: 0 K: 0 S: 3	H: 1 LOB: 0 BB: 0 P: 3	R: 1 E: 0 K: 1 S: 6	H: 1 LOB: 1 BB: 1 P: 10	R: 0 E: 0 K: 0 S: 3	H: 0 LOB: 0 BB: 0 P: 3	R: 0 E: 0 K: 0 S: 3	H: 0 LOB: 0 BB: 0 P: 3	R: 0 E: 0 K: 0 S: 3	H: 0 LOB: 0 BB: 0 P: 3	1B: 6 2B: 1 3B: 0 HR: 0	SF: 0 SAC: 0 DP: 2 HBP: 1	WP: 1 PB: 0 SB: 2 CS: 0	PA: 37			
PITCHER	IP	WLS	BF	H	R	ER	SO	BB	IBB	HBP	BLK	WP	HR	S	P	ERA	WHIP										
Dick Drago, R ERA: 2.4 (1, 1)	7.0	L	31	7	2	1	2	3	0	1	0	1	0	31	44	1.29	1.429										
Mike Hedlund, R ERA: 3.88 (8, 1)	1.0		3	0	0	0	0	0	0	0	0	0	0	3	3	0.00	0.000										
Al Fitzmorris, R ERA: 3.54 (9, 1)	1.0		3	0	0	0	0	0	0	0	0	0	0	3	3	0.00	0.000										

Batter	1	2	3	4	5	6	7	8	9	AB	R	H	RBI	BB	SO	LOB	BOTTOM										
Freddie Patek, R OBP: 0.296, SLG: 0.317 (1, 6)										5	1	1	0	0	1	0	Texas Rangers @ Kansas City Royals Municipal Stadium, Kansas City, MO Mon Jul 03 1972, 4:33 AM EDT Att: 7,528 - Unknown AB 38 R 1 H 11 RBI 1 BB 3 SO 7 LOB 24 										
Joe Keough, L OBP: 0.316, SLG: 0.188 (1, 8)										4	0	1	0	1	0	2											
Lou Piniella, R OBP: 0.350, SLG: 0.442 Steve Hovley, L OBP: 0.286, SLG: 0.308 (1, 7) (9, PR)										5	0	3	1	0	1	1											
Richie Scheinblum, S OBP: 0.383, SLG: 0.486 (1, 9)										5	0	1	0	0	0	5											
John Mayberry, L OBP: 0.378, SLG: 0.477 (1, 3)										5	0	1	0	0	2	6											
Cookie Rojas, R OBP: 0.338, SLG: 0.371 (1, 4)										4	0	2	0	0	0	0											
Jerry May, R OBP: 0.307, SLG: 0.354 (1, 2)										3	0	0	0	1	1	3											
Bobby Floyd, R OBP: 0.242, SLG: 0.210 (1, 5)										3	0	1	0	1	1	3											
Dick Drago, R OBP: 0.132, SLG: 0.057 Carl Taylor, R OBP: 0.333, SLG: 0.375 Mike Hedlund, R OBP: 0.313, SLG: 0.313 Amos Otis, R OBP: 0.363, SLG: 0.396 Al Fitzmorris, S OBP: 0.286, SLG: 0.167 (1, 1) (7, PH) (8, 1) (8, PH) (9, 1)										2	0	0	0	0	1	3											
Inning Stats	R: 0 E: 0 K: 1 S: 6	H: 1 LOB: 1 BB: 0 P: 6	R: 0 E: 0 K: 0 S: 4	H: 1 LOB: 2 BB: 1 P: 8	R: 0 E: 0 K: 2 S: 8	H: 1 LOB: 2 BB: 1 P: 12	R: 0 E: 0 K: 3 S: 10	H: 1 LOB: 0 BB: 0 P: 10	R: 0 E: 0 K: 0 S: 3	H: 0 LOB: 0 BB: 0 P: 3	R: 0 E: 0 K: 0 S: 5	H: 2 LOB: 2 BB: 0 P: 5	R: 1 E: 0 K: 1 S: 8	H: 3 LOB: 2 BB: 0 P: 8	R: 0 E: 0 K: 0 S: 3	H: 0 LOB: 1 BB: 1 P: 7		R: 0 E: 0 K: 0 S: 5	H: 2 LOB: 2 BB: 0 P: 5	1B: 11 2B: 0 3B: 0 HR: 0	SF: 0 SAC: 0 DP: 0 HBP: 0	WP: 0 PB: 0 SB: 0 CS: 0	PA: 41				
PITCHER	IP	WLS	BF	H	R	ER	SO	BB	IBB	HBP	BLK	WP	HR	S	P	ERA	WHIP										
Mike Paul, L ERA: 2.22 (1, 1)	6.0	W	26	6	0	0	6	2	0	0	0	0	0	36	44	0.00	1.333										
Jim Panther, R ERA: 5.17 (7, 1)	0.2		5	3	1	1	0	0	0	0	0	0	0	5	5	13.50	4.500										
Jim Shellenback, L ERA: 3.68 (7, 1)	2.1	S	10	2	0	0	1	1	0	0	0	0	0	11	15	0.00	1.286										

Batter	1	2	3	4	5	6	7	8	9	AB	R	H	RBI	BB	SO	LOB	TOP								
Davey Nelson, R OBP: 0.352, SLG: 0.319 (1, 5)										4	0	1	0	0	1	0	<p>Texas Rangers @ Cleveland Indians Cleveland Municipal Stadium, Cleveland, OH</p> <p>Tue Jul 04 1972, 3:33 AM EDT Att: 8,953 - Unknown</p> <p>livebaseballscorecards.com</p> <p>AB 29 R 0 H 4 RBI 0 BB 1 SO 8 LOB 7</p> 								
Toby Harrah, R OBP: 0.315, SLG: 0.326 (1, 6)										4	0	1	0	0	0	1									
Frank Howard, R OBP: 0.352, SLG: 0.373 (1, 3)										4	0	1	0	0	2	0									
Dick Billings, R OBP: 0.321, SLG: 0.359 (1, 2)										3	0	0	0	0	2	2									
Tom Grieve, R OBP: 0.229, SLG: 0.231 (1, 7) (7, 8)										3	0	0	0	0	2	2									
Joe Lovitto, S OBP: 0.306, SLG: 0.234 Paul Lindblad, L OBP: 0.222, SLG: 0.222 (1, 8) (7, 1)										3	0	0	0	0	1	0									
Larry Bittner, L OBP: 0.362, SLG: 0.376 (1, 9)										2	0	0	0	1	0	0									
Ted Kubiak, S OBP: 0.322, SLG: 0.256 (1, 4)										3	0	1	0	0	0	1									
Rich Hand, R OBP: 0.238, SLG: 0.111 Dalton Jones, L OBP: 0.227, SLG: 0.339 (1, 1) (7, 7)										2	0	0	0	0	0	1									
Inning Stats	R: 0 E: 0 K: 2 S: 7	H: 0 LOB: 0 BB: 0 P: 7	R: 0 E: 0 K: 3 S: 9	H: 0 LOB: 0 BB: 0 P: 9	R: 0 E: 0 K: 0 S: 2	H: 0 LOB: 0 BB: 1 P: 6	R: 0 E: 0 K: 0 S: 5	H: 2 LOB: 2 BB: 0 P: 5	R: 0 E: 0 K: 0 S: 4	H: 1 LOB: 1 BB: 0 P: 4	R: 0 E: 0 K: 1 S: 5	H: 1 LOB: 0 BB: 0 P: 5	R: 0 E: 0 K: 2 S: 7	H: 0 LOB: 0 BB: 0 P: 7	R: 0 E: 0 K: 0 S: 3	H: 0 LOB: 0 BB: 0 P: 3		R: 0 E: 0 K: 0 S: 3	H: 0 LOB: 0 BB: 0 P: 3	1B: 4 2B: 1 3B: 0 HR: 0	SF: 0 SAC: 0 DP: 2 HBP: 0	WP: 0 PB: 0 SB: 0 CS: 0	PA: 30		
PITCHER	IP	WLS	BF	H	R	ER	SO	BB	IBB	HBP	BLK	WP	HR	S	P	ERA	WHIP								
Mike Kikenny, L ERA: 3.07 Dick Tidrow, R ERA: 3.63	(1, 1) (3, 1)	2.2 6.1	8 W 22	0 4	0 0	0 0	5 3	1 0	0 0	0 0	0 0	0 0	0 0	17 28	21 28	0.00 0.00	0.375 0.632								

Batter	1	2	3	4	5	6	7	8	9	AB	R	H	RBI	BB	SO	LOB	BOTTOM								
John Lowenstein, L OBP: 0.345, SLG: 0.500 (1, 8)										4	1	1	2	0	2	3	<p>Texas Rangers @ Cleveland Indians Cleveland Municipal Stadium, Cleveland, OH</p> <p>Tue Jul 04 1972, 3:33 AM EDT Att: 8,953 - Unknown</p> <p>livebaseballscorecards.com</p> <p>AB 28 R 2 H 5 RBI 2 BB 2 SO 12 LOB 15</p> 								
Jack Brohamer, L OBP: 0.276, SLG: 0.340 (1, 4)										4	0	1	0	0	2	3									
Ron Lolich, R OBP: 0.318, SLG: 0.300 (1, 9)										4	0	1	0	0	0	1									
Graig Nettles, L OBP: 0.328, SLG: 0.346 (1, 5)										4	0	0	0	0	3	1									
Chris Chambliss, L OBP: 0.290, SLG: 0.333 (1, 3)										4	0	1	0	0	1	1									
Alex Johnson, R OBP: 0.272, SLG: 0.318 Del Unser, L OBP: 0.232, SLG: 0.263 (1, 7) (7, 7)										3	0	0	0	0	2	2									
Ray Fosse, R OBP: 0.309, SLG: 0.336 (1, 2)										1	1	1	0	2	0	0									
Lou Camilli, S OBP: 0.222, SLG: 0.200 Frank Duffy, R OBP: 0.255, SLG: 0.256 (1, 6) (7, PR) (8, 6)										3	0	0	0	0	1	4									
Mike Kikenny, R OBP: 0.200, SLG: 0.200 Dick Tidrow, R OBP: 0.280, SLG: 0.250 (1, 1) (3, 1)										0	0	0	0	0	0	0									
Inning Stats	R: 0 E: 0 K: 1 S: 5	H: 0 LOB: 0 BB: 0 P: 5	R: 0 E: 0 K: 3 S: 10	H: 1 LOB: 2 BB: 1 P: 14	R: 0 E: 0 K: 2 S: 8	H: 1 LOB: 1 BB: 0 P: 8	R: 0 E: 0 K: 2 S: 7	H: 0 LOB: 0 BB: 0 P: 7	R: 2 E: 0 K: 0 S: 4	H: 1 LOB: 0 BB: 1 P: 8	R: 0 E: 0 K: 2 S: 8	H: 1 LOB: 1 BB: 0 P: 8	R: 0 E: 1 K: 2 S: 9	H: 1 LOB: 3 BB: 0 P: 9	R: 0 E: 0 K: 0 S: 3	H: 0 LOB: 0 BB: 0 P: 3		R: 0 E: 0 K: 0 S: 3	H: 0 LOB: 0 BB: 0 P: 3	1B: 4 2B: 0 3B: 0 HR: 1	SF: 0 SAC: 2 DP: 0 HBP: 0	WP: 0 PB: 0 SB: 0 CS: 0	PA: 32		
PITCHER	IP	WLS	BF	H	R	ER	SO	BB	IBB	HBP	BLK	WP	HR	S	P	ERA	WHIP								
Rich Hand, R ERA: 3.24 Paul Lindblad, L ERA: 1.33	(1, 1) (7, 1)	6.1 L 5	27 5	5 0	2 0	2 0	10 2	2 0	0 0	0 0	0 0	0 0	0 0	1 9	45 9	2.84 0.00	1.105 0.000								

Batter	1	2	3	4	5	6	7	8	9	AB	R	H	RBI	BB	SO	LOB	TOP			
Toby Harrach, R OBP: 0.318, SLG: 0.333 (1, 6)	0-0 4-3 S 4-3 1B		0-0 2B		0-0 1-3		0-0 6-3	0-0 6-3		4	1	2	0	0	0	1				
Dalton Jones, L OBP: 0.214, SLG: 0.318 (1, 5)	0-0 4-3 1-3		0-3 K				0-0 4-3	0-0 F9		4	0	0	0	0	1	2				
Don Mincher, L OBP: 0.364, SLG: 0.353 (1, 3)	0-0 4-3			4-0 S BB			0-0 L5		0-0 F9	3	0	0	1	1	0	0				
Dick Billings, R OBP: 0.324, SLG: 0.362 (1, 7)	0-0 1-3			0-3 K					0-0 2B 1B	4	1	2	0	0	1	1				
Larry Bittner, L OBP: 0.366, SLG: 0.388 (1, 9)		0-0 G1-6-3 1B		0-3 K			0-0 1-3		0-0 1B 2B	4	1	2	0	0	1	2				
Hal King, L OBP: 0.324, SLG: 0.306 (1, 2)		0-0 G1-6-3		0-0 3-1					0-0 FC	4	0	1	2	0	0	2				
Davey Nelson, R OBP: 0.352, SLG: 0.319 (9, PR)		1-2							2-H 3-H 1B	0	0	0	0	0	0	0				
Joe Lovitto, S OBP: 0.301, SLG: 0.229 (1, 8)		0-0 G3					0-0 F9		0-0 FC	3	0	0	0	0	0	0				
Ted Ford, R OBP: 0.337, SLG: 0.437 (9, PH)		0-0 G3					0-0 F7		0-0 FC G6-4-3	1	0	0	0	0	0	1				
Ted Kubiak, S OBP: 0.312, SLG: 0.247 (1, 4)			0-0 F4				0-0 6-3		0-0 G6-4-3	3	0	0	0	0	0	0				
Paul Lindblad, L OBP: 0.222, SLG: 0.222 (7, 1)									1-2	0	0	0	0	0	0	0				
Frank Howard, R OBP: 0.350, SLG: 0.371 (9, PH)									1-2	1	0	0	0	0	0	2				
Bill Gogolewski, L OBP: 0.273, SLG: 0.200 (1, 1)							0-0 F7			2	0	1	0	0	0	0				
Horacio Pina, R OBP: 0.500, SLG: 0.500 (7, 1)									5-3	0	0	0	0	0	0	0				
Lenny Randle, S OBP: 0.243, SLG: 0.282 (7, 4)							WP PB 1B			1	0	0	0	0	0	0				
Inning Stats	R: 1 E: 0 K: 0 S: 4	H: 1 LOB: 0 BB: 0 P: 4	R: 0 E: 0 K: 0 S: 3	H: 1 LOB: 0 BB: 0 P: 3	R: 0 E: 0 K: 1 S: 6	H: 1 LOB: 1 BB: 0 P: 6	R: 0 E: 0 K: 2 S: 7	H: 0 LOB: 1 BB: 1 P: 11	R: 0 E: 0 K: 0 S: 4	H: 1 LOB: 1 BB: 0 P: 4	R: 0 E: 0 K: 0 S: 3	H: 0 LOB: 0 BB: 0 P: 3	R: 0 E: 0 K: 0 S: 3	H: 0 LOB: 0 BB: 0 P: 3	R: 2 E: 0 K: 0 S: 6	H: 3 LOB: 2 BB: 0 P: 6	1B: 6 2B: 2 3B: 0 HR: 0	SF: 0 SAC: 0 DP: 2 HBP: 0	WP: 1 PB: 1 SB: 2 CS: 0	PA: 35
PITCHER Gaylord Perry, R ERA: 1.97 (1, 1)	IP: 9.0 WLS: W BF: 35 H: 8 R: 3 ER: 3 SO: 3 BB: 1 IBB: 0 HBP: 0 BLK: 0 WP: 1 HR: 0 S: 40 P: 44 ERA: 3.00 WHIP: 1.000															PITCHER Gaylord Perry, R ERA: 1.97 (1, 1)	IP: 9.0 WLS: W BF: 35 H: 8 R: 3 ER: 3 SO: 3 BB: 1 IBB: 0 HBP: 0 BLK: 0 WP: 1 HR: 0 S: 40 P: 44 ERA: 3.00 WHIP: 1.000			

Texas Rangers @ Cleveland Indians
Cleveland Municipal Stadium, Cleveland, OH
Thu Jul 06 1972, 7:05 PM EDT
Unknown - 68 F

AB 34
R 3
H 8
RBI 3
BB 1
SO 3
LOB 11



Batter	1	2	3	4	5	6	7	8	9	AB	R	H	RBI	BB	SO	LOB	BOTTOM			
John Lowenstein, L OBP: 0.333, SLG: 0.464 (1, 8)	0-3 K		0-0 F3		0-0 4-3		0-0 1-2 2-3 3-H 1B			4	0	1	1	0	1	0				
Jack Brohamer, L OBP: 0.274, SLG: 0.333 (1, 4)	0-0 F7		0-3 K			0-0 F8	0-0 F7			4	0	0	0	0	1	3				
Ron Lolich, R OBP: 0.313, SLG: 0.295 (1, 9)	0-0 1B		0-3 K			0-0 1-3	0-0 F8			4	0	1	0	0	1	3				
Graig Nettles, L OBP: 0.327, SLG: 0.345 (1, 5)	0-0 1-3			0-0 FC3-6 SF8 1B		0-0 G3		0-0 F8		4	1	1	0	0	0	1				
Chris Chambliss, L OBP: 0.305, SLG: 0.356 (1, 3)		0-0 2B		0-0 FC3-6 1B			0-0 CS 1B	0-0 F2		4	1	3	0	0	0	0				
Alex Johnson, R OBP: 0.277, SLG: 0.326 (1, 7)		0-0 2B		0-0 FC3-6 CS			0-0 1B CS	0-0 F7		3	1	2	1	0	0	2				
Del Unser, L OBP: 0.230, SLG: 0.261 (8, 7)		2-H		1-2 2-3 CS			1-2 FC 1B			1	0	0	0	0	0	0				
Ray Fosse, R OBP: 0.309, SLG: 0.338 (1, 2)		0-0 F4		0-0 SF8			0-0 SH 1B			2	1	1	1	0	0	1				
Lou Camilli, S OBP: 0.200, SLG: 0.179 (1, 6)		0-0 1-3		0-0 CS		0-0 F9			0-0 FC	3	0	0	1	0	0	2				
Frank Duffy, R OBP: 0.255, SLG: 0.256 (7, PR) (8, 6)				1-2			1-2 3-H 1B			0	0	0	0	0	0	0				
Gaylord Perry, R OBP: 0.222, SLG: 0.246 (1, 1)		0-0 4-3				0-0 4-3		0-0 SH 1B		2	0	0	0	0	0	1				
Inning Stats	R: 0 E: 0 K: 1 S: 6	H: 1 LOB: 1 BB: 0 P: 6	R: 1 E: 0 K: 0 S: 5	H: 2 LOB: 1 BB: 0 P: 5	R: 0 E: 0 K: 2 S: 7	H: 0 LOB: 0 BB: 0 P: 7	R: 1 E: 0 K: 0 S: 4	H: 2 LOB: 0 BB: 0 P: 4	R: 0 E: 0 K: 0 S: 3	H: 0 LOB: 0 BB: 0 P: 3	R: 0 E: 0 K: 0 S: 3	H: 0 LOB: 0 BB: 0 P: 3	R: 2 E: 1 K: 0 S: 8	H: 4 LOB: 3 BB: 0 P: 8	R: 0 E: 0 K: 0 S: 3	H: 0 LOB: 0 BB: 0 P: 3	1B: 7 2B: 2 3B: 0 HR: 0	SF: 1 SAC: 1 DP: 0 HBP: 0	WP: 0 PB: 0 SB: 0 CS: 3	PA: 34
PITCHER Bill Gogolewski, R ERA: 5.26 (1, 1)	IP: 6.0 WLS: L BF: 24 H: 7 R: 4 ER: 4 SO: 3 BB: 0 IBB: 0 HBP: 0 BLK: 0 WP: 0 HR: 0 S: 30 P: 30 ERA: 6.00 WHIP: 1.167															PITCHER Horacio Pina, R ERA: 2.75 (7, 1)	IP: 0.1 WLS: L BF: 3 H: 1 R: 0 ER: 0 SO: 0 BB: 0 IBB: 0 HBP: 0 BLK: 0 WP: 0 HR: 0 S: 6 P: 6 ERA: 0.00 WHIP: 3.000			
Horacio Pina, R ERA: 2.75 (7, 1)	IP: 0.1 WLS: L BF: 3 H: 1 R: 0 ER: 0 SO: 0 BB: 0 IBB: 0 HBP: 0 BLK: 0 WP: 0 HR: 0 S: 6 P: 6 ERA: 0.00 WHIP: 3.000															PITCHER Paul Lindblad, L ERA: 1.29 (7, 1)	IP: 1.2 WLS: L BF: 6 H: 1 R: 0 ER: 0 SO: 0 BB: 0 IBB: 0 HBP: 0 BLK: 0 WP: 0 HR: 0 S: 6 P: 6 ERA: 0.00 WHIP: 0.600			

Texas Rangers @ Cleveland Indians
Cleveland Municipal Stadium, Cleveland, OH
Thu Jul 06 1972, 7:05 PM EDT
Unknown - 68 F

AB 31
R 4
H 9
RBI 4
BB 0
SO 3
LOB 13



Batter	1	2	3	4	5	6	7	8	9	AB	R	H	RBI	BB	SO	LOB	TOP										
Davey Nelson, R OBP: 0.350, SLG: 0.313	F9 CS SF9 BB	G3		4-3	K			5-3		4	1	0	0	1	1	4											
Toby Harrah, R OBP: 0.320, SLG: 0.347	F9	E3 1B		4-3				F9		5	1	0	0	0	0	1											
Don Mincher, L OBP: 0.350, SLG: 0.337	SF9	1B WP 1B		F5				F8		4	1	1	2	0	0	0											
Dick Billings, R OBP: 0.330, SLG: 0.372	1B	1B WP 1B			F8					5	0	3	0	0	0	0											
Elliott Maddox, R OBP: 0.330, SLG: 0.264	1B	1B						F7		0	0	0	0	0	0	0											
Hal King, L OBP: 0.327, SLG: 0.303	1B	1B			K			K		4	0	1	0	1	3	1											
Ted Ford, R OBP: 0.340, SLG: 0.437	1B	K			1B 2B			K		3	1	1	0	1	2	2											
Joe Lovitto, S OBP: 0.297, SLG: 0.228	F8				1B 2B			F8		4	0	1	0	0	0	3											
Ted Kubiak, S OBP: 0.333, SLG: 0.281		G3 SH1-4 E 1B		K				6-3		4	1	2	1	0	1	0											
Dick Bosman, R OBP: 0.069, SLG: 0.069								K2-3		1	0	0	0	0	1	0											
Larry Bittner, L OBP: 0.370, SLG: 0.382		SH1-4		K						0	0	0	0	1	0	0											
Jim Panther, R OBP: 0.333, SLG: 0.200				K						1	0	0	0	0	1	0											
Inning Stats	R: 1 E: 0 K: 0 S: 5	H: 2 LOB: 3 BB: 2 P: 13	R: 3 E: 1 K: 1 S: 9	H: 3 LOB: 2 BB: 1 P: 13	R: 0 E: 0 K: 2 S: 7	H: 0 LOB: 0 BB: 0 P: 7	R: 0 E: 0 K: 0 S: 3	H: 0 LOB: 0 BB: 0 P: 3	R: 1 E: 0 K: 2 S: 10	H: 3 LOB: 3 BB: 1 P: 14	R: 0 E: 0 K: 1 S: 6	H: 1 LOB: 1 BB: 0 P: 6	R: 0 E: 0 K: 1 S: 5	H: 0 LOB: 0 BB: 0 P: 5	R: 0 E: 0 K: 1 S: 5	H: 0 LOB: 0 BB: 0 P: 5	R: 0 E: 0 K: 1 S: 5	H: 0 LOB: 0 BB: 0 P: 5	1B: 8 2B: 1 3B: 0 HR: 0	SF: 1 SAC: 1 DP: 0 HBP: 0	WP: 1 PB: 0 SB: 1 CS: 1	PA: 41					
PITCHER	IP	WLS	BF	H	R	ER	SO	BB	IBB	HBP	BLK	WP	HR	S	P	ERA	WHIP										
Jim Palmer, R ERA: 2.0	(1, 1)	1.2	13	5	4	0	0	2	0	0	0	0	0	11	19	0.00	4.200										
Roric Harrison, R ERA: 1.31	(2, 1)	5.1	L 22	4	1	1	7	1	1	0	0	1	0	34	42	1.69	0.938										
Eddie Watt, R ERA: 2.3	(8, 1)	2.0	6	0	0	0	2	0	0	0	0	0	0	10	10	0.00	0.000										

Texas Rangers @ Baltimore Orioles
Memorial Stadium, Baltimore, MD
Fri Jul 07 1972, 7:05 PM EDT
Att: 43,851 - Unknown

AB 35
R 5
H 9
RBI 3
BB 4
SO 9
LOB 11



Batter	1	2	3	4	5	6	7	8	9	AB	R	H	RBI	BB	SO	LOB	BOTTOM										
Merv Rettenmund, R OBP: 0.336, SLG: 0.370	F4			K	G3				6-3	5	0	1	0	0	1	2											
Johnny Oates, L OBP: 0.394, SLG: 0.500	K			1B					3-1	5	0	2	1	0	1	1											
Paul Blair, R OBP: 0.261, SLG: 0.363	F7			1B	4-3					4	0	1	1	0	1	2											
Boog Powell, L OBP: 0.302, SLG: 0.324										4	0	1	0	0	1	3											
Chico Salmon, R OBP: 0.359, SLG: 0.496		K		3-1						0	0	0	0	0	0	0											
Terry Crowley, L OBP: 0.358, SLG: 0.520										2	1	2	0	0	0	0											
Don Baylor, R OBP: 0.359, SLG: 0.496		G6-4-3 1B		HR	2B					2	0	0	0	0	0	1											
Brooks Robinson, R OBP: 0.310, SLG: 0.344		G6-4-3		HR						3	1	2	2	1	0	1											
Davey Johnson, R OBP: 0.327, SLG: 0.305					6-3					3	0	0	0	1	0	3											
Mark Belanger, R OBP: 0.246, SLG: 0.232										3	1	0	0	0	0	2											
Bobby Grich, R OBP: 0.341, SLG: 0.414				FC5-4 1B	1-3					1	0	0	0	0	0	2											
Jim Palmer, R OBP: 0.245, SLG: 0.313										0	0	0	0	0	0	0											
Roric Harrison, R OBP: 0.167, SLG: 0.333					F7					2	1	0	0	0	0	1											
Don Buford, S OBP: 0.328, SLG: 0.257										1	0	0	0	0	1	0											
Eddie Watt, R OBP: 0.333, SLG: 0.200										0	0	0	0	0	0	0											
Tom Shepoy, L OBP: 0.287, SLG: 0.214										1	0	0	0	0	0	0											
Inning Stats	R: 0 E: 0 K: 1 S: 5	H: 0 LOB: 0 BB: 0 P: 5	R: 0 E: 0 K: 1 S: 5	H: 1 LOB: 0 BB: 0 P: 5	R: 2 E: 1 K: 1 S: 8	H: 2 LOB: 2 BB: 1 P: 12	R: 2 E: 0 K: 0 S: 5	H: 2 LOB: 0 BB: 0 P: 5	R: 0 E: 0 K: 0 S: 4	H: 1 LOB: 1 BB: 0 P: 4	R: 0 E: 0 K: 2 S: 8	H: 1 LOB: 1 BB: 0 P: 8	R: 0 E: 0 K: 0 S: 4	H: 1 LOB: 2 BB: 1 P: 8	R: 0 E: 0 K: 0 S: 3	H: 0 LOB: 0 BB: 0 P: 3	R: 0 E: 0 K: 1 S: 5	H: 0 LOB: 0 BB: 0 P: 3	1B: 6 2B: 1 3B: 1 HR: 1	SF: 0 SAC: 0 DP: 1 HBP: 0	WP: 0 PB: 0 SB: 1 CS: 0	PA: 38					
PITCHER	IP	WLS	BF	H	R	ER	SO	BB	IBB	HBP	BLK	WP	HR	S	P	ERA	WHIP										
Dick Bosman, R ERA: 3.87	(1, 1)	4.0	18	5	4	2	3	1	0	0	0	0	1	23	27	4.50	1.500										
Jim Panther, R ERA: 4.67	(5, 1)	5.0	W 20	4	0	0	2	1	0	0	0	0	0	23	27	0.00	1.000										


Texas Rangers @ Baltimore Orioles
Memorial Stadium, Baltimore, MD
Fri Jul 07 1972, 7:05 PM EDT
Att: 43,851 - Unknown

AB 36
R 4
H 9
RBI 4
BB 2
SO 5
LOB 18




Batter	1	2	3	4	5	6	7	8	9	AB	R	H	RBI	BB	SO	LOB	TOP			
Davey Nelson, R OBP: 0.356, SLG: 0.321 (1, 5)										4	1	3	0	0	0	0	Texas Rangers @ Baltimore Orioles Memorial Stadium, Baltimore, MD Sat Jul 08 1972, 7:05 PM EDT Unknown			
Toby Harrah, R OBP: 0.319, SLG: 0.346 (1, 6)										4	1	1	0	0	1	2				
Don Mincher, L OBP: 0.357, SLG: 0.343 Elliott Maddox, R OBP: 0.330, SLG: 0.264 (9, PR) (9, 7)										3	0	2	1	1	0	0				
Dick Billings, R OBP: 0.330, SLG: 0.371 Dalton Jones, L OBP: 0.211, SLG: 0.296 (1, 7) (9, 3)										3	0	1	0	0	0	3				
Hal King, L OBP: 0.316, SLG: 0.290 (1, 2)										4	0	0	0	0	2	3				
Ted Ford, R OBP: 0.333, SLG: 0.427 (1, 9)										4	0	0	0	0	1	2				
Joe Lovitto, S OBP: 0.291, SLG: 0.224 (1, 8)										3	0	0	0	0	1	0				
Ted Kubiak, S OBP: 0.324, SLG: 0.272 (1, 4)										3	0	0	0	0	1	0				
Rich Hand, R OBP: 0.208, SLG: 0.095 (1, 1)										3	0	0	0	0	1	0				
Inning Stats	R: 2 E: 0 K: 1 S: 7	H: 3 LOB: 0 BB: 0 P: 7	R: 0 E: 0 K: 2 S: 7	H: 0 LOB: 0 BB: 0 P: 7	R: 0 E: 0 K: 0 S: 5	H: 2 LOB: 2 BB: 0 P: 5	R: 0 E: 0 K: 1 S: 5	H: 0 LOB: 0 BB: 0 P: 5	R: 0 E: 0 K: 1 S: 6	H: 1 LOB: 1 BB: 0 P: 6	R: 0 E: 0 K: 0 S: 3	H: 0 LOB: 0 BB: 0 P: 3	R: 0 E: 0 K: 1 S: 5	H: 0 LOB: 0 BB: 0 P: 5	R: 0 E: 0 K: 0 S: 3	H: 0 LOB: 2 BB: 1 P: 7		1B: 7 2B: 1 3B: 0 HR: 0	SF: 0 SAC: 1 DP: 2 HBP: 0	WP: 0 PB: 0 SB: 1 CS: 1
PITCHER Pat Dobson, R ERA: 2.06 (1, 1)	IP: 9.0 WLS: L BF: 33	H: 7 R: 2 ER: 2 SO: 7	BB: 1 IBB: 0 HBP: 0 BLK: 0	WP: 0 HR: 0 S: 46 P: 50	ERA: 2.00 WHIP: 0.889	PITCHER										IP: 9.0 WLS: W BF: 38	H: 7 R: 1 ER: 1 SO: 7	BB: 3 IBB: 1 HBP: 0 BLK: 0	WP: 0 HR: 1 S: 48 P: 64	ERA: 1.00 WHIP: 1.111

AB	31
R	2
H	7
RBI	1
BB	1
SO	7
LOB	10



Batter	1	2	3	4	5	6	7	8	9	AB	R	H	RBI	BB	SO	LOB	BOTTOM					
Merv Rettenmund, R OBP: 0.333, SLG: 0.363 (1, 9)										4	0	0	0	1	0	5	Texas Rangers @ Baltimore Orioles Memorial Stadium, Baltimore, MD Sat Jul 08 1972, 7:05 PM EDT Unknown					
Paul Blair, R OBP: 0.260, SLG: 0.359 (1, 8)										5	0	1	0	0	2	4						
Boog Powell, L OBP: 0.302, SLG: 0.325 (1, 3)										3	0	1	0	0	0	1						
Don Baylor, R OBP: 0.350, SLG: 0.481 (1, 7)										4	0	0	0	0	1	2						
Brooks Robinson, R OBP: 0.309, SLG: 0.342 (1, 5)										4	0	1	0	0	0	1						
Bobby Grich, R OBP: 0.344, SLG: 0.440 (1, 4)										4	1	2	1	0	1	1						
Johnny Oates, L OBP: 0.370, SLG: 0.494 (1, 2)										3	0	1	0	1	0	0						
Mark Belanger, R OBP: 0.247, SLG: 0.229 (1, 6)										2	0	0	0	1	1	2						
Pat Dobson, R OBP: 0.149, SLG: 0.174 Don Buford, S OBP: 0.331, SLG: 0.257 (9, PH) (9, PH)										3	0	1	0	0	2	0						
Inning Stats	R: 0 E: 0 K: 0 S: 4	H: 1 LOB: 1 BB: 0 P: 4	R: 1 E: 0 K: 1 S: 6	H: 1 LOB: 0 BB: 0 P: 6	R: 0 E: 0 K: 2 S: 7	H: 0 LOB: 1 BB: 1 P: 11	R: 0 E: 0 K: 1 S: 7	H: 2 LOB: 2 BB: 0 P: 7	R: 0 E: 0 K: 2 S: 7	H: 0 LOB: 0 BB: 0 P: 7	R: 0 E: 0 K: 0 S: 3	H: 0 LOB: 0 BB: 0 P: 3	R: 0 E: 0 K: 1 S: 6	H: 1 LOB: 2 BB: 1 P: 10	R: 0 E: 0 K: 0 S: 4	H: 1 LOB: 1 BB: 0 P: 4		R: 0 E: 0 K: 0 S: 4	H: 1 LOB: 3 BB: 2 P: 12	1B: 5 2B: 1 3B: 0 HR: 1	SF: 0 SAC: 2 DP: 0 HBP: 0	WP: 0 PB: 0 SB: 0 CS: 0
PITCHER Rich Hand, R ERA: 2.97 (1, 1)	IP: 9.0 WLS: W BF: 38	H: 7 R: 1 ER: 1 SO: 7	BB: 3 IBB: 1 HBP: 0 BLK: 0	WP: 0 HR: 1 S: 48 P: 64	ERA: 1.00 WHIP: 1.111	PITCHER										IP: 9.0 WLS: W BF: 38	H: 7 R: 1 ER: 1 SO: 7	BB: 3 IBB: 1 HBP: 0 BLK: 0	WP: 0 HR: 1 S: 48 P: 64	ERA: 1.00 WHIP: 1.111		


AB	32
R	1
H	7
RBI	1
BB	4
SO	7
LOB	16



Batter	1	2	3	4	5	6	7	8	9	AB	R	H	RBI	BB	SO	LOB	TOP											
Davey Nelson, R OBP: 0.354, SLG: 0.319 (1, 5)										4	0	1	0	0	0	2												
Toby Harrah, R OBP: 0.318, SLG: 0.344 (1, 6)										4	0	1	0	0	0	1												
Larry Bittner, L OBP: 0.360, SLG: 0.370 (1, 9)										4	0	0	0	0	2	1												
Dick Billings, R OBP: 0.325, SLG: 0.364 (1, 7)											4	0	0	0	0	1												
Frank Howard, R OBP: 0.348, SLG: 0.364 Dalton Jones, L OBP: 0.211, SLG: 0.296 (1, 3)										3	0	0	0	0	1	0												
Hal King, L OBP: 0.316, SLG: 0.292 Elliott Maddox, R OBP: 0.330, SLG: 0.264 (1, 2)										3	0	1	0	0	1	0												
Joe Lovitto, S OBP: 0.292, SLG: 0.226 (1, 8)										3	1	1	0	0	0	0												
Ted Kubiak, S OBP: 0.321, SLG: 0.269 Lenny Randle, S OBP: 0.245, SLG: 0.299 (1, 4)										1	0	0	0	0	0	0												
Casey Cox, R Paul Lindblad, L OBP: 0.200, SLG: 0.200 (1, 1)										2	0	0	0	1	0	1												
Inning Stats	R: 0 E: 0 K: 1 S: 5	H: 1 LOB: 0 BB: 0 P: 5	R: 0 E: 0 K: 1 S: 5	H: 0 LOB: 0 BB: 0 P: 5	R: 0 E: 0 K: 0 S: 3	H: 0 LOB: 0 BB: 0 P: 3	R: 0 E: 0 K: 0 S: 3	H: 0 LOB: 0 BB: 0 P: 3	R: 0 E: 0 K: 0 S: 3	H: 0 LOB: 1 BB: 1 P: 7	R: 0 E: 0 K: 0 S: 3	H: 1 LOB: 0 BB: 0 P: 3	R: 3 E: 0 K: 0 S: 6	H: 3 LOB: 1 BB: 0 P: 6	R: 0 E: 0 K: 1 S: 5	H: 0 LOB: 0 BB: 0 P: 5	1B: 4 2B: 0 3B: 0 HR: 1	SF: 0 SAC: 0 DP: 1 HBP: 0	WP: 0 PA: 31 PB: 0 SB: 0 CS: 0									
PITCHER	IP	WLS	BF	H	R	ER	SO	BB	IBB	HBP	BLK	WP	HR	S	P	ERA	WHIP											
Doyle Alexander, R ERA: 2.96 Eddie Watt, R ERA: 2.16	(1, 1)	8.0	L	28	5	3	3	3	1	0	0	0	0	1	33	37	3.38	0.750										
(9, 1)	1.0	3	0	0	0	0	1	0	0	0	0	0	0	5	5	0.00	0.000											

Texas Rangers @ Baltimore Orioles
Memorial Stadium, Baltimore, MD
Sat Jul 08 1972, 7:05 PM EDT
Att: 24,518 - Unknown


AB	30
R	3
H	5
RBI	3
BB	1
SO	4
LOB	6



Batter	1	2	3	4	5	6	7	8	9	AB	R	H	RBI	BB	SO	LOB	BOTTOM										
Don Buford, S OBP: 0.329, SLG: 0.257 (1, 7)										4	0	1	0	0	0	2											
Johnny Oates, L OBP: 0.338, SLG: 0.477 Andy Etchebarren, R OBP: 0.240, SLG: 0.252 (1, 2)										3	0	0	0	0	0	1											
Don Baylor, R OBP: 0.342, SLG: 0.468 (1, 9)											4	0	0	0	0	1											
Boog Powell, L OBP: 0.297, SLG: 0.318 (1, 3)											4	0	0	0	1	1											
Bobby Grich, R OBP: 0.347, SLG: 0.438 (1, 6)											3	1	1	0	0	0											
Brooks Robinson, R OBP: 0.309, SLG: 0.342 (1, 5)											3	0	1	0	0	1											
Paul Blair, R OBP: 0.257, SLG: 0.356 (1, 8)											2	0	0	1	0	0											
Davey Johnson, R OBP: 0.336, SLG: 0.322 (1, 4)										3	0	3	0	0	0	0											
Doyle Alexander, R ERA: 3.38 Elrod Hendricks, L OBP: 0.224, SLG: 0.172 Eddie Watt, R ERA: 1.52 (1, 1)										2	0	0	0	0	0	3											
(8, 1)	2.0	S	6	0	0	0	0	0	0	0	0	0	0	0	0	0											
Inning Stats	R: 0 E: 0 K: 0 S: 4	H: 1 LOB: 1 BB: 0 P: 4	R: 1 E: 0 K: 0 S: 5	H: 3 LOB: 1 BB: 0 P: 5	R: 0 E: 0 K: 0 S: 3	H: 0 LOB: 0 BB: 0 P: 3	R: 0 E: 0 K: 1 S: 4	H: 0 LOB: 0 BB: 0 P: 5	R: 0 E: 0 K: 0 S: 4	H: 1 LOB: 1 BB: 0 P: 4	R: 0 E: 0 K: 0 S: 3	H: 0 LOB: 0 BB: 0 P: 3	R: 0 E: 0 K: 0 S: 4	H: 1 LOB: 1 BB: 0 P: 4	R: 0 E: 0 K: 0 S: 3	H: 0 LOB: 0 BB: 0 P: 3	1B: 5 2B: 1 3B: 0 HR: 0	SF: 1 SAC: 0 DP: 1 HBP: 1	WP: 0 PA: 32 PB: 0 SB: 0 CS: 1								
PITCHER	IP	WLS	BF	H	R	ER	SO	BB	IBB	HBP	BLK	WP	HR	S	P	ERA	WHIP										
Casey Cox, R ERA: 3.38 Paul Lindblad, L ERA: 1.52	(1, 1)	7.0	W	26	6	1	1	2	0	0	0	0	0	29	30	1.29	0.857										
(8, 1)	2.0	S	6	0	0	0	0	0	0	0	0	0	0	6	6	0.00	0.000										

Texas Rangers @ Baltimore Orioles
Memorial Stadium, Baltimore, MD
Sat Jul 08 1972, 7:05 PM EDT
Att: 24,518 - Unknown

AB	30
R	1
H	6
RBI	1
BB	0
SO	2
LOB	11



Batter	1	2	3	4	5	6	7	8	9	AB	R	H	RBI	BB	SO	LOB	TOP					
Davey Nelson, R (1, 5) OBP: 0.350, SLG: 0.316	F8		FC6-4 1B	K2-3		F5		4-3		4	0	1	0	0	1	2	Texas Rangers @ Detroit Tigers Tiger Stadium, Detroit, MI Mon Jul 10 1972, 7:05 PM EDT Att: 23,287 - Unknown					
Jim Shellenback, L (6, 1) OBP: 0.182, SLG: 0.100										0	0	0	0	0	0	0						
Larry Blittner, L (8, PH) OBP: 0.358, SLG: 0.368										1	0	0	0	0	0	0						
Jim Panther, R (8, 1) OBP: 0.333, SLG: 0.290										0	0	0	0	0	0	0						
Toby Harrah, R (1, 6) OBP: 0.321, SLG: 0.354	2-3		K			6-3		F3		5	1	1	0	0	1	1						
Don Mincher, L (1, 3) OBP: 0.367, SLG: 0.363										2	1	1	2	3	0	0						
Elliott Maddox, R (9, PR) OBP: 0.344, SLG: 0.273	1B BB		FC6-4 BB			G3		HR		0	0	0	0	0	0	0						
Dick Billings, R (1, 7) OBP: 0.332, SLG: 0.362			FC6-4 BB					HR		4	0	2	0	1	0	2						
Hal King, L (1, 2) OBP: 0.328, SLG: 0.323										3	1	1	1	1	0	4						
Ted Ford, R (1, 9) OBP: 0.323, SLG: 0.411										5	0	0	0	0	1	7						
Joe Lovitto, S (1, 8) OBP: 0.309, SLG: 0.279										5	0	4	0	0	0	2						
Lenny Randle, S (1, 4) OBP: 0.241, SLG: 0.293										3	0	0	0	0	1	3						
Don Stanhouse, R (1, 1) OBP: 0.143, SLG: 0.143										2	0	0	0	0	0	2						
Dalton Jones, L (6, PH) OBP: 0.205, SLG: 0.288										0	0	0	0	0	0	0						
Inning Stats	R: 0 E: 0 K: 0 S: 4	H: 1 LOB: 2 BB: 1 P: 8	R: 0 E: 0 K: 1 S: 6	H: 1 LOB: 1 BB: 0 P: 6	R: 0 E: 0 K: 1 S: 6	H: 1 LOB: 3 BB: 2 P: 14	R: 0 E: 0 K: 1 S: 6	H: 1 LOB: 1 BB: 0 P: 6	R: 0 E: 0 K: 0 S: 3	H: 0 LOB: 2 BB: 1 P: 8	R: 0 E: 0 K: 1 S: 6	H: 1 LOB: 1 BB: 0 P: 6	R: 3 E: 0 K: 1 S: 9	H: 4 LOB: 1 BB: 0 P: 9	R: 0 E: 0 K: 0 S: 3	H: 0 LOB: 0 BB: 1 P: 3	R: 0 E: 0 K: 0 S: 4	H: 1 LOB: 2 BB: 1 P: 8	1B: 5 2B: 3 3B: 0 HR: 2	SF: 0 SAC: 1 DP: 0 HBP: 1	WP: 1 PB: 0 SB: 1 CS: 0	PA: 43
PITCHER	IP WLS BF H R ER SO BB IBB HBP BLK WP HR S P ERA WHIP	8.0 W 40 10 3 3 5 5 0 1 0 1 2 44 65 3.38 1.875	1.0 S 3 0 0 0 0 0 0 0 0 0 0 3 3 0.00 0.000	PITCHER										IP WLS BF H R ER SO BB IBB HBP BLK WP HR S P ERA WHIP								
Joe Coleman, R (1, 1) ERA: 2.23											8.0 W 40 10 3 3 5 5 0 1 0 1 2 44 65 3.38 1.875											
John Hiller, L (9, 1) ERA: 4.5											1.0 S 3 0 0 0 0 0 0 0 0 0 0 3 3 0.00 0.000											

AB	34
R	3
H	10
RBI	3
BB	5
SO	4
LOB	23



Batter	1	2	3	4	5	6	7	8	9	AB	R	H	RBI	BB	SO	LOB	BOTTOM					
Dick McAuliffe, L (1, 4) OBP: 0.351, SLG: 0.331	2B BB			4-3				G3		4	1	2	0	1	0	2	Texas Rangers @ Detroit Tigers Tiger Stadium, Detroit, MI Mon Jul 10 1972, 7:05 PM EDT Att: 23,287 - Unknown					
Al Kaline, R (1, 9) OBP: 0.347, SLG: 0.400										1	0	1	1	0	0	0						
Willie Horton, R (1, PR) OBP: 0.312, SLG: 0.421	SH5-3 SF8 2B									3	2	2	0	0	0	0						
Jim Northrup, L (1, 7) OBP: 0.321, SLG: 0.359	SH5-3									3	1	1	2	0	0	2						
Bill Freehan, R (1, 2) OBP: 0.355, SLG: 0.413	SF8									2	1	1	1	1	0	2						
Norm Cash, L (1, 3) OBP: 0.322, SLG: 0.493	F8									4	2	2	3	0	0	2						
Mickey Stanley, R (1, 8) OBP: 0.285, SLG: 0.410										4	0	0	0	0	0	0						
Aurelio Rodriguez, R (1, 5) OBP: 0.276, SLG: 0.323										3	1	0	0	1	1	0						
Ed Brinkman, R (1, 6) OBP: 0.243, SLG: 0.265										3	0	1	1	1	1	0						
Joe Coleman, R (1, 1) OBP: 0.156, SLG: 0.116										4	0	1	0	0	3	1						
John Hiller, R (9, 1) ERA: 4.75										0	0	0	0	0	0	0						
Inning Stats	R: 2 E: 0 K: 0 S: 4	H: 1 LOB: 1 BB: 1 P: 8	R: 1 E: 0 K: 1 S: 6	H: 2 LOB: 2 BB: 1 P: 10	R: 4 E: 0 K: 1 S: 8	H: 3 LOB: 0 BB: 1 P: 12	R: 0 E: 0 K: 1 S: 5	H: 0 LOB: 0 BB: 0 P: 5	R: 0 E: 0 K: 0 S: 3	H: 1 LOB: 0 BB: 0 P: 3	R: 0 E: 0 K: 0 S: 3	H: 0 LOB: 0 BB: 0 P: 3	R: 0 E: 0 K: 1 S: 7	H: 2 LOB: 2 BB: 0 P: 7	R: 1 E: 0 K: 1 S: 7	H: 2 LOB: 2 BB: 1 P: 11	R: 0 E: 0 K: 1 S: 4	H: 0 LOB: 0 BB: 1 P: 8	1B: 6 2B: 2 3B: 0 HR: 3	SF: 1 SAC: 1 DP: 1 HBP: 0	WP: 0 PB: 0 SB: 0 CS: 0	PA: 37
PITCHER	IP WLS BF H R ER SO BB IBB HBP BLK WP HR S P ERA WHIP	5.0 L 23 7 7 7 3 3 0 0 0 0 0 10 10 0.00 1.000	2.0 8 2 0 0 1 0 0 0 0 0 0 1 7 11 9.00 3.000	PITCHER										IP WLS BF H R ER SO BB IBB HBP BLK WP HR S P ERA WHIP								
Don Stanhouse, R (1, 1) ERA: 5.16											5.0 L 23 7 7 7 3 3 0 0 0 0 0 10 10 0.00 1.000											
Jim Shellenback, L (6, 1) ERA: 3.54											2.0 8 2 0 0 1 0 0 0 0 0 0 1 7 11 9.00 3.000											
Jim Panther, R (8, 1) ERA: 4.75											1.0 6 2 1 1 1 1 0 0 0 0 0 1 7 11 9.00 3.000											

AB	31
R	8
H	11
RBI	8
BB	4
SO	5
LOB	9



Batter	1	2	3	4	5	6	7	8	9	AB	R	H	RBI	BB	SO	LOB	TOP								
Davey Nelson, R OBP: 0.354, SLG: 0.331 (1, 5)										4	2	2	2	1	1	1	Texas Rangers @ Detroit Tigers Tiger Stadium, Detroit, MI Tue Jul 11 1972, 7:05 PM EDT Att: 15,915 - Unknown								
Toby Harrah, R OBP: 0.325, SLG: 0.356 (1, 6)										4	1	2	0	1	1	1									
Don Mincher, L OBP: 0.374, SLG: 0.372 (1, 3)										4	1	3	1	0	0	2									
Dick Billings, R OBP: 0.329, SLG: 0.358 (1, 7)										5	0	1	0	0	1	4									
Hal King, L OBP: 0.333, SLG: 0.340 (1, 2)										4	0	2	1	0	1	2									
Larry Blittner, L OBP: 0.357, SLG: 0.367 (1, 9)										3	0	1	1	0	0	2									
Paul Lindblad, L OBP: 0.200, SLG: 0.200 (5, 1)										0	0	0	0	0	0	0									
Dalton Jones, L OBP: 0.203, SLG: 0.284 (7, PH)										0	0	0	0	0	0	0									
Jim Shellenback, L OBP: 0.182, SLG: 0.100 (7, 1)										0	0	0	0	0	0	0									
Horacio Pina, R OBP: 0.333, SLG: 0.333 (8, 1)										0	0	0	0	0	0	0									
Joe Lovitto, S OBP: 0.314, SLG: 0.281 (1, 8)										2	0	1	0	1	0	1									
Elliott Maddox, R OBP: 0.342, SLG: 0.271 (7, 8)										1	0	0	0	0	0	0									
Lenny Randle, S OBP: 0.245, SLG: 0.293 (1, 4)										3	1	1	0	1	0	3									
Pete Broberg, R OBP: 0.132, SLG: 0.162 (1, 1)										1	0	0	0	0	1	0									
Ted Ford, R OBP: 0.320, SLG: 0.407 (5, 9)										2	0	0	0	0	1	1									
Inning Stats	R: 3 E: 1 K: 0 S: 7	H: 4 LOB: 2 BB: 1 P: 11	R: 1 E: 0 K: 1 S: 6	H: 2 LOB: 1 BB: 1 P: 10	R: 0 E: 0 K: 0 S: 3	H: 1 LOB: 0 BB: 0 P: 3	R: 0 E: 0 K: 2 S: 7	H: 0 LOB: 1 BB: 1 P: 11	R: 0 E: 0 K: 0 S: 4	H: 2 LOB: 1 BB: 0 P: 4	R: 1 E: 0 K: 0 S: 5	H: 3 LOB: 2 BB: 1 P: 9	R: 0 E: 0 K: 3 S: 9	H: 0 LOB: 0 BB: 0 P: 9	R: 0 E: 0 K: 1 S: 5	H: 0 LOB: 0 BB: 0 P: 5	R: 0 E: 0 K: 0 S: 4	H: 1 LOB: 1 BB: 0 P: 4	1B: 11 2B: 1 3B: 0 HR: 1	SF: 0 SAC: 2 DP: 3 HBP: 0	WP: 0 PB: 0 SB: 0 CS: 1	PA: 40			
PITCHER	IP	WLS	BF	H	R	ER	SO	BB	IBB	HBP	BLK	WP	HR	S	P	ERA	WHIP								
Tom Timmermann, R ERA: 2.66 (1, 1)	0.1		6	4	3	2	0	0	0	0	0	0	1	6	6	54.00	12.000								
Fred Scherman, L ERA: 2.99 (1, 1)	5.0		20	7	2	2	3	3	0	0	0	0	0	23	35	3.60	2.000								
Chuck Seelbach, R ERA: 3.33 (6, 1)	3.2	W	14	2	0	0	4	1	0	0	0	0	0	21	25	0.00	0.818								

Batter	1	2	3	4	5	6	7	8	9	AB	R	H	RBI	BB	SO	LOB	BOTTOM								
Dick McAuliffe, L OBP: 0.356, SLG: 0.333 (1, 4)										2	2	1	0	1	1	0	Texas Rangers @ Detroit Tigers Tiger Stadium, Detroit, MI Tue Jul 11 1972, 7:05 PM EDT Att: 15,915 - Unknown								
Tony Taylor, R OBP: 0.382, SLG: 0.475 (6, PH) (7, 4)										1	0	0	0	0	0	1									
Aurelio Rodriguez, R OBP: 0.279, SLG: 0.329 (1, 5)										4	1	2	1	0	1	2									
Jim Northrup, L OBP: 0.329, SLG: 0.369 (1, 9)										3	0	2	2	1	0	0									
Bill Freehan, R OBP: 0.357, SLG: 0.412 (1, 2)										3	1	1	0	1	1	0									
Norm Cash, L OBP: 0.321, SLG: 0.491 (1, 3)										3	0	1	1	0	0	0									
Willie Horton, R OBP: 0.310, SLG: 0.417 (1, 7) (8, FR)										4	0	1	1	0	0	3									
Wayne Comer, R (9, 7)										0	0	0	0	0	0	0									
Mickey Stanley, R OBP: 0.265, SLG: 0.422 (1, 8)										4	1	1	1	0	0	2									
Ed Brinkman, R OBP: 0.247, SLG: 0.269 (1, 6)										4	1	2	0	0	1	1									
Tom Timmermann, R OBP: 0.158, SLG: 0.086 (1, 1)										0	0	0	0	0	0	0									
Fred Scherman, L OBP: 0.111, SLG: 0.059 (1, 1)										2	0	0	0	0	1	1									
Chuck Seelbach, R OBP: 0.357, SLG: 0.273 (6, 1)										1	0	0	0	1	1	1									
Inning Stats	R: 1 E: 0 K: 1 S: 7	H: 2 LOB: 2 BB: 1 P: 11	R: 2 E: 1 K: 0 S: 6	H: 4 LOB: 2 BB: 0 P: 6	R: 1 E: 0 K: 1 S: 6	H: 1 LOB: 1 BB: 1 P: 10	R: 1 E: 0 K: 2 S: 7	H: 1 LOB: 1 BB: 1 P: 11	R: 0 E: 0 K: 0 S: 3	H: 0 LOB: 0 BB: 0 P: 3	R: 1 E: 0 K: 0 S: 4	H: 1 LOB: 1 BB: 1 P: 8	R: 0 E: 0 K: 1 S: 5	H: 0 LOB: 0 BB: 0 P: 5	R: 0 E: 0 K: 1 S: 6	H: 2 LOB: 1 BB: 0 P: 6	R: 0 E: 0 K: 1 S: 6	H: 0 LOB: 0 BB: 0 P: 6	1B: 8 2B: 2 3B: 0 HR: 1	SF: 1 SAC: 0 DP: 0 HBP: 0	WP: 1 PB: 0 SB: 0 CS: 1	PA: 36			
PITCHER	IP	WLS	BF	H	R	ER	SO	BB	IBB	HBP	BLK	WP	HR	S	P	ERA	WHIP								
Pete Broberg, R ERA: 4.19 (1, 1)	4.0		21	8	5	5	4	3	0	0	0	0	1	7	11	4.50	1.000								
Paul Lindblad, L ERA: 1.61 (5, 1)	2.0	L	8	1	1	1	0	1	0	0	0	0	1	7	11	4.50	1.000								
Jim Shellenback, L ERA: 3.47 (7, 1)	1.0		3	0	0	0	1	0	0	0	0	0	0	5	5	0.00	0.000								
Horacio Pina, R ERA: 2.7 (8, 1)	1.0		4	2	0	0	1	0	0	0	0	0	0	6	6	0.00	2.000								

Texas Rangers @ Detroit Tigers
 Tiger Stadium, Detroit, MI
 Tue Jul 11 1972, 7:05 PM EDT
 Att: 15,915 - Unknown

Texas Rangers @ Detroit Tigers
 Tiger Stadium, Detroit, MI
 Tue Jul 11 1972, 7:05 PM EDT
 Att: 15,915 - Unknown

AB	33
R	5
H	13
RBI	5
BB	4
SO	6
LOB	17



Batter	1	2	3	4	5	6	7	8	9	AB	R	H	RBI	BB	SO	LOB	TOP										
Davey Nelson, R OBP: 0.355, SLG: 0.336 (1, 5)	0-3 K	0-0 5-3			0-0 S 1B		0-0 2B		0-0 1-3	5	0	2	0	0	1	2											
Toby Harrah, R OBP: 0.321, SLG: 0.351 (1, 6)	0-0 F7		0-0 6-3		0-0 4-3 1-2		0-0 L7			4	0	0	0	0	0	2											
Don Mincher, L OBP: 0.381, SLG: 0.374 (1, 3)	4-0 BB		0-0 4-3			4-0 2B BB		0-0 FC6-4 1B		2	0	1	0	2	0	0											
Dick Billings, R OBP: 0.324, SLG: 0.352 (1, 7)	0-0 1-3		0-0 F9			0-3 K		0-0 FC6-4 1B 1-2		4	0	0	0	0	1	3											
Hal King, L OBP: 0.323, SLG: 0.327 (1, 2)		0-3 K			0-0 F9		0-3 K		0-3 K	4	0	0	0	0	3	2											
Larry Bittner, L OBP: 0.367, SLG: 0.385 (1, 9)		0-0 2B 1B			0-0 F4		0-0 2B		0-0 1B	4	1	3	0	0	0	0											
Joe Lovitto, S OBP: 0.313, SLG: 0.287 (1, 8)		0-0 1B 2B			0-0 3-1		0-3 K		0-0 4-3	4	0	1	0	0	1	4											
Ted Kubiak, S OBP: 0.327, SLG: 0.277 Lenny Randle, S OBP: 0.242, SLG: 0.289 (2, PR) (2, 4)		0-0 1B			0-0 F7		0-0 5-3		0-3 K	1	0	1	1	0	0	0											
Casey Cox, R Dalton Jones, L Jim Panther, R Elliott Maddox, R Bill Gogolewski, R Paul Lindblad, L Ted Ford, R (1, 1) (5, PH) (5, 1) (7, PH) (7, 1) (8, 1) (9, PH)		0-3 K			0-0 F8		0-3 K		0-0 G3	1	0	0	0	0	1	2											
Inning Stats	R: 0 E: 0 K: 1 S: 5	H: 0 LOB: 1 BB: 1 P: 9	R: 1 E: 0 K: 2 S: 10	H: 3 LOB: 2 BB: 0 P: 10	R: 0 E: 0 K: 0 S: 3	H: 0 LOB: 0 BB: 0 P: 3	R: 0 E: 0 K: 0 S: 3	H: 0 LOB: 0 BB: 0 P: 3	R: 0 E: 0 K: 0 S: 4	H: 1 LOB: 1 BB: 0 P: 4	R: 0 E: 0 K: 3 S: 10	H: 1 LOB: 2 BB: 1 P: 14	R: 0 E: 0 K: 1 S: 6	H: 1 LOB: 1 BB: 0 P: 6	R: 0 E: 0 K: 1 S: 7	H: 2 LOB: 2 BB: 0 P: 7	R: 0 E: 0 K: 1 S: 5	H: 0 LOB: 0 BB: 0 P: 5	1B: 5 2B: 3 HR: 0	SF: 0 SAC: 0 DP: 0 HBP: 0	WP: 0 PB: 0 SB: 1 CS: 0	PA: 37					
PITCHER Bill Slayback, R ERA: 2.04 (1, 1)	IP 9.0	WLS W	BF 37	H 8	R 1	ER 1	SO 9	BB 2	IBB 0	HBP 0	BLK 0	WP 0	HR 0	S 53	P 61	ERA 1.00	WHIP 1.111										

Texas Rangers @ Detroit Tigers
Tiger Stadium, Detroit, MI
Wed Jul 12 1972, 7:05 PM EDT
Att: 14,767 - Unknown

AB	34
R	1
H	8
RBI	1
BB	2
SO	9
LOB	15



Batter	1	2	3	4	5	6	7	8	9	AB	R	H	RBI	BB	SO	LOB	BOTTOM										
Dick McAuliffe, L OBP: 0.358, SLG: 0.337 Tony Taylor, R OBP: 0.379, SLG: 0.471 (1, 4) (8, PH) (9, 4)	0-0 G3		0-0 2B E 1B	0-0 1-2 2-H 1B		0-0 3-1		0-0 FC6-4 1-2		4	1	2	1	0	0	1											
Aurelio Rodriguez, R OBP: 0.279, SLG: 0.331 (1, 5)	0-0 F4		0-0 E 1-3 2B	0-0 5-3			0-0 F2			4	1	1	0	0	0	2											
Jim Northrup, L OBP: 0.327, SLG: 0.364 (1, 9)	4-0 1B BB		0-0 E4 G3-6-3 2-H 3-H		0-0 4-3		0-0 4-3			3	0	0	1	1	0	0											
Willie Horton, R OBP: 0.315, SLG: 0.419 (1, 7)	0-0 1-2 1B		0-0 K		0-0 K		0-3 K			4	0	2	0	0	2	1											
Norm Cash, L OBP: 0.320, SLG: 0.491 (1, 3)	0-0 F5		0-0 G3-6-3 1-2		0-3 K			0-0 FC1-2 2B		4	0	1	0	0	1	4											
Mickey Stanley, R OBP: 0.289, SLG: 0.421 (1, 8)		0-0 1B		4-0 E 1B BB	0-0 F5			0-0 6-3		3	1	1	0	1	0	2											
Tom Haller, L OBP: 0.276, SLG: 0.372 (1, 2)		0-0 F8		0-0 F7		0-0 SH3 1B		4-0 FC1-2 IBB		3	0	1	0	1	0	2											
Ed Brinkman, R OBP: 0.248, SLG: 0.267 (1, 6)		0-0 F9		0-0 F8		0-0 SH3		4-0 FC1-2 BB		2	0	0	0	1	0	2											
Bill Slayback, R OBP: 0.083, SLG: 0.083 (1, 1)		0-0 F9		0-0 1B		0-0 F8		0-0 FC1-2 FC6-4 1-2 2-3 3-H		4	0	1	0	0	0	5											
Inning Stats	R: 0 E: 0 K: 0 S: 4	H: 1 LOB: 2 BB: 1 P: 8	R: 0 E: 0 K: 0 S: 4	H: 1 LOB: 1 BB: 0 P: 4	R: 2 E: 1 K: 1 S: 7	H: 2 LOB: 0 BB: 0 P: 7	R: 1 E: 1 K: 0 S: 5	H: 2 LOB: 2 BB: 1 P: 9	R: 0 E: 0 K: 0 S: 6	H: 1 LOB: 1 BB: 0 P: 6	R: 0 E: 0 K: 0 S: 4	H: 1 LOB: 1 BB: 0 P: 4	R: 0 E: 0 K: 1 S: 5	H: 0 LOB: 0 BB: 0 P: 5	R: 0 E: 0 K: 0 S: 4	H: 1 LOB: 3 BB: 2 P: 12	1B: 7 2B: 2 3B: 0 HR: 0	SF: 0 SAC: 1 DP: 1 HBP: 0	WP: 0 PB: 0 SB: 0 CS: 0	PA: 37							
PITCHER Casey Cox, R ERA: 3.24 Jim Panther, R ERA: 4.58 Bill Gogolewski, R ERA: 5.14 Paul Lindblad, L ERA: 1.61 (1, 1) (5, 1) (7, 1) (8, 1)	IP 4.0	WLS L	BF 20	H 6	R 3	ER 0	SO 1	BB 0	IBB 0	HBP 0	BLK 0	WP 0	HR 0	S 20	P 28	ERA 2.25	WHIP 2.000										

Texas Rangers @ Detroit Tigers
Tiger Stadium, Detroit, MI
Wed Jul 12 1972, 7:05 PM EDT
Att: 14,767 - Unknown


AB	32
R	3
H	9
RBI	2
BB	4
SO	3
LOB	22



Batter	1	2	3	4	5	6	7	8	9	AB	R	H	RBI	BB	SO	LOB	TOP					
Buddy Bell, R (1, 8) OBP: 0.273, SLG: 0.294	F9		F9			K		F6		3	0	0	0	0	1	1	Cleveland Indians @ Texas Rangers Arlington Stadium, Arlington, TX Thu Jul 13 1972, 8:05 PM EDT Att: 7,726 - Unknown					
Tom McCraw, L (8, PH) OBP: 0.349, SLG: 0.356	F9		F9							1	0	0	0	0	0	1						
Lou Camilli, S (8, 6) OBP: 0.188, SLG: 0.167										0	0	0	0	0	0	0						
Jack Brohamer, L (1, 4) OBP: 0.297, SLG: 0.328	L4-3 1B		L4-3 1B			F8				3	0	2	0	1	0	0						
Chris Chambliss, L (1, 3) OBP: 0.299, SLG: 0.336	L4-3 1-2		F6					F7		4	0	1	0	0	0	5						
Ray Fosse, R (1, 2) OBP: 0.314, SLG: 0.385		6-3		F9		L4				4	0	1	0	0	0	1						
Graig Nettles, L (1, 5) OBP: 0.342, SLG: 0.400				F4				FC3-6 1B		4	0	1	0	0	0	1						
Alex Johnson, R (1, 7) OBP: 0.273, SLG: 0.315				F7		F3		L8		4	0	0	0	0	0	2						
John Lowenstein, L (1, 9) OBP: 0.302, SLG: 0.405				F6		F8		F7		4	0	0	0	0	0	2						
Frank Duffy, R (1, 6) OBP: 0.293, SLG: 0.265				F8		K				2	0	0	0	0	1	0						
Del Unser, L (8, PH) OBP: 0.224, SLG: 0.249						K		BB 1B		1	0	1	0	0	0	0						
Mitt Wilcox, R (1, 1) OBP: 0.265, SLG: 0.303						K				0	0	0	0	1	0	0						
Vince Colbert, R (3, 1) OBP: 0.286, SLG: 0.263										1	0	0	0	0	1	0						
Tom Hilgendorf, S (7, 1)				1B BB				K		1	0	0	0	0	1	1						
Inning Stats	R: 0 E: 0 K: 0 S: 3	H: 1 LOB: 0 BB: 0 P: 3	R: 0 E: 0 K: 0 S: 4	H: 1 LOB: 1 BB: 0 P: 4	R: 0 E: 0 K: 0 S: 4	H: 1 LOB: 2 BB: 1 P: 8	R: 0 E: 0 K: 0 S: 3	H: 0 LOB: 0 BB: 0 P: 3	R: 0 E: 0 K: 2 S: 7	H: 0 LOB: 0 BB: 0 P: 7	R: 0 E: 0 K: 1 S: 6	H: 1 LOB: 1 BB: 0 P: 6	R: 0 E: 0 K: 0 S: 3	H: 0 LOB: 0 BB: 0 P: 3	R: 0 E: 0 K: 1 S: 6	H: 1 LOB: 2 BB: 1 P: 10	R: 0 E: 0 K: 0 S: 4	H: 1 LOB: 1 BB: 0 P: 4	1B: 6 2B: 1 3B: 0 HR: 0	SF: 0 SAC: 0 DP: 1 HBP: 0	WP: 0 PB: 0 SB: 0 CS: 0	PA: 34
PITCHER Rich Hand, R (1, 1) ERA: 2.66	IP: 9.0 WLS: W BF: 34 H: 6 R: 0 ER: 0 SO: 4 BB: 2 IBB: 0 HBP: 0 BLK: 0 WP: 0 HR: 0 S: 40 P: 48 ERA: 0.00 WHIP: 0.889															PITCHER						

Batter	1	2	3	4	5	6	7	8	9	AB	R	H	RBI	BB	SO	LOB	BOTTOM					
Davey Nelson, R (1, 5) OBP: 0.356, SLG: 0.335	K	1-3	BB			5-3				4	0	1	0	1	1	0	Cleveland Indians @ Texas Rangers Arlington Stadium, Arlington, TX Thu Jul 13 1972, 8:05 PM EDT Att: 7,726 - Unknown					
Toby Harrah, R (1, 6) OBP: 0.323, SLG: 0.351	1B 1B	F7	L6			CS BB		1-2 2-H 1B		3	1	1	0	1	0	3						
Don Mincher, L (1, 3) OBP: 0.388, SLG: 0.388	1B 1B									4	1	3	0	0	0	0						
Dalton Jones, L (7, PR) OBP: 0.200, SLG: 0.280	1B 1B	2B				CS 1B		FC5-4 1B		0	0	0	0	0	0	0						
Dick Billings, R (1, 7) OBP: 0.327, SLG: 0.355	2B 1B	F8				FC5-4 G4-6-3		1-2 1B		4	1	2	1	0	0	2						
Larry Bittner, L (1, 9) OBP: 0.364, SLG: 0.381	2B 1B					G4-6-3				4	1	1	1	0	1	1						
Joe Lovitto, S (1, 8) OBP: 0.312, SLG: 0.286	F5		F7			K		BB 1B		4	0	1	0	0	1	2						
Hal King, L (1, 2) OBP: 0.336, SLG: 0.339						G3		1B BB		2	1	1	2	2	0	0						
Lenny Randle, S (1, 4) OBP: 0.247, SLG: 0.286						K		BB 1B		2	0	0	0	2	2	2						
Rich Hand, R (1, 1) OBP: 0.214, SLG: 0.160	F3							F7		4	0	1	1	0	0	4						
Inning Stats	R: 4 E: 0 K: 1 S: 10	H: 5 LOB: 2 BB: 1 P: 14	R: 0 E: 0 K: 0 S: 4	H: 1 LOB: 1 BB: 0 P: 4	R: 1 E: 0 K: 1 S: 6	H: 1 LOB: 3 BB: 3 P: 18	R: 0 E: 0 K: 0 S: 3	H: 1 LOB: 0 BB: 0 P: 3	R: 0 E: 0 K: 2 S: 7	H: 0 LOB: 0 BB: 0 P: 7	R: 0 E: 0 K: 0 S: 2	H: 0 LOB: 1 BB: 1 P: 6	R: 0 E: 0 K: 0 S: 3	H: 1 LOB: 1 BB: 0 P: 3	R: 0 E: 0 K: 1 S: 6	H: 2 LOB: 2 BB: 1 P: 10	R: 0 E: 0 K: 0 S: 4	H: 1 LOB: 1 BB: 0 P: 4	1B: 8 2B: 3 3B: 0 HR: 0	SF: 0 SAC: 0 DP: 1 HBP: 0	WP: 0 PB: 0 SB: 0 CS: 1	PA: 38
PITCHER Mitt Wilcox, R (1, 1) ERA: 3.22 Vince Colbert, R (3, 1) ERA: 4.09 Tom Hilgendorf, L (7, 1) ERA:	IP: 2.2 WLS: L BF: 19 H: 7 R: 5 ER: 5 SO: 2 BB: 4 IBB: 0 HBP: 0 BLK: 0 WP: 0 HR: 0 S: 19 P: 35 ERA: 16.88 WHIP: 4.125															PITCHER						

AB	32
R	0
H	6
RBI	0
BB	2
SO	4
LOB	14



Batter	1	2	3	4	5	6	7	8	9	10	11	12	13	14	AB	R	H	RBI	BB	SO	LOB	TOP					
Buddy Bell, R OBP: 0.271, SLG: 0.290 (1, 8)	F7			6-3			L8		F8			4-3		1B	6	0	1	1	0	0	0						
Jack Brohamer, L OBP: 0.288, SLG: 0.328 (1, 4)	K			G6-3 1B			4-3		F8			F9		1B	6	0	2	1	0	1	0						
Alex Johnson, R OBP: 0.271, SLG: 0.311 Ed Farmer, R OBP: 0.250, SLG: 0.250 (1, 7) (14, 1)	K			G6-3 1-2r			6-3		E6					F8	6	0	1	0	0	1	3						
Ray Fosse, R OBP: 0.309, SLG: 0.378 (1, 2)		K					5-3		E6			2-4		1B	5	0	0	0	0	1	2						
Graig Nettles, L OBP: 0.337, SLG: 0.393 (1, 5)		L9					F8		K			G3			5	0	0	0	0	1	1						
Ron Lolich, R OBP: 0.247, SLG: 0.306 (1, 9)		K					K					F6		K	5	0	1	0	0	3	0						
Chris Chambliss, L OBP: 0.290, SLG: 0.325 (1, 3)				F8			K					L8		F7	5	0	0	0	0	2	1						
Frank Duffy, R OBP: 0.289, SLG: 0.263 (1, 6)				F9			G3							E5	5	1	1	0	0	0	0						
Gaylord Perry, R OBP: 0.217, SLG: 0.226 Del Unser, L OBP: 0.223, SLG: 0.247 (14, PH) (14, 7)				K			K							F9	4	0	0	0	0	2	0						
Inning Stats	R: 0 E: 0 K: 2 S: 7	H: 0 LOB: 0 BB: 0 P: 7	R: 0 E: 0 K: 2 S: 7	H: 0 LOB: 0 BB: 0 P: 7	R: 0 E: 0 K: 1 S: 5	H: 0 LOB: 0 BB: 0 P: 5	R: 0 E: 0 K: 2 S: 7	H: 1 LOB: 0 BB: 0 P: 3	R: 0 E: 0 K: 0 S: 3	H: 0 LOB: 0 BB: 0 P: 7	R: 0 E: 0 K: 1 S: 8	H: 1 LOB: 1 BB: 0 P: 8	R: 0 E: 0 K: 0 S: 4	H: 0 LOB: 1 BB: 0 P: 4	R: 0 E: 0 K: 0 S: 3	H: 1 LOB: 1 BB: 0 P: 3	R: 0 E: 0 K: 0 S: 3	H: 1 LOB: 0 BB: 0 P: 3	R: 2 E: 2 K: 1 S: 9	H: 2 LOB: 2 BB: 0 P: 9	1B: 6 2B: 1 3B: 0 HR: 0	SF: 0 SAC: 0 DP: 2 HBP: 0	WP: 0 PB: 0 SB: 1 CS: 0	PA: 48			
PITCHER	IP	WLS	BF	H	R	ER	SO	BB	IBB	HBP	BLK	WP	HR	S	P	ERA	WHIP										
Mike Paul, L ERA: 1.86 (1, 1)	11.0		35	3	0	0	10	0	0	0	0	0	0	3	3	0.00	0.000										
Horacio Pina, R ERA: 2.04 (12, 1)	1.0		3	0	0	0	0	0	0	0	0	0	0	3	3	0.00	0.000										
Jim Panther, R ERA: 4.45 (13, 1)	1.2	L	8	2	2	0	1	0	0	0	0	0	0	10	10	0.00	1.200										
Paul Lindblad, L ERA: 1.6 (14, 1)	0.1		2	1	0	0	0	0	0	0	0	0	0	2	2	0.00	3.000										

Cleveland Indians @ Texas Rangers
Arlington Stadium, Arlington, TX
Fri Jul 14 1972, 8:05 PM EDT
Att. 9,720 - Unknown

AB 48
R 2
H 6
RBI 2
BB 0
SO 11
LOB 8



Batter	1	2	3	4	5	6	7	8	9	10	11	12	13	14	AB	R	H	RBI	BB	SO	LOB	BOTTOM						
Davey Nelson, R OBP: 0.354, SLG: 0.335 (1, 5)	4-3				K			F8		5-3		G3 WP BB		K	6	0	1	0	1	2	3							
Toby Harrah, R OBP: 0.326, SLG: 0.353 Ted Kubiak, S OBP: 0.327, SLG: 0.271 (1, 6) (10, 6)	6-3			4-3 2B				FC4-6 1B		1B BB		G3		F3	4	0	2	0	0	0	1							
Don Mincher, L OBP: 0.382, SLG: 0.380 (1, 3)	6-3			2-3 1B				FC4-6 1B		1-3 1B		G3			6	0	1	0	0	1	6							
Dick Billings, R OBP: 0.323, SLG: 0.350 (1, 7)		6-3					F2			1-2 1B				4-3	6	0	1	0	0	1	2							
Larry Bittner, L OBP: 0.359, SLG: 0.382 Elliott Maddox, R OBP: 0.338, SLG: 0.268 (11, PR) (12, 9)		FC 2B					K			L7		E3 4-3 S		K	5	0	1	0	0	1	0							
Joe Lovitto, S OBP: 0.307, SLG: 0.278 (1, 8)		FC S					K			5-3		K			5	0	0	0	1	3	2							
Hal King, L OBP: 0.329, SLG: 0.330 (1, 2)		K								6-3		L4		4-3	6	0	1	0	0	1	4							
Lenny Randle, S OBP: 0.245, SLG: 0.283 (1, 4)		F7								4-3		5-3			6	0	1	0	0	0	5							
Mike Paul, L ERA: 1.86 (1, 1)	11.0		35	3	0	0	10	0	0	0	0	0	0	3	3	0.00	0.000											
Horacio Pina, R ERA: 2.04 (12, 1)	1.0		3	0	0	0	0	0	0	0	0	0	0	3	3	0.00	0.000											
Jim Panther, R ERA: 4.45 (13, 1)	1.2	L	8	2	2	0	1	0	0	0	0	0	0	10	10	0.00	1.200											
Paul Lindblad, L ERA: 1.6 (14, 1)	0.1		2	1	0	0	0	0	0	0	0	0	0	2	2	0.00	3.000											
Inning Stats	R: 0 E: 0 K: 0 S: 3	H: 0 LOB: 0 BB: 0 P: 3	R: 0 E: 0 K: 1 S: 7	H: 1 LOB: 2 BB: 0 P: 7	R: 0 E: 0 K: 1 S: 6	H: 1 LOB: 3 BB: 0 P: 6	R: 0 E: 0 K: 2 S: 7	H: 0 LOB: 0 BB: 0 P: 7	R: 0 E: 0 K: 1 S: 5	H: 0 LOB: 0 BB: 0 P: 5	R: 0 E: 0 K: 0 S: 3	H: 0 LOB: 0 BB: 0 P: 7	R: 0 E: 0 K: 1 S: 8	H: 2 LOB: 2 BB: 1 P: 5	R: 0 E: 0 K: 0 S: 4	H: 1 LOB: 2 BB: 1 P: 8	R: 0 E: 1 K: 1 S: 6	H: 0 LOB: 2 BB: 0 P: 6	R: 0 E: 0 K: 0 S: 3	H: 1 LOB: 1 BB: 1 P: 7	R: 0 E: 0 K: 1 S: 5	H: 0 LOB: 1 BB: 1 P: 9	R: 0 E: 0 K: 1 S: 5	H: 0 LOB: 1 BB: 1 P: 9	1B: 7 2B: 2 3B: 0 HR: 0	SF: 0 SAC: 0 DP: 0 HBP: 0	WP: 1 PB: 0 SB: 2 CS: 1	PA: 57
PITCHER	IP	WLS	BF	H	R	ER	SO	BB	IBB	HBP	BLK	WP	HR	S	P	ERA	WHIP											
Gaylord Perry, R ERA: 1.75 (1, 1)	13.0		52	9	0	0	9	3	0	0	0	1	0	67	79	0.00	0.923											
Ed Farmer, R ERA: 3.94 (14, 1)	1.0	S	4	0	0	0	1	1	0	0	0	0	0	5	9	0.00	1.000											

Cleveland Indians @ Texas Rangers
Arlington Stadium, Arlington, TX
Fri Jul 14 1972, 8:05 PM EDT
Att. 9,720 - Unknown

AB 52
R 0
H 9
RBI 0
BB 4
SO 10
LOB 27



Batter	1	2	3	4	5	6	7	8	9	AB	R	H	RBI	BB	SO	LOB	TOP										
Del Unser, L OBP: 0.223, SLG: 0.246 (1, 8)										5	1	1	0	0	0	1											
Jack Brohamer, L OBP: 0.294, SLG: 0.323 (1, 4)										4	0	0	0	0	0	1											
Chris Chambliss, L OBP: 0.299, SLG: 0.340 (1, 3)										5	0	3	2	0	0	0											
Ray Fosse, R OBP: 0.307, SLG: 0.372 (1, 2)										4	0	0	0	1	1	3											
Graig Nettles, L OBP: 0.338, SLG: 0.388 (1, 5)										3	1	0	0	2	0	3											
Tom McCraw, L OBP: 0.381, SLG: 0.380 (1, 7)										3	2	3	2	1	0	0											
Buddy Bell, R OBP: 0.270, SLG: 0.294 (1, 9)										4	1	1	1	0	0	5											
Frank Duffy, R OBP: 0.288, SLG: 0.277 (1, 6)										4	1	1	1	0	0	0											
Dick Tidrow, R OBP: 0.258, SLG: 0.207 (1, 1)										3	1	0	0	1	2	0											
Inning Stats	R: 0 E: 0 K: 0 S: 4	H: 2 LOB: 1 BB: 0 P: 4	R: 6 E: 2 K: 0 S: 8	H: 4 LOB: 3 BB: 4 P: 24	R: 0 E: 0 K: 1 S: 5	H: 0 LOB: 0 BB: 0 P: 5	R: 0 E: 0 K: 1 S: 5	H: 0 LOB: 0 BB: 0 P: 5	R: 1 E: 0 K: 0 S: 4	H: 1 LOB: 0 BB: 0 P: 4	R: 0 E: 0 K: 0 S: 3	H: 0 LOB: 0 BB: 0 P: 3	R: 0 E: 0 K: 0 S: 4	H: 1 LOB: 2 BB: 1 P: 8	R: 0 E: 0 K: 1 S: 5	H: 0 LOB: 0 BB: 0 P: 5	R: 0 E: 0 K: 0 S: 4	H: 1 LOB: 1 BB: 0 P: 4	1B: 5 2B: 2 3B: 1 HR: 1	SF: 0 SAC: 1 DP: 1 HBP: 0	WP: 1 PB: 0 SB: 0 CS: 0	PA: 41					
PITCHER	IP	WLS	BF	H	R	ER	SO	BB	IBB	HBP	BLK	WP	HR	S	P	ERA	WHIP										
Casey Cox, R ERA: 4.19 (1, 1)	1.0	L	8	5	4	4	0	1	0	0	0	1	0	7	11	36.00	6.000										
Jan Dukes, L ERA: 13.5 (2, 1)	0.2		7	1	2	1	0	2	1	0	0	0	0	4	16	13.50	4.500										
Don Stanhouse, R ERA: 4.67 (2, 1)	4.1		14	1	1	1	2	0	0	0	0	0	1	18	18	2.08	0.231										
Bill Gogolewski, R ERA: 5.01 (7, 1)	2.0		8	1	0	0	1	1	0	0	0	0	0	9	13	0.00	1.000										
Jim Panther, R ERA: 4.37 (9, 1)	1.0		4	1	0	0	0	0	0	0	0	0	0	4	4	0.00	1.000										

Cleveland Indians @ Texas Rangers
Arlington Stadium, Arlington, TX
Sat Jul 15 1972, 8:05 PM EDT
Att: 11,964 - Unknown

AB 35
R 7
H 9
RBI 6
BB 5
SO 3
LOB 13



Batter	1	2	3	4	5	6	7	8	9	AB	R	H	RBI	BB	SO	LOB	BOTTOM										
Davey Nelson, R OBP: 0.350, SLG: 0.330 (1, 5)										4	0	0	0	0	0	2											
Joe Lovitto, S OBP: 0.306, SLG: 0.273 (1, 8)										3	0	0	0	1	1	1											
Don Mincher, L OBP: 0.380, SLG: 0.383 (1, 3)										4	0	1	0	0	0	1											
Dick Billings, R OBP: 0.322, SLG: 0.348 (1, 7)										4	0	1	0	0	0	2											
Larry Bittner, L OBP: 0.353, SLG: 0.374 (1, 9)										3	0	0	0	0	0	3											
Hal King, L OBP: 0.322, SLG: 0.322 (1, 2)										3	0	0	0	0	0	1											
Ted Kubiak, S OBP: 0.319, SLG: 0.263 (1, 6)										3	0	0	0	0	1	0											
Lenny Randle, S OBP: 0.242, SLG: 0.279 (1, 4)										3	0	0	0	0	1	0											
Casey Cox, R ERA: 4.19 (1, 1)										0	0	0	0	0	0	0											
Jan Dukes, L ERA: 13.5 (2, 1)										0	0	0	0	0	0	0											
Don Stanhouse, R ERA: 4.67 (2, 1)										1	0	0	0	0	0	0											
Dalton Jones, L OBP: 0.270, SLG: 0.288 (6, PH)										1	0	1	0	0	0	0											
Bill Gogolewski, R ERA: 5.01 (7, 1)										0	0	0	0	0	0	0											
Ted Ford, R OBP: 0.325, SLG: 0.408 (8, PH)										1	0	1	0	0	0	0											
Jim Panther, R ERA: 4.37 (9, 1)										0	0	0	0	0	0	0											
Inning Stats	R: 0 E: 0 K: 0 S: 4	H: 1 LOB: 2 BB: 1 P: 8	R: 0 E: 0 K: 1 S: 5	H: 0 LOB: 0 BB: 0 P: 5	R: 0 E: 0 K: 0 S: 3	H: 0 LOB: 0 BB: 0 P: 3	R: 0 E: 0 K: 0 S: 3	H: 0 LOB: 0 BB: 0 P: 3	R: 0 E: 0 K: 1 S: 5	H: 0 LOB: 0 BB: 0 P: 5	R: 0 E: 0 K: 1 S: 6	H: 1 LOB: 1 BB: 0 P: 6	R: 0 E: 0 K: 0 S: 3	H: 1 LOB: 0 BB: 0 P: 3	R: 0 E: 0 K: 0 S: 4	H: 1 LOB: 1 BB: 0 P: 4	R: 0 E: 0 K: 0 S: 3	H: 0 LOB: 0 BB: 0 P: 3	1B: 3 2B: 1 3B: 0 HR: 0	SF: 0 SAC: 0 DP: 1 HBP: 0	WP: 0 PB: 0 SB: 0 CS: 0	PA: 31					
PITCHER	IP	WLS	BF	H	R	ER	SO	BB	IBB	HBP	BLK	WP	HR	S	P	ERA	WHIP										
Dick Tidrow, R ERA: 3.81 (1, 1)	9.0	W	31	4	0	0	3	1	0	0	0	0	0	36	40	0.00	0.556										

Cleveland Indians @ Texas Rangers
Arlington Stadium, Arlington, TX
Sat Jul 15 1972, 8:05 PM EDT
Att: 11,964 - Unknown

AB 30
R 0
H 4
RBI 0
BB 1
SO 3
LOB 10



Batter	1	2	3	4	5	6	7	8	9	10	11	12	13	14	15	AB	R	H	RBI	BB	SO	LOB	TOP				
Don Buford, S OBP: 0.341, SLG: 0.263	F7 BB 4-3		3-1		K			FC2-6 FC4-6		SH3-4		BB WP L7-2 1B		F7		5	1	1	0	1	1	1					
Johnny Oates, L OBP: 0.356, SLG: 0.419	4-3 BB		F6					FC4-6						F8		4	0	1	0	3	0	1					
Bobby Grich, R OBP: 0.359, SLG: 0.437	F7			1-3	CS	5-3		F7								5	1	1	0	2	0	3					
Boog Powell, L OBP: 0.336, SLG: 0.396	4-3			F8		3-1										3	0	0	1	1	0	1					
Eliud Hendricks, L OBP: 0.325, SLG: 0.250	4-3					3-1										0	0	0	0	0	0	0					
Merv Rettenmund, R OBP: 0.303, SLG: 0.345	SH					5-3										6	0	2	1	0	1	6					
Brooks Robinson, R OBP: 0.305, SLG: 0.344	L4				BB 1B	5-3				SH2-4 BB				K		6	0	2	1	0	1	6					
Terry Crowley, L OBP: 0.349, SLG: 0.470																3	0	1	0	1	1	0					
Don Baylor, R OBP: 0.343, SLG: 0.468																3	0	1	0	0	0	0					
Davey Johnson, R OBP: 0.341, SLG: 0.353																6	0	0	0	1	2	4					
Paul Blay, R OBP: 0.223, SLG: 0.311																6	0	0	0	1	1	7					
Dave McNally, R OBP: 0.140, SLG: 0.163																3	0	1	0	0	1	0					
Tom Shopay, L OBP: 0.265, SLG: 0.294																1	0	1	0	0	0	0					
Roric Harrison, R OBP: 0.125, SLG: 0.250																1	0	0	0	0	1	1					
Chico Salmon, R OBP: 0.171, SLG: 0.241																1	0	0	0	0	1	0					
Doyle Alexander, R OBP: 0.071, SLG: 0.071																0	0	0	0	0	0	0					
Inning Stats	R: 1 E: 0 K: 0 S: 3	H: 0 LOB: 1 BB: 2 P: 11	R: 0 E: 0 K: 0 S: 3	H: 0 LOB: 0 BB: 0 P: 3	R: 0 E: 0 K: 0 S: 3	H: 0 LOB: 0 BB: 0 P: 3	R: 0 E: 0 K: 0 S: 3	H: 2 LOB: 3 BB: 1 P: 9	R: 0 E: 0 K: 2 S: 7	H: 1 LOB: 0 BB: 0 P: 7	R: 0 E: 0 K: 0 S: 3	H: 0 LOB: 0 BB: 0 P: 3	R: 0 E: 0 K: 1 S: 5	H: 0 LOB: 0 BB: 0 P: 3	R: 0 E: 0 K: 0 S: 3	H: 1 LOB: 1 BB: 2 P: 13	R: 0 E: 0 K: 1 S: 5	H: 0 LOB: 0 BB: 0 P: 5	R: 0 E: 0 K: 1 S: 5	H: 0 LOB: 0 BB: 0 P: 5	R: 0 E: 0 K: 1 S: 8	H: 3 LOB: 2 BB: 0 P: 8	1B: 8 2B: 2 3B: 0 HR: 0	SF: 0 SAC: 2 DP: 1 HBP: 0	WP: 1 PB: 0 SB: 0 CS: 1	PA: 63	
PITCHER	IP: 10.0 ERA: 2.47	WLS: 7 BF: 41	H: 5 R: 1 ER: 1 SO: 5	BB: 5 IBB: 2 HBP: 0 BLK: 0	WP: 0 HR: 0 S: 44 P: 72	ERA: 0.90 WHIP: 1.000	PITCHER	IP: 10.0 ERA: 2.47	WLS: 7 BF: 41	H: 5 R: 1 ER: 1 SO: 5	BB: 5 IBB: 2 HBP: 0 BLK: 0	WP: 0 HR: 0 S: 44 P: 72	ERA: 0.90 WHIP: 1.000	PITCHER	IP: 10.0 ERA: 2.47	WLS: 7 BF: 41	H: 5 R: 1 ER: 1 SO: 5	BB: 5 IBB: 2 HBP: 0 BLK: 0	WP: 0 HR: 0 S: 44 P: 72	ERA: 0.90 WHIP: 1.000	PITCHER	IP: 10.0 ERA: 2.47	WLS: 7 BF: 41	H: 5 R: 1 ER: 1 SO: 5	BB: 5 IBB: 2 HBP: 0 BLK: 0	WP: 0 HR: 0 S: 44 P: 72	ERA: 0.90 WHIP: 1.000
Rich Hand, R	Bill Gogolewski, R	Paul Lindblad, L	Casey Cox, R																								

Baltimore Orioles @ Texas Rangers
Arlington Stadium, Arlington, TX
Tue Jul 18 1972, 8:05 PM EDT
Att: 8,232 - Unknown

AB 50
R 2
H 9
RBI 2
BB 10
SO 10
LOB 31



Batter	1	2	3	4	5	6	7	8	9	10	11	12	13	14	15	AB	R	H	RBI	BB	SO	LOB	BOTTOM							
Davey Nelson, R OBP: 0.338, SLG: 0.316	F6		K			F8		F9			1-4-3			FC4-6		6	0	0	0	0	1	3								
Ted Kubiak, S OBP: 0.305, SLG: 0.254	F8					4-3				1-3				G3		6	0	0	0	0	0	1								
Ted Ford, R OBP: 0.321, SLG: 0.391	5-3							F8		6-3				6-3		6	0	0	0	0	1	0								
Dick Billings, R OBP: 0.350, SLG: 0.346								F8						K		6	0	2	0	0	1	0								
Frank Howard, R OBP: 0.352, SLG: 0.373														BB 1B		3	1	2	1	2	1	0								
Toby Harrah, R OBP: 0.326, SLG: 0.353																0	0	0	0	0	0	0								
Dalton Jones, L OBP: 0.214, SLG: 0.282																0	0	0	0	1	0	0								
Joe Lovitto, S OBP: 0.299, SLG: 0.268																6	0	0	0	0	1	6								
Elliott Maddox, R OBP: 0.340, SLG: 0.274																6	0	2	0	0	0	1								
Lenny Randle, S OBP: 0.240, SLG: 0.280																6	0	0	0	0	2	1								
Rich Hand, R	Larry Green, L	Bill Gogolewski, R	Paul Lindblad, L	Casey Cox, R	Don Manchar, L																									
Inning Stats	R: 0 E: 0 K: 0 S: 3	H: 0 LOB: 0 BB: 0 P: 3	R: 0 E: 0 K: 1 S: 6	H: 1 LOB: 1 BB: 0 P: 6	R: 0 E: 0 K: 1 S: 5	H: 0 LOB: 0 BB: 0 P: 5	R: 0 E: 0 K: 0 S: 3	H: 0 LOB: 0 BB: 0 P: 3	R: 0 E: 0 K: 1 S: 5	H: 1 LOB: 0 BB: 0 P: 5	R: 0 E: 0 K: 0 S: 4	H: 1 LOB: 1 BB: 0 P: 4	R: 1 E: 0 K: 0 S: 4	H: 1 LOB: 0 BB: 0 P: 4	R: 0 E: 0 K: 0 S: 4	H: 1 LOB: 1 BB: 1 P: 8	R: 0 E: 0 K: 1 S: 5	H: 0 LOB: 0 BB: 0 P: 5	R: 0 E: 0 K: 1 S: 5	H: 0 LOB: 1 BB: 1 P: 8	R: 0 E: 0 K: 1 S: 5	H: 1 LOB: 2 BB: 1 P: 9	R: 0 E: 0 K: 0 S: 4	H: 1 LOB: 2 BB: 0 P: 8	R: 0 E: 0 K: 1 S: 5	H: 0 LOB: 0 BB: 1 P: 8	1B: 6 2B: 2 3B: 0 HR: 1	SF: 0 SAC: 0 DP: 1 HBP: 0	WP: 0 PB: 0 SB: 0 CS: 2	PA: 55
PITCHER	IP: 9.0 ERA: 2.39	WLS: 6 BF: 33	H: 6 R: 1 ER: 1 SO: 3	BB: 0 IBB: 1 HBP: 0 BLK: 0	WP: 0 HR: 1 S: 38 P: 42	ERA: 1.00 WHIP: 0.667	PITCHER	IP: 9.0 ERA: 2.39	WLS: 6 BF: 33	H: 6 R: 1 ER: 1 SO: 3	BB: 0 IBB: 1 HBP: 0 BLK: 0	WP: 0 HR: 1 S: 38 P: 42	ERA: 1.00 WHIP: 0.667	PITCHER	IP: 9.0 ERA: 2.39	WLS: 6 BF: 33	H: 6 R: 1 ER: 1 SO: 3	BB: 0 IBB: 1 HBP: 0 BLK: 0	WP: 0 HR: 1 S: 38 P: 42	ERA: 1.00 WHIP: 0.667	PITCHER	IP: 9.0 ERA: 2.39	WLS: 6 BF: 33	H: 6 R: 1 ER: 1 SO: 3	BB: 0 IBB: 1 HBP: 0 BLK: 0	WP: 0 HR: 1 S: 38 P: 42	ERA: 1.00 WHIP: 0.667			
Dave McNally, L	Roric Harrison, R	Doyle Alexander, R																												

Baltimore Orioles @ Texas Rangers
Arlington Stadium, Arlington, TX
Tue Jul 18 1972, 8:05 PM EDT
Att: 8,232 - Unknown

AB 50
R 1
H 8
RBI 1
BB 4
SO 8
LOB 12



Batter	1	2	3	4	5	6	7	8	9	AB	R	H	RBI	BB	SO	LOB	TOP										
Merv Rettenmund, R OBP: 0.322, SLG: 0.341 Don Buford, S OBP: 0.340, SLG: 0.262	0-0 4-3	0-0 P1		0-0 F9			0-0 SH3-4		0-0 F7	3	0	0	0	0	0	3											
Paul Blair, R OBP: 0.233, SLG: 0.314 Terry Crowley, L OBP: 0.346, SLG: 0.466	0-0 F7		0-0 2B		0-0 E6 G6-4-3		0-0 FC6 2B		0-0 F8	4	0	1	0	0	0	1											
Bobby Grich, R OBP: 0.364, SLG: 0.448	0-0 2B		4-0 1B BB		0-0 G6-4-3 1-2		0-0 2B		0-0 F7	4	1	2	0	1	0	1											
Don Baylor, R OBP: 0.346, SLG: 0.472	0-0 2B		0-0 F8		0-3 K		1-0 HBP			3	0	1	1	0	1	1											
Brooks Robinson, R OBP: 0.307, SLG: 0.346	0-0 F7		0-0 E9 1B				0-0 F9			4	1	2	0	0	0	4											
Davey Johnson, R OBP: 0.344, SLG: 0.353		4-0 1B BB	0-0 F7				0-0 F8			3	0	1	0	1	0	2											
Mark Belanger, R OBP: 0.253, SLG: 0.233		0-0 FC5-6 1B		0-0 F8			0-0 SF8		0-3 K	3	0	1	1	0	1	0											
Andy Etchebarren, R OBP: 0.241, SLG: 0.246		0-3 K		0-0 SH5-4 1B			0-0 G5-4-3		0-0 1B	4	0	2	0	0	1	3											
Mike Cuellar, L OBP: 0.130, SLG: 0.261		0-0 FC5-6		0-0 SH5-4			0-0 FC6 SH3-4 1B		0-3 K	3	0	1	0	0	1	3											
Inning Stats	R: 1 E: 0 K: 0 S: 5	H: 2 LOB: 1 BB: 0 P: 5	R: 0 E: 0 K: 1 S: 6	H: 1 LOB: 2 BB: 1 P: 10	R: 0 E: 1 K: 0 S: 4	H: 2 LOB: 2 BB: 1 P: 8	R: 0 E: 0 K: 0 S: 4	H: 1 LOB: 1 BB: 0 P: 4	R: 0 E: 1 K: 1 S: 5	H: 0 LOB: 0 BB: 0 P: 5	R: 1 E: 0 K: 0 S: 4	H: 2 LOB: 3 BB: 0 P: 4	R: 0 E: 0 K: 0 S: 5	H: 2 LOB: 3 BB: 0 P: 6	R: 0 E: 0 K: 2 S: 8	H: 1 LOB: 1 BB: 0 P: 8	R: 0 E: 0 K: 0 S: 3	H: 0 LOB: 0 BB: 0 P: 3	1B: 7 2B: 4 3B: 0 HR: 0	SF: 1 SAC: 2 DP: 2 HBP: 1	WP: 0 PB: 0 SB: 0 CS: 0	PA: 39					
PITCHER	IP	WLS	BF	H	R	ER	SO	BB	IBB	HBP	BLK	WP	HR	S	P	ERA	WHIP										
Mike Paul, L ERA: 1.94	(1, 1)	6.2	30	10	2	2	2	2	0	0	0	0	0	32	40	2.70	1.800										
Jim Panther, R ERA: 4.09	(7, 1)	1.1	W	6	1	0	0	2	0	0	1	0	0	9	10	0.00	0.750										
Horacio Pina, R ERA: 2.39	(9, 1)	1.0	S	3	0	0	0	0	0	0	0	0	0	3	3	0.00	0.000										

Baltimore Orioles @ Texas Rangers
Arlington Stadium, Arlington, TX
Wed Jul 19 1972, 8:05 PM EDT
Att: 8,238 - Unknown

AB 33
R 2
H 11
RBI 2
BB 2
SO 4
LOB 18



Batter	1	2	3	4	5	6	7	8	9	AB	R	H	RBI	BB	SO	LOB	BOTTOM										
Davey Nelson, R OBP: 0.337, SLG: 0.313	0-0 F8		0-0 F7			0-0 F7		4-0 FC1-2 1B BB		3	1	0	0	1	0	0											
Ted Kubiak, S OBP: 0.300, SLG: 0.250 Dalton Jones, L OBP: 0.209, SLG: 0.275	0-0 5-3		0-0 6-3			0-0 F6		0-0 FC1-2 1B		2	0	0	0	0	0	0											
Ted Ford, R OBP: 0.324, SLG: 0.408	0-0 HR			0-0 G6-4-3 1B			0-0 F4	0-0 F9		4	1	2	1	0	0	3											
Dick Billings, R OBP: 0.326, SLG: 0.350	0-0 FC4-6 1B			0-0 F7			4-0 1B	0-0 1B		3	0	2	2	1	0	1											
Frank Howard, R OBP: 0.350, SLG: 0.367	0-0 FC4-6			0-0 G6-4-3			0-0 L5	4-0 IBB		3	0	0	0	1	0	3											
Joe Lovitto, S OBP: 0.298, SLG: 0.267		0-0 6-3			0-0 5-3		0-0 FC5-4 1B	0-3 K		4	0	1	0	0	1	3											
Elliott Maddox, R OBP: 0.335, SLG: 0.269		0-3 K			0-0 5-3		0-0 FC5-4			3	0	0	0	0	1	2											
Lenny Randle, S OBP: 0.241, SLG: 0.277		0-3 K			0-0 F6			4-0 SH FC1-2 BB		2	0	0	0	1	1	0											
Mike Paul, L OBP: 0.158, SLG: 0.111 Jim Panther, R OBP: 0.286, SLG: 0.167 Tom Grieve, R OBP: 0.225, SLG: 0.227 Toby Harrah, R OBP: 0.326, SLG: 0.353 Horacio Pina, R OBP: 0.333, SLG: 0.333			0-3 K		0-0 4-3			0-0 SH FC1-2 BB		2	0	0	0	0	0	0											
Inning Stats	R: 1 E: 0 K: 0 S: 5	H: 2 LOB: 1 BB: 0 P: 5	R: 0 E: 0 K: 2 S: 7	H: 0 LOB: 0 BB: 0 P: 7	R: 0 E: 0 K: 1 S: 5	H: 0 LOB: 0 BB: 0 P: 5	R: 0 E: 0 K: 0 S: 3	H: 1 LOB: 0 BB: 0 P: 3	R: 0 E: 0 K: 0 S: 3	H: 0 LOB: 0 BB: 0 P: 3	R: 0 E: 0 K: 0 S: 4	H: 1 LOB: 2 BB: 1 P: 8	R: 2 E: 1 K: 1 S: 7	H: 1 LOB: 3 BB: 3 P: 19	1B: 4 2B: 0 3B: 0 HR: 1	SF: 0 SAC: 1 DP: 1 HBP: 0	WP: 0 PB: 0 SB: 0 CS: 0	PA: 33									
PITCHER	IP	WLS	BF	H	R	ER	SO	BB	IBB	HBP	BLK	WP	HR	S	P	ERA	WHIP										
Mike Cuellar, L ERA: 2.51	(1, 1)	8.0	L	33	5	3	1	4	3	1	0	0	1	37	53	1.12	1.000										

Baltimore Orioles @ Texas Rangers
Arlington Stadium, Arlington, TX
Wed Jul 19 1972, 8:05 PM EDT
Att: 8,238 - Unknown


AB 28
R 3
H 5
RBI 3
BB 4
SO 4
LOB 15



Batter	1	2	3	4	5	6	7	8	9	AB	R	H	RBI	BB	SO	LOB	TOP								
Dick McAuliffe, L OBP: 0.364, SLG: 0.320 (1, 4)	F6		4-3				1-3		WP 1B SF9 IBB	4	1	1	1	1	0	0									
Aurelio Rodriguez, R OBP: 0.272, SLG: 0.341 (1, 5)	K		E6					2B 2B	SF9 WP 1-2 2-H 1B	5	1	2	1	0	1	1									
Jim Northrup, L OBP: 0.335, SLG: 0.391 (1, 9)	4-3		F7					F5	SF9 1-2 2-3 BB	3	0	0	0	2	0	2									
Willie Horton, R OBP: 0.306, SLG: 0.412 Wayne Comer, R OBP: 0.167, SLG: 0.200 (8, PR) (8, 7)		6-3							SF9 1-2 2-3 3-H 1B	4	0	1	1	0	0	2									
Norm Cash, L OBP: 0.326, SLG: 0.492 (1, 3)		BB 1B BB							F6	3	1	0	0	2	0	2									
Bill Freehan, R OBP: 0.344, SLG: 0.385 (1, 2)		1B 1-2 BB							F8	3	0	0	0	1	0	2									
Mickey Stanley, R OBP: 0.259, SLG: 0.397 (1, 8)									1-3 2-H 1B	4	0	1	1	0	1	3									
Ed Brinkman, R OBP: 0.248, SLG: 0.272 (1, 6)									F7	4	2	2	0	0	0	1									
Bill Slayback, R OBP: 0.118, SLG: 0.118 (1, 1)									SH3 1B 1B	2	0	0	0	0	1	0									
									SH3																
Inning Stats	R: 0 E: 0 K: 1 S: 5	H: 0 LOB: 0 BB: 0 P: 5	R: 1 E: 0 K: 0 S: 3	H: 1 LOB: 1 BB: 2 P: 11	R: 0 E: 1 K: 0 S: 4	H: 0 LOB: 1 BB: 0 P: 4	R: 0 E: 1 K: 1 S: 6	H: 0 LOB: 1 BB: 0 P: 6	R: 1 E: 0 K: 0 S: 5	H: 2 LOB: 2 BB: 1 P: 9	R: 0 E: 1 K: 0 S: 3	H: 0 LOB: 0 BB: 0 P: 3	R: 0 E: 0 K: 1 S: 5	H: 0 LOB: 0 BB: 0 P: 5	R: 1 E: 0 K: 0 S: 5	H: 2 LOB: 2 BB: 1 P: 9	R: 2 E: 0 K: 0 S: 5	H: 2 LOB: 2 BB: 2 P: 13	1B: 5 2B: 2 3B: 0 HR: 0	SF: 1 SAC: 2 DP: 0 HBP: 0	WP: 2 PB: 0 SB: 0 CS: 0	PA: 41			
PITCHER	IP	WLS	BF	H	R	ER	SO	BB	IBB	HBP	BLK	WP	HR	S	P	ERA	WHIP								
Don Stanhouse, R ERA: 4.5 (1, 1)	5.0	L	22	3	2	2	2	3	0	0	0	1	0	23	35	3.60	1.200								
Bill Gogolewski, R ERA: 4.99 (6, 1)	3.0		12	2	1	1	1	0	1	0	0	0	0	13	17	3.00	0.667								
Casey Cox, R ERA: 4.28 (9, 1)	0.1		4	2	2	2	0	0	1	0	0	0	0	3	7	54.00	6.000								
Jan Dukes, L ERA: 6.75 (9, 1)	0.2		3	0	0	0	0	1	0	0	0	1	0	2	6	0.00	1.500								

Detroit Tigers @ Texas Rangers
Arlington Stadium, Arlington, TX
Thu Jul 20 1972, 8:05 PM EDT
Att: 8,436 - Unknown


AB 32
R 5
H 7
RBI 5
BB 6
SO 3
LOB 13



Batter	1	2	3	4	5	6	7	8	9	AB	R	H	RBI	BB	SO	LOB	BOTTOM								
Davey Nelson, R OBP: 0.333, SLG: 0.308 (1, 5)	K		E1 WP S							4	0	0	0	0	3	1									
Dalton Jones, L OBP: 0.200, SLG: 0.262 (1, 4)	K		4-3 1-3						F5	4	0	0	0	0	1	1									
Larry Bittner, L OBP: 0.350, SLG: 0.370 (1, 9)									4-3	4	0	2	0	0	1	0									
Dick Billings, R OBP: 0.325, SLG: 0.348 (1, 7)	K								1B	4	0	1	0	0	1	2									
Frank Howard, R OBP: 0.344, SLG: 0.359 (1, 3)									K	4	0	0	0	0	4	1									
Hal King, L OBP: 0.320, SLG: 0.314 (1, 2)									K	2	0	0	0	1	2	0									
Joe Lovitto, S OBP: 0.303, SLG: 0.270 (1, 8)									3-6-4 BB	2	1	1	0	1	0	1									
Lenny Randle, S OBP: 0.238, SLG: 0.274 (1, 6)									3-6-4 1-2	3	0	0	0	0	1	1									
Don Stanhouse, R OBP: 0.115, SLG: 0.111 Marty Martinez, S OBP: 0.235, SLG: 0.186 Bill Gogolewski, L OBP: 0.200, SLG: 0.200 Ted Ford, R OBP: 0.300, SLG: 0.400 Casey Cox, R OBP: 0.300, SLG: 0.400 Jan Dukes, L OBP: 0.300, SLG: 0.400 (1, 1) (5, PR) (6, 1) (8, PR) (9, 1) (9, 1)									5-3	1	0	0	0	0	0	0									
Inning Stats	R: 0 E: 0 K: 3 S: 10	H: 1 LOB: 1 BB: 0 P: 10	R: 0 E: 0 K: 1 S: 4	H: 0 LOB: 0 BB: 1 P: 8	R: 0 E: 1 K: 0 S: 4	H: 0 LOB: 1 BB: 0 P: 4	R: 0 E: 0 K: 1 S: 5	H: 1 LOB: 0 BB: 0 P: 5	R: 1 E: 0 K: 3 S: 11	H: 2 LOB: 1 BB: 0 P: 11	R: 0 E: 0 K: 1 S: 5	H: 0 LOB: 0 BB: 0 P: 3	R: 0 E: 0 K: 2 S: 6	H: 0 LOB: 0 BB: 1 P: 10	R: 0 E: 0 K: 1 S: 5	H: 0 LOB: 0 BB: 0 P: 5	R: 0 E: 0 K: 1 S: 6	H: 1 LOB: 1 BB: 0 P: 6	1B: 5 2B: 2 3B: 0 HR: 0	SF: 0 SAC: 0 DP: 2 HBP: 0	WP: 1 PB: 0 SB: 2 CS: 1	PA: 33			
PITCHER	IP	WLS	BF	H	R	ER	SO	BB	IBB	HBP	BLK	WP	HR	S	P	ERA	WHIP								
Bill Slayback, R ERA: 1.52 (1, 1)	9.0	W	32	5	1	1	13	2	0	0	0	1	0	56	64	1.00	0.778								

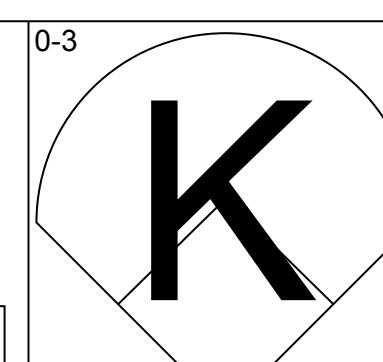
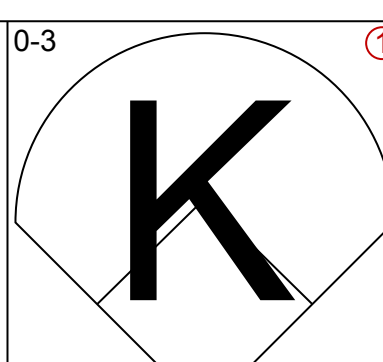
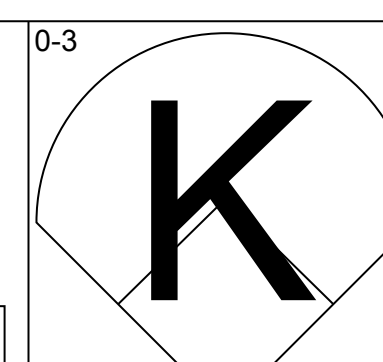
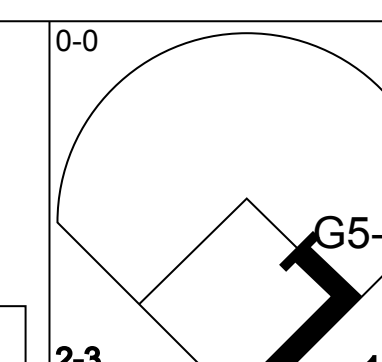
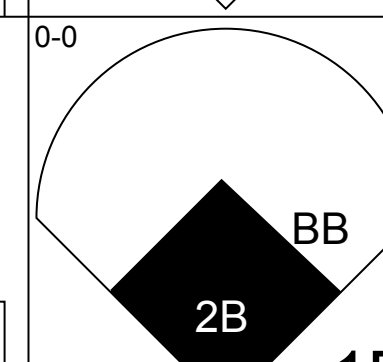
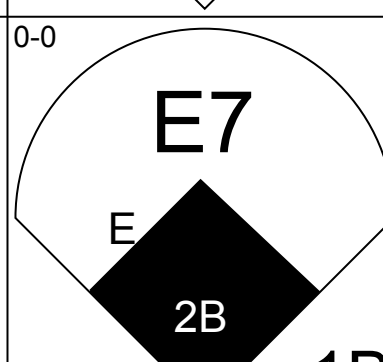
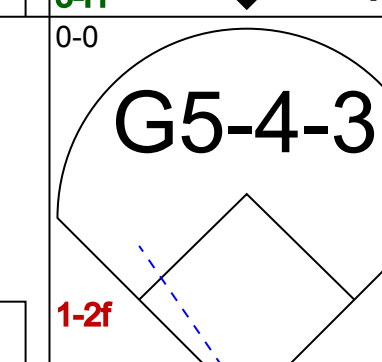
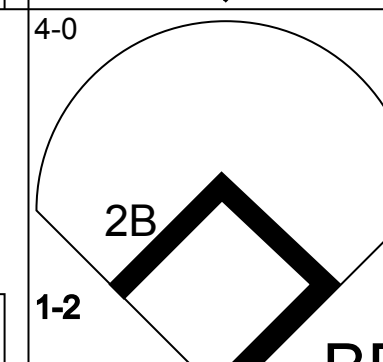
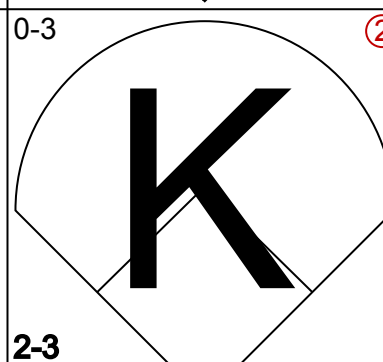
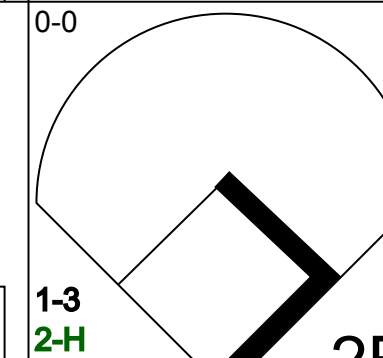
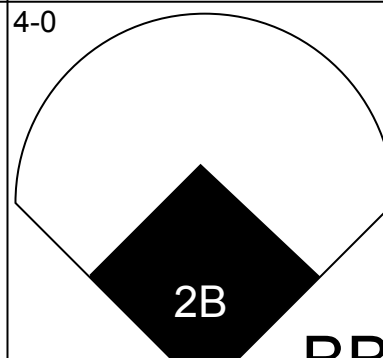
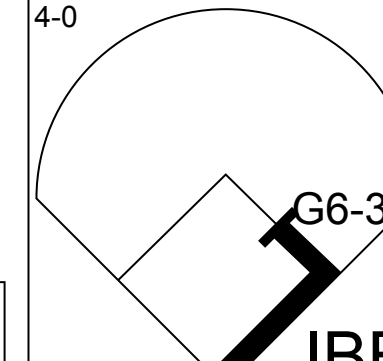
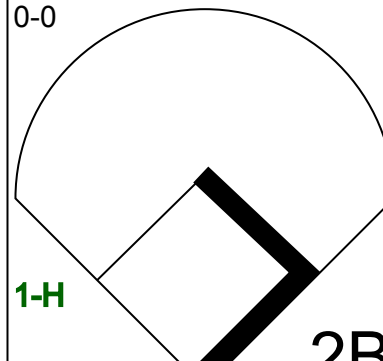
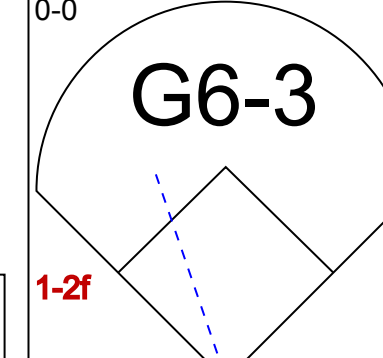
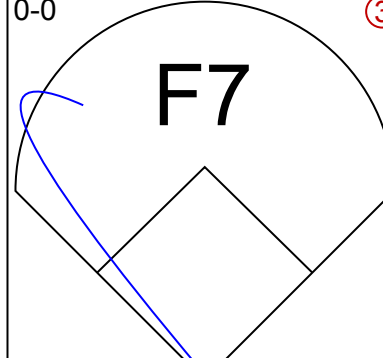
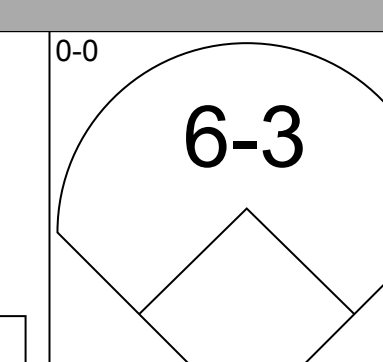
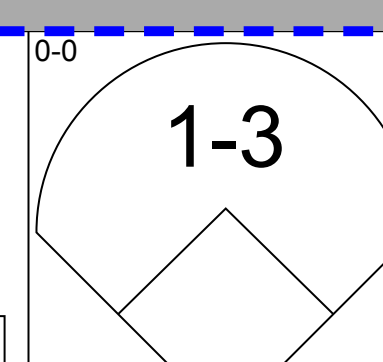
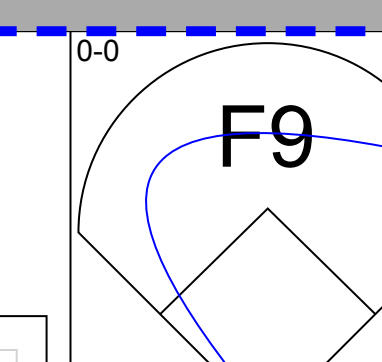
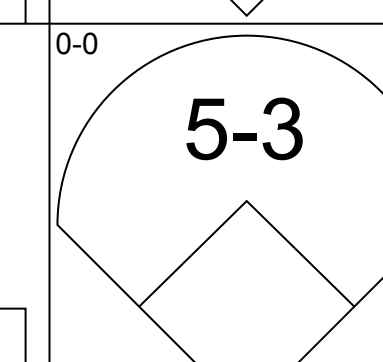
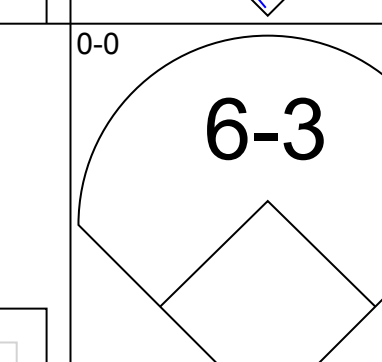
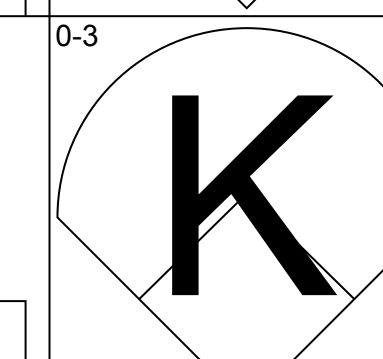
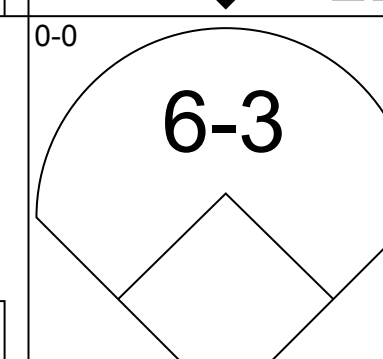
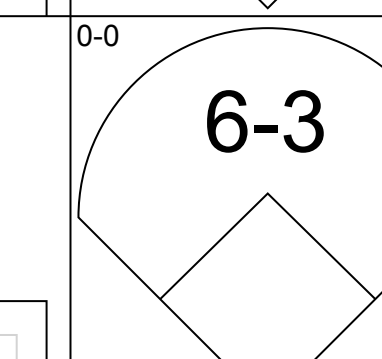
Detroit Tigers @ Texas Rangers
Arlington Stadium, Arlington, TX
Thu Jul 20 1972, 8:05 PM EDT
Att: 8,436 - Unknown

AB 30
R 1
H 5
RBI 1
BB 2
SO 13
LOB 7



Batter	1	2	3	4	5	6	7	8	9	AB	R	H	RBI	BB	SO	LOB	TOP					
Dick McAuliffe, L (1,4) OBP: 0.396, SLG: 0.338	K		L8		HR		1B			4	1	2	1	0	1	0	Detroit Tigers @ Texas Rangers Arlington Stadium, Arlington, TX Fri Jul 21 1972, 8:05 PM EDT Att: 24,222 - Unknown					
Aurelio Rodriguez, R (1,5) OBP: 0.272, SLG: 0.240	1B		K		K		G5-3			4	0	1	0	0	2	2						
Jim Northrup, L (1,9) OBP: 0.337, SLG: 0.393	1B		K		HR		1B		F9	4	1	2	0	0	1	0						
Willie Horton, R (1,7) OBP: 0.299, SLG: 0.403 Wayne Comer, R (8,7) OBP: 0.167, SLG: 0.200	F8				F8		F8		F9	4	0	0	0	0	0	3						
Norm Cash, L (1,3) OBP: 0.325, SLG: 0.500	1-3				L8		HR		K	4	1	1	2	0	1	2						
Tom Haller, L (1,2) OBP: 0.296, SLG: 0.368		E3			FC4-6		3-1		FC5-4	3	0	1	0	1	0	0						
Mickey Stanley, R (1,8) OBP: 0.295, SLG: 0.390	G5-4-3				BB		K		FC5-4	4	0	0	0	0	1	3						
Ed Brinkman, R (1,6) OBP: 0.248, SLG: 0.272							F8		E3	4	0	1	0	0	0	1						
Mickey Lolich, S (1,1) OBP: 0.229, SLG: 0.085	K						K		K	3	0	0	0	1	3	3						
Inning Stats	R: 0 E: 0 K: 1 S: 7	H: 2 LOB: 2 BB: 0 P: 7	R: 0 E: 1 K: 1 S: 6	H: 1 LOB: 1 BB: 0 P: 6	R: 0 E: 0 K: 2 S: 7	H: 0 LOB: 0 BB: 0 P: 7	R: 0 E: 0 K: 0 S: 3	H: 0 LOB: 1 BB: 1 P: 7	R: 1 E: 0 K: 2 S: 8	H: 1 LOB: 0 BB: 0 P: 8	R: 2 E: 0 K: 1 S: 7	H: 2 LOB: 2 BB: 1 P: 7	R: 0 E: 0 K: 0 S: 3	H: 1 LOB: 1 BB: 1 P: 7	R: 0 E: 0 K: 1 S: 5	H: 0 LOB: 0 BB: 0 P: 5	R: 0 E: 1 K: 1 S: 6	H: 1 LOB: 1 BB: 0 P: 6	1B: 6 2B: 0 3B: 0 HR: 2	SF: 0 SAC: 0 DP: 2 HBP: 0	WP: 0 PB: 0 SB: 0 CS: 0	PA: 36
PITCHER	IP WLS BF H R ER SO BB IBB HBP BLK WP HR S P ERA WHIP																					
Pete Broberg, R (1,1) ERA: 4.03	7.0 L 29 7 3 3 7 2 0 0 0 0 0 2 41 49 3.86 1.286																					
Paul Lindblad, L (8,1) ERA: 1.49	2.0 7 1 0 0 2 0 0 0 0 0 0 0 11 11 0.00 0.500																					

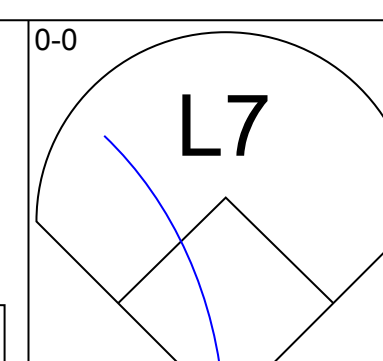
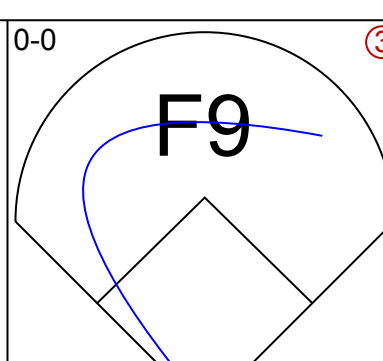
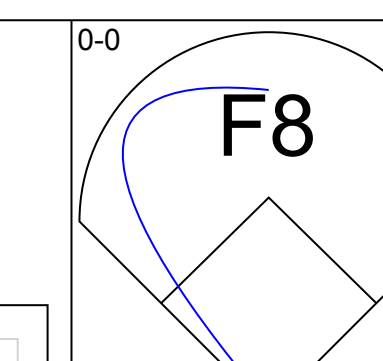
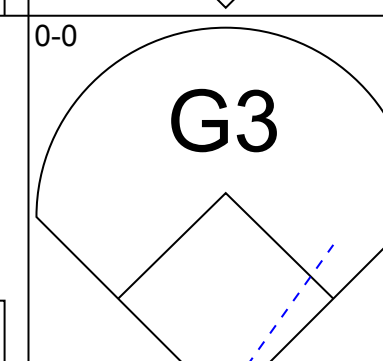
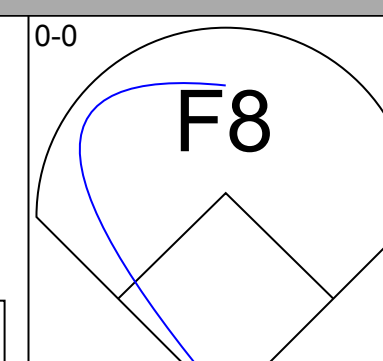
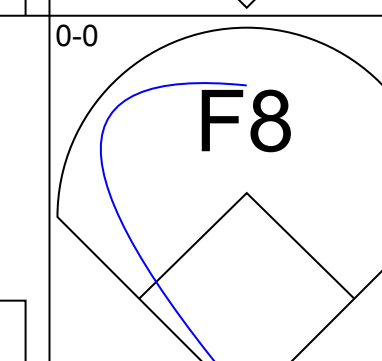
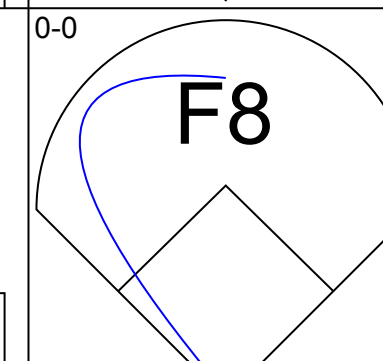
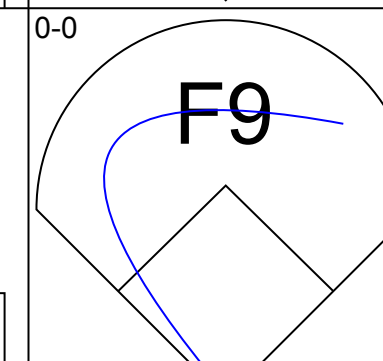
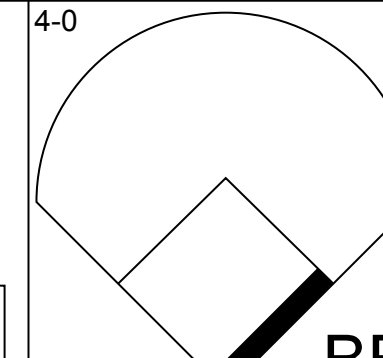
Batter	1	2	3	4	5	6	7	8	9	AB	R	H	RBI	BB	SO	LOB	BOTTOM					
Davey Nelson, R (1,5) OBP: 0.335, SLG: 0.312	6-3		F9			6-3				3	1	1	0	1	0	0	Detroit Tigers @ Texas Rangers Arlington Stadium, Arlington, TX Fri Jul 21 1972, 8:05 PM EDT Att: 24,222 - Unknown					
Marty Martinez, S (1,6) OBP: 0.222, SLG: 0.176 Vic Harris, S (7,4)	2B		K			E5			BB	3	0	0	0	0	1	1						
Ted Ford, R (1,9) OBP: 0.322, SLG: 0.408	6-3					2B			K	1	0	0	0	1	1							
Dick Billings, R (1,2) OBP: 0.328, SLG: 0.348	L6				6-3		2B		F7	4	0	1	0	0	0	2						
Frank Howard, R (1,3) OBP: 0.342, SLG: 0.354 Don Stanhouse, R (9, PR) OBP: 0.111, SLG: 0.111	E5				F9		2B		F8	3	0	1	1	1	0	1						
Joe Lovitto, S (1,8) OBP: 0.306, SLG: 0.274	1B				5-3		BB		FC6-4	3	0	0	0	1	0	3						
Elliott Maddox, R (1,7) OBP: 0.333, SLG: 0.269	CS					FC6-4			BB	0	0	0	0	0	0	0						
Lenny Randle, S (1,4) OBP: 0.238, SLG: 0.273	1B				G4-6-3		BB		K	4	0	2	0	0	1	1						
Pete Broberg, R (1,1) OBP: 0.116, SLG: 0.143 Tom Grieve, R (7, PH) OBP: 0.222, SLG: 0.224 Paul Lindblad, L (8,1) OBP: 0.200, SLG: 0.200	K					1B			F3	4	0	1	0	0	1	2						
Lenny Randle, S (1,4) OBP: 0.238, SLG: 0.273						1B			F4	4	0	1	0	0	0	3						
Pete Broberg, R (1,1) OBP: 0.116, SLG: 0.143 Tom Grieve, R (7, PH) OBP: 0.222, SLG: 0.224 Paul Lindblad, L (8,1) OBP: 0.200, SLG: 0.200						1B			FC6-4	4	0	1	0	0	0	3						
Joe Lovitto, S (1,8) OBP: 0.306, SLG: 0.274						1B			K	4	0	2	0	0	1	1						
Elliott Maddox, R (1,7) OBP: 0.333, SLG: 0.269						1B			F3	4	0	1	0	0	1	2						
Lenny Randle, S (1,4) OBP: 0.238, SLG: 0.273						1B			F4	4	0	1	0	0	0	3						
Pete Broberg, R (1,1) OBP: 0.116, SLG: 0.143 Tom Grieve, R (7, PH) OBP: 0.222, SLG: 0.224 Paul Lindblad, L (8,1) OBP: 0.200, SLG: 0.200						1B			FC6-4	4	0	1	0	0	0	3						
Joe Lovitto, S (1,8) OBP: 0.306, SLG: 0.274						1B			K	4	0	2	0	0	1	1						
Elliott Maddox, R (1,7) OBP: 0.333, SLG: 0.269						1B			F3	4	0	1	0	0	1	2						
Lenny Randle, S (1,4) OBP: 0.238, SLG: 0.273						1B			F4	4	0	1	0	0	0	3						
Pete Broberg, R (1,1) OBP: 0.116, SLG: 0.143 Tom Grieve, R (7, PH) OBP: 0.222, SLG: 0.224 Paul Lindblad, L (8,1) OBP: 0.200, SLG: 0.200						1B			FC6-4	4	0	1	0	0	0	3						
Inning Stats	R: 1 E: 1 K: 0 S: 5	H: 2 LOB: 1 BB: 0 P: 5	R: 0 E: 0 K: 1 S: 5	H: 1 LOB: 0 BB: 0 P: 5	R: 0 E: 0 K: 2 S: 7	H: 0 LOB: 0 BB: 0 P: 7	R: 0 E: 0 K: 0 S: 3	H: 0 LOB: 0 BB: 0 P: 3	R: 0 E: 0 K: 0 S: 4	H: 2 LOB: 1 BB: 0 P: 4	R: 0 E: 1 K: 0 S: 4	H: 1 LOB: 2 BB: 1 P: 8	R: 0 E: 0 K: 0 S: 4	H: 1 LOB: 1 BB: 0 P: 4	R: 0 E: 0 K: 1 S: 5	H: 0 LOB: 1 BB: 1 P: 9	R: 0 E: 0 K: 1 S: 5	H: 0 LOB: 1 BB: 1 P: 9	1B: 5 2B: 2 3B: 0 HR: 0	SF: 0 SAC: 0 DP: 1 HBP: 0	WP: 0 PB: 0 SB: 0 CS: 1	PA: 35
PITCHER	IP WLS BF H R ER SO BB IBB HBP BLK WP HR S P ERA WHIP																					
Mickey Lolich, L (1,1) ERA: 2.39	9.0 W 35 7 1 1 5 3 0 0 0 0 0 0 42 54 1.00 1.111																					

Batter	1	2	3	4	5	6	7	8	9	AB	R	H	RBI	BB	SO	LOB	TOP					
Dick McAuliffe, L OBP: 0.363, SLG: 0.335										5	0	1	1	0	3	1						
Aurelio Rodriguez, R OBP: 0.277, SLG: 0.353										5	3	3	1	0	1	2						
Jim Northrup, L OBP: 0.343, SLG: 0.392										3	0	1	0	2	1	1						
Bill Freehan, R OBP: 0.345, SLG: 0.387										4	1	1	1	1	0	2						
Norm Cash, L OBP: 0.326, SLG: 0.500										4	0	1	2	1	0	3						
Willie Horton, R OBP: 0.295, SLG: 0.397										3	0	0	0	0	0	6						
Wayne Comer, R OBP: 0.143, SLG: 0.167										1	0	0	0	0	0	0						
Mickey Stanley, R OBP: 0.255, SLG: 0.385										3	1	0	0	1	0	0						
Ed Brinkman, R OBP: 0.251, SLG: 0.276										3	1	1	0	1	0	0						
Joe Coleman, R OBP: 0.151, SLG: 0.118										4	0	1	1	0	1	1						
Inning Stats	R: 1 E: 0 K: 1 S: 6	H: 2 LOB: 2 BB: 2 P: 14	R: 0 E: 0 K: 1 S: 5	H: 0 LOB: 0 BB: 0 P: 5	R: 2 E: 2 K: 2 S: 9	H: 2 LOB: 1 BB: 1 P: 13	R: 0 E: 0 K: 1 S: 6	H: 1 LOB: 0 BB: 0 P: 6	R: 0 E: 1 K: 1 S: 7	H: 0 LOB: 0 BB: 0 P: 7	R: 0 E: 0 K: 0 S: 3	H: 0 LOB: 0 BB: 0 P: 3	R: 1 E: 1 K: 0 S: 5	H: 1 LOB: 1 BB: 0 P: 5	R: 2 E: 1 K: 0 S: 4	H: 2 LOB: 1 BB: 2 P: 12	R: 0 E: 0 K: 0 S: 2	H: 0 LOB: 0 BB: 1 P: 6	1B: 5 2B: 4 3B: 0 HR: 1	SF: 0 SAC: 0 DP: 3 HBP: 0	WP: 0 PB: 0 SB: 0 CS: 0	PA: 41
PITCHER	IP WLS BF H R ER SO BB IBB HBP BLK WP HR S P ERA WHIP	IP WLS BF H R ER SO BB IBB HBP BLK WP HR S P ERA WHIP															IP WLS BF H R ER SO BB IBB HBP BLK WP HR S P ERA WHIP					
Jim Panther, R ERA: 4.3	3.0	L	15	4	3	3	4	2	1	0	0	0	0	0	0	0	20	32	9.00	2.000		
Bill Gogolewski, R ERA: 4.75	2.0		9	2	0	0	2	0	0	0	0	0	0	0	0	0	13	13	0.00	1.000		
Casey Cox, R ERA: 4.29	2.0		8	1	1	1	0	0	0	0	0	0	0	0	0	1	8	4.50	0.500			
Don Stanhouse, R ERA: 4.91	1.0		6	2	2	2	0	2	0	0	1	0	0	0	4	12	18.00	4.000				
Jan Dukes, L ERA: 3.89	1.0		3	0	0	0	0	1	0	0	0	0	0	2	6	0.00	1.000					

Detroit Tigers @ Texas Rangers
Arlington Stadium, Arlington, TX
Sat Jul 22 1972, 8:05 PM EDT
Att: 11,776 - Unknown

AB	35
R	6
H	9
RBI	6
BB	6
SO	6
LOB	16





Batter	1	2	3	4	5	6	7	8	9	AB	R	H	RBI	BB	SO	LOB	BOTTOM				
Davey Nelson, R OBP: 0.333, SLG: 0.308										4	0	0	0	1	1	4					
Dalton Jones, L OBP: 0.191, SLG: 0.250										4	0	0	0	0	0	4					
Don Stanhouse, R OBP: 0.111, SLG: 0.111										0	0	0	0	0	0	0					
Jan Dukes, L										0	0	0	0	0	0	0					
Ken Suarez, R OBP: 0.167, SLG: 0.182										1	0	0	0	0	0	0					
Larry Bittner, L OBP: 0.346, SLG: 0.382										5	1	1	1	0	2	1					
Dick Billings, R OBP: 0.333, SLG: 0.352										3	1	2	0	1	1	0					
Ted Ford, R OBP: 0.316, SLG: 0.400										4	0	0	0	0	0	3					
Joe Lovitto, S OBP: 0.305, SLG: 0.273										1	0	0	0	0	1	1					
Hal King, L OBP: 0.333, SLG: 0.320										1	0	1	0	2	0	0					
Elliott Maddox, R OBP: 0.341, SLG: 0.279										4	0	3	0	0	0	1					
Lenny Randle, S OBP: 0.235, SLG: 0.269										4	0	0	0	0	0	7					
Jim Panther, R OBP: 0.286, SLG: 0.167										0	0	0	0	0	0	0					
Tom Greve, R OBP: 0.219, SLG: 0.221										1	0	0	0	0	0	1					
Bill Gogolewski, R OBP: 0.275, SLG: 0.290										0	0	0	0	0	0	0					
Frank Howard, R OBP: 0.325, SLG: 0.354										0	0	0	0	0	1	0					
Toby Harrah, R OBP: 0.320, SLG: 0.353										0	0	0	0	0	0	0					
Casey Cox, R										0	0	0	0	0	0	0					
Vic Harris, S										2	0	0	0	0	1	2					
Inning Stats	R: 0 E: 0 K: 0 S: 3	H: 0 LOB: 0 BB: 0 P: 3	R: 0 E: 0 K: 1 S: 5	H: 1 LOB: 1 BB: 0 P: 5	R: 0 E: 0 K: 0 S: 4	H: 1 LOB: 1 BB: 0 P: 4	R: 0 E: 0 K: 0 S: 3	H: 0 LOB: 1 BB: 1 P: 7	R: 0 E: 1 K: 1 S: 7	H: 2 LOB: 2 BB: 1 P: 11	R: 0 E: 0 K: 2 S: 7	H: 0 LOB: 1 BB: 1 P: 11	R: 1 E: 1 K: 0 S: 5	H: 1 LOB: 2 BB: 1 P: 9	R: 0 E: 0 K: 1 S: 5	H: 0 LOB: 0 BB: 0 P: 5	1B: 6 2B: 1 3B: 0 HR: 1	SF: 0 SAC: 0 DP: 1 HBP: 0	WP: 0 PB: 0 SB: 0 CS: 1	PA: 39	
PITCHER	IP WLS BF H R ER SO BB IBB HBP BLK WP HR S P ERA WHIP	IP WLS BF H R ER SO BB IBB HBP BLK WP HR S P ERA WHIP															IP WLS BF H R ER SO BB IBB HBP BLK WP HR S P ERA WHIP				
Joe Coleman, R ERA: 2.2	9.0	W	39	7	2	1	6	5	0	0	0	0	0	0	0	0	1	46	66	1.00	1.333

Detroit Tigers @ Texas Rangers
Arlington Stadium, Arlington, TX
Sat Jul 22 1972, 8:05 PM EDT
Att: 11,776 - Unknown

AB	34
R	2
H	7
RBI	1
BB	5
SO	6
LOB	24



Batter	1	2	3	4	5	6	7	8	9	AB	R	H	RBI	BB	SO	LOB	TOP			
Davey Nelson, R OBP: 0.329, SLG: 0.301	0-3 K		0-0 G3		0-3 K			0-0 6-3		4	0	0	0	0	2	0	<p>Texas Rangers @ California Angels Anaheim Stadium, Anaheim, CA</p> <p>Thu Jul 27 1972, 10:05 PM EDT Att: 8,715 - Unknown</p> <p>livebaseballscorecards.com</p> <p>AB 29 R 0 H 2 RBI 0 BB 6 SO 14 LOB 14</p> 			
Joe Lovitto, S OBP: 0.309, SLG: 0.271	4-0 WP S BB		0-0 P6			0-0 F8		4-0 2B BB		2	0	0	0	2	0	0				
Larry Bittner, L OBP: 0.363, SLG: 0.400	4-0 WP BB		4-0 WP BB			0-0 3-1		0-0 1-3 2B		2	0	1	0	2	0	0				
Dick Billings, R OBP: 0.328, SLG: 0.343	0-3 K		0-0 F9			0-3 K		0-0 1-3		4	0	0	0	0	2	5				
Ted Ford, R OBP: 0.314, SLG: 0.396	0-3 K			0-3 K			4-0 BB		0-3 K	3	0	0	0	1	3	2				
Bill Fahey, L (1, 2)		4-0 BB		0-0 6-3			0-0 F7		0-0 G3	3	0	0	0	1	0	1				
Jim Mason, L OBP: 0.250, SLG: 0.250		0-3 K		0-3 K			0-3 K		0-0 1B	4	0	1	0	0	3	2				
Vic Harris, S Don Stanhouse, R OBP: 0.111, SLG: 0.111 Frank Howard, R OBP: 0.346, SLG: 0.352		0-3 K			0-3 K		0-0 G3		0-0 F8	3	0	0	0	0	2	2				
Mike Paul, L OBP: 0.150, SLG: 0.105 Dalton Jones, L OBP: 0.184, SLG: 0.239 Bill Gogolewski, L OBP: 0.273, SLG: 0.200 Tom Ragland, R (7, 4)		0-3 K			0-3 K			0-0 F8		1	0	0	0	0	1	1				
										1	0	0	0	0	1	0				
										0	0	0	0	0	0	0				
										1	0	0	0	0	0	0				
Inning Stats	R: 0 E: 0 K: 3 S: 9	H: 0 LOB: 2 BB: 2 P: 17	R: 0 E: 0 K: 3 S: 9	H: 0 LOB: 1 BB: 1 P: 13	R: 0 E: 0 K: 0 S: 3	H: 0 LOB: 1 BB: 1 P: 7	R: 0 E: 0 K: 2 S: 7	H: 0 LOB: 0 BB: 0 P: 7	R: 0 E: 0 K: 3 S: 9	H: 0 LOB: 0 BB: 0 P: 9	R: 0 E: 0 K: 1 S: 5	H: 0 LOB: 1 BB: 1 P: 9	R: 0 E: 0 K: 0 S: 4	H: 1 LOB: 2 BB: 1 P: 8	R: 0 E: 0 K: 1 S: 6	H: 1 LOB: 1 BB: 0 P: 6	1B: 1 2B: 1 3B: 0 HR: 0	SF: 0 SAC: 0 DP: 0 HBP: 0	WP: 2 PB: 0 SB: 1 CS: 0	PA: 35
PITCHER Nolan Ryan, R ERA: 2.95	IP: 9.0 WLS: W BF: 35 H: 2 R: 0 ER: 0 SO: 14 BB: 6 IBB: 0 HBP: 0 BLK: 0 WP: 2 HR: 0 S: 57 P: 81 ERA: 0.00 WHIP: 0.889															PITCHER				

Batter	1	2	3	4	5	6	7	8	9	AB	R	H	RBI	BB	SO	LOB	BOTTOM
Sandy Alomar Sr., S OBP: 0.309, SLG: 0.300	0-0 5-3	0-3 K2-6-2		4-0 1B S BB		0-0 1-3	0-0 F7			4	0	0	0	1	1	3	<p>Texas Rangers @ California Angels Anaheim Stadium, Anaheim, CA</p> <p>Thu Jul 27 1972, 10:05 PM EDT Att: 8,715 - Unknown</p> <p>livebaseballscorecards.com</p> <p>AB 35 R 5 H 11 RBI 5 BB 5 SO 5 LOB 23</p> 
Leo Cardenas, R OBP: 0.284, SLG: 0.305	0-0 BB 1B 1B		0-0 E7 G3 1B	0-0 1-3 1B		0-0 5-3		0-3 K		5	2	2	0	0	1	0	
Andy Kosco, R OBP: 0.283, SLG: 0.413	0-0 1-2 BB 1B		0-0 G3	0-0 L5		0-0 1B		0-0 P6		5	1	2	0	0	0	3	
Bob Oliver, R OBP: 0.318, SLG: 0.439	4-0 1B 1-2 2-3 BB		4-0 E 1B IBB		4-0 1B FC4-6 BB	0-0 F9		0-0 1B		2	1	1	0	3	0	1	
Ken McMullen, R OBP: 0.343, SLG: 0.380	0-3 K		0-0 E7 FC1-6 1B		0-0 FC4-6 1B		0-0 F8	0-0 F9		5	0	2	1	0	1	4	
Billy Parker, R OBP: 0.250, SLG: 0.250	0-0 1-3 2H 3H 1B		0-0 FC1-6 FC6-4		0-3 K		0-0 6-3			4	0	1	2	0	1	4	
Ken Berry, R OBP: 0.364, SLG: 0.404	0-0 P4		0-0 FC6-4		0-0 FC4-6 S		0-0 2B 2B			4	1	1	1	0	0	5	
John Stephenson, L OBP: 0.393, SLG: 0.373		0-0 FC3-6 1B		0-0 G3		0-0 HBP		4-0 2B IBB		2	0	1	0	1	0	0	
Nolan Ryan, R OBP: 0.161, SLG: 0.218		0-0 FC3-6 K2-6-2		0-3 K		0-0 4-3		0-0 2B		4	0	1	1	0	1	3	
										1B: 9 2B: 3 3B: 0 HR: 0	SF: 0 SAC: 0 DP: 1 HBP: 1	WP: 0 PB: 0 SB: 2 CS: 0	PA: 41				
PITCHER Mike Paul, L ERA: 2.07 Bill Gogolewski, R ERA: 4.53 Don Stanhouse, R ERA: 4.72	IP: 4.0 WLS: L BF: 21 H: 6 R: 3 ER: 2 SO: 3 BB: 2 IBB: 1 HBP: 1 BLK: 0 WP: 0 HR: 0 S: 24 P: 36 ERA: 4.50 WHIP: 2.000															PITCHER	
	IP: 2.2 WLS: BF: 15 H: 4 R: 2 ER: 2 SO: 1 BB: 1 IBB: 1 HBP: 1 BLK: 0 WP: 0 HR: 0 S: 14 P: 23 ERA: 6.75 WHIP: 1.875																
	IP: 1.1 WLS: BF: 5 H: 1 R: 0 ER: 0 SO: 1 BB: 0 IBB: 0 HBP: 0 BLK: 0 WP: 0 HR: 0 S: 7 P: 7 ERA: 0.00 WHIP: 0.750																

Batter	1	2	3	4	5	6	7	8	9	AB	R	H	RBI	BB	SO	LOB	TOP				
Davey Nelson, R OBP: 0.332, SLG: 0.305										5	0	3	1	0	1	0					
Elliott Maddox, R OBP: 0.346, SLG: 0.284										4	1	2	0	1	0	1					
Ted Ford, R OBP: 0.312, SLG: 0.392										5	0	1	0	0	0	5					
Dick Billings, R OBP: 0.328, SLG: 0.343										3	0	1	0	0	0	2					
Bill Fahey, L OBP: 0.400, SLG: 0.250										1	0	1	1	0	0	0					
Frank Howard, R OBP: 0.349, SLG: 0.348										2	0	0	0	2	0	2					
Joe Lovitto, S OBP: 0.308, SLG: 0.271										4	0	1	0	0	2	3					
Tom Ragland, R OBP: 0.320, SLG: 0.250										4	0	0	0	0	1	4					
Vic Harris, S OBP: 0.325, SLG: 0.250										3	1	0	0	1	1	3					
Pete Broberg, R OBP: 0.111, SLG: 0.136										2	0	0	0	0	1	0					
Toby Harrah, R OBP: 0.325, SLG: 0.351										1	0	0	0	0	0	0					
Casey Cox, R OBP: 0.230, SLG: 0.232										0	0	0	0	0	0	0					
Tom Grieve, R OBP: 0.230, SLG: 0.232										1	0	1	0	0	0	0					
Horacio Pina, R OBP: 0.250, SLG: 0.250										0	0	0	0	0	0	0					
Inning Stats	R: 0 E: 0 K: 1 S: 5	H: 0 LOB: 0 BB: 0 P: 5	R: 0 E: 0 K: 1 S: 5	H: 0 LOB: 1 BB: 1 P: 9	R: 0 E: 0 K: 1 S: 6	H: 1 LOB: 1 BB: 0 P: 6	R: 0 E: 0 K: 1 S: 7	H: 2 LOB: 3 BB: 1 P: 11	R: 0 E: 0 K: 1 S: 7	H: 2 LOB: 2 BB: 0 P: 7	R: 0 E: 0 K: 0 S: 5	H: 0 LOB: 0 BB: 0 P: 5	R: 0 E: 0 K: 0 S: 3	H: 0 LOB: 0 BB: 0 P: 3	R: 1 E: 0 K: 0 S: 5	H: 3 LOB: 1 BB: 0 P: 5	R: 1 E: 0 K: 0 S: 4	H: 2 LOB: 2 BB: 2 P: 12	1B: 10 2B: 1 3B: 0 HR: 0	SF: 0 SAC: 0 DP: 2 HBP: 0	WP: 0 PA: 39 PB: 0 SB: 1 CS: 0
PITCHER	IP WLS BF H R ER SO BB IBB HBP BLK WP HR S P ERA WHIP																				
Clyde Wright, L ERA: 3.03	(1, 1)	8.1	36	9	2	2	6	3	0	0	0	0	0	0	45	57	2.16	1.440			
Lloyd Allen, R ERA: 3.34	(9, 1)	0.0	2	1	0	0	0	1	0	0	0	0	0	0	1	5	∞	∞			
Steve Barber, L ERA: 2.82	(9, 1)	0.2	W	1	0	0	0	0	0	0	0	0	0	0	1	1	0.00	0.000			

Batter	1	2	3	4	5	6	7	8	9	AB	R	H	RBI	BB	SO	LOB	BOTTOM				
Vada Pinson, L OBP: 0.306, SLG: 0.358										2	1	1	0	2	0	0					
Leo Cardenas, R OBP: 0.285, SLG: 0.309										5	0	2	1	0	2	4					
Billy Parker, R OBP: 0.375, SLG: 0.333										2	0	1	1	1	1	1					
Bob Oliver, R OBP: 0.315, SLG: 0.434										4	0	0	0	0	0	6					
John Stephenson, L OBP: 0.375, SLG: 0.354										4	0	0	0	0	0	1					
Jim Spencer, L OBP: 0.257, SLG: 0.274										2	1	0	0	1	0	0					
Sandy Alomar Sr., S OBP: 0.308, SLG: 0.299										1	0	0	0	0	0	1					
Ken McMullen, R OBP: 0.345, SLG: 0.381										4	0	2	0	0	1	0					
Curt Motton, R OBP: 0.233, SLG: 0.211										0	1	0	0	0	0	0					
Ken Berry, R OBP: 0.363, SLG: 0.401										4	0	1	1	0	0	1					
Clyde Wright, R OBP: 0.231, SLG: 0.340										3	0	1	0	0	1	2					
Lloyd Allen, R OBP: 0.133, SLG: 0.133										0	0	0	0	0	0	0					
Steve Barber, L OBP: 0.250, SLG: 0.182										0	0	0	0	0	0	0					
Inning Stats	R: 0 E: 0 K: 2 S: 8	H: 1 LOB: 1 BB: 0 P: 8	R: 0 E: 0 K: 0 S: 3	H: 0 LOB: 0 BB: 0 P: 3	R: 0 E: 0 K: 0 S: 4	H: 1 LOB: 3 BB: 2 P: 12	R: 1 E: 0 K: 0 S: 4	H: 2 LOB: 1 BB: 1 P: 8	R: 1 E: 0 K: 0 S: 3	H: 1 LOB: 0 BB: 0 P: 4	R: 0 E: 0 K: 1 S: 5	H: 0 LOB: 0 BB: 0 P: 5	R: 0 E: 1 K: 2 S: 8	H: 0 LOB: 1 BB: 0 P: 8	R: 0 E: 0 K: 0 S: 4	H: 1 LOB: 1 BB: 0 P: 4	R: 1 E: 0 K: 0 S: 4	H: 2 LOB: 3 BB: 1 P: 8	1B: 7 2B: 1 3B: 0 HR: 0	SF: 1 SAC: 1 DP: 2 HBP: 1	WP: 1 PA: 38 PB: 0 SB: 1 CS: 0
PITCHER	IP WLS BF H R ER SO BB IBB HBP BLK WP HR S P ERA WHIP																				
Pete Broberg, R ERA: 3.98	(1, 1)	6.0	25	5	2	2	3	3	0	1	0	0	0	0	27	40	3.00	1.333			
Casey Cox, R ERA: 4.09	(7, 1)	2.0	8	1	0	0	2	0	0	0	0	0	0	12	12	0.00	0.500				
Horacio Pina, R ERA: 2.41	(9, 1)	0.2	L	5	2	1	1	0	0	1	0	0	0	4	8	13.50	3.000				


Texas Rangers @ California Angels
Anaheim Stadium, Anaheim, CA
Fri Jul 28 1972, 10:05 PM EDT
Att: 6,949 - Unknown

AB	35
R	2
H	10
RBI	2
BB	4
SO	6
LOB	20



Texas Rangers @ California Angels
Anaheim Stadium, Anaheim, CA
Fri Jul 28 1972, 10:05 PM EDT
Att: 6,949 - Unknown

AB	31
R	3
H	8
RBI	3
BB	4
SO	5
LOB	16



Batter	1	2	3	4	5	6	7	8	9	AB	R	H	RBI	BB	SO	LOB	TOP					
Davey Nelson, R OBP: 0.329, SLG: 0.302 (1, 5)	F3		6-3		FC6-4			F9		4	0	0	0	0	0	2						
Elliott Maddox, R OBP: 0.349, SLG: 0.290 (1, 9)	BB					4-3			5-3	3	0	1	1	1	0	0						
Ted Ford, R OBP: 0.311, SLG: 0.387 (1, 7)	F9		F4			F9			BB	3	0	0	0	1	0	2						
Frank Howard, R OBP: 0.351, SLG: 0.351 (9, PR)	K				FC5-4				BB	4	0	2	0	0	2	1						
Jim Mason, L OBP: 0.250, SLG: 0.250 (9, PR)					K				BB	0	0	0	0	0	0	0						
Joe Lovitto, S OBP: 0.303, SLG: 0.266 (1, 8)		K			FC5-4				BB	4	0	0	0	0	1	3						
Tom Ragland, R (1, 6)		F9			G5-4-3					3	0	0	0	0	0	1						
Vic Harris, S (1, 4)										2	0	0	0	1	1	0						
Mike Paul, L OBP: 0.150, SLG: 0.105 (7, 1)		F4			FC6-4					0	0	0	0	0	0	0						
Bill Fahey, L OBP: 0.375, SLG: 0.286 (1, 2)										3	1	1	0	0	0	1						
Jim Panther, R OBP: 0.286, SLG: 0.167 (5, PH)										0	0	0	0	0	0	0						
Tom Grieve, R OBP: 0.227, SLG: 0.229 (5, PH)										1	0	0	0	0	1	1						
Casey Cox, R (5, 1)										0	0	0	0	0	0	0						
Dalton Jones, L OBP: 0.182, SLG: 0.237 (7, 4)										1	0	0	0	0	0	0						
Inning Stats	R: 0 E: 0 K: 1 S: 5	H: 0 LOB: 1 BB: 1 P: 9	R: 0 E: 0 K: 1 S: 5	H: 0 LOB: 0 BB: 0 P: 5	R: 1 E: 0 K: 0 S: 5	H: 2 LOB: 1 BB: 0 P: 5	R: 0 E: 0 K: 0 S: 3	H: 1 LOB: 0 BB: 0 P: 3	R: 0 E: 0 K: 1 S: 5	H: 0 LOB: 1 BB: 1 P: 9	R: 0 E: 0 K: 1 S: 5	H: 0 LOB: 0 BB: 0 P: 5	R: 0 E: 0 K: 1 S: 5	H: 0 LOB: 0 BB: 0 P: 5	R: 0 E: 0 K: 0 S: 3	H: 0 LOB: 2 BB: 1 P: 7	R: 0 E: 0 K: 0 S: 3	H: 1 LOB: 2 BB: 1 P: 7	1B: 3 2B: 1 3B: 0 HR: 0	SF: 0 SAC: 1 DP: 2 HBP: 0	WP: 0 PB: 0 SB: 0 CS: 0	PA: 32
PITCHER Rudy May, L ERA: 3.3 (1, 1)	IP: 9.0 WLS: W BF: 32 H: 4 R: 1 ER: 1 SO: 5 BB: 3 IBB: 0 HBP: 0 BLK: 0 WP: 0 HR: 0 S: 39 P: 51 ERA: 1.00 WHIP: 0.778															PITCHER	IP: 9.0 WLS: W BF: 32 H: 4 R: 1 ER: 1 SO: 5 BB: 3 IBB: 0 HBP: 0 BLK: 0 WP: 0 HR: 0 S: 39 P: 51 ERA: 1.00 WHIP: 0.778					

Texas Rangers @ California Angels
Anaheim Stadium, Anaheim, CA
Sat Jul 29 1972, 10:05 PM EDT
Att: 7,254 - Unknown


AB 28
R 1
H 4
RBI 1
BB 3
SO 5
LOB 11



Batter	1	2	3	4	5	6	7	8	9	AB	R	H	RBI	BB	SO	LOB	BOTTOM			
Vada Pinson, L OBP: 0.307, SLG: 0.357 (1, 9)	K		FC1-5	1B	1B	1-3		K		4	1	1	0	1	2	1				
Leo Cardenas, R OBP: 0.287, SLG: 0.311 (1, 6)	1B		FC1-5	1B	F3			4-3	4-3	5	1	2	0	0	0	3				
Billy Parker, R OBP: 0.308, SLG: 0.200 (8, 7)	F4		FC1-5	1B	FC1-5	6-3		5-3		4	2	0	0	1	0	4				
Bob Oliver, R OBP: 0.317, SLG: 0.435 (1, 3)	5-3		F2	E5				1B	2B	4	1	2	1	0	0	3				
Jim Spencer, L OBP: 0.263, SLG: 0.279 (8, 5)			F9	FC5	1B	PO		K		4	1	2	1	0	1	0				
Ken McMullen, R OBP: 0.345, SLG: 0.381 (8, 5)			FC5	1B	1B	PO		K		0	0	0	0	0	0	0				
John Stephenson, L OBP: 0.391, SLG: 0.378 (1, 2)			1-3	2-H	1B			2B	1B	3	1	2	3	0	0	0				
Ken Berry, R OBP: 0.365, SLG: 0.407 (1, 8)			2B	1B	1B			1B	2B	4	0	2	1	0	0	2				
Sandy Alomar Sr., S OBP: 0.307, SLG: 0.297 (1, 4)			FC5					F9		3	0	0	0	1	0	1				
Rudy May, L OBP: 0.194, SLG: 0.172 (1, 1)			4-3					F6		4	1	2	0	0	1	2				
Inning Stats	R: 0 E: 0 K: 1 S: 6	H: 1 LOB: 1 BB: 0 P: 6	R: 0 E: 0 K: 1 S: 5	H: 1 LOB: 2 BB: 1 P: 10	R: 2 E: 0 K: 0 S: 7	H: 4 LOB: 2 BB: 0 P: 7	R: 3 E: 1 K: 0 S: 4	H: 2 LOB: 0 BB: 2 P: 12	R: 0 E: 0 K: 1 S: 5	H: 0 LOB: 0 BB: 0 P: 5	R: 0 E: 0 K: 0 S: 3	H: 0 LOB: 0 BB: 0 P: 3	R: 3 E: 0 K: 0 S: 7	H: 4 LOB: 1 BB: 0 P: 7	R: 0 E: 0 K: 1 S: 6	H: 1 LOB: 1 BB: 0 P: 6	1B: 10 2B: 3 3B: 0 HR: 0	SF: 0 SAC: 0 DP: 0 HBP: 1	WP: 0 PB: 0 SB: 0 CS: 0	PA: 40
PITCHER Jim Panther, R ERA: 4.44 (5, 1)	IP: 2.2 WLS: L BF: 12 H: 4 R: 3 ER: 3 SO: 1 BB: 0 IBB: 0 HBP: 0 BLK: 0 WP: 0 HR: 0 S: 14 P: 14 ERA: 6.75 WHIP: 2.250															PITCHER	IP: 2.2 WLS: L BF: 12 H: 4 R: 3 ER: 3 SO: 1 BB: 0 IBB: 0 HBP: 0 BLK: 0 WP: 0 HR: 0 S: 14 P: 14 ERA: 6.75 WHIP: 2.250			
Casey Cox, R ERA: 4.44 (7, 1)	IP: 1.1 WLS: 5 BF: 1 H: 0 R: 0 ER: 0 SO: 1 BB: 0 IBB: 0 HBP: 0 BLK: 1 WP: 0 HR: 0 S: 7 P: 7 ERA: 0.00 WHIP: 0.750															PITCHER	IP: 1.1 WLS: 5 BF: 1 H: 0 R: 0 ER: 0 SO: 1 BB: 0 IBB: 0 HBP: 0 BLK: 1 WP: 0 HR: 0 S: 7 P: 7 ERA: 0.00 WHIP: 0.750			

Texas Rangers @ California Angels
Anaheim Stadium, Anaheim, CA
Sat Jul 29 1972, 10:05 PM EDT
Att: 7,254 - Unknown


AB 35
R 8
H 13
RBI 6
BB 3
SO 4
LOB 16



Batter	1	2	3	4	5	6	7	8	9	AB	R	H	RBI	BB	SO	LOB	TOP									
Davey Nelson, R OBP: 0.330, SLG: 0.304	4-0 S 1B BB		0-0 F7		0-3 K		0-0 FC5-4		0-0 S 2B	4	1	1	1	1	1	1	Texas Rangers @ Oakland Athletics Oakland-Alameda County Coliseum, Oakland, CA Sun Jul 30 1972, 3:33 AM PDT Unknown livebaseballscorecards.com									
Elliott Maddox, R OBP: 0.342, SLG: 0.283	0-0 6-3		0-0 F9		0-0 F8		0-0 FC5-4		0-3 K	5	0	0	0	0	1	3										
Larry Blittner, L OBP: 0.376, SLG: 0.419	0-0		0-0		0-0		0-0		0-0	4	0	4	1	0	0	0										
Toby Harrah, R OBP: 0.325, SLG: 0.351	0-0		0-0		0-0		0-0		0-0	0	0	0	0	0	0	0										
Dalton Jones, L OBP: 0.182, SLG: 0.237	0-0 2H 1B		0-0 E1 2B		0-0		0-0 G4-6-3 1B		0-0 SH1-3 1B	0	0	0	0	0	0	0										
Ted Ford, R OBP: 0.319, SLG: 0.392	0-0 1-2 1B		0-0		0-0		0-0 G4-6-3 1B		0-0 SH1-3	2	0	2	0	1	0	0										
Joe Lovitto, S OBP: 0.302, SLG: 0.265	0-0 F4		0-0 E1		0-0		0-0 G4-6-3		0-0 F7	5	0	1	0	0	0	8										
Bill Fahey, L OBP: 0.333, SLG: 0.200	0-0 1-3		0-0		0-0 F5		0-0		0-0 4-3	3	0	0	0	1	0	5										
Vic Harris, S		0-0 L3		0-0 F5		0-0 F4		0-0	4-0 CS BB	3	0	0	0	1	0	3										
Jim Mason, L OBP: 0.250, SLG: 0.250		0-0 F9		0-0 F8		0-0		0-0 4-3	0-0 WP SH1-4 2B 1B	4	1	1	0	0	0	1										
Dick Bosman, R OBP: 0.065, SLG: 0.065		0-0 6-3		0-0		0-0 5-3		0-0	0-0 SH1-4	2	0	0	0	0	0	0										
Paul Lindblad, L OBP: 0.273, SLG: 0.273								0-0 FC5-4 1B	0-0 SH1-4	1	0	1	0	0	0	0										
Inning Stats	R: 1 E: 0 K: 0 S: 5	H: 2 LOB: 2 BB: 1 P: 9	R: 0 E: 0 K: 0 S: 3	H: 0 LOB: 0 BB: 0 P: 3	R: 0 E: 2 K: 0 S: 3	H: 1 LOB: 2 BB: 1 P: 7	R: 0 E: 0 K: 0 S: 4	H: 1 LOB: 1 BB: 0 P: 4	R: 0 E: 0 K: 1 S: 5	H: 0 LOB: 0 BB: 0 P: 5	R: 0 E: 0 K: 0 S: 4	H: 2 LOB: 2 BB: 1 P: 8	R: 0 E: 0 K: 0 S: 4	H: 1 LOB: 1 BB: 0 P: 4	R: 0 E: 0 K: 0 S: 4	H: 1 LOB: 2 BB: 0 P: 4	R: 1 E: 0 K: 1 S: 6	H: 2 LOB: 1 BB: 1 P: 10	1B: 8 2B: 2 3B: 0 HR: 0	SF: 0 SAC: 2 DP: 1 HBP: 0	WP: 1 PB: 0 SB: 2 CS: 1	PA: 39				
PITCHER	IP	WLS	BF	H	R	ER	SO	BB	IBB	HBP	BLK	WP	HR	S	P	ERA	WHIP									
Blue Moon Odom, R ERA: 2.37	(1, 1)	8.2	L	38	10	2	2	1	4	0	0	0	1	0	35	51	2.08	1.615								
Bob Locker, R ERA: 3.05	(9, 1)	0.1		1	0	0	0	1	0	0	0	0	0	0	3	3	0.00	0.000								

Batter	1	2	3	4	5	6	7	8	9	AB	R	H	RBI	BB	SO	LOB	BOTTOM								
Bert Campaneris, R OBP: 0.284, SLG: 0.333	0-0 F8		0-0 2-3		0-0		0-0 F7		0-0 6-3	4	0	0	0	0	0	2	Texas Rangers @ Oakland Athletics Oakland-Alameda County Coliseum, Oakland, CA Sun Jul 30 1972, 3:33 AM PDT Unknown livebaseballscorecards.com								
Joe Rudi, R OBP: 0.348, SLG: 0.489	0-3 K		0-3 K		0-0		0-0 1B 2B		0-0 F3	4	1	1	0	0	2	1									
Reggie Jackson, L OBP: 0.357, SLG: 0.488	0-3 K		0-0		0-0 L9		0-0 2B 1B		0-0 4-3	4	0	1	0	0	1	0									
Don Mincher, L OBP: 0.373, SLG: 0.359		4-0		0-0		0-0 F8		0-0	0-0 F5	1	0	0	0	1	0	0									
Gene Tenace, R OBP: 0.243, SLG: 0.337		0-0 CS BB		0-0 F8		0-0 1-3 3H 2B		0-0	0-0 F5	2	0	1	1	0	0	0									
Angel Mangual, R OBP: 0.324, SLG: 0.378		0-0 F8		0-3 K		0-0 1-3		0-0	0-0 6-3	4	0	0	0	0	1	3									
Sal Bando, R OBP: 0.351, SLG: 0.401		0-0		0-0		0-0 E7 4-3 1B		0-0 F4	0-0 5-3	4	0	2	0	0	0	2									
Dave Duncan, R OBP: 0.313, SLG: 0.433		0-3 K		0-0		0-0 F7		0-0	0-0 5-3	4	0	1	0	0	1	2									
Mike Hegan, L OBP: 0.282, SLG: 0.308				0-0		0-0 F7		0-0	0-0 1B	0	0	0	0	0	0	0									
Ted Kubiak, S OBP: 0.293, SLG: 0.247			0-0 3-1		0-0		0-0 4-3		0-0 5-3	3	0	1	0	0	0	1									
George Hendrick, R OBP: 0.189, SLG: 0.318					0-0		0-0 2-3		0-0 SH5-4 1B	1	0	0	0	0	0	1									
Blue Moon Odom, R OBP: 0.103, SLG: 0.105			0-0		0-0		0-0 F2		0-0 SH5-4	2	0	1	0	0	0	1									
Bob Locker, S			0-0		0-0		0-0		0-0	0	0	0	0	0	0	0									
Inning Stats	R: 0 E: 0 K: 2 S: 7	H: 0 LOB: 0 BB: 0 P: 7	R: 0 E: 0 K: 1 S: 5	H: 1 LOB: 1 BB: 1 P: 9	R: 0 E: 0 K: 1 S: 6	H: 1 LOB: 1 BB: 0 P: 6	R: 0 E: 0 K: 1 S: 5	H: 0 LOB: 0 BB: 0 P: 5	R: 0 E: 1 K: 0 S: 4	H: 1 LOB: 1 BB: 0 P: 4	R: 1 E: 0 K: 0 S: 6	H: 3 LOB: 2 BB: 0 P: 6	R: 0 E: 0 K: 0 S: 4	H: 1 LOB: 1 BB: 0 P: 4	R: 0 E: 0 K: 0 S: 3	H: 0 LOB: 0 BB: 0 P: 3	R: 0 E: 0 K: 0 S: 4	H: 1 LOB: 1 BB: 0 P: 4	1B: 5 2B: 3 3B: 0 HR: 0	SF: 0 SAC: 1 DP: 0 HBP: 0	WP: 0 PB: 0 SB: 0 CS: 1	PA: 35			
PITCHER	IP	WLS	BF	H	R	ER	SO	BB	IBB	HBP	BLK	WP	HR	S	P	ERA	WHIP								
Dick Bosman, R ERA: 3.78	(1, 1)	5.1		20	4	1	1	5	1	0	0	0	0	29	33	1.69	0.938								
Paul Lindblad, L ERA: 1.41	(6, 1)	3.2	W	15	4	0	0	0	0	0	0	0	0	15	15	0.00	1.091								

AB	33
R	2
H	10
RBI	2
BB	4
SO	2
LOB	21



AB	33
R	1
H	8
RBI	1
BB	1
SO	5
LOB	13



Batter	1	2	3	4	5	6	7	8	9	AB	R	H	RBI	BB	SO	LOB	TOP									
Davey Nelson, R OBP: 0.333, SLG: 0.309 (1, 5)										5	2	3	2	0	0	0	Texas Rangers @ Oakland Athletics Oakland-Alameda County Coliseum, Oakland, CA Sun Jul 30 1972, 3:38 AM PDT Att: 22,502 - Unknown									
Elliott Maddox, R OBP: 0.344, SLG: 0.297 (1, 9)										4	0	2	1	0	0	3										
Ted Ford, R OBP: 0.318, SLG: 0.394 (1, 7)										4	0	1	1	0	1	2										
Dick Billings, R OBP: 0.324, SLG: 0.338 (1, 2)										4	0	0	0	0	0	1										
Frank Howard, R Larry Bittner, L OBP: 0.346, SLG: 0.345 OBP: 0.376, SLG: 0.419 (1, 3) (9, 3)										4	0	0	0	0	1	1										
Joe Lovitto, S OBP: 0.305, SLG: 0.270 (1, 8)										4	0	2	0	0	1	0										
Vic Harris, S (1, 4)										4	0	0	0	0	1	2										
Jim Mason, L OBP: 0.333, SLG: 0.273 (1, 6)										3	2	1	0	1	0	1										
Don Stanhouse, R Horacio Pina, R OBP: 0.167, SLG: 0.091 OBP: 0.250, SLG: 0.250 (1, 1) (9, 1)										2	0	0	0	1	2	1										
Inning Stats	R: 1 E: 0 K: 0 S: 5	H: 2 LOB: 1 BB: 0 P: 5	R: 1 E: 0 K: 1 S: 7	H: 2 LOB: 2 BB: 1 P: 11	R: 0 E: 0 K: 0 S: 3	H: 0 LOB: 0 BB: 0 P: 3	R: 0 E: 0 K: 1 S: 6	H: 1 LOB: 1 BB: 0 P: 6	R: 0 E: 0 K: 0 S: 3	H: 0 LOB: 0 BB: 0 P: 3	R: 0 E: 0 K: 1 S: 5	H: 0 LOB: 0 BB: 0 P: 5	R: 2 E: 0 K: 2 S: 9	H: 2 LOB: 1 BB: 1 P: 13	R: 0 E: 0 K: 0 S: 4	H: 1 LOB: 1 BB: 0 P: 4	R: 0 E: 0 K: 1 S: 5	H: 0 LOB: 0 BB: 0 P: 5	1B: 7 2B: 1 3B: 1 HR: 0	SF: 0 SAC: 1 DP: 1 HBP: 0	WP: 0 PB: 0 SB: 3 CS: 0	PA: 37				
PITCHER	IP WLS BF H R ER SO BB IBB HBP BLK WP HR S P ERA WHIP	IP WLS BF H R ER SO BB IBB HBP BLK WP HR S P ERA WHIP	IP WLS BF H R ER SO BB IBB HBP BLK WP HR S P ERA WHIP	IP WLS BF H R ER SO BB IBB HBP BLK WP HR S P ERA WHIP	IP WLS BF H R ER SO BB IBB HBP BLK WP HR S P ERA WHIP	IP WLS BF H R ER SO BB IBB HBP BLK WP HR S P ERA WHIP	IP WLS BF H R ER SO BB IBB HBP BLK WP HR S P ERA WHIP	IP WLS BF H R ER SO BB IBB HBP BLK WP HR S P ERA WHIP	IP WLS BF H R ER SO BB IBB HBP BLK WP HR S P ERA WHIP	IP WLS BF H R ER SO BB IBB HBP BLK WP HR S P ERA WHIP	IP WLS BF H R ER SO BB IBB HBP BLK WP HR S P ERA WHIP	IP WLS BF H R ER SO BB IBB HBP BLK WP HR S P ERA WHIP	IP WLS BF H R ER SO BB IBB HBP BLK WP HR S P ERA WHIP	IP WLS BF H R ER SO BB IBB HBP BLK WP HR S P ERA WHIP	IP WLS BF H R ER SO BB IBB HBP BLK WP HR S P ERA WHIP	IP WLS BF H R ER SO BB IBB HBP BLK WP HR S P ERA WHIP	IP WLS BF H R ER SO BB IBB HBP BLK WP HR S P ERA WHIP	IP WLS BF H R ER SO BB IBB HBP BLK WP HR S P ERA WHIP	IP WLS BF H R ER SO BB IBB HBP BLK WP HR S P ERA WHIP	IP WLS BF H R ER SO BB IBB HBP BLK WP HR S P ERA WHIP	IP WLS BF H R ER SO BB IBB HBP BLK WP HR S P ERA WHIP	IP WLS BF H R ER SO BB IBB HBP BLK WP HR S P ERA WHIP	IP WLS BF H R ER SO BB IBB HBP BLK WP HR S P ERA WHIP	IP WLS BF H R ER SO BB IBB HBP BLK WP HR S P ERA WHIP	IP WLS BF H R ER SO BB IBB HBP BLK WP HR S P ERA WHIP	IP WLS BF H R ER SO BB IBB HBP BLK WP HR S P ERA WHIP

AB 34
R 4
H 9
RBI 4
BB 2
SO 6
LOB 11



Batter	1	2	3	4	5	6	7	8	9	AB	R	H	RBI	BB	SO	LOB	BOTTOM									
Bert Campaneris, R OBP: 0.283, SLG: 0.338 (1, 6)										4	1	1	0	0	1	1	Texas Rangers @ Oakland Athletics Oakland-Alameda County Coliseum, Oakland, CA Sun Jul 30 1972, 3:38 AM PDT Att: 22,502 - Unknown									
Joe Rudi, R OBP: 0.350, SLG: 0.488 (1, 7)										3	0	1	1	1	1	0										
Reggie Jackson, L OBP: 0.356, SLG: 0.486 (1, 8)										4	1	1	0	0	2	3										
Sal Bando, R OBP: 0.349, SLG: 0.398 (1, 5)										3	0	0	0	1	0	1										
Bill Voss, L OBP: 0.282, SLG: 0.256 (1, 9)										3	0	1	0	1	1	2										
Gene Tenace, R OBP: 0.234, SLG: 0.324 (1, 2)										4	0	0	0	0	2	3										
Mike Hegan, L OBP: 0.304, SLG: 0.333 (1, 3)										3	0	2	0	1	0	1										
Ted Kubiak, S OBP: 0.292, SLG: 0.242 (1, 4)										3	0	0	0	1	0	4										
Dave Hamilton, L Rolie Fingers, R Don Mincher, L Bob Locker, S Adrian Garrett, L OBP: 0.345, SLG: 0.217 OBP: 0.300, SLG: 0.600 OBP: 0.371, SLG: 0.357 OBP: 0.292, SLG: 0.242 (1, 1) (7, 1) (7, PH) (8, 1) (9, PH)										1	0	0	0	0	0	0										
Inning Stats	R: 2 E: 0 K: 1 S: 7	H: 2 LOB: 1 BB: 1 P: 11	R: 0 E: 0 K: 0 S: 3	H: 1 LOB: 0 BB: 0 P: 3	R: 0 E: 0 K: 2 S: 7	H: 0 LOB: 0 BB: 0 P: 7	R: 0 E: 0 K: 1 S: 6	H: 1 LOB: 1 BB: 0 P: 6	R: 0 E: 0 K: 0 S: 3	H: 0 LOB: 2 BB: 2 P: 13	R: 0 E: 1 K: 0 S: 3	H: 0 LOB: 0 BB: 0 P: 3	R: 0 E: 0 K: 1 S: 6	H: 1 LOB: 1 BB: 0 P: 6	R: 0 E: 0 K: 2 S: 7	H: 0 LOB: 2 BB: 2 P: 15	R: 0 E: 0 K: 1 S: 5	H: 0 LOB: 2 BB: 2 P: 15	1B: 5 2B: 0 3B: 1 HR: 0	SF: 0 SAC: 1 DP: 3 HBP: 0	WP: 1 PB: 1 SB: 0 CS: 0	PA: 36				
PITCHER	IP WLS BF H R ER SO BB IBB HBP BLK WP HR S P ERA WHIP	IP WLS BF H R ER SO BB IBB HBP BLK WP HR S P ERA WHIP	IP WLS BF H R ER SO BB IBB HBP BLK WP HR S P ERA WHIP	IP WLS BF H R ER SO BB IBB HBP BLK WP HR S P ERA WHIP	IP WLS BF H R ER SO BB IBB HBP BLK WP HR S P ERA WHIP	IP WLS BF H R ER SO BB IBB HBP BLK WP HR S P ERA WHIP	IP WLS BF H R ER SO BB IBB HBP BLK WP HR S P ERA WHIP	IP WLS BF H R ER SO BB IBB HBP BLK WP HR S P ERA WHIP	IP WLS BF H R ER SO BB IBB HBP BLK WP HR S P ERA WHIP	IP WLS BF H R ER SO BB IBB HBP BLK WP HR S P ERA WHIP	IP WLS BF H R ER SO BB IBB HBP BLK WP HR S P ERA WHIP	IP WLS BF H R ER SO BB IBB HBP BLK WP HR S P ERA WHIP	IP WLS BF H R ER SO BB IBB HBP BLK WP HR S P ERA WHIP	IP WLS BF H R ER SO BB IBB HBP BLK WP HR S P ERA WHIP	IP WLS BF H R ER SO BB IBB HBP BLK WP HR S P ERA WHIP	IP WLS BF H R ER SO BB IBB HBP BLK WP HR S P ERA WHIP	IP WLS BF H R ER SO BB IBB HBP BLK WP HR S P ERA WHIP	IP WLS BF H R ER SO BB IBB HBP BLK WP HR S P ERA WHIP	IP WLS BF H R ER SO BB IBB HBP BLK WP HR S P ERA WHIP	IP WLS BF H R ER SO BB IBB HBP BLK WP HR S P ERA WHIP	IP WLS BF H R ER SO BB IBB HBP BLK WP HR S P ERA WHIP	IP WLS BF H R ER SO BB IBB HBP BLK WP HR S P ERA WHIP	IP WLS BF H R ER SO BB IBB HBP BLK WP HR S P ERA WHIP	IP WLS BF H R ER SO BB IBB HBP BLK WP HR S P ERA WHIP	IP WLS BF H R ER SO BB IBB HBP BLK WP HR S P ERA WHIP	IP WLS BF H R ER SO BB IBB HBP BLK WP HR S P ERA WHIP

AB 30
R 2
H 6
RBI 1
BB 5
SO 8
LOB 18



Batter	1	2	3	4	5	6	7	8	9	AB	R	H	RBI	BB	SO	LOB	TOP					
Davey Nelson, R OBP: 0.330, SLG: 0.305 (1, 5)	F8			F9		F3			F3	4	0	0	0	0	0	2						
Elliott Maddox, R OBP: 0.339, SLG: 0.291 (1, 9)	K			4-3			F8		F3	4	0	0	0	0	1	1						
Ted Ford, R OBP: 0.314, SLG: 0.389 (1, 7)	F9			1-3			F9			3	0	0	0	0	0	0						
Dick Billings, R OBP: 0.321, SLG: 0.334 (1, 2)		K			6-3					3	0	0	0	0	2	0						
Frank Howard, R OBP: 0.341, SLG: 0.340 (1, 3)		6-3			F4				6-3	3	0	0	0	0	0	0						
Joe Lovitto, S OBP: 0.302, SLG: 0.266 (1, 8)		6-3			F8				F3	3	0	0	0	0	0	0						
Vic Harris, S (1, 4)				F9		5-3			F4	3	0	0	0	0	0	0						
Jim Mason, L OBP: 0.286, SLG: 0.231 (9, PH)				4-3		K				2	0	0	0	0	1	0						
Toby Harrah, R OBP: 0.327, SLG: 0.354 (9, PH)									FC3-6 1B	1	0	1	0	0	0	0						
Rich Hand, R OBP: 0.257, SLG: 0.219 (8, 1)				K					FC3-6 F3	2	0	1	0	0	1	0						
Paul Lindblad, L OBP: 0.273, SLG: 0.273 (8, 1)										0	0	0	0	0	0	0						
Casey Cox, R (8, 1)										0	0	0	0	0	0	0						
Larry Blittner, L OBP: 0.374, SLG: 0.417 (9, PH)										1	0	0	0	0	0	1						
Inning Stats	R: 0 E: 0 K: 1 S: 5	H: 0 LOB: 0 BB: 0 P: 5	R: 0 E: 0 K: 1 S: 5	H: 0 LOB: 0 BB: 0 P: 5	R: 0 E: 0 K: 1 S: 5	H: 0 LOB: 0 BB: 0 P: 5	R: 0 E: 0 K: 0 S: 3	H: 0 LOB: 0 BB: 0 P: 3	R: 0 E: 0 K: 0 S: 3	H: 0 LOB: 0 BB: 0 P: 3	R: 0 E: 0 K: 1 S: 6	H: 1 LOB: 1 BB: 0 P: 6	R: 0 E: 0 K: 1 S: 5	H: 0 LOB: 0 BB: 0 P: 5	R: 0 E: 0 K: 0 S: 3	H: 0 LOB: 0 BB: 0 P: 3	R: 0 E: 0 K: 0 S: 4	H: 1 LOB: 1 BB: 0 P: 4	1B: 2 2B: 0 3B: 0 HR: 0	SF: 0 SAC: 0 DP: 0 HBP: 0	WP: 0 PB: 0 SB: 0 CS: 0	PA: 29
PITCHER Vida Blue, L ERA: 2.83 (1, 1)	IP: 9.0 WLS: W BF: 29 H: 2 R: 0 ER: 0 SO: 5 BB: 0 IBB: 0 HBP: 0 BLK: 0 WP: 0 HR: 0 S: 39 P: 39 ERA: 0.00 WHIP: 0.222																					

Texas Rangers @ Oakland Athletics
Oakland-Alameda County Coliseum, Oakland, CA
Mon Jul 31 1972, 3:33 AM PDT
Att: 19,423 - Unknown

AB 29
R 0
H 2
RBI 0
BB 0
SO 5
LOB 4



Batter	1	2	3	4	5	6	7	8	9	AB	R	H	RBI	BB	SO	LOB	BOTTOM			
Bert Campaneris, R OBP: 0.282, SLG: 0.336 (1, 6)	K		SH1-4		5-3			SH		2	0	0	0	0	1	0				
Joe Rudi, R OBP: 0.349, SLG: 0.487 (1, 7)			SF7			F8		SF9		1	0	0	2	1	0	0				
Reggie Jackson, L OBP: 0.352, SLG: 0.480 (1, 8)	L9		K			F4		G3		4	0	0	0	0	1	3				
Don Mincher, L OBP: 0.367, SLG: 0.352 (8, PH)					6-3			F9		3	0	0	0	0	2	1				
Gene Tenace, R OBP: 0.234, SLG: 0.324 (8, PH)						K				0	0	0	0	0	0	0				
Mike Hegan, L OBP: 0.298, SLG: 0.326 (9, 3)										1	0	0	0	0	0	2				
Sal Bando, R OBP: 0.349, SLG: 0.395 (1, 5)		F7			E5			G6-3 BB		2	0	0	0	1	0	0				
Dave Duncan, R OBP: 0.313, SLG: 0.432 (1, 2)					K			L5		3	0	1	0	0	1	2				
Angel Mangual, R OBP: 0.371, SLG: 0.371 (8, 9)					K			G6-3		3	0	0	0	0	1	3				
Bill Voss, L OBP: 0.282, SLG: 0.256 (8, 9)										0	0	0	0	0	0	0				
Ted Kubiak, S OBP: 0.292, SLG: 0.243 (1, 4)					6-3			SH E SF9 1B		3	1	1	0	0	1	1				
Vida Blue, S OBP: 0.172, SLG: 0.077 (1, 1)			SH1-4 SF7 BB		K			E1 SF9 SH		2	1	0	0	1	1	1				
Inning Stats	R: 0 E: 0 K: 2 S: 7	H: 0 LOB: 1 BB: 1 P: 11	R: 0 E: 0 K: 1 S: 6	H: 1 LOB: 1 BB: 0 P: 6	R: 1 E: 0 K: 1 S: 5	H: 0 LOB: 0 BB: 1 P: 9	R: 0 E: 1 K: 2 S: 8	H: 0 LOB: 1 BB: 0 P: 8	R: 0 E: 0 K: 1 S: 5	H: 0 LOB: 0 BB: 0 P: 5	R: 0 E: 0 K: 1 S: 5	H: 0 LOB: 0 BB: 0 P: 5	R: 0 E: 0 K: 0 S: 2	H: 0 LOB: 0 BB: 1 P: 6	R: 1 E: 1 K: 0 S: 6	H: 1 LOB: 2 BB: 0 P: 6	1B: 2 2B: 0 3B: 0 HR: 0	SF: 2 SAC: 2 DP: 1 HBP: 0	WP: 0 PB: 0 SB: 0 CS: 0	PA: 31
PITCHER Rich Hand, R ERA: 2.33 Paul Lindblad, L ERA: 1.4 Casey Cox, R ERA: 4.4	IP: 7.1 WLS: L BF: 29 H: 2 R: 2 ER: 1 SO: 8 BB: 3 IBB: 0 HBP: 0 BLK: 0 WP: 0 HR: 0 S: 42 P: 54 ERA: 1.23 WHIP: 0.682																			

Texas Rangers @ Oakland Athletics
Oakland-Alameda County Coliseum, Oakland, CA
Mon Jul 31 1972, 3:33 AM PDT
Att: 19,423 - Unknown

AB 24
R 2
H 2
RBI 2
BB 3
SO 8
LOB 13



Batter	1	2	3	4	5	6	7	8	9	AB	R	H	RBI	BB	SO	LOB	TOP											
Cesar Tovar, R OBP: 0.322, SLG: 0.314 (1, 9)										3	1	1	0	0	0	0	Minnesota Twins @ Texas Rangers Arlington Stadium, Arlington, TX Tue Aug 01 1972, 8:05 PM EDT Alt. 8, 165 - Unknown - 94 F											
Danny Thompson, R OBP: 0.333, SLG: 0.377 (1, 6)										4	0	1	2	0	0	1												
Steve Braun, L OBP: 0.345, SLG: 0.368 (1, 4)										4	0	0	0	0	0	1												
Harmon Killebrew, R OBP: 0.380, SLG: 0.472 Steve Blye, R OBP: 0.277, SLG: 0.283 (9, 7)										4	0	1	0	0	2	1												
Rich Reese, L OBP: 0.308, SLG: 0.421 (9, 3)										4	0	1	0	0	0	1												
Bobby Darwin, R OBP: 0.332, SLG: 0.455 (1, 8)										4	1	2	1	0	1	1												
Eric Soderholm, R OBP: 0.245, SLG: 0.348 (1, 5)										4	0	0	0	0	0	2												
Glenn Borgmann, R OBP: 0.376, SLG: 0.323 (1, 2)										2	1	1	0	1	0	0												
Dick Woodson, R OBP: 0.100, SLG: 0.082 (1, 1)										3	0	0	0	0	0	2												
Inning Stats	R: 0 E: 0 K: 0 S: 3	H: 1 LOB: 0 BB: 0 P: 3	R: 0 E: 0 K: 0 S: 4	H: 2 LOB: 1 BB: 0 P: 4	R: 2 E: 0 K: 1 S: 6	H: 1 LOB: 1 BB: 1 P: 11	R: 1 E: 0 K: 0 S: 5	H: 2 LOB: 1 BB: 0 P: 5	R: 0 E: 0 K: 2 S: 7	H: 0 LOB: 0 BB: 0 P: 7	R: 0 E: 0 K: 0 S: 3	H: 0 LOB: 0 BB: 0 P: 3	R: 0 E: 0 K: 0 S: 3	H: 0 LOB: 1 BB: 0 P: 4	R: 0 E: 0 K: 0 S: 4	H: 1 LOB: 1 BB: 0 P: 4		1B: 5 2B: 0 3B: 1 HR: 1	SF: 0 SAC: 0 DP: 1 HBP: 1	WP: 0 PB: 0 SB: 0 CS: 1	PA: 34							
PITCHER	IP	WLS	BF	H	R	ER	SO	BB	IBB	HBP	BLK	WP	HR	S	P	ERA	WHIP											
Pete Broberg, R ERA: 3.95 Casey Cox, R ERA: 4.31	(1, 1)	8.0	L	30	6	3	3	3	1	0	1	0	0	1	34	39	3.38	0.875										

AB	32
R	3
H	7
RBI	3
BB	1
SO	3
LOB	9



Batter	1	2	3	4	5	6	7	8	9	AB	R	H	RBI	BB	SO	LOB	BOTTOM										
Davey Nelson, R OBP: 0.326, SLG: 0.301 (1, 5)										4	0	0	0	0	0	0	Minnesota Twins @ Texas Rangers Arlington Stadium, Arlington, TX Tue Aug 01 1972, 8:05 PM EDT Alt. 8, 165 - Unknown - 94 F										
Elliott Maddox, R OBP: 0.341, SLG: 0.288 (1, 7)										2	0	0	0	2	0	0											
Larry Bittner, L OBP: 0.376, SLG: 0.418 (1, 3)										4	0	2	0	0	0	1											
Ted Ford, R OBP: 0.309, SLG: 0.382 (1, 9)										4	0	0	0	0	3	5											
Joe Lovitto, S OBP: 0.301, SLG: 0.266 (1, 8)										4	0	1	0	0	0	2											
Bill Fahey, L OBP: 0.250, SLG: 0.143 (1, 2)										4	0	0	0	0	2	1											
Vic Harris, S (1, 4)										4	0	0	0	0	2	1											
Jim Mason, L OBP: 0.294, SLG: 0.200 (1, 6)										2	0	0	0	1	1	1											
Pete Broberg, R OBP: 0.106, SLG: 0.130 Dalton Jones, L OBP: 0.180, SLG: 0.234 Casey Cox, R (9, 1)										2	0	0	0	0	1	1											
Inning Stats	R: 0 E: 1 K: 1 S: 7	H: 1 LOB: 2 BB: 0 P: 7	R: 0 E: 0 K: 3 S: 9	H: 0 LOB: 1 BB: 1 P: 13	R: 0 E: 0 K: 0 S: 3	H: 0 LOB: 0 BB: 0 P: 3	R: 0 E: 0 K: 0 S: 3	H: 0 LOB: 0 BB: 0 P: 3	R: 0 E: 0 K: 1 S: 5	H: 0 LOB: 1 BB: 1 P: 9	R: 0 E: 0 K: 1 S: 6	H: 1 LOB: 1 BB: 0 P: 6	R: 0 E: 0 K: 2 S: 8	H: 1 LOB: 2 BB: 1 P: 12	R: 0 E: 0 K: 1 S: 5	H: 0 LOB: 0 BB: 0 P: 5		1B: 3 2B: 0 3B: 0 HR: 0	SF: 0 SAC: 0 DP: 0 HBP: 0	WP: 0 PB: 0 SB: 0 CS: 0	PA: 34						
PITCHER	IP	WLS	BF	H	R	ER	SO	BB	IBB	HBP	BLK	WP	HR	S	P	ERA	WHIP										
Dick Woodson, R ERA: 2.87	(1, 1)	9.0	W	34	3	0	0	10	3	0	0	0	0	51	63	0.00	0.667										

AB	31
R	0
H	3
RBI	0
BB	3
SO	10
LOB	12



Batter	1	2	3	4	5	6	7	8	9	AB	R	H	RBI	BB	SO	LOB	TOP										
Cesar Tovar, R OBP: 0.321, SLG: 0.313 (1, 9)										4	1	1	0	0	0	0	Minnesota Twins @ Texas Rangers Arlington Stadium, Arlington, TX Wed Aug 02, 1972, 8:05 PM EDT Att: 6,716 - Unknown										
Danny Thompson, R OBP: 0.332, SLG: 0.379 (1, 6)										4	0	1	1	0	0	1											
Steve Brye, R OBP: 0.272, SLG: 0.278 (1, 7)										3	0	0	0	0	0	2											
Rich Reese, L OBP: 0.305, SLG: 0.417 (9, PH)										1	0	0	0	0	0	0											
Harmon Killebrew, R OBP: 0.376, SLG: 0.465 (1, 3)										4	0	0	0	0	3	1											
Bobby Darwin, R OBP: 0.334, SLG: 0.456 (1, 8)										4	0	2	0	0	1	0											
Eric Soderholm, R OBP: 0.242, SLG: 0.344 (1, 5)										3	0	0	0	0	2	1											
Charlie Manuel, L OBP: 0.271, SLG: 0.346 (9, PH)										1	0	0	0	0	0	1											
Steve Braun, L OBP: 0.345, SLG: 0.372 (1, 4)										3	0	1	0	0	0	1											
Glenn Borgmann, R OBP: 0.375, SLG: 0.303 (1, 2)										2	0	0	0	1	0	1											
Dave LaRoche, L OBP: 0.286, SLG: 0.167 (7, 1)										0	0	0	0	0	0	0											
Ray Corbin, R OBP: 0.077, SLG: 0.080 (1, 1)										2	0	0	0	0	0	2											
George Mitterwald, R OBP: 0.293, SLG: 0.255 (7, 2)										0	0	0	0	0	0	0											
Rod Carew, L OBP: 0.355, SLG: 0.350 (8, PH)										1	0	0	0	0	0	0											
Phil Roof, R OBP: 0.228, SLG: 0.350 (8, 2)										0	0	0	0	0	0	0											
Inning Stats	R: 0 E: 1 K: 1 S: 6	H: 0 LOB: 1 BB: 0 P: 6	R: 0 E: 0 K: 1 S: 6	H: 1 LOB: 2 BB: 1 P: 10	R: 0 E: 0 K: 0 S: 3	H: 0 LOB: 0 BB: 0 P: 3	R: 0 E: 0 K: 1 S: 5	H: 0 LOB: 0 BB: 0 P: 5	R: 0 E: 0 K: 0 S: 3	H: 0 LOB: 0 BB: 0 P: 3	R: 1 E: 0 K: 1 S: 6	H: 2 LOB: 0 BB: 0 P: 6	R: 0 E: 0 K: 1 S: 6	H: 1 LOB: 1 BB: 0 P: 6	R: 0 E: 0 K: 0 S: 3	H: 0 LOB: 0 BB: 0 P: 3	R: 0 E: 0 K: 1 S: 6	H: 1 LOB: 1 BB: 0 P: 6	R: 0 E: 0 K: 1 S: 6	H: 1 LOB: 1 BB: 0 P: 6	1B: 3 2B: 3 3B: 0 HR: 0	SF: 0 SAC: 0 DP: 1 HBP: 0	WP: 0 PB: 0 SB: 0 CS: 0	PA: 33			
PITCHER	IP	WLS	BF	H	R	ER	SO	BB	IBB	HBP	BLK	WP	HR	S	P	ERA	WHIP										
Mike Paul, L ERA: 1.97 (1, 1)	7.0	W	26	4	1	1	5	0	1	0	0	0	0	35	39	1.29	0.571										
Horacio Pina, R ERA: 2.28 (8, 1)	2.0	S	7	1	0	0	1	0	0	0	0	0	0	9	9	0.00	0.500										

AB	32
R	1
H	5
RBI	1
BB	1
SO	6
LOB	10



Batter	1	2	3	4	5	6	7	8	9	AB	R	H	RBI	BB	SO	LOB	BOTTOM										
Davey Nelson, R OBP: 0.325, SLG: 0.299 (1, 5)										3	0	0	0	1	2	1	Minnesota Twins @ Texas Rangers Arlington Stadium, Arlington, TX Wed Aug 02, 1972, 8:05 PM EDT Att: 6,716 - Unknown										
Joe Lovitto, S OBP: 0.304, SLG: 0.270 (1, 8)										4	0	2	0	0	0	1											
Larry Bittner, L OBP: 0.374, SLG: 0.415 (1, 3)										4	1	1	0	0	1	3											
Ted Ford, R OBP: 0.312, SLG: 0.397 (1, 9)										4	2	2	1	0	0	0											
Dick Billings, R OBP: 0.320, SLG: 0.331 (1, 7)										3	0	0	0	1	2	2											
Bill Fahey, L OBP: 0.250, SLG: 0.118 (1, 2)										3	1	0	0	1	1	1											
Vic Harris, S OBP: 0.250, SLG: 0.118 (1, 2)										4	0	0	1	0	0	2											
Jim Mason, L OBP: 0.300, SLG: 0.176 (1, 6)										2	0	0	0	1	1	0											
Mike Paul, L OBP: 0.174, SLG: 0.182 (1, 1)										3	0	1	0	0	1	1											
Horacio Pina, R OBP: 0.250, SLG: 0.250 (8, 1)										0	0	0	0	0	0	0											
Inning Stats	R: 0 E: 0 K: 0 S: 3	H: 0 LOB: 0 BB: 0 P: 3	R: 0 E: 0 K: 1 S: 5	H: 0 LOB: 1 BB: 1 P: 9	R: 0 E: 0 K: 2 S: 8	H: 1 LOB: 1 BB: 0 P: 8	R: 3 E: 1 K: 2 S: 10	H: 2 LOB: 1 BB: 1 P: 14	R: 0 E: 0 K: 1 S: 5	H: 1 LOB: 0 BB: 0 P: 5	R: 0 E: 0 K: 0 S: 3	H: 0 LOB: 1 BB: 1 P: 7	R: 0 E: 0 K: 1 S: 6	H: 1 LOB: 2 BB: 1 P: 10	R: 1 E: 0 K: 1 S: 6	H: 1 LOB: 0 BB: 0 P: 6	R: 0 E: 0 K: 1 S: 6	H: 1 LOB: 0 BB: 0 P: 6	1B: 4 2B: 1 3B: 0 HR: 1	SF: 0 SAC: 0 DP: 0 HBP: 0	WP: 0 PB: 0 SB: 0 CS: 1	PA: 34					
PITCHER	IP	WLS	BF	H	R	ER	SO	BB	IBB	HBP	BLK	WP	HR	S	P	ERA	WHIP										
Ray Corbin, R ERA: 2.38 (1, 1)	6.2	L	29	5	3	0	6	4	0	0	0	0	0	37	53	0.00	1.350										
Dave LaRoche, L ERA: 2.93 (7, 1)	1.1		5	1	1	1	2	0	0	0	0	0	1	9	9	6.75	0.750										

AB	30
R	4
H	6
RBI	2
BB	4
SO	8
LOB	11



Batter	1	2	3	4	5	6	7	8	9	AB	R	H	RBI	BB	SO	LOB	TOP					
Cesar Tovar, R OBP: 0.320, SLG: 0.310 Steve Brye, R OBP: 0.276, SLG: 0.282	0-0 4-3		0-0 F2		4-0 1B 1B BB	0-0 6-3		0-0 2-3 1B		3	1	0	0	1	0	0						
Rod Carew, L OBP: 0.371, SLG: 0.355	0-0 G3			4-0 1B BB	0-0 1B 1B		0-0 3-1 BB	0-0 1B		4	3	3	1	1	0	0						
Steve Braun, L OBP: 0.351, SLG: 0.371	0-0 F8			4-0 1B SF7 BB	0-0 1B 1B		4-0 1B 3-1 WP BB	0-0 4-3		3	3	1	1	2	0	1						
Rich Reese, L OBP: 0.309, SLG: 0.416		0-0 F8		0-0 1B	0-0 FC3-6 1B		0-0 3-1		0-0 4-3		5	0	2	3	0	0	2					
Bobby Darwin, R OBP: 0.338, SLG: 0.461		0-0 2B		0-0 E6 FC6-4	0-0 FC3-6 1B		0-0 G3 WP 1B		0-0 6-3		5	0	3	2	0	0	1					
Charlie Manuel, L OBP: 0.256, SLG: 0.329		0-0 F8		0-0 SF7	0-0 FC3-6 FC5-4		0-0 G3		0-3 K		4	0	0	1	0	1	4					
Danny Thompson, R OBP: 0.329, SLG: 0.374		0-0 4-3		0-0 FC6-4	0-0 FC5-4		0-0 G3				4	0	0	0	0	0	5					
Glenn Borgmann, R OBP: 0.386, SLG: 0.306			0-0 F8		0-0 1B SH5-4 1B		0-0 F7		4-0 1B SH5-4 BB		3	2	1	0	1	0	0					
Jim Perry, S OBP: 0.259, SLG: 0.235			0-0 5-3		0-0 SH5-4		0-0 6-3		0-0 SH5-4		2	0	0	0	0	0	0					
Inning Stats	R: 0 E: 0 K: 0 S: 3	H: 0 LOB: 0 BB: 0 P: 3	R: 0 E: 0 K: 0 S: 4	H: 1 LOB: 1 BB: 0 P: 4	R: 0 E: 0 K: 0 S: 3	H: 0 LOB: 0 BB: 0 P: 3	R: 2 E: 1 K: 0 S: 4	H: 1 LOB: 1 BB: 2 P: 12	R: 4 E: 0 K: 0 S: 8	H: 5 LOB: 2 BB: 1 P: 12	R: 0 E: 0 K: 0 S: 3	H: 0 LOB: 0 BB: 0 P: 3	R: 2 E: 0 K: 0 S: 5	H: 2 LOB: 1 BB: 1 P: 9	R: 1 E: 0 K: 0 S: 4	H: 2 LOB: 1 BB: 1 P: 8	R: 0 E: 0 K: 1 S: 5	H: 0 LOB: 0 BB: 0 P: 5	1B: 10 2B: 1 3B: 0 HR: 0	SF: 1 SAC: 2 DP: 0 HBP: 0	WP: 1 PB: 0 CS: 0	PA: 42
PITCHER	IP	WLS	BF	H	R	ER	SO	BB	IBB	HBP	BLK	WP	HR	S	P	ERA	WHIP					
Dick Bosman, R ERA: 4.02	4.1	L	21	5	6	5	0	3	0	0	0	0	0	18	30	10.38	1.846					
Steve Lawson, L ERA:	1.2		7	2	0	0	0	0	0	0	0	0	0	7	7	0.00	1.200					
Bill Gogolewski, R ERA: 4.96	3.0		14	4	3	3	1	2	0	0	0	1	0	14	22	9.00	2.000					

Minnesota Twins @ Texas Rangers
Arlington Stadium, Arlington, TX
Thu Aug 03 1972, 8:05 PM EDT
Att. 5,033 - Unknown - 86 F

AB	34
R	9
H	11
RBI	8
BB	5
SO	1
LOB	13



Batter	1	2	3	4	5	6	7	8	9	AB	R	H	RBI	BB	SO	LOB	BOTTOM					
Davey Nelson, R OBP: 0.327, SLG: 0.301	0-0 F8			0-0 L5		0-0 1B			0-0 1B SF9		4	1	2	0	0	0						
Joe Lovitto, S OBP: 0.301, SLG: 0.267 Elliott Maddox, R OBP: 0.343, SLG: 0.290	0-0 F4			0-0 6-3		0-3 K			0-0 1B		2	0	0	0	0	0						
Ted Ford, R OBP: 0.311, SLG: 0.393	0-3 K			4-0 BB					0-0 SF9		2	0	0	1	1	1	0					
Larry Bittner, L OBP: 0.367, SLG: 0.406		0-0 3-1		0-0 F9					0-0 G3		4	0	0	0	0	0	2					
Dick Billings, R OBP: 0.317, SLG: 0.328		0-3 K							0-0 F6		3	0	0	0	0	2	0					
Bill Fahey, L OBP: 0.217, SLG: 0.100		0-0 1-3							0-0 F8		3	0	0	0	0	0	0					
Vic Harris, S			0-0 5-3						0-3 K		3	0	0	0	0	1	0					
Jim Mason, L OBP: 0.261, SLG: 0.150			0-0 6-3						0-0 F9		3	0	0	0	0	0	0					
Dick Bosman, R OBP: 0.063, SLG: 0.063 Steve Lawson, R			0-0 4-3						0-3 K		1	0	0	0	0	0	0					
Dalton Jones, L OBP: 0.178, SLG: 0.232 Bill Gogolewski, L OBP: 0.273, SLG: 0.200 Frank Howard, R OBP: 0.340, SLG: 0.338									0-0 K		1	0	0	0	0	1	0					
Inning Stats	R: 0 E: 0 K: 1 S: 5	H: 0 LOB: 0 BB: 0 P: 5	R: 0 E: 0 K: 1 S: 5	H: 0 LOB: 0 BB: 0 P: 5	R: 0 E: 0 K: 0 S: 3	H: 0 LOB: 0 BB: 0 P: 3	R: 0 E: 0 K: 0 S: 3	H: 0 LOB: 1 BB: 1 P: 7	R: 0 E: 0 K: 1 S: 5	H: 0 LOB: 0 BB: 0 P: 5	R: 0 E: 0 K: 2 S: 8	H: 1 LOB: 1 BB: 0 P: 8	R: 0 E: 0 K: 0 S: 3	H: 0 LOB: 0 BB: 0 P: 3	R: 0 E: 0 K: 1 S: 5	H: 0 LOB: 0 BB: 0 P: 5	R: 1 E: 0 K: 1 S: 7	H: 2 LOB: 1 BB: 0 P: 7	1B: 3 2B: 0 3B: 0 HR: 0	SF: 1 SAC: 0 DP: 0 HBP: 0	WP: 0 PB: 0 CS: 0	PA: 31
PITCHER	IP	WLS	BF	H	R	ER	SO	BB	IBB	HBP	BLK	WP	HR	S	P	ERA	WHIP					
Jim Perry, R ERA: 2.91	9.0	W	31	3	1	1	7	1	0	0	0	0	0	44	48	1.00	0.444					

Minnesota Twins @ Texas Rangers
Arlington Stadium, Arlington, TX
Thu Aug 03 1972, 8:05 PM EDT
Att. 5,033 - Unknown - 86 F

AB	29
R	1
H	3
RBI	1
BB	1
SO	7
LOB	3




Batter	1	2	3	4	5	6	7	8	9	AB	R	H	RBI	BB	SO	LOB	TOP					
Davey Nelson, R OBP: 0.326, SLG: 0.298 (1, 5)	F5		FC6 BB		FC1-5-2			F9		3	0	0	0	1	0	1	Texas Rangers @ Chicago White Sox Comiskey Park, Chicago, IL Fri Aug 04 1972, 8:05 PM EDT Att: 15,687 - Unknown					
Toby Harrah, R OBP: 0.326, SLG: 0.350 (1, 6)	BB		FC6		F8			F4		3	0	0	0	1	0	2						
Larry Bittner, L OBP: 0.360, SLG: 0.398 (1, 3)	K				F7			F6		4	0	0	0	0	1	1						
Ted Ford, R OBP: 0.314, SLG: 0.395 (1, 9)	F9				4-3			G1-6-3 1B		4	0	2	0	0	0	1						
Dick Billings, R OBP: 0.313, SLG: 0.323 (1, 7)	K				F8			G1-6-3 1B		4	0	0	0	0	1	2						
Bill Fahey, L OBP: 0.299, SLG: 0.167 (1, 2)	K							4-3		4	1	2	0	0	1	0						
Elliott Maddox, R OBP: 0.341, SLG: 0.290 (1, 8)	F9							4-3		4	1	1	0	0	0	2						
Vic Harris, S OBP: 0.098, SLG: 0.026 (1, 4)			K					K		3	0	1	1	0	2	0						
Don Stanhouse, R OBP: 0.143, SLG: 0.077 Paul Lindblad, L OBP: 0.250, SLG: 0.250 Horacio Pina, R OBP: 0.250, SLG: 0.250 (1, 1) (7, 1) (9, 1)			K					K		2	0	0	0	0	1	1						
Inning Stats	R: 0 E: 0 K: 1 S: 5	H: 0 LOB: 1 BB: 1 P: 9	R: 0 E: 0 K: 2 S: 7	H: 0 LOB: 0 BB: 0 P: 7	R: 0 E: 0 K: 2 S: 7	H: 0 LOB: 1 BB: 1 P: 11	R: 0 E: 0 K: 0 S: 3	H: 0 LOB: 0 BB: 0 P: 3	R: 2 E: 0 K: 0 S: 6	H: 3 LOB: 1 BB: 0 P: 6	R: 0 E: 0 K: 0 S: 3	H: 1 LOB: 0 BB: 0 P: 3	R: 0 E: 0 K: 1 S: 5	H: 0 LOB: 0 BB: 0 P: 5	R: 0 E: 0 K: 1 S: 5	H: 0 LOB: 0 BB: 0 P: 5		R: 0 E: 0 K: 0 S: 5	H: 2 LOB: 2 BB: 0 P: 5	1B: 6 2B: 0 3B: 0 HR: 0	SF: 0 SAC: 0 DP: 1 HBP: 0	WP: 2 PB: 0 SB: 1 CS: 0
PITCHER Stan Bahnsen, R ERA: 3.95 (1, 1)	IP: 9.0 WLS: W BF: 34 H: 6 R: 2 ER: 2 SO: 7 BB: 2 IBB: 0 HBP: 0 BLK: 0 WP: 1 HR: 0 S: 46 P: 54 ERA: 2.00 WHIP: 0.889															PITCHER						


AB	32
R	2
H	6
RBI	1
BB	2
SO	7
LOB	10




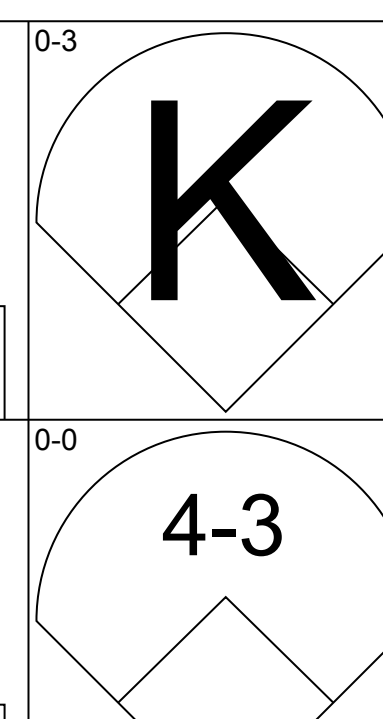
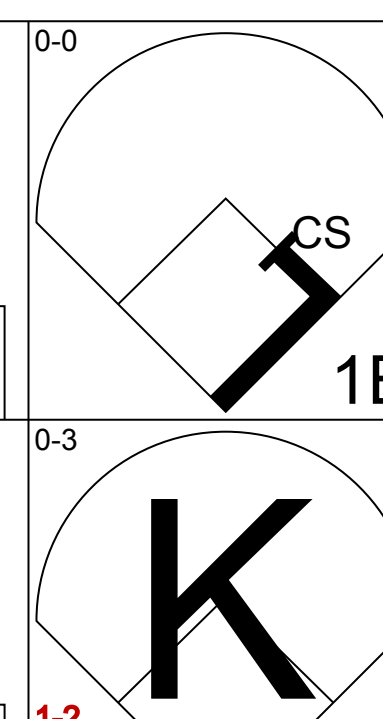
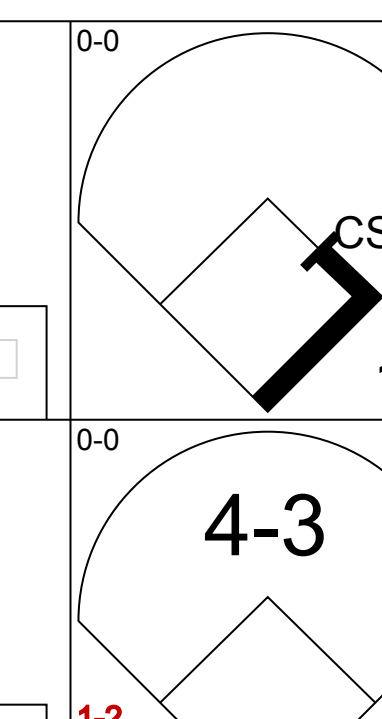
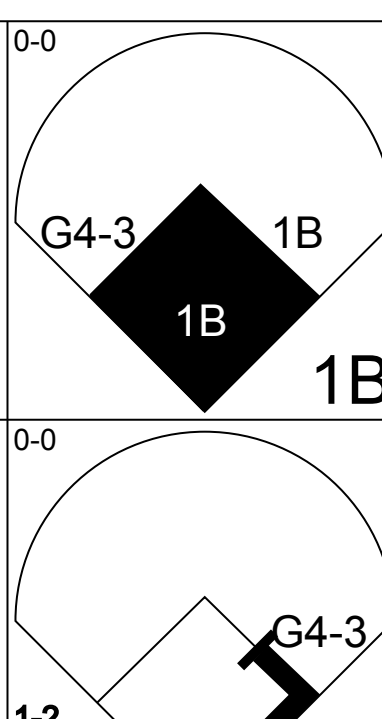

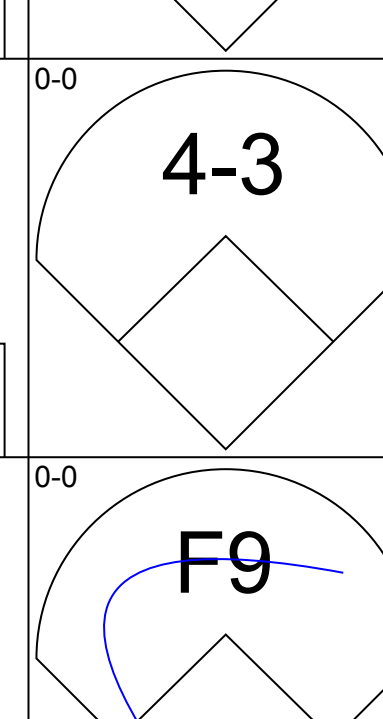
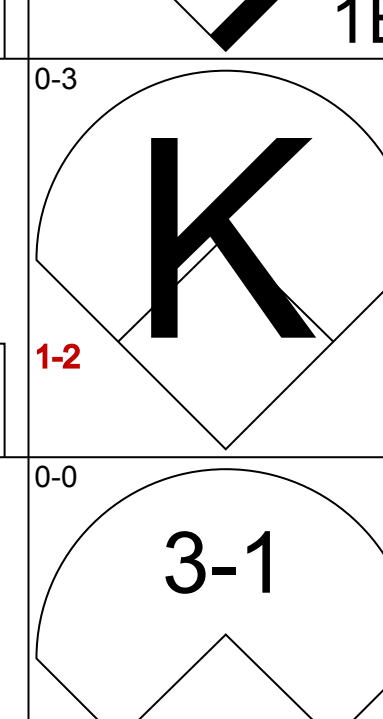
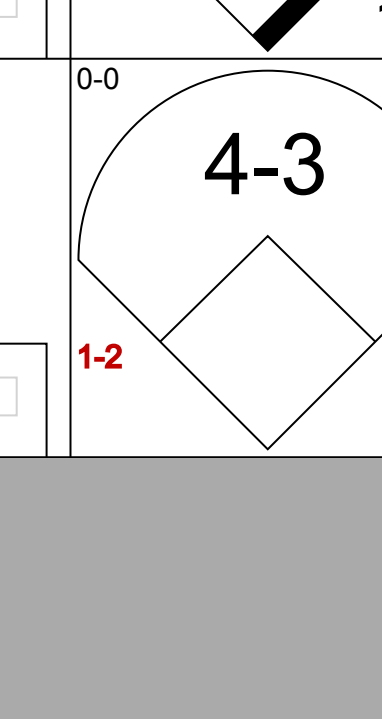
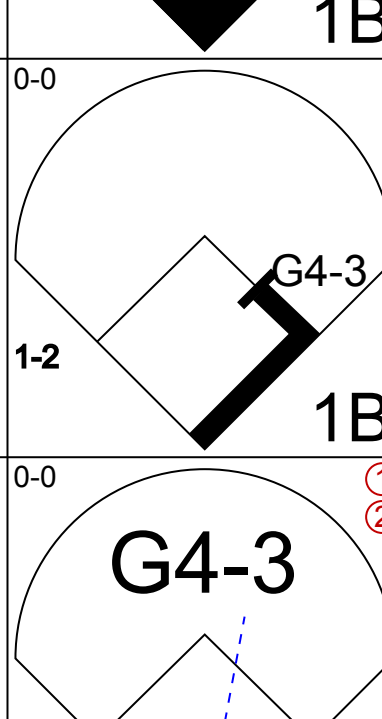
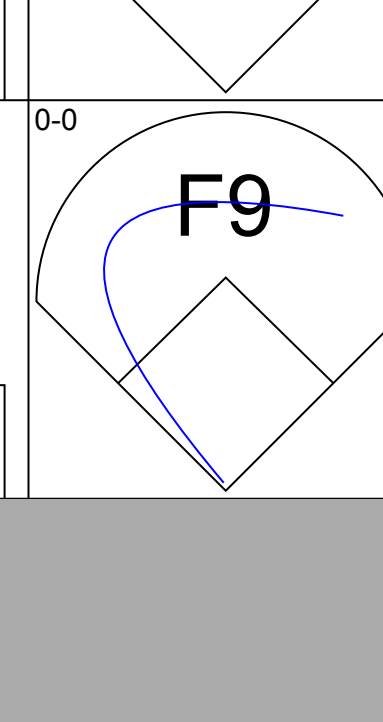
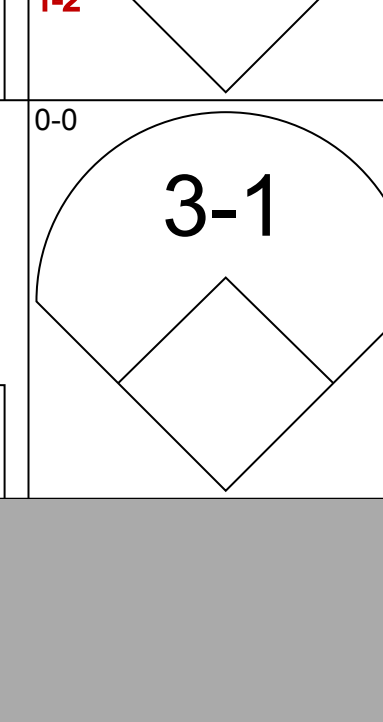
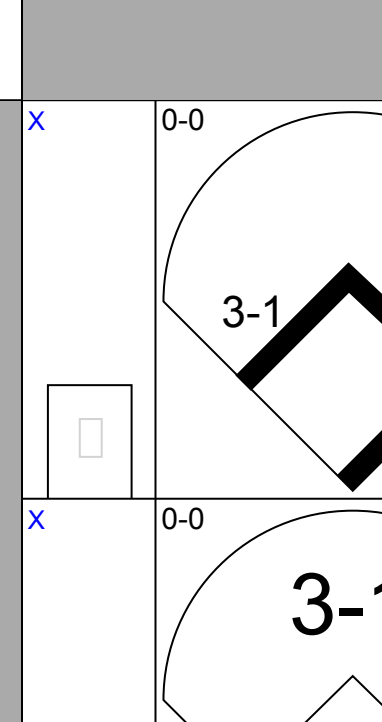
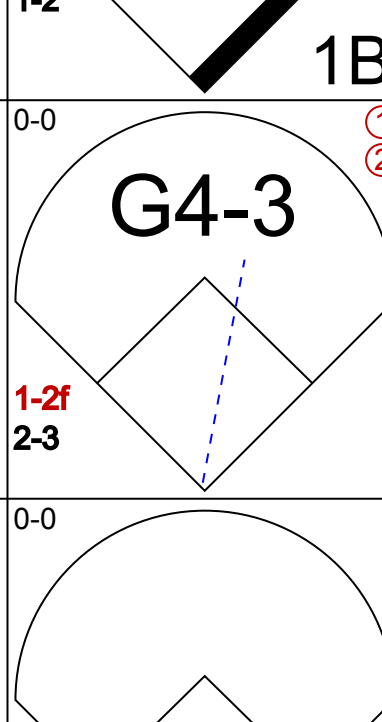
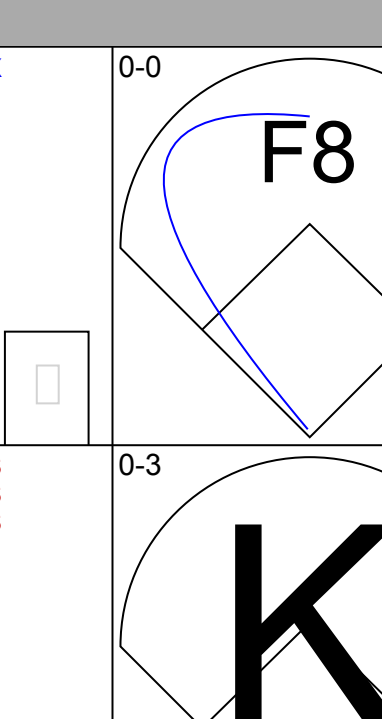
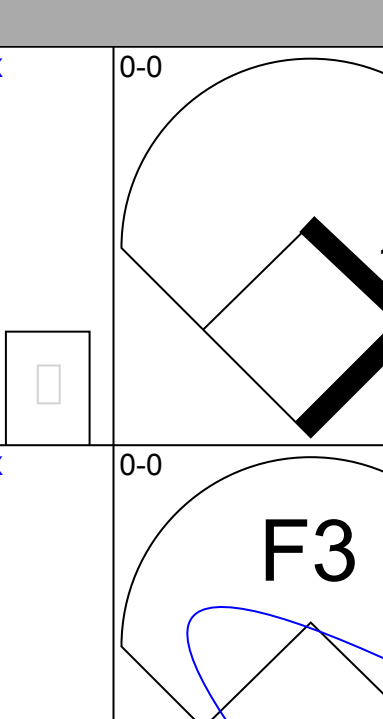
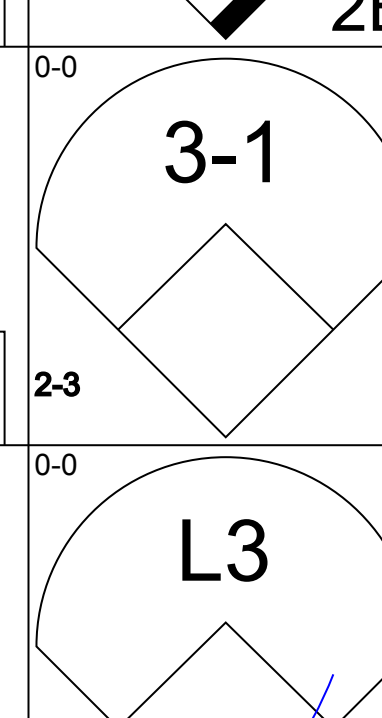
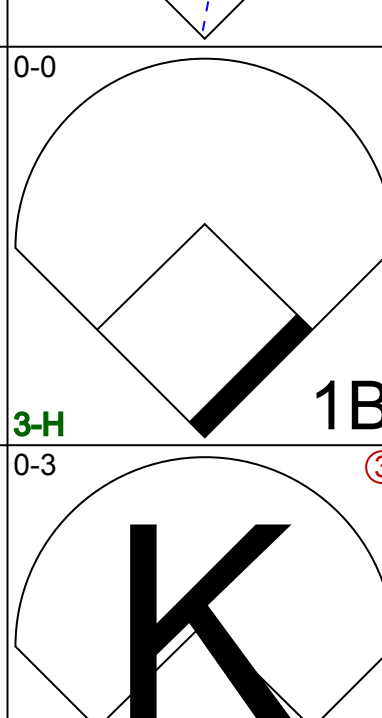

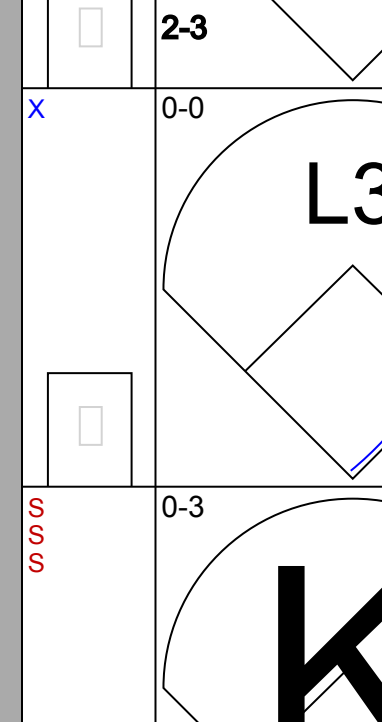
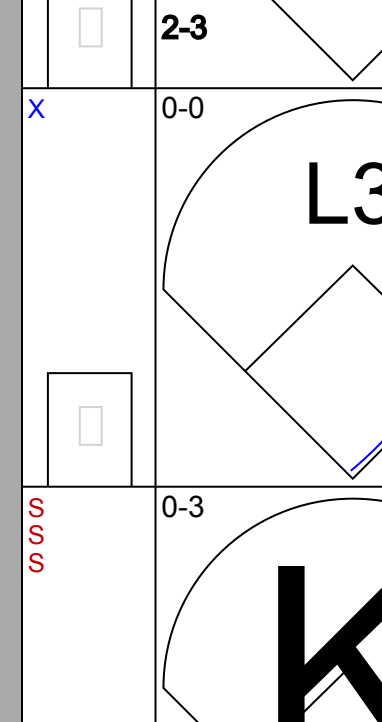
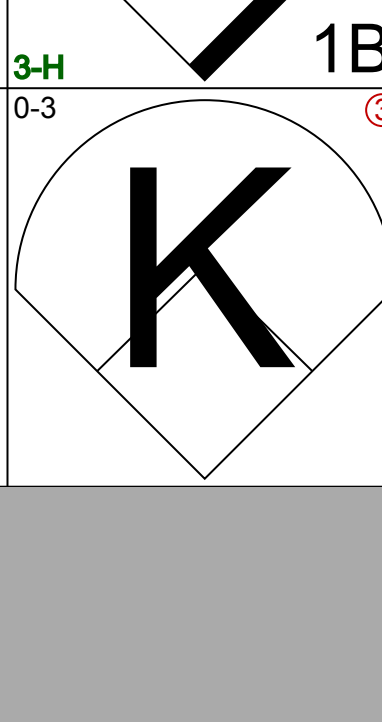

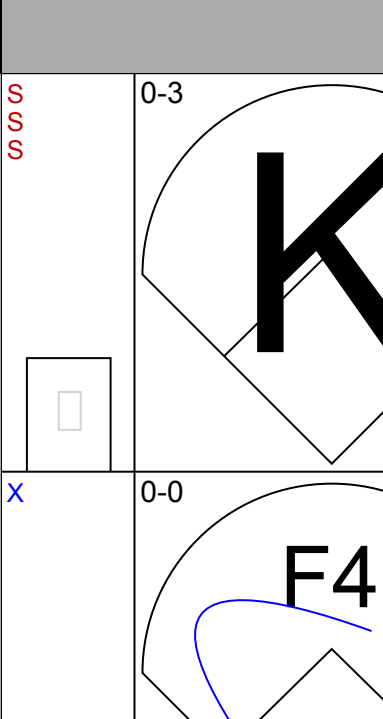
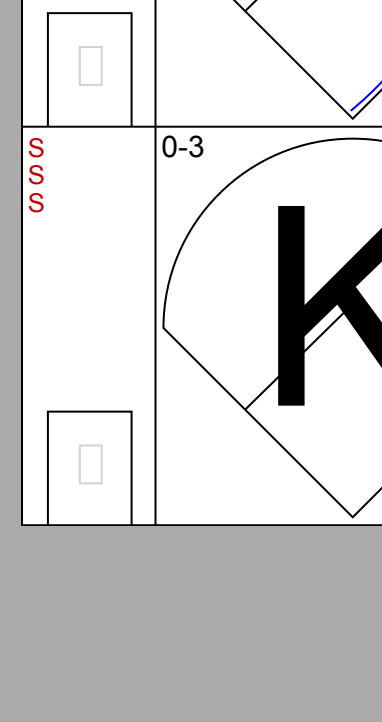
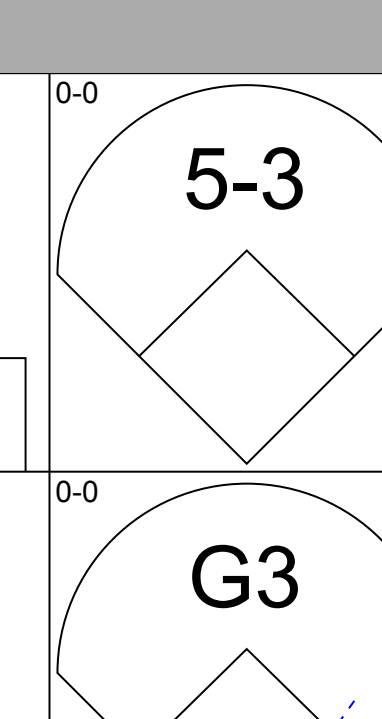
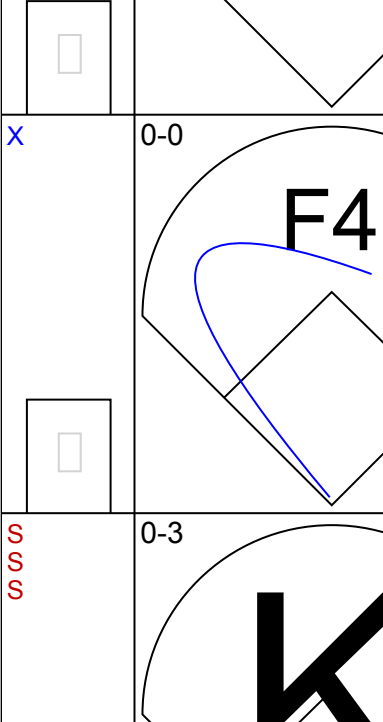
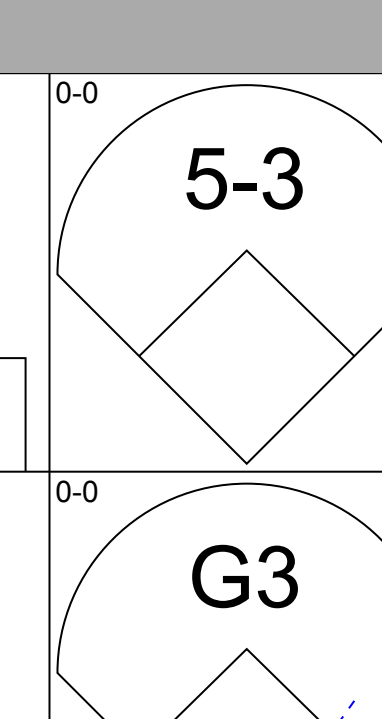
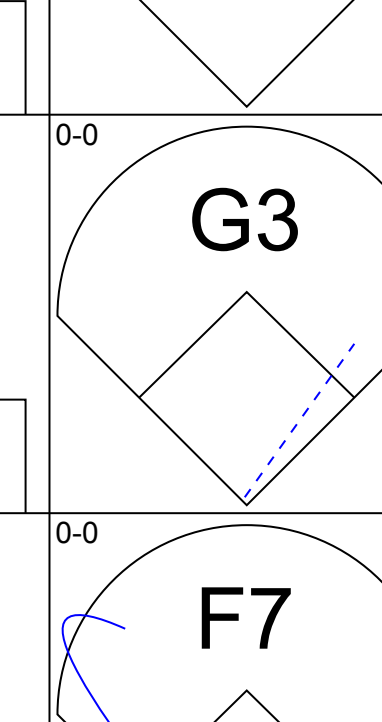

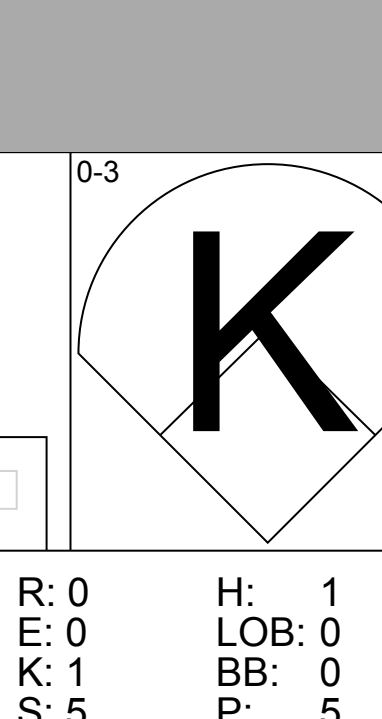
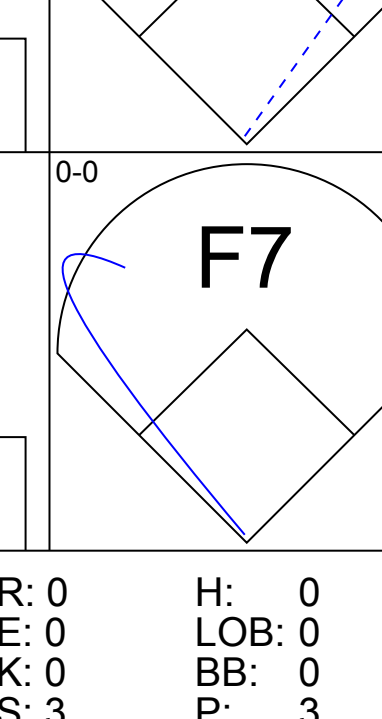
Batter	1	2	3	4	5	6	7	8	9	AB	R	H	RBI	BB	SO	LOB	BOTTOM					
Pat Kelly, L OBP: 0.360, SLG: 0.347 (1, 9)	1-3		G3		F7			G3		4	0	0	0	0	0	2	Texas Rangers @ Chicago White Sox Comiskey Park, Chicago, IL Fri Aug 04 1972, 8:05 PM EDT Att: 15,687 - Unknown					
Jay Johnstone, L OBP: 0.298, SLG: 0.226 Rick Reichardt, R OBP: 0.359, SLG: 0.451 (1, 8) (9, PH)	K				F5			F2		4	1	1	1	0	1	0						
Dick Allen, R OBP: 0.425, SLG: 0.614 (1, 3)	BB		HR		L9			2B		3	1	2	1	2	0	0						
Carlos May, L OBP: 0.396, SLG: 0.434 (1, 7)	BB				L9			L9		3	0	2	1	1	0	1						
Ed Spiezo, R OBP: 0.294, SLG: 0.339 (1, 5)	4-3		F2		F3			FC4-6 1B		4	0	1	0	0	0	4						
Mike Andrews, R OBP: 0.315, SLG: 0.295 (1, 4)	K				F2			F4		4	0	0	0	0	2	2						
Ed Herrmann, L OBP: 0.315, SLG: 0.325 Walt Williams, R OBP: 0.288, SLG: 0.322 Chuck Brinkman, R OBP: 0.133, SLG: 0.133 (1, 2) (6, PH) (9, 2)								3-1		1	0	0	0	2	0	0						
Luis Alvarado, R OBP: 0.253, SLG: 0.279 (1, 6)	K				K			FC4-6 1B		4	0	0	0	0	3	3						
Stan Bahnsen, R OBP: 0.203, SLG: 0.222 Buddy Bradford, R OBP: 0.250, SLG: 0.250 (1, 1) (9, PH)	K							K		3	0	1	0	0	2	1						
Inning Stats	R: 0 E: 0 K: 1 S: 5	H: 0 LOB: 2 BB: 2 P: 13	R: 0 E: 0 K: 3 S: 9	H: 0 LOB: 1 BB: 1 P: 13	R: 1 E: 0 K: 0 S: 5	H: 2 LOB: 1 BB: 0 P: 5	R: 0 E: 0 K: 2 S: 8	H: 1 LOB: 2 BB: 1 P: 12	R: 1 E: 0 K: 0 S: 4	H: 1 LOB: 1 BB: 1 P: 8	R: 0 E: 0 K: 2 S: 7	H: 0 LOB: 0 BB: 0 P: 7	R: 0 E: 0 K: 0 S: 4	H: 1 LOB: 1 BB: 0 P: 4	R: 0 E: 0 K: 0 S: 4	H: 1 LOB: 1 BB: 0 P: 4		R: 1 E: 0 K: 1 S: 6	H: 2 LOB: 2 BB: 0 P: 6	1B: 4 2B: 3 3B: 0 HR: 1	SF: 0 SAC: 1 DP: 0 HBP: 0	WP: 0 PB: 0 SB: 1 CS: 0
PITCHER Don Stanhouse, R ERA: 4.1 (1, 1) Paul Lindblad, L ERA: 1.49 (7, 1) Horacio Pina, R ERA: 2.26 (9, 1)	IP: 6.0 WLS: L BF: 10 H: 3 R: 1 ER: 1 SO: 0 BB: 0 IBB: 0 HBP: 0 BLK: 0 WP: 0 HR: 0 S: 10 P: 10 ERA: 4.50 WHIP: 1.500															PITCHER						

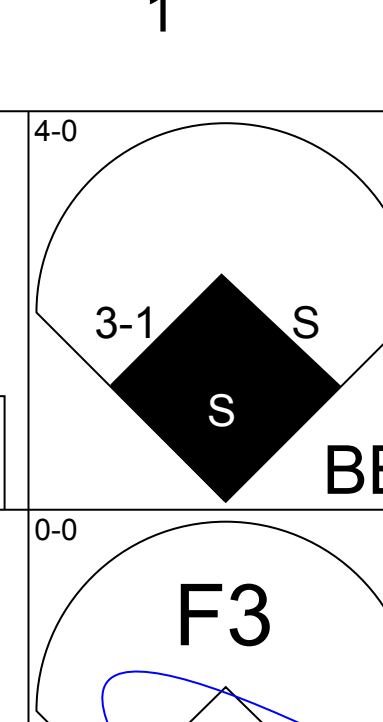

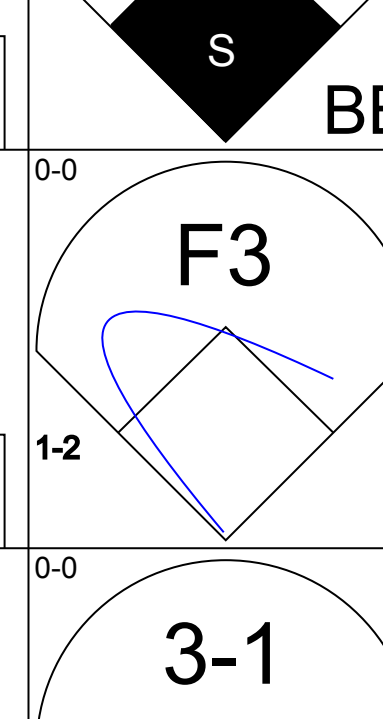
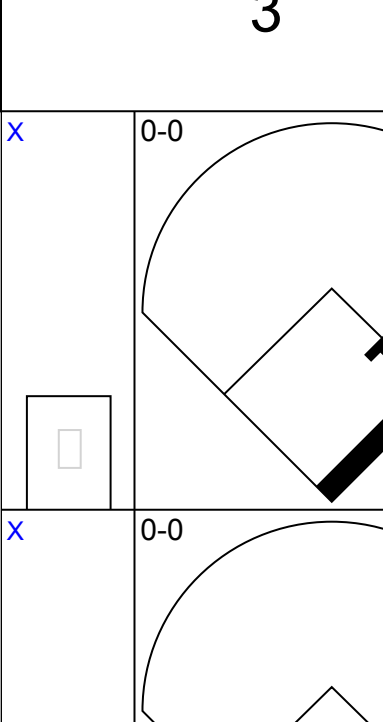
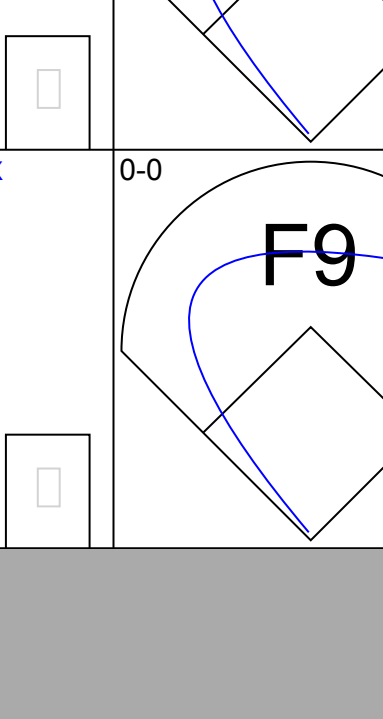
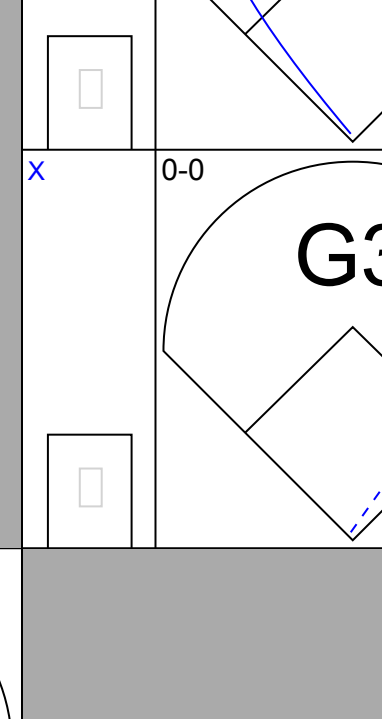
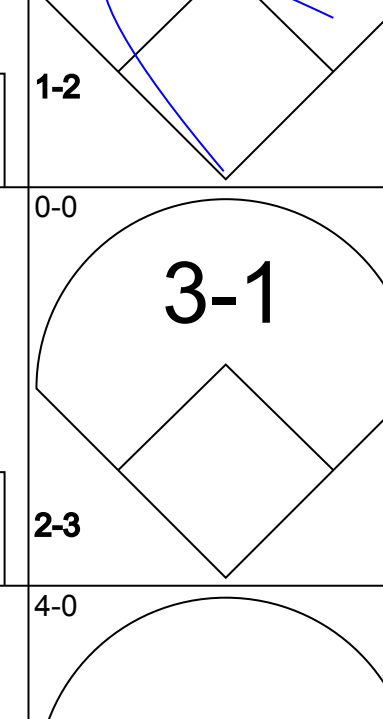
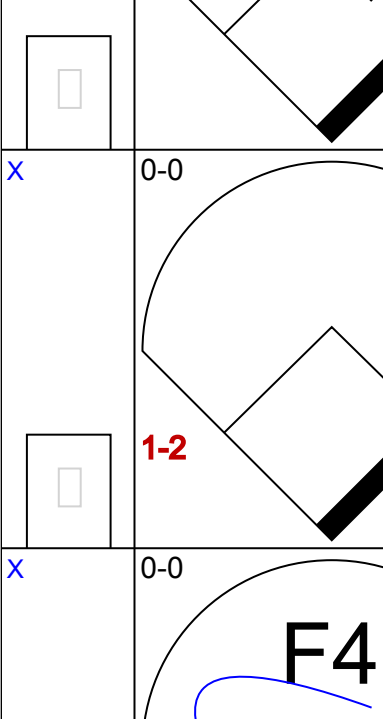
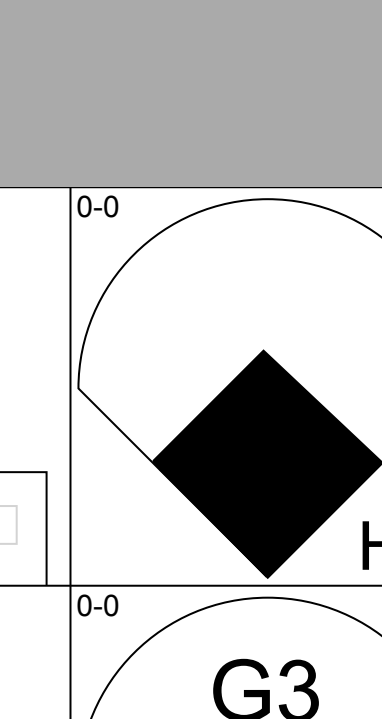
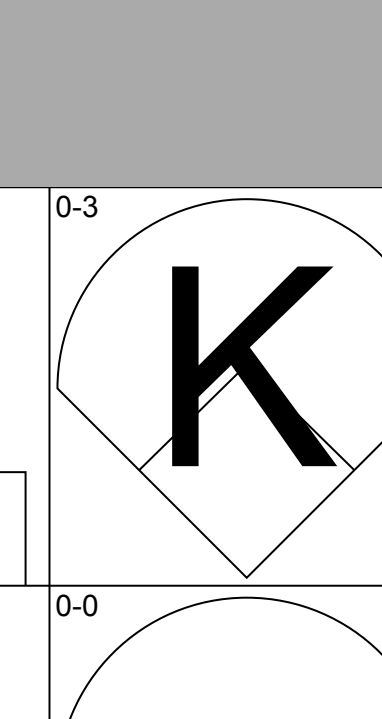
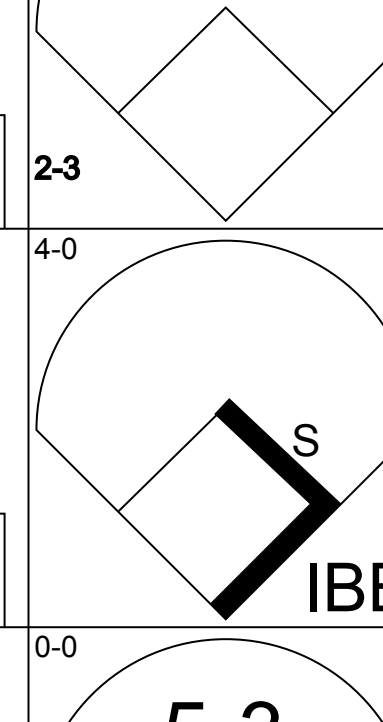
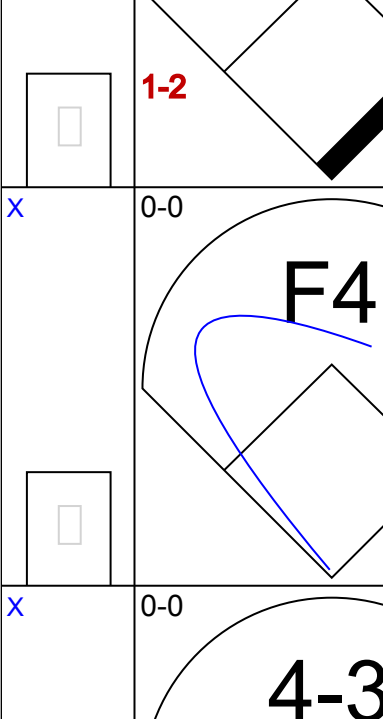
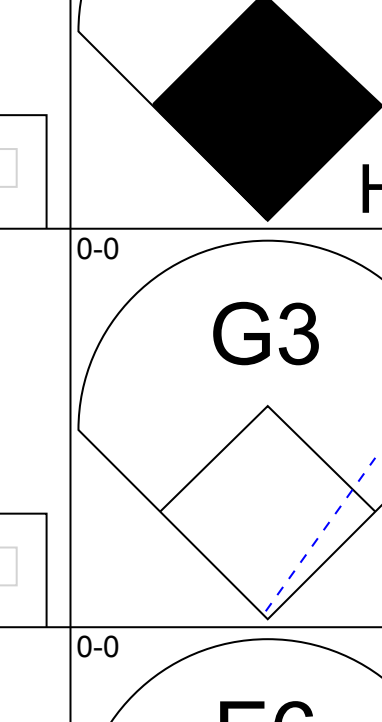
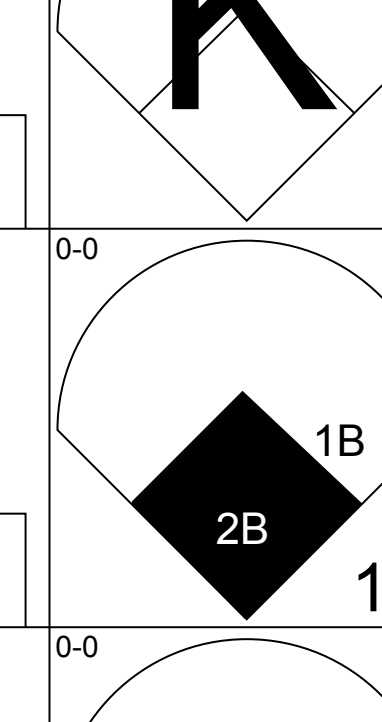
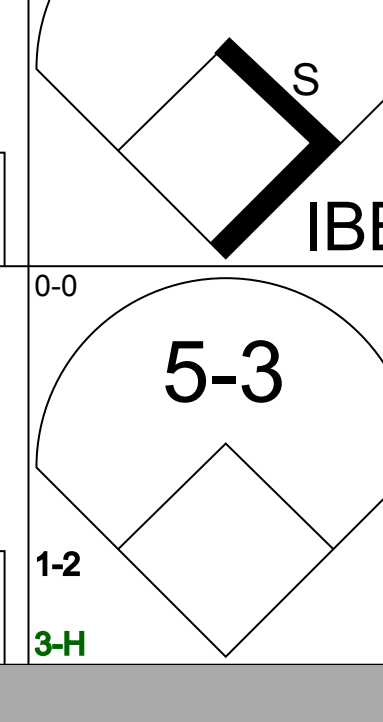
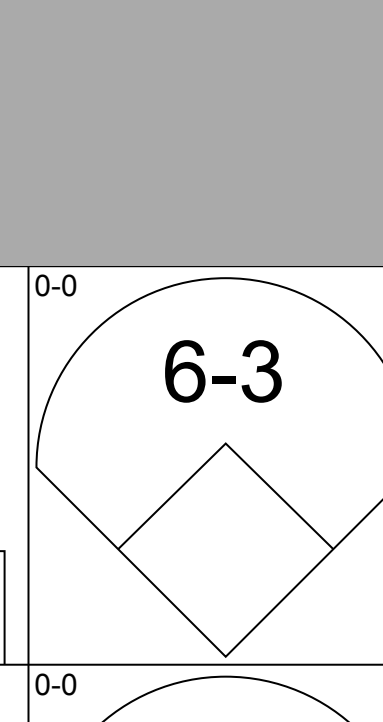
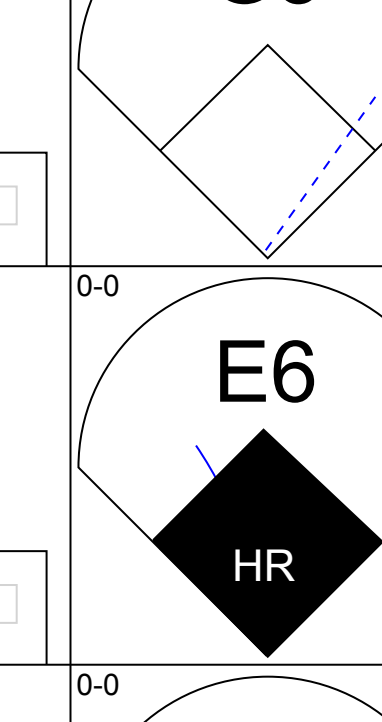
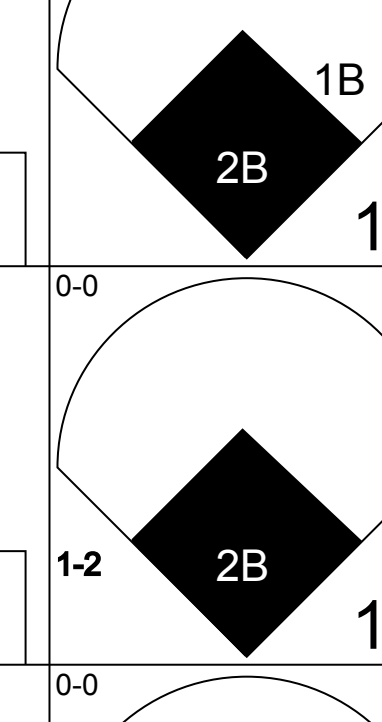
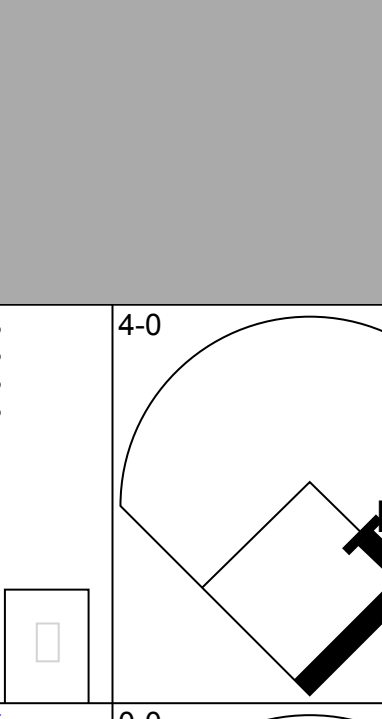
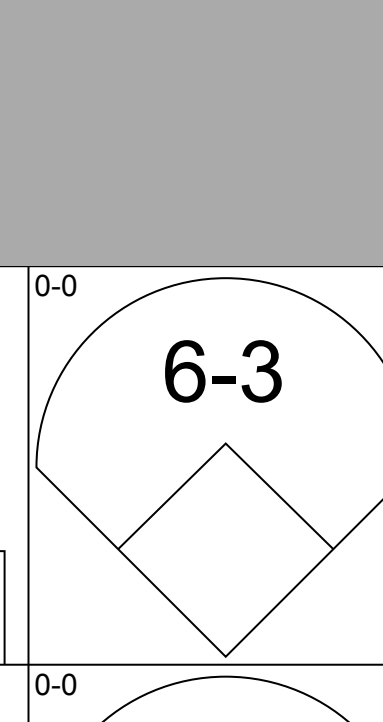
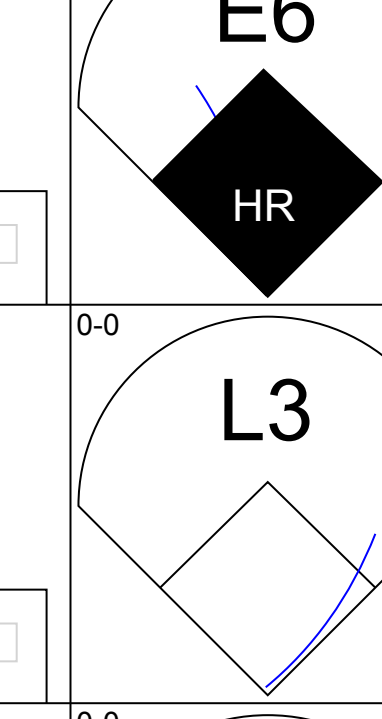
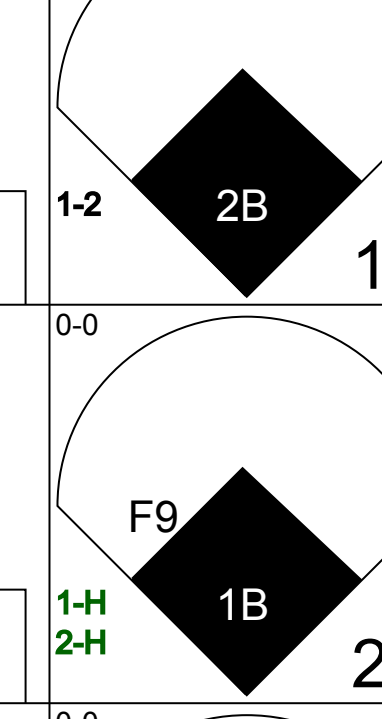
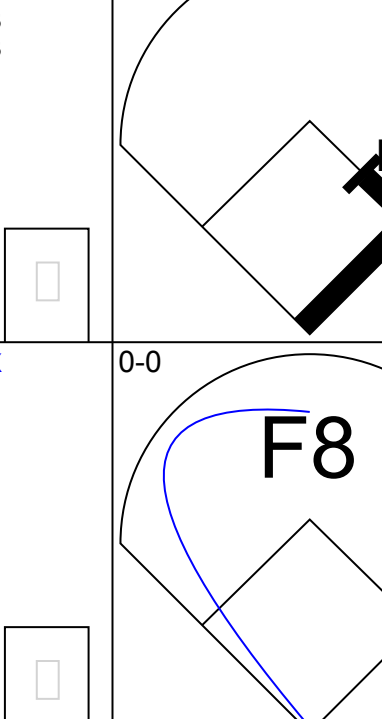
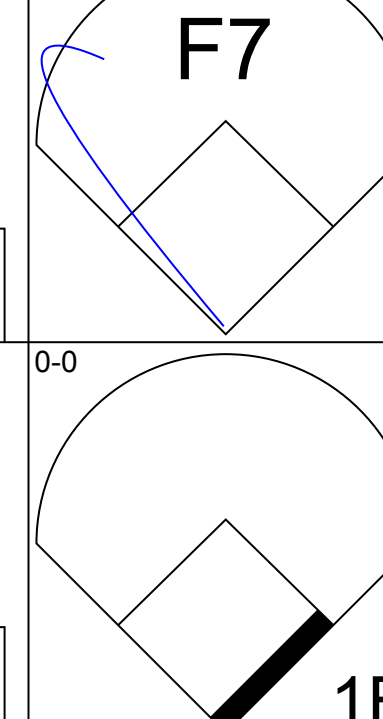
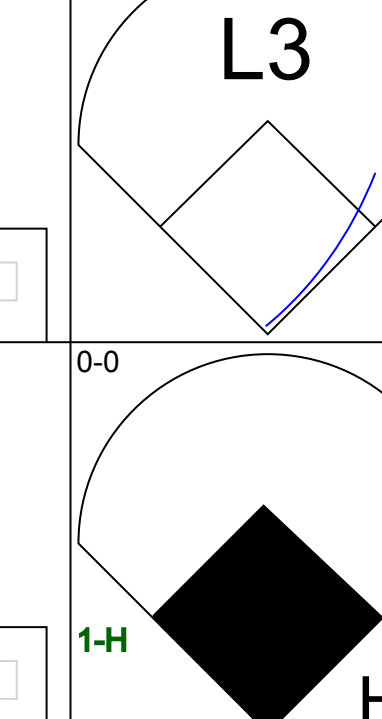
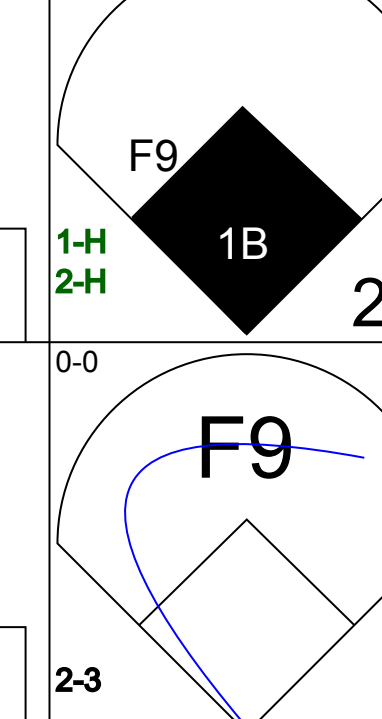
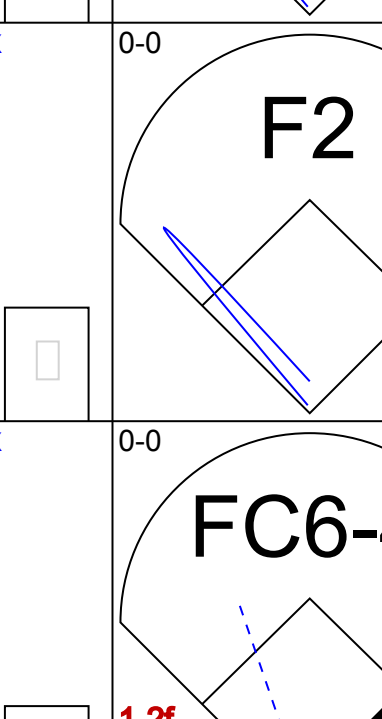
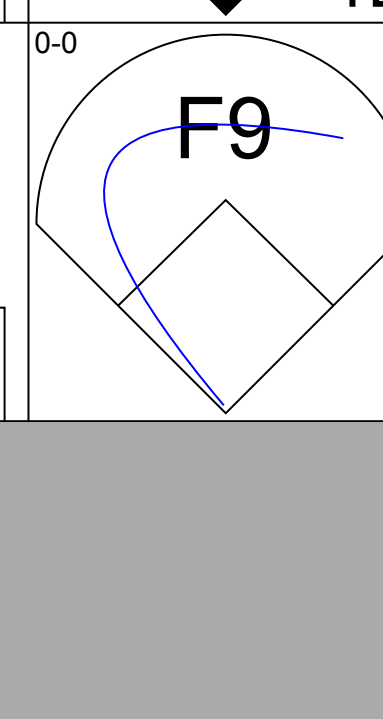
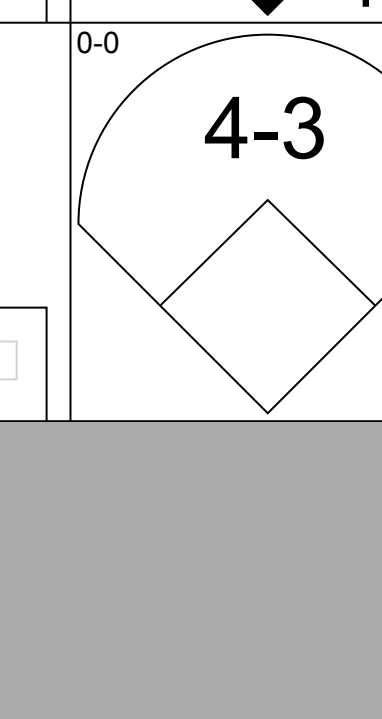
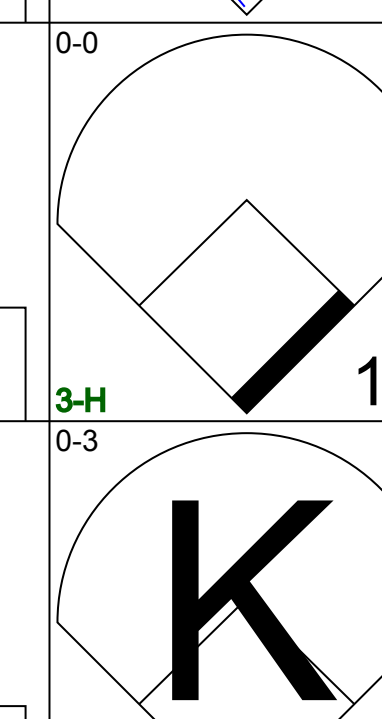
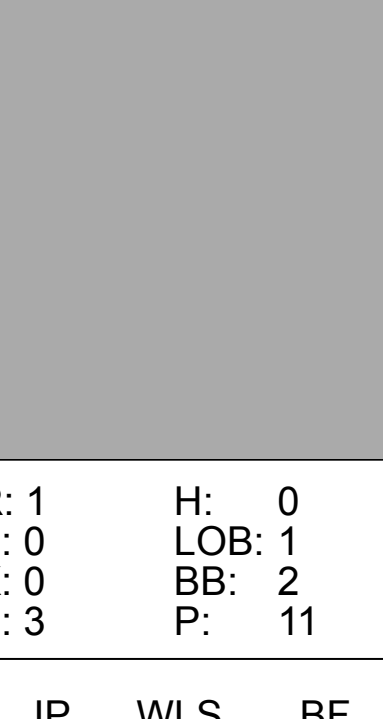
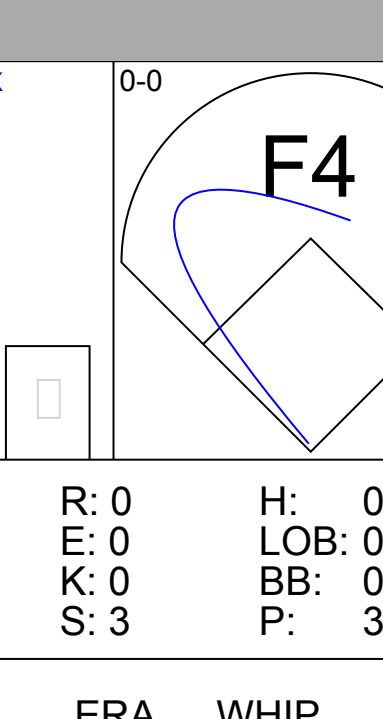
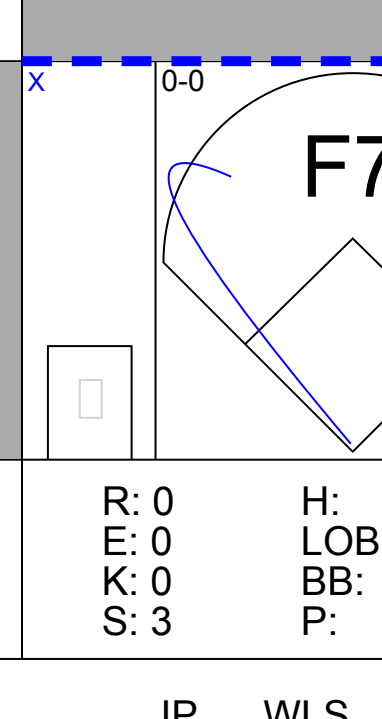
AB	33
R	3
H	8
RBI	3
BB	5
SO	9
LOB	16



Batter	1	2	3	4	5	6	7	8	9	AB	R	H	RBI	BB	SO	LOB	TOP			
Davey Nelson, R OBP: 0.329, SLG: 0.301 (1, 5)	0-0 1-3		0-0 1-3			0-0 5-3		0-0 4-3		4	0	0	0	0	0	0	Texas Rangers @ Chicago White Sox Comiskey Park, Chicago, IL Sun Aug 06 1972, 4:33 AM EDT Unknown 			
Toby Harrah, R OBP: 0.328, SLG: 0.347 (1, 6)	0-0 6-3			0-0 F9		0-0 6-3		0-0 F5		4	0	0	0	0	0	0				
Ted Ford, R OBP: 0.314, SLG: 0.395 (1, 9)	0-0 FC5-4 1B			0-0 5-3		0-3 K2-3			0-0 5-3	4	0	1	0	0	1	0				
Frank Howard, R OBP: 0.337, SLG: 0.336 (1, 3)	0-0 FC5-4 1-2			0-0 5-3			0-0 L6		0-3 K	4	0	0	0	0	1	1				
Dick Billings, R OBP: 0.313, SLG: 0.327 (1, 2)		0-3 K			0-0 F7		0-0 1B 2B		0-0 1B	4	1	2	0	0	1	0				
Larry Blittner, L OBP: 0.354, SLG: 0.387 (1, 7)		0-3 K			0-0 E3 FC6-4 1B		0-0 F7		0-0 1-3	4	0	0	0	0	1	2				
Elliott Maddox, R OBP: 0.346, SLG: 0.294 (3, PH)		0-0 1-6-3			0-0 FC6-4 1-2 1B		0-0 2H 1B			3	0	2	1	0	0	0				
Tom Ragland, R (1, 4)			0-0 4-3		0-0 FC6-4 1-2 2-3		0-0 5-3			3	0	0	0	0	0	3				
Pete Broberg, R OBP: 0.106, SLG: 0.130 Vic Harris, S OBP: 0.095, SLG: 0.026 Steve Lawson, R OBP: 1.000, SLG: 1.000 Tom Grieve, R OBP: 0.224, SLG: 0.225 Bill Gogolewski, L OBP: 0.251, SLG: 0.190 (1, 1)			0-3 K		0-0 G3		0-0 4-3			0	0	0	0	0	0	0				
Inning Stats	R: 0 E: 0 K: 0 S: 4	H: 1 LOB: 1 BB: 0 P: 4	R: 0 E: 0 K: 2 S: 7	H: 0 LOB: 0 BB: 0 P: 7	R: 0 E: 0 K: 1 S: 5	H: 0 LOB: 0 BB: 0 P: 5	R: 0 E: 0 K: 0 S: 3	H: 0 LOB: 0 BB: 0 P: 3	R: 0 E: 1 K: 0 S: 5	H: 1 LOB: 2 BB: 0 P: 5	R: 1 E: 0 K: 0 S: 5	H: 2 LOB: 1 BB: 0 P: 5	R: 0 E: 0 K: 0 S: 3	H: 0 LOB: 0 BB: 0 P: 3	R: 0 E: 0 K: 1 S: 6	H: 1 LOB: 1 BB: 0 P: 6		1B: 4 2B: 1 3B: 0 HR: 0	SF: 0 SAC: 0 DP: 0 HBP: 0	WP: 0 PB: 0 SB: 0 CS: 0
PITCHER Wilbur Wood, L ERA: 2.38 (1, 1)	IP: 9.0 WLS: W BF: 33 H: 5 R: 1 ER: 1 SO: 5 BB: 0 IBB: 0 HBP: 0 BLK: 0 WP: 0 HR: 0 S: 43 P: 43 ERA: 1.00 WHIP: 0.556															PITCHER				

Batter	1	2	3	4	5	6	7	8	9	AB	R	H	RBI	BB	SO	LOB	BOTTOM			
Pat Kelly, L OBP: 0.365, SLG: 0.348 (1, 9)	0-3 K	4-0 1B 1-2 1B BB		0-3 K	0-0 F7		0-0 1-2 2H 1B			4	1	1	1	1	2	2	Texas Rangers @ Chicago White Sox Comiskey Park, Chicago, IL Sun Aug 06 1972, 4:33 AM EDT Unknown 			
Jay Johnstone, L OBP: 0.285, SLG: 0.243 (1, 8)	0-0 F6	0-0 1-3 2H 1B		0-0 4-3		0-0 2B	0-0 F8			5	1	2	1	0	0	2				
Dick Allen, R OBP: 0.420, SLG: 0.606 Rick Reichardt, R OBP: 0.354, SLG: 0.444 (1, 3) (5, 7)	0-0 F9	0-0 2H 3H 1B		0-3 K		0-0 F8	0-3 K			3	0	1	2	0	1	0				
Carlos May, L OBP: 0.400, SLG: 0.444 (5, 3) Tony Muser, L OBP: 0.250, SLG: 0.250 (6, 3)		0-0 E6 3B			4-0 1B BB	0-3 K		0-0 F7		1	2	1	0	2	0	0				
Ed Spiezio, R OBP: 0.281, SLG: 0.323 (1, 5)		5-3 FC5-4			0-0 1B BB	0-0 5-3		0-0 F7		2	0	0	0	0	1	1				
Mike Andrews, R OBP: 0.321, SLG: 0.301 Rich Morales, R OBP: 0.290, SLG: 0.303 (1, 4) (8, 4)		4-0 WP 1B BB		0-0 1B	0-0 E 1-2 2H 1B		0-0 1B 1B	0-0 L4		3	2	3	1	1	0	0				
Ed Herrmann, L OBP: 0.318, SLG: 0.340 Chuck Brinkman, R OBP: 0.133, SLG: 0.133 (1, 2) (8, 2)	0-0 F8 1-2	0-0 F8	0-3 K		0-0 F5		0-0 FC1-4 1B			4	0	1	0	0	1	4				
Luis Alvarado, R OBP: 0.253, SLG: 0.278 (1, 6)	0-0 2H 1B 1B	0-0 1B 1B	0-0 F4		0-0 E6 1-3 2H 1B		0-0 FC1-4 1B			4	2	1	1	0	0	4				
Wilbur Wood, R OBP: 0.195, SLG: 0.157 (1, 1)	0-0 2H 1B 1B	0-0 BB 1B	0-3 K		0-0 5-3		0-0 1-2 1B			4	1	2	2	0	1	3				
Inning Stats	R: 0 E: 0 K: 1 S: 5	H: 0 LOB: 0 BB: 0 P: 5	R: 6 E: 1 K: 0 S: 8	H: 5 LOB: 2 BB: 3 P: 20	R: 0 E: 0 K: 2 S: 8	H: 1 LOB: 1 BB: 0 P: 8	R: 0 E: 0 K: 2 S: 7	H: 0 LOB: 0 BB: 0 P: 7	R: 2 E: 1 K: 0 S: 6	H: 2 LOB: 2 BB: 1 P: 10	R: 0 E: 0 K: 1 S: 6	H: 1 LOB: 1 BB: 0 P: 6	R: 2 E: 0 K: 1 S: 9	H: 4 LOB: 2 BB: 0 P: 9	R: 0 E: 0 K: 0 S: 3	H: 0 LOB: 0 BB: 0 P: 3		1B: 11 2B: 1 3B: 1 HR: 0	SF: 0 SAC: 0 DP: 0 HBP: 0	WP: 1 PB: 0 SB: 0 CS: 0
PITCHER Pete Broberg, R ERA: 4.28 Steve Lawson, L ERA: 1.69 Bill Gogolewski, R ERA: 5.04 (1, 1) (3, 1) (5, 1)	IP: 2.0 WLS: L BF: 14 H: 5 R: 6 ER: 6 SO: 1 BB: 3 IBB: 0 HBP: 0 BLK: 0 WP: 0 HR: 0 S: 13 P: 25 ERA: 27.00 WHIP: 4.000															PITCHER				

Batter	1	2	3	4	5	6	7	8	9	AB	R	H	RBI	BB	SO	LOB	TOP			
Davey Nelson, R OBP: 0.333, SLG: 0.306 (1, 5)										4	1	3	0	0	1	0	<p>Texas Rangers @ Chicago White Sox Comiskey Park, Chicago, IL Sun Aug 06 1972, 4:38 AM EDT Att: 13,855 - Unknown</p> <p>livebaseballscorecards.com</p> <p>AB 31 R 1 H 7 RBI 1 BB 1 SO 9 LOB 12</p> 			
Toby Harrah, R OBP: 0.327, SLG: 0.346 (1, 6)										4	0	1	0	0	1	2				
Larry Bittner, L OBP: 0.352, SLG: 0.389 (1, 3)										4	0	1	0	0	0	2				
Dick Billings, R OBP: 0.315, SLG: 0.329 (1, 7)										4	0	2	1	0	0	1				
Ted Ford, R OBP: 0.310, SLG: 0.391 Paul Lindblad, L OBP: 0.250, SLG: 0.250 Frank Howard, R OBP: 0.336, SLG: 0.335 (7, 1) (9, PH)										3	0	0	0	0	1	2				
Bill Fahey, L OBP: 0.233, SLG: 0.148 (1, 2)										3	0	0	0	0	2	2				
Elliott Maddox, R OBP: 0.346, SLG: 0.291 (1, 8)										2	0	0	0	1	1	0				
Vic Harris, S OBP: 0.089, SLG: 0.024 (1, 4)										3	0	0	0	0	0	2				
Casey Cox, R Joe Lovitto, S OBP: 0.299, SLG: 0.265 (7, 9)										2	0	0	0	0	2	0				
Inning Stats	R: 0 E: 0 K: 1 S: 5	H: 0 LOB: 0 BB: 0 P: 5	R: 0 E: 0 K: 2 S: 7	H: 0 LOB: 0 BB: 0 P: 7	R: 0 E: 0 K: 2 S: 7	H: 0 LOB: 0 BB: 0 P: 7	R: 0 E: 0 K: 1 S: 5	H: 1 LOB: 0 BB: 0 P: 5	R: 0 E: 0 K: 0 S: 4	H: 1 LOB: 2 BB: 1 P: 8	R: 0 E: 0 K: 1 S: 6	H: 1 LOB: 0 BB: 0 P: 6	R: 0 E: 0 K: 0 S: 3	H: 0 LOB: 0 BB: 0 P: 3	R: 1 E: 0 K: 1 S: 7	H: 3 LOB: 1 BB: 0 P: 7		1B: 6 2B: 1 3B: 0 HR: 0	SF: 0 SAC: 0 DP: 1 HBP: 0	WP: 0 PB: 0 SB: 0 CS: 2
PITCHER Tom Bradley, R ERA: 3.35 (1, 1)	IP 9.0 WLS W BF 32 H 7 R 1 ER 1 SO 9 BB 1 IBB 0 HBP 0 BLK 0 WP 0 HR 0 S 49 P 53 ERA 1.00 WHIP 0.889															PITCHER	IP 9.0 WLS W BF 32 H 7 R 1 ER 1 SO 9 BB 1 IBB 0 HBP 0 BLK 0 WP 0 HR 0 S 49 P 53 ERA 1.00 WHIP 0.889			

Batter	1	2	3	4	5	6	7	8	9	AB	R	H	RBI	BB	SO	LOB	BOTTOM			
Pat Kelly, L OBP: 0.367, SLG: 0.348 (1, 9)										3	1	1	0	1	0	0	<p>Texas Rangers @ Chicago White Sox Comiskey Park, Chicago, IL Sun Aug 06 1972, 4:38 AM EDT Att: 13,855 - Unknown</p> <p>livebaseballscorecards.com</p> <p>AB 33 R 7 H 9 RBI 6 BB 3 SO 2 LOB 12</p> 			
Jay Johnstone, L OBP: 0.285, SLG: 0.243 (9, 7)										4	0	1	0	0	0	1				
Dick Allen, R OBP: 0.418, SLG: 0.611 Tony Musser, L OBP: 0.250, SLG: 0.250 (9, 3)										4	1	1	1	0	1	2				
Carlos May, L OBP: 0.401, SLG: 0.443 Buddy Bradford, R OBP: 0.500, SLG: 0.500 (9, 8)										3	1	1	0	1	0	1				
Ed Spiezio, R OBP: 0.281, SLG: 0.321 (1, 5)										4	2	1	0	0	0	1				
Mike Andrews, R OBP: 0.323, SLG: 0.304 Luis Alvarado, R OBP: 0.253, SLG: 0.278 (9, 6)										3	1	1	2	1	0	1				
Ed Herrmann, L OBP: 0.321, SLG: 0.356 (1, 2)										4	1	2	2	0	0	2				
Rich Morales, R OBP: 0.290, SLG: 0.302 (9, 4)										4	0	1	1	0	0	2				
Tom Bradley, R OBP: 0.169, SLG: 0.172 (1, 1)										4	0	0	0	0	1	2				
Inning Stats	R: 1 E: 0 K: 0 S: 3	H: 0 LOB: 1 BB: 2 P: 11	R: 0 E: 0 K: 0 S: 3	H: 0 LOB: 1 BB: 1 P: 7	R: 0 E: 0 K: 0 S: 4	H: 2 LOB: 1 BB: 0 P: 4	R: 0 E: 0 K: 0 S: 4	H: 1 LOB: 0 BB: 0 P: 4	R: 0 E: 0 K: 0 S: 3	H: 0 LOB: 0 BB: 0 P: 3	R: 3 E: 1 K: 0 S: 6	H: 2 LOB: 0 BB: 0 P: 6	R: 0 E: 0 K: 0 S: 3	H: 0 LOB: 0 BB: 0 P: 3	R: 3 E: 0 K: 2 S: 11	H: 4 LOB: 1 BB: 0 P: 11		1B: 6 2B: 1 3B: 0 HR: 2	SF: 0 SAC: 0 DP: 0 HBP: 0	WP: 0 PB: 0 SB: 3 CS: 1
PITCHER Casey Cox, R ERA: 4.17 Paul Lindblad, L ERA: 1.61 (7, 1)	IP 6.0 WLS L BF 26 H 5 R 4 ER 2 SO 2 BB 2 IBB 1 HBP 0 BLK 0 WP 0 HR 2 S 23 P 35 ERA 3.00 WHIP 1.167															PITCHER	IP 6.0 WLS L BF 26 H 5 R 4 ER 2 SO 2 BB 2 IBB 1 HBP 0 BLK 0 WP 0 HR 2 S 23 P 35 ERA 3.00 WHIP 1.167			

Batter	1	2	3	4	5	6	7	8	9	AB	R	H	RBI	BB	SO	LOB	TOP
Davey Nelson, R OBP: 0.333, SLG: 0.303 (1, 5)	4-0 F3 BB			0-0 L6		0-0 F8		0-3 K		3	0	0	0	1	1	0	
Toby Harrah, R OBP: 0.324, SLG: 0.342 (1, 6)	0-0 F3			0-0 4-3			0-0 F8			3	0	0	0	0	0	1	
Larry Bittner, L OBP: 0.348, SLG: 0.384 (1, 3)	0-0 L6			0-0 4-3			0-0 F8			3	0	0	0	0	0	0	
Dick Billings, R OBP: 0.316, SLG: 0.329 (1, 7)		0-0 F8			0-0 1B 1B					3	0	1	0	0	0	0	
Ted Ford, R OBP: 0.311, SLG: 0.390 (1, 9)		0-0 2-3			0-0 E 1B			0-0 6-3		3	0	1	0	0	0	0	
Bill Fahey, L OBP: 0.212, SLG: 0.133 (1, 2)	0-0 F7				0-0 1 1-2 2-3f			0-0 1-3		3	0	0	0	0	0	2	
Elliott Maddox, R OBP: 0.342, SLG: 0.288 (1, 8)			0-0 6-3		0-0 F9			0-0 1-3		3	0	0	0	0	0	1	
Vic Harris, S OBP: 0.085, SLG: 0.023 (9, PH)				0-0 F9			0-0 B1-3		0-0 1-3	2	0	0	0	0	0	0	
Dalton Jones, L OBP: 0.176, SLG: 0.229 (9, PH)									0-0 1-3	1	0	0	0	0	0	0	
Mike Paul, L OBP: 0.160, SLG: 0.167 (8, 1)			0-3 K				0-0 6-3		0-0 F9	2	0	0	0	0	1	0	
Jim Panther, R OBP: 0.286, SLG: 0.167 (8, 8)										0	0	0	0	0	0	0	
Joe Lovitto, S OBP: 0.298, SLG: 0.264 (8, 8)										1	0	0	0	0	0	0	
Inning Stats	R: 0 E: 0 K: 0 S: 2	H: 0 LOB: 0 BB: 1 P: 6	R: 0 E: 0 K: 0 S: 3	H: 0 LOB: 0 BB: 0 P: 3	R: 0 E: 0 K: 1 S: 5	H: 0 LOB: 0 BB: 0 P: 5	R: 0 E: 0 K: 0 S: 3	H: 2 LOB: 1 BB: 0 P: 4	R: 0 E: 0 K: 0 S: 3	H: 0 LOB: 0 BB: 0 P: 3	R: 0 E: 0 K: 0 S: 3	H: 0 LOB: 0 BB: 0 P: 3	R: 0 E: 0 K: 1 S: 5	H: 0 LOB: 0 BB: 0 P: 5	1B: 2 2B: 1 3B: 0 HR: 0	SF: 0 SAC: 0 DP: 1 HBP: 0	WP: 0 PA: 28 CS: 0
PITCHER Jim Perry, R ERA: 2.74 (1, 1)	IP: 9.0 WLS: W BF: 28 H: 2 R: 0 ER: 0 SO: 2 BB: 1 IBB: 0 HBP: 0 BLK: 0 WP: 0 HR: 0 S: 31 P: 35 ERA: 0.00 WHIP: 0.333																

Texas Rangers @ Minnesota Twins
Metropolitan Stadium, Bloomington, MI
Mon Aug 07 1972, 4:33 AM EDT
Att: 10,869 - Unknown

AB 27
R 0
H 2
RBI 0
BB 1
SO 2
LOB 4



Batter	1	2	3	4	5	6	7	8	9	AB	R	H	RBI	BB	SO	LOB	BOTTOM
Cesar Tovar, R OBP: 0.322, SLG: 0.313 (1, 9)	0-0 6-3				0-3 K			0-0 5-3		4	0	1	0	0	1	0	
Rod Carew, L OBP: 0.370, SLG: 0.364 (1, 4)	0-3 K	0-0 3-1			0-0 2B			0-0 S 1B		4	1	2	0	0	1	1	
Harmon Killebrew, R OBP: 0.391, SLG: 0.485 (8, PR)			4-0 FC5-4 BB		4-0 G4-6-3 IBB			4-0 HR 1B		1	0	1	0	3	0	0	
Dan Monzon, R OBP: 0.333, SLG: 0.273 (9, 3)								1-2 HR BB		0	1	0	0	0	0	0	
Rich Reese, L OBP: 0.305, SLG: 0.413 (9, 3)								1-2 HR BB		0	0	0	0	0	0	0	
Bobby Darwin, R OBP: 0.337, SLG: 0.456 (1, 8)	4-0 IBB		0-0 FC5-4		0-0 G4-6-3			0-0 HR		3	1	1	3	1	0	3	
Steve Braun, L OBP: 0.344, SLG: 0.381 (1, 5)	0-3 K		0-0 F7		0-3 K			0-0 F8		4	0	0	0	0	2	4	
Rick Renick, R OBP: 0.294, SLG: 0.246 (9, 7)		4-0 3B BB	0-0 6-3		0-0 5-3			0-0 F7		3	1	0	0	1	0	2	
Steve Brye, R OBP: 0.271, SLG: 0.277 (9, 7)								0-0 K		0	0	0	0	0	0	0	
Danny Thompson, R OBP: 0.329, SLG: 0.380 (1, 6)		0-0 SF8 3B		0-0 5-3		0-3 K		0-3 K		4	1	1	1	0	2	1	
Glenn Borgmann, R OBP: 0.344, SLG: 0.240 (1, 2)		0-0 4-3		0-0 F8				0-0 6-3		3	0	0	0	0	0	1	
Jim Perry, S OBP: 0.246, SLG: 0.226 (1, 1)		0-0 SF8		0-0 F7				0-0 F4		2	0	0	1	0	0	0	
Inning Stats	R: 0 E: 0 K: 2 S: 8	H: 1 LOB: 2 BB: 1 P: 12	R: 2 E: 0 K: 0 S: 5	H: 2 LOB: 1 BB: 1 P: 9	R: 0 E: 0 K: 0 S: 3	H: 0 LOB: 1 BB: 1 P: 7	R: 0 E: 0 K: 0 S: 3	H: 0 LOB: 0 BB: 0 P: 3	R: 0 E: 0 K: 2 S: 7	H: 0 LOB: 0 BB: 0 P: 7	R: 0 E: 0 K: 0 S: 3	H: 0 LOB: 0 BB: 0 P: 3	R: 3 E: 0 K: 1 S: 7	H: 2 LOB: 1 BB: 1 P: 11	1B: 2 2B: 2 3B: 1 HR: 1	SF: 1 SAC: 0 DP: 1 HBP: 0	WP: 0 PA: 34 CS: 0
PITCHER Mike Paul, L ERA: 2.21 Jim Panther, R ERA: 4.5 (8, 1)	IP: 7.0 WLS: L BF: 29 H: 5 R: 3 ER: 2 SO: 3 BB: 2 IBB: 2 HBP: 0 BLK: 1 WP: 0 HR: 0 S: 35 P: 51 ERA: 3.86 WHIP: 1.000																

Texas Rangers @ Minnesota Twins
Metropolitan Stadium, Bloomington, MI
Mon Aug 07 1972, 4:33 AM EDT
Att: 10,869 - Unknown

AB 28
R 5
H 6
RBI 5
BB 5
SO 6
LOB 12



Batter	1	2	3	4	5	6	7	8	9	10	AB	R	H	RBI	BB	SO	LOB	TOP			
Davey Nelson, R OBP: 0.330, SLG: 0.299 (1.5)	F7	F8		F9		F4				F3	5	0	0	0	1	0	4	Texas Rangers @ Minnesota Twins Metropolitan Stadium, Bloomington, MI Tue Aug 08 1972, 8:05 PM EDT Att: 13,586 - Unknown - 63 F AB 42 R 5 H 12 RBI 5 BB 4 SO 7 LOB 22			
Toby Harrah, R OBP: 0.328, SLG: 0.347 (1.6)	2B		1B 2B			F9		1-3			5	2	3	0	0	0	2				
Larry Blittner, L OBP: 0.349, SLG: 0.384 (1.3)	F7		2B	G3			3B		F7		5	2	2	0	0	0	2				
Dick Billings, R OBP: 0.320, SLG: 0.346 (1.7)			WP 2B			6-3		3B	L4		5	0	3	4	0	0	0				
Ted Ford, R OBP: 0.309, SLG: 0.398 (1.9)	5-3		5-3			6-3	FC3-2-5			HR	5	1	1	1	0	0	3				
Bill Fahey, L OBP: 0.216, SLG: 0.121 (1.2)											3	0	0	0	1	2	2				
Steve Lawton, R OBP: 1.000, SLG: 1.000 (7.1)		2B				F7					0	0	0	0	0	0	0				
Bill Gogolewski, L OBP: 0.250, SLG: 0.182 (7.1)											1	0	0	0	0	1	0				
Paul Lindblad, L OBP: 0.250, SLG: 0.250 (9.1)											0	0	0	0	0	0	0				
Elliott Maddox, R OBP: 0.343, SLG: 0.284 (1.8)											3	0	0	0	2	2	1				
Vic Harris, S OBP: 0.135, SLG: 0.102 (1.4)											5	0	3	0	0	1	3				
Dick Bosman, R OBP: 0.061, SLG: 0.061 (3.1)											1	0	0	0	0	1	2				
Pete Broberg, R OBP: 0.128, SLG: 0.128 (3.1)											1	0	0	0	0	0	0				
Dalton Jones, L OBP: 0.175, SLG: 0.227 (6. PH)											1	0	0	0	0	0	1				
Horacio Pina, R OBP: 0.250, SLG: 0.250 (6.1)											0	0	0	0	0	0	0				
Joe Lovitto, S OBP: 0.296, SLG: 0.262 (7.7)											2	0	0	0	0	0	2				
Inning Stats	R: 1 E: 0 K: 0 S: 5	H: 2 LOB: 1 BB: 0 P: 5	R: 0 E: 0 K: 2 S: 8	H: 1 LOB: 2 BB: 1 P: 12	R: 2 E: 0 K: 2 S: 10	H: 3 LOB: 2 BB: 1 P: 14	R: 0 E: 0 K: 0 S: 3	H: 0 LOB: 0 BB: 0 P: 3	R: 0 E: 0 K: 0 S: 3	H: 0 LOB: 1 BB: 1 P: 7	R: 1 E: 0 K: 1 S: 7	H: 2 LOB: 1 BB: 0 P: 7	R: 0 E: 0 K: 0 S: 4	H: 1 LOB: 2 BB: 1 P: 8	R: 1 E: 0 K: 1 S: 6	H: 1 LOB: 0 BB: 0 P: 6	R: 0 E: 0 K: 1 S: 6	H: 1 LOB: 1 BB: 0 P: 6	1B: 7 2B: 3 3B: 1 HR: 1	SF: 0 SAC: 0 DP: 0 HBP: 0	WP: 1 PA: 46 PB: 0 SB: 2 CS: 0
PITCHER	IP WLS BF H R ER SO ERA WHIP	IP WLS BF H R ER SO ERA WHIP	IP WLS BF H R ER SO ERA WHIP	IP WLS BF H R ER SO ERA WHIP	IP WLS BF H R ER SO ERA WHIP	IP WLS BF H R ER SO ERA WHIP	IP WLS BF H R ER SO ERA WHIP	IP WLS BF H R ER SO ERA WHIP	IP WLS BF H R ER SO ERA WHIP	IP WLS BF H R ER SO ERA WHIP	IP WLS BF H R ER SO ERA WHIP	IP WLS BF H R ER SO ERA WHIP	IP WLS BF H R ER SO ERA WHIP	IP WLS BF H R ER SO ERA WHIP	IP WLS BF H R ER SO ERA WHIP	IP WLS BF H R ER SO ERA WHIP	IP WLS BF H R ER SO ERA WHIP	IP WLS BF H R ER SO ERA WHIP	IP WLS BF H R ER SO ERA WHIP	IP WLS BF H R ER SO ERA WHIP	
Bert Blyleven, R ERA: 3.19 (1.1)	9.0	42	11	5	5	6	4	0	0	0	1	1	50	66	5.00	1.667					
Jim Strickland, L ERA: 2.45 (10.1)	1.0	4	1	0	0	1	0	0	0	0	0	0	6	6	0.00	1.000					

Batter	1	2	3	4	5	6	7	8	9	10	AB	R	H	RBI	BB	SO	LOB	BOTTOM			
Cesar Tovar, R OBP: 0.325, SLG: 0.316 (1.9)	1B HBP	5-3		K			1B 2B			G4-3 BB	3	2	1	0	1	1	0	Texas Rangers @ Minnesota Twins Metropolitan Stadium, Bloomington, MI Tue Aug 08 1972, 8:05 PM EDT Att: 13,586 - Unknown - 63 F AB 40 R 6 H 12 RBI 6 BB 4 SO 8 LOB 20			
Rod Carew, L OBP: 0.371, SLG: 0.365 (1.4)	1B 1B		4-3			6-3	1B		G4-3		5	1	2	0	0	0	1				
Rich Reese, L OBP: 0.309, SLG: 0.412 (1.7)	1B 1B		E3 2B			4-3	FC6 1B		K		5	1	2	2	0	1	0				
Harmon Killebrew, R OBP: 0.392, SLG: 0.497 Steve Brye, R OBP: 0.270, SLG: 0.275 (1.3)	K						F3			F9	3	0	1	1	1	1	4				
Steve Braun, L OBP: 0.349, SLG: 0.383 (1.5)	G5-4-3 1B						F7			F6	4	1	2	1	1	0	3				
Bobby Darwin, R OBP: 0.335, SLG: 0.452 (1.8)	G5-4-3						K			FC6	5	0	1	0	0	1	6				
Danny Thompson, R OBP: 0.330, SLG: 0.387 (1.6)										L6	4	1	1	1	1	0	4				
Glenn Borgmann, R OBP: 0.333, SLG: 0.236 (1.2)							5-3 BB			F7	5	0	1	0	0	2	1				
Bert Blyleven, R OBP: 0.175, SLG: 0.190 Jim Strickland, L OBP: 0.667, SLG: 0.500 Dan Monzon, R OBP: 0.360, SLG: 0.304 (1.1)	F5						1-3			K	4	0	0	0	0	2	1				
											0	0	0	0	0	0	0				
											1	0	1	1	0	0	0				
Inning Stats	R: 2 E: 0 K: 1 S: 7	H: 3 LOB: 1 BB: 0 P: 8	R: 1 E: 0 K: 1 S: 6	H: 1 LOB: 0 BB: 0 P: 6	R: 1 E: 1 K: 0 S: 5	H: 1 LOB: 2 BB: 1 P: 9	R: 0 E: 0 K: 2 S: 7	H: 0 LOB: 0 BB: 0 P: 7	R: 0 E: 0 K: 0 S: 3	H: 0 LOB: 1 BB: 1 P: 11	R: 1 E: 0 K: 0 S: 6	H: 3 LOB: 2 BB: 0 P: 6	R: 0 E: 0 K: 1 S: 5	H: 0 LOB: 0 BB: 0 P: 5	R: 0 E: 0 K: 1 S: 4	H: 0 LOB: 0 BB: 0 P: 8	R: 1 E: 0 K: 0 S: 6	H: 4 LOB: 3 BB: 0 P: 6	1B: 9 2B: 2 3B: 0 HR: 1	SF: 0 SAC: 0 DP: 2 HBP: 1	WP: 0 PA: 45 PB: 0 SB: 0 CS: 0
PITCHER	IP WLS BF H R ER SO ERA WHIP	IP WLS BF H R ER SO ERA WHIP	IP WLS BF H R ER SO ERA WHIP	IP WLS BF H R ER SO ERA WHIP	IP WLS BF H R ER SO ERA WHIP	IP WLS BF H R ER SO ERA WHIP	IP WLS BF H R ER SO ERA WHIP	IP WLS BF H R ER SO ERA WHIP	IP WLS BF H R ER SO ERA WHIP	IP WLS BF H R ER SO ERA WHIP	IP WLS BF H R ER SO ERA WHIP	IP WLS BF H R ER SO ERA WHIP	IP WLS BF H R ER SO ERA WHIP	IP WLS BF H R ER SO ERA WHIP	IP WLS BF H R ER SO ERA WHIP	IP WLS BF H R ER SO ERA WHIP	IP WLS BF H R ER SO ERA WHIP	IP WLS BF H R ER SO ERA WHIP	IP WLS BF H R ER SO ERA WHIP		
Dick Bosman, R ERA: 4.17 (1.1)	2.1	14	5	4	3	2	1	0	0	0	1	1	16	21	11.57	2.571					
Pete Broberg, R ERA: 4.2 (3.1)	2.2	9	0	0	0	2	1	0	0	0	0	0	12	16	0.00	0.375					
Horacio Pina, R ERA: 2.37 (6.1)	1.1	8	3	1	1	2	1	0	0	0	0	0	11	15	6.75	3.000					
Steve Lawton, L ERA: 1.59 (7.1)	0.1	1	0	0	0	0	0	0	0	0	0	0	1	1	0.00	0.000					
Bill Gogolewski, R ERA: 4.97 (7.1)	1.1	5	0	0	0	1	1	0	0	0	0	0	6	10	0.00	0.750					

Batter	1	2	3	4	5	6	7	8	9	AB	R	H	RBI	BB	SO	LOB	TOP			
Freddie Patek, R OBP: 0.296, SLG: 0.304 Bobby Floyd, R OBP: 0.216, SLG: 0.207	4-0 BB		0-3 K		0-0 F8			0-0 F2		1	0	0	0	1	1	0				
Cookie Rojas, R OBP: 0.338, SLG: 0.364	0-0 6-3		4-0 BB		0-0 6-3			0-0 5-3		3	0	0	0	1	0	1				
Amos Otis, R OBP: 0.366, SLG: 0.423	0-3 K		0-0 F8		0-0 F6			0-0 HR		4	1	1	1	0	1	2				
Richie Scheinblum, S OBP: 0.387, SLG: 0.462	4-0 BB		0-0 HR		4-0 BB			0-0 F8		2	1	1	1	2	0	0				
Ed Kirkpatrick, L OBP: 0.383, SLG: 0.425	0-3 K		0-0 F2		0-0 4-3			0-0 1-3		4	0	0	0	0	1	3				
Lou Piniella, R OBP: 0.354, SLG: 0.458		0-0 CS 1B		4-0 G3-6 BB			0-0 G4-6-3 1B		0-0 4-3	3	0	2	0	1	0	0				
Gail Hopkins, L OBP: 0.288, SLG: 0.245 John Mayberry, L OBP: 0.364, SLG: 0.421	0-0 4-3		0-0 G3-6		0-0 F7			0-0 F7		3	0	0	0	0	0	3	AB 28			
Paul Schaal, R OBP: 0.302, SLG: 0.302	0-0 F7		0-0 4-3		0-0 4-3			0-0 G4-6-3		3	0	0	0	0	0	1	R 2			
Roger Nelson, R OBP: 0.172, SLG: 0.143			0-0 5-3		0-0 F5			0-0 F5		3	0	0	0	0	0	0	H 4			
Inning Stats	R: 0 E: 0 K: 2 S: 7	H: 0 LOB: 2 BB: 2 P: 15	R: 0 E: 0 K: 0 S: 3	H: 1 LOB: 0 BB: 0 P: 3	R: 0 E: 0 K: 1 S: 5	H: 0 LOB: 1 BB: 1 P: 9	R: 1 E: 0 K: 0 S: 3	H: 1 LOB: 1 BB: 1 P: 7	R: 0 E: 0 K: 0 S: 3	H: 0 LOB: 0 BB: 0 P: 3	R: 0 E: 0 K: 0 S: 3	H: 1 LOB: 0 BB: 0 P: 3	R: 0 E: 0 K: 0 S: 3	H: 0 LOB: 0 BB: 0 P: 3	R: 1 E: 0 K: 0 S: 4	H: 1 LOB: 0 BB: 0 P: 4	1B: 2 2B: 0 3B: 0 HR: 2	SF: 0 SAC: 0 DP: 2 HBP: 0	WP: 0 PB: 0 SB: 0 CS: 1	PA: 33
PITCHER	IP	WLS	BF	H	R	ER	SO	BB	IBB	HBP	BLK	WP	HR	S	P	ERA	WHIP			
Rich Hand, R ERA: 2.4	8.0	L	29	3	1	1	3	5	0	0	0	0	1	30	50	1.12	1.000			
Horacio Pina, R ERA: 2.48	1.0		4	1	1	1	0	0	0	0	0	0	1	4	4	9.00	1.000			

Kansas City Royals @ Texas Rangers
Arlington Stadium, Arlington, TX
Fri Aug 11 1972, 8:05 PM EDT
Att: 10,440 - Unknown

AB 28
R 2
H 4
RBI 2
BB 5
SO 3
LOB 10

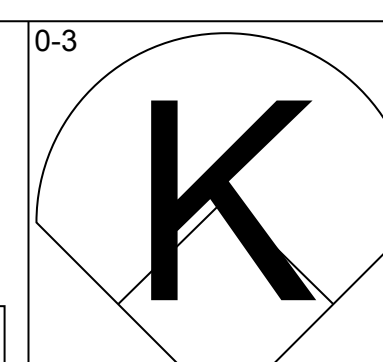
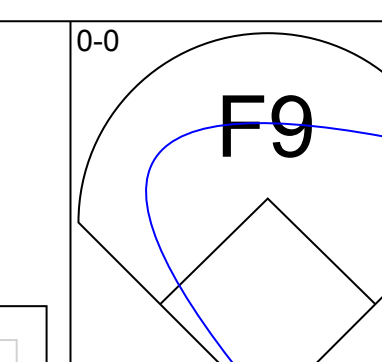
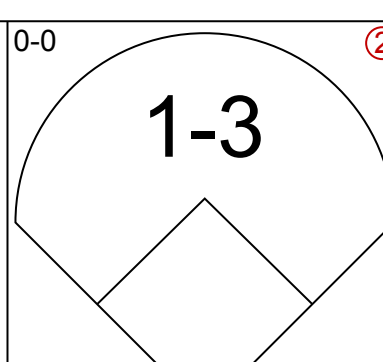

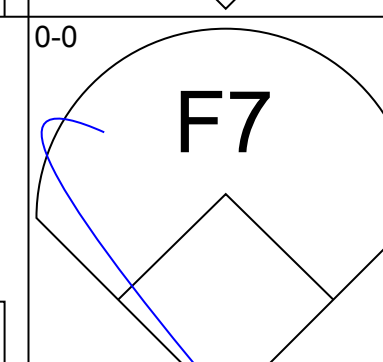
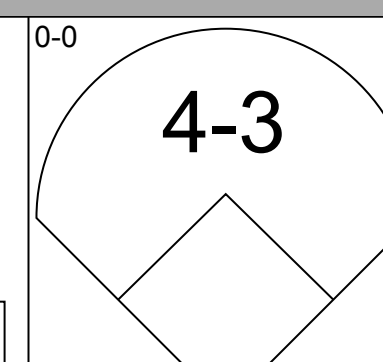
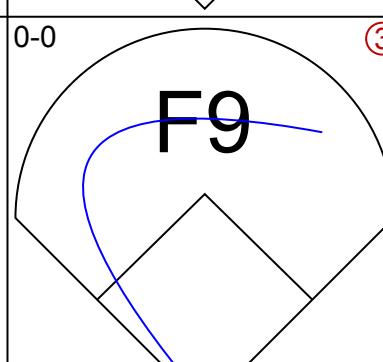
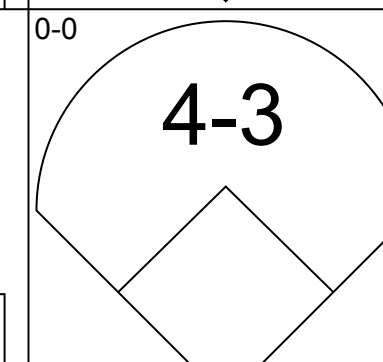
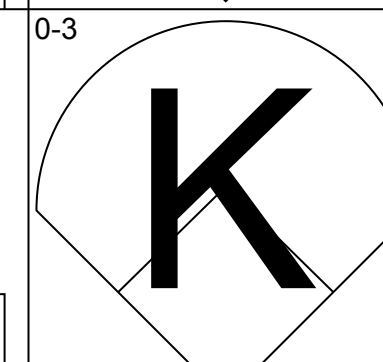
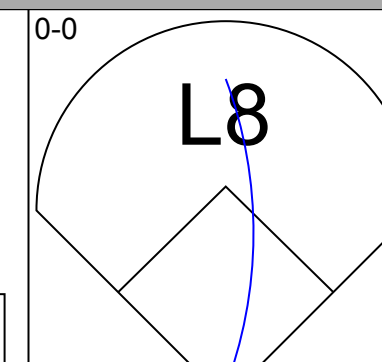
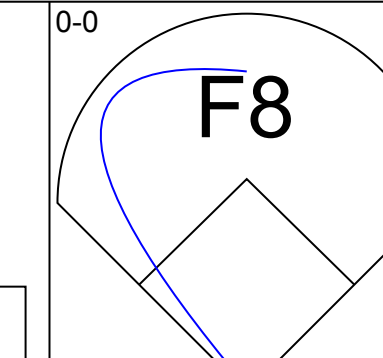
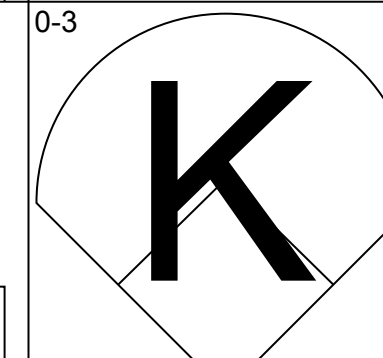
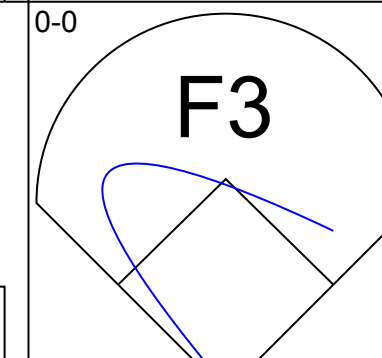
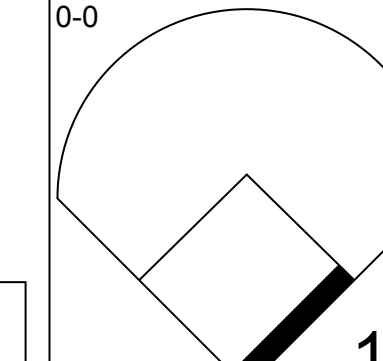
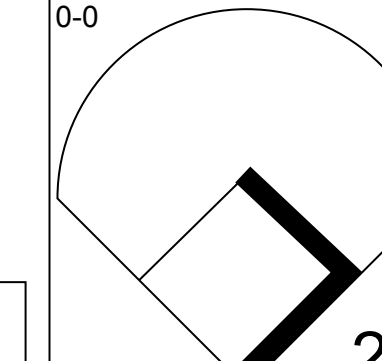
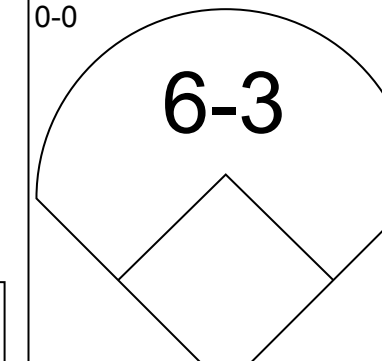
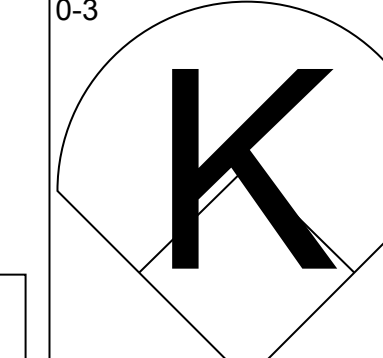
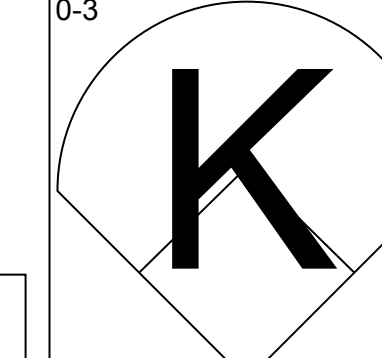
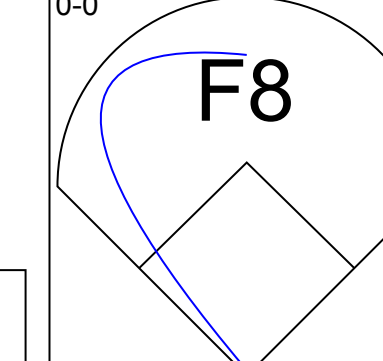
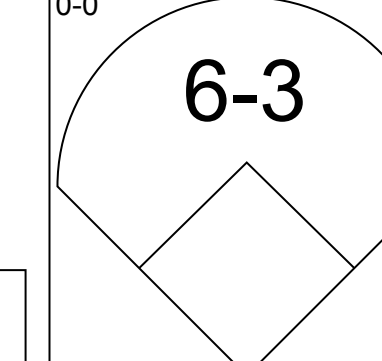
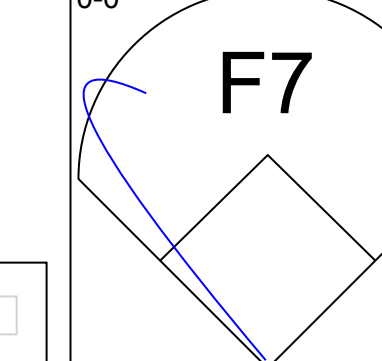
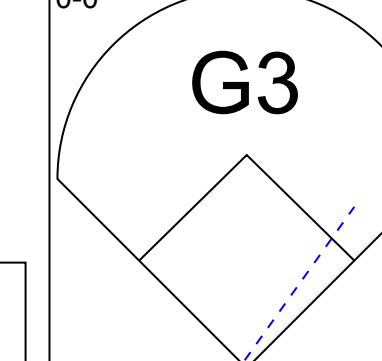
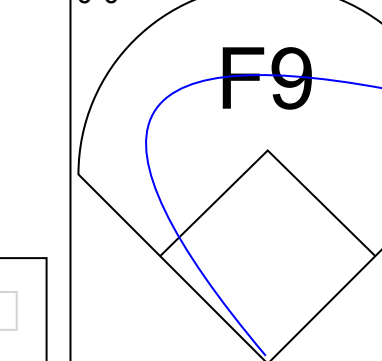
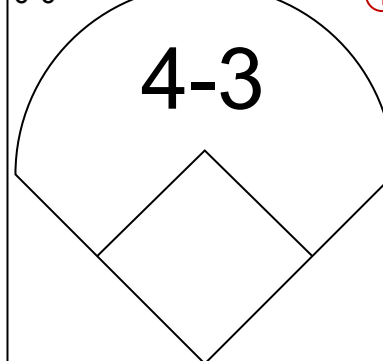


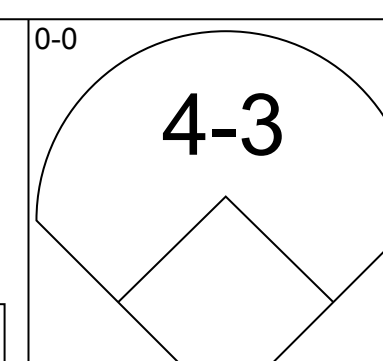
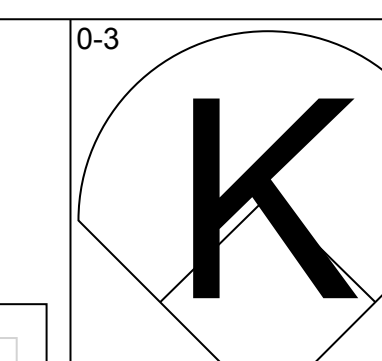
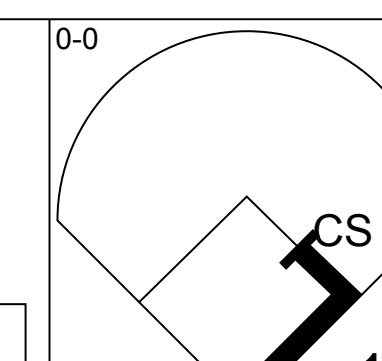

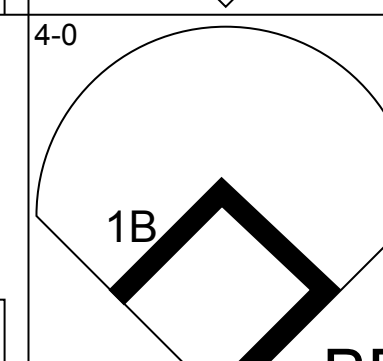
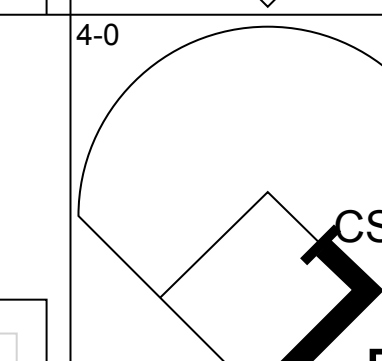
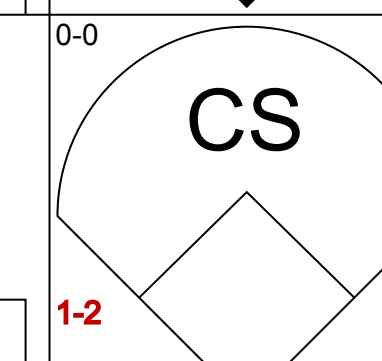
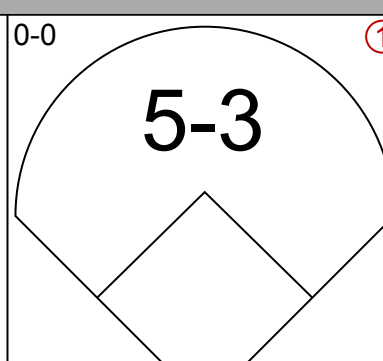
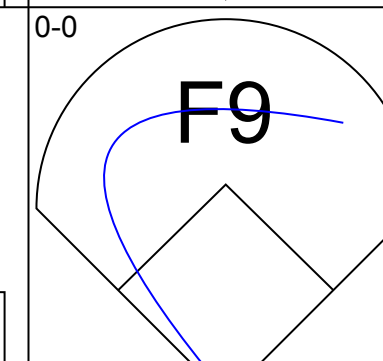
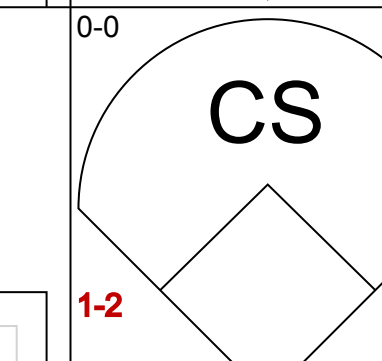
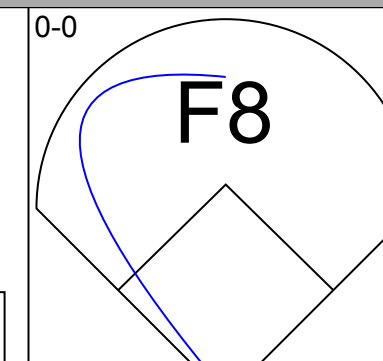
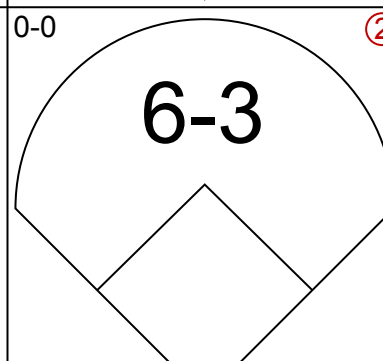
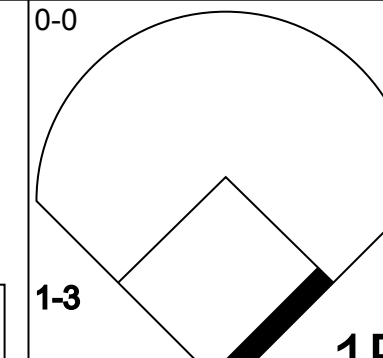
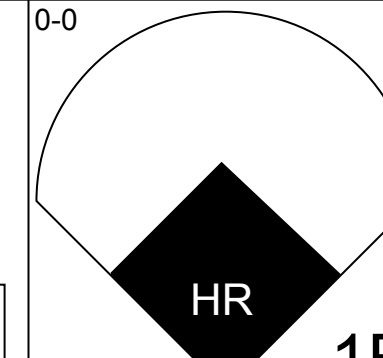
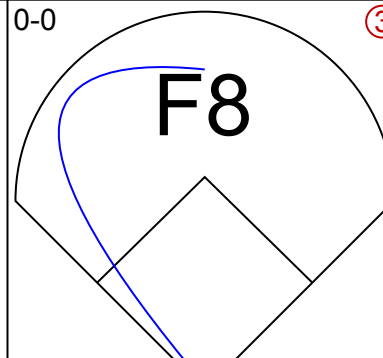
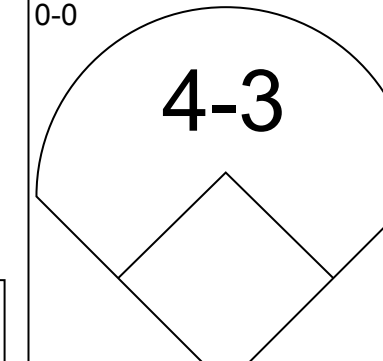
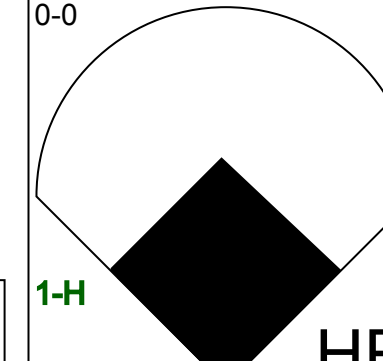
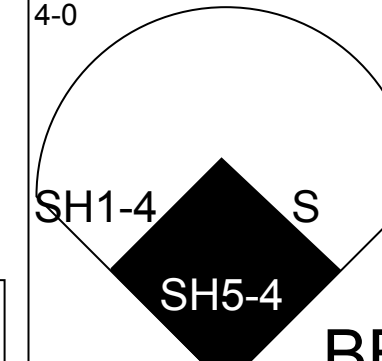
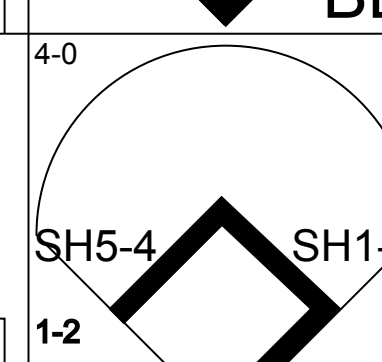
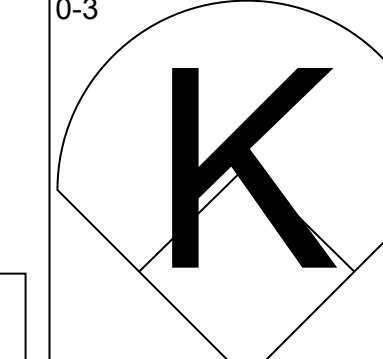
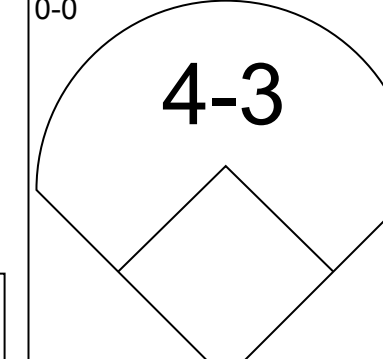
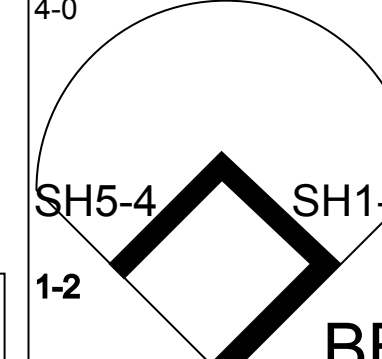
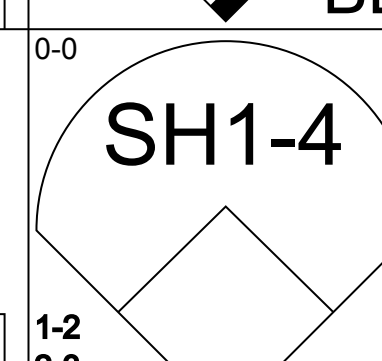
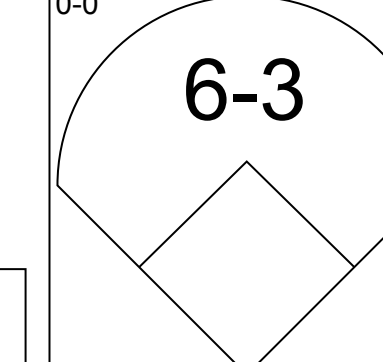
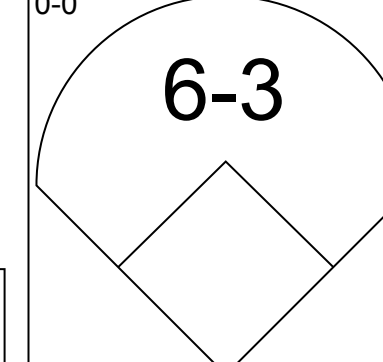
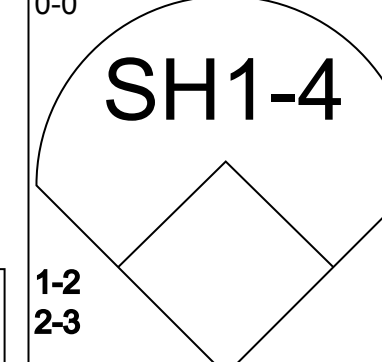
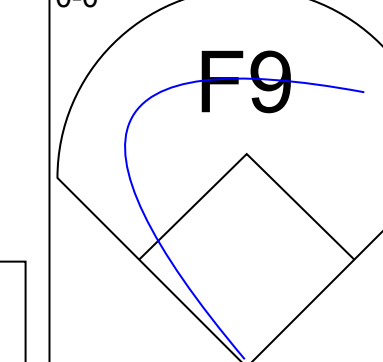
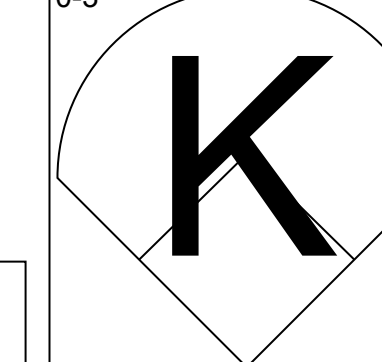
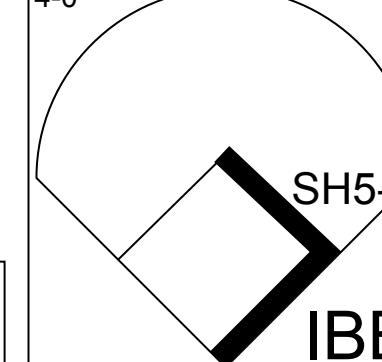
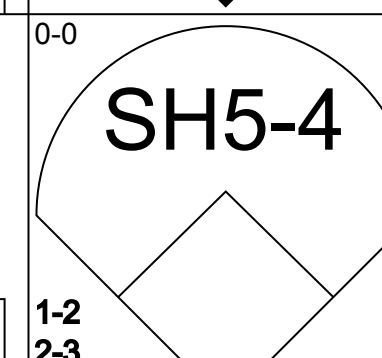
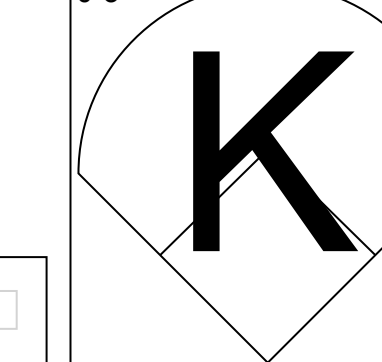
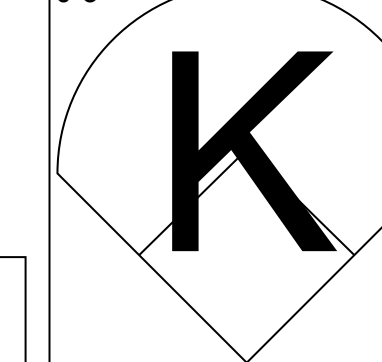
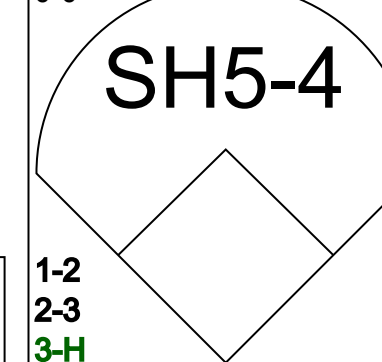
Batter	1	2	3	4	5	6	7	8	9	AB	R	H	RBI	BB	SO	LOB	BOTTOM					
Davey Nelson, R OBP: 0.328, SLG: 0.295	0-0 F8		0-0 6-3		0-0 6-3			0-0 4-3		4	0	0	0	0	0	2						
Toby Harrah, R OBP: 0.321, SLG: 0.339	0-0 5-3		0-0 1-3		0-0 1-3			0-0 F8		4	0	0	0	0	0	0						
Larry Bittner, L OBP: 0.346, SLG: 0.377	0-0 F9		0-0 FC6-4 1B		0-0 4-3			0-0 G3		4	0	1	0	0	0	0						
Dick Billings, R OBP: 0.313, SLG: 0.338		0-3 K		0-3 K			0-0 F9		0-0 4-3	4	0	0	0	0	2	1						
Ted Ford, R OBP: 0.308, SLG: 0.393		4-0 BB		0-0 FC6-4			0-0 6-3			2	0	0	0	1	0	1						
Joe Lovitto, S OBP: 0.293, SLG: 0.259		0-0 6-3		0-0 F1			0-0 3-1			3	0	0	0	0	0	1						
Bill Fahey, L OBP: 0.200, SLG: 0.111		0-0 F9		0-0 4-3			0-0 4-3			3	0	0	0	0	0	1	AB 30					
Vic Harris, S OBP: 0.153, SLG: 0.109			0-0 F4		0-0 F4			0-0 1B		3	0	1	0	0	0	0	RBI 0					
Rich Hand, R OBP: 0.225, SLG: 0.189 Frank Howard, R OBP: 0.337, SLG: 0.336 Elliott Maddox, R OBP: 0.342, SLG: 0.283 Horacio Pina, R OBP: 0.250, SLG: 0.250			0-3 K		0-3 K			0-0 1B		2	0	0	0	0	2	0	BB 1					
Inning Stats	R: 0 E: 0 K: 0 S: 3	H: 0 LOB: 0 BB: 0 P: 3	R: 0 E: 0 K: 1 S: 5	H: 0 LOB: 1 BB: 1 P: 9	R: 0 E: 0 K: 1 S: 5	H: 0 LOB: 0 BB: 0 P: 5	R: 0 E: 0 K: 1 S: 6	H: 1 LOB: 1 BB: 0 P: 6	R: 0 E: 0 K: 0 S: 3	H: 0 LOB: 0 BB: 0 P: 3	R: 0 E: 0 K: 1 S: 5	H: 0 LOB: 0 BB: 0 P: 5	R: 0 E: 0 K: 0 S: 3	H: 0 LOB: 0 BB: 0 P: 3	R: 0 E: 0 K: 0 S: 5	H: 2 LOB: 2 BB: 0 P: 5	R: 0 E: 0 K: 0 S: 3	H: 0 LOB: 0 BB: 0 P: 3	1B: 3 2B: 0 3B: 0 HR: 0	SF: 0 SAC: 0 DP: 0 HBP: 0	WP: 0 PB: 0 SB: 0 CS: 0	PA: 31
PITCHER	IP	WLS	BF	H	R	ER	SO	BB	IBB	HBP	BLK	WP	HR	S	P	ERA	WHIP					
Roger Nelson, R ERA: 1.89	9.0	W	31	3	0	0	4	1	0	0	0	0	0	38	42	0.00	0.444					

Kansas City Royals @ Texas Rangers
Arlington Stadium, Arlington, TX
Fri Aug 11 1972, 8:05 PM EDT
Att: 10,440 - Unknown

AB 30
R 0
H 3
RBI 0
BB 1
SO 4
LOB 6



Batter	1	2	3	4	5	6	7	8	9	AB	R	H	RBI	BB	SO	LOB	TOP		
Paul Schaal, R OBP: 0.299, SLG: 0.299										3	0	0	0	0	1	0	<p>Kansas City Royals @ Texas Rangers Arlington Stadium, Arlington, TX Sat Aug 12 1972, 8:05 PM EDT Att: 6,287 - Unknown</p> <p>AB 23 R 0 H 2 RBI 0 BB 0 SO 5 LOB 5</p> 		
Cookie Rojas, R OBP: 0.337, SLG: 0.361										3	0	0	0	0	0	0			
Amos Otis, R OBP: 0.363, SLG: 0.420										3	0	0	0	0	1	0			
Richie Scheinblum, S OBP: 0.384, SLG: 0.457										3	0	0	0	0	1	0			
Lou Piniella, R OBP: 0.357, SLG: 0.462										3	0	2	0	0	0	0			
John Mayberry, L OBP: 0.362, SLG: 0.418										2	0	0	0	0	2	2			
Jerry May, R OBP: 0.297, SLG: 0.298										2	0	0	0	0	0	2			
Bobby Floyd, R OBP: 0.212, SLG: 0.204										2	0	0	0	0	0	1			
Paul Splitterff, L OBP: 0.226, SLG: 0.264 Ken Wright, R (7, 1)										2	0	0	0	0	0	0			
Inning Stats	R: 0 E: 0 K: 1 S: 5	H: 0 LOB: 0 BB: 0 P: 5	R: 0 E: 0 K: 1 S: 6	H: 1 LOB: 1 BB: 0 P: 6	R: 0 E: 0 K: 2 S: 3	H: 0 LOB: 0 BB: 0 P: 3	R: 0 E: 0 K: 2 S: 7	H: 0 LOB: 0 BB: 0 P: 7	R: 0 E: 0 K: 1 S: 6	H: 1 LOB: 1 BB: 0 P: 6	R: 0 E: 0 K: 0 S: 3	H: 0 LOB: 0 BB: 0 P: 3	R: 0 E: 0 K: 0 S: 3	H: 0 LOB: 0 BB: 0 P: 3	R: 0 E: 0 K: 0 S: 3	H: 0 LOB: 0 BB: 0 P: 3	1B: 1 2B: 1 3B: 0 HR: 0	SF: 0 SAC: 0 DP: 0 HBP: 0	WP: 0 PA: 23 PB: 0 SB: 0 CS: 0
PITCHER Mike Paul, L ERA: 2.06	IP: 7.0 WLS: W BF: 23	H: 2 R: 0 ER: 0 SO: 5	BB: 0 IBB: 0 HBP: 0 BLK: 0	WP: 0 HR: 0 S: 33 P: 33	ERA: 0.00 WHIP: 0.286	PITCHER										IP: WLS: BF: H: R: ER: SO: BB: IBB: HBP: BLK: WP: HR: S: P: ERA: WHIP			

Batter	1	2	3	4	5	6	7	8	9	AB	R	H	RBI	BB	SO	LOB	BOTTOM		
Davey Nelson, R OBP: 0.328, SLG: 0.296										4	0	1	0	0	1	3	<p>Kansas City Royals @ Texas Rangers Arlington Stadium, Arlington, TX Sat Aug 12 1972, 8:05 PM EDT Att: 6,287 - Unknown</p> <p>AB 21 R 3 H 4 RBI 3 BB 5 SO 5 LOB 6</p> 		
Toby Harrah, R OBP: 0.324, SLG: 0.338										1	0	0	0	2	0	0			
Ted Ford, R OBP: 0.305, SLG: 0.388										3	0	0	0	0	0	1			
Dick Billings, R OBP: 0.315, SLG: 0.341										3	1	2	0	0	0	0			
Frank Howard, R OBP: 0.341, SLG: 0.351 Elliott Maddox, R (7, PR)										2	1	1	2	1	0	2			
Larry Bittner, L OBP: 0.346, SLG: 0.373										2	0	0	0	1	1	0			
Joe Lovitto, S OBP: 0.291, SLG: 0.257										2	0	0	0	0	0	0			
Vic Harris, S OBP: 0.161, SLG: 0.105										2	0	0	0	1	1	0			
Mike Paul, L OBP: 0.148, SLG: 0.154										2	0	0	1	0	2	0			
Inning Stats	R: 0 E: 0 K: 0 S: 4	H: 1 LOB: 2 BB: 1 P: 8	R: 0 E: 0 K: 1 S: 5	H: 0 LOB: 0 BB: 0 P: 5	R: 0 E: 0 K: 2 S: 6	H: 0 LOB: 0 BB: 1 P: 10	R: 2 E: 0 K: 0 S: 5	H: 2 LOB: 0 BB: 0 P: 5	R: 0 E: 0 K: 0 S: 3	H: 0 LOB: 0 BB: 0 P: 3	R: 1 E: 0 K: 0 S: 2	H: 0 LOB: 3 BB: 3 P: 14	R: 1 E: 0 K: 0 S: 2	H: 0 LOB: 3 BB: 3 P: 14	R: 1 E: 0 K: 0 S: 2	H: 0 LOB: 3 BB: 3 P: 14	1B: 3 2B: 0 3B: 0 HR: 1	SF: 0 SAC: 2 DP: 0 HBP: 0	WP: 0 PA: 30 PB: 0 SB: 1 CS: 2
PITCHER Paul Splitterff, L ERA: 3.33 Ken Wright, R ERA: 3.66	IP: 6.2 WLS: L BF: 27	H: 4 R: 3 ER: 3 SO: 5	BB: 4 IBB: 1 HBP: 0 BLK: 0	WP: 0 HR: 1 S: 32 P: 52	ERA: 4.05 WHIP: 1.200	PITCHER										IP: WLS: BF: H: R: ER: SO: BB: IBB: HBP: BLK: WP: HR: S: P: ERA: WHIP			

Batter	1	2	3	4	5	6	7	8	9	AB	R	H	RBI	BB	SO	LOB	TOP					
Cookie Rojas, R OBP: 0.338, SLG: 0.358 (1, 4)	6-3	BB FC BB		6-3		K		1-2 HR BB		3	1	0	0	2	1	2	Kansas City Royals @ Texas Rangers Arlington Stadium, Arlington, TX Sun Aug 13 1972, 8:05 PM EDT Att: 5,598 - Unknown					
Amos Otis, R OBP: 0.364, SLG: 0.427 (1, 8)	1B	FC BB			6-3	G1-6-3		1-H 2-H HR		5	1	2	3	0	0	4						
Richie Scheinblum, S OBP: 0.387, SLG: 0.456 (1, 9)	BB	BB						F9	F5	4	0	2	1	1	0	0						
John Mayberry, L OBP: 0.361, SLG: 0.414 Jerry May, R OBP: 0.294, SLG: 0.295 (1, 3)	BB							E5	4-3	3	0	0	0	1	0	4						
Lou Piniella, R OBP: 0.357, SLG: 0.461 (1, 7)	F4							K	3-1	5	0	2	0	0	1	4						
Ed Kirkpatrick, L OBP: 0.380, SLG: 0.418 (1, 2)	F4							F8	1-3	4	0	0	0	1	0	5						
Paul Schaal, R OBP: 0.300, SLG: 0.300 Gail Hopkins, L OBP: 0.283, SLG: 0.241 Bobby Knoop, R OBP: 0.319, SLG: 0.270 (1, 5)		FC BB 1-3		G1-6-3	L4			1-3		2	1	1	0	0	0	1						
Bobby Floyd, R OBP: 0.260, SLG: 0.260 Joe Kocuguz, R OBP: 0.260, SLG: 0.260 Ken Wright, R OBP: 0.260, SLG: 0.260 Steve Hovley, L OBP: 0.317, SLG: 0.357 Tom Burgmeier, L OBP: 0.306, SLG: 0.364 Ted Abernathy, R OBP: 0.260, SLG: 0.260 Norm Angelini, L OBP: 0.260, SLG: 0.260 (1, 6)	1-3				L6			1B HBP	FC5-4 BB	2	0	0	0	0	0	1						
Dick Drago, R OBP: 0.155, SLG: 0.058 Al Fitzmorris, S OBP: 0.320, SLG: 0.190 Carl Taylor, R OBP: 0.304, SLG: 0.300 (1, 1)		K			F9			FC5-4 BB		0	0	0	0	0	0	1						
Inning Stats	R: 0 E: 0 K: 0 S: 5	H: 2 LOB: 3 BB: 1 P: 9	R: 1 E: 0 K: 1 S: 7	H: 1 LOB: 3 BB: 2 P: 15	R: 0 E: 0 K: 0 S: 3	H: 1 LOB: 0 BB: 0 P: 3	R: 0 E: 0 K: 0 S: 3	H: 0 LOB: 0 BB: 0 P: 3	R: 0 E: 0 K: 1 S: 5	H: 2 LOB: 3 BB: 1 P: 9	R: 0 E: 0 K: 1 S: 6	H: 1 LOB: 1 BB: 0 P: 6	R: 0 E: 1 K: 1 S: 6	H: 0 LOB: 0 BB: 0 P: 6	R: 3 E: 0 K: 0 S: 4	H: 1 LOB: 2 BB: 12		R: 0 E: 0 K: 0 S: 3	H: 0 LOB: 0 BB: 3	1B: 7 2B: 0 3B: 0 HR: 1	SF: 0 SAC: 0 DP: 2 HBP: 1	WP: 0 PB: 0 SB: 0 CS: 0
PITCHER	IP WLS BF H R ER SO BB IBB HBP BLK WP HR S P ERA WHIP																					
Dick Bosman, R ERA: 4.07 Horacio Pina, R ERA: 2.76 (1, 1)	5.0 W 25 6 1 1 1 4 0 0 0 0 0 0 23 39 1.80 2.000																					
Horacio Pina, R ERA: 2.76 (6, 1)	4.0 S 17 2 3 3 2 2 0 1 0 0 1 18 27 6.75 1.000																					
Batter	1	2	3	4	5	6	7	8	9	AB	R	H	RBI	BB	SO	LOB	BOTTOM					
Elliott Maddox, R OBP: 0.346, SLG: 0.281 (1, 8)	5-3							FC6-4 BB		2	2	0	1	2	0	1	Kansas City Royals @ Texas Rangers Arlington Stadium, Arlington, TX Sun Aug 13 1972, 8:05 PM EDT Att: 5,598 - Unknown					
Toby Harrah, R OBP: 0.325, SLG: 0.337 (1, 6)	F6							2B BB	2B BB	4	2	1	0	1	1	3						
Larry Bittner, L OBP: 0.351, SLG: 0.393 (1, 7)	4-3							SF9	2B	4	2	3	2	0	0	0						
Dick Billings, R OBP: 0.322, SLG: 0.354 (1, 2)								HR 1B	1B 2B	5	3	4	5	0	1	1						
Frank Howard, R OBP: 0.346, SLG: 0.367 Joe Lovitto, S OBP: 0.291, SLG: 0.257 (1, 3)								HR	1B 2B	4	1	2	2	1	0	1						
Ted Ford, R OBP: 0.308, SLG: 0.390 Tom Grieve, R OBP: 0.234, SLG: 0.236 (1, 9)								1-H HR	1B BB	0	0	0	0	0	0	0						
Jim Mason, L OBP: 0.286, SLG: 0.200 (1, 5)								L7-4-3 1B	1B	4	0	2	0	0	2	2						
Vic Harris, S OBP: 0.167, SLG: 0.115 (1, 4)								L7-4-3 1B	1B	1	1	1	1	0	0	0						
Dick Bosman, R OBP: 0.086, SLG: 0.114 Horacio Pina, R OBP: 0.333, SLG: 0.200 (1, 1)								L7-4-3 1B	1B	2	0	1	0	0	1	2						
Inning Stats	R: 0 E: 0 K: 0 S: 3	H: 0 LOB: 0 BB: 0 P: 3	R: 2 E: 0 K: 0 S: 5	H: 3 LOB: 0 BB: 0 P: 5	R: 0 E: 0 K: 0 S: 2	H: 1 LOB: 1 BB: 1 P: 6	R: 2 E: 0 K: 2 S: 11	H: 4 LOB: 2 BB: 0 P: 11	R: 0 E: 0 K: 2 S: 7	H: 1 LOB: 1 BB: 0 P: 8	R: 0 E: 0 K: 1 S: 5	H: 0 LOB: 0 BB: 0 P: 5	R: 3 E: 0 K: 0 S: 5	H: 2 LOB: 1 BB: 2 P: 13	R: 6 E: 1 K: 2 S: 13	H: 6 LOB: 2 BB: 2 P: 21		R: 0 E: 0 K: 0 S: 3	H: 0 LOB: 0 BB: 0	1B: 10 2B: 7 3B: 1 HR: 1	SF: 1 SAC: 0 DP: 1 HBP: 1	WP: 1 PB: 0 SB: 0 CS: 1
PITCHER	IP WLS BF H R ER SO BB IBB HBP BLK WP HR S P ERA WHIP																					
Dick Drago, R ERA: 3.03 Al Fitzmorris, R ERA: 3.32 Ken Wright, R ERA: 4.91 Tom Burgmeier, L ERA: 3.74 Ted Abernathy, R ERA: 1.55 (1, 1)	3.0 L 14 7 4 4 4 0 0 0 0 0 0 15 16 0.00 1.000																					
Ken Wright, R ERA: 4.91 (6, 1)	2.0 10 2 3 3 1 2 0 0 0 1 0 10 18 13.50 2.000																					
Tom Burgmeier, L ERA: 3.74 Ted Abernathy, R ERA: 1.55 (8, 1)	0.2 7 4 6 6 1 1 0 0 0 0 0 8 12 81.00 7.500																					
Ted Abernathy, R ERA: 1.55 (8, 1)	0.0 3 2 0 0 0 1 0 0 0 0 0 2 6 ∞ ∞																					
Norm Angelini, L ERA: 1.89 (8, 1)	0.1 1 0 0 0 0 0 0 0 0 0 0 1 1 0.00 0.000																					

Batter	1	2	3	4	5	6	7	8	9	AB	R	H	RBI	BB	SO	LOB	TOP					
Tommy Harper, R OBP: 0.354, SLG: 0.411 (1, 8)	F9			1-6-3			F9		1B	4	0	1	0	1	0	1						
Luis Aparicio, R OBP: 0.309, SLG: 0.346 (1, 6)	K		F9			L3	5-3		1B	5	0	1	0	0	1	3						
Carl Yastrzemski, L OBP: 0.345, SLG: 0.317 (1, 7)						F6			L6	4	1	2	0	1	0	2						
Reggie Smith, S OBP: 0.362, SLG: 0.467 (1, 9)									F6	4	2	3	3	1	0	2						
Rico Petrocelli, R OBP: 0.338, SLG: 0.393 (1, 5)									F8	4	0	0	0	0	1	4						
Carlton Fisk, R OBP: 0.372, SLG: 0.590 (1, 2)										4	0	3	0	0	1	1						
Danny Cater, R OBP: 0.279, SLG: 0.389 (1, 3)										3	0	0	0	1	1	2						
John Kennedy, R OBP: 0.318, SLG: 0.352 (1, 4)										4	0	0	0	0	1	4						
John Curtis, L OBP: 0.125, SLG: 0.103 (1, 1)										4	0	0	0	0	1	3						
Inning Stats	R: 0 E: 0 K: 1 S: 5	H: 0 LOB: 2 BB: 2 P: 13	R: 0 E: 0 K: 1 S: 6	H: 1 LOB: 3 BB: 2 P: 14	R: 0 E: 0 K: 1 S: 6	H: 2 LOB: 1 BB: 0 P: 6	R: 0 E: 1 K: 0 S: 4	H: 0 LOB: 1 BB: 0 P: 4	R: 1 E: 0 K: 1 S: 6	H: 1 LOB: 0 BB: 0 P: 6	R: 0 E: 0 K: 0 S: 3	H: 1 LOB: 0 BB: 0 P: 3	R: 0 E: 0 K: 0 S: 3	H: 0 LOB: 0 BB: 0 P: 3	R: 2 E: 0 K: 1 S: 8	H: 3 LOB: 1 BB: 0 P: 8	R: 0 E: 0 K: 1 S: 7	H: 2 LOB: 2 BB: 0 P: 7	1B: 8 2B: 0 3B: 0 HR: 2	SF: 0 SAC: 0 DP: 2 HBP: 0	WP: 0 PB: 0 SB: 0 CS: 0	PA: 40
PITCHER	IP	WLS	BF	H	R	ER	SO	BB	IBB	HBP	BLK	WP	HR	S	P	ERA	WHIP					
Don Stanhouse, R ERA: 3.78 (1, 1)	7.0	L	31	7	3	3	4	4	0	0	0	0	2	35	51	3.86	1.571					
Casey Cox, R ERA: 4.03 (8, 1)	1.0		4	1	0	0	1	0	0	0	0	0	0	6	6	0.00	1.000					
Paul Lindblad, L ERA: 1.86 (9, 1)	1.0		5	2	0	0	1	0	0	0	0	0	0	7	7	0.00	2.000					

Boston Red Sox @ Texas Rangers
Arlington Stadium, Arlington, TX
Tue Aug 15 1972, 8:05 PM EDT
Att: 6,822 - Unknown

AB 36
R 3
H 10
RBI 3
BB 4
SO 6
LOB 22



Batter	1	2	3	4	5	6	7	8	9	AB	R	H	RBI	BB	SO	LOB	BOTTOM					
Elliott Maddox, R OBP: 0.345, SLG: 0.278 (1, 8)	K					K2-4-2		FC6-4		3	0	0	0	1	2	3						
Davey Nelson, R OBP: 0.325, SLG: 0.293 (1, 5)	6-3		F9			F9			5-3	4	0	0	0	0	0	2						
Larry Bittner, L OBP: 0.349, SLG: 0.388 (1, 7)	F6					F4			F7	3	0	0	0	1	0	0						
Dick Billings, R OBP: 0.321, SLG: 0.353 (1, 2)			F4			K			F3	4	0	1	0	0	1	1						
Frank Howard, R OBP: 0.341, SLG: 0.361 (1, 3)			6-3			K			1B	4	0	0	0	0	1	2						
Ted Ford, R OBP: 0.307, SLG: 0.389 (1, 9)			F4							1	0	0	0	0	0	0						
Tom Grieve, R OBP: 0.228, SLG: 0.230 (5, 9)						6-3			1-3	2	0	0	0	0	0	0						
Jim Mason, L OBP: 0.290, SLG: 0.214 (1, 6)						1-3				3	0	1	0	0	1	0						
Vic Harris, S OBP: 0.188, SLG: 0.113 (1, 4)									5-3	1	0	0	0	2	0	0						
Don Stanhouse, R OBP: 0.211, SLG: 0.222 (1, 1)										2	0	1	0	0	0	1						
Casey Cox, R (8, 1)										0	0	0	0	0	0	0						
Joe Lovitto, S OBP: 0.290, SLG: 0.256 (6, PH)										1	0	0	0	0	0	2						
Paul Lindblad, L OBP: 0.250, SLG: 0.250 (9, 1)										0	0	0	0	0	0	0						
Inning Stats	R: 0 E: 0 K: 1 S: 5	H: 0 LOB: 0 BB: 0 P: 5	R: 0 E: 0 K: 0 S: 3	H: 0 LOB: 0 BB: 0 P: 3	R: 0 E: 0 K: 1 S: 5	H: 0 LOB: 2 BB: 2 P: 13	R: 0 E: 0 K: 2 S: 7	H: 0 LOB: 0 BB: 0 P: 7	R: 0 E: 0 K: 0 S: 3	H: 0 LOB: 0 BB: 0 P: 3	R: 0 E: 0 K: 1 S: 5	H: 1 LOB: 0 BB: 0 P: 5	R: 0 E: 0 K: 0 S: 2	H: 0 LOB: 0 BB: 1 P: 6	R: 0 E: 0 K: 0 S: 4	H: 1 LOB: 2 BB: 1 P: 8	R: 0 E: 0 K: 0 S: 4	H: 1 LOB: 1 BB: 0 P: 4	1B: 3 2B: 1 3B: 0 HR: 0	SF: 0 SAC: 0 DP: 2 HBP: 0	WP: 0 PB: 0 SB: 2 CS: 0	PA: 32
PITCHER	IP	WLS	BF	H	R	ER	SO	BB	IBB	HBP	BLK	WP	HR	S	P	ERA	WHIP					
John Curtis, L ERA: 3.95 (1, 1)	9.0	W	32	3	0	0	5	4	0	0	0	0	0	38	54	0.00	0.778					

Boston Red Sox @ Texas Rangers
Arlington Stadium, Arlington, TX
Tue Aug 15 1972, 8:05 PM EDT
Att: 6,822 - Unknown

AB 28
R 0
H 3
RBI 0
BB 4
SO 5
LOB 11



Batter	1	2	3	4	5	6	7	8	9	10	AB	R	H	RBI	BB	SO	LOB	TOP								
Tommy Harper, R OBP: 0.353, SLG: 0.407	(1,8) 4-0 K2-4-2 BB		(0,3) 0-3 K		(0,3) 0-3 K		(0,0) 0-0 F8	(4,0) 1-2 FC6-4 BB		(0,0) 0-0 F8	4	0	0	0	2	2	4									
Luis Aparicio, R OBP: 0.307, SLG: 0.341	(1,6) 0-3 K2-4-2 1-2f		(0,0) 0-0 4-3		(4,0) 0-0 BB HR BB		(0,0) 0-0 F4	(0,0) 0-0 FC6-4 1-2f			4	1	0	0	1	1	5									
Carl Yastrzemski, L OBP: 0.346, SLG: 0.327	(1,7) 0-0 3-1			(0,3) 0-3 K	(4,0) 0-0 HR BB		(0,0) 0-0 HR		(0,0) 0-0 4-3		4	2	1	2	1	1	0									
Reggie Smith, S OBP: 0.365, SLG: 0.481		(0,0) 0-0 F8		(0,0) 0-0 FC6-4 1B	(0,0) 0-0 HR		(0,0) 0-0 F8		(0,0) 0-0 F9 2B		5	1	3	4	0	0	0									
Rico Petrocelli, R OBP: 0.341, SLG: 0.392		(0,0) 0-0 F7		(0,3) 0-3 K	(4,0) 0-0 BB			(0,0) 0-0 E 1B SF7 1B	(4,0) 0-0 IBB		3	1	1	0	2	1	1									
Carlton Fisk, R OBP: 0.369, SLG: 0.584		(0,0) 0-0 L7		(0,0) 0-0 FC6-4 1-2f	(0,0) 0-0 F9			(0,0) 0-0 E9 1B SF7 1B	(0,0) 0-0 F9		5	1	1	0	0	0	4									
Danny Cater, R OBP: 0.278, SLG: 0.387			(0,0) 0-0 E3 FC1-6		(0,0) 0-0 2B BB 1B	(0,0) 0-0 6-3		(0,0) 0-0 SF7	(0,3) 0-3 K		4	1	1	1	0	1	2									
John Kennedy, R OBP: 0.320, SLG: 0.360			(0,0) 0-0 FC1-6 E FC6 1-2f		(0,0) 0-0 BB HR 2B	(0,3) 0-3 K		(0,0) 0-0 BB 1B		(0,0) 0-0 B1-3	5	1	2	0	0	1	1									
Lynn McLathren, L OBP: 0.288, SLG: 0.311			(0,0) 0-0 FC6		(0,3) 0-3 K	(0,0) 0-0 L7		(0,0) 0-0 SF7 3-H		(0,0) 0-0 P7	3	0	0	0	0	0	0									
Inning Stats	R: 0 E: 0 K: 1 S: 4	H: 0 LOB: 0 BB: 1 P: 8	R: 0 E: 0 K: 0 S: 3	H: 0 LOB: 0 BB: 0 P: 3	R: 0 E: 2 K: 1 S: 7	H: 0 LOB: 2 BB: 0 P: 7	R: 0 E: 0 K: 2 S: 8	H: 1 LOB: 1 BB: 0 P: 8	R: 5 E: 0 K: 2 S: 10	H: 3 LOB: 1 BB: 3 P: 22	R: 0 E: 0 K: 1 S: 5	H: 0 LOB: 0 BB: 0 P: 5	R: 1 E: 0 K: 0 S: 4	H: 1 LOB: 0 BB: 0 P: 4	R: 2 E: 1 K: 0 S: 6	H: 3 LOB: 2 BB: 1 P: 10	R: 0 E: 0 K: 1 S: 6	H: 1 LOB: 2 BB: 1 P: 10	R: 0 E: 0 K: 0 S: 3	H: 0 LOB: 0 BB: 0 P: 3	1B: 5 2B: 3 3B: 0 HR: 2	SF: 2 SAC: 0 DP: 1 HBP: 0	WP: 0 PB: 0 SB: 0 CS: 0	PA: 46		
PITCHER	IP 5.0	WLS 24	BF 4	H 5	R 5	ER 5	SO 6	BB 4	IBB 0	HBP 0	BLK 0	WP 0	HR 1	S 32	P 48	ERA 9.00	WHIP 1.600									
Rich Hand, R ERA: 2.66	(1,1)																									
Jim Panther, R ERA: 4.5	(6,1)																									
Horacio Pina, R ERA: 2.89	(8,1)																									
Paul Lindblad, L ERA: 1.85	(8,1)																									
Casey Cox, R ERA: 3.92	(8,1)																									

Boston Red Sox @ Texas Rangers
Arlington Stadium, Arlington, TX
Wed Aug 16 1972, 8:05 PM EDT
Att: 8,020 - Unknown

AB 38
R 8
H 9
RBI 8
BB 6
SO 8
LOB 20



Batter	1	2	3	4	5	6	7	8	9	10	AB	R	H	RBI	BB	SO	LOB	BOTTOM								
Elliott Maddox, R OBP: 0.352, SLG: 0.281	(1,8) 0-0 E 1-3 1B	(0,0) 0-0 CS 1B		(0,0) 0-0 F8		(0,0) 0-0 1B BB	(4,0) 1-2 2-3 3-H	(4,0) 1-2 2-3 3-H		(0,0) 0-0 L9	4	2	2	1	2	0	2									
Jim Mason, L OBP: 0.265, SLG: 0.194	(1,6) 0-0 1-3			(0,0) 0-0 4-3		(0,0) 0-0 SF8		(4,0) 1-2 2-3 3-H		(0,3) 0-3 K	3	0	0	0	0	1	3									
Ted Ford, R OBP: 0.306, SLG: 0.389	(6,PH)										0	0	0	1	0	0	0									
Tom Ragland, R	(7,6)										1	0	0	1	1	1	1									
Larry Blittner, L OBP: 0.349, SLG: 0.381	(1,9) 4-0 E BB		(0,0) 0-0 F7		(0,0) 0-0 F7	(0,0) 0-0 1B BB	(4,0) 1-2 2-3 3-H	(4,0) 1-2 2-3 3-H		(0,0) 0-0 4-3	4	1	0	0	2	0	3									
Dick Billings, R OBP: 0.322, SLG: 0.353	(1,7) 0-3 K		(0,0) 0-0 F9		(0,0) 0-0 6-3	(0,0) 0-0 1B BB	(4,0) 1-2 2-3 3-H	(4,0) 1-2 2-3 3-H		(0,0) 0-0 5-3	6	0	2	2	0	1	2									
Frank Howard, R OBP: 0.349, SLG: 0.369	(1,3)		(0,0) 0-0 E7		(4,0) 0-0 BB BB	(0,0) 0-0 1B		(4,0) 0-0 1B		(0,0) 0-0 1B	3	1	2	1	2	0	1									
Davey Nelson, R OBP: 0.325, SLG: 0.293	(8,PR)										0	0	0	0	0	0	0									
Joe Lovitto, S OBP: 0.290, SLG: 0.256	(9,9)										0	0	0	0	0	0	0									
Tom Grieve, R OBP: 0.238, SLG: 0.280	(9,9)		(1,3) 1-3 2-H		(0,0) 0-0 1B 2B	(0,0) 0-0 1B	(4,0) 1-3 2-H	(4,0) 1-2 2-3 3-H		(0,0) 0-0 HR	1	1	1	1	0	0	0									
Dalton Jones, L OBP: 0.194, SLG: 0.238	(1,5) 4-0 BB		(0,0) 0-0 1B		(0,0) 0-0 4-3		(0,0) 0-0 E SH1-4 BB 1B	(4,0) 1-2 2-3 3-H		(0,0) 0-0 F6	4	1	2	1	1	0	3									
Bill Fahey, L OBP: 0.205, SLG: 0.103	(1,2) 0-0 6-3		(0,3) 0-3 K		(0,0) 0-0 FC1-5 E BB	(0,0) 0-0 SH1-4	(4,0) 1-2 2-3 3-H	(4,0) 1-2 2-3 3-H		(0,0) 0-0 L6-4	3	0	0	0	1	1	6									
Vic Harris, S OBP: 0.189, SLG: 0.119	(1,4)		(0,3) 0-3 K		(0,0) 0-0 FC2-6 1B	(0,0) 0-0 FC4 BB FC1-5 SF8	(0,0) 0-0 E4 BB S		(0,0) 0-0 B1-3	5	1	1	0	0	1	2										
Rich Hand, R OBP: 0.238, SLG: 0.256	(1,1)										2	1	1	0	0	0	1									
Jim Panther, R ERA: 4.48	(6,1)										1	1	0	0	0	0	2									
Mary Martinez, S ERA: 4.48	(7,PH)										1	0	0	0	0	0	2									
Horacio Pina, R OBP: 0.290, SLG: 0.250	(8,1)										0	0	0	0	0	0	0									
Paul Lindblad, L OBP: 0.290, SLG: 0.250	(8,1)										0	0	0	0	0	0	0									
Casey Cox, R OBP: 0.238, SLG: 0.111	(8,1)										1	0	1	0	0	0	0									
Inning Stats	R: 1 E: 1 K: 1 S: 7	H: 1 LOB: 3 BB: 2 P: 15	R: 1 E: 0 K: 2 S: 8	H: 2 LOB: 0 BB: 0 P: 8	R: 1 E: 0 K: 1 S: 7	H: 2 LOB: 1 BB: 0 P: 7	R: 0 E: 0 K: 0 S: 4	H: 1 LOB: 1 BB: 0 P: 4	R: 0 E: 0 K: 0 S: 3	H: 0 LOB: 1 BB: 1 P: 7	R: 4 E: 1 K: 0 S: 5	H: 2 LOB: 2 BB: 3 P: 17	R: 1 E: 1 K: 0 S: 5	H: 1 LOB: 3 BB: 2 P: 13	R: 0 E: 0 K: 0 S: 3	H: 1 LOB: 1 BB: 1 P: 7	R: 0 E: 0 K: 1 S: 6	H: 1 LOB: 1 BB: 0 P: 6	R: 1 E: 0 K: 0 S: 3	H: 1 LOB: 0 BB: 0 P: 3	1B: 9 2B: 2 3B: 1 HR: 1	SF: 1 SAC: 1 DP: 1 HBP: 0	WP: 0 PB: 0 SB: 2 CS: 1	PA: 50		
PITCHER	IP 5.1	WLS 28	BF 6	H 6	R 6	ER 3	SO 4	BB 5	IBB 0	HBP 0	BLK 0	WP 0	HR 0	S 31	P 51	ERA 5.06	WHIP 2.062									
Lynn McGlothen, R ERA: 2.62	(1,1)																									
Gary Peters, L ERA: 4.48	(6,1)																									
Luis Tiant, R ERA: 2.95	(6,1)																									
Bill Lee, L ERA: 4.22	(7,1)																									
Don Newhauser, R ERA: 2.89	(8,1)																									

Boston Red Sox @ Texas Rangers
Arlington Stadium, Arlington, TX
Wed Aug 16 1972, 8:05 PM EDT
Att: 8,020 - Unknown

AB 39
R 9
H 12
RBI 8
BB 9
SO 5
LOB 28



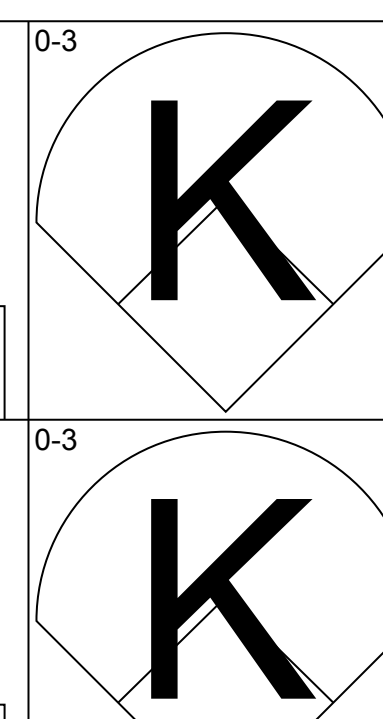
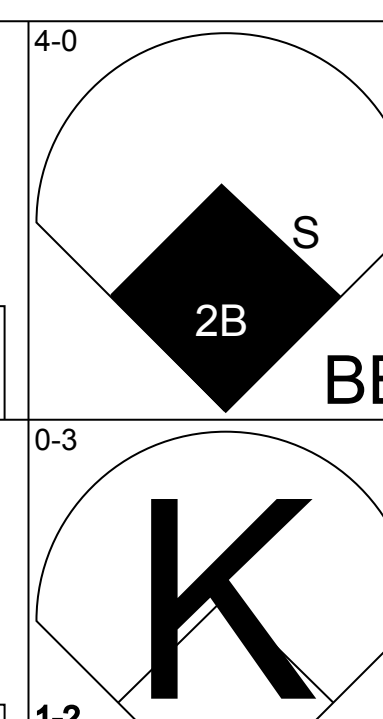
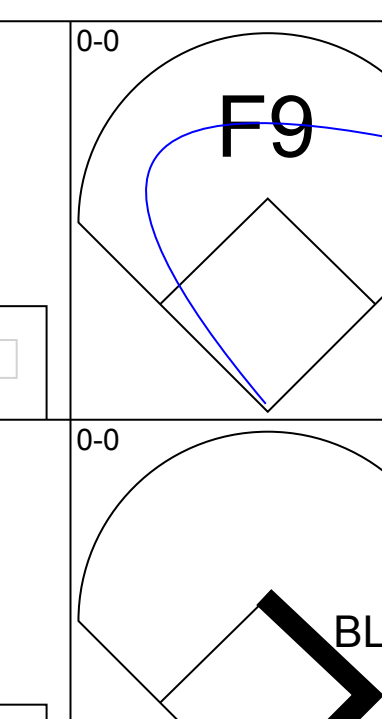
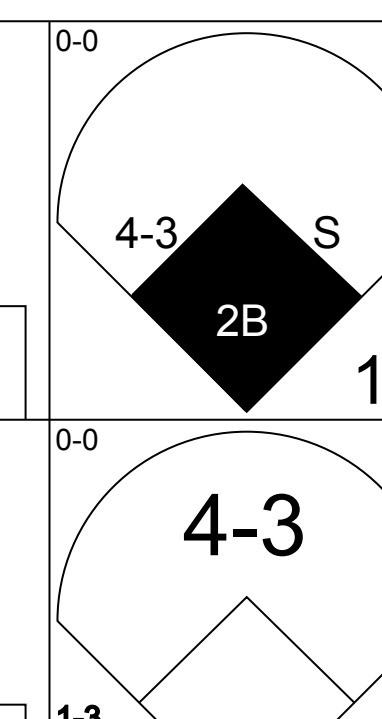
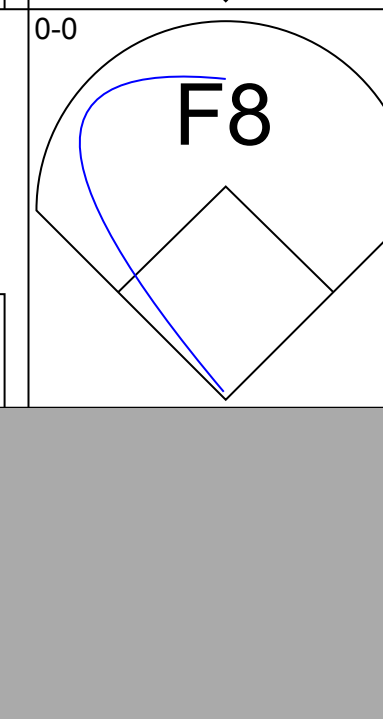
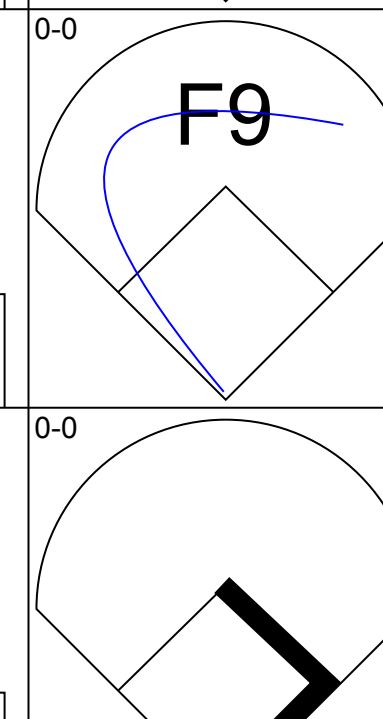
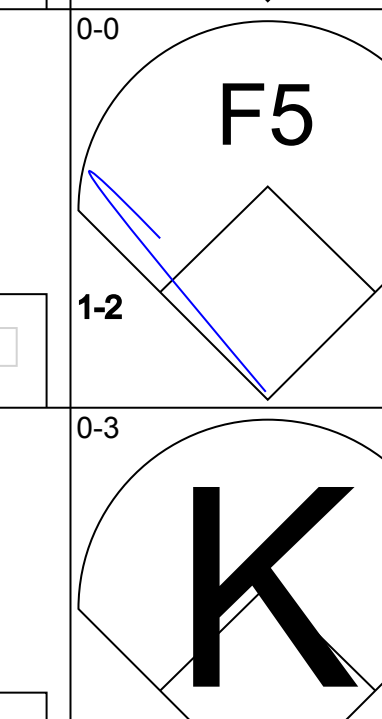
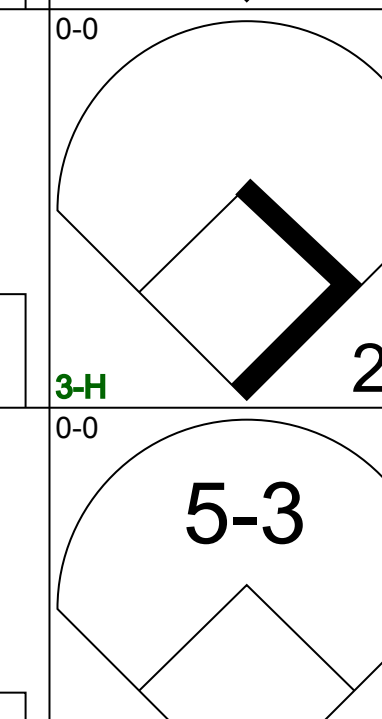

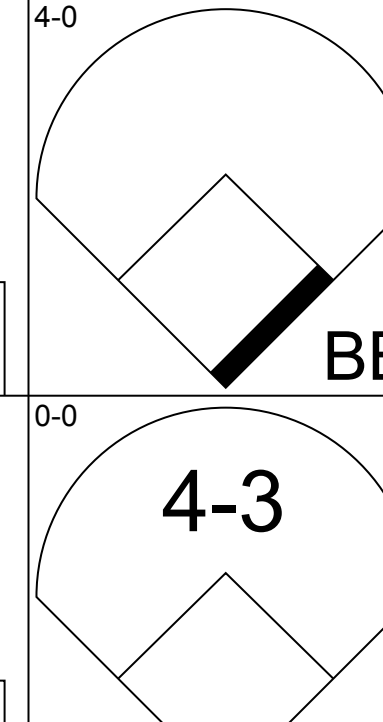


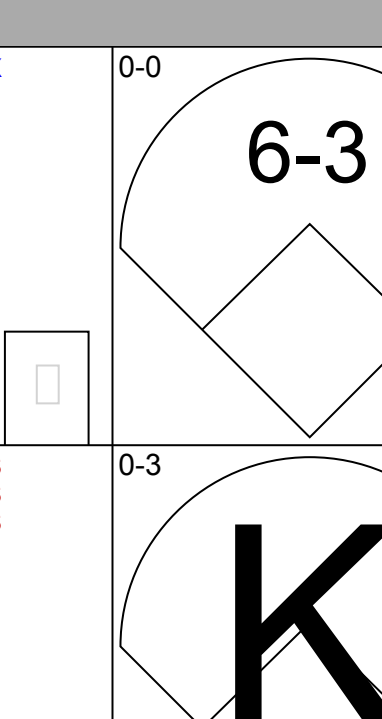
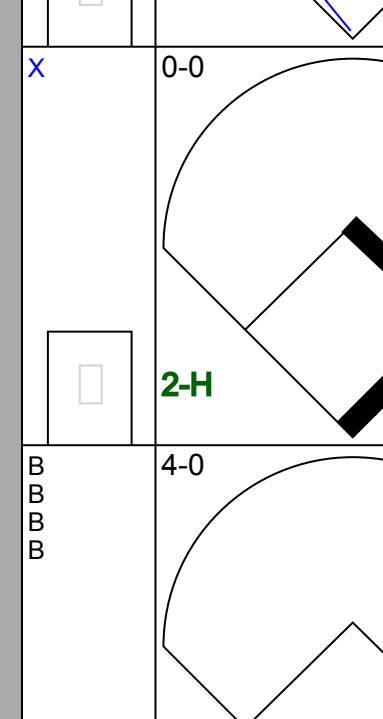
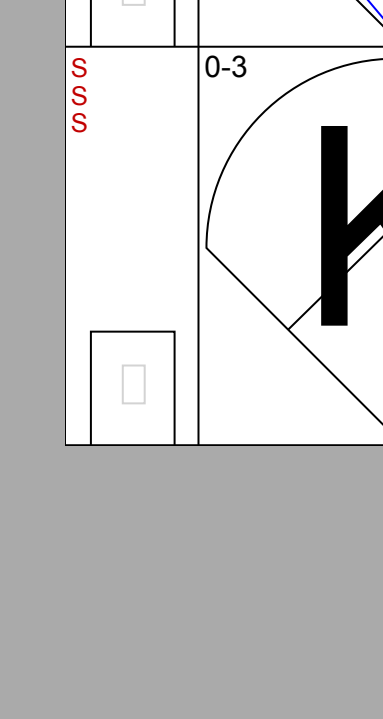
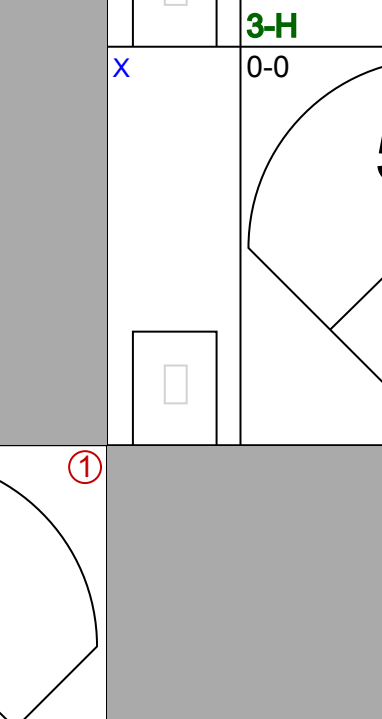

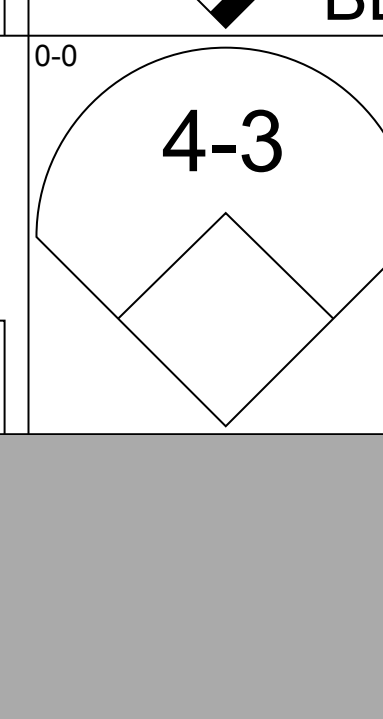





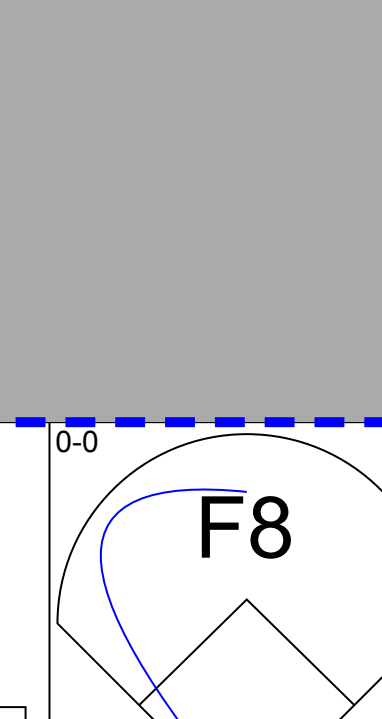
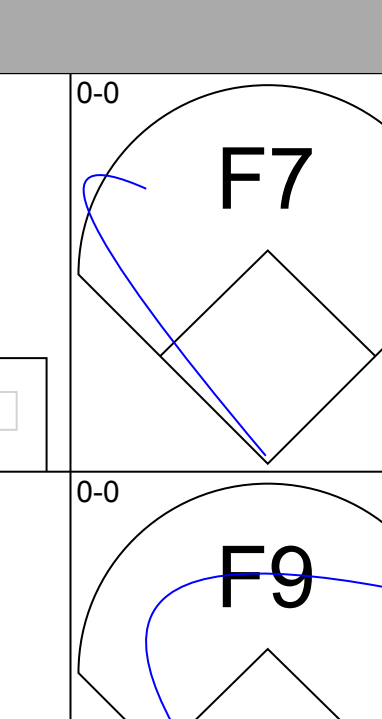
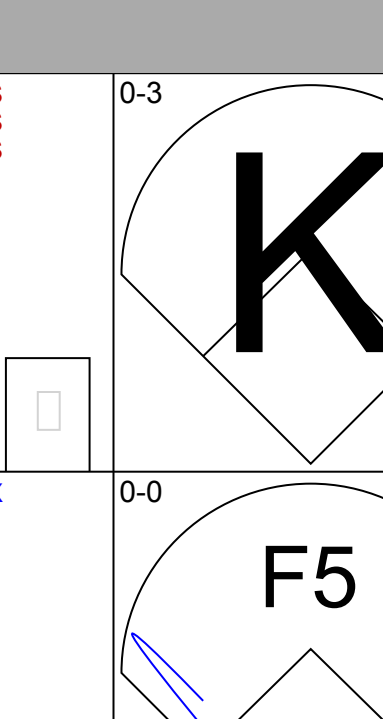
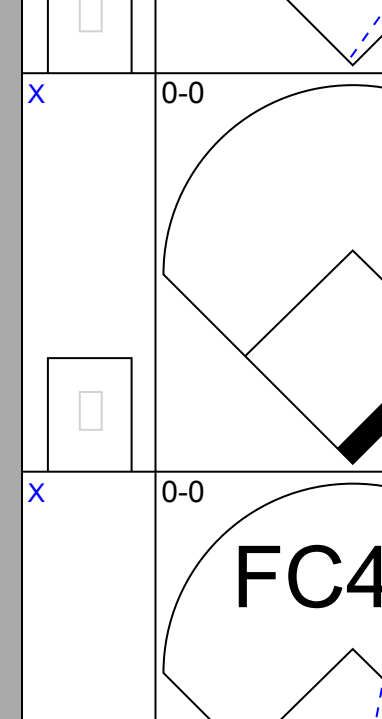
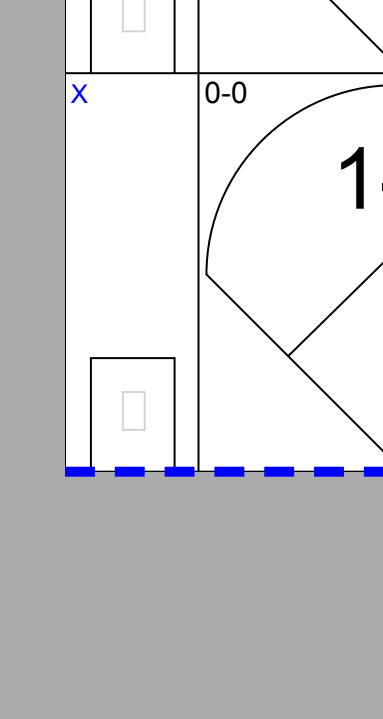
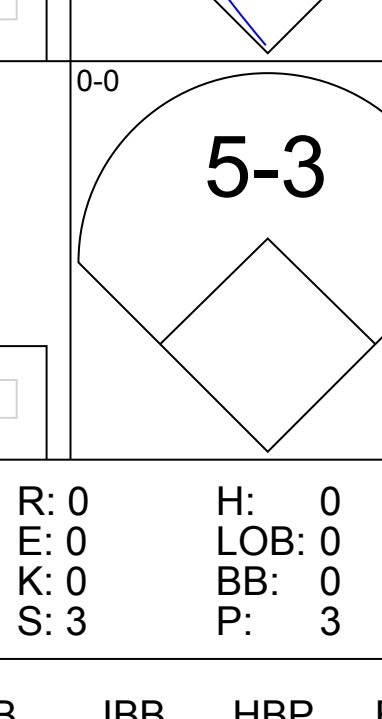
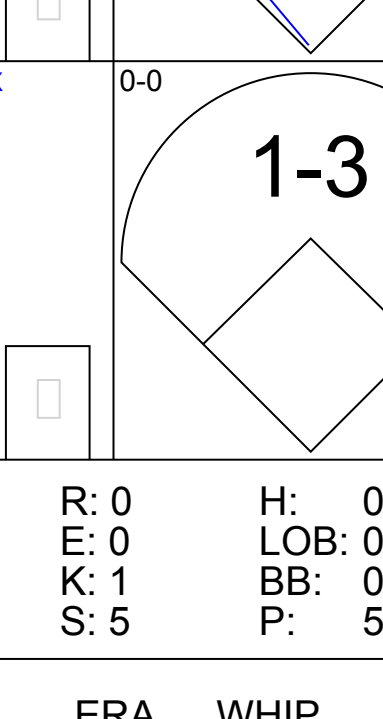
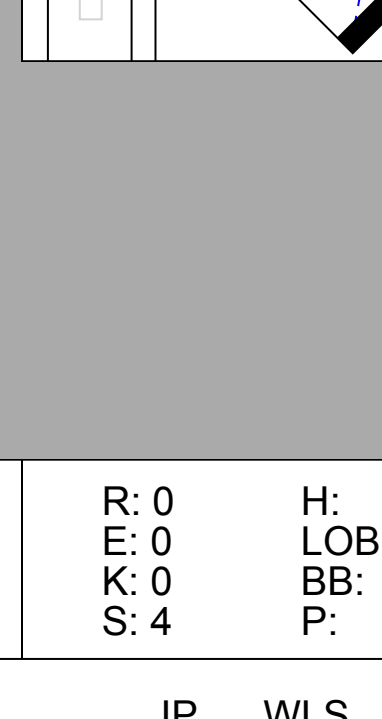
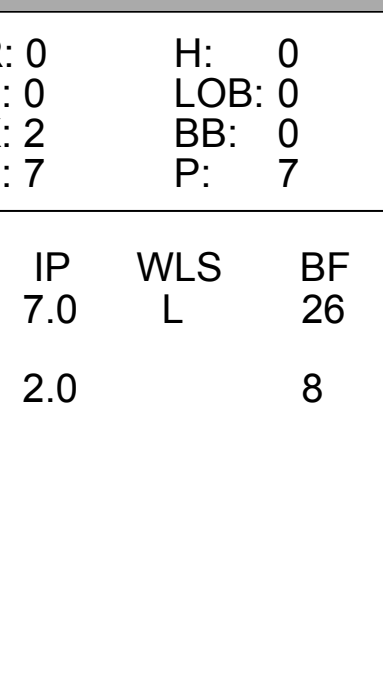
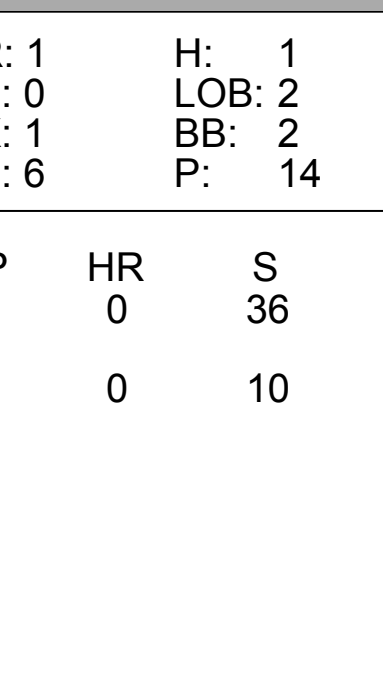
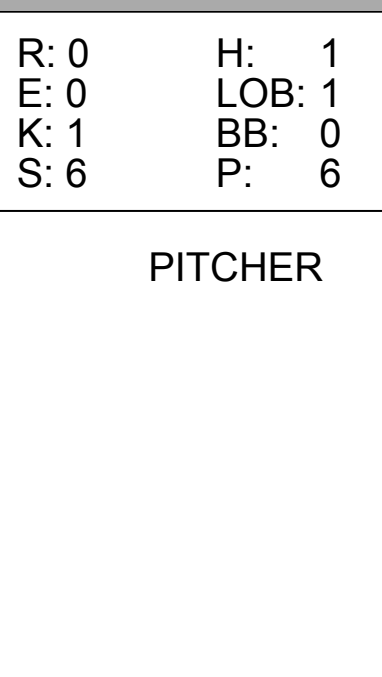
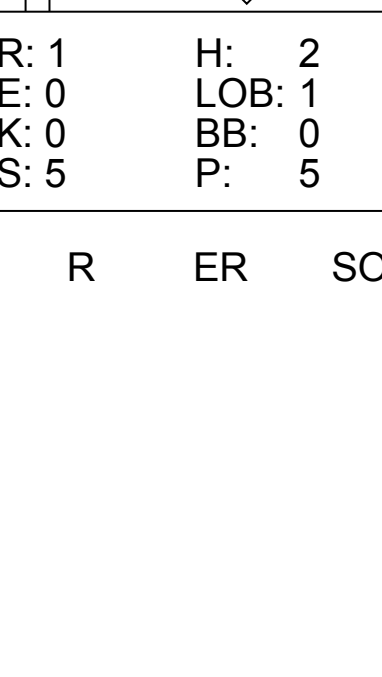
Batter	1	2	3	4	5	6	7	8	9	AB	R	H	RBI	BB	SO	LOB	TOP			
Tommy Harper, R OBP: 0.352, SLG: 0.413 (1, 8)										4	1	1	1	0	1	1	Boston Red Sox @ Texas Rangers Arlington Stadium, Arlington, TX Thu Aug 17 1972, 8:05 PM EDT Att: 5,754 - Unknown			
Luis Aparicio, R OBP: 0.310, SLG: 0.347 (1, 6)										4	1	2	0	0	0					
Carl Yastrzemski, L OBP: 0.345, SLG: 0.323 (1, 7)										3	1	0	0	1	1					
Reggie Smith, S OBP: 0.366, SLG: 0.494 (1, 9)										4	1	2	3	0	0	1				
Rico Petrocelli, R OBP: 0.340, SLG: 0.389 (1, 5)										3	0	0	0	1	0	1				
Carlton Fisk, R OBP: 0.368, SLG: 0.580 (1, 2)										4	0	1	0	0	1	2				
Danny Cater, R OBP: 0.274, SLG: 0.382 (1, 3)										4	0	0	0	0	1	1				
John Kennedy, R OBP: 0.319, SLG: 0.357 (1, 4)										4	0	1	0	0	1	1				
Marty Pattin, R OBP: 0.138, SLG: 0.241 (1, 1)										1	0	0	0	0	0	0				
Andy Kosco, R OBP: 0.265, SLG: 0.420 (8, PH)										1	0	0	0	0	0	0				
Bill Lee, L (8, 1)										0	0	0	0	0	0	0				
Inning Stats	R: 1 E: 0 K: 2 S: 9	H: 2 LOB: 2 BB: 1 P: 13	R: 0 E: 0 K: 1 S: 6	H: 1 LOB: 1 BB: 0 P: 6	R: 0 E: 0 K: 0 S: 4	H: 1 LOB: 0 BB: 0 P: 4	R: 0 E: 0 K: 0 S: 3	H: 0 LOB: 0 BB: 0 P: 3	R: 0 E: 0 K: 1 S: 5	H: 0 LOB: 0 BB: 0 P: 3	R: 0 E: 0 K: 1 S: 5	H: 0 LOB: 0 BB: 0 P: 5	R: 0 E: 0 K: 1 S: 5	H: 0 LOB: 0 BB: 1 P: 9	R: 0 E: 0 K: 0 S: 3	H: 0 LOB: 0 BB: 0 P: 3	1B: 3 2B: 2 3B: 0 HR: 2	SF: 0 SAC: 1 DP: 1 HBP: 0	WP: 0 PB: 0 SB: 0 CS: 0	PA: 35
PITCHER	IP WLS BF H R ER SO BB IBB HBP BLK WP HR S P ERA WHIP																			
Mike Paul, L ERA: 2.24	(1, 1) 7.2 L 31 7 4 4 5 2 0 0 0 0 0 2 39 47 4.70 1.174																			
Horacio Pina, R ERA: 2.83	(8, 1) 1.1 4 0 0 0 0 0 0 0 0 0 0 0 4 4 0.00 0.000																			

Batter	1	2	3	4	5	6	7	8	9	AB	R	H	RBI	BB	SO	LOB	BOTTOM					
Elliott Maddox, R OBP: 0.349, SLG: 0.280 (1, 8)										5	0	1	0	0	2	3	Boston Red Sox @ Texas Rangers Arlington Stadium, Arlington, TX Thu Aug 17 1972, 8:05 PM EDT Att: 5,754 - Unknown					
Jim Mason, L OBP: 0.289, SLG: 0.229 (1, 6)										4	1	2	0	0	1	0						
Tom Ragland, R (9, PH)										1	0	0	0	0	0	0						
Larry Bittner, L OBP: 0.348, SLG: 0.381 (1, 9)										3	0	1	0	0	1	0						
Dick Billings, R OBP: 0.326, SLG: 0.355 (1, 7)										3	1	2	1	1	1	0						
Frank Howard, R OBP: 0.344, SLG: 0.363 (1, 3)										4	0	0	0	0	4	6						
Dalton Jones, L OBP: 0.198, SLG: 0.240 (1, 5)										3	1	1	0	0	0	5						
Davey Nelson, R OBP: 0.326, SLG: 0.293 (8, PH)										0	0	0	0	1	0	0						
Bill Fahey, L OBP: 0.119 (1, 2)										3	0	1	1	0	1	0						
Tom Grieve, R OBP: 0.247, SLG: 0.289 (8, PH)										1	0	1	0	0	0	0						
Vic Harris, S OBP: 0.205, SLG: 0.129 (1, 4)										3	0	1	1	1	0	1						
Mike Paul, L OBP: 0.167, SLG: 0.207 (1, 1)										3	0	1	0	0	1	2						
Horacio Pina, R OBP: 0.333, SLG: 0.200 (8, 1)										0	0	0	0	0	0	0						
Ted Ford, R OBP: 0.305, SLG: 0.387 (9, PH)										1	0	0	0	0	0	0						
Inning Stats	R: 0 E: 0 K: 0 S: 3	H: 0 LOB: 0 BB: 0 P: 3	R: 2 E: 0 K: 2 S: 11	H: 4 LOB: 2 BB: 0 P: 11	R: 1 E: 0 K: 1 S: 7	H: 3 LOB: 1 BB: 0 P: 7	R: 0 E: 0 K: 1 S: 5	H: 0 LOB: 0 BB: 0 P: 5	R: 0 E: 0 K: 1 S: 7	H: 2 LOB: 3 BB: 1 P: 11	R: 0 E: 0 K: 1 S: 5	H: 1 LOB: 1 BB: 1 P: 9	R: 0 E: 0 K: 3 S: 9	H: 0 LOB: 0 BB: 0 P: 9	R: 0 E: 0 K: 1 S: 5	H: 1 LOB: 1 BB: 1 P: 9	R: 0 E: 0 K: 1 S: 5	H: 0 LOB: 0 BB: 0 P: 5	1B: 10 2B: 2 3B: 0 HR: 0	SF: 0 SAC: 1 DP: 1 HBP: 0	WP: 0 PB: 0 SB: 0 CS: 2	PA: 38
PITCHER	IP WLS BF H R ER SO BB IBB HBP BLK WP HR S P ERA WHIP																					
Marty Pattin, R ERA: 3.49	(1, 1) 7.0 W 31 10 3 3 9 1 1 0 0 0 0 0 47 55 3.86 1.571																					
Bill Lee, L ERA: 4.07	(8, 1) 2.0 S 7 1 0 0 2 1 0 0 0 0 0 0 10 14 0.00 1.000																					



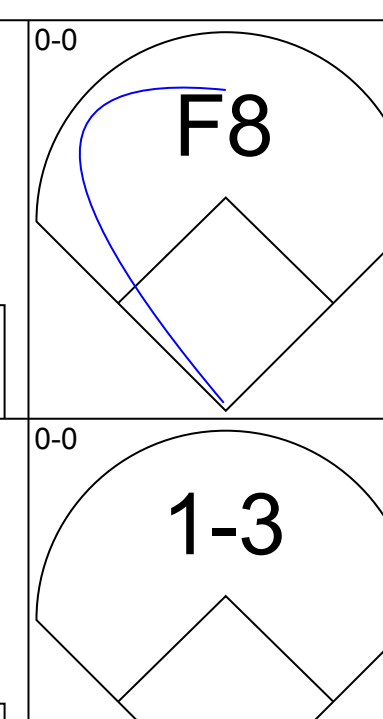
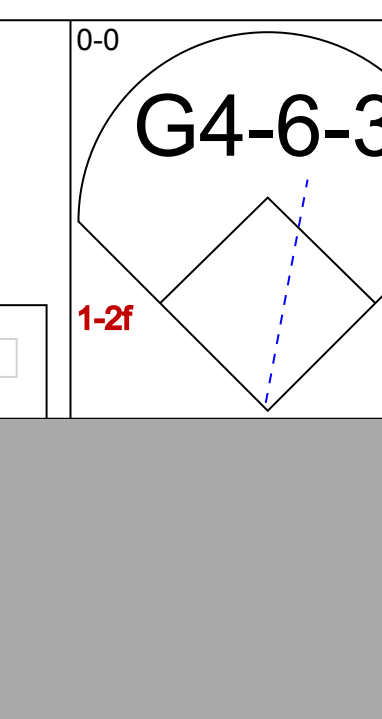
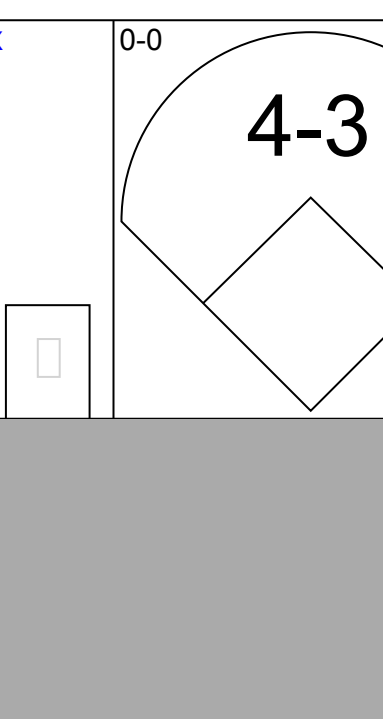
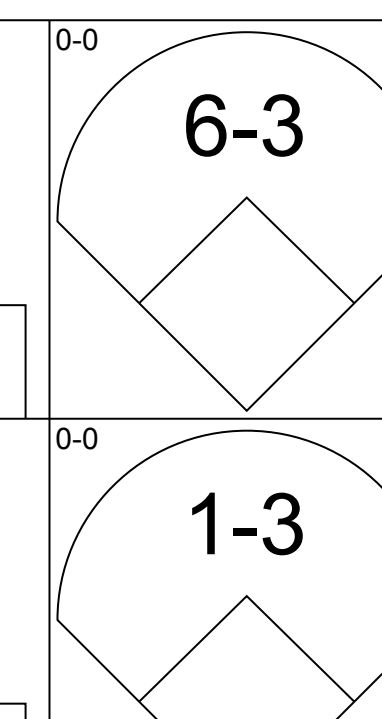
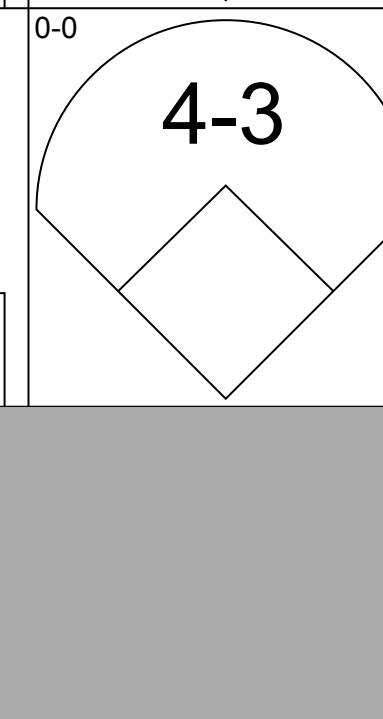
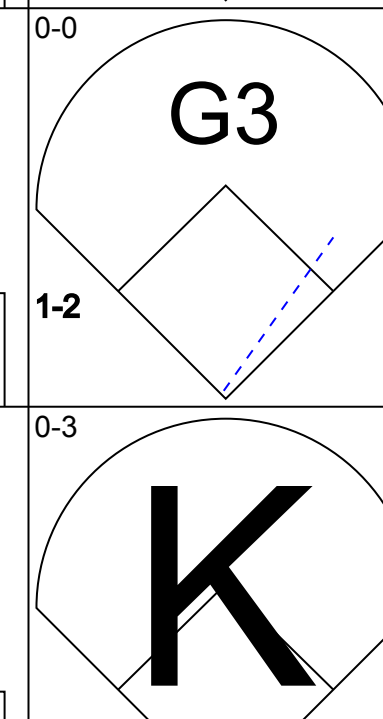
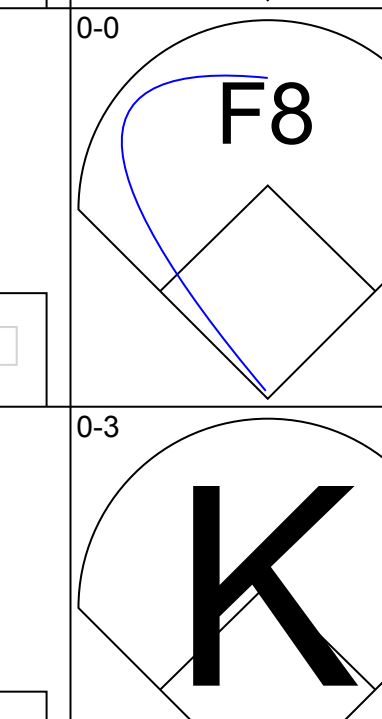
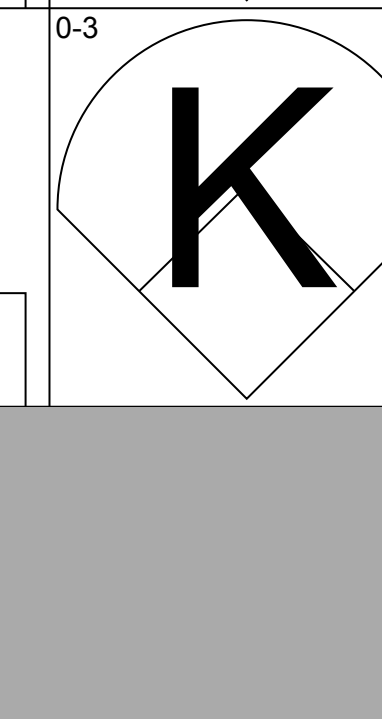

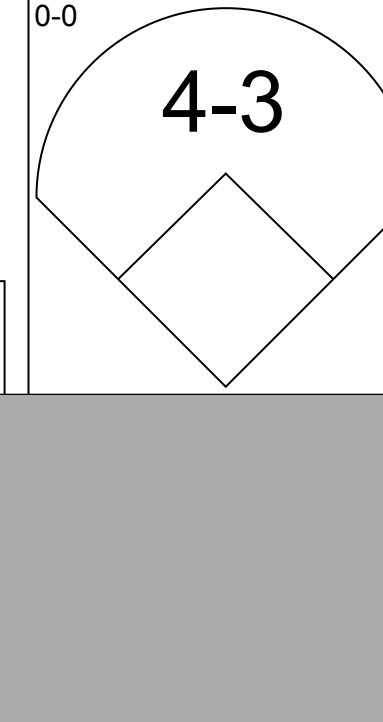


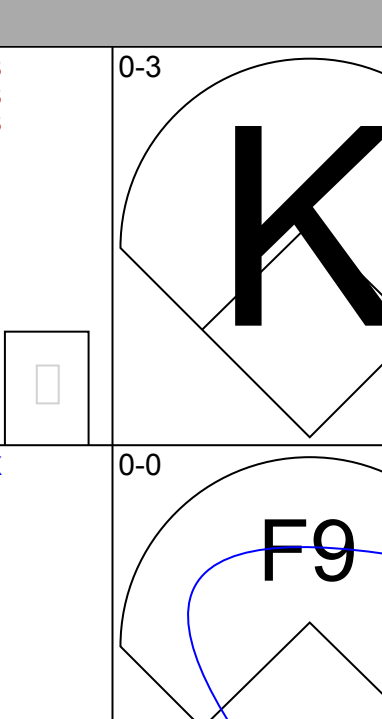
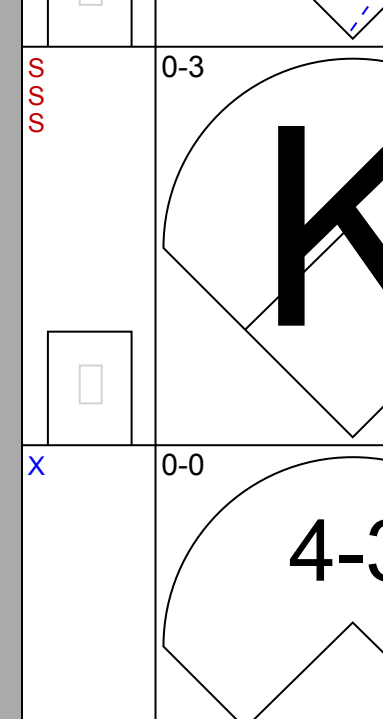
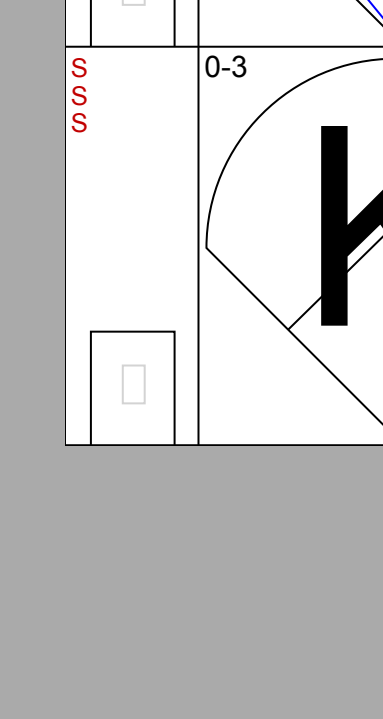
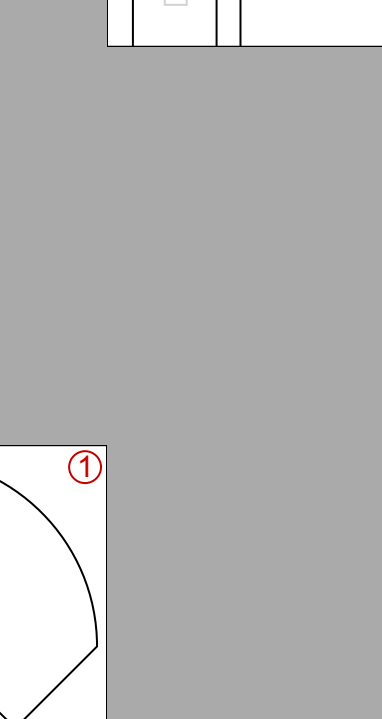





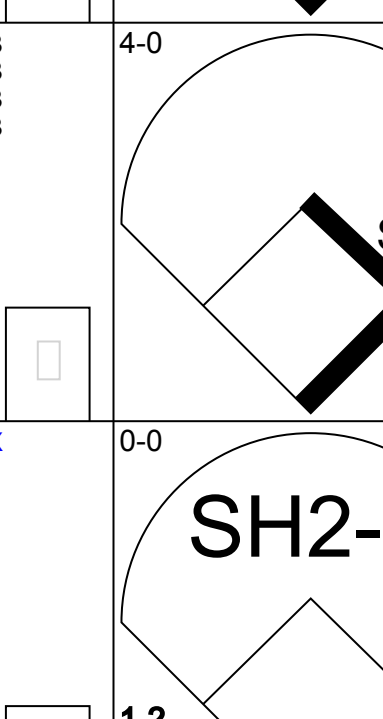
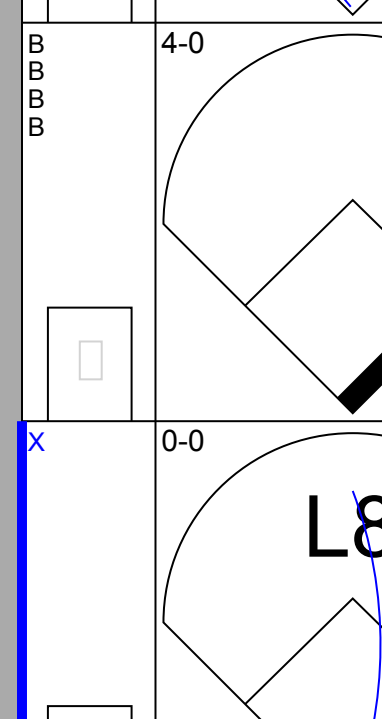
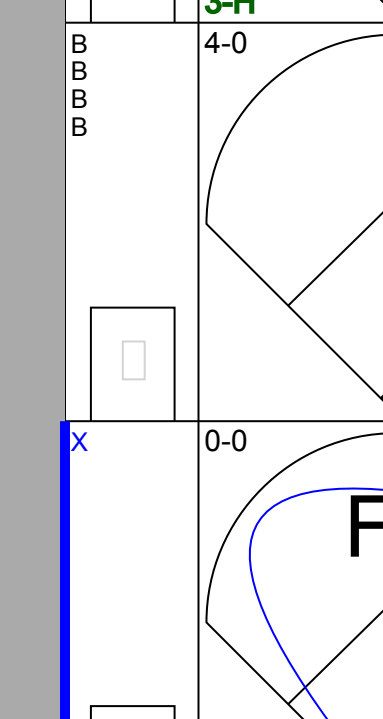
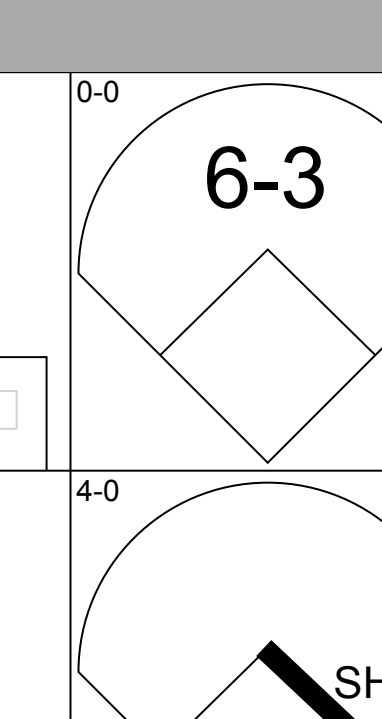
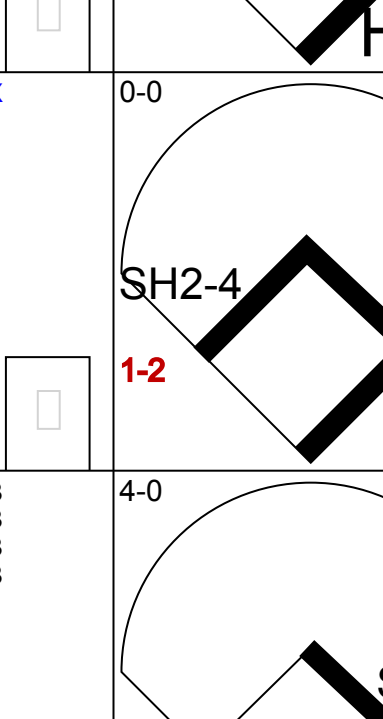
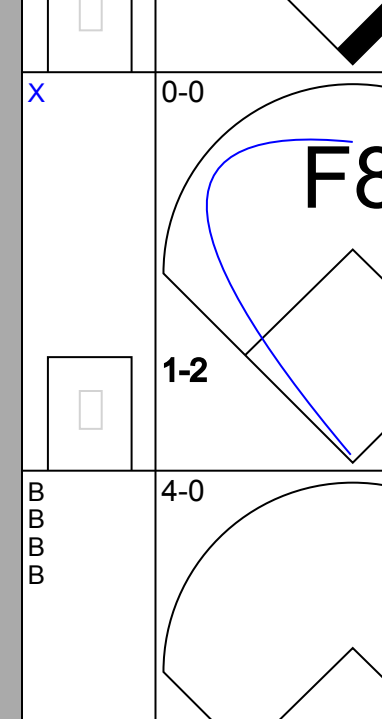
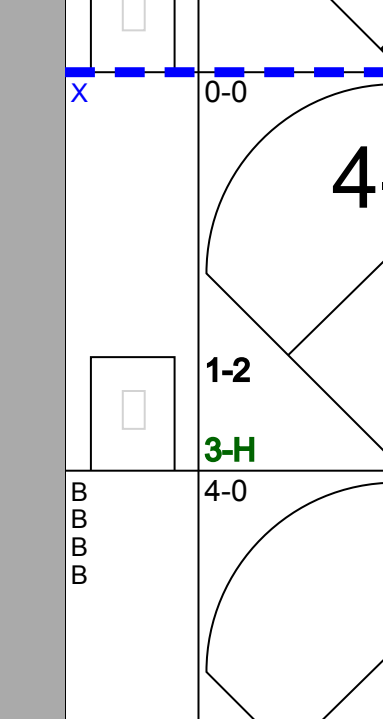
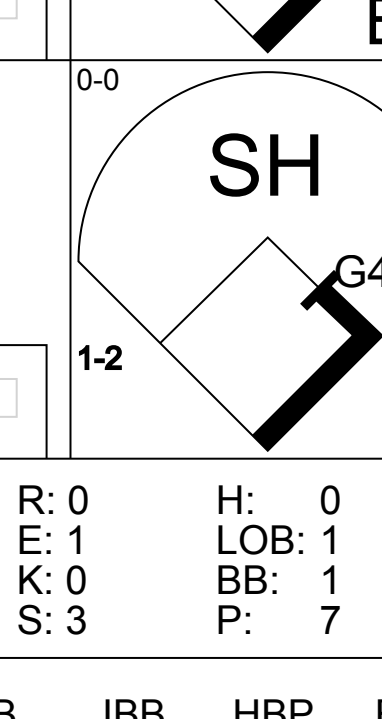
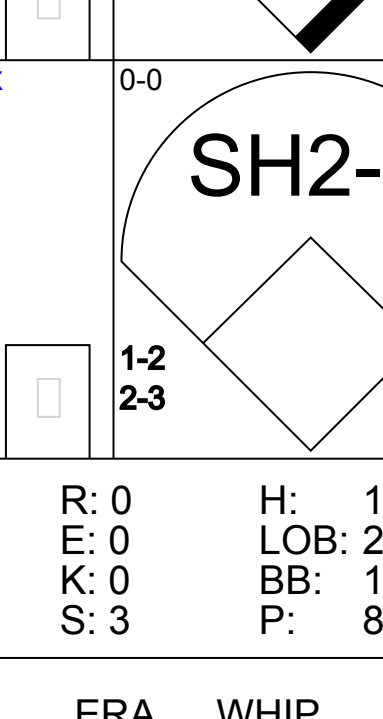
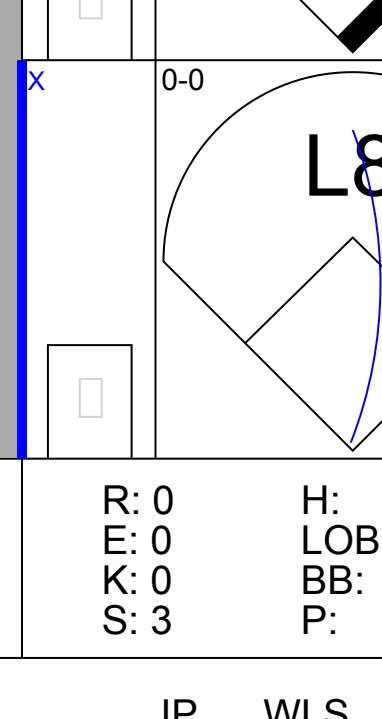
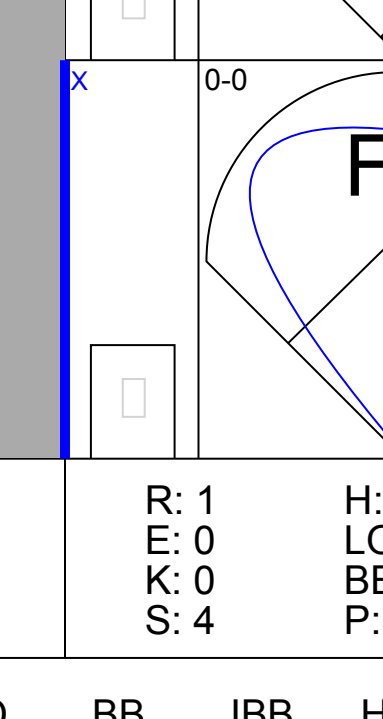
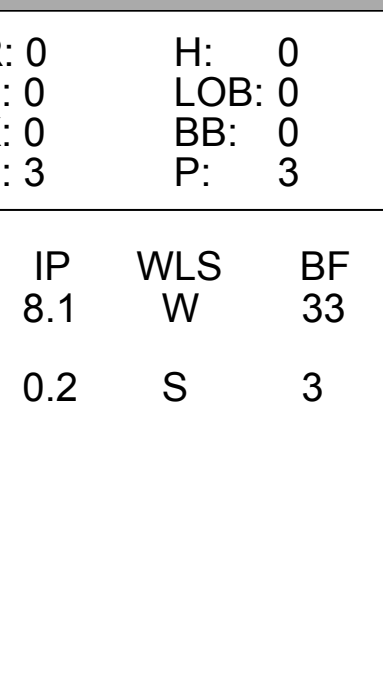
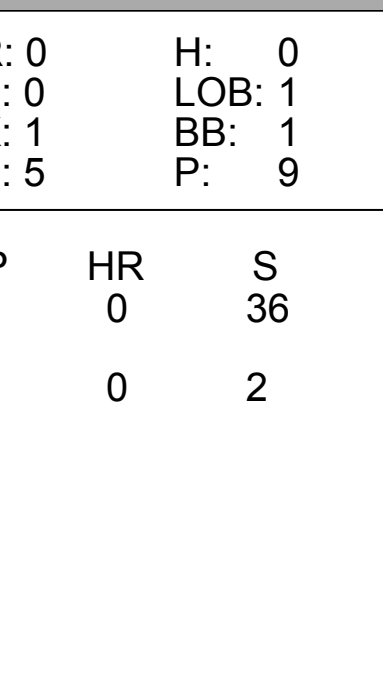
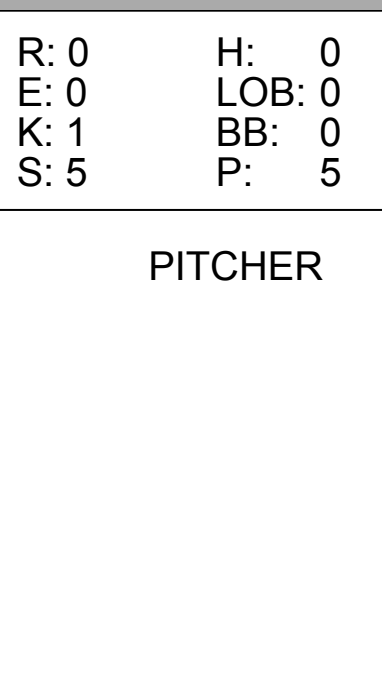
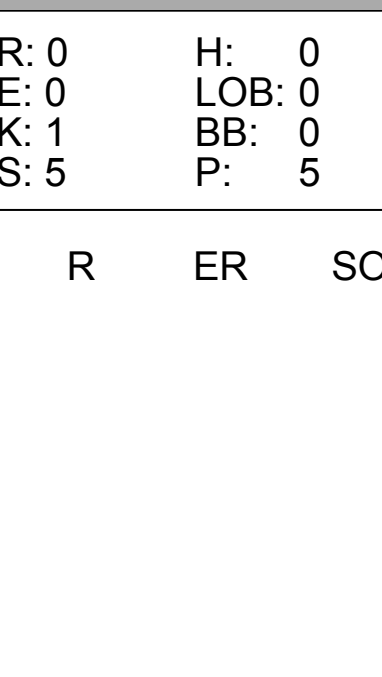
Batter	1	2	3	4	5	6	7	8	9	AB	R	H	RBI	BB	SO	LOB	TOP					
Horace Clarke, S OBP: 0.316, SLG: 0.285 (1,4)	F4		1B		K		F8			4	0	1	0	0	1	2	New York Yankees @ Texas Rangers Arlington Stadium, Arlington, TX Fri Aug 18, 1972, 8:05 PM EDT Att: 16,200 - Unknown - 90 F					
Johnny Callison, L OBP: 0.284, SLG: 0.382 (1,9)	2B		1B			F7	E6			4	0	2	0	0	0	1						
Bobby Murcer, L OBP: 0.356, SLG: 0.507 (1,8)	F9		K			1B	K			4	1	1	0	0	2	5						
Roy White, S OBP: 0.392, SLG: 0.376 (1,7)	4-3			F5		1B	F8			4	1	1	0	0	0	1						
Ron Blomberg, L OBP: 0.367, SLG: 0.496 (1,3)		L7		L9		1B	G5-4-3			3	0	1	1	1	0	0						
John Ellis, R OBP: 0.298, SLG: 0.475 (1,2)		G5-4-3		F6		1B	G5-4-3			4	0	2	1	0	0	1						
Celerino Sanchez, R OBP: 0.289, SLG: 0.293 (1,5)		G5-4-3		F7		G4-6-3	F8			4	0	0	0	0	0	3						
Gene Michael, S OBP: 0.265, SLG: 0.268 Fred Beene, S (5,1)			K				K			2	0	1	0	0	1	0						
Bernie Allen, L OBP: 0.310, SLG: 0.386 Wade Blasingame, L (7,1)										0	0	0	0	0	0	0						
Ron Swoboda, R OBP: 0.333, SLG: 0.355 Mel Stottlemyre, R OBP: 0.239, SLG: 0.222 Jim Roland, R (4,1)										1	0	0	0	0	0	0						
Jerry Kenney, L OBP: 0.322, SLG: 0.233 (5,6)										3	0	1	0	0	0	1						
Inning Stats	R: 0 E: 0 K: 0 S: 4	H: 1 LOB: 1 BB: 0 P: 4	R: 0 E: 0 K: 0 S: 3	H: 1 LOB: 0 BB: 0 P: 3	R: 0 E: 0 K: 2 S: 9	H: 2 LOB: 2 BB: 0 P: 9	R: 0 E: 0 K: 0 S: 3	H: 0 LOB: 0 BB: 0 P: 3	R: 0 E: 0 K: 1 S: 6	H: 1 LOB: 1 BB: 0 P: 6	R: 2 E: 0 K: 0 S: 6	H: 4 LOB: 1 BB: 0 P: 6	R: 0 E: 1 K: 2 S: 9	H: 1 LOB: 2 BB: 0 P: 9	R: 0 E: 0 K: 0 S: 2	H: 0 LOB: 0 BB: 1 P: 6	R: 0 E: 0 K: 1 S: 5	H: 0 LOB: 0 BB: 0 P: 5	1B: 9 2B: 1 3B: 0 HR: 0	SF: 0 SAC: 0 DP: 3 HBP: 0	WP: 0 PB: 0 SB: 0 CS: 0	PA: 36
PITCHER	IP WLS BF H R ER SO BB IBB HBP BLK WP HR S P ERA WHIP																					
Dick Bosman, R ERA: 4.02 Bill Gogolewski, R ERA: 4.92	(1,1) (7,1)	6.0 W 25 9 2 2 3 0 0 0 0 0 0 0 31 31 3.00 1.500																				

Batter	1	2	3	4	5	6	7	8	9	AB	R	H	RBI	BB	SO	LOB	BOTTOM			
Elliott Maddox, R OBP: 0.353, SLG: 0.283 (1,8)	5-3	G6-4-3					4-3			4	1	2	0	1	0	2	New York Yankees @ Texas Rangers Arlington Stadium, Arlington, TX Fri Aug 18, 1972, 8:05 PM EDT Att: 16,200 - Unknown - 90 F			
Jim Mason, L OBP: 0.321, SLG: 0.231 (1,6)	FC6-4		1B	FC6		3-1	BB			4	2	1	0	1	1	4				
Larry Bittner, L OBP: 0.349, SLG: 0.381 (1,9)	FC6-4		E	HR		3-1	4-3			5	2	2	1	0	0	2				
Dick Billings, R OBP: 0.325, SLG: 0.362 (1,7)	P3		F6	HR		6-3	K			5	1	1	3	0	1	4				
Frank Howard, R OBP: 0.345, SLG: 0.363 Tom Grieve, R OBP: 0.247, SLG: 0.289 (9,9)		2B	E4	1B		6-3				5	2	2	0	0	1	1				
Dalton Jones, L OBP: 0.216, SLG: 0.259 (1,5)		1B	F7				K			4	1	2	1	1	1	1				
Bill Fahey, L OBP: 0.212, SLG: 0.128 (1,2)	E5		F8	1B		FC5-4				5	1	1	0	0	0	4				
Vic Harris, S OBP: 0.220, SLG: 0.149 (1,4)	FC6-2		F8	1B		F8				4	1	2	2	0	0	3				
Dick Bosman, R OBP: 0.105, SLG: 0.132 Marty Martinez, S OBP: 0.214, SLG: 0.170 Bill Gogolewski, L OBP: 0.250, SLG: 0.182 (1,1)	FC6-2		FC6-2			4-3				3	0	1	2	0	1	2				
Inning Stats	R: 0 E: 0 K: 0 S: 3	H: 0 LOB: 1 BB: 1 P: 7	R: 2 E: 1 K: 0 S: 6	H: 3 LOB: 1 BB: 0 P: 6	R: 2 E: 1 K: 0 S: 7	H: 3 LOB: 2 BB: 0 P: 7	R: 7 E: 0 K: 2 S: 16	H: 8 LOB: 2 BB: 0 P: 16	R: 0 E: 0 K: 0 S: 3	H: 0 LOB: 1 BB: 1 P: 7	R: 0 E: 0 K: 1 S: 5	H: 0 LOB: 1 BB: 1 P: 9	R: 0 E: 0 K: 2 S: 7	H: 0 LOB: 0 BB: 0 P: 7	R: 0 E: 0 K: 0 S: 2	H: 0 LOB: 0 BB: 0 P: 7		1B: 12 2B: 1 3B: 0 HR: 1	SF: 0 SAC: 0 DP: 1 HBP: 0	WP: 0 PB: 0 SB: 0 CS: 0
PITCHER	IP WLS BF H R ER SO BB IBB HBP BLK WP HR S P ERA WHIP																			
Mel Stottlemyre, R ERA: 3.4 Jim Roland, L ERA: 5.18 Fred Beene, R ERA: 2.82 Wade Blasingame, L ERA: 8.1	(1,1) (4,1) (5,1) (7,1)	3.1 L 22 7 5 3 3 1 0 0 0 0 0 0 9 9 40.50 7.500																		

Batter	1	2	3	4	5	6	7	8	9	AB	R	H	RBI	BB	SO	LOB	TOP					
Elliott Maddox, R OBP: 0.351, SLG: 0.281 (1, 8)										3	2	1	0	1	1	0	Texas Rangers @ Milwaukee Brewers Milwaukee County Stadium, Milwaukee, WI Tue Aug 22 1972, 8:05 PM EDT Att: 6,328 - Unknown					
Jim Mason, L OBP: 0.309, SLG: 0.275 (1, 6)										4	0	1	0	0	2	2						
Larry Bittner, L OBP: 0.342, SLG: 0.375 (1, 9)										4	0	1	1	0	0	2						
Dick Billings, R OBP: 0.317, SLG: 0.355 (1, 7)										4	0	1	1	0	1	2						
Frank Howard, R OBP: 0.344, SLG: 0.359 Tom Ragland, R (9, 5)											3	0	0	0	1	1		0				
Dalton Jones, L OBP: 0.220, SLG: 0.281 (9, 3)											4	0	0	0	0	1		2				
Bill Fahey, L OBP: 0.203, SLG: 0.130 (1, 2)											4	0	1	0	0	1		0				
Vic Harris, S OBP: 0.196, SLG: 0.131 (1, 4)											3	0	0	0	0	0		1				
Rich Hand, R OBP: 0.222, SLG: 0.238 Casey Cox, R OBP: 0.273, SLG: 0.111 (9, 1)										3	0	0	0	0	0	0		0				
Inning Stats	R: 0 E: 0 K: 2 S: 7	H: 0 LOB: 0 BB: 0 P: 7	R: 0 E: 0 K: 1 S: 5	H: 0 LOB: 0 BB: 0 P: 5	R: 0 E: 0 K: 0 S: 3	H: 0 LOB: 0 BB: 0 P: 3	R: 1 E: 0 K: 1 S: 6	H: 1 LOB: 2 BB: 2 P: 14	R: 0 E: 0 K: 1 S: 5	H: 0 LOB: 0 BB: 0 P: 5	R: 0 E: 0 K: 1 S: 6	H: 1 LOB: 1 BB: 0 P: 6	R: 0 E: 0 K: 0 S: 4	H: 1 LOB: 1 BB: 0 P: 4	R: 1 E: 0 K: 0 S: 5	H: 2 LOB: 1 BB: 0 P: 5		R: 0 E: 0 K: 1 S: 5	H: 0 LOB: 0 BB: 0 P: 5	1B: 3 2B: 2 3B: 0 HR: 0	SF: 0 SAC: 0 DP: 0 HBP: 0	WP: 0 PB: 0 SB: 2 CS: 0
PITCHER	IP	WLS	BF	H	R	ER	SO	BB	IBB	HBP	BLK	WP	HR	S	P	ERA	WHIP					
Bill Parsons, R ERA: 4.15 Frank Linzy, R ERA: 2.6	(1, 1) (8, 1)	7.0 2.0	L 8	26 2	3 1	1 1	6 1	2 0	0 0	0 0	1 0	0 0	0 0	36 10	44 10	1.29 4.50	0.714 1.000					

AB	32
R	2
H	5
RBI	2
BB	2
SO	7
LOB	9



Batter	1	2	3	4	5	6	7	8	9	AB	R	H	RBI	BB	SO	LOB	BOTTOM					
Rick Auerbach, R OBP: 0.294, SLG: 0.284 (1, 6)										4	0	0	0	0	0	4	Texas Rangers @ Milwaukee Brewers Milwaukee County Stadium, Milwaukee, WI Tue Aug 22 1972, 8:05 PM EDT Att: 6,328 - Unknown					
Ron Theobald, R OBP: 0.348, SLG: 0.264 (1, 4)										3	0	0	0	1	0	0						
Joe Lahoud, L OBP: 0.319, SLG: 0.348 (1, 9)										4	0	0	0	0	1	1						
George Scott, R OBP: 0.310, SLG: 0.404 (1, 3)										4	1	1	0	0	3	1						
John Briggs, L OBP: 0.355, SLG: 0.450 (1, 7)											4	0	0	0	0	2						
Dave May, L OBP: 0.297, SLG: 0.330 (1, 8)											1	0	0	0	2	1						
Mike Ferraro, R OBP: 0.290, SLG: 0.345 (1, 5)											4	0	1	1	0	2						
Ellie Rodriguez, R OBP: 0.384, SLG: 0.372 Syd O'Brien, R OBP: 0.273, SLG: 0.288 (9, PR)											0	0	0	0	4	0						
Bill Parsons, R OBP: 0.185, SLG: 0.157 Brock Davis, L OBP: 0.365, SLG: 0.325 Frank Linzy, R OBP: 0.143, SLG: 0.143 Ollie Brown, R OBP: 0.315, SLG: 0.330 (9, PH)										1	0	0	0	0	0	2						
Inning Stats	R: 0 E: 0 K: 0 S: 3	H: 0 LOB: 0 BB: 0 P: 3	R: 0 E: 0 K: 2 S: 7	H: 0 LOB: 0 BB: 0 P: 7	R: 0 E: 1 K: 0 S: 3	H: 0 LOB: 1 BB: 1 P: 7	R: 0 E: 0 K: 1 S: 5	H: 0 LOB: 1 BB: 1 P: 9	R: 0 E: 0 K: 0 S: 3	H: 1 LOB: 2 BB: 1 P: 8	R: 0 E: 0 K: 1 S: 5	H: 0 LOB: 0 BB: 0 P: 5	R: 0 E: 0 K: 0 S: 3	H: 0 LOB: 2 BB: 2 P: 11	R: 0 E: 0 K: 1 S: 5	H: 0 LOB: 0 BB: 0 P: 5		R: 1 E: 0 K: 0 S: 4	H: 1 LOB: 2 BB: 2 P: 12	1B: 0 2B: 2 3B: 0 HR: 0	SF: 0 SAC: 2 DP: 1 HBP: 1	WP: 0 PB: 0 SB: 1 CS: 1
PITCHER	IP	WLS	BF	H	R	ER	SO	BB	IBB	HBP	BLK	WP	HR	S	P	ERA	WHIP					
Rich Hand, R ERA: 2.56 Casey Cox, R ERA: 3.84	(1, 1) (9, 1)	8.1 0.2	W S	33 3	2 0	1 0	5 0	6 1	0 0	1 0	0 0	0 0	0 0	36 2	61 6	1.08 0.00	0.960 1.500					

AB	26
R	1
H	2
RBI	1
BB	7
SO	5
LOB	14




Batter	1	2	3	4	5	6	7	8	9	AB	R	H	RBI	BB	SO	LOB	TOP			
Elliott Maddox, R OBP: 0.358, SLG: 0.288 (1, 8)										4	1	3	0	1	0	0	Texas Rangers @ Milwaukee Brewers Milwaukee County Stadium, Milwaukee, WI Thu Aug 24 1972, 4:33 AM EDT Unknown			
Davey Nelson, R OBP: 0.324, SLG: 0.289 (1, 5)										3	0	0	0	1	0	5				
Ted Ford, R OBP: 0.302, SLG: 0.380 (1, 9)										5	1	1	0	0	0	3				
Dick Billings, R OBP: 0.316, SLG: 0.352 (1, 2)										3	0	0	1	1	0	1				
Frank Howard, R OBP: 0.350, SLG: 0.377 Larry Bittner, L OBP: 0.340, SLG: 0.374 (7, PR) (7, 3)										4	2	3	1	0	0	1				
Tom Grieve, R OBP: 0.273, SLG: 0.329 (1, 7)										4	0	2	2	1	0	0				
Jim Mason, L OBP: 0.305, SLG: 0.273 (1, 6)										4	0	1	0	0	0	6				
Vic Harris, S OBP: 0.198, SLG: 0.126 (1, 4)										3	0	0	0	1	1	0				
Mike Paul, L OBP: 0.182, SLG: 0.219 Pete Broberg, R OBP: 0.104, SLG: 0.128 (8, 1)										3	0	1	0	0	0	0				
Inning Stats	R: 3 E: 1 K: 0 S: 7	H: 3 LOB: 1 BB: 0 P: 7	R: 0 E: 0 K: 0 S: 3	H: 0 LOB: 0 BB: 0 P: 3	R: 0 E: 0 K: 0 S: 3	H: 0 LOB: 0 BB: 0 P: 3	R: 1 E: 0 K: 0 S: 5	H: 2 LOB: 3 BB: 2 P: 13	R: 0 E: 0 K: 1 S: 6	H: 2 LOB: 1 BB: 0 P: 6	R: 0 E: 0 K: 0 S: 4	H: 2 LOB: 3 BB: 1 P: 8	R: 0 E: 0 K: 0 S: 4	H: 1 LOB: 2 BB: 0 P: 8	R: 0 E: 0 K: 0 S: 3	H: 0 LOB: 0 BB: 0 P: 3		1B: 9 2B: 0 3B: 1 HR: 1	SF: 1 SAC: 2 DP: 1 HBP: 0	WP: 0 PB: 0 SB: 0 CS: 1
PITCHER	IP WLS BF H R ER SO BB IBB HBP BLK WP HR S P ERA WHIP	5.0 L 25 6 4 1 0 1 2 0 0 0 0 1 22 34 1.80 1.400	3.0 0 14 5 0 0 1 2 0 0 0 0 0 14 22 0.00 2.333	1.0 0 3 0 0 0 0 0 0 0 0 0 0 3 3 0.00 0.000																

AB	34
R	4
H	11
RBI	4
BB	5
SO	1
LOB	16




Batter	1	2	3	4	5	6	7	8	9	AB	R	H	RBI	BB	SO	LOB	BOTTOM		
Rick Auerbach, R OBP: 0.294, SLG: 0.284 (1, 6)										4	0	1	0	0	0	1	Texas Rangers @ Milwaukee Brewers Milwaukee County Stadium, Milwaukee, WI Thu Aug 24 1972, 4:33 AM EDT Unknown		
Ron Theobald, R OBP: 0.348, SLG: 0.264 (1, 4)										4	0	1	0	0	0	1			
Brock Davis, L OBP: 0.369, SLG: 0.326 (1, 8)										3	0	1	0	1	0	1			
George Scott, R OBP: 0.309, SLG: 0.401 (1, 3)										3	0	0	0	1	1	3			
Ollie Brown, R OBP: 0.318, SLG: 0.338 (1, 9)										4	1	2	0	0	0	2			
Tommie Reynolds, R OBP: 0.277, SLG: 0.289 Joe Lahoud, L OBP: 0.318, SLG: 0.347 (8, PH) (8, PH)										3	0	0	0	0	0	2			
Mike Ferraro, R OBP: 0.286, SLG: 0.340 (1, 5)										4	0	0	0	0	1	1			
Ellie Rodriguez, R OBP: 0.382, SLG: 0.370 (1, 2)										4	0	1	0	0	0	0			
Gary Ryerson, R OBP: 0.125, SLG: 0.045 John Felske, R OBP: 0.208, SLG: 0.200 Jerry Bell, S OBP: 0.250, SLG: 0.250 Bob Heise, R OBP: 0.295, SLG: 0.306 Ken Sanders, R (9, 1)										1	0	0	0	0	1	1			
Inning Stats	R: 0 E: 0 K: 0 S: 3	H: 0 LOB: 0 BB: 0 P: 3	R: 0 E: 0 K: 1 S: 5	H: 0 LOB: 0 BB: 0 P: 5	R: 0 E: 0 K: 1 S: 6	H: 1 LOB: 1 BB: 0 P: 6	R: 0 E: 0 K: 0 S: 4	H: 1 LOB: 2 BB: 1 P: 8	R: 0 E: 0 K: 0 S: 3	H: 0 LOB: 0 BB: 0 P: 3	R: 0 E: 0 K: 0 S: 5	H: 2 LOB: 2 BB: 0 P: 5	R: 1 E: 0 K: 0 S: 4	H: 1 LOB: 0 BB: 0 P: 4	1B: 5 2B: 1 3B: 0 HR: 0	SF: 0 SAC: 0 DP: 0 HBP: 0		WP: 1 PB: 0 SB: 0 CS: 0	PA: 35
PITCHER	IP WLS BF H R ER SO BB IBB HBP BLK WP HR S P ERA WHIP	7.2 W 30 5 0 0 3 2 0 0 0 0 1 0 5 5 0.00 0.913	1.1 S 5 1 1 1 0 0 0 0 0 0 1 0 5 5 6.75 0.750																



Batter	1	2	3	4	5	6	7	8	9	AB	R	H	RBI	BB	SO	LOB	TOP			
Elliott Maddox, R OBP: 0.356, SLG: 0.285 (1, 8)	4-0 BB 6-3		0-0 4-3			0-0 L9		0-3 K		3	0	0	0	1	1	1				
Jim Mason, L OBP: 0.303, SLG: 0.262 (1, 6)	0-3 K			0-3 K		0-0 1-3		0-0 F5		4	0	0	0	0	2	1				
Ted Ford, R OBP: 0.295, SLG: 0.370 (1, 9)	0-0 1-2 6-3			0-0 1-3		0-0 F8		0-0 5-3		4	0	0	0	0	0	1				
Dick Billings, R OBP: 0.314, SLG: 0.350 (1, 2)	0-0 L6			0-0 1B 1B		0-0 F4		0-0 F8		4	0	1	0	0	0	1				
Frank Howard, R OBP: 0.345, SLG: 0.371 (1, 3)		0-3 K		0-0 1-2 1B		0-3 K				3	0	1	0	0	2	0				
Dalton Jones, L OBP: 0.223, SLG: 0.289 (1, 5)	0-3 K			0-0 1B F6		0-0 F7				3	0	0	0	0	1	2				
Tom Grieve, R OBP: 0.261, SLG: 0.314 (1, 7)	0-0 5-3				0-0 6-3			0-0 P8		3	0	0	0	0	0	0				
Tom Ragland, R OBP: 0.190, SLG: 0.105 (1, 4)			0-3 K		0-0 G4-6-3 1B			0-0 1B		3	0	2	0	0	1	0				
Don Stanhouse, R Casey Cox, R Steve Lawson, L Jim Panther, R Larry Bitner, L Pete Broberg, R (1, 1) (6, 1) (7, 1) (7, 1) (8, PH) (8, 1)			0-3 K		0-0 G4-6-3 1-2			0-3 K		2	0	0	0	0	0	1	1			
Inning Stats	R: 0 E: 0 K: 1 S: 5	H: 0 LOB: 1 BB: 1 P: 9	R: 0 E: 0 K: 2 S: 7	H: 0 LOB: 0 BB: 0 P: 7	R: 0 E: 0 K: 2 S: 7	H: 0 LOB: 0 BB: 0 P: 7	R: 0 E: 0 K: 1 S: 3	H: 1 LOB: 0 BB: 0 P: 3	R: 0 E: 0 K: 0 S: 3	H: 0 LOB: 0 BB: 0 P: 3	R: 0 E: 0 K: 1 S: 5	H: 0 LOB: 0 BB: 0 P: 5	R: 0 E: 0 K: 2 S: 8	H: 1 LOB: 1 BB: 0 P: 8	R: 0 E: 0 K: 0 S: 3	H: 0 LOB: 0 BB: 0 P: 3	1B: 4 2B: 0 3B: 0 HR: 0	SF: 0 SAC: 0 DP: 1 HBP: 0	WP: 0 PB: 0 SB: 0 CS: 0	PA: 31
PITCHER Luis Tiant, R ERA: 2.44 (1, 1)	IP: 9.0 WLS: W BF: 31 H: 4 R: 0 ER: 0 SO: 9 BB: 1 IBB: 0 HBP: 0 BLK: 0 WP: 0 HR: 0 S: 48 P: 52 ERA: 0.00 WHIP: 0.556															PITCHER				

Texas Rangers @ Boston Red Sox
Fenway Park, Boston, MA
Fri Aug 25 1972, 7:05 PM EDT
Att: 33,551 - Unknown - 86 F


AB	30
R	0
H	4
RBI	0
BB	1
SO	9
LOB	8



Batter	1	2	3	4	5	6	7	8	9	AB	R	H	RBI	BB	SO	LOB	BOTTOM			
Tommy Harper, R OBP: 0.353, SLG: 0.416 (1, 8)	0-0 6-3		0-0 1-3 1B			0-3 K		0-0 HR 1B		4	1	2	0	0	1	1				
Rick Miller, L OBP: 0.301, SLG: 0.366 (8, 8)										1	0	0	0	0	1	1				
Luis Aparicio, R OBP: 0.308, SLG: 0.360 (1, 6)	0-0 L9		0-0 4-3		0-0 1-3		0-0 HR	0-0 5-3		5	1	1	2	0	0	4				
Carl Yastrzemski, L OBP: 0.341, SLG: 0.332 (1, 3)	0-0 6-3			0-0 F9 SF7 2B		0-0 1B		4-0 2B BB		3	2	2	0	1	0	0				
Reggie Smith, S OBP: 0.355, SLG: 0.471 (1, 9)		0-0 4-3		0-0 F9		0-0 1B		0-0 2B		4	0	2	1	0	0	1				
Rico Petrocelli, R OBP: 0.344, SLG: 0.385 (1, 5)		0-3 K		0-0 SF7		0-0 BB		4-0 BB		1	0	0	1	2	1	0				
Carlton Fisk, R OBP: 0.367, SLG: 0.568 (1, 2)		0-3 K		0-0 BB		0-3 K		0-0 F4		3	0	0	0	1	2	5				
Ben Oglivie, L OBP: 0.292, SLG: 0.415 (1, 7)			0-0 1-3		0-3 K		0-0 F4	0-3 K		4	0	0	0	0	2	6				
John Kennedy, R OBP: 0.329, SLG: 0.358 (1, 4)			4-0 1B BB		0-0 F9		0-0 6-3		0-0 2B	3	0	1	0	1	0	3				
Luis Tiant, R OBP: 0.167, SLG: 0.143 (1, 1)		0-0 F8		4-0 BB		0-3 K		0-0 B2		3	0	0	0	1	1	2				
Inning Stats	R: 0 E: 0 K: 0 S: 3	H: 0 LOB: 0 BB: 0 P: 3	R: 0 E: 0 K: 2 S: 7	H: 0 LOB: 0 BB: 0 P: 7	R: 0 E: 0 K: 0 S: 4	H: 1 LOB: 2 BB: 1 P: 8	R: 1 E: 0 K: 1 S: 6	H: 1 LOB: 1 BB: 1 P: 10	R: 0 E: 0 K: 1 S: 5	H: 0 LOB: 1 BB: 1 P: 9	R: 0 E: 0 K: 1 S: 7	H: 2 LOB: 3 BB: 1 P: 11	R: 3 E: 0 K: 2 S: 10	H: 3 LOB: 2 BB: 2 P: 18	R: 0 E: 0 K: 1 S: 6	H: 1 LOB: 1 BB: 0 P: 6	1B: 4 2B: 3 3B: 0 HR: 1	SF: 1 SAC: 0 DP: 0 HBP: 0	WP: 0 PB: 0 SB: 0 CS: 0	PA: 38
PITCHER Don Stanhouse, R ERA: 3.23 Casey Cox, R ERA: 4.05 Steve Lawson, L ERA: 2.08 Jim Panther, R ERA: 4.36 Pete Broberg, R ERA: 4.35	IP: 5.0 WLS: L BF: 22 H: 4 R: 1 ER: 2 SO: 2 BB: 1 IBB: 0 HBP: 0 BLK: 0 WP: 0 HR: 1 S: 10 P: 14 ERA: 13.50 WHIP: 2.250															PITCHER				

Texas Rangers @ Boston Red Sox
Fenway Park, Boston, MA
Fri Aug 25 1972, 7:05 PM EDT
Att: 33,551 - Unknown - 86 F

AB	31
R	4
H	8
RBI	4
BB	6
SO	8
LOB	23



Batter	1	2	3	4	5	6	7	8	9	AB	R	H	RBI	BB	SO	LOB	TOP				
Elliott Maddox, R (1, 8) OBP: 0.397, SLG: 0.283 Larry Bittner, L (7, 7) OBP: 0.345, SLG: 0.375	4-0 2B BB	4-0 BB		0-0 5-3		0-0 G5-4-3		0-0 1B		2	1	0	0	2	0	1					
Jim Mason, L (1, 6) OBP: 0.282, SLG: 0.242	0-0 4-3	0-0 L9			0-0 6-3		0-0 1-3	0-0 F6		5	0	0	0	0	0	5					
Ted Ford, R (1, 9) OBP: 0.300, SLG: 0.373	0-0 1B 2B		4-0 1B BB		4-0 HR BB		0-0 F2		0-0 L6	3	2	1	1	2	0	0					
Dick Billings, R (1, 2) OBP: 0.318, SLG: 0.360	0-0 G5-4-3 1B		0-0 F8		0-0 HR		4-0 1B BB		0-0 5-3	4	1	2	2	1	0	1					
Frank Howard, R (1, 3) OBP: 0.346, SLG: 0.369	0-0 G5-4-3		0-0 F9		0-0 6-3		0-0 1-2 1B		4-0 BB	4	0	1	0	1	0	3					
Dalton Jones, L (1, 5) OBP: 0.230, SLG: 0.288		4-0 1B BB G6-4-3	0-0 1B		0-3 K		0-0 F8		0-0 F8	4	1	1	1	1	1	3					
Tom Grieve, R (1, 7) OBP: 0.281, SLG: 0.330		4-0 1B BB G6-4-3	0-3 K		0-0 2B		1-0 FC6-4 HBP			2	1	1	0	1	1	1					
Tom Ragland, R (1, 4) OBP: 0.240, SLG: 0.217		0-0 1-2 2-3 1B		0-0 1-3		0-0 FC2-5 2B		0-0 FC6-4 CS		4	0	2	1	0	0	1					
Bill Gogolewski, L (1, 1) OBP: 0.222, SLG: 0.160 Joe Lovitto, S (8, PH) OBP: 0.291, SLG: 0.255 Jim Panther, R (8, 1) OBP: 0.250, SLG: 0.143 Casey Cox, R (9, 1) OBP: 0.273, SLG: 0.111	0-0 G6-4-3		0-3 K		0-0 FC2-5		4-0 1B		0-0 BB	3	0	0	0	0	1	3					
Inning Stats	R: 1 E: 0 K: 0 S: 4	H: 2 LOB: 1 BB: 1 P: 8	R: 1 E: 0 K: 0 S: 3	H: 1 LOB: 2 BB: 3 P: 15	R: 1 E: 0 K: 1 S: 6	H: 1 LOB: 1 BB: 1 P: 10	R: 0 E: 0 K: 1 S: 5	H: 0 LOB: 0 BB: 0 P: 5	R: 2 E: 0 K: 1 S: 6	H: 1 LOB: 0 BB: 1 P: 10	R: 1 E: 0 K: 0 S: 4	H: 2 LOB: 0 BB: 0 P: 4	R: 0 E: 0 K: 0 S: 4	H: 1 LOB: 2 BB: 1 P: 8	R: 0 E: 0 K: 0 S: 3	H: 1 LOB: 1 BB: 1 P: 7	1B: 5 2B: 3 3B: 0 HR: 1	SF: 0 SAC: 0 DP: 3 HBP: 1	WP: 0 PB: 0 SB: 0 CS: 1	PA: 42	
PITCHER	IP	WLS	BF	H	R	ER	SO	BB	IBB	HBP	BLK	WP	HR	S	P	ERA	WHIP				
Lynn McClothen, R (1, 1) ERA: 3.15	2.2		15	4	3	3	0	5	0	0	0	0	0	10	30	10.12	3.375				
John Curtis, L (3, 1) ERA: 3.95	2.1		9	1	2	2	3	1	0	0	0	0	1	14	18	7.71	0.857				
Ken Tatum, R (6, 1) ERA: 2.73	3.0		14	4	1	1	0	2	0	1	0	0	0	11	20	3.00	2.000				
Don Newhauser, R (9, 1) ERA: 2.73	1.0	W	4	0	0	0	0	1	0	0	0	0	0	3	7	0.00	1.000				

Texas Rangers @ Boston Red Sox
Fenway Park, Boston, MA
Sat Aug 26 1972, 7:05 PM EDT
Att: 18,107 - Unknown

AB 32
R 6
H 9
RBI 5
BB 9
SO 3
LOB 18



Batter	1	2	3	4	5	6	7	8	9	AB	R	H	RBI	BB	SO	LOB	BOTTOM				
Tommy Harper, R (1, 8) OBP: 0.350, SLG: 0.412	0-0 F2		0-0 FC6-4		0-0 P1			0-0 F6		4	0	0	0	0	0	2					
Luis Aparicio, R (1, 6) OBP: 0.304, SLG: 0.355	0-0 5-3		0-0 FC5-4			0-0 F9		0-3 K		4	0	0	0	0	1	2					
Carl Yastrzemski, L (1, 3) OBP: 0.343, SLG: 0.330	4-0 FC6 BB		0-0 L7		0-3 K		4-0 BB BB			2	1	0	0	2	1	0					
Reggie Smith, S (1, 9) OBP: 0.354, SLG: 0.467	0-0 FC6		0-0 6-3		0-3 K		4-0 2B 1B BB			3	1	0	0	1	1	1					
Rico Petrocelli, R (1, 5) OBP: 0.343, SLG: 0.387		0-0 6-3		0-0 F4		0-0 6-3		0-0 1B 2B		4	1	1	1	0	0	0					
Carlton Fisk, R (1, 2) OBP: 0.396, SLG: 0.571		0-0 F6		0-0 4-3 3B		0-3 K2-3		0-0 F4		4	1	1	0	0	1	2					
Ben Oglivie, L (1, 7) OBP: 0.291, SLG: 0.412		0-0 F8		0-0 4-3		0-3 K		0-0 1B 2B		4	1	1	2	0	1	0					
John Kennedy, R (1, 4) OBP: 0.332, SLG: 0.361			0-3 K		0-0 4-3		0-0 1B		0-0 2B 1B	4	1	2	1	0	1	0					
Lynn McClothen, L (1, 1) OBP: 0.250, SLG: 0.314 John Curtis, L (3, 1) OBP: 0.143, SLG: 0.122 Andy Kosco, R (5, PH) OBP: 0.250, SLG: 0.436 Ken Tatum, R (8, 1) OBP: 0.250, SLG: 0.360 Rick Miller, L (8, PH) OBP: 0.250, SLG: 0.360 Don Newhauser, R (9, 1) OBP: 0.333, SLG: 0.368 Phil Gagliano, R (9, PH)	0-0 E4		0-0 FC6-4		0-0 HR		0-0 F2		0-0 2B	0	0	0	0	0	0	0					
Inning Stats	R: 0 E: 0 K: 0 S: 3	H: 0 LOB: 0 BB: 1 P: 7	R: 0 E: 0 K: 0 S: 3	H: 0 LOB: 0 BB: 0 P: 3	R: 0 E: 1 K: 1 S: 6	H: 0 LOB: 1 BB: 0 P: 6	R: 0 E: 0 K: 0 S: 3	H: 0 LOB: 0 BB: 0 P: 3	R: 2 E: 0 K: 2 S: 7	H: 2 LOB: 0 BB: 0 P: 5	R: 0 E: 0 K: 2 S: 7	H: 0 LOB: 0 BB: 0 P: 7	R: 0 E: 0 K: 1 S: 6	H: 1 LOB: 1 BB: 0 P: 6	R: 5 E: 0 K: 0 S: 5	H: 4 LOB: 2 BB: 2 P: 13	1B: 3 2B: 2 3B: 1 HR: 1	SF: 0 SAC: 0 DP: 0 HBP: 0	WP: 0 PB: 0 SB: 0 CS: 0	PA: 36	
PITCHER	IP	WLS	BF	H	R	ER	SO	BB	IBB	HBP	BLK	WP	HR	S	P	ERA	WHIP				
Bill Gogolewski, R (1, 1) ERA: 4.67	7.0		25	2	2	2	5	1	0	0	0	0	1	34	38	2.57	0.429				
Jim Panther, R (8, 1) ERA: 4.54	1.0		6	1	2	2	1	2	0	0	0	0	0	6	14	18.00	3.000				
Casey Cox, R (9, 1) ERA: 4.48	0.1	L	5	4	3	3	0	0	0	0	0	0	0	5	5	81.00	12.000				

Texas Rangers @ Boston Red Sox
Fenway Park, Boston, MA
Sat Aug 26 1972, 7:05 PM EDT
Att: 18,107 - Unknown

AB 33
R 7
H 7
RBI 7
BB 3
SO 6
LOB 8



Batter	1	2	3	4	5	6	7	8	9	AB	R	H	RBI	BB	SO	LOB	TOP					
Elliott Maddox, R OBP: 0.359, SLG: 0.289 (1, 8)	0-0 1B		0-0 6-3			0-0 1B	0-0 F9			4	1	2	0	0	0	3						
Jim Mason, L OBP: 0.287, SLG: 0.232 (1, 6)	0-3 K		0-0 4-3			0-0 SF7		0-0 F8		3	0	0	1	0	1	2						
Larry Bittner, L OBP: 0.347, SLG: 0.377 (1, 7)	0-0 F5			0-0 F4		0-0 1B		0-0 1B		4	0	2	1	0	0	1						
Dick Billings, R OBP: 0.316, SLG: 0.358 (1, 2)	0-0 F8			0-3 K		0-0 F5		0-0 F8		2	0	0	0	0	1	1						
Bill Fahey, L OBP: 0.197, SLG: 0.125 (4, 2)										2	0	0	0	0	0	1						
Frank Howard, R OBP: 0.345, SLG: 0.371 (1, 3)		0-3 K		0-0 F5			0-0 1B	0-3 K		4	1	1	0	0	2	1						
Ted Ford, R OBP: 0.299, SLG: 0.371 (1, 9)		0-0 F9				0-0 4-3		0-0 F8		4	0	1	0	0	0	0						
Dalton Jones, L OBP: 0.223, SLG: 0.279 (1, 5)		0-0 4-3				0-0 3-1		0-0 E8		4	0	0	0	0	1	2						
Tom Ragland, R OBP: 0.241, SLG: 0.222 (1, 4)			0-0 6-3			0-0 5-3		0-0 F7		4	0	1	0	0	1	3						
Rich Hand, R OBP: 0.222, SLG: 0.238 (1, 1)			0-0 F7			0-0 2B		0-0 F7		0	0	0	0	0	0	0						
Pete Broberg, R OBP: 0.107, SLG: 0.125 (1, 1)										1	0	0	0	0	0	1						
Mary Martinez, R OBP: 0.224, SLG: 0.182 (6, PH)										1	1	1	0	0	0	0						
Steve Lawson, L OBP: 0.224, SLG: 0.182 (6, PH)										0	0	0	0	0	0	0						
Joe Lovitto, S OBP: 0.224, SLG: 0.182 (7, PH)										1	0	1	1	0	0	0						
Paul Lindblad, L OBP: 0.224, SLG: 0.182 (7, PH)										0	0	0	0	0	0	0						
Jim Panther, R OBP: 0.224, SLG: 0.182 (8, PH)										0	0	0	0	0	0	0						
Davey Nelson, R OBP: 0.224, SLG: 0.182 (9, PH)										1	0	0	0	0	0	1						
Inning Stats	R: 0 E: 0 K: 1 S: 6	H: 1 LOB: 1 BB: 0 P: 6	R: 0 E: 0 K: 1 S: 5	H: 0 LOB: 0 BB: 0 P: 5	R: 0 E: 0 K: 0 S: 4	H: 1 LOB: 1 BB: 0 P: 4	R: 0 E: 0 K: 1 S: 5	H: 0 LOB: 0 BB: 0 P: 5	R: 0 E: 0 K: 0 S: 3	H: 0 LOB: 0 BB: 0 P: 3	R: 2 E: 0 K: 0 S: 5	H: 3 LOB: 0 BB: 0 P: 5	R: 1 E: 0 K: 2 S: 10	H: 3 LOB: 2 BB: 0 P: 10	R: 0 E: 0 K: 1 S: 6	H: 1 LOB: 1 BB: 0 P: 6	R: 0 E: 1 K: 0 S: 4	H: 0 LOB: 1 BB: 0 P: 4	1B: 7 2B: 2 3B: 0 HR: 0	SF: 1 SAC: 0 DP: 0 HBP: 0	WP: 0 PB: 0 SB: 0 CS: 0	PA: 36
PITCHER Marty Pattin, R ERA: 3.72 (1, 1)	IP: 9.0 WLS: W BF: 36 H: 9 R: 3 ER: 3 SO: 6 BB: 0 IBB: 0 HBP: 0 BLK: 0 WP: 0 HR: 0 S: 48 P: 48 ERA: 3.00 WHIP: 1.000															PITCHER	IP: 9.0 WLS: W BF: 36 H: 9 R: 3 ER: 3 SO: 6 BB: 0 IBB: 0 HBP: 0 BLK: 0 WP: 0 HR: 0 S: 48 P: 48 ERA: 3.00 WHIP: 1.000					

Texas Rangers @ Boston Red Sox
Fenway Park, Boston, MA
Sun Aug 27 1972, 3:33 AM EDT
Att: 17,755 - Unknown - 72 F

AB 35
R 3
H 9
RBI 3
BB 0
SO 6
LOB 16



Batter	1	2	3	4	5	6	7	8	9	AB	R	H	RBI	BB	SO	LOB	BOTTOM			
Tommy Harper, R OBP: 0.350, SLG: 0.409 (1, 8)	4-0 1B		0-0 6-3			0-0 F8		0-0 F8		3	1	0	0	1	0	0				
Rick Miller, L OBP: 0.305, SLG: 0.369 (8, 8)	BB							2-H 1B		1	0	1	1	0	0	0				
Luis Aparicio, R OBP: 0.306, SLG: 0.355 (1, 6)	BB		0-3 K			4-0 WP		0-0 6-3		0	0	0	0	1	0	0				
Phil Gagliano, R OBP: 0.329, SLG: 0.352 (2, 4)	BB					WP				3	2	0	0	1	1	1				
Carl Yastrzemski, L OBP: 0.345, SLG: 0.532 (1, 3)	BB		0-0 WP			4-3 1B		0-3 K		4	2	2	1	0	1	1				
Reggie Smith, S OBP: 0.355, SLG: 0.466 (1, 9)	BB		0-0 F5			0-0 SF9		4-0 BB		1	1	0	1	2	0	1				
Rico Petrocelli, R OBP: 0.346, SLG: 0.399 (1, 5)	BB		0-3 K			0-0 HR		4-0 BB		3	2	2	3	1	1	1				
Carlton Fisk, R OBP: 0.397, SLG: 0.578 (1, 2)	BB		0-0 1B			0-0 5-3		1-2 BB		4	1	2	4	0	0	3				
Ben Oglivie, L OBP: 0.286, SLG: 0.404 (1, 7)	BB		0-0 4-3			0-0 4-3		0-0 L9		4	0	0	0	0	1	4				
John Kennedy, R OBP: 0.330, SLG: 0.359 (2, 6)	BB		0-0 6-3			0-0 5-3		0-0 SH2-4		4	1	1	0	0	0	3				
Marty Pattin, R OBP: 0.154, SLG: 0.234 (1, 1)		0-3 K		0-0 G3		0-3 K		0-0 SH2-4		3	0	0	0	0	2	0				
Inning Stats	R: 3 E: 0 K: 1 S: 7	H: 2 LOB: 3 BB: 3 P: 19	R: 0 E: 0 K: 2 S: 7	H: 0 LOB: 0 BB: 0 P: 7	R: 1 E: 0 K: 1 S: 7	H: 2 LOB: 1 BB: 0 P: 7	R: 0 E: 0 K: 0 S: 3	H: 0 LOB: 0 BB: 0 P: 3	R: 2 E: 0 K: 0 S: 4	H: 1 LOB: 0 BB: 1 P: 8	R: 0 E: 0 K: 1 S: 5	H: 0 LOB: 0 BB: 0 P: 5	R: 0 E: 0 K: 1 S: 5	H: 0 LOB: 0 BB: 0 P: 5	R: 4 E: 0 K: 0 S: 6	H: 3 LOB: 1 BB: 2 P: 14	1B: 5 2B: 1 3B: 0 HR: 2	SF: 1 SAC: 1 DP: 0 HBP: 0	WP: 2 PB: 0 SB: 1 CS: 0	PA: 38
PITCHER Rich Hand, R ERA: 2.76 (1, 1)	IP: 0.0 WLS: L BF: 5 H: 2 R: 3 ER: 3 SO: 3 BB: 3 IBB: 0 HBP: 0 BLK: 0 WP: 2 HR: 1 S: 26 P: 30 ERA: 5.40 WHIP: 0.800															PITCHER	IP: 0.0 WLS: L BF: 5 H: 2 R: 3 ER: 3 SO: 3 BB: 3 IBB: 0 HBP: 0 BLK: 0 WP: 2 HR: 1 S: 26 P: 30 ERA: 5.40 WHIP: 0.800			
Pete Broberg, R ERA: 4.39 (6, 1)	IP: 1.0 WLS: 0 BF: 3 H: 0 R: 0 ER: 0 SO: 1 BB: 0 IBB: 0 HBP: 0 BLK: 0 WP: 0 HR: 0 S: 5 P: 5 ERA: 0.00 WHIP: 0.000															PITCHER	IP: 1.0 WLS: 0 BF: 3 H: 0 R: 0 ER: 0 SO: 1 BB: 0 IBB: 0 HBP: 0 BLK: 0 WP: 0 HR: 0 S: 5 P: 5 ERA: 0.00 WHIP: 0.000			
Steve Lawson, L ERA: 1.86 (7, 1)	IP: 1.2 WLS: 10 BF: 3 H: 4 R: 4 ER: 4 SO: 1 BB: 2 IBB: 0 HBP: 0 BLK: 0 WP: 1 HR: 10 S: 18 P: 18 ERA: 21.60 WHIP: 3.000															PITCHER	IP: 1.2 WLS: 10 BF: 3 H: 4 R: 4 ER: 4 SO: 1 BB: 2 IBB: 0 HBP: 0 BLK: 0 WP: 1 HR: 10 S: 18 P: 18 ERA: 21.60 WHIP: 3.000			
Paul Lindblad, L ERA: 2.53 (8, 1)	IP: 0.1 WLS: 1 BF: 0 H: 0 R: 0 ER: 0 SO: 0 BB: 0 IBB: 0 HBP: 0 BLK: 0 WP: 0 HR: 1 S: 1 P: 1 ERA: 0.00 WHIP: 0.000															PITCHER	IP: 0.1 WLS: 1 BF: 0 H: 0 R: 0 ER: 0 SO: 0 BB: 0 IBB: 0 HBP: 0 BLK: 0 WP: 0 HR: 1 S: 1 P: 1 ERA: 0.00 WHIP: 0.000			

Texas Rangers @ Boston Red Sox
Fenway Park, Boston, MA
Sun Aug 27 1972, 3:33 AM EDT
Att: 17,755 - Unknown - 72 F

AB 30
R 10
H 8
RBI 10
BB 6
SO 6
LOB 14



Batter	1	2	3	4	5	6	7	8	9	AB	R	H	RBI	BB	SO	LOB	TOP					
Davey Nelson, R OBP: 0.324, SLG: 0.289 (1, 5)	B2-3		E8		FC6-4 1B		4-3		6-3	5	0	1	1	0	0	3						
Tom Ragland, R OBP: 0.270, SLG: 0.235 (1, 4)	1B				FC6-4 1-2		5-3			3	0	1	0	1	0	3						
Ted Ford, R OBP: 0.307, SLG: 0.392 (1, 9)	1-2 1B		K				5-3		F7	4	0	1	0	0	1	2						
Dick Billings, R OBP: 0.313, SLG: 0.351 (1, 2)	K		K				F7			4	0	1	0	0	2	4						
Frank Howard, R OBP: 0.341, SLG: 0.369 (1, 3)	K				F7		6-3		L5	4	0	0	0	0	1	3						
Tom Greve, R OBP: 0.295, SLG: 0.340 (1, 7)		K2-3			6-3				F9	4	1	1	0	0	1	1						
Joe Lovitto, S OBP: 0.291, SLG: 0.256 (1, 8)		F9			5-3				K	4	0	1	0	0	1	0						
Jim Mason, L OBP: 0.273, SLG: 0.244 Paul Lindblad, L OBP: 0.231, SLG: 0.231 Larry Blittner, L OBP: 0.348, SLG: 0.377 (1, 6)		F9					K		1-3	3	0	0	0	0	2	2						
Jim Panther, R OBP: 0.222, SLG: 0.125 Steve Lawson, R OBP: 1.000, SLG: 1.000 Pete Broberg, R OBP: 0.100, SLG: 0.122 Marty Martinez, S OBP: 0.250, SLG: 0.246 (1, 1)			6-3		6-3					1	0	0	0	0	0	0						
Inning Stats	R: 0 E: 0 K: 2 S: 9	H: 2 LOB: 2 BB: 0 P: 9	R: 0 E: 0 K: 1 S: 5	H: 0 LOB: 0 BB: 0 P: 5	R: 0 E: 1 K: 2 S: 8	H: 0 LOB: 2 BB: 1 P: 12	R: 0 E: 0 K: 0 S: 3	H: 0 LOB: 0 BB: 0 P: 3	R: 0 E: 0 K: 0 S: 6	H: 1 LOB: 1 BB: 0 P: 6	R: 0 E: 0 K: 0 S: 3	H: 0 LOB: 0 BB: 0 P: 3	R: 1 E: 0 K: 1 S: 8	H: 3 LOB: 2 BB: 0 P: 8	R: 0 E: 0 K: 0 S: 4	H: 1 LOB: 1 BB: 0 P: 4	R: 0 E: 0 K: 1 S: 6	H: 1 LOB: 1 BB: 0 P: 6	1B: 7 2B: 0 3B: 1 HR: 0	SF: 0 SAC: 0 DP: 0 HBP: 0	WP: 0 PB: 0 SB: 0 CS: 0	PA: 37
PITCHER	IP WLS BF H R ER SO BB IBB HBP BLK WP HR S P ERA WHIP	IP WLS BF H R ER SO BB IBB HBP BLK WP HR S P ERA WHIP																				
Rob Gardner, L ERA: 2.69 Sparky Lyle, L ERA: 1.52 (1, 1)	7.1 W 31 7 1 1 7 1 0 0 0 0 0 0 44 48 1.23 1.091	(8, 1)	1.2 S 6 1 0 0 1 0 0 0 0 0 0 0 8 8 0.00 0.600																			

Texas Rangers @ New York Yankees
Yankee Stadium, Bronx, NY
Wed Aug 30 1972, 7:05 PM EDT
Att: 10,069 - Unknown - 78 F


AB 36
R 1
H 8
RBI 1
BB 1
SO 8
LOB 18



Batter	1	2	3	4	5	6	7	8	9	AB	R	H	RBI	BB	SO	LOB	BOTTOM			
Horace Clarke, S OBP: 0.315, SLG: 0.288 (1, 4)	6-3	L9		4-3		1-3				4	0	0	0	0	0	2				
Thurman Munson, R OBP: 0.355, SLG: 0.373 (1, 2)	4-3		FC4-6 1B		L8 E SF HBP		2B 1B			3	1	2	0	0	0	0				
Bobby Murcer, L OBP: 0.367, SLG: 0.536 (1, 8)	E S 1B		FC4-6 2B		E5 SF		F8			4	1	1	0	0	0	3				
Roy White, S OBP: 0.394, SLG: 0.376 (1, 7)	4-0 1-3 BB		4-3 1-H 2B		L8		F9			3	0	1	1	1	0	3				
Ron Blomberg, L OBP: 0.360, SLG: 0.490 Felipe Alou, R OBP: 0.330, SLG: 0.382 (1, 3)	F7		4-3		SF					2	0	0	1	0	0	3				
Johnny Callison, L OBP: 0.301, SLG: 0.406 (1, 9)		4-3 1B 2B	F9		1-2 3-H		2B			1	0	1	0	0	2	5				
Celerino Sanchez, R OBP: 0.299, SLG: 0.316 (1, 5)		K			K		K		F9	4	0	0	0	0	3	3				
Gene Michael, S OBP: 0.274, SLG: 0.273 (1, 6)		4-3					K		4-3	4	0	1	0	0	1	1				
Rob Gardner, R OBP: 0.133, SLG: 0.133 Sparky Lyle, L OBP: 0.211, SLG: 0.222 (1, 1)					K		K		K	3	0	1	1	0	2	1				
Inning Stats	R: 0 E: 0 K: 0 S: 4	H: 1 LOB: 2 BB: 1 P: 8	R: 1 E: 0 K: 1 S: 7	H: 2 LOB: 1 BB: 0 P: 7	R: 1 E: 0 K: 0 S: 5	H: 2 LOB: 1 BB: 0 P: 5	R: 0 E: 0 K: 2 S: 8	H: 1 LOB: 1 BB: 0 P: 8	R: 1 E: 2 K: 2 S: 9	H: 0 LOB: 2 BB: 0 P: 10	R: 0 E: 0 K: 2 S: 7	H: 0 LOB: 0 BB: 0 P: 7	R: 0 E: 0 K: 1 S: 7	H: 2 LOB: 2 BB: 0 P: 7	R: 0 E: 0 K: 1 S: 5	H: 0 LOB: 0 BB: 0 P: 5	1B: 5 2B: 3 3B: 0 HR: 0	SF: 1 SAC: 0 DP: 0 HBP: 1	WP: 0 PB: 0 SB: 1 CS: 0	PA: 36
PITCHER	IP WLS BF H R ER SO BB IBB HBP BLK WP HR S P ERA WHIP	IP WLS BF H R ER SO BB IBB HBP BLK WP HR S P ERA WHIP																		
Jim Panther, R ERA: 4.61 Steve Lawson, L ERA: 2.31 Pete Broberg, R ERA: 4.3 Paul Lindblad, L ERA: 2.7 (1, 1)	0.2 L 2 0 0 0 0 0 0 0 0 0 0 2 2 0.00 0.000	(3, 1)	3.0 13 1 1 0 6 0 0 0 1 0 0 0 24 25 0.00 0.333	(7, 1)	2.0 8 2 0 0 2 0 0 0 0 0 0 0 12 12 0.00 1.000															

Texas Rangers @ New York Yankees
Yankee Stadium, Bronx, NY
Wed Aug 30 1972, 7:05 PM EDT
Att: 10,069 - Unknown - 78 F

AB 33
R 3
H 8
RBI 3
BB 1
SO 9
LOB 21



Batter	1	2	3	4	5	6	7	8	9	AB	R	H	RBI	BB	SO	LOB	TOP					
Davey Nelson, R OBP: 0.322, SLG: 0.287	(1,5) 0-3 K		(1,5) 0-0 F7		(1,5) 0-0 5-3			(1,5) 0-0 F9		3	0	0	0	0	1	1	<p>Texas Rangers @ New York Yankees Yankee Stadium, Bronx, NY Thu Aug 31 1972, 3:33 AM EDT Att: 10,116 - Unknown - 86 F</p>					
Casey Cox, R OBP: 0.333, SLG: 0.111	(5,1) 0-3 K		(5,1) 0-0 F7		(5,1) 0-0 5-3			(5,1) 0-0 F9		0	0	0	0	0	0	0						
Dalton Jones, L OBP: 0.221, SLG: 0.274	(8,PH) 0-3 K		(8,PH) 0-0 F7		(8,PH) 0-0 5-3			(8,PH) 0-0 F9		1	0	0	0	0	1	0						
Horacio Pina, R OBP: 0.333, SLG: 0.290	(8,1) 0-3 K		(8,1) 0-0 F7		(8,1) 0-0 5-3			(8,1) 0-0 F9		0	0	0	0	0	0	0						
Tom Ragland, R OBP: 0.244, SLG: 0.211	(1,4) 0-0 F9		(1,4) 0-3 K					(1,4) 0-3 K		4	0	0	0	0	3	1						
Ted Ford, R OBP: 0.309, SLG: 0.393	(1,9) 0-0 1B		(1,9) 0-0 FC1-4					(1,9) 0-0 E5		4	0	2	0	0	0	0						
Dick Billings, R OBP: 0.315, SLG: 0.353	(1,2) 0-0 1B		(1,2) 0-0 FC1-4					(1,2) 0-0 1B		4	0	2	0	0	0	1						
Tom Grieve, R OBP: 0.284, SLG: 0.327	(1,7) 0-0 FC6-4		(1,7) 0-0 F8					(1,7) 0-3 K		4	0	0	0	0	1	5						
Larry Blittner, L OBP: 0.347, SLG: 0.373	(1,3) 1-0 HBP		(1,3) 0-0 FC6					(1,3) 0-3 K		3	0	0	0	0	2	3						
Marty Martinez, S OBP: 0.234, SLG: 0.230	(1,6) 0-0 FC6-4		(1,6) 0-0 5-3					(1,6) 0-0 F9		4	0	0	0	0	0	3						
Joe Lovitto, S OBP: 0.292, SLG: 0.254	(1,8) 0-0 F9		(1,8) 4-0 BB					(1,8) 0-0 L7		2	0	0	0	1	0	1						
Rich Hand, R OBP: 0.217, SLG: 0.233	(1,1) 0-0 F3		(1,1) 0-0 F7					(1,1) 0-0 2B		1	0	0	0	0	0	0						
Vic Harris, S OBP: 0.185, SLG: 0.131	(5,PH) 0-0 F3		(5,PH) 0-0 F7					(5,PH) 0-0 2B		2	0	1	0	0	0	1						
Inning Stats	R: 0 E: 0 K: 1 S: 7	H: 2 LOB: 2 BB: 0 P: 7	R: 0 E: 0 K: 0 S: 2	H: 0 LOB: 0 BB: 0 P: 3	R: 0 E: 0 K: 1 S: 5	H: 0 LOB: 0 BB: 0 P: 5	R: 0 E: 0 K: 0 S: 4	H: 1 LOB: 1 BB: 0 P: 4	R: 0 E: 0 K: 0 S: 3	H: 0 LOB: 1 BB: 1 P: 7	R: 0 E: 0 K: 1 S: 5	H: 0 LOB: 0 BB: 0 P: 5	R: 0 E: 0 K: 1 S: 5	H: 0 LOB: 0 BB: 0 P: 5	R: 0 E: 0 K: 1 S: 6	H: 1 LOB: 1 BB: 0 P: 6	R: 0 E: 1 K: 2 S: 9	H: 1 LOB: 2 BB: 0 P: 9	1B: 4 2B: 1 3B: 0 HR: 0	SF: 0 SAC: 0 DP: 0 HBP: 1	WP: 0 PB: 0 SB: 0 CS: 1	PA: 34
PITCHER Fritz Peterson, L ERA: 3.29	IP: 9.0 WLS: W BF: 34 H: 5 R: 0 ER: 0 SO: 7 BB: 1 IBB: 0 HBP: 1 BLK: 0 WP: 0 HR: 0 S: 46 P: 51 ERA: 0.00 WHIP: 0.667															PITCHER	IP: 9.0 WLS: W BF: 34 H: 5 R: 0 ER: 0 SO: 7 BB: 1 IBB: 0 HBP: 1 BLK: 0 WP: 0 HR: 0 S: 46 P: 51 ERA: 0.00 WHIP: 0.667					

Batter	1	2	3	4	5	6	7	8	9	AB	R	H	RBI	BB	SO	LOB	BOTTOM			
Horace Clarke, S OBP: 0.320, SLG: 0.302	(1,4) 0-0 HR		(1,4) 0-0 1B		(1,4) 0-0 2B		(1,4) 0-0 F7			4	3	3	2	1	0	0	<p>Texas Rangers @ New York Yankees Yankee Stadium, Bronx, NY Thu Aug 31 1972, 3:33 AM EDT Att: 10,116 - Unknown - 86 F</p>			
Thurman Munson, R OBP: 0.355, SLG: 0.376	(1,2) 0-0 5-3		(1,2) 0-0 L7		(1,2) 0-0 F8-5			(1,2) 0-3 K		5	1	2	2	0	1	2				
Bobby Murcer, L OBP: 0.367, SLG: 0.540	(1,8) 0-0 F9		(1,8) 0-0 HR		(1,8) 0-0 IBB			(1,8) 0-3 K		4	1	1	3	1	1	0				
Roy White, S OBP: 0.396, SLG: 0.374	(1,7) 4-0 1B		(1,7) 1-0 HBP		(1,7) 4-0 BB			(1,7) 0-0 6-3		2	0	0	0	2	0	2				
Ron Blomberg, L OBP: 0.366, SLG: 0.490	(1,3) 0-0 1B		(1,3) 4-0 BB		(1,3) 4-0 BB			(1,3) 0-0 4-3		2	0	1	0	2	0	0				
Johnny Callison, L OBP: 0.296, SLG: 0.398	(1,9) 0-0 G3		(1,9) 0-0 F6		(1,9) 0-0 F7			(1,9) 0-3 K		4	0	0	0	0	1	6				
Celerino Sanchez, R OBP: 0.297, SLG: 0.315	(1,5) 0-0 1B		(1,5) 0-3 K		(1,5) 0-0 4-3			(1,5) 0-0 6-3		4	1	1	0	0	1	2				
Gene Michael, S OBP: 0.277, SLG: 0.273	(1,6) 0-3 K		(1,6) 0-0 1B		(1,6) 4-0 SH1-4			(1,6) 0-0 F6		3	1	1	0	1	1	1				
Fritz Peterson, S OBP: 0.264, SLG: 0.268	(1,1) 0-0 SH3-4		(1,1) 0-3 K		(1,1) 0-0 SH1-4			(1,1) 0-0 F8		2	0	0	0	0	1	1				
Inning Stats	R: 1 E: 0 K: 0 S: 5	H: 2 LOB: 1 BB: 1 P: 9	R: 4 E: 0 K: 1 S: 8	H: 3 LOB: 2 BB: 2 P: 17	R: 0 E: 0 K: 2 S: 9	H: 2 LOB: 0 BB: 0 P: 9	R: 0 E: 0 K: 0 S: 3	H: 0 LOB: 2 BB: 2 P: 11	R: 2 E: 0 K: 0 S: 4	H: 2 LOB: 1 BB: 2 P: 12	R: 0 E: 0 K: 1 S: 5	H: 0 LOB: 0 BB: 0 P: 5	R: 0 E: 0 K: 0 S: 3	H: 0 LOB: 0 BB: 0 P: 3	R: 0 E: 0 K: 2 S: 7	H: 0 LOB: 0 BB: 0 P: 7		1B: 5 2B: 3 3B: 0 HR: 2	SF: 0 SAC: 2 DP: 1 HBP: 1	WP: 0 PB: 0 SB: 3 CS: 0
PITCHER Rich Hand, R ERA: 3.0 Casey Cox, R ERA: 4.1 Horacio Pina, R ERA: 3.0	IP: 4.0 WLS: L BF: 25 H: 7 R: 5 ER: 5 SO: 3 BB: 5 IBB: 0 HBP: 1 BLK: 0 WP: 0 HR: 0 S: 25 P: 46 ERA: 11.25 WHIP: 3.000															PITCHER	IP: 4.0 WLS: L BF: 25 H: 7 R: 5 ER: 5 SO: 3 BB: 5 IBB: 0 HBP: 1 BLK: 0 WP: 0 HR: 0 S: 25 P: 46 ERA: 11.25 WHIP: 3.000			

Batter	1	2	3	4	5	6	7	8	9	AB	R	H	RBI	BB	SO	LOB	TOP										
Rick Auerbach, R OBP: 0.284, SLG: 0.266 (1, 6)	F3		F3			F8	E6		G3	5	0	0	0	0	0	0											
Bob Heise, R OBP: 0.299, SLG: 0.307 (1, 4)	BB			6-3		2B	CS		F7	3	0	1	0	1	0	0											
Joe Lahoud, L OBP: 0.321, SLG: 0.375 (1, 9)	K			4-3		2B			S	4	1	3	0	0	1	1											
George Scott, R OBP: 0.306, SLG: 0.403 (1, 3)	1-3			4-3		K			6-3	4	0	0	0	0	1	5											
John Briggs, L OBP: 0.362, SLG: 0.452 (1, 7)		F3		4-3		F9			IBB	4	0	1	1	0	0	3											
Dave May, L OBP: 0.311, SLG: 0.352 (1, 8)		4-3				G3			IBB	3	0	0	0	1	0	0											
Elie Rodriguez, R OBP: 0.389, SLG: 0.382 (1, 2)		E6				4-3			F9	4	1	2	0	0	0	2											
Mike Ferraro, R OBP: 0.282, SLG: 0.332 (1, 5)				G3		4-3			K	4	1	1	1	0	1	1											
Jim Colborn, R OBP: 0.121, SLG: 0.156 (1, 1)				F7		K			K	4	0	0	0	0	3	2											
Inning Stats	R: 0 H: 0 E: 0 K: 1 S: 5	H: 0 LOB: 1 BB: 1 P: 9	R: 0 H: 0 E: 1 K: 0 S: 3	H: 0 LOB: 1 BB: 0 P: 3	R: 0 H: 0 E: 0 K: 0 S: 3	H: 0 LOB: 0 BB: 0 P: 3	R: 0 H: 1 E: 0 K: 0 S: 4	H: 1 LOB: 1 BB: 0 P: 4	R: 0 H: 1 E: 0 K: 1 S: 6	H: 1 LOB: 1 BB: 0 P: 6	R: 0 H: 2 E: 0 K: 1 S: 7	H: 2 LOB: 2 BB: 0 P: 7	R: 2 H: 2 E: 1 K: 1 S: 7	H: 2 LOB: 0 BB: 0 P: 7	R: 1 H: 2 E: 0 K: 0 S: 5	H: 2 LOB: 2 BB: 1 P: 9	R: 0 H: 0 E: 0 K: 2 S: 7	H: 0 LOB: 0 BB: 0 P: 7	1B: 5 2B: 3 3B: 0 HR: 0	SF: 0 SAC: 0 DP: 0 HBP: 0	WP: 0 PA: 38 PB: 0 SB: 1 CS: 1						
PITCHER	IP	WLS	BF	H	R	ER	SO	BB	IBB	HBP	BLK	WP	HR	S	P	ERA	WHIP										
Bill Gogolewski, R ERA: 4.5 (1, 1)	8.0	L	34	8	3	2	4	1	1	0	0	0	0	40	48	2.25	1.125										
Horacio Pina, R ERA: 2.96 (9, 1)	1.0		3	0	0	0	2	0	0	0	0	0	0	7	7	0.00	0.000										

Milwaukee Brewers @ Texas Rangers
Arlington Stadium, Arlington, TX
Fri Sep 01 1972, 8:05 PM EDT
Att: 6,552 - Unknown

AB 35
R 3
H 8
RBI 2
BB 2
SO 6
LOB 14



Batter	1	2	3	4	5	6	7	8	9	AB	R	H	RBI	BB	SO	LOB	BOTTOM										
Davey Nelson, R OBP: 0.319, SLG: 0.284 (1, 5)	K		F9			F9			6-3	4	0	0	0	0	1	1											
Jim Mason, L OBP: 0.281, SLG: 0.233 (1, 6)	K			F8		F7			F8	4	0	0	0	0	1	1											
Larry Bittner, L OBP: 0.343, SLG: 0.369 (1, 3)	6-3			3-1		4-3				3	0	0	0	0	0	0											
Dick Billings, R OBP: 0.313, SLG: 0.350 (1, 7)		6-3		K		F4				3	0	0	0	0	1	0											
Ted Ford, R OBP: 0.307, SLG: 0.390 (1, 9)		6-3			5-3				G3	3	0	0	0	0	0	0											
Bill Fahey, L OBP: 0.203, SLG: 0.136 (1, 2)				4-3					3-1	3	0	1	0	0	0	0											
Joe Lovitto, S OBP: 0.292, SLG: 0.255 (1, 8)			F6			CS			K	3	0	1	0	0	1	1											
Vic Harris, S OBP: 0.182, SLG: 0.129 (1, 4)				3-1		4-3			4-3	2	0	0	0	0	0	0											
Dalton Jones, L OBP: 0.219, SLG: 0.272 (9, 4)					CS					1	0	0	0	0	0	0											
Bill Gogolewski, L OBP: 0.241, SLG: 0.185 (1, 1)										2	0	1	0	0	1	0											
Horacio Pina, R OBP: 0.333, SLG: 0.200 (9, 1)									4-3	0	0	0	0	0	0	0											
Marty Martinez, S OBP: 0.231, SLG: 0.226 (9, 4)										1	0	0	0	0	0	0											
Inning Stats	R: 0 H: 0 E: 0 K: 2 S: 7	H: 0 LOB: 0 BB: 0 P: 7	R: 0 H: 1 E: 0 K: 0 S: 4	H: 1 LOB: 1 BB: 0 P: 4	R: 0 H: 0 E: 0 K: 1 S: 5	H: 0 LOB: 0 BB: 0 P: 5	R: 0 H: 0 E: 0 K: 1 S: 5	H: 0 LOB: 0 BB: 0 P: 5	R: 0 H: 1 E: 0 K: 0 S: 3	H: 1 LOB: 0 BB: 0 P: 3	R: 0 H: 1 E: 0 K: 0 S: 4	H: 1 LOB: 1 BB: 0 P: 4	R: 0 H: 0 E: 0 K: 0 S: 3	R: 0 H: 0 E: 0 K: 1 S: 5	H: 0 LOB: 0 BB: 0 P: 5	R: 0 H: 0 E: 0 K: 0 S: 3	H: 0 LOB: 0 BB: 0 P: 3	1B: 3 2B: 0 3B: 0 HR: 0	SF: 0 SAC: 0 DP: 0 HBP: 0	WP: 0 PA: 30 PB: 0 SB: 0 CS: 1							
PITCHER	IP	WLS	BF	H	R	ER	SO	BB	IBB	HBP	BLK	WP	HR	S	P	ERA	WHIP										
Jim Colborn, R ERA: 2.49 (1, 1)	9.0	W	29	3	0	0	5	0	0	0	0	0	0	39	39	0.00	0.333										

Milwaukee Brewers @ Texas Rangers
Arlington Stadium, Arlington, TX
Fri Sep 01 1972, 8:05 PM EDT
Att: 6,552 - Unknown

AB 29
R 0
H 3
RBI 0
BB 0
SO 5
LOB 3



Batter	1	2	3	4	5	6	7	8	9	AB	R	H	RBI	BB	SO	LOB	TOP					
Ron Theobald, R OBP: 0.347, SLG: 0.260 (1, 4)										5	1	1	0	0	0	3						
Bob Heise, R OBP: 0.294, SLG: 0.301 (1, 6)										5	0	0	0	0	1	3						
Joe Lahoud, L OBP: 0.326, SLG: 0.392 (1, 9)										5	1	3	2	0	0	0						
George Scott, R OBP: 0.307, SLG: 0.403 (1, 3)										5	0	2	1	0	2	1						
John Briggs, L OBP: 0.361, SLG: 0.450 (1, 7)										4	0	1	0	0	0	2						
Dave May, L OBP: 0.310, SLG: 0.349 (1, 8)										3	1	0	0	1	0	2						
Elie Rodriguez, R OBP: 0.387, SLG: 0.377 (1, 2)										3	1	0	0	1	1							
Mike Ferraro, R OBP: 0.285, SLG: 0.342 (1, 5)										4	1	2	0	0	0	1						
Bill Parsons, R OBP: 0.200, SLG: 0.196 (1, 1)										3	1	2	2	0	1	1						
Inning Stats	R: 2 E: 0 K: 2 S: 9	H: 2 LOB: 0 BB: 0 P: 9	R: 0 E: 0 K: 0 S: 3	H: 0 LOB: 0 BB: 0 P: 3	R: 1 E: 0 K: 0 S: 6	H: 3 LOB: 2 BB: 0 P: 6	R: 2 E: 1 K: 0 S: 5	H: 1 LOB: 1 BB: 1 P: 9	R: 0 E: 0 K: 0 S: 3	H: 0 LOB: 0 BB: 0 P: 3	R: 0 E: 0 K: 1 S: 6	H: 1 LOB: 1 BB: 1 P: 10	R: 0 E: 0 K: 1 S: 7	H: 2 LOB: 2 BB: 0 P: 7	R: 0 E: 0 K: 1 S: 6	H: 1 LOB: 1 BB: 0 P: 6	R: 0 E: 0 K: 0 S: 3	H: 1 LOB: 0 BB: 0 P: 3	1B: 7 2B: 3 3B: 0 HR: 1	SF: 1 SAC: 0 DP: 0 HBP: 0	WP: 1 PB: 0 SB: 1 CS: 1	PA: 41
PITCHER	IP WLS BF H R ER SO BB IBB HBP BLK WP HR S P ERA WHIP	IP WLS BF H R ER SO BB IBB HBP BLK WP HR S P ERA WHIP															IP WLS BF H R ER SO BB IBB HBP BLK WP HR S P ERA WHIP					
Pete Broberg, R ERA: 4.39 (1, 1)	5.0 L 23 6 5 4 2 1 0 0 0 1 1 26 30 7.20 1.400																					
Jim Roland, L ERA: 4.91 (6, 1)	2.0 10 3 1 1 2 1 0 0 0 0 0 0 13 17 4.50 2.000																					
Jim Panther, R ERA: 4.5 (8, 1)	2.0 7 2 0 0 1 0 0 0 0 0 0 0 9 9 0.00 1.000																					

Milwaukee Brewers @ Texas Rangers
Arlington Stadium, Arlington, TX
Sat Sep 02 1972, 8:05 PM EDT
Att: 3,707 - Unknown

AB 37
R 6
H 11
RBI 5
BB 2
SO 5
LOB 14

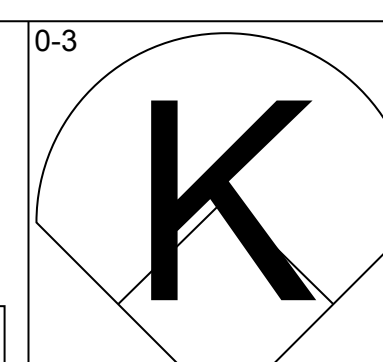
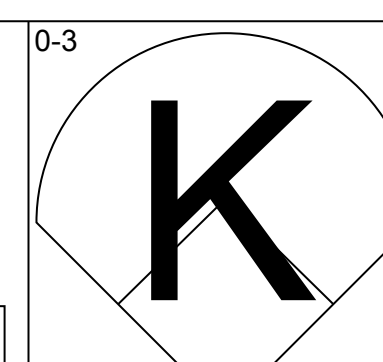
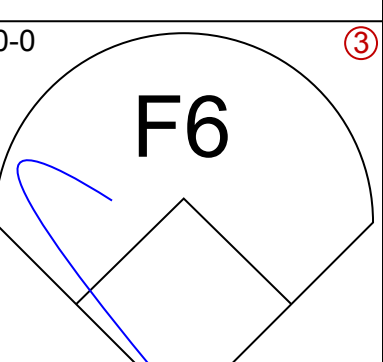
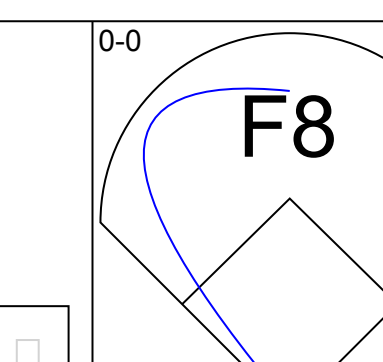
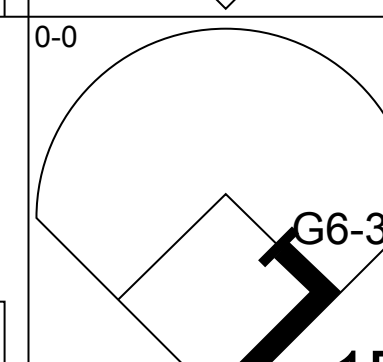
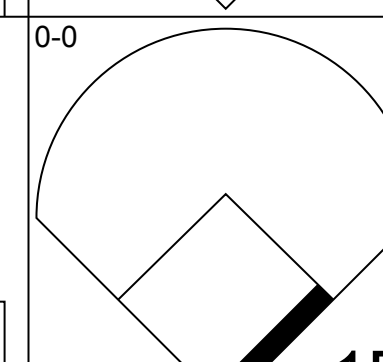
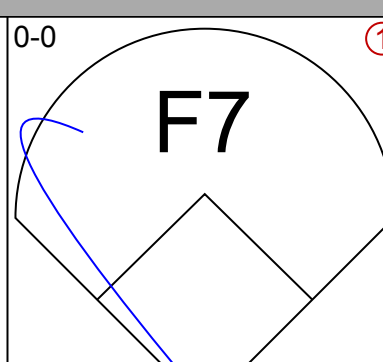
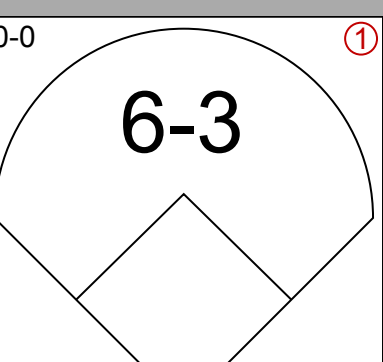
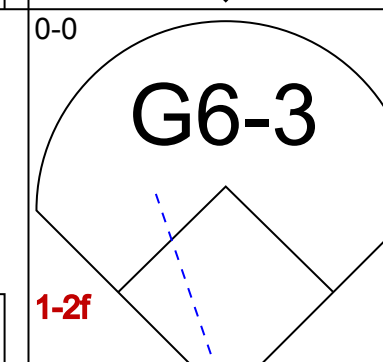
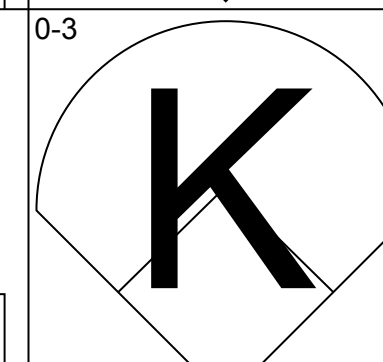
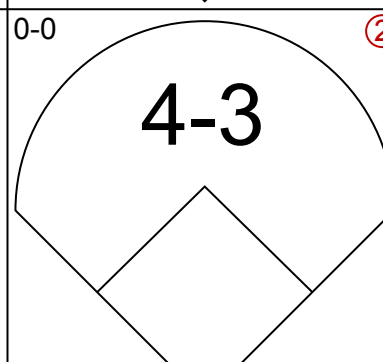
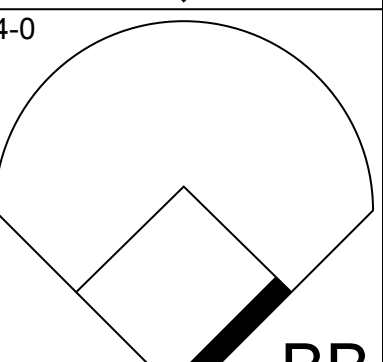
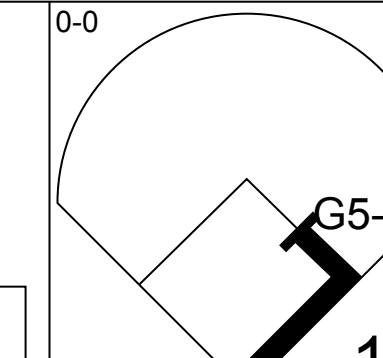
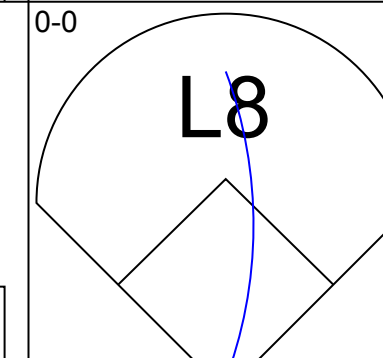
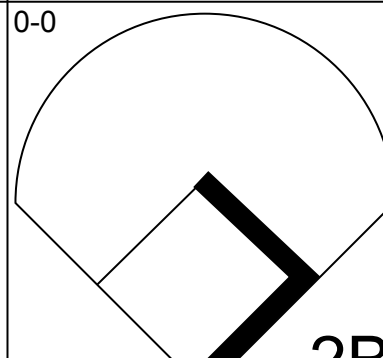
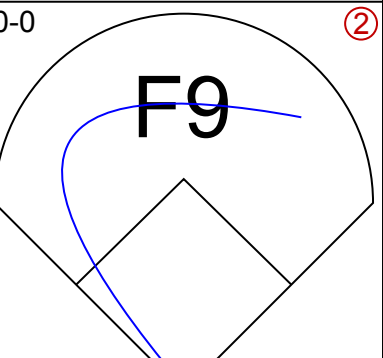
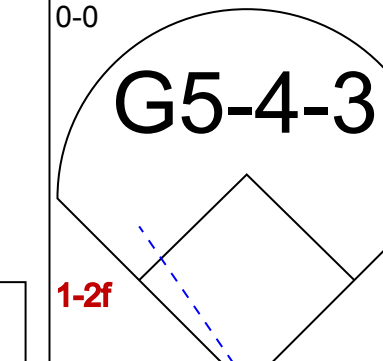
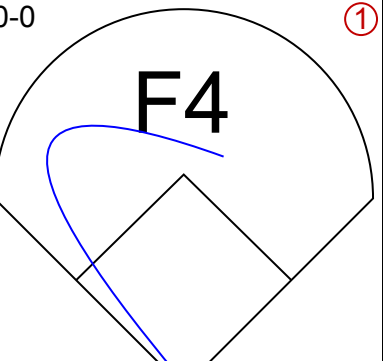
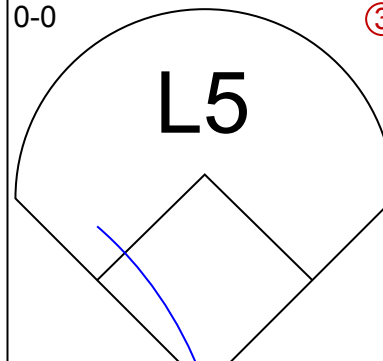
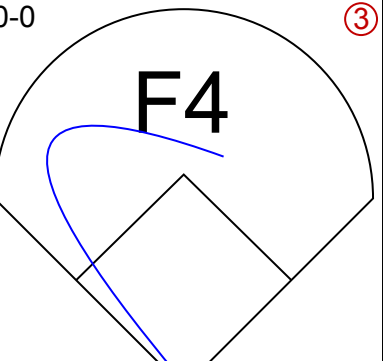
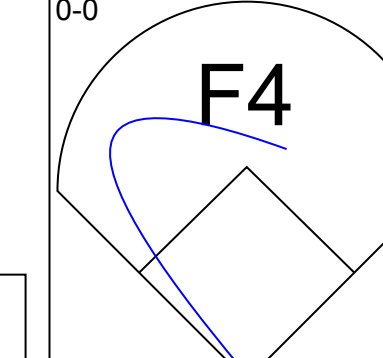
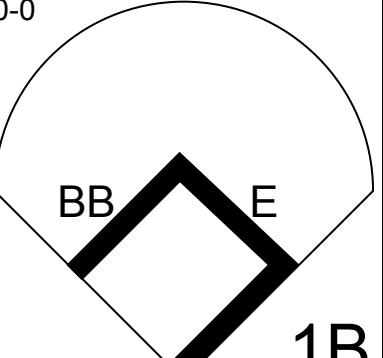
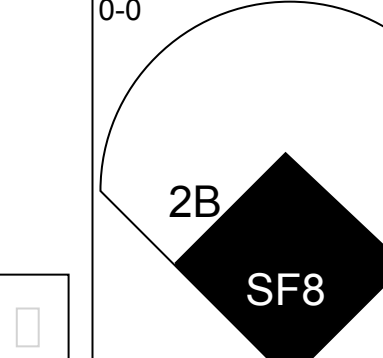
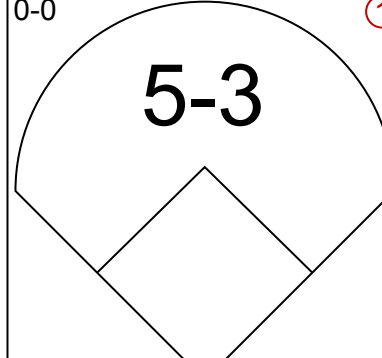
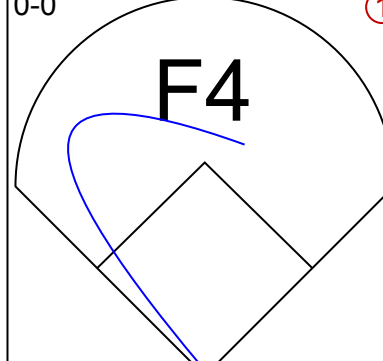
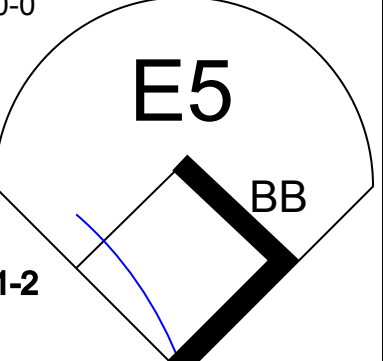
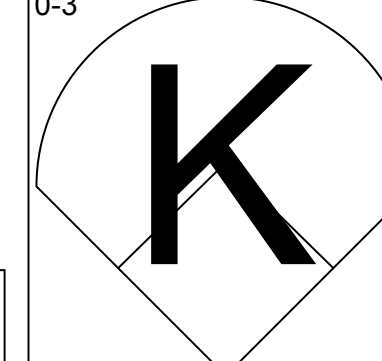
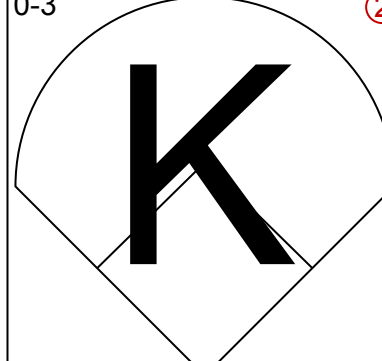
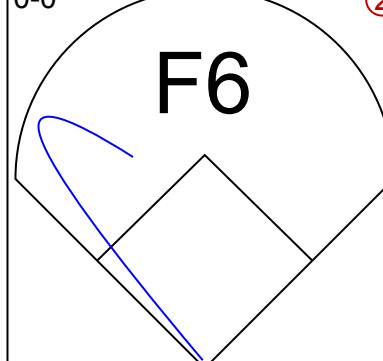
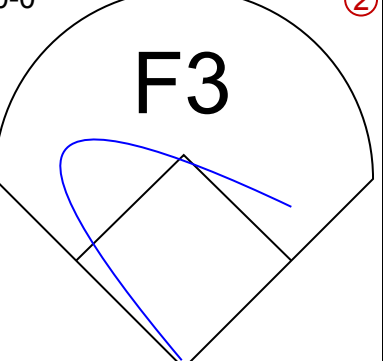
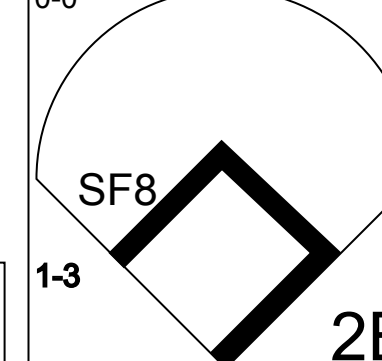
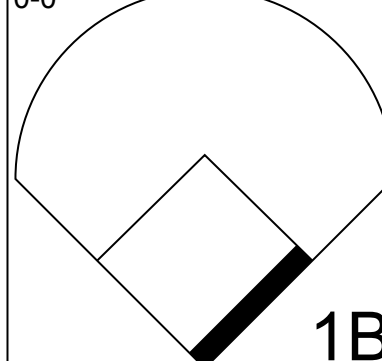

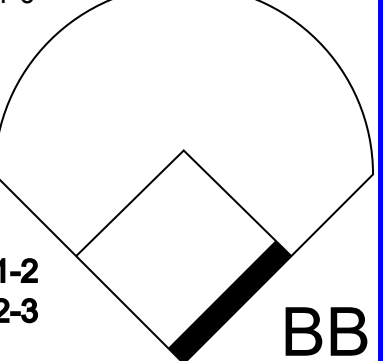
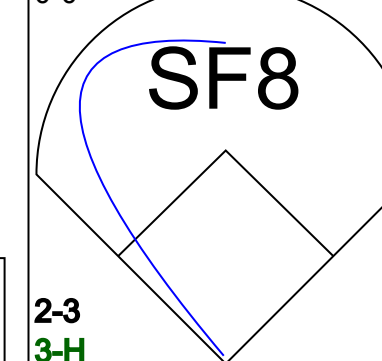



Batter	1	2	3	4	5	6	7	8	9	AB	R	H	RBI	BB	SO	LOB	BOTTOM					
Davey Nelson, R OBP: 0.320, SLG: 0.285 (1, 5)										3	1	1	0	1	0	0						
Jim Mason, L OBP: 0.271, SLG: 0.244 (1, 6)										4	0	2	0	0	1	2						
Larry Bittner, L OBP: 0.342, SLG: 0.378 (1, 3)										4	1	1	1	0	0	2						
Dick Billings, R OBP: 0.310, SLG: 0.347 (1, 7)										4	0	0	0	0	1	2						
Ted Ford, R OBP: 0.306, SLG: 0.391 (1, 9)										4	0	1	0	0	2	1						
Bill Fahey, L OBP: 0.191, SLG: 0.127 (1, 2)										4	0	0	0	0	1	1						
Joe Lovitto, S OBP: 0.298, SLG: 0.259 (1, 8)										3	0	2	0	1	0	0						
Vic Harris, S OBP: 0.175, SLG: 0.124 (1, 4)										4	0	0	0	0	0	3						
Pete Broberg, R OBP: 0.268, SLG: 0.120 (5, PH)										1	0	0	0	0	1	1						
Dalton Jones, L OBP: 0.219, SLG: 0.270 (6, 1)										1	0	0	0	0	1	0						
Jim Roland, L (6, 1)										0	0	0	0	0	0	0						
Marty Martinez, S OBP: 0.242, SLG: 0.226 (7, PH)										0	0	0	0	1	0	0						
Jim Panther, R OBP: 0.222, SLG: 0.125 (8, 1)										0	0	0	0	0	0	0						
Tom Gravera, R OBP: 0.252, SLG: 0.324 (9, PH)										1	0	0	0	0	0	1						
Inning Stats	R: 1 E: 1 K: 1 S: 6	H: 1 LOB: 1 BB: 1 P: 10	R: 0 E: 0 K: 2 S: 7	H: 0 LOB: 1 BB: 1 P: 11	R: 0 E: 0 K: 0 S: 4	H: 1 LOB: 1 BB: 0 P: 4	R: 0 E: 0 K: 1 S: 6	H: 1 LOB: 1 BB: 0 P: 6	R: 0 E: 0 K: 1 S: 5	H: 0 LOB: 0 BB: 0 P: 5	R: 0 E: 0 K: 1 S: 6	H: 1 LOB: 1 BB: 0 P: 6	R: 0 E: 0 K: 1 S: 6	H: 1 LOB: 2 BB: 1 P: 10	R: 0 E: 0 K: 0 S: 4	H: 1 LOB: 0 BB: 0 P: 4	R: 0 E: 0 K: 0 S: 3	H: 1 LOB: 0 BB: 0 P: 3	1B: 5 2B: 1 3B: 0 HR: 1	SF: 0 SAC: 0 DP: 1 HBP: 0	WP: 0 PB: 0 SB: 0 CS: 0	PA: 36
PITCHER	IP WLS BF H R ER SO BB IBB HBP BLK WP HR S P ERA WHIP	IP WLS BF H R ER SO BB IBB HBP BLK WP HR S P ERA WHIP															IP WLS BF H R ER SO BB IBB HBP BLK WP HR S P ERA WHIP					
Bill Parsons, R ERA: 4.03 (1, 1)	9.0 W 36 7 2 2 7 3 0 0 0 0 1 47 59 2.00 1.111																					

Milwaukee Brewers @ Texas Rangers
Arlington Stadium, Arlington, TX
Sat Sep 02 1972, 8:05 PM EDT
Att: 3,707 - Unknown

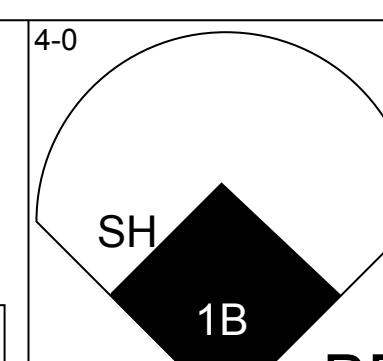
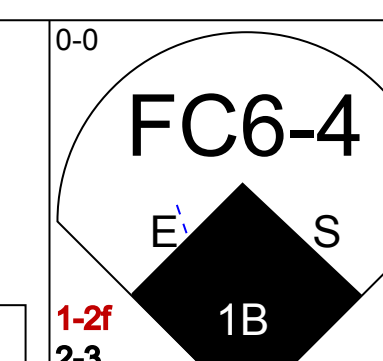
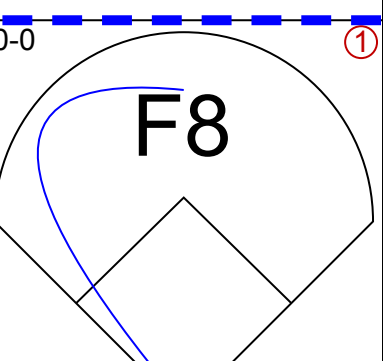
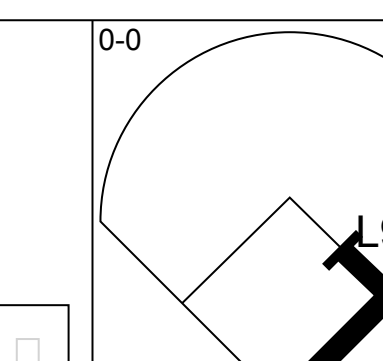
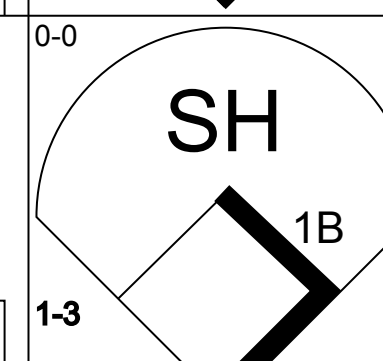
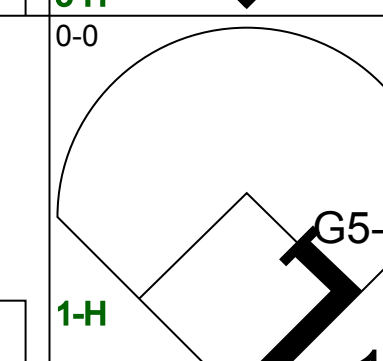
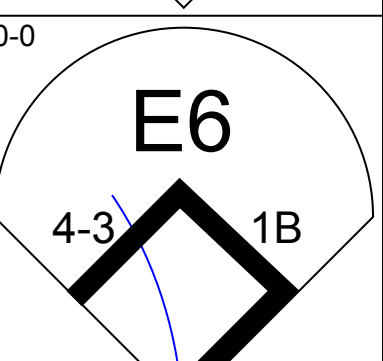
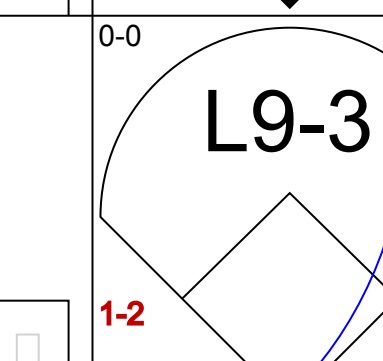
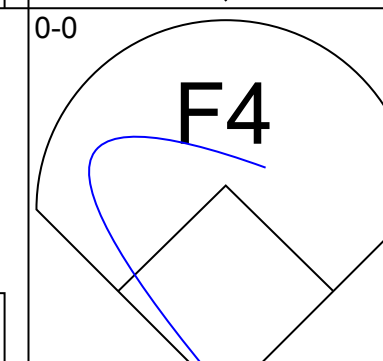
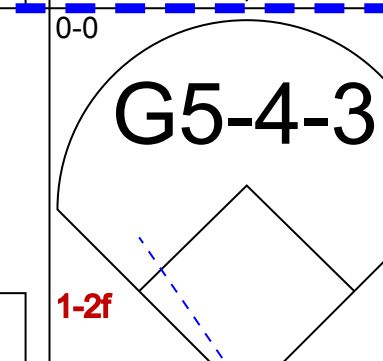
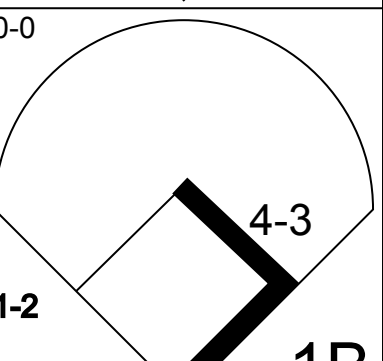
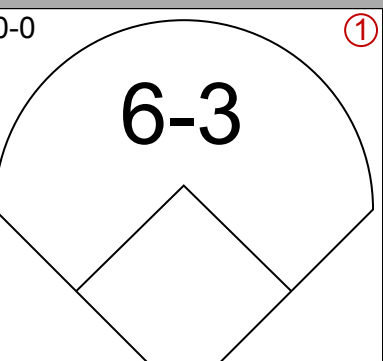
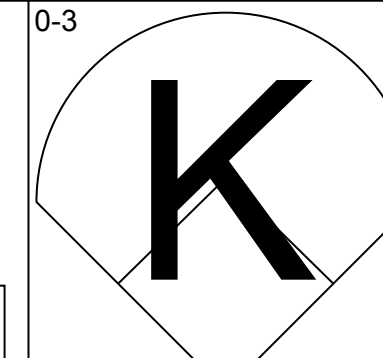
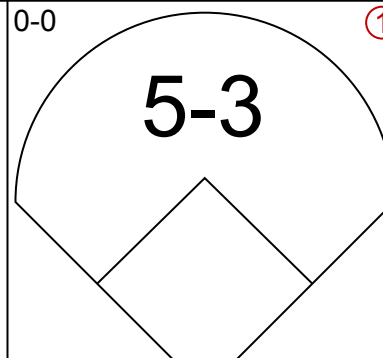
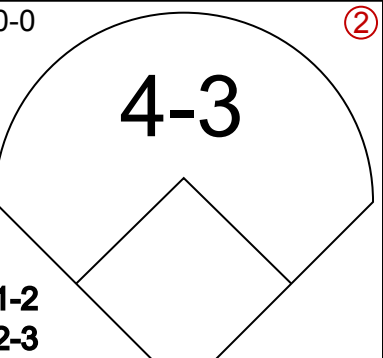
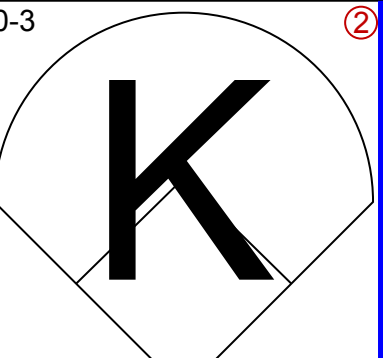
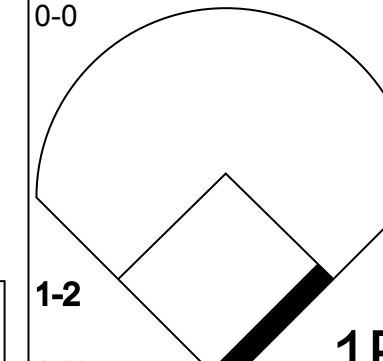
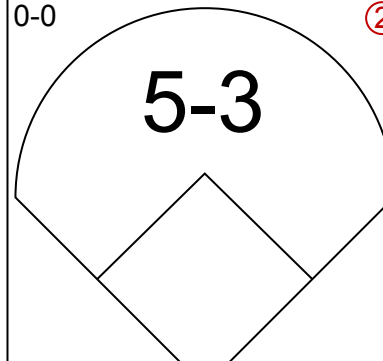
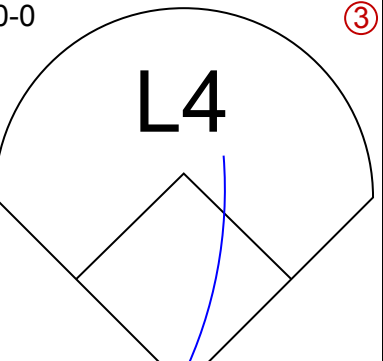
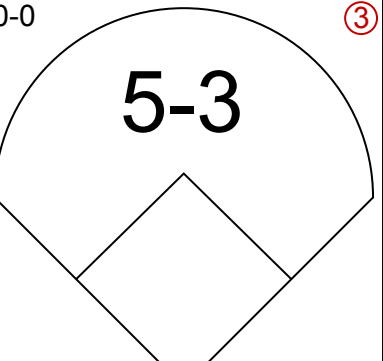
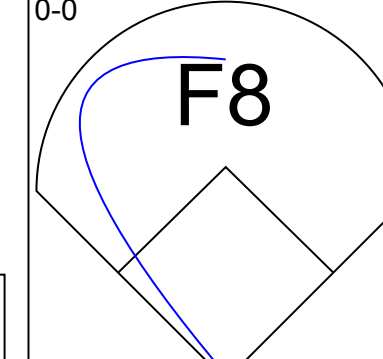
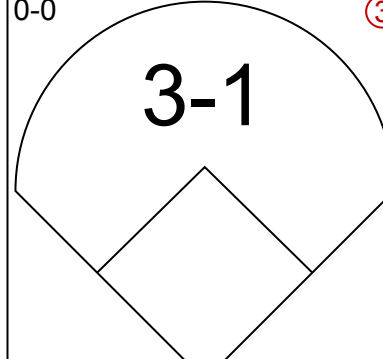
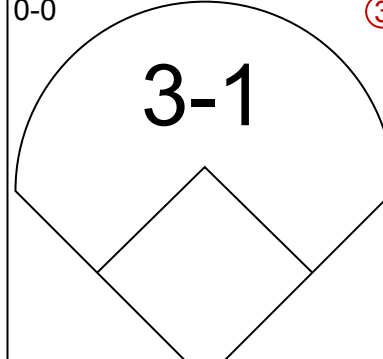



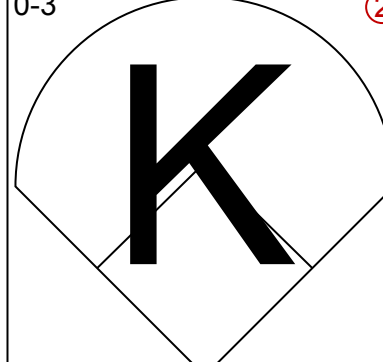

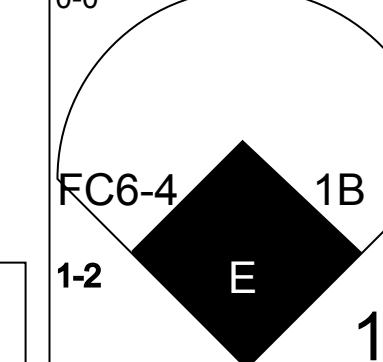
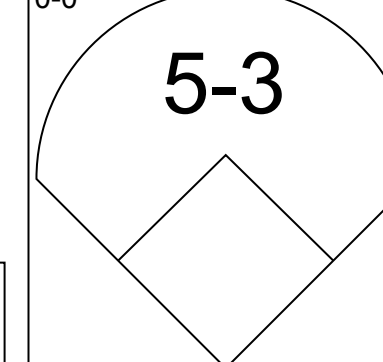
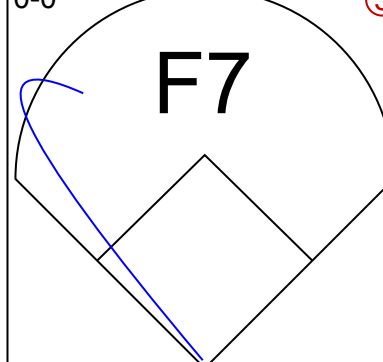
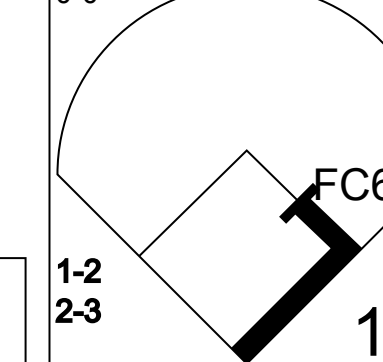
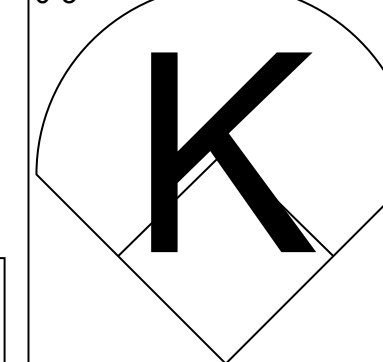

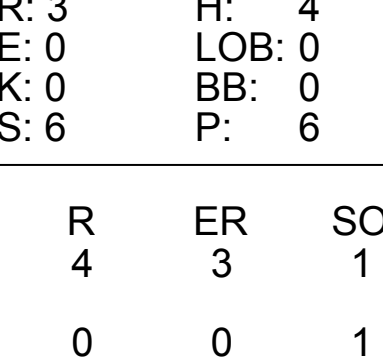
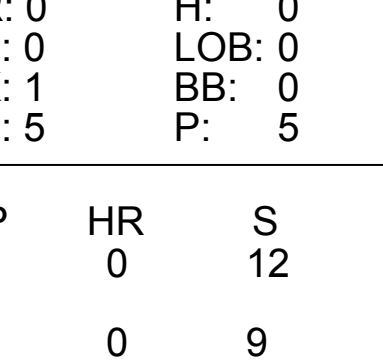
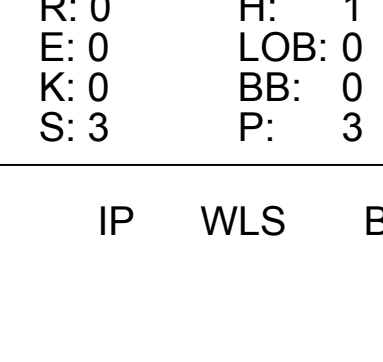
AB 33
R 2
H 7
RBI 1
BB 3
SO 7
LOB 13



Batter	1	2	3	4	5	6	7	8	9	AB	R	H	RBI	BB	SO	LOB	TOP		
Rick Auerbach, R OBP: 0.282, SLG: 0.263 (1, 6)										4	0	0	0	0	2	4	Milwaukee Brewers @ Texas Rangers Arlington Stadium, Arlington, TX Sun Sep 03 1972, 4:33 AM EDT Att: 3,713 - Unknown		
Syd O'Brien, R OBP: 0.282, SLG: 0.297 (1, 5)										4	0	2	0	0	0	0			
Dave May, L OBP: 0.310, SLG: 0.347 (1, 8)										3	0	0	0	1	1	2			
George Scott, R OBP: 0.308, SLG: 0.405 (1, 3)										4	0	2	0	0	0	2			
Ollie Brown, R OBP: 0.307, SLG: 0.315 (1, 9)										4	0	0	0	0	0	3			
Tommy Reynolds, R OBP: 0.288, SLG: 0.327 (1, 7)										4	1	2	0	0	0	0			
John Felske, R OBP: 0.217, SLG: 0.224 (1, 2)										4	0	0	0	0	2	2			
Bob Heise, R OBP: 0.297, SLG: 0.308 (1, 4)										4	0	2	0	0	0	2			
Gary Ryerson, R OBP: 0.187, SLG: 0.045 (1, 1)										0	0	0	0	0	0	0			
Inning Stats	R: 0 E: 0 K: 1 S: 5	H: 1 LOB: 0 BB: 0 P: 5	R: 0 E: 0 K: 0 S: 3	H: 1 LOB: 0 BB: 0 P: 3	R: 0 E: 0 K: 1 S: 5	H: 0 LOB: 0 BB: 0 P: 5	R: 0 E: 0 K: 2 S: 8	H: 1 LOB: 1 BB: 0 P: 8	R: 0 E: 0 K: 0 S: 4	H: 1 LOB: 0 BB: 0 P: 4	R: 1 E: 0 K: 1 S: 7	H: 2 LOB: 1 BB: 0 P: 7	R: 0 E: 0 K: 0 S: 3	H: 0 LOB: 1 BB: 1 P: 7	R: 0 E: 0 K: 2 S: 8	H: 1 LOB: 1 BB: 0 P: 8		1B: 6 2B: 2 3B: 0 HR: 0	SF: 1 SAC: 0 DP: 2 HBP: 0
PITCHER Mike Paul, L ERA: 2.13 (1, 1)	IP: 9.0 WLS: W BF: 36 H: 8 R: 1 ER: 1 SO: 7 BB: 2 IBB: 0 HBP: 0 BLK: 0 WP: 0 HR: 0 S: 48 P: 56 ERA: 1.00 WHIP: 1.111																		

AB	33
R	1
H	8
RBI	1
BB	2
SO	7
LOB	16



Batter	1	2	3	4	5	6	7	8	9	AB	R	H	RBI	BB	SO	LOB	BOTTOM		
Davey Nelson, R OBP: 0.322, SLG: 0.285 (1, 5)										3	2	1	1	1	0	2	Milwaukee Brewers @ Texas Rangers Arlington Stadium, Arlington, TX Sun Sep 03 1972, 4:33 AM EDT Att: 3,713 - Unknown		
Joe Lovitto, S OBP: 0.298, SLG: 0.260 (1, 8)										3	0	1	1	0	0	1			
Ted Ford, R OBP: 0.305, SLG: 0.389 (1, 9)										4	0	1	0	0	0	3			
Dick Billings, R OBP: 0.307, SLG: 0.343 (1, 2)										4	0	0	0	0	2	4			
Bill Fahey, L OBP: 0.191, SLG: 0.127 (9, 2)										0	0	0	0	0	0	0			
Tom Grieve, R OBP: 0.281, SLG: 0.321 (1, 7)										4	0	1	1	0	0	2			
Larry Bittner, L OBP: 0.339, SLG: 0.374 (1, 3)										3	0	0	0	0	0	2			
Marty Martinez, S OBP: 0.246, SLG: 0.231 (1, 6)										3	1	1	0	0	1	0			
Tom Ragland, R OBP: 0.250, SLG: 0.220 (1, 4)										3	1	1	0	0	0	0			
Mike Paul, L OBP: 0.231, SLG: 0.289 (1, 1)										3	0	1	0	0	1	0			
Inning Stats	R: 1 E: 1 K: 1 S: 7	H: 1 LOB: 2 BB: 1 P: 11	R: 3 E: 0 K: 0 S: 6	H: 4 LOB: 0 BB: 0 P: 6	R: 0 E: 0 K: 1 S: 5	H: 0 LOB: 0 BB: 0 P: 5	R: 0 E: 0 K: 1 S: 5	H: 1 LOB: 2 BB: 0 P: 5	R: 0 E: 0 K: 1 S: 3	H: 0 LOB: 0 BB: 0 P: 5	R: 0 E: 0 K: 1 S: 7	H: 1 LOB: 0 BB: 0 P: 3	R: 0 E: 0 K: 1 S: 5	H: 0 LOB: 0 BB: 0 P: 5	R: 0 E: 0 K: 1 S: 5	H: 0 LOB: 0 BB: 0 P: 5	1B: 7 2B: 1 3B: 0 HR: 0	SF: 0 SAC: 1 DP: 2 HBP: 0	WP: 0 PA: 32 PB: 0 SB: 1 CS: 0
PITCHER Gary Ryerson, L ERA: 3.84 (1, 1)	IP: 1.1 WLS: L BF: 11 H: 5 R: 4 ER: 3 SO: 1 BB: 1 IBB: 0 HBP: 0 BLK: 0 WP: 0 HR: 0 S: 9 P: 16 ERA: 20.25 WHIP: 4.500																		
Jerry Bell, R ERA: 2.05 (2, 1)	2.2	7	0	0	0	1	0	0	0	0	0	9	9	0.00	0.000				
Ken Sanders, R ERA: 3.41 (5, 1)	2.0	8	1	0	0	1	0	0	0	0	0	10	10	0.00	0.500				
Earl Stephenson, L ERA: 2.99 (7, 1)	2.0	6	1	0	0	1	0	0	0	0	0	8	8	0.00	0.500				



Batter	1	2	3	4	5	6	7	8	9	AB	R	H	RBI	BB	SO	LOB	TOP										
Cesar Tovar, R OBP: 0.320, SLG: 0.313 (1, 7)										3	2	1	0	1	0	1											
Rod Carew, L OBP: 0.375, SLG: 0.379 (1, 4)										4	0	1	0	0	0	1											
Steve Braun, L OBP: 0.345, SLG: 0.353 (1, 5)										4	0	1	0	0	1	2											
Bobby Darwin, R OBP: 0.328, SLG: 0.458 (1, 9)										3	0	3	1	1	0	0											
Rich Reese, L OBP: 0.305, SLG: 0.347 (1, 3)										4	0	0	0	0	1	4											
Jim Nettles, L OBP: 0.332, SLG: 0.293 (1, 8)										3	1	0	0	0	1	1											
Dan Monzon, R OBP: 0.353, SLG: 0.300 (1, 6)										2	1	1	0	2	0	0											
Phil Roof, R OBP: 0.245, SLG: 0.375 (1, 2)										4	0	1	1	0	0	2											
Jim Perry, S OBP: 0.206, SLG: 0.188 Dave LaRoche, L OBP: 0.300, SLG: 0.125 Wayne Granger, R OBP: 0.286, SLG: 0.429 (1, 1)										3	0	0	0	0	1	3											
Inning Stats	R: 0 E: 0 K: 0 S: 3	H: 2 LOB: 0 BB: 0 P: 3	R: 0 E: 0 K: 0 S: 3	H: 1 LOB: 0 BB: 0 P: 3	R: 2 E: 1 K: 0 S: 5	H: 1 LOB: 1 BB: 1 P: 9	R: 0 E: 0 K: 0 S: 3	H: 1 LOB: 0 BB: 0 P: 3	R: 0 E: 0 K: 1 S: 5	H: 0 LOB: 0 BB: 0 P: 5	R: 1 E: 0 K: 1 S: 6	H: 1 LOB: 1 BB: 1 P: 10	R: 1 E: 0 K: 0 S: 4	H: 2 LOB: 1 BB: 0 P: 5	R: 0 E: 0 K: 1 S: 5	H: 0 LOB: 1 BB: 1 P: 9	1B: 6 2B: 2 3B: 0 HR: 0	SF: 0 SAC: 0 DP: 1 HBP: 1	WP: 0 PB: 0 SB: 0 CS: 2	PA: 37							
PITCHER	IP	WLS	BF	H	R	ER	SO	BB	IBB	HBP	BLK	WP	HR	S	P	ERA	WHIP										
Dick Bosman, R ERA: 3.94 (1, 1)	5.2	L	22	6	3	1	1	2	0	0	0	0	0	22	30	1.59	1.412										
Jim Roland, L ERA: 5.1 (6, 1)	0.1		3	1	1	1	1	0	0	1	0	0	0	4	5	27.00	3.000										
Jim Panther, R ERA: 4.36 (7, 1)	1.0		3	1	0	0	0	0	0	0	0	0	0	3	3	0.00	1.000										
Steve Lawson, L ERA: 1.98 (8, 1)	2.0		8	0	0	0	2	2	0	0	0	0	0	10	18	0.00	1.000										

Minnesota Twins @ Texas Rangers
Arlington Stadium, Arlington, TX
Thu Sep 07 1972, 8:05 PM EDT
Att. 3,160 - Unknown - 90 F

AB	31
R	4
H	8
RBI	2
BB	4
SO	4
LOB	15



Batter	1	2	3	4	5	6	7	8	9	AB	R	H	RBI	BB	SO	LOB	BOTTOM										
Davey Nelson, R OBP: 0.320, SLG: 0.284 (1, 5)										3	0	1	0	0	0	1											
Joe Lovitto, S OBP: 0.302, SLG: 0.262 (1, 8)										2	0	0	0	2	0	0											
Larry Bittner, L OBP: 0.334, SLG: 0.365 (1, 3)										4	0	0	0	0	0	4											
Ted Ford, R OBP: 0.301, SLG: 0.379 (1, 9)										3	0	0	0	1	0	1											
Tom Grieve, R OBP: 0.287, SLG: 0.336 (1, 7)										3	0	0	0	1	0	1											
Bill Fahey, L OBP: 0.203, SLG: 0.192 (1, 2)										3	0	1	0	1	0	0											
Jim Mason, L OBP: 0.272, SLG: 0.250 Marty Martinez, S OBP: 0.227, SLG: 0.214 (1, 6)										3	0	1	0	0	1	1											
Vic Harris, S OBP: 0.176, SLG: 0.122 (1, 4)										3	0	1	0	1	0	1											
Dick Bosman, R OBP: 0.138, SLG: 0.136 Jim Roland, L OBP: 0.222, SLG: 0.275 Jim Panther, R OBP: 0.206, SLG: 0.188 Dalton Jones, L OBP: 0.125, SLG: 0.075 Steve Lawson, R OBP: 0.286, SLG: 0.429 Dick Billings, R OBP: 0.303, SLG: 0.339 (1, 1)										1	0	0	0	1	0	1											
Inning Stats	R: 0 E: 0 K: 0 S: 3	H: 0 LOB: 0 BB: 0 P: 3	R: 0 E: 0 K: 1 S: 6	H: 1 LOB: 1 BB: 0 P: 6	R: 0 E: 0 K: 0 S: 3	H: 0 LOB: 0 BB: 0 P: 3	R: 0 E: 0 K: 0 S: 3	H: 0 LOB: 1 BB: 1 P: 7	R: 0 E: 0 K: 0 S: 3	H: 0 LOB: 1 BB: 1 P: 7	R: 0 E: 0 K: 0 S: 3	H: 1 LOB: 1 BB: 1 P: 7	R: 0 E: 0 K: 1 S: 5	H: 1 LOB: 2 BB: 2 P: 13	1B: 3 2B: 1 3B: 0 HR: 0	SF: 0 SAC: 1 DP: 2 HBP: 0	WP: 0 PB: 0 SB: 0 CS: 0	PA: 36									
PITCHER	IP	WLS	BF	H	R	ER	SO	BB	IBB	HBP	BLK	WP	HR	S	P	ERA	WHIP										
Jim Perry, R ERA: 3.48 (1, 1)	7.0	W	29	3	0	0	1	5	0	0	0	0	0	26	46	0.00	1.143										
Dave LaRoche, L ERA: 2.07 (8, 1)	1.1		6	1	0	0	1	2	0	0	0	0	0	6	14	0.00	2.250										
Wayne Granger, R ERA: 3.33 (9, 1)	0.2	S	1	0	0	0	0	0	0	0	0	0	0	1	1	0.00	0.000										

Minnesota Twins @ Texas Rangers
Arlington Stadium, Arlington, TX
Thu Sep 07 1972, 8:05 PM EDT
Att. 3,160 - Unknown - 90 F

AB	28
R	0
H	4
RBI	0
BB	7
SO	2
LOB	16



Batter	1	2	3	4	5	6	7	8	9	AB	R	H	RBI	BB	SO	LOB	TOP			
Bert Campaneris, R OBP: 0.281, SLG: 0.337 (1, 6)										4	0	2	0	1	1	1	Oakland Athletics @ Texas Rangers Arlington Stadium, Arlington, TX Fri Sep 08 1972, 8:05 PM EDT Att: 5,837 - Unknown			
Matty Alou, L OBP: 0.348, SLG: 0.381 (1, 9)										5	0	1	0	0	1	2				
Joe Rudi, R OBP: 0.349, SLG: 0.504 (1, 7)										4	0	0	0	0	1	1				
Reggie Jackson, L OBP: 0.354, SLG: 0.482 (1, 8)										2	2	0	0	3	0	0				
Gene Tenace, R OBP: 0.287, SLG: 0.341 (1, 2)										3	2	0	0	2	1	3				
Mike Epstein, L OBP: 0.377, SLG: 0.503 (9, PR)										5	1	4	4	0	0	0				
Allan Lewis, S (9, PR)										0	0	0	0	0	0	0				
Mike Hegan, L OBP: 0.324, SLG: 0.429 (9, 3)										0	0	0	0	0	0	0				
Sal Bando, R OBP: 0.328, SLG: 0.370 (1, 5)										3	1	2	0	2	0	1				
Dal Maxvill, R OBP: 0.295, SLG: 0.259 (6, PH)										2	0	0	0	0	1	1				
Dave Duncan, R OBP: 0.286, SLG: 0.359 (6, PH)										0	0	0	0	1	0	0				
Ted Kubiak, S OBP: 0.271, SLG: 0.235 (6, PH)										1	0	0	0	0	1	1				
Angel Mangual, R OBP: 0.286, SLG: 0.369 (9, PH)										1	0	1	1	0	0	0				
Tim Cullen, R OBP: 0.281, SLG: 0.328 (9, 4)										0	0	0	0	0	0	0				
Catfish Hunter, R OBP: 0.172, SLG: 0.176 (7, 1)										3	0	0	0	0	0	3				
Darold Knowles, L OBP: 0.333, SLG: 0.250 (7, 1)										2	0	1	0	0	1	3				
Inning Stats	R: 0 E: 0 K: 1 S: 5	H: 1 LOB: 0 BB: 0 P: 5	R: 0 E: 0 K: 0 S: 4	H: 1 LOB: 1 BB: 0 P: 4	R: 0 E: 0 K: 1 S: 5	H: 0 LOB: 0 BB: 0 P: 5	R: 3 E: 0 K: 0 S: 5	H: 2 LOB: 1 BB: 2 P: 13	R: 0 E: 0 K: 1 S: 6	H: 1 LOB: 3 BB: 2 P: 14	R: 0 E: 0 K: 0 S: 4	H: 2 LOB: 1 BB: 1 P: 8	R: 1 E: 1 K: 2 S: 9	H: 2 LOB: 1 BB: 0 P: 9	R: 2 E: 0 K: 1 S: 7	H: 2 LOB: 3 BB: 3 P: 19	1B: 7 2B: 3 3B: 0 HR: 1	SF: 0 SAC: 1 DP: 1 HBP: 0	WP: 0 PB: 0 SB: 1 CS: 1	PA: 45
PITCHER	IP WLS BF H R ER SO BB IBB HBP BLK WP HR S P ERA WHIP																			
Mike Paul, L ERA: 2.23 (1, 1)	6.0 L 29 7 3 3 4 4 1 0 0 0 0 1 32 52 4.50 1.833																			
Pete Broberg, R ERA: 4.48 (7, 1)	1.0 3 0 0 0 0 0 0 1 0 0 0 0 2 6 0.00 0.000																			
Paul Lindblad, L ERA: 2.57 (8, 1)	0.2 4 2 1 0 1 0 0 0 0 0 0 0 6 6 0.00 3.000																			
Horacio Pina, R ERA: 3.07 (8, 1)	1.0 5 0 2 2 1 2 0 0 0 0 0 0 5 13 18.00 2.000																			
Jim Roland, L ERA: 5.04 (9, 1)	0.1 4 2 0 0 1 0 0 1 0 0 0 0 0 5 9 0.00 6.000																			

AB	35
R	6
H	11
RBI	5
BB	9
SO	7
LOB	16



Batter	1	2	3	4	5	6	7	8	9	AB	R	H	RBI	BB	SO	LOB	BOTTOM			
Davey Nelson, R OBP: 0.321, SLG: 0.286 (1, 5)										5	0	2	0	0	0	3	Oakland Athletics @ Texas Rangers Arlington Stadium, Arlington, TX Fri Sep 08 1972, 8:05 PM EDT Att: 5,837 - Unknown			
Joe Lovitto, S OBP: 0.302, SLG: 0.262 (1, 8)										4	0	1	0	0	1	1				
Larry Bittner, L OBP: 0.330, SLG: 0.361 (1, 3)										4	0	0	0	0	0	1				
Ted Ford, R OBP: 0.305, SLG: 0.383 (1, 9)										2	1	1	0	2	1	1				
Tom Grieve, R OBP: 0.287, SLG: 0.336 (2, PH)										0	0	0	0	0	0	0				
Dalton Jones, L OBP: 0.221, SLG: 0.266 (3, PH)										2	1	0	0	1	1	2				
Dick Billings, R OBP: 0.303, SLG: 0.338 (8, PH)										1	0	0	0	0	0	1				
Bill Fahey, L OBP: 0.217, SLG: 0.197 (1, 2)										3	1	1	0	1	1	1				
Jim Mason, L OBP: 0.275, SLG: 0.262 (1, 6)										3	0	1	2	0	0	1				
Toby Harrah, R OBP: 0.327, SLG: 0.339 (9, PH)										1	0	1	0	0	0	0				
Vic Harris, S OBP: 0.178, SLG: 0.126 (1, 4)										4	0	1	0	0	0	4				
Mike Paul, L OBP: 0.226, SLG: 0.275 (7, 1)										2	0	0	0	0	2	3				
Pete Stowers, R OBP: 0.266, SLG: 0.120 (7, PH)										0	0	0	0	0	0	0				
Mary Winters, S OBP: 0.224, SLG: 0.214 (8, 1)										1	0	0	0	0	1	0				
Paul Lindblad, L OBP: 0.323, SLG: 0.214 (8, 1)										0	0	0	0	0	0	0				
Horacio Pina, R OBP: 0.333, SLG: 0.230 (9, 1)										0	0	0	0	0	0	0				
Jim Roland, R OBP: 0.286, SLG: 0.287 (9, PH)										1	0	0	0	0	0	1				
Inning Stats	R: 0 E: 0 K: 1 S: 5	H: 0 LOB: 0 BB: 0 P: 5	R: 2 E: 0 K: 1 S: 8	H: 3 LOB: 2 BB: 1 P: 12	R: 0 E: 0 K: 2 S: 8	H: 1 LOB: 1 BB: 0 P: 8	R: 0 E: 0 K: 1 S: 6	H: 1 LOB: 1 BB: 0 P: 6	R: 0 E: 0 K: 0 S: 3	H: 0 LOB: 0 BB: 0 P: 3	R: 0 E: 0 K: 1 S: 5	H: 1 LOB: 1 BB: 1 P: 9	R: 0 E: 0 K: 0 S: 3	H: 0 LOB: 1 BB: 1 P: 7	R: 1 E: 1 K: 0 S: 4	H: 1 LOB: 1 BB: 1 P: 8	1B: 6 2B: 3 3B: 0 HR: 0	SF: 0 SAC: 0 DP: 1 HBP: 0	WP: 0 PB: 0 SB: 2 CS: 1	PA: 38
PITCHER	IP WLS BF H R ER SO BB IBB HBP BLK WP HR S P ERA WHIP																			
Catfish Hunter, R ERA: 2.04 (1, 1)	6.2 W 28 7 2 2 7 2 0 0 0 0 0 0 40 48 2.70 1.350																			
Darold Knowles, L ERA: 1.29 (7, 1)	2.1 S 9 1 1 0 0 2 0 0 0 0 0 0 7 15 0.00 1.286																			

AB	33
R	3
H	8
RBI	2
BB	4
SO	7
LOB	19



Batter	1	2	3	4	5	6	7	8	9	AB	R	H	RBI	BB	SO	LOB	TOP										
Bert Campaneris, R OBP: 0.282, SLG: 0.338 (1, 6)										4	0	1	1	1	1	2											
Joe Rudi, R OBP: 0.348, SLG: 0.501 (1, 7)										3	0	0	0	1	0	2											
Matty Alou, L OBP: 0.349, SLG: 0.378 (1, 9)										3	0	0	1	1	0	1											
Reggie Jackson, L OBP: 0.355, SLG: 0.480 (1, 8)										2	0	0	0	2	0	0											
Mike Epstein, L OBP: 0.374, SLG: 0.498 (1, 3)										4	0	0	0	0	2	5											
Sal Bando, R OBP: 0.330, SLG: 0.368 (1, 5)										2	0	0	0	2	1	3											
Dave Duncan, R OBP: 0.288, SLG: 0.398 Allan Lewis, S (9, PR)										3	0	1	0	1	0	2	AB 27										
Dal Maxvill, R OBP: 0.294, SLG: 0.259 Gonzalo Marquez, L OBP: 0.444, SLG: 0.167 Ted Kubiak, S OBP: 0.269, SLG: 0.233 (5, PH) (5, 4)										1	0	0	0	0	1	1	R 2										
Blue Moon Odom, R OBP: 0.185, SLG: 0.263 Dave Hamilton, L OBP: 0.345, SLG: 0.217 Don Mincher, R OBP: 0.368, SLG: 0.341 Bob Locker, R OBP: 0.236, SLG: 0.339 Gene Tenace, R OBP: 0.333, SLG: 0.533 Rollie Fingers, R OBP: 0.422 (1, 1) (2, 1) (5, PH) (5, 1) (6, PH) (6, 1) (9, PH)										1	0	0	0	0	0	1	H 2										
Inning Stats	R: 0 E: 0 K: 3 S: 9	H: 0 LOB: 3 BB: 3 P: 21	R: 0 E: 0 K: 1 S: 5	H: 1 LOB: 1 BB: 1 P: 9	R: 0 E: 0 K: 0 S: 3	H: 0 LOB: 0 BB: 0 P: 3	R: 0 E: 0 K: 0 S: 2	H: 0 LOB: 0 BB: 1 P: 6	R: 2 E: 0 K: 0 S: 4	H: 1 LOB: 2 BB: 3 P: 16	R: 0 E: 0 K: 0 S: 3	H: 0 LOB: 1 BB: 1 P: 7	R: 0 E: 0 K: 1 S: 5	H: 0 LOB: 0 BB: 0 P: 3	R: 0 E: 0 K: 1 S: 5	H: 0 LOB: 0 BB: 0 P: 5	R: 0 E: 0 K: 2 S: 7	H: 0 LOB: 2 BB: 1 P: 11	1B: 1 2B: 1 3B: 0 HR: 0	SF: 0 SAC: 0 DP: 1 HBP: 0	WP: 0 PB: 0 SB: 1 CS: 0	PA: 38					
PITCHER	IP	WLS	BF	H	R	ER	SO	BB	IBB	HBP	BLK	WP	HR	S	P	ERA	WHIP										
Don Stanhouse, R ERA: 3.4 (1, 1)	4.0		19	2	2	2	4	7	0	0	0	0	0	20	48	4.50	2.250										
Paul Lindblad, L ERA: 2.45 (5, 1)	4.0	W	14	0	0	0	1	2	0	0	0	0	0	14	22	0.00	0.500										
Horacio Pina, R ERA: 3.03 (9, 1)	1.0	S	4	0	0	0	2	1	0	0	0	0	0	7	11	0.00	1.000										
Batter	1	2	3	4	5	6	7	8	9	AB	R	H	RBI	BB	SO	LOB	BOTTOM										
Davey Nelson, R OBP: 0.322, SLG: 0.288 (1, 5)										3	2	1	0	1	0	0											
Joe Lovitto, S OBP: 0.305, SLG: 0.264 (1, 8)										2	0	1	0	0	0	0											
Larry Bittner, L OBP: 0.329, SLG: 0.358 (1, 3)										2	1	0	1	1	0	1											
Dick Billings, R OBP: 0.304, SLG: 0.338 (1, 7)										3	0	1	0	1	0	0											
Ted Ford, R OBP: 0.305, SLG: 0.381 (1, 9)										2	0	0	1	1	1	0											
Bill Fahey, L OBP: 0.216, SLG: 0.200 (1, 2)										4	0	1	1	0	1	3											
Jim Mason, L OBP: 0.277, SLG: 0.257 (1, 6)										2	0	0	0	1	0	0	AB 24										
Vic Harris, S OBP: 0.174, SLG: 0.123 (1, 4)										3	0	0	0	0	1	3	R 3										
Don Stanhouse, R OBP: 0.214, SLG: 0.192 Paul Lindblad, L OBP: 0.209, SLG: 0.200 Horacio Pina, R OBP: 0.333, SLG: 0.200 (1, 1) (5, 1) (9, 1)										2	0	0	0	0	0	0	H 4										
Inning Stats	R: 2 E: 0 K: 0 S: 5	H: 2 LOB: 3 BB: 3 P: 17	R: 1 E: 0 K: 0 S: 4	H: 1 LOB: 3 BB: 2 P: 13	R: 0 E: 0 K: 0 S: 3	H: 0 LOB: 0 BB: 0 P: 3	R: 0 E: 0 K: 0 S: 3	H: 0 LOB: 0 BB: 0 P: 3	R: 0 E: 0 K: 1 S: 5	H: 0 LOB: 0 BB: 0 P: 5	R: 0 E: 0 K: 0 S: 3	H: 1 LOB: 0 BB: 0 P: 3	R: 0 E: 0 K: 1 S: 5	H: 0 LOB: 0 BB: 0 P: 5	R: 0 E: 0 K: 1 S: 5	H: 0 LOB: 0 BB: 0 P: 5	1B: 3 2B: 1 3B: 0 HR: 0	SF: 2 SAC: 1 DP: 0 HBP: 1	WP: 0 PB: 0 SB: 2 CS: 1	PA: 33							
PITCHER	IP	WLS	BF	H	R	ER	SO	BB	IBB	HBP	BLK	WP	HR	S	P	ERA	WHIP										
Blue Moon Odom, R ERA: 2.45 (1, 1)	1.1	L	11	3	3	3	0	3	0	0	0	0	0	7	20	20.25	4.500										
Dave Hamilton, L ERA: 3.27 (2, 1)	2.2		10	0	0	0	0	2	0	0	0	0	0	8	16	0.00	0.750										
Bob Locker, R ERA: 2.18 (5, 1)	1.0		3	0	0	0	1	0	0	0	0	0	0	5	5	0.00	0.000										
Rollie Fingers, R ERA: 2.6 (6, 1)	3.0		9	1	0	0	2	0	0	0	0	0	0	13	13	0.00	0.333										

Oakland Athletics @ Texas Rangers
Arlington Stadium, Arlington, TX
Sat Sep 09 1972, 8:05 PM EDT
Att.: 4,674 - Unknown

AB	27
R	2
H	2
RBI	2
BB	10
SO	7
LOB	22



Oakland Athletics @ Texas Rangers
Arlington Stadium, Arlington, TX
Sat Sep 09 1972, 8:05 PM EDT
Att.: 4,674 - Unknown

AB	24
R	3
H	4
RBI	3
BB	5
SO	3
LOB	7



Batter	1	2	3	4	5	6	7	8	9	AB	R	H	RBI	BB	SO	LOB	TOP					
Davey Nelson, R OBP: 0.327, SLG: 0.296 (1, 5)	E9 F9 WP 1B						G5-3 BB										2 2 2 0 2 0 0					
Toby Harrah, R OBP: 0.322, SLG: 0.333 (1, 6)	F9 2-3	K					G5-3 1-H										4 0 0 1 0 2 7					
Larry Blittner, L OBP: 0.328, SLG: 0.356 (1, 3)	F8 3-H						P6										4 0 0 0 0 1 0					
Ted Ford, R OBP: 0.301, SLG: 0.375 (1, 9)	K						6-3										4 0 1 0 0 2 0					
Dick Billings, R OBP: 0.299, SLG: 0.332 (1, 7)							K										4 0 0 0 0 2 1					
Joe Lovitto, S OBP: 0.310, SLG: 0.268 (1, 8)							K										3 1 1 0 1 2 0					
Bill Fahey, L OBP: 0.233, SLG: 0.207 Dalton Jones, L OBP: 0.219, SLG: 0.264 (7, PR)							K										2 0 1 1 0 1 0					
Vic Harris, S OBP: 0.175, SLG: 0.126 (1, 4)							K										1 0 0 0 0 1 1					
Bill Gogolewski, L OBP: 0.206, SLG: 0.156 (1, 1)							F8										4 0 1 0 0 1 1					
							K										3 0 0 0 0 3 3					
Inning Stats	R: 1 E: 1 K: 1 S: 6	H: 1 LOB: 0 BB: 0 P: 6	R: 1 E: 0 K: 3 S: 12	H: 3 LOB: 3 BB: 1 P: 16	R: 0 E: 0 K: 2 S: 7	H: 0 LOB: 0 BB: 0 P: 7	R: 0 E: 0 K: 2 S: 7	H: 0 LOB: 0 BB: 0 P: 7	R: 1 E: 0 K: 1 S: 5	H: 0 LOB: 0 BB: 1 P: 9	R: 0 E: 0 K: 2 S: 7	H: 0 LOB: 0 BB: 0 P: 7	R: 0 E: 0 K: 2 S: 8	H: 1 LOB: 2 BB: 0 P: 9	R: 0 E: 0 K: 0 S: 3	H: 1 LOB: 0 BB: 1 P: 3	R: 0 E: 0 K: 2 S: 6	H: 0 LOB: 0 BB: 1 P: 10	1B: 6 2B: 0 3B: 0 HR: 0	SF: 0 SAC: 0 DP: 0 HBP: 1	WP: 2 PB: 0 SB: 4 CS: 2	PA: 36
PITCHER Nolan Ryan, R ERA: 2.51 (1, 1)	IP: 9.0 WLS: L BF: 35 H: 6 R: 3 ER: 2 SO: 15 BB: 3 IBB: 0 HBP: 1 BLK: 0 WP: 2 HR: 0 S: 61 P: 74 ERA: 2.00 WHIP: 1.000															PITCHER IP: 9.0 WLS: L BF: 35 H: 6 R: 3 ER: 2 SO: 15 BB: 3 IBB: 0 HBP: 1 BLK: 0 WP: 2 HR: 0 S: 61 P: 74 ERA: 2.00 WHIP: 1.000						

Texas Rangers @ California Angels
Anaheim Stadium, Anaheim, CA
Tue Sep 12 1972, 10:05 PM EDT
Att: 4,292 - Unknown

AB 31
R 3
H 6
RBI 2
BB 3
SO 15
LOB 13



Batter	1	2	3	4	5	6	7	8	9	AB	R	H	RBI	BB	SO	LOB	BOTTOM					
Sandy Alomar Sr., S OBP: 0.304, SLG: 0.304 (1, 6)	F9						1-3										4 0 0 0 0 0 0					
Ken Berry, R OBP: 0.351, SLG: 0.385 (1, 8)	6-3						5-3										4 0 0 0 0 0 0					
Vada Pinson, L OBP: 0.342, SLG: 0.401 (1, 7)	G3						F7										2 0 0 0 1 0 0					
Bob Oliver, R OBP: 0.312, SLG: 0.437 (1, 3)							6-3										3 0 0 0 0 0 1					
Ken McMullen, R OBP: 0.337, SLG: 0.373 Curt Motton, R OBP: 0.260, SLG: 0.250 Leo Cardenas, R OBP: 0.277, SLG: 0.291 (8, PR)							P4										2 0 0 0 1 0 0					
Leroy Stanton, R OBP: 0.289, SLG: 0.402 (1, 9)							P6										0 0 0 0 0 0 0					
Billy Parker, R OBP: 0.260, SLG: 0.295 (9, 5)							P4										0 0 0 0 0 0 0					
Jeff Torborg, R OBP: 0.270, SLG: 0.216 John Stephenson, L OBP: 0.327, SLG: 0.328 (8, PH)							P3										3 0 0 0 0 1 1					
Nolan Ryan, R OBP: 0.131, SLG: 0.181 Mickey Rivers, L OBP: 0.245, SLG: 0.237 (8, PH)							6-3										3 0 1 0 0 0 0					
							K										2 0 0 0 0 0 0					
Inning Stats	R: 0 E: 0 K: 0 S: 3	H: 0 LOB: 0 BB: 0 P: 3	R: 0 E: 0 K: 1 S: 5	H: 0 LOB: 0 BB: 0 P: 5	R: 0 E: 0 K: 1 S: 5	H: 0 LOB: 0 BB: 0 P: 5	R: 0 E: 0 K: 0 S: 3	H: 0 LOB: 0 BB: 0 P: 3	R: 0 E: 0 K: 0 S: 3	H: 0 LOB: 0 BB: 0 P: 3	R: 0 E: 0 K: 1 S: 5	H: 0 LOB: 0 BB: 0 P: 5	R: 0 E: 0 K: 0 S: 3	H: 1 LOB: 1 BB: 1 P: 7	R: 0 E: 0 K: 0 S: 3	H: 1 LOB: 2 BB: 1 P: 7	R: 0 E: 0 K: 0 S: 3	H: 0 LOB: 0 BB: 0 P: 3	1B: 0 2B: 1 3B: 0 HR: 0	SF: 0 SAC: 0 DP: 1 HBP: 0	WP: 0 PB: 0 SB: 0 CS: 0	PA: 29
PITCHER Bill Gogolewski, R ERA: 4.08 (1, 1)	IP: 9.0 WLS: W BF: 29 H: 1 R: 0 ER: 0 SO: 3 BB: 2 IBB: 0 HBP: 0 BLK: 0 WP: 0 HR: 0 S: 33 P: 41 ERA: 0.00 WHIP: 0.333															PITCHER IP: 9.0 WLS: W BF: 29 H: 1 R: 0 ER: 0 SO: 3 BB: 2 IBB: 0 HBP: 0 BLK: 0 WP: 0 HR: 0 S: 33 P: 41 ERA: 0.00 WHIP: 0.333						

Texas Rangers @ California Angels
Anaheim Stadium, Anaheim, CA
Tue Sep 12 1972, 10:05 PM EDT
Att: 4,292 - Unknown

AB 27
R 0
H 1
RBI 0
BB 2
SO 3
LOB 4



Batter	1	2	3	4	5	6	7	8	9	AB	R	H	RBI	BB	SO	LOB	TOP			
Davey Nelson, R OBP: 0.326, SLG: 0.295 (1, 7)	0-0 5-3		0-3 K		0-3 K		0-0 1B		0-3 K	5	1	1	1	0	3	4				
Joe Lovitto, S OBP: 0.312, SLG: 0.268 (1, 8)	0-0 F8			0-0 F8		4-0 HR	0-0 BB		0-0 BB	3	1	1	1	1	0	0				
Larry Bittner, L OBP: 0.324, SLG: 0.351 (1, 3)	0-3 K			0-0 3-1		0-3 K	0-0 3-1			4	0	0	0	0	2	2				
Ted Ford, R OBP: 0.300, SLG: 0.382 (1, 9)		0-0 5-3		0-0 6-3		0-0 HR		0-0 1-3		4	1	1	2	0	0	0				
Dalton Jones, L OBP: 0.214, SLG: 0.257 (1, 5)		0-0 4-3			0-0 F7	0-3 K		0-0 6-3		4	0	0	0	0	1	0				
Dick Billings, R OBP: 0.299, SLG: 0.331 (1, 2)		0-0 F3			0-0 BB	0-3 K		0-0 F3		4	1	1	0	0	1	0				
Toby Harrah, R OBP: 0.330, SLG: 0.340 (1, 6)			0-0 SH3		4-0 1B	1-2 FC6-2	BB	0-0 WP	4-1	3	1	3	0	1	0	0	AB 34			
Vic Harris, S OBP: 0.177, SLG: 0.130 (1, 4)		0-0 F9			0-0 FC6-2	1-3 2H	1B	0-0 F2		4	0	1	1	0	1	3	R 5			
Dick Bosman, R OBP: 0.130, SLG: 0.133 (1, 1)			0-0 SH3		0-0 FC6-2			0-0 4-1		1	0	0	0	0	0	2	H 8			
Jim Mason, L OBP: 0.274, SLG: 0.255 (7, PH)										1	0	0	0	0	0	1	RBI 5			
Paul Lindblad, L OBP: 0.200, SLG: 0.200 (7, 1)										0	0	0	0	0	0	0	BB 2			
Horacio Pina, R OBP: 0.333, SLG: 0.200 (7, 1)										0	0	0	0	0	0	0	SO 8			
Marty Martinez, S OBP: 0.213, SLG: 0.200 (9, PH)										1	0	0	0	0	0	1	LOB 13			
Inning Stats	R: 0 E: 0 K: 1 S: 5	H: 0 LOB: 0 BB: 0 P: 5	R: 0 E: 0 K: 0 S: 3	H: 0 LOB: 0 BB: 0 P: 3	R: 0 E: 0 K: 1 S: 6	H: 1 LOB: 1 BB: 0 P: 6	R: 0 E: 0 K: 0 S: 3	H: 0 LOB: 0 BB: 0 P: 3	R: 1 E: 0 K: 1 S: 7	H: 2 LOB: 2 BB: 1 P: 11	R: 2 E: 0 K: 3 S: 10	H: 1 LOB: 0 BB: 1 P: 14	R: 2 E: 0 K: 1 S: 8	H: 3 LOB: 1 BB: 0 P: 8	R: 0 E: 0 K: 0 S: 3	H: 0 LOB: 0 BB: 0 P: 3	1B: 7 2B: 0 3B: 0 HR: 1	SF: 0 SAC: 1 DP: 0 HBP: 0	WP: 1 PB: 0 SB: 3 CS: 0	PA: 37
PITCHER	IP WLS BF H R ER SO BB IBB HBP BLK WP HR S P ERA WHIP																			
Andy Messersmith, R ERA: 3.11 (1, 1)	6.2 29 7 5 5 7 2 0 0 0 0 0 1 41 49 6.75 1.350																			
Lloyd Allen, R ERA: 3.38 (7, 1)	0.1 1 0 0 0 0 0 0 0 0 0 0 0 0 1 1 0.00 0.000																			
Dave Sells, R ERA: 2.77 (8, 1)	2.0 W 7 1 0 0 1 0 0 0 0 0 1 0 9 9 0.00 0.500																			

Texas Rangers @ California Angels
Anaheim Stadium, Anaheim, CA
Wed Sep 13 1972, 10:05 PM EDT
Att: 4,113 - Unknown

AB	34
R	5
H	8
RBI	5
BB	2
SO	8
LOB	13



Batter	1	2	3	4	5	6	7	8	9	AB	R	H	RBI	BB	SO	LOB	BOTTOM			
Sandy Alomar Sr., S OBP: 0.307, SLG: 0.305 (1, 4)	4-0 BB			0-0 E4	0-0 L7		4-0 BB			2	1	1	0	2	0	0				
Mickey Rivers, L OBP: 0.293, SLG: 0.261 (1, 9)	0-0 F2			0-0 2B	0-0 FC3-6		0-0 BB			3	1	2	1	0	0	1				
Leroy Stanton, R OBP: 0.288, SLG: 0.401 (8, 9)				2H 3B	0-0 1B		0-0 G1-6-3			1	0	0	0	0	0	2				
Vada Pinson, L OBP: 0.341, SLG: 0.400 (1, 7)	0-0 G6-3			0-3 K	0-0 FC3-6			0-0 2B	1B	4	1	1	0	0	1	3				
Bob Oliver, R OBP: 0.313, SLG: 0.445 (1, 3)		0-0 F4		0-0 E	0-0 1B	2B	0-0 HR		0-0 L8	4	2	2	2	0	0	1				
Ken McMullen, R OBP: 0.339, SLG: 0.377 (8, PR)				0-3 K			0-0 4-3		0-0 1B	4	0	2	1	0	1	1				
Billy Parker, R OBP: 0.260, SLG: 0.295 (9, 5)		0-0 G6-4-3					1H 2B			0	1	0	0	0	0	0				
Leo Cardenas, R OBP: 0.277, SLG: 0.291 (1, 6)		0-0 G6-4-3		0-0 E5	0-0 1B		0-0 F8		0-0 S	4	0	1	1	0	0	2				
Ken Berry, R OBP: 0.350, SLG: 0.383 (1, 8)			0-0 F3	0-0 1-2	0-0 1B		0-0 4-3		0-0 K	4	0	1	1	0	1	2	AB 33			
Jeff Torborg, R OBP: 0.267, SLG: 0.213 (1, 2)			0-0 F7					0-0 6-3	0-0 F6	2	0	0	0	0	1	2	R 6			
Doug Howard, R OBP: 0.273, SLG: 0.273 (7, PH)				0-3 K						1	0	0	0	0	0	0	H 11			
Art Kusnyer, R OBP: 0.278, SLG: 0.268 (8, 2)										1	0	0	0	0	0	2	RBI 6			
Andy Messersmith, R OBP: 0.222, SLG: 0.233 (1, 1)			0-0 F8							2	0	0	0	0	0	0	BB 2			
Lloyd Allen, R OBP: 0.118, SLG: 0.118 (7, 1)										0	0	0	0	0	0	0	SO 4			
Jack Hiatt, R OBP: 0.354, SLG: 0.345 (7, PH)										1	0	1	0	0	0	0	LOB 16			
Curt Molton, R OBP: 0.260, SLG: 0.250 (7, PR)										0	0	0	0	0	0	0				
Dave Sells, R (8, 1)										0	0	0	0	0	0	0				
Inning Stats	R: 0 E: 0 K: 0 S: 2	H: 0 LOB: 0 BB: 1 P: 6	R: 0 E: 0 K: 0 S: 3	H: 1 LOB: 0 BB: 0 P: 3	R: 0 E: 0 K: 0 S: 3	H: 0 LOB: 0 BB: 0 P: 3	R: 3 E: 2 K: 3 S: 14	H: 4 LOB: 2 BB: 0 P: 14	R: 0 E: 0 K: 0 S: 4	H: 1 LOB: 1 BB: 0 P: 4	R: 1 E: 0 K: 0 S: 4	H: 1 LOB: 0 BB: 0 P: 4	R: 0 E: 0 K: 0 S: 3	H: 1 LOB: 2 BB: 1 P: 7	R: 2 E: 0 K: 1 S: 8	H: 3 LOB: 2 BB: 0 P: 8	1B: 7 2B: 2 3B: 1 HR: 1	SF: 0 SAC: 0 DP: 3 HBP: 0	WP: 0 PB: 0 SB: 1 CS: 0	PA: 35
PITCHER	IP WLS BF H R ER SO BB IBB HBP BLK WP HR S P ERA WHIP																			
Dick Bosman, R ERA: 3.96 (1, 1)	6.0 25 7 4 3 3 1 0 0 0 0 0 0 1 30 34 4.50 1.333																			
Paul Lindblad, L ERA: 2.45 (7, 1)	0.1 3 1 0 0 0 1 0 0 0 0 0 0 2 6 0.00 6.000																			
Horacio Pina, R ERA: 3.21 (7, 1)	1.2 L 7 3 2 2 1 0 0 0 0 0 0 0 9 9 10.80 1.800																			

Texas Rangers @ California Angels
Anaheim Stadium, Anaheim, CA
Wed Sep 13 1972, 10:05 PM EDT
Att: 4,113 - Unknown

AB	33
R	6
H	11
RBI	6
BB	2
SO	4
LOB	16



Batter	1	2	3	4	5	6	7	8	9	AB	R	H	RBI	BB	SO	LOB	TOP			
Davey Nelson, R (1, 7) OBP: 0.325, SLG: 0.293										3	0	0	0	1	0	0				
Joe Lovitto, S (1, 8) OBP: 0.311, SLG: 0.268										4	0	1	0	0	0	1				
Ted Ford, R (1, 9) OBP: 0.302, SLG: 0.381										3	0	1	0	1	0	1				
Dick Billings, R (1, 2) OBP: 0.298, SLG: 0.329										3	0	0	0	1	0	3				
Toby Harrah, R (1, 6) OBP: 0.326, SLG: 0.335										4	0	0	0	0	0	2				
Marty Martinez, S (1, 5) OBP: 0.205, SLG: 0.192										3	0	0	0	0	0	2				
Larry Blittner, L (1, 3) OBP: 0.321, SLG: 0.348										3	0	0	0	0	0	1				
Vic Harris, S (1, 4) OBP: 0.174, SLG: 0.127										3	0	0	0	0	0	1				
Mike Paul, L (1, 1) OBP: 0.209, SLG: 0.262										2	0	0	0	0	1	0				
Pete Broberg, R (5, 1) OBP: 0.098, SLG: 0.120										0	0	0	0	0	0	0				
Tom Ragland, R (6, PH) OBP: 0.264, SLG: 0.245										1	0	0	0	0	0	0				
Jim Panther, R (8, 1) OBP: 0.222, SLG: 0.125										0	0	0	0	0	0	0				
Inning Stats	R: 0 E: 0 K: 0 S: 2	H: 0 LOB: 1 BB: 2 P: 10	R: 0 E: 1 K: 0 S: 4	H: 0 LOB: 1 BB: 0 P: 4	R: 0 E: 0 K: 1 S: 5	H: 0 LOB: 0 BB: 0 P: 5	R: 0 E: 1 K: 0 S: 4	H: 0 LOB: 1 BB: 0 P: 4	R: 0 E: 0 K: 0 S: 3	H: 0 LOB: 0 BB: 0 P: 3	R: 0 E: 0 K: 0 S: 4	H: 1 LOB: 2 BB: 1 P: 8	R: 0 E: 0 K: 0 S: 3	H: 0 LOB: 0 BB: 0 P: 3	R: 0 E: 0 K: 0 S: 3	H: 1 LOB: 0 BB: 0 P: 3	1B: 2 2B: 1 3B: 0 HR: 0	SF: 0 SAC: 0 DP: 2 HBP: 0	WP: 0 PB: 0 SB: 0 CS: 0	PA: 32
PITCHER Clyde Wright, L (1, 1) ERA: 3.06	IP: 9.0 WLS: W BF: 32 H: 2 R: 0 ER: 0 SO: 1 BB: 3 IBB: 0 HBP: 0 BLK: 0 WP: 0 HR: 0 S: 31 P: 43 ERA: 0.00 WHIP: 0.556															PITCHER				

Texas Rangers @ California Angels
Anaheim Stadium, Anaheim, CA
Thu Sep 14 1972, 10:05 PM EDT
Att: 4,180 - Unknown

AB	29
R	0
H	2
RBI	0
BB	3
SO	1
LOB	11



Batter	1	2	3	4	5	6	7	8	9	AB	R	H	RBI	BB	SO	LOB	BOTTOM			
Sandy Alomar Sr., S (1, 4) OBP: 0.306, SLG: 0.304										5	0	1	1	0	0	5				
Ken Berry, R (1, 8) OBP: 0.350, SLG: 0.381										2	0	0	0	1	1	1				
Mickey Rivers, L (5, FR) OBP: 0.252, SLG: 0.259										1	1	0	0	0	1	1				
Doug Howard, R (1, 7) OBP: 0.333, SLG: 0.286										3	0	1	0	1	0	1				
Bob Oliver, R (1, 3) OBP: 0.313, SLG: 0.444										3	1	1	1	0	0	1				
Ken McMullen, R (1, 5) OBP: 0.338, SLG: 0.374										3	1	0	0	1	1	1				
Leo Cardenas, R (1, 6) OBP: 0.275, SLG: 0.289										3	0	0	0	0	0	2				
Leroy Stanton, R (1, 9) OBP: 0.288, SLG: 0.397										3	0	0	0	1	0	2				
Art Kusnyer, R (1, 2) OBP: 0.283, SLG: 0.269										3	1	1	0	1	1	3				
Clyde Wright, R (1, 1) OBP: 0.280, SLG: 0.392										2	0	2	2	1	0	0				
Inning Stats	R: 0 E: 0 K: 1 S: 5	H: 0 LOB: 1 BB: 1 P: 9	R: 0 E: 0 K: 0 S: 3	H: 0 LOB: 0 BB: 0 P: 3	R: 1 E: 0 K: 0 S: 5	H: 2 LOB: 1 BB: 0 P: 5	R: 2 E: 1 K: 1 S: 8	H: 2 LOB: 2 BB: 1 P: 12	R: 1 E: 0 K: 0 S: 4	H: 1 LOB: 2 BB: 2 P: 12	R: 0 E: 0 K: 1 S: 5	H: 0 LOB: 0 BB: 1 P: 9	R: 0 E: 0 K: 1 S: 5	H: 0 LOB: 0 BB: 0 P: 5	R: 0 E: 0 K: 0 S: 4	H: 1 LOB: 2 BB: 1 P: 8	1B: 5 2B: 1 3B: 0 HR: 0	SF: 1 SAC: 2 DP: 0 HBP: 0	WP: 0 PB: 0 SB: 1 CS: 0	PA: 37
PITCHER Mike Paul, L (1, 1) ERA: 2.3	IP: 4.0 WLS: L BF: 21 H: 5 R: 4 ER: 2 SO: 2 BB: 2 IBB: 0 HBP: 0 BLK: 0 WP: 0 HR: 0 S: 22 P: 34 ERA: 4.50 WHIP: 1.750															PITCHER				
Pete Broberg, R (5, 1) ERA: 4.37	3.0 11 0 0 0 2 2 0 0 0 0 0 0 13 21 0.00 0.667																			
Jim Panther, R (8, 1) ERA: 4.29	1.0 5 1 0 0 0 1 0 0 0 0 0 0 4 8 0.00 2.000																			

Texas Rangers @ California Angels
Anaheim Stadium, Anaheim, CA
Thu Sep 14 1972, 10:05 PM EDT
Att: 4,180 - Unknown

AB	28
R	4
H	6
RBI	4
BB	6
SO	4
LOB	17



Batter	1	2	3	4	5	6	7	8	9	AB	R	H	RBI	BB	SO	LOB	TOP			
Davey Nelson, R OBP: 0.325, SLG: 0.291 (1, 7)	5-3		K			6-3		BB BB BB BB		3	0	0	0	1	1	1	Texas Rangers @ Oakland Athletics Oakland-Alameda County Coliseum, Oakland, CA Fri Sep 15 1972, 7:05 PM PDT Att: 4,522 - Unknown livebaseballscorecards.com			
Joe Lovitto, S OBP: 0.307, SLG: 0.265 (1, 8)	4-3			6-3		5-3		F9		4	0	0	0	0	0	2				
Ted Ford, R OBP: 0.300, SLG: 0.377 (1, 9)	F2			4-3			F9		F9	4	0	0	0	0	0	0				
Dick Billings, R OBP: 0.298, SLG: 0.328 (1, 2)		K		5-3			5-3		1B 2B	4	1	1	0	0	1	0				
Toby Harrah, R OBP: 0.328, SLG: 0.337 (1, 6)	4-3				6-3				2B 1B	4	1	2	0	0	0	0				
Marty Martinez, S OBP: 0.207, SLG: 0.207 (1, 5)	6-3			6-3			F3		1B SF9	4	1	1	1	0	0	1				
Larry Blittner, L OBP: 0.323, SLG: 0.356 (1, 3)			F8					F7	FC6-4	4	0	2	1	0	0	0				
Vic Harris, S OBP: 0.171, SLG: 0.125 Jim Panther, R OBP: 0.222, SLG: 0.125 Jim Mason, L OBP: 0.272, SLG: 0.252 Steve Lawson, R OBP: 1.000, SLG: 1.000 Dalton Jones, L OBP: 0.213, SLG: 0.257 (1, 4) (5, 1) (8, PH) (8, 1) (9, PH)	4-3		4-3					F7	SF9	2	0	0	0	0	1	1				
Don Stanhouse, R OBP: 0.214, SLG: 0.192 Rich Hinton, L OBP: 0.250, SLG: 0.750 Tom Ragland, R OBP: 0.268, SLG: 0.235 (1, 1) (2, 1) (5, 4)				3B		K			BB BB	1	0	1	0	0	0	0				
Inning Stats	R: 0 E: 0 K: 0 S: 3	H: 0 LOB: 0 BB: 0 P: 3	R: 0 E: 0 K: 1 S: 5	H: 0 LOB: 0 BB: 0 P: 5	R: 0 E: 0 K: 1 S: 6	H: 1 LOB: 1 BB: 0 P: 6	R: 0 E: 0 K: 0 S: 3	H: 0 LOB: 0 BB: 0 P: 3	R: 0 E: 0 K: 1 S: 6	H: 1 LOB: 1 BB: 0 P: 6	R: 0 E: 0 K: 0 S: 4	H: 1 LOB: 1 BB: 0 P: 4	R: 0 E: 0 K: 0 S: 3	H: 0 LOB: 2 BB: 2 P: 11	R: 3 E: 0 K: 0 S: 7	H: 4 LOB: 1 BB: 0 P: 7		1B: 4 2B: 1 3B: 2 HR: 0	SF: 1 SAC: 0 DP: 0 HBP: 0	WP: 0 PA: 36 PB: 0 SB: 0 CS: 0
PITCHER Ken Holtzman, L ERA: 2.63 (1, 1)	IP: 9.0 WLS: W BF: 36 H: 7 R: 3 ER: 3 SO: 4 BB: 2 IBB: 0 HBP: 0 BLK: 0 WP: 0 HR: 0 S: 42 P: 50 ERA: 3.00 WHIP: 1.000											PITCHER IP: WLS: BF: H: R: ER: SO: BB: IBB: HBP: BLK: WP: HR: S: P: ERA: WHIP								



Batter	1	2	3	4	5	6	7	8	9	AB	R	H	RBI	BB	SO	LOB	BOTTOM			
Bert Campaneris, R OBP: 0.283, SLG: 0.335 Tim Cullen, R OBP: 0.280, SLG: 0.326 (1, 6) (6, PH) (7, 6)	1B SF7	1-3		F9	F4	6-3		FC6-4 1B		4	1	1	0	0	0	2	Texas Rangers @ Oakland Athletics Oakland-Alameda County Coliseum, Oakland, CA Fri Sep 15 1972, 7:05 PM PDT Att: 4,522 - Unknown livebaseballscorecards.com			
Joe Rudi, R OBP: 0.351, SLG: 0.500 Angel Mangual, R OBP: 0.283, SLG: 0.362 (1, 7) (6, 9)	E BB	BB	1B	FC4-6 BB HR	2B IBB		K	FC6-4		3	4	2	0	1	0	0				
Matty Alou, L OBP: 0.352, SLG: 0.382 George Hendrick, R OBP: 0.186, SLG: 0.287 (1, 9) (6, 8)	SF7	1B	BB	FC4-6 BB	2B		F7			1	1	1	4	2	0	0				
Reggie Jackson, L OBP: 0.349, SLG: 0.470 Allan Lewis, S OBP: 0.500, SLG: 1.000 (1, 8) (5, PR) (6, 7)	E7 BB	BB	1B	FC4-6 HR	2B					4	1	3	2	0	0	2				
Mike Epstein, L OBP: 0.384, SLG: 0.501 Gonzalo Marquez, L OBP: 0.500, SLG: 0.364 (1, 3) (5, PR) (6, 3)	BB	IBB	1-3 2H	1B	2B		F6			1	0	1	0	0	0	1				
Gene Tenace, R OBP: 0.291, SLG: 0.328 Larry Haney, R (7, 2)	F8		K	5-3	F7			1-3		4	0	0	0	0	1	8				
Sal Bando, R OBP: 0.330, SLG: 0.368 (1, 5)	BB		K		F3	5-3		5-3 1B BB		3	1	0	1	2	1	0				
Dal Maxvill, R OBP: 0.293, SLG: 0.258 Don Mincher, L OBP: 0.366, SLG: 0.338 Ted Kubiak, S OBP: 0.274, SLG: 0.240 (1, 4) (1, PH) (2, 4)	F8		F9		PB E 2B	1-3		5-3 1B		0	0	0	0	0	0	0				
Ken Holtzman, R OBP: 0.202, SLG: 0.241 (1, 1)		K	F5		E7 PB 2B			5-3		5	1	1	0	0	1	3				
Inning Stats	R: 2 E: 1 K: 0 S: 6	H: 3 LOB: 3 BB: 2 P: 14	R: 1 E: 0 K: 2 S: 9	H: 2 LOB: 3 BB: 2 P: 17	R: 0 E: 0 K: 1 S: 5	H: 0 LOB: 0 BB: 0 P: 5	R: 3 E: 1 K: 0 S: 5	H: 1 LOB: 0 BB: 1 P: 9	R: 4 E: 1 K: 0 S: 7	H: 3 LOB: 2 BB: 2 P: 15	R: 0 E: 0 K: 0 S: 4	H: 1 LOB: 1 BB: 0 P: 4	R: 0 E: 0 K: 1 S: 6	H: 1 LOB: 1 BB: 0 P: 6	R: 2 E: 0 K: 0 S: 5	H: 2 LOB: 1 BB: 1 P: 9		1B: 8 2B: 4 3B: 0 HR: 1	SF: 1 SAC: 0 DP: 0 HBP: 0	WP: 0 PA: 47 PB: 1 SB: 0 CS: 0
PITCHER Don Stanhouse, R ERA: 3.64 Rich Hinton, L ERA: 4.12 Jim Panther, R ERA: 4.18 Steve Lawson, L ERA: 3.0 (1, 1) (2, 1) (5, 1) (8, 1)	IP: 1.2 WLS: L BF: 13 H: 4 R: 7 ER: 0 SO: 2 BB: 3 IBB: 1 HBP: 0 BLK: 0 WP: 0 HR: 1 S: 12 P: 24 ERA: 16.20 WHIP: 4.200											PITCHER IP: WLS: BF: H: R: ER: SO: BB: IBB: HBP: BLK: WP: HR: S: P: ERA: WHIP								



Batter	1	2	3	4	5	6	7	8	9	AB	R	H	RBI	BB	SO	LOB	TOP		
Davey Nelson, R OBP: 0.322, SLG: 0.288 (1, 7)	0-0 6-3		0-0 F9			0-0 F6		0-0 F2		4	0	0	0	0	0	0			
Joe Lovitto, S OBP: 0.307, SLG: 0.264 (1, 8)	0-0 6-3			0-0 5-3		0-0 1B			0-0 F3	4	0	1	0	0	0	0			
Ted Ford, R OBP: 0.297, SLG: 0.373 (1, 9)	0-0 4-3			0-0 4-3		0-0 F7			0-0 6-3	4	0	0	0	0	0	1			
Dick Billings, R OBP: 0.295, SLG: 0.325 (1, 2)		0-3 K		0-0 E5			0-3 K		0-0 F8	4	0	0	0	0	2	0			
Toby Harrah, R OBP: 0.331, SLG: 0.338 (1, 6)		0-0 1B		0-0 4-3			4-0 BB			2	0	1	0	1	0	1			
Larry Bittner, L OBP: 0.320, SLG: 0.353 (1, 3)		0-0 F9			0-0 4-3		0-0 F9			3	0	0	0	0	0	2			
Tom Ragland, R OBP: 0.254, SLG: 0.222 (1, 5)					0-0 4-3		0-0 1-3			3	0	0	0	0	0	2			
Vic Harris, S OBP: 0.168, SLG: 0.122 (1, 4)			0-0 F7		0-0 F5			0-0 F5		3	0	0	0	0	0	0			
Rich Hand, R OBP: 0.206, SLG: 0.213 (5, PH)						0-3 K		0-0 2-3		1	0	0	0	0	0	0			
Mary Martinez, S OBP: 0.205, SLG: 0.205 (6, PH)										0	0	0	0	0	1	0			
Pete Broberg, R OBP: 0.200, SLG: 0.120 (6, PH)										0	0	0	0	0	0	0			
Jim Maschio, R OBP: 0.120, SLG: 0.120 (8, PH)										0	0	0	0	0	0	0			
Jim Roland, L OBP: 0.120, SLG: 0.120 (8, PH)										0	0	0	0	0	0	0			
Horacio Pina, R OBP: 0.200, SLG: 0.200 (8, PH)										0	0	0	0	0	0	0			
Inning Stats	R: 0 E: 0 K: 0 S: 3	H: 0 LOB: 0 BB: 0 P: 3	R: 0 E: 0 K: 1 S: 6	H: 1 LOB: 1 BB: 0 P: 6	R: 0 E: 0 K: 0 S: 3	H: 0 LOB: 0 BB: 0 P: 3	R: 0 E: 1 K: 0 S: 4	H: 0 LOB: 1 BB: 0 P: 4	R: 0 E: 0 K: 0 S: 3	H: 0 LOB: 0 BB: 0 P: 3	R: 0 E: 0 K: 1 S: 5	H: 0 LOB: 1 BB: 1 P: 9	R: 0 E: 0 K: 0 S: 3	H: 0 LOB: 0 BB: 0 P: 3	R: 0 E: 0 K: 0 S: 3	H: 0 LOB: 0 BB: 0 P: 3	1B: 2 2B: 0 3B: 0 HR: 0	SF: 0 SAC: 0 DP: 0 HBP: 0	WP: 0 PA: 31 PB: 0 SB: 0 CS: 0
PITCHER Vida Blue, L ERA: 2.76 (1, 1)	IP: 9.0 WLS: W BF: 31 H: 2 R: 0 ER: 0 SO: 3 BB: 1 IBB: 0 HBP: 0 BLK: 0 WP: 0 HR: 0 S: 36 P: 40 ERA: 0.00 WHIP: 0.333															PITCHER			

Texas Rangers @ Oakland Athletics
Oakland-Alameda County Coliseum, Oakland, CA
Sat Sep 16 1972, 3:33 AM PDT
Att: 5,833 - Unknown

AB	30
R	0
H	2
RBI	0
BB	1
SO	3
LOB	6



Batter	1	2	3	4	5	6	7	8	9	AB	R	H	RBI	BB	SO	LOB	BOTTOM		
Bert Campaneris, R OBP: 0.282, SLG: 0.333 (1, 6)	4-0 FC1-5 BB	0-0 F8		0-3 K			0-3 K			3	0	0	0	1	2	5			
Joe Rudi, R OBP: 0.348, SLG: 0.496 (1, 7)	0-0 F3		0-0 F8	0-0 FC6-4			0-3 K			4	0	0	0	0	1	3			
Matty Alou, L OBP: 0.352, SLG: 0.381 (1, 9)	0-0 FC1-5-6		0-0 G1-6-3 1B		0-0 6-3		0-0 F4			4	0	1	0	0	0	1			
Reggie Jackson, L OBP: 0.348, SLG: 0.474 (1, 8)	0-3 K		0-0 G1-6-3		0-3 K			0-0 HR		4	1	1	1	0	2	2			
Mike Epstein, L OBP: 0.385, SLG: 0.511 (1, 3)		0-0 1B		0-0 HR		0-3 K		0-0 F5		4	2	2	1	0	1	0			
Tim Cullen, R OBP: 0.280, SLG: 0.326 (9, 5)		0-0 2B						0-0 F5		0	0	0	0	0	0	0			
Gene Tenace, R OBP: 0.290, SLG: 0.323 (1, 2)		0-0 F6		0-0 F7		4-0 BB		0-0 6-3		3	0	0	0	1	0	1			
Sal Bando, R OBP: 0.367, SLG: 0.367 (1, 5)		4-0 1B		4-0 2B		0-0 F3		4-0 S		1	1	0	0	3	0	1			
Mike Hegan, L OBP: 0.360, SLG: 0.441 (6, PR) (9, 3)		1B		2B		0-0 F3		4-0 S		0	0	0	0	0	0	0			
Dal Maxvill, R OBP: 0.293, SLG: 0.258 (1, 4)		0-0 IBB		0-0 BB		0-0 L4		4-0 BB		0	0	0	0	0	0	0			
Don Mincher, L OBP: 0.388, SLG: 0.341 (2, PH)		0-0 S		0-0 S		0-0 L4		4-0 BB		1	0	1	1	0	0	0			
Allan Lewis, S OBP: 0.500, SLG: 1.000 (2, PR)		0-0 S		0-0 S		0-0 L4		4-0 BB		0	0	0	0	0	0	0			
Ted Kubiak, S OBP: 0.279, SLG: 0.247 (3, 4)		1-3 2H		1-3 2H		0-0 L4		1-2 BB		2	0	1	1	1	0	1			
Vida Blue, S OBP: 0.133, SLG: 0.049 (1, 1)	0-3 K		0-3 K		4-0 FC6-4 BB		0-3 K		0-3 K	3	0	0	0	1	3	5			
Inning Stats	R: 0 E: 0 K: 1 S: 5	H: 0 LOB: 1 BB: 1 P: 9	R: 1 E: 0 K: 1 S: 7	H: 2 LOB: 3 BB: 1 P: 11	R: 0 E: 0 K: 0 S: 3	H: 1 LOB: 0 BB: 0 P: 3	R: 2 E: 0 K: 1 S: 7	H: 2 LOB: 2 BB: 2 P: 15	R: 0 E: 0 K: 2 S: 7	H: 0 LOB: 0 BB: 0 P: 7	R: 0 E: 0 K: 1 S: 5	H: 0 LOB: 1 BB: 1 P: 9	R: 0 E: 0 K: 2 S: 7	H: 0 LOB: 0 BB: 0 P: 7	R: 0 E: 0 K: 1 S: 6	H: 1 LOB: 2 BB: 2 P: 14	1B: 2 2B: 2 3B: 0 HR: 2	SF: 0 SAC: 0 DP: 1 HBP: 0	WP: 0 PA: 36 PB: 0 SB: 3 CS: 0
PITCHER Rich Hand, R ERA: 3.13 (1, 1)	IP: 5.0 WLS: L BF: 23 H: 5 R: 3 ER: 3 SO: 3 BB: 3 IBB: 1 HBP: 0 BLK: 0 WP: 0 HR: 1 S: 29 P: 45 ERA: 5.40 WHIP: 1.600															PITCHER			
Pete Broberg, R ERA: 4.32 (6, 1)	2.0 7 0 0 0 3 1 0 0 0 0 0 12 16 0.00 0.500																		
Jim Roland, L ERA: 5.28 (8, 1)	0.1 2 1 1 1 0 0 0 0 0 0 1 2 2 27.00 3.000																		
Horacio Pina, R ERA: 3.18 (8, 1)	0.2 4 0 0 0 1 2 0 0 0 0 0 4 12 0.00 3.000																		

Texas Rangers @ Oakland Athletics
Oakland-Alameda County Coliseum, Oakland, CA
Sat Sep 16 1972, 3:33 AM PDT
Att: 5,833 - Unknown

AB	29
R	4
H	6
RBI	4
BB	7
SO	9
LOB	19



Batter	1	2	3	4	5	6	7	8	9	AB	R	H	RBI	BB	SO	LOB	TOP
Davey Nelson, R OBP: 0.322, SLG: 0.288 (1, 7)										4	1	1	0	0	1	0	Texas Rangers @ Oakland Athletics Oakland-Alameda County Coliseum, Oakland, CA Sun Sep 17 1972, 3:33 AM PDT Att: 8,541 - Unknown livebaseballscorecards.com
Joe Lovitto, S OBP: 0.306, SLG: 0.262 (1, 8)										3	0	0	0	1	1		
Larry Bittner, L OBP: 0.317, SLG: 0.349 (1, 3)										3	0	0	1	0	1		
Ted Ford, R OBP: 0.296, SLG: 0.375 (1, 9)										4	0	1	0	0	2	1	
Toby Harrah, R OBP: 0.328, SLG: 0.335 (1, 6)										3	0	0	0	0	0	1	
Bill Fahey, L OBP: 0.226, SLG: 0.200 (1, 2)										3	0	0	0	0	0	0	
Jim Mason, L OBP: 0.283, SLG: 0.243 (1, 5)										3	0	0	0	0	0	0	
Vic Harris, S OBP: 0.164, SLG: 0.120 (1, 4)										3	0	0	0	0	0	0	
Bill Gogolewski, L OBP: 0.194, SLG: 0.147 (1, 1)										2	0	0	0	0	0	0	
Dalton Jones, L OBP: 0.211, SLG: 0.255 (8, PH)										1	0	0	0	0	1	1	
Jim Panther, R OBP: 0.222, SLG: 0.125 (8, 1)										0	0	0	0	0	0	0	
Inning Stats	R: 1 E: 0 K: 1 S: 6	H: 1 LOB: 0 BB: 0 P: 6	R: 0 E: 0 K: 0 S: 3	H: 0 LOB: 0 BB: 0 P: 3	R: 0 E: 0 K: 3 S: 9	H: 0 LOB: 0 BB: 0 P: 9	R: 0 E: 0 K: 0 S: 3	H: 0 LOB: 0 BB: 0 P: 3	R: 0 E: 0 K: 0 S: 4	H: 1 LOB: 1 BB: 0 P: 4	R: 0 E: 1 K: 1 S: 6	H: 0 LOB: 1 BB: 0 P: 6	R: 0 E: 0 K: 1 S: 5	H: 0 LOB: 1 BB: 1 P: 9	1B: 1 2B: 1 3B: 0 HR: 0	SF: 1 SAC: 0 DP: 0 HBP: 0	WP: 0 PA: 31 PB: 0 SB: 1 CS: 0
PITCHER Caffish Hunter, R ERA: 2.07 (1, 1)	IP: 9.0 WLS: W BF: 31 H: 2 R: 1 ER: 1 SO: 6 BB: 1 IBB: 0 HBP: 0 BLK: 0 WP: 0 HR: 0 S: 42 P: 46 ERA: 1.00 WHIP: 0.333																

Batter	1	2	3	4	5	6	7	8	9	AB	R	H	RBI	BB	SO	LOB	BOTTOM		
Bert Campaneris, R OBP: 0.282, SLG: 0.332 (1, 6)										5	1	1	0	0	0	2	Texas Rangers @ Oakland Athletics Oakland-Alameda County Coliseum, Oakland, CA Sun Sep 17 1972, 3:33 AM PDT Att: 8,541 - Unknown livebaseballscorecards.com		
Joe Rudi, R OBP: 0.346, SLG: 0.493 (1, 7)										4	0	0	0	0	1	1			
Matty Alou, L OBP: 0.353, SLG: 0.382 (1, 9)										3	1	1	1	1	0	0			
Reggie Jackson, L OBP: 0.353, SLG: 0.477 (1, 8)										2	1	2	0	2	0	0			
Mike Epstein, L OBP: 0.383, SLG: 0.507 (1, 3)										3	1	0	0	0	0	4			
Dick Green, R OBP: 0.343, SLG: 0.355 (7, 4)										1	0	0	0	0	0	2			
Gene Tenace, R OBP: 0.303, SLG: 0.340 (1, 2)										2	0	2	2	1	0	0			
Sal Bando, R OBP: 0.334, SLG: 0.366 (1, 5)										2	0	0	0	2	0	3			
Dal Maxvill, R OBP: 0.295, SLG: 0.258 (2, PH)										0	0	0	0	0	0	0			
Don Mincher, L OBP: 0.296, SLG: 0.338 (3, 4)										1	0	0	0	0	1	2			
Ted Kubiak, L OBP: 0.295, SLG: 0.347 (4, PH)										0	0	0	0	0	0	0			
Gonzalo Marquez, L OBP: 0.247, SLG: 0.304 (5, 4)										0	0	0	1	0	0	0			
Tim Cullen, R OBP: 0.286, SLG: 0.338 (6, PH)										0	0	0	0	0	0	0			
Mike Hegan, L OBP: 0.301, SLG: 0.429 (7, 3)										2	0	0	0	0	1	3			
Inning Stats	R: 0 E: 0 K: 0 S: 3	H: 0 LOB: 0 BB: 0 P: 3	R: 0 E: 0 K: 1 S: 6	H: 1 LOB: 2 BB: 0 P: 7	R: 0 E: 0 K: 0 S: 3	H: 0 LOB: 0 BB: 0 P: 3	R: 2 E: 0 K: 0 S: 5	H: 2 LOB: 2 BB: 2 P: 13	R: 0 E: 0 K: 0 S: 3	H: 0 LOB: 0 BB: 0 P: 3	R: 1 E: 0 K: 1 S: 6	H: 1 LOB: 2 BB: 2 P: 14	R: 1 E: 0 K: 1 S: 6	H: 2 LOB: 1 BB: 1 P: 10	R: 0 E: 0 K: 0 S: 4	H: 1 LOB: 2 BB: 1 P: 8	1B: 4 2B: 3 3B: 0 HR: 0	SF: 1 SAC: 0 DP: 1 HBP: 1	WP: 1 PA: 37 PB: 0 SB: 1 CS: 0
PITCHER Bill Gogolewski, R ERA: 4.14 (1, 1)	IP: 7.0 WLS: L BF: 32 H: 6 R: 4 ER: 4 SO: 3 BB: 2 IBB: 3 HBP: 1 BLK: 0 WP: 1 HR: 0 S: 32 P: 53 ERA: 5.14 WHIP: 1.143																		
PITCHER Jim Panther, R ERA: 4.13 (8, 1)	IP: 1.0 WLS: 5 BF: 1 H: 0 R: 0 ER: 0 SO: 0 BB: 1 IBB: 0 HBP: 0 BLK: 0 WP: 0 HR: 4 S: 4 P: 8 ERA: 0.00 WHIP: 2.000																		

Batter	1	2	3	4	5	6	7	8	9	AB	R	H	RBI	BB	SO	LOB	TOP								
Davey Nelson, R OBP: 0.325, SLG: 0.287 (1, 8)	F4			1B 1-3 BB	S BB					1	1	0	0	3	0	0	Texas Rangers @ Minnesota Twins Metropolitan Stadium, Bloomington, MI Tue Sep 19 1972, 8:05 PM EDT Att. 4,240 - Unknown - 80 F								
Toby Harrah, R OBP: 0.325, SLG: 0.331 (1, 6)	L6		1-3		F4		K			4	0	0	0	0	1	3									
Larry Bittner, L OBP: 0.316, SLG: 0.348 (1, 3)	L7			1B 2-3 1B		4-3		F4		4	1	1	0	0	0	0									
Ted Ford, R OBP: 0.298, SLG: 0.376 (1, 9)		F8		1B 1-2 3-H 1B		1B 1B		6-3		4	1	2	1	0	0	0									
Dick Billings, R OBP: 0.293, SLG: 0.322 (1, 7)	5-3			F7		K		5-3		4	0	0	0	0	1	3									
Jim Mason, L OBP: 0.270, SLG: 0.252 (1, 5)	F9					1B 1-2			K	4	0	2	1	0	1	0									
Bill Fahey, L OBP: 0.237, SLG: 0.213 (1, 2)				G6-3 1B					4-3	4	0	2	1	0	1	2									
Vic Harris, S OBP: 0.160, SLG: 0.116 (1, 4)			F6		4-3		K		K	4	0	0	0	0	2	3									
Dick Bosman, R OBP: 0.122, SLG: 0.125 Paul Lindblad, L OBP: 0.200, SLG: 0.200 (7, 1)	G6-3				K			F2		3	0	0	0	0	1	1									
Inning Stats	R: 0 E: 0 K: 0 S: 3	H: 0 LOB: 0 BB: 0 P: 3	R: 0 E: 0 K: 0 S: 3	H: 0 LOB: 0 BB: 0 P: 3	R: 0 E: 0 K: 0 S: 3	H: 1 LOB: 0 BB: 0 P: 3	R: 2 E: 0 K: 1 S: 8	H: 3 LOB: 2 BB: 1 P: 12	R: 0 E: 0 K: 1 S: 5	H: 0 LOB: 1 BB: 1 P: 9	R: 1 E: 0 K: 2 S: 10	H: 3 LOB: 2 BB: 0 P: 10	R: 0 E: 0 K: 1 S: 4	H: 0 LOB: 0 BB: 1 P: 8	R: 0 E: 0 K: 0 S: 3	H: 0 LOB: 0 BB: 0 P: 3	R: 0 E: 0 K: 2 S: 7	H: 0 LOB: 0 BB: 0 P: 7	1B: 7 2B: 0 3B: 0 HR: 0	SF: 0 SAC: 0 DP: 1 HBP: 0	WP: 0 PB: 0 SB: 1 CS: 0	PA: 35			
PITCHER	IP	WLS	BF	H	R	ER	SO	BB	IBB	HBP	BLK	WP	HR	S	P	ERA	WHIP								
Dick Woodson, R ERA: 2.63 (1, 1)	5.2		25	7	3	3	3	2	0	0	0	0	0	29	37	4.76	1.588								
Dave LaRoche, L ERA: 2.96 (6, 1)	3.1	W	10	0	0	0	4	1	0	0	0	0	0	17	21	0.00	0.300								

AB 32
R 3
H 7
RBI 3
BB 3
SO 7
LOB 12



Batter	1	2	3	4	5	6	7	8	9	AB	R	H	RBI	BB	SO	LOB	BOTTOM								
Cesar Tovar, R OBP: 0.329, SLG: 0.333 (1, 7)	1B 3B		1-3		1B				1-H HR	5	2	4	2	0	0	0	Texas Rangers @ Minnesota Twins Metropolitan Stadium, Bloomington, MI Tue Sep 19 1972, 8:05 PM EDT Att. 4,240 - Unknown - 80 F								
Rod Carew, L OBP: 0.374, SLG: 0.380 (1, 4)	K		S 1B		G4-6-3 1B		L4			4	0	2	0	0	1	3									
Steve Braun, L OBP: 0.354, SLG: 0.359 (1, 5)	1B 3-H		K		G4-6-3 1-2		F7			4	0	1	1	0	1	5									
Harmon Killebrew, R OBP: 0.362, SLG: 0.459 (1, 3)	F8 1-3 HR 1B		F8			K		F8		4	1	1	0	0	1	1									
Bobby Darwin, R OBP: 0.325, SLG: 0.447 (1, 9)	1-H HR			FC4-6 1B		F8		L7		4	1	2	2	0	0	0									
Jim Nettles, L OBP: 0.318, SLG: 0.302 Rick Renick, R OBP: 0.280, SLG: 0.338 (8, FH) Steve Brye, R OBP: 0.270, SLG: 0.282 (9, 8)	4-0 CS BB			FC4-6 1-2				F9		1	0	0	0	2	0	1									
Danny Thompson, R OBP: 0.313, SLG: 0.349 (1, 6)	CS 1-2		K		F9		F7		F8	4	0	0	0	0	1	2									
George Mitterwald, R OBP: 0.233, SLG: 0.266 (1, 2)			K		K			5-3		4	1	1	0	0	2	1									
Dick Woodson, R OBP: 0.089, SLG: 0.065 Dave LaRoche, L OBP: 0.286, SLG: 0.091 (6, 1)			K		6-3		2B BB		K	2	0	0	0	0	1	0									
Inning Stats	R: 3 E: 0 K: 1 S: 7	H: 4 LOB: 0 BB: 1 P: 11	R: 0 E: 0 K: 3 S: 9	H: 0 LOB: 0 BB: 0 P: 9	R: 0 E: 0 K: 1 S: 6	H: 1 LOB: 1 BB: 0 P: 6	R: 0 E: 0 K: 1 S: 6	H: 1 LOB: 1 BB: 0 P: 6	R: 0 E: 0 K: 0 S: 4	H: 2 LOB: 1 BB: 0 P: 4	R: 0 E: 0 K: 1 S: 5	H: 0 LOB: 1 BB: 1 P: 9	R: 0 E: 0 K: 0 S: 4	H: 1 LOB: 2 BB: 1 P: 8	R: 0 E: 0 K: 0 S: 3	H: 0 LOB: 0 BB: 0 P: 3	R: 2 E: 0 K: 1 S: 6	H: 2 LOB: 0 BB: 0 P: 6	1B: 7 2B: 1 3B: 1 HR: 2	SF: 0 SAC: 0 DP: 1 HBP: 0	WP: 0 PB: 0 SB: 1 CS: 1	PA: 38			
PITCHER	IP	WLS	BF	H	R	ER	SO	BB	IBB	HBP	BLK	WP	HR	S	P	ERA	WHIP								
Dick Bosman, R ERA: 3.97 Paul Lindblad, L ERA: 2.96 (7, 1)	6.1	L	9	2	2	2	1	0	0	0	0	0	1	11	11	7.71	0.857								


AB 34
R 5
H 11
RBI 5
BB 3
SO 8
LOB 14



Batter	1	2	3	4	5	6	7	8	9	AB	R	H	RBI	BB	SO	LOB	TOP											
Davey Nelson, R OBP: 0.324, SLG: 0.285	4-0 BB 6-3		0-0 6-3			0-0 F9			0-3 K	3	0	0	0	1	1	0												
Toby Harrah, R OBP: 0.321, SLG: 0.328	0-0 6-3			0-0 F8		0-0 F8			0-0 5-3	4	0	0	0	0	0	1												
Larry Bittner, L OBP: 0.315, SLG: 0.347	0-0 F8			0-0 F8		0-0 F7			0-0 FC6-4 1B	4	0	1	0	0	0	1												
Ted Ford, R OBP: 0.298, SLG: 0.373	0-0 3-1			4-0 WP BB			0-0 F8		0-0 FC6-4	3	0	0	0	1	0	2												
Tom Grieve, R OBP: 0.280, SLG: 0.328		0-0 F8		0-3 K2-3			0-0 6-3			3	0	0	0	0	1	1												
Bill Fahey, L OBP: 0.240, SLG: 0.217		0-0 F2			0-0 4-3 1B		0-0 F3			3	1	1	0	0	0	0												
Jim Mason, L OBP: 0.264, SLG: 0.246		0-0 F8			0-0 4-3			0-3 K		3	0	0	0	0	1	1												
Vic Harris, S OBP: 0.164, SLG: 0.121			0-0 5-3		0-0 CS 1B		0-0 F8			3	0	1	1	0	0	0												
Mike Paul, L OBP: 0.196, SLG: 0.244			0-3 K		0-3 K			0-0 G3		3	0	0	0	0	2	1												
Horacio Pina, R OBP: 0.333, SLG: 0.200					1-2					0	0	0	0	0	0	0												
Paul Lindblad, L OBP: 0.200, SLG: 0.200										0	0	0	0	0	0	0												
Jim Panther, R OBP: 0.222, SLG: 0.125					1-2					0	0	0	0	0	0	0												
Inning Stats	R: 0 E: 0 K: 0 S: 3	H: 0 LOB: 1 BB: 1 P: 7	R: 0 E: 0 K: 0 S: 3	H: 0 LOB: 0 BB: 0 P: 3	R: 0 E: 0 K: 1 S: 5	H: 0 LOB: 0 BB: 0 P: 5	R: 0 E: 0 K: 1 S: 5	H: 0 LOB: 1 BB: 1 P: 9	R: 1 E: 0 K: 1 S: 6	H: 2 LOB: 0 BB: 0 P: 6	R: 0 E: 0 K: 0 S: 3	H: 0 LOB: 0 BB: 0 P: 3	R: 0 E: 0 K: 1 S: 5	H: 0 LOB: 0 BB: 0 P: 5	R: 0 E: 0 K: 1 S: 6	H: 1 LOB: 1 BB: 0 P: 6	1B: 3 2B: 0 3B: 0 HR: 0	SF: 0 SAC: 0 DP: 0 HBP: 0	WP: 1 PA: 31									
PITCHER	IP	WLS	BF	H	R	ER	SO	BB	IBB	HBP	BLK	WP	HR	S	P	ERA	WHIP											
Jim Perry, R ERA: 3.4	(1, 1)	8.0	W	27	2	1	1	4	2	0	0	0	1	0	33	41	1.12	0.500										
Wayne Granger, R ERA: 3.0	(9, 1)	1.0	S	4	1	0	0	1	0	0	0	0	0	6	6	0.00	1.000											

Texas Rangers @ Minnesota Twins
Metropolitan Stadium, Bloomington, MI
Wed Sep 20 1972, 8:05 PM EDT
Alt: 3,678 - Unknown - 61 F


AB 29
R 1
H 3
RBI 1
BB 2
SO 5
LOB 7



Batter	1	2	3	4	5	6	7	8	9	AB	R	H	RBI	BB	SO	LOB	BOTTOM										
Cesar Tovar, R OBP: 0.329, SLG: 0.333	0-0 F3		0-0 F9		0-0 F7			0-0 1B 1B		4	1	1	0	0	0	1											
Rod Carew, L OBP: 0.375, SLG: 0.381	0-3 K		0-0 1B			0-3 K		0-0 1B BB 1B		4	1	2	0	0	2	0											
Harmon Killebrew, R OBP: 0.365, SLG: 0.460	0-0 FC6-4 1B		0-0 F7			0-0 FC5-4 1B		4-0 1B 2B BB		3	0	2	0	1	0	1											
Rich Reese, L OBP: 0.306, SLG: 0.344								1-2 2B BB		0	1	0	0	0	0	0											
Bobby Darwin, R OBP: 0.324, SLG: 0.445	0-0 FC6-4			0-0 F9		0-0 FC5-4		0-0 2B 1B		4	0	1	2	0	0	2											
Steve Braun, L OBP: 0.358, SLG: 0.366		0-0 WP 1B		0-0 CS 1B		0-0 F8		1-3 2B 1B		4	0	3	1	0	0	1											
George Mitterwald, R OBP: 0.227, SLG: 0.259		0-0 F8		0-3 K		0-3 K		0-0 6-3		4	0	0	0	0	2	4											
Steve Brye, R OBP: 0.270, SLG: 0.283		0-3 K			0-0 1B		0-0 F3			3	0	1	0	0	1	1											
Bucky Guth, R		0-0 6-3			0-0 F3		0-0 F8			3	0	0	0	0	0	2											
Jim Perry, S OBP: 0.194, SLG: 0.176			0-3 K					0-0 F7		2	0	0	0	0	2	1											
Eric Soderholm, R OBP: 0.243, SLG: 0.337										1	0	0	0	0	0	0											
Wayne Granger, R OBP: 0.250, SLG: 0.375										0	0	0	0	0	0	0											
Inning Stats	R: 0 E: 0 K: 1 S: 6	H: 1 LOB: 0 BB: 0 P: 6	R: 0 E: 0 K: 1 S: 6	H: 1 LOB: 0 BB: 0 P: 6	R: 0 E: 0 K: 1 S: 5	H: 1 LOB: 0 BB: 0 P: 5	R: 0 E: 0 K: 1 S: 6	H: 1 LOB: 1 BB: 0 P: 6	R: 3 E: 0 K: 0 S: 6	H: 4 LOB: 2 BB: 1 P: 10	1B: 9 2B: 2 3B: 0 HR: 0	SF: 0 SAC: 0 DP: 1 HBP: 0	WP: 1 PA: 33														
PITCHER	IP	WLS	BF	H	R	ER	SO	BB	IBB	HBP	BLK	WP	HR	S	P	ERA	WHIP										
Mike Paul, L ERA: 2.31	(1, 1)	7.1	L	29	8	2	2	7	8	2	2	7	0	43	43	2.46	1.091										
Horacio Pina, R ERA: 3.3	(8, 1)	0.0		2	1	0	0	0	1	0	0	0	0	1	5	∞	∞										
Paul Lindblad, L ERA: 2.57	(8, 1)	0.1		1	1	1	1	0	0	0	0	0	0	1	1	27.00	3.000										
Jim Panther, R ERA: 4.12	(8, 1)	0.1		1	0	0	0	0	0	0	0	0	0	1	1	0.00	0.000										

Texas Rangers @ Minnesota Twins
Metropolitan Stadium, Bloomington, MI
Wed Sep 20 1972, 8:05 PM EDT
Alt: 3,678 - Unknown - 61 F


AB 32
R 3
H 10
RBI 3
BB 1
SO 7
LOB 13



Batter	1	2	3	4	5	6	7	8	9	AB	R	H	RBI	BB	SO	LOB	TOP				
Davey Nelson, R OBP: 0.322, SLG: 0.284 (1, 5)	L6		1B		4-3	4-3			6-3	5	2	2	0	0	0	1					
Jim Mason, L OBP: 0.289, SLG: 0.240 Marty Martinez, S OBP: 0.202, SLG: 0.202 (9, PH)	K		K		4-3		BB		K	3	0	0	0	1	2	3					
Larry Bittner, L OBP: 0.320, SLG: 0.351 (1, 3)	K		1B		E4		BB		5-3	5	0	2	2	0	1	0					
Ted Ford, R OBP: 0.298, SLG: 0.375 (1, 9)			1B		4-3				4-3	4	0	2	0	0	0	2					
Tom Grieve, R OBP: 0.270, SLG: 0.315 (1, 7)			1B		4-3				K	4	0	0	0	0	1	6					
Joe Lovitto, S OBP: 0.310, SLG: 0.268 (1, 8)					K				F7	4	0	2	0	0	1	4					
Bill Fahey, L OBP: 0.250, SLG: 0.224 (1, 2)					FC1-6				F7	4	0	0	0	0	0	2					
Vic Harris, S OBP: 0.174, SLG: 0.135 (1, 4)			1B		K				4-3	4	1	1	0	0	1	1					
Rich Hand, R OBP: 0.204, SLG: 0.235 Paul Lindblad, L OBP: 0.200, SLG: 0.200 (8, 1)			F3		K				6-3	4	0	1	0	0	1	2					
Inning Stats	R: 0 E: 0 K: 2 S: 7	H: 0 LOB: 0 BB: 7	R: 0 E: 0 K: 0 S: 4	H: 1 LOB: 1 BB: 4	R: 2 E: 0 K: 1 S: 9	H: 4 LOB: 2 BB: 0 P: 9	R: 0 E: 0 K: 2 S: 8	H: 1 LOB: 1 BB: 0 P: 8	R: 1 E: 1 K: 1 S: 8	H: 2 LOB: 2 BB: 0 P: 8	R: 0 E: 0 K: 1 S: 6	H: 1 LOB: 2 BB: 1 P: 10	R: 0 E: 0 K: 0 S: 3	H: 0 LOB: 0 BB: 3	R: 0 E: 0 K: 1 S: 5	H: 0 LOB: 0 BB: 5	1B: 8 2B: 2 3B: 0 HR: 0	SF: 0 SAC: 0 DP: 0 HBP: 0	WP: 0 PB: 0 SB: 2 CS: 0	PA: 39	
PITCHER	IP	WLS	BF	H	R	ER	SO	BB	IBB	HBP	BLK	WP	HR	S	P	ERA	WHIP				
Tom Bradley, R ERA: 3.05 (1, 1)	6.0		30	10	3	3	6	1	0	0	0	0	0	41	45	4.50	1.833				
Rich Gossage, R ERA: 3.49 (7, 1)	2.0	W	6	0	0	0	1	0	0	0	0	0	0	8	8	0.00	0.000				
Terry Forster, L ERA: 2.32 (9, 1)	1.0	S	3	0	0	0	1	0	0	0	0	0	0	5	5	0.00	0.000				

Texas Rangers @ Chicago White Sox
Comiskey Park, Chicago, IL
Sat Sep 23 1972, 8:05 PM EDT
Att. 7,698 - Unknown - 59 F


AB 38
R 3
H 10
RBI 2
BB 1
SO 8
LOB 21

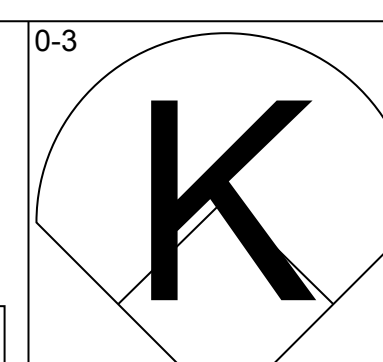
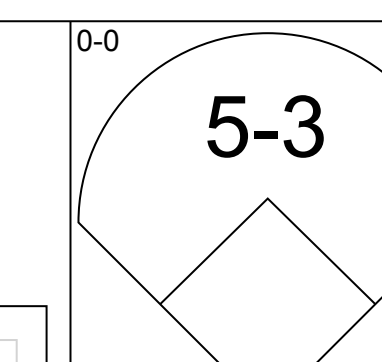
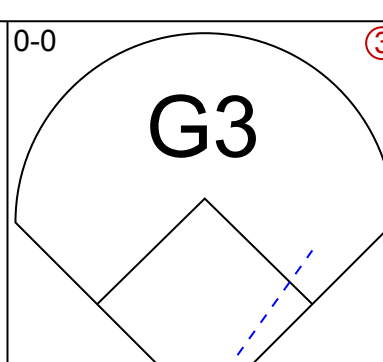
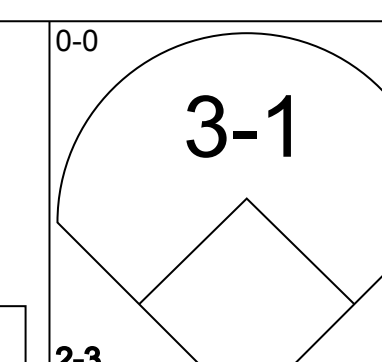
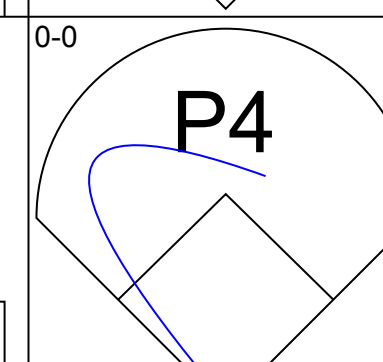
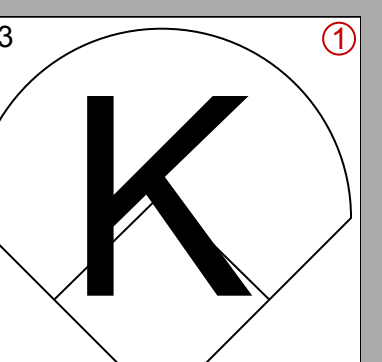
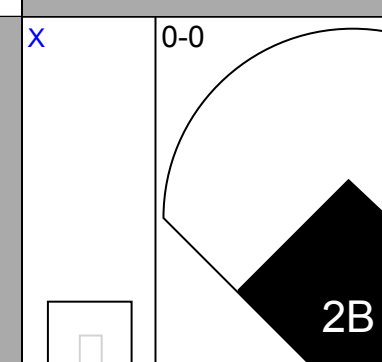
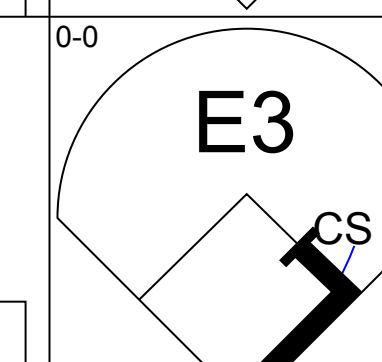
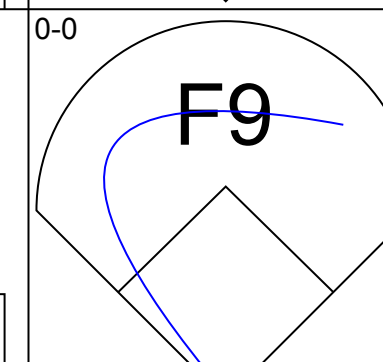
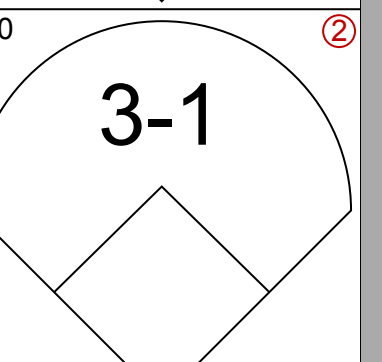
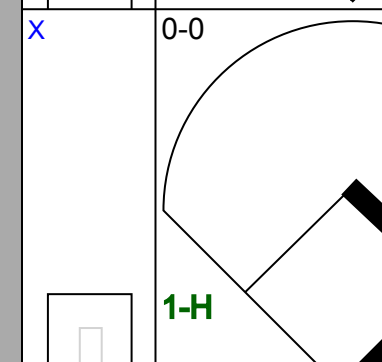
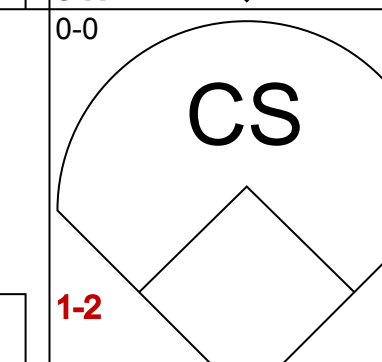
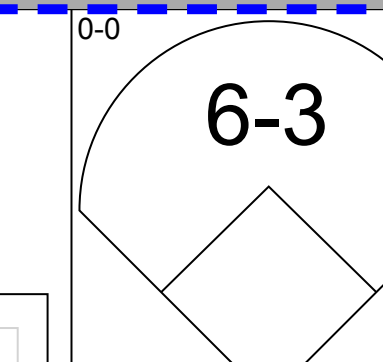
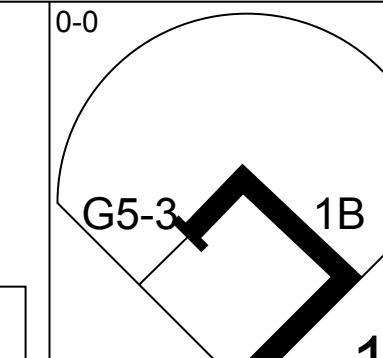
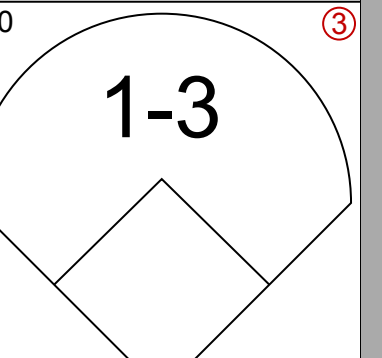
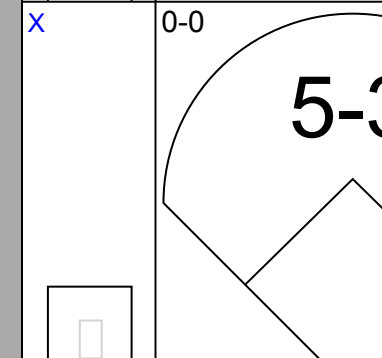
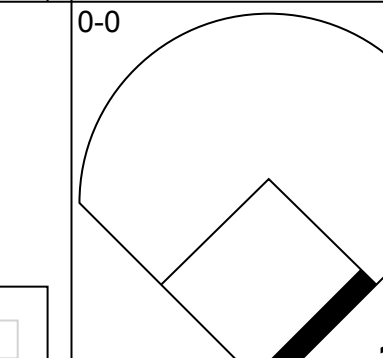
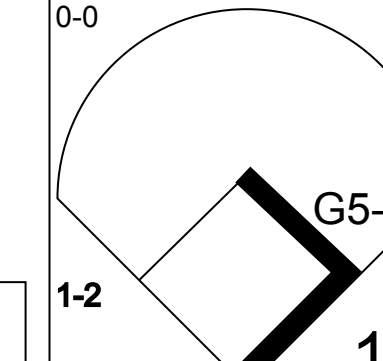
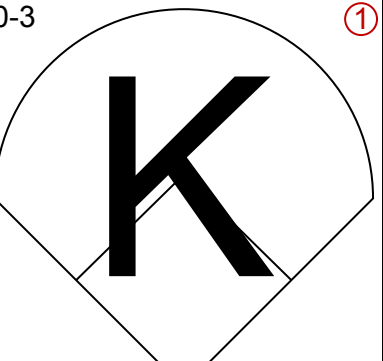
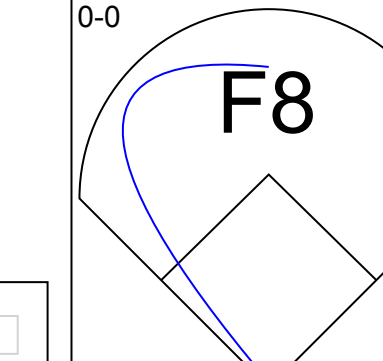
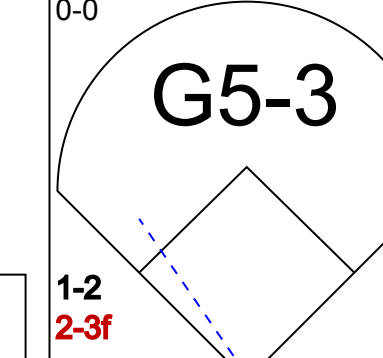
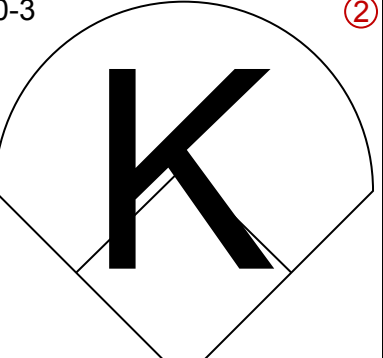
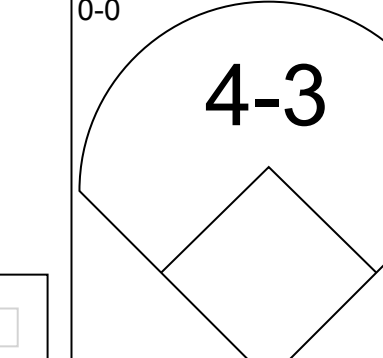
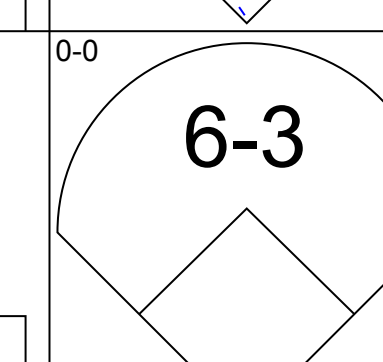
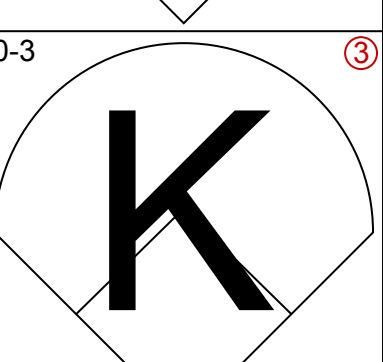
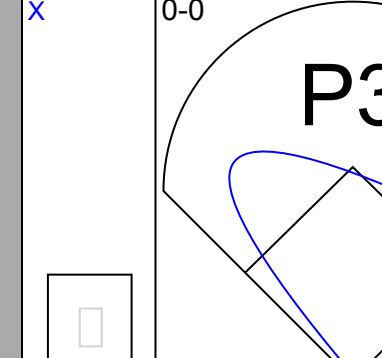


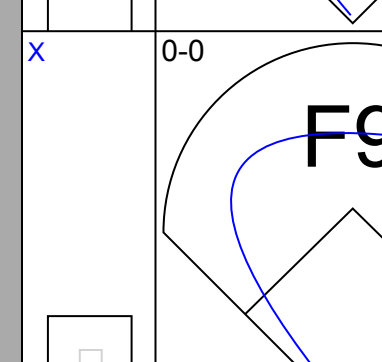
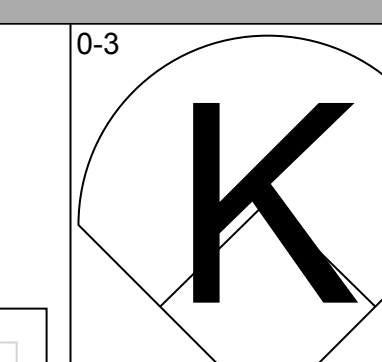
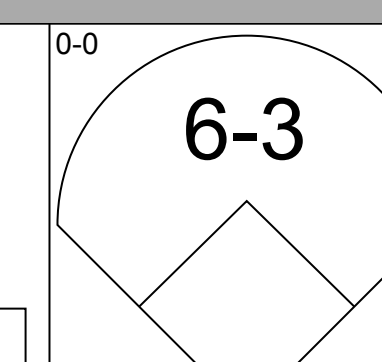
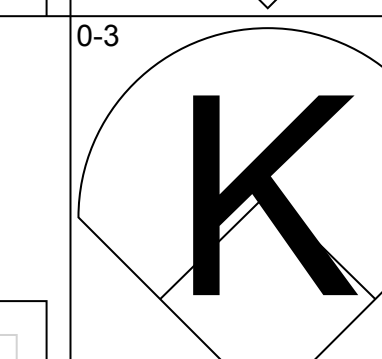
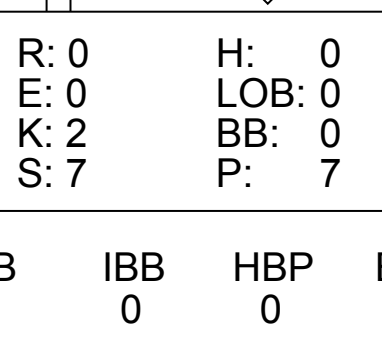
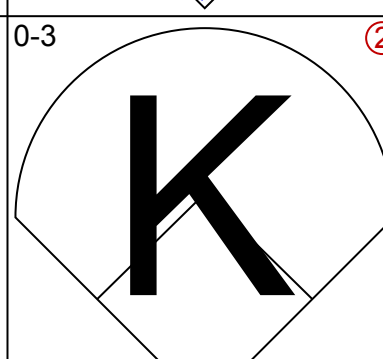
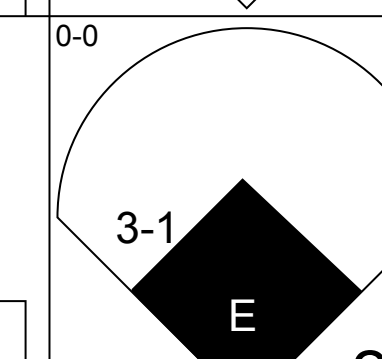


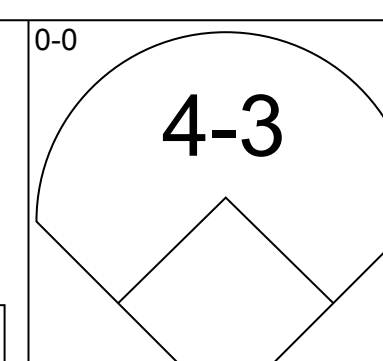
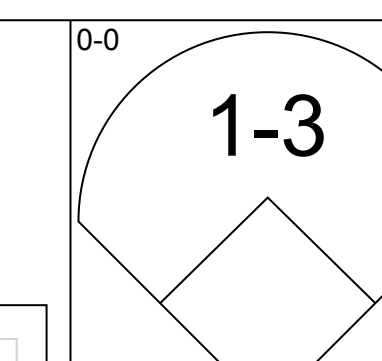
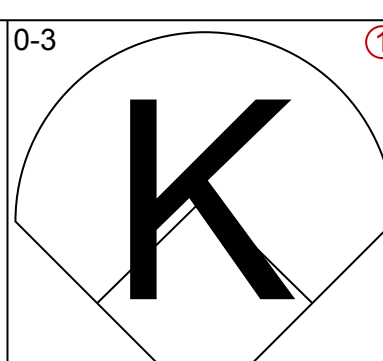
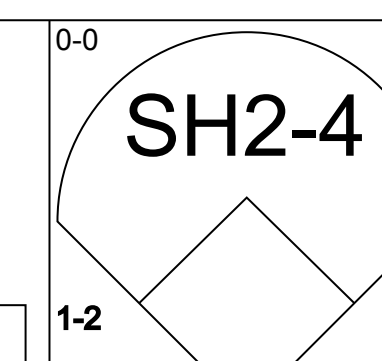
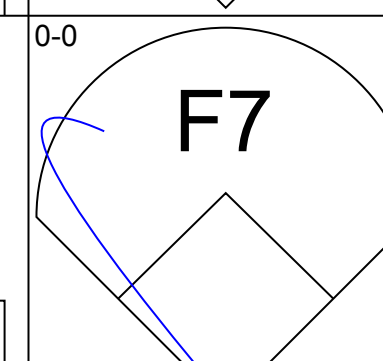

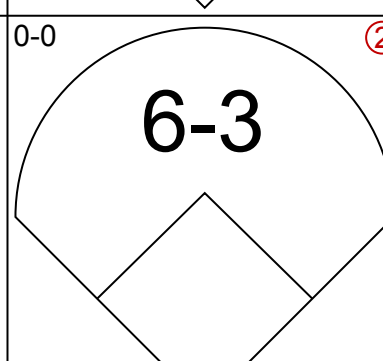
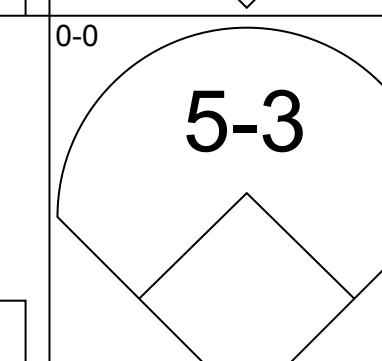
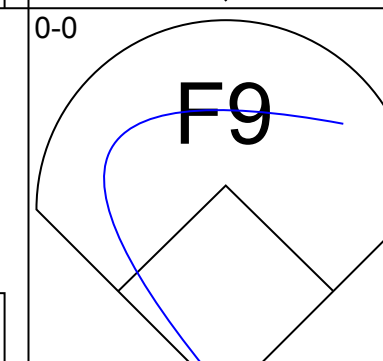
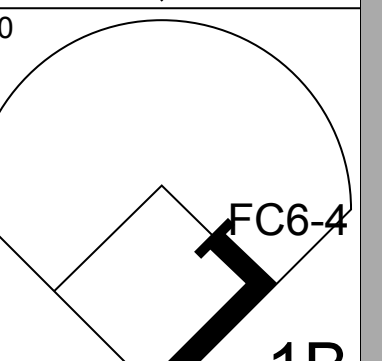
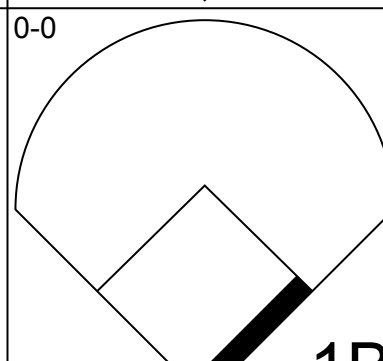
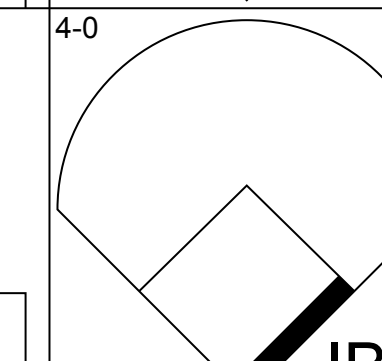
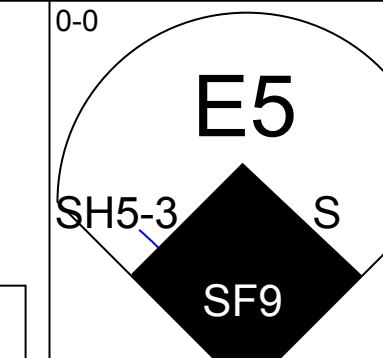
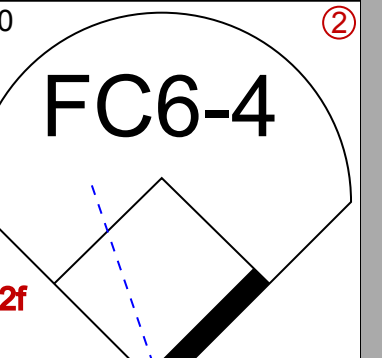
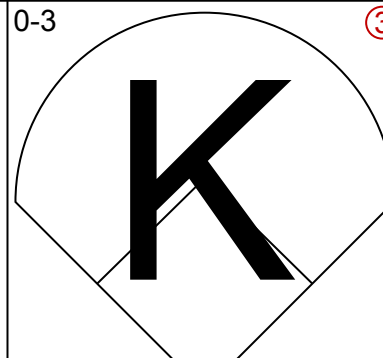
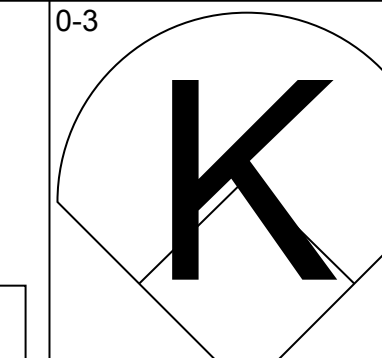
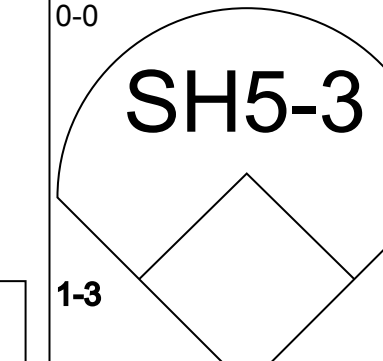
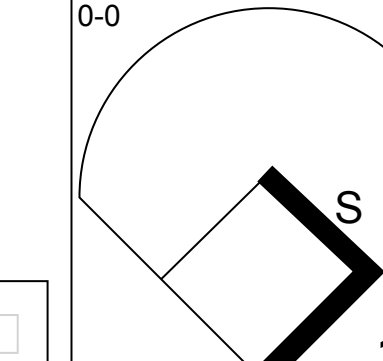
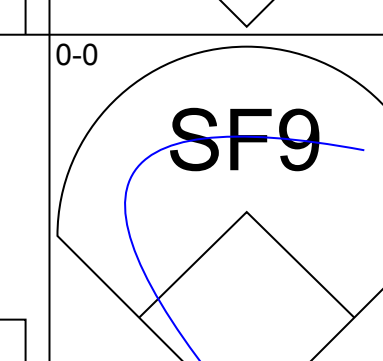


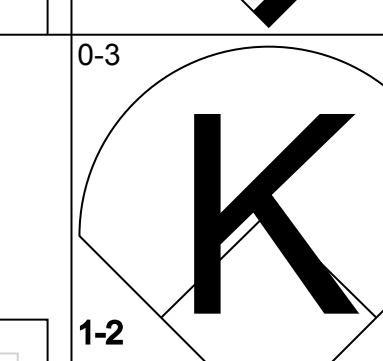
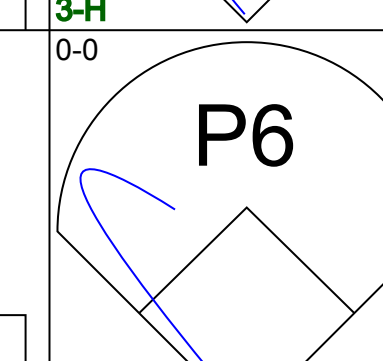
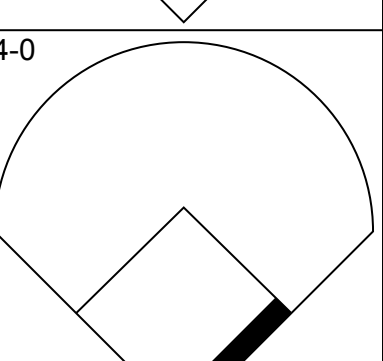
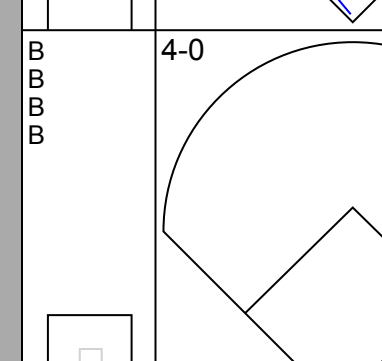
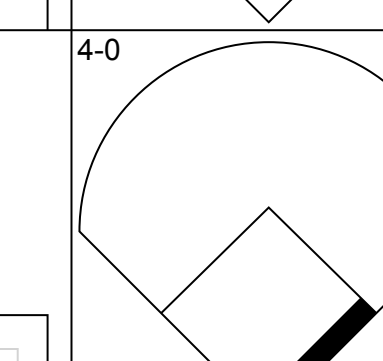

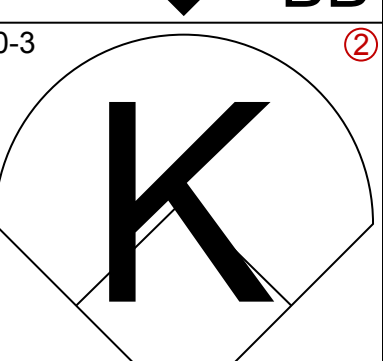
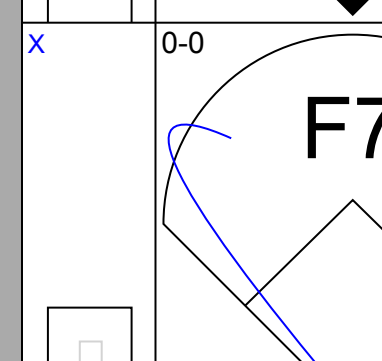
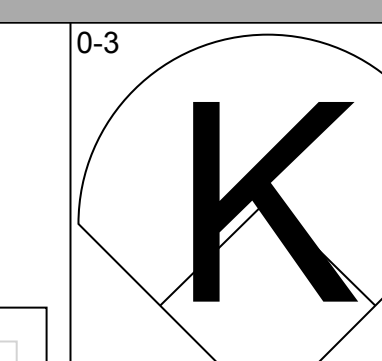
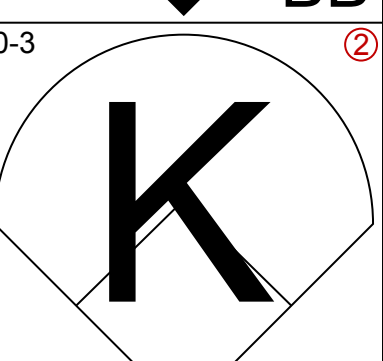
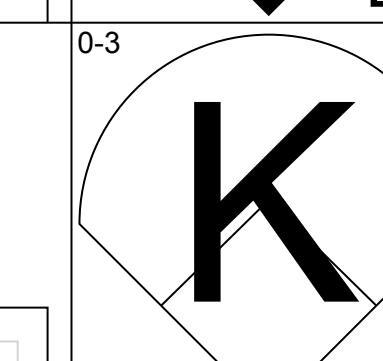
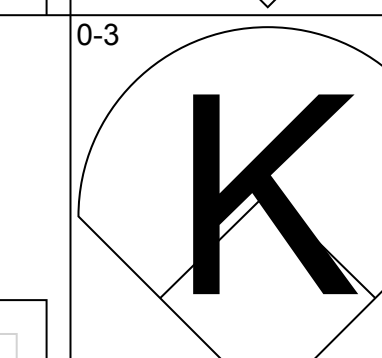
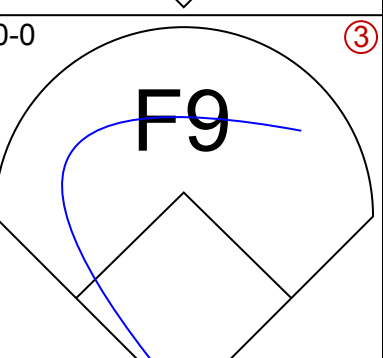

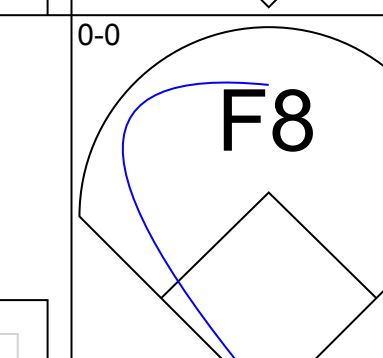
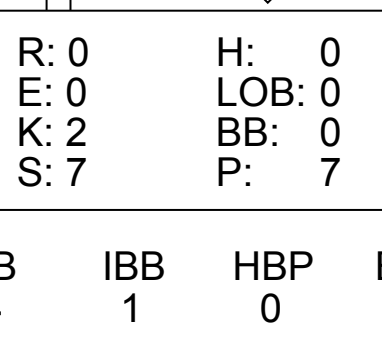
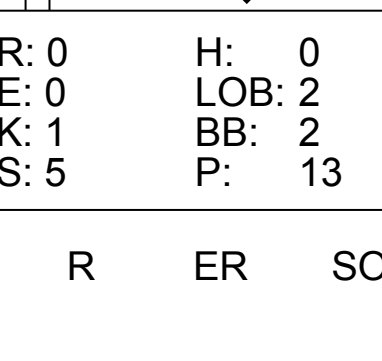
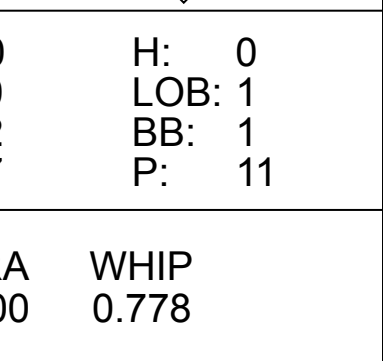
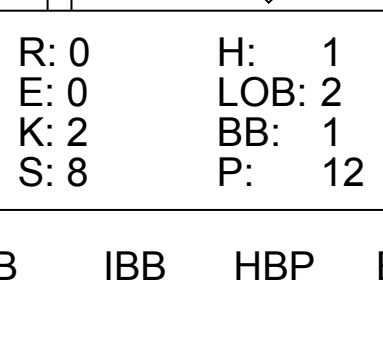


Batter	1	2	3	4	5	6	7	8	9	AB	R	H	RBI	BB	SO	LOB	BOTTOM				
Pat Kelly, L OBP: 0.356, SLG: 0.371 (1, 9)	K		E4	BB		1B				5	1	4	0	0	1	0					
Mike Andrews, R OBP: 0.319, SLG: 0.304 Jorge Orta, L OBP: 0.217, SLG: 0.294 (8, FR)	K		3B	SH1-3		1B				2	1	1	1	2	1	0					
Tony Muser, L OBP: 0.270, SLG: 0.361 (1, 3)	F9		3-1	BB		BB				4	0	0	0	1	0	5					
Carlos May, L OBP: 0.393, SLG: 0.424 Jay Johnstone, L OBP: 0.256, SLG: 0.252 (8, 7)			1B	2B		1B				3	1	2	1	1	0	0					
Rick Reichardt, R OBP: 0.318, SLG: 0.409 Buddy Bradford, R OBP: 0.318, SLG: 0.390 (8, 8)			2B	1B		BB				3	0	1	0	0	0	3					
Ed Spiezio, R OBP: 0.270, SLG: 0.297 (1, 5)			F2							3	0	0	0	1	1	2					
Ed Herrmann, L OBP: 0.335, SLG: 0.365 (1, 2)			1B							3	0	1	1	1	0	0					
Luis Alvarado, R OBP: 0.260, SLG: 0.290 Jim Lytle, L OBP: 0.232, SLG: 0.304 (8, PH)			F5							3	0	0	0	0	1	5					
Lee Richard, R OBP: 1.000, SLG: 1.000 Rich Morales, R OBP: 0.258, SLG: 0.254 (9, 6)			K							1	0	1	0	0	0	0					
Tom Bradley, R OBP: 0.136, SLG: 0.149 Rich Gossage, R (7, 1)										3	0	0	0	0	3	2					
Dick Allen, R OBP: 0.421, SLG: 0.601 Terry Forster, L OBP: 0.526, SLG: 0.500 (9, 1)			K							1	0	0	0	0	0	1					
Inning Stats	R: 0 E: 0 K: 2 S: 7	H: 0 LOB: 0 BB: 7	R: 1 E: 0 K: 1 S: 7	H: 2 LOB: 2 BB: 1 P: 11	R: 2 E: 1 K: 1 S: 8	H: 3 LOB: 3 BB: 2 P: 16	R: 0 E: 0 K: 1 S: 6	H: 1 LOB: 3 BB: 2 P: 14	R: 0 E: 0 K: 0 S: 3	H: 0 LOB: 0 BB: 0 P: 3	R: 0 E: 0 K: 1 S: 5	H: 1 LOB: 1 BB: 1 P: 9	R: 0 E: 0 K: 1 S: 5	H: 0 LOB: 0 BB: 0 P: 5	R: 1 E: 0 K: 0 S: 6	H: 3 LOB: 3 BB: 0 P: 6	1B: 6 2B: 3 3B: 1 HR: 0	SF: 0 SAC: 2 DP: 0 HBP: 0	WP: 0 PB: 0 SB: 0 CS: 0	PA: 39	
PITCHER	IP	WLS	BF	H	R	ER	SO	BB	IBB	HBP	BLK	WP	HR	S	P	ERA	WHIP				
Rich Hand, R ERA: 3.21 Paul Lindblad, L ERA: 2.56 (8, 1)	7.2	L	38	10	4	4	7	5	0	0	0	0	0	46	70	4.70	1.957				
	0.1		1	0	0	0	0	0	0	0	0	0	0	1	1	0.00	0.000				

Texas Rangers @ Chicago White Sox
Comiskey Park, Chicago, IL
Sat Sep 23 1972, 8:05 PM EDT
Att. 7,698 - Unknown - 59 F

AB 31
R 4
H 10
RBI 3
BB 6
SO 7
LOB 18



Batter	1	2	3	4	5	6	7	8	9	AB	R	H	RBI	BB	SO	LOB	TOP			
Sandy Alomar Sr. S (1, 4) OBP: 0.296, SLG: 0.296										4	0	0	0	0	1	1	California Angels @ Texas Rangers Arlington Stadium, Arlington, TX Mon Sep 25 1972, 8:05 PM EDT Att: 3,028 - Unknown			
Mickey Rivers L (1, 8) OBP: 0.257, SLG: 0.278										4	1	1	0	0	1	0				
Vada Pinson L (1, 7) OBP: 0.325, SLG: 0.379										4	0	1	1	0	0	0				
Bob Oliver R (1, 3) OBP: 0.304, SLG: 0.436										4	0	2	0	0	0	1				
Leroy Stanton R (1, 9) OBP: 0.298, SLG: 0.400										3	0	1	0	1	1	1				
Ken McMullen R (1, 5) OBP: 0.337, SLG: 0.373										1	0	0	0	0	0	2				
Billy Parker R (3, 5) OBP: 0.264, SLG: 0.292										3	0	0	0	0	1	3				
Leo Cardenas R (1, 6) OBP: 0.272, SLG: 0.283										3	0	0	0	0	1	3				
Jeff Torborg R (1, 2) OBP: 0.268, SLG: 0.217										1	0	0	0	0	1	0				
John Stephenson L (6, PH) OBP: 0.335, SLG: 0.343										2	0	0	0	0	0	0				
Nolan Ryan R (1, 1) OBP: 0.152, SLG: 0.200										3	1	1	0	0	2	0				
Inning Stats	R: 0 E: 0 K: 1 S: 5	H: 0 LOB: 0 BB: 0 P: 5	R: 0 E: 0 K: 0 S: 4	H: 2 LOB: 1 BB: 0 P: 4	R: 0 E: 0 K: 2 S: 7	H: 0 LOB: 0 BB: 0 P: 7	R: 0 E: 0 K: 1 S: 5	H: 0 LOB: 0 BB: 0 P: 5	R: 0 E: 0 K: 3 S: 9	H: 0 LOB: 0 BB: 0 P: 9	R: 1 E: 0 K: 0 S: 5	H: 2 LOB: 2 BB: 1 P: 9	R: 1 E: 1 K: 0 S: 4	H: 1 LOB: 0 BB: 0 P: 4	R: 0 E: 0 K: 0 S: 4	H: 1 LOB: 1 BB: 0 P: 4	1B: 4 2B: 2 3B: 0 HR: 0	SF: 0 SAC: 0 DP: 1 HBP: 0	WP: 0 PB: 0 SB: 0 CS: 1	PA: 34
PITCHER	IP WLS BF H R ER SO BB IBB HBP BLK WP HR S P ERA WHIP																			
Dick Bosman R (1, 1) ERA: 3.83	8.0 L 29 5 2 1 8 1 0 0 0 0 0 0 44 48 1.12 0.750																			
Jim Panther R (9, 1) ERA: 4.22	1.0 4 1 0 0 0 0 0 0 0 0 0 0 4 4 0.00 1.000																			

Batter	1	2	3	4	5	6	7	8	9	AB	R	H	RBI	BB	SO	LOB	BOTTOM			
Davey Nelson R (1, 8) OBP: 0.321, SLG: 0.283										3	0	0	0	0	1	0	California Angels @ Texas Rangers Arlington Stadium, Arlington, TX Mon Sep 25 1972, 8:05 PM EDT Att: 3,028 - Unknown			
Jim Mason L (1, 6) OBP: 0.281, SLG: 0.233										4	0	0	0	0	1	1				
Larry Bittner L (1, 3) OBP: 0.321, SLG: 0.350										3	0	2	0	1	0	0				
Ted Ford R (1, 9) OBP: 0.295, SLG: 0.377										4	1	0	0	0	2	4				
Tom Grieve R (1, 7) OBP: 0.278, SLG: 0.311										3	0	1	0	0	2	1				
Toby Harrah R (9, PR) OBP: 0.320, SLG: 0.327										0	0	0	0	0	0	0				
Dalton Jones L (1, 5) OBP: 0.205, SLG: 0.248										3	0	0	1	0	2	1				
Bill Fahey L (1, 2) OBP: 0.268, SLG: 0.222										1	0	0	0	3	0	0				
Vic Harris S (1, 4) OBP: 0.184, SLG: 0.172										3	0	0	0	0	2	2				
Dick Billings R (9, PH) OBP: 0.295, SLG: 0.321										1	0	0	0	0	1	2				
Dick Bosman R (1, 1) OBP: 0.118, SLG: 0.120										2	0	0	0	0	1	1				
Marty Martinez S (8, PH) OBP: 0.209, SLG: 0.200										0	0	0	0	1	0	0				
Jim Panther R (9, 1) OBP: 0.222, SLG: 0.125										0	0	0	0	0	0	0				
Tom Ragland R (9, PH) OBP: 0.250, SLG: 0.218										1	0	0	0	0	0	2				
Inning Stats	R: 0 E: 0 K: 0 S: 3	H: 0 LOB: 0 BB: 0 P: 3	R: 1 E: 1 K: 0 S: 4	H: 0 LOB: 0 BB: 0 P: 4	R: 0 E: 0 K: 2 S: 7	H: 0 LOB: 0 BB: 0 P: 7	R: 0 E: 0 K: 2 S: 8	H: 1 LOB: 1 BB: 0 P: 8	R: 0 E: 0 K: 2 S: 7	H: 0 LOB: 1 BB: 1 P: 11	R: 0 E: 0 K: 2 S: 8	H: 1 LOB: 1 BB: 0 P: 8	R: 0 E: 0 K: 1 S: 5	H: 0 LOB: 2 BB: 2 P: 13	R: 0 E: 0 K: 2 S: 8	H: 1 LOB: 2 BB: 1 P: 12	1B: 3 2B: 0 3B: 0 HR: 0	SF: 1 SAC: 2 DP: 0 HBP: 0	WP: 0 PB: 0 SB: 2 CS: 0	PA: 36
PITCHER	IP WLS BF H R ER SO BB IBB HBP BLK WP HR S P ERA WHIP																			
Nolan Ryan R (1, 1) ERA: 2.33	9.0 W 36 3 1 0 12 4 1 0 0 0 0 0 55 75 0.00 0.778																			

AB	32
R	2
H	6
RBI	1
BB	1
SO	8
LOB	11



AB	28
R	1
H	3
RBI	1
BB	5
SO	12
LOB	14



Batter	1	2	3	4	5	6	7	8	9	AB	R	H	RBI	BB	SO	LOB	TOP							
Sandy Alomar Sr. S OBP: 0.295, SLG: 0.296 (1.4)	0-0 1B		0-0 3-1		0-0 6-3	0-0 F2		0-0 6-3	5 0 1 0 0 0 3															
Ken Berry R OBP: 0.348, SLG: 0.375 (1.8)	0-3 K		0-0 6-3		0-0 6-3		0-0 4-3	5 0 0 0 0 1 1																
Doug Howard R OBP: 0.289, SLG: 0.289 Mickey Rivers L OBP: 0.256, SLG: 0.277 (7.7)	0-0 F9		0-0 1B		0-0 G3		0-3 K	4 0 1 0 0 1 1 1 0 0 0 0 0 0																
Bob Oliver R OBP: 0.305, SLG: 0.437 (1.3)	0-0 F8		0-0 1B		0-0 1B	0-0 1B FC1-2		0-0 F8	4 0 2 0 0 0 1															
Leroy Stanton R OBP: 0.297, SLG: 0.398 (1.9)		0-0 5-3	0-0 F8		0-0 FC1-2 1B		0-0 G3	4 1 1 0 0 0 2																
Billy Parker R OBP: 0.276, SLG: 0.338 (1.5)		0-0 HR		0-0 F6	0-0 FC1-2 1B		4-0 1B BB	3 1 1 1 1 0 2																
Leo Cardenas R OBP: 0.272, SLG: 0.284 (1.6)		0-0 2B		0-0 5-3	0-0 4-3		0-0 F8	4 0 1 0 0 0 3																
Jeff Torborg R OBP: 0.280, SLG: 0.226 (1.2)		0-0 F3		0-0 1B	0-0 IBB		0-0 FC6-4 1B	3 0 2 0 1 0 1																
Andy Messersmith R OBP: 0.241, SLG: 0.255 (1.1)		0-0 6-3		0-0 F2	0-0 E5		0-0 FC6-4	4 0 0 0 0 0 6																
Inning Stats	R: 0 E: 0 K: 1 S: 6	H: 1 LOB: 1 BB: 0 P: 6	R: 1 E: 0 K: 0 S: 5	H: 2 LOB: 1 BB: 0 P: 5	R: 0 E: 0 K: 0 S: 5	H: 2 LOB: 2 BB: 0 P: 5	R: 0 E: 0 K: 0 S: 4	H: 1 LOB: 1 BB: 0 P: 4	R: 0 E: 0 K: 0 S: 3	H: 0 LOB: 0 BB: 0 P: 3	R: 1 E: 1 K: 0 S: 6	H: 2 LOB: 3 BB: 1 P: 10	R: 0 E: 0 K: 1 S: 5	H: 0 LOB: 0 BB: 0 P: 5	R: 0 E: 0 K: 0 S: 4	H: 1 LOB: 2 BB: 1 P: 8	R: 0 E: 0 K: 0 S: 3	H: 0 LOB: 0 BB: 0 P: 3	1B: 7 2B: 1 3B: 0 HR: 1	SF: 0 SAC: 0 DP: 0 HBP: 0	WP: 0 PB: 0 SB: 0 CS: 0	PA: 39		
PITCHER	IP WLS BF H R ER SO BB IBB HBP BLK WP HR S P ERA WHIP	8.0 L 36 9 2 1 2 1 1 0 0 0 0 1 38 46 1.12 1.250	1.0 3 0 0 0 0 0 0 0 0 0 0 0 0 3 3 0.00 0.000																					

California Angels @ Texas Rangers
Arlington Stadium, Arlington, TX
Tue Sep 26 1972, 8:05 PM EDT
Att: 4,044 - Unknown

AB	37
R	2
H	9
RBI	1
BB	2
SO	2
LOB	20



Batter	1	2	3	4	5	6	7	8	9	AB	R	H	RBI	BB	SO	LOB	BOTTOM			
Davey Nelson R OBP: 0.321, SLG: 0.281 (1.8)	4-0 4-3 L8-2 BB		0-3 K			0-0 6-3		0-0 F8	3 0 0 0 1 1 1											
Jim Mason L OBP: 0.281, SLG: 0.227 (1.5)	0-0 4-3		0-0 1-3			0-0 BB		0-0 F7	3 0 0 0 1 0 1											
Larry Bittner L OBP: 0.318, SLG: 0.346 (1.3)	0-0 L8-2		0-0 L8			0-3 K		0-3 K	4 0 0 0 0 2 2											
Ted Ford R OBP: 0.293, SLG: 0.373 (1.9)		0-0 L4		0-0 F8		0-3 K		0-3 K	4 0 0 0 0 2 1											
Tom Grieve R OBP: 0.279, SLG: 0.311 (1.7)		0-3 K			0-0 CS 1B		0-0 F8	3 0 1 0 0 1 1												
Toby Harrah R OBP: 0.323, SLG: 0.330 (1.6)		0-0 2B			0-0 F2			4-0 4-3 1B BB	2 1 1 0 1 0 1											
Bill Fahey L OBP: 0.261, SLG: 0.216 (1.2)		0-0 F9			0-0 F5			0-0 4-3	3 0 0 0 0 0 2											
Vic Harris S OBP: 0.186, SLG: 0.175 (1.4)			0-3 K			0-0 G3		0-0 1B	3 0 1 1 0 1 0											
Mike Paul L OBP: 0.188, SLG: 0.234 Dalton Jones L OBP: 0.204, SLG: 0.247 Horacio Pina R OBP: 0.333, SLG: 0.200 (8, PH) (9.1)			0-0 F7			0-0 G3		0-3 K	2 0 0 0 0 0 0 1 0 0 0 0 1 1 0 0 0 0 0 0 0											
Inning Stats	R: 0 E: 0 K: 0 S: 2	H: 0 LOB: 0 BB: 1 P: 6	R: 0 E: 0 K: 1 S: 6	H: 1 LOB: 1 BB: 0 P: 6	R: 0 E: 0 K: 2 S: 7	H: 0 LOB: 0 BB: 0 P: 7	R: 0 E: 0 K: 0 S: 3	H: 0 LOB: 0 BB: 0 P: 3	R: 0 E: 0 K: 0 S: 3	H: 1 LOB: 0 BB: 0 P: 3	R: 0 E: 0 K: 2 S: 7	H: 0 LOB: 0 BB: 0 P: 11	R: 1 E: 0 K: 1 S: 6	H: 1 LOB: 1 BB: 1 P: 10	R: 0 E: 0 K: 2 S: 7	H: 0 LOB: 0 BB: 0 P: 7	1B: 2 2B: 2 3B: 0 HR: 0	SF: 0 SAC: 0 DP: 1 HBP: 0	WP: 0 PB: 0 SB: 1 CS: 1	PA: 31
PITCHER	IP WLS BF H R ER SO BB IBB HBP BLK WP HR S P ERA WHIP	9.0 W 31 3 1 1 8 3 0 0 0 0 0 0 44 56 1.00 0.667																		

California Angels @ Texas Rangers
Arlington Stadium, Arlington, TX
Tue Sep 26 1972, 8:05 PM EDT
Att: 4,044 - Unknown

AB	28
R	1
H	3
RBI	1
BB	3
SO	8
LOB	10



Batter	1	2	3	4	5	6	7	8	9	AB	R	H	RBI	BB	SO	LOB	TOP										
Sandy Alomar Sr. S OBP: 0.295, SLG: 0.294 (1, 4)	5-3		SH 2B	4-3			G4-6-3		BB	3	1	0	0	1	0	3											
Ken Berry R OBP: 0.346, SLG: 0.372 (1, 8)	K		4-3					WP S 1B	1-3	5	0	1	1	0	2	3											
Vada Pinson, L OBP: 0.327, SLG: 0.381 (1, 7)	BB		2B					F6		3	0	1	1	1	0	1											
Bob Oliver, R OBP: 0.305, SLG: 0.434 (1, 3)	BB		F4					F3		3	0	0	0	1	0	2											
Leroy Stanton, R OBP: 0.294, SLG: 0.394 (1, 9)	L6		6-3					K		4	0	0	0	0	1	4											
Billy Parker, R OBP: 0.300, SLG: 0.343 (1, 5)										2	1	1	0	2	1	0											
Leo Cardenas, R OBP: 0.270, SLG: 0.283 (1, 6)										3	0	0	1	0	1	2											
Jack Hiatt, R OBP: 0.347, SLG: 0.339 (9, PR)										4	0	1	0	0	3	2											
Curt Motton, R OBP: 0.255, SLG: 0.244 (9, 2)										0	0	0	0	0	0	0											
Jeff Torborg, R OBP: 0.280, SLG: 0.226 (9, 2)										0	0	0	0	0	0	0											
Clyde Wright, R OBP: 0.282, SLG: 0.375 (1, 1)										2	1	1	0	1	0	2											
Inning Stats	R: 0 E: 0 K: 1 S: 5	H: 0 LOB: 2 BB: 2 P: 13	R: 0 E: 0 K: 2 S: 7	H: 1 LOB: 0 BB: 0 P: 7	R: 2 E: 1 K: 0 S: 6	H: 2 LOB: 1 BB: 0 P: 6	R: 0 E: 0 K: 1 S: 6	H: 0 LOB: 2 BB: 1 P: 10	R: 0 E: 0 K: 1 S: 5	H: 0 LOB: 0 BB: 0 P: 5	R: 0 E: 0 K: 1 S: 4	H: 0 LOB: 0 BB: 1 P: 8	R: 0 E: 0 K: 1 S: 6	H: 1 LOB: 1 BB: 0 P: 6	R: 1 E: 1 K: 0 S: 4	H: 1 LOB: 2 BB: 2 P: 12	1B: 4 2B: 1 3B: 0 HR: 0	SF: 1 SAC: 2 DP: 1 HBP: 0	WP: 2 PB: 0 SB: 1 CS: 1	PA: 38							
PITCHER	IP	WLS	BF	H	R	ER	SO	BB	IBB	HBP	BLK	WP	HR	S	P	ERA	WHIP										
Don Stanhouse, R ERA: 3.89 (1, 1)	8.1	L	35	5	3	2	8	5	0	0	0	2	0	46	66	2.16	1.200										
Horacio Pina, R ERA: 3.32 (9, 1)	0.2		3	0	0	0	0	1	0	0	0	0	0	2	6	0.00	1.500										

California Angels @ Texas Rangers
Arlington Stadium, Arlington, TX
Wed Sep 27 1972, 8:05 PM EDT
Att: 3,077 - Unknown

AB 29
R 3
H 5
RBI 3
BB 6
SO 8
LOB 19



Batter	1	2	3	4	5	6	7	8	9	AB	R	H	RBI	BB	SO	LOB	BOTTOM										
Davey Nelson, R OBP: 0.322, SLG: 0.280 (1, 8)			F9							2	1	0	0	2	0	0											
Toby Harrah, R OBP: 0.322, SLG: 0.330 (1, 6)	F9									4	0	1	0	0	0	1											
Ted Ford, R OBP: 0.297, SLG: 0.380 (1, 9)										4	0	3	0	0	0	2											
Dick Billings, R OBP: 0.295, SLG: 0.320 (1, 2)	F5									4	0	1	1	0	0	3											
Tom Grieve, R OBP: 0.272, SLG: 0.302 (1, 7)										4	0	0	0	0	0	3											
Larry Bittner, L OBP: 0.315, SLG: 0.342 (1, 3)										4	0	0	0	0	0	2											
Vic Harris, S OBP: 0.188, SLG: 0.176 (1, 4)										4	0	1	0	0	1	0											
Jim Mason, L OBP: 0.257, SLG: 0.224 (7, PH)										2	0	0	0	0	0	0											
Marty Martinez, S OBP: 0.207, SLG: 0.198 (8, 5)										1	0	0	0	0	0	1											
Don Stanhouse, R OBP: 0.188, SLG: 0.167 (9, 1)										3	0	0	0	0	0	1											
Horacio Pina, R OBP: 0.333, SLG: 0.200 (9, 1)										0	0	0	0	0	0	0											
Inning Stats	R: 0 E: 0 K: 0 S: 3	H: 1 LOB: 1 BB: 1 P: 7	R: 0 E: 0 K: 1 S: 5	H: 0 LOB: 0 BB: 0 P: 5	R: 0 E: 0 K: 0 S: 3	H: 0 LOB: 0 BB: 0 P: 3	R: 0 E: 0 K: 0 S: 5	H: 2 LOB: 2 BB: 0 P: 5	R: 0 E: 0 K: 0 S: 4	H: 0 LOB: 0 BB: 0 P: 3	R: 1 E: 0 K: 0 S: 4	H: 1 LOB: 1 BB: 1 P: 8	R: 0 E: 0 K: 0 S: 4	H: 1 LOB: 1 BB: 0 P: 4	R: 0 E: 0 K: 0 S: 4	H: 1 LOB: 1 BB: 0 P: 4	R: 0 E: 0 K: 0 S: 3	H: 0 LOB: 0 BB: 0 P: 3	1B: 5 2B: 1 3B: 0 HR: 0	SF: 0 SAC: 0 DP: 0 HBP: 0	WP: 0 PB: 0 SB: 0 CS: 1	PA: 34					
PITCHER	IP	WLS	BF	H	R	ER	SO	BB	IBB	HBP	BLK	WP	HR	S	P	ERA	WHIP										
Clyde Wright, L ERA: 3.05 (1, 1)	9.0	W	34	6	1	1	1	2	0	0	0	0	0	34	42	1.00	0.889										

California Angels @ Texas Rangers
Arlington Stadium, Arlington, TX
Wed Sep 27 1972, 8:05 PM EDT
Att: 3,077 - Unknown

AB 32
R 1
H 6
RBI 1
BB 2
SO 1
LOB 13



Batter	1	2	3	4	5	6	7	8	9	AB	R	H	RBI	BB	SO	LOB	TOP			
Lee Richard, R (1, 8) OBP: 0.714, SLG: 0.714										5	2	3	0	0	1	0				
Jorge Orta, L (1, 4) OBP: 0.221, SLG: 0.294										5	2	2	0	0	1	3				
Jim Lyttle, L (1, 9) OBP: 0.254, SLG: 0.333										5	0	0	0	0	3	6				
Carlos May, L (1, 7) OBP: 0.404, SLG: 0.438										1	1	1	2	2	0	0				
Jay Johnstone, L (4, 7) OBP: 0.290, SLG: 0.254										2	0	1	1	0	0	0				
Tony Muser, L (1, 3) OBP: 0.295, SLG: 0.419										4	0	2	2	0	0	1				
Hank Allen, R (1, 5) OBP: 0.250, SLG: 0.250										4	0	1	0	0	0	3				
Rudy Hernandez, R (1, 6) OBP: 0.333, SLG: 0.333										4	0	1	0	0	0	2				
Chuck Brinkman, R (1, 2) OBP: 0.170, SLG: 0.114										4	0	0	0	0	0	3				
Tom Bradley, R (1, 1) OBP: 0.141, SLG: 0.154										4	0	1	0	0	1	3				
Inning Stats	R: 2 E: 0 K: 1 S: 9	H: 4 LOB: 2 BB: 0 P: 9	R: 0 E: 0 K: 0 S: 5	H: 2 LOB: 2 BB: 0 P: 5	R: 0 E: 0 K: 0 S: 5	H: 2 LOB: 1 BB: 1 P: 9	R: 2 E: 0 K: 2 S: 9	H: 2 LOB: 1 BB: 1 P: 13	R: 0 E: 0 K: 0 S: 3	H: 0 LOB: 0 BB: 0 P: 3	R: 0 E: 0 K: 0 S: 3	H: 0 LOB: 0 BB: 0 P: 3	R: 0 E: 0 K: 1 S: 5	H: 0 LOB: 1 BB: 0 P: 5	R: 1 E: 0 K: 2 S: 8	H: 2 LOB: 1 BB: 0 P: 8	1B: 11 2B: 0 3B: 1 HR: 0	SF: 0 SAC: 0 DP: 0 HBP: 0	WP: 0 PB: 0 SB: 2 CS: 0	PA: 40
PITCHER	IP WLS BF H R ER SO BB IBB HBP BLK WP HR S P ERA WHIP																			
Rich Hand, R (1, 1) ERA: 3.32	5.0 L 27 10 4 4 4 3 1 1 0 0 0 0 0 31 39 7.20 2.200																			
Rich Hinton, L (6, 1) ERA: 3.95	3.0 9 0 0 0 1 0 0 0 0 0 0 0 0 11 11 0.00 0.000																			
Pete Broberg, R (9, 1) ERA: 4.32	1.0 4 2 1 1 2 0 0 0 0 0 0 0 0 8 8 9.00 2.000																			

Chicago White Sox @ Texas Rangers
Arlington Stadium, Arlington, TX
Fri Sep 29 1972, 8:05 PM EDT
Att: 5,076 - Unknown

AB	38
R	5
H	12
RBI	5
BB	2
SO	6
LOB	21



Batter	1	2	3	4	5	6	7	8	9	AB	R	H	RBI	BB	SO	LOB	BOTTOM			
Davey Nelson, R (1, 8) OBP: 0.325, SLG: 0.288										4	0	3	1	0	0	0				
Jim Mason, L (1, 5) OBP: 0.250, SLG: 0.217										4	0	0	0	0	2	4				
Larry Bittner, L (1, 3) OBP: 0.314, SLG: 0.341										4	0	1	0	0	0	1				
Ted Ford, R (1, 9) OBP: 0.296, SLG: 0.381										4	0	1	0	0	2	0				
Tom Grieve, R (1, 7) OBP: 0.271, SLG: 0.296										3	0	0	0	1	2	3				
Toby Harrah, R (1, 6) OBP: 0.324, SLG: 0.331										4	0	2	0	0	0	1				
Bill Fahey, L (1, 2) OBP: 0.252, SLG: 0.208										4	0	0	0	0	1	3				
Vic Harris, S (1, 4) OBP: 0.189, SLG: 0.178										4	1	1	0	0	1	2				
Rich Hand, R (1, 1) OBP: 0.200, SLG: 0.231										1	0	0	0	0	0	0				
Dalton Jones, L (5, PH) OBP: 0.202, SLG: 0.245										1	0	0	0	0	1	1				
Rich Hinton, L (6, 1) OBP: 0.200, SLG: 0.600										0	0	0	0	0	0	0				
Marty Martinez, S (8, PH) OBP: 0.204, SLG: 0.195										1	0	0	0	0	1	0				
Pete Broberg, R (9, 1) OBP: 0.295, SLG: 0.118										0	0	0	0	0	1	0				
Inning Stats	R: 0 E: 0 K: 2 S: 9	H: 3 LOB: 2 BB: 0 P: 9	R: 0 E: 0 K: 1 S: 5	H: 0 LOB: 0 BB: 0 P: 5	R: 0 E: 1 K: 0 S: 3	H: 0 LOB: 0 BB: 0 P: 3	R: 0 E: 0 K: 1 S: 5	H: 0 LOB: 1 BB: 1 P: 9	R: 1 E: 0 K: 2 S: 9	H: 2 LOB: 1 BB: 0 P: 9	R: 0 E: 0 K: 1 S: 5	H: 0 LOB: 0 BB: 0 P: 5	R: 0 E: 0 K: 1 S: 6	H: 1 LOB: 1 BB: 0 P: 6	R: 0 E: 1 K: 2 S: 9	H: 1 LOB: 2 BB: 0 P: 9	1B: 5 2B: 4 3B: 0 HR: 0	SF: 0 SAC: 0 DP: 3 HBP: 0	WP: 1 PB: 0 SB: 0 CS: 1	PA: 35
PITCHER	IP WLS BF H R ER SO BB IBB HBP BLK WP HR S P ERA WHIP																			
Tom Bradley, R (1, 1) ERA: 2.98	9.0 W 35 8 1 1 10 1 0 0 0 1 0 0 54 58 1.00 1.000																			

Chicago White Sox @ Texas Rangers
Arlington Stadium, Arlington, TX
Fri Sep 29 1972, 8:05 PM EDT
Att: 5,076 - Unknown


AB	34
R	1
H	8
RBI	1
BB	1
SO	10
LOB	15



Batter	1	2	3	4	5	6	7	8	9	AB	R	H	RBI	BB	SO	LOB	TOP			
Lee Richard, R (1, 8) OBP: 0.375, SLG: 0.375	K		F7			F9		F3		4	0	0	0	0	1	1				
Jorge Orta, L (1, 4) OBP: 0.223, SLG: 0.284	G3			K		4-3 BB		E4		3	0	0	0	1	1	0				
Pat Kelly, L (1, 9) OBP: 0.357, SLG: 0.370	6-3			1B		4-3		K		4	0	1	0	0	1	2				
Tony Muser, L (1, 3) OBP: 0.288, SLG: 0.392		K		1B		3-1		F5		4	0	1	0	0	1	1				
Jay Johnstone, L (1, 7) OBP: 0.257, SLG: 0.255	K			F8						3	0	0	0	0	2	2				
Walt Williams, R (7, 7) OBP: 0.291, SLG: 0.318	K									0	0	0	0	0	0	0				
Hank Allen, R (1, 5) OBP: 0.182, SLG: 0.182	K			FC6-4				4-3		3	0	0	0	0	1	2				
Ed Herrmann, L (1, 2) OBP: 0.332, SLG: 0.359			K			F7		K		3	0	0	0	0	2	0				
Rudy Hernandez, R (1, 6) OBP: 0.300, SLG: 0.300										2	0	1	0	0	1	0				
Jim Lyttle, L (8, PH) OBP: 0.254, SLG: 0.329						K		3-1		1	0	0	0	0	0	0				
Wilbur Wood, R (1, 1) OBP: 0.176, SLG: 0.136				K				K		3	0	0	0	0	3	1				
Inning Stats	R: 0 E: 0 K: 1 S: 5	H: 0 LOB: 0 BB: 0 P: 5	R: 0 E: 0 K: 3 S: 9	H: 0 LOB: 0 BB: 0 P: 9	R: 0 E: 0 K: 2 S: 8	H: 1 LOB: 1 BB: 0 P: 8	R: 0 E: 0 K: 1 S: 7	H: 2 LOB: 2 BB: 0 P: 7	R: 0 E: 0 K: 2 S: 3	H: 0 LOB: 1 BB: 1 P: 7	R: 0 E: 0 K: 2 S: 7	H: 0 LOB: 0 BB: 0 P: 7	R: 0 E: 0 K: 1 S: 5	H: 0 LOB: 0 BB: 0 P: 5	R: 0 E: 1 K: 1 S: 5	H: 0 LOB: 0 BB: 0 P: 5	1B: 3 2B: 0 3B: 0 HR: 0	SF: 0 SAC: 0 DP: 0 HBP: 0	WP: 0 PB: 0 SB: 0 CS: 1	PA: 31
PITCHER Dick Bosman, R (1, 1) ERA: 3.63	IP: 9.0 WLS: W BF: 31 H: 3 R: 0 ER: 0 SO: 13 BB: 1 IBB: 0 HBP: 0 BLK: 0 WP: 0 HR: 0 S: 56 P: 60 ERA: 0.00 WHIP: 0.444																			

Chicago White Sox @ Texas Rangers
Arlington Stadium, Arlington, TX
Sun Oct 01 1972, 4:33 AM EDT
Att: 5,121 - Unknown


AB 30
R 0
H 3
RBI 0
BB 1
SO 13
LOB 9



Batter	1	2	3	4	5	6	7	8	9	AB	R	H	RBI	BB	SO	LOB	BOTTOM			
Davey Nelson, R (1, 8) OBP: 0.324, SLG: 0.286	F8 1B BB		F2			SH1-4 1B		4-3		3	1	1	0	1	0	0				
Toby Harrah, R (1, 6) OBP: 0.320, SLG: 0.325	F8		5-3			SH1-4 BB		5-3		3	0	0	0	1	0	1				
Ted Ford, R (1, 9) OBP: 0.298, SLG: 0.385	L5-3 1B					SH1-4		1-3		3	0	1	1	0	0	0				
Dick Billings, R (1, 7) OBP: 0.299, SLG: 0.325	L5-3					FC4-6 IBB				2	0	0	0	1	0	1				
Larry Bittner, L (1, 3) OBP: 0.314, SLG: 0.339			F9		1-4-3	K				3	0	0	0	0	1	3				
Tom Ragland, R (1, 5) OBP: 0.238, SLG: 0.207			E5		4-1	FC4-6				3	0	0	0	0	3					
Bill Fahey, L (1, 2) OBP: 0.240, SLG: 0.196			F7					G3		3	0	0	0	0	0	1				
Vic Harris, S (1, 4) OBP: 0.194, SLG: 0.179			K			FC6-4 1B		K		3	0	1	0	0	2	1				
Dick Bosman, R (1, 1) OBP: 0.111, SLG: 0.113			5-3			FC6-4		6-3		3	0	0	0	0	0	1				
Inning Stats	R: 1 E: 0 K: 0 S: 3	H: 1 LOB: 0 BB: 1 P: 7	R: 0 E: 1 K: 1 S: 6	H: 0 LOB: 0 BB: 0 P: 6	R: 0 E: 0 K: 0 S: 3	H: 0 LOB: 0 BB: 0 P: 3	R: 0 E: 0 K: 0 S: 3	H: 0 LOB: 0 BB: 0 P: 3	R: 0 E: 0 K: 0 S: 4	H: 1 LOB: 1 BB: 0 P: 4	R: 0 E: 0 K: 1 S: 6	H: 1 LOB: 3 BB: 2 P: 14	R: 0 E: 0 K: 1 S: 5	H: 0 LOB: 0 BB: 0 P: 5	R: 0 E: 0 K: 0 S: 3	H: 0 LOB: 0 BB: 0 P: 3	1B: 3 2B: 1 3B: 0 HR: 0	SF: 0 SAC: 1 DP: 1 HBP: 0	WP: 0 PB: 0 SB: 2 CS: 0	PA: 30
PITCHER Wilbur Wood, L (1, 1) ERA: 2.51	IP: 8.0 WLS: L BF: 30 H: 3 R: 1 ER: 1 SO: 3 BB: 2 IBB: 1 HBP: 0 BLK: 0 WP: 0 HR: 0 S: 33 P: 45 ERA: 1.12 WHIP: 0.625																			

Chicago White Sox @ Texas Rangers
Arlington Stadium, Arlington, TX
Sun Oct 01 1972, 4:33 AM EDT
Att: 5,121 - Unknown

AB 26
R 1
H 3
RBI 1
BB 3
SO 3
LOB 11



Batter	1	2	3	4	5	6	7	8	9	AB	R	H	RBI	BB	SO	LOB	TOP			
Davey Nelson, R OBP: 0.322, SLG: 0.284 (1, 8)	0-0 6-3		0-0 6-3		0-0 6-3			0-0 5-3		4	0	0	0	0	0	1				
Toby Harrah, R OBP: 0.320, SLG: 0.324 (1, 6)	0-0 5-3		0-0 6-3		0-0 2-3			0-0 F9		4	0	1	1	0	0	0				
Larry Bittner, L OBP: 0.316, SLG: 0.339 (1, 3)	0-0 PB 1B		0-3 K		0-0 F9			4-0 BB		3	0	1	0	1	1	1				
Ted Ford, R OBP: 0.296, SLG: 0.381 (1, 9)	0-3 K 1-2		0-0 6-3		0-0 F3			0-3 K		4	0	0	0	0	2	2				
Dick Billings, R OBP: 0.298, SLG: 0.324 (1, 7)		0-0 4-3		0-0 F9				0-3 K		4	1	1	0	0	1	0				
Bill Fahey, L OBP: 0.256, SLG: 0.216 (1, 2)		0-0 S 2B 1B		0-0 S 1B				0-0 F7		4	1	3	1	0	0	0				
Jim Mason, L OBP: 0.244, SLG: 0.219 (1, 5)		0-0 4-3 1-H 2B		0-3 K 1-2				0-0 6-3		4	0	1	1	0	2	2				
Vic Harris, S OBP: 0.195, SLG: 0.180 (1, 4)		0-0 4-3		0-0 6-3 SH3 1B				0-0 G3		4	1	1	0	0	0	2				
Mike Paul, L OBP: 0.184, SLG: 0.229 Bill Gogolewski, L OBP: 0.167, SLG: 0.125 (6, 1)		0-0 4-3		0-0 SH3				0-3 K		1	0	0	0	0	0	1				
										2	0	0	0	0	2	1				
Inning Stats	R: 0 E: 0 K: 1 S: 6	H: 1 LOB: 1 BB: 0 P: 6	R: 1 E: 0 K: 0 S: 5	H: 2 LOB: 1 BB: 0 P: 5	R: 0 E: 0 K: 1 S: 5	H: 0 LOB: 0 BB: 0 P: 5	R: 0 E: 0 K: 1 S: 6	H: 1 LOB: 1 BB: 0 P: 6	R: 1 E: 0 K: 0 S: 5	H: 2 LOB: 1 BB: 0 P: 5	R: 0 E: 0 K: 1 S: 5	H: 0 LOB: 0 BB: 0 P: 5	R: 0 E: 0 K: 1 S: 5	H: 0 LOB: 1 BB: 1 P: 9	R: 1 E: 0 K: 2 S: 9	H: 2 LOB: 1 BB: 0 P: 9	1B: 7 2B: 1 3B: 0 HR: 0	SF: 0 SAC: 1 DP: 0 HBP: 0	WP: 0 PB: 1 SB: 3 CS: 0	PA: 36
PITCHER	IP WLS BF H R ER SO BB IBB HBP BLK WP HR S P ERA WHIP	IP WLS BF H R ER SO BB IBB HBP BLK WP HR S P ERA WHIP	IP WLS BF H R ER SO BB IBB HBP BLK WP HR S P ERA WHIP	IP WLS BF H R ER SO BB IBB HBP BLK WP HR S P ERA WHIP	IP WLS BF H R ER SO BB IBB HBP BLK WP HR S P ERA WHIP	IP WLS BF H R ER SO BB IBB HBP BLK WP HR S P ERA WHIP	IP WLS BF H R ER SO BB IBB HBP BLK WP HR S P ERA WHIP	IP WLS BF H R ER SO BB IBB HBP BLK WP HR S P ERA WHIP	IP WLS BF H R ER SO BB IBB HBP BLK WP HR S P ERA WHIP	IP WLS BF H R ER SO BB IBB HBP BLK WP HR S P ERA WHIP	IP WLS BF H R ER SO BB IBB HBP BLK WP HR S P ERA WHIP	IP WLS BF H R ER SO BB IBB HBP BLK WP HR S P ERA WHIP	IP WLS BF H R ER SO BB IBB HBP BLK WP HR S P ERA WHIP	IP WLS BF H R ER SO BB IBB HBP BLK WP HR S P ERA WHIP	IP WLS BF H R ER SO BB IBB HBP BLK WP HR S P ERA WHIP	IP WLS BF H R ER SO BB IBB HBP BLK WP HR S P ERA WHIP	IP WLS BF H R ER SO BB IBB HBP BLK WP HR S P ERA WHIP			
Steve Busby, R ERA: 1.58 Dick Drago, R ERA: 3.01 (1, 1) (7, 1)	6.0 L	24 6	2 2	4 2	0 1	0 0	0 0	0 0	0 0	32 32	3.00 3.00	1.000 1.000								

Texas Rangers @ Kansas City Royals
Municipal Stadium, Kansas City, MO
Tue Oct 03 1972, 8:05 PM EDT
Att: 6,075 - Unknown - 66 F

AB 34
R 3
H 8
RBI 3
BB 1
SO 8
LOB 10



Batter	1	2	3	4	5	6	7	8	9	AB	R	H	RBI	BB	SO	LOB	BOTTOM					
Paul Schaaf, R OBP: 0.322, SLG: 0.325 (1, 5)	0-0 F9		0-0 1B		0-0 F7			0-0 5-3		4	0	1	0	0	0	0						
Amos Otis, R OBP: 0.353, SLG: 0.414 (1, 8)	0-0 L9		0-0 BB 1B		0-0 2B			0-3 K		4	0	2	0	0	1	0						
Riche Scheinblum, S OBP: 0.375, SLG: 0.418 Jerry May, R OBP: 0.277, SLG: 0.276 (1, 9) (7, 2)	0-0 5-3		4-0 BB		0-3 K			0-0 F8		2	0	0	0	1	1	1						
John Mayberry, L OBP: 0.393, SLG: 0.506 (1, 3)		4-0 1B BB		0-3 K				0-0 G3		3	0	0	0	1	1	4						
Lou Piniella, R OBP: 0.354, SLG: 0.440 (1, 7)		0-0 G6-4-3 1B		0-0 1B FC6-2 1B				0-3 K		4	0	3	0	0	1	0						
Carl Taylor, R OBP: 0.361, SLG: 0.301 (1, 2) (7, 9)		0-3 K		4-0 FC6-2 BB 1B				0-0 E8 1B		3	0	1	0	1	1	2						
Cookie Rojas, R OBP: 0.315, SLG: 0.331 (1, 4)		0-0 G6-4-3 1-2		0-0 FC6-2 1B				0-3 K		4	0	1	0	0	1	4						
Freddie Patek, R OBP: 0.282, SLG: 0.278 Joe Keough, L OBP: 0.324, SLG: 0.250 (1, 6) (9, PH)			0-0 4-3		0-0 FC6-2 L3			1-0 G4-6-3 HBP		2	0	0	0	0	0	3						
Steve Busby, R OBP: 0.200, SLG: 0.267 Jim Wohlford, R OBP: 0.375, SLG: 0.333 Steve Howley, L OBP: 0.344, SLG: 0.347 Dick Drago, R OBP: 0.169, SLG: 0.059 Ed Kirkpatrick, L OBP: 0.364, SLG: 0.394 (1, 1) (6, PH) (6, PH) (7, 1) (9, PH)			0-3 K		0-0 L3			0-0 G4-6-3		2	0	0	0	0	1	3						
										0	0	0	0	0	0	0						
										1	0	0	0	0	0	3						
										0	0	0	0	0	0	0						
										1	0	0	0	0	1	0						
Inning Stats	R: 0 E: 0 K: 0 S: 3	H: 0 LOB: 0 BB: 0 P: 3	R: 0 E: 0 K: 1 S: 5	H: 1 LOB: 1 BB: 1 P: 9	R: 0 E: 0 K: 2 S: 9	H: 2 LOB: 3 BB: 1 P: 13	R: 0 E: 0 K: 0 S: 4	H: 2 LOB: 2 BB: 1 P: 8	R: 0 E: 0 K: 1 S: 6	H: 1 LOB: 1 BB: 0 P: 6	R: 0 E: 1 K: 1 S: 6	H: 2 LOB: 2 BB: 0 P: 7	R: 0 E: 0 K: 1 S: 5	H: 0 LOB: 0 BB: 0 P: 5	R: 0 E: 0 K: 1 S: 5	H: 0 LOB: 0 BB: 0 P: 5	R: 0 E: 0 K: 1 S: 5	H: 0 LOB: 0 BB: 0 P: 5	1B: 7 2B: 2 3B: 0 HR: 0	SF: 0 SAC: 0 DP: 3 HBP: 1	WP: 0 PB: 0 SB: 0 CS: 0	PA: 36
PITCHER	IP WLS BF H R ER SO BB IBB HBP BLK WP HR S P ERA WHIP	IP WLS BF H R ER SO BB IBB HBP BLK WP HR S P ERA WHIP	IP WLS BF H R ER SO BB IBB HBP BLK WP HR S P ERA WHIP	IP WLS BF H R ER SO BB IBB HBP BLK WP HR S P ERA WHIP	IP WLS BF H R ER SO BB IBB HBP BLK WP HR S P ERA WHIP	IP WLS BF H R ER SO BB IBB HBP BLK WP HR S P ERA WHIP	IP WLS BF H R ER SO BB IBB HBP BLK WP HR S P ERA WHIP	IP WLS BF H R ER SO BB IBB HBP BLK WP HR S P ERA WHIP	IP WLS BF H R ER SO BB IBB HBP BLK WP HR S P ERA WHIP	IP WLS BF H R ER SO BB IBB HBP BLK WP HR S P ERA WHIP	IP WLS BF H R ER SO BB IBB HBP BLK WP HR S P ERA WHIP	IP WLS BF H R ER SO BB IBB HBP BLK WP HR S P ERA WHIP	IP WLS BF H R ER SO BB IBB HBP BLK WP HR S P ERA WHIP	IP WLS BF H R ER SO BB IBB HBP BLK WP HR S P ERA WHIP	IP WLS BF H R ER SO BB IBB HBP BLK WP HR S P ERA WHIP	IP WLS BF H R ER SO BB IBB HBP BLK WP HR S P ERA WHIP	IP WLS BF H R ER SO BB IBB HBP BLK WP HR S P ERA WHIP					
Mike Paul, L ERA: 2.17 Bill Gogolewski, R ERA: 4.24 (1, 1) (6, 1)	5.1 S	26 10	0 0	0 0	3 3	0 0	0 0	0 0	0 0	16 16	0.00 0.00	0.000 0.000										

Texas Rangers @ Kansas City Royals
Municipal Stadium, Kansas City, MO
Tue Oct 03 1972, 8:05 PM EDT
Att: 6,075 - Unknown - 66 F

AB 32
R 0
H 8
RBI 0
BB 3
SO 8
LOB 20



