


Texas Rangers - 1973

Batter	1	2	3	4	5	6	7	8	9	AB	R	H	RBI	BB	SO	LOB	TOP				
Pat Kelly, L (1,9)	F7			B2-3			F7		FC3-6	4	0	0	0	1	0	3					
Carlos May, L (1,7) OBP: 0.750, SLG: 0.750	CS 1B			1B	L3				CS	4	0	3	1	0	0	3					
Dick Allen, R (1,3) OBP: 0.500, SLG: 1.250	K			G6-4-3 1B			F9			4	1	2	1	0	1	3					
Bill Melton, R (1,5)		P4		G6-4-3 1B			1-3		FC5-6 BB	3	0	0	0	1	0	2					
Ken Henderson, S (1,8)		1-3					4-3		FC5-6 CS	3	1	0	0	1	0	1					
Mike Andrews, R (1,10) OBP: 0.500, SLG: 0.667		P6					F8		FC4-6 BB	3	0	1	0	1	0	0					
Ed Herrmann, L (1,2)			F8		L5			P4	FC4-6	4	0	0	0	0	0	3					
Jorge Orta, L (1,4)			F8				E4 1B		F8	3	1	0	0	1	0	0					
Eddie Leon, R (1,6) OBP: 0.500, SLG: 0.500			6-3		SF8				FC3-6 1B	2	0	1	1	1	0	0					
Inning Stats	R: 0 E: 0 K: 1 S: 5	H: 1 LOB: 1 BB: 0 P: 5	R: 0 E: 0 K: 0 S: 3	H: 0 LOB: 0 BB: 0 P: 3	R: 0 E: 0 K: 0 S: 3	H: 0 LOB: 0 BB: 0 P: 3	R: 0 E: 0 K: 0 S: 4	H: 2 LOB: 1 BB: 0 P: 4	R: 1 E: 0 K: 0 S: 4	H: 1 LOB: 0 BB: 0 P: 4	R: 1 E: 1 K: 0 S: 5	H: 1 LOB: 2 BB: 1 P: 9	R: 0 E: 0 K: 0 S: 2	H: 0 LOB: 1 BB: 2 P: 10	R: 0 E: 0 K: 0 S: 3	H: 1 LOB: 0 BB: 0 P: 3	1B: 5 2B: 2 3B: 0 HR: 1	SF: 1 SAC: 0 DP: 2 HBP: 0	WP: 0 PB: 0 SB: 1 CS: 3	PA: 38	
PITCHER	IP	WLS	BF	H	R	ER	SO	BB	IBB	HBP	BLK	WP	HR	S	P	ERA	WHIP				
Dick Bosman, R (1,1) ERA: 2.7	6.2	L	29	6	3	2	1	3	1	0	0	0	1	27	43	2.70	1.350				
Steve Foucault, R (7,1) ERA:	1.1		5	0	0	0	0	2	0	0	0	0	0	3	11	0.00	1.500				
Jim Merritt, L (9,1) ERA:	1.0		3	1	0	0	0	0	0	0	0	0	0	3	3	0.00	1.000				

Chicago White Sox @ Texas Rangers
Arlington Stadium, Arlington, TX
Sat Apr 07 1973, 7:05 PM EST
Att: 22,114 - Unknown

AB 30
R 3
H 7
RBI 3
BB 6
SO 1
LOB 15



Batter	1	2	3	4	5	6	7	8	9	AB	R	H	RBI	BB	SO	LOB	BOTTOM					
Davey Nelson, R (1,4)	F8									3	1	0	0	1	2	0						
Jim Mason, L (9,4)			K							0	0	0	0	0	0	0						
Toby Harrah, R (1,6) OBP: 0.333, SLG: 0.333				6-3		SH 4-3 BB			P6	3	0	1	0	0	0	0						
Mike Epstein, L (1,3)	P4			K		4-3			P6	4	0	0	1	0	1	2						
Rico Carty, R (1,10) OBP: 0.250, SLG: 0.250	F7			F8		1-3			1B	4	0	1	0	0	0	2						
Vic Harris, S (9,PR)									1B	0	0	0	0	0	0	0						
Alex Johnson, R (1,7) OBP: 0.250, SLG: 0.250		4-3			G3			6-3		4	0	1	0	0	0	0						
Jeff Burroughs, R (1,9)		K2-3			1B BB			F8		3	0	0	0	1	2	2						
Dick Billings, R (1,2)		F8			P6			1-3		3	0	0	0	0	0	1						
Joe Lovitto, S (1,5) OBP: 0.333, SLG: 0.333			P5					5-3		3	0	1	0	0	0	0						
Elliott Maddox, R (1,8)			K					5-3		3	0	0	0	0	1	0						
Inning Stats	R: 0 E: 0 K: 0 S: 4	H: 1 LOB: 1 BB: 0 P: 4	R: 0 E: 0 K: 1 S: 5	H: 0 LOB: 0 BB: 0 P: 5	R: 0 E: 0 K: 2 S: 7	H: 0 LOB: 0 BB: 0 P: 7	R: 0 E: 0 K: 1 S: 5	H: 0 LOB: 0 BB: 0 P: 5	R: 0 E: 0 K: 0 S: 3	H: 1 LOB: 2 BB: 1 P: 7	R: 1 E: 1 K: 0 S: 4	H: 0 LOB: 1 BB: 1 P: 8	R: 0 E: 0 K: 0 S: 3	H: 0 LOB: 0 BB: 0 P: 3	R: 0 E: 0 K: 1 S: 5	H: 0 LOB: 2 BB: 0 P: 5	R: 0 E: 0 K: 1 S: 7	H: 2 LOB: 0 BB: 0 P: 7	1B: 4 2B: 0 3B: 0 HR: 0	SF: 0 SAC: 1 DP: 0 HBP: 0	WP: 0 PB: 0 SB: 0 CS: 0	PA: 33
PITCHER	IP	WLS	BF	H	R	ER	SO	BB	IBB	HBP	BLK	WP	HR	S	P	ERA	WHIP					
Wilbur Wood, L (1,1) ERA:	9.0	W	33	4	1	0	6	2	0	0	0	0	0	43	51	0.00	0.667					

Chicago White Sox @ Texas Rangers
Arlington Stadium, Arlington, TX
Sat Apr 07 1973, 7:05 PM EST
Att: 22,114 - Unknown

AB 30
R 1
H 4
RBI 1
BB 2
SO 6
LOB 7



Batter	1	2	3	4	5	6	7	8	9	AB	R	H	RBI	BB	SO	LOB	TOP					
Davey Nelson, R Vic Harris, S (1,4) (6,4)	0-0 1-3		0-0 E5 1B			0-0 F9		0-0 F3		3	0	0	0	0	0	0	1					
Toby Harrah, R Jim Mason, L (1,6) (8,6)	0-0 F9		0-0 1-3 1B			4-0 BB		0-0 P6		3	0	1	0	1	0	1	0					
Mike Epstein, L (1,3)	0-0 4-3		0-0 4-1			0-0 F9		1-0 HBP		3	0	0	0	0	0	3	0					
Rico Carty, R Tom Grieve, R (1,7) (6,7)		0-0 1-3		0-0 1-3		0-0 L9		0-3 K		3	0	0	0	0	0	1	2					
Alex Johnson, R (1,10)		0-0 F9		0-0 6-3			0-0 1-3 1B		0-0 6-3	4	0	1	0	0	0	0	0					
Jeff Burroughs, R (1,9)		0-0 3B		0-0 6-3			0-0 F7		0-0 HR	4	1	2	1	0	0	1	0					
Joe Lovitto, S (1,5)		0-0 1-3			0-0 6-3		0-0 1-3 1-2		0-0 5-3	4	0	0	0	0	0	2	0					
Elliott Maddox, R (1,8)			4-0 G6-4-3 BB		4-0 G6-4-3 BB		0-0 F8		0-0 F7	2	0	0	0	2	0	1	0					
Ken Suarez, R (1,2)			0-0 G6-4-3 1-2		0-0 G6-4-3 1-2			0-0 WP 1B		3	0	1	0	0	0	2	0					
Inning Stats	R: 0 E: 0 K: 0 S: 3	H: 0 LOB: 0 BB: 0 P: 3	R: 0 E: 0 K: 0 S: 4	H: 1 LOB: 1 BB: 0 P: 4	R: 0 E: 1 K: 0 S: 4	H: 1 LOB: 2 BB: 1 P: 8	R: 0 E: 0 K: 0 S: 3	H: 0 LOB: 0 BB: 0 P: 3	R: 0 E: 0 K: 0 S: 2	H: 0 LOB: 0 BB: 1 P: 6	R: 0 E: 0 K: 0 S: 3	H: 0 LOB: 1 BB: 0 P: 7	R: 0 E: 0 K: 1 S: 4	H: 1 LOB: 1 BB: 0 P: 4	R: 0 E: 0 K: 1 S: 6	H: 1 LOB: 2 BB: 0 P: 7	R: 1 E: 0 K: 0 S: 4	H: 1 LOB: 0 BB: 0 P: 4	1B: 3 2B: 0 3B: 1 HR: 1	SF: 0 SAC: 0 DP: 2 HBP: 1	WP: 1 PB: 0 SB: 0 CS: 0	PA: 35
PITCHER Paul Splittorff, L ERA: 1.0	IP: 9.0 WLS: W BF: 35 H: 5 R: 1 ER: 1 SO: 1 BB: 3 IBB: 0 HBP: 1 BLK: 0 WP: 1 HR: 1 S: 33 P: 46 ERA: 1.00 WHIP: 0.889																					

Texas Rangers @ Kansas City Royals
Royals Stadium, Kansas City, MO
Tue Apr 10 1973, 7:05 PM EST
Att: 39,464 - Unknown - 39 F

AB 31
R 1
H 5
RBI 1
BB 3
SO 1
LOB 14

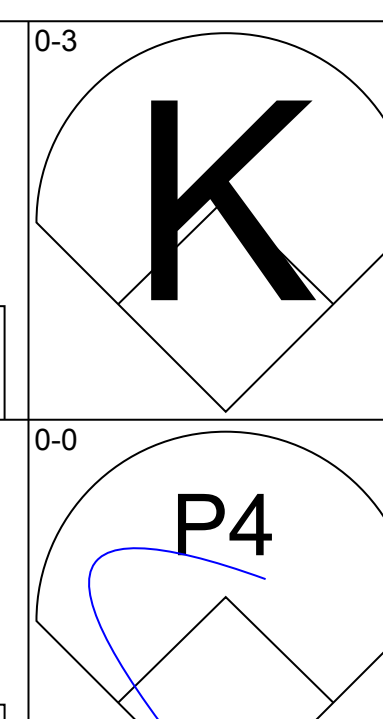
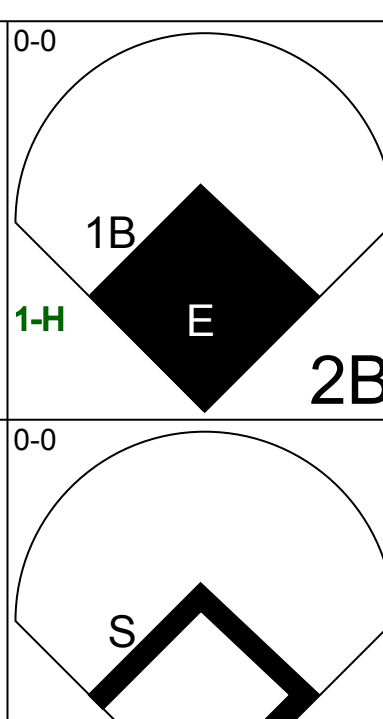
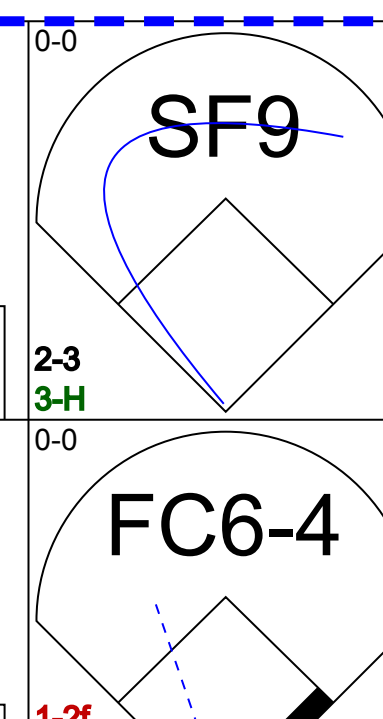
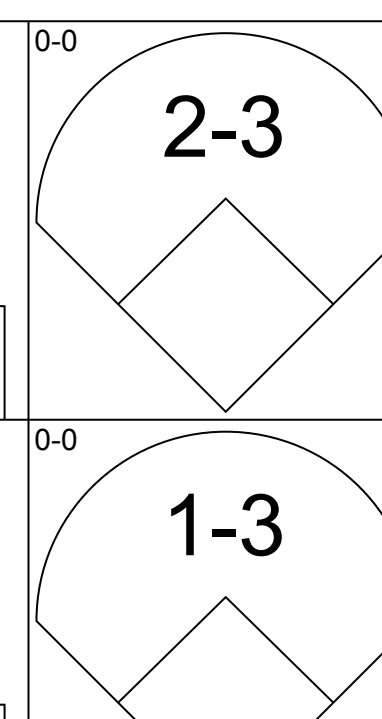
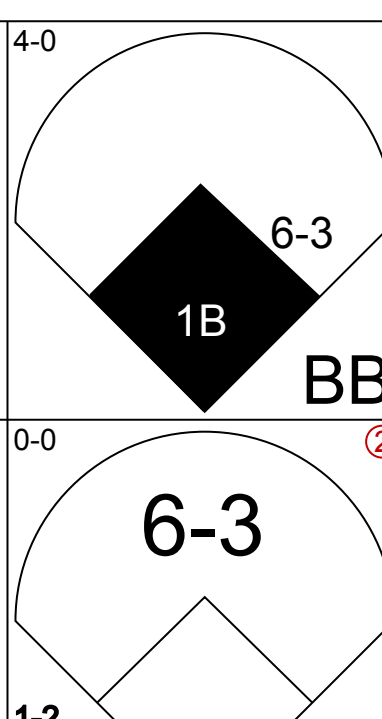
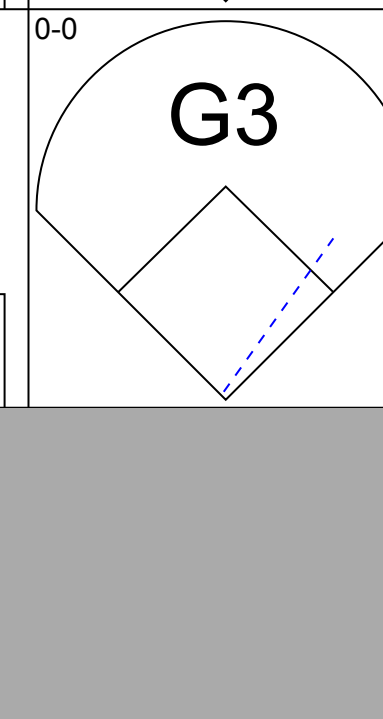
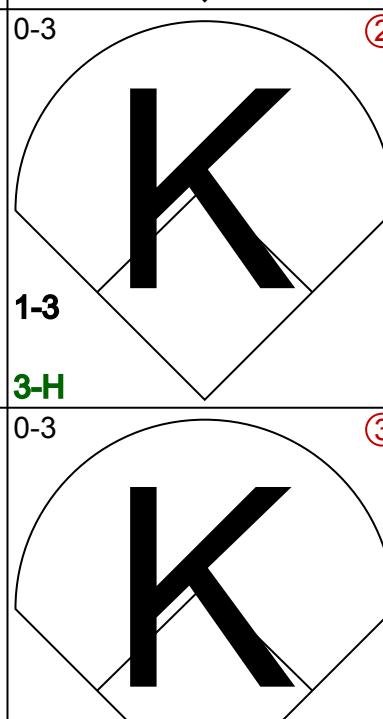

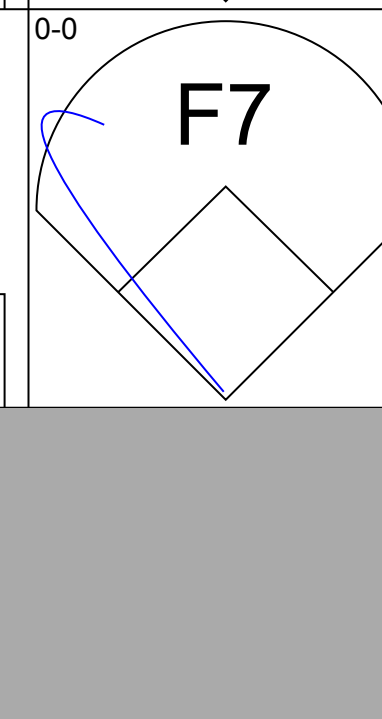
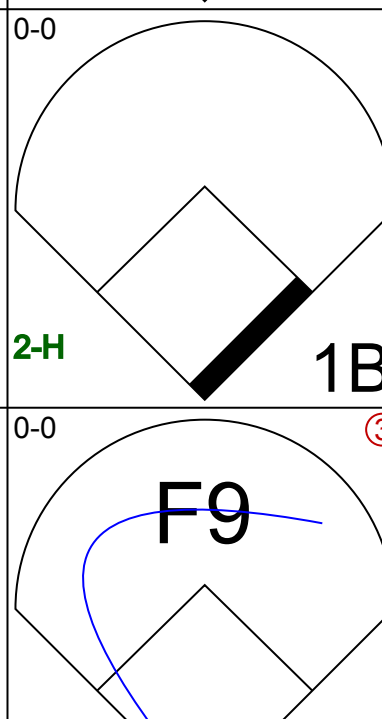


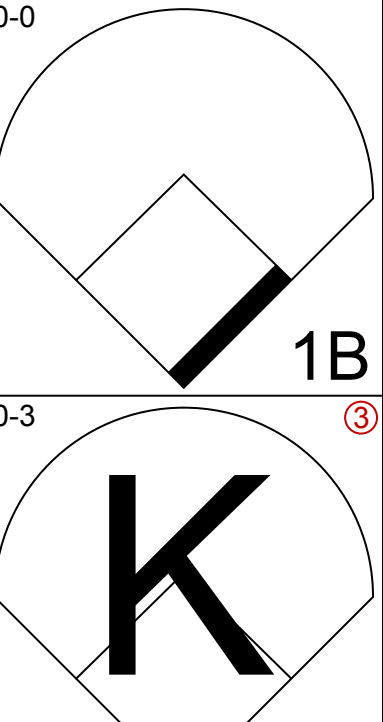


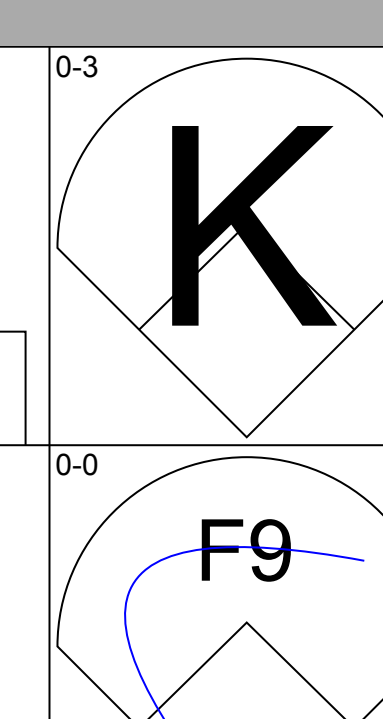

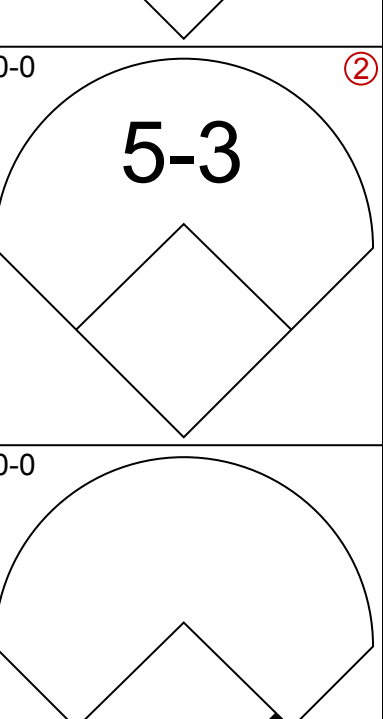
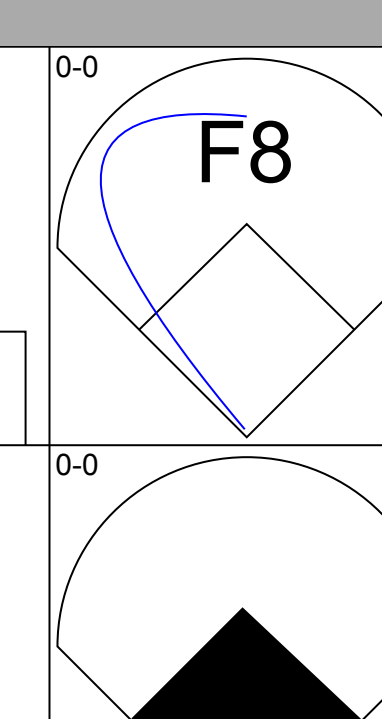
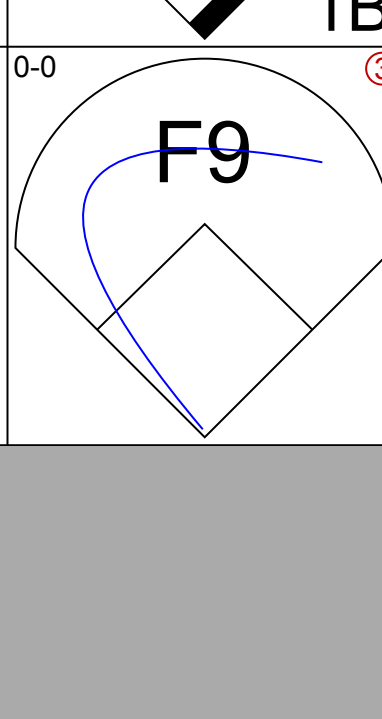
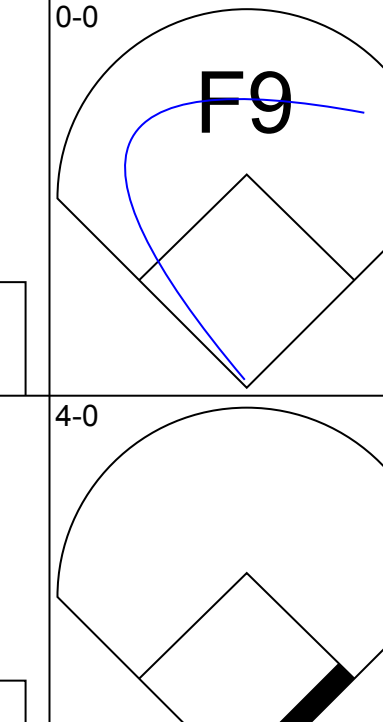
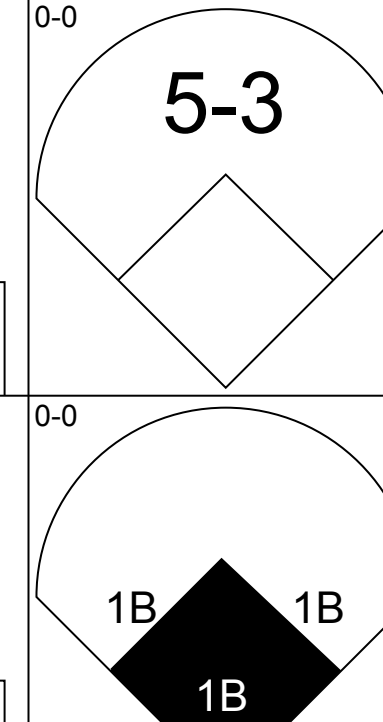
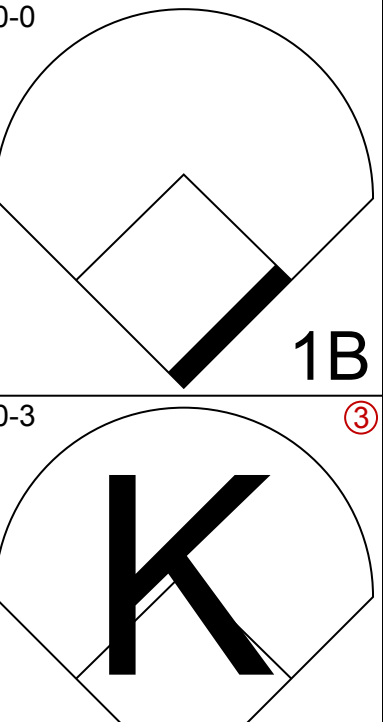
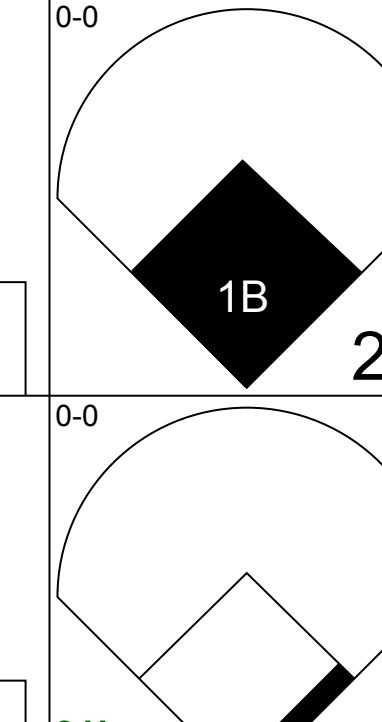

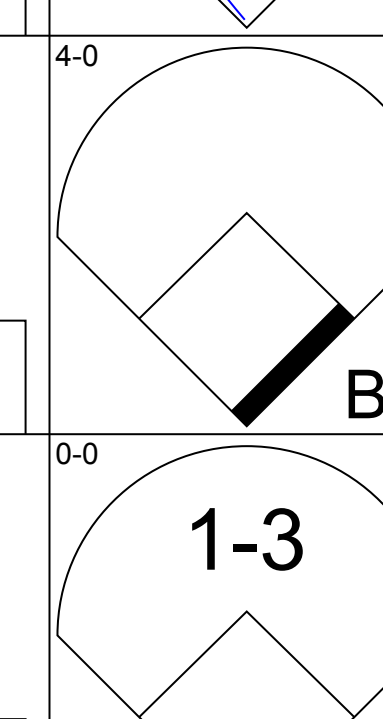
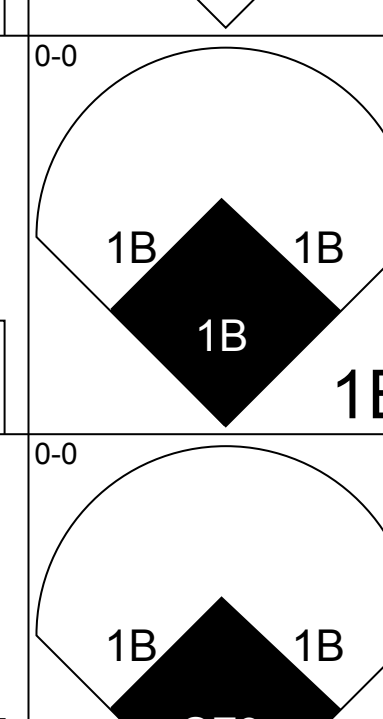
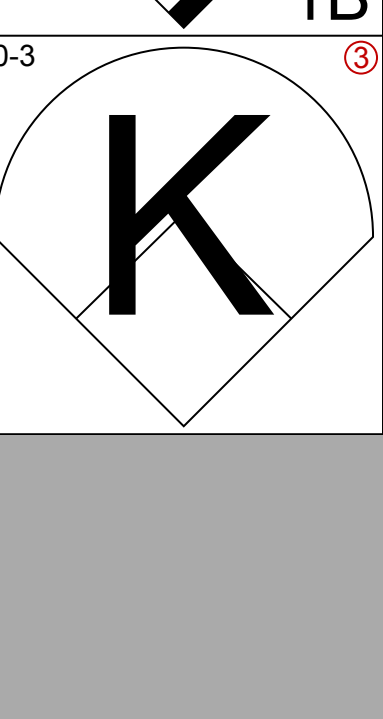
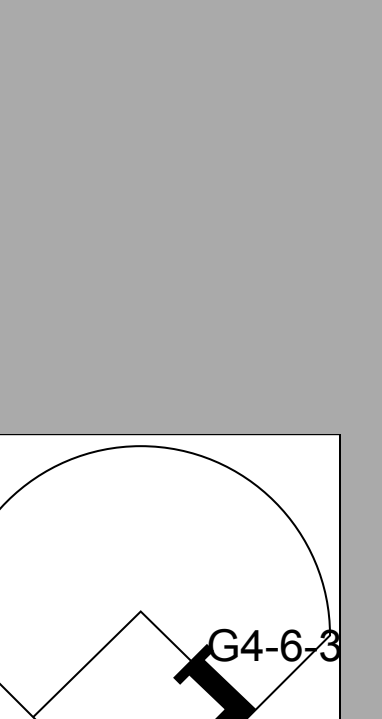
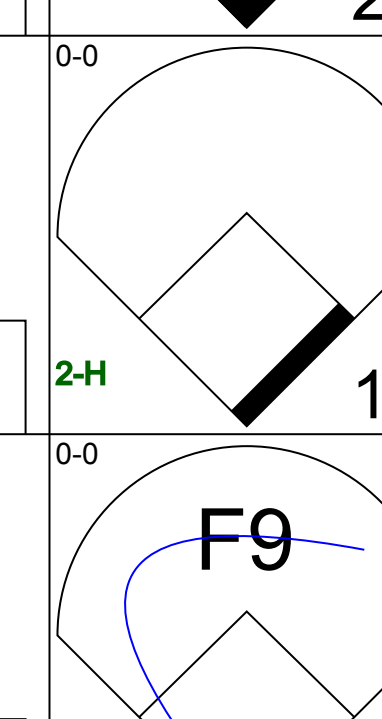
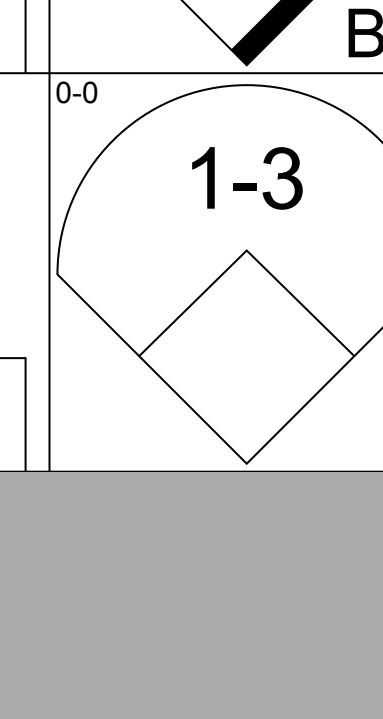
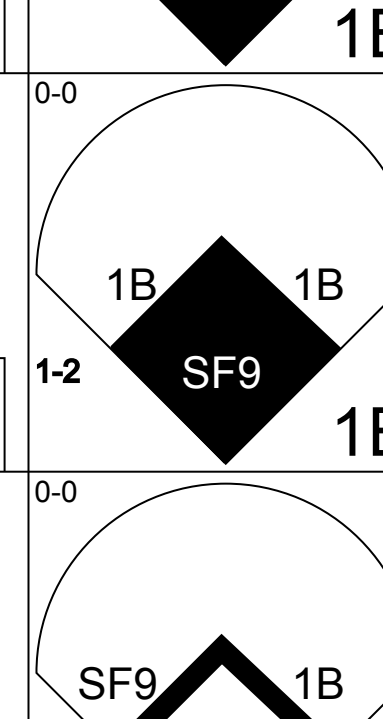

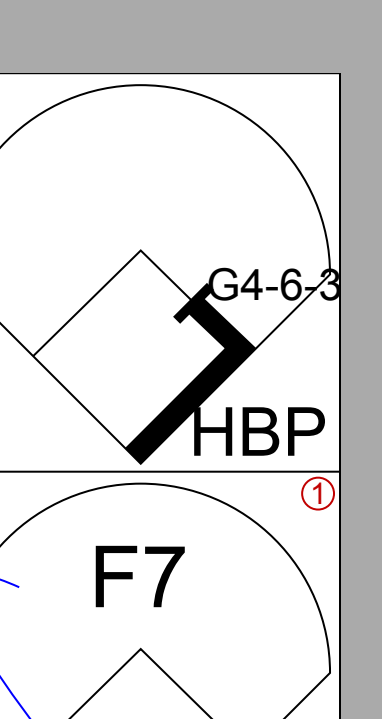
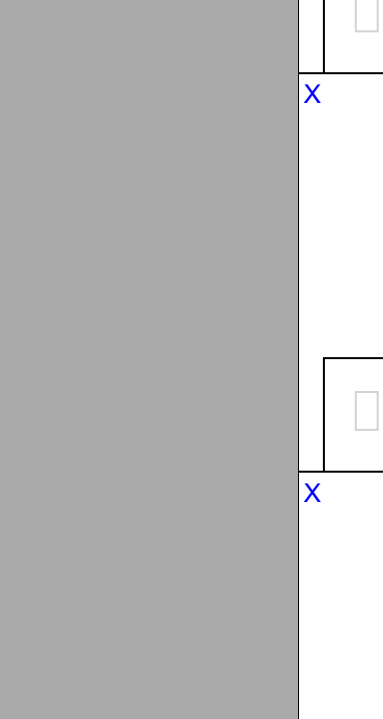
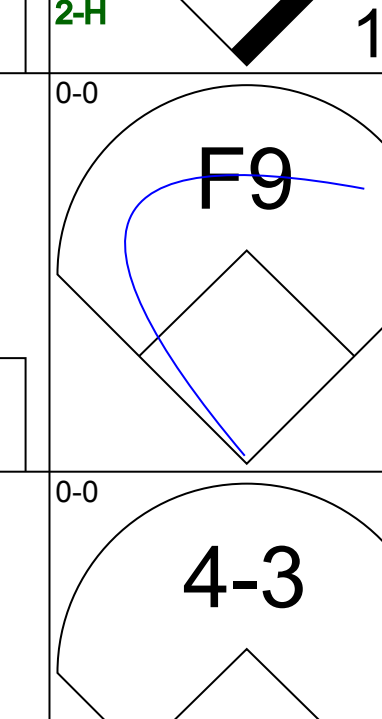
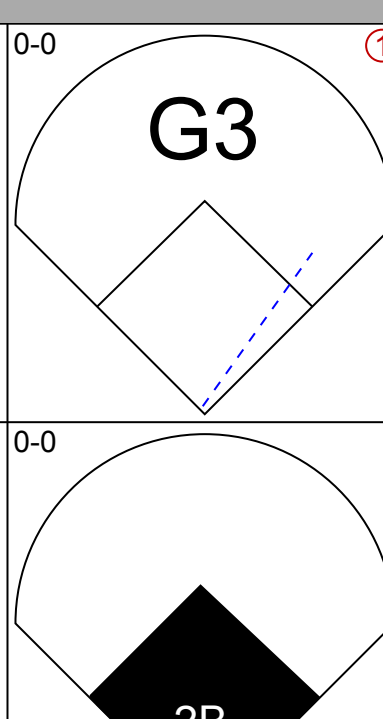
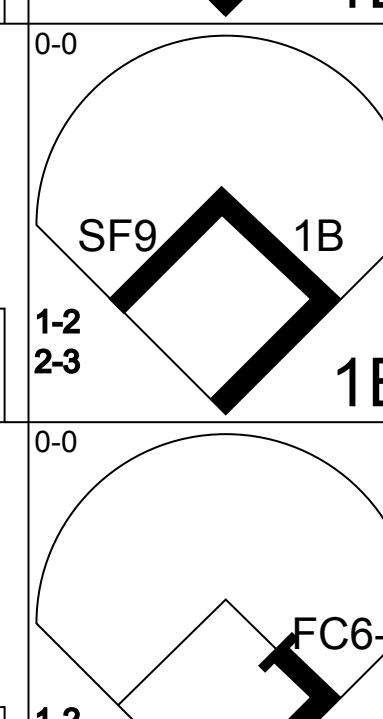

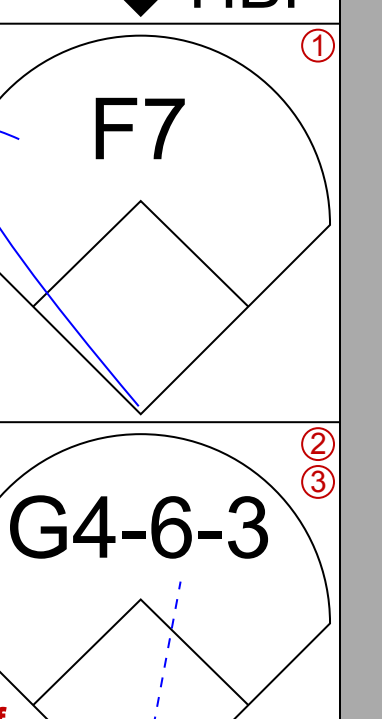
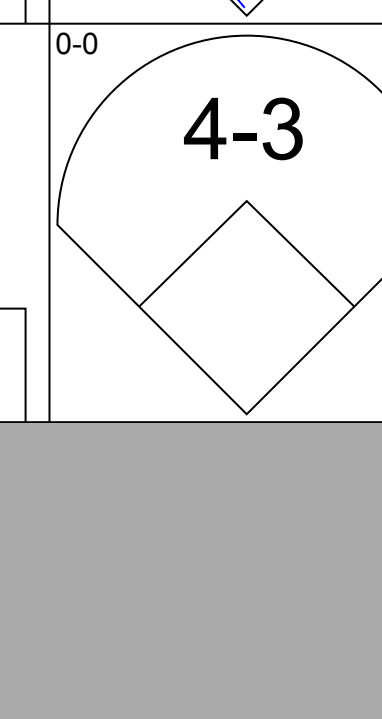
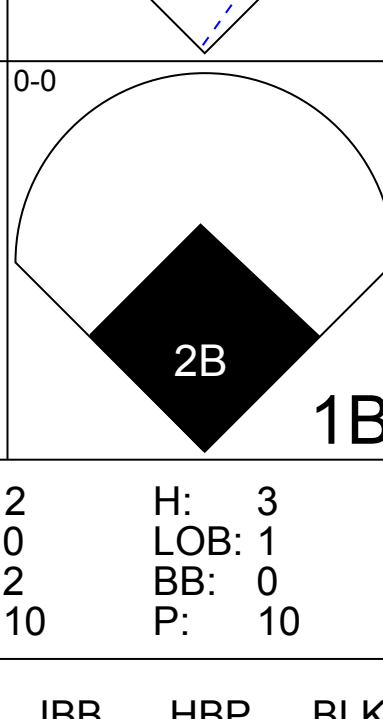
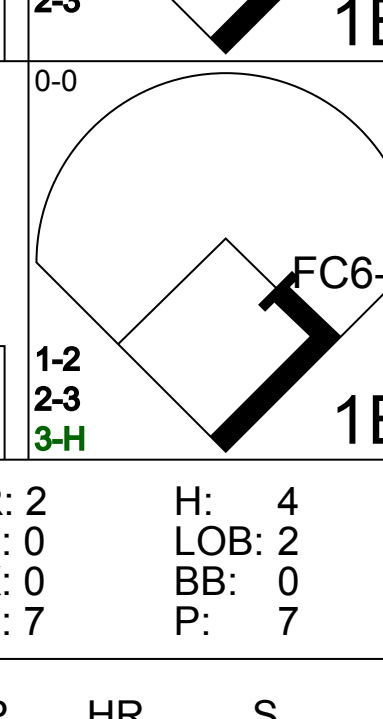
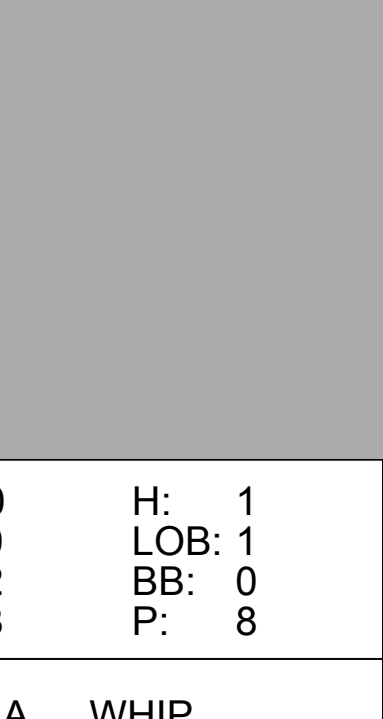
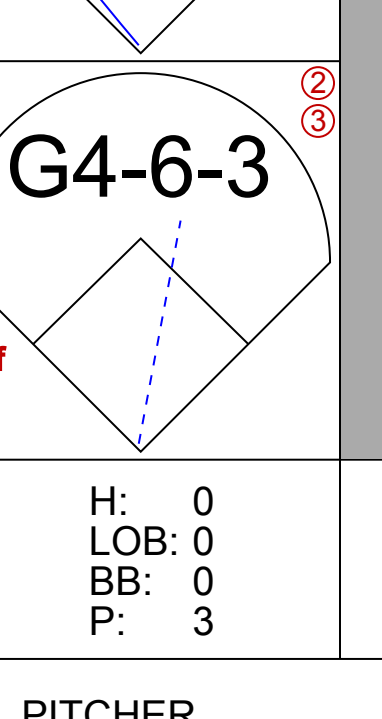
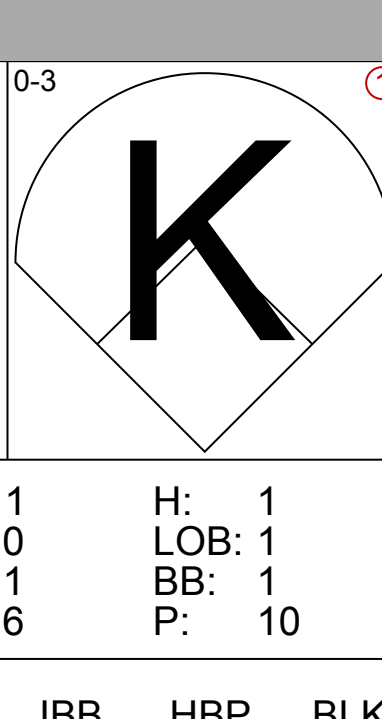


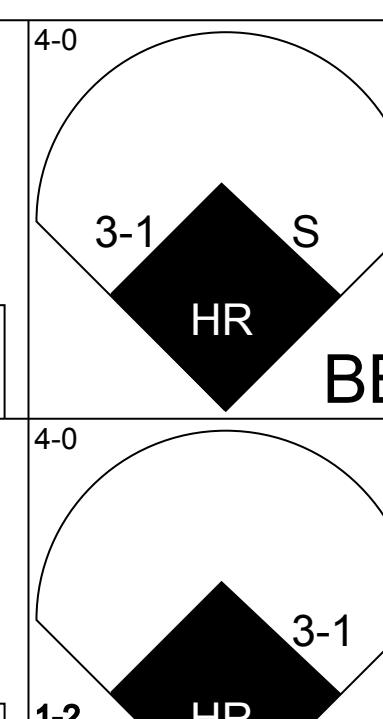
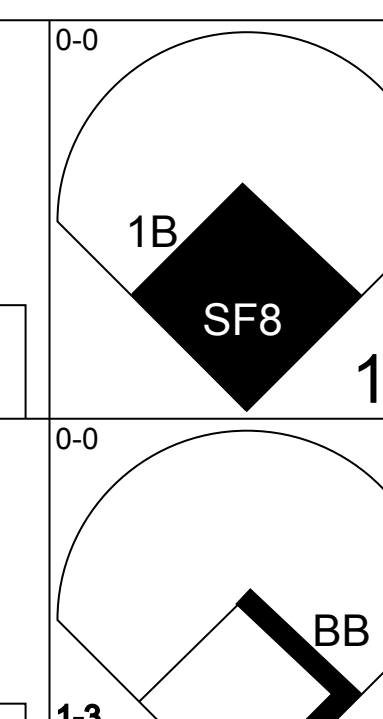
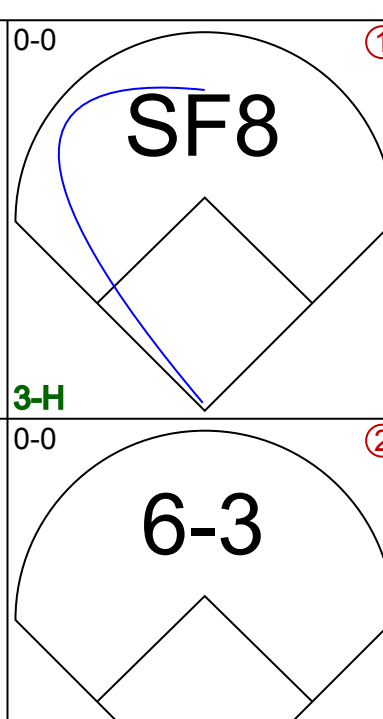

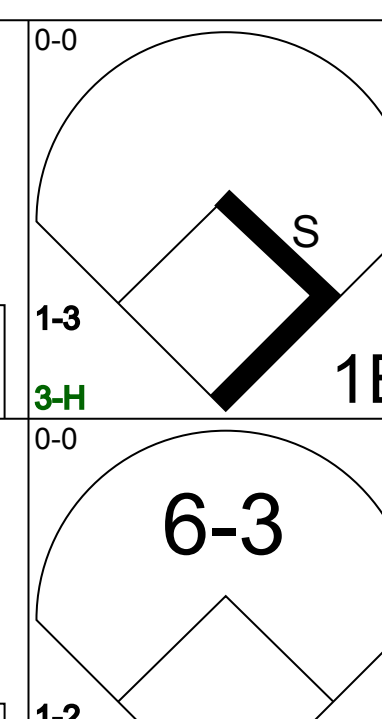
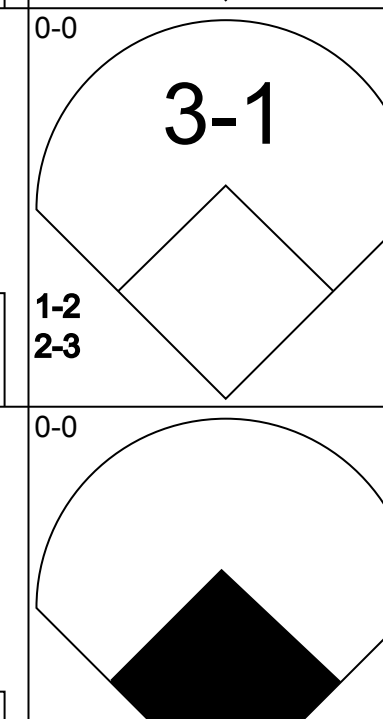
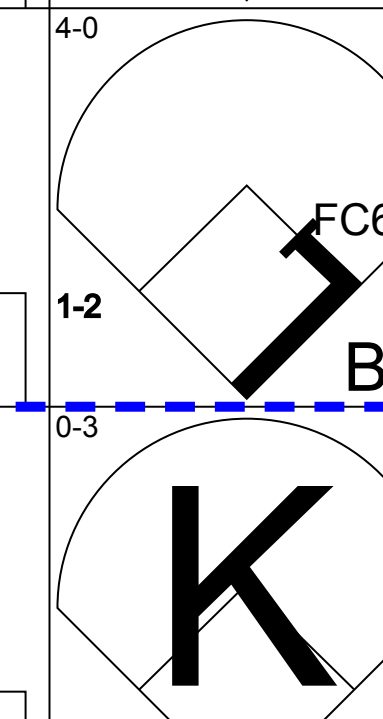
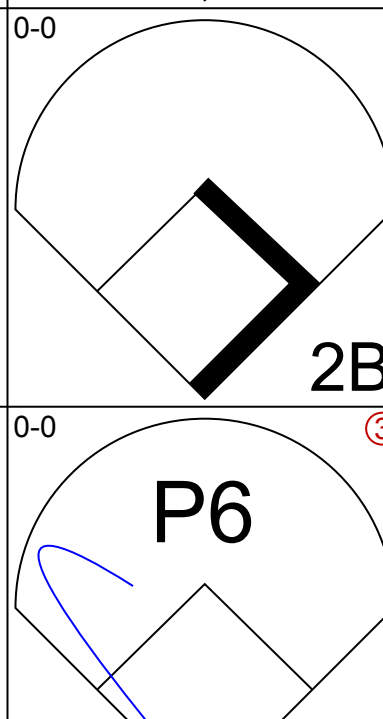
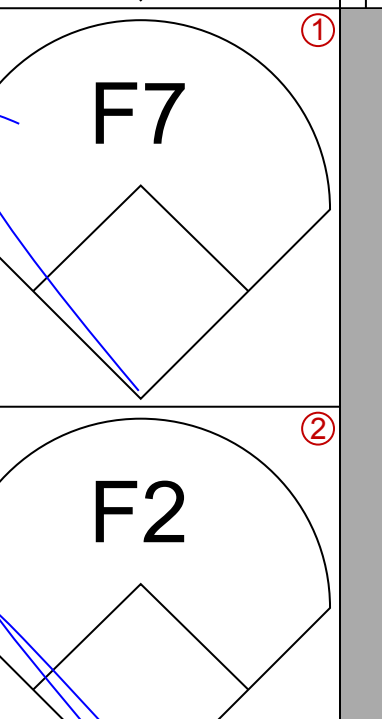

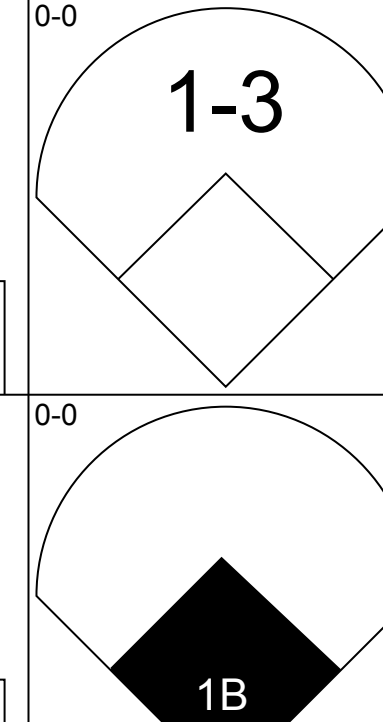
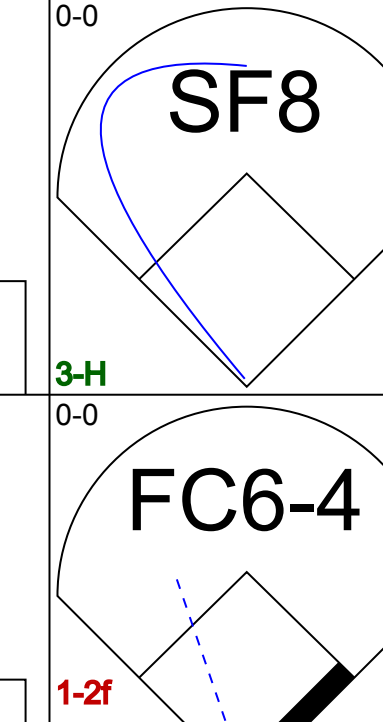

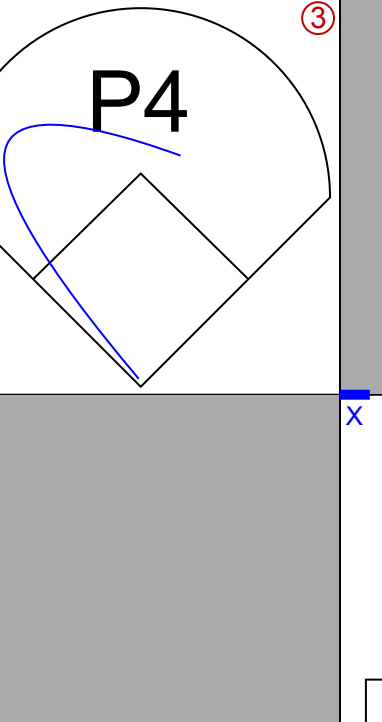
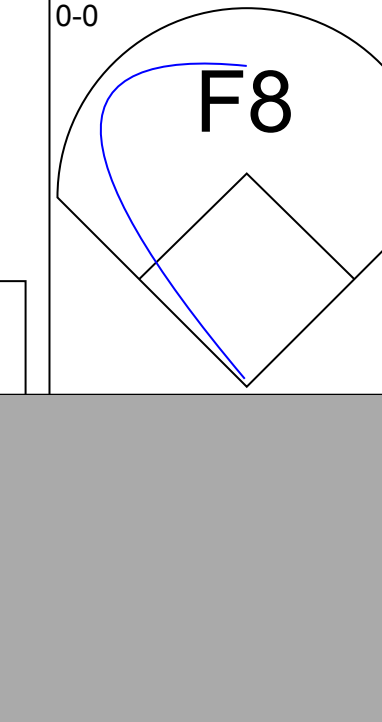
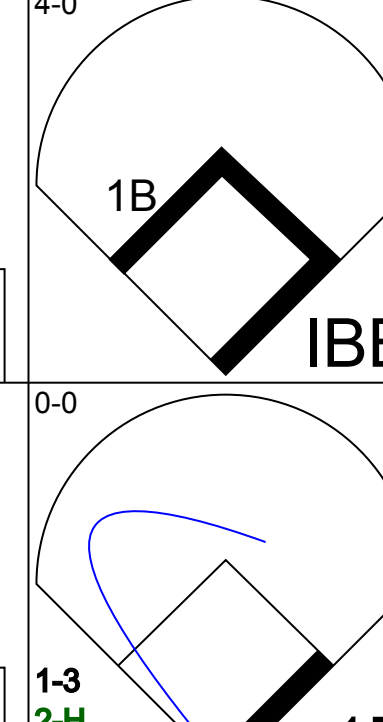

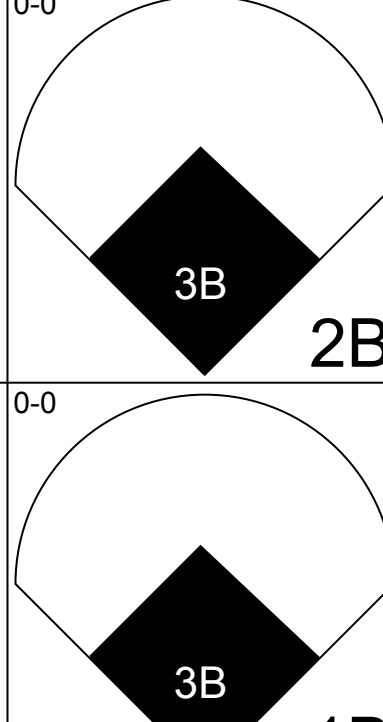
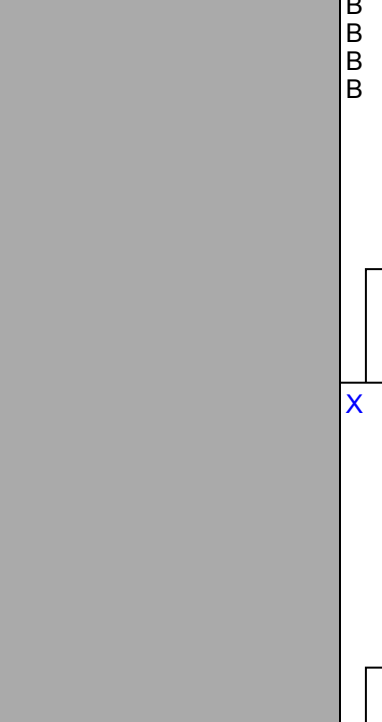

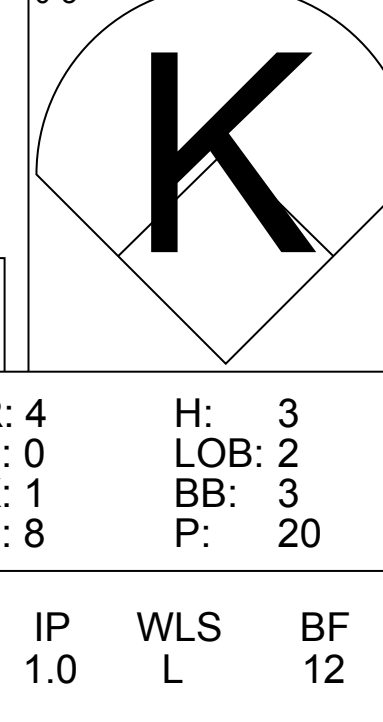
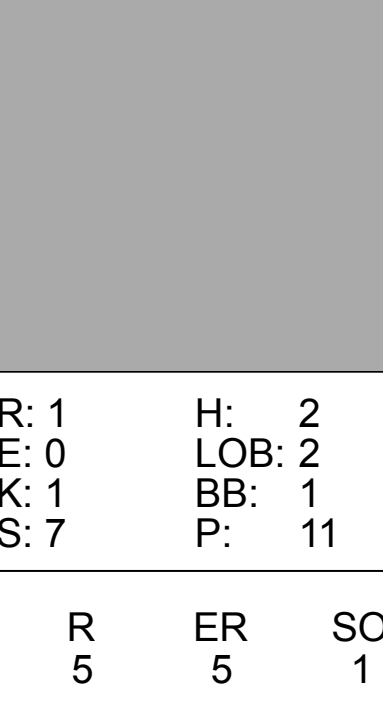

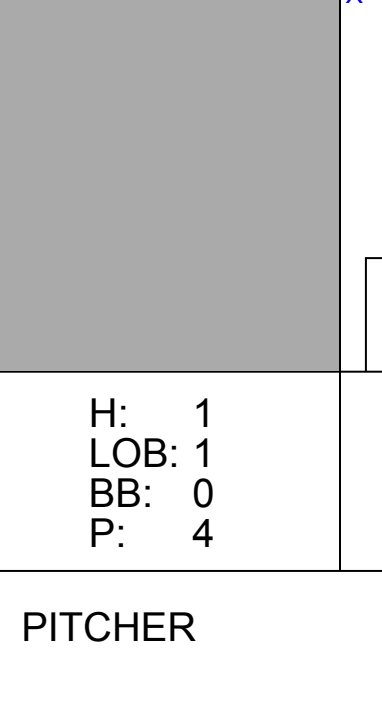






Batter	1	2	3	4	5	6	7	8	9	AB	R	H	RBI	BB	SO	LOB	BOTTOM					
Freddie Patek, R (1,6)				0-0 2B	0-0 F8		0-3 K			4	2	1	0	1	1	3	0					
Cookie Rojas, R (1,4)	4-0 1B 1-2 BB	0-0 6-3		0-0 F9 1B 2B	0-0 6-3		0-0 F8			4	2	1	1	1	0	0	0					
Amos Otis, R (1,8)	0-0 1B 1-2 2-3 SF4	0-0 4-3 2B		0-0 F9 2-3	0-0 HR 1B		0-0 F8			5	2	3	0	0	0	1	0					
John Mayberry, L (1,3)	0-0 SF4 E 1B	0-0 4-3		4-0 1B 1B IBB	0-0 HR 1B		4-0 1B 2B BB			3	4	2	4	2	0	1	0					
Hal McRae, R Steve Hovley, L (1,9) (7,9)	0-0 L5	0-3 K		0-0 E 1B SF9 1B	0-0 F9		0-0 2B 4-3 1B			4	1	1	1	0	1	3	0					
Lou Piniella, R Keith Marshall, R (1,7) (6,7)	1-0 E 1B HBP		0-0 F7	0-0 SF9 1B	0-0 E8 1B		0-3 K	0-0 4-3 2B		2	0	1	1	0	0	0	0					
Ed Kirkpatrick, L Kurt Bevacqua, R (1,10) (6,PH)	0-0 SF4		4-0 WP BB	4-0 SF9 IBB		0-3 K		0-0 4-3		0	0	0	1	2	0	0	0					
Paul Schaal, R (1,5)	4-0 E BB		0-0 P5	0-0 SF9		0-3 K		0-0 5-3		3	0	0	1	1	1	2	0					
Jerry May, R (1,2)	0-0 E6		0-0 6-3	0-0 K		0-0 F8				4	0	0	0	0	1	5	0					
Inning Stats	R: 4 E: 1 K: 0 S: 6	H: 2 LOB: 3 BB: 3 P: 19	R: 0 E: 0 K: 1 S: 6	H: 1 LOB: 1 BB: 0 P: 6	R: 0 E: 0 K: 0 S: 3	H: 0 LOB: 1 BB: 1 P: 7	R: 4 E: 1 K: 1 S: 9	H: 4 LOB: 2 BB: 2 P: 17	R: 2 E: 0 K: 0 S: 5	H: 2 LOB: 0 BB: 0 P: 5	R: 0 E: 0 K: 3 S: 9	H: 0 LOB: 0 BB: 0 P: 9	R: 0 E: 0 K: 1 S: 5	H: 0 LOB: 0 BB: 0 P: 5	R: 2 E: 0 K: 0 S: 5	H: 2 LOB: 1 BB: 1 P: 9	R: 2 E: 0 K: 0 S: 5	H: 2 LOB: 1 BB: 1 P: 9	1B: 6 2B: 4 3B: 0 HR: 1	SF: 2 SAC: 0 DP: 0 HBP: 1	WP: 1 PB: 0 SB: 1 CS: 0	PA: 44
PITCHER Pete Broberg, R Bill Gogolewski, R Charlie Hudson, L Mike Paul, L (1,1) (4,1) (6,1) (7,1)	IP: 3.1 WLS: L BF: 23 H: 6 R: 8 ER: 7 SO: 1 BB: 4 IBB: 1 HBP: 0 BLK: 0 WP: 0 HR: 1 S: 19 P: 40 ERA: 18.90 WHIP: 3.000																					

Texas Rangers @ Kansas City Royals
Royals Stadium, Kansas City, MO
Tue Apr 10 1973, 7:05 PM EST
Att: 39,464 - Unknown - 39 F

AB 34
R 12
H 11
RBI 11
BB 7
SO 6
LOB 16



Batter	1	2	3	4	5	6	7	8	9	AB	R	H	RBI	BB	SO	LOB	TOP					
Davey Nelson, R OBP: 0.250, SLG: 0.222 (1, 4)										3	2	1	2	1	1	0	Texas Rangers @ Kansas City Royals Royals Stadium, Kansas City, MO Wed Apr 11 1973, 7:05 PM EST Att: 8,581 - Unknown - 61 F					
Toby Harrah, R OBP: 0.333, SLG: 0.273 (1, 6)										5	0	1	0	0	0	3						
Mike Epstein, L OBP: 0.154, SLG: 0.083 (1, 3)										5	0	1	1	0	2	1						
Rico Carty, R OBP: 0.083, SLG: 0.083 (1, 10)										5	0	0	0	0	2	2						
Alex Johnson, R OBP: 0.333, SLG: 0.417 (1, 7)										4	1	2	0	0	0	0						
Jeff Burroughs, R OBP: 0.500, SLG: 0.900 (1, 9)										3	1	2	1	1	1	1						
Dick Billings, R OBP: 0.286, SLG: 0.167 (1, 2)										3	1	1	0	0	0	2						
Joe Lovitto, S OBP: 0.182, SLG: 0.182 (1, 5)										4	0	1	0	0	0	2						
Elliott Maddox, R OBP: 0.364, SLG: 0.222 (1, 8)										4	1	2	1	0	1	1						
Inning Stats	R: 0 E: 0 K: 1 S: 5	H: 0 LOB: 0 BB: 5	R: 0 E: 0 K: 1 S: 5	H: 0 LOB: 1 BB: 1 P: 9	R: 2 E: 0 K: 2 S: 10	H: 3 LOB: 1 BB: 0 P: 10	R: 2 E: 0 K: 0 S: 7	H: 4 LOB: 2 BB: 0 P: 7	R: 0 E: 0 K: 2 S: 8	H: 1 LOB: 1 BB: 0 P: 8	R: 0 E: 0 K: 0 S: 3	H: 0 LOB: 0 BB: 0 P: 3	R: 0 E: 0 K: 0 S: 3	H: 0 LOB: 0 BB: 0 P: 3	R: 1 E: 0 K: 0 S: 5	H: 2 LOB: 1 BB: 0 P: 5	R: 1 E: 0 K: 1 S: 6	H: 1 LOB: 1 BB: 1 P: 10	1B: 9 2B: 2 3B: 0 HR: 0	SF: 1 SAC: 0 DP: 1 HBP: 1	WP: 0 PB: 0 SB: 2 CS: 0	PA: 40
PITCHER	IP	WLS	BF	H	R	ER	SO	BB	IBB	HBP	BLK	WP	HR	S	P	ERA	WHIP					
Steve Busby, R ERA: 7.04 (1, 1)	3.1		18	7	4	3	4	1	0	0	0	0	0	25	29	8.10	2.400					
Gene Garber, R ERA: 3.18 (4, 1)	5.2	W	22	4	2	2	3	1	0	1	0	0	0	26	31	3.18	0.882					

Batter	1	2	3	4	5	6	7	8	9	AB	R	H	RBI	BB	SO	LOB	BOTTOM				
Freddie Patek, R OBP: 0.458, SLG: 0.556 (1, 6)										3	2	2	2	1	1	0	Texas Rangers @ Kansas City Royals Royals Stadium, Kansas City, MO Wed Apr 11 1973, 7:05 PM EST Att: 8,581 - Unknown - 61 F				
Cookie Rojas, R OBP: 0.542, SLG: 0.714 (1, 4)										4	1	2	0	1	0	2					
Amos Otis, R OBP: 0.348, SLG: 0.524 (1, 8)										4	0	1	0	1	0	3					
John Mayberry, L OBP: 0.417, SLG: 0.579 (1, 3)										5	1	1	3	0	1	5					
Hal McRae, R OBP: 0.174, SLG: 0.364 (1, 9)										4	0	0	1	0	0	1					
Lou Piniella, R OBP: 0.300, SLG: 0.474 (1, 7)										4	1	1	0	0	0	2					
Gail Hopkins, L OBP: 0.833, SLG: 1.000 (1, 10)										2	2	1	0	2	1	0					
Paul Schaal, R OBP: 0.350, SLG: 0.294 (1, 5)										3	1	2	1	0	0	0					
Jerry May, R OBP: 0.263, SLG: 0.294 (1, 2)										4	1	1	2	0	1	3					
Inning Stats	R: 4 E: 0 K: 1 S: 8	H: 3 LOB: 3 BB: 3 P: 20	R: 1 E: 0 K: 1 S: 7	H: 2 LOB: 2 BB: 1 P: 11	R: 3 E: 0 K: 0 S: 7	H: 4 LOB: 1 BB: 0 P: 7	R: 0 E: 0 K: 1 S: 5	H: 0 LOB: 0 BB: 0 P: 5	R: 0 E: 0 K: 1 S: 4	H: 1 LOB: 1 BB: 0 P: 4	R: 1 E: 0 K: 0 S: 5	H: 1 LOB: 2 BB: 1 P: 9	R: 0 E: 0 K: 0 S: 3	H: 0 LOB: 0 BB: 0 P: 3	R: 0 E: 0 K: 0 S: 3	H: 0 LOB: 0 BB: 0 P: 3	1B: 6 2B: 3 3B: 1 HR: 1	SF: 2 SAC: 1 DP: 0 HBP: 0	WP: 0 PB: 0 SB: 2 CS: 0	PA: 41	
PITCHER	IP	WLS	BF	H	R	ER	SO	BB	IBB	HBP	BLK	WP	HR	S	P	ERA	WHIP				
Don Stanhouse, R ERA: 45.0 (1, 1)	1.0	L	12	5	5	5	1	3	1	0	0	0	0	10	26	45.00	8.000				
Jim Merritt, L ERA: 9.0 (2, 1)	2.0		10	4	3	3	1	0	0	0	0	0	0	12	12	13.50	2.000				
Bill Gogolewski, R ERA: 3.86 (4, 1)	3.0		10	1	0	0	2	0	0	0	0	0	0	14	14	0.00	0.333				
Rich Hand, R ERA: (7, 1)	2.0		9	1	1	0	0	1	0	0	0	0	0	8	12	0.00	1.000				

Batter	1	2	3	4	5	6	7	8	9	AB	R	H	RBI	BB	SO	LOB	TOP			
Vic Harris, S (1,4)	G3	F4		K			3-1	F8		5	0	0	0	0	1	4				
Toby Harrah, R (1,6) OBP: 0.294, SLG: 0.313	1B SF9 2B	F9		P6			4-3	P6		5	1	1	0	0	0	4				
Mike Epstein, L (1,3) OBP: 0.278, SLG: 0.250	E SF9 BB 2-3 1B		3-1			K			G6-4-3 BB	4	1	2	0	1	1	0				
Rico Carty, R (1,10) OBP: 0.059, SLG: 0.063	SF9		K			1-3			G6-4-3 1-2	4	0	0	1	0	2	2				
Alex Johnson, R (1,7) OBP: 0.471, SLG: 0.563 Tom Grieve, R (9,7)	BB E BB							1B BB 1B	1-3	4	1	3	0	1	0	0				
Jeff Burroughs, R (1,9) OBP: 0.500, SLG: 0.769	1-2 2-3 BB		K			K		BB BB 1-3 1B		3	0	1	0	1	2	2				
Dick Billings, R (1,2) OBP: 0.364, SLG: 0.125	1-2 2-3 3-H BB			S 1B BB		F8		F9		2	1	0	1	2	0	2				
Joe Lovitto, S (1,5) OBP: 0.200, SLG: 0.143	F6		F8			4-3		BB 1-2 BB		3	0	0	0	1	0	4				
Elliott Maddox, R (1,8) OBP: 0.400, SLG: 0.250		K		S 1B		5-3		1-2 2-3 3-H BB		3	0	1	2	1	1	0				
Inning Stats	R: 2 E: 1 K: 0 S: 5	H: 2 LOB: 3 BB: 3 P: 17	R: 0 E: 0 K: 1 S: 5	H: 0 LOB: 0 BB: 0 P: 5	R: 0 E: 0 K: 2 S: 8	H: 1 LOB: 1 BB: 0 P: 8	R: 1 E: 0 K: 1 S: 6	H: 1 LOB: 1 BB: 1 P: 10	R: 0 E: 0 K: 0 S: 3	H: 0 LOB: 0 BB: 0 P: 3	R: 0 E: 0 K: 1 S: 6	H: 1 LOB: 1 BB: 0 P: 6	R: 0 E: 0 K: 0 S: 5	H: 2 LOB: 2 BB: 13	R: 0 E: 0 K: 0 S: 2	H: 0 LOB: 0 BB: 1 P: 6	1B: 5 2B: 3 3B: 0 HR: 0	SF: 1 SAC: 0 DP: 1 HBP: 0	WP: 0 PB: 0 SB: 2 CS: 0	PA: 41
PITCHER	IP	WLS	BF	H	R	ER	SO	BB	IBB	HBP	BLK	WP	HR	S	P	ERA	WHIP			
Wayne Simpson, R (1,1) ERA: 4.5	7.0	L	33	8	4	4	7	4	0	0	0	0	0	43	59	5.14	1.714			
Ken Wright, R (8,1) ERA:	1.0		5	0	0	0	0	2	0	0	0	0	0	3	11	0.00	2.000			
Mike Jackson, L (9,1) ERA:	1.0		3	0	0	0	0	1	0	0	0	0	0	2	6	0.00	1.000			

Texas Rangers @ Kansas City Royals
 Royals Stadium, Kansas City, MO
 Thu Apr 12 1973, 7:05 PM EST
 Alt. 9,345 - Unknown - 45 F

AB	33
R	4
H	8
RBI	4
BB	7
SO	7
LOB	18



Batter	1	2	3	4	5	6	7	8	9	AB	R	H	RBI	BB	SO	LOB	BOTTOM					
Freddie Patek, R (1,6) OBP: 0.429, SLG: 0.500	6-3		F8			F7		1B		4	0	1	0	0	0	0						
Cookie Rojas, R (1,4) OBP: 0.500, SLG: 0.625	F2			6-3		FC5-4 BB		F7		3	0	0	0	1	0	1						
Amos Otis, R (1,8) OBP: 0.333, SLG: 0.480	5-3			BB 1B		FC5-4 1-2			6-3	4	0	1	0	0	0	1						
John Mayberry, L (1,3) OBP: 0.429, SLG: 0.524		BB		FC5-4 BB		G3			G3	2	0	0	0	2	0	1						
Hal McRae, R (1,9) OBP: 0.148, SLG: 0.308		F3		F9			F7		5-3	4	0	0	0	0	0	3						
Lou Piniella, R (1,7) OBP: 0.261, SLG: 0.409		L8		FC5-4 1-2			F9			3	0	0	0	0	0	3						
Ed Kirkpatrick, L (1,10) OBP: 0.261, SLG: 0.409		G3			1-3		4-3			3	0	0	0	0	0	1						
Paul Schaal, R (1,5) OBP: 0.348, SLG: 0.300			F7		F9			G4-6-3 1B		3	0	1	0	0	0	0						
Jerry May, R (1,2) OBP: 0.238, SLG: 0.263 Gail Hopkins, L (8,PH) OBP: 0.714, SLG: 0.750 Carl Taylor, R (9,2)			4-3		5-3			G4-6-3 1-2		2	0	0	0	0	0	0						
Inning Stats	R: 0 E: 0 K: 0 S: 3	H: 0 LOB: 0 BB: 0 P: 3	R: 0 E: 0 K: 0 S: 3	H: 0 LOB: 1 BB: 1 P: 7	R: 0 E: 0 K: 0 S: 3	H: 0 LOB: 0 BB: 0 P: 3	R: 0 E: 0 K: 0 S: 4	H: 1 LOB: 2 BB: 1 P: 8	R: 0 E: 0 K: 0 S: 3	H: 0 LOB: 0 BB: 0 P: 3	R: 0 E: 0 K: 0 S: 3	H: 0 LOB: 1 BB: 1 P: 7	R: 0 E: 0 K: 0 S: 3	H: 0 LOB: 0 BB: 0 P: 3	R: 0 E: 0 K: 0 S: 4	H: 2 LOB: 1 BB: 0 P: 4	R: 0 E: 0 K: 0 S: 3	H: 0 LOB: 0 BB: 0 P: 3	1B: 3 2B: 0 3B: 0 HR: 0	SF: 0 SAC: 0 DP: 1 HBP: 0	WP: 0 PB: 0 SB: 0 CS: 0	PA: 32
PITCHER	IP	WLS	BF	H	R	ER	SO	BB	IBB	HBP	BLK	WP	HR	S	P	ERA	WHIP					
Dick Bosman, R (1,1) ERA: 1.15	9.0	W	32	3	0	0	0	3	0	0	0	0	0	29	41	0.00	0.667					

Texas Rangers @ Kansas City Royals
 Royals Stadium, Kansas City, MO
 Thu Apr 12 1973, 7:05 PM EST
 Alt. 9,345 - Unknown - 45 F

AB	29
R	0
H	3
RBI	0
BB	3
SO	0
LOB	11



Batter	1	2	3	4	5	6	7	8	9	AB	R	H	RBI	BB	SO	LOB	TOP			
Sandy Alomar Sr. S OBP: 0.273, SLG: 0.238 (1,4)	0-0 FC5-4 1B		0-0 F7			0-0 5-3		0-0 S 1B		4	0	2	1	0	0	0	California Angels @ Texas Rangers Arlington Stadium, Arlington, TX Fri Apr 13 1973, 7:05 PM EST Att: 11,047 - Unknown			
Bobby Valentine R OBP: 0.462, SLG: 0.560 (1,6)	0-0 FC5-4 S 1-2		0-0 6-3			0-0 1B		0-0 F9		4	0	1	0	0	0	3				
Vada Pinson, L OBP: 0.320, SLG: 0.455 (1,9) (8,7)	0-3 K			0-0 G3		0-3 K		0-3 K 1-2		4	0	0	0	0	3	4				
Doug Howard, R OBP: 0.222, SLG: 0.125 (8, PH) Tom McCraw, L OBP: 0.318, SLG: 0.263 Jerry Davanon, R (8,5)	0-0 F8 1-2			0-0 P5			0-0 5-3	0-3 K		3	0	0	0	0	0	1				
Bob Oliver, R OBP: 0.176, SLG: 0.125 (1,10)		0-0 1B 1B		0-0 1-3			0-0 P3		0-0 1-3	4	0	1	0	0	0	0				
Jim Spencer L OBP: 0.364, SLG: 0.235 (1,3)		0-0 F7			0-0 1B		0-0 F7		4-0 BB	0	0	0	0	0	0	0				
Ken Berry, R OBP: 0.335, SLG: 0.350 (1,8)		0-0 1B 1-3			0-0 G6-4-3 1-2		4-0 BB	0-0 G4-3 1-2		3	1	1	0	1	0	2				
Rudy Meoli, L OBP: 0.583, SLG: 0.375 (8, PH) Leroy Stanton, R OBP: 1.000, SLG: 2.000 (8,9)	0-3 K			0-0 F8			0-0 1B 1-H	0-0 1B 2B		2	0	0	0	0	1	1				
Art Kusnyer R OBP: 0.333, SLG: 0.333 (1,2)			0-0 4-3			0-3 K		0-0 F9 1B 2-3		3	0	1	0	0	1	0				
Inning Stats	R: 0 E: 0 K: 1 S: 6	H: 1 LOB: 1 BB: 0 P: 6	R: 0 E: 0 K: 1 S: 6	H: 2 LOB: 1 BB: 0 P: 6	R: 0 E: 0 K: 0 S: 3	H: 0 LOB: 0 BB: 0 P: 3	R: 0 E: 0 K: 0 S: 3	H: 0 LOB: 0 BB: 0 P: 3	R: 0 E: 0 K: 2 S: 8	H: 1 LOB: 1 BB: 0 P: 8	R: 0 E: 0 K: 0 S: 3	H: 0 LOB: 0 BB: 0 P: 3	R: 0 E: 0 K: 0 S: 10	H: 3 LOB: 2 BB: 1 P: 14	R: 0 E: 0 K: 0 S: 2	H: 0 LOB: 0 BB: 1 P: 6		1B: 7 2B: 1 3B: 0 HR: 0	SF: 0 SAC: 0 DP: 2 HBP: 0	WP: 0 PB: 0 SB: 2 CS: 0
PITCHER	IP WLS BF H R ER SO BB IBB HBP BLK WP HR S P ERA WHIP																			
Mike Paul, L ERA: 4.0 (1,1)	7.0 W 27 7 2 2 4 1 0 0 0 0 0 0 34 38 2.57 1.143																			
Steve Foucault, R ERA: (8,1)	2.0 S 7 1 0 0 2 1 0 0 0 0 0 0 10 14 0.00 1.000																			

AB	29
R	2
H	7
RBI	2
BB	1
SO	6
LOB	13



Batter	1	2	3	4	5	6	7	8	9	AB	R	H	RBI	BB	SO	LOB	BOTTOM			
Davey Nelson, R OBP: 0.267, SLG: 0.182 Jim Mason, L (9,4)	4-0 G3 SF8 BB		0-0 SH2-3 1-2			0-0 1-3		0-0 6-3		2	1	0	0	1	0	0	California Angels @ Texas Rangers Arlington Stadium, Arlington, TX Fri Apr 13 1973, 7:05 PM EST Att: 11,047 - Unknown			
Toby Harrah, R OBP: 0.333, SLG: 0.316 (1,6)	0-0 G3 1-3		0-0 L4			0-0 1B		4-0 G4-6-3 BB		3	0	1	0	1	0	2				
Mike Epstein, L OBP: 0.273, SLG: 0.263 (1,3)	0-0 SF8 3-H			0-0 2B 1B		0-0 G3		0-0 G4-6-3 1-2		3	1	1	1	0	0	2				
Rico Carty, R OBP: 0.100, SLG: 0.158 Tom Grieve, R (7,7)	0-0 F9			0-0 E 2B		0-0 6-3		0-0 6-3		3	1	1	1	0	0	0				
Alex Johnson, R OBP: 0.450, SLG: 0.526 (1,10)		0-0 4-3		0-0 E9 SF9 1B		0-0 F8		0-0 F8		3	1	1	0	0	0	0				
Jeff Burroughs, R OBP: 0.421, SLG: 0.625 (1,9)		0-0 6-3		0-3 K		0-0 F7		0-0 F7		3	0	0	0	0	1	1				
Dick Billings, R OBP: 0.286, SLG: 0.100 (1,2)		0-0 5-3		0-0 SF9			0-3 K			2	0	0	1	0	1	0				
Joe Lovitto, S OBP: 0.167, SLG: 0.118 (1,5)			0-0 L6		0-0 K		0-0 5-3			3	0	0	0	0	1	0				
Vic Harris, S (1,8)			0-0 E5 SH2-3			0-0 F8		0-0 2-3		3	0	0	0	0	0	0				
Inning Stats	R: 1 E: 0 K: 0 S: 3	H: 0 LOB: 0 BB: 1 P: 7	R: 0 E: 0 K: 0 S: 3	H: 0 LOB: 0 BB: 0 P: 3	R: 0 E: 1 K: 0 S: 4	H: 0 LOB: 1 BB: 0 P: 4	R: 3 E: 1 K: 2 S: 10	H: 3 LOB: 0 BB: 0 P: 10	R: 0 E: 0 K: 0 S: 4	H: 1 LOB: 1 BB: 0 P: 4	R: 0 E: 0 K: 0 S: 3	H: 0 LOB: 0 BB: 0 P: 3	R: 0 E: 0 K: 1 S: 5	H: 0 LOB: 0 BB: 0 P: 5	R: 0 E: 0 K: 0 S: 2	H: 0 LOB: 0 BB: 1 P: 6		1B: 3 2B: 1 3B: 0 HR: 0	SF: 2 SAC: 1 DP: 1 HBP: 0	WP: 0 PB: 0 SB: 1 CS: 0
PITCHER	IP WLS BF H R ER SO BB IBB HBP BLK WP HR S P ERA WHIP																			
Clyde Wright, L ERA: 5.4 (1,1)	8.0 L 30 4 4 3 3 2 0 0 0 0 0 0 34 42 3.38 0.750																			

AB	25
R	4
H	4
RBI	3
BB	2
SO	3
LOB	5



Batter	1	2	3	4	5	6	7	8	9	AB	R	H	RBI	BB	SO	LOB	TOP					
Davey Nelson, R OBP: 0.350, SLG: 0.750 (1, 4)	6-3																					
Toby Harrah, R OBP: 0.308, SLG: 0.261 (1, 6)																						
Mike Epstein, L OBP: 0.308, SLG: 0.273 (1, 3)																						
Rico Carty, R OBP: 0.125, SLG: 0.136 (1, 10)																						
Alex Johnson, R OBP: 0.478, SLG: 0.545 Larry Bittner, L (6, 7)																						
Jeff Burroughs, R OBP: 0.348, SLG: 0.500 (1, 9)																						
Dick Billings, R OBP: 0.235, SLG: 0.077 Rick Stelmazsek, L (7, 2)																						
Joe Lovitto, S OBP: 0.227, SLG: 0.190 (1, 5)																						
Elliott Maddox, R OBP: 0.444, SLG: 0.286 (1, 8)																						
Inning Stats	R: 0 E: 0 K: 0 S: 2	H: 0 LOB: 0 BB: 1 P: 6	R: 0 E: 0 K: 0 S: 3	H: 1 LOB: 1 BB: 1 P: 7	R: 0 E: 0 K: 2 S: 8	H: 1 LOB: 1 BB: 0 P: 8	R: 0 E: 0 K: 1 S: 6	H: 1 LOB: 1 BB: 0 P: 6	R: 0 E: 0 K: 2 S: 8	H: 1 LOB: 1 BB: 0 P: 8	R: 0 E: 0 K: 0 S: 3	H: 0 LOB: 1 BB: 1 P: 7	R: 0 E: 0 K: 0 S: 3	H: 0 LOB: 0 BB: 0 P: 3	R: 2 E: 0 K: 0 S: 5	H: 2 LOB: 1 BB: 1 P: 9	R: 3 E: 0 K: 0 S: 6	H: 3 LOB: 0 BB: 0 P: 6	1B: 6 2B: 2 3B: 0 HR: 2	SF: 0 SAC: 1 DP: 2 HBP: 0	WP: 0 PB: 0 SB: 0 CS: 0	PA: 38
PITCHER Eddie Fisher, R ERA: 7.36 (1, 1)	IP: 9.0 WLS: W BF: 38 H: 9 R: 5 ER: 5 SO: 5 BB: 4 IBB: 0 HBP: 0 BLK: 0 WP: 0 HR: 2 S: 44 P: 60 ERA: 5.00 WHIP: 1.444											PITCHER	IP: 9.0 WLS: W BF: 38 H: 9 R: 5 ER: 5 SO: 5 BB: 4 IBB: 0 HBP: 0 BLK: 0 WP: 0 HR: 2 S: 44 P: 60 ERA: 5.00 WHIP: 1.444									

Texas Rangers @ Chicago White Sox
Comiskey Park, Chicago, IL
Tue Apr 17 1973, 4:33 AM EST
Att: 2,718 - Unknown

AB 33
R 5
H 9
RBI 5
BB 4
SO 5
LOB 12



Batter	1	2	3	4	5	6	7	8	9	AB	R	H	RBI	BB	SO	LOB	BOTTOM			
Pat Kelly, L OBP: 0.458, SLG: 0.435 (1, 9)	4-3																			
Carlos May, L OBP: 0.323, SLG: 0.276 Rick Reichardt, R (7, PR) (8, 7)																				
Dick Allen, R OBP: 0.333, SLG: 0.586 Tony Musser, L OBP: 0.375, SLG: 0.167 (7, PR) (8, 3)																				
Bill Melton, R OBP: 0.414, SLG: 0.500 Rich Morales, R (7, PR) (8, 5)																				
Ken Henderson, S OBP: 0.414, SLG: 0.500 (1, 8)																				
Mike Andrews, R OBP: 0.429, SLG: 0.444 (1, 10)																				
Ed Herrmann, L OBP: 0.105, SLG: 0.125 Chuck Brinkman, R OBP: 0.500, SLG: 0.500 (7, 2)																				
Jorge Orta, L OBP: 0.423, SLG: 0.381 (1, 4)																				
Eddie Leon, R OBP: 0.240, SLG: 0.143 (1, 6)																				
Inning Stats	R: 0 E: 0 K: 0 S: 4	H: 1 LOB: 2 BB: 1 P: 8	R: 3 E: 0 K: 1 S: 8	H: 3 LOB: 1 BB: 1 P: 12	R: 0 E: 0 K: 0 S: 4	H: 1 LOB: 1 BB: 0 P: 4	R: 0 E: 0 K: 1 S: 5	H: 0 LOB: 0 BB: 0 P: 5	R: 5 E: 0 K: 1 S: 9	H: 5 LOB: 2 BB: 3 P: 21	R: 1 E: 0 K: 0 S: 4	H: 3 LOB: 1 BB: 1 P: 8	R: 1 E: 0 K: 2 S: 9	H: 2 LOB: 3 BB: 2 P: 17	R: 0 E: 0 K: 0 S: 3	H: 1 LOB: 0 BB: 0 P: 3	1B: 12 2B: 4 3B: 0 HR: 1	SF: 0 SAC: 0 DP: 2 HBP: 0	WP: 0 PB: 1 SB: 1 CS: 0	PA: 44
PITCHER Dick Bosman, R ERA: 2.21 Charlie Hudson, L ERA: 13.5 Bill Gogolewski, R ERA: 4.76 Don Stanhouse, R ERA: 18.0 (1, 1) (5, 1) (6, 1) (7, 1)	IP: 4.2 WLS: L BF: 24 H: 8 R: 6 ER: 3 SO: 3 BB: 3 IBB: 0 HBP: 0 BLK: 0 WP: 0 HR: 1 S: 11 P: 39 ERA: 5.79 WHIP: 2.357											PITCHER	IP: 4.2 WLS: L BF: 24 H: 8 R: 6 ER: 3 SO: 3 BB: 3 IBB: 0 HBP: 0 BLK: 0 WP: 0 HR: 1 S: 11 P: 39 ERA: 5.79 WHIP: 2.357							

Texas Rangers @ Chicago White Sox
Comiskey Park, Chicago, IL
Tue Apr 17 1973, 4:33 AM EST
Att: 2,718 - Unknown

AB 36
R 10
H 16
RBI 9
BB 8
SO 5
LOB 15



Batter	1	2	3	4	5	6	7	8	9	AB	R	H	RBI	BB	SO	LOB	TOP																			
Davey Nelson, R OBP: 0.320, SLG: 0.619	1-3		E	FC6-5			F8		6-3	5	1	1	0	0	0	3																				
Toby Harrah, R OBP: 0.333, SLG: 0.333	PB WP		F	G6-4-3			6-3			4	2	2	0	0	0	2																				
Mike Epstein, L OBP: 0.300, SLG: 0.240	WP PB BB		P6				F9			3	0	0	0	1	0	2																				
Rico Carty, R OBP: 0.143, SLG: 0.154	F8		E4						4-3	4	1	1	0	0	0	3																				
Alex Johnson, R OBP: 0.519, SLG: 0.560			CS						L7	3	0	2	2	1	0	0																				
Jeff Burroughs, R OBP: 0.296, SLG: 0.417	5-3		F9				G5-4-3		K	4	0	0	0	0	1	5																				
Dick Billings, R OBP: 0.238, SLG: 0.118			F8				F9		6-3	4	1	1	0	0	0	0																				
Joe Lovitto, S OBP: 0.192, SLG: 0.160		K2-3		K			1-3		P4	4	0	0	0	0	2	0																				
Elliott Maddox, R OBP: 0.455, SLG: 0.333			6-3				F2			4	0	2	0	0	0	0																				
Inning Stats	R: 1 E: 0 K: 0 S: 4	H: 1 LOB: 2 BB: 2 P: 12	R: 0 E: 0 K: 1 S: 5	H: 0 LOB: 0 BB: 0 P: 5	R: 3 E: 1 K: 0 S: 6	H: 3 LOB: 0 BB: 0 P: 6	R: 1 E: 0 K: 1 S: 7	H: 2 LOB: 1 BB: 0 P: 7	R: 0 E: 0 K: 0 S: 4	H: 0 LOB: 1 BB: 0 P: 4	R: 0 E: 0 K: 0 S: 3	H: 0 LOB: 0 BB: 0 P: 3	R: 0 E: 0 K: 1 S: 5	H: 0 LOB: 0 BB: 0 P: 5	R: 0 E: 0 K: 0 S: 4	H: 1 LOB: 1 BB: 0 P: 4	1B: 8 2B: 1 3B: 0 HR: 0	SF: 0 SAC: 0 DP: 2 HBP: 0	WP: 1 PB: 4 SB: 0 CS: 1	PA: 37																
PITCHER	IP	WLS	BF	H	R	ER	SO	BB	IBB	HBP	BLK	WP	HR	S	P	ERA	WHIP	PITCHER		IP	WLS	BF	H	R	ER	SO	BB	IBB	HBP	BLK	WP	HR	S	P	ERA	WHIP
Wilbur Wood, L ERA: 1.67	(1, 1)	8.2	W	36	9	5	2	3	2	0	0	0	0	0	40	48	2.08	1.269																		
Terry Forster, L ERA:	(9, 1)	0.1	S	1	0	0	0	0	0	0	0	0	0	0	1	1	0.00	0.000																		

Texas Rangers @ Chicago White Sox
Comiskey Park, Chicago, IL
Wed Apr 18 1973, 4:33 AM EST
Alt. 5,545 - Unknown - 56 F

AB 35
R 5
H 9
RBI 2
BB 2
SO 3
LOB 15



Batter	1	2	3	4	5	6	7	8	9	AB	R	H	RBI	BB	SO	LOB	BOTTOM																				
Johnny Jeter, R OBP: 0.417, SLG: 0.667	1B HR			P6			1-3			3	1	1	0	0	1	1																					
Pat Kelly, L OBP: 0.440, SLG: 0.417		K								1	0	0	0	0	0	0																					
Mike Andrews, R OBP: 0.440, SLG: 0.455	1B HR		1-3				6-3			4	2	2	0	0	0	0																					
Dick Allen, R OBP: 0.412, SLG: 0.813	1B HR									3	1	3	4	1	0	0																					
Bill Melton, R OBP: 0.394, SLG: 0.577	HR		K				4-3			4	1	1	1	0	2	3																					
Ken Henderson, S OBP: 0.364, SLG: 0.429	F8		4-3				P4			4	0	0	0	0	0	2																					
Rick Reichardt, R OBP: 0.400, SLG: 0.250	FC4						1-3			3	1	1	0	1	1	1																					
Eddie Leon, R OBP: 0.241, SLG: 0.125	FC4									3	0	0	0	1	2	2																					
Jorge Orta, L OBP: 0.367, SLG: 0.320	CS		4-3				3-1			4	0	0	0	0	0	2																					
Chuck Brinkman, R OBP: 0.400, SLG: 0.400			F7				6-3			3	0	1	1	0	0	0																					
Inning Stats	R: 4 E: 0 K: 0 S: 7	H: 5 LOB: 0 BB: 0 P: 7	R: 0 E: 0 K: 1 S: 5	H: 0 LOB: 0 BB: 0 P: 5	R: 0 E: 0 K: 1 S: 5	H: 0 LOB: 1 BB: 1 P: 9	R: 1 E: 0 K: 1 S: 6	H: 1 LOB: 1 BB: 1 P: 10	R: 1 E: 0 K: 1 S: 7	H: 2 LOB: 1 BB: 0 P: 7	R: 0 E: 0 K: 1 S: 5	H: 0 LOB: 0 BB: 0 P: 5	R: 0 E: 0 K: 0 S: 4	H: 1 LOB: 1 BB: 0 P: 4	R: 0 E: 0 K: 1 S: 5	H: 0 LOB: 1 BB: 1 P: 9	1B: 5 2B: 1 3B: 1 HR: 2	SF: 0 SAC: 0 DP: 0 HBP: 0	WP: 1 PB: 0 SB: 1 CS: 1	PA: 36																	
PITCHER	IP	WLS	BF	H	R	ER	SO	BB	IBB	HBP	BLK	WP	HR	S	P	ERA	WHIP	PITCHER		IP	WLS	BF	H	R	ER	SO	BB	IBB	HBP	BLK	WP	HR	S	P	ERA	WHIP	
Mike Paul, L ERA: 7.71	(1, 1)	0.1													6	6	108.00	15.000																			
Bill Gogolewski, R ERA: 3.95	(1, 1)	3.2	L	13	1	1	1	3	2	0	0	0	0	0	17	25	2.46	0.818																			
Don Stanhouse, R ERA: 10.5	(5, 1)	3.0	L	12	3	1	1	2	0	0	0	0	0	1	0	16	3.00	1.000																			
Steve Foucault, R ERA:	(8, 1)	1.0		4	0	0	0	1	1	0	0	0	0	0	5	9	0.00	1.000																			

Texas Rangers @ Chicago White Sox
Comiskey Park, Chicago, IL
Wed Apr 18 1973, 4:33 AM EST
Alt. 5,545 - Unknown - 56 F

AB 32
R 6
H 9
RBI 6
BB 3
SO 6
LOB 11



Batter	1	2	3	4	5	6	7	8	9	AB	R	H	RBI	BB	SO	LOB	TOP					
Vic Harris, S (1, 4)	F8		F8			K		4-3		4	0	0	0	0	1	1						
Toby Harrah, R OBP: 0.324, SLG: 0.323 (1, 6)	F7			K		E4		1B		4	0	1	1	0	1	0						
Rico Carty, R OBP: 0.156, SLG: 0.167 (1, 10)	1B			5-3		F8		5-3		4	0	1	0	0	0	1						
Mike Epstein, L OBP: 0.265, SLG: 0.207 (1, 3)	K			K			K		K	4	0	0	0	0	4	1						
Alex Johnson, R OBP: 0.484, SLG: 0.517 (1, 7)		5-3				K		1B	6-3	4	0	1	0	0	1	0						
Jeff Burroughs, R OBP: 0.258, SLG: 0.357 (1, 9)		6-3				6-3		F8	6-3	4	0	0	0	0	0	1						
Dick Billings, R OBP: 0.217, SLG: 0.105 Bill Sudakis, S (6, 2)		1-3				E5		G3		2	0	0	0	0	0	0						
Joe Lovitto, S OBP: 0.241, SLG: 0.222 (1, 5)			4-3			1-2		4-3	1B	2	1	1	0	1	0	0						
Elliott Maddox, R OBP: 0.400, SLG: 0.286 (1, 8)			K			6-3		F3		3	0	0	0	0	1	3						
Inning Stats	R: 0 E: 0 K: 1 S: 6	H: 1 LOB: 1 BB: 0 P: 6	R: 0 E: 0 K: 0 S: 3	H: 0 LOB: 0 BB: 0 P: 3	R: 0 E: 0 K: 1 S: 5	H: 0 LOB: 0 BB: 0 P: 5	R: 0 E: 0 K: 2 S: 7	H: 0 LOB: 0 BB: 0 P: 7	R: 0 E: 1 K: 1 S: 6	H: 0 LOB: 2 BB: 1 P: 10	R: 0 E: 0 K: 1 S: 5	H: 0 LOB: 0 BB: 0 P: 5	R: 0 E: 0 K: 0 S: 5	H: 1 LOB: 1 BB: 0 P: 6	R: 1 E: 0 K: 0 S: 5	H: 2 LOB: 1 BB: 0 P: 5	R: 0 E: 0 K: 1 S: 5	H: 0 LOB: 0 BB: 0 P: 5	1B: 3 2B: 1 3B: 0 HR: 0	SF: 0 SAC: 0 DP: 0 HBP: 0	WP: 0 PB: 0 CS: 0	PA: 33
PITCHER Bill Hands, R ERA: 2.86 (1, 1)	IP: 9.0 WLS: W BF: 33 H: 4 R: 1 ER: 1 SO: 8 BB: 1 IBB: 0 HBP: 0 BLK: 0 WP: 0 HR: 0 S: 48 P: 52 ERA: 1.00 WHIP: 0.556											PITCHER	IP: 9.0 WLS: W BF: 33 H: 4 R: 1 ER: 1 SO: 8 BB: 1 IBB: 0 HBP: 0 BLK: 0 WP: 0 HR: 0 S: 48 P: 52 ERA: 1.00 WHIP: 0.556									

Texas Rangers @ Minnesota Twins
Metropolitan Stadium, Bloomington, MI
Fri Apr 20 1973, 4:33 AM EST
Att. 4,600 - Unknown - 70 F

AB 32
R 1
H 4
RBI 1
BB 1
SO 8
LOB 8



Batter	1	2	3	4	5	6	7	8	9	AB	R	H	RBI	BB	SO	LOB	BOTTOM					
Larry Hisle, R OBP: 0.400, SLG: 0.700 (1, 8)	SF8	K		K		1B		G3		5	1	2	0	0	2	5						
Rod Carew, L OBP: 0.302, SLG: 0.444 (1, 4)	SF8		3-1		E1	L5-4		6-3		4	1	0	1	0	0	3						
Harmon Killebrew, R OBP: 0.286, SLG: 0.222 Steve Brye, R OBP: 0.333, SLG: 0.200 (9, 7)	6-3		L7		K					4	0	1	0	0	1	1						
Tony Oliva, L OBP: 0.297, SLG: 0.353 (1, 10)	P6		F7		E	F8				3	1	0	0	1	0	2						
Bobby Darwin, R OBP: 0.286, SLG: 0.289 (1, 9)		S		P6	E8			L1		4	1	2	1	0	0	0						
Steve Braun, L OBP: 0.388, SLG: 0.400 (1, 5)		1B		1B	1-3	1B		4-3		2	1	1	0	2	0	0						
Jerry Terrell, R OBP: 0.333, SLG: 0.333 (1, 6)		1B		1B	1B	SH3		L8		3	0	1	2	0	0	2						
George Mitterwald, R OBP: 0.318, SLG: 0.222 (1, 2)		K		F8	F5			P5		4	0	0	0	0	1	5						
Jim Holt, L OBP: 0.448, SLG: 0.667 (9, 3)		1-3		1-3		E6				4	0	3	1	0	0	0						
Inning Stats	R: 1 E: 0 K: 0 S: 4	H: 1 LOB: 0 BB: 0 P: 4	R: 1 E: 0 K: 2 S: 9	H: 2 LOB: 2 BB: 1 P: 13	R: 0 E: 0 K: 0 S: 3	H: 0 LOB: 0 BB: 0 P: 3	R: 1 E: 0 K: 1 S: 8	H: 3 LOB: 2 BB: 0 P: 8	R: 2 E: 2 K: 1 S: 7	H: 1 LOB: 2 BB: 2 P: 15	R: 0 E: 1 K: 0 S: 5	H: 2 LOB: 0 BB: 0 P: 5	R: 0 E: 0 K: 0 S: 3	H: 0 LOB: 0 BB: 0 P: 3	R: 0 E: 0 K: 0 S: 4	H: 1 LOB: 1 BB: 0 P: 4	R: 0 E: 0 K: 0 S: 4	H: 0 LOB: 0 BB: 0 P: 4	1B: 7 2B: 1 3B: 3 HR: 0	SF: 1 SAC: 1 DP: 1 HBP: 0	WP: 0 PB: 0 CS: 0	PA: 38
PITCHER Rich Hand, R ERA: 3.86 Mike Paul, L ERA: 6.35 Jim Merritt, L ERA: 6.75	IP: 5.0 WLS: L BF: 26 H: 7 R: 5 ER: 3 SO: 4 BB: 1 IBB: 2 HBP: 0 BLK: 0 WP: 0 HR: 0 S: 31 P: 43 ERA: 5.40 WHIP: 1.600											PITCHER	IP: 5.0 WLS: L BF: 26 H: 7 R: 5 ER: 3 SO: 4 BB: 1 IBB: 2 HBP: 0 BLK: 0 WP: 0 HR: 0 S: 31 P: 43 ERA: 5.40 WHIP: 1.600									

Texas Rangers @ Minnesota Twins
Metropolitan Stadium, Bloomington, MI
Fri Apr 20 1973, 4:33 AM EST
Att. 4,600 - Unknown - 70 F

AB 33
R 5
H 10
RBI 5
BB 3
SO 4
LOB 18



Batter	1	2	3	4	5	6	7	8	9	AB	R	H	RBI	BB	SO	LOB	TOP			
Vic Harris, S OBP: 0.059, SLG: 0.059 (1, 5)	0-0 HBP HR 1B		0-3 K		0-0 F7		0-0 FC3-6			4	1	1	0	0	1	1				
Toby Harrah, R OBP: 0.342, SLG: 0.324 (1, 6)	1-0 HR HBP		0-0 CS 1B		0-0 F8		0-0 F7			3	1	1	0	0	0	1				
Davey Nelson, R OBP: 0.276, SLG: 0.520 (1, 4) Jim Mason, L (9, 4)	0-3 K		0-0 L8		1-6-3		0-0 F8			4	0	0	0	0	1	4				
Alex Johnson, R OBP: 0.457, SLG: 0.576 (1, 10)	0-3 K			0-0 F8		HR		0-0 6-3		4	1	1	1	0	1	2				
Rico Carty, R OBP: 0.222, SLG: 0.324 (1, 7) Tom Grieve, R (8, 7)	0-0 HR			S 1B		1B 1B		0-0 L4		4	1	3	3	0	0	0				
Mike Epstein, L OBP: 0.270, SLG: 0.194 (1, 3) Larry Blittner, L (7, 3)	0-3 K			FC6 BB 1B		K		0-0 3-1		2	0	0	0	1	2	1				
Jeff Burroughs, R OBP: 0.257, SLG: 0.344 (1, 9) Joe Lovitto, S OBP: 0.241, SLG: 0.222 (9, 9)			0-0 F8		0-3 K		FC6-4 1B		0-3 K	4	0	1	0	0	2	2				
Elliott Maddox, R OBP: 0.345, SLG: 0.240 (1, 8)			0-0 F8		0-0 FC6		FC6-4		0-0 P4	4	0	0	0	0	0	4				
Ken Suarez, R OBP: 0.286, SLG: 0.286 (1, 2)			0-3 K		0-0 L5		FC3-6 1B		0-3 K	4	0	1	0	0	2	0				
Inning Stats	R: 3 E: 0 K: 3 S: 11	H: 2 LOB: 0 BB: 0 P: 12	R: 0 E: 0 K: 1 S: 5	H: 0 LOB: 0 BB: 0 P: 5	R: 0 E: 0 K: 1 S: 5	H: 1 LOB: 2 BB: 1 P: 10	R: 0 E: 0 K: 1 S: 6	H: 0 LOB: 0 BB: 0 P: 3	R: 1 E: 0 K: 1 S: 8	H: 3 LOB: 2 BB: 0 P: 8	R: 0 E: 0 K: 0 S: 4	H: 1 LOB: 1 BB: 0 P: 4	R: 0 E: 0 K: 0 S: 3	H: 0 LOB: 0 BB: 0 P: 3	R: 0 E: 0 K: 2 S: 7	H: 0 LOB: 0 BB: 0 P: 7	1B: 6 2B: 0 3B: 0 HR: 2	SF: 0 SAC: 0 DP: 0 HBP: 1	WP: 0 PB: 0 SB: 1 CS: 1	PA: 36
PITCHER	IP WLS BF H R ER SO BB IBB HBP BLK WP HR S P ERA WHIP	IP WLS BF H R ER SO BB IBB HBP BLK WP HR S P ERA WHIP																		
Jim Kaat, L ERA: 4.1 (1, 1)	7.0	30	8	4	4	7	1	0	0	0	0	0	0	0	0	0	5.14	1.286		
Ken Sanders, R ERA: 6.75 (8, 1)	2.0	6	0	0	0	2	0	0	0	0	0	0	0	0	10	10	0.00	0.000		

Texas Rangers @ Minnesota Twins
Metropolitan Stadium, Bloomington, MI
Sat Apr 21 1973, 4:33 AM EST
Att. 9,397 - Unknown - 69 F

AB 34
R 4
H 8
RBI 4
BB 1
SO 9
LOB 15



Batter	1	2	3	4	5	6	7	8	9	AB	R	H	RBI	BB	SO	LOB	BOTTOM			
Larry Hise, R OBP: 0.398, SLG: 0.659 (1, 8)	0-0 F9				0-0 L4			0-0 G6-3 1B		4	0	1	0	0	0	1				
Rod Carew, L OBP: 0.298, SLG: 0.410 (1, 4)	4-0 CS BB		0-0 6-3		0-0 6-3			0-0 G6-3		3	0	0	0	1	0	1				
Harmon Killebrew, R OBP: 0.240, SLG: 0.182 (1, 3)	0-0 P3		0-3 K		0-3 K			0-0 6-3		4	0	0	0	0	2	1				
Tony Oliva, L OBP: 0.333, SLG: 0.371 (1, 10) Danny Walton, R OBP: 0.455, SLG: 1.100 (3, PR) Mike Adams, R (9, PR)		1-0 HR HBP			0-0 1B		0-0 F5		0-0 BB 1B	1	1	1	0	0	0	0				
Bobby Darwin, R OBP: 0.304, SLG: 0.366 (1, 9)		0-0 HR		0-0 F8		0-0 F7		4-0 1B BB		3	2	1	2	1	0	1				
Steve Braun, L OBP: 0.333, SLG: 0.353 (1, 5)		0-0 F7			0-0 G3		0-0 6-3		0-0 F8	4	0	0	0	0	0	2				
Jerry Terrell, R OBP: 0.429, SLG: 0.429 (1, 6)		0-0 S 2B 1B		0-0 F3			0-0 1-3		0-0 1B IBB 1B	4	1	2	1	0	0	0				
George Mitterwald, R OBP: 0.320, SLG: 0.200 (1, 2) Danny Thompson, R OBP: 0.211, SLG: 0.171 (9, PH)		0-3 K		4-0 2B BB		0-3 K		4-0 1B IBB		2	0	0	0	1	2	1				
Jim Holt, L OBP: 0.485, SLG: 0.742 (1, 7)		0-0 2B		0-0 2B		0-0 6-3		0-0 1B		4	0	3	2	0	0	0				
Inning Stats	R: 0 E: 0 K: 0 S: 2	H: 0 LOB: 1 BB: 1 P: 6	R: 3 E: 0 K: 1 S: 8	H: 3 LOB: 1 BB: 0 P: 9	R: 0 E: 0 K: 1 S: 6	H: 1 LOB: 1 BB: 0 P: 6	R: 0 E: 0 K: 0 S: 3	H: 1 LOB: 2 BB: 1 P: 7	R: 0 E: 0 K: 1 S: 5	H: 0 LOB: 0 BB: 0 P: 5	R: 0 E: 0 K: 0 S: 3	H: 0 LOB: 0 BB: 0 P: 3	R: 0 E: 0 K: 0 S: 3	H: 1 LOB: 0 BB: 0 P: 3	R: 2 E: 0 K: 0 S: 4	H: 3 LOB: 3 BB: 2 P: 12	1B: 6 2B: 2 3B: 0 HR: 1	SF: 0 SAC: 0 DP: 1 HBP: 1	WP: 0 PB: 0 SB: 1 CS: 1	PA: 36
PITCHER	IP WLS BF H R ER SO BB IBB HBP BLK WP HR S P ERA WHIP	IP WLS BF H R ER SO BB IBB HBP BLK WP HR S P ERA WHIP																		
Pete Broberg, R ERA: 8.71 (1, 1)	7.0	28	6	3	3	4	2	0	1	0	0	0	0	0	0	0	3.86	1.143		
Steve Foucault, R ERA: 3.18 (8, 1)	1.1	8	3	2	2	0	1	1	0	0	0	0	6	14	13.50	3.000				

Texas Rangers @ Minnesota Twins
Metropolitan Stadium, Bloomington, MI
Sat Apr 21 1973, 4:33 AM EST
Att. 9,397 - Unknown - 69 F

AB 31
R 5
H 9
RBI 5
BB 4
SO 4
LOB 7



Batter	1	2	3	4	5	6	7	8	9	AB	R	H	RBI	BB	SO	LOB	TOP				
Davey Nelson, R OBP: 0.303, SLG: 0.500 (1, 4)	4-0 CS BB		0-0 FC4-6 1B		0-0 SH5-3		0-0 G3		0-0 6-3	3	0	1	0	1	0	1					
Toby Harrah, R OBP: 0.302, SLG: 0.282 (1, 6)	0-0 F7		0-0 P2		0-0 E6		0-3 K		0-0 6-3	5	0	0	0	0	1	3					
Larry Bittner, L (1, 3)	0-0 F7		0-0 FC4-6		0-0 3-1		4-0 1B BB		0-0 4-3	4	1	0	0	1	0	2					
Alex Johnson, R OBP: 0.462, SLG: 0.568 (1, 10)		0-0 G6-4-3 1B	0-3 K		0-0 5-3		0-0 1B		0-0 1B	4	0	2	0	0	1	2					
Rico Carty, R OBP: 0.225, SLG: 0.316 (1, 7)		0-0 G6-4-3		0-3 K		0-0 4-3		0-0 1B		4	0	1	2	0	1	1					
Dick Billings, R OBP: 0.259, SLG: 0.217 (1, 2)		0-0 BB 1B		0-0 2B		0-3 K		0-0 4-3		4	0	2	0	0	1	2					
Jeff Burroughs, R OBP: 0.282, SLG: 0.444 (1, 9)		0-0 BB 1B		0-0 F2		0-0 HR		0-0 6-3		4	1	2	1	0	0	1					
Vic Harris, S OBP: 0.095, SLG: 0.050 (1, 5)		4-0 FC5-4 BB		0-0 6-3		0-0 F8		0-0 L3		3	0	0	0	1	0	1					
Elliott Maddox, R OBP: 0.364, SLG: 0.276 (1, 8)		0-0 FC5-4		0-0 SH5-3 E 1B		0-0 1B G3		0-0 F9		4	2	2	0	0	0	3					
Inning Stats	R: 0 E: 0 K: 0 S: 2	H: 0 LOB: 0 BB: 1 P: 6	R: 0 E: 0 K: 0 S: 5	H: 3 LOB: 3 BB: 1 P: 9	R: 0 E: 0 K: 1 S: 6	H: 1 LOB: 1 BB: 0 P: 6	R: 0 E: 0 K: 1 S: 6	H: 1 LOB: 1 BB: 0 P: 6	R: 1 E: 1 K: 0 S: 5	H: 1 LOB: 1 BB: 0 P: 5	R: 1 E: 0 K: 1 S: 6	H: 1 LOB: 0 BB: 0 P: 6	R: 2 E: 0 K: 1 S: 8	H: 3 LOB: 2 BB: 1 P: 12	R: 0 E: 0 K: 0 S: 3	H: 0 LOB: 0 BB: 0 P: 3	R: 0 E: 0 K: 0 S: 3	H: 0 LOB: 0 BB: 0 P: 3	1B: 8 2B: 1 3B: 0 HR: 1	SF: 0 SAC: 1 DP: 1 HBP: 0	WP: 0 PA: 39
PITCHER	IP WLS BF H R ER SO BB IBB HBP BLK WP HR S P ERA WHIP	IP WLS BF H R ER SO BB IBB HBP BLK WP HR S P ERA WHIP																			
Bert Blyleven, R ERA: 3.1 (1, 1)	6.2 W 32 10 4 3 4	2.1 S 7 0 0 0 0																			
Ray Corbin, R ERA: (7, 1)																					

Texas Rangers @ Minnesota Twins
Metropolitan Stadium, Bloomington, MI
Sun Apr 22 1973, 4:33 AM EST
Att. 4,415 - Unknown - 46 F

AB 35
R 4
H 10
RBI 3
BB 3
SO 4
LOB 16



Batter	1	2	3	4	5	6	7	8	9	AB	R	H	RBI	BB	SO	LOB	BOTTOM			
Larry Hise, R OBP: 0.358, SLG: 0.604 (1, 8)	0-3 K		0-0 F9		0-0 P3		0-3 K			4	0	0	0	0	2	3				
Rod Carew, L OBP: 0.294, SLG: 0.395 (1, 4)	0-0 F8			0-3 K		0-0 BB 2B 1B		0-0 6-3		4	1	1	0	0	1	0				
Harmon Killebrew, R OBP: 0.276, SLG: 0.520 Steve Brye, R OBP: 0.333, SLG: 0.200 (1, 3) (8, 7)	0-0 6-3			0-0 HR		4-0 BB 2B BB		0-0 1-3		3	2	1	1	1	0	0				
Danny Walton, R OBP: 0.400, SLG: 0.846 (1, 10)		0-3 K		0-0 5-3		4-0 BB 2B BB		0-0 P3		3	1	0	0	1	1	0				
Bobby Darwin, R OBP: 0.280, SLG: 0.333 (1, 9)		0-0 6-3		0-0 6-3		0-3 K		0-0 5-3		4	0	0	0	0	1	3				
Steve Braun, L OBP: 0.370, SLG: 0.421 (1, 5)		0-0 1B			0-0 BB 6-3 1B		0-0 1B 2B		0-0 F5		4	2	3	3	0	0				
Danny Thompson, R OBP: 0.214, SLG: 0.179 (1, 6)		0-0 L8			0-0 6-3		0-0 FC1-6 1B		0-0 6-3		4	0	1	1	0	2				
George Mitterwald, R OBP: 0.357, SLG: 0.227 (1, 2)			0-0 6-3		0-0 WP 1B		4-0 FC1-6 BB			2	0	1	1	1	0	0				
Jim Holt, L OBP: 0.444, SLG: 0.676 (1, 7) (8, 3)			0-0 L8		0-3 K		0-0 FC1-6			3	0	0	0	0	1	3				
Inning Stats	R: 0 E: 0 K: 1 S: 5	H: 0 LOB: 0 BB: 0 P: 5	R: 0 E: 0 K: 1 S: 6	H: 1 LOB: 0 BB: 0 P: 6	R: 0 E: 0 K: 0 S: 3	H: 0 LOB: 0 BB: 0 P: 3	R: 1 E: 0 K: 1 S: 6	H: 1 LOB: 0 BB: 0 P: 6	R: 1 E: 0 K: 1 S: 7	H: 2 LOB: 1 BB: 0 P: 7	R: 4 E: 0 K: 2 S: 10	H: 3 LOB: 3 BB: 3 P: 22	R: 0 E: 0 K: 0 S: 3	H: 0 LOB: 0 BB: 0 P: 3	R: 0 E: 0 K: 0 S: 3	H: 0 LOB: 0 BB: 0 P: 3	1B: 5 2B: 1 3B: 0 HR: 1	SF: 0 SAC: 0 DP: 0 HBP: 0	WP: 1 PA: 34	
PITCHER	IP WLS BF H R ER SO BB IBB HBP BLK WP HR S P ERA WHIP	IP WLS BF H R ER SO BB IBB HBP BLK WP HR S P ERA WHIP																		
Dick Bosman, R ERA: 3.55 (1, 1)	5.0 L 22 5 5 5 4	0.1 4 2 1 1 1																		
Don Stanhouse, R ERA: 11.37 (6, 1)																				
Charlie Hudson, L ERA: 4.5 (6, 1)																				

Texas Rangers @ Minnesota Twins
Metropolitan Stadium, Bloomington, MI
Sun Apr 22 1973, 4:33 AM EST
Att. 4,415 - Unknown - 46 F

AB 31
R 6
H 7
RBI 6
BB 3
SO 6
LOB 11



Batter	1	2	3	4	5	6	7	8	9	AB	R	H	RBI	BB	SO	LOB	TOP										
Tony Taylor, R (1,4) OBP: 0.235, SLG: 0.303	0-0 6-3		0-0 1-3			0-3 K		0-0 6-3		4	0	0	0	0	1	1											
Bill Freehan, R (1,2) Fred Scherman, L (9, FR) OBP: 0.431, SLG: 0.414	0-0 P3			0-0 1B FC5-2-5		0-0 1B			0-0 G6-4-3 1B	4	0	3	0	0	0	0											
Al Kaline, R (1,9) OBP: 0.309, SLG: 0.412	0-0 L9			0-0 1B FC5-2-5		0-0 L9			0-0 G6-4-3 1B	4	0	2	0	0	0	1											
Willie Horton, R (1,7) OBP: 0.422, SLG: 0.625		0-0 P6		0-0 FC5-2-5 G1-4-3			1-0 CS HBP		0-0 G6-4-3 1B	3	0	0	0	0	0	4											
Frank Howard, R (1,10) Gates Brown, L (7, PH) OBP: 0.241, SLG: 0.192		0-0 CS 1B		0-0 G1-4-3			0-0 F9		4-0 FC6-4 IBB	2	0	1	0	0	0	2											
Aurelio Rodriguez, R (1,5) OBP: 0.194, SLG: 0.262	0-0 P4				0-0 F6			0-0 P4	0-0 FC6-4	4	0	0	0	0	0	4											
Norm Cash, L (1,3) OBP: 0.255, SLG: 0.447			0-0 F5		0-3 K		0-0 CS	0-0 F8		3	0	0	0	0	1	0											
Mickey Stanley, R (1,8) OBP: 0.351, SLG: 0.510			4-0 BB		0-3 K			0-0 HR		2	1	1	1	1	1	0											
Ed Brinkman, R (1,6) OBP: 0.377, SLG: 0.500			0-0 F8			0-0 F3		0-0 6-3		3	0	0	0	0	0	1											
Inning Stats	R: 0 E: 0 K: 0 S: 3	H: 0 LOB: 0 BB: 0 P: 3	R: 0 E: 0 K: 0 S: 3	H: 1 LOB: 0 BB: 0 P: 3	R: 0 E: 0 K: 0 S: 3	H: 0 LOB: 1 BB: 1 P: 7	R: 0 E: 0 K: 2 S: 4	H: 2 LOB: 0 BB: 0 P: 4	R: 0 E: 0 K: 1 S: 7	H: 0 LOB: 0 BB: 0 P: 7	R: 0 E: 0 K: 0 S: 2	H: 0 LOB: 0 BB: 0 P: 3	R: 1 E: 0 K: 0 S: 4	H: 1 LOB: 0 BB: 0 P: 4	R: 0 E: 0 K: 0 S: 4	H: 2 LOB: 2 BB: 1 P: 8	1B: 5 2B: 1 3B: 0 HR: 1	SF: 0 SAC: 0 DP: 2 HBP: 1	WP: 0 PB: 0 SB: 0 CS: 2	PA: 34							
PITCHER	IP	WLS	BF	H	R	ER	SO	BB	IBB	HBP	BLK	WP	HR	S	P	ERA	WHIP										
Mike Paul, L (1,1) ERA: 4.15	6.0	W	22	4	0	0	3	1	0	1	0	0	0	26	31	0.00	0.833										
Bill Gogolewski, R (7,1) ERA: 3.97	2.0		7	2	1	1	0	0	0	0	0	0	1	7	7	4.50	1.000										
Steve Foucault, R (9,1) ERA: 2.7	1.0	S	4	1	0	0	0	0	1	0	0	0	0	3	7	0.00	1.000										

Detroit Tigers @ Texas Rangers
Arlington Stadium, Arlington, TX
Tue Apr 24 1973, 7:05 PM EST
Att: 7,119 - Unknown

AB	30
R	1
H	7
RBI	1
BB	2
SO	3
LOB	14



Batter	1	2	3	4	5	6	7	8	9	AB	R	H	RBI	BB	SO	LOB	BOTTOM										
Davey Nelson, R (1,4) Vic Harris, S (8,4) OBP: 0.306, SLG: 0.484	0-0 SH2-3 1-3 S 1B		0-0 4-3			0-3 K		0-0 6-3		3	1	1	0	0	1	1											
Toby Harrah, R (1,6) OBP: 0.311, SLG: 0.317	0-0 SH2-3			0-0 F3			0-0 FC6-5 2B			2	0	1	0	0	0	0											
Rico Carty, R (1,10) OBP: 0.209, SLG: 0.293	0-0 1-3			0-0 4-3			0-0 FC6-5 1B WP			3	1	0	1	0	0	1											
Alex Johnson, R (1,7) OBP: 0.429, SLG: 0.525	0-0 5-3			0-0 F3			0-0 L9			3	0	0	0	0	0	1											
Dick Billings, R (1,2) OBP: 0.267, SLG: 0.231		0-3 K			0-0 L9		0-0 1-1 1B			3	0	1	1	0	1	0											
Jeff Burroughs, R (1,9) OBP: 0.282, SLG: 0.410		0-0 6-3			0-0 5-3		0-3 K			3	0	0	0	0	1	1											
Larry Blittner, L (1,3)		0-0 4-3			0-0 G3			0-0 F7		3	0	0	0	0	0	0											
Joe Lovitto, S (1,5) OBP: 0.250, SLG: 0.207			0-0 5-3			0-0 F8		4-0 S BB		2	0	0	0	1	0	0											
Elliott Maddox, R (1,8) OBP: 0.361, SLG: 0.281			0-0 L9			0-0 CS 1B		0-3 K		3	0	1	0	0	1	1											
Inning Stats	R: 1 E: 0 K: 0 S: 4	H: 1 LOB: 0 BB: 0 P: 4	R: 0 E: 0 K: 1 S: 5	H: 0 LOB: 0 BB: 0 P: 5	R: 0 E: 0 K: 0 S: 3	H: 0 LOB: 0 BB: 0 P: 3	R: 0 E: 0 K: 0 S: 3	H: 0 LOB: 0 BB: 0 P: 3	R: 0 E: 0 K: 1 S: 5	H: 1 LOB: 0 BB: 0 P: 5	R: 1 E: 0 K: 1 S: 7	H: 2 LOB: 1 BB: 0 P: 7	R: 0 E: 0 K: 1 S: 5	H: 0 LOB: 1 BB: 1 P: 9	1B: 3 2B: 1 3B: 0 HR: 0	SF: 0 SAC: 1 DP: 0 HBP: 0	WP: 1 PB: 0 SB: 2 CS: 1	PA: 28									
PITCHER	IP	WLS	BF	H	R	ER	SO	BB	IBB	HBP	BLK	WP	HR	S	P	ERA	WHIP										
Mickey Lolich, L (1,1) ERA: 3.12	8.0	L	28	4	2	2	4	1	0	0	0	1	0	35	39	2.25	0.625										

Detroit Tigers @ Texas Rangers
Arlington Stadium, Arlington, TX
Tue Apr 24 1973, 7:05 PM EST
Att: 7,119 - Unknown

AB	26
R	2
H	4
RBI	2
BB	1
SO	4
LOB	6



Batter	1	2	3	4	5	6	7	8	9	AB	R	H	RBI	BB	SO	LOB	TOP					
Dick McAuliffe, L (1,4) OBP: 0.220, SLG: 0.250	F9 4-3 1B		3-1	F8			F9		1B	5	0	2	0	0	0	2						
Bill Freehan, R (1,2) OBP: 0.429, SLG: 0.413	4-3		FC6-4 1B		E6 L4-3		F8		1B L1-4-3	5	0	2	0	0	0	1						
Al Kaline, R (1,9) OBP: 0.317, SLG: 0.400	BB		FC6-4 1-2		L8			HBP E 1B	L1-4-3	4	0	1	0	1	0	4						
Gates Brown, L (1,10) OBP: 0.366, SLG: 0.382	F9 2-3		K2-3		L4-3			F8		4	0	0	0	0	1	5						
Norm Cash, L (1,3) OBP: 0.255, SLG: 0.420	1-2 BB			P6			F8	E6 HBP		3	0	0	0	1	0	1						
Willie Horton, R (1,7) OBP: 0.429, SLG: 0.651	K			SF9 3B			4-3	1-6 FC5-4 HBP		3	1	1	0	0	1	3						
Mickey Stanley, R (1,8) OBP: 0.344, SLG: 0.538		K		SF9				P5		3	0	1	1	0	1	3						
Aurelio Rodriguez, R (1,5) OBP: 0.197, SLG: 0.277		F8		3-H			5-3	FC5-4 1-2		4	0	1	0	0	0	4						
Ed Brinkman, R (1,6) OBP: 0.368, SLG: 0.469		F8			4-0 BB			F8	6-3	3	0	0	0	1	0	0						
Inning Stats	R: 0 E: 0 K: 1 S: 6	H: 1 LOB: 3 BB: 2 P: 14	R: 0 E: 0 K: 1 S: 5	H: 0 LOB: 0 BB: 0 P: 5	R: 0 E: 0 K: 1 S: 6	H: 1 LOB: 1 BB: 0 P: 6	R: 1 E: 0 K: 0 S: 5	H: 2 LOB: 2 BB: 1 P: 9	R: 0 E: 1 K: 0 S: 4	H: 1 LOB: 1 BB: 0 P: 4	R: 0 E: 0 K: 0 S: 3	H: 0 LOB: 0 BB: 0 P: 3	R: 0 E: 0 K: 0 S: 3	H: 0 LOB: 0 BB: 0 P: 3	R: 0 E: 1 K: 0 S: 5	H: 1 LOB: 3 BB: 0 P: 6	R: 0 E: 0 K: 0 S: 4	H: 2 LOB: 1 BB: 0 P: 4	1B: 5 2B: 2 3B: 2 HR: 0	SF: 1 SAC: 0 DP: 2 HBP: 1	WP: 0 PB: 0 SB: 0 CS: 0	PA: 39
PITCHER	IP WLS BF H R ER SO BB IBB HBP BLK WP HR S P ERA WHIP	IP WLS BF H R ER SO BB IBB HBP BLK WP HR S P ERA WHIP																				
Rich Hand, R (1,1) ERA: 2.51	7.1 W 32 6 1 1 3 3 0 0 0 0 0 0 35 47 1.23 1.227	1.2 S 7 2 0 0 0 0 0 0 1 0 0 0 6 7 0.00 1.200																				
Steve Foucault, R (8,1) ERA: 2.16																						

Detroit Tigers @ Texas Rangers
Arlington Stadium, Arlington, TX
Wed Apr 25 1973, 7:05 PM EST
Att: 7,386 - Unknown

AB 34
R 1
H 8
RBI 1
BB 3
SO 3
LOB 23



Batter	1	2	3	4	5	6	7	8	9	AB	R	H	RBI	BB	SO	LOB	BOTTOM			
Davey Nelson, R (1,4) OBP: 0.275, SLG: 0.429	K		P3		L9		5-3			4	0	0	0	0	1	3				
Tom Grieve, R (8,7)			1-2							0	0	0	0	0	0	0				
Toby Harrah, R (1,6) OBP: 0.347, SLG: 0.356	CS 1B		2-H 1B			2B 1B	4-3			4	1	3	1	0	0	1				
Larry Bittner, L (1,3)	F9		4-3			F8		F8		4	0	0	0	0	0	3				
Alex Johnson, R (1,10) OBP: 0.413, SLG: 0.523	CS 1-2	K		P6		S 2B 2B		1-3		4	1	1	1	0	1	0				
Rico Carty, R (1,7) OBP: 0.196, SLG: 0.273		F3		K		K		P6		3	0	0	0	0	2	1				
Jim Mason, L (8,4)										1	0	0	0	0	0	0				
Dick Billings, R (1,2) OBP: 0.273, SLG: 0.276		5-3		5-3						3	0	1	1	0	0	0				
Jeff Burroughs, R (1,9) OBP: 0.289, SLG: 0.500				HR		6-3				3	1	2	1	0	0	1				
Joe Lovitto, S (1,5) OBP: 0.242, SLG: 0.200										1	0	0	0	0	1	0				
Vic Harris, S (4,5) OBP: 0.125, SLG: 0.087										2	0	1	0	0	0	1				
Elliott Maddox, R (1,8) OBP: 0.385, SLG: 0.314				S 1B						3	1	2	0	0	0	1				
Inning Stats	R: 0 E: 0 K: 1 S: 5	H: 1 LOB: 0 BB: 0 P: 5	R: 0 E: 0 K: 1 S: 5	H: 0 LOB: 0 BB: 0 P: 5	R: 2 E: 0 K: 1 S: 8	H: 3 LOB: 1 BB: 0 P: 8	R: 0 E: 0 K: 1 S: 5	H: 0 LOB: 0 BB: 0 P: 5	R: 0 E: 0 K: 0 S: 4	H: 1 LOB: 1 BB: 0 P: 4	R: 2 E: 0 K: 1 S: 8	H: 3 LOB: 1 BB: 0 P: 8	R: 0 E: 0 K: 0 S: 4	H: 2 LOB: 1 BB: 0 P: 4	R: 0 E: 0 K: 0 S: 3	H: 0 LOB: 0 BB: 0 P: 3	1B: 7 2B: 2 3B: 0 HR: 1	SF: 0 SAC: 0 DP: 0 HBP: 0	WP: 0 PB: 0 SB: 2 CS: 1	PA: 33
PITCHER	IP WLS BF H R ER SO BB IBB HBP BLK WP HR S P ERA WHIP	IP WLS BF H R ER SO BB IBB HBP BLK WP HR S P ERA WHIP																		
Joe Coleman, R (1,1) ERA: 2.56	5.2 L 24 8 4 4 4 0 0 0 0 0 0 8 34 6.35 1.412	2.1 8 2 0 0 0 0 0 0 0 0 0 0 8 8 0.00 0.857																		
Lerrin LaGrow, R (6,1) ERA: 3.75																				

Detroit Tigers @ Texas Rangers
Arlington Stadium, Arlington, TX
Wed Apr 25 1973, 7:05 PM EST
Att: 7,386 - Unknown

AB 32
R 4
H 10
RBI 4
BB 0
SO 5
LOB 11



Batter	1	2	3	4	5	6	7	8	9	AB	R	H	RBI	BB	SO	LOB	TOP		
Jim Northrup, L (1,9) OBP: 0.353, SLG: 0.310	0-0 4-3		0-0 E 2B		0-0 6-3		0-0 FC4-6		0-0 3B 1B	5	1	2	1	0	0	1			
Aurelio Rodriguez, R (1,5) OBP: 0.197, SLG: 0.200	0-3 K		0-0 F8		0-0 F8		0-0 F2		0-0 3B	5	0	1	2	0	1	2			
Rich Reese, L (1,3) OBP: 0.143, SLG: 0.053	4-0 BB		0-0 E5		0-0 BB 1B				0-0 L9 P5	4	0	1	0	1	0	3			
Bill Freehan, R (1,2) OBP: 0.405, SLG: 0.388	0-0 F9		0-0 P5		0-0 F7				0-0 F8	4	0	0	0	0	0	4			
Gates Brown, L (1,10) OBP: 0.333, SLG: 0.342		0-0 3-1		0-0 4-3		0-0 F9		0-0 L7		4	0	0	0	0	0	1			
Willie Horton, R (1,7) OBP: 0.415, SLG: 0.609	0-3 K		0-0 E6		0-0 E6 BB				0-3 K	3	0	0	0	1	2	0			
Dick McAuliffe, L (1,4) OBP: 0.222, SLG: 0.250 (9, 6)	0-0 E5		0-0 F9		0-0 P5				0-0 BB 1B	4	1	1	0	0	0	3			
Mickey Stanley, R (1,8) OBP: 0.323, SLG: 0.500	0-0 F5		0-0 F5		0-0 F7				0-0 F7	4	0	0	0	0	0	3			
Ed Brinkman, R (1,6) OBP: 0.367, SLG: 0.462			0-0 F7		0-0 P5				4-0 BB 1B	3	0	1	0	0	0	0			
Norm Cash, L (9, PH) OBP: 0.268, SLG: 0.420 (9, PR)									1-2 BB	0	0	0	0	1	0	0			
Tony Taylor, R (9, PR) OBP: 0.235, SLG: 0.303 (9, 4)									1-2 BB	0	1	0	0	0	0	0			
Inning Stats	R: 0 E: 0 K: 1 S: 5	H: 0 LOB: 1 BB: 1 P: 9	R: 0 E: 1 K: 1 S: 6	H: 0 LOB: 1 BB: 0 P: 6	R: 0 E: 1 K: 0 S: 5	H: 1 LOB: 2 BB: 0 P: 5	R: 0 E: 1 K: 0 S: 4	H: 0 LOB: 0 BB: 0 P: 4	R: 0 E: 0 K: 0 S: 3	H: 0 LOB: 0 BB: 0 P: 3	R: 0 E: 0 K: 0 S: 4	H: 1 LOB: 1 BB: 0 P: 4	R: 0 E: 0 K: 0 S: 3	H: 0 LOB: 0 BB: 0 P: 3	R: 3 E: 0 K: 1 S: 8	H: 3 LOB: 2 BB: 1 P: 12	1B: 4 2B: 1 3B: 1 HR: 0	SF: 0 SAC: 0 DP: 0 HBP: 0	WP: 0 PA: 39 PB: 0 SB: 0 CS: 0
PITCHER Pete Broberg, R (1,1) ERA: 6.05	IP: 9.0 WLS: L BF: 39 H: 6 R: 3 ER: 3 SO: 3 BB: 3 IBB: 0 HBP: 0 BLK: 0 WP: 0 HR: 0 S: 42 P: 54 ERA: 3.00 WHIP: 1.000																		

Detroit Tigers @ Texas Rangers
Arlington Stadium, Arlington, TX
Thu Apr 26 1973, 7:05 PM EST
Att: 5,399 - Unknown

AB 36
R 3
H 6
RBI 3
BB 3
SO 3
LOB 17



Batter	1	2	3	4	5	6	7	8	9	AB	R	H	RBI	BB	SO	LOB	BOTTOM		
Davey Nelson, R (1,4) OBP: 0.250, SLG: 0.385	0-3 K		0-3 K			0-0 F8		0-0 4-3		4	0	0	0	0	2	1			
Toby Harrah, R (1,6) OBP: 0.321, SLG: 0.327	0-0 5-3		0-0 F8		0-0 F2				0-0 P5	4	0	0	0	0	0	0			
Rico Carty, R (1,10) OBP: 0.200, SLG: 0.255 (9, PR)	0-3 K		0-0 F9		0-0 F8				4-0 BB SF9	3	0	0	0	1	1	0			
Alex Johnson, R (1,7) OBP: 0.400, SLG: 0.521		0-3 K		0-0 1-4-3		0-0 4-3			0-0 BB 2B	4	0	1	0	0	1	0			
Jeff Burroughs, R (1,9) OBP: 0.286, SLG: 0.477		4-0 BB			0-3 K		0-0 6-3		0-0 SF9	2	0	0	1	1	1	0			
Larry Bittner, L (1,3) OBP: 0.318, SLG: 0.125 (9, PH)		0-0 P6			0-0 4-3 2B				0-0 F8	3	0	1	0	0	1	1			
Dick Billings, R (9, PH) OBP: 0.265, SLG: 0.267									0-0 F8	1	0	0	0	0	0	2			
Joe Lovitto, S (1,5) OBP: 0.222, SLG: 0.182		0-0 1-3			0-0 4-3				0-0 4-3	3	0	0	0	0	0	2			
Elliott Maddox, R (1,8) OBP: 0.381, SLG: 0.316			0-0 5-3		0-3 K				0-0 2B 1B	3	1	1	0	0	1	1			
Ken Suarez, R (1,2) OBP: 0.300, SLG: 0.400			0-0 5-3		0-0 1-3				0-0 2B	3	0	1	1	0	0	0			
Inning Stats	R: 0 E: 0 K: 2 S: 7	H: 0 LOB: 0 BB: 0 P: 7	R: 0 E: 0 K: 1 S: 5	H: 0 LOB: 1 BB: 1 P: 9	R: 0 E: 0 K: 1 S: 5	H: 0 LOB: 0 BB: 0 P: 5	R: 0 E: 0 K: 0 S: 3	H: 0 LOB: 0 BB: 0 P: 3	R: 0 E: 0 K: 0 S: 3	H: 0 LOB: 0 BB: 0 P: 3	R: 0 E: 0 K: 0 S: 3	H: 0 LOB: 0 BB: 0 P: 3	R: 1 E: 0 K: 1 S: 7	H: 2 LOB: 1 BB: 0 P: 7	R: 1 E: 0 K: 0 S: 4	H: 1 LOB: 2 BB: 1 P: 8	1B: 1 2B: 3 3B: 0 HR: 0	SF: 1 SAC: 0 DP: 0 HBP: 0	WP: 0 PA: 33 PB: 0 SB: 0 CS: 0
PITCHER Woodie Fryman, L (1,1) ERA: 3.38	IP: 8.1 WLS: W BF: 30 H: 3 R: 2 ER: 2 SO: 7 BB: 2 IBB: 0 HBP: 0 BLK: 0 WP: 0 HR: 0 S: 42 P: 50 ERA: 2.16 WHIP: 0.600																		
Lerrin LaGrow, R (9,1) ERA: 3.71	0.1 S: 1	0	0	0	0	0	0	0	0	0	0	0	0	0	0	0	0	0	
John Hiller, L (9,1) ERA:	0.1	0	0	0	0	0	0	0	0	0	0	0	0	0	0	0	0	0	

Detroit Tigers @ Texas Rangers
Arlington Stadium, Arlington, TX
Thu Apr 26 1973, 7:05 PM EST
Att: 5,399 - Unknown

AB 30
R 2
H 4
RBI 2
BB 2
SO 7
LOB 7



Batter	1	2	3	4	5	6	7	8	9	AB	R	H	RBI	BB	SO	LOB	TOP				
Dave May, L OBP: 0.257, SLG: 0.431 (1, 8)										4	0	1	0	0	1	0	Milwaukee Brewers @ Texas Rangers Arlington Stadium, Arlington, TX Sat Apr 28 1973, 7:05 PM EST Att: 11,504 - Unknown				
Tim Johnson, L OBP: 0.167, SLG: 0.400 (1, 6)										3	0	0	1	0	0	0					
Joe Lahoud, L OBP: 0.243, SLG: 0.125 (1, 9)										3	0	0	0	1	1	1					
George Scott, R OBP: 0.300, SLG: 0.424 (1, 3)										3	1	0	0	1	1	2					
John Briggs, L OBP: 0.339, SLG: 0.396 (1, 7)										4	2	2	0	0	1	1					
Ollie Brown, R OBP: 0.282, SLG: 0.421 (1, 10)										4	0	3	3	0	0	0					
Darrell Porter, L OBP: 0.375, SLG: 0.323 (1, 2)										4	0	0	0	0	0	2					
John Vukovich, R OBP: 0.188, SLG: 0.205 (1, 5)										4	0	0	0	0	1	2					
Pedro Garcia, R OBP: 0.293, SLG: 0.556 (1, 4)										3	1	0	0	0	0	0					
Inning Stats	R: 0 E: 0 K: 1 S: 5	H: 0 LOB: 0 BB: 0 P: 5	R: 1 E: 0 K: 1 S: 6	H: 2 LOB: 0 BB: 0 P: 6	R: 0 E: 0 K: 1 S: 5	H: 0 LOB: 0 BB: 0 P: 5	R: 0 E: 0 K: 0 S: 3	H: 0 LOB: 1 BB: 1 P: 7	R: 0 E: 0 K: 0 S: 3	H: 0 LOB: 0 BB: 0 P: 3	R: 2 E: 0 K: 1 S: 7	H: 2 LOB: 1 BB: 1 P: 11	R: 1 E: 1 K: 0 S: 5	H: 1 LOB: 1 BB: 0 P: 5	R: 0 E: 0 K: 1 S: 6	H: 1 LOB: 1 BB: 0 P: 6	1B: 4 2B: 2 3B: 0 HR: 0	SF: 1 SAC: 0 DP: 0 HBP: 0	WP: 0 PB: 0 SB: 0 CS: 0	PA: 35	
PITCHER	IP	WLS	BF	H	R	ER	SO	BB	IBB	HBP	BLK	WP	HR	S	P	ERA	WHIP				
Don Stanhouse, R ERA: 7.82 (1, 1)	6.1	L	24	4	3	3	3	2	0	0	0	0	0	28	36	4.26	0.947				
Jim Merritt, L ERA: 4.05 (7, 1)	2.2		11	2	1	0	2	0	0	0	0	0	0	15	15	0.00	0.750				

Batter	1	2	3	4	5	6	7	8	9	AB	R	H	RBI	BB	SO	LOB	BOTTOM				
Davey Nelson, R OBP: 0.283, SLG: 0.370 (1, 4)										4	0	2	0	1	1	0	Milwaukee Brewers @ Texas Rangers Arlington Stadium, Arlington, TX Sat Apr 28 1973, 7:05 PM EST Att: 11,504 - Unknown				
Toby Harrah, R OBP: 0.333, SLG: 0.328 (1, 6)										5	0	2	0	0	0	3					
Alex Johnson, R OBP: 0.390, SLG: 0.491 (1, 7)										5	0	1	0	0	1	3					
Rico Carty, R OBP: 0.241, SLG: 0.250 (1, 10)										1	1	0	0	3	0	1					
Mike Epstein, L OBP: 0.289, SLG: 0.189 (1, 3)										3	0	0	0	1	0	5					
Jeff Burroughs, R OBP: 0.316, SLG: 0.490 (1, 9)										3	0	1	0	1	1	2					
Vic Harris, S OBP: 0.188, SLG: 0.161 (1, 5)										4	1	1	0	0	0	6					
Elliott Maddox, R OBP: 0.420, SLG: 0.419 (1, 8)										3	1	1	3	1	0	0					
Ken Suarez, R OBP: 0.308, SLG: 0.462 (8, PH)										3	0	1	0	0	1	3					
Bill Sudakis, S (9, 2)										1	0	0	0	0	0	0					
Inning Stats	R: 0 E: 0 K: 2 S: 8	H: 1 LOB: 1 BB: 0 P: 8	R: 0 E: 0 K: 1 S: 4	H: 0 LOB: 0 BB: 1 P: 8	R: 0 E: 0 K: 1 S: 5	H: 1 LOB: 0 BB: 0 P: 5	R: 0 E: 0 K: 0 S: 4	H: 2 LOB: 3 BB: 2 P: 12	R: 0 E: 0 K: 0 S: 4	H: 1 LOB: 2 BB: 1 P: 8	R: 0 E: 0 K: 0 S: 3	H: 0 LOB: 0 BB: 0 P: 3	R: 3 E: 0 K: 0 S: 5	H: 2 LOB: 0 BB: 1 P: 9	R: 0 E: 0 K: 0 S: 3	H: 1 LOB: 0 BB: 0 P: 3	1B: 6 2B: 4 3B: 0 HR: 1	SF: 0 SAC: 0 DP: 2 HBP: 0	WP: 0 PB: 0 SB: 0 CS: 1	PA: 41	
PITCHER	IP	WLS	BF	H	R	ER	SO	BB	IBB	HBP	BLK	WP	HR	S	P	ERA	WHIP				
Jerry Bell, R ERA: 3.88 (1, 1)	9.0	W	39	9	3	3	4	6	1	0	0	0	1	40	68	3.00	1.667				

AB	32
R	4
H	6
RBI	4
BB	2
SO	5
LOB	8



Batter	1	2	3	4	5	6	7	8	9	AB	R	H	RBI	BB	SO	LOB	TOP			
Dave May, L OBP: 0.244, SLG: 0.408 (1, 8)	0-0 6-3		0-0 4-3					0-0 F2		4	0	0	0	0	0	1				
Bob Coluccio, R OBP: 0.237, SLG: 0.353 (1, 9)	0-0 2B			0-0 6-3				0-0 6-3		4	1	1	0	0	0	1				
Tim Johnson, L OBP: 0.300, SLG: 0.556 (1, 6)	0-0 1B			0-0 1B				0-0 1-3		4	0	2	1	0	1	1				
George Scott, R OBP: 0.297, SLG: 0.406 (1, 3)	0-0 L6-5			0-0 P4				0-0 4-3		3	0	0	0	1	0	2				
John Briggs, L OBP: 0.364, SLG: 0.411 (1, 7)		0-0 L4		0-0 1B				0-0 BB		3	0	2	0	1	0	0				
Ollie Brown, R OBP: 0.256, SLG: 0.381 (1, 10)		0-3 K		0-3 K				0-3 K		4	0	0	0	0	4	5				
Darrell Porter, L OBP: 0.364, SLG: 0.294 (1, 2)		0-3 K			0-0 G3			0-0 4-3		3	0	0	0	1	1	1				
John Vukovich, R OBP: 0.176, SLG: 0.191 (1, 5)			0-0 F7		0-3 K			0-0 G6-4-3		3	0	0	0	0	1	3				
Pedro Garcia, R OBP: 0.295, SLG: 0.544 (1, 4)			0-0 P4		0-0 6-3			0-0 1B		3	0	1	0	0	0	0				
Inning Stats	R: 1 E: 0 K: 0 S: 4	H: 2 LOB: 0 BB: 4 P: 4	R: 0 E: 0 K: 2 S: 7	H: 0 LOB: 0 BB: 0 P: 7	R: 0 E: 0 K: 0 S: 3	H: 0 LOB: 0 BB: 0 P: 3	R: 0 E: 0 K: 1 S: 7	H: 2 LOB: 2 BB: 0 P: 7	R: 0 E: 0 K: 1 S: 5	H: 0 LOB: 0 BB: 0 P: 5	R: 0 E: 0 K: 1 S: 5	H: 1 LOB: 2 BB: 2 P: 13	R: 0 E: 0 K: 0 S: 4	H: 1 LOB: 1 BB: 0 P: 4	R: 0 E: 0 K: 1 S: 5	H: 0 LOB: 1 BB: 1 P: 9	1B: 5 2B: 2 3B: 0 HR: 0	SF: 0 SAC: 0 DP: 2 HBP: 0	WP: 0 PB: 0 SB: 0 CS: 0	PA: 34
PITCHER Mike Paul, L ERA: 3.08 (1, 1)	IP: 9.0 WLS: W BF: 34 H: 6 R: 1 ER: 1 SO: 7 BB: 3 IBB: 0 HBP: 0 BLK: 0 WP: 0 HR: 0 S: 45 P: 57 ERA: 1.00 WHIP: 1.000															PITCHER				

Milwaukee Brewers @ Texas Rangers
Arlington Stadium, Arlington, TX
Sun Apr 29 1973, 8:05 PM EDT
Att: 5,157 - Unknown

AB 31
R 1
H 6
RBI 1
BB 3
SO 7
LOB 14



Batter	1	2	3	4	5	6	7	8	9	AB	R	H	RBI	BB	SO	LOB	BOTTOM			
Davey Nelson, R OBP: 0.293, SLG: 0.392 (1, 4)	0-0 F8				0-0 6-3				0-0 1B	5	0	2	1	0	0	1				
Toby Harrah, R OBP: 0.353, SLG: 0.355 (1, 6)	0-0 F9		0-0 6-3		4-0 BB		0-0 2B		0-0 1B	4	0	2	1	1	0	0				
Alex Johnson, R OBP: 0.397, SLG: 0.492 (1, 7)	0-0 WP		0-0 1B		0-0 1-3			0-0 1-3		4	0	2	0	0	0	1				
Mike Epstein, L OBP: 0.327, SLG: 0.250 (1, 3)	4-0 WP		0-0 G4-6-3		0-0 F9		0-0 6-3		0-0 6-3	3	0	2	0	1	0	0				
Rico Carty, R OBP: 0.242, SLG: 0.236 (1, 10)	4-0 1-2		0-0 G4-6-3		0-0 F9		0-0 6-3		0-0 6-3	3	0	0	0	1	0	3				
Jeff Burroughs, R OBP: 0.311, SLG: 0.463 (1, 9)	0-0 1-6-3			0-0 6-3		4-0 FC3-2-5		0-0 F8		3	0	0	0	1	0	3				
Vic Harris, S OBP: 0.194, SLG: 0.171 (1, 5)		0-0 L3		0-0 4-3		0-0 1-2		0-0 1B		4	1	1	0	0	0	2				
Elliott Maddox, R OBP: 0.426, SLG: 0.413 (1, 8)		4-0 S		0-0 F8		0-3 3H		0-0 1B		3	1	1	0	1	1	2				
Rick Stelmazek, L Bill Sudakis, S (9, PH)		0-3 K			0-0 4-3		0-0 4-3		0-0 P6	3	0	0	0	0	1	1				
Inning Stats	R: 0 E: 0 K: 0 S: 4	H: 1 LOB: 3 BB: 2 P: 12	R: 0 E: 0 K: 1 S: 5	H: 0 LOB: 1 BB: 1 P: 9	R: 0 E: 0 K: 0 S: 4	H: 2 LOB: 1 BB: 0 P: 4	R: 0 E: 0 K: 0 S: 3	H: 0 LOB: 0 BB: 0 P: 3	R: 0 E: 0 K: 1 S: 6	H: 1 LOB: 2 BB: 1 P: 10	R: 0 E: 0 K: 0 S: 3	H: 2 LOB: 1 BB: 0 P: 3	R: 0 E: 0 K: 0 S: 3	H: 0 LOB: 0 BB: 0 P: 3	R: 2 E: 0 K: 0 S: 6	H: 4 LOB: 2 BB: 0 P: 6	1B: 7 2B: 3 3B: 0 HR: 0	SF: 0 SAC: 0 DP: 1 HBP: 0	WP: 1 PB: 0 SB: 2 CS: 1	PA: 38
PITCHER Jim Slaton, R ERA: 1.65 Ray Newman, L ERA: 1.54 (8, 1)	IP: 7.0 WLS: L BF: 29 H: 6 R: 0 ER: 0 SO: 2 BB: 5 IBB: 0 HBP: 0 BLK: 0 WP: 1 HR: 0 S: 28 P: 48 ERA: 0.00 WHIP: 1.571															PITCHER				

Milwaukee Brewers @ Texas Rangers
Arlington Stadium, Arlington, TX
Sun Apr 29 1973, 8:05 PM EDT
Att: 5,157 - Unknown


AB 33
R 2
H 10
RBI 2
BB 5
SO 2
LOB 15



Batter	1	2	3	4	5	6	7	8	9	AB	R	H	RBI	BB	SO	LOB	TOP					
Davey Nelson, R OBP: 0.302, SLG: 0.411 (1, 4)	5-3		K					K		5	1	2	1	0	2	2						
Toby Harrah, R OBP: 0.356, SLG: 0.358 (1, 6)	P7							F9		5	1	2	1	0	0	3						
Alex Johnson, R OBP: 0.382, SLG: 0.470 (1, 10)	K								6-3	5	0	1	1	0	1	1						
Rico Carty, R OBP: 0.254, SLG: 0.254 (9, PR)										4	1	1	0	1	0	2						
Tom Grieve, R (9, 8)										0	1	0	0	0	0	0						
Mike Epstein, L OBP: 0.352, SLG: 0.256 (1, 3)										3	0	1	0	2	2	1						
Jeff Burroughs, R OBP: 0.333, SLG: 0.525 (1, 9)										5	1	3	4	0	0	3						
Vic Harris, S OBP: 0.195, SLG: 0.175 (1, 5)										5	0	1	0	0	2	7						
Elliott Maddox, R OBP: 0.404, SLG: 0.388 (7, 8)										3	0	0	0	0	1	3						
Larry Blittner, L OBP: 0.111, SLG: 0.118 (9, 7)										1	0	0	0	0	0	0						
Ken Suarez, R OBP: 0.412, SLG: 0.529 (1, 2)										4	2	3	0	0	0	1						
Inning Stats	R: 0 E: 0 K: 1 S: 5	H: 0 LOB: 0 BB: 0 P: 5	R: 0 E: 0 K: 1 S: 6	H: 1 LOB: 2 BB: 1 P: 10	R: 3 E: 0 K: 2 S: 11	H: 4 LOB: 2 BB: 1 P: 15	R: 0 E: 0 K: 0 S: 4	H: 2 LOB: 1 BB: 0 P: 4	R: 0 E: 0 K: 1 S: 5	H: 0 LOB: 0 BB: 0 P: 5	R: 3 E: 0 K: 0 S: 7	H: 4 LOB: 1 BB: 0 P: 7	R: 0 E: 0 K: 1 S: 6	H: 1 LOB: 1 BB: 0 P: 6	R: 0 E: 0 K: 1 S: 6	H: 1 LOB: 2 BB: 1 P: 10	R: 1 E: 0 K: 1 S: 6	H: 1 LOB: 2 BB: 1 P: 10	1B: 11 2B: 2 3B: 0 HR: 1	SF: 0 SAC: 0 DP: 1 HBP: 0	WP: 0 PB: 0 SB: 1 CS: 0	PA: 43
PITCHER	IP WLS BF H R ER SO BB IBB HBP BLK WP HR S P ERA WHIP	5.2 L 28 10 6 6 5 2 0 0 0 0 1 36 44 9.53 2.118	3.0 L 14 4 1 1 3 1 0 0 0 0 0 19 23 3.00 1.667	0.1 1 0 0 0 0 0 0 0 0 0 0 0 1 1 0.00 0.000	PITCHER										IP WLS BF H R ER SO BB IBB HBP BLK WP HR S P ERA WHIP							
Bill Lee, L ERA: 3.33 (1, 1)											5.2 L 28 10 6 6 5 2 0 0 0 0 1 36 44 9.53 2.118											
Lynn McGlothen, R ERA: 8.44 (6, 1)											3.0 L 14 4 1 1 3 1 0 0 0 0 0 19 23 3.00 1.667											
Bob Veale, L ERA: 3.18 (9, 1)											0.1 1 0 0 0 0 0 0 0 0 0 0 0 1 1 0.00 0.000											

Texas Rangers @ Boston Red Sox
Fenway Park, Boston, MA
Tue May 01 1973, 7:05 PM EDT
Att. 8,616 - Unknown - 64 F

AB 40
R 7
H 14
RBI 7
BB 3
SO 8
LOB 23



Batter	1	2	3	4	5	6	7	8	9	AB	R	H	RBI	BB	SO	LOB	BOTTOM					
Tommy Harper, R OBP: 0.384, SLG: 0.453 (1, 7)	6-3		K					L8		5	1	2	0	0	1	0						
Luis Aparicio, R OBP: 0.315, SLG: 0.318 (1, 6)	P4							P9		5	0	0	0	0	0	3						
Carl Yastrzemski, L OBP: 0.313, SLG: 0.443 (1, 3)	B2-3									3	1	2	1	2	0	0						
Reggie Smith, S OBP: 0.377, SLG: 0.493 (1, 8)										5	2	1	0	0	2	5						
Orlando Cepeda, R OBP: 0.373, SLG: 0.618 (9, PR)										2	2	1	1	3	0	3						
Rick Miller, L OBP: 0.333, SLG: 0.333 (9, PR)										0	0	0	0	0	0	0						
Rico Petrucelli, R OBP: 0.311, SLG: 0.509 (1, 5)										4	0	2	2	0	1	1						
Carlton Fisk, R OBP: 0.412, SLG: 0.742 (1, 2)										4	0	1	1	0	0	3						
Ben Oglivie, L OBP: 0.452, SLG: 0.724 (1, 9)										4	0	3	0	1	1	2						
Doug Griffin, R OBP: 0.309, SLG: 0.359 (1, 4)										5	0	0	0	0	0	6						
Inning Stats	R: 0 E: 0 K: 0 S: 3	H: 0 LOB: 0 BB: 0 P: 3	R: 0 E: 0 K: 0 S: 3	H: 0 LOB: 1 BB: 1 P: 7	R: 0 E: 0 K: 1 S: 5	H: 1 LOB: 0 BB: 0 P: 5	R: 3 E: 0 K: 0 S: 8	H: 5 LOB: 2 BB: 0 P: 8	R: 3 E: 1 K: 1 S: 9	H: 4 LOB: 3 BB: 1 P: 13	R: 0 E: 1 K: 1 S: 7	H: 1 LOB: 3 BB: 1 P: 11	R: 0 E: 0 K: 1 S: 6	H: 1 LOB: 1 BB: 0 P: 6	R: 0 E: 0 K: 1 S: 5	H: 0 LOB: 1 BB: 1 P: 9	R: 0 E: 0 K: 0 S: 3	H: 0 LOB: 2 BB: 2 P: 11	1B: 9 2B: 3 3B: 1 HR: 0	SF: 1 SAC: 1 DP: 1 HBP: 0	WP: 0 PB: 0 SB: 1 CS: 0	PA: 45
PITCHER	IP WLS BF H R ER SO BB IBB HBP BLK WP HR S P ERA WHIP	4.2 24 3 0 0 3 1 1 0 0 0 0 0 19 27 0.00 1.333	1.1 W 6 0 0 0 1 1 1 0 0 0 0 6 14 0.00 0.750	PITCHER										IP WLS BF H R ER SO BB IBB HBP BLK WP HR S P ERA WHIP								
Rich Hand, R ERA: 4.26 (1, 1)											4.2 24 3 0 0 3 1 1 0 0 0 0 0 19 27 0.00 1.333											
Bill Gogolewski, R ERA: 3.14 (5, 1)											1.1 W 6 0 0 0 1 1 1 0 0 0 0 6 14 0.00 0.750											
Steve Foucault, R ERA: 1.8 (8, 1)											1.1 W 6 0 0 0 1 1 1 0 0 0 0 6 14 0.00 0.750											

Texas Rangers @ Boston Red Sox
Fenway Park, Boston, MA
Tue May 01 1973, 7:05 PM EDT
Att. 8,616 - Unknown - 64 F

AB 37
R 6
H 12
RBI 5
BB 6
SO 5
LOB 23



Batter	1	2	3	4	5	6	7	8	9	AB	R	H	RBI	BB	SO	LOB	TOP			
Davey Nelson, R OBP: 0.299, SLG: 0.400 (1, 4)										4	0	1	0	0	1	2				
Toby Harrah, R OBP: 0.338, SLG: 0.338 (1, 6)										4	0	0	0	0	2	3				
Alex Johnson, R OBP: 0.361, SLG: 0.443 (1, 7)										4	0	0	0	0	2	1				
Mike Epstein, L OBP: 0.345, SLG: 0.319 (1, 3)										4	1	1	1	0	1	1				
Rico Carty, R OBP: 0.254, SLG: 0.254 (1, 10)										4	0	1	0	0	1	0				
Jeff Burroughs, R OBP: 0.343, SLG: 0.524 (1, 9)										4	0	2	0	0	0	0				
Vic Harris, S OBP: 0.200, SLG: 0.182 (1, 5)										4	0	1	0	0	0	3				
Elliott Maddox, R OBP: 0.400, SLG: 0.373 (1, 8)										2	0	0	0	0	1	2				
Ken Suarez, R OBP: 0.400, SLG: 0.650 (1, 2)										3	1	1	1	0	0	2				
Inning Stats	R: 0 E: 0 K: 1 S: 5	H: 0 LOB: 0 BB: 0 P: 5	R: 0 E: 0 K: 1 S: 7	H: 2 LOB: 2 BB: 0 P: 7	R: 0 E: 0 K: 0 S: 3	H: 0 LOB: 0 BB: 0 P: 3	R: 1 E: 0 K: 1 S: 6	H: 1 LOB: 0 BB: 0 P: 6	R: 0 E: 0 K: 2 S: 8	H: 0 LOB: 0 BB: 0 P: 7	R: 0 E: 0 K: 0 S: 3	H: 0 LOB: 0 BB: 0 P: 3	R: 1 E: 0 K: 1 S: 7	H: 2 LOB: 1 BB: 0 P: 7	R: 0 E: 0 K: 0 S: 3	H: 1 LOB: 0 BB: 0 P: 3	1B: 5 2B: 0 3B: 0 HR: 2	SF: 0 SAC: 0 DP: 1 HBP: 1	WP: 0 PB: 0 SB: 0 CS: 0	PA: 34
PITCHER Luis Tiant, R ERA: 3.59 (1, 1)	IP: 9.0 WLS: W BF: 34 H: 7 R: 2 ER: 2 SO: 8 BB: 0 IBB: 0 HBP: 1 BLK: 0 WP: 0 HR: 2 S: 49 P: 50 ERA: 2.00 WHIP: 0.778															PITCHER				

Texas Rangers @ Boston Red Sox
Fenway Park, Boston, MA
Wed May 02 1973, 7:05 PM EDT
Att: 8,247 - Unknown - 60 F

AB	33
R	2
H	7
RBI	2
BB	0
SO	8
LOB	14



Batter	1	2	3	4	5	6	7	8	9	AB	R	H	RBI	BB	SO	LOB	BOTTOM			
Tommy Harper, R OBP: 0.377, SLG: 0.433 (1, 7)										3	0	0	0	1	1	3				
Luis Aparicio, R OBP: 0.299, SLG: 0.300 (1, 6)										4	1	0	0	0	0	6				
Carl Yastrzemski, L OBP: 0.310, SLG: 0.425 (1, 3)										3	1	0	0	1	1	1				
Reggie Smith, S OBP: 0.395, SLG: 0.485 (1, 8)										1	1	0	1	3	1	0				
Orlando Cepeda, R OBP: 0.380, SLG: 0.653 (1, 10)										4	1	2	4	0	0	2				
Rico Petrocelli, R OBP: 0.313, SLG: 0.500 John Kennedy, R OBP: 0.125, SLG: 0.188 (6, FR) (7, 5)										3	0	1	0	0	0	2				
Carlton Fisk, R OBP: 0.403, SLG: 0.708 (1, 2)										3	0	0	0	0	1	1				
Ben Oglivie, L OBP: 0.412, SLG: 0.656 Dwight Evans, R OBP: 0.280, SLG: 0.295 (8, 9)										3	0	0	0	0	0	2				
Doug Griffin, R OBP: 0.319, SLG: 0.382 (1, 4)										4	1	2	1	0	0	1				
Inning Stats	R: 0 E: 0 K: 0 S: 3	H: 0 LOB: 0 BB: 0 P: 3	R: 0 E: 0 K: 0 S: 3	H: 1 LOB: 1 BB: 1 P: 7	R: 5 E: 0 K: 0 S: 5	H: 2 LOB: 0 BB: 3 P: 17	R: 0 E: 0 K: 0 S: 3	H: 0 LOB: 0 BB: 0 P: 3	R: 0 E: 1 K: 0 S: 4	H: 0 LOB: 2 BB: 1 P: 8	R: 1 E: 0 K: 1 S: 7	H: 2 LOB: 3 BB: 0 P: 8	R: 0 E: 0 K: 2 S: 7	H: 0 LOB: 0 BB: 0 P: 7	R: 0 E: 0 K: 2 S: 7	H: 0 LOB: 1 BB: 1 P: 11	1B: 3 2B: 1 3B: 0 HR: 1	SF: 0 SAC: 0 DP: 1 HBP: 1	WP: 0 PB: 0 SB: 1 CS: 0	PA: 36
PITCHER Pete Broberg, R ERA: 6.93 Charlie Hudson, L ERA: 2.7 (6, 1)	IP: 5.1 WLS: L BF: 27 H: 5 R: 6 ER: 6 SO: 5 BB: 5 IBB: 1 HBP: 1 BLK: 0 WP: 0 HR: 1 S: 21 P: 42 ERA: 10.12 WHIP: 1.875															PITCHER				

Texas Rangers @ Boston Red Sox
Fenway Park, Boston, MA
Wed May 02 1973, 7:05 PM EDT
Att: 8,247 - Unknown - 60 F

AB	29
R	6
H	5
RBI	6
BB	6
SO	5
LOB	18



Batter	1	2	3	4	5	6	7	8	9	AB	R	H	RBI	BB	SO	LOB	TOP				
Davey Nelson, R OBP: 0.282, SLG: 0.375 (1, 4)	L8			K		5-3		L9		4	0	0	0	0	1	1					
Toby Harrah, R OBP: 0.346, SLG: 0.338 (1, 6)	G4-6-3 1B			L9		5-3		BB		3	0	1	0	1	0	0					
Larry Bittner, L OBP: 0.136, SLG: 0.143 (1, 7)	G4-6-3 1-2			1B				K		4	0	1	0	0	1	3					
Mike Epstein, L OBP: 0.339, SLG: 0.314 (1, 3)		F8		F8				F7		4	1	1	0	0	0	3					
Alex Johnson, R OBP: 0.355, SLG: 0.432 (1, 10)		6-3				F7		F8		4	0	1	0	0	0	0					
Jeff Burroughs, R OBP: 0.338, SLG: 0.507 (1, 9)		F5				6-3		F2		4	0	1	1	0	0	0					
Bill Sudakis, S OBP: 0.286, SLG: 0.167 (1, 2)				P5		BB		BB		3	0	1	0	1	0	2					
Vic Harris, S OBP: 0.184, SLG: 0.167 (1, 5)				F7		4-3		P4		4	0	0	0	0	0	4					
Elliott Maddox, R OBP: 0.397, SLG: 0.370 (1, 8)				K				BB		3	0	1	0	0	1	0					
Inning Stats	R: 0 E: 0 K: 0 S: 3	H: 1 LOB: 0 BB: 0 P: 3	R: 0 E: 0 K: 0 S: 3	H: 0 LOB: 0 BB: 0 P: 3	R: 0 E: 0 K: 1 S: 5	H: 0 LOB: 0 BB: 0 P: 5	R: 0 E: 0 K: 1 S: 6	H: 1 LOB: 1 BB: 0 P: 6	R: 0 E: 0 K: 0 S: 3	H: 0 LOB: 0 BB: 0 P: 3	R: 1 E: 0 K: 0 S: 6	H: 3 LOB: 2 BB: 0 P: 6	R: 0 E: 0 K: 1 S: 6	H: 1 LOB: 2 BB: 1 P: 10	R: 0 E: 0 K: 0 S: 4	H: 1 LOB: 1 BB: 0 P: 4	1B: 7 2B: 0 3B: 0 HR: 0	SF: 0 SAC: 0 DP: 1 HBP: 0	WP: 0 PB: 0 SB: 0 CS: 0	PA: 35	
PITCHER	IP	WLS	BF	H	R	ER	SO	BB	IBB	HBP	BLK	WP	HR	S	P	ERA	WHIP				
Jim Perry, R ERA: 1.98 (1, 1)	7.1	W	29	6	1	1	2	2	0	0	0	0	0	31	39	1.23	1.091				
John Hiller, L ERA: 5.06 (8, 1)	1.2	S	6	1	0	0	1	0	0	0	0	0	0	8	8	0.00	0.600				

Texas Rangers @ Detroit Tigers
Tiger Stadium, Detroit, MI
Fri May 04 1973, 7:05 PM EDT
Att: 9,639 - Unknown

AB	33
R	1
H	7
RBI	1
BB	2
SO	3
LOB	13



Batter	1	2	3	4	5	6	7	8	9	AB	R	H	RBI	BB	SO	LOB	BOTTOM				
Dick McAuliffe, L OBP: 0.254, SLG: 0.297 (1, 4)	K	F8		F9		G3				4	0	0	0	0	1	6					
Al Kaline, R OBP: 0.303, SLG: 0.353 (1, 9)	F2		G5-4-3 BB		F2	L8-2				3	0	0	0	1	0	2					
Jim Northrup, L OBP: 0.421, SLG: 0.375 (1, 8)	HR 1B		G5-4-3 BB		WP 1B BB					2	2	2	0	2	0	0					
Willie Horton, R OBP: 0.435, SLG: 0.648 Mickey Stanley, R OBP: 0.337, SLG: 0.451 (1, 7)	HR		G5-4-3		G4-6-3 1B	F9				4	1	2	3	0	0	3					
Duke Sims, L OBP: 0.435, SLG: 0.556 (1, 2)	P6		F9		G4-6-3	F9				0	0	0	0	0	0	0					
Rich Reese, L OBP: 0.135, SLG: 0.059 (1, 3)		F8		F2		E6 BB 1B		P6		4	1	1	0	0	0	1					
Norm Cash, L OBP: 0.289, SLG: 0.388 (1, 10)		HBP 1B		1B		FC 1B BB E		F2		4	1	2	0	0	0	1					
Aurelio Rodriguez, R OBP: 0.229, SLG: 0.300 (1, 5)		HBP 1B		1B		E L8-2 BB		G5-4-3 BB		1	0	1	0	2	0	0					
Ed Brinkman, R OBP: 0.309, SLG: 0.361 (1, 6)	P4			K		E9 1-3 2-4 3-H		G5-4-3		4	0	1	1	0	1	5					
Inning Stats	R: 2 E: 0 K: 1 S: 7	H: 2 LOB: 0 BB: 0 P: 7	R: 0 E: 0 K: 0 S: 4	H: 1 LOB: 2 BB: 0 P: 5	R: 0 E: 0 K: 0 S: 2	H: 0 LOB: 1 BB: 2 P: 10	R: 0 E: 0 K: 1 S: 7	H: 2 LOB: 2 BB: 0 P: 7	R: 1 E: 0 K: 0 S: 3	H: 1 LOB: 0 BB: 1 P: 7	R: 2 E: 2 K: 0 S: 5	H: 2 LOB: 1 BB: 1 P: 9	R: 0 E: 0 K: 0 S: 4	H: 1 LOB: 1 BB: 0 P: 4	R: 0 E: 0 K: 0 S: 2	H: 0 LOB: 0 BB: 1 P: 6	1B: 8 2B: 1 3B: 0 HR: 1	SF: 0 SAC: 0 DP: 4 HBP: 1	WP: 1 PB: 0 SB: 0 CS: 0	PA: 36	
PITCHER	IP	WLS	BF	H	R	ER	SO	BB	IBB	HBP	BLK	WP	HR	S	P	ERA	WHIP				
Dick Bosman, R ERA: 3.69 (1, 1)	5.0	L	26	7	5	4	2	4	0	1	0	0	0	25	42	7.20	2.200				
Don Stanhouse, R ERA: 6.32 (6, 1)	3.0		10	2	0	0	0	1	0	0	0	0	0	9	13	0.00	1.000				

Texas Rangers @ Detroit Tigers
Tiger Stadium, Detroit, MI
Fri May 04 1973, 7:05 PM EDT
Att: 9,639 - Unknown


AB	30
R	5
H	9
RBI	4
BB	5
SO	2
LOB	21



Batter	1	2	3	4	5	6	7	8	9	AB	R	H	RBI	BB	SO	LOB	TOP																			
Vic Harris, S OBP: 0.170, SLG: 0.154 (1, 5)	0-0 4-3		0-3 K			0-0 5-3		0-3 K		4	0	0	0	0	2	4																				
Toby Harrah, R OBP: 0.329, SLG: 0.321 (1, 6)	0-0 F8		0-0 4-3			0-0 F8		0-0 F7		4	0	0	0	0	0	4																				
Alex Johnson, R OBP: 0.338, SLG: 0.410 (1, 7)	0-0 F8		0-0 F7			0-0 6-3			0-0 6-3	4	0	0	0	0	0	2																				
Mike Epstein, L OBP: 0.318, SLG: 0.291 (1, 3)		0-0 F7		0-0 F8			0-0 L3		0-0 P4	4	0	0	0	0	0	0																				
Rico Carty, R OBP: 0.253, SLG: 0.254 (1, 10)		0-3 K		0-0 4-3			0-0 G6-4-3 1B		0-0 F3	4	0	1	0	0	1	0																				
Jeff Burroughs, R OBP: 0.338, SLG: 0.493 (1, 9)		4-0 BB		0-3 K			0-0 G6-4-3 1-2			2	0	0	0	1	1	1																				
Bill Sudakis, S OBP: 0.200, SLG: 0.111 (1, 2)		0-0 G3			0-0 4-3			0-0 L9		3	0	0	0	0	0	1																				
Elliott Maddox, R OBP: 0.409, SLG: 0.386 (1, 8)			0-0 4-3 1B		0-0 F8			0-0 1B		3	0	2	0	0	0	0																				
Jim Mason, L OBP: 0.400, SLG: 0.400 (1, 4)			0-0 4-3 1B		0-0 F8			0-0 1B		3	0	2	0	0	0	0																				
Inning Stats	R: 0 E: 0 K: 0 S: 3	H: 0 LOB: 0 BB: 0 P: 3	R: 0 E: 0 K: 1 S: 5	H: 0 LOB: 1 BB: 1 P: 9	R: 0 E: 0 K: 1 S: 7	H: 2 LOB: 2 BB: 0 P: 7	R: 0 E: 0 K: 1 S: 5	H: 0 LOB: 0 BB: 0 P: 5	R: 0 E: 0 K: 0 S: 3	H: 0 LOB: 0 BB: 0 P: 3	R: 0 E: 0 K: 0 S: 3	H: 1 LOB: 0 BB: 0 P: 3	R: 0 E: 0 K: 1 S: 7	H: 2 LOB: 2 BB: 0 P: 7	R: 0 E: 0 K: 0 S: 3	H: 0 LOB: 0 BB: 0 P: 3	1B: 5 2B: 0 3B: 0 HR: 0	SF: 0 SAC: 0 DP: 1 HBP: 0	WP: 0 PA: 32 PB: 0 SB: 0 CS: 0																	
PITCHER	IP	WLS	BF	H	R	ER	SO	BB	IBB	HBP	BLK	WP	HR	S	P	ERA	WHIP	PITCHER		IP	WLS	BF	H	R	ER	SO	BB	IBB	HBP	BLK	WP	HR	S	P	ERA	WHIP
Joe Coleman, R ERA: 1.8 (1, 1)	7.1	W	27	5	0	0	3	1	0	0	0	0	0	32	36	0.00	0.818																			
John Hiller, L ERA: 3.66 (8, 1)	1.2	S	5	0	0	0	1	0	0	0	0	0	0	7	7	0.00	0.000																			

Texas Rangers @ Detroit Tigers
Tiger Stadium, Detroit, MI
Sat May 05 1973, 3:33 AM EDT
Att: 11,033 - Unknown

AB	31
R	0
H	5
RBI	0
BB	1
SO	4
LOB	12



Batter	1	2	3	4	5	6	7	8	9	AB	R	H	RBI	BB	SO	LOB	BOTTOM																			
Tony Taylor, R OBP: 0.233, SLG: 0.286 (1, 4)	0-0 5-3		0-0 FC6-2		0-0 5-3		0-0 S 1B			4	0	1	0	0	0	2																				
Aurelio Rodriguez, R OBP: 0.230, SLG: 0.208 (1, 5)	0-0 F8		3-H P6		0-0 WP 1B		0-3 K			4	0	1	0	0	1	3																				
Al Kaline, R OBP: 0.313, SLG: 0.394 (1, 9)	0-0 L4			0-0 HR	0-0 L6-3		4-0 G1-4-3 IBB			3	1	1	1	1	0	1																				
Willie Horton, R OBP: 0.439, SLG: 0.632 (1, 7)		0-3 K		0-0 G6-4-3 1B	1-0 HBP		0-0 G1-4-3			3	0	1	0	0	1	2																				
Bill Freehan, R OBP: 0.398, SLG: 0.361 Rich Reese, L OBP: 0.132, SLG: 0.057 (1, 3) (8, 3)		0-0 G6-4-3 1B		0-0 G6-4-3 1-2	0-0 F9		0-3 K			3	0	1	0	0	0	3																				
Frank Howard, R OBP: 0.270, SLG: 0.294 (1, 10)		0-0 G6-4-3 1-2		0-0 2B 3B		0-0 5-3		0-0 F8		4	1	1	0	0	0	1																				
Duke Sims, L OBP: 0.481, SLG: 0.550 (1, 2)			0-0 E4 SH1-4 FC6-2	4-0 2B BB		4-0 WP BB		0-0 1B		2	0	1	0	2	0	0																				
Mickey Stanley, R OBP: 0.333, SLG: 0.453 (1, 8)			0-0 E5 SH1-4	0-0 2B		0-0 L6		0-0 6-3		4	0	1	1	0	0	3																				
Ed Brinkman, R OBP: 0.301, SLG: 0.351 (1, 6)			0-0 SH1-4	0-0 6-3		0-0 F3				2	0	0	0	0	0	3																				
Inning Stats	R: 0 E: 0 K: 0 S: 3	H: 0 LOB: 0 BB: 0 P: 3	R: 0 E: 0 K: 1 S: 5	H: 1 LOB: 0 BB: 0 P: 5	R: 0 E: 2 K: 0 S: 5	H: 0 LOB: 2 BB: 0 P: 5	R: 2 E: 0 K: 0 S: 6	H: 4 LOB: 2 BB: 1 P: 10	R: 0 E: 0 K: 0 S: 4	H: 1 LOB: 2 BB: 0 P: 5	R: 0 E: 0 K: 0 S: 3	H: 0 LOB: 1 BB: 1 P: 7	R: 0 E: 0 K: 1 S: 5	H: 1 LOB: 1 BB: 1 P: 9	R: 0 E: 0 K: 1 S: 6	H: 1 LOB: 1 BB: 0 P: 6	1B: 5 2B: 1 3B: 1 HR: 1	SF: 0 SAC: 1 DP: 3 HBP: 1	WP: 2 PA: 35 PB: 0 SB: 1 CS: 0																	
PITCHER	IP	WLS	BF	H	R	ER	SO	BB	IBB	HBP	BLK	WP	HR	S	P	ERA	WHIP	PITCHER		IP	WLS	BF	H	R	ER	SO	BB	IBB	HBP	BLK	WP	HR	S	P	ERA	WHIP
Mike Paul, L ERA: 3.06 (1, 1)	6.0	L	28	7	2	2	1	2	0	1	0	0	0	27	36	3.00	1.500																			
Bill Gogolewski, R ERA: 2.76 (7, 1)	2.0		7	1	0	0	2	0	1	0	0	0	0	10	14	0.00	0.500																			

Texas Rangers @ Detroit Tigers
Tiger Stadium, Detroit, MI
Sat May 05 1973, 3:33 AM EDT
Att: 11,033 - Unknown

AB	30
R	2
H	8
RBI	2
BB	3
SO	3
LOB	18



Batter	1	2	3	4	5	6	7	8	9	AB	R	H	RBI	BB	SO	LOB	TOP										
Davey Nelson, R OBP: 0.329, SLG: 0.426 (1, 4)										4	2	4	0	1	0	0	Texas Rangers @ Detroit Tigers Tiger Stadium, Detroit, MI Sun May 06 1973, 3:33 AM EDT Att: 14,600 - Unknown										
Toby Harrah, R OBP: 0.356, SLG: 0.358 (1, 6)										3	2	2	4	2	0	1											
Alex Johnson, R OBP: 0.341, SLG: 0.446 (1, 10)										5	1	2	3	0	0	5											
Rico Carty, R OBP: 0.266, SLG: 0.257 Tom Grieve, R (7, 7)										3	0	1	0	1	0	0											
Jeff Burroughs, R OBP: 0.321, SLG: 0.466 (1, 9)										4	0	0	0	0	3	4											
Mike Epstein, L OBP: 0.300, SLG: 0.271 (1, 3)										4	0	0	0	0	0	0											
Elliott Maddox, R OBP: 0.414, SLG: 0.383 (1, 8)										3	1	1	0	1	0	0											
Vic Harris, S OBP: 0.175, SLG: 0.161 (1, 5)										4	0	1	0	0	1	1											
Ken Suarez, R OBP: 0.375, SLG: 0.565 (1, 2)										3	1	0	0	1	0	1											
Inning Stats	R: 3 E: 0 K: 1 S: 8	H: 3 LOB: 0 BB: 0 P: 8	R: 0 E: 0 K: 0 S: 3	H: 1 LOB: 2 BB: 2 P: 13	R: 0 E: 0 K: 0 S: 3	H: 1 LOB: 1 BB: 1 P: 7	R: 0 E: 0 K: 0 S: 4	H: 2 LOB: 2 BB: 1 P: 8	R: 4 E: 0 K: 0 S: 5	H: 3 LOB: 0 BB: 2 P: 13	R: 0 E: 0 K: 1 S: 5	H: 0 LOB: 0 BB: 0 P: 5	R: 0 E: 0 K: 0 S: 5	H: 0 LOB: 0 BB: 0 P: 5	R: 0 E: 0 K: 0 S: 4	H: 1 LOB: 1 BB: 0 P: 4		1B: 8 2B: 2 3B: 1 HR: 1	SF: 0 SAC: 0 DP: 2 HBP: 0	WP: 0 PB: 1 SB: 2 CS: 2	PA: 41						
PITCHER	IP	WLS	BF	H	R	ER	SO	BB	IBB	HBP	BLK	WP	HR	S	P	ERA	WHIP										
Mickey Lolich, L ERA: 4.15 (1, 1)	5.2	L	29	9	7	7	2	6	0	0	0	0	1	27	51	11.12	2.647										
Tom Timmermann, R ERA: 4.32 (6, 1)	3.1		11	2	0	0	2	0	0	0	0	0	0	15	15	0.00	0.600										

Batter	1	2	3	4	5	6	7	8	9	AB	R	H	RBI	BB	SO	LOB	BOTTOM										
Dick McAuliffe, L OBP: 0.282, SLG: 0.313 (1, 4)										3	1	2	0	1	0	0	Texas Rangers @ Detroit Tigers Tiger Stadium, Detroit, MI Sun May 06 1973, 3:33 AM EDT Att: 14,600 - Unknown										
Al Kaline, R OBP: 0.321, SLG: 0.392 (1, 9)										3	0	1	0	1	0	2											
Jim Northrup, L OBP: 0.393, SLG: 0.346 (1, 8)										4	0	0	0	0	0	5											
Willie Horton, R OBP: 0.429, SLG: 0.607 (1, 7)										4	0	1	1	0	0	3											
Duke Sims, L OBP: 0.419, SLG: 0.458 (1, 2)										4	0	0	0	0	0	2											
Norm Cash, L OBP: 0.275, SLG: 0.366 (1, 3)										4	0	0	0	0	2	2											
Gates Brown, L OBP: 0.333, SLG: 0.309 (1, 10)										4	1	3	0	0	0	0											
Aurelio Rodriguez, R OBP: 0.231, SLG: 0.306 (1, 5)										4	0	1	1	0	0	2											
Ed Brinkman, R OBP: 0.291, SLG: 0.338 Rich Reese, L (9, PH) OBP: 0.128, SLG: 0.056										3	0	0	0	0	0	1											
Inning Stats	R: 0 E: 0 K: 0 S: 3	H: 1 LOB: 1 BB: 1 P: 7	R: 1 E: 0 K: 1 S: 7	H: 2 LOB: 1 BB: 0 P: 7	R: 1 E: 0 K: 1 S: 8	H: 3 LOB: 2 BB: 0 P: 8	R: 0 E: 0 K: 0 S: 3	H: 0 LOB: 0 BB: 0 P: 3	R: 0 E: 0 K: 0 S: 3	H: 0 LOB: 1 BB: 1 P: 7	R: 0 E: 0 K: 0 S: 4	H: 1 LOB: 1 BB: 0 P: 4	R: 0 E: 0 K: 0 S: 3	H: 0 LOB: 0 BB: 0 P: 3	R: 0 E: 0 K: 0 S: 3	H: 0 LOB: 0 BB: 0 P: 3		R: 0 E: 0 K: 0 S: 4	H: 1 LOB: 1 BB: 0 P: 4	1B: 7 2B: 2 3B: 0 HR: 0	SF: 0 SAC: 0 DP: 2 HBP: 0	WP: 0 PB: 0 SB: 0 CS: 0	PA: 36				
PITCHER	IP	WLS	BF	H	R	ER	SO	BB	IBB	HBP	BLK	WP	HR	S	P	ERA	WHIP										
Rich Hand, R ERA: 3.54 (1, 1)	9.0	W	36	8	2	2	2	2	0	0	0	0	0	38	46	2.00	1.111										

livebaseballscorecards.com

AB 34
R 7
H 11
RBI 7
BB 6
SO 4
LOB 13

Batter	1	2	3	4	5	6	7	8	9	AB	R	H	RBI	BB	SO	LOB	TOP										
Davey Nelson, R OBP: 0.333, SLG: 0.429 Jim Mason, L OBP: 0.429, SLG: 0.429	L3		G6-4-3 1B		BB BB 1B		F8		SH1-3	2	0	1	0	0	0	0	Texas Rangers @ Milwaukee Brewers Milwaukee County Stadium, Milwaukee, WI Tue May 08 1973, 8:05 PM EDT Att: 4,005 - Unknown										
Toby Harrah, R OBP: 0.358, SLG: 0.365	WP 2B		G6-4-3 1-2		BB BB 1B		1-3		K	4	0	1	0	1	1	2											
Alex Johnson, R OBP: 0.367, SLG: 0.453 Tom Grieve, R	WP BB			E 1B SF9 1B						3	1	2	2	2	1	0											
Mike Epstein, L OBP: 0.307, SLG: 0.270	F7			SF9 E 1B						4	1	1	0	0	1	6											
Rico Carty, R OBP: 0.265, SLG: 0.250	K			SF9 1-3 2-H						2	0	0	1	1	1	5											
Jeff Burroughs, R OBP: 0.318, SLG: 0.455		F8		FC5-2-5-4						4	0	1	0	0	0	3											
Elliott Maddox, R OBP: 0.392, SLG: 0.359	L6									4	0	0	1	0	1	2											
Vic Harris, S OBP: 0.180, SLG: 0.183	4-3									4	1	1	0	0	1	2											
Ken Suarez, R OBP: 0.393, SLG: 0.577			P6							3	2	1	1	1	0	1											
Inning Stats	R: 0 E: 0 K: 1 S: 6	H: 1 LOB: 2 BB: 1 P: 10	R: 0 E: 0 K: 0 S: 3	H: 0 LOB: 0 BB: 0 P: 3	R: 0 E: 0 K: 0 S: 3	H: 1 LOB: 0 BB: 0 P: 3	R: 1 E: 1 K: 0 S: 4	H: 2 LOB: 0 BB: 0 P: 4	R: 2 E: 0 K: 1 S: 8	H: 3 LOB: 3 BB: 2 P: 16	R: 0 E: 0 K: 2 S: 8	H: 1 LOB: 1 BB: 0 P: 8	R: 0 E: 0 K: 1 S: 5	H: 0 LOB: 0 BB: 0 P: 5	R: 1 E: 0 K: 0 S: 3	H: 0 LOB: 1 BB: 1 P: 8	R: 1 E: 0 K: 1 S: 6	H: 1 LOB: 1 BB: 1 P: 10	1B: 6 2B: 4 3B: 0 HR: 0	SF: 1 SAC: 1 DP: 2 HBP: 1	WP: 2 PB: 0 SB: 0 CS: 0	PA: 40					
PITCHER	IP	WLS	BF	H	R	ER	SO	BB	IBB	HBP	BLK	WP	HR	S	P	ERA	WHIP										
Jim Slaton, R ERA: 2.86	4.1		21	7	3	2	1	3	0	0	0	1	0	20	32	4.15	2.308										
Bill Champion, R ERA: 3.95	3.2	L	15	1	2	2	4	2	0	1	0	1	0	20	29	4.91	0.818										
Skip Lockwood, R ERA: 3.16	1.0		4	1	0	0	1	0	0	0	0	0	0	6	6	0.00	1.000										

Batter	1	2	3	4	5	6	7	8	9	AB	R	H	RBI	BB	SO	LOB	BOTTOM										
Tim Johnson, L OBP: 0.263, SLG: 0.412 Ollie Brown, R OBP: 0.267, SLG: 0.309	F8		F7			1B BB			FC6-4	3	1	0	0	1	0	3	Texas Rangers @ Milwaukee Brewers Milwaukee County Stadium, Milwaukee, WI Tue May 08 1973, 8:05 PM EDT Att: 4,005 - Unknown										
Don Money, R OBP: 0.264, SLG: 0.309	F8		K			1B 2B 1B				4	1	1	0	0	1	2											
Dave May, L OBP: 0.280, SLG: 0.408	F8					1B 2B 1B				4	0	2	1	0	0	0											
George Scott, R OBP: 0.313, SLG: 0.407		P4				1B FC4 2B				4	1	3	1	0	0	0											
John Briggs, L OBP: 0.363, SLG: 0.487		K				FC4 CS				4	0	0	1	0	2	3											
Joe Lahoud, L OBP: 0.196, SLG: 0.089 Bob Coluccio, R OBP: 0.205, SLG: 0.300		K				1B K				2	0	0	0	0	1	0											
						1B K				2	0	0	0	0	1	3											
Gorman Thomas, R OBP: 0.245, SLG: 0.340										4	0	3	0	0	0	0											
Darrell Porter, L OBP: 0.338, SLG: 0.327										3	0	0	0	1	1	2											
Pedro Garcia, R OBP: 0.301, SLG: 0.468										3	0	2	0	1	0	1											
Inning Stats	R: 0 E: 0 K: 0 S: 3	H: 0 LOB: 0 BB: 0 P: 3	R: 0 E: 0 K: 2 S: 7	H: 0 LOB: 0 BB: 0 P: 7	R: 0 E: 0 K: 1 S: 6	H: 2 LOB: 2 BB: 1 P: 10	R: 0 E: 0 K: 0 S: 3	H: 1 LOB: 0 BB: 0 P: 3	R: 0 E: 0 K: 1 S: 6	H: 1 LOB: 1 BB: 0 P: 6	R: 3 E: 0 K: 1 S: 7	H: 3 LOB: 0 BB: 1 P: 11	R: 0 E: 0 K: 0 S: 3	H: 0 LOB: 1 BB: 1 P: 7	R: 0 E: 0 K: 1 S: 7	H: 2 LOB: 2 BB: 0 P: 7	R: 0 E: 0 K: 0 S: 4	H: 2 LOB: 1 BB: 0 P: 4	1B: 10 2B: 1 3B: 0 HR: 0	SF: 0 SAC: 0 DP: 1 HBP: 0	WP: 1 PB: 0 SB: 0 CS: 2	PA: 38					
PITCHER	IP	WLS	BF	H	R	ER	SO	BB	IBB	HBP	BLK	WP	HR	S	P	ERA	WHIP										
Pete Broberg, R ERA: 6.37	5.0		21	6	3	3	4	2	0	0	0	0	0	10	14	0.00	1.286										
Charlie Hudson, L ERA: 3.0	2.1	W	9	2	0	0	1	1	0	0	0	0	0	9	9	0.00	1.800										
Steve Foucault, R ERA: 1.54	1.2	S	7	3	0	0	1	0	0	0	0	0	0	9	9	0.00	1.800										

AB 32
R 5
H 9
RBI 5
BB 5
SO 6
LOB 21



AB 34
R 3
H 11
RBI 3
SO 6
LOB 15




Batter	1	2	3	4	5	6	7	8	9	AB	R	H	RBI	BB	SO	LOB	TOP			
Vic Harris, S OBP: 0.185, SLG: 0.175 (1,5)	0-0 4-3		0-0 4-3			0-0 3-1			4-0 G1-4-3 BB	3	0	0	0	1	0	1	Texas Rangers @ Milwaukee Brewers Milwaukee County Stadium, Milwaukee, WI Wed May 09 1973, 8:05 PM EDT Att: 6,049 - Unknown livebaseballscorecards.com			
Toby Harrah, R OBP: 0.343, SLG: 0.348 (1,6)	0-0 F9			0-0 F8		0-0 F9			0-0 G1-4-3 1-2	4	0	0	0	0	0	1				
Alex Johnson, R OBP: 0.351, SLG: 0.433 (1,10)	0-3 K			0-0 6-3			0-0 F9		0-0 4-3	4	0	0	0	0	1	0				
Mike Epstein, L OBP: 0.295, SLG: 0.258 (1,3)		0-0 F8		0-0 4-3			0-0 G3			3	0	0	0	0	0	0				
Rico Carty, R OBP: 0.256, SLG: 0.240 (1,7)		0-0 F8			0-0 4-3		0-0 F8			3	0	0	0	0	0	0				
Jeff Burroughs, R OBP: 0.318, SLG: 0.488 (1,9)		0-0 5-3			0-0 HR			0-0 F8		3	1	1	1	0	0	0				
Elliott Maddox, R OBP: 0.390, SLG: 0.348 (1,8)			4-0 BB	0-3 K	0-3 K		0-0 6-3			2	0	0	0	1	1	0				
Jim Mason, L OBP: 0.400, SLG: 0.333 (1,4)			0-3 K	0-0 4-3			4-0 BB			2	0	0	0	1	1	1				
Ken Suarez, R OBP: 0.355, SLG: 0.517 (1,2)			0-0 F9			0-0 F9		0-0 1-3		3	0	0	0	0	0	2				
Inning Stats	R: 0 E: 0 K: 1 S: 5	H: 0 LOB: 0 BB: 0 P: 5	R: 0 E: 0 K: 0 S: 3	H: 0 LOB: 0 BB: 0 P: 3	R: 0 E: 0 K: 1 S: 5	H: 0 LOB: 1 BB: 1 P: 9	R: 0 E: 0 K: 0 S: 3	H: 0 LOB: 0 BB: 0 P: 3	R: 1 E: 0 K: 1 S: 6	H: 1 LOB: 0 BB: 0 P: 6	R: 0 E: 0 K: 0 S: 3	H: 0 LOB: 0 BB: 0 P: 3	R: 0 E: 0 K: 0 S: 3	H: 0 LOB: 1 BB: 1 P: 7	R: 0 E: 0 K: 0 S: 2	H: 0 LOB: 0 BB: 1 P: 6	1B: 0 2B: 0 3B: 0 HR: 1	SF: 0 SAC: 0 DP: 1 HBP: 0	WP: 0 PB: 0 SB: 0 CS: 0	PA: 30
PITCHER Jim Colborn, R ERA: 2.06 (1,1)	IP: 9.0 WLS: W BF: 30 H: 1 R: 1 ER: 1 SO: 3 BB: 3 IBB: 0 HBP: 0 BLK: 0 WP: 0 HR: 1 S: 33 P: 45 ERA: 1.00 WHIP: 0.444																			

Batter	1	2	3	4	5	6	7	8	9	AB	R	H	RBI	BB	SO	LOB	BOTTOM			
Bob Coluccio, R OBP: 0.229, SLG: 0.386 (1,10)	0-0 HR	0-3 K		0-0 F9		0-0 1-H 1B				4	1	2	2	0	1	2	Texas Rangers @ Milwaukee Brewers Milwaukee County Stadium, Milwaukee, WI Wed May 09 1973, 8:05 PM EDT Att: 6,049 - Unknown livebaseballscorecards.com			
Don Money, R OBP: 0.253, SLG: 0.294 (1,5)	0-0 F7	0-3 K			0-3 K	0-0 F8				4	0	0	0	0	2	2				
Dave May, L OBP: 0.269, SLG: 0.471 (1,8)	0-0 HR		0-0 HR		0-0 F7		0-0 4-3			4	2	2	2	0	0	0				
George Scott, R OBP: 0.320, SLG: 0.398 (1,3)	0-0 6-3		4-0 L1-3 BB		4-0 BB		0-0 6-3			2	0	0	0	2	0	0				
John Briggs, L OBP: 0.368, SLG: 0.481 (1,7)	0-0 1B		0-0 F8		4-0 1-2 BB		0-0 P4			3	0	1	0	1	0	1				
Darrell Porter, L OBP: 0.316, SLG: 0.304 (1,2)	0-0 F9		0-0 L1-3		0-0 P6			0-3 K		4	0	0	0	0	1	4				
Gorman Thomas, R OBP: 0.281, SLG: 0.346 (1,9)		0-0 G3 1B		0-3 K		4-0 WP S 1B BB		4-0 1-3 BB		2	2	1	0	2	1	0				
Tim Johnson, L OBP: 0.261, SLG: 0.350 (1,6)		0-0 G3		4-0 5-3 BB		0-3 K		0-0 1-3		3	0	0	0	1	1	3				
Pedro Garcia, R OBP: 0.299, SLG: 0.457 (1,4)		0-0 2H 1B		0-0 5-3		0-3 K		0-3 K		4	0	1	1	0	2	3				
Inning Stats	R: 2 E: 0 K: 0 S: 6	H: 3 LOB: 1 BB: 0 P: 6	R: 1 E: 0 K: 2 S: 9	H: 2 LOB: 1 BB: 0 P: 9	R: 1 E: 0 K: 0 S: 3	H: 1 LOB: 0 BB: 1 P: 7	R: 0 E: 0 K: 1 S: 5	H: 0 LOB: 1 BB: 1 P: 9	R: 0 E: 0 K: 1 S: 5	H: 0 LOB: 2 BB: 2 P: 13	R: 1 E: 0 K: 2 S: 8	H: 1 LOB: 1 BB: 1 P: 12	R: 0 E: 0 K: 0 S: 3	H: 0 LOB: 0 BB: 0 P: 3	R: 0 E: 0 K: 2 S: 7	H: 0 LOB: 1 BB: 1 P: 11	1B: 4 2B: 1 3B: 0 HR: 3	SF: 0 SAC: 0 DP: 1 HBP: 0	WP: 1 PB: 0 SB: 1 CS: 0	PA: 36
PITCHER Dick Bosman, R ERA: 4.24 (1,1) Don Stanhouse, R ERA: 5.12 (2,1) Jim Merritt, L ERA: 3.72 (6,1)	IP: 1.1 WLS: L BF: 9 H: 1 R: 1 ER: 0 SO: 4 BB: 4 IBB: 0 HBP: 0 BLK: 0 WP: 0 HR: 1 S: 19 P: 35 ERA: 0.00 WHIP: 1.364																			

Batter	1	2	3	4	5	6	7	8	9	AB	R	H	RBI	BB	SO	LOB	TOP			
Bert Campaneris, R (1, 6) OBP: 0.343, SLG: 0.320 Dal Maxvill, R (8, FR) OBP: 0.267, SLG: 0.214										5	1	4	1	1	1	1				
Joe Rudi, R (1, 7) OBP: 0.286, SLG: 0.382										6	1	3	3	0	0	5				
Gene Tenace, R (1, 3) OBP: 0.407, SLG: 0.560										6	1	0	0	1	4	6				
Reggie Jackson, L (1, 9) OBP: 0.300, SLG: 0.473 Angel Mangual, R (8, PH) OBP: 0.254, SLG: 0.306 Jay Johnstone, L (8, 9) OBP: 0.278, SLG: 0.250										4	2	2	2	1	0	0				
Deron Johnson, R (1, 10) OBP: 0.351, SLG: 0.500										5	3	3	1	1	1	3				
Sal Bando, R (1, 5) OBP: 0.388, SLG: 0.470 Rich McKinney, R (8, 5) OBP: 0.261, SLG: 0.200										4	2	2	0	1	1	4				
Ray Fosse, R (1, 2) OBP: 0.300, SLG: 0.333 Tim Hosley, R (8, PH) OBP: 1.000, SLG: 1.000										4	1	2	3	0	0	2				
Dick Green, R (1, 4) OBP: 0.208, SLG: 0.235										6	1	2	2	0	1	2				
Bill North, S (1, 8) OBP: 0.362, SLG: 0.297										4	3	2	2	2	0	2				
Inning Stats	R: 5 E: 1 K: 1 S: 10	H: 5 LOB: 3 BB: 3 P: 22	R: 0 E: 0 K: 1 S: 6	H: 1 LOB: 1 BB: 0 P: 6	R: 0 E: 0 K: 0 S: 3	H: 0 LOB: 0 BB: 0 P: 3	R: 0 E: 1 K: 2 S: 8	H: 1 LOB: 2 BB: 1 P: 12	R: 2 E: 0 K: 0 S: 5	H: 1 LOB: 1 BB: 2 P: 16	R: 0 E: 1 K: 0 S: 5	H: 1 LOB: 1 BB: 1 P: 10	R: 5 E: 0 K: 0 S: 10	H: 7 LOB: 2 BB: 0 P: 10	R: 4 E: 0 K: 1 S: 11	H: 6 LOB: 2 BB: 0 P: 11	1B: 19 2B: 2 3B: 0 HR: 2	SF: 1 SAC: 0 DP: 0 HBP: 0	WP: 0 PB: 0 SB: 0 CS: 0	PA: 58
PITCHER	IP WLS BF H R ER SO BB IBB HBP BLK WP HR S P ERA WHIP																			
Mike Paul, L (1, 1) ERA: 4.41	0.1 L 8 5 5 5 1 2 0 0 0 0 0 0 8 16 135.00 21.000																			
Bill Gogolewski, R (1, 1) ERA: 3.05	4.1 20 3 2 2 5 4 0 0 0 0 0 1 26 42 4.15 1.615																			
Charlie Hudson, L (5, 1) ERA: 6.94	2.2 17 7 6 6 1 1 0 0 0 0 0 0 18 22 20.25 3.000																			
Jim Merritt, L (8, 1) ERA: 6.35	1.2 13 8 4 4 1 0 0 0 0 0 0 1 15 15 21.60 4.800																			
Batter	1	2	3	4	5	6	7	8	9	AB	R	H	RBI	BB	SO	LOB	BOTTOM			
Vic Harris, S (1, 4) OBP: 0.174, SLG: 0.164										4	0	0	0	0	0	2				
Toby Harrah, R (1, 6) OBP: 0.340, SLG: 0.355										4	1	1	0	0	1	0				
Alex Johnson, R (1, 7) OBP: 0.337, SLG: 0.415										4	0	0	0	0	0	1				
Rico Carty, R (1, 10) OBP: 0.267, SLG: 0.244										3	0	1	0	1	0	0				
Jeff Burroughs, R (1, 9) OBP: 0.308, SLG: 0.470										3	0	0	0	0	0	2				
Mike Epstein, L (1, 3) OBP: 0.296, SLG: 0.250										2	1	0	0	1	1	0				
Bill Sudakis, S (1, 5) OBP: 0.231, SLG: 0.250										3	0	1	0	0	0	0				
Elliott Maddox, R (1, 8) OBP: 0.375, SLG: 0.333										3	0	0	1	0	0	1				
Ken Suarez, R (1, 2) OBP: 0.353, SLG: 0.500 Rick Stelmazek, L (9, 2) OBP: 0.218										3	0	1	0	0	0	1				
Inning Stats	R: 1 E: 0 K: 0 S: 4	H: 1 LOB: 1 BB: 1 P: 8	R: 0 E: 0 K: 0 S: 3	H: 0 LOB: 0 BB: 0 P: 3	R: 0 E: 0 K: 0 S: 3	H: 0 LOB: 0 BB: 0 P: 3	R: 0 E: 0 K: 0 S: 3	H: 1 LOB: 0 BB: 0 P: 3	R: 0 E: 0 K: 0 S: 3	H: 0 LOB: 0 BB: 0 P: 3	R: 0 E: 0 K: 0 S: 3	H: 0 LOB: 0 BB: 0 P: 3	R: 1 E: 0 K: 0 S: 4	H: 1 LOB: 1 BB: 1 P: 8	R: 0 E: 0 K: 1 S: 5	H: 0 LOB: 0 BB: 0 P: 5	1B: 2 2B: 2 3B: 0 HR: 0	SF: 0 SAC: 0 DP: 2 HBP: 0	WP: 0 PB: 1 SB: 0 CS: 0	PA: 31
PITCHER	IP WLS BF H R ER SO BB IBB HBP BLK WP HR S P ERA WHIP																			
Ken Holtzman, L (1, 1) ERA: 1.29	7.0 W 23 3 1 0 0 1 1 0 0 0 0 0 24 28 0.00 0.571																			
Horacio Pina, R (8, 1) ERA: 2.18	2.0 S 8 1 1 1 1 1 0 0 0 0 0 0 9 13 4.50 1.000																			


Oakland Athletics @ Texas Rangers
Arlington Stadium, Arlington, TX
Thu May 10 1973, 8:05 PM EDT
Att: 6,024 - Unknown

AB 50
R 17
H 23
RBI 17
BB 7
SO 8
LOB 29



Oakland Athletics @ Texas Rangers
Arlington Stadium, Arlington, TX
Thu May 10 1973, 8:05 PM EDT
Att: 6,024 - Unknown

AB 29
R 2
H 4
RBI 1
BB 2
SO 2
LOB 7



Batter	1	2	3	4	5	6	7	8	9	AB	R	H	RBI	BB	SO	LOB	TOP					
Bert Campaneris, R OBP: 0.345, SLG: 0.343 (1, 6)										5	2	2	0	0	0	2						
Joe Rudi, R OBP: 0.290, SLG: 0.389 (1, 7)										3	0	1	2	0	0	0						
Gene Tenace, R OBP: 0.391, SLG: 0.533 Mike Hegan, L OBP: 0.357, SLG: 0.583 (9, 3)										5	0	0	0	0	1	3						
Reggie Jackson, L OBP: 0.391, SLG: 0.464 (1, 9)										2	1	0	0	3	0	1						
Deron Johnson, R OBP: 0.341, SLG: 0.472 (1, 10)										4	0	0	0	1	1	3						
Sal Bando, R OBP: 0.364, SLG: 0.462 (1, 5)										4	0	1	0	0	0	4						
Ray Fosse, R OBP: 0.316, SLG: 0.358 (1, 2)										4	1	3	0	0	0	1						
Dick Green, R OBP: 0.232, SLG: 0.278 (1, 4)										3	0	2	2	0	0	1						
Bill North, S OBP: 0.349, SLG: 0.284 (1, 8)										4	0	0	0	0	1	4						
Inning Stats	R: 1 E: 0 K: 0 S: 5	H: 2 LOB: 2 BB: 1 P: 9	R: 1 E: 0 K: 0 S: 5	H: 2 LOB: 2 BB: 0 P: 6	R: 1 E: 0 K: 0 S: 5	H: 2 LOB: 2 BB: 1 P: 9	R: 1 E: 0 K: 0 S: 4	H: 1 LOB: 0 BB: 0 P: 4	R: 0 E: 0 K: 1 S: 6	H: 1 LOB: 1 BB: 0 P: 6	R: 0 E: 0 K: 0 S: 3	H: 0 LOB: 0 BB: 0 P: 3	R: 0 E: 0 K: 0 S: 3	H: 0 LOB: 1 BB: 1 P: 7	R: 0 E: 0 K: 1 S: 6	H: 1 LOB: 1 BB: 0 P: 6	R: 0 E: 0 K: 1 S: 5	H: 0 LOB: 1 BB: 1 P: 9	1B: 5 2B: 3 3B: 1 HR: 0	SF: 1 SAC: 1 DP: 0 HBP: 1	WP: 0 PB: 0 SB: 1 CS: 0	PA: 41
PITCHER	IP	WLS	BF	H	R	ER	SO	BB	IBB	HBP	BLK	WP	HR	S	P	ERA	WHIP					
Rich Hand, R ERA: 4.11 (1, 1)	2.2	L	17	6	3	3	0	2	0	1	0	0	0	14	23	10.12	3.000					
Don Stanhouse, R ERA: 4.21 (3, 1)	6.1		24	3	1	1	3	2	0	0	0	0	0	28	36	1.42	0.789					

Oakland Athletics @ Texas Rangers
Arlington Stadium, Arlington, TX
Fri May 11 1973, 8:05 PM EDT
Att: 18,529 - Unknown

AB 34
R 4
H 9
RBI 4
BB 4
SO 3
LOB 19



Batter	1	2	3	4	5	6	7	8	9	AB	R	H	RBI	BB	SO	LOB	BOTTOM				
Elliott Maddox, R OBP: 0.391, SLG: 0.324 (1, 8)										2	1	0	0	2	0	1					
Toby Harrah, R OBP: 0.336, SLG: 0.351 (1, 6)										4	1	1	1	0	1	2					
Alex Johnson, R OBP: 0.333, SLG: 0.408 (1, 10)										4	0	1	0	0	1	1					
Rico Carty, R OBP: 0.255, SLG: 0.232 (1, 7)										4	0	0	0	0	0	2					
Jeff Burroughs, R OBP: 0.316, SLG: 0.459 (1, 9)										2	0	0	0	2	1	0					
Mike Epstein, L OBP: 0.294, SLG: 0.243 (1, 3)										2	0	0	1	1	0	0					
Bill Sudakis, S OBP: 0.176, SLG: 0.188 (1, 5)										4	0	0	0	0	1	4					
Vic Harris, S OBP: 0.178, SLG: 0.211 (1, 4)										4	1	1	1	0	1	0					
Ken Suarez, R OBP: 0.351, SLG: 0.486 Tom Grieve, R (7, PR) Rick Stelmazek, L (8, 2)										3	0	1	0	0	1	0					
Inning Stats	R: 2 E: 0 K: 0 S: 5	H: 2 LOB: 2 BB: 2 P: 13	R: 0 E: 0 K: 1 S: 5	H: 0 LOB: 0 BB: 0 P: 5	R: 0 E: 0 K: 2 S: 7	H: 0 LOB: 0 BB: 0 P: 7	R: 0 E: 0 K: 1 S: 5	H: 0 LOB: 1 BB: 1 P: 9	R: 0 E: 0 K: 1 S: 5	H: 2 LOB: 1 BB: 0 P: 5	R: 0 E: 0 K: 0 S: 3	H: 0 LOB: 0 BB: 0 P: 3	R: 0 E: 0 K: 1 S: 5	H: 0 LOB: 0 BB: 0 P: 5	R: 0 E: 0 K: 1 S: 5	H: 0 LOB: 0 BB: 0 P: 5	1B: 3 2B: 0 3B: 0 HR: 1	SF: 1 SAC: 0 DP: 0 HBP: 0	WP: 0 PB: 0 SB: 1 CS: 0	PA: 36	
PITCHER	IP	WLS	BF	H	R	ER	SO	BB	IBB	HBP	BLK	WP	HR	S	P	ERA	WHIP				
Vida Blue, L ERA: 3.93 (1, 1)	6.0	W	26	3	3	3	5	5	0	0	0	0	0	31	51	4.50	1.333				
Rollie Fingers, R ERA: 1.54 (7, 1)	3.0	S	10	1	0	0	1	0	0	0	0	0	0	12	12	0.00	0.333				

Oakland Athletics @ Texas Rangers
Arlington Stadium, Arlington, TX
Fri May 11 1973, 8:05 PM EDT
Att: 18,529 - Unknown

AB 30
R 3
H 4
RBI 3
BB 5
SO 6
LOB 10



Batter	1	2	3	4	5	6	7	8	9	AB	R	H	RBI	BB	SO	LOB	TOP																					
Bert Campaneris, R OBP: 0.348, SLG: 0.355 (1, 6)	6-3	F9			SF9 1-3		1B SF7	6-3		5	1	2	0	0	0	4																						
Joe Rudi, R OBP: 0.287, SLG: 0.385 (1, 7)	G3		6-3		SF9		SF7		K	4	0	1	1	0	1	0																						
Gene Tenace, R OBP: 0.386, SLG: 0.519 (1, 3)			F2		1-3		L4		K	3	0	0	0	0	0	3																						
Mike Hegan, L OBP: 0.333, SLG: 0.538 (7, 3)	HBP								K	1	0	0	0	0	1	0																						
Reggie Jackson, L OBP: 0.384, SLG: 0.457 (1, 9)	K		P4			BB	SF7		4-3	4	0	1	1	0	1	1																						
Deron Johnson, R OBP: 0.349, SLG: 0.474 (1, 10)		1B			L6		K			4	2	2	0	0	1	1																						
Sal Bando, R OBP: 0.366, SLG: 0.458 (1, 5)		F7			F7		BB			3	0	1	0	1	0	1																						
Ray Fosse, R OBP: 0.322, SLG: 0.366 (1, 2)		P4			5-3		BB			3	0	1	0	1	0	1																						
Dick Green, R OBP: 0.233, SLG: 0.276 (1, 4)							BB			4	0	1	1	0	0	4																						
Bill North, S OBP: 0.354, SLG: 0.293 (1, 8)							BB			4	1	2	1	0	0	4																						
Inning Stats	R: 0 E: 0 K: 1 S: 5	H: 0 LOB: 1 BB: 0 P: 6	R: 1 E: 0 K: 0 S: 6	H: 3 LOB: 2 BB: 0 P: 6	R: 0 E: 0 K: 0 S: 3	H: 0 LOB: 0 BB: 0 P: 3	R: 0 E: 0 K: 0 S: 3	H: 0 LOB: 0 BB: 0 P: 3	R: 1 E: 0 K: 0 S: 5	H: 2 LOB: 1 BB: 0 P: 5	R: 1 E: 0 K: 0 S: 4	H: 2 LOB: 2 BB: 2 P: 12	R: 1 E: 0 K: 1 S: 7	H: 2 LOB: 1 BB: 0 P: 7	R: 0 E: 0 K: 0 S: 5	H: 2 LOB: 2 BB: 0 P: 5	R: 0 E: 0 K: 2 S: 7	H: 0 LOB: 0 BB: 0 P: 7	1B: 9 2B: 2 HR: 0	SF: 2 SAC: 0 DP: 0 HBP: 1	WP: 0 PB: 0 CS: 0	PA: 40																
PITCHER	IP	WLS	BF	H	R	ER	SO	BB	IBB	HBP	BLK	WP	HR	S	P	ERA	WHIP	PITCHER				IP	WLS	BF	H	R	ER	SO	BB	IBB	HBP	BLK	WP	HR	S	P	ERA	WHIP
Pete Broberg, R ERA: 6.17 (1, 1)	5.1	L	25	7	3	3	1	2	0	0	0	0	0	24	33	5.06	1.688																					
Steve Dunning, R ERA: 5.92 (6, 1)	3.2		15	4	1	1	3	0	0	0	0	0	0	21	21	2.46	1.091																					

Oakland Athletics @ Texas Rangers
Arlington Stadium, Arlington, TX
Sat May 12 1973, 8:05 PM EDT
Att: 17,075 - Unknown

AB	35
R	4
H	11
RBI	4
BB	2
SO	4
LOB	19



Batter	1	2	3	4	5	6	7	8	9	AB	R	H	RBI	BB	SO	LOB	BOTTOM																					
Vic Harris, S OBP: 0.192, SLG: 0.213 (1, 4)	1-3		1B			K			6-3	4	1	1	0	1	1	1																						
Toby Harrah, R OBP: 0.330, SLG: 0.343 (1, 5)	6-3		BB						1-3	5	0	1	0	0	1	4																						
Alex Johnson, R OBP: 0.346, SLG: 0.412 (1, 7)			BB						1-3	4	0	2	1	0	0	0																						
Mike Epstein, L OBP: 0.278, SLG: 0.227 (1, 3)	F8		BB						HBP	5	0	0	0	0	1	5																						
Rico Carty, R OBP: 0.265, SLG: 0.247 (1, 10)			K						P5	3	1	1	0	1	1	2																						
Jeff Burroughs, R OBP: 0.333, SLG: 0.465 (1, 9)									E9	1	0	1	1	2	0	0																						
Jim Mason, L OBP: 0.357, SLG: 0.308 (1, 6)									SF8	4	0	1	0	0	3	4																						
Elliott Maddox, R OBP: 0.368, SLG: 0.311 (1, 8)									SF8	3	0	0	0	0	1	2																						
Larry Blittner, L OBP: 0.130, SLG: 0.136 (8, PH)									G4-3	1	0	0	0	0	0	1																						
Tom Grieve, R (9, 8)									G4-3	0	0	0	0	0	0	0																						
Ken Suarez, R OBP: 0.350, SLG: 0.459 (1, 2)										2	0	0	0	1	0	0																						
Bill Sudakis, S OBP: 0.222, SLG: 0.294 (9, PH)										1	0	1	0	0	0	0																						
Inning Stats	R: 0 E: 0 K: 0 S: 4	H: 1 LOB: 1 BB: 0 P: 4	R: 0 E: 0 K: 1 S: 5	H: 0 LOB: 1 BB: 1 P: 9	R: 1 E: 0 K: 1 S: 8	H: 3 LOB: 2 BB: 0 P: 8	R: 0 E: 0 K: 3 S: 10	H: 1 LOB: 3 BB: 2 P: 18	R: 0 E: 0 K: 2 S: 7	H: 0 LOB: 0 BB: 2 P: 15	R: 0 E: 0 K: 1 S: 5	H: 0 LOB: 0 BB: 0 P: 5	R: 0 E: 0 K: 0 S: 3	H: 0 LOB: 0 BB: 0 P: 3	R: 1 E: 1 K: 0 S: 4	H: 2 LOB: 2 BB: 0 P: 4	R: 0 E: 0 K: 0 S: 4	H: 1 LOB: 2 BB: 0 P: 5	1B: 6 2B: 2 HR: 0	SF: 1 SAC: 0 DP: 1 HBP: 1	WP: 0 PB: 0 CS: 0	PA: 40																
PITCHER	IP	WLS	BF	H	R	ER	SO	BB	IBB	HBP	BLK	WP	HR	S	P	ERA	WHIP	PITCHER				IP	WLS	BF	H	R	ER	SO	BB	IBB	HBP	BLK	WP	HR	S	P	ERA	WHIP
Blue Moon Odom, R ERA: 5.48 (1, 1)	5.0	W	25	5	1	1	7	5	0	0	0	0	0	34	54	1.80	2.000																					
Horacio Pina, R ERA: 2.22 (6, 1)	3.2		14	3	1	1	1	0	0	1	0	0	0	15	16	2.46	0.818																					
Paul Lindblad, L ERA: 11.45 (9, 1)	0.1	S	1	0	0	0	0	0	0	0	0	0	0	1	1	0.00	0.000																					

Oakland Athletics @ Texas Rangers
Arlington Stadium, Arlington, TX
Sat May 12 1973, 8:05 PM EDT
Att: 17,075 - Unknown

AB	33
R	2
H	8
RBI	2
BB	5
SO	8
LOB	19



Batter	1	2	3	4	5	6	7	8	9	AB	R	H	RBI	BB	SO	LOB	TOP								
Bert Campaneris, R OBP: 0.336, SLG: 0.342	1-3		F9		6-3		G3			4	0	0	0	0	0	1									
Joe Rudi, R OBP: 0.295, SLG: 0.391 Angel Mangual, R OBP: 0.250, SLG: 0.302	1B BB 1B		F8			2B 1B		4-3		3	1	2	0	0	0	0									
Gene Tenace, R OBP: 0.390, SLG: 0.514	1B 1-2 BB		K			F8				3	0	1	0	1	1	1									
Reggie Jackson, L OBP: 0.394, SLG: 0.471	1B FC6-4 1-2 2-3 1B			S BB		5-3 1-H 2B		K		3	1	2	1	1	1	1									
Deron Johnson, R OBP: 0.333, SLG: 0.450	K			F7 1-2		5-3 2B		F3		4	0	0	1	0	1	5									
Sal Bando, R OBP: 0.357, SLG: 0.441	FC6-4 1-2			5-3		L9			F9	4	0	0	0	0	0	4									
Ray Fosse, R OBP: 0.328, SLG: 0.371		CS 1B		F2			P4			4	0	2	0	0	0	1									
Dick Green, R OBP: 0.226, SLG: 0.267 Gonzalo Marquez, L OBP: 0.333, SLG: 0.359 Ted Kubiak, S OBP: 0.347, SLG: 0.378	F9 1-2			K				K		2	0	0	0	0	1	1									
Bill North, S OBP: 0.350, SLG: 0.284	F8			3-1				K		3	0	0	0	1	1										
Inning Stats	R: 0 E: 0 K: 1 S: 7	H: 2 LOB: 3 BB: 1 P: 11	R: 0 E: 0 K: 0 S: 3	H: 1 LOB: 0 BB: 0 P: 3	R: 0 E: 0 K: 1 S: 5	H: 0 LOB: 0 BB: 0 P: 5	R: 0 E: 0 K: 0 S: 3	H: 0 LOB: 1 BB: 1 P: 7	R: 0 E: 0 K: 1 S: 5	H: 0 LOB: 0 BB: 0 P: 5	R: 2 E: 0 K: 0 S: 5	H: 2 LOB: 0 BB: 0 P: 5	R: 0 E: 0 K: 0 S: 3	H: 1 LOB: 1 BB: 1 P: 7	R: 0 E: 0 K: 1 S: 6	H: 1 LOB: 1 BB: 0 P: 6	R: 0 E: 0 K: 2 S: 8	H: 1 LOB: 1 BB: 0 P: 8	1B: 7 2B: 1 3B: 0 HR: 0	SF: 0 SAC: 0 DP: 0 HBP: 0	WP: 0 PB: 0 SB: 1 CS: 1	PA: 36			
PITCHER	IP	WLS	BF	H	R	ER	SO	BB	IBB	HBP	BLK	WP	HR	S	P	ERA	WHIP								
Sonny Siebert, R ERA: 2.45	5.0	W	19	3	0	0	3	2	0	0	0	0	0	23	31	0.00	1.000								
Bill Gogolewski, R ERA: 3.28	4.0	S	17	5	2	2	3	1	0	0	0	0	0	22	26	4.50	1.500								

Oakland Athletics @ Texas Rangers
Arlington Stadium, Arlington, TX
Sun May 13 1973, 8:05 PM EDT
Att: 7,194 - Unknown

AB	33
R	2
H	8
RBI	2
BB	3
SO	6
LOB	16



Batter	1	2	3	4	5	6	7	8	9	AB	R	H	RBI	BB	SO	LOB	BOTTOM								
Vic Harris, S OBP: 0.217, SLG: 0.263	G3	1-3 1B		1-2 3-H 1B		3-1		1-H 2-H 3B		5	0	3	3	0	0	0									
Toby Harrah, R OBP: 0.325, SLG: 0.340	BB E 1B	SF8		F9		6-3		F8		4	1	1	1	0	0	3									
Larry Bittner, L OBP: 0.148, SLG: 0.154	E BB 1-2 1B	P5		F7			3-1			4	0	1	0	0	0	3									
Alex Johnson, R OBP: 0.342, SLG: 0.406	K			F8		HR 1B		F9		4	1	1	0	0	1	2									
Rico Carty, R OBP: 0.265, SLG: 0.239 Tom Grieve, R	E BB 1-2 2-3			F9		L8		P6		3	0	0	0	1	0	1									
Jeff Burroughs, R OBP: 0.330, SLG: 0.489	E5			F7				1-3		4	1	1	2	0	0	2									
Jim Mason, L OBP: 0.389, SLG: 0.375	F7				1B 2B			F7		3	1	1	0	1	0	3									
Elliott Maddox, R OBP: 0.374, SLG: 0.312		F9			5-3			CS 1B		3	1	1	0	1	0	1									
Ken Suarez, R OBP: 0.386, SLG: 0.475	1B SF8 1B				1B		CS	F2		3	2	2	0	1	0	0									
Inning Stats	R: 1 E: 1 K: 1 S: 8	H: 2 LOB: 3 BB: 1 P: 12	R: 1 E: 0 K: 0 S: 5	H: 2 LOB: 1 BB: 0 P: 5	R: 0 E: 0 K: 0 S: 3	H: 0 LOB: 0 BB: 0 P: 3	R: 1 E: 0 K: 0 S: 6	H: 3 LOB: 2 BB: 0 P: 6	R: 2 E: 0 K: 0 S: 5	H: 3 LOB: 0 BB: 0 P: 5	R: 0 E: 0 K: 0 S: 3	H: 0 LOB: 0 BB: 0 P: 3	R: 0 E: 0 K: 0 S: 3	H: 0 LOB: 0 BB: 0 P: 3	R: 2 E: 0 K: 0 S: 3	H: 1 LOB: 1 BB: 3 P: 15	1B: 8 2B: 1 3B: 1 HR: 1	SF: 1 SAC: 0 DP: 0 HBP: 0	WP: 0 PB: 0 SB: 0 CS: 1	PA: 39					
PITCHER	IP	WLS	BF	H	R	ER	SO	BB	IBB	HBP	BLK	WP	HR	S	P	ERA	WHIP								
Caffish Hunter, R ERA: 4.19	4.1	L	24	9	5	4	1	0	0	0	0	0	0	5	5	0.00	0.600								
Rolie Fingers, R ERA: 1.44	1.2		5	1	0	0	0	0	0	0	0	0	0	5	5	0.00	0.600								
Paul Lindblad, L ERA: 10.5	1.0		3	0	0	0	0	0	0	0	0	0	0	3	3	0.00	0.000								
Darold Knowles, L ERA: 3.38	1.0		6	1	2	2	0	3	0	0	0	0	0	3	15	18.00	4.000								

Oakland Athletics @ Texas Rangers
Arlington Stadium, Arlington, TX
Sun May 13 1973, 8:05 PM EDT
Att: 7,194 - Unknown

AB	33
R	7
H	11
RBI	6
BB	4
SO	1
LOB	15



Batter	1	2	3	4	5	6	7	8	9	10	11	AB	R	H	RBI	BB	SO	LOB	TOP							
Rod Carew, L OBP: 0.353, SLG: 0.451 (1, 4)	6-3		K		4-3			1-4-3 PB 2B		L6-4 2B		5	1	2	0	0	1	0								
Larry Hisle, R OBP: 0.370, SLG: 0.558 (1, 8)	S 1B							1-4-3		K		5	0	3	0	0	1	2								
Jim Holt, L OBP: 0.390, SLG: 0.500 (1, 3)	F7 1-2		G3					BB 2B BB		L6-4		4	1	0	0	1	1	4								
Tony Oliva, L OBP: 0.323, SLG: 0.371 (1, 10)	5-3				G3			3-H 0-0 BB 2B BB		F9		5	0	0	0	0	1	2								
Bobby Darwin, R OBP: 0.304, SLG: 0.382 (1, 9)		F8			6-3			4-0 1-2 2B BB			HR	4	1	1	1	1	1	0								
Steve Braun, L OBP: 0.414, SLG: 0.469 (1, 7)		FC1-6 BB			F7			0-0 1-1 2-H 2B			E9 E 1B	4	1	2	1	1	0	0								
Danny Thompson, R OBP: 0.288, SLG: 0.306 (1, 6)		FC1-6 1-2						4-3		P4		5	1	1	0	0	0	2								
George Mitterwald, R OBP: 0.340, SLG: 0.400 (1, 2)		P5						F8		K		5	1	1	2	0	1	1								
Jerry Terrell, R OBP: 0.190, SLG: 0.220 (1, 5)			F9		4-3			5-3		6-3		5	0	0	0	0	0	1								
Inning Stats	R: 0 E: 0 K: 1 S: 4	H: 1 LOB: 1 BB: 0 P: 4	R: 0 E: 0 K: 0 S: 3	H: 0 LOB: 1 BB: 1 P: 7	R: 0 E: 0 K: 1 S: 6	H: 1 LOB: 1 BB: 0 P: 6	R: 0 E: 0 K: 0 S: 3	H: 0 LOB: 0 BB: 0 P: 3	R: 2 E: 0 K: 1 S: 8	H: 3 LOB: 1 BB: 0 P: 8	R: 0 E: 0 K: 2 S: 7	H: 0 LOB: 0 BB: 0 P: 7	R: 0 E: 0 K: 0 S: 3	H: 0 LOB: 0 BB: 0 P: 3	R: 2 E: 0 K: 0 S: 4	H: 2 LOB: 2 BB: 2 P: 12	R: 0 E: 0 K: 1 S: 5	H: 0 LOB: 0 BB: 0 P: 5	R: 0 E: 0 K: 1 S: 5	H: 1 LOB: 0 BB: 0 P: 5	R: 2 E: 0 K: 0 S: 6	H: 2 LOB: 1 BB: 0 P: 6	1B: 5 2B: 4 3B: 0 HR: 2	SF: 0 SAC: 0 DP: 1 HBP: 0	WP: 0 PB: 1 SB: 1 CS: 0	PA: 45
PITCHER	IP 7.0	WLS L	BF 17	H 4	R 3	ER 2	SO 2	BB 2	IBB 0	HBP 0	BLK 0	WP 0	HR 1	S 19	P 27	ERA 4.50	WHIP 1.500									
Rich Hand, R ERA: 4.06 (1, 1)																										
Steve Foucault, R ERA: 2.3 (8, 1)																										

Minnesota Twins @ Texas Rangers
Arlington Stadium, Arlington, TX
Mon May 14 1973, 8:05 PM EDT
Att. 5,072 - Unknown

AB 42
R 6
H 10
RBI 4
BB 3
SO 6
LOB 12



Batter	1	2	3	4	5	6	7	8	9	10	11	AB	R	H	RBI	BB	SO	LOB	BOTTOM					
Vic Harris, S OBP: 0.226, SLG: 0.267 (1, 4)	CS 1B		P4			4-3				6-3		5	0	2	1	0	0	3						
Toby Harrah, R OBP: 0.339, SLG: 0.368 (1, 5)	K 1-2					G4-6-3 BB		F9			K	4	0	1	2	1	2	4						
Larry Blittner, L OBP: 0.121, SLG: 0.125 (1, 3)	G3		1-3			G4-6-3 1-2		F8		L8		5	0	0	0	0	0	2						
Alex Johnson, R OBP: 0.342, SLG: 0.400 (1, 7)		K			6-3			F8 BB BB 1B		F8		5	1	1	0	0	1	0						
Rico Carty, R OBP: 0.270, SLG: 0.232 (1, 10)		F7			4-3			4-0 1-2 BB BB 1B BB		FC6-4 1B		4	1	1	0	1	0	0						
Jeff Burroughs, R OBP: 0.313, SLG: 0.455 (1, 9)		3-1			F8			F8 2-3		FC6-4 1-2		5	0	0	0	0	0	3						
Jim Mason, L OBP: 0.333, SLG: 0.400 (1, 6)								F7		1-3		5	1	1	0	0	1	2						
Tom Grieve, R OBP: 0.290, SLG: 0.200 (1, 8)												2	1	1	0	0	0	0						
Mike Epstein, L OBP: 0.293, SLG: 0.237 (7, PH)										F7		0	0	0	0	1	0	0						
Joe Lovitto, S OBP: 0.216, SLG: 0.176 (8, 8)												1	0	0	0	0	0	0						
Rick Stelmazek, L (1, 2)												2	0	0	0	0	0	2						
Bill Sudakis, S OBP: 0.292, SLG: 0.450 (8, 2)												0	0	0	1	2	0	0						
Inning Stats	R: 0 E: 0 K: 1 S: 5	H: 1 LOB: 0 BB: 0 P: 5	R: 0 E: 0 K: 1 S: 5	H: 0 LOB: 0 BB: 0 P: 5	R: 2 E: 0 K: 0 S: 6	H: 3 LOB: 1 BB: 0 P: 6	R: 0 E: 0 K: 0 S: 3	H: 0 LOB: 0 BB: 0 P: 3	R: 0 E: 0 K: 0 S: 2	H: 0 LOB: 0 BB: 0 P: 6	R: 2 E: 0 K: 1 S: 7	H: 2 LOB: 3 BB: 3 P: 19	R: 0 E: 0 K: 0 S: 4	H: 1 LOB: 1 BB: 0 P: 4	R: 0 E: 0 K: 0 S: 3	H: 0 LOB: 0 BB: 1 P: 7	R: 0 E: 0 K: 1 S: 5	H: 0 LOB: 0 BB: 0 P: 5	R: 0 E: 0 K: 0 S: 3	H: 0 LOB: 0 BB: 0 P: 3	1B: 7 2B: 0 3B: 0 HR: 0	SF: 0 SAC: 0 DP: 1 HBP: 0	WP: 1 PB: 0 SB: 0 CS: 1	PA: 43
PITCHER	IP 6.0	WLS W	BF 21	H 2	R 1	ER 1	SO 2	BB 4	IBB 0	HBP 0	BLK 0	WP 0	HR 0	S 21	P 37	ERA 1.80	WHIP 1.200							
Ray Corbin, R ERA: 2.63 (1, 1)																								
Dave Goltz, R ERA: 4.22 (7, 1)																								

Minnesota Twins @ Texas Rangers
Arlington Stadium, Arlington, TX
Mon May 14 1973, 8:05 PM EDT
Att. 5,072 - Unknown

AB 38
R 4
H 7
RBI 4
BB 5
SO 4
LOB 16



Batter	1	2	3	4	5	6	7	8	9	AB	R	H	RBI	BB	SO	LOB	TOP				
Paul Schaaf, R (1,5) OBP: 0.392, SLG: 0.336										4	0	1	0	0	1	2					
Cookie Rojas, R (1,4) OBP: 0.353, SLG: 0.428										4	0	2	0	0	0	1					
Amos Otis, R (1,8) OBP: 0.346, SLG: 0.473										4	0	3	0	0	0	0					
John Mayberry, L (1,3) OBP: 0.391, SLG: 0.529										4	0	0	0	0	1	6					
Ed Kirkpatrick, L (1,9) OBP: 0.398, SLG: 0.563										4	0	1	0	0	0	2					
Lou Piniella, R (1,7) OBP: 0.289, SLG: 0.342										4	1	1	0	0	0	0					
Hal McRae, R (1,10) OBP: 0.273, SLG: 0.294										2	0	0	0	0	1	0					
Gail Hopkins, L (7, PH) OBP: 0.394, SLG: 0.346										1	0	0	0	1	0	1					
Jim Wohlford, R (9, FR)										0	0	0	0	0	0	0					
Freddie Patek, R (1,6) OBP: 0.329, SLG: 0.321										3	0	1	1	0	0	0					
Carl Taylor, R (1,2) OBP: 0.375, SLG: 0.235										2	0	0	0	1	0	0					
Inning Stats	R: 0 E: 0 K: 1 S: 7	H: 2 LOB: 2 BB: 0 P: 7	R: 0 E: 0 K: 1 S: 5	H: 0 LOB: 0 BB: 0 P: 5	R: 0 E: 0 K: 0 S: 2	H: 0 LOB: 0 BB: 1 P: 6	R: 0 E: 0 K: 0 S: 3	H: 0 LOB: 0 BB: 0 P: 3	R: 0 E: 0 K: 0 S: 5	H: 3 LOB: 2 BB: 0 P: 5	R: 1 E: 0 K: 0 S: 4	H: 3 LOB: 0 BB: 0 P: 4	R: 0 E: 1 K: 1 S: 7	H: 1 LOB: 2 BB: 0 P: 7	R: 0 E: 0 K: 0 S: 2	H: 0 LOB: 1 BB: 1 P: 6	1B: 8 2B: 1 3B: 0 HR: 0	SF: 0 SAC: 0 DP: 1 HBP: 0	WP: 0 PB: 0 SB: 0 CS: 2	PA: 36	
PITCHER	IP	WLS	BF	H	R	ER	SO	BB	IBB	HBP	BLK	WP	HR	S	P	ERA	WHIP				
Pete Broberg, R (1,1) ERA: 5.44	6.1		24	7	1	1	2	1	0	0	0	0	0	27	31	1.42	1.263				
Steve Foucault, R (7,1) ERA: 1.96	2.2	W	10	2	0	0	1	1	0	0	0	0	0	11	15	0.00	1.125				

Kansas City Royals @ Texas Rangers
Arlington Stadium, Arlington, TX
Wed May 16 1973, 8:05 PM EDT
Att: 16,663 - Unknown

AB 32
R 1
H 9
RBI 1
BB 2
SO 3
LOB 12

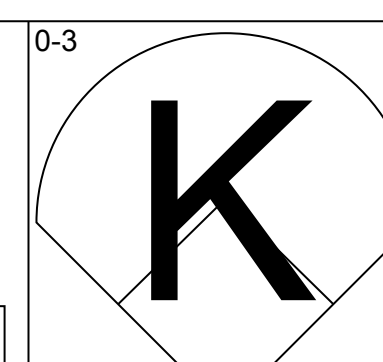
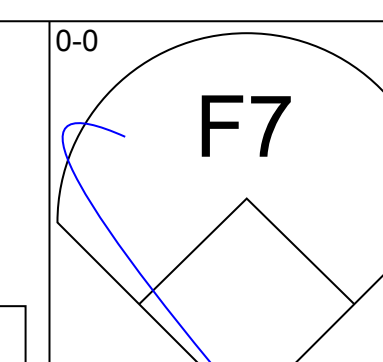
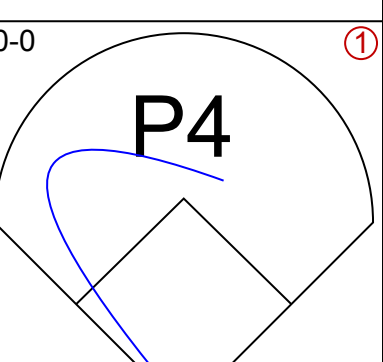
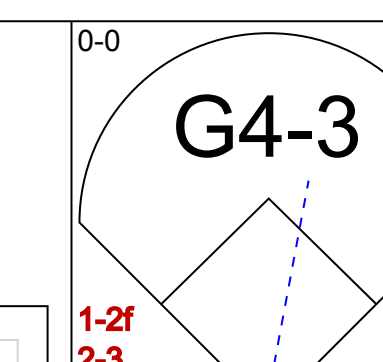
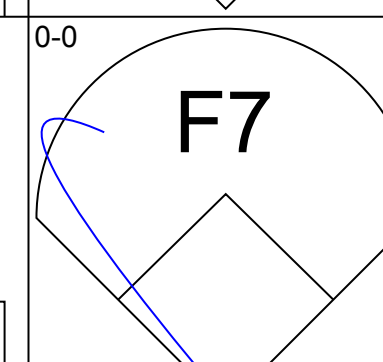
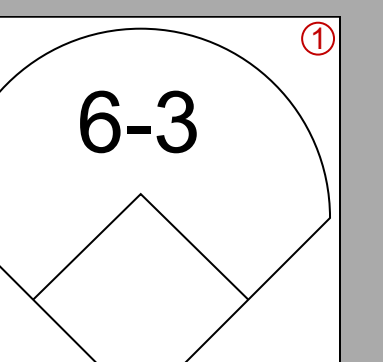
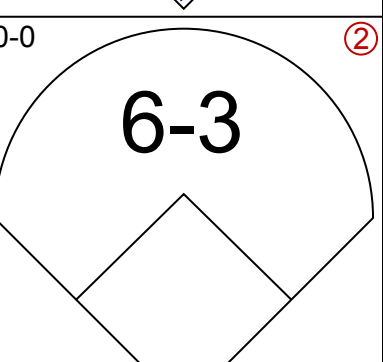
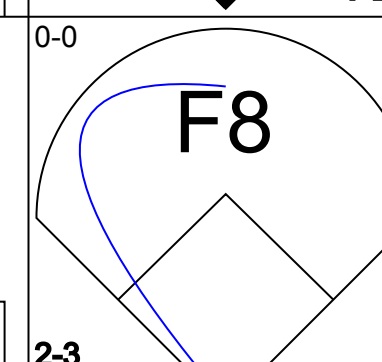
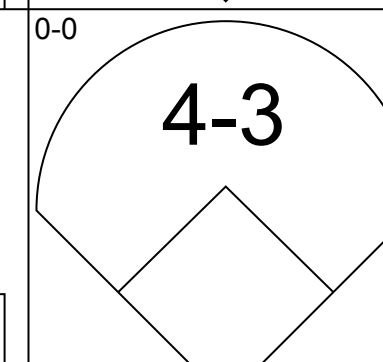
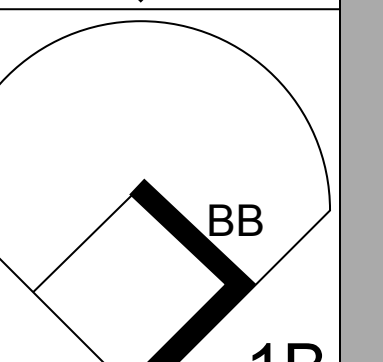
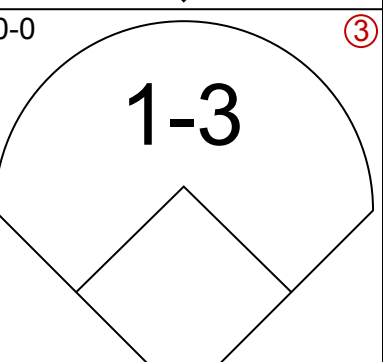
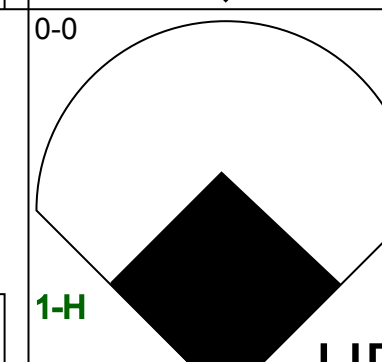
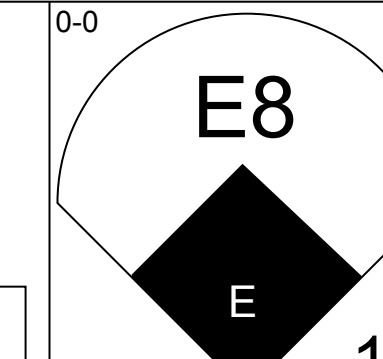
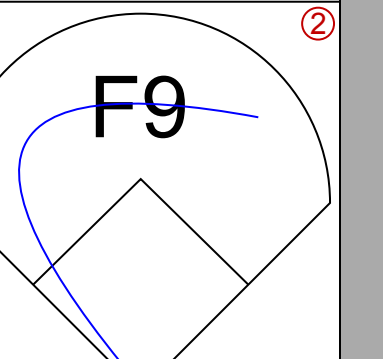
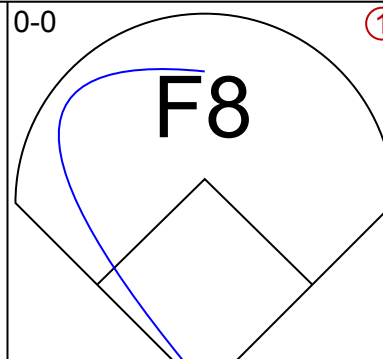
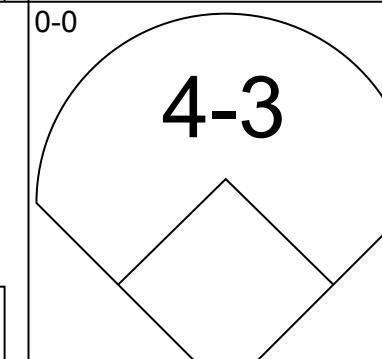
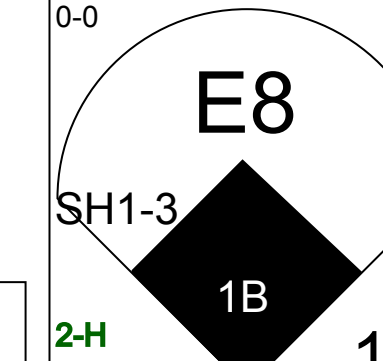
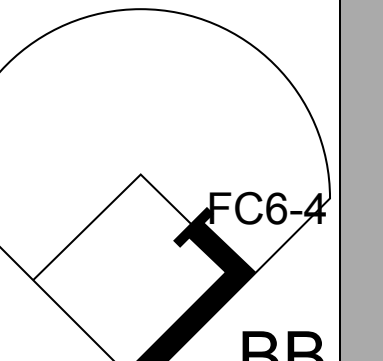
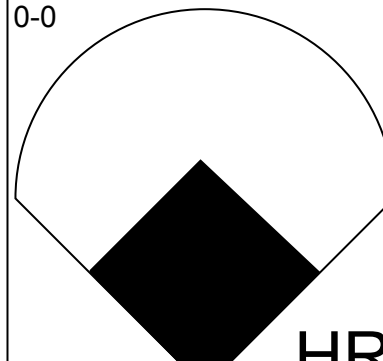
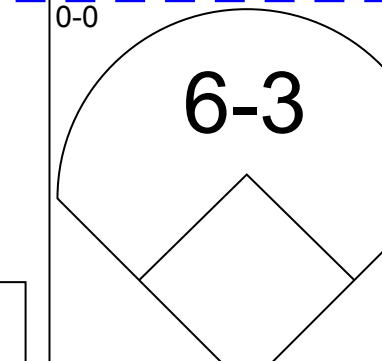
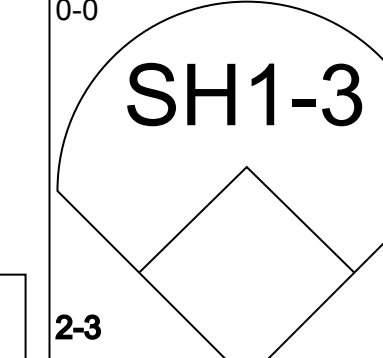
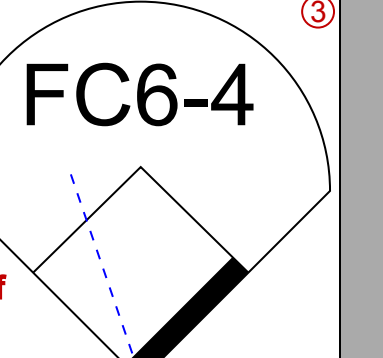
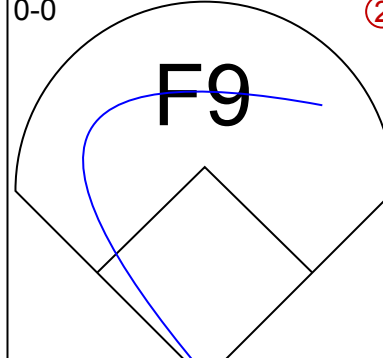
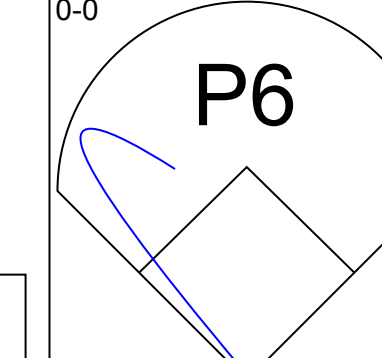
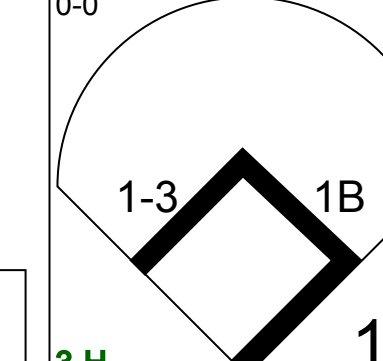
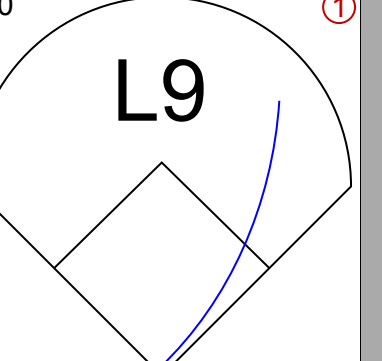
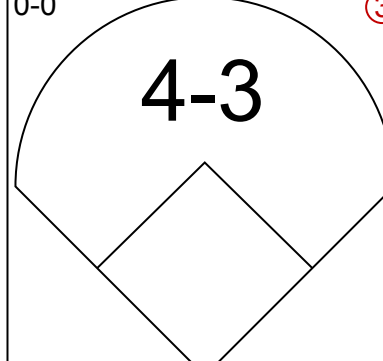
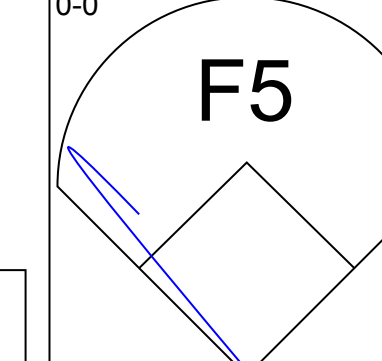
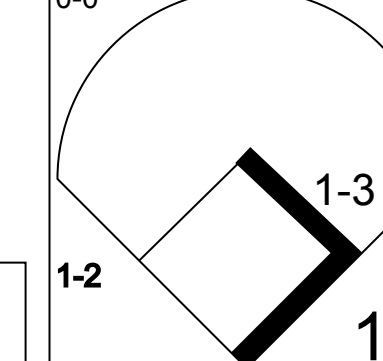

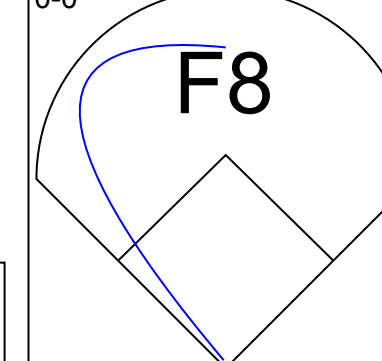
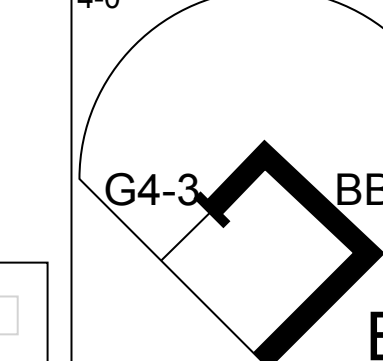
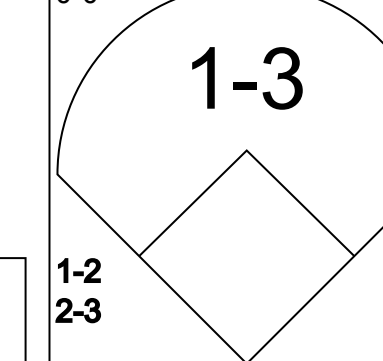

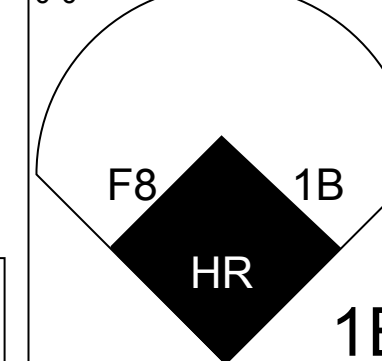
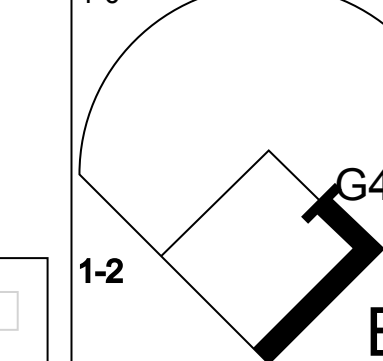


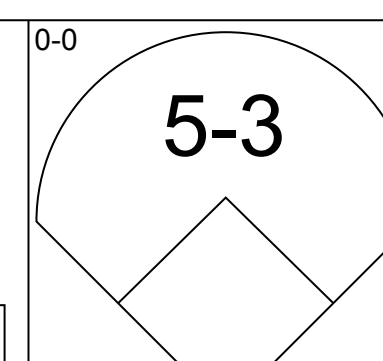
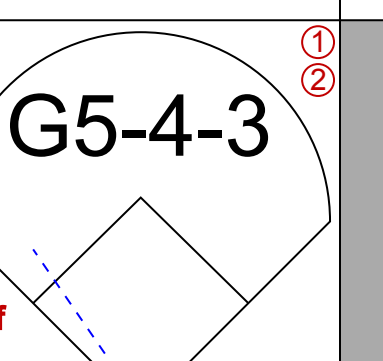
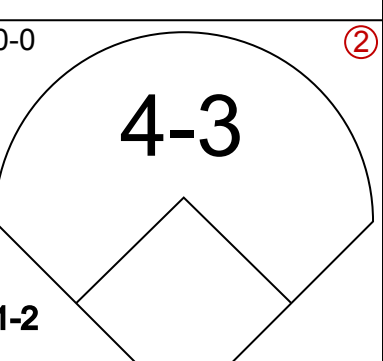
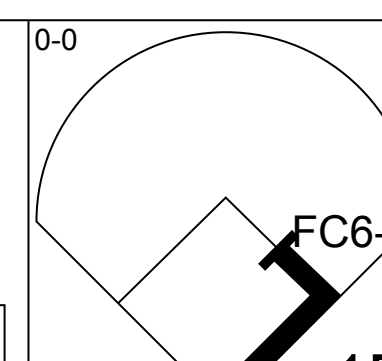
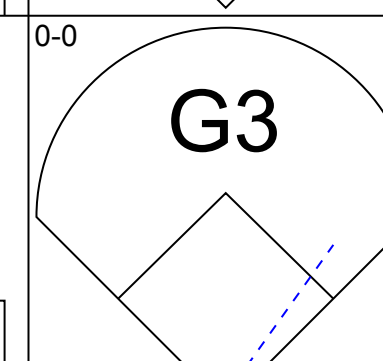
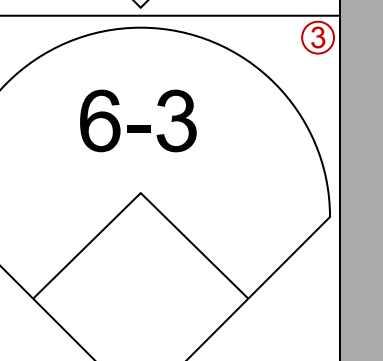
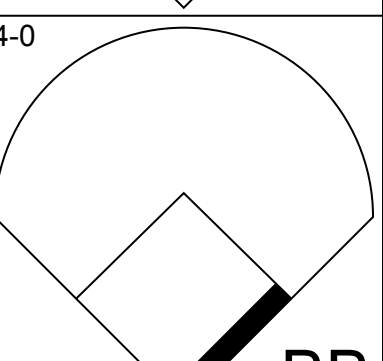
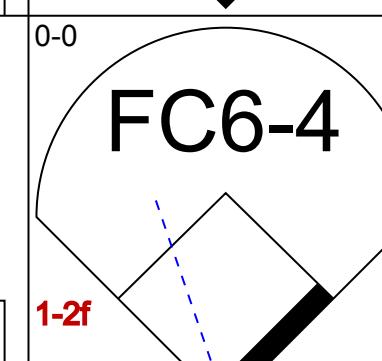
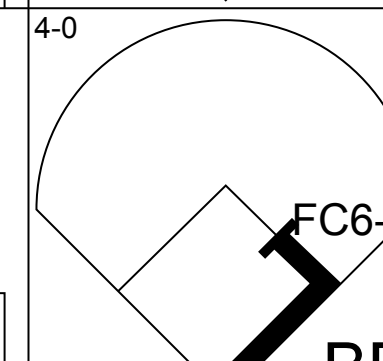
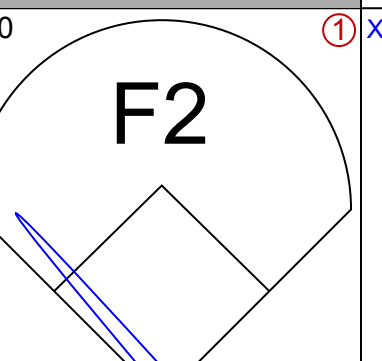
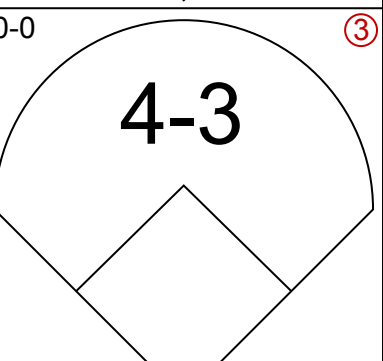
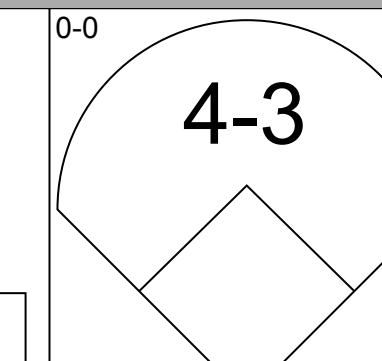
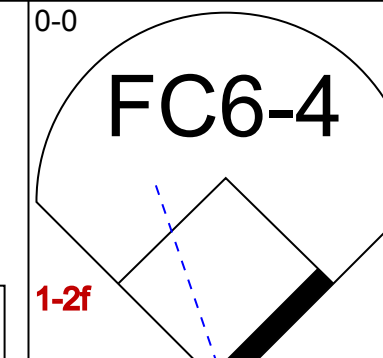
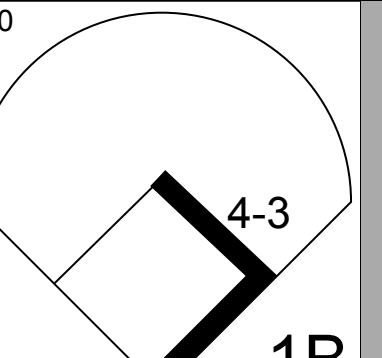
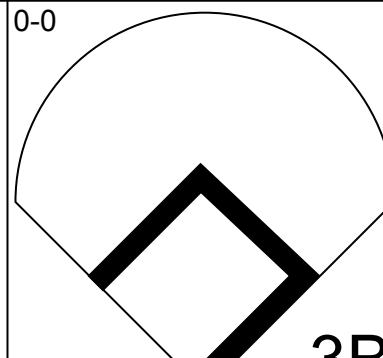
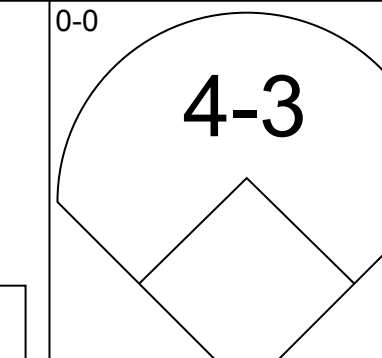
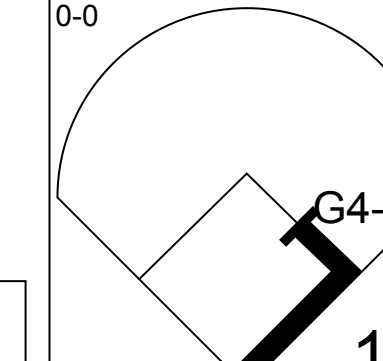
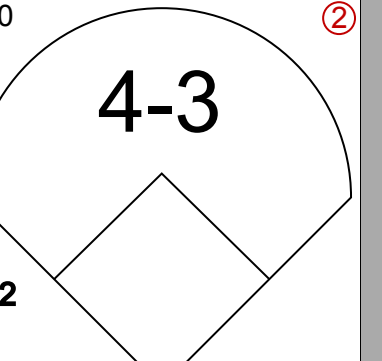
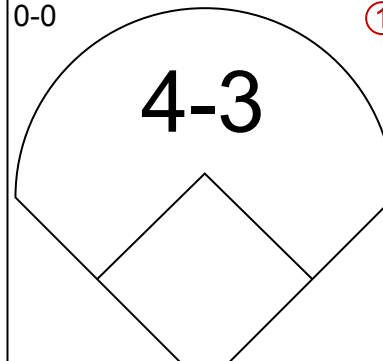
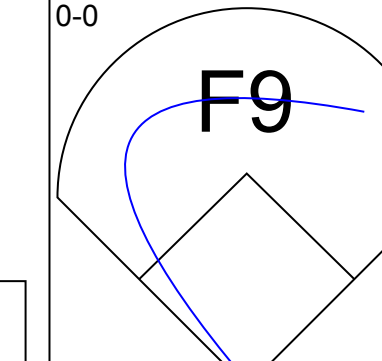


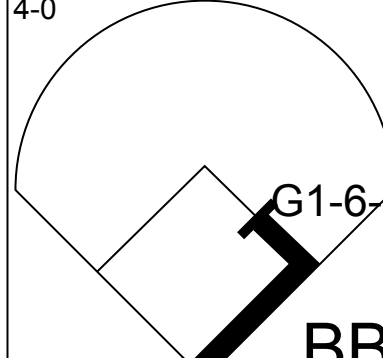
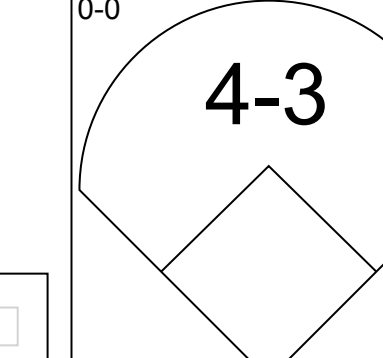
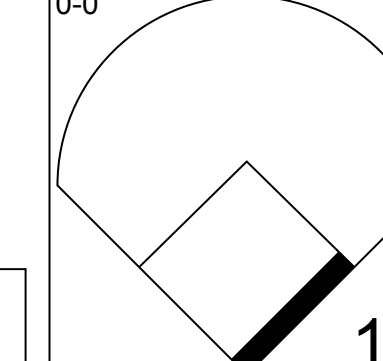
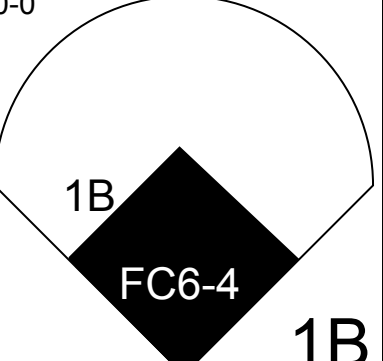
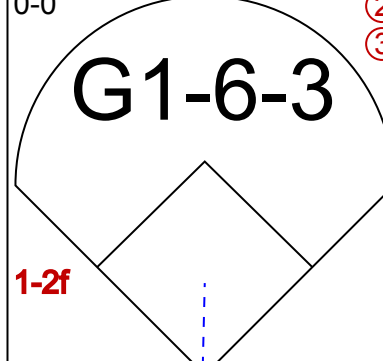
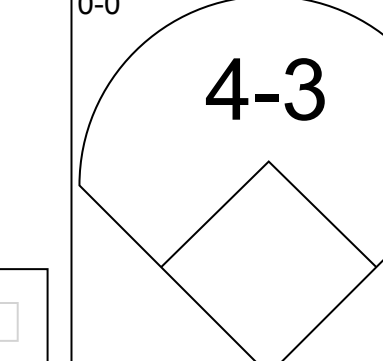
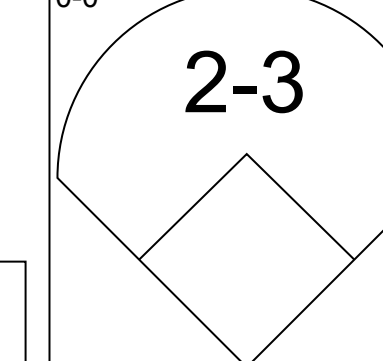
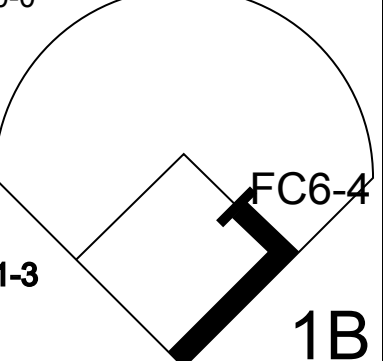
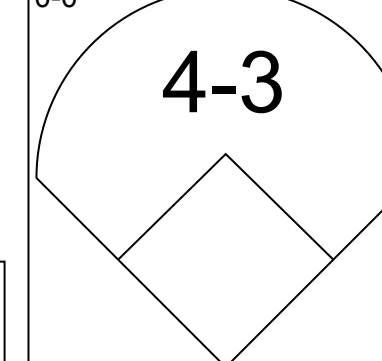
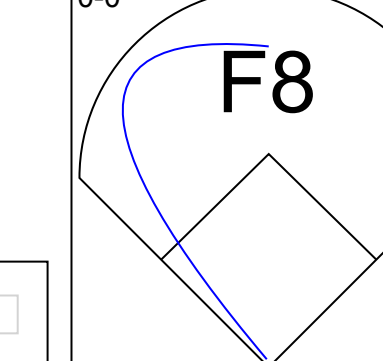
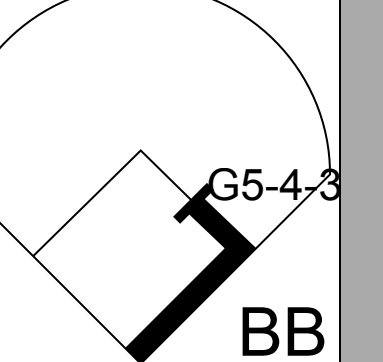
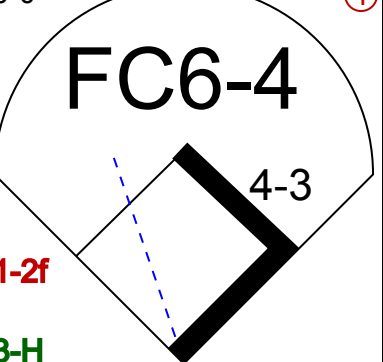
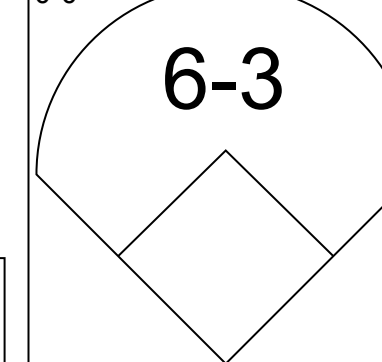
Batter	1	2	3	4	5	6	7	8	9	AB	R	H	RBI	BB	SO	LOB	BOTTOM				
Davey Nelson, R (1,4) OBP: 0.329, SLG: 0.419										4	1	1	0	0	0	1					
Vic Harris, S (1,8) OBP: 0.228, SLG: 0.265										4	0	0	0	0	1	2					
Toby Harrah, R (1,5) OBP: 0.333, SLG: 0.364										4	0	1	0	0	2	1					
Alex Johnson, R (1,7) OBP: 0.336, SLG: 0.385										3	1	1	1	1	0	0					
Rico Carty, R (1,10) OBP: 0.277, SLG: 0.245										3	0	1	0	1	1	1					
Joe Lovitto, S (9, FR) OBP: 0.211, SLG: 0.171										0	0	0	0	0	0	0					
Jeff Burroughs, R (1,9) OBP: 0.292, SLG: 0.421										4	0	0	0	0	0	5					
Larry Blittner, L (1,3) OBP: 0.195, SLG: 0.211										4	0	1	1	0	0	1					
Ken Suarez, R (1,2) OBP: 0.352, SLG: 0.420										3	0	1	0	0	0	0					
Jim Mason, L (1,6) OBP: 0.324, SLG: 0.355										3	0	0	0	0	1	1					
Inning Stats	R: 1 E: 0 K: 1 S: 6	H: 2 LOB: 1 BB: 0 P: 6	R: 0 E: 0 K: 1 S: 5	H: 0 LOB: 0 BB: 0 P: 5	R: 0 E: 0 K: 0 S: 4	H: 1 LOB: 1 BB: 0 P: 4	R: 0 E: 1 K: 0 S: 4	H: 0 LOB: 1 BB: 0 P: 4	R: 0 E: 0 K: 1 S: 5	H: 0 LOB: 0 BB: 0 P: 5	R: 0 E: 0 K: 2 S: 7	H: 1 LOB: 1 BB: 0 P: 4	R: 0 E: 0 K: 0 S: 3	H: 0 LOB: 0 BB: 0 P: 3	R: 1 E: 0 K: 0 S: 4	H: 2 LOB: 2 BB: 2 P: 12	1B: 6 2B: 0 3B: 0 HR: 0	SF: 0 SAC: 0 DP: 0 HBP: 0	WP: 1 PB: 0 SB: 2 CS: 0	PA: 34	
PITCHER	IP	WLS	BF	H	R	ER	SO	BB	IBB	HBP	BLK	WP	HR	S	P	ERA	WHIP				
Paul Splitteroff, L (1,1) ERA: 2.56	8.1	L	30	5	2	2	5	0	0	0	0	0	0	40	40	2.16	0.600				
Doug Bird, R (9,1) ERA: 1.5	0.1		4	1	0	0	0	1	1	0	0	1	0	2	10	0.00	6.000				

Kansas City Royals @ Texas Rangers
Arlington Stadium, Arlington, TX
Wed May 16 1973, 8:05 PM EDT
Att: 16,663 - Unknown

AB 32
R 2
H 6
RBI 2
BB 2
SO 5
LOB 12



Batter	1	2	3	4	5	6	7	8	9	AB	R	H	RBI	BB	SO	LOB	TOP									
Freddie Patek, R OBP: 0.325, SLG: 0.317										5	1	1	0	0	1	4	Kansas City Royals @ Texas Rangers Arlington Stadium, Arlington, TX Thu May 17 1973, 8:05 PM EDT Att: 5,522 - Unknown									
Cookie Rojas, R OBP: 0.344, SLG: 0.415										4	0	0	0	0	0	2										
John Mayberry, L OBP: 0.394, SLG: 0.552										4	1	2	3	0	0	0										
Ed Kirkpatrick, L OBP: 0.393, SLG: 0.551										4	1	1	0	0	0	1										
Amos Otis, R OBP: 0.356, SLG: 0.497										3	2	2	2	1	0	0										
Lou Piniella, R OBP: 0.282, SLG: 0.333										3	0	0	0	0	0	2										
Jim Wohlford, R OBP: 0.167, SLG: 0.167										4	0	1	1	0	0	0										
Kurt Bevacqua, R OBP: 0.286, SLG: 0.231										3	0	1	0	1	1	0										
Fran Healy, R OBP: 0.270, SLG: 0.265										3	1	1	0	1	1	2										
Inning Stats	R: 0 E: 0 K: 1 S: 5	H: 0 LOB: 0 BB: 0 P: 5	R: 2 E: 2 K: 0 S: 7	H: 4 LOB: 2 BB: 0 P: 7	R: 0 E: 0 K: 0 S: 4	H: 1 LOB: 2 BB: 1 P: 8	R: 0 E: 0 K: 2 S: 7	H: 0 LOB: 0 BB: 0 P: 7	R: 0 E: 0 K: 0 S: 3	H: 0 LOB: 0 BB: 0 P: 3	R: 1 E: 0 K: 0 S: 4	H: 1 LOB: 0 BB: 0 P: 4	R: 3 E: 0 K: 0 S: 6	H: 3 LOB: 0 BB: 0 P: 6	R: 0 E: 0 K: 0 S: 3	H: 0 LOB: 0 BB: 0 P: 3	R: 0 E: 0 K: 0 S: 1	H: 0 LOB: 0 BB: 2 P: 9	1B: 7 2B: 0 3B: 0 HR: 2	SF: 0 SAC: 1 DP: 1 HBP: 0	WP: 0 PB: 0 SB: 0 CS: 0	PA: 37				
PITCHER	IP	WLS	BF	H	R	ER	SO	BB	IBB	HBP	BLK	WP	HR	S	P	ERA	WHIP									
Sonny Siebert, R ERA: 3.38	(1, 1)	6.0	L	25	6	3	3	3	1	0	0	0	0	1	30	34	4.50	1.167								
Charlie Hudson, L ERA: 8.23	(7, 1)	1.0		6	3	3	0	0	0	0	0	0	0	1	6	6	27.00	3.000								
Steve Dunning, R ERA: 5.68	(8, 1)	2.0		6	0	0	0	0	2	0	0	0	0	0	4	12	0.00	1.000								

Batter	1	2	3	4	5	6	7	8	9	AB	R	H	RBI	BB	SO	LOB	BOTTOM									
Davey Nelson, R OBP: 0.326, SLG: 0.410										4	0	1	0	0	0	2	Kansas City Royals @ Texas Rangers Arlington Stadium, Arlington, TX Thu May 17 1973, 8:05 PM EDT Att: 5,522 - Unknown									
Toby Harrah, R OBP: 0.331, SLG: 0.355										3	0	0	0	1	0	1										
Larry Bittner, L OBP: 0.200, SLG: 0.195										3	0	0	0	1	0	2										
Alex Johnson, R OBP: 0.341, SLG: 0.405										4	0	2	0	0	0	1										
Rico Carty, R OBP: 0.276, SLG: 0.245										4	0	1	0	0	0	2										
Mike Epstein, L OBP: 0.292, SLG: 0.228										3	0	0	0	1	1	2										
Vic Harris, S OBP: 0.238, SLG: 0.275										4	1	2	0	0	0	2										
Ken Suarez, R OBP: 0.345, SLG: 0.407										4	0	1	0	0	0	1										
Jim Mason, L OBP: 0.324, SLG: 0.333										2	0	0	1	1	0	1										
Inning Stats	R: 0 E: 0 K: 0 S: 3	H: 0 LOB: 1 BB: 1 P: 7	R: 0 E: 0 K: 0 S: 4	H: 2 LOB: 1 BB: 0 P: 4	R: 0 E: 0 K: 0 S: 2	H: 0 LOB: 0 BB: 1 P: 6	R: 0 E: 0 K: 1 S: 6	H: 1 LOB: 1 BB: 0 P: 6	R: 0 E: 0 K: 0 S: 5	H: 2 LOB: 2 BB: 1 P: 9	R: 0 E: 0 K: 0 S: 3	H: 1 LOB: 1 BB: 1 P: 7	R: 0 E: 0 K: 0 S: 4	H: 1 LOB: 1 BB: 0 P: 4	R: 0 E: 0 K: 0 S: 3	H: 0 LOB: 0 BB: 0 P: 3	R: 0 E: 0 K: 0 S: 3	H: 0 LOB: 0 BB: 0 P: 3	1B: 6 2B: 0 3B: 1 HR: 0	SF: 0 SAC: 0 DP: 3 HBP: 0	WP: 0 PB: 0 SB: 0 CS: 0	PA: 35				
PITCHER	IP	WLS	BF	H	R	ER	SO	BB	IBB	HBP	BLK	WP	HR	S	P	ERA	WHIP									
Wayne Simpson, R ERA: 4.85	(1, 1)	5.1	W	24	6	1	1	1	4	0	0	0	0	0	22	38	1.69	1.875								
Gene Garber, R ERA: 1.21	(6, 1)	3.2	S	11	1	0	0	0	0	0	0	0	0	11	11	0.00	0.273									

Batter	1	2	3	4	5	6	7	8	9	AB	R	H	RBI	BB	SO	LOB	TOP			
Davey Nelson, R OBP: 0.319, SLG: 0.398 (1, 4)										5	0	1	0	0	1	3	<p>Texas Rangers @ California Angels Anaheim Stadium, Anaheim, CA Fri May 18 1973, 10:05 PM EDT Att: 13,926 - Unknown</p> <p>livebaseballscores.com</p>			
Toby Harrah, R OBP: 0.326, SLG: 0.349 Joe Lovitto, S OBP: 0.200, SLG: 0.162 (1, 5) (4, 5)										2	0	0	0	0	0	0				
Larry Bittner, L OBP: 0.204, SLG: 0.200 (1, 3)										4	0	1	0	0	1	0				
Alex Johnson, R OBP: 0.348, SLG: 0.411 Tom Grieve, R OBP: 0.125, SLG: 0.125 (1, 7) (7, 7)										3	0	2	0	0	1	1				
Rico Carty, R OBP: 0.288, SLG: 0.236 (1, 10)										4	0	0	0	0	2	3				
Jeff Burroughs, R OBP: 0.290, SLG: 0.423 (1, 9)										4	1	1	0	0	2	3				
Vic Harris, S OBP: 0.248, SLG: 0.276 (1, 8)										3	0	1	1	1	0	2				
Ken Suarez, R OBP: 0.350, SLG: 0.411 Rick Stelmazsek, L (6, 2) (1, 2)										2	0	1	0	0	0	1				
Jim Mason, L OBP: 0.317, SLG: 0.324 (1, 6)										4	0	1	0	0	1	2				
Inning Stats	R: 0 E: 0 K: 0 S: 3	H: 0 LOB: 0 BB: 0 P: 3	R: 1 E: 0 K: 0 S: 5	H: 3 LOB: 1 BB: 0 P: 5	R: 0 E: 0 K: 1 S: 5	H: 0 LOB: 0 BB: 0 P: 5	R: 0 E: 1 K: 2 S: 9	H: 1 LOB: 2 BB: 0 P: 9	R: 0 E: 0 K: 3 S: 10	H: 1 LOB: 1 BB: 0 P: 10	R: 0 E: 0 K: 0 S: 4	H: 1 LOB: 2 BB: 1 P: 8	R: 0 E: 0 K: 2 S: 7	H: 0 LOB: 0 BB: 0 P: 7	R: 0 E: 0 K: 2 S: 8	H: 1 LOB: 2 BB: 1 P: 12		1B: 7 2B: 1 3B: 0 HR: 0	SF: 0 SAC: 0 DP: 1 HBP: 0	WP: 0 PB: 0 SB: 0 CS: 0
PITCHER Bill Singer, R ERA: 1.67 (1, 1)	IP: 9.0 WLS: W BF: 37 H: 8 R: 1 ER: 1 SO: 10 BB: 2 IBB: 0 HBP: 0 BLK: 0 WP: 0 HR: 0 S: 55 P: 63 ERA: 1.00 WHIP: 1.111															PITCHER				

Batter	1	2	3	4	5	6	7	8	9	AB	R	H	RBI	BB	SO	LOB	BOTTOM			
Billy Grabarkewitz, R OBP: 0.271, SLG: 0.327 Sandy Alomar Sr., S OBP: 0.209, SLG: 0.189 (1, 4) (7, 4)										3	2	1	1	1	0	0	<p>Texas Rangers @ California Angels Anaheim Stadium, Anaheim, CA Fri May 18 1973, 10:05 PM EDT Att: 13,926 - Unknown</p> <p>livebaseballscores.com</p>			
Rudy Meoli, L OBP: 0.366, SLG: 0.306 (1, 6)										3	1	1	1	0	0	0				
Winston Lienas, R OBP: 0.167, SLG: 0.200 Tom McCraw, L OBP: 0.328, SLG: 0.304 (1, 7) (8, 7)										3	0	1	1	0	0	2				
Frank Robinson, R OBP: 0.354, SLG: 0.495 (1, 10)										3	1	1	2	0	0	2				
Bob Oliver, R OBP: 0.304, SLG: 0.442 (1, 3)										4	0	1	1	0	0	0				
Al Gallacher, R OBP: 0.368, SLG: 0.280 (1, 5)										3	1	0	0	1	1	2				
Ken Berry, R OBP: 0.337, SLG: 0.370 (1, 8)										4	0	0	0	0	1	1				
Leroy Stanton, R OBP: 0.276, SLG: 0.364 (1, 9)										3	1	1	0	0	0	0				
Jeff Torborg, R OBP: 0.255, SLG: 0.304 (1, 2)										3	1	0	0	0	0	1				
Inning Stats	R: 2 E: 0 K: 0 S: 4	H: 1 LOB: 0 BB: 1 P: 8	R: 5 E: 1 K: 1 S: 10	H: 4 LOB: 2 BB: 1 P: 15	R: 0 E: 0 K: 1 S: 5	H: 0 LOB: 0 BB: 0 P: 5	R: 0 E: 1 K: 0 S: 4	H: 0 LOB: 1 BB: 0 P: 4	R: 0 E: 0 K: 0 S: 3	H: 0 LOB: 0 BB: 0 P: 3	R: 0 E: 0 K: 0 S: 3	H: 1 LOB: 0 BB: 0 P: 3	R: 0 E: 0 K: 0 S: 3	H: 0 LOB: 0 BB: 0 P: 3	R: 0 E: 0 K: 0 S: 3	H: 0 LOB: 0 BB: 0 P: 3		1B: 5 2B: 0 3B: 0 HR: 1	SF: 1 SAC: 1 DP: 1 HBP: 1	WP: 0 PB: 0 SB: 0 CS: 0
PITCHER Mike Paul, L ERA: 5.92 Bill Gogolewski, R ERA: 3.66 Jim Merritt, L ERA: 5.06 (1, 1) (2, 1) (6, 1)	IP: 1.2 WLS: L BF: 13 H: 4 R: 7 ER: 4 SO: 7 BB: 2 IBB: 0 HBP: 0 BLK: 0 WP: 0 HR: 1 S: 10 P: 19 ERA: 21.60 WHIP: 3.600															PITCHER				

Batter	1	2	3	4	5	6	7	8	9	AB	R	H	RBI	BB	SO	LOB	TOP			
Davey Nelson, R OBP: 0.305, SLG: 0.379	0-3 K		0-3 K		0-3 K		0-3 K			4	0	0	0	0	4	1	<p>Texas Rangers @ California Angels Anaheim Stadium, Anaheim, CA Sat May 19 1973, 10:05 PM EDT Att: 15,019 - Unknown</p> <p>livebaseballscores.com</p>			
Joe Lovitto, S OBP: 0.227, SLG: 0.154	0-3 K		4-0 BB		0-0 6-3			4-0 3-1 BB BB		2	0	0	0	2	1	0				
Larry Bittner, L OBP: 0.208, SLG: 0.188	0-0 F7		0-3 K		0-0 F3			4-0 3-1 BB 1-2 BB		3	0	0	0	1	1	1				
Mike Epstein, L OBP: 0.300, SLG: 0.244		4-0 E BB		0-0 6-3 1B 2B		0-0 G3		0-0 3-1 1-2 2-3		3	1	1	0	1	0	2				
Alex Johnson, R OBP: 0.338, SLG: 0.398	0-3 K		0-0 6-3		0-0 K		0-3 K		0-3 K	4	0	0	0	0	3	4				
Jeff Burroughs, R OBP: 0.289, SLG: 0.417	0-0 E6		0-0 1B		0-0 1B		0-3 K		0-0 F8	4	0	1	0	0	1	3				
Vic Harris, S OBP: 0.248, SLG: 0.275	0-3 K		0-0 1B		0-0 1B		0-0 1-3		0-0 3-1	4	0	1	1	0	1	2				
Ken Suarez, R OBP: 0.349, SLG: 0.397	0-0 F8		0-0 F9		0-0 F9		4-0 BB		0-0 G4-3 1B	2	0	0	0	1	0	4				
Rick Steimaszek, L OBP: 0.200, SLG: 0.111										1	0	1	0	0	0	0				
Jim Mason, L OBP: 0.289, SLG: 0.293			0-0 5-3		0-3 K		0-0 F8		0-0 G4-3 1-2	4	0	0	0	0	1	4				
Inning Stats	R: 0 E: 0 K: 2 S: 7	H: 0 LOB: 0 BB: 7	R: 0 E: 1 K: 2 S: 8	H: 0 LOB: 2 BB: 1 P: 12	R: 0 E: 0 K: 1 S: 7	H: 0 LOB: 1 BB: 1 P: 11	R: 1 E: 0 K: 1 S: 8	H: 3 LOB: 2 BB: 0 P: 8	R: 0 E: 0 K: 1 S: 5	H: 0 LOB: 0 BB: 0 P: 7	R: 0 E: 0 K: 1 S: 5	H: 0 LOB: 1 BB: 1 P: 9	R: 0 E: 0 K: 1 S: 5	H: 0 LOB: 2 BB: 2 P: 13	R: 0 E: 0 K: 0 S: 3	H: 1 LOB: 0 BB: 3 P: 3	1B: 3 2B: 1 3B: 0 HR: 0	SF: 0 SAC: 0 DP: 1 HBP: 0	WP: 0 PB: 0 SB: 0 CS: 0	PA: 36
PITCHER Nolan Ryan, R ERA: 2.52	IP: 9.0 WLS: W BF: 36 H: 4 R: 1 ER: 1 SO: 12 BB: 5 IBB: 0 HBP: 0 BLK: 0 WP: 0 HR: 0 S: 55 P: 75 ERA: 1.00 WHIP: 1.000															PITCHER				

Batter	1	2	3	4	5	6	7	8	9	AB	R	H	RBI	BB	SO	LOB	BOTTOM			
Vada Pinson, L OBP: 0.286, SLG: 0.320	0-0 4-3					0-0 1B WP		0-0 F7		3	1	1	0	1	0	0	<p>Texas Rangers @ California Angels Anaheim Stadium, Anaheim, CA Sat May 19 1973, 10:05 PM EDT Att: 15,019 - Unknown</p> <p>livebaseballscores.com</p>			
Tom McCraw, L OBP: 0.323, SLG: 0.298		4-0 FC6-4 IBB			0-0 1B WP		0-0 5-3			5	1	2	0	0	0	3				
Rudy Meoli, L OBP: 0.370, SLG: 0.341	0-0 F7		0-0 P6		0-0 1B WP		0-0 2B		0-0 5-3	3	2	1	0	1	0	4				
Billy Grabarkewitz, R OBP: 0.286, SLG: 0.327			0-0 FC6-4		4-0 BB WP		0-0 4-3		0-0 5-3	1	0	0	0	0	0	0				
Sandy Alomar Sr., S OBP: 0.207, SLG: 0.188			HR 1B		1-2 SF8 BB					2	2	0	0	1	0	1				
Frank Robinson, R OBP: 0.359, SLG: 0.485	1-0 HR HBP		0-0 4-3		4-0 2B IBB		0-0 1-3			2	2	0	0	1	0	1				
Bob Oliver, R OBP: 0.314, SLG: 0.474	0-0 HR		0-0 1-3		4-0 2B SF9 BB		0-0 1B SF8			2	2	1	4	1	0	0				
Leroy Stanton, R OBP: 0.288, SLG: 0.375	1-1 HR		0-0 4-3		1-2 SF9 BB		0-0 1B			1	1	1	0	0	0	0				
Jim Spencer, L OBP: 0.330, SLG: 0.422	0-0 G3		0-0 4-3		0-0 SF8		0-0 1B			3	0	1	1	0	0	0				
Ken Berry, R OBP: 0.356, SLG: 0.398		4-0 2B BB		0-0 1B	0-0 SF9 2B		0-0 SF8			2	0	2	2	1	0	0				
Al Gallagher, R OBP: 0.364, SLG: 0.294		0-0 2B		0-0 L4-3	0-0 SF9		0-0 F9			3	0	1	1	0	0	2				
Jeff Torborg, R OBP: 0.235, SLG: 0.280		0-0 F5		0-0 F9	0-0 P4		0-0 FC6-4			4	0	0	0	0	0	4				
Inning Stats	R: 3 E: 0 K: 0 S: 5	H: 2 LOB: 0 BB: 0 P: 6	R: 0 E: 0 K: 0 S: 4	H: 1 LOB: 3 BB: 2 P: 12	R: 0 E: 0 K: 0 S: 3	H: 0 LOB: 0 BB: 0 P: 3	R: 0 E: 0 K: 0 S: 3	H: 1 LOB: 0 BB: 0 P: 3	R: 5 E: 0 K: 0 S: 6	H: 3 LOB: 1 BB: 3 P: 18	R: 0 E: 0 K: 0 S: 4	H: 1 LOB: 1 BB: 0 P: 4	R: 1 E: 0 K: 0 S: 5	H: 2 LOB: 1 BB: 0 P: 5	R: 0 E: 0 K: 0 S: 3	H: 0 LOB: 0 BB: 0 P: 3	1B: 6 2B: 4 3B: 0 HR: 1	SF: 3 SAC: 0 DP: 1 HBP: 1	WP: 1 PB: 0 SB: 0 CS: 0	PA: 39
PITCHER Rich Hand, R ERA: 5.4	IP: 4.0 WLS: L BF: 23 H: 6 R: 8 ER: 8 SO: 0 BB: 3 IBB: 2 HBP: 1 BLK: 0 WP: 1 HR: 1 S: 17 P: 38 ERA: 18.00 WHIP: 2.250															PITCHER				
Charlie Hudson, L ERA: 5.75	IP: 3.0 WLS: L BF: 13 H: 4 R: 1 ER: 1 SO: 0 BB: 0 IBB: 0 HBP: 0 BLK: 0 WP: 0 HR: 0 S: 13 P: 13 ERA: 3.00 WHIP: 1.333															PITCHER				
Steve Foucault, R ERA: 1.86	IP: 1.0 WLS: L BF: 3 H: 0 R: 0 ER: 0 SO: 0 BB: 0 IBB: 0 HBP: 0 BLK: 0 WP: 0 HR: 0 S: 3 P: 3 ERA: 0.00 WHIP: 0.000															PITCHER				

Batter	1	2	3	4	5	6	7	8	9	AB	R	H	RBI	BB	SO	LOB	TOP								
Davey Nelson, R OBP: 0.310, SLG: 0.374 (1, 4)										4	0	1	1	1	1	2									
Vic Harris, S OBP: 0.239, SLG: 0.265 (1, 8)										4	0	0	0	0	0	5									
Toby Harrah, R OBP: 0.324, SLG: 0.341 (1, 5) (7, 6)										3	0	0	0	1	0	0									
Alex Johnson, R OBP: 0.336, SLG: 0.416 (1, 7)										4	1	1	1	0	0	1									
Mike Epstein, L OBP: 0.317, SLG: 0.259 (1, 3)										0	1	0	0	0	0	0									
Jeff Burroughs, R OBP: 0.295, SLG: 0.415 (1, 9)										3	0	1	0	1	0	2									
Bill Sudakis, S OBP: 0.241, SLG: 0.360 (1, 10)										4	0	0	0	0	2	4									
Ken Suarez, R OBP: 0.358, SLG: 0.403 (1, 2)										4	0	2	0	0	0	0									
Jim Mason, L OBP: 0.298, SLG: 0.302 (7, PH)										2	0	1	0	0	0	0									
Rico Carty, R OBP: 0.273, SLG: 0.236 (7, PR)										0	0	0	0	1	0	0									
Joe Lovitto, S OBP: 0.222, SLG: 0.150 (7, 5)										1	0	0	0	0	0	0									
Inning Stats	R: 0 E: 0 K: 0 S: 3	H: 1 LOB: 0 BB: 0 P: 3	R: 0 E: 0 K: 0 S: 3	H: 1 LOB: 1 BB: 1 P: 7	R: 0 E: 0 K: 0 S: 4	H: 2 LOB: 1 BB: 0 P: 4	R: 0 E: 0 K: 0 S: 4	H: 1 LOB: 1 BB: 0 P: 4	R: 0 E: 0 K: 1 S: 5	H: 0 LOB: 0 BB: 0 P: 5	R: 0 E: 0 K: 0 S: 3	H: 0 LOB: 1 BB: 0 P: 7	R: 1 E: 0 K: 1 S: 6	H: 1 LOB: 3 BB: 3 P: 18	R: 1 E: 1 K: 1 S: 7	H: 2 LOB: 1 BB: 0 P: 7	R: 0 E: 0 K: 1 S: 5	H: 0 LOB: 0 BB: 0 P: 5	1B: 7 2B: 0 3B: 0 HR: 1	SF: 0 SAC: 0 DP: 3 HBP: 0	WP: 0 PB: 0 SB: 0 CS: 0	PA: 37			
PITCHER	IP	WLS	BF	H	R	ER	SO	BB	IBB	HBP	BLK	WP	HR	S	P	ERA	WHIP								
Clyde Wright, L ERA: 3.79 (1, 1)	7.2	W	33	8	2	2	3	5	0	0	0	0	1	34	54	2.35	1.696								
Dave Sells, R ERA: 1.2 (8, 1)	1.1	S	4	0	0	0	1	0	0	0	0	0	0	6	6	0.00	0.000								

Texas Rangers @ California Angels
Anaheim Stadium, Anaheim, CA
Sun May 20 1973, 6:33 AM EDT
Att: 15,689 - Unknown

AB	29
R	2
H	6
RBI	2
BB	4
SO	3
LOB	14



Batter	1	2	3	4	5	6	7	8	9	AB	R	H	RBI	BB	SO	LOB	BOTTOM								
Vada Pinson, L OBP: 0.275, SLG: 0.307 (1, 7)										4	0	0	0	0	0	1									
Rudy Meoli, L OBP: 0.380, SLG: 0.341 (1, 6)										3	1	1	0	1	0	0									
Billy Grabarkewitz, R OBP: 0.294, SLG: 0.310 (1, 4) Sandy Alomar Sr., S OBP: 0.207, SLG: 0.188 (8, 4)										3	1	0	0	1	0	2									
Frank Robinson, R OBP: 0.372, SLG: 0.528 (1, 10)										3	2	2	3	1	0	0									
Bob Oliver, R OBP: 0.321, SLG: 0.475 (1, 9) Leroy Stanton, R OBP: 0.288, SLG: 0.375 (9, 9)										4	0	2	1	0	1	1									
Jim Spencer, L OBP: 0.316, SLG: 0.402 (1, 3)										4	0	0	0	0	1	2									
Ken Berry, R OBP: 0.344, SLG: 0.384 (1, 8)										3	0	0	0	0	1	0									
Al Gallagher, R OBP: 0.353, SLG: 0.284 (1, 5)										3	0	0	0	0	0	0									
Jeff Torborg, R OBP: 0.241, SLG: 0.283 (1, 2)										3	0	1	0	0	0	0									
Inning Stats	R: 2 E: 0 K: 1 S: 7	H: 2 LOB: 1 BB: 1 P: 11	R: 0 E: 0 K: 1 S: 5	H: 0 LOB: 0 BB: 0 P: 5	R: 2 E: 0 K: 0 S: 6	H: 3 LOB: 1 BB: 0 P: 6	R: 0 E: 0 K: 0 S: 4	H: 1 LOB: 1 BB: 0 P: 4	R: 0 E: 0 K: 0 S: 3	H: 0 LOB: 1 BB: 1 P: 7	R: 0 E: 0 K: 0 S: 3	H: 0 LOB: 0 BB: 1 P: 3	R: 0 E: 0 K: 0 S: 3	H: 0 LOB: 1 BB: 1 P: 7	R: 0 E: 0 K: 1 S: 5	H: 0 LOB: 0 BB: 0 P: 5	R: 0 E: 0 K: 1 S: 5	H: 0 LOB: 0 BB: 0 P: 5	1B: 4 2B: 1 3B: 0 HR: 1	SF: 0 SAC: 0 DP: 0 HBP: 0	WP: 0 PB: 0 SB: 0 CS: 0	PA: 33			
PITCHER	IP	WLS	BF	H	R	ER	SO	BB	IBB	HBP	BLK	WP	HR	S	P	ERA	WHIP								
Don Stanhouse, R ERA: 4.19 (1, 1)	8.0	L	33	6	4	4	3	3	0	0	0	0	1	36	48	4.50	1.125								

Texas Rangers @ California Angels
Anaheim Stadium, Anaheim, CA
Sun May 20 1973, 6:33 AM EDT
Att: 15,689 - Unknown


AB	30
R	4
H	6
RBI	4
BB	3
SO	3
LOB	6



Batter	1	2	3	4	5	6	7	8	9	AB	R	H	RBI	BB	SO	LOB	TOP							
Davey Nelson, R OBP: 0.317, SLG: 0.379										4	0	2	0	0	0	3								
Toby Harrah, R OBP: 0.315, SLG: 0.331										4	0	0	0	0	0	5								
Alex Johnson, R OBP: 0.327, SLG: 0.404										4	0	0	0	0	1	2								
Jeff Burroughs, R OBP: 0.294, SLG: 0.405										3	0	0	0	1	0	2								
Rico Carty, R OBP: 0.273, SLG: 0.237										4	1	1	0	0	0	1								
Vic Harris, S OBP: 0.248, SLG: 0.274										4	0	2	0	0	1	1								
Larry Blittner, L OBP: 0.193, SLG: 0.173										4	0	0	0	0	1	3								
Ken Suarez, R OBP: 0.343, SLG: 0.385										3	0	0	0	0	1	2								
Jim Mason, L OBP: 0.320, SLG: 0.326										3	0	2	0	0	0	0								
Inning Stats	R: 0 E: 0 K: 0 S: 4	H: 1 LOB: 1 BB: 0 P: 4	R: 0 E: 0 K: 0 S: 3	H: 1 LOB: 0 BB: 0 P: 3	R: 0 E: 0 K: 1 S: 5	H: 1 LOB: 0 BB: 0 P: 5	R: 0 E: 0 K: 0 S: 3	H: 0 LOB: 0 BB: 0 P: 3	R: 1 E: 1 K: 0 S: 7	H: 3 LOB: 3 BB: 0 P: 7	R: 0 E: 0 K: 1 S: 5	H: 0 LOB: 1 BB: 1 P: 9	R: 0 E: 0 K: 1 S: 5	H: 0 LOB: 0 BB: 0 P: 5	R: 0 E: 0 K: 0 S: 4	H: 1 LOB: 1 BB: 0 P: 4	R: 0 E: 0 K: 1 S: 5	H: 0 LOB: 0 BB: 0 P: 5	1B: 7 2B: 0 3B: 0 HR: 0	SF: 0 SAC: 0 DP: 1 HBP: 0	WP: 0 PB: 0 SB: 1 CS: 1	PA: 34		
PITCHER Ken Holtzman, L ERA: 1.3	IP: 9.0 WLS: W BF: 34 H: 7 R: 1 ER: 0 SO: 4 BB: 1 IBB: 0 HBP: 0 BLK: 0 WP: 0 HR: 0 S: 41 P: 45 ERA: 0.00 WHIP: 0.889																							

Texas Rangers @ Oakland Athletics
Oakland-Alameda County Coliseum, Oakland, CA
Tue May 22 1973, 7:05 PM PDT
Att: 3,196 - Unknown

AB 33
R 1
H 7
RBI 0
BB 1
SO 4
LOB 19



Batter	1	2	3	4	5	6	7	8	9	AB	R	H	RBI	BB	SO	LOB	BOTTOM						
Bert Campaneris, R OBP: 0.352, SLG: 0.376										4	1	2	0	0	0	1							
Joe Rudi, R OBP: 0.273, SLG: 0.359										4	0	1	0	0	0	2							
Sal Bando, R OBP: 0.349, SLG: 0.434										4	1	0	0	0	0	2							
Reggie Jackson, L OBP: 0.383, SLG: 0.487										4	1	1	1	0	1	0							
Angel Mangual, R OBP: 0.215, SLG: 0.260										2	1	1	0	1	0	0							
Deron Johnson, R OBP: 0.341, SLG: 0.486										3	0	0	0	0	1	4							
Ray Fosse, R OBP: 0.318, SLG: 0.380										3	0	1	3	0	0	0							
Rich McKinney, R OBP: 0.286, SLG: 0.400										3	0	0	0	0	0	0							
Dick Green, R OBP: 0.227, SLG: 0.294										3	0	0	0	0	0	1							
Bill North, S OBP: 0.367, SLG: 0.325										2	0	0	0	1	0	0							
Inning Stats	R: 0 E: 0 K: 0 S: 3	H: 1 LOB: 0 BB: 0 P: 3	R: 0 E: 0 K: 1 S: 5	H: 0 LOB: 0 BB: 0 P: 5	R: 0 E: 0 K: 1 S: 3	H: 0 LOB: 0 BB: 0 P: 3	R: 4 E: 1 K: 1 S: 9	H: 3 LOB: 1 BB: 1 P: 13	R: 0 E: 0 K: 0 S: 3	H: 1 LOB: 0 BB: 0 P: 3	R: 0 E: 0 K: 0 S: 4	H: 1 LOB: 1 BB: 0 P: 4	R: 0 E: 0 K: 0 S: 3	H: 0 LOB: 1 BB: 1 P: 7	R: 0 E: 0 K: 0 S: 3	H: 0 LOB: 0 BB: 0 P: 3	1B: 3 2B: 2 3B: 1 HR: 0	SF: 0 SAC: 0 DP: 1 HBP: 0	WP: 0 PB: 0 SB: 1 CS: 1	PA: 31			
PITCHER Sonny Siebert, R ERA: 2.66 Steve Foucault, R ERA: 1.77	IP: 7.0 WLS: L BF: 28 H: 6 R: 4 ER: 1 SO: 2 BB: 1 IBB: 1 HBP: 0 BLK: 0 WP: 0 HR: 0 S: 30 P: 38 ERA: 1.29 WHIP: 1.000																						

Texas Rangers @ Oakland Athletics
Oakland-Alameda County Coliseum, Oakland, CA
Tue May 22 1973, 7:05 PM PDT
Att: 3,196 - Unknown

AB 29
R 4
H 6
RBI 4
BB 2
SO 2
LOB 10



Batter	1	2	3	4	5	6	7	8	9	AB	R	H	RBI	BB	SO	LOB	TOP			
Davey Nelson, R OBP: 0.312, SLG: 0.400 (1, 4)										5	1	2	0	0	6					
Toby Harrah, R OBP: 0.305, SLG: 0.319 (1, 5) (8, 6)										5	0	0	0	0	1	1				
Alex Johnson, R OBP: 0.322, SLG: 0.393 (1, 7)										4	0	0	0	0	1	0				
Jeff Burroughs, R OBP: 0.305, SLG: 0.398 (1, 9)										2	2	0	0	3	0	1				
Dick Billings, R OBP: 0.233, SLG: 0.211 (1, 10) (8, 2)										5	0	0	0	0	2	4				
Vic Harris, S OBP: 0.256, SLG: 0.292 (1, 8)										3	1	1	1	1	0	0				
Bill Sudakis, S OBP: 0.242, SLG: 0.345 (1, 3)										4	1	1	1	0	1	1				
Ken Suarez, R OBP: 0.378, SLG: 0.420 (8, PR)										4	1	4	1	0	0	0				
Joe Lovitto, S OBP: 0.222, SLG: 0.150 (8, 5)										0	0	0	0	0	0	0				
Jim Mason, L OBP: 0.321, SLG: 0.333 (8, PH)										2	0	1	1	0	0	1				
Rico Carty, R OBP: 0.278, SLG: 0.237 (8, PR)										0	0	0	0	1	0	0				
Don Stanhouse, R (8, PR)										0	0	0	0	0	0	0				
Bill Gogolewski, L (8, 1)										0	0	0	0	0	0	0				
Inning Stats	R: 0 E: 0 K: 0 S: 3	H: 0 LOB: 0 BB: 0 P: 3	R: 5 E: 0 K: 1 S: 8	H: 3 LOB: 0 BB: 2 P: 16	R: 1 E: 0 K: 1 S: 6	H: 1 LOB: 1 BB: 1 P: 10	R: 0 E: 0 K: 0 S: 4	H: 2 LOB: 1 BB: 0 P: 4	R: 0 E: 1 K: 0 S: 5	H: 1 LOB: 2 BB: 0 P: 5	R: 0 E: 0 K: 0 S: 3	H: 0 LOB: 1 BB: 0 P: 4	R: 0 E: 0 K: 0 S: 4	H: 1 LOB: 2 BB: 1 P: 8	R: 0 E: 0 K: 3 S: 9	H: 0 LOB: 1 BB: 1 P: 13	1B: 6 2B: 0 3B: 1 HR: 1	SF: 1 SAC: 0 DP: 1 HBP: 1	WP: 1 PB: 0 SB: 0 CS: 0	PA: 41
PITCHER	IP	WLS	BF	H	R	ER	SO	BB	IBB	HBP	BLK	WP	HR	S	P	ERA	WHIP			
Vida Blue, L ERA: 5.19 (1, 1)	2.0		11	3	5	5	1	2	0	0	0	0	1	11	19	22.50	2.500			
Horacio Pina, R ERA: 2.5 (3, 1)	5.0	W	21	4	1	1	1	1	0	1	0	1	0	21	26	1.80	1.000			
Darold Knowles, L ERA: 2.89 (8, 1)	0.2		4	1	0	0	0	1	0	0	0	0	0	3	7	0.00	3.000			
Rollie Fingers, R ERA: 1.48 (8, 1)	1.1	S	5	0	0	0	3	1	0	0	0	0	0	10	14	0.00	0.750			

Texas Rangers @ Oakland Athletics
Oakland-Alameda County Coliseum, Oakland, CA
Wed May 23 1973, 7:05 PM PDT
Att: 3,471 - Unknown

AB	34
R	6
H	8
RBI	6
BB	5
SO	5
LOB	14



Batter	1	2	3	4	5	6	7	8	9	AB	R	H	RBI	BB	SO	LOB	BOTTOM			
Bert Campaneris, R OBP: 0.350, SLG: 0.371 (1, 6)										2	1	0	1	1	1	2				
Mike Hegan, L OBP: 0.286, SLG: 0.389 (1, 7)										0	1	0	0	1	0	0				
Angel Mangual, R OBP: 0.220, SLG: 0.263 (2, 7)										3	1	1	1	0	0	2				
Sal Bando, R OBP: 0.353, SLG: 0.463 (1, 10)										4	2	2	3	0	0	2				
Reggie Jackson, L OBP: 0.380, SLG: 0.487 (1, 9)										4	0	1	2	0	0	0				
Deron Johnson, R OBP: 0.331, SLG: 0.470 (1, 3)										4	0	0	0	0	0	1				
Ray Fosse, R OBP: 0.311, SLG: 0.370 (1, 2)										4	0	0	0	0	1	1				
Rich McKinney, R OBP: 0.281, SLG: 0.379 (1, 5)										4	1	1	0	0	0	0				
Dick Green, R OBP: 0.242, SLG: 0.299 (1, 4)										2	2	1	0	1	0	1				
Bill North, S OBP: 0.371, SLG: 0.331 (1, 8)										4	0	2	1	0	1	2				
Inning Stats	R: 2 E: 0 K: 1 S: 7	H: 2 LOB: 1 BB: 1 P: 11	R: 4 E: 0 K: 1 S: 7	H: 2 LOB: 0 BB: 2 P: 15	R: 0 E: 0 K: 0 S: 3	H: 0 LOB: 0 BB: 0 P: 3	R: 0 E: 0 K: 0 S: 5	H: 2 LOB: 2 BB: 0 P: 5	R: 0 E: 0 K: 0 S: 3	H: 0 LOB: 0 BB: 0 P: 3	R: 0 E: 0 K: 1 S: 6	H: 0 LOB: 1 BB: 0 P: 6	R: 0 E: 1 K: 1 S: 6	H: 0 LOB: 1 BB: 0 P: 6	1B: 5 2B: 2 3B: 0 HR: 1	SF: 1 SAC: 1 DP: 0 HBP: 0	WP: 0 PB: 0 SB: 0 CS: 1	PA: 36		
PITCHER	IP	WLS	BF	H	R	ER	SO	BB	IBB	HBP	BLK	WP	HR	S	P	ERA	WHIP			
Pete Broberg, R ERA: 6.29 (1, 1)	3.0		18	6	6	6	2	3	0	0	0	0	1	19	31	18.00	3.000			
Bill Gogolewski, R ERA: 3.41 (4, 1)	5.0	L	18	2	2	1	1	0	0	0	0	0	0	20	20	1.80	0.400			
Bill Gogolewski, R ERA: 3.41 (8, 1)	5.0	L	18	2	2	1	1	0	0	0	0	0	0	20	20	1.80	0.400			

Texas Rangers @ Oakland Athletics
Oakland-Alameda County Coliseum, Oakland, CA
Wed May 23 1973, 7:05 PM PDT
Att: 3,471 - Unknown

AB	31
R	8
H	8
RBI	8
BB	3
SO	3
LOB	11



Batter	1	2	3	4	5	6	7	8	9	AB	R	H	RBI	BB	SO	LOB	TOP							
Davey Nelson, R OBP: 0.331, SLG: 0.426 (1, 4)										3	0	2	2	0	0	2								
Toby Harrah, R OBP: 0.311, SLG: 0.310 (1, 5)										5	0	1	0	0	1	6								
Rico Carty, R OBP: 0.280, SLG: 0.250 (1, 10)											5	0	0	0	0	2	4							
Alex Johnson, R OBP: 0.327, SLG: 0.390 (1, 7)											5	0	1	0	0	0	1							
Larry Blittner, L OBP: 0.226, SLG: 0.211 (1, 3)											5	1	3	0	0	0	1							
Dick Billings, R OBP: 0.234, SLG: 0.214 (1, 9)										4	1	1	0	0	1	2								
Vic Harris, S OBP: 0.276, SLG: 0.349 (1, 8)										4	3	3	1	0	0	0								
Ken Suarez, R OBP: 0.378, SLG: 0.413 (1, 2)										2	0	1	1	1	0	0								
Jim Mason, L OBP: 0.328, SLG: 0.327 (1, 6)										4	0	2	0	0	0	3								
Inning Stats	R: 0 E: 1 K: 0 S: 4	H: 2 LOB: 1 BB: 0 P: 4	R: 3 E: 1 K: 1 S: 9	H: 3 LOB: 1 BB: 0 P: 9	R: 0 E: 0 K: 0 S: 4	H: 1 LOB: 1 BB: 0 P: 4	R: 0 E: 0 K: 0 S: 5	H: 2 LOB: 2 BB: 0 P: 5	R: 0 E: 0 K: 1 S: 6	H: 1 LOB: 1 BB: 0 P: 6	R: 1 E: 0 K: 1 S: 8	H: 3 LOB: 3 BB: 0 P: 8	R: 0 E: 0 K: 0 S: 3	H: 0 LOB: 0 BB: 0 P: 3	R: 1 E: 0 K: 0 S: 4	H: 1 LOB: 1 BB: 1 P: 8	R: 0 E: 0 K: 1 S: 5	H: 1 LOB: 0 BB: 0 P: 5	1B: 12 2B: 2 3B: 0 HR: 1	SF: 2 SAC: 1 DP: 2 HBP: 0	WP: 0 PB: 0 SB: 1 CS: 0	PA: 41		
PITCHER	IP WLS BF H R ER SO BB IBB HBP BLK WP HR S P ERA WHIP	5.1 W 28 12 4 2 2 0 0 0 0 0 1 32 32 3.38 2.250	6.1 S 13 2 1 1 2 1 0 0 0 0 0 16 20 2.46 0.818																					

Texas Rangers @ New York Yankees
Yankee Stadium, Bronx, NY
Sat May 26 1973, 3:33 AM EDT
Att: 8,167 - Cloudy - 59 F

AB	37
R	5
H	14
RBI	4
BB	1
SO	4
LOB	19



Batter	1	2	3	4	5	6	7	8	9	AB	R	H	RBI	BB	SO	LOB	BOTTOM							
Horace Clarke, S OBP: 0.321, SLG: 0.286 (1, 4)										4	0	0	0	1	0	0								
Roy White, S OBP: 0.335, SLG: 0.287 (1, 7)										4	2	1	0	1	0	1								
Matty Alou, L OBP: 0.321, SLG: 0.352 (1, 9)										5	3	2	0	0	0	2								
Bobby Murcer, L OBP: 0.353, SLG: 0.488 Ron Swoboda, R OBP: 0.206, SLG: 0.095 (1, 8) (9, 8)										3	3	2	4	2	0	0								
Ron Blomberg, L OBP: 0.455, SLG: 0.563 (1, 3)										5	0	3	3	0	0	2								
Jim Ray Hart, R OBP: 0.387, SLG: 0.521 (1, 10)										5	0	2	1	0	0	2								
Thurman Munson, R OBP: 0.358, SLG: 0.483 (1, 2)										2	0	0	0	2	0	2								
Celerino Sanchez, R OBP: 0.300, SLG: 0.444 (1, 5)										3	1	1	0	1	1	3								
Gene Michael, S OBP: 0.321, SLG: 0.389 (1, 6)										4	1	1	2	0	0	5								
Inning Stats	R: 2 E: 0 K: 0 S: 5	H: 2 LOB: 1 BB: 1 P: 9	R: 5 E: 0 K: 0 S: 9	H: 6 LOB: 2 BB: 1 P: 13	R: 0 E: 0 K: 0 S: 3	H: 0 LOB: 0 BB: 0 P: 3	R: 0 E: 0 K: 0 S: 3	H: 0 LOB: 1 BB: 1 P: 7	R: 0 E: 0 K: 1 S: 9	H: 1 LOB: 1 BB: 1 P: 7	R: 3 E: 2 K: 1 S: 9	H: 2 LOB: 3 BB: 2 P: 17	R: 0 E: 0 K: 0 S: 2	H: 0 LOB: 0 BB: 1 P: 6	R: 0 E: 0 K: 0 S: 3	H: 1 LOB: 0 BB: 0 P: 3	R: 0 E: 0 K: 1 S: 5	H: 1 LOB: 0 BB: 0 P: 5	1B: 8 2B: 2 3B: 0 HR: 2	SF: 0 SAC: 0 DP: 3 HBP: 0	WP: 0 PB: 0 SB: 2 CS: 0	PA: 42		
PITCHER	IP WLS BF H R ER SO BB IBB HBP BLK WP HR S P ERA WHIP	1.2 L 13 6 3 0 1 4 1 0 0 0 0 26 46 0.00 1.579																						

Texas Rangers @ New York Yankees
Yankee Stadium, Bronx, NY
Sat May 26 1973, 3:33 AM EDT
Att: 8,167 - Cloudy - 59 F

AB	35
R	10
H	12
RBI	10
BB	7
SO	1
LOB	17



Batter	1	2	3	4	5	6	7	8	9	AB	R	H	RBI	BB	SO	LOB	TOP					
Buddy Bell, R OBP: 0.344, SLG: 0.325	0-0 6-3		0-0 1B		0-0 P3			0-0 SH3-4 1B		4	0	2	0	0	0	2	Cleveland Indians @ Texas Rangers Arlington Stadium, Arlington, TX Wed May 30 1973, 8:05 PM EDT Att: 5,128 - Unknown					
Rusty Torres, S OBP: 0.279, SLG: 0.261	0-3 K		0-0 F8		0-0 G6-4-3			0-0 SH3-4		3	0	0	0	0	1	3						
Chris Chambliss, L OBP: 0.254, SLG: 0.240	0-0 1B 2B		0-0 F8		0-0 3-1			4-0 G4-3 IBB		3	1	1	0	1	0	1						
Charlie Spikes, R OBP: 0.280, SLG: 0.421	0-0 2H 1B		0-0 P4		0-0 F3			0-0 G4-3		4	0	1	1	0	0	3						
Dave Duncan, R OBP: 0.297, SLG: 0.444	0-3 K			0-3 K					0-0 F7	4	0	0	0	0	2	1						
Oscar Gamble, L OBP: 0.295, SLG: 0.471		0-0 1-3		0-0 6-3					0-0 F8	4	1	1	1	0	0	0						
George Hendrick, R OBP: 0.279, SLG: 0.365		0-0 6-3		0-3 K				0-0 HR	0-0 F7	4	0	0	0	0	1	0						
Tom Ragland, R OBP: 0.397, SLG: 0.435		0-0 2B 1B			0-0 1B 2B				0-0 F8	3	0	2	0	0	0	0						
Frank Duffy, R OBP: 0.269, SLG: 0.268		0-0 1-H 2B			0-0 G6-4-3 1B				0-3 K	3	0	2	0	0	1	0						
Inning Stats	R: 1 E: 0 K: 2 S: 9	H: 2 LOB: 1 BB: 0 P: 9	R: 0 E: 0 K: 0 S: 4	H: 2 LOB: 2 BB: 0 P: 4	R: 0 E: 0 K: 0 S: 4	H: 1 LOB: 1 BB: 0 P: 4	R: 0 E: 0 K: 2 S: 7	H: 0 LOB: 0 BB: 0 P: 7	R: 0 E: 0 K: 0 S: 4	H: 2 LOB: 1 BB: 0 P: 4	R: 0 E: 0 K: 0 S: 3	H: 0 LOB: 0 BB: 0 P: 3	R: 1 E: 0 K: 1 S: 6	H: 1 LOB: 0 BB: 0 P: 6	R: 0 E: 0 K: 0 S: 3	H: 1 LOB: 1 BB: 1 P: 7	R: 0 E: 0 K: 0 S: 3	H: 0 LOB: 0 BB: 0 P: 3	1B: 5 2B: 3 3B: 0 HR: 1	SF: 0 SAC: 1 DP: 2 HBP: 0	WP: 0 PB: 0 SB: 0 CS: 0	PA: 34
PITCHER Pete Broberg, R ERA: 5.47	IP: 9.0 WLS: W BF: 34 H: 9 R: 2 ER: 2 SO: 5 BB: 0 IBB: 1 HBP: 0 BLK: 0 WP: 0 HR: 1 S: 43 P: 47 ERA: 2.00 WHIP: 1.000															PITCHER						

Batter	1	2	3	4	5	6	7	8	9	AB	R	H	RBI	BB	SO	LOB	BOTTOM			
Davey Nelson, R OBP: 0.331, SLG: 0.447	0-0 4-3 FC6-2 2B		0-3 K		0-0 CS 1B			0-0 F3	0-0 1-2 2-H 1B	5	0	3	1	0	1	2	Cleveland Indians @ Texas Rangers Arlington Stadium, Arlington, TX Wed May 30 1973, 8:05 PM EDT Att: 5,128 - Unknown			
Toby Harrah, R OBP: 0.305, SLG: 0.306	0-0 4-3		0-0 WP 2B		0-0 CS			0-0 F2		4	0	1	0	0	0	1				
Larry Bittner, L OBP: 0.250, SLG: 0.229	0-0 FC6-2 1B 2B		0-3 K		0-0 G6-4-3 1B			0-0 F9		4	1	1	0	0	1	2				
Alex Johnson, R OBP: 0.341, SLG: 0.405	0-0 1-3 2B 1B		0-0 F8		0-0 G6-4-3			0-0 S 1B		4	0	2	0	0	0	1				
Jim Spencer, L OBP: 0.336, SLG: 0.447	0-0 1-H 2B		0-0 FC4-2 3B		0-0 FC4-2			0-0 4-3	4-0 1-2 IBB	3	0	2	1	1	0	0				
Jeff Burroughs, R OBP: 0.307, SLG: 0.392		4-0 G6-4-3 BB		0-0 FC4-2				0-0 FC3-6 1B	0-0 P6	3	0	1	0	1	0	3				
Vic Harris, S OBP: 0.264, SLG: 0.324	0-0 F3		0-0 4-3		0-0 4-3			0-0 FC3-6 1B	0-0 F9	4	1	0	0	0	0	3				
Ken Suarez, R OBP: 0.387, SLG: 0.398 Joe Lovitto, S OBP: 0.217, SLG: 0.146	0-0 G6-4-3		0-0 K		0-0 6-3			4-0 1B BB	0-0 1B 1B	3	0	1	0	1	0	1				
Jim Mason, L OBP: 0.338, SLG: 0.338			0-3 K		0-0 6-3			0-0 1-2 2-H 1B	0-0 1B	4	0	2	1	0	1	0				
Inning Stats	R: 1 E: 0 K: 0 S: 5	H: 3 LOB: 2 BB: 0 P: 5	R: 0 E: 0 K: 0 S: 2	H: 0 LOB: 0 BB: 1 P: 6	R: 0 E: 0 K: 3 S: 10	H: 1 LOB: 1 BB: 0 P: 10	R: 0 E: 0 K: 0 S: 4	H: 1 LOB: 0 BB: 0 P: 4	R: 0 E: 0 K: 0 S: 3	H: 1 LOB: 0 BB: 0 P: 3	R: 1 E: 0 K: 0 S: 5	H: 2 LOB: 2 BB: 1 P: 9	R: 0 E: 0 K: 0 S: 4	H: 1 LOB: 2 BB: 1 P: 8	R: 1 E: 0 K: 0 S: 4	H: 3 LOB: 2 BB: 0 P: 4	1B: 9 2B: 3 3B: 1 HR: 0	SF: 0 SAC: 0 DP: 2 HBP: 0	WP: 1 PB: 0 SB: 1 CS: 1	PA: 38
PITCHER Gaylord Perry, R ERA: 2.63 Jerry Johnson, R ERA: 4.22	IP: 8.1 WLS: L BF: 36 H: 12 R: 3 ER: 3 SO: 3 BB: 2 IBB: 1 HBP: 0 BLK: 0 WP: 1 HR: 0 S: 39 P: 51 ERA: 3.24 WHIP: 1.680															PITCHER				

Batter	1	2	3	4	5	6	7	8	9	AB	R	H	RBI	BB	SO	LOB	TOP								
Buddy Bell, R OBP: 0.342, SLG: 0.324 (1, 5)	F3		5-3			2B 1B	F8			4	1	1	0	0	0	0	Cleveland Indians @ Texas Rangers Arlington Stadium, Arlington, TX Thu May 31 1973, 8:05 PM EDT Att: 5,571 - Unknown								
Rusty Torres, S OBP: 0.271, SLG: 0.252 (1, 8)	6-3			3-1		K		F3		4	0	0	0	0	1										
Chris Chambliss, L OBP: 0.280, SLG: 0.242 (1, 3)	F8			G5-4-3 1B		2B BB		6-3		3	1	1	0	1	0										
Dave Duncan, R OBP: 0.296, SLG: 0.439 (1, 2)		K		G5-4-3 1-2		K				4	0	1	0	0	2	3									
John Lowenstein, L OBP: 0.366, SLG: 0.344 (1, 7)	4-3				HR	1B	1-1 2-2	K		4	2	2	2	0	1	1									
Oscar Gamble, L OBP: 0.323, SLG: 0.549 (1, 10)					HR					4	1	4	3	0	0	0									
George Hendrick, R OBP: 0.279, SLG: 0.362 (1, 9)	4-3					HR	2-2	1B		4	0	1	0	0	1	3									
Tom Ragland, R OBP: 0.382, SLG: 0.417 (1, 4)			F8							3	0	0	0	0	1	1									
Walt Williams, R OBP: 0.273, SLG: 0.278 (9, PH)								G4-6-3 1-2		1	0	0	0	0	0	1									
Frank Duffy, R OBP: 0.259, SLG: 0.257 (1, 6)		P6			G6-4-3 1-2			5-3		3	0	0	0	0	0	1									
Inning Stats	R: 0 E: 0 K: 0 S: 3	H: 0 LOB: 0 BB: 0 P: 3	R: 0 E: 0 K: 1 S: 6	H: 1 LOB: 0 BB: 0 P: 6	R: 0 E: 0 K: 0 S: 3	H: 0 LOB: 0 BB: 0 P: 3	R: 0 E: 0 K: 0 S: 3	H: 1 LOB: 0 BB: 0 P: 3	R: 2 E: 0 K: 1 S: 7	H: 3 LOB: 0 BB: 0 P: 7	R: 3 E: 0 K: 3 S: 12	H: 3 LOB: 1 BB: 1 P: 16	R: 0 E: 0 K: 0 S: 3	H: 0 LOB: 0 BB: 0 P: 3	R: 0 E: 0 K: 1 S: 6	H: 1 LOB: 1 BB: 0 P: 6	R: 0 E: 0 K: 0 S: 3	H: 1 LOB: 0 BB: 0 P: 3	1B: 7 2B: 1 3B: 1 HR: 1	SF: 0 SAC: 0 DP: 3 HBP: 0	WP: 1 PB: 0 SB: 0 CS: 0	PA: 35			
PITCHER	IP	WLS	BF	H	R	ER	SO	BB	IBB	HBP	BLK	WP	HR	S	P	ERA	WHIP								
Sonny Siebert, R ERA: 2.78 (1, 1)	5.1	W	20	6	3	3	3	0	0	0	0	1	1	26	26	5.06	1.125								
Bill Gogolewski, R ERA: 3.35 (6, 1)	3.2	S	15	4	2	2	3	1	0	0	0	0	0	20	24	4.91	1.364								

Batter	1	2	3	4	5	6	7	8	9	AB	R	H	RBI	BB	SO	LOB	BOTTOM								
Davey Nelson, R OBP: 0.333, SLG: 0.445 (1, 4)	S 1B SF8	K	F8		1B G1-2-3		K			5	1	2	0	0	2	3	Cleveland Indians @ Texas Rangers Arlington Stadium, Arlington, TX Thu May 31 1973, 8:05 PM EDT Att: 5,571 - Unknown								
Toby Harrah, R OBP: 0.313, SLG: 0.315 (1, 5)	BB 1B	HR 1B		F7	G1-2-3 1-3 2-H		4-3			5	2	3	1	0	0	0									
Rico Carty, R OBP: 0.304, SLG: 0.276 (1, 10)	1B 2B BB	HR 1B		1B BB	G1-2-3 IBB		4-3			2	3	1	2	3	0	0									
Alex Johnson, R OBP: 0.337, SLG: 0.401 (1, 7)	SF8	F9		1B 1B	G1-2-3					4	1	1	1	0	0	3									
Tom Grieve, R OBP: 0.125, SLG: 0.125 (9, 7)	SF8	F9		1B 1B	G1-2-3					0	0	0	0	0	0	0									
Dick Billings, R OBP: 0.278, SLG: 0.250 (1, 2)	2B 1B		E BB 1B	1B 1B	F8		4-3			5	1	3	2	0	0	2									
Jim Spencer, L OBP: 0.339, SLG: 0.439 (1, 3)	K		E BB	BB 1B	4-3		F8			4	0	1	1	1	1	2									
Jeff Burroughs, R OBP: 0.312, SLG: 0.398 (1, 9)			P4		BB		F7			3	0	1	2	1	0	2									
Vic Harris, S OBP: 0.263, SLG: 0.317 (1, 8)	K		E4	4-3						3	0	0	0	1	1	5									
Jim Mason, L OBP: 0.333, SLG: 0.333 (1, 6)	K	K			1B 1B		F9			4	1	1	0	0	2	4									
Inning Stats	R: 4 E: 0 K: 2 S: 11	H: 4 LOB: 1 BB: 1 P: 15	R: 2 E: 0 K: 2 S: 9	H: 2 LOB: 0 BB: 0 P: 9	R: 0 E: 1 K: 1 S: 7	H: 1 LOB: 3 BB: 1 P: 11	R: 2 E: 0 K: 0 S: 5	H: 3 LOB: 2 BB: 2 P: 13	R: 1 E: 0 K: 0 S: 5	H: 3 LOB: 2 BB: 1 P: 9	R: 0 E: 0 K: 0 S: 3	H: 0 LOB: 1 BB: 1 P: 7	R: 0 E: 0 K: 1 S: 5	H: 0 LOB: 0 BB: 0 P: 5	R: 0 E: 0 K: 0 S: 3	H: 0 LOB: 0 BB: 0 P: 3	1B: 11 2B: 1 3B: 0 HR: 1	SF: 1 SAC: 0 DP: 1 HBP: 0	WP: 0 PB: 0 SB: 1 CS: 0	PA: 42					
PITCHER	IP	WLS	BF	H	R	ER	SO	BB	IBB	HBP	BLK	WP	HR	S	P	ERA	WHIP								
Brent Strom, L ERA: 5.34 (1, 1)	0.2	L	7	4	4	4	1	1	0	0	0	0	0	8	12	54.00	7.500								
Ray Lamb, R ERA: 2.13 (1, 1)	3.0		18	6	4	4	4	3	0	0	0	0	1	23	35	12.00	3.000								
Steve Mingo, L ERA: 4.7 (4, 1)	2.1		11	3	1	1	0	1	1	0	0	0	0	9	17	3.86	1.714								
Ed Farmer, R ERA: 5.4 (7, 1)	2.0		6	0	0	0	1	0	0	0	0	0	0	8	8	0.00	0.000								

Batter	1	2	3	4	5	6	7	8	9	10	11	12	13	14	AB	R	H	RBI	BB	SO	LOB	TOP
Al Bumbry, L OBP: 0.284, SLG: 0.438 Larry Brown, R OBP: 0.375, SLG: 0.750 Rich Coggins, L OBP: 0.279, SLG: 0.438	(1, 9) 0-3 K		(1, 9) 0-0 B3			(1, 9) 0-0 S SF9 2B 1B	(1, 9) 0-3 K			(1, 9) 0-0 F5		(1, 9) 0-0 F8		(1, 9) 0-0 CS	3	1	1	0	0	1	0	
Paul Blair, R OBP: 0.307, SLG: 0.308	(1, 8) 0-0 FC3-6 1B			(1, 8) 0-0 F9		(1, 8) 0-0 SF9 S 1B		(1, 8) 0-0 3-1 SF7 BB		(1, 8) 0-0 1-3			(1, 8) 0-0 5-3		5	1	2	1	1	0	0	
Tommy Davis, R OBP: 0.300, SLG: 0.362	(1, 10) 0-0 FC3-6 1-2			(1, 10) 0-0 F5		(1, 10) 0-0 BB		(1, 10) 0-0 3-1		(1, 10) 0-0 F9			(1, 10) 0-0 1B FC1-2 1B		5	0	1	0	1	0	2	
Earl Williams, R OBP: 0.311, SLG: 0.363 Boog Powell, L OBP: 0.337, SLG: 0.281	(1, 3) 0-3 K2-3			(1, 3) 0-0 F7		(1, 3) 0-0 SF9		(1, 3) 0-0 SF7			(1, 3) 0-0 F6		(1, 3) 0-0 FC1-2 1B		3	0	0	2	0	1	1	
Bobby Grich, R OBP: 0.379, SLG: 0.395	(1, 4) 0-0 2B				(1, 4) 0-0 6-3	(1, 4) 0-0 F9		(1, 4) 0-0 K			(1, 4) 0-0 S 1B		(1, 4) 0-0 FC1-2 1B		6	0	2	0	0	1	4	
Don Baylor, R OBP: 0.305, SLG: 0.345	(1, 7) 0-0 1-3				(1, 7) 0-0 F6		(1, 7) 0-0 FC5 S BB		(1, 7) 0-3 K		(1, 7) 0-0 K		(1, 7) 0-0 1-3		5	0	0	0	1	2	3	
Brooks Robinson, R OBP: 0.290, SLG: 0.273	(1, 5) 0-0 F3				(1, 5) 0-0 F4		(1, 5) 0-0 5-3		(1, 5) 0-0 5-3		(1, 5) 0-0 F9			(1, 5) 0-3 K	6	0	0	0	0	1	2	
Andy Elchebarren, R OBP: 0.176, SLG: 0.050 Eliot Hendricks, L OBP: 0.250, SLG: 0.417	(1, 2) 0-0 K		(1, 2) 0-3 K		(1, 2) 0-0 F8	(1, 2) 0-0 FC5 BB					(1, 2) 0-0 F7		(1, 2) 0-0 1-3		2	0	0	0	0	1	0	
Mark Belanger, R OBP: 0.270, SLG: 0.243	(1, 6) 0-0 F7			(1, 6) 0-0 F7		(1, 6) 0-0 1B 1B	(1, 6) 0-0 1B	(1, 6) 0-0 BB		(1, 6) 0-0 L5		(1, 6) 0-0 F3		(1, 6) 0-0 CS BB	4	1	1	0	2	0	1	

Inning Stats	R: 0 E: 0 K: 2 S: 8	H: 1 LOB: 1 BB: 0 P: 8	R: 0 E: 0 K: 0 S: 3	H: 1 LOB: 0 BB: 0 P: 3	R: 0 E: 0 K: 1 S: 5	H: 0 LOB: 0 BB: 0 P: 5	R: 0 E: 0 K: 0 S: 3	H: 0 LOB: 0 BB: 0 P: 3	R: 0 E: 0 K: 1 S: 5	H: 0 LOB: 2 BB: 1 P: 13	R: 1 E: 0 K: 1 S: 5	H: 0 LOB: 0 BB: 1 P: 9	R: 0 E: 0 K: 1 S: 6	H: 1 LOB: 1 BB: 0 P: 6	R: 0 E: 0 K: 0 S: 3	H: 0 LOB: 0 BB: 0 P: 3	R: 0 E: 0 K: 1 S: 6	H: 0 LOB: 0 BB: 0 P: 6	R: 0 E: 0 K: 0 S: 3	H: 0 LOB: 2 BB: 0 P: 5	R: 0 E: 0 K: 1 S: 4	H: 0 LOB: 0 BB: 1 P: 8	1B: 8 2B: 1 3B: 0 HR: 0	SF: 2 SAC: 0 DP: 0 HBP: 0	WP: 0 PB: 0 SB: 5 CS: 1	PA: 55
---------------------	------------------------------	---------------------------------	------------------------------	---------------------------------	------------------------------	---------------------------------	------------------------------	---------------------------------	------------------------------	----------------------------------	------------------------------	---------------------------------	------------------------------	---------------------------------	------------------------------	---------------------------------	------------------------------	---------------------------------	------------------------------	---------------------------------	------------------------------	---------------------------------	----------------------------------	------------------------------------	----------------------------------	--------

PITCHER	IP	WLS	BF	H	R	ER	SO	BB	IBB	HBP	BLK	WP	HR	S	P	ERA	WHIP
Jim Merritt, L ERA: 4.18	(1, 1)	5.1	20	5	2	0	3	0	0	0	0	0	0	4	26	3.38	0.938
Steve Dunning, R ERA: 4.36	(6, 1)	1.1	7	0	0	0	0	3	0	0	0	0	0	4	16	0.00	2.250
Charlie Hudson, L ERA: 6.08	(7, 1)	0.1	2	0	1	1	1	0	0	0	0	0	0	3	7	27.00	3.000
Steve Foucault, R ERA: 2.54	(8, 1)	4.0	14	2	0	0	3	0	0	0	0	0	0	20	20	0.00	0.500
Mike Paul, L ERA: 6.0	(12, 1)	3.0	W	11	2	0	1	1	0	0	0	0	0	12	16	0.00	1.000

Batter	1	2	3	4	5	6	7	8	9	10	11	12	13	14	AB	R	H	RBI	BB	SO	LOB	BOTTOM
Davey Nelson, R OBP: 0.333, SLG: 0.444	(1, 4) 0-3 K	(1, 4) 0-3 K			(1, 4) 0-0 1H 2B		(1, 4) 0-0 4-3 E BB			(1, 4) 0-0 6-3		(1, 4) 0-0 F8			5	0	1	1	1	2	1	
Toby Harrah, R OBP: 0.309, SLG: 0.310	(1, 5) 0-0 1B 1B		(1, 5) 0-3 K		(1, 5) 0-0 F8		(1, 5) 0-0 4-3			(1, 5) 0-0 5-3			(1, 5) 0-0 F9		6	1	1	0	0	1	2	
Rico Carty, R OBP: 0.307, SLG: 0.281 Tom Greve, R OBP: 0.125, SLG: 0.125 Larry Blittner, L OBP: 0.247, SLG: 0.225	(1, 10) 0-0 1-2 1B		(1, 10) 0-3 K		(1, 10) 0-0 F4		(1, 10) 0-0 K			(1, 10) 0-0 2B 1B			(1, 10) 0-0 F6		5	0	2	0	0	2	2	
Alex Johnson, R OBP: 0.332, SLG: 0.399	(1, 7) 0-0 F9		(1, 7) 0-0 F6			(1, 7) 0-0 5-3		(1, 7) 0-3 K		(1, 7) 0-0 2B		(1, 7) 0-0 2B		(1, 7) 0-0 4-3	6	0	1	0	0	1	2	
Jim Spencer, L OBP: 0.354, SLG: 0.446	(1, 3) 0-0 1-2 2H 1B			(1, 3) 0-0 G6-4-3 1B		(1, 3) 0-0 BB 1B BB		(1, 3) 0-0 F2		(1, 3) 0-0 F2				(1, 3) 0-0 1-3 1B	5	2	3	1	1	0	0	
Dick Billings, R OBP: 0.250, SLG: 0.222	(1, 2) 0-0 F7			(1, 2) 0-0 L9		(1, 2) 0-0 F5		(1, 2) 0-0 1-3			(1, 2) 0-0 K			(1, 2) 0-0 1-3	6	0	0	0	0	1	5	
Jeff Burroughs, R OBP: 0.319, SLG: 0.394	(1, 9) 0-0 G4-6-3 1B		(1, 9) 0-0 G6-4-3		(1, 9) 0-0 1B BB					(1, 9) 0-3 K		(1, 9) 0-0 6-3		(1, 9) 0-0 1B	4	0	1	0	2	1	1	
Vic Harris, S OBP: 0.272, SLG: 0.320	(1, 8) 0-0 G4-6-3			(1, 8) 0-0 F9		(1, 8) 0-0 1-3 2H 1B		(1, 8) 0-0 CS BB		(1, 8) 0-0 CS BB		(1, 8) 0-0 CS 1B		(1, 8) 0-0 F6	5	0	2	1	1	0	3	
Jim Mason, L OBP: 0.116, SLG: 0.351 Bill Sudakis, S OBP: 0.265, SLG: 0.367	(1, 6) 0-0 2B		(1, 6) 0-0 2B		(1, 6) 0-0 2B 1B		(1, 6) 0-0 6-3		(1, 6) 0-3 K		(1, 6) 0-0 1-2		(1, 6) 0-0 1-2	(1, 6) 0-0 1B	5	1	2	0	0	2	2	


Inning Stats	R: 1 E: 0 K: 1 S: 8	H: 3 LOB: 2 BB: 0 P: 8	R: 0 E: 0 K: 1 S: 6	H: 2 LOB: 1 BB: 0 P: 6	R: 0 E: 0 K: 2 S: 7	H: 0 LOB: 0 BB: 0 P: 7	R: 0 E: 0 K: 0 S: 3	H: 1 LOB: 0 BB: 0 P: 3	R: 1 E: 0 K: 0 S: 5	H: 2 LOB: 1 BB: 0 P: 5	R: 1 E: 0 K: 1 S: 5	H: 0 LOB: 2 BB: 1 P: 11	R: 0 E: 0 K: 1 S: 5	H: 0 LOB: 1 BB: 1 P: 9	R: 0 E: 0 K: 1 S: 5	H: 0 LOB: 0 BB: 0 P: 5	R: 0 E: 0 K: 2 S: 6	H: 0 LOB: 3 BB: 1 P: 10	R: 0 E: 0 K: 0 S: 4	H: 2 LOB: 0 BB: 0 P: 4	R: 0 E: 0 K: 1 S: 5	H: 0 LOB: 0 BB: 0 P: 5	R: 0 E: 0 K: 0 S: 3	H: 0 LOB: 0 BB: 0 P: 3	R: 1 E: 0 K: 0 S: 4	H: 2 LOB: 2 BB: 1 P: 8	1B: 11 2B: 3 3B: 0 HR: 0	SF: 0 SAC: 0 DP: 2 HBP: 0	WP: 0 PB: 0 SB: 0 CS: 2	PA: 54
---------------------	------------------------------	---------------------------------	------------------------------	---------------------------------	------------------------------	---------------------------------	------------------------------	---------------------------------	------------------------------	---------------------------------	------------------------------	----------------------------------	------------------------------	---------------------------------	------------------------------	---------------------------------	------------------------------	----------------------------------	------------------------------	---------------------------------	------------------------------	---------------------------------	------------------------------	---------------------------------	------------------------------	---------------------------------	-----------------------------------	------------------------------------	----------------------------------	--------

PITCHER	IP	WLS	BF	H	R	ER	SO	BB	IBB	HBP	BLK	WP	HR	S	P	ERA	WHIP
Doyle Alexander, R ERA: 3.06	(1, 1)	6.0	26	9	3	3	4	2	0	0	0	0	0	32	40	4.50	1.833
Bob Reynolds, R ERA: 2.18	(7, 1)	7.1	L	26	4	1	6	2	1	0	0	0	0	35	47	1.23	0.818
Grant Jackson, L ERA: 1.84	(14, 1)	0.1	2	1	0	0	0	0	0	0	0	0	0	2	2	0.00	3.000

Baltimore Orioles @ Texas Rangers
Arlington Stadium, Arlington, TX
Fri Jun 01 1973, 8:05 PM EDT
Att. 6,300 - Unknown

livebaseballscorecards.com

AB 47
R 3
H 9
RBI 3
BB 5
SO 8
LOB 16



Baltimore Orioles @ Texas Rangers
Arlington Stadium, Arlington, TX
Fri Jun 01 1973, 8:05 PM EDT
Att. 6,300 - Unknown

livebaseballscorecards.com

AB 49
R 4
H 14
RBI 4
BB 5
SO 10
LOB 18



Batter	1	2	3	4	5	6	7	8	9	AB	R	H	RBI	BB	SO	LOB	TOP																					
Al Bumby, L OBP: 0.301, SLG: 0.464 (1, 7)										5	1	2	2	0	0	1																						
Rich Coggins, L OBP: 0.288, SLG: 0.435 (1, 9)										5	2	2	0	0	0	3																						
Tommy Davis, R OBP: 0.313, SLG: 0.367 (1, 10)										4	1	2	3	1	1	2																						
Boog Powell, L OBP: 0.339, SLG: 0.280 (1, 3)										4	0	1	0	1	0	2																						
Earl Williams, R OBP: 0.307, SLG: 0.364 (1, 2)										5	0	1	1	0	2	3																						
Bobby Grich, R OBP: 0.390, SLG: 0.403 (1, 4)										2	1	1	0	3	0	0																						
Paul Blair, R OBP: 0.298, SLG: 0.298 (1, 8)										4	1	0	0	0	0	6																						
Brooks Robinson, R OBP: 0.256, SLG: 0.274 (1, 5)										3	1	1	1	1	0	2																						
Mark Belanger, R OBP: 0.277, SLG: 0.239 (1, 6)										2	1	0	0	1	1	0																						
Inning Stats	R: 1 E: 0 K: 0 S: 5	H: 3 LOB: 1 BB: 0 P: 5	R: 2 E: 2 K: 0 S: 7	H: 2 LOB: 2 BB: 0 P: 7	R: 0 E: 1 K: 1 S: 5	H: 0 LOB: 0 BB: 0 P: 5	R: 4 E: 0 K: 0 S: 5	H: 3 LOB: 0 BB: 2 P: 13	R: 0 E: 0 K: 1 S: 4	H: 1 LOB: 1 BB: 0 P: 4	R: 1 E: 0 K: 0 S: 4	H: 1 LOB: 2 BB: 2 P: 12	R: 0 E: 0 K: 1 S: 5	H: 0 LOB: 0 BB: 0 P: 5	R: 0 E: 1 K: 1 S: 5	H: 0 LOB: 0 BB: 2 P: 13	1B: 7 2B: 2 3B: 1 HR: 0	SF: 0 SAC: 2 DP: 4 HBP: 0	WP: 1 PB: 0 SB: 3 CS: 0	PA: 43																		
PITCHER	IP	WLS	BF	H	R	ER	SO	BB	IBB	HBP	BLK	WP	HR	S	P	ERA	WHIP	PITCHER			IP	WLS	BF	H	R	ER	SO	BB	IBB	HBP	BLK	WP	HR	S	P	ERA	WHIP	
Lloyd Allen, R ERA: 12.89 (1, 1)	3.1	L	21	8	7	6	1	2	0	0	0	0	0	21	29	16.20	3.000																					
Don Stanhouse, R ERA: 5.09 (4, 1)	5.2		22	2	1	1	3	5	0	0	0	1	0	23	43	1.59	1.235																					

Baltimore Orioles @ Texas Rangers
Arlington Stadium, Arlington, TX
Sat Jun 02 1973, 8:05 PM EDT
Att: 13,693 - Unknown

AB 34
R 8
H 10
RBI 7
BB 7
SO 4
LOB 19



Batter	1	2	3	4	5	6	7	8	9	AB	R	H	RBI	BB	SO	LOB	BOTTOM																					
Davey Nelson, R OBP: 0.342, SLG: 0.445 (1, 4)										4	1	2	2	1	0	2																						
Toby Harrah, R OBP: 0.307, SLG: 0.308 (1, 5)										4	0	1	0	0	0	1																						
Joe Lovitto, S OBP: 0.213, SLG: 0.143 (8, 5)										1	0	0	0	0	1	1																						
Rico Carty, R OBP: 0.311, SLG: 0.282 (1, 10)										3	0	1	1	1	0	1																						
Alex Johnson, R OBP: 0.330, SLG: 0.392 (1, 7)										3	0	0	0	1	1	3																						
Tom Grieve, R OBP: 0.125, SLG: 0.125 (9, 7)										0	0	0	0	0	0	0																						
Jim Spencer, L OBP: 0.344, SLG: 0.431 (1, 3)										4	0	0	0	0	2	5																						
Jeff Burroughs, R OBP: 0.317, SLG: 0.386 (1, 9)										3	0	0	0	1	0	2																						
Vic Harris, S OBP: 0.272, SLG: 0.318 (1, 8)										4	0	1	0	0	1	1																						
Ken Suarez, R OBP: 0.392, SLG: 0.395 (1, 2)										3	1	1	0	1	0	2																						
Jim Mason, L OBP: 0.345, SLG: 0.364 (1, 6)										3	1	1	0	1	1	1																						
Inning Stats	R: 0 E: 0 K: 1 S: 5	H: 0 LOB: 2 BB: 2 P: 13	R: 0 E: 1 K: 1 S: 5	H: 0 LOB: 1 BB: 1 P: 9	R: 1 E: 0 K: 2 S: 10	H: 3 LOB: 0 BB: 0 P: 10	R: 0 E: 0 K: 1 S: 4	H: 0 LOB: 1 BB: 2 P: 12	R: 0 E: 0 K: 0 S: 3	H: 0 LOB: 0 BB: 1 P: 7	R: 0 E: 0 K: 0 S: 3	H: 1 LOB: 0 BB: 0 P: 3	R: 0 E: 0 K: 0 S: 3	H: 0 LOB: 0 BB: 0 P: 3	R: 0 E: 0 K: 1 S: 8	H: 3 LOB: 1 BB: 0 P: 8	1B: 6 2B: 1 3B: 0 HR: 0	SF: 0 SAC: 0 DP: 2 HBP: 0	WP: 0 PB: 0 SB: 2 CS: 0	PA: 38																		
PITCHER	IP	WLS	BF	H	R	ER	SO	BB	IBB	HBP	BLK	WP	HR	S	P	ERA	WHIP	PITCHER			IP	WLS	BF	H	R	ER	SO	BB	IBB	HBP	BLK	WP	HR	S	P	ERA	WHIP	
Jim Palmer, R ERA: 2.28 (1, 1)	9.0	W	38	7	3	3	6	6	0	0	0	0	0	44	68	3.00	1.444																					

Baltimore Orioles @ Texas Rangers
Arlington Stadium, Arlington, TX
Sat Jun 02 1973, 8:05 PM EDT
Att: 13,693 - Unknown

AB 32
R 3
H 7
RBI 3
BB 6
SO 6
LOB 19



Batter	1	2	3	4	5	6	7	8	9	AB	R	H	RBI	BB	SO	LOB	TOP			
Al Bumbry, L OBP: 0.312, SLG: 0.486 (1, 7)										3	2	1	2	1	1	1				
Rich Coggins, L OBP: 0.303, SLG: 0.472 (1, 9)										3	1	2	0	0	0	2				
Tommy Davis, R OBP: 0.314, SLG: 0.375 (1, 10)										3	0	1	1	0	0	2				
Boog Powell, L OBP: 0.345, SLG: 0.283 (1, 3)										2	0	1	1	1	1	1				
Earl Williams, R OBP: 0.308, SLG: 0.364 (1, 2)										3	1	1	0	0	0	4				
Bobby Grich, R OBP: 0.389, SLG: 0.401 (1, 4)										3	1	1	1	0	0	0				
Paul Blair, R OBP: 0.306, SLG: 0.309 (1, 8)										2	1	1	0	1	0	0				
Brooks Robinson, R OBP: 0.253, SLG: 0.270 (1, 5)										2	0	0	0	0	0	1				
Frank Baker, L (1, 6)										0	1	0	1	2	0	0				
Inning Stats	R: 0 E: 0 K: 2 S: 8	H: 1 LOB: 1 BB: 0 P: 8	R: 2 E: 0 K: 0 S: 5	H: 2 LOB: 1 BB: 1 P: 9	R: 1 E: 0 K: 0 S: 4	H: 2 LOB: 0 BB: 0 P: 4	R: 0 E: 0 K: 0 S: 3	H: 0 LOB: 0 BB: 0 P: 3	R: 1 E: 0 K: 0 S: 3	H: 1 LOB: 2 BB: 3 P: 15	R: 3 E: 1 K: 0 S: 4	H: 2 LOB: 0 BB: 1 P: 8					1B: 3 2B: 4 3B: 1 HR: 0	SF: 1 SAC: 1 DP: 1 HBP: 0	WP: 1 PB: 0 SB: 0 CS: 1	PA: 28
PITCHER Pete Broberg, R ERA: 5.85 (1, 1)	IP: 5.2 WLS: L BF: 28 H: 8 R: 7 ER: 6 SO: 2 BB: 4 IBB: 1 HBP: 0 BLK: 0 WP: 1 HR: 0 S: 27 P: 47 ERA: 9.53 WHIP: 2.118															PITCHER IP: WLS: BF: H: R: ER: SO: BB: IBB: HBP: BLK: WP: HR: S: P: ERA: WHIP:				

Baltimore Orioles @ Texas Rangers
Arlington Stadium, Arlington, TX
Sun Jun 03 1973, 8:05 PM EDT
Att: 6,905 - Unknown

AB 21
R 7
H 8
RBI 6
BB 5
SO 2
LOB 11



Batter	1	2	3	4	5	6	7	8	9	AB	R	H	RBI	BB	SO	LOB	BOTTOM	
Davey Nelson, R OBP: 0.336, SLG: 0.436 (1, 4)										3	0	0	0	0	0	4		
Toby Harrah, R OBP: 0.304, SLG: 0.305 (1, 5)										2	0	0	0	0	0	1		
Rico Carty, R OBP: 0.308, SLG: 0.278 (1, 10)										2	0	0	0	0	0	0		
Alex Johnson, R OBP: 0.326, SLG: 0.388 (1, 7)										2	0	0	0	0	0	0		
Dick Billings, R OBP: 0.274, SLG: 0.250 (1, 3)										2	0	2	0	0	0	0		
Jeff Burroughs, R OBP: 0.313, SLG: 0.380 (1, 9)										2	0	0	0	0	0	2		
Vic Harris, S OBP: 0.274, SLG: 0.321 (1, 8)										2	1	1	0	0	0	0		
Ken Suarez, R OBP: 0.404, SLG: 0.409 (1, 2)										2	0	2	0	0	0	0		
Jim Mason, L OBP: 0.349, SLG: 0.367 (1, 6)										2	0	1	1	0	1	2		
Inning Stats	R: 0 E: 0 K: 0 S: 3	H: 0 LOB: 0 BB: 0 P: 3	R: 0 E: 0 K: 0 S: 3	H: 1 LOB: 0 BB: 0 P: 3	R: 1 E: 1 K: 0 S: 5	H: 2 LOB: 1 BB: 0 P: 5	R: 0 E: 0 K: 0 S: 4	H: 1 LOB: 1 BB: 0 P: 4	R: 0 E: 0 K: 1 S: 6	H: 2 LOB: 1 BB: 0 P: 6					1B: 6 2B: 0 3B: 0 HR: 0	SF: 0 SAC: 0 DP: 2 HBP: 0	WP: 0 PB: 0 SB: 0 CS: 0	PA: 19
PITCHER Dave McNally, L ERA: 2.5 (1, 1)	IP: 5.0 WLS: W BF: 19 H: 6 R: 1 ER: 0 SO: 1 BB: 0 IBB: 0 HBP: 0 BLK: 0 WP: 0 HR: 0 S: 21 P: 21 ERA: 0.00 WHIP: 1.200															PITCHER IP: WLS: BF: H: R: ER: SO: BB: IBB: HBP: BLK: WP: HR: S: P: ERA: WHIP:		

Baltimore Orioles @ Texas Rangers
Arlington Stadium, Arlington, TX
Sun Jun 03 1973, 8:05 PM EDT
Att: 6,905 - Unknown

AB 19
R 1
H 6
RBI 1
BB 0
SO 1
LOB 9



Batter	1	2	3	4	5	6	7	8	9	AB	R	H	RBI	BB	SO	LOB	TOP			
Horace Clarke, S OBP: 0.320, SLG: 0.302 (1,4)	F5		B4			E4 4-3 1B	HR	FC4 1-2 1B		5	2	2	0	0	0	0				
Roy White, S OBP: 0.339, SLG: 0.315 (1,7)	1B		3-1			F7	HR	FC4 1-2		5	1	2	2	0	0	3				
Matty Alou, L OBP: 0.326, SLG: 0.337 (1,9)	F5			P6		4-3 1-2 1B	2B 1B		P6	5	2	2	0	0	0	1				
Bobby Murcer, L OBP: 0.324, SLG: 0.473 (1,8)	K			4-3		4-3	F9		K	5	0	0	0	0	2	4				
Ron Blomberg, L OBP: 0.458, SLG: 0.557 (1,3)		F9		5-3		1B HR	2B		E6	5	1	2	3	0	0	0				
Graig Nettles, L OBP: 0.395, SLG: 0.408 (1,5)		HBP				FC5-4 BB	HR	F7		2	1	1	0	1	0	1				
Jim Ray Hart, R OBP: 0.348, SLG: 0.472 (1,10)		P4				F3	HR	1-3		4	1	1	3	0	0	2				
Thurman Munson, R OBP: 0.347, SLG: 0.462 (1,2)		F8				FC5-4 1-2	F7	K		4	0	0	0	0	1	2				
Gene Michael, S OBP: 0.299, SLG: 0.354 (1,6)			3-1			1-3		4-3	1B	4	0	1	0	0	0	1				
Inning Stats	R: 0 E: 0 K: 1 S: 6	H: 1 LOB: 1 BB: 0 P: 6	R: 0 E: 0 K: 0 S: 3	H: 0 LOB: 1 BB: 0 P: 4	R: 0 E: 0 K: 0 S: 3	H: 0 LOB: 0 BB: 0 P: 3	R: 0 E: 0 K: 0 S: 3	H: 0 LOB: 1 BB: 1 P: 7	R: 5 E: 1 K: 0 S: 8	H: 4 LOB: 0 BB: 0 P: 8	R: 3 E: 0 K: 0 S: 7	H: 4 LOB: 1 BB: 0 P: 7	R: 0 E: 0 K: 1 S: 7	H: 2 LOB: 2 BB: 0 P: 7	R: 0 E: 1 K: 1 S: 5	H: 0 LOB: 1 BB: 0 P: 5	1B: 8 2B: 1 3B: 0 HR: 2	SF: 0 SAC: 0 DP: 0 HBP: 1	WP: 0 PB: 0 CS: 0	PA: 41
PITCHER	IP WLS BF H R ER SO BB IBB HBP BLK WP HR S P ERA WHIP																			
Sonny Siebert, R ERA: 3.03 (1,1)	6.1 L 30 8 8 3 1 1 0 0 0 0 2 30 35 4.26 1.421																			
Mike Paul, L ERA: 5.66 (7,1)	2.2 11 3 0 0 2 0 0 0 0 0 0 15 15 0.00 1.125																			

New York Yankees @ Texas Rangers
Arlington Stadium, Arlington, TX
Tue Jun 05 1973, 8:05 PM EDT
Att: 10,210 - Unknown

AB 39
R 8
H 11
RBI 8
BB 1
SO 3
LOB 14



Batter	1	2	3	4	5	6	7	8	9	AB	R	H	RBI	BB	SO	LOB	BOTTOM					
Davey Nelson, R OBP: 0.338, SLG: 0.434 (1,4)	4-3		S 1B		G5-4-3 1-2		6-3		E 1-2 1B	5	0	2	0	0	0	1						
Toby Harrah, R OBP: 0.307, SLG: 0.303 (1,5)	4-3		FC6-4 BB			PB E 1B	F7		E3 FC6-4 1-2 2-3	4	1	1	0	1	0	2						
Rico Carty, R OBP: 0.305, SLG: 0.275 (1,10)	4-3		FC6-4 1-2			6-3		G6-3 1B	FC6-4 1-2	5	0	1	0	0	0	6						
Alex Johnson, R OBP: 0.330, SLG: 0.396 (1,7)		1B 2B		L6		E 2B 1B		F8		4	2	2	0	0	0	1						
Jim Spencer, L OBP: 0.356, SLG: 0.442 (1,3)		G4-6-3 2H 1B				E2 1-3 2H 2B 1B		G6-3 1-2		4	1	3	2	0	0	1						
Larry Bittner, L OBP: 0.247, SLG: 0.240 (1,9)		P4		P4		1B 2B			F7	4	1	1	2	0	0	2						
Vic Harris, S OBP: 0.274, SLG: 0.319 (1,8)		G4-6-3 1-2		F8		2H 3H 1B			F8	4	0	1	1	0	0	2						
Ken Suarez, R OBP: 0.398, SLG: 0.413 (1,2)			6-3		6-3	P4			1B 2B	4	1	1	0	0	0	1						
Jim Mason, L OBP: 0.367, SLG: 0.378 (1,6)			1B	G5-4-3 BB		CS	G3		E 2H 1B	3	0	2	1	1	0	0						
Inning Stats	R: 0 E: 0 K: 0 S: 3	H: 0 LOB: 0 BB: 0 P: 3	R: 1 E: 0 K: 0 S: 4	H: 2 LOB: 0 BB: 0 P: 4	R: 0 E: 0 K: 0 S: 4	H: 2 LOB: 2 BB: 1 P: 8	R: 0 E: 0 K: 0 S: 4	H: 1 LOB: 1 BB: 0 P: 4	R: 0 E: 0 K: 0 S: 2	H: 0 LOB: 0 BB: 1 P: 6	R: 4 E: 1 K: 0 S: 7	H: 5 LOB: 0 BB: 0 P: 7	R: 0 E: 0 K: 0 S: 3	H: 0 LOB: 0 BB: 0 P: 3	R: 0 E: 0 K: 0 S: 3	H: 1 LOB: 0 BB: 0 P: 3	R: 1 E: 1 K: 0 S: 7	H: 3 LOB: 3 BB: 0 P: 7	1B: 11 2B: 3 3B: 0 HR: 0	SF: 0 SAC: 0 DP: 3 HBP: 0	WP: 0 PB: 1 CS: 1	PA: 40
PITCHER	IP WLS BF H R ER SO BB IBB HBP BLK WP HR S P ERA WHIP																					
Mel Stottlemyre, R ERA: 3.35 (1,1)	5.1 W 24 9 5 5 0 2 0 0 0 0 0 22 30 8.44 2.062																					
Lindy McDaniel, R ERA: 3.2 (6,1)	3.1 W 12 4 1 1 0 0 0 0 0 0 0 12 12 2.70 1.200																					
Sparky Lyle, L ERA: 2.04 (9,1)	0.1 S 3 1 0 0 0 0 0 0 0 0 0 3 3 0.00 3.000																					

New York Yankees @ Texas Rangers
Arlington Stadium, Arlington, TX
Tue Jun 05 1973, 8:05 PM EDT
Att: 10,210 - Unknown

AB 37
R 6
H 14
RBI 6
BB 2
SO 0
LOB 16



Batter	1	2	3	4	5	6	7	8	9	AB	R	H	RBI	BB	SO	LOB	TOP																								
Horace Clarke, S OBP: 0.321, SLG: 0.306										4	1	2	1	0	0	2																									
Roy White, S OBP: 0.332, SLG: 0.307										5	1	0	0	0	0	6																									
Matty Alou, L OBP: 0.333, SLG: 0.347										4	1	2	0	1	0	1																									
Bobby Murcer, L OBP: 0.326, SLG: 0.473										4	0	1	1	1	0	2																									
Jim Ray Hart, R OBP: 0.343, SLG: 0.457										4	0	0	1	1	0	4																									
Graig Nettles, L OBP: 0.361, SLG: 0.398										4	0	0	0	1	1	2																									
Thurman Munson, R OBP: 0.349, SLG: 0.458										4	2	1	0	1	1	4																									
Felipe Alou, R OBP: 0.284, SLG: 0.371										4	0	3	0	0	1	1																									
Gene Michael, S OBP: 0.298, SLG: 0.352										4	0	1	0	0	1	4																									
Inning Stats	R: 1 E: 0 K: 0 S: 5	H: 2 LOB: 2 BB: 1 P: 9	R: 1 E: 0 K: 1 S: 6	H: 1 LOB: 1 BB: 1 P: 10	R: 1 E: 1 K: 0 S: 5	H: 1 LOB: 1 BB: 0 P: 5	R: 0 E: 0 K: 1 S: 6	H: 1 LOB: 1 BB: 0 P: 6	R: 0 E: 0 K: 0 S: 2	H: 0 LOB: 0 BB: 1 P: 6	R: 1 E: 1 K: 0 S: 6	H: 2 LOB: 2 BB: 0 P: 6	R: 0 E: 0 K: 0 S: 3	H: 0 LOB: 0 BB: 0 P: 3	R: 0 E: 0 K: 2 S: 8	H: 1 LOB: 1 BB: 0 P: 8	R: 1 E: 0 K: 0 S: 5	H: 2 LOB: 3 BB: 2 P: 13	1B: 8 2B: 2 3B: 0 HR: 0	SF: 1 SAC: 0 DP: 1 HBP: 0	WP: 1 PB: 0 SB: 0 CS: 0	PA: 43																			
PITCHER	IP	WLS	BF	H	R	ER	SO	BB	IBB	HBP	BLK	WP	HR	S	P	ERA	WHIP	PITCHER							IP	WLS	BF	H	R	ER	SO	BB	IBB	HBP	BLK	WP	HR	S	P	ERA	WHIP
Jim Merritt, L ERA: 3.94	(1, 1)	6.0	L	29	7	4	2	2	2	1	0	0	0	30	42	3.00	1.500																								
Bill Gogolewski, R ERA: 3.32	(7, 1)	3.0		14	3	1	1	2	0	2	0	0	0	0	16	24	3.00	1.000																							

New York Yankees @ Texas Rangers
Arlington Stadium, Arlington, TX
Wed Jun 06 1973, 8:05 PM EDT
Alt. 9,072 - Unknown - 86 F

AB 37
R 5
H 10
RBI 3
BB 5
SO 4
LOB 26



Batter	1	2	3	4	5	6	7	8	9	AB	R	H	RBI	BB	SO	LOB	BOTTOM																								
Davey Nelson, R OBP: 0.335, SLG: 0.436										4	0	1	0	0	1	4																									
Toby Harrah, R OBP: 0.305, SLG: 0.304										3	1	1	1	0	0	2																									
Rico Carty, R OBP: 0.303, SLG: 0.275										4	0	1	0	0	1	2																									
Alex Johnson, R OBP: 0.323, SLG: 0.387										4	0	0	1	0	0	3																									
Jim Spencer, L OBP: 0.360, SLG: 0.444										4	0	2	0	0	1	1																									
Larry Bittner, L OBP: 0.282, SLG: 0.256										3	0	2	0	0	0	1																									
Ken Suarez, R OBP: 0.394, SLG: 0.409										1	0	0	0	0	0	0																									
Dick Billings, R OBP: 0.273, SLG: 0.250										4	1	1	0	0	0	3																									
Vic Harris, S OBP: 0.285, SLG: 0.329										4	0	3	0	0	0	0																									
Jim Mason, L OBP: 0.355, SLG: 0.365										3	0	0	0	0	0	3																									
Jeff Burroughs, R OBP: 0.311, SLG: 0.378										1	0	0	0	0	1	1																									
Inning Stats	R: 0 E: 1 K: 1 S: 6	H: 1 LOB: 1 BB: 0 P: 6	R: 0 E: 0 K: 0 S: 3	H: 1 LOB: 0 BB: 0 P: 3	R: 0 E: 0 K: 0 S: 4	H: 1 LOB: 1 BB: 0 P: 4	R: 0 E: 0 K: 0 S: 4	H: 1 LOB: 1 BB: 0 P: 4	R: 1 E: 1 K: 1 S: 7	H: 2 LOB: 2 BB: 0 P: 7	R: 0 E: 0 K: 0 S: 5	H: 2 LOB: 2 BB: 0 P: 5	R: 0 E: 0 K: 0 S: 3	H: 0 LOB: 0 BB: 0 P: 3	R: 1 E: 0 K: 1 S: 6	H: 2 LOB: 1 BB: 0 P: 6	R: 0 E: 0 K: 1 S: 6	H: 1 LOB: 1 BB: 0 P: 6	1B: 10 2B: 1 3B: 0 HR: 0	SF: 1 SAC: 0 DP: 2 HBP: 0	WP: 1 PB: 0 SB: 0 CS: 0	PA: 36																			
PITCHER	IP	WLS	BF	H	R	ER	SO	BB	IBB	HBP	BLK	WP	HR	S	P	ERA	WHIP	PITCHER							IP	WLS	BF	H	R	ER	SO	BB	IBB	HBP	BLK	WP	HR	S	P	ERA	WHIP
Steve Kline, R ERA: 3.45	(1, 1)	7.0	W	31	10	2	1	2	0	0	0	0	0	34	34	1.29	1.429																								
Sparky Lyle, L ERA: 1.93	(8, 1)	2.0	S	6	1	0	0	2	0	0	0	0	1	0	10	10	0.00	0.500																							

New York Yankees @ Texas Rangers
Arlington Stadium, Arlington, TX
Wed Jun 06 1973, 8:05 PM EDT
Alt. 9,072 - Unknown - 86 F


AB 35
R 2
H 11
RBI 2
BB 0
SO 4
LOB 20



Batter	1	2	3	4	5	6	7	8	9	AB	R	H	RBI	BB	SO	LOB	TOP										
Horace Clarke, S OBP: 0.319, SLG: 0.300 (1, 4)										4	1	0	0	1	0	5	New York Yankees @ Texas Rangers Arlington Stadium, Arlington, TX Thu Jun 07 1973, 8:05 PM EDT Att: 10,278 - Unknown										
Roy White, S OBP: 0.338, SLG: 0.314 (1, 7)										5	1	3	0	0	0	0											
Matty Alou, L OBP: 0.330, SLG: 0.343 (1, 9)										5	1	1	0	0	1	2											
Bobby Murcer, L OBP: 0.323, SLG: 0.467 (1, 8)										5	0	1	0	0	0	3											
Ron Blomberg, L OBP: 0.476, SLG: 0.565 Felipe Alou, R OBP: 0.282, SLG: 0.368 (9, PH)										2	1	2	0	2	0	0											
Graig Nettles, L OBP: 0.359, SLG: 0.390 (1, 5)										3	1	0	1	1	0	3											
Jim Ray Hart, R OBP: 0.347, SLG: 0.450 (1, 10)										2	0	0	1	2	0	1											
Thurman Munson, R OBP: 0.347, SLG: 0.453 (1, 2)										4	0	1	2	0	1	3											
Gene Michael, S OBP: 0.297, SLG: 0.345 (1, 6)										3	0	0	0	1	2	2											
Inning Stats	R: 5 E: 0 K: 1 S: 8	H: 3 LOB: 2 BB: 4 P: 24	R: 0 E: 0 K: 1 S: 5	H: 1 LOB: 3 BB: 5	R: 0 E: 0 K: 1 S: 6	H: 1 LOB: 3 BB: 2 P: 14	R: 0 E: 0 K: 0 S: 3	H: 0 LOB: 0 BB: 0 P: 3	R: 0 E: 0 K: 0 S: 4	H: 1 LOB: 1 BB: 0 P: 4	R: 0 E: 0 K: 1 S: 5	H: 0 LOB: 0 BB: 0 P: 5	R: 0 E: 0 K: 0 S: 3	H: 0 LOB: 1 BB: 1 P: 7	R: 0 E: 0 K: 0 S: 3	H: 0 LOB: 0 BB: 0 P: 3		R: 0 E: 0 K: 0 S: 5	H: 2 LOB: 2 BB: 0 P: 5	1B: 8 2B: 0 3B: 0 HR: 0	SF: 0 SAC: 0 DP: 1 HBP: 0	WP: 1 PB: 1 CS: 0	PA: 41				
PITCHER	IP	WLS	BF	H	R	ER	SO	BB	IBB	HBP	BLK	WP	HR	S	P	ERA	WHIP										
Lloyd Allen, R ERA: 15.0 (1, 1)	0.1		5	2	4	4	0	2	0	0	0	1	0	3	11	108.00	12.000										
Mike Paul, L ERA: 5.85 (1, 1)	0.0		3	1	1	1	0	2	0	0	0	0	0	1	9	∞	∞										
Don Stanhouse, R ERA: 4.31 (1, 1)	8.1	W	32	5	0	0	4	3	0	0	0	0	0	37	49	0.00	0.960										
Charlie Hudson, L ERA: 6.0 (9, 1)	0.1	S	1	0	0	0	0	0	0	0	0	0	0	1	1	0.00	0.000										

Batter	1	2	3	4	5	6	7	8	9	AB	R	H	RBI	BB	SO	LOB	BOTTOM										
Davey Nelson, R OBP: 0.331, SLG: 0.429 (1, 4)										5	1	1	1	0	1	4	New York Yankees @ Texas Rangers Arlington Stadium, Arlington, TX Thu Jun 07 1973, 8:05 PM EDT Att: 10,278 - Unknown										
Toby Harrah, R OBP: 0.308, SLG: 0.312 (1, 5)										5	1	2	0	0	1	2											
Rico Carty, R OBP: 0.301, SLG: 0.274 Elliott Maddox, R OBP: 0.366, SLG: 0.304 (9, 7)										4	1	1	1	0	1	1											
Alex Johnson, R OBP: 0.335, SLG: 0.400 (1, 10)										4	2	3	2	1	0	0											
Dick Billings, R OBP: 0.268, SLG: 0.262 (1, 2)										5	0	1	0	0	0	3											
Jim Spencer, L OBP: 0.361, SLG: 0.442 (1, 3)										5	1	2	1	0	0	1											
Jeff Burroughs, R OBP: 0.374, SLG: 0.374 Joe Lovitto, S OBP: 0.213, SLG: 0.143 (9, 9)										4	0	1	0	1	0	4											
Vic Harris, S OBP: 0.295, SLG: 0.335 (1, 8)										3	0	2	1	1	0	0											
Jim Mason, L OBP: 0.361, SLG: 0.375 (1, 6)										3	1	1	0	1	2	4											
Inning Stats	R: 0 E: 0 K: 0 S: 4	H: 1 LOB: 2 BB: 1 P: 8	R: 1 E: 0 K: 0 S: 5	H: 2 LOB: 1 BB: 1 P: 9	R: 1 E: 0 K: 0 S: 5	H: 2 LOB: 1 BB: 0 P: 5	R: 3 E: 0 K: 0 S: 7	H: 4 LOB: 1 BB: 0 P: 7	R: 0 E: 0 K: 2 S: 7	H: 0 LOB: 2 BB: 2 P: 15	R: 0 E: 0 K: 1 S: 5	H: 0 LOB: 0 BB: 0 P: 5	R: 0 E: 0 K: 1 S: 7	H: 2 LOB: 2 BB: 0 P: 7	R: 2 E: 1 K: 1 S: 9	H: 3 LOB: 2 BB: 0 P: 9		R: 0 E: 0 K: 0 S: 0	H: 1 LOB: 1 BB: 0 P: 0	1B: 10 2B: 4 3B: 0 HR: 0	SF: 1 SAC: 0 DP: 0 HBP: 0	WP: 0 PB: 0 CS: 0	PA: 43				
PITCHER	IP	WLS	BF	H	R	ER	SO	BB	IBB	HBP	BLK	WP	HR	S	P	ERA	WHIP										
Fritz Peterson, L ERA: 3.58 (1, 1)	3.1		19	7	4	4	0	2	0	0	0	0	0	17	25	10.80	2.700										
Lindy McDaniel, R ERA: 3.25 (4, 1)	4.2	L	24	7	3	2	5	2	0	0	0	0	0	32	40	3.86	1.929										

AB	34
R	5
H	8
RBI	4
BB	7
SO	4
LOB	21



Batter	1	2	3	4	5	6	7	8	9	AB	R	H	RBI	BB	SO	LOB	TOP								
Rick Miller, L OBP: 0.410, SLG: 0.389 (1,9)	6-3		4-3		F7		WP E 1B	E4 FC3		5	1	1	0	0	0	2									
Reggie Smith, S OBP: 0.370, SLG: 0.433 (1,8)	P6			1B 2B	E4 HR		E3 2B	FC3		5	3	1	0	0	0	3									
Carlton Fisk, R OBP: 0.383, SLG: 0.588 (1,2)	K			1B 1B	HR		K	SF8		4	2	2	4	0	2	1									
Carl Yastrzemski, L OBP: 0.359, SLG: 0.441 (1,3)				1B 1B	F9		2B	4-3		4	2	2	1	1	0	2									
Orlando Cepeda, R OBP: 0.330, SLG: 0.463 (1,10)	F9			1B 1B	F4		FC6-4 BB	L9		4	0	1	2	1	0	3									
Rico Petrocelli, R OBP: 0.301, SLG: 0.440 (1,5)	6-3			1B 1B	K		6-3	BB		4	0	1	2	1	1	3									
Tommy Harper, R OBP: 0.335, SLG: 0.352 (1,7)	5-3			CS 1B	FC6-4 1B		4-3	F8		5	0	1	0	0	0	4									
Luis Aparicio, R OBP: 0.335, SLG: 0.318 (1,6)			F9	CS	6-3		FC6-4 1B	FC3 E SF8 1B	F5	5	1	2	0	0	0	1									
John Kennedy, R OBP: 0.299, SLG: 0.371 (1,4)	K			HR HBP	FC6-4		K			3	1	0	0	0	2	3									
Inning Stats	R: 0 E: 0 K: 1 S: 5	H: 0 LOB: 0 BB: 0 P: 5	R: 0 E: 0 K: 0 S: 4	H: 1 LOB: 1 BB: 0 P: 4	R: 0 E: 0 K: 1 S: 5	H: 0 LOB: 0 BB: 0 P: 5	R: 3 E: 0 K: 0 S: 6	H: 5 LOB: 0 BB: 0 P: 6	R: 3 E: 1 K: 0 S: 5	H: 1 LOB: 0 BB: 0 P: 6	R: 0 E: 0 K: 1 S: 6	H: 1 LOB: 2 BB: 1 P: 10	R: 3 E: 1 K: 1 S: 8	H: 2 LOB: 1 BB: 1 P: 12	R: 1 E: 1 K: 1 S: 8	H: 1 LOB: 2 BB: 0 P: 8	R: 0 E: 0 K: 0 S: 3	H: 0 LOB: 1 BB: 1 P: 7	1B: 7 2B: 3 3B: 0 HR: 1	SF: 1 SAC: 0 DP: 0 HBP: 1	WP: 1 PB: 0 SB: 1 CS: 1	PA: 45			
PITCHER	IP	WLS	BF	H	R	ER	SO	BB	IBB	HBP	BLK	WP	HR	S	P	ERA	WHIP								
Sonny Siebert, R ERA: 3.32 (1,1)	4.2	L	21	7	6	3	2	0	0	1	0	0	1	24	25	5.79	1.500								
Don Stanhouse, R ERA: 4.45 (5,1)	2.1		13	3	3	2	2	1	1	0	0	1	0	15	23	7.71	1.714								
Steve Foucault, R ERA: 3.73 (8,1)	2.0		10	1	1	0	1	1	0	0	0	0	0	11	15	0.00	1.000								

Boston Red Sox @ Texas Rangers
Arlington Stadium, Arlington, TX
Sun Jun 10 1973, 8:05 PM EDT
Att: 9,729 - Unknown

AB 39
R 10
H 11
RBI 9
BB 3
SO 5
LOB 22



Batter	1	2	3	4	5	6	7	8	9	AB	R	H	RBI	BB	SO	LOB	BOTTOM								
Davey Nelson, R OBP: 0.331, SLG: 0.418 (1,4)	F9			5-3		FC5-4 1B		G5-3		3	0	1	0	0	0	0									
Elliott Maddox, R OBP: 0.362, SLG: 0.300 (8,8)								2-3f		1	0	0	0	0	0	2									
Toby Harrah, R OBP: 0.301, SLG: 0.301 (1,5)	F8			1-3		FC5-4 PO		G4-6-3 1B		3	0	0	0	0	0	1									
Joe Lovitto, S OBP: 0.224, SLG: 0.159 (8,5)						1-2f				1	0	1	0	0	0	0									
Rico Carty, R OBP: 0.369, SLG: 0.295 (1,7)	5-3			FC6-4 BB		F9		K		2	0	0	0	1	0	1									
Tom Grieve, R OBP: 0.111, SLG: 0.111 (8,7)										1	0	0	0	0	1	1									
Alex Johnson, R OBP: 0.330, SLG: 0.393 (1,10)				FC6-4		PO	5-3	G4-6-3		4	0	1	0	0	0	2									
Dick Billings, R OBP: 0.293, SLG: 0.250 (1,3)	K					FC4 BB	6-3			2	0	0	0	1	1	1									
Jeff Burroughs, R OBP: 0.322, SLG: 0.401 (1,9)	F9					F8	5-3			3	0	0	0	0	0	1									
Vic Harris, S OBP: 0.294, SLG: 0.331 (1,8)				4-3		FC4 E 2B		G5-3 BB 1B		3	1	1	0	0	0	1									
Ken Suarez, R OBP: 0.393, SLG: 0.417 (1,2)				L8				L7		3	0	1	1	0	0	1									
Jim Mason, L OBP: 0.352, SLG: 0.367 (1,6)				K			G3			2	0	0	0	1	1	1									
Inning Stats	R: 0 E: 0 K: 0 S: 3	H: 0 LOB: 0 BB: 0 P: 3	R: 0 E: 0 K: 1 S: 5	H: 1 LOB: 0 BB: 0 P: 5	R: 0 E: 0 K: 1 S: 5	H: 0 LOB: 0 BB: 0 P: 5	R: 0 E: 0 K: 0 S: 3	H: 0 LOB: 1 BB: 1 P: 7	R: 1 E: 1 K: 0 S: 4	H: 1 LOB: 1 BB: 1 P: 8	R: 0 E: 0 K: 0 S: 3	H: 1 LOB: 0 BB: 0 P: 3	R: 0 E: 0 K: 0 S: 3	H: 0 LOB: 0 BB: 0 P: 3	R: 0 E: 0 K: 0 S: 3	H: 1 LOB: 1 BB: 1 P: 7	R: 0 E: 0 K: 1 S: 5	H: 1 LOB: 0 BB: 0 P: 5	1B: 4 2B: 1 3B: 0 HR: 0	SF: 0 SAC: 0 DP: 2 HBP: 0	WP: 0 PB: 0 SB: 0 CS: 0	PA: 32			
PITCHER	IP	WLS	BF	H	R	ER	SO	BB	IBB	HBP	BLK	WP	HR	S	P	ERA	WHIP								
Bill Lee, L ERA: 1.93 (1,1)	9.0	W	31	5	1	0	3	3	0	0	0	0	0	34	46	0.00	0.889								

Boston Red Sox @ Texas Rangers
Arlington Stadium, Arlington, TX
Sun Jun 10 1973, 8:05 PM EDT
Att: 9,729 - Unknown

AB 28
R 1
H 5
RBI 1
BB 3
SO 3
LOB 12



Batter	1	2	3	4	5	6	7	8	9	AB	R	H	RBI	BB	SO	LOB	TOP											
Davey Nelson, R OBP: 0.341, SLG: 0.444 (1, 4)										4	2	3	1	0	0	0	Texas Rangers @ Cleveland Indians Cleveland Municipal Stadium, Cleveland, OH Tue Jun 12 1973, 7:05 PM EDT Att: 2,105 - Unknown											
Toby Harrah, R OBP: 0.304, SLG: 0.300 (1, 5)										4	1	1	1	0	0	1												
Rico Carty, R OBP: 0.308, SLG: 0.290 (1, 7)										3	0	0	0	0	0	0												
Alex Johnson, R OBP: 0.333, SLG: 0.397 (1, 10)										3	0	1	0	1	1	2												
Jim Spencer, L OBP: 0.355, SLG: 0.431 (1, 3)										4	1	2	1	0	1	1												
Dick Billings, R OBP: 0.294, SLG: 0.243 Ken Suarez, R OBP: 0.389, SLG: 0.412 (1, 2)										2	0	0	0	0	0	1												
Lary Blittner, L OBP: 0.275, SLG: 0.262 Jeff Burroughs, R OBP: 0.321, SLG: 0.399 (9, PH)										3	0	1	1	0	0	1												
Vic Harris, S OBP: 0.293, SLG: 0.326 (1, 8)										3	0	0	0	1	1	0												
Jim Mason, L OBP: 0.342, SLG: 0.356 Bill Sudakis, S OBP: 0.257, SLG: 0.355 (9, PH)										3	0	0	0	0	2	2												
Inning Stats	R: 1 E: 0 K: 0 S: 3	H: 1 LOB: 0 BB: 1 P: 7	R: 0 E: 0 K: 0 S: 3	H: 0 LOB: 0 BB: 0 P: 3	R: 0 E: 0 K: 1 S: 5	H: 0 LOB: 0 BB: 0 P: 5	R: 0 E: 0 K: 1 S: 6	H: 1 LOB: 2 BB: 1 P: 10	R: 3 E: 0 K: 2 S: 5	H: 4 LOB: 2 BB: 0 P: 7	R: 0 E: 1 K: 2 S: 8	H: 1 LOB: 1 BB: 0 P: 8	R: 0 E: 0 K: 1 S: 6	H: 1 LOB: 0 BB: 0 P: 6	R: 0 E: 0 K: 0 S: 3	H: 0 LOB: 0 BB: 0 P: 3		1B: 6 2B: 1 3B: 0 HR: 1	SF: 0 SAC: 0 DP: 0 HBP: 2	WP: 0 PB: 0 SB: 1 CS: 1	PA: 37							
PITCHER	IP	WLS	BF	H	R	ER	SO	BB	IBB	HBP	BLK	WP	HR	S	P	ERA		WHIP										
Mitt Wilcox, R ERA: 5.29 Tom Hilgendorf, L ERA: 1.69 (1, 1)	6.0	W	25	6	4	4	2	2	0	2	0	0	1	25	35	6.00		1.333										
(7, 1)	3.0	S	11	2	0	0	3	0	0	0	0	0	0	17	17	0.00	0.667											

AB 32
R 4
H 8
RBI 4
BB 2
SO 5
LOB 9



Batter	1	2	3	4	5	6	7	8	9	AB	R	H	RBI	BB	SO	LOB	BOTTOM											
Buddy Bell, R OBP: 0.349, SLG: 0.356 (1, 5)										3	1	2	1	1	0	0	Texas Rangers @ Cleveland Indians Cleveland Municipal Stadium, Cleveland, OH Tue Jun 12 1973, 7:05 PM EDT Att: 2,105 - Unknown											
Walt Williams, R OBP: 0.247, SLG: 0.292 Rusty Torres, S OBP: 0.309, SLG: 0.293 (1, 7)										4	1	1	2	0	1	2												
George Hendrick, R OBP: 0.290, SLG: 0.409 (1, 8)										4	1	1	0	0	1	0												
Charlie Spikes, R OBP: 0.280, SLG: 0.444 (9, 7)										3	0	0	0	0	1	1												
John Ellis, R OBP: 0.368, SLG: 0.410 (1, 2)										3	1	2	2	0	0	0												
Ron Litch, R OBP: 0.250, SLG: 0.340 (1, 10)										3	0	0	0	0	0	1												
Chris Chambliss, L OBP: 0.260, SLG: 0.240 (1, 3)										3	0	1	0	0	0	1												
Tom Ragland, R OBP: 0.317, SLG: 0.340 (1, 4)										3	0	0	0	0	1	1												
Leo Cardenas, R OBP: 0.241, SLG: 0.218 (1, 6)										3	1	0	0	0	0	1												
Inning Stats	R: 0 E: 0 K: 0 S: 3	H: 1 LOB: 0 BB: 0 P: 3	R: 0 E: 0 K: 0 S: 4	H: 1 LOB: 1 BB: 0 P: 4	R: 3 E: 1 K: 0 S: 6	H: 2 LOB: 0 BB: 0 P: 6	R: 0 E: 0 K: 0 S: 3	H: 0 LOB: 0 BB: 0 P: 3	R: 2 E: 0 K: 2 S: 9	H: 2 LOB: 0 BB: 0 P: 9	R: 0 E: 0 K: 1 S: 5	H: 1 LOB: 0 BB: 0 P: 5	R: 0 E: 0 K: 1 S: 4	H: 0 LOB: 0 BB: 1 P: 8	R: 0 E: 0 K: 0 S: 3	H: 0 LOB: 0 BB: 0 P: 3		1B: 4 2B: 2 3B: 1 HR: 2	SF: 0 SAC: 0 DP: 3 HBP: 0	WP: 0 PB: 0 SB: 0 CS: 0	PA: 30							
PITCHER	IP	WLS	BF	H	R	ER	SO	BB	IBB	HBP	BLK	WP	HR	S	P	ERA		WHIP										
Jim Merritt, L ERA: 4.29 Bill Gogolewski, R ERA: 3.0 (1, 1)	6.0	L	24	6	5	4	2	0	0	0	0	0	0	9	13	0.00		1.000										
(7, 1)	2.0		6	1	0	0	2	1	0	0	0	0	0	9	13	0.00	1.000											

AB 29
R 5
H 7
RBI 5
BB 1
SO 4
LOB 7



Batter	1	2	3	4	5	6	7	8	9	AB	R	H	RBI	BB	SO	LOB	TOP			
Davey Nelson, R (1, 4) OBP: 0.344, SLG: 0.445	0-0 1B 1-3 1B		0-0 1-3 2			0-0 S 1B		0-0 6-3 3		4	1	2	0	0	0	0				
Toby Harrah, R (1, 5) OBP: 0.307, SLG: 0.319	0-0 4-3 1-3 1B		0-0 P4 3			0-0 F8 2			0-0 HR	4	2	2	1	0	0	1				
Rico Carty, R (1, 7) OBP: 0.362, SLG: 0.283	0-0 1-3 1			0-0 1-3 1		0-0 6-3 3			0-3 K 1	4	0	0	1	0	1	2				
Elliott Maddox, R (9, 7) OBP: 0.362, SLG: 0.300	0-0 1-2 3-H 1B			0-0 1-3 2		0-0 K 2			0-3 K 1	0	0	0	0	0	0	0				
Alex Johnson, R (1, 10) OBP: 0.332, SLG: 0.392	0-0 4-3 2			0-0 K 2					4-0 G3 BB	3	0	0	0	1	2	1				
Jim Spencer, L (1, 3) OBP: 0.359, SLG: 0.454	0-0 CS 1B			0-0 4-3 3					0-0 G3 2	4	1	2	2	0	0	1				
Jeff Burroughs, R (1, 9) OBP: 0.314, SLG: 0.389	0-0 CS 1-2		0-3 K 1		0-0 F9 1				0-3 K2-3 2	4	0	0	0	0	2	1				
Vic Harris, S (1, 8) OBP: 0.289, SLG: 0.321			0-0 4-3 2		0-3 K 2				0-3 K 3	3	0	0	0	0	2	0				
Ken Suarez, R (1, 2) OBP: 0.387, SLG: 0.410			0-0 1-3 3		0-0 5-3 3				0-0 CS 1B	3	0	1	0	0	0	0				
Jim Mason, L (1, 6) OBP: 0.333, SLG: 0.346			0-0 F7 1		0-0 F7 1				0-0 6-3 1-2	3	0	0	0	0	0	1				
Inning Stats	R: 2 E: 0 K: 0 S: 5	H: 3 LOB: 0 BB: 0 P: 5	R: 0 E: 0 K: 1 S: 5	H: 0 LOB: 0 BB: 0 P: 5	R: 0 E: 0 K: 0 S: 3	H: 0 LOB: 0 BB: 0 P: 3	R: 0 E: 0 K: 1 S: 5	H: 0 LOB: 0 BB: 0 P: 5	R: 0 E: 0 K: 0 S: 4	H: 1 LOB: 1 BB: 0 P: 4	R: 1 E: 0 K: 3 S: 10	H: 1 LOB: 0 BB: 0 P: 10	R: 0 E: 0 K: 0 S: 3	H: 1 LOB: 0 BB: 0 P: 3	R: 1 E: 0 K: 1 S: 6	H: 1 LOB: 1 BB: 1 P: 10	1B: 5 2B: 0 3B: 0 HR: 2	SF: 0 SAC: 0 DP: 0 HBP: 0	WP: 0 PB: 0 SB: 1 CS: 2	PA: 34
PITCHER Gaylord Perry, R (1, 1) ERA: 2.94	IP: 9.0 WLS: L BF: 33	H: 7 R: 4 ER: 4 SO: 7	BB: 1 IBB: 0 HBP: 0 BLK: 0	WP: 0 HR: 2 S: 46 P: 50	ERA: 4.00 WHIP: 0.889															

Texas Rangers @ Cleveland Indians
Cleveland Municipal Stadium, Cleveland, OH
Wed Jun 13 1973, 3:33 AM EDT
Att: 3,673 - Unknown

AB	32
R	4
H	7
RBI	4
BB	1
SO	7
LOB	7



Batter	1	2	3	4	5	6	7	8	9	AB	R	H	RBI	BB	SO	LOB	BOTTOM					
Buddy Bell, R (1, 5) OBP: 0.346, SLG: 0.367	0-0 F8 1		0-0 6-3 1		0-0 HR		0-0 F7 1		0-3 K 2	5	1	1	1	0	1	0						
Jack Brohamer, L (1, 4) OBP: 0.288, SLG: 0.330	0-0 P6 2		0-3 K 2		4-0 BLK BB		0-0 1B 2B		0-0 1B	4	1	2	0	1	1	0						
George Hendrick, R (1, 8) OBP: 0.292, SLG: 0.406	0-3 K 3		0-0 F9 3		4-0 1-2 BB		0-0 G4-6-3 1B 2-H		0-3 K 3	4	0	1	1	1	2	1						
Charlie Spikes, R (1, 9) OBP: 0.279, SLG: 0.441		0-0 6-3 1		0-0 1B		0-0 4-3 3		0-0 G4-6-3 1-2		4	0	1	0	0	0	3						
John Ellis, R (1, 2) OBP: 0.364, SLG: 0.398		4-0 1B BB BB		0-3 K 1		0-0 F9 1		0-0 F8 1		3	0	0	0	1	1	1						
Oscar Gamble, L (1, 10) OBP: 0.348, SLG: 0.583		4-0 1B 1-2 BB		0-0 P4 2		4-0 BB BB		0-0 6-3 2		2	0	0	0	2	0	1						
Chris Chambliss, L (1, 3) OBP: 0.265, SLG: 0.238		0-0 F7 2		0-0 F9 3		4-0 1-2 BB		4-0 BB BB		2	0	0	0	2	0	3						
Walt Williams, R (1, 7) OBP: 0.247, SLG: 0.289		0-0 1-2 2-3 1B		0-0 F8 1		0-0 F9 2		0-0 F8 3		4	0	1	0	0	0	3						
Frank Duffy, R (1, 6) OBP: 0.234, SLG: 0.221		0-0 F5 3		0-0 5-3 2		0-0 F7 3			0-3 K 1	3	0	0	0	0	0	5						
John Lowenstein, L (9, PH) OBP: 0.337, SLG: 0.367										1	0	0	0	0	1	0						
Inning Stats	R: 0 E: 0 K: 1 S: 5	H: 0 LOB: 0 BB: 0 P: 5	R: 0 E: 0 K: 0 S: 4	H: 1 LOB: 3 BB: 2 P: 12	R: 0 E: 0 K: 1 S: 5	H: 0 LOB: 0 BB: 0 P: 5	R: 0 E: 0 K: 1 S: 6	H: 1 LOB: 1 BB: 0 P: 6	R: 1 E: 0 K: 0 S: 4	H: 1 LOB: 2 BB: 2 P: 12	R: 0 E: 0 K: 0 S: 3	H: 0 LOB: 2 BB: 2 P: 11	R: 1 E: 0 K: 0 S: 4	H: 2 LOB: 0 BB: 0 P: 4	R: 0 E: 0 K: 0 S: 3	H: 0 LOB: 1 BB: 1 P: 7	R: 0 E: 0 K: 3 S: 10	H: 1 LOB: 1 BB: 0 P: 10	1B: 4 2B: 1 3B: 0 HR: 1	SF: 0 SAC: 0 DP: 1 HBP: 0	WP: 0 PB: 0 SB: 0 CS: 0	PA: 39
PITCHER Pete Broberg, R (1, 1) ERA: 5.23	IP: 6.0 WLS: W BF: 27	H: 3 R: 1 ER: 1 SO: 3	BB: 6 IBB: 0 HBP: 0 BLK: 1	WP: 0 HR: 1 S: 27 P: 51	ERA: 1.50 WHIP: 1.500																	
Don Stanhouse, R (7, 1) ERA: 4.37	IP: 3.0 WLS: S BF: 12	H: 3 R: 1 ER: 1 SO: 3	BB: 1 IBB: 0 HBP: 0 BLK: 0	WP: 0 HR: 0 S: 17 P: 21	ERA: 3.00 WHIP: 1.333																	

Texas Rangers @ Cleveland Indians
Cleveland Municipal Stadium, Cleveland, OH
Wed Jun 13 1973, 3:33 AM EDT
Att: 3,673 - Unknown


AB	32
R	2
H	6
RBI	2
BB	7
SO	6
LOB	17



Batter	1	2	3	4	5	6	7	8	9	AB	R	H	RBI	BB	SO	LOB	TOP			
Davey Nelson, R OBP: 0.337, SLG: 0.435	5-3		5-3			F7		F9		4	0	0	0	0	0	0				
Toby Harrah, R OBP: 0.310, SLG: 0.319	FC4-6 BB		F9					P3		3	0	1	0	1	0	0				
Rico Carty, R OBP: 0.296, SLG: 0.277	FC4-6					P4				4	0	0	0	0	0	2				
Alex Johnson, R OBP: 0.330, SLG: 0.389	FC6-4									4	0	1	0	0	0	1				
Jeff Burroughs, R OBP: 0.318, SLG: 0.388										3	0	1	0	1	0	0				
Jim Spencer, L OBP: 0.350, SLG: 0.441										4	0	0	0	0	0	4				
Ken Suarez, R OBP: 0.377, SLG: 0.398										3	0	0	0	0	0	3				
Elliott Maddox, R OBP: 0.351, SLG: 0.289										3	0	0	0	0	0	3				
Jim Mason, L OBP: 0.325, SLG: 0.336										3	0	0	0	0	0	0				
Inning Stats	R: 0 E: 0 K: 0 S: 3	H: 0 LOB: 1 BB: 1 P: 7	R: 0 E: 0 K: 0 S: 4	H: 1 LOB: 1 BB: 0 P: 4	R: 0 E: 0 K: 0 S: 3	H: 0 LOB: 0 BB: 0 P: 3	R: 0 E: 0 K: 0 S: 3	H: 0 LOB: 0 BB: 0 P: 3	R: 0 E: 0 K: 0 S: 4	H: 1 LOB: 1 BB: 0 P: 4	R: 0 E: 0 K: 0 S: 4	H: 1 LOB: 2 BB: 1 P: 8	R: 0 E: 0 K: 0 S: 3	H: 0 LOB: 0 BB: 0 P: 3	R: 0 E: 1 K: 0 S: 4	H: 0 LOB: 1 BB: 0 P: 4	1B: 3 2B: 0 3B: 0 HR: 0	SF: 0 SAC: 0 DP: 0 HBP: 0	WP: 0 PB: 0 SB: 0 CS: 0	PA: 33
PITCHER Mike Cuellar, L ERA: 4.48	IP: 9.0 WLS: W BF: 33	H: 3 R: 0 ER: 0 SO: 0	BB: 2 IBB: 0 HBP: 0 BLK: 0	WP: 0 HR: 0 S: 31 P: 39	ERA: 0.00 WHIP: 0.556															

Texas Rangers @ Baltimore Orioles
Memorial Stadium, Baltimore, MD
Fri Jun 15 1973, 7:05 PM EDT
Att: 7,792 - Unknown


AB	31
R	0
H	3
RBI	0
BB	2
SO	0
LOB	13



Batter	1	2	3	4	5	6	7	8	9	AB	R	H	RBI	BB	SO	LOB	BOTTOM			
Al Bumbry, L OBP: 0.362, SLG: 0.471	K			E6 1B				1-3		4	1	1	0	0	1	0				
Rich Coggins, L OBP: 0.304, SLG: 0.415	F9			1B CS				F9		4	0	1	0	0	1	3				
Bobby Grich, R OBP: 0.388, SLG: 0.398	5-3			F9 1B				K		4	0	0	0	0	1	2				
Tommy Davis, R OBP: 0.302, SLG: 0.387										3	0	1	1	0	1	0				
Earl Williams, R OBP: 0.304, SLG: 0.403										3	0	0	0	0	2	2				
Paul Blair, R OBP: 0.313, SLG: 0.325										3	0	1	0	0	1	0				
Brooks Robinson, R OBP: 0.275, SLG: 0.293										3	0	1	0	0	1	1				
Elirod Hendricks, L OBP: 0.256, SLG: 0.366										3	0	0	0	0	1	2				
Mark Belanger, R OBP: 0.310, SLG: 0.250										2	0	0	0	1	0	1				
Inning Stats	R: 0 E: 0 K: 1 S: 5	H: 0 LOB: 0 BB: 0 P: 5	R: 0 E: 0 K: 1 S: 5	H: 0 LOB: 0 BB: 0 P: 5	R: 0 E: 0 K: 2 S: 7	H: 0 LOB: 0 BB: 0 P: 7	R: 1 E: 1 K: 1 S: 7	H: 2 LOB: 1 BB: 0 P: 7	R: 0 E: 0 K: 2 S: 9	H: 2 LOB: 3 BB: 1 P: 13	R: 0 E: 0 K: 1 S: 5	H: 0 LOB: 0 BB: 0 P: 5	R: 0 E: 0 K: 0 S: 4	H: 1 LOB: 1 BB: 0 P: 4	R: 0 E: 0 K: 1 S: 5	H: 0 LOB: 0 BB: 0 P: 5	1B: 5 2B: 0 3B: 0 HR: 0	SF: 0 SAC: 0 DP: 0 HBP: 0	WP: 0 PB: 0 SB: 1 CS: 1	PA: 30
PITCHER Sonny Siebert, R ERA: 2.86 Bill Gogolewski, R ERA: 2.94	IP: 7.0 WLS: L BF: 27	H: 5 R: 1 ER: 0 SO: 8	BB: 1 IBB: 0 HBP: 0 BLK: 0	WP: 0 HR: 0 S: 46 P: 5	ERA: 0.00 WHIP: 0.857															

Texas Rangers @ Baltimore Orioles
Memorial Stadium, Baltimore, MD
Fri Jun 15 1973, 7:05 PM EDT
Att: 7,792 - Unknown

AB	29
R	1
H	5
RBI	1
BB	1
SO	9
LOB	11



Batter	1	2	3	4	5	6	7	8	9	AB	R	H	RBI	BB	SO	LOB	TOP		
Davey Nelson, R OBP: 0.335, SLG: 0.431	F8			5-3			5-3		G6-4-3	4	0	1	1	0	0	0			
Toby Harrah, R OBP: 0.305, SLG: 0.313	F9			F7			F8		G6-4-3	4	0	0	0	0	0	2			
Jim Spencer, L OBP: 0.344, SLG: 0.432	K			F7			K			3	0	0	0	0	2	0			
Rico Carty, R OBP: 0.292, SLG: 0.272			F9				4-3		L4	3	0	0	0	0	0	0			
Tom Grieve, R OBP: 0.111, SLG: 0.111										0	0	0	0	0	0	0			
Alex Johnson, R OBP: 0.326, SLG: 0.384		K					K		6-3	3	0	0	0	0	2	0			
Larry Bittner, L OBP: 0.286, SLG: 0.253										3	0	0	0	0	0	0			
Jeff Burroughs, R OBP: 0.318, SLG: 0.388							F8		F7	0	0	0	0	0	0	0			
Vic Harris, S OBP: 0.284, SLG: 0.316										3	0	0	0	0	1	0			
Ken Suarez, R OBP: 0.376, SLG: 0.396										3	1	1	0	0	0	0			
Jim Mason, L OBP: 0.325, SLG: 0.330										2	0	0	0	1	1	0			
Inning Stats	R: 0 E: 0 K: 1 S: 5	H: 0 LOB: 0 BB: 0 P: 5	R: 0 E: 0 K: 1 S: 5	H: 0 LOB: 0 BB: 0 P: 5	R: 0 E: 0 K: 0 S: 3	H: 0 LOB: 0 BB: 0 P: 3	R: 0 E: 0 K: 0 S: 3	H: 0 LOB: 0 BB: 0 P: 3	R: 0 E: 0 K: 1 S: 5	H: 0 LOB: 0 BB: 0 P: 5	R: 0 E: 0 K: 0 S: 5	H: 0 LOB: 0 BB: 0 P: 5	R: 0 E: 0 K: 0 S: 3	H: 0 LOB: 0 BB: 0 P: 3	R: 1 E: 0 K: 1 S: 6	H: 2 LOB: 1 BB: 1 P: 10	1B: 2 2B: 0 3B: 0 HR: 0	SF: 0 SAC: 0 DP: 1 HBP: 0	WP: 0 PA: 29 PB: 0 SB: 0 CS: 0
PITCHER Jim Palmer, R ERA: 2.39	IP: 9.0 WLS: W BF: 29 H: 2 R: 1 ER: 1 SO: 6 BB: 1 IBB: 0 HBP: 0 BLK: 0 WP: 0 HR: 0 S: 40 P: 44 ERA: 1.00 WHIP: 0.333															PITCHER			

Texas Rangers @ Baltimore Orioles
Memorial Stadium, Baltimore, MD
Sat Jun 16 1973, 7:05 PM EDT
Att: 8,587 - Unknown


AB 28
R 1
H 2
RBI 1
BB 1
SO 6
LOB 2



Batter	1	2	3	4	5	6	7	8	9	AB	R	H	RBI	BB	SO	LOB	BOTTOM		
Al Bumbry, L OBP: 0.372, SLG: 0.467										3	2	1	0	2	2	2			
Rich Coggins, L OBP: 0.299, SLG: 0.423	F5	F9		F7	P4					5	0	1	0	0	0	4			
Bobby Grich, R OBP: 0.385, SLG: 0.393	3-1	F5		1B	SF8					5	1	1	2	0	0	2			
Tommy Davis, R OBP: 0.305, SLG: 0.384	2B	F8		SF8	BB					4	1	1	0	1	1	1			
Earl Williams, R OBP: 0.314, SLG: 0.404	2B	3B		HBP	BB					2	1	1	1	1	0	0			
Paul Blair, R OBP: 0.323, SLG: 0.364	3B	2B		SF8	HR					3	2	3	3	0	0	0			
Brooks Robinson, R OBP: 0.274, SLG: 0.289	3B	BB		F8	K					3	1	0	0	1	1	4			
Eliot Hendricks, L OBP: 0.255, SLG: 0.400		3B		G4-6-3						4	0	1	3	0	2	2			
Mark Belanger, R OBP: 0.314, SLG: 0.247				S	F3					2	1	0	0	2	0	0			
Inning Stats	R: 5 E: 0 K: 1 S: 8	H: 3 LOB: 2 BB: 4 P: 24	R: 0 E: 0 K: 0 S: 3	H: 0 LOB: 0 BB: 0 P: 3	R: 0 E: 0 K: 0 S: 3	H: 1 LOB: 1 BB: 0 P: 4	R: 3 E: 0 K: 1 S: 8	H: 3 LOB: 2 BB: 2 P: 16	R: 0 E: 0 K: 1 S: 5	H: 0 LOB: 1 BB: 1 P: 9	R: 0 E: 0 K: 0 S: 3	H: 0 LOB: 0 BB: 0 P: 3	R: 1 E: 0 K: 1 S: 6	H: 1 LOB: 0 BB: 0 P: 6	R: 0 E: 0 K: 2 S: 8	H: 1 LOB: 1 BB: 0 P: 8	1B: 5 2B: 1 3B: 2 HR: 1	SF: 1 SAC: 0 DP: 1 HBP: 1	WP: 0 PA: 40 PB: 0 SB: 3 CS: 0
PITCHER Steve Dunning, R ERA: 6.0	IP: 0.2 WLS: L BF: 8 H: 3 R: 5 ER: 5 SO: 0 BB: 3 IBB: 0 HBP: 0 BLK: 0 WP: 0 HR: 0 S: 5 P: 17 ERA: 67.50 WHIP: 9.000															PITCHER			
Jim Bibby, R ERA: 8.53	IP: 1.1 WLS: L BF: 5 H: 0 R: 0 ER: 0 SO: 1 BB: 1 IBB: 0 HBP: 0 BLK: 0 WP: 0 HR: 0 S: 6 P: 10 ERA: 0.00 WHIP: 0.750															PITCHER			
Lloyd Allen, R ERA: 15.43	IP: 1.1 WLS: L BF: 10 H: 4 R: 3 ER: 3 SO: 0 BB: 2 IBB: 0 HBP: 1 BLK: 0 WP: 0 HR: 0 S: 7 P: 16 ERA: 20.25 WHIP: 4.500															PITCHER			
Mike Paul, L ERA: 5.6	IP: 2.2 WLS: L BF: 9 H: 0 R: 0 ER: 0 SO: 2 BB: 1 IBB: 0 HBP: 0 BLK: 0 WP: 0 HR: 0 S: 12 P: 16 ERA: 0.00 WHIP: 0.375															PITCHER			
Steve Foucault, R ERA: 3.78	IP: 2.0 WLS: L BF: 8 H: 2 R: 1 ER: 1 SO: 3 BB: 0 IBB: 0 HBP: 0 BLK: 0 WP: 0 HR: 1 S: 14 P: 14 ERA: 4.50 WHIP: 1.000															PITCHER			

Texas Rangers @ Baltimore Orioles
Memorial Stadium, Baltimore, MD
Sat Jun 16 1973, 7:05 PM EDT
Att: 8,587 - Unknown

AB 31
R 9
H 9
RBI 9
BB 7
SO 6
LOB 15



Batter	1	2	3	4	5	6	7	8	9	10	11	12	13	14	15	16	AB	R	H	RBI	BB	SO	LOB	TOP				
Davey Nelson, R OBP: 0.323, SLG: 0.415 (1.4)	F9			F9		5-3		F9	K			F7			6-3		7	0	0	0	0	1	3					
Toby Harrah, R OBP: 0.308, SLG: 0.317 (8.6)	F7			1B	2B	5-3		1B		5-3		6-3			F7		7	2	2	0	0	0	0					
Alex Johnson, R OBP: 0.325, SLG: 0.385 (1.7)	F8			F9		6-3		1B		6-3		F7					7	0	2	1	0	0	1					
Rico Carty, R OBP: 0.301, SLG: 0.276 (1.10)																	5	0	2	2	2	1	0					
Dick Billings, R OBP: 0.281, SLG: 0.272 (1.2)				1B		5-3											7	1	1	1	0	2	6					
Jeff Burroughs, R OBP: 0.327, SLG: 0.401 (1.9)	F8																7	0	4	0	0	0	0					
Bill Sudakis, S OBP: 0.214, SLG: 0.289 (8.5)																	7	0	0	0	0	1	4					
Vic Harris, S OBP: 0.289, SLG: 0.313 (1.8)																	5	1	1	0	2	0	2					
Jim Mason, L OBP: 0.320, SLG: 0.324 (8. PH)																	2	0	0	0	0	1	1					
Ken Suarez, R OBP: 0.373, SLG: 0.393 (8.3)																	1	0	0	0	0	0	1					
Jim Spencer, L OBP: 0.335, SLG: 0.421 (8.3)																	4	0	0	0	0	1	4					
Inning Stats	R: 0 E: 0 K: 0 S: 3	H: 0 LOB: 0 BB: 0 P: 3	R: 0 E: 0 K: 1 S: 5	H: 0 LOB: 0 BB: 0 P: 5	R: 0 E: 0 K: 1 S: 5	H: 2 LOB: 1 BB: 0 P: 5	R: 0 E: 0 K: 0 S: 3	H: 1 LOB: 0 BB: 0 P: 4	R: 2 E: 0 K: 1 S: 9	H: 4 LOB: 2 BB: 0 P: 9	R: 0 E: 0 K: 2 S: 6	H: 1 LOB: 2 BB: 1 P: 12	R: 0 E: 0 K: 1 S: 6	H: 1 LOB: 1 BB: 0 P: 6	R: 0 E: 0 K: 0 S: 3	H: 0 LOB: 0 BB: 0 P: 3	R: 0 E: 0 K: 0 S: 4	H: 1 LOB: 2 BB: 1 P: 8	R: 0 E: 0 K: 0 S: 4	H: 1 LOB: 1 BB: 0 P: 6	R: 0 E: 0 K: 0 S: 4	H: 1 LOB: 2 BB: 1 P: 8	R: 0 E: 0 K: 0 S: 4	H: 1 LOB: 1 BB: 0 P: 6	1B: 8 2B: 3 3B: 0 HR: 1	SF: 0 SAC: 0 DP: 1 HBP: 0	WP: 0 PB: 0 SB: 0 CS: 0	PA: 63
PITCHER	IP 7.2	WLS 30	BF 7	H 4	R 4	ER 4	SO 2	BB 1	IBB 0	HBP 0	BLK 0	WP 0	HR 1	S 33	P 37	ERA 4.70	WHIP 1.043											
Dave McNally, L ERA: 2.4											Eddie Watt, R ERA: 3.12																	
Grant Jackson, L ERA: 1.32											Bob Reynolds, R ERA: 2.28																	

Texas Rangers @ Baltimore Orioles
Memorial Stadium, Baltimore, MD
Sun Jun 17 1973, 3:33 AM EDT
Att. 14,497 - Unknown

AB 59
R 12
H 4
RBI 4
BB 4
SO 22
LOB 22



Batter	1	2	3	4	5	6	7	8	9	10	11	12	13	14	15	16	AB	R	H	RBI	BB	SO	LOB	BOTTOM				
Merv Rettenmund, R OBP: 0.313, SLG: 0.304 (1.9)	K																5	0	0	0	0	3	1					
Rich Coggins, L OBP: 0.292, SLG: 0.412 (12.9)																	3	0	0	0	0	1	7					
Bobby Grich, R OBP: 0.394, SLG: 0.386 (1.4)	F9																6	1	1	0	2	2	5					
Tommy Davis, R OBP: 0.297, SLG: 0.367 (1.10)	4-3																7	0	0	0	1	0	3					
Earl Williams, R OBP: 0.321, SLG: 0.407 (1.3)																	6	1	2	1	2	0	0					
Don Baylor, R OBP: 0.306, SLG: 0.337 (1.7)																	5	0	1	0	2	1	3					
Paul Blair, R OBP: 0.328, SLG: 0.373 (1.8)																	7	1	3	0	0	1	3					
Brooks Robinson, R OBP: 0.286, SLG: 0.303 (13. PH)																	4	2	3	0	1	0	0					
Frank Baker, L (14.5)																	1	0	0	0	0	0	1					
Andy Etchebarren, R OBP: 0.308, SLG: 0.458 (9. PH)																	3	0	1	3	0	0	3					
Terry Crowley, L OBP: 0.297, SLG: 0.254 (9. PH)																	1	0	1	0	0	0	0					
Al Bumbry, L OBP: 0.372, SLG: 0.467 (10.2)																	0	0	0	0	0	0	0					
Eliud Hernandez, L OBP: 0.269, SLG: 0.383 (10.2)																	2	0	0	0	1	0	2					
Mark Belanger, R OBP: 0.320, SLG: 0.251 (1.6)																	5	0	2	1	1	1	4					
Inning Stats	R: 0 E: 0 K: 1 S: 5	H: 3 LOB: 2 BB: 0 P: 6	R: 0 E: 0 K: 2 S: 7	H: 0 LOB: 0 BB: 0 P: 7	R: 2 E: 0 K: 0 S: 3	H: 1 LOB: 1 BB: 3 P: 15	R: 0 E: 0 K: 0 S: 3	H: 0 LOB: 0 BB: 0 P: 3	R: 0 E: 0 K: 1 S: 5	H: 2 LOB: 2 BB: 0 P: 11	R: 0 E: 0 K: 1 S: 5	H: 1 LOB: 1 BB: 0 P: 5	R: 0 E: 0 K: 2 S: 8	H: 1 LOB: 1 BB: 2 P: 16	R: 0 E: 0 K: 0 S: 4	H: 1 LOB: 1 BB: 0 P: 4	R: 0 E: 0 K: 0 S: 3	H: 0 LOB: 0 BB: 0 P: 3	R: 0 E: 0 K: 0 S: 5	H: 2 LOB: 2 BB: 0 P: 5	R: 0 E: 0 K: 0 S: 2	H: 2 LOB: 2 BB: 1 P: 6	R: 1 E: 0 K: 0 S: 2	H: 2 LOB: 2 BB: 0 P: 6	1B: 10 2B: 4 3B: 0 HR: 0	SF: 0 SAC: 2 DP: 1 HBP: 0	WP: 0 PB: 0 SB: 0 CS: 2	PA: 67
PITCHER	IP 6.1	WLS 27	BF 6	H 4	R 4	ER 4	SO 3	BB 4	IBB 0	HBP 0	BLK 0	WP 0	HR 1	S 29	P 45	ERA 5.68	WHIP 1.579											
Jim Merritt, L ERA: 4.5											Bill Gogolewski, R ERA: 2.68																	
Steve Foucault, R ERA: 3.38											Don Stanhouse, R ERA: 4.53																	

Texas Rangers @ Baltimore Orioles
Memorial Stadium, Baltimore, MD
Sun Jun 17 1973, 3:33 AM EDT
Att. 14,497 - Unknown

AB 55
R 15
H 14
RBI 5
BB 10
SO 9
LOB 32



Batter	1	2	3	4	5	6	7	8	9	AB	R	H	RBI	BB	SO	LOB	TOP					
Davey Nelson, R OBP: 0.330, SLG: 0.420 (1, 4)										5	3	3	0	0	0	0						
Toby Harrah, R OBP: 0.310, SLG: 0.323 (1, 5)										5	1	3	1	0	1	1						
Alex Johnson, R OBP: 0.327, SLG: 0.385 (1, 10)										5	0	2	2	0	0	2						
Rico Carty, R OBP: 0.305, SLG: 0.280 Elliott Maddox, R OBP: 0.351, SLG: 0.289 (7, PR) (7, 7)										4	0	2	1	0	0	1						
Jim Spencer, L OBP: 0.331, SLG: 0.410 (1, 3)										4	0	0	0	1	0	4						
Jeff Burroughs, R OBP: 0.328, SLG: 0.401 (1, 9)										5	1	2	0	0	1	6						
Vic Harris, S OBP: 0.288, SLG: 0.311 (1, 8)										4	0	1	0	0	0	4						
Ken Suarez, R OBP: 0.369, SLG: 0.387 (1, 2)										4	1	1	0	0	0	2						
Jim Mason, L OBP: 0.317, SLG: 0.348 (1, 6)										4	1	1	1	0	0	1						
Inning Stats	R: 0 E: 0 K: 1 S: 5	H: 0 LOB: 0 BB: 0 P: 5	R: 0 E: 0 K: 0 S: 4	H: 1 LOB: 1 BB: 0 P: 4	R: 2 E: 0 K: 0 S: 6	H: 3 LOB: 1 BB: 0 P: 6	R: 0 E: 0 K: 0 S: 4	H: 1 LOB: 1 BB: 0 P: 4	R: 2 E: 1 K: 0 S: 6	H: 2 LOB: 1 BB: 0 P: 6	R: 1 E: 0 K: 0 S: 4	H: 2 LOB: 0 BB: 0 P: 4	R: 2 E: 0 K: 1 S: 9	H: 4 LOB: 2 BB: 0 P: 9	R: 0 E: 0 K: 0 S: 3	H: 0 LOB: 0 BB: 0 P: 3	R: 0 E: 0 K: 0 S: 4	H: 2 LOB: 2 BB: 1 P: 8	1B: 14 2B: 0 3B: 0 HR: 1	SF: 0 SAC: 1 DP: 2 HBP: 0	WP: 1 PB: 0 SB: 1 CS: 0	PA: 42
PITCHER	IP	WLS	BF	H	R	ER	SO	BB	IBB	HBP	BLK	WP	HR	S	P	ERA	WHIP					
Bill Hands, R ERA: 4.65 Dave Goltz, R ERA: 5.31	(1, 1) 5.0	L 24	8	5	4	1	1	0	0	0	0	0	1	26	26	7.20	1.600					

Texas Rangers @ Minnesota Twins
Metropolitan Stadium, Bloomington, MI
Mon Jun 18 1973, 4:33 AM EDT
Att: 8,073 - Unknown - 73 F

AB 40
R 7
H 15
RBI 5
BB 1
SO 2
LOB 21

Batter	1	2	3	4	5	6	7	8	9	AB	R	H	RBI	BB	SO	LOB	BOTTOM					
Rod Carew, L OBP: 0.399, SLG: 0.520 (1, 4)										4	0	1	0	1	0	3						
Larry Hisle, R OBP: 0.353, SLG: 0.438 (1, 8)										5	1	2	1	0	2	1						
Tony Oliva, L OBP: 0.348, SLG: 0.371 (1, 10)										5	0	0	0	0	1	4						
Harmon Killebrew, R OBP: 0.365, SLG: 0.348 Mike Adams, R (9, PR)										3	0	1	0	2	0	1						
Bobby Darwin, R OBP: 0.315, SLG: 0.427 (1, 9)										5	0	2	1	0	1	3						
Steve Braun, L OBP: 0.412, SLG: 0.478 Dan Monzon, R OBP: 0.429, SLG: 0.538 (7, PH) (8, 5)										3	0	0	0	0	1	2						
Jim Holt, L OBP: 0.326, SLG: 0.482 (1, 7)										4	1	2	0	0	0	0						
George Mitterwald, R OBP: 0.306, SLG: 0.405 (1, 2)										3	2	2	1	1	0	1						
Jerry Terrell, R OBP: 0.321, SLG: 0.359 (1, 6)										1	0	0	1	1	1	0						
Inning Stats	R: 0 E: 0 K: 2 S: 7	H: 4 LOB: 2 BB: 0 P: 15	R: 2 E: 0 K: 0 S: 7	H: 4 LOB: 2 BB: 0 P: 7	R: 0 E: 0 K: 1 S: 5	H: 0 LOB: 0 BB: 0 P: 5	R: 1 E: 0 K: 1 S: 6	H: 1 LOB: 0 BB: 0 P: 6	R: 0 E: 0 K: 2 S: 8	H: 1 LOB: 2 BB: 1 P: 12	R: 0 E: 0 K: 0 S: 3	H: 0 LOB: 1 BB: 1 P: 7	R: 1 E: 0 K: 1 S: 7	H: 2 LOB: 1 BB: 0 P: 7	R: 0 E: 0 K: 0 S: 3	H: 1 LOB: 1 BB: 1 P: 7	R: 0 E: 0 K: 0 S: 4	H: 1 LOB: 1 BB: 0 P: 4	1B: 7 2B: 2 3B: 0 HR: 1	SF: 1 SAC: 1 DP: 1 HBP: 0	WP: 0 PB: 0 SB: 1 CS: 0	PA: 41
PITCHER	IP	WLS	BF	H	R	ER	SO	BB	IBB	HBP	BLK	WP	HR	S	P	ERA	WHIP					
Pete Broberg, R ERA: 5.24 Mike Paul, L ERA: 5.37	(1, 1) 6.2	W 32	8	4	4	1	4	4	0	0	0	0	0	10	14	0.00	1.286					

Texas Rangers @ Minnesota Twins
Metropolitan Stadium, Bloomington, MI
Mon Jun 18 1973, 4:33 AM EDT
Att: 8,073 - Unknown - 73 F

AB 34
R 4
H 10
RBI 4
BB 5
SO 7
LOB 16


Batter	1	2	3	4	5	6	7	8	9	AB	R	H	RBI	BB	SO	LOB	TOP				
Davey Nelson, R OBP: 0.332, SLG: 0.424 (1, 4)	F3			P4				5-3		5	0	2	0	0	0	3	Texas Rangers @ Minnesota Twins Metropolitan Stadium, Bloomington, MI Tue Jun 19 1973, 8:05 PM EDT Att. 7,022 - Unknown - 69 F AB 38 R 3 H 11 RBI 3 BB 3 SO 5 LOB 18				
Toby Harrah, R OBP: 0.316, SLG: 0.326 (1, 5)		F8						K		4	1	2	1	1	1	2					
Alex Johnson, R OBP: 0.320, SLG: 0.377 (1, 10)	4-3		4-3	F8				4-3		5	0	0	0	0	6						
Rico Carty, R OBP: 0.302, SLG: 0.278 (1, 7)			L9					4-3		5	0	1	1	0	1	0					
Dick Billings, R OBP: 0.288, SLG: 0.256 (1, 3)			4-3					E5		5	0	0	0	0	1						
Jeff Burroughs, R OBP: 0.330, SLG: 0.401 (1, 9)				F9						5	0	2	0	0	1	0					
Vic Harris, S OBP: 0.292, SLG: 0.317 (1, 8)										3	2	1	0	1	2	3					
Ken Suarez, R OBP: 0.381, SLG: 0.395 (1, 2)								4-3		3	0	2	0	1	0	0					
Jim Mason, L OBP: 0.315, SLG: 0.347 (1, 6)								5-3		3	0	1	1	0	0	3					
Inning Stats	R: 1 E: 0 K: 0 S: 5	H: 2 LOB: 1 BB: 0 P: 5	R: 1 E: 0 K: 0 S: 6	H: 3 LOB: 2 BB: 0 P: 6	R: 0 E: 0 K: 0 S: 3	H: 0 LOB: 0 BB: 0 P: 3	R: 1 E: 0 K: 0 S: 6	H: 3 LOB: 3 BB: 1 P: 10	R: 0 E: 0 K: 2 S: 8	H: 1 LOB: 1 BB: 0 P: 8	R: 0 E: 0 K: 1 S: 7	H: 1 LOB: 3 BB: 1 P: 11	R: 0 E: 0 K: 1 S: 5	H: 0 LOB: 0 BB: 0 P: 5	R: 0 E: 0 K: 1 S: 5	H: 0 LOB: 0 BB: 0 P: 5		1B: 9 2B: 2 3B: 0 HR: 0	SF: 1 SAC: 0 DP: 0 HBP: 0	WP: 0 PB: 0 SB: 0 CS: 0	PA: 42
PITCHER	IP	WLS	BF	H	R	ER	SO	BB	IBB	HBP	BLK	WP	HR	S	P	ERA	WHIP				
Jim Kaat, L ERA: 4.34 (1, 1)	6.0	W	30	10	3	3	2	2	0	0	0	0	0	32	40	4.50	2.000				
Ray Corbin, R ERA: 2.06 (7, 1)	3.0	S	12	1	0	0	3	1	0	0	0	0	0	17	21	0.00	0.667				

Batter	1	2	3	4	5	6	7	8	9	AB	R	H	RBI	BB	SO	LOB	BOTTOM				
Rod Carew, L OBP: 0.399, SLG: 0.517 (1, 4)		SF7		F7				FC6-4		3	2	1	1	1	0	3	Texas Rangers @ Minnesota Twins Metropolitan Stadium, Bloomington, MI Tue Jun 19 1973, 8:05 PM EDT Att. 7,022 - Unknown - 69 F AB 36 R 7 H 10 RBI 5 BB 1 SO 7 LOB 19				
Larry Hise, R OBP: 0.350, SLG: 0.433 (1, 8)		E6		F2				E		5	1	1	1	0	1	4					
Tony Oliva, L OBP: 0.341, SLG: 0.363 (1, 10)								E3		5	0	0	0	0	1	4					
Harmon Killebrew, R OBP: 0.383, SLG: 0.346 Joe Lis, R OBP: 0.224, SLG: 0.340 (8, 3)								L6		4	0	1	1	0	2	0					
Bobby Darwin, R OBP: 0.322, SLG: 0.434 (1, 9)		SF7								3	0	3	1	0	0	0					
Steve Braun, L OBP: 0.408, SLG: 0.473 Dan Monzon, R OBP: 0.375, SLG: 0.467 (4, 5)										2	0	0	0	0	1	2					
George Mitterwald, R OBP: 0.310, SLG: 0.423 (1, 2)										3	2	1	1	0	0	1					
Jim Holt, L OBP: 0.324, SLG: 0.482 (1, 7)										4	2	1	0	0	0	0					
Jerry Terrell, R OBP: 0.327, SLG: 0.364 (1, 6)										4	0	2	0	0	1	1					
Inning Stats	R: 2 E: 1 K: 1 S: 7	H: 1 LOB: 1 BB: 0 P: 11	R: 2 E: 1 K: 0 S: 5	H: 1 LOB: 1 BB: 0 P: 6	R: 0 E: 0 K: 2 S: 8	H: 1 LOB: 1 BB: 0 P: 8	R: 0 E: 0 K: 0 S: 4	H: 1 LOB: 1 BB: 0 P: 4	R: 0 E: 0 K: 2 S: 8	H: 1 LOB: 1 BB: 0 P: 8	R: 1 E: 0 K: 2 S: 9	H: 2 LOB: 1 BB: 0 P: 9	R: 0 E: 0 K: 0 S: 4	H: 1 LOB: 1 BB: 0 P: 4	R: 2 E: 2 K: 0 S: 7	H: 2 LOB: 2 BB: 0 P: 7		1B: 8 2B: 1 3B: 0 HR: 1	SF: 2 SAC: 0 DP: 0 HBP: 1	WP: 0 PB: 0 SB: 3 CS: 0	PA: 40
PITCHER	IP	WLS	BF	H	R	ER	SO	BB	IBB	HBP	BLK	WP	HR	S	P	ERA	WHIP				
Jim Bibby, R ERA: 7.4 Lloyd Allen, R ERA: 14.54 (8, 1)	7.0	L	33	8	5	3	7	1	0	1	0	0	0	7	7	0.00	2.000				

Batter	1	2	3	4	5	6	7	8	9	AB	R	H	RBI	BB	SO	LOB	TOP			
Davey Nelson, R OBP: 0.330, SLG: 0.421 (1, 4)	G3	3-1			5-3												4 0 1 0 0 0 2			
Toby Harrah, R OBP: 0.315, SLG: 0.322 (1, 5)	F8					6-3	PO	P4									3 0 0 0 1 0 0			
Alex Johnson, R OBP: 0.315, SLG: 0.371 (1, 10)	1-3				FC6-4			L4									4 0 0 0 0 0 1			
Rico Carty, R OBP: 0.306, SLG: 0.288 Elliott Maddox, R OBP: 0.351, SLG: 0.289 (8, PR) (8, 7)		L8	L4														4 0 2 0 0 0 1 0 0 0 0 0 0 0			
Jim Spencer, L OBP: 0.335, SLG: 0.409 (1, 3)					G3												3 1 1 0 1 0 1			
Jeff Burroughs, R OBP: 0.325, SLG: 0.398 (1, 9)					L8												4 1 1 0 0 1 2			
Vic Harris, S OBP: 0.296, SLG: 0.340 (1, 8)					4-3												4 1 2 2 0 0 0			
Ken Suarez, R OBP: 0.392, SLG: 0.397 (1, 2)																	2 0 1 1 2 0 0			
Jim Mason, L OBP: 0.306, SLG: 0.336 (1, 6)																	4 0 0 0 0 2 4			
Inning Stats	R: 0 E: 0 K: 0 S: 3	H: 0 LOB: 0 BB: 0 P: 3	R: 2 E: 0 K: 0 S: 5	H: 2 LOB: 2 BB: 2 P: 13	R: 0 E: 0 K: 0 S: 2	H: 0 LOB: 0 BB: 1 P: 6	R: 0 E: 0 K: 0 S: 3	H: 0 LOB: 0 BB: 0 P: 3	R: 0 E: 0 K: 1 S: 5	H: 2 LOB: 2 BB: 0 P: 7	R: 0 E: 0 K: 1 S: 5	H: 1 LOB: 1 BB: 1 P: 9	R: 0 E: 0 K: 0 S: 4	H: 1 LOB: 1 BB: 0 P: 4	R: 1 E: 0 K: 0 S: 4	H: 2 LOB: 0 BB: 0 P: 4	1B: 5 2B: 2 3B: 2 HR: 0	SF: 0 SAC: 0 DP: 1 HBP: 0	WP: 0 PB: 0 SB: 0 CS: 0	PA: 37
PITCHER Dick Woodson, R ERA: 4.9 (1, 1)	IP: 9.0 WLS: L BF: 36 H: 8 R: 3 ER: 3 SO: 3 BB: 4 IBB: 0 HBP: 0 BLK: 0 WP: 0 HR: 0 S: 38 P: 54 ERA: 3.00 WHIP: 1.333																			

Texas Rangers @ Minnesota Twins
Metropolitan Stadium, Bloomington, MI
Wed Jun 20 1973, 8:05 PM EDT
Att. 6,318 - Unknown - 68 F


AB	32
R	3
H	8
RBI	3
BB	4
SO	3
LOB	11



Batter	1	2	3	4	5	6	7	8	9	AB	R	H	RBI	BB	SO	LOB	BOTTOM					
Rod Carew, L OBP: 0.397, SLG: 0.511 (1, 4)	F7				F8			4-3									3 0 0 0 1 0 1					
Larry Hise, R OBP: 0.345, SLG: 0.426 (1, 8)	K							F3									4 0 0 0 0 3 2					
Tony Oliva, L OBP: 0.339, SLG: 0.365 (1, 10)	1-3							F3									4 0 1 0 0 0 0					
Harmon Killebrew, R OBP: 0.356, SLG: 0.339 (1, 3)																	4 0 0 0 0 0 1					
Bobby Darwin, R OBP: 0.324, SLG: 0.439 (1, 9)																	4 0 2 0 0 0 1					
Jim Holt, L OBP: 0.317, SLG: 0.471 (1, 7)																	4 0 0 0 0 1 3					
Jerry Terrell, R OBP: 0.325, SLG: 0.360 (1, 6)																	4 0 1 0 0 2 1					
George Mitterwald, R OBP: 0.305, SLG: 0.415 (1, 2)																	3 0 0 0 0 1 2					
Dan Monzon, R OBP: 0.421, SLG: 0.500 (1, 5)																	3 0 2 0 0 0 2					
Inning Stats	R: 0 E: 0 K: 1 S: 5	H: 0 LOB: 0 BB: 0 P: 5	R: 0 E: 0 K: 0 S: 3	H: 0 LOB: 0 BB: 0 P: 3	R: 0 E: 0 K: 1 S: 6	H: 1 LOB: 2 BB: 1 P: 10	R: 0 E: 0 K: 1 S: 6	H: 1 LOB: 1 BB: 0 P: 6	R: 0 E: 0 K: 2 S: 8	H: 1 LOB: 1 BB: 0 P: 8	R: 0 E: 0 K: 1 S: 5	H: 0 LOB: 0 BB: 0 P: 5	R: 0 E: 0 K: 0 S: 5	H: 2 LOB: 2 BB: 0 P: 5	R: 0 E: 0 K: 0 S: 3	H: 0 LOB: 0 BB: 0 P: 3	R: 0 E: 0 K: 1 S: 6	H: 1 LOB: 1 BB: 0 P: 6	1B: 4 2B: 2 3B: 0 HR: 0	SF: 0 SAC: 0 DP: 0 HBP: 0	WP: 0 PB: 0 SB: 0 CS: 0	PA: 34
PITCHER Sonny Siebert, R ERA: 2.43 (1, 1)	IP: 9.0 WLS: W BF: 34 H: 6 R: 0 ER: 0 SO: 7 BB: 1 IBB: 0 HBP: 0 BLK: 0 WP: 0 HR: 0 S: 47 P: 51 ERA: 0.00 WHIP: 0.778																					

Texas Rangers @ Minnesota Twins
Metropolitan Stadium, Bloomington, MI
Wed Jun 20 1973, 8:05 PM EDT
Att. 6,318 - Unknown - 68 F

AB	33
R	0
H	6
RBI	0
BB	1
SO	7
LOB	13



Batter	1	2	3	4	5	6	7	8	9	AB	R	H	RBI	BB	SO	LOB	TOP			
Davey Nelson, R OBP: 0.329, SLG: 0.417 (1, 4)	6-3		F9		6-3			F3		4	0	1	0	0	0	1	Texas Rangers @ Kansas City Royals Royals Stadium, Kansas City, MO Fri Jun 22, 1973, 8:05 PM EDT Att: 14,320 - Unknown - 83 F livebaseballscorecards.com			
Toby Harrah, R OBP: 0.310, SLG: 0.316 (1, 5)	5-3		K		F8			F2		4	0	0	0	0	1	2				
Alex Johnson, R OBP: 0.310, SLG: 0.365 (1, 10)	P4		4-3		5-3			F3		4	0	0	0	0	0	2				
Rico Carty, R OBP: 0.309, SLG: 0.292 Elliott Maddox, R OBP: 0.351, SLG: 0.289 (9, 7)		FC5-2				6-3			P6	4	0	2	0	0	0	0				
Jim Spencer, L OBP: 0.333, SLG: 0.405 (1, 3)		G3							P6	4	1	1	0	0	0	2				
Jeff Burroughs, R OBP: 0.327, SLG: 0.395 (1, 9)		E6							L7	4	1	1	0	0	0	2				
Vic Harris, S OBP: 0.301, SLG: 0.345 (1, 8)		FC5-2								3	0	2	1	0	0	2				
Ken Suarez, R OBP: 0.391, SLG: 0.395 (1, 2)		PO								3	1	1	1	0	0	2				
Jim Mason, L OBP: 0.307, SLG: 0.344 (1, 6)										3	0	1	1	0	0	2				
Inning Stats	R: 0 E: 0 K: 0 S: 3	H: 0 LOB: 0 BB: 0 P: 3	R: 0 E: 1 K: 0 S: 4	H: 1 LOB: 1 BB: 0 P: 4	R: 1 E: 0 K: 1 S: 7	H: 2 LOB: 1 BB: 0 P: 7	R: 2 E: 1 K: 0 S: 6	H: 3 LOB: 1 BB: 0 P: 6	R: 0 E: 0 K: 0 S: 3	H: 0 LOB: 0 BB: 0 P: 3	R: 0 E: 0 K: 0 S: 3	H: 1 LOB: 0 BB: 0 P: 3	R: 0 E: 0 K: 0 S: 3	H: 1 LOB: 0 BB: 0 P: 3	R: 0 E: 0 K: 0 S: 3	H: 0 LOB: 0 BB: 0 P: 3		1B: 8 2B: 1 3B: 0 HR: 0	SF: 0 SAC: 0 DP: 2 HBP: 0	WP: 0 PB: 0 SB: 0 CS: 0
PITCHER Dick Drago, R ERA: 3.95 (1, 1)	IP: 9.0 WLS: L BF: 33 H: 9 R: 3 ER: 2 SO: 1 BB: 0 IBB: 0 HBP: 0 BLK: 0 WP: 0 HR: 0 S: 35 P: 35 ERA: 2.00 WHIP: 1.000															PITCHER				

Batter	1	2	3	4	5	6	7	8	9	AB	R	H	RBI	BB	SO	LOB	BOTTOM			
Frank White, R OBP: 0.233, SLG: 0.293 Jim Wohlford, R OBP: 0.269, SLG: 0.388 Bobby Floyd, R OBP: 0.314, SLG: 0.343 (7, PH) (8, 6)	F7		F2		F7		F7			3	0	0	0	0	0	0	Texas Rangers @ Kansas City Royals Royals Stadium, Kansas City, MO Fri Jun 22, 1973, 8:05 PM EDT Att: 14,320 - Unknown - 83 F livebaseballscorecards.com			
Kurt Bevacqua, R OBP: 0.338, SLG: 0.365 (1, 10)	F7		WP		F8			L6		3	0	0	0	1	0	0				
Amos Otis, R OBP: 0.347, SLG: 0.479 (1, 8)	F7		BB		L5			F3		3	0	0	0	1	0	0				
John Mayberry, L OBP: 0.436, SLG: 0.589 (1, 3)		2B			P5			L9		3	0	1	0	1	0	0				
Cookie Rojas, R OBP: 0.299, SLG: 0.341 (1, 4)		FC6-2			F7			L1		4	0	0	0	0	1	4				
Lou Piniella, R OBP: 0.276, SLG: 0.367 (1, 7)		F7			F8			K		4	0	2	0	0	1	0				
Paul Schaal, R OBP: 0.375, SLG: 0.385 (1, 5)		FC6-2			F7			1-3		4	0	1	0	0	0	2				
Hal McRae, R OBP: 0.237, SLG: 0.237 (1, 9)		2-3			F8			P6		3	0	0	0	0	0	4				
Fran Healy, R OBP: 0.320, SLG: 0.321 (1, 2)		3-H			F8			K		3	0	0	0	0	1	2				
Inning Stats	R: 0 E: 0 K: 0 S: 3	H: 0 LOB: 0 BB: 0 P: 3	R: 0 E: 0 K: 0 S: 5	H: 2 LOB: 2 BB: 0 P: 5	R: 0 E: 0 K: 1 S: 5	H: 0 LOB: 3 BB: 3 P: 17	R: 0 E: 0 K: 0 S: 3	H: 0 LOB: 0 BB: 0 P: 3	R: 0 E: 0 K: 0 S: 3	H: 0 LOB: 0 BB: 0 P: 3	R: 0 E: 0 K: 1 S: 7	H: 2 LOB: 2 BB: 0 P: 7	R: 0 E: 0 K: 0 S: 3	H: 0 LOB: 0 BB: 0 P: 3	R: 0 E: 0 K: 1 S: 5	H: 0 LOB: 0 BB: 0 P: 5		1B: 3 2B: 1 3B: 0 HR: 0	SF: 0 SAC: 0 DP: 0 HBP: 0	WP: 2 PB: 0 SB: 0 CS: 0
PITCHER Jim Merritt, L ERA: 3.78 Bill Gogolewski, R ERA: 2.63 (9, 1)	IP: 8.0 WLS: W BF: 31 H: 4 R: 0 ER: 0 SO: 2 BB: 3 IBB: 0 HBP: 0 BLK: 0 WP: 1 HR: 0 S: 32 P: 44 ERA: 0.00 WHIP: 0.875															PITCHER				

Batter	1	2	3	4	5	6	7	8	9	AB	R	H	RBI	BB	SO	LOB	TOP							
Davey Nelson, R OBP: 0.324, SLG: 0.410 (1, 4)	1-3		1B		6-3	K		5-3	F8	6	0	1	0	0	1	3								
Toby Harrah, R OBP: 0.323, SLG: 0.342 (1, 5)	F9 BB		1B	G1-6-3	FC5-4 BB	2B			HR	3	1	3	2	2	0	0								
Alex Johnson, R OBP: 0.308, SLG: 0.361 (1, 10)	F9		G1-6-3		FC5-4 1B	F3			2B 1B	5	2	1	0	0	0	5								
Rico Carty, R OBP: 0.311, SLG: 0.300 (9, PR)	1-3			6-3	1B			L7	1B	5	1	2	0	0	0	1								
Elliott Maddox, R OBP: 0.351, SLG: 0.289 (9, 7)					1B				1B	0	1	0	0	0	0	0								
Jeff Burroughs, R OBP: 0.333, SLG: 0.400 (1, 9)		4-3		BB 1B	1B			L6	1B	5	1	3	2	0	0	0								
Jim Spencer, L OBP: 0.341, SLG: 0.411 (1, 3)		K		P4	1B				2B	5	0	3	2	0	1	1								
Vic Harris, S OBP: 0.304, SLG: 0.351 (1, 8)				BB 1B	6-3			FC5-4 1B	1B	5	0	2	0	0	0	6								
Ken Suarez, R OBP: 0.384, SLG: 0.385 (1, 2)		5-3		BB		E5		F8	SF7	3	0	0	1	1	0	1								
Jim Mason, L OBP: 0.303, SLG: 0.333 (1, 6)			4-3	L8	FC1-6 2B			3-1	BB	4	1	0	0	1	0	4								
Inning Stats	R: 0 E: 0 K: 0 S: 3	H: 0 LOB: 1 BB: 1 P: 7	R: 0 E: 0 K: 1 S: 6	H: 1 LOB: 1 BB: 0 P: 6	R: 0 E: 0 K: 0 S: 4	H: 2 LOB: 1 BB: 0 P: 4	R: 0 E: 0 K: 0 S: 5	H: 2 LOB: 3 BB: 1 P: 9	R: 2 E: 0 K: 0 S: 6	H: 3 LOB: 2 BB: 1 P: 10	R: 1 E: 1 K: 1 S: 7	H: 1 LOB: 1 BB: 0 P: 7	R: 0 E: 0 K: 0 S: 4	H: 1 LOB: 1 BB: 0 P: 4	R: 0 E: 0 K: 0 S: 3	H: 0 LOB: 0 BB: 0 P: 3	R: 4 E: 0 K: 0 S: 8	H: 5 LOB: 2 BB: 1 P: 12	1B: 11 2B: 3 HR: 1	SF: 1 SAC: 0 DP: 1 HBP: 0	WP: 0 PB: 0 SB: 0 CS: 0	PA: 46		
PITCHER	IP WLS BF H R ER SO BB IBB HBP BLK WP HR S P ERA WHIP	8.0 0.0 1.0	38 4 4 0	11 4 2 0	2 2 0	2 0 0	3 0 0	0 0 0	0 0 0	1 0 0	39 4 3	51 4 7	3.38 ∞ 9.00	1.750 ∞ 1.000										

Texas Rangers @ Kansas City Royals
Royals Stadium, Kansas City, MO
Sat Jun 23 1973, 4:33 AM EDT
Att: 11,672 - Unknown - 90 F

AB 41
R 7
H 15
RBI 7
BB 4
SO 2
LOB 21



Batter	1	2	3	4	5	6	7	8	9	AB	R	H	RBI	BB	SO	LOB	BOTTOM						
Steve Hovley, L OBP: 0.322, SLG: 0.275 (1, 9)	G4-6-3 BB		1B		4-3		FC4-6		1B	3	1	1	0	2	0	3							
Cookie Rojas, R OBP: 0.297, SLG: 0.338 (1, 4)	G4-6-3		1-3			F7	F4		1B	5	1	1	0	0	0	4							
Amos Otis, R OBP: 0.344, SLG: 0.474 (1, 8)	F9		6-3			F8		K	2B	5	1	1	1	0	1	1							
John Mayberry, L OBP: 0.439, SLG: 0.592 (1, 3)		6-3		F7		HR		BB 1B	1B	4	3	2	2	1	0	0							
Ed Kirkpatrick, L OBP: 0.390, SLG: 0.490 (1, 7)		6-3		G3		HR		BB 1B	1B	5	2	3	2	0	0	0							
Lou Piniella, R OBP: 0.279, SLG: 0.362 (1, 10)	BB			F8		5-3		K	1B	3	0	0	0	2	1	2							
Paul Schaal, R OBP: 0.382, SLG: 0.389 (1, 5)					5-3		FC4-6 BB	1B	1B	3	0	2	1	2	0	0							
Bobby Floyd, R OBP: 0.316, SLG: 0.342 (8, PH)							B1			3	0	1	0	0	0	3							
Kurt Bevacqua, R OBP: 0.345, SLG: 0.371 (9, 6)								1B		1	0	1	2	0	0	0							
Frank White, R OBP: 0.233, SLG: 0.293 (9, 6)										0	0	0	0	0	0	0							
Fran Healy, R OBP: 0.315, SLG: 0.315 (1, 2)				F9						2	0	0	0	0	0	1							
Gail Hopkins, L OBP: 0.400, SLG: 0.455 (7, PH)					FC6-4					0	0	0	0	1	0	0							
Carl Taylor, R OBP: 0.341, SLG: 0.217 (8, 2)							FC4-6 BB		P3	1	0	0	0	0	0	2							
Inning Stats	R: 0 E: 0 K: 0 S: 2	H: 0 LOB: 1 BB: 1 P: 6	R: 0 E: 0 K: 0 S: 3	H: 0 LOB: 2 BB: 2 P: 11	R: 0 E: 0 K: 0 S: 4	H: 1 LOB: 1 BB: 0 P: 4	R: 0 E: 0 K: 0 S: 3	H: 0 LOB: 0 BB: 0 P: 3	R: 0 E: 0 K: 0 S: 4	H: 1 LOB: 1 BB: 0 P: 4	R: 2 E: 0 K: 0 S: 5	H: 2 LOB: 0 BB: 0 P: 5	R: 0 E: 0 K: 2 S: 9	H: 1 LOB: 2 BB: 1 P: 8	R: 2 E: 0 K: 2 S: 9	H: 2 LOB: 2 BB: 2 P: 17	R: 4 E: 0 K: 0 S: 5	H: 5 LOB: 3 BB: 2 P: 13	1B: 10 2B: 1 HR: 1	SF: 0 SAC: 0 DP: 1 HBP: 0	WP: 0 PB: 0 SB: 0 CS: 0	PA: 43	
PITCHER	IP WLS BF H R ER SO BB IBB HBP BLK WP HR S P ERA WHIP	6.0 2.0 0.0	25 13 1	5 4 1	2 4 0	2 4 0	0 0 0	0 0 0	0 0 0	0 0 0	13 29	29 18.00	3.500										

Texas Rangers @ Kansas City Royals
Royals Stadium, Kansas City, MO
Sat Jun 23 1973, 4:33 AM EDT
Att: 11,672 - Unknown - 90 F

AB 35
R 8
H 12
RBI 8
BB 8
SO 2
LOB 16



Batter	1	2	3	4	5	6	7	8	9	AB	R	H	RBI	BB	SO	LOB	TOP					
Davey Nelson, R OBP: 0.325, SLG: 0.409 Elliott Maddox, R OBP: 0.347, SLG: 0.286	F9	K						5-3		3	0	1	0	0	1	2	Texas Rangers @ Kansas City Royals Royals Stadium, Kansas City, MO Sun Jun 24 1973, 4:33 AM EDT Unknown - 85 F					
Toby Harrah, R OBP: 0.320, SLG: 0.338 Bill Sudakis, S OBP: 0.209, SLG: 0.282	K		6-3					K		3	0	0	0	0	2	1						
Alex Johnson, R OBP: 0.307, SLG: 0.360	F3		F8							4	0	1	0	0	1	0						
Rico Carty, R OBP: 0.306, SLG: 0.294		6-3	F3					5-3		4	0	0	0	0	0	1						
Jim Spencer, L OBP: 0.339, SLG: 0.413	F4							K		4	1	1	0	0	1	0						
Jeff Burroughs, R OBP: 0.336, SLG: 0.417										4	2	2	2	0	2	0						
Vic Harris, S OBP: 0.311, SLG: 0.355										3	1	2	0	1	0	0						
Ken Suarez, R OBP: 0.380, SLG: 0.381										4	0	1	1	0	1	2						
Jim Mason, L OBP: 0.303, SLG: 0.333										3	0	1	1	0	1	0						
Inning Stats	R: 0 E: 0 K: 1 S: 5	H: 0 LOB: 0 BB: 0 P: 5	R: 2 E: 0 K: 1 S: 8	H: 3 LOB: 2 BB: 1 P: 12	R: 0 E: 0 K: 0 S: 3	H: 0 LOB: 0 BB: 0 P: 3	R: 0 E: 0 K: 2 S: 8	H: 1 LOB: 1 BB: 0 P: 8	R: 0 E: 1 K: 1 S: 5	H: 1 LOB: 0 BB: 0 P: 5	R: 0 E: 0 K: 2 S: 7	H: 0 LOB: 0 BB: 0 P: 7	R: 0 E: 0 K: 1 S: 5	H: 0 LOB: 0 BB: 0 P: 5	R: 0 E: 0 K: 2 S: 7	H: 0 LOB: 0 BB: 0 P: 7		R: 2 E: 0 K: 0 S: 6	H: 4 LOB: 1 BB: 0 P: 6	1B: 7 2B: 1 3B: 0 HR: 1	SF: 0 SAC: 0 DP: 1 HBP: 0	WP: 0 PB: 0 SB: 2 CS: 0
PITCHER Steve Busby, R ERA: 4.96	IP: 9.0 WLS: W BF: 35	H: 9 R: 4 ER: 4 SO: 10	BB: 1 IBB: 0 HBP: 0 BLK: 0	WP: 0 HR: 1 S: 54 P: 58	ERA: 4.00 WHIP: 1.111	PITCHER	IP: 9.0 WLS: W BF: 35	H: 9 R: 4 ER: 4 SO: 10	BB: 1 IBB: 0 HBP: 0 BLK: 0	WP: 0 HR: 1 S: 54 P: 58	ERA: 4.00 WHIP: 1.111	PITCHER	IP: 9.0 WLS: W BF: 35	H: 9 R: 4 ER: 4 SO: 10	BB: 1 IBB: 0 HBP: 0 BLK: 0	WP: 0 HR: 1 S: 54 P: 58	ERA: 4.00 WHIP: 1.111					

Batter	1	2	3	4	5	6	7	8	9	AB	R	H	RBI	BB	SO	LOB	BOTTOM			
Steve Hovley, L OBP: 0.344, SLG: 0.291										3	1	3	1	2	0	0	Texas Rangers @ Kansas City Royals Royals Stadium, Kansas City, MO Sun Jun 24 1973, 4:33 AM EDT Unknown - 85 F			
Cookie Rojas, R OBP: 0.299, SLG: 0.337	F9	L6-3								4	1	1	1	1	1	5				
Amos Otis, R OBP: 0.342, SLG: 0.469	K									5	1	1	1	0	1	5				
John Mayberry, L OBP: 0.441, SLG: 0.597										3	0	1	2	2	0	2				
Ed Kirkpatrick, L OBP: 0.381, SLG: 0.479	FC4-6									5	0	0	0	0	0	6				
Lou Piniella, R OBP: 0.276, SLG: 0.360										4	0	1	0	0	0	1				
Paul Schaal, R OBP: 0.380, SLG: 0.384										3	1	0	0	0	0	2				
Frank White, R OBP: 0.234, SLG: 0.289										4	1	1	0	0	0	1				
Carl Taylor, R OBP: 0.360, SLG: 0.225										2	2	1	0	2	0	0				
Inning Stats	R: 0 E: 0 K: 1 S: 5	H: 0 LOB: 2 BB: 2 P: 13	R: 2 E: 1 K: 0 S: 6	H: 3 LOB: 1 BB: 0 P: 6	R: 0 E: 0 K: 0 S: 3	H: 0 LOB: 0 BB: 0 P: 3	R: 0 E: 0 K: 0 S: 3	H: 0 LOB: 0 BB: 0 P: 3	R: 4 E: 0 K: 0 S: 7	H: 4 LOB: 1 BB: 1 P: 11	R: 1 E: 0 K: 0 S: 4	H: 1 LOB: 2 BB: 2 P: 12	R: 0 E: 0 K: 0 S: 3	H: 0 LOB: 1 BB: 0 P: 4	R: 0 E: 0 K: 1 S: 6	H: 1 LOB: 3 BB: 2 P: 14		1B: 8 2B: 1 3B: 1 HR: 0	SF: 0 SAC: 0 DP: 1 HBP: 1	WP: 0 PB: 0 SB: 2 CS: 0
PITCHER Jim Bibby, R ERA: 7.94 Don Stanhouse, R ERA: 4.35	IP: 4.0 WLS: L BF: 19	H: 7 R: 6 ER: 5 SO: 1	BB: 3 IBB: 0 HBP: 1 BLK: 0	WP: 0 HR: 0 S: 21 P: 33	ERA: 11.25 WHIP: 2.500	PITCHER	IP: 4.0 WLS: L BF: 19	H: 7 R: 6 ER: 5 SO: 1	BB: 3 IBB: 0 HBP: 1 BLK: 0	WP: 0 HR: 0 S: 21 P: 33	ERA: 11.25 WHIP: 2.500	PITCHER	IP: 4.0 WLS: L BF: 19	H: 7 R: 6 ER: 5 SO: 1	BB: 3 IBB: 0 HBP: 1 BLK: 0	WP: 0 HR: 0 S: 21 P: 33	ERA: 11.25 WHIP: 2.500			

Batter	1	2	3	4	5	6	7	8	9	AB	R	H	RBI	BB	SO	LOB	TOP							
Davey Nelson, R OBP: 0.322, SLG: 0.402	0-3 K	4-0 BB		0-0 P5		0-0 FC4-6 1B		0-0 6-3		4	0	0	1	1	1	3								
Toby Harrah, R OBP: 0.321, SLG: 0.339	0-0 2B	0-0 1B			0-0 P4	0-0 FC6 1B		0-0 F7		5	1	2	1	0	0	2								
Alex Johnson, R OBP: 0.305, SLG: 0.360	0-0 1B			0-0 6-3		0-0 5-3		0-0 FC6		5	1	1	1	0	0	2								
Rico Carty, R OBP: 0.304, SLG: 0.292	0-0 P6			0-0 G3		0-0 1B		0-0 4-3		5	0	1	0	0	0	1								
Jim Spencer, L OBP: 0.345, SLG: 0.418	0-0 1B			0-0 1B		0-0 F9		0-0 P4		5	1	3	1	0	0	1								
Vic Harris, S OBP: 0.318, SLG: 0.374	0-0 4-3			0-0 F7		0-0 BB FC4-6 1B	0-0 WP 1B		0-0 IHR	5	2	3	2	0	0	2								
Larry Blittner, L OBP: 0.283, SLG: 0.250		0-0 6-3		0-0 F7		0-0 F7		0-0 1-2 1B		5	0	1	0	0	0	1								
Dick Billings, R OBP: 0.267, SLG: 0.247		0-0 1-6-3		0-0 E5		4-0 FC4-6 1B BB	0-3 K			3	1	0	0	1	1	2								
Elliott Maddox, R OBP: 0.353, SLG: 0.279		4-0 BB BB		0-3 K		4-0 FC4-6 BB		0-0 F8		2	0	0	0	2	1	1								
Inning Stats	R: 2 E: 0 K: 1 S: 8	H: 3 LOB: 1 BB: 0 P: 8	R: 0 E: 0 K: 0 S: 3	H: 0 LOB: 2 BB: 11	R: 0 E: 0 K: 0 S: 4	H: 1 LOB: 1 BB: 0 P: 4	R: 0 E: 1 K: 1 S: 6	H: 0 LOB: 1 BB: 0 P: 6	R: 0 E: 0 K: 0 S: 4	H: 1 LOB: 3 BB: 0 P: 4	R: 2 E: 0 K: 0 S: 5	H: 2 LOB: 2 BB: 2 P: 13	R: 0 E: 0 K: 1 S: 7	H: 2 LOB: 2 BB: 0 P: 7	R: 0 E: 0 K: 0 S: 3	H: 0 LOB: 0 BB: 3 P: 3	R: 2 E: 0 K: 0 S: 5	H: 2 LOB: 0 BB: 5	1B: 9 2B: 1 3B: 0 HR: 1	SF: 0 SAC: 0 DP: 0 HBP: 0	WP: 1 PB: 0 SB: 0 CS: 0	PA: 43		
PITCHER	IP WLS BF H R ER SO BB IBB HBP BLK WP HR S P ERA WHIP	5.1 W 27 6 4 4 2 4 0 0 0 0 0 0 27 43 6.75 1.875	3.2 S 16 5 2 2 1 0 0 0 0 1 0 18 18 4.91 1.364																					

Texas Rangers @ Kansas City Royals
 Royals Stadium, Kansas City, MO
 Sun Jun 24 1973, 4:38 AM EDT
 Att: 20,050 - Unknown - 96 F

AB	39
R	6
H	11
RBI	6
BB	4
SO	3
LOB	15



Batter	1	2	3	4	5	6	7	8	9	AB	R	H	RBI	BB	SO	LOB	BOTTOM							
Frank White, R OBP: 0.250, SLG: 0.286	0-0 E6 BB 1B	0-0 1-2 2-H 1B	0-0 6-3		4-0 BB		0-0 9-3			4	1	1	1	1	0	2								
Kurt Bevacqua, R OBP: 0.348, SLG: 0.360	0-0 F8	0-3 K		0-0 F8	4-0 FC5-4 BB			4-0 E 1B BB		3	1	0	1	2	1	3								
Amos Otis, R OBP: 0.343, SLG: 0.471	0-0 5-3	0-0 F9		0-0 4-3 2B	0-0 FC5-4			0-0 E1 S 1B 1B		5	1	2	0	0	0	6								
John Mayberry, L OBP: 0.444, SLG: 0.594	4-0 BB 1B BB		4-0 BB 1B BB	0-0 4-3	0-0 2-3		0-0 P4	0-0 1-2 3-H 1B 1B		3	3	1	1	2	0	1								
Ed Kirkpatrick, L OBP: 0.384, SLG: 0.479	4-0 1-2 2-3 1B BB		0-0 F7	0-0 4-3			0-0 1-3	0-0 G6-4-3 1B		0	0	0	0	1	0	0								
Steve Hovley, L OBP: 0.342, SLG: 0.290			0-0 F7	0-0 4-3			0-0 1-3	0-0 G6-4-3 1B		4	0	1	2	0	0	2								
Lou Piniella, R OBP: 0.281, SLG: 0.361	0-0 1-2 2-3 1B		0-0 F9		0-0 F9		0-0 F9	0-0 G6-4-3 1B		5	0	2	2	0	0	2								
Gail Hopkins, L OBP: 0.412, SLG: 0.441		4-0 1B FC5-5 BB	4-0 1-2 WP BB		4-0 BB BB		0-0 F8	0-0 6-3		2	2	0	0	3	0	1								
Bobby Floyd, R OBP: 0.381, SLG: 0.390		0-0 FC5-5 1B 1B	0-0 1-3 1B 1B	0-0 1-3 2-H 1B 1B	4-0 BB BB		0-0 FC3-6 1B			3	2	3	1	1	0	0								
Fran Healy, R OBP: 0.313, SLG: 0.313		0-0 FC5-2-5 1B	0-0 1-2 3-H 1B	0-0 1-2 3-H 1B			0-0 F9	0-0 FC3-6 1B		4	0	1	1	0	0	5								
Inning Stats	R: 2 E: 1 K: 0 S: 4	H: 1 LOB: 2 BB: 2 P: 12	R: 1 E: 0 K: 1 S: 7	H: 2 LOB: 1 BB: 11	R: 3 E: 0 K: 0 S: 5	H: 2 LOB: 1 BB: 2 P: 13	R: 0 E: 0 K: 0 S: 4	H: 1 LOB: 1 BB: 0 P: 4	R: 1 E: 0 K: 0 S: 3	H: 0 LOB: 3 BB: 4 P: 19	R: 0 E: 0 K: 0 S: 4	H: 1 LOB: 1 BB: 0 P: 4	R: 0 E: 0 K: 0 S: 3	H: 1 LOB: 0 BB: 1 P: 3	R: 3 E: 1 K: 0 S: 5	H: 3 LOB: 0 BB: 1 P: 9	R: 2 E: 0 K: 0 S: 5	H: 3 LOB: 0 BB: 1	1B: 10 2B: 2 3B: 0 HR: 0	SF: 0 SAC: 0 DP: 2 HBP: 0	WP: 1 PB: 0 SB: 2 CS: 0	PA: 43		
PITCHER	IP WLS BF H R ER SO BB IBB HBP BLK WP HR S P ERA WHIP	2.2 L 18 6 4 4 0 5 0 0 0 0 0 18 38 8.31 2.538	4.1 23 6 4 4 0 0 0 0 0 0 0 0 2 2 0.00 0.000																					

Texas Rangers @ Kansas City Royals
 Royals Stadium, Kansas City, MO
 Sun Jun 24 1973, 4:38 AM EDT
 Att: 20,050 - Unknown - 96 F

AB	33
R	10
H	11
RBI	9
BB	10
SO	1
LOB	22



Batter	1	2	3	4	5	6	7	8	9	AB	R	H	RBI	BB	SO	LOB	TOP					
Bert Campaneris, R OBP: 0.335, SLG: 0.347										5	0	2	0	0	0	2						
Bill North, S OBP: 0.371, SLG: 0.338										4	0	1	0	1	1	2						
Sal Bando, R Blue Moon Odom, R (9, PR)										5	0	2	0	0	1	2						
Reggie Jackson, L OBP: 0.370, SLG: 0.528										4	0	1	1	1	1	3						
Deron Johnson, R Allan Lewis, S (8, PR)										4	0	2	0	0	1	3						
Rich McKinney, R (9, PH)										1	0	0	0	0	0	3						
Gene Tenace, R OBP: 0.395, SLG: 0.494										4	0	2	0	0	0	2						
Joe Rudi, R OBP: 0.278, SLG: 0.372										4	1	1	0	0	2	2						
Mike Hegan, L OBP: 0.264, SLG: 0.286										4	1	0	0	0	2	1						
Dick Green, R OBP: 0.295, SLG: 0.347										2	0	1	1	0	0	0						
Inning Stats	R: 0 E: 0 K: 1 S: 7	H: 2 LOB: 2 BB: 0 P: 7	R: 0 E: 0 K: 2 S: 7	H: 0 LOB: 0 BB: 0 P: 7	R: 0 E: 0 K: 0 S: 3	H: 0 LOB: 0 BB: 0 P: 3	R: 0 E: 0 K: 2 S: 9	H: 2 LOB: 2 BB: 0 P: 9	R: 0 E: 0 K: 1 S: 2	H: 0 LOB: 0 BB: 0 P: 3	R: 0 E: 0 K: 1 S: 7	H: 2 LOB: 2 BB: 0 P: 7	R: 0 E: 0 K: 2 S: 9	H: 2 LOB: 2 BB: 0 P: 9	R: 0 E: 0 K: 0 S: 4	H: 2 LOB: 3 BB: 0 P: 4	R: 2 E: 1 K: 0 S: 6	H: 2 LOB: 3 BB: 2 P: 14	1B: 10 2B: 2 3B: 0 HR: 0	SF: 1 SAC: 0 DP: 1 HBP: 1	WP: 0 PB: 0 SB: 0 CS: 0	PA: 41
PITCHER	IP WLS BF H R ER SO BB IBB HBP BLK WP HR S P ERA WHIP																					
Sonny Siebert, R ERA: 2.2	6.0 W 24 6 0 0 6 0 0 0 1 0 0 0 0 0 35 36 0.00 1.000																					
Bill Gogolewski, R ERA: 2.57	2.2 15 6 2 0 2 1 0 0 0 0 0 0 0 18 22 0.00 2.625																					
Mike Paul, L ERA: 5.53	0.0 1 0 0 0 0 1 0 0 0 0 0 0 0 4 ∞ ∞																					
Steve Foucault, R ERA: 3.98	0.1 S 1 0 0 0 0 0 0 0 0 0 0 0 1 1 0.00 0.000																					

Oakland Athletics @ Texas Rangers
Arlington Stadium, Arlington, TX
Mon Jun 25 1973, 8:05 PM EDT
Att: 5,356 - Unknown

AB 37
R 2
H 12
RBI 2
BB 2
SO 8
LOB 20





Batter	1	2	3	4	5	6	7	8	9	AB	R	H	RBI	BB	SO	LOB	BOTTOM					
Davey Nelson, R OBP: 0.321, SLG: 0.399										4	1	1	0	0	1	0						
Toby Harrah, R OBP: 0.327, SLG: 0.352										2	2	1	1	2	0	0						
Alex Johnson, R OBP: 0.304, SLG: 0.359										4	1	1	1	0	1	1						
Rico Carty, R OBP: 0.303, SLG: 0.288										3	0	0	0	1	0	0						
Elliott Maddox, R OBP: 0.353, SLG: 0.279										0	0	0	0	0	0	0						
Jeff Burroughs, R OBP: 0.339, SLG: 0.424										4	0	2	2	0	0	0						
Vic Harris, S OBP: 0.318, SLG: 0.378										3	0	1	0	0	0	1						
Jim Spencer, L OBP: 0.345, SLG: 0.417										3	0	1	0	0	0	2						
Ken Suarez, R OBP: 0.372, SLG: 0.372										3	0	0	0	0	0	1						
Jim Mason, L OBP: 0.297, SLG: 0.326										3	0	0	0	0	0	1						
Inning Stats	R: 0 E: 0 K: 1 S: 5	H: 0 LOB: 0 BB: 0 P: 5	R: 0 E: 0 K: 0 S: 4	H: 1 LOB: 1 BB: 0 P: 4	R: 3 E: 0 K: 0 S: 5	H: 3 LOB: 2 BB: 2 P: 13	R: 0 E: 0 K: 0 S: 4	H: 1 LOB: 1 BB: 0 P: 4	R: 0 E: 0 K: 0 S: 4	H: 0 LOB: 0 BB: 0 P: 3	R: 0 E: 0 K: 0 S: 3	H: 1 LOB: 1 BB: 0 P: 4	R: 1 E: 0 K: 0 S: 4	H: 1 LOB: 0 BB: 0 P: 4	R: 0 E: 0 K: 0 S: 4	H: 0 LOB: 0 BB: 0 P: 4	R: 0 E: 0 K: 0 S: 4	H: 0 LOB: 0 BB: 0 P: 4	1B: 4 2B: 2 3B: 0 HR: 1	SF: 0 SAC: 0 DP: 0 HBP: 0	WP: 0 PB: 0 SB: 1 CS: 1	PA: 32
PITCHER	IP WLS BF H R ER SO BB IBB HBP BLK WP HR S P ERA WHIP																					
Ken Holtzman, L ERA: 1.99	3.0 L 14 4 3 3 1 2 0 0 0 0 0 0 12 16 0.00 1.000																					
Darold Knowles, L ERA: 2.65	4.1 11 2 0 0 1 1 0 0 0 0 0 0 12 16 0.00 1.000																					
Horacio Pina, R ERA: 2.6	2.0 7 1 1 1 0 0 0 0 0 0 0 1 7 7 4.50 0.500																					

Oakland Athletics @ Texas Rangers
Arlington Stadium, Arlington, TX
Mon Jun 25 1973, 8:05 PM EDT
Att: 5,356 - Unknown

AB 29
R 4
H 7
RBI 4
BB 3
SO 2
LOB 6



Batter	1	2	3	4	5	6	7	8	9	AB	R	H	RBI	BB	SO	LOB	TOP										
Bert Campaneris, R OBP: 0.336, SLG: 0.345	F7	G5-4-3				F9				4	0	1	0	1	0	3	<p>Oakland Athletics @ Texas Rangers Arlington Stadium, Arlington, TX Tue Jun 26 1973, 8:05 PM EDT Att: 6,238 - Unknown</p> <p>AB 37 R 6 H 13 RBI 6 BB 2 SO 6 LOB 17</p> 										
Bill North, S OBP: 0.368, SLG: 0.347	L4			HR	FC5		B1-3	G6-4-3		5	1	1	1	0	0	4											
Sal Bando, R OBP: 0.361, SLG: 0.479 Mike Hegan, L OBP: 0.295, SLG: 0.275	1B				P6		1-3		F9	2	0	1	0	1	0	0											
Reggie Jackson, L OBP: 0.368, SLG: 0.522					E1		K		F9	5	0	1	0	0	1	1											
Deron Johnson, R OBP: 0.326, SLG: 0.427 Allan Lewis, S (8, PR) Rollie Fingers, R (8, 1)	K				F8				K	4	0	1	0	0	2	4											
Gene Tenace, R OBP: 0.396, SLG: 0.492 Angel Mangual, R OBP: 0.235, SLG: 0.299					K		6-3			3	2	1	0	0	1	1											
Joe Rudi, R OBP: 0.326, SLG: 0.394 Tim Hosley, R OBP: 0.333, SLG: 0.231									SH2-4	3	1	3	1	0	0	0											
Rich McKinney, R OBP: 0.263, SLG: 0.333										0	0	0	0	0	0	0											
Dick Green, R OBP: 0.309, SLG: 0.359										4	1	1	2	0	0	3											
Inning Stats	R: 0 E: 0 K: 1 S: 6	H: 1 LOB: 2 BB: 1 P: 10	R: 1 E: 0 K: 0 S: 5	H: 3 LOB: 1 BB: 0 P: 5	R: 1 E: 1 K: 0 S: 4	H: 1 LOB: 0 BB: 0 P: 4	R: 1 E: 0 K: 1 S: 8	H: 3 LOB: 2 BB: 0 P: 8	R: 0 E: 0 K: 1 S: 6	H: 1 LOB: 1 BB: 0 P: 6	R: 0 E: 0 K: 1 S: 5	H: 0 LOB: 0 BB: 0 P: 5	R: 3 E: 0 K: 0 S: 5	H: 3 LOB: 1 BB: 1 P: 10	R: 0 E: 0 K: 1 S: 5	H: 0 LOB: 0 BB: 0 P: 5		1B: 8 2B: 3 3B: 0 HR: 2	SF: 0 SAC: 1 DP: 2 HBP: 1	WP: 0 PA: 41 PB: 0 SB: 0 CS: 1							
PITCHER	IP	WLS	BF	H	R	ER	SO	BB	IBB	HBP	BLK	WP	HR	S	P	ERA	WHIP										
Jim Merritt, L ERA: 3.98	4.1	L	22	9	3	3	2	1	0	0	0	0	2	25	29	6.23	2.308										
Don Stanhouse, R ERA: 4.59	3.0		14	4	3	3	3	0	0	1	0	0	0	19	20	9.00	1.333										
Jim Bibby, R ERA: 7.76	0.2		2	0	0	0	0	1	0	0	0	0	0	1	5	0.00	1.500										
Mike Paul, L ERA: 5.43	1.0		3	0	0	0	1	0	0	0	0	0	0	5	5	0.00	0.000										

Batter	1	2	3	4	5	6	7	8	9	AB	R	H	RBI	BB	SO	LOB	BOTTOM										
Davey Nelson, R OBP: 0.320, SLG: 0.396	1-3									4	1	1	0	0	1	1	<p>Oakland Athletics @ Texas Rangers Arlington Stadium, Arlington, TX Tue Jun 26 1973, 8:05 PM EDT Att: 6,238 - Unknown</p> <p>AB 36 R 2 H 9 RBI 2 BB 0 SO 8 LOB 17</p> 										
Toby Harrah, R OBP: 0.333, SLG: 0.371										4	1	3	1	0	0	0											
Alex Johnson, R OBP: 0.304, SLG: 0.361										4	0	1	0	0	1	3											
Rico Carty, R OBP: 0.298, SLG: 0.283										4	0	0	0	0	1	4											
Jeff Burroughs, R OBP: 0.342, SLG: 0.430										4	0	2	1	0	2	1											
Vic Harris, S OBP: 0.317, SLG: 0.376										4	0	1	0	0	1	4											
Jim Spencer, L OBP: 0.338, SLG: 0.498										4	0	0	0	0	0	1											
Ken Suarez, R OBP: 0.369, SLG: 0.368										4	0	1	0	0	0	1											
Jim Mason, L OBP: 0.289, SLG: 0.317										4	0	0	0	0	2	2											
Inning Stats	R: 1 E: 0 K: 0 S: 4	H: 1 LOB: 0 BB: 0 P: 4	R: 0 E: 0 K: 1 S: 5	H: 0 LOB: 0 BB: 0 P: 5	R: 0 E: 0 K: 1 S: 5	H: 0 LOB: 0 BB: 0 P: 5	R: 0 E: 0 K: 0 S: 5	H: 2 LOB: 2 BB: 0 P: 5	R: 0 E: 0 K: 2 S: 8	H: 1 LOB: 1 BB: 0 P: 8	R: 0 E: 0 K: 1 S: 6	H: 1 LOB: 1 BB: 0 P: 6	R: 1 E: 0 K: 2 S: 10	H: 3 LOB: 2 BB: 0 P: 10	R: 0 E: 0 K: 0 S: 3	H: 0 LOB: 0 BB: 0 P: 3		1B: 6 2B: 2 3B: 0 HR: 1	SF: 0 SAC: 0 DP: 0 HBP: 0	WP: 0 PA: 36 PB: 0 SB: 0 CS: 0							
PITCHER	IP	WLS	BF	H	R	ER	SO	BB	IBB	HBP	BLK	WP	HR	S	P	ERA	WHIP										
Dave Hamilton, L ERA: 2.9	5.1	W	21	5	1	1	3	0	0	0	0	0	0	27	27	1.69	0.938										
Rollie Fingers, R ERA: 1.48	3.2	S	15	4	1	1	5	0	0	0	0	0	0	25	25	2.46	1.091										
Rollie Fingers, R ERA: 1.48	3.2	S	15	4	1	1	5	0	0	0	0	0	0	25	25	2.46	1.091										

Batter	1	2	3	4	5	6	7	8	9	AB	R	H	RBI	BB	SO	LOB	TOP					
Jerry Terrell, R OBP: 0.331, SLG: 0.357 (1, 6)	4-0 BB BB	4-0 E S BB			0-3 K		0-0 E4 1B		0-0 F9	3	0	1	0	2	1	0	Minnesota Twins @ Texas Rangers Arlington Stadium, Arlington, TX Wed Jun 27 1973, 8:05 PM EDT Att: 35,698 - Unknown - 94 F					
Rod Carew, L OBP: 0.406, SLG: 0.506 (1, 4)	4-0 BB BB	4-0 CS BB			4-0 BB		4-0 FC4-6 1B		0-0 F5	1	0	0	0	4	0	0						
Bobby Darwin, R OBP: 0.324, SLG: 0.422 (1, 9)	0-3 K	0-0 CS	0-0 6-3		0-0 L4		0-0 P4			4	0	0	0	0	1	6						
George Mitterwald, R OBP: 0.317, SLG: 0.407 Tony Oliva, L OBP: 0.330, SLG: 0.352 (7, PH)	0-3 K		0-3 K			0-0 6-3	0-0 FC4-6			3	0	0	0	0	2	2						
Joe Lis, R OBP: 0.243, SLG: 0.343 (1, 3)	0-3 K		0-0 P4			0-3 K		0-0 1-3		4	0	0	0	0	2	2						
Steve Braun, L OBP: 0.412, SLG: 0.450 (1, 5)		4-0 CS BB		0-0 F8		0-0 L6		0-0 F8		3	0	0	0	1	0	0						
Larry Hise, R OBP: 0.343, SLG: 0.416 (1, 8)		4-0 S HR BB		0-3 K			0-3 K	0-0 FC6-4 1B		3	1	1	0	1	2	0						
Phil Roof, R OBP: 0.300, SLG: 0.258 (1, 2)		0-3 K		0-3 K			4-0 1B 1B E BB	0-0 FC6-4		3	1	0	0	1	2	2						
Mike Adams, R OBP: 0.357, SLG: 0.286 Jim Holt, L OBP: 0.313, SLG: 0.452 (7, PH)		0-0 HR		0-0 P6			0-0 P6		0-0 P3	2	1	1	2	0	0	0						
										2	0	1	0	0	0	0						
Inning Stats	R: 0 E: 0 K: 3 S: 9	H: 0 LOB: 2 BB: 2 P: 17	R: 2 E: 0 K: 1 S: 4	H: 1 LOB: 1 BB: 4 P: 20	R: 0 E: 0 K: 1 S: 5	H: 0 LOB: 0 BB: 0 P: 5	R: 0 E: 0 K: 2 S: 7	H: 0 LOB: 0 BB: 0 P: 7	R: 0 E: 0 K: 1 S: 5	H: 0 LOB: 1 BB: 1 P: 9	R: 0 E: 0 K: 1 S: 5	H: 0 LOB: 0 BB: 0 P: 5	R: 1 E: 1 K: 1 S: 7	H: 2 LOB: 3 BB: 2 P: 15	R: 0 E: 0 K: 0 S: 4	H: 1 LOB: 1 BB: 0 P: 4	R: 0 E: 0 K: 0 S: 3	H: 0 LOB: 0 BB: 0 P: 3	1B: 3 2B: 0 3B: 0 HR: 1	SF: 0 SAC: 0 DP: 0 HBP: 0	WP: 0 PB: 0 CS: 2	PA: 39
PITCHER	IP WLS BF H R ER SO BB IBB HBP BLK WP HR S P ERA WHIP																					
David Clyde, L ERA: 3.6 (1, 1)	5.0 W 21 1 2 2 8 7 0 0 0 0 1 30 58 3.60 1.600																					
Bill Gogolewski, R ERA: 2.49 (6, 1)	4.0 S 17 3 1 0 2 1 1 0 0 0 0 0 19 27 0.00 1.000																					

Batter	1	2	3	4	5	6	7	8	9	AB	R	H	RBI	BB	SO	LOB	BOTTOM			
Davey Nelson, R OBP: 0.322, SLG: 0.398 (1, 4)	0-0 1B S 1B			0-3 K2-3		0-3 K				4	0	2	2	0	2	1	Minnesota Twins @ Texas Rangers Arlington Stadium, Arlington, TX Wed Jun 27 1973, 8:05 PM EDT Att: 35,698 - Unknown - 94 F			
Toby Harrah, R OBP: 0.336, SLG: 0.376 (1, 6)	0-0 P6	1-3 2H 3-H		0-0 L9 SF7	0-0 1B	0-0 L6				4	1	2	1	0	0	1				
Alex Johnson, R OBP: 0.310, SLG: 0.367 (1, 10)	0-0 FC6-4 1B		0-0 BB	0-0 1B	0-0 1B	0-0 1-3				4	0	3	0	0	0	0				
Rico Carty, R OBP: 0.293, SLG: 0.278 (1, 7)	0-0 FC6-4		0-0 L9	0-0 5-3		0-0 L7				4	0	0	0	0	0	5				
Jeff Burroughs, R OBP: 0.349, SLG: 0.431 (1, 9)		4-0 BB 1B BB	4-0 BB	4-0 1B	0-0 1B	0-0 6-3				2	1	1	0	2	0	0				
Vic Harris, S OBP: 0.320, SLG: 0.380 (1, 5)		0-0 BB 1B	0-0 SF7	0-0 CS	0-0 1B	0-0 F5				3	1	2	1	0	0	0				
Jim Spencer, L OBP: 0.337, SLG: 0.401 (1, 3)		4-0 1B BB	0-0 F9	0-3 K		0-0 4-3				3	0	0	0	1	1	4				
Ken Suarez, R OBP: 0.366, SLG: 0.360 (1, 2)		0-0 P4		0-0 5-3	4-0 FC6-4 BB					3	0	0	0	1	1	3				
Elliott Maddox, R OBP: 0.349, SLG: 0.278 (1, 8)		0-3 K		0-0 WP 1B	0-0 FC6-4					4	1	1	0	0	1	5				
Inning Stats	R: 0 E: 0 K: 0 S: 4	H: 2 LOB: 1 BB: 0 P: 4	R: 2 E: 0 K: 1 S: 6	H: 2 LOB: 2 BB: 2 P: 14	R: 1 E: 0 K: 0 S: 5	H: 2 LOB: 2 BB: 1 P: 9	R: 1 E: 0 K: 1 S: 8	H: 3 LOB: 2 BB: 0 P: 8	R: 0 E: 0 K: 1 S: 6	H: 2 LOB: 2 BB: 1 P: 10	R: 0 E: 0 K: 1 S: 5	H: 0 LOB: 0 BB: 0 P: 5	R: 0 E: 0 K: 0 S: 3	H: 0 LOB: 0 BB: 0 P: 3	R: 0 E: 0 K: 1 S: 5	H: 0 LOB: 0 BB: 0 P: 5	1B: 10 2B: 2 3B: 0 HR: 0	SF: 1 SAC: 0 DP: 1 HBP: 0	WP: 1 PB: 0 CS: 1	PA: 36
PITCHER	IP WLS BF H R ER SO BB IBB HBP BLK WP HR S P ERA WHIP																			
Jim Kaat, L ERA: 4.33 (1, 1)	3.2 L 20 8 4 4 2 3 0 0 0 0 0 0 21 33 9.82 3.000																			
Dave Goltz, R ERA: 4.18 (4, 1)	4.1 16 3 0 0 3 1 0 0 0 0 0 0 21 25 0.00 0.923																			

Batter	1	2	3	4	5	6	7	8	9	AB	R	H	RBI	BB	SO	LOB	TOP					
Rod Carew, L OBP: 0.405, SLG: 0.508 (1,4)	1-3		SH3 S 1-3 2B	1-3 2H 1B			1-3		G3	5	1	2	1	0	0	1	Minnesota Twins @ Texas Rangers Arlington Stadium, Arlington, TX Thu Jun 28 1973, 8:05 PM EDT Att. 3,992 - Unknown - 92 F					
Jerry Terrell, R OBP: 0.323, SLG: 0.347 (1,6)	4-3		SH3		E1 G1-4-3		1-3		F9	4	0	0	1	0	0	1						
Tony Oliva, L OBP: 0.328, SLG: 0.351 (1,10)			F8		G1-4-3				4-3	4	0	1	0	0	0	2						
Bobby Darwin, R OBP: 0.320, SLG: 0.415 (1,9)	K		K		5-3				F7	4	0	0	0	0	2	1						
Steve Braun, L OBP: 0.417, SLG: 0.462 (1,5)										3	1	2	0	1	0	0						
Larry Hisle, R OBP: 0.345, SLG: 0.415 (1,8)										3	1	1	1	1	0	1						
Joe Lis, R OBP: 0.244, SLG: 0.338 (1,3)										4	0	1	0	0	2	4						
George Mitterwald, R OBP: 0.321, SLG: 0.405 (1,2)										3	0	1	0	1	0	2						
Jim Holt, L OBP: 0.312, SLG: 0.448 (1,7)										4	1	1	0	0	0	3						
Inning Stats	R: 0 E: 0 K: 1 S: 6	H: 1 LOB: 1 BB: 0 P: 6	R: 0 E: 0 K: 1 S: 5	H: 0 LOB: 1 BB: 1 P: 9	R: 2 E: 0 K: 1 S: 7	H: 2 LOB: 0 BB: 0 P: 7	R: 2 E: 0 K: 0 S: 5	H: 3 LOB: 2 BB: 1 P: 9	R: 0 E: 1 K: 0 S: 3	H: 0 LOB: 0 BB: 0 P: 3	R: 0 E: 0 K: 0 S: 4	H: 1 LOB: 1 BB: 0 P: 4	R: 0 E: 0 K: 0 S: 3	H: 0 LOB: 0 BB: 0 P: 3	R: 0 E: 0 K: 1 S: 6	H: 1 LOB: 2 BB: 0 P: 10		R: 0 E: 0 K: 0 S: 4	H: 1 LOB: 1 BB: 0 P: 4	1B: 6 2B: 3 3B: 0 HR: 0	SF: 0 SAC: 1 DP: 1 HBP: 0	WP: 1 PB: 0 CS: 0
PITCHER Pete Broberg, R ERA: 4.98 (1,1)	IP: 9.0 WLS: L BF: 38	H: 9 R: 4 ER: 4 SO: 4	BB: 3 IBB: 0 HBP: 0 BLK: 0	WP: 1 HR: 0 S: 43 P: 55	ERA: 4.00 WHIP: 1.333																	

AB	34
R	4
H	9
RBI	3
BB	3
SO	4
LOB	15



Batter	1	2	3	4	5	6	7	8	9	AB	R	H	RBI	BB	SO	LOB	BOTTOM			
Davey Nelson, R OBP: 0.321, SLG: 0.396 (1,4)	CS SH5-3 1B		P5			1-3		F8		4	0	1	0	0	0	1	Minnesota Twins @ Texas Rangers Arlington Stadium, Arlington, TX Thu Jun 28 1973, 8:05 PM EDT Att. 3,992 - Unknown - 92 F			
Toby Harrah, R OBP: 0.336, SLG: 0.374 (1,6)	SH5-3 1-2		5-3			WP BB		6-3		2	0	0	0	1	0	1				
Alex Johnson, R OBP: 0.309, SLG: 0.363 (1,10)	1B 2-3 BB		F9			F9			K	3	0	0	0	1	1	1				
Rico Carty, R OBP: 0.293, SLG: 0.277 (1,7)						F2		P4		4	0	1	0	0	0	1				
Jim Spencer, L OBP: 0.335, SLG: 0.398 (1,3)										4	0	1	0	0	0	2				
Jeff Burroughs, R OBP: 0.348, SLG: 0.429 (1,9)										3	0	1	0	0	0	1				
Vic Harris, S OBP: 0.320, SLG: 0.377 (1,5)										2	0	0	0	1	0	1				
Dick Billings, R OBP: 0.269, SLG: 0.261 (1,2)										3	0	1	0	0	1	1				
Elliott Maddox, R OBP: 0.339, SLG: 0.269 (1,8)										3	0	0	0	0	0	2				
Inning Stats	R: 0 E: 0 K: 0 S: 4	H: 2 LOB: 2 BB: 1 P: 8	R: 0 E: 0 K: 1 S: 5	H: 0 LOB: 1 BB: 1 P: 9	R: 0 E: 0 K: 0 S: 3	H: 0 LOB: 0 BB: 0 P: 3	R: 0 E: 0 K: 0 S: 3	H: 1 LOB: 0 BB: 0 P: 3	R: 0 E: 0 K: 0 S: 3	H: 0 LOB: 1 BB: 1 P: 7	R: 0 E: 0 K: 0 S: 3	H: 1 LOB: 0 BB: 0 P: 3	R: 0 E: 0 K: 0 S: 4	H: 1 LOB: 1 BB: 0 P: 4	R: 0 E: 0 K: 1 S: 5	H: 0 LOB: 0 BB: 0 P: 5		1B: 4 2B: 1 3B: 0 HR: 0	SF: 0 SAC: 1 DP: 2 HBP: 0	WP: 1 PB: 0 CS: 1
PITCHER Dick Woodson, R ERA: 3.81 (1,1)	IP: 9.0 WLS: W BF: 32	H: 5 R: 0 ER: 0 SO: 2	BB: 3 IBB: 0 HBP: 0 BLK: 0	WP: 1 HR: 0 S: 33 P: 45	ERA: 0.00 WHIP: 0.889															

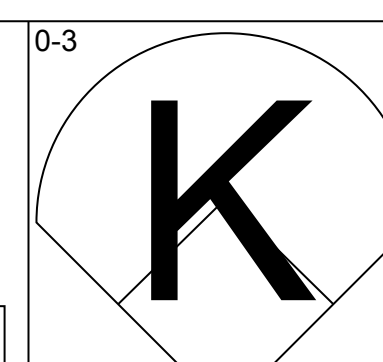
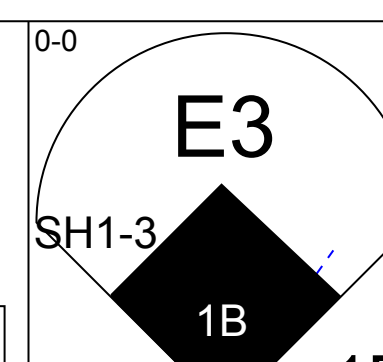
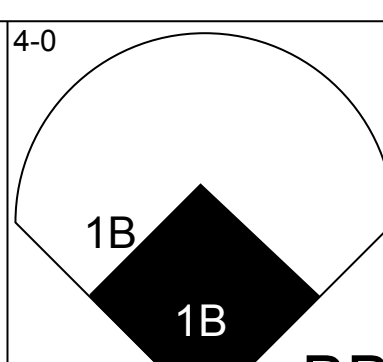
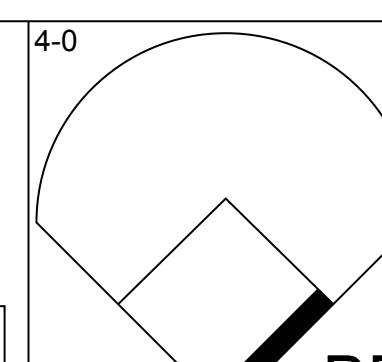
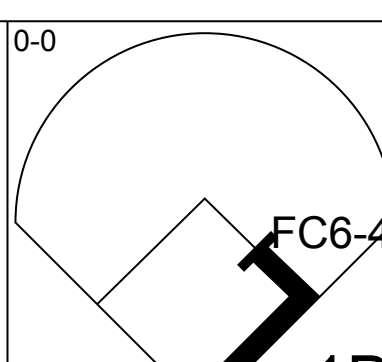
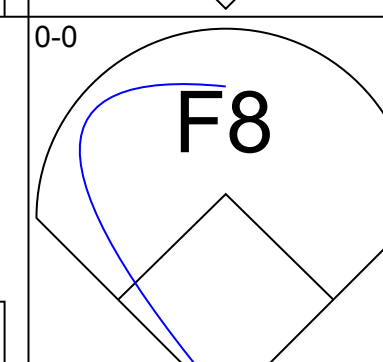
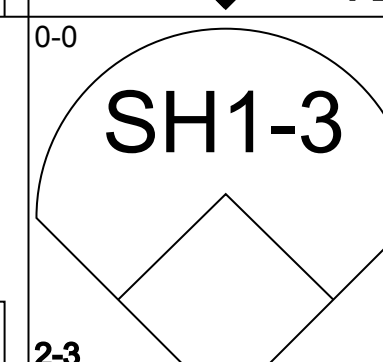
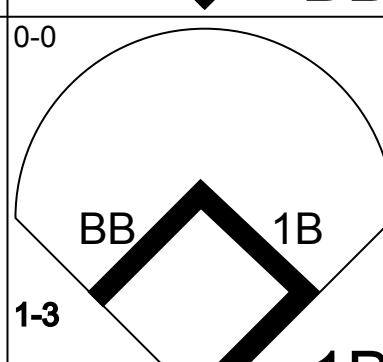
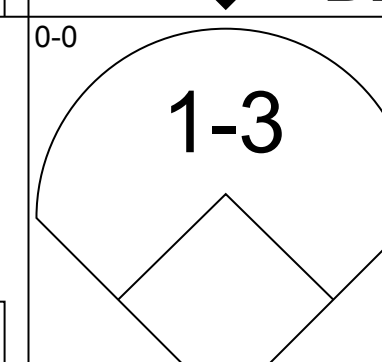
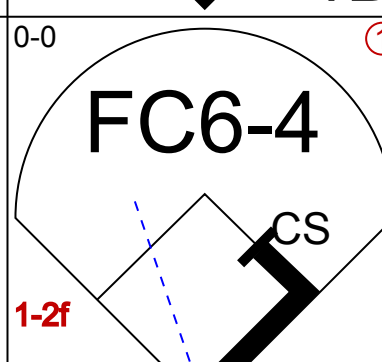
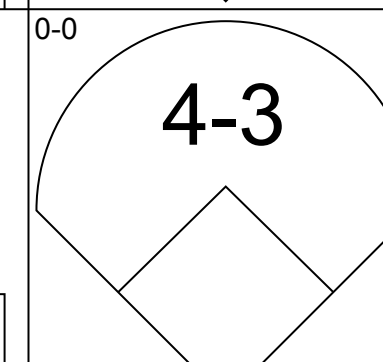
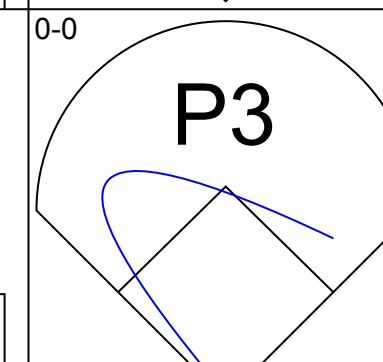
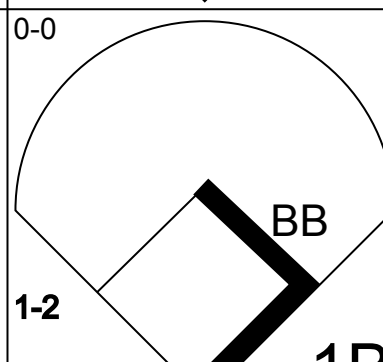
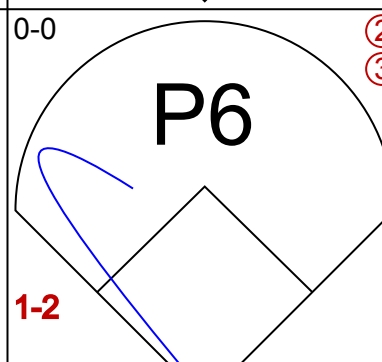
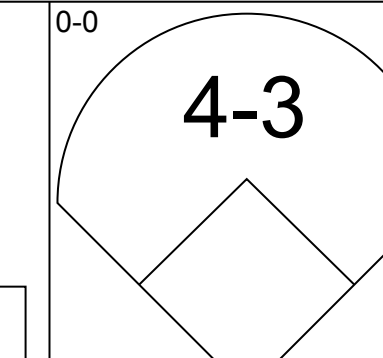
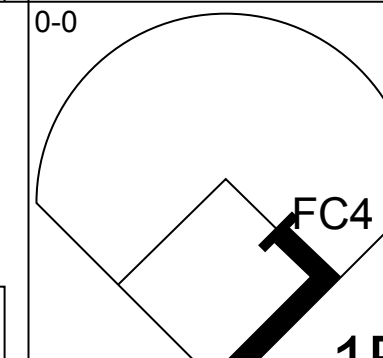
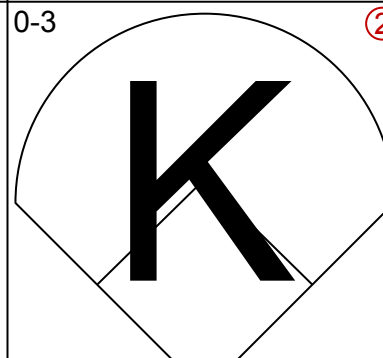


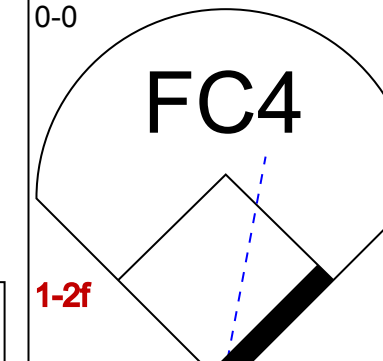
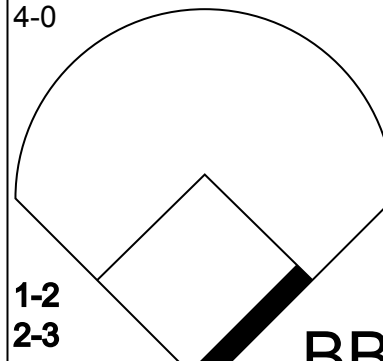


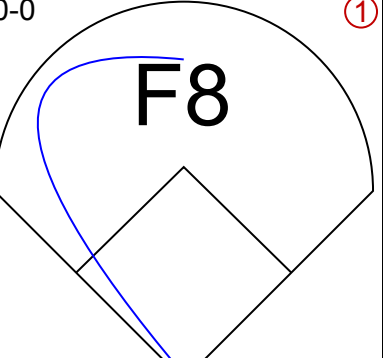
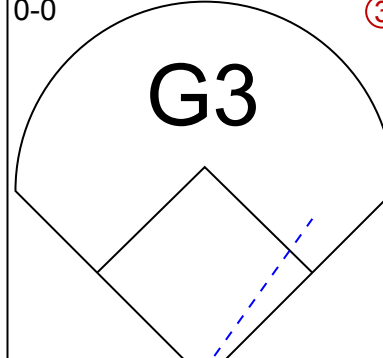
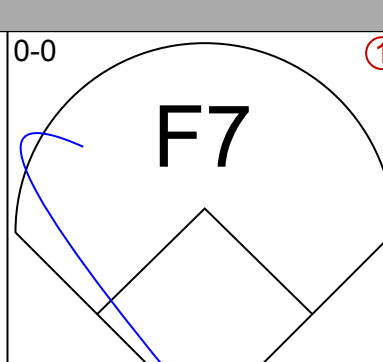
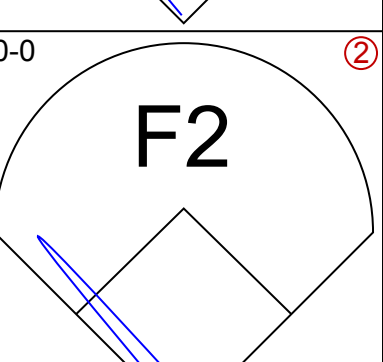

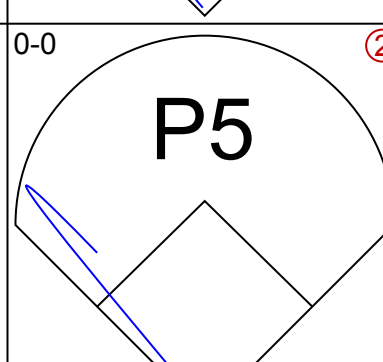
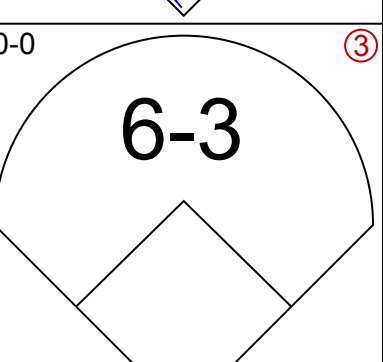

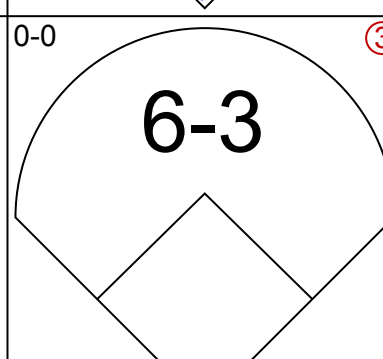
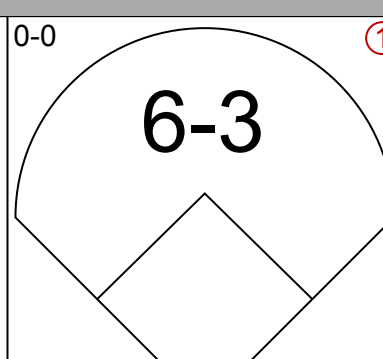



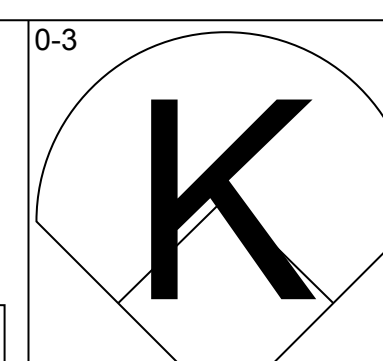
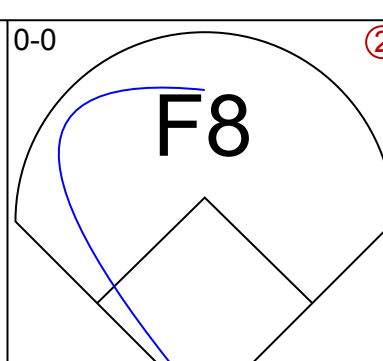
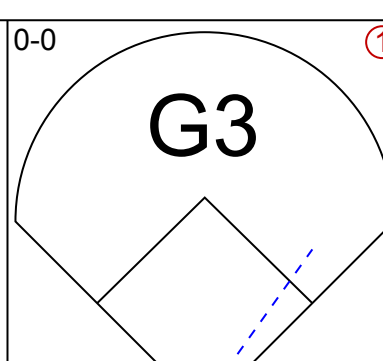

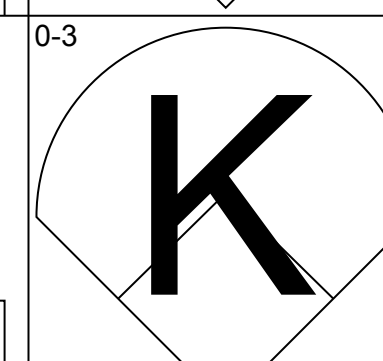
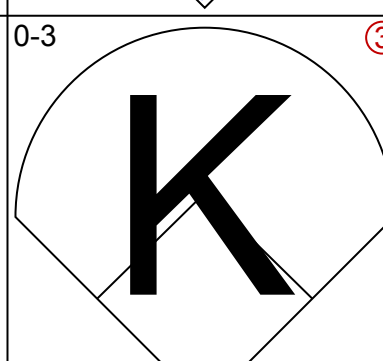
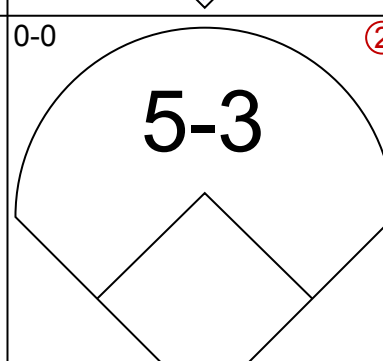

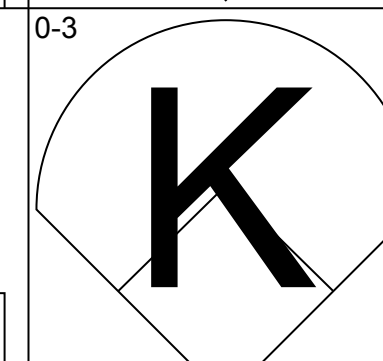
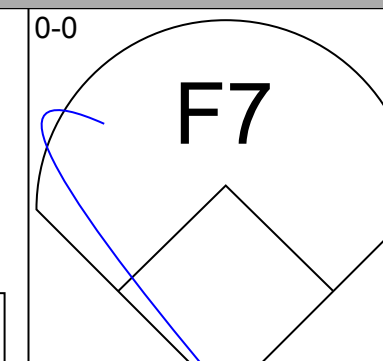
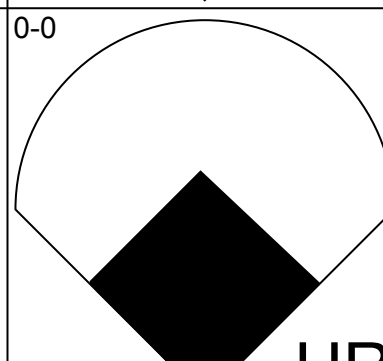
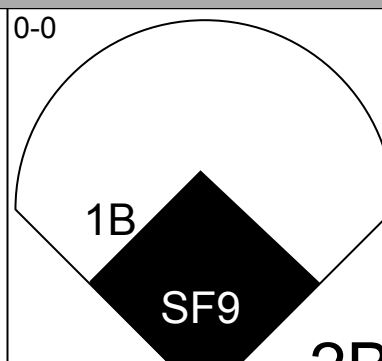
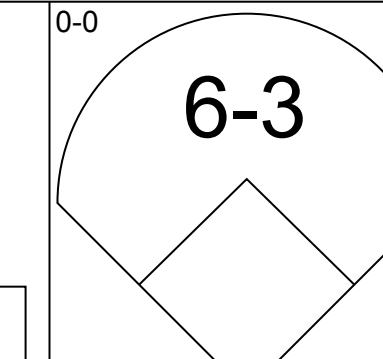
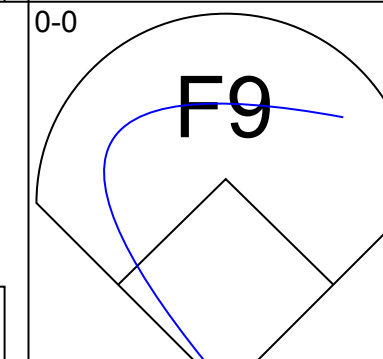
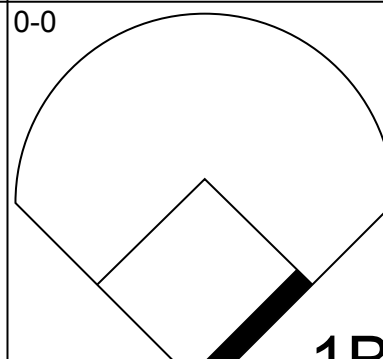
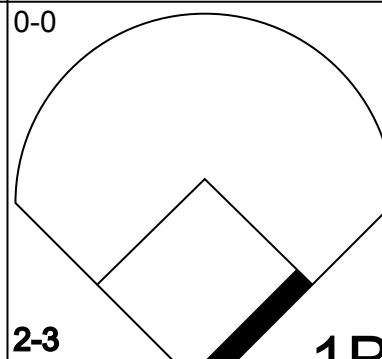
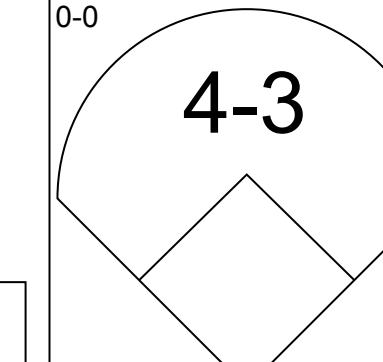
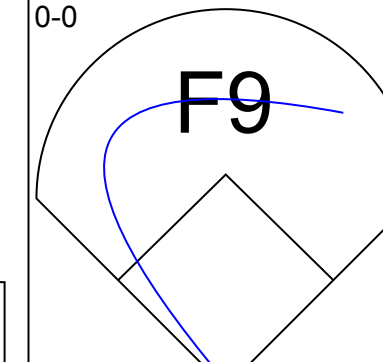
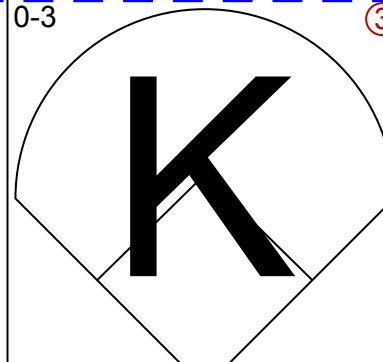
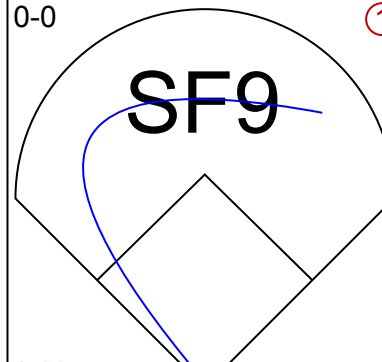
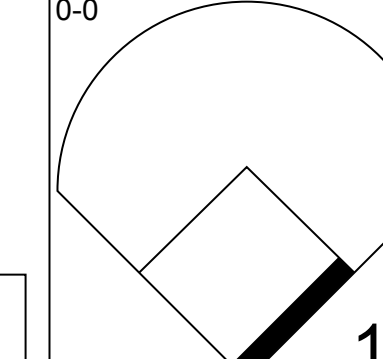
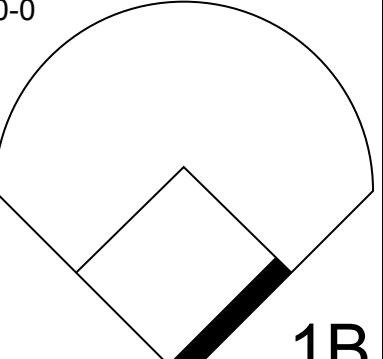
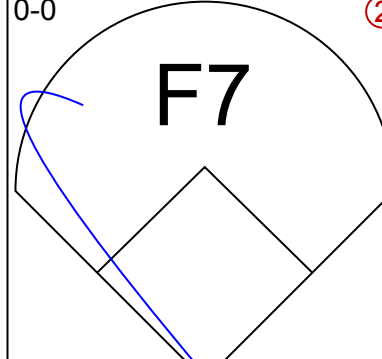

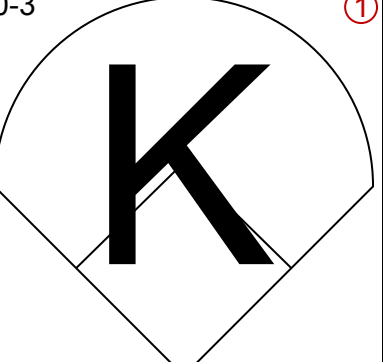
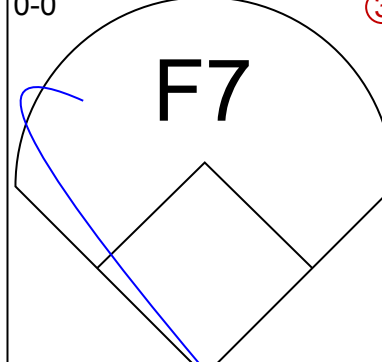
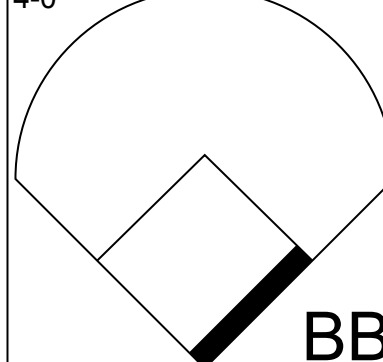
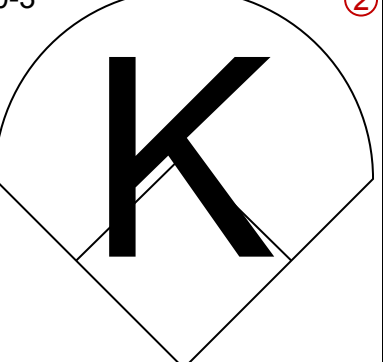
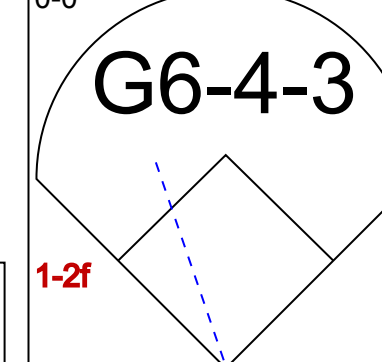
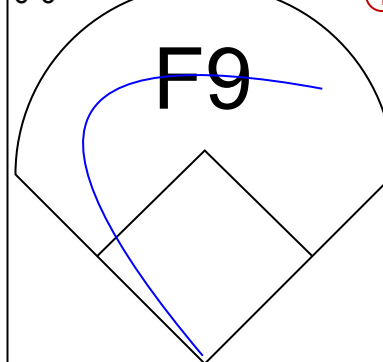
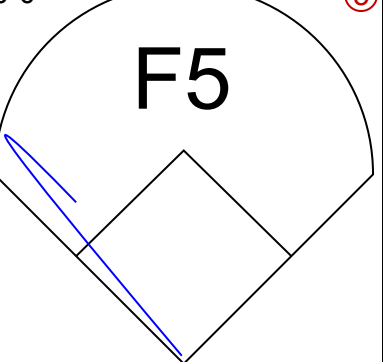

Batter	1	2	3	4	5	6	7	8	9	AB	R	H	RBI	BB	SO	LOB	TOP			
Freddie Patek, R OBP: 0.336, SLG: 0.316	4-0 CS BB		4-0 BB			0-3 K		0-0 6-3		2	0	0	0	2	1	1	Kansas City Royals @ Texas Rangers Arlington Stadium, Arlington, TX Fri Jun 29 1973, 8:05 PM EDT Att: 9,619 - Unknown AB 27 R 0 H 1 RBI 0 BB 5 SO 7 LOB 11			
Steve Hoyley, L OBP: 0.341, SLG: 0.294	0-3 K		0-0 F8			4-0 BB		0-0 F5		3	0	0	0	1	1	2				
Ed Kirkpatrick, L OBP: 0.373, SLG: 0.457	0-0 P6			0-3 K		0-0 L8		4-0 BB		3	0	0	0	1	1	2				
John Mayberry, L OBP: 0.431, SLG: 0.576		0-0 F8		0-3 K		0-0 4-3		0-0 F7		4	0	0	0	0	1	3				
Lou Piniella, R OBP: 0.279, SLG: 0.350	4-0 BB		0-0 F8			0-0 5-3		0-0 F8		3	0	0	0	1	0	1				
Gail Hopkins, L OBP: 0.402, SLG: 0.436	0-3 K			0-0 4-3		0-3 K				3	0	0	0	0	2	1				
Cookie Rojas, R OBP: 0.293, SLG: 0.327	0-0 4-3			0-0 F8		0-0 F8				3	0	0	0	0	0	1				
Paul Schaal, R OBP: 0.371, SLG: 0.368		0-0 L9		0-0 L7		0-0 P2				3	0	0	0	0	0	0				
Fran Healy, R OBP: 0.300, SLG: 0.331		0-3 K			0-0 2B		0-0 P6			3	0	1	0	0	1	0				
Inning Stats	R: 0 E: 0 K: 1 S: 4	H: 0 LOB: 0 BB: 1 P: 8	R: 0 E: 0 K: 1 S: 5	H: 0 LOB: 1 BB: 1 P: 9	R: 0 E: 0 K: 1 S: 5	H: 0 LOB: 0 BB: 0 P: 7	R: 0 E: 0 K: 0 S: 3	H: 0 LOB: 0 BB: 0 P: 3	R: 0 E: 0 K: 1 S: 6	H: 1 LOB: 2 BB: 1 P: 10	R: 0 E: 0 K: 1 S: 5	H: 0 LOB: 0 BB: 0 P: 5	R: 0 E: 0 K: 0 S: 3	H: 0 LOB: 0 BB: 0 P: 3	R: 0 E: 0 K: 0 S: 3	H: 0 LOB: 1 BB: 1 P: 7	1B: 0 2B: 1 3B: 0 HR: 0	SF: 0 SAC: 0 DP: 0 HBP: 0	WP: 0 PB: 0 SB: 0 CS: 1	PA: 32
PITCHER Jim Bibby, R ERA: 5.92	IP: 9.0 WLS: W BF: 32 H: 1 R: 0 ER: 0 SO: 7 BB: 5 IBB: 0 HBP: 0 BLK: 0 WP: 0 HR: 0 S: 41 P: 61 ERA: 0.00 WHIP: 0.667															PITCHER				

Batter	1	2	3	4	5	6	7	8	9	AB	R	H	RBI	BB	SO	LOB	BOTTOM			
Davey Nelson, R OBP: 0.320, SLG: 0.397	0-0 SH1-3 G3 2B		0-3 K		0-0 4-3		0-0 6-3			4	1	1	1	0	1	3	Kansas City Royals @ Texas Rangers Arlington Stadium, Arlington, TX Fri Jun 29 1973, 8:05 PM EDT Att: 9,619 - Unknown AB 29 R 3 H 8 RBI 3 BB 3 SO 2 LOB 17			
Toby Harrah, R OBP: 0.339, SLG: 0.377	0-0 SH1-3		0-0 G6-3			0-0 FC8-4 1B	0-0 3H 2-3 1B			3	0	2	1	0	0	1				
Alex Johnson, R OBP: 0.308, SLG: 0.361	0-0 G3			0-0 4-3		0-0 FC8-4 1B	0-0 4-3			4	0	1	1	0	0	1				
Rico Carty, R OBP: 0.288, SLG: 0.272	0-0 6-3			0-0 6-3		0-0 FC8-4 1B		0-0 5-3		4	0	0	0	0	0	2				
Elliott Maddox, R OBP: 0.339, SLG: 0.269	0-0 6-3					0-0 FC8-4 1B		0-0 5-3		0	0	0	0	0	0	0				
Jim Spencer, L OBP: 0.338, SLG: 0.397		0-0 F2		0-0 BB		0-3 K		0-0 FC6-4 1B		3	0	1	0	1	1	2				
Vic Harris, S OBP: 0.319, SLG: 0.379		0-0 2B		0-0 F7		0-0 F7		0-0 FC6-4 HBP		4	0	1	0	0	0	4				
Jeff Burroughs, R OBP: 0.351, SLG: 0.433	0-0 F8				0-0 F9		0-0 SH1-3 6-3 2B	1-0 HBP		3	1	1	0	0	0	1				
Ken Suarez, R OBP: 0.359, SLG: 0.353	0-0 P4				0-0 L5		0-0 SH1-3	0-0 G1		3	0	0	0	0	0	3				
Jim Mason, L OBP: 0.303, SLG: 0.321			0-0 G6-3 1B		0-0 BB		0-0 6-3 1B			1	1	1	0	2	0	0				
Inning Stats	R: 1 E: 0 K: 0 S: 4	H: 1 LOB: 0 BB: 0 P: 4	R: 0 E: 0 K: 0 S: 4	H: 1 LOB: 0 BB: 0 P: 4	R: 0 E: 0 K: 1 S: 5	H: 1 LOB: 0 BB: 0 P: 5	R: 0 E: 0 K: 0 S: 3	H: 0 LOB: 1 BB: 1 P: 7	R: 0 E: 0 K: 1 S: 7	H: 2 LOB: 2 BB: 0 P: 7	R: 2 E: 0 K: 0 S: 5	H: 1 LOB: 1 BB: 1 P: 9	R: 0 E: 0 K: 0 S: 4	H: 1 LOB: 2 BB: 0 P: 5	R: 0 E: 0 K: 0 S: 4	H: 1 LOB: 2 BB: 0 P: 5	1B: 5 2B: 3 3B: 0 HR: 0	SF: 0 SAC: 2 DP: 1 HBP: 1	WP: 0 PB: 0 SB: 0 CS: 0	PA: 35
PITCHER Mark Littell, R ERA: 5.19 Bruce Dal Canton, R ERA: 3.93	IP: 5.0 WLS: L BF: 21 H: 3 R: 2 ER: 2 SO: 1 BB: 1 IBB: 0 HBP: 1 BLK: 0 WP: 0 HR: 0 S: 14 P: 19 ERA: 6.00 WHIP: 1.333															PITCHER				

Batter	1	2	3	4	5	6	7	8	9	AB	R	H	RBI	BB	SO	LOB	TOP			
Freddie Patek, R OBP: 0.343, SLG: 0.330 Steve Hovley, L OBP: 0.349, SLG: 0.319	0-0 E 2B		0-0 2B		4-0 E S BB		4-0 FC3-6 1B IBB	0-0 HR		2	1	2	0	1	0	0	Kansas City Royals @ Texas Rangers Arlington Stadium, Arlington, TX Sat Jun 30 1973, 8:05 PM EDT Unknown			
Jim Wehtford, R OBP: 0.271, SLG: 0.375 Gail Hopkins, L OBP: 0.404, SLG: 0.438	0-0 E5 SF8		0-3 K		0-0 5-3		0-0 FC3-6 1B	0-0 4-3		3	1	0	0	0	1	3				
Ed Kirkpatrick, L OBP: 0.366, SLG: 0.447	0-0 E6 WP		0-3 K		0-0 6-3		0-0 FC3-6		0-0 F7	5	0	0	2	0	1	5				
John Mayberry, L OBP: 0.424, SLG: 0.568	0-0 SF8		0-0 3-1		0-0 1-3		0-0 G3		0-0 F8	4	0	0	1	0	0	3				
Amos Otis, R OBP: 0.344, SLG: 0.466	0-0 5-3			0-0 6-3 1B		0-0 F2		0-0 F9	0-0 6-3	5	0	1	0	0	0	1				
Cookie Rojas, R OBP: 0.293, SLG: 0.326	0-0 F9			0-0 6-3		0-0 6-3		0-0 1B FC1-2 1B		4	0	1	0	0	0	2				
Kurt Bevacqua, R OBP: 0.274, SLG: 0.293 Frank White, R OBP: 0.274, SLG: 0.293		4-0 G6-4-3 BB		0-0 P6			0-0 SH5-4 1B 1B	0-0 FC1-2 1B		2	1	1	0	1	0	1				
Paul Schaaf, R OBP: 0.369, SLG: 0.366		0-0 G6-4-3		0-0 1-3			0-0 1B SH5-4 FC3-6 1B	0-0 FC1-2 1B HR		4	2	1	0	0	0	4				
Carl Taylor, R OBP: 0.368, SLG: 0.227		0-3 K		0-0 F3			0-0 SH5-4	0-0 HR 1B		3	1	1	1	0	1	0				
Inning Stats	R: 2 E: 2 K: 0 S: 6	H: 1 LOB: 1 BB: 0 P: 6	R: 0 E: 0 K: 1 S: 4	H: 0 LOB: 1 BB: 1 P: 8	R: 0 E: 0 K: 2 S: 8	H: 1 LOB: 1 BB: 0 P: 8	R: 0 E: 0 K: 0 S: 4	H: 0 LOB: 1 BB: 1 P: 4	R: 0 E: 0 K: 0 S: 3	H: 0 LOB: 0 BB: 0 P: 3	R: 2 E: 0 K: 0 S: 6	H: 3 LOB: 2 BB: 1 P: 10	R: 4 E: 0 K: 0 S: 7	H: 4 LOB: 0 BB: 0 P: 7	R: 0 E: 0 K: 0 S: 3	H: 0 LOB: 0 BB: 0 P: 3		1B: 7 2B: 2 3B: 0 HR: 1	SF: 1 SAC: 1 DP: 1 HBP: 0	WP: 1 PB: 0 SB: 1 CS: 0
PITCHER	IP WLS BF H R ER SO BB IBB HBP BLK WP HR S P ERA WHIP																			
Steve Dunning, R ERA: 5.66	(1, 1) 6.0	24	3	2	1	3	2	0	0	0	0	1	0	28	36	1.50	0.833			
Bill Gogolewski, R ERA: 2.75	(7, 1) 0.2	L	6	3	2	2	0	1	0	0	0	0	0	5	9	27.00	4.500			
Mike Paul, L ERA: 5.4	(7, 1) 0.1		1	0	0	0	0	0	0	0	0	0	0	1	1	0.00	0.000			
Steve Foucault, R ERA: 4.64	(8, 1) 2.0		10	4	4	4	0	0	0	0	0	0	1	10	10	18.00	2.000			

Batter	1	2	3	4	5	6	7	8	9	AB	R	H	RBI	BB	SO	LOB	BOTTOM			
Davey Nelson, R OBP: 0.318, SLG: 0.393	0-0 6-3			0-3 K		0-0 FC4-6			0-0 4-3	5	0	1	0	0	1	2	Kansas City Royals @ Texas Rangers Arlington Stadium, Arlington, TX Sat Jun 30 1973, 8:05 PM EDT Unknown			
Toby Harrah, R OBP: 0.340, SLG: 0.377	0-0 1B 1B				0-0 F8		0-3 K		0-0 FC4 1B	5	1	2	0	0	1	1				
Vic Harris, S OBP: 0.320, SLG: 0.379	0-0 1B E 1B		0-0 1-3		0-0 BLK 1B		0-3 K		0-0 FC4	5	1	2	0	0	1	1				
Alex Johnson, R OBP: 0.314, SLG: 0.367	0-0 E SF9 1B		0-0 E 1B		0-0 P6		0-0 S 1B			4	1	3	1	0	0	1				
Jim Spencer, L OBP: 0.336, SLG: 0.391	0-0 E6		0-0 E4 L5-3		4-0 IBB		0-0 P6			3	0	0	0	1	0	3				
Jeff Burroughs, R OBP: 0.345, SLG: 0.427	0-0 SF9		0-0 L5-3		0-0 4-3			0-0 F8		3	0	0	1	0	0	4				
Larry Blittner, L OBP: 0.272, SLG: 0.260	0-0 6-3			0-0 FC3-6 1B		0-0 FC4-6 1B		0-0 4-3		4	0	2	0	0	0	1				
Dick Billings, R OBP: 0.269, SLG: 0.260		0-0 CS 1B		0-0 F9		0-0 P6		0-3 K		4	0	1	0	0	1	2				
Jim Mason, L OBP: 0.296, SLG: 0.313		0-3 K		0-0 FC3-6		0-3 K		0-3 K		4	0	0	0	0	3	3				
Inning Stats	R: 3 E: 1 K: 0 S: 7	H: 3 LOB: 1 BB: 0 P: 7	R: 0 E: 0 K: 1 S: 6	H: 2 LOB: 1 BB: 0 P: 6	R: 0 E: 1 K: 1 S: 6	H: 1 LOB: 1 BB: 0 P: 6	R: 0 E: 0 K: 0 S: 4	H: 1 LOB: 2 BB: 1 P: 8	R: 0 E: 0 K: 1 S: 6	H: 1 LOB: 1 BB: 0 P: 6	R: 0 E: 0 K: 2 S: 8	H: 1 LOB: 1 BB: 0 P: 8	R: 0 E: 0 K: 1 S: 5	H: 0 LOB: 0 BB: 0 P: 5	R: 0 E: 0 K: 1 S: 6	H: 1 LOB: 1 BB: 0 P: 6		1B: 11 2B: 1 3B: 0 HR: 0	SF: 1 SAC: 0 DP: 1 HBP: 0	WP: 0 PB: 0 SB: 1 CS: 1
PITCHER	IP WLS BF H R ER SO BB IBB HBP BLK WP HR S P ERA WHIP																			
Dick Drago, R ERA: 3.59	(1, 1) 9.0	W	39	11	3	1	7	0	1	0	0	0	0	52	56	1.00	1.222			

Batter	1	2	3	4	5	6	7	8	9	AB	R	H	RBI	BB	SO	LOB	TOP								
Steve Hovley, L (1, 9) OBP: 0.363, SLG: 0.327										3	2	2	0	2	1	0	Kansas City Royals @ Texas Rangers Arlington Stadium, Arlington, TX Sat Jun 30 1973, 8:05 PM EDT Att: 11,461 - Unknown								
Frank White, R (1, 6) OBP: 0.273, SLG: 0.290										4	0	1	0	0	0	3									
Amos Otis, R (1, 8) OBP: 0.345, SLG: 0.475										5	1	2	2	0	0	2									
John Mayberry, L (1, 3) OBP: 0.422, SLG: 0.563										4	0	1	1	0	1	2									
Gail Hopkins, L (1, 10) OBP: 0.398, SLG: 0.422										3	0	0	0	1	1	1									
Kurt Bevacqua, R (1, 7) Ed Kirkpatrick, L (8, 7) OBP: 0.344, SLG: 0.349 OBP: 0.366, SLG: 0.447										4	1	1	0	0	1	3									
Paul Schaal, R (1, 5) OBP: 0.371, SLG: 0.375										4	0	2	0	0	0	0									
Bobby Floyd, R (1, 4) OBP: 0.370, SLG: 0.378										4	0	1	1	0	0	1									
Fran Healy, R (1, 2) OBP: 0.292, SLG: 0.321										4	0	0	0	0	1	3									
Inning Stats	R: 0 K: 1 S: 5	H: 0 LOB: 0 BB: 0 P: 5	R: 0 K: 2 S: 7	H: 0 LOB: 0 BB: 0 P: 7	R: 0 K: 0 S: 3	H: 0 LOB: 0 BB: 0 P: 3	R: 1 K: 0 S: 5	H: 2 LOB: 1 BB: 0 P: 5	R: 0 K: 0 S: 3	H: 0 LOB: 0 BB: 0 P: 3	R: 1 K: 1 S: 7	H: 2 LOB: 2 BB: 2 P: 15	R: 0 K: 0 S: 4	H: 1 LOB: 2 BB: 1 P: 8	R: 2 K: 1 S: 9	H: 4 LOB: 2 BB: 0 P: 9	R: 0 K: 0 S: 3	H: 1 LOB: 0 BB: 0 P: 3	1B: 8 2B: 0 3B: 1 HR: 1	SF: 0 SAC: 1 DP: 0 HBP: 0	WP: 0 PB: 0 SB: 0 CS: 1	PA: 39			
PITCHER	IP	WLS	BF	H	R	ER	SO	BB	IBB	HBP	BLK	WP	HR	S	P	ERA	WHIP								
Sonny Siebert, R (1, 1) ERA: 2.24	7.0	L	29	5	2	2	4	3	0	0	0	0	0	34	46	2.57	1.143								
Bill Gogolewski, R (8, 1) ERA: 2.95	2.0		10	5	2	2	1	0	0	0	0	0	1	12	12	9.00	2.500								

Batter	1	2	3	4	5	6	7	8	9	AB	R	H	RBI	BB	SO	LOB	BOTTOM								
Davey Nelson, R (1, 4) OBP: 0.313, SLG: 0.387										4	0	0	0	0	2	1	Kansas City Royals @ Texas Rangers Arlington Stadium, Arlington, TX Sat Jun 30 1973, 8:05 PM EDT Att: 11,461 - Unknown								
Toby Harrah, R (1, 5) OBP: 0.336, SLG: 0.372										4	0	0	0	0	2	1									
Vic Harris, S (1, 8) OBP: 0.323, SLG: 0.398										4	2	2	1	0	1	0									
Rico Carty, R (1, 7) Elliott Maddox, R (9, PR) OBP: 0.292, SLG: 0.276 OBP: 0.339, SLG: 0.269										4	0	2	0	0	0	0									
Alex Johnson, R (1, 10) OBP: 0.310, SLG: 0.363										0	0	0	0	0	0	0									
Jim Spencer, L (1, 3) OBP: 0.344, SLG: 0.395										3	0	2	0	1	0	1									
Jeff Burroughs, R (1, 9) OBP: 0.340, SLG: 0.419										4	0	0	0	0	2	4									
Ken Suarez, R (1, 2) OBP: 0.358, SLG: 0.348										2	0	0	0	1	1	2									
Jim Mason, L (1, 6) OBP: 0.290, SLG: 0.306										3	0	0	0	0	0	2									
Inning Stats	R: 0 K: 3 S: 9	H: 0 LOB: 0 BB: 0 P: 9	R: 0 K: 1 S: 6	H: 1 LOB: 0 BB: 0 P: 6	R: 0 K: 1 S: 5	H: 0 LOB: 1 BB: 1 P: 9	R: 0 K: 0 S: 3	H: 0 LOB: 0 BB: 0 P: 3	R: 0 K: 2 S: 8	H: 1 LOB: 0 BB: 0 P: 8	R: 1 K: 1 S: 7	H: 2 LOB: 1 BB: 0 P: 7	R: 0 K: 0 S: 2	H: 0 LOB: 0 BB: 1 P: 6	R: 0 K: 1 S: 5	H: 0 LOB: 0 BB: 0 P: 5	R: 1 K: 0 S: 5	H: 2 LOB: 1 BB: 0 P: 5	1B: 4 2B: 1 3B: 0 HR: 1	SF: 1 SAC: 0 DP: 1 HBP: 0	WP: 0 PB: 0 SB: 0 CS: 0	PA: 34			
PITCHER	IP	WLS	BF	H	R	ER	SO	BB	IBB	HBP	BLK	WP	HR	S	P	ERA	WHIP								
Ken Wright, R (1, 1) ERA: 3.88	5.2	W	22	4	1	1	7	1	0	0	0	0	0	35	39	1.59	0.882								
Doug Bird, R (6, 1) ERA: 3.51	3.1	S	12	2	1	1	2	1	0	0	0	0	0	15	19	2.70	0.900								

Batter	1	2	3	4	5	6	7	8	9	AB	R	H	RBI	BB	SO	LOB	TOP					
Freddie Patek, R OBP: 0.344, SLG: 0.332 (1, 6)	0-3 K		0-0 B1-3	0-0 E2 2H 1B		0-0 P4			0-0 BB 1B	5	0	2	1	0	1	1						
Frank White, R OBP: 0.297, SLG: 0.273 Lou Piniella, R OBP: 0.281, SLG: 0.350 (1, 4) (9, PH)	0-0 5-3		0-0 6-3	0-0 P4			0-3 K		4-0 BB G5-4-3 1-2	4	0	0	0	0	1	1						
Amos Otis, R OBP: 0.346, SLG: 0.472 (1, 8)	4-0 BB		0-0 1B 1B		0-0 5-3		0-0 5-3		0-0 BB G5-4-3 1-2	4	0	1	0	1	0	2						
John Mayberry, L OBP: 0.420, SLG: 0.559 (1, 3)	0-0 F7		0-0 1B		0-3 K		0-0 G3			4	0	1	0	0	1	1						
Paul Schaaf, R OBP: 0.369, SLG: 0.371 (1, 5)		1-0 FC3-6 HBP		0-0 F8		0-0 6-3			0-0 E5 FC4-6	3	0	0	0	0	0	2						
Jim Wehford, R OBP: 0.286, SLG: 0.383 (1, 10)		0-0 FC3-6 BB 1-2f		0-0 1B SF7		0-0 1B SH3-4			0-0 FC4-6 1-2f	4	2	2	0	0	0	2						
Kurt Bevacqua, R OBP: 0.344, SLG: 0.348 (1, 7)		0-0 F3		0-0 1B E		0-0 SH3-4			0-3 K	3	1	1	0	0	1	2						
Hal McRae, R OBP: 0.251, SLG: 0.240 (1, 9)		4-0 FC6-4 BB 1-2		0-0 5-3		0-0 1B			0-0 4-3	3	0	1	1	1	0	3						
Carl Taylor, R OBP: 0.357, SLG: 0.221 Cookie Rojas, R OBP: 0.292, SLG: 0.325 (1, 2) (9, PH)	0-0 FC6-4 1-2f		0-0 SF7		0-0 F8				0-0 F7	2	0	0	1	0	0	3						
Inning Stats	R: 0 E: 0 K: 1 S: 5	H: 0 LOB: 1 BB: 1 P: 9	R: 0 E: 0 K: 0 S: 3	H: 0 LOB: 2 BB: 1 P: 8	R: 0 E: 0 K: 0 S: 5	H: 2 LOB: 2 BB: 0 P: 5	R: 2 E: 1 K: 0 S: 6	H: 3 LOB: 1 BB: 0 P: 6	R: 0 E: 0 K: 1 S: 5	H: 0 LOB: 0 BB: 0 P: 5	R: 1 E: 0 K: 0 S: 5	H: 2 LOB: 1 BB: 0 P: 5	R: 0 E: 0 K: 1 S: 5	H: 0 LOB: 0 BB: 0 P: 5	R: 0 E: 1 K: 1 S: 6	H: 0 LOB: 1 BB: 0 P: 6	R: 0 E: 0 K: 0 S: 3	H: 1 LOB: 1 BB: 1 P: 7	1B: 8 2B: 0 3B: 0 HR: 0	SF: 1 SAC: 1 DP: 1 HBP: 1	WP: 0 PB: 0 SB: 0 CS: 0	PA: 39
PITCHER Jim Merritt, L ERA: 3.84 (1, 1)	IP: 9.0 WLS: W BF: 39 H: 8 R: 3 ER: 3 SO: 4 BB: 3 IBB: 0 HBP: 1 BLK: 0 WP: 0 HR: 0 S: 43 P: 56 ERA: 3.00 WHIP: 1.222																					

Kansas City Royals @ Texas Rangers
Arlington Stadium, Arlington, TX
Sun Jul 01 1973, 8:05 PM EDT
Att.: 4,642 - Unknown

AB	33
R	3
H	8
RBI	3
BB	3
SO	4
LOB	17



Batter	1	2	3	4	5	6	7	8	9	AB	R	H	RBI	BB	SO	LOB	BOTTOM	
Davey Nelson, R OBP: 0.315, SLG: 0.385 (1, 4)	0-3 K	0-0 L5-4 2-3			0-0 F9	4-0 1B E IBB		0-0 BB 1B		4	1	1	0	1	1	2		
Toby Harrah, R OBP: 0.338, SLG: 0.372 Jim Mason, L OBP: 0.295, SLG: 0.307 (1, 6) (2, 6)	1-0 1-3 2B HBP		0-0 6-3		0-0 4-3	0-0 E8 1B 1H 2H		4-0 BB 1B		0	1	0	0	0	0	0		
Vic Harris, S OBP: 0.317, SLG: 0.391 (1, 5)	0-0 1-3 1-2		0-0 F9		0-0 6-3	0-3 K		0-0 SF8		4	0	0	1	0	1	2		
Rico Carty, R OBP: 0.302, SLG: 0.296 Tom Grieve, R OBP: 0.100, SLG: 0.100 (1, 7) (8, 7)	0-0 2B 2B		0-0 2B		0-0 2B	0-0 FC6 1B	0-0 1B	0-0 F8		4	1	4	1	0	0	0		
Alex Johnson, R OBP: 0.315, SLG: 0.368 (1, 10)	0-0 2B		0-0 IBB		0-0 IBB	0-0 FC6 1B 1-2f HR	0-0 BB 1B	0-0 6-3		4	1	2	1	1	0	3		
Jeff Burroughs, R OBP: 0.342, SLG: 0.418 (1, 9)	0-3 K		0-3 K		0-0 K	0-0 HR 1B	4-0 BB			3	1	1	0	1	2	3		
Dick Billings, R OBP: 0.286, SLG: 0.253 (1, 2)		4-0 L5-4 BB BB		0-0 6-3		0-0 F8	0-0 F8			3	0	0	0	1	0	4		
Bill Sudakis, S OBP: 0.213, SLG: 0.349 (1, 3)		0-3 K		0-3 K		0-0 HR	0-0 F9			4	1	1	3	0	2	3		
Elliott Maddox, R OBP: 0.354, SLG: 0.281 (1, 8)		4-0 BB		0-0 F9		0-0 HR	0-0 BB 1B SF8			3	2	2	0	1	0	0		
Inning Stats	R: 2 E: 0 K: 2 S: 9	H: 2 LOB: 1 BB: 0 P: 10	R: 0 E: 0 K: 1 S: 4	H: 0 LOB: 2 BB: 2 P: 12	R: 0 E: 0 K: 1 S: 6	H: 0 LOB: 0 BB: 0 P: 5	R: 0 E: 0 K: 1 S: 5	H: 0 LOB: 0 BB: 0 P: 3	R: 5 E: 1 K: 1 S: 10	H: 5 LOB: 1 BB: 1 P: 14	R: 0 E: 0 K: 0 S: 4	H: 2 LOB: 2 BB: 1 P: 8	R: 1 E: 0 K: 0 S: 5	H: 2 LOB: 2 BB: 1 P: 9	1B: 8 2B: 4 3B: 0 HR: 1	SF: 1 SAC: 0 DP: 1 HBP: 1	WP: 0 PB: 0 SB: 1 CS: 0	PA: 41
PITCHER Paul Spittorff, L ERA: 3.13 Gene Garber, R ERA: 3.89 (1, 1) (6, 1)	IP: 5.2 WLS: L BF: 29 H: 8 R: 7 ER: 6 SO: 6 BB: 2 IBB: 2 HBP: 1 BLK: 0 WP: 0 HR: 1 S: 34 P: 51 ERA: 9.53 WHIP: 1.765																	

Kansas City Royals @ Texas Rangers
Arlington Stadium, Arlington, TX
Sun Jul 01 1973, 8:05 PM EDT
Att.: 4,642 - Unknown

AB	33
R	8
H	12
RBI	7
BB	6
SO	6
LOB	19



Batter	1	2	3	4	5	6	7	8	9	AB	R	H	RBI	BB	SO	LOB	TOP								
Pat Kelly, L (1, 9) OBP: 0.375, SLG: 0.394	0-3 K			0-0 4-3		0-0 4-3		0-0 F7	4-0 BB BB	4	0	0	0	1	1	0									
Mike Andrews, R (1, 3) OBP: 0.289, SLG: 0.260	0-0 1-3			0-0 F9		0-3 K		0-0 E5 1B	4-0 BB BB	4	0	0	0	0	1	0									
Johnny Jeter, R (8, FR) OBP: 0.250, SLG: 0.333									0 1 0 0 0 0 0 0	0	1	0	0	0	0	0									
Tony Muser, L (8, 3) OBP: 0.376, SLG: 0.410									0 0 0 0 0 1 0 0	0	0	0	0	1	0	0									
Carlos May, L (1, 7) OBP: 0.299, SLG: 0.355	0-3 K			0-0 F8		0-0 2B 1B		0-0 3-1 1-2	5 1 1 0 0 2 4	0	0	0	0	0	0	0									
Bill Sharp, L (9, 7) OBP: 0.282, SLG: 0.319									0 0 0 0 0 0 0 0	0	0	0	0	0	0	0									
Bill Melton, R (1, 5) OBP: 0.364, SLG: 0.498		0-3 K			0-0 2B 1B	0-0 1-H 2B		0-0 2B 1B	4 1 3 2 0 1 0	4	1	3	2	0	1	0									
Ken Henderson, S (1, 10) OBP: 0.364, SLG: 0.379		0-3 K			0-0 E1 2B G4-6-3	0-0 F8		0-0 F8	4 1 0 0 0 1 3	4	1	0	0	0	1	3									
Luis Alvarado, R (1, 4) OBP: 0.313, SLG: 0.359		0-0 P3			0-0 G4-6-3 1-3 2-H	0-0 2B		0-0 P4	4 0 2 1 0 0 0	4	0	2	1	0	0	0									
Buddy Bradford, R (1, 8) OBP: 0.375, SLG: 0.167				4-0 G4-6-3 BB	4-0 G4-6-3 BB			0-0 L7	2 1 0 0 2 0 1	2	1	0	0	2	0	1									
Eddie Leon, R (1, 6) OBP: 0.327, SLG: 0.338				0-3 K	0-0 G4-6-3			0-0 2B	4 0 1 0 0 2 4	4	0	1	0	0	2	4									
Chuck Brinkman, R (1, 2) OBP: 0.213, SLG: 0.218				0-0 G4-6-3	0-0 F7			0-0 F7	2 0 0 0 0 0 2	2	0	0	0	0	0	2									
Ed Hermann, L (7, PH) OBP: 0.281, SLG: 0.370				1-2 2-3 3-H				0-0 BB 2B	2 0 1 1 0 0 1	2	0	1	1	0	0	1									
Inning Stats	R: 0 H: 0 E: 0 K: 2 S: 7	H: 0 LOB: 0 BB: 0 P: 7	R: 0 H: 0 E: 0 K: 2 S: 7	H: 0 LOB: 0 BB: 0 P: 7	R: 0 H: 0 E: 0 K: 1 S: 4	H: 0 LOB: 0 BB: 1 P: 8	R: 0 H: 0 E: 0 K: 0 S: 3	H: 0 LOB: 0 BB: 0 P: 3	R: 2 H: 2 E: 1 K: 0 S: 5	H: 2 LOB: 1 BB: 1 P: 9	R: 1 H: 2 E: 0 K: 1 S: 7	H: 2 LOB: 1 BB: 0 P: 7	R: 0 H: 1 E: 0 K: 0 S: 4	H: 1 LOB: 1 BB: 0 P: 4	R: 1 H: 1 E: 1 K: 0 S: 5	H: 1 LOB: 1 BB: 2 P: 5	R: 1 H: 2 E: 0 K: 2 S: 9	H: 2 LOB: 3 BB: 2 P: 17	1B: 3 2B: 5 3B: 0 HR: 0	SF: 0 SAC: 0 DP: 2 HBP: 0	WP: 0 PB: 0 SB: 1 CS: 0	PA: 39			
PITCHER	IP	WLS	BF	H	R	ER	SO	BB	IBB	HBP	BLK	WP	HR	S	P	ERA	WHIP								
David Clyde, L (1, 1) ERA: 2.45	6.0		23	4	3	1	6	2	0	0	0	0	0	33	41	1.50	1.000								
Bill Gogolewski, R (7, 1) ERA: 2.91	1.0		4	1	0	0	0	0	0	0	0	0	0	4	4	0.00	1.000								
Mike Paul, L (8, 1) ERA: 5.34	0.2		3	0	1	0	0	0	0	0	0	0	0	3	3	0.00	0.000								
Don Stanhouse, R (8, 1) ERA: 4.63	1.1	L	9	3	1	1	2	2	0	0	0	0	0	11	19	6.75	3.750								

Chicago White Sox @ Texas Rangers
Arlington Stadium, Arlington, TX
Mon Jul 02 1973, 8:05 PM EDT
Att: 33,010 - Unknown

AB 35
R 5
H 8
RBI 4
BB 4
SO 8
LOB 15



Batter	1	2	3	4	5	6	7	8	9	AB	R	H	RBI	BB	SO	LOB	BOTTOM								
Davey Nelson, R (1, 4) OBP: 0.314, SLG: 0.380	0-0 5-3				4-0 BB			0-0 6-3		3	0	0	0	1	0	0									
Vic Harris, S (1, 5) OBP: 0.312, SLG: 0.385	0-0 F7				0-0 4-3			0-0 F9		4	0	0	0	0	0	1									
Jim Spencer, L (1, 3) OBP: 0.347, SLG: 0.394	0-0 4-3				0-0 2B 1B			0-0 F9	4-0 BB	3	1	1	0	1	0	0									
Rico Carty, R (1, 7) OBP: 0.305, SLG: 0.304		0-0 2B 1B			0-0 1-H 2B			0-0 K	0-0 G5-4-3 BB	4	1	2	1	0	1	1									
Alex Johnson, R (1, 10) OBP: 0.317, SLG: 0.373		0-0 1-3 1B			0-0 4-3			0-0 S 1B	0-0 6-3	4	2	2	0	0	0	1									
Jeff Burroughs, R (1, 9) OBP: 0.341, SLG: 0.415		0-0 6-3			0-0 1-3			0-0 1B	0-0 F8	4	0	1	1	0	0	2									
Ken Suarez, R (1, 2) OBP: 0.352, SLG: 0.340		0-3 K			0-0 5-3			0-0 F9	0-0 P4	3	0	0	0	0	1	3									
Bill Sudakis, S (9, PH) OBP: 0.208, SLG: 0.341									1 0 0 0 0 0 0 0	1	0	0	0	0	0	0									
Elliott Maddox, R (1, 8) OBP: 0.353, SLG: 0.283		0-0 2-H 3-H			0-0 K			0-0 5-3		3	0	1	2	0	1	0									
Jim Mason, L (1, 6) OBP: 0.290, SLG: 0.301		0-0 F8			0-0 4-1			0-0 5-3		3	0	0	0	0	0	1									
Inning Stats	R: 0 H: 0 E: 0 K: 0 S: 3	H: 3 LOB: 1 BB: 0 P: 8	R: 2 H: 3 E: 0 K: 1 S: 8	H: 3 LOB: 1 BB: 0 P: 8	R: 1 H: 2 E: 0 K: 0 S: 5	H: 2 LOB: 1 BB: 0 P: 5	R: 0 H: 0 E: 0 K: 1 S: 5	H: 0 LOB: 0 BB: 0 P: 5	R: 0 H: 2 E: 0 K: 0 S: 2	H: 2 LOB: 1 BB: 1 P: 6	R: 1 H: 2 E: 0 K: 1 S: 7	H: 2 LOB: 1 BB: 0 P: 7	R: 0 H: 0 E: 0 K: 0 S: 3	H: 0 LOB: 0 BB: 0 P: 3	R: 0 H: 0 E: 0 K: 0 S: 2	H: 0 LOB: 1 BB: 1 P: 6	R: 0 H: 0 E: 0 K: 0 S: 3	H: 0 LOB: 0 BB: 0 P: 3	1B: 5 2B: 2 3B: 0 HR: 0	SF: 0 SAC: 0 DP: 1 HBP: 0	WP: 0 PB: 0 SB: 1 CS: 0	PA: 34			
PITCHER	IP	WLS	BF	H	R	ER	SO	BB	IBB	HBP	BLK	WP	HR	S	P	ERA	WHIP								
Steve Stone, R (1, 1) ERA: 4.11	7.0		28	7	4	4	3	1	0	0	0	0	0	33	37	5.14	1.143								
Cy Acosta, R (8, 1) ERA: 2.23	2.0	W	6	0	0	0	0	1	0	0	0	0	0	5	9	0.00	0.500								

Chicago White Sox @ Texas Rangers
Arlington Stadium, Arlington, TX
Mon Jul 02 1973, 8:05 PM EDT
Att: 33,010 - Unknown

AB 32
R 4
H 7
RBI 4
BB 2
SO 3
LOB 9



Batter	1	2	3	4	5	6	7	8	9	AB	R	H	RBI	BB	SO	LOB	TOP
Pat Kelly, L OBP: 0.377, SLG: 0.394 Johnny Jeter, R OBP: 0.261, SLG: 0.338	(1, 9) 4-0 S 1B BB	(1, 9) 0-0 BB 2B 1B	(2, 3) 0-0 L4-3		(1, 2) 0-0 E4 1B		(1, 2) 4-0 BB BB	(1, 2) 0-0 BB 1B		3	2	1	0	1	0	2	1 1 1 1 1 0 0
Tony Muser, L OBP: 0.414, SLG: 0.417	(1, 3) 4-0 1B BB	(1, 3) 4-0 2B 1B BB		(1, 3) 4-0 1B BB	(1, 2) 0-0 1B		(1, 2) 4-0 BB BB	(1, 2) 4-0 1B BB		1	4	1	0	5	0	0	1 4 1 0 5 0 0
Carlos May, L OBP: 0.366, SLG: 0.358 Bill Sharp, L OBP: 0.284, SLG: 0.319	(1, 7) 0-0 BB 1B	(1, 7) 0-0 P4		(1, 3) 0-0 1B 1B	(1, 3) 0-3 K		(1, 3) 0-0 P4	(1, 3) 0-0 BB		3	1	2	1	0	0	3	3 0 1 2 0 1 5
Bill Melton, R OBP: 0.366, SLG: 0.504 Jorge Orta, L OBP: 0.263, SLG: 0.279	(1, 5) 0-0 BB 1B	(1, 5) 0-0 P4		(1, 5) 0-0 P4 1B	(1, 5) 0-0 SF9		(1, 5) 0-0 F8	(1, 5) 0-0 SF7		3	1	2	4	0	0	2	1 0 0 1 0 0 2
Ken Henderson, S OBP: 0.357, SLG: 0.371	(1, 10) 0-3 K	(1, 10) 0-0 1B		(1, 10) 0-0 F7	(1, 10) 0-0 F7		(1, 10) 0-3 K	(1, 10) 0-0 3-1		6	0	1	2	0	2	9	6 0 1 2 0 2 9
Ed Herrmann, L OBP: 0.385, SLG: 0.371 Hank Allen, R OBP: 0.077, SLG: 0.115	(1, 2) 0-3 K	(1, 2) 0-0 F8		(1, 2) 0-0 2B 1B		(1, 2) 0-3 K		(1, 2) 0-0 5-3		5	2	2	1	0	2	3	1 0 0 0 0 0 0
Luis Alvarado, R OBP: 0.326, SLG: 0.373	(1, 4) 4-0 BB	(1, 4) 0-0 F8		(1, 4) 0-0 2B		(1, 4) 0-3 K		(1, 4) 0-0 K		5	1	2	2	1	2	1	5 1 2 2 1 2 1
Buddy Bradford, R OBP: 0.385, SLG: 0.200 Chuck Brinkman, R OBP: 0.226, SLG: 0.232	(1, 8) 0-0 F3			(1, 8) 0-3 K		(1, 8) 4-0 FC6-4 BB		(1, 8) 0-0 E6 BB 1B		4	1	1	0	1	1	5	1 0 1 0 0 0 0
Eddie Leon, R OBP: 0.323, SLG: 0.331		(1, 6) 4-0 BB 2B BB		(1, 6) 0-0 F7		(1, 6) 0-0 E6 1B SF9		(1, 6) 0-0 FC5-4 1B		5	2	0	0	1	1	5	5 2 0 0 1 1 5
Inning Stats	R: 2 H: 2 E: 0 K: 2 S: 9	H: 2 R: 2 ER: 3 LOB: 3 BB: 3 P: 21	R: 4 H: 3 E: 0 K: 0 S: 6	H: 3 R: 1 ER: 0 LOB: 0 BB: 0 P: 3	R: 3 H: 3 E: 0 K: 1 S: 8	H: 3 R: 1 ER: 2 LOB: 2 BB: 1 P: 8	R: 0 H: 0 E: 0 K: 2 S: 7	H: 0 R: 0 ER: 0 LOB: 2 BB: 1 P: 11	R: 0 H: 0 E: 0 K: 1 S: 5	H: 0 R: 0 ER: 0 LOB: 2 BB: 2 P: 13	R: 5 H: 4 E: 1 K: 1 S: 10	H: 4 R: 1 ER: 1 LOB: 1 BB: 1 P: 14	R: 0 H: 1 E: 0 K: 1 S: 6	H: 1 R: 0 ER: 0 LOB: 1 BB: 0 P: 6	1B: 13 2B: 3 3B: 0 HR: 0	SF: 2 SAC: 0 DP: 1 HBP: 0	WP: 0 PA: 54 PB: 0 SB: 1 CS: 0
PITCHER	IP WLS BF H R ER SO BB IBB HBP BLK WP HR S P ERA WHIP	IP WLS BF H R ER SO BB IBB HBP BLK WP HR S P ERA WHIP	IP WLS BF H R ER SO BB IBB HBP BLK WP HR S P ERA WHIP	IP WLS BF H R ER SO BB IBB HBP BLK WP HR S P ERA WHIP	IP WLS BF H R ER SO BB IBB HBP BLK WP HR S P ERA WHIP	IP WLS BF H R ER SO BB IBB HBP BLK WP HR S P ERA WHIP	IP WLS BF H R ER SO BB IBB HBP BLK WP HR S P ERA WHIP	IP WLS BF H R ER SO BB IBB HBP BLK WP HR S P ERA WHIP	IP WLS BF H R ER SO BB IBB HBP BLK WP HR S P ERA WHIP	IP WLS BF H R ER SO BB IBB HBP BLK WP HR S P ERA WHIP	IP WLS BF H R ER SO BB IBB HBP BLK WP HR S P ERA WHIP	IP WLS BF H R ER SO BB IBB HBP BLK WP HR S P ERA WHIP	IP WLS BF H R ER SO BB IBB HBP BLK WP HR S P ERA WHIP	IP WLS BF H R ER SO BB IBB HBP BLK WP HR S P ERA WHIP	IP WLS BF H R ER SO BB IBB HBP BLK WP HR S P ERA WHIP	IP WLS BF H R ER SO BB IBB HBP BLK WP HR S P ERA WHIP	IP WLS BF H R ER SO BB IBB HBP BLK WP HR S P ERA WHIP

Chicago White Sox @ Texas Rangers
Arlington Stadium, Arlington, TX
Tue Jul 03 1973, 8:05 PM EDT
Unknown

AB 42
R 15
H 15
RBI 14
BB 10
SO 9
LOB 37



Batter	1	2	3	4	5	6	7	8	9	AB	R	H	RBI	BB	SO	LOB	BOTTOM
Davey Nelson, R OBP: 0.311, SLG: 0.377 Jim Mason, L OBP: 0.287, SLG: 0.297	(1, 4) 0-0 B2-3		(1, 4) 0-0 FC6-4			(1, 4) 0-0 F5		(1, 4) 0-0 4-3		2	0	0	0	0	0	1	2 0 0 0 0 0 1
Vic Harris, S OBP: 0.315, SLG: 0.384	(1, 5) 4-0 BB BB		(1, 5) 0-0 F8			(1, 5) 0-0 6-3		(1, 5) 0-0 G5-3 1B		3	0	1	0	1	0	1	3 0 1 0 1 0 1
Alex Johnson, R OBP: 0.319, SLG: 0.373	(1, 10) 4-0 BB		(1, 10) 0-0 F8			(1, 10) 0-0 5-3		(1, 10) 0-0 1B		3	0	1	0	1	0	1	3 0 1 0 1 0 1
Bill Sudakis, S OBP: 0.212, SLG: 0.333	(1, 3) 0-0 P6			(1, 3) 0-3 K		(1, 3) 0-0 BB 1B		(1, 3) 0-0 G5-3		4	1	1	0	0	1	4	4 1 1 0 0 1 4
Jeff Burroughs, R OBP: 0.336, SLG: 0.408	(1, 9) 0-3 K			(1, 9) 0-0 6-3		(1, 9) 0-0 F9		(1, 9) 0-3 K		4	0	0	0	0	2	3	4 0 0 0 0 2 3
Dick Billings, R OBP: 0.287, SLG: 0.245		(1, 2) 0-0 5-3		(1, 2) 0-0 P5		(1, 2) 4-0 E BB		(1, 2) 0-0 F7		3	0	0	0	1	0	0	3 0 0 0 1 0 0
Elliott Maddox, R OBP: 0.350, SLG: 0.275		(1, 8) 0-0 6-3			(1, 8) 0-0 F9		(1, 8) 0-0 E5		(1, 8) 4-0 BB	3	0	0	0	1	0	1	3 0 0 0 1 0 1
Pete Mackanin, R OBP: 0.154, SLG: 0.154		(1, 6) 0-0 6-3			(1, 6) 0-0 5-3		(1, 6) 0-3 K2-3		(1, 6) 0-0 5-3	4	0	0	0	0	1	3	4 0 0 0 0 1 3
Tom Grieve, R OBP: 0.154, SLG: 0.154			(1, 7) 0-0 FC6-4 1B		(1, 7) 0-3 K		(1, 7) 0-0 F8			3	0	1	0	0	1	2	3 0 1 0 0 1 2
Inning Stats	R: 0 H: 0 E: 1 K: 1 S: 5	H: 0 R: 0 ER: 0 LOB: 2 BB: 2 P: 13	R: 0 H: 0 E: 0 K: 0 S: 3	H: 0 R: 1 ER: 0 LOB: 0 BB: 0 P: 4	R: 0 H: 0 E: 0 K: 1 S: 5	H: 0 R: 0 ER: 0 LOB: 0 BB: 0 P: 5	R: 0 H: 0 E: 0 K: 0 S: 3	H: 0 R: 0 ER: 0 LOB: 0 BB: 0 P: 3	R: 1 H: 1 E: 1 K: 1 S: 7	H: 1 R: 0 ER: 0 LOB: 2 BB: 1 P: 11	R: 0 H: 2 E: 0 K: 0 S: 4	H: 2 R: 0 ER: 0 LOB: 1 BB: 0 P: 4	R: 0 H: 0 E: 0 K: 1 S: 5	H: 0 R: 0 ER: 0 LOB: 1 BB: 1 P: 9	1B: 4 2B: 0 3B: 0 HR: 0	SF: 0 SAC: 0 DP: 1 HBP: 0	WP: 0 PA: 35 PB: 0 SB: 0 CS: 0
PITCHER	IP WLS BF H R ER SO BB IBB HBP BLK WP HR S P ERA WHIP	IP WLS BF H R ER SO BB IBB HBP BLK WP HR S P ERA WHIP	IP WLS BF H R ER SO BB IBB HBP BLK WP HR S P ERA WHIP	IP WLS BF H R ER SO BB IBB HBP BLK WP HR S P ERA WHIP	IP WLS BF H R ER SO BB IBB HBP BLK WP HR S P ERA WHIP	IP WLS BF H R ER SO BB IBB HBP BLK WP HR S P ERA WHIP	IP WLS BF H R ER SO BB IBB HBP BLK WP HR S P ERA WHIP	IP WLS BF H R ER SO BB IBB HBP BLK WP HR S P ERA WHIP	IP WLS BF H R ER SO BB IBB HBP BLK WP HR S P ERA WHIP	IP WLS BF H R ER SO BB IBB HBP BLK WP HR S P ERA WHIP	IP WLS BF H R ER SO BB IBB HBP BLK WP HR S P ERA WHIP	IP WLS BF H R ER SO BB IBB HBP BLK WP HR S P ERA WHIP	IP WLS BF H R ER SO BB IBB HBP BLK WP HR S P ERA WHIP	IP WLS BF H R ER SO BB IBB HBP BLK WP HR S P ERA WHIP	IP WLS BF H R ER SO BB IBB HBP BLK WP HR S P ERA WHIP	IP WLS BF H R ER SO BB IBB HBP BLK WP HR S P ERA WHIP	

Chicago White Sox @ Texas Rangers
Arlington Stadium, Arlington, TX
Tue Jul 03 1973, 8:05 PM EDT
Unknown

AB 31
R 1
H 4
RBI 0
BB 4
SO 5
LOB 16



Batter	1	2	3	4	5	6	7	8	9	AB	R	H	RBI	BB	SO	LOB	TOP					
Pat Kelly, L OBP: 0.372, SLG: 0.387 (1, 9)										4	1	0	0	0	0	2						
Tony Muser, L OBP: 0.417, SLG: 0.432 (1, 3)										4	0	2	0	0	1	1						
Carlos May, L OBP: 0.302, SLG: 0.354 (1, 7)										3	0	0	0	1	0	2						
Bill Melton, R OBP: 0.368, SLG: 0.500 (1, 5)										2	0	0	0	2	0	1						
Ken Henderson, S OBP: 0.321, SLG: 0.364 (1, 10)										3	0	0	0	0	1	3						
Ed Herrmann, L OBP: 0.280, SLG: 0.365 (1, 2)										3	0	0	0	0	0	0						
Luis Alvarado, R OBP: 0.315, SLG: 0.360 (1, 4)										3	0	0	0	0	0	0						
Buddy Bradford, R OBP: 0.438, SLG: 0.308 (1, 8)										3	0	2	0	0	1	0						
Eddie Leon, R OBP: 0.323, SLG: 0.328 (1, 6)										2	0	0	0	1	1	2						
Inning Stats	R: 0 E: 0 K: 1 S: 6	H: 1 LOB: 2 BB: 1 P: 10	R: 0 E: 0 K: 1 S: 5	H: 0 LOB: 0 BB: 0 P: 5	R: 1 E: 0 K: 1 S: 4	H: 0 LOB: 0 BB: 2 P: 12	R: 0 E: 0 K: 0 S: 2	H: 0 LOB: 0 BB: 1 P: 6	R: 0 E: 0 K: 0 S: 3	H: 1 LOB: 0 BB: 0 P: 3	R: 0 E: 0 K: 0 S: 4	H: 1 LOB: 1 BB: 0 P: 4	R: 0 E: 0 K: 0 S: 3	H: 0 LOB: 0 BB: 0 P: 3	R: 0 E: 0 K: 1 S: 5	H: 1 LOB: 0 BB: 0 P: 5	R: 0 E: 0 K: 0 S: 3	H: 0 LOB: 0 BB: 0 P: 3	1B: 3 2B: 1 3B: 0 HR: 0	SF: 0 SAC: 0 DP: 2 HBP: 0	WP: 1 PB: 0 CS: 2	PA: 32
PITCHER Jim Bibby, R ERA: 4.79 (1, 1)	IP: 9.0 WLS: W BF: 31 H: 4 R: 1 ER: 0 SO: 4 BB: 4 IBB: 0 HBP: 0 BLK: 0 WP: 1 HR: 0 S: 35 P: 51 ERA: 0.00 WHIP: 0.889															PITCHER						

Chicago White Sox @ Texas Rangers
Arlington Stadium, Arlington, TX
Tue Jul 03 1973, 8:05 PM EDT
Att: 7,641 - Unknown

AB 27
R 1
H 4
RBI 0
BB 4
SO 4
LOB 11



Batter	1	2	3	4	5	6	7	8	9	AB	R	H	RBI	BB	SO	LOB	BOTTOM			
Davey Nelson, R OBP: 0.310, SLG: 0.375 (1, 4)										4	0	1	0	0	0	1				
Larry Blittner, L OBP: 0.274, SLG: 0.263 (1, 9)										3	0	1	0	0	0	1				
Jeff Burroughs, R OBP: 0.335, SLG: 0.406 (8, PH)										1	0	0	0	0	0	0				
Jim Spencer, L OBP: 0.349, SLG: 0.396 (1, 3)										4	0	2	0	0	0	1				
Rico Carty, R OBP: 0.300, SLG: 0.299 (1, 7)										4	0	0	0	0	2	4				
Tom Grieve, R OBP: 0.154, SLG: 0.154 (9, 7)										0	0	0	0	0	0	0				
Alex Johnson, R OBP: 0.322, SLG: 0.375 (1, 10)										4	0	2	0	0	1	1				
Bill Sudakis, S OBP: 0.218, SLG: 0.320 (1, 5)										2	1	0	0	1	1	1				
Vic Harris, S OBP: 0.315, SLG: 0.384 (9, 5)										0	0	0	0	0	0	0				
Elliott Maddox, R OBP: 0.350, SLG: 0.276 (1, 8)										3	0	1	0	0	0	2				
Pete Mackanin, R OBP: 0.143, SLG: 0.143 (1, 6)										3	1	1	0	0	0	1				
Ken Suarez, R OBP: 0.352, SLG: 0.340 (1, 2)										3	0	1	2	0	0	0				
Inning Stats	R: 0 E: 0 K: 0 S: 4	H: 1 LOB: 1 BB: 0 P: 4	R: 0 E: 0 K: 1 S: 6	H: 2 LOB: 1 BB: 0 P: 6	R: 0 E: 0 K: 0 S: 3	H: 0 LOB: 0 BB: 0 P: 3	R: 0 E: 0 K: 0 S: 3	H: 0 LOB: 0 BB: 0 P: 3	R: 0 E: 0 K: 1 S: 7	H: 2 LOB: 2 BB: 0 P: 7	R: 2 E: 0 K: 0 S: 5	H: 3 LOB: 1 BB: 1 P: 9	R: 0 E: 0 K: 2 S: 8	H: 1 LOB: 1 BB: 0 P: 8	R: 0 E: 0 K: 2 S: 8	H: 1 LOB: 1 BB: 0 P: 8	1B: 9 2B: 1 3B: 0 HR: 0	SF: 0 SAC: 0 DP: 1 HBP: 0	WP: 1 PB: 0 SB: 1 CS: 1	PA: 32
PITCHER Stan Bahnsen, R ERA: 2.92 Terry Forster, L ERA: 1.9 (7, 1)	IP: 6.2 WLS: L BF: 26 H: 7 R: 2 ER: 2 SO: 2 BB: 1 IBB: 0 HBP: 0 BLK: 0 WP: 0 HR: 0 S: 29 P: 33 ERA: 2.70 WHIP: 1.200															PITCHER				

Chicago White Sox @ Texas Rangers
Arlington Stadium, Arlington, TX
Tue Jul 03 1973, 8:05 PM EDT
Att: 7,641 - Unknown

AB 31
R 2
H 9
RBI 2
BB 1
SO 4
LOB 12



Batter	1	2	3	4	5	6	7	8	9	AB	R	H	RBI	BB	SO	LOB	TOP			
Pat Kelly, L OBP: 0.374, SLG: 0.389 (1, 9)										4	1	2	0	0	0	1	Chicago White Sox @ Texas Rangers Arlington Stadium, Arlington, TX Wed Jul 04 1973, 8:05 PM EDT Unknown - 96 F			
Tony Muser, L OBP: 0.402, SLG: 0.413 (1, 3)										4	0	0	0	0	0	3				
Carlos May, L OBP: 0.305, SLG: 0.356 (1, 7) Bill Sharp, L OBP: 0.284, SLG: 0.319 (6, PR) (8, 7)										4	0	2	1	0	0	1				
Bill Melton, R OBP: 0.366, SLG: 0.496 (1, 5)										4	0	1	0	0	0	2				
Ken Henderson, S OBP: 0.343, SLG: 0.354 (1, 10)										4	0	0	0	0	0	2				
Ed Herrmann, L OBP: 0.280, SLG: 0.363 (1, 2)										4	0	1	0	0	0	0				
Luis Alvarado, R OBP: 0.301, SLG: 0.344 (1, 4)										4	0	0	0	0	0	2				
Buddy Bradford, R OBP: 0.421, SLG: 0.500 (1, 8)										3	1	1	1	0	2	2				
Eddie Leon, R OBP: 0.323, SLG: 0.325 (1, 6)										2	0	0	0	1	0	0				
Inning Stats	R: 0 E: 0 K: 0 S: 3	H: 0 LOB: 0 BB: 0 P: 3	R: 0 E: 0 K: 1 S: 7	H: 2 LOB: 2 BB: 0 P: 7	R: 0 E: 0 K: 0 S: 4	H: 1 LOB: 1 BB: 0 P: 4	R: 0 E: 0 K: 0 S: 3	H: 0 LOB: 0 BB: 0 P: 3	R: 1 E: 0 K: 0 S: 4	H: 1 LOB: 1 BB: 1 P: 8	R: 0 E: 0 K: 1 S: 5	H: 0 LOB: 0 BB: 0 P: 5	R: 0 E: 0 K: 1 S: 5	H: 2 LOB: 1 BB: 0 P: 5	R: 0 E: 0 K: 0 S: 3	H: 0 LOB: 0 BB: 0 P: 3	1B: 6 2B: 0 3B: 0 HR: 1	SF: 0 SAC: 0 DP: 1 HBP: 0	WP: 0 PB: 0 SB: 1 CS: 0	PA: 34
PITCHER Steve Dunning, R ERA: 5.09 (1, 1)	IP: 9.0 WLS: L BF: 34	H: 7 R: 2 ER: 2 SO: 2	BB: 1 IBB: 0 HBP: 0 BLK: 0	WP: 0 HR: 1 S: 37 P: 41	ERA: 2.00 WHIP: 0.889	PITCHER										IP: 9.0 WLS: L BF: 34	H: 7 R: 2 ER: 2 SO: 2	BB: 1 IBB: 0 HBP: 0 BLK: 0	WP: 0 HR: 1 S: 37 P: 41	ERA: 2.00 WHIP: 0.889

Batter	1	2	3	4	5	6	7	8	9	AB	R	H	RBI	BB	SO	LOB	BOTTOM			
Davey Nelson, R OBP: 0.313, SLG: 0.377 (1, 4)										4	0	2	0	0	1	2	Chicago White Sox @ Texas Rangers Arlington Stadium, Arlington, TX Wed Jul 04 1973, 8:05 PM EDT Unknown - 96 F			
Elliott Maddox, R OBP: 0.354, SLG: 0.271 (1, 8)										2	0	0	0	1	0	3				
Jim Spencer, L OBP: 0.348, SLG: 0.393 (1, 3)										4	0	1	0	0	0	2				
Alex Johnson, R OBP: 0.318, SLG: 0.370 (1, 10)										4	0	0	0	0	0	2				
Larry Bittner, L OBP: 0.273, SLG: 0.255 (1, 9)										3	0	0	0	1	0	1				
Bill Sudakis, S OBP: 0.220, SLG: 0.302 (1, 5)										3	0	0	0	1	2	1				
Pete Mackanin, R OBP: 0.200, SLG: 0.300 (1, 6)										3	0	1	0	0	1	2				
Tom Grieve, R OBP: 0.133, SLG: 0.133 (1, 7)										2	0	0	0	0	0	2				
Ken Suarez, R OBP: 0.351, SLG: 0.336 (1, 2)										2	0	0	0	0	0	2				
Inning Stats	R: 0 E: 0 K: 0 S: 3	H: 0 LOB: 1 BB: 0 P: 4	R: 0 E: 0 K: 0 S: 3	H: 0 LOB: 2 BB: 2 P: 11	R: 0 E: 0 K: 1 S: 5	H: 0 LOB: 0 BB: 0 P: 5	R: 0 E: 0 K: 1 S: 6	H: 0 LOB: 2 BB: 0 P: 7	R: 0 E: 0 K: 0 S: 3	H: 0 LOB: 0 BB: 0 P: 3	R: 0 E: 0 K: 2 S: 7	H: 0 LOB: 0 BB: 0 P: 7	R: 0 E: 0 K: 0 S: 3	H: 1 LOB: 0 BB: 0 P: 3	R: 0 E: 0 K: 0 S: 4	H: 1 LOB: 1 BB: 0 P: 4	1B: 3 2B: 2 3B: 0 HR: 0	SF: 0 SAC: 1 DP: 2 HBP: 2	WP: 0 PB: 0 SB: 0 CS: 1	PA: 33
PITCHER Jim Geddes, R ERA: 1.0 (1, 1) Cy Acosta, R ERA: 1.95 (5, 1)	IP: 4.1 WLS: W BF: 16	H: 2 R: 0 ER: 0 SO: 3	BB: 0 IBB: 0 HBP: 1 BLK: 0	WP: 0 HR: 0 S: 15 P: 28	ERA: 0.00 WHIP: 1.154	PITCHER										IP: 4.2 WLS: W BF: 16	H: 2 R: 0 ER: 0 SO: 3	BB: 0 IBB: 0 HBP: 1 BLK: 0	WP: 0 HR: 0 S: 21 P: 22	ERA: 0.00 WHIP: 0.429

AB 33
R 2
H 7
RBI 2
BB 1
SO 2
LOB 13



AB 27
R 0
H 4
RBI 0
BB 3
SO 4
LOB 17



Batter	1	2	3	4	5	6	7	8	9	AB	R	H	RBI	BB	SO	LOB	TOP										
Johnny Jeter, R OBP: 0.259, SLG: 0.333 (1, 9)										5	0	1	0	0	2	3	Chicago White Sox @ Texas Rangers Arlington Stadium, Arlington, TX Wed Jul 04 1973, 8:05 PM EDT Att: 13,362 - Unknown										
Mike Andrews, R OBP: 0.294, SLG: 0.256 (1, 3)										2	1	0	0	2	0	2											
Tony Muser, L OBP: 0.398, SLG: 0.409 (7, 3)										1	0	0	0	0	1	0											
Carlos May, L OBP: 0.292, SLG: 0.360 (1, 7)										3	2	1	0	1	0	1											
Jorge Orta, L OBP: 0.261, SLG: 0.278 (8, 4)										1	0	0	0	0	1	0											
Bill Melton, R OBP: 0.370, SLG: 0.496 (1, 5)										4	1	2	1	1	0	1											
Ken Henderson, S OBP: 0.344, SLG: 0.358 (1, 10)										4	1	1	1	0	1	1											
Buddy Bradford, R OBP: 0.435, SLG: 0.474 (1, 8)										3	0	1	1	1	0	2											
Luis Alvarado, R OBP: 0.292, SLG: 0.333 (8, PH)										3	1	0	0	0	0	3											
Pat Kelly, L OBP: 0.376, SLG: 0.391 (8, 9)										1	0	1	1	0	0	0											
Eddie Leon, R OBP: 0.326, SLG: 0.326 (1, 6)										2	0	1	1	0	1	0											
Chuck Brinkman, R OBP: 0.215, SLG: 0.220 (1, 2)										3	0	0	0	0	0	3											
Inning Stats	R: 0 E: 0 K: 1 S: 5	H: 0 LOB: 1 BB: 1 P: 9	R: 1 E: 1 K: 0 S: 4	H: 1 LOB: 1 BB: 0 P: 5	R: 2 E: 0 K: 0 S: 4	H: 1 LOB: 2 BB: 2 P: 13	R: 0 E: 0 K: 0 S: 4	H: 1 LOB: 1 BB: 0 P: 4	R: 0 E: 0 K: 1 S: 5	H: 0 LOB: 0 BB: 0 P: 5	R: 0 E: 0 K: 0 S: 3	H: 1 LOB: 0 BB: 0 P: 3	R: 0 E: 0 K: 1 S: 8	H: 3 LOB: 2 BB: 2 P: 16	R: 0 E: 0 K: 3 S: 10	H: 1 LOB: 1 BB: 0 P: 10	1B: 6 2B: 3 3B: 0 HR: 0	SF: 1 SAC: 1 DP: 1 HBP: 2	WP: 1 PB: 0 SB: 2 CS: 1	PA: 42							
PITCHER	IP	WLS	BF	H	R	ER	SO	BB	IBB	HBP	BLK	WP	HR	S	P	ERA	WHIP										
Jim Kremmel, L ERA: 7.71 (1, 1)	2.1	L	14	2	3	2	1	3	0	2	0	1	0	11	25	7.71	2.143										
Mike Paul, L ERA: 4.94 (3, 1)	4.2		15	2	0	0	1	0	0	0	0	0	0	17	17	0.00	0.429										
Pete Broberg, R ERA: 5.76 (8, 1)	0.0		4	2	3	3	0	2	0	0	0	0	0	2	10	∞	∞										
Bill Gogolewski, R ERA: 2.82 (8, 1)	2.0		8	2	0	0	4	0	0	0	0	0	0	16	16	0.00	1.000										

Batter	1	2	3	4	5	6	7	8	9	AB	R	H	RBI	BB	SO	LOB	BOTTOM										
Davey Nelson, R OBP: 0.309, SLG: 0.372 (1, 4)										4	0	0	0	0	2	0	Chicago White Sox @ Texas Rangers Arlington Stadium, Arlington, TX Wed Jul 04 1973, 8:05 PM EDT Att: 13,362 - Unknown										
Vic Harris, S OBP: 0.314, SLG: 0.382 (1, 5)										4	1	1	0	0	0	0											
Alex Johnson, R OBP: 0.314, SLG: 0.365 (1, 10)										4	0	0	0	0	0	1											
Rico Carty, R OBP: 0.303, SLG: 0.299 (1, 7)										3	1	1	0	1	0	0											
Jim Spencer, L OBP: 0.345, SLG: 0.390 (1, 3)										2	0	0	0	0	2	1											
Bill Sudakis, S OBP: 0.230, SLG: 0.296 (7, PH) (8, 3)										1	0	0	0	1	1	0											
Jeff Burroughs, R OBP: 0.337, SLG: 0.408 (1, 9)										4	0	2	1	0	1	1											
Dick Billings, R OBP: 0.258, SLG: 0.236 (1, 2)										4	0	0	1	0	0	4											
Elliott Maddox, R OBP: 0.351, SLG: 0.264 (1, 8)										3	0	0	0	1	0	2											
Jim Mason, L OBP: 0.283, SLG: 0.293 (1, 6)										2	0	0	0	0	0	0											
Pete Mackanin, R OBP: 0.182, SLG: 0.273 (7, PH) (8, 6)										1	0	0	0	0	0	3											
Inning Stats	R: 0 E: 0 K: 1 S: 5	H: 0 LOB: 0 BB: 0 P: 5	R: 0 E: 0 K: 2 S: 7	H: 0 LOB: 1 BB: 1 P: 11	R: 0 E: 0 K: 0 S: 3	H: 0 LOB: 0 BB: 0 P: 3	R: 0 E: 0 K: 0 S: 3	H: 0 LOB: 0 BB: 0 P: 3	R: 0 E: 0 K: 1 S: 5	H: 1 LOB: 2 BB: 0 P: 7	R: 0 E: 1 K: 1 S: 7	H: 1 LOB: 2 BB: 0 P: 7	1B: 4 2B: 0 3B: 0 HR: 0	SF: 0 SAC: 0 DP: 0 HBP: 0	WP: 0 PB: 0 SB: 0 CS: 0	PA: 35											
PITCHER	IP	WLS	BF	H	R	ER	SO	BB	IBB	HBP	BLK	WP	HR	S	P	ERA	WHIP										
Bart Johnson, R ERA: 3.34 (1, 1)	6.1		22	2	2	2	4	1	0	0	0	0	0	29	33	2.84	0.474										
Terry Forster, L ERA: 1.83 (7, 1)	2.2	S	13	2	0	0	2	1	1	0	0	0	0	15	23	0.00	1.125										

AB	32
R	6
H	8
RBI	5
BB	5
SO	6
LOB	16



Batter	1	2	3	4	5	6	7	8	9	AB	R	H	RBI	BB	SO	LOB	TOP			
Pat Kelly, L OBP: 0.369, SLG: 0.384 (1, 9)	0-0 4-3		0-0 4-3		0-0 P6	0-3 K		0-3 K		5	0	0	0	0	2	3				
Tony Muser, L OBP: 0.396, SLG: 0.408 (1, 3)	0-3 K		0-0 2B 1B		0-0 BB E 1B		0-3 K	0-0 G4-3		5	1	2	0	0	2	2				
Carlos May, L OBP: 0.313, SLG: 0.366 (1, 7)	4-0 BB		0-0 1-H 2B		0-0 E4 BB		0-0 BB 1B		0-0 F9	4	1	2	1	1	0	1				
Bill Melton, R OBP: 0.367, SLG: 0.489 (1, 5)	0-0 G3		0-0 F7		0-0 P5		4-0 1B BB		0-0 5-3	4	0	0	0	1	0	4				
Ken Henderson, S OBP: 0.346, SLG: 0.355 (1, 10)		0-0 5-3		0-0 F9		4-0 1-2 2-3 BB		0-0 1-2 2-H 1B		4	0	1	1	1	0	0				
Ed Herrmann, L OBP: 0.283, SLG: 0.367 (1, 2)		0-0 2B		0-0 BB BB		0-0 3-1		0-3 K		3	0	1	0	1	1	5				
Buddy Bradford, R OBP: 0.407, SLG: 0.435 (1, 8)		0-0 F3		0-0 F8		0-0 1B		0-0 5-3		4	0	1	0	0	0	4				
Jorge Orta, L OBP: 0.266, SLG: 0.279 (1, 4)		0-0 3-1		4-0 1-2 BB		0-0 F8		0-0 BB 1B		3	0	1	0	1	0	2				
Eddie Leon, R OBP: 0.325, SLG: 0.322 (1, 6)			0-3 K		0-0 F3		0-0 F8		4-0 1-2 BB G4-3	3	0	0	0	1	1	3				
Inning Stats	R: 0 E: 0 K: 1 S: 5	H: 0 LOB: 1 BB: 1 P: 9	R: 0 E: 0 K: 0 S: 4	H: 1 LOB: 1 BB: 0 P: 4	R: 1 E: 0 K: 1 S: 7	H: 2 LOB: 1 BB: 0 P: 7	R: 0 E: 0 K: 0 S: 3	H: 0 LOB: 2 BB: 2 P: 11	R: 0 E: 1 K: 0 S: 5	H: 1 LOB: 3 BB: 1 P: 9	R: 1 E: 0 K: 2 S: 9	H: 2 LOB: 2 BB: 1 P: 13	R: 0 E: 0 K: 1 S: 5	H: 1 LOB: 1 BB: 1 P: 9	R: 0 E: 0 K: 0 S: 3	H: 0 LOB: 0 BB: 0 P: 3	1B: 6 2B: 2 3B: 0 HR: 0	SF: 0 SAC: 0 DP: 1 HBP: 0	WP: 0 PB: 0 SB: 0 CS: 0	PA: 41
PITCHER	IP WLS BF H R ER SO BB IBB HBP BLK WP HR S P ERA WHIP															PITCHER	IP WLS BF H R ER SO BB IBB HBP BLK WP HR S P ERA WHIP			
Sonny Siebert, R ERA: 2.27 (1, 1)	7.0 W 34 7 2 2 5 5 0 0 0 0 0 0 39 59 2.57 1.714																			
Jim Bibby, R ERA: 4.59 (8, 1)	2.0 S 7 1 0 0 1 1 0 0 0 0 0 0 8 12 0.00 1.000																			

Chicago White Sox @ Texas Rangers
Arlington Stadium, Arlington, TX
Thu Jul 05 1973, 8:05 PM EDT
Att: 4,165 - Unknown

AB 35
R 2
H 8
RBI 2
BB 6
SO 6
LOB 24



Batter	1	2	3	4	5	6	7	8	9	AB	R	H	RBI	BB	SO	LOB	BOTTOM			
Davey Nelson, R OBP: 0.321, SLG: 0.379 (1, 4)	0-0 BB 1B		4-0 4-3 BB	0-0 E3 1B SF9 1B		0-0 FC2-6 1B		4-0 BB		3	2	3	1	2	0	0				
Vic Harris, S OBP: 0.316, SLG: 0.378 (1, 8)	4-0 1B 1-2 G4-6-3 BB		0-0 4-3 1-2 BB	4-0 SF9 1B BB		0-0 FC2-6 4-3 S 1-2		0-0 F9		3	1	0	0	2	0	3				
Alex Johnson, R OBP: 0.316, SLG: 0.367 (1, 10)	0-0 G4-6-3 1-3 2-H 1B		0-0 F9	0-0 1-2 2-3 3-H 1B		0-0 4-3		0-0 1-3 1B		4	0	2	2	0	0	2				
Rico Carty, R OBP: 0.299, SLG: 0.296 (1, 7)	0-0 G4-6-3		0-0 F7	0-0 SF9		0-0 5-3				3	0	0	1	0	0	3				
Elliott Maddox, R OBP: 0.351, SLG: 0.264 (7, 7)	0-0 1-2 3-H			0-0 K						0	0	0	0	0	0	0				
Jim Spencer, L OBP: 0.343, SLG: 0.387 (1, 3)	0-0 1B			0-0 K				0-0 F7		4	0	1	0	0	1	2				
Larry Bittner, L OBP: 0.272, SLG: 0.248 (1, 9)	0-0 F7			4-0 BB 1B BB		0-0 G3		0-0 F8		3	1	0	0	1	0	1				
Bill Sudakis, S OBP: 0.246, SLG: 0.328 (1, 5)		0-0 F8		0-0 BB 1B 1B		0-0 2B		0-3 K		4	1	2	0	0	1	0				
Pete Mackanin, R OBP: 0.200, SLG: 0.214 (1, 6)		0-3 K		4-0 1B 1-2 2-3 BB		0-0 F9		0-0 6-3		3	1	0	0	1	1	1				
Ken Suarez, R OBP: 0.349, SLG: 0.333 (1, 2)		0-0 6-3		0-0 E 1B 1B		0-0 6-3		0-0 F3		4	1	1	2	0	0	1				
Inning Stats	R: 2 E: 0 K: 0 S: 5	H: 3 LOB: 1 BB: 1 P: 9	R: 0 E: 0 K: 1 S: 5	H: 0 LOB: 0 BB: 0 P: 5	R: 0 E: 0 K: 0 S: 3	H: 0 LOB: 1 BB: 1 P: 7	R: 0 E: 1 K: 1 S: 9	H: 4 LOB: 2 BB: 3 P: 21	R: 0 E: 0 K: 0 S: 4	H: 1 LOB: 1 BB: 0 P: 4	R: 0 E: 0 K: 1 S: 5	H: 0 LOB: 0 BB: 0 P: 5	R: 0 E: 0 K: 0 S: 3	H: 0 LOB: 1 BB: 1 P: 7	R: 0 E: 0 K: 0 S: 3	H: 0 LOB: 0 BB: 0 P: 7	1B: 8 2B: 1 3B: 0 HR: 0	SF: 1 SAC: 0 DP: 1 HBP: 0	WP: 0 PB: 0 SB: 1 CS: 0	PA: 38
PITCHER	IP WLS BF H R ER SO BB IBB HBP BLK WP HR S P ERA WHIP															PITCHER	IP WLS BF H R ER SO BB IBB HBP BLK WP HR S P ERA WHIP			
Steve Stone, R ERA: 4.59 (1, 1)	3.1 L 18 5 6 6 2 4 0 0 0 0 0 0 18 34 16.20 2.700																			
Eddie Fisher, R ERA: 5.42 (4, 1)	2.2 13 4 1 1 0 1 0 0 0 0 0 0 12 16 3.38 1.875																			
Steve Kealey, R ERA: 12.54 (7, 1)	2.0 7 0 0 0 0 1 1 0 0 0 0 0 8 12 0.00 0.500																			

Chicago White Sox @ Texas Rangers
Arlington Stadium, Arlington, TX
Thu Jul 05 1973, 8:05 PM EDT
Att: 4,165 - Unknown

AB 31
R 7
H 9
RBI 6
BB 6
SO 3
LOB 13




Batter	1	2	3	4	5	6	7	8	9	AB	R	H	RBI	BB	SO	LOB	TOP			
Davey Nelson, R OBP: 0.320, SLG: 0.377 (1, 4)										4	0	1	0	0	2	0	Texas Rangers @ Milwaukee Brewers Milwaukee County Stadium, Milwaukee, WI Fri Jul 06 1973, 8:05 PM EDT Att: 12,609 - Unknown			
Vic Harris, S OBP: 0.322, SLG: 0.379 (1, 8)										2	1	1	0	2	0	0				
Alex Johnson, R OBP: 0.315, SLG: 0.365 (1, 10)										4	1	1	0	0	0	3				
Rico Carty, R OBP: 0.298, SLG: 0.295 Tom Grievie, R OBP: 0.133, SLG: 0.133 (8, 7)										4	0	1	1	0	0	1				
Jim Spencer, L OBP: 0.342, SLG: 0.382 (1, 3)										0	0	0	0	0	0	0				
Jeff Burroughs, R OBP: 0.343, SLG: 0.421 (1, 9)										3	0	0	0	1	0	2				
Bill Sudakis, S OBP: 0.246, SLG: 0.371 Jim Mason, L OBP: 0.283, SLG: 0.293 (9, 5)										2	2	1	2	2	0	0				
Dick Billings, R OBP: 0.250, SLG: 0.229 (1, 2)										4	1	1	1	0	1	3				
Pete Mackanin, R OBP: 0.158, SLG: 0.167 (1, 6)										0	0	0	0	0	0	0				
Inning Stats	R: 0 E: 0 K: 1 S: 5	H: 1 LOB: 0 BB: 0 P: 5	R: 0 E: 0 K: 0 S: 3	H: 1 LOB: 0 BB: 0 P: 3	R: 1 E: 0 K: 1 S: 6	H: 1 LOB: 0 BB: 0 P: 6	R: 3 E: 0 K: 1 S: 7	H: 2 LOB: 0 BB: 1 P: 11	R: 0 E: 0 K: 0 S: 4	H: 1 LOB: 2 BB: 1 P: 8	R: 0 E: 0 K: 0 S: 3	H: 0 LOB: 0 BB: 0 P: 7	R: 0 E: 0 K: 0 S: 3	H: 0 LOB: 0 BB: 0 P: 3	R: 1 E: 0 K: 1 S: 5	H: 0 LOB: 0 BB: 1 P: 9		1B: 4 2B: 0 3B: 0 HR: 2	SF: 1 SAC: 0 DP: 1 HBP: 0	WP: 1 PB: 0 SB: 1 CS: 1
PITCHER Jim Colborn, R ERA: 2.93 (1, 1)	IP: 9.0 WLS: L BF: 36 H: 6 R: 5 ER: 5 SO: 6 BB: 5 IBB: 0 HBP: 0 BLK: 0 WP: 1 HR: 2 S: 43 P: 63 ERA: 5.00 WHIP: 1.222															PITCHER IP: 9.0 WLS: L BF: 36 H: 6 R: 5 ER: 5 SO: 6 BB: 5 IBB: 0 HBP: 0 BLK: 0 WP: 1 HR: 2 S: 43 P: 63 ERA: 5.00 WHIP: 1.222				

Batter	1	2	3	4	5	6	7	8	9	AB	R	H	RBI	BB	SO	LOB	BOTTOM			
Don Money, R OBP: 0.299, SLG: 0.337 (1, 5)										4	1	2	0	0	0	0	Texas Rangers @ Milwaukee Brewers Milwaukee County Stadium, Milwaukee, WI Fri Jul 06 1973, 8:05 PM EDT Att: 12,609 - Unknown			
Dave May, L OBP: 0.343, SLG: 0.476 (1, 8)										4	0	1	0	0	0	2				
George Scott, R OBP: 0.344, SLG: 0.430 (1, 3)										4	1	2	2	0	0	1				
Ollie Brown, R OBP: 0.335, SLG: 0.424 (1, 10)										4	0	1	0	0	0	4				
Eliee Rodriguez, R OBP: 0.379, SLG: 0.301 (1, 2)										4	0	0	0	0	0	3				
John Briggs, L OBP: 0.349, SLG: 0.423 (1, 7)										4	0	1	0	0	0	1				
Bob Coluccio, R OBP: 0.287, SLG: 0.379 (1, 9)										4	0	1	0	0	0	0				
Tim Johnson, L OBP: 0.288, SLG: 0.289 Bobby Mitchell, R OBP: 0.187, SLG: 0.167 (9, PH)										3	0	0	0	0	0	2				
Pedro Garcia, R OBP: 0.311, SLG: 0.423 (1, 4)										1	0	0	0	0	1	0				
Inning Stats	R: 2 E: 0 K: 0 S: 5	H: 2 LOB: 0 BB: 0 P: 5	R: 0 E: 0 K: 0 S: 3	H: 0 LOB: 0 BB: 0 P: 3	R: 0 E: 1 K: 0 S: 5	H: 1 LOB: 2 BB: 0 P: 5	R: 0 E: 0 K: 0 S: 5	H: 2 LOB: 2 BB: 0 P: 5	R: 0 E: 0 K: 0 S: 3	H: 0 LOB: 0 BB: 0 P: 3	R: 0 E: 0 K: 1 S: 5	H: 0 LOB: 0 BB: 0 P: 5	R: 0 E: 0 K: 0 S: 4	H: 1 LOB: 1 BB: 0 P: 4	R: 0 E: 0 K: 1 S: 5	H: 0 LOB: 0 BB: 0 P: 5		1B: 6 2B: 1 3B: 0 HR: 1	SF: 0 SAC: 0 DP: 0 HBP: 0	WP: 0 PB: 0 SB: 0 CS: 0
PITCHER Jim Merritt, L ERA: 3.81 (1, 1)	IP: 9.0 WLS: W BF: 36 H: 8 R: 2 ER: 2 SO: 2 BB: 0 IBB: 0 HBP: 0 BLK: 0 WP: 0 HR: 1 S: 40 P: 40 ERA: 2.00 WHIP: 0.889															PITCHER IP: 9.0 WLS: W BF: 36 H: 8 R: 2 ER: 2 SO: 2 BB: 0 IBB: 0 HBP: 0 BLK: 0 WP: 0 HR: 1 S: 40 P: 40 ERA: 2.00 WHIP: 0.889				


Batter	1	2	3	4	5	6	7	8	9	AB	R	H	RBI	BB	SO	LOB	TOP		
Davey Nelson, R OBP: 0.321, SLG: 0.375 (1, 4)										4	0	1	0	1	0	2	Texas Rangers @ Milwaukee Brewers Milwaukee County Stadium, Milwaukee, WI Sat Jul 07 1973, 4:33 AM EDT Att: 15,122 - Unknown - 90 F		
Vic Harris, S OBP: 0.316, SLG: 0.372 (1, 8)										5	0	0	0	0	1	6			
Alex Johnson, R OBP: 0.314, SLG: 0.366 (1, 10)										5	0	1	0	0	0	4			
Rico Carty, R OBP: 0.295, SLG: 0.292 (7, PH)										3	0	0	0	0	1	4			
Tom Grieve, R OBP: 0.125, SLG: 0.125 (7, 7)										1	0	0	0	0	1	0			
Jim Spencer, L OBP: 0.340, SLG: 0.379 (1, 3)										4	1	1	0	0	0	1			
Jeff Burroughs, R OBP: 0.342, SLG: 0.418 (1, 9)										4	0	1	0	0	0	2			
Bill Sudakis, S OBP: 0.233, SLG: 0.348 (1, 5)										4	0	0	0	0	2	2			
Pete Mackanin, R OBP: 0.174, SLG: 0.143 (1, 6)										3	1	0	0	1	1	2			
Ken Suarez, R OBP: 0.358, SLG: 0.346 (1, 2)										3	0	2	2	1	0	0			
Inning Stats	R: 0 E: 0 K: 1 S: 6	H: 1 LOB: 1 BB: 0 P: 6	R: 0 E: 0 K: 1 S: 5	H: 0 LOB: 0 BB: 0 P: 5	R: 1 E: 1 K: 1 S: 7	H: 1 LOB: 2 BB: 1 P: 11	R: 1 E: 1 K: 1 S: 8	H: 2 LOB: 3 BB: 1 P: 12	R: 0 E: 0 K: 0 S: 4	H: 1 LOB: 1 BB: 0 P: 4	R: 0 E: 0 K: 1 S: 5	H: 0 LOB: 0 BB: 0 P: 5	R: 0 E: 0 K: 1 S: 6	H: 1 LOB: 1 BB: 0 P: 6	R: 0 E: 1 K: 0 S: 4	H: 0 LOB: 1 BB: 0 P: 4	1B: 4 2B: 2 3B: 0 HR: 0	SF: 0 SAC: 0 DP: 0 HBP: 0	WP: 0 PA: 39 PB: 0 SB: 1 CS: 0
PITCHER Eduardo Rodriguez, R ERA: 1.82 (1, 1)	IP: 9.0 WLS: W BF: 39 H: 6 R: 2 ER: 1 SO: 6 BB: 3 IBB: 0 HBP: 0 BLK: 0 WP: 0 HR: 0 S: 48 P: 60 ERA: 1.00 WHIP: 1.000								PITCHER										

Batter	1	2	3	4	5	6	7	8	9	AB	R	H	RBI	BB	SO	LOB	BOTTOM		
Bob Coluccio, R OBP: 0.273, SLG: 0.395 (1, 9)										5	2	4	1	1	1	4	Texas Rangers @ Milwaukee Brewers Milwaukee County Stadium, Milwaukee, WI Sat Jul 07 1973, 4:33 AM EDT Att: 15,122 - Unknown - 90 F		
Dave May, L OBP: 0.346, SLG: 0.480 (1, 8)										6	2	3	1	0	0	1			
Bob Heise, R OBP: 0.273, SLG: 0.281 (8, 5)										0	0	0	0	0	0	0			
George Scott, R OBP: 0.351, SLG: 0.440 (1, 3)										5	3	4	1	0	0	1			
John Vukovich, R OBP: 0.176, SLG: 0.161 (8, 3)										1	0	0	0	0	0	0			
Ollie Brown, R OBP: 0.345, SLG: 0.425 (1, 10)										4	3	2	0	2	1	1			
Don Money, R OBP: 0.307, SLG: 0.355 (1, 5)										4	2	3	5	1	0	1			
Bobby Mitchell, R OBP: 0.286, SLG: 0.286 (8, 7)										1	0	1	0	0	0	0			
John Briggs, L OBP: 0.350, SLG: 0.428 (1, 7)										4	2	1	1	1	1	6			
Joe Lahoud, L OBP: 0.265, SLG: 0.275 (8, 9)										1	0	0	0	0	0	1			
Elie Rodriguez, R OBP: 0.379, SLG: 0.296 (1, 2)										3	1	0	0	1	1	3			
Tim Johnson, L OBP: 0.286, SLG: 0.288 (1, 6)										5	0	1	2	0	2	3			
Pedro Garcia, R OBP: 0.316, SLG: 0.426 (1, 4)										3	2	1	0	1	1	0			
Inning Stats	R: 1 E: 0 K: 0 S: 5	H: 3 LOB: 2 BB: 1 P: 9	R: 0 E: 0 K: 1 S: 5	H: 0 LOB: 0 BB: 0 P: 5	R: 2 E: 0 K: 1 S: 8	H: 3 LOB: 2 BB: 1 P: 12	R: 0 E: 0 K: 1 S: 5	H: 0 LOB: 1 BB: 1 P: 9	R: 2 E: 1 K: 1 S: 7	H: 2 LOB: 1 BB: 0 P: 8	R: 5 E: 0 K: 1 S: 10	H: 5 LOB: 3 BB: 2 P: 19	R: 7 E: 1 K: 1 S: 10	H: 4 LOB: 0 BB: 2 P: 18	R: 0 E: 0 K: 1 S: 6	H: 1 LOB: 1 BB: 0 P: 6	1B: 11 2B: 4 3B: 1 HR: 2	SF: 0 SAC: 0 DP: 1 HBP: 2	WP: 0 PA: 51 PB: 0 SB: 0 CS: 0
PITCHER David Clyde, L ERA: 4.02 (1, 1)	IP: 4.2 WLS: L BF: 25 H: 8 R: 5 ER: 4 SO: 3 BB: 3 IBB: 0 HBP: 0 BLK: 0 WP: 0 HR: 0 S: 27 P: 40 ERA: 7.71 WHIP: 2.357								PITCHER										
Mike Paul, L ERA: 5.57 (5, 1)	IP: 1.0 WLS: L BF: 10 H: 5 R: 5 ER: 5 SO: 2 BB: 1 IBB: 0 HBP: 0 BLK: 0 WP: 0 HR: 12 S: 20 ERA: 45.00 WHIP: 6.000																		
Lloyd Allen, R ERA: 12.54 (6, 1)	IP: 2.1 WLS: L BF: 16 H: 5 R: 7 ER: 3 SO: 2 BB: 2 IBB: 0 HBP: 0 BLK: 0 WP: 0 HR: 17 S: 26 ERA: 11.57 WHIP: 3.000																		

AB 36
R 2
H 6
RBI 2
BB 3
SO 6
LOB 23



AB 42
R 17
H 18
RBI 14
BB 7
SO 7
LOB 21



Batter	1	2	3	4	5	6	7	8	9	AB	R	H	RBI	BB	SO	LOB	TOP								
Davey Nelson, R OBP: 0.323, SLG: 0.380 Pete Mackanin, R OBP: 0.167, SLG: 0.136	0-0 1B 2B		0-0 F7		0-0 G3 1B		0-0 4-3		0-0 4-3	4	0	2	0	0	0	1									
Vic Harris, S OBP: 0.314, SLG: 0.369	0-0 P1		0-3 K		0-0 G3			0-0 2B 1B	0-0 F8	5	1	1	0	0	1	2									
Alex Johnson, R OBP: 0.316, SLG: 0.370	0-0 E2 2H 1B			0-0 6-3	0-0 1-3			0-0 FC1-6 1H 2B		4	0	2	1	0	0	1									
Rico Carty, R OBP: 0.295, SLG: 0.288 Elliott Maddox, R OBP: 0.351, SLG: 0.264	0-3 K			0-0 F9		4-0 G4-6-3 BB		0-0 FC1-6 BB 1B		3	0	0	0	1	1	2									
Jim Spencer, L OBP: 0.343, SLG: 0.379		0-0 4-3		0-0 1B 2B 1B		0-0 G4-6-3 BB		4-0 FC6-4 1B BB		3	1	1	0	1	0	1									
Larry Bittner, L OBP: 0.282, SLG: 0.257		0-0 F7		0-0 1B 2B 1B		0-0 F9		0-0 FC6-4 1B		4	1	2	1	0	0	0									
Bill Sudakis, S OBP: 0.362 Steve Dunning, R OBP: 0.125		4-0 BB		0-0 1B 2B		0-0 G3		0-0 FC6-4 1B		3	0	1	2	1	0	2									
Ken Suarez, R OBP: 0.350, SLG: 0.338		0-0 F8		0-0 6-3		0-0 F7		0-3 K		4	0	0	0	0	1	4									
Jim Mason, L OBP: 0.282, SLG: 0.292			0-0 F9		0-0 F8		0-0 1B		0-0 F8	4	0	1	0	0	0	0									
Inning Stats	R: 0 E: 1 K: 1 S: 6	H: 2 LOB: 1 BB: 0 P: 6	R: 0 E: 0 K: 0 S: 3	H: 0 LOB: 1 BB: 1 P: 7	R: 0 E: 0 K: 1 S: 5	H: 0 LOB: 0 BB: 0 P: 5	R: 2 E: 0 K: 0 S: 6	H: 3 LOB: 1 BB: 0 P: 6	R: 0 E: 0 K: 0 S: 4	H: 1 LOB: 1 BB: 1 P: 4	R: 0 E: 0 K: 0 S: 2	H: 0 LOB: 0 BB: 1 P: 6	R: 0 E: 0 K: 1 S: 4	H: 1 LOB: 2 BB: 0 P: 4	R: 2 E: 0 K: 1 S: 8	H: 3 LOB: 2 BB: 1 P: 12	R: 0 E: 0 K: 0 S: 3	H: 0 LOB: 0 BB: 0 P: 3	1B: 7 2B: 3 3B: 0 HR: 0	SF: 0 SAC: 0 DP: 1 HBP: 0	WP: 0 PB: 0 SB: 0 CS: 0	PA: 38			
PITCHER	IP	WLS	BF	H	R	ER	SO	BB	IBB	HBP	BLK	WP	HR	S	P	ERA	WHIP								
Jim Slaton, R ERA: 3.32 Frank Linzy, R ERA: 3.7	(1, 1) (8, 1)	7.1 1.2	W S	31 7	9 1	4 0	4 0	2 1	2 1	0 0	0 0	0 0	0 0	33 8	41 12	4.91 0.00	1.500 1.200								

Texas Rangers @ Milwaukee Brewers
Milwaukee County Stadium, Milwaukee, WI

AB 35
R 4
H 10
RBI 4
BB 3
SO 3
LOB 13



WP: 0 PA: 38
PB: 0
SB: 0
CS: 0

Texas Rangers @ Milwaukee Brewers
Milwaukee County Stadium, Milwaukee, WI

AB 30
R 6
H 6
RBI 6
BB 5
SO 7
LOB 9



WP: 0 PA: 36
PB: 0
SB: 2
CS: 0

Batter	1	2	3	4	5	6	7	8	9	AB	R	H	RBI	BB	SO	LOB	BOTTOM								
Joe Lahoud, L OBP: 0.273, SLG: 0.286	4-0 BB HR BB	0-0 1H 2B			0-0 4-3		0-0 P4			3	1	1	1	1	0	0									
Don Money, R OBP: 0.312, SLG: 0.359	4-0 1-2 HR BB	0-0 5-3			4-0 HR BB		0-0 2B			2	2	1	0	2	0	1									
Dave May, L OBP: 0.345, SLG: 0.486	0-3 K		0-0 L5		0-0 1H HR		0-0 4-3			4	1	1	2	0	1	3									
John Briggs, L OBP: 0.352, SLG: 0.440	0-0 1H 2H HR		0-0 4-3		0-0 S 1B		0-0 F8			4	1	2	3	0	0	0									
George Scott, R OBP: 0.347, SLG: 0.434	0-3 K		0-0 F9		0-0 5-3		0-0 6-3			4	0	0	0	0	1	1									
Darrell Porter, L OBP: 0.356, SLG: 0.472	0-3 K		0-0 F7		0-0 F9		0-0 BB HBP 1B			4	0	1	0	0	1	0									
Ollie Brown, R OBP: 0.343, SLG: 0.418		0-3 K		0-0 P4		0-0 F8		1-0 BB HBP 1B		3	0	0	0	0	1	0									
Tim Johnson, L OBP: 0.290, SLG: 0.285		4-0 FC6-4 BB		0-0 F7		0-0 K		4-0 1-2 2-3 BB		2	0	0	0	2	1	0									
Pedro Garcia, R OBP: 0.312, SLG: 0.420		0-0 FC6-4 S 2B		0-0 K		0-0 K		0-3 F8	0-3 K	4	1	0	0	0	2	4									
Inning Stats	R: 3 E: 0 K: 3 S: 10	H: 1 LOB: 0 BB: 2 P: 18	R: 1 E: 0 K: 1 S: 6	H: 1 LOB: 1 BB: 1 P: 10	R: 0 E: 0 K: 0 S: 3	H: 0 LOB: 0 BB: 0 P: 3	R: 0 E: 0 K: 0 S: 3	H: 0 LOB: 0 BB: 0 P: 3	R: 2 E: 0 K: 1 S: 7	H: 2 LOB: 1 BB: 1 P: 11	R: 0 E: 0 K: 1 S: 5	H: 0 LOB: 0 BB: 0 P: 5	R: 0 E: 0 K: 0 S: 4	H: 1 LOB: 1 BB: 0 P: 4	R: 0 E: 0 K: 1 S: 6	H: 1 LOB: 3 BB: 1 P: 11	R: 0 E: 0 K: 1 S: 6	H: 1 LOB: 3 BB: 1 P: 11	1B: 2 2B: 2 3B: 0 HR: 2	SF: 0 SAC: 0 DP: 0 HBP: 1	WP: 0 PB: 0 SB: 2 CS: 0	PA: 36			
PITCHER	IP	WLS	BF	H	R	ER	SO	BB	IBB	HBP	BLK	WP	HR	S	P	ERA	WHIP								
Jim Bibby, R ERA: 4.92 Mike Paul, L ERA: 5.54	(1, 1) (8, 1)	7.2 0.1	L	34 2	6 0	6 0	6 0	6 1	4 1	0 0	0 0	0 0	0 0	41 3	58 7	7.04 0.00	1.304 3.000								

Sun Jul 08 1973, 4:33 AM EDT
Unknown

Sun Jul 08 1973, 4:33 AM EDT
Unknown

livebaseballscores.com

livebaseballscores.com

Batter	1	2	3	4	5	6	7	8	9	AB	R	H	RBI	BB	SO	LOB	TOP										
Davey Nelson, R OBP: 0.325, SLG: 0.384 (1, 4)	1-3	FC6-4		1B			F8		1B	5	0	2	1	0	0	3	Texas Rangers @ Milwaukee Brewers Milwaukee County Stadium, Milwaukee, WI Sun Jul 08 1973, 4:38 AM EDT Att: 31,907 - Unknown										
Vic Harris, S OBP: 0.316, SLG: 0.367 (1, 5)	K		G4-6-3	BB			F8		F7	4	0	1	1	1	1	1											
Alex Johnson, R OBP: 0.312, SLG: 0.366 (1, 10)	6-3		G4-6-3	F9			4-3			4	0	0	0	0	0	3											
Rico Carty, R OBP: 0.304, SLG: 0.296 (1, 7)		1B							1B	3	1	3	0	1	0	0											
Jeff Burroughs, R OBP: 0.340, SLG: 0.415 (1, 9)		1B		BB			F8		F3	4	0	1	0	0	0	3											
Dick Billings, R OBP: 0.242, SLG: 0.221 (1, 2)	FC1-4			4-3			G6-4-3		F8	4	0	0	0	0	0	4											
Jim Spencer, L OBP: 0.345, SLG: 0.378 (1, 3)		1B		BB			F9		F9	3	1	1	1	1	0	1											
Tom Grieve, R OBP: 0.211, SLG: 0.167 (9, PH)		1B		BB			F9		4-3	2	1	1	0	1	0	0											
Jim Mason, L OBP: 0.291, SLG: 0.290 (9, PH)		1B		BB			F9		4-3	1	0	0	0	0	0	0											
Pete Mackanin, R OBP: 0.148, SLG: 0.120 (9, PH)		F9		BB			F8		F7	3	0	0	0	0	1	5											
Larry Bittner, L OBP: 0.277, SLG: 0.255 (9, PH)				F8			K			1	0	0	0	0	0	0											
Inning Stats	R: 0 E: 0 K: 1 S: 5	H: 0 LOB: 0 BB: 0 P: 5	R: 1 E: 0 K: 0 S: 7	H: 4 LOB: 3 BB: 0 P: 7	R: 0 E: 0 K: 0 S: 2	H: 0 LOB: 1 BB: 2 P: 10	R: 2 E: 0 K: 0 S: 5	H: 2 LOB: 2 BB: 2 P: 13	R: 0 E: 0 K: 0 S: 3	H: 1 LOB: 0 BB: 0 P: 3	R: 0 E: 0 K: 0 S: 3	H: 0 LOB: 0 BB: 0 P: 3	R: 0 E: 0 K: 0 S: 4	H: 1 LOB: 1 BB: 0 P: 4	R: 0 E: 0 K: 0 S: 4	H: 1 LOB: 1 BB: 0 P: 4	1B: 8 2B: 1 3B: 0 HR: 0	SF: 0 SAC: 0 DP: 2 HBP: 0	WP: 0 PB: 0 SB: 0 CS: 0	PA: 38							
PITCHER	IP	WLS	BF	H	R	ER	SO	BB	IBB	HBP	BLK	WP	HR	S	P	ERA	WHIP										
Chris Short, L ERA: 3.78	(1, 1)	3.2	20	6	3	3	1	4	0	0	0	0	0	18	34	7.36	2.727										
Skip Lockwood, R ERA: 3.17	(4, 1)	5.1	W	18	3	0	0	1	0	0	0	0	0	20	20	0.00	0.562										

AB 34
R 3
H 9
RBI 3
BB 4
SO 2
LOB 20



Batter	1	2	3	4	5	6	7	8	9	AB	R	H	RBI	BB	SO	LOB	BOTTOM										
Bob Coluccio, R OBP: 0.276, SLG: 0.392 (1, 9)	1B	6-3		P4					F7	4	1	1	0	1	0	0	Texas Rangers @ Milwaukee Brewers Milwaukee County Stadium, Milwaukee, WI Sun Jul 08 1973, 4:38 AM EDT Att: 31,907 - Unknown										
Dave May, L OBP: 0.346, SLG: 0.494 (1, 8)	WP	1-3					HR		4-3	5	2	2	1	0	0	1											
George Scott, R OBP: 0.352, SLG: 0.448 (8, 3)	2B			BB			HR		E5	4	3	3	2	0	0	1											
John Vukovich, R OBP: 0.176, SLG: 0.161 (1, 10)	1B			FC1-6					BB	0	0	0	0	0	0	0											
Ollie Brown, R OBP: 0.356, SLG: 0.422 (1, 10)	2B	6-3		FC1-6			1-3		BB	1	1	1	0	3	0	0											
Don Money, R OBP: 0.311, SLG: 0.357 (1, 5)	SF9			FC1-6			K		F9	2	0	0	1	1	1	4											
John Briggs, L OBP: 0.357, SLG: 0.446 (1, 7)				FC1-6			1-3		G1-4-3	3	0	2	2	1	0	2											
Ellie Rodriguez, R OBP: 0.372, SLG: 0.289 (1, 2)	6-3			F8			1-3		G1-4-3	4	0	0	1	0	0	6											
Tim Johnson, L OBP: 0.285, SLG: 0.280 (1, 6)	1-3			F7			4-3		1-3	4	0	0	0	0	0	3											
Pedro Garcia, R OBP: 0.308, SLG: 0.414 (1, 4)		6-3		F2			6-3		F8	4	0	0	0	0	0	0											
Inning Stats	R: 4 E: 0 K: 0 S: 7	H: 4 LOB: 1 BB: 1 P: 11	R: 0 E: 0 K: 0 S: 3	H: 0 LOB: 0 BB: 0 P: 3	R: 1 E: 0 K: 0 S: 4	H: 2 LOB: 1 BB: 1 P: 8	R: 0 E: 0 K: 0 S: 3	H: 0 LOB: 0 BB: 0 P: 3	R: 2 E: 0 K: 1 S: 7	H: 2 LOB: 2 BB: 2 P: 15	R: 0 E: 0 K: 0 S: 4	H: 0 LOB: 3 BB: 2 P: 12	R: 0 E: 0 K: 0 S: 3	H: 1 LOB: 0 BB: 0 P: 3	R: 0 E: 0 K: 0 S: 3	H: 0 LOB: 0 BB: 0 P: 3	1B: 6 2B: 1 3B: 0 HR: 2	SF: 1 SAC: 0 DP: 1 HBP: 0	WP: 1 PB: 0 SB: 0 CS: 1	PA: 38							
PITCHER	IP	WLS	BF	H	R	ER	SO	BB	IBB	HBP	BLK	WP	HR	S	P	ERA	WHIP										
Jim Kannel, L ERA: 20.25	(1, 1)	0.1	L	6	4	4	4	0	1	0	0	0	0	5	9	108.00	15.000										
Bill Gogolewski, R ERA: 3.01	(1, 1)	4.2		20	4	3	3	1	3	0	0	0	0	2	19	5.79	1.500										
Lloyd Allen, R ERA: 11.32	(6, 1)	3.0		12	1	0	0	0	2	0	0	0	0	10	18	0.00	1.000										

AB 31
R 7
H 9
RBI 7
BB 6
SO 1
LOB 17



Batter	1	2	3	4	5	6	7	8	9	10	11	12	AB	R	H	RBI	BB	SO	LOB	TOP																
Davey Nelson, R OBP: 0.321, SLG: 0.378 (1.4)	5-3	E 1B 1B		E6 CS 1B		6-3		4-3		K		P6	7	1	1	2	0	1	0																	
Vic Harris, S OBP: 0.325, SLG: 0.375 (1.5)	FC4-6 1B	E7 1B 1B		F9 CS 1B		FC5-4 1B		1B G3 1B		F9		F5	7	2	5	0	0	0	0																	
Alex Johnson, R OBP: 0.313, SLG: 0.365 (1.10)	FC4-6 1B			F9		FC5-4 1B		G3 1B				6-3	6	0	2	2	0	0	4																	
Rico Carly, R OBP: 0.360, SLG: 0.302 (1.7)		F9				4-3		G3					5	0	2	1	1	0	3																	
Elliott Maddox, R OBP: 0.351, SLG: 0.264 (12.8)	1-2 1B							1-2 3-H				2B	0	0	0	0	0	0	0																	
Jeff Burroughs, R OBP: 0.340, SLG: 0.411 (1.9)	K			F7		F7		6-3				G6-4-3 BB	5	1	1	0	1	1	5																	
Dick Billings, R OBP: 0.260, SLG: 0.218 (1.2)		P4		BB 1B		6-3		K		6-3		G6-4-3 1-2	6	0	1	0	0	1	3																	
Bill Sudakis, S OBP: 0.299, SLG: 0.403 (1.3)		2B 1B BB		K		F7		HR				F2	3	2	1	2	1	1	1																	
Jim Spencer, L OBP: 0.346, SLG: 0.379 (7.3)								CS 1B					2	0	1	0	0	0	0																	
Tom Grieve, R OBP: 0.320, SLG: 0.304 (12.7)		1B 2B		FC5-4 BB		FC5-4 1B		F7		K		HR 1B	5	2	3	0	1	1	1																	
Pete Mackanin, R OBP: 0.129, SLG: 0.103 (1.6)		K		FC5-4		FC5-4		6-3				HR	4	0	0	0	0	1	5																	
Larry Bittner, L OBP: 0.275, SLG: 0.252 (10, PH)										4-3			1	0	0	0	0	0	0																	
Jim Mason, L OBP: 0.285, SLG: 0.313 (10.6)												HR	1	1	1	2	0	0	0																	
Inning Stats	R: 0 E: 0 K: 1 S: 7	H: 2 LOB: 2 BB: 0 P: 7	R: 4 E: 1 K: 1 S: 9	H: 4 LOB: 1 BB: 1 P: 13	R: 0 E: 0 K: 1 S: 6	H: 1 LOB: 2 BB: 1 P: 10	R: 0 E: 1 K: 0 S: 4	H: 1 LOB: 2 BB: 1 P: 8	R: 0 E: 0 K: 0 S: 4	H: 1 LOB: 1 BB: 0 P: 4	R: 2 E: 0 K: 1 S: 7	H: 2 LOB: 1 BB: 0 P: 5	R: 1 E: 0 K: 1 S: 5	H: 1 LOB: 1 BB: 0 P: 5	R: 0 E: 0 K: 1 S: 5	H: 0 LOB: 0 BB: 0 P: 5	R: 0 E: 0 K: 0 S: 3	H: 1 LOB: 1 BB: 0 P: 7	R: 2 E: 0 K: 0 S: 6	H: 2 LOB: 0 BB: 0 P: 6	1B: 14 2B: 3 3B: 0 HR: 2	SF: 0 SAC: 0 DP: 2 HBP: 0	WP: 0 PB: 0 SB: 0 CS: 3	PA: 56												
PITCHER	IP WLS BF H R ER SO BB IBB HBP BLK WP HR S P ERA WHIP	IP WLS BF H R ER SO BB IBB HBP BLK WP HR S P ERA WHIP																			IP WLS BF H R ER SO BB IBB HBP BLK WP HR S P ERA WHIP															
Mickey Lolich, L ERA: 3.44 (1.1)	6.1	34	12	6	3	3	2	1	0	0	0	0	0	1	25	29	4.76	1.235																		
Bob Miller, R ERA: 3.5 (7.1)	5.2	L	22	6	3	3	2	1	0	0	0	0	0	1	25	29	4.76	1.235																		

Texas Rangers @ Detroit Tigers
Tiger Stadium, Detroit, MI
Mon Jul 09 1973, 7:05 PM EDT
Att. 21,933 - Unknown

AB 52
R 9
H 18
RBI 9
BB 4
SO 6
LOB 22



Batter	1	2	3	4	5	6	7	8	9	10	11	12	AB	R	H	RBI	BB	SO	LOB	BOTTOM																
Jim Northrup, L OBP: 0.306, SLG: 0.351 (8.7)	HR					4-3				K		F8	6	1	1	1	0	1	2																	
Mickey Stanley, R OBP: 0.292, SLG: 0.389 (1.8)	5-3			F9		HR 1B		P3		F5		6-3	6	1	1	0	0	0	1																	
Gates Brown, L OBP: 0.317, SLG: 0.372 (7, PH)	1-3			2B 4-3 BB		HR		K		K		6-3	2	2	1	3	1	0	0																	
Willie Horton, R OBP: 0.410, SLG: 0.599 (1.7)				2B 4-3 FC4-2		HR						F8	4	1	3	1	0	0	0																	
Dick Sharon, R OBP: 0.222, SLG: 0.389 (8.9)	L5			4-3 FC4-2 2B		HR		2B		1B 1B		F8	2	0	1	0	0	0	0																	
Norm Cash, L OBP: 0.329, SLG: 0.495 (1.3)		F7		4-3		2B		K		F9			6	0	2	1	0	1	3																	
Duke Sims, L OBP: 0.347, SLG: 0.382 (1.2)		F5		FC4-2 2B		P5		F7		F7		4-3	6	1	1	0	0	0	3																	
Dick McAuliffe, L OBP: 0.397, SLG: 0.403 (1.4)				3-H 1-H 2B		4-3		G6-4-3 1B		F6			4	0	2	1	1	0	3																	
Aurelio Rodriguez, R OBP: 0.255, SLG: 0.361 (1.5)		F7		F8		6-3		G6-4-3		FC5-4			5	0	0	0	0	0	5																	
Ed Brinkman, R OBP: 0.321, SLG: 0.375 (1.6)				3-1		4-3		1B HR 1B		BB		6-3	4	1	1	0	1	0	0																	
Inning Stats	R: 1 E: 0 K: 0 S: 4	H: 1 LOB: 0 BB: 0 P: 4	R: 0 E: 0 K: 0 S: 3	H: 0 LOB: 1 BB: 1 P: 7	R: 0 E: 0 K: 0 S: 3	H: 0 LOB: 0 BB: 0 P: 3	R: 2 E: 0 K: 0 S: 5	H: 2 LOB: 1 BB: 1 P: 9	R: 4 E: 0 K: 0 S: 6	H: 5 LOB: 1 BB: 0 P: 8	R: 0 E: 0 K: 0 S: 3	H: 0 LOB: 0 BB: 0 P: 3	R: 0 E: 0 K: 2 S: 6	H: 1 LOB: 1 BB: 0 P: 8	R: 0 E: 0 K: 0 S: 3	H: 1 LOB: 0 BB: 0 P: 3	R: 0 E: 0 K: 2 S: 7	H: 0 LOB: 1 BB: 1 P: 11	R: 0 E: 0 K: 0 S: 5	H: 2 LOB: 2 BB: 0 P: 5	R: 0 E: 0 K: 0 S: 3	H: 0 LOB: 0 BB: 0 P: 3	R: 0 E: 0 K: 0 S: 4	H: 1 LOB: 1 BB: 0 P: 4	1B: 6 2B: 4 3B: 0 HR: 3	SF: 0 SAC: 0 DP: 1 HBP: 0	WP: 0 PB: 0 SB: 0 CS: 0	PA: 51								
PITCHER	IP WLS BF H R ER SO BB IBB HBP BLK WP HR S P ERA WHIP	IP WLS BF H R ER SO BB IBB HBP BLK WP HR S P ERA WHIP																			IP WLS BF H R ER SO BB IBB HBP BLK WP HR S P ERA WHIP															
Steve Dunning, R ERA: 5.74 (1.1)	4.1	22	7	7	7	0	2	0	0	0	0	0	0	3	20	28	14.54	2.077																		
Jim Kremmel, L ERA: 9.53 (5.1)	3.0	12	3	0	0	2	0	0	0	0	0	0	0	0	16	16	0.00	1.000																		
Jackie Brown, R ERA: (8.1)	2.2	10	2	0	0	2	1	0	0	0	0	0	0	0	13	17	0.00	1.125																		
Bill Gogolewski, R ERA: 2.93 (11.1)	2.0	W	7	1	0	0	0	0	0	0	0	0	0	0	7	7	0.00	0.500																		


Texas Rangers @ Detroit Tigers
Tiger Stadium, Detroit, MI
Mon Jul 09 1973, 7:05 PM EDT
Att. 21,933 - Unknown

AB 48
R 7
H 13
RBI 7
BB 3
SO 4
LOB 18



Batter	1	2	3	4	5	6	7	8	9	AB R H RBI BB SO LOB	TOP									
Jim Mason, L OBP: 0.286, SLG: 0.313 Davey Nelson, R OBP: 0.322, SLG: 0.377 (7, PH)	L4-3			K		1B	BB		K	3 0 1 0 0 1 0 1 0 0 0 1 1 3	Texas Rangers @ Detroit Tigers Tiger Stadium, Detroit, MI Tue Jul 10 1973, 7:05 PM EDT Att: 15,534 - Unknown									
Vic Harris, S OBP: 0.323, SLG: 0.376 (1, 5)	2B			K		F9	K		FC4-2	5 0 1 0 0 2 7										
Alex Johnson, R OBP: 0.311, SLG: 0.369 (1, 7)	L4-3			L6-3			1B	3B	L4-3	5 1 1 0 0 0 3										
Rico Carty, R OBP: 0.307, SLG: 0.301 (1, 10)		L5-3			L1-3		1B	1B	L1-3	4 1 1 1 0 0 0										
Jim Spencer, L OBP: 0.346, SLG: 0.379 Bill Sudakis, S OBP: 0.256, SLG: 0.397 Larry Blittner, L OBP: 0.275, SLG: 0.252 (8, PH)	L3				F8		3-H	1B		3 1 1 0 0 0 0 1 0 0 0 0 1 0 0 0 0 0 0 0 0										
Jeff Burroughs, R OBP: 0.346, SLG: 0.426 (1, 9)	L1-3				FC6-4	1B	BB	1B	BB	3 1 2 1 1 0 0										
Ken Suarez, R OBP: 0.359, SLG: 0.340 Elliott Maddox, R OBP: 0.351, SLG: 0.264 (9, PR)					FC6-4	1B			SH	2 0 1 2 2 0 1 0 0 0 0 0 0 0										
Tom Grieve, R OBP: 0.310, SLG: 0.296 (1, 8)				K		L4	F5		FC4-2	4 0 1 0 0 1 3										
Pete Mackanin, R OBP: 0.118, SLG: 0.094 (1, 6)				F8		K	K		SH	3 0 0 0 0 2 2										
Inning Stats	R: 0 E: 0 K: 0 S: 3	H: 1 LOB: 0 BB: 0 P: 3	R: 0 E: 0 K: 0 S: 3	H: 0 LOB: 0 BB: 0 P: 3	R: 0 E: 0 K: 1 S: 4	H: 0 LOB: 0 BB: 1 P: 8	R: 0 E: 0 K: 2 S: 7	H: 0 LOB: 0 BB: 0 P: 7	R: 0 E: 0 K: 1 S: 6	H: 1 LOB: 1 BB: 0 P: 6		R: 3 E: 0 K: 2 S: 11	H: 4 LOB: 3 BB: 2 P: 19	R: 0 E: 0 K: 1 S: 5	H: 0 LOB: 0 BB: 0 P: 5	R: 1 E: 0 K: 1 S: 8	H: 2 LOB: 3 BB: 1 P: 12	1B: 6 2B: 1 3B: 1 HR: 1	SF: 0 SAC: 1 DP: 0 HBP: 0	WP: 0 PB: 0 SB: 0 CS: 0
PITCHER	IP WLS BF H R ER SO BB IBB HBP BLK WP HR S P ERA WHIP											PITCHER	IP WLS BF H R ER SO BB IBB HBP BLK WP HR S P ERA WHIP							
Joe Coleman, R ERA: 3.75 John Hiller, L ERA: 1.39 (7, 1)	6.0 W 25 7 3 3 4 2 0 0 0 0 0 31 39 4.50 1.500											3.0 S 14 2 1 1 4 2 0 0 0 0 1 20 28 3.00 1.333								

AB	34
R	4
H	9
RBI	4
BB	4
SO	8
LOB	19



Batter	1	2	3	4	5	6	7	8	9	AB R H RBI BB SO LOB	BOTTOM							
Mickey Stanley, R OBP: 0.292, SLG: 0.391 (1, 8)	SH3	FC6-4		E5		P4				4 2 1 0 0 0 2	Texas Rangers @ Detroit Tigers Tiger Stadium, Detroit, MI Tue Jul 10 1973, 7:05 PM EDT Att: 15,534 - Unknown							
Tony Taylor, R OBP: 0.238, SLG: 0.267 (1, 4)	SH3	FC5-2		1-3		6-3				3 0 0 0 0 0 3								
Al Kaline, R OBP: 0.281, SLG: 0.313 (9, 9)	L5					L7				4 0 2 1 0 0 0								
Willie Horton, R OBP: 0.407, SLG: 0.592 Rich Reese, L OBP: 0.200, SLG: 0.183 (9, 3)	1B	F7			F2		K			4 0 1 0 0 1 2 0 0 0 0 0 0 0								
Bill Freehan, R OBP: 0.324, SLG: 0.317 (1, 2)	K			F7		F9		L5		4 0 0 0 0 1 2								
Frank Howard, R OBP: 0.306, SLG: 0.343 (1, 10)	K			5-3		1B		6-3		4 0 1 0 0 1 2								
Dick Sharon, R OBP: 0.276, SLG: 0.552 (9, 7)		SH				FC4		HR		4 3 4 2 0 0 0								
Aurelio Rodriguez, R OBP: 0.253, SLG: 0.358 (1, 5)		SH		F9		FC4		K		3 0 0 0 0 1 2								
Ed Brinkman, R OBP: 0.320, SLG: 0.371 (1, 6)		FC6-4				F9		5-3		3 0 0 0 1 1 0								
Inning Stats	R: 1 E: 1 K: 2 S: 10	H: 2 LOB: 2 BB: 0 P: 10	R: 2 E: 1 K: 0 S: 6	H: 2 LOB: 2 BB: 1 P: 10	R: 1 E: 0 K: 0 S: 4	H: 1 LOB: 0 BB: 0 P: 4	R: 0 E: 1 K: 1 S: 6	H: 1 LOB: 2 BB: 0 P: 6	R: 0 E: 0 K: 1 S: 5	H: 0 LOB: 0 BB: 0 P: 5		R: 0 E: 0 K: 1 S: 5	H: 0 LOB: 0 BB: 0 P: 5	R: 1 E: 0 K: 1 S: 6	H: 1 LOB: 0 BB: 0 P: 6	1B: 5 2B: 2 3B: 0 HR: 2	SF: 0 SAC: 2 DP: 0 HBP: 0	WP: 0 PB: 0 SB: 0 CS: 0
PITCHER	IP WLS BF H R ER SO BB IBB HBP BLK WP HR S P ERA WHIP											PITCHER	IP WLS BF H R ER SO BB IBB HBP BLK WP HR S P ERA WHIP					
Jim Merritt, L ERA: 3.7 (1, 1)	8.0 L 36 9 5 4 5 1 0 0 0 0 0 2 45 4.50 1.250																	


AB	33
R	5
H	9
RBI	3
BB	1
SO	5
LOB	13



Batter	1	2	3	4	5	6	7	8	9	AB	R	H	RBI	BB	SO	LOB	TOP										
Davey Nelson, R OBP: 0.324, SLG: 0.379 (1, 4)	0-0 1-3		0-0 1B		0-0 1B BB		0-0 F9			4	1	2	0	0	0	0											
Vic Harris, S OBP: 0.325, SLG: 0.379 (1, 8)	0-0 L4		0-0 1-3		4-0 1B BB		0-0 F2			3	1	1	0	1	0	1											
Alex Johnson, R OBP: 0.313, SLG: 0.370 (1, 10)	0-0 L4			0-0 1B	0-0 1B		0-0 6-3			4	0	2	0	0	0	1											
Rico Carty, R OBP: 0.310, SLG: 0.309 Elliott Maddox, R OBP: 0.348, SLG: 0.261 (1, 7)		0-0 2B		0-3 K	0-0 BB		0-0 F9			3	0	2	2	0	1	1											
Jim Spencer, L OBP: 0.348, SLG: 0.378 (1, 3)	0-0 F9			0-0 1B	4-0 FC5-4		0-0 4-3			3	0	1	0	1	0	1											
Jeff Burroughs, R OBP: 0.341, SLG: 0.419 (1, 9)	0-0 6-3			0-0 P3	0-0 FC5-4		0-0 G3			4	0	0	0	0	0	6											
Bill Sudakis, S OBP: 0.244, SLG: 0.377 (1, 5)	0-0 F8			0-0 P6		0-0 F5				4	0	0	0	0	0	3											
Dick Billings, R OBP: 0.239, SLG: 0.220 (1, 2)			0-0 F9		0-0 6-3		0-0 F9			4	0	1	0	0	0	0											
Jim Mason, L OBP: 0.281, SLG: 0.308 Pete Mackanin, R OBP: 0.114, SLG: 0.091 (1, 6)			0-0 F8		0-0 P6		0-0 P3			3	0	0	0	0	0	0											
Inning Stats	R: 0 E: 0 K: 0 S: 3	H: 1 LOB: 0 BB: 0 P: 3	R: 0 E: 0 K: 0 S: 4	H: 1 LOB: 1 BB: 0 P: 4	R: 0 E: 0 K: 1 S: 4	H: 1 LOB: 1 BB: 0 P: 4	R: 0 E: 0 K: 1 S: 7	H: 2 LOB: 2 BB: 0 P: 7	R: 2 E: 0 K: 0 S: 6	H: 3 LOB: 3 BB: 2 P: 14	R: 0 E: 0 K: 0 S: 3	H: 0 LOB: 0 BB: 0 P: 3	R: 0 E: 0 K: 0 S: 3	H: 0 LOB: 0 BB: 0 P: 3	R: 0 E: 0 K: 0 S: 3	H: 1 LOB: 0 BB: 0 P: 3	1B: 7 2B: 3 3B: 0 HR: 0	SF: 0 SAC: 0 DP: 2 HBP: 0	WP: 0 PA: 36 PB: 0 SB: 0 CS: 0								
PITCHER	IP	WLS	BF	H	R	ER	SO	BB	IBB	HBP	BLK	WP	HR	S	P	ERA	WHIP										
Jim Perry, R ERA: 3.35 Ed Farmer, R ERA: 3.22	(1, 1)	7.0	W	30	8	2	2	1	2	0	0	0	0	30	38	2.57	1.429										
(8, 1)	2.0	S	6	1	0	0	0	0	0	0	0	0	0	6	6	0.00	0.500										

Texas Rangers @ Detroit Tigers
Tiger Stadium, Detroit, MI
Wed Jul 11 1973, 7:05 PM EDT
Att: 13,326 - Unknown


AB 34
R 2
H 9
RBI 2
BB 2
SO 1
LOB 14



Batter	1	2	3	4	5	6	7	8	9	AB	R	H	RBI	BB	SO	LOB	BOTTOM										
Jim Northrup, L OBP: 0.318, SLG: 0.389 (1, 9)	4-0 BB BB	0-0 E4	0-0 F8		0-0 1B	0-0 HR		0-0 SF9		4	3	3	8	1	0	2											
Mickey Stanley, R OBP: 0.290, SLG: 0.386 (1, 8)	0-0 P3	0-0 F8	0-0 2B		0-0 F9	0-0 P3		0-0 P3		6	0	1	0	0	0	5											
Gates Brown, L OBP: 0.323, SLG: 0.372 Frank Howard, R OBP: 0.312, SLG: 0.357 (1, 10)	4-0 BB BB	4-0 2B BB	0-0 1-3		0-0 1B	0-0 F9		0-3 K		0	1	0	0	2	0	0											
Willie Horton, R OBP: 0.409, SLG: 0.593 Dick Sharon, R OBP: 0.271, SLG: 0.542 (1, 7)	0-0 F8	0-0 2B	4-0 IBB		0-0 F9	0-0 F8		0-0 F8		3	0	1	3	1	0	4											
Norm Cash, L OBP: 0.329, SLG: 0.491 Ike Brown, R OBP: 0.417, SLG: 0.289 (1, 3)	4-0 BB BB	0-0 F9	0-0 F9		0-0 F9	0-0 F8		0-0 F8		2	0	0	0	1	0	4											
Duke Sims, L OBP: 0.348, SLG: 0.396 (1, 2)	0-0 F9		4-0 HR		0-0 F9	0-0 4-3		0-0 4-3		4	2	1	2	1	0	3											
Dick McAuliffe, L OBP: 0.362, SLG: 0.416 (1, 4)		4-0 1B BB	0-0 P5		0-3 K	4-0 HR		0-0 HR		3	3	1	1	2	1	1											
Aurelio Rodriguez, R OBP: 0.258, SLG: 0.357 (1, 5)		4-0 1B BB	0-0 HR		0-3 K2-3	0-3 K		4-0 E		3	2	1	0	2	2	1											
Ed Brinkman, R OBP: 0.322, SLG: 0.372 (1, 6)		0-0 F8	0-0 K		0-0 6-3	0-0 E6		0-0 E9		5	2	2	0	0	1	3											
Inning Stats	R: 0 E: 0 K: 0 S: 3	H: 0 LOB: 3 BB: 3 P: 15	R: 4 E: 1 K: 0 S: 5	H: 2 LOB: 1 BB: 3 P: 17	R: 3 E: 0 K: 1 S: 9	H: 4 LOB: 3 BB: 2 P: 17	R: 0 E: 0 K: 2 S: 7	H: 0 LOB: 0 BB: 0 P: 7	R: 0 E: 0 K: 1 S: 9	H: 3 LOB: 1 BB: 1 P: 13	R: 0 E: 0 K: 0 S: 3	H: 0 LOB: 0 BB: 0 P: 3	R: 2 E: 1 K: 1 S: 7	H: 2 LOB: 1 BB: 1 P: 11	1B: 6 2B: 3 3B: 0 HR: 4	SF: 1 SAC: 0 DP: 0 HBP: 0	WP: 0 PA: 48 PB: 0 SB: 0 CS: 0										
PITCHER	IP	WLS	BF	H	R	ER	SO	BB	IBB	HBP	BLK	WP	HR	S	P	ERA	WHIP										
Lloyd Allen, R ERA: 11.02 Jim Kremmel, L ERA: 9.0 Mike Paul, L ERA: 6.11	(1, 1)	1.2	L	13	2	4	1	0	6	0	0	0	0	7	31	5.40	4.800										
(2, 1)	3.1		18	6	3	3	3	1	1	0	0	0	1	22	30	8.10	2.100										
(6, 1)	3.0		17	5	7	6	2	2	0	0	0	0	3	19	27	18.00	2.333										

Texas Rangers @ Detroit Tigers
Tiger Stadium, Detroit, MI
Wed Jul 11 1973, 7:05 PM EDT
Att: 13,326 - Unknown

AB 37
R 14
H 13
RBI 14
BB 10
SO 5
LOB 24




Batter	1	2	3	4	5	6	7	8	9	AB	R	H	RBI	BB	SO	LOB	TOP					
Davey Nelson, R OBP: 0.323, SLG: 0.377 (1, 4)	0-0 5-3		0-0 P5		0-0 3-H 1B			0-3 K		4	0	1	1	0	1	0	Texas Rangers @ Boston Red Sox Fenway Park, Boston, MA Thu Jul 12 1973, 7:05 PM EDT Att: 31,896 - Unknown - 72 F					
Vic Harris, S OBP: 0.327, SLG: 0.380 (1, 8)	0-0 1B		0-0 1B		0-0 P4			0-0 F2		4	0	2	0	0	0	1						
Alex Johnson, R OBP: 0.310, SLG: 0.366 (1, 10)	0-0 P3		0-0 F8		0-0 4-3			0-0 P4		4	0	0	0	0	0	2						
Rico Carty, R OBP: 0.310, SLG: 0.308 (1, 7)	0-0 FC6-4 1B			0-0 6-3				0-0 3-1		4	0	1	0	0	0	0						
Jeff Burroughs, R OBP: 0.340, SLG: 0.428 (1, 9)	0-0 FC6-4			0-0 2-3				0-0 4-3		4	1	1	1	0	0	2						
Jim Spencer, L OBP: 0.343, SLG: 0.372 (1, 3)		0-0 F8		0-0 P4				0-0 F8		4	0	0	0	0	0	0						
Bill Sudakis, S OBP: 0.236, SLG: 0.363 (1, 5)		0-0 4-3			0-0 G3			0-3 K		3	0	0	0	0	1	0						
Jim Mason, L OBP: 0.282, SLG: 0.320 (1, 6)		0-3 K			0-0 1B 3B			0-0 1-3		3	1	1	0	0	1	0						
Ken Suarez, R OBP: 0.353, SLG: 0.333 (1, 2)			0-0 F8		0-3 K			0-0 1-3		3	0	0	0	0	1	1						
Inning Stats	R: 0 E: 0 K: 0 S: 5	H: 2 LOB: 2 BB: 0 P: 5	R: 0 E: 0 K: 1 S: 5	H: 0 LOB: 0 BB: 0 P: 5	R: 0 E: 0 K: 0 S: 4	H: 1 LOB: 1 BB: 0 P: 4	R: 0 E: 0 K: 0 S: 3	H: 0 LOB: 0 BB: 0 P: 3	R: 1 E: 0 K: 1 S: 7	H: 2 LOB: 1 BB: 0 P: 7	R: 0 E: 0 K: 0 S: 3	H: 0 LOB: 0 BB: 0 P: 3	R: 0 E: 0 K: 1 S: 5	H: 0 LOB: 0 BB: 0 P: 5	R: 0 E: 0 K: 1 S: 5	H: 0 LOB: 0 BB: 0 P: 5	R: 1 E: 0 K: 0 S: 4	H: 1 LOB: 0 BB: 0 P: 4	1B: 4 2B: 0 3B: 1 HR: 1	SF: 0 SAC: 0 DP: 0 HBP: 0	WP: 0 PB: 0 SB: 0 CS: 0	PA: 33
PITCHER Marty Pattin, R ERA: 4.53 (1, 1)	IP: 9.0 WLS: W BF: 33 H: 6 R: 2 ER: 2 SO: 4 BB: 0 IBB: 0 HBP: 0 BLK: 0 WP: 0 HR: 1 S: 41 P: 41 ERA: 2.00 WHIP: 0.667															PITCHER						

Batter	1	2	3	4	5	6	7	8	9	AB	R	H	RBI	BB	SO	LOB	BOTTOM					
Tommy Harper, R OBP: 0.328, SLG: 0.346 (1, 7)	0-0 1B G6-4-3 1B		0-0 F8		0-0 HR			0-0 1B HR		4	3	3	1	0	0	0	Texas Rangers @ Boston Red Sox Fenway Park, Boston, MA Thu Jul 12 1973, 7:05 PM EDT Att: 31,896 - Unknown - 72 F					
Luis Aparicio, R OBP: 0.321, SLG: 0.298 (1, 6)	0-0 G6-4-3 1B		0-0 1B		0-0 6-3			0-0 1-2 HR 1B		4	1	3	0	0	0	0						
Carl Yastrzemski, L OBP: 0.353, SLG: 0.436 (1, 3)	0-0 G6-4-3		0-3 K		0-0 F9			0-0 1-H 2-H HR		4	1	1	3	0	1	2						
Orlando Cepeda, R OBP: 0.338, SLG: 0.451 Buddy Hunter, R OBP: 0.636, SLG: 0.571 (8, PR)	0-0 1B		0-3 K		0-3 K			0-0 FC5 1B 1B		4	0	2	0	0	2	1						
Rico Petrocelli, R OBP: 0.328, SLG: 0.411 (1, 5)	0-3 K			0-3 K				0-3 K		4	0	0	0	0	4	2						
Carlton Fisk, R OBP: 0.345, SLG: 0.509 (1, 2)		0-3 K		0-0 F8				0-0 L8		4	0	1	0	0	1	0						
Dwight Evans, R OBP: 0.314, SLG: 0.355 (1, 9)		0-0 P4		0-0 2B				0-3 1-2 K		4	0	1	0	0	1	2						
Mario Guerrero, R OBP: 0.284, SLG: 0.286 (1, 4)		0-0 3B		0-0 F9				0-0 FC5		4	0	1	0	0	0	3						
Rick Miller, L OBP: 0.353, SLG: 0.363 (1, 8)		0-3 K			0-0 1-3			0-0 P5		3	0	0	0	0	1	1						
Inning Stats	R: 1 E: 0 K: 1 S: 7	H: 3 LOB: 1 BB: 0 P: 7	R: 0 E: 0 K: 2 S: 8	H: 1 LOB: 1 BB: 0 P: 8	R: 0 E: 0 K: 1 S: 6	H: 1 LOB: 1 BB: 0 P: 6	R: 0 E: 0 K: 0 S: 4	H: 0 LOB: 0 BB: 0 P: 4	R: 1 E: 0 K: 2 S: 7	H: 1 LOB: 0 BB: 0 P: 7	R: 0 E: 0 K: 0 S: 3	H: 0 LOB: 0 BB: 0 P: 3	R: 3 E: 0 K: 2 S: 12	H: 5 LOB: 2 BB: 0 P: 12	R: 0 E: 0 K: 2 S: 12	H: 0 LOB: 0 BB: 0 P: 12	R: 0 E: 0 K: 2 S: 12	H: 0 LOB: 0 BB: 0 P: 12	1B: 8 2B: 1 3B: 1 HR: 2	SF: 0 SAC: 0 DP: 1 HBP: 0	WP: 0 PB: 0 SB: 0 CS: 0	PA: 35
PITCHER David Clyde, L ERA: 3.74 Bill Gogolewski, R ERA: 3.21 (7, 1)	IP: 6.0 WLS: L BF: 24 H: 7 R: 2 ER: 2 SO: 8 BB: 0 IBB: 0 HBP: 0 BLK: 0 WP: 0 HR: 1 S: 40 P: 40 ERA: 3.00 WHIP: 1.167															PITCHER						

Batter	1	2	3	4	5	6	7	8	9	AB	R	H	RBI	BB	SO	LOB	TOP			
Davey Nelson, R OBP: 0.322, SLG: 0.379 (1, 4)	B1		L7				P5		SH1-4	4	0	1	1	0	0	4				
Vic Harris, S OBP: 0.322, SLG: 0.374 (1, 8)	K		1-3		3-1		G3		6-3	5	0	0	0	0	1	4				
Alex Johnson, R OBP: 0.308, SLG: 0.364 (1, 10)	P9		6-3		F9				K	5	0	1	0	0	1	3				
Rico Carty, R OBP: 0.351, SLG: 0.304 Elliott Maddox, R OBP: 0.348, SLG: 0.261 (8, PR) (8, 9)		K		P3	F9					3	0	0	0	1	1	0				
Jeff Burroughs, R OBP: 0.342, SLG: 0.438 (8, 7)		5-3		HR			F8			3	2	1	1	1	0	0				
Jim Spencer, L OBP: 0.342, SLG: 0.370 (1, 3)		G3		K			F8			4	0	1	0	0	1	0				
Jim Fregosi, R OBP: 0.351, SLG: 0.323 Pete Mackanin, R OBP: 0.114, SLG: 0.091 (8, 5)			G3	HBP	BB		HR		SF7	3	2	3	2	0	0	0				
Bill Sudakis, S OBP: 0.237, SLG: 0.349 Jim Mason, L OBP: 0.282, SLG: 0.320 (8, 6)			G3	HBP	BB		L8		6-3	3	0	0	0	1	0	3				
Ken Suarez, R OBP: 0.366, SLG: 0.337 (1, 2)			2B				G3		SH1-4	1	0	1	0	2	0	0				
Inning Stats	R: 0 E: 0 K: 1 S: 5	H: 0 LOB: 0 BB: 0 P: 5	R: 0 E: 0 K: 1 S: 5	H: 0 LOB: 0 BB: 0 P: 5	R: 1 E: 0 K: 0 S: 5	H: 2 LOB: 2 BB: 1 P: 9	R: 1 E: 0 K: 1 S: 7	H: 2 LOB: 3 BB: 1 P: 12	R: 0 E: 0 K: 0 S: 3	H: 0 LOB: 0 BB: 0 P: 3	R: 1 E: 0 K: 0 S: 4	H: 1 LOB: 0 BB: 0 P: 4	R: 0 E: 0 K: 0 S: 3	H: 1 LOB: 2 BB: 1 P: 7	R: 1 E: 0 K: 1 S: 6	H: 1 LOB: 1 BB: 0 P: 6	1B: 5 2B: 1 3B: 0 HR: 2	SF: 1 SAC: 1 DP: 0 HBP: 1	WP: 0 PB: 0 SB: 0 CS: 1	PA: 39
PITCHER	IP	WLS	BF	H	R	ER	SO	BB	IBB	HBP	BLK	WP	HR	S	P	ERA	WHIP			
Ray Culp, R ERA: 3.35 (1, 1)	7.1	L	32	6	4	4	3	5	0	1	0	0	2	32	53	4.91	1.500			
Roger Moret, L ERA: 2.53 (8, 1)	1.2		7	2	0	0	1	0	0	0	0	0	0	9	9	0.00	1.200			

Texas Rangers @ Boston Red Sox
Fenway Park, Boston, MA
Fri Jul 13, 1973, 7:05 PM EDT
Att: 19,375 - Unknown - 81 F


AB 31
R 4
H 8
RBI 4
BB 5
SO 4
LOB 14



Batter	1	2	3	4	5	6	7	8	9	AB	R	H	RBI	BB	SO	LOB	BOTTOM					
Tommy Harper, R OBP: 0.330, SLG: 0.349 (1, 7)	F5		F8							4	0	2	0	0	0	1						
Luis Aparicio, R OBP: 0.317, SLG: 0.293 (1, 6)	5-3			P3		FC1-6				4	0	0	0	0	0	3						
Carl Yastrzemski, L OBP: 0.352, SLG: 0.432 (1, 3)	P5			4-3		P6				3	0	0	0	1	0	3						
Orlando Cepeda, R OBP: 0.337, SLG: 0.458 (1, 10)		1-3		4-3						4	1	1	1	0	1	1						
Rico Petrocelli, R OBP: 0.327, SLG: 0.412 (1, 5)		K		K						4	0	1	0	0	3	1						
Carlton Fisk, R OBP: 0.341, SLG: 0.502 (1, 2)		6-3				K				4	0	0	0	0	3	1						
Rick Miller, L OBP: 0.351, SLG: 0.357 (1, 8)				S		K				3	0	0	0	1	2	1						
Dwight Evans, R OBP: 0.309, SLG: 0.349 (1, 9)				K		K				3	0	0	0	0	3	1						
Doug Griffin, R OBP: 0.324, SLG: 0.382 (1, 4)				K		4-3				3	0	1	0	0	1	1						
Inning Stats	R: 0 E: 0 K: 0 S: 3	H: 0 LOB: 0 BB: 0 P: 3	R: 0 E: 0 K: 1 S: 5	H: 0 LOB: 0 BB: 0 P: 5	R: 0 E: 0 K: 2 S: 7	H: 0 LOB: 1 BB: 1 P: 11	R: 0 E: 0 K: 1 S: 5	H: 0 LOB: 1 BB: 1 P: 9	R: 0 E: 0 K: 3 S: 9	H: 0 LOB: 0 BB: 0 P: 9	R: 0 E: 0 K: 0 S: 4	H: 1 LOB: 1 BB: 0 P: 4	R: 0 E: 0 K: 3 S: 10	H: 1 LOB: 1 BB: 0 P: 10	R: 0 E: 0 K: 1 S: 7	H: 2 LOB: 2 BB: 0 P: 7	R: 1 E: 0 K: 2 S: 8	H: 1 LOB: 0 BB: 0 P: 8	1B: 3 2B: 1 3B: 0 HR: 1	SF: 0 SAC: 0 DP: 0 HBP: 0	WP: 0 PB: 0 SB: 1 CS: 0	PA: 34
PITCHER	IP	WLS	BF	H	R	ER	SO	BB	IBB	HBP	BLK	WP	HR	S	P	ERA	WHIP					
Jim Bibby, R ERA: 4.39 (1, 1)	9.0	W	34	5	1	1	13	2	0	0	0	0	1	58	66	1.00	0.778					

Texas Rangers @ Boston Red Sox
Fenway Park, Boston, MA
Fri Jul 13, 1973, 7:05 PM EDT
Att: 19,375 - Unknown - 81 F

AB 32
R 1
H 5
RBI 1
BB 2
SO 13
LOB 13



Batter	1	2	3	4	5	6	7	8	9	AB	R	H	RBI	BB	SO	LOB	TOP										
Davey Nelson, R OBP: 0.320, SLG: 0.376 (1, 4)	0-0 6-3		0-0 F8		0-0 F9		0-0 6-3		0-0 1B 1B	5	1	1	0	0	0	2											
Vic Harris, S OBP: 0.323, SLG: 0.375 (1, 8)	0-0 4-3		0-0 1B		0-3 K		0-0 F8		0-0 1B 1B	5	0	2	0	0	1	1											
Alex Johnson, R OBP: 0.312, SLG: 0.370 (1, 10)	0-0 F9		0-0 P4			0-0 1B 2B		0-0 3-1 WP 1B 1-3 2-H	5	2	3	1	0	0	2												
Rico Carty, R OBP: 0.310, SLG: 0.304 (1, 7)		0-0 4-3		4-0 BB BB		0-0 2H HR 1B		0-0 G3 1-2	4	1	1	1	1	0	3												
Jeff Burroughs, R OBP: 0.338, SLG: 0.432 (1, 9)		0-0 4-3		0-0 F2		0-0 F9		0-0 3-1	4	0	0	0	0	0	3												
Jim Fregosi, R OBP: 0.382, SLG: 0.333 (1, 5)		0-0 2B		4-0 G5-4-3 1-2 BB		0-3 K		4-0 BB	2	0	1	0	2	1	1												
Bill Sudakis, S OBP: 0.237, SLG: 0.379 (1, 3)	0-3 K		0-0 G5-4-3 1-2		0-0 1-H HR		0-0 F9		0-0 F9	4	1	1	2	0	1	4											
Dick Billings, R OBP: 0.239, SLG: 0.220 (1, 2)			0-0 FC4 1B		0-0 P9		0-0 6-3		0-0 P4	4	0	1	0	0	0	0											
Pete Mackanin, R OBP: 0.105, SLG: 0.083 Jim Spencer, L OBP: 0.341, SLG: 0.368 (9, PH)			0-0 FC4 1B 1-2		0-0 E6		0-0 F9		0-0 F9	3	0	0	0	0	0	1											
Inning Stats	R: 0 E: 0 K: 0 S: 3	H: 0 LOB: 0 BB: 0 P: 3	R: 0 E: 0 K: 1 S: 6	H: 1 LOB: 1 BB: 0 P: 6	R: 0 E: 0 K: 0 S: 5	H: 2 LOB: 2 BB: 0 P: 5	R: 0 E: 0 K: 0 S: 2	H: 0 LOB: 1 BB: 2 P: 10	R: 0 E: 1 K: 1 S: 6	H: 0 LOB: 1 BB: 0 P: 6	R: 0 E: 0 K: 0 S: 3	H: 0 LOB: 0 BB: 0 P: 3	R: 1 E: 0 K: 0 S: 4	H: 1 LOB: 1 BB: 1 P: 8	R: 1 E: 0 K: 0 S: 6	H: 3 LOB: 2 BB: 0 P: 6	1B: 7 2B: 2 3B: 0 HR: 1	SF: 0 SAC: 0 DP: 1 HBP: 0	WP: 1 PB: 0 SB: 0 CS: 0	PA: 40							
PITCHER	IP	WLS	BF	H	R	ER	SO	BB	IBB	HBP	BLK	WP	HR	S	P	ERA	WHIP										
Bill Lee, L ERA: 2.45 (1, 1)	7.0		30	7	4	4	3	2	0	0	0	0	1	34	42	5.14	1.286										
Bobby Bolin, R ERA: 2.95 (8, 1)	1.2	W	9	3	1	1	0	1	0	0	0	1	0	8	12	5.40	2.400										
Bob Veale, L ERA: 2.7 (9, 1)	0.1	S	1	0	0	0	0	0	0	0	0	0	0	1	1	0.00	0.000										

Texas Rangers @ Boston Red Sox
Fenway Park, Boston, MA
Sat Jul 14 1973, 3:33 AM EDT
Att: 13,253 - Unknown - 91 F

AB 37
R 5
H 10
RBI 4
BB 3
SO 3
LOB 17



Batter	1	2	3	4	5	6	7	8	9	AB	R	H	RBI	BB	SO	LOB	BOTTOM										
Tommy Harper, R OBP: 0.326, SLG: 0.358 (1, 7)	0-0 HR	0-0 6-3			0-0 L6		0-0 6-3			4	1	1	1	0	0	2											
Luis Aparicio, R OBP: 0.316, SLG: 0.293 (1, 6)	0-3 K	0-3 K			0-0 1-6-3			0-0 3B 1B	4	1	1	0	0	2	1												
Carl Yastrzemski, L OBP: 0.391, SLG: 0.436 (1, 3)	0-0 L9		0-3 K		0-0 L8		0-0 1-H 1B 3B		0-0 3B 1B	4	1	1	1	0	1	0											
Orlando Cepeda, R OBP: 0.336, SLG: 0.456 Ben Oglivie, L OBP: 0.270, SLG: 0.394 (8, PR)	0-3 K		0-0 4-3		0-0 F7		0-0 CS 1B		0-0 3-H 1B	4	0	1	1	0	1	0											
Rico Petrocelli, R OBP: 0.325, SLG: 0.409 John Kennedy, R OBP: 0.253, SLG: 0.288 (5, 5)		0-0 P5	0-3 K		4-0 BB		0-0 K		0-0 K	2	0	0	0	0	1	0											
Bob Montgomery, R OBP: 0.373, SLG: 0.750 (1, 2)		0-0 BB 1B		0-0 G3-6-1 1B		0-0 G3		0-3 K	4	1	2	0	0	1	2												
Rick Miller, L OBP: 0.355, SLG: 0.364 (1, 8)		4-0 1B 2B BB		0-0 G3-6-1 1-2		0-0 4-3 2B		0-0 K	2	1	1	0	1	0	1												
Dwight Evans, R OBP: 0.309, SLG: 0.349 (1, 9)		0-0 2B 1B		0-0 F9		0-3 K			3	1	1	1	0	1	1												
Doug Griffin, R OBP: 0.324, SLG: 0.388 (1, 4)		0-0 1-H 3-H 2B		0-0 P4		0-0 4-3			3	0	1	2	0	0	1												
Inning Stats	R: 1 E: 0 K: 2 S: 8	H: 1 LOB: 0 BB: 0 P: 8	R: 3 E: 0 K: 1 S: 8	H: 3 LOB: 1 BB: 1 P: 12	R: 0 E: 0 K: 2 S: 7	H: 0 LOB: 0 BB: 0 P: 7	R: 0 E: 0 K: 0 S: 3	H: 1 LOB: 0 BB: 0 P: 3	R: 0 E: 0 K: 0 S: 3	H: 0 LOB: 1 BB: 1 P: 7	R: 0 E: 0 K: 1 S: 6	H: 1 LOB: 1 BB: 0 P: 6	R: 2 E: 0 K: 2 S: 9	H: 3 LOB: 1 BB: 0 P: 9	1B: 5 2B: 2 3B: 1 HR: 1	SF: 0 SAC: 0 DP: 1 HBP: 0	WP: 0 PB: 0 SB: 0 CS: 1	PA: 33									
PITCHER	IP	WLS	BF	H	R	ER	SO	BB	IBB	HBP	BLK	WP	HR	S	P	ERA	WHIP										
Steve Dunning, R ERA: 6.19 (1, 1)	1.1		9	4	4	4	2	1	0	0	0	0	0	29	33	3.18	1.059										
Jackie Brown, R ERA: 2.19 (2, 1)	5.2	L	22	5	2	2	4	1	0	0	0	0	0	6	6	0.00	0.000										
Bill Gogolewski, R ERA: 3.17 (8, 1)	1.0		2	0	0	0	2	0	0	0	0	0	0	6	6	0.00	0.000										

Texas Rangers @ Boston Red Sox
Fenway Park, Boston, MA
Sat Jul 14 1973, 3:33 AM EDT
Att: 13,253 - Unknown - 91 F


AB 31
R 6
H 9
RBI 6
BB 2
SO 8
LOB 9



Batter	1	2	3	4	5	6	7	8	9	AB	R	H	RBI	BB	SO	LOB	TOP			
Davey Nelson, R OBP: 0.318, SLG: 0.373 (1, 4)	0-0 5-3		0-0 SH1-3		0-0 P9					2	0	0	0	0	0	1				
Vic Harris, S OBP: 0.320, SLG: 0.371 (1, 8)	0-0 4-3		0-3 K		0-0 4-3					3	0	0	0	0	1	2				
Alex Johnson, R OBP: 0.315, SLG: 0.372 (1, 10)	0-0 5-3		0-0 1B						0-0 1B	3	0	2	0	0	0	0				
Rico Carty, R OBP: 0.310, SLG: 0.304 (1, 7)		0-0 1B		0-0 1-3					0-0 F7	3	1	1	0	0	0	1				
Jeff Burroughs, R OBP: 0.338, SLG: 0.431 (1, 9)		0-0 1B		0-0 4-3					0-3 K	3	0	1	0	0	1	1				
Jim Spencer, L OBP: 0.345, SLG: 0.371 Larry Blittner, L OBP: 0.273, SLG: 0.250 (1, 3) (5, 3)		0-0 1B		0-0 4-0					0-0 P7	1	0	1	1	1	0	0				
Jim Fregosi, R OBP: 0.357, SLG: 0.328 (1, 5)		0-0 P6		0-0 F8					0-0 F8	2	0	0	0	0	0	3				
Dick Billings, R OBP: 0.236, SLG: 0.217 (1, 2)		0-0 F8		0-3 K						2	0	0	0	0	1	2				
Jim Mason, L OBP: 0.289, SLG: 0.320 (1, 6)			4-0 1B		4-0 BB					0	0	0	0	2	0	0				
Inning Stats	R: 0 E: 0 K: 0 S: 3	H: 0 LOB: 0 BB: 0 P: 3	R: 1 E: 0 K: 0 S: 5	H: 3 LOB: 1 BB: 0 P: 5	R: 0 E: 0 K: 1 S: 5	H: 1 LOB: 2 BB: 1 P: 9	R: 0 E: 0 K: 0 S: 3	H: 0 LOB: 1 BB: 1 P: 7	R: 0 E: 0 K: 1 S: 5	H: 0 LOB: 1 BB: 1 P: 9	R: 0 E: 0 K: 1 S: 6	H: 1 LOB: 1 BB: 0 P: 6					1B: 5 2B: 0 3B: 0 HR: 0	SF: 0 SAC: 1 DP: 0 HBP: 0	WP: 0 PB: 0 SB: 0 CS: 0	PA: 24
PITCHER Luis Tiant, R ERA: 3.61 (1, 1)	IP: 6.0 WLS: W BF: 24 H: 5 R: 1 ER: 1 SO: 3 BB: 3 IBB: 0 HBP: 0 BLK: 0 WP: 0 HR: 0 S: 27 P: 39 ERA: 1.50 WHIP: 1.333															PITCHER	IP: WLS: BF: H: R: ER: SO: BB: IBB: HBP: BLK: WP: HR: S: P: ERA: WHIP:			

Texas Rangers @ Boston Red Sox
Fenway Park, Boston, MA
Sun Jul 15 1973, 3:33 AM EDT
Att: 11,793 - Unknown - 69 F


AB	20
R	1
H	5
RBI	1
BB	3
SO	3
LOB	11



Batter	1	2	3	4	5	6	7	8	9	AB	R	H	RBI	BB	SO	LOB	BOTTOM	
Tommy Harper, R OBP: 0.332, SLG: 0.362 (1, 7)	0-0 P6		0-0 CS		0-0 1B					3	0	2	0	0	0	0		
Luis Aparicio, R OBP: 0.316, SLG: 0.297 (1, 6)	0-0 G1		0-0 6-3		0-0 1-3					3	1	1	0	0	0	2		
Carl Yastrzemski, L OBP: 0.349, SLG: 0.433 (1, 3)	0-0 G1		0-0 3-1							2	0	0	0	0	0	1		
Orlando Cepeda, R OBP: 0.337, SLG: 0.456 (1, 10)	0-0 1B			0-0 F8						2	0	1	1	0	0	0		
Carlton Fisk, R OBP: 0.338, SLG: 0.498 (1, 2)	0-0 G3			0-0 L7						2	0	0	0	0	0	1		
Danny Cater, R OBP: 0.337, SLG: 0.368 (1, 5)		0-0 L7		0-0 F9						2	0	0	0	0	0	0		
Dwight Evans, R OBP: 0.311, SLG: 0.368 (1, 9)		0-0 HR			0-0 F8					2	1	1	1	0	0	0		
Doug Griffin, R OBP: 0.326, SLG: 0.404 (1, 4)		0-0 4-3			0-0 SF8					2	1	1	0	0	0	0		
Rick Miller, L OBP: 0.352, SLG: 0.362 (1, 8)		0-0 F9			0-0 SF8					1	0	0	1	0	0	0		
Inning Stats	R: 1 E: 0 K: 0 S: 5	H: 2 LOB: 1 BB: 0 P: 5	R: 1 E: 0 K: 0 S: 4	H: 1 LOB: 0 BB: 0 P: 4	R: 0 E: 0 K: 0 S: 3	H: 1 LOB: 0 BB: 0 P: 3	R: 0 E: 0 K: 0 S: 3	H: 0 LOB: 0 BB: 0 P: 3	R: 0 E: 0 K: 0 S: 5	H: 2 LOB: 1 BB: 0 P: 5					1B: 3 2B: 1 3B: 1 HR: 1	SF: 1 SAC: 0 DP: 0 HBP: 0	WP: 0 PB: 0 SB: 0 CS: 1	PA: 20
PITCHER Jim Merritt, L ERA: 3.8 (1, 1)	IP: 5.0 WLS: L BF: 20 H: 6 R: 3 ER: 3 SO: 0 BB: 0 IBB: 0 HBP: 0 BLK: 0 WP: 0 HR: 1 S: 20 P: 20 ERA: 5.40 WHIP: 1.200															PITCHER	IP: WLS: BF: H: R: ER: SO: BB: IBB: HBP: BLK: WP: HR: S: P: ERA: WHIP:	

Texas Rangers @ Boston Red Sox
Fenway Park, Boston, MA
Sun Jul 15 1973, 3:33 AM EDT
Att: 11,793 - Unknown - 69 F

AB	19
R	3
H	6
RBI	3
BB	0
SO	0
LOB	4



Batter	1	2	3	4	5	6	7	8	9	AB	R	H	RBI	BB	SO	LOB	TOP			
Bob Coluccio, R OBP: 0.273, SLG: 0.378 (1, 9)										4	1	3	0	0	0	0	Milwaukee Brewers @ Texas Rangers Arlington Stadium, Arlington, TX Tue Jul 17 1973, 8:05 PM EDT Att: 23,102 - Unknown			
Dave May, L OBP: 0.354, SLG: 0.497 (1, 8)										5	1	2	1	0	0	2				
Don Money, R OBP: 0.319, SLG: 0.369 (1, 5)										5	1	1	0	0	1	4				
George Scott, R OBP: 0.361, SLG: 0.451 (1, 3)										3	2	2	1	2	0	0				
Ollie Brown, R OBP: 0.356, SLG: 0.427 Joe Lahoud, L (8, PH) OBP: 0.286, SLG: 0.296										3	0	2	0	0	0	3				
John Briggs, L OBP: 0.356, SLG: 0.429 (1, 7)										3	1	1	1	1	0	2				
Elie Rodriguez, R OBP: 0.372, SLG: 0.288 (1, 2)										2	0	0	1	1	0	2				
Tim Johnson, L OBP: 0.286, SLG: 0.280 (1, 6)										4	0	1	2	0	1	2				
Pedro Garcia, R OBP: 0.311, SLG: 0.407 (1, 4)										4	0	0	0	0	2	2				
Inning Stats	R: 0 E: 0 K: 1 S: 5	H: 0 LOB: 0 BB: 0 P: 5	R: 1 E: 0 K: 0 S: 5	H: 2 LOB: 1 BB: 0 P: 5	R: 0 E: 0 K: 1 S: 7	H: 2 LOB: 3 BB: 1 P: 11	R: 0 E: 0 K: 0 S: 3	H: 1 LOB: 0 BB: 0 P: 3	R: 0 E: 0 K: 0 S: 4	H: 1 LOB: 1 BB: 0 P: 4	R: 0 E: 0 K: 0 S: 3	H: 0 LOB: 0 BB: 1 P: 8	R: 5 E: 0 K: 1 S: 10	H: 5 LOB: 1 BB: 1 P: 14	R: 0 E: 0 K: 0 S: 3	H: 0 LOB: 2 BB: 1 P: 8	1B: 10 2B: 2 3B: 0 HR: 0	SF: 1 SAC: 0 DP: 1 HBP: 1	WP: 0 PB: 0 SB: 1 CS: 2	PA: 42
PITCHER	IP WLS BF H R ER SO BB IBB HBP BLK WP HR S P ERA WHIP																			
David Clyde, L ERA: 4.4 (1, 1)	7.0 L 31 11 5 5 3 2 0 0 0 0 0 0 35 43 6.43 1.857																			
Bill Gogolewski, R ERA: 3.22 (8, 1)	1.2 9 1 1 1 1 1 1 1 0 0 0 0 8 17 5.40 1.200																			
Mike Paul, L ERA: 6.08 (9, 1)	0.1 1 0 0 0 0 0 0 0 0 0 0 0 1 1 0.00 0.000																			

AB	35
R	6
H	12
RBI	6
BB	4
SO	4
LOB	21



Batter	1	2	3	4	5	6	7	8	9	AB	R	H	RBI	BB	SO	LOB	BOTTOM			
Davey Nelson, R OBP: 0.316, SLG: 0.370 (1, 4)										3	0	0	0	0	0	1	Milwaukee Brewers @ Texas Rangers Arlington Stadium, Arlington, TX Tue Jul 17 1973, 8:05 PM EDT Att: 23,102 - Unknown			
Pete Mackanin, R OBP: 0.105, SLG: 0.083 Jim Spencer, L (8, PH) OBP: 0.344, SLG: 0.369										4	0	1	1	0	0	0				
Elliot Maddox, R OBP: 0.348, SLG: 0.261 (9, 5)										3	0	0	0	1	0	2				
Vic Harris, S OBP: 0.320, SLG: 0.369 (1, 8)										3	0	0	0	1	0	1				
Alex Johnson, R OBP: 0.314, SLG: 0.369 (1, 10)										3	1	1	1	1	1	1				
Rico Carty, R OBP: 0.310, SLG: 0.301 (1, 7)										4	0	1	0	0	0	1				
Jeff Burroughs, R OBP: 0.337, SLG: 0.428 (1, 9)										4	0	0	0	0	1	2				
Larry Blittner, L OBP: 0.284, SLG: 0.241 (1, 3)										3	1	1	0	1	0	0				
Jim Mason, L OBP: 0.294, SLG: 0.320 (8, 4)										3	1	2	0	0	0	1				
Ken Suarez, R OBP: 0.371, SLG: 0.349 (1, 2)																				
Inning Stats	R: 0 E: 0 K: 0 S: 3	H: 0 LOB: 0 BB: 0 P: 3	R: 0 E: 0 K: 0 S: 3	H: 0 LOB: 1 BB: 1 P: 7	R: 0 E: 0 K: 0 S: 5	H: 2 LOB: 2 BB: 0 P: 5	R: 0 E: 0 K: 1 S: 5	H: 0 LOB: 0 BB: 0 P: 5	R: 0 E: 0 K: 0 S: 2	H: 0 LOB: 0 BB: 1 P: 6	R: 0 E: 0 K: 0 S: 3	H: 0 LOB: 1 BB: 1 P: 7	R: 2 E: 0 K: 1 S: 7	H: 2 LOB: 1 BB: 1 P: 11	R: 1 E: 0 K: 1 S: 6	H: 1 LOB: 0 BB: 0 P: 6	1B: 4 2B: 1 3B: 0 HR: 1	SF: 0 SAC: 0 DP: 1 HBP: 0	WP: 1 PB: 0 SB: 0 CS: 1	PA: 35
PITCHER	IP WLS BF H R ER SO BB IBB HBP BLK WP HR S P ERA WHIP																			
Jim Slaton, R ERA: 3.44 (1, 1)	8.0 W 32 3 0 0 0 1 0 0 0 0 0 0 5 5 0.00 0.000																			
Eduardo Rodriguez, R ERA: 1.56 (9, 1)	1.0 S 3 0 0 0 0 1 0 0 0 0 0 0 5 5 0.00 0.000																			

AB	31
R	3
H	6
RBI	2
BB	4
SO	3
LOB	10



Batter	1	2	3	4	5	6	7	8	9	AB	R	H	RBI	BB	SO	LOB	TOP			
Joe Lahoud, L (1, 9) OBP: 0.292, SLG: 0.297	F5		HR BB		CS 1B			K		3	1	0	1	1	0		Milwaukee Brewers @ Texas Rangers Arlington Stadium, Arlington, TX Wed Jul 18 1973, 8:05 PM EDT Att: 5,685 - Unknown			
Don Money, R (1, 5) OBP: 0.316, SLG: 0.365	P6		F7		CS	6-3		K		4	0	0	0	0	1					
Dave May, L (1, 8) OBP: 0.355, SLG: 0.504	K		HR					K		3	2	1	2	0	0					
John Briggs, L (1, 7) OBP: 0.358, SLG: 0.433			F7		K			2B WP HBP		4	0	2	0	0	1	0				
George Scott, R (1, 3) OBP: 0.357, SLG: 0.446					6-3			WP 1B		4	0	0	0	0	2	3				
Darrell Porter, L (1, 2) OBP: 0.362, SLG: 0.489					4-3			WP IBB		1	0	0	0	3	0	0				
Ollie Brown, R (1, 10) OBP: 0.354, SLG: 0.423					G5-4-3			1-2 2-3 3-H		4	0	1	0	0	1	3				
Tim Johnson, L (1, 6) OBP: 0.282, SLG: 0.276					F8			K		4	0	0	0	0	1	4				
Pedro Garcia, R (1, 4) OBP: 0.308, SLG: 0.403					F7			K		3	0	0	0	0	2	0				
Inning Stats	R: 0 E: 0 S: 5	H: 0 LOB: 0 BB: 0 P: 5	R: 0 E: 0 S: 6	H: 1 LOB: 2 BB: 1 P: 10	R: 2 E: 0 S: 6	H: 1 LOB: 0 BB: 1 P: 10	R: 0 E: 0 S: 2	H: 0 LOB: 0 BB: 1 P: 6	R: 0 E: 0 S: 5	H: 1 LOB: 0 BB: 0 P: 5	R: 0 E: 0 S: 3	H: 0 LOB: 0 BB: 0 P: 3	R: 0 E: 0 S: 9	H: 0 LOB: 0 BB: 0 P: 9	R: 1 E: 0 S: 10	H: 1 LOB: 2 BB: 1 P: 15	1B: 3 2B: 1 3B: 0 HR: 1	SF: 0 SAC: 0 DP: 1 HBP: 1	WP: 1 PB: 0 SB: 0 CS: 1	PA: 36
PITCHER Jim Bibby, R (1, 1) ERA: 4.22	IP: 9.0 WLS: L BF: 35	H: 5 R: 3 ER: 3 SO: 11	BB: 3 IBB: 1 HBP: 1 BLK: 0	WP: 1 HR: 1 S: 52 P: 69	ERA: 3.00 WHIP: 0.889															

Batter	1	2	3	4	5	6	7	8	9	AB	R	H	RBI	BB	SO	LOB	BOTTOM			
Vic Harris, S (1, 8) OBP: 0.316, SLG: 0.365	P4		K			G3		6-3		4	0	0	0	0	1	0	Milwaukee Brewers @ Texas Rangers Arlington Stadium, Arlington, TX Wed Jul 18 1973, 8:05 PM EDT Att: 5,685 - Unknown			
Larry Bittner, L (1, 3) OBP: 0.279, SLG: 0.252					1B BB			4-3		3	0	2	0	1	0	0				
Alex Johnson, R (1, 10) OBP: 0.311, SLG: 0.365					K			F9		4	0	0	0	0	1	3				
Rico Carty, R (1, 7) OBP: 0.309, SLG: 0.300								F9		4	0	1	0	0	1	1				
Jim Fregosi, R (1, 5) (9, 6) OBP: 0.352, SLG: 0.341					K			F7		4	0	0	0	0	1	2				
Jeff Burroughs, R (1, 9) OBP: 0.336, SLG: 0.427								F8		3	0	1	0	0	0	2				
Jim Mason, L (1, 4) OBP: 0.294, SLG: 0.320								P6		3	0	1	0	0	0	1				
Ken Suarez, R (1, 2) OBP: 0.365, SLG: 0.343								1B		3	0	0	0	0	0	1				
Pete Mackanin, R (1, 6) OBP: 0.100, SLG: 0.079										2	0	0	0	0	2	0				
Bill Sudakis, S (8, PH) (9, 5) OBP: 0.235, SLG: 0.375										1	0	0	0	0	0	0				
Inning Stats	R: 0 E: 0 S: 3	H: 1 LOB: 0 BB: 0 P: 3	R: 0 E: 0 S: 4	H: 1 LOB: 1 BB: 0 P: 4	R: 0 E: 0 S: 7	H: 0 LOB: 0 BB: 0 P: 7	R: 0 E: 0 S: 8	H: 1 LOB: 2 BB: 1 P: 12	R: 0 E: 0 S: 5	H: 0 LOB: 0 BB: 0 P: 5	R: 0 E: 0 S: 4	H: 1 LOB: 1 BB: 0 P: 4	R: 0 E: 0 S: 4	H: 1 LOB: 1 BB: 0 P: 4	R: 0 E: 0 S: 5	H: 0 LOB: 0 BB: 0 P: 5	1B: 5 2B: 0 3B: 0 HR: 0	SF: 0 SAC: 0 DP: 1 HBP: 0	WP: 0 PB: 0 SB: 0 CS: 0	PA: 32
PITCHER Jim Colborn, R (1, 1) ERA: 2.78	IP: 9.0 WLS: W BF: 32	H: 5 R: 0 ER: 0 SO: 6	BB: 1 IBB: 0 HBP: 0 BLK: 0	WP: 0 HR: 0 S: 43 P: 47	ERA: 0.00 WHIP: 0.667															

AB	30
R	3
H	5
RBI	2
BB	4
SO	11
LOB	11




livebaseballscores.com

Batter	1	2	3	4	5	6	7	8	9	AB	R	H	RBI	BB	SO	LOB	TOP			
Joe Lahoud, L OBP: 0.284, SLG: 0.287 (1, 9)	4-3		6-3		F8		K			4	0	0	0	0	1	1	Milwaukee Brewers @ Texas Rangers Arlington Stadium, Arlington, TX Thu Jul 19 1973, 8:05 PM EDT Att: 5,213 - Unknown			
Don Money, R OBP: 0.321, SLG: 0.367 (1, 5)	K		1B			1B	SH5-3	BB	G4-6-3	3	1	2	0	1	1	0				
Dave May, L OBP: 0.357, SLG: 0.504 (1, 8)	P6							L6		4	1	2	0	0	0	1				
John Briggs, L OBP: 0.354, SLG: 0.428 (1, 7)		4-3	K			G3		G4-6-3		4	0	0	0	0	1	5				
George Scott, R OBP: 0.355, SLG: 0.443 John Vukovich, R OBP: 0.188, SLG: 0.175 (1, 3) (4, 3)	6-3			K		SH5-3			3B	2	0	0	0	0	1	0				
Darrell Porter, L OBP: 0.365, SLG: 0.517 (1, 2)				K					1B	4	1	3	2	0	1	0				
Elie Rodriguez, R OBP: 0.370, SLG: 0.285 (1, 10)					4-3				3B	2	0	0	1	1	0	1				
Tim Johnson, L OBP: 0.278, SLG: 0.272 (1, 6)					3-1		L8		F7	4	0	0	0	0	0	2				
Pedro Garcia, R OBP: 0.305, SLG: 0.398 (1, 4)			K			E5		F6	F3	4	0	0	0	0	1	0				
Inning Stats	R: 0 H: 0 E: 0 K: 1 S: 5	H: 0 LOB: 0 BB: 0 P: 5	R: 0 H: 1 E: 0 K: 0 S: 4	LOB: 2 BB: 1 P: 8	R: 0 H: 2 E: 0 K: 2 S: 9	LOB: 2 BB: 0 P: 9	R: 0 H: 0 E: 0 K: 2 S: 7	H: 0 LOB: 0 BB: 0 P: 7	R: 0 H: 0 E: 1 K: 0 S: 3	H: 0 LOB: 0 BB: 0 P: 3	R: 2 H: 3 E: 0 K: 0 S: 6	H: 3 LOB: 1 BB: 0 P: 6	R: 0 H: 0 E: 0 K: 0 S: 2	H: 0 LOB: 0 BB: 1 P: 6	R: 2 H: 2 E: 0 K: 0 S: 5	H: 2 LOB: 0 BB: 0 P: 5		1B: 5 2B: 2 3B: 1 HR: 0	SF: 1 SAC: 1 DP: 1 HBP: 0	WP: 0 PB: 0 SB: 0 CS: 1
PITCHER Steve Dunning, R ERA: 5.92 (1, 1)	IP: 9.0 WLS: L BF: 36 H: 8 R: 4 ER: 4 SO: 6 BB: 2 IBB: 0 HBP: 0 BLK: 0 WP: 0 HR: 0 S: 46 P: 54 ERA: 4.00 WHIP: 1.111																			

Batter	1	2	3	4	5	6	7	8	9	AB	R	H	RBI	BB	SO	LOB	BOTTOM			
Vic Harris, S OBP: 0.312, SLG: 0.360 (1, 8)	K		F5			K		5-3		4	0	0	0	0	2	0	Milwaukee Brewers @ Texas Rangers Arlington Stadium, Arlington, TX Thu Jul 19 1973, 8:05 PM EDT Att: 5,213 - Unknown			
Larry Bittner, L OBP: 0.286, SLG: 0.248 (1, 3)				K				F5		2	0	0	0	2	1	0				
Alex Johnson, R OBP: 0.310, SLG: 0.364 Bill Sudakis, S OBP: 0.238, SLG: 0.374 Jim Bibby, R (4, PH) (8, FR)						K				1	0	0	0	0	1	1				
Rico Carty, R OBP: 0.311, SLG: 0.301 (1, 7)									1B	3	0	1	0	1	1	2				
Jim Fregosi, R OBP: 0.343, SLG: 0.331 (8, 6)										4	1	0	0	0	1	2				
Jeff Burroughs, R OBP: 0.338, SLG: 0.424 (1, 9)										2	0	0	0	2	0	0				
Dick Billings, R OBP: 0.236, SLG: 0.218 (1, 2)										4	0	1	1	0	1	1				
Jim Mason, L OBP: 0.290, SLG: 0.315 (1, 4)										3	0	0	0	0	0	2				
Pete Mackanin, R OBP: 0.095, SLG: 0.075 Jim Spencer, L OBP: 0.343, SLG: 0.368 Elliott Maddox, R OBP: 0.348, SLG: 0.261 (7, PH) (8, 5)										2	0	0	0	0	0	0				
Inning Stats	R: 0 H: 0 E: 0 K: 2 S: 7	H: 0 LOB: 1 BB: 1 P: 11	R: 0 H: 0 E: 0 K: 1 S: 4	LOB: 0 BB: 1 P: 8	R: 0 H: 0 E: 0 K: 0 S: 3	LOB: 0 BB: 0 P: 3	R: 0 H: 0 E: 0 K: 2 S: 7	H: 0 LOB: 1 BB: 1 P: 11	R: 0 H: 0 E: 0 K: 0 S: 5	H: 0 LOB: 0 BB: 0 P: 5	R: 1 H: 2 E: 0 K: 0 S: 5	H: 2 LOB: 2 BB: 1 P: 9	R: 0 H: 1 E: 0 K: 1 S: 6	H: 1 LOB: 1 BB: 0 P: 6	R: 0 H: 0 E: 0 K: 0 S: 3	H: 0 LOB: 0 BB: 0 P: 3		1B: 3 2B: 1 3B: 0 HR: 0	SF: 0 SAC: 0 DP: 1 HBP: 0	WP: 0 PB: 0 SB: 0 CS: 0
PITCHER Skip Lockwood, R ERA: 3.19 Eduardo Rodriguez, R ERA: 1.45 (1, 1) (7, 1)	IP: 6.1 WLS: W BF: 24 H: 1 R: 1 ER: 1 SO: 8 BB: 5 IBB: 0 HBP: 0 BLK: 0 WP: 0 HR: 0 S: 35 P: 55 ERA: 1.42 WHIP: 0.947																			


AB	32
R	4
H	8
RBI	4
BB	2
SO	6
LOB	10



Batter	1	2	3	4	5	6	7	8	9	AB	R	H	RBI	BB	SO	LOB	TOP										
Mickey Stanley, R OBP: 0.290, SLG: 0.381 (1, 8)	0-0 5-3	0-0 2B 1-3 1B		0-0 4-3			0-0 G1-6-3 1B	0-0 1-3 2-H 3-H 1B		5	0	3	2	0	0	0											
Tony Taylor, R OBP: 0.257, SLG: 0.319 (1, 4) (8, 5)	0-0 6-3	0-0		0-0 E4 1-5-4-3			0-0 G1-6-3 1-2	0-0 F9		5	0	1	1	0	0	3											
Al Kaline, R OBP: 0.416, SLG: 0.607 Norm Cash, L OBP: 0.322, SLG: 0.485 (7, PH) (7, 3)	0-0 E 1B	0-0 L8		0-0 L5-4-3			0-0 3-1	0-0 6-3		3	0	1	0	0	0	3											
Ike Brown, R OBP: 0.415, SLG: 0.302 (9, PH)	0-0 1B			0-0 1-2						1	0	0	0	0	0	0											
Willie Horton, R OBP: 0.416, SLG: 0.607 Jim Northrup, L OBP: 0.332, SLG: 0.397 (5, PH) (5, 7)	0-0 E8 1-3 1B			0-0 1B 1B 1B			0-0 1-3	0-0 1B 1B 1B	4-0 FC6-4 BB	2	1	2	0	0	0	0											
Bill Freehan, R OBP: 0.314, SLG: 0.304 (1, 2)	0-0 P6			0-0 F3			0-3 K	0-0 P6	0-0 FC6-4	5	0	0	0	0	1	5											
Frank Howard, R OBP: 0.340, SLG: 0.392 Gates Brown, L OBP: 0.339, SLG: 0.381 (5, PH) (5, 10)		0-0 F7		0-0 1B 1-2 1B			0-0 F3	0-0 1B 1-2 1B	0-0 6-3	2	0	1	0	0	0	0											
Dick Sharon, R OBP: 0.289, SLG: 0.486 (1, 9)		0-0 1B FC5-4		0-0 G5-3 1-2 2-3 1B			0-3 K	0-0 1-2 2-3 1B		4	2	3	0	0	1	0											
Aurelio Rodriguez, R OBP: 0.284, SLG: 0.355 Dick McAuliffe, L OBP: 0.377, SLG: 0.448 (8, PH) (8, 4)		0-0 FC5-4 1-3 1B		0-0 1-2 2-3 3-H 1B			0-3 K	0-0 1B 1-2 2-3 3-H 1B		3	0	2	1	0	1	0											
Ed Brinkman, R OBP: 0.309, SLG: 0.364 (1, 6)		0-0 FC5-4 1-2 2-3 1B		0-0 G5-3			0-0 6-3	0-0 P3		4	1	0	1	0	0	7											
Inning Stats	R: 0 E: 1 K: 0 S: 5	H: 2 LOB: 2 BB: 0 P: 5	R: 2 E: 0 K: 0 S: 7	H: 4 LOB: 2 BB: 0 P: 7	R: 1 E: 0 K: 0 S: 6	H: 4 LOB: 2 BB: 0 P: 6	R: 0 E: 0 K: 1 S: 3	H: 0 LOB: 0 BB: 0 P: 3	R: 0 E: 0 K: 2 S: 7	H: 0 LOB: 0 BB: 0 P: 7	R: 0 E: 0 K: 0 S: 3	H: 1 LOB: 0 BB: 0 P: 3	R: 3 E: 0 K: 0 S: 8	H: 5 LOB: 2 BB: 1 P: 8	R: 0 E: 0 K: 0 S: 3	H: 0 LOB: 1 BB: 1 P: 7	1B: 15 2B: 1 3B: 0 HR: 0	SF: 0 SAC: 0 DP: 3 HBP: 0	WP: 0 PB: 0 SB: 0 CS: 0	PA: 42							
PITCHER	IP	WLS	BF	H	R	ER	SO	BB	IBB	HBP	BLK	WP	HR	S	P	ERA	WHIP										
Jim Merritt, L ERA: 4.0 (1, 1)	2.1		16	9	3	3	0	0	0	0	0	0	0	16	16	11.57	3.857										
Bill Gogolewski, R ERA: 3.33 (3, 1)	5.1	W	21	7	3	3	3	0	0	0	0	0	0	27	27	5.06	1.312										
Don Durham, R ERA: (8, 1)	0.1		1	0	0	0	0	0	0	0	0	0	0	1	1	0.00	0.000										
Mike Paul, L ERA: 5.99 (9, 1)	1.0	S	4	0	0	0	0	1	0	0	0	0	0	3	7	0.00	1.000										

Detroit Tigers @ Texas Rangers
Arlington Stadium, Arlington, TX
Fri Jul 20 1973, 8:05 PM EDT
Att: 8,770 - Unknown


AB 41
R 6
H 16
RBI 6
BB 1
SO 3
LOB 19



Batter	1	2	3	4	5	6	7	8	9	AB	R	H	RBI	BB	SO	LOB	BOTTOM										
Vic Harris, S OBP: 0.311, SLG: 0.356 (1, 8)	0-0 K			4-0 1B BB			0-0 L3	0-0 4-3		4	0	0	0	1	1	1											
Larry Bittner, L OBP: 0.288, SLG: 0.246 Jeff Burroughs, R OBP: 0.336, SLG: 0.421 (1, 9) (4, PH) (5, 9)	4-0 1B BB	0-0 F7		0-0 F8			0-0 L5-3			1	1	0	0	1	0	0											
Jim Spencer, L OBP: 0.349, SLG: 0.374 (1, 3)	0-0 1B 1-2 1B	0-0 L1-3		0-0 FC6-4 1-3 2-H 1B			0-0 3B 1B			4	2	3	1	0	0	0											
Alex Johnson, R OBP: 0.309, SLG: 0.363 Elliott Maddox, R OBP: 0.348, SLG: 0.261 (1, 7) (8, 7)	0-0 1B 1-2 2-H 1B	0-0 L5-3		0-0 FC6-4 1-2			0-0 F9			4	1	1	1	0	0	3											
Jim Fregosi, R OBP: 0.353, SLG: 0.356 (1, 5)	0-0 2B 1-2 2-3 1B			0-0 L1-4-3 1B			0-0 F8	0-0 1-H 3B		4	1	3	1	0	0	0											
Dick Billings, R OBP: 0.243, SLG: 0.234 (1, 10)	0-0 2B 1-2 2-3 3-H 1B			0-0 L1-4-3 1-2			0-0 WP 2B	0-3 K		4	1	2	1	0	1	2											
Jim Mason, L OBP: 0.289, SLG: 0.319 (1, 4)	0-0 E 1-3 2-H 3-H 2B			0-0 F9			0-0 L4-3 2-3	0-0 F9		4	1	1	2	0	0	2											
Ken Suarez, R OBP: 0.368, SLG: 0.352 (1, 2)	0-0 E7 WP 2-H 3-H 1B			0-0 1B 2B			0-3 K	0-3 K		4	1	2	2	0	2	1											
Pete Mackanin, R OBP: 0.087, SLG: 0.068 (1, 6)	0-3 K			0-0 P1			0-0 F2	0-3 K		4	0	0	0	0	2	2											
Inning Stats	R: 6 E: 1 K: 2 S: 13	H: 6 LOB: 1 BB: 1 P: 17	R: 0 E: 0 K: 0 S: 3	H: 0 LOB: 0 BB: 0 P: 3	R: 0 E: 0 K: 0 S: 3	H: 1 LOB: 0 BB: 0 P: 3	R: 1 E: 0 K: 0 S: 5	H: 2 LOB: 2 BB: 1 P: 9	R: 0 E: 0 K: 1 S: 6	H: 1 LOB: 1 BB: 0 P: 6	R: 0 E: 0 K: 0 S: 3	H: 0 LOB: 0 BB: 0 P: 3	R: 1 E: 0 K: 1 S: 7	H: 2 LOB: 1 BB: 0 P: 7	R: 0 E: 0 K: 2 S: 7	H: 0 LOB: 0 BB: 0 P: 7	1B: 8 2B: 3 3B: 1 HR: 0	SF: 0 SAC: 0 DP: 1 HBP: 0	WP: 2 PB: 0 SB: 0 CS: 0	PA: 37							
PITCHER	IP	WLS	BF	H	R	ER	SO	BB	IBB	HBP	BLK	WP	HR	S	P	ERA	WHIP										
Jim Perry, R ERA: 3.73 (1, 1)	0.1	L	7	5	6	6	1	1	0	0	0	1	0	15	19	2.70	1.500										
Woodie Fryman, L ERA: 5.72 (4, 1)	3.1		14	4	1	1	1	1	0	0	0	1	0	17	17	2.70	0.900										
John Hiller, L ERA: 1.58 (8, 1)	1.0		3	0	0	0	2	0	0	0	0	0	0	7	7	0.00	0.000										

Detroit Tigers @ Texas Rangers
Arlington Stadium, Arlington, TX
Fri Jul 20 1973, 8:05 PM EDT
Att: 8,770 - Unknown

AB 35
R 8
H 12
RBI 8
BB 2
SO 6
LOB 13



Batter	1	2	3	4	5	6	7	8	9	AB	R	H	RBI	BB	SO	LOB	TOP										
Mickey Stanley, R (1.8) OBP: 0.286, SLG: 0.376	F3		K			F9		P5		4	0	0	0	0	1	0											
Tony Taylor, R (1.4) OBP: 0.256, SLG: 0.318	6-3					6-3		F9		4	0	1	0	0	0	0											
Dick Sharon, R (1.7) OBP: 0.300, SLG: 0.481	K					1B		K		3	0	1	0	1	2	0											
Willie Horton, R (1.10) OBP: 0.409, SLG: 0.595		F3				K				4	1	0	0	0	1	2											
Al Kaline, R (1.9) OBP: 0.289, SLG: 0.328										4	1	3	1	0	0	0											
Frank Howard, R (1.3) OBP: 0.333, SLG: 0.383		2B								3	0	0	0	0	0	3											
Norm Cash, L (8.3) OBP: 0.321, SLG: 0.483	6-3									1	0	0	0	0	0	0											
Bill Freehan, R (1.2) OBP: 0.314, SLG: 0.317										3	1	1	2	0	0	1											
Aurelio Rodriguez, R (1.5) OBP: 0.262, SLG: 0.352			K							3	0	0	0	0	1	0											
Ed Brinkman, R (1.6) OBP: 0.306, SLG: 0.361			K							3	0	0	0	0	2	0											
Inning Stats	R: 0 E: 0 K: 1 S: 5	H: 0 LOB: 0 BB: 0 P: 5	R: 0 E: 0 K: 0 S: 4	H: 1 LOB: 1 BB: 0 P: 4	R: 0 E: 0 K: 3 S: 9	H: 0 LOB: 0 BB: 0 P: 9	R: 1 E: 0 K: 0 S: 5	H: 3 LOB: 1 BB: 0 P: 5	R: 0 E: 0 K: 1 S: 5	H: 0 LOB: 0 BB: 0 P: 5	R: 2 E: 0 K: 0 S: 5	H: 2 LOB: 0 BB: 0 P: 5	R: 0 E: 0 K: 1 S: 5	H: 0 LOB: 0 BB: 0 P: 3	R: 0 E: 0 K: 0 S: 3	H: 0 LOB: 0 BB: 0 P: 3	1B: 2 2B: 3 3B: 0 HR: 1	SF: 0 SAC: 0 DP: 0 HBP: 0	WP: 0 PB: 0 SB: 0 CS: 1	PA: 33							
PITCHER	IP	WLS	BF	H	R	ER	SO	BB	IBB	HBP	BLK	WP	HR	S	P	ERA	WHIP										
David Clyde, L (1.1) ERA: 4.37	6.1		25	6	3	3	6	1	0	0	0	0	1	36	40	4.26	1.105										
Jackie Brown, R (7.1) ERA: 1.64	2.2	W	8	0	0	0	1	0	0	0	0	0	0	10	10	0.00	0.000										

Detroit Tigers @ Texas Rangers
 Arlington Stadium, Arlington, TX
 Sat Jul 21 1973, 8:05 PM EDT
 Att: 21,643 - Unknown

AB	32
R	3
H	6
RBI	3
BB	1
SO	7
LOB	6



Batter	1	2	3	4	5	6	7	8	9	AB	R	H	RBI	BB	SO	LOB	BOTTOM										
Davey Nelson, R (1.4) OBP: 0.319, SLG: 0.373	SH3									3	0	2	0	0	0	1											
Vic Harris, S (1.8) OBP: 0.307, SLG: 0.352	6-3		4-3							4	0	0	0	0	0	4											
Jim Fregosi, R (1.5) OBP: 0.351, SLG: 0.353	FC6-2		L4							4	1	1	0	0	1	2											
Alex Johnson, R (1.10) OBP: 0.311, SLG: 0.372	F7									4	2	2	1	0	1	1											
Jeff Burroughs, R (1.9) OBP: 0.335, SLG: 0.429										4	1	1	1	0	1	1											
Dick Billings, R (1.7) OBP: 0.237, SLG: 0.227										4	0	0	1	0	2	0											
Elliott Maddox, R (9.7) OBP: 0.348, SLG: 0.261										0	0	0	0	0	0	0											
Bill Sudakis, S (1.3) OBP: 0.240, SLG: 0.383										3	0	1	0	0	0	0											
Ken Suarez, R (1.2) OBP: 0.368, SLG: 0.352										3	0	1	0	0	0	1											
Pete Mackanin, R (1.6) OBP: 0.102, SLG: 0.085										3	0	1	0	0	1	1											
Inning Stats	R: 0 E: 1 K: 0 S: 4	H: 1 LOB: 1 BB: 0 P: 4	R: 0 E: 0 K: 2 S: 8	H: 1 LOB: 0 BB: 0 P: 8	R: 0 E: 0 K: 0 S: 4	H: 1 LOB: 1 BB: 0 P: 4	R: 1 E: 0 K: 0 S: 4	H: 1 LOB: 0 BB: 0 P: 4	R: 0 E: 0 K: 1 S: 6	H: 1 LOB: 0 BB: 0 P: 6	R: 2 E: 0 K: 0 S: 5	H: 2 LOB: 0 BB: 0 P: 5	R: 0 E: 0 K: 0 S: 4	H: 1 LOB: 1 BB: 0 P: 4	R: 1 E: 0 K: 3 S: 10	H: 1 LOB: 0 BB: 0 P: 10	1B: 6 2B: 1 3B: 0 HR: 2	SF: 0 SAC: 1 DP: 0 HBP: 0	WP: 2 PB: 0 SB: 1 CS: 0	PA: 33							
PITCHER	IP	WLS	BF	H	R	ER	SO	BB	IBB	HBP	BLK	WP	HR	S	P	ERA	WHIP										
Mickey Lolich, L (1.1) ERA: 3.46	8.0	L	33	9	4	4	6	0	0	0	0	2	2	45	45	4.50	1.125										

Detroit Tigers @ Texas Rangers
 Arlington Stadium, Arlington, TX
 Sat Jul 21 1973, 8:05 PM EDT
 Att: 21,643 - Unknown


AB	32
R	4
H	9
RBI	3
BB	0
SO	6
LOB	11



Batter	1	2	3	4	5	6	7	8	9	10	AB	R	H	RBI	BB	SO	LOB	TOP			
Mickey Stanley, R OBP: 0.287, SLG: 0.374 (1, 8)	5-3		1B	F9			BB	F3		P6	5	0	1	0	1	0	4				
Al Kaline, R OBP: 0.287, SLG: 0.325 (1, 9)	1B		L7		L1-3				L6-3		5	0	1	0	0	1	2				
Gates Brown, L OBP: 0.351, SLG: 0.401 (1, 10)	1B				G3					2B	4	0	4	0	1	0	0				
Duke Sims, L OBP: 0.355, SLG: 0.429 (1, 2)	FC1-5-2-5		F9		G3			F7		K	5	0	0	0	0	1	8				
Dick McAuliffe, L OBP: 0.370, SLG: 0.439 (1, 4)	F8			G3	F8			4-3		1-6-3	5	0	0	0	0	0	6				
Norm Cash, L OBP: 0.326, SLG: 0.494 (1, 3)		G3								4-3	3	2	1	1	2	0	0				
Jim Northrup, L OBP: 0.329, SLG: 0.390 (1, 7)		K		HR	FC6-4			K		F9	4	0	0	0	1	3	2				
Aurelio Rodriguez, R OBP: 0.266, SLG: 0.364 (1, 5)		F7			FC6-4			F7			5	1	3	2	0	0	1				
Ed Brinkman, R OBP: 0.305, SLG: 0.356 (1, 6)			F3	FC6-4				F7			4	0	0	0	1	1	3				
Inning Stats	R: 0 E: 0 K: 0 S: 5	H: 2 LOB: 2 BB: 0 P: 5	R: 0 E: 0 K: 1 S: 5	H: 0 LOB: 0 BB: 0 P: 5	R: 0 E: 0 K: 0 S: 5	H: 2 LOB: 2 BB: 1 P: 9	R: 0 E: 0 K: 0 S: 4	H: 1 LOB: 1 BB: 0 P: 4	R: 0 E: 0 K: 1 S: 5	H: 0 LOB: 1 BB: 1 P: 9	R: 0 E: 0 K: 1 S: 5	H: 0 LOB: 2 BB: 2 P: 13	R: 2 E: 0 K: 2 S: 8	H: 1 LOB: 0 BB: 1 P: 12	R: 0 E: 0 K: 1 S: 6	H: 1 LOB: 1 BB: 0 P: 6	R: 0 E: 0 K: 0 S: 4	H: 1 LOB: 2 BB: 1 P: 8	1B: 6 2B: 2 3B: 0 HR: 2	SF: 0 SAC: 0 DP: 0 HBP: 0	WP: 0 PA: 46 PB: 0 SB: 0 CS: 0
PITCHER	IP WLS BF H R ER SO	IP WLS BF H R ER SO	IP WLS BF H R ER SO	IP WLS BF H R ER SO	IP WLS BF H R ER SO	IP WLS BF H R ER SO	IP WLS BF H R ER SO	IP WLS BF H R ER SO	IP WLS BF H R ER SO	IP WLS BF H R ER SO	IP WLS BF H R ER SO	IP WLS BF H R ER SO	IP WLS BF H R ER SO	IP WLS BF H R ER SO	IP WLS BF H R ER SO	IP WLS BF H R ER SO	IP WLS BF H R ER SO	IP WLS BF H R ER SO	ERA WHIP	ERA WHIP	
Jim Bibby, R ERA: 4.02	(1, 1) 6.0	(1, 1) 6.0	(1, 1) 6.0	(1, 1) 6.0	(1, 1) 6.0	(1, 1) 6.0	(1, 1) 6.0	(1, 1) 6.0	(1, 1) 6.0	(1, 1) 6.0	(1, 1) 6.0	(1, 1) 6.0	(1, 1) 6.0	(1, 1) 6.0	(1, 1) 6.0	(1, 1) 6.0	(1, 1) 6.0	(1, 1) 6.0	(1, 1) 6.0	1.50	1.667
Jackie Brown, R ERA: 2.4	(7, 1) 4.0	(7, 1) 4.0	(7, 1) 4.0	(7, 1) 4.0	(7, 1) 4.0	(7, 1) 4.0	(7, 1) 4.0	(7, 1) 4.0	(7, 1) 4.0	(7, 1) 4.0	(7, 1) 4.0	(7, 1) 4.0	(7, 1) 4.0	(7, 1) 4.0	(7, 1) 4.0	(7, 1) 4.0	(7, 1) 4.0	(7, 1) 4.0	(7, 1) 4.0	4.50	1.500

Detroit Tigers @ Texas Rangers
Arlington Stadium, Arlington, TX
Sun Jul 22 1973, 8:05 PM EDT
Att: 7,187 - Unknown


AB 40
R 3
H 10
RBI 3
BB 6
SO 6
LOB 26



Batter	1	2	3	4	5	6	7	8	9	10	AB	R	H	RBI	BB	SO	LOB	BOTTOM			
Vic Harris, S OBP: 0.308, SLG: 0.350 (1, 8) (6, 9)	1B			K						FC1-4	4	1	1	1	1	2	1				
Larry Blittner, L OBP: 0.285, SLG: 0.242 (1, 7)	E3										2	1	0	0	0	0	3				
Davey Nelson, R OBP: 0.325, SLG: 0.377 (5, PH) (6, 4)	1B										2	0	2	0	1	0	0				
Jim Spencer, L OBP: 0.345, SLG: 0.370 (1, 3)	P4										3	0	0	0	0	0	5				
Dick Billings, R OBP: 0.236, SLG: 0.225 (9, PH) (10, 2)											1	0	0	0	0	1	2				
Alex Johnson, R OBP: 0.310, SLG: 0.370 (1, 10)	1B										5	0	1	1	0	1	3				
Jim Fregosi, R OBP: 0.352, SLG: 0.355 (1, 5)	K										5	1	2	0	0	2	3				
Jeff Burroughs, R OBP: 0.338, SLG: 0.430 (1, 9) (6, 7)	1B										4	0	2	1	1	1	0				
Jim Mason, L OBP: 0.286, SLG: 0.316 (1, 4)	K										2	0	0	0	0	2	2				
Elliott Maddox, R OBP: 0.341, SLG: 0.254 (6, 8)	K										3	0	0	0	0	2	4				
Ken Suarez, R OBP: 0.370, SLG: 0.352 (1, 2)											3	1	1	0	1	0	0				
Steve Dunning, R (9, PR)											0	0	0	0	0	0	0				
Bill Sudakis, S OBP: 0.248, SLG: 0.389 (10, 3)	SH										1	0	1	1	0	0	0				
Pete Mackanin, R OBP: 0.096, SLG: 0.080 (1, 6)	SH										3	0	0	0	0	2	1				
Inning Stats	R: 2 E: 1 K: 2 S: 10	H: 2 LOB: 2 BB: 1 P: 14	R: 1 E: 1 K: 1 S: 8	H: 2 LOB: 2 BB: 0 P: 8	R: 0 E: 0 K: 2 S: 7	H: 0 LOB: 0 BB: 0 P: 7	R: 0 E: 0 K: 1 S: 6	H: 1 LOB: 1 BB: 0 P: 6	R: 0 E: 0 K: 1 S: 5	H: 0 LOB: 0 BB: 0 P: 5	R: 0 E: 0 K: 2 S: 8	H: 1 LOB: 1 BB: 0 P: 8	R: 0 E: 0 K: 0 S: 4	H: 2 LOB: 1 BB: 0 P: 4	R: 0 E: 1 K: 1 S: 5	H: 0 LOB: 2 BB: 2 P: 13	R: 1 E: 0 K: 1 S: 6	H: 2 LOB: 2 BB: 1 P: 10	1B: 10 2B: 1 3B: 0 HR: 0	SF: 0 SAC: 2 DP: 1 HBP: 0	WP: 0 PA: 44 PB: 0 SB: 0 CS: 0
PITCHER	IP WLS BF H R ER SO	IP WLS BF H R ER SO	IP WLS BF H R ER SO	IP WLS BF H R ER SO	IP WLS BF H R ER SO	IP WLS BF H R ER SO	IP WLS BF H R ER SO	IP WLS BF H R ER SO	IP WLS BF H R ER SO	IP WLS BF H R ER SO	IP WLS BF H R ER SO	IP WLS BF H R ER SO	IP WLS BF H R ER SO	IP WLS BF H R ER SO	IP WLS BF H R ER SO	IP WLS BF H R ER SO	IP WLS BF H R ER SO	IP WLS BF H R ER SO	ERA WHIP	ERA WHIP	
Joe Coleman, R ERA: 3.6	(1, 1) 1.0	(1, 1) 1.0	(1, 1) 1.0	(1, 1) 1.0	(1, 1) 1.0	(1, 1) 1.0	(1, 1) 1.0	(1, 1) 1.0	(1, 1) 1.0	(1, 1) 1.0	(1, 1) 1.0	(1, 1) 1.0	(1, 1) 1.0	(1, 1) 1.0	(1, 1) 1.0	(1, 1) 1.0	(1, 1) 1.0	(1, 1) 1.0	(1, 1) 1.0	9.00	5.000
John Hiller, L ERA: 1.52	(2, 1) 8.1	(2, 1) 8.1	(2, 1) 8.1	(2, 1) 8.1	(2, 1) 8.1	(2, 1) 8.1	(2, 1) 8.1	(2, 1) 8.1	(2, 1) 8.1	(2, 1) 8.1	(2, 1) 8.1	(2, 1) 8.1	(2, 1) 8.1	(2, 1) 8.1	(2, 1) 8.1	(2, 1) 8.1	(2, 1) 8.1	(2, 1) 8.1	(2, 1) 8.1	1.08	0.840
Bob Miller, R ERA: 4.13	(10, 1) 0.1	(10, 1) 0.1	(10, 1) 0.1	(10, 1) 0.1	(10, 1) 0.1	(10, 1) 0.1	(10, 1) 0.1	(10, 1) 0.1	(10, 1) 0.1	(10, 1) 0.1	(10, 1) 0.1	(10, 1) 0.1	(10, 1) 0.1	(10, 1) 0.1	(10, 1) 0.1	(10, 1) 0.1	(10, 1) 0.1	(10, 1) 0.1	(10, 1) 0.1	0.00	3.000

Detroit Tigers @ Texas Rangers
Arlington Stadium, Arlington, TX
Sun Jul 22 1973, 8:05 PM EDT
Att: 7,187 - Unknown


AB 38
R 4
H 10
RBI 4
BB 4
SO 13
LOB 24



Batter	1	2	3	4	5	6	7	8	9	AB	R	H	RBI	BB	SO	LOB	TOP			
Sandy Alomar Sr. S (1,6) OBP: 0.279, SLG: 0.240 Al Gallagher R (9, PH) OBP: 0.356, SLG: 0.310	4-0 BB		0-0 SH1-4		0-0 G3		0-0 E6 SH1-3		4-0 BB	2	0	0	0	1	0	1				
Vada Pinson L (1,8) OBP: 0.291, SLG: 0.390	0-0 F8		0-0 5-3		0-0 G3		0-0 SH1-3		0-3 K	4	0	0	0	0	1	5				
Tom McCraw L (1,7) OBP: 0.314, SLG: 0.256	0-3 K		0-3 K		0-3 K		0-0 3-1			4	0	0	0	0	3	5				
Frank Robinson R (1,10) OBP: 0.359, SLG: 0.444	0-0 P5			0-0 P4		0-0 1B	0-0 P4			4	1	1	0	0	0	2				
Mike Epstein L (1,3) OBP: 0.313, SLG: 0.314		0-3 K		4-0 BB		0-0 F2		0-0 6-3		3	0	0	0	1	1	1				
Bob Oliver R (1,9) OBP: 0.297, SLG: 0.401		0-3 K		0-0 F8		0-3 K		0-3 K		4	0	0	0	0	3	2				
John Stephenson L (1,2) OBP: 0.288, SLG: 0.304		0-0 6-3		4-0 BB		0-0 BB	0-0 BB	0-0 G3		3	0	1	1	1	0	0				
Billy Grabarkewitz R (1,4) OBP: 0.309, SLG: 0.267 Winston Llenas R (9, PH) OBP: 0.346, SLG: 0.370			4-0 SH1-4 BB	0-3 K		4-0 BB		0-0 P6		1	0	0	0	2	1	2				
Rudy Meoli L (1,5) OBP: 0.290, SLG: 0.263 Richie Scheinblum S (9, PH) OBP: 0.376, SLG: 0.340			4-0 SH1-4 BB		4-0 G3 BB	0-0 F8		0-3 K		1	0	0	0	2	0	2				
Inning Stats	R: 0 E: 0 K: 1 S: 5	H: 0 LOB: 1 BB: 1 P: 9	R: 0 E: 0 K: 2 S: 7	H: 0 LOB: 0 BB: 0 P: 7	R: 0 E: 0 K: 1 S: 5	H: 0 LOB: 2 BB: 2 P: 13	R: 0 E: 0 K: 1 S: 5	H: 0 LOB: 1 BB: 1 P: 9	R: 1 E: 0 K: 1 S: 7	H: 2 LOB: 2 BB: 1 P: 11	R: 0 E: 1 K: 0 S: 4	H: 0 LOB: 1 BB: 0 P: 4	R: 0 E: 0 K: 1 S: 5	H: 0 LOB: 0 BB: 0 P: 5	R: 0 E: 0 K: 2 S: 7	H: 0 LOB: 1 BB: 1 P: 11	1B: 2 2B: 0 3B: 0 HR: 0	SF: 0 SAC: 2 DP: 0 HBP: 0	WP: 0 PB: 0 SB: 2 CS: 0	PA: 38
PITCHER Jim Bibby R (1,1) ERA: 3.71	IP: 9.0 WLS: W BF: 38 H: 2 R: 1 ER: 1 SO: 10 BB: 8 IBB: 0 HBP: 0 BLK: 0 WP: 0 HR: 0 S: 50 P: 82 ERA: 1.00 WHIP: 1.111															PITCHER				

California Angels @ Texas Rangers
Arlington Stadium, Arlington, TX
Thu Jul 26 1973, 8:05 PM EDT
Unknown


AB	28
R	1
H	2
RBI	1
BB	8
SO	10
LOB	20



Batter	1	2	3	4	5	6	7	8	9	AB	R	H	RBI	BB	SO	LOB	BOTTOM			
Davey Nelson R (1,4) OBP: 0.327, SLG: 0.376	0-0 1B			0-0 6-3			0-0 F9	4-0 F9 3B BB		3	1	1	0	1	0	0				
Vic Harris S (1,8) OBP: 0.310, SLG: 0.358	0-0 1B		0-0 G3-6-3 1B	0-0 P5			0-0 FC 3B	0-0 F9		4	1	2	0	0	0	1				
Jim Spencer L (1,3) OBP: 0.344, SLG: 0.375	0-0 G3-6-3		0-0 F7				0-0 FC	0-0 3B		4	0	1	2	0	0	1				
Alex Johnson R (1,10) OBP: 0.314, SLG: 0.384		0-0 2B		0-0 P4		0-0 P4	0-0 3B 2B	0-0 3B 3B		4	1	3	2	0	0	0				
Larry Bittner L (1,9) OBP: 0.286, SLG: 0.260 Elliott Maddox R (7, PR) OBP: 0.338, SLG: 0.252		0-0 4-3		0-3 K		0-3 K	0-0 HR 3B	0-3 K		3	0	1	1	0	1	0				
Bill Sudakis S (1,5) OBP: 0.250, SLG: 0.418 Pete Mackanin R (8,5) OBP: 0.094, SLG: 0.078		0-3 K		0-3 K		0-3 K	0-0 HR	0-0 F8		3	1	1	2	0	2	0				
Ken Suarez R (1,2) OBP: 0.370, SLG: 0.348			4-0 G6-4-3 BB		0-0 F9		0-0 F9	4-0 4-3		2	0	0	0	1	0	1				
Jim Mason L (1,6) OBP: 0.287, SLG: 0.312			0-0 F9		0-0 5-3		4-0 BB			2	0	0	0	1	0	1				
Tom Grieve R (1,7) OBP: 0.281, SLG: 0.267			0-0 G6-4-3		0-0 5-3		0-3 K			3	0	0	0	0	1	3				
Inning Stats	R: 0 E: 0 K: 0 S: 3	H: 2 LOB: 0 BB: 0 P: 3	R: 0 E: 0 K: 1 S: 5	H: 1 LOB: 0 BB: 0 P: 5	R: 0 E: 0 K: 0 S: 2	H: 0 LOB: 0 BB: 1 P: 6	R: 0 E: 0 K: 0 S: 3	H: 0 LOB: 0 BB: 0 P: 3	R: 0 E: 0 K: 2 S: 7	H: 0 LOB: 0 BB: 0 P: 7	R: 0 E: 0 K: 0 S: 3	H: 0 LOB: 0 BB: 0 P: 3	R: 5 E: 0 K: 1 S: 10	H: 4 LOB: 2 BB: 1 P: 14	R: 2 E: 0 K: 1 S: 7	H: 2 LOB: 1 BB: 1 P: 11	1B: 2 2B: 2 3B: 4 HR: 1	SF: 0 SAC: 0 DP: 2 HBP: 0	WP: 0 PB: 0 SB: 1 CS: 0	PA: 33
PITCHER Nolan Ryan R (1,1) ERA: 2.95 Aurelio Monteagudo R (7,1) ERA: 6.0 Steve Barber L (8,1) ERA: 3.65	IP: 6.1 WLS: L BF: 23 H: 6 R: 4 ER: 4 SO: 3 BB: 1 IBB: 0 HBP: 0 BLK: 0 WP: 0 HR: 0 S: 28 P: 32 ERA: 5.68 WHIP: 1.105															PITCHER				

California Angels @ Texas Rangers
Arlington Stadium, Arlington, TX
Thu Jul 26 1973, 8:05 PM EDT
Unknown

AB	30
R	5
H	9
RBI	7
BB	3
SO	5
LOB	9



Batter	1	2	3	4	5	6	7	8	9	AB	R	H	RBI	BB	SO	LOB	TOP
Sandy Alomar Sr. S OBP: 0.276, SLG: 0.237	6-3	K			5-3		6-3			4	0	0	0	0	1	3	California Angels @ Texas Rangers Arlington Stadium, Arlington, TX Thu Jul 26 1973, 8:05 PM EDT Att: 25,620 - Unknown
Ken Berry R OBP: 0.334, SLG: 0.377	FC4 1B		1-3		6-3			1B F9 1B		4	0	2	0	0	0	0	
Leroy Stanton R OBP: 0.275, SLG: 0.396	P4		K		5-3			K		4	0	0	0	0	2	2	
Frank Robinson R OBP: 0.355, SLG: 0.439	FC4 1-2		E5 FC5-4		F8			F9 1-2		4	0	0	0	0	0	2	
Bob Oliver R OBP: 0.297, SLG: 0.399		K	FC5-4 1-2		6-3			1B		4	0	1	0	0	1	1	
Mike Epstein L OBP: 0.316, SLG: 0.312		BB FC3-2 BB			4-3			4-3		2	0	0	0	2	0	2	
Al Gallagher R OBP: 0.361, SLG: 0.314		FC3-2 1-2 1B			1-3			1-3 BB		3	0	2	0	1	0	1	
Billy Grabarkewitz R OBP: 0.309, SLG: 0.282		FC3-2 1-2 2-3 BB			F9			K		2	0	0	0	1	0	1	
Tom McCraw L OBP: 0.312, SLG: 0.254		FC3-2 1-2 2-3 BB			F9			K		1	0	0	0	0	1	1	
Art Kusnyer R OBP: 0.152, SLG: 0.159		FC3-2 1-2 2-3 3-H			K			L3		3	0	0	0	0	2	4	
Richie Scheinblum S OBP: 0.374, SLG: 0.338								1-2 2-3		1	0	0	0	0	0	1	
Inning Stats	R: 0 E: 0 K: 0 S: 4	H: 1 LOB: 1 BB: 2 P: 4	R: 0 E: 0 K: 2 S: 8	H: 1 LOB: 1 BB: 0 P: 16	R: 0 E: 1 K: 1 S: 6	H: 0 LOB: 1 BB: 0 P: 6	R: 0 E: 0 K: 0 S: 3	H: 1 LOB: 0 BB: 1 P: 7	R: 0 E: 0 K: 1 S: 5	H: 0 LOB: 0 BB: 0 P: 5	R: 0 E: 0 K: 1 S: 7	H: 2 LOB: 2 BB: 0 P: 7	R: 0 E: 0 K: 1 S: 4	H: 0 LOB: 0 BB: 1 P: 8	1B: 5 2B: 1 3B: 0 HR: 0	SF: 0 SAC: 0 DP: 1 HBP: 0	WP: 0 PA: 36 PB: 0 SB: 0 CS: 0
PITCHER	IP WLS BF H R ER SO BB IBB HBP BLK WP HR S P ERA WHIP																
David Clyde L ERA: 3.64	(1, 1) 7.0 W 28 3 0 0 5 3 0 0 0 0 0 0 35 47 0.00 0.857																
Jackie Brown R ERA: 2.12	(8, 1) 2.0 S 8 2 0 0 2 1 0 0 0 0 0 0 11 15 0.00 1.500																

Batter	1	2	3	4	5	6	7	8	9	AB	R	H	RBI	BB	SO	LOB	BOTTOM		
Davey Nelson R OBP: 0.322, SLG: 0.370	K		5-3		4-3			F7		5	0	0	0	0	1	2	California Angels @ Texas Rangers Arlington Stadium, Arlington, TX Thu Jul 26 1973, 8:05 PM EDT Att: 25,620 - Unknown		
Vic Harris S OBP: 0.320, SLG: 0.364	1B E BB	1B		G4-6-3 1B		6-3 1B		WP 1B BB		3	3	3	0	2	0	0			
Jim Spencer L OBP: 0.345, SLG: 0.376				G4-6-3 1-2		F9		K		5	0	2	0	0	1	3			
Alex Johnson R OBP: 0.318, SLG: 0.386	E4 1B HR			1B E 1B		6-3		BB 1B BB		4	2	2	2	1	0	2			
Jim Fregosi R OBP: 0.359, SLG: 0.363	HR 1B	K		E5 1B		1-3		BB 1B		5	1	3	1	0	1	3			
Jeff Burroughs R OBP: 0.348, SLG: 0.441				1B 1-H				1-2 2-H 1B		2	1	1	4	2	0	2			
Elliott Maddox R OBP: 0.343, SLG: 0.252	HR	L9		BB		5-3 WP BB		1-2 2-3 BB		0	0	0	0	1	0	0			
Larry Blittner L OBP: 0.283, SLG: 0.258		4-3		F8		5-3		4-3		5	0	1	0	0	0	8			
Dick Billings R OBP: 0.230, SLG: 0.219	F9		1-3		K			5-3		4	0	0	0	0	1	3			
Jim Mason L OBP: 0.286, SLG: 0.311		FC6-4 1B		4-3		4-3		G3		4	0	1	0	0	0	2			
Inning Stats	R: 5 E: 1 K: 1 S: 11	H: 5 LOB: 2 BB: 1 P: 15	R: 1 E: 0 K: 1 S: 8	H: 3 LOB: 3 BB: 0 P: 8	R: 0 E: 0 K: 0 S: 3	H: 0 LOB: 0 BB: 0 P: 3	R: 1 E: 1 K: 0 S: 5	H: 3 LOB: 2 BB: 1 P: 9	R: 0 E: 0 K: 1 S: 5	H: 0 LOB: 0 BB: 0 P: 5	R: 0 E: 0 K: 0 S: 4	H: 1 LOB: 1 BB: 0 P: 4	R: 0 E: 0 K: 0 S: 3	H: 0 LOB: 2 BB: 1 P: 7	R: 1 E: 0 K: 1 S: 6	H: 1 LOB: 3 BB: 3 P: 18	1B: 12 2B: 0 3B: 0 HR: 1	SF: 0 SAC: 0 DP: 1 HBP: 0	WP: 2 PA: 43 PB: 0 SB: 0 CS: 0
PITCHER	IP WLS BF H R ER SO BB IBB HBP BLK WP HR S P ERA WHIP																		
Bill Singer R ERA: 2.83	(1, 1) 0.2 L 9 5 5 4 1 1 0 0 0 0 0 0 10 14 54.00 9.000																		
Dick Lange R ERA: 6.91	(1, 1) 3.1 16 6 2 1 1 1 0 0 0 0 0 0 17 21 2.70 2.100																		
Dave Sells R ERA: 3.0	(5, 1) 4.0 18 2 1 1 2 4 0 0 0 2 0 0 18 34 2.25 1.500																		

Batter	1	2	3	4	5	6	7	8	9	AB	R	H	RBI	BB	SO	LOB	TOP																			
Sandy Alomar Sr. S OBP: 0.272, SLG: 0.234 (1, 6)	F2		F5		5-3		F7			4	0	0	0	0	0	2	California Angels @ Texas Rangers Arlington Stadium, Arlington, TX Fri Jul 27 1973, 4:33 AM EDT Att: 3,317 - Unknown																			
Al Gallagher R OBP: 0.366, SLG: 0.321 (1, 5)	1B		1B		1B		6-3			4	0	3	1	0	0	1																				
Frank Robinson R OBP: 0.354, SLG: 0.436 (1, 10)	F8		F5		K					4	0	1	0	0	1	3																				
Bob Oliver R OBP: 0.296, SLG: 0.407 (1, 3)	F9			HR			F9		L3	4	1	1	1	0	0	2																				
Leroy Stanton R OBP: 0.268, SLG: 0.385 (1, 9)		K		F9			F9		5-3	4	0	0	0	0	1	0																				
Ken Berry R OBP: 0.337, SLG: 0.379 (1, 8)	6-3			L6			1B			4	0	2	0	0	0	0																				
Vada Pinson L OBP: 0.280, SLG: 0.388 (1, 7)	3-1						4-3			4	0	1	0	0	0	2																				
Rudy Meoli L OBP: 0.290, SLG: 0.269 (1, 4)			F8	4-3						3	0	1	0	0	0	1																				
Winston Lianas R OBP: 0.341, SLG: 0.365 (9, PH)							2B		K	1	0	0	0	0	1	1																				
Rick Stelmazek L OBP: 0.250, SLG: 0.222 (1, 2)							P4		F3	3	1	1	0	0	1	1																				
Richie Scheinblum S OBP: 0.371, SLG: 0.336 (9, PH)			1B	2B						1	0	0	0	0	0	1																				
Inning Stats	R: 0 E: 0 K: 0 S: 4	H: 1 LOB: 1 BB: 0 P: 4	R: 0 E: 0 K: 1 S: 5	H: 0 LOB: 0 BB: 0 P: 5	R: 1 E: 0 K: 0 S: 5	H: 2 LOB: 1 BB: 0 P: 5	R: 1 E: 0 K: 0 S: 5	H: 2 LOB: 1 BB: 0 P: 5	R: 0 E: 0 K: 0 S: 4	H: 1 LOB: 1 BB: 0 P: 4	R: 0 E: 0 K: 0 S: 4	H: 1 LOB: 1 BB: 0 P: 4	R: 0 E: 0 K: 1 S: 3	H: 1 LOB: 0 BB: 0 P: 3	R: 0 E: 0 K: 1 S: 6	H: 1 LOB: 1 BB: 0 P: 6	1B: 7 2B: 3 3B: 0 HR: 1	SF: 0 SAC: 0 DP: 1 HBP: 0	WP: 0 PB: 0 SB: 0 CS: 0	PA: 36																
PITCHER	IP	WLS	BF	H	R	ER	SO	BB	IBB	HBP	BLK	WP	HR	S	P	ERA	WHIP	PITCHER		IP	WLS	BF	H	R	ER	SO	BB	IBB	HBP	BLK	WP	HR	S	P	ERA	WHIP
Jim Merritt L ERA: 3.82 (1, 1)	9.0	W	36	10	2	2	4	0	0	0	0	0	1	44	44	2.00	1.111																			

AB	36
R	2
H	10
RBI	2
BB	0
SO	4
LOB	14




Batter	1	2	3	4	5	6	7	8	9	AB	R	H	RBI	BB	SO	LOB	BOTTOM																			
Davey Nelson R OBP: 0.320, SLG: 0.368 (1, 4)	FC4-6 1B	F8		F8		F9		6-3		5	0	1	0	0	0	1	California Angels @ Texas Rangers Arlington Stadium, Arlington, TX Fri Jul 27 1973, 4:33 AM EDT Att: 3,317 - Unknown																			
Vic Harris S OBP: 0.324, SLG: 0.363 (1, 8)	FC4-6 1-2		K	1B		BB		BB		3	0	1	0	2	1	1																				
Jim Fregosi R OBP: 0.365, SLG: 0.384 (1, 5)	5-3-6 1-2					BB		F8		4	1	2	1	1	0	2																				
Alex Johnson R OBP: 0.319, SLG: 0.384 (1, 10)		FC6-4 1B	6-3	HR		4-3		4-3		4	0	1	0	1	0	4																				
Jeff Burroughs R OBP: 0.348, SLG: 0.441 (1, 9)		F9	1B	1B		FC5-4 1B		6-3 BB		4	1	2	0	1	0	3																				
Bill Sudakis S OBP: 0.252, SLG: 0.416 (1, 3)		FC6-4 1-2	BB	BB		FC5-4 1-2		SH1-3-4 1-2		3	1	1	1	0	0	2																				
Ken Suarez R OBP: 0.377, SLG: 0.346 (1, 2)		4-0 1-2	BB	BB		5-3		6-3 BB		1	1	0	0	3	0	1																				
Tom Grieve R OBP: 0.278, SLG: 0.353 (1, 7)		0-0 1-2	BB	BB		6-3		6-3 1-2		4	1	1	3	0	0	5																				
Pete Mackanin R OBP: 0.105, SLG: 0.074 (1, 6)		1-0 HBP				6-3		1-3		3	0	0	0	0	0	2																				
Inning Stats	R: 0 E: 0 K: 0 S: 3	H: 1 LOB: 0 BB: 0 P: 3	R: 3 E: 0 K: 0 S: 5	H: 2 LOB: 1 BB: 1 P: 10	R: 2 E: 0 K: 1 S: 7	H: 2 LOB: 2 BB: 2 P: 15	R: 0 E: 0 K: 0 S: 5	H: 2 LOB: 2 BB: 0 P: 5	R: 0 E: 0 K: 0 S: 4	H: 0 LOB: 2 BB: 2 P: 11	R: 0 E: 0 K: 0 S: 4	H: 1 LOB: 2 BB: 1 P: 8	R: 0 E: 0 K: 0 S: 3	H: 0 LOB: 2 BB: 2 P: 11	1B: 7 2B: 1 3B: 0 HR: 2	SF: 0 SAC: 1 DP: 1 HBP: 1		WP: 0 PB: 0 SB: 0 CS: 0	PA: 41																	
PITCHER	IP	WLS	BF	H	R	ER	SO	BB	IBB	HBP	BLK	WP	HR	S	P	ERA	WHIP	PITCHER		IP	WLS	BF	H	R	ER	SO	BB	IBB	HBP	BLK	WP	HR	S	P	ERA	WHIP
Clyde Wright L ERA: 3.48 (1, 1)	2.2	L	16	5	5	5	1	3	0	1	0	0	0	15	27	0.00	1.909																			
Steve Barber L ERA: 3.44 (3, 1)	3.2		18	4	0	0	0	3	0	0	0	0	0	15	27	0.00	1.909																			
Aurelio Monteagudo R ERA: 9.96 (7, 1)	1.2		7	0	0	0	0	1	1	0	0	0	0	5	13	0.00	0.600																			

AB	31
R	5
H	9
RBI	5
BB	8
SO	1
LOB	21



Batter	1	2	3	4	5	6	7	8	9	AB	R	H	RBI	BB	SO	LOB	TOP											
Davey Nelson, R OBP: 0.322, SLG: 0.368 (1, 4)	G3		G4-6-3 1B		G6-4-3 BB		P4			3	0	1	0	1	0	2	Texas Rangers @ Oakland Athletics Oakland-Alameda County Coliseum, Oakland, CA Sat Jul 28 1973, 3:33 AM PDT Att: 9,073 - Unknown livebaseballscorecards.com											
Vic Harris, S OBP: 0.320, SLG: 0.359 (1, 8) (8, 9)	K		G4-6-3 1-2		G6-4-3 1-2		P3			4	0	0	0	0	1	3												
Jim Spencer, L OBP: 0.345, SLG: 0.375 Elliott Maddox, R OBP: 0.341, SLG: 0.250 (1, 3) (6, PH) (8, 8)	4-3			CS 1B		F2		K		3	0	1	0	0	0	0												
Alex Johnson, R OBP: 0.316, SLG: 0.380 (1, 10)		E4 S PB HR		F9		6-3		F8		4	1	0	0	0	0	1												
Jim Fregosi, R OBP: 0.358, SLG: 0.375 (1, 5)	K			K		5-3			6-3	4	0	0	0	0	2	2												
Jeff Burroughs, R OBP: 0.350, SLG: 0.450 (1, 7)				CS 1-2	4-3 1B BB		6-3		K	3	2	1	2	1	1	0												
Larry Bittner, L OBP: 0.277, SLG: 0.252 (1, 9) (8, 3)	F8				4-3		F9			3	0	0	0	0	0	1												
Bill Sudakis, S OBP: 0.259, SLG: 0.422 (9, PH)					1-2				1B	1	0	1	0	0	0	0												
Dick Billings, R OBP: 0.236, SLG: 0.221 (1, 2)					1B 1B				K	3	1	1	1	1	1	1												
Jim Mason, L OBP: 0.288, SLG: 0.313 Tom Grieve, R OBP: 0.297, SLG: 0.371 Pete Mackanin, R OBP: 0.105, SLG: 0.074 (1, 6) (7, PH) (7, 6)			K		2H 1B		1-2 1B			2	0	1	1	0	1	0												
Inning Stats	R: 0 E: 0 K: 1 S: 5	H: 0 LOB: 0 BB: 0 P: 5	R: 2 E: 1 K: 1 S: 7	H: 1 LOB: 0 BB: 0 P: 7	R: 0 E: 0 K: 1 S: 5	H: 1 LOB: 0 BB: 0 P: 5	R: 0 E: 0 K: 1 S: 5	H: 1 LOB: 0 BB: 0 P: 5	R: 2 E: 0 K: 0 S: 4	H: 2 LOB: 1 BB: 2 P: 12	R: 0 E: 0 K: 0 S: 3	H: 0 LOB: 0 BB: 0 P: 3	R: 0 E: 0 K: 0 S: 4	H: 1 LOB: 2 BB: 1 P: 8	R: 0 E: 0 K: 1 S: 5	H: 0 LOB: 0 BB: 0 P: 5	R: 0 E: 0 K: 2 S: 8	H: 1 LOB: 1 BB: 0 P: 8	1B: 6 2B: 0 3B: 0 HR: 1	SF: 0 SAC: 0 DP: 2 HBP: 0	WP: 0 PB: 1 SB: 1 CS: 1	PA: 36						
PITCHER	IP	WLS	BF	H	R	ER	SO	BB	IBB	HBP	BLK	WP	HR	S	P	ERA	WHIP											
Blue Moon Odom, R ERA: 5.92 Darold Knowles, L ERA: 2.2	(1, 1)		4.1	19	5	4	3	4	2	0	0	0	0	1	25	33	6.23	1.615										
(5, 1)		W	4.2	16	2	0	0	3	1	0	0	0	0	0	21	25	0.00	0.643										

Batter	1	2	3	4	5	6	7	8	9	AB	R	H	RBI	BB	SO	LOB	BOTTOM											
Bert Campaneris, R OBP: 0.330, SLG: 0.326 (1, 6)	1-3			6-3		L1		K		5	0	1	0	0	1	4	Texas Rangers @ Oakland Athletics Oakland-Alameda County Coliseum, Oakland, CA Sat Jul 28 1973, 3:33 AM PDT Att: 9,073 - Unknown livebaseballscorecards.com											
Bill North, S OBP: 0.381, SLG: 0.374 (1, 8)	F7				BB 1B	5-3		1-3		5	1	1	0	0	0	2												
Sal Bando, R OBP: 0.351, SLG: 0.457 (1, 5)	1B 2B				2B 1B BB			6-3		4	2	2	0	1	0	0												
Reggie Jackson, L OBP: 0.363, SLG: 0.529 (1, 9)	1B BB				1B 1B 2B		F9	4-3		4	1	2	1	1	0	1												
Deron Johnson, R OBP: 0.339, SLG: 0.434 Allan Lewis, S (7, PR)					1B 1B 2B					3	1	2	2	1	0	1												
Gene Tenace, R OBP: 0.384, SLG: 0.462 Mike Hegan, L OBP: 0.231, SLG: 0.233 (1, 3) (7, PR) (8, 3)	K				2-3 2H 1B 1B					4	0	2	2	0	1	3												
Billy Conigliaro, R OBP: 0.299, SLG: 0.352 (1, 7)					1-2 3H 1B		P3			4	0	2	1	0	1	2												
Ray Fosse, R OBP: 0.295, SLG: 0.373 (1, 2)					1-3 2H 1B 1B					4	0	1	0	0	1	3												
Dick Green, R OBP: 0.301, SLG: 0.325 (1, 4)					K 1B BB		P5			3	0	0	0	1	1	6												
Inning Stats	R: 1 E: 0 K: 1 S: 7	H: 2 LOB: 2 BB: 1 P: 11	R: 0 E: 0 K: 1 S: 6	H: 1 LOB: 1 BB: 1 P: 10	R: 0 E: 0 K: 0 S: 4	H: 1 LOB: 1 BB: 0 P: 4	R: 0 E: 0 K: 1 S: 6	H: 1 LOB: 1 BB: 0 P: 6	R: 4 E: 0 K: 1 S: 9	H: 5 LOB: 1 BB: 1 P: 13	R: 0 E: 0 K: 0 S: 4	H: 1 LOB: 1 BB: 0 P: 4	R: 1 E: 0 K: 1 S: 7	H: 2 LOB: 3 BB: 1 P: 11	R: 0 E: 0 K: 0 S: 3	H: 0 LOB: 0 BB: 0 P: 3		1B: 9 2B: 4 3B: 0 HR: 0	SF: 0 SAC: 0 DP: 1 HBP: 0	WP: 0 PB: 0 SB: 0 CS: 0	PA: 40							
PITCHER	IP	WLS	BF	H	R	ER	SO	BB	IBB	HBP	BLK	WP	HR	S	P	ERA	WHIP											
Steve Dunning, R ERA: 6.08 Bill Gogolewski, R ERA: 3.39	(1, 1)		4.0	22	7	4	4	3	3	0	0	0	0	0	25	37	9.00	2.500										
(5, 1)		L	4.0	18	6	2	2	2	1	0	0	0	0	0	21	25	4.50	1.750										



Batter	1	2	3	4	5	6	7	8	9	AB	R	H	RBI	BB	SO	LOB	TOP					
Davey Nelson, R OBP: 0.319, SLG: 0.363 (1, 4)	G3			B5-3	F8		F8			4	0	0	0	0	0	2	Texas Rangers @ Oakland Athletics Oakland-Alameda County Coliseum, Oakland, CA Sun Jul 29 1973, 3:33 AM PDT Unknown livebaseballscores.com					
Vic Harris, S OBP: 0.322, SLG: 0.368 (1, 8) (9, 9)	4-3			1B BB	G6-4-3			HR		3	2	1	1	1	0	2						
Jim Fregosi, R OBP: 0.355, SLG: 0.390 (1, 5)	5-3			E6 BB 1B			HR	K		4	1	1	1	0	1	1						
Alex Johnson, R OBP: 0.315, SLG: 0.379 (1, 10)		5-3					HR	6-3		4	0	1	1	0	0	0						
Jeff Burroughs, R OBP: 0.349, SLG: 0.446 Elliott Maddox, R OBP: 0.341, SLG: 0.250 (1, 7) (9, 8)		K		BB 1B				4-3		3	0	0	0	1	2	0						
Bill Sudakis, S OBP: 0.259, SLG: 0.410 (1, 3)				FC6-4 BB				F2		0	0	0	0	0	0	0						
Dick Billings, R OBP: 0.231, SLG: 0.216 (1, 2)				1-2 2-3 BB	P4					3	0	0	0	1	1	3						
Tom Grieve, R OBP: 0.317, SLG: 0.368 (1, 9) (9, 7)				FC6-4				F8		4	0	0	0	0	1	4						
Pete Mackanin, R OBP: 0.117, SLG: 0.088 (1, 6)				1-2 BB	L4-3					3	0	1	0	1	1	0						
				L4-3				F8		3	0	1	0	0	0	1						
Inning Stats	R: 0 E: 0 K: 0 S: 3	H: 0 LOB: 0 BB: 0 P: 3	R: 0 E: 0 K: 1 S: 5	H: 0 LOB: 0 BB: 0 P: 5	R: 0 E: 0 K: 1 S: 4	H: 0 LOB: 0 BB: 1 P: 8	R: 1 E: 1 K: 0 S: 5	H: 1 LOB: 3 BB: 2 P: 13	R: 0 E: 0 K: 0 S: 4	H: 2 LOB: 1 BB: 0 P: 4	R: 1 E: 0 K: 1 S: 6	H: 1 LOB: 1 BB: 1 P: 10	R: 0 E: 0 K: 1 S: 5	H: 0 LOB: 0 BB: 0 P: 5	R: 1 E: 0 K: 1 S: 6	H: 1 LOB: 0 BB: 0 P: 6	R: 0 E: 0 K: 1 S: 5	H: 0 LOB: 0 BB: 0 P: 5	1B: 3 2B: 1 3B: 0 HR: 2	SF: 0 SAC: 0 DP: 2 HBP: 0	WP: 0 PB: 0 SB: 0 CS: 0	PA: 35
PITCHER	IP WLS BF H R ER SO BB IBB HBP BLK WP HR S P ERA WHIP	IP WLS BF H R ER SO BB IBB HBP BLK WP HR S P ERA WHIP															IP WLS BF H R ER SO BB IBB HBP BLK WP HR S P ERA WHIP					
Paul Lindblad, L ERA: 3.57 (1, 1)	6.0 L 25 4 2 1 3 4 0 0 0 0 1 27 43 1.50 1.333															3.00 0.333						
Rolie Fingers, R ERA: 1.61 (7, 1)															3.00 0.333							

Batter	1	2	3	4	5	6	7	8	9	AB	R	H	RBI	BB	SO	LOB	BOTTOM					
Bert Campaneris, R OBP: 0.327, SLG: 0.323 (1, 6)	4-3		K	F9			P3			4	0	0	0	0	1	3	Texas Rangers @ Oakland Athletics Oakland-Alameda County Coliseum, Oakland, CA Sun Jul 29 1973, 3:33 AM PDT Unknown livebaseballscores.com					
Bill North, S OBP: 0.380, SLG: 0.372 (1, 8)	F7		E S 1B				4-3			4	0	1	0	0	1	0						
Sal Bando, R OBP: 0.353, SLG: 0.456 (1, 5)				G4-6-3 BB			6-3			3	0	1	0	1	1	0						
Reggie Jackson, L OBP: 0.364, SLG: 0.526 (1, 9)	K		G4-6-3							2	0	0	0	2	1	3						
Deron Johnson, R OBP: 0.338, SLG: 0.432 (1, 10)				5-3				G6-4-3		4	0	1	0	0	1	2						
Gene Tenace, R OBP: 0.385, SLG: 0.461 (1, 3)				P6				5-3		3	0	1	0	1	0	0						
Billy Conigliaro, R OBP: 0.311, SLG: 0.351 (1, 7)				FC5-4 1B						3	0	1	0	1	1	1						
Ray Fosse, R OBP: 0.295, SLG: 0.373 Mike Hegan, L OBP: 0.227, SLG: 0.230 (1, 2) (9, PH)				E 1B						3	0	1	0	0	1	4						
Dick Green, R OBP: 0.298, SLG: 0.322 Jay Johnstone, L OBP: 0.195, SLG: 0.160 Ted Kubiak, S OBP: 0.287, SLG: 0.343 Rich McKinney, R OBP: 0.319, SLG: 0.338 (1, 4) (6, PH) (7, 4) (9, PH)				1-2 2-3 BB						1	0	0	0	0	0	0						
				E6						2	0	0	0	0	5	1						
				1-2 2-3						1	0	0	0	0	0	0						
				E6						1	0	0	0	0	0	0						
				1-2 2-3						1	0	0	0	0	0	0						
Inning Stats	R: 0 E: 0 K: 1 S: 6	H: 1 LOB: 1 BB: 0 P: 6	R: 0 E: 0 K: 1 S: 5	H: 1 LOB: 2 BB: 2 P: 13	R: 0 E: 0 K: 1 S: 5	H: 1 LOB: 3 BB: 1 P: 9	R: 0 E: 1 K: 0 S: 6	H: 2 LOB: 3 BB: 0 P: 6	R: 0 E: 0 K: 3 S: 9	H: 0 LOB: 1 BB: 1 P: 13	R: 0 E: 0 K: 1 S: 6	H: 1 LOB: 1 BB: 0 P: 6	R: 0 E: 0 K: 0 S: 3	H: 0 LOB: 0 BB: 0 P: 3	R: 0 E: 0 K: 0 S: 2	H: 0 LOB: 0 BB: 1 P: 6	R: 0 E: 0 K: 0 S: 3	H: 0 LOB: 0 BB: 0 P: 3	1B: 6 2B: 0 3B: 0 HR: 0	SF: 0 SAC: 0 DP: 3 HBP: 0	WP: 0 PB: 0 SB: 2 CS: 0	PA: 36
PITCHER	IP WLS BF H R ER SO BB IBB HBP BLK WP HR S P ERA WHIP	IP WLS BF H R ER SO BB IBB HBP BLK WP HR S P ERA WHIP															IP WLS BF H R ER SO BB IBB HBP BLK WP HR S P ERA WHIP					
Jackie Brown, R ERA: 1.38 (1, 1)	9.0 W 36 6 0 0 7 5 0 0 0 0 0 45 65 0.00 1.222															0.00 1.222						



Batter	1	2	3	4	5	6	7	8	9	AB	R	H	RBI	BB	SO	LOB	TOP										
Davey Nelson, R OBP: 0.315, SLG: 0.358 (1, 4)										5	0	0	0	0	0	2	Texas Rangers @ Oakland Athletics Oakland-Alameda County Coliseum, Oakland, CA Sun Jul 29 1973, 3:38 AM PDT Att: 11,144 - Unknown livebaseballscorecards.com										
Vic Harris, S OBP: 0.323, SLG: 0.371 (1, 8)										5	2	2	0	0	0	0											
Jim Spencer, L OBP: 0.352, SLG: 0.380 (1, 3)										2	1	1	0	3	0	1											
Alex Johnson, R OBP: 0.319, SLG: 0.384 (1, 10)										5	0	3	2	0	0	3											
Jim Fregosi, R OBP: 0.354, SLG: 0.387 Bill Sudakis, S OBP: 0.261, SLG: 0.407 (1, 5) (2, 5)										1	0	0	0	0	0	2											
Jeff Burroughs, R OBP: 0.353, SLG: 0.458 (1, 7)										3	1	2	2	1	0	3											
Larry Bittner, L OBP: 0.276, SLG: 0.259 (1, 9)										4	0	1	0	0	0	0											
Jim Mason, L OBP: 0.283, SLG: 0.307 (1, 6)										4	0	0	0	0	0	2											
Ken Suarez, R OBP: 0.375, SLG: 0.344 Dick Billings, R OBP: 0.227, SLG: 0.212 (1, 2) (4, PH) (4, 2)										1	0	0	0	0	0	0											
										3	0	0	0	0	0	2											
Inning Stats	R: 0 E: 1 K: 0 S: 4	H: 0 LOB: 2 BB: 1 P: 8	R: 1 E: 0 K: 0 S: 4	H: 1 LOB: 0 BB: 0 P: 4	R: 1 E: 0 K: 1 S: 7	H: 2 LOB: 1 BB: 0 P: 7	R: 0 E: 0 K: 0 S: 4	H: 1 LOB: 2 BB: 0 P: 8	R: 1 E: 0 K: 0 S: 5	H: 3 LOB: 2 BB: 0 P: 5	R: 0 E: 0 K: 0 S: 3	H: 0 LOB: 0 BB: 0 P: 3	R: 1 E: 0 K: 0 S: 5	H: 3 LOB: 2 BB: 1 P: 9	R: 0 E: 0 K: 0 S: 3	H: 0 LOB: 0 BB: 0 P: 3	R: 0 E: 0 K: 0 S: 3	H: 0 LOB: 1 BB: 1 P: 7	1B: 5 2B: 5 3B: 0 HR: 1	SF: 0 SAC: 0 DP: 1 HBP: 0	WP: 0 PB: 0 SB: 0 CS: 0	PA: 40					
PITCHER	IP	WLS	BF	H	R	ER	SO	BB	IBB	HBP	BLK	WP	HR	S	P	ERA	WHIP										
Glenn Abbott, R ERA: 6.0 (1, 1)	3.0		16	4	2	2	1	2	0	0	0	0	1	16	24	6.00	2.000										
Dave Hamilton, L ERA: 4.35 (4, 1)	3.1	W	14	4	2	2	0	1	0	0	0	0	0	13	17	5.40	1.500										
Horacio Pina, R ERA: 2.53 (7, 1)	2.2	S	10	2	0	0	0	1	0	0	0	0	0	9	13	0.00	1.125										
Horacio Pina, R ERA: 2.53 (8, 1)	2.2	S	10	2	0	0	0	1	0	0	0	0	0	9	13	0.00	1.125										

Batter	1	2	3	4	5	6	7	8	9	AB	R	H	RBI	BB	SO	LOB	BOTTOM										
Bert Campaneris, R OBP: 0.328, SLG: 0.320 (1, 6)										3	0	0	0	2	0	0	Texas Rangers @ Oakland Athletics Oakland-Alameda County Coliseum, Oakland, CA Sun Jul 29 1973, 3:38 AM PDT Att: 11,144 - Unknown livebaseballscorecards.com										
Bill North, S OBP: 0.380, SLG: 0.371 (1, 8)										4	1	1	0	1	0	3											
Deron Johnson, R OBP: 0.372, SLG: 0.428 Blue Moon Odom, R (7, PR) Ray Fosse, R OBP: 0.294, SLG: 0.372 (1, 3) (8, 2)										3	0	0	0	1	2	2											
Reggie Jackson, L OBP: 0.370, SLG: 0.536 (1, 9)										2	3	2	1	2	0	0											
Sal Bando, R OBP: 0.359, SLG: 0.467 (1, 5)										2	2	2	2	2	0	0											
Gene Tenace, R OBP: 0.386, SLG: 0.459 Horacio Pina, R (8, 1)										3	0	1	2	1	0	3											
Jay Johnstone, L OBP: 0.172, SLG: 0.148 Angel Mangual, R OBP: 0.244, SLG: 0.299 Mike Hegan, L OBP: 0.224, SLG: 0.226 (1, 10) (6, PH) (7, PH) (8, 3)										2	0	0	0	0	0	3											
Billy Conigliaro, R OBP: 0.323, SLG: 0.345 (1, 7)										1	0	0	1	2	0	0											
Ted Kubiak, S OBP: 0.279, SLG: 0.333 (1, 4)										4	0	0	0	0	0	6											
										1	0	0	1	2	0	0											
Inning Stats	R: 0 E: 0 K: 1 S: 4	H: 0 LOB: 1 BB: 1 P: 8	R: 2 E: 0 K: 0 S: 3	H: 1 LOB: 1 BB: 3 P: 15	R: 2 E: 0 K: 0 S: 6	H: 3 LOB: 2 BB: 1 P: 10	R: 0 E: 0 K: 0 S: 3	H: 0 LOB: 0 BB: 0 P: 3	R: 1 E: 0 K: 1 S: 7	H: 2 LOB: 1 BB: 0 P: 7	R: 0 E: 0 K: 1 S: 5	H: 0 LOB: 2 BB: 2 P: 13	R: 2 E: 1 K: 0 S: 4	H: 0 LOB: 3 BB: 3 P: 16	R: 0 E: 0 K: 0 S: 2	H: 0 LOB: 0 BB: 1 P: 6	R: 0 E: 0 K: 0 S: 2	H: 0 LOB: 0 BB: 1 P: 6	1B: 4 2B: 1 3B: 0 HR: 2	SF: 1 SAC: 0 DP: 2 HBP: 0	WP: 0 PB: 0 SB: 1 CS: 2	PA: 39					
PITCHER	IP	WLS	BF	H	R	ER	SO	BB	IBB	HBP	BLK	WP	HR	S	P	ERA	WHIP										
Don Durham, R ERA: 8.44 (1, 1)	5.0	L	24	6	5	5	2	5	0	0	0	0	2	23	43	9.00	2.200										
Charlie Hudson, L ERA: 5.79 (6, 1)	1.0		7	0	2	0	1	4	0	0	0	0	0	5	21	0.00	4.000										
Bill Gogolewski, R ERA: 3.31 (7, 1)	2.0		8	0	0	0	0	2	0	0	0	0	0	6	14	0.00	1.000										

AB 36
R 4
H 10
RBI 4
BB 4
SO 1
LOB 18



AB 27
R 7
H 6
RBI 6
BB 11
SO 3
LOB 21




Batter	1	2	3	4	5	6	7	8	9	AB	R	H	RBI	BB	SO	LOB	TOP									
Davey Nelson, R OBP: 0.316, SLG: 0.360 (1, 4)	0-0 3-1 1B	0-0 5-3 1B			0-0 G5-4-3 1B			0-0 SH1-3 1B		4	0	2	0	0	0	0	Texas Rangers @ Oakland Athletics Oakland-Alameda County Coliseum, Oakland, CA Mon Jul 30 1973, 7:05 PM PDT Att: 21,606 - Unknown livebaseballscorecards.com									
Vic Harris, S OBP: 0.323, SLG: 0.369 (1, 8)	4-0 1B E HR BB	0-0 F9			0-0 G5-4-3 1-2			0-0 SH1-3 1-2		2	1	0	0	1	0	1										
Jim Fregosi, R OBP: 0.347, SLG: 0.379 Pete Mackanin, R OBP: 0.117, SLG: 0.088 (6, 6)	0-0 FC6 1B HR		0-0 4-3		0-0 6-3			0-0 6-3		4	1	0	0	0	0	2										
Alex Johnson, R OBP: 0.320, SLG: 0.385 (1, 10)	0-0 1-2 HR 1B		0-0 F9		0-0 1B			0-0 6-3		4	1	2	0	0	0	1										
Jeff Burroughs, R OBP: 0.355, SLG: 0.468 Elliott Maddox, R OBP: 0.341, SLG: 0.250 (9, PR)	0-0 1-1 2-H 3-H HR		0-0 4-3		0-0 F8 1B			0-0 SH1-3 E 1B		4	1	2	4	0	0	1										
Bill Sudakis, S OBP: 0.262, SLG: 0.432 (1, 5)	0-0 HR		0-0 F8		0-0 4-3			0-0 SH1-3 1-2		3	1	1	1	0	0	1										
Jim Spencer, L OBP: 0.351, SLG: 0.378 (1, 3)	0-0 P4		0-3 K		0-0 F8			0-0 E9 2-H 1B		4	0	1	1	0	1	0										
Tom Grieve, R OBP: 0.311, SLG: 0.357 (1, 9)	0-3 K		0-0 F7		0-0 G6-4-3 1B			0-0 F8		4	0	1	0	0	1	2										
Dick Billings, R OBP: 0.222, SLG: 0.206 (1, 2)		0-3 K		0-3 K		0-0 G6-4-3 1-2		0-3 K		4	0	0	0	0	3	3										
Inning Stats	R: 5 E: 1 K: 1 S: 9	H: 3 LOB: 0 BB: 1 P: 13	R: 0 E: 0 K: 1 S: 5	H: 0 LOB: 0 BB: 0 P: 5	R: 0 E: 0 K: 1 S: 3	H: 0 LOB: 0 BB: 0 P: 3	R: 0 E: 0 K: 1 S: 5	H: 1 LOB: 0 BB: 0 P: 5	R: 0 E: 0 K: 0 S: 4	H: 1 LOB: 1 BB: 0 P: 4	R: 0 E: 0 K: 0 S: 3	H: 1 LOB: 0 BB: 0 P: 3	R: 0 E: 0 K: 0 S: 4	H: 1 LOB: 1 BB: 0 P: 4	R: 1 E: 1 K: 1 S: 7	H: 2 LOB: 2 BB: 0 P: 7		1B: 7 2B: 0 3B: 0 HR: 2	SF: 0 SAC: 2 DP: 2 HBP: 0	WP: 0 PB: 0 SB: 0 CS: 0	PA: 36					
PITCHER Vida Blue, L ERA: 3.68 (1, 1)	IP: 9.0 WLS: L BF: 36	H: 9 R: 6 ER: 5 SO: 5	BB: 1 IBB: 0 HBP: 0 BLK: 0	WP: 0 HR: 2 S: 45 P: 49	ERA: 5.00 WHIP: 1.111											ERA: 5.00 WHIP: 1.111										

Batter	1	2	3	4	5	6	7	8	9	AB	R	H	RBI	BB	SO	LOB	BOTTOM									
Bert Campaneris, R OBP: 0.327, SLG: 0.318 (1, 6)	0-0 4-3		0-0 F8			4-0 4-3 BB		0-3 K		3	0	0	0	1	1	0	Texas Rangers @ Oakland Athletics Oakland-Alameda County Coliseum, Oakland, CA Mon Jul 30 1973, 7:05 PM PDT Att: 21,606 - Unknown livebaseballscorecards.com									
Bill North, S OBP: 0.376, SLG: 0.367 (1, 8)	0-3 K			0-3 K		0-0 4-3 1-2		0-0 6-3		4	0	0	0	0	2	1										
Sal Bando, R OBP: 0.358, SLG: 0.463 (1, 5)	0-0 F9		0-3 K		0-3 K		0-0 5-3		4-0 4-3 S BB	3	0	0	0	1	1	1										
Reggie Jackson, L OBP: 0.371, SLG: 0.534 (1, 9)		4-0 BB		0-3 K		4-0 BB BB		0-3 K		2	0	0	0	2	2	1										
Deron Johnson, R OBP: 0.336, SLG: 0.424 (1, 10)	0-3 K			4-0 BB		0-3 K		0-0 4-3		3	0	0	0	1	2	3										
Gene Tenace, R OBP: 0.385, SLG: 0.455 (1, 3)	0-3 K			0-0 F9		4-0 1-2 BB		0-0 P4		3	0	0	0	1	1	3										
Billy Conigliaro, R OBP: 0.309, SLG: 0.328 (1, 7)	0-3 K			0-3 K		0-0 F3				3	0	0	0	0	2	4										
Ray Fosse, R OBP: 0.293, SLG: 0.369 Jay Johnstone, L OBP: 0.167, SLG: 0.143 Mike Hegan, L OBP: 0.224, SLG: 0.226 (7, PH)	0-3 K		0-3 K		0-0 F5		0-3 K			2	0	0	0	0	1	1										
Ted Kubiak, S OBP: 0.274, SLG: 0.327 (1, 4)			0-0 6-3		0-0 F8			0-0 6-3		3	0	0	0	0	0	0										
Inning Stats	R: 0 E: 0 K: 1 S: 5	H: 0 LOB: 0 BB: 1 P: 5	R: 0 E: 0 K: 3 S: 9	H: 0 LOB: 1 BB: 1 P: 13	R: 0 E: 0 K: 1 S: 5	H: 0 LOB: 0 BB: 0 P: 5	R: 0 E: 0 K: 3 S: 9	H: 0 LOB: 0 BB: 0 P: 9	R: 0 E: 0 K: 1 S: 5	H: 0 LOB: 1 BB: 1 P: 9	R: 0 E: 0 K: 2 S: 7	H: 0 LOB: 2 BB: 2 P: 15	R: 0 E: 0 K: 1 S: 5	H: 0 LOB: 1 BB: 0 P: 5	R: 0 E: 0 K: 1 S: 5	H: 0 LOB: 1 BB: 1 P: 9		1B: 0 2B: 0 3B: 0 HR: 0	SF: 0 SAC: 0 DP: 0 HBP: 0	WP: 0 PB: 0 SB: 1 CS: 0	PA: 33					
PITCHER Jim Bibby, R ERA: 3.38 (1, 1)	IP: 9.0 WLS: W BF: 33	H: 0 R: 0 ER: 0 SO: 13	BB: 6 IBB: 0 HBP: 0 BLK: 0	WP: 0 HR: 0 S: 53 P: 77	ERA: 0.00 WHIP: 0.667											ERA: 0.00 WHIP: 0.667										

Batter	1	2	3	4	5	6	7	8	9	AB	R	H	RBI	BB	SO	LOB	TOP				
Davey Nelson, R OBP: 0.312, SLG: 0.355 (1, 4)	F9		P4		FC1-5-4 1B	FC6-4		1-3		5	1	0	0	0	0	5					
Vic Harris, S OBP: 0.322, SLG: 0.366 (1, 8)	F7		P3		1B	F7			K	5	0	1	0	0	1	2					
Jim Fregosi, R OBP: 0.343, SLG: 0.374 (1, 5)	E6			1B	P6				K	5	1	1	0	0	1	2					
Alex Johnson, R OBP: 0.321, SLG: 0.386 (1, 10)	1-3			SF9 1B					6-3	5	1	2	1	0	1	1					
Jeff Burroughs, R OBP: 0.354, SLG: 0.467 (1, 7)		FC5-4 1B		SF9	5-3				P4	3	0	1	1	0	0	2					
Bill Sudakis, S OBP: 0.270, SLG: 0.435 (1, 3)	K			F8		SH1-3 1B		SH3-4 1B		4	1	2	0	0	1	2					
Tom Grieve, R OBP: 0.333, SLG: 0.378 (1, 9)	FC5-4			E2 1B		SH1-3		SH3-4 1B		3	0	2	1	0	0	1					
Dick Billings, R OBP: 0.223, SLG: 0.209 (1, 2)	1-3			L5		FC6-4 1B		SH3-4		3	0	1	1	0	0	2					
Pete Mackanin, R OBP: 0.141, SLG: 0.131 (1, 6)			K		FC1-5 2B	FC6-4 1B		FC6-2-5		4	0	2	0	0	1	2					
Inning Stats	R: 0 E: 1 K: 0 S: 4	H: 0 LOB: 1 BB: 0 P: 4	R: 0 E: 0 K: 1 S: 6	H: 1 LOB: 1 BB: 0 P: 6	R: 0 E: 0 K: 1 S: 5	H: 0 LOB: 0 BB: 0 P: 5	R: 2 E: 0 K: 0 S: 6	H: 3 LOB: 1 BB: 0 P: 6	R: 1 E: 0 K: 0 S: 6	H: 3 LOB: 2 BB: 0 P: 6	R: 0 E: 0 K: 1 S: 5	H: 0 LOB: 0 BB: 0 P: 5	R: 0 E: 0 K: 2 S: 7	H: 2 LOB: 2 BB: 0 P: 7	R: 0 E: 0 K: 2 S: 7	H: 0 LOB: 0 BB: 0 P: 7	1B: 11 2B: 1 3B: 0 HR: 0	SF: 1 SAC: 2 DP: 0 HBP: 0	WP: 0 PB: 0 SB: 0 CS: 0	PA: 40	
PITCHER	IP	WLS	BF	H	R	ER	SO	BB	IBB	HBP	BLK	WP	HR	S	P	ERA	WHIP				
Clyde Wright, L ERA: 3.58 (1, 1)	6.0	L	29	10	4	4	2	0	0	0	0	0	0	33	33	6.00	1.667				
Dick Lange, R ERA: 5.6 (7, 1)	3.0		11	2	0	0	3	0	0	0	0	0	0	17	17	0.00	0.667				

Texas Rangers @ California Angels
Anaheim Stadium, Anaheim, CA
Tue Jul 31 1973, 10:05 PM EDT
Att. 11,147 - Unknown


AB 37
R 4
H 12
RBI 4
BB 0
SO 5
LOB 19



Batter	1	2	3	4	5	6	7	8	9	AB	R	H	RBI	BB	SO	LOB	BOTTOM				
Sandy Alomar Sr., S OBP: 0.273, SLG: 0.231 (1, 4) (7, 6)	F8			FC4-6 BB		F9		G4-6-3 1B		3	0	1	0	1	0	1					
Al Gallacher, R OBP: 0.362, SLG: 0.312 (1, 5)	5-3			FC4-6 CS		F8		G4-6-3		4	0	0	0	0	0	5					
Frank Robinson, R OBP: 0.357, SLG: 0.459 (1, 10)	4-3			K					5-3	4	0	1	0	0	1	1					
Bob Oliver, R OBP: 0.307, SLG: 0.423 (1, 3)		G4-3 1B		CS	F8		K		HR	4	1	2	1	0	1	1					
Richie Scheinblum, S OBP: 0.385, SLG: 0.363 (1, 9)		G4-3			5-3		F8			4	0	1	0	0	0	2					
Jerry Davanon, R OBP: 0.256, SLG: 0.306 (9, PH)		1-2							BB	0	0	0	0	0	0	0					
Leroy Stanton, R OBP: 0.275, SLG: 0.378 (1, 7)		CS BB			K				BB	2	0	0	0	2	2	1					
Ken Berry, R OBP: 0.333, SLG: 0.370 (1, 8)		CS	4-3		2B	SF7 1B		1B BB	K	4	1	2	0	0	1	2					
Art Kusnyer, R OBP: 0.149, SLG: 0.156 (1, 2)										1	0	0	0	0	1	0					
Billy Grabarkewitz, R OBP: 0.314, SLG: 0.296 (6, PH)										1	0	1	0	0	0	0					
Rick Steimaszek, L OBP: 0.276, SLG: 0.200 (7, 2)										0	0	0	0	0	0	0					
Mike Epstein, L OBP: 0.315, SLG: 0.311 (8, PH)										1	0	0	0	0	0	1					
John Stephenson, L OBP: 0.304, SLG: 0.360 (9, 2)										1	0	0	0	0	0	2					
Rudy Meoli, L OBP: 0.292, SLG: 0.287 (1, 6)										1	0	0	0	0	0	0					
Winston Lienas, R OBP: 0.360, SLG: 0.380 (6, PH) (7, 4)										0	0	0	1	1	0	0					
Inning Stats	R: 0 E: 0 K: 0 S: 3	H: 0 LOB: 0 BB: 0 P: 3	R: 0 E: 0 K: 0 S: 2	H: 1 LOB: 1 BB: 1 P: 6	R: 0 E: 0 K: 1 S: 5	H: 0 LOB: 0 BB: 0 P: 5	R: 0 E: 0 K: 1 S: 4	H: 0 LOB: 1 BB: 1 P: 8	R: 0 E: 0 K: 0 S: 5	H: 2 LOB: 1 BB: 0 P: 5	R: 0 E: 0 K: 2 S: 8	H: 1 LOB: 1 BB: 0 P: 8	R: 0 E: 0 K: 0 S: 4	H: 2 LOB: 2 BB: 1 P: 8	R: 0 E: 0 K: 1 S: 7	H: 2 LOB: 2 BB: 1 P: 11	1B: 5 2B: 2 3B: 0 HR: 1	SF: 1 SAC: 0 DP: 2 HBP: 0	WP: 0 PB: 0 SB: 0 CS: 2	PA: 37	
PITCHER	IP	WLS	BF	H	R	ER	SO	BB	IBB	HBP	BLK	WP	HR	S	P	ERA	WHIP				
David Clyde, L ERA: 3.31 (1, 1)	7.0	W	24	4	1	1	5	2	0	0	0	0	0	32	40	1.29	0.857				
Bill Gogolewski, R ERA: 3.36 (8, 1)	1.1		8	4	1	1	0	1	0	0	0	0	1	7	11	6.75	3.750				
Don Durham, R ERA: 7.5 (9, 1)	0.2	S	3	0	0	0	1	1	0	0	0	0	0	4	8	0.00	1.500				

Texas Rangers @ California Angels
Anaheim Stadium, Anaheim, CA
Tue Jul 31 1973, 10:05 PM EDT
Att. 11,147 - Unknown

AB 30
R 2
H 8
RBI 2
BB 4
SO 6
LOB 16



Batter	1	2	3	4	5	6	7	8	9	AB	R	H	RBI	BB	SO	LOB	TOP			
Davey Nelson, R OBP: 0.312, SLG: 0.356 (1, 4)										4	0	1	1	0	1	0	Texas Rangers @ California Angels Anaheim Stadium, Anaheim, CA Wed Aug 01 1973, 10:05 PM EDT Att: 8,087 - Unknown			
Vic Harris, S OBP: 0.318, SLG: 0.362 (1, 8)										4	0	0	0	0	0	1				
Jim Fregosi, R OBP: 0.341, SLG: 0.371 (1, 5)										4	0	1	0	0	1	0				
Alex Johnson, R OBP: 0.318, SLG: 0.382 (1, 10)										4	0	0	0	0	0	1				
Jeff Burroughs, R OBP: 0.355, SLG: 0.467 (1, 7)										4	0	2	0	0	1	0				
Bill Sudakis, S OBP: 0.277, SLG: 0.427 (1, 3)										2	0	0	0	2	1	2				
Tom Grieve, R OBP: 0.365, SLG: 0.429 (1, 9)										4	1	3	0	0	1	1				
Dick Billings, R OBP: 0.219, SLG: 0.204 (1, 2)										4	0	0	0	0	1	5				
Pete Mackanin, R OBP: 0.134, SLG: 0.125 (1, 6)										3	0	0	0	0	2	1				
Inning Stats	R: 0 E: 0 K: 2 S: 7	H: 0 LOB: 0 BB: 0 P: 7	R: 0 E: 0 K: 2 S: 7	H: 0 LOB: 1 BB: 1 P: 11	R: 0 E: 0 K: 1 S: 5	H: 0 LOB: 0 BB: 0 P: 5	R: 0 E: 0 K: 0 S: 5	H: 2 LOB: 2 BB: 0 P: 5	R: 1 E: 0 K: 1 S: 7	H: 2 LOB: 1 BB: 0 P: 7	R: 0 E: 0 K: 0 S: 3	H: 0 LOB: 0 BB: 0 P: 3	R: 0 E: 0 K: 1 S: 5	H: 1 LOB: 0 BB: 0 P: 5	R: 0 E: 0 K: 0 S: 3	H: 0 LOB: 3 BB: 1 P: 11	1B: 5 2B: 2 3B: 0 HR: 0	SF: 0 SAC: 0 DP: 1 HBP: 0	WP: 0 PB: 0 SB: 0 CS: 0	PA: 35
PITCHER Rudy May, L ERA: 3.55 (1, 1)	IP: 9.0 WLS: W BF: 35 H: 7 R: 1 ER: 1 SO: 8 BB: 2 IBB: 0 HBP: 0 BLK: 0 WP: 0 HR: 0 S: 49 P: 57 ERA: 1.00 WHIP: 1.000															PITCHER				

Batter	1	2	3	4	5	6	7	8	9	AB	R	H	RBI	BB	SO	LOB	BOTTOM			
Sandy Alomar Sr., S OBP: 0.274, SLG: 0.234 (1, 6)										5	0	2	1	0	1	1	Texas Rangers @ California Angels Anaheim Stadium, Anaheim, CA Wed Aug 01 1973, 10:05 PM EDT Att: 8,087 - Unknown			
Al Gallacher, R OBP: 0.359, SLG: 0.309 (1, 5)										3	0	0	1	1	0	2				
Frank Robinson, R OBP: 0.361, SLG: 0.461 (1, 10)										3	1	2	0	1	0	1				
Bob Oliver, R OBP: 0.309, SLG: 0.424 (1, 9)										4	1	2	0	0	0	2				
Mike Epstein, L OBP: 0.317, SLG: 0.311 (1, 3)										3	0	1	0	1	0	2				
Leroy Stanton, R OBP: 0.275, SLG: 0.375 (1, 7)										4	0	1	2	0	3	1				
Ken Berry, R OBP: 0.332, SLG: 0.369 (1, 8)										4	1	1	0	0	1	3				
John Stephenson, L OBP: 0.325, SLG: 0.372 (1, 2)										3	1	2	0	1	0	0				
Billy Grabarkewitz, R OBP: 0.312, SLG: 0.295 (1, 4)										4	1	1	1	0	0	3				
Inning Stats	R: 0 E: 0 K: 0 S: 5	H: 3 LOB: 2 BB: 0 P: 5	R: 3 E: 0 K: 1 S: 10	H: 5 LOB: 0 BB: 0 P: 10	R: 0 E: 0 K: 2 S: 8	H: 1 LOB: 2 BB: 1 P: 12	R: 2 E: 0 K: 1 S: 7	H: 2 LOB: 2 BB: 2 P: 15	R: 0 E: 0 K: 0 S: 3	H: 0 LOB: 0 BB: 0 P: 3	R: 0 E: 0 K: 0 S: 2	H: 0 LOB: 1 BB: 1 P: 6	R: 0 E: 0 K: 1 S: 5	H: 0 LOB: 0 BB: 0 P: 5	R: 0 E: 0 K: 0 S: 4	H: 1 LOB: 1 BB: 0 P: 4	1B: 12 2B: 0 3B: 0 HR: 0	SF: 1 SAC: 0 DP: 1 HBP: 0	WP: 1 PB: 0 SB: 0 CS: 1	PA: 38
PITCHER Jim Merritt, L ERA: 4.03 Steve Dunning, R ERA: 5.9 Charlie Hudson, L ERA: 5.54 (1, 1) (2, 1) (8, 1)	IP: 1.2 WLS: L BF: 12 H: 3 R: 3 ER: 3 SO: 3 BB: 0 IBB: 0 HBP: 0 BLK: 0 WP: 1 HR: 0 S: 14 P: 14 ERA: 16.20 WHIP: 4.800															PITCHER				

AB 33
R 1
H 7
RBI 1
BB 2
SO 8
LOB 11



AB 33
R 5
H 12
RBI 5
BB 4
SO 5
LOB 15



Batter	1	2	3	4	5	6	7	8	9	AB	R	H	RBI	BB	SO	LOB	TOP					
Davey Nelson, R OBP: 0.315, SLG: 0.361 (1, 4)	0-0 4-3		0-0 1-H 2B		0-3 K		4-0 BB		0-0 1B 1-2	4	0	2	1	1	1	2						
Vic Harris, S OBP: 0.317, SLG: 0.360 (1, 8)	0-0 4-3		0-0 P6		0-0 F2		0-0 P6		0-0 1B 1-3 2-H	5	0	1	0	0	0	3						
Jim Spencer, L OBP: 0.348, SLG: 0.379 (1, 3)	0-0 4-3			0-3 K		0-0 2B		0-0 F4	0	0	0	0	0	0	0	0						
Alex Johnson, R OBP: 0.315, SLG: 0.378 (1, 10)		0-3 K		0-0 6-3		0-3 K		0-3 K		4	0	0	0	0	3	1						
Bill Sudakis, S OBP: 0.276, SLG: 0.421 (1, 5)		0-0 F8		0-3 K		0-3 K		0-0 E 1B		4	0	1	0	0	2	1						
Jeff Burroughs, R OBP: 0.357, SLG: 0.469 (1, 7)		0-3 K			4-0 BB BB		0-0 BB 1B		0-0 E5 1-3	3	1	1	0	1	1	1						
Larry Bittner, L OBP: 0.276, SLG: 0.254 (1, 9)			0-3 K		4-0 1-2 BB		0-0 G3 2-3		0-0 5-3	3	0	0	0	1	1	3						
Dick Billings, R OBP: 0.219, SLG: 0.205 (1, 2)			0-3 K		0-0 P6		0-0 1-3 1B		0-0 F3	4	0	1	1	0	1	2						
Jim Mason, L OBP: 0.287, SLG: 0.307 (1, 6)			4-0 2B BB		0-0 F7		0-0 1-3 1-2		0-0 1B 1B	3	1	1	0	1	0	3						
Inning Stats	R: 0 E: 0 K: 0 S: 3	H: 0 LOB: 0 BB: 0 P: 3	R: 0 E: 0 K: 2 S: 7	H: 0 LOB: 0 BB: 0 P: 7	R: 1 E: 0 K: 2 S: 8	H: 1 LOB: 1 BB: 1 P: 12	R: 0 E: 0 K: 2 S: 7	H: 0 LOB: 0 BB: 0 P: 7	R: 0 E: 0 K: 1 S: 5	H: 0 LOB: 2 BB: 2 P: 13	R: 0 E: 0 K: 2 S: 8	H: 1 LOB: 1 BB: 0 P: 8	R: 1 E: 0 K: 0 S: 5	H: 2 LOB: 2 BB: 1 P: 9	R: 0 E: 1 K: 1 S: 7	H: 1 LOB: 2 BB: 0 P: 7	R: 0 E: 0 K: 1 S: 7	H: 3 LOB: 2 BB: 0 P: 7	1B: 5 2B: 3 3B: 0 HR: 0	SF: 0 SAC: 0 DP: 0 HBP: 0	WP: 0 PB: 0 SB: 0 CS: 0	PA: 39
PITCHER Nolan Ryan, R ERA: 2.9 (1, 1)	IP: 9.0 WLS: W BF: 39 H: 8 R: 2 ER: 2 SO: 11 BB: 4 IBB: 0 HBP: 0 BLK: 0 WP: 0 HR: 0 S: 57 P: 73 ERA: 2.00 WHIP: 1.333															PITCHER						

Texas Rangers @ California Angels
Anaheim Stadium, Anaheim, CA
Thu Aug 02 1973, 6:33 AM EDT
Att: 7,500 - Unknown


AB 30
R 2
H 7
RBI 2
BB 4
SO 9
LOB 16



Batter	1	2	3	4	5	6	7	8	9	AB	R	H	RBI	BB	SO	LOB	BOTTOM			
Sandy Alomar Sr., S OBP: 0.272, SLG: 0.232 (1, 6)	0-0 F8		0-0 SF8		0-0 5-3		0-0 F9			3	0	0	1	0	0	1				
Al Gallacher, R OBP: 0.356, SLG: 0.308 (1, 5)	0-0 E6 G5-4-3		0-0 BB 1B 1-3 2-H		0-0 F4			0-0 4-3		4	0	1	1	0	0	1				
Frank Robinson, R OBP: 0.362, SLG: 0.458 (1, 10)	0-0 G5-4-3 1-2		4-0 BB 1B 1-2		4-0 BB 1B SF9			0-0 5-3		2	1	0	0	2	0	1				
Bob Oliver, R OBP: 0.311, SLG: 0.423 (1, 9)		0-0 F7	0-0 G5-4-3 1-2		0-0 SF9 1B			4-0 BB		3	0	1	0	1	0	3				
Mike Epstein, L OBP: 0.314, SLG: 0.307 (1, 3)		0-0 1-3		0-0 1-3		0-0 F8		0-0 F9		4	0	0	0	0	0	3				
Billy Parker, R (1, 4)		0-0 6-3		0-3 K		0-0 SF9				2	0	0	1	0	1	0				
Ken Berry, R OBP: 0.332, SLG: 0.368 (1, 8)			0-0 BB 1B SF8		0-3 K		0-0 4-3			3	1	1	0	0	1	1				
Leroy Stanton, R OBP: 0.282, SLG: 0.377 (1, 7)			0-0 BB 1B		4-0 BB 2B BB		0-0 5-3			2	1	1	0	1	0	0				
John Stephenson, L OBP: 0.337, SLG: 0.388 (1, 2)			4-0 1B BB		0-0 5-3 1-H 2B		0-0 6-3			2	0	1	0	1	0	0				
Inning Stats	R: 0 E: 1 K: 0 S: 3	H: 0 LOB: 0 BB: 0 P: 3	R: 0 E: 0 K: 0 S: 3	H: 0 LOB: 0 BB: 0 P: 3	R: 2 E: 0 K: 0 S: 5	H: 3 LOB: 2 BB: 2 P: 13	R: 0 E: 0 K: 2 S: 7	H: 0 LOB: 0 BB: 0 P: 7	R: 0 E: 0 K: 0 S: 3	H: 1 LOB: 1 BB: 1 P: 7	R: 1 E: 0 K: 0 S: 4	H: 1 LOB: 1 BB: 1 P: 8	R: 0 E: 0 K: 0 S: 3	H: 0 LOB: 0 BB: 0 P: 3	R: 0 E: 0 K: 0 S: 3	H: 0 LOB: 1 BB: 1 P: 7	1B: 4 2B: 1 3B: 0 HR: 0	SF: 2 SAC: 0 DP: 2 HBP: 0	WP: 0 PB: 0 SB: 0 CS: 0	PA: 32
PITCHER Sonny Siebert, R ERA: 2.43 (1, 1) Don Durham, R ERA: 5.63 (7, 1)	IP: 6.0 WLS: L BF: 25 H: 5 R: 3 ER: 3 SO: 2 BB: 4 IBB: 0 HBP: 0 BLK: 0 WP: 0 HR: 0 S: 25 P: 41 ERA: 4.50 WHIP: 1.500															PITCHER				

Texas Rangers @ California Angels
Anaheim Stadium, Anaheim, CA
Thu Aug 02 1973, 6:33 AM EDT
Att: 7,500 - Unknown

AB 25
R 3
H 5
RBI 3
BB 5
SO 2
LOB 10




Batter	1	2	3	4	5	6	7	8	9	AB	R	H	RBI	BB	SO	LOB	TOP																		
Davey Nelson, R OBP: 0.317, SLG: 0.365 (1, 4)	0-0 E 2B		0-0 6-3		0-0 5-3			0-0 E7 F9 1B		4	1	2	0	0	0	0																			
Vic Harris, S OBP: 0.314, SLG: 0.356 (1, 8)	0-0 E3 E 2H		0-3 K		0-3 K			0-0 F9 2-3		4	1	0	0	0	2	1																			
Jim Spencer, L OBP: 0.348, SLG: 0.378 Tom Grieve, R OBP: 0.358, SLG: 0.420 (6, PH) (8, 9)	0-0 E9 E 4-3 2H		0-0 E8		0-0 F9			0-0 6-3		3	1	1	1	0	0	0																			
1 0 0 0 0 0 1																																			
Alex Johnson, R OBP: 0.315, SLG: 0.377 (1, 10)	0-0 4-3		0-0 L6		0-3 K			0-0 1B 1B		4	0	1	0	0	1	2																			
Jim Fregosi, R OBP: 0.340, SLG: 0.365 (1, 6)	0-0 P6			4-0 4-3 F7 BB		0-3 K		0-0 P6		3	0	0	0	1	1	1																			
Jeff Burroughs, R OBP: 0.356, SLG: 0.466 (1, 7)	0-3 K			0-0 F7 1-2				0-0 FC1-6 1B		4	0	1	0	0	2	2																			
Bill Sudakis, S OBP: 0.275, SLG: 0.416 Pete Mackanin, R OBP: 0.134, SLG: 0.125 (9, PR)		0-0 4-3		0-0 4-3		0-0 FC1-6 CS		0-0 1B 1-2		4	0	1	0	0	0	2																			
0 0 0 0 0 0 0																																			
Larry Bittner, L OBP: 0.270, SLG: 0.248 (1, 9)		0-3 K		0-0 F7				0-0 L9		3	0	0	0	0	1	2																			
Ken Suarez, R OBP: 0.373, SLG: 0.342 (9, PH)								0-0 4-3		1	0	0	0	0	2																				
Dick Billings, R OBP: 0.216, SLG: 0.201 (1, 2)		0-0 6-3				0-0 F9		0-0 CS		3	0	0	0	0	0	0																			
0 0 0 0 0 0 0																																			
Inning Stats	R: 3 E: 3 K: 1 S: 8	H: 2 LOB: 0 BB: 0 P: 8	R: 0 E: 0 K: 1 S: 5	H: 0 LOB: 0 BB: 0 P: 5	R: 0 E: 1 K: 1 S: 6	H: 0 LOB: 1 BB: 0 P: 6	R: 0 E: 0 K: 0 S: 3	H: 0 LOB: 1 BB: 1 P: 7	R: 0 E: 0 K: 1 S: 5	H: 0 LOB: 0 BB: 0 P: 5	R: 0 E: 0 K: 2 S: 7	H: 1 LOB: 0 BB: 0 P: 7	R: 0 E: 0 K: 0 S: 3	H: 1 LOB: 0 BB: 0 P: 3	R: 0 E: 1 K: 0 S: 4	H: 2 LOB: 2 BB: 0 P: 4	R: 0 E: 0 K: 1 S: 7	H: 2 LOB: 7 BB: 0 P: 7	1B: 5 2B: 1 3B: 0 HR: 0	SF: 0 SAC: 0 DP: 0 HBP: 0	WP: 0 PB: 0 SB: 0 CS: 1	PA: 36													
PITCHER	IP WLS BF H R ER SO BB IBB HBP BLK WP HR S P ERA WHIP	IP WLS BF H R ER SO BB IBB HBP BLK WP HR S P ERA WHIP																																	
Steve Stone, R ERA: 3.75 (1, 1)	7.2	29	4	3	1	6	1	0	0	0	0	0	0	0	0	40	44	1.17	0.652																
Terry Forster, L ERA: 2.18 (8, 1)	1.1	6	2	0	0	1	0	0	0	0	0	0	0	0	8	8	0.00	1.500																	

Texas Rangers @ Chicago White Sox
Comiskey Park, Chicago, IL
Fri Aug 03 1973, 8:05 PM EDT
Att: 24,860 - Unknown - 71 F

livebaseballscores.com

AB 34
R 3
H 6
RBI 1
BB 1
SO 7
LOB 13




Batter	1	2	3	4	5	6	7	8	9	AB	R	H	RBI	BB	SO	LOB	BOTTOM																	
Pat Kelly, L OBP: 0.372, SLG: 0.373 (1, 9)	4-0 8-6-4 1B BB		0-0 1B	4-0 1-2 2-3 BB		0-0 4-3		4-0 FC4-6 1B 1-2 2-3 BB		2	0	1	0	3	0	0																		
Jorge Orta, L OBP: 0.286, SLG: 0.317 (1, 4)	0-0 8-6-4 1-2 1B		0-3 K	0-3 K		0-0 1B		0-0 FC4-6 1B 1-2 2-3 3-H		5	0	3	1	0	2	4																		
Jerry Hairston, S OBP: 0.270, SLG: 0.306 Bill Sharp, L OBP: 0.318, SLG: 0.378 (9, 7)	0-0 8-6-4		0-0 F9		4-0 1B BB		0-3 K		0-0 FC4-6		4	1	0	1	1	1	6																	
0 0 0 0 0 0 0																																		
Bill Melton, R OBP: 0.383, SLG: 0.466 (1, 5)	0-3 K			0-0 F9 1B BB 1B		4-0 1B 1-2 BB		0-0 K		4	1	1	0	1	2	3																		
Carlos May, L OBP: 0.298, SLG: 0.347 (1, 10)		4-0 5-3 BB		0-3 K		0-0 1-3 2-H 1B		0-0 4-3		3	0	1	1	1	1	1																		
Tony Muser, L OBP: 0.343, SLG: 0.348 (1, 3)		0-3 K		4-0 1-2 1B BB		0-3 K		0-0 F7		3	1	0	0	1	2	3																		
Ed Herrmann, L OBP: 0.271, SLG: 0.344 (1, 2)		0-0 5-3		0-0 F9		0-3 K		0-0 P6		4	0	0	0	0	1	5																		
Buddy Bradford, R OBP: 0.341, SLG: 0.472 (1, 8)		0-3 K		4-0 BB 1B 1-2 BB		0-3 K		0-0 BB BB 1B 1B		3	1	1	0	1	2	3																		
Luis Alvarado, R OBP: 0.286, SLG: 0.333 (1, 6)			0-0 P6	0-0 1-2 2-H 3-H 1B		0-0 F7		4-0 1B BB FC4-6 BB		3	1	1	2	1	0	0																		
0 0 0 0 0 0 0																																		
Inning Stats	R: 0 E: 0 K: 1 S: 5	H: 1 LOB: 1 BB: 1 P: 9	R: 0 E: 0 K: 2 S: 7	H: 0 LOB: 1 BB: 1 P: 11	R: 0 E: 0 K: 1 S: 6	H: 1 LOB: 0 BB: 0 P: 6	R: 2 E: 0 K: 2 S: 9	H: 2 LOB: 3 BB: 3 P: 21	R: 1 E: 0 K: 3 S: 10	H: 1 LOB: 2 BB: 2 P: 18	R: 0 E: 0 K: 1 S: 6	H: 1 LOB: 0 BB: 0 P: 6	R: 0 E: 0 K: 1 S: 5	H: 0 LOB: 0 BB: 0 P: 5	R: 2 E: 0 K: 0 S: 5	H: 2 LOB: 2 BB: 2 P: 13	R: 0 E: 0 K: 0 S: 5	H: 2 LOB: 2 BB: 2 P: 13	1B: 8 2B: 1 3B: 0 HR: 0	SF: 0 SAC: 0 DP: 1 HBP: 0	WP: 0 PB: 0 SB: 0 CS: 0	PA: 40												
PITCHER	IP WLS BF H R ER SO BB IBB HBP BLK WP HR S P ERA WHIP	IP WLS BF H R ER SO BB IBB HBP BLK WP HR S P ERA WHIP																																
Jim Bibby, R ERA: 3.54 (1, 1)	8.0	40	8	5	5	11	9	0	0	0	0	0	0	0	53	89	5.62	2.125																

Texas Rangers @ Chicago White Sox
Comiskey Park, Chicago, IL
Fri Aug 03 1973, 8:05 PM EDT
Att: 24,860 - Unknown - 71 F

livebaseballscores.com

AB 31
R 5
H 8
RBI 5
BB 9
SO 11
LOB 25



Batter	1	2	3	4	5	6	7	8	9	AB	R	H	RBI	BB	SO	LOB	TOP			
Davey Nelson, R OBP: 0.316, SLG: 0.363 (1, 4)	1-3	9-2			L3			1B S 1B	K	5	1	1	0	0	1	2				
Vic Harris, S OBP: 0.315, SLG: 0.360 (1, 8) (8, 9)	K	3-H			F7			SH2-3 1B 1-3 HR	3B 2B	5	2	2	0	0	2	0				
Jim Fregosi, R OBP: 0.341, SLG: 0.376 (1, 5)	F7				5-3			SH2-3 HR 1B	3B 2-H	5	1	2	2	0	0	0				
Alex Johnson, R OBP: 0.316, SLG: 0.378 (1, 10)		HR 1B			5-3			SH2-3 HR 1B	F8 3B	4	1	2	0	0	0	1				
Bill Sudakis, S OBP: 0.282, SLG: 0.438 (1, 3)		HR			E5			HR 1B	IBB	3	2	1	2	1	1	1				
Jeff Burroughs, R OBP: 0.357, SLG: 0.476 Elliott Maddox, R OBP: 0.341, SLG: 0.250 (8, 8)		FC5-4 1B			F8			HR		4	1	2	4	0	0	2				
Dick Billings, R OBP: 0.211, SLG: 0.197 (1, 2)		FC5-4 1B 1-2			P3			F8		4	1	0	0	0	0	2				
Tom Grieve, R OBP: 0.333, SLG: 0.389 (8, 7)		E4 1B 1-2 9-2			K			G3		4	0	0	0	0	1	2				
Pete Mackanin, R OBP: 0.141, SLG: 0.132 (1, 6)		1-3 2-H 1B			6-3			P4	P3	4	0	1	1	0	0	0				
Inning Stats	R: 0 E: 0 K: 1 S: 5	H: 0 LOB: 0 BB: 0 P: 5	R: 3 E: 1 K: 0 S: 7	H: 4 LOB: 1 BB: 0 P: 7	R: 0 E: 0 K: 1 S: 5	H: 0 LOB: 0 BB: 0 P: 5	R: 0 E: 1 K: 1 S: 6	H: 0 LOB: 1 BB: 0 P: 6	R: 0 E: 0 K: 0 S: 3	H: 1 LOB: 1 BB: 0 P: 6	R: 0 E: 0 K: 0 S: 3	H: 0 LOB: 0 BB: 0 P: 3	R: 5 E: 0 K: 0 S: 7	H: 4 LOB: 0 BB: 1 P: 11	R: 1 E: 0 K: 1 S: 7	H: 2 LOB: 1 BB: 0 P: 7	1B: 7 2B: 2 3B: 1 HR: 2	SF: 0 SAC: 1 DP: 1 HBP: 0	WP: 0 PB: 0 CS: 0	PA: 40
PITCHER	IP	WLS	BF	H	R	ER	SO	BB	IBB	HBP	BLK	WP	HR	S	P	ERA	WHIP			
Wilbur Wood, L ERA: 3.19 Cy Acosta, R ERA: 2.68	(1, 1) (8, 1)	7.0 L	29	7	5	4	4	0	0	0	0	0	1	37	37	5.14	1.000			

Texas Rangers @ Chicago White Sox
Comiskey Park, Chicago, IL
Sat Aug 04 1973, 4:33 AM EDT
Att: 17,741 - Unknown - 80 F

AB 38
R 9
H 11
RBI 9
BB 1
SO 5
LOB 10



Batter	1	2	3	4	5	6	7	8	9	AB	R	H	RBI	BB	SO	LOB	BOTTOM					
Pat Kelly, L OBP: 0.370, SLG: 0.370 (1, 9)	F8				4-3				K	5	0	1	0	0	2	1						
Jorge Orta, L OBP: 0.285, SLG: 0.317 (1, 4)	HBP				4-3					3	0	1	0	0	0	1						
Jerry Hairston, S OBP: 0.293, SLG: 0.308 (1, 7)	F7				4-3					3	0	1	0	1	0	1						
Bill Melton, R OBP: 0.384, SLG: 0.469 (1, 5)	F7				BB					4	1	2	0	0	0	2						
Carlos May, L OBP: 0.298, SLG: 0.355 (1, 10)					1-2 2-3 1B					4	1	1	2	0	0	3						
Tony Muser, L OBP: 0.346, SLG: 0.368 (1, 3)					HR 2B					4	1	2	1	0	0	0						
Ed Herrmann, L OBP: 0.268, SLG: 0.339 (1, 2)					HR					4	0	0	0	0	1	1						
Buddy Bradford, R OBP: 0.331, SLG: 0.457 (1, 8)					HR					4	0	0	0	0	0	1						
Luis Alvarado, R OBP: 0.285, SLG: 0.331 (1, 6)					FC6-4 1B 1-2					4	0	0	0	0	0	1						
Inning Stats	R: 0 E: 0 K: 0 S: 3	H: 0 LOB: 1 BB: 0 P: 4	R: 0 E: 0 K: 1 S: 6	H: 1 LOB: 1 BB: 0 P: 6	R: 0 E: 0 K: 1 S: 7	H: 2 LOB: 3 BB: 1 P: 11	R: 1 E: 1 K: 0 S: 5	H: 2 LOB: 1 BB: 0 P: 5	R: 2 E: 0 K: 0 S: 5	H: 3 LOB: 0 BB: 0 P: 5	R: 0 E: 0 K: 0 S: 3	H: 0 LOB: 0 BB: 0 P: 3	R: 0 E: 0 K: 0 S: 6	H: 1 LOB: 1 BB: 0 P: 6	R: 0 E: 0 K: 0 S: 3	H: 0 LOB: 0 BB: 0 P: 3	R: 0 E: 0 K: 1 S: 5	H: 0 LOB: 0 BB: 0 P: 5	1B: 6 2B: 1 3B: 0 HR: 2	SF: 0 SAC: 0 DP: 0 HBP: 1	WP: 0 PB: 0 CS: 0	PA: 37
PITCHER	IP	WLS	BF	H	R	ER	SO	BB	IBB	HBP	BLK	WP	HR	S	P	ERA	WHIP					
Jackie Brown, R ERA: 1.8	(1, 1)	9.0 W	37	9	3	3	4	1	0	1	0	0	2	43	48	3.00	1.111					

Texas Rangers @ Chicago White Sox
Comiskey Park, Chicago, IL
Sat Aug 04 1973, 4:33 AM EDT
Att: 17,741 - Unknown - 80 F

AB 35
R 3
H 9
RBI 3
BB 1
SO 4
LOB 10



Batter	1	2	3	4	5	6	7	8	9	AB	R	H	RBI	BB	SO	LOB	TOP										
Davey Nelson, R OBP: 0.314, SLG: 0.361 (1, 4)	F9		G3 1B		5-3		P3		K	5	1	1	0	0	1	0	Texas Rangers @ Chicago White Sox Comiskey Park, Chicago, IL Sun Aug 05 1973, 4:33 AM EDT Unknown - 86 F livebaseballscorecards.com										
Vic Harris, S OBP: 0.314, SLG: 0.364 (1, 8)	SF7 3B		F7		P4		G3			4	1	1	0	0	0	1											
Jim Spencer, L OBP: 0.273, SLG: 0.377 Dick Billings, R OBP: 0.215, SLG: 0.201 Elliott Maddox, R OBP: 0.341, SLG: 0.250 (1, 3) (6, PH) (8, FR) (8, 5)	SF7 3H		G3 1-H		BB BB				2B 1B	1	0	0	2	1	0	0											
Alex Johnson, R OBP: 0.318, SLG: 0.380 (1, 10)	P3		6-3		BB BB				2B 1B	3	0	1	1	1	0	0											
Jim Fregosi, R OBP: 0.339, SLG: 0.374 (8, 3)		1-3			FC6-4 1B		F5		K	4	0	1	0	0	1	4											
Jeff Burroughs, R OBP: 0.356, SLG: 0.473 (1, 7)	5-3				FC6-4 BB 1-2				F9	4	0	1	0	0	0	3											
Larry Blittner, L OBP: 0.247 Tom Grieve, R OBP: 0.322, SLG: 0.375 (1, 9) (6, PH) (6, 9)		2B BB			F7		G1-4-3 1B 1-2		4-3	1	0	0	0	1	0	1											
Ken Suarez, R OBP: 0.376, SLG: 0.347 (1, 2)					6-3				5-3	3	0	1	0	1	0	0											
Jim Mason, L OBP: 0.284, SLG: 0.304 Pete Mackanin, R OBP: 0.137, SLG: 0.129 (1, 6) (7, PH) (7, 6)					F9				K	2	0	0	0	0	1	4											
Inning Stats	R: 1 E: 0 K: 0 S: 4	H: 1 LOB: 0 BB: 0 P: 4	R: 0 E: 0 K: 1 S: 6	H: 1 LOB: 2 BB: 1 P: 10	R: 1 E: 0 K: 0 S: 4	H: 1 LOB: 0 BB: 0 P: 4	R: 0 E: 0 K: 0 S: 4	H: 1 LOB: 2 BB: 2 P: 8	R: 0 E: 0 K: 0 S: 3	H: 0 LOB: 0 BB: 0 P: 3	R: 0 E: 0 K: 0 S: 3	H: 0 LOB: 0 BB: 0 P: 3	R: 1 E: 0 K: 1 S: 7	H: 2 LOB: 2 BB: 0 P: 7	R: 0 E: 0 K: 2 S: 7	H: 0 LOB: 0 BB: 0 P: 7		1B: 4 2B: 2 3B: 1 HR: 0	SF: 1 SAC: 0 DP: 1 HBP: 0	WP: 0 PB: 0 SB: 1 CS: 0	PA: 37						
PITCHER	IP	WLS	BF	H	R	ER	SO	BB	IBB	HBP	BLK	WP	HR	S	P	ERA	WHIP										
Stan Bahnsen, R ERA: 2.76 (1, 1)	5.0	W	24	5	2	1	1	4	0	0	0	0	0	22	38	1.80	1.800										
Terry Forster, L ERA: 2.18 (6, 1)	4.0	S	13	2	1	1	3	0	0	0	0	0	0	19	19	2.25	0.500										

Batter	1	2	3	4	5	6	7	8	9	AB	R	H	RBI	BB	SO	LOB	BOTTOM										
Pat Kelly, L OBP: 0.373, SLG: 0.372 (1, 9)	1B SF7 BB				F9			5-3		4	1	2	0	1	0	0	Texas Rangers @ Chicago White Sox Comiskey Park, Chicago, IL Sun Aug 05 1973, 4:33 AM EDT Unknown - 86 F livebaseballscorecards.com										
Jorge Orta, L OBP: 0.296, SLG: 0.321 (1, 4)	1B 1-2		K				FC5-4 1B 1-3			3	0	2	0	2	1	2											
Jerry Hairston, S OBP: 0.311, SLG: 0.326 Buddy Bradford, R OBP: 0.329, SLG: 0.453 (1, 7) (6, PH) (9, 8)							FC5-4 1B 1-2		F8	4	1	2	0	0	1	3											
Bill Melton, R OBP: 0.382, SLG: 0.466 (1, 5)	F2						FC5-4 1B 1-2		F8	5	1	1	0	0	0	4											
Carlos May, L OBP: 0.300, SLG: 0.368 (1, 10)	SF7								HR	3	1	2	4	0	1	0											
Tony Muser, L OBP: 0.346, SLG: 0.372 (1, 3)	P5								6-3	3	1	1	0	1	0	2											
Bill Sharp, L OBP: 0.326, SLG: 0.397 (1, 8) (9, 7)									F9	4	0	2	1	0	0	2											
Ed Herrmann, L OBP: 0.268, SLG: 0.348 (1, 2)	F9								F8	4	1	1	1	0	1	2											
Eddie Leon, R OBP: 0.292, SLG: 0.289 (1, 6)	K								F8	4	1	1	1	0	1	1											
Inning Stats	R: 1 E: 0 K: 0 S: 5	H: 2 LOB: 2 BB: 1 P: 9	R: 0 E: 0 K: 2 S: 8	H: 1 LOB: 2 BB: 1 P: 12	R: 2 E: 0 K: 1 S: 7	H: 3 LOB: 1 BB: 1 P: 11	R: 0 E: 0 K: 1 S: 6	H: 1 LOB: 1 BB: 0 P: 6	R: 1 E: 0 K: 0 S: 6	H: 2 LOB: 2 BB: 0 P: 6	R: 0 E: 0 K: 0 S: 5	H: 2 LOB: 2 BB: 0 P: 5	R: 1 E: 0 K: 0 S: 4	H: 1 LOB: 0 BB: 0 P: 4	R: 2 E: 0 K: 0 S: 5	H: 2 LOB: 1 BB: 1 P: 9		1B: 8 2B: 3 3B: 0 HR: 3	SF: 1 SAC: 0 DP: 1 HBP: 0	WP: 0 PB: 0 SB: 0 CS: 0	PA: 40						
PITCHER	IP	WLS	BF	H	R	ER	SO	BB	IBB	HBP	BLK	WP	HR	S	P	ERA	WHIP										
Don Durham, R ERA: 7.2 (1, 1)	2.0	L	14	6	3	3	2	2	0	0	0	0	0	16	24	13.50	4.000										
Jim Merritt, L ERA: 4.18 (3, 1)	5.0		22	8	4	4	3	1	0	0	0	0	3	27	31	7.20	1.800										
Mike Paul, L ERA: 5.9 (8, 1)	1.0		4	0	0	0	0	1	0	0	0	0	0	3	7	0.00	1.000										

Batter	1	2	3	4	5	6	7	8	9	AB	R	H	RBI	BB	SO	LOB	TOP															
Davey Nelson, R OBP: 0.315, SLG: 0.361 (1, 4)										5	0	2	0	0	0	1																
Vic Harris, S OBP: 0.313, SLG: 0.360 (1, 8)										4	0	0	0	0	1	2																
Jim Spencer, L OBP: 0.350, SLG: 0.376 (1, 3)										3	1	1	0	1	0	4																
Alex Johnson, R OBP: 0.317, SLG: 0.381 (1, 10)										4	1	1	1	0	1	3																
Bill Sudakis, S OBP: 0.288, SLG: 0.439 Pete Mackanin, R OBP: 0.137, SLG: 0.129 (8, PR) (8, 5)										4	0	2	0	0	1	0																
Jeff Burroughs, R OBP: 0.358, SLG: 0.472 (1, 7)										1	1	0	1	2	0	1																
Larry Blittner, L OBP: 0.273, SLG: 0.267 (1, 9)										4	1	1	2	0	0	3																
Dick Billings, R OBP: 0.216, SLG: 0.202 (1, 2)										4	0	1	0	0	0	2																
Jim Mason, L OBP: 0.284, SLG: 0.300 (1, 6)										3	0	0	0	1	0	1																
Inning Stats	R: 0 E: 0 K: 1 S: 6	H: 1 LOB: 1 BB: 0 P: 6	R: 0 E: 0 K: 1 S: 5	H: 0 LOB: 1 BB: 1 P: 9	R: 0 E: 0 K: 0 S: 3	H: 0 LOB: 0 BB: 1 P: 3	R: 2 E: 0 K: 0 S: 4	H: 2 LOB: 0 BB: 1 P: 8	R: 0 E: 0 K: 0 S: 5	H: 2 LOB: 2 BB: 0 P: 5	R: 2 E: 0 K: 0 S: 4	H: 1 LOB: 0 BB: 1 P: 8	R: 0 E: 0 K: 1 S: 6	H: 1 LOB: 1 BB: 0 P: 7	R: 0 E: 0 K: 0 S: 4	H: 1 LOB: 1 BB: 0 P: 4	R: 0 E: 0 K: 0 S: 2	H: 0 LOB: 0 BB: 1 P: 6	1B: 6 2B: 2 3B: 0 HR: 1	SF: 1 SAC: 0 DP: 2 HBP: 1	WP: 0 PB: 0 SB: 0 CS: 0	PA: 38										
PITCHER	IP WLS BF H R ER SO BB IBB HBP BLK WP HR S P ERA WHIP																															
Bart Johnson, R ERA: 4.58 Cy Acosta, R ERA: 2.53	(1, 1) (7, 1)	6.0 W 3.0	26 L 12	6 2	4 0	4 0	2 1	3 1	0 0	0 1	0 0	0 0	0 12	39 17	6.00 0.00	1.500 1.000																

Texas Rangers @ Chicago White Sox
Comiskey Park, Chicago, IL
Sun Aug 05 1973, 4:38 AM EDT
Att: 27,931 - Unknown - 89 F

AB 32
R 4
H 8
RBI 4
BB 4
SO 3
LOB 17



Batter	1	2	3	4	5	6	7	8	9	AB	R	H	RBI	BB	SO	LOB	BOTTOM													
Johnny Jeter, R OBP: 0.264, SLG: 0.391 (1, 7)										4	1	2	2	1	1	2														
Luis Alvarado, R OBP: 0.277, SLG: 0.322 (1, 4)										4	0	0	0	0	2	3														
Pat Kelly, L OBP: 0.371, SLG: 0.369 (1, 9)										3	1	0	0	0	0	1														
Bill Melton, R OBP: 0.385, SLG: 0.466 (1, 5)										2	1	1	0	2	0	1														
Carlos May, L OBP: 0.299, SLG: 0.365 Jerry Hairston, S OBP: 0.311, SLG: 0.326 (8, PR)										3	0	0	1	1	0	2														
Buddy Bradford, R OBP: 0.320, SLG: 0.439 (1, 8)										4	0	0	0	0	1	3														
Eddie Leon, R OBP: 0.297, SLG: 0.291 (1, 6)										2	1	1	1	2	1	0														
Tony Muser, L OBP: 0.349, SLG: 0.387 (1, 3)										3	1	1	1	0	0	3														
Chuck Brinkman, R OBP: 0.209, SLG: 0.217 Ken Henderson, S OBP: 0.328, SLG: 0.372 Steve Stone, R (9, PR)										2	0	0	0	1	0	0														
Inning Stats	R: 0 E: 0 K: 0 S: 2	H: 0 LOB: 0 BB: 1 P: 6	R: 0 E: 0 K: 1 S: 4	H: 0 LOB: 0 BB: 1 P: 8	R: 0 E: 0 K: 2 S: 7	H: 0 LOB: 2 BB: 2 P: 15	R: 1 E: 0 K: 0 S: 3	H: 0 LOB: 0 BB: 0 P: 4	R: 2 E: 0 K: 2 S: 9	H: 2 LOB: 0 BB: 0 P: 9	R: 1 E: 0 K: 0 S: 5	H: 2 LOB: 2 BB: 1 P: 9	R: 0 E: 0 K: 0 S: 3	H: 0 LOB: 0 BB: 0 P: 3	R: 0 E: 0 K: 0 S: 3	H: 0 LOB: 1 BB: 1 P: 7	R: 1 E: 0 K: 0 S: 2	H: 1 LOB: 3 BB: 2 P: 10	1B: 2 2B: 1 3B: 0 HR: 2	SF: 0 SAC: 1 DP: 2 HBP: 1	WP: 2 PB: 2 SB: 0 CS: 0	PA: 37								
PITCHER	IP WLS BF H R ER SO BB IBB HBP BLK WP HR S P ERA WHIP																													
David Clyde, L ERA: 3.44 Charlie Hudson, L ERA: 5.4	(1, 1) (7, 1)	6.0 L 2.1	26 11	4 1	4 1	3 1	5 0	5 2	0 2	0 2	0 8	0 20	4.50 3.86	1.500 1.286																

Texas Rangers @ Chicago White Sox
Comiskey Park, Chicago, IL
Sun Aug 05 1973, 4:38 AM EDT
Att: 27,931 - Unknown - 89 F

AB 27
R 5
H 5
RBI 5
BB 8
SO 5
LOB 15



Batter	1	2	3	4	5	6	7	8	9	AB	R	H	RBI	BB	SO	LOB	TOP			
Davey Nelson, R OBP: 0.314, SLG: 0.359 (1, 4)	F9		F8			K			5-3	5	0	1	0	0	1	3				
Vic Harris, S OBP: 0.311, SLG: 0.356 (1, 8)	K		F7			FC6-4 BB			6-3	4	0	0	0	1	1	1				
Jim Fregosi, R OBP: 0.336, SLG: 0.366 (1, 5)	F3					FC6-4 1B			K	4	0	0	0	1	1	1				
Alex Johnson, R OBP: 0.319, SLG: 0.385 (1, 10)		1B WP 2B	F8						5-3	4	1	2	0	0	0	2				
Jeff Burroughs, R OBP: 0.356, SLG: 0.467 (1, 7)		WP 1B BB	P4						5-3	3	1	0	0	1	0	4				
Toby Harrah, R OBP: 0.340, SLG: 0.371 (1, 6)		1B WP 1B								3	0	1	0	1	0	2				
Jim Spencer, L OBP: 0.355, SLG: 0.377 (1, 3)									FC6-4 1B	2	0	1	1	2	0	1				
Tom Grieve, R OBP: 0.339, SLG: 0.390 (1, 9)									SH3 BB	3	0	2	0	0	1	2				
Ken Suarez, R OBP: 0.369, SLG: 0.340 (1, 2)		L5-3							FC6-4 1B	4	0	0	0	0	0	7				
Inning Stats	R: 0 E: 0 K: 1 S: 5	H: 0 LOB: 0 BB: 0 P: 5	R: 2 E: 0 K: 1 S: 7	H: 3 LOB: 1 BB: 1 P: 11	R: 0 E: 0 K: 0 S: 4	H: 1 LOB: 2 BB: 1 P: 8	R: 0 E: 0 K: 0 S: 4	H: 1 LOB: 2 BB: 1 P: 8	R: 0 E: 0 K: 1 S: 5	H: 0 LOB: 1 BB: 1 P: 9	R: 0 E: 0 K: 0 S: 3	H: 0 LOB: 0 BB: 0 P: 3	R: 0 E: 0 K: 0 S: 4	H: 1 LOB: 2 BB: 1 P: 8	R: 0 E: 0 K: 1 S: 5	H: 0 LOB: 0 BB: 0 P: 5	1B: 6 2B: 2 3B: 0 HR: 0	SF: 0 SAC: 1 DP: 1 HBP: 0	WP: 1 PB: 0 SB: 1 CS: 0	PA: 39
PITCHER Sam McDowell, L ERA: 3.71 (1, 1)	IP: 9.0 WLS: L BF: 39 H: 7 R: 2 ER: 2 SO: 4 BB: 6 IBB: 0 HBP: 0 BLK: 0 WP: 1 HR: 0 S: 41 P: 65 ERA: 2.00 WHIP: 1.444															PITCHER				

Texas Rangers @ New York Yankees
Yankee Stadium, Bronx, NY
Tue Aug 07 1973, 7:05 PM EDT
Unknown - 86 F


AB 32
R 2
H 7
RBI 1
BB 6
SO 4
LOB 23



Batter	1	2	3	4	5	6	7	8	9	AB	R	H	RBI	BB	SO	LOB	BOTTOM					
Horace Clarke, S OBP: 0.315, SLG: 0.304 (1, 4)	K		G4-3			K			F8	4	0	0	0	0	2	1						
Matty Alou, L OBP: 0.344, SLG: 0.358 (1, 3)	L5									4	1	3	0	0	0	0						
Roy White, S OBP: 0.347, SLG: 0.371 (1, 7)	F9									2	0	0	0	2	1	1						
Bobby Murcer, L OBP: 0.370, SLG: 0.485 (1, 8)		F7 WP BB								3	0	1	1	1	1	2						
Ron Blomberg, L OBP: 0.406, SLG: 0.491 Ron Swoboda, R OBP: 0.216, SLG: 0.121 (9, PR)		K								3	0	1	0	1	1	1						
Graig Nettles, L OBP: 0.338, SLG: 0.387 (1, 5)									L3 IBB	0	0	0	0	0	0	0						
Jerry Moses, R OBP: 0.259, SLG: 0.260 Thurman Munson, R OBP: 0.358, SLG: 0.494 (9, PH)										4	0	0	0	0	0	6						
Felipe Alou, R OBP: 0.255, SLG: 0.316 (1, 9)										3	0	0	0	0	1	1						
Gene Michael, S OBP: 0.276, SLG: 0.289 (1, 6)										0	0	0	0	0	0	0						
Inning Stats	R: 0 E: 0 K: 1 S: 5	H: 0 LOB: 0 BB: 0 P: 5	R: 0 E: 0 K: 2 S: 7	H: 0 LOB: 1 BB: 1 P: 11	R: 0 E: 0 K: 0 S: 2	H: 0 LOB: 0 BB: 1 P: 6	R: 0 E: 0 K: 1 S: 6	H: 2 LOB: 2 BB: 1 P: 10	R: 0 E: 0 K: 1 S: 5	H: 0 LOB: 0 BB: 0 P: 5	R: 0 E: 0 K: 2 S: 8	H: 1 LOB: 1 BB: 0 P: 8	R: 0 E: 0 K: 0 S: 3	H: 0 LOB: 0 BB: 0 P: 3	R: 0 E: 0 K: 0 S: 3	H: 0 LOB: 0 BB: 0 P: 3	R: 1 E: 0 K: 0 S: 4	H: 2 LOB: 3 BB: 2 P: 13	1B: 3 2B: 3 3B: 0 HR: 0	SF: 0 SAC: 0 DP: 2 HBP: 1	WP: 1 PB: 0 SB: 0 CS: 0	PA: 35
PITCHER Jim Bibby, R ERA: 3.35 (1, 1)	IP: 9.0 WLS: W BF: 35 H: 5 R: 1 ER: 1 SO: 7 BB: 4 IBB: 1 HBP: 1 BLK: 0 WP: 1 HR: 0 S: 43 P: 64 ERA: 1.00 WHIP: 1.000															PITCHER						

Texas Rangers @ New York Yankees
Yankee Stadium, Bronx, NY
Tue Aug 07 1973, 7:05 PM EDT
Unknown - 86 F

AB 29
R 1
H 5
RBI 1
BB 5
SO 7
LOB 15




Batter	1	2	3	4	5	6	7	8	9	AB	R	H	RBI	BB	SO	LOB	TOP								
Davey Nelson, R OBP: 0.313, SLG: 0.360 (1, 4)	F8		F8			F9 E 2B	K			4	1	1	0	0	1	2	<p>Texas Rangers @ New York Yankees Yankee Stadium, Bronx, NY Tue Aug 07 1973, 7:05 PM EDT Att: 16,842 - Unknown - 79 F</p> <p>livebaseballscorecards.com</p>								
Vic Harris, S OBP: 0.311, SLG: 0.354 (1, 8)	4-3					F9	1-3			3	0	0	0	1	0	3									
Jim Spencer, L OBP: 0.357, SLG: 0.377 (1, 3)						E3 1B				3	0	1	1	1	1	1									
Alex Johnson, R OBP: 0.318, SLG: 0.383 (1, 10)	F8									4	0	1	0	0	1	2									
Bill Sudakis, S OBP: 0.280, SLG: 0.426 (1, 5)										4	0	0	0	0	0	2									
Jeff Burroughs, R OBP: 0.353, SLG: 0.462 (1, 7)										4	0	0	0	0	3	2									
Larry Bittner, L OBP: 0.272, SLG: 0.266 (1, 9)										4	0	1	0	0	0	0									
Dick Billings, R OBP: 0.217, SLG: 0.203 (1, 2)										4	0	1	0	0	1	1									
Jim Mason, L OBP: 0.284, SLG: 0.300 (1, 6)										3	0	1	0	0	0	0									
Inning Stats	R: 0 E: 0 K: 0 S: 3	H: 0 LOB: 1 BB: 1 P: 7	R: 0 E: 0 K: 1 S: 6	H: 1 LOB: 1 BB: 0 P: 6	R: 0 E: 0 K: 1 S: 5	H: 0 LOB: 1 BB: 1 P: 9	R: 0 E: 0 K: 2 S: 7	H: 0 LOB: 0 BB: 0 P: 7	R: 0 E: 0 K: 0 S: 3	H: 0 LOB: 0 BB: 0 P: 3	R: 1 E: 1 K: 1 S: 8	H: 2 LOB: 2 BB: 0 P: 8	R: 0 E: 0 K: 1 S: 7	H: 2 LOB: 0 BB: 0 P: 7	R: 0 E: 0 K: 0 S: 3	H: 1 LOB: 0 BB: 0 P: 5		R: 0 E: 0 K: 1 S: 5	H: 0 LOB: 0 BB: 0 P: 5	1B: 5 2B: 1 3B: 0 HR: 0	SF: 0 SAC: 0 DP: 1 HBP: 0	WP: 0 PB: 0 SB: 1 CS: 0	PA: 35		
PITCHER	IP	WLS	BF	H	R	ER	SO	BB	IBB	HBP	BLK	WP	HR	S	P	ERA	WHIP								
Doc Medich, R ERA: 3.39 (1, 1)	5.1	W	21	2	1	1	4	2	0	0	0	0	0	27	35	1.69	0.750								
Lindy McDaniel, R ERA: 2.19 (6, 1)	3.2	S	14	4	0	0	3	0	0	0	0	0	0	20	20	0.00	1.091								

Batter	1	2	3	4	5	6	7	8	9	AB	R	H	RBI	BB	SO	LOB	BOTTOM								
Bernie Allen, L OBP: 0.290, SLG: 0.281 (1, 4)										3	1	1	0	0	1	2	<p>Texas Rangers @ New York Yankees Yankee Stadium, Bronx, NY Tue Aug 07 1973, 7:05 PM EDT Att: 16,842 - Unknown - 79 F</p> <p>livebaseballscorecards.com</p>								
Horace Clarke, S OBP: 0.314, SLG: 0.303 (6, PH) (7, 4)										1	0	0	0	0	0	0									
Matty Alou, L OBP: 0.350, SLG: 0.370 (1, 3)										3	1	3	1	1	0	0									
Roy White, S OBP: 0.344, SLG: 0.368 (1, 7)										3	1	0	1	0	0	2									
Bobby Murcer, L OBP: 0.369, SLG: 0.482 (1, 8)										3	0	0	0	1	1	3									
Ron Blomberg, L OBP: 0.407, SLG: 0.489 (1, 10)										1	0	0	0	1	0	2									
Jim Ray Hart, R OBP: 0.312, SLG: 0.379 (5, PH)										2	0	2	1	0	0	0									
Graig Nettles, L OBP: 0.335, SLG: 0.383 (1, 5)										4	0	0	0	0	0	7									
Thurman Munson, R OBP: 0.357, SLG: 0.490 (1, 2)										3	0	0	0	1	0	2									
Johnny Callison, L OBP: 0.199, SLG: 0.230 (1, 9)										4	0	1	0	0	1	1									
Gene Michael, S OBP: 0.273, SLG: 0.286 (1, 6)										4	0	0	0	0	2	2									
Inning Stats	R: 1 E: 0 K: 1 S: 7	H: 2 LOB: 2 BB: 1 P: 11	R: 0 E: 0 K: 2 S: 8	H: 1 LOB: 0 BB: 0 P: 8	R: 0 E: 1 K: 0 S: 4	H: 0 LOB: 2 BB: 1 P: 8	R: 0 E: 0 K: 0 S: 3	H: 0 LOB: 1 BB: 1 P: 7	R: 0 E: 0 K: 0 S: 5	H: 0 LOB: 2 BB: 0 P: 9	R: 0 E: 0 K: 2 S: 7	H: 0 LOB: 0 BB: 0 P: 7	R: 1 E: 0 K: 0 S: 5	H: 2 LOB: 1 BB: 0 P: 5	R: 0 E: 0 K: 0 S: 3	H: 0 LOB: 0 BB: 0 P: 3	R: 0 E: 0 K: 1 S: 3	H: 0 LOB: 0 BB: 0 P: 3	1B: 5 2B: 1 3B: 0 HR: 1	SF: 1 SAC: 0 DP: 0 HBP: 0	WP: 0 PB: 0 SB: 2 CS: 0	PA: 36			
PITCHER	IP	WLS	BF	H	R	ER	SO	BB	IBB	HBP	BLK	WP	HR	S	P	ERA	WHIP								
Sonny Siebert, R ERA: 2.53 (1, 1)	0.0	L	22	3	1	1	3	4	0	0	0	0	0	24	40	1.93	1.500								
Mike Paul, L ERA: 5.65 (1, 1)	4.2		22	3	1	1	3	4	0	0	0	0	0	24	40	1.93	1.500								
Steve Dunning, R ERA: 5.88 (5, 1)	0.1		1	0	0	0	0	0	0	0	0	0	0	1	1	0.00	0.000								
Charlie Hudson, L ERA: 5.17 (6, 1)	3.0		11	2	1	1	2	0	0	0	0	0	1	15	15	3.00	0.667								

Texas Rangers @ New York Yankees
Yankee Stadium, Bronx, NY
Tue Aug 07 1973, 7:05 PM EDT
Att: 16,842 - Unknown - 79 F

livebaseballscorecards.com


AB 33
R 1
H 6
RBI 1
BB 2
SO 7
LOB 13



Texas Rangers @ New York Yankees
Yankee Stadium, Bronx, NY
Tue Aug 07 1973, 7:05 PM EDT
Att: 16,842 - Unknown - 79 F

livebaseballscorecards.com

AB 31
R 3
H 7
RBI 3
BB 4
SO 5
LOB 21




Batter	1	2	3	4	5	6	7	8	9	AB	R	H	RBI	BB	SO	LOB	TOP
Davey Nelson, R OBP: 0.313, SLG: 0.359										4	1	1	0	0	1	0	Texas Rangers @ New York Yankees Yankee Stadium, Bronx, NY Wed Aug 08 1973, 3:33 AM EDT Att: 17,433 - Overcast - 81 F
Toby Harrah, R OBP: 0.339, SLG: 0.370										4	0	1	0	0	1	1	
Jim Fregosi, R OBP: 0.330, SLG: 0.359										4	0	0	0	0	1	1	
Alex Johnson, R OBP: 0.320, SLG: 0.384										4	0	2	0	0	0	0	
Bill Sudakis, S OBP: 0.281, SLG: 0.446										3	1	1	1	0	1	1	
Jim Spencer, L OBP: 0.355, SLG: 0.373										3	0	0	0	1	0	1	
Tom Grieve, R OBP: 0.328, SLG: 0.377										2	0	0	0	0	0	0	
Vic Harris, S OBP: 0.309, SLG: 0.352										2	0	0	0	0	1	3	
Ken Suarez, R OBP: 0.368, SLG: 0.337										2	0	0	0	1	0	2	
Elliott Maddox, R OBP: 0.333, SLG: 0.244										3	0	0	0	0	1	1	
Inning Stats	R: 1 E: 0 K: 0 S: 4	H: 1 LOB: 0 BB: 0 P: 4	R: 0 E: 0 K: 1 S: 5	H: 0 LOB: 0 BB: 0 P: 5	R: 0 E: 0 K: 1 S: 5	H: 0 LOB: 0 BB: 0 P: 5	R: 1 E: 0 K: 0 S: 4	H: 1 LOB: 1 BB: 1 P: 8	R: 0 E: 0 K: 1 S: 5	H: 0 LOB: 2 BB: 1 P: 10	R: 0 E: 0 K: 0 S: 4	H: 1 LOB: 1 BB: 0 P: 4	R: 0 E: 0 K: 0 S: 4	H: 1 LOB: 1 BB: 0 P: 4	1B: 4 2B: 0 3B: 0 HR: 1	SF: 0 SAC: 1 DP: 0 HBP: 0	WP: 0 PA: 34 PB: 0 SB: 1 CS: 0
PITCHER	IP WLS BF H R ER SO BB IBB HBP BLK WP HR S P ERA WHIP																
Fritz Peterson, L ERA: 3.88	(1, 1) 0.0 W 33 4 1 1 1 0 0 0 0 0 0 1 1 1.00 0.556																
Fred Beene, R ERA: 1.52	(1, 1) 9.0 W 33 4 1 1 1 5 1 1 0 0 0 1 41 49 1.00 0.556																

Batter	1	2	3	4	5	6	7	8	9	AB	R	H	RBI	BB	SO	LOB	BOTTOM				
Horace Clarke, S OBP: 0.314, SLG: 0.303										4	0	1	0	0	0	2	Texas Rangers @ New York Yankees Yankee Stadium, Bronx, NY Wed Aug 08 1973, 3:33 AM EDT Att: 17,433 - Overcast - 81 F				
Matty Alou, L OBP: 0.349, SLG: 0.368										4	0	1	0	0	1	1					
Roy White, S OBP: 0.344, SLG: 0.367										4	0	1	0	0	1	1					
Bobby Murcer, L OBP: 0.372, SLG: 0.485										3	1	2	0	1	0	1					
Jim Ray Hart, R OBP: 0.311, SLG: 0.377										4	1	1	0	0	0	4					
Thurman Munson, R OBP: 0.359, SLG: 0.491										4	1	2	1	0	0	2					
Celerino Sanchez, R OBP: 0.277, SLG: 0.378										4	0	0	0	0	2	3					
Felipe Alou, R OBP: 0.255, SLG: 0.316										3	0	1	1	0	0	0					
Hal Lanier, R OBP: 0.250, SLG: 0.259										2	0	1	0	0	0	0					
Graig Nettles, L OBP: 0.334, SLG: 0.382										1	0	0	0	0	0	0					
Gene Michael, S OBP: 0.275, SLG: 0.288										1	0	1	1	0	0	0					
Inning Stats	R: 0 E: 0 K: 0 S: 3	H: 0 LOB: 0 BB: 1 P: 3	R: 0 E: 0 K: 0 S: 2	H: 0 LOB: 0 BB: 1 P: 6	R: 0 E: 0 K: 0 S: 3	H: 0 LOB: 0 BB: 0 P: 3	R: 0 E: 0 K: 0 S: 4	H: 1 LOB: 1 BB: 0 P: 4	R: 1 E: 0 K: 0 S: 6	H: 3 LOB: 2 BB: 0 P: 6	R: 0 E: 0 K: 0 S: 5	H: 2 LOB: 0 BB: 0 P: 5	R: 0 E: 0 K: 1 S: 5	H: 0 LOB: 0 BB: 0 P: 5	R: 0 E: 0 K: 0 S: 3	H: 1 LOB: 0 BB: 0 P: 3	R: 2 E: 0 K: 1 S: 8	H: 4 LOB: 2 BB: 0 P: 8	1B: 10 2B: 1 3B: 0 HR: 0	SF: 1 SAC: 0 DP: 2 HBP: 0	WP: 0 PA: 36 PB: 0 SB: 0 CS: 0
PITCHER	IP WLS BF H R ER SO BB IBB HBP BLK WP HR S P ERA WHIP																				
Jim Merritt, L ERA: 4.1	(1, 1) 8.2 L 36 11 3 3 2 1 0 0 0 0 0 0 39 43 3.12 1.385																				

Batter	1	2	3	4	5	6	7	8	9	AB	R	H	RBI	BB	SO	LOB	TOP								
Buddy Bell, R OBP: 0.337, SLG: 0.387 (1, 5)	F8	FC6-4		1B 2B		E5	F9			5	1	1	0	0	0	2	Cleveland Indians @ Texas Rangers Arlington Stadium, Arlington, TX Fri Aug 10 1973, 8:05 PM EDT Att: 28,326 - Unknown								
Walt Williams, R OBP: 0.310, SLG: 0.386 (1, 7)	HR		L5-3 BB	1B E IBB		K		K		3	2	1	1	2	2	1									
Chris Chambliss, L OBP: 0.340, SLG: 0.352 (1, 3)	3B 1B		L5-3 1-2	E6 1B		F8		4-3		5	1	2	1	0	0	2									
John Ellis, R OBP: 0.337, SLG: 0.406 (1, 2)	1H SF7 3B		BB 1B	4-3					K	4	1	2	1	1	1	1									
Charlie Spikes, R OBP: 0.300, SLG: 0.417 (1, 10)	SF7		FC5 BB 1B		5-3	5-3			G4-3 1B BB	3	1	1	1	1	0	2									
George Hendrick, R OBP: 0.306, SLG: 0.452 (1, 8)	6-3		1-2 2-3 BB		P4			E6 1B E	G4-3 1B	4	1	1	0	1	0	0									
Ron Lolich, R OBP: 0.242, SLG: 0.318 Rusty Torres, S OBP: 0.317, SLG: 0.297 (5, PH) (5, 9)		4-3	FC5 2-3F		3B 1B				G4-3 1-2F 2-3	2	0	0	0	0	0	3									
Frank Duffy, R OBP: 0.313, SLG: 0.306 (1, 6)		4-3		K				P4		5	0	2	2	0	1	2									
Tom Ragland, R OBP: 0.281, SLG: 0.304 (1, 4)			FC6-4 1B	K		F8		FC4-6 1-2F 2-H	1-3	5	0	1	0	0	1	3									
Inning Stats	R: 3 E: 0 K: 0 S: 6	H: 3 LOB: 0 BB: 0 P: 6	R: 0 E: 0 K: 0 S: 4	H: 1 LOB: 1 BB: 4 P: 4	R: 0 E: 0 K: 0 S: 4	H: 2 LOB: 3 BB: 2 P: 12	R: 2 E: 1 K: 2 S: 9	H: 2 LOB: 1 BB: 1 P: 13	R: 1 E: 0 K: 0 S: 5	H: 2 LOB: 1 BB: 0 P: 5	R: 0 E: 1 K: 1 S: 6	H: 0 LOB: 2 BB: 1 P: 10	R: 1 E: 2 K: 0 S: 5	H: 1 LOB: 1 BB: 0 P: 5	R: 0 E: 0 K: 2 S: 7	H: 0 LOB: 0 BB: 0 P: 7		R: 1 E: 0 K: 0 S: 4	H: 2 LOB: 1 BB: 1 P: 8	1B: 9 2B: 2 3B: 2 HR: 1	SF: 1 SAC: 0 DP: 2 HBP: 0	WP: 0 PB: 0 SB: 0 CS: 0	PA: 45		
PITCHER	IP	WLS	BF	H	R	ER	SO	BB	IBB	HBP	BLK	WP	HR	S	P	ERA	WHIP								
David Clyde, L ERA: 3.51 (1, 1)	4.0	L	22	8	5	2	2	2	1	0	0	0	1	23	35	4.50	2.500								
Bill Gogolewski, R ERA: 3.35 (5, 1)	3.0		15	3	2	1	1	1	0	0	0	0	0	16	20	3.00	1.333								
Sonny Siebert, R ERA: 2.5 (8, 1)	1.0		3	0	0	0	2	0	0	0	0	0	0	7	7	0.00	0.000								
Lloyd Allen, R ERA: 10.96 (9, 1)	1.0		5	2	1	1	0	1	0	0	0	0	0	4	8	9.00	3.000								

Batter	1	2	3	4	5	6	7	8	9	AB	R	H	RBI	BB	SO	LOB	BOTTOM								
Davey Nelson, R OBP: 0.312, SLG: 0.358 (1, 4)	K		K			G6-4-3 1B			4-3	4	0	1	0	0	2	0	Cleveland Indians @ Texas Rangers Arlington Stadium, Arlington, TX Fri Aug 10 1973, 8:05 PM EDT Att: 28,326 - Unknown								
Toby Harrah, R OBP: 0.338, SLG: 0.368 (1, 6)	6-3			F7		G6-4-3 1-2F 2-3			FC6 1B	4	0	1	0	0	0	2									
Jim Spencer, L OBP: 0.351, SLG: 0.368 (1, 3)	K			F8		1-3			F7	4	0	0	0	0	1	2									
Alex Johnson, R OBP: 0.319, SLG: 0.383 Larry Blittner, L OBP: 0.275, SLG: 0.269 (7, PH) (1, 10)		K		K				G4-6-3 1B	FC6 1-2F	2	0	0	0	0	2	0									
Bill Sudakis, S OBP: 0.276, SLG: 0.437 (1, 9)		K			L8			G4-6-3 1-2F		3	0	0	0	0	1	1									
Jeff Burroughs, R OBP: 0.355, SLG: 0.471 (1, 7)		1B BB			HR			6-3		2	1	1	1	1	0	0									
Jim Fregosi, R OBP: 0.331, SLG: 0.359 (1, 5)					F9				F9	3	0	1	0	0	0	0									
Vic Harris, S OBP: 0.307, SLG: 0.349 (1, 8)				F9		G3			F7	3	0	0	0	0	0	0									
Ken Suarez, R OBP: 0.368, SLG: 0.337 (1, 2)				6-3		G6-4-3 1B			6-3	3	0	1	0	0	0	0									
Inning Stats	R: 0 E: 0 K: 2 S: 7	H: 0 LOB: 0 BB: 0 P: 7	R: 0 E: 0 K: 2 S: 7	H: 1 LOB: 2 BB: 1 P: 11	R: 0 E: 0 K: 1 S: 5	H: 0 LOB: 0 BB: 0 P: 5	R: 0 E: 0 K: 1 S: 5	H: 0 LOB: 0 BB: 0 P: 5	R: 1 E: 0 K: 0 S: 4	H: 1 LOB: 0 BB: 0 P: 4	R: 0 E: 0 K: 0 S: 4	H: 2 LOB: 1 BB: 0 P: 4	R: 0 E: 0 K: 0 S: 3	H: 1 LOB: 0 BB: 0 P: 3	R: 0 E: 0 K: 0 S: 3	H: 0 LOB: 0 BB: 0 P: 3		R: 0 E: 0 K: 0 S: 4	H: 1 LOB: 1 BB: 0 P: 4	1B: 5 2B: 0 3B: 0 HR: 1	SF: 0 SAC: 0 DP: 2 HBP: 0	WP: 0 PB: 0 SB: 0 CS: 0	PA: 31		
PITCHER	IP	WLS	BF	H	R	ER	SO	BB	IBB	HBP	BLK	WP	HR	S	P	ERA	WHIP								
Gaylord Perry, R ERA: 3.43 (1, 1)	9.0	W	31	6	1	1	6	1	0	0	0	0	1	42	46	1.00	0.778								



Batter	1	2	3	4	5	6	7	8	9	AB	R	H	RBI	BB	SO	LOB	TOP																			
Buddy Bell, R OBP: 0.336, SLG: 0.385 (1, 5)	5-3	4-3			6-3		5-3		CS 1B	5	0	1	0	0	0	3	Cleveland Indians @ Texas Rangers Arlington Stadium, Arlington, TX Sat Aug 11 1973, 8:05 PM EDT Att: 12,982 - Unknown																			
Oscar Gamble, L OBP: 0.350, SLG: 0.518 Rusty Torres, S OBP: 0.317, SLG: 0.297 (1, 9)	1B		F7		G4-3-5 1B		1B 2B		4-3	5	2	3	1	0	0	1																				
Chris Chambliss, L OBP: 0.343, SLG: 0.354 (1, 3)	CS 1B		K		G4-3-5 1-2		1B SF9 IBB		1B	4	1	2	1	1	1	1																				
John Ellis, R OBP: 0.341, SLG: 0.416 (1, 2)	1-2 HR		FC6-4 BB		F9		1-3 2-H 1B		4-3	4	1	2	2	1	0	1																				
Charlie Spikes, R OBP: 0.298, SLG: 0.414 (1, 10)	K		FC6-4 1-2		K		SF9			3	0	0	1	0	2	1																				
George Hendrick, R OBP: 0.305, SLG: 0.451 (1, 8)		5-3			6-3		1B 1B		F8	4	0	1	0	0	0	1																				
John Lowenstein, L OBP: 0.336, SLG: 0.418 (1, 7)		S BB			FC1-5-4 2B		1-2 1B		K	3	0	2	0	1	1	0																				
Jack Brohamer, L OBP: 0.277, SLG: 0.306 (1, 4)		K			FC1-5-4 WP 2-3		G3		6-3	4	0	0	0	0	1	4																				
Frank Duffy, R OBP: 0.317, SLG: 0.303 (1, 6)					F8 1-2				6-3	2	1	0	0	2	0	1																				
Inning Stats	R: 2 E: 0 K: 1 S: 7	H: 3 LOB: 0 BB: 0 P: 7	R: 0 E: 0 K: 1 S: 5	H: 0 LOB: 2 BB: 2 P: 13	R: 0 E: 0 K: 1 S: 5	H: 0 LOB: 1 BB: 1 P: 9	R: 0 E: 0 K: 0 S: 4	H: 1 LOB: 1 BB: 0 P: 4	R: 0 E: 0 K: 0 S: 3	H: 2 LOB: 2 BB: 0 P: 7	R: 3 E: 0 K: 0 S: 5	H: 2 LOB: 1 BB: 2 P: 13	R: 0 E: 0 K: 1 S: 4	H: 0 LOB: 0 BB: 0 P: 5	R: 0 E: 0 K: 0 S: 4	H: 2 LOB: 1 BB: 0 P: 4	1B: 8 2B: 2 3B: 0 HR: 1	SF: 1 SAC: 0 DP: 1 HBP: 0	WP: 1 PB: 0 SB: 2 CS: 2	PA: 40																
PITCHER	IP	WLS	BF	H	R	ER	SO	BB	IBB	HBP	BLK	WP	HR	S	P	ERA	WHIP	PITCHER		IP	WLS	BF	H	R	ER	SO	BB	IBB	HBP	BLK	WP	HR	S	P	ERA	WHIP
Jim Bibby, R ERA: 3.54 (1, 1)	6.1	L	31	9	5	5	4	4	1	0	0	1	1	34	54	7.11	2.053																			
Steve Dunning, R ERA: 5.7 (7, 1)	2.2		9	2	0	0	1	0	0	0	0	0	0	11	11	0.00	0.750																			

AB 34
R 5
H 11
RBI 5
BB 5
SO 5
LOB 13



Batter	1	2	3	4	5	6	7	8	9	AB	R	H	RBI	BB	SO	LOB	BOTTOM																			
Davey Nelson, R OBP: 0.311, SLG: 0.355 (1, 4)	G3 1B BB	6-3			P3		F8		E1 1-3 3-H	4	1	0	0	1	0	3	Cleveland Indians @ Texas Rangers Arlington Stadium, Arlington, TX Sat Aug 11 1973, 8:05 PM EDT Att: 12,982 - Unknown																			
Toby Harrah, R OBP: 0.332, SLG: 0.361 (1, 6)	G3 1-2		6-3		5-3		F9		6-3	5	0	0	0	0	0	4																				
Jim Spencer, L OBP: 0.350, SLG: 0.366 (1, 3)	1B 2-H 1B		K		K		P6		P6	4	0	1	1	0	2	0																				
Jeff Burroughs, R OBP: 0.354, SLG: 0.468 (1, 7)	P4		F8		F9		F9		1B	4	0	1	0	0	0	1																				
Bill Sudakis, S OBP: 0.288, SLG: 0.445 (1, 5)	FC6 1-2 1B				G5-4-3 1B		1B 1B		F7	4	0	3	0	0	0	1																				
Larry Bittner, L OBP: 0.274, SLG: 0.269 (1, 10)	FC6 1-2		G5-4-3 1-2		G5-4-3 1-2 1B		1-2 1B		4-3	4	0	1	0	0	0	3																				
Vic Harris, S OBP: 0.309, SLG: 0.353 (1, 9)					K		L4		FC1-4 1B E 1B	4	1	2	0	0	1	2																				
Dick Billings, R OBP: 0.222, SLG: 0.209 (1, 2)		P4			SH1-3 1B		P4		FC1-4 1-2 1B	4	0	2	0	0	0	1																				
Elliott Maddox, R OBP: 0.326, SLG: 0.238 (1, 8)		F9			SH1-3 1-2		6-3		FC1-4 E 1-2 2-3	3	0	0	0	0	0	3																				
Inning Stats	R: 1 E: 0 K: 0 S: 5	H: 2 LOB: 2 BB: 1 P: 9	R: 0 E: 0 K: 0 S: 4	H: 1 LOB: 0 BB: 0 P: 4	R: 0 E: 0 K: 1 S: 5	H: 0 LOB: 0 BB: 0 P: 5	R: 0 E: 0 K: 1 S: 4	H: 1 LOB: 1 BB: 0 P: 4	R: 0 E: 0 K: 1 S: 7	H: 2 LOB: 2 BB: 0 P: 7	R: 0 E: 0 K: 0 S: 3	H: 0 LOB: 0 BB: 0 P: 3	R: 0 E: 0 K: 0 S: 4	H: 1 LOB: 1 BB: 0 P: 4	R: 0 E: 1 K: 0 S: 6	H: 2 LOB: 2 BB: 0 P: 6	1B: 9 2B: 1 3B: 0 HR: 0	SF: 0 SAC: 1 DP: 1 HBP: 0	WP: 0 PB: 0 SB: 0 CS: 0	PA: 38																
PITCHER	IP	WLS	BF	H	R	ER	SO	BB	IBB	HBP	BLK	WP	HR	S	P	ERA	WHIP	PITCHER		IP	WLS	BF	H	R	ER	SO	BB	IBB	HBP	BLK	WP	HR	S	P	ERA	WHIP
Tom Timmermann, R ERA: 4.5 (1, 1)	5.2		24	7	1	1	3	1	0	0	0	0	0	29	33	1.59	1.412																			
Ken Sanders, R ERA: 5.2 (6, 1)	3.1	S	14	3	1	0	0	0	0	0	0	0	0	14	14	0.00	0.900																			

AB 36
R 2
H 10
RBI 1
BB 1
SO 3
LOB 18



Batter	1	2	3	4	5	6	7	8	9	10	11	AB	R	H	RBI	BB	SO	LOB	TOP						
Buddy Bell, R OBP: 0.338, SLG: 0.392 (1, 5)	F3		BB 1B	G4-6-3 IBB			F8		HR		F9	5	1	2	2	1	0	0							
Oscar Gamble, L OBP: 0.353, SLG: 0.517 (1, 9)													2	0	1	0	1	0	3						
Walt Williams, R OBP: 0.310, SLG: 0.385 (7, 7)	S 1B		G6-4-3 BB	G4-6-3			K		6-3		2B	3	1	1	0	0	1	0							
Chris Chambliss, L OBP: 0.343, SLG: 0.356 (1, 3)	F8		G6-4-3						G3		1B	6	0	2	1	0	0	4							
John Ellis, R OBP: 0.341, SLG: 0.413 (1, 2)	6-3			WP 1B			K		FC6-4 1B		2B	5	1	1	0	1	1	2							
Charlie Spikes, R OBP: 0.298, SLG: 0.413 (1, 10)											BB	6	2	2	1	0	1	2							
George Hendrick, R OBP: 0.339, SLG: 0.452 (1, 8)													5	1	2	0	0	0	1						
John Lowenstein, L OBP: 0.336, SLG: 0.417 (1, 7)													3	0	1	1	0	0	1						
Ron Lorch, R OBP: 0.237, SLG: 0.311 (8, 9)													2	0	0	0	0	1	1						
Rusty Torres, S OBP: 0.317, SLG: 0.297 (10, 9)													0	0	0	0	0	0	0						
Jack Brohamer, L OBP: 0.281, SLG: 0.311 (1, 4)													3	0	2	1	0	0	1						
Tom Ragland, R OBP: 0.284, SLG: 0.301 (9, 4)													1	1	0	0	1	1	1						
Frank Duffy, R OBP: 0.309, SLG: 0.295 (1, 6)													5	0	0	0	0	0	5						
Inning Stats	R: 0 E: 0 K: 0 S: 4	H: 1 LOB: 1 BB: 0 P: 4	R: 0 E: 0 K: 0 S: 3	H: 0 LOB: 0 BB: 0 P: 3	R: 0 E: 0 K: 0 S: 4	H: 2 LOB: 2 BB: 1 P: 8	R: 3 E: 0 K: 0 S: 7	H: 5 LOB: 2 BB: 1 P: 11	R: 0 E: 0 K: 1 S: 5	H: 1 LOB: 1 BB: 0 P: 4	R: 0 E: 0 K: 0 S: 3	H: 0 LOB: 0 BB: 0 P: 3	R: 2 E: 0 K: 0 S: 4	H: 1 LOB: 0 BB: 1 P: 8	R: 1 E: 1 K: 2 S: 9	H: 1 LOB: 1 BB: 0 P: 9	R: 1 E: 0 K: 1 S: 7	H: 2 LOB: 2 BB: 1 P: 11	1B: 11 2B: 2 3B: 0 HR: 1	SF: 0 SAC: 0 DP: 2 HBP: 0	WP: 1 PB: 0 SB: 4 CS: 0	PA: 50			
PITCHER	IP 3.0	WLS 17	BF 18	H 8	R 3	ER 3	SO 2	BB 1	IBB 1	HBP 0	BLK 0	WP 0	HR 0	S 16	P 20	ERA 1.80	WHIP 0.600								
Jackie Brown, R ERA: 2.37 (4, 1)	5.0		18	2	1	1	2	1	1	0	0	0	0	0	20	28	1.80	0.600							
Charlie Hudson, L ERA: 4.71 (9, 1)	3.0	L	15	4	3	2	3	1	0	0	0	0	1	20	24	6.00	1.667								
Bill Gogolewski, R ERA: 3.43 (11, 1)	3.0	L	15	4	3	2	3	1	0	0	0	0	1	20	24	6.00	1.667								

Cleveland Indians @ Texas Rangers
Arlington Stadium, Arlington, TX
Sun Aug 12 1973, 8:05 PM EDT
Att. 4,905 - Unknown

livebaseballscores.com

AB 46
R 7
H 14
RBI 6
BB 4
SO 5
LOB 21



Batter	1	2	3	4	5	6	7	8	9	10	11	AB	R	H	RBI	BB	SO	LOB	BOTTOM						
Davey Nelson, R OBP: 0.312, SLG: 0.354 (1, 4)	6-3											4	1	1	0	1	0	3							
Jim Mason, L OBP: 0.284, SLG: 0.300 (10, 4)												0	0	0	0	0	0	0							
Alex Johnson, R OBP: 0.320, SLG: 0.391 (10, PH)												1	1	1	1	0	0	0							
Bill Gogolewski, L OBP: 0.343 (11, 1)												0	0	0	0	0	0	0							
Toby Harrah, R OBP: 0.335, SLG: 0.358 (1, 6)	F9											3	1	0	0	3	1	1							
Jim Spencer, L OBP: 0.353, SLG: 0.367 (1, 3)	K											5	1	2	1	1	2	5							
Jeff Burroughs, R OBP: 0.351, SLG: 0.462 (11, 7)												5	0	0	0	1	2	5							
Bill Sudakis, S OBP: 0.283, SLG: 0.434 (1, 5)												6	0	1	2	0	1	1							
Larry Blittner, L OBP: 0.285, SLG: 0.280 (9, 7)												4	0	3	0	0	0	1							
Elliott Maddox, R OBP: 0.329, SLG: 0.242 (11, 8)												2	0	1	0	0	0	0							
Vic Harris, S OBP: 0.305, SLG: 0.348 (1, 8)												6	0	0	0	0	1	5							
Dick Billings, R OBP: 0.222, SLG: 0.214 (1, 2)												5	0	1	0	0	1	2							
Tom Grève, R OBP: 0.362, SLG: 0.438 (1, 9)												3	2	2	1	1	1	0							
Inning Stats	R: 0 E: 0 K: 1 S: 5	H: 0 LOB: 0 BB: 0 P: 5	R: 0 E: 0 K: 0 S: 4	H: 1 LOB: 1 BB: 0 P: 4	R: 0 E: 0 K: 0 S: 4	H: 1 LOB: 1 BB: 1 P: 8	R: 0 E: 0 K: 1 S: 6	H: 1 LOB: 1 BB: 0 P: 6	R: 1 E: 0 K: 0 S: 5	H: 2 LOB: 1 BB: 3 P: 21	R: 0 E: 0 K: 1 S: 6	H: 1 LOB: 3 BB: 1 P: 11	R: 0 E: 0 K: 0 S: 4	H: 1 LOB: 2 BB: 1 P: 8	R: 1 E: 0 K: 2 S: 9	H: 2 LOB: 1 BB: 0 P: 9	R: 0 E: 0 K: 1 S: 5	H: 0 LOB: 0 BB: 0 P: 5	1B: 9 2B: 1 3B: 0 HR: 2	SF: 0 SAC: 0 DP: 1 HBP: 1	WP: 1 PB: 0 SB: 0 CS: 0	PA: 52			
PITCHER	IP 6.1	WLS 4	BF 28	H 6	R 3	ER 3	SO 4	BB 4	IBB 0	HBP 0	BLK 0	WP 0	HR 1	S 32	P 48	ERA 4.26	WHIP 1.579								
Dick Tidrow, R ERA: 4.36 (7, 1)	0.1		4	2	2	2	1	1	0	0	0	1	0	5	9	54.00	9.000								
Tom Hilgendorf, L ERA: 5.17 (7, 1)	3.0		16	4	1	1	3	1	1	1	0	0	1	19	28	3.00	1.667								
Ken Sanders, R ERA: 5.07 (10, 1)	1.1	W	4	0	0	0	1	0	0	0	0	0	0	6	6	0.00	0.000								

Cleveland Indians @ Texas Rangers
Arlington Stadium, Arlington, TX
Sun Aug 12 1973, 8:05 PM EDT
Att. 4,905 - Unknown

livebaseballscores.com

AB 44
R 6
H 12
RBI 5
BB 7
SO 9
LOB 23



Batter	1	2	3	4	5	6	7	8	9	AB	R	H	RBI	BB	SO	LOB	TOP					
Al Bumby, L <small>OBP: 0.378, SLG: 0.496</small> Paul Blair, R <small>OBP: 0.337, SLG: 0.391</small>	F6	S 1B		F7	2B BB		1B 2B	S 1B		4	2	2	0	1	0	0	Baltimore Orioles @ Texas Rangers Arlington Stadium, Arlington, TX Tue Aug 14 1973, 8:05 PM EDT Att: 5,261 - Unknown					
Rich Coggins, L <small>OBP: 0.335, SLG: 0.429</small>	F WP HR 1B	S 1B BB		K	1-3 2-H 2B		2B 1B	F7		5	3	3	2	1	1	2						
Tommy Davis, R <small>OBP: 0.329, SLG: 0.401</small>	E9 HR 1B			1B BB 1B	K		6-3	F8		6	1	3	3	0	1	5						
Boog Powell, L <small>OBP: 0.369, SLG: 0.375</small>	F5	1-6-3		1B BB		SH SF7 BB	2B	1-3		4	2	1	1	2	0	3						
Don Baylor, R <small>OBP: 0.349, SLG: 0.428</small>	HR			1B 2B	1-2 2-3 1B	SH 1B	2B	G6-3 BB		5	2	5	4	1	0	0						
Brooks Robinson, R <small>OBP: 0.317, SLG: 0.327</small>	L6			G6-4-3 1B	4-3	SH	F3	G6-3		5	0	1	1	0	0	5						
Earl Williams, R <small>OBP: 0.327, SLG: 0.404</small>				1-3	G6-4-3		5-3	SF7	K	4	0	0	1	0	1	2						
Bobby Grich, R <small>OBP: 0.361, SLG: 0.372</small>	S 1B BB	S 1B BB		FC6-4 BB	K	F7		1B SH5-4 BB		2	1	0	0	3	1	2						
Mark Belanger, R <small>OBP: 0.304, SLG: 0.259</small>	P5			FC6-4	2B	5-3		SH5-4		4	1	1	0	0	0	4						
Inning Stats	R: 3 E: 1 K: 0 S: 6	H: 3 LOB: 0 BB: 0 P: 6	R: 3 E: 0 K: 0 S: 5	H: 2 LOB: 1 BB: 2 P: 13	R: 1 E: 0 K: 0 S: 4	H: 2 LOB: 1 BB: 1 P: 8	R: 0 E: 0 K: 1 S: 7	H: 2 LOB: 3 BB: 1 P: 11	R: 1 E: 0 K: 2 S: 9	H: 2 LOB: 2 BB: 1 P: 13	R: 1 E: 1 K: 0 S: 5	H: 1 LOB: 2 BB: 1 P: 9	R: 3 E: 0 K: 1 S: 9	H: 4 LOB: 1 BB: 0 P: 9	R: 0 E: 0 K: 0 S: 4	H: 1 LOB: 2 BB: 1 P: 8	R: 0 E: 0 K: 0 S: 2	H: 0 LOB: 0 BB: 1 P: 6	1B: 10 2B: 6 3B: 0 HR: 1	SF: 1 SAC: 2 DP: 2 HBP: 0	WP: 1 PB: 0 SB: 3 CS: 0	PA: 51
PITCHER	IP WLS BF H R ER SO BB IBB HBP BLK WP HR S P ERA WHIP															PITCHER	IP WLS BF H R ER SO BB IBB HBP BLK WP HR S P ERA WHIP					
Sonny Siebert, R <small>ERA: 3.06</small> Jackie Brown, R <small>ERA: 2.53</small> Don Durham, R <small>ERA: 9.53</small> Bill Gogolewski, R <small>ERA: 3.34</small>	2.0 L 13 5 6 6 0 2 0 0 0 1 1 11 19 27.00 3.500																					
Davey Nelson, R <small>OBP: 0.312, SLG: 0.357</small>	5-3	F4		1-3			F8			5	0	1	1	0	0	1	Baltimore Orioles @ Texas Rangers Arlington Stadium, Arlington, TX Tue Aug 14 1973, 8:05 PM EDT Att: 5,261 - Unknown					
Larry Bittner, L <small>OBP: 0.284, SLG: 0.280</small> Vic Harris, S <small>OBP: 0.306, SLG: 0.347</small>	F8			BB FC1-2 1B	1B	E6 1B	4-3	1-3 3-H 1B		4	1	1	0	0	0	0						
Jim Spencer, L <small>OBP: 0.355, SLG: 0.372</small>	1B			FC1-2 BB SF9 1B	1B	1B FC3-6 1B	F7	F4		5	2	3	0	0	0	3						
Alex Johnson, R <small>OBP: 0.326, SLG: 0.393</small>	1B			SF9 FC1-2 BB	1B	FC3-6 1B	F9	K		4	0	2	1	1	1	0						
Bill Sudakis, S <small>OBP: 0.284, SLG: 0.422</small>	K			FC1-2 FC5-4	1B	FC3-6 2B	FC3-6	L5		5	2	1	1	0	1	6						
Jeff Burroughs, R <small>OBP: 0.348, SLG: 0.460</small>	F3			SF9	1B	6-3 2B	BB E 1B	K		4	2	2	2	0	1	0						
Dick Billings, R <small>OBP: 0.231, SLG: 0.222</small>	2B SF7 1B			FC5-4	1B	6-3	E 1B BB	6-3		4	2	1	1	1	0	2						
Tom Grieve, R <small>OBP: 0.364, SLG: 0.486</small>				G4-6-3 1B		F4	F9	6-3		5	0	2	0	0	0	2						
Jim Mason, L <small>OBP: 0.288, SLG: 0.316</small> Toby Harrah, R <small>OBP: 0.332, SLG: 0.354</small>	SF7			G4-6-3		HR	1B BB	F7		2	1	1	2	1	0	1						
Inning Stats	R: 0 E: 0 K: 1 S: 7	H: 2 LOB: 2 BB: 0 P: 7	R: 1 E: 0 K: 0 S: 5	H: 2 LOB: 1 BB: 0 P: 5	R: 1 E: 0 K: 0 S: 5	H: 2 LOB: 2 BB: 1 P: 9	R: 0 E: 0 K: 0 S: 3	H: 1 LOB: 0 BB: 0 P: 3	R: 4 E: 1 K: 0 S: 7	H: 3 LOB: 0 BB: 0 P: 7	R: 1 E: 0 K: 0 S: 4	H: 1 LOB: 0 BB: 0 P: 4	R: 3 E: 2 K: 0 S: 6	H: 3 LOB: 3 BB: 3 P: 18	R: 0 E: 0 K: 2 S: 7	H: 0 LOB: 0 BB: 0 P: 7	R: 0 E: 0 K: 0 S: 3	H: 0 LOB: 0 BB: 0 P: 3	1B: 11 2B: 2 3B: 0 HR: 1	SF: 2 SAC: 0 DP: 1 HBP: 0	WP: 0 PB: 0 SB: 0 CS: 0	PA: 45
PITCHER	IP WLS BF H R ER SO BB IBB HBP BLK WP HR S P ERA WHIP															PITCHER	IP WLS BF H R ER SO BB IBB HBP BLK WP HR S P ERA WHIP					
Doyle Alexander, R <small>ERA: 4.07</small> Jesse Jefferson, R <small>ERA: 4.39</small> Bob Reynolds, R <small>ERA: 2.04</small> Grant Jackson, L <small>ERA: 1.67</small>	4.1 24 10 3 4 4 0 1 0 0 0 0 0 1 9 13 18.00 2.000																					

AB 40
R 12
H 17
RBI 12
BB 8
SO 4
LOB 23



AB 39
R 10
H 14
RBI 8
BB 4
SO 3
LOB 15



Batter	1	2	3	4	5	6	7	8	9	AB	R	H	RBI	BB	SO	LOB	TOP								
Al Bumbry, L OBP: 0.378, SLG: 0.489 (1, 9)										3	2	0	0	2	0	2									
Rich Coggins, L OBP: 0.336, SLG: 0.432 (1, 8)										5	1	2	0	0	0	0									
Tommy Davis, R OBP: 0.330, SLG: 0.401 (1, 10)										5	0	2	1	0	0	2									
Boog Powell, L OBP: 0.363, SLG: 0.369 (1, 3)										4	0	0	1	0	0	2									
Don Baylor, R OBP: 0.351, SLG: 0.425 (1, 7)										2	0	0	0	1	1										
Paul Blair, R OBP: 0.337, SLG: 0.391 (7, 8)										0	0	0	0	0	0	0									
Brooks Robinson, R OBP: 0.317, SLG: 0.327 (1, 5)										4	1	1	0	0	1	5									
Earl Williams, R OBP: 0.328, SLG: 0.412 (1, 2)										3	1	1	2	1	1	3									
Bobby Grich, R OBP: 0.358, SLG: 0.369 (1, 4)										4	0	0	0	0	0	1									
Mark Belanger, R OBP: 0.303, SLG: 0.257 (1, 6)										3	0	0	0	1	1										
Inning Stats	R: 1 E: 1 K: 1 S: 7	H: 1 LOB: 3 BB: 1 P: 12	R: 0 E: 0 K: 1 S: 5	H: 0 LOB: 0 BB: 0 P: 5	R: 0 E: 0 K: 0 S: 3	H: 0 LOB: 0 BB: 0 P: 3	R: 2 E: 0 K: 0 S: 5	H: 2 LOB: 1 BB: 1 P: 9	R: 0 E: 0 K: 1 S: 6	H: 0 LOB: 1 BB: 0 P: 6	R: 0 E: 0 K: 0 S: 5	H: 0 LOB: 0 BB: 0 P: 5	R: 2 E: 0 K: 0 S: 5	H: 2 LOB: 2 BB: 2 P: 13	R: 0 E: 0 K: 0 S: 3	H: 0 LOB: 1 BB: 1 P: 7	R: 0 E: 0 K: 0 S: 3	H: 0 LOB: 0 BB: 0 P: 3	1B: 4 2B: 1 3B: 0 HR: 1	SF: 1 SAC: 0 DP: 0 HBP: 1	WP: 0 PB: 0 SB: 0 CS: 0	PA: 40			
PITCHER Jim Bibby, R ERA: 3.57 (1, 1)	IP: 9.0 WLS: L BF: 40	H: 6 R: 5 ER: 4 SO: 4	BB: 5 IBB: 0 HBP: 1 BLK: 0	WP: 0 HR: 1 S: 42 P: 63	ERA: 4.00 WHIP: 1.222																				

Baltimore Orioles @ Texas Rangers
Arlington Stadium, Arlington, TX
Wed Aug 15 1973, 8:05 PM EDT
Att: 8,033 - Unknown

AB 33
R 5
H 6
RBI 4
BB 5
SO 4
LOB 17



Batter	1	2	3	4	5	6	7	8	9	AB	R	H	RBI	BB	SO	LOB	BOTTOM								
Davey Nelson, R OBP: 0.310, SLG: 0.355 (1, 4)										3	0	0	0	0	0	2									
Jim Mason, L OBP: 0.288, SLG: 0.316 (9, PH)										0	0	0	0	0	0	0									
Elliott Maddox, R OBP: 0.327, SLG: 0.240 (9, PH)										1	0	0	0	0	1	0									
Toby Harrah, R OBP: 0.334, SLG: 0.354 (1, 6)										3	0	1	0	1	0	0									
Alex Johnson, R OBP: 0.324, SLG: 0.390 (1, 10)										3	0	0	0	0	1	2									
Jeff Burroughs, R OBP: 0.345, SLG: 0.456 (1, 7)										3	0	0	0	0	0	0									
Bill Sudakis, S OBP: 0.285, SLG: 0.439 (1, 3)										3	1	1	1	0	1	0									
Jim Fregosi, R OBP: 0.326, SLG: 0.354 (1, 5)										3	0	0	0	0	1	0									
Tom Grieve, R OBP: 0.350, SLG: 0.467 (1, 9)										3	0	0	0	0	1	0									
Vic Harris, S OBP: 0.306, SLG: 0.345 (1, 8)										2	0	0	0	1	1	0									
Ken Suarez, R OBP: 0.368, SLG: 0.333 (1, 2)										2	0	0	0	0	0	0									
Inning Stats	R: 0 E: 0 K: 1 S: 5	H: 0 LOB: 0 BB: 0 P: 5	R: 0 E: 0 K: 1 S: 5	H: 0 LOB: 0 BB: 0 P: 5	R: 0 E: 0 K: 0 S: 2	H: 0 LOB: 1 BB: 1 P: 7	R: 0 E: 0 K: 0 S: 2	H: 0 LOB: 0 BB: 1 P: 6	R: 0 E: 0 K: 0 S: 2	H: 0 LOB: 0 BB: 1 P: 6	R: 0 E: 0 K: 0 S: 3	H: 0 LOB: 0 BB: 0 P: 3	R: 0 E: 0 K: 0 S: 3	H: 1 LOB: 0 BB: 0 P: 3	R: 1 E: 0 K: 2 S: 8	H: 1 LOB: 0 BB: 0 P: 8	R: 0 E: 0 K: 1 S: 5	H: 0 LOB: 0 BB: 0 P: 5	1B: 1 2B: 0 3B: 0 HR: 1	SF: 0 SAC: 0 DP: 3 HBP: 1	WP: 0 PB: 0 SB: 1 CS: 0	PA: 29			
PITCHER Dave McNally, L ERA: 3.12 (1, 1)	IP: 9.0 WLS: W BF: 29	H: 2 R: 1 ER: 1 SO: 6	BB: 2 IBB: 0 HBP: 1 BLK: 0	WP: 0 HR: 1 S: 38 P: 47	ERA: 1.00 WHIP: 0.444																				

Baltimore Orioles @ Texas Rangers
Arlington Stadium, Arlington, TX
Wed Aug 15 1973, 8:05 PM EDT
Att: 8,033 - Unknown

AB 26
R 1
H 2
RBI 1
BB 2
SO 6
LOB 4



Batter	1	2	3	4	5	6	7	8	9	AB	R	H	RBI	BB	SO	LOB	TOP										
Horace Clarke, S (1, 4) OBP: 0.325, SLG: 0.315										5	0	3	0	0	1	2	New York Yankees @ Texas Rangers Arlington Stadium, Arlington, TX Fri Aug 17 1973, 8:05 PM EDT Att: 19,600 - Unknown - 88 F										
Matty Alou, L (1, 3) OBP: 0.355, SLG: 0.375										4	0	1	0	1	1												
Roy White, S (1, 7) OBP: 0.343, SLG: 0.386										3	0	0	0	1	5												
Bobby Murcer, L (1, 8) OBP: 0.369, SLG: 0.480										4	0	0	0	0	6												
Thurman Munson, R (1, 2) OBP: 0.372, SLG: 0.509										3	1	3	0	1	0												
Graig Nettles, L (1, 5) OBP: 0.341, SLG: 0.398										3	0	1	0	1	0	2											
Jim Ray Hart, R (1, 10) OBP: 0.313, SLG: 0.397										4	0	0	0	0	1	6											
Felipe Alou, R (1, 9) OBP: 0.244, SLG: 0.306 (8, PH)										3	0	0	0	0	1	4											
Ron Blomberg, L (8, PH) OBP: 0.406, SLG: 0.500										1	0	0	0	0	2												
Johnny Callison, L (8, 9) OBP: 0.197, SLG: 0.228										0	0	0	0	0	0	0											
Gene Michael, S (1, 6) OBP: 0.284, SLG: 0.298										4	0	1	1	0	0	0											
Inning Stats	R: 0 E: 0 K: 1 S: 6	H: 1 LOB: 1 BB: 0 P: 6	R: 1 E: 0 K: 1 S: 7	H: 2 LOB: 2 BB: 1 P: 11	R: 0 E: 0 K: 0 S: 2	H: 0 LOB: 0 BB: 1 P: 6	R: 0 E: 0 K: 0 S: 3	H: 0 LOB: 1 BB: 1 P: 7	R: 0 E: 0 K: 0 S: 5	H: 2 LOB: 2 BB: 0 P: 5	R: 0 E: 0 K: 0 S: 4	H: 1 LOB: 1 BB: 0 P: 4	R: 0 E: 0 K: 1 S: 6	H: 1 LOB: 2 BB: 1 P: 10	R: 0 E: 0 K: 1 S: 6	H: 2 LOB: 1 BB: 0 P: 6	R: 0 E: 0 K: 1 S: 5	H: 0 LOB: 0 BB: 0 P: 5	1B: 8 2B: 1 3B: 0 HR: 0	SF: 0 SAC: 0 DP: 1 HBP: 0	WP: 1 PB: 0 CS: 1	PA: 39					
PITCHER	IP	WLS	BF	H	R	ER	SO	BB	IBB	HBP	BLK	WP	HR	S	P	ERA	WHIP										
David Clyde, L (1, 1) ERA: 3.27	7.0	W	31	7	1	1	3	4	0	0	0	1	0	33	49	1.29	1.571										
Jackie Brown, R (8, 1) ERA: 2.51	2.0	S	7	2	0	0	2	0	0	0	0	0	0	11	11	0.00	1.000										

Batter	1	2	3	4	5	6	7	8	9	AB	R	H	RBI	BB	SO	LOB	BOTTOM										
Davey Nelson, R (1, 4) OBP: 0.313, SLG: 0.364										5	2	3	2	0	1	0	New York Yankees @ Texas Rangers Arlington Stadium, Arlington, TX Fri Aug 17 1973, 8:05 PM EDT Att: 19,600 - Unknown - 88 F										
Toby Harrah, R (1, 6) OBP: 0.333, SLG: 0.352										4	0	1	0	0	0	2											
Jim Fregosi, R (1, 5) OBP: 0.326, SLG: 0.355										2	0	1	1	0	1	0											
Jim Spencer, L (7, 3) OBP: 0.356, SLG: 0.379										2	1	1	0	0	0	1											
Alex Johnson, R (1, 10) OBP: 0.325, SLG: 0.393										4	0	2	1	0	0	1											
Bill Sudakis, S (1, 3) OBP: 0.284, SLG: 0.435 (7, 5)										4	0	1	0	0	2	2											
Jeff Burroughs, R (1, 7) OBP: 0.348, SLG: 0.460										3	2	2	0	1	0	0											
Dick Billings, R (1, 2) OBP: 0.231, SLG: 0.218										3	0	0	0	1	0	5											
Tom Grieve, R (1, 9) OBP: 0.345, SLG: 0.462										3	1	1	1	0	0	2											
Elliott Maddox, R (1, 8) OBP: 0.338, SLG: 0.244										2	2	1	1	2	0	0											
Inning Stats	R: 0 E: 0 K: 2 S: 7	H: 0 LOB: 0 BB: 0 P: 7	R: 0 E: 0 K: 1 S: 5	H: 0 LOB: 0 BB: 0 P: 5	R: 0 E: 0 K: 0 S: 3	H: 1 LOB: 2 BB: 2 P: 11	R: 0 E: 0 K: 0 S: 4	H: 2 LOB: 2 BB: 1 P: 8	R: 3 E: 1 K: 0 S: 6	H: 3 LOB: 1 BB: 1 P: 10	R: 1 E: 0 K: 0 S: 4	H: 1 LOB: 0 BB: 0 P: 4	R: 1 E: 0 K: 1 S: 7	H: 2 LOB: 1 BB: 0 P: 7	R: 3 E: 0 K: 0 S: 7	H: 4 LOB: 1 BB: 0 P: 7	R: 3 E: 0 K: 0 S: 7	H: 1 LOB: 1 BB: 0 P: 7	1B: 9 2B: 2 3B: 1 HR: 1	SF: 2 SAC: 1 DP: 2 HBP: 0	WP: 1 PB: 0 CS: 0	PA: 39					
PITCHER	IP	WLS	BF	H	R	ER	SO	BB	IBB	HBP	BLK	WP	HR	S	P	ERA	WHIP										
Sam McDowell, L (1, 1) ERA: 4.07	4.2	L	22	6	3	3	3	4	0	0	0	1	1	24	40	5.79	2.143										
Tom Buskey, R (5, 1) ERA: 5.79	3.1		17	7	5	5	1	0	0	0	0	1	1	19	19	13.50	2.100										

Batter	1	2	3	4	5	6	7	8	9	AB	R	H	RBI	BB	SO	LOB	TOP										
Horace Clarke, S OBP: 0.324, SLG: 0.313	F9	K2-3		F2		F7		1B		5	0	1	0	0	1	4	<p>New York Yankees @ Texas Rangers Arlington Stadium, Arlington, TX Sat Aug 18 1973, 8:05 PM EDT Att: 11,749 - Unknown - 85 F</p> <p>livebaseballscorecards.com</p>										
Matty Alou, L OBP: 0.351, SLG: 0.371	4-3		4-3	F9		P6		K		5	0	0	0	0	1	3											
Roy White, S OBP: 0.344, SLG: 0.392	HR		4-3		F7		WP 1B	G3		5	2	2	1	0	0	1											
Bobby Murcer, L OBP: 0.370, SLG: 0.479	P6		E2		P3		F9	FC4-6 1B		5	0	2	0	0	0	1											
Thurman Munson, R OBP: 0.377, SLG: 0.514		E7 E 2B		HR		1B 1-H		F4		4	2	3	1	1	0	1											
Graig Nettles, L OBP: 0.341, SLG: 0.405	1-3		F5		HR		1B	FC4-6 1-2		5	1	2	2	0	0	4											
Jim Ray Hart, R OBP: 0.312, SLG: 0.395 Celerino Sanchez, R OBP: 0.269, SLG: 0.360	E5 BB		F7		FC4 1B		K	K		1	0	0	0	0	0	0											
Felipe Alou, R OBP: 0.245, SLG: 0.309	P4		1B 2B		FC4 1-2		F9			4	0	1	0	0	0	4											
Gene Michael, S OBP: 0.286, SLG: 0.298	1-2 BB				F9		F9			3	0	1	0	1	0	0											
Inning Stats	R: 1 E: 0 K: 0 S: 4	H: 1 LOB: 0 BB: 0 P: 4	R: 0 E: 1 K: 0 S: 4	H: 1 LOB: 2 BB: 1 P: 11	R: 0 E: 1 K: 0 S: 4	H: 2 LOB: 2 BB: 1 P: 5	R: 2 E: 0 K: 0 S: 6	H: 3 LOB: 1 BB: 0 P: 6	R: 0 E: 0 K: 0 S: 3	H: 0 LOB: 0 BB: 0 P: 3	R: 1 E: 0 K: 1 S: 8	H: 3 LOB: 2 BB: 0 P: 8	R: 0 E: 0 K: 1 S: 6	H: 1 LOB: 1 BB: 0 P: 6	R: 0 E: 0 K: 1 S: 6	H: 1 LOB: 1 BB: 0 P: 6	1B: 9 2B: 2 3B: 0 HR: 2	SF: 0 SAC: 0 DP: 0 HBP: 0	WP: 1 PB: 0 CS: 0	PA: 43							
PITCHER	IP	WLS	BF	H	R	ER	SO	BB	IBB	HBP	BLK	WP	HR	S	P	ERA	WHIP										
Jim Merritt, L ERA: 4.46	(1, 1)	6.1	L	32	10	5	4	1	2	0	0	1	2	32	40	5.68	1.895										
Charlie Hudson, L ERA: 4.39	(7, 1)	2.2		11	3	0	0	3	0	0	0	0	0	17	17	0.00	1.125										

Batter	1	2	3	4	5	6	7	8	9	AB	R	H	RBI	BB	SO	LOB	BOTTOM										
Davey Nelson, R OBP: 0.312, SLG: 0.363	G3		4-3		FC6-4 1-2 2-3 1B		K		E6	5	0	1	0	0	1	3	<p>New York Yankees @ Texas Rangers Arlington Stadium, Arlington, TX Sat Aug 18 1973, 8:05 PM EDT Att: 11,749 - Unknown - 85 F</p> <p>livebaseballscorecards.com</p>										
Toby Harrah, R OBP: 0.328, SLG: 0.346	5-3			5-3	FC6-4 1-2		F8		F9	5	0	0	0	0	0	7											
Jim Spencer, L OBP: 0.355, SLG: 0.376	P5			L4		F9		BB		3	0	0	1	1	0	0											
Alex Johnson, R OBP: 0.323, SLG: 0.390		K		6-3		1-3		P4		4	0	0	0	0	1	3											
Bill Sudakis, S OBP: 0.292, SLG: 0.441 Jim Mason, L OBP: 0.286, SLG: 0.313					WP 1B 3-1 1B		K		K	2	0	2	0	0	0	0											
Jeff Burroughs, R OBP: 0.348, SLG: 0.458							K		F9	4	1	1	0	0	2	2											
Larry Blittner, L OBP: 0.285, SLG: 0.281 Vic Harris, S OBP: 0.305, SLG: 0.344									P6	3	0	1	0	0	0	2											
Dick Billings, R OBP: 0.236, SLG: 0.220										1	1	0	0	0	0	0											
Elliott Maddox, R OBP: 0.342, SLG: 0.252										3	0	1	0	1	0	0											
Inning Stats	R: 0 E: 0 K: 0 S: 3	H: 0 LOB: 0 BB: 0 P: 3	R: 0 E: 0 K: 2 S: 8	H: 1 LOB: 1 BB: 0 P: 8	R: 0 E: 0 K: 0 S: 3	H: 0 LOB: 0 BB: 0 P: 3	R: 0 E: 0 K: 0 S: 3	H: 0 LOB: 0 BB: 0 P: 3	R: 1 E: 0 K: 1 S: 8	H: 3 LOB: 3 BB: 1 P: 12	R: 0 E: 0 K: 1 S: 5	H: 0 LOB: 0 BB: 0 P: 5	R: 2 E: 0 K: 1 S: 9	H: 4 LOB: 3 BB: 1 P: 13	R: 0 E: 0 K: 1 S: 5	H: 0 LOB: 0 BB: 0 P: 5	R: 0 E: 1 K: 0 S: 4	H: 0 LOB: 1 BB: 0 P: 4	1B: 8 2B: 0 3B: 0 HR: 0	SF: 0 SAC: 0 DP: 0 HBP: 0	WP: 1 PB: 0 CS: 0	PA: 38					
PITCHER	IP	WLS	BF	H	R	ER	SO	BB	IBB	HBP	BLK	WP	HR	S	P	ERA	WHIP										
Doc Medich, R ERA: 3.25	(1, 1)	6.0	W	27	8	3	3	4	1	0	0	0	0	34	38	4.50	1.500										
Lindy McDaniel, R ERA: 2.3	(7, 1)	3.0	S	11	0	0	0	2	1	0	0	0	0	14	18	0.00	0.333										

Batter	1	2	3	4	5	6	7	8	9	AB	R	H	RBI	BB	SO	LOB	TOP					
Horace Clarke, S (1.4) OBP: 0.325, SLG: 0.313	F7		5-6-3 1B	3-1			F9 1B BB		F7	4	1	1	0	1	0	0						
Matty Alou, L (1.9) OBP: 0.352, SLG: 0.373	3-1		5-6-3			1B FC4-6			1-3	5	1	2	0	0	0	1						
Roy White, S (1.7) OBP: 0.344, SLG: 0.392	K		1B FC4-6			2-3 1B			F7	5	1	2	1	0	1	2						
Bobby Murcer, L (1.8) OBP: 0.371, SLG: 0.485			1B FC4-6			FC4-6			P6	4	1	2	2	0	0	3						
Ron Blomberg, L (1.10) OBP: 0.400, SLG: 0.492	4-3		1B FC4-6			F8			4-3	4	0	0	1	0	0	4						
Graig Nettles, L (1.5) OBP: 0.345, SLG: 0.407	1B 2B		1-3 1B			K			FC5-4 1B	3	1	2	0	1	1	1						
Thurman Munson, R (1.2) OBP: 0.376, SLG: 0.511	1B 2B		K			F9			F3	4	1	1	0	0	1	3						
Mike Hegan, L (1.3) OBP: 0.225, SLG: 0.240	K		K			F7			F8	4	0	0	0	0	2	3						
Gene Michael, S (1.6) OBP: 0.286, SLG: 0.300	1-3 2B		K			4-3			FC5-4	4	0	1	2	0	1	1						
Inning Stats	R: 0 E: 0 K: 1 S: 5	H: 0 LOB: 0 BB: 0 P: 5	R: 3 E: 0 K: 1 S: 7	H: 3 LOB: 1 BB: 1 P: 11	R: 2 E: 0 K: 1 S: 9	H: 4 LOB: 2 BB: 0 P: 9	R: 0 E: 0 K: 2 S: 7	H: 0 LOB: 0 BB: 0 P: 7	R: 1 E: 0 K: 1 S: 7	H: 2 LOB: 1 BB: 0 P: 7	R: 0 E: 0 K: 0 S: 3	H: 0 LOB: 0 BB: 0 P: 3	R: 0 E: 0 K: 0 S: 4	H: 1 LOB: 2 BB: 1 P: 8	R: 0 E: 0 K: 0 S: 4	H: 1 LOB: 1 BB: 0 P: 4	R: 0 E: 0 K: 0 S: 3	H: 0 LOB: 0 BB: 0 P: 3	1B: 8 2B: 2 3B: 0 HR: 1	SF: 0 SAC: 0 DP: 0 HBP: 0	WP: 0 PB: 0 CS: 0	PA: 39
PITCHER	IP	WLS	BF	H	R	ER	SO	BB	IBB	HBP	BLK	WP	HR	S	P	ERA	WHIP					
Sonny Siebert, R (1.1) ERA: 3.47	2.1	L	13	6	5	5	2	1	0	0	0	0	1	16	20	19.29	3.000					
Don Durham, R (3.1) ERA: 6.89	5.2		23	5	1	1	4	1	0	0	0	0	0	30	34	1.59	1.059					
Mike Paul, L (9.1) ERA: 5.57	1.0		3	0	0	0	0	0	0	0	0	0	0	3	3	0.00	0.000					

New York Yankees @ Texas Rangers
Arlington Stadium, Arlington, TX
Sun Aug 19 1973, 8:05 PM EDT
Att: 11,173 - Unknown - 88 F

AB	37
R	6
H	11
RBI	6
BB	2
SO	6
LOB	18



Batter	1	2	3	4	5	6	7	8	9	AB	R	H	RBI	BB	SO	LOB	BOTTOM					
Davey Nelson, R (1.4) OBP: 0.313, SLG: 0.364	F7		E8 FC5-4			FC6-4 1B		1B		4	0	2	0	0	0	0						
Toby Harrah, R (1.5) OBP: 0.328, SLG: 0.345	F9		FC5-4			FC6-4 FC1-6		G4-6-3 1B		4	0	1	0	0	0	2						
Larry Bittner, L (1.9) OBP: 0.279, SLG: 0.274	6-3					FC1-6 1B		G4-6-3		4	0	0	0	0	0	3						
Alex Johnson, R (1.10) OBP: 0.324, SLG: 0.391			6-3			F8			2B 5-3 1B	4	1	2	0	0	0	0						
Jim Spencer, L (1.3) OBP: 0.356, SLG: 0.390			F8			3-1			6-3 2B	4	1	2	1	0	0	2						
Jeff Burroughs, R (1.7) OBP: 0.347, SLG: 0.456			FC6-4 1B			F9			5-3	4	0	1	1	0	0	1						
Dick Billings, R (1.2) OBP: 0.232, SLG: 0.216			FC6-4			F8			6-3	4	0	0	0	0	0	2						
Elliott Maddox, R (1.8) OBP: 0.333, SLG: 0.244			K			1-3			5-3	4	0	0	0	0	1	1						
Jim Mason, L (1.6) OBP: 0.283, SLG: 0.310			4-3			4-3				2	0	0	0	0	0	0						
Vic Harris, S (7.8) OBP: 0.305, SLG: 0.344						4-3			F9	1	0	0	0	0	0	0						
Inning Stats	R: 0 E: 0 K: 0 S: 3	H: 0 LOB: 0 BB: 0 P: 3	R: 0 E: 1 K: 1 S: 6	H: 0 LOB: 1 BB: 0 P: 6	R: 1 E: 0 K: 0 S: 4	H: 1 LOB: 0 BB: 0 P: 4	R: 0 E: 0 K: 0 S: 3	H: 0 LOB: 0 BB: 0 P: 3	R: 0 E: 0 K: 0 S: 5	H: 2 LOB: 2 BB: 0 P: 5	R: 0 E: 0 K: 0 S: 3	H: 0 LOB: 0 BB: 0 P: 3	R: 0 E: 0 K: 0 S: 4	H: 2 LOB: 1 BB: 0 P: 4	R: 1 E: 0 K: 0 S: 5	H: 2 LOB: 1 BB: 0 P: 5	1B: 6 2B: 1 3B: 0 HR: 1	SF: 0 SAC: 0 DP: 1 HBP: 0	WP: 0 PB: 0 CS: 0	PA: 35		
PITCHER	IP	WLS	BF	H	R	ER	SO	BB	IBB	HBP	BLK	WP	HR	S	P	ERA	WHIP					
Pat Dobson, R (1.1) ERA: 4.19	9.0	W	35	8	2	2	1	0	0	0	0	0	1	37	37	2.00	0.889					

New York Yankees @ Texas Rangers
Arlington Stadium, Arlington, TX
Sun Aug 19 1973, 8:05 PM EDT
Att: 11,173 - Unknown - 88 F

AB	35
R	2
H	8
RBI	2
BB	0
SO	1
LOB	11




Batter	1	2	3	4	5	6	7	8	9	AB	R	H	RBI	BB	SO	LOB	TOP								
Tommy Harper, R OBP: 0.358, SLG: 0.450 (1, 7)										4	1	3	1	0	1	0	Boston Red Sox @ Texas Rangers Arlington Stadium, Arlington, TX Mon Aug 20 1973, 8:05 PM EDT Att: 4,608 - Unknown								
Luis Aparicio, R OBP: 0.314, SLG: 0.308 (1, 6)										4	0	1	0	0	0	2									
Reggie Smith, S OBP: 0.383, SLG: 0.475 (1, 10)										4	0	1	0	0	0	1									
Carl Yastrzemski, L OBP: 0.381, SLG: 0.420 (1, 3)										4	0	1	0	0	1	1									
Danny Cater, R OBP: 0.327, SLG: 0.375 (1, 5)										3	1	0	0	1	1	1									
Carlton Fisk, R OBP: 0.325, SLG: 0.486 (1, 2)										4	2	2	3	0	0	0									
Rick Miller, L OBP: 0.352, SLG: 0.378 (1, 8)										3	0	1	0	1	0	0									
Doug Griffin, R OBP: 0.289, SLG: 0.341 (1, 4)										4	0	0	0	0	1	2									
Dwight Evans, R OBP: 0.300, SLG: 0.361 (1, 9)										3	1	1	1	0	0	1									
Inning Stats	R: 1 E: 0 K: 1 S: 6	H: 2 LOB: 0 BB: 0 P: 6	R: 0 E: 0 K: 0 S: 3	H: 0 LOB: 0 BB: 0 P: 3	R: 0 E: 0 K: 1 S: 6	H: 1 LOB: 1 BB: 0 P: 6	R: 0 E: 0 K: 1 S: 5	H: 1 LOB: 0 BB: 0 P: 5	R: 2 E: 0 K: 0 S: 5	H: 3 LOB: 1 BB: 1 P: 9	R: 0 E: 0 K: 0 S: 3	H: 1 LOB: 1 BB: 0 P: 3	R: 0 E: 0 K: 1 S: 4	H: 1 LOB: 1 BB: 0 P: 4	R: 0 E: 0 K: 1 S: 5	H: 0 LOB: 0 BB: 0 P: 5	R: 2 E: 0 K: 0 S: 4	H: 1 LOB: 0 BB: 1 P: 8	1B: 5 2B: 1 3B: 0 HR: 4	SF: 0 SAC: 0 DP: 3 HBP: 0	WP: 0 PB: 0 SB: 0 CS: 1	PA: 36			
PITCHER	IP	WLS	BF	H	R	ER	SO	BB	IBB	HBP	BLK	WP	HR	S	P	ERA	WHIP								
Jim Bibby, R ERA: 3.61 (1, 1)	6.0		23	8	3	3	3	1	0	0	0	0	3	28	32	4.50	1.500								
Jackie Brown, R ERA: 2.74 (7, 1)	3.0	L	12	2	2	2	1	1	0	0	0	0	1	13	17	6.00	1.000								

Batter	1	2	3	4	5	6	7	8	9	AB	R	H	RBI	BB	SO	LOB	BOTTOM								
Davey Nelson, R OBP: 0.313, SLG: 0.363 (1, 4)										4	0	1	1	0	1	1	Boston Red Sox @ Texas Rangers Arlington Stadium, Arlington, TX Mon Aug 20 1973, 8:05 PM EDT Att: 4,608 - Unknown								
Toby Harrah, R OBP: 0.331, SLG: 0.352 (1, 6)										5	1	3	0	0	0	4									
Jeff Burroughs, R OBP: 0.346, SLG: 0.461 (1, 7)										5	1	1	2	0	2	4									
Alex Johnson, R OBP: 0.325, SLG: 0.392 (1, 10)										4	0	2	0	0	0	0									
Bill Sudakis, S OBP: 0.289, SLG: 0.436 (1, 3)										2	0	0	0	0	1	3									
Jim Spencer, L OBP: 0.354, SLG: 0.387 (5, 3)										2	0	0	0	0	0	0									
Vic Harris, S OBP: 0.304, SLG: 0.341 (1, 8)										3	1	0	0	1	0	0									
Tom Grieve, R OBP: 0.341, SLG: 0.444 (1, 9)										3	0	0	0	1	3	0									
Elliott Maddox, R OBP: 0.333, SLG: 0.246 (1, 5)										3	1	1	0	0	0	0									
Ken Suarez, R OBP: 0.370, SLG: 0.338 (1, 2)										3	0	2	1	0	0	0									
Inning Stats	R: 0 E: 0 K: 0 S: 5	H: 2 LOB: 2 BB: 0 P: 5	R: 1 E: 0 K: 1 S: 5	H: 0 LOB: 1 BB: 2 P: 13	R: 2 E: 0 K: 1 S: 7	H: 3 LOB: 0 BB: 0 P: 7	R: 1 E: 0 K: 2 S: 10	H: 2 LOB: 2 BB: 0 P: 10	R: 0 E: 0 K: 1 S: 3	H: 0 LOB: 0 BB: 0 P: 3	R: 0 E: 0 K: 1 S: 3	H: 0 LOB: 0 BB: 0 P: 3	R: 0 E: 0 K: 1 S: 5	H: 0 LOB: 0 BB: 0 P: 5	R: 0 E: 0 K: 1 S: 6	H: 1 LOB: 1 BB: 0 P: 6	1B: 8 2B: 1 3B: 0 HR: 1	SF: 1 SAC: 2 DP: 0 HBP: 0	WP: 0 PB: 0 SB: 0 CS: 1	PA: 39					
PITCHER	IP	WLS	BF	H	R	ER	SO	BB	IBB	HBP	BLK	WP	HR	S	P	ERA	WHIP								
John Curtis, L ERA: 3.51 (1, 1)	3.1		18	7	4	4	3	2	0	0	0	0	1	22	30	10.80	2.700								
Marty Pattin, R ERA: 4.45 (4, 1)	5.2	W	21	3	0	0	4	0	0	0	0	0	0	29	29	0.00	0.529								

Batter	1	2	3	4	5	6	7	8	9	AB	R	H	RBI	BB	SO	LOB	TOP										
Tommy Harper, R OBP: 0.360, SLG: 0.450 (1, 7)	0-3 K	0-0 1B	0-3 K		0-0 1B			0-0 4-3		5	1	2	3	0	2	1	Boston Red Sox @ Texas Rangers Arlington Stadium, Arlington, TX Wed Aug 22 1973, 8:05 PM EDT Att: 7,787 - Unknown										
Luis Aparicio, R OBP: 0.322, SLG: 0.317 Mario Guerrero, R OBP: 0.277, SLG: 0.278 (1, 6) (4, 6)	4-0 FC6-4 BB	0-0 1B		0-0 6-3		0-0 6-3		0-0 6-3		2	0	1	2	1	0	0											
Reggie Smith, S OBP: 0.385, SLG: 0.492 (1, 3)	0-3 K	0-0 F8		0-0 G6-4-3 1B		0-0 5-3		0-0 6-3		5	0	1	0	0	1	2											
Orlando Cepeda, R OBP: 0.352, SLG: 0.465 (1, 10)	0-0 FC6-4 1-2		0-0 F8	0-0 G6-4-3		0-3 K		0-3 K		5	0	0	0	0	2	2											
Danny Cater, R OBP: 0.344, SLG: 0.386 (1, 5)		0-0 1B WP	0-0 2B 1B		0-0 FC5 1B		0-0 6-3		0-0 P9		5	2	3	0	0	0											
Carlton Fisk, R OBP: 0.325, SLG: 0.481 (1, 2)		0-0 P5	4-0 2B 2B BB		0-0 BB FC5 1B		0-0 P3				3	2	1	0	1	0											
Dwight Evans, R OBP: 0.351, SLG: 0.390 Ben Oglivie, L OBP: 0.260, SLG: 0.348 (7, PR) (7, 9)		0-0 WP 1B	0-0 2B 2B		0-0 FC5 BB 1B		1-0 HBP				3	3	2	1	0	0		2									
Doug Griffin, R OBP: 0.294, SLG: 0.353 (1, 4)		0-0 L4	0-0 G3 2B		4-0 1B BB		0-0 F9				3	0	1	2	1	0		3									
Rick Miller, L OBP: 0.352, SLG: 0.373 (1, 8)	4-0 1B BB		0-0 G3		0-3 K		0-0 F8				3	1	0	0	1	1		4									
Inning Stats	R: 0 E: 0 K: 2 S: 7	H: 0 LOB: 1 BB: 1 P: 11	R: 4 E: 0 K: 0 S: 7	H: 4 LOB: 1 BB: 1 P: 11	R: 3 E: 0 K: 1 S: 8	H: 3 LOB: 1 BB: 1 P: 12	R: 0 E: 0 K: 0 S: 3	H: 1 LOB: 0 BB: 0 P: 3	R: 2 E: 0 K: 1 S: 7	H: 3 LOB: 2 BB: 1 P: 11	R: 0 E: 0 K: 0 S: 5	H: 0 LOB: 1 BB: 0 P: 5	R: 0 E: 0 K: 0 S: 3	H: 0 LOB: 0 BB: 0 P: 4	R: 0 E: 0 K: 0 S: 3	H: 0 LOB: 0 BB: 0 P: 3		R: 0 E: 0 K: 1 S: 5	H: 0 LOB: 0 BB: 0 P: 5	1B: 9 2B: 2 3B: 0 HR: 0	SF: 0 SAC: 0 DP: 1 HBP: 1	WP: 1 PB: 0 SB: 0 CS: 0	PA: 41				
PITCHER	IP	WLS	BF	H	R	ER	SO	BB	IBB	HBP	BLK	WP	HR	S	P	ERA	WHIP										
David Clyde, L ERA: 4.08	2.1	L	16	6	7	7	2	3	0	0	0	1	0	17	29	27.00	3.857										
Jackie Brown, R ERA: 3.0	2.0		10	4	2	2	1	1	0	0	0	0	0	11	15	9.00	2.500										
Charlie Hudson, L ERA: 4.2	1.2		5	1	0	0	2	0	0	0	0	0	0	9	9	0.00	0.600										
Mike Paul, L ERA: 5.35	3.0		10	0	0	0	1	0	0	1	0	0	0	11	12	0.00	0.000										

Batter	1	2	3	4	5	6	7	8	9	AB	R	H	RBI	BB	SO	LOB	BOTTOM										
Davey Nelson, R OBP: 0.310, SLG: 0.359 (1, 4)	0-3 K		0-0 6-3			0-0 FC6-4 1-2		0-0 K		5	1	1	0	0	2	3	Boston Red Sox @ Texas Rangers Arlington Stadium, Arlington, TX Wed Aug 22 1973, 8:05 PM EDT Att: 7,787 - Unknown										
Toby Harrah, R OBP: 0.336, SLG: 0.369 (1, 6)	0-0 4-3			0-0 G6-4-3 1B		0-3 K		0-0 K	0-0 SH1-4 1B	5	1	3	1	0	1	1											
Jim Spencer, L OBP: 0.351, SLG: 0.384 Bill Sudakis, S OBP: 0.301, SLG: 0.475 (1, 3) (6, PH) (9, 3)	0-0 G3			0-3 K		0-0 P6		0-0 P6	0-0 SH1-4 1B	3	0	0	0	0	1	1											
Alex Johnson, R OBP: 0.327, SLG: 0.391 (1, 10)		0-3 K		0-0 G6-4-3 1-2		0-0 FC6-4 1B		0-0 E9 2B 1B	0-0 F8	5	1	2	0	0	1	2											
Jeff Burroughs, R OBP: 0.342, SLG: 0.454 (1, 7)		0-0 FC4-6 1B			0-0 P6		0-0 FC6-4 1-2	0-3 K	0-0 1-3	5	0	1	0	0	1	3											
Vic Harris, S OBP: 0.305, SLG: 0.338 (1, 8)		0-0 FC4-6 1-2			0-3 K		0-3 K	4-0 2B BB		3	1	0	0	1	2	2											
Larry Blittner, L OBP: 0.280, SLG: 0.275 Tom Grieve, R OBP: 0.355, SLG: 0.500 (1, 9) (6, PH) (9, 9)		0-0 FC6-4 1-2			0-0 F8			0-0 K	0-0 2B	3	1	1	0	0	0	1											
Elliott Maddox, R OBP: 0.341, SLG: 0.245 (1, 5)			0-0 6-3			4-0 FC5-4 BB		0-0 6-3	0-0 FC5-4 BB	3	0	1	1	1	0	1											
Ken Suarez, R OBP: 0.366, SLG: 0.335 Don Durham, R (8, PR)				0-0 F7				0-0 FC5-4 FC6-4	0-0 FC5-4 FC6-4	4	1	2	1	0	0	1											
Dick Billings, R OBP: 0.232, SLG: 0.216 (9, 2)								0-0 K	0-0 K	0	0	0	0	0	0	0											
Inning Stats	R: 0 E: 0 K: 1 S: 5	H: 0 LOB: 0 BB: 0 P: 5	R: 0 E: 0 K: 1 S: 6	H: 1 LOB: 0 BB: 0 P: 6	R: 0 E: 0 K: 0 S: 3	H: 0 LOB: 0 BB: 0 P: 3	R: 0 E: 0 K: 1 S: 5	H: 1 LOB: 0 BB: 0 P: 5	R: 0 E: 0 K: 1 S: 5	H: 0 LOB: 1 BB: 1 P: 9	R: 0 E: 0 K: 1 S: 6	H: 1 LOB: 1 BB: 0 P: 6	R: 0 E: 1 K: 2 S: 16	H: 9 LOB: 2 BB: 1 P: 20	R: 0 E: 0 K: 0 S: 4	H: 1 LOB: 1 BB: 0 P: 4	1B: 11 2B: 1 3B: 0 HR: 1	SF: 0 SAC: 1 DP: 1 HBP: 0	WP: 0 PB: 0 SB: 1 CS: 0	PA: 41							
PITCHER	IP	WLS	BF	H	R	ER	SO	BB	IBB	HBP	BLK	WP	HR	S	P	ERA	WHIP										
Dick Pole, R ERA: 6.46	7.1	W	29	7	4	4	6	7	0	0	0	0	1	6	44	4.91	1.091										
Bob Veale, L ERA: 3.5	0.1		5	3	3	3	1	1	0	0	0	0	1	6	10	81.00	12.000										
Bobby Bolin, R ERA: 2.87	1.1	S	7	3	1	1	1	0	0	0	0	0	0	9	9	6.75	2.250										

AB	36
R	9
H	11
RBI	8
BB	4
SO	6
LOB	15




Batter	1	2	3	4	5	6	7	8	9	AB	R	H	RBI	BB	SO	LOB	TOP			
Davey Nelson, R OBP: 0.312, SLG: 0.360 (1, 4)	5-3		6-3 E S 1B	1B			5-3			4	1	2	0	0	0	0	Texas Rangers @ Cleveland Indians Cleveland Municipal Stadium, Cleveland, OH Fri Aug 24 1973, 7:05 PM EDT Att: 5,736 - Unknown			
Toby Harrah, R OBP: 0.332, SLG: 0.365 (1, 6)	P5		6-3 1-H	6-3			F3			4	0	0	1	0	0	1				
Jim Spencer, L OBP: 0.350, SLG: 0.380 (1, 3)	WP BB		F9			G3		G3		3	0	0	0	1	0	0				
Alex Johnson, R OBP: 0.326, SLG: 0.396 (1, 10)	4-3 1-2			HR		K		2-3		4	1	1	1	0	1	1				
Jeff Burroughs, R OBP: 0.344, SLG: 0.452 (1, 7)		P4		1B 3B BB		K		BB		2	1	0	0	2	1	0				
Bill Sudakis, S OBP: 0.299, SLG: 0.470 (1, 5)				6-3 1-2		K		G3		4	0	1	0	0	1	2				
Larry Bittner, L OBP: 0.279, SLG: 0.275 (1, 9)		K		3B 1B		6-3				4	1	1	0	0	1	1				
Vic Harris, S OBP: 0.304, SLG: 0.342 (1, 8)	1-3			3B 1B		P5				4	1	1	2	0	0	1				
Ken Suarez, R OBP: 0.360, SLG: 0.329 (1, 2)			F7	G3			F8			4	0	0	1	0	0	0				
Inning Stats	R: 0 E: 0 K: 0 S: 3	H: 0 LOB: 1 BB: 1 P: 7	R: 0 E: 0 K: 1 S: 6	H: 1 LOB: 1 BB: 0 P: 6	R: 1 E: 0 K: 0 S: 4	H: 1 LOB: 0 BB: 0 P: 4	R: 4 E: 0 K: 0 S: 7	H: 4 LOB: 1 BB: 1 P: 11	R: 0 E: 0 K: 1 S: 5	H: 0 LOB: 0 BB: 0 P: 5	R: 0 E: 0 K: 0 S: 3	H: 0 LOB: 1 BB: 0 P: 7	R: 0 E: 0 K: 0 S: 3	H: 0 LOB: 0 BB: 0 P: 3	R: 0 E: 0 K: 0 S: 3	H: 0 LOB: 0 BB: 0 P: 3	1B: 4 2B: 0 3B: 1 HR: 1	SF: 0 SAC: 0 DP: 0 HBP: 0	WP: 1 PB: 0 SB: 1 CS: 0	PA: 36
PITCHER Tom Timmermann, R ERA: 4.55 (1, 1)	IP: 9.0 WLS: W BF: 36 H: 6 R: 5 ER: 4 SO: 4 BB: 3 IBB: 0 HBP: 0 BLK: 0 WP: 1 HR: 1 S: 41 P: 53 ERA: 4.00 WHIP: 1.000															PITCHER				

Batter	1	2	3	4	5	6	7	8	9	AB	R	H	RBI	BB	SO	LOB	BOTTOM			
Buddy Bell, R OBP: 0.333, SLG: 0.392 (1, 5)	K	P5			6-3	F3		FC5-4 2B		5	1	1	0	0	1	0	Texas Rangers @ Cleveland Indians Cleveland Municipal Stadium, Cleveland, OH Fri Aug 24 1973, 7:05 PM EDT Att: 5,736 - Unknown			
Oscar Gamble, L OBP: 0.338, SLG: 0.481 (1, 9)	K		F8		2B BB		G3 1B 2B	K		2	0	0	0	0	1	0				
Ron Loliich, R OBP: 0.279, SLG: 0.358 (5, FH) (6, 9)	K		F8		1B 2B		G3	FC5-4 IBB		2	2	1	0	1	1	1				
Chris Chambliss, L OBP: 0.351, SLG: 0.372 (1, 3)	WP 1B		F8		1B 2B		G3	FC5-4 IBB		4	1	2	1	1	0	1				
Dave Duncan, R OBP: 0.286, SLG: 0.383 (1, 2)	P6		F5		PB 1B 1B		1B 1B BB	FC5-4 1B		4	2	1	2	1	0	2				
Charlie Spikes, R OBP: 0.296, SLG: 0.408 (7, PR) (1, 10)		P3		F3	K 1B		FC4-6 WP 1B	1B 1B		4	0	1	1	0	1	1				
Mike Kekich, R OBP: 0.333, SLG: 0.394 (8, PH) (1, 7)				F3	K 1B		FC4-6 WP 1B	1B 1B		0	1	0	0	0	0	0				
John Ellis, R OBP: 0.333, SLG: 0.394 (8, PH) (1, 7)				F3	K 1B		FC4-6 WP 1B	1B 1B		1	0	1	0	0	0	0				
Walt Williams, R OBP: 0.317, SLG: 0.381 (1, 7)		E S HR HBP		CS 1B	1-2 3H 1B		FC4-6 1B	1-2 2H 1B		4	1	4	2	0	0	0				
Jack Brohamer, L OBP: 0.274, SLG: 0.294 (1, 4)		4-3		F7	4-3		FC4-6 WP			4	0	0	0	0	0	6				
Rusty Torres, S OBP: 0.313, SLG: 0.291 (1, 8)		HR BB			F8	K	FC5-4 IBB			2	1	0	0	2	1	0				
Frank Duffy, R OBP: 0.315, SLG: 0.339 (1, 6)		HR				5-3	FC5-4			4	2	2	4	0	0	2				
Inning Stats	R: 0 E: 0 K: 2 S: 8	H: 1 LOB: 1 BB: 0 P: 8	R: 3 E: 0 K: 0 S: 4	H: 1 LOB: 0 BB: 1 P: 9	R: 0 E: 0 K: 0 S: 3	H: 0 LOB: 0 BB: 0 P: 3	R: 0 E: 0 K: 0 S: 3	H: 1 LOB: 0 BB: 0 P: 3	R: 4 E: 0 K: 1 S: 10	H: 4 LOB: 2 BB: 1 P: 14	R: 0 E: 0 K: 1 S: 5	H: 0 LOB: 0 BB: 0 P: 5	R: 3 E: 0 K: 0 S: 6	H: 3 LOB: 2 BB: 2 P: 14	R: 1 E: 0 K: 1 S: 7	H: 3 LOB: 2 BB: 1 P: 11	1B: 8 2B: 3 3B: 0 HR: 2	SF: 0 SAC: 0 DP: 0 HBP: 1	WP: 2 PB: 1 SB: 1 CS: 1	PA: 42
PITCHER Don Durham, R ERA: 7.89 Jackie Brown, R ERA: 3.0 Charlie Hudson, L ERA: 4.68 Bill Gogolewski, R ERA: 3.78 (1, 1) (5, 1) (5, 1) (7, 1)	IP: 4.2 WLS: L BF: 22 H: 6 R: 7 ER: 6 SO: 2 BB: 2 IBB: 0 HBP: 0 BLK: 0 WP: 0 HR: 0 S: 23 P: 32 ERA: 11.57 WHIP: 1.714															PITCHER				

AB	33
R	5
H	6
RBI	5
BB	3
SO	4
LOB	6



AB	36
R	11
H	13
RBI	10
BB	5
SO	5
LOB	13



Batter	1	2	3	4	5	6	7	8	9	AB	R	H	RBI	BB	SO	LOB	TOP								
Vic Harris, S OBP: 0.303, SLG: 0.341 (1,4)	G3	F8		F8		SF8		E9		4	0	1	2	0	0	3	Texas Rangers @ Cleveland Indians Cleveland Municipal Stadium, Cleveland, OH Sat Aug 25 1973, 7:05 PM EDT Att: 4,218 - Unknown livebaseballscorecards.com								
Toby Harrah, R OBP: 0.328, SLG: 0.359 (1,6)	5-3		5-3		L5	K		F9		5	0	0	0	0	1	4									
Jim Spencer, L OBP: 0.348, SLG: 0.378 (1,3)			F9		F8		L4		3-1	5	0	1	0	0	0	0									
Alex Johnson, R OBP: 0.329, SLG: 0.406 (1,10)					K		4-3			5	1	3	1	0	1	0									
Jeff Burroughs, R OBP: 0.342, SLG: 0.456 (1,7)	FC5-4						6-3			5	1	1	1	0	0	2									
Jim Fregosi, R OBP: 0.329, SLG: 0.358 (1,5)										4	2	2	0	0	1	0									
Larry Bittner, L OBP: 0.294, SLG: 0.283 (1,9)										2	1	2	0	2	0	0									
Elliott Maddox, R OBP: 0.347, SLG: 0.255 (1,8)										2	0	2	1	0	0	0									
Ken Suarez, R OBP: 0.358, SLG: 0.324 (1,2)										3	0	0	0	1	0	5									
Inning Stats	R: 0 E: 0 K: 0 S: 5	H: 2 LOB: 2 BB: 0 P: 5	R: 1 E: 0 K: 0 S: 5	H: 2 LOB: 1 BB: 0 P: 5	R: 1 E: 0 K: 0 S: 4	H: 1 LOB: 2 BB: 1 P: 10	R: 0 E: 0 K: 1 S: 6	H: 1 LOB: 0 BB: 1 P: 10	R: 0 E: 0 K: 1 S: 5	H: 0 LOB: 0 BB: 0 P: 5	R: 2 E: 0 K: 1 S: 8	H: 3 LOB: 2 BB: 1 P: 12	R: 0 E: 0 K: 0 S: 3	H: 0 LOB: 0 BB: 0 P: 3	R: 1 E: 1 K: 0 S: 5	H: 2 LOB: 2 BB: 1 P: 9	R: 0 E: 0 K: 0 S: 3	H: 1 LOB: 0 BB: 0 P: 3	1B: 9 2B: 1 3B: 0 HR: 2	SF: 2 SAC: 1 DP: 0 HBP: 0	WP: 1 PB: 0 SB: 0 CS: 0	PA: 41			
PITCHER	IP	WLS	BF	H	R	ER	SO	BB	IBB	HBP	BLK	WP	HR	S	P	ERA	WHIP								
Dick Tidrow, R ERA: 4.39 (1,1)	5.1		27	9	4	4	2	2	0	0	0	1	2	29	37	6.75	2.062								
Ray Lamb, R ERA: 4.56 (6,1)	2.0		8	1	1	1	1	1	0	0	0	0	0	9	13	4.50	1.000								
Ken Sanders, R ERA: 4.55 (8,1)	1.2	W	6	2	0	0	0	0	0	0	0	0	0	6	6	0.00	1.200								

Batter	1	2	3	4	5	6	7	8	9	AB	R	H	RBI	BB	SO	LOB	BOTTOM								
Buddy Bell, R OBP: 0.337, SLG: 0.407 (1,5)										4	3	3	2	1	1	0	Texas Rangers @ Cleveland Indians Cleveland Municipal Stadium, Cleveland, OH Sat Aug 25 1973, 7:05 PM EDT Att: 4,218 - Unknown livebaseballscorecards.com								
Jack Brohamer, L OBP: 0.277, SLG: 0.292 (1,4)										2	1	0	0	2	1	2									
Chris Chambliss, L OBP: 0.350, SLG: 0.369 (1,3)										3	0	0	0	1	1	3									
John Ellis, R OBP: 0.334, SLG: 0.398 (1,2)										4	0	2	2	0	0	2									
Walt Williams, R OBP: 0.316, SLG: 0.379 (1,7)										4	0	1	0	0	2	3									
Dave Duncan, R OBP: 0.282, SLG: 0.377 (1,10)										4	0	0	0	0	3	3									
Ron Lolich, R OBP: 0.287, SLG: 0.358 (1,9)										3	1	1	0	1	1	1									
Rusty Torres, S OBP: 0.315, SLG: 0.303 (1,8)										3	1	1	2	1	1	1									
Frank Duffy, R OBP: 0.311, SLG: 0.333 (1,6)										4	0	0	0	0	0	3									
Inning Stats	R: 1 E: 0 K: 3 S: 11	H: 2 LOB: 2 BB: 1 P: 15	R: 0 E: 0 K: 0 S: 3	H: 0 LOB: 0 BB: 0 P: 3	R: 0 E: 0 K: 1 S: 5	H: 0 LOB: 1 BB: 1 P: 9	R: 0 E: 0 K: 2 S: 8	H: 1 LOB: 2 BB: 1 P: 12	R: 1 E: 0 K: 0 S: 3	H: 1 LOB: 0 BB: 1 P: 7	R: 2 E: 0 K: 1 S: 6	H: 1 LOB: 0 BB: 1 P: 10	R: 1 E: 0 K: 2 S: 8	H: 1 LOB: 1 BB: 1 P: 12	R: 0 E: 0 K: 1 S: 6	H: 1 LOB: 1 BB: 0 P: 6	R: 1 E: 0 K: 0 S: 1	H: 1 LOB: 0 BB: 0 P: 1	1B: 4 2B: 1 3B: 0 HR: 3	SF: 0 SAC: 0 DP: 1 HBP: 0	WP: 2 PB: 0 SB: 2 CS: 0	PA: 37			
PITCHER	IP	WLS	BF	H	R	ER	SO	BB	IBB	HBP	BLK	WP	HR	S	P	ERA	WHIP								
Jim Bibby, R ERA: 3.72 (1,1)	8.0		36	7	5	5	10	6	0	0	0	2	2	50	74	5.62	1.625								
Jackie Brown, R ERA: 3.19 (9,1)	0.0	L	1	1	1	1	0	0	0	0	0	0	1	1	1	∞	∞								

Batter	1	2	3	4	5	6	7	8	9	AB	R	H	RBI	BB	SO	LOB	TOP										
Davey Nelson, R OBP: 0.313, SLG: 0.363 (1, 4)	0-0 CS 1B	0-0 1-H 3-H 2B		0-0 FC4-6		0-3 K		0-0 F8		5	0	2	2	0	1	2	Texas Rangers @ Cleveland Indians Cleveland Municipal Stadium, Cleveland, OH Sun Aug 26 1973, 3:33 AM EDT Unknown										
Toby Harrah, R OBP: 0.326, SLG: 0.357 (1, 6) (7, 5)	0-0 F7	0-3 K		0-0 P3		0-0 1B		0-0 F7		5	0	1	0	0	1	4											
Jim Spencer, L OBP: 0.349, SLG: 0.374 (1, 3)	0-3 K		4-0 G6-4-3 BB		0-0 F7	0-0 6-3			4-0 BB BB	3	0	0	0	2	1	2											
Alex Johnson, R OBP: 0.326, SLG: 0.402 (1, 10)		0-3 K	0-0 G6-4-3		0-0 4-3		0-3 K		0-0 F8	5	0	0	0	0	2	2											
Jeff Burroughs, R OBP: 0.346, SLG: 0.474 Tom Grieve, R OBP: 0.362, SLG: 0.500 (1, 7) (7, 7)	0-0 F9	0-0 HR		WP PB 1B		0-0 HR		4-0 BB BB	4	2	3	2	0	0	0	0											
Jim Fregosi, R OBP: 0.328, SLG: 0.360 Jim Mason, L OBP: 0.282, SLG: 0.309 (1, 5) (7, 6)	0-0 WP 1B	0-0 F7		0-3 K		0-3 K		0-3 K	4	1	1	0	0	2	1	1											
Bill Sudakis, S OBP: 0.307, SLG: 0.492 (1, 2)	4-0 1B BB			0-0 HR		0-0 HR		0-0 4-3	4	3	2	1	1	1	2												
Larry Bittner, L OBP: 0.293, SLG: 0.282 (1, 9)	0-0 1B 2B		0-0 4-3		0-0 F8		0-3 K		4	1	1	1	0	1	1												
Vic Harris, S OBP: 0.309, SLG: 0.354 Elliott Maddox, R OBP: 0.347, SLG: 0.255 (1, 8) (8, 8)	0-0 1-3 2-H 2B		0-0 FC4-6 1B		0-0 HR		0-0 1B		4	2	4	3	0	0	0	0											
Inning Stats	R: 0 E: 0 K: 1 S: 5	H: 1 LOB: 1 BB: 0 P: 5	R: 4 E: 0 K: 2 S: 11	H: 4 LOB: 1 BB: 1 P: 15	R: 1 E: 0 K: 0 S: 3	H: 1 LOB: 0 BB: 1 P: 7	R: 1 E: 0 K: 0 S: 5	H: 2 LOB: 1 BB: 0 P: 5	R: 0 E: 0 K: 1 S: 6	H: 1 LOB: 1 BB: 0 P: 6	R: 2 E: 0 K: 1 S: 8	H: 3 LOB: 1 BB: 0 P: 8	R: 1 E: 0 K: 3 S: 10	H: 1 LOB: 0 BB: 0 P: 10	R: 0 E: 0 K: 1 S: 6	H: 1 LOB: 2 BB: 2 P: 13		1B: 7 2B: 4 3B: 0 HR: 4	SF: 0 SAC: 0 DP: 2 HBP: 0	WP: 2 PB: 1 SB: 0 CS: 1	PA: 43						
PITCHER	IP	WLS	BF	H	R	ER	SO	BB	IBB	HBP	BLK	WP	HR	S	P	ERA	WHIP										
Gaylord Perry, R ERA: 3.49 (1, 1)	5.0	L	24	9	6	6	4	2	0	0	0	2	2	30	38	10.80	2.200										
Dick Bosman, R ERA: 5.51 (6, 1)	2.0		10	4	3	3	4	0	0	0	0	0	2	18	18	13.50	2.000										
Jerry Johnson, R ERA: 5.24 (8, 1)	2.0		9	1	0	0	2	2	0	0	0	0	0	11	19	0.00	1.500										

AB	39
R	9
H	14
RBI	9
BB	4
SO	10
LOB	16





Batter	1	2	3	4	5	6	7	8	9	AB	R	H	RBI	BB	SO	LOB	BOTTOM										
Buddy Bell, R OBP: 0.335, SLG: 0.405 Leo Cardenas, R OBP: 0.270, SLG: 0.241 (1, 5) (7, 5)	0-0 E5		0-0 F9		0-0 F7			0-0 F7		3	0	0	0	0	0	0	Texas Rangers @ Cleveland Indians Cleveland Municipal Stadium, Cleveland, OH Sun Aug 26 1973, 3:33 AM EDT Unknown										
Walt Williams, R OBP: 0.315, SLG: 0.377 (1, 7)	0-0 1-3		0-3 K2-3		0-0 F8		0-0 1B		4	0	1	0	0	1	1												
Chris Chambliss, L OBP: 0.349, SLG: 0.367 (1, 3)	0-0 2-3		4-0 BB		0-0 4-3		0-0 4-3		3	0	0	0	1	0	2												
John Ellis, R OBP: 0.334, SLG: 0.400 Alan Ashby, S OBP: 0.154, SLG: 0.120 (1, 2) (8, 2)	0-0 F8		0-0 F8		0-0 2B		0-3 K		3	0	1	0	0	0	2												
Charlie Spikes, R OBP: 0.296, SLG: 0.405 (1, 10)		4-0 G5-4-3 BB		0-0 1-3		0-0 5-3		0-0 L6	3	0	0	0	1	0	1												
Ron Litch, R OBP: 0.277, SLG: 0.345 (1, 9)	0-0 G5-4-3		0-0 F8		0-0 F8		0-0 F7		4	0	0	0	0	0	1												
Frank Duffy, R OBP: 0.311, SLG: 0.337 (1, 6)	0-0 2B		0-0 F7		0-0 F7		0-0 F7		3	0	1	0	0	0	0												
Rusty Torres, S OBP: 0.315, SLG: 0.301 (1, 8)	4-0 BB		0-0 4-3		0-0 5-3				2	0	0	0	1	0	0												
Tom Ragland, R OBP: 0.283, SLG: 0.299 (1, 4)	0-0 P3		0-0 6-3		0-0 F8				3	0	0	0	0	0	2												
Inning Stats	R: 0 E: 1 K: 0 S: 4	H: 0 LOB: 1 BB: 0 P: 4	R: 0 E: 0 K: 0 S: 3	H: 1 LOB: 2 BB: 2 P: 11	R: 0 E: 0 K: 1 S: 5	H: 0 LOB: 1 BB: 1 P: 9	R: 0 E: 0 K: 0 S: 3	H: 0 LOB: 0 BB: 0 P: 3	R: 0 E: 0 K: 0 S: 4	H: 1 LOB: 1 BB: 0 P: 4	R: 0 E: 0 K: 0 S: 3	H: 0 LOB: 0 BB: 0 P: 3	R: 0 E: 0 K: 0 S: 4	H: 1 LOB: 1 BB: 0 P: 4	R: 0 E: 0 K: 1 S: 5	H: 0 LOB: 0 BB: 0 P: 5		1B: 1 2B: 2 3B: 0 HR: 0	SF: 0 SAC: 0 DP: 1 HBP: 0	WP: 0 PB: 0 SB: 0 CS: 0	PA: 33						
PITCHER	IP	WLS	BF	H	R	ER	SO	BB	IBB	HBP	BLK	WP	HR	S	P	ERA	WHIP										
Jim Merritt, L ERA: 4.03 (1, 1)	9.0	W	33	3	0	0	2	3	0	0	0	0	0	34	46	0.00	0.667										



Batter	1	2	3	4	5	6	7	8	9	AB	R	H	RBI	BB	SO	LOB	TOP				
Davey Nelson, R OBP: 0.316, SLG: 0.363 (1, 4)	5-3		1B			1B			5-3	3	2	1	0	2	0	0	Texas Rangers @ Cleveland Indians Cleveland Municipal Stadium, Cleveland, OH Sun Aug 26 1973, 3:38 AM EDT Att: 12,563 - Unknown livebaseballscorecards.com				
Toby Harrah, R OBP: 0.330, SLG: 0.359 (1, 6) (7, 5)	6-3		1B			1B			5-3	4	0	2	1	1	0	2					
Jim Spencer, L OBP: 0.347, SLG: 0.372 (1, 3)	E7		F7			FC6-4			F9	5	0	1	1	0	1	3					
Alex Johnson, R OBP: 0.326, SLG: 0.407 (1, 10)	6-3					F8			1-3	5	1	2	1	0	0	3					
Jeff Burroughs, R OBP: 0.343, SLG: 0.469 (1, 7)			K			4-3			5-3	4	0	0	0	0	1	2					
Jim Fregosi, R OBP: 0.327, SLG: 0.358 Jim Mason, L OBP: 0.282, SLG: 0.309 (1, 5) (7, 6)	5-3		F9						K	4	1	1	0	0	1	1					
Vic Harris, S OBP: 0.309, SLG: 0.360 (1, 8)			P4						K	4	1	1	1	0	1	1					
Larry Bittner, L OBP: 0.295, SLG: 0.284 Elliott Maddox, R OBP: 0.345, SLG: 0.253 (1, 9) (8, PH) (8, 9)			6-3			SH1-3			F8	2	0	1	0	0	0	0					
Dick Billings, R OBP: 0.232, SLG: 0.217 (1, 2)			K2-3						K	4	0	1	1	0	3	1					
Inning Stats	R: 0 E: 1 K: 0 S: 4	H: 1 LOB: 1 BB: 0 P: 4	R: 0 E: 0 K: 1 S: 5	H: 0 LOB: 0 BB: 0 P: 5	R: 1 E: 0 K: 1 S: 7	H: 2 LOB: 1 BB: 0 P: 7	R: 2 E: 0 K: 1 S: 8	H: 3 LOB: 1 BB: 0 P: 8	R: 1 E: 0 K: 0 S: 4	H: 1 LOB: 1 BB: 1 P: 8	R: 0 E: 1 K: 2 S: 8	H: 1 LOB: 0 BB: 0 P: 8	R: 0 E: 0 K: 2 S: 7	H: 0 LOB: 0 BB: 0 P: 7	R: 0 E: 0 K: 0 S: 3	H: 0 LOB: 1 BB: 1 P: 7		1B: 8 2B: 0 3B: 0 HR: 2	SF: 0 SAC: 1 DP: 0 HBP: 0	WP: 0 PB: 0 SB: 2 CS: 0	PA: 40
PITCHER	IP WLS BF	H R ER SO	BB IBB HBP BLK	WP HR S P	ERA WHIP	PITCHER	IP WLS BF	H R ER SO	BB IBB HBP BLK	WP HR S P	ERA WHIP										
Milt Wilcox, R ERA: 5.96 (1, 1)	3.2	6	3	3	2	0	0	0	0	0	0	2	21	21	7.36	1.636					
Ray Lamb, R ERA: 4.5 (4, 1)	3.1	4	2	2	3	1	1	0	0	0	0	0	20	28	5.40	1.500					
Tom Hilgendorf, L ERA: 3.3 (8, 1)	2.0	0	0	0	2	1	0	0	0	0	0	0	10	14	0.00	0.500					

Batter	1	2	3	4	5	6	7	8	9	AB	R	H	RBI	BB	SO	LOB	BOTTOM					
Buddy Bell, R OBP: 0.334, SLG: 0.403 (1, 5)	E6	P4					FC6-4		5-3	5	1	1	1	0	0	4	Texas Rangers @ Cleveland Indians Cleveland Municipal Stadium, Cleveland, OH Sun Aug 26 1973, 3:38 AM EDT Att: 12,563 - Unknown livebaseballscorecards.com					
Walt Williams, R OBP: 0.316, SLG: 0.377 (1, 7)	E1		P3				FC3-6		F9	5	1	2	0	0	0	3						
Chris Chambliss, L OBP: 0.347, SLG: 0.364 (1, 3)	1-3		K				G3			4	0	0	0	0	2	4						
John Ellis, R OBP: 0.333, SLG: 0.398 (1, 10)			F8				4-3		5-3	4	0	1	1	0	0	2						
Dave Duncan, R OBP: 0.278, SLG: 0.372 (1, 2)	F9						G3		K	4	0	0	0	0	1	1						
Ron Litch, R OBP: 0.287, SLG: 0.353 John Lowenstein, L OBP: 0.328, SLG: 0.402 (1, 9) (8, PH) (9, 9)	K						FC6-4		F9	3	0	2	0	0	1	1						
Frank Duffy, R OBP: 0.310, SLG: 0.333 (1, 6)			6-3				K			3	0	0	0	1	1	2						
Rusty Torres, S OBP: 0.314, SLG: 0.304 (1, 8)			P3				FC6-4		K	4	1	1	0	0	1	2						
Tom Ragland, R OBP: 0.290, SLG: 0.313 Jack Brohamer, L OBP: 0.279, SLG: 0.299 (1, 4) (8, PH)							5-3			3	0	2	0	0	0	0						
Inning Stats	R: 2 E: 2 K: 1 S: 8	H: 2 LOB: 1 BB: 0 P: 8	R: 0 E: 0 K: 0 S: 4	H: 1 LOB: 1 BB: 0 P: 4	R: 0 E: 0 K: 1 S: 5	H: 0 LOB: 0 BB: 0 P: 5	R: 0 E: 0 K: 1 S: 6	H: 1 LOB: 1 BB: 0 P: 6	R: 0 E: 0 K: 1 S: 7	H: 2 LOB: 2 BB: 0 P: 7	R: 0 E: 0 K: 0 S: 3	H: 1 LOB: 0 BB: 0 P: 3	R: 1 E: 0 K: 0 S: 5	H: 2 LOB: 1 BB: 0 P: 5	R: 0 E: 0 K: 1 S: 5	H: 0 LOB: 0 BB: 0 P: 5		R: 0 E: 0 K: 1 S: 6	H: 1 LOB: 2 BB: 1 P: 10	1B: 7 2B: 3 3B: 0 HR: 0	SF: 0 SAC: 0 DP: 1 HBP: 0	WP: 0 PB: 0 SB: 0 CS: 0
PITCHER	IP WLS BF	H R ER SO	BB IBB HBP BLK	WP HR S P	ERA WHIP	PITCHER	IP WLS BF	H R ER SO	BB IBB HBP BLK	WP HR S P	ERA WHIP											
Mike Paul, L ERA: 5.18 (1, 1)	6.0	9	3	2	4	0	0	0	0	0	0	0	35	35	3.00	1.500						
Sonny Siebert, R ERA: 3.86 (7, 1)	3.0	1	0	0	2	1	0	0	0	0	0	0	14	18	0.00	0.667						

Batter	1	2	3	4	5	6	7	8	9	AB	R	H	RBI	BB	SO	LOB	TOP			
Davey Nelson, R OBP: 0.317, SLG: 0.366 (1, 4)	F8		1B				FC6-4			4	0	2	0	0	0	2	Texas Rangers @ Baltimore Orioles Memorial Stadium, Baltimore, MD Mon Aug 27 1973, 7:05 PM EDT Att: 12,477 - Unknown			
Toby Harrah, R OBP: 0.332, SLG: 0.360 (1, 6)	1B		1B		F4		E6			4	0	2	0	0	0	2				
Jeff Burroughs, R OBP: 0.342, SLG: 0.467 (1, 7)	1B		9-6			4-3	6-3			4	0	1	0	0	0	3				
Alex Johnson, R OBP: 0.325, SLG: 0.406 Elliott Maddox, R OBP: 0.347, SLG: 0.257 (1, 10)	F9			F7		FC5-4		K		2	0	0	0	0	0	2				
Bill Sudakis, S OBP: 0.306, SLG: 0.492 (1, 3)	F7			2B		F8		K		4	0	1	0	0	1	3				
Jim Fregosi, R OBP: 0.326, SLG: 0.361 (1, 5)		2B		F9		FC5-4		5-3		4	0	1	0	0	0	2				
Vic Harris, S OBP: 0.308, SLG: 0.359 (1, 8)	F7			F8			FC6-4	5-3		4	1	1	0	0	0	2				
Tom Grieve, R OBP: 0.347, SLG: 0.478 (1, 9)		6-3			6-3		L5	F9		4	0	0	0	0	0	2				
Dick Billings, R OBP: 0.232, SLG: 0.217 (1, 2)	F5			F8			FC6-4	L6		4	0	1	0	0	0	1				
Inning Stats	R: 0 E: 0 K: 0 S: 5	H: 2 LOB: 2 BB: 0 P: 5	R: 0 E: 0 K: 0 S: 4	H: 1 LOB: 1 BB: 0 P: 4	R: 0 E: 0 K: 0 S: 3	H: 2 LOB: 1 BB: 0 P: 3	R: 0 E: 0 K: 0 S: 4	H: 1 LOB: 1 BB: 0 P: 4	R: 0 E: 0 K: 0 S: 4	H: 1 LOB: 1 BB: 0 P: 4	R: 1 E: 1 K: 0 S: 6	H: 2 LOB: 2 BB: 0 P: 6	R: 0 E: 0 K: 2 S: 7	H: 0 LOB: 0 BB: 0 P: 7	R: 0 E: 0 K: 0 S: 3	H: 0 LOB: 0 BB: 0 P: 3		1B: 7 2B: 3 3B: 0 HR: 0	SF: 0 SAC: 0 DP: 0 HBP: 0	WP: 0 PB: 0 SB: 1 CS: 0
PITCHER Mike Cuellar, L ERA: 3.13 (1, 1)	IP: 9.0 WLS: W BF: 36 H: 10 R: 1 ER: 0 SO: 2 BB: 0 IBB: 0 HBP: 0 BLK: 0 WP: 0 HR: 0 S: 40 P: 40 ERA: 0.00 WHIP: 1.111																PITCHER			

Batter	1	2	3	4	5	6	7	8	9	AB	R	H	RBI	BB	SO	LOB	BOTTOM			
Merv Rettenmund, R OBP: 0.363, SLG: 0.437 (1, 9)	F9		6-3	F7		2B				4	0	1	0	0	0	3	Texas Rangers @ Baltimore Orioles Memorial Stadium, Baltimore, MD Mon Aug 27 1973, 7:05 PM EDT Att: 12,477 - Unknown			
Bobby Grich, R OBP: 0.382, SLG: 0.378 (1, 4)	2B		HR		K	6-3				4	1	2	2	0	1	1				
Paul Blair, R OBP: 0.333, SLG: 0.388 (1, 8)	K		F7		F8		4-3			4	0	0	0	0	1	1				
Tommy Davis, R OBP: 0.335, SLG: 0.394 (1, 10)	6-3		F2		F9		F9			4	0	0	0	0	0	1				
Don Baylor, R OBP: 0.349, SLG: 0.429 (1, 7)		6-3		4-3		HR	F8			4	2	2	0	0	0	0				
Brooks Robinson, R OBP: 0.313, SLG: 0.322 (1, 5)				4-3		HR		F7		3	1	1	0	0	0	1				
Earl Williams, R OBP: 0.328, SLG: 0.405 (1, 3)	K			BB		HR		F9		4	1	2	4	0	1	1				
Andy Etchebarren, R OBP: 0.296, SLG: 0.374 (1, 2)	K			3H		HR		6-3		3	0	0	0	1	1	1				
Mark Belanger, R OBP: 0.311, SLG: 0.277 (1, 6)				1-2		F9		F9		3	1	1	0	0	0	2	Inning Stats			
Inning Stats	R: 0 E: 0 K: 1 S: 6	H: 1 LOB: 1 BB: 0 P: 6	R: 0 E: 0 K: 2 S: 8	H: 1 LOB: 1 BB: 0 P: 8	R: 2 E: 0 K: 0 S: 5	H: 2 LOB: 0 BB: 0 P: 5	R: 1 E: 0 K: 0 S: 5	H: 2 LOB: 2 BB: 1 P: 9	R: 0 E: 0 K: 1 S: 5	H: 0 LOB: 0 BB: 0 P: 5	R: 3 E: 0 K: 0 S: 6	H: 3 LOB: 1 BB: 0 P: 7	R: 0 E: 0 K: 0 S: 3	H: 0 LOB: 0 BB: 0 P: 3	R: 0 E: 0 K: 0 S: 3	H: 0 LOB: 0 BB: 0 P: 3		1B: 2 2B: 5 3B: 0 HR: 2	SF: 0 SAC: 0 DP: 0 HBP: 1	WP: 0 PB: 0 SB: 1 CS: 0
PITCHER David Clyde, L ERA: 4.27 Steve Dunning, R ERA: 8.07 Lloyd Allen, R ERA: 9.8 (1, 1) (4, 1) (7, 1)	IP: 3.1 WLS: L BF: 17 H: 6 R: 3 ER: 3 SO: 3 BB: 1 IBB: 0 HBP: 0 BLK: 0 WP: 1 HR: 1 S: 22 P: 26 ERA: 8.10 WHIP: 2.100																PITCHER			

Batter	1	2	3	4	5	6	7	8	9	AB	R	H	RBI	BB	SO	LOB	TOP		
Davey Nelson, R OBP: 0.318, SLG: 0.367 (1, 4)	0-0 6-3		0-0 CS 1B		0-0 1B 1-2		0-0 F4		0-0 F4	5	0	2	1	0	0	2	Texas Rangers @ Baltimore Orioles Memorial Stadium, Baltimore, MD Tue Aug 28 1973, 7:05 PM EDT Att: 10,524 - Unknown		
Toby Harrah, R OBP: 0.332, SLG: 0.360 (1, 6)	0-0 F9		0-3 3-H K		0-0 S 1B		0-0 SH FC4-6			3	0	1	2	0	1	1			
Jeff Burroughs, R OBP: 0.339, SLG: 0.462 (1, 7)	0-0 4-3			0-0 6-3	0-3 K		0-0 F8			4	0	0	0	0	1	4			
Alex Johnson, R OBP: 0.325, SLG: 0.405 (1, 10)		0-0 G3		0-0 HR 1B	0-0 6-3		0-0 FC4-6			4	1	1	0	0	0	4			
Bill Sudakis, S OBP: 0.305, SLG: 0.503 Jim Spencer, L OBP: 0.347, SLG: 0.372 (8, 3)	0-0 4-3			0-0 HR 1B		0-0 F5		0-3 K		4	1	1	2	0	1	0			
Jim Fregosi, R OBP: 0.326, SLG: 0.361 (1, 5)	0-0 1B			0-0 F7		0-0 CS BB		0-3 K		3	0	1	0	1	1	0			
Vic Harris, S OBP: 0.308, SLG: 0.358 (1, 8)	0-0 F4			0-0 CS 1B		0-3 K		0-0 F9		4	0	1	0	0	1	2			
Tom Grieve, R OBP: 0.356, SLG: 0.495 Elliott Maddox, R OBP: 0.345, SLG: 0.255 (7, 9)			0-0 3-1 1B 2B	0-0 CS	0-0 F8		0-0 SH SH 1B		0-3 K	3	2	2	0	0	0	0			
Ken Suarez, R OBP: 0.358, SLG: 0.324 (1, 2)			0-0 3-1 2-3		0-0 1B 1B		0-0 SH SH		0-0 F8	3	1	1	0	0	0	1			
Inning Stats	R: 0 E: 0 K: 0 S: 3	H: 0 LOB: 0 BB: 0 P: 3	R: 0 E: 0 K: 0 S: 4	H: 1 LOB: 1 BB: 0 P: 4	R: 1 E: 0 K: 1 S: 6	H: 2 LOB: 0 BB: 0 P: 6	R: 2 E: 0 K: 0 S: 5	H: 3 LOB: 0 BB: 0 P: 5	R: 1 E: 0 K: 1 S: 8	H: 3 LOB: 2 BB: 0 P: 8	R: 0 E: 0 K: 2 S: 7	H: 0 LOB: 0 BB: 0 P: 7	R: 0 E: 0 K: 1 S: 5	H: 0 LOB: 0 BB: 0 P: 5	1B: 8 2B: 1 3B: 0 HR: 1	SF: 0 SAC: 2 DP: 0 HBP: 0		WP: 0 PB: 0 SB: 1 CS: 3	PA: 38
PITCHER	IP WLS BF H R ER SO BB IBB HBP BLK WP HR S P ERA WHIP	IP WLS BF H R ER SO BB IBB HBP BLK WP HR S P ERA WHIP																	
Dave McNally, L ERA: 3.05 Bob Reynolds, R ERA: 1.91 (5, 1)	4.1 L 20 9 4 4 1 0 0 0 0 0 1 22 22 8.31 2.077	4.2 17 1 1 0 5 1 0 0 0 0 0 0 26 30 0.00 0.429																	

AB	34
R	5
H	10
RBI	5
BB	1
SO	6
LOB	14




Batter	1	2	3	4	5	6	7	8	9	AB	R	H	RBI	BB	SO	LOB	BOTTOM						
Merv Rettenmund, R OBP: 0.367, SLG: 0.438 (1, 9)	0-0 S SF7 1B	0-0 6-3		0-0 BB		0-0 1B		0-0 F7		4	1	2	0	1	0	2	Texas Rangers @ Baltimore Orioles Memorial Stadium, Baltimore, MD Tue Aug 28 1973, 7:05 PM EDT Att: 10,524 - Unknown						
Bobby Grich, R OBP: 0.382, SLG: 0.377 (1, 4)	0-0 S 1B		0-0 E BB	0-0 F8		0-0 F7		0-0 FC6-4		4	1	1	0	1	0	4							
Paul Blair, R OBP: 0.334, SLG: 0.388 (1, 8)	0-3 K		0-0 E1 1B		0-0 E5 SH1-3 1B		0-0 6-3		0-3 K	5	1	2	0	0	2	2							
Tommy Davis, R OBP: 0.338, SLG: 0.394 (1, 10)	0-0 BB		0-0 CS 1B	0-0 SH1-3		0-0 BB		0-0 F7		2	0	1	1	2	0	0							
Don Baylor, R OBP: 0.347, SLG: 0.426 (9, 3)	0-0 SF7		0-0 F9	0-0 6-3		0-0 1B		0-0 6-3		4	0	1	1	0	0	2							
Brooks Robinson, R OBP: 0.312, SLG: 0.320 (1, 5)	0-0 F8		0-0 BB	0-0 F2		0-0 K				3	0	0	0	1	1	5							
Earl Williams, R OBP: 0.327, SLG: 0.402 (9, 2)		0-3 K	0-3 K		0-0 BB	0-0 F8				3	0	0	0	1	2	3							
Andy Etchebarren, R OBP: 0.297, SLG: 0.382 Al Bumby, L OBP: 0.379, SLG: 0.480 (8, PH) (9, 7)	0-0 2B		0-0 F8		0-0 F9		0-0 FC6-4 1B			3	0	1	0	0	0	1							
Mark Belanger, R OBP: 0.309, SLG: 0.275 Rich Coggins, L OBP: 0.350, SLG: 0.452 Frank Baker, L OBP: 0.200, SLG: 0.133 (8, PH) (9, 6)	0-0 F5		0-0 F9		0-0 K		0-0 F3			3	0	0	0	0	1	2							
1 0 0 0 0 0 0 0	1 0 0 0 0 0 0 0	1 0 0 0 0 0 0 0	1 0 0 0 0 0 0 0	1 0 0 0 0 0 0 0	1 0 0 0 0 0 0 0	1 0 0 0 0 0 0 0	1 0 0 0 0 0 0 0	1 0 0 0 0 0 0 0	1 0 0 0 0 0 0 0	1 0 0 0 0 0 0 0	1 0 0 0 0 0 0 0	1 0 0 0 0 0 0 0	1 0 0 0 0 0 0 0	1 0 0 0 0 0 0 0	1 0 0 0 0 0 0 0	1 0 0 0 0 0 0 0							
Inning Stats	R: 1 E: 0 K: 1 S: 7	H: 2 LOB: 2 BB: 1 P: 11	R: 0 E: 0 K: 1 S: 6	H: 1 LOB: 1 BB: 0 P: 6	R: 2 E: 1 K: 1 S: 6	H: 2 LOB: 1 BB: 2 P: 14	R: 0 E: 0 K: 0 S: 3	H: 0 LOB: 1 BB: 1 P: 7	R: 0 E: 1 K: 0 S: 4	H: 1 LOB: 1 BB: 0 P: 4	R: 0 E: 0 K: 1 S: 6	H: 1 LOB: 2 BB: 1 P: 10	R: 0 E: 0 K: 1 S: 6	H: 1 LOB: 2 BB: 1 P: 10	R: 0 E: 0 K: 0 S: 4	H: 1 LOB: 1 BB: 0 P: 4		R: 0 E: 0 K: 1 S: 5	H: 0 LOB: 0 BB: 0 P: 5	1B: 8 2B: 1 3B: 0 HR: 0	SF: 1 SAC: 1 DP: 0 HBP: 0	WP: 0 PB: 0 SB: 2 CS: 1	PA: 41
PITCHER	IP WLS BF H R ER SO BB IBB HBP BLK WP HR S P ERA WHIP	IP WLS BF H R ER SO BB IBB HBP BLK WP HR S P ERA WHIP																					
Charlie Hudson, L ERA: 4.5 Jackie Brown, R ERA: 3.14 Sonny Siebert, R ERA: 3.75 (6, 1) (7, 1)	5.2 W 28 7 3 2 4 1 0 0 0 0 0 3 7 0.00 3.000	0.2 S 9 1 0 0 2 0 0 0 0 0 0 13 13 0.00 0.375																					



Batter	1	2	3	4	5	6	7	8	9	AB	R	H	RBI	BB	SO	LOB	TOP			
Davey Nelson, R OBP: 0.317, SLG: 0.364 (1, 4)	4-0 S 1B BB		0-0 5-3			0-0 6-3		0-0 G4-6-3 1-2		3	1	0	0	1	0	1				
Toby Harrah, R OBP: 0.328, SLG: 0.356 (1, 6)	0-0 4-3		0-0 4-3			0-0 5-3			0-0 F8	4	0	0	0	0	0	1				
Jim Spencer, L OBP: 0.346, SLG: 0.370 (1, 3)	0-0 1B		0-0 1-3			0-0 F4			0-0 F9	4	0	1	1	0	0	0				
Alex Johnson, R OBP: 0.324, SLG: 0.403 (1, 10)	0-3 K			0-0 1-3			0-0 6-3		0-0 1B	4	0	1	0	0	1	1				
Jeff Burroughs, R OBP: 0.338, SLG: 0.459 (1, 7)	0-3 K			0-0 5-3		4-0 BB BB			0-0 F3	3	0	0	0	1	1	2				
Jim Fregosi, R OBP: 0.328, SLG: 0.357 (1, 5)		0-0 3-1		0-3 K		4-0 BB BB G4-6-3				2	0	0	0	1	1	0				
Bill Sudakis, S OBP: 0.305, SLG: 0.500 (1, 2)		0-0 WP 1B			0-0 F9		0-0 G4-6-3 1-2			3	0	1	0	0	0	2				
Larry Bittner, L OBP: 0.295, SLG: 0.285 (1, 9)		0-0 F6 1-2			0-0 G3		0-0 G4-6-3 1B			3	0	1	0	0	0	1				
Vic Harris, S OBP: 0.306, SLG: 0.355 (1, 8)		0-3 K			0-0 F7		0-0 F8			3	0	0	0	0	1	2				
Inning Stats	R: 1 E: 0 K: 2 S: 8	H: 1 LOB: 1 BB: 1 P: 12	R: 0 E: 0 K: 1 S: 6	H: 1 LOB: 0 BB: 0 P: 6	R: 0 E: 0 K: 1 S: 3	H: 0 LOB: 0 BB: 0 P: 3	R: 0 E: 0 K: 1 S: 5	H: 0 LOB: 0 BB: 0 P: 5	R: 0 E: 0 K: 0 S: 3	H: 0 LOB: 0 BB: 0 P: 3	R: 0 E: 0 K: 0 S: 2	H: 0 LOB: 1 BB: 2 P: 10	R: 0 E: 0 K: 0 S: 3	H: 1 LOB: 0 BB: 0 P: 3	R: 0 E: 0 K: 0 S: 4	H: 1 LOB: 1 BB: 0 P: 4	1B: 4 2B: 0 3B: 0 HR: 0	SF: 0 SAC: 0 DP: 2 HBP: 0	WP: 1 PB: 0 SB: 1 CS: 0	PA: 32
PITCHER Doyle Alexander, R ERA: 3.55 (1, 1)	IP: 9.0 WLS: W BF: 32 H: 4 R: 1 ER: 1 SO: 4 BB: 3 IBB: 0 HBP: 0 BLK: 0 WP: 1 HR: 0 S: 37 P: 49 ERA: 1.00 WHIP: 0.778																			

Texas Rangers @ Baltimore Orioles
Memorial Stadium, Baltimore, MD
Wed Aug 29 1973, 7:05 PM EDT
Att: 9,845 - Unknown


AB	29
R	1
H	4
RBI	1
BB	3
SO	4
LOB	10



Batter	1	2	3	4	5	6	7	8	9	AB	R	H	RBI	BB	SO	LOB	BOTTOM	
Al Bumbry, L OBP: 0.381, SLG: 0.479 Paul Blair, R OBP: 0.333, SLG: 0.388 (1, 9)	4-0 1B BB BB		0-0 FC4-6 1-2			0-0 4-3	0-3 K			3	1	1	0	1	0	2		
Rich Coggins, L OBP: 0.351, SLG: 0.449 (1, 8)	4-0 BB 1B BB	0-0 FC4 BB		0-0 G3		0-0 1B		0-0 F4		4	1	1	0	1	0	1		
Tommy Davis, R OBP: 0.337, SLG: 0.392 (1, 10)	0-0 BB BB FC5-3 1B	0-0 F7		0-0 4-3		0-0 6-4-3		0-0 6-3		5	0	1	0	0	0	2		
Boog Powell, L OBP: 0.367, SLG: 0.358 (1, 3)	4-0 FC5-3 1B BB 1-2 2-3 3-H	4-0 1B BB		0-0 4-3		4-0 2B 2B BB		0-0 F5		2	2	0	1	3	0	0		
Don Baylor, R OBP: 0.351, SLG: 0.432 (1, 7)	4-0 1B FC5-3 BB	0-0 3-1			0-0 S 1B		0-0 2B 2B			3	1	2	1	1	0	2		
Brooks Robinson, R OBP: 0.314, SLG: 0.326 (1, 5)	0-3 K		0-0 F8 2B		0-0 F8 1-2		0-0 1B SF9 2B			4	1	2	2	0	1	4		
Bobby Grich, R OBP: 0.362, SLG: 0.376 (1, 4)	0-0 FC5-3 1B 1-2 2-3 3-H		0-3 K		0-0 F6		0-0 CS 1B			4	0	1	0	0	1	5		
Eliud Hendricks, L OBP: 0.267, SLG: 0.362 (1, 2)	0-0 1B		0-0 F8		0-0 F8		0-0 SF9			3	0	1	2	0	0	2		
Mark Belanger, R OBP: 0.311, SLG: 0.274 (1, 6)	0-0 4-3		0-0 FC4-6 BB		0-0 B1-3		0-0 BB			2	0	0	0	2	0	3		
Inning Stats	R: 3 E: 0 K: 1 S: 7	H: 2 LOB: 3 BB: 4 P: 23	R: 0 E: 0 K: 0 S: 4	H: 1 LOB: 2 BB: 1 P: 8	R: 0 E: 0 K: 1 S: 6	H: 1 LOB: 2 BB: 1 P: 10	R: 0 E: 0 K: 0 S: 3	H: 0 LOB: 0 BB: 0 P: 3	R: 0 E: 0 K: 0 S: 4	H: 1 LOB: 1 BB: 0 P: 4	R: 0 E: 0 K: 0 S: 4	H: 1 LOB: 1 BB: 2 P: 15	R: 0 E: 0 K: 0 S: 3	H: 0 LOB: 0 BB: 0 P: 3	1B: 6 2B: 3 3B: 0 HR: 0	SF: 1 SAC: 0 DP: 0 HBP: 0	WP: 0 PB: 0 SB: 1 CS: 1	PA: 40
PITCHER Don Durham, R ERA: 9.14 Mike Paul, L ERA: 4.95 Bill Gogolewski, R ERA: 3.97 Lloyd Allen, R ERA: 9.3 (1, 1)	IP: 0.0 WLS: L BF: 5 H: 1 R: 3 ER: 3 SO: 3 BB: 4 IBB: 0 HBP: 0 BLK: 0 WP: 0 HR: 0 S: 19 P: 27 ERA: ∞ WHIP: ∞																	

Texas Rangers @ Baltimore Orioles
Memorial Stadium, Baltimore, MD
Wed Aug 29 1973, 7:05 PM EDT
Att: 9,845 - Unknown

AB	31
R	6
H	9
RBI	6
BB	8
SO	3
LOB	22




Batter	1	2	3	4	5	6	7	8	9	10	11	AB	R	H	RBI	BB	SO	LOB								
Larry Hisle, R OBP: 0.345, SLG: 0.415 (1, 7)	4-3		BB			K			K	F9		4	0	0	0	1	2	2								
Rod Carew, L OBP: 0.415, SLG: 0.476 (1, 4)	K		F8			K			S 1B	SH 1B		3	2	0	0	2	2	1								
Tony Oliva, L OBP: 0.345, SLG: 0.412 Mike Adams, R OBP: 0.360, SLG: 0.325 (1, 10)	BB				P6				L6-4 1B	1B SF9		3	0	1	1	1	1	0								
Joe Lis, R OBP: 0.311, SLG: 0.401 Rich Reese, L OBP: 0.194, SLG: 0.217 (1, 3)	K				6-3				1B	SH SF9 1B		4	0	1	0	0	2	1								
Jim Holt, L OBP: 0.339, SLG: 0.452 (1, 9)					K				L6-4	2B 1B		5	1	1	1	0	3	2								
George Mitterwald, R OBP: 0.326, SLG: 0.414 (1, 2)	6-3				P6				K	SF9		4	0	0	1	0	2	0								
Steve Braun, L OBP: 0.409, SLG: 0.441 Eric Soderholm, R OBP: 0.278, SLG: 0.188 (1, 5)	K				G6-4-3 1B				2B	1B BB		4	0	2	1	1	1	1								
Steve Brye, R OBP: 0.326, SLG: 0.390 (1, 8)					K				F7	1B 2B		5	0	2	1	0	1	2								
Jerry Terrell, R OBP: 0.314, SLG: 0.338 (1, 6)					K				F9	4-3		5	0	0	0	0	1	4								
Inning Stats	R: 0 E: 0 K: 2 S: 7	H: 0 LOB: 1 BB: 1 P: 11	R: 0 E: 0 K: 2 S: 7	H: 0 LOB: 0 BB: 0 P: 7	R: 0 E: 0 K: 2 S: 7	H: 0 LOB: 1 BB: 1 P: 11	R: 0 E: 0 K: 1 S: 5	H: 0 LOB: 0 BB: 0 P: 5	R: 0 E: 0 K: 0 S: 3	H: 1 LOB: 0 BB: 0 P: 3	R: 0 E: 0 K: 2 S: 7	H: 0 LOB: 0 BB: 0 P: 7	R: 0 E: 0 K: 1 S: 6	H: 1 LOB: 1 BB: 0 P: 6	R: 1 E: 0 K: 1 S: 6	H: 2 LOB: 1 BB: 1 P: 10	R: 0 E: 0 K: 1 S: 6	H: 1 LOB: 1 BB: 1 P: 10	R: 4 E: 0 K: 0 S: 6	H: 2 LOB: 1 BB: 2 P: 14	1B: 5 2B: 3 3B: 0 HR: 0	SF: 1 SAC: 1 DP: 2 HBP: 0	WP: 0 PB: 0 SB: 1 CS: 0	PA: 45		
PITCHER	IP 10.2	WLS L	BF 44	H 7	R 5	ER 5	SO 15	BB 6	IBB 0	HBP 0	BLK 0	WP 0	HR 0	S 68	P 92	ERA 4.22	WHIP 1.219									
Jim Bibby, R ERA: 3.76 Jackie Brown, R ERA: 3.12 (1, 1)	(11, 1)	0.1	1	0	0	0	0	0	0	0	0	0	0	0	1	1	0.00	0.000								

Minnesota Twins @ Texas Rangers
Arlington Stadium, Arlington, TX
Thu Aug 30 1973, 8:05 PM EDT
Att: 4,012 - Unknown - 88 F

livebaseballscores.com

AB 37
R 5
H 7
RBI 5
BB 6
SO 15
LOB 13




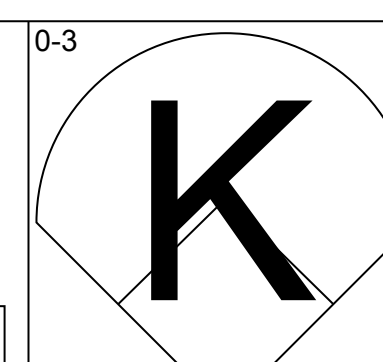
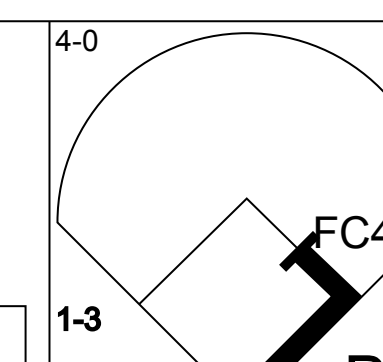
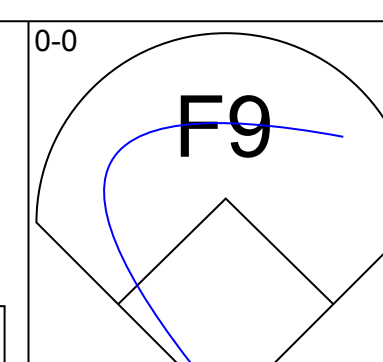
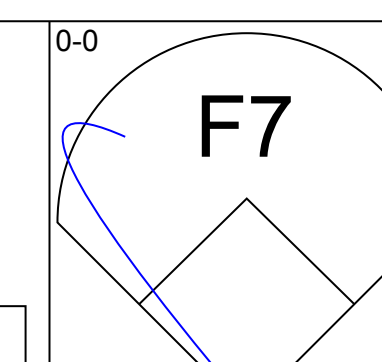
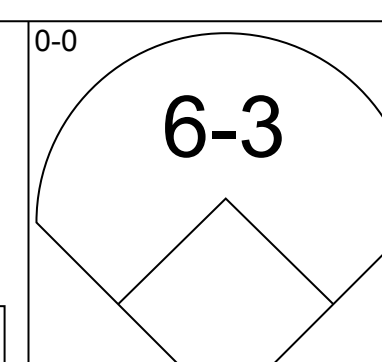
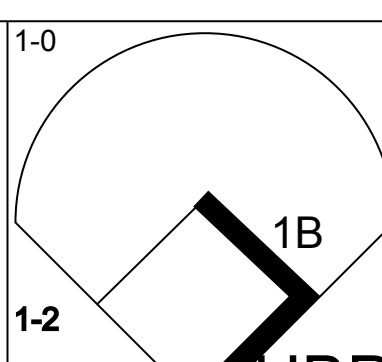
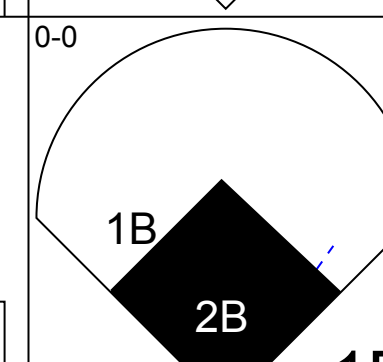
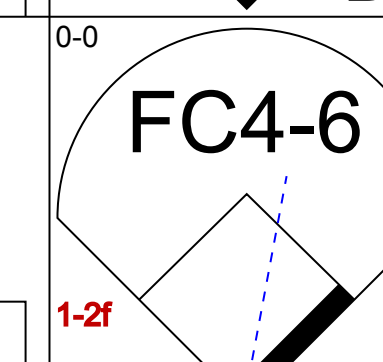
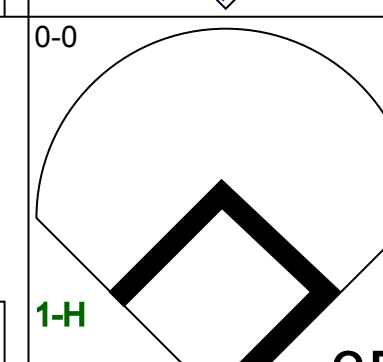
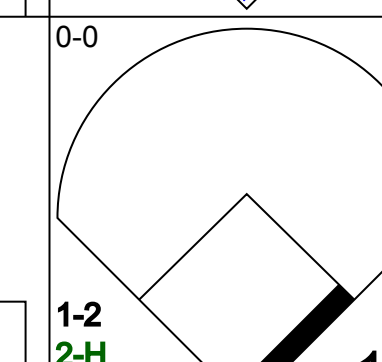
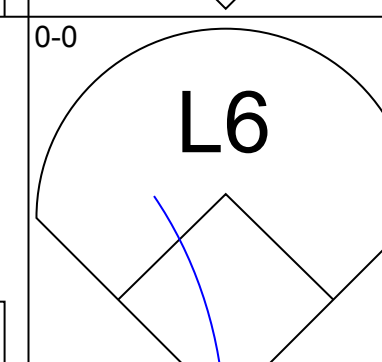
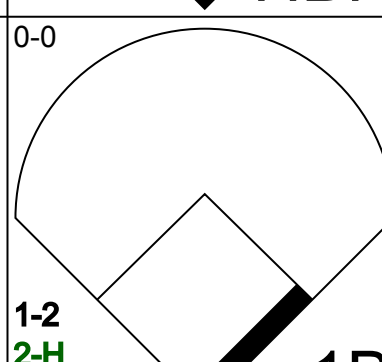
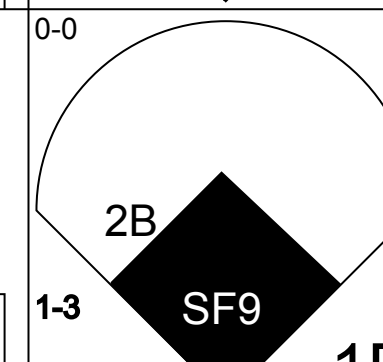
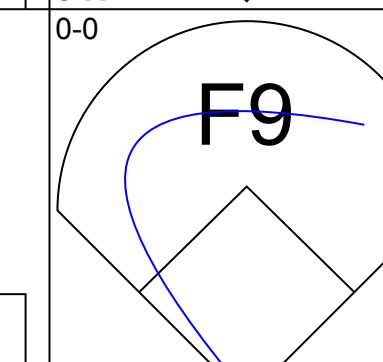
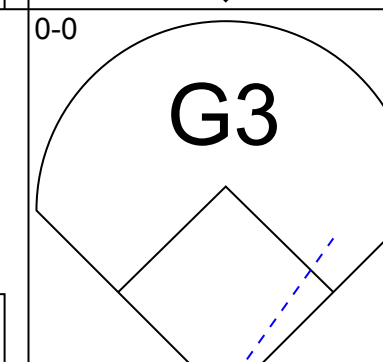
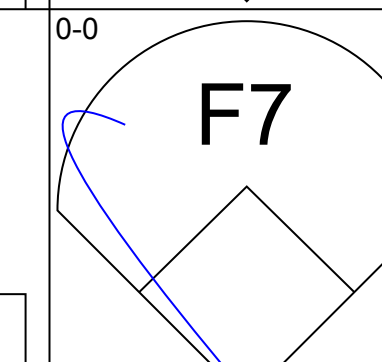
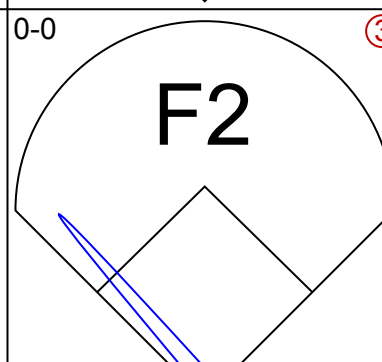
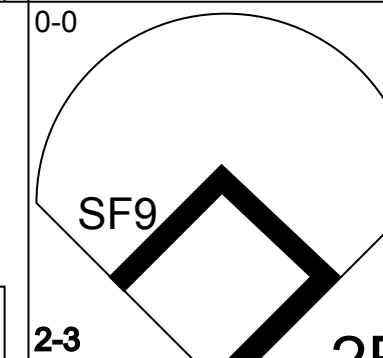


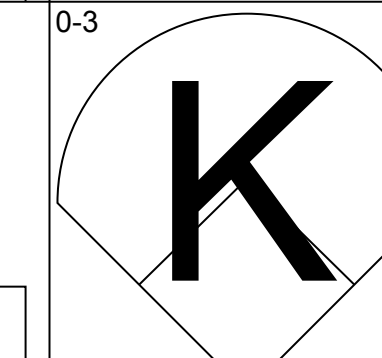

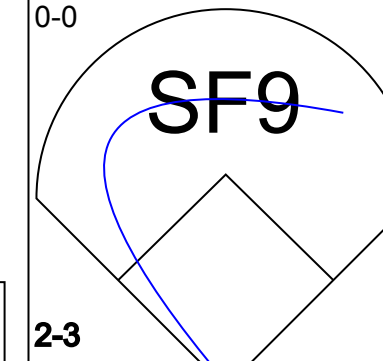

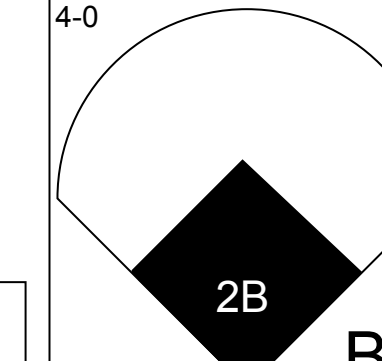


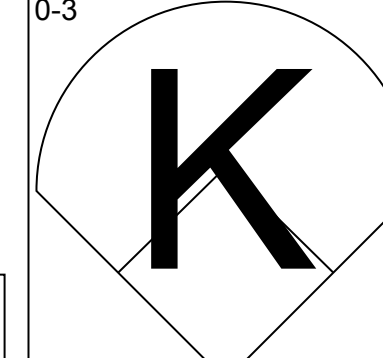

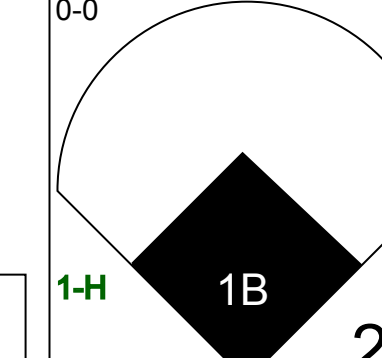




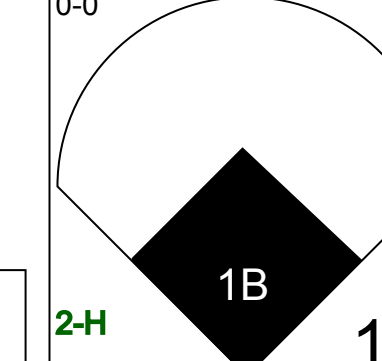

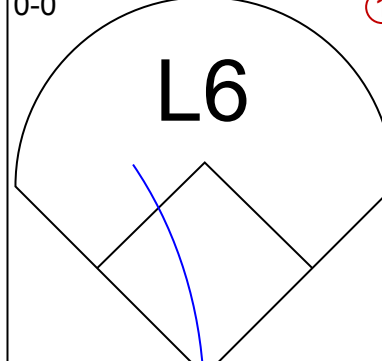
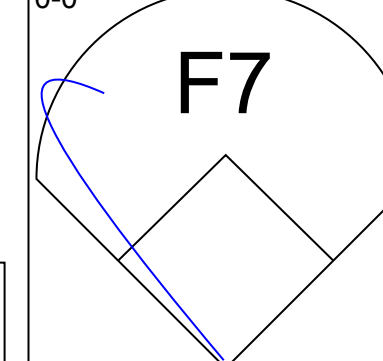

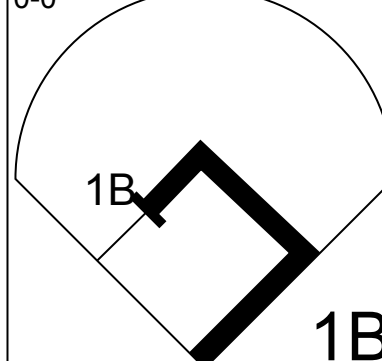
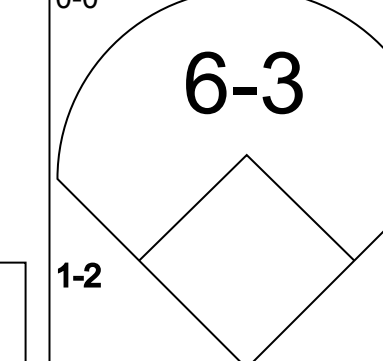
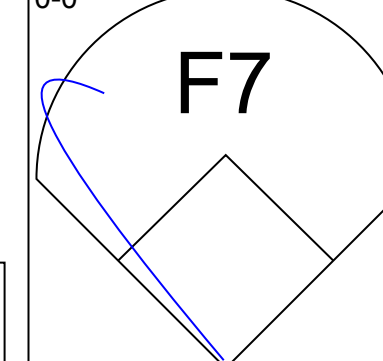
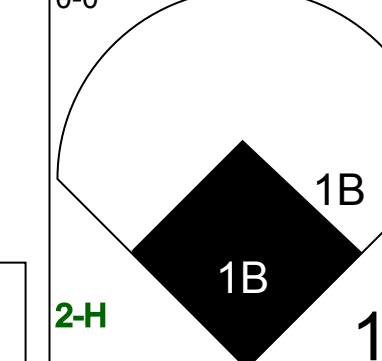
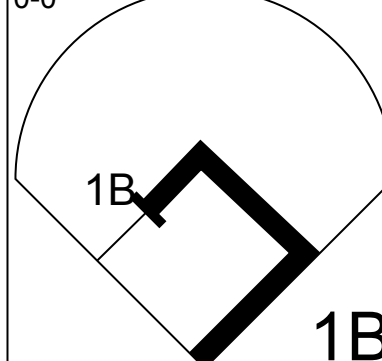
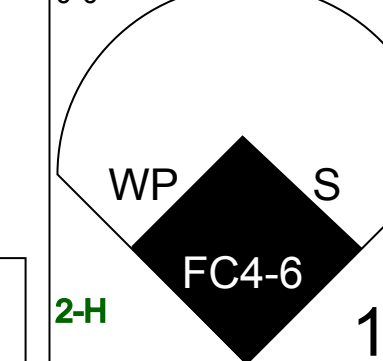
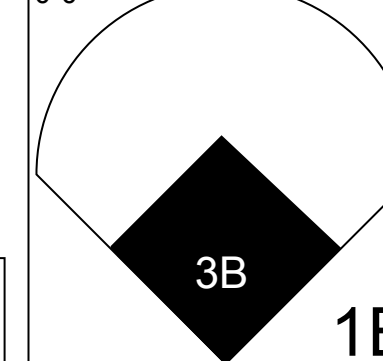
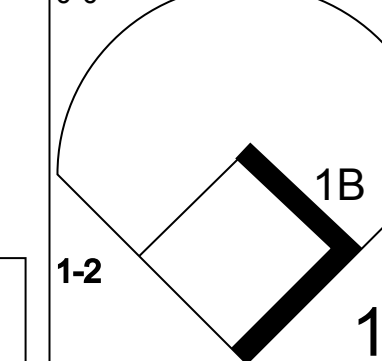
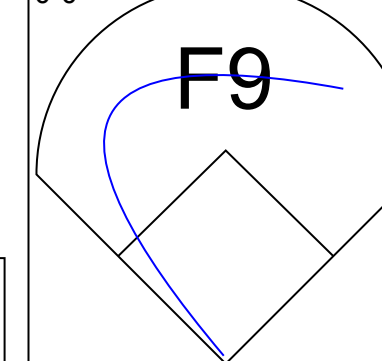
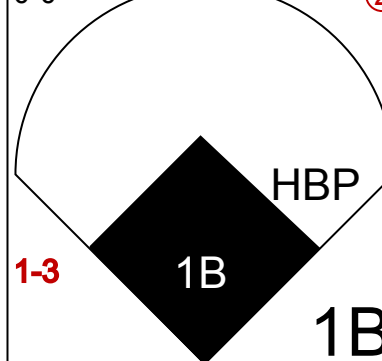
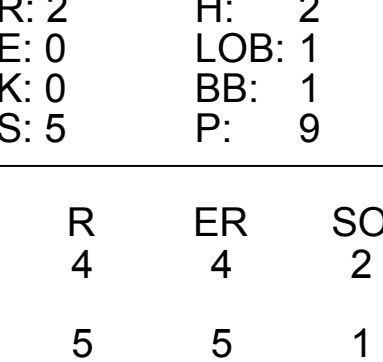
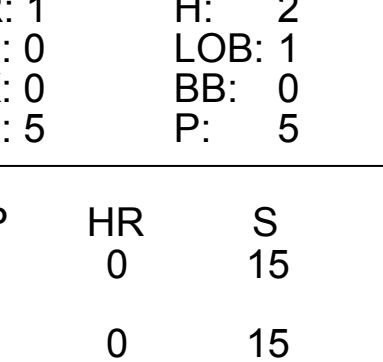
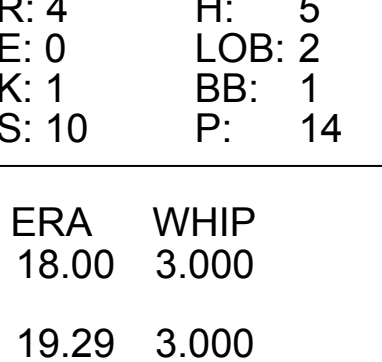
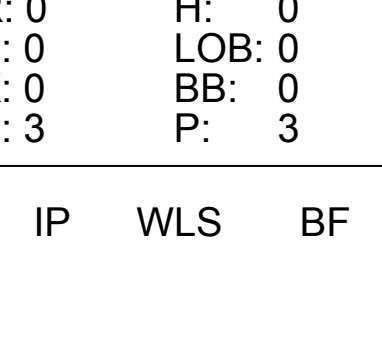
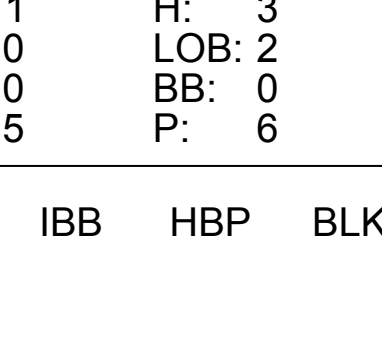
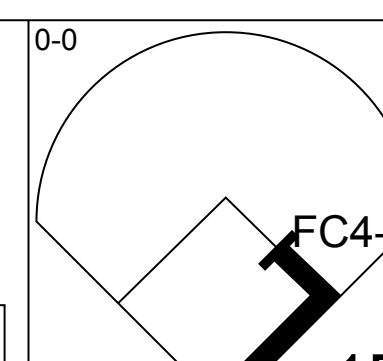
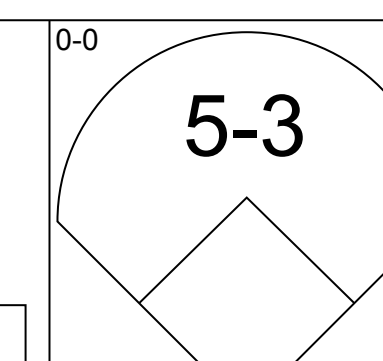
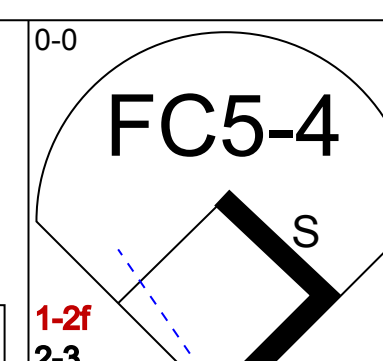
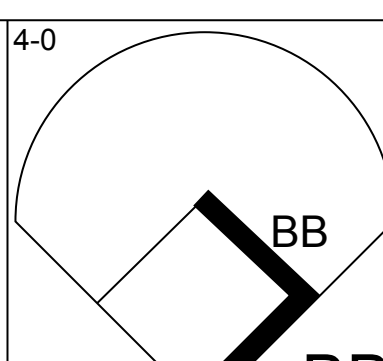
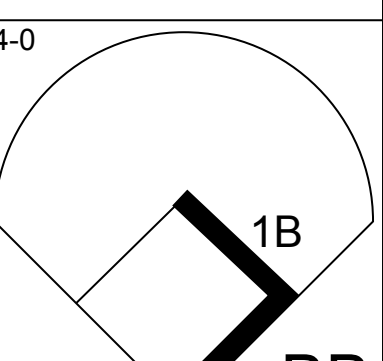
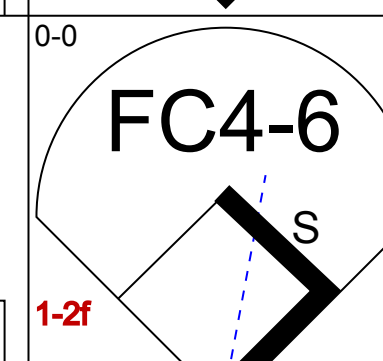
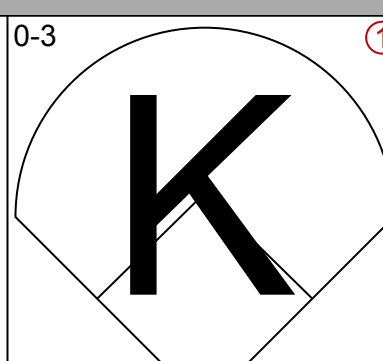
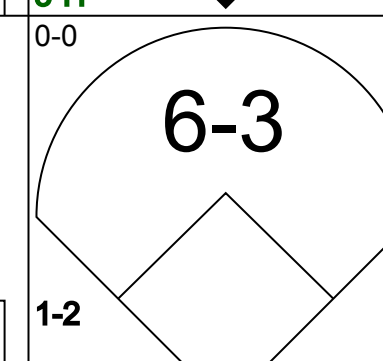
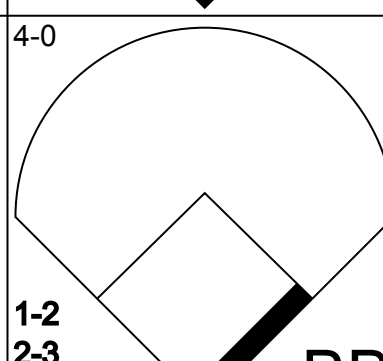
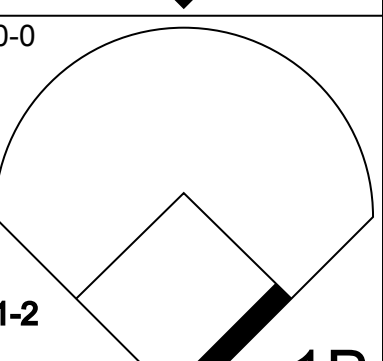
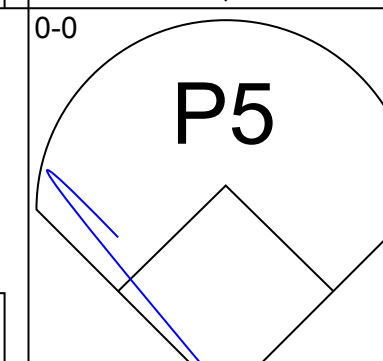
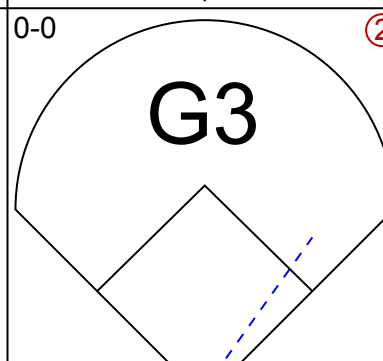
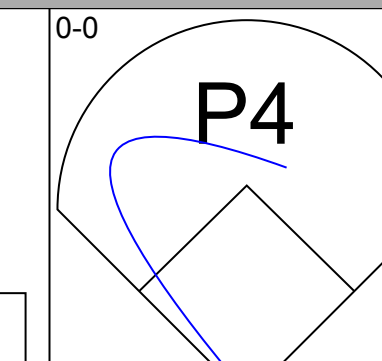
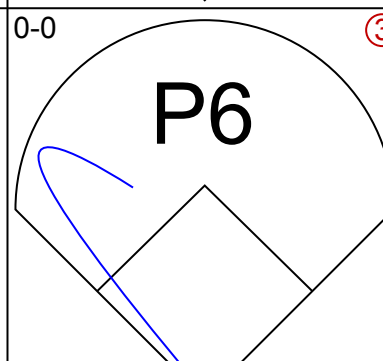
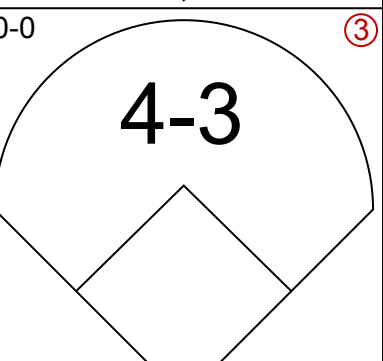
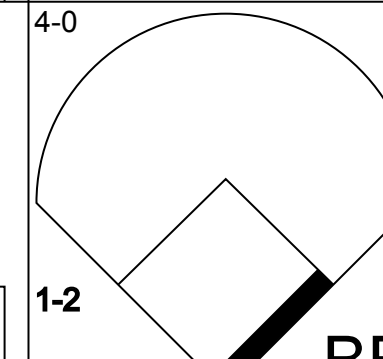
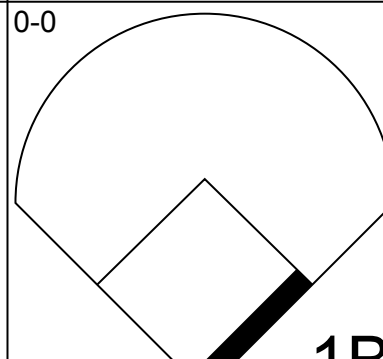
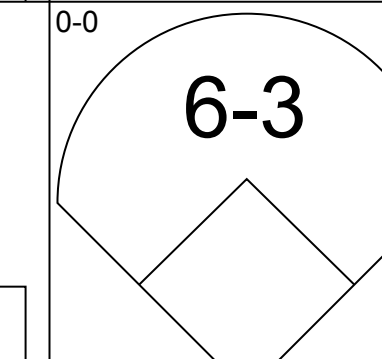
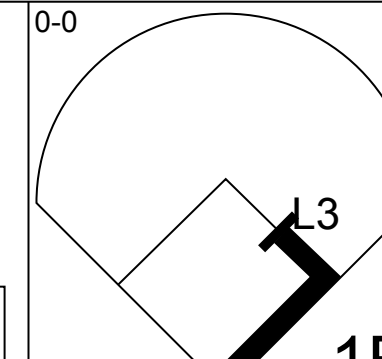
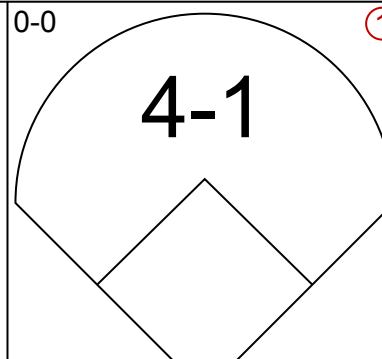
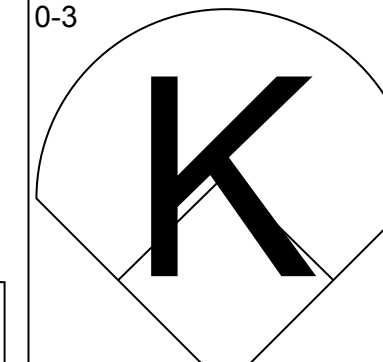
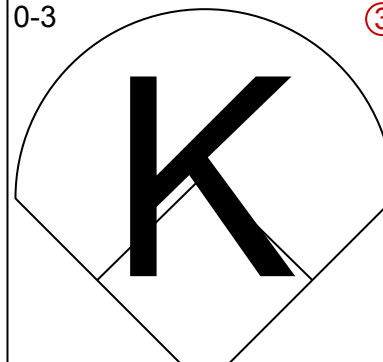
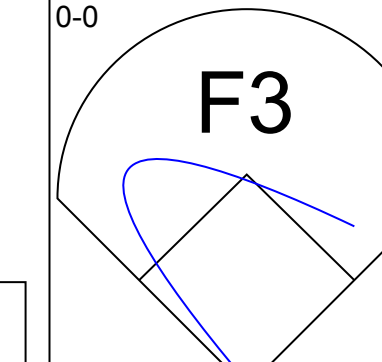
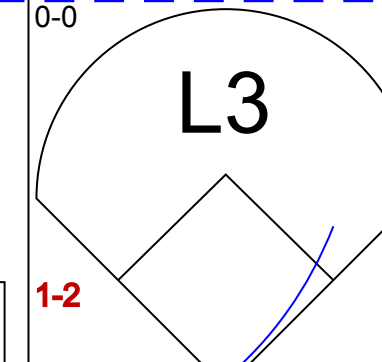
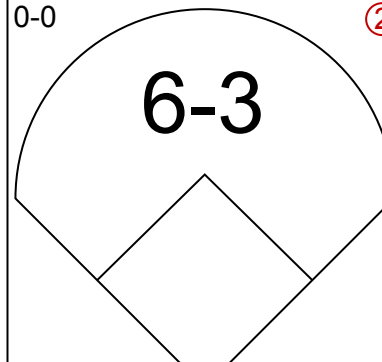
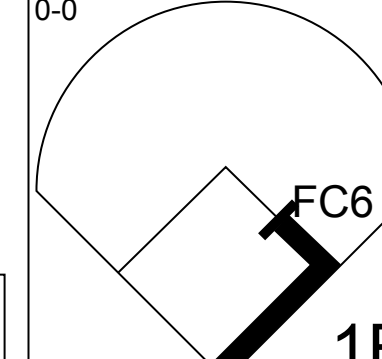
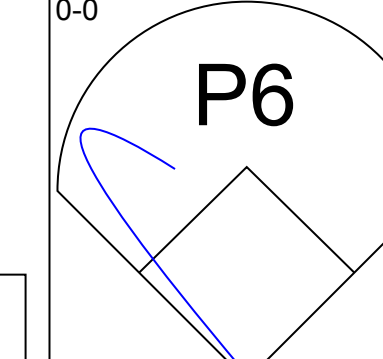
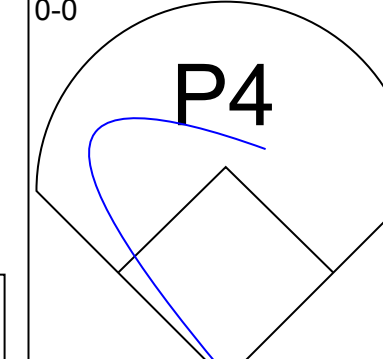
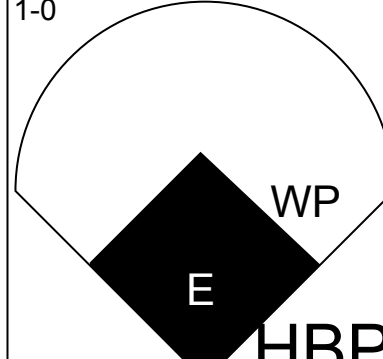
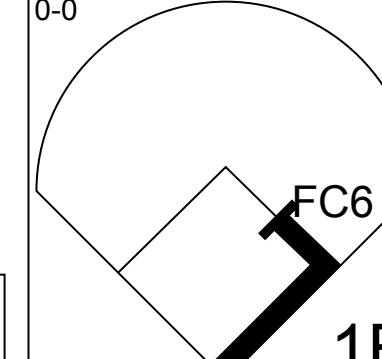
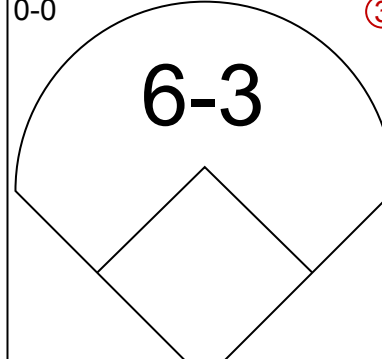
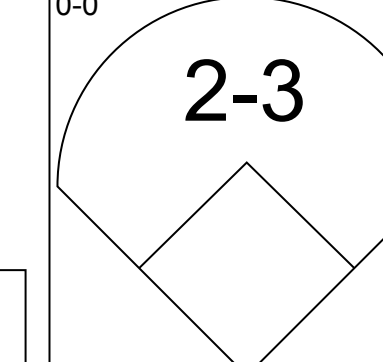
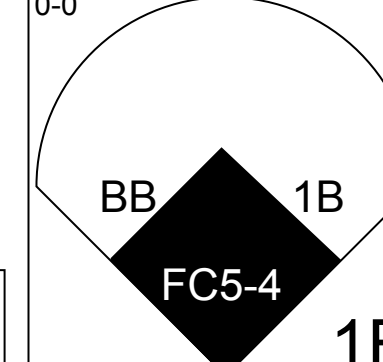

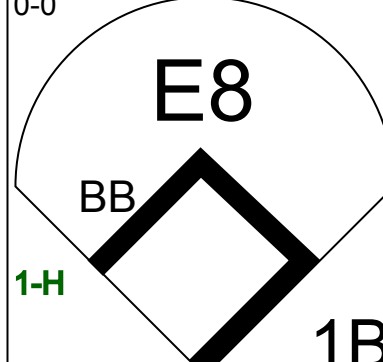
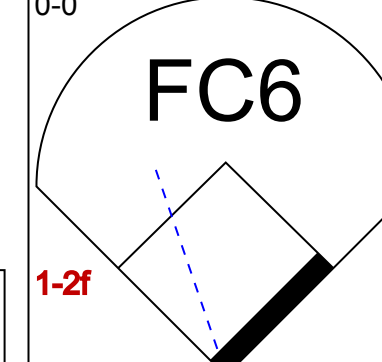
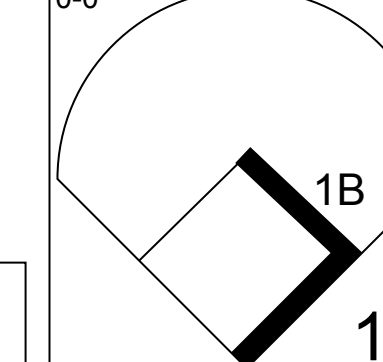
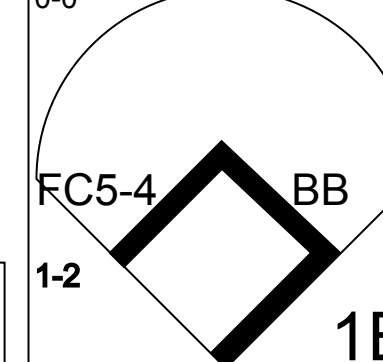

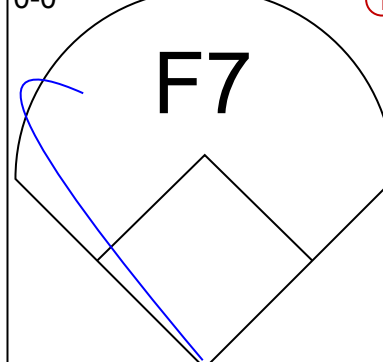
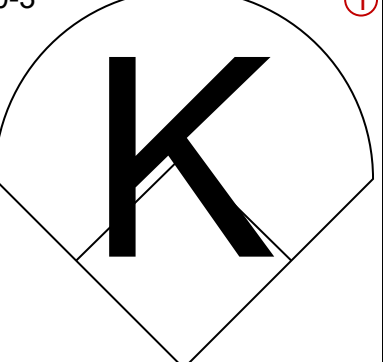
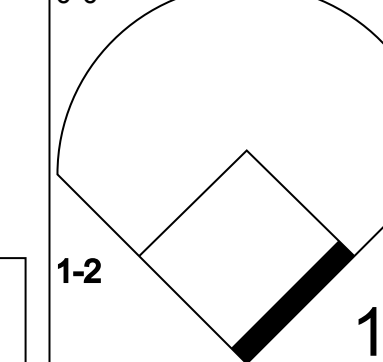
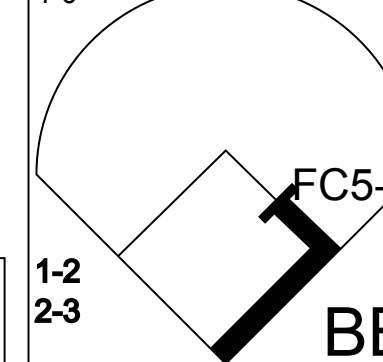

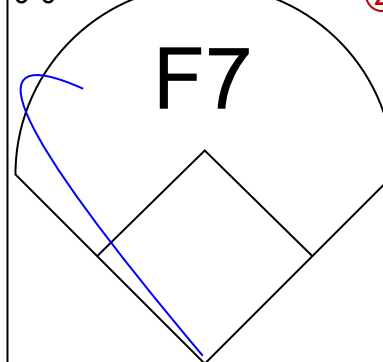
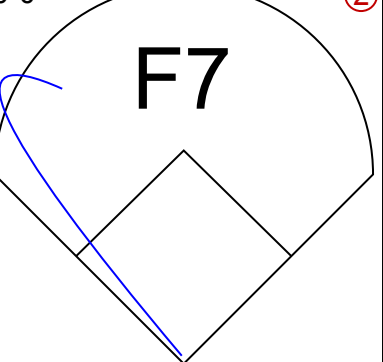
Batter	1	2	3	4	5	6	7	8	9	10	11	AB	R	H	RBI	BB	SO	LOB								
Davey Nelson, R OBP: 0.316, SLG: 0.364 (1, 4)	4-3		P4			6-3			5-3		2B	6-3	6	0	1	0	0	0	1							
Toby Harrah, R OBP: 0.332, SLG: 0.358 (1, 6)	1-3		5-3			E E3 1B			S 1B		IBB		4	0	2	0	1	0	0							
Jim Spencer, L OBP: 0.344, SLG: 0.368 (1, 3)	1B		K			6-3			F7		K		5	0	1	0	0	2	4							
Alex Johnson, R OBP: 0.324, SLG: 0.401 Elliott Maddox, R OBP: 0.345, SLG: 0.255 Jeff Burroughs, R OBP: 0.338, SLG: 0.458 (1, 7)	K				4-3				F9		K		3	0	0	0	1	1	2							
Bill Sudakis, S OBP: 0.298, SLG: 0.488 (1, 10)			1-3			G3			E3		F8		5	0	0	0	0	1	4							
Jim Fregosi, R OBP: 0.330, SLG: 0.363 (1, 5)			K			6-3			F9		1B 1B		5	1	2	0	0	1	0							
Larry Bittner, L OBP: 0.307, SLG: 0.303 (1, 9)			2B			F8			FC1-4 1B		1B 1B		5	1	4	0	0	0	0							
Vic Harris, S OBP: 0.307, SLG: 0.356 (1, 8)			1B			L3			K		P6		5	0	2	2	0	1	3							
Ken Suarez, R OBP: 0.365, SLG: 0.322 (1, 2)	F7					P6			FC1-4		1B		5	0	1	0	0	0	4							
Inning Stats	R: 0 E: 0 K: 1 S: 6	H: 1 LOB: 1 BB: 0 P: 6	R: 1 E: 0 K: 1 S: 7	H: 2 LOB: 1 BB: 0 P: 7	R: 0 E: 0 K: 1 S: 5	H: 0 LOB: 0 BB: 0 P: 5	R: 0 E: 0 K: 0 S: 3	H: 0 LOB: 0 BB: 0 P: 3	R: 0 E: 0 K: 0 S: 4	H: 1 LOB: 2 BB: 1 P: 8	R: 0 E: 0 K: 1 S: 6	H: 1 LOB: 1 BB: 0 P: 6	R: 0 E: 0 K: 0 S: 4	H: 1 LOB: 1 BB: 0 P: 4	R: 0 E: 0 K: 1 S: 7	H: 3 LOB: 2 BB: 0 P: 7	R: 0 E: 0 K: 2 S: 8	H: 1 LOB: 2 BB: 1 P: 12	R: 1 E: 0 K: 0 S: 5	H: 3 LOB: 1 BB: 0 P: 5	1B: 10 2B: 3 3B: 0 HR: 0	SF: 0 SAC: 0 DP: 1 HBP: 0	WP: 0 PB: 0 SB: 2 CS: 0	PA: 46		
PITCHER	IP 10.0	WLS W	BF 43	H 12	R 2	ER 2	SO 7	BB 1	IBB 1	HBP 0	BLK 0	WP 0	HR 0	S 55	P 63	ERA 1.80	WHIP 1.300									
Bert Blyleven, R ERA: 2.57 Bill Campbell, R ERA: 4.25 (1, 1)	(11, 1)	1.0	S	3	1	0	0	0	0	0	0	0	0	0	3	3	0.00	1.000								

Minnesota Twins @ Texas Rangers
Arlington Stadium, Arlington, TX
Thu Aug 30 1973, 8:05 PM EDT
Att: 4,012 - Unknown - 88 F

livebaseballscores.com

AB 44
R 2
H 13
RBI 2
BB 2
SO 7
LOB 20



Batter	1	2	3	4	5	6	7	8	9	AB	R	H	RBI	BB	SO	LOB	TOP					
Larry Hisle, R OBP: 0.345, SLG: 0.412 (1, 7)										4	0	0	0	1	1	3	Minnesota Twins @ Texas Rangers Arlington Stadium, Arlington, TX Fri Aug 31 1973, 8:05 PM EDT Att. 4,445 - Unknown - 89 F					
Rod Carew, L OBP: 0.417, SLG: 0.482 (1, 4)										5	1	3	3	0	0	1						
Dan Monzon, R OBP: 0.308, SLG: 0.288 (7, 4)										1	0	1	1	0	0	0						
Tony Oliva, L OBP: 0.343, SLG: 0.409 (1, 10)										6	1	1	0	0	0	6						
Joe Lis, R OBP: 0.321, SLG: 0.414 (1, 3)										5	1	4	1	0	1	0						
Steve Brye, R OBP: 0.322, SLG: 0.383 (1, 8)										3	1	0	1	1	0	3						
Bobby Darwin, R OBP: 0.299, SLG: 0.376 (1, 9)										5	1	2	2	0	1	3						
Danny Thompson, R OBP: 0.273, SLG: 0.297 (1, 6)										4	2	2	1	0	1	2						
Jerry Terrell, R OBP: 0.313, SLG: 0.337 (6, 6)										1	0	0	0	0	0	0						
George Mitterwald, R OBP: 0.327, SLG: 0.414 (1, 2)										5	1	2	1	0	0	2						
Eric Soderholm, R OBP: 0.391, SLG: 0.333 (1, 5)										5	3	4	1	0	0	0						
Inning Stats	R: 2 E: 0 K: 2 S: 10	H: 3 LOB: 1 BB: 0 P: 10	R: 2 E: 0 K: 0 S: 5	H: 2 LOB: 1 BB: 1 P: 9	R: 0 E: 0 K: 0 S: 4	H: 1 LOB: 1 BB: 0 P: 4	R: 1 E: 0 K: 0 S: 5	H: 2 LOB: 0 BB: 0 P: 5	R: 4 E: 0 K: 1 S: 10	H: 5 LOB: 2 BB: 1 P: 14	R: 1 E: 0 K: 1 S: 7	H: 2 LOB: 1 BB: 0 P: 7	R: 0 E: 0 K: 0 S: 3	H: 0 LOB: 0 BB: 0 P: 3	R: 0 E: 0 K: 0 S: 4	H: 1 LOB: 1 BB: 0 P: 4	R: 1 E: 0 K: 0 S: 5	H: 3 LOB: 2 BB: 0 P: 6	1B: 16 2B: 2 3B: 1 HR: 0	SF: 1 SAC: 0 DP: 0 HBP: 1	WP: 2 PB: 0 SB: 1 CS: 0	PA: 48
PITCHER	IP WLS BF H R ER SO BB IBB HBP BLK WP HR S P ERA WHIP																					
Jim Merritt, L ERA: 4.23 (1, 1)	2.0 L 12 5 4 4 2 1 0 0 0 0 1 0 15 19 18.00 3.000																					
Bill Gogolewski, R ERA: 4.3 (3, 1)	2.1 14 6 5 5 1 1 0 0 0 0 0 0 15 19 19.29 3.000																					
Lloyd Allen, R ERA: 8.93 (5, 1)	2.2 12 4 1 1 1 0 0 0 0 0 1 0 14 14 3.38 1.500																					
Steve Foucault, R ERA: 4.63 (8, 1)	2.0 10 4 1 1 0 0 0 0 1 0 0 0 9 10 4.50 2.000																					
Batter	1	2	3	4	5	6	7	8	9	AB	R	H	RBI	BB	SO	LOB	BOTTOM					
Davey Nelson, R OBP: 0.318, SLG: 0.364 (1, 4)										3	0	1	1	2	0	4	Minnesota Twins @ Texas Rangers Arlington Stadium, Arlington, TX Fri Aug 31 1973, 8:05 PM EDT Att. 4,445 - Unknown - 89 F					
Toby Harrah, R OBP: 0.333, SLG: 0.356 (1, 6)										4	0	1	0	1	1	3						
Jim Spencer, L OBP: 0.340, SLG: 0.363 (1, 3)										5	0	0	0	0	0	6						
Alex Johnson, R OBP: 0.326, SLG: 0.402 (1, 10)										4	0	2	0	1	0	0						
Jeff Burroughs, R OBP: 0.336, SLG: 0.456 (1, 7)										2	0	0	0	0	2	3						
Elliott Maddox, R OBP: 0.339, SLG: 0.250 (4, 9)										3	0	0	0	0	0	1						
Jim Fregosi, R OBP: 0.331, SLG: 0.361 (1, 5)										4	1	1	0	0	0	0						
Bill Sudakis, S OBP: 0.302, SLG: 0.488 (1, 2)										4	1	2	1	0	0	1						
Larry Bittner, L OBP: 0.311, SLG: 0.307 (1, 9)										4	0	2	0	0	1	1						
Vic Harris, S OBP: 0.308, SLG: 0.356 (1, 8)										3	0	1	0	1	0	1						
Inning Stats	R: 0 E: 0 K: 1 S: 6	H: 1 LOB: 2 BB: 1 P: 10	R: 0 E: 0 K: 0 S: 5	H: 2 LOB: 2 BB: 0 P: 5	R: 0 E: 0 K: 2 S: 8	H: 1 LOB: 1 BB: 0 P: 8	R: 1 E: 0 K: 0 S: 5	H: 2 LOB: 1 BB: 1 P: 9	R: 0 E: 0 K: 0 S: 3	H: 0 LOB: 0 BB: 0 P: 3	R: 1 E: 1 K: 0 S: 4	H: 1 LOB: 3 BB: 2 P: 13	R: 0 E: 0 K: 0 S: 4	H: 2 LOB: 1 BB: 0 P: 4	R: 0 E: 0 K: 1 S: 6	H: 1 LOB: 2 BB: 1 P: 10	R: 0 E: 0 K: 0 S: 3	H: 0 LOB: 0 BB: 0 P: 3	1B: 10 2B: 1 3B: 0 HR: 0	SF: 0 SAC: 0 DP: 1 HBP: 1	WP: 1 PB: 0 SB: 2 CS: 0	PA: 42
PITCHER	IP WLS BF H R ER SO BB IBB HBP BLK WP HR S P ERA WHIP																					
Danny Fife, R ERA: 1.93 (1, 1)	6.0 W 31 8 2 2 3 4 0 0 0 0 0 0 32 49 3.00 2.000																					
Ray Corbin, R ERA: 3.18 (7, 1)	3.0 S 11 2 0 0 1 1 0 0 0 0 0 0 12 16 0.00 1.000																					

Batter	1	2	3	4	5	6	7	8	9	AB	R	H	RBI	BB	SO	LOB	TOP			
Steve Blye, R OBP: 0.323, SLG: 0.377 (1, 8)										5	0	1	2	1	1	2				
Danny Thompson, R OBP: 0.289, SLG: 0.293 Jerry Terrell, R OBP: 0.312, SLG: 0.336 (1, 6) (5, 6)										4	0	0	0	0	2	5				
Tony Oliva, L OBP: 0.344, SLG: 0.409 (1, 10)										5	0	2	2	0	2	0				
Joe Lis, R OBP: 0.327, SLG: 0.413 (1, 3)										3	2	1	0	1	0	1				
Eric Soderholm, R OBP: 0.464, SLG: 0.417 (1, 5)										3	2	2	0	2	1	3				
Bobby Darwin, R OBP: 0.300, SLG: 0.378 (1, 9)										5	2	2	3	0	1	3				
Larry Hisle, R OBP: 0.343, SLG: 0.410 (1, 7)										5	1	1	0	0	1	4				
George Mitterwald, R OBP: 0.333, SLG: 0.420 (1, 2)										4	2	3	2	1	0	0				
Dan Monzon, R OBP: 0.329, SLG: 0.290 (1, 4)										3	1	1	1	2	0	2				
Inning Stats	R: 0 E: 0 K: 0 S: 3	H: 1 LOB: 1 BB: 1 P: 7	R: 4 E: 0 K: 3 S: 12	H: 3 LOB: 3 BB: 3 P: 25	R: 2 E: 0 K: 2 S: 10	H: 3 LOB: 1 BB: 0 P: 10	R: 2 E: 2 K: 1 S: 9	H: 3 LOB: 2 BB: 0 P: 9	R: 0 E: 0 K: 0 S: 3	H: 0 LOB: 0 BB: 0 P: 3	R: 2 E: 0 K: 0 S: 4	H: 2 LOB: 0 BB: 1 P: 8	R: 0 E: 0 K: 0 S: 3	H: 0 LOB: 0 BB: 0 P: 3	R: 0 E: 0 K: 1 S: 5	H: 1 LOB: 1 BB: 1 P: 9	1B: 10 2B: 3 3B: 0 HR: 0	SF: 0 SAC: 0 DP: 2 HBP: 1	WP: 0 PB: 1 CS: 0	PA: 46
PITCHER	IP	WLS	BF	H	R	ER	SO	BB	IBB	HBP	BLK	WP	HR	S	P	ERA	WHIP			
David Clyde, L ERA: 4.66 Jackie Brown, R ERA: 3.51 Don Durham, R ERA: 7.71 (1, 1) (2, 1) (6, 1)	1.2	L	13	4	4	4	2	4	0	1	0	0	0	12	29	21.60	4.800			

Minnesota Twins @ Texas Rangers
Arlington Stadium, Arlington, TX
Sat Sep 01 1973, 8:05 PM EDT
Att: 7,798 - Unknown

AB 38
R 10
H 13
RBI 10
BB 7
SO 8
LOB 20



Batter	1	2	3	4	5	6	7	8	9	AB	R	H	RBI	BB	SO	LOB	BOTTOM			
Davey Nelson, R OBP: 0.317, SLG: 0.361 (1, 4)										3	0	0	1	1	2	0				
Toby Harrah, R OBP: 0.331, SLG: 0.352 (1, 6)										4	1	0	0	1	1	2				
Jeff Burroughs, R OBP: 0.339, SLG: 0.456 (1, 7)										4	2	2	0	1	1	0				
Alex Johnson, R OBP: 0.330, SLG: 0.405 (1, 10)										4	1	3	1	1	1	1				
Bill Sudakis, S OBP: 0.308, SLG: 0.495 Steve Dunning, R (9, PR) (1, 3)										5	1	3	1	0	0	2				
Jim Fregosi, R OBP: 0.329, SLG: 0.357 (1, 5)										5	0	1	0	0	2	6				
Vic Harris, S OBP: 0.308, SLG: 0.353 (1, 8)										3	2	0	1	1	0	4				
Dick Billings, R OBP: 0.233, SLG: 0.222 (1, 2)										4	0	1	2	0	0	2				
Elliott Maddox, R OBP: 0.341, SLG: 0.248 Larry Blittner, L OBP: 0.308, SLG: 0.304 (5, PH) (6, 9)										1	0	0	0	1	0	1				
Inning Stats	R: 2 E: 0 K: 0 S: 3	H: 2 LOB: 0 BB: 2 P: 11	R: 1 E: 1 K: 1 S: 6	H: 0 LOB: 2 BB: 2 P: 14	R: 3 E: 0 K: 1 S: 8	H: 3 LOB: 1 BB: 1 P: 12	R: 0 E: 0 K: 1 S: 5	H: 0 LOB: 1 BB: 1 P: 9	R: 1 E: 1 K: 0 S: 5	H: 2 LOB: 1 BB: 0 P: 5	R: 0 E: 0 K: 2 S: 7	H: 0 LOB: 0 BB: 0 P: 7	R: 0 E: 0 K: 0 S: 4	H: 1 LOB: 1 BB: 0 P: 4	R: 0 E: 0 K: 1 S: 5	H: 2 LOB: 2 BB: 0 P: 7	1B: 8 2B: 3 3B: 0 HR: 0	SF: 1 SAC: 0 DP: 1 HBP: 0	WP: 1 PB: 0 CS: 1	PA: 42
PITCHER	IP	WLS	BF	H	R	ER	SO	BB	IBB	HBP	BLK	WP	HR	S	P	ERA	WHIP			
Eddie Bane, L ERA: 5.24 Bill Hands, R ERA: 3.93 (1, 1) (3, 1)	2.0	W	28	6	1	0	6	1	0	0	0	1	0	39	43	0.00	1.000			


Minnesota Twins @ Texas Rangers
Arlington Stadium, Arlington, TX
Sat Sep 01 1973, 8:05 PM EDT
Att: 7,798 - Unknown


AB 35
R 7
H 10
RBI 6
BB 6
SO 7
LOB 19





Batter	1	2	3	4	5	6	7	8	9	AB	R	H	RBI	BB	SO	LOB	TOP					
Steve Blye, R (1, 8) OBP: 0.316, SLG: 0.368	4-3		F7			6-3		5-3		4	0	0	0	0	0	0	Minnesota Twins @ Texas Rangers Arlington Stadium, Arlington, TX Sun Sep 02 1973, 4:33 AM EDT Att: 3,242 - Unknown					
Danny Thompson, R (1, 6) OBP: 0.286, SLG: 0.290 Rod Carew, L (8, FH) OBP: 0.416, SLG: 0.481	P3			P3		F8		3-1		3	0	0	0	0	0	0						
Tony Oliva, L (1, 10) OBP: 0.347, SLG: 0.414				FC6-4 1B		FC5 2B		1-4-3		4	0	3	0	0	0	0						
Joe Lis, R (1, 3) OBP: 0.326, SLG: 0.408	K			F8					P4	3	0	0	0	1	1	2						
Eric Soderholm, R (1, 5) OBP: 0.406, SLG: 0.357		L5		FC6-4 1-2f		FC5 2-3f		6-3		4	0	0	0	0	0	3						
Bobby Darwin, R (1, 9) OBP: 0.300, SLG: 0.377		F9							P3	4	0	1	0	0	0	0						
Larry Hisle, R (1, 7) OBP: 0.345, SLG: 0.413		6-3								3	0	2	0	0	0	0						
George Mitterwald, R (1, 2) OBP: 0.330, SLG: 0.417			L5			P3		F8		3	0	0	0	0	0	2						
Dan Monzon, R (1, 4) OBP: 0.315, SLG: 0.277 Jerry Terrell, R (8, 6) OBP: 0.312, SLG: 0.336			F8			F8		F8		3	0	0	0	0	0	2						
										0	0	0	0	0	0	0						
Inning Stats	R: 0 E: 0 K: 1 S: 6	H: 1 LOB: 1 BB: 0 P: 6	R: 0 E: 0 K: 0 S: 3	H: 0 LOB: 0 BB: 0 P: 3	R: 0 E: 0 K: 0 S: 3	H: 0 LOB: 0 BB: 0 P: 3	R: 0 E: 0 K: 0 S: 4	H: 1 LOB: 1 BB: 0 P: 4	R: 0 E: 0 K: 0 S: 4	H: 2 LOB: 1 BB: 0 P: 4	R: 0 E: 0 K: 0 S: 4	H: 1 LOB: 2 BB: 1 P: 8	R: 0 E: 0 K: 0 S: 4	H: 1 LOB: 1 BB: 0 P: 4	R: 0 E: 0 K: 0 S: 3	H: 0 LOB: 0 BB: 0 P: 3	R: 0 E: 0 K: 0 S: 3	H: 0 LOB: 0 BB: 0 P: 3	1B: 4 2B: 2 3B: 0 HR: 0	SF: 0 SAC: 0 DP: 0 HBP: 0	WP: 0 PB: 0 SB: 0 CS: 1	PA: 33
PITCHER Charlie Hudson, L (1, 1) ERA: 3.79	IP: 9.0 WLS: W BF: 33 H: 6 R: 0 ER: 0 SO: 1 BB: 1 IBB: 0 HBP: 0 BLK: 0 WP: 0 HR: 0 S: 34 P: 38 ERA: 0.00 WHIP: 0.778																					

Batter	1	2	3	4	5	6	7	8	9	AB	R	H	RBI	BB	SO	LOB	BOTTOM			
Davey Nelson, R (1, 4) OBP: 0.317, SLG: 0.363	3-1		K					FC5-4 1B		4	1	1	0	0	1	1	Minnesota Twins @ Texas Rangers Arlington Stadium, Arlington, TX Sun Sep 02 1973, 4:33 AM EDT Att: 3,242 - Unknown			
Toby Harrah, R (1, 6) OBP: 0.333, SLG: 0.352	F3			4-3 S E BB	F8					3	1	1	1	1	0	1				
Larry Bittner, L (1, 9) OBP: 0.302, SLG: 0.298	F8				4-3 1-3	5-6-3	F8			4	0	0	0	0	0	2				
Alex Johnson, R (1, 10) OBP: 0.328, SLG: 0.402		6-3		E5 E		5-3		F9		4	0	0	1	0	0	0				
Bill Sudakis, S (1, 5) OBP: 0.316, SLG: 0.502 Jim Mason, L (8, PR) OBP: 0.282, SLG: 0.309					F8					3	0	2	0	1	0	1				
Jeff Burroughs, R (1, 7) OBP: 0.340, SLG: 0.455 Elliott Maddox, R (8, PR) OBP: 0.341, SLG: 0.248								BB 1B		0	0	0	0	0	0	0				
Jeff Burroughs, R (1, 7) OBP: 0.340, SLG: 0.455 Elliott Maddox, R (8, PR) OBP: 0.341, SLG: 0.248					E6 1-2			BB 1B		3	0	1	0	1	1	2				
Jim Spencer, L (1, 3) OBP: 0.337, SLG: 0.359					F8	G3		F8		4	0	0	0	0	1	7				
Vic Harris, S (1, 8) OBP: 0.311, SLG: 0.353										1	0	0	0	3	0	0				
Ken Suarez, R (1, 2) OBP: 0.350, SLG: 0.316										4	0	0	0	0	0	5				
Inning Stats	R: 0 E: 0 K: 0 S: 3	H: 0 LOB: 0 BB: 0 P: 3	R: 0 E: 0 K: 1 S: 5	H: 0 LOB: 0 BB: 1 P: 9	R: 0 E: 0 K: 1 S: 5	H: 0 LOB: 0 BB: 0 P: 5	R: 1 E: 2 K: 0 S: 5	H: 0 LOB: 2 BB: 1 P: 9	R: 0 E: 0 K: 0 S: 3	H: 1 LOB: 1 BB: 1 P: 7	R: 0 E: 0 K: 1 S: 6	H: 1 LOB: 2 BB: 1 P: 10	R: 1 E: 0 K: 0 S: 4	H: 1 LOB: 1 BB: 1 P: 8	R: 0 E: 0 K: 0 S: 5	H: 2 LOB: 3 BB: 1 P: 9	1B: 3 2B: 2 3B: 0 HR: 0	SF: 0 SAC: 0 DP: 0 HBP: 0	WP: 0 PB: 0 SB: 0 CS: 1	PA: 36
PITCHER Joe Decker, R (1, 1) ERA: 3.46 Bill Campbell, R (8, 1) ERA: 4.2	IP: 7.2 WLS: L BF: 35 H: 5 R: 2 ER: 2 SO: 3 BB: 6 IBB: 0 HBP: 0 BLK: 0 WP: 0 HR: 0 S: 35 P: 59 ERA: 2.35 WHIP: 1.435																			

Batter	1	2	3	4	5	6	7	8	9	AB	R	H	RBI	BB	SO	LOB	TOP					
Davey Nelson, R OBP: 0.319, SLG: 0.368 (1, 4)	0-0 6-3		0-0 SH2-3		0-0 G6-4-3 1B			0-0 1-3		3	0	1	1	0	0	1	<p>Texas Rangers @ Chicago White Sox Comiskey Park, Chicago, IL Mon Sep 03 1973, 4:38 AM EDT Att: 12,387 - Unknown - 88 F</p>					
Toby Harrah, R OBP: 0.336, SLG: 0.362 (1, 5) (8, 6)	0-0 6-3		0-0 4-3		0-0 G6-4-3 1-2f			4-0 BB BB		3	0	0	0	1	0	2						
Jeff Burroughs, R OBP: 0.347, SLG: 0.467 (1, 7) (8, 3)	0-3 K			0-0 1B 1B		0-0 G1-6-3 1B		0-3 K		4	1	2	0	0	2	2						
Alex Johnson, R OBP: 0.327, SLG: 0.398 (1, 10)		0-0 4-3		0-0 1B 1-2 1B		0-0 G1-6-3 1-2f		4-0 1-2 2-3 BB		3	0	1	0	1	0	1						
Jim Fregosi, R OBP: 0.323, SLG: 0.350 (1, 3) (8, 5)	0-3 K		0-0 G4-6-3 1-3 2-H 1B		0-0 4-3			0-0 F8		4	0	1	1	0	1	3						
Vic Harris, S OBP: 0.313, SLG: 0.351 (1, 8)	4-0 BB		0-3 K		0-0 4-3			0-0 G5-3 BB 1B		3	0	1	0	1	1	2						
Dick Billings, R OBP: 0.229, SLG: 0.218 (1, 2) (8, 7)	0-0 4-3		0-0 G4-6-3 1-2f		0-0 1-3			0-0 P3		4	0	0	0	0	0	4						
Elliott Maddox, R OBP: 0.354, SLG: 0.252 (1, 9)		4-0 SH2-3 BB		4-0 WP 1B BB		0-0 6-3		4-0 1-2 BB		1	1	0	0	3	0	0						
Jim Mason, L OBP: 0.278, SLG: 0.303 Ken Suarez, R OBP: 0.350, SLG: 0.319 (8, PH) (8, 2)	0-0 P4		0-0 6-3		0-0 6-3			0-0 BB 2B	0-0 G5-3 2-3f	2	0	0	0	0	0	2	<p>AB 29 R 2 H 7 RBI 2 BB 6 SO 4 LOB 19</p> 					
Inning Stats	R: 0 E: 0 K: 1 S: 5	H: 0 LOB: 0 BB: 0 P: 5	R: 0 E: 0 K: 1 S: 5	H: 0 LOB: 1 BB: 1 P: 9	R: 0 E: 0 K: 0 S: 3	H: 0 LOB: 1 BB: 1 P: 7	R: 1 E: 0 K: 1 S: 7	H: 3 LOB: 1 BB: 0 P: 7	R: 1 E: 0 K: 0 S: 3	H: 1 LOB: 0 BB: 1 P: 7	R: 0 E: 0 K: 0 S: 3	H: 0 LOB: 0 BB: 0 P: 3	R: 0 E: 0 K: 0 S: 3	H: 0 LOB: 0 BB: 0 P: 3	R: 0 E: 0 K: 1 S: 6	H: 1 LOB: 3 BB: 2 P: 14	R: 0 E: 0 K: 0 S: 3	H: 1 LOB: 1 BB: 1 P: 7	1B: 6 2B: 1 3B: 0 HR: 0	SF: 0 SAC: 1 DP: 4 HBP: 0	WP: 2 PB: 2 SB: 0 CS: 0	PA: 36
PITCHER Terry Forster, L ERA: 2.08 (1, 1)	IP: 9.0 WLS: W BF: 36 H: 7 R: 2 ER: 2 SO: 4 BB: 6 IBB: 0 HBP: 0 BLK: 0 WP: 1 HR: 0 S: 38 P: 62 ERA: 2.00 WHIP: 1.444															PITCHER IP: WLS: BF: H: R: ER: SO: BB: IBB: HBP: BLK: WP: HR: S: P: ERA: WHIP						

Batter	1	2	3	4	5	6	7	8	9	AB	R	H	RBI	BB	SO	LOB	BOTTOM			
Johnny Jeter, R OBP: 0.271, SLG: 0.414 (1, 8)	0-3 K		0-0 F9		0-0 F8			0-0 2-3		4	0	0	0	0	1	1	<p>Texas Rangers @ Chicago White Sox Comiskey Park, Chicago, IL Mon Sep 03 1973, 4:38 AM EDT Att: 12,387 - Unknown - 88 F</p>			
Luis Alvarado, R OBP: 0.237, SLG: 0.292 (1, 6)	0-0 F5		0-0 6-3		0-0 F8		0-0 E 1B			4	1	1	1	0	0	0				
Jerry Hairston, S OBP: 0.345, SLG: 0.333 Bill Sharp, L OBP: 0.293, SLG: 0.344 (1, 7) (8, 7)	0-0 P4		0-0 5-3		0-3 K		0-0 E5			4	0	0	0	0	1	0				
Bill Melton, R OBP: 0.369, SLG: 0.456 (1, 5)		0-0 BB 2B 1B		0-0 P4		0-0 2B		0-0 6-3		4	1	2	0	0	0	1				
Carlos May, L OBP: 0.321, SLG: 0.396 (1, 10)		4-0 2B SF9 BB		0-0 1-4-3 1B		4-0 FC4-6 IBB		0-0 F9		2	1	1	0	2	0	0				
Brian Downing, R OBP: 0.283, SLG: 0.400 (1, 9)		0-0 FC6-5 1-3 2-H 2B		0-0 1-4-3		0-0 FC4-6 1-2f		0-3 K		4	0	1	1	0	1	3				
Eddie Leon, R OBP: 0.292, SLG: 0.294 (1, 4)		0-0 SF9		0-0 F9				0-0 F8 1B 2B	0-0 3B	3	1	2	1	0	0	1				
Tony Muser, L OBP: 0.339, SLG: 0.358 (1, 3)		0-0 FC6-5 FC6-4 2-3		0-3 K		0-0 F8		0-0 4-3		4	0	0	0	0	1	3				
Chuck Brinkman, R OBP: 0.252, SLG: 0.265 (1, 2)		0-0 FC6-4 1-2f		0-0 F8		0-0 F8 1B 1B				3	1	1	1	0	0	1	<p>AB 32 R 5 H 8 RBI 4 BB 2 SO 4 LOB 10</p> 			
Inning Stats	R: 0 E: 0 K: 1 S: 5	H: 0 LOB: 0 BB: 0 P: 5	R: 2 E: 0 K: 0 S: 5	H: 2 LOB: 1 BB: 1 P: 9	R: 0 E: 0 K: 0 S: 3	H: 0 LOB: 0 BB: 0 P: 3	R: 0 E: 0 K: 0 S: 4	H: 1 LOB: 1 BB: 0 P: 4	R: 0 E: 0 K: 1 S: 5	H: 0 LOB: 0 BB: 0 P: 5	R: 0 E: 0 K: 1 S: 6	H: 1 LOB: 2 BB: 1 P: 10	R: 3 E: 1 K: 0 S: 7	H: 3 LOB: 1 BB: 0 P: 7	R: 0 E: 0 K: 1 S: 6	H: 1 LOB: 1 BB: 0 P: 6	1B: 4 2B: 3 3B: 1 HR: 0	SF: 1 SAC: 0 DP: 0 HBP: 0	WP: 0 PB: 0 SB: 0 CS: 0	PA: 35
PITCHER Jim Merritt, L ERA: 4.24 (1, 1)	IP: 8.0 WLS: L BF: 35 H: 8 R: 5 ER: 4 SO: 4 BB: 1 IBB: 1 HBP: 0 BLK: 0 WP: 0 HR: 0 S: 41 P: 49 ERA: 4.50 WHIP: 1.125															PITCHER IP: WLS: BF: H: R: ER: SO: BB: IBB: HBP: BLK: WP: HR: S: P: ERA: WHIP				

Batter	1	2	3	4	5	6	7	8	9	AB	R	H	RBI	BB	SO	LOB	TOP			
Davey Nelson, R OBP: 0.320, SLG: 0.369 (1, 4)	0-3 K		0-0 FC5-4 1B			0-0 5-3		0-0 S 1B		4	0	2	0	0	1	0	Texas Rangers @ Chicago White Sox Comiskey Park, Chicago, IL Tue Sep 04 1973, 8:05 PM EDT Att. 5,502 - Unknown - 75 F AB 32 R 0 H 5 RBI 0 BB 0 SO 5 LOB 6 			
Toby Harrah, R OBP: 0.333, SLG: 0.359 (1, 6)	0-3 K		0-0 FC5-4 1-2			0-0 F7		0-0 6-3		4	0	0	0	0	1	4				
Jeff Burroughs, R OBP: 0.345, SLG: 0.462 (1, 3)	0-0 F7			0-0 6-3			0-3 K		0-0 P4	4	0	0	0	0	1	0				
Alex Johnson, R OBP: 0.325, SLG: 0.395 (1, 10)		0-0 F8		0-0 F8		0-0 5-3		0-3 K		4	0	0	0	0	1	0				
Jim Fregosi, R OBP: 0.322, SLG: 0.349 (1, 5)		0-0 F9		0-0 6-3			0-0 1B		0-0 F8	4	0	1	0	0	0	0				
Dick Billings, R OBP: 0.226, SLG: 0.216 (1, 7)		0-3 K			0-0 F8		0-0 F8			3	0	0	0	0	1	1				
Vic Harris, S OBP: 0.311, SLG: 0.349 (1, 8)			0-0 F8		0-0 P4			0-0 5-3		3	0	0	0	0	0	0				
Elliott Maddox, R OBP: 0.354, SLG: 0.253 (1, 9)			0-0 6-3		0-0 F9			0-0 1B 1B		3	0	1	0	0	0	0				
Ken Suarez, R OBP: 0.350, SLG: 0.320 (1, 2)			0-0 1B 1B		0-0 F8			0-0 F8		3	0	1	0	0	0	1				
Inning Stats	R: 0 E: 0 K: 2 S: 7	H: 0 LOB: 0 BB: 0 P: 7	R: 0 E: 0 K: 1 S: 5	H: 0 LOB: 0 BB: 0 P: 5	R: 0 E: 0 K: 0 S: 5	H: 2 LOB: 2 BB: 0 P: 5	R: 0 E: 0 K: 0 S: 3	H: 0 LOB: 0 BB: 0 P: 3	R: 0 E: 0 K: 0 S: 3	H: 0 LOB: 0 BB: 0 P: 3	R: 0 E: 0 K: 1 S: 6	H: 1 LOB: 1 BB: 0 P: 6	R: 0 E: 0 K: 0 S: 5	H: 2 LOB: 2 BB: 0 P: 5	R: 0 E: 0 K: 1 S: 5	H: 0 LOB: 0 BB: 0 P: 5	1B: 5 2B: 0 3B: 0 HR: 0	SF: 0 SAC: 0 DP: 0 HBP: 0	WP: 0 PB: 0 SB: 1 CS: 0	PA: 32
PITCHER Jim Kaat, L ERA: 4.2 (1, 1)	IP: 9.0 WLS: W BF: 32 H: 5 R: 0 ER: 0 SO: 5 BB: 0 IBB: 0 HBP: 0 BLK: 0 WP: 0 HR: 0 S: 42 P: 42 ERA: 0.00 WHIP: 0.556															PITCHER IP: 9.0 WLS: W BF: 32 H: 5 R: 0 ER: 0 SO: 5 BB: 0 IBB: 0 HBP: 0 BLK: 0 WP: 0 HR: 0 S: 42 P: 42 ERA: 0.00 WHIP: 0.556				

Batter	1	2	3	4	5	6	7	8	9	AB	R	H	RBI	BB	SO	LOB	BOTTOM			
Pat Kelly, L OBP: 0.365, SLG: 0.352 (1, 9)	0-0 6-3	4-0 2B BB	0-3 K		0-3 K	0-0 E9 1B 1B		0-0 6-3		5	2	1	2	1	2	3	Texas Rangers @ Chicago White Sox Comiskey Park, Chicago, IL Tue Sep 04 1973, 8:05 PM EDT Att. 5,502 - Unknown - 75 F AB 35 R 14 H 13 RBI 12 BB 10 SO 8 LOB 19 			
Tony Muser, L OBP: 0.345, SLG: 0.363 (1, 3)	4-0 BB WP BB	0-0 1-H 2B		4-0 1B BB	0-0 P5	0-0 2-H 3-H 1B		0-0 G3		4	2	2	3	2	0	0				
Jerry Hairston, S OBP: 0.347, SLG: 0.331 (1, 7)	4-0 1-2 WP BB	0-0 F8		0-0 4-3		0-0 HR 1B				4	2	1	0	1	0	3				
Bill Melton, R OBP: 0.370, SLG: 0.455 Brian Downing, R OBP: 0.292, SLG: 0.400 (1, 5) (7, 5)	4-0 1-2 2-3 WP 3B BB		0-0 F8	0-0 2-H 1B 1B		0-0 P4	4-0 G6-3 HBP 3B BB			3	2	1	1	1	0	1				
Carlos May, L OBP: 0.324, SLG: 0.403 Johnny Jeter, R OBP: 0.271, SLG: 0.414 (1, 10) (7, PR)	0-0 G3		0-0 1B	0-3 K		0-0 1-H HR	1-0 G6-3 HBP			4	1	2	2	0	1	2				
Jorge Orta, L OBP: 0.315, SLG: 0.376 (1, 4)	0-0 3-H 3B		4-0 BB BB 1B	0-0 1B		4-0 2B E BB	0-0 1-2 2-3 G6-3			3	2	2	1	2	0	2				
Bill Sharp, L OBP: 0.309, SLG: 0.378 (1, 8)	0-3 K		4-0 1B BB BB 1B	0-0 1B		0-0 E 2B	0-0 1-2 2-3 3B			4	1	3	2	1	1	1				
Ed Herrmann, L OBP: 0.289, SLG: 0.356 (1, 2)		0-3 K	4-0 1B BB BB 1B	0-0 3-1		1-0 E 1B HBP	0-3 K			3	1	0	0	1	2	4				
Bucky Dent, R OBP: 0.328, SLG: 0.327 (1, 6)		0-3 K	0-0 1-2 2-3 3-H 1B		0-3 K	0-0 F2		0-0 6-3		5	0	1	1	0	2	3				
Inning Stats	R: 3 E: 0 K: 1 S: 6	H: 1 LOB: 1 BB: 3 P: 18	R: 1 E: 0 K: 2 S: 8	H: 1 LOB: 1 BB: 1 P: 12	R: 1 E: 0 K: 1 S: 6	H: 2 LOB: 3 BB: 3 P: 18	R: 2 E: 0 K: 1 S: 8	H: 3 LOB: 2 BB: 1 P: 12	R: 0 E: 0 K: 2 S: 7	H: 0 LOB: 0 BB: 0 P: 7	R: 6 E: 1 K: 0 S: 8	H: 5 LOB: 1 BB: 1 P: 13	R: 1 E: 0 K: 1 S: 5	H: 1 LOB: 2 BB: 1 P: 10	R: 0 E: 0 K: 0 S: 3	H: 0 LOB: 0 BB: 0 P: 3	1B: 8 2B: 2 3B: 2 HR: 1	SF: 0 SAC: 0 DP: 1 HBP: 2	WP: 2 PB: 0 SB: 0 CS: 0	PA: 47
PITCHER Jim Bibby, R ERA: 3.98 Jackie Brown, R ERA: 3.99 Don Durham, R ERA: 8.56 Lloyd Allen, R ERA: 9.0 Bill Cogenolewski, R ERA: 4.28 (1, 1) (3, 1) (4, 1) (6, 1) (8, 1)	IP: 2.2 WLS: L BF: 16 H: 3 R: 5 ER: 5 SO: 3 BB: 6 IBB: 0 HBP: 0 BLK: 0 WP: 1 HR: 0 S: 16 P: 40 ERA: 16.88 WHIP: 3.375															PITCHER IP: 2.2 WLS: L BF: 16 H: 3 R: 5 ER: 5 SO: 3 BB: 6 IBB: 0 HBP: 0 BLK: 0 WP: 1 HR: 0 S: 16 P: 40 ERA: 16.88 WHIP: 3.375				

Batter	1	2	3	4	5	6	7	8	9	AB	R	H	RBI	BB	SO	LOB	TOP								
Bill North, S OBP: 0.368, SLG: 0.355 (1, 8)	0-3 K	0-0 FC1-2 2B 1B		0-0 1-3			0-3 K		0-0 E7 2B 1B	5	2	1	0	0	2	3									
Joe Rudi, R OBP: 0.304, SLG: 0.391 (1, 7)	4-0 BB	0-0 1B 2B		0-0 6-3			0-3 K		0-0 2B 2B	4	2	2	3	1	1	0									
Sal Bando, R OBP: 0.366, SLG: 0.488 (1, 5)	0-3 K	0-0 2B 1B					0-0 FC3-6 1B		0-0 2B 2B	5	1	4	3	0	1	1									
Reggie Jackson, L OBP: 0.384, SLG: 0.534 (1, 9)	0-3 K	0-0 2B					0-0 FC3-6 WP 1-2		0-0 4-3	5	0	1	1	0	1	4									
Deron Johnson, R OBP: 0.333, SLG: 0.419 (1, 3)		0-0 K					0-3 K		0-0 L1	3	0	0	0	0	2	2									
Vic Davallo, L OBP: 0.185, SLG: 0.214 (8, PH)		0-0 6-3					0-3 2-3		0-0 L6	1	0	0	0	0	0	0									
Gene Tenace, R OBP: 0.382, SLG: 0.449 (1, 2)		4-0 BB 1B BB		0-0 6-3			0-0 F8		0-0 L6	3	1	0	0	1	0	1									
Jesus Alou, R OBP: 0.309, SLG: 0.361 (1, 10)		0-0 BB BB 1B		0-0 4-3			0-0 3-1		0-0 F8	4	0	1	0	0	0	0									
Dick Green, R OBP: 0.300, SLG: 0.338 (1, 4)		4-0 FC1-2 2B BB		0-0 6-3			0-3 K		0-0 P6	3	1	0	0	1	1	0									
Ted Kubiak, S OBP: 0.269, SLG: 0.324 (1, 6)		4-0 2B BB		0-0 P4			0-3 K		0-0 4-3	3	1	0	1	1	1	0									
Inning Stats	R: 0 E: 0 K: 3 S: 9	H: 0 LOB: 1 BB: 1 P: 13	R: 6 E: 0 K: 1 S: 9	H: 4 LOB: 1 BB: 3 P: 21	R: 0 E: 0 K: 0 S: 3	H: 0 LOB: 0 BB: 0 P: 3	R: 0 E: 0 K: 0 S: 3	H: 0 LOB: 0 BB: 0 P: 3	R: 0 E: 1 K: 1 S: 6	H: 1 LOB: 1 BB: 0 P: 6	R: 0 E: 0 K: 2 S: 7	H: 0 LOB: 0 BB: 0 P: 7	R: 0 E: 0 K: 2 S: 8	H: 1 LOB: 1 BB: 0 P: 8	R: 0 E: 0 K: 0 S: 3	H: 0 LOB: 0 BB: 0 P: 3	R: 2 E: 1 K: 0 S: 6	H: 3 LOB: 1 BB: 0 P: 6	1B: 4 2B: 5 3B: 0 HR: 0	SF: 0 SAC: 0 DP: 0 HBP: 0	WP: 1 PB: 0 SB: 0 CS: 0	PA: 40			
PITCHER	IP	WLS	BF	H	R	ER	SO	BB	IBB	HBP	BLK	WP	HR	S	P	ERA	WHIP								
David Clyde, L ERA: 5.28 (1, 1)	1.2		12	3	6	6	4	4	0	0	0	0	0	16	32	32.40	4.200								
Bill Gogolewski, R ERA: 4.16 (2, 1)	7.0	W	27	6	2	2	5	0	0	0	0	1	0	37	37	2.57	0.857								
Jim Merritt, L ERA: 4.23 (9, 1)	0.1	S	1	0	0	0	0	0	0	0	0	0	0	1	1	0.00	0.000								

Oakland Athletics @ Texas Rangers
Arlington Stadium, Arlington, TX
Fri Sep 07 1973, 8:05 PM EDT
Att: 5,014 - Unknown

AB	36
R	8
H	9
RBI	8
BB	4
SO	9
LOB	11



Batter	1	2	3	4	5	6	7	8	9	AB	R	H	RBI	BB	SO	LOB	BOTTOM								
Davey Nelson, R OBP: 0.323, SLG: 0.371 (1, 4)	0-0 1B E 1B		0-0 6-3	0-0 FC4-6 1B		0-0 S 2B 1B	0-0 6-3			5	2	3	0	0	0	2									
Toby Harrah, R OBP: 0.334, SLG: 0.362 (1, 6)	0-0 E 1B		0-0 F8	0-0 FC4-6 2B		0-0 1-H 2B 2B	0-0 6-3			5	2	2	2	0	0	1									
Jim Spencer, L OBP: 0.343, SLG: 0.369 (1, 3)	0-0 E7 FC6 1B		0-0 F9	0-0 1-H 2B		0-0 2-H 2B	0-0 F7			5	0	3	2	0	0	0									
Alex Johnson, R OBP: 0.324, SLG: 0.393 (1, 10)	0-0 FC6 FC6-4 2-3			0-0 HR 1B 6-3		0-3 K	0-0 P6			5	1	1	0	0	1	4									
Jeff Burroughs, R OBP: 0.344, SLG: 0.467 (1, 7)	0-0 F5			0-0 1-H HR		0-0 5-3	0-0 6-3			4	1	1	2	0	0	2									
Bill Madlock, R OBP: 0.750, SLG: 0.667 (1, 5)	0-0 FC6-4 1-2			4-0 1B BB		0-0 G6-4-3 1B	0-0 1B WP			3	2	2	0	1	0	2									
Larry Blittner, L OBP: 0.309, SLG: 0.305 (1, 9)				0-0 G6-4-3 1B		0-0 1B SF7 1B	0-0 G6-4-3 1B			4	1	3	0	0	0	1									
Vic Harris, S OBP: 0.313, SLG: 0.349 (1, 8)				0-0 G6-4-3 1-2		0-0 1B SF7 FC4-6 1B	0-0 4-3			3	1	1	1	1	0	1									
Ken Suarez, R OBP: 0.345, SLG: 0.316 (1, 2)				0-0 F7		0-0 SF7	0-3 K		0-0 F8	3	0	0	1	0	1	2									
Inning Stats	R: 1 E: 1 K: 0 S: 6	H: 3 LOB: 2 BB: 0 P: 6	R: 0 E: 0 K: 0 S: 3	H: 1 LOB: 0 BB: 0 P: 3	R: 0 E: 0 K: 0 S: 3	H: 0 LOB: 0 BB: 0 P: 3	R: 6 E: 0 K: 0 S: 9	H: 6 LOB: 1 BB: 1 P: 13	R: 0 E: 0 K: 0 S: 3	H: 1 LOB: 0 BB: 0 P: 3	R: 2 E: 0 K: 2 S: 10	H: 3 LOB: 1 BB: 0 P: 10	R: 1 E: 0 K: 0 S: 5	H: 2 LOB: 2 BB: 1 P: 9	R: 0 E: 0 K: 0 S: 3	H: 0 LOB: 0 BB: 0 P: 3	1B: 12 2B: 3 3B: 0 HR: 1	SF: 1 SAC: 0 DP: 2 HBP: 0	WP: 1 PB: 0 SB: 1 CS: 0	PA: 40					
PITCHER	IP	WLS	BF	H	R	ER	SO	BB	IBB	HBP	BLK	WP	HR	S	P	ERA	WHIP								
Blue Moon Odom, R ERA: 4.76 (1, 1)	3.0		15	6	4	3	0	1	0	0	0	0	0	4	4	27.00	9.000								
Darold Knowles, L ERA: 2.94 (4, 1)	0.1	L	4	3	1	1	0	0	0	0	0	0	0	4	4	27.00	9.000								
Horacio Pina, R ERA: 2.78 (4, 1)	2.1		10	4	4	4	1	0	0	0	0	0	0	12	12	15.43	1.714								
Rollie Fingers, R ERA: 1.82 (6, 1)	0.2		6	3	1	1	1	1	0	0	0	1	0	7	11	13.50	6.000								
Paul Lindblad, L ERA: 3.88 (7, 1)	0.2		2	0	0	0	0	0	0	0	0	0	0	2	2	0.00	0.000								

Oakland Athletics @ Texas Rangers
Arlington Stadium, Arlington, TX
Fri Sep 07 1973, 8:05 PM EDT
Att: 5,014 - Unknown

AB	37
R	10
H	16
RBI	8
BB	2
SO	2
LOB	15



Batter	1	2	3	4	5	6	7	8	9	AB	R	H	RBI	BB	SO	LOB	TOP					
Bill North, S OBP: 0.368, SLG: 0.351 (1, 8)										2	0	0	0	3	1	1	Oakland Athletics @ Texas Rangers Arlington Stadium, Arlington, TX Sun Sep 09 1973, 8:05 PM EDT Att: 4,294 - Unknown					
Bert Campaneris, R OBP: 0.309, SLG: 0.329 (1, 6)										3	1	0	0	1	0	2						
Joe Rudi, R OBP: 0.303, SLG: 0.391 (1, 7)										4	0	0	0	0	3	6						
Sal Bando, R OBP: 0.364, SLG: 0.484 (1, 5)										4	1	1	0	0	0	0						
Pat Bourque, L OBP: 0.314, SLG: 0.427 (1, 10)										3	1	1	2	1	0	0						
Jesus Alou, R OBP: 0.312, SLG: 0.362 (1, 9)										4	0	1	1	0	0	1						
Gene Tenace, R OBP: 0.378, SLG: 0.443 (1, 3)										4	0	0	0	0	1	2						
Ray Fosse, R OBP: 0.287, SLG: 0.353 (1, 2)										3	0	0	0	0	0	0						
Vic Davallo, L OBP: 0.203, SLG: 0.231 (9, PH)										1	0	1	0	0	0	0						
Dick Green, R OBP: 0.301, SLG: 0.336 (1, 4)										3	0	1	0	0	0	0						
Deron Johnson, R OBP: 0.333, SLG: 0.418 (9, PH)										1	0	0	0	0	1	1						
Inning Stats	R: 0 E: 0 K: 2 S: 7	H: 0 LOB: 0 BB: 0 P: 7	R: 0 E: 0 K: 0 S: 3	H: 0 LOB: 1 BB: 1 P: 7	R: 0 E: 0 K: 1 S: 5	H: 0 LOB: 2 BB: 1 P: 10	R: 0 E: 0 K: 0 S: 3	H: 0 LOB: 0 BB: 0 P: 3	R: 0 E: 0 K: 1 S: 6	H: 1 LOB: 3 BB: 2 P: 14	R: 0 E: 0 K: 0 S: 3	H: 0 LOB: 0 BB: 0 P: 3	R: 0 E: 0 K: 1 S: 5	H: 0 LOB: 0 BB: 0 P: 5	R: 3 E: 0 K: 0 S: 6	H: 3 LOB: 1 BB: 1 P: 10	R: 0 E: 0 K: 1 S: 6	H: 1 LOB: 1 BB: 0 P: 6	1B: 4 2B: 0 3B: 1 HR: 0	SF: 0 SAC: 0 DP: 0 HBP: 1	WP: 0 PB: 0 SB: 1 CS: 0	PA: 38
PITCHER	IP WLS BF H R ER SO BB IBB HBP BLK WP HR S P ERA WHIP																					
Jim Bibby, R ERA: 3.9 (1, 1)	7.2 W 31 2 2 2 5 5 0 1 1 0 0 35 56 2.35 0.913																					
Lloyd Allen, R ERA: 8.93 (8, 1)	1.1 S 7 3 1 1 1 0 0 0 0 0 0 9 9 6.75 2.250																					

Batter	1	2	3	4	5	6	7	8	9	AB	R	H	RBI	BB	SO	LOB	BOTTOM			
Davey Nelson, R OBP: 0.327, SLG: 0.372 (1, 4)										4	1	2	0	1	1	1	Oakland Athletics @ Texas Rangers Arlington Stadium, Arlington, TX Sun Sep 09 1973, 8:05 PM EDT Att: 4,294 - Unknown			
Toby Harrah, R OBP: 0.336, SLG: 0.370 (1, 6)										4	1	1	0	0	0	2				
Jim Spencer, L OBP: 0.342, SLG: 0.369 (1, 3)										3	0	1	1	0	0	0				
Alex Johnson, R OBP: 0.327, SLG: 0.393 (1, 10)										3	1	1	0	1	1	0				
Larry Bittner, L OBP: 0.315, SLG: 0.311 (1, 9)										3	0	1	1	1	0	0				
Jeff Burroughs, R OBP: 0.344, SLG: 0.468 (1, 7)										3	1	1	1	0	0	3				
Bill Madlock, R OBP: 0.455, SLG: 0.444 (1, 5)										2	0	1	1	1	0	1				
Pete Mackanin, R OBP: 0.135, SLG: 0.127 (7, 5)										1	0	0	0	0	0	0				
Vic Harris, S OBP: 0.315, SLG: 0.355 (1, 8)										3	1	1	1	1	0	0				
Ken Suarez, R OBP: 0.343, SLG: 0.313 (1, 2)										4	0	1	0	0	0	2				
Inning Stats	R: 3 E: 0 K: 0 S: 6	H: 3 LOB: 1 BB: 1 P: 10	R: 0 E: 0 K: 0 S: 4	H: 1 LOB: 0 BB: 0 P: 4	R: 0 E: 0 K: 1 S: 5	H: 0 LOB: 0 BB: 0 P: 5	R: 1 E: 0 K: 0 S: 3	H: 1 LOB: 0 BB: 1 P: 7	R: 0 E: 0 K: 0 S: 2	H: 0 LOB: 0 BB: 1 P: 6	R: 1 E: 0 K: 0 S: 5	H: 2 LOB: 2 BB: 1 P: 9	R: 0 E: 0 K: 0 S: 5	H: 2 LOB: 3 BB: 1 P: 9	R: 0 E: 0 K: 1 S: 6	H: 1 LOB: 1 BB: 0 P: 6	1B: 7 2B: 2 3B: 0 HR: 1	SF: 2 SAC: 0 DP: 1 HBP: 0	WP: 0 PB: 0 SB: 0 CS: 1	PA: 37
PITCHER	IP WLS BF H R ER SO BB IBB HBP BLK WP HR S P ERA WHIP																			
Catfish Hunter, R ERA: 3.43 (1, 1)	4.0 L 19 5 4 4 1 1 0 0 0 0 0 1 18 30 9.00 2.000																			
Darold Knowles, L ERA: 2.89 (5, 1)	1.2 7 2 1 1 0 1 0 0 0 0 0 6 10 5.40 1.800																			
Blue Moon Odom, R ERA: 4.67 (6, 1)	2.1 11 3 0 0 0 1 1 0 0 0 0 0 12 16 0.00 1.714																			

Batter	1	2	3	4	5	6	7	8	9	AB	R	H	RBI	BB	SO	LOB	TOP																					
Davey Nelson, R OBP: 0.327, SLG: 0.376 (1, 4)	F8		P6						K	5	2	2	0	0	1	2																						
Toby Harrah, R OBP: 0.337, SLG: 0.373 (1, 6)	5-3								6-3	5	0	2	2	0	0	0																						
Jim Spencer, L OBP: 0.338, SLG: 0.364 (1, 3)	G3		F8						K	5	0	0	0	0	1	2																						
Alex Johnson, R OBP: 0.327, SLG: 0.392 (1, 10)			F9							4	1	1	0	0	1	2																						
Larry Blittner, L OBP: 0.314, SLG: 0.309 (1, 9)										4	1	1	0	0	0	1																						
Jeff Burroughs, R OBP: 0.346, SLG: 0.467 (1, 7)										3	0	1	0	1	0	2																						
Bill Madlock, R OBP: 0.333, SLG: 0.308 (1, 5)										4	0	0	0	0	1	3																						
Vic Harris, S OBP: 0.317, SLG: 0.353 (1, 8)										2	0	0	0	1	1	2																						
Ken Suarez, R OBP: 0.341, SLG: 0.313 (1, 2)										4	0	1	1	0	0	2																						
Inning Stats	R: 0 E: 0 K: 0 S: 3	H: 0 LOB: 0 BB: 0 P: 3	R: 1 E: 1 K: 0 S: 5	H: 1 LOB: 1 BB: 0 P: 5	R: 1 E: 0 K: 0 S: 5	H: 2 LOB: 1 BB: 0 P: 5	R: 1 E: 0 K: 1 S: 7	H: 2 LOB: 2 BB: 1 P: 11	R: 0 E: 0 K: 0 S: 3	H: 0 LOB: 0 BB: 0 P: 3	R: 0 E: 0 K: 1 S: 5	H: 0 LOB: 1 BB: 1 P: 9	R: 1 E: 0 K: 1 S: 7	H: 2 LOB: 1 BB: 0 P: 7	R: 0 E: 0 K: 0 S: 4	H: 1 LOB: 2 BB: 0 P: 5	R: 0 E: 0 K: 2 S: 7	H: 0 LOB: 0 BB: 0 P: 7	1B: 6 2B: 1 3B: 1 HR: 0	SF: 0 SAC: 0 DP: 0 HBP: 1	WP: 0 PB: 0 SB: 2 CS: 0	PA: 39																
PITCHER	IP	WLS	BF	H	R	ER	SO	BB	IBB	HBP	BLK	WP	HR	S	P	ERA	WHIP	PITCHER				IP	WLS	BF	H	R	ER	SO	BB	IBB	HBP	BLK	WP	HR	S	P	ERA	WHIP
Danny Fife, R ERA: 3.31 (1, 1)	6.1		28	6	4	3	2	2	0	0	0	0	0	30	38	4.26	1.263																					
Ray Corbin, R ERA: 3.05 (7, 1)	2.2	W	11	2	0	0	3	0	0	1	0	0	0	16	17	0.00	0.750																					

Texas Rangers @ Minnesota Twins
Metropolitan Stadium, Bloomington, MI
Mon Sep 10 1973, 8:05 PM EDT
Att: 5,063 - Unknown - 72 F

AB 36
R 4
H 8
RBI 3
BB 2
SO 5
LOB 16



Batter	1	2	3	4	5	6	7	8	9	AB	R	H	RBI	BB	SO	LOB	BOTTOM																					
Larry Hise, R OBP: 0.392, SLG: 0.416 (1, 7)	6-3									3	0	0	0	0	1	2																						
Jim Holt, L OBP: 0.334, SLG: 0.442 (6, 7)										2	0	0	0	0	0	3																						
Rod Carew, L OBP: 0.408, SLG: 0.469 (1, 4)	F5		FC3-6						F7	5	0	2	1	0	0	1																						
Tony Oliva, L OBP: 0.346, SLG: 0.406 (1, 10)										3	0	1	0	2	0	1																						
Craig Kusick, R OBP: 0.111, SLG: 0.111 (1, 3)										5	0	1	0	0	1	4																						
Rich Reese, L OBP: 0.206, SLG: 0.239 (9, 3)			5-3							0	0	0	0	0	0	0																						
Eric Soderholm, R OBP: 0.448, SLG: 0.531 (1, 5)										3	2	1	0	1	0	2																						
Bobby Darwin, R OBP: 0.301, SLG: 0.383 (1, 9)										3	1	2	1	1	1	0																						
Steve Brye, R OBP: 0.326, SLG: 0.378 (1, 8)										3	1	1	1	0	0	1																						
Danny Thompson, R OBP: 0.271, SLG: 0.293 (1, 6)										1	0	0	1	2	0	0																						
Glenn Borgmann, R OBP: 0.687, SLG: 0.500 (1, 2)										2	1	1	1	1	0	2																						
Steve Braun, L OBP: 0.458, SLG: 0.438 (7, PH)										0	0	0	0	0	0	0																						
Harmon Killebrew, R OBP: 0.399, SLG: 0.340 (7, PH)										1	0	0	0	0	1	3																						
Phil Roof, R OBP: 0.279, SLG: 0.276 (8, 2)										0	0	0	0	0	0	0																						
Inning Stats	R: 0 E: 0 K: 0 S: 4	H: 1 LOB: 2 BB: 1 P: 8	R: 0 E: 0 K: 1 S: 5	H: 0 LOB: 0 BB: 0 P: 5	R: 0 E: 0 K: 1 S: 6	H: 1 LOB: 2 BB: 1 P: 10	R: 4 E: 0 K: 0 S: 6	H: 3 LOB: 2 BB: 3 P: 18	R: 0 E: 0 K: 0 S: 4	H: 1 LOB: 0 BB: 0 P: 8	R: 0 E: 0 K: 0 S: 3	H: 0 LOB: 0 BB: 0 P: 3	R: 1 E: 1 K: 2 S: 10	H: 2 LOB: 3 BB: 1 P: 14	R: 0 E: 0 K: 0 S: 3	H: 0 LOB: 0 BB: 0 P: 3	1B: 5 2B: 3 3B: 1 HR: 0	SF: 1 SAC: 1 DP: 0 HBP: 0	WP: 1 PB: 0 SB: 0 CS: 1	PA: 40																		
PITCHER	IP	WLS	BF	H	R	ER	SO	BB	IBB	HBP	BLK	WP	HR	S	P	ERA	WHIP	PITCHER				IP	WLS	BF	H	R	ER	SO	BB	IBB	HBP	BLK	WP	HR	S	P	ERA	WHIP
Charlie Hudson, L ERA: 4.15 (1, 1)	3.2		20	5	4	4	2	4	0	0	0	0	0	20	36	9.82	2.455																					
Bill Gogolewski, R ERA: 4.14 (4, 1)	2.2	L	15	4	1	1	1	0	3	0	0	1	0	14	26	3.38	1.500																					
Jim Merritt, L ERA: 4.19 (7, 1)	1.2		5	0	0	0	1	0	0	0	0	0	0	7	7	0.00	0.000																					

Texas Rangers @ Minnesota Twins
Metropolitan Stadium, Bloomington, MI
Mon Sep 10 1973, 8:05 PM EDT
Att: 5,063 - Unknown - 72 F

AB 31
R 5
H 9
RBI 5
BB 7
SO 4
LOB 19



Batter	1	2	3	4	5	6	7	8	9	AB	R	H	RBI	BB	SO	LOB	TOP		
Davey Nelson, R OBP: 0.326, SLG: 0.375 (1,4)	F2		F8		6-3	P3			1B	5	0	1	0	0	0	3	Texas Rangers @ Minnesota Twins Metropolitan Stadium, Bloomington, MI Tue Sep 11 1973, 8:05 PM EDT Att. 3,912 - Unknown - 60 F		
Toby Harrah, R OBP: 0.336, SLG: 0.373 (1,6)	K		5-3				5-3		F7	5	0	1	0	0	1	1			
Jim Spencer, L OBP: 0.337, SLG: 0.363 (1,3)	P5									4	0	1	0	0	2	1			
Alex Johnson, R OBP: 0.328, SLG: 0.391 (1,10)										3	1	1	0	1	0	1			
Jeff Burroughs, R OBP: 0.347, SLG: 0.471 (1,9)										4	1	2	1	0	1	2			
Larry Bittner, L OBP: 0.309, SLG: 0.304 (1,7)										4	0	0	0	0	0	2			
Bill Madlock, R OBP: 0.316, SLG: 0.412 (1,5)										4	1	1	0	0	0	2			
Vic Harris, S OBP: 0.318, SLG: 0.354 (1,8)										2	0	1	2	1	1	0			
Ken Suarez, R OBP: 0.341, SLG: 0.310 (1,2)										2	0	0	0	1	1	1			
Don Castle, L (9, PH)										1	0	0	0	0	1	0			
Inning Stats	R: 0 E: 0 K: 1 S: 5	H: 0 LOB: 0 BB: 0 P: 5	R: 2 E: 0 K: 0 S: 5	H: 2 LOB: 1 BB: 1 P: 9	R: 0 E: 0 K: 1 S: 7	H: 2 LOB: 2 BB: 0 P: 7	R: 1 E: 0 K: 1 S: 6	H: 1 LOB: 0 BB: 0 P: 6	R: 0 E: 0 K: 1 S: 6	H: 1 LOB: 1 BB: 2 P: 6	R: 0 E: 0 K: 0 S: 4	H: 0 LOB: 0 BB: 0 P: 12	R: 0 E: 0 K: 0 S: 3	H: 0 LOB: 0 BB: 0 P: 3	R: 0 E: 0 K: 2 S: 8	H: 1 LOB: 1 BB: 0 P: 8	1B: 4 2B: 3 3B: 1 HR: 0	SF: 1 SAC: 0 DP: 0 HBP: 0	WP: 0 PA: 38 PB: 0 SB: 1 CS: 0
PITCHER	IP	WLS	BF	H	R	ER	SO	BB	IBB	HBP	BLK	WP	HR	S	P	ERA	WHIP		
Joe Decker, R ERA: 3.69 (1,1)	5.2	W	27	7	3	3	4	3	0	0	0	0	0	32	44	4.76	1.765		
Bill Hands, R ERA: 3.74 (6,1)	3.1	S	11	1	0	0	3	0	0	0	0	0	0	17	17	0.00	0.300		

AB	34
R	3
H	8
RBI	3
BB	3
SO	7
LOB	13



Batter	1	2	3	4	5	6	7	8	9	AB	R	H	RBI	BB	SO	LOB	BOTTOM		
Rod Carew, L OBP: 0.408, SLG: 0.469 (1,4)	F7		K							4	1	1	0	0	1	2	Texas Rangers @ Minnesota Twins Metropolitan Stadium, Bloomington, MI Tue Sep 11 1973, 8:05 PM EDT Att. 3,912 - Unknown - 60 F		
Danny Thompson, R OBP: 0.274, SLG: 0.294 (1,6)	F9									3	1	1	0	1	0	0			
Tony Oliva, L OBP: 0.347, SLG: 0.407 (1,10)	F9									3	0	2	2	0	0	0			
Craig Kusick, R OBP: 0.154, SLG: 0.154 (1,3)										4	1	1	1	0	0	3			
Jim Holt, L OBP: 0.336, SLG: 0.442 (1,7)										4	1	2	0	0	1	1			
Bobby Darwin, R OBP: 0.299, SLG: 0.380 (1,9)										4	0	0	0	0	1	4			
Eric Soderholm, R OBP: 0.452, SLG: 0.519 (1,5)										3	1	1	2	1	0	1			
Steve Brye, R OBP: 0.333, SLG: 0.379 (1,8)										2	1	1	0	2	0	0			
Glenn Borgmann, R OBP: 0.500, SLG: 0.600 (1,2)										3	0	1	1	0	0	3			
Inning Stats	R: 0 E: 0 K: 0 S: 3	H: 0 LOB: 0 BB: 0 P: 3	R: 0 E: 0 K: 2 S: 7	H: 0 LOB: 0 BB: 0 P: 7	R: 2 E: 0 K: 1 S: 7	H: 2 LOB: 2 BB: 2 P: 15	R: 0 E: 0 K: 0 S: 4	H: 1 LOB: 2 BB: 1 P: 8	R: 4 E: 0 K: 0 S: 7	H: 6 LOB: 1 BB: 0 P: 7	R: 0 E: 0 K: 0 S: 2	H: 0 LOB: 0 BB: 1 P: 6	R: 0 E: 0 K: 0 S: 4	H: 1 LOB: 1 BB: 0 P: 4	R: 0 E: 0 K: 0 S: 3	H: 0 LOB: 0 BB: 0 P: 3	1B: 8 2B: 2 3B: 0 HR: 0	SF: 1 SAC: 0 DP: 1 HBP: 0	WP: 0 PA: 35 PB: 0 SB: 0 CS: 1
PITCHER	IP	WLS	BF	H	R	ER	SO	BB	IBB	HBP	BLK	WP	HR	S	P	ERA	WHIP		
Sonny Siebert, R ERA: 4.36 (1,1)	4.0	L	21	6	5	5	3	3	0	0	0	0	0	4	4	9.00	3.000		
Jackie Brown, R ERA: 3.62 (5,1)	1.0		4	3	1	1	0	0	0	0	0	0	0	4	4	9.00	3.000		
Steve Foucault, R ERA: 4.5 (6,1)	2.0		7	1	0	0	0	1	0	0	0	0	0	6	10	0.00	1.000		
Lloyd Allen, R ERA: 8.74 (8,1)	1.0		3	0	0	0	0	0	0	0	0	0	0	3	3	0.00	0.000		

AB	30
R	6
H	10
RBI	6
BB	4
SO	3
LOB	14



Batter	1	2	3	4	5	6	7	8	9	AB	R	H	RBI	BB	SO	LOB	TOP																					
Davey Nelson, R OBP: 0.327, SLG: 0.375 (1, 4)	E3 6-3 BLK SF9		1-3						F9	5	1	2	0	0	0	0	Texas Rangers @ Minnesota Twins Metropolitan Stadium, Bloomington, MI Wed Sep 12 1973, 8:05 PM EDT Att. 4,597 - Unknown - 63 F																					
Toby Harrah, R OBP: 0.334, SLG: 0.369 (1, 6)	6-3		6-3						WP BB BB	4	0	0	0	1	0	3																						
Jeff Burroughs, R OBP: 0.349, SLG: 0.470 (1, 9)	SF9			4-3					BB BB	1	0	0	1	3	0	0																						
Alex Johnson, R OBP: 0.328, SLG: 0.390 (1, 10)	5-3			BB WP 1B	L1				BB BB	4	1	1	0	1	0	2																						
Bill Madlock, R OBP: 0.261, SLG: 0.333 Pete Mackanin, R OBP: 0.133, SLG: 0.125 (8, 5)	E5			E5 1B					F9	4	1	0	0	0	0	1																						
Jim Fregosi, R OBP: 0.321, SLG: 0.348 Jim Spencer, L OBP: 0.336, SLG: 0.362 (6, 3)	F9			K					F3	2	1	0	0	1	1	3																						
Tom Grieve, R OBP: 0.371, SLG: 0.542 Elliott Maddox, R OBP: 0.357, SLG: 0.258 (8, 7)	K			1B 1-2 2-3 BB					2B	3	1	2	2	1	1	1																						
Dick Billings, R OBP: 0.227, SLG: 0.216 (1, 2)	K								6-3	4	0	1	2	0	1	2																						
Vic Harris, S OBP: 0.316, SLG: 0.351 (1, 8)									P3	4	0	0	0	0	1	2																						
Inning Stats	R: 1 E: 1 K: 0 S: 4	H: 0 LOB: 0 BB: 0 P: 4	R: 0 E: 1 K: 2 S: 8	H: 0 LOB: 1 BB: 0 P: 8	R: 0 E: 0 K: 0 S: 3	H: 0 LOB: 0 BB: 0 P: 3	R: 2 E: 1 K: 2 S: 10	H: 2 LOB: 2 BB: 1 P: 14	R: 0 E: 0 K: 0 S: 3	H: 1 LOB: 1 BB: 1 P: 7	R: 2 E: 0 K: 0 S: 4	H: 1 LOB: 0 BB: 1 P: 8	R: 0 E: 0 K: 0 S: 3	H: 1 LOB: 1 BB: 0 P: 7	R: 0 E: 0 K: 0 S: 4	H: 1 LOB: 1 BB: 0 P: 4		R: 0 E: 0 K: 0 S: 3	H: 0 LOB: 3 BB: 3 P: 15	1B: 4 2B: 1 3B: 0 HR: 1	SF: 1 SAC: 0 DP: 0 HBP: 0	WP: 2 PB: 0 SB: 1 CS: 2	PA: 41															
PITCHER	IP	WLS	BF	H	R	ER	SO	BB	IBB	HBP	BLK	WP	HR	S	P	ERA	WHIP	PITCHER				IP	WLS	BF	H	R	ER	SO	BB	IBB	HBP	BLK	WP	HR	S	P	ERA	WHIP
Eddie Bane, L ERA: 4.75 (1, 1)	5.1	L	25	4	5	2	4	3	0	0	1	1	1	30	42	3.38	1.312																					
Ray Corbin, R ERA: 2.99 (6, 1)	2.2		10	2	0	0	0	1	0	0	0	0	0	9	13	0.00	1.125																					
Vic Albury, L ERA: 0.55 (9, 1)	1.0		6	0	0	0	0	3	0	0	0	1	0	3	15	0.00	3.000																					

AB	33
R	5
H	6
RBI	5
BB	7
SO	4
LOB	17



Batter	1	2	3	4	5	6	7	8	9	AB	R	H	RBI	BB	SO	LOB	BOTTOM																					
Steve Brye, R OBP: 0.339, SLG: 0.384 (1, 8)									SF9	3	0	2	1	1	0	0	Texas Rangers @ Minnesota Twins Metropolitan Stadium, Bloomington, MI Wed Sep 12 1973, 8:05 PM EDT Att. 4,597 - Unknown - 63 F																					
Rod Carew, L OBP: 0.408, SLG: 0.470 (1, 4)	K2-3								3H FC6-4	5	0	3	0	0	1	3																						
Eric Soderholm, R OBP: 0.418, SLG: 0.474 (1, 5)	6-3								FC6-4	5	0	0	0	0	0	6																						
Harmon Killebrew, R OBP: 0.361, SLG: 0.354 (1, 10)										3	1	1	1	1	0	1																						
Craig Kusick, R OBP: 0.188, SLG: 0.133 Jim Holt, L OBP: 0.337, SLG: 0.444 (8, PH) (9, 7)	E BB BB									2	0	0	0	1	1	3																						
Bobby Darwin, R OBP: 0.299, SLG: 0.379 (1, 9)	K									4	0	1	0	0	2	5																						
Joe Lis, R OBP: 0.320, SLG: 0.402 (1, 3)	E BB									3	0	0	0	1	1	2																						
Danny Thompson, R OBP: 0.271, SLG: 0.290 (1, 6)	F7									4	0	0	0	0	2																							
Glenn Borgmann, R OBP: 0.444, SLG: 0.429 Rich Reese, L OBP: 0.213, SLG: 0.263 (9, PH) (9, PH)	L6									2	0	0	0	1	0	2																						
Inning Stats	R: 0 E: 0 K: 1 S: 4	H: 0 LOB: 0 BB: 1 P: 8	R: 1 E: 1 K: 1 S: 6	H: 1 LOB: 2 BB: 2 P: 14	R: 0 E: 0 K: 1 S: 7	H: 2 LOB: 3 BB: 1 P: 11	R: 0 E: 0 K: 0 S: 3	H: 0 LOB: 0 BB: 0 P: 3	R: 0 E: 0 K: 0 S: 4	H: 1 LOB: 1 BB: 0 P: 4	R: 0 E: 0 K: 0 S: 3	H: 1 LOB: 2 BB: 0 P: 3	R: 0 E: 0 K: 2 S: 8	H: 1 LOB: 1 BB: 0 P: 8	R: 0 E: 0 K: 0 S: 5	H: 2 LOB: 1 BB: 0 P: 5		1B: 7 2B: 0 3B: 1 HR: 1	SF: 1 SAC: 0 DP: 1 HBP: 0	WP: 0 PB: 0 SB: 2 CS: 1	PA: 39																	
PITCHER	IP	WLS	BF	H	R	ER	SO	BB	IBB	HBP	BLK	WP	HR	S	P	ERA	WHIP	PITCHER				IP	WLS	BF	H	R	ER	SO	BB	IBB	HBP	BLK	WP	HR	S	P	ERA	WHIP
David Clyde, L ERA: 5.24 (1, 1)	2.1		12	3	1	1	2	3	0	0	0	0	0	13	25	3.86	2.571																					
Rick Henninger, R ERA: 2.76 (3, 1)	6.2	W	27	6	1	1	3	2	0	0	0	0	0	31	39	1.35	1.200																					



Batter	1	2	3	4	5	6	7	8	9	10	AB	R	H	RBI	BB	SO	LOB						
Davey Nelson, R OBP: 0.324, SLG: 0.371 (1, 4)	F7		F8		P3			L4		F8	5	0	0	0	0	0	3						
Toby Harrah, R OBP: 0.330, SLG: 0.365 (1, 6)	1-3			F7		F7		5-3		F9	5	0	0	0	0	0	1						
Jim Spencer, L OBP: 0.336, SLG: 0.359 (1, 3)	F8			FC5-4 BB		F7		F9			3	0	0	0	1	0	0						
Jeff Burroughs, R OBP: 0.350, SLG: 0.477 (1, 9)		F4		FC5-4 1B						FC6-4 1B	4	1	2	1	0	0	1						
Alex Johnson, R OBP: 0.328, SLG: 0.389 (1, 10)		P4				F8				FC6-4 4-3	4	0	1	0	0	0	1						
Larry Blittner, L OBP: 0.304, SLG: 0.299 Elliott Maddox, R OBP: 0.357, SLG: 0.258 (1, 7) (9, 7)		F8						F8		4-3	4	0	0	0	0	0	3						
Bill Madlock, R OBP: 0.296, SLG: 0.400 Pete Mackanin, R OBP: 0.133, SLG: 0.125 (1, 5) (9, 5)										F8	4	0	2	0	0	1	1						
Vic Harris, S OBP: 0.315, SLG: 0.350 (1, 8)											0	0	0	0	0	0	0						
Ken Suarez, R OBP: 0.344, SLG: 0.309 (1, 2)											4	0	1	0	0	0	2						
Inning Stats	R: 0 E: 0 K: 0 S: 3	H: 0 LOB: 0 BB: 0 P: 3	R: 0 E: 0 K: 0 S: 3	H: 0 LOB: 0 BB: 0 P: 3	R: 0 E: 0 K: 0 S: 3	H: 1 LOB: 1 BB: 1 P: 7	R: 0 E: 0 K: 0 S: 4	H: 1 LOB: 2 BB: 1 P: 8	R: 0 E: 0 K: 1 S: 5	H: 0 LOB: 1 BB: 1 P: 9	R: 1 E: 0 K: 0 S: 4	H: 1 LOB: 0 BB: 0 P: 4	R: 0 E: 0 K: 0 S: 4	H: 0 LOB: 0 BB: 0 P: 3	R: 0 E: 0 K: 0 S: 4	H: 1 LOB: 1 BB: 0 P: 4	R: 0 E: 0 K: 0 S: 4	H: 1 LOB: 0 BB: 0 P: 4	1B: 4 2B: 1 3B: 0 HR: 1	SF: 0 SAC: 1 DP: 0 HBP: 0	WP: 0 PB: 0 SB: 0 CS: 1	PA: 38	
PITCHER Catfish Hunter, R ERA: 3.32 (1, 1)	IP 10.0	WLS W 38	H 6	R 1	ER 1	SO 1	BB 3	IBB 0	HBP 0	BLK 0	WP 0	HR 1	S 37	P 49	ERA 0.90	WHIP 0.900							

TOP

Texas Rangers @ Oakland Athletics
Oakland-Alameda County Coliseum, Oakland, CA

Fri Sep 14 1973, 7:05 PM PDT
Att: 4,690 - Unknown

AB	34
R	1
H	6
RBI	1
BB	3
SO	1
LOB	13

Batter	1	2	3	4	5	6	7	8	9	10	AB	R	H	RBI	BB	SO	LOB					
Bill North, S OBP: 0.373, SLG: 0.352 (1, 8)	K		F8			SH2-4		1-3			4	1	1	0	0	1	0					
Bert Campaneris, R OBP: 0.304, SLG: 0.322 (1, 6)	6-3			6-3				F8		SH1-4	3	0	0	0	1	0	0					
Sal Bando, R OBP: 0.366, SLG: 0.479 (1, 5)	4-3			F7		F8		F7			4	1	0	0	1	0	2					
Pat Bourque, L OBP: 0.314, SLG: 0.413 Allan Lewis, S (9, PR) Mike Andrews, R OBP: 0.303, SLG: 0.264 (10, PH)											3	0	0	0	1	2	2					
Deron Johnson, R OBP: 0.336, SLG: 0.417 (1, 3)											0	1	0	0	0	0	0					
Gene Tenace, R OBP: 0.383, SLG: 0.455 (1, 2)											1	1	1	0	0	0	0					
Vic Davalillo, L OBP: 0.214, SLG: 0.228 (1, 9)											5	0	1	0	0	1	4					
Joe Rudi, R OBP: 0.303, SLG: 0.389 (1, 7)											4	1	4	5	0	0	0					
Dick Green, R OBP: 0.310, SLG: 0.342 Reggie Jackson, L OBP: 0.353, SLG: 0.532 Ted Kubiak, S OBP: 0.268, SLG: 0.322 Rico Carty, R OBP: 0.336, SLG: 0.292 Manny Trillo, R OBP: 0.250, SLG: 0.250 (1, 4) (7, PH) (8, 4) (9, PH) (10, 4)											2	0	1	0	0	0	0					
Inning Stats	R: 0 E: 0 K: 1 S: 5	H: 0 LOB: 1 BB: 0 P: 6	R: 0 E: 0 K: 1 S: 6	H: 1 LOB: 1 BB: 0 P: 6	R: 0 E: 0 K: 0 S: 3	H: 0 LOB: 0 BB: 0 P: 3	R: 0 E: 0 K: 1 S: 5	H: 0 LOB: 0 BB: 0 P: 5	R: 0 E: 0 K: 0 S: 3	H: 0 LOB: 0 BB: 0 P: 3	R: 0 E: 0 K: 0 S: 4	H: 2 LOB: 2 BB: 0 P: 5	R: 0 E: 0 K: 0 S: 3	H: 0 LOB: 0 BB: 0 P: 3	R: 1 E: 0 K: 0 S: 4	H: 1 LOB: 2 BB: 1 P: 12	R: 4 E: 0 K: 1 S: 7	H: 3 LOB: 0 BB: 1 P: 11	1B: 7 2B: 2 3B: 0 HR: 1	SF: 0 SAC: 3 DP: 1 HBP: 0	WP: 0 PB: 0 SB: 1 CS: 0	PA: 42
PITCHER Jim Bibby, R ERA: 3.75 Lloyd Allen, R ERA: 9.38 (1, 1) (10, 1)	IP 9.0	WLS L 6	H 3	R 4	ER 1	SO 3	BB 0	IBB 1	HBP 0	BLK 0	WP 0	HR 0	S 38	P 54	ERA 1.00	WHIP 1.000						

BOTTOM

Texas Rangers @ Oakland Athletics
Oakland-Alameda County Coliseum, Oakland, CA

Fri Sep 14 1973, 7:05 PM PDT
Att: 4,690 - Unknown

AB	34
R	5
H	9
RBI	5
BB	5
SO	4
LOB	19

Batter	1	2	3	4	5	6	7	8	9	AB	R	H	RBI	BB	SO	LOB	TOP										
Davey Nelson, R OBP: 0.325, SLG: 0.370 (1, 4)										4	0	1	0	1	0	5	Texas Rangers @ Oakland Athletics Oakland-Alameda County Coliseum, Oakland, CA Sat Sep 15 1973, 3:33 AM PDT Att: 8,360 - Unknown livebaseballscorecards.com										
Toby Harrah, R OBP: 0.329, SLG: 0.363 Pete Mackanin, R OBP: 0.145, SLG: 0.125 Bill Sudakis, S OBP: 0.316, SLG: 0.509 Jim Mason, L OBP: 0.276, SLG: 0.302 (1, 6)										2	0	0	0	0	4	0											
Bill Madlock, R OBP: 0.344, SLG: 0.414 (1, 5)										4	1	2	0	1	0	1		0									
Jeff Burroughs, R OBP: 0.353, SLG: 0.477 (1, 9)										4	0	2	0	1	0	1		0									
Alex Johnson, R OBP: 0.327, SLG: 0.387 (1, 10)										3	0	0	0	1	0	5		0									
Tom Grieve, R OBP: 0.361, SLG: 0.525 Jim Spencer, L OBP: 0.335, SLG: 0.358 (7, PH) (7, 3)										3	0	0	0	0	0	4		0									
Jim Fregosi, R Larry Bittner, L OBP: 0.303, SLG: 0.297 (1, 3) (7, 7)									3	0	1	0	0	0	0	0		0									
Vic Harris, S OBP: 0.318, SLG: 0.351 (1, 8)								2	0	1	0	2	1	1	1	1		0									
Dick Billings, R OBP: 0.235, SLG: 0.222 (1, 2)								3	0	2	0	1	1	1	1	1		0									
Inning Stats	R: 0 E: 0 K: 0 S: 3	H: 1 LOB: 2 BB: 2 P: 11	R: 0 E: 0 K: 1 S: 8	H: 3 LOB: 3 BB: 0 P: 8	R: 0 E: 0 K: 1 S: 4	H: 1 LOB: 1 BB: 0 P: 4	R: 0 E: 0 K: 1 S: 5	H: 0 LOB: 1 BB: 1 P: 9	R: 0 E: 0 K: 0 S: 3	H: 0 LOB: 2 BB: 2 P: 11	R: 1 E: 0 K: 0 S: 3	H: 1 LOB: 0 BB: 1 P: 7	R: 0 E: 0 K: 0 S: 4	H: 2 LOB: 1 BB: 0 P: 4	R: 0 E: 0 K: 0 S: 3	H: 0 LOB: 0 BB: 0 P: 3		1B: 9 2B: 1 3B: 0 HR: 0	SF: 0 SAC: 0 DP: 3 HBP: 0	WP: 0 PB: 0 SB: 1 CS: 1	PA: 40						
PITCHER	IP	WLS	BF	H	R	ER	SO	BB	IBB	HBP	BLK	WP	HR	S	P	ERA	WHIP										
Vida Blue, L ERA: 3.37 (1, 1)	5.1	W	27	6	0	0	2	7	0	0	0	0	0	24	52	0.00	2.438										
Rolie Fingers, R ERA: 1.64 (6, 1)	3.2	S	13	3	1	1	0	1	0	0	0	0	0	12	16	2.46	1.091										

Batter	1	2	3	4	5	6	7	8	9	AB	R	H	RBI	BB	SO	LOB	BOTTOM										
Bill North, S OBP: 0.374, SLG: 0.352 (1, 8)										3	1	1	1	1	1	1	Texas Rangers @ Oakland Athletics Oakland-Alameda County Coliseum, Oakland, CA Sat Sep 15 1973, 3:33 AM PDT Att: 8,360 - Unknown livebaseballscorecards.com										
Bert Campaneris, R OBP: 0.302, SLG: 0.319 (1, 6)										4	0	0	0	0	2	0											
Sal Bando, R OBP: 0.366, SLG: 0.477 (1, 5)										2	1	0	0	2	0	1		0									
Pat Bourque, L OBP: 0.313, SLG: 0.417 Allan Lewis, S (8, PR) (1, 10)										3	0	1	1	0	0	1		0									
Gene Tenace, R OBP: 0.384, SLG: 0.454 (1, 3)									3	0	1	1	1	0	1	1		0									
Vic Davallilo, L OBP: 0.215, SLG: 0.223 (1, 9)									3	0	0	0	1	0	2	0											
Joe Rudi, R OBP: 0.305, SLG: 0.391 (1, 7)										3	0	2	0	0	1	2		0									
Ray Fosse, R OBP: 0.287, SLG: 0.350 (1, 2)										2	1	1	0	0	2	0		0									
Dick Green, R OBP: 0.307, SLG: 0.339 (1, 4)									3	0	0	0	0	1	4	0											
Inning Stats	R: 2 E: 0 K: 1 S: 6	H: 1 LOB: 2 BB: 3 P: 18	R: 1 E: 0 K: 0 S: 5	H: 2 LOB: 1 BB: 0 P: 5	R: 0 E: 0 K: 0 S: 3	H: 0 LOB: 0 BB: 0 P: 3	R: 0 E: 0 K: 0 S: 4	H: 1 LOB: 1 BB: 0 P: 4	R: 0 E: 0 K: 0 S: 2	H: 0 LOB: 0 BB: 1 P: 6	R: 0 E: 0 K: 1 S: 6	H: 1 LOB: 2 BB: 1 P: 10	R: 0 E: 0 K: 1 S: 5	H: 0 LOB: 0 BB: 0 P: 5	R: 0 E: 0 K: 0 S: 3	H: 1 LOB: 1 BB: 0 P: 3		1B: 5 2B: 3 3B: 0 HR: 0	SF: 1 SAC: 1 DP: 2 HBP: 0	WP: 0 PB: 0 SB: 2 CS: 0	PA: 33						
PITCHER	IP	WLS	BF	H	R	ER	SO	BB	IBB	HBP	BLK	WP	HR	S	P	ERA	WHIP										
Pete Broberg, R ERA: 5.57 (1, 1)	8.0	L	33	6	3	3	3	5	0	0	0	0	0	34	54	3.38	1.375										

Batter	1	2	3	4	5	6	7	8	9	AB	R	H	RBI	BB	SO	LOB	TOP				
Davey Nelson, R OBP: 0.324, SLG: 0.374 (1, 4)	0-0 HR		0-0 F7	0-0 G6-3			0-0 P3		0-0 5-3	5	1	1	1	0	0	2					
Larry Blittner, L OBP: 0.305, SLG: 0.297 (1, 7)	0-0 1B		0-0 6-3		4-0 FC3-6 BB		0-0 G3		0-0 3-1	4	0	1	0	1	0	0					
Jeff Burroughs, R OBP: 0.353, SLG: 0.477 (1, 9)	0-0 1B		0-0 6-3		0-0 F8		0-0 1B		0-0 F8	5	0	2	0	0	0	1					
Jim Spencer, L OBP: 0.334, SLG: 0.357 (1, 3)	0-0 P6			0-0 1B HR 1B	4-0 FC3-6		0-0 6-3			4	1	1	0	0	0	4					
Alex Johnson, R OBP: 0.325, SLG: 0.385 (1, 10)	0-0 P4			0-0 F9	0-0 P6			0-0 6-3		4	0	0	0	0	0	4					
Bill Madlock, R OBP: 0.381, SLG: 0.424 (1, 5)	0-0 F8			0-0 1B HR		0-0 5-3		0-0 FC4-6 1B		4	1	2	0	0	0	2					
Toby Harrah, R OBP: 0.328, SLG: 0.369 (1, 6)		0-3 K		0-0 1B HR	0-3 K		0-0 FC4-6 1B			4	1	1	3	0	2	1					
Vic Harris, S OBP: 0.320, SLG: 0.354 (1, 8)		0-0 L4		0-3 K	0-0 2B		0-0 1B			4	0	2	0	0	1	0					
Ken Suarez, R OBP: 0.340, SLG: 0.304 (1, 2)		0-0 F7		0-0 E6	0-0 6-3		0-0 L6			4	0	0	0	0	0	4					
Inning Stats	R: 1 E: 0 K: 0 S: 6	H: 3 LOB: 2 BB: 0 P: 6	R: 0 E: 0 K: 1 S: 5	H: 0 LOB: 0 BB: 0 P: 5	R: 0 E: 0 K: 1 S: 3	H: 0 LOB: 0 BB: 0 P: 3	R: 3 E: 1 K: 1 S: 9	H: 3 LOB: 1 BB: 0 P: 9	R: 0 E: 0 K: 1 S: 3	H: 1 LOB: 1 BB: 0 P: 7	R: 0 E: 0 K: 0 S: 4	H: 1 LOB: 1 BB: 0 P: 4	R: 0 E: 0 K: 0 S: 5	H: 2 LOB: 2 BB: 0 P: 5	R: 0 E: 0 K: 0 S: 3	H: 0 LOB: 0 BB: 0 P: 3	1B: 7 2B: 1 3B: 0 HR: 2	SF: 0 SAC: 0 DP: 1 HBP: 0	WP: 0 PB: 0 SB: 0 CS: 0	PA: 39	
PITCHER	IP WLS BF H R ER SO BB IBB HBP BLK WP HR S P ERA WHIP	3.1 W 23 4 0 4 1 0 0 0 0 2 18 18 10.80 1.800	5.2 W 23 4 0 0 2 1 0 0 0 0 0 26 30 0.00 0.882																		

Texas Rangers @ Oakland Athletics
Oakland-Alameda County Coliseum, Oakland, CA
Sun Sep 16 1973, 3:33 AM PDT
Att: 10,907 - Unknown

AB	38
R	4
H	10
RBI	4
BB	1
SO	3
LOB	18



Batter	1	2	3	4	5	6	7	8	9	AB	R	H	RBI	BB	SO	LOB	BOTTOM				
Bill North, S OBP: 0.372, SLG: 0.350 (1, 8)	0-0 6-3		0-0 E HR 1B	0-0 F8		0-0 G4-6-3		0-0 1-3		5	1	1	0	0	0	1					
Bert Campaneris, R OBP: 0.300, SLG: 0.317 (1, 6)	0-0 1-3		0-0 6-3		0-0 E5 HR		0-0 F7			4	1	0	0	0	0	1					
Sal Bando, R OBP: 0.370, SLG: 0.486 (1, 5)	4-0 WP BB		4-0 HR BB		0-0 1H HR		0-0 2B			2	3	2	2	2	0	0					
Deron Johnson, R OBP: 0.333, SLG: 0.414 (1, 10)	0-0 6-3		0-3 K		0-0 F8		0-0 P6			4	0	0	0	0	1	4					
Gene Tenace, R OBP: 0.384, SLG: 0.452 (1, 3)		0-0 F8		4-0 HR BB		0-0 6-3		4-0 2B BB		2	2	0	0	2	0	0					
Joe Rudi, R OBP: 0.309, SLG: 0.403 (1, 7)		4-0 1B BB		0-0 HR		0-0 4-3		0-0 2B		3	1	2	6	1	0	0					
Angel Mangual, R OBP: 0.243, SLG: 0.294 (1, 9)		0-3 K		0-3 K		0-0 5-3		0-0 F8		4	0	0	0	0	2	2					
Ray Fosse, R OBP: 0.289, SLG: 0.358 (1, 2)		0-0 1B		0-0 5-3		0-0 HR		0-0 P4		4	1	2	1	0	0	0					
Dick Green, R OBP: 0.307, SLG: 0.338 (1, 4)		0-3 K		0-0 5-3		0-0 G4-6-3 1B		0-0 6-3		4	0	1	0	0	1	2					
Inning Stats	R: 0 E: 0 K: 0 S: 3	H: 0 LOB: 1 BB: 1 P: 7	R: 0 E: 0 K: 2 S: 8	H: 1 LOB: 2 BB: 1 P: 12	R: 4 E: 1 K: 2 S: 9	H: 2 LOB: 0 BB: 2 P: 17	R: 0 E: 0 K: 0 S: 3	H: 0 LOB: 0 BB: 0 P: 3	R: 2 E: 1 K: 0 S: 5	H: 1 LOB: 0 BB: 0 P: 5	R: 1 E: 0 K: 0 S: 4	H: 2 LOB: 0 BB: 0 P: 4	R: 2 E: 0 K: 0 S: 5	H: 2 LOB: 1 BB: 1 P: 9	R: 0 E: 0 K: 0 S: 3	H: 0 LOB: 0 BB: 0 P: 3	1B: 3 2B: 2 3B: 0 HR: 3	SF: 0 SAC: 0 DP: 1 HBP: 0	WP: 1 PB: 0 SB: 0 CS: 0	PA: 37	
PITCHER	IP WLS BF H R ER SO BB IBB HBP BLK WP HR S P ERA WHIP	5.0 L 24 4 6 5 4 4 0 0 0 0 1 4 4 9.00 2.000	6.1 L 24 2 1 1 0 0 0 0 0 0 1 4 4 9.00 2.000	7.1 L 24 6 2 2 0 1 0 0 0 0 5 9 18.00 3.000	8.1 L 24 3 0 0 0 0 0 0 0 0 3 3 0.00 0.000																

Texas Rangers @ Oakland Athletics
Oakland-Alameda County Coliseum, Oakland, CA
Sun Sep 16 1973, 3:33 AM PDT
Att: 10,907 - Unknown

AB	32
R	9
H	8
RBI	9
BB	5
SO	4
LOB	10



Batter	1	2	3	4	5	6	7	8	9	AB	R	H	RBI	BB	SO	LOB	TOP				
Johnny Jeter, R OBP: 0.282, SLG: 0.397 (1, 7)	0-0 5-3		0-3 K		0-0 4-3		0-3 K		0-0 G6-4-3	5	0	0	0	0	2	3					
Pat Kelly, L OBP: 0.356, SLG: 0.344 (1, 9)	0-0 4-3		0-0 G3		0-3 K2-3		0-3 K		0-0 4-3	5	0	0	0	0	2	2					
Carlos May, L OBP: 0.326, SLG: 0.401 (1, 10)	0-0 F9			0-0 F3	0-0 F9			0-0 4-3		4	0	0	0	0	0	0					
Bill Melton, R OBP: 0.363, SLG: 0.446 (1, 5)		0-0 5-3		0-0 BB 1-3 1B		0-3 K		0-0 1-3		4	1	1	0	0	1	0					
Jorge Orta, L OBP: 0.322, SLG: 0.373 (1, 4)		4-0 2B BB		0-0 1-3		0-0 1-3		0-0 E 1B 1B		3	0	1	0	1	0	1					
Jerry Hairston, S OBP: 0.407, SLG: 0.369 (1, 3)		0-0 1-3 2B		4-0 BB 1B BB		0-0 P3		0-0 E8 1B		3	1	2	0	1	0	0					
Bill Sharp, L OBP: 0.313, SLG: 0.401 (1, 8)		0-3 K		4-0 1B BB		0-0 1-2 2-3 BB		0-0 1B 1B		3	0	1	0	1	1	4					
Bucky Dent, R OBP: 0.337, SLG: 0.308 (1, 6)		0-0 5-3		0-0 1-2 2-3 1B		0-0 1-2 1B		0-0 1B BB		3	1	2	2	1	0	2					
Chuck Brinkman, R OBP: 0.264, SLG: 0.263 (1, 2)			0-3 K		0-0 5-3		0-0 F9		0-0 G6-4-3 1B	1	0	0	0	0	1	0					
Sam Ewing, L OBP: 0.154, SLG: 0.083 (4, PH)										1	0	0	0	0	0	2					
Brian Downing, R OBP: 0.275, SLG: 0.348 (4, 2)										2	0	1	0	0	0	2					
Inning Stats	R: 0 E: 0 K: 0 S: 3	H: 0 LOB: 0 BB: 0 P: 3	R: 0 E: 0 K: 1 S: 6	H: 1 LOB: 2 BB: 1 P: 10	R: 0 E: 0 K: 2 S: 7	H: 0 LOB: 0 BB: 0 P: 7	R: 2 E: 0 K: 0 S: 5	H: 2 LOB: 2 BB: 2 P: 13	R: 0 E: 0 K: 1 S: 5	H: 0 LOB: 0 BB: 0 P: 5	R: 0 E: 0 K: 2 S: 9	H: 2 LOB: 2 BB: 0 P: 9	R: 0 E: 1 K: 0 S: 5	H: 2 LOB: 2 BB: 1 P: 5	R: 1 E: 0 K: 0 S: 3	H: 1 LOB: 0 BB: 1 P: 7	1B: 7 2B: 1 3B: 0 HR: 0	SF: 0 SAC: 0 DP: 1 HBP: 0	WP: 0 PB: 0 SB: 0 CS: 0	PA: 38	
PITCHER	IP	WLS	BF	H	R	ER	SO	BB	IBB	HBP	BLK	WP	HR	S	P	ERA	WHIP				
Sonny Siebert, R ERA: 4.21 (1, 1)	8.0	W	34	7	2	2	7	3	0	0	0	0	0	45	57	2.25	1.250				
Rick Waits, L ERA: 9.0 (9, 1)	1.0	S	4	1	1	1	0	1	0	0	0	0	0	3	7	9.00	2.000				

Chicago White Sox @ Texas Rangers
Arlington Stadium, Arlington, TX
Mon Sep 17 1973, 8:05 PM EDT
Att: 2,608 - Unknown

AB 34
R 3
H 8
RBI 2
BB 4
SO 7
LOB 16



Batter	1	2	3	4	5	6	7	8	9	AB	R	H	RBI	BB	SO	LOB	BOTTOM				
Davey Nelson, R OBP: 0.323, SLG: 0.373 (1, 4)	0-0 6-3		0-3 K		0-0 SH1-3 S 1B		0-0 F8		0-0 F8	5	0	1	0	0	1	1					
Toby Harrah, R OBP: 0.330, SLG: 0.376 (1, 6)	0-0 HR	4-0 2B BB		0-0 SH1-3		0-0 3-1		0-3 K		3	2	1	1	1	1	0					
Alex Johnson, R OBP: 0.324, SLG: 0.385 (1, 10)	0-0 F7		0-0 1-H 2B		0-3 K		0-0 4-3		0-3 K	5	0	1	1	0	2	1					
Jeff Burroughs, R OBP: 0.354, SLG: 0.475 (7, PR)	4-0 HR		0-3 K		0-0 3-1		4-0 FC5-4 BB			2	1	0	0	2	1	2					
Elliott Maddox, R OBP: 0.357, SLG: 0.258 (8, 9)		HR								0	0	0	0	0	0	0					
Bill Madlock, R OBP: 0.375, SLG: 0.568 (1, 5)	0-0 1-H HR		0-0 SF 3B		0-3 K		0-0 FC5-4 BB 1B			4	3	2	2	0	1	1					
Pete Mackanin, R OBP: 0.145, SLG: 0.125 (8, 5)										0	0	0	0	0	0	0					
Tom Grieve, R OBP: 0.386, SLG: 0.524 (1, 7)	0-0 E6 HR		0-0 6-3		0-0 FC4-6 1B		0-0 2B 1B			4	2	2	0	0	0	1					
Jim Fregosi, R OBP: 0.324, SLG: 0.360 (1, 3)	0-0 2-H HR		0-0 SF		0-0 FC4-6		4-0 2B BB			2	2	1	3	1	0	1					
Dick Billings, R OBP: 0.235, SLG: 0.226 (1, 2)	0-0 F9		0-0 6-3		0-0 F9		0-0 1-2 2-3 2B			4	0	1	3	0	0	2					
Lenny Randle, S OBP: 0.250, SLG: 0.500 (1, 8)		0-0 CS 2B		0-0 6-3		0-0 4-3		0-0 F7		4	0	1	0	0	0	3					
Inning Stats	R: 5 E: 1 K: 0 S: 7	H: 3 LOB: 0 BB: 1 P: 11	R: 1 E: 0 K: 2 S: 8	H: 2 LOB: 1 BB: 1 P: 12	R: 1 E: 1 K: 0 S: 5	H: 1 LOB: 1 BB: 0 P: 5	R: 0 E: 0 K: 1 S: 6	H: 1 LOB: 1 BB: 0 P: 6	R: 0 E: 0 K: 0 S: 3	H: 0 LOB: 0 BB: 0 P: 3	R: 3 E: 0 K: 0 S: 5	H: 2 LOB: 2 BB: 2 P: 13	R: 0 E: 0 K: 2 S: 7	H: 0 LOB: 0 BB: 0 P: 7	1B: 3 2B: 3 3B: 1 HR: 3	SF: 1 SAC: 1 DP: 0 HBP: 0	WP: 0 PB: 0 SB: 1 CS: 1	PA: 39			
PITCHER	IP	WLS	BF	H	R	ER	SO	BB	IBB	HBP	BLK	WP	HR	S	P	ERA	WHIP				
Jim Kaat, L ERA: 4.44 (1, 1)	2.0	L	14	6	7	5	2	2	0	0	0	0	0	16	24	22.50	4.000				
Bart Johnson, R ERA: 3.59 (3, 1)	3.0		12	2	0	0	2	0	0	0	0	0	0	16	16	0.00	0.667				
Rich Gossage, R ERA: 9.07 (6, 1)	2.0		10	2	3	3	0	2	0	0	0	0	0	8	16	13.50	2.000				
Jim Geddes, R ERA: 1.84 (8, 1)	1.0		3	0	0	0	2	0	0	0	0	0	0	7	7	0.00	0.000				

Chicago White Sox @ Texas Rangers
Arlington Stadium, Arlington, TX
Mon Sep 17 1973, 8:05 PM EDT
Att: 2,608 - Unknown


AB 33
R 10
H 10
RBI 10
BB 4
SO 6
LOB 12



Batter	1	2	3	4	5	6	7	8	9	AB	R	H	RBI	BB	SO	LOB	TOP					
Johnny Jeter, R OBP: 0.262, SLG: 0.406 (1,7)	0-0 6-3			0-0 F8		0-0 HR		0-0 FC6-4		4	1	1	1	0	0	1						
Pat Kelly, L OBP: 0.354, SLG: 0.341 (1,9)	0-0 F7			0-0 6-3		0-0 F7		0-0 1-3		4	0	0	0	0	0	1						
Jerry Hairston, S OBP: 0.404, SLG: 0.366 (1,3)	0-0 6-3			0-3 K				0-0 1-3		4	0	1	0	0	1	0						
Bill Melton, R OBP: 0.362, SLG: 0.445 (1,5)		0-0 1B			0-0 6-3			0-3 K		4	0	1	0	0	1	1						
Carlos May, L OBP: 0.326, SLG: 0.400 (1,10)		0-3 K			0-0 4-3			0-0 1B		4	0	1	0	0	1	1						
Jorge Orta, L OBP: 0.322, SLG: 0.378 (1,4)		0-0 6-3			0-0 3B			0-0 4-3		3	0	1	0	0	0	1						
Bill Sharp, L OBP: 0.308, SLG: 0.394 (1,8)				0-0 F5				0-3 K2-3		3	0	0	0	0	1	1						
Bucky Dent, R OBP: 0.346, SLG: 0.304 (1,6)				4-0 BB		0-0 F3		4-0 BB		1	1	0	0	2	0	0						
Chuck Brinkman, R OBP: 0.260, SLG: 0.259 (1,2)				0-0 G6-4-3		0-3 K		4-0 FC6-4		2	0	0	0	0	1	1						
Sam Ewing, L OBP: 0.214, SLG: 0.083 (8, PH)				1-2				1-2		0	0	0	0	1	0	0						
Pete Varney, R (8, 2)										0	0	0	0	0	0	0						
Inning Stats	R: 0 E: 0 K: 0 S: 3	H: 0 LOB: 0 BB: 0 P: 3	R: 0 E: 0 K: 1 S: 5	H: 1 LOB: 0 BB: 0 P: 5	R: 0 E: 0 K: 0 S: 2	H: 0 LOB: 0 BB: 1 P: 6	R: 0 E: 0 K: 1 S: 5	H: 0 LOB: 0 BB: 0 P: 5	R: 0 E: 0 K: 0 S: 4	H: 1 LOB: 1 BB: 0 P: 4	R: 1 E: 0 K: 1 S: 6	H: 1 LOB: 0 BB: 0 P: 6	R: 0 E: 0 K: 1 S: 6	H: 1 LOB: 1 BB: 0 P: 6	R: 1 E: 1 K: 1 S: 5	H: 0 LOB: 1 BB: 2 P: 13	R: 0 E: 0 K: 0 S: 3	H: 1 LOB: 0 BB: 0 P: 3	1B: 3 2B: 0 3B: 1 HR: 1	SF: 0 SAC: 0 DP: 2 HBP: 0	WP: 0 PB: 0 SB: 0 CS: 0	PA: 32
PITCHER Jim Bibby, R ERA: 3.62 (1,1)	IP: 9.0 WLS: W BF: 32 H: 5 R: 2 ER: 1 SO: 5 BB: 3 IBB: 0 HBP: 0 BLK: 0 WP: 0 HR: 1 S: 39 P: 51 ERA: 1.00 WHIP: 0.889															PITCHER						

Chicago White Sox @ Texas Rangers
Arlington Stadium, Arlington, TX
Tue Sep 18 1973, 8:05 PM EDT
Att: 3,076 - Unknown


AB	29
R	2
H	5
RBI	1
BB	3
SO	5
LOB	7



Batter	1	2	3	4	5	6	7	8	9	AB	R	H	RBI	BB	SO	LOB	BOTTOM					
Davey Nelson, R OBP: 0.320, SLG: 0.370 (1,4)	0-0 P3		0-0 6-3	0-0 F8		0-3 K				4	0	0	0	0	1	1						
Toby Harrah, R OBP: 0.331, SLG: 0.376 (1,6)	0-0 2B		4-0 HR	0-0 F9		0-0 F2				3	2	1	0	1	0	1						
Jim Spencer, L OBP: 0.336, SLG: 0.366 (1,3)	0-0 F3		0-0 HR	0-0 1B		0-0 P5				4	1	2	2	0	0	1						
Jeff Burroughs, R OBP: 0.355, SLG: 0.483 (1,9)	0-0 2B		0-0 HR	0-0 F9		0-0 P4				4	2	2	2	0	0	2						
Elliott Maddox, R OBP: 0.357, SLG: 0.258 (8, 9)	1-H 2B		0-0 HR			0-3 K				0	0	0	0	0	0	0						
Bill Madlock, R OBP: 0.386, SLG: 0.585 (1,5)	0-0 E		0-0 4-3		0-0 F3					4	2	2	1	0	1	0						
Pete Mackanin, R OBP: 0.145, SLG: 0.125 (8, 5)	2-H 2B		0-0 1B		0-0 K					0	0	0	0	0	0	0						
Alex Johnson, R OBP: 0.322, SLG: 0.382 (1,10)	0-0 E8		0-0 4-3		0-3 K			0-3 K		4	0	0	0	0	2	1						
Larry Bittner, L OBP: 0.312, SLG: 0.313 (1,7)		0-3 K		0-0 1B		0-0 3B		0-0 E4		4	0	3	1	0	1	0						
Lenny Randle, S OBP: 0.125, SLG: 0.250 (1,8)		0-0 F7		0-3 K		0-0 F8		0-3 K		4	0	0	0	0	2	3						
Ken Suarez, R OBP: 0.339, SLG: 0.301 (1,2)		0-0 F8		1-0 1B		0-0 F7		0-0 6-3		3	0	0	0	0	0	1						
Inning Stats	R: 3 E: 1 K: 0 S: 6	H: 3 LOB: 1 BB: 0 P: 6	R: 0 E: 0 K: 1 S: 5	H: 0 LOB: 0 BB: 0 P: 5	R: 4 E: 0 K: 1 S: 9	H: 4 LOB: 1 BB: 1 P: 13	R: 0 E: 0 K: 0 S: 4	H: 1 LOB: 2 BB: 0 P: 5	R: 0 E: 0 K: 1 S: 5	H: 0 LOB: 0 BB: 0 P: 5	R: 0 E: 0 K: 1 S: 5	H: 0 LOB: 0 BB: 0 P: 5	R: 0 E: 0 K: 2 S: 8	H: 1 LOB: 1 BB: 0 P: 8	R: 0 E: 1 K: 2 S: 8	H: 0 LOB: 1 BB: 0 P: 8	R: 0 E: 0 K: 0 S: 3	H: 1 LOB: 1 BB: 0 P: 8	1B: 5 2B: 2 3B: 1 HR: 2	SF: 0 SAC: 0 DP: 0 HBP: 1	WP: 0 PB: 0 SB: 1 CS: 0	PA: 36
PITCHER Stan Bahnsen, R ERA: 3.33 (1,1)	IP: 2.1 WLS: L BF: 13 H: 5 R: 1 ER: 1 SO: 1 BB: 1 IBB: 0 HBP: 0 BLK: 0 WP: 0 HR: 2 S: 14 P: 18 ERA: 19.29 WHIP: 2.571															PITCHER						
Steve Stone, R ERA: 4.33 (3,1)	IP: 5.2 WLS: L BF: 23 H: 5 R: 1 ER: 1 SO: 6 BB: 0 IBB: 0 HBP: 1 BLK: 0 WP: 0 HR: 0 S: 34 P: 35 ERA: 1.59 WHIP: 0.882															PITCHER						

Chicago White Sox @ Texas Rangers
Arlington Stadium, Arlington, TX
Tue Sep 18 1973, 8:05 PM EDT
Att: 3,076 - Unknown


AB	34
R	7
H	10
RBI	6
BB	1
SO	7
LOB	10



Batter	1	2	3	4	5	6	7	8	9	10	11	12	13	14	AB	R	H	RBI	BB	SO	LOB	TOP				
Vic Harris, S OBP: 0.316, SLG: 0.345 (1, 8) 2-3 (13, 7)															6	0	0	0	1	0	1					
Toby Harrah, R OBP: 0.329, SLG: 0.367 (1, 5)															6	2	1	0	1	1	3					
Jim Spencer, L OBP: 0.326, SLG: 0.355 (1, 3)															6	0	2	0	1	0	1					
Jeff Burroughs, R OBP: 0.355, SLG: 0.484 (1, 9)															5	1	2	1	1	0	2					
Alex Johnson, R OBP: 0.323, SLG: 0.381 (1, 10)															5	0	2	1	0	1	2					
Larry Bittner, L OBP: 0.307, SLG: 0.313 (1, 7)															5	0	1	0	0	1	3					
Tom Cravee, R OBP: 0.368, SLG: 0.519 (13, PH)															1	0	0	0	0	1	2					
Elliott Maddox, R OBP: 0.350, SLG: 0.257 (13, 8)															0	0	0	0	0	0	0					
Lenny Randle, S OBP: 0.291, SLG: 0.308 (1, 4)															5	0	2	0	0	0	1					
Davey Nelson, R OBP: 0.322, SLG: 0.370 (13, PH)															1	0	1	1	0	0	0					
Pete Mackanin, R OBP: 0.151, SLG: 0.134 (1, 6)															6	0	1	0	0	3	4					
Ken Suarez, R OBP: 0.334, SLG: 0.299 (1, 2)															6	0	1	0	0	1	5					
Inning Stats	R: 0 E: 1 K: 0 S: 4	H: 0 LOB: 1 BB: 0 P: 4	R: 0 E: 0 K: 0 S: 3	H: 1 LOB: 0 BB: 0 P: 3	R: 0 E: 0 K: 1 S: 5	H: 1 LOB: 1 BB: 1 P: 9	R: 0 E: 0 K: 0 S: 4	H: 1 LOB: 1 BB: 0 P: 4	R: 0 E: 0 K: 0 S: 4	H: 1 LOB: 1 BB: 0 P: 4	R: 1 E: 0 K: 1 S: 8	H: 3 LOB: 2 BB: 2 P: 8	R: 0 E: 0 K: 1 S: 6	H: 1 LOB: 1 BB: 0 P: 6	R: 1 E: 0 K: 0 S: 3	H: 1 LOB: 1 BB: 2 P: 11	R: 0 E: 0 K: 1 S: 5	H: 0 LOB: 0 BB: 0 P: 5	R: 1 E: 0 K: 2 S: 10	H: 3 LOB: 2 BB: 0 P: 10	R: 0 E: 0 K: 1 S: 5	H: 0 LOB: 0 BB: 0 P: 5	1B: 11 2B: 3 3B: 0 HR: 0	SF: 1 SAC: 0 DP: 2 HBP: 0	WP: 0 PB: 0 SB: 0 CS: 1	PA: 58
PITCHER	IP 7.1	WLS 30	BF 7	H 1	ER 0	SO 2	BB 0	IBB 0	HBP 0	BLK 0	WP 0	HR 0	S 32	P 40	ERA 1.23	WHIP 1.227										
Al Fitzmorris, R ERA: 2.81 (8, 1)	4.2	20	5	2	2	3	1	1	0	0	0	0	24	32	3.86	1.286										
Gene Garber, R ERA: 4.24 (13, 1)	2.0	W	7	1	0	0	3	0	0	0	0	0	13	13	0.00	0.500										

Texas Rangers @ Kansas City Royals
Royals Stadium, Kansas City, MO
Sat Sep 22 1973, 8:05 PM EDT
Att: 15,190 - Unknown - 72 F


AB 52
R 13
H 13
RBI 3
BB 4
SO 8
LOB 24



Batter	1	2	3	4	5	6	7	8	9	10	11	12	13	14	AB	R	H	RBI	BB	SO	LOB	BOTTOM				
Frank White, R OBP: 0.273, SLG: 0.283 (8, PH)															3	0	0	0	0	0	0					
Steve Hovley, L OBP: 0.347, SLG: 0.325 (9, 9)															3	0	0	0	0	0	0					
Tom Poquette, L OBP: 0.143, SLG: 0.077 (1, 9)															6	0	1	0	1	1	3					
Amos Otis, R OBP: 0.368, SLG: 0.484 (1, 10)															1	0	0	0	3	0	1					
John Mayberry, L OBP: 0.411, SLG: 0.472 (9, PR)															2	0	0	0	3	0	1					
Kurt Bevacqua, R OBP: 0.316, SLG: 0.330 (10, 3)															2	0	0	0	1	1	0					
Ed Kirkpatrick, L OBP: 0.338, SLG: 0.381 (12, PH)															0	1	0	0	0	0	0					
Ed Kirkpatrick, L OBP: 0.338, SLG: 0.381 (12, PH)															1	1	1	2	0	0	0					
Jim Wolford, R OBP: 0.275, SLG: 0.310 (9, PH)															2	0	0	0	1	1	0					
Lou Finella, R OBP: 0.281, SLG: 0.361 (10, 7)															3	0	1	0	0	0	2					
Bobby Floyd, R OBP: 0.371, SLG: 0.415 (13, PR)															0	1	0	0	0	0	0					
Rick Reichardt, R OBP: 0.308, SLG: 0.390 (14, 7)															1	1	1	2	0	0	0					
George Brett, L OBP: 0.487, SLG: 0.687 (11, PH)															4	0	0	0	0	3						
Gail Hopkins, L OBP: 0.377, SLG: 0.353 (12, 5)															0	0	0	0	1	0	0					
Paul Schaaf, R OBP: 0.396, SLG: 0.396 (12, 5)															0	0	0	0	0	0	0					
Freddie Patek, R OBP: 0.312, SLG: 0.325 (1, 6)															6	1	2	0	0	0	4					
Buck Martinez, R OBP: 0.471, SLG: 0.538 (8, PR)															2	1	1	1	1	0	0					
Fran Healy, R OBP: 0.348, SLG: 0.409 (9, 2)															0	0	0	0	0	0	0					
Carl Taylor, R OBP: 0.372, SLG: 0.295 (13, 1)															2	0	1	0	0	0	2					
Inning Stats	R: 0 E: 0 K: 1 S: 5	H: 0 LOB: 2 BB: 0 P: 5	R: 0 E: 0 K: 1 S: 5	H: 0 LOB: 2 BB: 2 P: 13	R: 0 E: 0 K: 0 S: 3	H: 0 LOB: 0 BB: 1 P: 6	R: 0 E: 0 K: 0 S: 5	H: 0 LOB: 0 BB: 0 P: 5	R: 0 E: 0 K: 0 S: 4	H: 1 LOB: 2 BB: 1 P: 8	R: 0 E: 0 K: 0 S: 3	H: 0 LOB: 1 BB: 0 P: 7	R: 1 E: 0 K: 1 S: 7	H: 2 LOB: 1 BB: 2 P: 7	R: 0 E: 0 K: 1 S: 6	H: 1 LOB: 2 BB: 1 P: 10	R: 0 E: 0 K: 1 S: 6	H: 1 LOB: 3 BB: 2 P: 14	R: 1 E: 0 K: 0 S: 4	H: 2 LOB: 2 BB: 1 P: 9	R: 2 E: 0 K: 1 S: 6	H: 2 LOB: 0 BB: 0 P: 6	1B: 9 2B: 0 3B: 0 HR: 2	SF: 0 SAC: 1 DP: 2 HBP: 1	WP: 0 PB: 0 SB: 1 CS: 0	PA: 60
PITCHER	IP 5.0	WLS 17	BF 0	H 0	ER 0	SO 2	BB 0	IBB 0	HBP 0	BLK 0	WP 0	HR 0	S 18	P 30	ERA 0.00	WHIP 0.600										
Sonny Siebert, R ERA: 4.03 (6, 1)	5.1	24	6	2	2	3	2	0	0	0	0	1	28	36	3.38	1.500										
Steve Foucault, R ERA: 7.45 (11, 1)	1.1	8	1	0	0	1	2	1	0	0	0	7	19	0.00	2.250											
Jim Shellenback, L ERA: (12, 1)	0.1	1	0	0	0	0	0	0	0	0	0	1	1	0.00	0.000											
Jackie Brown, R ERA: 3.92 (13, 1)	1.2	L	10	4	3	3	1	1	0	1	0	1	10	15	16.20	3.000										

Texas Rangers @ Kansas City Royals
Royals Stadium, Kansas City, MO
Sat Sep 22 1973, 8:05 PM EDT
Att: 15,190 - Unknown - 72 F


AB 49
R 5
H 11
RBI 4
BB 9
SO 7
LOB 27




Batter	1	2	3	4	5	6	7	8	9	AB	R	H	RBI	BB	SO	LOB	TOP		
Toby Harrah, R OBP: 0.328, SLG: 0.365 (1, 5)	F9		5-3		HR		K			3	1	0	0	1	1	0	Texas Rangers @ Kansas City Royals Royals Stadium, Kansas City, MO Sun Sep 23 1973, 4:33 AM EDT Att: 11,183 - Unknown - 80 F		
Tom Grievs, R OBP: 0.364, SLG: 0.536 (1, 7)	6-3		6-3		HR		F2			4	1	1	2	0	0				
Alex Johnson, R OBP: 0.321, SLG: 0.379 (1, 10)	E5		L9		F8		F9			4	1	0	0	0	0				
Jeff Burroughs, R OBP: 0.354, SLG: 0.482 (1, 9)	BB			L7	F9		K			4	0	1	1	0	1				
Jim Fregosi, R OBP: 0.327, SLG: 0.375 (8, PH)	1-2			1B			F7			2	0	1	0	1	0				
Jim Spencer, L OBP: 0.325, SLG: 0.354 (8, 3)	BB			2B				P6		1	0	0	0	0	0				
Vic Harris, S OBP: 0.315, SLG: 0.345 (1, 8)	K			G6-4-3	1B		F9			4	0	1	0	0	1				
Dick Billings, R OBP: 0.237, SLG: 0.241 (1, 2)		5-3		G6-4-3			E9			4	0	1	0	0	2				
Pete Mackanin, R OBP: 0.146, SLG: 0.129 (9, PH)		6-3			5-3		5-3			3	0	0	0	0	1				
Bill Sudakis, S OBP: 0.320, SLG: 0.507 (9, FR)								E9		1	0	1	0	0	0				
Pete Broberg, R (9, FR)								1B		0	0	0	0	0	0				
Lenny Randle, S OBP: 0.235, SLG: 0.471 (1, 4)	F9				HR		3-1			4	1	1	1	0	1				
Inning Stats	R: 1 E: 1 K: 1 S: 7	H: 1 LOB: 2 BB: 1 P: 11	R: 0 E: 0 K: 0 S: 3	H: 0 LOB: 0 BB: 0 P: 3	R: 0 E: 0 K: 0 S: 3	H: 2 LOB: 1 BB: 0 P: 4	R: 0 E: 0 K: 0 S: 4	H: 1 LOB: 1 BB: 0 P: 4	R: 0 E: 0 K: 1 S: 5	H: 0 LOB: 0 BB: 0 P: 5	R: 0 E: 0 K: 1 S: 5	H: 0 LOB: 0 BB: 0 P: 5	R: 0 E: 1 K: 0 S: 4	H: 1 LOB: 1 BB: 0 P: 4	1B: 3 2B: 2 3B: 0 HR: 2	SF: 0 SAC: 0 DP: 1 HBP: 0	WP: 0 PB: 0 SB: 0 CS: 0	PA: 36	
PITCHER	IP	WLS	BF	H	R	ER	SO	BB	IBB	HBP	BLK	WP	HR	S	P	ERA	WHIP		
Paul Spittorf, L ERA: 4.04 (1, 1)	6.0	W	26	6	4	3	1	2	0	0	0	0	2	26	34	4.50	1.333		
Doug Bird, R ERA: 3.05 (7, 1)	3.0	S	10	1	0	0	2	0	0	0	0	0	0	14	14	0.00	0.333		

Batter	1	2	3	4	5	6	7	8	9	AB	R	H	RBI	BB	SO	LOB	BOTTOM		
Freddie Patek, R OBP: 0.311, SLG: 0.324 (1, 6)	F2			F2		G1		S		5	0	1	0	0	0	3	Texas Rangers @ Kansas City Royals Royals Stadium, Kansas City, MO Sun Sep 23 1973, 4:33 AM EDT Att: 11,183 - Unknown - 80 F		
Cookie Rojas, R OBP: 0.320, SLG: 0.372 (1, 4)	5-3			F7	BB	5-3		FC1-2		3	1	0	0	2	0				
Ed Kirkpatrick, L OBP: 0.338, SLG: 0.381 (1, 8)	P6			BB	G3	1B		FC1-5-2		5	1	2	0	0	4				
John Mayberry, L OBP: 0.414, SLG: 0.472 (1, 3)		F5		1B	E	BB		WP		2	1	1	0	3	0				
Gail Hopkins, L OBP: 0.382, SLG: 0.350 (1, 10)		1B		BB	BB	BB		2-3		1	1	0	1	2	1				
Rick Reichardt, R OBP: 0.306, SLG: 0.387 (6, PH)		2B		K	1-2	BB		K		2	0	0	0	0	2				
Jim Wehlford, R OBP: 0.284, SLG: 0.310 (1, 7)		1B		E9	F8			K		3	2	1	1	1	3				
Paul Schaal, R OBP: 0.389, SLG: 0.399 (1, 5)		2B		1B		5-3		4-3		2	0	2	1	0	0				
George Brett, L OBP: 0.080, SLG: 0.080 (5, 5)		1B		1B						2	0	0	0	0	0				
Tom Poquette, L OBP: 0.167, SLG: 0.176 (1, 9)				5-3		P4		K		4	0	1	2	0	1				
Carl Taylor, R OBP: 0.369, SLG: 0.289 (1, 2)		K			WP	BB		1-3		3	1	0	0	1	2				
Inning Stats	R: 0 E: 0 K: 0 S: 3	H: 0 LOB: 0 BB: 0 P: 3	R: 2 E: 0 K: 1 S: 7	H: 2 LOB: 2 BB: 2 P: 15	R: 3 E: 1 K: 1 S: 8	H: 3 LOB: 1 BB: 1 P: 12	R: 1 E: 0 K: 0 S: 3	H: 0 LOB: 3 BB: 4 P: 19	R: 0 E: 0 K: 1 S: 7	H: 2 LOB: 2 BB: 0 P: 7	R: 0 E: 0 K: 2 S: 7	H: 0 LOB: 0 BB: 0 P: 7	R: 1 E: 0 K: 1 S: 6	H: 1 LOB: 2 BB: 2 P: 14	1B: 7 2B: 1 3B: 0 HR: 0	SF: 0 SAC: 0 DP: 0 HBP: 0		WP: 2 PB: 0 SB: 3 CS: 0	PA: 41
PITCHER	IP	WLS	BF	H	R	ER	SO	BB	IBB	HBP	BLK	WP	HR	S	P	ERA	WHIP		
Jim Bibby, R ERA: 3.8 (1, 1)	3.1	L	20	5	6	5	2	5	0	0	0	0	0	19	39	13.50	3.000		
Rick Henninger, R ERA: 3.15 (4, 1)	2.1		11	2	0	0	0	2	0	0	0	1	0	9	17	0.00	1.714		
Jim Shellenback, L ERA: (6, 1)	1.1		4	0	0	0	3	0	0	0	0	0	0	10	10	0.00	0.000		
Bill Gogolewski, R ERA: 4.13 (8, 1)	0.1		3	1	1	1	0	1	0	0	0	0	0	2	6	27.00	6.000		
Charlie Hudson, L ERA: 4.76 (8, 1)	0.1		1	0	0	0	0	0	0	0	0	0	0	1	1	0.00	0.000		

AB 34
R 4
H 7
RBI 4
BB 2
SO 3
LOB 6



AB 32
R 7
H 8
RBI 5
BB 9
SO 6
LOB 19



Batter	1	2	3	4	5	6	7	8	9	AB	R	H	RBI	BB	SO	LOB	TOP
Davey Nelson, R OBP: 0.322, SLG: 0.370 (1, 4)	5-3		1B SF9	1-3			4-3		F8 1B	6	2	2	0	0	0	4	
Toby Harrah, R OBP: 0.329, SLG: 0.365 (1, 6)	F8		1B SF9		F7		L1		1B 1B	5	2	2	0	0	0	0	
Jeff Burroughs, R OBP: 0.354, SLG: 0.480 (1, 9) (4, 3) (9, 9)	BB		1B SF9		1B		P4		1B BB	2	1	0	2	2	0	2	
Alex Johnson, R OBP: 0.324, SLG: 0.380 (1, 7)	L4		1B		1B				1-3 BB	5	1	3	3	0	0	1	
Bill Madlock, R OBP: 0.354, SLG: 0.467 (1, 5)		1B	F8		F7				E6 1B	5	0	1	0	0	0	5	
Jim Fregosi, R OBP: 0.328, SLG: 0.374 (1, 3)		F7			6-3					1	0	0	0	1	0	1	
Elliott Maddox, R OBP: 0.356, SLG: 0.260 (9, PH)				FC5-4 BB						2	0	1	0	0	0	2	
Jim Spencer, L OBP: 0.327, SLG: 0.354 (9, 3)										0	1	0	0	0	0	0	
Tom Grieve, R OBP: 0.360, SLG: 0.526 (9, PH)		F9		FC5-4 1B						4	0	1	0	0	0	4	
Bill Sudakis, S OBP: 0.323, SLG: 0.507 (9, PR)				1-2						0	0	0	1	1	0	0	
Lenny Randle, S OBP: 0.235, SLG: 0.471 (9, PR)										0	1	0	0	0	0	0	
Dick Billings, R OBP: 0.236, SLG: 0.240 (1, 2)		G3		P4						5	0	1	2	0	0	5	
Vic Harris, S OBP: 0.317, SLG: 0.346 (1, 8)			1-3				G1-6-3			4	1	2	1	0	0	1	
Inning Stats	R: 0 H: 0 E: 0 K: 0 S: 3	H: 0 LOB: 1 BB: 1 P: 7	R: 0 H: 1 E: 0 K: 0 S: 4	R: 2 H: 3 E: 0 K: 0 S: 6	R: 0 H: 1 E: 0 K: 0 S: 4	R: 0 H: 1 E: 0 K: 0 S: 4	R: 0 H: 1 E: 0 K: 0 S: 3	R: 0 H: 0 E: 1 K: 0 S: 5	R: 0 H: 1 E: 1 K: 0 S: 9	R: 7 H: 5 E: 1 K: 0 S: 9	1B: 13 SF: 1 2B: 0 3B: 0 HR: 0	SF: 1 SAC: 1 DP: 1 HBP: 0	WP: 0 PB: 0 SB: 0 CS: 0	PA: 46			
PITCHER	IP WLS BF H R ER SO BB IBB HBP BLK WP HR S P ERA WHIP	IP WLS BF H R ER SO BB IBB HBP BLK WP HR S P ERA WHIP	IP WLS BF H R ER SO BB IBB HBP BLK WP HR S P ERA WHIP	IP WLS BF H R ER SO BB IBB HBP BLK WP HR S P ERA WHIP	IP WLS BF H R ER SO BB IBB HBP BLK WP HR S P ERA WHIP	IP WLS BF H R ER SO BB IBB HBP BLK WP HR S P ERA WHIP	IP WLS BF H R ER SO BB IBB HBP BLK WP HR S P ERA WHIP	IP WLS BF H R ER SO BB IBB HBP BLK WP HR S P ERA WHIP	IP WLS BF H R ER SO BB IBB HBP BLK WP HR S P ERA WHIP	IP WLS BF H R ER SO BB IBB HBP BLK WP HR S P ERA WHIP							
Clyde Wright, L ERA: 3.88 (1, 1)	8.0	37	10	4	4	0	3	0	0	0	0	34	46	4.50	1.625		
Aurelio Monteaugudo, R ERA: 4.34 (9, 1)	0.1	7	3	4	3	0	1	1	0	0	0	5	13	81.00	12.000		
Steve Barber, L ERA: 9.53 (9, 1)	0.2	W	2	0	1	1	0	0	0	0	0	2	2	13.50	0.000		

Texas Rangers @ California Angels
Anaheim Stadium, Anaheim, CA
Mon Sep 24 1973, 10:05 PM EDT
Att: 3,753 - Unknown

AB 39
R 9
H 13
RBI 9
BB 4
SO 0
LOB 25



Batter	1	2	3	4	5	6	7	8	9	AB	R	H	RBI	BB	SO	LOB	BOTTOM
Mickey Rivers, L OBP: 0.385, SLG: 0.431 (1, 8)	E6 CS	F7		E8 1B			6-3		1-3	5	1	1	2	0	0	0	
Vada Pinson, L OBP: 0.287, SLG: 0.371 (1, 7)										4	0	1	2	0	2	1	
Ken Berry, R OBP: 0.331, SLG: 0.347 (8, 7)	K		4-3				K		F7	1	0	0	0	0	0	0	
Frank Robinson, R OBP: 0.277, SLG: 0.495 (1, 10)										1	1	0	0	0	0	0	
Winston Llenas, R OBP: 0.319, SLG: 0.302 (4, PH)	BB 1B HBP		G3							1	1	0	0	2	1	1	
Bob Oliver, R OBP: 0.310, SLG: 0.412 (1, 5)	1B BB		4-3							4	2	2	0	1	0	0	
Tom McCraw, L OBP: 0.336, SLG: 0.322 (1, 3)										4	1	1	1	1	0	2	
Richie Scheinblum, S OBP: 0.404, SLG: 0.402 (1, 9)										4	0	1	2	1	0	0	
Rudy Meoli, L OBP: 0.291, SLG: 0.289 (9, PR)										0	1	0	0	0	0	0	
Billy Parker, R OBP: 0.259, SLG: 0.259 (1, 4)										4	1	1	0	0	1	2	
Charlie Sands, L OBP: 0.355, SLG: 0.464 (9, PH)	K									0	0	0	1	1	0	0	
Jeff Torborg, R OBP: 0.280, SLG: 0.260 (1, 2)										4	1	2	0	0	1	0	
Leroy Stanton, R OBP: 0.304, SLG: 0.362 (9, PH)										1	0	1	2	0	0	0	
Dave Chalk, R OBP: 0.351, SLG: 0.271 (1, 6)										3	1	0	0	1	1	1	
Inning Stats	R: 2 H: 2 E: 1 K: 2 S: 9	H: 2 LOB: 2 BB: 1 P: 14	R: 0 H: 0 E: 0 K: 2 S: 7	R: 0 H: 0 E: 0 K: 0 S: 3	R: 4 H: 4 E: 1 K: 1 S: 9	R: 0 H: 0 E: 0 K: 0 S: 3	R: 0 H: 0 E: 0 K: 0 S: 3	R: 0 H: 1 E: 0 K: 1 S: 6	R: 0 H: 1 E: 0 K: 0 S: 4	R: 4 H: 2 E: 0 K: 0 S: 4	1B: 9 SF: 0 2B: 1 3B: 0 HR: 0	SF: 0 SAC: 0 DP: 0 HBP: 1	WP: 1 PB: 0 SB: 0 CS: 1	PA: 44			
PITCHER	IP WLS BF H R ER SO BB IBB HBP BLK WP HR S P ERA WHIP	IP WLS BF H R ER SO BB IBB HBP BLK WP HR S P ERA WHIP	IP WLS BF H R ER SO BB IBB HBP BLK WP HR S P ERA WHIP	IP WLS BF H R ER SO BB IBB HBP BLK WP HR S P ERA WHIP	IP WLS BF H R ER SO BB IBB HBP BLK WP HR S P ERA WHIP	IP WLS BF H R ER SO BB IBB HBP BLK WP HR S P ERA WHIP	IP WLS BF H R ER SO BB IBB HBP BLK WP HR S P ERA WHIP	IP WLS BF H R ER SO BB IBB HBP BLK WP HR S P ERA WHIP	IP WLS BF H R ER SO BB IBB HBP BLK WP HR S P ERA WHIP	IP WLS BF H R ER SO BB IBB HBP BLK WP HR S P ERA WHIP							
Pete Broberg, R ERA: 5.99 (1, 1)	4.0	21	6	6	5	0	2	0	1	0	0	12	16	0.00	0.667		
Rick Henninger, R ERA: 2.74 (5, 1)	3.0	11	1	0	0	1	1	0	0	0	0	0	7	11	10.80	1.800	
Bill Gogolewski, R ERA: 4.22 (8, 1)	1.2	8	2	2	2	0	1	0	0	0	0	0	0	0	0	0	
Lloyd Allen, R ERA: 9.42 (9, 1)	0.0	L	3	0	0	0	3	0	0	0	1	0	0	12	∞	∞	
Jackie Brown, R ERA: 3.92 (9, 1)	0.0	1	1	2	2	0	0	0	0	0	0	1	1	∞	∞		

Texas Rangers @ California Angels
Anaheim Stadium, Anaheim, CA
Mon Sep 24 1973, 10:05 PM EDT
Att: 3,753 - Unknown


AB 36
R 10
H 10
RBI 10
BB 7
SO 6
LOB 7



Batter	1	2	3	4	5	6	7	8	9	10	AB	R	H	RBI	BB	SO	LOB	TOP	
Davey Nelson, R OBP: 0.323, SLG: 0.371 (1, 4)	0-0 5-3			0-3 K		0-0 SH5-3		0-0 CS 1B		0-0 SH1-4 1B	4	1	2	0	0	1	0		
Jim Mason, L OBP: 0.274, SLG: 0.295 (1, 6)	0-0 F8			0-0 4-3		0-0 L6		0-0 G3		0-0 SH1-4 1B	4	0	0	0	0	0	2		
Jeff Burroughs, R OBP: 0.357, SLG: 0.480 (1, 9)	0-3 K			0-0 1B		0-0 1B		0-0 E6		4-0 1B 6-3 IBB	4	1	2	1	1	1	0		
Jim Spencer, L OBP: 0.330, SLG: 0.355 (1, 3)		0-0 P5		0-0 1B		4-0 1B		0-0 BB		0-0 1B	0	0	0	0	0	0	0		
Alex Johnson, R OBP: 0.323, SLG: 0.376 Elliott Maddox, R OBP: 0.356, SLG: 0.260 (1, 7) (10, 7)	4-0 G6-3 BB			0-0 4-3		0-0 F8				0-0 P6	4	0	0	1	1	0	5		
Don Castle, L (1, 10)	0-0 G6-3			0-0 1-3		0-0 F8		0-0 F8		4-0 WP BB	4	0	0	0	1	0	2		
Bill Madlock, R OBP: 0.362, SLG: 0.460 (1, 5)			0-3 K		0-0 5-3		0-0 1B		4-0 G6-4-3 BB		3	0	1	0	1	1	0		
Dick Billings, R OBP: 0.233, SLG: 0.237 (1, 2)			0-0 1-3		0-0 F8		0-0 5-3		0-0 G6-4-3		4	0	0	0	0	0	3		
Vic Harris, S OBP: 0.318, SLG: 0.347 (1, 8)			0-0 4-3			0-0 SH5-3 1B		0-0 F5		0-0 SH1-4 1B	4	2	2	0	0	0	1		
Inning Stats	R: 0 E: 0 K: 1 S: 5	H: 0 LOB: 0 BB: 0 P: 5	R: 0 E: 0 K: 0 S: 2	H: 0 LOB: 0 BB: 1 P: 6	R: 0 E: 0 K: 1 S: 5	H: 0 LOB: 0 BB: 0 P: 5	R: 0 E: 0 K: 1 S: 7	H: 2 LOB: 2 BB: 0 P: 7	R: 0 E: 0 K: 0 S: 5	H: 1 LOB: 1 BB: 0 P: 4	R: 0 E: 0 K: 0 S: 4	H: 1 LOB: 1 BB: 0 P: 4	R: 0 E: 0 K: 0 S: 2	H: 0 LOB: 1 BB: 2 P: 10	R: 3 E: 0 K: 0 S: 6	H: 3 LOB: 1 BB: 1 P: 10	1B: 9 2B: 0 3B: 0 HR: 0	SF: 0 SAC: 2 DP: 2 HBP: 0	WP: 1 PA: 42
PITCHER Bill Singer, R ERA: 3.25 (1, 1)	IP 10.0	WLS L	BF 42	H 9	R 4	ER 4	SO 3	BB 4	IBB 1	HBP 0	BLK 0	WP 1	HR 0	S 43	P 63	ERA 3.60	WHIP 1.300		
PITCHER	IP	WLS	BF	H	R	ER	SO	BB	IBB	HBP	BLK	WP	HR	S	P	ERA	WHIP		

Texas Rangers @ California Angels
Anaheim Stadium, Anaheim, CA
Tue Sep 25 1973, 10:05 PM EDT
Att: 5,044 - Unknown


AB	31
R	4
H	7
RBI	2
BB	4
SO	3
LOB	13



Batter	1	2	3	4	5	6	7	8	9	10	AB	R	H	RBI	BB	SO	LOB	BOTTOM	
Mickey Rivers, L OBP: 0.395, SLG: 0.477 (1, 8)	0-0 G3 2B	0-0 F8			0-0 3B			0-0 2B		0-0 4-3	5	0	3	0	0	0	1		
Vada Pinson, L OBP: 0.287, SLG: 0.369 (1, 7)	0-0 G3		0-0 6-3		0-0 1-3		0-0 BB	4-0 G5-4-3			3	0	0	0	1	0	2		
Frank Robinson, R OBP: 0.372, SLG: 0.491 (1, 10)	0-3 K		0-0 1-3		0-0 P6		0-0 P3	0-0 G5-4-3			4	0	0	0	0	1	4		
Bob Oliver, R OBP: 0.312, SLG: 0.412 (1, 5)	4-0 BB		0-0 1B		0-0 6-3		0-0 G5-4-3	0-0 1-2			3	0	1	0	1	0	2		
Tom McCraw, L OBP: 0.335, SLG: 0.321 (1, 3)	0-0 F8		0-0 P6		0-3 K		0-0 K		0-0 L6-3 1B		4	0	1	0	0	1	3		
Richie Scheinblum, S OBP: 0.399, SLG: 0.396 (1, 9)		0-0 P6		0-0 G3		0-0 4-3		0-0 L6-3		0-0 5-3	4	0	0	0	0	0	1		
Billy Parker, R OBP: 0.265, SLG: 0.247 (1, 4)		0-0 F9		0-0 1-3		0-0 F3		0-0 5-3			4	0	0	0	0	0	0		
Jeff Torborg, R OBP: 0.281, SLG: 0.261 Winston Llenas, R OBP: 0.317, SLG: 0.299 (1, 2) (10, PH)		0-0 E6 1B		0-0 5-3		0-0 G6-3 1B		0-0 5-3		0-0 K	3	1	1	0	0	0	0		
Dave Chalk, R OBP: 0.350, SLG: 0.275 Charlie Sands, L OBP: 0.344, SLG: 0.448 (1, 6) (10, PH)		0-0 1B		0-0 F8		0-0 G6-3		0-0 K		0-3 K	3	0	1	1	0	0	1		
Inning Stats	R: 0 E: 0 K: 1 S: 6	H: 1 LOB: 2 BB: 1 P: 10	R: 1 E: 1 K: 0 S: 5	H: 1 LOB: 1 BB: 0 P: 5	R: 0 E: 0 K: 0 S: 4	H: 1 LOB: 1 BB: 0 P: 4	R: 0 E: 0 K: 0 S: 3	H: 0 LOB: 0 BB: 0 P: 3	R: 0 E: 0 K: 0 S: 5	H: 1 LOB: 1 BB: 0 P: 3	R: 0 E: 0 K: 0 S: 3	H: 1 LOB: 0 BB: 0 P: 3	R: 0 E: 0 K: 0 S: 3	H: 1 LOB: 0 BB: 0 P: 3	R: 0 E: 0 K: 1 S: 5	H: 0 LOB: 0 BB: 0 P: 5	1B: 4 2B: 3 3B: 1 HR: 0	SF: 0 SAC: 0 DP: 3 HBP: 0	WP: 0 PA: 37
PITCHER Steve Dunning, R ERA: 5.53 Steve Foucault, R ERA: 3.88 (1, 1) (10, 1)	IP 9.0	WLS W	BF 34	H 7	R 1	ER 0	SO 2	BB 2	IBB 0	HBP 0	BLK 0	WP 0	HR 0	S 36	P 44	ERA 0.00	WHIP 1.000		
PITCHER	IP	WLS	BF	H	R	ER	SO	BB	IBB	HBP	BLK	WP	HR	S	P	ERA	WHIP		

Texas Rangers @ California Angels
Anaheim Stadium, Anaheim, CA
Tue Sep 25 1973, 10:05 PM EDT
Att: 5,044 - Unknown

AB	35
R	1
H	7
RBI	1
BB	2
SO	3
LOB	14



Batter	1	2	3	4	5	6	7	8	9	AB	R	H	RBI	BB	SO	LOB	TOP			
Lenny Randle, S OBP: 0.286, SLG: 0.571	1-3		1-3		FC4-6 1B		3-1 3B		SH3-4	4	1	2	0	0	0	0				
Jim Mason, L OBP: 0.273, SLG: 0.290	F7		BB		FC4-6 1-2		3-1		F7	4	0	0	1	1	0	2				
Jim Spencer, L OBP: 0.328, SLG: 0.361	HR		G3		L3		F8		4-3	0	1	0	0	0	0	0				
Jeff Burroughs, R OBP: 0.359, SLG: 0.494	F7				HR		1B		HR	4	2	3	2	0	0	0				
Alex Johnson, R OBP: 0.321, SLG: 0.376		F9			4-3		F9		6-3	4	0	0	0	0	0	1				
Bill Sudakis, S OBP: 0.318, SLG: 0.498		F8			4-3		P6		4-3	4	0	0	0	0	0	1				
Bill Madlock, R OBP: 0.397, SLG: 0.485		1B			HBP		1-2 1B		1B	3	0	3	0	0	0	0				
Dick Billings, R OBP: 0.229, SLG: 0.233		K			F9		F7		P4	4	0	0	0	0	1	5				
Vic Harris, S OBP: 0.317, SLG: 0.345					3-1		3-1		SH3-4 BB	3	0	0	0	1	0	0				
Inning Stats	R: 1 E: 0 K: 0 S: 4	H: 1 LOB: 0 BB: 0 P: 4	R: 0 E: 0 K: 1 S: 6	H: 1 LOB: 1 BB: 0 P: 6	R: 0 E: 0 K: 0 S: 3	H: 0 LOB: 1 BB: 1 P: 7	R: 1 E: 0 K: 0 S: 4	H: 1 LOB: 1 BB: 0 P: 5	R: 0 E: 0 K: 0 S: 5	H: 2 LOB: 2 BB: 0 P: 5	R: 1 E: 0 K: 0 S: 4	H: 1 LOB: 0 BB: 0 P: 4	R: 1 E: 0 K: 0 S: 5	H: 2 LOB: 1 BB: 0 P: 5	R: 0 E: 0 K: 0 S: 3	H: 0 LOB: 1 BB: 1 P: 7	1B: 5 2B: 0 3B: 1 HR: 3	SF: 0 SAC: 1 DP: 0 HBP: 1	WP: 0 PB: 0 CS: 0	PA: 39
PITCHER	IP	WLS	BF	H	R	ER	SO	BB	IBB	HBP	BLK	WP	HR	S	P	ERA	WHIP			
Rich Hand, R ERA: 4.39	7.0		31	8	4	4	1	1	0	1	0	0	3	31	36	5.14	1.286			
Dave Sells, R ERA: 3.56	2.0	W	8	1	0	0	0	1	0	0	0	0	0	7	11	0.00	1.000			

Texas Rangers @ California Angels
Anaheim Stadium, Anaheim, CA
Wed Sep 26 1973, 10:05 PM EDT
Att: 3,923 - Unknown


AB 30
R 4
H 8
RBI 3
BB 2
SO 1
LOB 9



Batter	1	2	3	4	5	6	7	8	9	AB	R	H	RBI	BB	SO	LOB	BOTTOM					
Mickey Rivers, L OBP: 0.395, SLG: 0.473	F8		K		1-3 1B		K		1B	5	0	2	1	0	2	0						
Vada Pinson, L OBP: 0.286, SLG: 0.367	4-3		FC6 1B		P4		1-3		P1	5	0	1	0	0	0	4						
Frank Robinson, R OBP: 0.374, SLG: 0.497	HR		FC6 1-2		FC6-4 1B		4-0 BB		F8	4	1	2	1	1	0	3						
Bob Oliver, R OBP: 0.312, SLG: 0.412	K				FC1-6 1B		FC6-4 1B		K	5	0	2	1	0	2	2						
Tom McCraw, L OBP: 0.337, SLG: 0.324		P6			FC1-6 1B		G6-4-3 1B		1B	4	1	2	0	0	0	1						
Ken Berry, R OBP: 0.328, SLG: 0.344		K			E4 1B		G6-4-3 1-2		K	4	1	0	0	0	2	4						
Billy Parker, R OBP: 0.275, SLG: 0.258		1B			1B		K2-3		F7	4	1	2	1	0	1	1						
John Stephenson, L OBP: 0.289, SLG: 0.314					1B				K	3	0	1	1	0	0	1						
Leroy Stanton, R OBP: 0.303, SLG: 0.361		P4			1B		3-1		K	1	0	0	0	0	1	1						
Jeff Torborg, R OBP: 0.281, SLG: 0.261					1-3 1B				K	0	0	0	0	0	0	0						
Dave Chalk, R OBP: 0.344, SLG: 0.273					1-3 K		5-3		1B 1B	4	1	1	0	0	1	2						
Inning Stats	R: 1 E: 0 K: 1 S: 6	H: 1 LOB: 0 BB: 0 P: 6	R: 0 E: 0 K: 1 S: 6	H: 1 LOB: 1 BB: 0 P: 6	R: 0 E: 0 K: 1 S: 6	H: 1 LOB: 1 BB: 0 P: 6	R: 3 E: 0 K: 1 S: 10	H: 4 LOB: 2 BB: 0 P: 10	R: 0 E: 0 K: 0 S: 4	H: 2 LOB: 1 BB: 0 P: 4	R: 0 E: 0 K: 1 S: 5	H: 0 LOB: 0 BB: 1 P: 5	R: 0 E: 0 K: 2 S: 7	H: 0 LOB: 1 BB: 1 P: 11	R: 0 E: 0 K: 2 S: 8	H: 1 LOB: 1 BB: 0 P: 8	R: 1 E: 0 K: 0 S: 5	H: 3 LOB: 2 BB: 0 P: 5	1B: 12 2B: 0 3B: 0 HR: 1	SF: 0 SAC: 0 DP: 1 HBP: 0	WP: 0 PB: 0 CS: 0	PA: 40
PITCHER	IP	WLS	BF	H	R	ER	SO	BB	IBB	HBP	BLK	WP	HR	S	P	ERA	WHIP					
Sonny Siebert, R ERA: 4.06	3.2		19	7	4	2	4	0	0	0	0	0	1	27	27	4.91	1.909					
Jim Merritt, L ERA: 4.05	5.0	L	21	6	1	1	5	1	0	0	0	0	0	30	34	1.80	1.400					

Texas Rangers @ California Angels
Anaheim Stadium, Anaheim, CA
Wed Sep 26 1973, 10:05 PM EDT
Att: 3,923 - Unknown


AB 39
R 5
H 13
RBI 5
BB 1
SO 9
LOB 19



Batter	1	2	3	4	5	6	7	8	9	AB	R	H	RBI	BB	SO	LOB	TOP			
Frank White, R (1,4) OBP: 0.271, SLG: 0.285	4-0 S 6-3 BB		0-3 K		0-0 SF8		0-0 6-3			2	1	0	1	1	1	0				
Ed Kirkpatrick, L (1,8) OBP: 0.335, SLG: 0.380	0-0 4-3			0-0 1B 2B	0-0 P3			0-0 SH1-3 1B		4	1	2	0	0	0	1				
Jim Wohford, R (1,7) OBP: 0.321, SLG: 0.388	0-0 6-3			0-0 WP 2H 1B	0-0 1-3			0-0 SH1-3 1-2		3	0	1	2	0	0	0				
Frank Ortenzio, R (1,3) OBP: 0.278, SLG: 0.250	0-3 K			4-0 2-3 BB	0-0 1-3			0-0 6-3 2-3		3	0	0	0	1	1	1				
Hal McRae, R (1,10) OBP: 0.306, SLG: 0.381		0-3 K		0-0 P4	0-0 S BB			0-0 L8		3	0	0	0	1	1	3				
George Brett, L (1,5) OBP: 0.091, SLG: 0.091		0-0 P4		0-3 K	0-0 F7			0-3 K		3	0	0	0	0	1	3				
Steve Hovley, L (9,PH) OBP: 0.346, SLG: 0.323										1	0	0	0	0	1	0				
Tom Poquette, L (1,9) OBP: 0.192, SLG: 0.174										3	1	0	0	0	1	2				
Kurt Bevacqua, R (9,PH) OBP: 0.316, SLG: 0.328								0-0 E7 1-3 6-3		1	0	0	0	0	0	0				
Bobby Floyd, R (1,6) OBP: 0.364, SLG: 0.403			0-3 K		0-0 WP SF8 1B			0-0 1-3		3	1	1	0	0	1	1				
Gail Hopkins, L (9,PH) OBP: 0.350, SLG: 0.348								0-0 F9		1	0	0	0	0	0	0				
Buck Martinez, R (1,2) OBP: 0.344, SLG: 0.393				0-0 P4	0-0 1-3			0-0 6-3		3	0	0	1	0	0	1				
Inning Stats	R: 1 E: 0 K: 1 S: 5	H: 0 LOB: 0 BB: 1 P: 9	R: 0 E: 0 K: 2 S: 7	H: 0 LOB: 0 BB: 0 P: 7	R: 0 E: 0 K: 2 S: 7	H: 0 LOB: 0 BB: 0 P: 7	R: 1 E: 0 K: 1 S: 7	H: 2 LOB: 2 BB: 1 P: 11	R: 1 E: 0 K: 0 S: 4	H: 1 LOB: 0 BB: 0 P: 4	R: 0 E: 0 K: 0 S: 3	H: 0 LOB: 1 BB: 1 P: 7	R: 1 E: 1 K: 0 S: 4	H: 0 LOB: 0 BB: 0 P: 4	R: 0 E: 0 K: 1 S: 5	H: 1 LOB: 1 BB: 0 P: 5	1B: 3 2B: 1 3B: 0 HR: 0	SF: 1 SAC: 1 DP: 0 HBP: 0	WP: 3 PB: 0 SB: 2 CS: 0	PA: 35
PITCHER Jim Bibby, R (1,1) ERA: 3.76	IP: 9.0 WLS: W BF: 35 H: 4 R: 4 ER: 3 SO: 7 BB: 3 IBB: 0 HBP: 0 BLK: 0 WP: 2 HR: 0 S: 46 P: 58 ERA: 3.00 WHIP: 0.778																			

Kansas City Royals @ Texas Rangers
Arlington Stadium, Arlington, TX
Fri Sep 28 1973, 8:05 PM EDT
Att.: 4,445 - Unknown


AB	30
R	4
H	4
RBI	4
BB	3
SO	7
LOB	12



Batter	1	2	3	4	5	6	7	8	9	AB	R	H	RBI	BB	SO	LOB	BOTTOM			
Jeff Burroughs, R (1,9) OBP: 0.357, SLG: 0.490	0-0 5-3		0-0 P4	0-0 P5			0-0 P3			4	0	0	0	0	0	2				
Vic Harris, S (1,8) OBP: 0.315, SLG: 0.342	0-0 4-3		0-0 F5		0-0 L3		0-0 G3			4	0	0	0	0	0	0				
Elliott Maddox, R (8,8) OBP: 0.356, SLG: 0.260										0	0	0	0	0	0	0				
Alex Johnson, R (1,7) OBP: 0.322, SLG: 0.377	0-0 FC5 1B		4-0 BB		0-0 F8		0-0 F7			1	0	1	0	0	0	0				
Larry Bittner, L (2,7) OBP: 0.307, SLG: 0.310										2	0	0	0	1	0	0				
Jim Spencer, L (1,3) OBP: 0.328, SLG: 0.360	0-0 1-2 1B		0-0 F5		0-0 L8			0-0 L7		4	0	1	0	0	0	1				
Bill Madlock, R (1,5) OBP: 0.416, SLG: 0.536	0-0 FC5 2-3f			4-0 2B SF8 BB		0-0 2B 2B		0-0 1B 3B		3	3	2	0	1	0	2				
Don Castle, L (1,10) OBP: 0.300, SLG: 0.333		0-0 F9		0-0 SF8 FC3-2 2B		0-3 K		0-0 HR 1B		4	0	2	1	0	1	1				
Davey Nelson, R (8,FR) OBP: 0.323, SLG: 0.371										0	1	0	0	0	0	0				
Dick Billings, R (1,2) OBP: 0.240, SLG: 0.256		0-0 E E 1B		4-0 FC3-2 BB		0-0 2H 2B		0-0 HR 1H		3	1	3	3	1	0	0				
Pete Mackanin, R (1,6) OBP: 0.140, SLG: 0.125		0-0 5-3		0-0 SF8		0-0 6-3		0-0 6-3		3	0	0	1	0	0	3				
Lenny Randle, S (1,4) OBP: 0.240, SLG: 0.480		0-0 F8		0-0 FC3-2		0-0 F8		0-0 F8		4	0	0	0	0	0	5				
Inning Stats	R: 0 E: 0 K: 0 S: 5	H: 2 LOB: 2 BB: 0 P: 5	R: 0 E: 1 K: 0 S: 4	H: 1 LOB: 1 BB: 0 P: 4	R: 0 E: 0 K: 0 S: 3	H: 0 LOB: 1 BB: 1 P: 7	R: 0 E: 0 K: 0 S: 4	H: 1 LOB: 2 BB: 2 P: 12	R: 0 E: 0 K: 0 S: 3	H: 0 LOB: 0 BB: 0 P: 3	R: 1 E: 0 K: 1 S: 7	H: 2 LOB: 1 BB: 0 P: 7	R: 0 E: 0 K: 0 S: 3	H: 0 LOB: 0 BB: 0 P: 3	R: 3 E: 0 K: 0 S: 6	H: 3 LOB: 1 BB: 0 P: 6	1B: 4 2B: 3 3B: 1 HR: 1	SF: 1 SAC: 0 DP: 0 HBP: 0	WP: 0 PB: 0 SB: 0 CS: 0	PA: 36
PITCHER Mark Littell, R (1,1) ERA: 5.68	IP: 8.0 WLS: L BF: 36 H: 9 R: 5 ER: 5 SO: 1 BB: 3 IBB: 0 HBP: 0 BLK: 0 WP: 0 HR: 1 S: 35 P: 47 ERA: 5.62 WHIP: 1.500																			

Kansas City Royals @ Texas Rangers
Arlington Stadium, Arlington, TX
Fri Sep 28 1973, 8:05 PM EDT
Att.: 4,445 - Unknown

AB	32
R	5
H	9
RBI	5
BB	3
SO	1
LOB	14



Batter	1	2	3	4	5	6	7	8	9	AB	R	H	RBI	BB	SO	LOB	TOP			
Frank White, R (1, 6) OBP: 0.289, SLG: 0.289	0-0 SH1-3 6-3 2B		0-0 6-3		0-0 B5-3	0-3 K		0-0 G4-6-3		5	1	1	0	0	1	3				
Jim Wothford, R (1, 7) OBP: 0.326, SLG: 0.393	0-0 SH1-3		0-0 F8		0-0 4-3		0-0 P3		0-0 HR	4	1	2	0	0	0	0				
Kurt Bevacqua, R (1, 5) OBP: 0.317, SLG: 0.330	0-0 6-3		0-0 2B		0-0 4-3		0-0 4-3		0-3 K	2	1	1	1	0	0	0				
George Brett, L (4, 5) OBP: 0.083, SLG: 0.083	0-0 6-3		0-0 2B		0-0 1-2				0-0 K	3	0	0	0	0	1	2				
Hal McRae, R (1, 10) OBP: 0.313, SLG: 0.386	0-0 1B		0-0 2B		0-0 FC6-4				0-0 L9	3	1	2	0	2	0	1				
Frank Ortenzio, R (1, 3) OBP: 0.348, SLG: 0.524	0-0 FC5-4		0-0 1B		0-0 FC6-4				0-0 HR	5	1	3	4	0	0	3				
Rick Reichardt, R (1, 9) OBP: 0.300, SLG: 0.382	0-0 FC5-4		0-0 2B		0-0 FC6-4				0-0 HR	4	1	1	0	0	1	3				
Tom Poquette, L (8, PR) OBP: 0.222, SLG: 0.208	0-0 FC5-4		0-0 K		0-0 SF8				0-0 1B	1	1	1	0	0	0	0				
Ed Kirkpatrick, L (1, 8) OBP: 0.333, SLG: 0.376		0-0 6-3		0-0 P6		0-0 F8		0-0 F7	0-0 G3	4	0	0	0	1	0	2				
Bobby Floyd, R (1, 4) OBP: 0.370, SLG: 0.413		0-0 P6		0-0 CS		0-0 SF8				3	0	2	1	0	0	0				
Carl Taylor, R (1, 2) OBP: 0.363, SLG: 0.283		0-0 5-3		0-0 K		0-0 F8				3	0	0	0	0	1	2				
Buck Martinez, R (7, 2) OBP: 0.364, SLG: 0.414		0-0 5-3		0-0 K		0-0 F8				1	0	1	1	0	0	0				
Inning Stats	R: 1 E: 0 K: 0 S: 5	H: 2 LOB: 2 BB: 1 P: 9	R: 0 E: 0 K: 0 S: 3	H: 0 LOB: 0 BB: 0 P: 3	R: 2 E: 0 K: 1 S: 8	H: 3 LOB: 1 BB: 0 P: 8	R: 0 E: 0 K: 1 S: 5	H: 1 LOB: 0 BB: 0 P: 5	R: 0 E: 0 K: 0 S: 4	H: 1 LOB: 2 BB: 1 P: 8	R: 0 E: 0 K: 0 S: 4	H: 1 LOB: 1 BB: 0 P: 4	R: 1 E: 1 K: 0 S: 5	H: 2 LOB: 2 BB: 0 P: 5	R: 2 E: 0 K: 1 S: 8	H: 3 LOB: 1 BB: 0 P: 8	1B: 9 2B: 3 3B: 1 HR: 1	SF: 1 SAC: 1 DP: 1 HBP: 0	WP: 0 PB: 0 SB: 0 CS: 1	PA: 43
PITCHER	IP WLS BF H R ER SO BB IBB HBP BLK WP HR S P ERA WHIP																			
David Clyde, L (1, 1) ERA: 5.01	7.1 L 36 11 5 4 3 3 0 0 0 0 0 39 51 4.91 1.909																			
Don Durham, R (8, 1) ERA: 7.59	1.2 7 3 2 2 1 0 0 0 0 0 1 9 9 10.80 1.800																			

Kansas City Royals @ Texas Rangers
Arlington Stadium, Arlington, TX
Sat Sep 29 1973, 8:05 PM EDT
Att: 8,139 - Unknown

AB 38
R 7
H 14
RBI 7
BB 3
SO 4
LOB 16

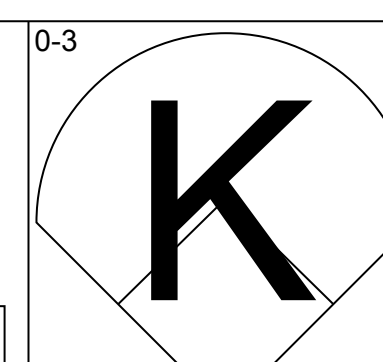
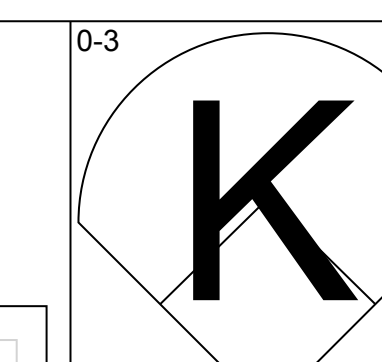
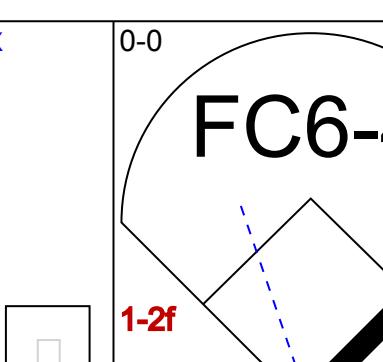
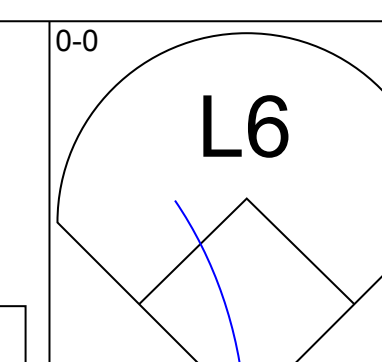
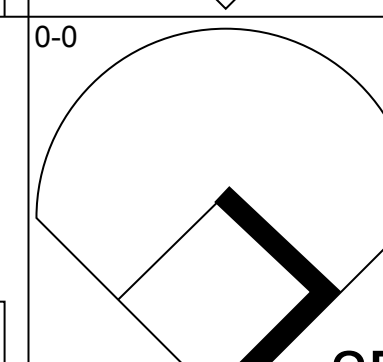
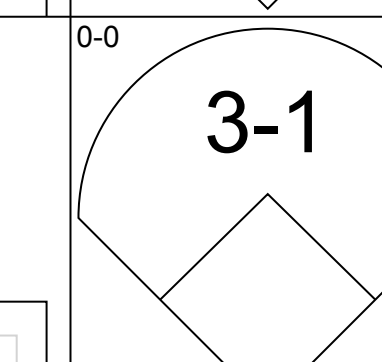
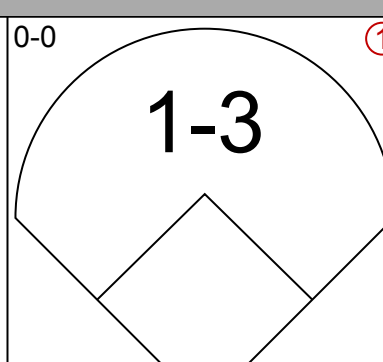
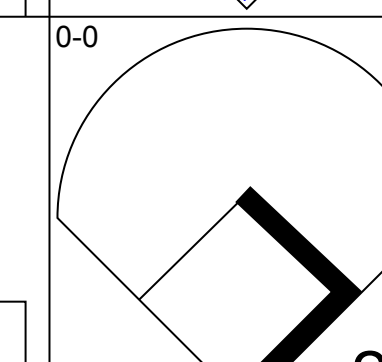
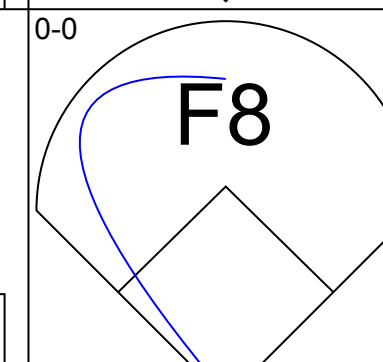
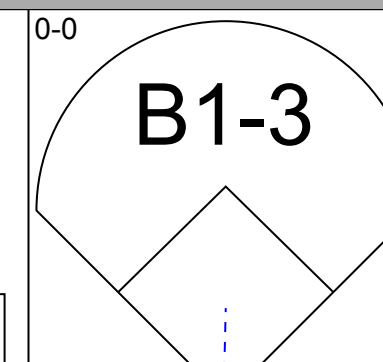
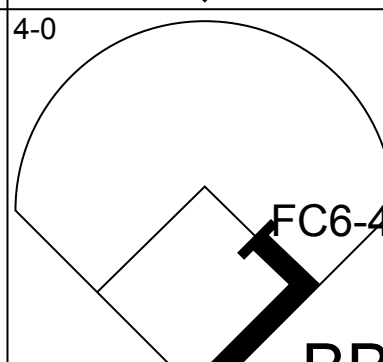
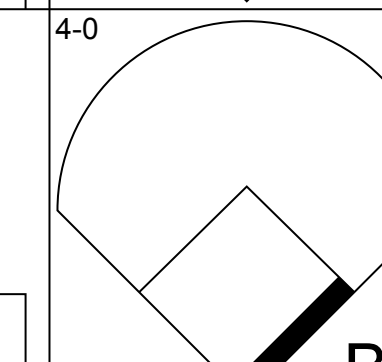
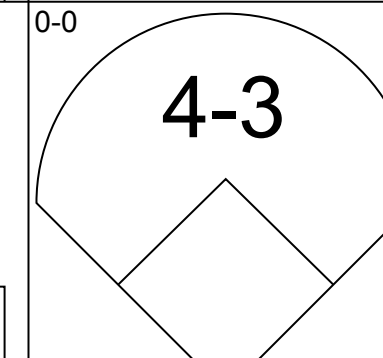
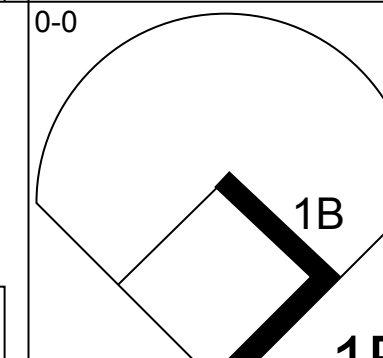
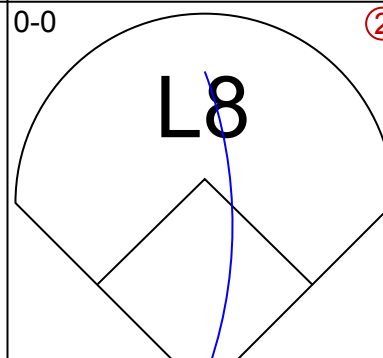
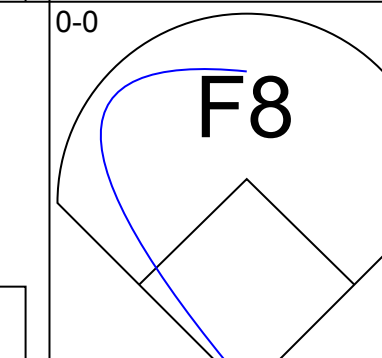
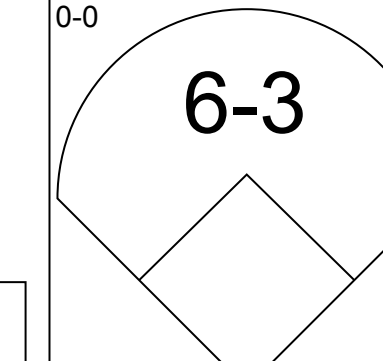
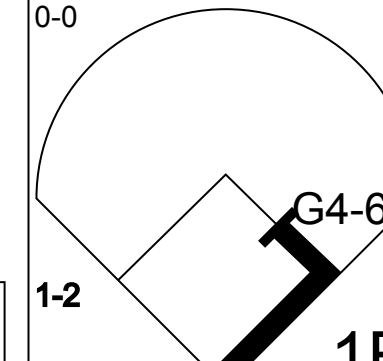
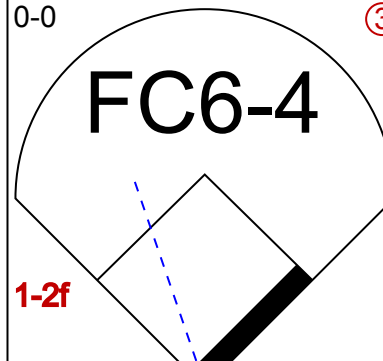
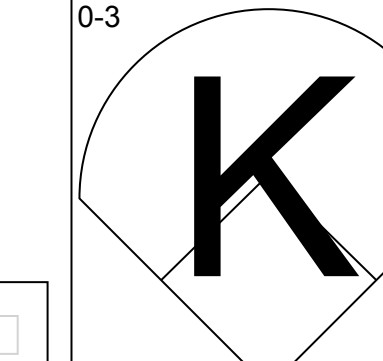
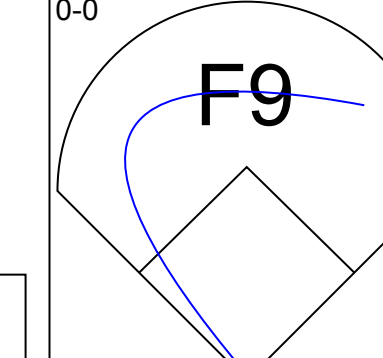
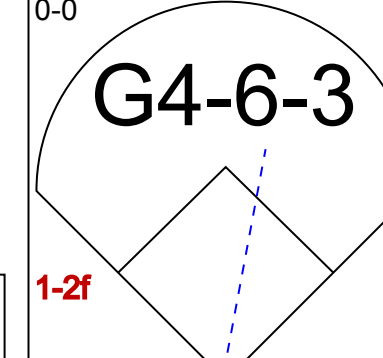
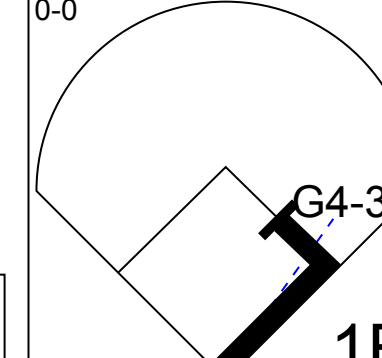
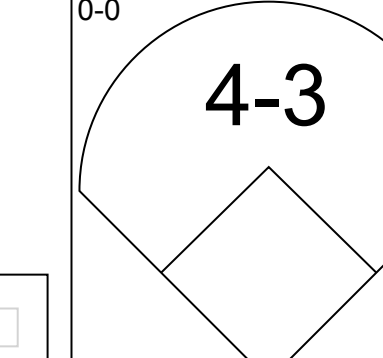
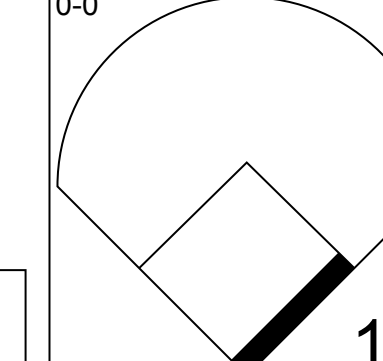
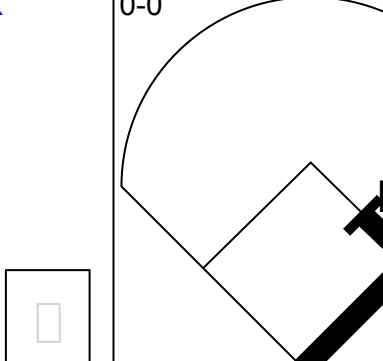
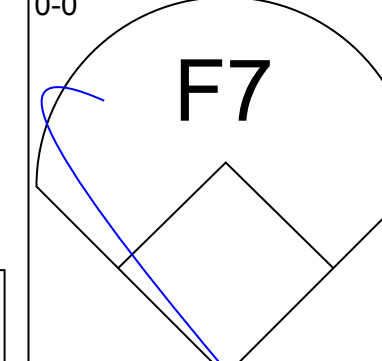
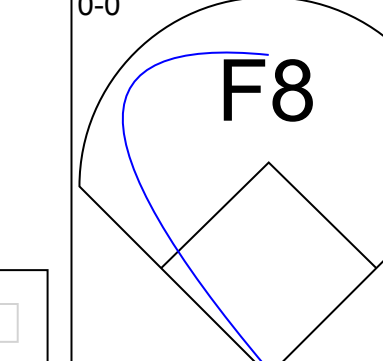
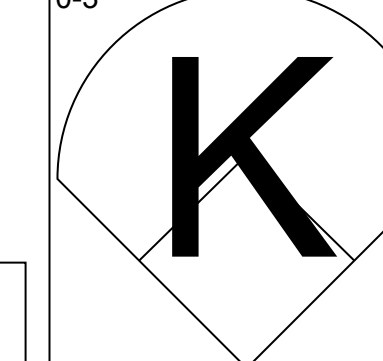
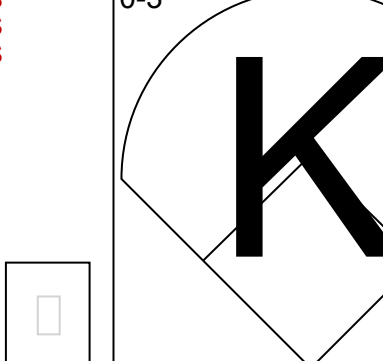
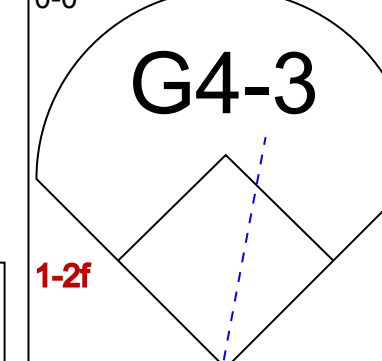
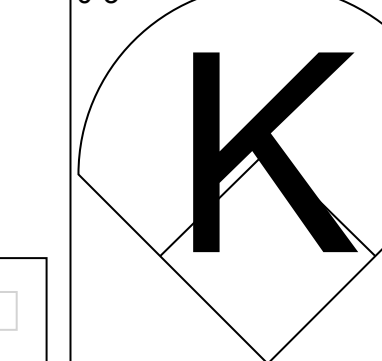
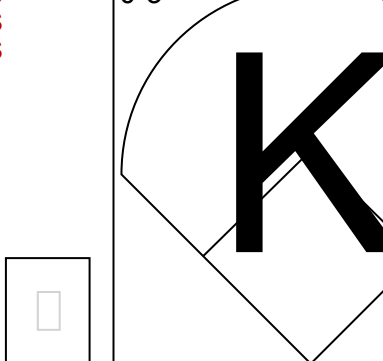
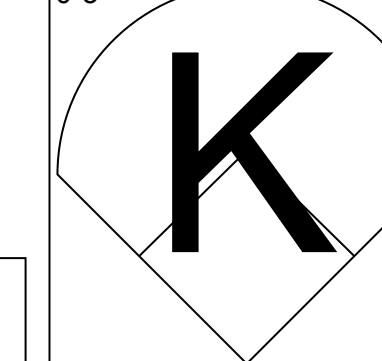


Batter	1	2	3	4	5	6	7	8	9	AB	R	H	RBI	BB	SO	LOB	BOTTOM					
Jeff Burroughs, R (1, 9) OBP: 0.356, SLG: 0.489	0-3 K		0-0 1B		0-3 K			0-0 F7		4	0	1	0	0	2	1						
Tom Grievs, R (1, 7) OBP: 0.349, SLG: 0.508	0-3 K		0-0 F7		0-3 K			0-0 5-3		4	0	0	0	0	2	2						
Bill Madlock, R (1, 5) OBP: 0.407, SLG: 0.521	0-0 E		0-0 F9		0-0 L8			0-0 F8		4	0	1	0	0	0	1						
Jim Spencer, L (1, 3) OBP: 0.329, SLG: 0.361	0-3 K			0-0 G4-3		0-0 F7			0-0 5-3	4	1	2	0	0	1	1						
Dick Billings, R (1, 2) OBP: 0.240, SLG: 0.254		0-0 5-3		0-0 G4-3		0-3 K			0-0 5-3	3	0	0	0	1	1	1						
Don Castle, L (1, 10) OBP: 0.357, SLG: 0.385		0-3 K		0-0 G4-3			0-0 E8		0-0 1B	4	0	2	1	0	1	2						
Vic Harris, S (1, 8) OBP: 0.317, SLG: 0.342		0-0 S		0-3 K			0-0 FC6-4		0-3 K	3	0	1	0	1	2	2						
Lenny Randle, S (1, 4) OBP: 0.207, SLG: 0.414		0-0 F9			0-0 3-1		0-0 FC9-2		0-0 6-3	4	0	0	0	0	0	4						
Pete Mackanin, R (1, 6) OBP: 0.146, SLG: 0.122			0-3 K		0-0 BB		0-0 FC6-4			2	0	0	0	1	1	1						
Inning Stats	R: 0 E: 1 K: 3 S: 10	H: 1 LOB: 1 BB: 0 P: 10	R: 0 E: 0 K: 1 S: 5	H: 0 LOB: 1 BB: 1 P: 9	R: 0 E: 0 K: 1 S: 6	H: 1 LOB: 1 BB: 0 P: 6	R: 0 E: 0 K: 1 S: 5	H: 1 LOB: 1 BB: 1 P: 9	R: 0 E: 0 K: 2 S: 7	H: 0 LOB: 1 BB: 1 P: 11	R: 0 E: 0 K: 1 S: 5	H: 0 LOB: 0 BB: 0 P: 5	R: 0 E: 1 K: 0 S: 4	H: 2 LOB: 1 BB: 0 P: 4	R: 0 E: 0 K: 0 S: 3	H: 0 LOB: 0 BB: 0 P: 3	R: 1 E: 0 K: 1 S: 7	H: 2 LOB: 1 BB: 0 P: 7	1B: 7 2B: 1 3B: 0 HR: 0	SF: 0 SAC: 0 DP: 2 HBP: 0	WP: 0 PB: 0 SB: 1 CS: 0	PA: 35
PITCHER	IP WLS BF H R ER SO BB IBB HBP BLK WP HR S P ERA WHIP																					
Steve Busby, R (1, 1) ERA: 4.23	8.0 W 30 5 0 0 0 3 0 0 0 0 0 45 57 0.00 1.000																					
Doug Bird, R (9, 1) ERA: 3.02	1.0 S 5 2 1 1 1 0 0 0 0 0 0 7 7 9.00 2.000																					

Kansas City Royals @ Texas Rangers
Arlington Stadium, Arlington, TX
Sat Sep 29 1973, 8:05 PM EDT
Att: 8,139 - Unknown

AB 32
R 1
H 7
RBI 1
BB 3
SO 10
LOB 15

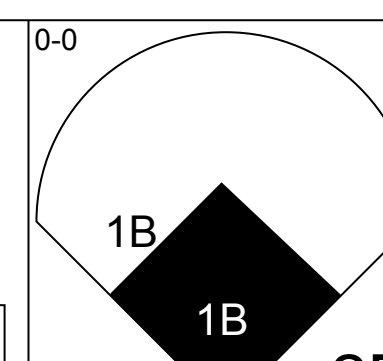
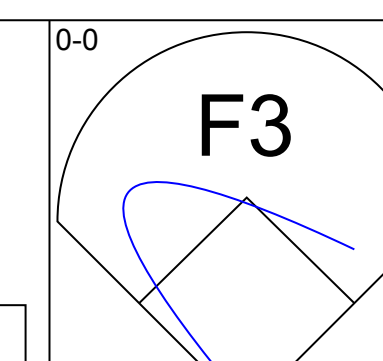
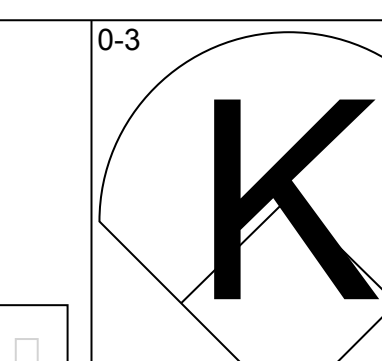
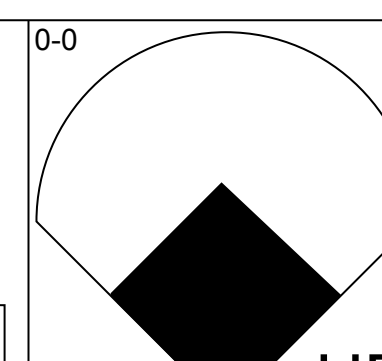
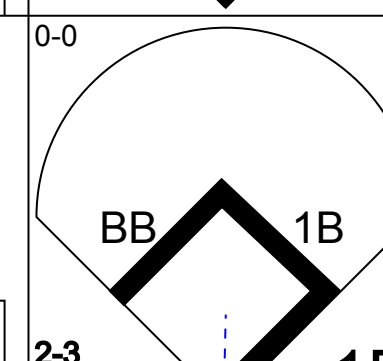
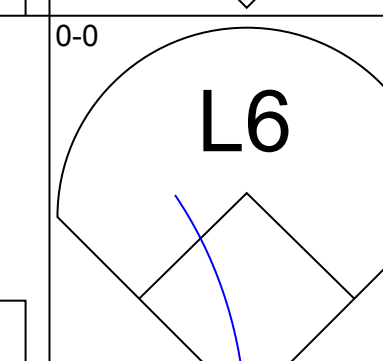
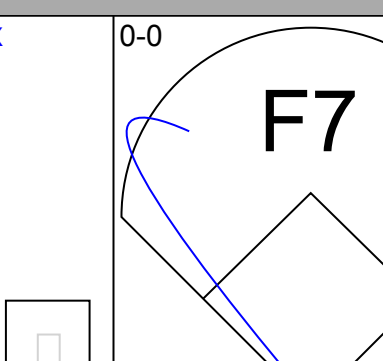
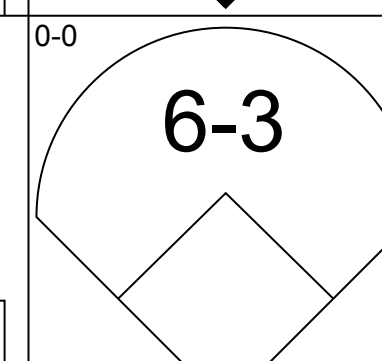
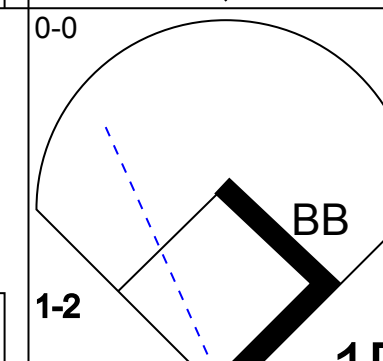
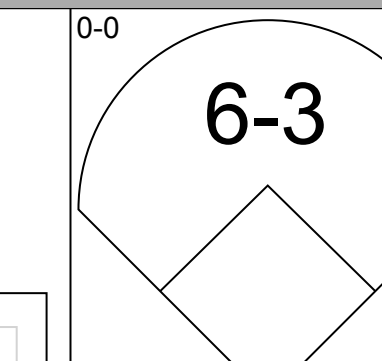
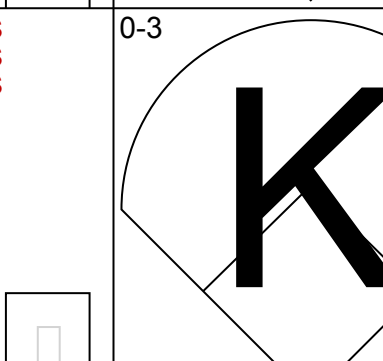
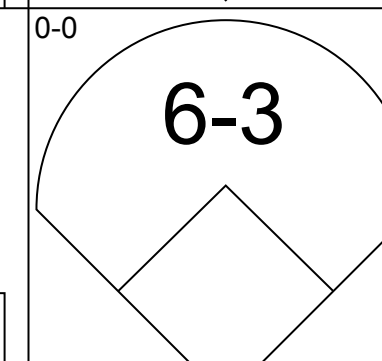
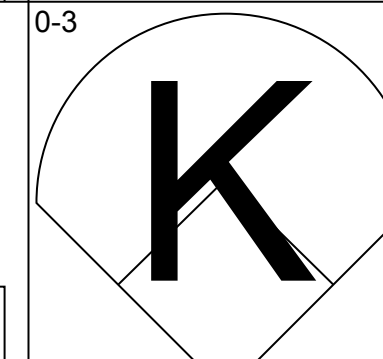
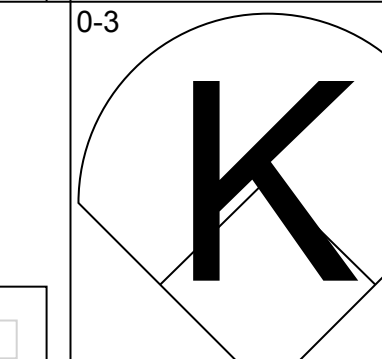
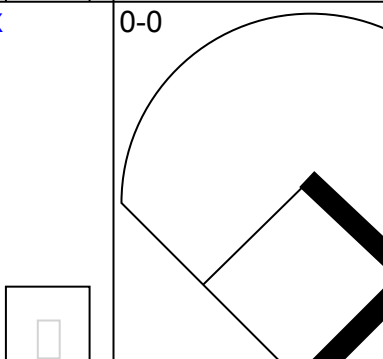
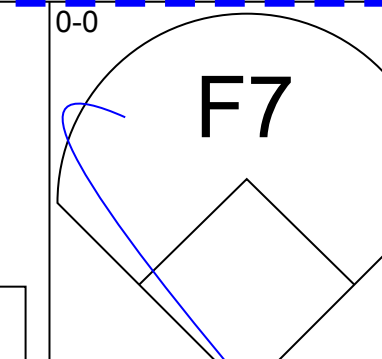
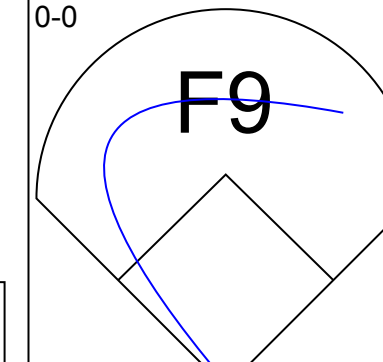
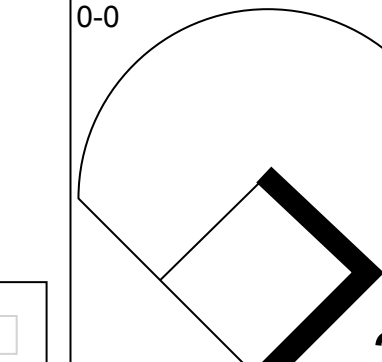
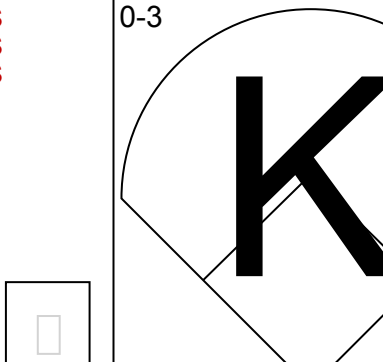
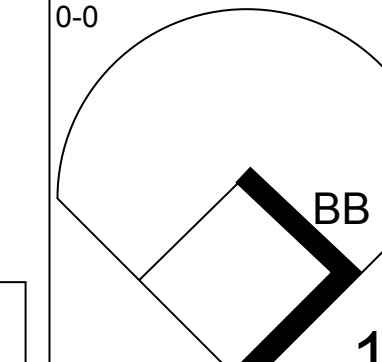
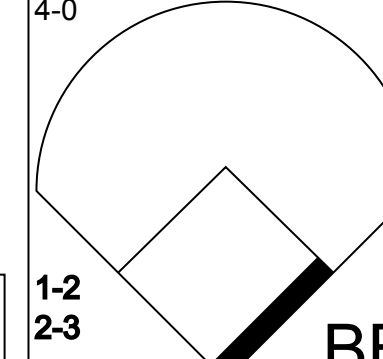
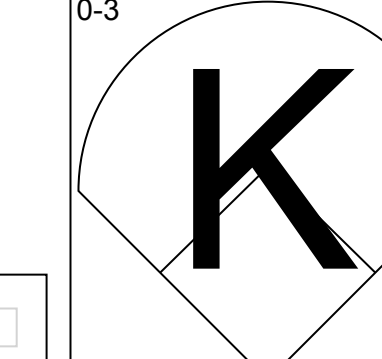
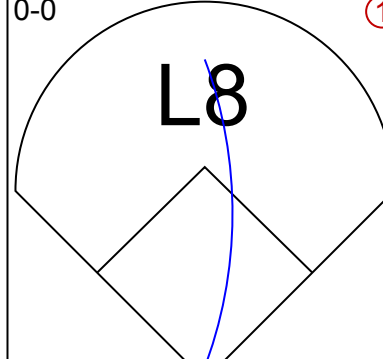
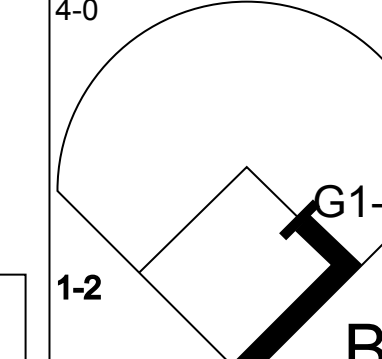
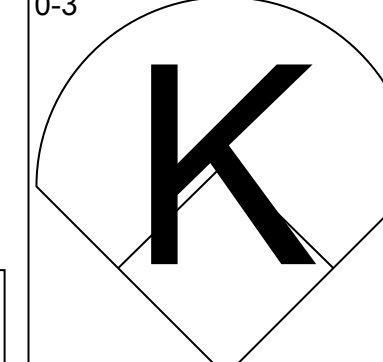
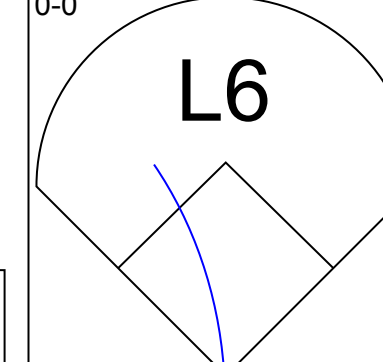
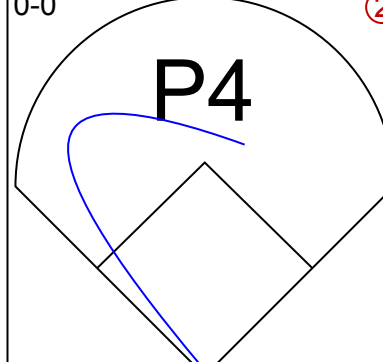
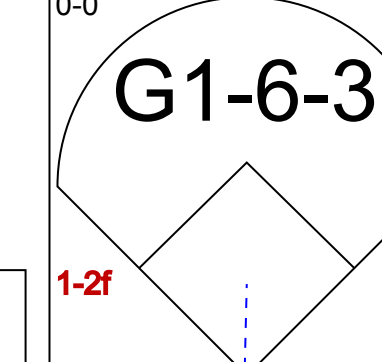
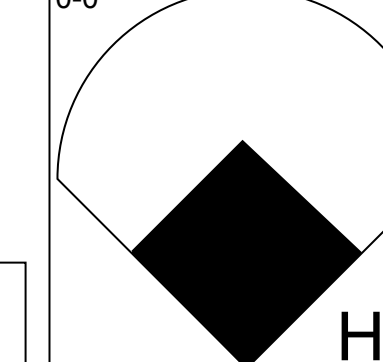
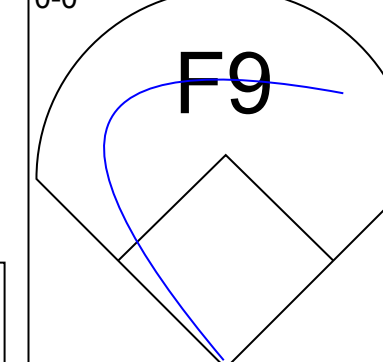
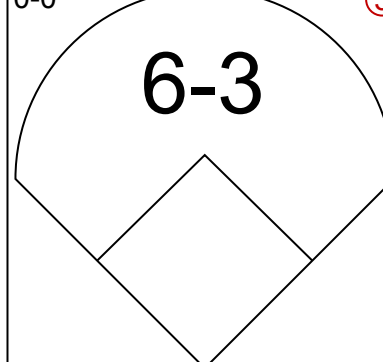
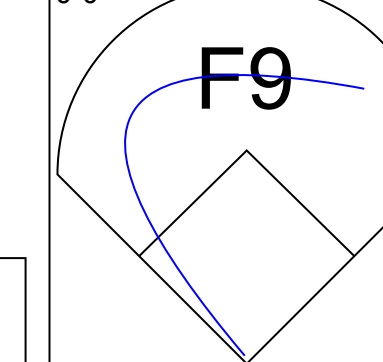
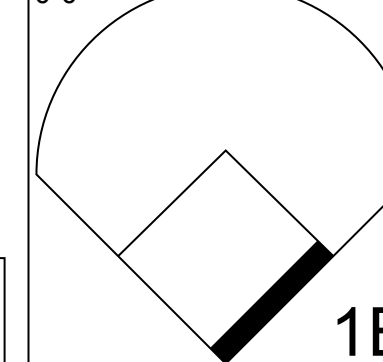
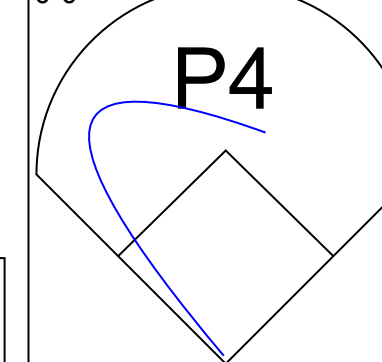


Batter	1	2	3	4	5	6	7	8	9	AB	R	H	RBI	BB	SO	LOB	TOP					
Frank White, R (1, 6) OBP: 0.282, SLG: 0.281										4	0	0	0	0	2	1						
George Brett, L (1, 5) OBP: 0.125, SLG: 0.175										4	0	2	0	0	0	0						
Jim Wohford, R (1, 7) OBP: 0.333, SLG: 0.385										2	0	0	0	2	0	1						
Hal McRae, R (1, 10) OBP: 0.312, SLG: 0.385										4	0	1	0	0	0	4						
Frank Ortenzio, R (1, 3) OBP: 0.333, SLG: 0.480										4	0	1	0	0	1	1						
Ed Kirkpatrick, L (1, 8) OBP: 0.333, SLG: 0.375										4	0	1	0	0	0	2						
Tom Poquette, L (1, 9) OBP: 0.258, SLG: 0.250										4	0	2	0	0	0	1						
Bobby Floyd, R (1, 4) OBP: 0.357, SLG: 0.397										3	0	0	0	0	2	3						
Buck Martinez, R (1, 2) OBP: 0.333, SLG: 0.375										3	0	0	0	0	3	1						
Inning Stats	R: 0 E: 0 K: 1 S: 6	H: 1 LOB: 1 BB: 0 P: 6	R: 0 E: 0 K: 1 S: 6	H: 1 LOB: 1 BB: 0 P: 6	R: 0 E: 0 K: 2 S: 7	H: 0 LOB: 0 BB: 0 P: 7	R: 0 E: 0 K: 0 S: 4	H: 2 LOB: 1 BB: 0 P: 4	R: 0 E: 0 K: 2 S: 8	H: 1 LOB: 1 BB: 0 P: 8	R: 0 E: 0 K: 0 S: 3	H: 0 LOB: 1 BB: 1 P: 7	R: 0 E: 0 K: 0 S: 3	H: 1 LOB: 0 BB: 0 P: 3	R: 0 E: 0 K: 1 S: 6	H: 1 LOB: 2 BB: 1 P: 10	R: 0 E: 0 K: 1 S: 5	H: 0 LOB: 0 BB: 0 P: 5	1B: 5 2B: 2 3B: 0 HR: 0	SF: 0 SAC: 0 DP: 2 HBP: 0	WP: 0 PB: 0 SB: 0 CS: 0	PA: 34
PITCHER Pete Broberg, R (1, 1) ERA: 5.54	IP: 9.0 WLS: W BF: 34 H: 7 R: 0 ER: 0 SO: 8 BB: 2 IBB: 0 HBP: 0 BLK: 0 WP: 0 HR: 0 S: 48 P: 56 ERA: 0.00 WHIP: 1.000															PITCHER	IP: 9.0 WLS: W BF: 34 H: 7 R: 0 ER: 0 SO: 8 BB: 2 IBB: 0 HBP: 0 BLK: 0 WP: 0 HR: 0 S: 48 P: 56 ERA: 0.00 WHIP: 1.000					

Kansas City Royals @ Texas Rangers
Arlington Stadium, Arlington, TX
Sun Sep 30 1973, 8:05 PM EDT
Att: 3,438 - Unknown

AB 32
R 0
H 7
RBI 0
BB 2
SO 8
LOB 14



Batter	1	2	3	4	5	6	7	8	9	AB	R	H	RBI	BB	SO	LOB	BOTTOM					
Davey Nelson, R (1, 4) OBP: 0.325, SLG: 0.378										4	2	2	1	0	1	1						
Toby Harrah, R (1, 6) OBP: 0.328, SLG: 0.364										4	0	1	0	0	0	0						
Jeff Burroughs, R (1, 9) OBP: 0.355, SLG: 0.487										4	0	1	1	0	1	0						
Jim Spencer, L (1, 3) OBP: 0.329, SLG: 0.362										4	0	1	0	0	2	2						
Bill Madlock, R (1, 5) OBP: 0.412, SLG: 0.532										4	0	2	0	0	1	3						
Bill Sudakis, S (1, 10) OBP: 0.320, SLG: 0.494										2	0	0	0	2	1	1						
Dick Billings, R (1, 2) OBP: 0.237, SLG: 0.250										4	0	0	0	0	1	5						
Tom Grieve, R (1, 7) OBP: 0.348, SLG: 0.528										3	1	1	1	0	0	0						
Elliott Maddox, R (1, 8) OBP: 0.356, SLG: 0.262										3	0	1	0	0	0	0						
Inning Stats	R: 1 E: 0 K: 2 S: 10	H: 3 LOB: 3 BB: 1 P: 14	R: 1 E: 0 K: 0 S: 4	H: 1 LOB: 0 BB: 0 P: 4	R: 0 E: 0 K: 2 S: 8	H: 1 LOB: 1 BB: 0 P: 8	R: 0 E: 0 K: 1 S: 6	H: 1 LOB: 1 BB: 0 P: 6	R: 0 E: 0 K: 2 S: 8	H: 1 LOB: 1 BB: 0 P: 8	R: 0 E: 0 K: 0 S: 3	H: 0 LOB: 0 BB: 0 P: 3	R: 1 E: 0 K: 0 S: 4	H: 1 LOB: 0 BB: 0 P: 4	R: 0 E: 0 K: 0 S: 3	H: 1 LOB: 1 BB: 1 P: 7	R: 0 E: 0 K: 0 S: 3	H: 1 LOB: 1 BB: 1 P: 7	1B: 4 2B: 3 3B: 0 HR: 2	SF: 0 SAC: 0 DP: 1 HBP: 0	WP: 0 PB: 0 SB: 0 CS: 0	PA: 34
PITCHER Steve Mingo, L (1, 1) ERA: 3.71 Doug Bird, R (8, 1) ERA: 2.99	IP: 7.0 WLS: L BF: 30 H: 8 R: 3 ER: 3 SO: 7 BB: 1 IBB: 0 HBP: 0 BLK: 0 WP: 0 HR: 2 S: 43 P: 47 ERA: 3.86 WHIP: 1.286															PITCHER	IP: 8.1 WLS: L BF: 4 H: 1 R: 0 ER: 0 SO: 7 BB: 1 IBB: 0 HBP: 0 BLK: 0 WP: 0 HR: 0 S: 3 P: 7 ERA: 0.00 WHIP: 2.000					

Kansas City Royals @ Texas Rangers
Arlington Stadium, Arlington, TX
Sun Sep 30 1973, 8:05 PM EDT
Att: 3,438 - Unknown

AB 32
R 3
H 9
RBI 3
BB 2
SO 7
LOB 12

