

Texas Rangers - 1974

Batter	1	2	3	4	5	6	7	8	9	AB	R	H	RBI	BB	SO	LOB	TOP								
Bill North, S (1, 8)	6-3	7-4		FC1-4 BLK		F7		E1		5	0	0	0	0	0	3									
Bert Campaneris, R (1, 6)	P6		K	F9		6-3		K		5	0	0	0	0	2	3									
Sal Bando, R (1, 5) OBP: 0.400, SLG: 0.500	F9		2B BB		E 2B		K	K		4	1	1	0	1	2	2									
Reggie Jackson, L (1, 9) OBP: 0.800, SLG: 1.800		2B 2B			E4 S 1B			F7		5	3	4	1	0	0	0									
Gene Tenace, R (1, 3)		2B 1B BB	K		F9		F9	BB BB		3	1	0	0	2	1	3									
Joe Rudi, R (1, 7) OBP: 1.000, SLG: 1.333 Herb Washington, R (7, PR) Vic Davallilo, L (7, 7)		1B 2B BB					WP 1B			3	1	3	2	1	0	0									
Deron Johnson, R (1, 10)		1B 2B BB			2H 1B			BB		0	0	0	0	0	0	0									
Ray Fosse, R (1, 2) OBP: 0.400, SLG: 0.400		1B 1B			F8		F9			5	1	2	1	0	0	3									
Dick Green, R (1, 4) OBP: 0.500, SLG: 0.333							F8			3	0	1	2	1	0	1									
Inning Stats	R: 0 E: 0 K: 0 S: 3	H: 0 LOB: 0 BB: 0 P: 3	R: 4 E: 0 K: 1 S: 8	H: 4 LOB: 0 BB: 1 P: 12	R: 0 E: 0 K: 2 S: 8	H: 1 LOB: 3 BB: 2 P: 16	R: 0 E: 0 K: 0 S: 3	H: 0 LOB: 1 BB: 1 P: 7	R: 2 E: 1 K: 1 S: 8	H: 3 LOB: 1 BB: 0 P: 8	R: 0 E: 0 K: 0 S: 3	H: 0 LOB: 0 BB: 0 P: 3	R: 1 E: 0 K: 1 S: 7	H: 2 LOB: 2 BB: 0 P: 7	R: 0 E: 1 K: 2 S: 9	H: 1 LOB: 2 BB: 0 P: 9	R: 0 E: 0 K: 0 S: 3	H: 0 LOB: 2 BB: 2 P: 11	1B: 6 2B: 5 3B: 0 HR: 1	SF: 0 SAC: 0 DP: 1 HBP: 0	WP: 1 PB: 0 SB: 1 CS: 0	PA: 44			
PITCHER	IP	WLS	BF	H	R	ER	SO	BB	IBB	HBP	BLK	WP	HR	S	P	ERA	WHIP								
Jim Bibby, R (1, 1) ERA: 12.46	4.1	L	24	8	6	6	3	4	0	0	0	0	0	26	42	12.46	2.769								
Steve Foucault, R (5, 1) ERA:	1.2		5	0	0	0	1	0	0	0	0	0	0	7	7	0.00	0.000								
Steve Hargan, R (7, 1) ERA: 4.5	2.0		10	3	1	1	3	0	0	0	0	1	1	16	16	4.50	1.500								
Lloyd Allen, R (9, 1) ERA:	1.0		5	0	0	0	0	2	0	0	0	0	0	3	11	0.00	2.000								

Oakland Athletics @ Texas Rangers
Arlington Stadium, Arlington, TX
Thu Apr 04 1974, 9:05 PM EDT
Att: 21,907 - Unknown

AB 38
R 7
H 11
RBI 6
BB 6
SO 7
LOB 24



Batter	1	2	3	4	5	6	7	8	9	AB	R	H	RBI	BB	SO	LOB	BOTTOM								
Davey Nelson, R (1, 4) OBP: 0.250, SLG: 0.500	5-3		P4			F8		S 1H 2H 2B		4	0	1	2	0	0	2									
Cesar Tovar, R (1, 9)	F7		L7			F9		P6		4	0	0	0	0	0	4									
Alex Johnson, R (1, 7)	4-3				6-3			K		4	0	0	0	0	1	2									
Jeff Burroughs, R (1, 10)		K			5-3			K		4	0	0	0	0	2	2									
Jim Spencer, L (1, 3)		L4			F8		K			4	0	0	0	0	1	0									
Toby Harrah, R (1, 6) OBP: 0.750, SLG: 0.750		5-3				SH3-1 1B		4-3 1B		4	0	3	0	0	0	0									
Joe Lovitto, S (1, 8)					F8		SH3-1 1B		4-3	3	0	0	0	0	0	2									
Jim Fregosi, R (1, 5) OBP: 0.250, SLG: 0.250					E3 1B		6-3		F7	4	1	1	0	0	0	2									
Dick Billings, R (1, 2) OBP: 0.667, SLG: 0.667 Lenny Randle, S (8, PR) Jim Sundberg, R (9, 2)						L4		1B 2B 1B		3	0	2	0	0	0	1									
Inning Stats	R: 0 E: 0 K: 0 S: 3	H: 0 LOB: 0 BB: 0 P: 3	R: 0 E: 0 K: 1 S: 5	H: 0 LOB: 0 BB: 0 P: 5	R: 0 E: 1 K: 0 S: 5	H: 1 LOB: 2 BB: 0 P: 5	R: 0 E: 0 K: 0 S: 3	H: 0 LOB: 0 BB: 0 P: 3	R: 0 E: 0 K: 0 S: 4	H: 1 LOB: 1 BB: 0 P: 4	R: 0 E: 0 K: 0 S: 3	H: 0 LOB: 0 BB: 0 P: 3	R: 0 E: 0 K: 1 S: 6	H: 1 LOB: 1 BB: 0 P: 6	R: 2 E: 0 K: 2 S: 10	H: 3 LOB: 2 BB: 0 P: 10	R: 0 E: 0 K: 0 S: 4	H: 1 LOB: 1 BB: 0 P: 4	1B: 6 2B: 1 3B: 0 HR: 0	SF: 0 SAC: 1 DP: 0 HBP: 0	WP: 0 PB: 0 SB: 1 CS: 0	PA: 35			
PITCHER	IP	WLS	BF	H	R	ER	SO	BB	IBB	HBP	BLK	WP	HR	S	P	ERA	WHIP								
Catfish Hunter, R (1, 1) ERA: 2.57	7.0	W	28	6	2	2	2	0	0	0	0	0	0	32	32	0.00	0.857								
Rolie Fingers, R (8, 1) ERA:	2.0		7	1	0	0	2	0	0	0	0	0	0	11	11	0.00	0.500								

Oakland Athletics @ Texas Rangers
Arlington Stadium, Arlington, TX
Thu Apr 04 1974, 9:05 PM EDT
Att: 21,907 - Unknown

AB 34
R 2
H 7
RBI 2
BB 0
SO 4
LOB 15



Batter	1	2	3	4	5	6	7	8	9	AB	R	H	RBI	BB	SO	LOB	TOP										
Bill North, S (1,8)	6-3		CS	1-3			6-3		FC6-4	4	0	0	0	0	0	1											
Bert Campaneris, R (1,6) OBP: 0.125, SLG: 0.125	K			CS 1B			K			3	0	1	0	0	2	0											
Sal Bando, R (1,5) OBP: 0.250, SLG: 0.286	4-3			K			F8			3	0	0	0	0	1	1											
Reggie Jackson, L (1,9) OBP: 0.500, SLG: 1.125		K			L9				P4	3	0	0	0	0	1	0											
Gene Tenace, R (1,3)		K			K				L4	3	0	0	0	0	2	0											
Joe Rudi, R (1,7) OBP: 0.571, SLG: 0.667		L6			K				K	3	0	0	0	0	2	0											
Deron Johnson, R (1,10)			E6 FC5-4			L6			F3	3	0	0	0	0	0	0											
Ray Fosse, R (1,2) OBP: 0.333, SLG: 0.333							5-3			1	0	0	0	0	1	1											
Jesus Alou, R (6, PH)			K							1	0	0	0	0	0	0											
Manny Trillo, R (6, 4)										0	0	0	0	1	0	0											
Herb Washington, R (9, PR)										0	0	0	0	0	0	0											
Dick Green, R (1, 4) OBP: 0.400, SLG: 0.250										1	0	0	0	0	0	1											
Vic Davalillo, L (6, PH)			FC5-4				F2			1	0	0	0	0	0	0											
Larry Haney, R (6, 2)										0	0	0	0	0	0	0											
Pat Bourque, L (9, PH)										1	0	0	0	0	1	1											
Inning Stats	R: 0 E: 0 K: 1 S: 5	H: 0 LOB: 0 BB: 0 P: 5	R: 0 E: 0 K: 2 S: 7	H: 0 LOB: 0 BB: 0 P: 7	R: 0 E: 1 K: 1 S: 5	H: 0 LOB: 0 BB: 0 P: 5	R: 0 E: 0 K: 2 S: 7	H: 1 LOB: 0 BB: 0 P: 5	R: 0 E: 0 K: 2 S: 3	H: 0 LOB: 0 BB: 0 P: 3	R: 0 E: 0 K: 1 S: 5	H: 0 LOB: 0 BB: 0 P: 5	R: 0 E: 0 K: 1 S: 5	H: 0 LOB: 0 BB: 0 P: 5	R: 0 E: 0 K: 1 S: 5	H: 0 LOB: 1 BB: 1 P: 9	1B: 1 2B: 0 3B: 0 HR: 0	SF: 0 SAC: 0 DP: 0 HBP: 0	WP: 0 PB: 0 SB: 0 CS: 2	PA: 29							
PITCHER	IP	WLS	BF	H	R	ER	SO	BB	IBB	HBP	BLK	WP	HR	S	P	ERA	WHIP										
Fergie Jenkins, R (1, 1) ERA:	9.0	W	28	1	0	0	10	1	0	0	0	0	0	47	51	0.00	0.222										

Oakland Athletics @ Texas Rangers
Arlington Stadium, Arlington, TX
Sat Apr 06 1974, 9:05 PM EDT
Att: 16,965 - Unknown

AB	27
R	0
H	1
RBI	0
BB	1
SO	10
LOB	5



Batter	1	2	3	4	5	6	7	8	9	AB	R	H	RBI	BB	SO	LOB	BOTTOM										
Davey Nelson, R (1,4) OBP: 0.286, SLG: 0.429	F9				SH3	L6				3	0	1	0	0	0	0											
Toby Harrah, R (1,6) OBP: 0.500, SLG: 0.500	5-3				1B					4	1	1	1	0	0	2											
Alex Johnson, R (1,7) OBP: 0.250, SLG: 0.250										4	0	2	0	0	0	2											
Jeff Burroughs, R (1,9)	CS	4-3			5-3	1-3				4	0	0	1	0	0	1											
Tom Grieve, R (1,10) OBP: 0.750, SLG: 0.667										3	0	2	0	1	0	0											
Jim Fregosi, R (1, 3) OBP: 0.250, SLG: 0.250										4	0	1	0	0	1	2											
Jim Spencer, L (9, 3)										0	0	0	0	0	0	0											
Joe Lovitto, S (1, 8) OBP: 0.143, SLG: 0.143										4	0	1	0	0	0	4											
Larry Brown, R (1,5)										3	0	0	0	0	1	2											
Jim Sundberg, R (1,2) OBP: 0.667, SLG: 1.000										2	1	1	0	1	0	0											
Inning Stats	R: 0 E: 0 K: 0 S: 3	H: 1 LOB: 0 BB: 0 P: 3	R: 0 E: 0 K: 0 S: 4	H: 1 LOB: 1 BB: 0 P: 4	R: 0 E: 0 K: 0 S: 4	H: 1 LOB: 2 BB: 1 P: 8	R: 0 E: 0 K: 0 S: 5	H: 2 LOB: 2 BB: 0 P: 5	R: 2 E: 0 K: 0 S: 7	H: 4 LOB: 3 BB: 1 P: 11	R: 0 E: 0 K: 1 S: 5	H: 0 LOB: 0 BB: 0 P: 5	R: 0 E: 0 K: 0 S: 3	H: 0 LOB: 0 BB: 0 P: 3	R: 0 E: 0 K: 1 S: 5	H: 0 LOB: 0 BB: 0 P: 5	1B: 8 2B: 1 3B: 0 HR: 0	SF: 0 SAC: 1 DP: 0 HBP: 0	WP: 0 PB: 0 SB: 0 CS: 1	PA: 35							
PITCHER	IP	WLS	BF	H	R	ER	SO	BB	IBB	HBP	BLK	WP	HR	S	P	ERA	WHIP										
Ken Holtzman, L (1, 1) ERA: 4.15	4.1	L	21	8	2	2	0	1	0	0	0	0	0	20	24	4.15	2.077										
Paul Lindblad, L (5, 1) ERA:	3.2		13	1	0	0	2	1	0	0	0	0	0	16	20	0.00	0.545										

Oakland Athletics @ Texas Rangers
Arlington Stadium, Arlington, TX
Sat Apr 06 1974, 9:05 PM EDT
Att: 16,965 - Unknown

AB	31
R	2
H	9
RBI	2
BB	2
SO	2
LOB	13



Batter	1	2	3	4	5	6	7	8	9	AB	R	H	RBI	BB	SO	LOB	TOP								
Bill North, S (1,8)	5-3	5-3		K		3-1		1-3		5	0	0	0	0	1	2									
Bert Campaneris, R (1,6) OBP: 0.365, SLG: 0.583	F9		SF8		HR			HR	HBP	4	3	3	0	1	0	0									
Sal Bando, R (1,5) OBP: 0.462, SLG: 0.500	1B	2B	SF8		HR			HR	HBP	1	3	1	1	2	0	0									
Reggie Jackson, L (1,9) OBP: 0.538, SLG: 1.385	1B		F7		HR			HR		5	2	3	7	0	1	2									
Gene Tenace, R (1,3) OBP: 0.308, SLG: 0.200	K			2B	5-3			K		4	0	1	0	1	2	1									
Joe Rudi, R (1,7) OBP: 0.583, SLG: 0.667		WP		2B		PB		K	P3	3	0	1	0	2	1	1									
Deron Johnson, R (1,10)			K		5-3			G6-4-3		4	0	0	0	1	1	5									
Herb Washington, R (9, PR)									CS	0	0	0	0	0	0	0									
Ray Fosse, R (1,2) OBP: 0.200, SLG: 0.200	6-3				F9			K	CS	4	0	0	0	0	2	2									
Dick Green, R (1,4) OBP: 0.375, SLG: 0.167					F7					2	0	0	0	1	0	0									
Pat Bourque, L (8, PH)								4-3		1	0	0	0	0	0	0									
Manny Trillo, R (8,4)		WP								0	0	0	0	0	0	0									
Inning Stats	R: 1 E: 0 K: 1 S: 7	H: 2 LOB: 1 BB: 7 P: 7	R: 0 E: 0 K: 1 S: 6	H: 1 LOB: 2 BB: 1 P: 10	R: 1 E: 0 K: 0 S: 5	H: 2 LOB: 2 BB: 1 P: 9	R: 0 E: 0 K: 1 S: 5	H: 0 LOB: 0 BB: 0 P: 5	R: 3 E: 0 K: 1 S: 7	H: 2 LOB: 1 BB: 2 P: 15	R: 0 E: 0 K: 1 S: 6	H: 1 LOB: 2 BB: 1 P: 10	R: 0 E: 0 K: 1 S: 4	H: 0 LOB: 0 BB: 1 P: 8	R: 0 E: 0 K: 1 S: 5	H: 0 LOB: 0 BB: 0 P: 5	R: 3 E: 0 K: 1 S: 5	H: 1 LOB: 1 BB: 2 P: 14	1B: 2 2B: 4 3B: 1 HR: 2	SF: 1 SAC: 0 DP: 1 HBP: 1	WP: 1 PB: 1 SB: 0 CS: 1	PA: 44			
PITCHER	IP	WLS	BF	H	R	ER	SO	BB	IBB	HBP	BLK	WP	HR	S	P	ERA	WHIP								
Pete Broberg, R (1,1) ERA: 11.25	4.0	L	22	7	5	5	3	3	0	0	0	1	1	25	37	11.25	2.500								
Steve Hargan, R (5,1) ERA: 4.5	4.0		17	1	2	2	4	4	0	1	0	0	0	20	37	4.50	1.250								
Jim Merritt, L (9,1) ERA: 9.0	1.0		4	1	1	1	1	1	0	0	0	0	1	5	9	9.00	2.000								

Oakland Athletics @ Texas Rangers
Arlington Stadium, Arlington, TX
Sun Apr 07 1974, 4:33 AM EDT
Att: 12,901 - Unknown

livebaseballscores.com

AB 33
R 8
H 9
RBI 8
BB 8
SO 8
LOB 13



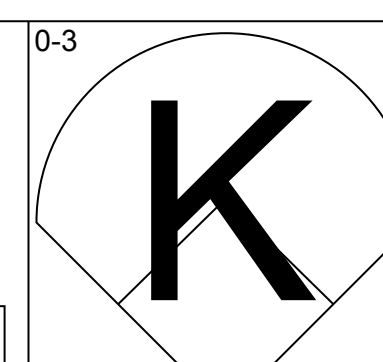
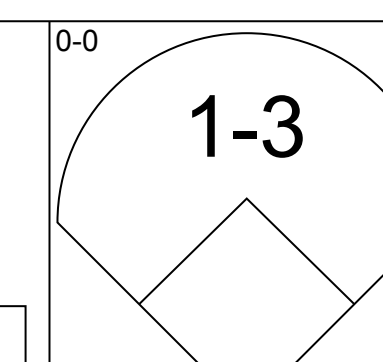
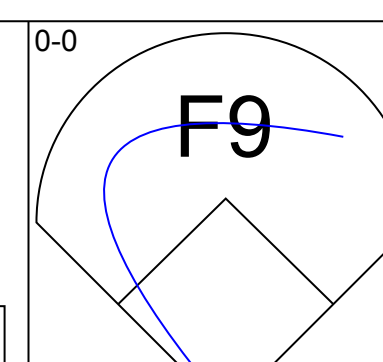
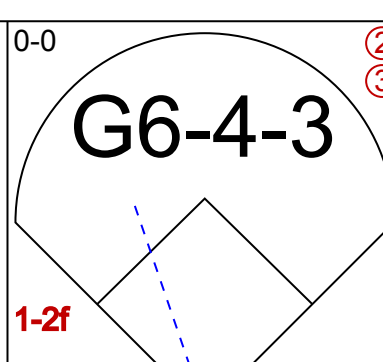
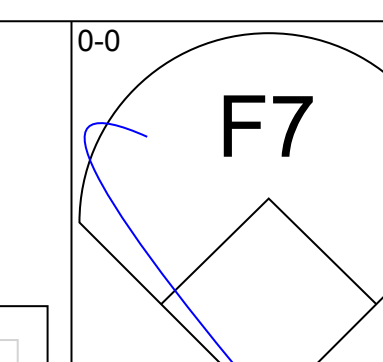
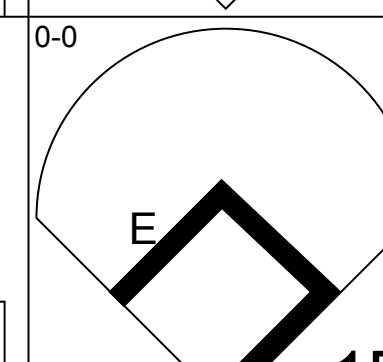
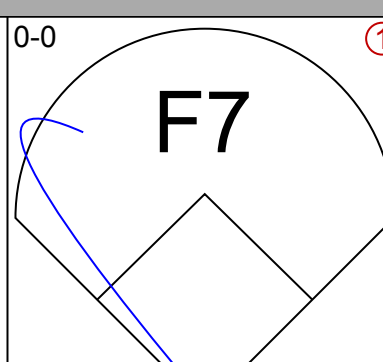
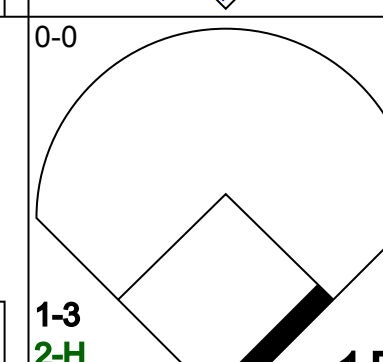
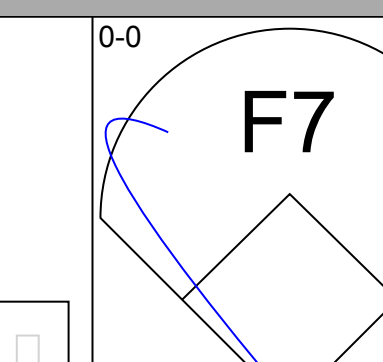
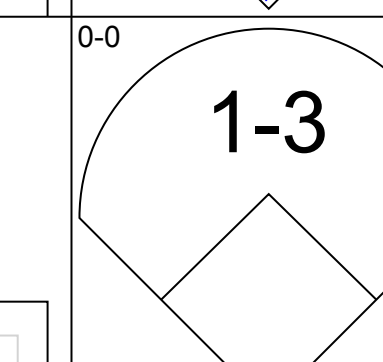
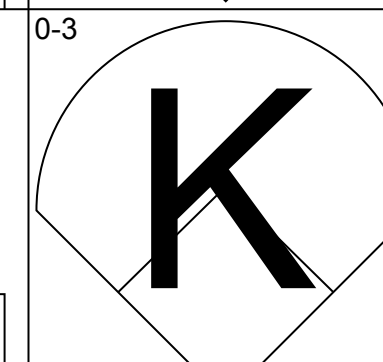
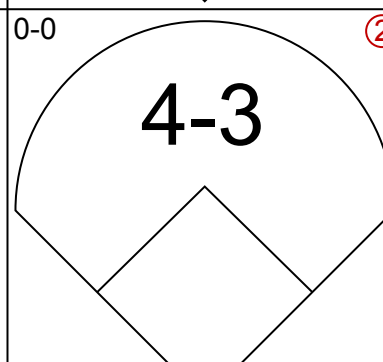
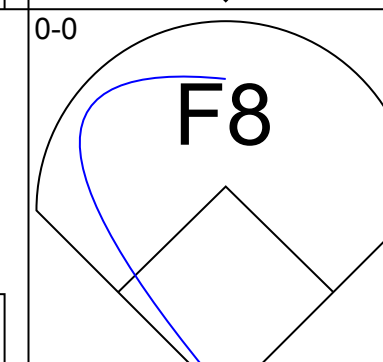
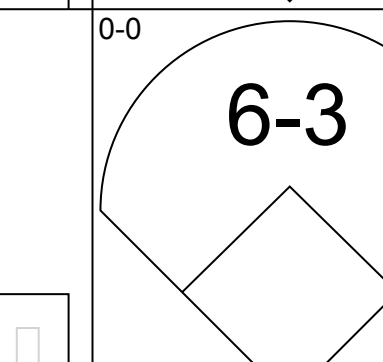
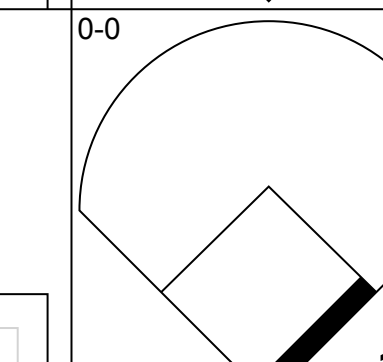
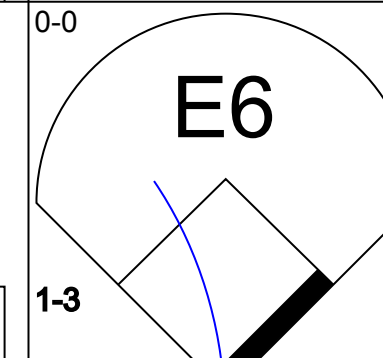
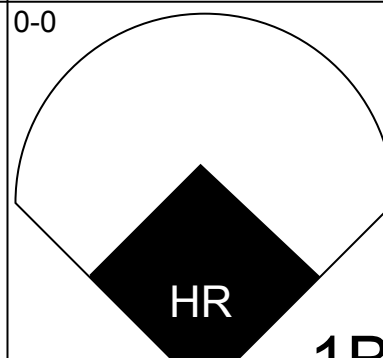

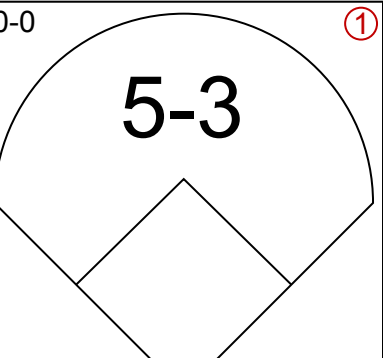
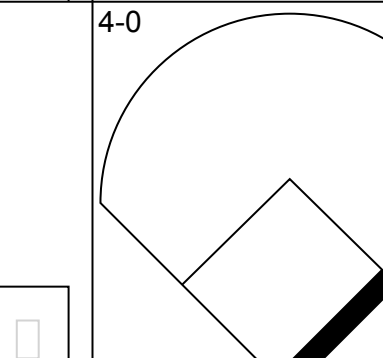
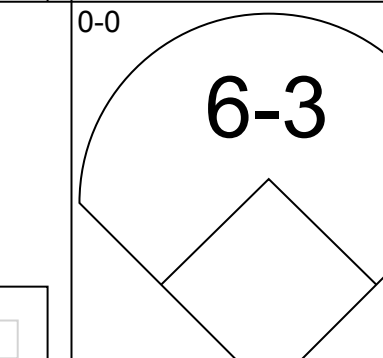
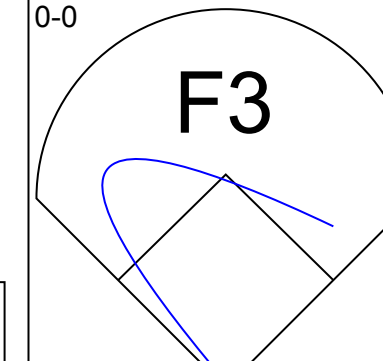
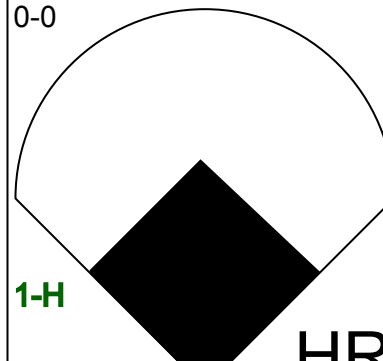

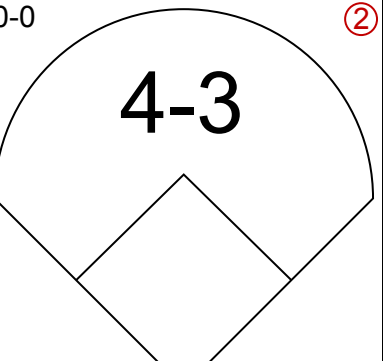
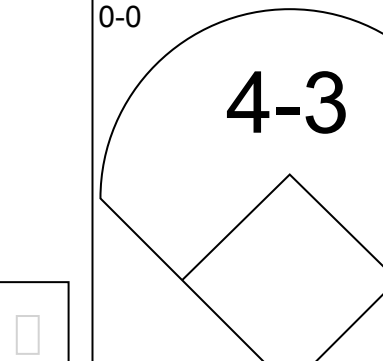
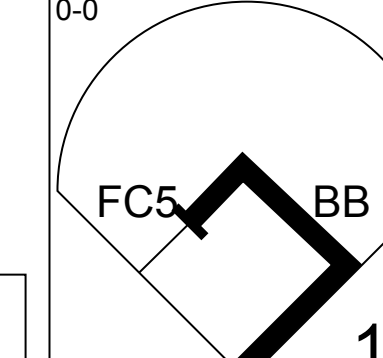
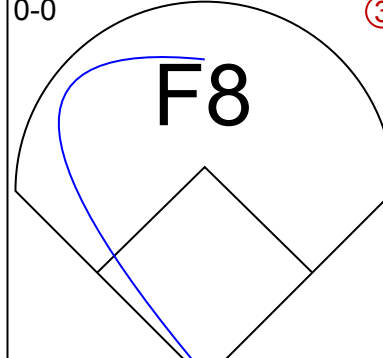
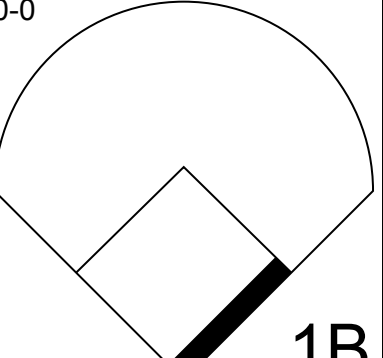
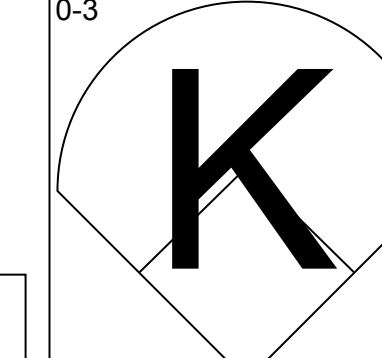
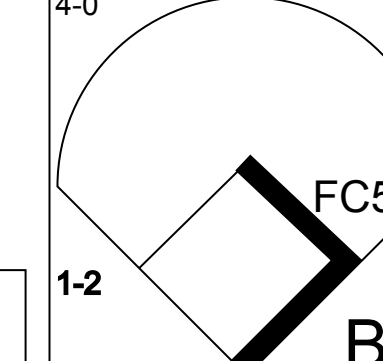
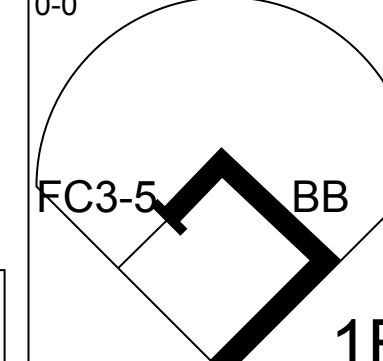
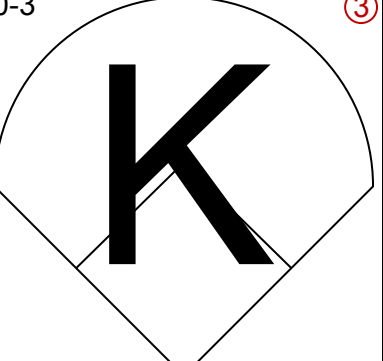
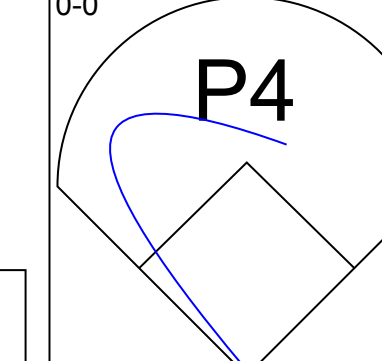
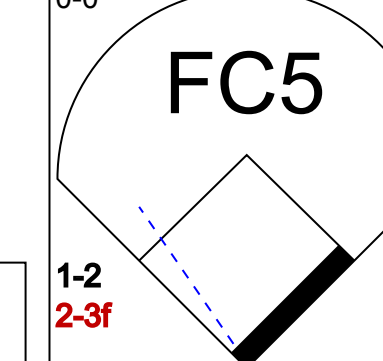
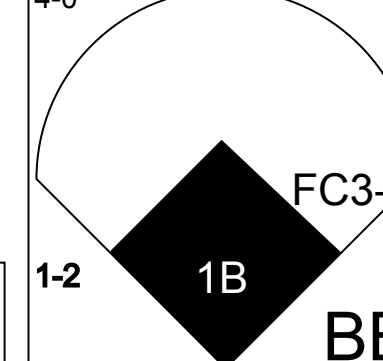
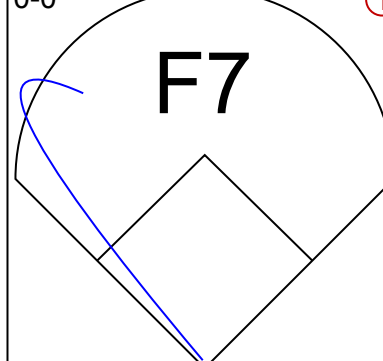
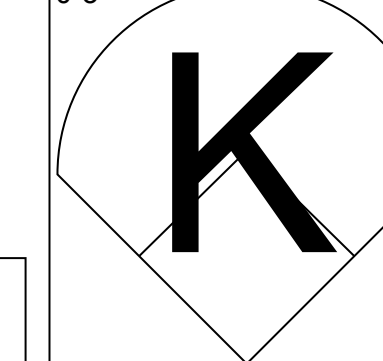
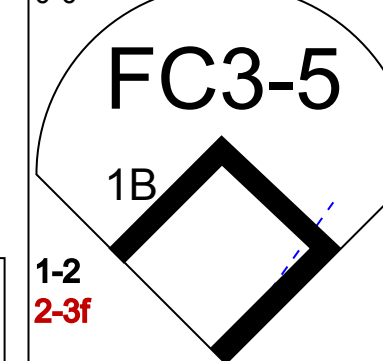
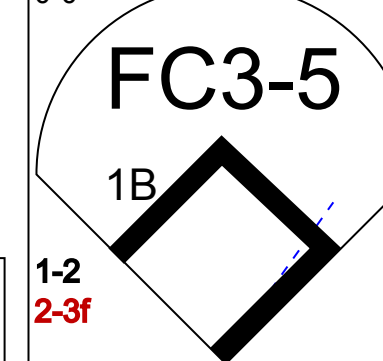
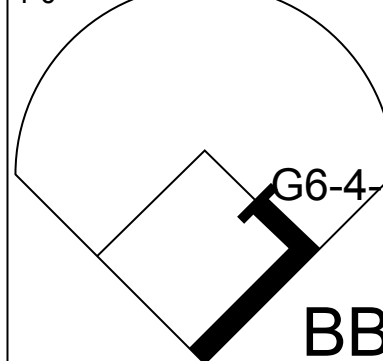
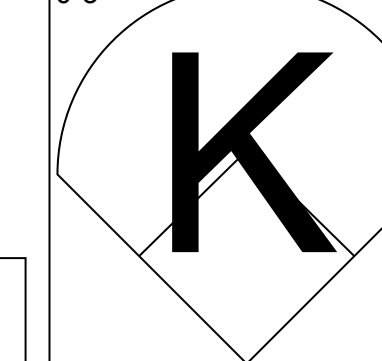
Batter	1	2	3	4	5	6	7	8	9	AB	R	H	RBI	BB	SO	LOB	BOTTOM								
Davey Nelson, R (1,4) OBP: 0.250, SLG: 0.417	K				G6-4-3				FC5-4	5	0	1	0	0	2	4									
Toby Harrah, R (1,6) OBP: 0.538, SLG: 0.750	HR								6-3	4	1	2	2	1	1	2									
Alex Johnson, R (1,7) OBP: 0.250, SLG: 0.182	L3		F8		4-3				L8	3	0	0	0	1	0	4									
Jeff Burroughs, R (1,9) OBP: 0.167, SLG: 0.417	L3				L9				2B	4	1	2	1	0	0	1									
Tom Grieve, R (1,10) OBP: 0.750, SLG: 1.143									HR	4	0	3	0	0	0	0									
Jim Fregosi, R (1,3) OBP: 0.200, SLG: 0.200			FC6-4						F8	2	0	0	0	0	1	2									
Mike Hargrove, L (6, PH) OBP: 0.500, SLG: 0.500			FC6-4							2	0	1	0	0	0	2									
Joe Lovitto, S (1,8) OBP: 0.182, SLG: 0.182			G6-4-3						G1-6-3	4	1	1	0	0	0	4									
Larry Brown, R (1,5) OBP: 0.167, SLG: 0.167										3	1	1	0	0	0	2									
Mike Cabbage, L (9, PH)										1	0	0	0	0	0	0									
Jim Sundberg, R (1,2) OBP: 0.667, SLG: 0.800			F8						1-3	3	0	2	0	0	0	0									
Lenny Randle, S (9, PH) OBP: 1.000, SLG: 1.000			F9							1	0	1	0	0	0	0									
Inning Stats	R: 1 E: 0 K: 1 S: 5	H: 1 LOB: 0 BB: 1 P: 9	R: 0 E: 0 K: 0 S: 3	H: 1 LOB: 0 BB: 0 P: 3	R: 0 E: 0 K: 1 S: 4	H: 1 LOB: 2 BB: 1 P: 8	R: 0 E: 0 K: 1 S: 5	H: 1 LOB: 0 BB: 0 P: 5	R: 2 E: 0 K: 0 S: 6	H: 4 LOB: 1 BB: 0 P: 6	R: 0 E: 0 K: 0 S: 5	H: 2 LOB: 2 BB: 0 P: 5	R: 0 E: 0 K: 2 S: 8	H: 1 LOB: 1 BB: 0 P: 8	R: 0 E: 0 K: 0 S: 4	H: 2 LOB: 0 BB: 0 P: 4	R: 0 E: 0 K: 0 S: 4	H: 1 LOB: 1 BB: 0 P: 4	1B: 9 2B: 3 3B: 1 HR: 2	SF: 0 SAC: 0 DP: 4 HBP: 0	WP: 0 PB: 0 SB: 0 CS: 0	PA: 38			
PITCHER	IP	WLS	BF	H	R	ER	SO	BB	IBB	HBP	BLK	WP	HR	S	P	ERA	WHIP								
Vida Blue, L (1,1) ERA: 6.75	4.0	W	21	8	1	1	2	0	0	0	0	0	1	25	25	1.80	1.600								
Rolie Fingers, R (5,1) ERA: 1.29	5.0																								

Oakland Athletics @ Texas Rangers
Arlington Stadium, Arlington, TX
Sun Apr 07 1974, 4:33 AM EDT
Att: 12,901 - Unknown

livebaseballscores.com

AB 36
R 4
H 14
RBI 3
BB 2
SO 4
LOB 21

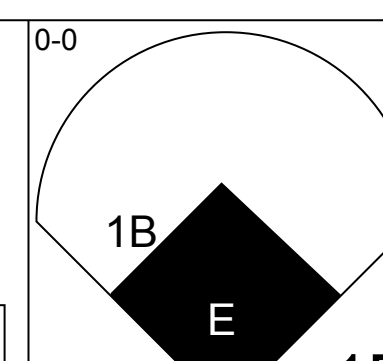
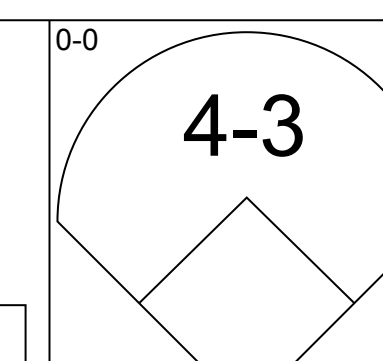
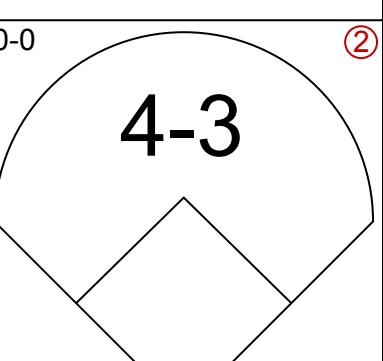
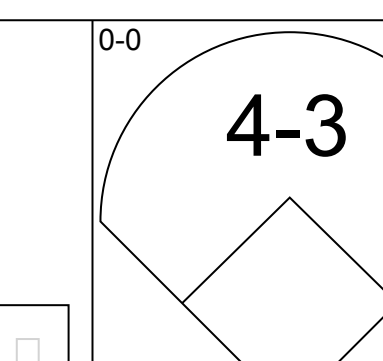
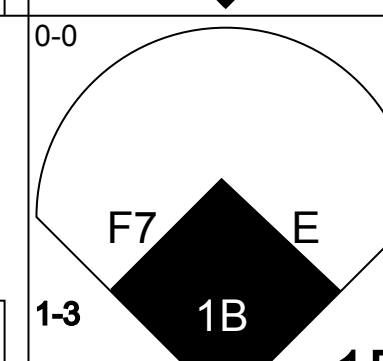
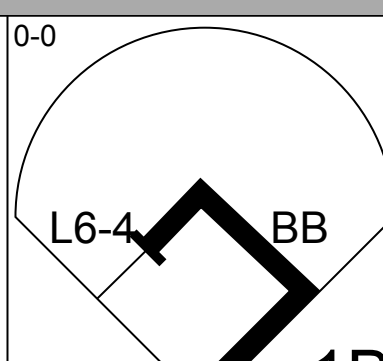

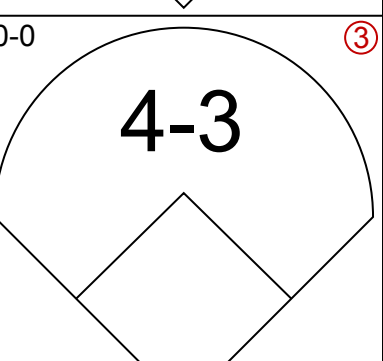
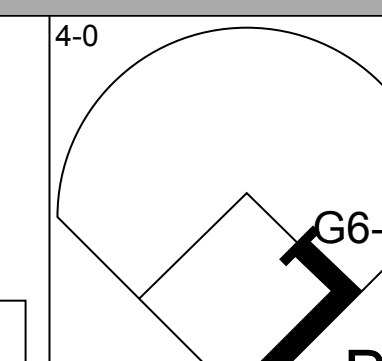
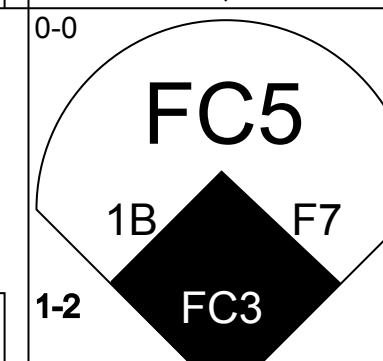
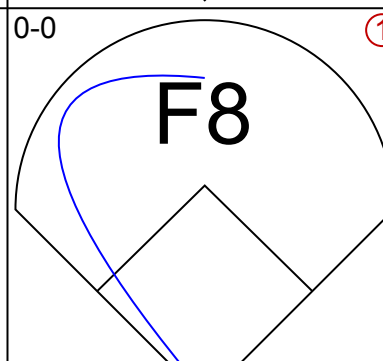
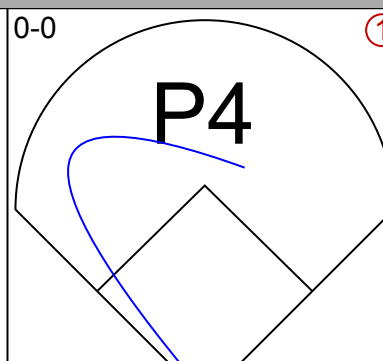
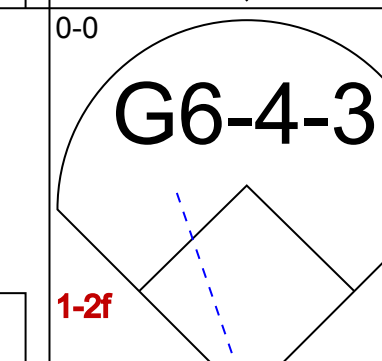
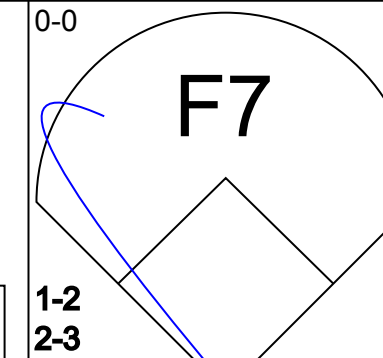
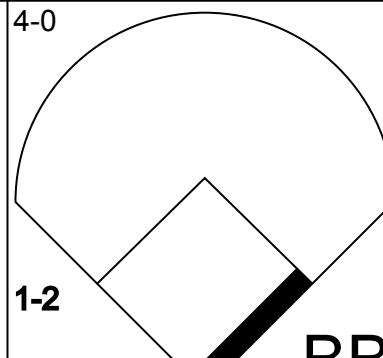

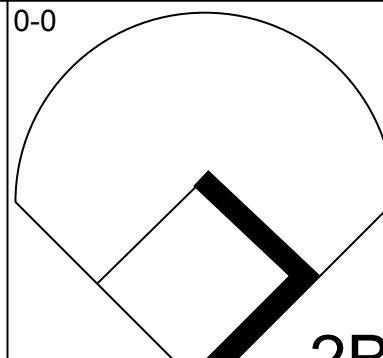
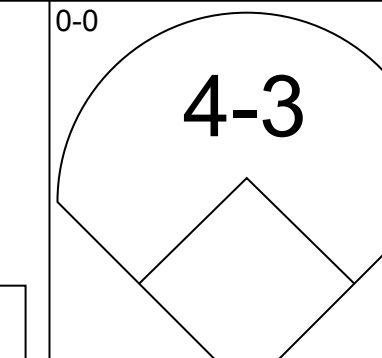
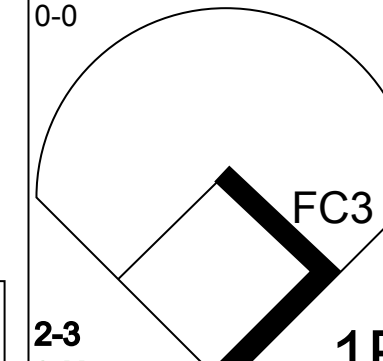
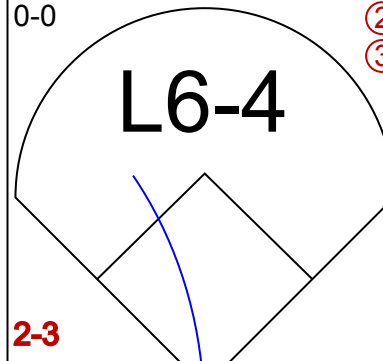
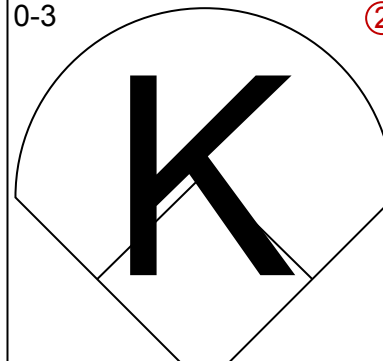
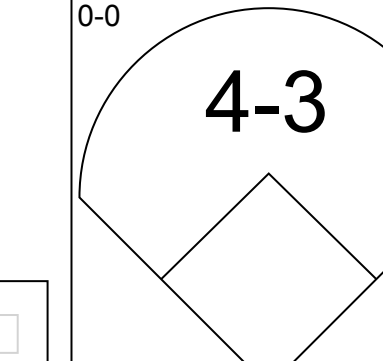
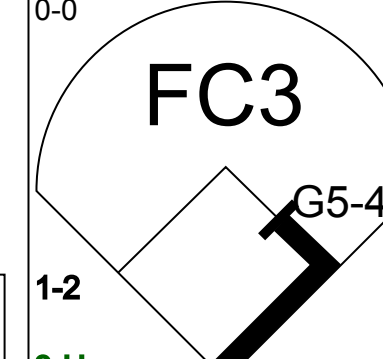
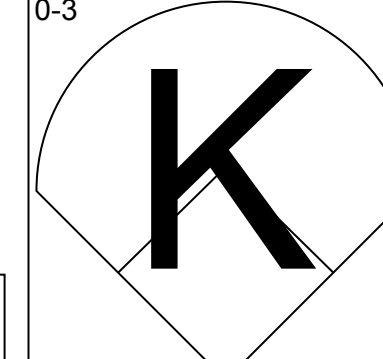
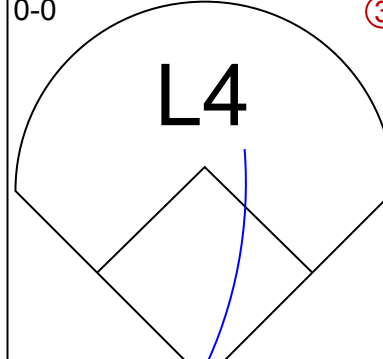
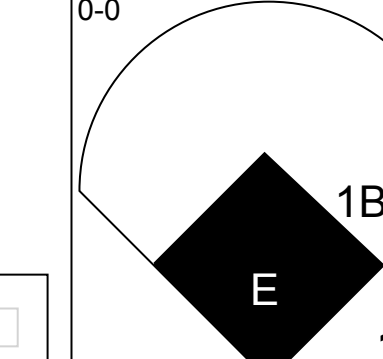
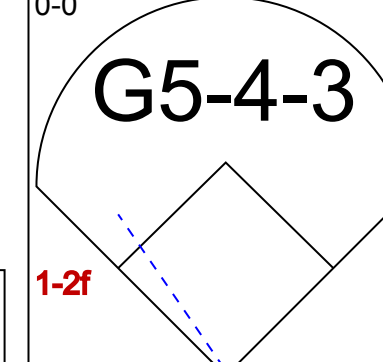
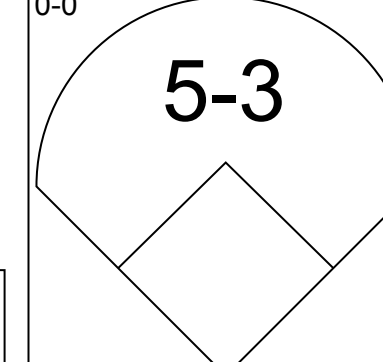
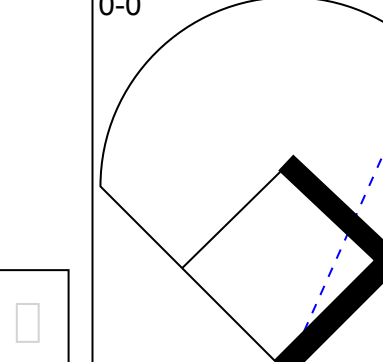
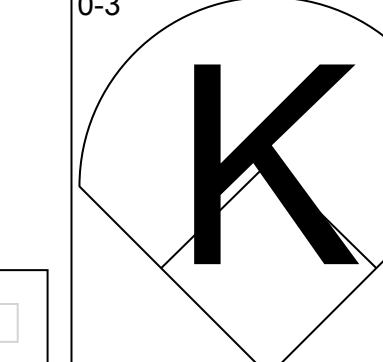
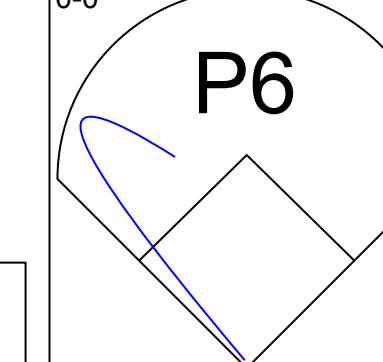
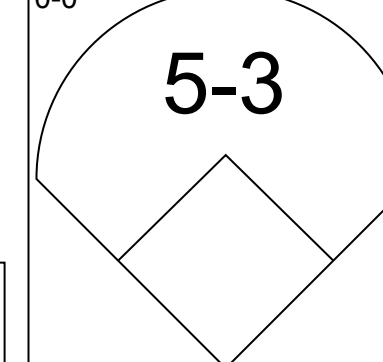
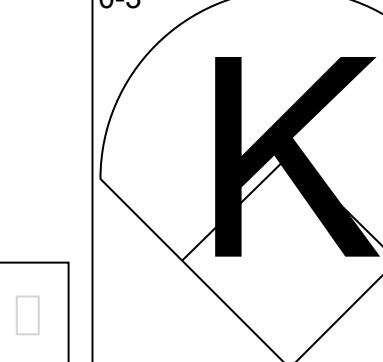
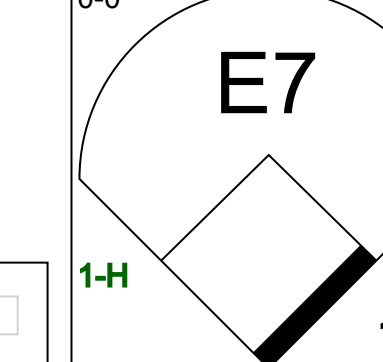
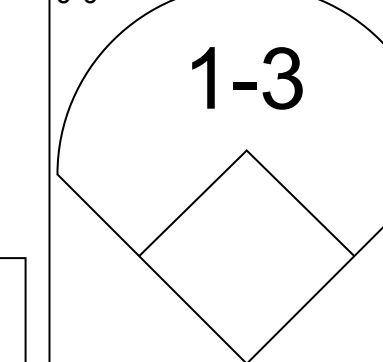
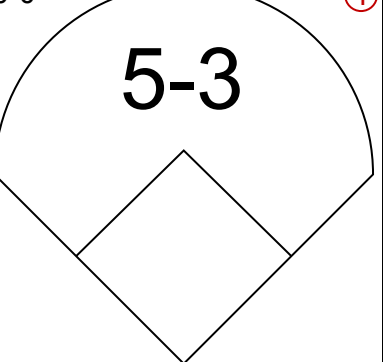
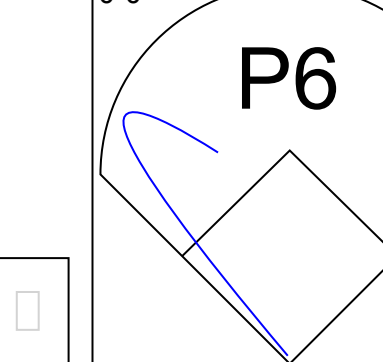


Batter	1	2	3	4	5	6	7	8	9	AB	R	H	RBI	BB	SO	LOB	TOP					
Davey Nelson, R OBP: 0.227, SLG: 0.318 (1, 4)										5	0	0	0	0	1	5						
Toby Harrah, R OBP: 0.478, SLG: 0.571 (1, 6)										5	0	2	1	0	0	0						
Alex Johnson, R OBP: 0.227, SLG: 0.150 (1, 7)										5	0	1	0	0	1	3						
Jeff Burroughs, R OBP: 0.227, SLG: 0.476 (1, 9)										4	1	1	0	1	0	2						
Tom Grieve, R OBP: 0.647, SLG: 1.067 (1, 10)										4	1	1	2	0	0	3						
Jim Fregosi, R OBP: 0.333, SLG: 0.267 (1, 3)										4	0	2	0	0	1	0						
Joe Lovitto, S OBP: 0.283, SLG: 0.278 (1, 8)										3	0	1	0	1	1	1						
Larry Brown, R OBP: 0.300, SLG: 0.222 (1, 5)										3	1	1	0	1	0	2						
Jim Sundberg, R OBP: 0.500, SLG: 0.500 (1, 2)										3	0	0	0	1	2	5						
Inning Stats	R: 0 E: 1 K: 2 S: 9	H: 1 LOB: 2 BB: 0 P: 9	R: 0 E: 0 K: 1 S: 6	H: 1 LOB: 2 BB: 1 P: 10	R: 2 E: 0 K: 0 S: 5	H: 2 LOB: 0 BB: 0 P: 5	R: 1 E: 0 K: 0 S: 5	H: 2 LOB: 2 BB: 1 P: 9	R: 0 E: 0 K: 1 S: 6	H: 1 LOB: 1 BB: 0 P: 6	R: 0 E: 0 K: 0 S: 2	H: 0 LOB: 0 BB: 1 P: 6	R: 0 E: 0 K: 0 S: 3	H: 0 LOB: 1 BB: 1 P: 7	R: 0 E: 0 K: 2 S: 8	H: 1 LOB: 0 BB: 0 P: 8	R: 0 E: 0 K: 0 S: 4	H: 1 LOB: 1 BB: 0 P: 4	1B: 8 2B: 0 3B: 0 HR: 1	SF: 0 SAC: 0 DP: 1 HBP: 0	WP: 0 PB: 0 SB: 0 CS: 0	PA: 40
PITCHER Frank Tanana, L ERA: 2.76 (1, 1)	IP: 9.0 WLS: W BF: 40 H: 9 R: 3 ER: 3 SO: 6 BB: 4 IBB: 0 HBP: 0 BLK: 0 WP: 0 HR: 1 S: 48 P: 64 ERA: 3.00 WHIP: 1.444																					

Texas Rangers @ California Angels
Anaheim Stadium, Anaheim, CA
Wed Apr 10 1974, 10:05 PM EDT
Att: 6,463 - Unknown


AB 36
R 3
H 9
RBI 3
BB 4
SO 6
LOB 21



Batter	1	2	3	4	5	6	7	8	9	AB	R	H	RBI	BB	SO	LOB	BOTTOM					
Mickey Rivers, L OBP: 0.240, SLG: 0.250 (1, 8)										4	1	1	0	0	0	1						
Denny Doyle, L OBP: 0.318, SLG: 0.167 (1, 4)										3	1	2	0	1	0	0						
Frank Robinson, R OBP: 0.409, SLG: 0.412 (1, 10)										4	1	0	0	0	0	3						
Mike Epstein, L OBP: 0.300, SLG: 0.133 (1, 3)										3	0	1	0	1	0	2						
Bob Oliver, R OBP: 0.364, SLG: 0.381 (1, 5)										4	0	1	1	0	1	3						
Richie Scheinblum, S OBP: 0.250, SLG: 0.250 (1, 7)										4	1	1	1	0	1	2						
Leroy Stanton, R OBP: 0.409, SLG: 0.895 (1, 9)										4	0	1	0	0	1	3						
Ellie Rodriguez, R OBP: 0.318, SLG: 0.333 (1, 2)										4	0	1	0	0	1	1						
Dave Chalk, R OBP: 0.250, SLG: 0.118 Tom McCraw, L Sandy Alomar Sr., S (7, PH) (8, 6)										2	0	0	0	0	0	0						
Inning Stats	R: 3 E: 1 K: 0 S: 7	H: 3 LOB: 1 BB: 0 P: 7	R: 0 E: 0 K: 0 S: 3	H: 0 LOB: 0 BB: 0 P: 3	R: 0 E: 0 K: 1 S: 5	H: 1 LOB: 1 BB: 1 P: 7	R: 0 E: 0 K: 1 S: 5	H: 0 LOB: 0 BB: 0 P: 5	R: 0 E: 0 K: 0 S: 3	H: 0 LOB: 0 BB: 0 P: 3	R: 0 E: 0 K: 1 S: 6	H: 1 LOB: 1 BB: 0 P: 6	R: 0 E: 0 K: 1 S: 6	H: 1 LOB: 1 BB: 0 P: 6	R: 0 E: 0 K: 0 S: 2	H: 0 LOB: 0 BB: 1 P: 6	R: 1 E: 1 K: 1 S: 6	H: 2 LOB: 1 BB: 0 P: 6	1B: 6 2B: 3 3B: 0 HR: 0	SF: 0 SAC: 0 DP: 3 HBP: 0	WP: 0 PB: 0 SB: 0 CS: 0	PA: 35
PITCHER Fergie Jenkins, R ERA: 1.02 (1, 1)	IP: 8.2 WLS: L BF: 35 H: 8 R: 4 ER: 2 SO: 4 BB: 2 IBB: 0 HBP: 0 BLK: 0 WP: 0 HR: 0 S: 41 P: 49 ERA: 2.08 WHIP: 1.154																					

Texas Rangers @ California Angels
Anaheim Stadium, Anaheim, CA
Wed Apr 10 1974, 10:05 PM EDT
Att: 6,463 - Unknown

AB 33
R 4
H 8
RBI 2
BB 2
SO 4
LOB 16



Batter	1	2	3	4	5	6	7	8	9	AB	R	H	RBI	BB	SO	LOB	TOP					
Davey Nelson, R OBP: 0.259, SLG: 0.308	F7	F8		K		E4 BLK 1B		BB 1B BB		4	1	1	0	1	1	0	Texas Rangers @ California Angels Anaheim Stadium, Anaheim, CA Thu Apr 11 1974, 10:05 PM EDT Att: 8,027 - Unknown					
Toby Harrah, R OBP: 0.464, SLG: 0.500	P4	2B BB		F3		P3		1B BB		3	0	0	1	2	0	1						
Alex Johnson, R OBP: 0.296, SLG: 0.280	1B BB	1B		K			4-3	1B		5	1	3	2	0	1	0						
Jeff Burroughs, R OBP: 0.222, SLG: 0.423	BB 1B	6-3			F8		5-3	1-3		5	1	1	0	0	0	4						
Tom Grieve, R OBP: 0.545, SLG: 0.842	1B E BB	K			3-1		5-3		G3	4	1	0	0	1	1	2						
Mike Hargrove, L OBP: 0.355, SLG: 0.333	E 1B 1-3 2-H 3-H		K		F7			2-3 1B BB	K	4	2	1	2	1	2	0						
Joe Lovitto, S OBP: 0.250, SLG: 0.304	E6 1B 2-3 3-H		L9			K		F7		5	0	1	0	0	1	2						
Jim Fregosi, R OBP: 0.391, SLG: 0.316	1B 1-2 3-H			P3		P3		BB 2-3 1B	F9	4	1	2	1	1	0	1						
Dick Billings, R OBP: 0.364, SLG: 0.222	K		P6			E BLK 1B BB		2-3		3	1	0	0	1	1	5						
Inning Stats	R: 4 E: 1 K: 1 S: 10	H: 4 LOB: 2 BB: 1 P: 14	R: 0 E: 0 K: 1 S: 6	H: 1 LOB: 2 BB: 1 P: 10	R: 0 E: 0 K: 1 S: 5	H: 0 LOB: 1 BB: 1 P: 9	R: 0 E: 0 K: 2 S: 7	H: 0 LOB: 0 BB: 0 P: 7	R: 0 E: 0 K: 0 S: 3	H: 0 LOB: 0 BB: 0 P: 3	R: 1 E: 1 K: 1 S: 6	H: 1 LOB: 1 BB: 1 P: 10	R: 0 E: 0 K: 0 S: 3	H: 0 LOB: 0 BB: 0 P: 3	R: 3 E: 0 K: 0 S: 5	H: 2 LOB: 2 BB: 3 P: 17	R: 0 E: 0 K: 1 S: 6	H: 1 LOB: 1 BB: 0 P: 6	1B: 7 2B: 2 3B: 0 HR: 0	SF: 0 SAC: 0 DP: 0 HBP: 0	WP: 0 PB: 0 SB: 0 CS: 0	PA: 44
PITCHER	IP WLS BF H R ER SO BB IBB HBP BLK WP HR S P ERA WHIP	IP WLS BF H R ER SO BB IBB HBP BLK WP HR S P ERA WHIP																				
Bill Singer, R ERA: 4.7	(1, 1)	7.2	W	37	7	8	5	6	6	0	0	0	1	0	0	43	67	5.87	1.696			
Dick Selma, R ERA:	(8, 1)	1.1		7	2	0	0	1	1	0	0	0	0	0	0	8	12	0.00	2.250			

Batter	1	2	3	4	5	6	7	8	9	AB	R	H	RBI	BB	SO	LOB	BOTTOM		
Mickey Rivers, L OBP: 0.300, SLG: 0.286	1B SF7 BB	1B 1-2 2-3		4-3 WP 3B 1B	3-1		FC4			4	2	2	1	1	0	2	Texas Rangers @ California Angels Anaheim Stadium, Anaheim, CA Thu Apr 11 1974, 10:05 PM EDT Att: 8,027 - Unknown		
Dave Chalk, R OBP: 0.200, SLG: 0.091	F8	7-2		4-3		6-3	1-3			5	0	0	0	0	0	7			
Bobby Valentine, R Joe Lahoud, L	1B		4-3	HR 3B		6-3		F8		4	1	2	1	0	0	0			
Frank Robinson, R OBP: 0.370, SLG: 0.524	SF7		K	HR 3B		K		K		4	1	1	3	0	3	0			
Bob Oliver, R OBP: 0.370, SLG: 0.385	F8		2B HR 1B	F8		L5		1B		5	1	2	0	0	0	1			
Mike Epstein, L OBP: 0.400, SLG: 0.474		FC6-4 1B BB	HR 2B	HR		BB HBP 1B		K		4	4	3	1	1	1	1			
Leroy Stanton, R OBP: 0.462, SLG: 1.000		FC6-4 1B	HR	K		1B BB FC4 HBP				3	2	2	3	0	1	0			
Ellie Rodriguez, R OBP: 0.346, SLG: 0.333		FC6-4 1B 1B		K		FC4 1B BB				3	0	1	0	1	1	2			
Denny Doyle, L OBP: 0.346, SLG: 0.227		1B	K	F8		FC4 1B				4	0	2	2	0	1	1			
Inning Stats	R: 1 E: 0 K: 0 S: 4	H: 1 LOB: 1 BB: 1 P: 8	R: 3 E: 0 K: 2 S: 11	H: 4 LOB: 1 BB: 0 P: 11	R: 4 E: 0 K: 1 S: 9	H: 4 LOB: 0 BB: 0 P: 9	R: 0 E: 0 K: 1 S: 5	H: 0 LOB: 0 BB: 0 P: 5	R: 0 E: 0 K: 1 S: 5	H: 0 LOB: 0 BB: 0 P: 5	R: 2 E: 0 K: 0 S: 5	H: 2 LOB: 2 BB: 1 P: 10	R: 0 E: 0 K: 2 S: 8	H: 1 LOB: 1 BB: 0 P: 8	1B: 10 2B: 2 3B: 1 HR: 3	SF: 1 SAC: 0 DP: 1 HBP: 1	WP: 1 PB: 0 SB: 0 CS: 0	PA: 42	
PITCHER	IP WLS BF H R ER SO BB IBB HBP BLK WP HR S P ERA WHIP	IP WLS BF H R ER SO BB IBB HBP BLK WP HR S P ERA WHIP																	
David Clyde, L ERA: 13.5	(1, 1)	1.1	L	14	8	7	7	2	0	0	0	0	0	1	3	18	18	27.00	3.429
Pete Broberg, R ERA: 17.00	(2, 1)	2.1		7	0	0	0	3	0	0	0	0	0	0	13	13	0.00	0.000	
Steve Foucault, R ERA:	(4, 1)	2.1		7	0	0	0	3	0	0	0	0	0	0	13	13	0.00	0.000	
Lloyd Allen, R ERA: 6.0	(7, 1)	2.0		11	3	2	2	2	1	0	1	0	0	0	13	18	9.00	2.000	


AB 37
R 8
H 9
RBI 6
BB 7
SO 7
LOB 15




AB 37
R 11
H 15
RBI 11
BB 3
SO 7
LOB 14



Batter	1	2	3	4	5	6	7	8	9	AB	R	H	RBI	BB	SO	LOB	TOP										
Davey Nelson, R OBP: 0.281, SLG: 0.300 (1, 4)										4	2	1	0	1	1	1	Texas Rangers @ Oakland Athletics Oakland-Alameda County Coliseum, Oakland, CA Sat Apr 13 1974, 3:33 AM PDT Att: 22,743 - Unknown										
Toby Harrah, R OBP: 0.485, SLG: 0.517 (1, 6)										5	2	3	1	0	0	1											
Alex Johnson, R OBP: 0.313, SLG: 0.300 (1, 7)										5	2	2	1	0	0	0											
Jeff Burroughs, R OBP: 0.281, SLG: 0.517 Lenny Randle, S OBP: 1.000, SLG: 1.000 (9, PR)										3	2	1	3	2	1	0											
Tom Grieve, R OBP: 0.519, SLG: 0.870 (1, 10)										4	1	1	2	0	0	3											
Jim Fregosi, R OBP: 0.423, SLG: 0.333 Mike Hargrove, L OBP: 0.362, SLG: 0.364 (7, PH)										2	0	1	2	1	0	0											
Joe Lovitto, S OBP: 0.207, SLG: 0.250 (1, 8)										5	0	0	0	0	1	6											
Larry Brown, R OBP: 0.286, SLG: 0.231 (1, 5)										4	0	1	0	0	0	4											
Jim Sundberg, R OBP: 0.357, SLG: 0.333 (1, 2)										4	0	0	0	0	2	2											
Inning Stats	R: 4 E: 0 K: 0 S: 6	H: 3 LOB: 1 BB: 2 P: 14	R: 4 E: 1 K: 0 S: 7	H: 4 LOB: 1 BB: 1 P: 11	R: 0 E: 0 K: 0 S: 4	H: 1 LOB: 1 BB: 0 P: 4	R: 0 E: 0 K: 1 S: 5	H: 0 LOB: 0 BB: 0 P: 5	R: 0 E: 0 K: 1 S: 6	H: 0 LOB: 0 BB: 0 P: 6	R: 0 E: 0 K: 0 S: 3	H: 0 LOB: 0 BB: 0 P: 3	R: 0 E: 0 K: 0 S: 4	H: 1 LOB: 2 BB: 0 P: 5	R: 0 E: 0 K: 2 S: 7	H: 1 LOB: 0 BB: 0 P: 7		R: 2 E: 0 K: 1 S: 6	H: 1 LOB: 1 BB: 1 P: 10	1B: 9 2B: 0 3B: 0 HR: 2	SF: 0 SAC: 0 DP: 0 HBP: 1	WP: 0 PB: 0 SB: 2 CS: 1	PA: 44				
PITCHER	IP	WLS	BF	H	R	ER	SO	BB	IBB	HBP	BLK	WP	HR	S	P	ERA	WHIP										
Vida Blue, L ERA: 16.88 (1, 1)	1.1	L	12	6	7	7	0	2	0	0	0	0	1	10	18	47.25	6.000										
Paul Lindblad, L ERA: (2, 1)	4.2		18	2	1	0	2	0	1	0	0	0	0	21	25	0.00	0.429										
Leon Hooten, R ERA: (7, 1)	1.0		5	1	0	0	0	0	0	1	0	0	0	4	5	0.00	1.000										
Dave Hamilton, L ERA: 10.8 Rollie Fingers, R ERA: 1.23 (8, 1)	1.2		7	2	2	2	2	1	0	0	0	0	1	10	14	10.80	1.800										
Rollie Fingers, R ERA: 1.23 (9, 1)	0.1		1	0	0	0	1	0	0	0	0	0	0	3	3	0.00	0.000										
Batter	1	2	3	4	5	6	7	8	9	AB	R	H	RBI	BB	SO	LOB	BOTTOM										
Bill North, S OBP: 0.111, SLG: 0.040 (1, 8)										4	0	0	0	1	1	1	Texas Rangers @ Oakland Athletics Oakland-Alameda County Coliseum, Oakland, CA Sat Apr 13 1974, 3:33 AM PDT Att: 22,743 - Unknown										
Bert Campaneris, R OBP: 0.400, SLG: 0.455 (1, 6)										2	1	1	0	2	0	0											
Sal Bando, R OBP: 0.462, SLG: 0.600 (1, 5)										4	0	2	0	0	1	3											
Reggie Jackson, L OBP: 0.346, SLG: 0.833 (1, 9)										3	0	0	1	0	2	2											
Joe Rudi, R OBP: 0.520, SLG: 0.727 (1, 7)										4	0	0	0	0	0	1											
Gene Tenace, R OBP: 0.480, SLG: 0.684 (1, 3)										3	2	2	2	0	0	0											
Ray Fosse, R OBP: 0.294, SLG: 0.353 Jesus Alou, R (9, PH)										3	0	1	0	0	0	1											
Angel Mangual, R Vic Davalillo, L (9, PH)										1	0	0	0	0	1	0											
Manny Trillo, R Pat Bourque, L (9, PH) Herb Washington, R (9, PR)										3	0	0	0	0	2	1											
Inning Stats	R: 1 E: 0 K: 1 S: 7	H: 2 LOB: 0 BB: 0 P: 7	R: 1 E: 0 K: 1 S: 6	H: 1 LOB: 0 BB: 0 P: 6	R: 0 E: 0 K: 2 S: 7	H: 0 LOB: 1 BB: 1 P: 11	R: 1 E: 0 K: 2 S: 9	H: 2 LOB: 1 BB: 0 P: 9	R: 0 E: 0 K: 0 S: 4	H: 1 LOB: 1 BB: 0 P: 4	R: 0 E: 0 K: 0 S: 2	H: 0 LOB: 0 BB: 0 P: 3	R: 0 E: 0 K: 2 S: 7	H: 0 LOB: 2 BB: 2 P: 15	R: 0 E: 0 K: 1 S: 5	H: 0 LOB: 0 BB: 0 P: 5		R: 0 E: 0 K: 1 S: 5	H: 0 LOB: 1 BB: 1 P: 9	1B: 3 2B: 2 3B: 0 HR: 2	SF: 1 SAC: 0 DP: 1 HBP: 1	WP: 0 PB: 0 SB: 0 CS: 0	PA: 37				
PITCHER	IP	WLS	BF	H	R	ER	SO	BB	IBB	HBP	BLK	WP	HR	S	P	ERA	WHIP										
Jim Bibby, R ERA: 4.43 (1, 1)	9.0	W	37	6	3	3	10	4	0	1	0	0	2	52	69	3.00	1.111										

Batter	1	2	3	4	5	6	7	8	9	AB	R	H	RBI	BB	SO	LOB	TOP			
Davey Nelson, R OBP: 0.293, SLG: 0.395 (1, 4)	0-0 6-3		0-0 HR	0-0 SF9			0-0 1-3	0-0 1B		4	1	2	6	0	0	0	Texas Rangers @ Oakland Athletics Oakland-Alameda County Coliseum, Oakland, CA Sun Apr 14 1974, 3:38 AM PDT Att: 11,125 - Unknown AB 35 R 10 H 11 RBI 9 BB 4 SO 3 LOB 9 			
Toby Harrah, R OBP: 0.495, SLG: 0.432 (1, 6)	0-0 4-3		0-0 6-3	0-0 FC4			0-0 1B	0-0 SF9		4	0	1	1	0	0	1				
Alex Johnson, R OBP: 0.293, SLG: 0.282 (1, 7)	0-0 F9		0-0 1B		0-0 6-3		0-0 1B	0-0 G2		5	0	2	0	0	0	1				
Jeff Burroughs, R OBP: 0.268, SLG: 0.553 (1, 9)		0-0 P4	0-0 5-3		0-3 K		0-0 G6-4-3		0-0 P4	5	0	0	0	0	1	3				
Tom Grieve, R OBP: 0.444, SLG: 0.719 (1, 10)		0-3 K		0-0 BB	0-0 4-3			0-0 6-3	0-0 1-3	5	1	1	0	0	1	0				
Mike Hargrove, L OBP: 0.500, SLG: 0.389 (1, 3)		0-3 K		4-0 E	0-0 4-3			0-0 1B	0-0 4-3	4	2	1	0	1	1	0				
Lenny Randle, S OBP: 0.600, SLG: 0.600 (1, 8)			0-0 E4	0-0 E1			0-0 CS	0-0 1B		4	2	2	0	0	0	1				
Jim Fregosi, R OBP: 0.441, SLG: 0.333 (1, 5)			0-0 1B	4-0 SF8			4-0 FC5-4	0-0 E6		2	2	1	0	2	0	2				
Larry Brown, R OBP: 0.296, SLG: 0.231 (8, 5)			1-3 HR	0-0 FC4			1-2 BB	1-2 1B		0	0	0	0	0	0	0				
Jim Sundberg, R OBP: 0.368, SLG: 0.333 (1, 2)			4-0 HR	0-0 SF8			0-0 FC5-4	0-0 1B		2	2	1	2	1	0	1				
Inning Stats	R: 0 E: 0 K: 0 S: 3	H: 0 LOB: 0 BB: 0 P: 3	R: 0 E: 0 K: 2 S: 7	H: 0 LOB: 0 BB: 0 P: 7	R: 3 E: 2 K: 0 S: 6	H: 3 LOB: 1 BB: 1 P: 10	R: 3 E: 1 K: 0 S: 5	H: 1 LOB: 1 BB: 2 P: 13	R: 0 E: 0 K: 0 S: 5	H: 0 LOB: 0 BB: 0 P: 5	R: 0 E: 0 K: 0 S: 4	H: 2 LOB: 1 BB: 0 P: 4	R: 4 E: 1 K: 0 S: 8	H: 4 LOB: 1 BB: 0 P: 8	R: 0 E: 0 K: 0 S: 3	H: 0 LOB: 0 BB: 0 P: 3	1B: 10 2B: 9 3B: 0 HR: 1	SF: 3 SAC: 0 DP: 1 HBP: 0	WP: 0 PB: 0 SB: 0 CS: 1	PA: 42
PITCHER	IP WLS BF H R ER SO	IP WLS BF H R ER SO	IP WLS BF H R ER SO	IP WLS BF H R ER SO	IP WLS BF H R ER SO	IP WLS BF H R ER SO	IP WLS BF H R ER SO	IP WLS BF H R ER SO	IP WLS BF H R ER SO	IP WLS BF H R ER SO	IP WLS BF H R ER SO	IP WLS BF H R ER SO	IP WLS BF H R ER SO	IP WLS BF H R ER SO	IP WLS BF H R ER SO	IP WLS BF H R ER SO	ERA WHIP	ERA WHIP		
Blue Moon Odom, R ERA: 12.0 (1, 1)	3.0 L	16 4	6 4	4 6	4 4	2 2	2 0	0 0	0 0	0 0	0 0	18 1	26 2	12.00 2.000						
Dave Hamilton, L ERA: 3.18 (4, 1)	4.0	15 3	0 0	0 0	1 1	1 1	0 0	0 0	0 0	0 0	15 6	23 6	0.00 54.00	1.000 12.000						
Darold Knowles, L ERA: 7.71 (8, 1)	0.1	6 4	4 2	0 0	0 0	0 0	0 0	0 0	0 0	5 5	5 5	0.00 0.000								
Leon Hooten, R ERA: (8, 1)	1.2	5 0	0 0	0 0	0 0	0 0	0 0	0 0	0 0											

Batter	1	2	3	4	5	6	7	8	9	AB	R	H	RBI	BB	SO	LOB	BOTTOM			
Bert Campaneris, R OBP: 0.364, SLG: 0.433 (1, 6)	0-0 SH5-3		0-3 K		0-0 2B		0-3 K			4	0	2	0	0	2	1	Texas Rangers @ Oakland Athletics Oakland-Alameda County Coliseum, Oakland, CA Sun Apr 14 1974, 3:38 AM PDT Att: 11,125 - Unknown AB 33 R 2 H 7 RBI 2 BB 2 SO 5 LOB 15 			
Bill North, S OBP: 0.176, SLG: 0.067 (1, 8)	0-0 SH5-3		4-0 BB		0-0 FC1-5-4		4-0 FC3-6	0-0 BB		1	0	0	0	2	0	2				
Jesus Alou, R (1, 10)	0-0 F8		0-0 F5		0-0 L5		0-0 FC3-6	0-0 1B		4	0	0	0	0	0	4				
Herb Washington, R (8, PR)	0-0 F8						1-2 1B			0	0	0	0	0	0	0				
Reggie Jackson, L OBP: 0.412, SLG: 1.000 (1, 9)	0-0 F7		0-0 1-3		0-0 2B		0-0 1B	0-0 1B		4	1	2	0	0	0	1				
Joe Rudi, R OBP: 0.455, SLG: 0.600 (1, 7)		0-3 K		0-0 L9		0-0 FC5-4	0-0 F8			4	0	1	1	0	1	2				
Gene Tenace, R OBP: 0.375, SLG: 0.500 (1, 3)		0-0 L7		0-3 K		0-0 FC5-4	0-0 F7			4	0	0	0	0	1	3				
Ted Kubiak, S OBP: 0.143, SLG: 0.143 (1, 5)	0-0 F7		0-0 F9		0-0 FC4-6		0-0 F7			4	0	0	0	0	0	1				
Manny Trillo, R OBP: 0.273, SLG: 0.111 (7, PH)			0-0 BB		0-0 E5		0-0 4-3		0-0 5-3	2	1	1	0	0	0	0				
Ray Fosse, R OBP: 0.286, SLG: 0.333 (8, 2)			0-0 1B		0-0 1B		0-3 K		0-0 5-3	1	0	0	0	0	0	0				
Larry Haney, R (1, 2)			0-0 F2		0-0 2B					1	0	0	0	0	0	1				
Pat Bourque, L OBP: 0.286, SLG: 0.167 (5, PH)					2B					2	0	1	1	0	1	0				
John Donaldson, L (8, 5)					2B					1	0	0	0	0	0	0				
Inning Stats	R: 0 E: 0 K: 0 S: 4	H: 1 LOB: 1 BB: 0 P: 4	R: 0 E: 0 K: 1 S: 5	H: 0 LOB: 0 BB: 0 P: 5	R: 0 E: 0 K: 1 S: 6	H: 1 LOB: 2 BB: 1 P: 10	R: 0 E: 0 K: 1 S: 5	H: 0 LOB: 0 BB: 0 P: 5	R: 1 E: 0 K: 0 S: 5	H: 2 LOB: 1 BB: 0 P: 5	R: 0 E: 0 K: 2 S: 7	H: 0 LOB: 0 BB: 0 P: 7	R: 0 E: 0 K: 0 S: 4	H: 1 LOB: 2 BB: 1 P: 8	R: 0 E: 0 K: 0 S: 3	H: 0 LOB: 0 BB: 0 P: 3	1B: 5 2B: 3 3B: 0 HR: 0	SF: 0 SAC: 1 DP: 1 HBP: 0	WP: 0 PB: 0 SB: 0 CS: 0	PA: 36
PITCHER	IP WLS BF H R ER SO	IP WLS BF H R ER SO	IP WLS BF H R ER SO	IP WLS BF H R ER SO	IP WLS BF H R ER SO	IP WLS BF H R ER SO	IP WLS BF H R ER SO	IP WLS BF H R ER SO	IP WLS BF H R ER SO	IP WLS BF H R ER SO	IP WLS BF H R ER SO	IP WLS BF H R ER SO	IP WLS BF H R ER SO	IP WLS BF H R ER SO	IP WLS BF H R ER SO	IP WLS BF H R ER SO	ERA WHIP	ERA WHIP		
Fergie Jenkins, R ERA: 1.01 (1, 1)	9.0 W	36 7	2 2	1 1	5 5	2 2	0 0	0 0	0 0	0 0	44 4	52 5	1.00 1.000							

Batter	1	2	3	4	5	6	7	8	9	AB	R	H	RBI	BB	SO	LOB	TOP								
Freddie Patek, R OBP: 0.303, SLG: 0.310	4-0 CS BB		0-0 P4		0-0 6-3		0-0 P6			3	0	0	0	1	0	2									
Jim Wohlford, R OBP: 0.424, SLG: 0.393	0-0 6-3		4-0 BB		0-0 F7		0-0 F8			3	0	0	0	1	0	1									
Cookie Rojas, R OBP: 0.321, SLG: 0.393	0-3 K		0-0 P3		0-0 F8		0-0 P6			4	0	0	0	0	1	2									
John Mayberry, L OBP: 0.563, SLG: 0.870		4-0 FC6-4 BB		0-0 HR		4-0 BB		4-0 1B BB		1	1	1	1	3	0	0									
Amos Otis, R OBP: 0.250, SLG: 0.185		0-0 FC6-4 E		0-0 5-3		0-3 K		0-0 1B BB		4	0	1	0	0	1	2									
Hal McRae, R OBP: 0.474, SLG: 0.778		0-3 K		0-0 5-3			0-0 F8	0-0 F8		4	0	0	0	0	1	3									
Fran Healy, R OBP: 0.321, SLG: 0.423		0-0 4-3		0-0 F9			0-0 P4		0-0 P6	4	0	0	0	0	0	2									
Paul Schaal, R OBP: 0.391, SLG: 0.550			4-0 BB BB		0-0 F9		0-0 2B 1B		0-3 K	3	1	1	0	1	1	0									
Al Cowens, R OBP: 0.375, SLG: 0.571			0-3 K		0-0 P3			0-0 2B		3	0	1	1	0	1	1									
Tony Solaita, L OBP: 0.333, SLG: 0.200							1-H 2B		0-3 K	1	0	0	0	0	1	0									
Inning Stats	R: 0 E: 0 K: 1 S: 4	H: 0 LOB: 0 BB: 1 P: 8	R: 0 E: 1 K: 1 S: 5	H: 0 LOB: 2 BB: 1 P: 9	R: 0 E: 0 K: 1 S: 5	H: 0 LOB: 2 BB: 2 P: 13	R: 1 E: 0 K: 0 S: 4	H: 1 LOB: 0 BB: 0 P: 4	R: 0 E: 0 K: 0 S: 3	H: 0 LOB: 0 BB: 0 P: 3	R: 0 E: 0 K: 1 S: 5	H: 0 LOB: 1 BB: 1 P: 9	R: 1 E: 0 K: 0 S: 5	H: 2 LOB: 1 BB: 0 P: 5	R: 0 E: 0 K: 0 S: 4	H: 1 LOB: 2 BB: 1 P: 8	R: 0 E: 0 K: 2 S: 7	H: 0 LOB: 0 BB: 0 P: 7	1B: 2 2B: 1 3B: 0 HR: 1	SF: 0 SAC: 0 DP: 0 HBP: 0	WP: 0 PB: 0 SB: 0 CS: 1	PA: 36			
PITCHER	IP	WLS	BF	H	R	ER	SO	BB	IBB	HBP	BLK	WP	HR	S	P	ERA	WHIP								
David Clyde, L ERA: 4.0	(1, 1)	7.2	32	4	2	2	4	6	0	0	0	0	1	34	58	2.35	1.304								
Steve Foucault, R ERA:	(8, 1)	1.1	W	4	0	0	0	2	0	0	0	0	0	8	8	0.00	0.000								

Kansas City Royals @ Texas Rangers
Arlington Stadium, Arlington, TX
Tue Apr 16 1974, 8:05 PM EDT
Att: 12,066 - Unknown - 67 F

AB	30
R	2
H	4
RBI	2
BB	6
SO	6
LOB	13



Batter	1	2	3	4	5	6	7	8	9	AB	R	H	RBI	BB	SO	LOB	BOTTOM								
Davey Nelson, R OBP: 0.289, SLG: 0.381	0-0 F9			0-3 K	0-0 6-3			0-0 G1-6-3 1B		4	0	1	0	0	1	1									
Toby Harrah, R OBP: 0.391, SLG: 0.415	0-0 6-3			0-0 F2		0-0 CS 1B		0-0 G1-6-3 1B		4	0	1	0	0	0	2									
Alex Johnson, R OBP: 0.295, SLG: 0.268	0-0 5-3			4-0 HR BB		0-0 F7		0-0 F4		2	1	0	0	1	0	1									
Jeff Burroughs, R OBP: 0.273, SLG: 0.610		0-0 1-3		0-0 HR BB		0-0 F4				3	1	1	2	0	0	0									
Tom Grieve, R OBP: 0.436, SLG: 0.686		0-0 6-3		0-0 1B			0-0 F8			3	0	1	0	0	0	0									
Mike Hargrove, L OBP: 0.440, SLG: 0.333		0-0 F8		0-0 F8			0-3 K			3	0	0	0	0	1	1									
Joe Lovitto, S OBP: 0.167, SLG: 0.200			0-0 F7		0-0 1-3			0-0 3-1		3	0	0	0	0	0	0									
Jim Fregosi, R OBP: 0.432, SLG: 0.310			0-0 F8		4-0 BB			0-3 K		2	0	0	0	1	1	0									
Dick Billings, R OBP: 0.313, SLG: 0.214			0-3 K		0-3 K			0-0 3B		2	0	0	0	0	2	1									
Jim Spencer, L OBP: 0.200, SLG: 0.600										1	0	1	0	0	0	0									
Lenny Randle, S OBP: 0.600, SLG: 0.600										0	1	0	0	0	0	0									
Jim Sundberg, R OBP: 0.368, SLG: 0.333										0	0	0	0	0	0	0									
Inning Stats	R: 0 E: 0 K: 0 S: 3	H: 0 LOB: 0 BB: 0 P: 3	R: 0 E: 0 K: 0 S: 3	H: 0 LOB: 0 BB: 0 P: 3	R: 0 E: 0 K: 1 S: 5	H: 0 LOB: 0 BB: 0 P: 5	R: 2 E: 0 K: 1 S: 7	H: 2 LOB: 1 BB: 1 P: 11	R: 0 E: 0 K: 1 S: 5	H: 0 LOB: 1 BB: 1 P: 9	R: 0 E: 0 K: 0 S: 3	H: 1 LOB: 0 BB: 0 P: 3	R: 0 E: 0 K: 1 S: 5	H: 0 LOB: 0 BB: 0 P: 5	R: 1 E: 1 K: 1 S: 6	H: 2 LOB: 1 BB: 0 P: 6	1B: 3 2B: 0 3B: 1 HR: 1	SF: 0 SAC: 0 DP: 1 HBP: 0	WP: 0 PB: 0 SB: 1 CS: 1	PA: 29					
PITCHER	IP	WLS	BF	H	R	ER	SO	BB	IBB	HBP	BLK	WP	HR	S	P	ERA	WHIP								
Steve Busby, R ERA: 3.88	(1, 1)	8.0	L	29	5	3	2	5	2	0	0	0	1	37	45	2.25	0.875								


Kansas City Royals @ Texas Rangers
Arlington Stadium, Arlington, TX
Tue Apr 16 1974, 8:05 PM EDT
Att: 12,066 - Unknown - 67 F

AB	27
R	3
H	5
RBI	2
BB	2
SO	5
LOB	6



Batter	1	2	3	4	5	6	7	8	9	AB	R	H	RBI	BB	SO	LOB	TOP					
Freddie Patek, R (1.6) OBP: 0.391, SLG: 0.375										3	1	2	0	1	0	0	Kansas City Royals @ Texas Rangers Arlington Stadium, Arlington, TX Wed Apr 17 1974, 8:05 PM EDT Att: 9,799 - Unknown					
Vada Pinson, L (1.9) OBP: 0.172, SLG: 0.172										4	0	0	0	0	1	4						
Jim Wohlford, R (1.7) OBP: 0.405, SLG: 0.355										3	0	0	0	1	0	3						
John Mayberry, L (1.3) OBP: 0.556, SLG: 0.800										2	1	0	0	2	1	1						
Amos Otis, R (1.8) OBP: 0.278, SLG: 0.200										3	0	1	0	0	1	1						
Cookie Rojas, R (1.4) OBP: 0.313, SLG: 0.375										4	0	1	2	0	0	2						
Hal McRae, R (1.10) OBP: 0.391, SLG: 0.636										4	0	0	0	0	0	3						
Paul Schaal, R (1.5) OBP: 0.385, SLG: 0.500										2	0	0	0	1	1	0						
Fran Healy, R (1.2) OBP: 0.290, SLG: 0.379										3	0	0	0	0	0	1						
Inning Stats	R: 0 E: 0 K: 0 S: 3	H: 1 LOB: 0 BB: 0 P: 3	R: 0 E: 0 K: 1 S: 5	H: 0 LOB: 1 BB: 1 P: 9	R: 0 E: 0 K: 0 S: 4	H: 1 LOB: 2 BB: 1 P: 8	R: 0 E: 0 K: 1 S: 5	H: 0 LOB: 0 BB: 0 P: 5	R: 0 E: 0 K: 0 S: 3	H: 0 LOB: 0 BB: 0 P: 3	R: 2 E: 0 K: 1 S: 6	H: 1 LOB: 2 BB: 2 P: 15	R: 0 E: 0 K: 1 S: 5	H: 0 LOB: 0 BB: 0 P: 5	R: 0 E: 0 K: 0 S: 2	H: 1 LOB: 0 BB: 1 P: 6		R: 0 E: 0 K: 0 S: 3	H: 1 LOB: 0 BB: 0 P: 3	1B: 3 2B: 1 3B: 0 HR: 0	SF: 0 SAC: 0 DP: 2 HBP: 1	WP: 0 PB: 0 SB: 2 CS: 0
PITCHER Jim Bibby, R (1.1) ERA: 3.73	IP: 9.0 WLS: W BF: 34 H: 4 R: 2 ER: 2 SO: 4 BB: 4 IBB: 1 HBP: 1 BLK: 0 WP: 0 HR: 0 S: 36 P: 57 ERA: 2.00 WHIP: 0.889																					

Batter	1	2	3	4	5	6	7	8	9	AB	R	H	RBI	BB	SO	LOB	BOTTOM					
Davey Nelson, R (1.4) OBP: 0.292, SLG: 0.364										2	1	0	0	0	0	0	Kansas City Royals @ Texas Rangers Arlington Stadium, Arlington, TX Wed Apr 17 1974, 8:05 PM EDT Att: 9,799 - Unknown					
Toby Harrah, R (1.6) OBP: 0.400, SLG: 0.409										3	0	1	1	1	0	0						
Alex Johnson, R (1.7) OBP: 0.292, SLG: 0.267										4	0	1	0	0	0	3						
Jeff Burroughs, R (1.9) OBP: 0.313, SLG: 0.636										3	1	2	1	1	0	0						
Tom Grieve, R (1.10) OBP: 0.442, SLG: 0.744										4	1	2	1	0	0	2						
Jim Spencer, L (1.3) OBP: 0.222, SLG: 0.444										4	0	1	0	0	0	2						
Joe Lovitto, S (1.8) OBP: 0.205, SLG: 0.237										3	0	2	1	0	0	1						
Jim Fregosi, R (1.5) OBP: 0.436, SLG: 0.300										1	0	0	0	1	0	1						
Mike Hargrove, L (7, PH) OBP: 0.423, SLG: 0.318										1	0	0	0	0	0	2						
Larry Brown, R (8.5) OBP: 0.286, SLG: 0.231										0	0	0	0	0	0	0						
Jim Sundberg, R (1.2) OBP: 0.333, SLG: 0.294										2	0	0	0	0	0	1						
Lenny Randle, S (8, PH) OBP: 0.667, SLG: 0.667										1	1	1	0	0	0	0						
Dick Billings, R (9.2) OBP: 0.313, SLG: 0.214										0	0	0	0	0	0	0						
Inning Stats	R: 0 E: 0 K: 0 S: 3	H: 0 LOB: 0 BB: 0 P: 3	R: 1 E: 0 K: 0 S: 4	H: 2 LOB: 0 BB: 0 P: 4	R: 0 E: 0 K: 0 S: 2	H: 0 LOB: 0 BB: 1 P: 6	R: 0 E: 0 K: 0 S: 3	H: 1 LOB: 1 BB: 1 P: 7	R: 0 E: 0 K: 0 S: 3	H: 1 LOB: 0 BB: 0 P: 3	R: 0 E: 0 K: 0 S: 2	H: 0 LOB: 1 BB: 1 P: 7	R: 0 E: 0 K: 0 S: 5	H: 2 LOB: 2 BB: 0 P: 5	R: 3 E: 1 K: 0 S: 7	H: 4 LOB: 1 BB: 0 P: 7	R: 0 E: 0 K: 0 S: 3	H: 1 LOB: 1 BB: 0 P: 7	1B: 7 2B: 2 3B: 1 HR: 0	SF: 0 SAC: 1 DP: 3 HBP: 1	WP: 0 PB: 0 SB: 0 CS: 3	PA: 34
PITCHER Nelson Briles, R (1.1) ERA: 1.35	IP: 6.2 WLS: L BF: 25 H: 6 R: 1 ER: 1 SO: 1 BB: 3 IBB: 0 HBP: 0 BLK: 0 WP: 0 HR: 0 S: 21 P: 34 ERA: 1.35 WHIP: 1.350																					
Gene Garber, R (7.1) ERA: 2.7	IP: 1.0 WLS: L BF: 6 H: 3 R: 3 ER: 1 SO: 0 BB: 0 IBB: 0 HBP: 0 BLK: 0 WP: 0 HR: 0 S: 6 P: 6 ERA: 9.00 WHIP: 3.000																					
Lindy McDaniel, R (8.1) ERA: 4.91	IP: 0.1 WLS: L BF: 2 H: 1 R: 0 ER: 0 SO: 0 BB: 0 IBB: 0 HBP: 0 BLK: 0 WP: 0 HR: 0 S: 2 P: 2 ERA: 0.00 WHIP: 3.000																					



Batter	1	2	3	4	5	6	7	8	9	AB	R	H	RBI	BB	SO	LOB	TOP			
Sergio Ferrer, S OBP: 0.385, SLG: 0.412 (1, 6)	0-0 3-1		0-0 E3		0-0 P4			0-0 L1		4	0	0	0	0	0	0	Minnesota Twins @ Texas Rangers Arlington Stadium, Arlington, TX Fri Apr 19 1974, 8:05 PM EDT Att: 22,799 - Unknown			
Rod Carew, L OBP: 0.453, SLG: 0.469 (1, 4)	0-0 1B		0-0 F7			0-0 L7		0-0 F7		4	0	1	0	0	0	1				
Steve Braun, L OBP: 0.350, SLG: 0.405 (1, 7)	0-3 K		0-0 G3-6			0-0 1B			0-0 1B 2B	4	1	2	0	0	1	2				
Tony Oliva, L OBP: 0.393, SLG: 0.500 (1, 10)	0-0 5-3			0-0 F7		0-0 L8			0-0 F8	4	0	0	0	0	0	3				
Bobby Darwin, R OBP: 0.347, SLG: 0.574 (1, 9)		0-3 K		0-0 L9		0-0 F8			0-3 K	4	0	0	0	0	2	2				
Jim Holt, L OBP: 0.174, SLG: 0.095 (1, 3)	0-0 1-4-3			0-0 1B			0-0 5-3		0-0 1B	4	0	2	1	0	0	0				
Steve Brye, R OBP: 0.250, SLG: 0.583 (1, 8)	0-0 E 2B			0-0 L3			0-0 L7		0-0 L6	4	1	1	0	0	0	2				
Randy Hundley, R OBP: 0.258, SLG: 0.179 (1, 2)	0-0 E7 1B				0-0 5-3					3	0	1	1	0	0	0				
Jerry Terrell, R OBP: 0.238, SLG: 0.286 (1, 5)	0-0 1-3				0-0 F9				0-0 B5-3	3	0	0	0	0	0	1				
Inning Stats	R: 0 E: 0 K: 1 S: 6	H: 1 LOB: 1 BB: 0 P: 6	R: 1 E: 1 K: 1 S: 7	H: 2 LOB: 1 BB: 0 P: 7	R: 0 E: 1 K: 0 S: 3	H: 0 LOB: 0 BB: 0 P: 3	R: 0 E: 0 K: 0 S: 4	H: 1 LOB: 1 BB: 0 P: 4	R: 0 E: 0 K: 0 S: 3	H: 0 LOB: 0 BB: 0 P: 3	R: 0 E: 0 K: 0 S: 3	H: 0 LOB: 0 BB: 0 P: 3	R: 0 E: 0 K: 0 S: 3	R: 1 E: 0 K: 1 S: 7	H: 2 LOB: 1 BB: 0 P: 7	1B: 5 2B: 2 3B: 0 HR: 0	SF: 0 SAC: 0 DP: 1 HBP: 0	WP: 0 PB: 0 CS: 0	PA: 34	
PITCHER Fergie Jenkins, R ERA: 1.26 (1, 1)	IP: 9.0 WLS: W BF: 34	H: 7 R: 2 ER: 2 SO: 3	BB: 0 IBB: 0 HBP: 0 BLK: 0	WP: 0 HR: 0 S: 40 P: 40	ERA: 2.00 WHIP: 0.778	PITCHER										IP: 9.0 WLS: W BF: 34	H: 7 R: 2 ER: 2 SO: 3	BB: 0 IBB: 0 HBP: 0 BLK: 0	WP: 0 HR: 0 S: 40 P: 40	ERA: 2.00 WHIP: 0.778

Batter	1	2	3	4	5	6	7	8	9	AB	R	H	RBI	BB	SO	LOB	BOTTOM								
Davey Nelson, R OBP: 0.321, SLG: 0.375 (1, 4)	0-0 1B G4-3		0-0 CS 1B		0-0 6-3			0-0 E6 FC5-4		4	2	2	0	0	0	3	Minnesota Twins @ Texas Rangers Arlington Stadium, Arlington, TX Fri Apr 19 1974, 8:05 PM EDT Att: 22,799 - Unknown								
Toby Harrah, R OBP: 0.418, SLG: 0.404 (1, 6)	0-0 1B G4-3		4-0 1-2 BB		0-0 6-3		0-0 FC5-4		4-0 1-2 BB	3	1	1	0	2	0	4									
Alex Johnson, R OBP: 0.302, SLG: 0.280 (1, 7)	0-0 1-2 3-H G4-3		0-0 F2			0-0 5-3			0-0 BB 1B	5	2	2	2	0	0	2									
Jeff Burroughs, R OBP: 0.340, SLG: 0.646 (1, 9)	0-3 K			0-0 SH2-3 1B		0-0 4-3			0-0 BB 1B	4	1	2	1	1	1	0									
Tom Grieve, R OBP: 0.426, SLG: 0.698 (1, 10)		0-0 E4 FC4-6		0-0 SH2-3		0-0 6-3			0-0 K	4	0	1	1	0	1	1									
Mike Hargrove, L OBP: 0.367, SLG: 0.269 (1, 3)	0-3 K			0-0 F7			0-0 4-3		0-3 K	4	0	0	0	0	2	4									
Joe Lovitto, S OBP: 0.186, SLG: 0.214 (1, 8)	0-0 FC4-6			0-0 G3			0-0 4-3		0-0 FC1-4	4	1	0	0	0	0	4									
Jim Fregosi, R OBP: 0.452, SLG: 0.455 Larry Brown, R OBP: 0.333, SLG: 0.286 (7, PR) (8, 5)	0-0 CS		0-0 HR		0-0 F8				0-0 BB	3	1	2	1	0	0	0									
Jim Sundberg, R OBP: 0.400, SLG: 0.500 (1, 2)			0-3 K				0-0 E		0-0 1B 3B	3	1	2	2	1	1	0									
Inning Stats	R: 1 E: 0 K: 1 S: 6	H: 2 LOB: 0 BB: 0 P: 6	R: 0 E: 1 K: 1 S: 5	H: 0 LOB: 0 BB: 0 P: 5	R: 1 E: 0 K: 1 S: 6	H: 2 LOB: 1 BB: 1 P: 10	R: 0 E: 0 K: 0 S: 4	H: 1 LOB: 1 BB: 0 P: 4	R: 0 E: 0 K: 0 S: 4	H: 1 LOB: 1 BB: 0 P: 4	R: 0 E: 0 K: 0 S: 3	H: 0 LOB: 0 BB: 0 P: 3	R: 0 E: 1 K: 0 S: 5	H: 1 LOB: 3 BB: 1 P: 9	R: 8 E: 1 K: 2 S: 13	H: 6 LOB: 1 BB: 2 P: 22	1B: 8 2B: 3 3B: 1 HR: 1	SF: 0 SAC: 1 DP: 1 HBP: 1	WP: 0 PB: 0 CS: 2	PA: 42					
PITCHER Bill Hands, R ERA: 8.83 (1, 1)	IP: 7.0 WLS: L BF: 29	H: 7 R: 2 ER: 2 SO: 3	BB: 2 IBB: 0 HBP: 0 BLK: 0	WP: 0 HR: 1 S: 33 P: 41	ERA: 2.57 WHIP: 1.286	PITCHER										IP: 7.0 WLS: L BF: 29	H: 7 R: 2 ER: 2 SO: 3	BB: 2 IBB: 0 HBP: 0 BLK: 0	WP: 0 HR: 1 S: 33 P: 41	ERA: 2.57 WHIP: 1.286					
PITCHER Tom Burgmeier, L ERA: 11.74 (8, 1)	0.2	7	4	5	5	1	1	0	0	0	0	8	12	67.50	7.500										
PITCHER Danny Fife, R ERA: 19.64 (8, 1)	0.1	5	2	3	3	1	1	0	1	0	0	5	10	81.00	9.000										

Batter	1	2	3	4	5	6	7	8	9	AB	R	H	RBI	BB	SO	LOB	TOP			
Sergio Ferrer, S OBP: 0.357, SLG: 0.378 (1, 6)	0-0 1-3		0-3 K			0-0 SH1-4		0-0 4-3		3	0	0	0	0	1	0				
Rod Carew, L OBP: 0.438, SLG: 0.453 (1, 4)	0-0 1-3 S 1B		0-0 6-3			0-3 K			0-3 K	4	0	1	0	0	2	1				
Steve Braun, L OBP: 0.341, SLG: 0.375 (1, 7)	0-0 1-3			0-0 3-1		4-0 BB			0-0 F8	3	0	0	0	1	0	1				
Tony Oliva, L OBP: 0.344, SLG: 0.433 (1, 10)	0-0 4-3			0-0 L4		0-0 L9			0-3 K	4	0	0	0	0	1	3				
Harmon Killebrew, R OBP: 0.273, SLG: 0.207 (7, PR)		4-0 BB		0-3 K			4-0 BB			1	0	0	0	2	1	0				
Jerry Terrell, R OBP: 0.298, SLG: 0.286 (7, 3)										0	0	0	0	0	0	0				
Jim Holt, L OBP: 0.174, SLG: 0.095 (7, 3)										0	0	0	0	0	0	0				
Steve Brye, R OBP: 0.200, SLG: 0.467 (1, 8)		0-0 P4				0-0 F8			0-0 G3-6-4	3	0	0	0	0	0	2				
Larry Hisle, R OBP: 0.347, SLG: 0.488 (1, 9)			0-3 K			0-0 L8			0-0 L7	3	0	0	0	0	1	2				
Randy Hundley, R OBP: 0.235, SLG: 0.161 (1, 2)			0-3 K			0-3 K			0-0 5-3	3	0	0	0	0	2	1				
Eric Soderholm, R OBP: 0.286, SLG: 0.286 (1, 5)			0-3 K						0-0 SH1-4 1B	3	0	1	0	0	1	0				
Inning Stats	R: 0 E: 0 K: 0 S: 4	H: 1 LOB: 1 BB: 0 P: 4	R: 0 E: 0 K: 2 S: 7	H: 0 LOB: 1 BB: 1 P: 11	R: 0 E: 0 K: 2 S: 7	H: 0 LOB: 0 BB: 0 P: 7	R: 0 E: 0 K: 1 S: 5	H: 0 LOB: 0 BB: 0 P: 5	R: 0 E: 0 K: 1 S: 5	H: 1 LOB: 2 BB: 1 P: 10	R: 0 E: 0 K: 0 S: 2	H: 0 LOB: 1 BB: 1 P: 6	R: 0 E: 0 K: 0 S: 3	H: 0 LOB: 0 BB: 0 P: 3	R: 0 E: 0 K: 2 S: 7	H: 0 LOB: 0 BB: 0 P: 7	1B: 2 2B: 0 3B: 0 HR: 0	SF: 0 SAC: 1 DP: 1 HBP: 0	WP: 0 PB: 0 SB: 1 CS: 0	PA: 31
PITCHER Steve Hargan, R ERA: 1.57 (1, 1)	IP: 9.0 WLS: W BF: 31	H: 2 R: 0 ER: 0 SO: 9	BB: 3 IBB: 0 HBP: 0 BLK: 0	WP: 0 HR: 0 S: 46 P: 58	ERA: 0.00 WHIP: 0.556	PITCHER														

Minnesota Twins @ Texas Rangers
Arlington Stadium, Arlington, TX
Sat Apr 20 1974, 8:05 PM EDT
Att: 12,915 - Unknown

AB 27
R 0
H 2
RBI 0
BB 3
SO 9
LOB 10



Batter	1	2	3	4	5	6	7	8	9	AB	R	H	RBI	BB	SO	LOB	BOTTOM					
Davey Nelson, R OBP: 0.333, SLG: 0.385 (1, 4)	0-0 G3 1B		0-3 K							4	0	2	0	0	1	3						
Toby Harrah, R OBP: 0.397, SLG: 0.380 (1, 6)	0-0 G3 1-2		0-3 K		0-0 K			0-0 SH1-3 CS 1B		3	0	0	0	0	2	1						
Alex Johnson, R OBP: 0.298, SLG: 0.264 (1, 7)	0-3 K		0-0 4-3			0-0 F9		4-0 4-3 IBB		3	0	0	0	1	1	1						
Jeff Burroughs, R OBP: 0.333, SLG: 0.635 (1, 9)	0-3 K		0-0 E4			0-0 2B		0-0 4-3 1-2 2-3		4	0	1	0	0	1	3						
Tom Grieve, R OBP: 0.392, SLG: 0.638 (1, 10)		0-0 3-1	0-3 K			0-3 K		0-0 CS 3-H	0-3 K	4	0	0	0	0	3	2						
Jim Spencer, L OBP: 0.231, SLG: 0.385 (9, PR)		0-3 K		0-3 K		0-0 P4			0-0 PB 1B	4	0	1	0	0	2	1						
Lenny Randle, S OBP: 0.667, SLG: 0.667 (9, PR)										0	1	0	0	0	0	0						
Joe Lovitto, S OBP: 0.191, SLG: 0.217 (1, 8)		0-0 1B E 1B		0-0 1-3					0-3 K	4	0	1	0	0	1	1						
Jim Fregosi, R OBP: 0.435, SLG: 0.432 (1, 5)		0-0 E6 1B		0-3 K					0-0 1B	4	0	1	1	0	2	1						
Dick Billings, R OBP: 0.316, SLG: 0.235 (1, 2)		0-0 1-2 2-3 1B				0-0 5-3			0-0 P6	3	0	1	0	0	0	0						
Inning Stats	R: 0 E: 0 K: 2 S: 8	H: 2 LOB: 3 BB: 0 P: 8	R: 0 E: 1 K: 2 S: 10	H: 2 LOB: 3 BB: 0 P: 10	R: 0 E: 1 K: 2 S: 8	H: 0 LOB: 1 BB: 0 P: 8	R: 0 E: 0 K: 2 S: 7	H: 0 LOB: 0 BB: 0 P: 7	R: 0 E: 0 K: 1 S: 5	H: 0 LOB: 0 BB: 0 P: 5	R: 0 E: 0 K: 1 S: 6	H: 1 LOB: 1 BB: 0 P: 6	R: 0 E: 0 K: 1 S: 5	H: 0 LOB: 0 BB: 0 P: 5	R: 0 E: 0 K: 0 S: 3	H: 1 LOB: 1 BB: 1 P: 7	R: 1 E: 0 K: 2 S: 8	H: 2 LOB: 1 BB: 0 P: 8	1B: 6 2B: 1 3B: 0 HR: 0	SF: 0 SAC: 1 DP: 0 HBP: 0	WP: 0 PB: 1 SB: 0 CS: 1	PA: 36
PITCHER Bert Blyleven, R ERA: 1.09 (1, 1)	IP: 8.2 WLS: L BF: 35	H: 7 R: 1 ER: 0 SO: 13	BB: 0 IBB: 1 HBP: 0 BLK: 0	WP: 0 HR: 0 S: 60 P: 64	ERA: 0.00 WHIP: 0.808	PITCHER																

Minnesota Twins @ Texas Rangers
Arlington Stadium, Arlington, TX
Sat Apr 20 1974, 8:05 PM EDT
Att: 12,915 - Unknown


AB 33
R 1
H 7
RBI 1
BB 1
SO 13
LOB 13



Batter	1	2	3	4	5	6	7	8	9	AB	R	H	RBI	BB	SO	LOB	TOP			
Tommy Harper, R (1, 10) OBP: 0.295, SLG: 0.283	F7		F3			K		P6		4	0	0	0	0	1	2				
Cecil Cooper, L (1, 3) OBP: 0.371, SLG: 0.400	K				F8		4-3 1B 2B	4-3		4	1	1	0	0	1	2				
Bernie Carbo, L (1, 9) OBP: 0.410, SLG: 0.510	1-3			1-3			4-3		G3	4	0	0	0	0	0	1				
Carl Yastrzemski, L (1, 7) OBP: 0.478, SLG: 0.839				K			4-0 1B IBB		4-3	3	0	1	0	1	1	0				
Rico Petrocelli, R (1, 5) OBP: 0.385, SLG: 0.348				K		F7			K	4	0	1	1	0	2	1				
Juan Beniquez, R (1, 8) OBP: 0.325, SLG: 0.371				F7		F8		1-3 3H 1B	L1	3	0	0	0	0	0	2				
Bob Montgomery, R (1, 2) OBP: 0.227, SLG: 0.293				5-3		L8			1B 1B	3	0	1	0	0	0	1				
Doug Griffin, R (1, 4) OBP: 0.418, SLG: 0.481						P5			P8	3	0	1	0	0	0	1				
Mario Guerrero, R (1, 6) OBP: 0.309, SLG: 0.265										2	0	0	0	0	0	1				
Danny Cater, R (8, PH) OBP: 0.500, SLG: 0.429										1	0	1	0	0	0	0				
Dick McAuliffe, L (8, PR) OBP: 0.250, SLG: 0.167										0	0	0	0	0	0	0				
Inning Stats	R: 0 E: 0 K: 1 S: 5	H: 0 LOB: 0 BB: 0 P: 5	R: 0 E: 0 K: 1 S: 6	H: 1 LOB: 1 BB: 0 P: 6	R: 0 E: 0 K: 0 S: 3	H: 1 LOB: 0 BB: 0 P: 3	R: 0 E: 0 K: 1 S: 5	H: 0 LOB: 0 BB: 0 P: 5	R: 0 E: 0 K: 1 S: 5	H: 0 LOB: 0 BB: 0 P: 5	R: 1 E: 0 K: 0 S: 4	H: 2 LOB: 1 BB: 1 P: 8	R: 0 E: 0 K: 0 S: 5	H: 2 LOB: 2 BB: 0 P: 5	R: 0 E: 0 K: 1 S: 5	H: 0 LOB: 0 BB: 0 P: 5	1B: 4 2B: 2 3B: 0 HR: 0	SF: 0 SAC: 0 DP: 0 HBP: 0	WP: 0 PB: 0 SB: 0 CS: 1	PA: 32
PITCHER Fergie Jenkins, R (1, 1) ERA: 1.21	IP: 9.0 WLS: W BF: 32 H: 6 R: 1 ER: 1 SO: 5 BB: 0 IBB: 1 HBP: 0 BLK: 0 WP: 0 HR: 0 S: 41 P: 45 ERA: 1.00 WHIP: 0.667															PITCHER				

Boston Red Sox @ Texas Rangers
Arlington Stadium, Arlington, TX
Wed Apr 24 1974, 8:05 PM EDT
Att: 15,707 - Unknown


AB 31
R 1
H 6
RBI 1
BB 1
SO 5
LOB 11



Batter	1	2	3	4	5	6	7	8	9	AB	R	H	RBI	BB	SO	LOB	BOTTOM			
Davey Nelson, R (1, 4) OBP: 0.338, SLG: 0.383	PB G3 1B		E 1B			P4		FC3-6 SH2-3 1B		4	1	3	0	0	0	0				
Toby Harrah, R (1, 6) OBP: 0.369, SLG: 0.351	G3		4-3			L6		SH2-3		3	0	0	0	0	0	2				
Alex Johnson, R (1, 7) OBP: 0.323, SLG: 0.283					F8		1-3		FC3-6 BB	3	0	1	1	1	0	0				
Jeff Burroughs, R (1, 9) OBP: 0.313, SLG: 0.576	5-3				4-3			FC3-6		4	0	0	0	0	0	3				
Tom Grieve, R (1, 10) OBP: 0.390, SLG: 0.604			K			6-3		F9		3	0	0	0	1	1	2				
Jim Spencer, L (1, 3) OBP: 0.300, SLG: 0.421			F8			4-3				3	1	1	0	0	0	1				
Joe Lovitto, S (1, 8) OBP: 0.185, SLG: 0.192			1-3			1-3				2	1	0	0	1	0	0				
Lenny Randle, S (1, 5) OBP: 0.500, SLG: 0.600						4-3				3	0	1	2	0	0	0				
Larry Brown, R (8, 5) OBP: 0.333, SLG: 0.286										0	0	0	0	0	0	0				
Jim Sundberg, R (1, 2) OBP: 0.323, SLG: 0.385						4-3				3	0	0	0	0	0	1				
Inning Stats	R: 1 E: 0 K: 0 S: 4	H: 2 LOB: 0 BB: 0 P: 4	R: 0 E: 0 K: 1 S: 5	H: 0 LOB: 0 BB: 0 P: 5	R: 0 E: 1 K: 0 S: 4	H: 1 LOB: 1 BB: 0 P: 4	R: 0 E: 0 K: 0 S: 3	H: 0 LOB: 1 BB: 1 P: 7	R: 0 E: 0 K: 0 S: 3	H: 0 LOB: 0 BB: 0 P: 3	R: 2 E: 0 K: 0 S: 5	H: 2 LOB: 1 BB: 1 P: 9	R: 0 E: 0 K: 0 S: 4	H: 1 LOB: 2 BB: 1 P: 8	R: 0 E: 0 K: 0 S: 4	H: 0 LOB: 0 BB: 0 P: 5	1B: 4 2B: 2 3B: 0 HR: 0	SF: 0 SAC: 1 DP: 0 HBP: 0	WP: 0 PB: 1 SB: 0 CS: 1	PA: 32
PITCHER Reggie Cleveland, R (1, 1) ERA: 2.39	IP: 8.0 WLS: L BF: 32 H: 6 R: 3 ER: 2 SO: 1 BB: 2 IBB: 1 HBP: 0 BLK: 0 WP: 0 HR: 0 S: 31 P: 43 ERA: 2.25 WHIP: 1.000															PITCHER				

Boston Red Sox @ Texas Rangers
Arlington Stadium, Arlington, TX
Wed Apr 24 1974, 8:05 PM EDT
Att: 15,707 - Unknown

AB 28
R 3
H 6
RBI 3
BB 3
SO 1
LOB 9



Batter	1	2	3	4	5	6	7	8	9	AB	R	H	RBI	BB	SO	LOB	TOP			
Tommy Harper, R OBP: 0.242, SLG: 0.263 (1, 10)	F8		P4		P3		6-3			4	0	0	0	0	0	0				
Doug Griffin, R OBP: 0.431, SLG: 0.491 Dick McAuliffe, L OBP: 0.241, SLG: 0.160 (5, 4)	6-3		FC3-6 1B					1-3		3	0	2	0	0	0	0				
Cecil Cooper, L OBP: 0.348, SLG: 0.373 (1, 3)	E4		FC3-6 BB 1-2		F7			P6		4	0	0	0	0	0	2				
Carl Yastrzemski, L OBP: 0.479, SLG: 0.810 (1, 7)								G3		2	0	0	0	2	0	0				
Rico Petrocelli, R OBP: 0.379, SLG: 0.346 Terry Hughes, R OBP: 0.273, SLG: 0.200 (6, 5)	F8		G3							3	0	1	0	0	0	4				
Bernie Carbo, L OBP: 0.385, SLG: 0.472 (1, 9)					L7					4	0	0	0	0	2	1				
Bob Montgomery, R OBP: 0.229, SLG: 0.311 (1, 2)					1-3					4	0	1	0	0	0	1				
Juan Beniquez, R OBP: 0.302, SLG: 0.342 (1, 8)			F9							3	0	0	0	0	2	1				
Mario Guerrero, R OBP: 0.293, SLG: 0.250 (1, 6)			K							3	0	0	0	0	1	1				
Inning Stats	R: 0 E: 2 K: 0 S: 4	H: 0 LOB: 2 BB: 1 P: 8	R: 0 E: 0 K: 2 S: 8	H: 1 LOB: 1 BB: 0 P: 8	R: 0 E: 0 K: 1 S: 4	H: 1 LOB: 2 BB: 1 P: 8	R: 0 E: 0 K: 1 S: 5	H: 0 LOB: 0 BB: 0 P: 5	R: 0 E: 0 K: 0 S: 4	H: 1 LOB: 2 BB: 0 P: 4	R: 0 E: 0 K: 0 S: 5	H: 0 LOB: 0 BB: 0 P: 5	R: 0 E: 0 K: 2 S: 3	H: 0 LOB: 0 BB: 0 P: 3	R: 0 E: 0 K: 2 S: 7	H: 0 LOB: 0 BB: 0 P: 7	1B: 3 2B: 1 3B: 0 HR: 0	SF: 0 SAC: 0 DP: 0 HBP: 0	WP: 1 PB: 0 SB: 0 CS: 0	PA: 34
PITCHER Jim Bibby, R ERA: 3.05 (1, 1)	IP: 9.0 WLS: W BF: 34 H: 4 R: 0 ER: 0 SO: 6 BB: 2 IBB: 0 HBP: 0 BLK: 0 WP: 1 HR: 0 S: 44 P: 52 ERA: 0.00 WHIP: 0.667															PITCHER IP: WLS: BF: H: R: ER: SO: BB: IBB: HBP: BLK: WP: HR: S: P: ERA: WHIP:				

Boston Red Sox @ Texas Rangers
Arlington Stadium, Arlington, TX
Thu Apr 25 1974, 8:05 PM EDT
Att: 15,100 - Unknown

AB 32
R 0
H 4
RBI 0
BB 2
SO 6
LOB 10



Batter	1	2	3	4	5	6	7	8	9	AB	R	H	RBI	BB	SO	LOB	BOTTOM			
Davey Nelson, R OBP: 0.333, SLG: 0.381 (1, 4)	B5-3		F8							3	1	1	2	0	0	1				
Toby Harrah, R OBP: 0.382, SLG: 0.333 (1, 6)	P6		FC6-4 1-2							3	1	0	0	0	1	3				
Alex Johnson, R OBP: 0.319, SLG: 0.281 (1, 7)	F3				5-3					4	0	1	1	0	0	0				
Jeff Burroughs, R OBP: 0.324, SLG: 0.565 (1, 9)										3	0	1	1	1	2	0				
Tom Grieve, R OBP: 0.381, SLG: 0.579 (1, 10)					F8					4	0	1	0	0	0	3				
Jim Spencer, L OBP: 0.292, SLG: 0.391 (1, 3)			P4		G3					4	0	1	0	0	0	2				
Joe Lovitto, S OBP: 0.193, SLG: 0.200 (1, 8)			4-3							3	1	1	0	0	1	1				
Lenny Randle, S OBP: 0.538, SLG: 0.615 Larry Brown, R OBP: 0.315, SLG: 0.267 (7, 5)					P7					3	1	2	0	0	0	0				
Dick Billings, R OBP: 0.348, SLG: 0.250 (1, 2)										3	0	1	0	1	0	2				
Inning Stats	R: 0 E: 0 K: 0 S: 3	H: 0 LOB: 0 BB: 0 P: 3	R: 0 E: 0 K: 1 S: 6	H: 1 LOB: 1 BB: 0 P: 6	R: 0 E: 0 K: 0 S: 4	H: 1 LOB: 1 BB: 0 P: 4	R: 0 E: 0 K: 0 S: 3	H: 0 LOB: 1 BB: 1 P: 7	R: 3 E: 0 K: 1 S: 9	H: 4 LOB: 2 BB: 0 P: 10	R: 1 E: 0 K: 1 S: 7	H: 2 LOB: 2 BB: 1 P: 11	R: 0 E: 0 K: 1 S: 5	H: 0 LOB: 0 BB: 0 P: 5	R: 0 E: 0 K: 0 S: 4	H: 1 LOB: 1 BB: 0 P: 4	1B: 9 2B: 0 3B: 0 HR: 0	SF: 1 SAC: 1 DP: 0 HBP: 1	WP: 0 PB: 0 SB: 3 CS: 0	PA: 36
PITCHER Luis Tiant, R ERA: 5.29 Roger Moret, L ERA: 2.7 (6, 1)	IP: 5.0 WLS: L BF: 23 H: 6 R: 3 ER: 3 SO: 3 BB: 1 IBB: 0 HBP: 1 BLK: 0 WP: 0 HR: 0 S: 25 P: 30 ERA: 5.40 WHIP: 1.400															PITCHER IP: WLS: BF: H: R: ER: SO: BB: IBB: HBP: BLK: WP: HR: S: P: ERA: WHIP:				

Boston Red Sox @ Texas Rangers
Arlington Stadium, Arlington, TX
Thu Apr 25 1974, 8:05 PM EDT
Att: 15,100 - Unknown

AB 31
R 4
H 9
RBI 4
BB 2
SO 4
LOB 13



Batter	1	2	3	4	5	6	7	8	9	AB	R	H	RBI	BB	SO	LOB	TOP					
Davey Nelson, R OBP: 0.351, SLG: 0.388 (1, 4)										4	2	2	0	1	0	1	<p>Texas Rangers @ New York Yankees Shea Stadium, Flushing, NY Fri Apr 26 1974, 7:05 PM EDT Att: 10,787 - Unknown - 61 F</p> <p>livebaseballscores.com</p> <p>AB 38 R 3 H 11 RBI 3 BB 3 SO 4 LOB 18</p>					
Toby Harrah, R OBP: 0.338, SLG: 0.308 (1, 6)										5	1	0	0	0	0	5						
Alex Johnson, R OBP: 0.324, SLG: 0.290 (1, 7)										5	0	2	1	0	0	0						
Jeff Burroughs, R OBP: 0.342, SLG: 0.582 (1, 9)										5	0	3	2	0	1	0						
Tom Grieve, R OBP: 0.358, SLG: 0.541 (9, PH) Mike Cubbage, L										4	0	0	0	0	1	5						
Jim Spencer, L OBP: 0.357, SLG: 0.423 (1, 3)										3	0	2	0	1	0	0						
Joe Lovitto, S OBP: 0.197, SLG: 0.203 (1, 8)										4	0	1	0	0	0	5						
Lenny Randle, S OBP: 0.412, SLG: 0.471 (1, 5)										4	0	0	0	0	2	2						
Jim Sundberg, R OBP: 0.324, SLG: 0.379 (8, PH) Mike Hargrove, L OBP: 0.367, SLG: 0.269 (8, 2) Dick Billings, R OBP: 0.348, SLG: 0.250 (8, 2)										3	0	1	0	0	0	0						
Inning Stats	R: 0 E: 0 K: 0 S: 3	H: 0 LOB: 0 BB: 0 P: 3	R: 0 E: 0 K: 1 S: 7	H: 2 LOB: 2 BB: 0 P: 7	R: 1 E: 0 K: 0 S: 6	H: 3 LOB: 2 BB: 0 P: 6	R: 0 E: 0 K: 0 S: 3	H: 0 LOB: 0 BB: 0 P: 3	R: 2 E: 1 K: 0 S: 6	H: 2 LOB: 3 BB: 2 P: 14	R: 0 E: 0 K: 1 S: 6	H: 2 LOB: 1 BB: 0 P: 6	R: 0 E: 0 K: 1 S: 7	H: 2 LOB: 2 BB: 0 P: 7	R: 0 E: 0 K: 1 S: 5	H: 0 LOB: 1 BB: 1 P: 9	R: 0 E: 0 K: 0 S: 3	H: 0 LOB: 0 BB: 0 P: 3	1B: 10 2B: 1 3B: 0 HR: 0	SF: 0 SAC: 0 DP: 1 HBP: 0	WP: 0 PB: 0 SB: 1 CS: 0	PA: 41
PITCHER Mel Stottlemyre, R ERA: 2.32 (1, 1)	IP: 9.0 WLS: W BF: 41	H: 11 R: 3 ER: 2 SO: 4	BB: 2 IBB: 1 HBP: 0 BLK: 0	WP: 0 HR: 0 S: 46 P: 58	ERA: 2.00 WHIP: 1.444	PITCHER										IP: 9.0 WLS: W BF: 41	H: 11 R: 3 ER: 2 SO: 4	BB: 2 IBB: 1 HBP: 0 BLK: 0	WP: 0 HR: 0 S: 46 P: 58	ERA: 2.00 WHIP: 1.444		


Batter	1	2	3	4	5	6	7	8	9	AB	R	H	RBI	BB	SO	LOB	BOTTOM					
Roy White, S OBP: 0.400, SLG: 0.403 (1, 7)										5	0	1	0	0	0	5	<p>Texas Rangers @ New York Yankees Shea Stadium, Flushing, NY Fri Apr 26 1974, 7:05 PM EDT Att: 10,787 - Unknown - 61 F</p> <p>livebaseballscores.com</p> <p>AB 31 R 4 H 6 RBI 4 BB 7 SO 7 LOB 20</p>					
Thurman Munson, R OBP: 0.247, SLG: 0.389 (1, 2)										5	2	1	0	0	1	3						
Lou Piniella, R OBP: 0.422, SLG: 0.500 (1, 9) Elliott Maddox, R OBP: 0.217, SLG: 0.182 (9, 9)										4	1	2	1	0	2	1						
Bobby Murcer, L OBP: 0.395, SLG: 0.391 (1, 8)										3	0	0	1	1	0	2						
Graig Nettles, L OBP: 0.372, SLG: 0.783 (1, 5)										2	1	0	0	2	1	4						
Duke Sims, L OBP: 0.200, SLG: 0.214 (1, 10)										4	0	0	1	0	1	3						
Mike Hegan, L OBP: 0.322, SLG: 0.385 (1, 3)										4	0	1	0	0	1	1						
Jim Mason, L OBP: 0.354, SLG: 0.309 (1, 6)										2	0	1	0	2	1	0						
Gene Michael, S OBP: 0.233, SLG: 0.192 (1, 4)										2	0	0	1	2	0	1						
Inning Stats	R: 0 E: 0 K: 2 S: 8	H: 1 LOB: 2 BB: 1 P: 12	R: 0 E: 0 K: 1 S: 5	H: 0 LOB: 1 BB: 1 P: 9	R: 0 E: 0 K: 1 S: 5	H: 0 LOB: 0 BB: 0 P: 5	R: 1 E: 0 K: 0 S: 4	H: 1 LOB: 3 BB: 3 P: 16	R: 2 E: 0 K: 1 S: 7	H: 2 LOB: 1 BB: 1 P: 11	R: 0 E: 0 K: 1 S: 5	H: 0 LOB: 0 BB: 0 P: 5	R: 1 E: 1 K: 1 S: 7	H: 1 LOB: 1 BB: 0 P: 7	R: 0 E: 0 K: 0 S: 4	H: 1 LOB: 2 BB: 1 P: 8	R: 0 E: 0 K: 0 S: 4	H: 0 LOB: 0 BB: 0 P: 3	1B: 4 2B: 2 3B: 1 HR: 0	SF: 0 SAC: 0 DP: 1 HBP: 0	WP: 1 PB: 0 SB: 0 CS: 2	PA: 38
PITCHER Steve Hargan, R ERA: 2.08 (1, 1) Jim Merritt, L ERA: 9.52 (8, 1) Steve Foucault, R ERA: 2.16 (8, 1)	IP: 7.1 WLS: L	BF: 36	H: 6 R: 4 ER: 3 SO: 7	BB: 6 IBB: 1 HBP: 0 BLK: 0	WP: 1 HR: 0 S: 43 P: 71	ERA: 3.68 WHIP: 1.636	PITCHER										IP: 7.1 WLS: L	BF: 36	H: 6 R: 4 ER: 3 SO: 7	BB: 6 IBB: 1 HBP: 0 BLK: 0	WP: 1 HR: 0 S: 43 P: 71	ERA: 3.68 WHIP: 1.636

Batter	1	2	3	4	5	6	7	8	9	AB	R	H	RBI	BB	SO	LOB	TOP					
Davey Nelson, R OBP: 0.342, SLG: 0.375 (1, 4)	0-0 4-3		0-0 1-3 1B	0-3 K		0-0 F8		0-0 6-3		5	1	1	0	0	1	2						
Toby Harrah, R OBP: 0.329, SLG: 0.300 (1, 6)	0-3 K		0-0 1-3	0-0 E3 FC6-4		0-0 1B		0-0 F8		5	0	1	0	0	1	3						
Alex Johnson, R OBP: 0.329, SLG: 0.297 (1, 7)	0-0 6-3		0-0 2B	0-0 FC6-4		0-0 1B			0-0 4-3	5	1	2	1	0	0	2						
Jeff Burroughs, R OBP: 0.333, SLG: 0.569 (1, 9)		0-0 6-3	0-0 3B 2B		0-0 F9	0-0 P3			0-0 5-3	5	1	1	1	0	0	2						
Jim Spencer, L OBP: 0.394, SLG: 0.548 (1, 3)		0-0 1B FC3	0-0 1B 3B		0-0 G3 E			0-0 F9		5	3	3	1	0	0	0						
Mike Hargrove, L OBP: 0.357, SLG: 0.345 (1, 10)		0-0 BB E	0-0 G6-3		4-0 E G3			0-0 FC3-6		3	0	3	1	1	0	0						
Joe Lovitto, S OBP: 0.185, SLG: 0.190 (1, 8)		0-0 FC3	0-0 G6-3		0-0 G3			0-0 FC3-6		4	0	0	1	0	0	5						
Lenny Randle, S OBP: 0.429, SLG: 0.500 (1, 5)		4-0 G5-4-3			0-0 1B E3	0-0 4-3		0-0 5-3		3	0	1	0	1	0	2						
Dick Billings, R OBP: 0.333, SLG: 0.238 Jim Sundberg, R OBP: 0.324, SLG: 0.375 (1, 2) (2, 2)		0-0 G5-4-3			0-0 E3			0-0 F7		1	0	0	0	0	0	3						
		0-0 1-2			0-0 2-3			0-0 K		3	0	1	0	0	1	0						
Inning Stats	R: 0 E: 0 K: 1 S: 5	H: 0 LOB: 0 BB: 0 P: 5	R: 1 E: 1 K: 0 S: 5	H: 2 LOB: 2 BB: 1 P: 9	R: 4 E: 0 K: 0 S: 7	H: 5 LOB: 0 BB: 0 P: 7	R: 0 E: 1 K: 1 S: 4	H: 2 LOB: 2 BB: 0 P: 7	R: 1 E: 1 K: 0 S: 4	H: 1 LOB: 1 BB: 1 P: 8	R: 0 E: 0 K: 0 S: 5	H: 2 LOB: 2 BB: 0 P: 5	R: 0 E: 0 K: 0 S: 4	H: 1 LOB: 1 BB: 0 P: 4	R: 0 E: 0 K: 1 S: 5	H: 0 LOB: 0 BB: 0 P: 5	R: 0 E: 0 K: 0 S: 3	H: 0 LOB: 0 BB: 0 P: 3	1B: 9 2B: 3 3B: 1 HR: 0	SF: 0 SAC: 0 DP: 2 HBP: 0	WP: 0 PB: 0 SB: 1 CS: 0	PA: 41
PITCHER	IP WLS BF	H R ER SO	BB IBB HBP BLK	WP HR S P	ERA WHIP	PITCHER	IP WLS BF	H R ER SO	BB IBB HBP BLK	WP HR S P	ERA WHIP											
Pat Dobson, R ERA: 4.85 (1, 1)	2.1 L 15	7 5 5 1	1 0 0 0	0 0 16 20	19.29 3.429	Dick Tidrow, R ERA: 5.26 (3, 1)	6.2 26	6 1 0 2	0 1 0 0	0 0 29 33	0.00 0.900											

Texas Rangers @ New York Yankees
Shea Stadium, Flushing, NY
Sat Apr 27 1974, 3:33 AM EDT
Att: 10,162 - Sunny - 68 F

livebaseballscores.com

AB 39
R 6
H 13
RBI 5
BB 2
SO 3
LOB 19




Batter	1	2	3	4	5	6	7	8	9	AB	R	H	RBI	BB	SO	LOB	BOTTOM					
Roy White, S OBP: 0.400, SLG: 0.403 (1, 7)	0-0 P6		0-0 G1-6-3 1B		0-3 K		0-0 1-2 1B		0-0 F8	5	0	2	0	0	1	1						
Thurman Munson, R OBP: 0.247, SLG: 0.382 (1, 2)	0-0 P4		0-0 L5		0-0 FC6-4 1B		0-0 5-3			4	0	1	0	0	0	3						
Lou Piniella, R OBP: 0.408, SLG: 0.478 (1, 9)	0-0 4-3		0-0 G1-6-3		0-0 FC6-4			0-0 PB 1B		4	0	1	0	0	0	2						
Bobby Murcer, L OBP: 0.388, SLG: 0.373 (1, 8)		4-0 WP FC4-2 BB			0-0 F8		0-0 P5		0-0 F9	3	0	0	0	1	0	1						
Graig Nettles, L OBP: 0.366, SLG: 0.753 (1, 5)		0-0 E7 FC4-2 WP			0-0 1B SF8		0-0 F9		0-0 P4	4	1	1	0	0	0	2						
Chris Chambliss, L OBP: 0.388, SLG: 0.380 (1, 3)		0-0 FC4-2			0-0 1B		0-0 L8		0-0 4-3	4	0	1	0	0	0	3						
Bill Sudakis, S OBP: 0.318, SLG: 0.243 (1, 10)		4-0 1-2 BB			0-0 SF8		0-0 F9		0-0 P4	2	0	0	1	1	0	0						
Gene Michael, S OBP: 0.226, SLG: 0.185 Horace Clarke, S OBP: 0.235, SLG: 0.133 (7, PH) (8, 4)		0-0 F9			0-3 K		4-0 1B BB		0-0 1B	2	0	0	0	0	1	4						
Jim Mason, L OBP: 0.338, SLG: 0.293 Walt Williams, R OBP: 0.143, SLG: 0.100 (1, 6) (8, PH)		0-3 K			0-0 F7		0-0 L8		0-0 F8	3	0	0	0	0	1	4						
		0-0 1-2			0-0 3-H		0-0 1B		0-0 1B	1	0	0	0	0	0	1						
Inning Stats	R: 0 E: 0 K: 0 S: 3	H: 0 LOB: 0 BB: 0 P: 3	R: 0 E: 1 K: 1 S: 6	H: 0 LOB: 2 BB: 2 P: 14	R: 0 E: 0 K: 0 S: 3	H: 1 LOB: 0 BB: 0 P: 3	R: 1 E: 0 K: 1 S: 7	H: 2 LOB: 1 BB: 0 P: 7	R: 0 E: 0 K: 1 S: 6	H: 1 LOB: 1 BB: 0 P: 6	R: 0 E: 0 K: 0 S: 3	H: 0 LOB: 0 BB: 0 P: 3	R: 0 E: 0 K: 0 S: 4	H: 1 LOB: 2 BB: 1 P: 8	R: 0 E: 0 K: 0 S: 4	H: 1 LOB: 1 BB: 0 P: 4	R: 0 E: 0 K: 0 S: 4	H: 1 LOB: 1 BB: 0 P: 4	1B: 7 2B: 0 3B: 0 HR: 0	SF: 1 SAC: 0 DP: 1 HBP: 0	WP: 1 PB: 1 SB: 0 CS: 0	PA: 37
PITCHER	IP WLS BF	H R ER SO	BB IBB HBP BLK	WP HR S P	ERA WHIP	PITCHER	IP WLS BF	H R ER SO	BB IBB HBP BLK	WP HR S P	ERA WHIP											
David Clyde, L ERA: 2.5 (1, 1)	9.0 W 37	7 1 1 3	3 0 0 0	1 0 40 52	1.00 1.111																	

Texas Rangers @ New York Yankees
Shea Stadium, Flushing, NY
Sat Apr 27 1974, 3:33 AM EDT
Att: 10,162 - Sunny - 68 F

livebaseballscores.com

AB 33
R 1
H 7
RBI 1
BB 3
SO 3
LOB 21



Batter	1	2	3	4	5	6	7	8	9	AB	R	H	RBI	BB	SO	LOB	TOP	
Davey Nelson, R OBP: 0.329, SLG: 0.360 Mike Cubbage, L (5, 4)	0-0 6-3		0-0 FC6-4		0-0 6-3		0-0 1-3		0-0 P6	3	0	0	0	0	0	1		
Toby Harrah, R OBP: 0.329, SLG: 0.292 Leo Cardenas, R OBP: 1.000, SLG: 1.000 (1, 6) (5, 6)	0-0 L5		0-3 K		4-0 1B BB		0-0 FC5-4 1B		0-0 1B	2	0	0	0	1	1	1		
Alex Johnson, R OBP: 0.321, SLG: 0.291 (1, 7)	0-0 4-3		0-0 F8		0-0 F8		0-0 F9		0-0 FC6 1B	5	0	1	0	0	0	3		
Jeff Burroughs, R OBP: 0.325, SLG: 0.545 (1, 9)		0-3 K		0-0 6-3		0-0 1-3 1B		0-0 FC5-4		0-0 FC6	5	0	1	0	0	1	3	
Jim Spencer, L OBP: 0.405, SLG: 0.600 (1, 3)	0-0		0-0		0-0 L3				0-0 F9	4	1	2	0	0	0	2		
Mike Hargrove, L OBP: 0.513, SLG: 0.500 (1, 10)	4-0 2B		4-0 2B		0-0 E 1B		0-0 HR		0-0 1B	3	1	3	2	1	0	0		
Joe Lovitto, S OBP: 0.174, SLG: 0.179 (1, 8)	0-3 K		0-0 F8		0-0 F5		0-0 F5		0-0 F5	4	0	0	0	0	1	4		
Lenny Randle, S OBP: 0.360, SLG: 0.417 (1, 5)	0-3 K		0-0 E4		0-0 F9		0-0 F9		0-3 K	4	0	0	0	0	2	4		
Bill Fahey, L OBP: 0.250, SLG: 0.250 (1, 2)			0-0 FC6-4 1B		0-0 F7		0-0 F7		0-0 L7	4	0	1	0	0	0	2		
Inning Stats	R: 0 E: 0 K: 0 S: 3	H: 0 LOB: 0 BB: 0 P: 3	R: 0 E: 0 K: 3 S: 10	H: 1 LOB: 2 BB: 1 P: 14	R: 0 E: 0 K: 1 S: 6	H: 1 LOB: 1 BB: 0 P: 6	R: 1 E: 1 K: 0 S: 6	H: 2 LOB: 2 BB: 1 P: 6	R: 0 E: 0 K: 0 S: 4	H: 1 LOB: 1 BB: 0 P: 4	R: 0 E: 0 K: 1 S: 6	H: 1 LOB: 1 BB: 0 P: 6	R: 0 E: 0 K: 1 S: 5	H: 2 LOB: 2 BB: 0 P: 5	1B: 7 2B: 2 3B: 0 HR: 1	SF: 0 SAC: 0 DP: 0 HBP: 0	WP: 0 PB: 0 SB: 0 CS: 0	PA: 40
PITCHER Doc Medich, R ERA: 3.28 (1, 1)	IP: 9.0 WLS: W BF: 40 H: 10 R: 2 ER: 2 SO: 5 BB: 2 IBB: 0 HBP: 0 BLK: 0 WP: 0 HR: 1 S: 48 P: 56 ERA: 2.00 WHIP: 1.333																	

Texas Rangers @ New York Yankees
Shea Stadium, Flushing, NY
Sun Apr 28 1974, 3:33 AM EDT
Sunny - 72 F


AB 38
R 2
H 10
RBI 2
BB 2
SO 5
LOB 20





Batter	1	2	3	4	5	6	7	8	9	AB	R	H	RBI	BB	SO	LOB	BOTTOM			
Roy White, S OBP: 0.421, SLG: 0.440 (1, 7)	0-0 G4-6-3 BB 1B		0-0 SH 3B		4-0 G5-4-3 BB		4-0 BB		0-0 F7	3	1	2	1	2	0	0				
Lou Piniella, R OBP: 0.404, SLG: 0.458 Elliott Maddox, R OBP: 0.208, SLG: 0.174 (1, 9) (7, 9) (8, 8)	4-0 G4-6-3 BB		0-0 SH 4-3 3B		0-0 G5-4-3		0-0 F9		0-3 K	2	1	0	1	1	0	2				
Chris Chambliss, L OBP: 0.370, SLG: 0.382 (1, 3)	0-0 G4-6-3		0-0 4-3		0-0 4-3		0-0 BB SF8 1B		0-0 1B	5	1	2	0	0	0	3				
Bobby Murcer, L OBP: 0.393, SLG: 0.408 Walt Williams, R OBP: 0.136, SLG: 0.095 (1, 8) (8, 9)	0-0 F2		0-0 HR 3B		0-0 6-3		0-0 E BB SF7 1B		0-3 K	4	2	2	1	0	0	1				
Graig Nettles, L OBP: 0.372, SLG: 0.733 Bill Sudakis, S OBP: 0.318, SLG: 0.243 (1, 5) (8, 5)		0-0 4-3		4-0 HR IBB		0-3 K		4-0 SF7 E BB		2	1	0	0	2	1	0				
Ron Blomberg, L OBP: 0.397, SLG: 0.524 (1, 10)	0-3 K		0-0 HR				0-0 1B 2B		0-0 SF8	3	2	2	4	0	1	0				
Thurman Munson, R OBP: 0.259, SLG: 0.418 (1, 2)	0-0 5-3		0-0 HR				4-0 1B G4-3 BB		0-0 E4 FC5-4	3	2	1	1	1	0	2				
Jim Mason, L OBP: 0.333, SLG: 0.295 (1, 6)			0-0 F7		0-0 4-3		0-0 G4-3 1B		0-0 SF7	3	0	1	2	0	0	0				
Gene Michael, S OBP: 0.231, SLG: 0.179 Horace Clarke, S OBP: 0.222, SLG: 0.125 (1, 4) (7, PH) (8, 4)			4-0 3B BB		0-0 L1		0-0 G4-3		0-0 FC5-4	2	1	0	0	1	0	1				
Inning Stats	R: 0 E: 0 K: 0 S: 3	H: 1 LOB: 1 BB: 1 P: 7	R: 0 E: 0 K: 1 S: 5	H: 0 LOB: 0 BB: 0 P: 5	R: 7 E: 1 K: 0 S: 8	H: 4 LOB: 2 BB: 2 P: 16	R: 0 E: 0 K: 0 S: 2	H: 0 LOB: 0 BB: 1 P: 6	R: 0 E: 0 K: 1 S: 5	H: 0 LOB: 0 BB: 0 P: 5	R: 2 E: 0 K: 0 S: 4	H: 2 LOB: 1 BB: 2 P: 12	R: 2 E: 1 K: 0 S: 6	H: 2 LOB: 2 BB: 1 P: 10	R: 0 E: 0 K: 2 S: 8	H: 1 LOB: 1 BB: 0 P: 8	1B: 5 2B: 1 3B: 2 HR: 2	SF: 2 SAC: 1 DP: 3 HBP: 0	WP: 0 PB: 0 SB: 0 CS: 0	PA: 40
PITCHER Pete Broberg, R ERA: 14.0 Steve Dunning, R ERA: 19.29 Lloyd Allen, R ERA: 4.5 (1, 1) (3, 1) (6, 1)	IP: 2.2 WLS: L BF: 13 H: 3 R: 4 ER: 3 SO: 1 BB: 2 IBB: 0 HBP: 0 BLK: 0 WP: 0 HR: 0 S: 13 P: 21 ERA: 10.12 WHIP: 1.875																			


Texas Rangers @ New York Yankees
Shea Stadium, Flushing, NY
Sun Apr 28 1974, 3:33 AM EDT
Sunny - 72 F


AB 30
R 11
H 10
RBI 10
BB 7
SO 4
LOB 12



Batter	1	2	3	4	5	6	7	8	9	AB	R	H	RBI	BB	SO	LOB	TOP			
Davey Nelson, R OBP: 0.349, SLG: 0.364 (1, 4)	4-0 S BB	0-0 6-3		0-0 SH1-3 1B	4-0 F9 S BB			0-0 SH3-4		2	1	1	0	2	0	2	<p>Texas Rangers @ New York Yankees Shea Stadium, Flushing, NY Sun Apr 28 1974, 3:38 AM EDT Att: 27,540 - Sunny - 79 F</p> <p>livebaseballscores.com</p> <p>AB 35 R 8 H 14 RBI 7 BB 6 SO 6 LOB 24</p> 			
Toby Harrah, R OBP: 0.326, SLG: 0.280 (1, 6)	0-0 P4		4-0 1B	0-0 SH1-3	0-0 F9			0-0 5-3		3	1	0	1	1	0	3				
Alex Johnson, R OBP: 0.337, SLG: 0.310 (1, 7)	0-3 K		0-0 SH1-4 1B	0-0 1B				0-3 K		5	2	3	1	0	2	2				
Jeff Burroughs, R OBP: 0.330, SLG: 0.537 Jim Spencer, L OBP: 0.405, SLG: 0.600 (1, 3) (9, 3)	0-0 6-3		0-0 WP SH1-4 1B	0-0 1B				0-0 4-3		5	1	2	1	0	1	2				
Tom Grieve, R OBP: 0.380, SLG: 0.554 (1, 10)		0-0 1B	0-0 SH1-4	0-0 BB 1B				0-0 FC5 1B		4	1	3	1	0	0	1				
Cesar Tovar, R OBP: 0.333, SLG: 0.333 (1, 9)	0-0 1B	0-0 P5	0-0 1B	0-0 1B				0-0 FC5 1B		5	1	3	1	0	0	2				
Larry Brown, R OBP: 0.286, SLG: 0.211 (1, 5)	0-3 K	0-3 K	4-0 BB	1-2 2-3 BB				0-0 FC5 1B		4	0	0	0	1	2	5				
Lenny Randle, S OBP: 0.367, SLG: 0.393 (1, 8)	0-3 K		0-0 SH1-3 BB	3-1				0-0 1B		4	1	1	1	1	1	5				
Jim Sundberg, R OBP: 0.341, SLG: 0.371 (1, 2)	0-0 1B		0-0 SH5-4	6-3				0-0 5-3		3	0	1	1	1	0	2				
Inning Stats	R: 0 E: 0 K: 1 S: 5	H: 0 LOB: 1 BB: 1 P: 9	R: 1 E: 0 K: 2 S: 10	H: 3 LOB: 2 BB: 0 P: 10	R: 2 E: 0 K: 1 S: 7	H: 2 LOB: 1 BB: 1 P: 11	R: 4 E: 0 K: 0 S: 8	H: 5 LOB: 3 BB: 2 P: 16	R: 0 E: 0 K: 0 S: 2	H: 1 LOB: 0 BB: 1 P: 5	R: 0 E: 0 K: 0 S: 3	H: 0 LOB: 0 BB: 0 P: 3	R: 0 E: 0 K: 1 S: 5	H: 0 LOB: 1 BB: 1 P: 9	R: 1 E: 0 K: 0 S: 6	H: 3 LOB: 2 BB: 0 P: 6		1B: 14 2B: 0 3B: 0 HR: 0	SF: 0 SAC: 4 DP: 1 HBP: 0	WP: 1 PB: 0 SB: 2 CS: 0
PITCHER	IP WLS BF H R ER SO BB IBB HBP BLK WP HR S P ERA WHIP	PITCHER																		
Sam McDowell, L ERA: 6.3 (1, 1)	2.0 L 13 5 3 3 3 2 0 0 0 0 0 17 25 13.50 3.500																			
Rick Sawyer, R ERA: 16.2 (3, 1)	1.2 8 2 3 3 1 1 0 0 0 0 1 0 9 13 16.20 1.800																			
Ken Wright, R ERA: 3.18 (4, 1)	0.1 5 3 1 1 0 1 0 0 0 0 0 0 4 8 27.00 12.000																			
Cecil Upshaw, R ERA: 2.45 Sparky Lyle, L ERA: 3.09 (5, 1) (8, 1)	3.0 9 1 0 0 1 1 0 0 0 0 0 10 14 0.00 0.667																			
2.0 10 3 1 1 1 1 0 0 0 0 0 11 15 4.50 2.000																				

Batter	1	2	3	4	5	6	7	8	9	AB	R	H	RBI	BB	SO	LOB	BOTTOM					
Roy White, S OBP: 0.414, SLG: 0.430 (1, 7)	0-0 1B SF7		0-0 5-3			0-3 K	0-3 K			4	1	1	0	0	2	2	<p>Texas Rangers @ New York Yankees Shea Stadium, Flushing, NY Sun Apr 28 1974, 3:38 AM EDT Att: 27,540 - Sunny - 79 F</p> <p>livebaseballscores.com</p> <p>AB 34 R 5 H 8 RBI 5 BB 1 SO 8 LOB 9</p> 					
Lou Piniella, R OBP: 0.393, SLG: 0.442 (1, 10)	0-0 FC5-4 1B		0-3 K			0-0 F9	0-3 K			4	0	1	0	0	2	2						
Chris Chambliss, L OBP: 0.353, SLG: 0.367 (1, 3)	0-0 SF7		0-0 F8			0-0 F7		0-0 F8		3	0	0	1	0	0	0						
Bobby Murcer, L OBP: 0.398, SLG: 0.405 (1, 8)	0-0 FC5-4			0-3 K			4-0 HR BB	0-0 FC4-8 1B		3	1	1	0	1	1	1						
Graig Nettles, L OBP: 0.367, SLG: 0.747 (1, 5)	0-0 4-3			0-3 K			0-0 HR	0-0 FC4-6 FC6		4	1	1	2	0	1	2						
Ron Blomberg, L OBP: 0.377, SLG: 0.609 (1, 9)		0-0 HR		0-0 F9			0-0 1B 2B	0-0 FC6		4	2	2	1	0	0	1						
Thurman Munson, R OBP: 0.247, SLG: 0.398 (1, 2)		0-0 6-3				0-3 K		0-0 6-3		4	0	0	0	0	1	1						
Jim Mason, L OBP: 0.333, SLG: 0.297 Duke Sims, L OBP: 0.188, SLG: 0.200 (1, 6) (9, PH)		0-0 F8				0-3 K		0-0 6-3		3	0	1	1	0	1	0						
Horace Clarke, S OBP: 0.227, SLG: 0.150 (1, 4)		0-0 5-3				0-0 F5		0-0 4-3		4	0	1	0	0	0	0						
Inning Stats	R: 1 E: 0 K: 0 S: 5	H: 2 LOB: 1 BB: 0 P: 5	R: 1 E: 0 K: 0 S: 4	H: 1 LOB: 0 BB: 0 P: 4	R: 0 E: 0 K: 1 S: 5	H: 0 LOB: 0 BB: 0 P: 5	R: 0 E: 0 K: 2 S: 7	H: 0 LOB: 0 BB: 0 P: 7	R: 0 E: 0 K: 2 S: 7	H: 0 LOB: 0 BB: 0 P: 7	R: 0 E: 0 K: 1 S: 5	H: 0 LOB: 0 BB: 0 P: 5	R: 3 E: 0 K: 2 S: 11	H: 4 LOB: 2 BB: 1 P: 15	R: 0 E: 0 K: 0 S: 4	H: 1 LOB: 1 BB: 0 P: 4		R: 0 E: 0 K: 0 S: 3	H: 0 LOB: 0 BB: 0 P: 3	1B: 5 2B: 1 3B: 0 HR: 2	SF: 1 SAC: 0 DP: 0 HBP: 0	WP: 0 PB: 0 SB: 0 CS: 0
PITCHER	IP WLS BF H R ER SO BB IBB HBP BLK WP HR S P ERA WHIP	PITCHER																				
Fergie Jenkins, R ERA: 1.84 (1, 1)	9.0 W 36 8 5 5 8 1 0 0 0 0 2 51 55 5.00 1.000																					

Batter	1	2	3	4	5	6	7	8	9	AB	R	H	RBI	BB	SO	LOB	TOP								
Davey Nelson, R OBP: 0.363, SLG: 0.383 (1, 4)	F9		F9			6-3	1B	HR		4	1	2	3	1	0	0	<p>Texas Rangers @ Milwaukee Brewers Milwaukee County Stadium, Milwaukee, WI</p> <p>Tue Apr 30 1974, 8:05 PM EDT Att.: 4,425 - Unknown</p> <p>livebaseballscorecards.com</p> <p>AB 39 R 12 H 13 RBI 12 BB 5 SO 2 LOB 10</p> 								
Cesar Tovar, R OBP: 0.429, SLG: 0.643 (1, 8)	G4-6-3 1B		F9			6-3	1B	HR		5	1	3	5	0	0	1									
Alex Johnson, R OBP: 0.330, SLG: 0.303 (1, 7)	G4-6-3 1-2			2-3			K	HBP	1B	5	0	1	0	0	1	3									
Jeff Burroughs, R OBP: 0.344, SLG: 0.570 (1, 9)		6-3		P6			FC3-6 1B	HR		4	1	2	1	1	0	0									
Jim Spencer, L OBP: 0.405, SLG: 0.641 (1, 3)		G3		F8			FC3-6 2B	HR		4	2	1	1	0	0	1									
Mike Hargrove, L OBP: 0.377, SLG: 0.486 (1, 10)		3-1			L4		1B		F7	5	1	1	1	0	0	3									
Toby Harrah, R OBP: 0.319, SLG: 0.275 (1, 6)			F7		P6		BB	5-3	5-3	5	1	1	1	0	0	0									
Lenny Randle, S OBP: 0.400, SLG: 0.406 (1, 5)			5-3 2B		G3		BB	E	S	4	3	2	0	1	0	0									
Jim Sundberg, R OBP: 0.348, SLG: 0.342 (1, 2)			5-3 1-2			F9	BB	1B	BB	3	2	0	0	2	1	2									
Inning Stats	R: 0 E: 0 K: 0 S: 3	H: 1 LOB: 0 BB: 0 P: 3	R: 0 E: 0 K: 0 S: 3	H: 0 LOB: 0 BB: 0 P: 3	R: 1 E: 0 K: 0 S: 5	H: 2 LOB: 1 BB: 0 P: 5	R: 0 E: 0 K: 0 S: 3	H: 0 LOB: 0 BB: 0 P: 3	R: 0 E: 0 K: 0 S: 3	H: 0 LOB: 0 BB: 0 P: 3	R: 5 E: 1 K: 1 S: 9	H: 4 LOB: 2 BB: 3 P: 21	R: 6 E: 0 K: 0 S: 9	H: 6 LOB: 3 BB: 2 P: 18	R: 0 E: 1 K: 1 S: 5	H: 0 LOB: 0 BB: 0 P: 5	1B: 8 2B: 2 3B: 0 HR: 3	SF: 0 SAC: 0 DP: 1 HBP: 1	WP: 0 PB: 0 SB: 1 CS: 1	PA: 45					
PITCHER	IP	WLS	BF	H	R	ER	SO	BB	IBB	HBP	BLK	WP	HR	S	P	ERA	WHIP								
Jim Colborn, R ERA: 7.12 (1, 1)	6.2	26	6	5	5	1	1	0	0	0	0	0	0	27	31	6.75	1.050								
Eduardo Rodriguez, R ERA: 2.89 (7, 1)	0.0	2	0	0	0	0	2	0	0	0	0	0	0	0	8	=	=								
Tom Murphy, R ERA: 3.46 (7, 1)	1.0	L	8	4	5	5	0	1	0	0	0	0	2	7	11	45.00	5.000								
Jerry Bell, R ERA: 2.84 (8, 1)	0.0		4	3	2	2	0	1	0	0	0	0	1	3	7	=	=								
Ed Sprague, R ERA: 1.5 (8, 1)	1.1		5	0	0	0	1	0	0	1	0	0	0	6	7	0.00	0.000								

Batter	1	2	3	4	5	6	7	8	9	AB	R	H	RBI	BB	SO	LOB	BOTTOM								
Don Money, R OBP: 0.326, SLG: 0.403 (1, 5)	BB 1B	F8			F8				WP 1B	5	3	3	0	0	0	1	<p>Texas Rangers @ Milwaukee Brewers Milwaukee County Stadium, Milwaukee, WI</p> <p>Tue Apr 30 1974, 8:05 PM EDT Att.: 4,425 - Unknown</p> <p>livebaseballscorecards.com</p> <p>AB 38 R 10 H 12 RBI 10 BB 2 SO 8 LOB 12</p> 								
Bob Sheldon, L OBP: 0.300, SLG: 0.313 (1, 10)	1B 2B BB	L1			K		F7		F7	4	1	0	0	1	1	3									
John Briggs, L OBP: 0.351, SLG: 0.470 (1, 7)	2B 1-2 2-H		K			1-3				5	1	3	3	0	1	0									
George Scott, R OBP: 0.384, SLG: 0.484 (1, 3)	FC6-4 1-2 2-H		6-3			S 3B	F9		K	5	2	2	2	0	1	2									
Dave May, L OBP: 0.219, SLG: 0.254 (1, 9)	K		P6			F2		5-3	K	5	0	0	0	0	2	3									
Darrell Porter, L OBP: 0.336, SLG: 0.304 (1, 2)	FC6-4 IBB			K			3B HBP	HR	1B	2	2	1	0	1	1	0									
Bob Coluccio, R OBP: 0.314, SLG: 0.375 (1, 8)	FC6-4 1-2 3-H		5-3			1-H 2-H		K		4	0	1	3	0	1	2									
Pedro Garcia, R OBP: 0.302, SLG: 0.559 (1, 4)	CS 1-2	6-3		K		6-3		HR		4	1	1	2	0	1	1									
Robin Yount, R OBP: 0.220, SLG: 0.255 (1, 6)					P4			F7		4	0	1	0	0	0	0									
Inning Stats	R: 4 E: 0 K: 1 S: 7	H: 3 LOB: 0 BB: 2 P: 15	R: 0 E: 0 K: 0 S: 4	H: 1 LOB: 0 BB: 0 P: 4	R: 0 E: 0 K: 1 S: 5	H: 0 LOB: 0 BB: 0 P: 5	R: 0 E: 0 K: 2 S: 7	H: 0 LOB: 0 BB: 0 P: 7	R: 0 E: 0 K: 1 S: 5	H: 0 LOB: 0 BB: 0 P: 5	R: 2 E: 0 K: 0 S: 5	H: 2 LOB: 1 BB: 0 P: 6	R: 1 E: 0 K: 1 S: 7	H: 2 LOB: 0 BB: 0 P: 7	R: 1 E: 0 K: 2 S: 9	H: 2 LOB: 1 BB: 0 P: 9	1B: 8 2B: 2 3B: 1 HR: 1	SF: 0 SAC: 0 DP: 0 HBP: 1	WP: 1 PB: 0 SB: 2 CS: 1	PA: 42					
PITCHER	IP	WLS	BF	H	R	ER	SO	BB	IBB	HBP	BLK	WP	HR	S	P	ERA	WHIP								
Jim Bibby, R ERA: 3.78 (1, 1)	8.0	W	36	10	9	7	6	1	1	1	0	1	0	45	54	7.88	1.375								
Steve Foucault, R ERA: 2.89 (9, 1)	1.0		5	2	1	1	2	0	0	0	0	1	0	9	9	9.00	2.000								

Batter	1	2	3	4	5	6	7	8	9	AB	R	H	RBI	BB	SO	LOB	TOP			
Davey Nelson, R OBP: 0.365, SLG: 0.376 (1, 4)										4	1	1	0	1	0	5	<p>Texas Rangers @ Milwaukee Brewers Milwaukee County Stadium, Milwaukee, WI Wed May 01 1974, 8:05 PM EDT Att: 4,220 - Unknown</p> <p>livebaseballscorecards.com</p> <p>AB 36 R 3 H 11 RBI 3 BB 4 SO 2 LOB 23</p>			
Cesar Tovar, R OBP: 0.421, SLG: 0.579 (1, 8)										5	0	2	0	0	0	0				
Alex Johnson, R OBP: 0.333, SLG: 0.301 (1, 7)										4	1	1	1	1	0	2				
Jeff Burroughs, R OBP: 0.337, SLG: 0.549 (1, 9)										5	0	1	0	0	1	5				
Jim Spencer, L OBP: 0.413, SLG: 0.690 (1, 3)										3	1	1	2	1	0	2				
Mike Hargrove, L OBP: 0.478, SLG: 0.488 (1, 10)										4	0	2	0	0	0	1				
Toby Harrah, R OBP: 0.316, SLG: 0.274 Leo Cardenas, R OBP: 1.000, SLG: 1.000 (8, 6)										4	0	1	0	0	0	3				
Lenny Randle, S OBP: 0.410, SLG: 0.417 (1, 5)										4	0	2	0	0	0	2				
Jim Sundberg, R OBP: 0.347, SLG: 0.325 Mike Cubbage, L (9, PH)										2	0	0	0	1	0	3				
Inning Stats	R: 1 E: 0 K: 0 S: 4	H: 2 LOB: 1 BB: 1 P: 8	R: 0 E: 0 K: 0 S: 4	H: 1 LOB: 2 BB: 1 P: 8	R: 2 E: 0 K: 0 S: 5	H: 2 LOB: 0 BB: 1 P: 9	R: 0 E: 0 K: 0 S: 3	H: 1 LOB: 0 BB: 0 P: 3	R: 0 E: 0 K: 0 S: 4	H: 1 LOB: 1 BB: 0 P: 4	R: 0 E: 0 K: 0 S: 3	H: 0 LOB: 0 BB: 0 P: 3	R: 0 E: 0 K: 0 S: 3	H: 0 LOB: 1 BB: 1 P: 7	R: 0 E: 0 K: 2 S: 9	H: 2 LOB: 2 BB: 0 P: 9		1B: 10 2B: 0 3B: 0 HR: 1	SF: 0 SAC: 0 DP: 2 HBP: 0	WP: 0 PB: 0 SB: 1 CS: 0
PITCHER Jim Slaton, R ERA: 3.64 (1, 1)	IP: 9.0 WLS: W BF: 40 H: 11 R: 3 ER: 3 SO: 2 BB: 4 IBB: 0 HBP: 0 BLK: 0 WP: 0 HR: 1 S: 40 P: 56 ERA: 3.00 WHIP: 1.667											PITCHER	IP: 9.0 WLS: W BF: 40 H: 11 R: 3 ER: 3 SO: 2 BB: 4 IBB: 0 HBP: 0 BLK: 0 WP: 0 HR: 1 S: 40 P: 56 ERA: 3.00 WHIP: 1.667							

Batter	1	2	3	4	5	6	7	8	9	AB	R	H	RBI	BB	SO	LOB	BOTTOM			
Dave May, L OBP: 0.221, SLG: 0.293 Ken Berry, R OBP: 0.275, SLG: 0.216 (8, 9) (9, 7)										4	1	1	3	0	1	3	<p>Texas Rangers @ Milwaukee Brewers Milwaukee County Stadium, Milwaukee, WI Wed May 01 1974, 8:05 PM EDT Att: 4,220 - Unknown</p> <p>livebaseballscorecards.com</p> <p>AB 36 R 11 H 11 RBI 10 BB 4 SO 5 LOB 9</p>			
Bob Coluccio, R OBP: 0.320, SLG: 0.377 (1, 8)										5	1	2	1	0	0	0				
John Briggs, L OBP: 0.367, SLG: 0.514 Rob Ellis, R OBP: 0.333, SLG: 0.250 (1, 7) (9, 9)										4	1	2	2	1	1	0				
George Scott, R OBP: 0.359, SLG: 0.449 John Vukovich, R (9, 3)										5	0	0	0	0	0	3				
Don Money, R OBP: 0.314, SLG: 0.382 (1, 5)									4	0	0	0	0	2	0	0				
Darrell Porter, L OBP: 0.333, SLG: 0.300 (1, 2)									4	1	1	0	0	1	0	0				
Bobby Mitchell, R OBP: 0.333, SLG: 0.200 (1, 10)										2	3	1	0	2	0	0				
Pedro Garcia, R OBP: 0.343, SLG: 0.629 Bob Sheldon, L OBP: 0.300, SLG: 0.313 (8, 4)										3	2	3	3	1	0	0				
Robin Yount, R OBP: 0.222, SLG: 0.254 (1, 6)										4	2	1	1	0	0	3				
Inning Stats	R: 0 E: 0 K: 2 S: 7	H: 0 LOB: 0 BB: 0 P: 7	R: 2 E: 0 K: 1 S: 9	H: 4 LOB: 0 BB: 0 P: 9	R: 2 E: 0 K: 0 S: 5	H: 2 LOB: 0 BB: 0 P: 5	R: 3 E: 1 K: 0 S: 6	H: 2 LOB: 0 BB: 0 P: 6	R: 0 E: 0 K: 2 S: 7	H: 0 LOB: 0 BB: 0 P: 7	R: 2 E: 0 K: 0 S: 4	H: 1 LOB: 2 BB: 3 P: 16	R: 2 E: 0 K: 0 S: 4	H: 1 LOB: 0 BB: 1 P: 8	R: 0 E: 0 K: 0 S: 4	H: 1 LOB: 1 BB: 0 P: 4		1B: 8 2B: 0 3B: 0 HR: 3	SF: 0 SAC: 0 DP: 0 HBP: 0	WP: 0 PB: 0 SB: 2 CS: 0
PITCHER Steve Hargan, R ERA: 3.41 Jackie Brown, R ERA: 10.9 Jim Shellenback, L ERA: 13.5 Lloyd Allen, R ERA: 3.86 (1, 1) (5, 1) (6, 1) (8, 1)	IP: 4.0 WLS: L BF: 21 H: 7 R: 2 ER: 6 SO: 3 BB: 0 IBB: 0 HBP: 0 BLK: 0 WP: 0 HR: 2 S: 27 P: 27 ERA: 13.50 WHIP: 2.000											PITCHER	IP: 4.0 WLS: L BF: 21 H: 7 R: 2 ER: 6 SO: 3 BB: 0 IBB: 0 HBP: 0 BLK: 0 WP: 0 HR: 2 S: 27 P: 27 ERA: 13.50 WHIP: 2.000							

Batter	1	2	3	4	5	6	7	8	9	AB	R	H	RBI	BB	SO	LOB	TOP										
Davey Nelson, R OBP: 0.350, SLG: 0.360 (1, 4)										4	0	0	0	0	0	2											
Cesar Tovar, R OBP: 0.391, SLG: 0.500 (1, 8)										3	1	0	0	1	0	0											
Alex Johnson, R OBP: 0.330, SLG: 0.299 (1, 7)										4	0	1	0	0	2	0											
Jeff Burroughs, R OBP: 0.333, SLG: 0.537 (1, 9)										4	0	1	0	0	1	3											
Jim Spencer, L OBP: 0.420, SLG: 0.682 (1, 3)										2	0	1	1	1	0	0											
Tom Grieve, R OBP: 0.360, SLG: 0.522 (1, 10)										4	0	0	0	0	1	5											
Toby Harrah, R OBP: 0.323, SLG: 0.295 (1, 6)										4	0	2	0	0	1	2											
Jim Fregosi, R OBP: 0.389, SLG: 0.378 (1, 5)										4	0	0	0	0	0	3											
Jim Sundberg, R OBP: 0.321, SLG: 0.295 (1, 2)										4	0	0	0	0	1	3											
Inning Stats	R: 0 E: 1 K: 1 S: 6	H: 0 LOB: 1 BB: 0 P: 6	R: 0 E: 0 K: 0 S: 3	H: 0 LOB: 0 BB: 0 P: 3	R: 0 E: 0 K: 0 S: 3	H: 0 LOB: 0 BB: 0 P: 3	R: 1 E: 1 K: 1 S: 7	H: 1 LOB: 2 BB: 1 P: 11	R: 0 E: 1 K: 0 S: 3	H: 0 LOB: 0 BB: 0 P: 3	R: 0 E: 0 K: 1 S: 6	H: 1 LOB: 1 BB: 0 P: 6	R: 0 E: 0 K: 1 S: 5	H: 0 LOB: 0 BB: 0 P: 5	R: 0 E: 0 K: 1 S: 7	H: 2 LOB: 2 BB: 0 P: 7	1B: 4 2B: 1 3B: 0 HR: 0	SF: 1 SAC: 0 DP: 1 HBP: 0	WP: 0 PB: 0 SB: 0 CS: 0	PA: 36							
PITCHER	IP	WLS	BF	H	R	ER	SO	BB	IBB	HBP	BLK	WP	HR	S	P	ERA	WHIP										
Rick Wise, R ERA: 2.3 (1, 1)	7.0	L	28	3	1	1	4	1	1	0	0	0	0	34	42	1.29	0.571										
Diego Segui, R ERA: 2.57 (8, 1)	2.0		8	2	0	0	2	0	0	0	0	0	0	12	12	0.00	1.000										

Texas Rangers @ Boston Red Sox
Fenway Park, Boston, MA
Sat May 04 1974, 3:33 AM EDT
Alt. 9,984 - Unknown - 60 F

AB 33
R 1
H 5
RBI 1
BB 2
SO 6
LOB 18



Batter	1	2	3	4	5	6	7	8	9	AB	R	H	RBI	BB	SO	LOB	BOTTOM										
Tommy Harper, R OBP: 0.227, SLG: 0.232 (1, 7)										4	0	0	0	0	2	0											
Rick Miller, L OBP: 0.365, SLG: 0.340 (1, 8)										4	0	0	0	0	0	0											
Cecil Cooper, L OBP: 0.330, SLG: 0.410 (1, 10)										4	0	1	0	0	1	0											
Carl Yastrzemski, L OBP: 0.450, SLG: 0.654 (1, 3)										4	0	1	0	0	0	1											
Rico Petrocelli, R OBP: 0.279, SLG: 0.250 (1, 5)										4	0	1	0	0	1	1											
Dick McAuliffe, L OBP: 0.340, SLG: 0.302 (1, 4)										3	0	0	0	0	1	2											
Dwight Evans, R OBP: 0.362, SLG: 0.558 (1, 9)										3	0	1	0	0	2	1											
Carlton Fisk, R OBP: 0.304, SLG: 0.368 (1, 2)										3	0	1	0	0	0	2											
Rick Burleson, R (1, 6)										2	0	0	0	0	0	2											
Bernie Carbo, L OBP: 0.338, SLG: 0.412 (8, PH)										1	0	0	0	0	0	0											
Mario Guerrero, R OBP: 0.282, SLG: 0.254 (9, 6)										0	0	0	0	0	0	0											
Inning Stats	R: 0 E: 0 K: 0 S: 3	H: 0 LOB: 0 BB: 0 P: 3	R: 0 E: 0 K: 0 S: 3	H: 0 LOB: 0 BB: 0 P: 3	R: 0 E: 0 K: 1 S: 5	H: 0 LOB: 0 BB: 0 P: 5	R: 0 E: 0 K: 0 S: 4	H: 1 LOB: 1 BB: 0 P: 4	R: 0 E: 0 K: 1 S: 7	H: 2 LOB: 2 BB: 0 P: 7	R: 0 E: 0 K: 2 S: 7	H: 0 LOB: 0 BB: 0 P: 7	R: 0 E: 0 K: 1 S: 7	H: 2 LOB: 2 BB: 0 P: 7	R: 0 E: 0 K: 1 S: 5	H: 0 LOB: 0 BB: 0 P: 5	R: 0 E: 0 K: 1 S: 5	H: 0 LOB: 0 BB: 0 P: 5	1B: 4 2B: 1 3B: 0 HR: 0	SF: 0 SAC: 0 DP: 0 HBP: 0	WP: 0 PB: 0 SB: 0 CS: 0	PA: 32					
PITCHER	IP	WLS	BF	H	R	ER	SO	BB	IBB	HBP	BLK	WP	HR	S	P	ERA	WHIP										
Fergie Jenkins, R ERA: 1.58 (1, 1)	9.0	W	32	5	0	0	7	0	0	0	0	0	0	46	46	0.00	0.556										

Texas Rangers @ Boston Red Sox
Fenway Park, Boston, MA
Sat May 04 1974, 3:33 AM EDT
Alt. 9,984 - Unknown - 60 F


AB 32
R 0
H 5
RBI 0
BB 0
SO 7
LOB 9



Batter	1	2	3	4	5	6	7	8	9	AB	R	H	RBI	BB	SO	LOB	TOP										
Davey Nelson, R OBP: 0.333, SLG: 0.340 (1, 4)	F5	F2			P4		6-3		L8	5	0	0	0	0	0	2											
Cesar Tovar, R OBP: 0.321, SLG: 0.407 (1, 8)	P4		K		F8		F9		F8	5	0	0	0	0	1	1											
Alex Johnson, R OBP: 0.333, SLG: 0.304 (1, 7)	1B		5-3		4-3			2B	L4	5	2	2	0	0	0	0											
Jeff Burroughs, R OBP: 0.349, SLG: 0.556 (1, 9)	1B		5-3		1B			1B		4	2	3	1	0	0	0											
Jim Spencer, L OBP: 0.426, SLG: 0.667 (1, 3)	FC6-4				F9		SF8		P1	4	1	2	1	0	0	1											
Toby Harrah, R OBP: 0.311, SLG: 0.286 (1, 6)	FC6-4				F8		SF8		F8	3	0	0	1	0	0	3											
Tom Grieve, R OBP: 0.367, SLG: 0.521 Lenny Randle, S OBP: 0.410, SLG: 0.417 (8, PR)		L8			6-3					4	0	2	2	0	0	0											
Jim Fregosi, R OBP: 0.379, SLG: 0.354 (1, 5)		K			F8		1-3			3	0	0	0	1	1	1	AB 37 R 5 H 11 RBI 5 BB 1 SO 2 LOB 10										
Jim Sundberg, R OBP: 0.333, SLG: 0.313 (1, 2)							6-3		F8	4	0	2	0	0	0	2											
Inning Stats	R: 1 E: 0 K: 0 S: 6	H: 3 LOB: 2 BB: 0 P: 6	R: 0 E: 0 K: 1 S: 6	H: 1 LOB: 1 BB: 0 P: 6	R: 0 E: 0 K: 1 S: 5	H: 0 LOB: 0 BB: 0 P: 5	R: 0 E: 0 K: 0 S: 3	H: 0 LOB: 0 BB: 0 P: 3	R: 0 E: 0 K: 0 S: 4	H: 1 LOB: 1 BB: 0 P: 4	R: 2 E: 0 K: 0 S: 6	H: 3 LOB: 1 BB: 0 P: 6	R: 0 E: 0 K: 0 S: 3	H: 0 LOB: 0 BB: 0 P: 3	R: 2 E: 0 K: 0 S: 6	H: 3 LOB: 2 BB: 1 P: 10	R: 0 E: 0 K: 0 S: 3	H: 0 LOB: 0 BB: 0 P: 3	1B: 10 2B: 1 3B: 0 HR: 0	SF: 1 SAC: 0 DP: 0 HBP: 0	WP: 0 PB: 0 SB: 1 CS: 0	PA: 39					
PITCHER	IP	WLS	BF	H	R	ER	SO	BB	IBB	HBP	BLK	WP	HR	S	P	ERA	WHIP										
Luis Tiant, R ERA: 5.88 (1, 1)	7.0	L	31	10	5	5	2	0	0	0	0	0	0	35	35	6.43	1.429										
Roger Moret, L ERA: 2.39 (8, 1)	0.2		4	1	0	0	0	0	1	0	0	0	0	3	7	0.00	1.500										
Dick Drago, R ERA: 2.82 (8, 1)	0.1		1	0	0	0	0	0	0	0	0	0	0	1	1	0.00	0.000										
Diego Segui, R ERA: 2.45 (9, 1)	1.0		3	0	0	0	0	0	0	0	0	0	0	3	3	0.00	0.000										

Texas Rangers @ Boston Red Sox
Fenway Park, Boston, MA
Sun May 05 1974, 3:33 AM EDT
Unknown - 58 F


livebaseballscores.com



Batter	1	2	3	4	5	6	7	8	9	AB	R	H	RBI	BB	SO	LOB	BOTTOM										
Tommy Harper, R OBP: 0.228, SLG: 0.233 (1, 10)	F8		P4		G4-6-3		F7			4	0	1	0	0	0	3											
Juan Beniquez, R OBP: 0.286, SLG: 0.386 (1, 8)	1-6-3		G4-6-3		G4-6-3					4	1	1	1	0	0	2											
Bernie Carbo, L OBP: 0.345, SLG: 0.431 (1, 7)	F7									4	0	2	0	0	1	0											
Carl Yastrzemski, L OBP: 0.452, SLG: 0.646 (1, 3)		4-3								4	1	2	0	0	0	1											
Rico Petrocelli, R OBP: 0.255, SLG: 0.227 (1, 5)		F7			F8					4	0	0	0	0	0	3											
Dwight Evans, R OBP: 0.373, SLG: 0.533 (1, 9)		BB			BB					2	1	0	0	2	0	0											
Carlton Fisk, R OBP: 0.333, SLG: 0.409 (1, 2)		BB			BB					3	0	1	2	1	0	0											
Dick McAuliffe, L OBP: 0.333, SLG: 0.283 (1, 4)		BB			BB					3	0	0	0	1	1	4											
Mario Guerrero, R OBP: 0.296, SLG: 0.270 Cecil Cooper, L OBP: 0.326, SLG: 0.405 (8, PH)										3	0	2	0	0	0	0											
Inning Stats	R: 0 E: 0 K: 0 S: 3	H: 0 LOB: 0 BB: 0 P: 3	R: 0 E: 0 K: 0 S: 3	H: 0 LOB: 2 BB: 2 P: 11	R: 0 E: 0 K: 0 S: 3	H: 1 LOB: 0 BB: 0 P: 3	R: 2 E: 0 K: 0 S: 5	H: 3 LOB: 1 BB: 1 P: 9	R: 0 E: 0 K: 0 S: 3	H: 1 LOB: 0 BB: 0 P: 3	R: 0 E: 1 K: 1 S: 7	H: 1 LOB: 2 BB: 0 P: 7	R: 1 E: 0 K: 1 S: 6	H: 2 LOB: 0 BB: 0 P: 6	R: 0 E: 0 K: 0 S: 3	H: 0 LOB: 1 BB: 1 P: 7	1B: 6 2B: 3 3B: 0 HR: 1	SF: 0 SAC: 0 DP: 4 HBP: 0	WP: 0 PB: 0 SB: 1 CS: 0	PA: 36							
PITCHER	IP	WLS	BF	H	R	ER	SO	BB	IBB	HBP	BLK	WP	HR	S	P	ERA	WHIP										
Steve Hargan, R ERA: 3.29 (1, 1)	6.2	W	27	7	2	2	1	1	1	0	0	0	0	26	38	2.70	1.500										
Steve Foucault, R ERA: 3.09 (7, 1)	2.1	S	9	2	1	1	1	1	0	0	0	0	1	10	14	3.86	1.286										

Texas Rangers @ Boston Red Sox
Fenway Park, Boston, MA
Sun May 05 1974, 3:33 AM EDT
Unknown - 58 F

livebaseballscores.com



Batter	1	2	3	4	5	6	7	8	9	AB	R	H	RBI	BB	SO	LOB	TOP			
Davey Nelson, R OBP: 0.355, SLG: 0.394 (1, 4)	5-3		BLK 1B		E2 1B		2B 1B	HR									5 2 4 2 0 0 0			
Cesar Tovar, R OBP: 0.303, SLG: 0.355 (1, 8)	4-3		6-3		P4		2B BB	6-3									4 1 0 0 1 0 2			
Alex Johnson, R OBP: 0.327, SLG: 0.299 (1, 7)	1B		6-3			E6 FC5-4	K		K								5 1 1 0 0 2 4			
Jeff Burroughs, R OBP: 0.351, SLG: 0.558 (1, 9)	1B				K	FC5-4 1-2	1B 2B	K	K								5 1 2 4 0 2 1			
Jim Spencer, L OBP: 0.424, SLG: 0.642 (1, 3)	F9				FC6-4 1B	F8	1B	F8	F8								5 0 2 1 0 0 2			
Mike Hargrove, L OBP: 0.342, SLG: 0.444 (1, 10)		4-3		P6		4-3	L7										4 0 0 0 0 0 3			
Toby Harrah, R OBP: 0.308, SLG: 0.316 (1, 6)		P4		FC6-4 1-2			HR	6-3									4 1 1 1 0 0 1			
Lenny Randle, S OBP: 0.395, SLG: 0.400 (1, 5)		B1-3			4-3		G3	HR 1B									4 1 1 0 0 0 0			
Bill Fahey, L OBP: 0.250, SLG: 0.250 (1, 2)				F9	4-3		BB 1B 2B 1B	P6									4 1 1 0 0 0 1			
Inning Stats	R: 1 E: 0 K: 0 S: 5	H: 2 LOB: 1 BB: 0 P: 5	R: 0 E: 0 K: 0 S: 3	H: 0 LOB: 0 BB: 0 P: 3	R: 0 E: 0 K: 0 S: 4	H: 1 LOB: 1 BB: 0 P: 4	R: 0 E: 0 K: 1 S: 6	H: 1 LOB: 1 BB: 0 P: 6	R: 0 E: 1 K: 0 S: 4	H: 0 LOB: 1 BB: 0 P: 4	R: 5 E: 0 K: 1 S: 10	H: 5 LOB: 1 BB: 1 P: 14	R: 2 E: 0 K: 0 S: 5	H: 2 LOB: 0 BB: 0 P: 5	R: 0 E: 0 K: 2 S: 7	H: 0 LOB: 0 BB: 0 P: 7	1B: 9 2B: 1 3B: 0 HR: 2	SF: 0 SAC: 0 DP: 0 HBP: 0	WP: 0 PB: 0 SB: 1 CS: 0	PA: 41
PITCHER	IP WLS BF H R ER SO BB IBB HBP BLK WP HR S P ERA WHIP	IP WLS BF H R ER SO BB IBB HBP BLK WP HR S P ERA WHIP																		
Juan Marichal, R ERA: 9.0 Reggie Cleveland, R ERA: 5.01	(1, 1) 6.1 W 29 8 5 5 1 1 0 0 0 0 1 30 34 7.11 1.421	(7, 1) 2.2 12 4 3 3 3 0 0 0 0 0 1 18 18 10.12 1.500																		

Texas Rangers @ Boston Red Sox
Fenway Park, Boston, MA
Sun May 05 1974, 3:38 AM EDT
Att: 17,190 - Unknown

AB	40
R	8
H	12
RBI	8
BB	1
SO	4
LOB	14



Batter	1	2	3	4	5	6	7	8	9	AB	R	H	RBI	BB	SO	LOB	BOTTOM			
Tommy Harper, R OBP: 0.238, SLG: 0.224 (1, 10)	P4	FC6-3 1-2		FC5-4 6-3 1B		4-3 1B BB	5-3 4-3 BB										3 2 0 0 2 0 3			
Juan Beniquez, R OBP: 0.295, SLG: 0.347 (1, 8)	4-3		5-3	6-3		B3	4-3										5 0 0 0 0 0 3			
Cecil Cooper, L OBP: 0.320, SLG: 0.393 (1, 3)	K		K	BB 1B		4-3	5-3										5 0 1 1 0 2 3			
Carl Yastrzemski, L OBP: 0.468, SLG: 0.647 (1, 7)		1B 2B 1B	1B HR 1B	FC5 BB		1B BB	G3										3 2 2 0 2 0 2			
Rico Petrocelli, R OBP: 0.288, SLG: 0.265 (1, 5)		2B 1B	HR 1B	FC5 1-2		1-2 2-H 1B		4-3									5 1 3 1 0 0 2			
Dwight Evans, R OBP: 0.393, SLG: 0.620 (1, 9)		FC3-6 1-H 2B	HR		FC4-6 1B	F7	2-3										5 2 3 4 0 0 2			
Dick McAuliffe, L OBP: 0.355, SLG: 0.320 (1, 4)		FC3-6 BB	2B	FC4-6 1-2		SH HR 1B	E1 1B										4 1 2 0 1 0 1			
Bob Montgomery, R OBP: 0.217, SLG: 0.298 Rick Miller, L OBP: 0.365, SLG: 0.340 Carlton Fisk, R OBP: 0.357, SLG: 0.435	(1, 2) (7, PR) (8, 2)	FC3-6 1-2 1B	5-3		K	SH HR	1B										3 0 0 1 0 1 3 0 1 0 0 0 0 0 1 0 1 0 0 0 0			
Rick Burleson, R OBP: 0.429, SLG: 0.833 (1, 6)		FC6-3 1-3 1B		FC5-4 BB		5-3	HR	L1									4 1 2 3 1 0 3			
Inning Stats	R: 0 E: 0 K: 1 S: 5	H: 0 LOB: 0 BB: 0 P: 5	R: 2 E: 0 K: 0 S: 6	H: 4 LOB: 2 BB: 1 P: 10	R: 3 E: 0 K: 1 S: 9	H: 4 LOB: 1 BB: 0 P: 9	R: 1 E: 0 K: 0 S: 4	H: 1 LOB: 2 BB: 2 P: 12	R: 0 E: 1 K: 1 S: 6	H: 1 LOB: 1 BB: 0 P: 6	R: 1 E: 0 K: 0 S: 4	H: 1 LOB: 2 BB: 1 P: 10	R: 0 E: 1 K: 0 S: 5	H: 1 LOB: 2 BB: 0 P: 5	R: 0 E: 0 K: 0 S: 0	H: 0 LOB: 0 BB: 0 P: 0	1B: 10 2B: 2 3B: 0 HR: 2	SF: 0 SAC: 1 DP: 0 HBP: 0	WP: 0 PB: 0 SB: 0 CS: 0	PA: 45
PITCHER	IP WLS BF H R ER SO BB IBB HBP BLK WP HR S P ERA WHIP	IP WLS BF H R ER SO BB IBB HBP BLK WP HR S P ERA WHIP																		
Jim Bibby, R ERA: 4.42 Jackie Brown, R ERA: 7.71 Jim Shellenback, L ERA: 13.5 Lloyd Allen, R ERA: 6.75 Jim Merritt, L ERA: 7.71	(1, 1) 3.0 (3, 1) (6, 1) (6, 1) (7, 1)	2.2 14 2 2 2 1 3 0 0 0 0 0 0 13 25 6.00 1.667																		
Steve Foucault, R ERA: 3.0	(8, 1)	0.1																		

Texas Rangers @ Boston Red Sox
Fenway Park, Boston, MA
Sun May 05 1974, 3:38 AM EDT
Att: 17,190 - Unknown

AB	38
R	10
H	14
RBI	10
BB	6
SO	3
LOB	22



Batter	1	2	3	4	5	6	7	8	9	AB	R	H	RBI	BB	SO	LOB	TOP			
Freddie Patek, R OBP: 0.347, SLG: 0.311										5	0	1	0	0	1	2				
Jim Wohlford, R OBP: 0.367, SLG: 0.364										4	0	0	0	0	1	1				
Amos Otis, R OBP: 0.341, SLG: 0.395										4	2	2	0	0	0	2				
John Mayberry, L OBP: 0.366, SLG: 0.404										3	1	1	2	1	1	2				
Hal McRae, R OBP: 0.376, SLG: 0.576										3	0	1	1	0	1	0				
Cookie Rojas, R OBP: 0.355, SLG: 0.462										4	0	1	0	0	0	5				
Vada Pinson, L OBP: 0.282, SLG: 0.383										4	0	0	0	0	0	1				
Fran Healy, R OBP: 0.321, SLG: 0.584										4	0	1	0	0	2	0				
George Brett, L OBP: 0.455, SLG: 0.818										4	1	2	1	0	0	1				
Inning Stats	R: 0 E: 1 K: 1 S: 7	H: 1 LOB: 3 BB: 0 P: 8	R: 0 E: 0 K: 0 S: 4	H: 1 LOB: 1 BB: 0 P: 4	R: 1 E: 0 K: 0 S: 4	H: 2 LOB: 1 BB: 1 P: 8	R: 0 E: 0 K: 1 S: 5	H: 0 LOB: 0 BB: 0 P: 5	R: 0 E: 0 K: 0 S: 3	H: 0 LOB: 0 BB: 0 P: 3	R: 1 E: 0 K: 1 S: 6	H: 1 LOB: 0 BB: 0 P: 6	R: 2 E: 0 K: 2 S: 10	H: 3 LOB: 1 BB: 0 P: 10	R: 0 E: 0 K: 0 S: 3	H: 1 LOB: 0 BB: 0 P: 3	1B: 5 2B: 2 3B: 0 HR: 2	SF: 0 SAC: 0 DP: 2 HBP: 1	WP: 0 PB: 0 SB: 2 CS: 0	PA: 37
PITCHER Fergie Jenkins, R ERA: 1.88	IP: 9.0 WLS: L BF: 37	H: 9 R: 4 ER: 4 SO: 6	BB: 1 IBB: 0 HBP: 1 BLK: 0	WP: 0 HR: 2 S: 47 P: 52	ERA: 4.00 WHIP: 1.111															

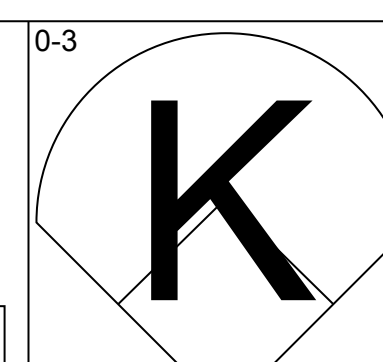
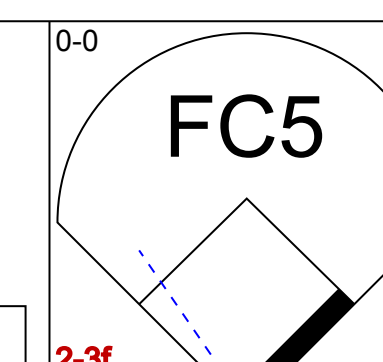
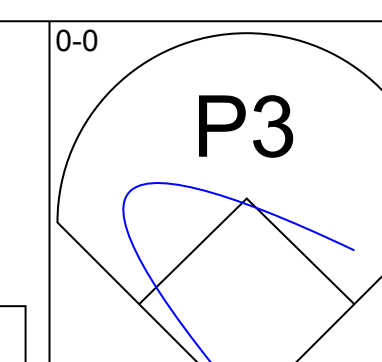
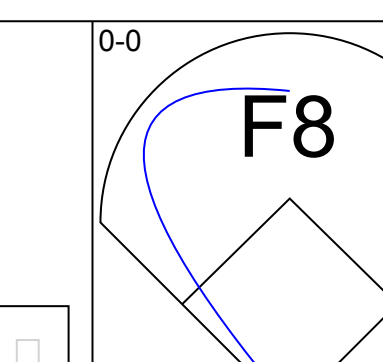
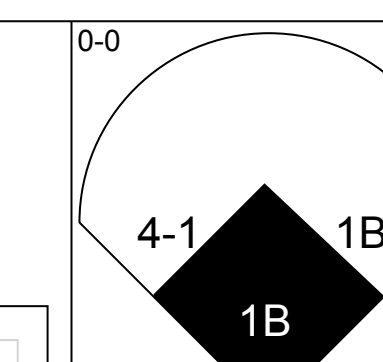
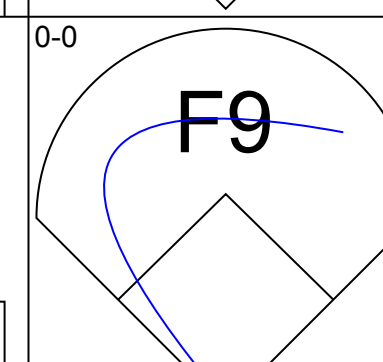
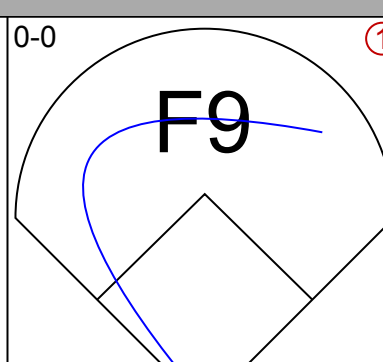
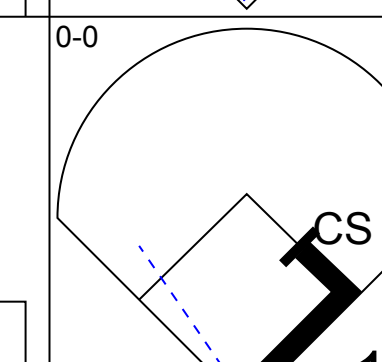
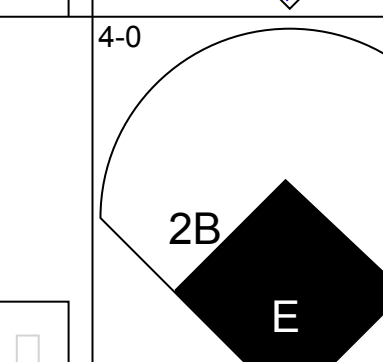
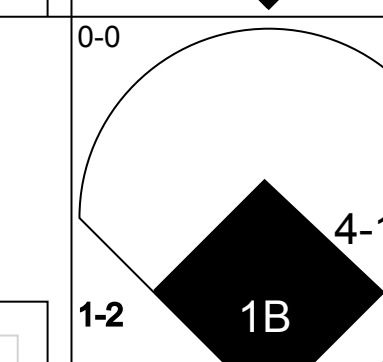
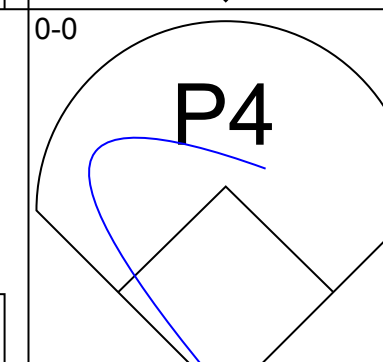
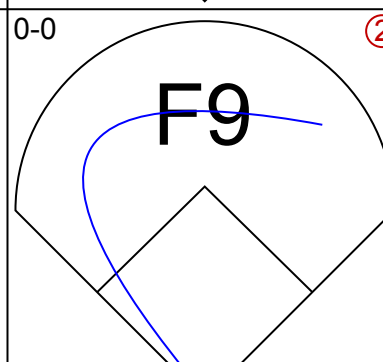
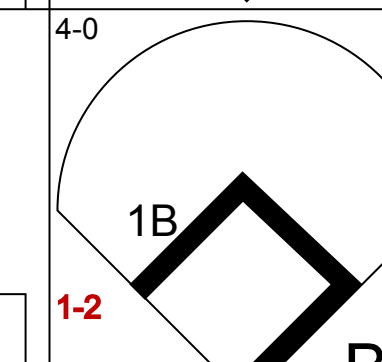
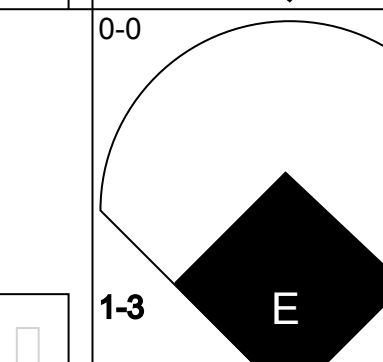
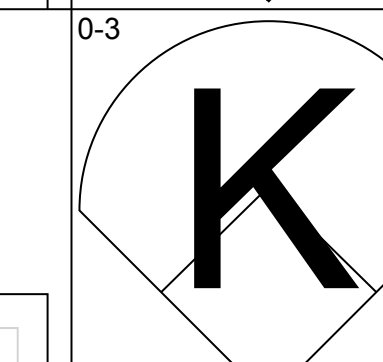
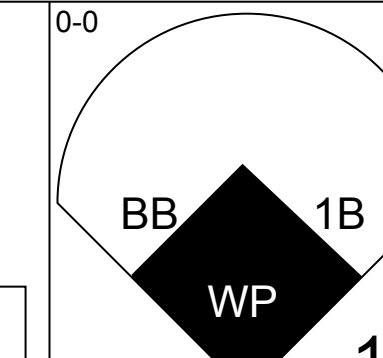
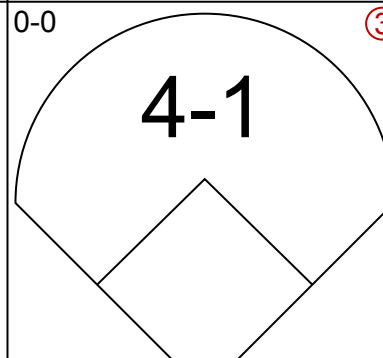
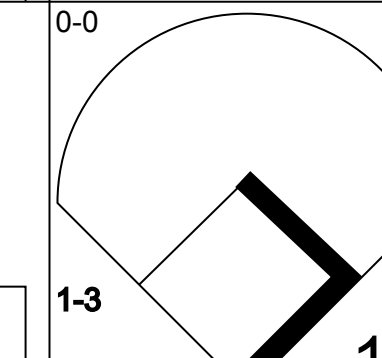
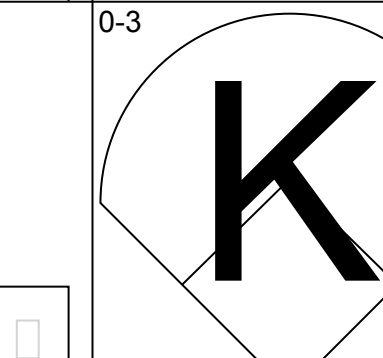
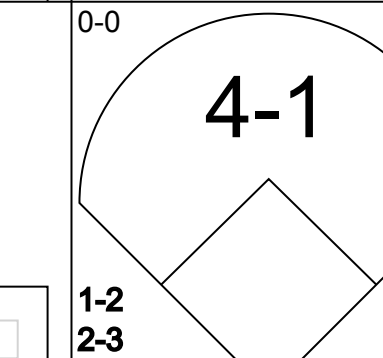

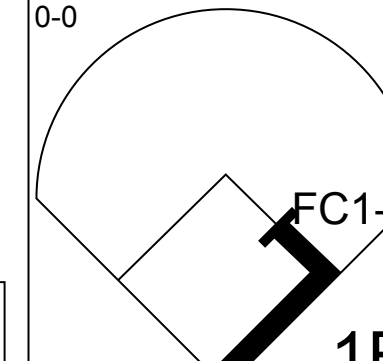
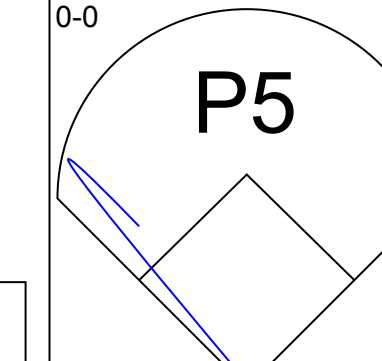
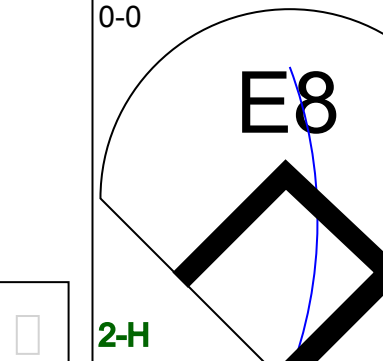
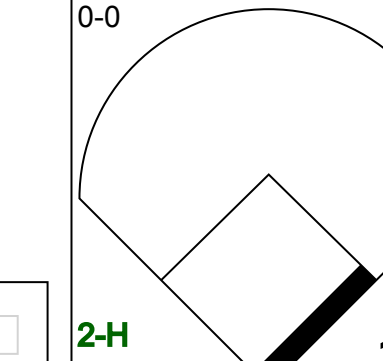
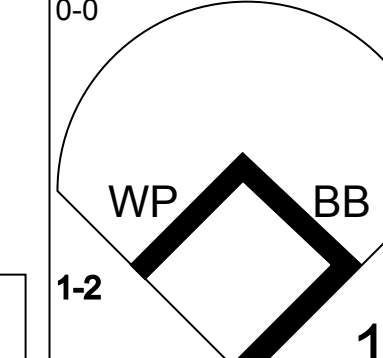
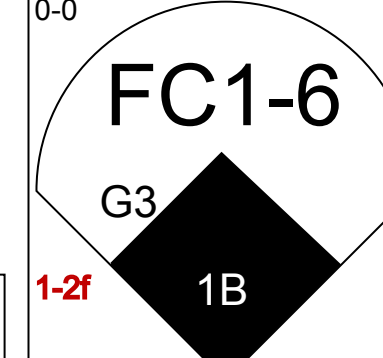
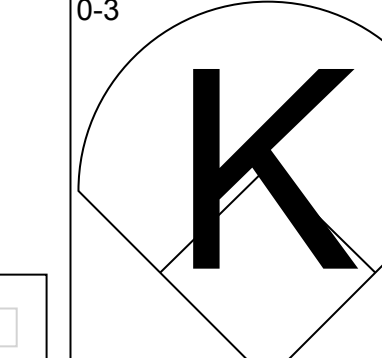
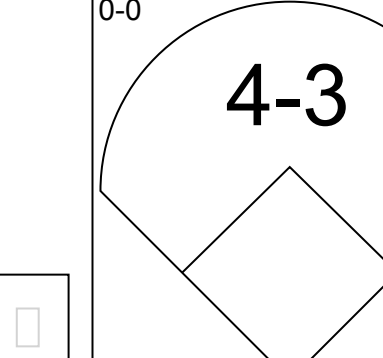
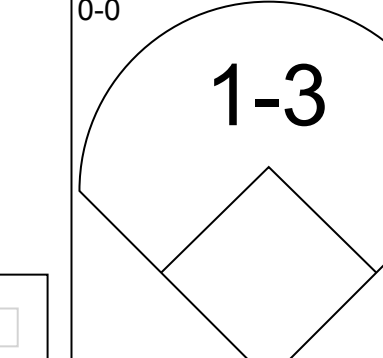
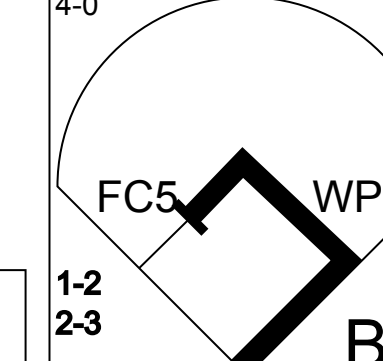
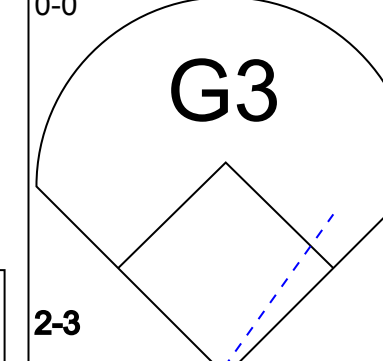
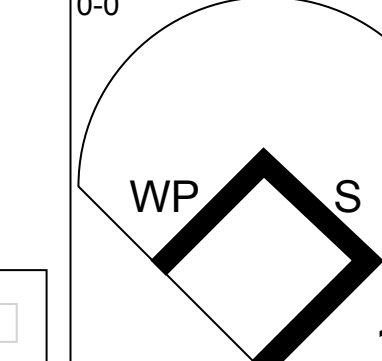
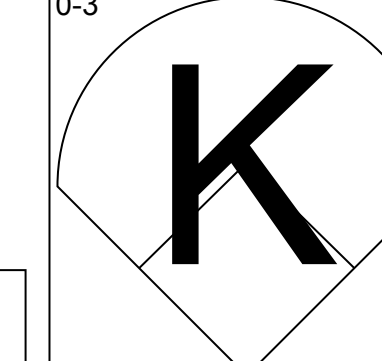

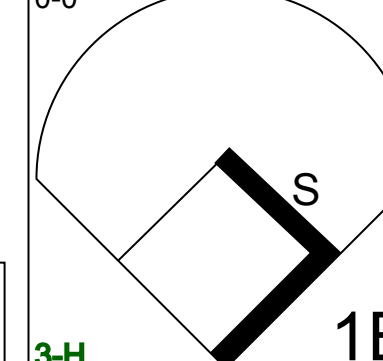
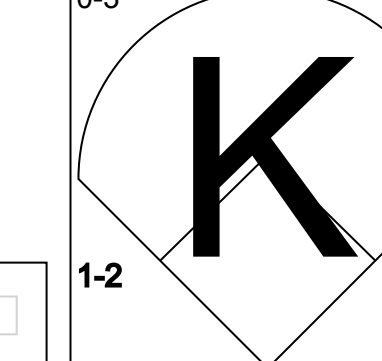
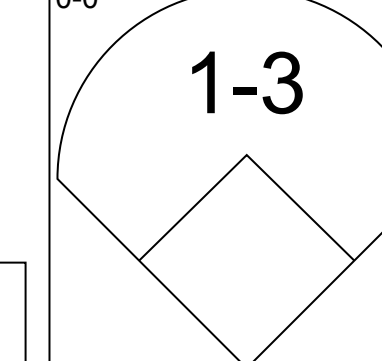
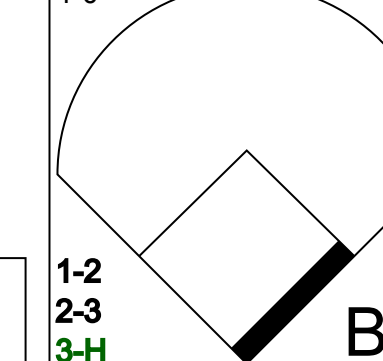
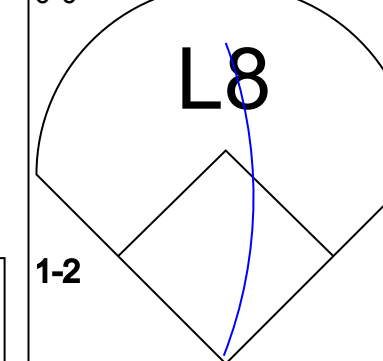
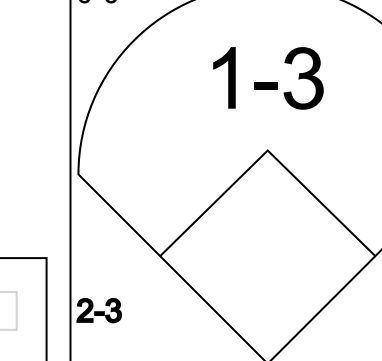
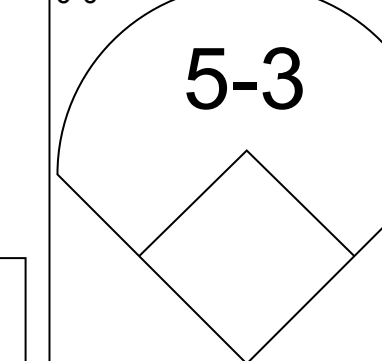
Kansas City Royals @ Texas Rangers
Arlington Stadium, Arlington, TX
Wed May 08 1974, 8:05 PM EDT
Att: 10,466 - Unknown

AB 35
R 4
H 9
RBI 4
BB 1
SO 6
LOB 14

Batter	1	2	3	4	5	6	7	8	9	AB	R	H	RBI	BB	SO	LOB	BOTTOM			
Davey Nelson, R OBP: 0.339, SLG: 0.360										3	0	0	0	1	1	1				
Cesar Tovar, R OBP: 0.255, SLG: 0.289										4	0	0	0	0	2	2				
Alex Johnson, R OBP: 0.346, SLG: 0.322										4	0	2	0	0	1	1				
Jeff Burroughs, R OBP: 0.339, SLG: 0.517										4	0	2	0	0	0	0				
Jim Spencer, L OBP: 0.403, SLG: 0.569										4	1	2	0	0	0	2				
Mike Hargrove, L OBP: 0.422, SLG: 0.509										4	1	1	2	0	2	3				
Duke Sims, L OBP: 0.156, SLG: 0.167										3	0	0	0	0	0	1				
Jim Sundberg, R OBP: 0.333, SLG: 0.315										0	0	0	0	0	0	0				
Toby Harrah, R OBP: 0.303, SLG: 0.302										3	0	0	0	0	0	0				
Lenny Randle, S OBP: 0.388, SLG: 0.391										3	0	1	0	0	0	0				
Inning Stats	R: 0 E: 0 K: 1 S: 4	H: 0 LOB: 0 BB: 1 P: 8	R: 0 E: 0 K: 1 S: 6	H: 1 LOB: 0 BB: 0 P: 6	R: 0 E: 0 K: 1 S: 6	H: 1 LOB: 0 BB: 0 P: 6	R: 0 E: 0 K: 0 S: 4	H: 2 LOB: 1 BB: 0 P: 4	R: 0 E: 0 K: 0 S: 3	H: 0 LOB: 0 BB: 0 P: 3	R: 2 E: 0 K: 0 S: 5	H: 2 LOB: 0 BB: 0 P: 5	R: 0 E: 0 K: 2 S: 7	H: 0 LOB: 0 BB: 0 P: 7	R: 0 E: 0 K: 1 S: 5	H: 0 LOB: 0 BB: 0 P: 5	1B: 7 2B: 0 3B: 0 HR: 1	SF: 0 SAC: 0 DP: 1 HBP: 0	WP: 0 PB: 0 SB: 2 CS: 0	PA: 34
PITCHER Al Fitzmorris, R ERA: 3.21	IP: 7.0 WLS: W BF: 27	H: 8 R: 2 ER: 2 SO: 3	BB: 1 IBB: 0 HBP: 0 BLK: 0	WP: 0 HR: 1 S: 32 P: 36	ERA: 2.57 WHIP: 1.286															
Doug Bird, R ERA: 2.67	IP: 2.0 WLS: W BF: 6	H: 0 R: 0 ER: 0 SO: 3	BB: 0 IBB: 0 HBP: 0 BLK: 0	WP: 0 HR: 0 S: 12 P: 12	ERA: 0.00 WHIP: 0.000															

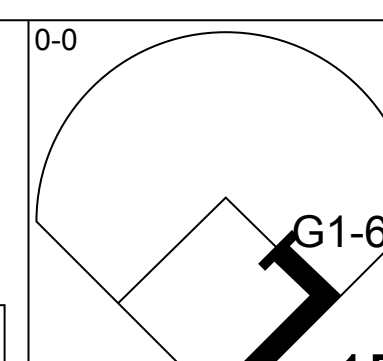
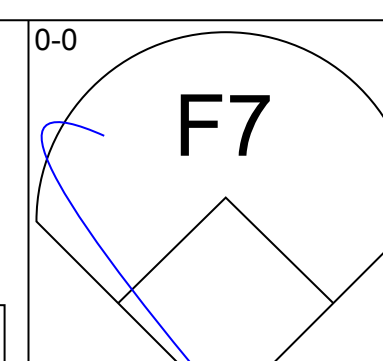
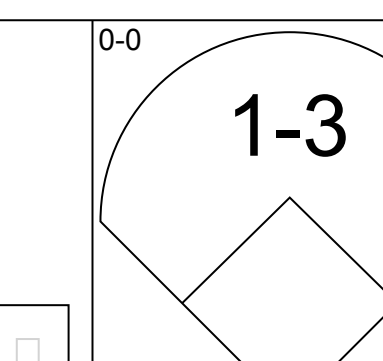
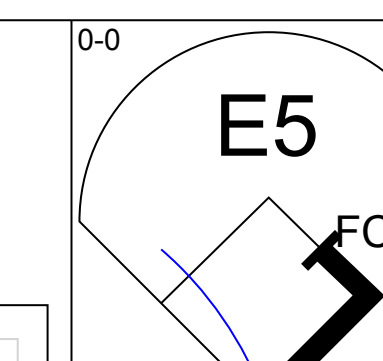
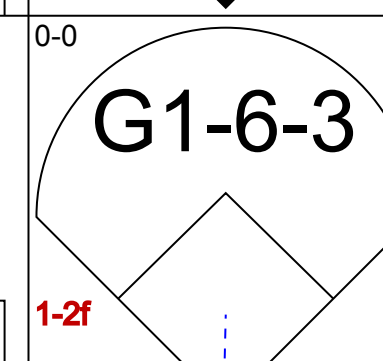
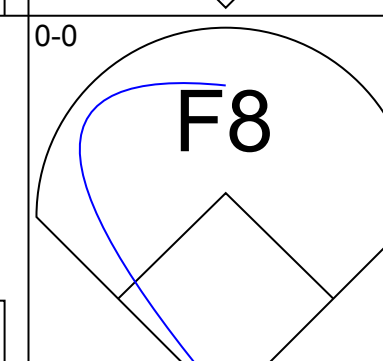
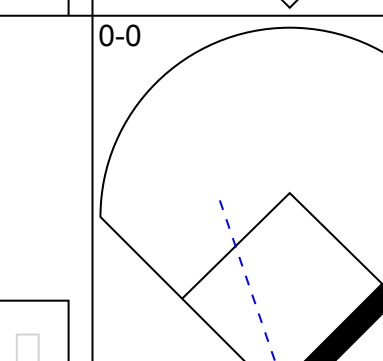
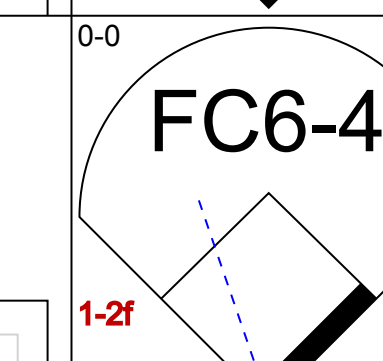
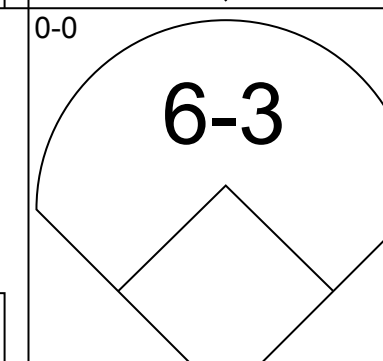
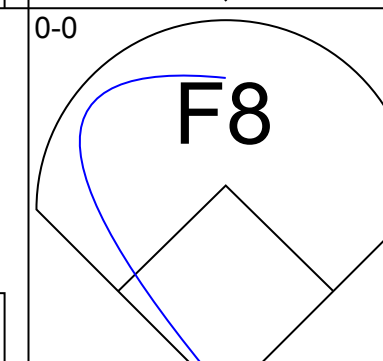
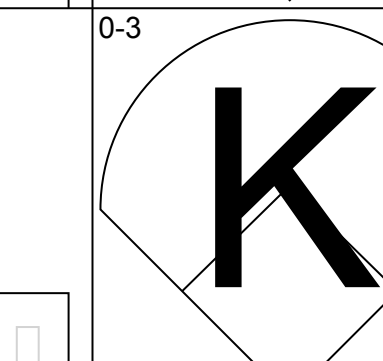
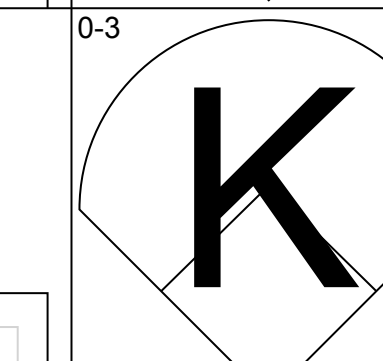
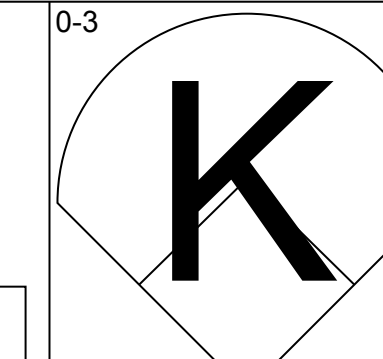
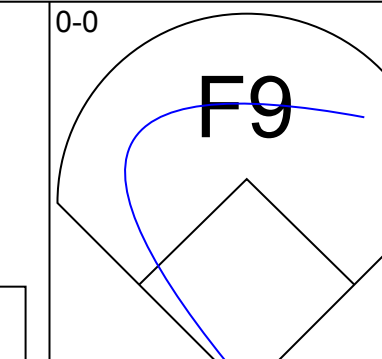
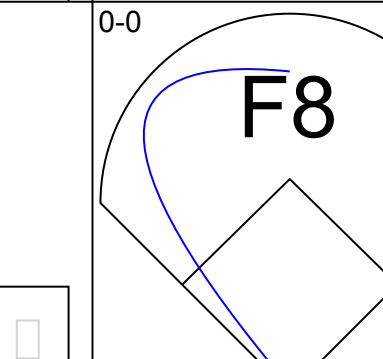
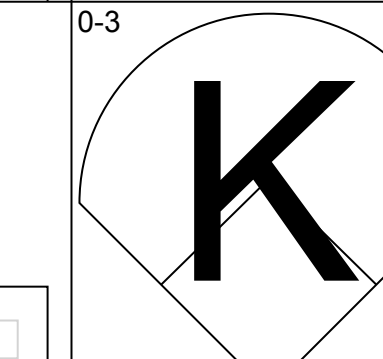
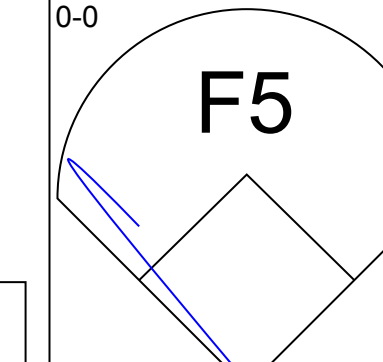
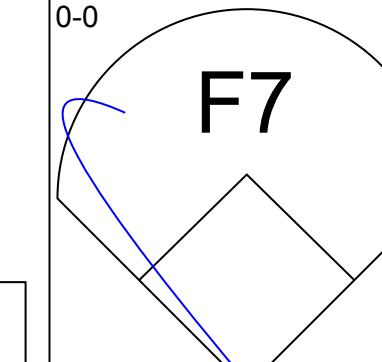
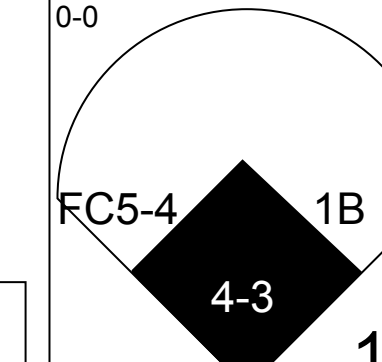
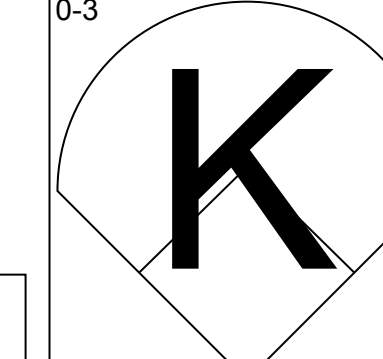
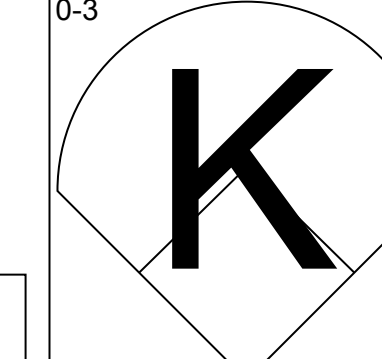
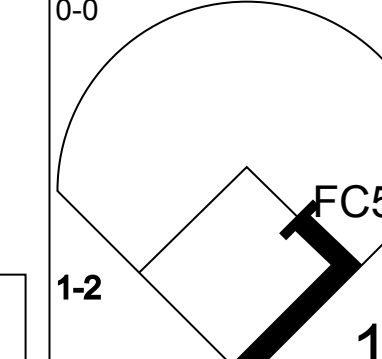
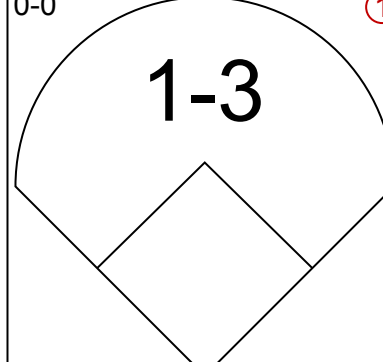
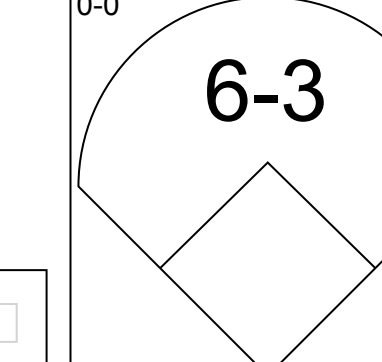
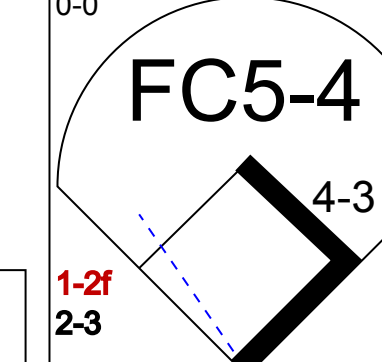
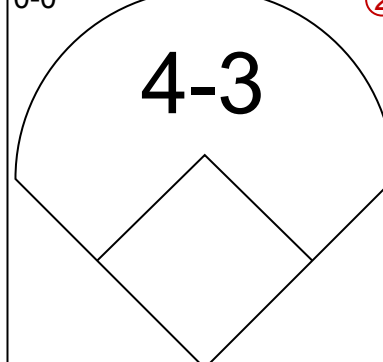
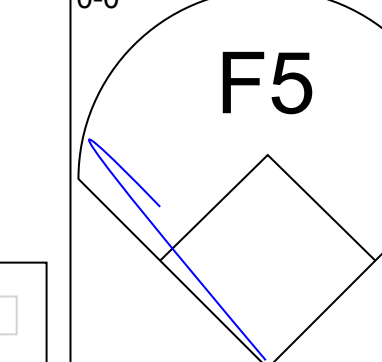
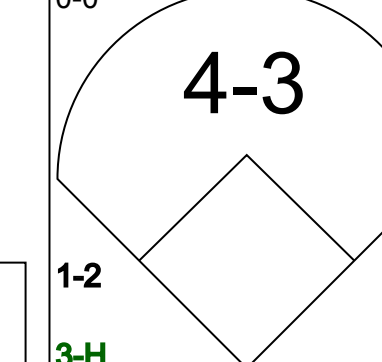
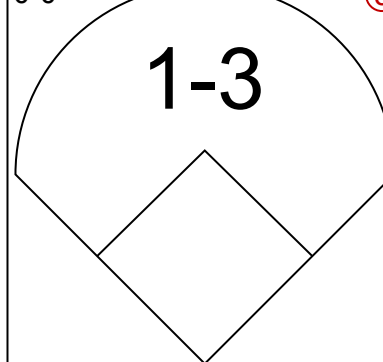
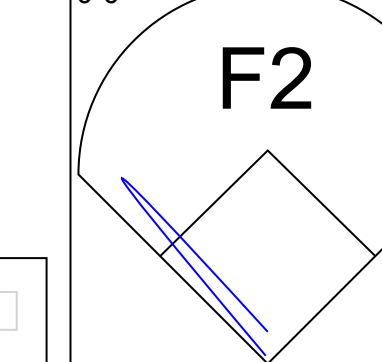
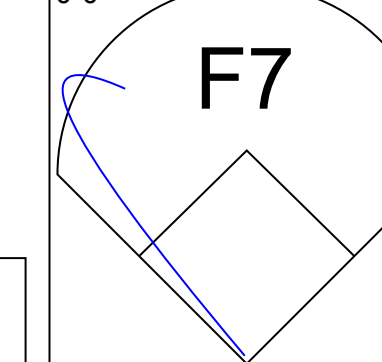
Kansas City Royals @ Texas Rangers
Arlington Stadium, Arlington, TX
Wed May 08 1974, 8:05 PM EDT
Att: 10,466 - Unknown

AB 32
R 2
H 8
RBI 2
BB 1
SO 6
LOB 10

Batter	1	2	3	4	5	6	7	8	9	AB	R	H	RBI	BB	SO	LOB	TOP			
Freddie Patek, R OBP: 0.341, SLG: 0.306 (1, 6)										5	1	1	0	0	1	3	Kansas City Royals @ Texas Rangers Arlington Stadium, Arlington, TX Thu May 09 1974, 8:05 PM EDT Att. 6,456 - Unknown - 62 F			
Jim Wohlford, R OBP: 0.377, SLG: 0.369 (1, 7)										4	2	2	0	1	0	0				
Amos Otis, R OBP: 0.344, SLG: 0.400 Al Cowens, R OBP: 0.231, SLG: 0.280 (1, 8) (9, 8)										4	1	1	0	1	1	2				
John Mayberry, L OBP: 0.368, SLG: 0.404 (1, 3)										5	1	2	0	0	1	4				
Hal McRae, R OBP: 0.378, SLG: 0.567 (1, 10)										5	0	2	2	0	1	3				
Cookie Rojas, R OBP: 0.348, SLG: 0.450 (1, 4)										5	1	1	0	0	1	3				
Vada Pinson, L OBP: 0.292, SLG: 0.381 (1, 9)										3	0	1	0	1	1	1				
Fran Healy, R OBP: 0.318, SLG: 0.568 (1, 2)										4	0	1	1	0	2	4				
George Brett, L OBP: 0.400, SLG: 0.643 (1, 5)										3	0	0	0	1	0	2				
Inning Stats	R: 0 E: 0 K: 1 S: 5	H: 0 LOB: 0 BB: 0 P: 5	R: 1 E: 0 K: 2 S: 9	H: 2 LOB: 3 BB: 2 P: 17	R: 0 E: 0 K: 0 S: 3	H: 0 LOB: 0 BB: 0 P: 3	R: 1 E: 1 K: 0 S: 5	H: 2 LOB: 1 BB: 0 P: 5	R: 0 E: 0 K: 0 S: 4	H: 2 LOB: 2 BB: 1 P: 8	R: 2 E: 1 K: 1 S: 7	H: 1 LOB: 1 BB: 1 P: 11	R: 0 E: 0 K: 1 S: 5	H: 0 LOB: 0 BB: 0 P: 5	R: 2 E: 0 K: 1 S: 8	H: 3 LOB: 1 BB: 0 P: 8	1B: 10 2B: 1 3B: 0 HR: 0	SF: 0 SAC: 0 DP: 0 HBP: 0	WP: 2 PB: 0 SB: 2 CS: 1	PA: 42
PITCHER Jim Bibby, R ERA: 4.36 (1, 1)	IP: 9.0 WLS: L BF: 42	H: 11 R: 6 ER: 4 SO: 8	BB: 4 IBB: 0 HBP: 0 BLK: 0	WP: 2 HR: 0 S: 54 P: 70	ERA: 4.00 WHIP: 1.667	PITCHER										IP: 9.0 WLS: W BF: 31	H: 4 R: 1 ER: 1 SO: 6	BB: 0 IBB: 0 HBP: 0 BLK: 0	WP: 0 HR: 0 S: 43 P: 43	ERA: 1.00 WHIP: 0.444

AB	38
R	6
H	11
RBI	3
BB	4
SO	8
LOB	22




Batter	1	2	3	4	5	6	7	8	9	AB	R	H	RBI	BB	SO	LOB	BOTTOM			
Davey Nelson, R OBP: 0.341, SLG: 0.363 Cesar Tovar, R OBP: 0.245, SLG: 0.277 (1, 4) (7, PH) (8, 7)										2	0	1	0	0	0	0	Kansas City Royals @ Texas Rangers Arlington Stadium, Arlington, TX Thu May 09 1974, 8:05 PM EDT Att. 6,456 - Unknown - 62 F			
Toby Harrah, R OBP: 0.301, SLG: 0.300 (1, 6)										4	0	1	0	0	0	2				
Alex Johnson, R OBP: 0.341, SLG: 0.317 Larry Brown, R OBP: 0.250, SLG: 0.182 (1, 7) (7, PH) (8, 4)										2	0	0	0	0	0	0				
Jeff Burroughs, R OBP: 0.328, SLG: 0.500 (1, 9)										4	0	0	0	0	2	2				
Mike Hargrove, L OBP: 0.318, SLG: 0.500 (1, 3)										3	1	1	0	0	0	0				
Duke Sims, L OBP: 0.182, SLG: 0.190 (1, 2)										3	0	1	0	0	2	0				
Tom Grieve, R OBP: 0.345, SLG: 0.487 (1, 10)										3	0	0	0	0	0	2				
Joe Lovitto, S OBP: 0.167, SLG: 0.171 (1, 8)										3	0	0	1	0	0	1				
Lenny Randle, S OBP: 0.365, SLG: 0.367 (1, 5)										3	0	0	0	0	0	1				
Inning Stats	R: 0 E: 0 K: 0 S: 3	H: 1 LOB: 0 BB: 0 P: 3	R: 0 E: 0 K: 2 S: 7	H: 0 LOB: 0 BB: 0 P: 7	R: 0 E: 0 K: 0 S: 3	H: 0 LOB: 0 BB: 0 P: 3	R: 0 E: 0 K: 0 S: 3	H: 0 LOB: 0 BB: 0 P: 3	R: 0 E: 0 K: 1 S: 6	H: 1 LOB: 1 BB: 0 P: 6	R: 1 E: 0 K: 0 S: 5	H: 2 LOB: 1 BB: 0 P: 5	R: 0 E: 1 K: 2 S: 8	H: 0 LOB: 1 BB: 0 P: 8	1B: 4 2B: 0 3B: 0 HR: 0	SF: 0 SAC: 0 DP: 1 HBP: 0	WP: 0 PB: 0 SB: 0 CS: 0	PA: 31		
PITCHER Marty Pattin, R ERA: 4.88 (1, 1)	IP: 9.0 WLS: W BF: 31	H: 4 R: 1 ER: 1 SO: 6	BB: 0 IBB: 0 HBP: 0 BLK: 0	WP: 0 HR: 0 S: 43 P: 43	ERA: 1.00 WHIP: 0.444	PITCHER										IP: 9.0 WLS: W BF: 31	H: 4 R: 1 ER: 1 SO: 6	BB: 0 IBB: 0 HBP: 0 BLK: 0	WP: 0 HR: 0 S: 43 P: 43	ERA: 1.00 WHIP: 0.444



Batter	1	2	3	4	5	6	7	8	9	10	11	12	13	14	AB	R	H	RBI	BB	SO	LOB	TOP					
Pat Kelly, L OBP: 0.368, SLG: 0.380 (1.9)															6	2	2	0	0	1	3						
Carlos May, L OBP: 0.284, SLG: 0.292 (1.7)															5	0	1	0	2	3	3						
Dick Allen, R OBP: 0.390, SLG: 0.490 (1.3)															7	2	2	2	0	3	7						
Bill Melton, R OBP: 0.322, SLG: 0.343 Jorge Orta, L OBP: 0.251, SLG: 0.308 (12. PR) (12.4)															5	0	1	2	1	0	4						
Ken Henderson, S OBP: 0.411, SLG: 0.486 (1.8)															7	1	1	0	0	3	5						
Ron Santo, R OBP: 0.344, SLG: 0.295 (1.4) (12.5)															7	0	2	0	0	1	2						
Jerry Hairston, S OBP: 0.133, SLG: 0.143 (1.10)															6	1	1	1	0	2	3						
Ed Herrmann, L OBP: 0.344, SLG: 0.439 (1.2)															5	0	0	0	1	2	2						
Bucky Dent, R OBP: 0.242, SLG: 0.349 Tony Muser, L OBP: 0.375, SLG: 0.438 Eddie Leon, R OBP: 0.179, SLG: 0.120 (7. PH) (7.6)															1	1	1	1	0	0	0						
Inning Stats	R: 2 E: 0 K: 2 S: 9	H: 2 LOB: 1 BB: 1 P: 13	R: 1 E: 0 K: 1 S: 6	H: 1 LOB: 0 BB: 0 P: 6	R: 0 E: 0 K: 1 S: 4	H: 0 LOB: 0 BB: 1 P: 8	R: 1 E: 0 K: 1 S: 4	H: 2 LOB: 0 BB: 0 P: 4	R: 1 E: 1 K: 1 S: 7	H: 1 LOB: 1 BB: 0 P: 7	R: 0 E: 0 K: 1 S: 5	H: 0 LOB: 0 BB: 0 P: 5	R: 0 E: 0 K: 1 S: 5	H: 0 LOB: 0 BB: 0 P: 5	R: 0 E: 0 K: 2 S: 7	H: 1 LOB: 2 BB: 1 P: 8	R: 0 E: 0 K: 2 S: 8	H: 1 LOB: 1 BB: 0 P: 8	R: 0 E: 1 K: 0 S: 3	H: 0 LOB: 0 BB: 0 P: 3	R: 1 E: 0 K: 1 S: 7	H: 2 LOB: 1 BB: 0 P: 7	1B: 7 2B: 5 3B: 0 HR: 1	SF: 1 SAC: 1 DP: 1 HBP: 0	WP: 0 PB: 0 SB: 1 CS: 1	PA: 61	
PITCHER	IP	WLS	BF	H	R	ER	SO	BB	IBB	HBP	BLK	WP	HR	S	P	ERA	WHIP										
Steve Bahnsen, R ERA: 3.83	(1.1)	6.0	26	6	6	5	6	3	0	0	0	0	0	35	47	7.50	1.500										
Steve Foucault, R ERA: 2.1	(7.1)	8.0	34	7	2	2	9	2	0	0	0	0	0	50	58	2.25	1.125										

Chicago White Sox @ Texas Rangers
Arlington Stadium, Arlington, TX
Fri May 10 1974, 8:05 PM EDT
Att. 28,157 - Unknown - 80 F


AB 53
R 8
H 13
RBI 7
BB 5
SO 15
LOB 29



Batter	1	2	3	4	5	6	7	8	9	10	11	12	13	14	AB	R	H	RBI	BB	SO	LOB	BOTTOM								
Davey Nelson, R OBP: 0.339, SLG: 0.360 Cesar Tovar, R OBP: 0.299, SLG: 0.288 (4.8)															1	0	0	0	1	0										
Toby Harrah, R OBP: 0.292, SLG: 0.284 (1.6)															6	1	0	0	1	0	2									
Alex Johnson, R OBP: 0.346, SLG: 0.323 (1.7)															7	1	3	1	0	0	1									
Jeff Burroughs, R OBP: 0.321, SLG: 0.488 (1.9)															5	0	1	1	0	1	1									
Mike Hargrove, L OBP: 0.438, SLG: 0.500 (1.3)															4	1	2	0	2	1	2									
Tom Grieve, R OBP: 0.348, SLG: 0.488 (1.10)															4	1	1	0	1	1	3									
Lenny Randle, S OBP: 0.398, SLG: 0.360 Leo Cardenas, R OBP: 0.714, SLG: 0.667 (4.5)															1	0	0	0	0	2										
Larry Brown, R OBP: 0.233, SLG: 0.148 (4.4)															5	1	0	1	1	1	5									
Jim Sundberg, R OBP: 0.304, SLG: 0.283 (1.2)															6	0	0	0	0	1	3									
Inning Stats	R: 0 E: 0 K: 1 S: 5	H: 0 LOB: 0 BB: 0 P: 5	R: 0 E: 0 K: 0 S: 3	H: 1 LOB: 1 BB: 1 P: 7	R: 0 E: 0 K: 1 S: 6	H: 0 LOB: 1 BB: 0 P: 6	R: 1 E: 1 K: 1 S: 10	H: 3 LOB: 2 BB: 0 P: 10	R: 1 E: 2 K: 0 S: 5	H: 1 LOB: 1 BB: 0 P: 5	R: 5 E: 0 K: 0 S: 6	H: 3 LOB: 3 BB: 3 P: 18	R: 0 E: 0 K: 0 S: 3	H: 0 LOB: 0 BB: 0 P: 3	R: 0 E: 0 K: 1 S: 5	H: 0 LOB: 0 BB: 0 P: 5	R: 0 E: 0 K: 0 S: 2	H: 0 LOB: 1 BB: 2 P: 10	R: 0 E: 0 K: 1 S: 5	H: 0 LOB: 0 BB: 0 P: 5	R: 0 E: 0 K: 0 S: 4	H: 1 LOB: 1 BB: 0 P: 4	R: 0 E: 0 K: 0 S: 3	H: 1 LOB: 0 BB: 0 P: 3	R: 0 E: 0 K: 0 S: 3	H: 1 LOB: 0 BB: 0 P: 3	1B: 10 2B: 2 3B: 0 HR: 0	SF: 1 SAC: 2 DP: 4 HBP: 0	WP: 0 PB: 0 SB: 0 CS: 1	PA: 58
PITCHER	IP	WLS	BF	H	R	ER	SO	BB	IBB	HBP	BLK	WP	HR	S	P	ERA	WHIP													
Stan Bahnsen, R ERA: 3.39	(1.1)	5.0	25	6	5	4	4	2	0	0	0	0	0	31	39	7.20	1.600													
Cy Acosta, R ERA: 5.19	(6.1)	0.1	4	1	0	0	0	2	0	0	0	0	0	2	10	0.00	9.000													
Terry Forster, L ERA: 3.73	(6.1)	8.2	28	4	2	2	2	1	1	0	0	0	0	30	38	2.08	0.577													

Chicago White Sox @ Texas Rangers
Arlington Stadium, Arlington, TX
Fri May 10 1974, 8:05 PM EDT
Att. 28,157 - Unknown - 80 F

AB 48
R 7
H 11
RBI 6
BB 6
SO 6
LOB 21



Batter	1	2	3	4	5	6	7	8	9	AB	R	H	RBI	BB	SO	LOB	TOP					
Buddy Bradford, R OBP: 0.389, SLG: 0.475 (1, 9)	0-0 CS 1B		0-0 6-3		0-0 6-3			0-0 F8		4	0	1	0	0	0	1						
Pat Kelly, L OBP: 0.352, SLG: 0.361 (1, 10)	0-3 K 1-2		0-0 P6			0-0 F7		0-0 F8		4	0	0	0	0	1	2						
Dick Allen, R OBP: 0.393, SLG: 0.490 (1, 3)	0-0 6-3			0-0 1B 1B		0-0 5-3			0-0 1B	4	1	2	0	0	0	0						
Bill Melton, R OBP: 0.320, SLG: 0.339 (1, 5)		0-0 P4		0-0 1B G4-3 1B		0-0 F8			0-0 P4	4	1	1	0	0	0	1						
Ron Santo, R OBP: 0.341, SLG: 0.294 (1, 4)	0-3 K		0-0 G4-3 1B			0-0 F8			0-0 F8	4	0	1	1	0	1	1						
Carlos May, L OBP: 0.302, SLG: 0.310 (1, 7)	0-0 2B		0-0 G4-3 1B			0-0 1B			0-0 F8	4	0	2	0	0	0	2						
Ken Henderson, S OBP: 0.402, SLG: 0.473 (1, 8)	0-0 P6		0-0 6-3			0-0 F8				3	0	0	0	0	0	2						
Brian Downing, R OBP: 0.489, SLG: 0.784 (1, 2)			0-0 E3 SH3-4 1B		0-0 5-3			0-0 F9		3	0	1	0	0	0	1						
Bucky Dent, R OBP: 0.235, SLG: 0.338 (1, 6)			0-0 SH3-4 2-3		0-0 P4			0-0 F8		2	0	0	0	0	0	0						
Inning Stats	R: 0 E: 0 K: 1 S: 5	H: 1 LOB: 0 BB: 0 P: 5	R: 0 E: 0 K: 1 S: 6	H: 1 LOB: 1 BB: 0 P: 6	R: 0 E: 1 K: 0 S: 4	H: 1 LOB: 1 BB: 0 P: 4	R: 2 E: 0 K: 0 S: 5	H: 3 LOB: 0 BB: 0 P: 5	R: 0 E: 0 K: 0 S: 3	H: 0 LOB: 0 BB: 0 P: 3	R: 0 E: 0 K: 0 S: 4	H: 1 LOB: 1 BB: 0 P: 4	R: 0 E: 0 K: 0 S: 3	H: 0 LOB: 0 BB: 0 P: 3	R: 0 E: 0 K: 0 S: 4	H: 1 LOB: 1 BB: 0 P: 4	R: 0 E: 0 K: 0 S: 4	H: 1 LOB: 1 BB: 0 P: 4	1B: 7 2B: 2 3B: 0 HR: 0	SF: 0 SAC: 1 DP: 2 HBP: 0	WP: 0 PB: 0 SB: 0 CS: 1	PA: 33
PITCHER David Clyde, L ERA: 2.84 (1, 1)	IP: 9.0 WLS: W BF: 33 H: 8 R: 2 ER: 2 SO: 2 BB: 0 IBB: 0 HBP: 0 BLK: 0 WP: 0 HR: 0 S: 37 P: 37 ERA: 2.00 WHIP: 0.889																					

Chicago White Sox @ Texas Rangers
Arlington Stadium, Arlington, TX
Sat May 11 1974, 8:05 PM EDT
Att: 18,762 - Unknown - 80 F

AB 32
R 2
H 8
RBI 1
BB 0
SO 2
LOB 10





Batter	1	2	3	4	5	6	7	8	9	AB	R	H	RBI	BB	SO	LOB	BOTTOM					
Cesar Tovar, R OBP: 0.276, SLG: 0.291 (1, 9)	4-0 2B BB		0-0 L8		0-0 1B FC1 1B		0-0 P6			3	2	1	0	1	0	1						
Toby Harrah, R OBP: 0.299, SLG: 0.300 (1, 5)	0-0 F8 1B 2B		0-0 F9		0-0 E 1B		0-0 6-3			4	1	2	1	0	0	0						
Alex Johnson, R OBP: 0.336, SLG: 0.313 (1, 7)	0-0 F8 2-3		0-0 6-3		0-0 FC1 G6-4-3 1B			0-0 F3		4	0	0	0	0	0	2						
Jeff Burroughs, R OBP: 0.319, SLG: 0.481 (1, 3)	0-0 F9		0-0 FC5-4 1B		0-0 F9			0-0 6-3		4	0	1	0	0	0	3						
Tom Grieve, R OBP: 0.344, SLG: 0.477 (1, 10)	0-0 FC4 1B		0-0 FC5-4 1-2		0-0 G6-4-3 1-2			0-0 F8		4	0	1	1	0	0	3						
Leo Cardenas, R OBP: 0.600, SLG: 0.556 (1, 6)	0-0 FC4 1-2			0-0 F9		0-0 G5-4-3 1B				3	0	1	0	0	0	1						
Larry Brown, R OBP: 0.242, SLG: 0.167 (1, 4)		0-0 5-3		0-0 1B		0-0 G5-4-3 1-2				3	0	1	0	0	0	1						
Joe Lovitto, S OBP: 0.162, SLG: 0.167 (1, 8)		0-0 1-3		0-0 P4		0-0 1-3				2	0	0	0	0	0	1						
Mike Hargrove, L OBP: 0.432, SLG: 0.492 (6, 3)										1	0	0	0	0	0	0						
Jim Sundberg, R OBP: 0.306, SLG: 0.302 (1, 2)		0-0 2B		0-0 F3			0-0 L7			3	0	1	0	0	0	1						
Inning Stats	R: 2 E: 0 K: 0 S: 5	H: 2 LOB: 1 BB: 1 P: 9	R: 0 E: 0 K: 0 S: 4	H: 1 LOB: 1 BB: 0 P: 4	R: 0 E: 0 K: 0 S: 4	H: 1 LOB: 1 BB: 0 P: 4	R: 0 E: 0 K: 0 S: 4	H: 1 LOB: 1 BB: 0 P: 4	R: 1 E: 1 K: 0 S: 5	H: 2 LOB: 1 BB: 0 P: 5	R: 0 E: 0 K: 0 S: 3	H: 1 LOB: 0 BB: 0 P: 3	R: 0 E: 0 K: 0 S: 3	H: 0 LOB: 0 BB: 0 P: 3	R: 0 E: 0 K: 0 S: 3	H: 0 LOB: 0 BB: 0 P: 3	R: 0 E: 0 K: 0 S: 3	H: 0 LOB: 0 BB: 0 P: 3	1B: 6 2B: 2 3B: 0 HR: 0	SF: 0 SAC: 0 DP: 2 HBP: 0	WP: 0 PB: 0 SB: 0 CS: 0	PA: 32
PITCHER Jim Kaat, L ERA: 3.43 (1, 1)	IP: 8.0 WLS: L BF: 32 H: 8 R: 3 ER: 2 SO: 0 BB: 1 IBB: 0 HBP: 0 BLK: 0 WP: 0 HR: 0 S: 31 P: 35 ERA: 2.25 WHIP: 1.125																					

Chicago White Sox @ Texas Rangers
Arlington Stadium, Arlington, TX
Sat May 11 1974, 8:05 PM EDT
Att: 18,762 - Unknown - 80 F

AB 31
R 3
H 8
RBI 2
BB 1
SO 0
LOB 13



Batter	1	2	3	4	5	6	7	8	9	AB	R	H	RBI	BB	SO	LOB	TOP			
Pat Kelly, L OBP: 0.358, SLG: 0.402 (1,9)	0-0 2-3		0-0 1-H HR		0-0 F7			0-0 G3 SH5-3 1B		4	1	2	2	0	0	1	Chicago White Sox @ Texas Rangers Arlington Stadium, Arlington, TX Sun May 12 1974, 4:33 AM EDT Att: 14,140 - Unknown AB 32 R 5 H 9 RBI 5 BB 1 SO 2 LOB 8 			
Jorge Orta, L OBP: 0.282, SLG: 0.321 (1,4)	0-0 F7		0-0 1B 2B			0-0 3-1		0-0 SH5-3		3	1	1	0	0	0	0				
Tony Muser, L OBP: 0.350, SLG: 0.400 (1,3)	0-0 F5		0-0 2-H 1B			0-0 F9		0-0 G3		4	0	1	1	0	0	1				
Bill Melton, R OBP: 0.318, SLG: 0.336 (1,5)		0-0 F9	0-0 CS 1-2	0-0 CS 1B		0-0 5-3		0-0 F7		4	0	1	0	0	0	1				
Carlos May, L OBP: 0.300, SLG: 0.301 (1,7)	0-0 L4			0-0 FC1-5-6 CS			4-0 2B BB		0-0 F9	3	1	0	0	1	0	1				
Ken Henderson, S OBP: 0.397, SLG: 0.474 (1,8)	0-0 4-3			0-0 F5 1-2			0-0 4-3 1B 2B		0-0 F7	4	1	1	1	0	0	1				
Jerry Hairston, S OBP: 0.105, SLG: 0.111 (1,10)			0-0 6-3		0-0 3-1		0-0 4-3		0-3 K	4	0	0	0	0	1	1				
Ed Herrmann, L OBP: 0.355, SLG: 0.447 (1,2)			0-3 K		0-0		0-0 G6-4-3 1B			3	0	2	1	0	1	0				
Bucky Dent, R OBP: 0.239, SLG: 0.338 (1,6)			0-0 S HR 1B		0-0 F3		0-0 G6-4-3 1-2			3	1	1	0	0	0	2				
Inning Stats	R: 0 E: 0 K: 0 S: 3	H: 0 LOB: 0 BB: 0 P: 3	R: 0 E: 0 K: 0 S: 3	H: 0 LOB: 0 BB: 0 P: 3	R: 3 E: 0 K: 1 S: 8	H: 4 LOB: 0 BB: 0 P: 8	R: 0 E: 0 K: 0 S: 3	H: 1 LOB: 0 BB: 0 P: 3	R: 0 E: 0 K: 0 S: 4	H: 1 LOB: 1 BB: 0 P: 4	R: 0 E: 0 K: 0 S: 4	H: 2 LOB: 0 BB: 1 P: 8	R: 0 E: 0 K: 1 S: 5	H: 1 LOB: 0 BB: 0 P: 4	R: 0 E: 0 K: 1 S: 5	H: 0 LOB: 0 BB: 0 P: 5	1B: 6 2B: 2 3B: 0 HR: 1	SF: 0 SAC: 1 DP: 1 HBP: 0	WP: 0 PB: 0 SB: 1 CS: 2	PA: 35
PITCHER Fergie Jenkins, R ERA: 2.23 (1,1)	IP: 9.0 WLS: L BF: 34 H: 9 R: 5 ER: 5 SO: 2 BB: 1 IBB: 0 HBP: 0 BLK: 0 WP: 0 HR: 1 S: 37 P: 41 ERA: 5.00 WHIP: 1.111															PITCHER	IP: 9.0 WLS: L BF: 34 H: 9 R: 5 ER: 5 SO: 2 BB: 1 IBB: 0 HBP: 0 BLK: 0 WP: 0 HR: 1 S: 37 P: 41 ERA: 5.00 WHIP: 1.111			

Batter	1	2	3	4	5	6	7	8	9	AB	R	H	RBI	BB	SO	LOB	BOTTOM			
Cesar Tovar, R OBP: 0.270, SLG: 0.283 (1,8)	0-0 SH1-4 1B		0-0 F8			0-0 B5-3		0-0 F3	0-0 G1-6-3	5	1	1	0	0	0	2	Chicago White Sox @ Texas Rangers Arlington Stadium, Arlington, TX Sun May 12 1974, 4:33 AM EDT Att: 14,140 - Unknown AB 32 R 4 H 8 RBI 4 BB 3 SO 6 LOB 11 			
Toby Harrah, R OBP: 0.307, SLG: 0.303 (1,5)	0-0 SH1-4 1-2		0-0 S 1B			0-0 F8		4-0 1B BB		2	2	1	0	1	0	0				
Alex Johnson, R OBP: 0.340, SLG: 0.319 (1,7)	0-0 P4		0-0 1-H 1B			0-0 F9		0-0 2B 1B		4	1	2	1	0	0	1				
Jeff Burroughs, R OBP: 0.324, SLG: 0.489 (1,9)	0-0		0-0 PO	0-3 K		0-0 F7		0-0 1-H 2B		4	0	2	3	0	1	0				
Tom Grieve, R OBP: 0.351, SLG: 0.466 (1,10)	0-3 K			4-0 G6-4-3 BB		0-0 E5 1B		1-0 HBP		2	0	0	0	1	1	1				
Leo Cardenas, R OBP: 0.500, SLG: 0.462 (1,6)		0-0 6-3		0-0 G6-4-3 1-2		0-0 1-2 1B		0-0 5-3		4	0	1	0	0	0	3				
Mike Hargrove, L OBP: 0.310, SLG: 0.464 (1,3)		0-0 G3			0-0 G3		0-3 K		0-0 P6	4	0	0	0	0	1	2				
Larry Brown, R OBP: 0.243, SLG: 0.152 (9, PR) Lenny Randle, S OBP: 0.358, SLG: 0.360 (9, PR)		0-0 5-3			0-0 B1-3		0-3 K		4-0 1B BB	3	0	0	0	1	1	2				
Jim Sundberg, R OBP: 0.293, SLG: 0.288 (9, PH) Duke Sims, L OBP: 0.217, SLG: 0.227 (9, PH)			0-3 K		0-0 6-3			0-3 K	0-0 G1-6-3 1B	3	0	0	0	0	2	0				
Inning Stats	R: 1 E: 0 K: 1 S: 7	H: 2 LOB: 1 BB: 0 P: 7	R: 0 E: 0 K: 0 S: 3	H: 0 LOB: 0 BB: 0 P: 3	R: 1 E: 0 K: 1 S: 6	H: 2 LOB: 0 BB: 0 P: 6	R: 0 E: 0 K: 1 S: 4	H: 0 LOB: 0 BB: 1 P: 8	R: 0 E: 0 K: 0 S: 3	H: 0 LOB: 0 BB: 0 P: 3	R: 0 E: 0 K: 2 S: 9	H: 1 LOB: 2 BB: 0 P: 9	R: 2 E: 0 K: 1 S: 7	H: 2 LOB: 2 BB: 1 P: 12	R: 0 E: 0 K: 0 S: 3	H: 1 LOB: 2 BB: 1 P: 7	1B: 7 2B: 1 3B: 0 HR: 0	SF: 0 SAC: 1 DP: 2 HBP: 1	WP: 0 PB: 0 SB: 1 CS: 0	PA: 38
PITCHER Wilbur Wood, L ERA: 4.09 (1,1) Cy Acosta, R ERA: 4.5 (8,1)	IP: 7.2 WLS: W BF: 31 H: 7 R: 4 ER: 4 SO: 6 BB: 2 IBB: 0 HBP: 0 BLK: 0 WP: 0 HR: 0 S: 41 P: 49 ERA: 4.70 WHIP: 1.174															PITCHER	IP: 8.1 WLS: S BF: 6 H: 1 R: 0 ER: 0 SO: 0 BB: 1 IBB: 0 HBP: 1 BLK: 0 WP: 0 HR: 0 S: 4 P: 9 ERA: 0.00 WHIP: 1.500			

Batter	1	2	3	4	5	6	7	8	9	AB	R	H	RBI	BB	SO	LOB	TOP					
Morris Nettles, L (1,8) OBP: 0.350, SLG: 0.324	0-0 6-3		0-0 2B		0-0 2B		4-0 FC6-4 BB		0-3 K	4	0	2	0	1	1	2						
Dave Chalk, R (1,6) OBP: 0.295, SLG: 0.344	0-0 6-3		0-0 5-3		0-0 6-3		0-0 FC6-4 1-2 2-3		0-0 4-3	5	0	0	0	0	0	9						
Bobby Valentine, R (1,7) OBP: 0.333, SLG: 0.427	4-0 CS BB			0-0 F9		0-0 F9		0-0 1B G5-4-3 1B		3	1	1	0	1	0	0						
Frank Robinson, R (1,10) OBP: 0.368, SLG: 0.482	0-0 CS 1-2	4-0 G6-4-3 BB		0-0 6-3		0-0 5-3		0-0 G5-4-3 1B		3	0	1	0	1	0	0						
Bob Oliver, R (1,3) OBP: 0.311, SLG: 0.386		0-0 G6-4-3 1-2		4-0 BB		0-0 6-3		0-0 G5-4-3 1-2		3	0	0	0	1	0	2						
Paul Schaaf, R (1,5) OBP: 0.280, SLG: 0.304		0-0 P4		0-0 F7			0-0 6-3	0-0 5-3 3-H		4	0	0	0	0	0	1						
Winston Lienes, R (1,9) OBP: 0.357, SLG: 0.364			0-0 4-3		0-0 9-4 1B		0-0 5-3	0-3 K		4	0	1	0	0	1	0						
Ellie Rodriguez, R (1,2) OBP: 0.344, SLG: 0.322			0-0 2B 1B		0-0 2B 1B		0-0 BB 2B	4-0 1B BB		3	0	3	0	1	0	0						
Denny Doyle, L (1,4) OBP: 0.326, SLG: 0.311			0-3 K		0-0 9-4 2-3		4-0 BB BB	0-0 1-2 1B		3	0	1	0	1	1	3						
Inning Stats	R: 0 E: 0 K: 0 S: 2	H: 0 LOB: 0 BB: 1 P: 6	R: 0 E: 0 K: 0 S: 2	H: 0 LOB: 0 BB: 1 P: 6	R: 0 E: 0 K: 1 S: 7	H: 2 LOB: 2 BB: 0 P: 7	R: 0 E: 0 K: 0 S: 3	H: 0 LOB: 1 BB: 1 P: 7	R: 0 E: 0 K: 0 S: 5	H: 3 LOB: 2 BB: 0 P: 5	R: 0 E: 0 K: 0 S: 3	H: 0 LOB: 0 BB: 0 P: 3	R: 0 E: 0 K: 0 S: 4	H: 1 LOB: 2 BB: 2 P: 12	R: 1 E: 0 K: 0 S: 4	H: 2 LOB: 0 BB: 0 P: 4	R: 0 E: 0 K: 2 S: 8	H: 1 LOB: 2 BB: 1 P: 12	1B: 6 2B: 4 3B: 0 HR: 0	SF: 0 SAC: 0 DP: 3 HBP: 0	WP: 0 PB: 0 SB: 0 CS: 1	PA: 39
PITCHER David Clyde, L (1,1) ERA: 2.43	IP: 9.0 WLS: W BF: 38 H: 9 R: 1 ER: 1 SO: 3 BB: 6 IBB: 0 HBP: 0 BLK: 0 WP: 0 HR: 0 S: 38 P: 62 ERA: 1.00 WHIP: 1.667															PITCHER						

California Angels @ Texas Rangers
Arlington Stadium, Arlington, TX
Wed May 15 1974, 8:05 PM EDT
Att: 13,209 - Unknown

AB 32
R 1
H 9
RBI 0
BB 6
SO 3
LOB 17



Batter	1	2	3	4	5	6	7	8	9	AB	R	H	RBI	BB	SO	LOB	BOTTOM			
Cesar Tovar, R (1,8) OBP: 0.315, SLG: 0.288	4-0 CS BB		4-0 3B BB	4-0 BB			0-0 F8	0-0 6-3		2	1	0	0	3	0	1				
Toby Harrah, R (1,6) OBP: 0.303, SLG: 0.289	4-0 BB 1-2		0-3 K	0-0 4-3			4-0 2B BB			2	1	0	0	2	1	5				
Alex Johnson, R (1,7) OBP: 0.353, SLG: 0.340	4-0 G4-6-3 BB		0-0 1-H 2-H 2B 3B		0-0 6-3		0-0 1-H 2-H 1B 2B			3	2	2	4	1	0	0				
Jeff Burroughs, R (1,9) OBP: 0.318, SLG: 0.500	0-0 G4-6-3 1-2		0-0 3-H 2B		0-3 K		0-0 F7			4	0	1	1	0	1	3				
Mike Hargrove, L (1,3) OBP: 0.314, SLG: 0.474		0-3 K	0-3 K		0-0 F9		0-0 2-H 1B 1B			4	0	1	1	0	2	1				
Duke Sims, L (1,10) OBP: 0.250, SLG: 0.207		0-0 P4		4-0 SH1-4 BB		0-0 F9	0-0 1-2 1B			3	0	1	0	1	0	0				
Lenny Randle, S (1,4) OBP: 0.344, SLG: 0.362		0-0 P4		0-0 SH1-4 1B		0-0 1-3	0-0 5-3			4	0	1	0	0	0	2				
Larry Brown, R (1,5) OBP: 0.250, SLG: 0.184			0-3 K	0-0 SH1-4	0-0 1-2 2-3		0-0 P4	0-0 5-3		3	0	0	0	0	1	0				
Jim Sundberg, R (1,2) OBP: 0.304, SLG: 0.290			0-0 BB 3B 1B	0-3 K		4-0 BB 2B BB	0-0 F7			3	2	1	0	1	1	2				
Inning Stats	R: 0 E: 0 K: 0 S: 1	H: 0 LOB: 1 BB: 3 P: 13	R: 0 E: 0 K: 1 S: 5	H: 0 LOB: 0 BB: 0 P: 5	R: 3 E: 0 K: 3 S: 12	H: 3 LOB: 1 BB: 1 P: 16	R: 0 E: 0 K: 1 S: 6	H: 1 LOB: 3 BB: 2 P: 14	R: 0 E: 0 K: 0 S: 3	H: 0 LOB: 0 BB: 0 P: 3	R: 3 E: 0 K: 0 S: 6	H: 3 LOB: 2 BB: 2 P: 14	R: 0 E: 0 K: 0 S: 3	H: 0 LOB: 0 BB: 0 P: 3	R: 0 E: 0 K: 0 S: 3	H: 0 LOB: 0 BB: 0 P: 3	1B: 4 2B: 2 3B: 1 HR: 0	SF: 0 SAC: 1 DP: 1 HBP: 0	WP: 0 PB: 0 SB: 0 CS: 1	PA: 37
PITCHER Nolan Ryan, R (1,1) ERA: 5.08 Rudy May, L (7,1) ERA: 6.11	IP: 6.2 WLS: L BF: 32 H: 6 R: 6 ER: 6 SO: 6 BB: 8 IBB: 0 HBP: 0 BLK: 0 WP: 0 HR: 0 S: 36 P: 68 ERA: 8.10 WHIP: 2.100															PITCHER				

California Angels @ Texas Rangers
Arlington Stadium, Arlington, TX
Wed May 15 1974, 8:05 PM EDT
Att: 13,209 - Unknown

AB 28
R 6
H 7
RBI 6
BB 8
SO 6
LOB 14



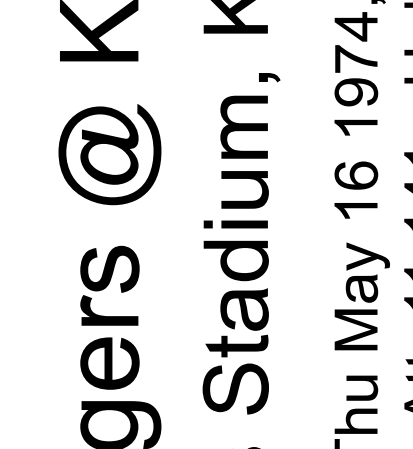
Batter	1	2	3	4	5	6	7	8	9	AB	R	H	RBI	BB	SO	LOB	TOP								
Cesar Tovar, R OBP: 0.308, SLG: 0.282 (1, 8)	0-3 K		0-0 1B		0-0 P6		0-0 5-3		0-3 K	5	0	1	0	0	2	2	Texas Rangers @ Kansas City Royals Royals Stadium, Kansas City, MO Thu May 16 1974, 8:05 PM EDT Att: 11,141 - Unknown - 84 F								
Toby Harrah, R OBP: 0.302, SLG: 0.282 (1, 6)	4-0 2B		0-0 F7		0-0 6-3		0-0 F9			3	1	0	0	1	0	1									
Alex Johnson, R OBP: 0.350, SLG: 0.338 (1, 7)	0-3 K		0-0 G6-4-3 1B		0-3 K		0-0 6-3			4	0	1	0	0	2	1									
Jeff Burroughs, R OBP: 0.323, SLG: 0.527 (1, 9)	0-0 1-H 2B		0-0 G6-4-3 1-2		0-0 HR		0-0 F9			4	1	2	2	0	0	2									
Mike Hargrove, L OBP: 0.407, SLG: 0.463 (1, 3)	0-3 K			0-0 3-1		0-0 L9			0-0 1B 1B	4	1	1	0	0	1	1									
Duke Sims, L OBP: 0.276, SLG: 0.242 (1, 10)		0-3 K		0-0 SH1-3 1B		0-0 G3			0-0 1B 1B	4	0	2	0	0	1	0									
Lenny Randle, S OBP: 0.344, SLG: 0.361 (1, 4)		0-0 E G1 1B		0-0 SH1-3 1-2		0-0 F9			0-0 F8	3	0	1	0	0	0	2									
Larry Brown, R OBP: 0.255, SLG: 0.175 (9, PH)		0-0 G1		4-0 BB		0-3 K			0-0 1-2 2-H 1B	2	0	0	0	1	1	1									
Tom Grieve, R OBP: 0.397, SLG: 0.472 (9, FR)		0-0 G1		0-0 BB		0-0 F8				1	0	1	1	0	0	0									
Joe Lovitto, S OBP: 0.162, SLG: 0.167 (9, FR)		1-2		0-0 BB		0-0 F8				0	0	0	0	0	0	0									
Jim Sundberg, R OBP: 0.296, SLG: 0.282 (1, 2)		0-0 P4		0-0 5-3					0-0 F9	2	0	0	0	0	0	3									
Jim Spencer, L OBP: 0.397, SLG: 0.561 (7, PH)		2-3								1	0	0	0	0	0	0									
Dick Billings, R OBP: 0.320, SLG: 0.227 (7, 2)		0-0 2-3								1	0	0	0	0	0	2									
Inning Stats	R: 1 E: 0 K: 3 S: 10	H: 1 LOB: 1 BB: 1 P: 14	R: 0 E: 1 K: 1 S: 6	H: 1 LOB: 1 BB: 0 P: 6	R: 0 E: 0 K: 0 S: 4	H: 2 LOB: 1 BB: 0 P: 4	R: 0 E: 0 K: 0 S: 4	H: 1 LOB: 2 BB: 1 P: 8	R: 0 E: 0 K: 1 S: 5	H: 0 LOB: 0 BB: 0 P: 5	R: 1 E: 0 K: 0 S: 4	H: 1 LOB: 0 BB: 0 P: 4	R: 0 E: 0 K: 1 S: 5	H: 0 LOB: 0 BB: 0 P: 5	R: 0 E: 0 K: 0 S: 3	H: 0 LOB: 0 BB: 0 P: 3	R: 1 E: 0 K: 1 S: 8	H: 3 LOB: 2 BB: 0 P: 8	1B: 7 2B: 1 3B: 0 HR: 1	SF: 0 SAC: 1 DP: 1 HBP: 0	WP: 0 PB: 0 SB: 0 CS: 0	PA: 37			
PITCHER	IP	WLS	BF	H	R	ER	SO	BB	IBB	HBP	BLK	WP	HR	S	P	ERA	WHIP								
Steve Busby, R ERA: 3.38 (1, 1)	8.1	W	35	9	3	3	6	2	0	0	0	0	1	45	53	3.24	1.320								
Doug Bird, R ERA: 2.11 (9, 1)	0.2	S	2	0	0	0	1	0	0	0	0	0	0	4	4	0.00	0.000								

Batter	1	2	3	4	5	6	7	8	9	AB	R	H	RBI	BB	SO	LOB	BOTTOM									
Freddie Patek, R OBP: 0.313, SLG: 0.279 (1, 6)	0-0 L9		0-0 P3		0-0 F8		0-0 G3			4	0	0	0	0	0	3	Texas Rangers @ Kansas City Royals Royals Stadium, Kansas City, MO Thu May 16 1974, 8:05 PM EDT Att: 11,141 - Unknown - 84 F									
Vada Pinson, L OBP: 0.272, SLG: 0.361 (1, 9)	0-0 F8		0-0 SF9		0-0 G3			0-0 G5-4-3 1B		3	0	1	1	0	0	1										
Amos Otis, R OBP: 0.355, SLG: 0.400 (1, 8)	0-3 K		0-0 F7		4-0 HR BB			0-0 G5-4-3 1-2		3	1	0	0	1	1	2										
John Mayberry, L OBP: 0.381, SLG: 0.449 (1, 3)		0-0 G5-4-3 1B		0-0 F5		0-0 HR 1-H		0-0 G3		4	1	2	2	0	0	0										
Hal McRae, R OBP: 0.408, SLG: 0.615 (1, 10)		0-0 F9		0-0 HR		0-0 F8				3	1	1	1	0	0	1										
Cookie Rojas, R OBP: 0.350, SLG: 0.463 (1, 4)		0-0 G5-4-3 1-2		0-0 5-3		0-0 4-3				3	0	0	0	0	0	1										
Jim Wohlford, R OBP: 0.367, SLG: 0.375 (1, 7)			0-0 SH 1B		0-0 F9		0-0 CS 1B			3	1	2	0	0	0	0										
Fran Healy, R OBP: 0.315, SLG: 0.520 (1, 2)		1-0 SH SF9 HBP		0-0 5-3		0-0 CS		0-0 F6		2	1	0	0	0	0	0										
George Brett, L OBP: 0.306, SLG: 0.364 (1, 5)		0-0 SH SF9		0-0 1-3 2-H 1B		0-0 4-3				2	0	1	0	0	0	0										
Inning Stats	R: 0 E: 0 K: 1 S: 5	H: 0 LOB: 0 BB: 0 P: 5	R: 0 E: 0 K: 0 S: 3	H: 1 LOB: 0 BB: 0 P: 3	R: 2 E: 1 K: 0 S: 5	H: 1 LOB: 1 BB: 0 P: 6	R: 1 E: 0 K: 0 S: 4	H: 1 LOB: 0 BB: 0 P: 4	R: 0 E: 0 K: 0 S: 4	H: 2 LOB: 1 BB: 1 P: 8	R: 0 E: 0 K: 0 S: 3	H: 0 LOB: 0 BB: 0 P: 3	R: 0 E: 0 K: 0 S: 3	H: 1 LOB: 0 BB: 0 P: 3	R: 0 E: 0 K: 0 S: 3	H: 0 LOB: 0 BB: 0 P: 3		1B: 5 2B: 0 3B: 0 HR: 2	SF: 1 SAC: 1 DP: 2 HBP: 1	WP: 0 PB: 0 SB: 2 CS: 1	PA: 32					
PITCHER	IP	WLS	BF	H	R	ER	SO	BB	IBB	HBP	BLK	WP	HR	S	P	ERA		WHIP								
Fergie Jenkins, R ERA: 2.52 (1, 1)	5.0	L	22	5	5	4	1	0	0	0	0	0	0	3	3	0.00		1.000								
Steve Foucault, R ERA: 2.03 (6, 1)	1.0		3	1	0	0	0	0	0	0	0	0	0	3	3	0.00	1.000									
Jackie Brown, R ERA: 2.81 (7, 1)	2.0		6	1	0	0	0	0	0	0	0	0	0	6	6	0.00	0.500									

AB 34
R 3
H 9
RBI 3
BB 2
SO 7
LOB 15



AB 27
R 5
H 7
RBI 4
BB 1
SO 1
LOB 8



Batter	1	2	3	4	5	6	7	8	9	AB	R	H	RBI	BB	SO	LOB	TOP										
Cesar Tovar R OBP: 0.301, SLG: 0.267 (1, 10)	6-3	S 1B BB	FC6-4			5-3		5-3		4	0	0	0	1	0	3	Texas Rangers @ Kansas City Royals Royals Stadium, Kansas City, MO Fri May 17 1974, 8:05 PM EDT Att: 13,916 - Unknown - 73 F										
Lenny Randle S OBP: 0.348, SLG: 0.364 (1, 4)	1B 2B	1-2 2-H 1B			F7	K		6-3		5	1	2	1	0	1	0											
Alex Johnson R OBP: 0.346, SLG: 0.333 (1, 7)	1-3 2B	1B	K		6-3			6-3		5	1	1	0	0	1	3											
Jeff Burroughs R OBP: 0.331, SLG: 0.530 (1, 9)	1-H 3-H 2B		6-3		HBP					3	1	1	2	1	0	2											
Mike Hargrove L OBP: 0.417, SLG: 0.464 (1, 3)										4	0	2	0	1	0	1											
Duke Sims L OBP: 0.288, SLG: 0.216 (1, 2)	F7									4	0	0	0	1	2	4											
Leo Cardenas R OBP: 0.348, SLG: 0.318 (7, 5)	K									5	0	1	1	0	1	5											
Joe Lovitto S OBP: 0.192, SLG: 0.187 (1, 8)										3	1	2	0	1	1	2											
Larry Brown R OBP: 0.260, SLG: 0.167 (7, PH)										2	0	0	0	1	0	2											
Jim Spencer L OBP: 0.392, SLG: 0.552 (7, 6)										1	0	0	0	0	1	2											
Toby Harrah R OBP: 0.302, SLG: 0.282 (7, 6)										0	0	0	0	0	0	0											
Inning Stats	R: 2 E: 0 K: 1 S: 8	H: 3 LOB: 2 BB: 1 P: 12	R: 1 E: 1 K: 1 S: 7	H: 2 LOB: 1 BB: 1 P: 11	R: 0 E: 0 K: 1 S: 6	H: 0 LOB: 3 BB: 2 P: 14	R: 0 E: 0 K: 0 S: 3	H: 0 LOB: 1 BB: 0 P: 4	R: 0 E: 0 K: 0 S: 4	H: 1 LOB: 1 BB: 0 P: 4	R: 0 E: 0 K: 1 S: 5	H: 0 LOB: 0 BB: 0 P: 5	R: 1 E: 0 K: 3 S: 11	H: 2 LOB: 2 BB: 1 P: 15	R: 0 E: 0 K: 0 S: 3	H: 0 LOB: 0 BB: 0 P: 3	R: 0 E: 0 K: 0 S: 3	H: 1 LOB: 1 BB: 1 P: 7	1B: 8 2B: 2 3B: 0 HR: 0	SF: 0 SAC: 0 DP: 1 HBP: 1	WP: 0 PB: 2 SB: 2 CS: 1	PA: 43					
PITCHER	IP	WLS	BF	H	R	ER	SO	BB	IBB	HBP	BLK	WP	HR	S	P	ERA	WHIP										
Al Fitzmorris R ERA: 3.53 (1, 1)	1.1		10	4	3	3	1	2	0	0	0	0	0	10	18	20.25	4.500										
Bruce Dal Canton R ERA: 2.05 (2, 1)	5.0	W	24	4	1	1	4	3	0	1	0	0	0	28	41	1.80	1.400										
Doug Bird R ERA: 1.88 (7, 1)	2.2	S	9	1	0	0	2	1	0	0	0	0	0	12	16	0.00	0.750										

Batter	1	2	3	4	5	6	7	8	9	AB	R	H	RBI	BB	SO	LOB	BOTTOM										
Freddie Patek R OBP: 0.311, SLG: 0.293 (1, 6)	K					F7				4	0	1	2	0	2	1	Texas Rangers @ Kansas City Royals Royals Stadium, Kansas City, MO Fri May 17 1974, 8:05 PM EDT Att: 13,916 - Unknown - 73 F										
Vada Pinson L OBP: 0.283, SLG: 0.348 (1, 9)	K	1-H 2-H 3B				F7				4	0	0	0	0	1	3											
Amos Otis R OBP: 0.352, SLG: 0.404 (1, 8)	6-3					F7				4	0	1	0	0	0	0											
John Mayberry L OBP: 0.384, SLG: 0.455 (1, 3)										3	1	1	0	1	1	1											
Hal McRae R OBP: 0.412, SLG: 0.615 Richie Scheinblum S OBP: 0.196, SLG: 0.128 (2, PR)										0	0	0	0	0	0	0											
Cookie Rojas R OBP: 0.340, SLG: 0.449 (1, 4)										2	1	1	0	1	0	1											
Cookie Rojas R OBP: 0.340, SLG: 0.449 (1, 4)										4	0	0	0	0	0	6											
Jim Wohlford R OBP: 0.364, SLG: 0.379 (1, 7)										4	1	1	1	0	1	1											
Fran Healy R OBP: 0.333, SLG: 0.524 (1, 2)										1	3	1	0	2	0	0											
George Brett L OBP: 0.333, SLG: 0.457 (1, 5)										2	0	2	3	0	0	0											
Inning Stats	R: 0 E: 0 K: 2 S: 7	H: 0 LOB: 0 BB: 0 P: 7	R: 4 E: 0 K: 0 S: 6	H: 3 LOB: 2 BB: 1 P: 11	R: 0 E: 0 K: 0 S: 2	H: 0 LOB: 1 BB: 2 P: 10	R: 1 E: 0 K: 2 S: 8	H: 1 LOB: 1 BB: 1 P: 12	R: 0 E: 0 K: 0 S: 4	H: 1 LOB: 1 BB: 0 P: 4	R: 1 E: 0 K: 0 S: 4	H: 2 LOB: 0 BB: 0 P: 4	R: 0 E: 0 K: 1 S: 5	H: 0 LOB: 0 BB: 0 P: 5	R: 0 E: 0 K: 0 S: 3	H: 1 LOB: 0 BB: 0 P: 3	R: 0 E: 0 K: 0 S: 3	H: 0 LOB: 0 BB: 0 P: 3	1B: 2 2B: 5 3B: 1 HR: 0	SF: 1 SAC: 0 DP: 2 HBP: 1	WP: 0 PB: 0 SB: 0 CS: 0	PA: 34					
PITCHER	IP	WLS	BF	H	R	ER	SO	BB	IBB	HBP	BLK	WP	HR	S	P	ERA	WHIP										
Jim Bibby R ERA: 5.25 (1, 1)	5.2	L	27	7	6	6	4	0	1	0	0	0	0	30	47	9.53	1.941										
Steve Foucault R ERA: 1.86 (6, 1)	2.1		7	1	0	0	1	0	0	0	0	0	0	9	9	0.00	0.429										

AB	36
R	4
H	9
RBI	4
BB	6
SO	7
LOB	24



Batter	1	2	3	4	5	6	7	8	9	AB	R	H	RBI	BB	SO	LOB	TOP								
Cesar Tovar, R OBP: 0.284, SLG: 0.250 (1, 10)	F7		6-3		L7	F9		L8		5	0	0	0	0	0	2	Texas Rangers @ Kansas City Royals Royals Stadium, Kansas City, MO Sat May 18 1974, 8:05 PM EDT Att: 14,944 - Unknown - 81 F								
Mike Cabbage, L Larry Brown, R OBP: 0.250, SLG: 0.159 (1, 5) (5, 5)	4-3		F7		F9	6-3		6-3		3	0	0	0	0	0	1									
Alex Johnson, R OBP: 0.353, SLG: 0.342 (1, 7)	6-3									5	1	3	0	0	0	0									
Jeff Burroughs, R OBP: 0.339, SLG: 0.549 (1, 9)		K	K							4	2	2	2	1	2	1									
Mike Hargrove, L OBP: 0.416, SLG: 0.461 (1, 3)					L8	4-3				5	1	2	1	0	1	2									
Duke Sims, L OBP: 0.281, SLG: 0.214 (1, 2)										5	0	1	0	0	1	1									
Toby Harrah, R OBP: 0.314, SLG: 0.304 (1, 6)										4	1	3	0	0	0	2									
Lenny Randle, S OBP: 0.356, SLG: 0.400 (1, 4)										4	1	2	2	0	0	2									
Joe Lovitto, S OBP: 0.198, SLG: 0.192 (1, 8)										3	1	1	1	0	0	2									
Inning Stats	R: 0 E: 0 K: 0 S: 3	H: 0 LOB: 0 BB: 0 P: 3	R: 1 E: 0 K: 1 S: 8	H: 3 LOB: 2 BB: 0 P: 8	R: 0 E: 0 K: 1 S: 6	H: 1 LOB: 1 BB: 0 P: 6	R: 0 E: 0 K: 1 S: 6	H: 1 LOB: 1 BB: 0 P: 6	R: 1 E: 0 K: 0 S: 6	H: 3 LOB: 2 BB: 0 P: 6	R: 2 E: 0 K: 0 S: 6	H: 2 LOB: 1 BB: 0 P: 6	R: 2 E: 0 K: 0 S: 5	H: 3 LOB: 1 BB: 1 P: 9	R: 0 E: 0 K: 0 S: 3	H: 0 LOB: 0 BB: 0 P: 3	R: 1 E: 0 K: 1 S: 6	H: 1 LOB: 0 BB: 0 P: 6	1B: 11 2B: 1 3B: 1 HR: 1	SF: 0 SAC: 1 DP: 0 HBP: 0	WP: 1 PB: 0 SB: 3 CS: 0	PA: 42			
PITCHER	IP	WLS	BF	H	R	ER	SO	BB	IBB	HBP	BLK	WP	HR	S	P	ERA	WHIP								
Marty Pattin, R ERA: 4.84 (1, 1)	5.1	L	26	10	4	4	3	0	0	0	0	0	0	32	32	6.75	1.875								
Lindy McDaniel, R ERA: 4.94 (6, 1)	1.0		6	2	2	2	0	1	0	0	0	0	0	5	9	18.00	3.000								
Steve Mingori, L ERA: 7.2 (7, 1)	2.2		10	2	1	1	1	0	0	0	0	1	1	12	12	3.38	0.750								

Batter	1	2	3	4	5	6	7	8	9	AB	R	H	RBI	BB	SO	LOB	BOTTOM								
Freddie Patek, R OBP: 0.314, SLG: 0.292 (1, 6)			1-3							4	0	1	0	0	0	0	Texas Rangers @ Kansas City Royals Royals Stadium, Kansas City, MO Sat May 18 1974, 8:05 PM EDT Att: 14,944 - Unknown - 81 F								
Vada Pinson, L OBP: 0.292, SLG: 0.333 (1, 9)	4-3		K							5	0	0	0	0	1	3									
Amos Otis, R OBP: 0.356, SLG: 0.442 (1, 8)										4	1	2	1	0	0	0									
John Mayberry, L OBP: 0.381, SLG: 0.448 (1, 3)										4	1	1	0	0	1	1									
Hal McRae, R OBP: 0.425, SLG: 0.625 (1, 10)										3	0	3	0	0	0	0									
Cookie Rojas, R OBP: 0.338, SLG: 0.440 (1, 4)										3	0	0	0	1	0	3									
Jim Wohlford, R OBP: 0.367, SLG: 0.382 (1, 7)										4	1	2	1	0	0	2									
Fran Healy, R OBP: 0.322, SLG: 0.505 (1, 2)										4	0	0	0	0	1	4									
George Brett, L OBP: 0.302, SLG: 0.410 (1, 5)										4	0	0	0	0	0	3									
Inning Stats	R: 0 E: 0 K: 1 S: 5	H: 1 LOB: 1 BB: 0 P: 6	R: 0 E: 0 K: 0 S: 5	H: 2 LOB: 2 BB: 0 P: 5	R: 0 E: 0 K: 1 S: 5	H: 0 LOB: 0 BB: 0 P: 5	R: 1 E: 0 K: 0 S: 4	H: 1 LOB: 1 BB: 1 P: 8	R: 0 E: 0 K: 0 S: 3	H: 0 LOB: 0 BB: 0 P: 3	R: 0 E: 0 K: 0 S: 4	H: 1 LOB: 1 BB: 0 P: 4	R: 1 E: 1 K: 1 S: 7	H: 1 LOB: 1 BB: 0 P: 7	R: 1 E: 0 K: 0 S: 5	H: 2 LOB: 1 BB: 0 P: 5	R: 0 E: 0 K: 0 S: 4	H: 1 LOB: 1 BB: 0 P: 4	1B: 7 2B: 1 3B: 0 HR: 1	SF: 0 SAC: 1 DP: 0 HBP: 1	WP: 1 PB: 1 SB: 2 CS: 1	PA: 38			
PITCHER	IP	WLS	BF	H	R	ER	SO	BB	IBB	HBP	BLK	WP	HR	S	P	ERA	WHIP								
Steve Hargan, R ERA: 3.48 (1, 1)	7.1	W	32	8	3	1	3	1	0	1	0	0	0	36	41	1.23	1.227								
Steve Foucault, R ERA: 1.76 (8, 1)	1.2		6	1	0	0	0	0	0	0	0	0	0	6	6	0.00	0.600								

Batter	1	2	3	4	5	6	7	8	9	AB	R	H	RBI	BB	SO	LOB	TOP				
Cesar Tovar, R OBP: 0.283, SLG: 0.250 Mike Hargrove, L OBP: 0.317, SLG: 0.456	E6 G4-6-3 BB 1B	FC4 1-2f		1B 1-2 1B		F9 1-2 1B		F9 1B BB 1B	F8	4	2	1	0	0	0	2					
Toby Harrah, R OBP: 0.329, SLG: 0.324	1B G4-6-3 BB		F9	1B 1-3 2-H 1B		2B		1B 1-2 1B		4	1	3	2	1	0	0					
Alex Johnson, R OBP: 0.349, SLG: 0.333	G4-6-3 1-2f 2-3		K	G5-3 1B IBB		F8		F9 2-3		4	0	0	0	1	1	5					
Jeff Burroughs, R OBP: 0.353, SLG: 0.557	1B 3-H		1B 1B	1B 1-2 2-H 3-H 1B			P4	1B 1-3 1B		5	1	4	4	0	0	0					
Tom Grieve, R OBP: 0.350, SLG: 0.457	K		1B	G5-3 2-3f			6-3	F8 3-H		5	0	1	0	0	1	5					
Lenny Randle, S OBP: 0.359, SLG: 0.400		5-3		FC6-4 1B 1-2 2-H		P4		F8		5	0	2	1	0	0	0					
Joe Lovitto, S OBP: 0.198, SLG: 0.205		5-3	FC6-4 1B 1-2f			L8		F8 1-2		5	1	1	0	0	0	3					
Larry Brown, R OBP: 0.263, SLG: 0.188		1B BB		5-3 1B		K		F9 1B 2B	K	4	1	1	0	1	2	1					
Jim Sundberg, R OBP: 0.314, SLG: 0.303			FC4 1B	1B 1B		L8		F9 2-3	1B 2-H	5	1	3	1	0	0	1					
Inning Stats	R: 1 E: 1 K: 1 S: 6	H: 1 LOB: 1 BB: 1 P: 10	R: 0 E: 0 K: 0 S: 4	H: 1 LOB: 2 BB: 1 P: 8	R: 1 E: 0 K: 1 S: 8	H: 3 LOB: 2 BB: 0 P: 8	R: 3 E: 0 K: 0 S: 6	H: 4 LOB: 1 BB: 1 P: 10	R: 0 E: 0 K: 0 S: 5	H: 0 LOB: 0 BB: 0 P: 5	R: 0 E: 0 K: 0 S: 4	H: 1 LOB: 1 BB: 0 P: 4	R: 0 E: 0 K: 0 S: 4	H: 1 LOB: 1 BB: 0 P: 4	R: 2 E: 0 K: 0 S: 6	H: 3 LOB: 2 BB: 1 P: 10	R: 1 E: 0 K: 1 S: 7	H: 2 LOB: 1 BB: 0 P: 7	1B: 13 2B: 3 3B: 0 HR: 0	SF: 0 SAC: 0 DP: 2 HBP: 0	WP: 0 PA: 46 PB: 0 SB: 1 CS: 0
PITCHER	IP WLS BF H R ER SO BB IBB HBP BLK WP HR S P ERA WHIP	IP WLS BF H R ER SO BB IBB HBP BLK WP HR S P ERA WHIP															IP WLS BF H R ER SO BB IBB HBP BLK WP HR S P ERA WHIP				
Paul Spittorff, L ERA: 3.26	3.1 L 20 8 5 4 2 2 0 0 0 0 0 0 22 30 10.80 3.000																				
Gene Garber, R ERA: 5.85	4.0 16 4 1 1 1 0 1 0 0 0 0 0 17 21 2.25 1.000																				
Joe Hoerner, L ERA: 1.04	0.0 0 0 0 0 0 0 0 0 0 0 0 0 0 4 ∞ ∞																				
Doug Bird, R ERA: 2.1	1.2 9 4 2 2 1 0 0 0 0 0 0 0 11 11 10.80 2.400																				
Doug Bird, R ERA: 2.1	1.2 9 4 2 2 1 0 0 0 0 0 0 0 11 11 10.80 2.400																				
Batter	1	2	3	4	5	6	7	8	9	AB	R	H	RBI	BB	SO	LOB	BOTTOM				
Jim Wohlford, R OBP: 0.362, SLG: 0.371 Doug Bird, R	F7		6-3 1-2	BB 1B			6-3	K		4	0	0	0	1	1	3					
Cookie Rojas, R OBP: 0.340, SLG: 0.434	F9-3 BB		E7 1B 2-H	K			F9		F9	4	1	1	1	1	1	2					
Amos Otis, R OBP: 0.358, SLG: 0.441	F9-3 1-2		1B 2-H 1B				F7		F3	5	0	2	1	0	0	1					
John Mayberry, L OBP: 0.375, SLG: 0.438		L8	FC5 1B 1-3	BB 1B			L6		1-3	5	0	1	0	0	0	1					
Hal McRae, R OBP: 0.435, SLG: 0.631		1B BB		1B 1-2 BB			L5		1B 2B	2	1	1	0	2	0	0					
Fran Healy, R OBP: 0.320, SLG: 0.495			FC5 1B 1-3				E5 FC3-6		F8	4	0	1	0	0	0	4					
Al Cowens, R OBP: 0.321, SLG: 0.242 Vada Pinson, L OBP: 0.248, SLG: 0.328	L5-3 1-2			K			P6		E5 1B	2	0	0	0	0	1	2					
Freddie Patek, R OBP: 0.321, SLG: 0.302 Tony Solaita, L OBP: 0.414, SLG: 0.654 Bobby Floyd, R			6-3 E BB	WP 2B			FC3-6 1-2f		1B 1-2 2-H 1B	2	1	1	0	1	0	1					
Frank White, R OBP: 0.237, SLG: 0.316 George Brett, L OBP: 0.256, SLG: 0.400				P4 2-3			F8		K	2	0	0	0	0	1	2					
Richie Scheinblum, S OBP: 0.192, SLG: 0.125										1	0	0	0	0	1	2					
Inning Stats	R: 0 E: 0 K: 0 S: 2	H: 0 LOB: 0 BB: 1 P: 6	R: 0 E: 0 K: 0 S: 3	H: 1 LOB: 1 BB: 1 P: 7	R: 2 E: 1 K: 0 S: 6	H: 3 LOB: 3 BB: 2 P: 14	R: 0 E: 0 K: 3 S: 10	H: 1 LOB: 2 BB: 1 P: 14	R: 0 E: 0 K: 0 S: 3	H: 0 LOB: 0 BB: 0 P: 3	R: 0 E: 0 K: 0 S: 4	H: 0 LOB: 1 BB: 0 P: 4	R: 0 E: 0 K: 0 S: 4	H: 1 LOB: 1 BB: 0 P: 4	R: 1 E: 1 K: 2 S: 10	H: 2 LOB: 2 BB: 0 P: 10	R: 0 E: 0 K: 0 S: 3	H: 0 LOB: 0 BB: 0 P: 3	1B: 6 2B: 4 3B: 0 HR: 0	SF: 0 SAC: 0 DP: 2 HBP: 0	WP: 1 PA: 40 PB: 0 SB: 1 CS: 0
PITCHER	IP WLS BF H R ER SO BB IBB HBP BLK WP HR S P ERA WHIP	IP WLS BF H R ER SO BB IBB HBP BLK WP HR S P ERA WHIP															IP WLS BF H R ER SO BB IBB HBP BLK WP HR S P ERA WHIP				
David Clyde, L ERA: 2.7	2.2 W 13 4 2 2 0 3 0 0 0 0 0 10 22 6.75 2.625																				
Jackie Brown, R ERA: 2.57	5.0 W 23 4 1 1 4 2 0 0 0 1 0 29 37 1.80 1.200																				
Steve Foucault, R ERA: 1.69	1.1 4 0 0 0 1 0 0 0 0 0 0 0 6 6 0.00 0.000																				

Texas Rangers @ Kansas City Royals
 Royals Stadium, Kansas City, MO
 Sun May 19 1974, 4:33 AM EDT
 Att: 22,081 - Unknown - 83 F

AB 42
 R 8
 H 16
 RBI 8
 BB 4
 SO 4
 LOB 18



Texas Rangers @ Kansas City Royals
 Royals Stadium, Kansas City, MO
 Sun May 19 1974, 4:33 AM EDT
 Att: 22,081 - Unknown - 83 F

AB 35
 R 3
 H 8
 RBI 3
 BB 5
 SO 5
 LOB 21



Batter	1	2	3	4	5	6	7	8	9	AB	R	H	RBI	BB	SO	LOB	TOP			
Cesar Tovar, R OBP: 0.292, SLG: 0.253 (1, 8)										3	1	1	0	1	2	0	Texas Rangers @ Chicago White Sox Comiskey Park, Chicago, IL Wed May 22 1974, 8:05 PM EDT Unknown - 64 F			
Toby Harrah, R OBP: 0.321, SLG: 0.315 (1, 6)										4	0	0	0	0	2					
Alex Johnson, R OBP: 0.347, SLG: 0.331 (1, 7)										4	0	1	0	0	2					
Jeff Burroughs, R OBP: 0.362, SLG: 0.578 (1, 9)										3	1	2	2	1	0	0				
Tom Grieve, R OBP: 0.336, SLG: 0.439 (1, 10)										4	0	0	0	0	2	3				
Lenny Randle, S OBP: 0.341, SLG: 0.380 (1, 4)										4	0	0	0	0	1	1				
Dick Billings, R OBP: 0.321, SLG: 0.280 (7, PR)										3	0	1	0	0	1	0				
Jim Sundberg, R OBP: 0.314, SLG: 0.303 (7, 2)										0	0	0	0	0	0	0				
Joe Lovitto, S OBP: 0.202, SLG: 0.221 (1, 3)										3	0	1	0	0	1	1				
Larry Brown, R OBP: 0.250, SLG: 0.176 (1, 5)										3	0	0	0	0	2					
Inning Stats	R: 2 E: 0 K: 0 S: 5	H: 2 LOB: 0 BB: 0 P: 5	R: 0 E: 0 K: 1 S: 6	H: 1 LOB: 1 BB: 0 P: 6	R: 0 E: 0 K: 1 S: 6	H: 1 LOB: 2 BB: 1 P: 10	R: 0 E: 0 K: 2 S: 7	H: 0 LOB: 0 BB: 0 P: 7	R: 0 E: 0 K: 1 S: 5	H: 0 LOB: 0 BB: 0 P: 5	R: 0 E: 0 K: 0 S: 4	H: 1 LOB: 1 BB: 0 P: 4	R: 0 E: 0 K: 0 S: 2	H: 0 LOB: 0 BB: 1 P: 6	R: 0 E: 0 K: 1 S: 5	H: 1 LOB: 0 BB: 0 P: 5	1B: 3 2B: 2 3B: 0 HR: 1	SF: 0 SAC: 0 DP: 2 HBP: 0	WP: 0 PB: 0 SB: 1 CS: 0	PA: 33
PITCHER	IP WLS BF H R ER SO BB IBB HBP BLK WP HR S P ERA WHIP	IP WLS BF H R ER SO BB IBB HBP BLK WP HR S P ERA WHIP																		
Wilbur Wood, L ERA: 4.01 (1, 1)	7.0 W 28 5 2 2 6 2 0 0 0 0 1 38 46 2.57 1.000																			
Wilbur Wood, L ERA: 4.01 (8, 1)	7.0 W 28 5 2 2 6 2 0 0 0 0 0 1 38 46 2.57 1.000																			
Terry Forster, L ERA: 3.19 (8, 1)	2.0 5 1 0 0 1 0 0 0 0 0 0 0 7 7 0.00 0.500																			

Batter	1	2	3	4	5	6	7	8	9	AB	R	H	RBI	BB	SO	LOB	BOTTOM			
Pat Kelly, L OBP: 0.348, SLG: 0.393 (1, 9)										5	2	3	0	0	1	1	Texas Rangers @ Chicago White Sox Comiskey Park, Chicago, IL Wed May 22 1974, 8:05 PM EDT Unknown - 64 F			
Tony Muser, L OBP: 0.308, SLG: 0.333 (1, 10)										3	0	0	1	0	1	3				
Dick Allen, R OBP: 0.392, SLG: 0.516 (8, 1)										3	2	3	1	1	0	0				
Wilbur Wood, R (8, 1)										0	0	0	0	0	0	0				
Terry Forster, L (8, 1)										0	0	0	0	0	0	0				
Carlos May, L OBP: 0.319, SLG: 0.310 (1, 7)										4	0	1	1	0	0	3				
Ken Henderson, S OBP: 0.389, SLG: 0.511 (1, 8)										3	0	1	2	0	2	2				
Bill Melton, R OBP: 0.318, SLG: 0.326 (1, 5)										4	0	0	0	0	2	3				
Ron Santo, R OBP: 0.336, SLG: 0.322 (1, 4)										3	0	1	0	0	2	0				
Jorge Orta, L OBP: 0.269, SLG: 0.315 (7, PR)										0	1	0	0	1	0	0				
Ed Herrmann, L OBP: 0.346, SLG: 0.434 (1, 2)										4	0	0	0	0	2					
Bucky Dent, R OBP: 0.231, SLG: 0.322 (1, 6)										2	0	1	0	0	0	0				
Jerry Hairston, S OBP: 0.207, SLG: 0.214 (7, PH)										1	1	1	1	0	0	0				
Eddie Leon, R OBP: 0.172, SLG: 0.115 (8, 6)										1	0	0	0	0	1	1				
Inning Stats	R: 1 E: 0 K: 0 S: 5	H: 2 LOB: 1 BB: 0 P: 5	R: 0 E: 0 K: 2 S: 7	H: 0 LOB: 0 BB: 0 P: 7	R: 0 E: 0 K: 1 S: 5	H: 0 LOB: 0 BB: 0 P: 5	R: 1 E: 0 K: 0 S: 4	H: 1 LOB: 0 BB: 0 P: 4	R: 0 E: 0 K: 2 S: 9	H: 2 LOB: 2 BB: 0 P: 9	R: 0 E: 0 K: 0 S: 3	H: 0 LOB: 1 BB: 1 P: 7	R: 4 E: 0 K: 1 S: 11	H: 6 LOB: 2 BB: 0 P: 11	R: 0 E: 1 K: 1 S: 4	H: 0 LOB: 1 BB: 1 P: 8	1B: 7 2B: 4 3B: 0 HR: 0	SF: 2 SAC: 0 DP: 0 HBP: 0	WP: 0 PB: 0 SB: 3 CS: 0	PA: 37
PITCHER	IP WLS BF H R ER SO BB IBB HBP BLK WP HR S P ERA WHIP	IP WLS BF H R ER SO BB IBB HBP BLK WP HR S P ERA WHIP																		
Jim Bibby, R ERA: 5.29 (7, 1)	6.1 L 27 7 5 5 5 1 0 0 0 0 0 0 2 2 0.00 3.000																			
Jim Merritt, L ERA: 8.64 (7, 1)	0.1 2 1 0 0 0 0 0 0 0 0 0 0 2 2 0.00 3.000																			
Steve Foucault, R ERA: 1.95 (8, 1)	4 3 1 1 1 1 0 0 0 0 0 0 0 6 6 27.00 9.000																			
Lloyd Allen, R ERA: 4.5 (8, 1)	1.0 4 0 0 0 1 1 0 0 0 0 0 0 4 8 0.00 1.000																			

Batter	1	2	3	4	5	6	7	8	9	AB	R	H	RBI	BB	SO	LOB	TOP			
Cesar Tovar, R OBP: 0.287, SLG: 0.250 (1, 8) (7, 9)	F8		F8	F7			F8	2B		5	1	1	1	0	0	2	Texas Rangers @ Chicago White Sox Comiskey Park, Chicago, IL Wed May 22 1974, 8:05 PM EDT Att: 12,663 - Unknown			
Toby Harrah, R OBP: 0.329, SLG: 0.333 (1, 6)	6-3		1B	3B		P4				4	1	2	2	1	0	0				
Alex Johnson, R OBP: 0.348, SLG: 0.329 (1, 7)	4-3		3B	1B		G5-3	1B			4	1	1	0	1	1	2				
Jeff Burroughs, R OBP: 0.371, SLG: 0.591 Jim Spencer, L OBP: 0.387, SLG: 0.544 (7, 3)		K	1B	3B		1B			K	3	1	2	2	1	1	0				
Tom Grieve, R OBP: 0.348, SLG: 0.466 (1, 10)	1B		1B	1B		G5-3	4-3			5	1	3	1	0	0	4				
Lenny Randle, S OBP: 0.345, SLG: 0.373 (1, 4)	F8		F7			F9				4	1	1	0	0	0	2				
Leo Cardenas, R OBP: 0.370, SLG: 0.346 Larry Brown, R OBP: 0.246, SLG: 0.173 (8, 5)				F8				G6-4-3	P4	4	0	2	0	0	0	1				
Joe Lovitto, S OBP: 0.213, SLG: 0.253 (7, 8)	L5			B1-3		F8		1B		5	1	2	2	0	0	3				
Jim Sundberg, R OBP: 0.330, SLG: 0.304 (1, 2)						K		1B	F7	3	1	1	0	2	1	2				
Inning Stats	R: 0 E: 0 K: 0 S: 3	H: 0 LOB: 0 BB: 0 P: 3	R: 0 E: 0 K: 1 S: 7	H: 2 LOB: 2 BB: 0 P: 7	R: 3 E: 0 K: 0 S: 6	H: 4 LOB: 1 BB: 1 P: 10	R: 0 E: 0 K: 0 S: 3	H: 0 LOB: 1 BB: 1 P: 7	R: 0 E: 0 K: 1 S: 6	H: 1 LOB: 1 BB: 0 P: 6	R: 0 E: 0 K: 1 S: 6	H: 1 LOB: 2 BB: 1 P: 10	R: 3 E: 0 K: 0 S: 6	H: 4 LOB: 1 BB: 1 P: 10	R: 2 E: 0 K: 1 S: 7	H: 2 LOB: 1 BB: 0 P: 8		1B: 10 2B: 2 3B: 3 HR: 0	SF: 0 SAC: 0 DP: 2 HBP: 1	WP: 0 PB: 0 SB: 1 CS: 1
PITCHER	IP	WLS	BF	H	R	ER	SO	BB	IBB	HBP	BLK	WP	HR	S	P	ERA	WHIP			
Jim Kaat, L ERA: 4.15 (1, 1)	6.1	L	29	9	3	3	2	3	0	0	0	0	0	30	42	4.26	1.895			
Rich Gossage, R ERA: 4.02 (7, 1)	1.1		8	3	3	3	1	1	1	0	0	0	0	8	16	20.25	3.000			
Cy Acosta, R ERA: 5.68 (8, 1)	1.1		8	3	2	2	1	0	0	1	0	0	0	9	10	13.50	2.250			

AB	39
R	8
H	15
RBI	8
BB	5
SO	4
LOB	18



Batter	1	2	3	4	5	6	7	8	9	AB	R	H	RBI	BB	SO	LOB	BOTTOM			
Pat Kelly, L OBP: 0.342, SLG: 0.411 (1, 9)	IHR		K		5-3		F7		6-3	5	1	1	1	0	1	2	Texas Rangers @ Chicago White Sox Comiskey Park, Chicago, IL Wed May 22 1974, 8:05 PM EDT Att: 12,663 - Unknown			
Tony Muser, L OBP: 0.333, SLG: 0.357 (1, 10)	4-3		F8				F8			4	0	2	0	0	0	0				
Dick Allen, R OBP: 0.388, SLG: 0.516 (1, 3)	K			4-3	K				1-3	4	1	1	0	0	2	2				
Carlos May, L OBP: 0.317, SLG: 0.308 (1, 7)	4-3			4-3			1B		F8	4	0	1	0	0	0	2				
Ken Henderson, S OBP: 0.385, SLG: 0.500 (1, 8)	K			S			F2		F7	3	0	0	0	1	1	2				
Bill Melton, R OBP: 0.317, SLG: 0.324 (1, 5)		K		K			K		1B	4	0	1	0	0	3	3				
Ron Santo, R OBP: 0.340, SLG: 0.306 (1, 4)	5-3			1-3			1B		K	3	0	1	0	1	1	1				
Brian Downing, R OBP: 0.429, SLG: 0.685 Jerry Hairston, S OBP: 0.200, SLG: 0.207 (9, PH)			K				6-3		F2	3	0	0	0	0	2	4				
Bucky Dent, R OBP: 0.223, SLG: 0.311 Jorge Orta, L OBP: 0.277, SLG: 0.322 (9, PH)			P4		5-3		F7		1B	3	0	0	0	0	0	0				
Inning Stats	R: 1 E: 0 K: 2 S: 9	H: 2 LOB: 1 BB: 0 P: 9	R: 0 E: 0 K: 2 S: 7	H: 0 LOB: 0 BB: 0 P: 7	R: 0 E: 0 K: 1 S: 5	H: 0 LOB: 0 BB: 0 P: 5	R: 1 E: 0 K: 2 S: 8	H: 1 LOB: 2 BB: 2 P: 16	R: 0 E: 0 K: 1 S: 6	H: 1 LOB: 1 BB: 0 P: 6	R: 0 E: 0 K: 1 S: 7	H: 2 LOB: 2 BB: 0 P: 7	R: 0 E: 0 K: 0 S: 3	H: 0 LOB: 0 BB: 0 P: 3	R: 0 E: 0 K: 1 S: 7	H: 2 LOB: 2 BB: 0 P: 7		1B: 6 2B: 1 3B: 0 HR: 1	SF: 0 SAC: 0 DP: 0 HBP: 0	WP: 0 PB: 0 SB: 2 CS: 0
PITCHER	IP	WLS	BF	H	R	ER	SO	BB	IBB	HBP	BLK	WP	HR	S	P	ERA	WHIP			
Fergie Jenkins, R ERA: 2.38 (1, 1)	9.0	W	37	8	2	1	10	2	0	0	0	0	0	55	63	1.00	1.111			

AB	35
R	2
H	8
RBI	1
BB	2
SO	10
LOB	17



Batter	1	2	3	4	5	6	7	8	9	AB	R	H	RBI	BB	SO	LOB	TOP																
Lenny Randle, S OBP: 0.348, SLG: 0.386 (1, 4)										5	1	2	0	0	0	2																	
Toby Harrah, R OBP: 0.326, SLG: 0.329 (1, 6)										5	0	1	0	0	1	2																	
Alex Johnson, R OBP: 0.355, SLG: 0.343 (1, 7)										5	2	3	1	0	0	3																	
Jeff Burroughs, R OBP: 0.372, SLG: 0.601 (1, 9)										4	2	1	1	1	1	3																	
Mike Hargrove, L OBP: 0.335, SLG: 0.489 (1, 10)										4	1	3	2	1	1	1																	
Jim Spencer, L OBP: 0.385, SLG: 0.535 Tom Grieve, R OBP: 0.342, SLG: 0.462 (7, PH) (7, 3)										3	0	1	1	0	1	2																	
Duke Sims, L OBP: 0.240, SLG: 0.196 Dick Billings, R OBP: 0.310, SLG: 0.269 (9, PH) (1, 2)										4	0	0	0	0	1	2																	
Joe Lovitto, S OBP: 0.204, SLG: 0.242 (1, 8)										4	0	0	0	0	0	1																	
Leo Cardenas, R OBP: 0.419, SLG: 0.400 (1, 5)										4	0	3	0	0	0	0																	
Inning Stats	R: 3 E: 0 K: 2 S: 11	H: 4 LOB: 1 BB: 0 P: 11	R: 0 E: 0 K: 0 S: 4	H: 1 LOB: 1 BB: 0 P: 4	R: 0 E: 0 K: 2 S: 8	H: 1 LOB: 1 BB: 0 P: 8	R: 1 E: 0 K: 0 S: 4	H: 1 LOB: 1 BB: 1 P: 8	R: 0 E: 0 K: 1 S: 8	H: 3 LOB: 3 BB: 0 P: 8	R: 1 E: 0 K: 0 S: 4	H: 1 LOB: 1 BB: 1 P: 8	R: 0 E: 0 K: 0 S: 3	H: 0 LOB: 0 BB: 0 P: 3	R: 1 E: 0 K: 1 S: 7	H: 2 LOB: 1 BB: 0 P: 7	1B: 9 2B: 4 3B: 0 HR: 1	SF: 1 SAC: 0 DP: 0 HBP: 0	WP: 0 PB: 0 SB: 0 CS: 0	PA: 43													
PITCHER	IP WLS BF H R ER SO BB IBB HBP BLK WP HR S P ERA WHIP																																
Bill Moran, R ERA: 3.92 Skip Pitlock, L ERA: 3.46 Skip Pitlock, L ERA: 3.46 Ken Tatum, R ERA: 1.86 Terry Forster, L ERA: 3.19 (1, 1) (1, 1) (6, 1) (6, 1) (7, 1)	0.2 5.0 5.0 0.1 3.0	W L W S	6 22 22 4 11	H R E S	4 6 6 2 2	R R E P	3 1 1 1 1	ER SO	3 3 3 0 1	BB IBB HBP BLK	0 0 0 0 0	WP HR S P	0 1 1 3 13	10 27 31 7 13	40.50 1.80 1.80 27.00 3.00	6.000 1.400 1.400 9.000 0.667																	

Texas Rangers @ Chicago White Sox
Comiskey Park, Chicago, IL
Thu May 23 1974, 8:05 PM EDT
Att. 6,789 - Unknown - 66 F

AB 40
R 6
H 14
RBI 6
BB 2
SO 6
LOB 18



Batter	1	2	3	4	5	6	7	8	9	AB	R	H	RBI	BB	SO	LOB	BOTTOM															
Pat Kelly, L OBP: 0.344, SLG: 0.405 (1, 9)										4	1	1	0	1	1	2																
Tony Muser, L OBP: 0.314, SLG: 0.333 (1, 10)										5	2	1	0	0	1	2																
Dick Allen, R OBP: 0.394, SLG: 0.515 Skip Pitlock, L ERA: 3.46 Ken Tatum, R ERA: 1.86 Terry Forster, L ERA: 3.19 (1, 3) (6, 1) (6, 1) (7, 1)										2	2	1	0	1	1	0																
Carlos May, L OBP: 0.322, SLG: 0.319 (1, 7)										2	1	1	3	1	0	0																
Ken Henderson, S OBP: 0.382, SLG: 0.493 (1, 8)										4	1	1	1	0	1	2																
Bill Melton, R OBP: 0.317, SLG: 0.319 (1, 5)										2	0	0	0	1	1	0																
Ron Santo, R OBP: 0.344, SLG: 0.307 (1, 4)										3	1	1	2	1	1	2																
Ed Herrmann, L OBP: 0.342, SLG: 0.447 (1, 2)										4	1	1	1	0	1	3																
Bucky Dent, R OBP: 0.235, SLG: 0.319 (1, 6)										4	0	2	1	0	0	1																
Inning Stats	R: 3 E: 0 K: 1 S: 7	H: 2 LOB: 2 BB: 3 P: 19	R: 0 E: 0 K: 1 S: 5	H: 0 LOB: 0 BB: 0 P: 5	R: 0 E: 0 K: 2 S: 7	H: 0 LOB: 0 BB: 0 P: 7	R: 2 E: 0 K: 2 S: 9	H: 2 LOB: 1 BB: 1 P: 13	R: 3 E: 1 K: 0 S: 6	H: 3 LOB: 1 BB: 1 P: 10	R: 1 E: 1 K: 0 S: 5	H: 1 LOB: 0 BB: 0 P: 5	R: 0 E: 0 K: 1 S: 5	H: 0 LOB: 0 BB: 0 P: 5	R: 0 E: 0 K: 0 S: 3	H: 1 LOB: 0 BB: 0 P: 3	1B: 7 2B: 1 3B: 1 HR: 0	SF: 1 SAC: 1 DP: 1 HBP: 0	WP: 1 PB: 0 SB: 1 CS: 1	PA: 39												
PITCHER	IP WLS BF H R ER SO BB IBB HBP BLK WP HR S P ERA WHIP																															
Steve Hargan, R ERA: 3.98 Lloyd Allen, R ERA: 6.19 Steve Foucault, R ERA: 1.89 Jim Shellenback, L ERA: 4.15 (1, 1) (1, 1) (5, 1) (6, 1)	0.0 4.0 1.0 3.0	L	19	H R E S	4 5 1 2	R R E P	5 5 0 1	ER SO	5 6 0 1	BB IBB HBP BLK	3 0 0 0	WP HR S P	0 0 4 13	28 40 4 13	11.25 1.750 0.000 0.667																	

Texas Rangers @ Chicago White Sox
Comiskey Park, Chicago, IL
Thu May 23 1974, 8:05 PM EDT
Att. 6,789 - Unknown - 66 F

AB 31
R 9
H 9
RBI 8
BB 5
SO 7
LOB 13



Batter	1	2	3	4	5	6	7	8	9	AB	R	H	RBI	BB	SO	LOB	TOP			
Cesar Tovar, R (1, 8) OBP: 0.282, SLG: 0.245 Joe Lovitto, S (5, 8) OBP: 0.200, SLG: 0.237			F7			4-3		K		2	0	0	0	0	1	0				
Lenny Randle, S (1, 4) OBP: 0.344, SLG: 0.380			4-3			K				4	0	1	0	0	1	0				
Alex Johnson, R (1, 7) OBP: 0.347, SLG: 0.335			L9			5-3				4	0	0	0	0	0	2				
Jeff Burroughs, R (1, 9) OBP: 0.364, SLG: 0.587						5-3				4	0	0	0	0	2	2				
Mike Hargrove, L (1, 10) OBP: 0.429, SLG: 0.480						K				4	0	1	0	0	2	1				
Jim Spencer, L (1, 3) OBP: 0.383, SLG: 0.527						K				3	0	1	0	0	1	1				
Duke Sims, L (1, 2) OBP: 0.226, SLG: 0.184						3-1				3	0	0	0	0	0	1				
Toby Harrah, R (1, 6) OBP: 0.328, SLG: 0.331 Larry Brown, R (8, PH) OBP: 0.236, SLG: 0.189						6-3				2	0	1	0	0	0	0				
Leo Cardenas, R (1, 5) OBP: 0.406, SLG: 0.387 Mike Cubbage, L (5, PH) (5, 5)						K				1	0	0	0	0	1	2				
										2	0	0	0	0	2	1				
Inning Stats	R: 0 E: 1 K: 2 S: 8	H: 0 LOB: 1 BB: 0 P: 8	R: 0 E: 0 K: 1 S: 7	H: 2 LOB: 2 BB: 0 P: 7	R: 0 E: 0 K: 0 S: 3	H: 0 LOB: 0 BB: 0 P: 3	R: 0 E: 0 K: 1 S: 5	H: 1 LOB: 0 BB: 0 P: 5	R: 0 E: 0 K: 1 S: 5	H: 0 LOB: 0 BB: 0 P: 5	R: 0 E: 0 K: 2 S: 7	H: 0 LOB: 0 BB: 0 P: 7	R: 0 E: 0 K: 2 S: 8	H: 1 LOB: 1 BB: 0 P: 8	R: 0 E: 0 K: 1 S: 6	H: 1 LOB: 1 BB: 0 P: 6	1B: 5 2B: 0 3B: 0 HR: 0	SF: 0 SAC: 0 DP: 1 HBP: 0	WP: 0 PB: 0 CS: 0	PA: 32
PITCHER Bert Blyleven, R (1, 1) ERA: 2.05	IP: 9.0 WLS: W BF: 32 H: 5 R: 0 ER: 0 SO: 11 BB: 0 IBB: 0 HBP: 0 BLK: 0 WP: 0 HR: 0 S: 54 P: 54 ERA: 0.00 WHIP: 0.556																			


Texas Rangers @ Minnesota Twins
Metropolitan Stadium, Bloomington, MI
Fri May 24 1974, 8:05 PM EDT
Att. 5,172 - Unknown - 56 F


AB 32
R 0
H 5
RBI 0
BB 0
SO 11
LOB 11

Batter	1	2	3	4	5	6	7	8	9	AB	R	H	RBI	BB	SO	LOB	BOTTOM			
Larry Hise, R (1, 7) OBP: 0.390, SLG: 0.508 Jerry Terrell, R (7, PH) OBP: 0.296, SLG: 0.338						K				3	2	2	1	1	1	0				
Rod Carew, L (1, 4) OBP: 0.446, SLG: 0.468 Steve Braun, L (8, 7) OBP: 0.363, SLG: 0.386			G1			FC4				4	1	1	1	1	1	3				
Tony Oliva, L (1, 10) OBP: 0.327, SLG: 0.406						3-1				4	2	2	1	0	0	3				
Harmon Killebrew, R (1, 3) OBP: 0.294, SLG: 0.383 Jim Holt, L (6, PH) OBP: 0.236, SLG: 0.240										3	1	2	3	1	0	2				
Bobby Darwin, R (1, 9) OBP: 0.319, SLG: 0.480						P3				4	0	0	0	1	1	5				
Steve Brye, R (1, 8) OBP: 0.295, SLG: 0.345										4	1	2	0	1	0	1				
Eric Soderholm, R (1, 5) OBP: 0.330, SLG: 0.412										4	0	0	0	0	1	3				
Glenn Borgmann, R (1, 2) OBP: 0.262, SLG: 0.189										4	1	1	0	0	1	1				
Luis Gomez, R (1, 6) OBP: 0.309, SLG: 0.240										2	1	0	0	2	0	1				
Inning Stats	R: 0 E: 0 K: 0 S: 3	H: 0 LOB: 2 BB: 2 P: 11	R: 0 E: 0 K: 0 S: 3	H: 1 LOB: 0 BB: 0 P: 3	R: 3 E: 0 K: 0 S: 6	H: 3 LOB: 1 BB: 1 P: 10	R: 4 E: 0 K: 1 S: 9	H: 4 LOB: 1 BB: 1 P: 13	R: 0 E: 0 K: 1 S: 6	H: 1 LOB: 1 BB: 0 P: 6	R: 0 E: 0 K: 1 S: 6	H: 0 LOB: 2 BB: 1 P: 10	R: 2 E: 0 K: 2 S: 9	H: 2 LOB: 2 BB: 2 P: 17	R: 0 E: 0 K: 0 S: 3	H: 0 LOB: 0 BB: 0 P: 3	1B: 7 2B: 2 3B: 0 HR: 2	SF: 0 SAC: 1 DP: 1 HBP: 0	WP: 2 PB: 0 CS: 0	PA: 42
PITCHER David Clyde, L (1, 1) ERA: 3.13 Lloyd Allen, R (3, 1) ERA: 7.41 Jim Merritt, L (4, 1) ERA: 9.72 Steve Hargan, R (4, 1) ERA: 3.81 Jim Sheltenback, L (7, 1) ERA: 5.68	IP: 2.2 WLS: L BF: 14 H: 4 R: 3 ER: 3 SO: 3 BB: 3 IBB: 0 HBP: 0 BLK: 0 WP: 0 HR: 2 S: 23 P: 23 ERA: 10.12 WHIP: 2.625																			

Texas Rangers @ Minnesota Twins
Metropolitan Stadium, Bloomington, MI
Fri May 24 1974, 8:05 PM EDT
Att. 5,172 - Unknown - 56 F

AB 34
R 9
H 11
RBI 8
BB 7
SO 5
LOB 19


Batter	1	2	3	4	5	6	7	8	9	AB	R	H	RBI	BB	SO	LOB	TOP										
Cesar Tovar, R OBP: 0.287, SLG: 0.255 (1, 8)	0-0 4-3 S 2B	0-0 FC6-4			4-0 L4-3 BB		0-0 FC6-4		0-0 F8	4	1	1	0	1	0	3	Texas Rangers @ Minnesota Twins Metropolitan Stadium, Bloomington, MI Sat May 25 1974, 4:33 AM EDT Att. 5,499 - Unknown - 62 F AB 32 R 4 H 11 RBI 3 BB 6 SO 3 LOB 16 										
Toby Harrah, R OBP: 0.330, SLG: 0.329 (1, 6)	0-0 4-3 2-3		4-0 CS BB		0-0 L4-3 1-2			0-0 HR 1B	4	1	1	0	1	0	2												
Alex Johnson, R OBP: 0.351, SLG: 0.352 (1, 10)	4-0 S BB		0-0 F9 1-2		0-0 6-3			0-0 HR 1B	3	1	1	2	1	0	1												
Jeff Burroughs, R OBP: 0.372, SLG: 0.594 (1, 9)	0-3 K 1-2 3-H		4-0 BB		0-0 2B			0-0 BB 1B	3	1	2	0	1	1	1												
Tom Grieve, R OBP: 0.333, SLG: 0.449 (1, 7)	0-0 F6		0-0 F9		0-3 K			4-0 G5-3 1B BB	3	0	0	0	0	1	3												
Jim Spencer, L OBP: 0.383, SLG: 0.527 (8, PH)									0	0	0	0	0	0	0												
Mike Harrover, L OBP: 0.434, SLG: 0.480 (8, 3)									0	0	0	0	1	0	0												
Lenny Randle, S OBP: 0.380, SLG: 0.396 (1, 4)		0-0 L1-3 1B		0-0 L1-3 1B		0-0 1-3		0-0 1-2 2-H 1B	4	0	3	1	0	0	1												
Leo Cardenas, R OBP: 0.333, SLG: 0.353 (8, PH)		0-0 F7		0-0 L1-3			0-0 5-3	0-0 F9	3	0	0	0	0	0	1												
Duke Sims, L OBP: 0.226, SLG: 0.184 (8, PH)									0	0	0	0	0	0	0												
Jim Fregosi, R OBP: 0.406, SLG: 0.423 (8, 5)									1	0	0	0	0	0	2												
Larry Brown, R OBP: 0.258, SLG: 0.189 (8, 5)									0	0	0	0	0	0	0												
Joe Lovitto, S OBP: 0.212, SLG: 0.248 (1, 3)	0-0 S 1B		0-0 F9		0-0 F9		0-0 1B	0-0 G5-3	4	0	2	0	0	0	2												
Jim Sundberg, R OBP: 0.337, SLG: 0.305 (1, 2)	4-0 FC6-4 BB				0-3 K		0-0 FC6-4 1B	0-0 5-3	3	0	1	0	1	1	0												
Inning Stats	R: 1 E: 0 K: 1 S: 6	H: 1 LOB: 1 BB: 1 P: 10	R: 0 E: 0 K: 0 S: 4	H: 2 LOB: 2 BB: 1 P: 8	R: 0 E: 0 K: 0 S: 2	H: 0 LOB: 0 BB: 0 P: 10	R: 0 E: 0 K: 0 S: 3	H: 1 LOB: 0 BB: 0 P: 3	R: 0 E: 0 K: 1 S: 4	H: 0 LOB: 0 BB: 0 P: 8	R: 0 E: 0 K: 1 S: 6	H: 1 LOB: 1 BB: 0 P: 6	R: 0 E: 0 K: 0 S: 4	H: 2 LOB: 1 BB: 0 P: 4	R: 3 E: 0 K: 0 S: 6	H: 4 LOB: 1 BB: 1 P: 10	R: 0 E: 0 K: 0 S: 3	H: 0 LOB: 0 BB: 0 P: 3	1B: 8 2B: 4 3B: 0 HR: 1	SF: 0 SAC: 0 DP: 3 HBP: 0	WP: 0 PB: 0 SB: 3 CS: 1	PA: 38					
PITCHER	IP	WLS	BF	H	R	ER	SO	BB	IBB	HBP	BLK	WP	HR	S	P	ERA	WHIP										
Vic Albury, L ERA: 4.17	7.0	L	31	10	4	4	3	5	0	0	0	0	1	32	52	5.14	2.143										
Bill Campbell, R ERA: 2.73	0.0		2	1	0	0	0	1	0	0	0	0	0	1	5	∞	∞										
Tom Burgmeier, L ERA: 6.14	2.0		5	0	0	0	0	0	0	0	0	0	0	5	5	0.00	0.000										

Batter	1	2	3	4	5	6	7	8	9	AB	R	H	RBI	BB	SO	LOB	BOTTOM										
Jerry Terrell, R OBP: 0.289, SLG: 0.342 (1, 4)	0-0 4-3		0-0 FC4-6 1B BB 1-2		0-0 F8		0-0 2B		0-3 K	5	0	1	0	0	1	3	Texas Rangers @ Minnesota Twins Metropolitan Stadium, Bloomington, MI Sat May 25 1974, 4:33 AM EDT Att. 5,499 - Unknown - 62 F AB 34 R 3 H 9 RBI 3 BB 4 SO 5 LOB 15 										
Steve Braun, L OBP: 0.364, SLG: 0.375 (1, 7)	0-0 4-3		4-0 L4-6 1B BB 1-2		4-0 FC6-4 BB		0-3 K		0-0 4-3	3	0	0	0	2	1	2											
Jim Holt, L OBP: 0.271, SLG: 0.264 (1, 3)	4-0 BB		0-0 1-2 2-3 1B		0-0 FC6-4 1-2			0-0 E6 3B 1B	3	1	2	0	1	0	2												
Tony Oliva, L OBP: 0.324, SLG: 0.429 (1, 10)	0-0 G3		0-0 L4-6 2-3			0-0 HR		0-0 F7	4	1	1	1	0	0	5												
Bobby Darwin, R OBP: 0.317, SLG: 0.488 (1, 9)		0-0 5-3		0-3 K		0-3 K		0-0 2-H 3B	4	0	1	1	0	2	0												
Steve Bnye, R OBP: 0.293, SLG: 0.352 (1, 8)		0-0 1B 2B		0-0 F2		0-0 F9		0-0 6-3	4	1	1	0	0	0	1												
Luis Gomez, R OBP: 0.276, SLG: 0.245 (1, 6)									3	0	1	1	0	0	0												
Larry Hisle, R OBP: 0.348, SLG: 0.504 (8, PH)									1	0	0	0	0	0	1												
Danny Thompson, R OBP: 0.294, SLG: 0.250 (9, 6)		0-0 G6-4-3 2-H 1B		0-0 6-3		0-0 6-3		0-0 5-3	0	0	0	0	0	0	0												
Eric Soderholm, R OBP: 0.317, SLG: 0.393 (1, 5)		0-0 G6-4-3 1-2			0-0 F7		0-3 K		0-0 F4	4	0	0	0	0	1												
Glenn Borgmann, R OBP: 0.276, SLG: 0.211 (1, 2)									2	0	1	0	1	0	0												
Harmon Killebrew, R OBP: 0.300, SLG: 0.389 (8, PH)									1	0	1	0	0	0	0												
Randy Hundley, R OBP: 0.279, SLG: 0.240 (8, PH)									0	0	0	0	0	0	0												
Inning Stats	R: 0 E: 0 K: 0 S: 3	H: 0 LOB: 1 BB: 1 P: 7	R: 1 E: 0 K: 0 S: 4	H: 2 LOB: 0 BB: 0 P: 4	R: 0 E: 0 K: 0 S: 3	H: 1 LOB: 2 BB: 2 P: 11	R: 0 E: 0 K: 1 S: 5	H: 0 LOB: 0 BB: 0 P: 5	R: 0 E: 0 K: 1 S: 6	H: 1 LOB: 0 BB: 0 P: 6	R: 1 E: 0 K: 2 S: 8	H: 1 LOB: 1 BB: 0 P: 8	R: 0 E: 0 K: 0 S: 5	H: 2 LOB: 1 BB: 0 P: 5	R: 0 E: 0 K: 1 S: 6	H: 1 LOB: 1 BB: 0 P: 6	1B: 4 2B: 4 3B: 1 HR: 1	SF: 0 SAC: 0 DP: 2 HBP: 0	WP: 0 PB: 0 SB: 0 CS: 0	PA: 38							
PITCHER	IP	WLS	BF	H	R	ER	SO	BB	IBB	HBP	BLK	WP	HR	S	P	ERA	WHIP										
Jackie Brown, R ERA: 2.86	7.1	W	32	8	3	3	4	4	0	0	0	0	0	36	52	3.68	1.636										
Steve Foucault, R ERA: 1.6	1.2	S	6	1	0	0	1	0	0	0	0	0	0	8	8	0.00	0.600										

Batter	1	2	3	4	5	6	7	8	9	AB	R	H	RBI	BB	SO	LOB	TOP					
Cesar Tovar, R OBP: 0.286, SLG: 0.255	6-3			G4-6-3 1B		4-3		5-3		4	0	1	0	0	0	0						
Toby Harrah, R OBP: 0.333, SLG: 0.340	CS 1B			G4-6-3 1-2					F8	4	0	2	0	0	0	1						
Alex Johnson, R OBP: 0.348, SLG: 0.349	1-2 K			K		4-3			G6-4-3 1B	4	0	1	0	0	2	2						
Jeff Burroughs, R OBP: 0.369, SLG: 0.587		6-3			1B 1B			F8		4	1	1	0	0	0	1						
Mike Hargrove, L OBP: 0.340, SLG: 0.485		G1			1B FC4-2 1B			1-4-3 1B		3	0	2	0	0	0	0						
Jim Spencer, L OBP: 0.381, SLG: 0.519										3	0	1	1	0	0	1						
Joe Lovitto, S OBP: 0.212, SLG: 0.248	6-3				G5-3 FC4-2 1B 1-3 2H			1-4-3		0	0	0	0	0	0	0						
Lenny Randle, S OBP: 0.350, SLG: 0.384				F5		FC4-2		F8		3	0	0	0	0	0	3						
Jim Fregosi, R OBP: 0.388, SLG: 0.400			K		1-2 3H G5-3				F3	3	0	0	0	0	1	2						
Jim Sundberg, R OBP: 0.327, SLG: 0.294			K		2-3				F8	3	0	0	0	0	1	0						
Inning Stats	R: 0 E: 0 K: 1 S: 5	H: 1 LOB: 0 BB: 0 P: 5	R: 0 E: 0 K: 0 S: 3	H: 0 LOB: 0 BB: 0 P: 3	R: 0 E: 0 K: 2 S: 7	H: 0 LOB: 0 BB: 0 P: 7	R: 0 E: 0 K: 1 S: 5	H: 1 LOB: 0 BB: 0 P: 5	R: 1 E: 0 K: 0 S: 5	H: 3 LOB: 1 BB: 0 P: 5	R: 0 E: 0 K: 0 S: 4	H: 1 LOB: 1 BB: 0 P: 4	R: 0 E: 0 K: 0 S: 4	H: 1 LOB: 1 BB: 0 P: 4	R: 0 E: 0 K: 0 S: 3	H: 0 LOB: 0 BB: 0 P: 3	R: 0 E: 0 K: 0 S: 3	H: 1 LOB: 0 BB: 0 P: 3	1B: 7 2B: 1 3B: 0 HR: 0	SF: 0 SAC: 0 DP: 3 HBP: 0	WP: 0 PB: 0 SB: 0 CS: 1	PA: 31
PITCHER Joe Decker, R ERA: 3.34	IP: 9.0 WLS: W BF: 31 H: 8 R: 1 ER: 1 SO: 4 BB: 0 IBB: 0 HBP: 0 BLK: 0 WP: 0 HR: 0 S: 39 P: 39 ERA: 1.00 WHIP: 0.889											PITCHER	IP: 9.0 WLS: W BF: 31 H: 8 R: 1 ER: 1 SO: 4 BB: 0 IBB: 0 HBP: 0 BLK: 0 WP: 0 HR: 0 S: 39 P: 39 ERA: 1.00 WHIP: 0.889									

Texas Rangers @ Minnesota Twins
Metropolitan Stadium, Bloomington, MI
Sun May 26 1974, 4:33 AM EDT
Att: 7,352 - Sunny - 69 F


AB	31
R	1
H	8
RBI	1
BB	0
SO	4
LOB	10



Batter	1	2	3	4	5	6	7	8	9	AB	R	H	RBI	BB	SO	LOB	BOTTOM					
Rod Carew, L OBP: 0.451, SLG: 0.491	F7		2-3		1-3 2H 1B			FC6-4 1B		5	1	3	2	0	0	0						
Steve Braun, L OBP: 0.358, SLG: 0.367							HR			5	1	1	0	0	2	4						
Larry Hisle, R OBP: 0.348, SLG: 0.504	K		F6		K			FC6-4 1-2		0	0	0	0	0	0	0						
Tony Oliva, L OBP: 0.322, SLG: 0.422				6-3		4-3		F9		4	0	1	0	0	0	1						
Bobby Darwin, R OBP: 0.322, SLG: 0.511				K			BB SF7 1B	1-H HR		4	2	2	2	0	1	1						
Steve Brye, R OBP: 0.302, SLG: 0.352				F4			BB 1B BB		K	3	1	1	0	1	1	0						
Jim Holt, L OBP: 0.286, SLG: 0.268				WP 1B						3	0	1	0	1	0	1						
Danny Thompson, R OBP: 0.238, SLG: 0.211					FC5-4 1B		1-2 2-3 BB		6-3	3	0	0	1	0	0	2						
Randy Hundley, R OBP: 0.276, SLG: 0.241							3H FC5-4 1B		F7	4	1	1	1	0	0	2						
Luis Gomez, R OBP: 0.323, SLG: 0.250			1-3				1-2 2H 1B			3	0	1	0	1	1	2						
Inning Stats	R: 0 E: 0 K: 1 S: 6	H: 1 LOB: 1 BB: 0 P: 6	R: 0 E: 0 K: 0 S: 4	H: 1 LOB: 1 BB: 0 P: 4	R: 0 E: 0 K: 0 S: 3	H: 0 LOB: 0 BB: 0 P: 3	R: 0 E: 0 K: 1 S: 5	H: 0 LOB: 0 BB: 0 P: 5	R: 1 E: 0 K: 1 S: 8	H: 3 LOB: 2 BB: 0 P: 8	R: 2 E: 0 K: 1 S: 7	H: 2 LOB: 2 BB: 2 P: 15	R: 3 E: 0 K: 1 S: 8	H: 3 LOB: 0 BB: 0 P: 8	R: 0 E: 0 K: 0 S: 4	H: 1 LOB: 2 BB: 1 P: 8	R: 0 E: 0 K: 0 S: 4	H: 1 LOB: 0 BB: 1 P: 8	1B: 9 2B: 0 3B: 0 HR: 2	SF: 1 SAC: 0 DP: 0 HBP: 0	WP: 1 PB: 0 SB: 0 CS: 0	PA: 38
PITCHER Fergie Jenkins, R ERA: 2.76	IP: 6.1 WLS: L BF: 31 H: 10 R: 6 ER: 6 SO: 4 BB: 2 IBB: 0 HBP: 0 BLK: 0 WP: 1 HR: 2 S: 37 P: 45 ERA: 8.53 WHIP: 1.895											PITCHER Don Stanhouse, R ERA:	IP: 1.2 WLS: 7 BF: 1 H: 0 R: 0 ER: 0 SO: 1 BB: 1 IBB: 0 HBP: 0 BLK: 0 WP: 0 HR: 0 S: 8 P: 12 ERA: 0.00 WHIP: 1.200									

Texas Rangers @ Minnesota Twins
Metropolitan Stadium, Bloomington, MI
Sun May 26 1974, 4:33 AM EDT
Att: 7,352 - Sunny - 69 F

AB	34
R	6
H	11
RBI	6
BB	3
SO	5
LOB	13



Batter	1	2	3	4	5	6	7	8	9	AB	R	H	RBI	BB	SO	LOB	TOP			
Frank Duffy, R OBP: 0.231, SLG: 0.307 (1, 6)	0-0 6-3		0-0 F7		0-0 F4			0-0 F7		4	0	0	0	0	0	2				
Jack Brohamer, L OBP: 0.390, SLG: 0.424 (1, 4)	4-0 FC4-6 BB		0-0 F8			0-3 K			0-0 1-3	3	0	0	0	1	1	0				
Leron Lee, L OBP: 0.316, SLG: 0.314 (1, 7)	0-0 FC4-6 1-2			0-0 G6-4-3 1B		0-0 F8			0-0 5-3 1B	4	0	2	0	0	0	1				
John Ellis, R OBP: 0.304, SLG: 0.382 (1, 2)	0-0 F8			0-0 G6-4-3 1-2		0-3 K			0-0 5-3	4	0	0	0	0	1	3				
Oscar Gamble, L OBP: 0.358, SLG: 0.418 (1, 10)		0-0 4-3		0-0 F9					0-0 F7	4	0	0	0	0	0	1				
Charlie Spikes, R OBP: 0.349, SLG: 0.470 (1, 9)		0-0 6-3			0-0 1-3 BB FC6-2 1B				0-0 6-3	3	0	1	0	0	0	0				
Ossie Blanco, R OBP: 0.346, SLG: 0.190 (1, 3)		4-0 BB			4-0 FC6-2 1-2 BB 1-3			0-0 F5		1	0	0	0	2	0	0				
Rusty Torres, S OBP: 0.313, SLG: 0.154 (1, 8)		0-0 F7			0-0 1-3 1-2 2-3			0-0 F7		3	0	0	0	0	0	3				
Jack Heidemann, R OBP: 0.091, SLG: 0.091 (1, 5)			0-0 F6		0-0 FC6-2 2-3 3-H			0-0 F3		3	0	0	0	0	0	2				
Inning Stats	R: 0 E: 0 K: 0 S: 3	H: 0 LOB: 1 BB: 1 P: 7	R: 0 E: 0 K: 0 S: 3	H: 0 LOB: 1 BB: 1 P: 7	R: 0 E: 0 K: 0 S: 3	H: 0 LOB: 0 BB: 0 P: 3	R: 0 E: 0 K: 0 S: 3	H: 1 LOB: 0 BB: 0 P: 3	R: 0 E: 0 K: 2 S: 4	H: 0 LOB: 0 BB: 0 P: 7	R: 0 E: 0 K: 0 S: 3	H: 0 LOB: 0 BB: 0 P: 3	R: 0 E: 0 K: 0 S: 3	H: 0 LOB: 0 BB: 0 P: 3	R: 0 E: 0 K: 0 S: 4	H: 1 LOB: 1 BB: 0 P: 4	1B: 3 2B: 0 3B: 0 HR: 0	SF: 0 SAC: 0 DP: 1 HBP: 0	WP: 0 PB: 0 SB: 0 CS: 0	PA: 32
PITCHER Jim Bibby, R ERA: 4.75 (1, 1)	IP: 9.0 WLS: W BF: 32 H: 3 R: 0 ER: 0 SO: 2 BB: 3 IBB: 0 HBP: 0 BLK: 0 WP: 0 HR: 0 S: 33 P: 45 ERA: 0.00 WHIP: 0.667															PITCHER				

Cleveland Indians @ Texas Rangers
Arlington Stadium, Arlington, TX
Mon May 27 1974, 8:05 PM EDT
Att: 15,185 - Unknown

livebaseballscores.com


AB 29
R 0
H 3
RBI 0
BB 3
SO 2
LOB 12



Batter	1	2	3	4	5	6	7	8	9	AB	R	H	RBI	BB	SO	LOB	BOTTOM			
Cesar Tovar, R OBP: 0.293, SLG: 0.267 (1, 7)	0-0 F9		0-0 1B		0-0 SF9					3	0	2	1	0	0	0				
Lenny Randle, S OBP: 0.394, SLG: 0.422 (1, 4)	0-0 3B		0-0 F9		3-H 2-H 2B		4-0 CS BB			3	1	2	1	1	0	1				
Alex Johnson, R OBP: 0.347, SLG: 0.344 (1, 10)	0-3 K			0-0 6-3	4-0 2B BB		0-3 K			3	1	0	0	1	2	2				
Jeff Burroughs, R OBP: 0.372, SLG: 0.590 (1, 9)	0-0 F7			0-0 6-3	0-0 2B 1-H 2-H		0-0 CS 1-2	0-0 WP 1B 2B 1B		4	1	2	2	0	0	1				
Mike Hargrove, L OBP: 0.433, SLG: 0.476 (1, 3)		0-0 F4			0-0 K			0-0 F7		4	0	1	0	0	1	2				
Toby Harrah, R OBP: 0.332, SLG: 0.337 (1, 6)		0-3 K			0-3 K			0-0 WP 1-2 2B 1B		4	1	1	0	0	3	1				
Joe Lovitto, S OBP: 0.231, SLG: 0.276 (1, 8)		0-0 F8			0-0 SH3-4 SF9 1B			0-0 1-H 2-H 2B		4	1	3	2	0	0	0				
Jim Fregosi, R OBP: 0.386, SLG: 0.397 Larry Brown, R OBP: 0.254, SLG: 0.185 (1, 5) (7, 5)			0-0 6-3		0-0 SH3-4 2B 1B		0-0 F9		0-0 F8	3	1	1	0	0	0	1				
Jim Sundberg, R OBP: 0.317, SLG: 0.284 (1, 2)			0-0 5-3		0-0 SH3-4 1-2 2-3		0-0 1-3		0-0 6-3	3	0	0	0	0	0	2				
Inning Stats	R: 0 E: 0 K: 1 S: 6	H: 1 LOB: 0 BB: 0 P: 6	R: 0 E: 0 K: 1 S: 5	H: 0 LOB: 0 BB: 0 P: 5	R: 0 E: 0 K: 0 S: 4	H: 1 LOB: 1 BB: 0 P: 4	R: 0 E: 0 K: 1 S: 6	H: 1 LOB: 1 BB: 0 P: 6	R: 4 E: 0 K: 1 S: 9	H: 4 LOB: 1 BB: 1 P: 13	R: 0 E: 0 K: 1 S: 6	H: 1 LOB: 0 BB: 1 P: 6	R: 0 E: 0 K: 0 S: 4	H: 3 LOB: 1 BB: 0 P: 6	R: 2 E: 0 K: 0 S: 6	H: 3 LOB: 1 BB: 0 P: 6	1B: 8 2B: 3 3B: 1 HR: 0	SF: 1 SAC: 1 DP: 0 HBP: 0	WP: 1 PB: 0 SB: 0 CS: 1	PA: 37
PITCHER Jim Perry, R ERA: 2.58 Dick Bosman, R ERA: 6.89 Milt Wilcox, R ERA: 2.45 (1, 1) (5, 1) (8, 1)	IP: 4.2 WLS: L BF: 22 H: 7 R: 4 ER: 4 SO: 3 BB: 1 IBB: 0 HBP: 0 BLK: 0 WP: 1 HR: 0 S: 17 P: 21 ERA: 6.75 WHIP: 2.250															PITCHER				

Cleveland Indians @ Texas Rangers
Arlington Stadium, Arlington, TX
Mon May 27 1974, 8:05 PM EDT
Att: 15,185 - Unknown

AB 32
R 6
H 12
RBI 6
BB 2
SO 6
LOB 11



Batter	1	2	3	4	5	6	7	8	9	AB	R	H	RBI	BB	SO	LOB	TOP			
John Lowenstein, L (1.5) OBP: 0.340, SLG: 0.314	E6 1B S 2B	G3		K		F8	G3		K	6	1	0	0	0	2	2	Cleveland Indians @ Texas Rangers Arlington Stadium, Arlington, TX Tue May 28 1974, 8:05 PM EDT Att: 8,854 - Unknown - 86 F			
Jack Brohamer, L (1.4) OBP: 0.402, SLG: 0.436 Dwain Anderson, R (3.4) OBP: 0.333, SLG: 0.333	2B	BB BB 1B		FC6-4 1B		4-3	K			2	1	2	0	0	0	0				
Leron Lee, L (1.7) OBP: 0.349, SLG: 0.359	3B 1-H 3-H	2B		K		1-3		1B 1B		4	1	2	2	1	1	1				
John Ellis, R (1.3) OBP: 0.312, SLG: 0.412	1B 2H	3B		FC6-4 1-2				HR	K	4	2	2	2	1	1	2				
Oscar Gamble, L (1.10) OBP: 0.360, SLG: 0.412	S FC3-6 1B 3-H	F7			K		WP BB 1B HBP	F8		4	2	1	1	0	1	4				
Charlie Spikes, R (1.9) OBP: 0.361, SLG: 0.470	FC3-6 1-2 HBP		4-3		1B BB		WP BB 1B	FC5-4 1B		2	1	1	0	2	0	0				
Rusty Torres, S (1.8) OBP: 0.333, SLG: 0.176	FC3-6 1-3-5 1-2 2-H		K2-3		S 1B		F7 1B BB	FC5-4 1-2		4	0	1	0	1	1	3				
Dave Duncan, R (1.2) OBP: 0.250, SLG: 0.315	1-3-5 2-3			FC6-4 1B		K		F7 1B 1-2 2-H 3-H	5-3	5	0	2	2	0	1	3				
Frank Duffy, R (1.6) OBP: 0.224, SLG: 0.297		4-3		FC6-4 1-2		F7		F7	F5	5	0	0	0	0	0	5				
Inning Stats	R: 5 E: 2 K: 0 S: 7	H: 4 LOB: 0 BB: 0 P: 8	R: 0 E: 0 K: 0 S: 4	H: 1 LOB: 3 BB: 2 P: 12	R: 0 E: 0 K: 1 S: 6	H: 1 LOB: 1 BB: 0 P: 6	R: 0 E: 0 K: 2 S: 8	H: 1 LOB: 1 BB: 0 P: 8	R: 0 E: 0 K: 2 S: 8	H: 0 LOB: 0 BB: 0 P: 3	R: 0 E: 0 K: 1 S: 7	H: 2 LOB: 2 BB: 2 P: 16	R: 0 E: 0 K: 1 S: 7	H: 2 LOB: 2 BB: 0 P: 7	R: 0 E: 0 K: 1 S: 5	H: 0 LOB: 0 BB: 0 P: 5		1B: 9 2B: 2 3B: 1 HR: 1	SF: 0 SAC: 0 DP: 1 HBP: 2	WP: 1 PB: 0 SB: 3 CS: 0
PITCHER	IP WLS BF H R ER SO BB IBB HBP BLK WP HR S P ERA WHIP																			
Steve Hargan, R (1.1) ERA: 4.29	0.0 L 4 3 4 3 0 0 0 0 0 0 0 0 4 4																			
Don Stanhouse, R (1.1) ERA:	1.2 9 2 1 0 0 2 0 1 0 0 0 6 15																			
Jim Shellenback, L (2.1) ERA: 5.91	4.1 20 4 3 3 5 2 0 1 0 0 1 27 36																			
Lloyd Allen, R (7.1) ERA: 7.27	0.1 3 1 0 0 0 1 0 0 0 1 0 2 6																			
Jim Merritt, L (7.1) ERA: 7.35	2.2 10 2 0 0 3 0 0 0 0 0 0 16 16																			
Batter	1	2	3	4	5	6	7	8	9	AB	R	H	RBI	BB	SO	LOB	BOTTOM			
Cesar Tovar, R (1.7) OBP: 0.292, SLG: 0.266	5-3				FC6-4 1-2		F6			4	0	1	0	0	0	1	Cleveland Indians @ Texas Rangers Arlington Stadium, Arlington, TX Tue May 28 1974, 8:05 PM EDT Att: 8,854 - Unknown - 86 F			
Lenny Randle, S (1.4) OBP: 0.380, SLG: 0.415	E S 1B		F5		G3			K		4	0	1	0	0	1	2				
Alex Johnson, R (1.10) OBP: 0.350, SLG: 0.340	G4-6-3 1-3 BB			1B BB		F9		F8		2	0	0	0	2	0	0				
Jeff Burroughs, R (1.9) OBP: 0.369, SLG: 0.581	G4-6-3 1-2			F7		6-3		BB BB		3	0	0	0	1	0	3				
Mike Hargrove, L (1.3) OBP: 0.444, SLG: 0.481		F7			1B			BB 1B		3	0	2	0	1	0	0				
Duke Sims, L (1.2) OBP: 0.228, SLG: 0.173		F7		K				BB BB		3	0	0	0	1	2	4				
Joe Lovitto, S (1.8) OBP: 0.223, SLG: 0.266		4-3		K				BB		4	0	0	0	0	2	4				
Jim Fregosi, R (1.5) OBP: 0.365, SLG: 0.371			6-3		K				5-3	4	0	0	0	0	1	0				
Toby Harrah, R (1.6) OBP: 0.330, SLG: 0.335			F7		FC6-4 1B		6-3		F8	4	0	1	0	0	0	0				
Inning Stats	R: 0 E: 0 K: 0 S: 3	H: 1 LOB: 1 BB: 1 P: 7	R: 0 E: 0 K: 0 S: 3	H: 0 LOB: 0 BB: 0 P: 3	R: 0 E: 0 K: 0 S: 4	H: 1 LOB: 1 BB: 0 P: 4	R: 0 E: 0 K: 2 S: 8	H: 1 LOB: 2 BB: 1 P: 12	R: 0 E: 0 K: 1 S: 6	H: 1 LOB: 1 BB: 0 P: 6	R: 0 E: 0 K: 0 S: 4	H: 1 LOB: 2 BB: 1 P: 8	R: 0 E: 0 K: 2 S: 7	H: 0 LOB: 2 BB: 2 P: 15	R: 0 E: 0 K: 1 S: 5	H: 0 LOB: 0 BB: 0 P: 5		1B: 5 2B: 0 3B: 0 HR: 0	SF: 0 SAC: 0 DP: 1 HBP: 0	WP: 0 PB: 0 SB: 1 CS: 0
PITCHER	IP WLS BF H R ER SO BB IBB HBP BLK WP HR S P ERA WHIP																			
Gaylord Perry, R (1.1) ERA: 1.42	9.0 W 36 5 0 0 6 5 0 0 0 0 0 43 63																			

Batter	1	2	3	4	5	6	7	8	9	AB	R	H	RBI	BB	SO	LOB	TOP					
John Lowenstein, L OBP: 0.333, SLG: 0.307	0-0 4-3		0-0 G3			0-0 3-1			0-0 4-3	4	0	0	0	0	0	1						
Jack Brohamer, L OBP: 0.396, SLG: 0.429	0-0 F7			0-0 1-3		0-0 G3			0-0 1B	4	0	1	0	0	0	0						
Leron Lee, L OBP: 0.319, SLG: 0.326	0-0 F7			0-0 4-3			0-3 K		0-0 4-3	4	0	0	0	0	1	1						
John Ellis, R OBP: 0.307, SLG: 0.406		0-3 K		0-3 K			0-3 K			3	0	0	0	0	3	0						
Oscar Gamble, L OBP: 0.352, SLG: 0.402		0-0 F6			0-3 K		0-0 F5			3	0	0	0	0	1	0						
Charlie Spikes, R OBP: 0.355, SLG: 0.462		0-3 K			0-0 5-3			0-0 F8		3	0	0	0	0	1	0						
Rusty Torres, S OBP: 0.333, SLG: 0.200			0-0 4-3		0-0 1B			0-0 3-1		3	0	1	0	0	0	0						
Dave Duncan, R OBP: 0.245, SLG: 0.308			0-0 4-3		0-3 K			0-0 F7		3	0	0	0	0	1	1						
Frank Duffy, R OBP: 0.226, SLG: 0.298						0-3 K			0-0 5-3	3	0	1	0	0	1	0						
Inning Stats	R: 0 E: 0 K: 0 S: 3	H: 0 LOB: 0 BB: 0 P: 3	R: 0 E: 0 K: 2 S: 7	H: 0 LOB: 0 BB: 0 P: 7	R: 0 E: 0 K: 0 S: 4	H: 1 LOB: 1 BB: 0 P: 4	R: 0 E: 0 K: 1 S: 5	H: 0 LOB: 0 BB: 0 P: 5	R: 0 E: 0 K: 2 S: 8	H: 1 LOB: 1 BB: 0 P: 8	R: 0 E: 0 K: 1 S: 5	H: 0 LOB: 0 BB: 0 P: 5	R: 0 E: 0 K: 0 S: 7	H: 0 LOB: 0 BB: 0 P: 7	R: 0 E: 0 K: 0 S: 3	H: 0 LOB: 0 BB: 0 P: 3	R: 0 E: 0 K: 0 S: 4	H: 1 LOB: 1 BB: 0 P: 4	1B: 3 2B: 0 3B: 0 HR: 0	SF: 0 SAC: 0 DP: 0 HBP: 0	WP: 0 PB: 0 SB: 0 CS: 0	PA: 30
PITCHER Jackie Brown, R ERA: 2.17	IP: 9.0 WLS: W BF: 30 H: 3 R: 0 ER: 0 SO: 8 BB: 0 IBB: 0 HBP: 0 BLK: 0 WP: 0 HR: 0 S: 46 P: 46 ERA: 0.00 WHIP: 0.333															PITCHER						

Cleveland Indians @ Texas Rangers
Arlington Stadium, Arlington, TX
Wed May 29 1974, 8:05 PM EDT
Att: 9,059 - Unknown

AB 30
R 0
H 3
RBI 0
BB 0
SO 8
LOB 3



Batter	1	2	3	4	5	6	7	8	9	AB	R	H	RBI	BB	SO	LOB	BOTTOM			
Cesar Tovar, R OBP: 0.298, SLG: 0.268		0-0 F6			0-0 F5				4-0 1-2 BB	3	0	1	0	1	0	3				
Toby Harrah, R OBP: 0.323, SLG: 0.328	0-0 F8		0-0 F9		0-0 G4-6-3		0-0 F3			4	0	0	0	0	0	4				
Alex Johnson, R OBP: 0.343, SLG: 0.333	0-0 F8		0-0 5-3			0-0 4-3	0-0 4-3			4	0	0	0	0	0	3				
Jeff Burroughs, R OBP: 0.372, SLG: 0.579	0-0 F8		0-0 4-3			0-0 L3 1B		0-0 G4-6-3 1B		4	0	2	0	0	0	1				
Tom Grieve, R OBP: 0.333, SLG: 0.440		0-0 5-3		4-0 FC5-4 1B BB		0-0 L3		0-0 G4-6-3		2	0	0	0	1	0	1				
Mike Hargrove, L OBP: 0.340, SLG: 0.477						0-0 L3		0-0 G4-6-3		1	0	0	0	0	0	1				
Lenny Randle, S OBP: 0.385, SLG: 0.418		0-0 F7		0-0 FC5-4 1B		0-0 1-2 1B		0-0 B1		4	1	2	0	0	0	0				
Jim Fregosi, R OBP: 0.378, SLG: 0.385		0-0 1B 1B		0-0 FC5-4 1-2 2-3		0-0 1-2 2-3		0-0 E7 SH5-3 1H SH 1B		3	1	2	0	0	0	2				
Larry Brown, R OBP: 0.254, SLG: 0.185										0	1	0	0	0	0	0				
Leo Cardenas, R OBP: 0.378, SLG: 0.361		0-0 1B 1B		0-0 1-2 1B		0-0 1-3		0-0 SH5-3		2	0	1	0	0	0	1				
Jim Spencer, L OBP: 0.381, SLG: 0.519										0	0	0	0	0	0	0				
Jim Sundberg, R OBP: 0.330, SLG: 0.292		0-0 1-3 2-H 1B			4-0 G4-6-3 BB			0-0 SH BB		1	0	1	2	1	0	0				
Inning Stats	R: 0 E: 0 K: 0 S: 4	H: 1 LOB: 1 BB: 0 P: 4	R: 1 E: 0 K: 0 S: 6	H: 3 LOB: 2 BB: 0 P: 6	R: 0 E: 0 K: 0 S: 3	H: 0 LOB: 0 BB: 0 P: 3	R: 0 E: 0 K: 0 S: 3	H: 1 LOB: 1 BB: 1 P: 7	R: 0 E: 0 K: 0 S: 2	H: 0 LOB: 0 BB: 1 P: 6	R: 0 E: 0 K: 0 S: 3	H: 1 LOB: 0 BB: 0 P: 3	R: 2 E: 2 K: 0 S: 6	H: 2 LOB: 2 BB: 1 P: 10	R: 0 E: 0 K: 0 S: 3	H: 1 LOB: 0 BB: 0 P: 3	1B: 9 2B: 1 3B: 0 HR: 0	SF: 0 SAC: 2 DP: 4 HBP: 0	WP: 0 PB: 0 SB: 0 CS: 0	PA: 33
PITCHER Fritz Peterson, L ERA: 4.34	IP: 2.0 WLS: L BF: 10 H: 4 R: 1 ER: 1 SO: 10 BB: 0 IBB: 0 HBP: 0 BLK: 0 WP: 0 HR: 0 S: 10 P: 10 ERA: 4.50 WHIP: 2.000															PITCHER				
Bob Johnson, R ERA: 3.14	IP: 4.0 WLS: 15 BF: 4 H: 2 R: 1 ER: 1 SO: 0 BB: 2 IBB: 0 HBP: 0 BLK: 0 WP: 0 HR: 0 S: 13 P: 21 ERA: 2.25 WHIP: 1.500															PITCHER				
Tom Hilgendorf, L ERA: 7.36	IP: 0.1 WLS: 1 BF: 0 H: 0 R: 0 ER: 0 SO: 0 BB: 0 IBB: 0 HBP: 0 BLK: 0 WP: 0 HR: 0 S: 1 P: 1 ERA: 0.00 WHIP: 0.000															PITCHER				
Milt Wilcox, R ERA: 2.3	IP: 1.2 WLS: 7 BF: 1 H: 0 R: 0 ER: 0 SO: 0 BB: 1 IBB: 0 HBP: 0 BLK: 0 WP: 0 HR: 0 S: 6 P: 10 ERA: 0.00 WHIP: 1.200															PITCHER				

Cleveland Indians @ Texas Rangers
Arlington Stadium, Arlington, TX
Wed May 29 1974, 8:05 PM EDT
Att: 9,059 - Unknown

AB 28
R 3
H 9
RBI 2
BB 3
SO 0
LOB 16



Batter	1	2	3	4	5	6	7	8	9	AB	R	H	RBI	BB	SO	LOB	TOP										
Al Bumby, L OBP: 0.216, SLG: 0.250 Paul Blair, R OBP: 0.296, SLG: 0.403	0-0 4-3	0-3 K	0-0 FC6-4	0-0 B4-3	0-0 1-3	0-0 1-3	0-0 1-3	0-0 1-3	0-3 K	4	0	0	0	0	1	3											
Rich Coggins, L OBP: 0.237, SLG: 0.242	0-0 E8	0-0 SF8	0-0 G3	0-0 FC5-4	0-0 1-3	0-0 1-3	0-0 F7	0-0 G3-6-1	0-0 G3-6-1	4	1	2	1	0	0	2											
Bobby Grich, R OBP: 0.422, SLG: 0.476	0-0 1B	0-0 BB	0-0 FC5-4	0-0 1B	0-0 1-3	0-0 1-3	0-0 F7	0-0 G3-6-1	0-3 K	4	2	2	1	1	1	1											
Tommy Davis, R OBP: 0.298, SLG: 0.367 Enos Cabell, R OBP: 0.391, SLG: 0.476	0-0 HR	0-0 F8	0-0 1-3	0-0 1-3	0-0 1-3	0-0 F7	0-0 G3-6-1	0-0 G3-6-1	0-0 G3-6-1	5	1	2	0	0	0	3											
Boog Powell, L OBP: 0.301, SLG: 0.447	0-0 HR	0-0 F9	0-0 F9	0-0 F9	0-0 F9	0-0 K	0-0 K	0-0 G3-6-1	0-0 G3-6-1	4	1	1	3	1	1	1											
Don Baylor, R OBP: 0.313, SLG: 0.282	0-0 6-3	0-0 F6	0-0 F6	0-0 F6	0-0 F6	0-0 S	0-0 S	0-0 S	0-0 S	3	0	1	1	1	0	0											
Brooks Robinson, R OBP: 0.368, SLG: 0.395	0-0 F8	0-0 6-3	0-0 6-3	0-0 6-3	0-0 6-3	0-0 6-3	0-0 6-3	0-0 6-3	0-0 6-3	4	0	0	0	0	0	3											
Earl Williams, R OBP: 0.320, SLG: 0.282	0-0 1B	0-0 SF8	0-0 E1	0-0 K	0-0 K	0-0 K	0-0 K	0-0 K	0-0 K	4	1	1	0	0	2	2											
Mark Belanger, R OBP: 0.348, SLG: 0.439	0-0 S	0-0 S	0-0 FC5-4	0-0 FC5-4	0-0 FC5-4	0-0 F8	0-0 F8	0-0 F8	0-0 F8	4	0	2	0	0	0	1											
Inning Stats	R: 4 E: 1 K: 0 S: 7	H: 4 LOB: 0 BB: 0 P: 7	R: 1 E: 0 K: 1 S: 7	H: 2 LOB: 2 BB: 1 P: 11	R: 0 E: 0 K: 0 S: 3	H: 0 LOB: 0 BB: 0 P: 3	R: 0 E: 1 K: 0 S: 4	H: 0 LOB: 1 BB: 0 P: 4	R: 1 E: 0 K: 1 S: 7	H: 2 LOB: 2 BB: 1 P: 11	R: 0 E: 0 K: 0 S: 4	H: 1 LOB: 1 BB: 0 P: 4	R: 0 E: 0 K: 1 S: 5	H: 0 LOB: 1 BB: 1 P: 9	R: 0 E: 0 K: 1 S: 6	H: 1 LOB: 1 BB: 0 P: 6	R: 0 E: 0 K: 1 S: 5	H: 1 LOB: 1 BB: 0 P: 5	1B: 6 2B: 2 3B: 2 HR: 1	SF: 1 SAC: 0 DP: 1 HBP: 0	WP: 0 PB: 0 SB: 3 CS: 0	PA: 41					
PITCHER	IP	WLS	BF	H	R	ER	SO	BB	IBB	HBP	BLK	WP	HR	S	P	ERA	WHIP										
Fergie Jenkins, R ERA: 3.18	(1, 1)	1.0	9	6	5	5	0	0	0	0	0	0	1	9	9	45.00	6.000										
Steve Hargan, R ERA: 4.2	(2, 1)	3.1	15	2	1	1	1	1	1	0	0	0	0	15	23	2.70	0.900										
Steve Foucault, R ERA: 1.59	(5, 1)	4.2	W	17	3	0	0	4	1	0	0	0	0	24	28	0.00	0.857										

Baltimore Orioles @ Texas Rangers
Arlington Stadium, Arlington, TX
Fri May 31 1974, 8:05 PM EDT
Att: 20,984 - Unknown

AB	37
R	6
H	11
RBI	6
BB	3
SO	5
LOB	17



Batter	1	2	3	4	5	6	7	8	9	AB	R	H	RBI	BB	SO	LOB	BOTTOM										
Cesar Tovar, R OBP: 0.310, SLG: 0.270	4-0 1B	0-0 FC4-6	0-0 1B	0-0 1B	0-0 F8	0-0 K	0-0 K	0-0 K	0-0 K	3	1	1	0	2	1	2											
Lenny Randle, S OBP: 0.383, SLG: 0.430	0-0 1B	0-0 F6	0-0 F6	0-0 1B	0-0 1B	0-0 1B	0-0 1B	0-0 BB	0-0 BB	4	0	3	2	1	0	1											
Alex Johnson, R OBP: 0.335, SLG: 0.325	0-0 G5-4-3	0-0 FC4-6	0-0 F9	0-0 F9	0-0 4-3	0-0 F9	0-0 F9	0-0 F9	0-0 F9	5	0	0	0	0	0	8											
Jeff Burroughs, R OBP: 0.374, SLG: 0.577	0-0 1B	0-0 FC4-6	0-0 6-3	0-0 6-3	0-0 6-3	0-0 6-3	0-0 BB	0-0 1B	0-0 1B	4	1	2	1	0	0	1											
Tom Grieve, R OBP: 0.323, SLG: 0.425	0-0 F8	0-0 F8	0-0 F8	0-0 L9	0-0 L9	0-0 K	0-0 K	0-0 K	0-0 K	4	0	0	0	0	1	2											
Jim Fregosi, R OBP: 0.370, SLG: 0.368	0-0 F8	0-0 F8	0-0 F9	0-0 K	0-0 K	0-0 K	0-0 K	0-0 K	0-0 K	3	0	0	0	1	1	0											
Larry Brown, R OBP: 0.254, SLG: 0.185	0-0 F8	0-0 F8	0-0 F9	0-0 K	0-0 K	0-0 K	0-0 K	0-0 K	0-0 K	0	0	0	0	0	0	0											
Toby Harrah, R OBP: 0.332, SLG: 0.348	0-0 6-3	0-0 6-3	0-0 6-3	0-0 6-3	0-0 6-3	0-0 6-3	0-0 6-3	0-0 6-3	0-0 6-3	4	2	3	1	0	0	0											
Leo Cardenas, R OBP: 0.385, SLG: 0.368 Jim Spencer, L OBP: 0.384, SLG: 0.519	0-0 6-3	0-0 6-3	0-0 6-3	0-0 6-3	0-0 6-3	0-0 6-3	0-0 6-3	0-0 6-3	0-0 6-3	2	1	1	1	0	0	0											
Jim Sundberg, R OBP: 0.336, SLG: 0.301	0-0 L6	0-0 L6	0-0 L6	0-0 L6	0-0 L6	0-0 L6	0-0 L6	0-0 L6	0-0 L6	4	1	2	1	0	0	0											
Inning Stats	R: 1 E: 0 K: 0 S: 4	H: 2 LOB: 1 BB: 1 P: 8	R: 1 E: 0 K: 0 S: 4	H: 1 LOB: 0 BB: 0 P: 4	R: 0 E: 0 K: 0 S: 3	H: 0 LOB: 1 BB: 1 P: 7	R: 3 E: 1 K: 0 S: 8	H: 5 LOB: 2 BB: 0 P: 8	R: 0 E: 0 K: 1 S: 5	H: 0 LOB: 0 BB: 0 P: 5	R: 1 E: 0 K: 0 S: 6	H: 3 LOB: 2 BB: 0 P: 6	R: 1 E: 0 K: 1 S: 6	H: 2 LOB: 1 BB: 1 P: 10	R: 0 E: 0 K: 1 S: 5	H: 0 LOB: 1 BB: 1 P: 9	1B: 12 2B: 0 3B: 1 HR: 0	SF: 0 SAC: 0 DP: 1 HBP: 0	WP: 0 PB: 0 SB: 0 CS: 2	PA: 39							
PITCHER	IP	WLS	BF	H	R	ER	SO	BB	IBB	HBP	BLK	WP	HR	S	P	ERA	WHIP										
Ross Grimsley, L ERA: 3.69	(1, 1)	3.2	20	8	5	5	0	2	0	0	0	0	0	18	26	12.27	2.727										
Jesse Jefferson, R ERA: 5.94	(4, 1)	1.2	7	2	1	1	1	0	0	0	0	0	0	9	9	5.40	1.200										
Bob Reynolds, R ERA: 2.57	(6, 1)	1.0	L	7	3	1	1	1	1	0	0	0	0	8	12	9.00	4.000										
Grant Jackson, L ERA: 3.38	(7, 1)	1.2	5	0	0	0	1	1	0	0	0	0	0	6	10	0.00	0.600										

Baltimore Orioles @ Texas Rangers
Arlington Stadium, Arlington, TX
Fri May 31 1974, 8:05 PM EDT
Att: 20,984 - Unknown

AB	35
R	7
H	13
RBI	6
BB	4
SO	3
LOB	16



Batter	1	2	3	4	5	6	7	8	9	AB	R	H	RBI	BB	SO	LOB	TOP										
Al Bumby, L (1, 7) OBP: 0.223, SLG: 0.257	F7		1B		FC4-6		FC4-6		4-3	5	0	2	0	0	0	1											
Rich Coggins, L (1, 8) OBP: 0.235, SLG: 0.240	K		F9		FC4-6		FC4-6		G3	5	0	1	1	0	1	3											
Bobby Grich, R (1, 4) OBP: 0.413, SLG: 0.468	K		F8		F8		SF8			3	0	0	1	0	1	3											
Tommy Davis, R (1, 10) OBP: 0.292, SLG: 0.359		L4		5-3			4-3		4-3	4	0	0	0	0	0	1											
Boog Powell, L (1, 3) OBP: 0.307, SLG: 0.449		1B		1B			6-3		4-3	4	0	2	0	0	0	0											
Don Baylor, R (1, 9) OBP: 0.312, SLG: 0.276		F8		K			FC6-4		4-3	3	0	0	0	1	1	2											
Brooks Robinson, R (1, 5) OBP: 0.371, SLG: 0.398		FC5-4		F7			FC6-4		FC5-4	4	0	2	0	0	0	2											
Earl Williams, R (1, 2) OBP: 0.318, SLG: 0.281		FC5-4		F8			FC4-6		FC5-4	4	1	1	0	0	0	3											
Mark Belanger, R (1, 6) OBP: 0.354, SLG: 0.444			F8		FC4-6		FC4-6		K	3	1	2	0	0	0	0											
Mike Reinbach, L (9, PH) OBP: 0.304, SLG: 0.300					1B		SF8			1	0	0	0	0	1	0											
Inning Stats	R: 0 E: 0 K: 2 S: 7	H: 0 LOB: 0 BB: 0 P: 7	R: 0 E: 0 K: 0 S: 5	H: 2 LOB: 2 BB: 0 P: 5	R: 0 E: 0 K: 0 S: 4	H: 1 LOB: 1 BB: 0 P: 4	R: 0 E: 0 K: 1 S: 6	H: 1 LOB: 1 BB: 0 P: 6	R: 0 E: 0 K: 0 S: 5	H: 2 LOB: 2 BB: 0 P: 5	R: 0 E: 0 K: 0 S: 3	H: 0 LOB: 1 BB: 1 P: 7	R: 2 E: 0 K: 0 S: 6	H: 3 LOB: 1 BB: 0 P: 6	R: 0 E: 0 K: 0 S: 4	H: 1 LOB: 1 BB: 0 P: 4	R: 0 E: 0 K: 1 S: 5	H: 0 LOB: 0 BB: 0 P: 5	1B: 10 2B: 0 3B: 0 HR: 0	SF: 1 SAC: 0 DP: 0 HBP: 0	WP: 0 PA: 38 PB: 0 SB: 0 CS: 0						
PITCHER	IP	WLS	BF	H	R	ER	SO	BB	IBB	HBP	BLK	WP	HR	S	P	ERA	WHIP										
Jim Bibby, R (1, 1) ERA: 4.56	7.2	W	34	10	2	2	3	1	0	0	0	0	0	39	43	2.35	1.435										
Steve Foucault, R (8, 1) ERA: 1.54	1.1	S	4	0	0	0	1	0	0	0	0	0	0	6	6	0.00	0.000										

Baltimore Orioles @ Texas Rangers
Arlington Stadium, Arlington, TX
Sat Jun 01 1974, 8:05 PM EDT
Att: 39,269 - Unknown

AB 36
R 2
H 10
RBI 2
BB 1
SO 4
LOB 15



Batter	1	2	3	4	5	6	7	8	9	AB	R	H	RBI	BB	SO	LOB	BOTTOM										
Cesar Tovar, R (1, 8) OBP: 0.301, SLG: 0.261	4-3		FC1-4		F8		4-3			4	0	0	0	0	0	1											
Lenny Randle, S (1, 4) OBP: 0.371, SLG: 0.415	K		F8		F8				5-3	4	0	0	0	0	1	1											
Alex Johnson, R (1, 7) OBP: 0.338, SLG: 0.328				F3						4	0	2	0	0	0	0											
Joe Lovitto, S (9, 8) OBP: 0.223, SLG: 0.266	6-3				BB				G6-4-3	0	0	0	0	0	0	0											
Jeff Burroughs, R (1, 9) OBP: 0.377, SLG: 0.574		4-3		HR					G6-4-3	3	1	1	0	1	0	1											
Tom Grieve, R (1, 10) OBP: 0.323, SLG: 0.448		4-3		HR					F9	3	1	1	2	0	0	0											
Jim Fregosi, R (1, 3) OBP: 0.389, SLG: 0.366		4-3								3	0	1	0	0	0	0											
Jim Spencer, L (7, 3) OBP: 0.384, SLG: 0.519		4-3		5-3					G4-6-3	0	0	0	0	0	0	0											
Toby Harrah, R (1, 6) OBP: 0.337, SLG: 0.376				HR					G4-6-3	3	2	2	1	0	0	1											
Leo Cardenas, R (1, 5) OBP: 0.381, SLG: 0.366			6-3						F7	3	0	1	1	0	0	0											
Larry Brown, R (8, 5) OBP: 0.254, SLG: 0.185					FC6-4					0	0	0	0	0	0	0											
Jim Sundberg, R (1, 2) OBP: 0.336, SLG: 0.302				FC6-4					F4	3	0	1	0	0	0	1											
Inning Stats	R: 0 E: 0 K: 1 S: 5	H: 0 LOB: 0 BB: 0 P: 5	R: 0 E: 0 K: 0 S: 3	H: 0 LOB: 0 BB: 0 P: 3	R: 1 E: 0 K: 0 S: 5	H: 2 LOB: 1 BB: 0 P: 5	R: 3 E: 0 K: 0 S: 7	H: 4 LOB: 1 BB: 0 P: 7	R: 0 E: 0 K: 0 S: 3	H: 1 LOB: 1 BB: 1 P: 7	R: 0 E: 0 K: 0 S: 3	H: 1 LOB: 0 BB: 0 P: 3	R: 0 E: 0 K: 0 S: 3	H: 0 LOB: 0 BB: 0 P: 3	R: 0 E: 0 K: 0 S: 3	H: 1 LOB: 0 BB: 0 P: 3	1B: 6 2B: 1 3B: 0 HR: 2	SF: 0 SAC: 0 DP: 2 HBP: 0	WP: 0 PA: 32 PB: 0 SB: 0 CS: 1								
PITCHER	IP	WLS	BF	H	R	ER	SO	BB	IBB	HBP	BLK	WP	HR	S	P	ERA	WHIP										
Dave McNally, L (1, 1) ERA: 3.96	8.0	L	31	9	4	4	1	1	0	0	0	0	2	32	36	4.50	1.250										


Baltimore Orioles @ Texas Rangers
Arlington Stadium, Arlington, TX
Sat Jun 01 1974, 8:05 PM EDT
Att: 39,269 - Unknown


AB 30
R 4
H 9
RBI 4
BB 1
SO 1
LOB 5




Batter	1	2	3	4	5	6	7	8	9	10	AB	R	H	RBI	BB	SO	LOB	TOP	
Paul Blair, R OBP: 0.301, SLG: 0.401 (1, 8)	F4		1B		HR	F7			SH1-3		3	1	1	0	1	0	0	Baltimore Orioles @ Texas Rangers Arlington Stadium, Arlington, TX Sun Jun 02 1974, 4:33 AM EDT Att: 18,452 - Unknown livebaseballscorecards.com	
Bobby Grich, R OBP: 0.418, SLG: 0.486 (1, 4)	F5		K		HR		CS		G4-6-3 IBB		4	1	2	2	1	1	1		
Tommy Davis, R OBP: 0.294, SLG: 0.356 (1, 10)	4-3			5-3	1B		FC6-4 BB		G4-6-3		4	0	1	0	1	0	2		
Earl Williams, R OBP: 0.333, SLG: 0.302 Al Bumbry, L OBP: 0.223, SLG: 0.257 Andy Etchebarren, R OBP: 0.256, SLG: 0.231 (1, 2)				E 2B HBP	1B		FC6-4 1-2			5-3 1B	4	1	3	0	0	0	1		
Don Baylor, R OBP: 0.302, SLG: 0.266 (1, 7)		6-3		F3	K		K			B5	0	1	0	0	0	0	0		
Brooks Robinson, R OBP: 0.314, SLG: 0.386 (1, 5)	F4			E7 2B	F7		6-3			5-3	5	1	0	0	0	0	5		
Jim Fuller, R OBP: 0.329, SLG: 0.506 Rich Coggins, L OBP: 0.239, SLG: 0.244 (1, 9)					K						3	0	1	2	0	2	3		
Enos Cabell, R OBP: 0.346, SLG: 0.417 Boog Powell, L OBP: 0.302, SLG: 0.442 (1, 3)				F4	3-1		4-3			F7	3	0	0	0	0	0	1		
Mark Belanger, R OBP: 0.351, SLG: 0.462 (1, 6)				F7			K		E5 SH1-3		4	1	1	1	0	1	0		
Inning Stats	R: 0 E: 0 K: 0 S: 3	H: 0 LOB: 0 BB: 0 P: 3	R: 0 E: 0 K: 1 S: 6	H: 1 LOB: 1 BB: 0 P: 6	R: 0 E: 0 K: 1 S: 6	H: 1 LOB: 1 BB: 0 P: 6	R: 3 E: 0 K: 2 S: 5	H: 4 LOB: 2 BB: 1 P: 15	R: 0 E: 0 K: 0 S: 5	H: 1 LOB: 1 BB: 1 P: 9	R: 0 E: 0 K: 0 S: 3	H: 0 LOB: 0 BB: 0 P: 3	R: 0 E: 1 K: 0 S: 3	H: 0 LOB: 1 BB: 1 P: 7	R: 1 E: 0 K: 0 S: 5	H: 2 LOB: 1 BB: 0 P: 5	1B: 6 2B: 2 3B: 0 HR: 2		SF: 0 SAC: 1 DP: 1 HBP: 1
PITCHER	IP 4.0	WLS 20	BF 5	H 5	R 3	ER 2	SO 6	BB 1	IBB 0	HBP 1	BLK 0	WP 0	HR 2	S 22	P 27	ERA 6.75	WHIP 1.500		
David Clyde, L ERA: 3.42																			
Jackie Brown, R ERA: 2.08																			

Batter	1	2	3	4	5	6	7	8	9	10	AB	R	H	RBI	BB	SO	LOB	BOTTOM			
Cesar Tovar, R OBP: 0.297, SLG: 0.252 (1, 8)	5-3	6-3				1B BB			6-3		4	1	0	0	1	0	1	Baltimore Orioles @ Texas Rangers Arlington Stadium, Arlington, TX Sun Jun 02 1974, 4:33 AM EDT Att: 18,452 - Unknown livebaseballscorecards.com			
Lenny Randle, S OBP: 0.372, SLG: 0.410 (1, 4)	1B					1B BB			E4 CS		4	2	1	0	1	0	1				
Alex Johnson, R OBP: 0.344, SLG: 0.335 (1, 7)	1B					1B BB			E8 S		5	1	3	0	0	0	0				
Jeff Burroughs, R OBP: 0.362, SLG: 0.589 (1, 9)	1B					1B BB			F8		5	1	3	4	0	0	2				
Tom Grieve, R OBP: 0.326, SLG: 0.446 (1, 10)	F8					1B S4H			6-3		5	0	2	0	0	0	2				
Jim Fregosi, R OBP: 0.372, SLG: 0.370 Jim Spencer, L OBP: 0.371, SLG: 0.500 (1, 3)						1B BB			F8		2	0	1	1	0	0	0				
Toby Harrah, R OBP: 0.329, SLG: 0.366 (1, 6)	FC6-4					5-3			F7		3	0	0	0	0	0	4				
Leo Cardenas, R OBP: 0.386, SLG: 0.372 Larry Brown, R OBP: 0.246, SLG: 0.179 (1, 5)		5-3							F2		2	0	1	0	0	0	0				
Dick Billings, R OBP: 0.303, SLG: 0.241 (1, 2)						1B			6-3		2	0	0	0	0	0	0				
Inning Stats	R: 2 E: 0 K: 0 S: 7	H: 4 LOB: 2 BB: 0 P: 7	R: 0 E: 0 K: 0 S: 3	H: 0 LOB: 0 BB: 0 P: 3	R: 1 E: 0 K: 0 S: 4	H: 1 LOB: 0 BB: 0 P: 4	R: 0 E: 0 K: 0 S: 4	H: 1 LOB: 1 BB: 0 P: 4	R: 2 E: 0 K: 0 S: 5	H: 3 LOB: 2 BB: 2 P: 13	R: 0 E: 0 K: 0 S: 3	H: 0 LOB: 1 BB: 1 P: 7	R: 0 E: 1 K: 0 S: 4	H: 1 LOB: 1 BB: 0 P: 4	R: 0 E: 0 K: 0 S: 3	H: 0 LOB: 0 BB: 0 P: 3	R: 0 E: 0 K: 0 S: 3		H: 0 LOB: 0 BB: 0 P: 3	1B: 10 2B: 0 3B: 0 HR: 1	SF: 0 SAC: 0 DP: 1 HBP: 0
PITCHER	IP 4.0	WLS 23	BF 9	H 5	R 5	ER 5	SO 0	BB 2	IBB 0	HBP 0	BLK 0	WP 0	HR 1	S 21	P 29	ERA 11.25	WHIP 2.750				
Mike Cuellar, L ERA: 3.18																					
Wayne Garland, R ERA: 5.4																					



Batter	1	2	3	4	5	6	7	8	9	AB	R	H	RBI	BB	SO	LOB	TOP								
Cesar Tovar, R OBP: 0.301, SLG: 0.260 (1, 8)	5-3								F7	4	0	1	1	1	0	0	Texas Rangers @ Cleveland Indians Cleveland Municipal Stadium, Cleveland, OH Tue Jun 04 1974, 7:05 PM EDT Att: 25,134 - Unknown - 82 F AB 34 R 5 H 9 RBI 5 BB 5 SO 4 LOB 15 								
Lenny Randle, S OBP: 0.386, SLG: 0.397 (1, 4)			L7				P6		F7	4	0	0	0	1	0	3									
Alex Johnson, R OBP: 0.336, SLG: 0.327 Joe Lovitto, S OBP: 0.223, SLG: 0.266 (1, 7) (9, 8)	F9		K				P4	FC5-4	6-3	5	0	0	0	0	1	4									
Jeff Burroughs, R OBP: 0.379, SLG: 0.580 (1, 9)		K		K			6-3			3	0	0	0	1	2	0									
Tom Grieve, R OBP: 0.338, SLG: 0.504 (1, 10)									F8	4	3	3	2	0	0	3									
Jim Fregosi, R OBP: 0.371, SLG: 0.382 (1, 3) (5, 5)										3	1	1	0	0	0	0									
Larry Brown, R OBP: 0.258, SLG: 0.193 (7, 5)										1	0	1	0	0	0	0									
Toby Harrah, R OBP: 0.332, SLG: 0.384 (1, 6)										4	0	2	2	0	1	1									
Leo Cardenas, R OBP: 0.370, SLG: 0.356 Mike Hargrove, L OBP: 0.341, SLG: 0.473 (1, 5) (5, 3)			5-3	P3			F3			2	0	0	0	0	0	1									
Jim Sundberg, R OBP: 0.342, SLG: 0.313 (1, 2)					5-3				G4-6-3	3	1	1	0	1	0	2									
Inning Stats	R: 0 E: 0 K: 0 S: 2	H: 0 LOB: 0 BB: 1 P: 6	R: 1 E: 0 K: 1 S: 6	H: 1 LOB: 0 BB: 0 P: 6	R: 1 E: 0 K: 1 S: 7	H: 2 LOB: 1 BB: 0 P: 7	R: 1 E: 0 K: 1 S: 7	H: 2 LOB: 1 BB: 0 P: 7	R: 0 E: 0 K: 0 S: 3	H: 0 LOB: 0 BB: 0 P: 3	R: 2 E: 0 K: 0 S: 6	H: 3 LOB: 1 BB: 0 P: 6	R: 0 E: 0 K: 0 S: 3	H: 0 LOB: 3 BB: 3 P: 15	R: 0 E: 0 K: 1 S: 5	H: 1 LOB: 1 BB: 1 P: 9	R: 0 E: 0 K: 0 S: 3	H: 0 LOB: 0 BB: 0 P: 3	1B: 2 2B: 4 3B: 1 HR: 2	SF: 0 SAC: 0 DP: 1 HBP: 0	WP: 0 PB: 0 SB: 0 CS: 1	PA: 39			
PITCHER	IP	WLS	BF	H	R	ER	SO	BB	IBB	HBP	BLK	WP	HR	S	P	ERA	WHIP								
Fritz Peterson, L ERA: 4.46 (1, 1)	3.0		12	3	2	2	2	1	0	0	0	0	1	15	19	6.00	1.333								
Dick Bosman, R ERA: 7.39 (4, 1)	2.2		13	5	3	3	1	0	0	0	0	0	1	15	15	10.12	1.875								
Tom Buskey, R ERA: 4.02 (6, 1)	1.0		6	0	0	0	0	3	0	0	0	0	0	3	15	0.00	3.000								
Milt Wilcox, R ERA: 2.12 (7, 1)	2.1		8	1	0	0	1	1	0	0	0	0	0	9	13	0.00	0.857								

Batter	1	2	3	4	5	6	7	8	9	AB	R	H	RBI	BB	SO	LOB	BOTTOM								
John Lowenstein, L OBP: 0.335, SLG: 0.312 (1, 5)	4-3		F9						SF8	4	0	0	1	0	1	1	Texas Rangers @ Cleveland Indians Cleveland Municipal Stadium, Cleveland, OH Tue Jun 04 1974, 7:05 PM EDT Att: 25,134 - Unknown - 82 F AB 36 R 5 H 12 RBI 4 BB 0 SO 6 LOB 10 								
Jack Brohamer, L OBP: 0.377, SLG: 0.407 (1, 4)	P4								G3	4	1	1	0	0	0	0									
Leron Lee, L OBP: 0.381, SLG: 0.534 (1, 7)										4	2	3	0	0	0	0									
Charlie Spikes, R OBP: 0.347, SLG: 0.440 (1, 9)	F9								G5-4-3	4	0	1	0	0	0	3									
Oscar Gamble, L OBP: 0.336, SLG: 0.402 (1, 10)										4	0	1	1	0	1	1									
George Hendrick, R OBP: 0.306, SLG: 0.399 (1, 8)										4	1	2	1	0	0	2									
Ossie Blanco, R OBP: 0.306, SLG: 0.167 Ed Crosby, L OBP: 1.000, SLG: 1.000 (1, 3) (9, PH)										3	0	1	0	0	1	1									
Dave Duncan, R OBP: 0.238, SLG: 0.315 Rusty Torres, S OBP: 0.350, SLG: 0.238 (1, 2) (9, PH)										1	0	1	0	0	0	0									
Frank Duffy, R OBP: 0.232, SLG: 0.291 Alan Ashby, S OBP: 1.000, SLG: 1.000 (1, 6) (9, PH)										3	0	0	0	0	2	1									
Inning Stats	R: 0 E: 0 K: 0 S: 4	H: 1 LOB: 1 BB: 0 P: 4	R: 0 E: 0 K: 1 S: 5	H: 0 LOB: 0 BB: 0 P: 5	R: 0 E: 0 K: 0 S: 3	H: 0 LOB: 0 BB: 0 P: 3	R: 1 E: 0 K: 0 S: 5	H: 3 LOB: 1 BB: 0 P: 5	R: 0 E: 0 K: 1 S: 6	H: 1 LOB: 1 BB: 0 P: 6	R: 2 E: 1 K: 1 S: 8	H: 2 LOB: 1 BB: 0 P: 8	R: 0 E: 0 K: 3 S: 9	H: 0 LOB: 0 BB: 0 P: 9	R: 0 E: 0 K: 0 S: 3	H: 1 LOB: 0 BB: 0 P: 3		R: 2 E: 0 K: 0 S: 6	H: 4 LOB: 2 BB: 0 P: 6	1B: 10 2B: 2 3B: 0 HR: 0	SF: 1 SAC: 0 DP: 2 HBP: 0	WP: 0 PB: 0 SB: 0 CS: 0	PA: 37		
PITCHER	IP	WLS	BF	H	R	ER	SO	BB	IBB	HBP	BLK	WP	HR	S	P	ERA	WHIP								
Fergie Jenkins, R ERA: 3.09 (1, 1)	5.2		23	6	3	1	2	0	0	0	0	0	0	27	27	1.59	1.059								
Steve Foucault, R ERA: 1.84 (6, 1)	3.0		14	6	2	2	4	0	0	0	0	0	0	22	22	6.00	2.000								

Batter	1	2	3	4	5	6	7	8	9	AB	R	H	RBI	BB	SO	LOB	TOP										
Cesar Tovar, R (1, 7) OBP: 0.313, SLG: 0.269	F9		WP 1B G3 1B				G3 BB			3	1	2	0	1	0	0	Texas Rangers @ Cleveland Indians Cleveland Municipal Stadium, Cleveland, OH Wed Jun 05 1974, 7:05 PM EDT Alt: 8,101 - Unknown - 81 F										
Lenny Randle, S (1, 4) OBP: 0.382, SLG: 0.388	FC6-4 BB		G3				G3			3	0	0	1	1	0	4											
Jeff Burroughs, R (1, 9) OBP: 0.377, SLG: 0.572	FC6-4 1-2		1B BB				F3			3	0	0	0	1	1	4											
Mike Hargrove, L (1, 10) OBP: 0.435, SLG: 0.465	G3		1-2 3-H 1B				F8			4	0	1	1	0	1	1											
Jim Spencer, L (1, 3) OBP: 0.370, SLG: 0.529			K				6-3			3	1	1	1	0	1	2											
Leo Cardenas, R (8, PH) OBP: 0.362, SLG: 0.348			HR				6-3			1	0	0	0	0	0	0											
Duke Sims, L (1, 2) OBP: 0.213, SLG: 0.161	4-3						4-3			4	0	0	0	0	1	0											
Toby Harrah, R (1, 6) OBP: 0.326, SLG: 0.376	5-3						6-3			4	0	0	0	0	0	0											
Jim Fregosi, R (1, 5) OBP: 0.366, SLG: 0.375	5-3						BB 1B G3 1B			4	1	1	0	0	1	0											
Joe Lovitto, S (1, 8) OBP: 0.224, SLG: 0.265			K				G3 BB 1-2 1B			4	0	1	0	0	1	0											
Inning Stats	R: 0 E: 0 K: 0 S: 3	H: 0 LOB: 1 BB: 1 P: 7	R: 1 E: 0 K: 0 S: 4	H: 1 LOB: 0 BB: 0 P: 4	R: 1 E: 0 K: 2 S: 9	H: 2 LOB: 2 BB: 1 P: 13	R: 0 E: 0 K: 0 S: 3	H: 0 LOB: 0 BB: 0 P: 3	R: 0 E: 0 K: 0 S: 4	H: 1 LOB: 1 BB: 0 P: 4	R: 0 E: 0 K: 0 S: 3	H: 0 LOB: 0 BB: 0 P: 3	R: 1 E: 0 K: 1 S: 7	H: 2 LOB: 2 BB: 1 P: 11	R: 0 E: 0 K: 1 S: 5	H: 0 LOB: 0 BB: 0 P: 5	R: 0 E: 0 K: 1 S: 5	H: 0 LOB: 0 BB: 0 P: 5	1B: 5 2B: 0 3B: 0 HR: 1	SF: 0 SAC: 0 DP: 0 HBP: 0	WP: 1 PB: 0 SB: 0 CS: 0	PA: 36					
PITCHER	IP	WLS	BF	H	R	ER	SO	BB	IBB	HBP	BLK	WP	HR	S	P	ERA	WHIP										
Bob Johnson, R (1, 1) ERA: 3.23	7.0	W	30	6	3	3	3	3	0	0	0	1	1	33	45	3.86	1.286										
Tom Hilgendorf, L (8, 1) ERA: 6.23	2.0		6	0	0	0	3	0	0	0	0	0	0	12	12	0.00	0.000										

Batter	1	2	3	4	5	6	7	8	9	AB	R	H	RBI	BB	SO	LOB	BOTTOM										
John Lowenstein, L (1, 5) OBP: 0.329, SLG: 0.306	F8		3-1				F7			4	0	0	0	0	0	0	Texas Rangers @ Cleveland Indians Cleveland Municipal Stadium, Cleveland, OH Wed Jun 05 1974, 7:05 PM EDT Alt: 8,101 - Unknown - 81 F										
Ed Crosby, L (8, 5) OBP: 1.000, SLG: 1.000							F4			0	0	0	0	0	0	0											
Jack Brohamer, L (1, 4) OBP: 0.373, SLG: 0.402	6-3		F7				1B HR 1B			4	1	1	0	0	1	0											
Leron Lee, L (1, 7) OBP: 0.358, SLG: 0.500	K						F8			4	0	0	0	0	2	1											
Charlie Spikes, R (1, 9) OBP: 0.350, SLG: 0.457							4-3			4	2	2	1	0	1	0											
Oscar Gamble, L (1, 10) OBP: 0.333, SLG: 0.419							G3			4	1	1	3	0	0	0											
George Hendrick, R (1, 8) OBP: 0.310, SLG: 0.418							1-H 2-H HR			4	2	2	1	0	0	0											
Ossie Blanco, R (1, 3) OBP: 0.359, SLG: 0.219							1B HR 1B			2	1	2	0	1	0	0											
Dave Duncan, R (1, 2) OBP: 0.239, SLG: 0.336							CS BB			3	1	1	3	0	1	2											
Frank Duffy, R (1, 6) OBP: 0.234, SLG: 0.309							F3			3	1	1	1	0	0	0											
Inning Stats	R: 0 E: 0 K: 1 S: 5	H: 0 LOB: 0 BB: 0 P: 5	R: 2 E: 0 K: 0 S: 5	H: 3 LOB: 0 BB: 0 P: 5	R: 0 E: 0 K: 0 S: 3	H: 0 LOB: 0 BB: 0 P: 3	R: 0 E: 0 K: 1 S: 5	H: 0 LOB: 0 BB: 0 P: 5	R: 0 E: 0 K: 1 S: 4	H: 0 LOB: 1 BB: 1 P: 8	R: 7 E: 0 K: 0 S: 10	H: 7 LOB: 0 BB: 0 P: 10	R: 0 E: 0 K: 1 S: 5	H: 0 LOB: 0 BB: 0 P: 5	R: 0 E: 0 K: 1 S: 5	H: 0 LOB: 0 BB: 0 P: 5	R: 0 E: 0 K: 1 S: 5	H: 0 LOB: 0 BB: 0 P: 5	1B: 5 2B: 1 3B: 0 HR: 5	SF: 0 SAC: 0 DP: 1 HBP: 0	WP: 0 PB: 0 SB: 0 CS: 2	PA: 33					
PITCHER	IP	WLS	BF	H	R	ER	SO	BB	IBB	HBP	BLK	WP	HR	S	P	ERA	WHIP										
Jim Bibby, R (1, 1) ERA: 4.93	5.2	L	24	8	7	7	3	1	0	0	0	0	4	29	33	11.12	1.588										
Lloyd Allen, R (6, 1) ERA: 8.15	0.1		3	2	2	2	0	0	0	0	0	0	1	3	3	54.00	6.000										
Don Stanhouse, R (7, 1) ERA:	2.0		6	0	0	0	2	0	0	0	0	0	0	10	10	0.00	0.000										

Batter	1	2	3	4	5	6	7	8	9	AB	R	H	RBI	BB	SO	LOB	TOP									
Cesar Tovar, R OBP: 0.336, SLG: 0.280 (1, 8)	0-0 SH1-3 1B		4-0 BB		0-0 FC4-6 1B		1-0 FC3-6 HBP		4-0 1-3 BB	2	2	2	0	2	0	0	Texas Rangers @ Cleveland Indians Cleveland Municipal Stadium, Cleveland, OH Thu Jun 06 1974, 7:05 PM EDT Att. 6,116 - Unknown - 80 F									
Lenny Randle, S OBP: 0.352, SLG: 0.376 (1, 4)	0-0 SH1-3		0-0 F7		0-0 FC4-6		0-0 FC3-6 2B		0-0 1-3	4	1	0	0	0	0	6										
Alex Johnson, R OBP: 0.349, SLG: 0.347 Joe Lovitto, S OBP: 0.224, SLG: 0.265 (1, 7) (9, 8)	0-0 4-3 2H 1B		0-0 F9		0-0 FC4-6 1B		0-0 FC3-6 2B		0-0 2B	5	0	4	4	0	0	1										
Jeff Burroughs, R OBP: 0.371, SLG: 0.561 (1, 9)	0-0 4-3		0-0 F9		0-0 F9		0-0 F8		0-0 2B	4	0	0	0	0	0	3										
Mike Hargrove, L OBP: 0.430, SLG: 0.483 (1, 10)	0-0 4-3		0-0 G3		0-0 FC4-6		0-0 HR			4	1	1	1	0	0	2										
Jim Spencer, L OBP: 0.354, SLG: 0.506 (1, 3)		0-0 F9		0-0 4-3		0-0 6-3		0-0 F8		4	0	0	0	0	0	1										
Toby Harrah, R OBP: 0.329, SLG: 0.379 (1, 6)		0-0 F7			0-3 K		0-0 E 1B		0-0 0-6 1B	4	1	2	0	0	1	0										
Duke Sims, L OBP: 0.215, SLG: 0.167 (1, 2)		0-0 F8			0-0 FC6-4 1B		0-0 F7		0-0 9-6	4	0	1	0	0	0	2										
Jim Fregosi, R OBP: 0.365, SLG: 0.373 Larry Brown, R OBP: 0.254, SLG: 0.190 (1, 5) (7, 5)			0-0 6-3		0-0 FC6-4 1B		0-0 FC3-6 HBP 2B 1B		0-0 5-3	3	1	1	1	0	0	1										
Inning Stats	R: 1 E: 0 K: 0 S: 5	H: 2 LOB: 1 BB: 0 P: 5	R: 0 E: 0 K: 0 S: 3	H: 0 LOB: 0 BB: 0 P: 3	R: 0 E: 0 K: 0 S: 3	H: 0 LOB: 0 BB: 1 P: 7	R: 0 E: 0 K: 0 S: 3	H: 0 LOB: 0 BB: 0 P: 3	R: 0 E: 0 K: 1 S: 7	H: 2 LOB: 2 BB: 0 P: 7	R: 0 E: 0 K: 0 S: 4	H: 1 LOB: 1 BB: 0 P: 4	R: 3 E: 1 K: 0 S: 6	H: 3 LOB: 1 BB: 0 P: 7	R: 1 E: 0 K: 0 S: 4	H: 2 LOB: 0 BB: 0 P: 4	R: 1 E: 0 K: 0 S: 3	H: 1 LOB: 1 BB: 1 P: 7	1B: 8 2B: 3 3B: 0 HR: 1	SF: 0 SAC: 1 DP: 1 HBP: 1	WP: 0 PB: 0 SB: 1 CS: 0	PA: 39				
PITCHER	IP	WLS	BF	H	R	ER	SO	BB	IBB	HBP	BLK	WP	HR	S	P	ERA	WHIP									
Jim Perry, R ERA: 2.73 Fred Beene, R ERA: 3.62 (1, 1) (7, 1)	6.2	L	30	8	4	4	1	1	0	1	0	0	0	1	8	12	5.40	1.350								
7																										

AB	35
R	6
H	11
RBI	6
BB	2
SO	1
LOB	16




Batter	1	2	3	4	5	6	7	8	9	AB	R	H	RBI	BB	SO	LOB	BOTTOM								
Ed Crosby, L OBP: 0.200, SLG: 0.200 (1, 5)	0-0 F7		0-0 F9		0-3 K		0-0 G3			4	0	0	0	0	1	1	Texas Rangers @ Cleveland Indians Cleveland Municipal Stadium, Cleveland, OH Thu Jun 06 1974, 7:05 PM EDT Att. 6,116 - Unknown - 80 F								
Jack Brohamer, L OBP: 0.377, SLG: 0.413 Luis Alvarado, R OBP: 0.163, SLG: 0.174 (1, 4) (9, 4)	0-0 G3		0-0 FC4-6 1B		0-0 4-3		0-0 1B 2B			4	1	2	0	0	0	0									
Leron Lee, L OBP: 0.352, SLG: 0.485 (1, 7)	0-0 1-3		0-0 FC4-6		0-0 6-3		0-0 2H 1B			4	0	1	1	0	0	2									
Charlie Spikes, R OBP: 0.348, SLG: 0.453 (1, 9)		0-3 K		0-0 L6-4 5-3 1B		0-0 5-3		0-0 F8		4	0	1	0	0	1	1									
Oscar Gamble, L OBP: 0.331, SLG: 0.436 (1, 10)		0-0 4-3		0-0 5-3		0-0 HR		0-0 F6		4	1	1	1	0	0	1									
George Hendrick, R OBP: 0.314, SLG: 0.417 (1, 8)		0-0 WP 1B		0-0 L6-4		1-0 HBP		0-3 K		3	0	1	0	0	1	1									
Ossie Blanco, R OBP: 0.326, SLG: 0.194 (1, 3)		0-0 F6			0-0 F8		0-3 K		0-0 6-3	4	0	0	0	0	1	2									
Dave Duncan, R OBP: 0.235, SLG: 0.329 (1, 2)			0-0 5-3		0-0 5-3		0-0 F3			3	0	0	0	0	0	1									
Frank Duffy, R OBP: 0.235, SLG: 0.309 (1, 6)			0-0 1B 1B		0-0 5-3		0-0 5-3			3	0	1	0	0	0	0									
Inning Stats	R: 0 E: 0 K: 0 S: 3	H: 0 LOB: 0 BB: 0 P: 3	R: 0 E: 0 K: 1 S: 6	H: 1 LOB: 1 BB: 0 P: 6	R: 0 E: 0 K: 0 S: 5	H: 2 LOB: 2 BB: 0 P: 5	R: 0 E: 0 K: 0 S: 3	H: 0 LOB: 0 BB: 0 P: 3	R: 0 E: 0 K: 1 S: 5	H: 0 LOB: 0 BB: 0 P: 5	R: 1 E: 0 K: 0 S: 6	H: 1 LOB: 1 BB: 0 P: 7	R: 1 E: 0 K: 0 S: 5	H: 2 LOB: 1 BB: 0 P: 5	R: 0 E: 0 K: 1 S: 5	H: 0 LOB: 0 BB: 0 P: 5	1B: 5 2B: 2 3B: 0 HR: 1	SF: 0 SAC: 0 DP: 1 HBP: 1	WP: 1 PB: 0 SB: 0 CS: 0	PA: 34					
PITCHER	IP	WLS	BF	H	R	ER	SO	BB	IBB	HBP	BLK	WP	HR	S	P	ERA	WHIP								
Jackie Brown, R ERA: 2.06 (1, 1)	9.0	W	34	7	2	2	4	0	0	1	0	1	1	41	42	2.00	0.778								



Batter	1	2	3	4	5	6	7	8	9	AB	R	H	RBI	BB	SO	LOB	TOP										
Cesar Tovar, R OBP: 0.344, SLG: 0.292 (1, 8)	0-0 HBP 1B	0-0 F9		0-0 1-3 1B		0-0 1-3 1B		0-0 L6		5	2	3	0	0	0	2											
Toby Harrah, R OBP: 0.321, SLG: 0.369 (1, 6)	0-0 F8	0-0 FC1-5		0-0 6-3		0-0 6-3		0-0 F9		5	0	0	1	0	0	5											
Alex Johnson, R OBP: 0.347, SLG: 0.345 Joe Lovitto, S OBP: 0.224, SLG: 0.265 (1, 7) (9, 8)	1-0 1B HBP		0-0 1-3		0-0 F9		0-0 2-H 1B		0-0 6-3	4	0	1	1	0	0	0											
Jeff Burroughs, R OBP: 0.367, SLG: 0.551 (1, 9)	0-0 F3		4-0 FC4-5 BB		0-0 5-3		0-0 1-3		0-3 K	4	0	0	0	1	1	3											
Mike Hargrove, L OBP: 0.436, SLG: 0.504 (1, 10)	0-0 1-2 2-H 1B		0-0 L9		0-0 1B		0-0 3B		0-0 F8	5	0	3	1	0	0	1											
Jim Spencer, L OBP: 0.340, SLG: 0.484 (1, 3)	0-3 K		0-3 FC4-6		0-0 4-3		0-0 F3			4	0	0	0	0	1	5											
Lenny Randle, S OBP: 0.356, SLG: 0.387 (1, 4)		0-0 F4		0-0 G3		0-0 4-3 1B 2B		0-0 G5-4-3 1B		4	1	2	0	0	0	0											
Jim Fregosi, R OBP: 0.360, SLG: 0.368 Larry Brown, R OBP: 0.254, SLG: 0.190 (1, 5) (7, 5)		0-0 F9 BB FC1-5 1B		0-0 6-3		0-0 4-3		0-0 G5-4-3		4	0	1	0	0	0	3											
Jim Sundberg, R OBP: 0.356, SLG: 0.324 (1, 2)		4-0 1-2 BB FC1-5 BB		0-0 1B WP 1B		0-0 1B 6-3 1B		0-3 K		3	2	2	1	1	1	0											
Inning Stats	R: 1 E: 0 K: 1 S: 7	H: 2 LOB: 2 BB: 0 P: 8	R: 0 E: 0 K: 0 S: 4	H: 1 LOB: 2 BB: 1 P: 8	R: 0 E: 0 K: 0 S: 3	H: 0 LOB: 1 BB: 1 P: 7	R: 1 E: 0 K: 0 S: 5	H: 2 LOB: 3 BB: 0 P: 5	R: 0 E: 0 K: 0 S: 4	H: 2 LOB: 1 BB: 0 P: 4	R: 3 E: 0 K: 0 S: 7	H: 4 LOB: 1 BB: 0 P: 7	R: 0 E: 0 K: 0 S: 4	H: 2 LOB: 1 BB: 0 P: 4	R: 0 E: 0 K: 1 S: 5	H: 0 LOB: 0 BB: 0 P: 5	R: 0 E: 0 K: 1 S: 5	H: 0 LOB: 0 BB: 0 P: 5	1B: 10 2B: 1 3B: 1 HR: 0	SF: 0 SAC: 0 DP: 1 HBP: 1	WP: 2 PB: 0 SB: 0 CS: 0	PA: 41					
PITCHER	IP	WLS	BF	H	R	ER	SO	BB	IBB	HBP	BLK	WP	HR	S	P	ERA	WHIP										
Jim Palmer, R ERA: 4.03 Wayne Garland, R ERA: 3.86	(1, 1) (6, 1)	5.2 3.1	L 11	30 2	10 0	5 0	5 0	1 2	1 0	1 0	0 0	2 0	0 0	29 15	38 15	7.94 0.00	2.118 0.600										

Texas Rangers @ Baltimore Orioles
Memorial Stadium, Baltimore, MD
Fri Jun 07 1974, 7:05 PM EDT
Att: 10,620 - Unknown


AB 38
R 5
H 12
RBI 4
BB 2
SO 3
LOB 19



Batter	1	2	3	4	5	6	7	8	9	AB	R	H	RBI	BB	SO	LOB	BOTTOM										
Paul Blair, R OBP: 0.287, SLG: 0.373 (1, 8)	0-0 F8	0-0 L7		0-3 K		0-0 F8		4-0 L4 WP BB		4	0	0	0	1	1	6											
Bobby Grich, R OBP: 0.413, SLG: 0.460 (1, 4)	0-0 6-3		0-3 K		0-0 6-3		1-0 1-2 HBP		4-0 1-2 2-3 BB	3	0	0	0	1	1	3											
Tommy Davis, R OBP: 0.291, SLG: 0.345 (1, 10)	0-0 5-3		0-0 6-3		0-0 F8		0-0 L7		0-0 L4	5	0	0	0	0	0	5											
Jim Fuller, R OBP: 0.319, SLG: 0.483 Rich Coggins, L OBP: 0.227, SLG: 0.225 (1, 9) (9, PH)		0-0 F2		0-3 K		0-3 K		0-0 2-3		4	0	0	0	0	2	0											
Don Baylor, R OBP: 0.314, SLG: 0.279 Boog Powell, L OBP: 0.291, SLG: 0.412 (1, 7) (9, PH)		0-0 1B 1B		1-0 1B FC6-4 HBP		0-0 FC6-5 BB 1B		0-0 F5		3	2	2	0	0	0	0											
Brooks Robinson, R OBP: 0.383, SLG: 0.413 (1, 5)		0-0 HBP 1B SF7 1B		0-0 FC6-4 BB 1B		4-0 1-2 BB 1B		0-0 E7 1B		4	1	3	0	1	0	0											
Earl Williams, R OBP: 0.335, SLG: 0.297 (1, 3)		0-0 HBP 1B		0-0 FC6-4 BB 1B		0-0 FC6-5		0-0 F4		4	0	1	2	0	0	4											
Andy Etchebarren, R OBP: 0.286, SLG: 0.250 Al Bumby, L OBP: 0.225, SLG: 0.264 Frank Baker, R OBP: 0.133, SLG: 0.071 (1, 2) (8, PH) (9, 6)		1-0 1-2 2-3 HBP		0-0 BB 1B		0-0 HBP 1B		0-3 K		2	0	2	0	0	0	0											
Mark Belanger, R OBP: 0.358, SLG: 0.464 Eliot Hendricks, L OBP: 0.326, SLG: 0.512 (1, 6) (8, PH) (9, 2)		0-0 SF7		0-0 1-2 2-3 BB		0-0 L8		0-0 WP 2B		1	0	0	1	1	0	1											
Inning Stats	R: 0 E: 0 K: 0 S: 3	H: 0 LOB: 0 BB: 0 P: 3	R: 2 E: 0 K: 0 S: 6	H: 3 LOB: 2 BB: 0 P: 7	R: 0 E: 0 K: 2 S: 7	H: 0 LOB: 0 BB: 0 P: 7	R: 1 E: 0 K: 1 S: 7	H: 2 LOB: 3 BB: 1 P: 12	R: 0 E: 0 K: 0 S: 4	H: 1 LOB: 2 BB: 0 P: 5	R: 0 E: 0 K: 0 S: 4	H: 1 LOB: 1 BB: 0 P: 4	R: 0 E: 0 K: 1 S: 5	H: 1 LOB: 2 BB: 2 P: 13	R: 0 E: 0 K: 2 S: 7	H: 0 LOB: 0 BB: 0 P: 7	1B: 8 2B: 2 3B: 0 HR: 0	SF: 1 SAC: 0 DP: 1 HBP: 3	WP: 1 PB: 0 SB: 0 CS: 0	PA: 42							
PITCHER	IP	WLS	BF	H	R	ER	SO	BB	IBB	HBP	BLK	WP	HR	S	P	ERA	WHIP										
David Clyde, L ERA: 3.71 Steve Hargan, R ERA: 4.04 Steve Foucault, R ERA: 1.71	(1, 1) (4, 1) (6, 1)	3.1 2.1 3.1	L W S	17 12 13	5 2 2	3 0 0	3 0 0	2 2 2	0 0 0	2 1 0	0 0 0	0 0 1	0 0 0	19 13 17	21 22 25	8.10 0.00 0.00	1.500 1.714 1.200										

Texas Rangers @ Baltimore Orioles
Memorial Stadium, Baltimore, MD
Fri Jun 07 1974, 7:05 PM EDT
Att: 10,620 - Unknown

AB 34
R 3
H 9
RBI 3
BB 4
SO 7
LOB 19



Batter	1	2	3	4	5	6	7	8	9	AB	R	H	RBI	BB	SO	LOB	TOP								
Cesar Tovar, R OBP: 0.346, SLG: 0.298 (1, 8)	6-3						5-3		K	4	0	1	2	0	1	2									
Toby Harrah, R OBP: 0.320, SLG: 0.367 (1, 6)								5-3		4	0	1	0	0	0	2									
Alex Johnson, R OBP: 0.346, SLG: 0.344 (1, 10)								4-3		4	0	1	0	0	0	1									
Jeff Burroughs, R OBP: 0.365, SLG: 0.545 (1, 9)								F9		4	0	1	0	0	1	2									
Tom Grieve, R OBP: 0.343, SLG: 0.504 (1, 7)	5-3									4	1	2	0	0	0	3									
Lenny Randle, S OBP: 0.380, SLG: 0.390 (1, 4)										4	0	2	0	0	0	1									
Jim Fregosi, R OBP: 0.375, SLG: 0.418 (9, PR)										4	1	3	2	0	1	1									
Joe Lovitto, S OBP: 0.224, SLG: 0.265 (9, PH)										0	0	0	0	0	0	0									
Leo Cardenas, R OBP: 0.360, SLG: 0.333 (9, PH)										2	1	0	0	1	1	1									
Mike Hargrove, L OBP: 0.353, SLG: 0.500 (9, PH)										1	0	0	0	0	0	2									
Jim Sundberg, R OBP: 0.352, SLG: 0.321 (1, 2)										4	1	1	0	0	1	3									
Inning Stats	R: 0 E: 0 K: 1 S: 7	H: 2 LOB: 2 BB: 0 P: 7	R: 2 E: 0 K: 1 S: 7	H: 3 LOB: 1 BB: 1 P: 11	R: 0 E: 0 K: 0 S: 4	H: 1 LOB: 1 BB: 0 P: 4	R: 0 E: 0 K: 1 S: 5	H: 1 LOB: 0 BB: 0 P: 5	R: 0 E: 0 K: 0 S: 2	H: 0 LOB: 0 BB: 0 P: 3	R: 0 E: 0 K: 0 S: 3	H: 1 LOB: 0 BB: 0 P: 3	R: 1 E: 0 K: 0 S: 4	H: 1 LOB: 0 BB: 0 P: 4	R: 0 E: 0 K: 0 S: 3	H: 0 LOB: 0 BB: 0 P: 3	R: 1 E: 0 K: 2 S: 10	H: 3 LOB: 2 BB: 0 P: 10	1B: 10 2B: 3 3B: 0 HR: 1	SF: 0 SAC: 0 DP: 3 HBP: 1	WP: 0 PB: 0 SB: 2 CS: 1	PA: 37			
PITCHER	IP	WLS	BF	H	R	ER	SO	BB	IBB	HBP	BLK	WP	HR	S	P	ERA	WHIP								
Mike Cuellar, L ERA: 3.31 (1, 1)	8.0	W	33	11	4	4	3	1	0	1	0	0	1	37	42	4.50	1.500								
Bob Reynolds, R ERA: 2.32 (9, 1)	0.0		1	1	0	0	0	0	0	0	0	0	0	1	1	∞	∞								
Grant Jackson, L ERA: 2.86 (9, 1)	1.0	S	3	0	0	0	2	0	0	0	0	0	0	7	7	0.00	0.000								

Texas Rangers @ Baltimore Orioles
Memorial Stadium, Baltimore, MD
Sat Jun 08 1974, 7:05 PM EDT
Att: 12,455 - Unknown

AB	35
R	4
H	12
RBI	4
BB	1
SO	5
LOB	18



Batter	1	2	3	4	5	6	7	8	9	AB	R	H	RBI	BB	SO	LOB	BOTTOM								
Al Bumbry, L OBP: 0.233, SLG: 0.272 (1, 7)	4-3									4	2	2	0	0	0	1									
Rich Coggins, L OBP: 0.234, SLG: 0.234 (1, 9)										3	1	1	1	0	0	0									
Bobby Grich, R OBP: 0.419, SLG: 0.495 (1, 4)										3	2	3	3	0	0	0									
Tommy Davis, R OBP: 0.295, SLG: 0.350 (1, 10)										3	0	2	2	0	1	1									
Don Baylor, R OBP: 0.314, SLG: 0.279 (9, PR)										0	0	0	0	0	0	0									
Boog Powell, L OBP: 0.290, SLG: 0.407 (1, 3)										4	0	1	0	0	0	3									
Paul Blair, R OBP: 0.280, SLG: 0.364 (1, 8)										4	0	0	0	0	0	2									
Brooks Robinson, R OBP: 0.376, SLG: 0.494 (1, 5)										4	0	0	0	0	0	2									
Eliot Hendricks, L OBP: 0.306, SLG: 0.477 (1, 2)										3	0	0	0	0	0	0									
Mark Belanger, R OBP: 0.364, SLG: 0.465 (1, 6)										2	1	1	0	1	0	0									
Inning Stats	R: 0 E: 0 K: 1 S: 6	H: 1 LOB: 1 BB: 0 P: 6	R: 0 E: 0 K: 0 S: 3	H: 1 LOB: 0 BB: 0 P: 3	R: 3 E: 0 K: 0 S: 7	H: 4 LOB: 1 BB: 0 P: 7	R: 0 E: 0 K: 0 S: 3	H: 0 LOB: 0 BB: 0 P: 3	R: 0 E: 0 K: 0 S: 5	H: 2 LOB: 1 BB: 0 P: 6	R: 0 E: 0 K: 0 S: 3	H: 0 LOB: 0 BB: 0 P: 3	R: 0 E: 0 K: 0 S: 2	H: 0 LOB: 1 BB: 1 P: 6	R: 1 E: 0 K: 0 S: 5	H: 2 LOB: 1 BB: 0 P: 5	1B: 6 2B: 3 3B: 0 HR: 1	SF: 2 SAC: 0 DP: 1 HBP: 1	WP: 0 PB: 0 SB: 1 CS: 1	PA: 34					
PITCHER	IP	WLS	BF	H	R	ER	SO	BB	IBB	HBP	BLK	WP	HR	S	P	ERA	WHIP								
Fergie Jenkins, R ERA: 3.35 (1, 1)	8.0	L	34	10	6	6	1	1	0	1	0	0	1	34	39	6.75	1.375								

Texas Rangers @ Baltimore Orioles
Memorial Stadium, Baltimore, MD
Sat Jun 08 1974, 7:05 PM EDT
Att: 12,455 - Unknown

AB	30
R	6
H	10
RBI	6
BB	1
SO	1
LOB	9



Batter	1	2	3	4	5	6	7	8	9	AB	R	H	RBI	BB	SO	LOB	TOP			
Cesar Tovar, R OBP: 0.343, SLG: 0.292 (1, 9)	0-0 4-3		1-0 1B 1-2 HBP		0-0 5-3			0-3 K		3	0	0	0	0	1	0				
Jim Fregosi, R OBP: 0.380, SLG: 0.453 (1, 3)	0-0 6-3		0-0			0-0 F9		0-0 HR		4	1	2	2	0	0	0				
Jim Spencer, L OBP: 0.340, SLG: 0.484 (9, 3)	0-0 6-3		1-3 2-H 1B							0	0	0	0	0	0	0				
Alex Johnson, R OBP: 0.340, SLG: 0.338 (1, 10)	0-0 F8		0-0 F9			0-0 F8		0-0 F8		4	0	0	0	0	0	2				
Tom Grieve, R OBP: 0.347, SLG: 0.526 (1, 7)		0-0 6-3		0-0 HR		0-3 K		0-0 1B		4	1	2	1	0	1	0				
Lenny Randle, S OBP: 0.351, SLG: 0.379 (1, 4)		0-0 F8		0-0 L7			0-0 5-3	0-0 F8		4	0	0	0	0	0	1				
Toby Harrah, R OBP: 0.319, SLG: 0.365 (1, 6)		0-0 1B		0-0 F6		0-3 K FC6-4 1B		0-0 F8		4	0	1	0	0	1	0				
Leo Cardenas, R OBP: 0.358, SLG: 0.333 (1, 5)			0-0 F8	0-0 4-3		0-0 FC6-4 1B		0-0 F6		3	0	1	0	0	0	0				
Larry Brown, R OBP: 0.250, SLG: 0.186 (8, 5)										1	0	0	0	0	0	0				
Joe Lovitto, S OBP: 0.217, SLG: 0.256 (1, 8)			0-0 F8		0-0 6-3		0-0 FC6-4 S 1-2 2-3	0-3 K		4	0	0	0	0	1	2				
Jim Sundberg, R OBP: 0.352, SLG: 0.321 (1, 2)			0-0 HBP 1B		0-3 K		0-0 F8			3	1	1	0	0	1	2				
Inning Stats	R: 0 E: 0 K: 0 S: 3	H: 0 LOB: 0 BB: 0 P: 3	R: 0 E: 0 K: 0 S: 3	H: 1 LOB: 1 BB: 0 P: 3	R: 1 E: 0 K: 0 S: 5	H: 2 LOB: 2 BB: 0 P: 6	R: 1 E: 0 K: 0 S: 4	H: 1 LOB: 0 BB: 0 P: 4	R: 0 E: 0 K: 1 S: 5	H: 0 LOB: 0 BB: 0 P: 5	R: 0 E: 0 K: 1 S: 7	H: 1 LOB: 2 BB: 0 P: 7	R: 1 E: 0 K: 1 S: 7	H: 2 LOB: 1 BB: 0 P: 7	R: 0 E: 0 K: 1 S: 5	H: 0 LOB: 0 BB: 0 P: 5	1B: 5 2B: 0 3B: 0 HR: 2	SF: 0 SAC: 0 DP: 0 HBP: 1	WP: 0 PB: 1 CS: 0	PA: 35
PITCHER Ross Grimsley, L ERA: 4.1 (1, 1)	IP: 9.0 WLS: L BF: 35	H: 7 R: 3 ER: 3 SO: 5	BB: 0 IBB: 0 HBP: 1 BLK: 0	WP: 0 HR: 2 S: 44 P: 45	ERA: 3.00 WHIP: 0.778															

Texas Rangers @ Baltimore Orioles
Memorial Stadium, Baltimore, MD
Sun Jun 09 1974, 3:33 AM EDT
Att: 11,249 - Unknown

AB	34
R	3
H	7
RBI	3
BB	0
SO	5
LOB	7



Batter	1	2	3	4	5	6	7	8	9	AB	R	H	RBI	BB	SO	LOB	BOTTOM		
Al Bumby, L OBP: 0.234, SLG: 0.279 (1, 7)	0-0 6-3		0-0 F7		0-0 S 1-H 2-H 2B			0-0 F9		4	0	1	2	0	0	0			
Rich Coggins, L OBP: 0.234, SLG: 0.229 (1, 8)	0-0 6-3		0-0 F6		4-0 S BB			0-0 L6		3	0	0	0	1	0	0			
Bobby Grich, R OBP: 0.420, SLG: 0.500 (1, 4)				0-0 6-3	0-0 F6 1-2 2-3			0-0 E6 1B		4	0	2	0	0	0	2			
Tommy Davis, R OBP: 0.290, SLG: 0.343 (1, 10)	0-0 6-3			0-0 F4		0-0 L7		0-0 4-3		4	0	0	0	0	0	2			
Boog Powell, L OBP: 0.289, SLG: 0.399 (1, 3)		4-0 L6-4 BB BB		0-0 F5		0-0 F8		0-0 G3		3	0	0	0	1	0	0			
Don Baylor, R OBP: 0.312, SLG: 0.273 (1, 9)		4-0 1-2 BB BB			0-3 K	0-0 F9		0-0 F6		3	0	0	0	1	1	0			
Brooks Robinson, R OBP: 0.369, SLG: 0.396 (1, 5)		0-0 F8			0-0 F4		0-0 6-3	0-3 K		4	0	0	0	0	1	2			
Earl Williams, R OBP: 0.335, SLG: 0.297 (1, 2)		0-0 L6-4 2-3			0-0 BB 2B 1B		0-0 E4 G6-4-3			3	1	1	0	0	0	2			
Mark Belanger, R OBP: 0.363, SLG: 0.458 (1, 6)			0-3 K		4-0 BB 2B BB		0-0 G6-4-3			2	1	0	0	1	1	1			
Inning Stats	R: 0 E: 0 K: 0 S: 4	H: 1 LOB: 1 BB: 0 P: 4	R: 0 E: 0 K: 0 S: 2	H: 0 LOB: 2 BB: 2 P: 10	R: 0 E: 0 K: 1 S: 5	H: 0 LOB: 0 BB: 0 P: 5	R: 0 E: 0 K: 0 S: 3	H: 0 LOB: 0 BB: 0 P: 3	R: 0 E: 1 K: 0 S: 4	H: 1 LOB: 1 BB: 0 P: 4	R: 0 E: 0 K: 1 S: 5	H: 0 LOB: 0 BB: 0 P: 5	R: 0 E: 0 K: 1 S: 5	H: 0 LOB: 0 BB: 0 P: 5	1B: 2 2B: 3 3B: 0 HR: 0	SF: 0 SAC: 0 DP: 2 HBP: 0	WP: 0 PB: 0 CS: 0	PA: 34	
PITCHER Jim Bibby, R ERA: 4.75 (1, 1)	IP: 7.2 WLS: W BF: 30	H: 4 R: 2 ER: 2 SO: 2	BB: 4 IBB: 0 HBP: 0 BLK: 0	WP: 0 HR: 0 S: 30 P: 46	ERA: 2.35 WHIP: 1.043														
Steve Foucault, R ERA: 1.66 (8, 1)	IP: 1.1 WLS: S BF: 4	H: 0 R: 0 ER: 0 SO: 1	BB: 0 IBB: 0 HBP: 0 BLK: 0	WP: 0 HR: 0 S: 6 P: 6	ERA: 0.00 WHIP: 0.000														

Texas Rangers @ Baltimore Orioles
Memorial Stadium, Baltimore, MD
Sun Jun 09 1974, 3:33 AM EDT
Att: 11,249 - Unknown

AB	30
R	2
H	4
RBI	2
BB	4
SO	3
LOB	9



Batter	1	2	3	4	5	6	7	8	9	AB	R	H	RBI	BB	SO	LOB	TOP				
Cesar Tovar, R OBP: 0.345, SLG: 0.302 (1, 8)	6-3	P4		CS 1B		1-3 2B		0-3 K		5	0	2	0	0	1	2					
Lenny Randle, S OBP: 0.346, SLG: 0.373 (1, 4)	K			6-3 1B		K		3-1		5	0	1	0	0	3	4					
Alex Johnson, R OBP: 0.341, SLG: 0.352 Joe Lovitto, S OBP: 0.217, SLG: 0.256 (1, 7) (8, 8)	2B		6-3		FC6-2 3B		1-3	6-3		5	1	2	0	0	0	2					
Jeff Burroughs, R OBP: 0.370, SLG: 0.545 (1, 9)	2B 1B BB		1B		FC6-2		6-3		G4-6-3 1B	4	1	2	0	1	0	1					
Mike Hargrove, L OBP: 0.438, SLG: 0.512 (1, 10)	1B 2B		1B		F7		1B	G4-6-3		5	2	3	1	0	0	2					
Jim Spencer, L OBP: 0.343, SLG: 0.480 (1, 3)	1B		K		P6		1B	F8		5	0	2	2	0	1	3					
Toby Harrah, R OBP: 0.322, SLG: 0.367 (1, 6)		4-3		HR 1B		5-3				4	1	2	1	0	0	0					
Duke Sims, L OBP: 0.232, SLG: 0.234 (1, 2)	K			HR		F2				4	1	2	2	0	1	2					
Jim Fregosi, R OBP: 0.382, SLG: 0.448 Larry Brown, R OBP: 0.257, SLG: 0.197 (1, 5) (4, 5)				F9		K		3-1 WP 1B		1	0	0	0	1	0	0					
Inning Stats	R: 3 E: 0 K: 1 S: 7	H: 3 LOB: 1 BB: 1 P: 11	R: 0 E: 0 K: 1 S: 5	H: 0 LOB: 1 BB: 1 P: 9	R: 0 E: 0 K: 1 S: 7	H: 3 LOB: 2 BB: 0 P: 7	R: 2 E: 0 K: 1 S: 7	H: 3 LOB: 0 BB: 0 P: 7	R: 0 E: 0 K: 2 S: 4	H: 2 LOB: 2 BB: 0 P: 9	R: 1 E: 0 K: 0 S: 6	H: 3 LOB: 0 BB: 0 P: 6	R: 0 E: 0 K: 1 S: 6	H: 1 LOB: 1 BB: 0 P: 6	R: 0 E: 0 K: 0 S: 3	H: 1 LOB: 0 BB: 0 P: 3	1B: 12 2B: 3 3B: 1 HR: 1	SF: 0 SAC: 0 DP: 1 HBP: 0	WP: 1 PB: 0 SB: 1 CS: 1	PA: 42	
PITCHER	IP	WLS	BF	H	R	ER	SO	BB	IBB	HBP	BLK	WP	HR	S	P	ERA	WHIP				
Joe Coleman, R ERA: 4.96 Luke Walker, L ERA: 2.76 (1, 1) (7, 1)	6.0	L	29	12	5	5	6	2	0	0	0	0	1	39	47	7.50	2.333				

Texas Rangers @ Detroit Tigers
Tiger Stadium, Detroit, MI
Mon Jun 10 1974, 7:05 PM EDT
Att: 22,696 - Unknown

AB 40
R 6
H 17
RBI 6
BB 2
SO 7
LOB 17



Batter	1	2	3	4	5	6	7	8	9	AB	R	H	RBI	BB	SO	LOB	BOTTOM					
Mickey Stanley, R OBP: 0.274, SLG: 0.306 (1, 8)	WP 1B		5-3		G4-6-3 BB		F3		G5-4-3	4	0	1	0	1	0	4						
Gary Sutherland, R OBP: 0.315, SLG: 0.373 (1, 4) (8, 6)	K		E BB		G4-6-3			E4		4	0	1	1	1	1	2						
Al Kaline, R OBP: 0.332, SLG: 0.325 (1, 10)	WP 1B		L5		L6-3		L7		L4-3	5	0	1	0	0	0	3						
Willie Horton, R OBP: 0.336, SLG: 0.543 Ben Oglivie, L OBP: 0.367, SLG: 0.346 (1, 7) (8, 7)	5-3		FC4 BB							2	0	1	0	1	0	2						
Jim Northrup, L OBP: 0.269, SLG: 0.266 (1, 9)	K		FC4		G3-6-1		G3-6-1		G4-6-3	4	0	1	0	0	1	5						
Bill Freehan, R OBP: 0.361, SLG: 0.395 (1, 3)		6-3		5-3		F7		P3		4	0	0	0	0	0	2						
Jerry Moses, R OBP: 0.251, SLG: 0.381 Gates Brown, L OBP: 0.344, SLG: 0.192 John Knox, L OBP: 0.448, SLG: 0.407 (1, 2) (7, PH) (7, PR) (8, 4)			FC6-4 BB		K			G4-6-3		1	0	0	0	1	1	0						
Aurelio Rodriguez, R OBP: 0.271, SLG: 0.270 (1, 5)	L6								G5-4-3 BB E 1B	3	2	1	0	1	0	2						
Ed Brinkman, R OBP: 0.251, SLG: 0.309 Norm Cash, L OBP: 0.321, SLG: 0.381 Gene Lamont, L (1, 6) (7, PH) (8, 2)	FC6-4			5-3					G5-4-3 BB	2	0	0	0	0	0	2						
Inning Stats	R: 0 E: 0 K: 2 S: 9	H: 2 LOB: 2 BB: 0 P: 9	R: 0 E: 0 K: 0 S: 3	H: 0 LOB: 1 BB: 1 P: 7	R: 0 E: 1 K: 0 S: 3	H: 0 LOB: 2 BB: 2 P: 11	R: 0 E: 0 K: 1 S: 5	H: 0 LOB: 1 BB: 1 P: 9	R: 0 E: 0 K: 0 S: 2	H: 0 LOB: 0 BB: 1 P: 6	R: 0 E: 0 K: 0 S: 3	H: 1 LOB: 0 BB: 0 P: 3	R: 2 E: 0 K: 0 S: 6	H: 3 LOB: 1 BB: 0 P: 6	R: 0 E: 0 K: 0 S: 4	H: 2 LOB: 1 BB: 0 P: 4	R: 1 E: 1 K: 0 S: 4	H: 1 LOB: 1 BB: 1 P: 8	1B: 8 2B: 0 3B: 1 HR: 0	SF: 0 SAC: 0 DP: 4 HBP: 0	WP: 1 PB: 0 SB: 0 CS: 0	PA: 39
PITCHER	IP	WLS	BF	H	R	ER	SO	BB	IBB	HBP	BLK	WP	HR	S	P	ERA	WHIP					
Jackie Brown, R ERA: 2.11 Steve Foucault, R ERA: 1.61 (1, 1) (8, 1)	1.2	W	6	1	1	0	0	1	0	0	0	0	0	5	9	0.00	1.200					

Texas Rangers @ Detroit Tigers
Tiger Stadium, Detroit, MI
Mon Jun 10 1974, 7:05 PM EDT
Att: 22,696 - Unknown


AB 33
R 3
H 9
RBI 2
BB 6
SO 3
LOB 24



Batter	1	2	3	4	5	6	7	8	9	AB	R	H	RBI	BB	SO	LOB	TOP									
Cesar Tovar, R OBP: 0.341, SLG: 0.299	F7	K			K		6-3		1B	5	1	1	0	0	2	3										
Lenny Randle, S OBP: 0.341, SLG: 0.368	K	K			F9		5-3		1B	5	0	1	1	0	2	3										
Alex Johnson, R OBP: 0.346, SLG: 0.357	2B				6-3				1B	5	1	3	1	0	0	0										
Jeff Burroughs, R OBP: 0.375, SLG: 0.561	1-H				FC6-4				1B	4	2	2	2	1	0	3										
Tom Grieve, R OBP: 0.345, SLG: 0.533	P3				P4				1B	4	1	1	1	0	0	2										
Jim Fregosi, R OBP: 0.386, SLG: 0.430		K			FC6-4				1B	4	0	0	1	0	2	1										
Toby Harrah, R OBP: 0.329, SLG: 0.372	1B				CS				1B	3	1	2	0	1	0	0										
Leo Cardenas, R OBP: 0.351, SLG: 0.327	S				1-3				K	4	0	1	0	0	2	2										
Jim Sundberg, R OBP: 0.349, SLG: 0.313	1-2				K				K	3	0	0	0	1	3	1										
Inning Stats	R: 1 E: 0 K: 1 S: 7	H: 2 LOB: 1 BB: 7	R: 0 E: 0 K: 3 S: 10	H: 1 LOB: 3 BB: 2 P: 18	R: 0 E: 0 K: 0 S: 4	H: 1 LOB: 1 BB: 0 P: 4	R: 0 E: 0 K: 1 S: 5	H: 1 LOB: 0 BB: 0 P: 5	R: 0 E: 0 K: 1 S: 5	H: 0 LOB: 0 BB: 1 P: 5	R: 2 E: 0 K: 1 S: 6	H: 1 LOB: 0 BB: 1 P: 10	R: 0 E: 0 K: 1 S: 5	H: 0 LOB: 0 BB: 0 P: 5	R: 1 E: 0 K: 1 S: 6	H: 1 LOB: 0 BB: 0 P: 6	R: 2 E: 0 K: 2 S: 11	H: 4 LOB: 2 BB: 0 P: 11	1B: 8 2B: 1 3B: 1 HR: 1	SF: 0 SAC: 0 DP: 0 HBP: 0	WP: 0 PB: 0 SB: 1 CS: 1	PA: 40				
PITCHER	IP	WLS	BF	H	R	ER	SO	BB	IBB	HBP	BLK	WP	HR	S	P	ERA	WHIP									
Woodie Fryman, L ERA: 4.8	(1, 1)	6.0	W	26	6	3	3	7	3	0	0	0	0	0	37	49	4.50	1.500								
John Hiller, L ERA: 1.98	(7, 1)	2.2		13	5	3	3	4	0	0	0	0	1	21	21	10.12	1.875									
Jim Ray, R ERA: 4.5	(9, 1)	0.1	S	1	0	0	0	0	0	0	0	0	0	1	1	0.00	0.000									

Texas Rangers @ Detroit Tigers
Tiger Stadium, Detroit, MI
Tue Jun 11 1974, 7:05 PM EDT
Att: 13,604 - Unknown

AB	37
R	6
H	11
RBI	6
BB	3
SO	11
LOB	15

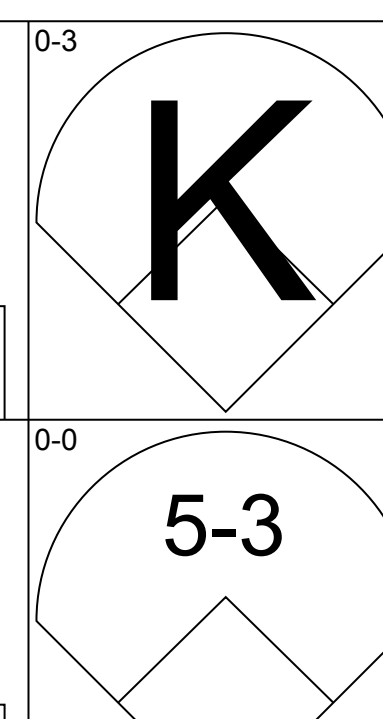
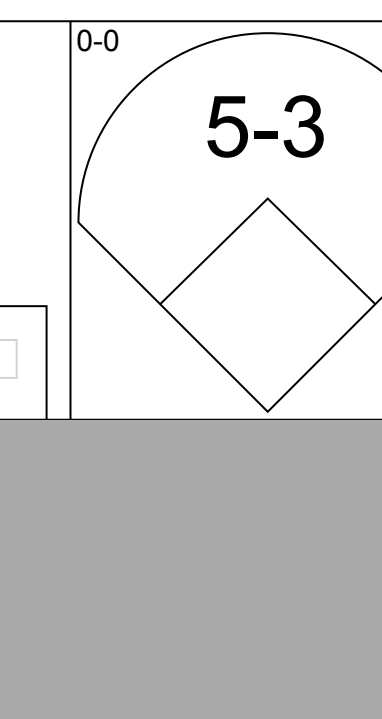
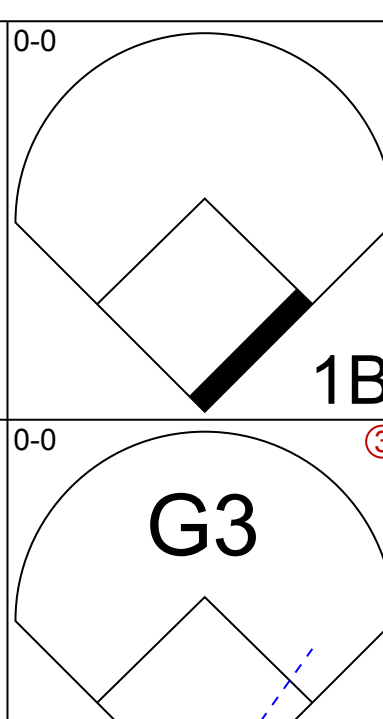
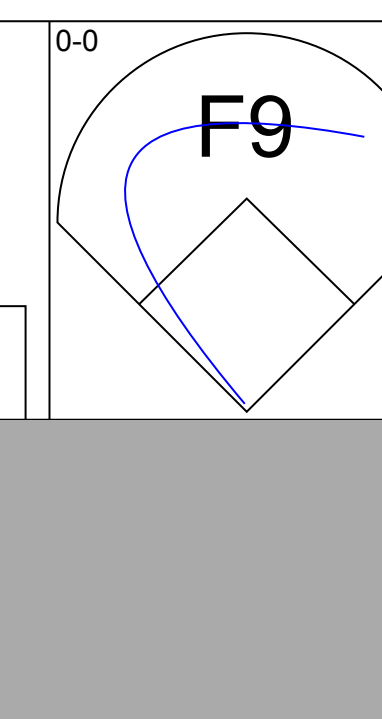
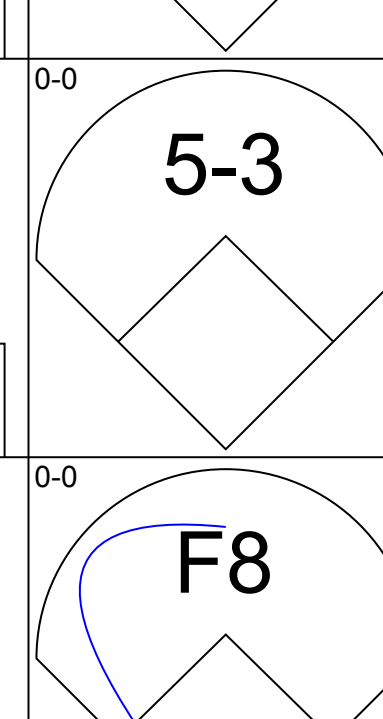
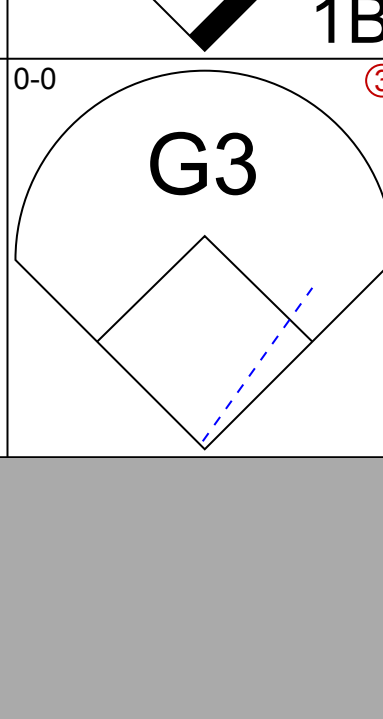
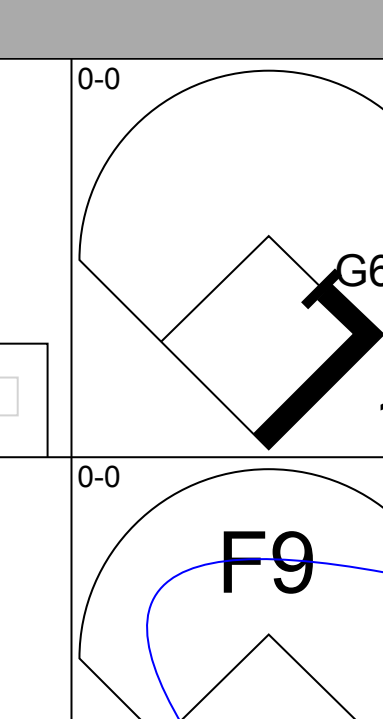
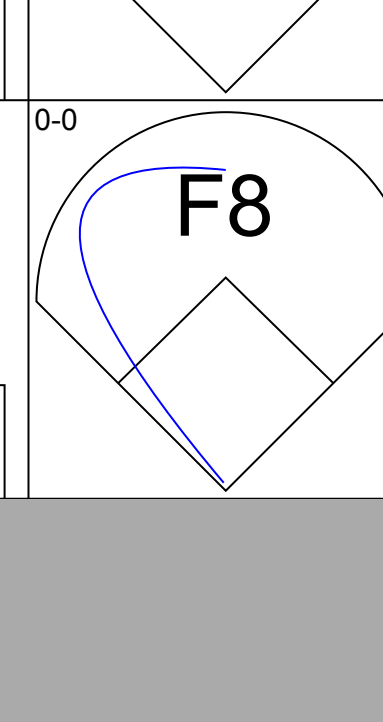
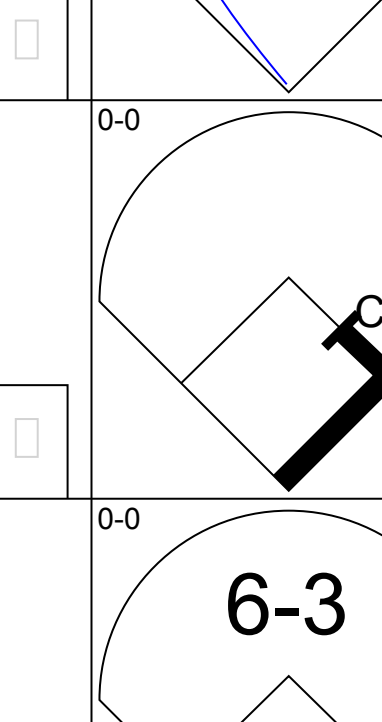
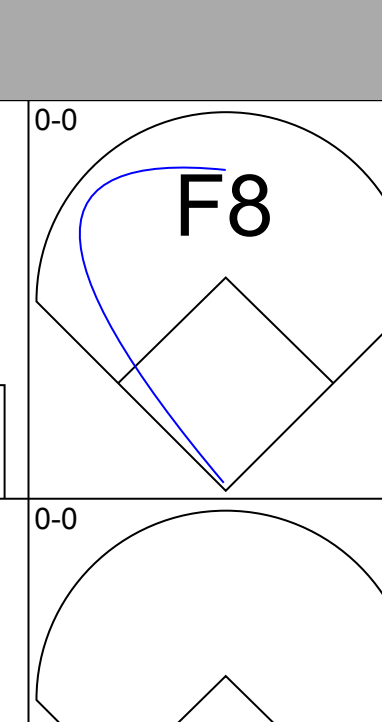
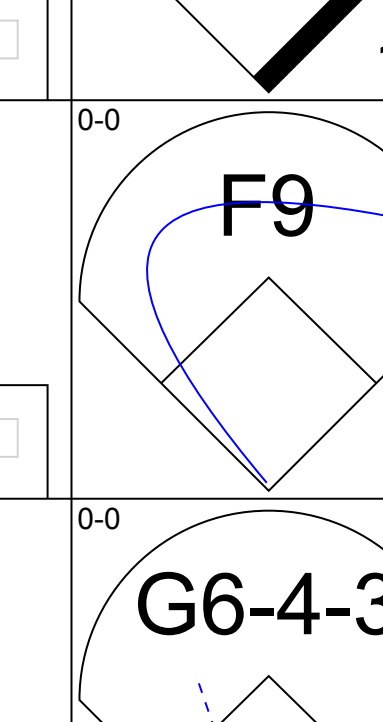
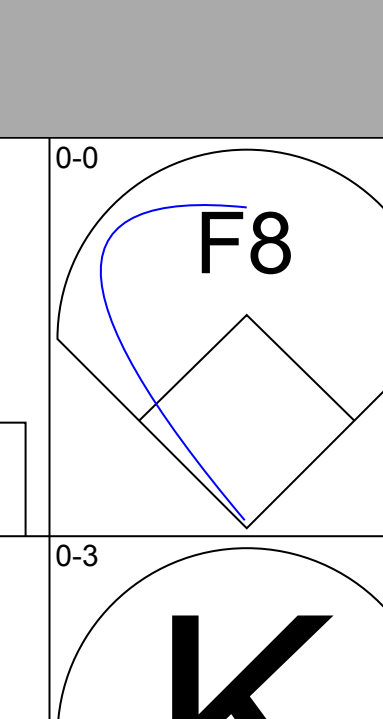
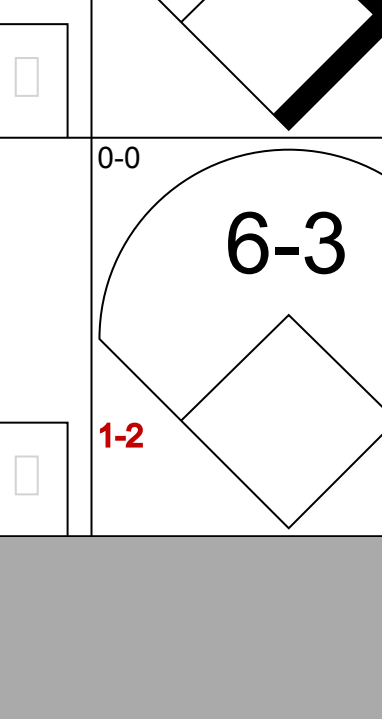
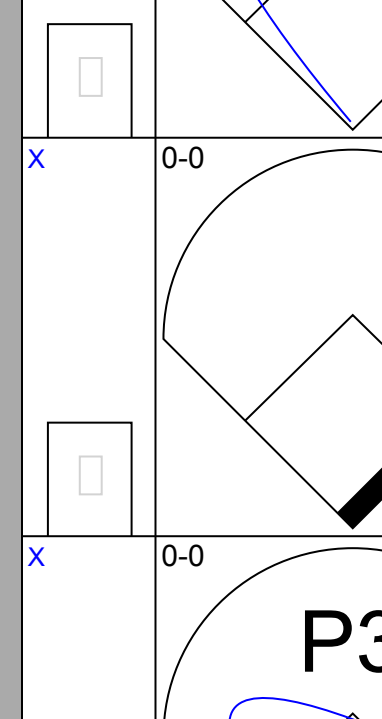
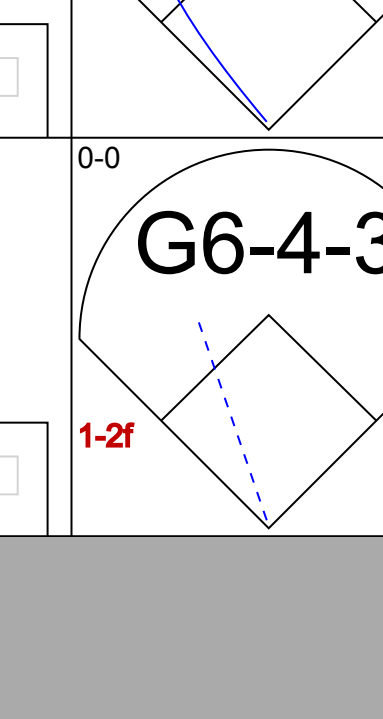
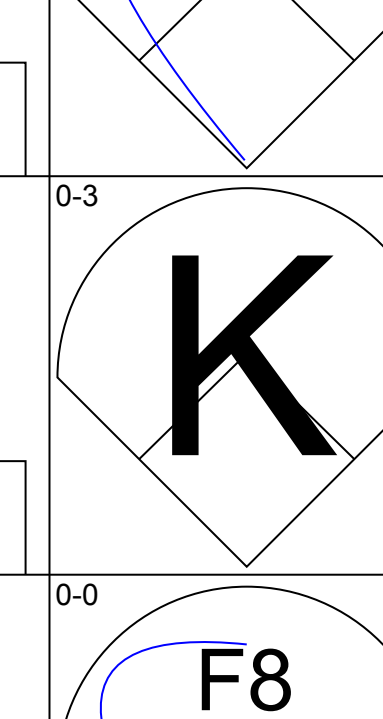
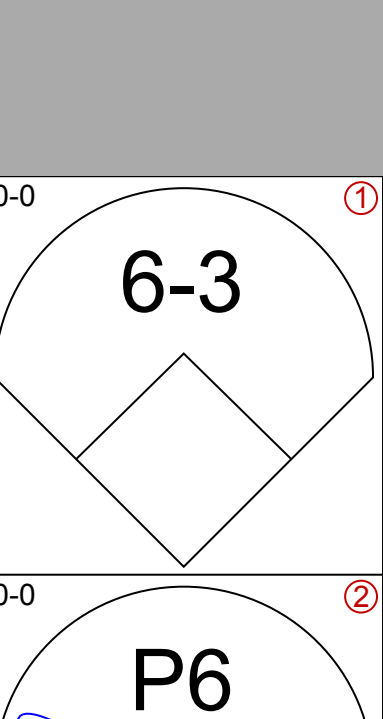
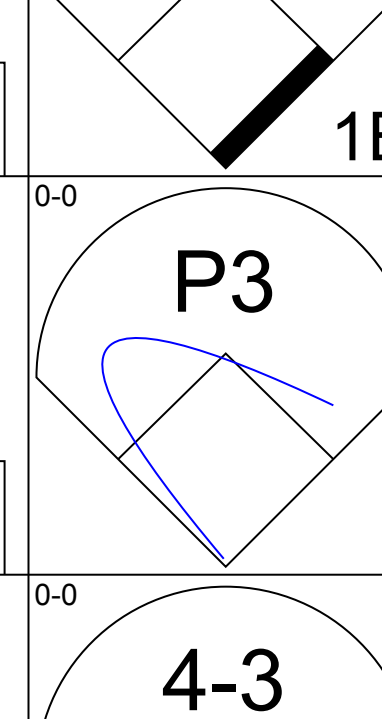
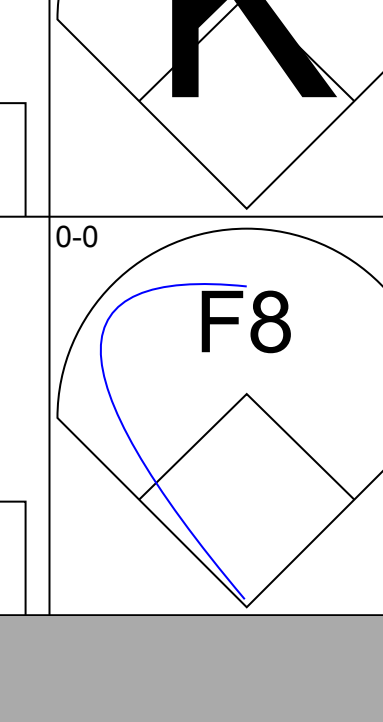
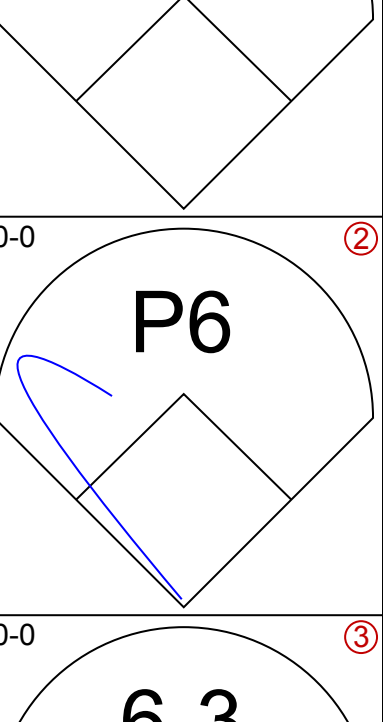
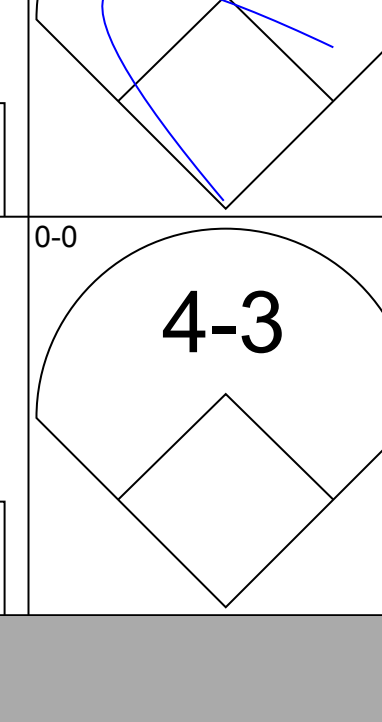
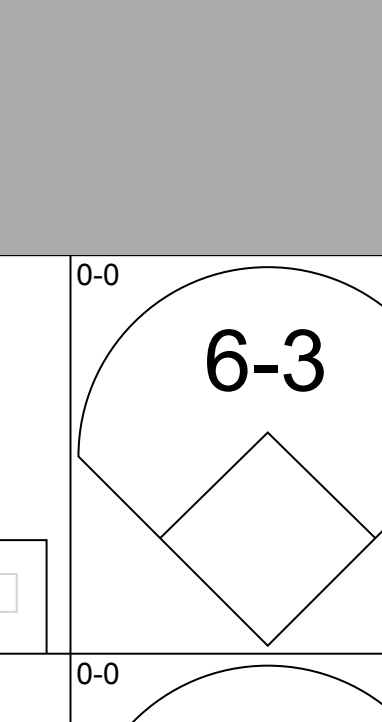
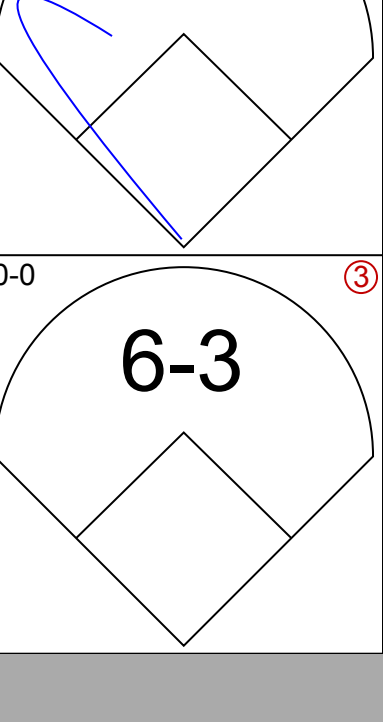
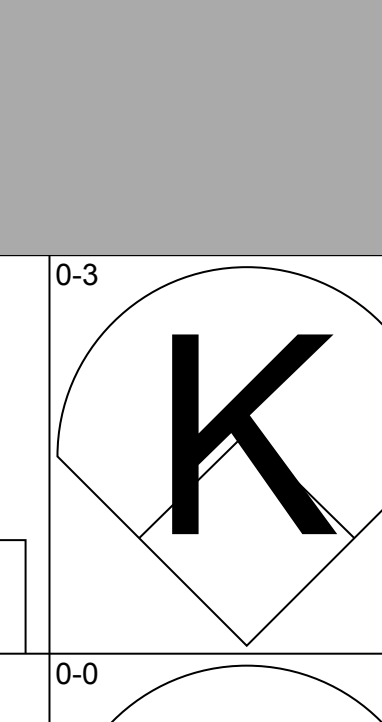
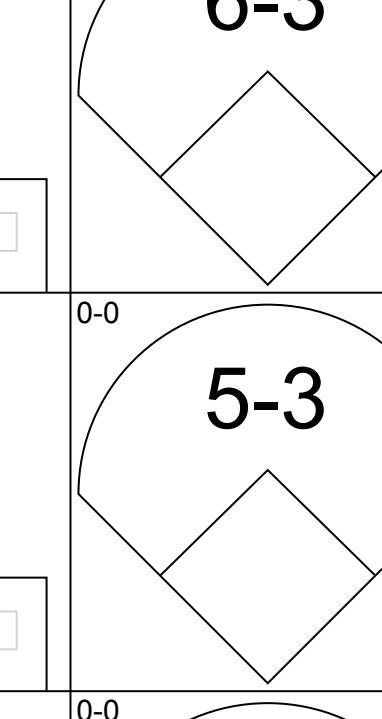
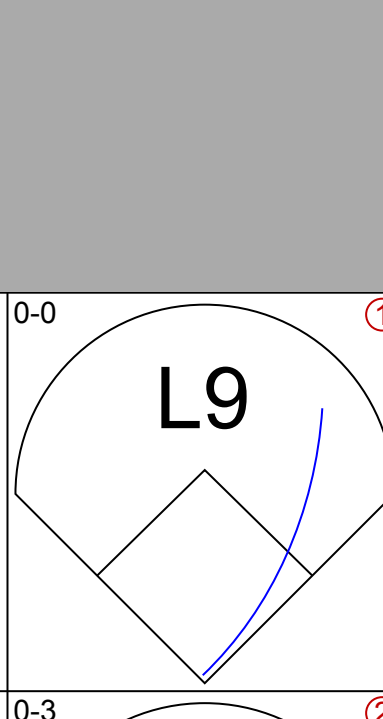
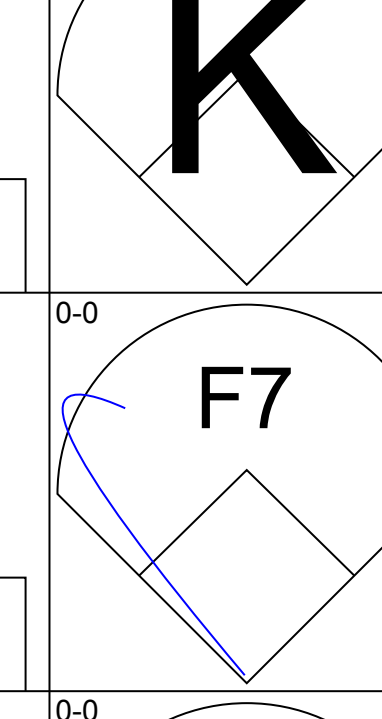
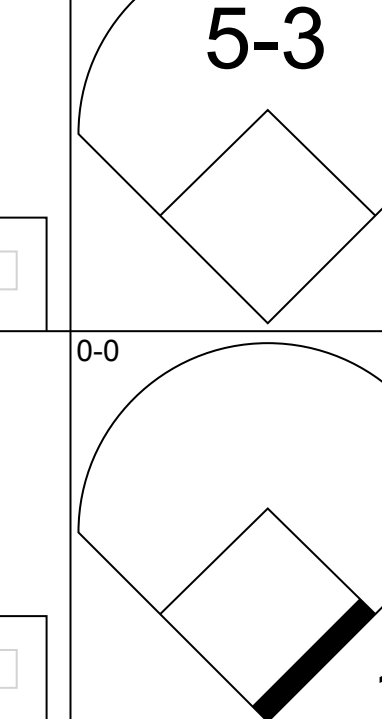
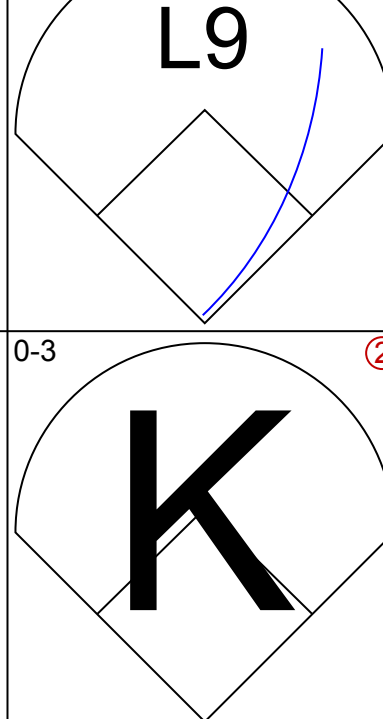
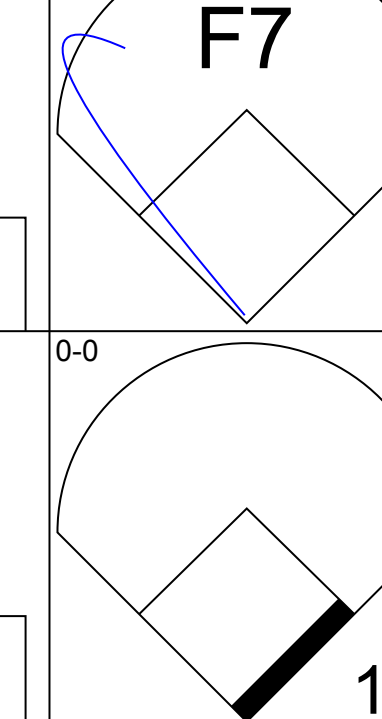


Batter	1	2	3	4	5	6	7	8	9	AB	R	H	RBI	BB	SO	LOB	BOTTOM									
Mickey Stanley, R OBP: 0.278, SLG: 0.320	6-3				SH5-3					3	2	1	3	1	0	0										
Gary Sutherland, R OBP: 0.316, SLG: 0.380	F9				E9					4	1	2	2	0	0	0										
Al Kaline, R OBP: 0.338, SLG: 0.337	L4				1B					5	0	3	1	0	1	1										
Willie Horton, R OBP: 0.340, SLG: 0.558										2	1	1	2	1	0	0										
Dick Sharon, R OBP: 0.276, SLG: 0.254										1	0	0	0	0	1	1										
Bill Freehan, R OBP: 0.365, SLG: 0.406										4	0	2	0	0	0	3										
Marvin Lane, R										4	0	0	0	0	0	5										
Jerry Moses, R OBP: 0.303, SLG: 0.358										4	0	0	0	0	2	2										
Aurelio Rodriguez, R OBP: 0.280, SLG: 0.281										3	2	2	0	1	1	1										
Ed Brinkman, R OBP: 0.253, SLG: 0.306										2	2	0	0	1	0	1										
Inning Stats	R: 0 E: 0 K: 0 S: 3	H: 0 LOB: 0 BB: 0 P: 3	R: 1 E: 0 K: 1 S: 7	H: 2 LOB: 1 BB: 0 P: 7	R: 0 E: 0 K: 1 S: 6	H: 1 LOB: 1 BB: 0 P: 6	R: 0 E: 0 K: 0 S: 4	H: 1 LOB: 1 BB: 0 P: 4	R: 3 E: 2 K: 0 S: 7	H: 3 LOB: 1 BB: 0 P: 7	R: 0 E: 0 K: 1 S: 5	H: 0 LOB: 1 BB: 1 P: 9	R: 1 E: 0 K: 0 S: 4	H: 1 LOB: 3 BB: 2 P: 12	R: 3 E: 0 K: 2 S: 10	H: 3 LOB: 1 BB: 1 P: 14	1B: 5 2B: 4 3B: 0 HR: 2	SF: 1 SAC: 3 DP: 0 HBP: 0	WP: 1 PB: 0 SB: 0 CS: 0	PA: 40						
PITCHER	IP	WLS	BF	H	R	ER	SO	BB	IBB	HBP	BLK	WP	HR	S	P	ERA	WHIP									
David Clyde, L ERA: 3.75	(1, 1)	4.1	L	20	6	4	2	2	0	0	0	0	1	24	24	4.15	1.385									
Steve Hargan, R ERA: 4.09	(5, 1)	2.0		11	2	1	1	1	2	1	0	0	0	10	22	4.50	2.000									
Don Stanhouse, R ERA: 3.86	(7, 1)	1.2		9	3	3	3	2	1	0	0	0	1	1	12	16	16.20	2.400								

Texas Rangers @ Detroit Tigers
Tiger Stadium, Detroit, MI
Tue Jun 11 1974, 7:05 PM EDT
Att: 13,604 - Unknown


AB	32
R	8
H	11
RBI	8
BB	4
SO	5
LOB	14

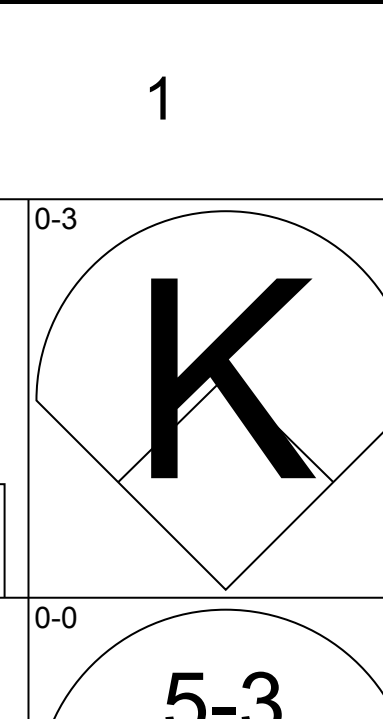
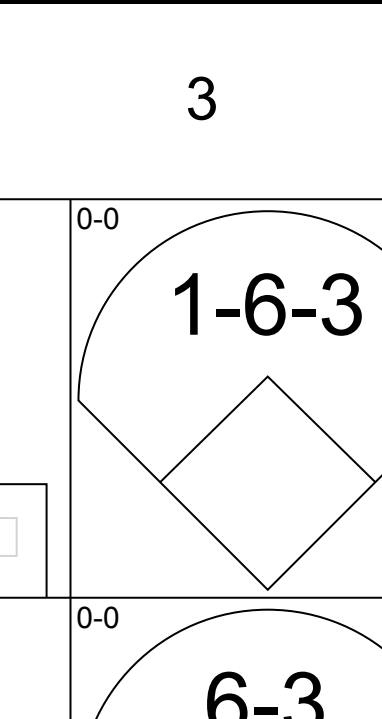
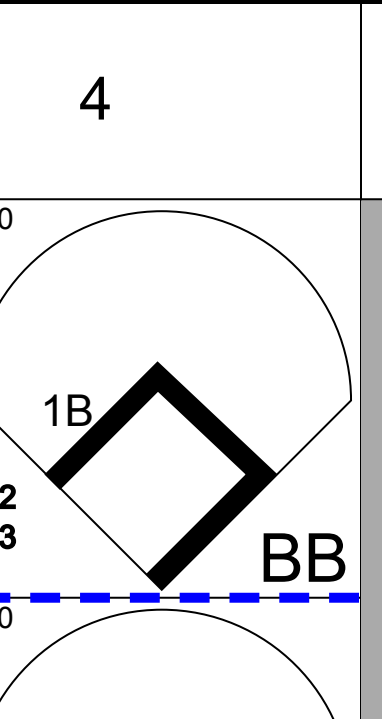
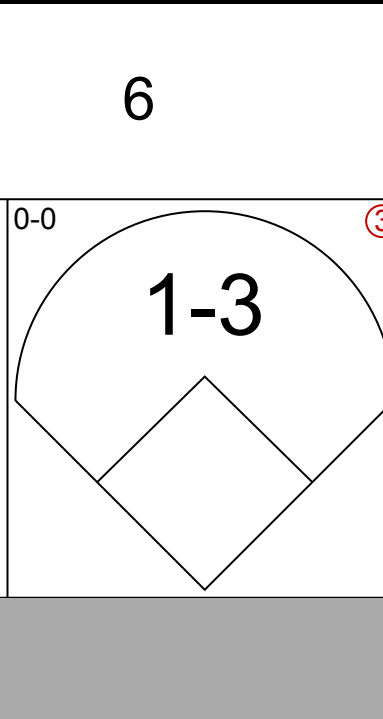
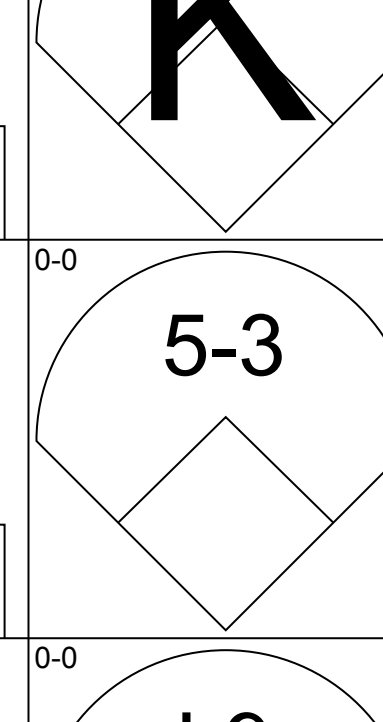
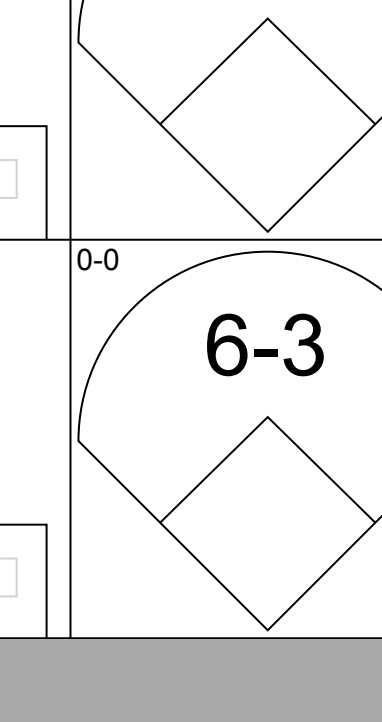
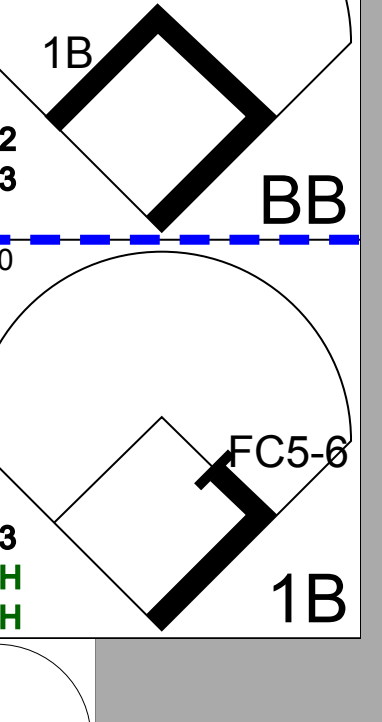
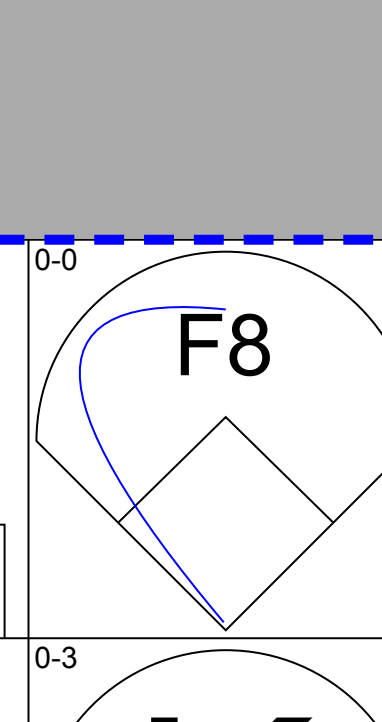
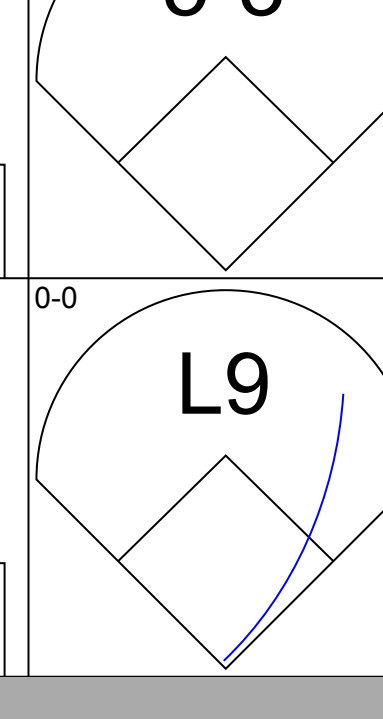
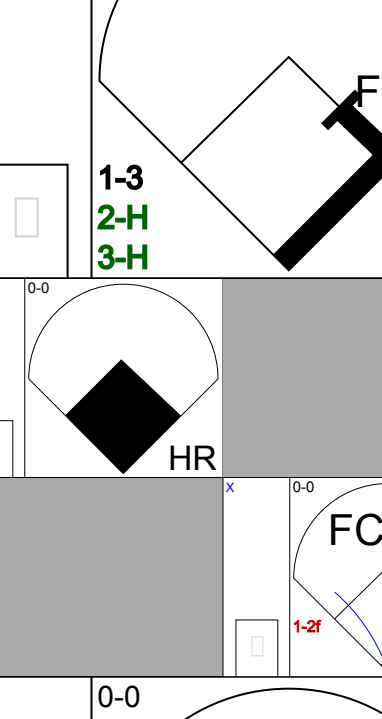
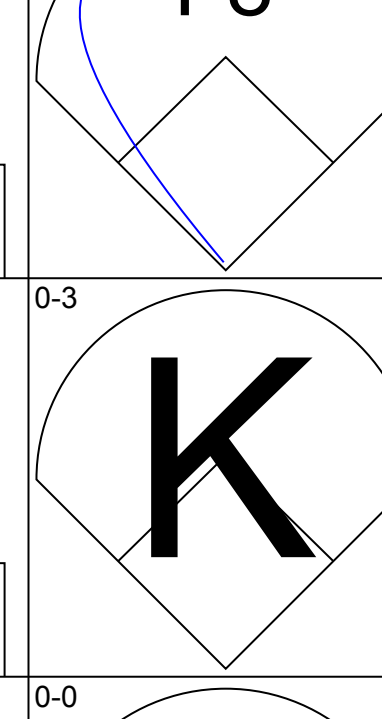
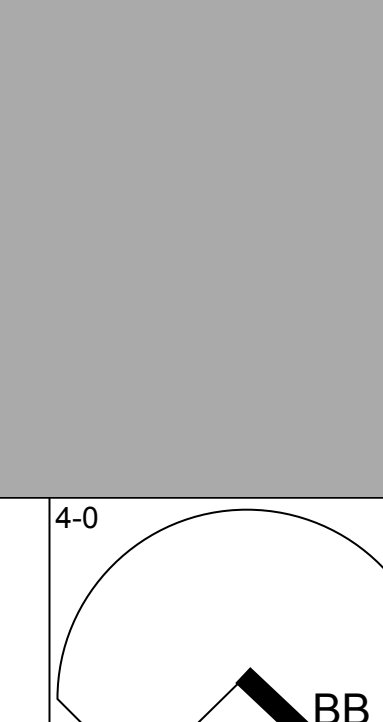
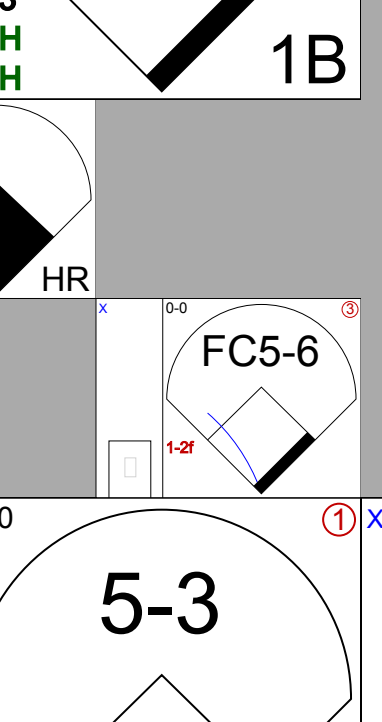
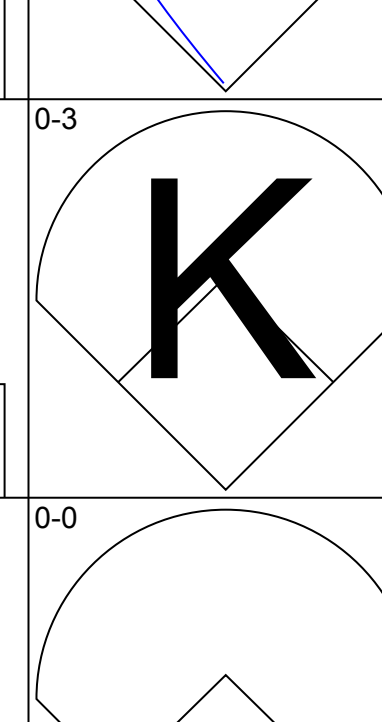
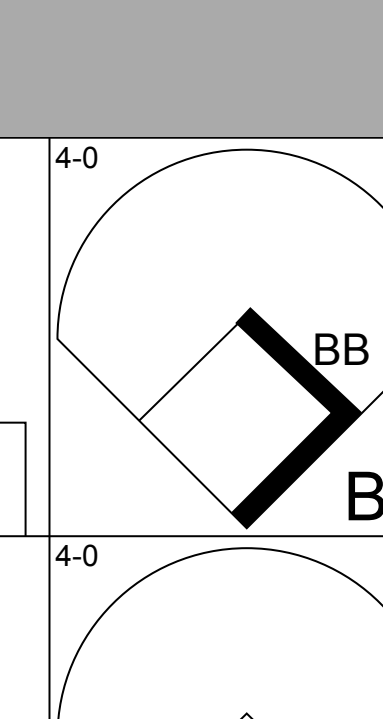
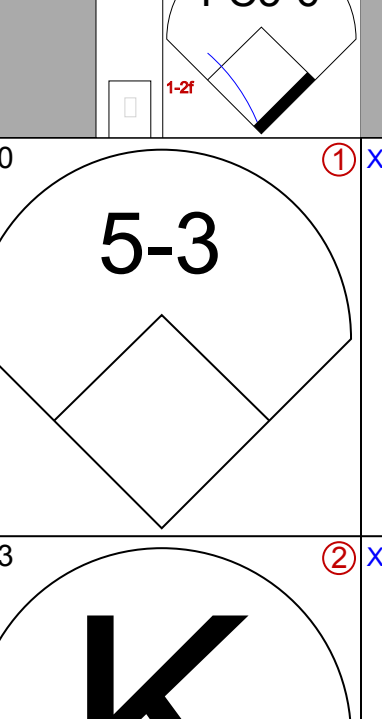
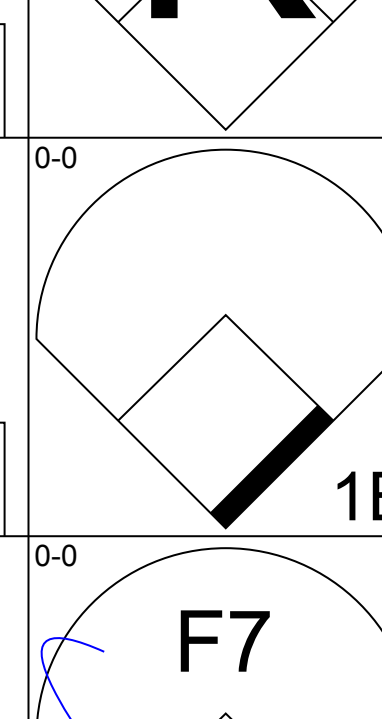
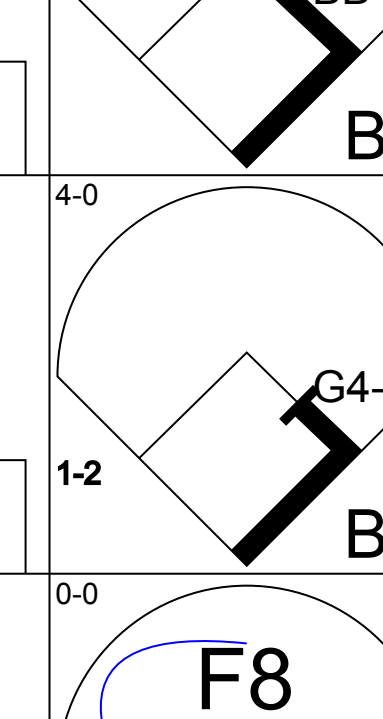

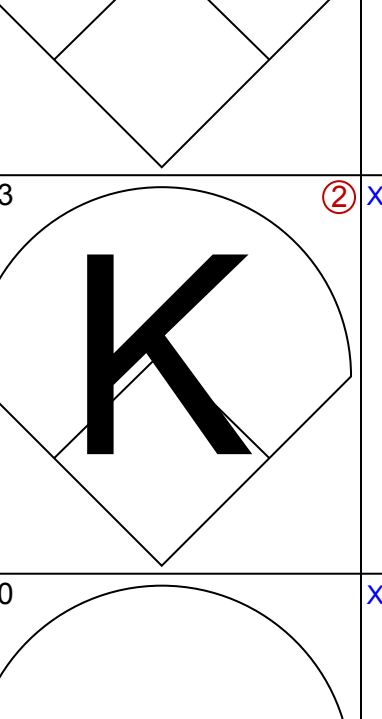
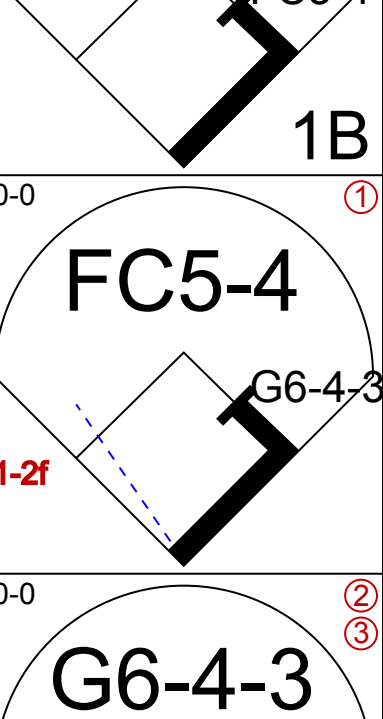

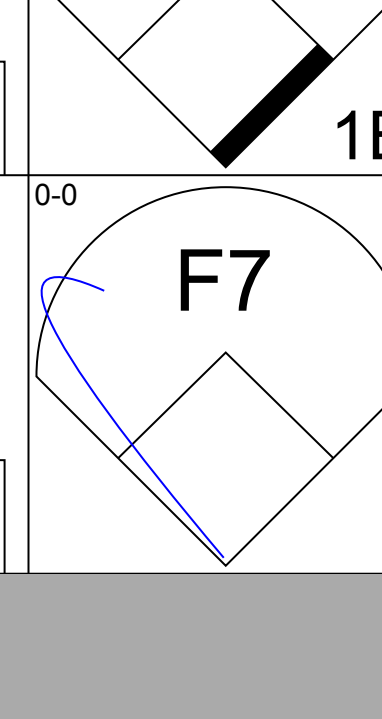
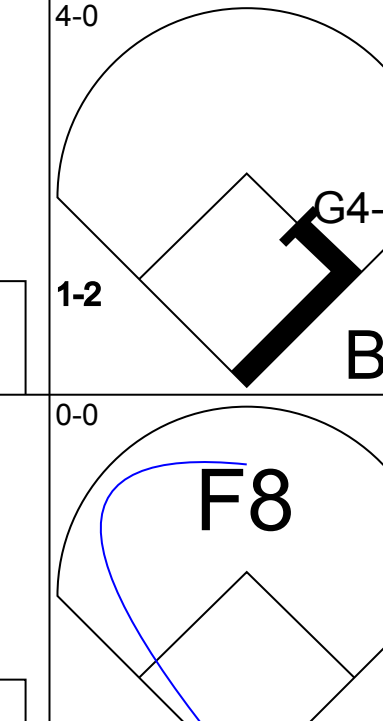
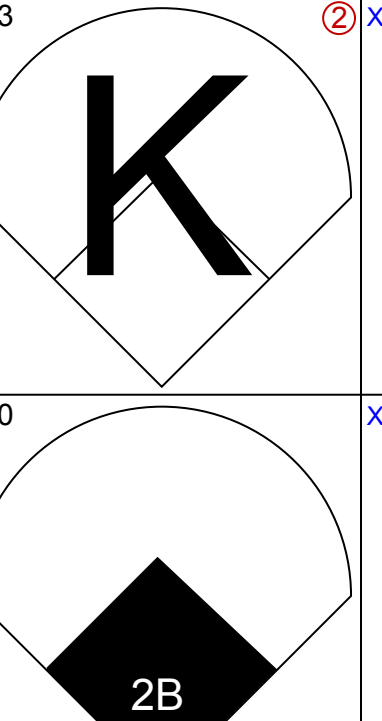
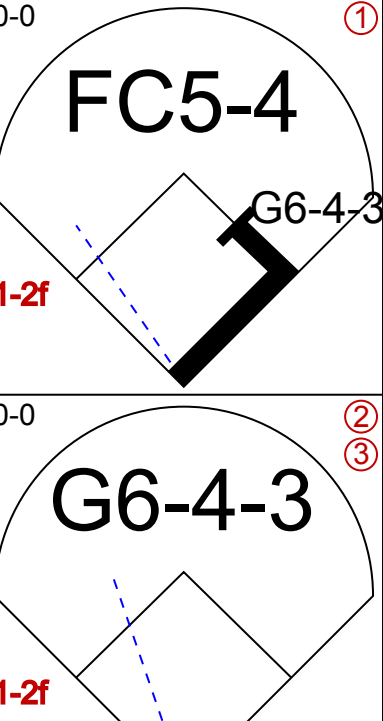
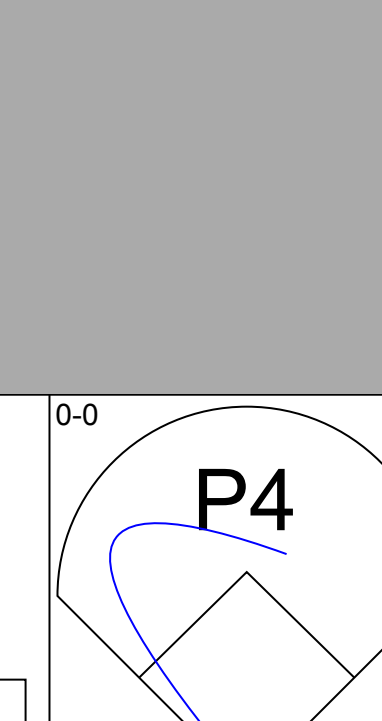
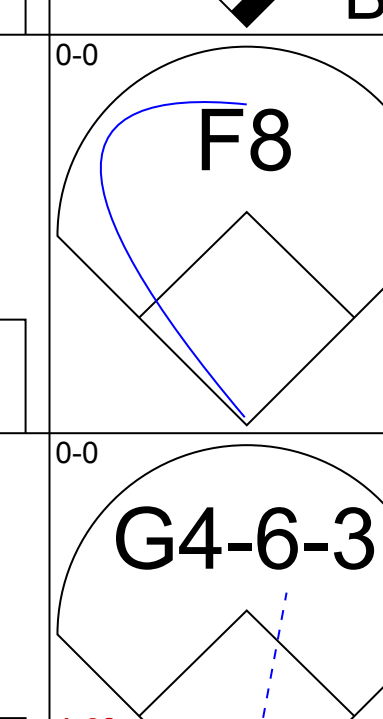
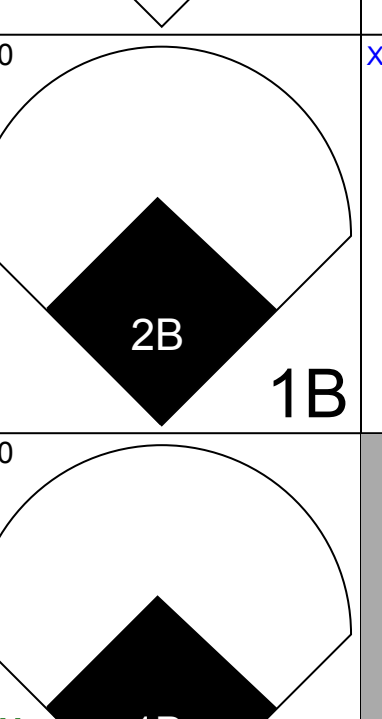
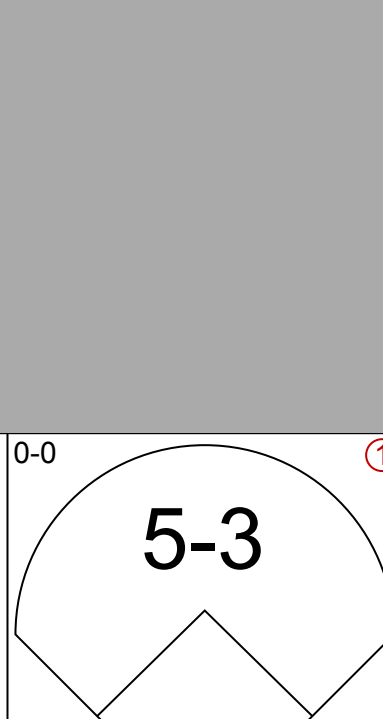
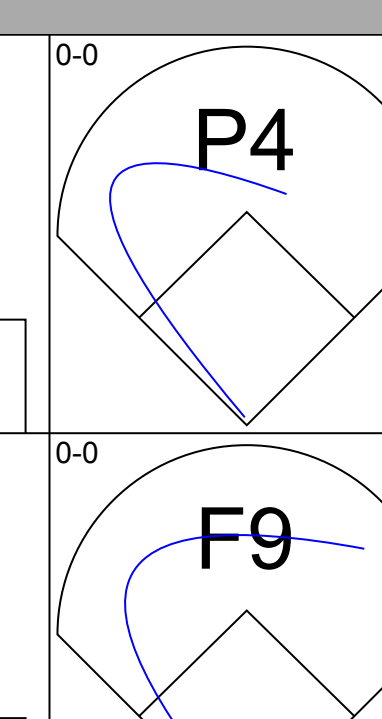

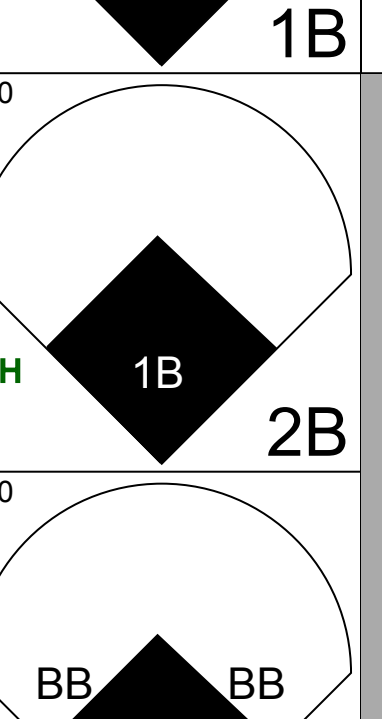
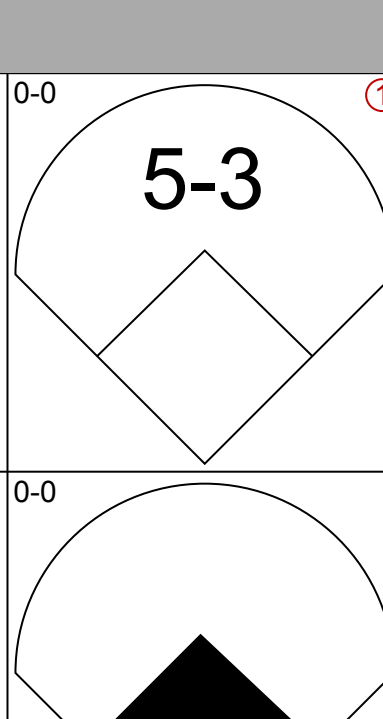
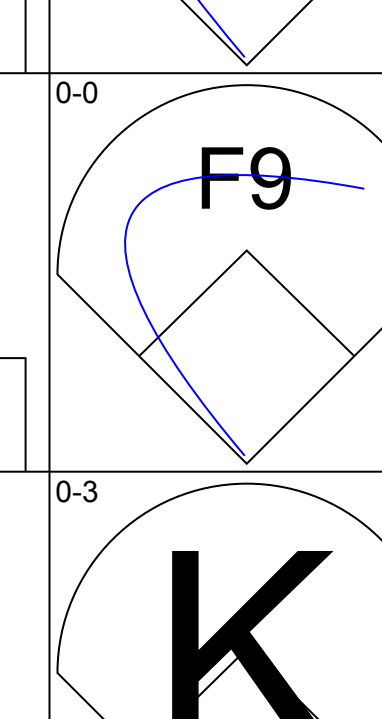
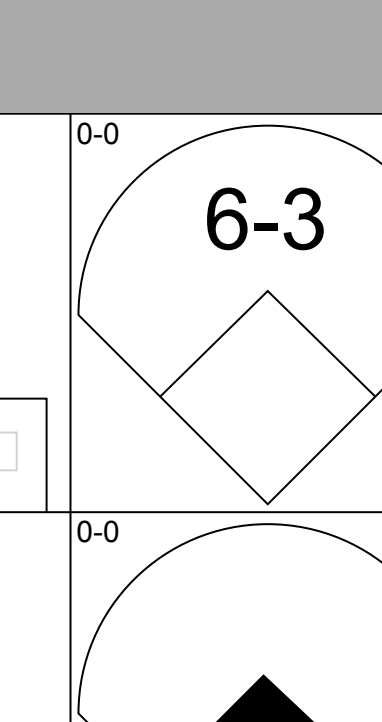
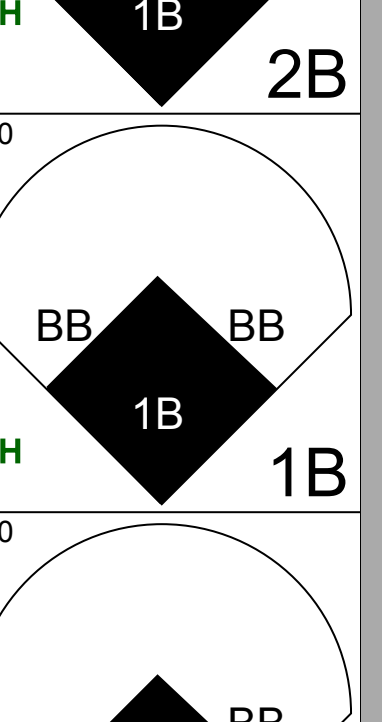
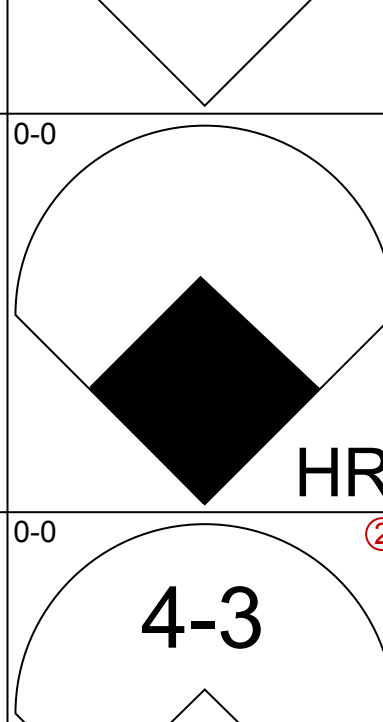


Batter	1	2	3	4	5	6	7	8	9	AB	R	H	RBI	BB	SO	LOB	TOP			
Cesar Tovar, R OBP: 0.339, SLG: 0.297 (1, 8)										4	0	1	0	0	1	2				
Davey Nelson, R OBP: 0.336, SLG: 0.356 (1, 4)										4	0	1	0	0	0	1				
Alex Johnson, R OBP: 0.345, SLG: 0.355 (1, 10)										4	0	1	0	0	0	1				
Jeff Burroughs, R OBP: 0.373, SLG: 0.556 (1, 9)										4	0	1	0	0	0	2				
Tom Grieve, R OBP: 0.338, SLG: 0.521 (1, 7)										3	0	0	0	0	1	1				
Toby Harrah, R OBP: 0.325, SLG: 0.367 (1, 6)										3	0	0	0	0	0	1				
Jim Fregosi, R OBP: 0.359, SLG: 0.417 (1, 3)										3	0	0	0	0	1	0				
Lenny Randle, S OBP: 0.335, SLG: 0.361 (1, 5)										3	0	0	0	0	0	0				
Jim Sundberg, R OBP: 0.356, SLG: 0.322 (1, 2)										3	0	2	0	0	1	0				
Inning Stats	R: 0 E: 0 K: 1 S: 5	H: 0 LOB: 0 BB: 0 P: 5	R: 0 E: 0 K: 1 S: 5	H: 0 LOB: 0 BB: 0 P: 5	R: 0 E: 0 K: 0 S: 4	H: 1 LOB: 1 BB: 0 P: 4	R: 0 E: 0 K: 0 S: 3	H: 1 LOB: 0 BB: 0 P: 3	R: 0 E: 0 K: 1 S: 6	H: 1 LOB: 1 BB: 0 P: 6	R: 0 E: 0 K: 0 S: 4	H: 1 LOB: 1 BB: 0 P: 4	R: 0 E: 0 K: 1 S: 6	H: 1 LOB: 1 BB: 0 P: 6	R: 0 E: 0 K: 0 S: 3	H: 1 LOB: 0 BB: 0 P: 3	1B: 6 2B: 0 3B: 0 HR: 0	SF: 0 SAC: 0 DP: 1 HBP: 0	WP: 0 PB: 0 SB: 0 CS: 1	PA: 31
PITCHER Mickey Lolich, L ERA: 3.43 (1, 1)	IP: 9.0 WLS: W BF: 31 H: 6 R: 0 ER: 0 SO: 4 BB: 0 IBB: 0 HBP: 0 BLK: 0 WP: 0 HR: 0 S: 39 P: 39 ERA: 0.00 WHIP: 0.667															PITCHER				

Texas Rangers @ Detroit Tigers
Tiger Stadium, Detroit, MI
Wed Jun 12 1974, 7:05 PM EDT
Att: 17,552 - Unknown

AB	31
R	0
H	6
RBI	0
BB	0
SO	4
LOB	8



Batter	1	2	3	4	5	6	7	8	9	AB	R	H	RBI	BB	SO	LOB	BOTTOM			
Mickey Stanley, R OBP: 0.277, SLG: 0.316 (1, 8)										3	0	0	0	1	1	0				
Gary Sutherland, R OBP: 0.317, SLG: 0.377 (1, 4)										4	0	1	2	0	0	0				
Al Kaline, R OBP: 0.336, SLG: 0.350 (1, 10)										4	1	1	1	0	1	2				
Willie Horton, R OBP: 0.347, SLG: 0.559 (7, PR)										3	0	2	0	1	0	0				
Marvin Lane, R (8, 7)										0	0	0	0	0	0	0				
Jim Northrup, L OBP: 0.269, SLG: 0.262 (1, 9)										3	0	0	0	1	1	2				
Bill Freehan, R OBP: 0.382, SLG: 0.402 (1, 3)										4	1	1	0	0	0	3				
Jerry Moses, R OBP: 0.300, SLG: 0.366 (1, 2)										4	1	1	1	0	0	2				
Aurelio Rodriguez, R OBP: 0.284, SLG: 0.300 (1, 5)										4	2	2	2	0	1	0				
Ed Brinkman, R OBP: 0.259, SLG: 0.324 (1, 6)										2	2	1	1	1	0	0				
Inning Stats	R: 0 E: 0 K: 1 S: 5	H: 0 LOB: 0 BB: 0 P: 5	R: 0 E: 0 K: 0 S: 2	H: 0 LOB: 1 BB: 2 P: 10	R: 1 E: 0 K: 0 S: 4	H: 1 LOB: 0 BB: 0 P: 4	R: 5 E: 0 K: 1 S: 10	H: 5 LOB: 2 BB: 2 P: 18	R: 0 E: 0 K: 0 S: 3	H: 1 LOB: 0 BB: 0 P: 3	R: 1 E: 0 K: 0 S: 4	H: 1 LOB: 0 BB: 0 P: 4	R: 0 E: 0 K: 1 S: 6	H: 1 LOB: 1 BB: 0 P: 6	R: 0 E: 0 K: 1 S: 5	H: 0 LOB: 0 BB: 0 P: 5	1B: 5 2B: 1 3B: 0 HR: 3	SF: 0 SAC: 0 DP: 2 HBP: 0	WP: 0 PB: 0 SB: 0 CS: 0	PA: 35
PITCHER Fergie Jenkins, R ERA: 3.7 (1, 1)	IP: 3.2 WLS: L BF: 19 H: 5 R: 6 ER: 6 SO: 2 BB: 4 IBB: 0 HBP: 0 BLK: 0 WP: 0 HR: 2 S: 19 P: 35 ERA: 14.73 WHIP: 2.455															PITCHER				
Steve Hargan, R ERA: 4.05 (4, 1)	IP: 2.1 WLS: 9 BF: 3 H: 1 R: 1 ER: 1 SO: 0 BB: 0 IBB: 0 HBP: 0 BLK: 0 WP: 0 HR: 1 S: 9 P: 9 ERA: 3.86 WHIP: 1.286															PITCHER				
Lloyd Allen, R ERA: 7.32 (7, 1)	IP: 2.0 WLS: 7 BF: 1 H: 0 R: 0 ER: 0 SO: 2 BB: 0 IBB: 0 HBP: 0 BLK: 0 WP: 0 HR: 0 S: 11 P: 11 ERA: 0.00 WHIP: 0.500															PITCHER				

Texas Rangers @ Detroit Tigers
Tiger Stadium, Detroit, MI
Wed Jun 12 1974, 7:05 PM EDT
Att: 17,552 - Unknown

AB	31
R	7
H	9
RBI	7
BB	4
SO	4
LOB	9



Batter	1	2	3	4	5	6	7	8	9	AB	R	H	RBI	BB	SO	LOB	TOP										
Robin Yount, R OBP: 0.277, SLG: 0.315 (1, 6)										5	0	1	0	0	0	2	Milwaukee Brewers @ Texas Rangers Arlington Stadium, Arlington, TX Fri Jun 14 1974, 8:05 PM EDT Att: 17,769 - Unknown										
Dave May, L OBP: 0.262, SLG: 0.373 (1, 9)										4	1	1	0	0	2	2											
Don Money, R OBP: 0.340, SLG: 0.424 (1, 5)										3	0	1	0	1	0	1											
John Briggs, L OBP: 0.350, SLG: 0.520 (1, 7)										4	0	2	1	0	0	1											
George Scott, R OBP: 0.357, SLG: 0.459 (1, 3)										4	0	1	0	0	0	3											
Darrell Porter, L OBP: 0.367, SLG: 0.373 (1, 2)										4	0	1	0	0	0	4											
Bob Hansen, L OBP: 0.250, SLG: 0.289 (1, 10)										4	1	1	0	0	1	1											
Pedro Garcia, R OBP: 0.311, SLG: 0.452 (1, 4)										2	0	0	0	1	0	1											
Tim Johnson, L OBP: 0.273, SLG: 0.333 (7, 4)										1	0	1	0	0	0	0											
Bob Coluccio, R OBP: 0.312, SLG: 0.351 (1, 8)										3	0	1	1	1	1	3											
Inning Stats	R: 0 E: 0 K: 0 S: 3	H: 1 LOB: 0 BB: 0 P: 3	R: 0 E: 0 K: 0 S: 3	H: 1 LOB: 0 BB: 0 P: 3	R: 0 E: 0 K: 0 S: 2	H: 0 LOB: 1 BB: 1 P: 6	R: 0 E: 0 K: 1 S: 5	H: 0 LOB: 1 BB: 1 P: 9	R: 0 E: 0 K: 0 S: 4	H: 1 LOB: 2 BB: 1 P: 8	R: 1 E: 0 K: 0 S: 6	H: 3 LOB: 2 BB: 0 P: 6	R: 1 E: 0 K: 1 S: 7	H: 2 LOB: 1 BB: 0 P: 7	R: 0 E: 0 K: 0 S: 4	H: 1 LOB: 1 BB: 0 P: 4	R: 0 E: 0 K: 2 S: 8	H: 1 LOB: 1 BB: 0 P: 8	1B: 8 2B: 2 3B: 0 HR: 0	SF: 0 SAC: 0 DP: 1 HBP: 0	WP: 0 PA: 38 PB: 0 SB: 1 CS: 1						
PITCHER	IP	WLS	BF	H	R	ER	SO	BB	IBB	HBP	BLK	WP	HR	S	P	ERA	WHIP										
Jim Bibby, R ERA: 4.6 (1, 1)	5.1	W	23	6	1	1	1	3	0	0	0	0	0	21	33	1.69	1.688										
Steve Foucault, R ERA: 1.67 (6, 1)	3.2	S	15	4	1	1	3	0	0	0	0	0	0	21	21	2.46	1.091										

Batter	1	2	3	4	5	6	7	8	9	AB	R	H	RBI	BB	SO	LOB	BOTTOM										
Cesar Tovar, R OBP: 0.342, SLG: 0.302 (1, 8)										4	0	2	3	0	1	1	Milwaukee Brewers @ Texas Rangers Arlington Stadium, Arlington, TX Fri Jun 14 1974, 8:05 PM EDT Att: 17,769 - Unknown										
Davey Nelson, R OBP: 0.331, SLG: 0.350 (1, 4)										5	0	1	0	0	0	3											
Alex Johnson, R OBP: 0.347, SLG: 0.357 (1, 10)										4	1	2	0	0	1	1											
Jeff Burroughs, R OBP: 0.378, SLG: 0.560 (1, 9)										2	1	1	0	2	0	0											
Tom Grieve, R OBP: 0.333, SLG: 0.514 (1, 7)										2	0	0	0	0	0	2											
Mike Hargrove, L OBP: 0.332, SLG: 0.504 (6, PH) (7, 3)										2	0	0	0	0	0	2											
Toby Harrah, R OBP: 0.328, SLG: 0.368 (1, 6)										2	0	1	2	1	0	0											
Jim Fregosi, R OBP: 0.367, SLG: 0.419 (1, 3)										2	0	1	0	1	0	2											
Larry Brown, R OBP: 0.254, SLG: 0.194 (6, PR) (7, 5)										1	2	0	0	0	0	1											
Lenny Randle, S OBP: 0.345, SLG: 0.389 (7, 7)										4	3	3	1	0	0	1											
Jim Sundberg, R OBP: 0.363, SLG: 0.333 (1, 2)										2	0	1	1	1	0	1											
Inning Stats	R: 0 E: 0 K: 1 S: 5	H: 1 LOB: 0 BB: 0 P: 5	R: 0 E: 0 K: 0 S: 3	H: 0 LOB: 0 BB: 0 P: 3	R: 0 E: 0 K: 0 S: 5	H: 2 LOB: 2 BB: 0 P: 5	R: 1 E: 0 K: 0 S: 4	H: 2 LOB: 1 BB: 1 P: 8	R: 1 E: 0 K: 0 S: 5	H: 2 LOB: 1 BB: 0 P: 5	R: 3 E: 0 K: 0 S: 5	H: 3 LOB: 2 BB: 2 P: 13	R: 0 E: 0 K: 1 S: 5	H: 0 LOB: 1 BB: 1 P: 9	R: 2 E: 0 K: 0 S: 5	H: 2 LOB: 1 BB: 1 P: 9	R: 0 E: 0 K: 0 S: 5	H: 2 LOB: 1 BB: 1 P: 9	1B: 8 2B: 3 3B: 1 HR: 0	SF: 1 SAC: 2 DP: 1 HBP: 0	WP: 0 PA: 39 PB: 0 SB: 0 CS: 1						
PITCHER	IP	WLS	BF	H	R	ER	SO	BB	IBB	HBP	BLK	WP	HR	S	P	ERA	WHIP										
Kevin Kobel, L ERA: 3.0 (1, 1)	5.0	L	22	8	3	3	1	1	0	0	0	0	0	23	27	5.40	1.800										
Ed Sprague, R ERA: 2.93 (6, 1)	1.0		6	2	2	2	0	2	0	0	0	0	0	4	12	18.00	4.000										
Jim Slaton, R ERA: 4.39 (7, 1)	2.0		10	2	2	2	1	2	0	0	0	0	0	10	18	9.00	2.000										

Batter	1	2	3	4	5	6	7	8	9	AB	R	H	RBI	BB	SO	LOB	TOP					
Robin Yount, R OBP: 0.271, SLG: 0.308 (1, 6)										4	0	0	0	0	1	1	Milwaukee Brewers @ Texas Rangers Arlington Stadium, Arlington, TX Sat Jun 15 1974, 8:05 PM EDT Att: 34,126 - Unknown					
Dave May, L OBP: 0.256, SLG: 0.366 (1, 9)										4	0	0	0	0	2	0						
Don Money, R OBP: 0.343, SLG: 0.425 (1, 5)										4	0	2	0	0	1	0						
John Briggs, L OBP: 0.353, SLG: 0.522 (1, 7)										3	0	1	0	1	1	1						
George Scott, R OBP: 0.355, SLG: 0.455 (1, 3)										4	1	1	0	0	1	1						
Darrell Porter, L OBP: 0.370, SLG: 0.395 (1, 2)										4	1	2	2	0	0	1						
Bob Hansen, L OBP: 0.273, SLG: 0.310 (1, 10)										4	0	2	0	0	1	0						
Pedro Garcia, R OBP: 0.306, SLG: 0.445 (1, 4)										3	0	0	0	0	2	3						
Bob Coluccio, R OBP: 0.313, SLG: 0.351 (1, 8)										3	0	1	0	0	0	0						
Inning Stats	R: 0 E: 0 K: 2 S: 7	H: 0 LOB: 0 BB: 0 P: 7	R: 0 E: 0 K: 0 S: 5	H: 2 LOB: 2 BB: 0 P: 5	R: 0 E: 0 K: 0 S: 3	H: 0 LOB: 0 BB: 0 P: 3	R: 0 E: 0 K: 0 S: 4	H: 1 LOB: 1 BB: 0 P: 4	R: 0 E: 0 K: 1 S: 6	H: 2 LOB: 1 BB: 0 P: 6	R: 0 E: 0 K: 0 S: 2	H: 1 LOB: 0 BB: 1 P: 6	R: 2 E: 0 K: 1 S: 7	H: 2 LOB: 0 BB: 0 P: 7	R: 0 E: 0 K: 3 S: 10	H: 1 LOB: 1 BB: 0 P: 10	R: 0 E: 0 K: 2 S: 7	H: 0 LOB: 0 BB: 0 P: 7	1B: 7 2B: 1 3B: 0 HR: 1	SF: 0 SAC: 0 DP: 0 HBP: 0	WP: 0 PB: 0 SB: 0 CS: 3	PA: 35
PITCHER Jackie Brown, R ERA: 2.1 (1, 1)	IP: 9.0 WLS: W BF: 34 H: 9 R: 2 ER: 2 SO: 9 BB: 1 IBB: 0 HBP: 0 BLK: 0 WP: 0 HR: 1 S: 51 P: 55 ERA: 2.00 WHIP: 1.111																					

Batter	1	2	3	4	5	6	7	8	9	AB	R	H	RBI	BB	SO	LOB	BOTTOM			
Cesar Tovar, R OBP: 0.346, SLG: 0.309 (1, 8) (9, 7)										3	0	2	2	0	0	2	Milwaukee Brewers @ Texas Rangers Arlington Stadium, Arlington, TX Sat Jun 15 1974, 8:05 PM EDT Att: 34,126 - Unknown			
Davey Nelson, R OBP: 0.329, SLG: 0.346 (1, 4)										4	0	1	0	0	1	5				
Alex Johnson, R OBP: 0.349, SLG: 0.357 (1, 10)										3	0	1	1	1	0	2				
Jeff Burroughs, R OBP: 0.373, SLG: 0.550 (1, 9)										4	0	0	0	0	1	3				
Tom Grieve, R OBP: 0.325, SLG: 0.500 (1, 7)										4	0	0	0	0	1	2				
Joe Lovitto, S OBP: 0.217, SLG: 0.256 (9, 8)										0	0	0	0	0	0	0				
Toby Harrah, R OBP: 0.327, SLG: 0.366 (1, 6)										4	1	1	0	0	0	1				
Jim Fregosi, R OBP: 0.382, SLG: 0.463 (1, 3) Jim Spencer, L OBP: 0.340, SLG: 0.475 (8, 3)										3	2	3	1	0	0	0				
Lenny Randle, S OBP: 0.354, SLG: 0.398 (1, 5)										4	1	3	0	0	0	1				
Jim Sundberg, R OBP: 0.377, SLG: 0.350 (1, 2)										3	1	3	1	0	0	0				
Inning Stats	R: 0 E: 0 K: 0 S: 3	H: 1 LOB: 0 BB: 0 P: 3	R: 0 E: 0 K: 0 S: 3	H: 0 LOB: 0 BB: 0 P: 3	R: 0 E: 0 K: 0 S: 4	H: 2 LOB: 1 BB: 0 P: 4	R: 0 E: 0 K: 1 S: 6	H: 1 LOB: 1 BB: 0 P: 6	R: 1 E: 0 K: 1 S: 8	H: 3 LOB: 2 BB: 0 P: 8	R: 0 E: 0 K: 1 S: 5	H: 0 LOB: 1 BB: 1 P: 9	R: 3 E: 1 K: 0 S: 7	H: 4 LOB: 1 BB: 0 P: 7	R: 0 E: 0 K: 0 S: 5	H: 3 LOB: 2 BB: 0 P: 5	1B: 13 2B: 1 3B: 0 HR: 1	SF: 1 SAC: 1 DP: 3 HBP: 0	WP: 0 PB: 0 SB: 1 CS: 0	PA: 36
PITCHER Clyde Wright, L ERA: 4.26 Eduardo Rodriguez, R ERA: 2.57 (1, 1) (7, 1)	IP: 6.0 WLS: L BF: 28 H: 10 R: 4 ER: 4 SO: 3 BB: 1 IBB: 0 HBP: 0 BLK: 0 WP: 0 HR: 1 S: 33 P: 37 ERA: 6.00 WHIP: 1.833																			

Batter	1	2	3	4	5	6	7	8	9	AB	R	H	RBI	BB	SO	LOB	TOP					
Bob Coluccio, R (1, 8) OBP: 0.311, SLG: 0.366	F6		F4			HR		K		4	1	1	1	0	1	0						
Robin Yount, R (1, 6) OBP: 0.276, SLG: 0.324	1B			1B		K		F9		4	1	2	0	0	1	0						
John Briggs, L (1, 7) OBP: 0.351, SLG: 0.517	F3			G5-4-3 1B		F9		E4 1B 2B		4	1	1	1	1	0	0						
George Scott, R (1, 3) OBP: 0.357, SLG: 0.456	K			G5-4-3 1-2				E 1B 1B		4	1	2	0	0	1	2						
Don Money, R (1, 5) OBP: 0.341, SLG: 0.427		F8		F2				L6		4	0	1	1	0	0	1						
Pedro Garcia, R (1, 4) OBP: 0.300, SLG: 0.436		F8				6-3		F2		4	0	0	0	0	1	1						
Darrell Porter, L (1, 2) OBP: 0.362, SLG: 0.385		F8				F9		E9 1B		4	0	0	0	0	0	1						
Charlie Moore, R (1, 10) OBP: 0.378, SLG: 0.425			K			F6				4	0	2	1	0	1	0						
Rob Ellis, R (1, 9) OBP: 0.354, SLG: 0.341										2	0	0	0	0	0	0						
Dave May, L (7, PH) OBP: 0.255, SLG: 0.362			F8			6-3		4-3		2	0	0	0	0	1	3						
Inning Stats	R: 0 E: 0 K: 1 S: 6	H: 1 LOB: 1 BB: 0 P: 6	R: 0 E: 0 K: 0 S: 3	H: 0 LOB: 0 BB: 0 P: 3	R: 0 E: 0 K: 1 S: 5	H: 2 LOB: 0 BB: 0 P: 5	R: 1 E: 0 K: 0 S: 4	H: 2 LOB: 0 BB: 0 P: 4	R: 0 E: 0 K: 1 S: 3	H: 0 LOB: 0 BB: 0 P: 3	R: 1 E: 0 K: 0 S: 6	H: 1 LOB: 0 BB: 0 P: 6	R: 1 E: 1 K: 0 S: 6	H: 2 LOB: 2 BB: 0 P: 6	R: 1 E: 1 K: 1 S: 7	H: 2 LOB: 2 BB: 0 P: 7	R: 0 E: 0 K: 2 S: 8	H: 1 LOB: 1 BB: 0 P: 8	1B: 5 2B: 1 3B: 2 HR: 1	SF: 0 SAC: 0 DP: 1 HBP: 0	WP: 0 PB: 0 SB: 0 CS: 0	PA: 36
PITCHER	IP WLS BF H R ER SO BB IBB HBP BLK WP HR S P ERA WHIP																					
David Clyde, L (1, 1) ERA: 3.64	6.2 L 26 6 3 2 3 0 0 0 0 0 1 32 32 2.70 0.900																					
Steve Foucault, R (7, 1) ERA: 1.6	2.1 10 3 1 0 3 0 0 0 0 0 0 16 16 0.00 1.286																					

Milwaukee Brewers @ Texas Rangers
Arlington Stadium, Arlington, TX
Sun Jun 16 1974, 8:05 PM EDT
Att: 19,939 - Unknown

AB 36
R 4
H 9
RBI 4
BB 0
SO 6
LOB 9



Batter	1	2	3	4	5	6	7	8	9	AB	R	H	RBI	BB	SO	LOB	BOTTOM					
Cesar Tovar, R (1, 8) OBP: 0.347, SLG: 0.312	5-3		G6-3 1B					L6	FC5-4	5	0	2	0	0	0	2						
Davey Nelson, R (1, 4) OBP: 0.326, SLG: 0.344	FC6-4 1B		G6-3 1-2					F4		4	0	1	0	0	1	2						
Alex Johnson, R (1, 7) OBP: 0.348, SLG: 0.367	FC6-4 1-2			HR				L5		4	1	1	1	0	0	2						
Jeff Burroughs, R (1, 9) OBP: 0.367, SLG: 0.541	F9		L6					F8		4	0	0	0	0	0	2						
Mike Hargrove, L (1, 10) OBP: 0.328, SLG: 0.496		FC5-4 1-3 1B		4-3				3-1		4	0	1	0	0	0	0						
Jim Spencer, L (1, 3) OBP: 0.355, SLG: 0.563		1-3						HR		4	2	3	2	0	0	1						
Lenny Randle, S (1, 5) OBP: 0.352, SLG: 0.391		FC5-4 BB		F6				3-1		3	0	0	0	1	0	1						
Toby Harrah, R (1, 6) OBP: 0.325, SLG: 0.361		FC5-4 1-2 2-3		FC5-4 BB				5-3		3	0	0	0	1	0	2						
Jim Sundberg, R (1, 2) OBP: 0.376, SLG: 0.350		F8		FC5-4						3	0	1	0	0	0	4						
Duke Sims, L (9, PH) OBP: 0.243, SLG: 0.246										1	0	1	0	0	0	0						
Joe Lovitto, S (9, PR) OBP: 0.217, SLG: 0.256				FC5-4 1-2				CS 1B		0	0	0	0	0	0	0						
Inning Stats	R: 0 E: 0 K: 0 S: 4	H: 1 LOB: 1 BB: 0 P: 4	R: 0 E: 0 K: 0 S: 4	H: 1 LOB: 2 BB: 1 P: 8	R: 1 E: 0 K: 0 S: 4	H: 2 LOB: 0 BB: 0 P: 4	R: 0 E: 0 K: 0 S: 4	H: 1 LOB: 2 BB: 1 P: 8	R: 0 E: 0 K: 1 S: 6	H: 1 LOB: 1 BB: 0 P: 6	R: 1 E: 0 K: 0 S: 4	H: 1 LOB: 0 BB: 0 P: 4	R: 0 E: 0 K: 0 S: 3	H: 1 LOB: 0 BB: 0 P: 3	R: 0 E: 0 K: 0 S: 3	H: 0 LOB: 0 BB: 0 P: 3	R: 1 E: 0 K: 0 S: 5	H: 2 LOB: 1 BB: 0 P: 5	1B: 6 2B: 0 3B: 1 HR: 3	SF: 0 SAC: 0 DP: 1 HBP: 0	WP: 0 PB: 0 SB: 0 CS: 1	PA: 37
PITCHER	IP WLS BF H R ER SO BB IBB HBP BLK WP HR S P ERA WHIP																					
Jim Coborn, R (1, 1) ERA: 5.54	9.0 W 37 10 3 3 1 2 0 0 0 0 0 3 37 45 3.00 1.333																					

Milwaukee Brewers @ Texas Rangers
Arlington Stadium, Arlington, TX
Sun Jun 16 1974, 8:05 PM EDT
Att: 19,939 - Unknown


AB 35
R 3
H 10
RBI 3
BB 2
SO 1
LOB 16



Batter	1	2	3	4	5	6	7	8	9	10	AB	R	H	RBI	BB	SO	LOB	TOP									
Mickey Stanley, R OBP: 0.267, SLG: 0.303 (1, 8)	1-3	K			K		1-3			FC5-4 1B	5	0	1	0	0	2	2										
Gary Sutherland, R OBP: 0.303, SLG: 0.371 (1, 4)	K		K		K		F8			FC5-4 HR	5	1	0	0	0	3	2										
Al Kaline, R OBP: 0.347, SLG: 0.378 (1, 10)	L6-3		K		L4-3			L7		HR	5	1	1	2	0	1	1										
Jim Northrup, L OBP: 0.281, SLG: 0.296 (1, 9)		1B 2B 1B	G3			K		F9		K	5	1	1	0	0	2	0										
Bill Freehan, R OBP: 0.371, SLG: 0.415 (1, 3)		2B SF8 1B			HR		F8				4	2	2	1	0	1	0										
Ben Oglive, L OBP: 0.359, SLG: 0.353 (1, 7)					F9						3	1	1	1	1	0	0										
Dick Sharon, R OBP: 0.288, SLG: 0.254 (9, 7)		1B 2B			BB					3-1	0	0	0	0	0	0	0										
Aurelio Rodriguez, R OBP: 0.288, SLG: 0.315 (1, 5)		SF8			F7					F8	2	0	0	1	0	0	0										
Jerry Moses, R OBP: 0.267, SLG: 0.321 (1, 2)		3-H F7			HBP					F7	4	0	0	0	0	1	3										
Ed Brinkman, R OBP: 0.270, SLG: 0.321 (1, 6)		2-H 1B			E5 1B					F7	4	0	2	1	0	0	0										
Inning Stats	R: 0 E: 0 K: 1 S: 5	H: 0 LOB: 0 BB: 0 P: 9	R: 3 E: 0 K: 1 S: 9	H: 4 LOB: 1 BB: 0 P: 9	R: 0 E: 0 K: 2 S: 7	H: 0 LOB: 0 BB: 0 P: 7	R: 1 E: 0 K: 2 S: 4	H: 1 LOB: 0 BB: 0 P: 4	R: 0 E: 1 K: 2 S: 8	H: 0 LOB: 1 BB: 0 P: 8	R: 0 E: 0 K: 2 S: 7	H: 0 LOB: 2 BB: 1 P: 12	R: 0 E: 0 K: 1 S: 5	H: 0 LOB: 0 BB: 0 P: 5	R: 0 E: 0 K: 0 S: 3	H: 0 LOB: 0 BB: 0 P: 3	R: 2 E: 0 K: 1 S: 7	H: 2 LOB: 0 BB: 0 P: 7	1B: 5 2B: 1 3B: 0 HR: 2	SF: 1 SAC: 0 DP: 0 HBP: 1	WP: 0 PA: 40 PB: 0 SB: 1 CS: 0						
PITCHER Fergie Jenkins, R ERA: 3.83 (1, 1)	IP 10.0	WLS L	BF 40	H 8	R 6	ER 6	SO 10	BB 1	IBB 0	HBP 1	BLK 0	WP 0	HR 2	S 58	P 63	ERA 5.40	WHIP 0.900										

Detroit Tigers @ Texas Rangers
Arlington Stadium, Arlington, TX
Mon Jun 17 1974, 8:05 PM EDT
Att. 11,471 - Unknown


AB	37
R	6
H	8
RBI	6
BB	1
SO	10
LOB	8



Batter	1	2	3	4	5	6	7	8	9	10	AB	R	H	RBI	BB	SO	LOB	BOTTOM									
Cesar Tovar, R OBP: 0.348, SLG: 0.310 (1, 8)	6-3		SH5-3 HBP		F7			FC6-4 1B		K	4	0	1	0	0	1	0										
Davey Nelson, R OBP: 0.324, SLG: 0.341 (1, 4)	1B CS 1B		SH5-3 1-2			F4		FC6-4 1-2r		F6	4	0	1	0	0	0	1										
Alex Johnson, R OBP: 0.349, SLG: 0.368 (1, 10)	FC5 CS 1B		5-3			F8		F9			5	0	2	0	0	0	2										
Jeff Burroughs, R OBP: 0.368, SLG: 0.535 (1, 9)	4-0 1-2 3-H BB		4-3			F8				BB HR BB	3	1	0	0	2	0	2										
Tom Grieve, R OBP: 0.321, SLG: 0.487 (1, 7)	FC5 2-3r			4-3			K			HR BB	4	1	0	0	1	2	3										
Jim Fregosi, R OBP: 0.386, SLG: 0.491 (1, 3)				K			F9			HR	4	1	2	3	0	1	0										
Toby Harrah, R OBP: 0.324, SLG: 0.359 (1, 6)		F7		K						F7	4	0	1	0	0	1	1										
Lenny Randle, S OBP: 0.350, SLG: 0.405 (1, 5)		FC6-4 FC6-4 1-2r			6-3			F7		HR	4	1	1	1	0	0	2										
Jim Sundberg, R OBP: 0.366, SLG: 0.339 (1, 2)		FC6-4 1-2r			F9					K	4	0	0	0	0	1	1										
Inning Stats	R: 0 E: 0 K: 0 S: 4	H: 2 LOB: 2 BB: 1 P: 8	R: 0 E: 0 K: 0 S: 4	H: 1 LOB: 1 BB: 0 P: 4	R: 0 E: 0 K: 0 S: 3	H: 0 LOB: 1 BB: 0 P: 4	R: 0 E: 0 K: 2 S: 7	H: 0 LOB: 0 BB: 0 P: 7	R: 0 E: 0 K: 0 S: 3	H: 0 LOB: 0 BB: 0 P: 3	R: 0 E: 0 K: 1 S: 6	H: 1 LOB: 1 BB: 0 P: 6	R: 0 E: 0 K: 0 S: 4	H: 1 LOB: 1 BB: 0 P: 4	R: 4 E: 0 K: 2 S: 9	H: 2 LOB: 0 BB: 2 P: 17	R: 0 E: 0 K: 1 S: 6	H: 1 LOB: 1 BB: 0 P: 6	1B: 6 2B: 0 3B: 0 HR: 2	SF: 0 SAC: 1 DP: 0 HBP: 1	WP: 0 PA: 41 PB: 0 SB: 0 CS: 2						
PITCHER Woodie Fryman, L ERA: 4.62 (1, 1)	IP 8.0	WLS 3	BF 33	H 6	R 3	ER 3	SO 3	BB 3	IBB 0	HBP 1	BLK 0	WP 0	HR 1	S 35	P 48	ERA 4.50	WHIP 1.125										
John Hiller, L ERA: 2.26 (9, 1)	IP 2.0	WLS W	BF 8	H 2	R 1	ER 1	SO 3	BB 0	IBB 0	HBP 0	BLK 0	WP 0	HR 1	S 14	P 14	ERA 4.50	WHIP 1.000										

Detroit Tigers @ Texas Rangers
Arlington Stadium, Arlington, TX
Mon Jun 17 1974, 8:05 PM EDT
Att. 11,471 - Unknown

AB	36
R	4
H	8
RBI	4
BB	3
SO	6
LOB	12



Batter	1	2	3	4	5	6	7	8	9	AB	R	H	RBI	BB	SO	LOB	TOP					
John Knox, L (1,4) OBP: 0.394, SLG: 0.355	K			K		4-3			G4-6-3	4	0	0	0	0	2	1						
Gary Sutherland, R (1,5) OBP: 0.286, SLG: 0.364	G3			F8			4-3		F6	4	0	0	0	0	0	0						
Al Kaline, R (1,10) OBP: 0.343, SLG: 0.373	K			K			L5-3			3	0	0	0	0	2	0						
Willie Horton, R (1,7) OBP: 0.344, SLG: 0.545			F3							1	0	0	0	0	0	0						
Ben Oglivie, L (3,7) OBP: 0.366, SLG: 0.361						FC1-4 1B				2	0	1	0	0	0	0						
Jim Northrup, L (1,9) OBP: 0.282, SLG: 0.301			K			FC1-4 FC4				3	0	1	0	0	1	1						
Bill Freehan, R (1,3) OBP: 0.364, SLG: 0.407			F9			K			2B	3	0	0	0	0	1	2						
Mickey Stanley, R (1,8) OBP: 0.264, SLG: 0.300			F3			FC4			6-3	3	0	0	0	0	0	2						
Jerry Moses, R (1,2) OBP: 0.261, SLG: 0.313			K							2	0	0	0	0	1	0						
Gates Brown, L (8,PH) OBP: 0.351, SLG: 0.207						1-3			F6	1	0	0	0	0	0	1						
Gene Lamont, L (8,2) OBP: 0.333, SLG: 0.200										0	0	0	0	0	0	0						
Ed Brinkman, R (1,6) OBP: 0.271, SLG: 0.318			6-3			5-3			G4-6-3 BB	2	0	0	0	1	0	0						
Inning Stats	R: 0 E: 0 K: 2 S: 7	H: 0 LOB: 0 BB: 0 P: 7	R: 0 E: 0 K: 1 S: 5	H: 0 LOB: 0 BB: 0 P: 5	R: 0 E: 0 K: 1 S: 5	H: 0 LOB: 0 BB: 0 P: 5	R: 0 E: 0 K: 2 S: 7	H: 0 LOB: 0 BB: 0 P: 7	R: 0 E: 0 K: 1 S: 6	H: 1 LOB: 1 BB: 0 P: 6	R: 0 E: 0 K: 0 S: 3	H: 0 LOB: 0 BB: 0 P: 3	R: 0 E: 0 K: 0 S: 3	H: 0 LOB: 0 BB: 0 P: 3	R: 0 E: 0 K: 0 S: 4	H: 1 LOB: 1 BB: 0 P: 4	R: 0 E: 0 K: 0 S: 2	H: 0 LOB: 0 BB: 1 P: 6	1B: 1 2B: 1 3B: 0 HR: 0	SF: 0 SAC: 0 DP: 1 HBP: 0	WP: 0 PB: 0 SB: 0 CS: 0	PA: 29
PITCHER Jim Bibby, R (1,1) ERA: 4.27	IP: 9.0 WLS: W BF: 29 H: 2 R: 0 ER: 0 SO: 7 BB: 1 IBB: 0 HBP: 0 BLK: 0 WP: 0 HR: 0 S: 42 P: 46 ERA: 0.00 WHIP: 0.333															PITCHER						

Detroit Tigers @ Texas Rangers
 Arlington Stadium, Arlington, TX
 Tue Jun 18 1974, 8:05 PM EDT
 Att: 13,953 - Unknown

AB 28
R 0
H 2
RBI 0
BB 1
SO 7
LOB 7



Batter	1	2	3	4	5	6	7	8	9	AB	R	H	RBI	BB	SO	LOB	BOTTOM					
Cesar Tovar, R (1,8) OBP: 0.351, SLG: 0.315	S E 1B	E 1B		5-3			5-3			4	2	2	1	0	0	0						
Davey Nelson, R (1,4) OBP: 0.329, SLG: 0.341	E BB	E7 1B		K			5-3			3	1	1	1	1	1	0						
Alex Johnson, R (1,7) OBP: 0.351, SLG: 0.371	E6	6-3				5-3				3	1	1	2	1	0	1						
Joe Lovitto, S (8,8) OBP: 0.217, SLG: 0.256	1H 2H 2B						BB			0	0	0	0	0	0	0						
Jeff Burroughs, R (1,9) OBP: 0.370, SLG: 0.532	K					FC4-6 1B			F3	3	0	1	0	1	1	1						
Mike Hargrove, L (1,10) OBP: 0.417, SLG: 0.482	F7	K				FC4-6			G3	4	0	0	0	0	1	3						
Jim Spencer, L (1,3) OBP: 0.351, SLG: 0.551	4-3			6-3		6-3			1B	4	0	1	0	0	0	1						
Toby Harrah, R (1,6) OBP: 0.323, SLG: 0.357		K		G4-6-3 1B			F9		F8	4	0	1	0	0	1	1						
Duke Sims, L (1,2) OBP: 0.257, SLG: 0.250		BB 1B 1B		G4-6-3			G5-4-3 BB		G3	3	1	1	0	1	0	2						
Lenny Randle, S (1,5) OBP: 0.349, SLG: 0.400		1B E BB		1-3			G5-4-3			2	1	0	0	1	0	1						
Inning Stats	R: 3 E: 1 K: 1 S: 7	H: 2 LOB: 0 BB: 1 P: 11	R: 3 E: 1 K: 2 S: 10	H: 3 LOB: 2 BB: 2 P: 18	R: 0 E: 0 K: 0 S: 3	H: 1 LOB: 0 BB: 0 P: 3	R: 0 E: 0 K: 1 S: 5	H: 0 LOB: 0 BB: 0 P: 5	R: 0 E: 0 K: 0 S: 4	H: 1 LOB: 1 BB: 0 P: 4	R: 0 E: 0 K: 0 S: 2	H: 0 LOB: 0 BB: 1 P: 6	R: 0 E: 0 K: 0 S: 3	H: 0 LOB: 1 BB: 1 P: 7	R: 0 E: 0 K: 0 S: 4	H: 1 LOB: 1 BB: 0 P: 4	R: 0 E: 0 K: 0 S: 2	H: 0 LOB: 0 BB: 1 P: 6	1B: 7 2B: 1 3B: 0 HR: 0	SF: 0 SAC: 0 DP: 2 HBP: 0	WP: 0 PB: 0 SB: 1 CS: 0	PA: 35
PITCHER Lerin LaGrow, R (1,1) ERA: 3.73	IP: 1.1 WLS: L BF: 11 H: 5 R: 6 ER: 5 SO: 2 BB: 2 IBB: 0 HBP: 0 BLK: 0 WP: 0 HR: 0 S: 13 P: 21 ERA: 33.75 WHIP: 5.250															PITCHER						
Luke Walker, L (2,1) ERA: 1.86	IP: 6.2 WLS: L BF: 24 H: 3 R: 0 ER: 0 SO: 2 BB: 3 IBB: 0 HBP: 0 BLK: 0 WP: 0 HR: 0 S: 25 P: 37 ERA: 0.00 WHIP: 0.900															PITCHER						

Detroit Tigers @ Texas Rangers
 Arlington Stadium, Arlington, TX
 Tue Jun 18 1974, 8:05 PM EDT
 Att: 13,953 - Unknown

AB 30
R 6
H 8
RBI 4
BB 5
SO 4
LOB 10



Batter	1	2	3	4	5	6	7	8	9	10	11	AB	R	H	RBI	BB	SO	LOB	TOP								
John Knox, L OBP: 0.385, SLG: 0.351 (1, 4)												6	0	2	1	0	3	4									
Gary Sutherland, R OBP: 0.299, SLG: 0.364 (1, 5)												6	0	2	0	0	1	3									
Al Kaline, R OBP: 0.340, SLG: 0.367 (1, 10)												4	0	0	0	1	1	3									
Jim Northrup, L OBP: 0.280, SLG: 0.299 (1, 9)												5	0	1	0	0	1	1									
Bill Freehan, R OBP: 0.354, SLG: 0.394 (1, 3)												5	0	0	0	0	0	3									
Ben Oglive, L OBP: 0.460, SLG: 0.462 Marvin Lane, R OBP: 0.300, SLG: 0.125 (1, 7) (8, 7)												3	1	2	1	1	0	0									
Mickey Stanley, R OBP: 0.267, SLG: 0.299 (1, 8)												4	2	1	0	1	1	2									
Gene Lamont, L OBP: 0.333, SLG: 0.250 Gates Brown, L OBP: 0.351, SLG: 0.200 Jerry Moses, R OBP: 0.269, SLG: 0.321 (1, 2) (9, PH) (9, 2)												3	0	1	0	0	1	1									
Ed Brinkman, R OBP: 0.276, SLG: 0.330 (1, 6)												5	0	3	2	0	1	0									
Inning Stats	R: 0 E: 0 K: 1 S: 7	H: 2 LOB: 2 BB: 0 P: 7	R: 0 E: 0 K: 2 S: 9	H: 2 LOB: 0 BB: 0 P: 9	R: 0 E: 0 K: 0 S: 3	H: 1 LOB: 0 BB: 0 P: 3	R: 2 E: 1 K: 2 S: 10	H: 3 LOB: 1 BB: 0 P: 10	R: 0 E: 0 K: 0 S: 3	H: 0 LOB: 1 BB: 1 P: 7	R: 0 E: 0 K: 0 S: 2	H: 0 LOB: 0 BB: 1 P: 6	R: 0 E: 0 K: 1 S: 6	H: 1 LOB: 2 BB: 0 P: 6	R: 0 E: 0 K: 2 S: 8	H: 1 LOB: 1 BB: 0 P: 8	R: 0 E: 0 K: 1 S: 5	H: 0 LOB: 0 BB: 0 P: 5	R: 2 E: 0 K: 0 S: 5	H: 2 LOB: 1 BB: 1 P: 9	1B: 11 2B: 2 3B: 0 HR: 1	SF: 0 SAC: 0 DP: 2 HBP: 0	WP: 0 PB: 0 SB: 3 CS: 0	PA: 47			
PITCHER	IP ERA WLS BF H R ER SO BB IBB HBP BLK WP HR S P ERA WHIP	10.1 2.26 3 44 12 4 4 0 3 3 0 0 0 0 3 61 73 3.48 1.452	(1, 1)	(11, 1)	0.2 1.58	3 1 0 0 0 0 0 0 0 0 0 0 0 0 3 3 0.00 1.500																					

Detroit Tigers @ Texas Rangers
Arlington Stadium, Arlington, TX
Wed Jun 19 1974, 8:05 PM EDT
Att: 14,870 - Unknown

livebaseballscores.com

AB 44
R 4
H 13
RBI 4
BB 3
SO 10
LOB 17



Batter	1	2	3	4	5	6	7	8	9	10	11	AB	R	H	RBI	BB	SO	LOB	BOTTOM							
Cesar Tovar, R OBP: 0.353, SLG: 0.313 (1, 8)												4	0	1	0	1	0	1								
Davey Nelson, R OBP: 0.325, SLG: 0.336 (1, 4)												5	1	1	0	0	0	4								
Alex Johnson, R OBP: 0.352, SLG: 0.372 (1, 7)												5	0	2	0	0	1	2								
Jeff Burroughs, R OBP: 0.363, SLG: 0.522 (1, 9)												5	0	0	0	0	3	3								
Mike Hargrove, L OBP: 0.422, SLG: 0.479 (1, 10)												3	0	1	1	2	0	0								
Jim Spencer, L OBP: 0.350, SLG: 0.545 Jim Sundberg, R OBP: 0.367, SLG: 0.336 (1, 3) (8, 2)												3	0	1	0	0	0	2								
Toby Harrah, R OBP: 0.317, SLG: 0.350 (1, 6)												5	0	0	0	0	0	5								
Duke Sims, L OBP: 0.263, SLG: 0.300 Jim Fregosi, R OBP: 0.385, SLG: 0.487 (1, 2) (7, PH) (8, 3)												2	1	1	1	0	0	0								
Lenny Randle, S OBP: 0.346, SLG: 0.394 (1, 5)												5	0	1	0	0	1	0								
Inning Stats	R: 0 E: 0 K: 1 S: 6	H: 2 LOB: 1 BB: 0 P: 6	R: 0 E: 0 K: 0 S: 2	H: 0 LOB: 0 BB: 1 P: 6	R: 0 E: 0 K: 0 S: 4	H: 1 LOB: 1 BB: 0 P: 4	R: 0 E: 0 K: 1 S: 5	H: 0 LOB: 1 BB: 1 P: 9	R: 1 E: 0 K: 1 S: 8	H: 3 LOB: 3 BB: 1 P: 12	R: 0 E: 0 K: 0 S: 3	H: 0 LOB: 0 BB: 0 P: 3	R: 0 E: 1 K: 1 S: 6	H: 0 LOB: 1 BB: 0 P: 6	R: 0 E: 0 K: 0 S: 3	H: 0 LOB: 0 BB: 0 P: 3	1B: 8 2B: 1 3B: 0 HR: 1	SF: 0 SAC: 0 DP: 2 HBP: 0	WP: 0 PB: 0 SB: 1 CS: 0	PA: 45						
PITCHER	IP ERA WLS BF H R ER SO BB IBB HBP BLK WP HR S P ERA WHIP	6.0 4.94 5 25 5 1 1 3 3 0 0 0 0 0 1 26 38 1.50 1.333	(1, 1)	(7, 1)	5.0 2.23	W 20 4 1 1 3 1 0 0 0 0 0 0 0 25 29 1.80 1.000																				

Detroit Tigers @ Texas Rangers
Arlington Stadium, Arlington, TX
Wed Jun 19 1974, 8:05 PM EDT
Att: 14,870 - Unknown

livebaseballscores.com

AB 41
R 2
H 9
RBI 2
BB 4
SO 5
LOB 21



Batter	1	2	3	4	5	6	7	8	9	AB	R	H	RBI	BB	SO	LOB	TOP				
Mickey Rivers, L OBP: 0.336, SLG: 0.391 (1, 8)										4	2	1	0	1	0	4	California Angels @ Texas Rangers Arlington Stadium, Arlington, TX Thu Jun 20 1974, 8:05 PM EDT Att: 10,031 - Unknown				
Dave Chalk, R OBP: 0.348, SLG: 0.395 (1, 6)										5	1	4	0	0	0	0					
Leroy Stanton, R OBP: 0.396, SLG: 0.551 (1, 9)										4	0	1	2	0	1	2					
Frank Robinson, R OBP: 0.356, SLG: 0.445 Winston Lianas, R OBP: 0.250, SLG: 0.280 (3, PH)										0	0	0	0	0	0	0					
Bob Oliver, R OBP: 0.282, SLG: 0.329 Sandy Alomar Sr., S OBP: 0.250, SLG: 0.277 Paul Schaaf, R OBP: 0.305, SLG: 0.311 (8, 5)										3	0	0	0	1	1	3					
John Doherty, L OBP: 0.391, SLG: 0.442 (1, 3)										3	0	0	0	0	0	2					
Bobby Valentine, R OBP: 0.351, SLG: 0.355 Joe Lahoud, L OBP: 0.320, SLG: 0.481 (7, 7)										3	0	0	0	0	0	1					
Ellie Rodriguez, R OBP: 0.368, SLG: 0.358 Tom McCraw, L OBP: 0.333, SLG: 0.433 Tom Egan, R OBP: 0.214, SLG: 0.083 (8, PH)										3	0	1	0	0	0	1					
Denny Doyle, L OBP: 0.303, SLG: 0.300 (1, 4)										1	0	1	0	1	0	0					
Inning Stats	R: 1 E: 0 K: 1 S: 7	H: 2 LOB: 2 BB: 0 P: 8	R: 0 E: 0 K: 0 S: 3	H: 0 LOB: 0 BB: 0 P: 3	R: 1 E: 0 K: 0 S: 5	H: 2 LOB: 1 BB: 0 P: 5	R: 0 E: 1 K: 0 S: 5	H: 0 LOB: 0 BB: 0 P: 5	R: 0 E: 0 K: 1 S: 4	H: 0 LOB: 0 BB: 0 P: 4	R: 1 E: 0 K: 0 S: 4	H: 1 LOB: 1 BB: 1 P: 8	R: 1 E: 0 K: 0 S: 3	H: 1 LOB: 2 BB: 3 P: 15	R: 0 E: 0 K: 1 S: 6	H: 1 LOB: 1 BB: 0 P: 6		1B: 7 2B: 2 3B: 0 HR: 0	SF: 2 SAC: 1 DP: 0 HBP: 1	WP: 1 PB: 0 SB: 0 CS: 0	PA: 41
PITCHER	IP WLS BF H R ER SO BB IBB HBP BLK WP HR S P ERA WHIP	6.1 29 7 3 3 2 1 0 1 0 0 0 0 31 36 4.26 1.263	2.2 W 12 2 1 1 1 2 1 0 0 0 0 0 11 23 3.38 1.500																		

Batter	1	2	3	4	5	6	7	8	9	AB	R	H	RBI	BB	SO	LOB	BOTTOM				
Cesar Tovar, R OBP: 0.358, SLG: 0.319 (1, 8)										3	0	1	0	1	0	2	California Angels @ Texas Rangers Arlington Stadium, Arlington, TX Thu Jun 20 1974, 8:05 PM EDT Att: 10,031 - Unknown				
Davey Nelson, R OBP: 0.321, SLG: 0.331 (1, 4)										5	1	1	1	0	0	4					
Alex Johnson, R OBP: 0.351, SLG: 0.370 Joe Lovitto, S OBP: 0.217, SLG: 0.256 (9, 8)										4	1	1	0	0	0	2					
Jeff Burroughs, R OBP: 0.368, SLG: 0.523 (1, 9)										3	1	2	1	1	0	0					
Mike Hargrove, L OBP: 0.312, SLG: 0.466 (1, 10)										4	0	0	0	0	0	4					
Jim Spencer, L OBP: 0.394, SLG: 0.549 (1, 3)										3	1	2	1	1	0	0					
Lenny Randle, S OBP: 0.354, SLG: 0.399 (1, 5)										3	1	2	0	1	0	2					
Duke Sims, L OBP: 0.253, SLG: 0.288 Tom Grieve, R OBP: 0.325, SLG: 0.497 Jim Sundberg, R OBP: 0.367, SLG: 0.336 (9, 2)										3	0	0	0	0	0	3					
Toby Harrah, R OBP: 0.320, SLG: 0.354 (1, 6)										3	1	1	1	1	1	2					
Inning Stats	R: 0 E: 0 K: 0 S: 2	H: 0 LOB: 0 BB: 0 P: 3	R: 0 E: 0 K: 0 S: 3	H: 0 LOB: 0 BB: 0 P: 3	R: 0 E: 1 K: 0 S: 3	H: 1 LOB: 0 BB: 0 P: 3	R: 1 E: 0 K: 0 S: 5	H: 2 LOB: 1 BB: 0 P: 5	R: 0 E: 0 K: 1 S: 6	H: 1 LOB: 2 BB: 1 P: 10	R: 1 E: 0 K: 0 S: 5	H: 2 LOB: 2 BB: 1 P: 9	R: 1 E: 0 K: 0 S: 4	H: 1 LOB: 1 BB: 1 P: 8	R: 4 E: 0 K: 0 S: 6	H: 4 LOB: 1 BB: 2 P: 14		1B: 8 2B: 3 3B: 0 HR: 0	SF: 0 SAC: 0 DP: 3 HBP: 1	WP: 0 PB: 0 SB: 1 CS: 1	PA: 39
PITCHER	IP WLS BF H R ER SO BB IBB HBP BLK WP HR S P ERA WHIP	6.1 28 7 3 3 3 0 0 1 0 0 0 0 26 39 4.26 1.579	1.0 L 6 2 3 3 0 0 0 1 0 0 0 0 5 9 27.00 2.000	0.2 4 2 1 1 0 1 0 0 0 0 0 0 3 7 13.50 4.500																	

Batter	1	2	3	4	5	6	7	8	9	AB	R	H	RBI	BB	SO	LOB	TOP			
Mickey Rivers, L OBP: 0.334, SLG: 0.393	SH1-3 3B 2B	FC3-2			K		K			4	1	1	0	0	2	2	California Angels @ Texas Rangers Arlington Stadium, Arlington, TX Fri Jun 21 1974, 8:05 PM EDT Unknown			
Denny Doyle, L OBP: 0.352, SLG: 0.299 Sandy Alomar Sr., S OBP: 0.240, SLG: 0.265	SH1-3 2-3	F8			4-3		4-3	4-3		1	0	0	0	0	0	2				
John Doherty, L OBP: 0.400, SLG: 0.489	WP 3B		F7		4-3		4-3	G4-6-3 1B		4	1	2	1	0	0	0				
Charlie Sands, L OBP: 0.370, SLG: 0.488	3B BB			HR		4-3		G4-6-3 1B		3	1	1	1	1	0	1				
Joe Lahoud, L OBP: 0.318, SLG: 0.482	F7		F7		2B			F5		4	0	1	0	0	0	1				
Bob Oliver, R OBP: 0.276, SLG: 0.324 Paul Schaal, R OBP: 0.310, SLG: 0.315	F7		F8		6-3			FC6-4 1B		3	0	0	0	0	0	2				
Leroy Stanton, R OBP: 0.392, SLG: 0.543		SH1-3 FC3-2 1B			6-3			F9		4	0	1	0	0	1	2				
Dave Chalk, R OBP: 0.350, SLG: 0.396 Winston Lienes, R OBP: 0.241, SLG: 0.269		FC3-2 SH1-3 1B			3-1		5-3	FC6-4		2	0	1	0	0	0	0				
Tom Egan, R OBP: 0.188, SLG: 0.071	SH1-3				K		K			2	0	0	0	0	2	0				
Inning Stats	R: 2 E: 0 K: 0 S: 5	H: 2 LOB: 1 BB: 1 P: 9	R: 0 E: 0 K: 0 S: 5	H: 2 LOB: 0 BB: 0 P: 5	R: 1 E: 0 K: 0 S: 4	H: 1 LOB: 0 BB: 0 P: 4	R: 0 E: 0 K: 1 S: 5	H: 0 LOB: 0 BB: 0 P: 5	R: 0 E: 0 K: 0 S: 4	H: 1 LOB: 1 BB: 0 P: 4	R: 0 E: 0 K: 2 S: 7	H: 0 LOB: 0 BB: 0 P: 7	R: 0 E: 0 K: 0 S: 3	H: 1 LOB: 1 BB: 0 P: 3	R: 0 E: 0 K: 1 S: 6	H: 1 LOB: 1 BB: 0 P: 6		1B: 4 2B: 2 3B: 1 HR: 1	SF: 0 SAC: 2 DP: 1 HBP: 0	WP: 1 PB: 0 SB: 1 CS: 0
PITCHER Fergie Jenkins, R ERA: 3.77	IP: 9.0 WLS: W BF: 35	H: 8 R: 3 ER: 3 SO: 5	BB: 1 IBB: 0 HBP: 0 BLK: 0	WP: 1 HR: 1 S: 44 P: 48	ERA: 3.00 WHIP: 1.000	PITCHER										IP: 9.0 WLS: W BF: 35	H: 8 R: 3 ER: 3 SO: 5	BB: 1 IBB: 0 HBP: 0 BLK: 0	WP: 1 HR: 1 S: 44 P: 48	ERA: 3.00 WHIP: 1.000

Batter	1	2	3	4	5	6	7	8	9	AB	R	H	RBI	BB	SO	LOB	BOTTOM			
Cesar Tovar, R OBP: 0.367, SLG: 0.339	2B BB	HR	BB		2B 1B	6-3		F4		4	3	2	3	2	0	0	California Angels @ Texas Rangers Arlington Stadium, Arlington, TX Fri Jun 21 1974, 8:05 PM EDT Unknown			
Davey Nelson, R OBP: 0.321, SLG: 0.344	K	1B 2B	4-3		5-3 1B 2B	5-3		F8		6	2	2	1	0	1	3				
Alex Johnson, R OBP: 0.370, SLG: 0.372 Joe Lovitto, S OBP: 0.221, SLG: 0.261	1B 2B	K		4-3	5-3			F8		4	0	1	1	0	1	2				
Jeff Burroughs, R OBP: 0.372, SLG: 0.529	F4	BB 1B		1B SH3-1 2B	1B 1B	F9				5	2	3	2	0	0	2				
Mike Hargrove, L OBP: 0.426, SLG: 0.473 Tom Grieve, R OBP: 0.329, SLG: 0.497	BB	1B BB		1B SH3-1 1B	2B 1B	FC5-4 BB				2	1	2	0	2	0	0				
Jim Spencer, L OBP: 0.363, SLG: 0.543 Jim Fregosi, R OBP: 0.382, SLG: 0.483	F4	F5		SH3-1	2B 1B	FC5-4 1B				3	0	1	2	0	0	4				
Lenny Randle, S OBP: 0.370, SLG: 0.420 Larry Brown, R OBP: 0.254, SLG: 0.194		HR 1B	6-3 1B	2-3 1B	1-3 2H 2B	G4-6-3 1B				5	1	5	1	0	0	0				
Duke Sims, L OBP: 0.238, SLG: 0.269	F7		K	G3	K	G4-6-3				0	0	0	0	0	0	0				
Toby Harrah, R OBP: 0.325, SLG: 0.380	HR BB	6-3			K	HR				4	3	2	2	1	1	1				
Inning Stats	R: 1 E: 0 K: 1 S: 6	H: 1 LOB: 2 BB: 2 P: 14	R: 4 E: 0 K: 1 S: 9	H: 4 LOB: 2 BB: 2 P: 17	R: 0 E: 0 K: 1 S: 6	H: 1 LOB: 2 BB: 1 P: 10	R: 1 E: 0 K: 0 S: 6	H: 3 LOB: 2 BB: 0 P: 6	R: 4 E: 0 K: 2 S: 13	H: 6 LOB: 3 BB: 0 P: 13	R: 1 E: 0 K: 0 S: 5	H: 2 LOB: 1 BB: 0 P: 5	R: 0 E: 0 K: 0 S: 3	H: 1 LOB: 1 BB: 1 P: 7	R: 1 E: 0 K: 0 S: 4	H: 1 LOB: 0 BB: 0 P: 4		1B: 11 2B: 5 3B: 0 HR: 3	SF: 0 SAC: 1 DP: 1 HBP: 0	WP: 0 PB: 0 SB: 2 CS: 0
PITCHER Bill Stoneman, R ERA: 5.73 Ed Figueroa, R ERA: 5.59 John Cumberland, L ERA: 4.82	IP: 1.2 WLS: L BF: 13	H: 5 R: 5 ER: 5 SO: 2	BB: 3 IBB: 0 HBP: 0 BLK: 0	WP: 0 HR: 1 S: 14 P: 26	ERA: 27.00 WHIP: 4.800	PITCHER										IP: 3.1 WLS: L BF: 14	H: 5 R: 5 ER: 5 SO: 2	BB: 3 IBB: 0 HBP: 0 BLK: 0	WP: 0 HR: 1 S: 14 P: 26	ERA: 15.00 WHIP: 4.000

Batter	1	2	3	4	5	6	7	8	9	AB	R	H	RBI	BB	SO	LOB	TOP			
Mickey Rivers, L (1, 8) OBP: 0.332, SLG: 0.389	6-3			F7		FC1-4-6			FC4-6	5	0	1	0	0	0	3				
Dave Chalk, R (1, 6) OBP: 0.346, SLG: 0.391		1B	FC5			F8		5-3	F5	5	0	1	0	0	0	4				
John Doherty, L (1, 3) OBP: 0.382, SLG: 0.462				F7		E4			5-3	5	0	1	0	0	0	1				
Frank Robinson, R (1, 10) OBP: 0.351, SLG: 0.437	F8			6-3		F7			K	4	0	0	0	0	1	3				
Tom McCraw, L (1, 7) OBP: 0.340, SLG: 0.457	G3			K						4	1	2	0	0	1	2				
Leroy Stanton, R (1, 9) OBP: 0.389, SLG: 0.542		F4			1B	F4			F9	4	1	1	0	0	0	3				
Paul Schaal, R (1, 5) OBP: 0.320, SLG: 0.322		1B		1-3					6-3	3	0	2	2	1	0	0				
Ellie Rodriguez, R (1, 2) OBP: 0.362, SLG: 0.350		F8		K		F8			6-3	4	0	0	0	0	1	3				
Sandy Alomar Sr., S (1, 4) OBP: 0.250, SLG: 0.275				1-3		F9				2	0	1	0	0	0	1				
Charlie Sands, L (6, PH) OBP: 0.394, SLG: 0.476										1	0	0	0	0	0	1				
Winston Lenas, R (6, 4) OBP: 0.254, SLG: 0.283		FC5							FC4-6	1	0	1	0	0	0	0				
Inning Stats	R: 0 E: 0 K: 0 S: 5	H: 2 LOB: 2 BB: 0 P: 5	R: 0 E: 0 K: 0 S: 6	H: 3 LOB: 3 BB: 0 P: 6	R: 0 E: 0 K: 1 S: 5	H: 0 LOB: 0 BB: 0 P: 5	R: 1 E: 0 K: 1 S: 7	H: 2 LOB: 1 BB: 0 P: 7	R: 0 E: 0 K: 0 S: 3	H: 0 LOB: 1 BB: 1 P: 7	R: 0 E: 0 K: 1 S: 5	H: 0 LOB: 0 BB: 0 P: 5	R: 1 E: 0 K: 0 S: 4	H: 1 LOB: 0 BB: 0 P: 4	R: 0 E: 0 K: 0 S: 4	H: 1 LOB: 1 BB: 0 P: 4	1B: 7 2B: 3 3B: 0 HR: 0	SF: 0 SAC: 0 DP: 0 HBP: 0	WP: 0 PB: 0 SB: 0 CS: 0	PA: 39
PITCHER Steve Hargan, R (1, 1) ERA: 3.81	IP: 9.0 WLS: W BF: 39 H: 10 R: 2 ER: 2 SO: 3 BB: 1 IBB: 0 HBP: 0 BLK: 0 WP: 0 HR: 0 S: 44 P: 48 ERA: 2.00 WHIP: 1.222																			

California Angels @ Texas Rangers
Arlington Stadium, Arlington, TX
Fri Jun 21 1974, 8:05 PM EDT
Att: 26,169 - Unknown

AB	38
R	2
H	10
RBI	2
BB	1
SO	3
LOB	21



Batter	1	2	3	4	5	6	7	8	9	AB	R	H	RBI	BB	SO	LOB	BOTTOM			
Cesar Tovar, R (1, 8) OBP: 0.372, SLG: 0.344	F8			1B	1B	FC6-4		F7		3	2	1	0	0	0	1				
Davey Nelson, R (1, 4) OBP: 0.326, SLG: 0.348	K			1B	SF	FC6-4				4	2	2	2	0	1	2				
Alex Johnson, R (1, 10) OBP: 0.348, SLG: 0.370	K			1B	1B	5-3				4	0	1	1	0	2	4				
Jeff Burroughs, R (1, 9) OBP: 0.371, SLG: 0.525		4-3		SF	2B	4-3				2	0	0	1	1	0	0				
Tom Grieve, R (1, 7) OBP: 0.325, SLG: 0.490				1-2	3-H	3-1				2	0	0	0	0	1	2				
Mike Hargrove, L (5, PH) OBP: 0.329, SLG: 0.483		K		F8	2B	3-1				1	0	1	2	0	0	0				
Joe Lovitto, S (6, 8) OBP: 0.220, SLG: 0.258				1-2	3-H	2B				1	0	0	0	0	0	0				
Jim Fregosi, R (1, 3) OBP: 0.385, SLG: 0.475		F9		BB	SF	F7				2	0	0	0	2	0	0				
Lenny Randle, S (1, 5) OBP: 0.383, SLG: 0.411				4-3	G6-4-3	4-3				4	0	0	0	0	0	5				
Toby Harrah, R (1, 6) OBP: 0.331, SLG: 0.383				K		1B	BLK	SH5-3		3	1	2	0	1	1	0				
Jim Sundberg, R (1, 2) OBP: 0.367, SLG: 0.336				K		1B		F8		3	1	1	0	0	1	1				
Inning Stats	R: 0 E: 0 K: 2 S: 7	H: 0 LOB: 0 BB: 0 P: 7	R: 0 E: 0 K: 1 S: 5	H: 0 LOB: 0 BB: 0 P: 5	R: 0 E: 0 K: 2 S: 7	H: 0 LOB: 0 BB: 0 P: 7	R: 2 E: 1 K: 0 S: 6	H: 3 LOB: 2 BB: 1 P: 10	R: 4 E: 0 K: 1 S: 8	H: 4 LOB: 2 BB: 2 P: 17	R: 0 E: 0 K: 0 S: 4	H: 1 LOB: 2 BB: 0 P: 5	R: 0 E: 0 K: 0 S: 3	H: 0 LOB: 0 BB: 0 P: 3	R: 0 E: 0 K: 0 S: 3	H: 0 LOB: 1 BB: 1 P: 7	1B: 6 2B: 2 3B: 0 HR: 0	SF: 1 SAC: 1 DP: 1 HBP: 2	WP: 0 PB: 0 SB: 1 CS: 0	PA: 37
PITCHER Frank Tanana, L (1, 1) ERA: 3.72	IP: 4.0 WLS: L BF: 20 H: 6 R: 6 ER: 6 SO: 5 BB: 1 IBB: 0 HBP: 1 BLK: 1 WP: 0 HR: 0 S: 28 P: 33 ERA: 13.50 WHIP: 1.750																			
Skip Lockwood, R (5, 1) ERA: 3.67	IP: 4.0 WLS: L BF: 17 H: 2 R: 0 ER: 0 SO: 1 BB: 2 IBB: 1 HBP: 1 BLK: 0 WP: 0 HR: 0 S: 15 P: 28 ERA: 0.00 WHIP: 1.000																			

California Angels @ Texas Rangers
Arlington Stadium, Arlington, TX
Fri Jun 21 1974, 8:05 PM EDT
Att: 26,169 - Unknown

AB	29
R	6
H	8
RBI	6
BB	4
SO	6
LOB	15



Batter	1	2	3	4	5	6	7	8	9	AB	R	H	RBI	BB	SO	LOB	TOP								
Mickey Rivers, L OBP: 0.332, SLG: 0.389	4-3	F8			4-3	4-3		BB 1B		5	0	1	0	0	0	1									
Winston Lienes, R OBP: 0.265, SLG: 0.323 Sandy Alomar Sr., S OBP: 0.245, SLG: 0.289	4-3 HR	2B	P4		2B	2B	2B 1B	F7		4	1	3	0	0	0	0									
John Doherty, L OBP: 0.369, SLG: 0.433	4-3		4-3		G3		1B WP 2B	FC6-4 BB		4	1	1	0	1	0	2									
Frank Robinson, R OBP: 0.352, SLG: 0.450	HR		G2			K	WP 1B	FC6-4		5	2	2	3	0	1	3									
Tom McCraw, L OBP: 0.357, SLG: 0.465 Joe Lahoud, L OBP: 0.322, SLG: 0.482	HR	1B		1-3		E4 2B	F2		1B BB	4	2	1	0	0	0	2									
Leroy Stanton, R OBP: 0.395, SLG: 0.558	HR			S 1B		2B	1B		K	5	2	4	3	0	1	1									
Paul Schaal, R OBP: 0.330, SLG: 0.354	F9			1B		1B 2B	K		F8	5	1	2	2	0	1	2									
Ellie Rodriguez, R OBP: 0.363, SLG: 0.346		F9		6-3		6-3		BB 1B	1B	5	0	2	0	0	0	2									
Dave Chalk, R OBP: 0.350, SLG: 0.388		K			6-3		1B	F8	F8	5	0	1	1	0	1	3									
Inning Stats	R: 4 E: 0 K: 0 S: 7	H: 4 LOB: 0 BB: 0 P: 7	R: 0 E: 0 K: 1 S: 5	H: 0 LOB: 0 BB: 0 P: 5	R: 0 E: 0 K: 0 S: 3	H: 0 LOB: 0 BB: 0 P: 3	R: 0 E: 0 K: 0 S: 4	H: 2 LOB: 1 BB: 0 P: 4	R: 0 E: 0 K: 0 S: 4	H: 1 LOB: 1 BB: 0 P: 4	R: 3 E: 1 K: 1 S: 9	H: 3 LOB: 1 BB: 0 P: 9	R: 3 E: 0 K: 1 S: 8	H: 4 LOB: 1 BB: 0 P: 8	R: 0 E: 0 K: 0 S: 5	H: 2 LOB: 3 BB: 1 P: 9	R: 0 E: 0 K: 1 S: 6	H: 1 LOB: 2 BB: 1 P: 10	1B: 11 2B: 4 3B: 0 HR: 2	SF: 0 SAC: 0 DP: 0 HBP: 0	WP: 1 PB: 0 SB: 1 CS: 0	PA: 45			
PITCHER	IP	WLS	BF	H	R	ER	SO	BB	IBB	HBP	BLK	WP	HR	S	P	ERA	WHIP								
Jackie Brown, R ERA: 2.66	5.2	L	27	10	7	5	2	0	0	0	0	0	2	31	31	7.94	1.765								
Steve Hargan, R ERA: 3.79	0.1	1	0	0	0	0	0	0	0	0	0	0	0	1	1	0.00	0.000								
Don Stanhouse, R ERA: 6.0	1.0	6	4	3	3	1	0	0	0	0	0	1	0	8	8	27.00	4.000								
Lloyd Allen, R ERA: 6.55	2.0	11	3	0	0	1	2	0	0	0	0	0	0	11	19	0.00	2.500								

California Angels @ Texas Rangers
Arlington Stadium, Arlington, TX
Sun Jun 23 1974, 8:05 PM EDT
Att: 12,599 - Unknown

AB 43
R 10
H 17
RBI 9
BB 2
SO 4
LOB 18



Batter	1	2	3	4	5	6	7	8	9	AB	R	H	RBI	BB	SO	LOB	BOTTOM								
Cesar Tovar, R OBP: 0.371, SLG: 0.343	K				5-3		F8			4	0	1	0	0	1	0									
Dick Billings, R OBP: 0.303, SLG: 0.241			WP 1B							0	0	0	0	0	0	0									
Davey Nelson, R OBP: 0.328, SLG: 0.341 Larry Brown, R OBP: 0.250, SLG: 0.190	6-3		K			BB		F2		2	0	0	0	1	1	2									
Alex Johnson, R OBP: 0.345, SLG: 0.362			FC1-5-2-6-4		4-3			6-3		3	0	0	0	1	0	3									
Jeff Burroughs, R OBP: 0.371, SLG: 0.524	F9		F8			6-3		F7		4	0	0	0	0	0	3									
Tom Grieve, R OBP: 0.322, SLG: 0.481 Joe Lovitto, S OBP: 0.222, SLG: 0.285		K		6-3		6-3		HR		1	0	0	0	0	1	0									
Jim Fregosi, R OBP: 0.384, SLG: 0.467 Mike Hargrove, L OBP: 0.434, SLG: 0.497			FC5-4 BB		6-3		5-3		1B	2	0	0	0	1	0	0									
Lenny Randle, S OBP: 0.363, SLG: 0.415		FC5-4					E2 F9 5-3		1B	4	1	2	0	0	0	1									
Toby Harrah, R OBP: 0.323, SLG: 0.373 Leo Cardenas, R OBP: 0.345, SLG: 0.321		FC5-4			5-3		F9		L3	3	0	0	0	0	0	3									
Jim Sundberg, R OBP: 0.354, SLG: 0.324			WP 1B				F8		6-3	4	0	1	1	0	0	1									
Inning Stats	R: 0 E: 0 K: 1 S: 5	H: 0 LOB: 1 BB: 1 P: 9	R: 0 E: 0 K: 1 S: 5	H: 0 LOB: 1 BB: 1 P: 9	R: 0 E: 0 K: 1 S: 7	H: 2 LOB: 0 BB: 0 P: 7	R: 0 E: 0 K: 0 S: 4	H: 1 LOB: 1 BB: 0 P: 4	R: 0 E: 0 K: 0 S: 3	H: 0 LOB: 0 BB: 0 P: 3	R: 1 E: 1 K: 0 S: 4	H: 0 LOB: 0 BB: 0 P: 4	R: 0 E: 0 K: 0 S: 3	H: 0 LOB: 0 BB: 0 P: 3	R: 0 E: 0 K: 0 S: 5	H: 3 LOB: 1 BB: 0 P: 5	1B: 4 2B: 2 3B: 0 HR: 1	SF: 0 SAC: 0 DP: 1 HBP: 0	WP: 1 PB: 0 SB: 0 CS: 0	PA: 36					
PITCHER	IP	WLS	BF	H	R	ER	SO	BB	IBB	HBP	BLK	WP	HR	S	P	ERA	WHIP								
Andy Hassler, L ERA: 0.55	7.1	W	29	3	1	0	3	3	0	0	0	0	1	7	7	0.00	0.818								
Skip Lockwood, R ERA: 3.74	1.2	7	3	1	1	0	0	0	0	0	0	0	1	7	7	5.40	1.800								

California Angels @ Texas Rangers
Arlington Stadium, Arlington, TX
Sun Jun 23 1974, 8:05 PM EDT
Att: 12,599 - Unknown

AB 33
R 2
H 6
RBI 2
BB 3
SO 3
LOB 15



Batter	1	2	3	4	5	6	7	8	9	AB	R	H	RBI	BB	SO	LOB	TOP					
Steve Blye, R OBP: 0.316, SLG: 0.345 (1, 8)										5	1	2	1	0	0	5	Minnesota Twins @ Texas Rangers Arlington Stadium, Arlington, TX Mon Jun 24 1974, 4:33 AM EDT Att: 12,200 - Unknown - 78 F					
Jerry Terrell, R OBP: 0.284, SLG: 0.312 (1, 4)										5	0	0	0	0	1	4						
Tony Oliva, L OBP: 0.327, SLG: 0.426 (1, 10)										5	0	0	1	0	0	0						
Harmon Killebrew, R OBP: 0.288, SLG: 0.323 Jim Holt, L OBP: 0.323, SLG: 0.344 (7, 3)										3	0	1	0	1	0	0						
Bobby Darwin, R OBP: 0.320, SLG: 0.454 (1, 9)										4	1	2	0	1	0	3						
Larry Hisle, R OBP: 0.392, SLG: 0.521 (1, 7)										5	1	1	3	0	1	2						
Steve Braun, L OBP: 0.371, SLG: 0.376 (1, 5)										5	1	2	0	0	1	0						
Danny Thompson, R OBP: 0.302, SLG: 0.471 (9, PH)										4	2	4	2	0	0	0						
Luis Gomez, R OBP: 0.273, SLG: 0.213 (9, 6)										1	0	0	0	0	0	0						
Phil Roof, R OBP: 0.462, SLG: 0.300 (1, 2)										3	1	2	1	1	1	2						
Inning Stats	R: 1 E: 1 K: 0 S: 4	H: 1 LOB: 1 BB: 1 P: 8	R: 0 E: 0 K: 2 S: 9	H: 2 LOB: 2 BB: 0 P: 9	R: 0 E: 0 K: 0 S: 3	H: 0 LOB: 0 BB: 1 P: 3	R: 2 E: 0 K: 0 S: 5	H: 3 LOB: 1 BB: 0 P: 9	R: 0 E: 0 K: 0 S: 4	H: 1 LOB: 1 BB: 1 P: 4	R: 2 E: 0 K: 0 S: 6	H: 3 LOB: 1 BB: 0 P: 6	R: 0 E: 0 K: 0 S: 3	H: 0 LOB: 1 BB: 1 P: 7	R: 0 E: 0 K: 1 S: 7	H: 2 LOB: 2 BB: 0 P: 7	R: 3 E: 0 K: 1 S: 8	H: 3 LOB: 0 BB: 0 P: 8	1B: 8 2B: 4 3B: 1 HR: 2	SF: 0 SAC: 0 DP: 2 HBP: 0	WP: 1 PB: 0 CS: 0	PA: 44
PITCHER	IP WLS BF H R ER SO BB IBB HBP BLK WP HR S P ERA WHIP																					
David Clyde, L ERA: 3.87 (1, 1)	3.2 L 18 6 3 3 2 2 0 0 0 0 0 20 28 7.36 2.182																					
Steve Hargan, R ERA: 3.94 (4, 1)	3.2 18 6 2 2 0 1 0 0 0 0 1 0 17 21 4.91 1.909																					
Steve Foucault, R ERA: 2.0 (8, 1)	1.2 8 3 3 3 2 0 0 0 0 0 0 1 12 12 16.20 1.800																					

AB	41
R	8
H	15
RBI	8
BB	3
SO	4
LOB	16



Batter	1	2	3	4	5	6	7	8	9	AB	R	H	RBI	BB	SO	LOB	BOTTOM			
Cesar Tovar, R OBP: 0.371, SLG: 0.359 (1, 7)										5	1	2	1	0	1	0	Minnesota Twins @ Texas Rangers Arlington Stadium, Arlington, TX Mon Jun 24 1974, 4:33 AM EDT Att: 12,200 - Unknown - 78 F			
Lenny Randle, S OBP: 0.359, SLG: 0.410 (6, 8)										5	0	1	0	0	1	2				
Alex Johnson, R OBP: 0.348, SLG: 0.361 Dick Billings, R OBP: 0.314, SLG: 0.258 (6, PH)										1	0	0	0	1	0	0				
Jeff Burroughs, R OBP: 0.369, SLG: 0.518 (1, 9)										3	0	0	0	1	1	2				
Mike Hargrove, L OBP: 0.436, SLG: 0.497 (1, 3)										4	0	2	0	0	1	0				
Duke Sims, L OBP: 0.227, SLG: 0.256 (1, 2)										4	0	0	0	0	3	4				
Davey Nelson, R OBP: 0.332, SLG: 0.345 (1, 4)										4	1	2	0	0	0	2				
Toby Harrah, R OBP: 0.325, SLG: 0.398 (1, 6)										4	2	2	3	0	0	0				
Joe Lovitto, S OBP: 0.220, SLG: 0.282 Jim Fregosi, R OBP: 0.383, SLG: 0.463 (6, 5)										1	0	0	0	0	1	0				
Inning Stats	R: 0 E: 0 K: 0 S: 3	H: 0 LOB: 1 BB: 1 P: 7	R: 0 E: 0 K: 2 S: 7	H: 0 LOB: 0 BB: 0 P: 7	R: 0 E: 0 K: 1 S: 5	H: 0 LOB: 0 BB: 0 P: 5	R: 2 E: 1 K: 0 S: 7	H: 4 LOB: 2 BB: 0 P: 7	R: 0 E: 0 K: 2 S: 9	H: 3 LOB: 2 BB: 0 P: 9	R: 1 E: 0 K: 1 S: 7	H: 2 LOB: 1 BB: 0 P: 7	R: 0 E: 0 K: 1 S: 5	H: 1 LOB: 1 BB: 1 P: 9	R: 1 E: 0 K: 0 S: 4	H: 1 LOB: 0 BB: 0 P: 4		1B: 8 2B: 0 3B: 0 HR: 3	SF: 0 SAC: 0 DP: 1 HBP: 0	WP: 0 PB: 0 CS: 0
PITCHER	IP WLS BF H R ER SO BB IBB HBP BLK WP HR S P ERA WHIP																			
Bert Blyleven, R ERA: 3.18 (7, 1)	6.0 W 26 8 3 3 6 1 0 0 0 0 0 1 15 19 4.50 1.500																			
Bill Hands, R ERA: 5.37 (7, 1)	3.0 S 12 3 1 1 2 1 0 0 0 0 0 1 15 19 3.00 1.333																			

AB	36
R	4
H	11
RBI	4
BB	2
SO	8
LOB	11



Batter	1	2	3	4	5	6	7	8	9	AB	R	H	RBI	BB	SO	LOB	TOP					
Steve Blye, R OBP: 0.308, SLG: 0.335 (1, 8)										5	1	0	0	0	1	2						
Rod Carew, L OBP: 0.447, SLG: 0.471 (1, 4)										5	0	4	1	0	0	0						
Tony Oliva, L OBP: 0.325, SLG: 0.425 (1, 10)										5	0	1	0	0	0	4						
Bobby Darwin, R OBP: 0.322, SLG: 0.455 (1, 9)										4	1	2	0	0	0	1						
Steve Braun, L OBP: 0.374, SLG: 0.394 (1, 7)										4	1	2	1	0	0	1						
Jim Holt, L OBP: 0.320, SLG: 0.344 (1, 3)										3	0	1	1	0	0	1						
Danny Thompson, R OBP: 0.298, SLG: 0.455 (1, 6)										4	0	1	0	0	0	3						
Phil Roof, R OBP: 0.412, SLG: 0.286 (1, 2)										4	0	1	0	0	2	2						
Jerry Terrell, R OBP: 0.283, SLG: 0.310 (1, 5)										4	0	1	0	0	0	3						
Inning Stats	R: 0 E: 0 K: 0 S: 4	H: 1 LOB: 1 BB: 0 P: 4	R: 1 E: 0 K: 0 S: 4	H: 1 LOB: 0 BB: 0 P: 4	R: 0 E: 0 K: 0 S: 4	H: 2 LOB: 2 BB: 0 P: 4	R: 0 E: 1 K: 0 S: 4	H: 1 LOB: 1 BB: 0 P: 4	R: 1 E: 0 K: 0 S: 5	H: 2 LOB: 1 BB: 0 P: 5	R: 0 E: 0 K: 0 S: 4	H: 1 LOB: 1 BB: 0 P: 4	R: 0 E: 0 K: 2 S: 9	H: 2 LOB: 2 BB: 0 P: 9	R: 1 E: 0 K: 1 S: 8	H: 3 LOB: 2 BB: 0 P: 8	R: 0 E: 0 K: 0 S: 3	H: 0 LOB: 0 BB: 0 P: 3	1B: 9 2B: 3 3B: 0 HR: 1	SF: 1 SAC: 0 DP: 1 HBP: 0	WP: 0 PB: 0 SB: 0 CS: 0	PA: 39
PITCHER	IP	WLS	BF	H	R	ER	SO	BB	IBB	HBP	BLK	WP	HR	S	P	ERA	WHIP					
Fergie Jenkins, R ERA: 3.78 (1, 1)	7.0	W	32	12	3	3	2	0	0	0	0	0	1	36	36	3.86	1.714					
Steve Foucault, R ERA: 1.94 (8, 1)	2.0		7	1	0	0	1	0	0	0	0	0	0	9	9	0.00	0.500					

Minnesota Twins @ Texas Rangers
Arlington Stadium, Arlington, TX
Tue Jun 25 1974, 8:05 PM EDT
Att: 10,790 - Unknown - 72 F

AB 38
R 3
H 13
RBI 3
BB 0
SO 3
LOB 17



Batter	1	2	3	4	5	6	7	8	9	AB	R	H	RBI	BB	SO	LOB	BOTTOM				
Cesar Tovar, R OBP: 0.372, SLG: 0.365 (1, 7)										5	0	2	0	0	0	2					
Davey Nelson, R OBP: 0.328, SLG: 0.341 (1, 4)										5	1	1	0	0	0	2					
Alex Johnson, R OBP: 0.342, SLG: 0.356 (1, 10)										4	1	0	0	0	1	2					
Jeff Burroughs, R OBP: 0.374, SLG: 0.536 (1, 9)										4	2	3	2	0	0	0					
Mike Hargrove, L OBP: 0.343, SLG: 0.509 (1, 3)										4	1	3	2	0	0	0					
Lenny Randle, S OBP: 0.382, SLG: 0.413 (1, 8)										3	2	1	0	0	1	1					
Toby Harrah, R OBP: 0.324, SLG: 0.396 (1, 6)										4	0	1	1	0	1	4					
Jim Fregosi, R OBP: 0.385, SLG: 0.460 (1, 5)										1	0	0	0	1	1						
Larry Brown, R OBP: 0.257, SLG: 0.200 (6, PH) (7, 5)										2	0	1	1	0	0	0					
Jim Sundberg, R OBP: 0.346, SLG: 0.317 (1, 2)										3	0	0	1	0	0	1					
Inning Stats	R: 0 E: 0 K: 0 S: 3	H: 0 LOB: 0 BB: 0 P: 3	R: 0 E: 0 K: 1 S: 5	H: 0 LOB: 0 BB: 0 P: 5	R: 0 E: 0 K: 1 S: 5	H: 0 LOB: 1 BB: 1 P: 9	R: 3 E: 1 K: 1 S: 9	H: 4 LOB: 1 BB: 0 P: 9	R: 0 E: 0 K: 1 S: 6	H: 1 LOB: 1 BB: 0 P: 6	R: 3 E: 0 K: 0 S: 6	H: 3 LOB: 1 BB: 0 P: 7	R: 1 E: 0 K: 0 S: 6	H: 3 LOB: 2 BB: 0 P: 6	R: 0 E: 0 K: 0 S: 4	H: 1 LOB: 1 BB: 0 P: 4	1B: 7 2B: 4 3B: 0 HR: 1	SF: 1 SAC: 0 DP: 0 HBP: 1	WP: 0 PB: 0 SB: 1 CS: 0	PA: 38	
PITCHER	IP	WLS	BF	H	R	ER	SO	BB	IBB	HBP	BLK	WP	HR	S	P	ERA	WHIP				
Dave Goltz, R ERA: 4.25 (1, 1)	5.1	L	26	8	6	4	4	1	0	0	0	0	1	32	37	6.75	1.688				
Tom Burgmeier, L ERA: 5.95 (6, 1)	2.2		12	4	1	1	0	0	0	0	0	0	1	12	12	3.38	1.500				

Minnesota Twins @ Texas Rangers
Arlington Stadium, Arlington, TX
Tue Jun 25 1974, 8:05 PM EDT
Att: 10,790 - Unknown - 72 F

AB 35
R 7
H 12
RBI 7
BB 1
SO 4
LOB 13



Batter	1	2	3	4	5	6	7	8	9	AB	R	H	RBI	BB	SO	LOB	TOP					
Cesar Tovar, R OBP: 0.371, SLG: 0.362 (1, 8)										4	1	2	1	1	0	1						
Davey Nelson, R OBP: 0.330, SLG: 0.333 (1, 4)										5	1	1	1	0	0	3						
Alex Johnson, R OBP: 0.337, SLG: 0.361 (1, 10)										5	0	0	0	0	0	4						
Jeff Burroughs, R OBP: 0.365, SLG: 0.517 (1, 9)										4	0	1	1	1	1	0						
Tom Grieve, R OBP: 0.322, SLG: 0.473 Joe Lovitto, S OBP: 0.220, SLG: 0.282 (9, 8)										4	0	1	0	0	0	3						
Lenny Randle, S OBP: 0.353, SLG: 0.402 (1, 5)										4	0	0	0	0	0	2						
Jim Fregosi, R OBP: 0.367, SLG: 0.435 Mike Hargrove, L OBP: 0.333, SLG: 0.497 (8, 3)										4	0	0	0	0	1	3						
Toby Harrah, R OBP: 0.329, SLG: 0.421 (1, 6)										4	2	3	1	0	0	0						
Jim Sundberg, R OBP: 0.361, SLG: 0.322 (1, 2)										2	1	2	0	1	0	0						
Inning Stats	R: 2 E: 1 K: 0 S: 7	H: 3 LOB: 2 BB: 0 P: 7	R: 0 E: 0 K: 0 S: 4	H: 1 LOB: 2 BB: 1 P: 8	R: 0 E: 0 K: 1 S: 5	H: 0 LOB: 0 BB: 0 P: 5	R: 0 E: 0 K: 1 S: 5	H: 1 LOB: 0 BB: 0 P: 5	R: 0 E: 0 K: 0 S: 3	H: 0 LOB: 0 BB: 0 P: 3	R: 0 E: 0 K: 0 S: 4	H: 1 LOB: 1 BB: 0 P: 4	R: 2 E: 1 K: 0 S: 5	H: 2 LOB: 2 BB: 2 P: 13	R: 1 E: 0 K: 0 S: 5	H: 2 LOB: 1 BB: 0 P: 5	R: 0 E: 0 K: 0 S: 3	H: 0 LOB: 0 BB: 0 P: 3	1B: 6 2B: 3 3B: 0 HR: 1	SF: 0 SAC: 1 DP: 0 HBP: 0	WP: 0 PB: 0 S: 2 CS: 1	PA: 41
PITCHER	IP	WLS	BF	H	R	ER	SO	BB	IBB	HBP	BLK	WP	HR	S	P	ERA	WHIP					
Andy Hassler, L ERA: 1.61 (1, 1)	6.0	L	27	7	4	3	2	2	0	0	0	0	0	29	37	4.50	1.500					
Frank Tanana, L ERA: 3.94 (7, 1)	2.0		10	3	1	1	0	0	1	0	0	0	1	9	13	4.50	1.500					
Barry Razzano, R ERA: 7.24 (9, 1)	1.0		3	0	0	0	0	0	0	0	0	0	0	3	3	0.00	0.000					

Texas Rangers @ California Angels
Anaheim Stadium, Anaheim, CA
Fri Jun 28 1974, 10:05 PM EDT
Att: 7,285 - Unknown


AB 36
R 5
H 10
RBI 4
BB 3
SO 2
LOB 16



Batter	1	2	3	4	5	6	7	8	9	AB	R	H	RBI	BB	SO	LOB	BOTTOM					
Mickey Rivers, L OBP: 0.332, SLG: 0.381 (1, 8)										4	0	0	0	0	1	0						
Dave Chalk, R OBP: 0.341, SLG: 0.372 (1, 6)										4	0	0	0	0	0	0						
John Doherty, L OBP: 0.366, SLG: 0.455 (1, 3)										4	1	2	0	0	0	0						
Frank Robinson, R OBP: 0.348, SLG: 0.430 (1, 10)										4	2	3	0	0	1	1						
Joe Lahoud, L OBP: 0.335, SLG: 0.483 (1, 9)										4	0	2	0	0	0	1						
Tom McCraw, L OBP: 0.358, SLG: 0.450 (1, 7)										4	0	2	2	0	0	1						
Bob Oliver, R OBP: 0.276, SLG: 0.320 Charlie Sands, L OBP: 0.377, SLG: 0.457 (8, PH)										3	0	1	0	0	0	3						
Denny Doyle, L OBP: 0.292, SLG: 0.292 (1, 4)										3	0	0	0	0	0	2						
Tom Egan, R OBP: 0.160, SLG: 0.045 Bobby Valentine, R OBP: 0.281, SLG: 0.344 Ellie Rodriguez, R OBP: 0.363, SLG: 0.343 (8, PH)										2	0	0	0	0	1	1						
Inning Stats	R: 0 E: 0 K: 1 S: 5	H: 0 LOB: 0 BB: 0 P: 5	R: 1 E: 0 K: 0 S: 5	H: 3 LOB: 1 BB: 0 P: 5	R: 0 E: 0 K: 1 S: 5	H: 0 LOB: 0 BB: 0 P: 5	R: 0 E: 0 K: 0 S: 3	H: 1 LOB: 0 BB: 0 P: 3	R: 0 E: 0 K: 0 S: 4	H: 1 LOB: 1 BB: 0 P: 4	R: 0 E: 0 K: 1 S: 6	H: 1 LOB: 1 BB: 0 P: 6	R: 0 E: 0 K: 0 S: 3	H: 1 LOB: 0 BB: 0 P: 3	R: 0 E: 0 K: 0 S: 3	H: 0 LOB: 0 BB: 0 P: 3	R: 2 E: 1 K: 1 S: 8	H: 3 LOB: 1 BB: 0 P: 8	1B: 9 2B: 2 3B: 0 HR: 0	SF: 0 SAC: 0 DP: 3 HBP: 0	WP: 0 PB: 0 S: 0 CS: 0	PA: 34
PITCHER	IP	WLS	BF	H	R	ER	SO	BB	IBB	HBP	BLK	WP	HR	S	P	ERA	WHIP					
Steve Hargan, R ERA: 3.68 (1, 1)	8.1	W	32	10	3	2	3	0	0	0	0	0	0	38	38	2.16	1.200					
Steve Foucault, R ERA: 1.91 (9, 1)	0.2	S	2	0	0	0	1	0	0	0	0	0	0	4	4	0.00	0.000					

Texas Rangers @ California Angels
Anaheim Stadium, Anaheim, CA
Fri Jun 28 1974, 10:05 PM EDT
Att: 7,285 - Unknown

AB 34
R 3
H 10
RBI 2
BB 0
SO 4
LOB 10



Batter	1	2	3	4	5	6	7	8	9	AB	R	H	RBI	BB	SO	LOB	TOP					
Cesar Tovar, R OBP: 0.369, SLG: 0.360	5-3		5-3		5-3		1-3 1B			4	0	1	0	0	0	0	Texas Rangers @ California Angels Anaheim Stadium, Anaheim, CA Sat Jun 29 1974, 10:05 PM EDT Att: 15,001 - Unknown livebaseballscorecards.com					
Davey Nelson, R OBP: 0.329, SLG: 0.332	FC4-6 1B		6-3		5-3		1-3			4	0	1	0	0	0	1						
Alex Johnson, R OBP: 0.336, SLG: 0.359	FC4-6 WP 1-2				K		K			4	0	1	0	0	2	2						
Jeff Burroughs, R OBP: 0.364, SLG: 0.512	BB 1-3 BB		F8			6-3		K		3	0	0	0	1	1	1						
Mike Hargrove, L OBP: 0.435, SLG: 0.494	1-2 BB			4-1				F6		3	0	1	0	1	0	0						
Jim Spencer, L OBP: 0.351, SLG: 0.516	F7			HR BB		F9		F8		3	1	0	0	1	0	4						
Toby Harrah, R OBP: 0.328, SLG: 0.416		CS BB		F7		F7			K	3	0	0	0	1	1	2						
Jim Fregosi, R OBP: 0.370, SLG: 0.481		K 1-2		HR				F7		4	2	2	3	0	1	1						
Duke Sims, L OBP: 0.211, SLG: 0.236		K		F8			4-3	G3		4	0	0	0	0	1	0						
Inning Stats	R: 0 E: 0 K: 0 S: 4	H: 1 LOB: 3 BB: 2 P: 12	R: 0 E: 0 K: 2 S: 6	H: 0 LOB: 0 BB: 1 P: 10	R: 0 E: 0 K: 0 S: 4	H: 1 LOB: 1 BB: 0 P: 4	R: 2 E: 0 K: 0 S: 4	H: 1 LOB: 0 BB: 1 P: 8	R: 0 E: 0 K: 1 S: 5	H: 0 LOB: 0 BB: 0 P: 5	R: 0 E: 0 K: 0 S: 4	H: 1 LOB: 1 BB: 0 P: 4	R: 1 E: 0 K: 1 S: 7	H: 2 LOB: 1 BB: 0 P: 7	R: 0 E: 0 K: 1 S: 5	H: 0 LOB: 0 BB: 0 P: 5	R: 0 E: 0 K: 1 S: 5	H: 0 LOB: 0 BB: 0 P: 5	1B: 4 2B: 0 3B: 0 HR: 2	SF: 0 SAC: 0 DP: 0 HBP: 0	WP: 2 PB: 0 SB: 0 CS: 1	PA: 36
PITCHER Dick Lange, R ERA: 3.39	IP: 9.0 WLS: W BF: 36 H: 6 R: 3 ER: 3 SO: 6 BB: 4 IBB: 0 HBP: 0 BLK: 0 WP: 1 HR: 2 S: 44 P: 60 ERA: 3.00 WHIP: 1.111																					

Batter	1	2	3	4	5	6	7	8	9	AB	R	H	RBI	BB	SO	LOB	BOTTOM			
Mickey Rivers, L OBP: 0.328, SLG: 0.376	K		FC4-6 1B S 1-2		F8		L3			4	0	0	0	0	1	1	Texas Rangers @ California Angels Anaheim Stadium, Anaheim, CA Sat Jun 29 1974, 10:05 PM EDT Att: 15,001 - Unknown livebaseballscorecards.com			
Dave Chalk, R OBP: 0.347, SLG: 0.379	S 1B		S 1B		F7			SH1-4 2B 1B		4	1	3	0	0	0	0				
John Doherty, L OBP: 0.365, SLG: 0.450	F2 1-2		5-3			HR 1B		SH1-4		3	1	1	0	0	0	3				
Frank Robinson, R OBP: 0.354, SLG: 0.446	K			HR 1B		HR 1B		2B IBB		3	3	2	2	1	1	1				
Joe Lahoud, L OBP: 0.333, SLG: 0.484		F5		F8		K		HR 2B		4	1	1	2	0	1	1				
Leroy Stanton, R OBP: 0.376, SLG: 0.545	K			HR		F8		F8		4	1	1	2	0	1	1				
Bob Oliver, R OBP: 0.275, SLG: 0.332	K			F8		F7		HR		4	1	1	2	0	1	0				
Denny Doyle, L OBP: 0.288, SLG: 0.287			F4		G3		K	4-3		4	0	0	0	0	1	0				
Tom Egan, R OBP: 0.179, SLG: 0.080			FC4-6 1B		6-3		1-3			3	0	1	0	0	0	0				
Inning Stats	R: 0 E: 0 K: 2 S: 8	H: 1 LOB: 1 BB: 0 P: 8	R: 0 E: 0 K: 2 S: 7	H: 0 LOB: 0 BB: 0 P: 7	R: 0 E: 0 K: 0 S: 5	H: 2 LOB: 2 BB: 0 P: 5	R: 2 E: 0 K: 0 S: 5	H: 2 LOB: 0 BB: 0 P: 5	R: 0 E: 0 K: 1 S: 5	H: 0 LOB: 0 BB: 0 P: 5	R: 0 E: 0 K: 0 S: 4	H: 1 LOB: 0 BB: 0 P: 4	R: 0 E: 0 K: 1 S: 5	H: 0 LOB: 0 BB: 0 P: 5	R: 4 E: 0 K: 0 S: 6	H: 3 LOB: 0 BB: 1 P: 10	1B: 6 2B: 1 3B: 0 HR: 3	SF: 0 SAC: 1 DP: 0 HBP: 0	WP: 0 PB: 0 SB: 3 CS: 0	PA: 35
PITCHER Fergie Jenkins, R ERA: 4.01 Steve Foucault, R ERA: 2.03	IP: 7.1 WLS: L BF: 32 H: 9 R: 7 ER: 7 SO: 6 BB: 0 IBB: 1 HBP: 0 BLK: 0 WP: 0 HR: 2 S: 43 P: 47 ERA: 8.59 WHIP: 1.227																			

Batter	1	2	3	4	5	6	7	8	9	AB	R	H	RBI	BB	SO	LOB	TOP										
Cesar Tovar, R OBP: 0.375, SLG: 0.366 Joe Lovitto, S OBP: 0.219, SLG: 0.280	G6-4-3 1B	K						F7		4	1	3	2	0	1	2											
Davey Nelson, R OBP: 0.325, SLG: 0.328	G6-4-3 1-2		F9					5-3		5	1	1	0	0	1	3											
Lenny Randle, S OBP: 0.350, SLG: 0.397	4-3		2-3					K		5	1	1	1	0	1	0											
Jeff Burroughs, R OBP: 0.367, SLG: 0.512		HBP 1B	F8					K		4	2	2	1	1	0	0											
Mike Hargrove, L OBP: 0.439, SLG: 0.494	1B FC5-2 HBP							F8		4	2	2	1	0	0	1											
Jim Spencer, L OBP: 0.360, SLG: 0.516	4-3 1B WP							K		4	1	2	1	1	1	2											
Jim Fregosi, R OBP: 0.363, SLG: 0.471 Larry Brown, R OBP: 0.263, SLG: 0.209	FC5-2 1B 4-3		FC9-6					K		3	0	0	1	0	1	5											
Toby Harrah, R OBP: 0.328, SLG: 0.419 Leo Cardenas, R OBP: 0.339, SLG: 0.316	4-3		F8					K		3	1	1	1	0	0	3											
Jim Sundberg, R OBP: 0.364, SLG: 0.322	2-3 3H 1B		F3					F9		3	0	1	1	1	0	2											
Inning Stats	R: 0 E: 0 K: 0 S: 3	H: 1 LOB: 0 BB: 0 P: 3	R: 2 E: 0 K: 1 S: 8	H: 3 LOB: 2 BB: 0 P: 9	R: 0 E: 0 K: 0 S: 3	H: 0 LOB: 0 BB: 0 P: 3	R: 1 E: 0 K: 0 S: 5	H: 2 LOB: 1 BB: 0 P: 5	R: 6 E: 0 K: 3 S: 16	H: 7 LOB: 2 BB: 1 P: 20	R: 0 E: 0 K: 0 S: 3	H: 0 LOB: 0 BB: 0 P: 3	R: 0 E: 0 K: 1 S: 6	H: 1 LOB: 1 BB: 0 P: 6	R: 0 E: 0 K: 1 S: 5	H: 0 LOB: 0 BB: 0 P: 5	R: 0 E: 0 K: 0 S: 2	H: 0 LOB: 1 BB: 2 P: 10	1B: 13 2B: 1 3B: 0 HR: 0	SF: 0 SAC: 0 DP: 2 HBP: 1	WP: 1 PB: 1 SB: 0 CS: 0	PA: 43					
PITCHER	IP	WLS	BF	H	R	ER	SO	BB	IBB	HBP	BLK	WP	HR	S	P	ERA	WHIP										
Bill Stoneman, R ERA: 6.14	4.0	L	20	8	5	5	1	0	0	1	0	1	0	21	22	11.25	2.000										
Skip Lockwood, R ERA: 4.24	0.0		2	2	0	0	0	0	0	0	0	0	0	2	2	∞	∞										
John Cumberland, L ERA: 4.5	0.1		2	1	1	1	1	0	0	0	0	0	0	4	4	27.00	3.000										
Ed Figueroa, R ERA: 5.89	3.2		15	3	3	3	4	1	0	0	0	0	0	22	26	7.36	1.091										
Barry Razzano, R ERA: 6.75	1.0		4	0	0	0	0	2	0	0	0	0	0	2	10	0.00	2.000										

Texas Rangers @ California Angels
Anaheim Stadium, Anaheim, CA
Sun Jun 30 1974, 6:33 AM EDT
Att: 6,574 - Unknown


AB 39
R 9
H 14
RBI 9
BB 3
SO 6
LOB 21



Batter	1	2	3	4	5	6	7	8	9	AB	R	H	RBI	BB	SO	LOB	BOTTOM										
Mickey Rivers, L OBP: 0.328, SLG: 0.373 Winston Llenas, R OBP: 0.280, SLG: 0.324	4-3	F8						E5		2	0	0	0	1	0	3											
Dave Chalk, R OBP: 0.347, SLG: 0.378 Bobby Valentine, R OBP: 0.283, SLG: 0.346	F7		E S 1B					F4		3	0	1	0	0	0	1											
John Doherty, L OBP: 0.356, SLG: 0.447	F3		G3					F8		5	0	1	0	0	0	4											
Charlie Sands, L OBP: 0.364, SLG: 0.420		1B BB	K					F9		4	1	0	0	1	1	5											
Joe Lahoud, L OBP: 0.343, SLG: 0.494		E 1B	CS BB					F5		3	1	2	0	1	0	2											
Leroy Stanton, R OBP: 0.376, SLG: 0.538		E 1B	CS					K		4	0	1	1	0	2	1											
Bob Oliver, R OBP: 0.283, SLG: 0.339	F4							1B 2B		4	0	3	0	0	0	2											
Denny Doyle, L OBP: 0.287, SLG: 0.287	E4							G3		4	0	1	1	0	0	4											
Elie Rodriguez, R OBP: 0.357, SLG: 0.336	F7							F7		4	0	0	0	0	0	7											
Inning Stats	R: 0 E: 0 K: 0 S: 3	H: 0 LOB: 0 BB: 0 P: 3	R: 1 E: 1 K: 0 S: 6	H: 2 LOB: 3 BB: 1 P: 10	R: 0 E: 0 K: 1 S: 5	H: 1 LOB: 1 BB: 1 P: 9	R: 0 E: 0 K: 0 S: 4	H: 1 LOB: 1 BB: 0 P: 4	R: 0 E: 0 K: 0 S: 3	H: 0 LOB: 1 BB: 1 P: 7	R: 1 E: 0 K: 1 S: 7	H: 3 LOB: 1 BB: 0 P: 7	R: 0 E: 1 K: 0 S: 5	H: 1 LOB: 2 BB: 0 P: 5	R: 0 E: 0 K: 1 S: 6	H: 1 LOB: 1 BB: 0 P: 6	R: 0 E: 0 K: 0 S: 4	H: 1 LOB: 1 BB: 0 P: 4	1B: 8 2B: 3 3B: 0 HR: 0	SF: 0 SAC: 0 DP: 1 HBP: 0	WP: 0 PB: 0 SB: 1 CS: 1	PA: 41					
PITCHER	IP	WLS	BF	H	R	ER	SO	BB	IBB	HBP	BLK	WP	HR	S	P	ERA	WHIP										
Jim Bibby, R ERA: 4.82	6.2	W	31	8	2	2	2	3	0	0	0	0	0	32	44	2.70	1.650										
Steve Foucault, R ERA: 1.95	2.1		9	2	0	0	1	0	0	0	0	0	0	11	11	0.00	0.857										

Texas Rangers @ California Angels
Anaheim Stadium, Anaheim, CA
Sun Jun 30 1974, 6:33 AM EDT
Att: 6,574 - Unknown

AB 37
R 2
H 10
RBI 2
BB 3
SO 3
LOB 29



Batter	1	2	3	4	5	6	7	8	9	AB	R	H	RBI	BB	SO	LOB	TOP								
Cesar Tovar, R OBP: 0.377, SLG: 0.369 (1, 8)										4	1	2	2	0	0	0	Texas Rangers @ Minnesota Twins Metropolitan Stadium, Bloomington, MI Mon Jul 01 1974, 8:05 PM EDT Att: 9,068 - Unknown - 92 F								
Davey Nelson, R OBP: 0.323, SLG: 0.325 (1, 4)										5	1	1	0	0	2	2									
Alex Johnson, R OBP: 0.334, SLG: 0.355 Joe Lovitto, S OBP: 0.219, SLG: 0.280 (1, 7) (9, 8)										4	0	0	1	1	1	1									
Jeff Burroughs, R OBP: 0.368, SLG: 0.507 (1, 9)										3	0	0	0	2	1	2									
Mike Hargrove, L OBP: 0.433, SLG: 0.483 (1, 3)										4	0	0	0	1	2	3									
Jim Spencer, L OBP: 0.350, SLG: 0.500 (1, 10)										4	0	0	0	0	0	3									
Lenny Randle, S OBP: 0.357, SLG: 0.404 (1, 5)										4	1	3	0	0	0	1									
Toby Harrah, R OBP: 0.333, SLG: 0.432 (1, 6)										3	2	2	1	1	0	2									
Jim Sundberg, R OBP: 0.369, SLG: 0.344 (1, 2)										2	1	1	1	1	0	3									
Inning Stats	R: 0 E: 0 K: 1 S: 5	H: 1 LOB: 0 BB: 0 P: 5	R: 0 E: 0 K: 0 S: 4	H: 1 LOB: 2 BB: 1 P: 8	R: 1 E: 0 K: 0 S: 4	H: 1 LOB: 1 BB: 1 P: 8	R: 0 E: 0 K: 0 S: 3	H: 1 LOB: 2 BB: 2 P: 11	R: 0 E: 0 K: 1 S: 5	H: 0 LOB: 0 BB: 0 P: 5	R: 0 E: 0 K: 1 S: 5	H: 0 LOB: 1 BB: 1 P: 9	R: 1 E: 0 K: 1 S: 6	H: 1 LOB: 1 BB: 1 P: 10	R: 0 E: 0 K: 1 S: 5	H: 0 LOB: 0 BB: 0 P: 5	R: 4 E: 1 K: 1 S: 10	H: 4 LOB: 1 BB: 0 P: 10	1B: 7 2B: 0 3B: 0 HR: 2	SF: 0 SAC: 2 DP: 1 HBP: 0	WP: 0 PB: 0 SB: 4 CS: 1	PA: 41			
PITCHER	IP	WLS	BF	H	R	ER	SO	BB	IBB	HBP	BLK	WP	HR	S	P	ERA	WHIP								
Joe Decker, R ERA: 3.15 Bill Campbell, R ERA: 2.7 (1, 1) (9, 1)	8.1	L	37	8	5	5	5	6	0	0	0	0	2	41	65	5.40	1.680								

Batter	1	2	3	4	5	6	7	8	9	AB	R	H	RBI	BB	SO	LOB	BOTTOM								
Steve Bnye, R OBP: 0.336, SLG: 0.371 (1, 8)										5	0	2	0	0	1	3	Texas Rangers @ Minnesota Twins Metropolitan Stadium, Bloomington, MI Mon Jul 01 1974, 8:05 PM EDT Att: 9,068 - Unknown - 92 F								
Rod Carew, L OBP: 0.443, SLG: 0.472 (1, 4)										4	0	1	0	1	1	1									
Tony Oliva, L OBP: 0.340, SLG: 0.478 (1, 10)										5	0	2	0	0	0	3									
Bobby Darwin, R OBP: 0.314, SLG: 0.433 (1, 9)										5	0	1	0	0	1	4									
Steve Braun, L OBP: 0.386, SLG: 0.397 (1, 7)										3	0	1	0	1	0	2									
Jim Holt, L OBP: 0.311, SLG: 0.324 (1, 3)										4	1	1	0	0	0	4									
Eric Soderholm, R OBP: 0.351, SLG: 0.403 (1, 5)										4	0	2	0	0	0	1									
Glenn Borgmann, R OBP: 0.293, SLG: 0.291 (1, 2)										4	0	1	1	0	1	1									
Luis Gomez, R OBP: 0.260, SLG: 0.201 Harmon Killebrew, R OBP: 0.254, SLG: 0.357 (1, 6) (9, PH)										3	0	0	0	0	1	3									
Inning Stats	R: 0 E: 0 K: 2 S: 9	H: 2 LOB: 3 BB: 1 P: 13	R: 0 E: 0 K: 0 S: 4	H: 1 LOB: 0 BB: 0 P: 4	R: 0 E: 0 K: 1 S: 5	H: 0 LOB: 0 BB: 0 P: 5	R: 0 E: 0 K: 0 S: 6	H: 3 LOB: 2 BB: 0 P: 6	R: 0 E: 0 K: 0 S: 4	H: 2 LOB: 1 BB: 0 P: 4	R: 0 E: 0 K: 0 S: 3	H: 0 LOB: 0 BB: 0 P: 3	R: 0 E: 0 K: 1 S: 6	H: 1 LOB: 1 BB: 0 P: 6	R: 0 E: 0 K: 0 S: 4	H: 1 LOB: 1 BB: 0 P: 4	R: 1 E: 0 K: 1 S: 7	H: 2 LOB: 2 BB: 1 P: 11	1B: 9 2B: 2 3B: 0 HR: 1	SF: 0 SAC: 0 DP: 1 HBP: 0	WP: 0 PB: 0 SB: 0 CS: 0	PA: 40			
PITCHER	IP	WLS	BF	H	R	ER	SO	BB	IBB	HBP	BLK	WP	HR	S	P	ERA	WHIP								
Jackie Brown, R ERA: 2.61 Steve Foucault, R ERA: 1.94 (1, 1) (9, 1)	8.1	W	38	12	2	2	5	2	0	0	0	0	1	46	54	2.16	1.680								

AB 33
R 6
H 9
RBI 5
BB 6
SO 6
LOB 17



AB 38
R 2
H 12
RBI 2
BB 2
SO 5
LOB 22



Batter	1	2	3	4	5	6	7	8	9	AB	R	H	RBI	BB	SO	LOB	TOP					
Cesar Tovar, R OBP: 0.370, SLG: 0.361 (1, 8)	6-3		6-3		6-3	F8		FC6-4-2		5	0	0	0	0	0	5						
Davey Nelson, R OBP: 0.315, SLG: 0.317 (1, 4)	K		5-3		L4		F8		F4	5	0	0	0	0	1	0						
Alex Johnson, R OBP: 0.335, SLG: 0.355 (1, 7)	1B		CS		6-3	4-3		F9		5	1	2	0	0	0	0						
Jeff Burroughs, R OBP: 0.374, SLG: 0.512 (1, 9)	1B		CS		1B	1B		K		3	2	2	0	2	1	0						
Mike Hargrove, L OBP: 0.344, SLG: 0.494 (1, 3)	1B		SF9		SF9	HBP		1B		4	1	4	2	0	0	0						
Jim Spencer, L OBP: 0.354, SLG: 0.496 (1, 10)	4-3		G6-4-3		1B	HBP		5-3		3	0	1	0	0	0	4						
Lenny Randle, S OBP: 0.359, SLG: 0.407 (1, 5)	4-3		SF9		SF9	BB		1B		3	0	2	2	0	0	0						
Toby Harrah, R OBP: 0.332, SLG: 0.430 (1, 6)	F9		G6-4-3		F8			FC5-4		4	0	1	0	0	0	4						
Jim Sundberg, R OBP: 0.367, SLG: 0.338 (1, 2)	5-3		K		K	BB		FC5-4		3	0	0	0	1	1	2						
Inning Stats	R: 1 E: 0 K: 1 S: 8	H: 3 LOB: 2 BB: 0 P: 8	R: 0 E: 0 K: 0 S: 3	H: 0 LOB: 0 BB: 0 P: 3	R: 0 E: 0 K: 0 S: 3	H: 1 LOB: 1 BB: 0 P: 3	R: 1 E: 0 K: 0 S: 4	H: 2 LOB: 1 BB: 1 P: 8	R: 0 E: 0 K: 1 S: 5	H: 0 LOB: 0 BB: 0 P: 5	R: 2 E: 0 K: 0 S: 6	H: 3 LOB: 3 BB: 1 P: 11	R: 0 E: 0 K: 0 S: 4	H: 1 LOB: 2 BB: 1 P: 8	R: 0 E: 0 K: 1 S: 4	H: 2 LOB: 1 BB: 0 P: 4	R: 0 E: 0 K: 1 S: 5	H: 0 LOB: 0 BB: 0 P: 5	1B: 11 2B: 2 3B: 0 HR: 0	SF: 1 SAC: 0 DP: 2 HBP: 1	WP: 0 PB: 0 SB: 0 CS: 1	PA: 41
PITCHER	IP	WLS	BF	H	R	ER	SO	BB	IBB	HBP	BLK	WP	HR	S	P	ERA	WHIP					
Ray Corbin, R ERA: 4.15 (1, 1)	5.2		27	9	4	4	2	2	0	1	0	0	0	28	37	6.35	1.941					
Bill Hands, R ERA: 4.57 (6, 1)	0.0		0	0	0	0	0	0	0	0	0	0	0	0	0	∞	∞					
Bill Campbell, R ERA: 2.61 (8, 1)	2.0	W	7	2	0	0	1	0	0	0	0	0	0	9	9	0.00	1.000					

Texas Rangers @ Minnesota Twins
Metropolitan Stadium, Bloomington, MI
Tue Jul 02 1974, 8:05 PM EDT
Att. 6,883 - Unknown - 90 F

AB	35
R	4
H	12
RBI	4
BB	3
SO	3
LOB	15



Batter	1	2	3	4	5	6	7	8	9	AB	R	H	RBI	BB	SO	LOB	BOTTOM					
Steve Brye, R OBP: 0.339, SLG: 0.374 (1, 8)	G2-5-3		F9		5-3		1B			4	0	2	0	0	0	0						
Rod Carew, L OBP: 0.447, SLG: 0.479 (1, 4)	1B		G4-3		1B		F4			4	1	3	0	0	0	2						
Tony Oliva, L OBP: 0.335, SLG: 0.470 (1, 10)	F8		G4-3		F6		4-3			4	0	0	0	0	0	4						
Harmon Killebrew, R OBP: 0.284, SLG: 0.354 Craig Kusick, R OBP: 0.274, SLG: 0.288 (1, 3) (9, 3)	G2-5-3		L5		1B		5-3			4	0	1	1	0	0	2						
Steve Braun, L OBP: 0.384, SLG: 0.399 (1, 7)	1B		4-3		F8		F9			4	1	1	0	0	0	1						
Jim Holt, L OBP: 0.310, SLG: 0.322 (1, 9)	1B		4-3		4-3		K			4	1	1	1	0	1	0						
Eric Soderholm, R OBP: 0.363, SLG: 0.410 (1, 5)	E5		G6-4-3		G6-3		1B		2B	2	2	0	2	0	0	0						
Phil Roof, R OBP: 0.286, SLG: 0.167 Bobby Darwin, R OBP: 0.316, SLG: 0.435 Jerry Terrell, R OBP: 0.276, SLG: 0.302 (1, 2) (7, PH) (8, 6)	G6-4-3		G6-4-3		G6-3		1B		F3	2	0	0	0	0	0	2						
Luis Gomez, R OBP: 0.257, SLG: 0.199 Larry Hisle, R OBP: 0.346, SLG: 0.496 Glenn Borgmann, R OBP: 0.286, SLG: 0.303 (1, 6) (7, PH) (8, 2)	F9		F7		F7		SF8		2B	2	0	0	0	0	0	0						
Inning Stats	R: 0 E: 0 K: 0 S: 4	H: 2 LOB: 1 BB: 0 P: 4	R: 2 E: 1 K: 0 S: 5	H: 3 LOB: 0 BB: 0 P: 5	R: 0 E: 0 K: 0 S: 3	H: 1 LOB: 0 BB: 0 P: 3	R: 0 E: 0 K: 0 S: 2	H: 0 LOB: 0 BB: 0 P: 3	R: 0 E: 0 K: 0 S: 5	H: 0 LOB: 0 BB: 1 P: 6	R: 1 E: 0 K: 0 S: 6	H: 2 LOB: 2 BB: 0 P: 5	R: 1 E: 0 K: 0 S: 3	H: 3 LOB: 2 BB: 0 P: 6	R: 0 E: 0 K: 1 S: 5	H: 0 LOB: 0 BB: 0 P: 3	R: 1 E: 0 K: 1 S: 5	H: 1 LOB: 1 BB: 1 P: 9	1B: 9 2B: 3 3B: 0 HR: 0	SF: 1 SAC: 0 DP: 4 HBP: 0	WP: 0 PB: 0 SB: 0 CS: 0	PA: 36
PITCHER	IP	WLS	BF	H	R	ER	SO	BB	IBB	HBP	BLK	WP	HR	S	P	ERA	WHIP					
Steve Hargan, R ERA: 3.72 (1, 1)	6.1		25	9	4	3	0	1	0	0	0	0	0	24	28	4.26	1.579					
Steve Foucault, R ERA: 2.0 (7, 1)	2.1	L	11	3	1	1	1	1	0	0	0	0	0	12	16	3.86	1.714					

Texas Rangers @ Minnesota Twins
Metropolitan Stadium, Bloomington, MI
Tue Jul 02 1974, 8:05 PM EDT
Att. 6,883 - Unknown - 90 F


AB	33
R	5
H	12
RBI	4
BB	2
SO	1
LOB	12



Batter	1	2	3	4	5	6	7	8	9	AB	R	H	RBI	BB	SO	LOB	TOP								
Cesar Tovar, R OBP: 0.378, SLG: 0.380 (1, 8)	0-0 6-3 1B	0-0 1-3 2-H 3-H 1B					0-0 1-H HR		0-0 P3	4-0 FC5-4 BB	4	1	3	4	1	0	1								
Davey Nelson, R OBP: 0.313, SLG: 0.314 (1, 4)	0-0 5-3 1-2	0-0 F9					0-0 F8		0-0 CS 2-H 1B	0-0 FC5-4 1-2	5	0	1	1	0	0	4								
Alex Johnson, R OBP: 0.331, SLG: 0.351 (1, 10)	0-0 6-3 2-3		0-0 L5				0-3 K		0-0 CS 1-2	0-0 5-3	4	0	0	0	0	1	1								
Jeff Burroughs, R OBP: 0.370, SLG: 0.505 (1, 9)	0-3 K		0-3 K				0-0 L5			0-0 P4	4	0	0	0	0	2	1								
Tom Grieve, R OBP: 0.326, SLG: 0.491 Joe Lovitto, S OBP: 0.219, SLG: 0.280 (1, 7) (8, 8)		0-0 F8 1B 1B	0-0 F9				0-0 F9		0-0 HR		4	2	2	1	0	0	0								
Lenny Randle, S OBP: 0.353, SLG: 0.400 (1, 5)		0-0 F9		0-0 L3			0-0 L9		0-3 K2-3		4	0	0	0	0	1	1								
Jim Fregosi, R OBP: 0.363, SLG: 0.468 Mike Hargrove, L OBP: 0.342, SLG: 0.492 (1, 3) (7, 3)		0-0 BB 1-2 1B		0-0 P6			0-3 K			0-0 6-3	3	1	1	0	0	1	0								
Toby Harrah, R OBP: 0.337, SLG: 0.440 (1, 6)		0-0 F8 2-3		4-0 CS BB			4-0 SH1-4 1B BB			0-0 HR	2	2	1	1	2	0	2								
Jim Sundberg, R OBP: 0.377, SLG: 0.353 (1, 2)		4-0 1B 1-2 BB		0-0 CS 1-2			0-0 HR 1B		0-0 SH1-4 1-2	0-0 WP BB 2B	2	1	2	0	1	0	0								
Inning Stats	R: 0 E: 0 K: 1 S: 6	H: 1 LOB: 1 BB: 0 P: 6	R: 2 E: 0 K: 0 S: 6	H: 3 LOB: 2 BB: 1 P: 10	R: 0 E: 0 K: 1 S: 5	H: 0 LOB: 0 BB: 0 P: 5	R: 0 E: 0 K: 0 S: 2	H: 0 LOB: 0 BB: 1 P: 6	R: 2 E: 0 K: 1 S: 7	H: 2 LOB: 0 BB: 0 P: 7	R: 0 E: 0 K: 1 S: 5	H: 0 LOB: 0 BB: 0 P: 5	R: 1 E: 0 K: 0 S: 3	H: 1 LOB: 0 BB: 1 P: 7	R: 1 E: 0 K: 1 S: 6	H: 1 LOB: 0 BB: 0 P: 6	R: 1 E: 0 K: 0 S: 4	H: 2 LOB: 1 BB: 1 P: 8	1B: 6 2B: 1 3B: 0 HR: 3	SF: 0 SAC: 1 DP: 0 HBP: 0	WP: 1 PB: 0 SB: 0 CS: 2	PA: 40			
PITCHER	IP	WLS	BF	H	R	ER	SO	BB	IBB	HBP	BLK	WP	HR	S	P	ERA	WHIP								
Bill Butler, L ERA: 4.63 (1, 1)	6.2	L	29	7	5	5	4	3	0	0	0	0	1	34	46	6.75	1.500								
Bill Hands, R ERA: 4.91 (7, 1)	0.0		0	0	0	0	0	0	0	0	0	0	0	0	0	∞	∞								
Tom Burgmeier, L ERA: 6.21 (9, 1)	1.0		5	2	1	1	0	1	0	0	0	1	1	4	8	9.00	3.000								

Texas Rangers @ Minnesota Twins
Metropolitan Stadium, Bloomington, MI
Wed Jul 03 1974, 8:05 PM EDT
Att. 7,590 - Unknown - 80 F


AB 33
R 7
H 10
RBI 7
BB 4
SO 5
LOB 10

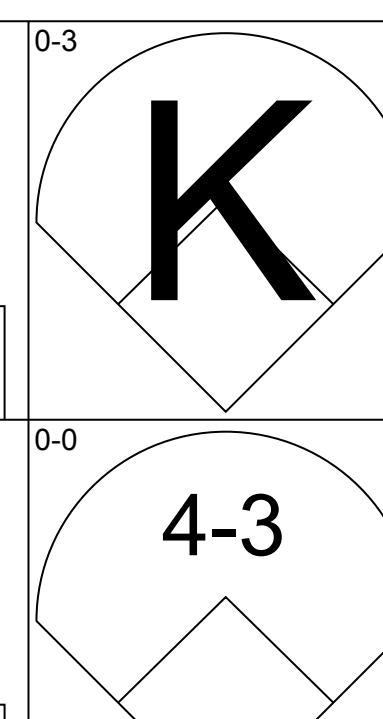
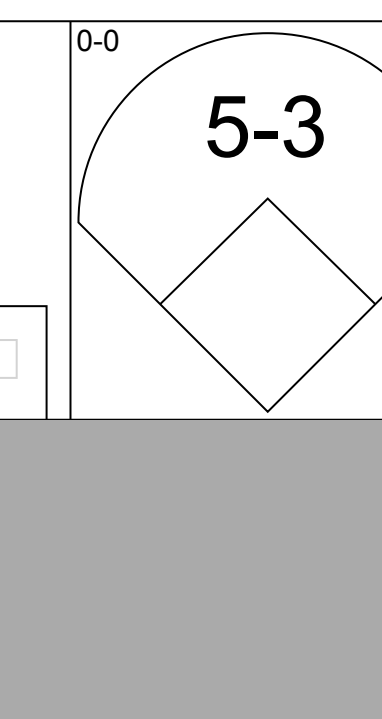
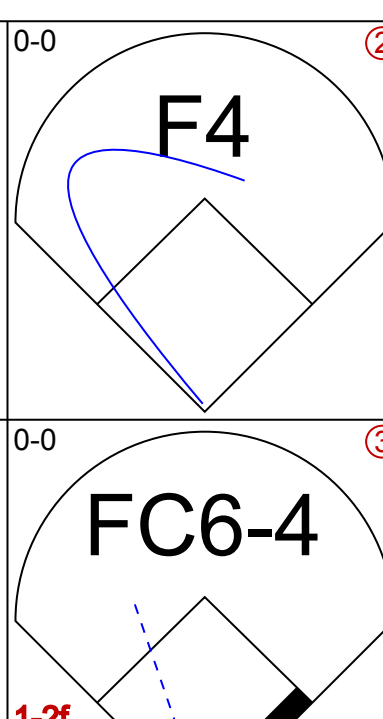
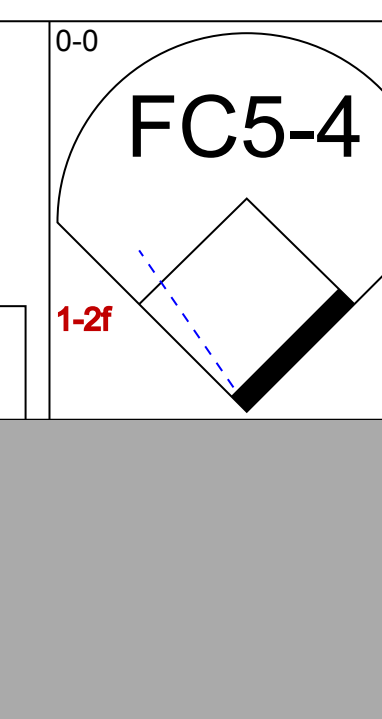
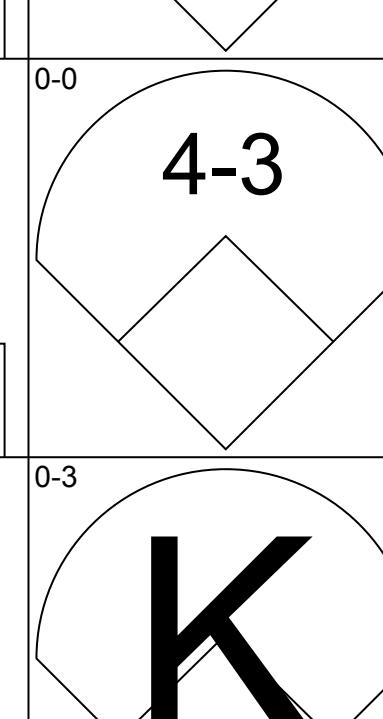
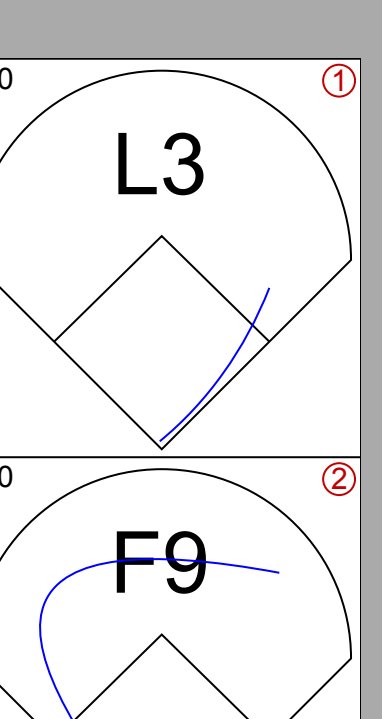
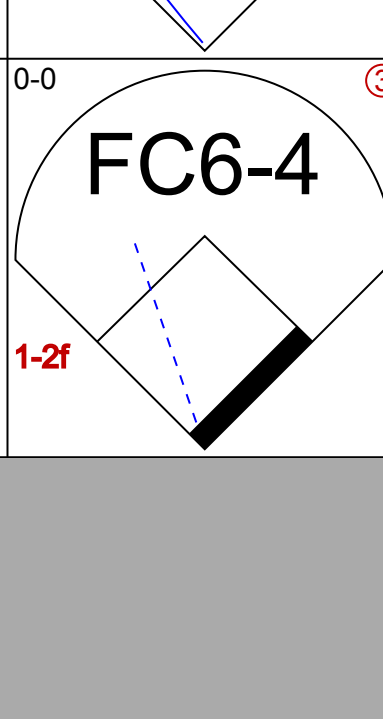
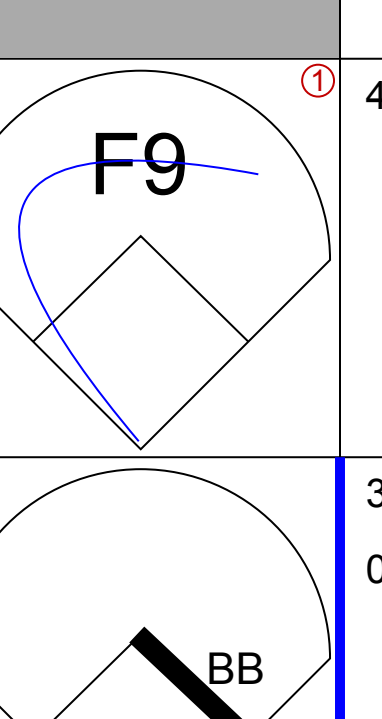
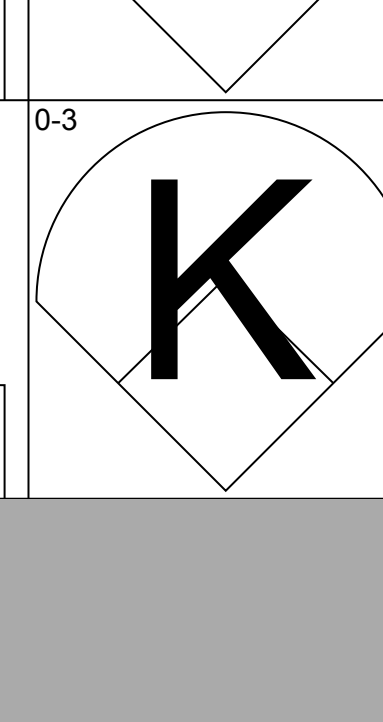
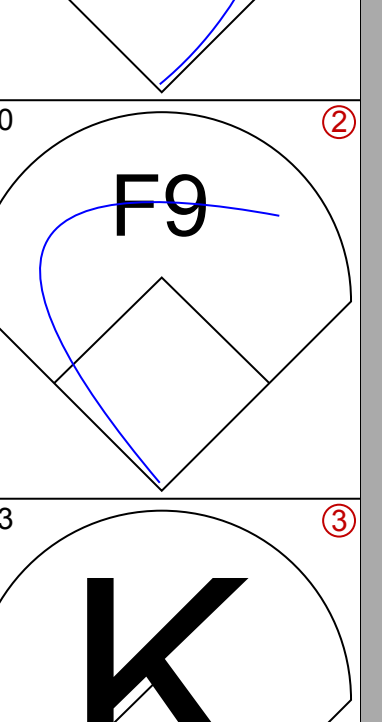
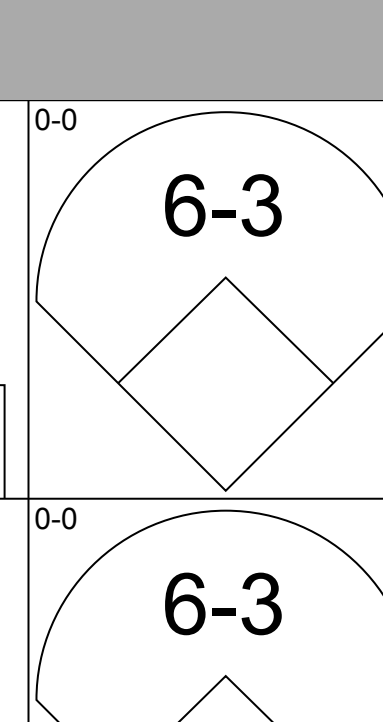
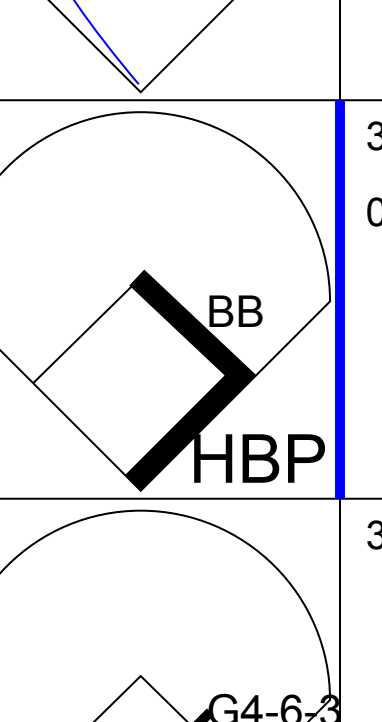
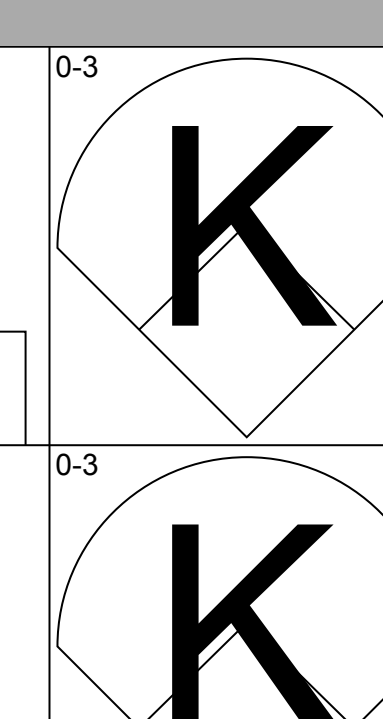
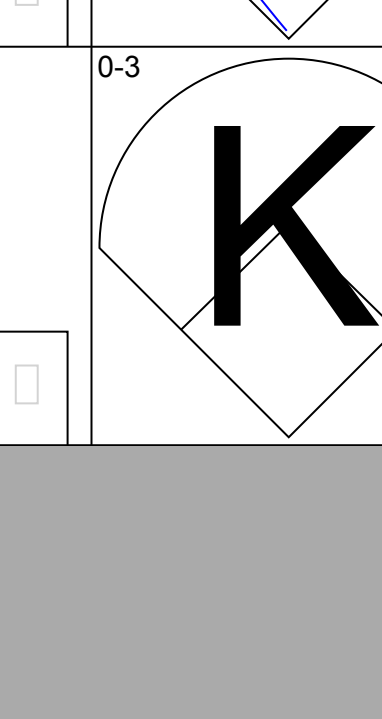
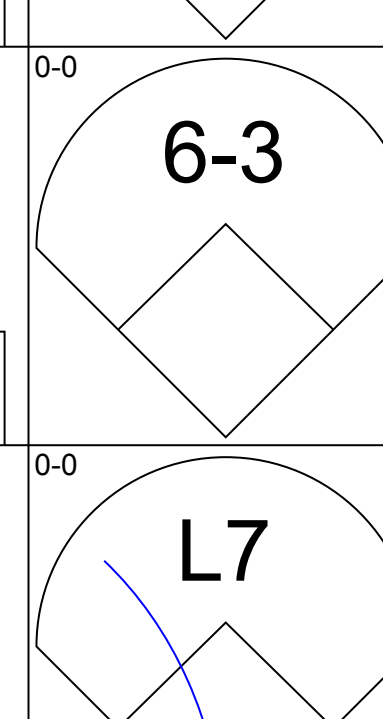
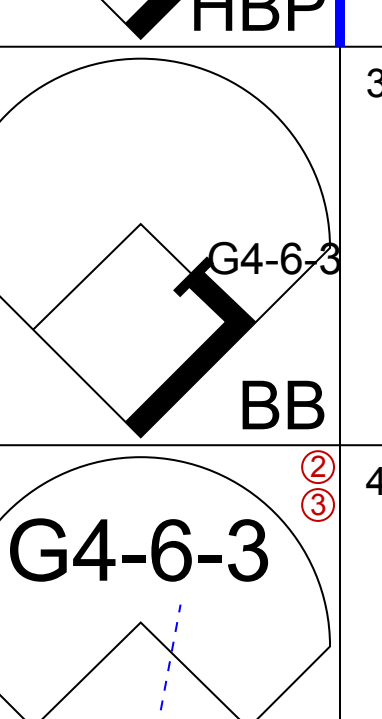
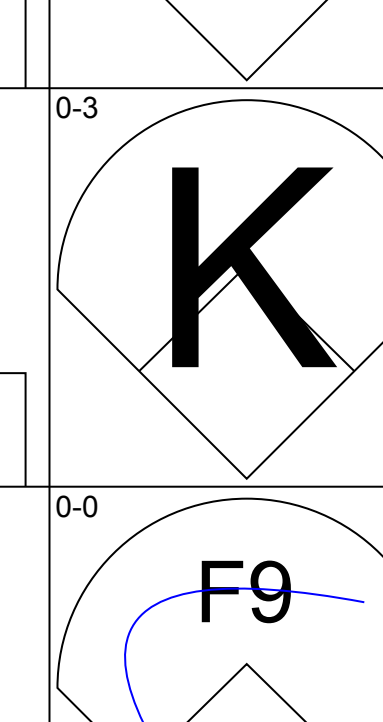
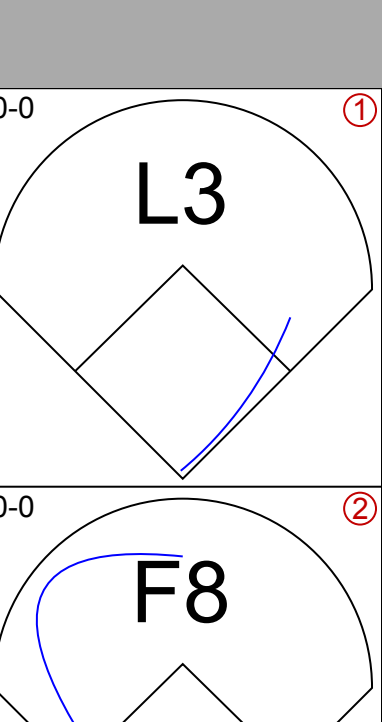
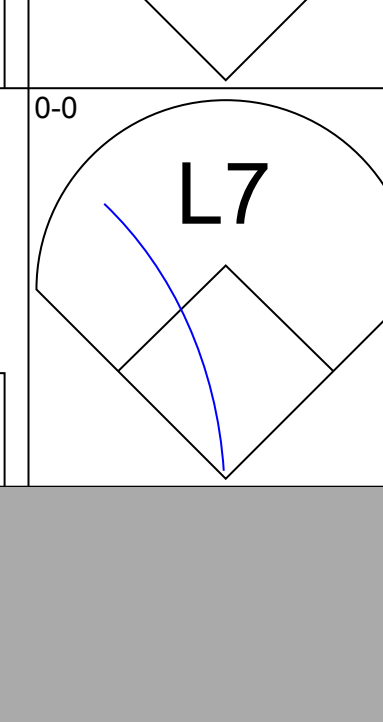
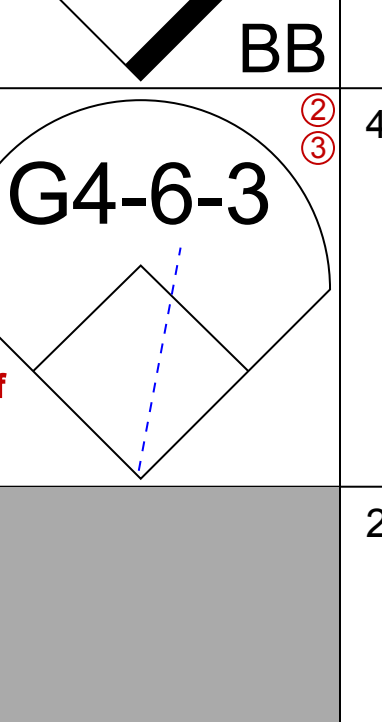
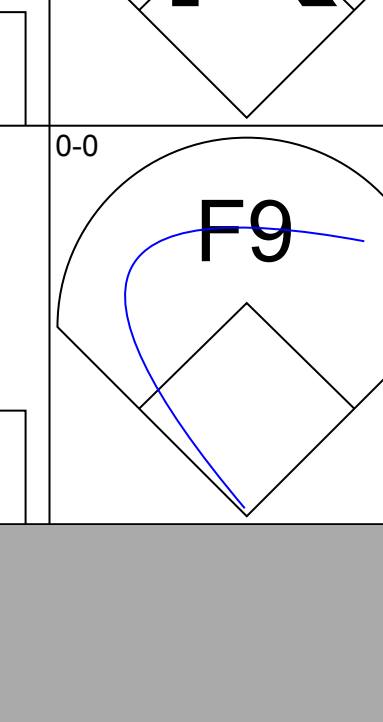
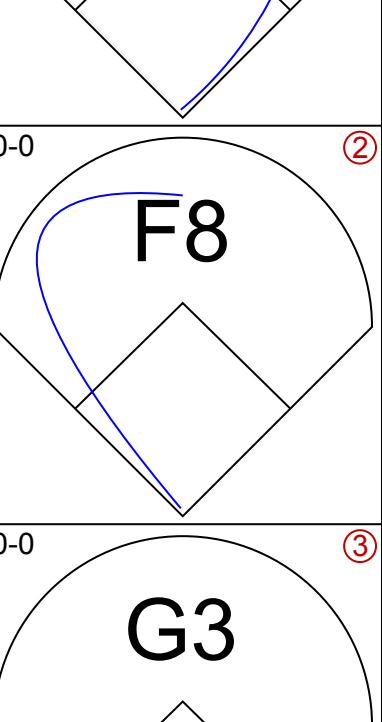
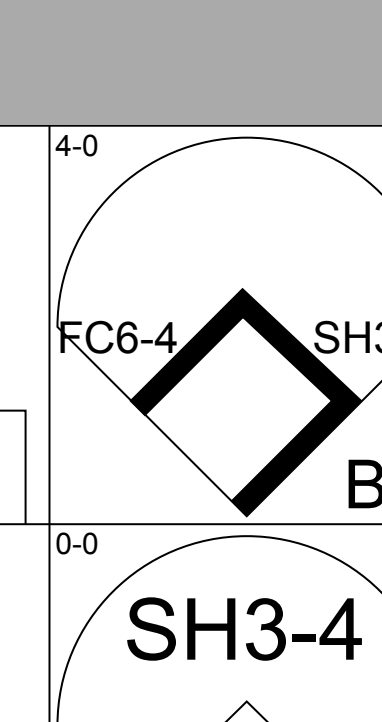
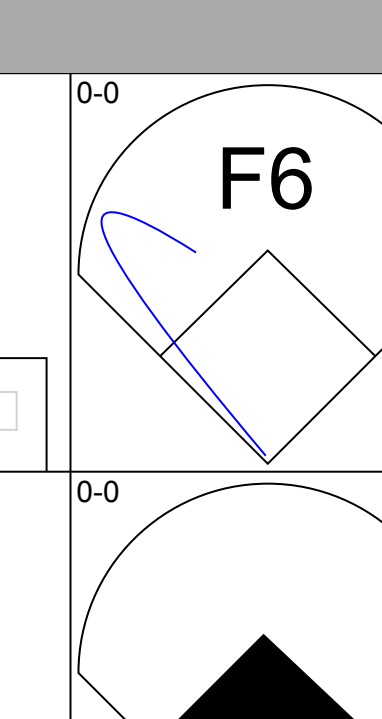
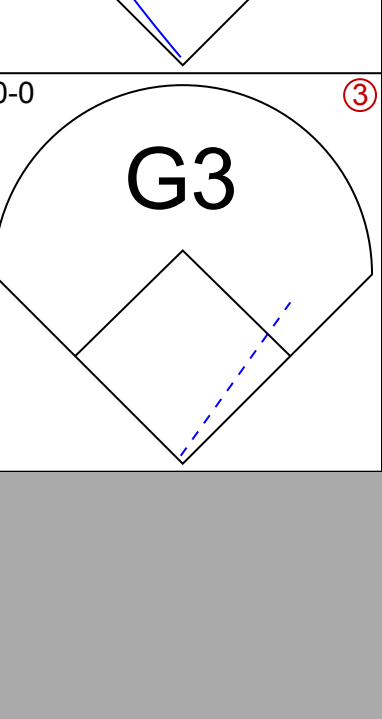
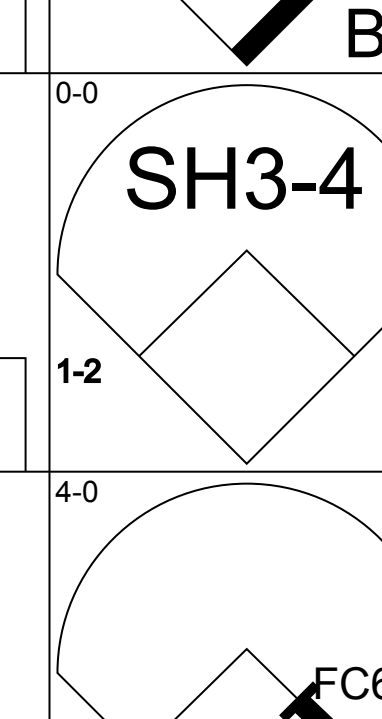
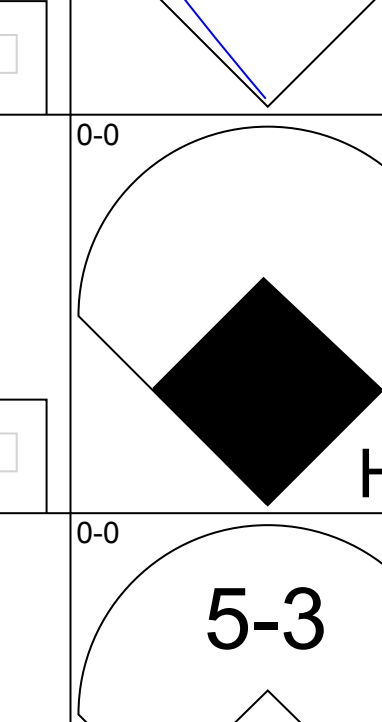
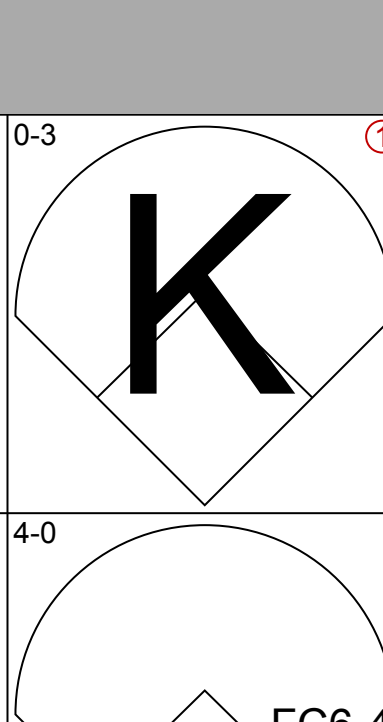
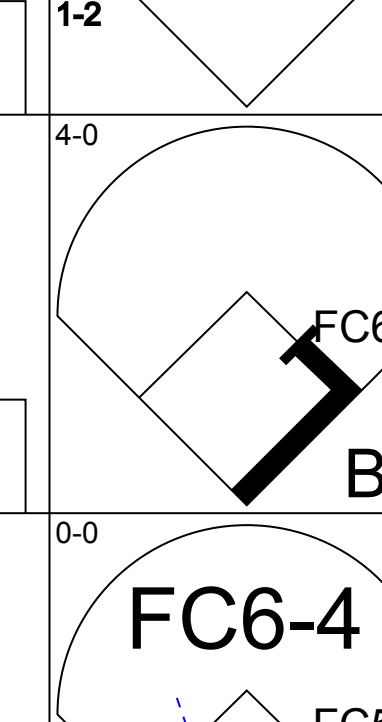
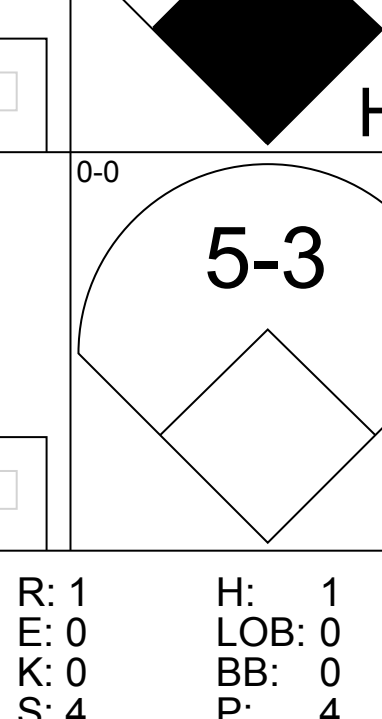
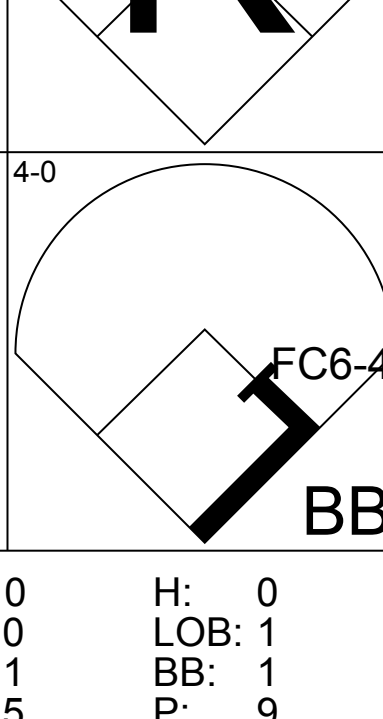
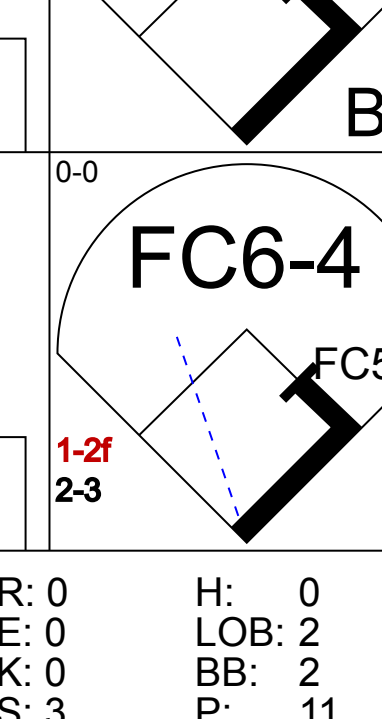


Batter	1	2	3	4	5	6	7	8	9	AB	R	H	RBI	BB	SO	LOB	BOTTOM								
Steve Brye, R OBP: 0.338, SLG: 0.371 (1, 8)	0-0 L9-3 1B		0-0 P5				0-0 6-3		0-0 F7		4	0	1	0	0	0	1								
Rod Carew, L OBP: 0.444, SLG: 0.476 (1, 4)	0-0 F8		0-0 4-3				0-0 L7		0-0 FC4-6 1B		4	0	1	0	0	0	1								
Tony Oliva, L OBP: 0.337, SLG: 0.475 (1, 10)	0-0 L9-3 1-2						0-0 2B		0-0 FC4-6 1-2 2-3 1B		4	0	2	0	0	0	3								
Harmon Killebrew, R OBP: 0.283, SLG: 0.348 Craig Kusick, R OBP: 0.274, SLG: 0.288 (1, 3) (9, 3)		4-0 FC6-4 BB		0-0 F8			0-3 K		0-3 K		3	0	0	0	1	2	4								
Bobby Darwin, R OBP: 0.315, SLG: 0.432 (1, 9)		0-0 FC6-4 BLK 2B		0-0 1B			0-0 F8			0-3 K	4	1	1	0	0	1	2								
Steve Braun, L OBP: 0.382, SLG: 0.401 (1, 5)		0-0 4-3 1-H 2B		0-0 F7			0-0 F9		0-0 F8		4	0	1	1	0	0	2								
Jim Holt, L OBP: 0.300, SLG: 0.311 (1, 7)		0-0 4-3 2-3		0-0 4-3			0-0 L1		0-0 6-3		4	0	0	0	0	0	3								
Glenn Borgmann, R OBP: 0.292, SLG: 0.297 (1, 2)		0-0 F2					0-0 L7			0-3 K	3	0	0	0	0	1	1								
Luis Gomez, R OBP: 0.255, SLG: 0.197 Jerry Terrell, R OBP: 0.274, SLG: 0.299 (1, 6) (5, PH) (6, 6)			0-0 P6				0-0 F8		4-0 FC4-6 1B BB		1	0	0	0	0	0	0								
Larry Hise, R OBP: 0.349, SLG: 0.496 Danny Thompson, R OBP: 0.346, SLG: 0.472 (8, PH) (9, 6)											0	0	0	0	1	0	0								
Inning Stats	R: 0 E: 0 K: 0 S: 3	H: 1 LOB: 0 BB: 0 P: 3	R: 1 E: 0 K: 0 S: 4	H: 1 LOB: 1 BB: 1 P: 8	R: 0 E: 0 K: 0 S: 3	H: 0 LOB: 0 BB: 0 P: 3	R: 0 E: 0 K: 0 S: 5	H: 2 LOB: 2 BB: 0 P: 5	R: 0 E: 0 K: 1 S: 6	H: 1 LOB: 1 BB: 0 P: 6	R: 0 E: 0 K: 1 S: 5	H: 0 LOB: 0 BB: 0 P: 5	R: 0 E: 0 K: 1 S: 6	H: 0 LOB: 2 BB: 1 P: 10	R: 0 E: 0 K: 1 S: 5	H: 0 LOB: 0 BB: 0 P: 5	1B: 4 2B: 3 3B: 0 HR: 0	SF: 0 SAC: 0 DP: 1 HBP: 0	WP: 0 PB: 0 SB: 0 CS: 0	PA: 34					
PITCHER	IP	WLS	BF	H	R	ER	SO	BB	IBB	HBP	BLK	WP	HR	S	P	ERA	WHIP								
Fergie Jenkins, R ERA: 3.84 (1, 1)	9.0	W	34	6	1	1	4	2	0	0	1	0	0	40	48	1.00	0.889								

Texas Rangers @ Minnesota Twins
Metropolitan Stadium, Bloomington, MI
Wed Jul 03 1974, 8:05 PM EDT
Att. 7,590 - Unknown - 80 F


AB 32
R 1
H 6
RBI 1
BB 2
SO 4
LOB 17

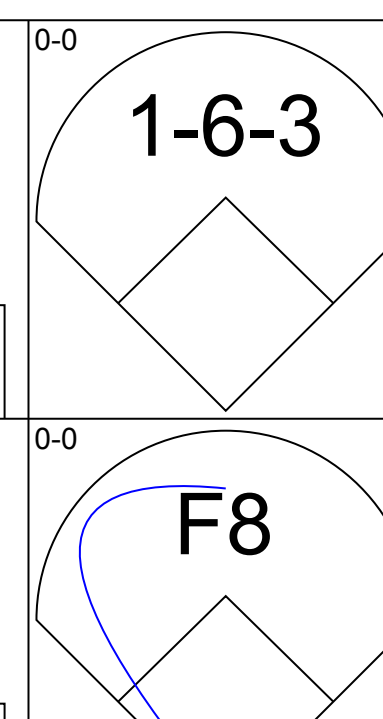
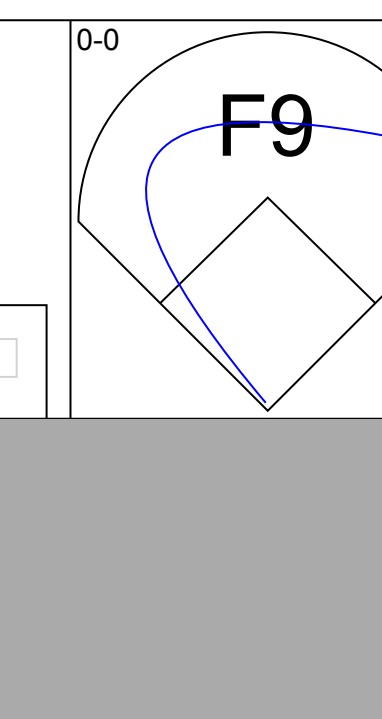
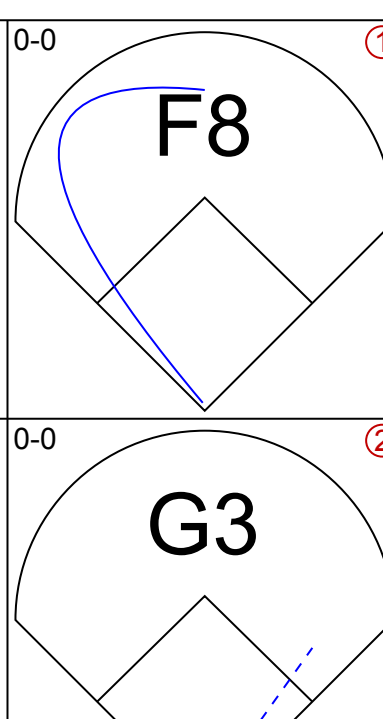
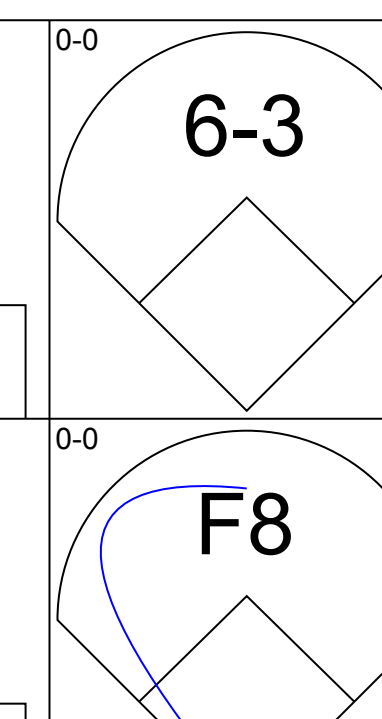
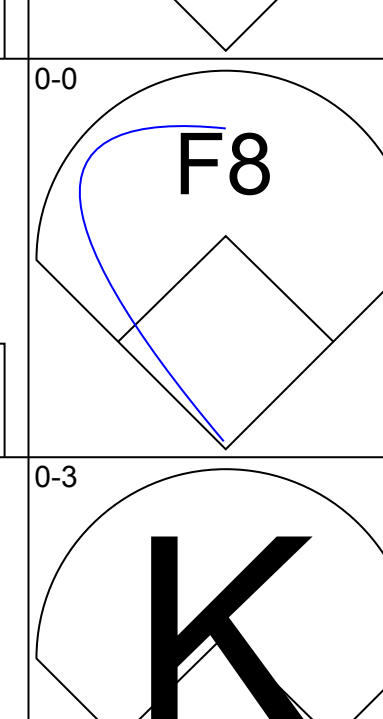

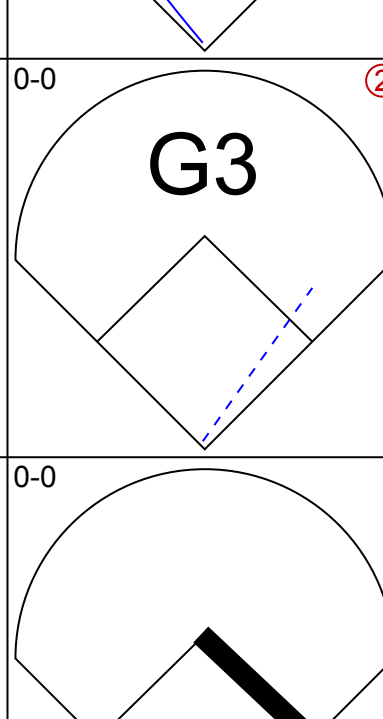
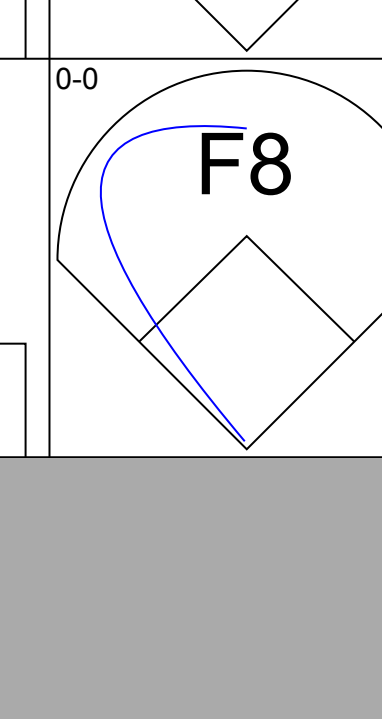
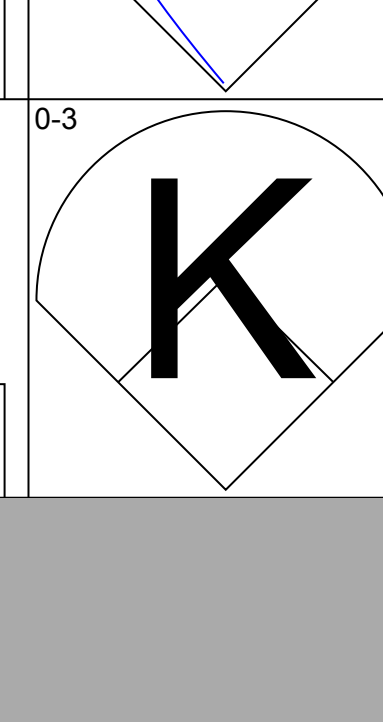
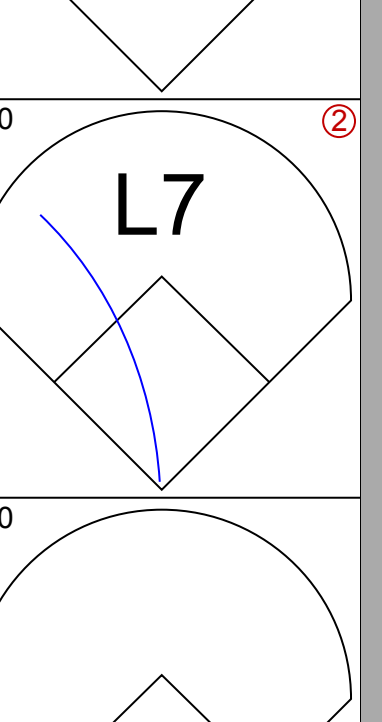
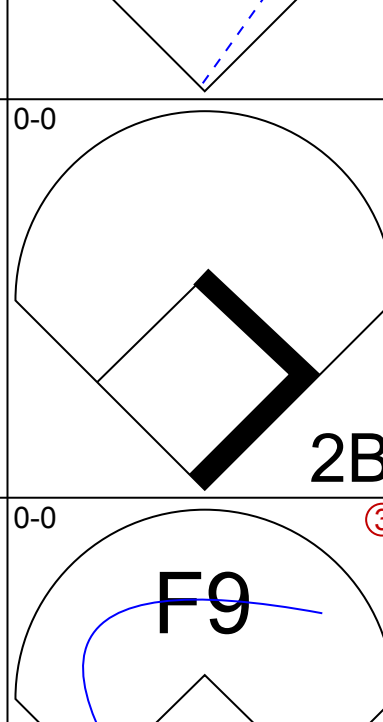
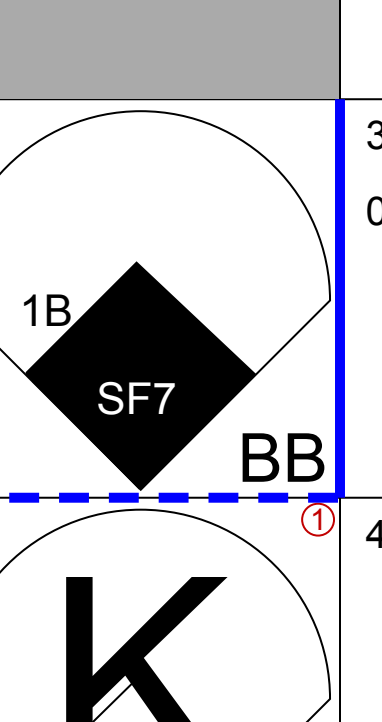
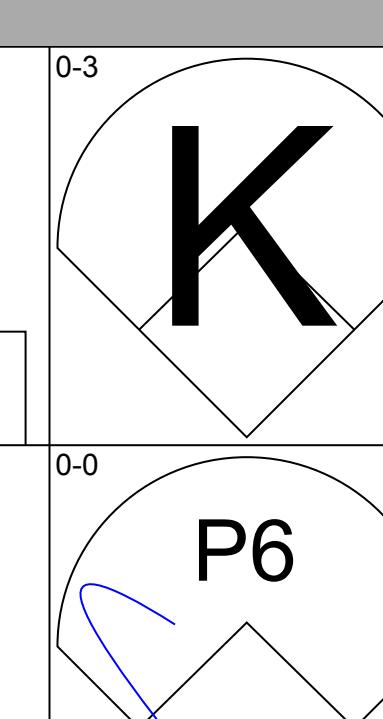
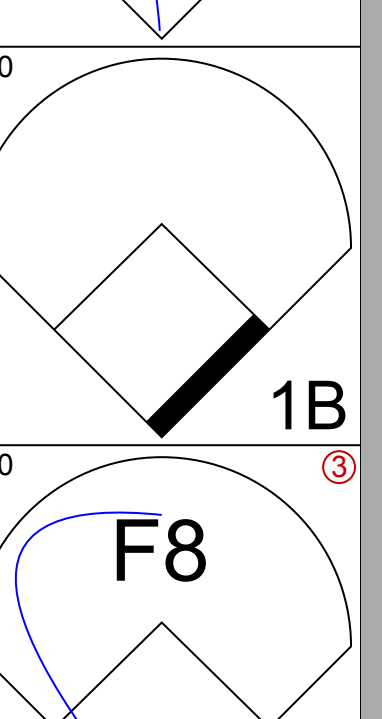
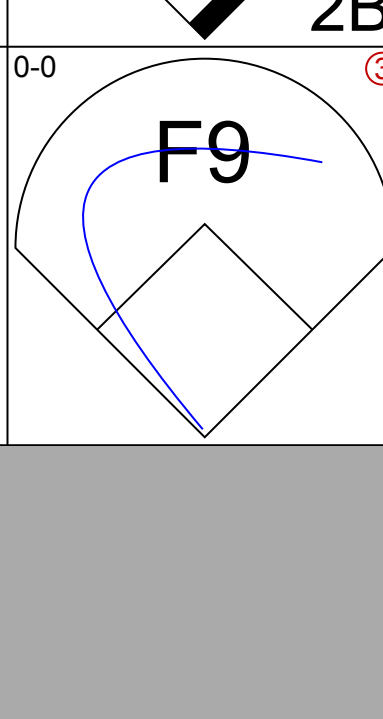
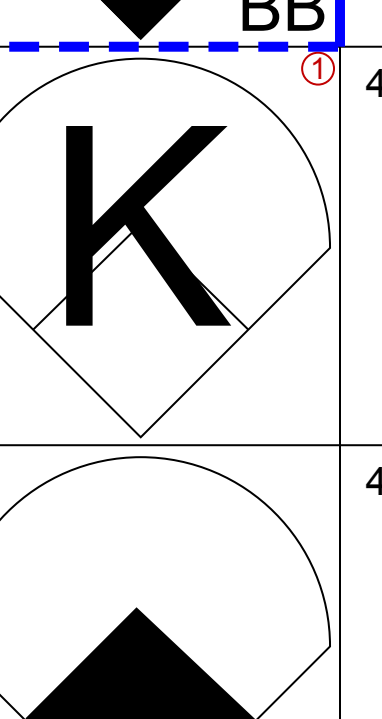

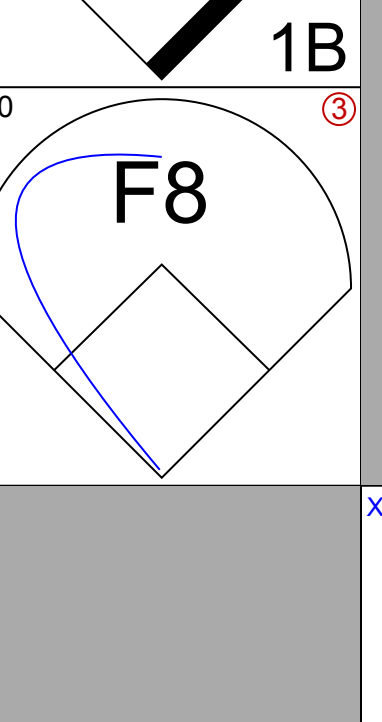
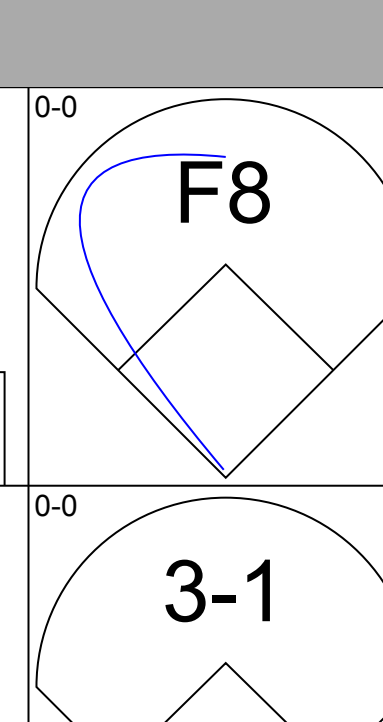
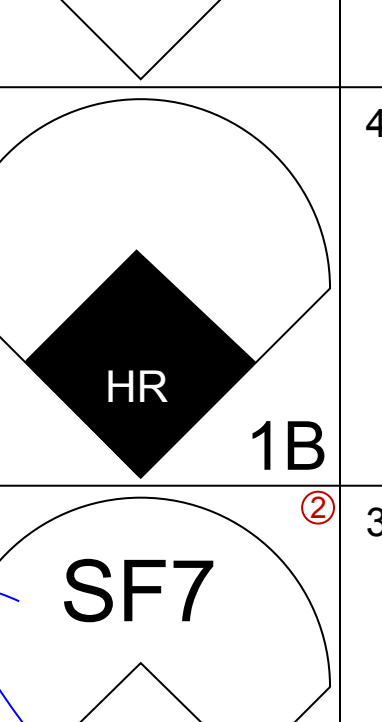
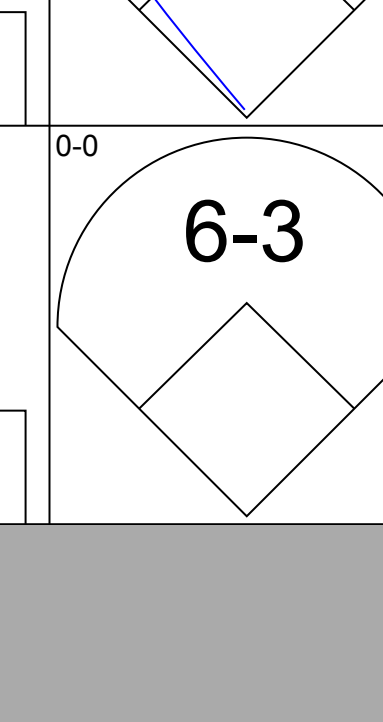
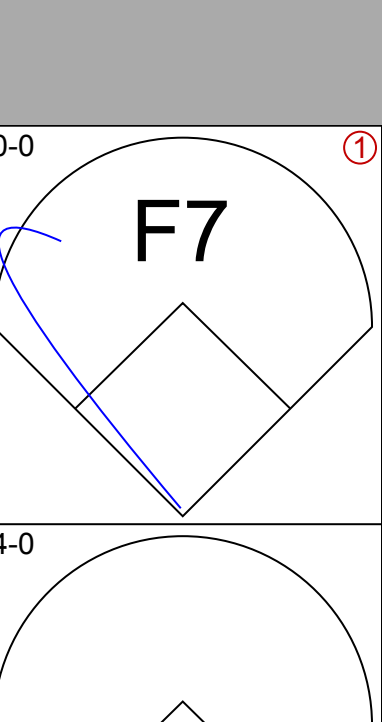
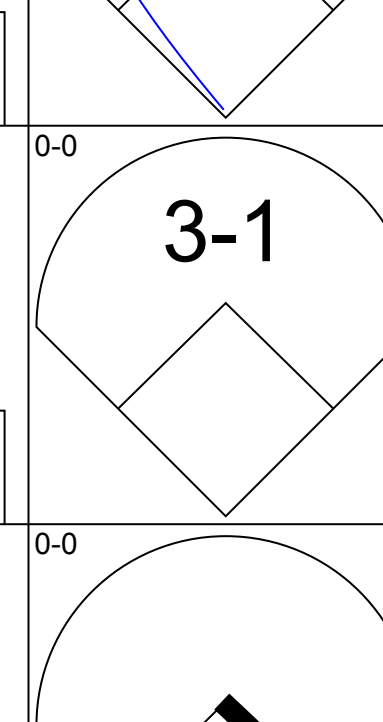
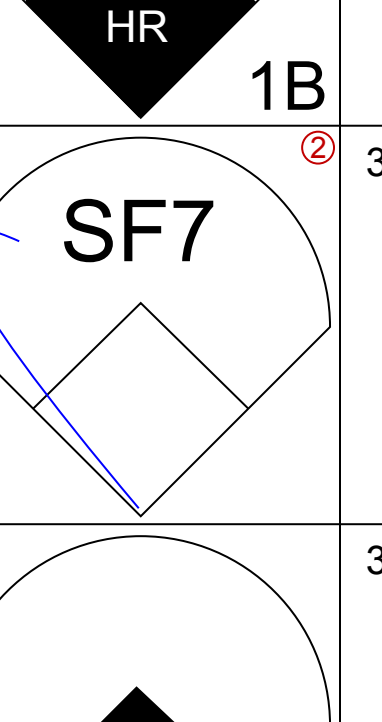
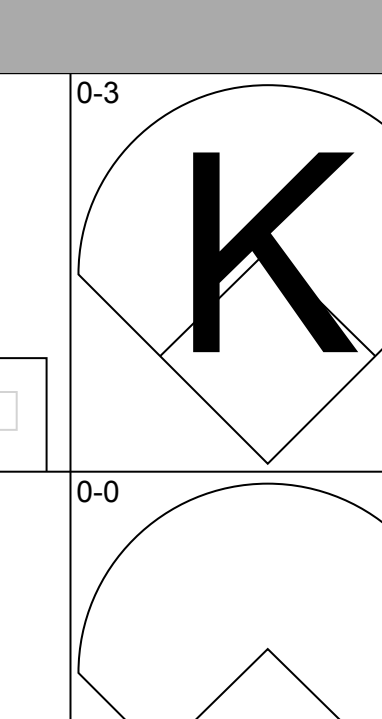
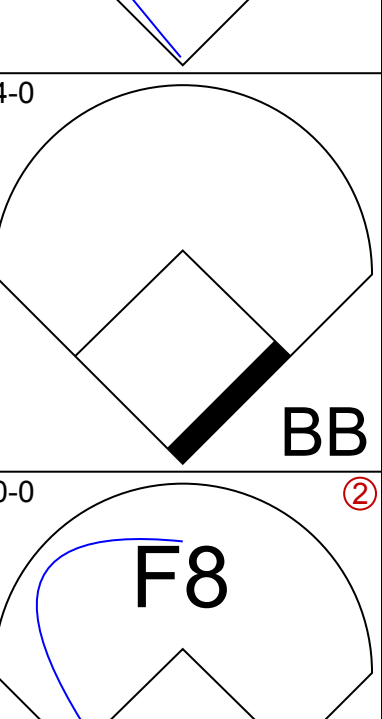
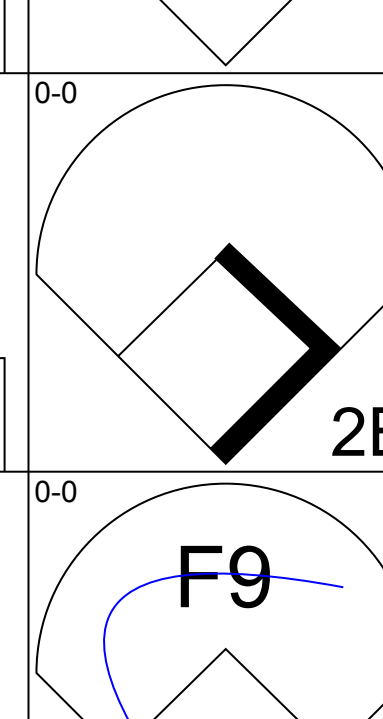
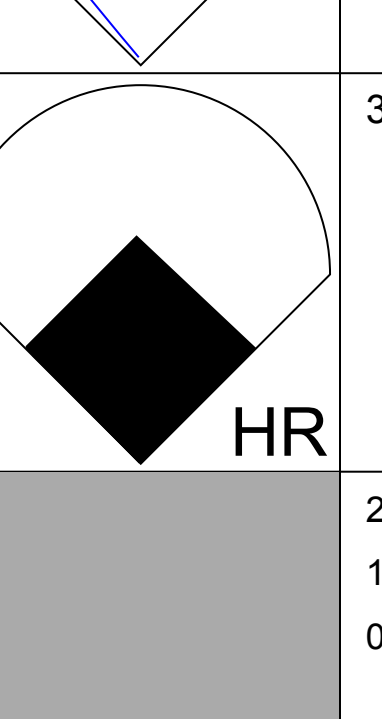
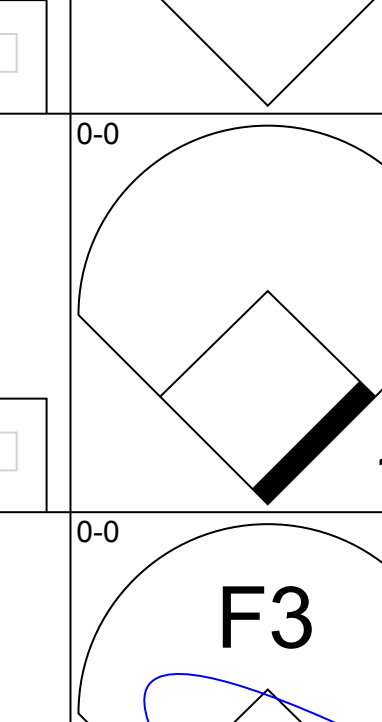
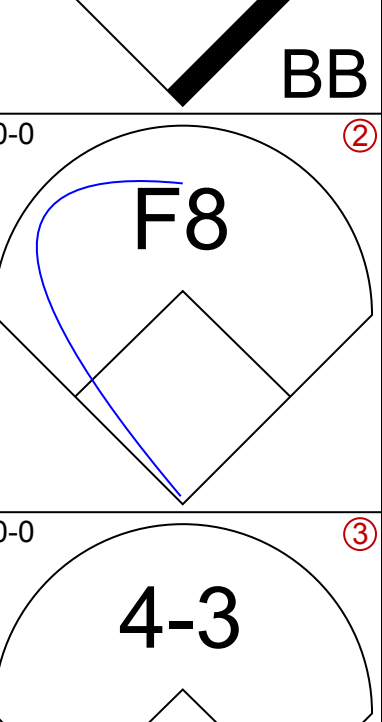
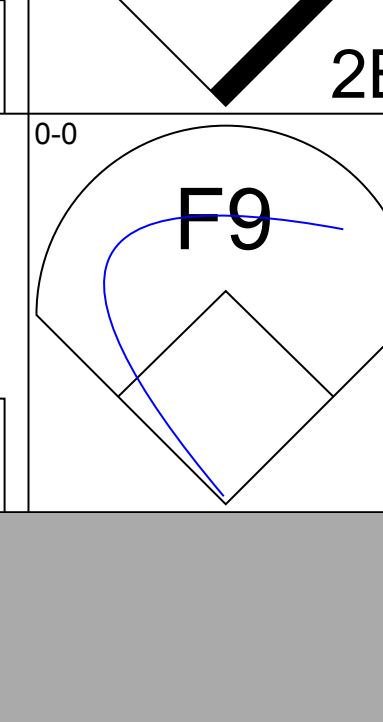
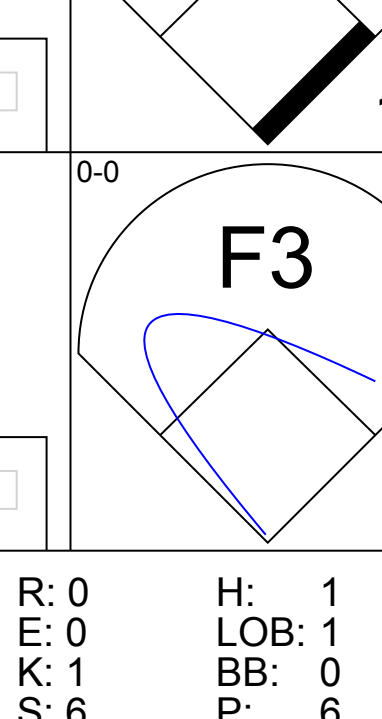
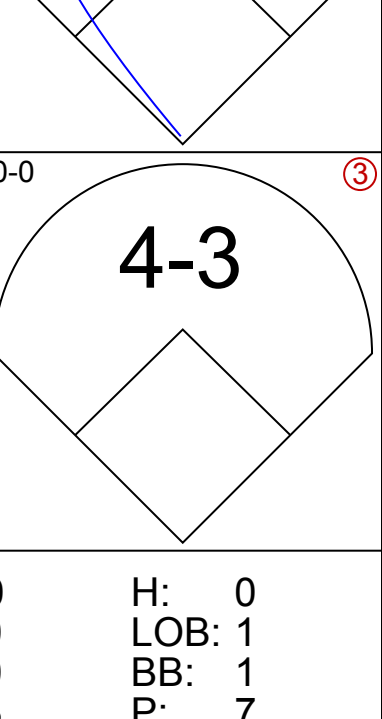
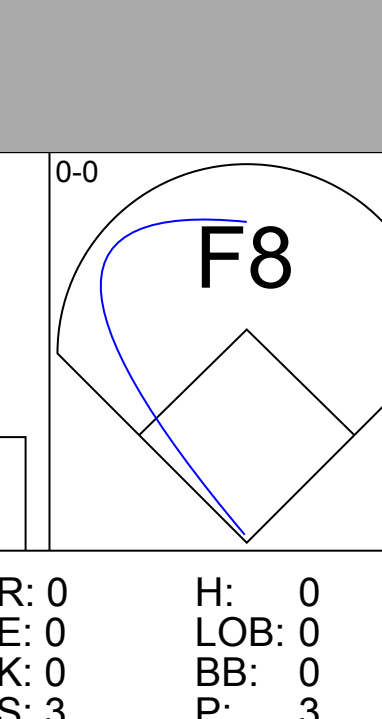


Batter	1	2	3	4	5	6	7	8	9	AB	R	H	RBI	BB	SO	LOB	TOP		
Cesar Tovar, R OBP: 0.372, SLG: 0.373 (1, 8)										4	0	0	0	0	1	3			
Davey Nelson, R OBP: 0.307, SLG: 0.308 (1, 4)										4	0	0	0	0	0	1			
Alex Johnson, R OBP: 0.330, SLG: 0.348 Joe Lovitto, S OBP: 0.219, SLG: 0.280 (1, 7) (9, 8)										3	0	0	0	0	1	0			
Jeff Burroughs, R OBP: 0.369, SLG: 0.500 (1, 9)										3	0	0	0	1	2	0			
Mike Hargrove, L OBP: 0.433, SLG: 0.481 (1, 3)										4	0	0	0	0	1	2			
Jim Spencer, L OBP: 0.354, SLG: 0.489 (1, 10)										2	0	0	0	1	0	0			
Lenny Randle, S OBP: 0.351, SLG: 0.397 (1, 5)										2	0	0	0	0	0	0			
Toby Harrah, R OBP: 0.340, SLG: 0.451 (1, 6)										2	1	1	1	1	1	0			
Jim Sundberg, R OBP: 0.376, SLG: 0.348 (1, 2)										2	0	0	0	1	0	2			
Inning Stats	R: 0 E: 0 K: 2 S: 7	H: 0 LOB: 0 BB: 0 P: 7	R: 0 E: 0 K: 2 S: 7	H: 0 LOB: 0 BB: 0 P: 7	R: 1 E: 0 K: 0 S: 4	H: 1 LOB: 0 BB: 0 P: 4	R: 0 E: 0 K: 1 S: 5	H: 0 LOB: 0 BB: 0 P: 5	R: 0 E: 0 K: 0 S: 3	H: 0 LOB: 0 BB: 0 P: 3	R: 0 E: 0 K: 0 S: 3	H: 0 LOB: 0 BB: 0 P: 3	R: 0 E: 0 K: 0 S: 3	H: 0 LOB: 2 BB: 2 P: 11	R: 0 E: 0 K: 0 S: 2	H: 0 LOB: 1 BB: 1 P: 7	1B: 0 2B: 0 3B: 0 HR: 1	SF: 0 SAC: 1 DP: 1 HBP: 1	WP: 0 PA: 32 CS: 0
PITCHER Bert Blyleven, R ERA: 3.13 (1, 1)	IP: 9.0 WLS: W BF: 32 H: 1 R: 1 ER: 1 SO: 6 BB: 4 IBB: 0 HBP: 1 BLK: 0 WP: 0 HR: 1 S: 39 P: 56 ERA: 1.00 WHIP: 0.556															PITCHER			

Texas Rangers @ Minnesota Twins
Metropolitan Stadium, Bloomington, MI
Thu Jul 04 1974, 8:05 PM EDT
Att: 21,008 - Unknown - 82 F


AB 26
R 1
H 1
RBI 1
BB 4
SO 6
LOB 8



Batter	1	2	3	4	5	6	7	8	9	AB	R	H	RBI	BB	SO	LOB	BOTTOM		
Steve Blye, R OBP: 0.332, SLG: 0.364 (1, 8)										4	0	0	0	0	0	1			
Rod Carew, L OBP: 0.438, SLG: 0.470 (1, 4)										4	0	0	0	0	0	0			
Tony Oliva, L OBP: 0.339, SLG: 0.477 Jerry Terrell, R OBP: 0.274, SLG: 0.299 (1, 10) (9, PR)									3	0	1	0	1	1	1	0			
Bobby Darwin, R OBP: 0.314, SLG: 0.430 (1, 9)									4	0	1	0	0	2	2				
Steve Braun, L OBP: 0.379, SLG: 0.398 (1, 5)									4	1	1	0	0	0	1				
Jim Holt, L OBP: 0.291, SLG: 0.303 (1, 3)									3	0	0	1	0	0	0				
Larry Hise, R OBP: 0.355, SLG: 0.515 (1, 7)									3	1	2	2	1	1	0				
Phil Roof, R OBP: 0.300, SLG: 0.192 Harmon Killebrew, R OBP: 0.281, SLG: 0.346 Glenn Borgmann, R OBP: 0.252, SLG: 0.257 (1, 2) (7, PH) (8, 2)										2	0	1	0	0	0	1			
Luis Gomez, R OBP: 0.253, SLG: 0.196 Danny Thompson, R OBP: 0.338, SLG: 0.459 (1, 6) (5, PH) (6, 6)									1	0	0	0	0	0	1				
Inning Stats	R: 0 E: 0 K: 1 S: 5	H: 0 LOB: 0 BB: 0 P: 5	R: 0 E: 0 K: 1 S: 5	H: 0 LOB: 0 BB: 0 P: 5	R: 0 E: 0 K: 1 S: 6	H: 1 LOB: 0 BB: 0 P: 6	R: 0 E: 0 K: 0 S: 4	H: 1 LOB: 1 BB: 0 P: 4	R: 0 E: 0 K: 0 S: 3	H: 0 LOB: 1 BB: 1 P: 7	R: 0 E: 0 K: 0 S: 4	H: 1 LOB: 1 BB: 0 P: 4	R: 0 E: 0 K: 0 S: 3	H: 0 LOB: 0 BB: 0 P: 3	R: 3 E: 0 K: 1 S: 6	H: 2 LOB: 1 BB: 1 P: 10	1B: 3 2B: 2 3B: 0 HR: 1	SF: 1 SAC: 0 DP: 0 HBP: 0	WP: 0 PA: 34 CS: 0
PITCHER Jim Bibby, R ERA: 4.62 Steve Foucault, R ERA: 2.23 (1, 1) (9, 1)	IP: 8.0 WLS: L BF: 4 H: 2 R: 2 ER: 2 SO: 1 BB: 0 IBB: 0 HBP: 0 BLK: 0 WP: 0 HR: 1 S: 34 P: 6 ERA: 27.00 WHIP: 3.000															PITCHER			

Texas Rangers @ Minnesota Twins
Metropolitan Stadium, Bloomington, MI
Thu Jul 04 1974, 8:05 PM EDT
Att: 21,008 - Unknown - 82 F

AB 31
R 3
H 6
RBI 3
BB 2
SO 4
LOB 8



Batter	1	2	3	4	5	6	7	8	9	AB	R	H	RBI	BB	SO	LOB	TOP			
Elliott Maddox, R OBP: 0.406, SLG: 0.377 (1, 8)										6	1	4	1	0	1	1	New York Yankees @ Texas Rangers Arlington Stadium, Arlington, TX Fri Jul 05 1974, 8:05 PM EDT Att: 20,958 - Unknown - 82 F			
Lou Piniella, R OBP: 0.345, SLG: 0.383 (1, 7)										5	1	1	1	1	0	5				
Bobby Murcer, L OBP: 0.330, SLG: 0.337 (1, 9)											4	3	2	0	1	0		3		
Walt Williams, R OBP: 0.083, SLG: 0.059 (6, 9)											1	0	0	0	0	0		0		
Bill Sudakis, S OBP: 0.302, SLG: 0.380 (1, 10)										3	1	1	1	1	0	1				
Roy White, S OBP: 0.352, SLG: 0.344 (6, PH)										2	0	0	0	0	1	3				
Otto Velez, R OBP: 0.429, SLG: 0.545 (1, 3)										4	1	1	1	1	2	1				
Thurman Munson, R OBP: 0.297, SLG: 0.368 (1, 2)										5	3	4	3	1	0	0				
Graig Nettles, L OBP: 0.328, SLG: 0.430 (1, 5)										6	3	3	4	0	1	3				
Gene Michael, S OBP: 0.288, SLG: 0.259 (1, 4)										4	1	2	0	0	0	3				
Fernando Gonzalez, R OBP: 0.248, SLG: 0.298 (6, 4)										1	0	1	0	0	0	0				
Jim Mason, L OBP: 0.298, SLG: 0.307 (1, 6)										4	0	1	2	1	1	5				
Inning Stats	R: 6 E: 0 K: 1 S: 8	H: 4 LOB: 1 BB: 4 P: 24	R: 1 E: 0 K: 0 S: 6	H: 3 LOB: 2 BB: 0 P: 6	R: 1 E: 0 K: 1 S: 7	H: 3 LOB: 1 BB: 0 P: 7	R: 3 E: 0 K: 0 S: 7	H: 4 LOB: 2 BB: 1 P: 11	R: 3 E: 0 K: 1 S: 8	H: 3 LOB: 0 BB: 0 P: 8	R: 0 E: 0 K: 1 S: 6	H: 1 LOB: 2 BB: 1 P: 10	R: 0 E: 1 K: 1 S: 4	H: 0 LOB: 1 BB: 0 P: 4	R: 0 E: 0 K: 1 S: 5	H: 0 LOB: 0 BB: 0 P: 5	1B: 16 2B: 2 3B: 0 HR: 2	SF: 1 SAC: 0 DP: 2 HBP: 0	WP: 0 PB: 1 SB: 0 CS: 0	PA: 52
PITCHER	IP WLS BF H R ER SO BB IBB HBP BLK WP HR S P ERA WHIP																			
David Clyde, L ERA: 4.36 (1, 1)	0.0 L 4 1 4 4 0 3 0 0 0 0 0 0 0 1 13																			
Stan Thomas, R ERA: 16.2 (1, 1)	1.2 11 6 3 3 1 1 0 0 0 0 0 0 12 16																			
Jim Merritt, L ERA: 9.24 (2, 1)	1.2 13 7 4 4 1 1 0 0 0 0 0 0 14 18																			
Jim Shellenback, L ERA: 5.82 (4, 1)	5.2 24 6 3 3 4 1 0 0 0 0 0 2 31 35																			

Batter	1	2	3	4	5	6	7	8	9	AB	R	H	RBI	BB	SO	LOB	BOTTOM					
Cesar Tovar, R OBP: 0.368, SLG: 0.369 (1, 8)										3	0	0	0	0	0	1	New York Yankees @ Texas Rangers Arlington Stadium, Arlington, TX Fri Jul 05 1974, 8:05 PM EDT Att: 20,958 - Unknown - 82 F					
Joe Lovitto, S OBP: 0.223, SLG: 0.291 (5, 8)										2	0	1	0	0	0	0						
Davey Nelson, R OBP: 0.312, SLG: 0.315 (1, 4)										2	0	1	0	1	0	1						
Larry Brown, R OBP: 0.269, SLG: 0.206 (6, 5)										1	0	0	0	1	1	0						
Alex Johnson, R OBP: 0.331, SLG: 0.347 (1, 10)										4	0	1	0	0	0	4						
Jeff Burroughs, R OBP: 0.366, SLG: 0.494 (1, 9)										4	0	0	0	1	3	6						
Tom Grieve, R OBP: 0.324, SLG: 0.486 (1, 7)										4	0	1	0	0	1	5						
Lenny Randle, S OBP: 0.345, SLG: 0.390 (1, 5)										4	0	0	0	0	0	4						
Jim Fregosi, R OBP: 0.360, SLG: 0.483 (1, 3)										4	1	1	1	0	0	3						
Toby Harrah, R OBP: 0.341, SLG: 0.449 (1, 6)										1	1	0	0	1	0	0						
Leo Cardenas, R OBP: 0.328, SLG: 0.305 (6, 6)										2	0	0	0	0	1	1						
Jim Sundberg, R OBP: 0.374, SLG: 0.352 (1, 2)										4	0	1	1	0	0	0						
Inning Stats	R: 0 E: 1 K: 2 S: 8	H: 0 LOB: 2 BB: 1 P: 12	R: 2 E: 0 K: 0 S: 5	H: 2 LOB: 1 BB: 1 P: 9	R: 0 E: 1 K: 1 S: 6	H: 0 LOB: 2 BB: 0 P: 7	R: 0 E: 0 K: 0 S: 3	H: 0 LOB: 0 BB: 0 P: 3	R: 0 E: 0 K: 1 S: 4	H: 1 LOB: 2 BB: 1 P: 8	R: 0 E: 0 K: 1 S: 5	H: 0 LOB: 0 BB: 0 P: 5	R: 0 E: 0 K: 1 S: 6	H: 1 LOB: 1 BB: 0 P: 6	R: 0 E: 0 K: 0 S: 4	H: 1 LOB: 0 BB: 0 P: 4	R: 0 E: 0 K: 1 S: 6	H: 1 LOB: 2 BB: 1 P: 10	1B: 2 2B: 3 3B: 0 HR: 1	SF: 0 SAC: 0 DP: 0 HBP: 1	WP: 0 PB: 0 SB: 0 CS: 0	PA: 40
PITCHER	IP WLS BF H R ER SO BB IBB HBP BLK WP HR S P ERA WHIP																					
Rudy May, L ERA: 4.25 (1, 1)	9.0 W 40 6 2 2 6 4 0 1 0 0 1 47 64																					


Batter	1	2	3	4	5	6	7	8	9	AB	R	H	RBI	BB	SO	LOB	TOP		
Elliott Maddox, R OBP: 0.396, SLG: 0.367 (1, 8)	5-3		B1-3		F8		5-3		F3	5	0	0	0	0	0	0	New York Yankees @ Texas Rangers Arlington Stadium, Arlington, TX Sun Jul 07 1974, 8:05 PM EDT Att: 11,251 - Unknown - 92 F		
Roy White, S OBP: 0.359, SLG: 0.352 (1, 7)	BB		CS		BB		L7		3-1	3	0	1	0	2	0				
Bobby Murcer, L OBP: 0.336, SLG: 0.350 (1, 9)	F8		CS		F8		BB			4	0	2	0	0	0	2			
Ron Blomberg, L OBP: 0.384, SLG: 0.494 (1, 10)	BB		1B		FC6-4		P4		P3	4	1	1	0	0	0	3			
Graig Nettles, L OBP: 0.331, SLG: 0.426 (1, 5)	F7		1B		1B		SF8		K	4	1	2	0	0	1	2			
Chris Chambliss, L OBP: 0.278, SLG: 0.319 (1, 3)			F8		BB		1-3		1B	4	0	3	1	0	0	0			
Thurman Munson, R OBP: 0.299, SLG: 0.378 (1, 2)	6-3		BB		1B		1-3		1B	3	0	0	0	1	0	3			
Jim Mason, L OBP: 0.296, SLG: 0.303 (1, 6)	K		P6		BB		SF8		K	3	0	0	1	0	2	4			
Fernando Gonzalez, R OBP: 0.246, SLG: 0.289 (1, 4)			L3		F7		P6		F9	1	0	0	0	0	0	0			
Bill Sudakis, S OBP: 0.300, SLG: 0.378 (4, PH)										1	0	0	0	0	0	3			
Fred Stanley, R OBP: 0.273, SLG: 0.200 (4, 4)										1	0	0	0	0	0	1			
Lou Piniella, R OBP: 0.344, SLG: 0.382 (9, PH)										1	0	0	0	0	0	0			
Inning Stats	R: 0 E: 0 K: 0 S: 4	H: 1 LOB: 2 BB: 1 P: 8	R: 0 E: 0 K: 1 S: 5	H: 0 LOB: 0 BB: 0 P: 5	R: 0 E: 0 K: 0 S: 3	H: 1 LOB: 0 BB: 0 P: 3	R: 1 E: 0 K: 0 S: 6	H: 3 LOB: 3 BB: 1 P: 10	R: 0 E: 0 K: 0 S: 3	H: 0 LOB: 1 BB: 1 P: 7	R: 0 E: 0 K: 0 S: 4	H: 1 LOB: 1 BB: 0 P: 4	R: 0 E: 0 K: 2 S: 8	H: 1 LOB: 1 BB: 0 P: 8	R: 0 E: 0 K: 0 S: 3	H: 0 LOB: 0 BB: 0 P: 3	1B: 9 2B: 0 3B: 0 HR: 0	SF: 1 SAC: 0 DP: 0 HBP: 0	WP: 0 PA: 39 ERA: 3.57 WHIP: 1.333

Batter	1	2	3	4	5	6	7	8	9	AB	R	H	RBI	BB	SO	LOB	BOTTOM		
Cesar Tovar, R OBP: 0.364, SLG: 0.364 (1, 9)	P4		5-3		6-3		5-3			4	0	0	0	0	0	1	New York Yankees @ Texas Rangers Arlington Stadium, Arlington, TX Sun Jul 07 1974, 8:05 PM EDT Att: 11,251 - Unknown - 92 F		
Davey Nelson, R OBP: 0.317, SLG: 0.320 (1, 4)	E8		WP		1B		P4			4	1	2	0	0	1	1			
Alex Johnson, R OBP: 0.331, SLG: 0.350 (1, 7)	BB		1B		1B		6-3		F8	3	0	1	0	1	0	0			
Mike Hargrove, L OBP: 0.427, SLG: 0.472 (1, 10)	G4-6-3		1B		1B		4-3		G4-6-3	4	1	2	2	0	0	2			
Jim Spencer, L OBP: 0.348, SLG: 0.483 (1, 3)			6-3		1B		L3		G4-6-3	4	0	1	0	0	0	1			
Lenny Randle, S OBP: 0.395, SLG: 0.399 (1, 5)			5-3		1B		B1-3			3	0	2	1	0	0	0			
Toby Harrah, R OBP: 0.337, SLG: 0.446 (1, 6)	5-3		L9				L6			3	0	0	0	0	0	3			
Joe Lovitto, S OBP: 0.218, SLG: 0.285 (1, 8)	K				B1-3		6-3			3	0	0	0	0	1	1			
Jim Sundberg, R OBP: 0.374, SLG: 0.349 (1, 2)			6-3		F8		S			3	0	1	0	0	0	0			
Inning Stats	R: 0 E: 1 K: 0 S: 3	H: 1 LOB: 1 BB: 1 P: 7	R: 0 E: 0 K: 1 S: 6	H: 1 LOB: 1 BB: 0 P: 6	R: 3 E: 0 K: 0 S: 8	H: 5 LOB: 2 BB: 0 P: 8	R: 0 E: 0 K: 0 S: 3	H: 0 LOB: 0 BB: 0 P: 3	R: 0 E: 0 K: 1 S: 5	H: 0 LOB: 0 BB: 0 P: 5	R: 0 E: 0 K: 0 S: 3	H: 0 LOB: 0 BB: 0 P: 3	R: 0 E: 0 K: 0 S: 4	H: 1 LOB: 1 BB: 0 P: 4	R: 0 E: 0 K: 0 S: 3	H: 1 LOB: 0 BB: 0 P: 3		1B: 9 2B: 0 3B: 0 HR: 0	SF: 0 SAC: 0 DP: 2 HBP: 0

Batter	1	2	3	4	5	6	7	8	9	AB	R	H	RBI	BB	SO	LOB	TOP					
Elliott Maddox, R OBP: 0.404, SLG: 0.374 (1, 8)	0-3 K	0-0 1B FC4-6	0-0 2B		0-0 5-3		4-0 BB FC6-4		0-0 1B G6-4-3	5	2	3	2	1	1	0						
Roy White, S OBP: 0.366, SLG: 0.366 (1, 7)	0-0 BB 1B 2B	0-0 1B FC4-6	0-0 2B 1-H			0-0 1B HR	0-0 FC6-4		0-0 1B G6-4-3	6	2	4	1	0	0	3						
Bobby Murcer, L OBP: 0.334, SLG: 0.357 (1, 9)	0-0 F7	0-0 1B FC4-6	0-0 4-3			0-0 HR	0-0 F3			5	1	1	3	0	0	5						
Ron Blomberg, L OBP: 0.395, SLG: 0.515 (1, 10)	0-0 BB 2B 1B	0-0 1B FC4-6		0-0 6-3 2B		0-0 2B		0-0 F8		5	1	4	0	0	0	0						
Graig Nettles, L OBP: 0.329, SLG: 0.420 (1, 5)	4-0 BB 1-2 2-3	0-0 1B F5		0-0 P3		0-0 E4 FC4-6		0-0 P3		4	1	0	0	1	0	3						
Chris Chambliss, L OBP: 0.280, SLG: 0.322 (1, 3)	0-0 2B 1-H 2-H 3-H		4-0 2B BB	0-0 6-3		0-0 F9		0-0 F7		4	1	1	3	1	0	2						
Thurman Munson, R OBP: 0.294, SLG: 0.370 (1, 2)	0-0 P4		0-0 P4	0-0 5-3		0-0 FC4-6		0-0 P5		5	0	0	0	0	0	4						
Jim Mason, L OBP: 0.306, SLG: 0.332 (1, 6)		0-0 1B 2B	0-0 1B 2B 1-H		0-0 4-3		0-0 FC6-4 2B		0-0 1B 2B	5	3	4	1	0	0	0						
Gene Michael, S OBP: 0.273, SLG: 0.256 (1, 4)		0-0 1B 2-H	0-3 K		0-0 6-3		0-0 4-3		0-0 1B	5	1	2	2	0	1	2						
Inning Stats	R: 3 E: 0 K: 1 S: 8	H: 3 LOB: 1 BB: 1 P: 12	R: 2 E: 0 K: 0 S: 7	H: 5 LOB: 2 BB: 0 P: 7	R: 3 E: 0 K: 1 S: 8	H: 3 LOB: 1 BB: 1 P: 12	R: 0 E: 0 K: 0 S: 4	H: 1 LOB: 1 BB: 0 P: 4	R: 0 E: 0 K: 0 S: 3	H: 0 LOB: 0 BB: 0 P: 3	R: 2 E: 1 K: 0 S: 6	H: 3 LOB: 1 BB: 0 P: 6	R: 0 E: 0 K: 0 S: 4	H: 1 LOB: 2 BB: 1 P: 8	R: 0 E: 0 K: 0 S: 3	H: 0 LOB: 0 BB: 0 P: 3	R: 2 E: 0 K: 0 S: 5	H: 3 LOB: 0 BB: 0 P: 5	1B: 10 2B: 8 3B: 0 HR: 1	SF: 0 SAC: 0 DP: 1 HBP: 0	WP: 0 PB: 0 CS: 0	PA: 47
PITCHER	IP	WLS	BF	H	R	ER	SO	BB	IBB	HBP	BLK	WP	HR	S	P	ERA	WHIP					
Fergie Jenkins, R ERA: 4.08 (1, 1)	1.2		13	8	5	5	1	1	0	0	0	0	0	14	18	27.00	5.400					
Don Stanhouse, R ERA: 4.75 (2, 1)	1.0	L	7	3	3	3	1	1	0	0	0	0	0	8	12	27.00	4.000					
Stan Thomas, R ERA: 9.0 (3, 1)	3.1		14	4	2	2	0	0	0	0	0	0	1	14	14	5.40	1.200					
Jim Shellenback, L ERA: 5.84 (7, 1)	3.0		13	4	2	2	0	1	0	0	0	0	0	12	16	6.00	1.667					

New York Yankees @ Texas Rangers
Arlington Stadium, Arlington, TX
Mon Jul 08 1974, 8:05 PM EDT
Att: 14,337 - Unknown - 92 F

AB 44
R 12
H 19
RBI 12
BB 3
SO 2
LOB 19



Batter	1	2	3	4	5	6	7	8	9	AB	R	H	RBI	BB	SO	LOB	BOTTOM				
Cesar Tovar, R OBP: 0.367, SLG: 0.365 (1, 9)	0-0 6-3	0-0 BB WP 1B 1-2 2-H	1-0 HBP		0-0 F9		0-0 FC5-4 1B		0-0 4-3	5	1	2	1	0	0	3					
Davey Nelson, R OBP: 0.315, SLG: 0.314 (1, 4)	0-0 2B SF7	4-0 BB BB FC3-2 BB	0-0 F8		0-0 6-3		0-0 FC5-4			4	1	0	0	1	0	4					
Alex Johnson, R OBP: 0.332, SLG: 0.352 (1, 7)	0-0 1-3 2B	0-3 K		4-0 BB		0-3 K		0-0 5-3		4	0	1	0	1	2	3					
Mike Hargrove, L OBP: 0.422, SLG: 0.464 (1, 10)	0-0 SF7	4-0 FC3-2 BB		0-0 F8		0-0 F8		0-0 4-3		3	0	0	2	1	0	1					
Jim Spencer, L OBP: 0.356, SLG: 0.479 (1, 3)	4-0 1B 1B BB	4-0 FC3-2 BB		0-0 F8		0-0 1B		0-0 F8		3	0	1	1	2	0	1					
Lenny Randle, S OBP: 0.380, SLG: 0.403 (1, 5)	0-0 1B	0-0 FC3-2		0-0 FC6-4 1B		0-3 K		0-0 FC4-6 1B		5	0	3	1	0	1	4					
Toby Harrah, R OBP: 0.338, SLG: 0.445 (1, 6)	0-0 1-2 2-3	0-0 F8		0-0 FC6-4		0-0 FC3-6 1B		0-0 FC4-6 FC3-6		5	0	2	0	0	0	6					
Joe Lovitto, S OBP: 0.225, SLG: 0.296 (1, 8)		0-0 1B 2B	0-0 P6		0-0 WP 1B		0-0 FC3-6 1B		0-0 FC3-6	5	1	2	0	0	0	2					
Jim Sundberg, R OBP: 0.375, SLG: 0.343 (1, 2)		4-0 WP 1B BB	0-0 5-3		0-0 F9		0-0 L6			3	1	0	0	2	0	2					
Inning Stats	R: 2 E: 1 K: 0 S: 6	H: 3 LOB: 2 BB: 1 P: 10	R: 3 E: 0 K: 1 S: 7	H: 2 LOB: 3 BB: 4 P: 23	R: 0 E: 0 K: 0 S: 3	H: 0 LOB: 1 BB: 0 P: 4	R: 0 E: 0 K: 0 S: 4	H: 1 LOB: 2 BB: 1 P: 8	R: 0 E: 0 K: 2 S: 8	H: 1 LOB: 1 BB: 0 P: 8	R: 0 E: 0 K: 0 S: 5	H: 2 LOB: 2 BB: 0 P: 5	R: 0 E: 0 K: 0 S: 3	H: 0 LOB: 0 BB: 0 P: 3	R: 0 E: 1 K: 0 S: 4	H: 1 LOB: 2 BB: 1 P: 8	1B: 9 2B: 2 3B: 0 HR: 0	SF: 1 SAC: 0 DP: 0 HBP: 1	WP: 2 PB: 0 CS: 0	PA: 46	
PITCHER	IP	WLS	BF	H	R	ER	SO	BB	IBB	HBP	BLK	WP	HR	S	P	ERA	WHIP				
Dick Tidrow, R ERA: 4.67 (1, 1)	1.0		11	5	5	3	0	3	0	0	0	1	0	28	41	0.00	1.412				
Dick Woodson, R ERA: 5.07 (2, 1)	5.2	W	26	5	0	0	3	3	0	1	0	1	0	28	41	0.00	1.412				
Cecil Upshaw, R ERA: 2.95 (7, 1)	2.1		9	1	0	0	0	1	0	0	0	0	0	8	12	0.00	0.857				

New York Yankees @ Texas Rangers
Arlington Stadium, Arlington, TX
Mon Jul 08 1974, 8:05 PM EDT
Att: 14,337 - Unknown - 92 F

AB 37
R 4
H 11
RBI 5
BB 7
SO 3
LOB 26



Batter	1	2	3	4	5	6	7	8	9	AB	R	H	RBI	BB	SO	LOB	TOP								
Cesar Tovar, R OBP: 0.365, SLG: 0.363 (1, 8)										4	1	1	0	0	0	2									
Davey Nelson, R OBP: 0.313, SLG: 0.313 (1, 4)										4	0	1	0	0	0	1									
Alex Johnson, R OBP: 0.332, SLG: 0.351 (1, 7)										4	0	1	0	0	1	2									
Jeff Burroughs, R OBP: 0.361, SLG: 0.488 (1, 9)										3	0	0	1	0	1	1									
Mike Hargrove, L OBP: 0.314, SLG: 0.455 (1, 10)										4	0	0	0	0	1	2									
Jim Spencer, L OBP: 0.350, SLG: 0.470 (1, 3)										3	0	0	0	0	0	1									
Lenny Randle, S OBP: 0.359, SLG: 0.402 (1, 5)										3	0	1	0	0	0	0									
Toby Harrah, R OBP: 0.335, SLG: 0.441 (1, 6)										3	0	0	0	0	0	1									
Jim Sundberg, R OBP: 0.379, SLG: 0.341 (1, 2)										1	0	0	0	2	0	0									
Inning Stats	R: 1 E: 1 K: 2 S: 9	H: 2 LOB: 1 BB: 0 P: 9	R: 0 E: 0 K: 0 S: 3	H: 0 LOB: 0 BB: 0 P: 3	R: 0 E: 0 K: 1 S: 5	H: 0 LOB: 0 BB: 0 P: 5	R: 0 E: 0 K: 0 S: 4	H: 1 LOB: 1 BB: 0 P: 4	R: 0 E: 0 K: 0 S: 3	H: 0 LOB: 0 BB: 0 P: 3	R: 0 E: 0 K: 0 S: 3	H: 0 LOB: 0 BB: 0 P: 3	R: 0 E: 0 K: 0 S: 3	H: 0 LOB: 1 BB: 1 P: 7	R: 0 E: 0 K: 0 S: 3	H: 0 LOB: 0 BB: 0 P: 3	R: 0 E: 0 K: 1 S: 5	H: 0 LOB: 0 BB: 0 P: 5	1B: 4 2B: 0 3B: 0 HR: 0	SF: 1 SAC: 0 DP: 0 HBP: 0	WP: 0 PB: 0 SB: 1 CS: 1	PA: 32			
PITCHER Luis Tiant, R ERA: 3.02 (1, 1)	IP: 9.0 WLS: W BF: 32	H: 4 R: 1 ER: 0 SO: 4	BB: 2 IBB: 0 HBP: 0 BLK: 0	WP: 0 HR: 0 S: 38 P: 46	ERA: 0.00 WHIP: 0.667																				

Texas Rangers @ Boston Red Sox
Fenway Park, Boston, MA
Tue Jul 09 1974, 7:05 PM EDT
Att: 15,051 - Unknown

AB 29
R 1
H 4
RBI 1
BB 2
SO 4
LOB 10



Batter	1	2	3	4	5	6	7	8	9	AB	R	H	RBI	BB	SO	LOB	BOTTOM								
Tommy Harper, R OBP: 0.295, SLG: 0.302 (1, 10)										3	0	0	0	1	0	3									
Doug Griffin, R OBP: 0.366, SLG: 0.413 (1, 4)										4	0	0	0	0	0	1									
Cecil Cooper, L OBP: 0.326, SLG: 0.423 (1, 3)										3	2	2	0	1	0	0									
Carl Yastrzemski, L OBP: 0.426, SLG: 0.464 (1, 7)										1	0	1	1	3	0	0									
Dwight Evans, R OBP: 0.355, SLG: 0.459 (1, 9)										4	0	1	1	0	0	4									
Rico Petrocelli, R OBP: 0.371, SLG: 0.487 (1, 5)										4	0	2	0	0	1	2									
Rick Miller, L OBP: 0.372, SLG: 0.363 (1, 8)										3	0	0	0	1	0	2									
Rick Burleson, R OBP: 0.341, SLG: 0.434 (1, 6)										3	0	0	0	0	0	2									
Tim Blackwell, S OBP: 0.333, SLG: 0.231 (1, 2)										2	0	0	0	0	0	2									
Inning Stats	R: 1 E: 0 K: 0 S: 3	H: 1 LOB: 2 BB: 3 P: 15	R: 0 E: 0 K: 0 S: 3	H: 0 LOB: 0 BB: 0 P: 4	R: 1 E: 0 K: 0 S: 4	H: 2 LOB: 0 BB: 0 P: 4	R: 0 E: 0 K: 0 S: 4	H: 1 LOB: 2 BB: 1 P: 8	R: 0 E: 0 K: 1 S: 5	H: 0 LOB: 0 BB: 0 P: 5	R: 0 E: 0 K: 0 S: 3	H: 0 LOB: 0 BB: 0 P: 3	R: 0 E: 0 K: 0 S: 4	H: 1 LOB: 2 BB: 1 P: 8	R: 0 E: 0 K: 0 S: 3	H: 0 LOB: 0 BB: 0 P: 3	R: 0 E: 0 K: 1 S: 5	H: 0 LOB: 0 BB: 0 P: 5	1B: 2 2B: 5 3B: 1 HR: 0	SF: 0 SAC: 0 DP: 3 HBP: 1	WP: 0 PB: 0 SB: 1 CS: 0	PA: 34			
PITCHER Jim Bibby, R ERA: 4.49 (1, 1)	IP: 8.0 WLS: L BF: 34	H: 6 R: 2 ER: 2 SO: 1	BB: 5 IBB: 1 HBP: 1 BLK: 0	WP: 0 HR: 0 S: 29 P: 54	ERA: 2.25 WHIP: 1.375																				

Texas Rangers @ Boston Red Sox
Fenway Park, Boston, MA
Tue Jul 09 1974, 7:05 PM EDT
Att: 15,051 - Unknown

AB 27
R 2
H 6
RBI 2
BB 6
SO 1
LOB 16



Batter	1	2	3	4	5	6	7	8	9	AB	R	H	RBI	BB	SO	LOB	TOP			
Cesar Tovar, R OBP: 0.364, SLG: 0.361 (1, 8)	F3		F2			P8		WP 2H 1B		4	0	1	1	0	0	2				
Davey Nelson, R OBP: 0.309, SLG: 0.308 (1, 4)	5-3			5-3		K		6-3		4	0	0	0	0	1	2				
Toby Harrah, R OBP: 0.331, SLG: 0.435 (1, 6)	5-3			4-3		FC6-4		6-3		4	0	0	0	0	0	2				
Jeff Burroughs, R OBP: 0.362, SLG: 0.486 (1, 9)		G6-3 1B		5-3			BB		K	3	0	1	0	1	1	0				
Mike Hargrove, L OBP: 0.307, SLG: 0.446 (1, 10)		G6-3 1-2			F2		F8		F7	4	0	0	0	0	0	2				
Jim Spencer, L OBP: 0.341, SLG: 0.458 (1, 3)		4-3			F7		F7		K	4	0	0	0	0	1	1				
Tom Grieve, R OBP: 0.325, SLG: 0.483 (1, 7)			3-1				1-3			3	0	1	0	0	0	1				
Lenny Randle, S OBP: 0.359, SLG: 0.405 (1, 5)			P3		4-3				1B 2B	3	1	1	0	0	0	1				
Duke Sims, L OBP: 0.230, SLG: 0.247 (1, 2)						FC6-4 1B		P4		3	0	2	0	0	0	1				
Inning Stats	R: 0 E: 0 K: 0 S: 3	H: 0 LOB: 0 BB: 0 P: 3	R: 0 E: 0 K: 0 S: 3	H: 1 LOB: 0 BB: 0 P: 3	R: 0 E: 0 K: 0 S: 4	H: 1 LOB: 0 BB: 0 P: 4	R: 0 E: 0 K: 0 S: 3	H: 0 LOB: 0 BB: 0 P: 3	R: 0 E: 0 K: 1 S: 4	H: 1 LOB: 1 BB: 0 P: 4	R: 0 E: 0 K: 0 S: 3	H: 0 LOB: 1 BB: 1 P: 7	R: 1 E: 0 K: 0 S: 5	H: 2 LOB: 1 BB: 0 P: 5	R: 0 E: 0 K: 2 S: 7	H: 0 LOB: 0 BB: 0 P: 7	1B: 5 2B: 1 3B: 0 HR: 0	SF: 0 SAC: 0 DP: 1 HBP: 0	WP: 1 PB: 0 SB: 0 CS: 0	PA: 33
PITCHER Reggie Cleveland, R ERA: 5.06 (1, 1)	IP: 9.0 WLS: W BF: 33 H: 6 R: 1 ER: 1 SO: 3 BB: 1 IBB: 0 HBP: 0 BLK: 0 WP: 1 HR: 0 S: 38 P: 42 ERA: 1.00 WHIP: 0.778															PITCHER				

Texas Rangers @ Boston Red Sox
Fenway Park, Boston, MA
Wed Jul 10 1974, 7:05 PM EDT
Att: 17,190 - Unknown - 85 F

AB 32
R 1
H 6
RBI 1
BB 1
SO 3
LOB 12



Batter	1	2	3	4	5	6	7	8	9	AB	R	H	RBI	BB	SO	LOB	BOTTOM			
Tommy Harper, R OBP: 0.295, SLG: 0.298 (1, 10)	F9		CS BB		K		SH3-4	FC6-4		3	0	0	0	1	1	2				
Doug Griffin, R OBP: 0.362, SLG: 0.402 (1, 4)	F5		K		1B BB		FC1-6-5			3	0	0	0	1	1	2				
Dwight Evans, R OBP: 0.357, SLG: 0.458 (1, 9)	L6			FC5-4 1B S	F8		BB			3	1	1	0	1	0	1				
Carl Yastrzemski, L OBP: 0.429, SLG: 0.466 (1, 7)		1B BB		FC5-4 1B		1-3 1B		L9		3	0	2	0	1	0	2				
Rico Petrocelli, R OBP: 0.366, SLG: 0.478 (1, 5)		L8		P8	P3			K		4	0	0	0	0	1	5				
Bob Montgomery, R OBP: 0.280, SLG: 0.350 (1, 2)		K		FC5-4 2B S		4-3		HR		4	2	1	1	0	1	3				
Rick Burleson, R OBP: 0.352, SLG: 0.451 (1, 6)		1-2 1B		1-H 3-H 2B		K		1B 1B		4	0	3	1	0	1	0				
Cecil Cooper, L OBP: 0.328, SLG: 0.422 (1, 3)		K			BB		5-3		1B 1-2 1B	3	0	1	0	1	1	2				
Rick Miller, L OBP: 0.376, SLG: 0.362 (1, 8)			6-3		F5		FC1-4 SH3-4 BB	FC6-4 1-3 1B		3	0	1	0	1	0	2				
Inning Stats	R: 0 E: 0 K: 0 S: 3	H: 0 LOB: 0 BB: 0 P: 3	R: 0 E: 0 K: 2 S: 8	H: 1 LOB: 2 BB: 1 P: 12	R: 0 E: 0 K: 1 S: 4	H: 0 LOB: 0 BB: 1 P: 8	R: 2 E: 0 K: 0 S: 6	H: 3 LOB: 2 BB: 1 P: 10	R: 0 E: 0 K: 1 S: 6	H: 1 LOB: 2 BB: 1 P: 10	R: 0 E: 0 K: 1 S: 5	H: 0 LOB: 0 BB: 0 P: 5	R: 0 E: 0 K: 0 S: 3	H: 0 LOB: 2 BB: 2 P: 11	R: 1 E: 0 K: 1 S: 8	H: 4 LOB: 2 BB: 0 P: 8	1B: 7 2B: 1 3B: 0 HR: 1	SF: 0 SAC: 1 DP: 0 HBP: 0	WP: 0 PB: 0 SB: 0 CS: 1	PA: 37
PITCHER David Clyde, L ERA: 4.14 Steve Foucault, R ERA: 2.25 (5, 1)	IP: 4.2 WLS: L BF: 22 H: 5 R: 2 ER: 2 SO: 4 BB: 4 IBB: 0 HBP: 0 BLK: 0 WP: 0 HR: 0 S: 26 P: 42 ERA: 3.86 WHIP: 1.929															PITCHER				

Texas Rangers @ Boston Red Sox
Fenway Park, Boston, MA
Wed Jul 10 1974, 7:05 PM EDT
Att: 17,190 - Unknown - 85 F

AB 30
R 3
H 9
RBI 2
BB 6
SO 6
LOB 19



Batter	1	2	3	4	5	6	7	8	9	AB	R	H	RBI	BB	SO	LOB	TOP					
Cesar Tovar, R OBP: 0.359, SLG: 0.357 (1, 8)	L4		6-3			L3		SF8		3	0	0	1	0	0	0	Texas Rangers @ Boston Red Sox Fenway Park, Boston, MA Thu Jul 11 1974, 3:33 AM EDT Att: 25,915 - Unknown - 75 F					
Davey Nelson, R OBP: 0.304, SLG: 0.303 (1, 4)	1-3			F8		P6		K		4	0	0	0	0	1	1						
Alex Johnson, R OBP: 0.331, SLG: 0.350 (1, 10)				1-3			F9		1-3	4	0	1	0	0	0	0						
Jeff Burroughs, R OBP: 0.358, SLG: 0.480 (1, 9)	4-3			K			6-3		6-3	4	0	0	0	0	1	1						
Tom Grieve, R OBP: 0.318, SLG: 0.472 (1, 7)		K				L6		F9	4-3	4	0	0	0	0	1	0						
Jim Fregosi, R OBP: 0.359, SLG: 0.486 (1, 3)		4-3				F9			4-3	3	1	1	0	0	0	0						
Toby Harrah, R OBP: 0.334, SLG: 0.445 (1, 6)		6-3							1B	2	2	1	1	1	0	0						
Lenny Randle, S OBP: 0.355, SLG: 0.401 (1, 5)				F7		6-3		4-3	1-2	3	0	0	0	0	0	2						
Jim Sundberg, R OBP: 0.379, SLG: 0.341 (1, 2)				6-3			5-3		1B	3	0	1	1	0	0	0						
Inning Stats	R: 0 E: 0 K: 0 S: 4	H: 1 LOB: 1 BB: 0 P: 4	R: 0 E: 0 K: 1 S: 5	H: 0 LOB: 0 BB: 0 P: 5	R: 0 E: 0 K: 0 S: 3	H: 0 LOB: 0 BB: 0 P: 3	R: 0 E: 0 K: 1 S: 5	H: 0 LOB: 0 BB: 0 P: 5	R: 1 E: 0 K: 0 S: 4	H: 1 LOB: 0 BB: 0 P: 4	R: 0 E: 0 K: 0 S: 3	H: 0 LOB: 0 BB: 0 P: 3	R: 0 E: 0 K: 0 S: 3	H: 0 LOB: 0 BB: 0 P: 3	R: 2 E: 0 K: 1 S: 7	H: 2 LOB: 1 BB: 1 P: 11		R: 0 E: 0 K: 0 S: 3	H: 0 LOB: 0 BB: 0 P: 3	1B: 2 2B: 1 3B: 0 HR: 1	SF: 1 SAC: 0 DP: 0 HBP: 0	WP: 0 PB: 0 SB: 0 CS: 0
PITCHER	IP	WLS	BF	H	R	ER	SO	BB	IBB	HBP	BLK	WP	HR	S	P	ERA	WHIP					
Bill Lee, L ERA: 3.84 (1, 1)	9.0	W	32	4	3	3	3	1	0	0	0	0	1	37	41	3.00	0.556					


Batter	1	2	3	4	5	6	7	8	9	AB	R	H	RBI	BB	SO	LOB	BOTTOM					
Tommy Harper, R OBP: 0.305, SLG: 0.314 (1, 10)	HR			6-3			SH3-4	BB		5	3	4	0	0	0	0	Texas Rangers @ Boston Red Sox Fenway Park, Boston, MA Thu Jul 11 1974, 3:33 AM EDT Att: 25,915 - Unknown - 75 F					
Rick Miller, L OBP: 0.379, SLG: 0.389 (1, 8)	HR	4-3		6-3		SH3-4		FC6-4		4	1	2	3	0	0	1						
Cecil Cooper, L OBP: 0.330, SLG: 0.425 (1, 3)	5-3			P7			2B	SF8		3	2	1	1	1	0	0						
Carl Yastrzemski, L OBP: 0.433, SLG: 0.474 (8, PH)	SH1-3					P5				4	3	3	3	0	0	0						
Bernie Carbo, L OBP: 0.373, SLG: 0.439 (9, 7)	2B			2B			F8	FC6-4		0	0	0	0	1	0	0						
Dwight Evans, R OBP: 0.356, SLG: 0.459 (1, 9)	SH1-3			1B		P4		FC6-4		4	0	1	2	0	0	3						
Rico Petrocelli, R OBP: 0.371, SLG: 0.498 (8, PH)				2B			F8	FC6-4		3	1	2	3	1	1	0						
Terry Hughes, R OBP: 0.258, SLG: 0.345 (9, 5)	2B			1B		K		F8		1	0	0	0	0	0	2						
Rick Burleson, R OBP: 0.342, SLG: 0.438 (1, 6)	4-3			F9			P6	F7		4	0	0	0	0	0	3						
Doug Griffin, R OBP: 0.367, SLG: 0.400 (1, 4)				F9			F8			3	1	1	0	1	0	0						
Tim Blackwell, S OBP: 0.316, SLG: 0.235 (1, 2)				F9			F9			4	1	1	0	0	0	3						
Inning Stats	R: 3 E: 1 K: 0 S: 7	H: 4 LOB: 1 BB: 0 P: 7	R: 0 E: 0 K: 0 S: 4	H: 1 LOB: 1 BB: 0 P: 4	R: 2 E: 0 K: 0 S: 6	H: 4 LOB: 2 BB: 1 P: 10	R: 0 E: 0 K: 0 S: 3	H: 0 LOB: 0 BB: 0 P: 3	R: 0 E: 0 K: 1 S: 5	H: 0 LOB: 0 BB: 0 P: 5	R: 0 E: 0 K: 0 S: 3	H: 0 LOB: 0 BB: 0 P: 3	R: 4 E: 0 K: 0 S: 6	H: 3 LOB: 0 BB: 1 P: 10	R: 3 E: 0 K: 0 S: 6	H: 3 LOB: 2 BB: 2 P: 14	R: 0 E: 0 K: 0 S: 0	H: 0 LOB: 0 BB: 0 P: 0	1B: 8 2B: 5 3B: 0 HR: 2	SF: 1 SAC: 2 DP: 1 HBP: 0	WP: 0 PB: 0 SB: 0 CS: 0	PA: 42
PITCHER	IP	WLS	BF	H	R	ER	SO	BB	IBB	HBP	BLK	WP	HR	S	P	ERA	WHIP					
Steve Hargan, R ERA: 3.93 (1, 1)	2.0	L	13	7	5	5	0	0	0	0	0	0	0	3	7	0.00	9.000					
Don Stanhouse, R ERA: 4.07 (3, 1)	0.1		4	2	0	0	0	1	0	0	0	0	0	3	7	0.00	9.000					
Pete Broberg, R ERA: 12.15 (3, 1)	4.1		16	3	4	4	1	1	0	0	0	0	1	17	21	8.31	0.923					
Stan Thomas, R ERA: 13.5 (7, 1)	0.1		4	2	3	3	0	1	0	0	0	0	0	3	7	81.00	9.000					
Jim Merritt, L ERA: 8.58 (8, 1)	1.0		5	1	0	0	0	1	0	0	0	0	0	4	8	0.00	2.000					


AB	30
R	3
H	4
RBI	3
BB	1
SO	3
LOB	4



AB	35
R	12
H	15
RBI	12
BB	4
SO	1
LOB	12



Batter	1	2	3	4	5	6	7	8	9	AB R H RBI BB SO LOB	TOP									
Cesar Tovar, R OBP: 0.356, SLG: 0.355 (1, 8)	0-0 BB 1B	0-0 3-1		0-0 1-3		0-0 F7			0-0 FC6-4 6-3	5 1 1 0 0 0 4	Texas Rangers @ Milwaukee Brewers Milwaukee County Stadium, Milwaukee, WI Fri Jul 12, 1974, 8:05 PM EDT Att: 23,318 - Unknown AB 33 R 4 H 7 RBI 3 BB 5 SO 4 LOB 16 									
Davey Nelson, R OBP: 0.302, SLG: 0.298 (1, 4)	4-0 1B WP BB	0-0 F7		0-0 F3			0-0 F3		0-0 6-3	4 1 0 0 1 0 2										
Alex Johnson, R OBP: 0.329, SLG: 0.347 (1, 10)	0-0 1-3 2-H 1B WP		0-0 5-3		0-0 F8		0-3 K		0-0 F9	5 1 1 1 0 1 1										
Jeff Burroughs, R OBP: 0.357, SLG: 0.486 (1, 9)	0-0 1-3 3-H 1B		0-0 HR		0-3 K		0-0 P4			4 1 1 1 0 1 1										
Jim Fregosi, R OBP: 0.363, SLG: 0.483 Mike Hargrove, L OBP: 0.307, SLG: 0.446 (8, 3)	0-0 1B 1B		4-0 BB		0-0 F7			0-0 F8		3 0 1 1 1 0 0 0 0 0 0 0 0 0										
Tom Grieve, R OBP: 0.322, SLG: 0.478 Joe Lovitto, S OBP: 0.225, SLG: 0.296 (8, 8)	0-0 1-2 1B		0-0 F3		0-0 SH1 2B			0-3 K		4 0 2 0 0 1 1 0 0 0 0 0 0 0										
Toby Harrah, R OBP: 0.334, SLG: 0.444 (1, 6)	0-0 F8		0-0 F8		0-0 SH1			0-0 S 1B		3 0 1 0 0 0 3										
Lenny Randle, S OBP: 0.350, SLG: 0.395 (1, 5)	0-0 F8			0-0 1-3		0-0 G3		0-0 F8		4 0 0 0 0 0 4										
Jim Sundberg, R OBP: 0.386, SLG: 0.339 (1, 2)		0-3 K		4-0 1-3 BB		4-0 BB			4-0 FC6-4 BB	1 0 0 0 3 1 0										
Inning Stats	R: 3 E: 0 K: 0 S: 7	H: 4 LOB: 2 BB: 1 P: 11	R: 0 E: 0 K: 1 S: 5	H: 0 LOB: 0 BB: 0 P: 5	R: 1 E: 0 K: 0 S: 4	H: 1 LOB: 1 BB: 1 P: 8	R: 0 E: 0 K: 0 S: 3	H: 0 LOB: 1 BB: 1 P: 7	R: 0 E: 0 K: 1 S: 5	H: 1 LOB: 2 BB: 1 P: 8		R: 0 E: 0 K: 1 S: 5	H: 0 LOB: 0 BB: 0 P: 5	R: 0 E: 0 K: 1 S: 6	H: 1 LOB: 1 BB: 0 P: 6	R: 0 E: 0 K: 1 S: 6	H: 1 LOB: 1 BB: 1 P: 7	1B: 5 2B: 1 3B: 0 HR: 1	SF: 0 SAC: 1 DP: 0 HBP: 0	WP: 1 PB: 0 SB: 1 CS: 0
PITCHER	IP WLS BF H R ER SO BB IBB HBP BLK WP HR S P ERA WHIP																			
Clyde Wright, L ERA: 3.92 Eduardo Rodriguez, R ERA: 3.02 Tom Murphy, R ERA: 1.99 (1, 1)	0.1 L 6 4 3 3 0 1 0 0 0 0 1 0 5 9 81.00 15.000																			
Eduardo Rodriguez, R ERA: 3.02 Tom Murphy, R ERA: 1.99 (1, 1)	7.2 29 3 1 1 4 3 0 0 0 0 0 1 34 46 1.17 0.783																			
Tom Murphy, R ERA: 1.99 (9, 1)	1.0 4 0 0 0 0 1 0 0 0 0 0 0 3 7 0.00 1.000																			

Batter	1	2	3	4	5	6	7	8	9	AB R H RBI BB SO LOB	BOTTOM									
Don Money, R OBP: 0.349, SLG: 0.423 (1, 5)	0-0 F8 SF9 1B		0-3 K		0-0 P4		0-0 6-3		0-3 K	5 1 1 0 0 2 4	Texas Rangers @ Milwaukee Brewers Milwaukee County Stadium, Milwaukee, WI Fri Jul 12, 1974, 8:05 PM EDT Att: 23,318 - Unknown AB 31 R 3 H 8 RBI 3 BB 2 SO 6 LOB 16 									
Robin Yount, R OBP: 0.291, SLG: 0.360 (1, 6)	0-0 E6 SF9		0-0 5-3		0-0 P4			0-3 K		4 0 0 0 0 1 1										
John Briggs, L OBP: 0.371, SLG: 0.531 (1, 7)	0-0 F8			0-0 2B SF8 1B		0-0 F9		0-0 G3		4 1 1 0 0 0 2										
George Scott, R OBP: 0.351, SLG: 0.455 (1, 10)	0-0 SF9			0-0 1-3 2B		0-0 F9		0-0 1B		3 0 2 1 0 0 0										
Mike Hegan, L OBP: 0.325, SLG: 0.481 (1, 3)	0-0 F5			0-0 G3		0-0 K		0-3 K		4 0 1 0 0 1 4										
Darrell Porter, L OBP: 0.352, SLG: 0.391 Bobby Mitchell, R OBP: 0.306, SLG: 0.385 (8, FR)		0-0 F7		0-0 SF8		0-3 K			0-0 SH1-4 1B	3 0 1 1 0 1 1 0 0 0 0 0 0 0										
Bob Coluccio, R OBP: 0.311, SLG: 0.374 (1, 8)		0-0 6-3		0-0 P4		0-0 SH5-3 1B			0-0 SH1-4	3 0 1 0 0 0 1										
Dave May, L OBP: 0.264, SLG: 0.355 (1, 9)		0-0 P3			0-0 F8		0-0 SH5-3		4-0 BB	2 0 0 0 1 0 0										
Pedro Garcia, R OBP: 0.276, SLG: 0.413 Bob Hansen, L OBP: 0.316, SLG: 0.333 (8, PH)			4-0 CS BB		0-0 HR		0-3 K		0-0 P6	2 1 1 1 1 1 1 1 0 0 0 0 0 2										
Inning Stats	R: 1 E: 1 K: 0 S: 5	H: 1 LOB: 1 BB: 0 P: 5	R: 0 E: 0 K: 0 S: 3	H: 0 LOB: 0 BB: 0 P: 3	R: 0 E: 0 K: 1 S: 4	H: 0 LOB: 0 BB: 1 P: 8	R: 1 E: 0 K: 0 S: 5	H: 2 LOB: 1 BB: 0 P: 5	R: 1 E: 0 K: 0 S: 4	H: 1 LOB: 0 BB: 0 P: 4		R: 0 E: 0 K: 1 S: 6	H: 1 LOB: 1 BB: 0 P: 6	R: 0 E: 0 K: 2 S: 8	H: 1 LOB: 1 BB: 0 P: 8	R: 0 E: 0 K: 1 S: 6	H: 1 LOB: 2 BB: 1 P: 10	1B: 5 2B: 1 3B: 1 HR: 1	SF: 2 SAC: 2 DP: 0 HBP: 0	WP: 0 PB: 0 SB: 0 CS: 1
PITCHER	IP WLS BF H R ER SO BB IBB HBP BLK WP HR S P ERA WHIP																			
Fergie Jenkins, R ERA: 3.97 (1, 1)	9.0 W 37 8 3 2 6 2 0 0 0 0 0 1 47 55 2.00 1.111																			

Batter	1	2	3	4	5	6	7	8	9	AB	R	H	RBI	BB	SO	LOB	TOP					
Davey Nelson, R OBP: 0.305, SLG: 0.301 (1, 4)										4	0	2	0	0	0	0						
Cesar Tovar, R OBP: 0.353, SLG: 0.351 (1, 8)										3	0	0	0	0	0	1						
Alex Johnson, R OBP: 0.328, SLG: 0.346 (1, 7)										4	1	1	0	0	1	2						
Jeff Burroughs, R OBP: 0.356, SLG: 0.484 (1, 9)										4	0	1	0	0	0	1						
Mike Hargrove, L OBP: 0.413, SLG: 0.462 (1, 3)										4	1	3	0	0	0	1						
Jim Spencer, L OBP: 0.339, SLG: 0.452 (1, 10)										4	0	1	2	0	0	2						
Lenny Randle, S OBP: 0.345, SLG: 0.389 (1, 5)										4	0	0	0	0	2	4						
Toby Harrah, R OBP: 0.331, SLG: 0.440 (1, 6)										3	0	0	0	0	0	0						
Duke Sims, L OBP: 0.223, SLG: 0.240 (1, 2)										3	0	0	0	0	2	0						
Inning Stats	R: 0 E: 0 K: 1 S: 5	H: 1 LOB: 0 BB: 0 P: 5	R: 0 E: 0 K: 1 S: 6	H: 1 LOB: 1 BB: 0 P: 6	R: 0 E: 0 K: 1 S: 5	H: 0 LOB: 0 BB: 0 P: 5	R: 0 E: 0 K: 0 S: 3	H: 0 LOB: 0 BB: 0 P: 3	R: 1 E: 0 K: 0 S: 4	H: 1 LOB: 0 BB: 0 P: 4	R: 0 E: 0 K: 1 S: 6	H: 1 LOB: 1 BB: 0 P: 6	R: 0 E: 0 K: 0 S: 4	H: 1 LOB: 0 BB: 0 P: 4	R: 0 E: 0 K: 0 S: 3	H: 0 LOB: 0 BB: 0 P: 3	R: 1 E: 0 K: 1 S: 8	H: 3 LOB: 2 BB: 0 P: 8	1B: 7 2B: 0 3B: 1 HR: 0	SF: 0 SAC: 1 DP: 0 HBP: 0	WP: 0 PB: 0 SB: 1 CS: 1	PA: 34
PITCHER	IP WLS BF H R ER SO BB IBB HBP BLK WP HR S P ERA WHIP																					
Jim Colborn, R ERA: 4.93 (1, 1)	8.2 W 33 8 2 2 4 0 0 0 0 0 0 0 41 41 2.08 0.923																					
Tom Murphy, R ERA: 1.95 (9, 1)	0.1 S 1 0 0 0 1 0 0 0 0 0 0 0 3 3 0.00 0.000																					

Texas Rangers @ Milwaukee Brewers
Milwaukee County Stadium, Milwaukee, WI

Sat Jul 13 1974, 4:33 AM EDT
Att: 16,508 - Unknown - 92 F

AB 33
R 2
H 8
RBI 2
BB 0
SO 5
LOB 11




Batter	1	2	3	4	5	6	7	8	9	AB	R	H	RBI	BB	SO	LOB	BOTTOM			
Don Money, R OBP: 0.347, SLG: 0.420 (1, 5)										5	1	1	1	0	0	4				
Robin Yount, R OBP: 0.294, SLG: 0.370 (1, 6)										4	1	2	1	0	0	1				
John Briggs, L OBP: 0.366, SLG: 0.526 (1, 7)										3	0	0	1	0	1	1				
George Scott, R OBP: 0.353, SLG: 0.455 (1, 10)										4	0	2	0	0	0	0				
Mike Hegan, L OBP: 0.323, SLG: 0.482 (1, 3)										4	0	1	0	0	1	3				
Darrell Porter, L OBP: 0.356, SLG: 0.395 (1, 2)										3	2	2	0	1	0	1				
Bob Coluccio, R OBP: 0.313, SLG: 0.372 (1, 8)										1	0	0	0	1	0	1				
Dave May, L OBP: 0.267, SLG: 0.353 (1, 9)										2	1	0	0	2	0	3				
Pedro Garcia, R OBP: 0.280, SLG: 0.414 (1, 4)										4	0	2	2	0	0	4				
Inning Stats	R: 0 E: 0 K: 2 S: 9	H: 2 LOB: 2 BB: 0 P: 9	R: 2 E: 1 K: 0 S: 4	H: 1 LOB: 1 BB: 2 P: 12	R: 0 E: 0 K: 0 S: 3	H: 1 LOB: 1 BB: 0 P: 3	R: 1 E: 0 K: 0 S: 5	H: 2 LOB: 1 BB: 0 P: 5	R: 0 E: 0 K: 0 S: 3	H: 0 LOB: 0 BB: 0 P: 3	R: 0 E: 0 K: 0 S: 4	H: 1 LOB: 2 BB: 1 P: 8	R: 2 E: 0 K: 0 S: 5	H: 2 LOB: 0 BB: 0 P: 5	R: 0 E: 0 K: 0 S: 4	H: 1 LOB: 2 BB: 1 P: 8	1B: 8 2B: 1 3B: 1 HR: 0	SF: 1 SAC: 2 DP: 0 HBP: 0	WP: 0 PB: 0 SB: 1 CS: 1	PA: 37
PITCHER	IP WLS BF H R ER SO BB IBB HBP BLK WP HR S P ERA WHIP																			
Jim Bibby, R ERA: 4.61 (1, 1)	6.0 L 29 9 5 5 2 3 0 0 0 0 0 0 0 30 42 7.50 2.000																			
Steve Foucault, R ERA: 2.22 (7, 1)	1.0 3 0 0 0 0 0 0 0 0 0 0 0 3 3 0.00 0.000																			
Stan Thomas, R ERA: 11.37 (8, 1)	1.0 5 1 0 0 0 0 0 1 0 0 0 0 4 8 0.00 1.000																			


Texas Rangers @ Milwaukee Brewers
Milwaukee County Stadium, Milwaukee, WI


Sat Jul 13 1974, 4:33 AM EDT
Att: 16,508 - Unknown - 92 F


AB 30
R 5
H 10
RBI 5
BB 4
SO 2
LOB 18



Batter	1	2	3	4	5	6	7	8	9	AB	R	H	RBI	BB	SO	LOB	TOP			
Cesar Tovar, R (1, 7) OBP: 0.353, SLG: 0.351 Alex Johnson, R (6, 7) OBP: 0.327, SLG: 0.345	G5-4-3 1B	P4		FC6-4			G6-4-3			3	0	1	0	0	0	3	<p>Texas Rangers @ Milwaukee Brewers Milwaukee County Stadium, Milwaukee, WI</p> <p>Sun Jul 14 1974, 4:33 AM EDT Unknown</p> <p>livebaseballscores.com</p> <p>AB 33 R 3 H 10 RBI 2 BB 2 SO 3 LOB 17</p> 			
Lenny Randle, S (1, 4) OBP: 0.347, SLG: 0.391 Larry Brown, R (7, 4) OBP: 0.269, SLG: 0.206	G5-4-3 1B		K				6-3			4	0	2	0	0	1	0				
Jim Fregosi, R (1, 5) OBP: 0.354, SLG: 0.471	G5-4-3		6-3				G5-4-3			4	0	0	0	0	0	3				
Jeff Burroughs, R (1, 9) OBP: 0.356, SLG: 0.485 Tom Grieve, R (6, 9) OBP: 0.320, SLG: 0.476	6-3		F8							3	0	1	0	0	0	1				
Mike Hargrove, L (1, 3) OBP: 0.314, SLG: 0.460		1B WP BB		1B			F8			3	2	1	0	1	0	1				
Jim Spencer, L (1, 10) OBP: 0.349, SLG: 0.460		1B WP BB SF8		1B			F9			4	1	3	0	0	0	0				
Toby Harrah, R (1, 6) OBP: 0.331, SLG: 0.437 Leo Cardenas, R (6, 6) OBP: 0.323, SLG: 0.300		1B WP BB		K			F7			2	0	0	0	1	1	2				
Joe Lovitto, S (1, 8) OBP: 0.218, SLG: 0.290		SF8		F8			4-3			3	0	0	1	0	1	3				
Jim Sundberg, R (1, 2) OBP: 0.388, SLG: 0.343	F7			FC6-4 1B						4	0	2	1	0	0	2				
Inning Stats	R: 0 E: 0 K: 0 S: 4	H: 2 LOB: 1 BB: 0 P: 4	R: 2 E: 0 K: 0 S: 4	H: 1 LOB: 1 BB: 2 P: 12	R: 0 E: 0 K: 1 S: 5	H: 0 LOB: 0 BB: 0 P: 5	R: 1 E: 0 K: 1 S: 8	H: 3 LOB: 0 BB: 0 P: 8	R: 0 E: 0 K: 0 S: 3	H: 2 LOB: 1 BB: 0 P: 4	R: 0 E: 0 K: 0 S: 3	H: 0 LOB: 0 BB: 0 P: 3	R: 0 E: 0 K: 0 S: 3	H: 1 LOB: 0 BB: 0 P: 3	R: 0 E: 0 K: 1 S: 6	H: 1 LOB: 1 BB: 0 P: 6		1B: 9 2B: 1 3B: 0 HR: 0	SF: 1 SAC: 0 DP: 3 HBP: 0	WP: 1 PB: 0 SB: 0 CS: 0
PITCHER Ed Sprague, R (1, 1) ERA: 2.43	IP: 9.0 WLS: W BF: 36 H: 10 R: 3 ER: 3 SO: 3 BB: 2 IBB: 0 HBP: 0 BLK: 0 WP: 1 HR: 0 S: 40 P: 48 ERA: 3.00 WHIP: 1.333											PITCHER	IP: 9.0 WLS: W BF: 36 H: 10 R: 3 ER: 3 SO: 3 BB: 2 IBB: 0 HBP: 0 BLK: 0 WP: 1 HR: 0 S: 40 P: 48 ERA: 3.00 WHIP: 1.333							

Batter	1	2	3	4	5	6	7	8	9	AB	R	H	RBI	BB	SO	LOB	BOTTOM			
Don Money, R (1, 5) OBP: 0.343, SLG: 0.415	6-3		K	L4			P6			4	0	0	0	0	1	2	<p>Texas Rangers @ Milwaukee Brewers Milwaukee County Stadium, Milwaukee, WI</p> <p>Sun Jul 14 1974, 4:33 AM EDT Unknown</p> <p>livebaseballscores.com</p> <p>AB 32 R 9 H 9 RBI 9 BB 3 SO 7 LOB 7</p> 			
Robin Yount, R (1, 6) OBP: 0.300, SLG: 0.383	2B		E	HR			5-3			4	3	3	2	0	0	0				
John Briggs, L (1, 7) OBP: 0.365, SLG: 0.521 Ken Berry, R (6, 7) OBP: 0.264, SLG: 0.232	F9		F7	HR			G3			3	1	0	0	1	0	2				
George Scott, R (1, 3) OBP: 0.357, SLG: 0.474 Mike Hegan, L (8, 3) OBP: 0.323, SLG: 0.482	2B		E8	HR			K			4	2	3	5	0	1	0				
Darrell Porter, L (1, 2) OBP: 0.356, SLG: 0.390	K		1B WP BB	4-3			6-3			3	1	0	0	1	1	1				
Dave May, L (1, 9) OBP: 0.267, SLG: 0.352		F9		1B			1-3			4	0	1	2	0	0	0				
Deron Johnson, R (1, 10) OBP: 0.254, SLG: 0.365		K		SH1-3 1B BB			5-3			3	1	0	0	1	2	0				
Bob Coluccio, R (1, 8) OBP: 0.315, SLG: 0.375		FC5-4 1B		SH1-3 2B 1B			5-3			4	1	2	0	0	0	0				
Pedro Garcia, R (1, 4) OBP: 0.279, SLG: 0.413 Tim Johnson, L (6, PH) OBP: 0.260, SLG: 0.333	FC5-4		SH1-3				K			1	0	0	0	0	0	1				
				1-2 2-3						2	0	0	0	0	2	1				
Inning Stats	R: 1 E: 0 K: 1 S: 7	H: 2 LOB: 1 BB: 0 P: 7	R: 0 E: 0 K: 1 S: 6	H: 1 LOB: 0 BB: 0 P: 6	R: 3 E: 1 K: 1 S: 7	H: 3 LOB: 1 BB: 1 P: 11	R: 5 E: 0 K: 0 S: 6	H: 3 LOB: 0 BB: 2 P: 14	R: 0 E: 0 K: 1 S: 5	H: 0 LOB: 0 BB: 0 P: 5	R: 0 E: 0 K: 1 S: 5	H: 0 LOB: 0 BB: 0 P: 5	R: 0 E: 0 K: 1 S: 6	H: 0 LOB: 1 BB: 0 P: 6	R: 0 E: 1 K: 1 S: 6	H: 0 LOB: 1 BB: 0 P: 6	1B: 4 2B: 4 3B: 0 HR: 1	SF: 0 SAC: 1 DP: 0 HBP: 0	WP: 1 PB: 0 SB: 0 CS: 0	PA: 36
PITCHER Jackie Brown, R (1, 1) ERA: 3.72 Pete Broberg, R (4, 1) ERA: 10.98 Don Stanhouse, R (8, 1) ERA: 4.58	IP: 3.2 WLS: L BF: 20 H: 8 R: 7 ER: 7 SO: 3 BB: 2 IBB: 0 HBP: 0 BLK: 0 WP: 0 HR: 0 S: 19 P: 23 ERA: 4.50 WHIP: 0.500											PITCHER	IP: 3.2 WLS: L BF: 20 H: 8 R: 7 ER: 7 SO: 3 BB: 2 IBB: 0 HBP: 0 BLK: 0 WP: 0 HR: 0 S: 19 P: 23 ERA: 4.50 WHIP: 0.500							

Batter	1	2	3	4	5	6	7	8	9	AB	R	H	RBI	BB	SO	LOB	TOP					
Lenny Randle, S OBP: 0.348, SLG: 0.391 Davey Nelson, R OBP: 0.305, SLG: 0.298	L6		BB S	FC6-4		FC4-6		6-3		2	0	1	0	0	0	0	<p>Texas Rangers @ Milwaukee Brewers Milwaukee County Stadium, Milwaukee, WI</p> <p>Sun Jul 14 1974, 4:38 AM EDT Att: 22,921 - Unknown</p> <p>livebaseballscores.com</p> <p>AB 35 R 5 H 11 RBI 5 BB 4 SO 3 LOB 17</p> 					
Cesar Tovar, R OBP: 0.354, SLG: 0.353	F9		F7	F8		FC4-6		1B SF8 2B		4	1	1	0	1	0	4						
Jeff Burroughs, R OBP: 0.357, SLG: 0.482	BB		F7		F2		F9		2-3 1B		4	0	1	0	1	0						
Mike Hargrove, L OBP: 0.306, SLG: 0.451	4-3		F7		F8		4-3		SF8		4	0	0	1	0	2						
Jim Spencer, L OBP: 0.350, SLG: 0.458		1B SF9 1B		F9			K		F3		5	1	2	0	0	1						
Tom Grievie, R OBP: 0.326, SLG: 0.497		1B		2B E		L1		HR			4	2	3	1	0	0						
Toby Harrah, R OBP: 0.333, SLG: 0.441	F7		E FC6-4 2B			1B		F8			4	1	2	0	0	2						
Duke Sims, L OBP: 0.234, SLG: 0.245 Jim Sundberg, R OBP: 0.386, SLG: 0.343	SF9		FC6-4 E			BB		K			2	0	1	1	1	0						
Leo Cardenas, R OBP: 0.303, SLG: 0.281	K		E6			P4		6-3			0	0	0	0	0	0						
											4	0	0	1	0	1						
Inning Stats	R: 0 E: 0 K: 0 S: 3	H: 0 LOB: 1 BB: 1 P: 7	R: 1 E: 0 K: 1 S: 7	H: 2 LOB: 1 BB: 0 P: 7	R: 0 E: 0 K: 0 S: 3	H: 1 LOB: 1 BB: 1 P: 7	R: 2 E: 1 K: 0 S: 6	H: 2 LOB: 2 BB: 1 P: 10	R: 0 E: 0 K: 0 S: 4	H: 1 LOB: 1 BB: 0 P: 4	R: 0 E: 0 K: 0 S: 4	H: 2 LOB: 2 BB: 1 P: 8	R: 0 E: 0 K: 1 S: 5	H: 0 LOB: 0 BB: 0 P: 5	R: 1 E: 0 K: 1 S: 6	H: 1 LOB: 0 BB: 0 P: 6	R: 1 E: 0 K: 0 S: 5	H: 2 LOB: 1 BB: 0 P: 5	1B: 8 2B: 2 3B: 0 HR: 1	SF: 2 SAC: 0 DP: 0 HBP: 0	WP: 0 PB: 0 SB: 1 CS: 0	PA: 41
PITCHER	IP WLS BF H R ER SO BB IBB HBP BLK WP HR S P ERA WHIP																					
Jim Slaton, R ERA: 4.55 Tom Murphy, R ERA: 1.95	(1, 1) 8.1 L 38 10 5 4 3 3 3 1 0 0 0 0 1 40 56 4.32 1.560																					
(9, 1) 0.2 3 1 0 0 0 0 0 0 0 0 0 0 0 3 3 0.00 1.500																						

Batter	1	2	3	4	5	6	7	8	9	AB	R	H	RBI	BB	SO	LOB	BOTTOM			
Ken Berry, R OBP: 0.272, SLG: 0.241 Don Money, R OBP: 0.345, SLG: 0.415	1-3		F9		FC5-4			WP 4-1		4	0	2	1	0	0	0	<p>Texas Rangers @ Milwaukee Brewers Milwaukee County Stadium, Milwaukee, WI</p> <p>Sun Jul 14 1974, 4:38 AM EDT Att: 22,921 - Unknown</p> <p>livebaseballscores.com</p> <p>AB 36 R 4 H 9 RBI 3 BB 2 SO 2 LOB 18</p> 			
Pedro Garcia, R OBP: 0.277, SLG: 0.406			5-3		FC5-4		L8		F7		4	0	0	0	1	0				
Charlie Moore, R OBP: 0.301, SLG: 0.371 Darrell Porter, L OBP: 0.355, SLG: 0.388	F7		5-3		CS		4-1				3	0	0	0	0	0				
George Scott, R OBP: 0.353, SLG: 0.468	K				F8		5-3		K		4	0	0	0	2	2				
Mike Hegan, L OBP: 0.321, SLG: 0.474					6-3		6-3		P4		4	1	1	0	0	0				
Bob Hansen, L OBP: 0.311, SLG: 0.328 Bob Coluccio, R OBP: 0.315, SLG: 0.375					F7		P4		E 1B		4	0	1	0	0	0				
Bobby Mitchell, R OBP: 0.301, SLG: 0.378 John Briggs, L OBP: 0.363, SLG: 0.518					F3		5-3		E6		2	0	0	0	0	0				
Tim Johnson, L OBP: 0.273, SLG: 0.370							F7		F7		4	1	2	1	0	2				
John Vukovich, R OBP: 0.205, SLG: 0.439 Dave May, L OBP: 0.272, SLG: 0.356									G2		2	0	1	0	0	0				
											2	1	2	1	0	0				
Inning Stats	R: 0 E: 0 K: 1 S: 5	H: 0 LOB: 1 BB: 1 P: 9	R: 1 E: 0 K: 0 S: 5	H: 2 LOB: 0 BB: 0 P: 5	R: 0 E: 0 K: 0 S: 3	H: 0 LOB: 0 BB: 0 P: 3	R: 0 E: 0 K: 0 S: 3	H: 0 LOB: 0 BB: 0 P: 3	R: 1 E: 0 K: 0 S: 5	H: 3 LOB: 1 BB: 0 P: 5	R: 0 E: 0 K: 0 S: 3	H: 0 LOB: 0 BB: 0 P: 3	R: 0 E: 0 K: 1 S: 7	H: 2 LOB: 1 BB: 0 P: 7	R: 1 E: 1 K: 0 S: 6	H: 2 LOB: 3 BB: 1 P: 10	1B: 8 2B: 0 3B: 1 HR: 0	SF: 0 SAC: 0 DP: 0 HBP: 0	WP: 1 PB: 0 SB: 0 CS: 1	PA: 39
PITCHER	IP WLS BF H R ER SO BB IBB HBP BLK WP HR S P ERA WHIP																			
Steve Hargan, R ERA: 3.93 Steve Foucault, R ERA: 2.16	(1, 1) 7.0 W 28 7 3 3 1 1 0 0 0 0 1 0 29 33 3.86 1.143																			
(8, 1) 2.0 S 10 2 1 0 1 1 0 0 0 0 1 0 11 15 0.00 1.500																				

Batter	1	2	3	4	5	6	7	8	9	AB	R	H	RBI	BB	SO	LOB	TOP			
Cesar Tovar, R OBP: 0.349, SLG: 0.348 (1, 8)	0-0 5-3		0-0 F9			0-0 4-3		0-3 K		4	0	0	0	0	1	1				
Lenny Randle, S OBP: 0.347, SLG: 0.389 (1, 5)	0-0 HBP 1B			0-3 K			0-0 E3 F7	0-0 F7	0-0 F7	4	0	1	0	0	1	0				
Jeff Burroughs, R OBP: 0.358, SLG: 0.482 Joe Lovitto, S OBP: 0.214, SLG: 0.284 (3, 8)	1-0 G6-4-3 HBP			0-3 K			0-0 F7	1-2 F7	0-0 F7	0	0	0	0	0	0	0				
Mike Hargrove, L OBP: 0.307, SLG: 0.450 (1, 3)	0-0 G6-4-3			0-0 F6			4-0 BB		0-0 1B	3	0	1	0	1	0	2				
Jim Spencer, L OBP: 0.348, SLG: 0.453 (1, 10)		0-0 G6-4-3 1B			0-0 P6		0-0 F2		0-0 G3	4	0	1	0	0	0	3				
Tom Grievs, R OBP: 0.324, SLG: 0.490 (1, 7)		0-0 G6-4-3			0-0 6-3		0-3 K			3	0	0	0	0	1	3				
Toby Harrah, R OBP: 0.331, SLG: 0.437 (1, 6)			0-3 K		0-3 K			0-3 K		3	0	0	0	0	3	0				
Davey Nelson, R OBP: 0.305, SLG: 0.299 (1, 4)			0-0 CS 1B			0-0 F3		0-3 K		3	0	1	0	0	1	0				
Jim Sundberg, R OBP: 0.387, SLG: 0.348 (1, 2)			0-0 F9			0-0 F9		0-0 2B		3	0	1	0	0	0	1				
Inning Stats	R: 0 E: 0 K: 1 S: 3	H: 1 LOB: 1 BB: 0 P: 4	R: 0 E: 0 K: 1 S: 5	H: 1 LOB: 0 BB: 0 P: 5	R: 0 E: 0 K: 2 S: 7	H: 1 LOB: 0 BB: 0 P: 3	R: 0 E: 0 K: 1 S: 5	H: 0 LOB: 0 BB: 0 P: 7	R: 0 E: 0 K: 1 S: 3	H: 0 LOB: 0 BB: 0 P: 5	R: 0 E: 2 K: 1 S: 6	H: 0 LOB: 2 BB: 1 P: 10	R: 0 E: 0 K: 3 S: 10	H: 1 LOB: 1 BB: 0 P: 10	R: 0 E: 0 K: 0 S: 4	H: 1 LOB: 1 BB: 0 P: 4	1B: 4 2B: 1 3B: 0 HR: 0	SF: 0 SAC: 0 DP: 2 HBP: 1	WP: 0 PB: 0 SB: 0 CS: 1	PA: 32
PITCHER Doc Medich, R ERA: 3.55 (1, 1)	IP: 9.0 WLS: W BF: 32 H: 5 R: 0 ER: 0 SO: 8 BB: 1 IBB: 0 HBP: 1 BLK: 0 WP: 0 HR: 0 S: 46 P: 51 ERA: 0.00 WHIP: 0.667															PITCHER				

Texas Rangers @ New York Yankees
Shea Stadium, Flushing, NY
Tue Jul 16 1974, 7:05 PM EDT
Att: 19,288 - Unknown - 80 F


AB 30
R 0
H 5
RBI 0
BB 1
SO 8
LOB 11



Batter	1	2	3	4	5	6	7	8	9	AB	R	H	RBI	BB	SO	LOB	BOTTOM			
Sandy Alomar Sr., S OBP: 0.221, SLG: 0.232 (1, 4)	0-0 6-3		0-0 SF9-3-5		0-0 FC3-5			0-3 K2-3		3	0	0	1	0	1	1				
Roy White, S OBP: 0.368, SLG: 0.373 (1, 10)	0-0 F7		0-0 1B 2B			0-0 F9		0-0 F7		4	1	1	0	0	0	0				
Bobby Murcer, L OBP: 0.341, SLG: 0.391 (1, 8)	0-3 K		0-0 CS 1B			0-0 1B 1B		0-0 1B 1B		3	0	2	1	0	1	0				
Lou Piniella, R OBP: 0.345, SLG: 0.379 (1, 9)		0-0 1B 1B	0-0 CS	0-0 F9		0-0 FC5-4 1B		0-0 FC5-4 1B		3	0	2	0	0	0	0				
Otto Velez, R OBP: 0.404, SLG: 0.459 (8, 3)		0-0 1B		0-0 6-3		0-0 FC5-4		0-0 FC5-4		3	0	1	0	0	0	1				
Thurman Munson, R OBP: 0.302, SLG: 0.384 (1, 2)		0-0 L9		0-0 1B			0-0 L8			3	0	1	0	0	0	1				
Bill Sudakis, S OBP: 0.290, SLG: 0.361 Gene Michael, S OBP: 0.286, SLG: 0.266 (8, 5)		0-0 F8		0-0 F7			0-0 6-3			3	0	0	0	0	0	2				
Walt Williams, R OBP: 0.125, SLG: 0.105 (1, 7)			0-0 2B 1B		0-0 P3		0-0 5-3			3	1	1	0	0	0	0				
Jim Mason, L OBP: 0.300, SLG: 0.344 (1, 6)			0-0 1B 2B		0-0 FC3-5 3B			0-3 K		3	0	2	0	0	1	0				
Inning Stats	R: 0 E: 0 K: 1 S: 5	H: 0 LOB: 0 BB: 0 P: 5	R: 0 E: 0 K: 0 S: 4	H: 2 LOB: 1 BB: 0 P: 4	R: 2 E: 0 K: 0 S: 5	H: 4 LOB: 0 BB: 0 P: 5	R: 0 E: 0 K: 0 S: 4	H: 1 LOB: 1 BB: 0 P: 4	R: 0 E: 0 K: 0 S: 3	H: 1 LOB: 0 BB: 0 P: 3	R: 0 E: 0 K: 0 S: 4	H: 2 LOB: 1 BB: 0 P: 4	R: 0 E: 0 K: 0 S: 3	H: 0 LOB: 0 BB: 0 P: 3	R: 0 E: 0 K: 2 S: 7	H: 0 LOB: 0 BB: 0 P: 7	1B: 7 2B: 4 3B: 1 HR: 0	SF: 1 SAC: 0 DP: 2 HBP: 0	WP: 0 PB: 0 SB: 0 CS: 1	PA: 30
PITCHER David Clyde, L ERA: 3.97 (1, 1)	IP: 8.0 WLS: L BF: 29 H: 10 R: 2 ER: 2 SO: 3 BB: 0 IBB: 0 HBP: 0 BLK: 0 WP: 0 HR: 0 S: 35 P: 35 ERA: 2.25 WHIP: 1.250															PITCHER				

Texas Rangers @ New York Yankees
Shea Stadium, Flushing, NY
Tue Jul 16 1974, 7:05 PM EDT
Att: 19,288 - Unknown - 80 F

AB 28
R 2
H 10
RBI 2
BB 0
SO 3
LOB 5



Batter	1	2	3	4	5	6	7	8	9	AB	R	H	RBI	BB	SO	LOB	TOP					
Cesar Tovar, R (1, 7) OBP: 0.348, SLG: 0.347										4	0	1	0	0	0	2						
Davey Nelson, R (1, 4) OBP: 0.301, SLG: 0.294										4	0	0	0	0	1	1						
Lenny Randle, S (1, 5) OBP: 0.342, SLG: 0.384										4	0	0	0	0	0	1						
Mike Hargrove, L (1, 3) OBP: 0.301, SLG: 0.441										4	0	0	0	0	0	0						
Jim Spencer, L (1, 10) OBP: 0.346, SLG: 0.448										4	1	1	0	0	0	0						
Tom Grievs, R (1, 9) OBP: 0.327, SLG: 0.490										4	0	2	0	0	0	1						
Toby Harrah, R (1, 6) OBP: 0.331, SLG: 0.445										3	1	1	2	0	1	2						
Joe Lovitto, S (1, 8) OBP: 0.216, SLG: 0.285										3	0	1	0	0	0	1						
Jim Sundberg, R (1, 2) OBP: 0.382, SLG: 0.342										3	0	0	0	0	2	2						
Inning Stats	R: 0 E: 0 K: 1 S: 5	H: 0 LOB: 0 BB: 0 P: 5	R: 2 E: 0 K: 0 S: 5	H: 2 LOB: 0 BB: 0 P: 5	R: 0 E: 0 K: 1 S: 5	H: 0 LOB: 0 BB: 0 P: 5	R: 0 E: 0 K: 0 S: 3	H: 0 LOB: 0 BB: 0 P: 3	R: 0 E: 0 K: 1 S: 7	H: 2 LOB: 2 BB: 0 P: 7	R: 0 E: 0 K: 0 S: 3	H: 0 LOB: 0 BB: 0 P: 3	R: 0 E: 0 K: 1 S: 6	H: 1 LOB: 1 BB: 0 P: 6	R: 0 E: 0 K: 0 S: 4	H: 1 LOB: 1 BB: 0 P: 4	R: 0 E: 0 K: 0 S: 3	H: 0 LOB: 0 BB: 0 P: 3	1B: 5 2B: 0 3B: 0 HR: 1	SF: 0 SAC: 0 DP: 0 HBP: 0	WP: 0 PB: 0 SB: 0 CS: 0	PA: 33
PITCHER Pat Dobson, R (1, 1) ERA: 3.35	IP: 9.0 WLS: L BF: 33 H: 6 R: 2 ER: 2 SO: 4 BB: 0 IBB: 0 HBP: 0 BLK: 0 WP: 0 HR: 1 S: 41 P: 41 ERA: 2.00 WHIP: 0.667															PITCHER						

Texas Rangers @ New York Yankees
Shea Stadium, Flushing, NY
Wed Jul 17 1974, 3:33 AM EDT
Att: 26,169 - Unknown - 81 F

AB 33
R 2
H 6
RBI 2
BB 0
SO 4
LOB 10



Batter	1	2	3	4	5	6	7	8	9	AB	R	H	RBI	BB	SO	LOB	BOTTOM					
Roy White, S (1, 7) OBP: 0.366, SLG: 0.368										3	0	0	0	1	0	1						
Elliott Maddox, R (1, 8) OBP: 0.388, SLG: 0.363										4	0	0	0	0	2	3						
Bobby Murcer, L (1, 9) OBP: 0.340, SLG: 0.389										4	0	1	0	0	0	0						
Ron Blomberg, L (1, 10) OBP: 0.376, SLG: 0.481										4	0	0	0	0	1	2						
Otto Velez, R (1, 5) OBP: 0.380, SLG: 0.425										3	0	0	0	0	2	0						
Graig Nettles, L (9, PH) OBP: 0.333, SLG: 0.432										1	0	0	0	0	0	0						
Chris Chambliss, L (1, 3) OBP: 0.286, SLG: 0.321										3	0	0	0	0	1	0						
Thurman Munson, R (1, 2) OBP: 0.303, SLG: 0.381										2	0	0	0	1	0	0						
Jim Mason, L (1, 6) OBP: 0.297, SLG: 0.340										3	0	0	0	0	0	1						
Sandy Alomar Sr., S (1, 4) OBP: 0.236, SLG: 0.247										3	0	2	0	0	0	0						
Inning Stats	R: 0 E: 0 K: 1 S: 5	H: 0 LOB: 0 BB: 0 P: 5	R: 0 E: 0 K: 2 S: 7	H: 0 LOB: 0 BB: 0 P: 7	R: 0 E: 0 K: 0 S: 4	H: 1 LOB: 2 BB: 1 P: 8	R: 0 E: 0 K: 1 S: 5	H: 0 LOB: 0 BB: 0 P: 5	R: 0 E: 0 K: 0 S: 3	H: 0 LOB: 0 BB: 0 P: 3	R: 0 E: 0 K: 2 S: 9	H: 2 LOB: 2 BB: 0 P: 9	R: 0 E: 0 K: 0 S: 3	H: 0 LOB: 1 BB: 1 P: 7	R: 0 E: 0 K: 0 S: 3	H: 0 LOB: 0 BB: 0 P: 3	R: 0 E: 0 K: 0 S: 3	H: 0 LOB: 0 BB: 0 P: 3	1B: 3 2B: 0 3B: 0 HR: 0	SF: 0 SAC: 0 DP: 0 HBP: 0	WP: 0 PB: 0 SB: 1 CS: 0	PA: 32
PITCHER Jim Bibby, R (1, 1) ERA: 4.35	IP: 9.0 WLS: W BF: 32 H: 3 R: 0 ER: 0 SO: 6 BB: 2 IBB: 0 HBP: 0 BLK: 0 WP: 0 HR: 0 S: 42 P: 50 ERA: 0.00 WHIP: 0.556															PITCHER						

Texas Rangers @ New York Yankees
Shea Stadium, Flushing, NY
Wed Jul 17 1974, 3:33 AM EDT
Att: 26,169 - Unknown - 81 F

AB 30
R 0
H 3
RBI 0
BB 2
SO 6
LOB 7



Batter	1	2	3	4	5	6	7	8	9	AB	R	H	RBI	BB	SO	LOB	TOP			
Rick Miller, L OBP: 0.383, SLG: 0.377 (1, 8)	0-0 4-3		0-0 1B		0-0 4-3			0-0 G3		4	0	1	0	0	0	1				
Cecil Cooper, L OBP: 0.320, SLG: 0.407 (1, 3)	0-0 4-3		0-3 K			0-0 3-1		0-0 F7		4	0	0	0	0	0	1				
Dwight Evans, R OBP: 0.344, SLG: 0.437 (1, 9)	0-0 L5			4-0 BB		0-0 6-3		0-3 K		3	0	0	0	1	1	0				
Carl Yastrzemski, L OBP: 0.430, SLG: 0.498 (1, 7)		0-0 HR		0-0 F8		0-0 2B		0-0 F7		4	1	2	1	0	0	1				
Bernie Carbo, L OBP: 0.370, SLG: 0.443 (9, PR)		0-3 K		0-3 K		0-3 K		0-0 CS		4	0	1	0	0	3	2				
Tommy Harper, R OBP: 0.304, SLG: 0.324 (9, PR)				1-2 K				0-0 1B		0	0	0	0	0	0	0				
Rico Petrocelli, R OBP: 0.380, SLG: 0.500 (1, 5)		0-0 F7		0-0 6-3				0-0 F3		4	0	1	0	0	0	1				
Terry Hughes, R OBP: 0.258, SLG: 0.345 (9, PR)								1-2 1B		0	0	0	0	0	0	0				
Dick McAuliffe, L OBP: 0.314, SLG: 0.311 (1, 4)		0-0 G3			0-3 K		0-0 3-1		0-0 F7	4	0	0	0	0	1	1				
Rick Burleson, R OBP: 0.335, SLG: 0.427 (1, 6)				0-0 1B	0-3 K		0-0 FC4-6			3	0	2	0	0	1	0				
Tim Blackwell, S OBP: 0.294, SLG: 0.313 (1, 2)				0-0 P6			0-0 1B	0-0 FC4-6		3	0	1	0	0	0	2				
Inning Stats	R: 0 E: 0 K: 0 S: 3	H: 0 LOB: 0 BB: 0 P: 3	R: 1 E: 0 K: 1 S: 6	H: 1 LOB: 0 BB: 0 P: 6	R: 0 E: 0 K: 1 S: 6	H: 2 LOB: 1 BB: 0 P: 6	R: 0 E: 0 K: 1 S: 5	H: 0 LOB: 1 BB: 1 P: 9	R: 0 E: 0 K: 2 S: 8	H: 1 LOB: 1 BB: 0 P: 8	R: 0 E: 0 K: 1 S: 6	H: 1 LOB: 1 BB: 0 P: 6	R: 0 E: 0 K: 0 S: 4	H: 1 LOB: 1 BB: 0 P: 4	R: 0 E: 0 K: 1 S: 5	H: 2 LOB: 1 BB: 0 P: 4	1B: 6 2B: 1 3B: 0 HR: 1	SF: 0 SAC: 0 DP: 0 HBP: 0	WP: 0 PB: 0 SB: 1 CS: 1	PA: 34
PITCHER Fergie Jenkins, R ERA: 3.82 (1, 1)	IP: 9.0 WLS: W BF: 34 H: 8 R: 1 ER: 1 SO: 7 BB: 1 IBB: 0 HBP: 0 BLK: 0 WP: 0 HR: 1 S: 47 P: 51 ERA: 1.00 WHIP: 1.000															PITCHER				

Boston Red Sox @ Texas Rangers
Arlington Stadium, Arlington, TX
Thu Jul 18 1974, 8:05 PM EDT
Att: 12,350 - Unknown

AB 33
R 1
H 8
RBI 1
BB 1
SO 7
LOB 9



Batter	1	2	3	4	5	6	7	8	9	AB	R	H	RBI	BB	SO	LOB	BOTTOM			
Cesar Tovar, R OBP: 0.352, SLG: 0.357 (1, 7)	0-0 3B	0-0 FC4-6		0-0 5-3		0-0 1B		0-0 FC4		5	0	3	1	0	0	4				
Davey Nelson, R OBP: 0.296, SLG: 0.288 (1, 4)	0-0 6-3		0-0 6-3		0-0 2-3	0-0 5-3		0-0 FC4		5	0	0	0	0	0	4				
Lenny Randle, S OBP: 0.343, SLG: 0.382 (1, 5)			4-0 BB		0-0 5-3		0-0 F9		1	0	0	0	1	1	1	1				
Jim Fregosi, R OBP: 0.350, SLG: 0.465 (4, 5)			0-0 CS						2	0	0	0	0	0	0	0				
Larry Brown, R OBP: 0.269, SLG: 0.206 (8, 5)			0-0 BB						0	0	0	0	0	0	0	0				
Mike Hargrove, L OBP: 0.306, SLG: 0.449 (1, 3)	0-0 4-3		0-0 1B		1-0 1B		0-0 1B		3	1	2	0	0	0	1					
Jim Spencer, L OBP: 0.354, SLG: 0.455 (1, 10)		0-0 BB	0-0 FC3-2	0-0 FC6-4	0-0 1B	0-0 1B	0-0 F8		4	0	3	1	0	0	1					
Tom Grieve, R OBP: 0.326, SLG: 0.482 (1, 9)		4-0 FC3-2	0-0 FC6-4		0-3 K		0-3 K		3	0	0	0	1	2	4					
Toby Harrah, R OBP: 0.330, SLG: 0.441 (1, 6)		0-0 F7		0-0 E6		4-0 F8		0-0 F7		3	1	0	0	1	0	2				
Joe Lovitto, S OBP: 0.217, SLG: 0.279 (1, 8)		4-0 FC3-2		0-0 6-3		0-0 5-3		0-0 L7		3	0	0	0	1	0	2				
Duke Sims, L OBP: 0.234, SLG: 0.238 (1, 2)		0-0 FC3-2		0-0 F8		0-0 F8		4-0 1B		3	0	0	0	1	0	5				
Inning Stats	R: 0 E: 0 K: 1 S: 6	H: 1 LOB: 1 BB: 0 P: 6	R: 0 E: 0 K: 0 S: 4	H: 1 LOB: 3 BB: 2 P: 12	R: 1 E: 0 K: 0 S: 4	H: 2 LOB: 1 BB: 1 P: 8	R: 0 E: 1 K: 0 S: 4	H: 0 LOB: 1 BB: 0 P: 4	R: 0 E: 0 K: 1 S: 6	H: 1 LOB: 2 BB: 0 P: 7	R: 1 E: 0 K: 0 S: 4	H: 1 LOB: 1 BB: 1 P: 8	R: 0 E: 0 K: 1 S: 6	H: 1 LOB: 1 BB: 0 P: 6	R: 0 E: 0 K: 0 S: 4	H: 1 LOB: 2 BB: 1 P: 8	1B: 6 2B: 1 3B: 1 HR: 0	SF: 0 SAC: 0 DP: 0 HBP: 1	WP: 0 PB: 0 SB: 0 CS: 1	PA: 38
PITCHER Dick Drago, R ERA: 3.75 (1, 1)	IP: 8.0 WLS: L BF: 38 H: 8 R: 2 ER: 2 SO: 3 BB: 5 IBB: 0 HBP: 1 BLK: 0 WP: 0 HR: 0 S: 38 P: 59 ERA: 2.25 WHIP: 1.625															PITCHER				

Boston Red Sox @ Texas Rangers
Arlington Stadium, Arlington, TX
Thu Jul 18 1974, 8:05 PM EDT
Att: 12,350 - Unknown


AB 32
R 2
H 8
RBI 2
BB 5
SO 3
LOB 24



Batter	1	2	3	4	5	6	7	8	9	AB	R	H	RBI	BB	SO	LOB	TOP																									
Tommy Harper, R OBP: 0.306, SLG: 0.325										5	0	2	0	0	2	1																										
Rick Miller, L OBP: 0.375, SLG: 0.367										4	0	0	0	0	2	3																										
Dwight Evans, R OBP: 0.343, SLG: 0.434										4	1	1	0	0	0	2																										
Carl Yastrzemski, L OBP: 0.431, SLG: 0.502 Luis Tiant, R										4	1	2	1	0	0	1																										
Cecil Cooper, L OBP: 0.319, SLG: 0.403										3	0	0	0	1	1	1																										
Rico Petrocelli, R OBP: 0.376, SLG: 0.496										4	0	1	1	0	1	2																										
Rick Burleson, R OBP: 0.345, SLG: 0.428										2	1	1	0	2	0	1	AB 34																									
Mario Guerrero, R OBP: 0.290, SLG: 0.285									4	0	1	0	0	0	3		R 3																									
Tim Blackwell, S OBP: 0.289, SLG: 0.306									4	0	1	1	0	0	2		H 9																									
Inning Stats	R: 0 E: 0 K: 0 S: 4	H: 1 LOB: 1 BB: 0 P: 4	R: 0 E: 0 K: 0 S: 3	H: 0 LOB: 1 BB: 1 P: 7	R: 0 E: 1 K: 1 S: 6	H: 0 LOB: 1 BB: 0 P: 6	R: 0 E: 0 K: 1 S: 5	H: 0 LOB: 0 BB: 0 P: 5	R: 1 E: 0 K: 1 S: 7	H: 3 LOB: 1 BB: 0 P: 7	R: 2 E: 3 K: 1 S: 8	H: 3 LOB: 1 BB: 0 P: 8	R: 0 E: 0 K: 2 S: 7	H: 0 LOB: 0 BB: 0 P: 7	R: 0 E: 0 K: 0 S: 3	H: 1 LOB: 1 BB: 1 P: 7	R: 0 E: 0 K: 0 S: 3	H: 1 LOB: 1 BB: 1 P: 7	1B: 8 2B: 2 3B: 0 HR: 0	SF: 0 SAC: 0 DP: 2 HBP: 0	WP: 0 PB: 0 SB: 3 CS: 2	PA: 37																				
PITCHER	IP	WLS	BF	H	R	ER	SO	BB	IBB	HBP	BLK	WP	HR	S	P	ERA	WHIP	PITCHER								IP	WLS	BF	H	R	ER	SO	BB	IBB	HBP	BLK	WP	HR	S	P	ERA	WHIP
Jackie Brown, R ERA: 3.62	(1, 1)	8.0	L	35	9	3	2	6	2	1	0	1	0	0	44	56	2.25	1.375																								
Jim Merritt, L ERA: 8.16	(9, 1)	0.2		1	0	0	0	0	0	0	0	0	0	0	1	1	0.00	0.000																								
Stan Thomas, R ERA: 10.8	(9, 1)	0.1		1	0	0	0	0	0	0	0	0	0	0	1	1	0.00	0.000																								

Boston Red Sox @ Texas Rangers
Arlington Stadium, Arlington, TX
Fri Jul 19 1974, 8:05 PM EDT
Att: 22,387 - Unknown


AB 34
R 3
H 9
RBI 3
BB 3
SO 6
LOB 16



Batter	1	2	3	4	5	6	7	8	9	AB	R	H	RBI	BB	SO	LOB	BOTTOM																									
Cesar Tovar, R OBP: 0.351, SLG: 0.356										4	0	1	0	0	0	0																										
Lenny Randle, S OBP: 0.345, SLG: 0.384										4	0	2	0	0	1	0																										
Jeff Burroughs, R OBP: 0.355, SLG: 0.477										4	0	0	0	0	0	3																										
Mike Hargrove, L OBP: 0.304, SLG: 0.450										4	1	1	0	0	0	2																										
Jim Spencer, L OBP: 0.357, SLG: 0.456										4	0	2	1	0	1	0																										
Toby Harrah, R OBP: 0.329, SLG: 0.439										4	0	1	0	0	0	1																										
Davey Nelson, R OBP: 0.299, SLG: 0.289										3	0	1	0	1	0	1	AB 35																									
Joe Lovitto, S OBP: 0.213, SLG: 0.273										3	0	0	0	0	1	2	R 1																									
Tom Griever, R OBP: 0.324, SLG: 0.480										1	0	0	0	0	1	3	H 8																									
Duke Sims, L OBP: 0.226, SLG: 0.229										4	0	0	0	0	2	3	RBI 1																									
Inning Stats	R: 0 E: 0 K: 1 S: 5	H: 0 LOB: 0 BB: 0 P: 5	R: 0 E: 0 K: 0 S: 3	H: 0 LOB: 0 BB: 0 P: 3	R: 0 E: 0 K: 1 S: 5	H: 0 LOB: 0 BB: 0 P: 5	R: 0 E: 0 K: 0 S: 3	H: 0 LOB: 0 BB: 0 P: 3	R: 1 E: 0 K: 1 S: 7	H: 2 LOB: 1 BB: 0 P: 7	R: 0 E: 0 K: 0 S: 5	H: 2 LOB: 2 BB: 0 P: 5	R: 0 E: 0 K: 1 S: 5	H: 0 LOB: 1 BB: 1 P: 9	R: 0 E: 1 K: 0 S: 4	H: 1 LOB: 1 BB: 0 P: 4	R: 0 E: 0 K: 2 S: 10	H: 3 LOB: 3 BB: 0 P: 10	1B: 7 2B: 1 3B: 0 HR: 0	SF: 0 SAC: 0 DP: 0 HBP: 0	WP: 0 PB: 0 SB: 0 CS: 0	PA: 36																				
PITCHER	IP	WLS	BF	H	R	ER	SO	BB	IBB	HBP	BLK	WP	HR	S	P	ERA	WHIP	PITCHER								IP	WLS	BF	H	R	ER	SO	BB	IBB	HBP	BLK	WP	HR	S	P	ERA	WHIP
Luis Tiant, R ERA: 2.78	(1, 1)	9.0	W	36	8	1	1	6	1	0	0	0	0	0	47	51	1.00	1.000																								
Luis Tiant, R ERA: 2.78	(9, 1)	9.0	W	36	8	1	1	6	1	0	0	0	0	0	47	51	1.00	1.000																								

Boston Red Sox @ Texas Rangers
Arlington Stadium, Arlington, TX
Fri Jul 19 1974, 8:05 PM EDT
Att: 22,387 - Unknown

AB 35
R 1
H 8
RBI 1
BB 1
SO 6
LOB 15



Batter	1	2	3	4	5	6	7	8	9	AB	R	H	RBI	BB	SO	LOB	TOP				
Tommy Harper, R OBP: 0.301, SLG: 0.320 (1.7)										4	0	0	0	0	0	2					
Rick Miller, L OBP: 0.372, SLG: 0.370 (1.8)										4	0	1	0	0	0	2					
Dwight Evans, R OBP: 0.338, SLG: 0.427 (1.9)										4	0	0	1	0	1	1					
Rico Petrocelli, R OBP: 0.380, SLG: 0.500 (1.5)										4	2	2	0	0	1	1					
Bernie Carbo, L OBP: 0.371, SLG: 0.439 (1.10)										2	1	0	0	2	1	0					
Cecil Cooper, L OBP: 0.315, SLG: 0.397 (1.3)										4	0	0	0	0	2	4					
Rick Burleson, R OBP: 0.349, SLG: 0.429 (1.4)										4	1	2	2	0	1	0					
Mario Guerrero, R OBP: 0.286, SLG: 0.282 (1.6)										3	0	0	0	0	2	2					
Dick McAuliffe, L OBP: 0.317, SLG: 0.329 (9, PH)										1	1	1	3	0	0	0					
Tim Blackwell, S OBP: 0.310, SLG: 0.308 (1.2)										3	1	1	0	1	1	0					
Inning Stats	R: 0 E: 1 K: 0 S: 3	H: 0 LOB: 0 BB: 0 P: 3	R: 1 E: 0 K: 1 S: 6	H: 2 LOB: 1 BB: 1 P: 10	R: 1 E: 0 K: 0 S: 4	H: 1 LOB: 1 BB: 1 P: 8	R: 0 E: 0 K: 1 S: 5	H: 0 LOB: 0 BB: 0 P: 5	R: 0 E: 0 K: 2 S: 7	H: 0 LOB: 0 BB: 0 P: 7	R: 0 E: 0 K: 1 S: 5	H: 0 LOB: 0 BB: 0 P: 5	R: 0 E: 0 K: 0 S: 3	H: 0 LOB: 0 BB: 0 P: 3	R: 4 E: 0 K: 2 S: 10	H: 3 LOB: 0 BB: 1 P: 14	1B: 4 2B: 2 3B: 0 HR: 1	SF: 0 SAC: 0 DP: 1 HBP: 0	WP: 0 PB: 0 SB: 0 CS: 1	PA: 36	
PITCHER Jim Bibby, R ERA: 4.44 (1.1)	IP: 9.0 WLS: W BF: 36 H: 7 R: 6 ER: 6 SO: 7 BB: 3 IBB: 0 HBP: 0 BLK: 0 WP: 0 HR: 1 S: 47 P: 59 ERA: 6.00 WHIP: 1.111																				

Boston Red Sox @ Texas Rangers
Arlington Stadium, Arlington, TX
Sat Jul 20 1974, 8:05 PM EDT
Att: 20,824 - Unknown - 95 F

AB 33
R 6
H 7
RBI 6
BB 3
SO 7
LOB 12



Batter	1	2	3	4	5	6	7	8	9	AB	R	H	RBI	BB	SO	LOB	BOTTOM			
Cesar Tovar, R OBP: 0.349, SLG: 0.354 (1.8) (6.7)										5	1	1	0	0	0	2				
Alex Johnson, R OBP: 0.327, SLG: 0.345 (1.7) Joe Lovitto, S OBP: 0.217, SLG: 0.272 (6.8)										3	0	1	0	0	0	2				
Jeff Burroughs, R OBP: 0.358, SLG: 0.487 (1.9)										5	2	3	1	0	0	1				
Mike Hargrove, L OBP: 0.398, SLG: 0.442 (1.3)										4	1	0	1	0	4					
Jim Spencer, L OBP: 0.350, SLG: 0.446 (1.10)										4	0	0	0	0	3					
Lenny Randle, S OBP: 0.354, SLG: 0.394 (1.5)										3	2	3	2	1	0	0				
Toby Harrah, R OBP: 0.328, SLG: 0.439 (1.6)										4	1	1	0	0	3					
Davey Nelson, R OBP: 0.298, SLG: 0.293 (1.4)										3	1	1	3	0	1	1				
Jim Sundberg, R OBP: 0.379, SLG: 0.340 (1.2)										4	0	1	0	0	2					
Inning Stats	R: 0 E: 0 K: 0 S: 4	H: 2 LOB: 1 BB: 0 P: 4	R: 1 E: 0 K: 0 S: 5	H: 2 LOB: 1 BB: 0 P: 5	R: 3 E: 0 K: 0 S: 7	H: 3 LOB: 1 BB: 0 P: 7	R: 0 E: 0 K: 1 S: 6	H: 1 LOB: 1 BB: 0 P: 6	R: 4 E: 2 K: 0 S: 8	H: 3 LOB: 1 BB: 0 P: 8	R: 0 E: 0 K: 0 S: 3	H: 0 LOB: 1 BB: 1 P: 7	R: 0 E: 0 K: 0 S: 3	H: 0 LOB: 0 BB: 1 P: 7	R: 0 E: 0 K: 0 S: 3	H: 0 LOB: 0 BB: 0 P: 3	1B: 7 2B: 3 3B: 0 HR: 1	SF: 1 SAC: 0 DP: 1 HBP: 0	WP: 0 PB: 0 SB: 1 CS: 0	PA: 39
PITCHER Reggie Cleveland, R ERA: 5.12 (1.1)	IP: 4.2 WLS: L BF: 25 H: 10 R: 7 ER: 5 SO: 1 BB: 0 IBB: 0 HBP: 0 BLK: 0 WP: 0 HR: 1 S: 27 P: 27 ERA: 9.64 WHIP: 2.143																			
Diego Segui, R ERA: 4.23 (5.1)	IP: 3.1 WLS: L BF: 14 H: 1 R: 1 ER: 0 SO: 0 BB: 2 IBB: 0 HBP: 0 BLK: 0 WP: 0 HR: 0 S: 12 P: 20 ERA: 0.00 WHIP: 0.900																			

Boston Red Sox @ Texas Rangers
Arlington Stadium, Arlington, TX
Sat Jul 20 1974, 8:05 PM EDT
Att: 20,824 - Unknown - 95 F

AB 36
R 8
H 11
RBI 7
BB 2
SO 1
LOB 18



Batter	1	2	3	4	5	6	7	8	9	AB	R	H	RBI	BB	SO	LOB	TOP											
Tommy Harper, R OBP: 0.304, SLG: 0.320 (1, 10)										3	0	1	0	0	0	1												
Rick Miller, L OBP: 0.375, SLG: 0.373 (1, 8)										4	1	2	0	0	0	1												
Danny Cater, R OBP: 0.337, SLG: 0.481 (1, 3)										4	0	0	0	0	2	5												
Rico Petrocelli, R OBP: 0.385, SLG: 0.504 Terry Hughes, R OBP: 0.259, SLG: 0.345 (9, PR)										4	0	3	1	0	1	0												
Bernie Carbo, L OBP: 0.366, SLG: 0.432 (1, 7)										4	0	0	0	0	0	3												
Dwight Evans, R OBP: 0.335, SLG: 0.422 Dick McAuliffe, L OBP: 0.320, SLG: 0.329 (9, PH)										3	0	0	0	0	2	2												
Rick Burleson, R OBP: 0.352, SLG: 0.431 (1, 6)											4	0	2	0	0	0												
Doug Griffin, R OBP: 0.338, SLG: 0.364 (1, 4)											4	0	1	0	0	3												
Tim Blackwell, S OBP: 0.289, SLG: 0.286 (1, 2)											3	0	0	0	0	2												
Inning Stats	R: 1 E: 3 K: 1 S: 8	H: 2 LOB: 2 BB: 0 P: 8	R: 0 E: 0 K: 0 S: 4	H: 1 LOB: 1 BB: 0 P: 4	R: 0 E: 0 K: 1 S: 5	H: 1 LOB: 0 BB: 0 P: 5	R: 0 E: 0 K: 1 S: 5	H: 0 LOB: 0 BB: 0 P: 5	R: 0 E: 0 K: 1 S: 6	H: 2 LOB: 2 BB: 0 P: 7	R: 0 E: 0 K: 1 S: 5	H: 1 LOB: 0 BB: 0 P: 5	R: 0 E: 0 K: 0 S: 3	H: 0 LOB: 0 BB: 0 P: 3	R: 0 E: 0 K: 0 S: 3	H: 2 LOB: 2 BB: 1 P: 8	1B: 9 2B: 1 3B: 0 HR: 0	SF: 0 SAC: 0 DP: 4 HBP: 1	WP: 0 PB: 0 SB: 0 CS: 2	PA: 35								
PITCHER	IP	WLS	BF	H	R	ER	SO	BB	IBB	HBP	BLK	WP	HR	S	P	ERA	WHIP											
Steve Hargan, R ERA: 3.65 Steve Foucault, R ERA: 2.15	(1, 1)	8.1	W	33	8	1	0	5	1	0	1	0	0	0	41	46	0.00	1.080										
(9, 1)	0.2	S	2	1	0	0	0	0	0	0	0	0	0	2	2	0.00	1.500											

Boston Red Sox @ Texas Rangers
Arlington Stadium, Arlington, TX
Sun Jul 21 1974, 8:05 PM EDT
Att: 11,770 - Unknown - 97 F

AB 33
R 1
H 9
RBI 1
BB 1
SO 5
LOB 17



Batter	1	2	3	4	5	6	7	8	9	AB	R	H	RBI	BB	SO	LOB	BOTTOM										
Cesar Tovar, R OBP: 0.347, SLG: 0.352 (1, 8)										4	0	1	0	0	0	1											
Alex Johnson, R OBP: 0.329, SLG: 0.347 (1, 10)										4	0	2	1	0	0	0											
Jeff Burroughs, R OBP: 0.359, SLG: 0.486 (1, 9)										3	0	1	1	1	0	2											
Tom Grieve, R OBP: 0.323, SLG: 0.475 (1, 7)										4	0	1	0	0	0	0											
Lenny Randle, S OBP: 0.356, SLG: 0.395 (4, 4)										4	0	2	0	0	0	2											
Toby Harrah, R OBP: 0.325, SLG: 0.434 (1, 6)										4	0	0	0	0	1	2											
Davey Nelson, R OBP: 0.300, SLG: 0.296 Leo Cardenas, R OBP: 0.294, SLG: 0.273 (4, 5)										1	0	1	0	0	0	0											
Jim Fregosi, R OBP: 0.356, SLG: 0.465 Mike Hargrove, L OBP: 0.336, SLG: 0.442 (9, 3)										2	0	0	0	0	0	0											
Jim Sundberg, R OBP: 0.379, SLG: 0.340 (1, 2)										3	2	1	0	0	0	2											
Inning Stats	R: 0 E: 0 K: 0 S: 4	H: 1 LOB: 2 BB: 1 P: 8	R: 0 E: 0 K: 0 S: 4	H: 2 LOB: 1 BB: 0 P: 4	R: 0 E: 0 K: 0 S: 3	H: 0 LOB: 0 BB: 0 P: 3	R: 0 E: 0 K: 0 S: 3	H: 1 LOB: 0 BB: 0 P: 3	R: 1 E: 0 K: 1 S: 5	H: 2 LOB: 2 BB: 1 P: 9	R: 0 E: 0 K: 1 S: 6	H: 1 LOB: 1 BB: 0 P: 6	R: 1 E: 0 K: 0 S: 5	H: 3 LOB: 2 BB: 0 P: 5	R: 0 E: 0 K: 1 S: 5	H: 0 LOB: 0 BB: 0 P: 5	1B: 10 2B: 0 3B: 0 HR: 0	SF: 0 SAC: 0 DP: 1 HBP: 0	WP: 0 PB: 0 SB: 1 CS: 1	PA: 33							
PITCHER	IP	WLS	BF	H	R	ER	SO	BB	IBB	HBP	BLK	WP	HR	S	P	ERA	WHIP										
Bill Lee, L ERA: 3.85	(1, 1)	8.0	L	33	10	2	2	2	2	0	0	0	0	35	43	2.25	1.500										

Boston Red Sox @ Texas Rangers
Arlington Stadium, Arlington, TX
Sun Jul 21 1974, 8:05 PM EDT
Att: 11,770 - Unknown - 97 F

AB 31
R 2
H 10
RBI 2
BB 2
SO 2
LOB 10



Batter	1	2	3	4	5	6	7	8	9	AB	R	H	RBI	BB	SO	LOB	TOP			
Pat Kelly, L OBP: 0.340, SLG: 0.352 (1, 10)										4	0	2	0	0	0	2	Chicago White Sox @ Texas Rangers Arlington Stadium, Arlington, TX Thu Jul 25 1974, 8:05 PM EDT Att: 11,790 - Unknown - 97 F			
Jorge Orta, L OBP: 0.384, SLG: 0.457 (1, 4)										4	1	1	0	0	0	3				
Dick Allen, R OBP: 0.368, SLG: 0.597 (1, 3)										4	0	1	0	0	2	1				
Carlos May, L OBP: 0.324, SLG: 0.354 (1, 7)										4	0	0	0	0	1	3				
Ken Henderson, S OBP: 0.361, SLG: 0.448 (1, 8)										4	0	1	1	0	1	3				
Bill Melton, R OBP: 0.301, SLG: 0.383 (1, 5)										4	0	0	0	0	0	1				
Bill Sharp, L OBP: 0.342, SLG: 0.367 (1, 9)										3	0	0	0	1	0	0				
Ed Herrmann, L OBP: 0.309, SLG: 0.383 (1, 2)										4	0	1	0	0	0	1				
Bucky Dent, R OBP: 0.295, SLG: 0.337 (1, 6)										3	0	1	0	0	0	1				
Inning Stats	R: 0 E: 0 K: 2 S: 9	H: 2 LOB: 2 BB: 0 P: 9	R: 0 E: 0 K: 0 S: 4	H: 1 LOB: 2 BB: 1 P: 8	R: 1 E: 0 K: 1 S: 7	H: 2 LOB: 1 BB: 0 P: 7	R: 0 E: 0 K: 0 S: 3	H: 0 LOB: 0 BB: 0 P: 3	R: 0 E: 0 K: 0 S: 3	H: 0 LOB: 0 BB: 0 P: 3	R: 0 E: 1 K: 1 S: 5	H: 2 LOB: 2 BB: 0 P: 5	R: 0 E: 1 K: 0 S: 3	H: 0 LOB: 0 BB: 0 P: 3	R: 0 E: 0 K: 0 S: 3	H: 0 LOB: 0 BB: 0 P: 3		1B: 5 2B: 2 3B: 0 HR: 0	SF: 0 SAC: 0 DP: 1 HBP: 0	WP: 0 PB: 0 SB: 0 CS: 0
PITCHER Fergie Jenkins, R ERA: 3.69 (1, 1)	IP: 9.0 WLS: W BF: 35 H: 7 R: 1 ER: 1 SO: 4 BB: 1 IBB: 0 HBP: 0 BLK: 0 WP: 0 HR: 0 S: 42 P: 46 ERA: 1.00 WHIP: 0.889															PITCHER				

AB	34
R	1
H	7
RBI	1
BB	1
SO	4
LOB	15



Batter	1	2	3	4	5	6	7	8	9	AB	R	H	RBI	BB	SO	LOB	BOTTOM			
Cesar Tovar, R OBP: 0.349, SLG: 0.354 (1, 8) (9, 7)										4	0	2	0	0	1	1	Chicago White Sox @ Texas Rangers Arlington Stadium, Arlington, TX Thu Jul 25 1974, 8:05 PM EDT Att: 11,790 - Unknown - 97 F			
Alex Johnson, R OBP: 0.328, SLG: 0.346 (1, 10)										4	0	1	0	0	0	2				
Jeff Burroughs, R OBP: 0.358, SLG: 0.483 (1, 9)										4	0	1	0	0	0	4				
Tom Grieve, R OBP: 0.321, SLG: 0.469 Joe Lovitto, S OBP: 0.217, SLG: 0.272 (1, 7) (9, 8)										3	1	0	0	1	2	1				
Lenny Randle, S OBP: 0.359, SLG: 0.399 (1, 4)										2	1	1	0	1	0	0				
Toby Harrah, R OBP: 0.324, SLG: 0.432 (1, 6)										4	1	1	0	0	2	3				
Jim Fregosi, R OBP: 0.354, SLG: 0.488 Jim Spencer, L OBP: 0.350, SLG: 0.446 (1, 3) (9, 3)										3	1	2	2	1	0	1				
Leo Cardenas, R OBP: 0.296, SLG: 0.275 (1, 5)										3	0	1	2	0	0	1				
Jim Sundberg, R OBP: 0.378, SLG: 0.340 (1, 2)										3	0	1	0	0	0	3				
Inning Stats	R: 0 E: 0 K: 1 S: 6	H: 1 LOB: 1 BB: 0 P: 6	R: 1 E: 0 K: 0 S: 5	H: 2 LOB: 1 BB: 0 P: 5	R: 0 E: 0 K: 0 S: 3	H: 1 LOB: 0 BB: 0 P: 3	R: 2 E: 0 K: 2 S: 8	H: 1 LOB: 0 BB: 1 P: 12	R: 0 E: 0 K: 1 S: 6	H: 2 LOB: 1 BB: 0 P: 6	R: 1 E: 0 K: 0 S: 4	H: 1 LOB: 2 BB: 2 P: 12	R: 0 E: 0 K: 0 S: 3	H: 1 LOB: 1 BB: 0 P: 3	R: 0 E: 0 K: 1 S: 6	H: 1 LOB: 1 BB: 0 P: 6		1B: 8 2B: 1 3B: 0 HR: 1	SF: 0 SAC: 1 DP: 2 HBP: 0	WP: 0 PB: 0 SB: 0 CS: 1
PITCHER Wilbur Wood, L ERA: 3.58 (1, 1)	IP: 8.0 WLS: L BF: 34 H: 10 R: 4 ER: 4 SO: 5 BB: 2 IBB: 1 HBP: 0 BLK: 0 WP: 0 HR: 1 S: 41 P: 53 ERA: 4.50 WHIP: 1.500															PITCHER				

AB	30
R	4
H	10
RBI	4
BB	3
SO	5
LOB	16



Batter	1	2	3	4	5	6	7	8	9	AB	R	H	RBI	BB	SO	LOB	TOP			
Pat Kelly, L (1, 10) OBP: 0.340, SLG: 0.349	F7		5-3		F7		F8	1B BB		4	0	0	0	1	0	1	Chicago White Sox @ Texas Rangers Arlington Stadium, Arlington, TX Sat Jul 27 1974, 8:05 PM EDT Alt. 9,844 - Unknown - 99 F			
Jorge Orta, L (1, 4) OBP: 0.384, SLG: 0.458	F7		1B		1-3			1B		5	1	3	2	0	0					
Dick Allen, R (1, 3) OBP: 0.365, SLG: 0.588	6-3		6-3		L6			1B		3	1	0	0	1	0					
Ron Santo, R (6, PH) OBP: 0.305, SLG: 0.307								1B		1	0	0	0	0	1					
Tony Muser, L (8, 3) OBP: 0.361, SLG: 0.398								K		0	0	0	0	0	0					
Carlos May, L (1, 7) OBP: 0.329, SLG: 0.375		4-3							4-3	5	2	3	1	0	0					
Brian Downing, R (9, 7) OBP: 0.379, SLG: 0.493										0	0	0	0	0	0					
Ken Henderson, S (1, 8) OBP: 0.358, SLG: 0.447	2-3									5	1	2	1	0	1					
Bill Melton, R (1, 5) OBP: 0.300, SLG: 0.380	P3									4	0	0	0	0	2					
Bill Sharp, L (1, 9) OBP: 0.331, SLG: 0.364			K		SF7					3	2	0	2	0	2					
Ed Herrmann, L (1, 2) OBP: 0.309, SLG: 0.380			1B		FC3-6					3	0	1	0	1	1					
Bucky Dent, R (1, 6) OBP: 0.294, SLG: 0.337			FC3-6		FC5					4	2	1	3	0	0					
Inning Stats	R: 0 E: 0 K: 0 S: 3	H: 0 LOB: 0 BB: 0 P: 3	R: 0 E: 0 K: 0 S: 3	H: 0 LOB: 0 BB: 0 P: 3	R: 2 E: 0 K: 1 S: 8	H: 2 LOB: 1 BB: 0 P: 8	R: 1 E: 0 K: 1 S: 7	H: 2 LOB: 2 BB: 1 P: 11	R: 0 E: 0 K: 2 S: 8	H: 1 LOB: 1 BB: 0 P: 8	R: 0 E: 0 K: 0 S: 3	H: 0 LOB: 0 BB: 0 P: 3	R: 6 E: 0 K: 2 S: 12	H: 5 LOB: 2 BB: 2 P: 21	R: 0 E: 0 K: 1 S: 5	H: 0 LOB: 0 BB: 0 P: 5	1B: 7 2B: 3 3B: 0 HR: 0	SF: 1 SAC: 0 DP: 0 HBP: 1	WP: 1 PB: 0 SB: 0 CS: 0	PA: 42
PITCHER	IP WLS BF H R ER SO BB IBB HBP BLK WP HR S P ERA WHIP																			
Steve Hargan, R (1, 1) ERA: 3.95	7.0 L 32 8 7 7 4 1 1 0 0 1 0 38 46 9.00 1.286																			
Steve Foucault, R (8, 1) ERA: 2.32	0.2 5 1 1 1 1 1 0 1 0 0 0 5 10 13.50 3.000																			
David Clyde, L (8, 1) ERA: 3.91	1.1 5 1 1 1 2 0 0 0 0 0 0 9 9 6.75 0.750																			

Batter	1	2	3	4	5	6	7	8	9	AB	R	H	RBI	BB	SO	LOB	BOTTOM			
Cesar Tovar, R (1, 8) OBP: 0.351, SLG: 0.364	P3		4-3		F7			4-3		5	1	2	0	0	0	1	Chicago White Sox @ Texas Rangers Arlington Stadium, Arlington, TX Sat Jul 27 1974, 8:05 PM EDT Alt. 9,844 - Unknown - 99 F			
Alex Johnson, R (1, 7) OBP: 0.332, SLG: 0.352	1B		4-3		BB				6-3	5	2	2	0	0	1	2				
Jeff Burroughs, R (1, 9) OBP: 0.366, SLG: 0.495	1B		4-3		1B				6-3	2	1	1	1	2	0	0				
Mike Hargrove, L (1, 3) OBP: 0.302, SLG: 0.446	FC4-6		4-3		1B				1-3	5	0	2	3	0	0	3				
Jim Spencer, L (1, 10) OBP: 0.350, SLG: 0.445	P5		1B		F8					3	0	1	1	0	0	4				
Tom Grieve, R (7, PH) OBP: 0.329, SLG: 0.471			1B		1B					1	0	0	0	0	0	0				
Lenny Randle, S (1, 4) OBP: 0.357, SLG: 0.395	FC4-6		1B		F3					3	0	0	0	1	0	2				
Toby Harrah, R (1, 6) OBP: 0.324, SLG: 0.430			F2		1B					4	0	2	0	0	0	0				
Leo Cardenas, R (1, 5) OBP: 0.288, SLG: 0.295			K		P5					4	0	1	0	0	1	0				
Jim Sundberg, R (1, 2) OBP: 0.382, SLG: 0.340	L6		1B		BB					4	1	1	0	0	0	1				
Inning Stats	R: 1 E: 0 K: 0 S: 5	H: 2 LOB: 2 BB: 0 P: 6	R: 0 E: 0 K: 1 S: 5	H: 0 LOB: 0 BB: 0 P: 5	R: 2 E: 0 K: 0 S: 6	H: 4 LOB: 2 BB: 1 P: 10	R: 2 E: 0 K: 0 S: 6	H: 3 LOB: 1 BB: 1 P: 10	R: 0 E: 0 K: 0 S: 4	H: 2 LOB: 1 BB: 0 P: 4	R: 0 E: 0 K: 1 S: 5	H: 1 LOB: 1 BB: 1 P: 9	R: 0 E: 0 K: 0 S: 3	H: 0 LOB: 0 BB: 0 P: 3	R: 0 E: 0 K: 0 S: 3	H: 0 LOB: 0 BB: 0 P: 3	1B: 8 2B: 4 3B: 0 HR: 0	SF: 0 SAC: 0 DP: 0 HBP: 1	WP: 0 PB: 0 SB: 0 CS: 3	PA: 40
PITCHER	IP WLS BF H R ER SO BB IBB HBP BLK WP HR S P ERA WHIP																			
Bart Johnson, R (1, 1) ERA: 3.34	3.2 21 4 0 0 1 1 0 0 0 0 0 14 18 0.00 1.500																			
Skip Pickens, L (4, 1) ERA: 4.5	3.1 W 13 4 0 0 1 1 0 0 0 0 0 14 18 0.00 1.500																			
Terry Forster, L (8, 1) ERA: 3.29	2.0 6 0 0 0 0 0 0 0 0 0 0 6 6 0.00 0.000																			

Batter	1	2	3	4	5	6	7	8	9	AB	R	H	RBI	BB	SO	LOB	TOP										
Cesar Tovar, R (1, 8) OBP: 0.346, SLG: 0.367										5	1	1	0	0	1	2	Texas Rangers @ Oakland Athletics Oakland-Alameda County Coliseum, Oakland, CA Tue Jul 30 1974, 7:05 PM PDT Att: 5,949 - Unknown livebaseballscorecards.com										
Alex Johnson, R (1, 7) OBP: 0.341, SLG: 0.370										3	1	2	0	1	0	0											
Joe Lovitto, S (8, PH) OBP: 0.213, SLG: 0.266										1	0	0	0	0	0	0											
Jeff Burroughs, R (1, 9) OBP: 0.366, SLG: 0.497										4	0	1	1	1	0	2											
Mike Hargrove, L (1, 3) OBP: 0.306, SLG: 0.444										3	0	1	1	1	0	1											
Jim Spencer, L (1, 10) OBP: 0.341, SLG: 0.436										3	0	0	0	0	0	4											
Tom Grieve, R (8, PH) OBP: 0.328, SLG: 0.469										1	0	0	0	0	0	0											
Lenny Randle, S (1, 5) OBP: 0.353, SLG: 0.394										4	0	1	0	0	0	4											
Toby Harrah, R (1, 6) OBP: 0.329, SLG: 0.429										3	0	1	0	1	0	1											
Davey Nelson, R (1, 4) OBP: 0.296, SLG: 0.292										4	0	0	0	0	0	3											
Jim Sundberg, R (1, 2) OBP: 0.387, SLG: 0.353										2	0	0	0	1	0	1											
Duke Sims, L (7, 2) OBP: 0.233, SLG: 0.264										1	1	1	1	0	0	0											
Inning Stats	R: 0 E: 0 K: 1 S: 5	H: 0 LOB: 1 BB: 1 P: 9	R: 0 E: 0 K: 0 S: 4	H: 1 LOB: 1 BB: 0 P: 4	R: 1 E: 0 K: 0 S: 6	H: 3 LOB: 3 BB: 1 P: 10	R: 0 E: 0 K: 0 S: 3	H: 0 LOB: 1 BB: 1 P: 7	R: 1 E: 0 K: 0 S: 5	H: 2 LOB: 1 BB: 0 P: 5	R: 0 E: 0 K: 0 S: 3	H: 0 LOB: 0 BB: 1 P: 6	R: 0 E: 0 K: 0 S: 4	H: 1 LOB: 1 BB: 0 P: 4	R: 1 E: 0 K: 0 S: 4	H: 1 LOB: 0 BB: 0 P: 4	1B: 4 2B: 3 3B: 0 HR: 1	SF: 0 SAC: 0 DP: 1 HBP: 0	WP: 1 PB: 2 SB: 0 CS: 0	PA: 39							
PITCHER	IP	WLS	BF	H	R	ER	SO	BB	IBB	HBP	BLK	WP	HR	S	P	ERA	WHIP										
Glenn Abbott, R (1, 1) ERA: 2.94	7.0	W	31	6	2	2	1	5	0	0	0	1	0	28	48	2.57	1.571										
Darold Knowles, L (8, 1) ERA: 4.41	2.0		8	2	1	1	0	0	0	0	0	0	1	8	8	4.50	1.000										

Batter	1	2	3	4	5	6	7	8	9	AB	R	H	RBI	BB	SO	LOB	BOTTOM										
Bill North, S (1, 8) OBP: 0.342, SLG: 0.345										5	0	2	0	0	1	2	Texas Rangers @ Oakland Athletics Oakland-Alameda County Coliseum, Oakland, CA Tue Jul 30 1974, 7:05 PM PDT Att: 5,949 - Unknown livebaseballscorecards.com										
Claudell Washington, L (1, 10) OBP: 0.299, SLG: 0.367										5	1	3	1	0	1	1											
Sal Bando, R (1, 5) OBP: 0.365, SLG: 0.465										4	1	1	0	0	2	4											
Phil Garner, R (7, 5)										1	0	0	0	0	0	0											
Reggie Jackson, L (1, 9) OBP: 0.402, SLG: 0.547										3	2	2	3	0	0	1											
Dal Maxvill, R (8, 4) OBP: 0.296, SLG: 0.167										1	0	0	0	0	0	0											
Pat Bourque, L (1, 3) OBP: 0.340, SLG: 0.322										3	1	1	1	1	0	0											
Herb Washington, R (6, PR)										0	0	0	0	0	0	0											
Larry Haney, R (7, 2) OBP: 0.176, SLG: 0.227										1	1	1	1	0	0	0											
Gene Tenace, R (1, 2) OBP: 0.397, SLG: 0.430										2	2	2	3	2	0	0											
Tim Hosley, R (8, PH) OBP: 0.429, SLG: 0.400										1	0	0	0	0	1	0											
Angel Mangual, R (1, 7) OBP: 0.270, SLG: 0.398										5	0	1	0	0	2	3											
Dick Green, R (1, 4) OBP: 0.333, SLG: 0.362										3	2	1	0	1	1	1											
Darold Knowles, L (8, 1) ERA: 4.41										0	0	0	0	0	0	0											
Ted Kubiak, S (1, 6) OBP: 0.292, SLG: 0.246										3	1	1	1	1	1	2											
Inning Stats	R: 0 E: 0 K: 1 S: 6	H: 1 LOB: 1 BB: 0 P: 6	R: 2 E: 0 K: 2 S: 8	H: 1 LOB: 1 BB: 2 P: 16	R: 2 E: 0 K: 1 S: 6	H: 2 LOB: 0 BB: 1 P: 10	R: 1 E: 0 K: 1 S: 7	H: 2 LOB: 2 BB: 1 P: 11	R: 2 E: 0 K: 0 S: 6	H: 3 LOB: 1 BB: 0 P: 6	R: 1 E: 0 K: 2 S: 9	H: 3 LOB: 3 BB: 1 P: 14	R: 2 E: 0 K: 1 S: 7	H: 2 LOB: 0 BB: 0 P: 7	R: 1 E: 0 K: 1 S: 6	H: 1 LOB: 0 BB: 0 P: 6	1B: 8 2B: 2 3B: 0 HR: 5	SF: 0 SAC: 0 DP: 0 HBP: 1	WP: 1 PB: 2 SB: 1 CS: 2	PA: 44							
PITCHER	IP	WLS	BF	H	R	ER	SO	BB	IBB	HBP	BLK	WP	HR	S	P	ERA	WHIP										
Jim Bibby, R (1, 1) ERA: 4.77	4.1	L	24	8	7	7	5	4	0	0	0	1	0	30	46	14.54	2.769										
Don Stanhouse, R (5, 1) ERA: 4.57	2.2		15	6	3	2	3	1	0	1	0	1	0	19	24	6.75	2.625										
Jim Merritt, L (8, 1) ERA: 8.22	1.0		4	1	1	1	1	0	0	0	0	0	1	6	6	9.00	1.000										

Batter	1	2	3	4	5	6	7	8	9	AB	R	H	RBI	BB	SO	LOB	TOP			
Cesar Tovar, R OBP: 0.345, SLG: 0.366 (1, 8)										6	3	2	0	0	0	5				
Alex Johnson, R OBP: 0.341, SLG: 0.372 (1, 7)										4	2	1	1	1	0	1				
Jeff Burroughs, R OBP: 0.373, SLG: 0.508 (1, 9)										2	1	2	3	2	0	0				
Mike Hargrove, L OBP: 0.306, SLG: 0.439 (1, 3)										3	0	0	0	1	0	3				
Lenny Randle, S OBP: 0.354, SLG: 0.393 (1, 4)										3	1	1	1	1	1	4				
Jim Spencer, L OBP: 0.345, SLG: 0.444 (1, 10)										3	0	2	0	0	0	3				
Tom Grievie, R OBP: 0.325, SLG: 0.467 (6, PH)										1	0	0	1	0	0	2				
Toby Harrah, R OBP: 0.328, SLG: 0.426 (1, 6)										5	0	1	1	0	0	6				
Jim Fregosi, R OBP: 0.352, SLG: 0.483 (1, 5)										5	0	0	0	0	2	3				
Larry Brown, R OBP: 0.272, SLG: 0.211 (9, 5)										0	0	0	0	0	0	0				
Jim Sundberg, R OBP: 0.391, SLG: 0.352 (1, 2)										3	0	1	0	2	1	1				
Inning Stats	R: 1 E: 0 K: 1 S: 7	H: 2 LOB: 3 BB: 1 P: 12	R: 3 E: 0 K: 0 S: 5	H: 2 LOB: 0 BB: 1 P: 9	R: 1 E: 0 K: 1 S: 7	H: 3 LOB: 2 BB: 1 P: 11	R: 0 E: 0 K: 0 S: 3	H: 0 LOB: 1 BB: 0 P: 4	R: 0 E: 0 K: 1 S: 6	H: 1 LOB: 1 BB: 0 P: 6	R: 1 E: 0 K: 0 S: 4	H: 1 LOB: 2 BB: 0 P: 12	R: 0 E: 1 K: 0 S: 4	H: 0 LOB: 2 BB: 2 P: 12	R: 0 E: 0 K: 1 S: 5	H: 0 LOB: 0 BB: 0 P: 5	1B: 7 2B: 2 3B: 0 HR: 1	SF: 2 SAC: 0 DP: 1 HBP: 2	WP: 0 PB: 0 SB: 0 CS: 0	PA: 46
PITCHER	IP	WLS	BF	H	R	ER	SO	BB	IBB	HBP	BLK	WP	HR	S	P	ERA	WHIP			
Catfish Hunter, R ERA: 2.93 (1, 1)	2.0		15	6	5	5	1	2	0	1	0	0	1	14	23	22.50	4.000			
Blue Moon Odom, R ERA: 3.93 (3, 1)	3.1		15	3	1	1	2	2	0	1	0	0	0	16	25	2.70	1.500			
Paul Lindblad, L ERA: 1.59 (6, 1)	2.0	L	10	1	1	0	0	2	0	0	0	0	0	8	16	0.00	1.500			
Rollie Fingers, R ERA: 2.71 (8, 1)	1.2		6	0	0	0	1	0	1	0	0	0	0	7	11	0.00	0.000			

Texas Rangers @ Oakland Athletics
Oakland-Alameda County Coliseum, Oakland, CA
Wed Jul 31 1974, 3:33 AM PDT
Att: 8,886 - Unknown

AB 35
R 7
H 10
RBI 7
BB 7
SO 4
LOB 28



Batter	1	2	3	4	5	6	7	8	9	AB	R	H	RBI	BB	SO	LOB	BOTTOM			
Bill North, S OBP: 0.345, SLG: 0.345 (1, 8)										3	1	1	0	2	0	0				
Claudell Washington, L OBP: 0.280, SLG: 0.363 (1, 10)										5	1	0	0	0	2	4				
Sal Bando, R OBP: 0.388, SLG: 0.467 (1, 5)										3	1	1	2	2	0	1				
Reggie Jackson, L OBP: 0.400, SLG: 0.542 (1, 9)										3	0	0	0	0	1	5				
Gene Tenace, R OBP: 0.396, SLG: 0.427 (1, 3)										4	1	1	2	0	1	4				
Angel Mangual, R OBP: 0.273, SLG: 0.399 (1, 7)										4	1	2	0	0	1	1				
Dick Green, R OBP: 0.331, SLG: 0.359 (1, 4)										4	0	1	2	0	0	2				
Ted Kubiak, S OBP: 0.288, SLG: 0.242 (1, 6)										3	0	0	0	0	0	1				
Pat Bourque, L OBP: 0.537, SLG: 0.318 (8, PH)										1	0	0	0	0	0	0				
Dal Maxvill, R OBP: 0.286, SLG: 0.167 (9, 6)										0	0	0	0	0	0	0				
Larry Haney, R OBP: 0.181, SLG: 0.231 (1, 2)										3	1	1	0	0	2	0				
Joe Rudi, R OBP: 0.340, SLG: 0.475 (8, PH)										1	0	0	0	0	1	0				
Inning Stats	R: 0 E: 0 K: 0 S: 3	H: 0 LOB: 0 BB: 0 P: 3	R: 0 E: 0 K: 0 S: 3	H: 1 LOB: 1 BB: 0 P: 4	R: 6 E: 1 K: 1 S: 12	H: 6 LOB: 1 BB: 0 P: 12	R: 0 E: 0 K: 2 S: 7	H: 0 LOB: 0 BB: 0 P: 7	R: 0 E: 0 K: 1 S: 5	H: 0 LOB: 1 BB: 1 P: 9	R: 0 E: 0 K: 1 S: 5	H: 0 LOB: 2 BB: 2 P: 13	R: 0 E: 0 K: 1 S: 5	H: 0 LOB: 0 BB: 0 P: 5	R: 0 E: 0 K: 1 S: 5	H: 0 LOB: 1 BB: 1 P: 9	1B: 6 2B: 1 3B: 0 HR: 0	SF: 0 SAC: 0 DP: 1 HBP: 1	WP: 1 PB: 0 SB: 0 CS: 0	PA: 39
PITCHER	IP	WLS	BF	H	R	ER	SO	BB	IBB	HBP	BLK	WP	HR	S	P	ERA	WHIP			
Steve Hargan, R ERA: 3.94 (1, 1)	2.2		15	6	6	1	1	0	0	1	0	0	0	16	17	3.38	2.250			
Stan Thomas, R ERA: 8.64 (3, 1)	1.2		7	1	0	0	2	1	0	0	0	1	0	10	14	0.00	1.200			
Steve Foucault, R ERA: 2.17 (5, 1)	4.2	W	17	0	0	0	5	3	0	0	0	0	0	24	36	0.00	0.643			

Texas Rangers @ Oakland Athletics
Oakland-Alameda County Coliseum, Oakland, CA
Wed Jul 31 1974, 3:33 AM PDT
Att: 8,886 - Unknown

AB 34
R 6
H 7
RBI 6
BB 4
SO 8
LOB 18



Batter	1	2	3	4	5	6	7	8	9	AB	R	H	RBI	BB	SO	LOB	TOP									
Cesar Tovar, R (1, 8) OBP: 0.346, SLG: 0.365	0-3 K		4-0 FC6-4 BB			0-0 F8		0-0 S 1B	0-0 5-3	4	1	1	0	1	1	1										
Alex Johnson, R (1, 7) OBP: 0.338, SLG: 0.368	0-0 F8		0-0 FC6-4 1-2			0-0 P4		0-3 K		4	0	0	0	0	1	2										
Jeff Burroughs, R (1, 9) OBP: 0.374, SLG: 0.505	4-0 BB			0-0 5-3		0-0 P3		4-0 1B 1-2 IBB		2	0	0	0	2	0	0										
Mike Hargrove, L (1, 3) OBP: 0.304, SLG: 0.436	0-0 4-3			0-0 4-3			0-0 F8	0-0 1-3 2-H 1B		4	0	1	1	0	0	1										
Lenny Randle, S (1, 4) OBP: 0.353, SLG: 0.391		0-0 F7		0-0 6-3			0-0 1B SF7	0-0 P5		4	1	1	0	0	0	2										
Jim Spencer, L (1, 10) OBP: 0.345, SLG: 0.442		0-0 F8			0-0 F9		0-0 1-3 S 1B		0-0 6-3	3	0	1	0	0	0	0										
Davey Nelson, R (7, PR) OBP: 0.295, SLG: 0.290										1	0	0	0	0	0	0										
Toby Harrah, R (1, 6) OBP: 0.327, SLG: 0.433		0-0 F7		0-0 5-3			0-0 SF7		0-0 HR	3	1	1	2	0	0	0										
Jim Fregosi, R (1, 5) OBP: 0.355, SLG: 0.489			0-3 K		0-0 FC6-4 1B		0-0 F3 1-2		0-0 2B	4	0	2	0	0	1	1										
Larry Brown, R (9, PR) OBP: 0.272, SLG: 0.211										0	0	0	0	0	0	0										
Jim Sundberg, R (1, 2) OBP: 0.385, SLG: 0.346			0-3 K		0-0 FC6-4 1-2			0-0 6-3	0-0 F8	4	0	0	0	0	1	2										
Inning Stats	R: 0 E: 0 K: 1 S: 5	H: 0 LOB: 1 BB: 1 P: 9	R: 0 E: 0 K: 0 S: 3	H: 0 LOB: 0 BB: 0 P: 3	R: 0 E: 0 K: 2 S: 7	H: 0 LOB: 1 BB: 1 P: 11	R: 0 E: 0 K: 0 S: 3	H: 0 LOB: 0 BB: 0 P: 3	R: 0 E: 0 K: 0 S: 4	H: 1 LOB: 1 BB: 0 P: 4	R: 0 E: 0 K: 0 S: 3	H: 0 LOB: 0 BB: 0 P: 3	R: 1 E: 0 K: 0 S: 5	H: 2 LOB: 2 BB: 0 P: 5	R: 1 E: 0 K: 0 S: 7	H: 2 LOB: 1 BB: 0 P: 11	R: 1 E: 0 K: 0 S: 5	H: 2 LOB: 1 BB: 0 P: 5	1B: 5 2B: 1 3B: 0 HR: 1	SF: 1 SAC: 0 DP: 0 HBP: 0	WP: 0 PB: 0 SB: 2 CS: 0	PA: 37				
PITCHER Bruce Dal Canton, R (1, 1) ERA: 2.67	IP: 9.0 WLS: L BF: 37 H: 7 R: 3 ER: 3 SO: 4 BB: 2 IBB: 1 HBP: 0 BLK: 0 WP: 0 HR: 1 S: 42 P: 54 ERA: 3.00 WHIP: 1.000																									

Texas Rangers @ Kansas City Royals
Royals Stadium, Kansas City, MO
Thu Aug 01 1974, 8:05 PM EDT
Att: 13,770 - Unknown - 82 F

AB 33
R 3
H 7
RBI 3
BB 3
SO 4
LOB 9



Batter	1	2	3	4	5	6	7	8	9	AB	R	H	RBI	BB	SO	LOB	BOTTOM								
Freddie Patek, R (1, 6) OBP: 0.312, SLG: 0.302	0-0 SF7 3B		0-0 FC6-5 4-3 1B		0-3 K 1-2			0-0 6-3		4	1	2	0	0	1	1									
Vada Pinson, L (1, 9) OBP: 0.270, SLG: 0.346	0-0 P4		0-0 4-3 1-2			0-0 L4		4-0 G1-6-3 BB		3	0	0	0	1	0	2									
Cookie Rojas, R (1, 4) OBP: 0.330, SLG: 0.374	0-0 SF7		0-0 FC6-5-4 2-3			0-0 1B		0-0 G1-6-3 1-2		3	0	1	1	0	0	2									
John Mayberry, L (1, 3) OBP: 0.390, SLG: 0.487	0-0 3-1			0-0 L9		0-0 F8		0-0 4-3		4	0	0	0	0	0	1									
Tony Solaita, L (1, 10) OBP: 0.372, SLG: 0.403		0-0 G3		0-0 1B 1B		0-0 G3		0-0 G3		4	0	1	0	0	0	1									
Amos Otis, R (1, 8) OBP: 0.348, SLG: 0.450		0-3 K		0-0 G6-4-3 1B		0-0 F7		0-0 1B		4	0	2	0	0	1	0									
Jim Wohlford, R (1, 7) OBP: 0.353, SLG: 0.373			0-0 2B	0-0 G6-4-3 1-2		0-0 6-3		0-0 F3		4	0	1	0	0	0	3									
George Brett, L (1, 5) OBP: 0.288, SLG: 0.304		0-0 4-3			0-0 1-3		0-0 1B			3	0	1	0	0	0	1									
Buck Martinez, R (1, 2) OBP: 0.286, SLG: 0.188			0-0 F8		0-0 CS 1B		0-3 K			3	0	1	0	0	1	1									
Inning Stats	R: 1 E: 0 K: 0 S: 4	H: 1 LOB: 0 BB: 0 P: 4	R: 0 E: 0 K: 1 S: 6	H: 1 LOB: 0 BB: 0 P: 6	R: 0 E: 0 K: 0 S: 4	H: 1 LOB: 1 BB: 0 P: 4	R: 0 E: 0 K: 0 S: 4	H: 2 LOB: 1 BB: 0 P: 4	R: 0 E: 0 K: 1 S: 5	H: 1 LOB: 1 BB: 0 P: 5	R: 0 E: 0 K: 0 S: 4	H: 1 LOB: 1 BB: 0 P: 4	R: 0 E: 0 K: 1 S: 6	H: 1 LOB: 0 BB: 1 P: 6	R: 0 E: 0 K: 0 S: 2	H: 0 LOB: 0 BB: 1 P: 6	R: 0 E: 0 K: 0 S: 4	H: 1 LOB: 1 BB: 0 P: 4	R: 0 E: 0 K: 0 S: 4	H: 1 LOB: 1 BB: 0 P: 4	1B: 7 2B: 2 3B: 1 HR: 0	SF: 1 SAC: 0 DP: 3 HBP: 0	WP: 0 PB: 0 SB: 0 CS: 1	PA: 34	
PITCHER Jackie Brown, R (1, 1) ERA: 3.49	IP: 9.0 WLS: W BF: 34 H: 9 R: 1 ER: 1 SO: 3 BB: 1 IBB: 0 HBP: 0 BLK: 0 WP: 0 HR: 0 S: 39 P: 43 ERA: 1.00 WHIP: 1.111																								

Texas Rangers @ Kansas City Royals
Royals Stadium, Kansas City, MO
Thu Aug 01 1974, 8:05 PM EDT
Att: 13,770 - Unknown - 82 F

AB 32
R 1
H 9
RBI 1
BB 1
SO 3
LOB 12



Batter	1	2	3	4	5	6	7	8	9	AB	R	H	RBI	BB	SO	LOB	TOP										
Cesar Tovar, R OBP: 0.348, SLG: 0.367 (1, 8)										4	0	2	0	0	0	1											
Alex Johnson, R OBP: 0.337, SLG: 0.367 (1, 7)										4	0	1	0	0	0	2	3										
Jeff Burroughs, R OBP: 0.376, SLG: 0.505 (1, 9)										4	0	2	0	0	0	1											
Mike Hargrove, L OBP: 0.305, SLG: 0.437 (1, 3)										4	0	2	0	0	0	2											
Lenny Randle, S OBP: 0.349, SLG: 0.387 (1, 5)										4	0	0	0	0	0	2	5										
Jim Spencer, L OBP: 0.345, SLG: 0.441 (1, 10)										3	0	1	0	0	0	1											
Toby Harrah, R OBP: 0.325, SLG: 0.430 (1, 6)										3	0	0	0	0	1	1											
Davey Nelson, R OBP: 0.299, SLG: 0.295 (1, 4)										3	0	2	0	0	1	0											
Jim Sundberg, R OBP: 0.381, SLG: 0.341 (1, 2)										3	0	0	0	0	0	2											
Inning Stats	R: 0 E: 0 K: 1 S: 5	H: 1 LOB: 0 BB: 0 P: 5	R: 0 E: 0 K: 1 S: 5	H: 0 LOB: 0 BB: 0 P: 5	R: 0 E: 0 K: 2 S: 7	H: 0 LOB: 0 BB: 0 P: 7	R: 0 E: 0 K: 1 S: 5	H: 1 LOB: 0 BB: 0 P: 5	R: 0 E: 0 K: 0 S: 4	H: 2 LOB: 1 BB: 0 P: 4	R: 0 E: 0 K: 0 S: 4	H: 1 LOB: 1 BB: 0 P: 4	R: 0 E: 0 K: 0 S: 4	H: 2 LOB: 1 BB: 0 P: 4	R: 0 E: 0 K: 0 S: 3	H: 1 LOB: 2 BB: 0 P: 3	R: 0 E: 0 K: 1 S: 7	H: 2 LOB: 2 BB: 0 P: 7	1B: 10 2B: 1 3B: 0 HR: 0	SF: 0 SAC: 0 DP: 5 HBP: 0	WP: 0 PB: 0 SB: 0 CS: 1	PA: 32					
PITCHER	IP	WLS	BF	H	R	ER	SO	BB	IBB	HBP	BLK	WP	HR	S	P	ERA	WHIP										
Nelson Briles, R ERA: 3.86 (1, 1)	8.1	W	30	10	0	0	5	0	0	0	0	0	0	40	40	0.00	1.200										
Steve Mingori, L ERA: 3.45 (9, 1)	0.2		2	0	0	0	1	0	0	0	0	0	0	4	4	0.00	0.000										

Texas Rangers @ Kansas City Royals
Royals Stadium, Kansas City, MO
Fri Aug 02 1974, 8:05 PM EDT
Att: 16,437 - Unknown - 78 F

AB 32
R 0
H 10
RBI 0
BB 0
SO 6
LOB 16



Batter	1	2	3	4	5	6	7	8	9	AB	R	H	RBI	BB	SO	LOB	BOTTOM										
Freddie Patek, R OBP: 0.314, SLG: 0.302 (1, 6)										3	1	1	0	1	0	0											
Vada Pinson, L OBP: 0.270, SLG: 0.349 (1, 9)										4	0	1	2	0	0	1											
Cookie Rojas, R OBP: 0.329, SLG: 0.377 (1, 4)										3	0	1	1	0	0	1											
John Mayberry, L OBP: 0.386, SLG: 0.481 (1, 3)										4	0	0	0	0	1	2											
Amos Otis, R OBP: 0.349, SLG: 0.454 (1, 8)										4	1	2	0	0	0	1											
Al Cowens, R OBP: 0.256, SLG: 0.269 (9, 8)										0	0	0	0	0	0	0											
Tony Solaita, L OBP: 0.371, SLG: 0.400 (1, 10)										1	0	0	1	1	1	0											
Jim Wohlford, R OBP: 0.350, SLG: 0.370 (1, 7)										3	0	0	0	0	0	1											
George Brett, L OBP: 0.288, SLG: 0.305 (1, 5)										3	1	1	0	0	0	0											
Fran Healy, R OBP: 0.343, SLG: 0.410 (1, 2)										3	1	1	0	0	0	0											
Inning Stats	R: 0 E: 0 K: 0 S: 4	H: 1 LOB: 1 BB: 0 P: 4	R: 1 E: 1 K: 0 S: 4	H: 1 LOB: 0 BB: 0 P: 4	R: 0 E: 0 K: 0 S: 3	H: 0 LOB: 0 BB: 0 P: 3	R: 0 E: 0 K: 0 S: 3	H: 1 LOB: 1 BB: 0 P: 3	R: 0 E: 0 K: 1 S: 5	H: 0 LOB: 0 BB: 0 P: 5	R: 0 E: 0 K: 0 S: 4	H: 1 LOB: 1 BB: 0 P: 4	R: 0 E: 1 K: 0 S: 3	H: 0 LOB: 1 BB: 1 P: 7	R: 3 E: 0 K: 1 S: 8	H: 3 LOB: 1 BB: 1 P: 12	R: 0 E: 0 K: 0 S: 4	H: 0 LOB: 1 BB: 0 P: 4	1B: 4 2B: 3 3B: 0 HR: 0	SF: 2 SAC: 0 DP: 0 HBP: 0	WP: 0 PB: 0 SB: 0 CS: 1	PA: 32					
PITCHER	IP	WLS	BF	H	R	ER	SO	BB	IBB	HBP	BLK	WP	HR	S	P	ERA	WHIP										
Fergie Jenkins, R ERA: 3.56 (1, 1)	8.0	L	32	7	4	3	2	2	0	0	0	0	0	34	42	3.38	1.125										

Texas Rangers @ Kansas City Royals
Royals Stadium, Kansas City, MO
Fri Aug 02 1974, 8:05 PM EDT
Att: 16,437 - Unknown - 78 F

AB 28
R 4
H 7
RBI 4
BB 2
SO 2
LOB 6



Batter	1	2	3	4	5	6	7	8	9	AB	R	H	RBI	BB	SO	LOB	TOP								
Cesar Tovar, R OBP: 0.347, SLG: 0.365 Joe Lovitto, S OBP: 0.222, SLG: 0.288	F7		FC4-6 1B	HBP HR 1B		5-3		E 1B		4	2	1	2	0	0	2									
Alex Johnson, R OBP: 0.339, SLG: 0.367	F9		1B	HR HBP 1B		1B		E6 G5-3 1B	F8	5	1	2	1	0	0	2									
Jeff Burroughs, R OBP: 0.380, SLG: 0.517	FC6-4 1B		1B	HR		F9		1B		5	1	4	6	0	0	1									
Tom Grieve, R OBP: 0.326, SLG: 0.465	FC6-4		F8	HR		1B		G5-3		5	0	2	0	0	0	5									
Lenny Randle, S OBP: 0.344, SLG: 0.381		6-3	F7	F7		F7			F5	5	0	0	0	0	0	5									
Toby Harrah, R OBP: 0.326, SLG: 0.428	CS 1B			F9	5-3		L4-3 BB		P5	4	0	1	0	1	0	0									
Jim Fregosi, R OBP: 0.353, SLG: 0.484 Jim Spencer, L OBP: 0.348, SLG: 0.441	F9		1B	BB 1B	4-3		L4-3	WP 1B BB		4	1	1	0	0	0	2	AB 42								
Davey Nelson, R OBP: 0.301, SLG: 0.296			1B FC4-6 1B	F9	K		6-3	WP 3B 1B		5	2	2	0	0	1	1	R 12								
Jim Sundberg, R OBP: 0.389, SLG: 0.355			1B	HR BB		1B		WP 3B BB		3	3	2	0	2	0	0	H 17								
Inning Stats	R: 0 E: 0 K: 0 S: 4	H: 1 LOB: 1 BB: 0 P: 4	R: 0 E: 0 K: 0 S: 3	H: 1 LOB: 0 BB: 0 P: 3	R: 2 E: 0 K: 0 S: 7	H: 4 LOB: 2 BB: 0 P: 7	R: 5 E: 0 K: 0 S: 7	H: 4 LOB: 1 BB: 1 P: 12	R: 0 E: 0 K: 1 S: 5	H: 0 LOB: 0 BB: 0 P: 5	R: 1 E: 0 K: 0 S: 6	H: 3 LOB: 2 BB: 0 P: 6	R: 0 E: 0 K: 0 S: 2	H: 0 LOB: 0 BB: 1 P: 6	R: 1 E: 1 K: 0 S: 5	H: 2 LOB: 1 BB: 0 P: 5	R: 3 E: 0 K: 0 S: 5	H: 2 LOB: 1 BB: 2 P: 13	1B: 14 2B: 1 3B: 2 HR: 1	SF: 0 SAC: 0 DP: 2 HBP: 1	WP: 2 PB: 0 SB: 0 CS: 1	PA: 47			
PITCHER	IP	WLS	BF	H	R	ER	SO	BB	IBB	HBP	BLK	WP	HR	S	P	ERA	WHIP								
Jim Kaat, L ERA: 3.69	3.2	L	21	9	7	7	0	1	0	1	0	0	1	19	24	17.18	2.727								
Bill Moran, R ERA: 4.56	4.1		19	6	2	1	1	1	0	0	0	0	0	20	24	2.08	1.615								
Jim Otten, R ERA: 13.5	1.0		7	2	3	3	0	2	0	0	0	2	0	5	13	27.00	4.000								

Texas Rangers @ Chicago White Sox
Comiskey Park, Chicago, IL
Sat Aug 03 1974, 4:33 AM EDT
Att: 12,258 - Unknown - 68 F

AB 42
R 12
H 17
RBI 11
BB 4
SO 1
LOB 18



Batter	1	2	3	4	5	6	7	8	9	AB	R	H	RBI	BB	SO	LOB	BOTTOM								
Pat Kelly, L OBP: 0.328, SLG: 0.333	F8		BB 1-2 BB		K			F8	G6-3	4	0	0	0	1	1	3									
Jorge Orta, L OBP: 0.397, SLG: 0.438	4-3		F8			1B		F7		4	1	1	0	0	0	2									
Tony Muser, L OBP: 0.336, SLG: 0.363	F5			F8		4-3		4-3		4	0	0	0	0	0	1									
Carlos May, L OBP: 0.324, SLG: 0.364		4-3		4-3		G3-6 1B		BB HR BB		3	1	1	1	1	0	0									
Ken Henderson, S OBP: 0.353, SLG: 0.433	F7			4-3		G3-6		HR BB		3	1	0	0	1	0	1									
Bill Melton, R OBP: 0.317, SLG: 0.408	F8			1-3		G6-3 1B		HR		4	1	2	3	0	0	0									
Bill Sharp, L OBP: 0.326, SLG: 0.364 Buddy Bradford, R OBP: 0.419, SLG: 0.513			G4-6-3 BB		2B 3B		G6-3	E5 1B		2	1	1	0	1	0	1	AB 32								
Ed Herrmann, L OBP: 0.310, SLG: 0.395 Brian Downing, R OBP: 0.395, SLG: 0.478			G4-6-3	PB 2B				K		1	0	0	0	0	1	1	R 5								
Bucky Dent, R OBP: 0.302, SLG: 0.338			BB BB	F8		F8		G6-3 1B		3	0	1	0	1	0	2	H 8								
Inning Stats	R: 0 E: 0 K: 0 S: 3	H: 0 LOB: 0 BB: 0 P: 3	R: 0 E: 0 K: 0 S: 3	H: 0 LOB: 0 BB: 0 P: 3	R: 0 E: 0 K: 0 S: 2	H: 0 LOB: 2 BB: 3 P: 14	R: 0 E: 0 K: 0 S: 3	H: 0 LOB: 0 BB: 0 P: 3	R: 1 E: 0 K: 1 S: 7	H: 2 LOB: 1 BB: 0 P: 7	R: 1 E: 0 K: 0 S: 4	H: 2 LOB: 0 BB: 0 P: 4	R: 0 E: 0 K: 0 S: 4	H: 2 LOB: 1 BB: 0 P: 4	R: 0 E: 0 K: 0 S: 3	H: 0 LOB: 0 BB: 0 P: 3	R: 3 E: 1 K: 1 S: 7	H: 2 LOB: 1 BB: 2 P: 15	1B: 4 2B: 2 3B: 1 HR: 1	SF: 0 SAC: 0 DP: 4 HBP: 0	WP: 0 PB: 1 SB: 0 CS: 0	PA: 37			
PITCHER	IP	WLS	BF	H	R	ER	SO	BB	IBB	HBP	BLK	WP	HR	S	P	ERA	WHIP								
Jim Bibby, R ERA: 4.81	8.0	W	33	7	5	5	1	5	0	0	0	0	1	30	50	5.62	1.500								
Jim Merritt, L ERA: 8.04	0.1		3	1	0	0	1	0	0	0	0	0	0	5	5	0.00	3.000								
Stan Thomas, R ERA: 8.0	0.2		1	0	0	0	0	0	0	0	0	0	0	1	1	0.00	0.000								

Texas Rangers @ Chicago White Sox
Comiskey Park, Chicago, IL
Sat Aug 03 1974, 4:33 AM EDT
Att: 12,258 - Unknown - 68 F

AB 32
R 5
H 8
RBI 5
BB 5
SO 2
LOB 12



Batter	1	2	3	4	5	6	7	8	9	AB	R	H	RBI	BB	SO	LOB	TOP			
Cesar Tovar, R OBP: 0.342, SLG: 0.360 (1, 8)	0-0 6-3		0-0 F7		0-0 4-3		0-0 5-3		0-0 4-3	5	0	0	0	0	0	2				
Alex Johnson, R OBP: 0.339, SLG: 0.366 (1, 7)	0-0 F9			0-0 1B	0-3 K		0-0 5-3			4	1	1	0	0	1	2				
Jeff Burroughs, R OBP: 0.379, SLG: 0.514 (1, 9)	0-0 1B			0-0 F2	0-0 F9		0-0 P4			4	0	1	0	0	0	3				
Mike Hargrove, L OBP: 0.307, SLG: 0.436 (1, 3)	0-0 4-3			4-0 1B		0-0 F8		0-0 G3		3	1	1	0	1	0	1				
Lenny Randle, S OBP: 0.346, SLG: 0.382 (1, 5)		0-0 F9		0-0 1B		0-0 F8		0-0 FC6-4		4	0	2	1	0	0	1				
Jim Spencer, L OBP: 0.342, SLG: 0.433 (1, 10)	0-0 F8			0-3 K		0-0 F8		0-0 FC6-4		4	0	0	0	0	1	4				
Toby Harrah, R OBP: 0.325, SLG: 0.426 (1, 6)	0-0 5-3			0-0 1-3		0-0 1B		0-3 K		4	0	1	1	0	1	3				
Davey Nelson, R OBP: 0.300, SLG: 0.296 (1, 4)			0-0 4-3		0-0 E8		0-3 K		0-0 G6-4-3	4	1	1	0	0	1	1				
Jim Sundberg, R OBP: 0.390, SLG: 0.357 (1, 2)			0-0 4-3		0-0 E4			0-0 G6-4-3		4	0	2	0	0	0	1				
Inning Stats	R: 0 E: 0 K: 0 S: 4	H: 1 LOB: 1 BB: 0 P: 4	R: 0 E: 0 K: 0 S: 3	H: 0 LOB: 0 BB: 0 P: 3	R: 0 E: 0 K: 0 S: 3	H: 0 LOB: 0 BB: 0 P: 3	R: 1 E: 0 K: 1 S: 7	H: 2 LOB: 2 BB: 1 P: 11	R: 1 E: 2 K: 1 S: 7	H: 1 LOB: 1 BB: 0 P: 7	R: 0 E: 0 K: 0 S: 4	H: 1 LOB: 1 BB: 0 P: 4	R: 0 E: 0 K: 1 S: 6	H: 1 LOB: 1 BB: 0 P: 6	R: 0 E: 0 K: 0 S: 3	H: 1 LOB: 0 BB: 0 P: 3	1B: 9 2B: 0 3B: 0 HR: 0	SF: 0 SAC: 0 DP: 1 HBP: 0	WP: 0 PB: 0 SB: 2 CS: 0	PA: 37
PITCHER Bart Johnson, R ERA: 3.69 (1, 1)	IP: 9.0 WLS: W BF: 37 H: 9 R: 3 ER: 2 SO: 4 BB: 1 IBB: 0 HBP: 0 BLK: 0 WP: 0 HR: 0 S: 44 P: 48 ERA: 2.00 WHIP: 1.111																			

Texas Rangers @ Chicago White Sox
Comiskey Park, Chicago, IL
Sun Aug 04 1974, 4:33 AM EDT
Unknown - 62 F

AB 36
R 3
H 9
RBI 2
BB 1
SO 4
LOB 18



Batter	1	2	3	4	5	6	7	8	9	AB	R	H	RBI	BB	SO	LOB	BOTTOM			
Buddy Bradford, R OBP: 0.406, SLG: 0.494 Bill Sharp, L OBP: 0.333, SLG: 0.372 (7, PH) (8, 9)	0-0 F8		0-0 F2		0-0 6-3		0-0 2B	0-0 1B		3	0	0	0	0	0	0				
Jorge Orta, L OBP: 0.371, SLG: 0.442 (1, 4)	0-0 1B		0-0 4-3		4-0 1B		0-0 E	0-3 K		4	2	2	0	1	1	2				
Dick Allen, R OBP: 0.365, SLG: 0.592 (1, 3)	0-0 P4			0-0 HR		0-0 F8		0-0 E6		4	1	1	1	0	0	3				
Bill Melton, R OBP: 0.316, SLG: 0.407 (1, 5)	0-0 P4			0-0 F2		0-0 1B		0-0 E6		4	0	1	1	0	0	2				
Ken Henderson, S OBP: 0.352, SLG: 0.438 (1, 8)		0-3 K		0-0 HR		0-3 K		0-0 4-3		4	1	1	1	0	2	3				
Carlos May, L OBP: 0.326, SLG: 0.364 (1, 7)		4-0 S		0-0 4-3		0-0 1B		0-0 P6		3	0	1	0	1	0	0				
Brian Downing, R OBP: 0.392, SLG: 0.472 (1, 2)		0-0 F2		0-0 F7		0-3 K		0-0 F9		4	1	1	0	0	1	3				
Ron Santo, R OBP: 0.296, SLG: 0.299 Pat Kelly, L OBP: 0.329, SLG: 0.334 (7, PH)		0-3 K		0-0 F7		0-0 6-3		0-0 1B		2	0	0	0	0	1	1				
Bucky Dent, R OBP: 0.299, SLG: 0.333 (1, 6)			0-0 F3		0-0 6-3		0-3 K		0-0 F9	4	0	0	0	0	1	2				
Inning Stats	R: 0 E: 0 K: 0 S: 4	H: 1 LOB: 1 BB: 0 P: 4	R: 0 E: 0 K: 2 S: 7	H: 0 LOB: 1 BB: 1 P: 11	R: 0 E: 0 K: 0 S: 3	H: 0 LOB: 0 BB: 0 P: 3	R: 2 E: 0 K: 0 S: 5	H: 2 LOB: 0 BB: 0 P: 5	R: 0 E: 0 K: 0 S: 3	H: 0 LOB: 0 BB: 0 P: 3	R: 1 E: 0 K: 2 S: 9	H: 2 LOB: 2 BB: 1 P: 13	R: 2 E: 2 K: 2 S: 11	H: 2 LOB: 2 BB: 0 P: 11	R: 1 E: 0 K: 1 S: 8	H: 3 LOB: 2 BB: 0 P: 8	1B: 7 2B: 1 3B: 0 HR: 2	SF: 0 SAC: 0 DP: 0 HBP: 0	WP: 0 PB: 0 SB: 2 CS: 0	PA: 38
PITCHER David Clyde, L ERA: 3.98 Steve Foucault, R ERA: 2.13 Jim Merritt, L ERA: 8.1	IP: 5.1 WLS: L BF: 11 H: 4 R: 2 ER: 0 SO: 4 BB: 0 IBB: 0 HBP: 0 BLK: 0 WP: 0 HR: 0 S: 19 P: 19 ERA: 0.00 WHIP: 2.400																			

Texas Rangers @ Chicago White Sox
Comiskey Park, Chicago, IL
Sun Aug 04 1974, 4:33 AM EDT
Unknown - 62 F

AB 36
R 6
H 10
RBI 4
BB 2
SO 7
LOB 16



Batter	1	2	3	4	5	6	7	8	9	AB	R	H	RBI	BB	SO	LOB	TOP								
Davey Nelson, R OBP: 0.301, SLG: 0.297 (1, 4)										6	2	2	1	0	2	2	Texas Rangers @ Chicago White Sox Comiskey Park, Chicago, IL Sun Aug 04 1974, 4:38 AM EDT Att: 17,242 - Unknown								
Alex Johnson, R OBP: 0.342, SLG: 0.369 (1, 7)										5	2	3	0	0	1	2									
Jeff Burroughs, R OBP: 0.386, SLG: 0.533 (1, 9)										3	2	3	4	2	0	0									
Mike Hargrove, L OBP: 0.310, SLG: 0.444 (1, 3)										4	1	2	3	1	0	2									
Lenny Randle, S OBP: 0.344, SLG: 0.382 (1, 5)										3	0	1	2	0	0	2									
Jim Spencer, L OBP: 0.342, SLG: 0.433 (1, 10)										0	0	0	0	0	0	0									
Tom Grieve, R OBP: 0.324, SLG: 0.457 (1, PH)										4	0	0	0	1	1	4									
Toby Harrah, R OBP: 0.323, SLG: 0.422 (1, 6)										4	0	0	0	1	0	4									
Joe Lovitto, S OBP: 0.240, SLG: 0.296 (1, 8)										3	2	2	0	2	1	0									
Duke Sims, L OBP: 0.244, SLG: 0.262 (1, 2)										1	1	0	0	1	1	1									
Jim Sundberg, R OBP: 0.397, SLG: 0.354 (6, PH)										2	0	0	0	0	0	1									
Inning Stats	R: 2 E: 0 K: 0 S: 4	H: 2 LOB: 2 BB: 3 P: 16	R: 3 E: 0 K: 0 S: 5	H: 2 LOB: 2 BB: 3 P: 17	R: 0 E: 0 K: 1 S: 5	H: 0 LOB: 1 BB: 0 P: 6	R: 2 E: 1 K: 1 S: 8	H: 2 LOB: 1 BB: 0 P: 8	R: 1 E: 0 K: 2 S: 9	H: 2 LOB: 2 BB: 1 P: 13	R: 0 E: 0 K: 0 S: 3	H: 2 LOB: 0 BB: 0 P: 7	R: 2 E: 0 K: 1 S: 7	H: 2 LOB: 0 BB: 0 P: 7	R: 0 E: 0 K: 1 S: 5	H: 0 LOB: 0 BB: 0 P: 5	R: 0 E: 0 K: 0 S: 3	H: 1 LOB: 0 BB: 0 P: 3	1B: 10 2B: 0 3B: 1 HR: 2	SF: 1 SAC: 1 DP: 2 HBP: 1	WP: 0 PB: 0 SB: 3 CS: 2	PA: 47			
PITCHER	IP	WLS	BF	H	R	ER	SO	BB	IBB	HBP	BLK	WP	HR	S	P	ERA	WHIP								
Lloyd Allen, R ERA: 7.45 (1, 1)	0.0		4	2	2	2	0	2	0	0	0	0	0	2	10	∞	∞								
Skip Pillock, L ERA: 4.75 (1, 1)	3.1	L	18	4	5	5	2	3	1	1	0	0	1	17	34	13.50	2.100								
Rich Gossage, R ERA: 4.71 (4, 1)	2.1		13	4	1	1	2	2	0	0	0	0	0	15	23	3.86	2.571								
Terry Forster, L ERA: 3.82 (6, 1)	3.1	W	11	3	2	2	2	0	0	0	0	0	1	15	15	5.40	0.900								

Batter	1	2	3	4	5	6	7	8	9	AB	R	H	RBI	BB	SO	LOB	BOTTOM								
Pat Kelly, L OBP: 0.333, SLG: 0.346 (1, 10)										5	3	3	0	0	0	1	Texas Rangers @ Chicago White Sox Comiskey Park, Chicago, IL Sun Aug 04 1974, 4:38 AM EDT Att: 17,242 - Unknown								
Jorge Orta, L OBP: 0.377, SLG: 0.464 (1, 4)										5	2	4	5	0	0	1									
Tony Muser, L OBP: 0.339, SLG: 0.364 (1, 3)										5	2	2	0	0	1	3									
Carlos May, L OBP: 0.331, SLG: 0.372 (1, 7)										5	2	4	2	0	1	1									
Ken Henderson, S OBP: 0.351, SLG: 0.439 (1, 8)										4	0	1	2	0	1	2									
Bill Melton, R OBP: 0.317, SLG: 0.415 (1, 5)										5	1	2	2	0	0	2									
Bill Sharp, L OBP: 0.330, SLG: 0.373 (1, 9)										5	1	1	0	0	0	3									
Brian Downing, R OBP: 0.397, SLG: 0.476 (1, 2)										3	2	1	1	2	0	2									
Bucky Dent, R OBP: 0.295, SLG: 0.329 (1, 6)										4	0	0	0	0	1	4									
Inning Stats	R: 1 E: 0 K: 0 S: 5	H: 2 LOB: 1 BB: 0 P: 5	R: 0 E: 0 K: 0 S: 4	H: 1 LOB: 0 BB: 0 P: 4	R: 3 E: 0 K: 0 S: 7	H: 4 LOB: 1 BB: 0 P: 7	R: 2 E: 0 K: 1 S: 7	H: 2 LOB: 1 BB: 1 P: 11	R: 1 E: 0 K: 1 S: 7	H: 2 LOB: 1 BB: 0 P: 7	R: 4 E: 1 K: 0 S: 7	H: 4 LOB: 0 BB: 0 P: 7	R: 1 E: 0 K: 2 S: 8	H: 1 LOB: 1 BB: 1 P: 12	R: 1 E: 0 K: 0 S: 5	H: 2 LOB: 1 BB: 0 P: 5		R: 1 E: 0 K: 0 S: 5	H: 2 LOB: 1 BB: 0 P: 5	1B: 8 2B: 8 3B: 0 HR: 2	SF: 1 SAC: 0 DP: 0 HBP: 0	WP: 0 PB: 0 SB: 0 CS: 0	PA: 44		
PITCHER	IP	WLS	BF	H	R	ER	SO	BB	IBB	HBP	BLK	WP	HR	S	P	ERA	WHIP								
Steve Hargan, R ERA: 4.31 (1, 1)	5.1		29	12	8	8	2	0	0	0	0	0	0	0	32	13.50	2.438								
Steve Foucault, R ERA: 2.43 (6, 1)	0.1	L	4	3	3	3	0	0	0	0	0	0	1	4	4	81.00	9.000								
Don Stanhouse, R ERA: 5.4 (6, 1)	1.1		8	3	2	2	2	1	0	0	0	0	0	11	15	13.50	3.000								
Pete Broberg, R ERA: 9.82 (8, 1)	1.0		3	0	0	0	0	0	0	0	0	0	0	3	3	0.00	0.000								

AB 35
R 10
H 13
RBI 10
BB 8
SO 6
LOB 18



AB 41
R 13
H 18
RBI 12
BB 2
SO 4
LOB 19



Batter	1	2	3	4	5	6	7	8	9	AB	R	H	RBI	BB	SO	LOB	TOP			
Jesus Alou, R OBP: 0.308, SLG: 0.313										4	0	1	0	0	0	0				
Claudell Washington, L OBP: 0.279, SLG: 0.353										4	0	0	0	0	1	1				
Sal Bando, R OBP: 0.388, SLG: 0.478										3	0	0	0	1	0	0				
Reggie Jackson, L OBP: 0.403, SLG: 0.552										3	0	0	0	1	2	2				
Joe Rudi, R OBP: 0.339, SLG: 0.474										4	0	1	0	0	2	1				
Gene Tenace, R OBP: 0.389, SLG: 0.411										2	0	0	0	1	0	1				
Angel Mangual, R OBP: 0.267, SLG: 0.391										3	0	0	0	0	1	2				
Dick Green, R OBP: 0.313, SLG: 0.335										3	0	0	0	0	1	1				
Dal Maxvill, R OBP: 0.277, SLG: 0.171										1	0	0	0	0	0	0				
Pat Bourque, L OBP: 0.330, SLG: 0.304										1	0	0	0	0	0	0				
Phil Garner, R (6, 6)										1	0	0	0	0	1	0				
Inning Stats	R: 0 E: 0 K: 0 S: 3	H: 1 LOB: 0 BB: 0 P: 3	R: 0 E: 0 K: 2 S: 7	H: 0 LOB: 1 BB: 1 P: 11	R: 0 E: 0 K: 1 S: 5	H: 0 LOB: 0 BB: 0 P: 5	R: 0 E: 0 K: 0 S: 3	H: 0 LOB: 0 BB: 0 P: 3	R: 0 E: 0 K: 0 S: 4	H: 1 LOB: 1 BB: 0 P: 4	R: 0 E: 1 K: 1 S: 6	H: 0 LOB: 2 BB: 1 P: 10	R: 0 E: 0 K: 1 S: 5	H: 0 LOB: 0 BB: 0 P: 5	R: 0 E: 0 K: 2 S: 7	H: 0 LOB: 1 BB: 1 P: 11	1B: 1 2B: 1 3B: 0 HR: 0	SF: 0 SAC: 0 DP: 1 HBP: 0	WP: 1 PB: 0 SB: 0 CS: 0	PA: 32
PITCHER Fergie Jenkins, R ERA: 3.41	IP: 9.0 WLS: W BF: 32 H: 2 R: 0 ER: 0 SO: 8 BB: 3 IBB: 0 HBP: 0 BLK: 0 WP: 1 HR: 0 S: 45 P: 57 ERA: 0.00 WHIP: 0.556																			

Oakland Athletics @ Texas Rangers
Arlington Stadium, Arlington, TX
Tue Aug 06 1974, 8:05 PM EDT
Att: 22,862 - Unknown

AB 29
R 0
H 2
RBI 0
BB 3
SO 8
LOB 8



Batter	1	2	3	4	5	6	7	8	9	AB	R	H	RBI	BB	SO	LOB	BOTTOM			
Cesar Tovar, R OBP: 0.349, SLG: 0.364										2	0	0	0	2	0	0				
Alex Johnson, R OBP: 0.340, SLG: 0.366										4	0	1	0	0	0	2				
Joe Lovitto, S OBP: 0.240, SLG: 0.296										0	0	0	0	0	0	0				
Jeff Burroughs, R OBP: 0.388, SLG: 0.529										2	0	0	0	2	1	1				
Mike Hargrove, L OBP: 0.311, SLG: 0.446										4	0	0	0	0	1	4				
Lenny Randle, S OBP: 0.341, SLG: 0.382										4	1	1	0	0	0	2				
Jim Spencer, L OBP: 0.343, SLG: 0.439										3	0	0	0	0	1					
Toby Harrah, R OBP: 0.327, SLG: 0.428										3	0	3	1	0	0	0				
Davey Nelson, R OBP: 0.299, SLG: 0.293										3	0	0	0	0	0	3				
Jim Sundberg, R OBP: 0.384, SLG: 0.352										3	0	0	0	0	1	2				
Inning Stats	R: 0 E: 0 K: 0 S: 3	H: 0 LOB: 2 BB: 2 P: 11	R: 0 E: 0 K: 0 S: 4	H: 1 LOB: 1 BB: 0 P: 4	R: 0 E: 0 K: 0 S: 2	H: 0 LOB: 1 BB: 2 P: 10	R: 1 E: 0 K: 1 S: 7	H: 2 LOB: 1 BB: 0 P: 7	R: 0 E: 0 K: 1 S: 6	H: 1 LOB: 1 BB: 0 P: 6	R: 0 E: 0 K: 0 S: 4	H: 1 LOB: 1 BB: 0 P: 4	R: 0 E: 0 K: 0 S: 3	H: 0 LOB: 0 BB: 0 P: 3	R: 0 E: 0 K: 1 S: 5	H: 0 LOB: 0 BB: 0 P: 5	1B: 2 2B: 3 3B: 0 HR: 0	SF: 0 SAC: 0 DP: 1 HBP: 0	WP: 1 PB: 0 SB: 1 CS: 0	PA: 32
PITCHER Blue Moon Odom, R ERA: 3.53	IP: 8.0 WLS: L BF: 32 H: 5 R: 1 ER: 1 SO: 3 BB: 4 IBB: 0 HBP: 0 BLK: 0 WP: 1 HR: 0 S: 34 P: 50 ERA: 1.12 WHIP: 1.125																			

Oakland Athletics @ Texas Rangers
Arlington Stadium, Arlington, TX
Tue Aug 06 1974, 8:05 PM EDT
Att: 22,862 - Unknown

AB 28
R 1
H 5
RBI 1
BB 4
SO 3
LOB 15



Batter	1	2	3	4	5	6	7	8	9	AB	R	H	RBI	BB	SO	LOB	TOP					
Jesus Alou, R (1, 10) Herb Washington, R (9, FR)									5 0	1 0	3 0	2 0	0 0	0 0	0 0							
Claudell Washington, L (1, 7) Larry Haney, R (9, 2)									3 0	1 0	1 0	0 0	2 0	0 0	0 0	1 0						
Sal Bando, R (1, 5)									5 0	0 0	0 0	0 0	0 0	1 0	1 6							
Reggie Jackson, L (1, 9)									4 0	1 0	1 0	3 1	1 1	1 2								
Joe Rudi, R (1, 3) (9, 7)									5 0	1 0	2 1	0 0	0 0	4 0								
Gene Tenace, R (1, 2) (9, 3)									4 0	1 0	1 0	0 0	0 2	1 1								
Angel Mangual, R (1, 8) Bill North, S (8, 8)									4 0	1 0	1 0	0 0	0 1	2 0								
Dick Green, R (1, 4)									3 0	2 2	1 1	1 1	0 0									
Dal Maxvill, R (1, 6)									3 0	0 0	1 1	0 0	0 3									
Inning Stats	R: 3 E: 0 K: 1 S: 8	H: 3 LOB: 1 BB: 1 P: 12	R: 0 E: 0 K: 1 S: 5	H: 0 LOB: 0 BB: 0 P: 5	R: 0 E: 0 K: 0 S: 3	H: 1 LOB: 1 BB: 1 P: 7	R: 2 E: 0 K: 0 S: 5	H: 2 LOB: 0 BB: 0 P: 5	R: 0 E: 0 K: 0 S: 3	H: 0 LOB: 0 BB: 0 P: 3	R: 3 E: 0 K: 1 S: 9	H: 4 LOB: 1 BB: 0 P: 9	R: 0 E: 0 K: 2 S: 7	H: 0 LOB: 0 BB: 0 P: 7	R: 0 E: 0 K: 1 S: 5	H: 0 LOB: 1 BB: 1 P: 9	R: 0 E: 0 K: 0 S: 4	H: 1 LOB: 2 BB: 1 P: 8	1B: 6 2B: 2 3B: 1 HR: 2	SF: 0 SAC: 1 DP: 1 HBP: 0	WP: 1 PB: 0 SB: 0 CS: 0	PA: 41
PITCHER	IP WLS BF H R ER SO BB IBB HBP BLK WP HR S P ERA WHIP																					
Jim Bibby, R (1, 1) ERA: 4.96	5.0 L 23 7 6 6 2 2 0 0 0 0 0 2 25 33 10.80 1.800																					
Steve Foucault, R (6, 1) ERA: 2.57	2.0 9 3 2 2 3 0 0 0 0 0 0 0 15 15 9.00 1.500																					
Don Stanhouse, R (8, 1) ERA: 4.55	2.0 9 1 0 0 1 2 0 0 0 0 1 0 9 17 0.00 1.500																					

Oakland Athletics @ Texas Rangers
Arlington Stadium, Arlington, TX
Wed Aug 07 1974, 8:05 PM EDT
Att: 25,277 - Unknown

AB 36
R 8
H 11
RBI 8
BB 4
SO 6
LOB 19



Batter	1	2	3	4	5	6	7	8	9	AB	R	H	RBI	BB	SO	LOB	BOTTOM					
Cesar Tovar, R (1, 8) OBP: 0.349, SLG: 0.365										5 0	2 1	0 1	0 1	1 1								
Alex Johnson, R (1, 10)										5 0	1 0	0 0	0 0	0 4								
Jeff Burroughs, R (1, 9) OBP: 0.391, SLG: 0.536										2 1	1 1	1 2	0 0	1 1								
Tom Grieve, R (1, 7) OBP: 0.324, SLG: 0.460										3 1	1 0	0 0	0 0	2 0								
Jim Spencer, L (7, PH) OBP: 0.346, SLG: 0.442										1 0	1 0	0 0	0 0									
Lenny Randle, S (1, 5)										4 1	1 1	0 0	0 0	3 0								
Jim Fregosi, R (1, 3) OBP: 0.350, SLG: 0.478										2 0	0 0	0 0	0 0									
Mike Hargrove, L (6, PH) OBP: 0.415, SLG: 0.450										2 0	2 2	1 1	0 0									
Toby Harrah, R (1, 6) OBP: 0.324, SLG: 0.425										3 0	0 1	0 0	0 1									
Davey Nelson, R (1, 4) OBP: 0.299, SLG: 0.290										3 1	0 0	0 1	1 1									
Jim Sundberg, R (1, 2) OBP: 0.385, SLG: 0.352										3 0	1 0	1 1	1 1									
Inning Stats	R: 0 E: 0 K: 0 S: 3	H: 1 LOB: 1 BB: 1 P: 7	R: 0 E: 0 K: 0 S: 3	H: 0 LOB: 0 BB: 0 P: 3	R: 0 E: 0 K: 1 S: 5	H: 0 LOB: 0 BB: 0 P: 5	R: 0 E: 0 K: 0 S: 3	H: 0 LOB: 1 BB: 1 P: 7	R: 1 E: 0 K: 0 S: 5	H: 2 LOB: 2 BB: 1 P: 9	R: 3 E: 0 K: 1 S: 9	H: 4 LOB: 1 BB: 0 P: 9	R: 0 E: 0 K: 0 S: 5	H: 2 LOB: 2 BB: 0 P: 5	R: 0 E: 0 K: 0 S: 3	H: 1 LOB: 0 BB: 0 P: 3	R: 0 E: 0 K: 1 S: 4	H: 0 LOB: 0 BB: 1 P: 8	1B: 8 2B: 1 3B: 0 HR: 1	SF: 1 SAC: 0 DP: 3 HBP: 0	WP: 0 PB: 0 SB: 0 CS: 0	PA: 38
PITCHER	IP WLS BF H R ER SO BB IBB HBP BLK WP HR S P ERA WHIP																					
Darold Knowles, L (1, 1) ERA: 4.2	5.0 W 20 3 1 1 1 3 0 0 0 0 0 0 1 3 3 1.80 1.200																					
Paul Lindblad, L (6, 1) ERA: 1.99	0.0 3 3 3 3 0 0 0 0 0 0 0 1 3 3 1.00 1.000																					
Rollie Fingers, R (6, 1) ERA: 2.53	4.0 S 15 4 0 0 2 1 0 0 0 0 0 0 18 22 0.00 1.250																					

Oakland Athletics @ Texas Rangers
Arlington Stadium, Arlington, TX
Wed Aug 07 1974, 8:05 PM EDT
Att: 25,277 - Unknown

AB 33
R 4
H 10
RBI 4
BB 4
SO 3
LOB 14



Batter	1	2	3	4	5	6	7	8	9	AB	R	H	RBI	BB	SO	LOB	TOP		
Ron LeFlore, R OBP: 0.286, SLG: 0.260 (1, 8)	3-1		K		6-3		BLK 1B		G1-6-3 HBP	4	0	1	0	0	1	0			
Gary Sutherland, R OBP: 0.302, SLG: 0.338 (1, 4)	K		1B			F7	6-3		G1-6-3	5	0	1	0	0	1	3			
Al Kaline, R OBP: 0.336, SLG: 0.386 (1, 10)	2B		K					F5		3	0	1	0	1	1				
Ben Oglivie, L OBP: 0.383, SLG: 0.405 (1, 7)	3-1		1-3			K		1B 1B		4	0	1	0	0	1	3			
Bill Freehan, R OBP: 0.357, SLG: 0.441 (1, 3)		K		F3		F3		F7		4	0	0	0	0	1	2			
Jim Nettles, L OBP: 0.302, SLG: 0.362 (1, 9)	K		K						E4 2B	4	1	1	0	0	2	0			
Aurelio Rodriguez, R OBP: 0.269, SLG: 0.328 (1, 5)	K		F3					1-3	1B	4	1	1	1	0	1	2			
Tom Verzyer, R OBP: 0.333, SLG: 0.200 (1, 6)			HR BB		F4			F9		3	1	1	0	1	0	0			
Gene Lamont, L OBP: 0.281, SLG: 0.294 (1, 2)									4-1 1B	3	1	1	2	0	1	0			
Gates Brown, L OBP: 0.293, SLG: 0.301 (9, PH)			HR		K			G1	4-1	1	0	0	0	0	0	1			
Inning Stats	R: 0 E: 0 K: 1 S: 6	H: 1 LOB: 1 BB: 0 P: 6	R: 0 E: 0 K: 3 S: 9	H: 0 LOB: 0 BB: 0 P: 9	R: 2 E: 0 K: 2 S: 9	H: 2 LOB: 1 BB: 1 P: 13	R: 0 E: 0 K: 1 S: 5	H: 0 LOB: 0 BB: 0 P: 5	R: 0 E: 0 K: 1 S: 5	H: 0 LOB: 0 BB: 0 P: 5	R: 2 E: 2 K: 0 S: 6	H: 2 LOB: 1 BB: 0 P: 6	R: 0 E: 0 K: 0 S: 5	H: 2 LOB: 2 BB: 0 P: 5	R: 0 E: 0 K: 0 S: 3	H: 1 LOB: 1 BB: 0 P: 4	1B: 5 2B: 2 3B: 0 HR: 1	SF: 0 SAC: 0 DP: 1 HBP: 1	WP: 0 PA: 38 PB: 0 SB: 0 CS: 0
PITCHER Fergie Jenkins, R ERA: 3.36 (1, 1)	IP: 9.0 WLS: W BF: 38 H: 8 R: 4 ER: 2 SO: 9 BB: 2 IBB: 0 HBP: 1 BLK: 1 WP: 0 HR: 1 S: 53 P: 62 ERA: 2.00 WHIP: 1.111															PITCHER			

Detroit Tigers @ Texas Rangers
 Arlington Stadium, Arlington, TX
 Sat Aug 10 1974, 8:05 PM EDT
 Att: 37,737 - Unknown

AB	35
R	4
H	8
RBI	3
BB	2
SO	9
LOB	12

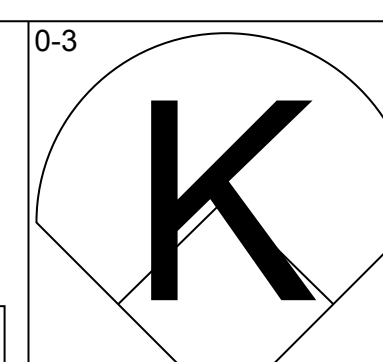
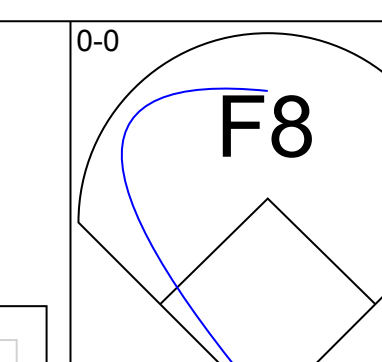
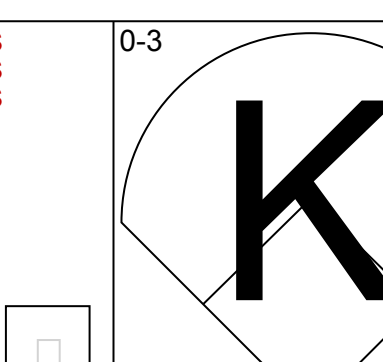
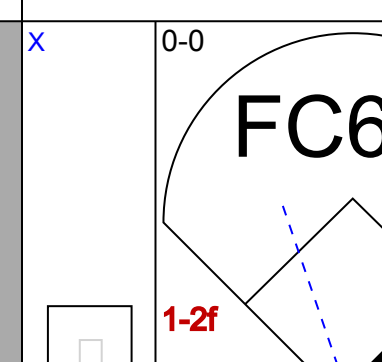
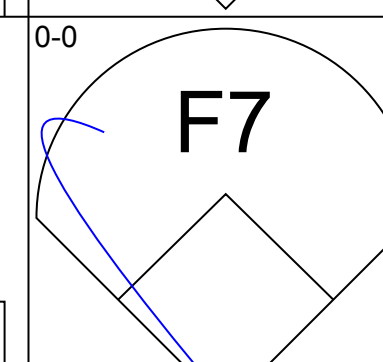
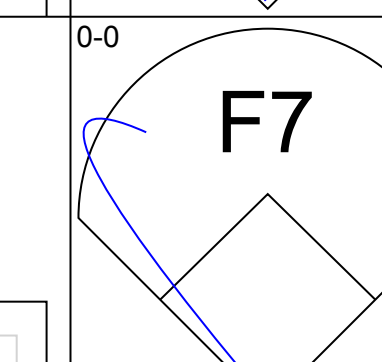
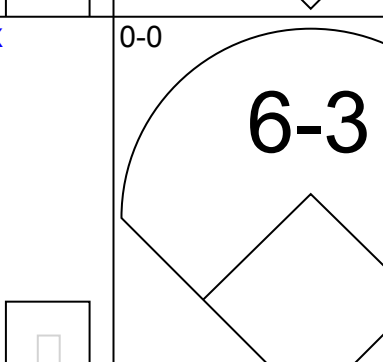
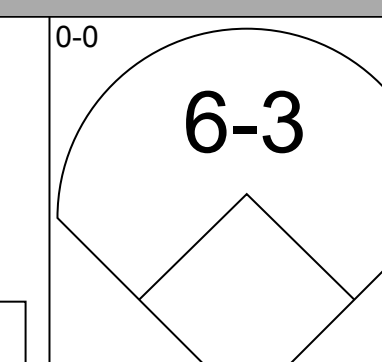
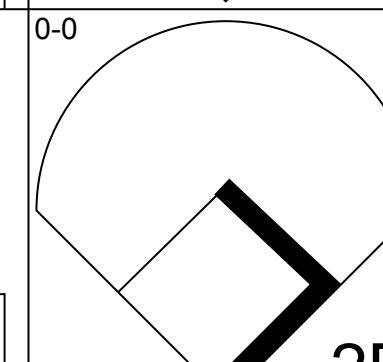
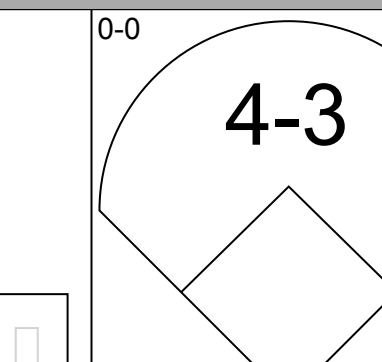
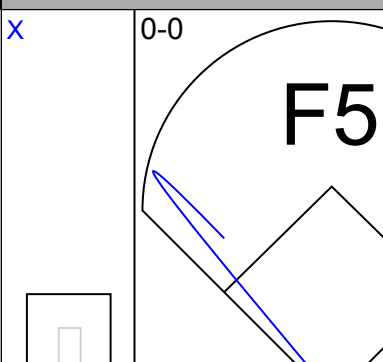
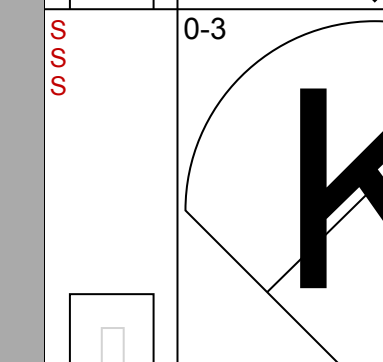
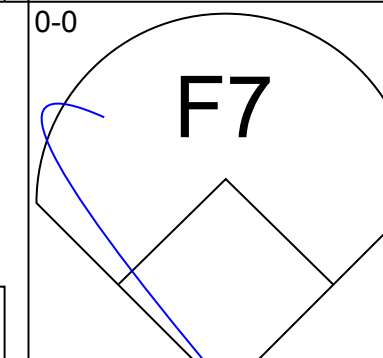
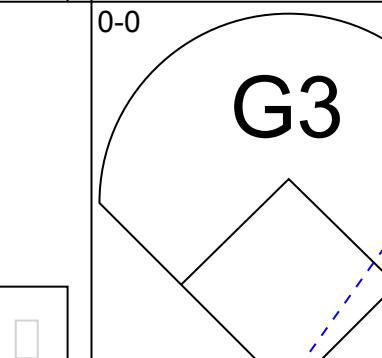
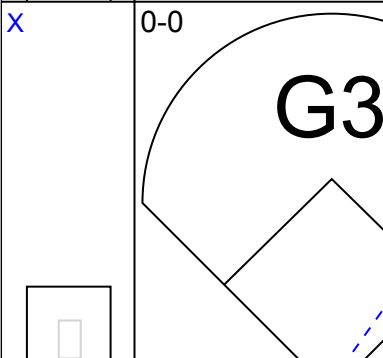
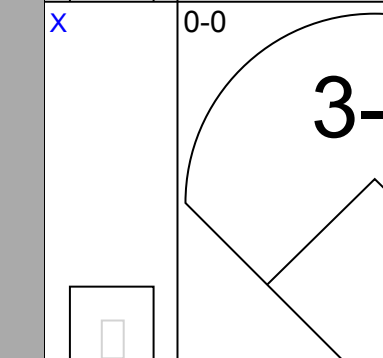
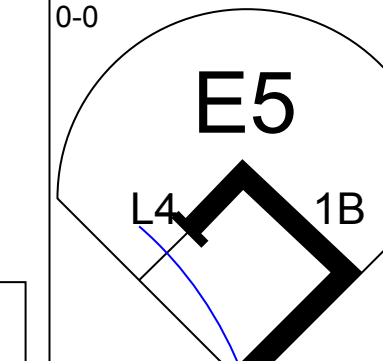
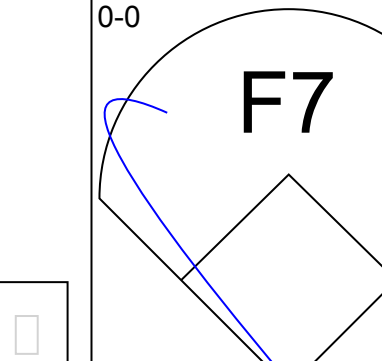
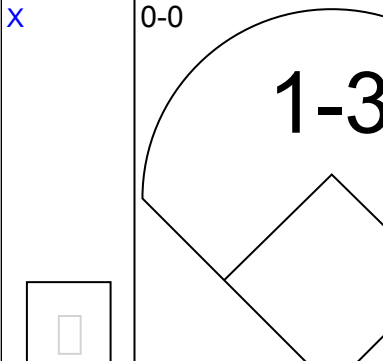
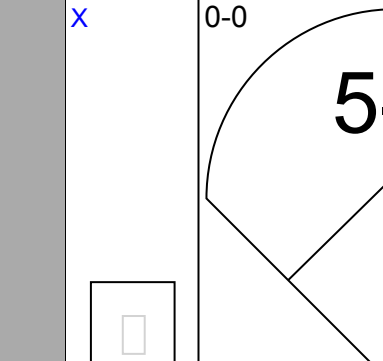
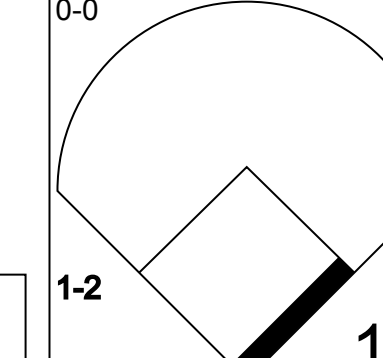
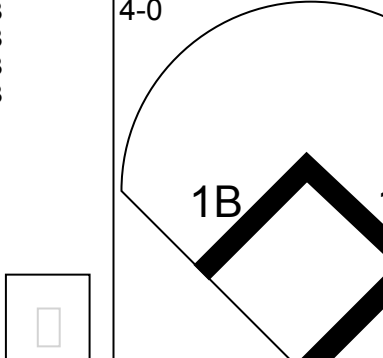
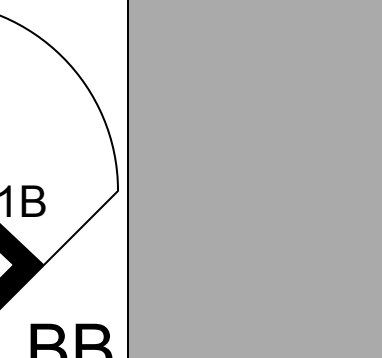
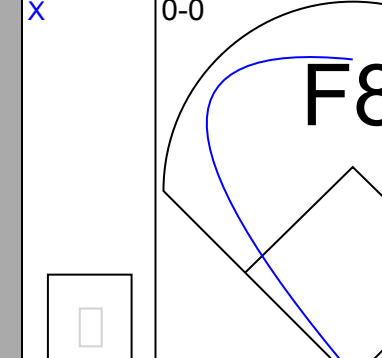
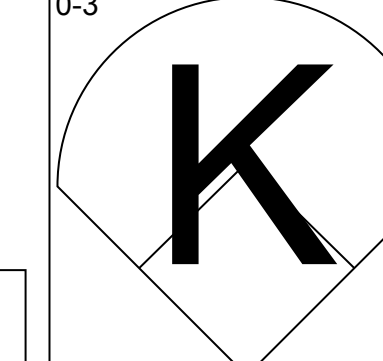
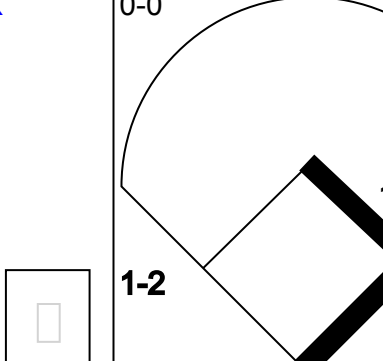
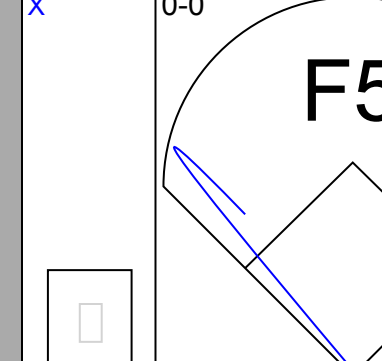
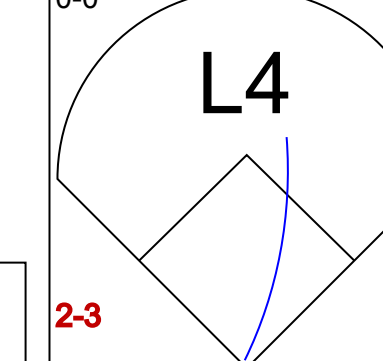
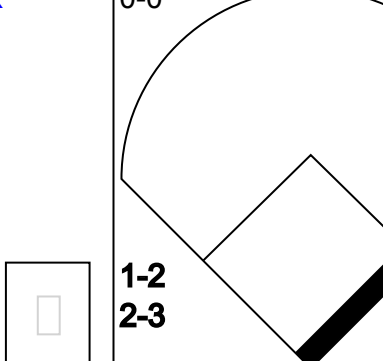
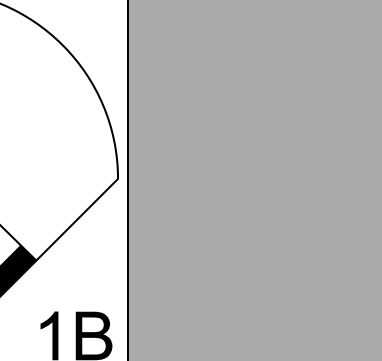
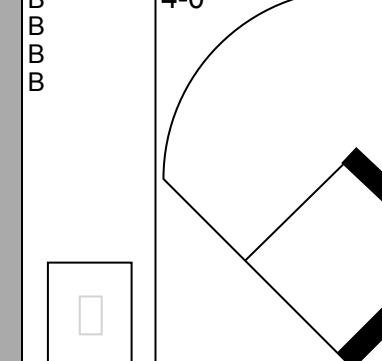
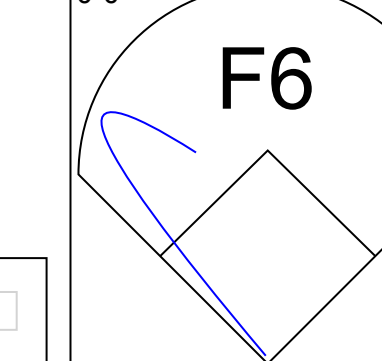
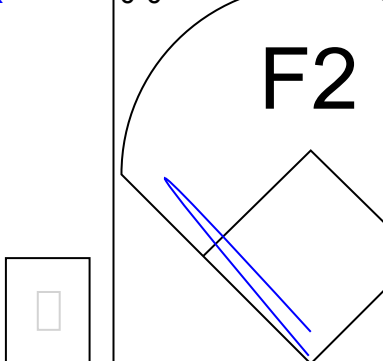
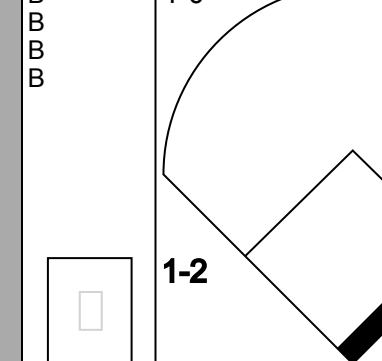


Batter	1	2	3	4	5	6	7	8	9	AB	R	H	RBI	BB	SO	LOB	BOTTOM		
Alex Johnson, R OBP: 0.341, SLG: 0.363 (1, 7)	F6		SF BB 3B 1B	G5-4-3			K			3	1	1	0	0	0	2			
Joe Lovitto, S OBP: 0.244, SLG: 0.285 (5, 8)										1	0	0	0	0	1	1			
Cesar Tovar, R OBP: 0.353, SLG: 0.367 (1, 8)	E S 1B		SF 3B BB		1-3		F3			3	1	1	0	1	0	1			
Jeff Burroughs, R OBP: 0.395, SLG: 0.534 (1, 9)	K		SF 3B		L6			6-3		3	1	0	1	0	1	1			
Mike Hargrove, L OBP: 0.411, SLG: 0.450 (1, 3)	F9		SF9 3B		3-1			G3		4	1	1	3	0	0	1			
Jim Spencer, L OBP: 0.341, SLG: 0.438 (1, 10)		4-1	SF9			4-3				3	0	1	1	0	0	0			
Lenny Randle, S OBP: 0.339, SLG: 0.377 (1, 5)		3-1	4-3			4-3		L3		4	0	0	0	0	0	1			
Toby Harrah, R OBP: 0.323, SLG: 0.421 (1, 6)	F8						K			3	0	1	0	0	1	0			
Davey Nelson, R OBP: 0.296, SLG: 0.285 (1, 4)			4-3		SH1-3 1B					2	0	1	0	0	0	0			
Jim Sundberg, R OBP: 0.395, SLG: 0.357 (1, 2)			BB 1B SF 1B		SH1-3 BB			SH3-4 1B		1	1	1	0	1	0	0			
Inning Stats	R: 0 E: 0 K: 1 S: 6	H: 1 LOB: 1 BB: 0 P: 6	R: 0 E: 0 K: 0 S: 3	H: 0 LOB: 0 BB: 0 P: 3	R: 5 E: 1 K: 0 S: 7	H: 3 LOB: 0 BB: 1 P: 11	R: 0 E: 0 K: 0 S: 3	H: 1 LOB: 1 BB: 1 P: 7	R: 0 E: 0 K: 0 S: 3	H: 0 LOB: 0 BB: 0 P: 3	R: 0 E: 0 K: 1 S: 5	H: 0 LOB: 0 BB: 0 P: 5	R: 0 E: 0 K: 1 S: 6	H: 1 LOB: 1 BB: 0 P: 6	R: 0 E: 0 K: 0 S: 4	H: 1 LOB: 1 BB: 0 P: 4	1B: 6 2B: 0 3B: 1 HR: 0	SF: 2 SAC: 2 DP: 1 HBP: 0	WP: 0 PA: 33 PB: 0 SB: 1 CS: 0
PITCHER Lerin LaGrow, R ERA: 4.34 (1, 1)	IP: 8.0 WLS: L BF: 33 H: 7 R: 5 ER: 3 SO: 3 BB: 2 IBB: 0 HBP: 0 BLK: 0 WP: 0 HR: 0 S: 37 P: 45 ERA: 3.38 WHIP: 1.125															PITCHER			

Detroit Tigers @ Texas Rangers
 Arlington Stadium, Arlington, TX
 Sat Aug 10 1974, 8:05 PM EDT
 Att: 37,737 - Unknown

AB	27
R	5
H	7
RBI	5
BB	2
SO	3
LOB	7

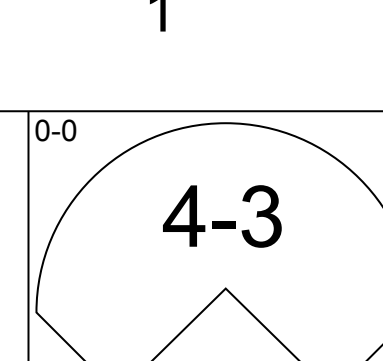
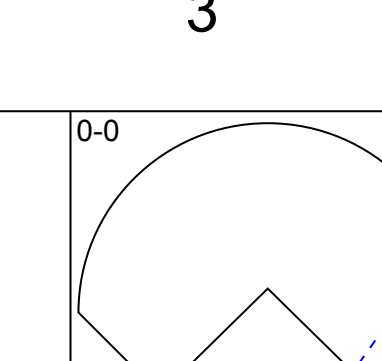
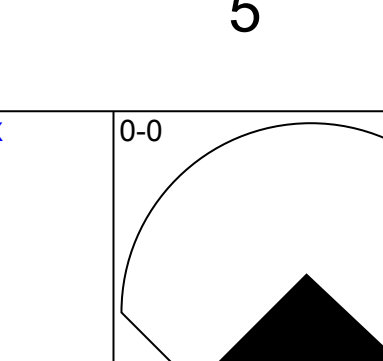
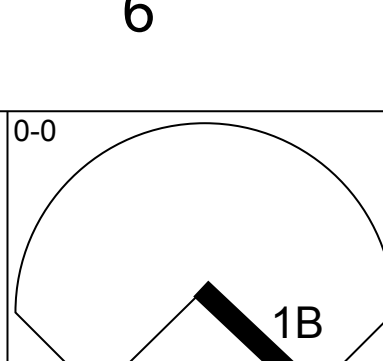
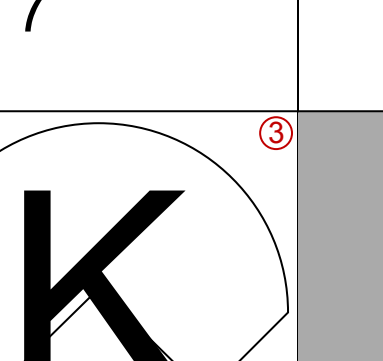
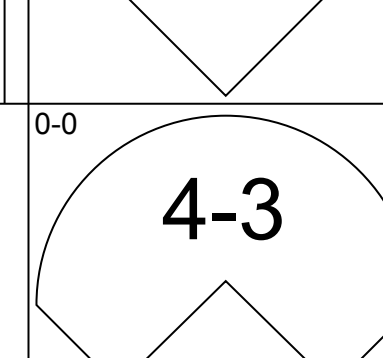
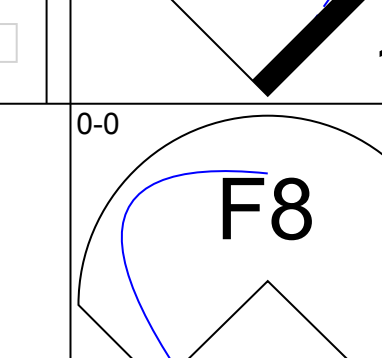
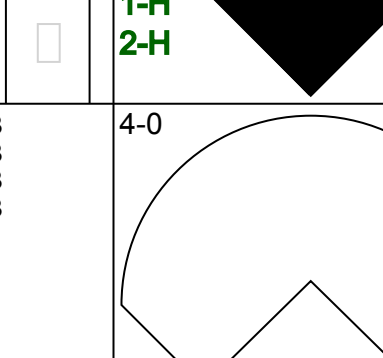
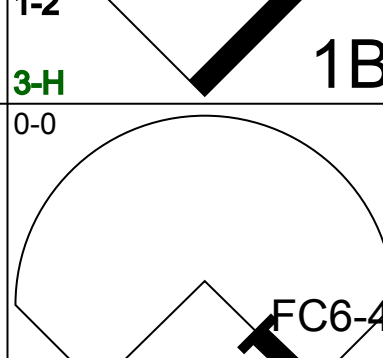
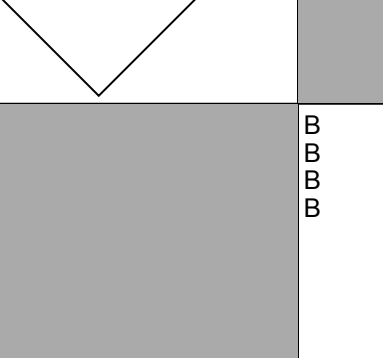
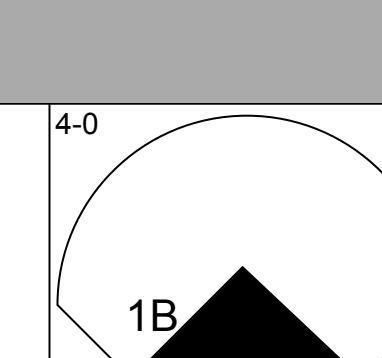
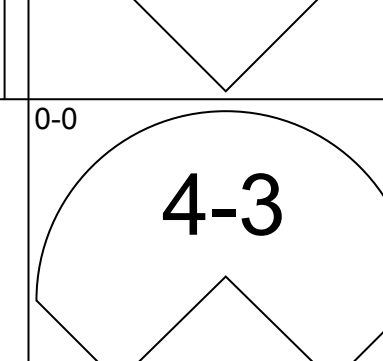
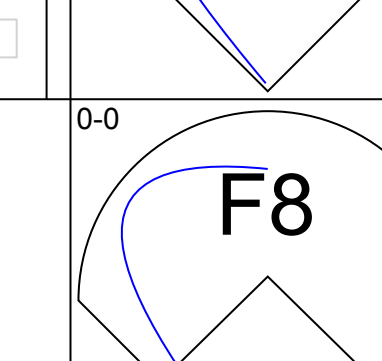
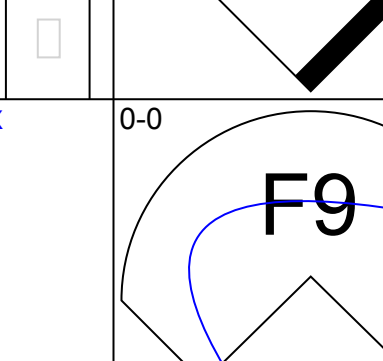
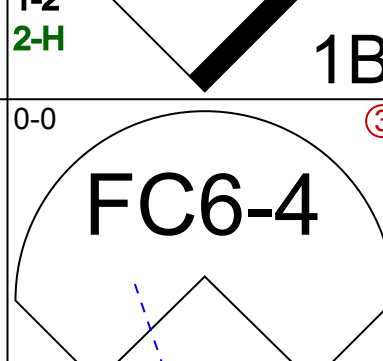

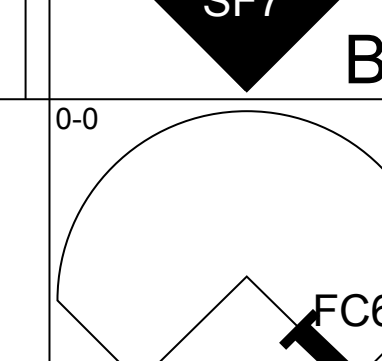
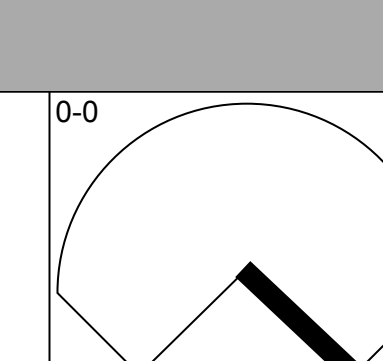
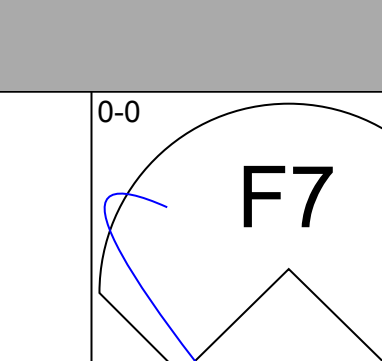
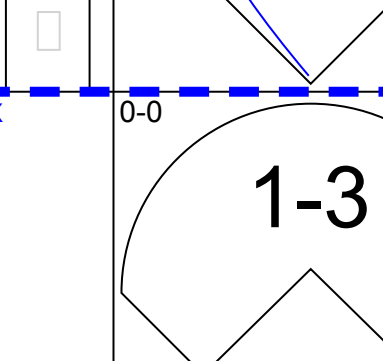
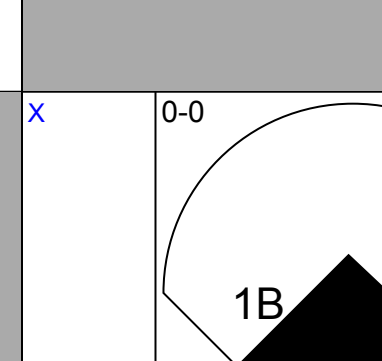
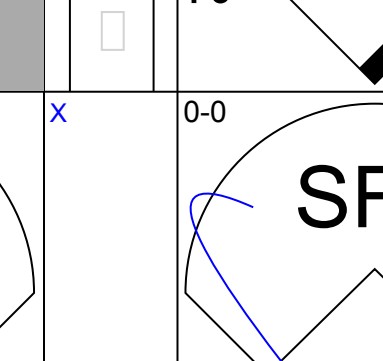
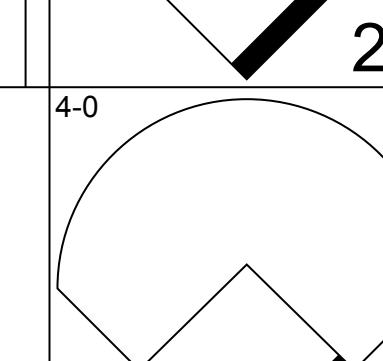
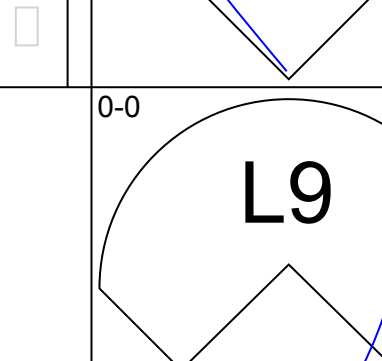
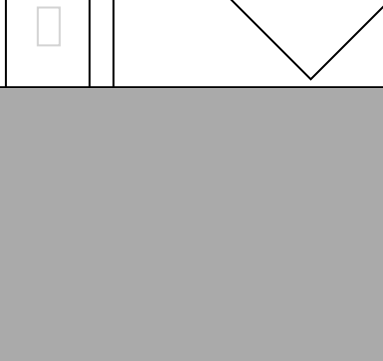
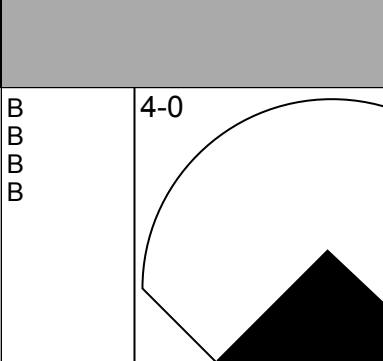
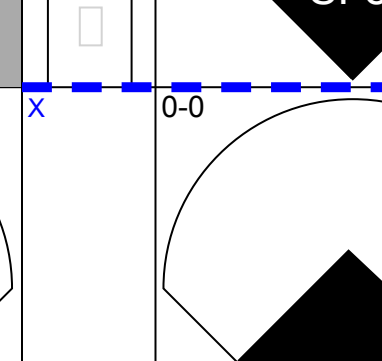
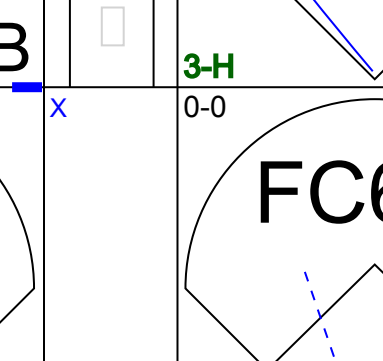
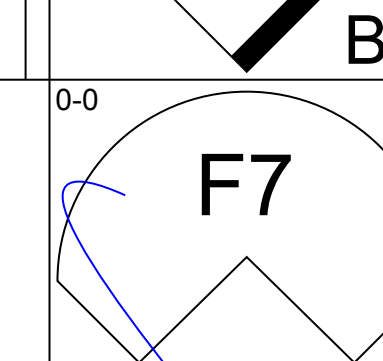
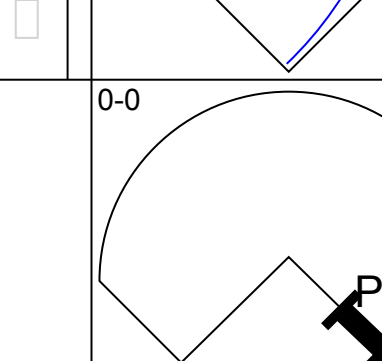

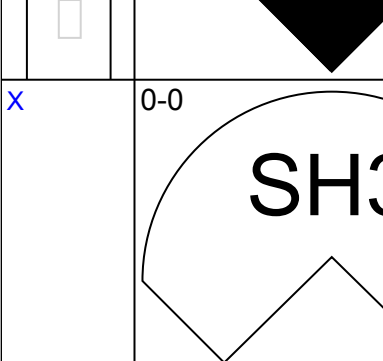
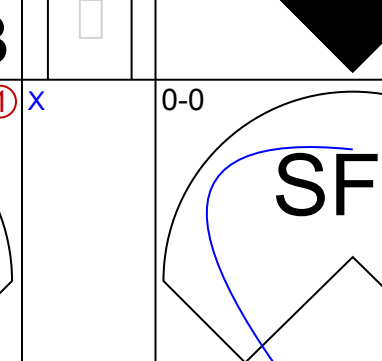
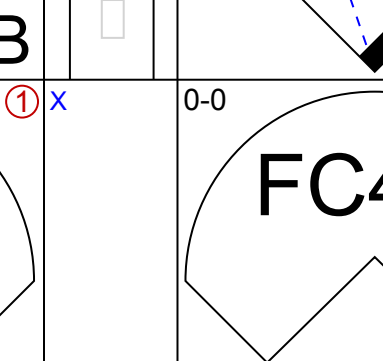
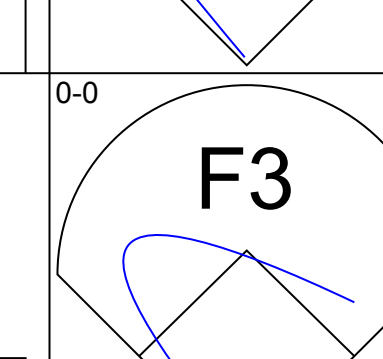
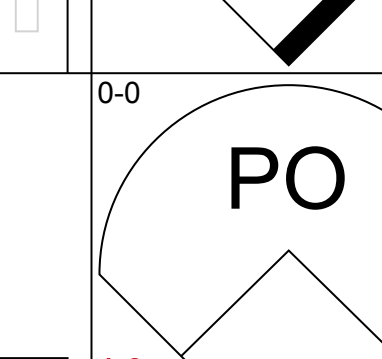
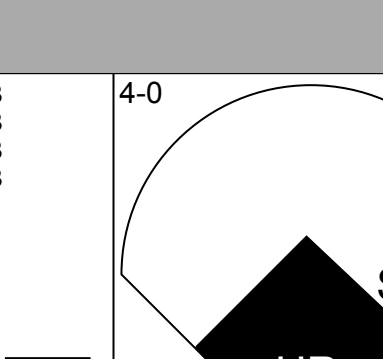
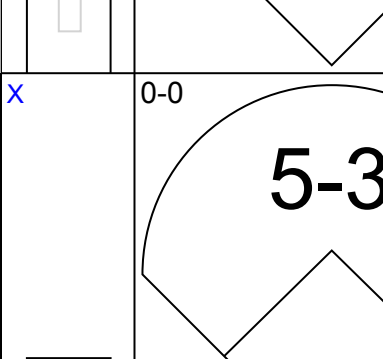
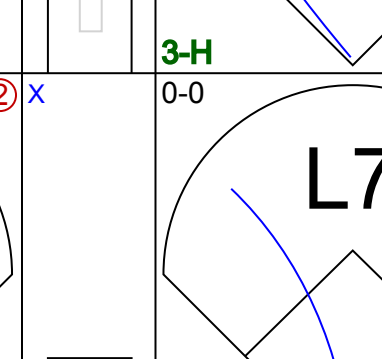
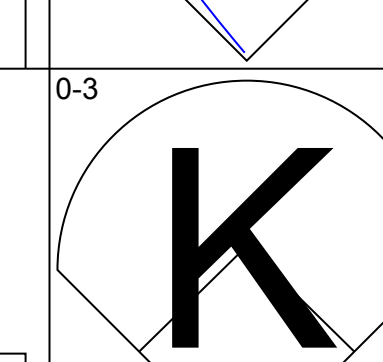
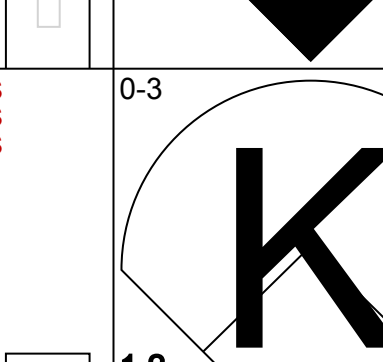
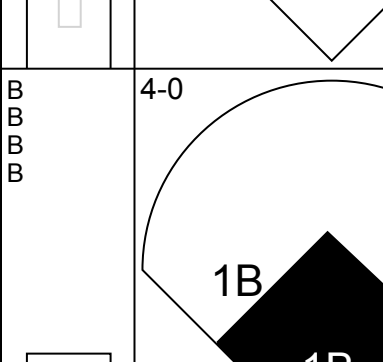
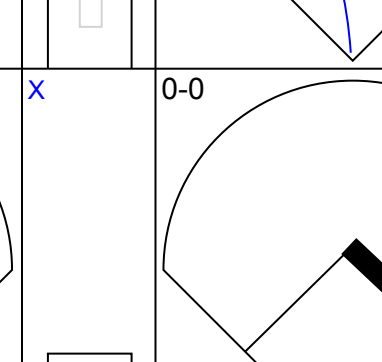
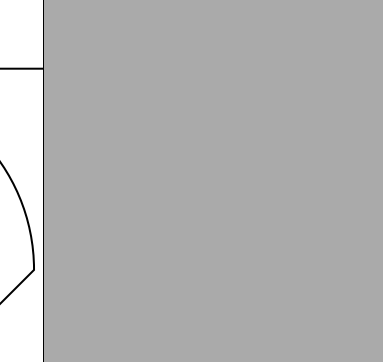
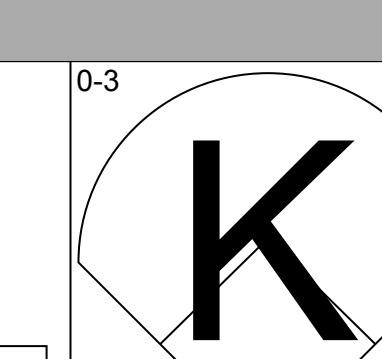
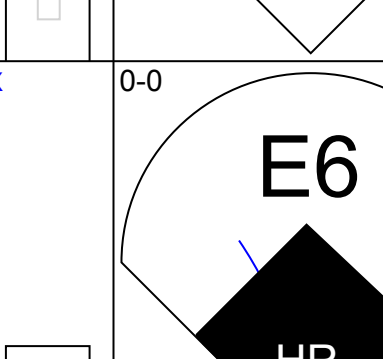
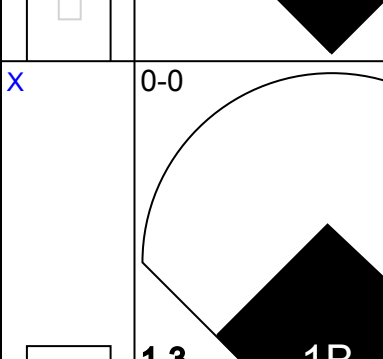
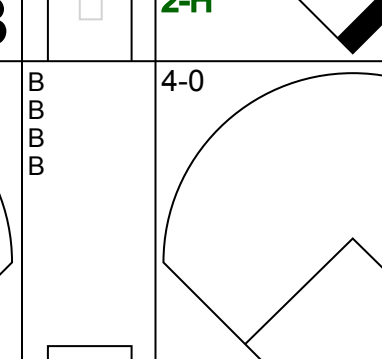
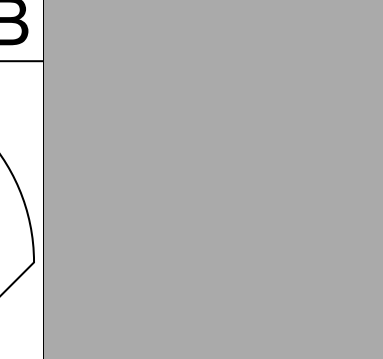


Batter	1	2	3	4	5	6	7	8	9	AB	R	H	RBI	BB	SO	LOB	TOP			
Ron LeFlore, R (1, 8) OBP: 0.267, SLG: 0.241										4	0	0	0	0	2	5				
Gary Sutherland, R (1, 4) OBP: 0.300, SLG: 0.335										4	0	0	0	0	0	3				
Gates Brown, L (1, 10) OBP: 0.291, SLG: 0.312										4	0	1	0	0	1	0				
Ben Oglivie, L (1, 7) OBP: 0.373, SLG: 0.393										4	0	0	0	0	0	1				
Bill Freehan, R (1, 3) OBP: 0.353, SLG: 0.436										4	0	0	0	0	0	0				
Jim Nettles, L (1, 9) OBP: 0.316, SLG: 0.360										3	0	1	0	1	0	0				
Aurelio Rodriguez, R (1, 5) OBP: 0.267, SLG: 0.327										4	0	1	0	0	1	2				
Ed Brinkman, R (1, 6) OBP: 0.270, SLG: 0.341										2	0	1	0	1	0	2				
John Wockenfuss, R (1, 2) OBP: 0.270, SLG: 0.341										2	0	0	0	1	0	3				
Inning Stats	R: 0 E: 0 K: 1 S: 6	H: 1 LOB: 1 BB: 0 P: 6	R: 0 E: 1 K: 1 S: 6	H: 1 LOB: 1 BB: 0 P: 6	R: 0 E: 0 K: 0 S: 3	H: 0 LOB: 0 BB: 0 P: 3	R: 0 E: 0 K: 0 S: 3	H: 0 LOB: 0 BB: 0 P: 3	R: 0 E: 0 K: 0 S: 3	H: 0 LOB: 2 BB: 2 P: 11	R: 0 E: 0 K: 0 S: 3	H: 0 LOB: 0 BB: 0 P: 3	R: 0 E: 0 K: 0 S: 3	H: 0 LOB: 0 BB: 0 P: 3	R: 0 E: 0 K: 0 S: 3	H: 0 LOB: 0 BB: 0 P: 3	1B: 3 2B: 2 3B: 0 HR: 0	SF: 0 SAC: 0 DP: 1 HBP: 0	WP: 0 PB: 0 SB: 0 CS: 0	PA: 34
PITCHER Jim Bibby, R (1, 1) ERA: 4.74	IP: 9.0 WLS: W BF: 34 H: 4 R: 0 ER: 0 SO: 4 BB: 3 IBB: 0 HBP: 0 BLK: 0 WP: 0 HR: 0 S: 39 P: 51 ERA: 0.00 WHIP: 0.778															PITCHER				

Detroit Tigers @ Texas Rangers
Arlington Stadium, Arlington, TX
Sun Aug 11 1974, 8:05 PM EDT
Att: 11,434 - Unknown

AB	31
R	0
H	4
RBI	0
BB	3
SO	4
LOB	16



Batter	1	2	3	4	5	6	7	8	9	AB	R	H	RBI	BB	SO	LOB	BOTTOM			
Davey Nelson, R (1, 4) OBP: 0.301, SLG: 0.300										5	1	3	4	0	1	2				
Cesar Tovar, R (1, 7) OBP: 0.356, SLG: 0.367										3	1	1	1	2	0	1				
Jeff Burroughs, R (1, 9) OBP: 0.393, SLG: 0.530										5	0	1	0	0	0	4				
Mike Hargrove, L (1, 3) OBP: 0.411, SLG: 0.454										4	1	2	1	0	0	1				
Jim Spencer, L (1, 10) OBP: 0.346, SLG: 0.437										3	2	1	0	2	0	1				
Lenny Randle, S (1, 5) OBP: 0.338, SLG: 0.377										3	0	1	1	0	0	3				
Toby Harrah, R (1, 6) OBP: 0.322, SLG: 0.418										3	1	0	0	1	0	4				
Joe Lovitto, S (1, 8) OBP: 0.250, SLG: 0.286										3	1	1	1	1	2	3				
Jim Sundberg, R (1, 2) OBP: 0.396, SLG: 0.356										3	2	1	1	1	1	1				
Inning Stats	R: 0 E: 0 K: 0 S: 3	H: 0 LOB: 0 BB: 0 P: 3	R: 0 E: 0 K: 1 S: 6	H: 1 LOB: 2 BB: 1 P: 10	R: 0 E: 0 K: 1 S: 6	H: 1 LOB: 1 BB: 0 P: 6	R: 0 E: 0 K: 0 S: 3	H: 1 LOB: 0 BB: 0 P: 3	R: 3 E: 1 K: 1 S: 7	H: 1 LOB: 2 BB: 2 P: 15	R: 3 E: 0 K: 0 S: 6	H: 3 LOB: 2 BB: 2 P: 14	R: 2 E: 0 K: 1 S: 8	H: 3 LOB: 2 BB: 1 P: 12	R: 1 E: 0 K: 0 S: 4	H: 1 LOB: 1 BB: 1 P: 8	1B: 9 2B: 1 3B: 0 HR: 1	SF: 2 SAC: 1 DP: 0 HBP: 0	WP: 0 PB: 0 SB: 1 CS: 0	PA: 43
PITCHER Dave Lemanczyk, R (1, 1) ERA: 3.76	IP: 4.1 WLS: L BF: 20 H: 4 R: 3 ER: 2 SO: 3 BB: 3 IBB: 0 HBP: 0 BLK: 0 WP: 0 HR: 1 S: 23 P: 35 ERA: 4.15 WHIP: 1.615															PITCHER				
Jim Ray, R (5, 1) ERA: 4.64	IP: 1.2 WLS: L BF: 10 H: 3 R: 3 ER: 3 SO: 0 BB: 2 IBB: 0 HBP: 0 BLK: 0 WP: 0 HR: 0 S: 8 P: 16 ERA: 16.20 WHIP: 3.000															PITCHER				
Bill Slayback, R (7, 1) ERA: 4.89	IP: 2.0 WLS: L BF: 12 H: 4 R: 3 ER: 2 SO: 1 BB: 2 IBB: 0 HBP: 0 BLK: 0 WP: 0 HR: 0 S: 12 P: 20 ERA: 9.00 WHIP: 3.000															PITCHER				

Detroit Tigers @ Texas Rangers
Arlington Stadium, Arlington, TX
Sun Aug 11 1974, 8:05 PM EDT
Att: 11,434 - Unknown

AB	32
R	9
H	11
RBI	9
BB	7
SO	4
LOB	20



Batter	1	2	3	4	5	6	7	8	9	AB	R	H	RBI	BB	SO	LOB	TOP											
Dave May, L OBP: 0.282, SLG: 0.347 (1, 9)	0-0 1-3	0-3 K			0-3 K		0-0 1B 2B	0-0 F9		5	1	1	0	0	2	2												
Don Money, R OBP: 0.346, SLG: 0.419 (1, 5)	0-0 1B		0-0 6-3		0-0 FC1-6 1B		0-0 F3		0-0 FC4-6 1B	5	1	3	0	0	0	1												
John Briggs, L OBP: 0.348, SLG: 0.468 (1, 7)	0-0 1B		0-3 K		0-0 FC1-6 1-2		0-0 PB 2B 1B		0-0 FC4-6 FC5-4 1-2	5	2	2	1	0	1	2												
George Scott, R OBP: 0.352, SLG: 0.461 (1, 3)	0-0 4-3 2H 3H 1B		0-0 5-3		0-3 K		4-0 PB 2B BB		0-0 FC5-4 1-2	4	1	1	2	1	1	2												
Darrell Porter, L OBP: 0.344, SLG: 0.398 (1, 2)	0-0 4-3 2-3			0-3 K		0-0 F8	0-0 1H 2H 2B		0-3 K	5	0	1	2	0	2	2												
Deron Johnson, R OBP: 0.252, SLG: 0.343 (1, 10)	0-3 K			0-0 1B 6-3 1B		0-0 E6 FC5-4	0-0 F8			4	0	1	0	0	1	2												
Bob Coluccio, R OBP: 0.308, SLG: 0.342 (1, 8)		0-3 K		0-0 6-3 1-2		0-0 FC5-4 1-2		0-0 SH1-4 1B		4	0	1	0	0	1	2												
Robin Yount, R OBP: 0.280, SLG: 0.351 (1, 6)		0-0 F8		0-0 2-3 1B		0-0 5-3		0-0 SH1-4 1-2		3	0	1	0	0	0	1												
Pedro Garcia, R OBP: 0.254, SLG: 0.360 (1, 4)		0-0 S 1B		0-0 5-3			0-0 F7	0-0 5-3		4	0	1	0	0	0	3												
Inning Stats	R: 2 E: 0 K: 1 S: 8	H: 3 LOB: 1 BB: 0 P: 8	R: 0 E: 0 K: 2 S: 8	H: 1 LOB: 1 BB: 0 P: 8	R: 0 E: 0 K: 1 S: 5	H: 0 LOB: 0 BB: 0 P: 5	R: 0 E: 0 K: 1 S: 7	H: 2 LOB: 2 BB: 0 P: 7	R: 0 E: 0 K: 0 S: 4	H: 0 LOB: 1 BB: 0 P: 4	R: 3 E: 0 K: 0 S: 6	H: 3 LOB: 1 BB: 1 P: 10	R: 0 E: 0 K: 0 S: 4	H: 1 LOB: 1 BB: 0 P: 4	R: 0 E: 0 K: 1 S: 6	H: 1 LOB: 1 BB: 0 P: 6	1B: 10 2B: 2 3B: 0 HR: 0	SF: 0 SAC: 1 DP: 0 HBP: 0	WP: 0 PB: 1 SB: 2 CS: 0	PA: 41								
PITCHER	IP	WLS	BF	H	R	ER	SO	BB	IBB	HBP	BLK	WP	HR	S	P	ERA	WHIP											
Steve Hargan, R ERA: 4.49 (1, 1)	6.2	L	31	9	5	4	7	1	0	0	0	0	0	0	44	48	5.40	1.500										
David Clyde, L ERA: 4.07 (7, 1)	0.1		2	1	0	0	0	0	0	0	0	0	0	2	2	0.00	3.000											
Pete Broberg, R ERA: 8.25 (8, 1)	0.2		3	1	0	0	0	0	0	0	0	0	0	3	3	0.00	1.500											
Jim Merritt, L ERA: 7.5 (8, 1)	1.1		5	1	0	0	1	0	0	0	0	0	0	7	7	0.00	0.750											

Milwaukee Brewers @ Texas Rangers
Arlington Stadium, Arlington, TX
Mon Aug 12 1974, 8:05 PM EDT
Att: 7,649 - Unknown

AB	39
R	5
H	12
RBI	5
BB	1
SO	8
LOB	17



Batter	1	2	3	4	5	6	7	8	9	AB	R	H	RBI	BB	SO	LOB	BOTTOM										
Davey Nelson, R OBP: 0.297, SLG: 0.296 (1, 4)	0-0 5-3		0-0 FC6-4 F4 1-2			0-3 K		0-0 5-3		4	0	0	0	0	1	1											
Cesar Tovar, R OBP: 0.353, SLG: 0.363 (1, 7)	0-0 5-3		0-0 F4 1-2			0-0 6-3		0-0 5-3		4	0	0	0	0	0	1											
Jeff Burroughs, R OBP: 0.392, SLG: 0.527 (1, 9)	0-0 L4			0-0 F9			0-0 FC4 1B 1B	0-0 5-3		4	1	1	0	0	0	0											
Mike Hargrove, L OBP: 0.412, SLG: 0.455 (1, 3)		0-0 FC3-6 1B 1B		0-0 F8			0-0 FC4 1B		0-0 L1	4	0	2	0	0	0	0											
Jim Spencer, L OBP: 0.345, SLG: 0.434 (1, 10)		0-0 FC3-6 1-2 1B		0-0 3-1			0-0 F4		0-0 F6	4	0	1	0	0	0	2											
Lenny Randle, S OBP: 0.335, SLG: 0.373 (1, 5)		0-0 FC3-6 1-2 2-3 S		0-0 F8			0-0 FC4 1B 1-2 2-3		0-0 G3	4	0	0	0	0	0	4											
Toby Harrah, R OBP: 0.322, SLG: 0.418 (1, 6)		0-3 K 1-2		0-0 F6			0-0 BB 1B 1-3 3H			3	0	1	1	0	1	2											
Joe Lovitto, S OBP: 0.251, SLG: 0.282 (1, 8)		0-0 6-3		0-0 G3			0-0 BB 1-2			2	0	0	0	1	0	2											
Jim Sundberg, R OBP: 0.392, SLG: 0.352 (1, 2)			0-0 E6 FC6-4			0-0 F9		0-0 1-3		3	0	0	0	0	0	3											
Inning Stats	R: 0 E: 0 K: 0 S: 3	H: 0 LOB: 0 BB: 0 P: 3	R: 0 E: 0 K: 1 S: 7	H: 2 LOB: 2 BB: 0 P: 7	R: 0 E: 1 K: 0 S: 3	H: 0 LOB: 0 BB: 0 P: 3	R: 0 E: 0 K: 0 S: 3	H: 0 LOB: 0 BB: 0 P: 3	R: 0 E: 0 K: 1 S: 5	H: 0 LOB: 0 BB: 0 P: 5	R: 1 E: 0 K: 0 S: 6	H: 3 LOB: 3 BB: 1 P: 10	R: 0 E: 0 K: 0 S: 3	H: 0 LOB: 0 BB: 0 P: 3	R: 0 E: 0 K: 0 S: 3	H: 0 LOB: 0 BB: 0 P: 3	1B: 5 2B: 0 3B: 0 HR: 0	SF: 0 SAC: 0 DP: 0 HBP: 0	WP: 0 PB: 0 SB: 1 CS: 0	PA: 33							
PITCHER	IP	WLS	BF	H	R	ER	SO	BB	IBB	HBP	BLK	WP	HR	S	P	ERA	WHIP										
Jim Colborn, R ERA: 4.87 (7, 1)	2.1	S	7	0	0	0	0	0	0	0	0	0	0	7	7	0.00	0.000										
Tom Murphy, R ERA: 1.6 (7, 1)																											

Milwaukee Brewers @ Texas Rangers
Arlington Stadium, Arlington, TX
Mon Aug 12 1974, 8:05 PM EDT
Att: 7,649 - Unknown

AB	32
R	1
H	5
RBI	1
BB	1
SO	2
LOB	15



Batter	1	2	3	4	5	6	7	8	9	AB	R	H	RBI	BB	SO	LOB	TOP										
Dave May, L OBP: 0.283, SLG: 0.348 (1, 9)	1-3		4-3		CS 1B			E 1B	1-3	5	1	2	0	0	0	0	Milwaukee Brewers @ Texas Rangers Arlington Stadium, Arlington, TX Tue Aug 13 1974, 8:05 PM EDT Att: 8,449 - Unknown livebaseballscorecards.com										
Don Money, R OBP: 0.346, SLG: 0.420 (1, 5)	4-3 2B		S BB		CS 1-2	1B G4-6-3 BB		E4 FC6-4 1B E	6-3	3	2	1	0	2	0	2											
John Briggs, L OBP: 0.349, SLG: 0.467 (1, 7)	4-3 2-3		F9			G4-6-3 1B		FC6-4 1B	K	5	0	2	2	0	1	2											
George Scott, R OBP: 0.351, SLG: 0.458 (1, 3)				6-3		G4-6-3 1-2 3-H		FC6-4 E BB 1B		3	1	0	0	1	0	3											
Darrell Porter, L OBP: 0.343, SLG: 0.394 (1, 2)	4-3			K		0-3 3-H		1B E BB		3	0	0	0	1	2	2											
Mike Hegan, L OBP: 0.318, SLG: 0.415 (1, 10)							5-3	E3 FC5 1B		4	0	2	1	0	0	2											
Bob Coluccio, R OBP: 0.305, SLG: 0.338 (1, 8)		G6-4-3 1B		L6			F8	K		4	0	0	0	0	1	5											
Tim Johnson, L OBP: 0.269, SLG: 0.355 (1, 6)					5-3		L6			4	0	1	1	0	1	0											
Robin Yount, R OBP: 0.280, SLG: 0.351 (8, 6)		K						1-2 2-3 3-H 1B		0	0	0	0	0	0	0											
Pedro Garcia, R OBP: 0.254, SLG: 0.362 (1, 4)			6-3		B1-3			1B FC5		4	1	1	0	0	0	3											
Inning Stats	R: 0 E: 0 K: 0 S: 4	H: 1 LOB: 2 BB: 1 P: 8	R: 0 E: 0 K: 1 S: 5	H: 1 LOB: 0 BB: 0 P: 5	R: 0 E: 0 K: 0 S: 3	H: 0 LOB: 1 BB: 1 P: 7	R: 0 E: 0 K: 1 S: 6	H: 1 LOB: 1 BB: 0 P: 6	R: 0 E: 0 K: 0 S: 3	H: 1 LOB: 0 BB: 1 P: 9	R: 0 E: 0 K: 0 S: 3	H: 0 LOB: 0 BB: 0 P: 3	R: 4 E: 2 K: 1 S: 11	H: 4 LOB: 3 BB: 1 P: 15	R: 0 E: 0 K: 1 S: 5	H: 0 LOB: 0 BB: 0 P: 5	1B: 7 2B: 2 3B: 0 HR: 0	SF: 0 SAC: 0 DP: 2 HBP: 0	WP: 0 PB: 0 SB: 1 CS: 1	PA: 40							
PITCHER	IP	WLS	BF	H	R	ER	SO	BB	IBB	HBP	BLK	WP	HR	S	P	ERA	WHIP										
Jackie Brown, R ERA: 3.71 (1, 1)	7.0	L	29	7	4	2	3	3	0	0	0	0	0	32	44	2.57	1.429										
Jim Merritt, L ERA: 7.5 (8, 1)	0.0		1	1	0	0	0	0	0	0	0	0	0	1	1	∞	∞										
Steve Foucault, R ERA: 2.37 (8, 1)	2.0		9	1	1	0	2	1	0	0	0	0	0	12	16	0.00	1.000										

Batter	1	2	3	4	5	6	7	8	9	AB	R	H	RBI	BB	SO	LOB	BOTTOM										
Alex Johnson, R OBP: 0.341, SLG: 0.366 (1, 7)	K	1-3			FC6-4 1B		F9			5	0	2	1	0	1	2	Milwaukee Brewers @ Texas Rangers Arlington Stadium, Arlington, TX Tue Aug 13 1974, 8:05 PM EDT Att: 8,449 - Unknown livebaseballscorecards.com										
Cesar Tovar, R OBP: 0.345, SLG: 0.359 (1, 8)	5-3	L1			FC6-4 S 1-2		E6 CS		2H 2B	5	0	0	0	0	0	4											
Jeff Burroughs, R OBP: 0.392, SLG: 0.526 (6, PH)					F8					3	0	1	0	0	1	1											
Duke Sims, L OBP: 0.238, SLG: 0.255 (9, 9)	1B 1B				K		CS	P5	F4	2	0	0	0	0	0	1											
Mike Hargrove, L OBP: 0.313, SLG: 0.455 (1, 3)	1B 1-2			G3	F9			FC4-6 1B		4	0	2	0	0	0	1											
Jim Spencer, L OBP: 0.343, SLG: 0.431 (1, 10)	1-2 2-3 1B			K			P4	FC4-6 1B		4	0	1	0	0	1	1											
Lenny Randle, S OBP: 0.339, SLG: 0.377 (1, 5)	3-1				F9 4-3 1B			1B 1B		4	0	3	0	0	0	3											
Toby Harrah, R OBP: 0.321, SLG: 0.415 (1, 6)		FC6-4 S BB		4-3			F9	4-3		3	0	0	0	1	0	4											
Davey Nelson, R OBP: 0.299, SLG: 0.298 (1, 4)					F9				4-3	4	0	2	0	0	0	1											
Jim Sundberg, R OBP: 0.390, SLG: 0.354 (1, 2)		FC6-4 1-2 2-3			F8			L6		4	1	1	0	0	0	3											
Inning Stats	R: 0 E: 0 K: 1 S: 8	H: 3 LOB: 3 BB: 0 P: 8	R: 0 E: 0 K: 0 S: 4	H: 1 LOB: 2 BB: 1 P: 8	R: 0 E: 0 K: 1 S: 5	H: 0 LOB: 0 BB: 0 P: 5	R: 0 E: 0 K: 0 S: 4	H: 1 LOB: 1 BB: 0 P: 4	R: 0 E: 0 K: 0 S: 6	H: 1 LOB: 1 BB: 0 P: 6	R: 0 E: 0 K: 0 S: 4	H: 2 LOB: 2 BB: 0 P: 4	R: 0 E: 1 K: 0 S: 3	H: 0 LOB: 0 BB: 0 P: 3	R: 0 E: 0 K: 0 S: 5	H: 2 LOB: 2 BB: 0 P: 5	R: 1 E: 0 K: 0 S: 5	H: 2 LOB: 1 BB: 0 P: 5	1B: 10 2B: 2 3B: 0 HR: 0	SF: 0 SAC: 0 DP: 0 HBP: 0	WP: 0 PB: 0 SB: 2 CS: 1	PA: 40					
PITCHER	IP	WLS	BF	H	R	ER	SO	BB	IBB	HBP	BLK	WP	HR	S	P	ERA	WHIP										
Bill Champion, R ERA: 3.24 (1, 1)	7.0	W	29	8	0	0	3	1	0	0	0	0	0	34	38	0.00	1.286										
Tom Murphy, R ERA: 1.65 (8, 1)	2.0		10	4	1	1	0	0	0	0	0	0	0	10	10	4.50	2.000										

Batter	1	2	3	4	5	6	7	8	9	AB	R	H	RBI	BB	SO	LOB	TOP										
Dave May, L OBP: 0.285, SLG: 0.349 (1, 9)										5	1	2	0	0	0	0											
Don Money, R OBP: 0.351, SLG: 0.424 (1, 5)										5	1	3	2	0	0	0											
John Briggs, L OBP: 0.349, SLG: 0.467 (1, 7)										5	0	2	0	0	0	3											
George Scott, R OBP: 0.352, SLG: 0.460 (1, 3)										5	1	2	1	0	1	3											
Darrell Porter, L OBP: 0.342, SLG: 0.396 (1, 2)										4	1	1	1	0	2	1											
Deron Johnson, R OBP: 0.253, SLG: 0.340 (1, 10)										2	1	0	0	1	0	0											
Mike Hegan, L OBP: 0.317, SLG: 0.412 (8, FH)										1	0	0	0	0	0	1											
Bob Coluccio, R OBP: 0.301, SLG: 0.333 (1, 8)										4	0	0	0	0	0	2											
John Vukovich, R OBP: 0.183, SLG: 0.351 (8, FH)										3	0	0	0	0	2	1											
Tim Johnson, L OBP: 0.275, SLG: 0.360 (8, 6)										1	0	1	1	0	0	0											
Pedro Garcia, R OBP: 0.254, SLG: 0.361 (1, 4)										4	1	1	0	0	1	1											
Inning Stats	R: 1 E: 0 K: 0 S: 5	H: 2 LOB: 1 BB: 0 P: 5	R: 0 E: 0 K: 1 S: 5	H: 0 LOB: 0 BB: 0 P: 5	R: 0 E: 0 K: 2 S: 7	H: 0 LOB: 0 BB: 0 P: 7	R: 3 E: 0 K: 0 S: 7	H: 4 LOB: 2 BB: 1 P: 11	R: 0 E: 0 K: 1 S: 5	H: 0 LOB: 0 BB: 0 P: 5	R: 0 E: 0 K: 1 S: 7	H: 2 LOB: 2 BB: 0 P: 7	R: 2 E: 0 K: 0 S: 6	H: 3 LOB: 1 BB: 0 P: 6	R: 0 E: 0 K: 0 S: 4	H: 1 LOB: 1 BB: 0 P: 4	1B: 9 2B: 3 3B: 0 HR: 0	SF: 0 SAC: 0 DP: 0 HBP: 0	WP: 0 PB: 0 SB: 0 CS: 0	PA: 40							
PITCHER	IP	WLS	BF	H	R	ER	SO	BB	IBB	HBP	BLK	WP	HR	S	P	ERA	WHIP										
Fergie Jenkins, R ERA: 3.47 (1, 1)	8.0	L	36	11	6	6	6	1	0	0	0	0	0	47	51	6.75	1.500										
Steve Foucault, R ERA: 2.35 (9, 1)	1.0		4	1	0	0	0	0	0	0	0	0	0	4	4	0.00	1.000										

Milwaukee Brewers @ Texas Rangers
Arlington Stadium, Arlington, TX
Wed Aug 14 1974, 8:05 PM EDT
Att: 10,769 - Unknown

AB 39
R 6
H 12
RBI 5
BB 1
SO 6
LOB 12



Batter	1	2	3	4	5	6	7	8	9	AB	R	H	RBI	BB	SO	LOB	BOTTOM										
Davey Nelson, R OBP: 0.298, SLG: 0.297 (1, 4)										5	1	1	0	0	2	5											
Cesar Tovar, R OBP: 0.356, SLG: 0.367 (1, 7)										5	0	5	0	0	0	0											
Jeff Burroughs, R OBP: 0.390, SLG: 0.522 (1, 9)										3	1	0	1	1	0	5											
Mike Hargrove, L OBP: 0.413, SLG: 0.455 (1, 3)										5	1	2	0	0	1	2											
Jim Spencer, L OBP: 0.344, SLG: 0.442 (1, 10)										5	1	2	2	0	0	2											
Lenny Randle, S OBP: 0.342, SLG: 0.380 (1, 5)										5	1	3	1	0	0	2											
Toby Harrah, R OBP: 0.323, SLG: 0.417 (1, 6)										3	0	1	1	1	0	2											
Joe Lovitto, S OBP: 0.257, SLG: 0.279 (1, 8)										2	0	0	0	2	0	1											
Jim Sundberg, R OBP: 0.393, SLG: 0.355 (1, 2)										2	0	1	0	1	0	1											
Inning Stats	R: 1 E: 0 K: 0 S: 4	H: 2 LOB: 0 BB: 0 P: 4	R: 0 E: 0 K: 0 S: 2	H: 1 LOB: 0 BB: 1 P: 6	R: 0 E: 0 K: 1 S: 6	H: 2 LOB: 1 BB: 1 P: 10	R: 3 E: 1 K: 1 S: 9	H: 4 LOB: 1 BB: 0 P: 9	R: 0 E: 0 K: 0 S: 3	H: 0 LOB: 1 BB: 1 P: 7	R: 1 E: 0 K: 1 S: 7	H: 3 LOB: 2 BB: 1 P: 11	R: 0 E: 0 K: 0 S: 4	H: 1 LOB: 2 BB: 1 P: 8	R: 0 E: 0 K: 0 S: 3	H: 0 LOB: 0 BB: 0 P: 3	1B: 13 2B: 1 3B: 0 HR: 1	SF: 1 SAC: 1 DP: 0 HBP: 0	WP: 0 PB: 0 SB: 0 CS: 5	PA: 43							
PITCHER	IP	WLS	BF	H	R	ER	SO	BB	IBB	HBP	BLK	WP	HR	S	P	ERA	WHIP										
Jim Slaton, R ERA: 4.68 (1, 1)	3.0		16	9	4	4	1	2	0	0	0	0	0	16	24	12.00	3.667										
Bill Travers, L ERA: 4.6 (4, 1)	3.0		14	3	1	1	1	2	0	0	0	0	0	14	22	3.00	1.667										
Tom Murphy, R ERA: 1.62 (7, 1)	3.0	W	12	3	0	0	1	1	0	0	0	0	0	13	17	0.00	1.333										

Milwaukee Brewers @ Texas Rangers
Arlington Stadium, Arlington, TX
Wed Aug 14 1974, 8:05 PM EDT
Att: 10,769 - Unknown

AB 35
R 5
H 15
RBI 5
BB 5
SO 3
LOB 20



Batter	1	2	3	4	5	6	7	8	9	AB	R	H	RBI	BB	SO	LOB	TOP							
Davey Nelson, R OBP: 0.297, SLG: 0.296 (1, 4)										5	1	1	1	0	1	1								
Cesar Tovar, R OBP: 0.397, SLG: 0.370 (1, 7)										5	1	2	1	0	0	0								
Jeff Burroughs, R OBP: 0.388, SLG: 0.525 (1, 9)										5	1	1	3	0	1	1								
Mike Hargrove, L OBP: 0.411, SLG: 0.455 (1, 3)										4	1	1	0	0	1	0								
Jim Spencer, L OBP: 0.347, SLG: 0.445 (1, 10)										3	1	1	0	1	0	0								
Lenny Randle, S OBP: 0.339, SLG: 0.376 (1, 5)										4	0	0	0	0	0	3								
Toby Harrah, R OBP: 0.322, SLG: 0.415 (1, 6)										4	0	1	0	0	0	1								
Joe Lovitto, S OBP: 0.267, SLG: 0.282 (1, 8)										2	1	1	0	2	0	1								
Jim Sundberg, R OBP: 0.391, SLG: 0.354 (1, 2)										4	1	1	1	0	0	2								
Inning Stats	R: 0 E: 0 K: 0 S: 3	H: 0 LOB: 0 BB: 0 P: 3	R: 0 E: 0 K: 0 S: 3	H: 0 LOB: 0 BB: 0 P: 3	R: 0 E: 0 K: 0 S: 4	H: 1 LOB: 1 BB: 0 P: 4	R: 0 E: 0 K: 1 S: 5	H: 0 LOB: 0 BB: 0 P: 5	R: 0 E: 0 K: 0 S: 4	H: 1 LOB: 1 BB: 0 P: 4	R: 0 E: 0 K: 0 S: 4	H: 1 LOB: 1 BB: 0 P: 4	R: 0 E: 0 K: 0 S: 10	H: 6 LOB: 2 BB: 2 P: 18	R: 0 E: 0 K: 0 S: 2	H: 0 LOB: 0 BB: 1 P: 6	R: 0 E: 0 K: 2 S: 7	H: 0 LOB: 0 BB: 0 P: 7	1B: 5 2B: 3 3B: 0 HR: 1	SF: 0 SAC: 0 DP: 1 HBP: 0	WP: 0 PB: 0 SB: 2 CS: 0	PA: 39		
PITCHER	IP	WLS	BF	H	R	ER	SO	BB	IBB	HBP	BLK	WP	HR	S	P	ERA	WHIP							
Dick Bosman, R ERA: 3.89 (1, 1)	6.2	L	29	7	6	1	1	0	1	0	0	0	0	30	34	1.35	1.050							
Tom Buskey, R ERA: 3.32 (7, 1)	0.1		4	2	1	0	0	1	0	0	0	0	1	3	7	0.00	9.000							
Milt Wilcox, R ERA: 3.79 (8, 1)	2.0		6	0	0	0	2	1	0	0	0	0	0	9	13	0.00	0.500							

Texas Rangers @ Cleveland Indians
Cleveland Municipal Stadium, Cleveland, OH

AB 36
R 7
H 9
RBI 6
BB 3
SO 3
LOB 9



WP: 0 PA: 39
PB: 0
SB: 2
CS: 0

Texas Rangers @ Cleveland Indians
Cleveland Municipal Stadium, Cleveland, OH

AB 34
R 3
H 8
RBI 3
BB 0
SO 6
LOB 11



WP: 1 PA: 34
PB: 0
SB: 0
CS: 0

Batter	1	2	3	4	5	6	7	8	9	AB	R	H	RBI	BB	SO	LOB	BOTTOM							
John Lowenstein, L OBP: 0.324, SLG: 0.337 (1, 5)										4	0	0	0	0	0	2								
Leron Lee, L OBP: 0.302, SLG: 0.381 (1, 7)										4	1	2	0	0	1	0								
George Hendrick, R OBP: 0.340, SLG: 0.475 (1, 8)										4	0	0	0	0	2	3								
John Ellis, R OBP: 0.346, SLG: 0.452 (1, 2)										4	1	2	1	0	0	1								
Oscar Gamble, L OBP: 0.360, SLG: 0.448 (1, 10)										4	1	2	0	0	0	0								
Tom McCraw, L OBP: 0.350, SLG: 0.440 (1, 3)										4	0	1	2	0	0	2								
Tommy Smith, L OBP: 0.143, SLG: 0.143 (1, 9)										4	0	0	0	0	2	1								
Frank Duffy, R OBP: 0.277, SLG: 0.326 (1, 6)										3	0	1	0	0	0	0								
Jack Brohamer, L OBP: 0.334, SLG: 0.332 (1, 4)										3	0	0	0	0	1	2								
Inning Stats	R: 1 E: 0 K: 1 S: 8	H: 3 LOB: 2 BB: 0 P: 8	R: 0 E: 0 K: 2 S: 7	H: 0 LOB: 0 BB: 0 P: 7	R: 0 E: 0 K: 0 S: 3	H: 0 LOB: 0 BB: 0 P: 3	R: 0 E: 0 K: 0 S: 3	H: 0 LOB: 0 BB: 0 P: 3	R: 0 E: 0 K: 1 S: 5	H: 0 LOB: 0 BB: 0 P: 5	R: 0 E: 0 K: 0 S: 5	H: 0 LOB: 0 BB: 0 P: 5	R: 2 E: 0 K: 0 S: 7	H: 4 LOB: 2 BB: 0 P: 7	R: 0 E: 0 K: 1 S: 5	H: 1 LOB: 0 BB: 0 P: 5	R: 0 E: 0 K: 0 S: 3	H: 0 LOB: 0 BB: 0 P: 3	1B: 6 2B: 2 3B: 0 HR: 0	SF: 0 SAC: 0 DP: 2 HBP: 0	WP: 1 PB: 0 SB: 0 CS: 0	PA: 34		
PITCHER	IP	WLS	BF	H	R	ER	SO	BB	IBB	HBP	BLK	WP	HR	S	P	ERA	WHIP							
Jim Bibby, R ERA: 4.73 (1, 1)	6.1	W	26	7	3	3	5	0	0	0	0	0	0	36	36	4.26	1.105							
Jim Merritt, L ERA: 7.23 (7, 1)	0.2		3	1	0	0	0	0	0	0	0	0	0	3	3	0.00	1.500							
Steve Foucault, R ERA: 2.3 (8, 1)	2.0		5	0	0	0	1	0	0	0	0	0	0	7	7	0.00	0.000							

Texas Rangers @ Cleveland Indians
Cleveland Municipal Stadium, Cleveland, OH

AB 34
R 3
H 8
RBI 3
BB 0
SO 6
LOB 11



WP: 1 PA: 34
PB: 0
SB: 0
CS: 0

Batter	1	2	3	4	5	6	7	8	9	AB	R	H	RBI	BB	SO	LOB	TOP			
Davey Nelson, R OBP: 0.296, SLG: 0.298 (1, 4)	6-3		2B			6-3		1-3		4	0	1	0	0	0	0				
Cesar Tovar, R OBP: 0.356, SLG: 0.368 (1, 7)	1B		F8			F8			F7	4	0	1	0	0	0	1				
Jeff Burroughs, R OBP: 0.385, SLG: 0.521 (1, 9)	6-3					K			6-3	4	0	0	0	0	1	1				
Mike Hargrove, L OBP: 0.306, SLG: 0.449 (1, 3)	4-3								6-3	4	0	0	0	0	0	1				
Jim Spencer, L OBP: 0.350, SLG: 0.447 (1, 10)		P4								3	0	2	0	0	0	0				
Lenny Randle, S OBP: 0.337, SLG: 0.374 (1, 5)	6-3									2	0	0	0	0	0	1				
Toby Harrah, R OBP: 0.320, SLG: 0.412 (1, 6)	4-3									3	0	0	0	0	0	1				
Joe Lovitto, S OBP: 0.263, SLG: 0.277 (1, 8)			4-3						4-3	3	0	0	0	0	0	0				
Jim Sundberg, R OBP: 0.387, SLG: 0.350 (1, 2)			L1						6-3	3	0	0	0	0	0	0				
Inning Stats	R: 0 E: 0 K: 0 S: 4	H: 1 LOB: 1 BB: 0 P: 4	R: 0 E: 0 K: 0 S: 3	H: 0 LOB: 0 BB: 0 P: 3	R: 0 E: 0 K: 0 S: 4	H: 1 LOB: 1 BB: 0 P: 4	R: 0 E: 0 K: 0 S: 4	H: 0 LOB: 0 BB: 0 P: 3	R: 0 E: 0 K: 1 S: 5	H: 0 LOB: 0 BB: 0 P: 5	R: 0 E: 0 K: 0 S: 4	H: 1 LOB: 1 BB: 0 P: 4	R: 0 E: 0 K: 0 S: 3	H: 0 LOB: 0 BB: 0 P: 3	R: 0 E: 0 K: 0 S: 3	H: 0 LOB: 0 BB: 0 P: 3	1B: 3 2B: 1 3B: 0 HR: 0	SF: 0 SAC: 1 DP: 0 HBP: 0	WP: 0 PB: 0 SB: 1 CS: 0	PA: 31
PITCHER Jim Perry, R ERA: 2.95 (1, 1)	IP: 9.0 WLS: W BF: 31 H: 4 R: 0 ER: 0 SO: 1 BB: 0 IBB: 0 HBP: 0 BLK: 0 WP: 0 HR: 0 S: 33 P: 33 ERA: 0.00 WHIP: 0.444															PITCHER				

Texas Rangers @ Cleveland Indians
Cleveland Municipal Stadium, Cleveland, OH

AB 30
R 0
H 4
RBI 0
BB 0
SO 1
LOB 5



WP: 0
PB: 0
SB: 1
CS: 0
PA: 31

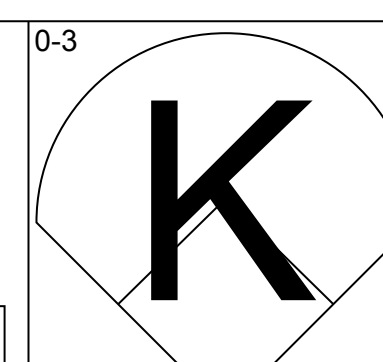
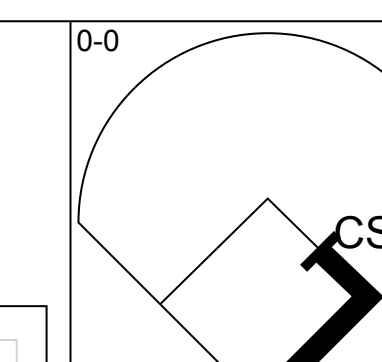
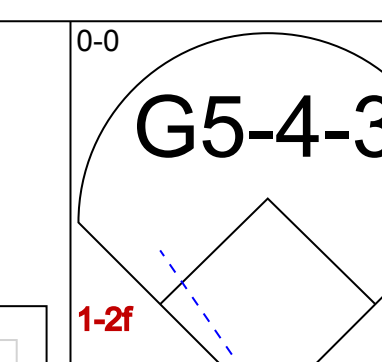
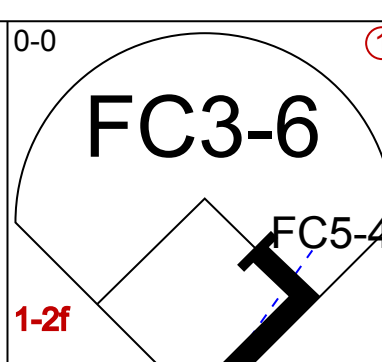
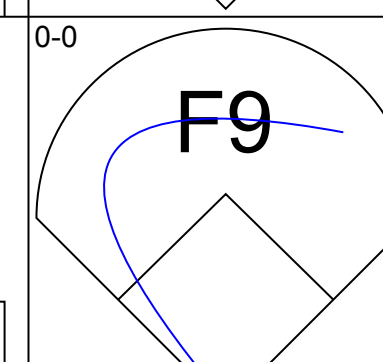
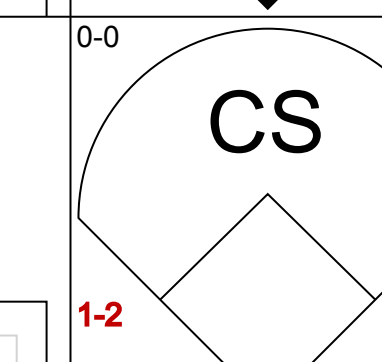
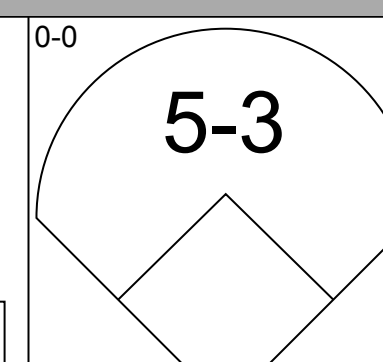
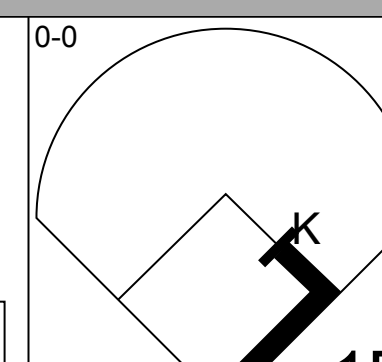
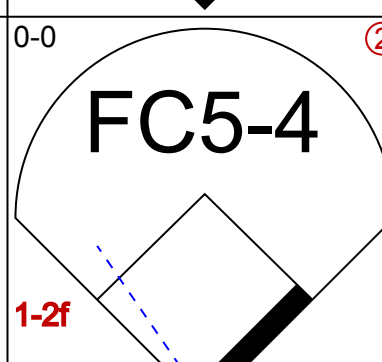
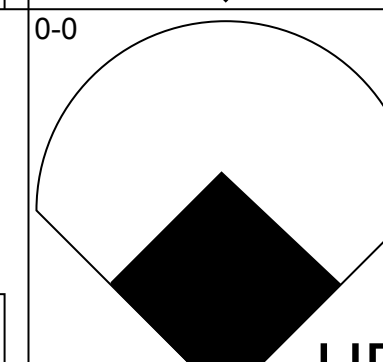
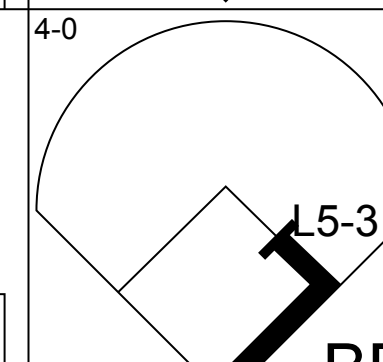
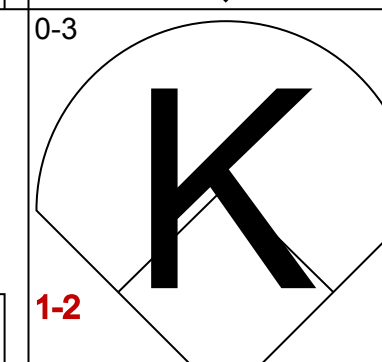
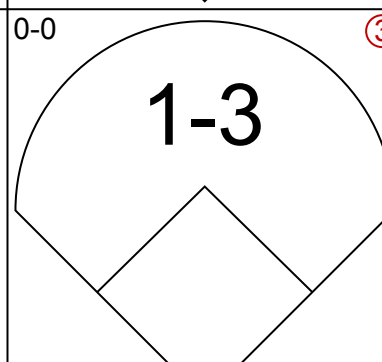
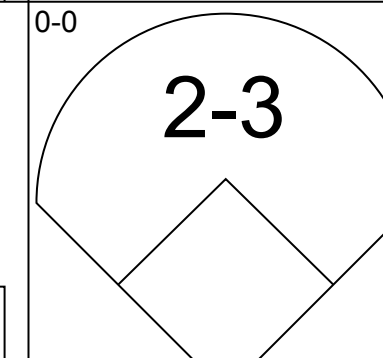
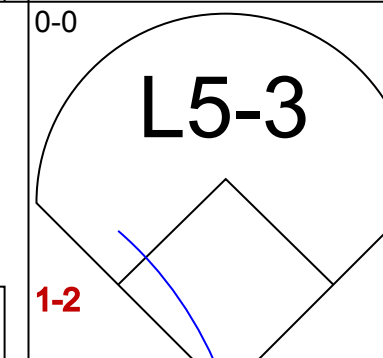
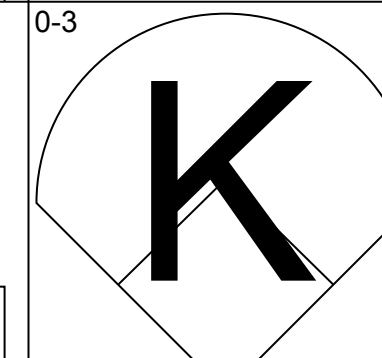
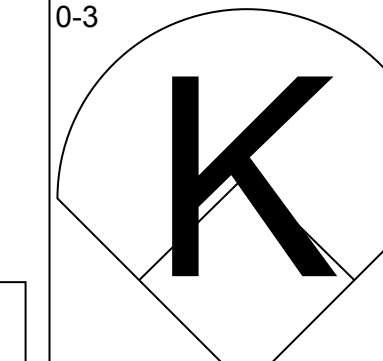
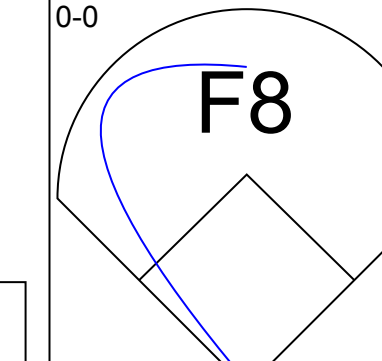
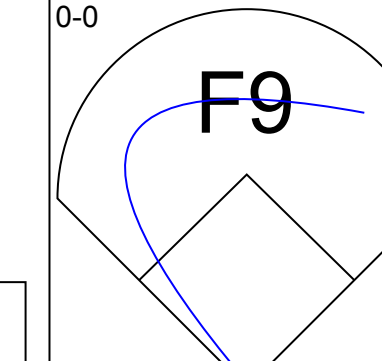
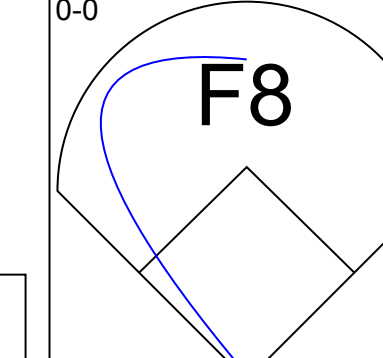
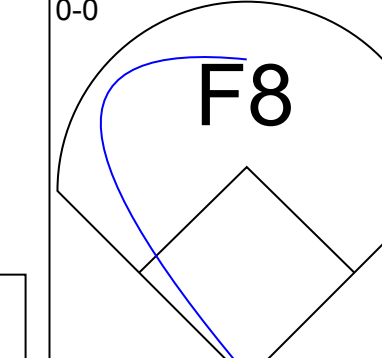
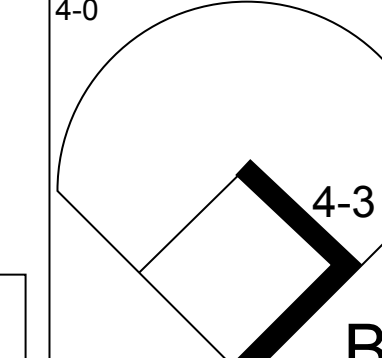
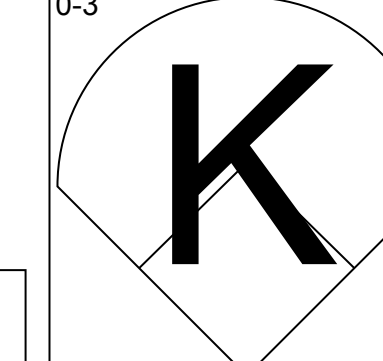
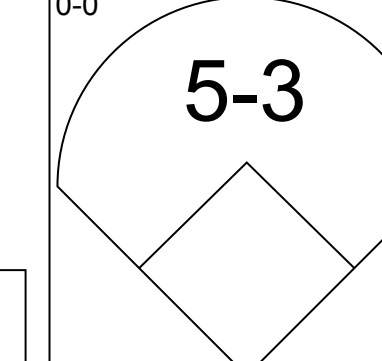
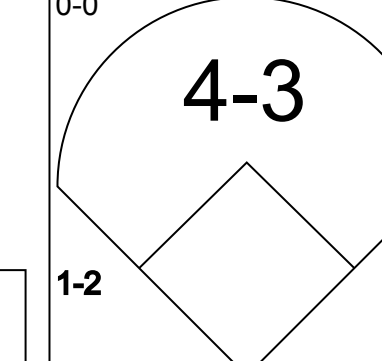
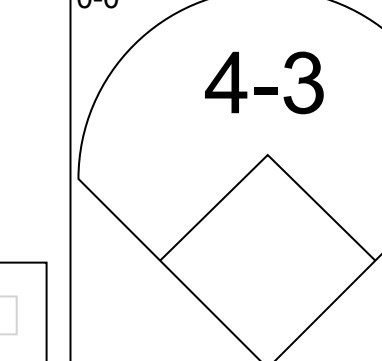
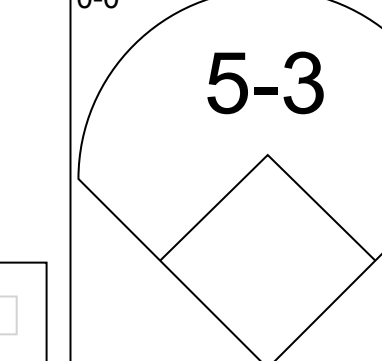
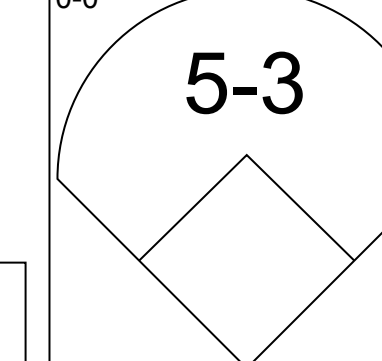
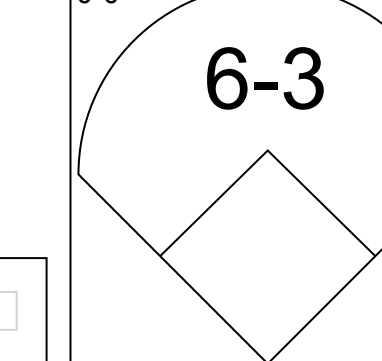
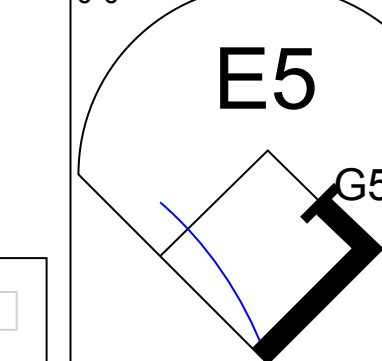
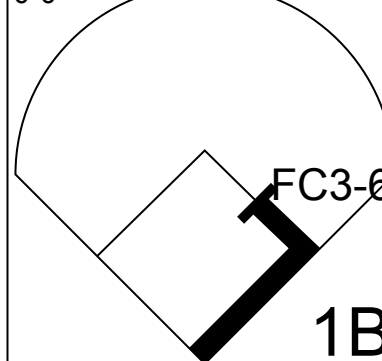
Batter	1	2	3	4	5	6	7	8	9	AB	R	H	RBI	BB	SO	LOB	BOTTOM			
John Lowenstein, L OBP: 0.322, SLG: 0.334 (1, 5)	2-3		E7 1B							3	2	0	0	0	1	0				
Jack Brohamer, L OBP: 0.337, SLG: 0.338 Luis Alvarado, R OBP: 0.227, SLG: 0.213 (1, 4) (9, 4)	G3 2B		L4							4	0	2	1	0	1	1				
Tom McCraw, L OBP: 0.346, SLG: 0.435 Rusty Torres, S OBP: 0.221, SLG: 0.197 (1, 8) (4, 8)	G3		4-3							2	0	0	0	0	0	2				
Charlie Spikes, R OBP: 0.342, SLG: 0.450 (1, 9)	K									4	0	1	1	0	1	3				
John Ellis, R OBP: 0.342, SLG: 0.448 (1, 3)		P4	4-3							3	0	0	1	0	0	2				
Oscar Gamble, L OBP: 0.381, SLG: 0.448 Rico Carty, R (6, FH) (1, 10)	1B 1B									2	0	1	0	0	0	0				
Leron Lee, L OBP: 0.297, SLG: 0.374 (1, 7)	F9									3	0	0	0	0	0	1				
Dave Duncan, R OBP: 0.255, SLG: 0.348 (1, 2)										3	0	1	0	0	0	0				
Frank Duffy, R OBP: 0.278, SLG: 0.326 (1, 6)	5-3									3	1	1	0	0	1	2				
Inning Stats	R: 0 E: 0 K: 1 S: 6	H: 1 LOB: 1 BB: 0 P: 6	R: 0 E: 0 K: 0 S: 5	H: 2 LOB: 2 BB: 0 P: 5	R: 1 E: 1 K: 0 S: 5	H: 1 LOB: 1 BB: 0 P: 5	R: 0 E: 0 K: 0 S: 3	H: 0 LOB: 0 BB: 0 P: 3	R: 2 E: 1 K: 0 S: 6	H: 2 LOB: 1 BB: 0 P: 6	R: 0 E: 0 K: 3 S: 9	H: 0 LOB: 0 BB: 0 P: 9	R: 0 E: 0 K: 0 S: 4	H: 1 LOB: 0 BB: 0 P: 4	R: 1 E: 0 K: 0 S: 4	H: 1 LOB: 0 BB: 0 P: 4	1B: 5 2B: 2 3B: 0 HR: 0	SF: 2 SAC: 1 DP: 0 HBP: 0	WP: 0 PB: 0 SB: 0 CS: 0	PA: 33
PITCHER Steve Hagan, R ERA: 4.42 Jackie Brown, R ERA: 3.69 David Clyde, L ERA: 4.07 Don Stanhouse, R ERA: 4.45 (1, 1) (5, 1) (6, 1) (8, 1)	IP: 4.1 WLS: L BF: 21 H: 6 R: 3 ER: 2 SO: 1 BB: 0 IBB: 0 HBP: 0 BLK: 0 WP: 0 HR: 0 S: 23 P: 23 ERA: 2.08 WHIP: 1.385															PITCHER				

Texas Rangers @ Cleveland Indians
Cleveland Municipal Stadium, Cleveland, OH

AB 30
R 4
H 7
RBI 4
BB 0
SO 4
LOB 11

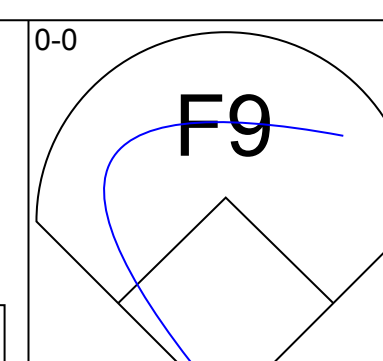
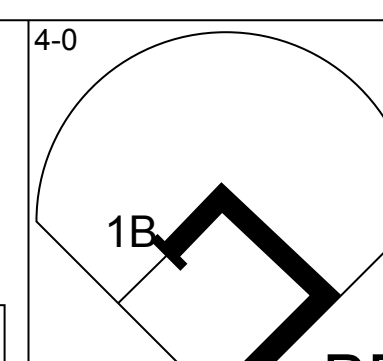
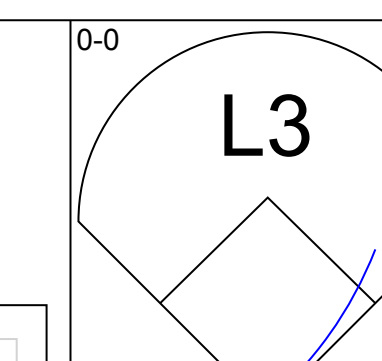
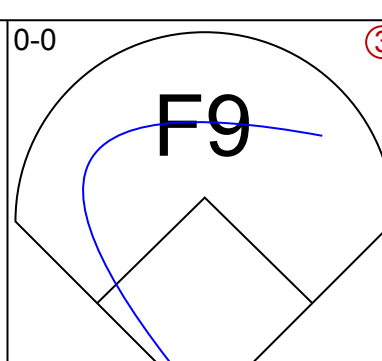
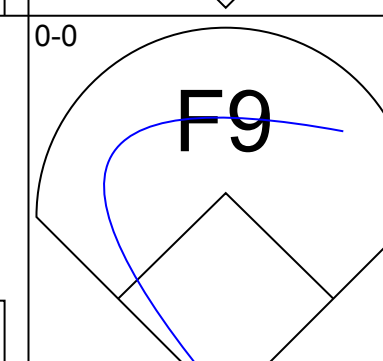
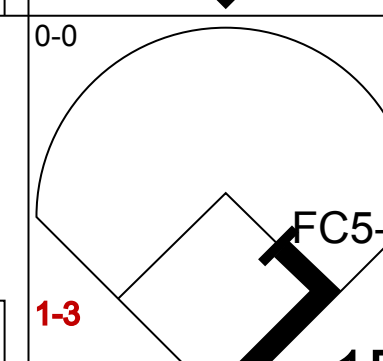
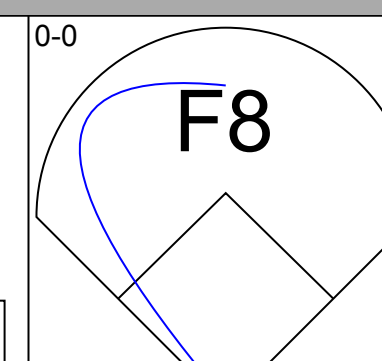
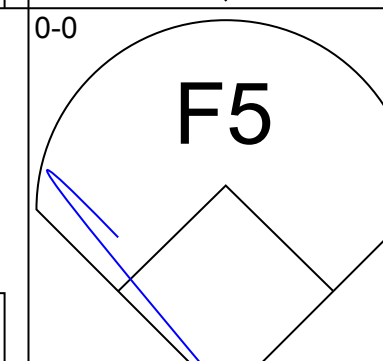
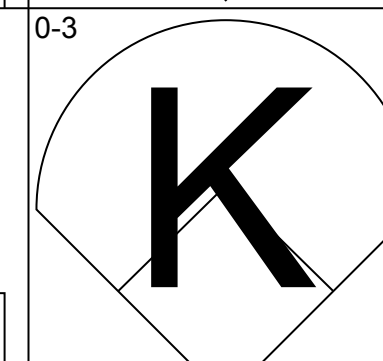
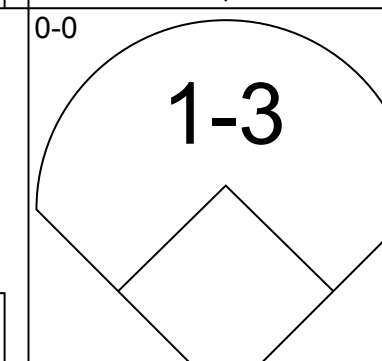
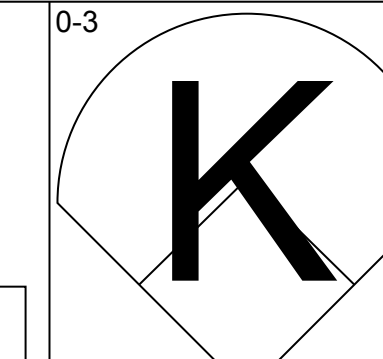
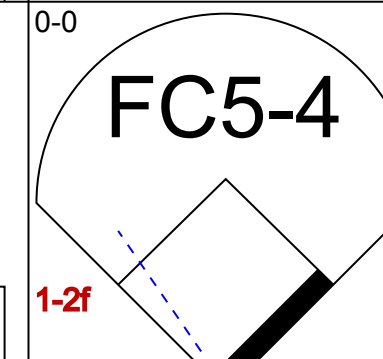
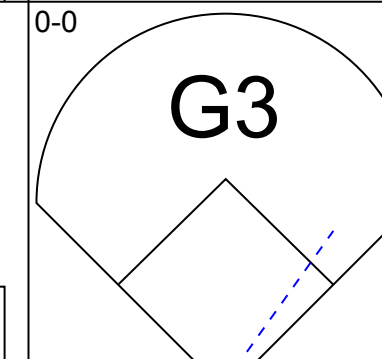
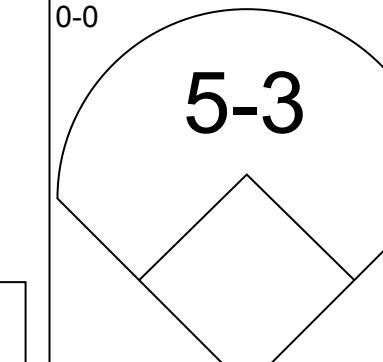
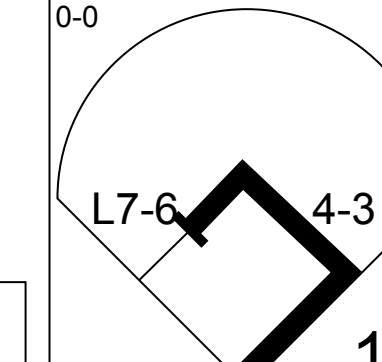
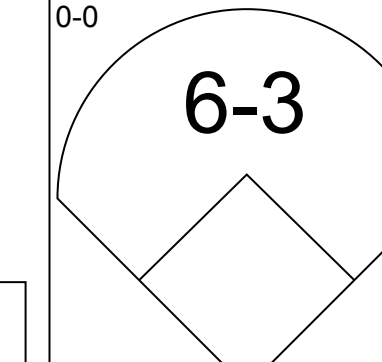
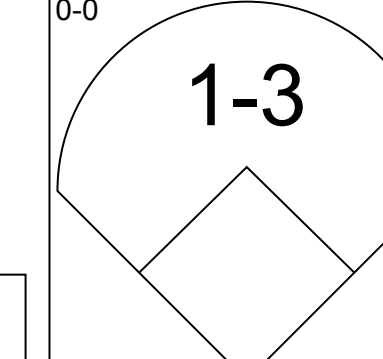
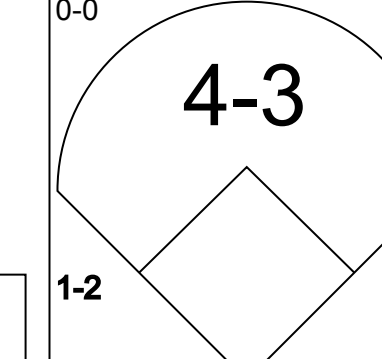
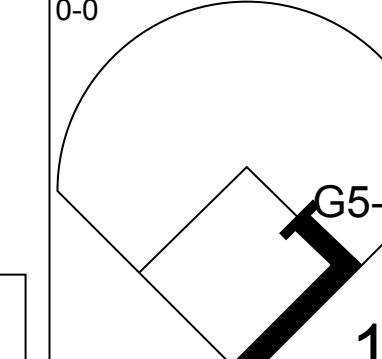
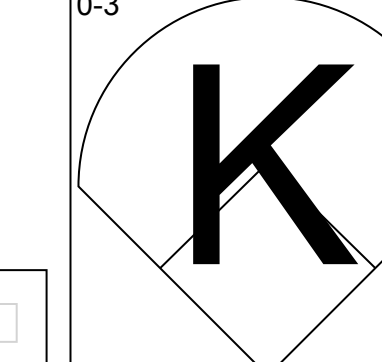
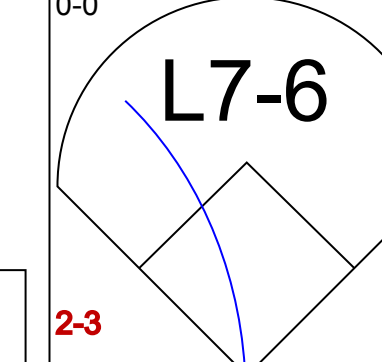
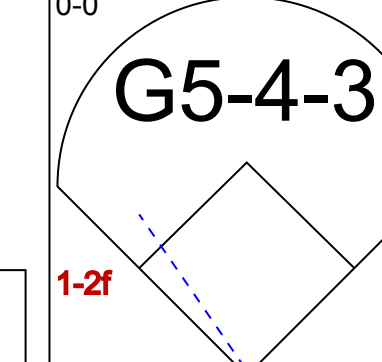
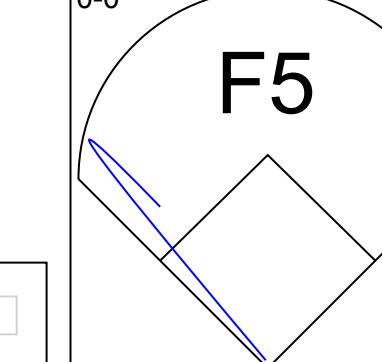
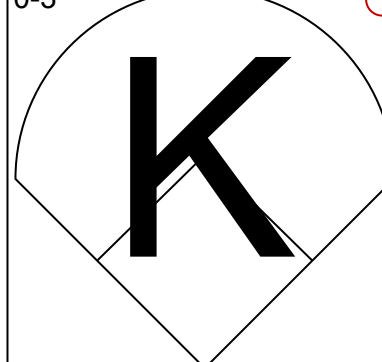
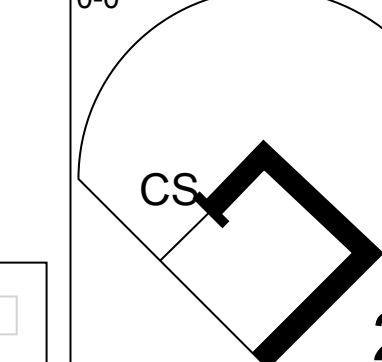
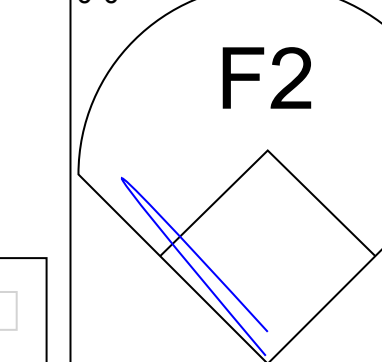
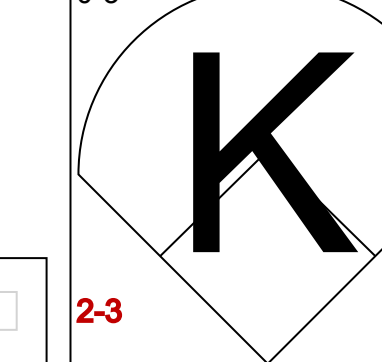
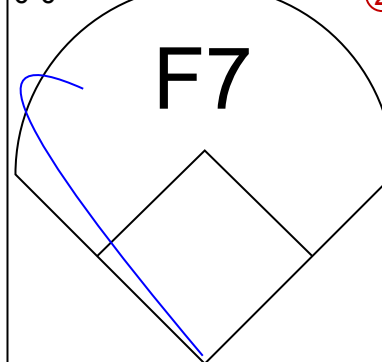


WP: 0
PB: 0
SB: 0
CS: 0
PA: 33

Batter	1	2	3	4	5	6	7	8	9	AB	R	H	RBI	BB	SO	LOB	TOP			
Alex Johnson, R (1, 10) OBP: 0.340, SLG: 0.365										4	0	1	0	0	1	2	<p>Texas Rangers @ Cleveland Indians Cleveland Municipal Stadium, Cleveland, OH</p> <p>Sun Aug 18 1974, 3:33 AM EDT Att: 14,410 - Unknown</p>			
Cesar Tovar, R (1, 8) OBP: 0.355, SLG: 0.367										4	0	1	0	0	0	1				
Jeff Burroughs, R (1, 9) OBP: 0.386, SLG: 0.526										3	1	1	1	1	1	2				
Tom Grieve, R (1, 7) OBP: 0.321, SLG: 0.452										3	0	0	0	0	1	1				
Jim Fregosi, R (1, 3) OBP: 0.344, SLG: 0.471										3	0	0	0	0	1	0				
Lenny Randle, S (1, 5) OBP: 0.337, SLG: 0.372										2	0	0	0	1	0	0				
Toby Harrah, R (1, 6) OBP: 0.318, SLG: 0.410										3	0	0	0	0	1	1				
Davey Nelson, R (1, 4) OBP: 0.294, SLG: 0.295										3	0	0	0	0	0	1				
Jim Sundberg, R (1, 2) OBP: 0.387, SLG: 0.350										3	0	1	0	0	0	0				
Inning Stats	R: 1 E: 0 K: 1 S: 6	H: 1 LOB: 0 BB: 0 P: 6	R: 0 E: 0 K: 2 S: 7	H: 0 LOB: 0 BB: 0 P: 7	R: 0 E: 0 K: 0 S: 3	H: 1 LOB: 0 BB: 0 P: 3	R: 0 E: 0 K: 0 S: 2	H: 0 LOB: 0 BB: 1 P: 6	R: 0 E: 0 K: 0 S: 3	H: 0 LOB: 0 BB: 0 P: 3	R: 0 E: 0 K: 0 S: 7	H: 1 LOB: 0 BB: 0 P: 7	R: 0 E: 0 K: 0 S: 3	H: 0 LOB: 1 BB: 1 P: 7	R: 0 E: 0 K: 0 S: 4	H: 1 LOB: 1 BB: 0 P: 4	1B: 3 2B: 1 3B: 0 HR: 1	SF: 0 SAC: 0 DP: 2 HBP: 0	WP: 0 PB: 0 SB: 0 CS: 1	PA: 31
PITCHER Fritz Peterson, L (1, 1) ERA: 3.94	IP: 9.0 WLS: L BF: 30	H: 4 R: 1 ER: 1 SO: 5	BB: 2 IBB: 0 HBP: 0 BLK: 0	WP: 0 HR: 1 S: 38 P: 46	ERA: 1.00 WHIP: 0.667															

AB 28
R 1
H 4
RBI 1
BB 2
SO 5
LOB 8



Batter	1	2	3	4	5	6	7	8	9	AB	R	H	RBI	BB	SO	LOB	BOTTOM			
John Lowenstein, L (1, 5) OBP: 0.321, SLG: 0.332										3	0	0	0	1	0	0	<p>Texas Rangers @ Cleveland Indians Cleveland Municipal Stadium, Cleveland, OH</p> <p>Sun Aug 18 1974, 3:33 AM EDT Att: 14,410 - Unknown</p>			
Jack Brohamer, L (1, 4) OBP: 0.337, SLG: 0.338										3	0	1	0	0	0	0				
Leron Lee, L (1, 7) OBP: 0.292, SLG: 0.368										3	0	0	0	0	1	1				
Charlie Spikes, R (1, 9) OBP: 0.339, SLG: 0.447										3	0	0	0	0	1	1				
John Ellis, R (1, 3) OBP: 0.342, SLG: 0.447										3	0	1	0	0	0	0				
Oscar Gamble, L (1, 10) OBP: 0.361, SLG: 0.447										3	0	1	0	0	0	1				
Rusty Torres, S (1, 8) OBP: 0.215, SLG: 0.192										2	0	0	0	0	1	1				
Rico Carty, R (8, PH) Tommy Smith, L (9, 8) OBP: 0.143, SLG: 0.143										1	0	0	0	0	0	1				
Dave Duncan, R (1, 2) OBP: 0.256, SLG: 0.352										2	0	1	0	0	0	0				
Tom McCraw, L (9, PH) OBP: 0.344, SLG: 0.432										1	0	0	0	0	1	0				
Frank Duffy, R (1, 6) OBP: 0.276, SLG: 0.324										2	0	0	0	0	1	1				
George Hendrick, R (9, PH) OBP: 0.339, SLG: 0.474										1	0	0	0	0	0	0				
Inning Stats	R: 0 E: 0 K: 0 S: 3	H: 0 LOB: 0 BB: 0 P: 3	R: 0 E: 0 K: 1 S: 5	H: 0 LOB: 0 BB: 0 P: 5	R: 0 E: 0 K: 1 S: 5	H: 0 LOB: 0 BB: 0 P: 5	R: 0 E: 0 K: 1 S: 5	H: 1 LOB: 1 BB: 1 P: 9	R: 0 E: 0 K: 0 S: 3	H: 1 LOB: 0 BB: 0 P: 3	R: 0 E: 0 K: 0 S: 3	H: 0 LOB: 0 BB: 0 P: 3	R: 0 E: 0 K: 0 S: 3	H: 1 LOB: 0 BB: 0 P: 3	R: 0 E: 0 K: 1 S: 5	H: 0 LOB: 0 BB: 0 P: 5	1B: 3 2B: 2 3B: 0 HR: 0	SF: 0 SAC: 0 DP: 2 HBP: 0	WP: 0 PB: 0 SB: 0 CS: 1	PA: 28
PITCHER Fergie Jenkins, R (1, 1) ERA: 3.34	IP: 9.0 WLS: W BF: 28	H: 4 R: 0 ER: 0 SO: 5	BB: 1 IBB: 0 HBP: 0 BLK: 0	WP: 0 HR: 0 S: 37 P: 41	ERA: 0.00 WHIP: 0.556															

AB 27
R 0
H 4
RBI 0
BB 1
SO 5
LOB 6




Batter	1	2	3	4	5	6	7	8	9	AB	R	H	RBI	BB	SO	LOB	TOP			
Alex Johnson, R OBP: 0.340, SLG: 0.364 (1, 10)										4	0	1	0	0	0	0	Texas Rangers @ Baltimore Orioles Memorial Stadium, Baltimore, MD Tue Aug 20 1974, 7:05 PM EDT Att: 7,482 - Unknown			
Cesar Tovar, R OBP: 0.356, SLG: 0.366 (1, 8)										2	0	0	0	2	0					
Jeff Burroughs, R OBP: 0.387, SLG: 0.525 (1, 9)										3	0	1	0	1	1					
Tom Grieve, R OBP: 0.316, SLG: 0.444 (1, 7)										4	0	0	0	0	5					
Jim Fregosi, R OBP: 0.338, SLG: 0.461 (1, 3)										4	0	0	0	0	1	0				
Lenny Randle, S OBP: 0.337, SLG: 0.373 (1, 5)										4	1	1	0	0	0	0				
Toby Harrah, R OBP: 0.320, SLG: 0.409 (1, 6)										3	0	1	0	1	1	1				
Davey Nelson, R OBP: 0.293, SLG: 0.295 (1, 4)										4	0	1	1	0	0	2				
Jim Sundberg, R OBP: 0.383, SLG: 0.346 (1, 2)										3	0	0	0	0	1	1				
Inning Stats	R: 0 E: 0 K: 1 S: 5	H: 0 LOB: 0 BB: 0 P: 5	R: 0 E: 0 K: 0 S: 3	H: 0 LOB: 0 BB: 0 P: 3	R: 0 E: 0 K: 1 S: 5	H: 0 LOB: 0 BB: 0 P: 5	R: 0 E: 0 K: 0 S: 3	H: 0 LOB: 1 BB: 1 P: 7	R: 0 E: 0 K: 1 S: 5	H: 2 LOB: 2 BB: 1 P: 10	R: 1 E: 0 K: 0 S: 5	H: 2 LOB: 1 BB: 0 P: 5	R: 0 E: 0 K: 0 S: 3	H: 0 LOB: 1 BB: 1 P: 7	R: 0 E: 0 K: 0 S: 4	H: 1 LOB: 1 BB: 0 P: 4	1B: 4 2B: 1 3B: 0 HR: 0	SF: 0 SAC: 0 DP: 1 HBP: 0	WP: 0 PB: 0 SB: 1 CS: 0	PA: 35
PITCHER Mike Cuellar, L ERA: 3.3 (1, 1)	IP: 9.0 WLS: W BF: 35 H: 5 R: 1 ER: 1 SO: 4 BB: 4 IBB: 0 HBP: 0 BLK: 0 WP: 0 HR: 0 S: 39 P: 55 ERA: 1.00 WHIP: 1.000															PITCHER				

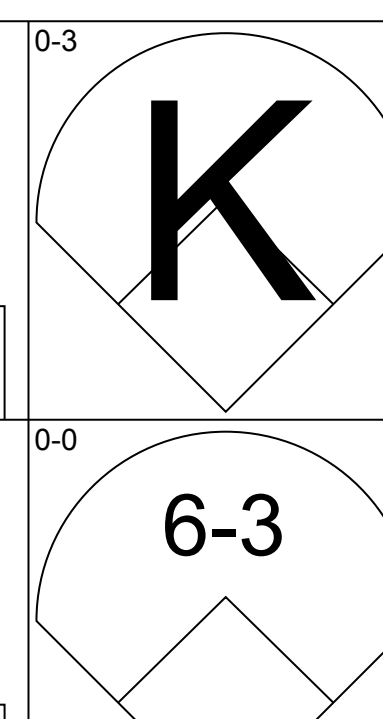
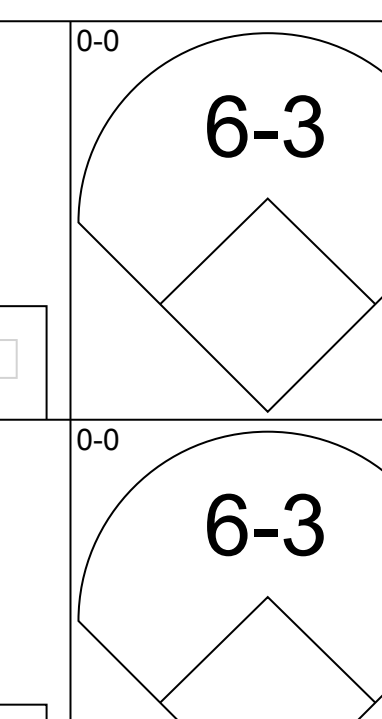
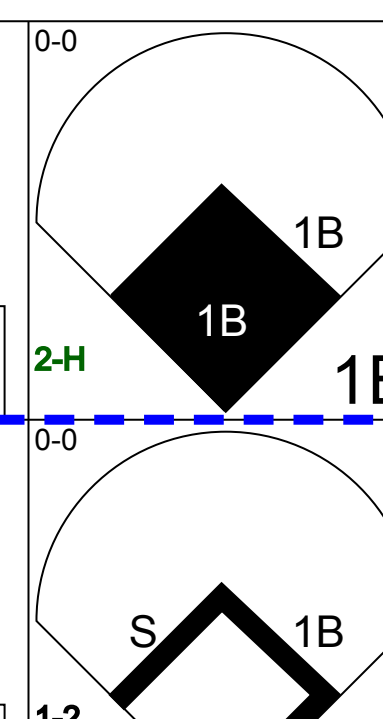
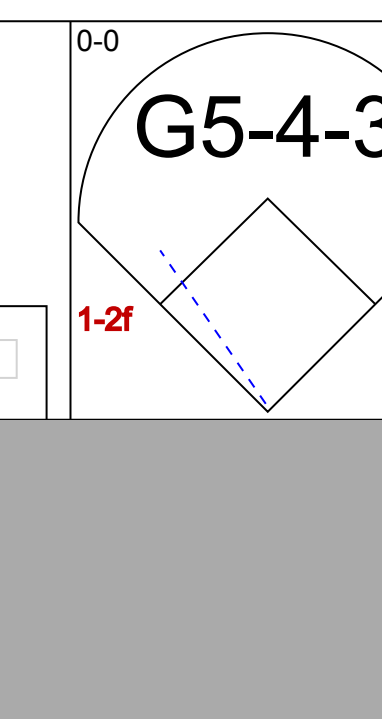
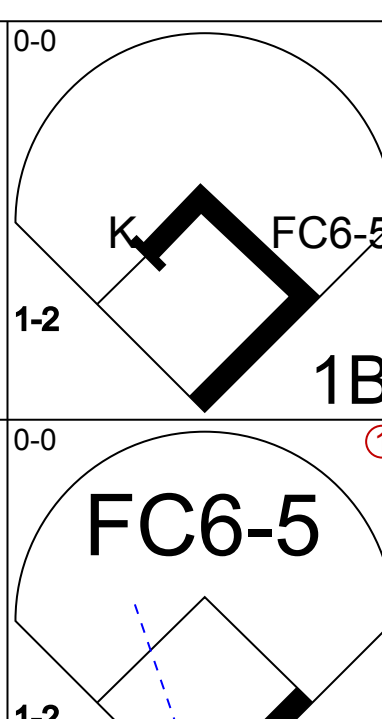
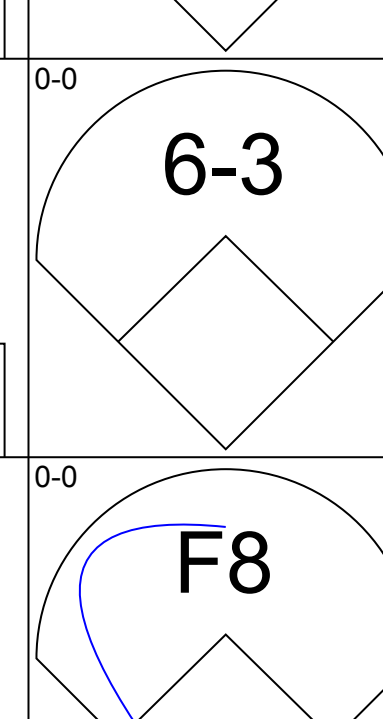
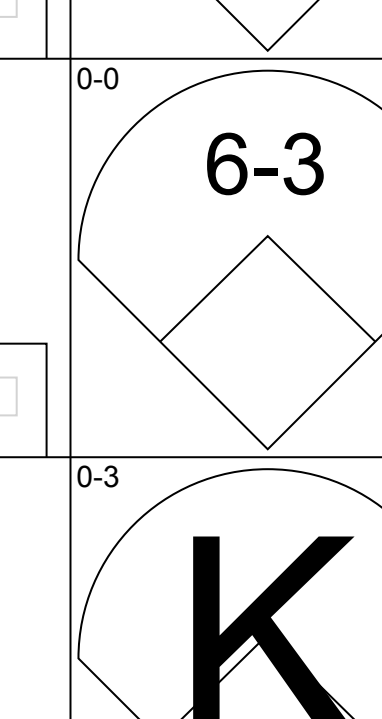
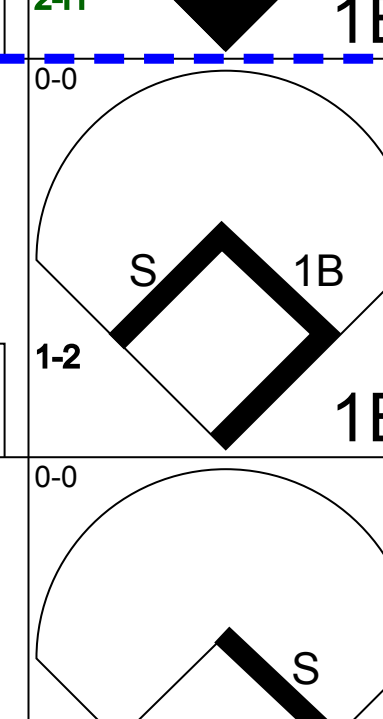
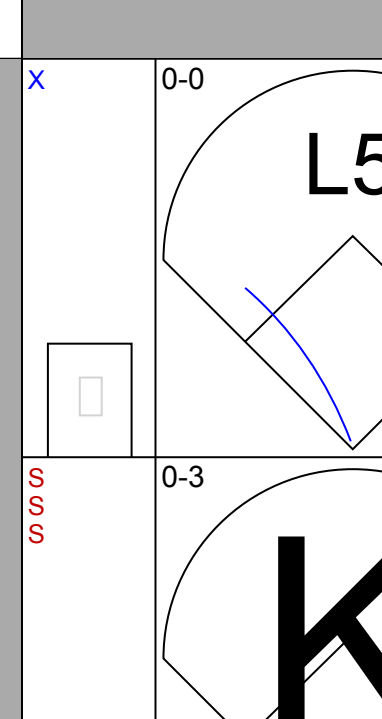
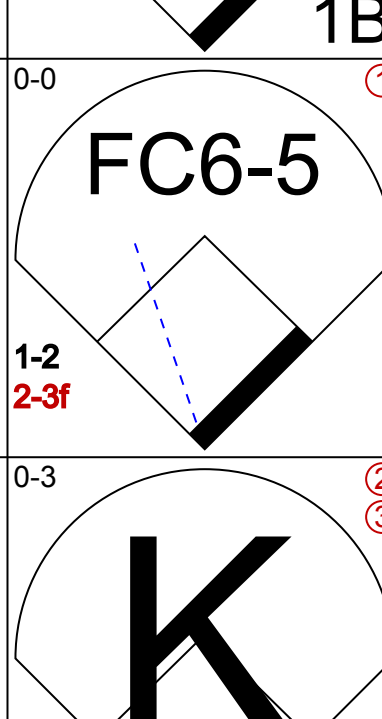
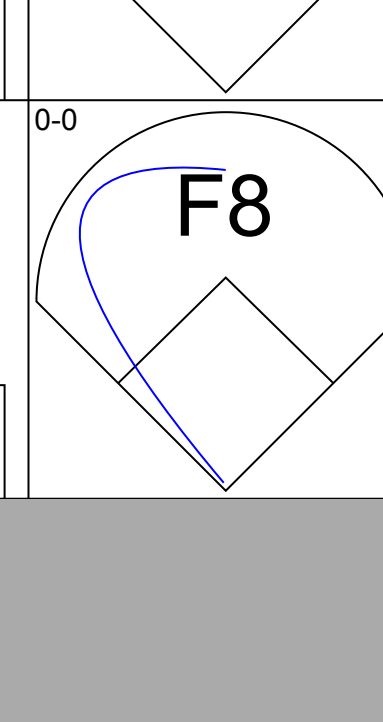
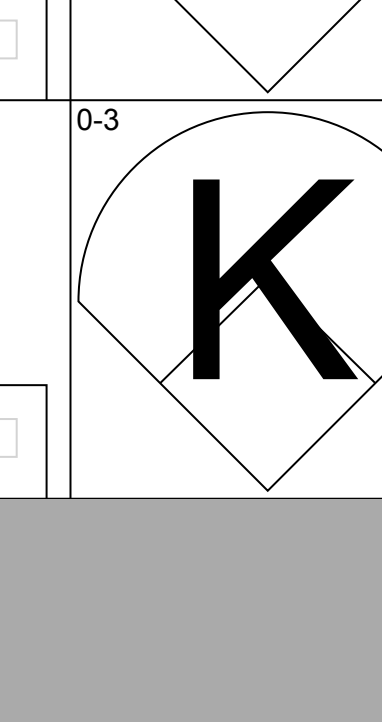
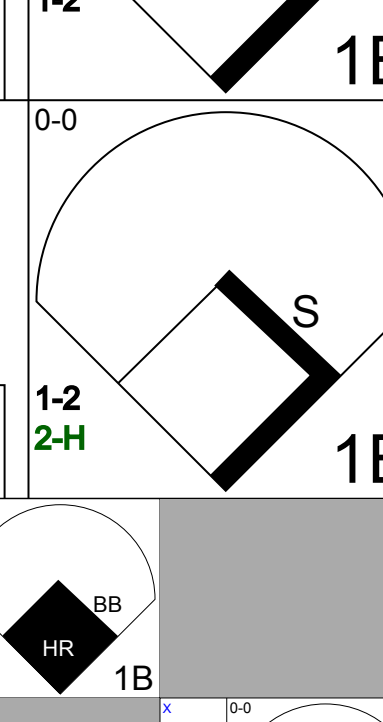
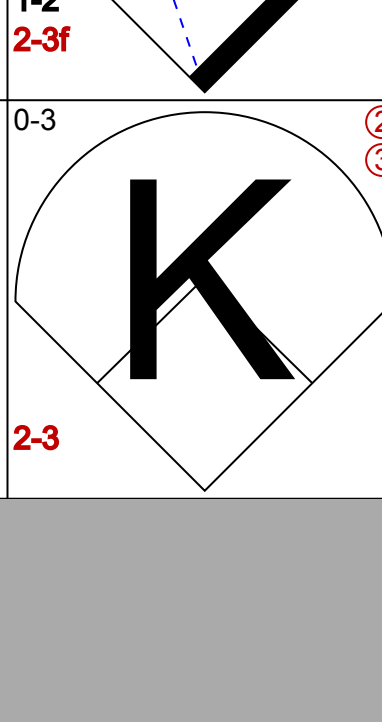
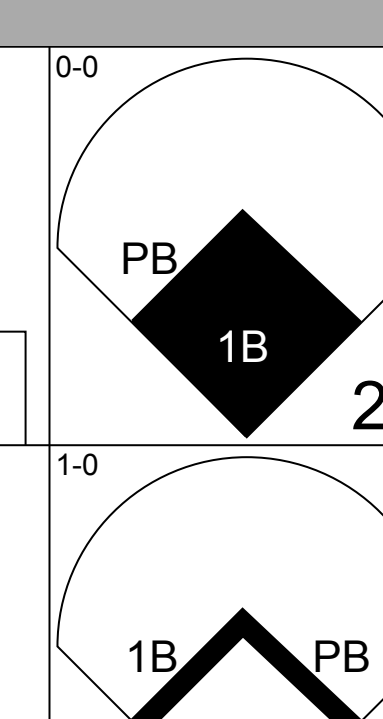
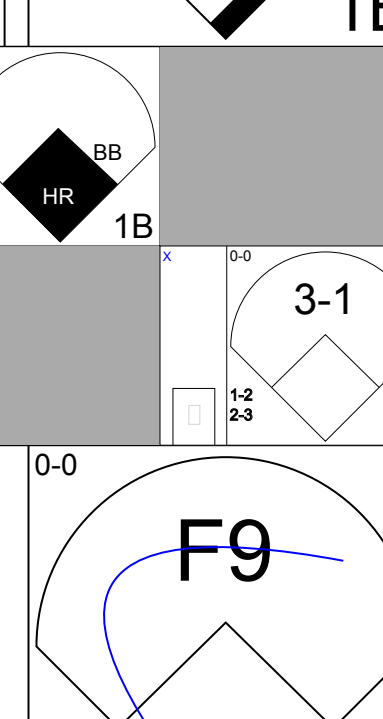
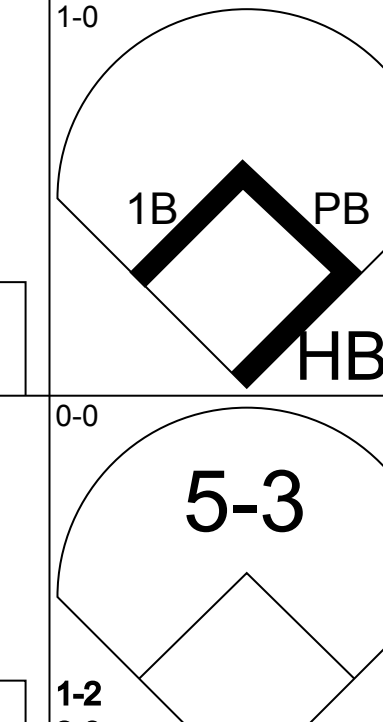
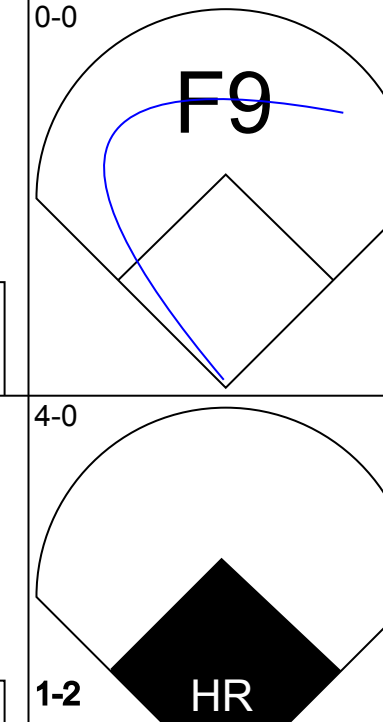
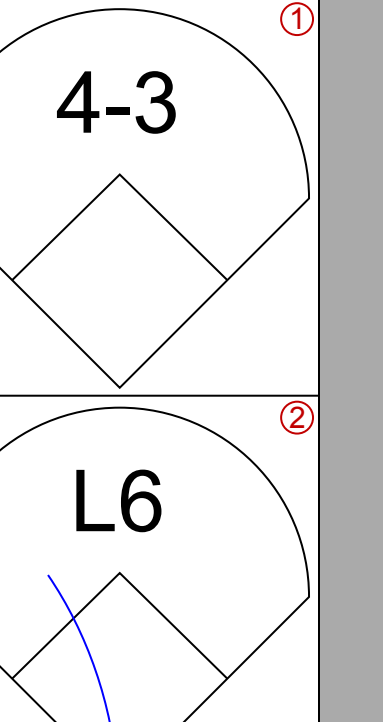
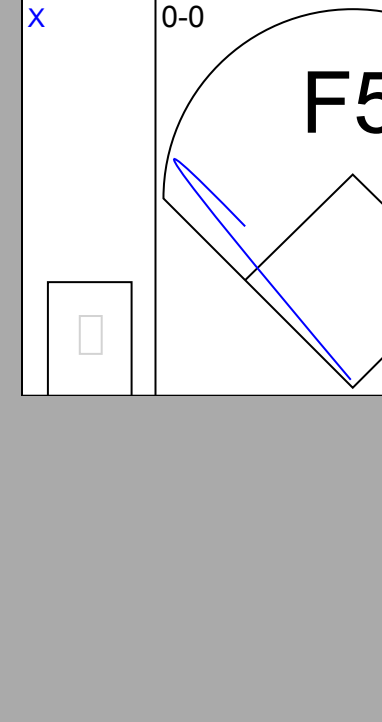
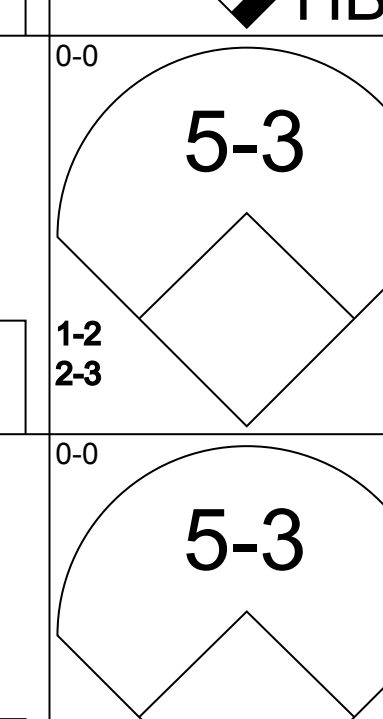
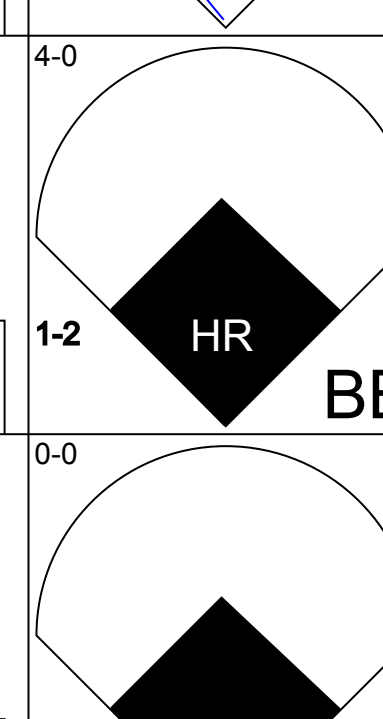
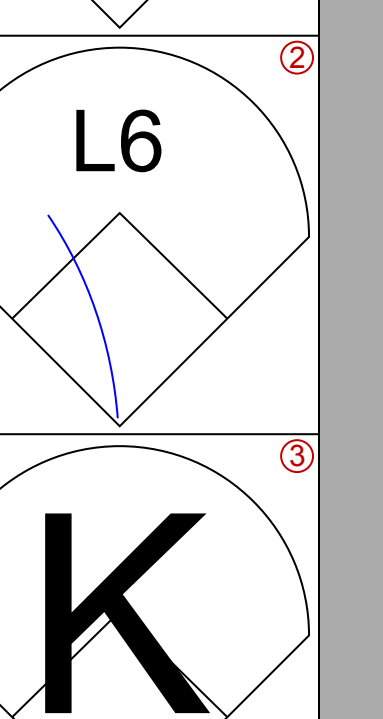
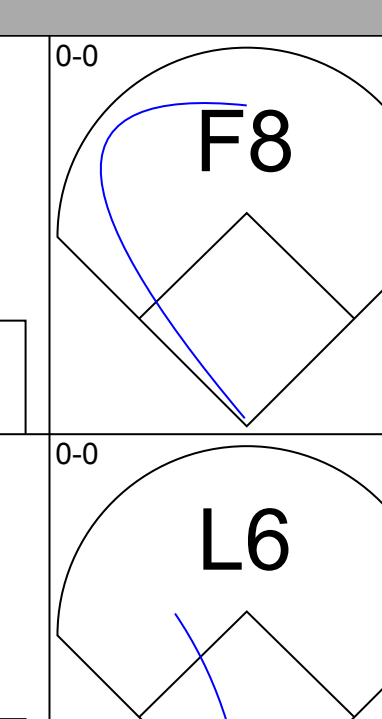
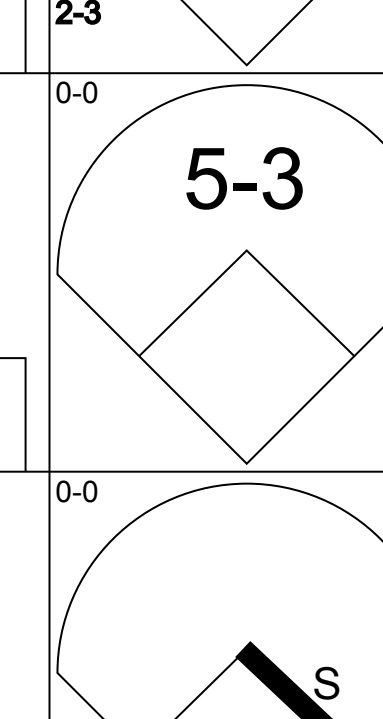
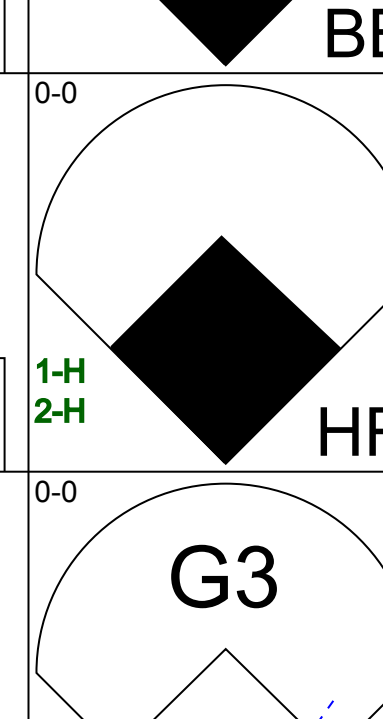
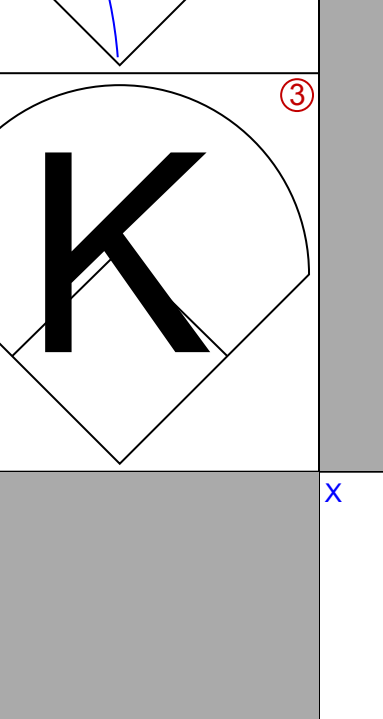
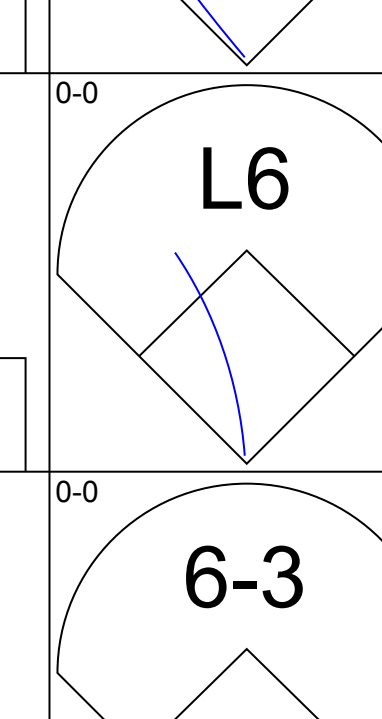
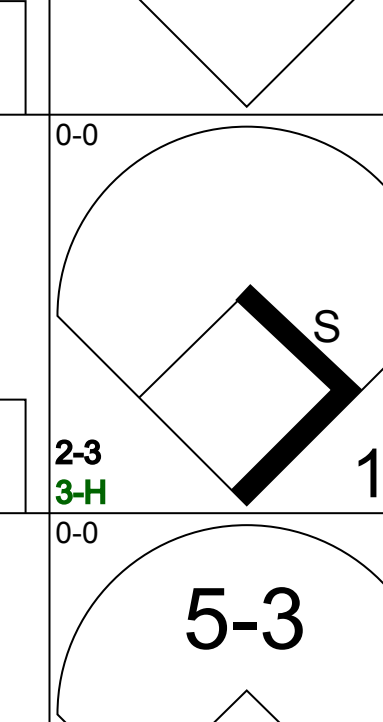
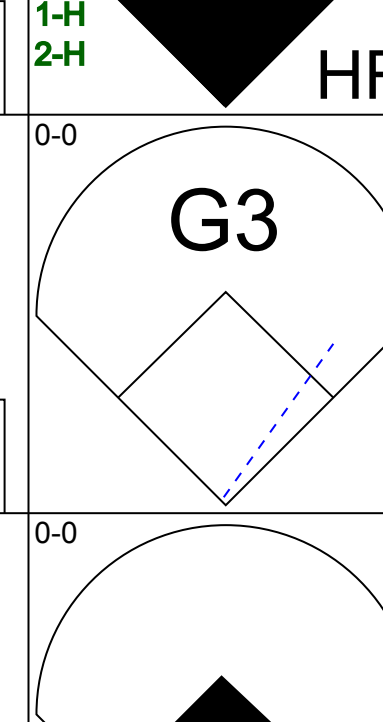
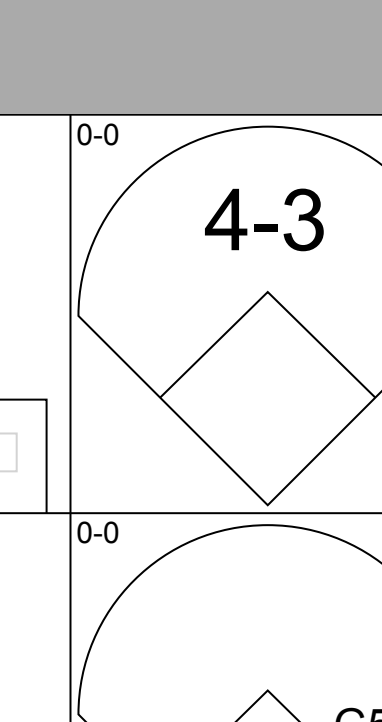
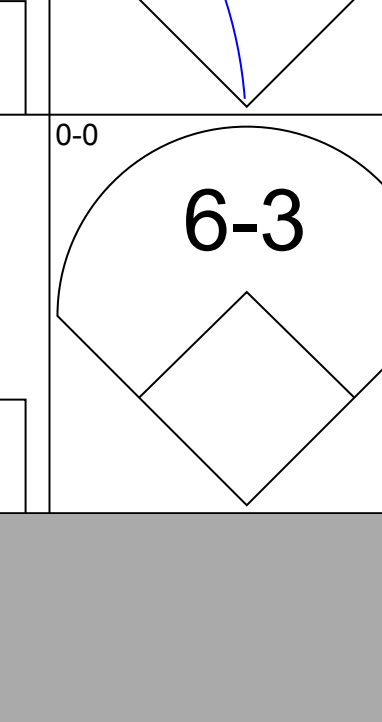
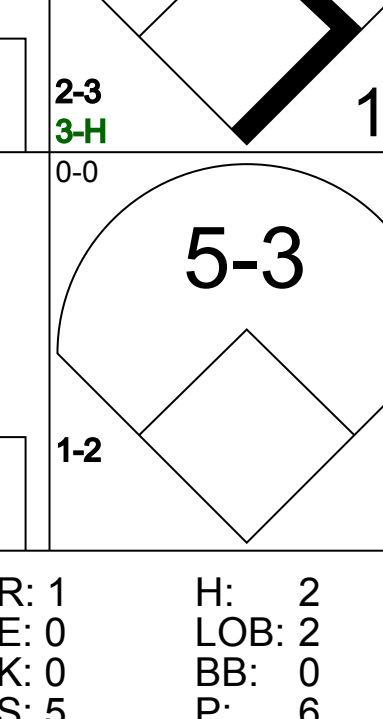
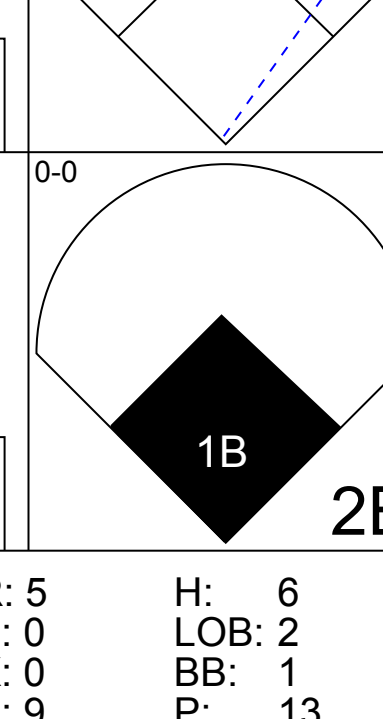
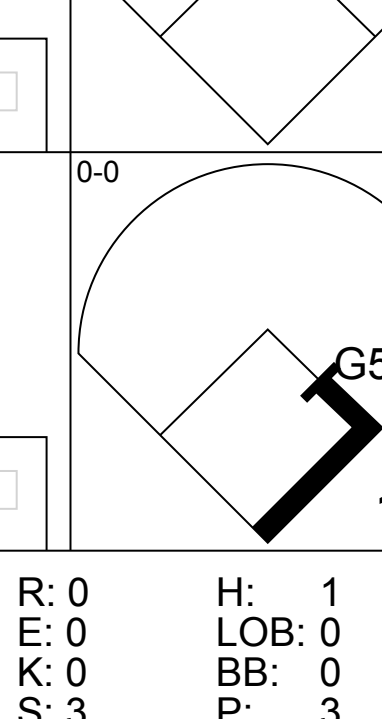
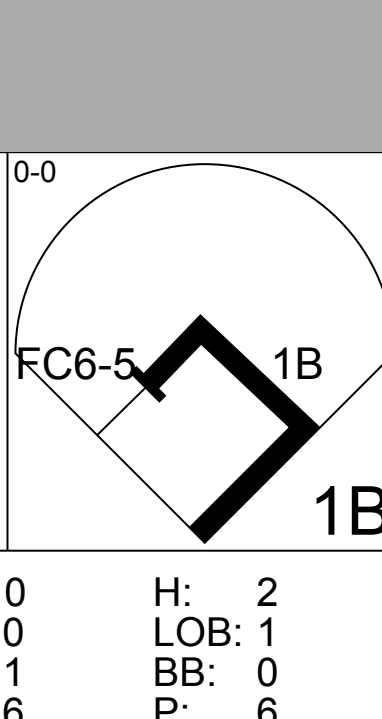
Batter	1	2	3	4	5	6	7	8	9	AB	R	H	RBI	BB	SO	LOB	BOTTOM	
Rich Coggins, L OBP: 0.299, SLG: 0.323 (1, 9)										3	0	0	0	0	0	0	Texas Rangers @ Baltimore Orioles Memorial Stadium, Baltimore, MD Tue Aug 20 1974, 7:05 PM EDT Att: 7,482 - Unknown	
Paul Blair, R OBP: 0.308, SLG: 0.415 (1, 8)										4	0	1	0	0	0	2		
Tommy Davis, R OBP: 0.305, SLG: 0.371 (1, 10)										3	0	1	0	0	1	2		
Bobby Grich, R OBP: 0.389, SLG: 0.480 (1, 4)										3	0	1	0	1	1	2		
Boog Powell, L OBP: 0.349, SLG: 0.405 (1, 3)										4	0	0	0	0	1	5		
Don Baylor, R OBP: 0.323, SLG: 0.350 (1, 7)										4	1	2	0	0	0	0		
Brooks Robinson, R OBP: 0.365, SLG: 0.394 (1, 5)										3	1	1	1	1	0	0		
Eliot Hendricks, L OBP: 0.306, SLG: 0.388 (1, 2)										4	0	1	0	0	2	3		
Mark Belanger, R OBP: 0.302, SLG: 0.331 (1, 6)										2	0	0	1	0	0	3		
Inning Stats	R: 0 E: 0 K: 1 S: 6	H: 1 LOB: 2 BB: 1 P: 10	R: 2 E: 0 K: 1 S: 8	H: 3 LOB: 2 BB: 0 P: 9	R: 0 E: 0 K: 0 S: 3	H: 0 LOB: 0 BB: 0 P: 3	R: 0 E: 0 K: 0 S: 3	H: 0 LOB: 0 BB: 0 P: 3	R: 0 E: 0 K: 1 S: 7	H: 2 LOB: 3 BB: 1 P: 11	R: 0 E: 0 K: 1 S: 6	H: 1 LOB: 2 BB: 0 P: 7	R: 0 E: 0 K: 1 S: 5	H: 0 LOB: 0 BB: 0 P: 5	1B: 5 2B: 2 3B: 0 HR: 0	SF: 1 SAC: 0 DP: 0 HBP: 2	WP: 0 PB: 0 SB: 4 CS: 1	PA: 35
PITCHER Jackie Brown, R ERA: 3.88 Jim Merritt, L ERA: 6.69 Steve Foucault, R ERA: 2.26	IP: 5.1 WLS: L BF: 25 H: 6 R: 2 ER: 2 SO: 2 BB: 2 IBB: 0 HBP: 1 BLK: 0 WP: 0 HR: 0 S: 26 P: 35 ERA: 3.38 WHIP: 1.500															PITCHER		

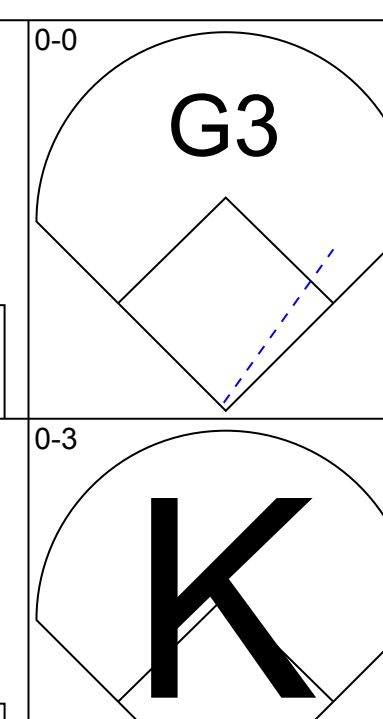
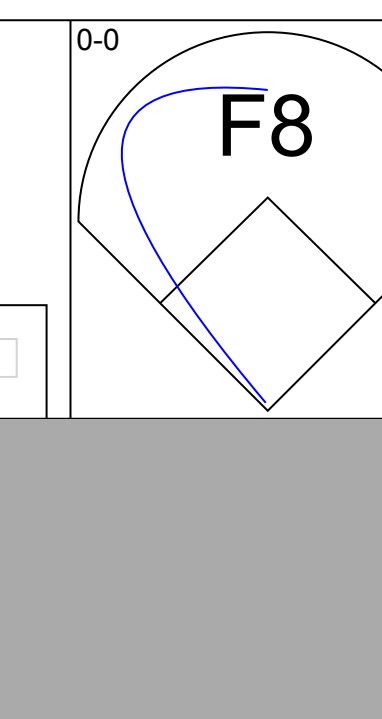
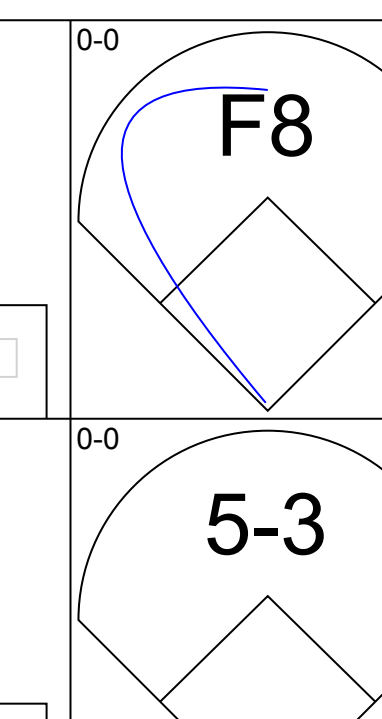
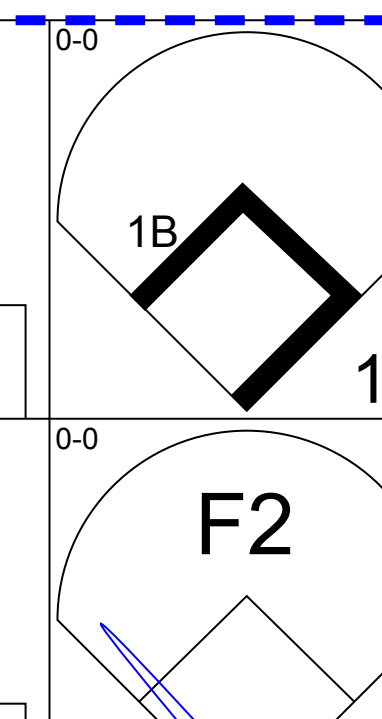
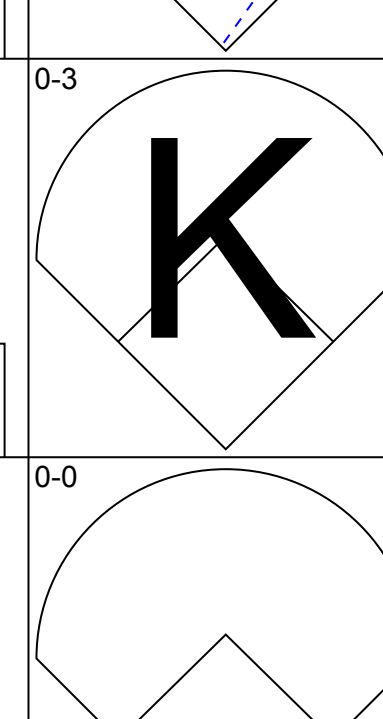
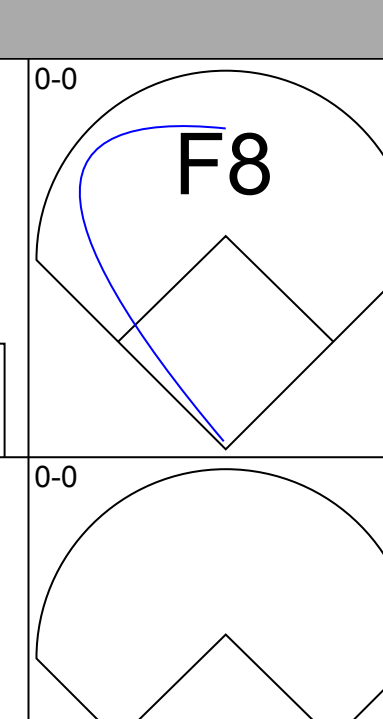
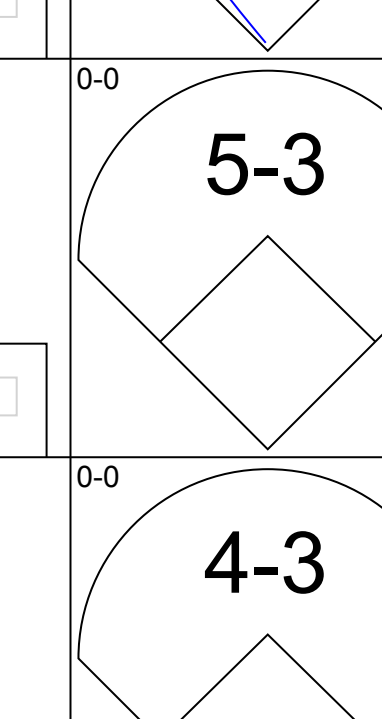
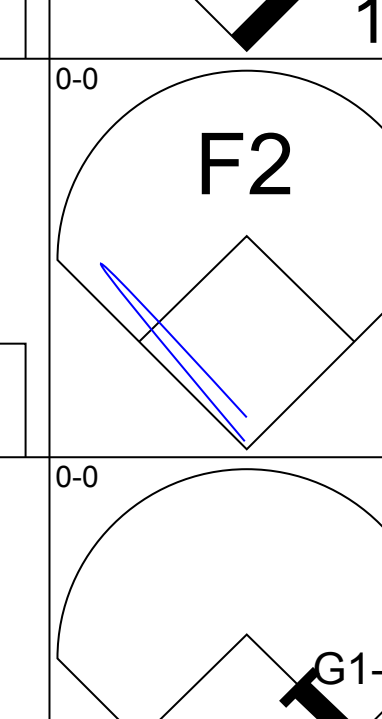
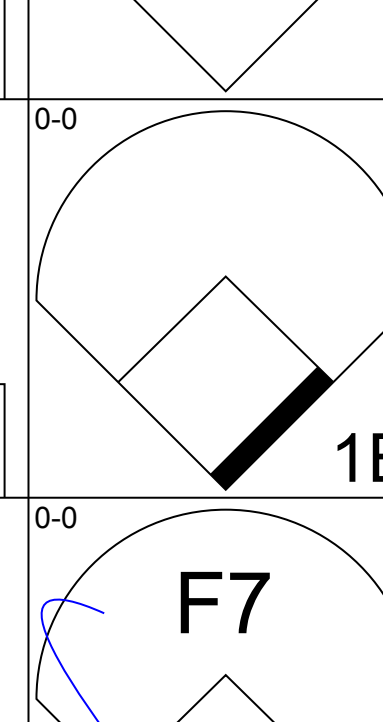
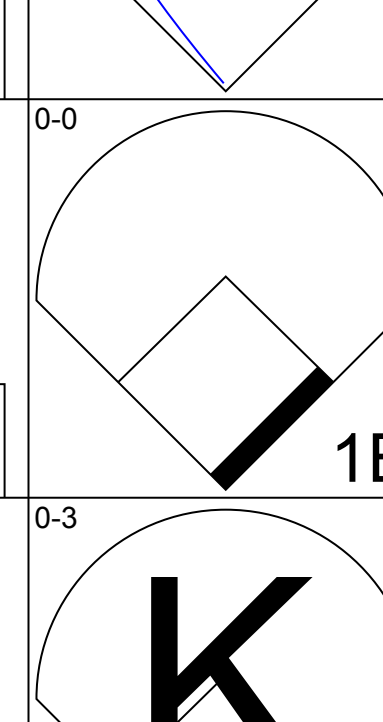
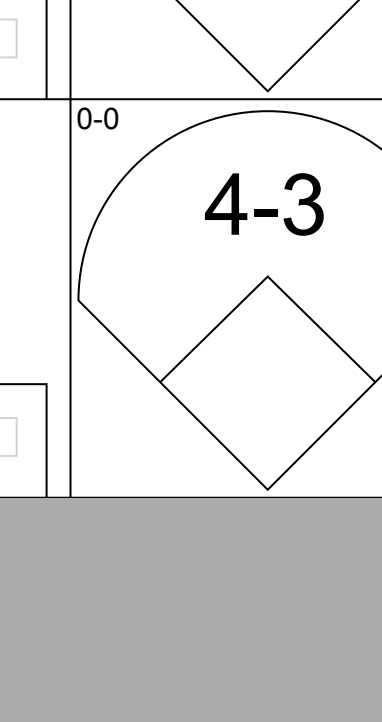
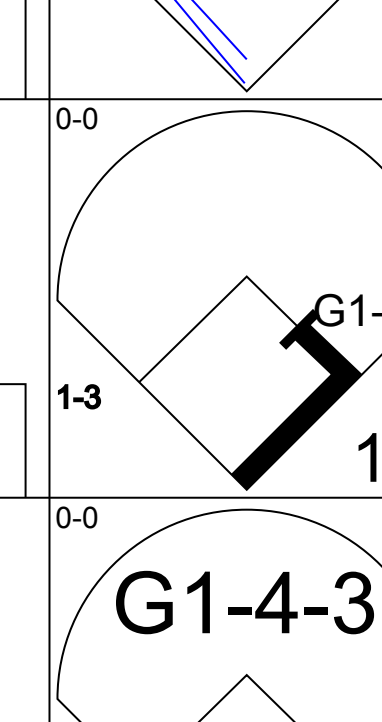
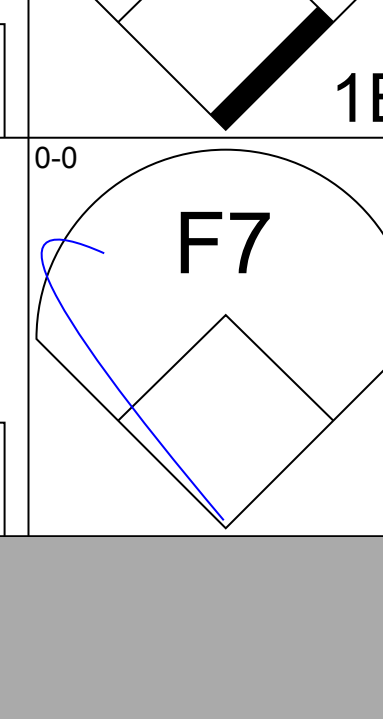
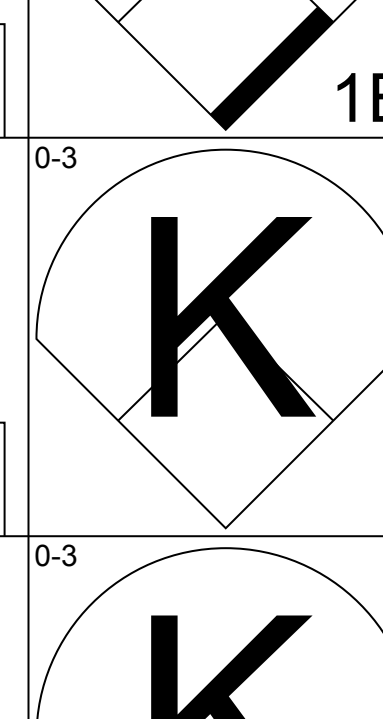

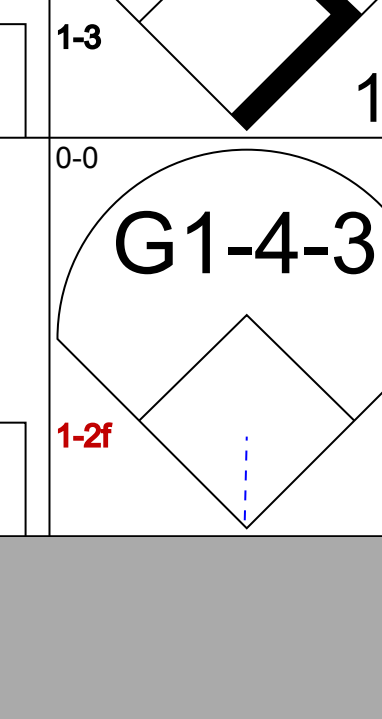
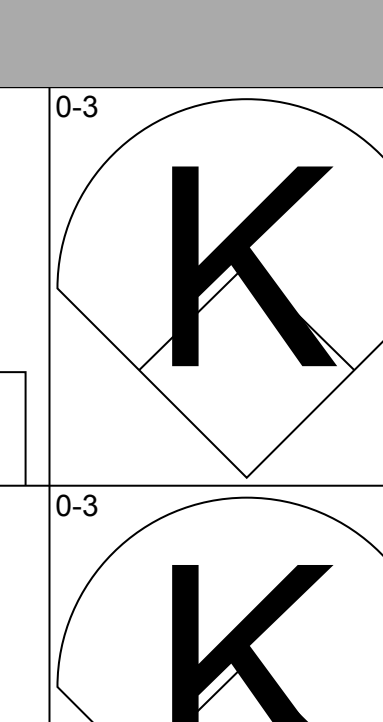
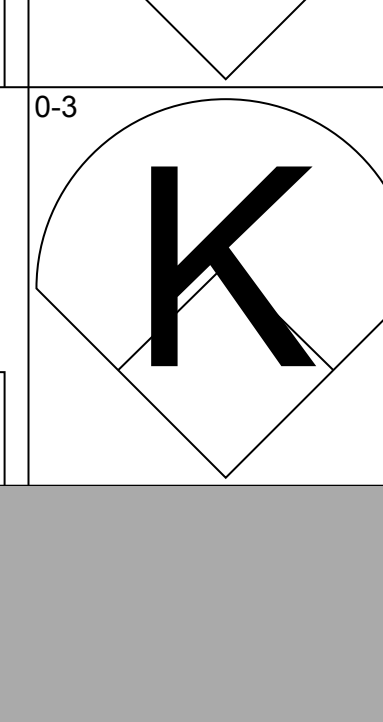

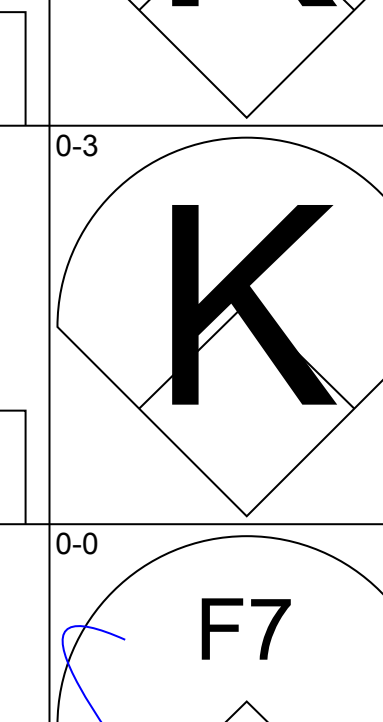
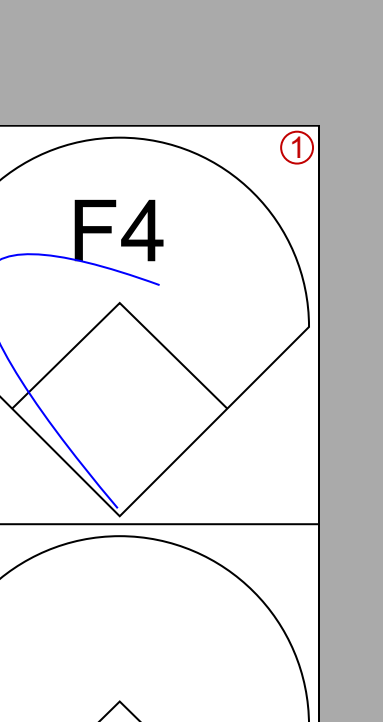
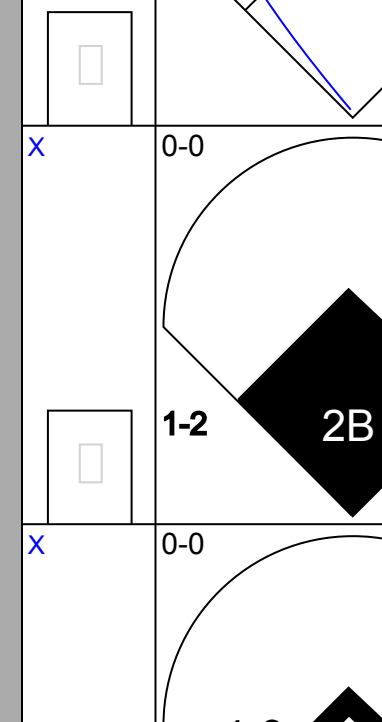

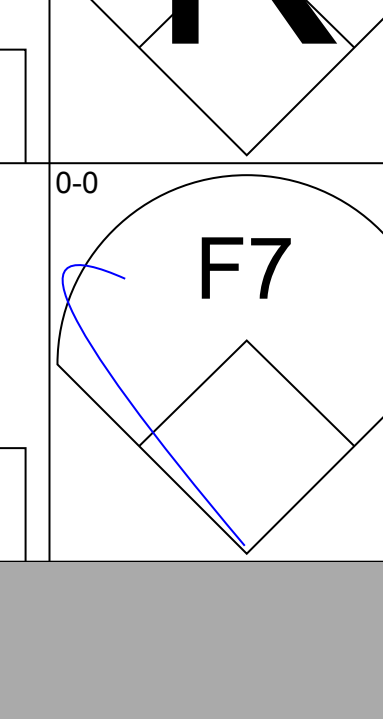
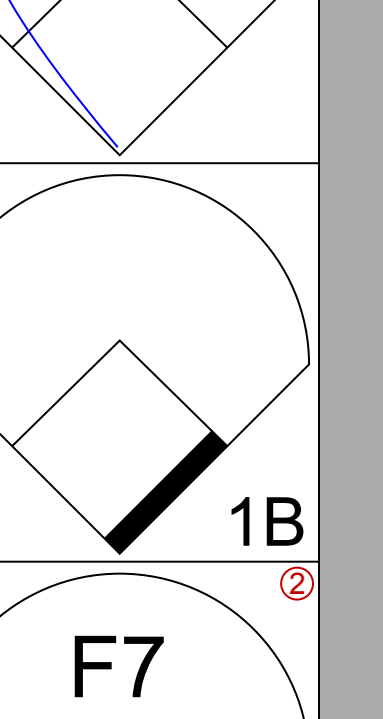
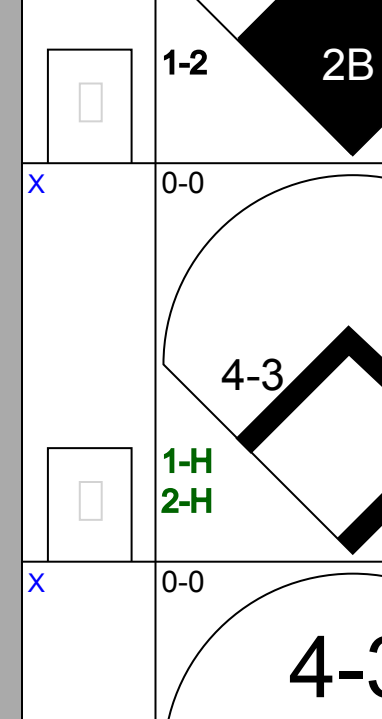

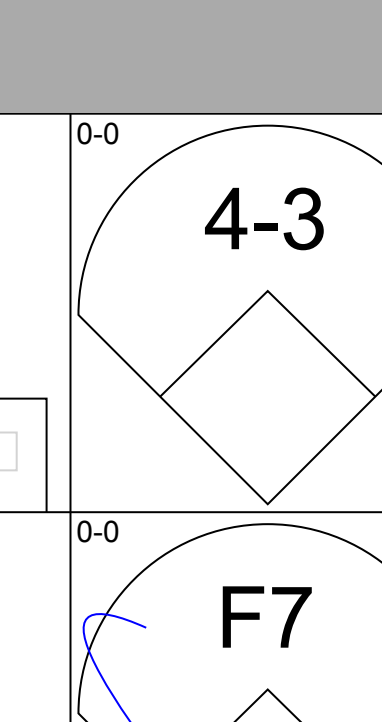
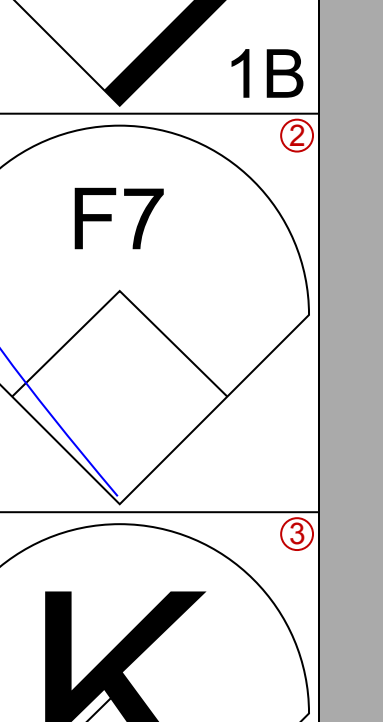
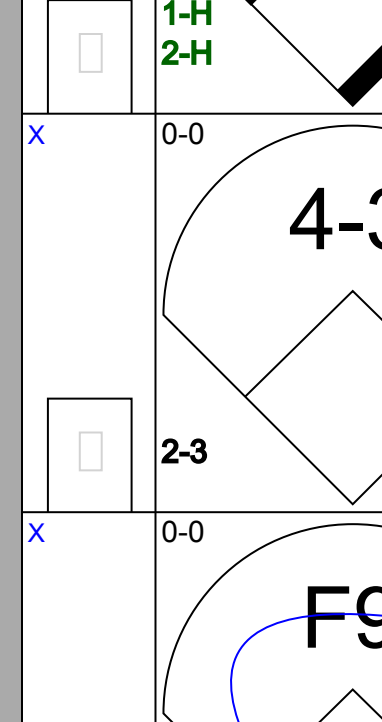
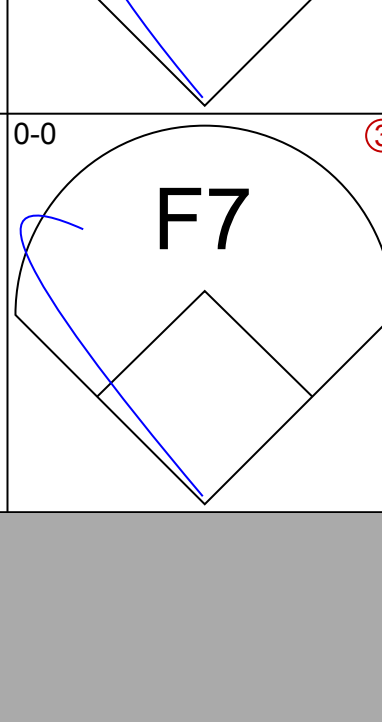
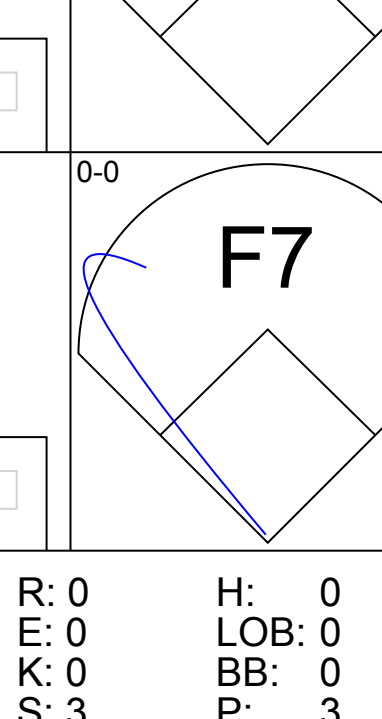
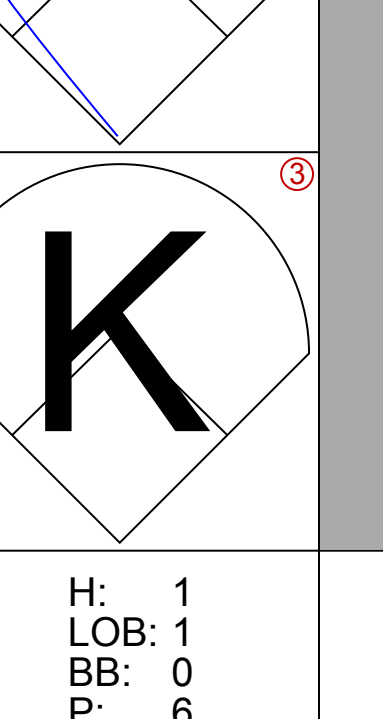
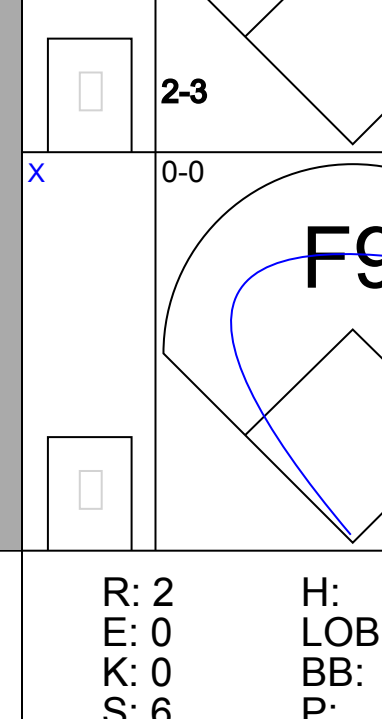
AB	31
R	1
H	5
RBI	1
BB	4
SO	4
LOB	10



AB	30
R	2
H	7
RBI	2
BB	2
SO	5
LOB	17



Batter	1	2	3	4	5	6	7	8	9	AB	R	H	RBI	BB	SO	LOB	TOP								
Davey Nelson, R OBP: 0.294, SLG: 0.296 (1, 4)										5	1	2	1	0	1	1	<p>Texas Rangers @ Baltimore Orioles Memorial Stadium, Baltimore, MD Thu Aug 22 1974, 7:05 PM EDT Att: 7,455 - Unknown</p>								
Cesar Tovar, R OBP: 0.352, SLG: 0.361 (1, 7)										5	0	1	0	0	0	2									
Jeff Burroughs, R OBP: 0.384, SLG: 0.525 Tom Grieve, R OBP: 0.319, SLG: 0.443 (1, 9) (9, 9)										5	0	1	1	0	3	2									
Mike Hargrove, L OBP: 0.409, SLG: 0.453 (1, 3)										3	2	2	0	1	0	2									
Jim Spencer, L OBP: 0.349, SLG: 0.442 (1, 10)										3	0	0	0	0	0	2									
Lenny Randle, S OBP: 0.338, SLG: 0.373 (1, 5)										3	1	0	0	1	0	2									
Toby Harrah, R OBP: 0.319, SLG: 0.413 (1, 6)										4	1	1	3	0	1	2									
Joe Lovitto, S OBP: 0.263, SLG: 0.276 (1, 8)										4	0	1	1	0	0	0									
Jim Sundberg, R OBP: 0.383, SLG: 0.350 (1, 2)										4	1	3	0	0	0	2									
Inning Stats	R: 0 E: 0 K: 1 S: 5	H: 0 LOB: 0 BB: 0 P: 5	R: 1 E: 0 K: 0 S: 5	H: 2 LOB: 2 BB: 0 P: 6	R: 0 E: 0 K: 1 S: 5	H: 0 LOB: 0 BB: 0 P: 5	R: 5 E: 0 K: 0 S: 9	H: 6 LOB: 1 BB: 1 P: 13	R: 0 E: 0 K: 1 S: 5	H: 0 LOB: 0 BB: 0 P: 5	R: 0 E: 0 K: 0 S: 3	H: 1 LOB: 1 BB: 0 P: 3	R: 0 E: 0 K: 0 S: 3	H: 0 LOB: 0 BB: 1 P: 9	R: 0 E: 0 K: 0 S: 3	H: 0 LOB: 0 BB: 0 P: 3		R: 0 E: 0 K: 1 S: 6	H: 2 LOB: 1 BB: 0 P: 6	1B: 8 2B: 2 3B: 0 HR: 1	SF: 0 SAC: 0 DP: 1 HBP: 1	WP: 0 PB: 1 SB: 3 CS: 0	PA: 39		
PITCHER	IP WLS BF H R ER SO BB IBB HBP BLK WP HR S P ERA WHIP	3.2 L 19 6 6 6 2 1 0 1 0 0 1 21 26 14.73 1.909	4.1 L 20 5 0 0 3 1 0 0 0 0 0 25 29 0.00 1.125											PITCHER	IP WLS BF H R ER SO BB IBB HBP BLK WP HR S P ERA WHIP										
Jim Palmer, R ERA: 3.98 Doyle Alexander, R ERA: 4.13																									

Batter	1	2	3	4	5	6	7	8	9	AB	R	H	RBI	BB	SO	LOB	BOTTOM								
Rich Coggins, L OBP: 0.296, SLG: 0.319 (1, 9)										4	0	1	0	0	0	0	<p>Texas Rangers @ Baltimore Orioles Memorial Stadium, Baltimore, MD Thu Aug 22 1974, 7:05 PM EDT Att: 7,455 - Unknown</p>								
Paul Blair, R OBP: 0.303, SLG: 0.408 (1, 8)										4	0	0	0	0	1	1									
Tommy Davis, R OBP: 0.310, SLG: 0.376 (1, 10)										4	0	3	0	0	0	0									
Bobby Grich, R OBP: 0.387, SLG: 0.476 (1, 4)										4	1	1	0	0	1	4									
Boog Powell, L OBP: 0.347, SLG: 0.404 Don Hood, L (9, PR)										4	0	1	0	0	2	2									
Don Baylor, R OBP: 0.320, SLG: 0.345 (1, 7)										4	1	1	0	0	1	1									
Brooks Robinson, R OBP: 0.368, SLG: 0.490 (1, 5)										4	0	2	2	0	0	1									
Eliud Hendricks, L OBP: 0.296, SLG: 0.373 (1, 2)										4	0	0	0	0	0	3									
Mark Belanger, R OBP: 0.298, SLG: 0.325 (1, 6)										3	0	0	0	0	1	2									
Inning Stats	R: 0 E: 0 K: 1 S: 6	H: 1 LOB: 1 BB: 0 P: 6	R: 0 E: 0 K: 2 S: 7	H: 0 LOB: 0 BB: 0 P: 7	R: 0 E: 0 K: 0 S: 3	H: 0 LOB: 0 BB: 0 P: 3	R: 0 E: 0 K: 2 S: 8	H: 1 LOB: 1 BB: 0 P: 8	R: 0 E: 0 K: 1 S: 6	H: 1 LOB: 1 BB: 0 P: 6	R: 0 E: 0 K: 0 S: 3	H: 0 LOB: 0 BB: 0 P: 3	R: 2 E: 0 K: 0 S: 6	H: 3 LOB: 1 BB: 0 P: 6	R: 0 E: 0 K: 0 S: 4	H: 2 LOB: 1 BB: 0 P: 4		R: 0 E: 0 K: 0 S: 4	H: 1 LOB: 1 BB: 0 P: 4	1B: 8 2B: 1 3B: 0 HR: 0	SF: 0 SAC: 0 DP: 1 HBP: 0	WP: 0 PB: 0 SB: 0 CS: 0	PA: 35		
PITCHER	IP WLS BF H R ER SO BB IBB HBP BLK WP HR S P ERA WHIP	7.0 W 27 6 2 2 6 0 0 0 0 0 0 39 39 2.57 0.857	8.1 L 33 3 0 0 0 0 0 0 0 0 0 8 8 0.00 1.500											PITCHER	IP WLS BF H R ER SO BB IBB HBP BLK WP HR S P ERA WHIP										
Fergie Jenkins, R ERA: 3.32 Steve Foucault, R ERA: 2.19																									

AB 36
R 6
H 11
RBI 6
BB 2
SO 5
LOB 15




AB 35
R 2
H 9
RBI 2
BB 0
SO 6
LOB 14



Batter	1	2	3	4	5	6	7	8	9	AB	R	H	RBI	BB	SO	LOB	TOP			
Davey Nelson, R OBP: 0.296, SLG: 0.300 (1, 4)	3-1		1B SF9	CS			K		K	5	1	2	1	0	2	1				
Cesar Tovar, R OBP: 0.353, SLG: 0.361 (1, 7)	F3		1B SF9	CS	4-3		F9			3	2	1	0	1	0	0				
Jeff Burroughs, R OBP: 0.361, SLG: 0.522 (1, 9)	K		1B SF9		4-3		K			3	0	0	1	0	2	1				
Mike Hargrove, L OBP: 0.315, SLG: 0.458 (1, 3)		FC6-4	FC4-6					G4-6-3		3	0	3	1	1	0	0				
Jim Spencer, L OBP: 0.347, SLG: 0.439 (1, 10)	F9		FC4-6		P4		G4-6-3			4	0	1	1	0	0	3				
Lenny Randle, S OBP: 0.335, SLG: 0.369 (1, 5)	P4		FC4-6		F8		G3			4	0	0	0	0	0	4				
Toby Harrah, R OBP: 0.316, SLG: 0.409 (1, 6)	FC6-4		F7		L6				5-3	4	0	0	0	0	0	3				
Joe Lovitto, S OBP: 0.267, SLG: 0.277 (1, 8)			3B		K		6-3			3	1	1	0	1	1	0				
Jim Sundberg, R OBP: 0.384, SLG: 0.357 (1, 2)			2B		K		F8			3	1	1	1	1	1	0				
Inning Stats	R: 0 E: 0 K: 1 S: 5	H: 0 LOB: 0 BB: 0 P: 5	R: 0 E: 0 K: 0 S: 4	H: 1 LOB: 1 BB: 0 P: 4	R: 4 E: 0 K: 0 S: 8	H: 5 LOB: 2 BB: 1 P: 12	R: 0 E: 0 K: 2 S: 7	H: 1 LOB: 0 BB: 0 P: 7	R: 1 E: 0 K: 0 S: 4	H: 1 LOB: 1 BB: 1 P: 8	R: 0 E: 0 K: 2 S: 3	H: 0 LOB: 0 BB: 0 P: 3	R: 0 E: 0 K: 0 S: 2	H: 0 LOB: 0 BB: 1 P: 6	R: 0 E: 0 K: 1 S: 5	H: 1 LOB: 1 BB: 1 P: 9	1B: 7 2B: 1 3B: 1 HR: 0	SF: 1 SAC: 0 DP: 1 HBP: 0	WP: 0 PB: 0 SB: 0 CS: 2	PA: 38
PITCHER	IP	WLS	BF	H	R	ER	SO	BB	IBB	HBP	BLK	WP	HR	S	P	ERA	WHIP			
Joe Coleman, R ERA: 4.28 (1, 1)	2.1	L	14	6	4	4	1	1	0	0	0	0	0	15	19	15.43	3.000			
Woodie Fryman, L ERA: 4.47 (3, 1)	3.2		13	2	1	1	2	1	0	0	0	0	0	16	20	2.46	0.818			
Dave Lemanczyk, R ERA: 3.57 (7, 1)	3.0		10	1	0	0	3	2	0	0	0	0	0	14	22	0.00	1.000			


Texas Rangers @ Detroit Tigers
Tiger Stadium, Detroit, MI
Fri Aug 23 1974, 7:05 PM EDT
Att: 20,020 - Unknown



AB	32
R	5
H	9
RBI	5
BB	4
SO	6
LOB	12

Batter	1	2	3	4	5	6	7	8	9	AB	R	H	RBI	BB	SO	LOB	BOTTOM			
Ron LeFlore, R OBP: 0.288, SLG: 0.305 (1, 8)	L9		4-3			6-3		K		4	0	0	0	0	1	1				
Gary Sutherland, R OBP: 0.291, SLG: 0.326 (1, 4)	5-3		6-3			F8		K		4	0	0	0	0	1	1				
Al Kaline, R OBP: 0.329, SLG: 0.376 (1, 10)	L7				L8		HR	K		4	1	1	0	0	1	1				
Ben Oglivie, L OBP: 0.361, SLG: 0.366 (1, 7)		E			K		F9		4-3	4	0	1	0	0	1	1				
Bill Freehan, R OBP: 0.351, SLG: 0.431 (1, 3)	P6				F7		F2		L5	4	0	0	0	0	0	2				
Jim Nettles, L OBP: 0.306, SLG: 0.387 (1, 9)	F8				F3		HR		P6	4	1	1	2	0	0	1				
Aurelio Rodriguez, R OBP: 0.265, SLG: 0.319 (1, 5)	E5				6-3		FC6-4			2	0	0	0	1	0	1				
Ed Brinkman, R OBP: 0.261, SLG: 0.328 (1, 6)	1-3				F8		FC6-4			3	0	0	0	0	0	3				
Gene Lamont, L OBP: 0.289, SLG: 0.304 (1, 2)			F9			3-1				2	0	0	0	0	0	0				
Gates Brown, L OBP: 0.295, SLG: 0.316 (8, PH)										1	0	1	0	0	0	0				
John Knox, L OBP: 0.313, SLG: 0.313 (6, PR)										0	0	0	0	0	0	0				
John Wockenfuss, R OBP: 0.250, SLG: 0.267 (9, 2)										0	0	0	0	0	0	0				
Inning Stats	R: 0 E: 0 K: 0 S: 3	H: 0 LOB: 0 BB: 0 P: 3	R: 0 E: 1 K: 0 S: 5	H: 1 LOB: 2 BB: 0 P: 5	R: 0 E: 0 K: 0 S: 3	H: 0 LOB: 0 BB: 0 P: 3	R: 0 E: 0 K: 1 S: 5	H: 0 LOB: 0 BB: 0 P: 5	R: 0 E: 0 K: 0 S: 3	H: 0 LOB: 0 BB: 0 P: 3	R: 2 E: 0 K: 0 S: 5	H: 2 LOB: 1 BB: 1 P: 9	R: 0 E: 0 K: 3 S: 10	H: 1 LOB: 1 BB: 0 P: 10	R: 0 E: 0 K: 0 S: 3	H: 0 LOB: 0 BB: 0 P: 3	1B: 2 2B: 1 3B: 0 HR: 1	SF: 0 SAC: 0 DP: 0 HBP: 0	WP: 0 PB: 0 SB: 0 CS: 0	PA: 33
PITCHER	IP	WLS	BF	H	R	ER	SO	BB	IBB	HBP	BLK	WP	HR	S	P	ERA	WHIP			
Steve Hargan, R ERA: 4.28 (1, 1)	9.0	W	33	4	2	2	4	1	0	0	0	0	1	40	44	2.00	0.556			

Texas Rangers @ Detroit Tigers
Tiger Stadium, Detroit, MI
Fri Aug 23 1974, 7:05 PM EDT
Att: 20,020 - Unknown



AB	32
R	2
H	4
RBI	2
BB	1
SO	4
LOB	11

Batter	1	2	3	4	5	6	7	8	9	10	AB	R	H	RBI	BB	SO	LOB	TOP			
Davey Nelson, R OBP: 0.300, SLG: 0.305 (1.4)	K		1B BB	SH3-4			CS 1B		1B		4	1	3	1	0	1	0	Texas Rangers @ Detroit Tigers Tiger Stadium, Detroit, MI Sat Aug 24 1974, 3:33 AM EDT Att: 22,218 - Unknown			
Cesar Tovar, R OBP: 0.354, SLG: 0.361 (1.7)	S 1B		BB BB	6-3			F2		P4		5	1	2	0	0	0	3				
Jeff Burroughs, R OBP: 0.361, SLG: 0.520 (1.9)	F9		BB BB				6-3			SH3-4 1B	4	1	1	0	1	1	2				
Tom Grieve, R OBP: 0.316, SLG: 0.439 (1.10)	1B		K				K			SH3-4	4	0	1	1	0	3	3				
Lenny Randle, S OBP: 0.338, SLG: 0.370 (1.5)	F7		BB BB	6-3			CS 1B			E 1B 1B	4	1	2	2	1	0	1				
Jim Fregosi, R OBP: 0.330, SLG: 0.447 Alex Johnson, R OBP: 0.339, SLG: 0.363 Jim Spencer, L OBP: 0.347, SLG: 0.439 (1.3)		P6	G6-4-3				K			E5 1B	5	0	1	0	0	1	4				
Toby Harrah, R OBP: 0.319, SLG: 0.416 (1.6)		P3					K			1B	4	2	2	2	1	1	0				
Joe Lovitto, S OBP: 0.266, SLG: 0.280 (1.8)							K			HR 1B	5	0	1	0	0	1	3				
Jim Sundberg, R OBP: 0.379, SLG: 0.351 (1.2)							K			F3	5	0	0	0	0	2	4				
Inning Stats	R: 1 E: 0 K: 1 S: 7	H: 2 LOB: 1 BB: 0 P: 7	R: 0 E: 0 K: 1 S: 6	H: 1 LOB: 1 BB: 0 P: 6	R: 1 E: 0 K: 1 S: 6	H: 2 LOB: 2 BB: 2 P: 14	R: 1 E: 1 K: 0 S: 4	H: 0 LOB: 1 BB: 1 P: 8	R: 0 E: 0 K: 2 S: 7	H: 0 LOB: 0 BB: 0 P: 7	R: 0 E: 0 K: 1 S: 6	H: 1 LOB: 1 BB: 0 P: 6	R: 0 E: 0 K: 1 S: 5	H: 1 LOB: 0 BB: 0 P: 5	R: 1 E: 0 K: 0 S: 5	H: 2 LOB: 1 BB: 0 P: 5	R: 2 E: 1 K: 1 S: 9		H: 4 LOB: 2 BB: 0 P: 9	1B: 11 2B: 1 3B: 0 HR: 1	SF: 0 SAC: 2 DP: 1 HBP: 0
PITCHER Mickey Lolich, L ERA: 3.56 (1.1)	IP 10.0	WLS L	BF 45	H 13	R 6	ER 4	SO 10	BB 3	IBB 0	HBP 0	BLK 0	WP 0	HR 1	S 62	P 74	ERA 3.60	WHIP 1.600				

Batter	1	2	3	4	5	6	7	8	9	10	AB	R	H	RBI	BB	SO	LOB	BOTTOM					
Ron LeFlore, R OBP: 0.284, SLG: 0.300 (1.8)	F8		2H 1B				F8		K		5	0	1	1	0	2	2	Texas Rangers @ Detroit Tigers Tiger Stadium, Detroit, MI Sat Aug 24 1974, 3:33 AM EDT Att: 22,218 - Unknown					
John Knox, L OBP: 0.319, SLG: 0.309 (1.4)	4-3		4-3				S BB		4-3		4	0	1	1	1	0	1						
Al Kaline, R OBP: 0.328, SLG: 0.373 (1.10)	L7						L8		L7		4	0	0	0	1	1	2						
Ben Oglivie, L OBP: 0.362, SLG: 0.373 (1.3)		K					4-3		3-1		5	1	2	0	0	1	2						
Jim Nettles, L OBP: 0.292, SLG: 0.367 (1.9)		K					SH1-4 1B		6-3 2B		4	0	0	0	0	2	1						
Tom Verzer, R OBP: 0.333, SLG: 0.360 (1.6)							F8		4-3		4	0	0	0	0	2	1						
Aurelio Rodriguez, R OBP: 0.267, SLG: 0.321 (1.5)							6-3		6-3		5	0	2	1	0	0	1						
Marvin Lane, R OBP: 0.333, SLG: 0.316 (1.7)							E7 2B		6-3		4	2	1	0	1	0	3						
Gene Lamont, L OBP: 0.288, SLG: 0.301 (1.2)							FC6-2 1B		F9		2	1	0	0	2	1	2						
Inning Stats	R: 0 E: 0 K: 0 S: 3	H: 0 LOB: 0 BB: 0 P: 3	R: 0 E: 0 K: 2 S: 7	H: 0 LOB: 0 BB: 0 P: 7	R: 0 E: 0 K: 2 S: 9	H: 2 LOB: 1 BB: 9	R: 0 E: 0 K: 1 S: 5	H: 0 LOB: 0 BB: 0 P: 5	R: 2 E: 0 K: 1 S: 7	H: 2 LOB: 2 BB: 15	R: 1 E: 1 K: 0 S: 5	H: 2 LOB: 1 BB: 5	R: 0 E: 0 K: 0 S: 3	H: 0 LOB: 2 BB: 11	R: 0 E: 0 K: 0 S: 4	H: 1 LOB: 2 BB: 1 P: 8	R: 0 E: 0 K: 1 S: 5		H: 0 LOB: 0 BB: 0 P: 5	R: 0 E: 0 K: 1 S: 6	H: 1 LOB: 1 BB: 0 P: 6	1B: 4 2B: 4 3B: 0 HR: 0	SF: 0 SAC: 1 DP: 0 HBP: 0
PITCHER Jackie Brown, R ERA: 3.75 Jim Merritt, L ERA: 6.43 Steve Foucault, R ERA: 2.15 (1.1)	IP 6.2	WLS L	BF 30	H 6	R 4	ER 4	SO 6	BB 3	IBB 0	HBP 0	BLK 0	WP 0	HR 0	S 38	P 54	ERA 5.40	WHIP 1.350						
	1.1	6	1	0	0	0	0	0	0	0	0	0	0	0	5	9	0.00	0.750					
	2.0	W	7	1	0	0	2	0	0	0	0	0	0	0	11	11	0.00	0.500					

Batter	1	2	3	4	5	6	7	8	9	AB	R	H	RBI	BB	SO	LOB	TOP								
Davey Nelson, R OBP: 0.302, SLG: 0.306 (1, 4)										5	1	2	0	0	0	2									
Cesar Tovar, R OBP: 0.352, SLG: 0.358 (1, 7)										4	1	0	0	1	0	4									
Jeff Burroughs, R OBP: 0.361, SLG: 0.516 (1, 9)										3	0	0	0	2	1	2									
Mike Hargrove, L OBP: 0.315, SLG: 0.466 (1, 3)										5	2	2	2	0	1	4									
Jim Spencer, L OBP: 0.343, SLG: 0.433 (1, 10)										4	0	0	1	0	0	2									
Lenny Randle, S OBP: 0.342, SLG: 0.374 (1, 5)										4	1	3	1	0	0	0									
Toby Harrah, R OBP: 0.318, SLG: 0.417 (1, 6)										4	0	1	1	0	2	2									
Joe Lovitto, S OBP: 0.265, SLG: 0.280 (1, 8)										4	0	1	0	0	0	1									
Jim Sundberg, R OBP: 0.374, SLG: 0.346 (1, 2)										4	0	0	0	0	2	1									
Inning Stats	R: 1 E: 0 K: 0 S: 4	H: 1 LOB: 1 BB: 1 P: 8	R: 0 E: 0 K: 1 S: 5	H: 0 LOB: 0 BB: 0 P: 5	R: 0 E: 0 K: 2 S: 8	H: 1 LOB: 1 BB: 0 P: 8	R: 0 E: 0 K: 0 S: 4	H: 1 LOB: 0 BB: 0 P: 4	R: 0 E: 0 K: 1 S: 5	H: 0 LOB: 0 BB: 0 P: 5	R: 3 E: 0 K: 0 S: 6	H: 3 LOB: 1 BB: 1 P: 10	R: 0 E: 0 K: 0 S: 3	H: 0 LOB: 0 BB: 0 P: 3	R: 1 E: 0 K: 1 S: 7	H: 2 LOB: 1 BB: 0 P: 7	R: 0 E: 1 K: 1 S: 7	H: 1 LOB: 3 BB: 1 P: 11	1B: 7 2B: 1 3B: 0 HR: 1	SF: 0 SAC: 0 DP: 0 HBP: 0	WP: 1 PB: 0 SB: 0 CS: 0	PA: 40			
PITCHER	IP	WLS	BF	H	R	ER	SO	BB	IBB	HBP	BLK	WP	HR	S	P	ERA	WHIP								
Fred Holdsworth, R ERA: 6.05 (1, 1)	5.2		25	6	4	4	4	2	0	0	0	1	0	31	39	6.35	1.412								
Jim Ray, R ERA: 4.54 (6, 1)	1.2		6	1	1	1	0	0	0	0	0	0	1	6	6	5.40	0.600								
John Hiller, L ERA: 2.23 (8, 1)	1.2	W	9	2	0	0	2	0	1	0	0	0	0	12	16	0.00	1.200								

Texas Rangers @ Detroit Tigers
Tiger Stadium, Detroit, MI
Sun Aug 25 1974, 3:33 AM EDT
Att: 16,256 - Unknown

AB 37
R 5
H 9
RBI 5
BB 3
SO 6
LOB 18



Batter	1	2	3	4	5	6	7	8	9	AB	R	H	RBI	BB	SO	LOB	BOTTOM								
Ron LeFlore, R OBP: 0.289, SLG: 0.324 (1, 8)										5	3	2	0	0	1	1									
Gary Sutherland, R OBP: 0.290, SLG: 0.324 (1, 4)										5	0	1	2	0	0	2									
Al Kaline, R OBP: 0.327, SLG: 0.372 (1, 10)										4	1	1	1	0	0	1									
Ben Oglivie, L OBP: 0.365, SLG: 0.372 (1, 7)										3	0	1	0	1	0	1									
Bill Freehan, R OBP: 0.350, SLG: 0.429 (1, 3)										4	0	1	1	0	1	1									
Jim Nettles, L OBP: 0.290, SLG: 0.361 (1, 9)										4	0	1	0	0	1	2									
Aurelio Rodriguez, R OBP: 0.266, SLG: 0.322 (1, 5)										4	0	1	0	0	0	1									
Ed Brinkman, R OBP: 0.260, SLG: 0.327 (7, PH)										2	0	0	0	0	1	0									
Gates Brown, L OBP: 0.292, SLG: 0.313 (8, PH)										1	0	0	0	0	0	1									
Tom Verzyer, R OBP: 0.321, SLG: 0.346 (8, 6)										1	0	0	0	0	0	0									
John Wockenfuss, R OBP: 0.278, SLG: 0.250 (8, PH)										1	1	0	0	1	0	0									
John Knox, L OBP: 0.292, SLG: 0.319 (8, PH)										1	0	1	0	0	0	0									
Gene Lamont, L OBP: 0.296, SLG: 0.351 (9, 2)										1	1	1	1	0	0	0									
Inning Stats	R: 0 E: 0 K: 0 S: 4	H: 1 LOB: 1 BB: 0 P: 4	R: 0 E: 0 K: 0 S: 3	H: 0 LOB: 0 BB: 0 P: 3	R: 0 E: 0 K: 1 S: 5	H: 0 LOB: 0 BB: 0 P: 5	R: 0 E: 0 K: 0 S: 3	H: 0 LOB: 1 BB: 1 P: 7	R: 0 E: 0 K: 1 S: 5	H: 1 LOB: 0 BB: 0 P: 5	R: 2 E: 0 K: 0 S: 4	H: 1 LOB: 0 BB: 1 P: 8	R: 0 E: 0 K: 1 S: 6	H: 1 LOB: 1 BB: 0 P: 6	R: 2 E: 2 K: 1 S: 9	H: 3 LOB: 2 BB: 0 P: 9	R: 2 E: 0 K: 0 S: 5	H: 3 LOB: 1 BB: 0 P: 5	1B: 6 2B: 3 3B: 0 HR: 1	SF: 0 SAC: 0 DP: 0 HBP: 0	WP: 0 PB: 0 SB: 0 CS: 1	PA: 38			
PITCHER	IP	WLS	BF	H	R	ER	SO	BB	IBB	HBP	BLK	WP	HR	S	P	ERA	WHIP								
Jim Bibby, R ERA: 4.54 (1, 1)	5.1		20	3	2	2	2	2	0	0	0	0	0	22	30	3.38	0.938								
Steve Foucault, R ERA: 2.25 (6, 1)	3.1	L	18	7	4	2	2	0	0	0	0	0	1	22	22	5.40	2.100								

Texas Rangers @ Detroit Tigers
Tiger Stadium, Detroit, MI
Sun Aug 25 1974, 3:33 AM EDT
Att: 16,256 - Unknown

AB 36
R 6
H 10
RBI 5
BB 2
SO 4
LOB 10



Batter	1	2	3	4	5	6	7	8	9	AB	R	H	RBI	BB	SO	LOB	TOP						
Rich Coggins, L OBP: 0.302, SLG: 0.323 (1, 9)	L9		BB			F6		F6		3	0	0	0	1	0	0	Baltimore Orioles @ Texas Rangers Arlington Stadium, Arlington, TX Tue Aug 27 1974, 8:05 PM EDT Att: 29,699 - Unknown						
Paul Blair, R OBP: 0.300, SLG: 0.400 (1, 8)	K		BB					K		4	1	1	0	0	3	2							
Tommy Davis, R OBP: 0.315, SLG: 0.384 Al Bumbry, L OBP: 0.285, SLG: 0.291 (1, 10) (9, PR)	5-3									4	0	2	0	0	0	0							
Bobby Grich, R OBP: 0.381, SLG: 0.464 (1, 4)		K								4	0	0	1	0	1	2							
Boog Powell, L OBP: 0.336, SLG: 0.387 Enos Cabell, R OBP: 0.266, SLG: 0.289 (9, PR)		6-3								4	0	0	0	0	1	2							
Don Baylor, R OBP: 0.315, SLG: 0.337 (1, 7)										4	0	0	0	0	2	1							
Brooks Robinson, R OBP: 0.369, SLG: 0.398 (1, 5)										3	0	2	0	0	1	0							
Eliot Hendricks, L OBP: 0.286, SLG: 0.358 (1, 2)										3	0	0	0	0	1	2							
Mark Belanger, R OBP: 0.295, SLG: 0.323 (1, 6)										3	0	0	0	0	1	2							
Inning Stats	R: 0 E: 0 K: 1 S: 5	H: 0 LOB: 0 BB: 0 P: 5	R: 0 E: 0 K: 2 S: 7	H: 0 LOB: 0 BB: 0 P: 7	R: 0 E: 0 K: 1 S: 6	H: 1 LOB: 2 BB: 1 P: 10	R: 0 E: 0 K: 1 S: 5	H: 0 LOB: 0 BB: 0 P: 5	R: 0 E: 0 K: 0 S: 4	H: 1 LOB: 1 BB: 0 P: 4	R: 1 E: 0 K: 0 S: 5	H: 2 LOB: 1 BB: 0 P: 5	R: 0 E: 0 K: 2 S: 7	H: 0 LOB: 0 BB: 0 P: 7	R: 0 E: 0 K: 2 S: 7	H: 0 LOB: 0 BB: 0 P: 7		R: 0 E: 0 K: 1 S: 6	H: 1 LOB: 1 BB: 0 P: 6	1B: 4 2B: 1 3B: 0 HR: 0	SF: 0 SAC: 0 DP: 0 HBP: 0	WP: 0 PB: 0 SB: 0 CS: 0	PA: 33
PITCHER Fergie Jenkins, R ERA: 3.24 (1, 1)	IP: 9.0 WLS: W BF: 33 H: 5 R: 1 ER: 1 SO: 10 BB: 1 IBB: 0 HBP: 0 BLK: 0 WP: 0 HR: 0 S: 52 P: 56 ERA: 1.00 WHIP: 0.667																						

Batter	1	2	3	4	5	6	7	8	9	AB	R	H	RBI	BB	SO	LOB	BOTTOM				
Davey Nelson, R OBP: 0.304, SLG: 0.309 (1, 4)	2B	SH3-4								3	1	2	0	0	1	0	Baltimore Orioles @ Texas Rangers Arlington Stadium, Arlington, TX Tue Aug 27 1974, 8:05 PM EDT Att: 29,699 - Unknown				
Cesar Tovar, R OBP: 0.353, SLG: 0.360 (1, 7)	2B	F4								3	1	1	1	1	0	2					
Jeff Burroughs, R OBP: 0.382, SLG: 0.517 (1, 9)	2B	F6								3	0	1	1	1	0	4					
Mike Hargrove, L OBP: 0.311, SLG: 0.461 (1, 3)	L4									4	0	0	0	0	0	2					
Jim Spencer, L OBP: 0.341, SLG: 0.438 (1, 10)	F7									4	0	1	0	0	0	1					
Lenny Randle, S OBP: 0.341, SLG: 0.371 (1, 5)	BB									3	0	0	0	1	0	1					
Toby Harrah, R OBP: 0.317, SLG: 0.415 (1, 6)	F9									3	0	0	0	0	0	3					
Joe Lovitto, S OBP: 0.266, SLG: 0.281 (1, 8)		SH3-4								3	0	1	0	0	0	1					
Jim Sundberg, R OBP: 0.374, SLG: 0.346 (1, 2)		SH3-4								3	0	1	0	0	1	0					
Inning Stats	R: 2 E: 0 K: 0 S: 6	H: 3 LOB: 2 BB: 1 P: 10	R: 0 E: 0 K: 0 S: 5	H: 2 LOB: 2 BB: 0 P: 5	R: 0 E: 0 K: 0 S: 3	H: 0 LOB: 0 BB: 0 P: 3	R: 0 E: 0 K: 1 S: 5	H: 0 LOB: 0 BB: 0 P: 5	R: 0 E: 0 K: 1 S: 4	H: 1 LOB: 1 BB: 0 P: 4	R: 0 E: 0 K: 0 S: 3	H: 1 LOB: 1 BB: 1 P: 7	R: 0 E: 0 K: 0 S: 3	H: 0 LOB: 0 BB: 0 P: 3	R: 0 E: 0 K: 0 S: 3	H: 0 LOB: 0 BB: 0 P: 3		1B: 4 2B: 2 3B: 1 HR: 0	SF: 0 SAC: 1 DP: 1 HBP: 0	WP: 0 PB: 0 SB: 0 CS: 0	PA: 33
PITCHER Jim Palmer, R ERA: 3.86 (1, 1)	IP: 8.0 WLS: L BF: 33 H: 7 R: 2 ER: 2 SO: 2 BB: 3 IBB: 0 HBP: 0 BLK: 0 WP: 0 HR: 0 S: 34 P: 46 ERA: 2.25 WHIP: 1.250																				

AB 32
R 1
H 5
RBI 1
BB 1
SO 10
LOB 11



AB 29
R 2
H 7
RBI 2
BB 3
SO 2
LOB 14



Batter	1	2	3	4	5	6	7	8	9	AB	R	H	RBI	BB	SO	LOB	TOP					
Al Bumbry, L OBP: 0.269, SLG: 0.291 (1, 7)	L5		FC5-4 BB		G1-4-3 1B			5-3		3	0	1	0	1	0	0	Baltimore Orioles @ Texas Rangers Arlington Stadium, Arlington, TX Wed Aug 28 1974, 8:05 PM EDT Att: 6,069 - Unknown					
Paul Blair, R OBP: 0.299, SLG: 0.399 (1, 8)	K		FC5-4 5-3 1-2		G1-4-3 1-2			1B		4	0	1	0	0	1	2						
Tommy Davis, R OBP: 0.313, SLG: 0.381 (1, 10)	5-3		5-3 1-2				K	F9		4	0	0	0	0	1	2						
Bobby Grich, R OBP: 0.380, SLG: 0.461 (1, 4)		5-3					F3		5-3	3	0	0	0	1	0	0						
Boog Powell, L OBP: 0.332, SLG: 0.382 (1, 3)		G3					6-3		F7	4	0	0	0	0	1	2						
Don Baylor, R OBP: 0.316, SLG: 0.339 (1, 9)					F8				5-3	4	1	2	0	0	0	0						
Brooks Robinson, R OBP: 0.369, SLG: 0.398 (1, 5)							G6-4-3 1B			3	1	1	1	0	1	1						
Earl Williams, R OBP: 0.335, SLG: 0.378 (1, 2)					F8		K			3	0	1	1	0	0	1						
Mark Belanger, R OBP: 0.294, SLG: 0.320 (1, 6)					6-3		G6-4-3 1-2			3	0	1	1	0	0	1						
Inning Stats	R: 0 E: 0 K: 1 S: 5	H: 0 LOB: 0 BB: 0 P: 5	R: 2 E: 0 K: 1 S: 8	H: 3 LOB: 1 BB: 0 P: 8	R: 0 E: 0 K: 1 S: 5	H: 0 LOB: 2 BB: 2 P: 13	R: 0 E: 0 K: 0 S: 3	H: 0 LOB: 0 BB: 0 P: 3	R: 0 E: 0 K: 0 S: 3	H: 1 LOB: 0 BB: 0 P: 3	R: 0 E: 0 K: 1 S: 5	H: 0 LOB: 0 BB: 0 P: 5	R: 0 E: 0 K: 1 S: 5	H: 1 LOB: 0 BB: 0 P: 5	R: 0 E: 0 K: 0 S: 4	H: 1 LOB: 1 BB: 0 P: 4	R: 0 E: 0 K: 0 S: 3	H: 0 LOB: 0 BB: 0 P: 3	1B: 5 2B: 1 3B: 0 HR: 0	SF: 0 SAC: 0 DP: 2 HBP: 0	WP: 0 PB: 0 SB: 1 CS: 0	PA: 33
PITCHER Jackie Brown, R ERA: 3.66 (1, 1)	IP: 9.0 WLS: W BF: 33 H: 6 R: 2 ER: 2 SO: 5 BB: 2 IBB: 0 HBP: 0 BLK: 0 WP: 0 HR: 0 S: 41 P: 49 ERA: 2.00 WHIP: 0.889															PITCHER IP: WLS: BF: H: R: ER: SO: BB: IBB: HBP: BLK: WP: HR: S: P: ERA: WHIP:						

AB 31
R 2
H 6
RBI 2
BB 2
SO 5
LOB 9



Batter	1	2	3	4	5	6	7	8	9	AB	R	H	RBI	BB	SO	LOB	BOTTOM					
Davey Nelson, R OBP: 0.304, SLG: 0.311 (1, 4)	F8	6-3			2B		F4			4	1	1	0	0	0	1	Baltimore Orioles @ Texas Rangers Arlington Stadium, Arlington, TX Wed Aug 28 1974, 8:05 PM EDT Att: 6,069 - Unknown					
Cesar Tovar, R OBP: 0.351, SLG: 0.357 (1, 7)	4-3		F3		F8		F7			4	0	0	0	0	0	1						
Jeff Burroughs, R OBP: 0.385, SLG: 0.520 (1, 9)			1B		2B		K			3	0	2	1	1	1	0						
Tom Grieve, R OBP: 0.321, SLG: 0.438 (1, 10)	F8		1B		2B			F7		3	0	1	0	1	0	1						
Lenny Randle, S OBP: 0.338, SLG: 0.368 (1, 5)		F8	F8		F7		6-3			4	0	0	0	0	0	4						
Jim Fregosi, R OBP: 0.338, SLG: 0.468 (1, 3)					F9					4	2	3	1	0	0	0						
Mike Hargrove, L OBP: 0.411, SLG: 0.461 (9, 3)		HR					HR	FC6-4 1B		0	0	0	0	0	0	0						
Toby Harrah, R OBP: 0.316, SLG: 0.419 (1, 6)		HR			F9		F7	FC6-4 1-2		4	1	1	2	0	0	1						
Joe Lovitto, S OBP: 0.263, SLG: 0.276 (1, 8)		F4			5-3		F8			3	0	0	0	0	0	0						
Jim Sundberg, R OBP: 0.374, SLG: 0.346 (1, 2)					5-3		6-3			3	0	1	0	0	0	0						
Inning Stats	R: 0 E: 0 K: 0 S: 4	H: 1 LOB: 1 BB: 0 P: 4	R: 2 E: 0 K: 0 S: 6	H: 3 LOB: 1 BB: 0 P: 6	R: 0 E: 0 K: 0 S: 3	H: 1 LOB: 1 BB: 1 P: 7	R: 0 E: 0 K: 0 S: 3	H: 0 LOB: 0 BB: 0 P: 3	R: 1 E: 0 K: 0 S: 5	H: 2 LOB: 2 BB: 1 P: 9	R: 1 E: 0 K: 0 S: 4	H: 1 LOB: 0 BB: 0 P: 4	R: 0 E: 0 K: 1 S: 5	H: 0 LOB: 0 BB: 0 P: 5	R: 0 E: 0 K: 0 S: 4	H: 1 LOB: 1 BB: 0 P: 4	R: 0 E: 0 K: 0 S: 4	H: 0 LOB: 0 BB: 0 P: 4	1B: 5 2B: 2 3B: 0 HR: 2	SF: 0 SAC: 0 DP: 0 HBP: 0	WP: 0 PB: 0 SB: 0 CS: 0	PA: 34
PITCHER Dave McNally, L ERA: 4.05 (1, 1)	IP: 8.0 WLS: L BF: 34 H: 9 R: 4 ER: 4 SO: 1 BB: 1 IBB: 1 HBP: 0 BLK: 0 WP: 0 HR: 2 S: 34 P: 42 ERA: 4.50 WHIP: 1.250															PITCHER IP: WLS: BF: H: R: ER: SO: BB: IBB: HBP: BLK: WP: HR: S: P: ERA: WHIP:						

AB 32
R 4
H 9
RBI 4
BB 2
SO 1
LOB 8



Batter	1	2	3	4	5	6	7	8	9	AB	R	H	RBI	BB	SO	LOB	TOP										
Al Bumby, L OBP: 0.267, SLG: 0.289 Andy Etchebarren, R OBP: 0.234, SLG: 0.240	(1,7) 0-3 K	(8,2) 0-0 L8		(1,4) 0-0 F7	(8,2) 0-0 F8			(1,2) 0-0 E 1B		5	0	1	0	0	1	4											
Bobby Grich, R OBP: 0.380, SLG: 0.459	(1,4) 0-0 4-3 1B		(1,4) 0-0 F7	(4,0) 0-0 1B IBB		(8,2) 0-3 K		(1,2) 0-0 FC5		4	2	1	0	1	1	2											
Tommy Davis, R OBP: 0.314, SLG: 0.381	(1,10) 0-0 4-3		(1,10) 0-0 1B WP	(1,10) 0-0 1B		(1,10) 0-0 6-3		(1,10) 0-0 G6-4-3		5	1	2	3	0	0	3											
Earl Williams, R OBP: 0.336, SLG: 0.378	(1,2) 0-0 1B		(1,2) 0-0 F5	(8,3) 0-0 F5		(1,2) 0-0 1B		(1,2) 0-3 K		5	0	2	1	0	1	2											
Don Baylor, R OBP: 0.320, SLG: 0.342	(1,3) 0-0 1B		(1,3) 0-0 WP 1B	(8,7) 0-3 K		(1,3) 0-0 F9		(1,3) 0-0 CS 1B		5	0	3	1	0	1	2											
Brooks Robinson, R OBP: 0.370, SLG: 0.403	(1,5) 0-0 F9		(1,5) 0-0 WP BB	(1,5) 0-0 HR		(1,5) 0-0 F7		(1,5) 0-3 K		4	1	1	1	1	1	3											
Paul Blair, R OBP: 0.299, SLG: 0.398	(1,8) 0-0 1B		(1,8) 0-3 K	(1,8) 0-0 5-3		(1,8) 0-0 5-3				4	0	1	0	0	1	2											
Enos Cabell, R OBP: 0.276, SLG: 0.298	(1,9) 0-0 F9		(1,9) 0-0 WP SH 1B	(1,9) 0-0 FC4-6 1B		(1,9) 0-0 5-3				4	1	2	0	0	0	1											
Mark Belanger, R OBP: 0.295, SLG: 0.319	(1,6) 0-3 K		(1,6) 0-0 SH WP 1B	(1,6) 0-0 FC4-6		(1,6) 0-0 FC5 1B BB				2	1	0	0	1	1	2											
Inning Stats	R: 1 E: 0 K: 1 S: 8	H: 3 LOB: 2 BB: 0 P: 8	R: 0 E: 0 K: 1 S: 6	H: 1 LOB: 1 BB: 0 P: 6	R: 1 E: 0 K: 1 S: 7	H: 2 LOB: 2 BB: 1 P: 11	R: 3 E: 1 K: 1 S: 8	H: 2 LOB: 1 BB: 1 P: 12	R: 1 E: 0 K: 0 S: 5	H: 2 LOB: 1 BB: 0 P: 5	R: 0 E: 0 K: 0 S: 3	H: 0 LOB: 0 BB: 0 P: 3	R: 0 E: 1 K: 0 S: 3	H: 1 LOB: 1 BB: 1 P: 7	R: 0 E: 0 K: 2 S: 7	H: 1 LOB: 0 BB: 0 P: 7	1B: 12 2B: 0 3B: 0 HR: 1	SF: 0 SAC: 1 DP: 1 HBP: 0	WP: 3 PB: 0 SB: 2 CS: 1	PA: 42							
PITCHER	IP	WLS	BF	H	R	ER	SO	BB	IBB	HBP	BLK	WP	HR	S	P	ERA	WHIP										
Jim Bibby, R ERA: 4.63	(1,1) 3.1	L	21	8	5	4	3	1	1	0	0	3	0	25	33	10.80	2.700										
Don Stanhouse, R ERA: 4.5	(4,1) 1.2		7	2	1	1	1	0	0	0	0	0	1	9	9	5.40	1.200										
Pete Broberg, R ERA: 7.33	(6,1) 3.0		11	2	0	0	1	1	0	0	0	0	0	12	16	0.00	1.000										
Stan Thomas, R ERA: 7.94	(9,1) 1.0		3	1	0	0	2	0	0	0	0	0	0	7	7	0.00	1.000										

Baltimore Orioles @ Texas Rangers
Arlington Stadium, Arlington, TX
Thu Aug 29 1974, 8:05 PM EDT
Att: 6,436 - Unknown

AB 38
R 6
H 13
RBI 6
BB 3
SO 7
LOB 21



Batter	1	2	3	4	5	6	7	8	9	AB	R	H	RBI	BB	SO	LOB	BOTTOM										
Davey Nelson, R OBP: 0.306, SLG: 0.311	(1,4) 0-0 6-3		(1,4) 0-0 BB 1B		(1,4) 0-0 F8		(1,4) 0-0 FC5-4 BB			3	0	1	0	1	0	1											
Cesar Tovar, R OBP: 0.350, SLG: 0.355	(1,7) 0-0 4-3		(1,7) 0-0 BB		(1,7) 0-0 F4		(1,7) 0-0 FC5-4			3	0	0	0	1	0	2											
Jeff Burroughs, R OBP: 0.384, SLG: 0.517	(1,9) 0-0 5-3		(1,9) 0-0 F7		(1,9) 0-0 BB					3	0	0	0	1	0	2											
Tom Grieve, R OBP: 0.316, SLG: 0.431	(1,10) 0-0 F9		(1,10) 0-0 F8		(1,10) 0-3 K					4	0	0	0	0	1	2											
Lenny Randle, S OBP: 0.335, SLG: 0.364	(1,5) 0-0 L4		(1,5) 0-3 K		(1,5) 0-0 F4		(1,5) 0-0 G5-4-3			4	0	0	0	0	1	1											
Jim Fregosi, R OBP: 0.336, SLG: 0.464	(1,3) 0-3 K		(1,3) 0-0 2B 1B		(1,3) 0-0 F8					4	1	1	0	0	1	0											
Toby Harrah, R OBP: 0.317, SLG: 0.424	(1,6) 0-0 1B		(1,6) 0-0 1B G6-4-3 2B		(1,6) 0-0 1-3					4	1	2	1	0	0	0											
Joe Lovitto, S OBP: 0.262, SLG: 0.276	(1,8) 0-0 1B		(1,8) 0-0 1B G6-4-3		(1,8) 0-0 5-3		(1,8) 0-0 F2			4	0	1	0	0	0	1											
Jim Sundberg, R OBP: 0.373, SLG: 0.346	(1,2) 0-0 G6-4-3		(1,2) 0-0 WP 1B		(1,2) 0-0 6-3					3	0	1	0	0	0	1											
Inning Stats	R: 0 E: 0 K: 0 S: 3	H: 0 LOB: 0 BB: 0 P: 3	R: 0 E: 0 K: 1 S: 5	H: 0 LOB: 0 BB: 0 P: 5	R: 1 E: 0 K: 0 S: 5	H: 3 LOB: 2 BB: 1 P: 9	R: 1 E: 0 K: 1 S: 7	H: 2 LOB: 1 BB: 0 P: 7	R: 0 E: 0 K: 0 S: 3	H: 0 LOB: 0 BB: 0 P: 3	R: 0 E: 0 K: 0 S: 3	H: 0 LOB: 1 BB: 1 P: 7	R: 0 E: 1 K: 0 S: 3	H: 0 LOB: 0 BB: 0 P: 3	R: 0 E: 0 K: 0 S: 3	H: 0 LOB: 0 BB: 0 P: 3	1B: 4 2B: 2 3B: 0 HR: 0	SF: 0 SAC: 0 DP: 2 HBP: 0	WP: 1 PB: 0 SB: 0 CS: 0	PA: 35							
PITCHER	IP	WLS	BF	H	R	ER	SO	BB	IBB	HBP	BLK	WP	HR	S	P	ERA	WHIP										
Ross Grimsley, L ERA: 3.27	(1,1) 9.0	W	35	6	2	2	3	3	0	0	0	1	0	38	50	2.00	1.000										

Baltimore Orioles @ Texas Rangers
Arlington Stadium, Arlington, TX
Thu Aug 29 1974, 8:05 PM EDT
Att: 6,436 - Unknown

AB 32
R 2
H 6
RBI 1
BB 3
SO 3
LOB 10



Batter	1	2	3	4	5	6	7	8	9	AB	R	H	RBI	BB	SO	LOB	TOP										
John Lowenstein, L OBP: 0.320, SLG: 0.331	F7	4-3		2B	K			SH1-4 BB		3	1	0	0	2	1	4	Cleveland Indians @ Texas Rangers Arlington Stadium, Arlington, TX Fri Aug 30 1974, 8:05 PM EDT Att: 9,651 - Unknown										
Frank Duffy, R OBP: 0.276, SLG: 0.321	K	FC5		K		6-3		SH1-4		4	0	0	0	0	2	4											
Rico Carty, R OBP: 0.474, SLG: 0.537	1B			FC6-4 1B		6-3		F9		5	0	3	3	0	0	1											
Charlie Spikes, R OBP: 0.336, SLG: 0.441	1B			FC6-4 CS		4-3		F8		5	0	2	0	0	0	2											
John Ellis, R OBP: 0.338, SLG: 0.435	F9			F9		G5-4-3		P4		5	0	1	0	0	0	4											
Oscar Gamble, L OBP: 0.382, SLG: 0.455				1B				P5		2	2	2	0	1	0	0											
Tommy Smith, L OBP: 0.208, SLG: 0.182		HR		E		BB		FC6-4 1B		2	1	1	0	0	0	1											
Rusty Torres, S OBP: 0.246, SLG: 0.234		HR		E9 SH3-4 1B		E		P4		4	2	3	2	1	0	1											
Dave Duncan, R OBP: 0.257, SLG: 0.342		3-1		SH3-4 2B HBP		E		FC6-4		3	1	0	0	1	0	3											
Luis Alvarado, R OBP: 0.230, SLG: 0.219		FC5 4-3 1B		SH3-4		E5		4-3		3	0	1	0	0	0	4											
Inning Stats	R: 0 E: 0 K: 1 S: 7	H: 2 LOB: 2 BB: 0 P: 7	R: 2 E: 0 K: 0 S: 6	H: 3 LOB: 1 BB: 0 P: 6	R: 0 E: 0 K: 0 S: 3	H: 1 LOB: 0 BB: 0 P: 3	R: 4 E: 1 K: 1 S: 7	H: 3 LOB: 1 BB: 1 P: 12	R: 1 E: 0 K: 1 S: 6	H: 1 LOB: 3 BB: 3 P: 18	R: 0 E: 0 K: 0 S: 3	H: 0 LOB: 0 BB: 0 P: 3	R: 0 E: 0 K: 0 S: 5	H: 2 LOB: 2 BB: 0 P: 5	R: 0 E: 0 K: 0 S: 3	H: 0 LOB: 1 BB: 1 P: 7	R: 0 E: 0 K: 0 S: 4	H: 1 LOB: 1 BB: 0 P: 4	1B: 11 2B: 1 3B: 0 HR: 1	SF: 0 SAC: 2 DP: 1 HBP: 1	WP: 0 PB: 0 SB: 0 CS: 1	PA: 44					
PITCHER	IP	WLS	BF	H	R	ER	SO	BB	IBB	HBP	BLK	WP	HR	S	P	ERA	WHIP										
Steve Hargan, R ERA: 4.34	2.0	L	12	6	2	2	1	0	0	0	0	0	1	14	14	9.00	3.000										
Pete Broberg, R ERA: 8.04	1.0	L	5	2	3	3	0	0	0	1	0	0	0	4	5	27.00	2.000										
Don Stanhouse, R ERA: 4.75	0.1	2	0	0	0	0	0	1	0	0	0	0	0	1	5	0.00	3.000										
Steve Foucault, R ERA: 2.22	1.2	9	2	2	1	2	2	2	1	0	0	0	0	10	22	5.40	2.400										
David Clyde, L ERA: 3.92	4.0	16	3	0	0	0	0	1	0	0	0	0	0	15	19	0.00	1.000										

Batter	1	2	3	4	5	6	7	8	9	AB	R	H	RBI	BB	SO	LOB	BOTTOM										
Davey Nelson, R OBP: 0.305, SLG: 0.309	S S S BB			SH5-3 P4				6-3		3	1	0	0	1	0	2	Cleveland Indians @ Texas Rangers Arlington Stadium, Arlington, TX Fri Aug 30 1974, 8:05 PM EDT Att: 9,651 - Unknown										
Cesar Tovar, R OBP: 0.345, SLG: 0.356	F7			FC6-4 E S 2B			G3			4	1	1	0	0	0	2											
Jeff Burroughs, R OBP: 0.383, SLG: 0.517	K			2B			F7			4	0	1	1	0	1	2											
Mike Hargrove, L OBP: 0.309, SLG: 0.457				6-3			K			3	0	0	0	1	1	2											
Jim Spencer, L OBP: 0.337, SLG: 0.431	L8			F9			K			4	0	0	0	0	1	1											
Lenny Randle, S OBP: 0.336, SLG: 0.368				E9 1B 2B			1B			4	1	2	0	0	1	0											
Toby Harrah, R OBP: 0.319, SLG: 0.425				L4			4-3 1B			4	0	2	1	0	0	0											
Joe Lovitto, S OBP: 0.258, SLG: 0.271				4-3			4-3			4	0	0	0	0	1	3											
Jim Sundberg, R OBP: 0.375, SLG: 0.343				FC6-4 SH5-3 BB			5-3			2	0	0	0	2	0	2											
Inning Stats	R: 1 E: 0 K: 1 S: 5	H: 0 LOB: 1 BB: 2 P: 13	R: 0 E: 0 K: 1 S: 5	H: 0 LOB: 0 BB: 0 P: 5	R: 1 E: 0 K: 0 S: 4	H: 1 LOB: 1 BB: 1 P: 8	R: 1 E: 1 K: 0 S: 5	H: 2 LOB: 2 BB: 1 P: 9	R: 0 E: 0 K: 1 S: 5	H: 0 LOB: 0 BB: 0 P: 5	R: 0 E: 0 K: 1 S: 7	H: 2 LOB: 2 BB: 0 P: 7	R: 0 E: 0 K: 0 S: 4	H: 1 LOB: 1 BB: 0 P: 4	R: 0 E: 0 K: 0 S: 3	H: 0 LOB: 0 BB: 0 P: 3		R: 0 E: 0 K: 1 S: 5	H: 0 LOB: 0 BB: 0 P: 5	1B: 3 2B: 3 3B: 0 HR: 0	SF: 0 SAC: 1 DP: 0 HBP: 0	WP: 0 PB: 0 SB: 4 CS: 0	PA: 37				
PITCHER	IP	WLS	BF	H	R	ER	SO	BB	IBB	HBP	BLK	WP	HR	S	P	ERA	WHIP										
Dick Bosman, R ERA: 4.43	3.2	18	3	3	3	2	4	0	0	0	0	0	0	17	17	0.00	0.900										
Fred Beene, R ERA: 5.27	4.1	W	13	3	0	0	2	0	0	0	0	0	0	17	17	0.00	0.900										
Tom Buskey, R ERA: 3.52	2.0	6	0	0	0	0	1	0	0	0	0	0	0	8	8	0.00	0.000										

Cleveland Indians @ Texas Rangers
 Arlington Stadium, Arlington, TX
 Fri Aug 30 1974, 8:05 PM EDT
 Att: 9,651 - Unknown

AB 36
R 7
H 13
RBI 5
BB 5
SO 3
LOB 24



Cleveland Indians @ Texas Rangers
 Arlington Stadium, Arlington, TX
 Fri Aug 30 1974, 8:05 PM EDT
 Att: 9,651 - Unknown

AB 32
R 3
H 6
RBI 2
BB 4
SO 5
LOB 14



Batter	1	2	3	4	5	6	7	8	9	AB	R	H	RBI	BB	SO	LOB	TOP			
John Lowenstein, L (1, 5) OBP: 0.318, SLG: 0.328	F9		F9			4-3			K	4	0	0	0	0	1	0	Cleveland Indians @ Texas Rangers Arlington Stadium, Arlington, TX Sat Aug 31 1974, 8:05 PM EDT Att: 14,841 - Unknown			
Frank Duffy, R (1, 6) OBP: 0.276, SLG: 0.319 George Hendrick, R (9, PH) OBP: 0.335, SLG: 0.468	K		K			5-3			K	3	0	0	0	0	2	0				
Oscar Gamble, L (1, 10) OBP: 0.360, SLG: 0.451	1-3			6-3			F8			3	0	0	0	0	0	0				
Charlie Spikes, R (1, 9) OBP: 0.334, SLG: 0.438		4-3			K		3-1			3	0	0	0	0	1	0				
John Ellis, R (1, 3) OBP: 0.338, SLG: 0.434 (8, 2)					P5			K		3	0	1	0	0	1	0				
Leron Lee, L (1, 7) OBP: 0.290, SLG: 0.355						L4		K		3	0	1	0	0	1	0				
Rusty Torres, S (1, 8) OBP: 0.240, SLG: 0.228						P5		K		3	0	0	0	0	1	2				
Dave Duncan, R (1, 2) OBP: 0.256, SLG: 0.340 Tom McCraw, L (8, PH) OBP: 0.355, SLG: 0.445 (8, 3)						P6		G3		2	0	0	0	0	0	2				
Luis Alvarado, R (1, 4) OBP: 0.227, SLG: 0.216 Tommy Smith, L (9, PH) OBP: 0.200, SLG: 0.174			K				F8		F2	2	0	0	0	0	1	0				
										1	0	0	0	0	0	0				
Inning Stats	R: 0 E: 0 K: 1 S: 5	H: 0 LOB: 0 BB: 0 P: 5	R: 0 E: 0 K: 0 S: 5	H: 2 LOB: 2 BB: 0 P: 5	R: 0 E: 0 K: 2 S: 7	H: 0 LOB: 0 BB: 0 P: 7	R: 0 E: 0 K: 1 S: 5	H: 0 LOB: 0 BB: 0 P: 5	R: 0 E: 0 K: 0 S: 3	H: 0 LOB: 0 BB: 0 P: 3	R: 0 E: 0 K: 1 S: 7	H: 0 LOB: 0 BB: 0 P: 7	R: 0 E: 0 K: 2 S: 5	H: 0 LOB: 0 BB: 0 P: 7	R: 0 E: 0 K: 2 S: 7	H: 0 LOB: 0 BB: 0 P: 7	1B: 2 2B: 0 3B: 0 HR: 0	SF: 0 SAC: 0 DP: 0 HBP: 0	WP: 0 PB: 0 SB: 0 CS: 0	PA: 29
PITCHER Fergie Jenkins, R (1, 1) ERA: 3.13	IP: 9.0 WLS: W BF: 29 H: 2 R: 0 ER: 0 SO: 9 BB: 0 IBB: 0 HBP: 0 BLK: 0 WP: 0 HR: 0 S: 47 P: 47 ERA: 0.00 WHIP: 0.222															PITCHER				

Batter	1	2	3	4	5	6	7	8	9	AB	R	H	RBI	BB	SO	LOB	BOTTOM			
Davey Nelson, R (1, 4) OBP: 0.305, SLG: 0.308	1-3		E9	G1-2-3			FC4			4	1	1	0	0	0	3	Cleveland Indians @ Texas Rangers Arlington Stadium, Arlington, TX Sat Aug 31 1974, 8:05 PM EDT Att: 14,841 - Unknown			
Lenny Randle, S (1, 5) OBP: 0.338, SLG: 0.370	1B		SH1-3			FC4	1B			3	1	2	0	0	0	2				
Jeff Burroughs, R (1, 9) OBP: 0.364, SLG: 0.517	1B		1B			K				4	0	2	1	0	2	3				
Mike Hargrove, L (1, 7) OBP: 0.310, SLG: 0.456 (9, 3)	1B		1B			4-3				3	0	1	0	1	1	3				
Jim Spencer, L (1, 3) OBP: 0.333, SLG: 0.428 Tom Grieve, R (8, PH) OBP: 0.315, SLG: 0.429 (9, 7)	SF9		G4-6-3			4-3				2	0	0	1	0	0	3				
Toby Harrah, R (1, 6) OBP: 0.318, SLG: 0.424	P6					4-3				1	0	0	0	0	0	0				
Alex Johnson, R (1, 10) OBP: 0.338, SLG: 0.362										4	0	1	0	0	0	0				
Joe Lovitto, S (1, 8) OBP: 0.259, SLG: 0.271										3	0	1	0	0	0	0				
Jim Sundberg, R (1, 2) OBP: 0.374, SLG: 0.343										3	0	1	0	0	0	3				
Inning Stats	R: 1 E: 0 K: 0 S: 5	H: 2 LOB: 2 BB: 1 P: 9	R: 0 E: 0 K: 0 S: 3	H: 0 LOB: 0 BB: 0 P: 3	R: 1 E: 1 K: 0 S: 5	H: 2 LOB: 1 BB: 0 P: 5	R: 0 E: 0 K: 0 S: 5	H: 3 LOB: 2 BB: 0 P: 5	R: 0 E: 0 K: 1 S: 6	H: 1 LOB: 1 BB: 0 P: 6	R: 0 E: 0 K: 2 S: 9	H: 2 LOB: 2 BB: 0 P: 9	R: 0 E: 0 K: 0 S: 3	H: 0 LOB: 0 BB: 0 P: 3	R: 0 E: 0 K: 2 S: 3	H: 0 LOB: 0 BB: 0 P: 3	1B: 10 2B: 0 3B: 0 HR: 0	SF: 1 SAC: 1 DP: 2 HBP: 0	WP: 0 PB: 0 SB: 0 CS: 0	PA: 34
PITCHER Jim Perry, R (1, 1) ERA: 2.81 Tom Hilgendorf, L (7, 1) ERA: 4.05	IP: 6.2 WLS: L BF: 30 H: 10 R: 2 ER: 1 SO: 2 BB: 1 IBB: 0 HBP: 0 BLK: 0 WP: 0 HR: 0 S: 33 P: 37 ERA: 1.35 WHIP: 1.650															PITCHER				



Batter	1	2	3	4	5	6	7	8	9	AB	R	H	RBI	BB	SO	LOB	TOP			
Frank Duffy, R OBP: 0.276, SLG: 0.319 Ed Crosby, L OBP: 0.282, SLG: 0.246	1-3		FC4-6 BB 1-2 1B		5-3		F8		F8	3	0	1	0	0	0	0	Cleveland Indians @ Texas Rangers Arlington Stadium, Arlington, TX Sun Sep 01 1974, 8:05 PM EDT Att: 11,480 - Unknown			
Rusty Torres, S OBP: 0.254, SLG: 0.256	K		FC4-6 BB 1-2 2-3				HR		K	3	1	1	1	2	2	0				
Oscar Gamble, L OBP: 0.358, SLG: 0.447			FC4-6 1-2 2-3 3-H		F7		4-3		3-1	5	0	1	1	0	0	3				
Charlie Spikes, R OBP: 0.333, SLG: 0.436 Tommy Smith, L OBP: 0.195, SLG: 0.160	K		K		K		3-1			2	0	0	0	0	2	3				
John Ellis, R OBP: 0.340, SLG: 0.440			F4		5-3					4	1	2	0	0	0	0				
Leron Lee, L OBP: 0.294, SLG: 0.358	L8				BB 1B		G3			4	0	2	1	0	0	1				
Buddy Bell, R OBP: 0.316, SLG: 0.358	6-3				F7		FC5-4 1B 2-3		F8	4	0	0	0	0	0	3				
Dave Duncan, R OBP: 0.260, SLG: 0.341			FC3-6 BB 1-2		BB 1B				FC5-4 1-2	2	0	1	0	2	0	1				
Remy Hernandez, R OBP: 0.247, SLG: 0.265 Tom McCraw, L OBP: 0.353, SLG: 0.443 Luis Alvarado, R OBP: 0.227, SLG: 0.216	FC3-6 BB 1B 1-2 FC4-6		FC3-6 BB 1B 1-2 FC4-6		F7		5-3		4-3	3	1	0	0	0	0	5				
Inning Stats	R: 0 E: 0 K: 2 S: 8	H: 1 LOB: 1 BB: 0 P: 8	R: 0 E: 0 K: 0 S: 3	H: 0 LOB: 0 BB: 0 P: 3	R: 1 E: 0 K: 1 S: 6	H: 1 LOB: 2 BB: 2 P: 14	R: 0 E: 0 K: 0 S: 4	H: 1 LOB: 2 BB: 1 P: 8	R: 0 E: 0 K: 0 S: 5	H: 0 LOB: 1 BB: 1 P: 9	R: 1 E: 0 K: 0 S: 4	H: 1 LOB: 0 BB: 0 P: 4	R: 1 E: 0 K: 0 S: 5	H: 2 LOB: 1 BB: 0 P: 5	R: 0 E: 0 K: 1 S: 5	H: 0 LOB: 0 BB: 0 P: 5		1B: 6 2B: 0 3B: 1 HR: 1	SF: 0 SAC: 0 DP: 0 HBP: 0	WP: 0 PB: 0 SB: 0 CS: 0
PITCHER Jackie Brown, R ERA: 3.83	IP: 9.0 WLS: W BF: 39 H: 8 R: 3 ER: 3 SO: 5 BB: 4 IBB: 0 HBP: 0 BLK: 0 WP: 0 HR: 1 S: 45 P: 61 ERA: 3.00 WHIP: 1.333																			

Batter	1	2	3	4	5	6	7	8	9	AB	R	H	RBI	BB	SO	LOB	BOTTOM			
Davey Nelson, R OBP: 0.306, SLG: 0.309	5-3		FC6-4 1B 1-2			K	FC6-4 1-2			5	2	2	1	0	1	1	Cleveland Indians @ Texas Rangers Arlington Stadium, Arlington, TX Sun Sep 01 1974, 8:05 PM EDT Att: 11,480 - Unknown			
Cesar Tovar, R OBP: 0.350, SLG: 0.361	5-3		5-3 1B 2B			5-3			2B	5	0	2	3	0	0	1				
Jeff Burroughs, R OBP: 0.384, SLG: 0.514			E9 1B 1-3				1B		K	4	1	1	0	1	1	3				
Tom Grieve, R OBP: 0.315, SLG: 0.428 Jim Spencer, L OBP: 0.331, SLG: 0.425	5-3		BB FC1 1B 1-2 3-H		5-3		F9		F5	3	1	1	1	0	0	1				
Lenny Randle, S OBP: 0.339, SLG: 0.370			1B FC1 BB E 1-2 2-H		K		6-3		L7	5	1	2	1	0	1	1				
Toby Harrah, R OBP: 0.320, SLG: 0.423			1-3 1B 1-2 2-3		1-3		E6 1B 4-3			3	2	1	0	1	0	0				
Jim Fregosi, R OBP: 0.333, SLG: 0.459 Mike Hargrove, L OBP: 0.410, SLG: 0.456	1-3		FC1 1B 2B 1-3 2-H 3-H			6-3			4-3 1B 1B	2	1	0	1	0	0	0				
Joe Lovitto, S OBP: 0.263, SLG: 0.269			G5-4-3 IBB			F5			4-3	2	1	0	1	2	0	1				
Jim Sundberg, R OBP: 0.373, SLG: 0.342	G5-4-3 1-2		K			6-3			FC6-4 1B 2-H	4	0	1	1	0	1	6				
Inning Stats	R: 0 E: 0 K: 0 S: 3	H: 0 LOB: 1 BB: 1 P: 7	R: 0 E: 0 K: 0 S: 4	H: 2 LOB: 2 BB: 1 P: 8	R: 8 E: 2 K: 1 S: 12	H: 5 LOB: 1 BB: 2 P: 20	R: 0 E: 0 K: 1 S: 5	H: 0 LOB: 0 BB: 0 P: 5	R: 0 E: 0 K: 0 S: 6	H: 0 LOB: 0 BB: 0 P: 3	R: 2 E: 1 K: 0 S: 6	H: 2 LOB: 1 BB: 0 P: 6	R: 0 E: 0 K: 1 S: 6	H: 1 LOB: 1 BB: 0 P: 6	R: 0 E: 0 K: 1 S: 6	H: 1 LOB: 1 BB: 0 P: 6		1B: 9 2B: 2 3B: 0 HR: 0	SF: 0 SAC: 0 DP: 1 HBP: 0	WP: 0 PB: 0 SB: 0 CS: 0
PITCHER Fritz Peterson, L ERA: 4.09 Milt Wilcox, R ERA: 4.31	IP: 2.1 WLS: L BF: 16 H: 5 R: 6 ER: 4 SO: 2 BB: 2 IBB: 0 HBP: 0 BLK: 0 WP: 0 HR: 0 S: 13 P: 25 ERA: 15.43 WHIP: 3.000																			

Batter	1	2	3	4	5	6	7	8	9	AB	R	H	RBI	BB	SO	LOB	TOP			
Steve Brye, R (1, 8) OBP: 0.317, SLG: 0.362 Bobby Darwin, R (5, 9) OBP: 0.337, SLG: 0.462	1-0 SF8 HBP		0-0 6-3		1-0 1B HBP	0-0 1B		0-0 F8		1	2	0	0	0	0	0	Minnesota Twins @ Texas Rangers Arlington Stadium, Arlington, TX Mon Sep 02 1974, 8:05 PM EDT Att: 5,472 - Cloudy - 67 F			
Rod Carew, L (1, 4) OBP: 0.428, SLG: 0.441	0-0 F7		4-0 S BB		0-0 F7	0-0 1-3		0-0 1B		4	0	1	0	1	0	4				
Larry Hisle, R (1, 9) OBP: 0.358, SLG: 0.486	0-0 SF8 1B		0-0 6-3		0-0 1B E		0-0 6-3	0-3 K		5	1	2	0	0	1	3				
Tony Oliva, L (1, 10) OBP: 0.323, SLG: 0.438	0-0 SF8			0-0 BB 1B G4-6-3	0-0 E9 HR 1B		0-0 F7		0-0 HR	4	3	3	3	0	0	0				
Eric Soderholm, R (1, 5) OBP: 0.346, SLG: 0.407	0-0 6-3			0-0 G4-6-3 BB 1B	0-0 HR 1B		0-0 F8		0-0 G6-4-3 1B	5	1	3	2	0	0	1				
Steve Braun, L (1, 7) OBP: 0.371, SLG: 0.379		4-0 BB G4-3		4-0 BB G4-6-3	0-0 4-3			0-0 E3 HR	0-0 G6-4-3 1B	3	1	0	0	2	0	1				
Craig Kusick, R (1, 3) OBP: 0.348, SLG: 0.418		0-0 G4-3		0-0 G4-6-3		0-0 5-3		0-0 HR	4-0 WP BB	4	1	1	2	1	0	3				
Danny Thompson, R (1, 6) OBP: 0.312, SLG: 0.340 Luis Gomez, R (8, 6) OBP: 0.254, SLG: 0.204		0-0 4-3		0-0 3-1		0-3 K		0-0 6-3	0-3 K	4	0	0	0	0	1	1				
Glenn Borgmann, R (1, 2) OBP: 0.340, SLG: 0.319			0-0 1-3		0-0 F7		0-0 1B		0-0 1B	4	0	2	0	0	0	0				
Inning Stats	R: 1 E: 0 K: 0 S: 4	H: 1 LOB: 0 BB: 5	R: 0 E: 0 K: 0 S: 2	H: 0 LOB: 0 BB: 1 P: 6	R: 0 E: 0 K: 0 S: 3	H: 0 LOB: 1 BB: 1 P: 7	R: 1 E: 0 K: 0 S: 4	H: 2 LOB: 1 BB: 1 P: 8	R: 4 E: 1 K: 1 S: 6	H: 3 LOB: 0 BB: 0 P: 7	R: 0 E: 0 K: 0 S: 3	H: 0 LOB: 0 BB: 0 P: 3	R: 0 E: 1 K: 1 S: 9	H: 3 LOB: 2 BB: 0 P: 9	R: 1 E: 0 K: 1 S: 6	H: 2 LOB: 1 BB: 1 P: 10		1B: 10 2B: 0 3B: 0 HR: 3	SF: 1 SAC: 0 DP: 3 HBP: 2	WP: 1 PB: 0 SB: 1 CS: 0
PITCHER	IP WLS BF H R ER SO BB IBB HBP BLK WP HR S P ERA WHIP	4.2 L 23 6 6 6 0 3 0 2 0 0 1 18 32 11.57 1.929	5.1 1 6 2 0 0 1 0 0 0 0 0 0 8 8 0.00 1.500	7.1 1 5 1 2 1 0 0 0 0 0 0 0 5 5 9.00 1.000	8.1 1 5 2 0 0 1 0 0 0 0 0 0 7 7 0.00 2.000	9.1 1 5 2 1 1 1 1 0 0 0 1 1 6 10 9.00 3.000	PITCHER	IP WLS BF H R ER SO BB IBB HBP BLK WP HR S P ERA WHIP	4.2 L 23 6 6 6 0 3 0 2 0 0 0 1 18 32 11.57 1.929	5.1 1 6 2 0 0 1 0 0 0 0 0 0 8 8 0.00 1.500	7.1 1 5 1 2 1 0 0 0 0 0 0 0 5 5 9.00 1.000	8.1 1 5 2 0 0 1 0 0 0 0 0 0 7 7 0.00 2.000	9.1 1 5 2 1 1 1 1 0 0 0 1 1 6 10 9.00 3.000							

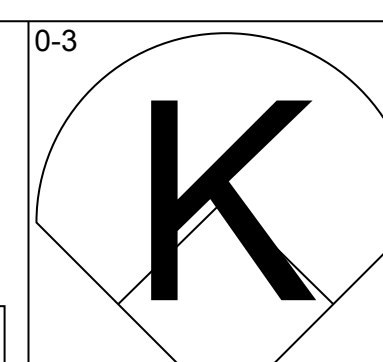
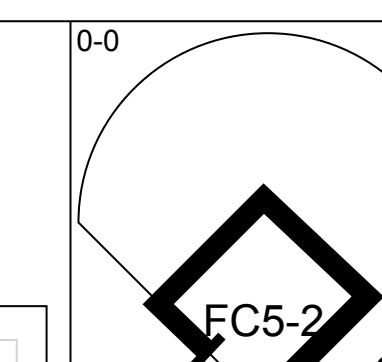
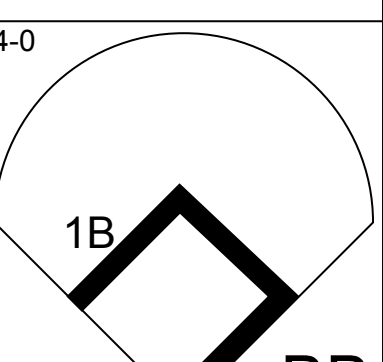
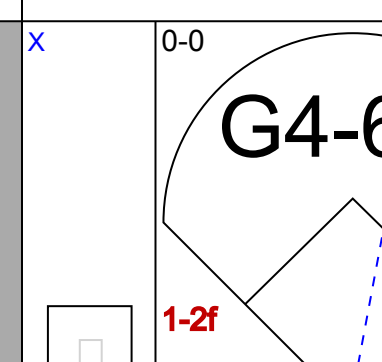
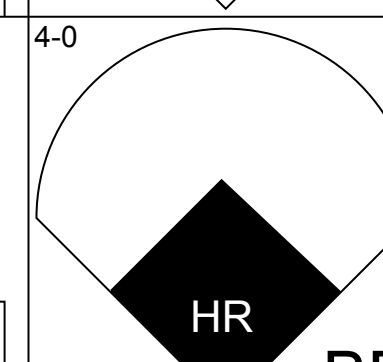
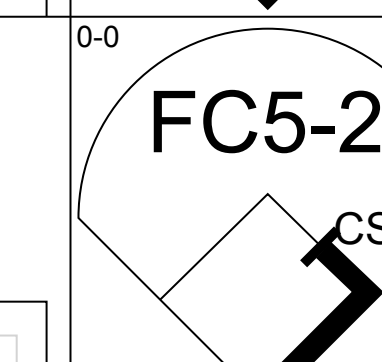
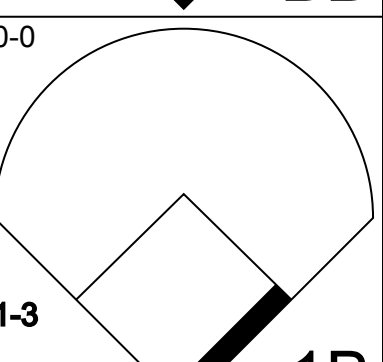
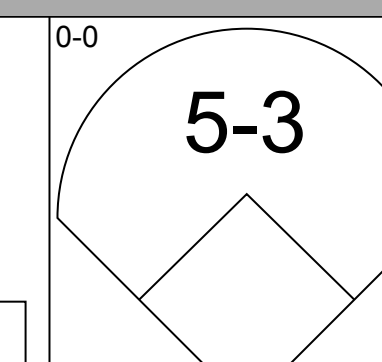
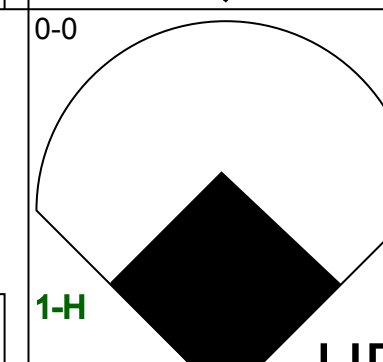
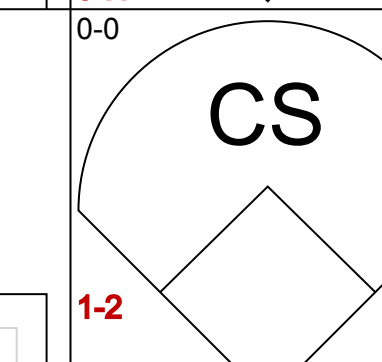
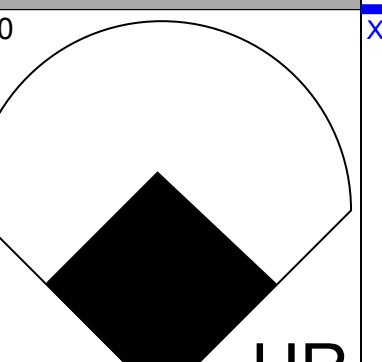
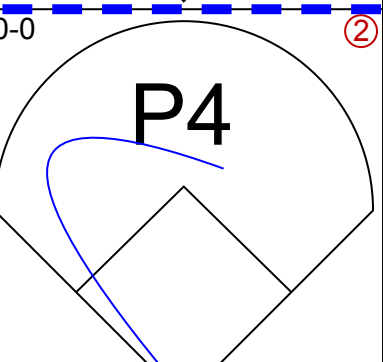
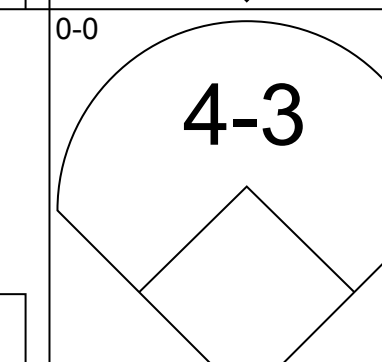
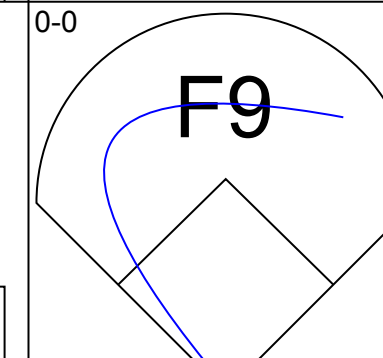
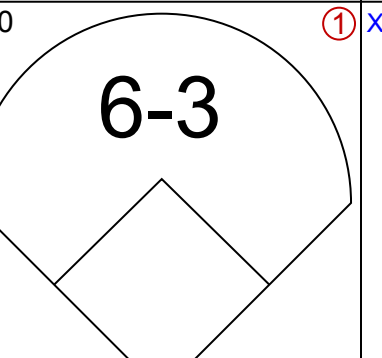
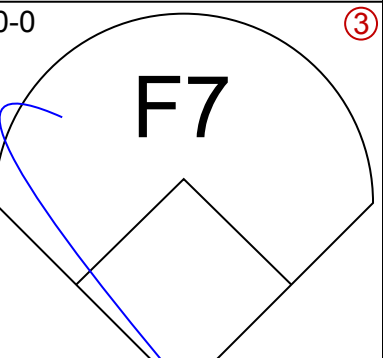
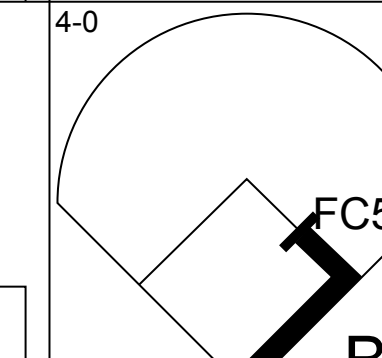
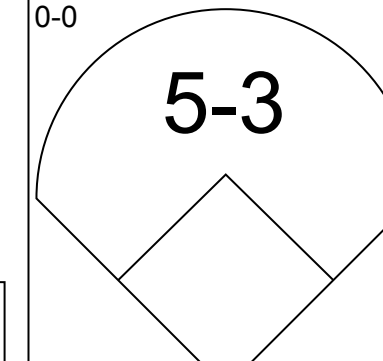
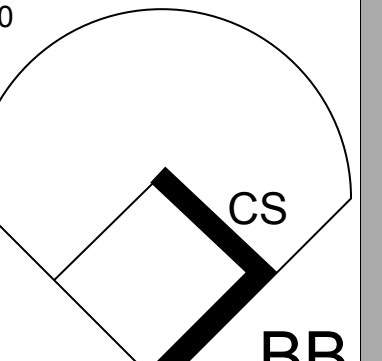
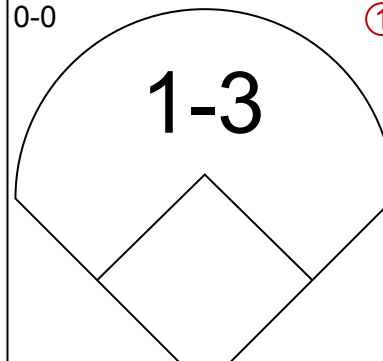
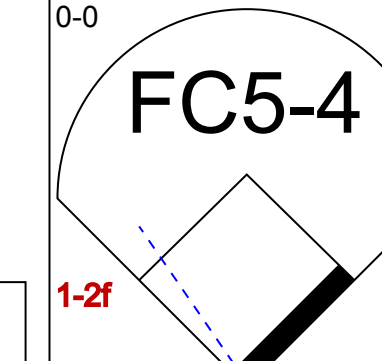
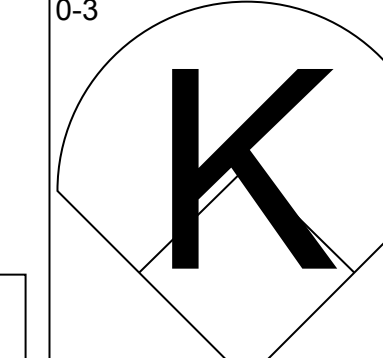
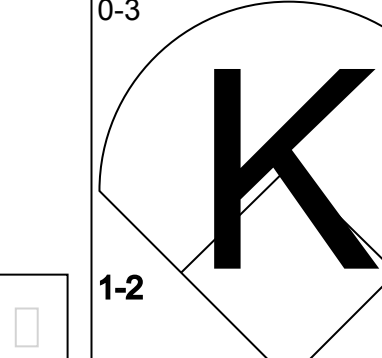
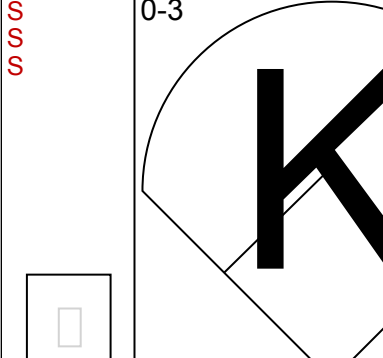
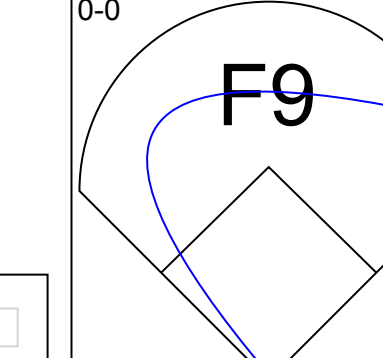
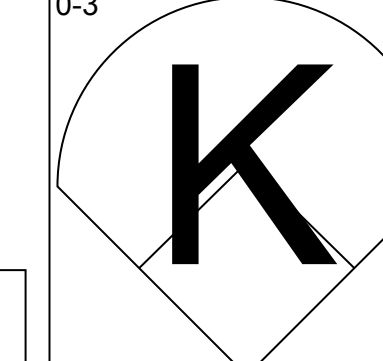
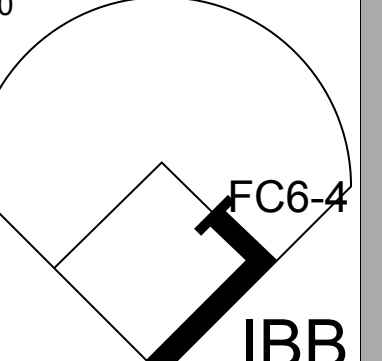
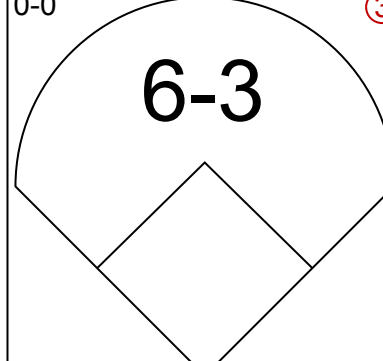
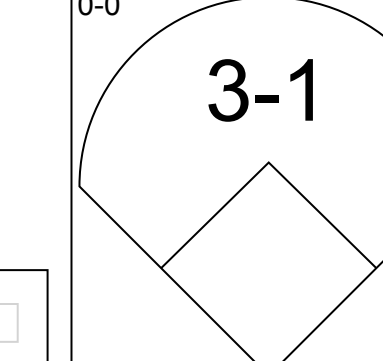
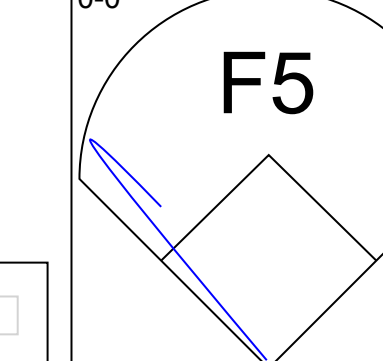
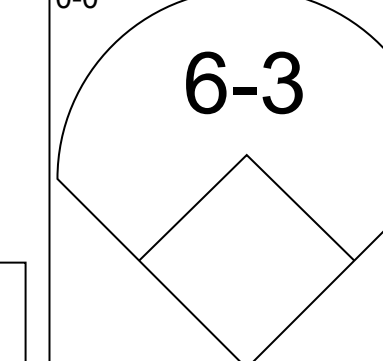
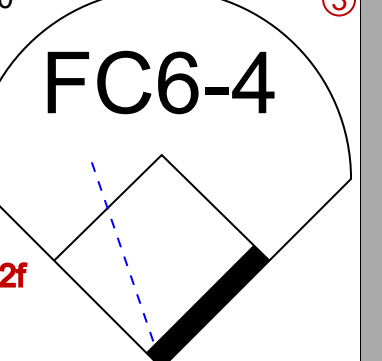
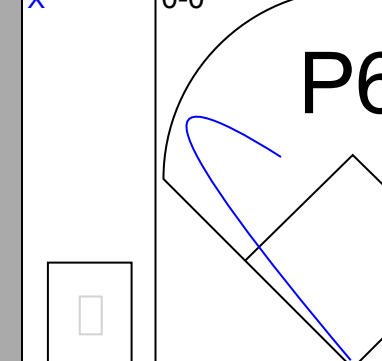
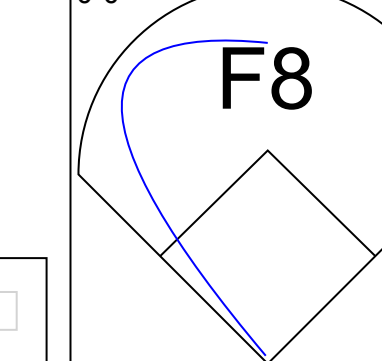
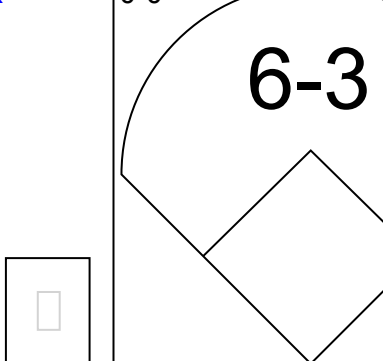
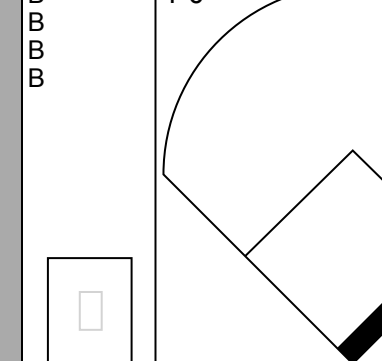
AB	37
R	9
H	13
RBI	7
BB	4
SO	3
LOB	15

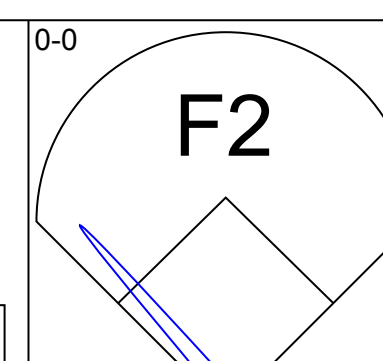
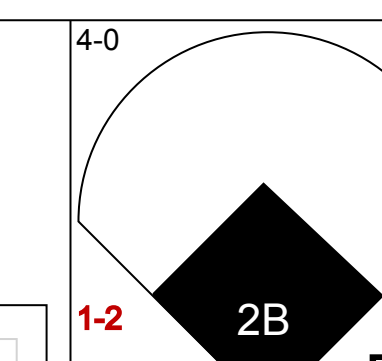
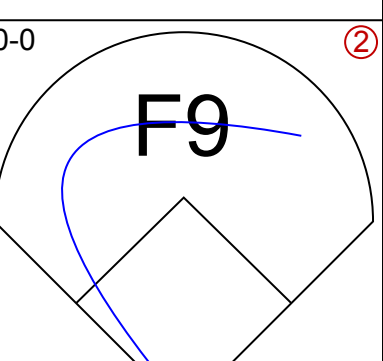
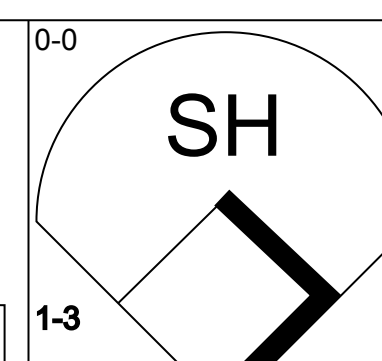
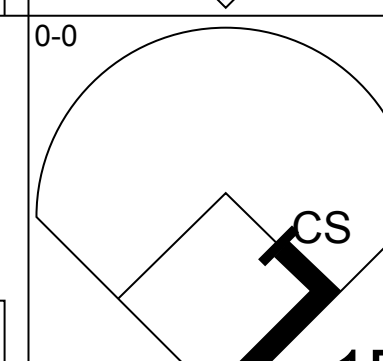
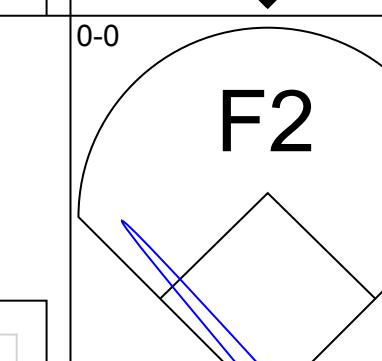
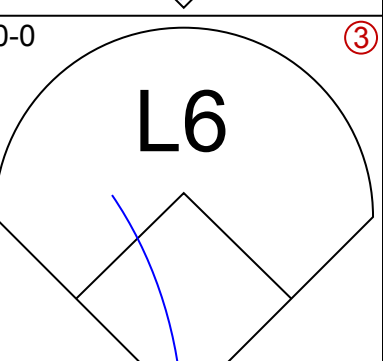
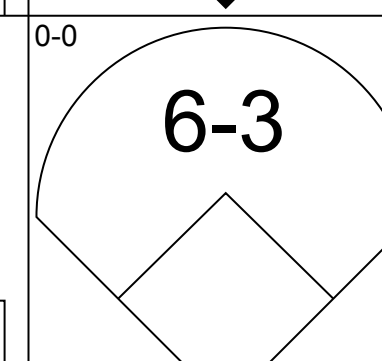
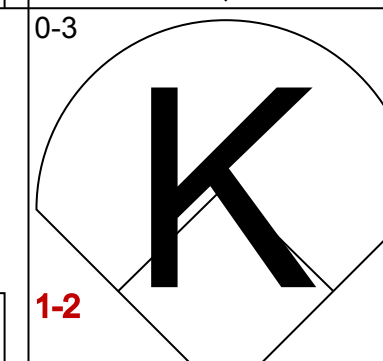
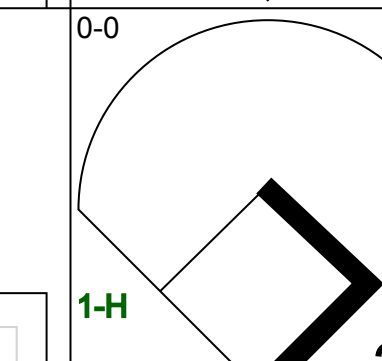

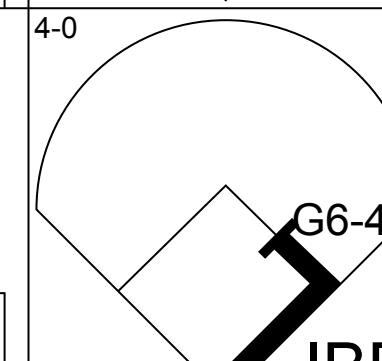
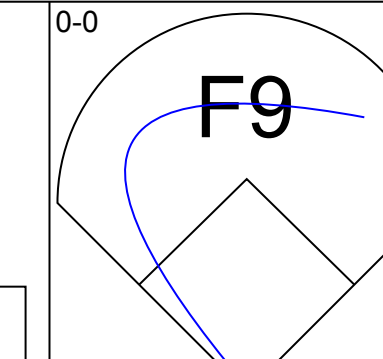
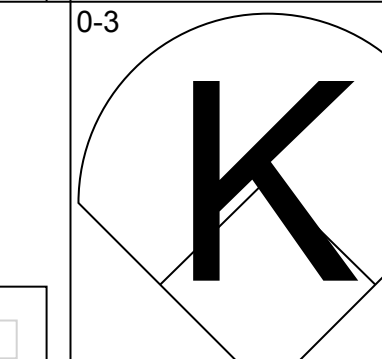
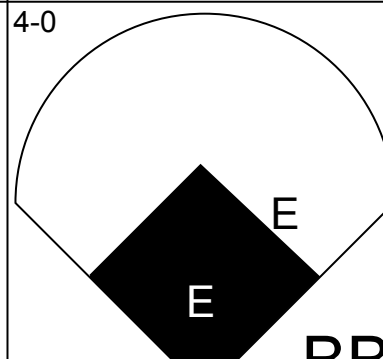
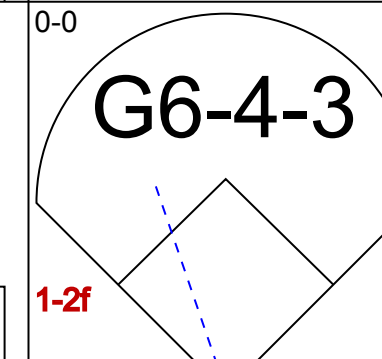
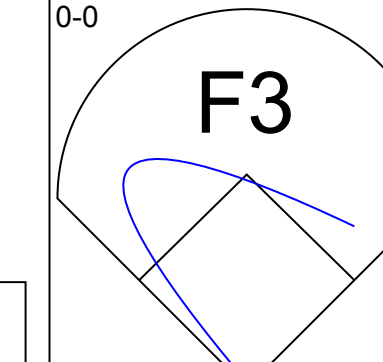
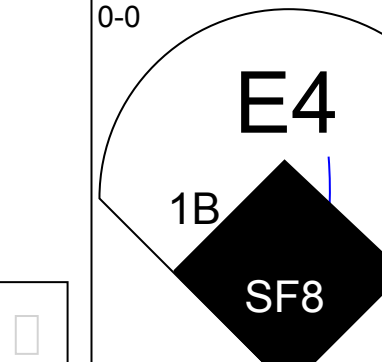
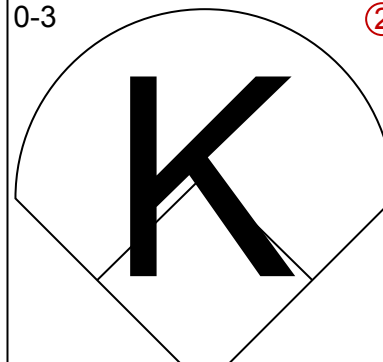
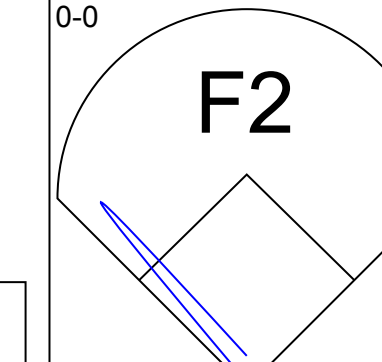
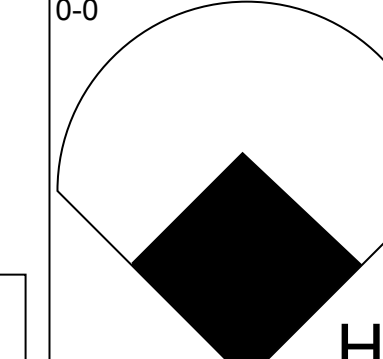
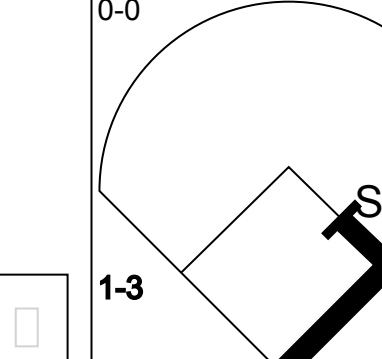
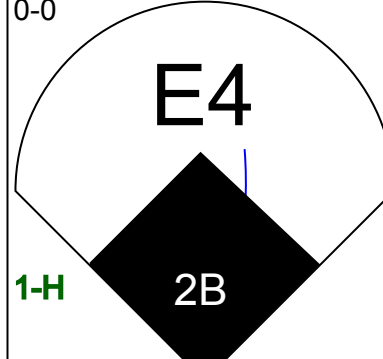
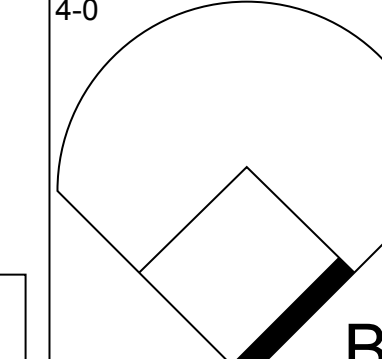
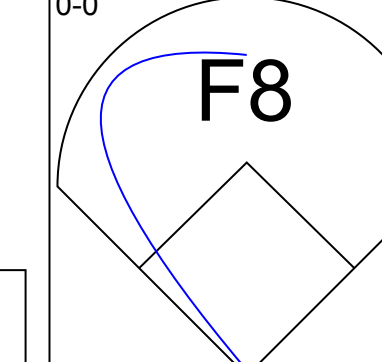
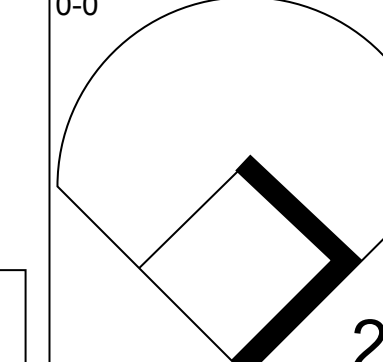
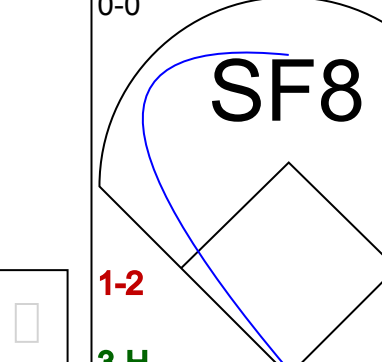
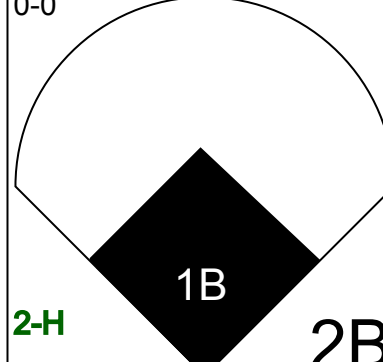
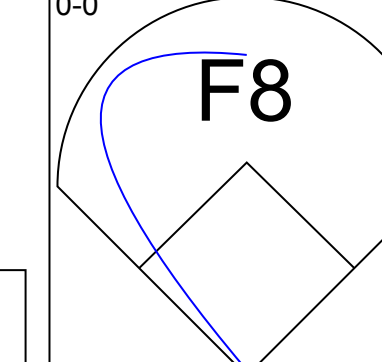
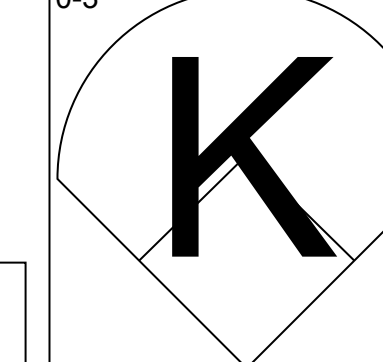
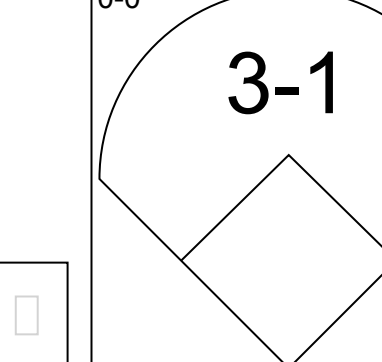
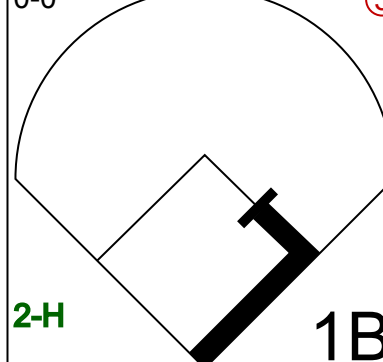
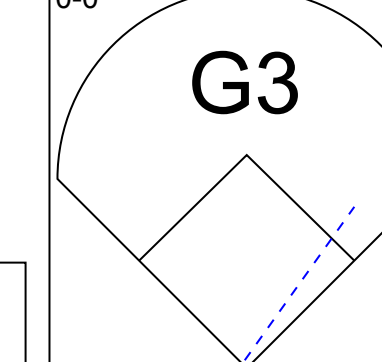
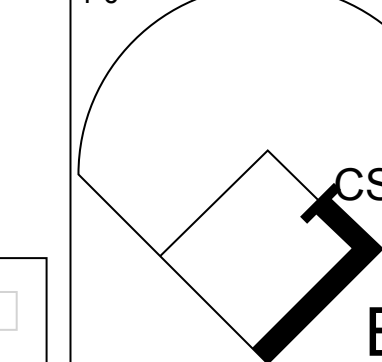
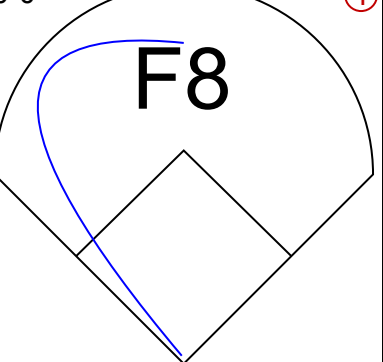
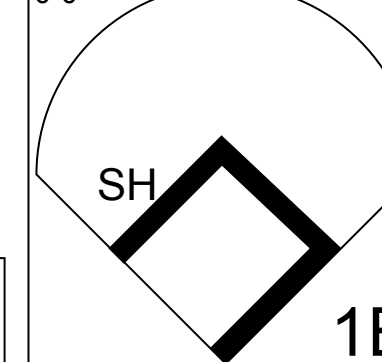


Batter	1	2	3	4	5	6	7	8	9	AB	R	H	RBI	BB	SO	LOB	BOTTOM			
Davey Nelson, R (1, 4) OBP: 0.302, SLG: 0.306	0-0 F7		0-0 F8			0-3 K	0-0 F9		0-0 G6-3	5	0	0	0	0	1	5	Minnesota Twins @ Texas Rangers Arlington Stadium, Arlington, TX Mon Sep 02 1974, 8:05 PM EDT Att: 5,472 - Cloudy - 67 F			
Cesar Tovar, R (1, 7) OBP: 0.347, SLG: 0.358	0-0 4-3		0-0 F8			0-0 P5	0-0 4-3			4	0	0	0	0	0	3				
Jeff Burroughs, R (1, 9) OBP: 0.386, SLG: 0.514	4-0 CS BB			0-0 5-3		4-0 BB		0-0 FC3-6 1B		2	0	1	0	2	0	0				
Mike Hargrove, L (1, 3) OBP: 0.306, SLG: 0.451	0-0 CS	0-0 G3		0-3 K		0-0 F5		0-0 FC3-6 G3-6-1		4	0	0	0	0	1	2				
Jim Spencer, L (1, 10) OBP: 0.337, SLG: 0.428		0-0 1B		4-0 FC4-6 BB			0-0 HR 1B	0-0 G3-6-1		3	1	2	0	1	0	1				
Lenny Randle, S (1, 5) OBP: 0.338, SLG: 0.368		0-3 K		0-0 FC4-6		0-0 F9		4-0 1B BB		3	1	0	0	1	1	3				
Toby Harrah, R (1, 6) OBP: 0.319, SLG: 0.428		0-3 K			0-0 F8		1-0 HR		0-0 L7	4	1	1	2	0	1	2				
Joe Lovitto, S (1, 8) OBP: 0.267, SLG: 0.270			0-0 E8		0-0 L8		4-0 HBP BB		0-0 1B 1B	3	0	1	0	1	0	0				
Jim Sundberg, R (1, 2) OBP: 0.371, SLG: 0.340 Duke Sims, L (7, PH) OBP: 0.250, SLG: 0.261			0-0 F8		0-3 K		1-2 HBP		0-0 G6-3 1B	2	0	0	0	0	1	1				
Inning Stats	R: 0 E: 0 K: 0 S: 2	H: 0 LOB: 0 BB: 1 P: 6	R: 0 E: 0 K: 2 S: 8	H: 1 LOB: 1 BB: 0 P: 8	R: 0 E: 1 K: 0 S: 4	H: 0 LOB: 1 BB: 0 P: 4	R: 0 E: 0 K: 1 S: 5	H: 0 LOB: 0 BB: 1 P: 9	R: 0 E: 0 K: 1 S: 5	H: 0 LOB: 1 BB: 1 P: 9	R: 2 E: 0 K: 0 S: 5	H: 2 LOB: 2 BB: 1 P: 10	R: 0 E: 0 K: 0 S: 3	H: 1 LOB: 0 BB: 0 P: 3	R: 1 E: 0 K: 0 S: 4	H: 2 LOB: 1 BB: 1 P: 8		1B: 5 2B: 0 3B: 0 HR: 1	SF: 0 SAC: 0 DP: 2 HBP: 1	WP: 0 PB: 0 SB: 0 CS: 1
PITCHER	IP WLS BF H R ER SO BB IBB HBP BLK WP HR S P ERA WHIP	9.0 W 37 6 3 3 5 5 0 1 0 0 1 41 62 3.00 1.222	4.2 L 23 6 6 6 0 3 0 2 0 0 0 1 18 32 11.57 1.929	5.1 1 6 2 0 0 1 0 0 0 0 0 0 8 8 0.00 1.500	7.1 1 5 1 2 1 0 0 0 0 0 0 0 5 5 9.00 1.000	8.1 1 5 2 0 0 1 0 0 0 0 0 0 7 7 0.00 2.000	9.1 1 5 2 1 1 1 1 0 0 0 1 1 6 10 9.00 3.000	PITCHER	IP WLS BF H R ER SO BB IBB HBP BLK WP HR S P ERA WHIP	4.2 L 23 6 6 6 0 3 0 2 0 0 0 1 18 32 11.57 1.929	5.1 1 6 2 0 0 1 0 0 0 0 0 0 8 8 0.00 1.500	7.1 1 5 1 2 1 0 0 0 0 0 0 0 5 5 9.00 1.000	8.1 1 5 2 0 0 1 0 0 0 0 0 0 7 7 0.00 2.000	9.1 1 5 2 1 1 1 1 0 0 0 1 1 6 10 9.00 3.000						

AB	31
R	3
H	6
RBI	3
BB	5
SO	5
LOB	17



Batter	1	2	3	4	5	6	7	8	9	AB	R	H	RBI	BB	SO	LOB	TOP			
Rod Carew, L (1,4) OBP: 0.428, SLG: 0.444										3	0	1	0	1	1	1	Minnesota Twins @ Texas Rangers Arlington Stadium, Arlington, TX Tue Sep 03 1974, 8:05 PM EDT Att. 4,144 - Unknown - 67 F			
Larry Hulse, R (1,8) OBP: 0.359, SLG: 0.485										3	1	1	0	1	0	1				
Bobby Darwin, R (1,9) OBP: 0.338, SLG: 0.475										4	2	2	3	0	0	2				
Harmon Killebrew, R (1,10) OBP: 0.322, SLG: 0.370										3	0	0	0	1	0	2				
Eric Soderholm, R (1,5) OBP: 0.345, SLG: 0.404										3	0	0	0	1	0	1				
Craig Kusick, R (1,3) OBP: 0.342, SLG: 0.410										3	0	0	0	0	3	1				
Pat Bourque, L (9, PH) OBP: 0.318, SLG: 0.315										1	0	0	0	0	0	0				
Steve Braun, L (1,7) OBP: 0.370, SLG: 0.376										3	0	0	0	1	1	0				
Danny Thompson, R (1,6) OBP: 0.308, SLG: 0.335										3	0	0	0	0	0	2				
Tony Oliva, L (9, PH) OBP: 0.322, SLG: 0.437										1	0	0	0	0	0	0				
Glenn Borgmann, R (1,2) OBP: 0.340, SLG: 0.317										2	0	0	0	1	0	0				
Inning Stats	R: 2 E: 0 K: 1 S: 6	H: 1 LOB: 0 BB: 1 P: 10	R: 0 E: 0 K: 2 S: 7	H: 0 LOB: 0 BB: 0 P: 7	R: 0 E: 0 K: 0 S: 3	H: 1 LOB: 0 BB: 0 P: 3	R: 1 E: 0 K: 1 S: 6	H: 1 LOB: 2 BB: 2 P: 14	R: 0 E: 0 K: 0 S: 4	H: 0 LOB: 0 BB: 1 P: 8	R: 0 E: 0 K: 0 S: 5	H: 0 LOB: 0 BB: 0 P: 6	R: 0 E: 0 K: 0 S: 3	H: 0 LOB: 1 BB: 1 P: 7	R: 0 E: 0 K: 0 S: 3	H: 0 LOB: 0 BB: 0 P: 3	1B: 1 2B: 0 3B: 1 HR: 2	SF: 0 SAC: 0 DP: 1 HBP: 0	WP: 0 PB: 0 CS: 2	PA: 36
PITCHER	IP WLS BF H R ER SO BB IBB HBP BLK WP HR S P ERA WHIP																			
David Clyde, L (1,1) ERA: 4.04	3.1	14	3	3	3	3	2	0	0	0	0	0	2	18	26	8.10	1.500			
Stan Thomas, R (4,1) ERA: 6.59	1.0	6	1	0	0	1	1	1	0	0	0	0	0	6	14	0.00	2.000			
Steve Foucault, R (5,1) ERA: 2.11	4.2	W	15	0	0	0	1	2	0	0	0	0	0	15	23	0.00	0.429			

Batter	1	2	3	4	5	6	7	8	9	AB	R	H	RBI	BB	SO	LOB	BOTTOM			
Davey Nelson, R (1,4) OBP: 0.302, SLG: 0.304										2	1	0	0	1	0	0	Minnesota Twins @ Texas Rangers Arlington Stadium, Arlington, TX Tue Sep 03 1974, 8:05 PM EDT Att. 4,144 - Unknown - 67 F			
Cesar Tovar, R (1,7) OBP: 0.346, SLG: 0.357										4	0	1	0	0	0	3				
Jeff Burroughs, R (1,9) OBP: 0.387, SLG: 0.515										3	0	1	1	1	2	1				
Jim Fregosi, R (1,3) OBP: 0.332, SLG: 0.453										3	1	0	0	1	1	4				
Jim Spencer, L (8,3) OBP: 0.337, SLG: 0.428										0	0	0	0	0	0	0				
Lenny Randle, S (1,5) OBP: 0.335, SLG: 0.364										4	1	0	0	0	1	1				
Toby Harrah, R (1,6) OBP: 0.322, SLG: 0.435										3	2	2	1	1	0	0				
Leo Cardenas, R (1,10) OBP: 0.296, SLG: 0.316										1	0	1	0	0	0	0				
Mike Hargrove, L (4, PH) OBP: 0.406, SLG: 0.454										2	1	1	2	0	0	1				
Joe Lovitto, S (1,8) OBP: 0.267, SLG: 0.269										4	0	1	1	0	1	2				
Jim Sundberg, R (1,2) OBP: 0.373, SLG: 0.341										2	0	1	0	1	0	0				
Inning Stats	R: 0 E: 0 K: 1 S: 5	H: 1 LOB: 1 BB: 0 P: 5	R: 1 E: 0 K: 1 S: 7	H: 2 LOB: 1 BB: 0 P: 7	R: 1 E: 0 K: 1 S: 5	H: 1 LOB: 1 BB: 2 P: 13	R: 1 E: 1 K: 0 S: 4	H: 1 LOB: 0 BB: 0 P: 4	R: 0 E: 0 K: 0 S: 3	H: 0 LOB: 0 BB: 0 P: 3	R: 3 E: 1 K: 2 S: 9	H: 2 LOB: 1 BB: 1 P: 13	R: 0 E: 1 K: 0 S: 4	H: 1 LOB: 2 BB: 1 P: 8	R: 0 E: 0 K: 0 S: 3	H: 0 LOB: 1 BB: 1 P: 7	1B: 4 2B: 4 3B: 0 HR: 1	SF: 1 SAC: 1 DP: 2 HBP: 0	WP: 0 PB: 0 CS: 2	PA: 35
PITCHER	IP WLS BF H R ER SO BB IBB HBP BLK WP HR S P ERA WHIP																			
Bill Butler, L (1,1) ERA: 4.77	3.0	15	5	3	2	3	2	0	0	0	0	0	1	19	27	6.00	2.333			
Ray Corbin, R (4,1) ERA: 4.69	5.0	L	20	3	3	0	2	2	1	0	0	0	0	21	33	0.00	1.000			

Batter	1	2	3	4	5	6	7	8	9	AB	R	H	RBI	BB	SO	LOB	TOP					
Steve Braun, L (1,7) OBP: 0.371, SLG: 0.376	F8		F5		1B BB		1B			3	0	1	0	1	0	0	Minnesota Twins @ Texas Rangers Arlington Stadium, Arlington, TX Wed Sep 04 1974, 8:05 PM EDT Att: 5,969 - Unknown - 70 F					
Rod Carew, L (1,4) OBP: 0.428, SLG: 0.446	2B		HBP 1B			F7	4-3			4	0	2	0	0	0	2						
Larry Hisle, R (1,8) OBP: 0.360, SLG: 0.484	K		HBP					K		3	0	1	0	0	2	1						
Tony Oliva, L (1,10) OBP: 0.319, SLG: 0.433	F5		3-1			F7		K		4	0	0	0	0	1	5						
Bobby Darwin, R (1,9) OBP: 0.337, SLG: 0.473		P4			G6-3 1B			K		4	0	1	0	0	2	0						
Pat Bourque, L (1,3) OBP: 0.308, SLG: 0.304	F9				G6-3 1-2		F8		4-3	4	0	0	0	0	0	1						
Eric Soderholm, R (1,5) OBP: 0.347, SLG: 0.405	E6				1B		F7			4	0	2	0	0	0	0						
Jerry Terrell, R (1,6) OBP: 0.282, SLG: 0.320 Harmon Killebrew, R (9,PH) OBP: 0.321, SLG: 0.389	5-3				P4				P3	3	0	0	0	0	0	2						
Glenn Borgmann, R (1,2) OBP: 0.335, SLG: 0.312			K			F7		K		4	0	0	0	0	2	1						
Inning Stats	R: 0 E: 0 K: 1 S: 6	H: 1 LOB: 1 BB: 0 P: 6	R: 0 E: 1 K: 0 S: 4	H: 0 LOB: 1 BB: 0 P: 4	R: 0 E: 0 K: 1 S: 6	H: 1 LOB: 2 BB: 0 P: 7	R: 0 E: 0 K: 0 S: 4	H: 2 LOB: 1 BB: 0 P: 4	R: 0 E: 0 K: 0 S: 4	H: 1 LOB: 2 BB: 1 P: 8	R: 0 E: 0 K: 1 S: 5	H: 0 LOB: 0 BB: 0 P: 5	R: 0 E: 0 K: 1 S: 6	H: 1 LOB: 1 BB: 0 P: 6	R: 0 E: 0 K: 3 S: 9	H: 0 LOB: 0 BB: 0 P: 9		R: 0 E: 0 K: 0 S: 4	H: 1 LOB: 1 BB: 0 P: 4	1B: 6 2B: 1 3B: 0 HR: 0	SF: 0 SAC: 0 DP: 1 HBP: 1	WP: 0 PB: 0 SB: 0 CS: 0
PITCHER Fergie Jenkins, R (1,1) ERA: 3.03	IP: 9.0 WLS: W BF: 36 H: 7 R: 0 ER: 0 SO: 7 BB: 1 IBB: 0 HBP: 1 BLK: 0 WP: 0 HR: 0 S: 48 P: 53 ERA: 0.00 WHIP: 0.889																					

Batter	1	2	3	4	5	6	7	8	9	AB	R	H	RBI	BB	SO	LOB	BOTTOM			
Davey Nelson, R (1,4) OBP: 0.300, SLG: 0.301	K		K			L6		4-3		4	0	0	0	0	2	1	Minnesota Twins @ Texas Rangers Arlington Stadium, Arlington, TX Wed Sep 04 1974, 8:05 PM EDT Att: 5,969 - Unknown - 70 F			
Cesar Tovar, R (1,7) OBP: 0.347, SLG: 0.357	F7-4 BB 1B		1-3			P4		HBP BB		3	0	1	0	1	0	1				
Jeff Burroughs, R (1,9) OBP: 0.390, SLG: 0.515	1-2 BB				K	BB 1B		HBP		2	1	1	0	1	1	0				
Mike Hargrove, L (1,3) OBP: 0.304, SLG: 0.450	F7-4 2-3				4-3	1B BB		F7		3	0	0	0	1	0	4				
Jim Spencer, L (1,10) OBP: 0.335, SLG: 0.425		F9			F8	1-2 2-H 1B		G3		4	0	1	1	0	0	2				
Lenny Randle, S (1,5) OBP: 0.335, SLG: 0.363		CS BB				K		L7		2	0	0	0	1	1	2				
Toby Harrah, R (1,6) OBP: 0.322, SLG: 0.435	1-3 1-2					6-3 1B		F7		3	0	1	0	0	0	1				
Joe Lovitto, S (1,8) OBP: 0.266, SLG: 0.268 Jim Fregosi, R (4,3) OBP: 0.333, SLG: 0.453			K			6-3 1-2 1B		G6-4-3 1B		1	0	0	0	0	1	0				
Jim Sundberg, R (1,2) OBP: 0.373, SLG: 0.341						4-3		G6-4-3 1-2		3	0	1	0	0	0	2				
Inning Stats	R: 0 E: 0 K: 1 S: 5	H: 1 LOB: 1 BB: 1 P: 9	R: 0 E: 0 K: 0 S: 2	H: 0 LOB: 0 BB: 1 P: 6	R: 0 E: 0 K: 2 S: 8	H: 1 LOB: 1 BB: 0 P: 8	R: 0 E: 0 K: 1 S: 5	H: 0 LOB: 0 BB: 0 P: 5	R: 0 E: 0 K: 1 S: 6	H: 1 LOB: 1 BB: 0 P: 6	R: 1 E: 0 K: 0 S: 5	H: 2 LOB: 2 BB: 1 P: 9	R: 0 E: 0 K: 0 S: 3	H: 1 LOB: 0 BB: 0 P: 3	R: 0 E: 0 K: 0 S: 3	H: 0 LOB: 2 BB: 1 P: 8		1B: 6 2B: 1 3B: 0 HR: 0	SF: 0 SAC: 0 DP: 2 HBP: 1	WP: 0 PB: 0 SB: 0 CS: 1
PITCHER Dave Goltz, R (1,1) ERA: 3.72 Tom Burgmeier, L (8,1) ERA: 4.46	IP: 7.1 WLS: L BF: 30 H: 6 R: 1 ER: 1 SO: 5 BB: 4 IBB: 0 HBP: 1 BLK: 0 WP: 0 HR: 0 S: 35 P: 52 ERA: 1.23 WHIP: 1.364																			

Batter	1	2	3	4	5	6	7	8	9	AB	R	H	RBI	BB	SO	LOB	TOP			
Davey Nelson, R OBP: 0.297, SLG: 0.298 (1, 4)										4	0	0	0	0	2	1	Texas Rangers @ Oakland Athletics Oakland-Alameda County Coliseum, Oakland, CA Thu Sep 05 1974, 7:05 PM PDT Att: 2,876 - Unknown livebaseballscorecards.com			
Cesar Tovar, R OBP: 0.347, SLG: 0.356 (1, 7)										4	0	1	0	0	0	1				
Jeff Burroughs, R OBP: 0.388, SLG: 0.512 (1, 9)										3	0	0	0	0	1	1				
Mike Hargrove, L OBP: 0.301, SLG: 0.446 (1, 3)										3	0	0	0	0	0	1				
Jim Spencer, L OBP: 0.332, SLG: 0.421 (1, 10)										3	0	0	0	0	0	0				
Lenny Randle, S OBP: 0.335, SLG: 0.362 (1, 5)										3	0	1	0	0	0	0				
Toby Harrah, R OBP: 0.321, SLG: 0.432 (1, 6)										3	0	0	0	0	1	1				
Joe Lovitto, S OBP: 0.266, SLG: 0.269 (1, 8)										3	0	1	0	0	0	0				
Jim Sundberg, R OBP: 0.371, SLG: 0.339 Duke Sims, L (9, PH) OBP: 0.256, SLG: 0.268 (1, 2)										2	0	0	0	0	1	1				
Inning Stats	R: 0 E: 0 K: 2 S: 7	H: 0 LOB: 0 BB: 0 P: 7	R: 0 E: 0 K: 1 S: 6	H: 1 LOB: 1 BB: 0 P: 6	R: 0 E: 0 K: 1 S: 5	H: 1 LOB: 0 BB: 0 P: 5	R: 0 E: 0 K: 0 S: 3	H: 1 LOB: 0 BB: 0 P: 3	R: 0 E: 0 K: 0 S: 3	H: 0 LOB: 0 BB: 0 P: 3	R: 0 E: 0 K: 0 S: 3	H: 0 LOB: 0 BB: 0 P: 3	R: 0 E: 0 K: 0 S: 3	H: 0 LOB: 0 BB: 0 P: 3	R: 0 E: 0 K: 0 S: 4	H: 1 LOB: 1 BB: 0 P: 4	1B: 4 2B: 1 3B: 0 HR: 0	SF: 0 SAC: 0 DP: 1 HBP: 0	WP: 0 PB: 0 SB: 0 CS: 1	PA: 29
PITCHER Caffish Hunter, R ERA: 2.64 (1, 1)	IP: 9.0 WLS: W BF: 29 H: 4 R: 0 ER: 0 SO: 5 BB: 0 IBB: 0 HBP: 0 BLK: 0 WP: 0 HR: 0 S: 39 P: 39 ERA: 0.00 WHIP: 0.444															PITCHER IP: WLS: BF: H: R: ER: SO: BB: IBB: HBP: BLK: WP: HR: S: P: ERA: WHIP				

Batter	1	2	3	4	5	6	7	8	9	AB	R	H	RBI	BB	SO	LOB	BOTTOM			
Bill North, S OBP: 0.348, SLG: 0.345 (1, 8)										4	0	1	0	0	2	0	Texas Rangers @ Oakland Athletics Oakland-Alameda County Coliseum, Oakland, CA Thu Sep 05 1974, 7:05 PM PDT Att: 2,876 - Unknown livebaseballscorecards.com			
Bert Campaneris, R OBP: 0.359, SLG: 0.378 (1, 6)										3	2	2	1	1	0	0				
Reggie Jackson, L OBP: 0.410, SLG: 0.554 (1, 9)										3	0	1	1	1	2	1				
Sal Bando, R OBP: 0.360, SLG: 0.438 (1, 5)										3	0	0	0	1	2	3				
Joe Rudi, R OBP: 0.333, SLG: 0.467 (1, 7)										4	0	0	0	0	1	2				
Claudell Washington, L OBP: 0.320, SLG: 0.385 (1, 10)										3	0	0	0	0	1	1				
Jim Holt, L OBP: 0.298, SLG: 0.298 (1, 3)										3	0	1	0	0	0	1				
Ray Fosse, R OBP: 0.265, SLG: 0.380 (1, 2)										3	1	1	0	0	1	1				
Dick Green, R OBP: 0.281, SLG: 0.291 (1, 4)										2	0	0	0	0	0	0				
Inning Stats	R: 0 E: 0 K: 2 S: 7	H: 0 LOB: 0 BB: 0 P: 7	R: 0 E: 0 K: 1 S: 5	H: 0 LOB: 1 BB: 1 P: 9	R: 2 E: 0 K: 0 S: 6	H: 4 LOB: 1 BB: 0 P: 6	R: 0 E: 0 K: 0 S: 4	H: 1 LOB: 1 BB: 0 P: 4	R: 1 E: 0 K: 2 S: 8	H: 1 LOB: 1 BB: 1 P: 12	R: 0 E: 0 K: 0 S: 3	H: 0 LOB: 0 BB: 0 P: 3	R: 0 E: 0 K: 1 S: 5	H: 0 LOB: 0 BB: 0 P: 5	R: 0 E: 0 K: 3 S: 9	H: 0 LOB: 1 BB: 1 P: 13	1B: 5 2B: 0 3B: 1 HR: 0	SF: 0 SAC: 1 DP: 0 HBP: 0	WP: 1 PB: 0 SB: 2 CS: 0	PA: 32
PITCHER Jackie Brown, R ERA: 3.62 (1, 1)	IP: 8.0 WLS: L BF: 32 H: 6 R: 3 ER: 3 SO: 9 BB: 2 IBB: 1 HBP: 0 BLK: 0 WP: 1 HR: 0 S: 47 P: 59 ERA: 3.38 WHIP: 1.000															PITCHER IP: WLS: BF: H: R: ER: SO: BB: IBB: HBP: BLK: WP: HR: S: P: ERA: WHIP				

Batter	1	2	3	4	5	6	7	8	9	10	11	AB	R	H	RBI	BB	SO	LOB	TOP
Davey Nelson, R OBP: 0.302, SLG: 0.298 (1, 4)	F9	FC6-4			L3 BB		E 1B BB		WP 1B BB		SH3 1B	3	3	1	0	3	0	2	
Cesar Tovar, R OBP: 0.349, SLG: 0.358 (1, 7)	FC5 1B			FC3-6 1B	L3		1B 3B 1B		K		SH3	5	1	3	1	0	1	2	
Jeff Burroughs, R OBP: 0.390, SLG: 0.518 (1, 9)	1B			F9	K		1B 3B		1B 1B		4-3 1B	6	1	4	3	0	1	1	
Jim Fregosi, R OBP: 0.332, SLG: 0.451 Mike Hargrove, L OBP: 0.401, SLG: 0.445 (3, PH) (3, 3)	K			FC3-6 1B		4-3					4-3	1	0	0	0	0	1	2	
Lenny Randle, S OBP: 0.333, SLG: 0.360 (1, 5)	FC5			1B	L3		P4		4-3		F8	6	0	1	0	0	0	6	
Toby Harrah, R OBP: 0.323, SLG: 0.434 (1, 6)		6-3		F9			1B		CS 1B		SH1-4 1B	5	0	3	0	0	0	2	
Leo Cardenas, R OBP: 0.294, SLG: 0.313 (1, 10)		1B 1B			6-3		G3		K		SH1-4	4	0	1	0	0	1	2	
Joe Lovitto, S OBP: 0.265, SLG: 0.268 (1, 8)				FC6-4 1B	K		4-3		K		F7	5	0	1	0	0	2	1	
Jim Sundberg, R OBP: 0.366, SLG: 0.333 (1, 2)	F8			F8			K		F9		K	5	0	0	0	0	2	3	
Inning Stats	R: 0 E: 0 K: 1 S: 7	H: 2 LOB: 2 BB: 0 P: 7	R: 0 E: 0 K: 0 S: 5	H: 2 LOB: 2 BB: 0 P: 5	R: 0 E: 0 K: 0 S: 5	H: 2 LOB: 2 BB: 0 P: 5	R: 0 E: 0 K: 1 S: 4	H: 1 LOB: 1 BB: 0 P: 4	R: 0 E: 0 K: 2 S: 7	H: 1 LOB: 0 BB: 0 P: 7	R: 0 E: 0 K: 1 S: 6	H: 1 LOB: 1 BB: 0 P: 6	R: 1 E: 0 K: 0 S: 5	H: 2 LOB: 1 BB: 1 P: 5	1B: 15 2B: 1 3B: 1 HR: 0	SF: 0 SAC: 2 DP: 1 HBP: 0	WP: 1 PB: 0 SB: 0 CS: 1	PA: 50	
PITCHER	IP WLS BF H R ER SO BB IBB HBP BLK WP HR S P ERA WHIP	IP WLS BF H R ER SO BB IBB HBP BLK WP HR S P ERA WHIP																	
Dave Hamilton, L ERA: 3.22 Blue Moon Odom, R ERA: 3.45 Rolife Fingers, R ERA: 2.68 Paul Lindblad, L ERA: 1.93	(1, 1) (3, 1) (7, 1) (11, 1)	2.0 4.2 3.2 0.2	17 20 2	2 9 0	1 4 0	1 4 0	3 4 0	2 1 0	0 0 0	0 0 0	0 1 0	0 0 0	0 0 0	0 0 0	0 0 2	0.00 1.93 9.82 0.00	2.500 0.857 2.727 0.000		

Texas Rangers @ Oakland Athletics
Oakland-Alameda County Coliseum, Oakland, CA
Fri Sep 06 1974, 7:05 PM PDT
Att: 9,781 - Unknown

AB	45
R	5
H	16
RBI	5
BB	3
SO	8
LOB	23





Batter	1	2	3	4	5	6	7	8	9	10	11	AB	R	H	RBI	BB	SO	LOB	BOTTOM					
Bill North, S OBP: 0.350, SLG: 0.345 (1, 8)	FC5 1B		4-3			F7		1B HR BB	1B		K	5	1	2	0	1	1	3						
Bert Campaneris, R OBP: 0.361, SLG: 0.379 (1, 6)	5-3			K		FC4-6 1B		1B HR 1B	1B		F5	6	1	3	0	0	1	3						
Reggie Jackson, L OBP: 0.406, SLG: 0.548 (1, 9)	K			F2		FC4-6		K	3-1			5	0	0	1	0	2	7						
Sal Bando, R OBP: 0.359, SLG: 0.442 (1, 5)	FC5			K		F7		HR			6-3	5	1	1	3	0	1	2						
Joe Rudi, R OBP: 0.335, SLG: 0.470 (1, 7)		6-3			5-3			E 2B 1B	FC6-4 1B		FC5-4 BB	4	0	2	0	1	0	0						
Gene Tenace, R OBP: 0.375, SLG: 0.414 (8, 2)		K			K			K	FC6-4		FC5-4	5	0	0	0	0	3	3						
Claudell Washington, L OBP: 0.322, SLG: 0.388 (1, 10)			4-3			L3		1B BB			G3	4	0	1	0	1	0	2						
Ray Fosse, R OBP: 0.262, SLG: 0.375 Jim Holt, L OBP: 0.298, SLG: 0.298 (7, PH) (8, 3)				P4		K		F9			K	2	0	0	0	0	1	1						
Phil Garner, R OBP: 0.118, SLG: 0.063 (11, PR)											S 1B	0	0	0	0	0	0	0						
Dick Green, R OBP: 0.262, SLG: 0.290 Herb Washington, R (6, PR)				P6								1	0	0	0	1	0	0						
Ted Kubiak, S OBP: 0.280, SLG: 0.237 (7, 4)					FC4-6 BB						P3	0	1	0	0	0	0	0						
Inning Stats	R: 0 E: 0 K: 1 S: 6	H: 1 LOB: 1 BB: 0 P: 6	R: 0 E: 0 K: 1 S: 5	H: 0 LOB: 0 BB: 0 P: 5	R: 0 E: 0 K: 0 S: 3	H: 0 LOB: 0 BB: 0 P: 3	R: 0 E: 0 K: 2 S: 7	H: 0 LOB: 0 BB: 0 P: 7	R: 0 E: 0 K: 2 S: 8	H: 1 LOB: 1 BB: 0 P: 8	R: 0 E: 0 K: 1 S: 6	H: 1 LOB: 1 BB: 1 P: 6	R: 3 E: 0 K: 1 S: 8	H: 3 LOB: 1 BB: 1 P: 12	R: 0 E: 0 K: 1 S: 7	H: 2 LOB: 3 BB: 1 P: 11	R: 0 E: 0 K: 0 S: 3	H: 0 LOB: 1 BB: 1 P: 7	R: 0 E: 0 K: 1 S: 6	H: 1 LOB: 2 BB: 0 P: 6	1B: 7 2B: 2 3B: 0 HR: 1	SF: 0 SAC: 1 DP: 0 HBP: 0	WP: 0 PB: 0 SB: 2 CS: 0	PA: 47
PITCHER	IP WLS BF H R ER SO BB IBB HBP BLK WP HR S P ERA WHIP	IP WLS BF H R ER SO BB IBB HBP BLK WP HR S P ERA WHIP																						
Jim Bibby, R ERA: 4.69 Steve Foucault, R ERA: 2.03	(1, 1) (7, 1)	6.0 5.0	W 24	4 6	1 3	0 0	4 4	3 0	0 0	0 0	0 1	29 41	1.50 0.00	0.833 1.800										

Texas Rangers @ Oakland Athletics
Oakland-Alameda County Coliseum, Oakland, CA
Fri Sep 06 1974, 7:05 PM PDT
Att: 9,781 - Unknown

AB	42
R	4
H	10
RBI	4
BB	4
SO	10
LOB	24

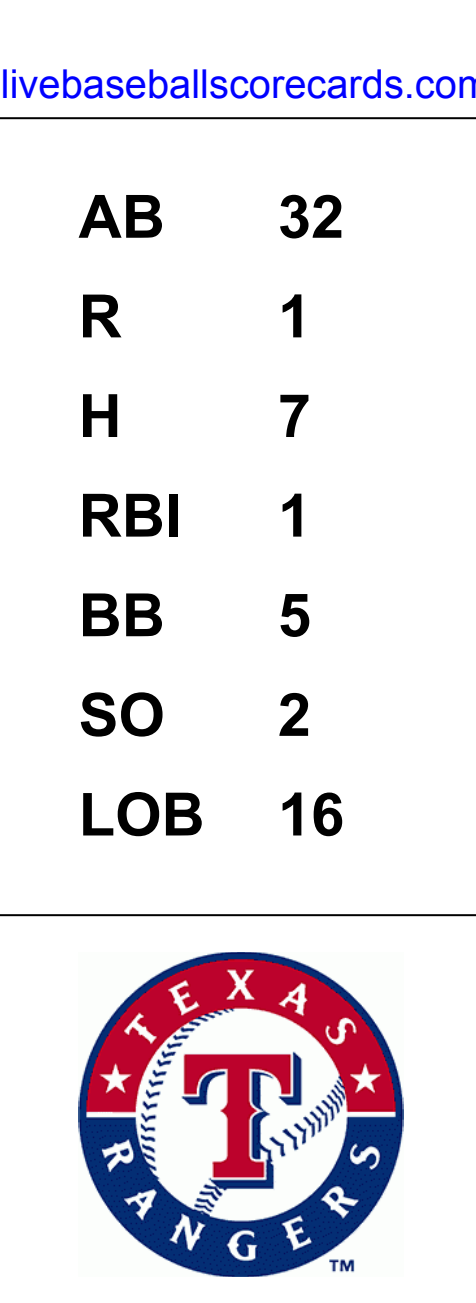


Batter	1	2	3	4	5	6	7	8	9	AB	R	H	RBI	BB	SO	LOB	TOP										
Davey Nelson, R OBP: 0.301, SLG: 0.295 (1, 4)	6-3	F9		K		L4			SH1-3 1B BB	4	1	0	0	1	1	4	Texas Rangers @ Oakland Athletics Oakland-Alameda County Coliseum, Oakland, CA Sat Sep 07 1974, 3:33 AM PDT Att: 5,847 - Unknown 										
Cesar Tovar, R OBP: 0.346, SLG: 0.355 (1, 7)	6-3		5-3	F8			6-3	SH1-3	4	0	0	0	0	0	2												
Jeff Burroughs, R OBP: 0.391, SLG: 0.518 (1, 9)	K		K		K		2B	1B IBB	4	1	1	0	1	3	0												
Mike Hargrove, L OBP: 0.303, SLG: 0.450 (1, 3)		1B E 1B	F8		K		FC1-5 2H	1B 2H	5	1	3	2	0	1	0												
Jim Spencer, L OBP: 0.332, SLG: 0.418 (1, 10)	FC1			1B WP FC3-2	G3		FC1-5	F9	2	1	0	0	1	0	1												
Leo Cardenas, R OBP: 0.287, SLG: 0.306 (7, PH)	1B			BB			2B		2	0	0	0	0	0	3												
Lenny Randle, S OBP: 0.334, SLG: 0.360 (1, 5)	1B SH3-4			1B		4-3	P6	F7	5	2	2	0	0	0	3												
Toby Harrah, R OBP: 0.323, SLG: 0.431 (1, 6)	F9			1B FC3-2		F8		L5	3	1	0	0	1	0	3												
Joe Lovitto, S OBP: 0.269, SLG: 0.276 (1, 8)		SH3-4		1B			6-3		4	1	2	2	0	0	3												
Jim Sundberg, R OBP: 0.368, SLG: 0.340 (1, 2)	SH3-4						2B	5-3	3	0	2	4	0	0	0												
Inning Stats	R: 0 E: 0 K: 1 S: 5	H: 0 LOB: 0 BB: 0 P: 5	R: 3 E: 1 K: 0 S: 7	H: 3 LOB: 1 BB: 0 P: 7	R: 0 E: 0 K: 1 S: 5	H: 0 LOB: 0 BB: 0 P: 5	R: 2 E: 0 K: 1 S: 7	H: 2 LOB: 2 BB: 2 P: 15	R: 0 E: 0 K: 2 S: 7	H: 0 LOB: 0 BB: 0 P: 7	R: 1 E: 0 K: 0 S: 5	H: 2 LOB: 1 BB: 0 P: 5	R: 1 E: 0 K: 0 S: 5	H: 2 LOB: 1 BB: 0 P: 5	R: 0 E: 0 K: 0 S: 3	H: 0 LOB: 0 BB: 0 P: 3	R: 1 E: 0 K: 0 S: 4	H: 1 LOB: 2 BB: 2 P: 12	1B: 6 2B: 4 3B: 0 HR: 0	SF: 0 SAC: 2 DP: 0 HBP: 0	WP: 1 PB: 0 SB: 0 CS: 0	PA: 42					
PITCHER	IP	WLS	BF	H	R	ER	SO	BB	IBB	HBP	BLK	WP	HR	S	P	ERA	WHIP										
Glenn Abbott, R ERA: 3.3 (1, 1)	3.0	L	14	3	4	2	2	1	0	0	0	0	0	17	21	6.00	1.333										
Paul Lindblad, L ERA: 2.16 (4, 1)	3.1		16	5	3	3	3	0	1	0	0	1	0	21	25	8.10	1.500										
Darold Knowles, L ERA: 4.53 (7, 1)	2.0		10	2	1	1	0	1	1	0	0	0	0	8	16	4.50	1.500										
Bill Parsons, R ERA: (9, 1)	0.2		2	0	0	0	0	0	0	0	0	0	0	2	2	0.00	0.000										

Batter	1	2	3	4	5	6	7	8	9	AB	R	H	RBI	BB	SO	LOB	BOTTOM										
Bill North, S OBP: 0.351, SLG: 0.345 (1, 8)	SH1-3 S 1B		F7			L6			G5-4-3 BB	3	0	1	0	1	0	0	Texas Rangers @ Oakland Athletics Oakland-Alameda County Coliseum, Oakland, CA Sat Sep 07 1974, 3:33 AM PDT Att: 5,847 - Unknown 										
Bert Campaneris, R OBP: 0.369, SLG: 0.377 (1, 6)	SH1-3		F8			3-1		G5-4-3	3	0	0	0	0	0	1												
Reggie Jackson, L OBP: 0.403, SLG: 0.543 (1, 9)	G3			F8			K		6-3	4	0	0	0	0	1												
Sal Bando, R OBP: 0.357, SLG: 0.439 (1, 5)	4-3			F7			6-3			3	0	0	0	0	1												
Joe Rudi, R OBP: 0.337, SLG: 0.477 (1, 7)				6-3			HR			3	1	2	1	0	0												
Claudell Washington, L OBP: 0.316, SLG: 0.381 (1, 10)		G4-6-3				4-3		4-3		3	0	0	0	0	1												
Gene Tenace, R OBP: 0.375, SLG: 0.421 (1, 3)						F9		F5		3	1	1	1	0	0												
Ray Fosse, R OBP: 0.257, SLG: 0.368 (1, 2)						F7		6-3		3	0	0	0	0	0												
Dick Green, R OBP: 0.282, SLG: 0.289 (1, 4)										1	0	0	0	0	0												
Angel Mangual, R OBP: 0.258, SLG: 0.363 (6, PH)						1-3		K		1	0	0	0	0	0												
Dal Maxvill, R OBP: 0.271, SLG: 0.177 (7, 4)										0	0	0	0	0	0												
Jim Holt, L OBP: 0.297, SLG: 0.297 (8, PH)										1	0	0	0	0	1												
Ted Kubiak, S OBP: 0.280, SLG: 0.237 (9, 4)										0	0	0	0	0	0												
Inning Stats	R: 0 E: 0 K: 0 S: 4	H: 1 LOB: 1 BB: 0 P: 4	R: 1 E: 0 K: 0 S: 4	H: 2 LOB: 0 BB: 0 P: 4	R: 0 E: 0 K: 0 S: 3	H: 0 LOB: 0 BB: 0 P: 3	R: 0 E: 0 K: 0 S: 3	H: 0 LOB: 0 BB: 0 P: 3	R: 0 E: 0 K: 0 S: 3	H: 0 LOB: 0 BB: 0 P: 3	R: 1 E: 0 K: 1 S: 6	H: 1 LOB: 0 BB: 0 P: 6	R: 0 E: 0 K: 1 S: 5	H: 0 LOB: 0 BB: 0 P: 5	R: 0 E: 0 K: 0 S: 2	H: 0 LOB: 0 BB: 1 P: 6	1B: 2 2B: 0 3B: 0 HR: 2	SF: 0 SAC: 1 DP: 2 HBP: 0	WP: 0 PB: 0 SB: 1 CS: 0	PA: 30							
PITCHER	IP	WLS	BF	H	R	ER	SO	BB	IBB	HBP	BLK	WP	HR	S	P	ERA	WHIP										
Steve Hargan, R ERA: 4.21 (1, 1)	9.0	W	30	4	2	2	2	1	0	0	0	0	2	33	37	2.00	0.556										

Batter	1	2	3	4	5	6	7	8	9	AB	R	H	RBI	BB	SO	LOB	TOP			
Davey Nelson, R OBP: 0.298, SLG: 0.290 (1, 4)	F8		FC6-4		K2-3				F8	4	0	0	0	1	1	3	Texas Rangers @ California Angels Anaheim Stadium, Anaheim, CA Mon Sep 09 1974, 6:33 AM EDT Unknown			
Cesar Tovar, R OBP: 0.344, SLG: 0.359 (1, 9)	6-3			5-3		F8	6-3			4	0	0	0	0	0	2				
Mike Hargrove, L OBP: 0.301, SLG: 0.445 (1, 3)	4-3			1B BB		5-3		4-3		3	0	0	0	1	0	0				
Jim Spencer, L OBP: 0.330, SLG: 0.412 (1, 10)		F2		F8		1B BB		F8		3	0	0	0	1	0	1				
Lenny Randle, S OBP: 0.335, SLG: 0.361 (1, 7)	G3			1B		1B		F4		4	0	2	0	0	0	0				
Toby Harrah, R OBP: 0.323, SLG: 0.430 (1, 6)	6-3			F2		1-3			5-3 1B	4	1	1	0	0	0	4				
Joe Lovitto, S OBP: 0.280, SLG: 0.288 (1, 8)			CS 1B		4-3		G5-4-3 BB 1B		5-3	4	0	2	0	0	0	1				
Roy Howell, L OBP: 0.750, SLG: 0.667 (1, 5)			F7	WP 1B		1-2 BB	G5-4-3 BB		1B	3	0	2	1	1	0	1				
Jim Sundberg, R OBP: 0.368, SLG: 0.347 Duke Sims, L (9, PH) OBP: 0.254, SLG: 0.265 (1, 2)			FC6-4 BB		K	1-2	G5-4-3		F7	2	0	0	0	1	1	3				
Inning Stats	R: 0 E: 0 K: 0 S: 3	H: 0 LOB: 0 BB: 0 P: 3	R: 0 E: 0 K: 0 S: 3	H: 0 LOB: 0 BB: 0 P: 3	R: 0 E: 0 K: 0 S: 3	H: 1 LOB: 1 BB: 1 P: 7	R: 0 E: 0 K: 0 S: 4	H: 1 LOB: 2 BB: 1 P: 8	R: 0 E: 0 K: 0 S: 4	H: 1 LOB: 2 BB: 2 P: 8	R: 0 E: 0 K: 0 S: 3	H: 0 LOB: 0 BB: 0 P: 3	R: 0 E: 0 K: 0 S: 3	H: 0 LOB: 0 BB: 0 P: 3	R: 1 E: 0 K: 0 S: 5	H: 2 LOB: 1 BB: 0 P: 5	1B: 7 2B: 0 3B: 0 HR: 0	SF: 0 SAC: 0 DP: 1 HBP: 0	WP: 1 PB: 0 SB: 0 CS: 1	PA: 37
PITCHER Chuck Dobson, R ERA: 1.0 (1, 1)	IP: 9.0 WLS: W BF: 37 H: 7 R: 1 ER: 1 SO: 2 BB: 5 IBB: 0 HBP: 0 BLK: 0 WP: 1 HR: 0 S: 36 P: 56 ERA: 1.00 WHIP: 1.333															PITCHER				

Batter	1	2	3	4	5	6	7	8	9	AB	R	H	RBI	BB	SO	LOB	BOTTOM			
Morris Nettles, L OBP: 0.340, SLG: 0.309 (1, 8)	6-3		4-3 1B		5-3		G3			4	1	1	1	0	0	0	Texas Rangers @ California Angels Anaheim Stadium, Anaheim, CA Mon Sep 09 1974, 6:33 AM EDT Unknown			
Denny Doyle, L OBP: 0.285, SLG: 0.294 (1, 4)	K		4-3		3-1		F4			4	0	0	0	0	1	2				
Bruce Bochte, L OBP: 0.345, SLG: 0.403 (1, 7)	4-3		1B			2B SF7 1B		F2		4	1	2	2	0	0	0				
Frank Robinson, R OBP: 0.369, SLG: 0.466 (1, 10)		5-3	G3			K		K		4	0	0	0	0	2	2				
Joe Lahoud, L OBP: 0.371, SLG: 0.457 (1, 9)		G3			F9	SF7 2B		K		4	0	1	0	0	1	0				
Bobby Valentine, R OBP: 0.311, SLG: 0.339 (1, 6)		1B		HBP		SF7				1	0	1	1	0	0	0				
Elie Rodriguez, R OBP: 0.374, SLG: 0.353 (1, 2)			FC5-4 1B		F8	FC6-4 BB				2	0	1	0	1	0	1				
Dave Chalk, R OBP: 0.311, SLG: 0.329 (1, 5)			FC5-4 1B		F9	FC6-4				3	1	0	0	0	0	4				
John Doherty, L OBP: 0.286, SLG: 0.374 (1, 3)			4-3 1B		4-3		F2			3	1	1	0	0	0	0				
Inning Stats	R: 0 E: 0 K: 1 S: 5	H: 0 LOB: 0 BB: 0 P: 5	R: 0 E: 0 K: 0 S: 3	H: 1 LOB: 1 BB: 0 P: 3	R: 3 E: 0 K: 0 S: 7	H: 4 LOB: 1 BB: 0 P: 7	R: 0 E: 0 K: 0 S: 3	H: 0 LOB: 1 BB: 0 P: 4	R: 0 E: 0 K: 0 S: 3	H: 0 LOB: 0 BB: 0 P: 3	R: 1 E: 0 K: 1 S: 7	H: 2 LOB: 2 BB: 1 P: 11	R: 0 E: 0 K: 2 S: 7	H: 0 LOB: 0 BB: 0 P: 7	R: 0 E: 0 K: 2 S: 7	H: 0 LOB: 0 BB: 0 P: 7	1B: 6 2B: 1 3B: 0 HR: 0	SF: 1 SAC: 0 DP: 0 HBP: 1	WP: 0 PB: 0 SB: 0 CS: 0	PA: 32
PITCHER Jackie Brown, R ERA: 3.69 Jim Merritt, L ERA: 5.67 (7, 1)	IP: 6.0 WLS: L BF: 26 H: 7 R: 4 ER: 4 SO: 2 BB: 1 IBB: 0 HBP: 1 BLK: 0 WP: 0 HR: 0 S: 28 P: 33 ERA: 6.00 WHIP: 1.333															PITCHER				



Batter	1	2	3	4	5	6	7	8	9	AB	R	H	RBI	BB	SO	LOB	TOP				
Davey Nelson, R OBP: 0.296, SLG: 0.288 (1, 4)	4-3	L1				6-3		G1-6-3		5	1	1	0	0	0	2					
Cesar Tovar, R OBP: 0.345, SLG: 0.362 (1, 7) (9, 9)	PB		6-3			F8		5-3		5	1	2	1	0	0	1					
Jeff Burroughs, R OBP: 0.394, SLG: 0.518 Larry Brown, R OBP: 0.271, SLG: 0.213 (9, PR) (9, 5)	K					1B				4	1	3	1	1	1	0					
Mike Hargrove, L OBP: 0.301, SLG: 0.444 (1, 3)	E5		6-3			1B		F8		4	1	1	1	0	0	3					
Jim Spencer, L OBP: 0.329, SLG: 0.407 (1, 10)	1B					K		L3		5	0	2	2	0	1	2					
Lenny Randle, S OBP: 0.339, SLG: 0.362 (1, 5) (9, 7)	1B					K		F3		3	0	1	0	1	1	2					
Toby Harrah, R OBP: 0.321, SLG: 0.426 (1, 6)	K					F9		F8		4	0	0	0	0	1	3					
Joe Lovitto, S OBP: 0.283, SLG: 0.287 (1, 8)			F7			F7		6-3		3	0	0	0	1	0	1					
Jim Sundberg, R OBP: 0.370, SLG: 0.345 (1, 2)	1-3					6-3		G1-6-3		2	2	1	0	2	0	0					
Inning Stats	R: 2 E: 1 K: 2 S: 11	H: 3 LOB: 2 BB: 0 P: 11	R: 0 E: 0 K: 0 S: 3	H: 0 LOB: 0 BB: 0 P: 3	R: 0 E: 0 K: 0 S: 3	H: 1 LOB: 0 BB: 0 P: 3	R: 0 E: 0 K: 1 S: 5	H: 0 LOB: 1 BB: 1 P: 9	R: 2 E: 0 K: 0 S: 6	H: 4 LOB: 2 BB: 1 P: 10	R: 0 E: 0 K: 0 S: 3	H: 0 LOB: 0 BB: 0 P: 3	R: 0 E: 0 K: 0 S: 2	H: 0 LOB: 0 BB: 1 P: 6	R: 0 E: 0 K: 0 S: 3	H: 1 LOB: 2 BB: 0 P: 4	1B: 10 2B: 0 3B: 1 HR: 0	SF: 0 SAC: 0 DP: 2 HBP: 1	WP: 0 PB: 1 SB: 1 CS: 2	PA: 41	
PITCHER	IP WLS BF H R ER SO BB IBB HBP BLK WP HR S P ERA WHIP	IP WLS BF H R ER SO BB IBB HBP BLK WP HR S P ERA WHIP	IP WLS BF H R ER SO BB IBB HBP BLK WP HR S P ERA WHIP	IP WLS BF H R ER SO BB IBB HBP BLK WP HR S P ERA WHIP	IP WLS BF H R ER SO BB IBB HBP BLK WP HR S P ERA WHIP	IP WLS BF H R ER SO BB IBB HBP BLK WP HR S P ERA WHIP	IP WLS BF H R ER SO BB IBB HBP BLK WP HR S P ERA WHIP	IP WLS BF H R ER SO BB IBB HBP BLK WP HR S P ERA WHIP	IP WLS BF H R ER SO BB IBB HBP BLK WP HR S P ERA WHIP	IP WLS BF H R ER SO BB IBB HBP BLK WP HR S P ERA WHIP	IP WLS BF H R ER SO BB IBB HBP BLK WP HR S P ERA WHIP	IP WLS BF H R ER SO BB IBB HBP BLK WP HR S P ERA WHIP	IP WLS BF H R ER SO BB IBB HBP BLK WP HR S P ERA WHIP	IP WLS BF H R ER SO BB IBB HBP BLK WP HR S P ERA WHIP	IP WLS BF H R ER SO BB IBB HBP BLK WP HR S P ERA WHIP	IP WLS BF H R ER SO BB IBB HBP BLK WP HR S P ERA WHIP	IP WLS BF H R ER SO BB IBB HBP BLK WP HR S P ERA WHIP	IP WLS BF H R ER SO BB IBB HBP BLK WP HR S P ERA WHIP	IP WLS BF H R ER SO BB IBB HBP BLK WP HR S P ERA WHIP	IP WLS BF H R ER SO BB IBB HBP BLK WP HR S P ERA WHIP	IP WLS BF H R ER SO BB IBB HBP BLK WP HR S P ERA WHIP
Jack Kucek, R ERA: 3.69 (1, 1)	4.2 L 23 6 4 2 3 3 0 0 0 0 0 26 38 3.86 1.929	1.0 7 4 2 2 1 1 0 0 0 0 0 8 12 18.00 5.000	6.1 11 1 0 0 0 1 0 1 0 0 0 9 14 0.00 0.600																		
Pat Kelly, L OBP: 0.342, SLG: 0.350 (1, 9)	K		K					K		3	0	0	0	1	3	2					
Bill Shero, L OBP: 0.310, SLG: 0.354 (1, 7)	G4-6-3		F2			FC3-6		F7		4	0	1	0	0	0	2					
Jorge Orta, L OBP: 0.370, SLG: 0.451 (1, 4)	G4-6-3		F7			3-1		K		4	0	0	0	0	1	2					
Carlos May, L OBP: 0.319, SLG: 0.353 (1, 10)			F2			G3-6-1		HR		3	1	1	0	1	1	0					
Ken Henderson, S OBP: 0.350, SLG: 0.451 (1, 8)			4-3			K		HR		3	1	1	2	1	1	1					
Tony Muser, L OBP: 0.306, SLG: 0.331 (1, 3)	K		E9			G3-6-1		FC6-4		4	0	1	0	0	1	2					
Brian Downing, R OBP: 0.350, SLG: 0.405 (1, 2)	K		L4			F8		FC6-4		4	0	0	0	0	1	3					
Bucky Dent, R OBP: 0.312, SLG: 0.332 (1, 6)			6-3			F9				2	0	0	0	1	0	0					
Lee Richard, R OBP: 0.226, SLG: 0.184 (1, 5)						F7		F7		2	0	0	0	1	0	1					
Inning Stats	R: 0 E: 0 K: 1 S: 5	H: 1 LOB: 0 BB: 0 P: 5	R: 0 E: 0 K: 3 S: 9	H: 0 LOB: 1 BB: 1 P: 13	R: 0 E: 0 K: 1 S: 5	H: 0 LOB: 1 BB: 1 P: 9	R: 0 E: 0 K: 0 S: 3	H: 0 LOB: 0 BB: 0 P: 3	R: 0 E: 0 K: 0 S: 3	H: 0 LOB: 0 BB: 0 P: 3	R: 0 E: 0 K: 1 S: 4	H: 0 LOB: 0 BB: 1 P: 8	R: 0 E: 0 K: 1 S: 5	H: 0 LOB: 1 BB: 1 P: 9	R: 2 E: 0 K: 1 S: 8	H: 3 LOB: 1 BB: 0 P: 8	1B: 3 2B: 1 3B: 0 HR: 1	SF: 0 SAC: 0 DP: 3 HBP: 0	WP: 0 PB: 0 SB: 0 CS: 0	PA: 34	
PITCHER	IP WLS BF H R ER SO BB IBB HBP BLK WP HR S P ERA WHIP	IP WLS BF H R ER SO BB IBB HBP BLK WP HR S P ERA WHIP	IP WLS BF H R ER SO BB IBB HBP BLK WP HR S P ERA WHIP	IP WLS BF H R ER SO BB IBB HBP BLK WP HR S P ERA WHIP	IP WLS BF H R ER SO BB IBB HBP BLK WP HR S P ERA WHIP	IP WLS BF H R ER SO BB IBB HBP BLK WP HR S P ERA WHIP	IP WLS BF H R ER SO BB IBB HBP BLK WP HR S P ERA WHIP	IP WLS BF H R ER SO BB IBB HBP BLK WP HR S P ERA WHIP	IP WLS BF H R ER SO BB IBB HBP BLK WP HR S P ERA WHIP	IP WLS BF H R ER SO BB IBB HBP BLK WP HR S P ERA WHIP	IP WLS BF H R ER SO BB IBB HBP BLK WP HR S P ERA WHIP	IP WLS BF H R ER SO BB IBB HBP BLK WP HR S P ERA WHIP	IP WLS BF H R ER SO BB IBB HBP BLK WP HR S P ERA WHIP	IP WLS BF H R ER SO BB IBB HBP BLK WP HR S P ERA WHIP	IP WLS BF H R ER SO BB IBB HBP BLK WP HR S P ERA WHIP	IP WLS BF H R ER SO BB IBB HBP BLK WP HR S P ERA WHIP	IP WLS BF H R ER SO BB IBB HBP BLK WP HR S P ERA WHIP	IP WLS BF H R ER SO BB IBB HBP BLK WP HR S P ERA WHIP	IP WLS BF H R ER SO BB IBB HBP BLK WP HR S P ERA WHIP	IP WLS BF H R ER SO BB IBB HBP BLK WP HR S P ERA WHIP	IP WLS BF H R ER SO BB IBB HBP BLK WP HR S P ERA WHIP
Jim Bibby, R ERA: 4.6 (9, 1)	0.1 1 0 0 0 0 0 0 0 0 0 0 1 1 0.00 0.000																				
Steve Foucault, R ERA: 1.99 (9, 1)																					

Texas Rangers @ Chicago White Sox
Comiskey Park, Chicago, IL
Wed Sep 11, 1974, 8:05 PM EDT
Att: 4,767 - Unknown


AB 35
R 6
H 11
RBI 5
BB 5
SO 4
LOB 14




Texas Rangers @ Chicago White Sox
Comiskey Park, Chicago, IL
Wed Sep 11, 1974, 8:05 PM EDT
Att: 4,767 - Unknown

AB 29
R 2
H 4
RBI 2
BB 5
SO 8
LOB 13



Batter	1	2	3	4	5	6	7	8	9	AB	R	H	RBI	BB	SO	LOB	TOP			
Davey Nelson, R (1,4) OBP: 0.297, SLG: 0.286	4-0 BB 1B BB	6-3			5-3					2	1	0	0	1	0	0	Texas Rangers @ Chicago White Sox Comiskey Park, Chicago, IL Thu Sep 12 1974, 8:05 PM EDT Att: 3,821 - Unknown AB 20 R 2 H 5 RBI 2 BB 4 SO 3 LOB 12 			
Cesar Tovar, R (1,7) OBP: 0.345, SLG: 0.361	G2		G3-6-3 1B		6-3					3	0	1	0	0	0	1				
Jeff Burroughs, R (1,9) OBP: 0.395, SLG: 0.518	4-0 1B 1B FC4-6 BB		G3-6-3 1B		K					2	1	1	0	1	1	0				
Mike Hargrove, L (1,3) OBP: 0.403, SLG: 0.444	0-0 FC4-6 1B 1-2 2H 1B		G3-6-3 1-2 2-3		4-0 FC6-4 BB					2	0	1	1	1	0	2				
Jim Spencer, L (1,10) OBP: 0.329, SLG: 0.406	0-0 FC4-6 1-2 2-3 1B		F7		0-0 FC6-4 CS					3	0	1	0	0	0	2				
Lenny Randle, S (1,5) OBP: 0.337, SLG: 0.359	0-0 FC4-6 1-2 2-3 3-H				0-0 4-3					3	0	0	1	0	1	3				
Toby Harrah, R (1,6) OBP: 0.321, SLG: 0.426	0-0 P3				0-0 S 1B					2	0	1	0	0	0	2				
Joe Lovitto, S (1,8) OBP: 0.284, SLG: 0.286			0-0 4-3		4-0 S4-6-3 BB					1	0	0	0	1	0	0				
Jim Sundberg, R (1,2) OBP: 0.368, SLG: 0.343			K		0-0 G4-6-3					2	0	0	0	0	1	2				
Inning Stats	R: 2 E: 0 K: 0 S: 5	H: 2 LOB: 2 BB: 2 P: 13	R: 0 E: 0 K: 1 S: 5	H: 0 LOB: 0 BB: 0 P: 5	R: 0 E: 0 K: 0 S: 4	H: 2 LOB: 1 BB: 0 P: 4	R: 0 E: 0 K: 1 S: 3	H: 1 LOB: 1 BB: 1 P: 7	R: 0 E: 0 K: 1 S: 5	H: 0 LOB: 0 BB: 0 P: 5	R: 0 E: 0 K: 1 S: 4	H: 0 LOB: 1 BB: 1 P: 8					1B: 5 2B: 1 3B: 0 HR: 0	SF: 0 SAC: 0 DP: 3 HBP: 0	WP: 0 PB: 0 SB: 1 CS: 1	PA: 24
PITCHER Stan Bahnsen, R (1,1) ERA: 4.81	IP: 6.0 WLS: 24 BF: 24 H: 5 R: 2 ER: 2 SO: 3 BB: 4 IBB: 0 HBP: 0 BLK: 0 WP: 0 HR: 0 S: 26 P: 42 ERA: 3.00 WHIP: 1.500																			

Batter	1	2	3	4	5	6	7	8	9	AB	R	H	RBI	BB	SO	LOB	BOTTOM			
Nyls Nyman, L (1,7) OBP: 0.571, SLG: 1.000	0-0 SF8 3B		0-3 K		0-0 1B					3	1	2	0	0	1	1	Texas Rangers @ Chicago White Sox Comiskey Park, Chicago, IL Thu Sep 12 1974, 8:05 PM EDT Att: 3,821 - Unknown AB 22 R 2 H 8 RBI 2 BB 1 SO 2 LOB 10 			
Jorge Orta, L (1,4) OBP: 0.368, SLG: 0.449	0-0 SF8 3H		0-0 G6-3 1-2		4-3					2	0	0	1	0	0	2				
Carlos May, L (1,10) OBP: 0.319, SLG: 0.352	0-0 4-3			4-0 FC4 BB		0-0 F5				2	0	0	0	1	0	0				
Ken Henderson, S (1,8) OBP: 0.350, SLG: 0.456	0-0 4-3			0-0 FC4 1B 1-2		0-0 HR				3	1	1	1	0	0	1				
Tony Muser, L (1,3) OBP: 0.312, SLG: 0.337			0-0 G1-4-3 1B		0-0 F8					3	0	2	0	0	0	1				
Ron Santo, R (1,5) OBP: 0.292, SLG: 0.299			0-0 G1-4-3 1-2		0-0 1B					3	0	1	0	0	0	2				
Bill Sharp, L (1,9) OBP: 0.311, SLG: 0.355			0-0 FC6-4 1B		0-0 F8					2	0	1	0	0	0	2				
Brian Downing, R (1,2) OBP: 0.348, SLG: 0.402			0-0 FC6-4 1-2		0-0 1-3					2	0	0	0	0	0	1				
Bucky Dent, R (1,6) OBP: 0.313, SLG: 0.333			0-0 G6-3 1B		0-3 K					2	0	1	0	0	1	0				
Inning Stats	R: 1 E: 0 K: 0 S: 4	H: 1 LOB: 0 BB: 0 P: 4	R: 0 E: 0 K: 0 S: 4	H: 2 LOB: 1 BB: 0 P: 4	R: 0 E: 0 K: 1 S: 5	H: 1 LOB: 0 BB: 0 P: 5	R: 0 E: 0 K: 0 S: 4	H: 1 LOB: 2 BB: 1 P: 8	R: 0 E: 0 K: 1 S: 6	H: 2 LOB: 0 BB: 0 P: 4	R: 1 E: 0 K: 0 S: 4	H: 2 LOB: 0 BB: 0 P: 4					1B: 6 2B: 0 3B: 1 HR: 1	SF: 1 SAC: 0 DP: 3 HBP: 0	WP: 0 PB: 0 SB: 0 CS: 0	PA: 24
PITCHER Steve Hargan, R (1,1) ERA: 4.17	IP: 6.0 WLS: 24 BF: 24 H: 8 R: 2 ER: 2 SO: 2 BB: 1 IBB: 0 HBP: 0 BLK: 0 WP: 0 HR: 1 S: 27 P: 31 ERA: 3.00 WHIP: 1.500																			


Batter	1	2	3	4	5	6	7	8	9	AB	R	H	RBI	BB	SO	LOB	TOP			
Bill North, S (1, 8) OBP: 0.350, SLG: 0.343										4	1	2	0	0	2	2	Oakland Athletics @ Texas Rangers Arlington Stadium, Arlington, TX Fri Sep 13 1974, 8:05 PM EDT Att: 21,411 - Unknown			
Bert Campaneris, R (1, 6) OBP: 0.359, SLG: 0.380										4	0	1	0	0	1	1				
Sal Bando, R (1, 5) OBP: 0.359, SLG: 0.446										4	0	0	0	0	1	3				
Reggie Jackson, L (1, 9) OBP: 0.394, SLG: 0.524										2	0	1	1	1	0	0				
Joe Rudi, R (1, 7) OBP: 0.335, SLG: 0.478										4	0	0	0	0	4	5				
Gene Tenace, R (1, 3) OBP: 0.388, SLG: 0.417										4	0	0	0	0	1	0				
Jesus Alou, R (1, 10) OBP: 0.306, SLG: 0.353										4	0	2	0	0	0	0				
Ray Fosse, R (1, 2) OBP: 0.246, SLG: 0.343										2	0	0	0	0	0	1				
Jim Holt, L (6, PH) OBP: 0.286, SLG: 0.285										2	0	0	0	0	0	1				
Dick Green, R (1, 4) OBP: 0.279, SLG: 0.284										3	0	1	0	0	1	1				
Claudell Washington, L (9, PH) OBP: 0.326, SLG: 0.352										1	0	0	0	0	0	0				
Inning Stats	R: 0 E: 0 K: 2 S: 8	H: 1 LOB: 2 BB: 1 P: 12	R: 0 E: 0 K: 0 S: 3	H: 0 LOB: 0 BB: 0 P: 3	R: 1 E: 0 K: 2 S: 10	H: 2 LOB: 2 BB: 0 P: 10	R: 0 E: 0 K: 1 S: 7	H: 2 LOB: 2 BB: 0 P: 7	R: 0 E: 0 K: 1 S: 6	H: 1 LOB: 1 BB: 0 P: 6	R: 0 E: 0 K: 0 S: 7	H: 0 LOB: 0 BB: 0 P: 7	R: 0 E: 0 K: 1 S: 5	H: 0 LOB: 0 BB: 0 P: 5	R: 0 E: 0 K: 0 S: 3	H: 0 LOB: 0 BB: 0 P: 3	1B: 5 2B: 2 3B: 0 HR: 0	SF: 1 SAC: 0 DP: 0 HBP: 0	WP: 0 PB: 0 SB: 1 CS: 0	PA: 36
PITCHER Fergie Jenkins, R (1, 1) ERA: 2.9	IP: 9.0 WLS: W BF: 36 H: 7 R: 1 ER: 1 SO: 10 BB: 1 IBB: 0 HBP: 0 BLK: 0 WP: 0 HR: 0 S: 55 P: 59 ERA: 1.00 WHIP: 0.889															PITCHER				

AB	34
R	1
H	7
RBI	1
BB	1
SO	10
LOB	14



Batter	1	2	3	4	5	6	7	8	9	AB	R	H	RBI	BB	SO	LOB	BOTTOM			
Cesar Tovar, R (1, 7) OBP: 0.345, SLG: 0.363										3	2	1	0	0	0	0	Oakland Athletics @ Texas Rangers Arlington Stadium, Arlington, TX Fri Sep 13 1974, 8:05 PM EDT Att: 21,411 - Unknown			
Lenny Randle, S (1, 4) OBP: 0.337, SLG: 0.363										3	0	1	2	0	0	0				
Jeff Burroughs, R (1, 9) OBP: 0.392, SLG: 0.515										3	0	0	1	0	2	1				
Mike Hargrove, L (1, 3) OBP: 0.399, SLG: 0.439										4	0	0	0	0	0	0				
Jim Spencer, L (1, 10) OBP: 0.331, SLG: 0.407										4	0	2	0	0	0	0				
Toby Harrah, R (1, 6) OBP: 0.320, SLG: 0.424										2	0	0	0	0	0	1				
Roy Howell, L (1, 5) OBP: 0.364, SLG: 0.600										3	0	0	0	0	1	3				
Larry Brown, R (7, 5) OBP: 0.271, SLG: 0.213										0	0	0	0	0	0	0				
Joe Lovitto, S (1, 8) OBP: 0.288, SLG: 0.288										2	1	1	0	1	0	1				
Jim Sundberg, R (1, 2) OBP: 0.365, SLG: 0.340										3	0	0	0	0	0	4				
Inning Stats	R: 0 E: 0 K: 1 S: 5	H: 0 LOB: 0 BB: 0 P: 5	R: 0 E: 0 K: 0 S: 3	H: 0 LOB: 0 BB: 0 P: 3	R: 2 E: 0 K: 2 S: 9	H: 2 LOB: 1 BB: 0 P: 10	R: 0 E: 1 K: 0 S: 5	H: 1 LOB: 3 BB: 1 P: 9	R: 1 E: 0 K: 0 S: 4	H: 1 LOB: 0 BB: 0 P: 4	R: 0 E: 0 K: 0 S: 4	H: 1 LOB: 1 BB: 0 P: 4	R: 0 E: 0 K: 0 S: 3	H: 0 LOB: 0 BB: 0 P: 3	R: 0 E: 0 K: 0 S: 3	H: 0 LOB: 0 BB: 0 P: 3	1B: 3 2B: 1 3B: 1 HR: 0	SF: 1 SAC: 2 DP: 0 HBP: 1	WP: 0 PB: 0 SB: 0 CS: 0	PA: 32
PITCHER Caffish Hunter, R (1, 1) ERA: 2.88	IP: 8.0 WLS: L BF: 32 H: 5 R: 3 ER: 3 SO: 3 BB: 1 IBB: 0 HBP: 1 BLK: 0 WP: 0 HR: 0 S: 36 P: 41 ERA: 3.38 WHIP: 0.750															PITCHER				

AB	27
R	3
H	5
RBI	3
BB	1
SO	3
LOB	10



Batter	1	2	3	4	5	6	7	8	9	AB	R	H	RBI	BB	SO	LOB	TOP			
Bill North, S OBP: 0.349, SLG: 0.343 (1, 8)	0-0 6-3		0-0 CS 1B		0-0 5-3		0-0 6-3			4	0	1	0	0	0	0				
Bert Campaneris, R OBP: 0.356, SLG: 0.377 (1, 6)	0-0 5-3		0-0 5-3		0-0 F7			0-3 K		4	0	0	0	0	0	1				
Sal Bando, R OBP: 0.358, SLG: 0.443 (1, 5)	4-0 2B 1B BB		0-3 K		0-3 K			0-0 6-3		3	1	0	0	1	2	0				
Reggie Jackson, L OBP: 0.395, SLG: 0.532 (1, 9)	0-0 1B 2B			0-0 HR		0-0 4-3		0-0 F8		4	2	2	1	0	0	0				
Joe Rudi, R OBP: 0.336, SLG: 0.480 (1, 3)	0-0 2H 3H 1B			0-0 6-3		0-0 2B		0-0 6-3		4	0	2	2	0	0	0				
Claudell Washington, L OBP: 0.325, SLG: 0.389 (1, 7)		0-0 4-3		0-0 BB 1B		0-0 F7		0-3 K		4	0	1	0	0	1	1				
Gene Tenace, R OBP: 0.369, SLG: 0.419 (1, 2)				4-0 1-2 BB		0-3 K		0-0 F7		3	0	1	0	1	1	1				
Jesus Alou, R OBP: 0.302, SLG: 0.347 (1, 10)		0-0 6-3		0-0 F9			0-0 4-3			3	0	0	0	0	0	3				
Ted Kubiak, S OBP: 0.272, SLG: 0.229 (1, 4)		0-0 G3		0-0 F8			0-0 6-3			3	0	0	0	0	0	3				
Inning Stats	R: 2 E: 0 K: 0 S: 4	H: 2 LOB: 1 BB: 1 P: 8	R: 0 E: 0 K: 0 S: 4	H: 1 LOB: 1 BB: 0 P: 4	R: 0 E: 0 K: 1 S: 5	H: 1 LOB: 0 BB: 0 P: 5	R: 1 E: 0 K: 0 S: 5	H: 2 LOB: 2 BB: 1 P: 9	R: 0 E: 0 K: 1 S: 6	H: 1 LOB: 0 BB: 0 P: 6	R: 0 E: 0 K: 0 S: 3	H: 0 LOB: 0 BB: 0 P: 3	R: 0 E: 0 K: 1 S: 5	H: 0 LOB: 0 BB: 0 P: 5	R: 0 E: 0 K: 1 S: 5	H: 0 LOB: 0 BB: 0 P: 5	1B: 3 2B: 3 3B: 0 HR: 1	SF: 0 SAC: 0 DP: 0 HBP: 0	WP: 0 PB: 0 SB: 0 CS: 1	PA: 34
PITCHER Jackie Brown, R ERA: 3.66 (1, 1)	IP: 9.0 WLS: W BF: 34 H: 7 R: 3 ER: 3 SO: 5 BB: 2 IBB: 0 HBP: 0 BLK: 0 WP: 0 HR: 1 S: 42 P: 50 ERA: 3.00 WHIP: 1.000															PITCHER				

Oakland Athletics @ Texas Rangers
Arlington Stadium, Arlington, TX
Sat Sep 14 1974, 8:05 PM EDT
Att: 28,140 - Unknown

AB 32
R 3
H 7
RBI 3
BB 2
SO 5
LOB 9



Batter	1	2	3	4	5	6	7	8	9	AB	R	H	RBI	BB	SO	LOB	BOTTOM			
Cesar Tovar, R OBP: 0.347, SLG: 0.366 (1, 7)	0-0 1B G6-4-3 1B		0-0 4-3 1B	0-0 SF9 BB 1B		0-0 F7		0-0 F8		5	1	3	0	0	0	0				
Lenny Randle, S OBP: 0.341, SLG: 0.366 (1, 4)	0-0 1B G6-4-3 1B		0-0 4-3 1B	4-0 SF9 BB 1B		0-0 1B SH1-3 1B		0-0 BB 1B		4	1	3	1	1	0	2				
Jeff Burroughs, R OBP: 0.393, SLG: 0.514 (1, 9)	0-0 1B G6-4-3 1B		0-0 F9	0-0 SF9		0-0 1B SH1-3 1B		4-0 BB 1B		3	0	1	1	1	0	2				
Tom Robson, R (1, 10)	0-0 F8			0-0 BB 1B		0-0 SH1-3		0-0 4-3		1	1	0	0	1	0	0				
Mike Hargrove, L OBP: 0.400, SLG: 0.438 (4, PH)	0-0 F8			0-0 BB 1B		0-0 SH1-3		0-0 4-3		1	0	0	1	1	0	2				
Jim Fregosi, R OBP: 0.328, SLG: 0.448 (1, 3)		0-3 K		0-0 F9		0-0 F9				2	0	0	0	0	1	1				
Jim Spencer, L OBP: 0.329, SLG: 0.404 (5, 3)				0-0 F7		0-0 F9				2	0	0	0	0	0	4				
Toby Harrah, R OBP: 0.321, SLG: 0.425 (1, 6)		0-0 E 1B		0-0 1B 1B		0-0 6-3		0-3 K		4	1	2	0	0	1	0				
Leo Cardenas, R OBP: 0.287, SLG: 0.304 (1, 5)		0-0 E6 G4-6-3 1B		0-0 1B 1B		0-3 K		0-0 G6-4-3 1B		4	1	2	0	0	1	1				
Joe Lovitto, S OBP: 0.291, SLG: 0.303 (1, 8)		0-0 G4-6-3 1B		0-0 1B BB 1B		0-0 HR		0-0 G6-4-3 1B		4	2	2	2	0	0	3				
Jim Sundberg, R OBP: 0.367, SLG: 0.340 (1, 2)			4-0 4-3 1B BB	0-0 BB 1B SF9 1B		0-3 K		0-3 K		3	1	1	2	1	2	0				
Inning Stats	R: 1 E: 0 K: 0 S: 4	H: 2 LOB: 0 BB: 0 P: 4	R: 0 E: 1 K: 1 S: 6	H: 1 LOB: 1 BB: 0 P: 6	R: 0 E: 0 K: 0 S: 3	H: 1 LOB: 1 BB: 1 P: 7	R: 0 E: 0 K: 0 S: 8	H: 5 LOB: 3 BB: 3 P: 20	R: 1 E: 0 K: 2 S: 8	H: 1 LOB: 0 BB: 0 P: 8	R: 1 E: 0 K: 0 S: 5	H: 2 LOB: 1 BB: 0 P: 5	R: 0 E: 0 K: 1 S: 5	H: 1 LOB: 2 BB: 1 P: 10	R: 0 E: 0 K: 1 S: 6	H: 1 LOB: 1 BB: 1 P: 10	1B: 13 2B: 1 3B: 0 HR: 1	SF: 1 SAC: 1 DP: 4 HBP: 0	WP: 0 PB: 0 SB: 0 CS: 0	PA: 40
PITCHER Vida Blue, L ERA: 3.4 (1, 1)	IP: 3.1 WLS: L BF: 19 H: 9 R: 6 ER: 6 SO: 6 BB: 2 IBB: 0 HBP: 0 BLK: 0 WP: 0 HR: 0 S: 19 P: 27 ERA: 16.20 WHIP: 3.300															PITCHER Darold Knowles, L ERA: 4.56 (8, 1)				
Bill Parsons, R ERA: (4, 1)	0.0 1 0 0 0 0 1 0 0 0 0 0 0 0 4 ∞ ∞																			
Rollie Fingers, R ERA: 2.69 (4, 1)	1.2 7 1 1 1 2 0 1 0 0 0 1 10 14 5.40 0.600																			
Blue Moon Odom, R ERA: 3.54 (6, 1)	0.1 3 2 1 1 0 0 0 0 0 0 0 3 3 27.00 6.000																			
Paul Lindblad, L ERA: 2.12 (6, 1)	1.2 5 1 0 0 1 0 0 0 0 0 0 7 7 0.00 0.600																			

Oakland Athletics @ Texas Rangers
Arlington Stadium, Arlington, TX
Sat Sep 14 1974, 8:05 PM EDT
Att: 28,140 - Unknown

AB 33
R 8
H 14
RBI 7
BB 5
SO 5
LOB 15



Batter	1	2	3	4	5	6	7	8	9	AB	R	H	RBI	BB	SO	LOB	TOP					
Bill North, S OBP: 0.351, SLG: 0.346 (1, 8)										4	0	2	1	1	0	0						
Bert Campaneris, R OBP: 0.356, SLG: 0.376 (1, 6)										4	0	1	0	1	0	4						
Joe Rudi, R OBP: 0.333, SLG: 0.475 (1, 7)										5	0	0	0	0	2	3						
Reggie Jackson, L OBP: 0.395, SLG: 0.529 (1, 9)										4	2	1	0	1	1	3						
Sal Bando, R OBP: 0.358, SLG: 0.449 (1, 5)										5	2	2	2	0	1	1						
Gene Tenace, R OBP: 0.372, SLG: 0.420 (1, 3)										3	0	2	0	1	1	0						
Jesus Alou, R OBP: 0.302, SLG: 0.347 (5, PR)										3	0	1	0	0	0	3	AB 36					
Herb Washington, R OBP: 0.328, SLG: 0.392 (7, PH)										0	0	0	0	0	0	0	R 4					
Ted Kubiak, S OBP: 0.272, SLG: 0.229 (1, 4)										0	0	0	0	0	0	0	H 10					
Jim Holt, L OBP: 0.285, SLG: 0.284 (2, PH)										1	0	0	0	0	1	2	RBI 4					
Dal Maxvill, R OBP: 0.271, SLG: 0.177 (2, 4)										0	0	0	0	0	0	0	BB 4					
Angel Mangual, R OBP: 0.259, SLG: 0.362 (3, PH)										1	0	0	0	0	0	1	SO 7					
Dick Green, R OBP: 0.277, SLG: 0.281 (3, 4)										1	0	0	0	0	0	1	LOB 19					
Ray Fosse, R OBP: 0.246, SLG: 0.337 (1, 2)										3	0	0	0	0	1	0						
Inning Stats	R: 0 E: 0 K: 0 S: 3	H: 0 LOB: 1 BB: 1 P: 7	R: 1 E: 0 K: 1 S: 8	H: 3 LOB: 3 BB: 0 P: 9	R: 2 E: 0 K: 0 S: 5	H: 2 LOB: 1 BB: 1 P: 9	R: 0 E: 0 K: 0 S: 4	H: 1 LOB: 2 BB: 1 P: 8	R: 0 E: 0 K: 0 S: 5	H: 1 LOB: 1 BB: 0 P: 5	R: 0 E: 0 K: 0 S: 4	H: 1 LOB: 1 BB: 0 P: 4	R: 1 E: 1 K: 1 S: 7	H: 2 LOB: 2 BB: 1 P: 11	R: 0 E: 0 K: 1 S: 5	H: 0 LOB: 0 BB: 0 P: 5	R: 0 E: 0 K: 3 S: 9	H: 0 LOB: 0 BB: 0 P: 9	1B: 8 2B: 1 3B: 0 HR: 1	SF: 0 SAC: 0 DP: 0 HBP: 1	WP: 0 PB: 0 SB: 1 CS: 1	PA: 42
PITCHER	IP	WLS	BF	H	R	ER	SO	BB	IBB	HBP	BLK	WP	HR	S	P	ERA	WHIP					
Jim Bibby, R ERA: 4.64 (1, 1)	3.1	L	20	6	3	3	1	3	0	1	0	0	1	18	31	8.10	2.700					
Steve Foucault, R ERA: 1.97 (4, 1)	5.2		21	4	1	1	6	1	0	0	0	0	0	32	36	1.59	0.882					

Oakland Athletics @ Texas Rangers
Arlington Stadium, Arlington, TX
Sun Sep 15 1974, 8:05 PM EDT
Att: 19,533 - Unknown

AB	36
R	4
H	10
RBI	4
BB	4
SO	7
LOB	19



Batter	1	2	3	4	5	6	7	8	9	AB	R	H	RBI	BB	SO	LOB	BOTTOM				
Cesar Tovar, R OBP: 0.348, SLG: 0.367 (1, 7)										4	1	2	0	0	0	2					
Lenny Randle, S OBP: 0.339, SLG: 0.364 (1, 4)										3	0	0	0	0	0	4					
Jeff Burroughs, R OBP: 0.392, SLG: 0.511 (1, 9)										4	0	1	0	0	0	2					
Mike Hargrove, L OBP: 0.398, SLG: 0.436 (1, 3)										4	0	1	1	0	0	1					
Jim Spencer, L OBP: 0.328, SLG: 0.403 (1, 10)										4	0	1	0	0	0	2					
Toby Harrah, R OBP: 0.323, SLG: 0.425 (1, 6)										4	0	2	0	0	0	1					
Roy Howell, L OBP: 0.333, SLG: 0.462 (1, 5)										3	0	0	0	1	0	2	AB 31				
Joe Lovitto, S OBP: 0.288, SLG: 0.300 (1, 8)										3	0	0	0	0	0	2	R 1				
Jim Sundberg, R OBP: 0.369, SLG: 0.341 (1, 2)										2	0	1	0	1	1	1	H 8				
Inning Stats	R: 1 E: 0 K: 0 S: 5	H: 2 LOB: 1 BB: 0 P: 5	R: 0 E: 0 K: 0 S: 3	H: 0 LOB: 0 BB: 0 P: 3	R: 0 E: 0 K: 0 S: 4	H: 2 LOB: 1 BB: 0 P: 4	R: 0 E: 0 K: 0 S: 3	H: 1 LOB: 0 BB: 0 P: 3	R: 0 E: 0 K: 0 S: 3	H: 0 LOB: 0 BB: 2 P: 11	R: 0 E: 0 K: 0 S: 6	H: 1 LOB: 1 BB: 0 P: 6	R: 0 E: 0 K: 0 S: 3	H: 0 LOB: 0 BB: 0 P: 3	R: 0 E: 0 K: 0 S: 4	H: 1 LOB: 1 BB: 0 P: 4	1B: 8 2B: 0 3B: 0 HR: 0	SF: 0 SAC: 1 DP: 3 HBP: 0	WP: 0 PB: 0 SB: 0 CS: 0	PA: 34	
PITCHER	IP	WLS	BF	H	R	ER	SO	BB	IBB	HBP	BLK	WP	HR	S	P	ERA	WHIP				
Glenn Abbott, R ERA: 3.07 (1, 1)	4.1		18	5	1	1	0	2	0	0	0	0	0	16	24	2.08	1.615				
Rollie Fingers, R ERA: 2.55 (5, 1)	4.2	W	16	3	0	0	1	0	0	0	0	0	0	18	18	0.00	0.643				

Oakland Athletics @ Texas Rangers
Arlington Stadium, Arlington, TX
Sun Sep 15 1974, 8:05 PM EDT
Att: 19,533 - Unknown

AB	31
R	1
H	8
RBI	1
BB	2
SO	1
LOB	17



Batter	1	2	3	4	5	6	7	8	9	AB	R	H	RBI	BB	SO	LOB	TOP			
Morris Nettles, L (1,8) OBP: 0.336, SLG: 0.280	F7		L8	P4					6-3	5	0	1	0	0	0	1				
Denny Doyle, L (1,4) OBP: 0.292, SLG: 0.305	G3		FC3-6 2B	G3			4-3		F8	5	1	1	0	0	0	2				
Bruce Bochte, L (1,7) OBP: 0.339, SLG: 0.399	HR		FC3-6 1B				F7			4	1	2	1	0	1	1				
Joe Lahoud, L (1,9) OBP: 0.378, SLG: 0.480	HR		FC3-6 2B				F9			4	2	1	1	0	0	3				
Charlie Sands, L (1,10) OBP: 0.371, SLG: 0.387			1B						FC3-6 1B	3	0	2	2	1	0	0				
Rudy Meoli, L (8, PR) OBP: 0.288, SLG: 0.253			1-H 3-H 2B				3-1			0	0	0	0	0	0	0				
Dave Chalk, R (1,5) OBP: 0.316, SLG: 0.336	F7								FC3-6 1B	4	0	2	0	0	0	2				
John Doherty, L (1,3) OBP: 0.286, SLG: 0.379										4	0	0	0	0	0	4				
Ellie Rodriguez, R (1,2) OBP: 0.373, SLG: 0.358										4	0	1	0	0	0	3				
Orlando Ramirez, R (1,6) OBP: 0.205, SLG: 0.159										3	0	0	0	0	0	1				
Inning Stats	R: 2 E: 0 K: 0 S: 5	H: 2 LOB: 1 BB: 1 P: 9	R: 0 E: 0 K: 0 S: 3	H: 0 LOB: 0 BB: 0 P: 3	R: 2 E: 0 K: 0 S: 7	H: 4 LOB: 2 BB: 0 P: 7	R: 0 E: 0 K: 0 S: 4	H: 1 LOB: 1 BB: 0 P: 4	R: 0 E: 0 K: 1 S: 5	H: 0 LOB: 0 BB: 0 P: 5	R: 0 E: 0 K: 0 S: 4	H: 1 LOB: 1 BB: 0 P: 4	R: 0 E: 0 K: 0 S: 4	H: 1 LOB: 2 BB: 0 P: 4	R: 0 E: 0 K: 0 S: 3	H: 0 LOB: 0 BB: 0 P: 3	1B: 7 2B: 1 3B: 0 HR: 2	SF: 0 SAC: 1 DP: 0 HBP: 0	WP: 0 PB: 0 SB: 0 CS: 0	PA: 38
PITCHER Fergie Jenkins, R (1,1) ERA: 2.94	IP: 9.0 WLS: L BF: 38 H: 10 R: 4 ER: 4 SO: 1 BB: 1 IBB: 0 HBP: 0 BLK: 0 WP: 0 HR: 2 S: 39 P: 43 ERA: 4.00 WHIP: 1.222																			

California Angels @ Texas Rangers
Arlington Stadium, Arlington, TX
Wed Sep 18 1974, 8:05 PM EDT
Unknown

AB 36
R 4
H 10
RBI 4
BB 1
SO 1
LOB 17



Batter	1	2	3	4	5	6	7	8	9	AB	R	H	RBI	BB	SO	LOB	BOTTOM					
Davey Nelson, R (1,4) OBP: 0.294, SLG: 0.284	K		K						4-3	4	0	0	0	0	2	0						
Mike Hargrove, L (9, PH) OBP: 0.397, SLG: 0.435										1	0	0	0	0	0	0						
Cesar Tovar, R (1,7) OBP: 0.350, SLG: 0.366	5-3		BB BB						F8	3	0	1	0	2	0	0						
Jeff Burroughs, R (1,9) OBP: 0.392, SLG: 0.510	F9									3	0	1	0	1	0	1						
Tom Robson, R (1,10) OBP: 0.667, SLG: 0.667										2	1	1	0	2	0	2						
Lenny Randle, S (1,5) OBP: 0.340, SLG: 0.364										3	0	1	0	1	0	3						
Jim Fregosi, R (1,3) OBP: 0.328, SLG: 0.446										3	0	1	0	0	0	4						
Jim Spencer, L (8, PH) OBP: 0.328, SLG: 0.401										1	0	0	0	0	0	0						
Toby Harrah, R (1,6) OBP: 0.324, SLG: 0.426										4	0	2	1	0	0	3						
Joe Lovitto, S (1,8) OBP: 0.284, SLG: 0.295										4	0	0	0	0	1	6						
Jim Sundberg, R (1,2) OBP: 0.366, SLG: 0.338										3	0	0	0	0	0	0						
Roy Howell, L (9, PH) OBP: 0.313, SLG: 0.429										1	0	0	0	0	0	0						
Inning Stats	R: 0 E: 0 K: 1 S: 5	H: 0 LOB: 0 BB: 0 P: 5	R: 1 E: 0 K: 0 S: 3	H: 1 LOB: 2 BB: 2 P: 11	R: 0 E: 0 K: 1 S: 5	H: 0 LOB: 3 BB: 3 P: 17	R: 0 E: 0 K: 0 S: 3	H: 1 LOB: 0 BB: 0 P: 3	R: 0 E: 0 K: 0 S: 3	H: 0 LOB: 1 BB: 1 P: 7	R: 0 E: 0 K: 0 S: 5	H: 2 LOB: 2 BB: 0 P: 5	R: 0 E: 0 K: 0 S: 5	H: 2 LOB: 2 BB: 0 P: 5	R: 0 E: 0 K: 1 S: 6	H: 1 LOB: 1 BB: 0 P: 6	R: 0 E: 0 K: 0 S: 3	H: 0 LOB: 0 BB: 0 P: 3	1B: 6 2B: 1 3B: 0 HR: 0	SF: 0 SAC: 0 DP: 2 HBP: 0	WP: 1 PB: 0 SB: 0 CS: 0	PA: 38
PITCHER Andy Hassler, L (1,1) ERA: 2.89	IP: 6.0 WLS: W BF: 26 H: 4 R: 1 ER: 1 SO: 2 BB: 6 IBB: 0 HBP: 0 BLK: 0 WP: 1 HR: 0 S: 24 P: 48 ERA: 1.50 WHIP: 1.667																					
PITCHER Orlando Pena, R (7,1) ERA: 2.31	IP: 3.0 WLS: S BF: 12 H: 3 R: 0 ER: 0 SO: 1 BB: 0 IBB: 0 HBP: 0 BLK: 0 WP: 0 HR: 14 S: 14 P: 14 ERA: 0.00 WHIP: 1.000																					

California Angels @ Texas Rangers
Arlington Stadium, Arlington, TX
Wed Sep 18 1974, 8:05 PM EDT
Unknown

AB 32
R 1
H 7
RBI 1
BB 6
SO 3
LOB 19



Batter	1	2	3	4	5	6	7	8	9	AB	R	H	RBI	BB	SO	LOB	TOP
Morris Nettles, L (1, 8) OBP: 0.326, SLG: 0.271	0-3 K			0-0 5-3		0-3 K			0-0 1-3	4	0	0	0	0	2	0	
Denny Doyle, L (1, 4) OBP: 0.290, SLG: 0.303	0-0 4-3			0-3 K		0-0 4-3			0-0 6-3	4	0	0	0	0	1	0	
Bruce Bochte, L (1, 9) OBP: 0.339, SLG: 0.397	0-0 4-3			0-0 1B		0-3 K				3	0	1	0	0	1	0	
Charlie Sands, L (1, 10) OBP: 0.370, SLG: 0.385		0-3 K		0-0 1B		0-0 4-3				3	0	1	0	0	1	0	
John Balaz, R (1, 7) OBP: 0.273, SLG: 0.273	0-0 P4			0-0 L5		0-0 5-3				3	0	0	0	0	0	2	
Dave Chalk, R (1, 5) OBP: 0.314, SLG: 0.334	0-0 6-3				0-0 F8			0-0 F7		3	0	0	0	0	0	0	
John Doherty, L (1, 3) OBP: 0.287, SLG: 0.379			0-0 5-3		0-0 L5			0-0 CS 1B		3	0	1	0	0	0	0	
Tom Egan, R (1, 2) OBP: 0.154, SLG: 0.070				0-0 4-3		0-0 6-3				2	0	0	0	0	0	0	
Joe Lahoud, L (8, PH) OBP: 0.377, SLG: 0.478								0-3 K		1	0	0	0	0	1	1	
Elie Rodriguez, R (8, 2) OBP: 0.373, SLG: 0.358								1-2		0	0	0	0	0	0	0	
Orlando Ramirez, R (1, 6) OBP: 0.200, SLG: 0.155				0-0 4-3		0-0 6-3				2	0	0	0	0	0	0	
Rudy Meoli, L (9, PH) OBP: 0.284, SLG: 0.250								0-0 P4		1	0	0	0	0	0	0	
Inning Stats	R: 0 E: 0 K: 1 S: 5	H: 0 LOB: 0 BB: 0 P: 5	R: 0 E: 0 K: 1 S: 5	H: 0 LOB: 0 BB: 0 P: 5	R: 0 E: 0 K: 0 S: 3	H: 2 LOB: 2 BB: 0 P: 7	R: 0 E: 0 K: 0 S: 3	H: 0 LOB: 0 BB: 0 P: 3	R: 0 E: 0 K: 1 S: 5	H: 1 LOB: 1 BB: 0 P: 5	R: 0 E: 0 K: 0 S: 3	H: 0 LOB: 0 BB: 0 P: 3	1B: 3 2B: 1 3B: 0 HR: 0	SF: 0 SAC: 0 DP: 1 HBP: 0	WP: 0 PB: 0 SB: 0 CS: 1	PA: 29	
PITCHER Steve Hagan, R (1, 1) ERA: 3.96	IP: 9.0 WLS: W BF: 29 H: 3 R: 0 ER: 0 SO: 6 BB: 0 IBB: 0 HBP: 0 BLK: 0 WP: 0 HR: 0 S: 41 P: 41 ERA: 0.00 WHIP: 0.333																

California Angels @ Texas Rangers
Arlington Stadium, Arlington, TX
Wed Sep 18 1974, 8:05 PM EDT
Att: 6,908 - Unknown

AB 29
R 0
H 3
RBI 0
BB 0
SO 6
LOB 3



Batter	1	2	3	4	5	6	7	8	9	AB	R	H	RBI	BB	SO	LOB	BOTTOM
Davey Nelson, R (1, 4) OBP: 0.296, SLG: 0.284	0-3 K		0-3 K			4-0 S SH1-4 G5-2-3 BB		0-0 1B		3	1	1	0	1	2	0	
Cesar Tovar, R (1, 8) OBP: 0.348, SLG: 0.364	0-0 P4			0-0 4-3		0-0 SH1-4		0-0 F8		3	0	0	0	0	0	1	
Jeff Burroughs, R (1, 9) OBP: 0.395, SLG: 0.512	0-3 K			0-0 BLK 1B		4-0 BB		4-0 1B		2	1	1	0	2	1	0	
Tom Robson, R (1, 10) OBP: 0.700, SLG: 0.667		0-3 K		0-0 FC6-4 1B		4-0 BB		0-0 FC6-4 1B		3	0	2	2	1	1	0	
Lenny Randle, S (1, 5) OBP: 0.340, SLG: 0.363		0-0 PB 1B		0-0 F7		0-0 G5-2-3		0-0 FC6-4		4	0	1	0	0	0	6	
Toby Harrah, R (1, 6) OBP: 0.322, SLG: 0.424	0-0 F7			0-0 FC6-4			0-3 K			3	0	0	0	0	1	2	
Tom Grieve, R (1, 7) OBP: 0.312, SLG: 0.423	0-0 F9				0-3 K		0-3 K			3	0	0	0	0	2	1	
Jim Fregosi, R (1, 3) OBP: 0.328, SLG: 0.445			0-0 4-3		0-0 G5-4-3 1B		0-3 K			3	0	1	0	0	1	0	
Jim Spencer, L (8, 3) OBP: 0.328, SLG: 0.401										0	0	0	0	0	0	0	
Jim Sundberg, R (1, 2) OBP: 0.363, SLG: 0.335			0-0 F9		0-0 G5-4-3		0-0 F8			3	0	0	0	0	0	1	
Inning Stats	R: 0 E: 0 K: 2 S: 7	H: 1 LOB: 1 BB: 0 P: 6	R: 0 E: 0 K: 1 S: 6	H: 0 LOB: 0 BB: 0 P: 6	R: 0 E: 0 K: 0 S: 5	H: 2 LOB: 1 BB: 0 P: 5	R: 0 E: 0 K: 0 S: 5	H: 0 LOB: 2 BB: 3 P: 14	R: 0 E: 0 K: 3 S: 9	H: 0 LOB: 0 BB: 0 P: 9	R: 1 E: 0 K: 0 S: 5	H: 2 LOB: 2 BB: 1 P: 9	1B: 5 2B: 1 3B: 0 HR: 0	SF: 0 SAC: 1 DP: 2 HBP: 0	WP: 0 PB: 1 SB: 2 CS: 0	PA: 32	
PITCHER Frank Tanana, L (1, 1) ERA: 3.26	IP: 8.0 WLS: L BF: 32 H: 6 R: 2 ER: 2 SO: 8 BB: 3 IBB: 1 HBP: 0 BLK: 1 WP: 0 HR: 0 S: 44 P: 60 ERA: 2.25 WHIP: 1.125																


California Angels @ Texas Rangers
Arlington Stadium, Arlington, TX
Wed Sep 18 1974, 8:05 PM EDT
Att: 6,908 - Unknown


AB 27
R 2
H 6
RBI 2
BB 4
SO 8
LOB 11

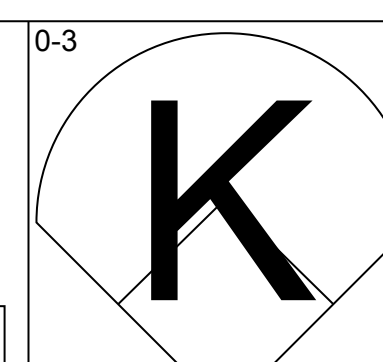
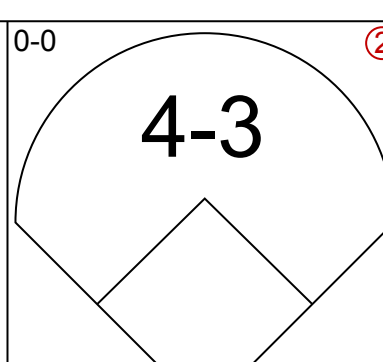
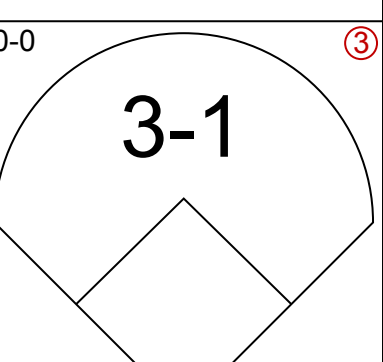
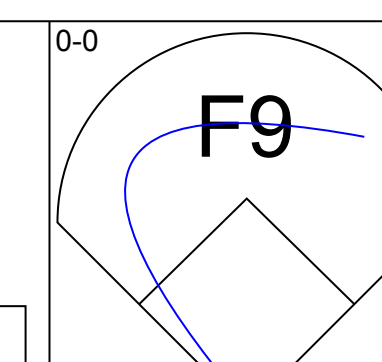
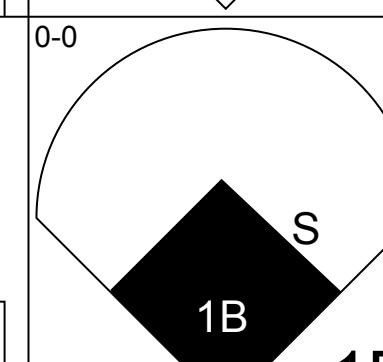
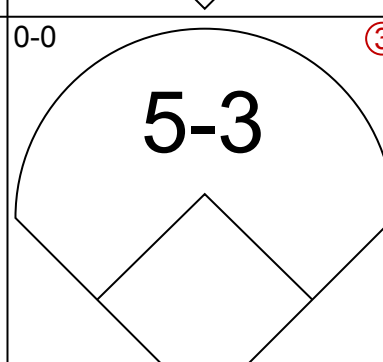
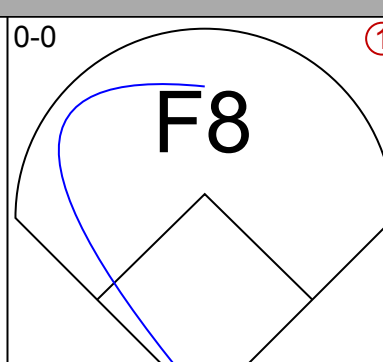
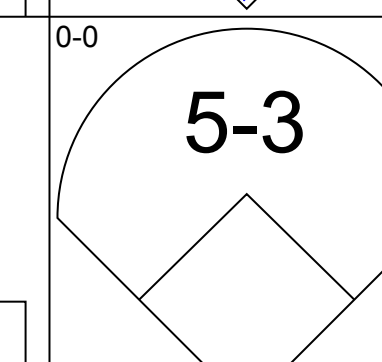
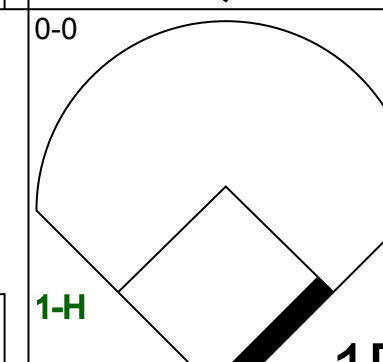
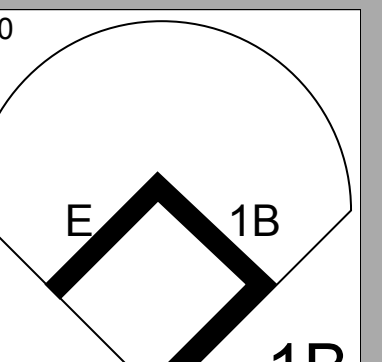
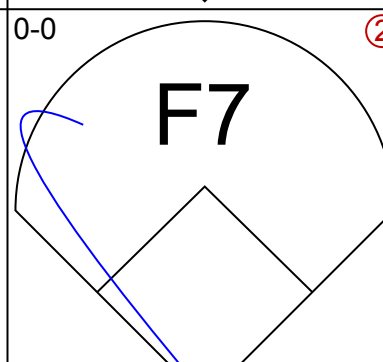
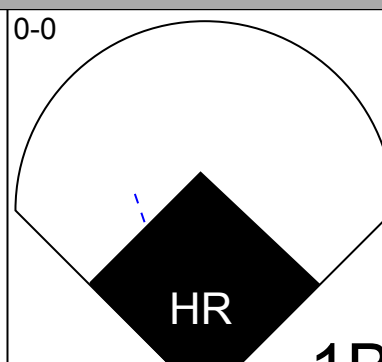
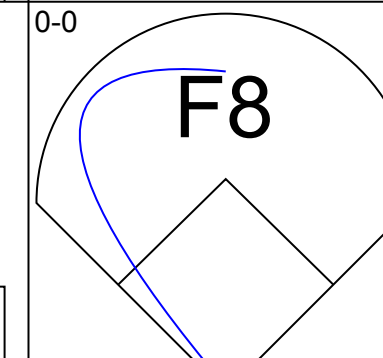
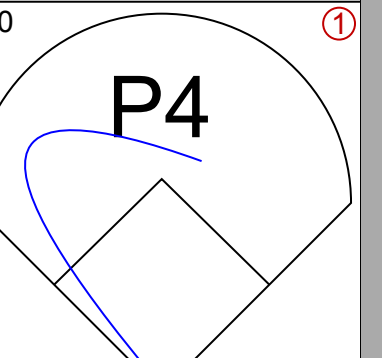
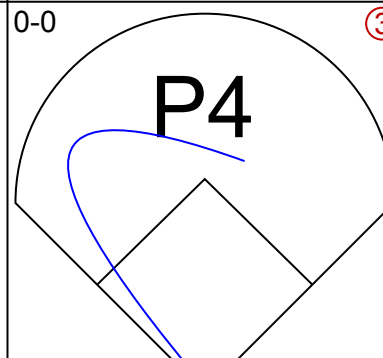
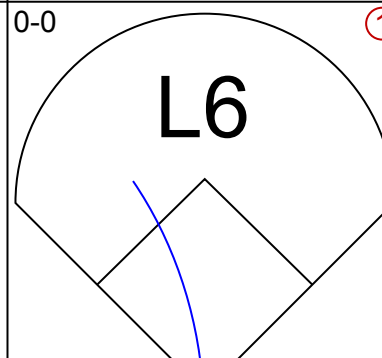
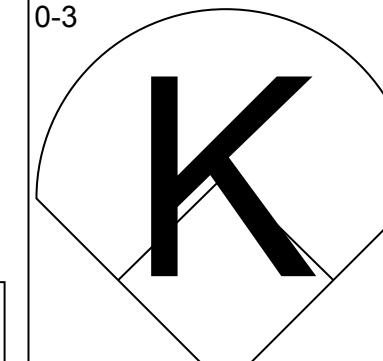
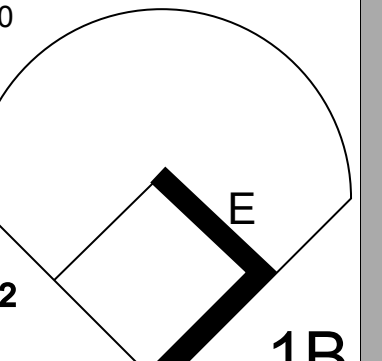
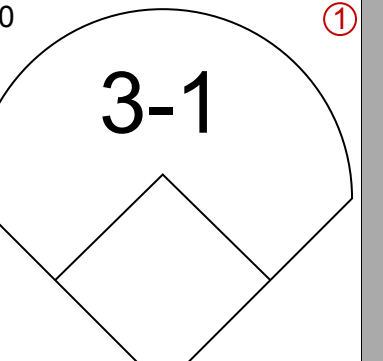
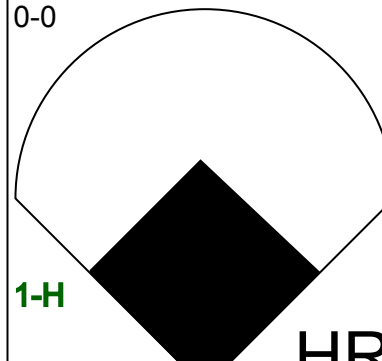
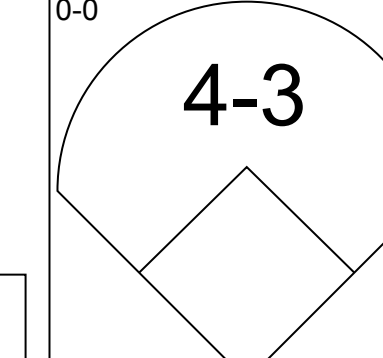
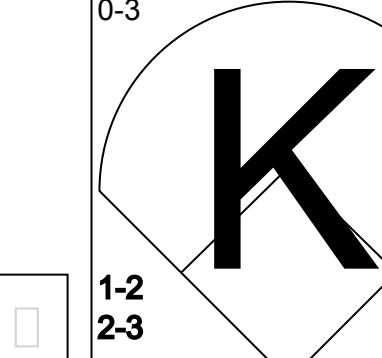
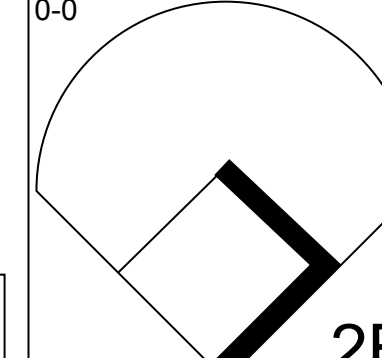
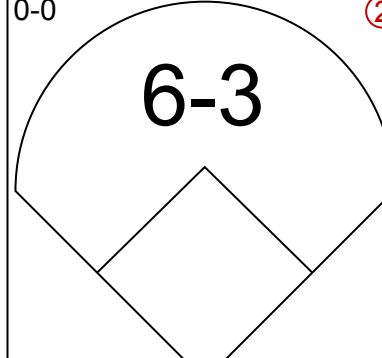
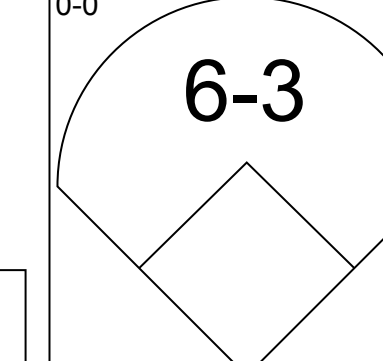
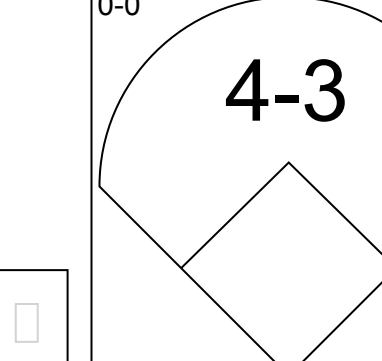
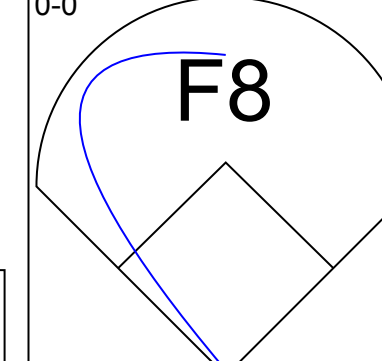
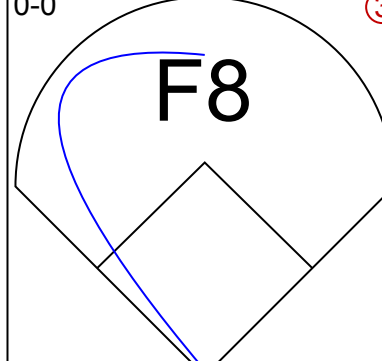
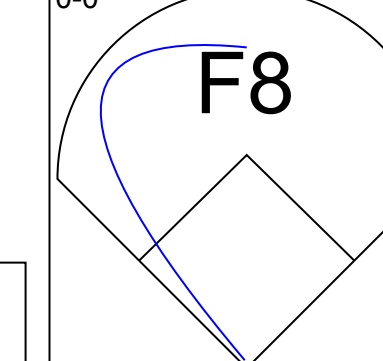
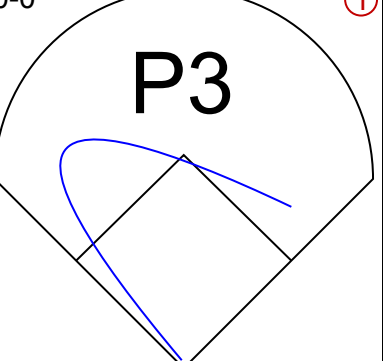
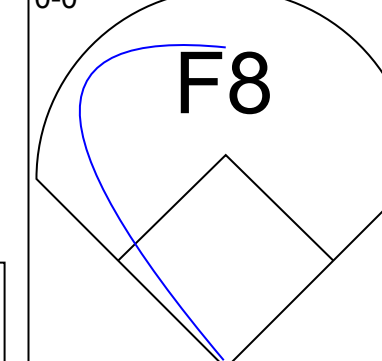

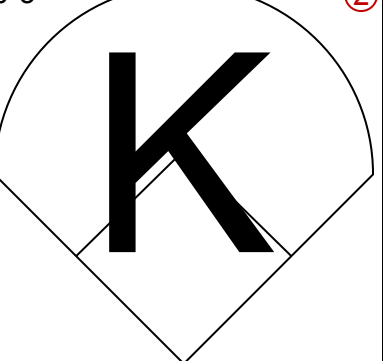
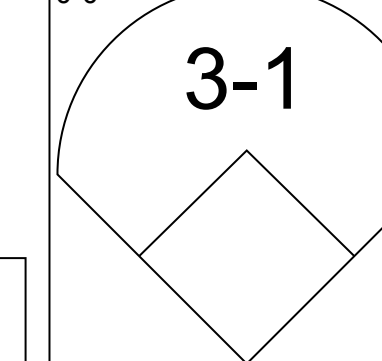


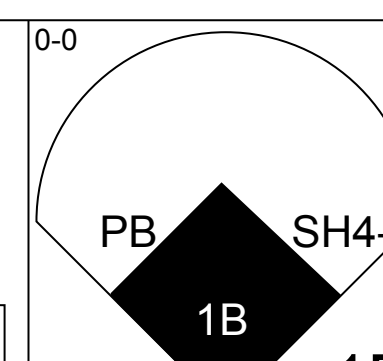
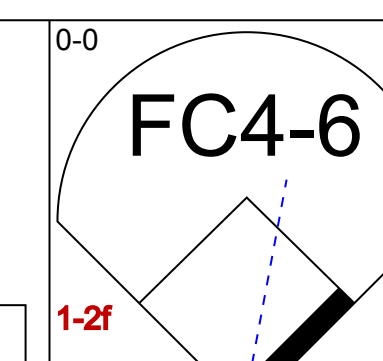
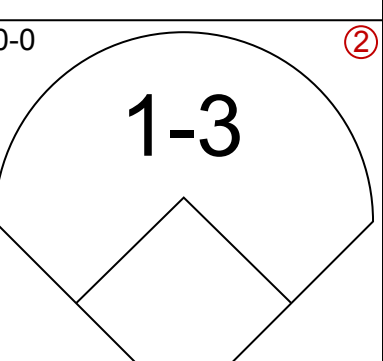
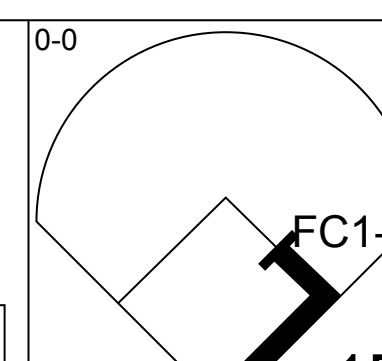
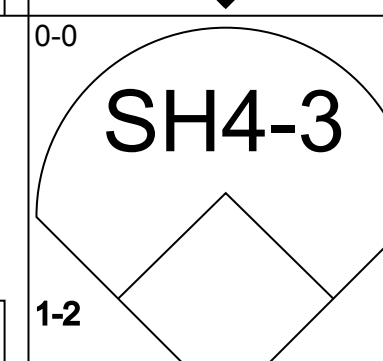
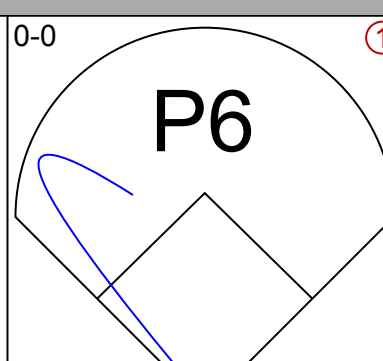
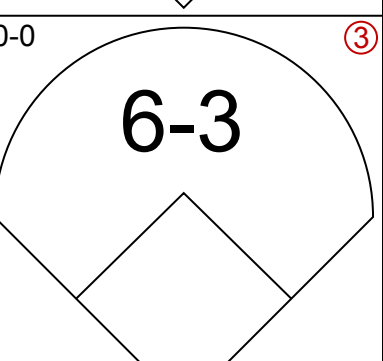
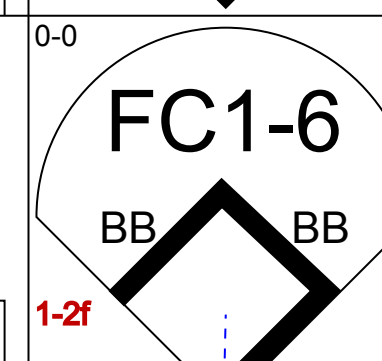
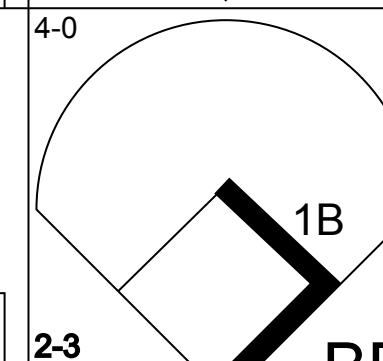
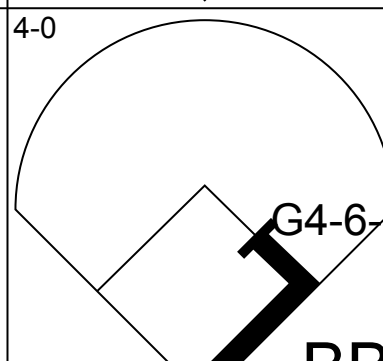
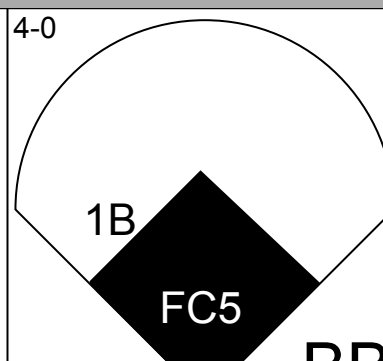
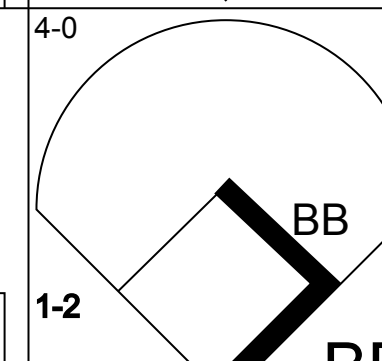

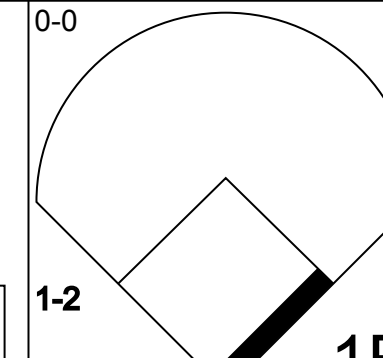
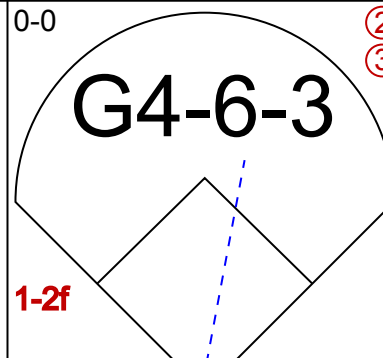
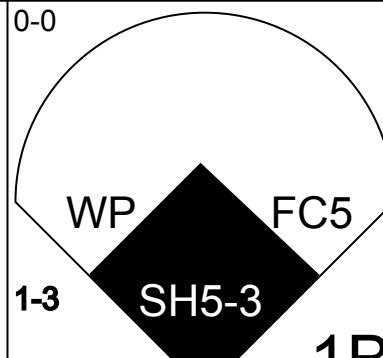
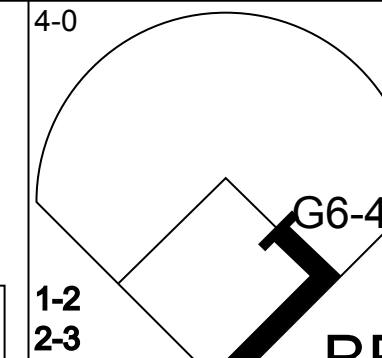

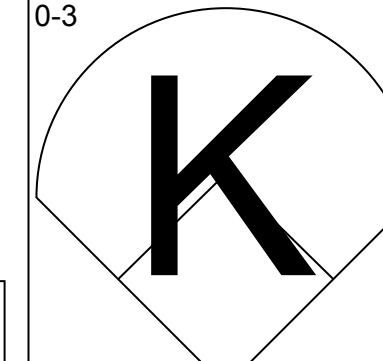
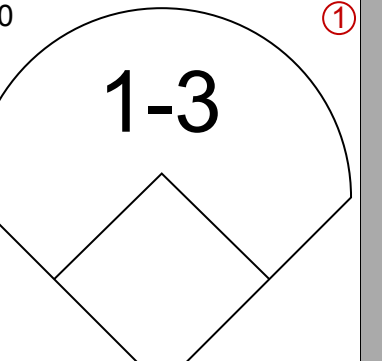
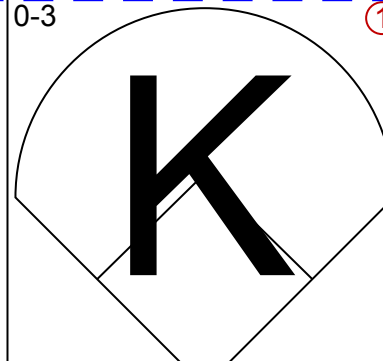

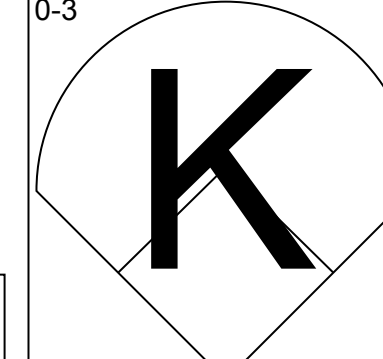
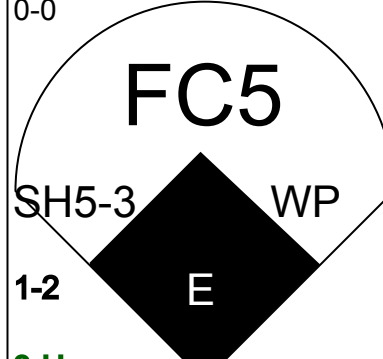
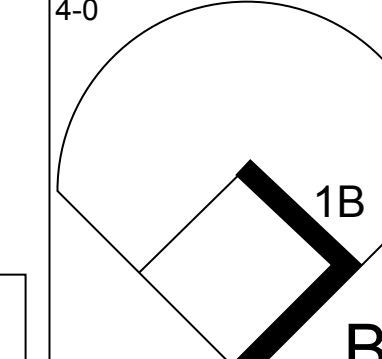

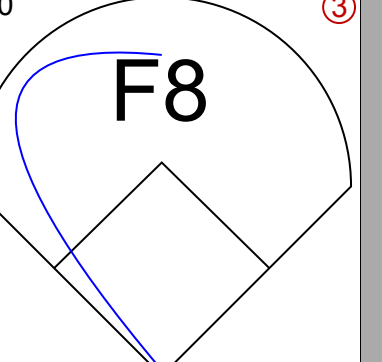
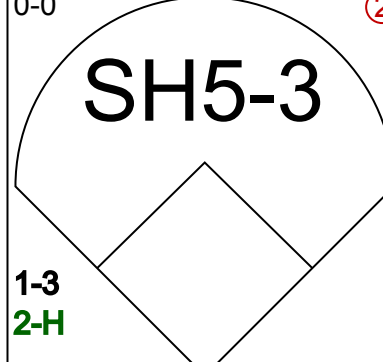
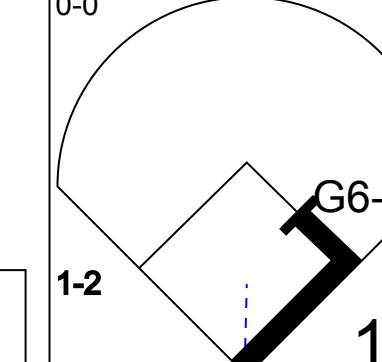
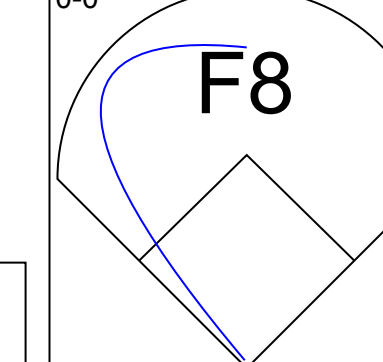

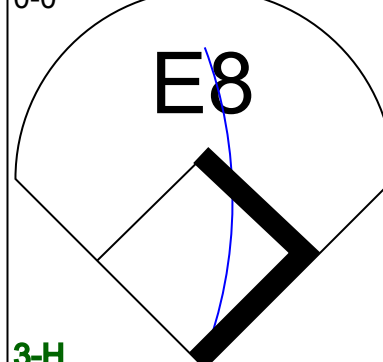

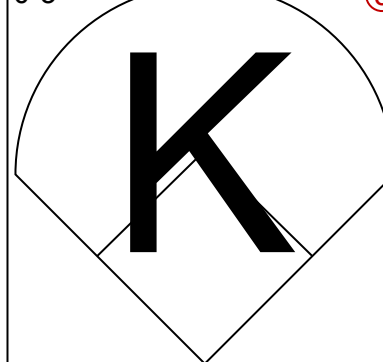
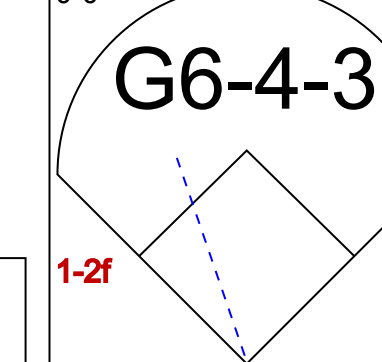
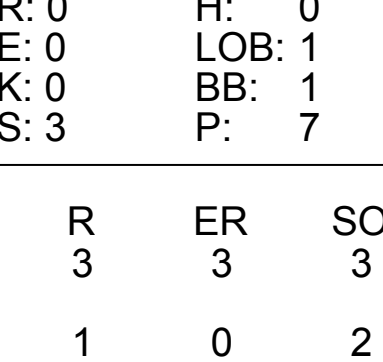
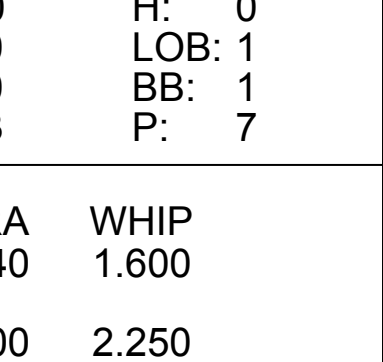
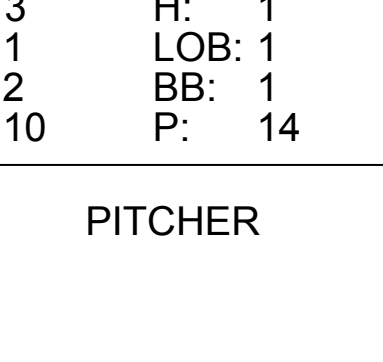
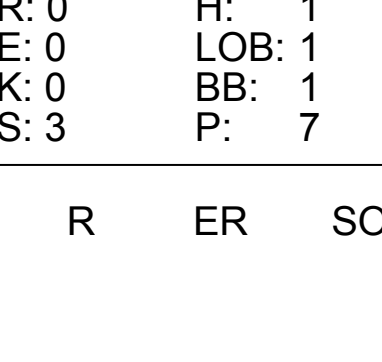

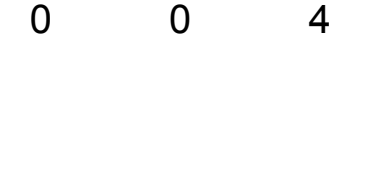


Batter	1	2	3	4	5	6	7	8	9	AB	R	H	RBI	BB	SO	LOB	TOP										
Vada Pinson, L (1, 7) OBP: 0.308, SLG: 0.378	3-1		E8 WP FC6-4 1B		1B S 1B		FC5-6 1B		1B	5	2	4	0	0	0	0	Kansas City Royals @ Texas Rangers Arlington Stadium, Arlington, TX Sat Sep 21 1974, 8:05 PM EDT Cloudy livebaseballscorecards.com AB 36 R 4 H 12 RBI 2 BB 2 SO 7 LOB 15										
Al Cowens, R (1, 9) OBP: 0.313, SLG: 0.292	2B		FC6-4 BB		1B		FC5-6 G4-6-3		K	4	0	2	0	1	1	3											
George Brett, L (1, 5) OBP: 0.304, SLG: 0.353	K		FC6-4		1B		G4-6-3			4	0	1	2	0	1	4											
Hal McRae, R (1, 10) OBP: 0.380, SLG: 0.482	F9		F9		P3				K	4	0	0	0	0	1	4											
John Mayberry, L (1, 3) OBP: 0.365, SLG: 0.438		E5 3B	L9		L9				4-3	4	1	1	0	0	0	3											
Amos Otis, R (1, 8) OBP: 0.351, SLG: 0.444	5-3				F9		K			4	0	1	0	0	1	0											
Cookie Rojas, R (1, 4) Freddie Patek, R (3, 6) OBP: 0.326, SLG: 0.296	1B				K		K		P3	1	0	1	0	0	0	0											
Frank White, R (1, 6) (3, 4) OBP: 0.245, SLG: 0.306	G3				K		F9		6-3	4	0	0	0	0	1	0											
Buck Martinez, R (1, 2) OBP: 0.314, SLG: 0.283			E		1B 1B BB		FC5-6 1B		4-3	3	1	2	0	1	0	0											
Inning Stats	R: 0 E: 0 K: 1 S: 6	H: 1 LOB: 1 BB: 0 P: 6	R: 1 E: 1 K: 0 S: 4	H: 2 LOB: 0 BB: 0 P: 4	R: 2 E: 1 K: 0 S: 5	H: 2 LOB: 1 BB: 1 P: 9	R: 0 E: 0 K: 2 S: 7	H: 0 LOB: 0 BB: 0 P: 7	R: 1 E: 0 K: 0 S: 5	H: 3 LOB: 2 BB: 1 P: 9	R: 0 E: 0 K: 2 S: 7	H: 0 LOB: 0 BB: 0 P: 7	R: 0 E: 0 K: 0 S: 4	H: 2 LOB: 1 BB: 0 P: 4	R: 0 E: 0 K: 1 S: 6	H: 1 LOB: 1 BB: 0 P: 6		R: 0 E: 0 K: 1 S: 6	H: 1 LOB: 1 BB: 0 P: 6	1B: 9 2B: 2 3B: 1 HR: 0	SF: 0 SAC: 0 DP: 1 HBP: 0	WP: 1 PB: 0 SB: 2 CS: 0	PA: 38				
PITCHER	IP	WLS	BF	H	R	ER	SO	BB	IBB	HBP	BLK	WP	HR	S	P	ERA	WHIP										
Jim Bibby, R (1, 1) ERA: 4.67	4.1	L	20	7	4	3	3	2	0	0	0	1	0	24	32	6.23	2.077										
Jim Merritt, L (5, 1) ERA: 4.71	3.2		14	4	0	0	3	0	0	0	0	0	0	20	20	0.00	1.091										
Jeff Terpko, R (9, 1) ERA:	1.0		4	1	0	0	1	0	0	0	0	0	0	6	6	0.00	1.000										


Batter	1	2	3	4	5	6	7	8	9	AB	R	H	RBI	BB	SO	LOB	BOTTOM										
Davey Nelson, R (1, 4) OBP: 0.293, SLG: 0.282	5-3		6-3		G4-6-3				6-3	4	0	0	0	0	0	2	Kansas City Royals @ Texas Rangers Arlington Stadium, Arlington, TX Sat Sep 21 1974, 8:05 PM EDT Cloudy livebaseballscorecards.com AB 31 R 1 H 5 RBI 1 BB 4 SO 1 LOB 21										
Cesar Tovar, R (1, 8) OBP: 0.345, SLG: 0.362	4-3-6 BB		5-3				6-3		E3	3	0	0	0	1	0	0											
Jeff Burroughs, R (1, 9) OBP: 0.394, SLG: 0.510	4-3-6				FC4-6 1B		F9		G3	4	0	1	0	0	0	2											
Mike Hargrove, L (1, 3) OBP: 0.398, SLG: 0.434		FC5-4 G1 BB			FC4-6 FC4-6		4-3		1-3 E FC6-4 1B	3	1	1	0	1	0	1											
Jim Spencer, L (1, 10) Dave Moates, L (9, PR)	G1				FC4-6 FC6		4-3		E4 FC6-5 1-3	4	0	0	0	0	0	0											
Lenny Randle, S (1, 7) OBP: 0.341, SLG: 0.363		1-2			FC6				1-3	3	0	1	0	1	0	3											
Toby Harrah, R (1, 6) OBP: 0.323, SLG: 0.423		FC5-4 BB			FC5-4 1B BB		1B		FC6-5-4	3	0	1	1	1	0	4											
Roy Howell, L (1, 5) OBP: 0.300, SLG: 0.389	1-3						6-3		5-3	4	0	1	0	0	0	4											
Jim Sundberg, R (1, 2) OBP: 0.361, SLG: 0.332			B1-3				K		6-3	3	0	0	0	0	1	2											
Inning Stats	R: 0 E: 0 K: 0 S: 2	H: 0 LOB: 0 BB: 1 P: 6	R: 0 E: 0 K: 0 S: 3	H: 0 LOB: 2 BB: 2 P: 11	R: 0 E: 0 K: 0 S: 3	H: 0 LOB: 0 BB: 0 P: 3	R: 0 E: 0 K: 0 S: 4	H: 1 LOB: 1 BB: 0 P: 4	R: 0 E: 0 K: 1 S: 5	H: 1 LOB: 1 BB: 1 P: 9	R: 0 E: 0 K: 0 S: 3	H: 0 LOB: 0 BB: 0 P: 3	R: 0 E: 0 K: 0 S: 4	H: 2 LOB: 1 BB: 0 P: 4	R: 0 E: 1 K: 0 S: 4	H: 0 LOB: 1 BB: 0 P: 4		R: 1 E: 1 K: 0 S: 5	H: 1 LOB: 1 BB: 0 P: 5	1B: 5 2B: 1 3B: 0 HR: 0	SF: 0 SAC: 0 DP: 2 HBP: 0	WP: 0 PB: 0 SB: 0 CS: 0	PA: 35				
PITCHER	IP	WLS	BF	H	R	ER	SO	BB	IBB	HBP	BLK	WP	HR	S	P	ERA	WHIP										
Al Fitzmorris, R (1, 1) ERA: 2.88	9.0	W	35	5	1	0	1	4	0	0	0	0	0	33	49	0.00	1.000										

Batter	1	2	3	4	5	6	7	8	9	AB	R	H	RBI	BB	SO	LOB	TOP								
Vada Pinson, L OBP: 0.308, SLG: 0.378 Amos Otis, R OBP: 0.351, SLG: 0.444	G4-6-3 1B	4-3			1B		L4	K		5	1	2	1	0	1	4	<p>Kansas City Royals @ Texas Rangers Arlington Stadium, Arlington, TX Sat Sep 21 1974, 8:05 PM EDT Att: 20,085 - Unknown</p> <p>livebaseballscores.com</p> <p>AB 33 R 8 H 9 RBI 8 BB 5 SO 3 LOB 18</p> 								
Al Cowens, R OBP: 0.311, SLG: 0.290	G4-6-3 1-2		B1-3		K			3B	L8	5	1	1	0	0	1	2									
George Brett, L OBP: 0.305, SLG: 0.358	4-1		6-3		1B			FC8-6 3B	P6	5	1	2	2	0	0	0									
Hal McRae, R OBP: 0.380, SLG: 0.479		BB 2B	F7		L1			FC8-6 BB	6-3	3	1	0	0	2	0	1									
John Mayberry, L OBP: 0.365, SLG: 0.436		BB 2B		4-3		CI FC3-6		FC8-6 FC3-6		2	1	0	1	1	0	1									
Tony Solaita, L OBP: 0.384, SLG: 0.410		BB 2B		CS BB		FC3-6 G6-4-3		FC3-6 CI 1B		2	1	0	0	2	0	2									
Fran Healy, R OBP: 0.341, SLG: 0.378			L1		4-3			CI 1B		4	1	1	0	0	0	5									
Frank White, R OBP: 0.241, SLG: 0.301		K			B5-3		L4	CI 1B		3	0	0	0	0	1	3									
Freddie Patek, R OBP: 0.329, SLG: 0.304					1B		4-3			4	1	3	4	0	0	0									
Inning Stats	R: 0 E: 0 K: 0 S: 3	H: 1 LOB: 0 BB: 0 P: 3	R: 2 E: 0 K: 1 S: 6	H: 1 LOB: 2 BB: 3 P: 18	R: 0 E: 0 K: 0 S: 3	H: 0 LOB: 0 BB: 0 P: 3	R: 0 E: 0 K: 0 S: 2	H: 0 LOB: 0 BB: 0 P: 6	R: 2 E: 0 K: 1 S: 8	H: 3 LOB: 1 BB: 0 P: 8	R: 0 E: 1 K: 0 S: 3	H: 0 LOB: 0 BB: 0 P: 3	R: 0 E: 0 K: 0 S: 3	H: 0 LOB: 0 BB: 0 P: 3	R: 4 E: 1 K: 1 S: 10	H: 4 LOB: 2 BB: 1 P: 14	R: 0 E: 0 K: 0 S: 3	H: 0 LOB: 0 BB: 0 P: 3	1B: 6 2B: 2 3B: 1 HR: 0	SF: 0 SAC: 0 DP: 2 HBP: 0	WP: 0 PB: 0 SB: 2 CS: 1	PA: 40			
PITCHER	IP	WLS	BF	H	R	ER	SO	BB	IBB	HBP	BLK	WP	HR	S	P	ERA	WHIP								
Jackie Brown, R ERA: 3.73	1.0		6	1	2	2	0	3	0	0	0	0	0	3	15	18.00	4.000								
Steve Foucault, R ERA: 2.15	6.0	L	25	6	5	4	2	2	0	0	0	0	0	27	35	6.00	1.333								
Jim Merritt, L ERA: 4.6	0.2		3	1	0	0	0	0	0	0	0	0	0	3	3	0.00	1.500								
Jeff Terpko, R ERA	0.1		3	1	1	0	1	0	0	0	0	0	0	5	5	0.00	3.000								
David Clyde, L ERA: 4.01	1.0		3	0	0	0	0	0	0	0	0	0	0	3	3	0.00	0.000								

Batter	1	2	3	4	5	6	7	8	9	AB	R	H	RBI	BB	SO	LOB	BOTTOM								
Cesar Tovar, R OBP: 0.348, SLG: 0.363	3-1 SH1-3 1B	F9		K		F9		BB 1B		5	1	2	1	0	1	4	<p>Kansas City Royals @ Texas Rangers Arlington Stadium, Arlington, TX Sat Sep 21 1974, 8:05 PM EDT Att: 20,085 - Unknown</p> <p>livebaseballscores.com</p> <p>AB 37 R 5 H 11 RBI 5 BB 5 SO 6 LOB 30</p> 								
Lenny Randle, S OBP: 0.342, SLG: 0.363	SH1-3 1-2	G3		F5				3B BB		3	0	1	0	1	0	4									
Jeff Burroughs, R OBP: 0.394, SLG: 0.507	3-1 BB		6-3		HR BB		F9	F7		3	2	0	0	2	0	4									
Mike Hargrove, L OBP: 0.396, SLG: 0.430	3-1 1-2 2-3			BB	F7		P6		4-1	4	0	0	0	1	0	4									
Jim Spencer, L OBP: 0.322, SLG: 0.393				K	F9		K		P6	5	0	1	2	0	2	3									
Toby Harrah, R OBP: 0.326, SLG: 0.431	B5-3		F7		HR			1B BB		4	2	2	2	1	0	2									
Duke Sims, L OBP: 0.271, SLG: 0.283				1B	1-3			BB 1B	P6	5	0	3	0	0	0	1									
Roy Howell, L OBP: 0.333, SLG: 0.409		FC1 1B		1B		P5		P4		4	0	2	0	0	0	2									
Davey Nelson, R OBP: 0.291, SLG: 0.279		FC1 1-2 2-3		K		K		K		4	0	0	0	0	3	6									
Inning Stats	R: 2 E: 0 K: 0 S: 5	H: 2 LOB: 1 BB: 1 P: 9	R: 0 E: 0 K: 0 S: 5	H: 2 LOB: 2 BB: 0 P: 5	R: 0 E: 0 K: 2 S: 9	H: 2 LOB: 2 BB: 0 P: 9	R: 0 E: 0 K: 0 S: 4	H: 0 LOB: 0 BB: 1 P: 8	R: 0 E: 0 K: 1 S: 5	H: 0 LOB: 0 BB: 0 P: 5	R: 0 E: 0 K: 1 S: 6	H: 1 LOB: 1 BB: 0 P: 6	R: 1 E: 0 K: 0 S: 7	H: 2 LOB: 3 BB: 2 P: 15	R: 0 E: 0 K: 0 S: 4	H: 1 LOB: 1 BB: 0 P: 4	1B: 9 2B: 1 3B: 0 HR: 1	SF: 0 SAC: 1 DP: 0 HBP: 0	WP: 0 PB: 0 SB: 0 CS: 0	PA: 43					
PITCHER	IP	WLS	BF	H	R	ER	SO	BB	IBB	HBP	BLK	WP	HR	S	P	ERA	WHIP								
Steve Busby, R ERA: 3.46	7.2		37	10	5	5	6	4	0	0	0	0	1	45	61	5.87	1.826								
Doug Bird, R ERA: 2.77	1.1	S	6	1	0	0	0	1	0	0	0	0	0	5	9	0.00	1.500								

Batter	1	2	3	4	5	6	7	8	9	AB	R	H	RBI	BB	SO	LOB	TOP			
Vada Pinson, L OBP: 0.306, SLG: 0.374										4	0	0	0	0	1	0	Kansas City Royals @ Texas Rangers Arlington Stadium, Arlington, TX Sun Sep 22 1974, 4:33 AM EDT Att: 7,191 - Unknown			
Al Cowens, R OBP: 0.310, SLG: 0.289										4	1	1	0	0	0	0				
George Brett, L OBP: 0.309, SLG: 0.362										4	1	3	1	0	0	0				
Hal McRae, R OBP: 0.378, SLG: 0.475										4	0	0	0	0	0	3				
John Mayberry, L OBP: 0.366, SLG: 0.444										4	1	2	2	0	1	1				
Amos Otis, R OBP: 0.350, SLG: 0.445										4	0	1	0	0	1	2				
Frank White, R OBP: 0.237, SLG: 0.296										3	0	0	0	0	0	3				
Tony Solaita, L OBP: 0.363, SLG: 0.409										1	0	0	0	0	0	0				
Freddie Patek, R OBP: 0.327, SLG: 0.302										3	0	0	0	0	0	1				
Buck Martinez, R OBP: 0.306, SLG: 0.274										3	0	0	0	0	2	0				
Inning Stats	R: 1 E: 0 K: 2 S: 9	H: 2 LOB: 1 BB: 0 P: 9	R: 0 E: 0 K: 0 S: 3	H: 0 LOB: 0 BB: 0 P: 3	R: 0 E: 0 K: 1 S: 5	H: 0 LOB: 0 BB: 0 P: 5	R: 0 E: 2 K: 1 S: 7	H: 2 LOB: 2 BB: 0 P: 7	R: 0 E: 0 K: 1 S: 5	H: 0 LOB: 0 BB: 0 P: 5	R: 0 E: 0 K: 0 S: 4	H: 1 LOB: 1 BB: 0 P: 4	R: 0 E: 0 K: 0 S: 3	H: 0 LOB: 0 BB: 0 P: 3	R: 2 E: 0 K: 0 S: 5	H: 2 LOB: 2 BB: 0 P: 5	1B: 5 2B: 1 3B: 0 HR: 1	SF: 0 SAC: 0 DP: 0 HBP: 0	WP: 0 PB: 0 SB: 1 CS: 0	PA: 34
PITCHER Fergie Jenkins, R ERA: 2.94	IP: 9.0 WLS: W BF: 34 H: 7 R: 3 ER: 3 SO: 5 BB: 0 IBB: 0 HBP: 0 BLK: 0 WP: 0 HR: 1 S: 44 P: 44 ERA: 3.00 WHIP: 0.778																			

Batter	1	2	3	4	5	6	7	8	9	AB	R	H	RBI	BB	SO	LOB	BOTTOM			
Cesar Tovar, R OBP: 0.349, SLG: 0.364										4	1	2	0	0	0	2	Kansas City Royals @ Texas Rangers Arlington Stadium, Arlington, TX Sun Sep 22 1974, 4:33 AM EDT Att: 7,191 - Unknown			
Lenny Randle, S OBP: 0.340, SLG: 0.361										3	0	0	0	0	0	2				
Jeff Burroughs, R OBP: 0.397, SLG: 0.507										0	1	0	0	4	0	0				
Mike Hargrove, L OBP: 0.399, SLG: 0.432										3	1	2	1	1	0	1				
Jim Spencer, L OBP: 0.320, SLG: 0.391										2	0	0	0	0	1	2				
Tom Robson, R OBP: 0.583, SLG: 0.500										2	0	0	0	0	1	5				
Toby Harrah, R OBP: 0.325, SLG: 0.429										3	1	0	1	1	2	3				
Roy Howell, L OBP: 0.306, SLG: 0.375										2	0	0	1	0	0	0				
Larry Brown, R OBP: 0.279, SLG: 0.224										1	0	1	0	0	0	0				
Joe Lovitto, S OBP: 0.284, SLG: 0.292										3	0	0	0	1	0	2				
Jim Sundberg, R OBP: 0.361, SLG: 0.331										2	0	0	0	1	1	3				
Inning Stats	R: 1 E: 0 K: 2 S: 9	H: 2 LOB: 2 BB: 1 P: 13	R: 0 E: 0 K: 0 S: 3	H: 0 LOB: 1 BB: 1 P: 7	R: 0 E: 0 K: 0 S: 2	H: 0 LOB: 0 BB: 1 P: 6	R: 0 E: 0 K: 1 S: 5	H: 0 LOB: 0 BB: 0 P: 5	R: 0 E: 0 K: 0 S: 3	H: 0 LOB: 1 BB: 1 P: 7	R: 3 E: 1 K: 2 S: 10	H: 1 LOB: 1 BB: 1 P: 14	R: 0 E: 0 K: 0 S: 3	H: 1 LOB: 2 BB: 2 P: 11	R: 0 E: 0 K: 0 S: 3	H: 1 LOB: 1 BB: 1 P: 7	1B: 5 2B: 0 3B: 0 HR: 0	SF: 0 SAC: 3 DP: 3 HBP: 0	WP: 1 PB: 1 SB: 0 CS: 0	PA: 36
PITCHER Dennis Leonard, R ERA: 4.58	IP: 5.0 WLS: L BF: 22 H: 3 R: 3 ER: 3 SO: 3 BB: 5 IBB: 0 HBP: 0 BLK: 0 WP: 0 HR: 0 S: 23 P: 43 ERA: 5.40 WHIP: 1.600																			
PITCHER Steve Mingo, L ERA: 3.09	IP: 1.1 WLS: L BF: 9 H: 1 R: 1 ER: 0 SO: 2 BB: 2 IBB: 0 HBP: 0 BLK: 0 WP: 1 HR: 0 S: 11 P: 19 ERA: 0.00 WHIP: 2.250																			
PITCHER Lindy McDaniel, R ERA: 3.33	IP: 1.2 WLS: L BF: 5 H: 1 R: 0 ER: 0 SO: 0 BB: 1 IBB: 0 HBP: 0 BLK: 0 WP: 0 HR: 0 S: 4 P: 8 ERA: 0.00 WHIP: 1.200																			

Batter	1	2	3	4	5	6	7	8	9	AB	R	H	RBI	BB	SO	LOB	TOP								
Pat Kelly, L (1, 10) OBP: 0.347, SLG: 0.359	0-3 K		0-0 E 1B		4-0 2B BB		4-0 CS BB	0-0 F8	3 1 1 0 2 1 0																
Bucky Dent, R (1, 6) OBP: 0.319, SLG: 0.350	0-0 5-3		0-0 E5		0-0 2B 2B		0-0 6-3	0-0 G4-6-3 1B	5 1 2 0 0 0 3																
Jorge Orta, L (1, 4) OBP: 0.367, SLG: 0.444	0-0 5-3		0-0 SF7		0-0 2B			0-0 F7	0-0 G4-6-3 1B	4 0 1 3 0 0 1															
Carlos May, L (1, 7) OBP: 0.310, SLG: 0.341		0-0 3-1	0-0 F6		0-0 F8			4-0 BB 3B BB		3 1 0 0 1 0 3															
Ken Henderson, S (1, 8) OBP: 0.356, SLG: 0.473		0-0 FC6-4 1B		0-3 K		0-0 WP 1B		4-0 3B BB		3 1 2 0 1 1 0															
Tony Muser, L (1, 3) OBP: 0.315, SLG: 0.347	0-0 FC6-4 1-2		0-0 K		0-0 F7			0-0 3B		4 0 1 2 0 1 2															
Bill Sharp, L (1, 9) OBP: 0.302, SLG: 0.343	0-0 4-3		0-0 1-3		0-0 1B			0-0 G3		4 0 1 0 0 0 2															
Bill Stein, R (1, 5) OBP: 0.250, SLG: 0.182			0-0 F8		0-0 6-3		0-0 FC6-4-5	4-0 IBB		3 0 0 0 1 0 2															
Ed Herrmann, L (1, 2) OBP: 0.291, SLG: 0.387			0-0 E SF7 1B		0-3 K		0-0 F7	0-3 K		4 1 1 0 0 2 2															
Inning Stats	R: 0 E: 0 K: 1 S: 5	H: 0 LOB: 0 BB: 0 P: 5	R: 0 E: 0 K: 0 S: 4	H: 1 LOB: 1 BB: 0 P: 4	R: 1 E: 1 K: 0 S: 6	H: 2 LOB: 2 BB: 0 P: 6	R: 0 E: 0 K: 2 S: 7	H: 0 LOB: 0 BB: 0 P: 7	R: 2 E: 0 K: 1 S: 7	H: 2 LOB: 1 BB: 1 P: 11	R: 0 E: 0 K: 0 S: 4	H: 2 LOB: 0 BB: 0 P: 6	R: 0 E: 0 K: 0 S: 2	H: 0 LOB: 0 BB: 1 P: 6	R: 2 E: 0 K: 1 S: 6	H: 1 LOB: 2 BB: 3 P: 18	R: 0 E: 0 K: 0 S: 3	H: 1 LOB: 0 BB: 0 P: 3	1B: 6 2B: 3 3B: 1 HR: 0	SF: 1 SAC: 0 DP: 2 HBP: 0	WP: 1 PB: 0 SB: 0 CS: 1	PA: 39			
PITCHER	IP	WLS	BF	H	R	ER	SO	BB	IBB	HBP	BLK	WP	HR	S	P	ERA	WHIP								
Steve Hargan, R (1, 1) ERA: 3.95	5.0	L	22	5	3	2	4	1	0	0	0	0	0	29	33	3.60	1.200								
David Clyde, L (6, 1) ERA: 4.08	2.1		10	2	2	2	0	3	0	0	0	1	0	7	19	7.71	2.143								
Jim Merritt, L (8, 1) ERA: 4.35	1.2		7	2	0	0	1	0	1	0	0	0	0	8	12	0.00	1.200								

Chicago White Sox @ Texas Rangers
Arlington Stadium, Arlington, TX
Thu Sep 26 1974, 8:05 PM EDT
Unknown

AB 33
R 5
H 9
RBI 5
BB 5
SO 5
LOB 15

Batter	1	2	3	4	5	6	7	8	9	AB	R	H	RBI	BB	SO	LOB	BOTTOM								
Davey Nelson, R (1, 4) OBP: 0.293, SLG: 0.283	0-0 CS 1B			0-0 F9		0-0 F9		0-0 2B 2B		4 1 2 0 0 0 0															
Cesar Tovar, R (1, 7) OBP: 0.345, SLG: 0.365	0-0 F4 1-2			0-0 1-3		0-0 F9		0-0 2B 2B		4 0 1 1 0 0 1															
Jeff Burroughs, R (1, 9) OBP: 0.397, SLG: 0.505	0-3 K			4-0 E E BB		0-3 K		0-3 K		3 0 0 0 1 3 1															
Tom Robson, R (1, 10) OBP: 0.438, SLG: 0.333		0-3 K		0-0 E5		0-0 6-3		0-0 5-3		4 0 0 0 0 1 1															
Lenny Randle, S (1, 5) OBP: 0.339, SLG: 0.360		0-0 4-3		0-0 E6		0-0 FC6-4		0-0 5-3		4 0 1 0 0 0 2															
Toby Harrah, R (1, 6) OBP: 0.323, SLG: 0.425		0-3 K		0-0 FC6-4		0-0 F4		0-0 L5		4 0 0 0 0 1 4															
Jim Fregosi, R (1, 3) OBP: 0.324, SLG: 0.439			0-0 5-3		0-3 K		0-0 F8			3 0 0 0 0 1 1															
Joe Lovitto, S (1, 8) OBP: 0.284, SLG: 0.292			0-0 4-3		0-0 CS 1B			0-3 K		3 0 1 0 0 1 0															
Jim Sundberg, R (1, 2) OBP: 0.358, SLG: 0.328			0-0 5-3		0-0 5-3			0-3 K		3 0 0 0 0 1 1															
Inning Stats	R: 0 E: 0 K: 1 S: 5	H: 1 LOB: 0 BB: 0 P: 5	R: 0 E: 0 K: 2 S: 7	H: 0 LOB: 0 BB: 0 P: 7	R: 0 E: 0 K: 0 S: 3	H: 0 LOB: 0 BB: 0 P: 3	R: 0 E: 2 K: 0 S: 5	H: 0 LOB: 3 BB: 1 P: 9	R: 0 E: 0 K: 1 S: 5	H: 1 LOB: 0 BB: 0 P: 5	R: 0 E: 0 K: 1 S: 5	H: 0 LOB: 0 BB: 0 P: 5	R: 0 E: 0 K: 0 S: 4	H: 1 LOB: 1 BB: 0 P: 4	R: 1 E: 0 K: 3 S: 11	H: 2 LOB: 1 BB: 0 P: 11	R: 0 E: 0 K: 0 S: 3	H: 0 LOB: 0 BB: 0 P: 3	1B: 3 2B: 2 3B: 0 HR: 0	SF: 0 SAC: 0 DP: 0 HBP: 0	WP: 0 PB: 0 SB: 0 CS: 2	PA: 33			
PITCHER	IP	WLS	BF	H	R	ER	SO	BB	IBB	HBP	BLK	WP	HR	S	P	ERA	WHIP								
Jim Kaat, L (1, 1) ERA: 3.02	9.0	W	33	5	1	1	8	1	0	0	0	0	0	48	52	1.00	0.667								

Chicago White Sox @ Texas Rangers
Arlington Stadium, Arlington, TX
Thu Sep 26 1974, 8:05 PM EDT
Unknown

AB 32
R 1
H 5
RBI 1
BB 1
SO 8
LOB 11



Batter	1	2	3	4	5	6	7	8	9	10	11	12	AB	R	H	RBI	BB	SO	LOB	TOP				
Davey Nelson, R OBP: 0.291, SLG: 0.281 (1.4)	4-3	4-3			5-3		F5		1B		1B		6	0	2	1	0	0	1					
Cesar Tovar, R OBP: 0.349, SLG: 0.365 (1.7)	F7		5-3		2B		5-3		5-3		6-3		5	0	0	0	1	0	2					
Jeff Burroughs, R OBP: 0.397, SLG: 0.505 (1.9)	4-3				1B		F9				F8		6	0	3	0	0	0	1					
Mike Hargrove, L OBP: 0.366, SLG: 0.427 (1.3)					1B								3	1	1	0	2	0	0					
Jim Spencer, L OBP: 0.322, SLG: 0.388 (1.10)					1B								4	1	1	0	2	0	6					
Lenny Randle, S OBP: 0.339, SLG: 0.359 (1.5)					1B								6	0	1	1	0	0	6					
Toby Harrah, R OBP: 0.318, SLG: 0.419 (1.6)													5	1	0	0	0	1	5					
Joe Lovitto, S OBP: 0.250, SLG: 0.295 (1.8)													4	1	2	1	1	0	0					
Jim Sundberg, R OBP: 0.355, SLG: 0.324 (1.2)													4	0	0	0	0	0	2					
Inning Stats	R: 0 E: 0 K: 0 S: 3	H: 0 LOB: 0 BB: 0 P: 3	R: 3 E: 2 K: 0 S: 6	H: 2 LOB: 1 BB: 10	R: 0 E: 0 K: 0 S: 5	H: 2 LOB: 2 BB: 5	R: 0 E: 0 K: 0 S: 3	H: 0 LOB: 0 BB: 0 P: 3	R: 0 E: 0 K: 0 S: 3	H: 1 LOB: 2 BB: 0 P: 11	R: 0 E: 0 K: 1 S: 6	H: 1 LOB: 1 BB: 0 P: 6	R: 0 E: 0 K: 0 S: 3	H: 0 LOB: 1 BB: 1 P: 7	R: 0 E: 0 K: 0 S: 4	H: 1 LOB: 2 BB: 1 P: 8	R: 1 E: 0 K: 0 S: 4	H: 1 LOB: 1 BB: 6	R: 0 E: 0 K: 0 S: 3	H: 1 LOB: 0 BB: 3 P: 3	1B: 9 2B: 1 3B: 0 HR: 0	SF: 0 SAC: 2 DP: 2 HBP: 0	WP: 0 PB: 0 SB: 1 CS: 0	PA: 51
PITCHER Al Fitzmorris, R ERA: 2.79 (1.1)	IP: 12.0 WLS: 5 BF: 51 H: 10 R: 4 ER: 2 SO: 1	BB: 4 IBB: 2 HBP: 0 BLK: 0	WP: 0 HR: 0 S: 47 P: 71	ERA: 1.50 WHIP: 1.167																				

Texas Rangers @ Kansas City Royals
Royals Stadium, Kansas City, MO
Fri Sep 27 1974, 8:05 PM EDT
Att. 7,746 - Unknown - 74 F

AB 43
R 4
H 10
RBI 3
BB 6
SO 1
LOB 23



Batter	1	2	3	4	5	6	7	8	9	10	11	12	AB	R	H	RBI	BB	SO	LOB	BOTTOM				
Vada Pinson, L OBP: 0.305, SLG: 0.373 (1.7)	F8		F8	F5		1B			K		F7		6	0	1	0	0	1	3					
Hal McRae, R OBP: 0.376, SLG: 0.477 (1.10)	F9		E9		1B		F7		5-3		6-3		6	1	2	0	0	0	2					
Amos Otis, R OBP: 0.348, SLG: 0.438 (1.8)	E8		FC5		1B		P6		5-3		F8		6	2	1	0	0	0	2					
John Mayberry, L OBP: 0.360, SLG: 0.429 (1.3)	L9		K		K		K		4-3		F8		6	0	0	0	0	2	5					
George Brett, L OBP: 0.318, SLG: 0.371 (1.5)			K		1B		E7		1-3				6	0	4	3	0	1	0					
Al Cowens, R OBP: 0.312, SLG: 0.298 (1.9)			L7		K				6-3		G6-3		4	0	0	0	0	1	2					
Cookie Rojas, R OBP: 0.316, SLG: 0.338 (11. PR) Freddie Patek, R OBP: 0.327, SLG: 0.301 (12.6)			1B		6-3		L7				1B		5	0	3	0	0	0	3					
Frank White, R OBP: 0.238, SLG: 0.294 (12.4)			F7						F3		K		4	0	1	0	0	1	2					
Buck Martinez, R OBP: 0.311, SLG: 0.269 (8. PH) Kurt Bevacqua, R OBP: 0.274, SLG: 0.212 (9.2) Fran Healy, R OBP: 0.343, SLG: 0.378					1B		K		F5		K		2	1	0	0	0	1	1					
Inning Stats	R: 0 E: 1 K: 0 S: 4	H: 0 LOB: 1 BB: 0 P: 4	R: 0 E: 0 K: 1 S: 6	H: 1 LOB: 1 BB: 0 P: 6	R: 3 E: 2 K: 2 S: 10	H: 2 LOB: 1 BB: 0 P: 11	R: 0 E: 0 K: 1 S: 6	H: 1 LOB: 1 BB: 0 P: 6	R: 0 E: 1 K: 0 S: 7	H: 2 LOB: 3 BB: 0 P: 8	R: 0 E: 0 K: 0 S: 4	H: 1 LOB: 1 BB: 0 P: 8	R: 0 E: 0 K: 0 S: 5	H: 0 LOB: 0 BB: 0 P: 5	R: 0 E: 0 K: 0 S: 3	H: 1 LOB: 0 BB: 0 P: 3	R: 1 E: 0 K: 0 S: 5	H: 2 LOB: 1 BB: 5	R: 1 E: 1 K: 0 S: 3	H: 2 LOB: 1 BB: 0 P: 3	1B: 13 2B: 0 3B: 0 HR: 0	SF: 0 SAC: 1 DP: 1 HBP: 2	WP: 0 PB: 0 SB: 2 CS: 0	PA: 50
PITCHER Fergie Jenkins, R ERA: 2.86 Steve Foucault, R ERA: 2.28 (1.1)	IP: 9.0 WLS: 3 BF: 39 H: 8 R: 3 ER: 0 SO: 8	BB: 0 IBB: 0 HBP: 2 BLK: 0	WP: 0 HR: 0 S: 53 P: 55	ERA: 0.00 WHIP: 0.889																				

Texas Rangers @ Kansas City Royals
Royals Stadium, Kansas City, MO
Fri Sep 27 1974, 8:05 PM EDT
Att. 7,746 - Unknown - 74 F

AB 47
R 5
H 13
RBI 4
BB 0
SO 8
LOB 21



Batter	1	2	3	4	5	6	7	8	9	AB	R	H	RBI	BB	SO	LOB	TOP									
Davey Nelson, R OBP: 0.294, SLG: 0.291	0-0 6-3		0-0 G6-4-3		0-0 E9 3B 1B		0-0 2B 2B	0-0 1B 3B		5	3	3	0	0	0	2										
Cesar Tovar, R OBP: 0.354, SLG: 0.377	4-0 G1-4-3 BB			0-0 1B 2B	0-0 1B 3B		0-0 2B 2B	0-0 1B		4	3	4	3	1	0	0										
Jeff Burroughs, R OBP: 0.397, SLG: 0.505	0-0 G1-4-3			0-0 FC4-6 1B	0-0 1B		0-3 K	0-0 FC6-4		5	0	2	2	0	1	3										
Mike Hargrove, L OBP: 0.398, SLG: 0.429		0-0 L7		0-0 FC4-6 1B	0-0 P5		0-0 WP 1B 2B	0-3 K		5	1	2	1	0	1	2										
Jim Spencer, L OBP: 0.323, SLG: 0.386	0-0 F5			0-0 P4	0-0 6-3		0-0 3B 1B		4-0 1B G4-6-3 BB	4	2	1	1	1	0	3										
Lenny Randle, S OBP: 0.339, SLG: 0.357		0-0 3-1		0-0 FC4-6		4-0 SH1-3 CS BB	0-0 SF9 3B		0-0 G4-6-3 1B	2	0	0	0	1	0	2										
Joe Lovitto, S OBP: 0.294, SLG: 0.308				0-0 FC4-6		0-0 SH1-3 CS BB	0-0 SF9 3B		0-0 G4-6-3 1B	2	1	2	1	0	0	0										
Toby Harrah, R OBP: 0.318, SLG: 0.417			4-0 1B BB	0-0 L8		0-0 SH1-3	0-0 SF9		0-0 G4-6-3	2	0	0	1	1	0	3										
Roy Howell, L OBP: 0.371, SLG: 0.455			0-0 F5		0-0 SH1-4 E 1B	0-0 1B	0-0 1-3		0-0 F8	5	1	2	0	0	0	1										
Bill Fahey, L OBP: 0.267, SLG: 0.267			0-0 G6-4-3 1B		0-0 SH1-4	0-0 4-3		0-0 4-3		3	0	1	0	0	0	1										
Inning Stats	R: 0 E: 0 K: 0 S: 2	H: 0 LOB: 0 BB: 1 P: 6	R: 0 E: 0 K: 0 S: 3	H: 0 LOB: 0 BB: 0 P: 3	R: 0 E: 0 K: 0 S: 3	H: 1 LOB: 1 BB: 1 P: 7	R: 1 E: 0 K: 0 S: 6	H: 3 LOB: 2 BB: 0 P: 6	R: 3 E: 1 K: 0 S: 7	H: 4 LOB: 1 BB: 0 P: 7	R: 0 E: 0 K: 0 S: 3	H: 1 LOB: 1 BB: 1 P: 7	R: 5 E: 0 K: 1 S: 10	H: 5 LOB: 0 BB: 0 P: 10	R: 1 E: 0 K: 0 S: 7	H: 2 LOB: 1 BB: 0 P: 7	R: 1 E: 0 K: 0 S: 3	H: 1 LOB: 1 BB: 1 P: 7	1B: 10 2B: 4 3B: 3 HR: 0	SF: 1 SAC: 2 DP: 3 HBP: 0	WP: 1 PB: 0 SB: 2 CS: 1	PA: 44				
PITCHER	IP	WLS	BF	H	R	ER	SO	BB	IBB	HBP	BLK	WP	HR	S	P	ERA	WHIP									
Dennis Leonard, R ERA: 5.32	(1, 1)	4.1	L	20	7	4	4	0	2	0	0	0	0	18	26	8.31	2.077									
Aurelio Lopez, R ERA: 5.25	(5, 1)	2.0		13	7	5	5	1	1	0	0	0	1	0	14	18	22.50	4.000								
Lindy McDaniel, R ERA: 3.42	(7, 1)	2.2		11	3	2	2	1	1	0	0	0	0	0	12	16	6.75	1.500								

Texas Rangers @ Kansas City Royals
Royals Stadium, Kansas City, MO
Sat Sep 28 1974, 8:05 PM EDT
Alt. 8,839 - Unknown - 60 F

AB 37
R 11
H 17
RBI 9
BB 4
SO 2
LOB 17



Batter	1	2	3	4	5	6	7	8	9	AB	R	H	RBI	BB	SO	LOB	BOTTOM								
Vada Pinson, L OBP: 0.307, SLG: 0.374	0-0 G5-4-3 1B		0-0 1B		0-0 4-3			0-0 F8		4	0	2	0	0	0	0									
Hal McRae, R OBP: 0.376, SLG: 0.475	0-0 G5-4-3 1-2		0-0 P6			0-0 F8		0-0 FC5-4 1B		4	0	1	0	0	0	2									
George Brett, L OBP: 0.320, SLG: 0.372	0-0 CS 1B		0-0 1-2 1B			0-0 1-3		0-0 FC5-4 4-3 1-2		4	0	2	0	0	0	1									
John Mayberry, L OBP: 0.358, SLG: 0.425	0-0 CS	0-0 G3	0-0 4-3			0-0 6-3		0-0 4-3		4	0	0	0	0	0	3									
Al Cowens, R OBP: 0.307, SLG: 0.293		0-0 3-1		0-0 L8			0-0 L8		0-0 F7	4	0	0	0	0	0	1									
Jim Wehford, R OBP: 0.323, SLG: 0.341		1-0 1B HBP		0-3 K			0-0 F2			2	0	0	0	0	1	0									
Frank White, R OBP: 0.239, SLG: 0.295		0-0 1-2 1B		0-0 4-3			0-3 K			3	0	1	0	0	1	0									
Fran Healy, R OBP: 0.343, SLG: 0.378		0-3 K			0-0 G6-4-3 1B			0-3 K		3	0	1	0	0	2	2									
Freddie Patek, R OBP: 0.325, SLG: 0.299			0-3 K		0-0 G6-4-3			0-0 5-3		3	0	0	0	0	1	1									
Inning Stats	R: 0 E: 0 K: 0 S: 3	H: 2 LOB: 0 BB: 0 P: 3	R: 0 E: 0 K: 1 S: 6	H: 1 LOB: 2 BB: 0 P: 7	R: 0 E: 0 K: 1 S: 5	H: 2 LOB: 0 BB: 0 P: 7	R: 0 E: 0 K: 1 S: 5	H: 0 LOB: 0 BB: 0 P: 5	R: 0 E: 0 K: 0 S: 3	H: 1 LOB: 0 BB: 0 P: 3	R: 0 E: 0 K: 0 S: 3	H: 0 LOB: 0 BB: 0 P: 3	R: 0 E: 0 K: 1 S: 5	H: 0 LOB: 0 BB: 0 P: 5	R: 0 E: 0 K: 1 S: 5	H: 0 LOB: 0 BB: 0 P: 5	R: 0 E: 1 K: 0 S: 4	H: 1 LOB: 1 BB: 0 P: 4	1B: 7 2B: 0 3B: 0 HR: 0	SF: 0 SAC: 0 DP: 2 HBP: 1	WP: 0 PB: 0 SB: 0 CS: 1	PA: 33			
PITCHER	IP	WLS	BF	H	R	ER	SO	BB	IBB	HBP	BLK	WP	HR	S	P	ERA	WHIP								
Jackie Brown, R ERA: 3.57	(1, 1)	9.0	W	32	7	0	0	5	0	0	1	0	0	41	42	0.00	0.778								

Texas Rangers @ Kansas City Royals
Royals Stadium, Kansas City, MO
Sat Sep 28 1974, 8:05 PM EDT
Alt. 8,839 - Unknown - 60 F


AB 31
R 0
H 7
RBI 0
BB 0
SO 5
LOB 10



Batter	1	2	3	4	5	6	7	8	9	AB	R	H	RBI	BB	SO	LOB	TOP				
Davey Nelson, R OBP: 0.291, SLG: 0.288 (1, 4)	5-3		K		K		L4		F9	5	0	0	0	0	2	1					
Cesar Tovar, R OBP: 0.354, SLG: 0.377 (1, 7)	1B		1B		L5		4-3		K	5	0	2	0	0	1	1					
Jeff Burroughs, R OBP: 0.397, SLG: 0.504 (1, 9)	E4		1B		4-3		HR		K	3	1	1	0	1	1	1					
Mike Hargrove, L OBP: 0.399, SLG: 0.428 (1, 3)	1B		1B		4-3		1B		F7	3	0	1	0	1	0	1					
Jim Spencer, L OBP: 0.325, SLG: 0.396 (1, 10)	F3		L4		HR		HR		1B	4	2	2	2	0	0	5					
Roy Howell, L OBP: 0.333, SLG: 0.405 Larry Brown, R OBP: 0.279, SLG: 0.224 (1, 5) (9, 5)	K		P6		F7		K		K	4	0	0	0	0	2	4					
Toby Harrah, R OBP: 0.317, SLG: 0.416 (1, 6)	F3		K		P4		K		FC4	4	1	1	0	0	1	0					
Joe Lovitto, S OBP: 0.290, SLG: 0.303 (1, 8)	6-3		G3		G3		G3		FC4	4	1	0	0	0	0	0					
Jim Sundberg, R OBP: 0.354, SLG: 0.326 (1, 2)	F9		5-3		5-3		6-3		2B	4	0	1	1	0	0	0					
Inning Stats	R: 0 E: 1 K: 1 S: 7	H: 1 LOB: 3 BB: 1 P: 11	R: 0 E: 0 K: 0 S: 3	H: 0 LOB: 0 BB: 0 P: 3	R: 0 E: 0 K: 1 S: 6	H: 2 LOB: 2 BB: 1 P: 10	R: 0 E: 0 K: 1 S: 5	H: 0 LOB: 0 BB: 0 P: 5	R: 0 E: 0 K: 0 S: 5	H: 0 LOB: 0 BB: 0 P: 5	R: 0 E: 0 K: 0 S: 3	H: 0 LOB: 0 BB: 0 P: 3	R: 0 E: 0 K: 1 S: 5	H: 0 LOB: 0 BB: 0 P: 5	R: 3 E: 1 K: 2 S: 11	H: 3 LOB: 1 BB: 0 P: 11	1B: 6 2B: 1 3B: 0 HR: 1	SF: 0 SAC: 0 DP: 0 HBP: 0	WP: 0 PB: 0 SB: 0 CS: 1	PA: 38	
PITCHER	IP	WLS	BF	H	R	ER	SO	BB	IBB	HBP	BLK	WP	HR	S	P	ERA	WHIP				
Nelson Briles, R ERA: 4.02 (1, 1)	9.0	L	38	8	5	4	7	2	0	0	0	0	1	50	58	4.00	1.111				
Nelson Briles, R ERA: 4.02 (9, 1)	9.0	L	38	8	5	4	7	2	0	0	0	0	1	50	58	4.00	1.111				

Texas Rangers @ Kansas City Royals
 Royals Stadium, Kansas City, MO
 Sun Sep 29 1974, 4:33 AM EDT
 Att: 8,928 - Unknown - 73 F


AB 36
 R 5
 H 8
 RBI 3
 BB 2
 SO 7
 LOB 13



Batter	1	2	3	4	5	6	7	8	9	AB	R	H	RBI	BB	SO	LOB	BOTTOM				
Vada Pinson, L OBP: 0.307, SLG: 0.373 (1, 3)	6-3		1-3		G3		1B		S	4	0	1	0	0	0	1					
Frank White, R OBP: 0.239, SLG: 0.294 Nelson Briles, R (1, 4) (9, 1)	K		6-3		5-3		4-3		1B	4	0	1	0	0	1	2					
George Brett, L OBP: 0.319, SLG: 0.371 (1, 5)	L7		6-3		6-3		4-3		FC5-4	4	0	1	0	0	0	1					
Hal McRae, R OBP: 0.375, SLG: 0.474 Kurt Bevacqua, R OBP: 0.266, SLG: 0.207 (1, 10) (4, PH) (9, 4)	6-3		6-3		1-3		FC5-4		1B	1	0	0	0	0	0	0					
Al Cowens, R OBP: 0.306, SLG: 0.292 (1, 9)	F8		6-3		L8		2B		F9	4	0	1	0	0	0	1					
Amos Otis, R OBP: 0.346, SLG: 0.438 (1, 8)	F9		6-3		6-3		1B		P4	4	0	1	0	0	0	1					
Fran Healy, R OBP: 0.341, SLG: 0.375 (1, 2)	6-3		6-3		6-3		2B		1B	3	0	0	0	0	0	2					
Jim Wohlford, R OBP: 0.321, SLG: 0.339 (1, 7)	6-3		6-3		P4		F5		P4	3	0	0	0	0	0	0					
Freddie Patek, R OBP: 0.325, SLG: 0.299 (1, 6)	L7		L7		G3		P4		P4	3	0	1	0	0	0	0					
Inning Stats	R: 0 E: 0 K: 1 S: 5	H: 0 LOB: 0 BB: 0 P: 5	R: 0 E: 0 K: 0 S: 3	H: 0 LOB: 0 BB: 0 P: 3	R: 0 E: 0 K: 0 S: 4	H: 1 LOB: 1 BB: 0 P: 4	R: 0 E: 0 K: 0 S: 3	H: 0 LOB: 0 BB: 0 P: 3	R: 0 E: 0 K: 0 S: 4	H: 1 LOB: 1 BB: 0 P: 4	R: 0 E: 0 K: 0 S: 5	H: 2 LOB: 2 BB: 0 P: 5	R: 0 E: 0 K: 0 S: 4	H: 1 LOB: 1 BB: 0 P: 4	R: 0 E: 0 K: 0 S: 4	H: 1 LOB: 1 BB: 0 P: 4	1B: 5 2B: 1 3B: 0 HR: 0	SF: 0 SAC: 0 DP: 0 HBP: 0	WP: 0 PB: 0 SB: 1 CS: 0	PA: 33	
PITCHER	IP	WLS	BF	H	R	ER	SO	BB	IBB	HBP	BLK	WP	HR	S	P	ERA	WHIP				
Bill Hands, R ERA: 4.18 (1, 1)	9.0	W	33	6	0	0	1	0	0	0	0	0	0	35	35	0.00	0.667				

Texas Rangers @ Kansas City Royals
 Royals Stadium, Kansas City, MO
 Sun Sep 29 1974, 4:33 AM EDT
 Att: 8,928 - Unknown - 73 F

AB 33
 R 0
 H 6
 RBI 0
 BB 0
 SO 1
 LOB 10



Batter	1	2	3	4	5	6	7	8	9	AB	R	H	RBI	BB	SO	LOB	TOP			
Mike Cabbage, L (1,4)										4	0	0	0	0	0	0				
Toby Harrah, R (1,6) Pete Mackanin, R (2,6)										1	0	1	0	0	0	0				
Jim Spencer, L (1,3) Tom Robson, R (6,3)										3	0	0	0	0	0	1				
Mike Hargrove, L (1,10)										3	0	0	0	0	0	1				
Bob Jones, L (1,7)										3	0	0	0	0	0	0				
Tom Griewe, R (1,9)										2	0	0	0	1	1	0				
Roy Howell, L (1,5)										3	0	0	0	0	2	1				
Joe Lovitto, S (1,8)										3	0	0	0	0	1	1				
Jim Sundberg, R (1,2) Bill Fahey, L (6,2)										2	0	0	0	0	1	0				
Inning Stats	R: 0 E: 0 K: 0 S: 4	H: 1 LOB: 1 BB: 0 P: 4	R: 0 E: 0 K: 1 S: 5	H: 0 LOB: 0 BB: 0 P: 5	R: 0 E: 0 K: 0 S: 3	H: 0 LOB: 0 BB: 0 P: 3	R: 0 E: 0 K: 0 S: 3	H: 0 LOB: 0 BB: 0 P: 3	R: 0 E: 0 K: 2 S: 7	H: 0 LOB: 0 BB: 0 P: 7	R: 0 E: 0 K: 0 S: 3	H: 0 LOB: 0 BB: 0 P: 3	R: 0 E: 0 K: 1 S: 5	H: 0 LOB: 1 BB: 1 P: 9	R: 0 E: 0 K: 0 S: 4	H: 1 LOB: 1 BB: 0 P: 4	1B: 1 2B: 0 3B: 1 HR: 0	SF: 0 SAC: 0 DP: 0 HBP: 0	WP: 0 PB: 0 CS: 0	PA: 30
PITCHER Dave Goltz, R (1,1) ERA: 3.25	IP: 9.0 WLS: W BF: 30 H: 2 R: 0 ER: 0 SO: 5 BB: 1 IBB: 0 HBP: 0 BLK: 0 WP: 0 HR: 0 S: 39 P: 43 ERA: 0.00 WHIP: 0.333															PITCHER				

Texas Rangers @ Minnesota Twins
Metropolitan Stadium, Bloomington, MI
Tue Oct 01 1974, 4:33 AM EDT
Alt. 2,274 - Unknown - 44 F

AB 29
R 0
H 2
RBI 0
BB 1
SO 5
LOB 5



Batter	1	2	3	4	5	6	7	8	9	AB	R	H	RBI	BB	SO	LOB	BOTTOM			
Steve Brye, R (1,8)										5	0	2	2	0	0	0				
Rod Carew, L (1,4)										5	1	2	0	0	0	2				
Bobby Darwin, R (1,9)										3	1	1	0	2	0	2				
Harmon Killebrew, R (1,10)										4	1	0	0	1	0	6				
Eric Soderholm, R (1,5)										2	1	1	1	2	0	1				
Craig Kusick, R (1,3)										3	1	2	1	1	1	1				
Steve Braun, L (1,7)										4	0	0	0	0	1	7				
Danny Thompson, R (1,6)										3	1	3	2	1	0	0				
Glenn Borgmann, R (1,2)										3	0	0	0	1	0	4				
Inning Stats	R: 2 E: 1 K: 1 S: 8	H: 3 LOB: 2 BB: 1 P: 12	R: 0 E: 0 K: 0 S: 4	H: 2 LOB: 3 BB: 2 P: 12	R: 3 E: 0 K: 0 S: 6	H: 3 LOB: 2 BB: 2 P: 14	R: 1 E: 1 K: 0 S: 4	H: 1 LOB: 2 BB: 2 P: 12	R: 0 E: 0 K: 0 S: 3	H: 0 LOB: 0 BB: 0 P: 3	R: 0 E: 0 K: 1 S: 5	H: 0 LOB: 1 BB: 1 P: 9	R: 0 E: 0 K: 0 S: 3	H: 1 LOB: 0 BB: 0 P: 3	R: 0 E: 0 K: 0 S: 3	H: 1 LOB: 0 BB: 0 P: 3	1B: 11 2B: 0 3B: 0 HR: 0	SF: 0 SAC: 0 DP: 3 HBP: 0	WP: 2 PB: 0 CS: 0	PA: 40
PITCHER David Clyde, L (1,1) ERA: 4.38 Jeff Terpko, R (3,1) ERA: 1.29	IP: 2.1 WLS: L BF: 17 H: 7 R: 5 ER: 5 SO: 1 BB: 4 IBB: 0 HBP: 0 BLK: 0 WP: 2 HR: 0 S: 15 P: 31 ERA: 19.29 WHIP: 4.714															PITCHER				

Texas Rangers @ Minnesota Twins
Metropolitan Stadium, Bloomington, MI
Tue Oct 01 1974, 4:33 AM EDT
Alt. 2,274 - Unknown - 44 F


AB 32
R 6
H 11
RBI 6
BB 8
SO 2
LOB 23



Batter	1	2	3	4	5	6	7	8	9	AB	R	H	RBI	BB	SO	LOB	TOP					
Davey Nelson, R (1,4) OBP: 0.291, SLG: 0.287	4-0 WP 4-3 BB		0-0 F9			0-0 SH 1B BLK CS		0-3 K		2	0	0	0	1	0	2						
Lenny Randle, S (1,7) OBP: 0.338, SLG: 0.356 Bob Jones, L (3,7)	0-0 4-3		0-0 F7			0-0 G3		0-0 5-3		2	0	0	0	0	0	2						
Jim Spencer, L (1,3) OBP: 0.319, SLG: 0.392 Mike Hargrove, L (7,3)	0-0 G3			0-0 G3		0-0 CS 1B		0-3 K		3	0	1	1	0	0	1						
Tom Grieve, R (1,9) OBP: 0.311, SLG: 0.429	0-0 6-3			0-0 F8		0-0 CS			0-0 G3	4	1	1	1	0	0	1						
Roy Howell, L (1,5) OBP: 0.283, SLG: 0.341		0-0 4-3		0-3 K					0-0 F7	4	0	0	0	0	2	0						
Joe Lovitto, S (1,8) OBP: 0.285, SLG: 0.297		0-0 4-3			0-0 G3				0-3 K	3	0	0	0	0	0	0						
Toby Harrah, R (1,6) OBP: 0.319, SLG: 0.417 Pete Mackanin, R (2, PH) OBP: 0.167, SLG: 0.500					0-0 F7				0-0 G1	0	0	0	0	0	0	0	AB 28 R 2 H 3 RBI 2 BB 3 SO 7 LOB 11					
Jim Sundberg, R (1,2) OBP: 0.354, SLG: 0.323			4-0 BB		0-0 5-3				0-3 K	1	0	0	0	2	0	0						
Fergie Jenkins, R (1,1) OBP: 0.500, SLG: 0.500 Mike Cabbage, L (8, PH) Steve Foucault, L (8,1)			0-3 K			0-0 BLK SH 1B 1B			4-0 S BB	2	1	1	0	0	1	1						
Inning Stats	R: 0 E: 0 K: 0 S: 3	H: 0 LOB: 1 BB: 1 P: 7	R: 0 E: 0 K: 1 S: 5	H: 0 LOB: 0 BB: 0 P: 5	R: 0 E: 0 K: 1 S: 5	H: 0 LOB: 1 BB: 1 P: 9	R: 0 E: 0 K: 1 S: 5	H: 0 LOB: 0 BB: 0 P: 5	R: 0 E: 0 K: 0 S: 3	H: 0 LOB: 0 BB: 0 P: 3	R: 1 E: 0 K: 0 S: 4	H: 2 LOB: 1 BB: 0 P: 4	R: 1 E: 0 K: 1 S: 6	H: 1 LOB: 0 BB: 0 P: 6	R: 0 E: 0 K: 2 S: 7	H: 0 LOB: 1 BB: 1 P: 11	R: 0 E: 0 K: 1 S: 5	H: 0 LOB: 0 BB: 0 P: 5	1B: 2 2B: 1 3B: 0 HR: 1	SF: 0 SAC: 1 DP: 1 HBP: 0	WP: 1 PB: 0 SB: 1 CS: 1	PA: 33
PITCHER Jim Hughes, R (1,1) ERA: 5.23	IP: 9.0 WLS: L BF: 32 H: 3 R: 2 ER: 2 SO: 7 BB: 3 IBB: 0 HBP: 0 BLK: 1 WP: 1 HR: 1 S: 43 P: 55 ERA: 2.00 WHIP: 0.667															PITCHER						

Texas Rangers @ Minnesota Twins
Metropolitan Stadium, Bloomington, MI
Wed Oct 02 1974, 4:33 AM EDT
Att: 2,570 - Unknown

livebaseballscores.com



Batter	1	2	3	4	5	6	7	8	9	AB	R	H	RBI	BB	SO	LOB	BOTTOM			
Steve Bnye, R (1,8) OBP: 0.319, SLG: 0.365	0-3 K		0-0 4-3 2B		0-0 5-3			0-0 1-3		4	0	1	0	0	1	0				
Steve Braun, L (1,7) OBP: 0.361, SLG: 0.364	0-0 F3		0-0 4-3 2-3			0-0 F7		0-3 K		4	0	0	0	0	1	1				
Tony Oliva, L (1,10) OBP: 0.325, SLG: 0.414	0-0 1-3		4-0 FC6-4 IBB			0-0 F2		0-0 F7		3	0	0	0	1	0	0				
Craig Kusick, R (1,3) OBP: 0.353, SLG: 0.403		0-0 FC1-6 1B	0-0 FC6-4			0-0 6-3			0-0 5-3	4	0	1	0	0	2	0				
Eric Soderholm, R (1,5) OBP: 0.349, SLG: 0.392		0-0 FC1-6 1B		0-0 L7					0-3 K	4	1	1	1	0	1	1				
Larry Hise, R (1,9) OBP: 0.353, SLG: 0.465 Harmon Killebrew, R (9, PH) OBP: 0.312, SLG: 0.360		0-0 F9		0-0 F9		0-0 HR			0-3 K	3	0	0	0	0	0	1				
Danny Thompson, R (1,6) OBP: 0.311, SLG: 0.326		0-0 1-3 1B		0-0 F4			0-3 K			3	0	1	0	0	1	0	AB 32 R 1 H 5 RBI 1 BB 1 SO 7 LOB 8			
Luis Gomez, R (1,4) OBP: 0.261, SLG: 0.214		0-3 K			0-0 5-3				0-0 FC6-4 1B	3	0	1	0	0	1	2				
Phil Roof, R (1,2) OBP: 0.257, SLG: 0.268			0-0 5-3						0-0 FC6-4	3	0	0	0	0	1	1				
Inning Stats	R: 0 E: 0 K: 1 S: 5	H: 0 LOB: 0 BB: 0 P: 5	R: 0 E: 0 K: 1 S: 7	H: 2 LOB: 2 BB: 0 P: 7	R: 0 E: 0 K: 0 S: 4	H: 1 LOB: 2 BB: 1 P: 8	R: 0 E: 0 K: 0 S: 3	H: 0 LOB: 0 BB: 0 P: 3	R: 0 E: 0 K: 0 S: 3	H: 0 LOB: 0 BB: 0 P: 3	R: 1 E: 0 K: 1 S: 7	H: 2 LOB: 1 BB: 0 P: 7	R: 0 E: 0 K: 1 S: 5	H: 0 LOB: 0 BB: 0 P: 5	R: 0 E: 0 K: 2 S: 7	H: 0 LOB: 0 BB: 0 P: 7	1B: 3 2B: 1 3B: 0 HR: 1	SF: 0 SAC: 0 DP: 0 HBP: 0	WP: 0 PB: 0 SB: 0 CS: 0	PA: 33
PITCHER Fergie Jenkins, R (1,1) ERA: 2.82 Steve Foucault, R (8,1) ERA: 2.24	IP: 7.0 WLS: W BF: 27 H: 7 R: 1 ER: 1 SO: 4 BB: 2 IBB: 0 HBP: 0 BLK: 0 WP: 0 HR: 1 S: 34 P: 38 ERA: 1.29 WHIP: 0.714															PITCHER				

Texas Rangers @ Minnesota Twins
Metropolitan Stadium, Bloomington, MI
Wed Oct 02 1974, 4:33 AM EDT
Att: 2,570 - Unknown

livebaseballscores.com

