

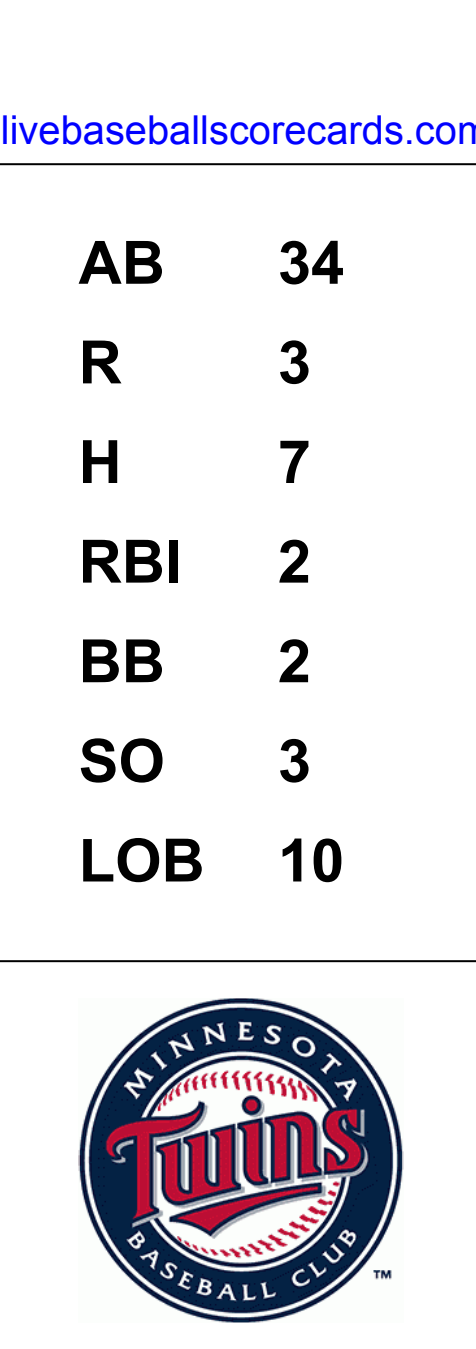
# Texas Rangers - 1975





Batter	1	2	3	4	5	6	7	8	9	AB	R	H	RBI	BB	SO	LOB	TOP			
Rod Carew, L OBP: 0.364, SLG: 0.636 (1,4)	6-3		1-3		6-3 1B		4-3 2B		4-3	5	0	2	0	0	0	1				
Lyman Bostock, L OBP: 0.300, SLG: 0.125 (1,8)	F7		P6		6-3 1-2		4-3 2-3			4	0	0	0	0	0	2				
Larry Hisle, R OBP: 0.400, SLG: 0.667 (1,7)	6-3		FC6-4 BB		F9		6-3			3	0	0	0	1	0	2				
Bobby Darwin, R OBP: 0.300, SLG: 0.333 (1,9)		1B SF8 BB	FC6-4 1-2			K		L6		3	1	0	0	1	1	1				
Tony Oliva, L OBP: 0.667, SLG: 1.429 (1,10)		1B 1-3 1B		HR		4-3		F8		4	1	2	1	0	0	0				
Eric Soderholm, R OBP: 0.444, SLG: 0.429 (1,5)	SF8 3-H		6-3			E S E 1B		4-3		3	1	1	1	0	0	0				
Steve Braun, L OBP: 0.222, SLG: 0.333 Craig Kusick, R (9,3)	3-1 1-2			K		E1 1-H		F7		4	0	0	0	0	1	1	AB 34 R 3 H 7 RBI 2 BB 2 SO 3 LOB 10			
Danny Thompson, R OBP: 0.444, SLG: 0.556 Luis Gomez, R (9,6)			4-3			6-3		K		4	0	1	0	0	1	1				
Glenn Borgmann, R OBP: 0.111, SLG: 0.111 (1,2)	F7				P3		F7			4	0	1	0	0	0	2				
<b>Inning Stats</b>	R: 0 E: 0 K: 0 S: 3	H: 0 LOB: 0 BB: 0 P: 3	R: 1 E: 0 K: 0 S: 5	H: 2 LOB: 2 BB: 1 P: 9	R: 0 E: 0 K: 0 S: 3	H: 0 LOB: 1 BB: 1 P: 7	R: 1 E: 0 K: 1 S: 6	H: 1 LOB: 0 BB: 0 P: 6	R: 0 E: 0 K: 0 S: 4	H: 1 LOB: 1 BB: 0 P: 4	R: 1 E: 1 K: 1 S: 7	H: 1 LOB: 1 BB: 0 P: 7	R: 0 E: 0 K: 0 S: 4	H: 1 LOB: 0 BB: 0 P: 4	R: 0 E: 0 K: 1 S: 6	H: 1 LOB: 1 BB: 0 P: 6	1B: 5 2B: 1 3B: 0 HR: 1	SF: 1 SAC: 0 DP: 0 HBP: 0	WP: 0 PB: 0 SB: 1 CS: 0	PA: 37
<b>PITCHER</b> Jim Bibby, R ERA: 2.0 (1,1)	IP: 9.0 WLS: L BF: 37 H: 7 R: 3 ER: 2 SO: 3 BB: 2 IBB: 0 HBP: 0 BLK: 0 WP: 0 HR: 1 S: 41 P: 49 ERA: 2.00 WHIP: 1.000															<b>PITCHER</b> IP: 9.0 WLS: L BF: 37 H: 7 R: 3 ER: 2 SO: 3 BB: 2 IBB: 0 HBP: 0 BLK: 0 WP: 0 HR: 1 S: 41 P: 49 ERA: 2.00 WHIP: 1.000				

Minnesota Twins @ Texas Rangers  
Arlington Stadium, Arlington, TX  
Wed Apr 09 1975, 8:05 PM EDT  
Att: 6,149 - Cloudy - 70 F



Batter	1	2	3	4	5	6	7	8	9	AB	R	H	RBI	BB	SO	LOB	BOTTOM	
Cesar Tovar, R OBP: 0.556, SLG: 0.333 (1,7)	L6-3 BB		6-3			6-3	SH FC1-6		F9	3	0	0	0	1	0	1		
Willie Davis, L OBP: 0.200, SLG: 0.200 (1,8)	L6-3 1-2		4-3			L3	FC1-6 S		CS 1B	5	0	1	0	0	0	4		
Lenny Randle, S OBP: 0.400, SLG: 0.667 (1,5)				L3		BB 1B 1B	K		F7	5	1	2	0	0	1	3		
Jeff Burroughs, R OBP: 0.375, SLG: 0.286 (1,9)	F8			K		BB BB 1B	BB BB			3	1	1	0	1	1	1		
Mike Hargrove, L (7, PH) Tom Grieve, R Joe Lovitto, S (8, 3)		K		L3		BB BB BB	BB BB		K	2	0	0	0	1	1	0		
Jim Spencer, L OBP: 0.286, SLG: 0.333 Jim Fregosi, R OBP: 1.000, SLG: 1.000 (8, PH)		F9			3-1		BB BB			2	0	0	1	1	0	0		
Toby Harrah, R (1,6)	P5				1-3		FC5-4 BB		K	3	0	0	1	1	1	1		
Davey Nelson, R OBP: 0.250, SLG: 0.250 (1,4)			SH5-3 S 1B		E6		FC5-4 1-2		F8	4	0	1	0	0	0	4		
Jim Sundberg, R OBP: 0.286, SLG: 0.167 (1,2)			SH5-3 1-3		F8		FC1-6 SH BB		4-3	2	0	0	0	1	0	2		
<b>Inning Stats</b>	R: 0 E: 0 K: 0 S: 3	H: 1 LOB: 1 BB: 1 P: 7	R: 0 E: 0 K: 1 S: 5	H: 0 LOB: 0 BB: 0 P: 5	R: 0 E: 0 K: 1 S: 4	H: 0 LOB: 0 BB: 0 P: 4	R: 0 E: 1 K: 0 S: 5	H: 0 LOB: 1 BB: 3 P: 17	R: 0 E: 1 K: 2 S: 8	H: 0 LOB: 3 BB: 2 P: 16	R: 0 E: 0 K: 1 S: 6	H: 1 LOB: 1 BB: 0 P: 6	R: 0 E: 0 K: 0 S: 3	H: 1 LOB: 0 BB: 0 P: 3	1B: 5 2B: 1 3B: 1 HR: 0	SF: 0 SAC: 2 DP: 1 HBP: 0	WP: 0 PB: 0 SB: 2 CS: 1	PA: 39
<b>PITCHER</b> Joe Decker, R ERA: 3.18 Ray Corbin, R Tom Burgmeier, L ERA: (7, 1)	IP: 5.2 WLS: W BF: 24 H: 4 R: 2 ER: 2 SO: 2 BB: 3 IBB: 0 HBP: 0 BLK: 0 WP: 0 HR: 0 S: 25 P: 37 ERA: 3.18 WHIP: 1.235															<b>PITCHER</b> IP: 2.1 WLS: S BF: 8 H: 2 R: 0 ER: 0 SO: 2 BB: 0 IBB: 0 HBP: 0 BLK: 0 WP: 0 HR: 0 S: 12 P: 12 ERA: 0.00 WHIP: 0.857		

Minnesota Twins @ Texas Rangers  
Arlington Stadium, Arlington, TX  
Wed Apr 09 1975, 8:05 PM EDT  
Att: 6,149 - Cloudy - 70 F





Batter	1	2	3	4	5	6	7	8	9	AB	R	H	RBI	BB	SO	LOB	TOP																										
Rod Carew, L (1.4) OBP: 0.467, SLG: 0.643	4-0 CS BB		0-0 1B FC5-4 1B		0-0 SH2-3		0-0 SF8 1B E 1B	0-0 6-3		3	2	2	0	1	0	1																											
Lyman Bostock, L (1.8) OBP: 0.467, SLG: 0.333	0-0 CS 1B		0-0 FC5-4 1B		4-0 1B BB		0-0 E 1B		0-0 F8	4	0	3	0	1	0	0																											
Larry Hisle, R (1.7) OBP: 0.333, SLG: 0.538	0-3 K		0-0 FC5-4		0-0 FC6-4 1B		0-0 SF8		0-0 L3	4	0	1	2	0	1	2																											
Bobby Darwin, R (1.9) OBP: 0.200, SLG: 0.214		0-0 F9		0-0 K		0-0 FC6-4 1B		0-0 E6 FC6-4		0-3 K	5	0	0	0	0	2	4																										
Tony Oliva, L (1.10) OBP: 0.538, SLG: 1.000		1-0 BB HBP			0-0 F8		0-0 L3		0-0 FC6-4	3	0	0	0	0	0	2																											
Eric Soderholm, R (1.5) OBP: 0.462, SLG: 0.400		4-0 BB			0-0 1B		0-0 F7		0-0 F8	3	0	1	0	1	0	0																											
Steve Braun, L (1.3) OBP: 0.231, SLG: 0.250		0-0 F8			0-0 F5		0-3 K		4-0 2B E BB	3	1	0	0	1	1	3																											
Danny Thompson, R (1.6) OBP: 0.417, SLG: 0.455		0-0 F9			0-0 F2		4-0 1B SF8 1B BB		0-3 K	2	1	0	0	1	0	3																											
Danny Walton, R (8, PH)										1	0	0	0	0	1	1																											
Luis Gomez, R (8, 6)										0	0	0	0	0	0	0																											
Glenn Borgmann, R (1.2) OBP: 0.231, SLG: 0.308			0-0 6-3				0-3 K		0-0 E7	4	0	2	0	0	1	1																											
Phil Roof, R (8, 2)					0-0 SH2-3 1B 1B				1-H 2B	0	0	0	0	0	0	0																											
<b>Inning Stats</b>	R: 0 E: 0 K: 1 S: 4	H: 1 LOB: 1 BB: 1 P: 8	R: 0 E: 0 K: 0 S: 3	H: 0 LOB: 2 BB: 1 P: 8	R: 1 E: 0 K: 1 S: 7	H: 2 LOB: 1 BB: 0 P: 7	R: 0 E: 0 K: 0 S: 4	H: 1 LOB: 1 BB: 0 P: 4	R: 0 E: 0 K: 0 S: 4	H: 2 LOB: 2 BB: 1 P: 8	R: 0 E: 0 K: 1 S: 5	H: 0 LOB: 0 BB: 0 P: 5	R: 2 E: 1 K: 1 S: 8	H: 2 LOB: 2 BB: 1 P: 12	R: 1 E: 1 K: 1 S: 6	H: 1 LOB: 1 BB: 1 P: 10	R: 0 E: 0 K: 1 S: 5	H: 0 LOB: 0 BB: 0 P: 5	1B: 8 2B: 2 3B: 0 HR: 0	SF: 1 SAC: 1 DP: 1 HBP: 1	WP: 0 PB: 0 CS: 2	PA: 40																					
<b>PITCHER</b>	IP	WLS	BF	H	R	ER	SO	BB	IBB	HBP	BLK	WP	HR	S	P	ERA	WHIP	<b>PITCHER</b>								IP	WLS	BF	H	R	ER	SO	BB	IBB	HBP	BLK	WP	HR	S	P	ERA	WHIP	
Jackie Brown, R (1.1) ERA: 2.84	6.1		28	7	3	2	4	4	0	1	0	0	0	31	48	2.84	1.737																										
Jim Umberger, L (7, 1) ERA:	0.0		1	1	0	0	0	0	0	0	0	0	0	1	1	∞	∞																										
Steve Foucault, R (7, 1) ERA: 7.71	2.2	W	11	1	1	0	2	1	0	0	0	0	0	14	18	0.00	0.750																										

Minnesota Twins @ Texas Rangers  
Arlington Stadium, Arlington, TX  
Thu Apr 10 1975, 8:05 PM EDT  
Att: 5,066 - Cloudy - 57 F

AB 32  
R 4  
H 9  
RBI 2  
BB 5  
SO 6  
LOB 17



Batter	1	2	3	4	5	6	7	8	9	AB	R	H	RBI	BB	SO	LOB	BOTTOM																											
Cesar Tovar, R (1.7) OBP: 0.500, SLG: 0.444	0-0 5-3			0-3 K		0-0 SH3-4	0-0 BB 2B			3	0	1	1	0	1	0																												
Lenny Randle, S (1.5) OBP: 0.429, SLG: 0.545	0-0 1-3			0-0 4-3		4-0 HR BB	4-0 BB BB			2	1	0	0	2	0	0																												
Jim Spencer, L (1.3) OBP: 0.300, SLG: 0.667	0-0 4-3			0-0 E3		0-0 HR	4-0 BB BB			3	1	1	3	0	0	0																												
Jim Fregosi, R (7, PH) OBP: 1.000, SLG: 1.000						1-H 2-H HR	1-2 2-3 3-H BB			0	0	0	1	1	0	0																												
Jeff Burroughs, R (1.9) OBP: 0.250, SLG: 0.182		0-3 K		0-0 F5		0-0 5-3	0-3 K			4	0	0	0	0	2	4																												
Willie Davis, L (1.8) OBP: 0.214, SLG: 0.214		0-0 F8			0-0 S 1B	0-0 4-3		0-3 K		4	0	1	0	0	1	0																												
Mike Hargrove, L (1.10) OBP: 0.273, SLG: 0.300		0-0 4-3			0-0 F5		0-0 E 2B 1B	0-0 2B		4	1	2	0	0	0	1																												
Toby Harrah, R (1.6)				0-0 6-3		0-0 6-3	0-0 6-3	0-3 K		4	0	0	0	0	1	3																												
Davey Nelson, R (1.4) OBP: 0.167, SLG: 0.167				0-0 4-3		0-0 5-3	0-0 1-3	0-0 4-3		4	0	0	0	0	0	3																												
Jim Sundberg, R (1.2) OBP: 0.300, SLG: 0.222				0-0 6-3		0-0 SH3-4 HR 1B	0-0 E5 2B BB			3	2	1	0	0	0	1																												
<b>Inning Stats</b>	R: 0 E: 0 K: 0 S: 3	H: 0 LOB: 0 BB: 0 P: 3	R: 0 E: 0 K: 1 S: 5	H: 0 LOB: 0 BB: 0 P: 5	R: 0 E: 0 K: 0 S: 3	H: 0 LOB: 0 BB: 0 P: 3	R: 0 E: 1 K: 1 S: 6	H: 0 LOB: 1 BB: 0 P: 6	R: 0 E: 0 K: 0 S: 4	H: 1 LOB: 1 BB: 0 P: 4	R: 3 E: 0 K: 0 S: 5	H: 2 LOB: 0 BB: 1 P: 9	R: 2 E: 1 K: 1 S: 8	H: 2 LOB: 3 BB: 2 P: 16	R: 0 E: 0 K: 2 S: 8	H: 1 LOB: 1 BB: 0 P: 8	1B: 3 2B: 2 3B: 0 HR: 1	SF: 0 SAC: 1 DP: 0 HBP: 0	WP: 0 PB: 0 CS: 0	PA: 35																								
<b>PITCHER</b>	IP	WLS	BF	H	R	ER	SO	BB	IBB	HBP	BLK	WP	HR	S	P	ERA	WHIP	<b>PITCHER</b>								IP	WLS	BF	H	R	ER	SO	BB	IBB	HBP	BLK	WP	HR	S	P	ERA	WHIP		
Dave Goltz, R (1.1) ERA: 4.05	6.2	L	29	5	5	3	2	2	0	0	0	0	0	31	39	4.05	1.050																											
Bill Butler, L (7, 1) ERA:	1.1		6	1	0	0	3	1	0	0	0	0	0	11	15	0.00	1.500																											

Minnesota Twins @ Texas Rangers  
Arlington Stadium, Arlington, TX  
Thu Apr 10 1975, 8:05 PM EDT  
Att: 5,066 - Cloudy - 57 F

AB 31  
R 5  
H 6  
RBI 5  
BB 3  
SO 5  
LOB 12






Batter	1	2	3	4	5	6	7	8	9	AB	R	H	RBI	BB	SO	LOB	TOP										
Bill North, S OBP: 0.500, SLG: 0.429 (1, 8)	0-0 4-3	0-3 K			0-3 K		0-0 FC1 F8 1B 3B	4-0 1B BB		4	1	0	0	1	2	2	<b>Oakland Athletics @ Texas Rangers</b> Arlington Stadium, Arlington, TX Fri Apr 11 1975, 8:05 PM EDT Att: 14,979 - Unknown  <b>AB 36</b> <b>R 7</b> <b>H 9</b> <b>RBI 6</b> <b>BB 6</b> <b>SO 8</b> <b>LOB 20</b>										
Claudell Washington, L OBP: 0.444, SLG: 0.671 (1, 7)	0-0 6-3		0-0 2B		0-0 FC5-4 1B		0-0 3B 1B	1-2 2-3 1B		5	1	4	1	0	0	0											
Sal Bando, R OBP: 0.389, SLG: 0.083 (1, 5)	0-0 F8		0-0 1-3		0-0 FC5-4 FC4 1-2		0-0 F8	F2		5	0	0	0	0	0	7											
Reggie Jackson, L OBP: 0.333, SLG: 0.571 (1, 9)		0-0 HR	4-0 BB		0-0 FC4 1-2		4-0 3B BB		4-0 G6-4-3 BB	2	2	1	1	3	0	1											
Joe Rudi, R OBP: 0.353, SLG: 0.647 (1, 3)	0-3 K		0-0 F7			0-0 5-3			0-0 G6-4-3	5	0	1	3	0	1	3											
Billy Williams, L OBP: 0.525, SLG: 0.364 (1, 10)	0-0 1B 1B		0-0 G3			0-0 4-3		0-3 K	0-3 K	5	1	1	0	0	2	3											
Gene Tenace, R OBP: 0.353, SLG: 0.385 (1, 2)	0-0 1B 1B			0-3 K				4-0 1B 1-4-3 BB		3	1	1	0	1	2	0											
Ted Kubiak, S OBP: 0.200, SLG: 0.200 (1, 6)	0-3 K		0-0 3-1				0-0 F8	0-0 1-4-3		4	0	0	0	0	1	3											
Phil Garner, R OBP: 0.286, SLG: 0.231 (1, 4)	0-0 E9 1B		0-0 1-3				4-0 E FC1 1B BB	0-0 6-3		3	1	1	1	1	0	1											
<b>Inning Stats</b>	R: 0 E: 0 K: 0 S: 3	H: 0 LOB: 0 BB: 0 P: 3	R: 3 E: 1 K: 3 S: 13	H: 4 LOB: 1 BB: 0 P: 13	R: 0 E: 0 K: 0 S: 4	H: 1 LOB: 2 BB: 1 P: 8	R: 0 E: 0 K: 1 S: 5	H: 0 LOB: 0 BB: 0 P: 5	R: 0 E: 0 K: 1 S: 6	H: 2 LOB: 1 BB: 2 P: 6	R: 4 E: 1 K: 1 S: 8	H: 2 LOB: 1 BB: 2 P: 16	R: 0 E: 0 K: 0 S: 4	H: 1 LOB: 3 BB: 1 P: 12	R: 0 E: 0 K: 1 S: 4	H: 0 LOB: 0 BB: 1 P: 8		1B: 6 2B: 1 3B: 1 HR: 1	SF: 0 SAC: 0 DP: 1 HBP: 0	WP: 0 PB: 0 SB: 0 CS: 0	PA: 42						
<b>PITCHER</b>	IP	WLS	BF	H	R	ER	SO	BB	IBB	HBP	BLK	WP	HR	S	P	ERA	WHIP										
Bill Hands, R ERA: 2.7 (1, 1)	6.2	L	30	7	6	3	6	2	0	0	0	0	1	40	48	4.05	1.350										
Jim Umberger, L ERA: 13.5 (7, 1)	0.0		1	0	0	0	0	1	0	0	0	0	0	0	4	∞	∞										
Steve Foucault, R ERA: 7.2 (7, 1)	0.1		2	1	1	0	1	0	0	0	0	0	0	4	4	0.00	3.000										
Stan Thomas, R ERA: (8, 1)	1.0		6	1	0	0	0	2	0	0	0	0	0	4	12	0.00	3.000										
Clyde Wright, L ERA: (9, 1)	1.0		3	0	0	0	1	1	0	0	0	0	0	4	8	0.00	1.000										

Batter	1	2	3	4	5	6	7	8	9	AB	R	H	RBI	BB	SO	LOB	BOTTOM										
Cesar Tovar, R OBP: 0.529, SLG: 0.462 (1, 7)	0-0 S 5-3 1B	0-0 G1-4-3			0-0 1B		0-0 5-3		1-0 HBP	4	1	2	0	0	0	2	<b>Oakland Athletics @ Texas Rangers</b> Arlington Stadium, Arlington, TX Fri Apr 11 1975, 8:05 PM EDT Att: 14,979 - Unknown  <b>AB 35</b> <b>R 5</b> <b>H 9</b> <b>RBI 5</b> <b>BB 2</b> <b>SO 8</b> <b>LOB 15</b>										
Lenny Randle, S OBP: 0.421, SLG: 0.533 (1, 5) (9, 4)	4-0 S 1-2 BB		0-0 L1		0-3 K			0-0 1B 2B	0-3 K	4	1	1	0	1	2	2											
Jim Spencer, L OBP: 0.231, SLG: 0.500 (1, 3)	0-0 F3		0-0 3-1			0-0 G3		0-3 K	0-3 K	3	0	0	0	0	0	2											
Jim Fregosi, R OBP: 0.500, SLG: 0.333 (6, PH) (9, 3)			0-0 3-1					0-3 K	0-3 K	2	0	0	0	0	2	2											
Jeff Burroughs, R OBP: 0.313, SLG: 0.467 (1, 9)	0-0 5-3		0-0 6-3			0-0 HR		0-0 1B 1B		4	2	2	2	0	0	1											
Willie Davis, L OBP: 0.167, SLG: 0.167 (1, 8)	0-0 G3			0-0 3-1		0-3 K		0-3 K		4	0	0	0	0	2	3											
Mike Hargrove, L OBP: 0.333, SLG: 0.357 (1, 10)		0-3 K		0-0 F2			0-0 1B	0-0 1B 1B		4	0	2	1	0	1	0											
Toby Harrah, R OBP: 0.375, SLG: 0.417 (1, 6)			0-0 5-3				0-0 F8		0-0 1B	4	1	2	2	0	0	1											
Davey Nelson, R OBP: 0.200, SLG: 0.143 (8, PH) (9, 5)		4-0 HBP BB			0-0 F6			0-3 K		2	0	0	0	1	0	0											
Jim Sundberg, R OBP: 0.308, SLG: 0.182 Joe Lovitto, S (9, PH)		1-0 HBP		0-0 L7			0-0 F8		0-0 4-3	2	0	0	0	0	0	0											
<b>Inning Stats</b>	R: 1 E: 0 K: 0 S: 4	H: 1 LOB: 1 BB: 1 P: 8	R: 1 E: 0 K: 1 S: 5	H: 1 LOB: 1 BB: 1 P: 10	R: 0 E: 0 K: 0 S: 3	H: 0 LOB: 0 BB: 0 P: 3	R: 0 E: 0 K: 0 S: 3	H: 0 LOB: 0 BB: 0 P: 3	R: 0 E: 0 K: 1 S: 6	H: 1 LOB: 1 BB: 0 P: 6	R: 1 E: 0 K: 1 S: 7	H: 2 LOB: 1 BB: 0 P: 7	R: 0 E: 0 K: 0 S: 3	H: 0 LOB: 0 BB: 0 P: 3	R: 2 E: 0 K: 3 S: 13	H: 4 LOB: 2 BB: 0 P: 13	R: 0 E: 0 K: 2 S: 7	H: 0 LOB: 1 BB: 0 P: 8	1B: 6 2B: 1 3B: 0 HR: 2	SF: 0 SAC: 0 DP: 1 HBP: 2	WP: 0 PB: 0 SB: 3 CS: 0	PA: 39					
<b>PITCHER</b>	IP	WLS	BF	H	R	ER	SO	BB	IBB	HBP	BLK	WP	HR	S	P	ERA	WHIP										
Glenn Abbott, R ERA: 13.5 (1, 1)	1.1		9	2	2	2	1	0	0	0	0	0	1	8	17	13.50	3.000										
Paul Lindblad, L ERA: 4.05 (2, 1)	5.2	W	20	4	2	2	2	0	0	0	0	0	1	24	24	3.18	0.706										
Rollie Fingers, R ERA: 7.2 (8, 1)	2.0		10	3	1	1	5	0	0	1	0	0	0	19	20	4.50	1.500										

livebaseballscores.com






Batter	1	2	3	4	5	6	7	8	9	AB	R	H	RBI	BB	SO	LOB	TOP					
Bill North, S OBP: 0.478, SLG: 0.421 (1, 8)										5	1	2	0	0	0	0						
Claudell Washington, L OBP: 0.391, SLG: 0.469 (1, 7)										5	0	1	0	0	1	3						
Sal Bando, R OBP: 0.409, SLG: 0.375 (1, 5)										4	1	2	3	0	0	1						
Reggie Jackson, L OBP: 0.318, SLG: 0.556 (1, 9)										4	1	1	0	0	1	2						
Joe Rudi, R OBP: 0.333, SLG: 0.571 (1, 3)										4	0	1	0	0	1	2						
Don Hopkins, L (8, PR)										0	0	0	0	0	0	0						
Jim Holt, L (8, 3)										0	0	0	0	0	0	0						
Billy Williams, L OBP: 0.524, SLG: 0.600 (1, 10)										4	1	2	1	0	0	2						
Gene Tenace, R OBP: 0.333, SLG: 0.313 (1, 2)										3	0	0	0	1	0	3						
Ted Kubiak, S OBP: 0.286, SLG: 0.231 (1, 6)										3	1	1	0	1	0	1						
Phil Garner, R OBP: 0.222, SLG: 0.176 (1, 4)										4	0	0	0	0	2	3						
<b>Inning Stats</b>	R: 0 E: 0 K: 2 S: 9	H: 2 LOB: 2 BB: 0 P: 9	R: 1 E: 0 K: 0 S: 4	H: 1 LOB: 0 BB: 0 P: 4	R: 0 E: 0 K: 0 S: 3	H: 0 LOB: 0 BB: 0 P: 3	R: 0 E: 0 K: 0 S: 4	H: 1 LOB: 1 BB: 0 P: 4	R: 3 E: 0 K: 2 S: 10	H: 3 LOB: 0 BB: 0 P: 10	R: 0 E: 0 K: 0 S: 3	H: 0 LOB: 2 BB: 0 P: 11	R: 0 E: 0 K: 1 S: 5	H: 1 LOB: 0 BB: 0 P: 3	R: 1 E: 0 K: 0 S: 5	H: 2 LOB: 2 BB: 0 P: 5	R: 0 E: 0 K: 1 S: 5	H: 0 LOB: 0 BB: 0 P: 5	1B: 7 2B: 1 3B: 0 HR: 2	SF: 0 SAC: 0 DP: 1 HBP: 0	WP: 0 PB: 0 SB: 1 CS: 0	PA: 38
<b>PITCHER</b>	IP WLS BF H R ER SO BB IBB HBP BLK WP HR S P ERA WHIP																					
Fergie Jenkins, R ERA: 10.38 (1, 1)	7.0 L 32 10 5 5 4 2 0 0 0 0 0 2 38 46 6.43 1.714																					
Jim Merritt, L ERA: (8, 1)	0.1 1 0 0 0 0 0 0 0 0 0 0 0 1 1 0.00 0.000																					
Stan Thomas, R ERA: (8, 1)	1.2 5 0 0 0 0 1 0 0 0 0 1 0 0 7 7 0.00 0.000																					

Oakland Athletics @ Texas Rangers  
Arlington Stadium, Arlington, TX  
Sat Apr 12 1975, 4:33 AM EDT  
Att: 20,598 - Unknown

AB	36
R	5
H	10
RBI	4
BB	2
SO	5
LOB	17



Batter	1	2	3	4	5	6	7	8	9	AB	R	H	RBI	BB	SO	LOB	BOTTOM			
Cesar Tovar, R OBP: 0.476, SLG: 0.375 (1, 7)										3	1	0	0	1	0	0				
Willie Davis, L OBP: 0.143, SLG: 0.143 (1, 8)										3	0	0	0	0	1	0				
Leo Cardenas, R (9, PH)										1	0	0	0	0	1	2				
Lenny Randle, S OBP: 0.391, SLG: 0.474 (1, 5)										4	1	1	1	0	0	0				
Jeff Burroughs, R OBP: 0.300, SLG: 0.421 (1, 9)										4	0	1	2	0	0	0				
Jim Fregosi, R OBP: 0.286, SLG: 0.167 (1, 3)										4	0	1	2	0	0	0				
Jim Spencer, L OBP: 0.214, SLG: 0.462 (9, PH)										3	0	0	0	0	0	0				
Toby Harrah, R OBP: 0.316, SLG: 0.333 (1, 6)										1	0	0	0	0	0	1				
Tom Grieve, R OBP: 0.250, SLG: 1.000 (1, 10)										3	1	1	1	0	0	0				
Davey Nelson, R OBP: 0.167, SLG: 0.118 (1, 4)										3	0	0	0	0	1	0				
Jim Sundberg, R OBP: 0.313, SLG: 0.154 (1, 2)										2	1	0	0	1	0	0				
<b>Inning Stats</b>	R: 0 E: 0 K: 0 S: 3	H: 0 LOB: 0 BB: 0 P: 3	R: 0 E: 0 K: 0 S: 3	H: 0 LOB: 0 BB: 0 P: 3	R: 1 E: 0 K: 0 S: 4	H: 1 LOB: 0 BB: 0 P: 4	R: 0 E: 0 K: 0 S: 3	H: 0 LOB: 0 BB: 0 P: 3	R: 0 E: 0 K: 0 S: 3	H: 0 LOB: 0 BB: 0 P: 3	R: 0 E: 0 K: 1 S: 5	H: 0 LOB: 0 BB: 0 P: 5	R: 0 E: 0 K: 0 S: 3	H: 0 LOB: 0 BB: 0 P: 3	R: 3 E: 0 K: 2 S: 9	H: 2 LOB: 1 BB: 2 P: 17	1B: 2 2B: 0 3B: 0 HR: 1	SF: 0 SAC: 0 DP: 0 HBP: 0	WP: 1 PB: 0 SB: 0 CS: 0	PA: 32
<b>PITCHER</b>	IP WLS BF H R ER SO BB IBB HBP BLK WP HR S P ERA WHIP																			
Vida Blue, L ERA: 2.87 (1, 1)	8.2 W 30 2 4 4 3 2 0 0 0 0 1 0 2 42 4.15 0.462																			
Rollie Fingers, R ERA: 6.75 (9, 1)	0.1 S 2 1 0 0 0 0 0 0 0 0 0 1 0 2 2 0.00 3.000																			

Oakland Athletics @ Texas Rangers  
Arlington Stadium, Arlington, TX  
Sat Apr 12 1975, 4:33 AM EDT  
Att: 20,598 - Unknown

AB	30
R	4
H	3
RBI	4
BB	2
SO	3
LOB	3













Batter	1	2	3	4	5	6	7	8	9	AB	R	H	RBI	BB	SO	LOB	TOP						
<b>Cesar Tovar, R</b> OBP: 0.448, SLG: 0.391 <b>Tom Grieve, R</b> OBP: 0.222, SLG: 0.889 (8, 7)	4-3		F2					K		3	1	0	0	0	0	3							
<b>Willie Davis, L</b> OBP: 0.179, SLG: 0.282 (1, 8)	E5		F5				F7	4-3		5	0	0	0	0	0	3							
<b>Lenny Randle, S</b> OBP: 0.390, SLG: 0.400 (1, 5)	F8									4	2	2	0	1	0	1							
<b>Jeff Burroughs, R</b> OBP: 0.297, SLG: 0.429 (1, 9)			F3							5	1	1	1	0	0	3							
<b>Mike Hargrove, L</b> OBP: 0.407, SLG: 0.458 (1, 3)										4	1	2	3	1	0	0							
<b>Jim Spencer, L</b> OBP: 0.400, SLG: 0.600 (1, 10)										2	1	1	2	3	0	1							
<b>Toby Harrah, R</b> OBP: 0.361, SLG: 0.400 (1, 6)	K									5	0	1	1	0	1	5							
<b>Davey Nelson, R</b> OBP: 0.212, SLG: 0.194 (1, 4)	F2									4	0	0	0	0	0	5							
<b>Jim Sundberg, R</b> OBP: 0.400, SLG: 0.261 (1, 2)										2	1	1	0	2	0	0							
<b>Inning Stats</b>	R: 0 E: 1 K: 0 S: 3	H: 0 LOB: 0 BB: 0 P: 3	R: 0 E: 0 K: 1 S: 5	H: 0 LOB: 2 BB: 2 P: 13	R: 0 E: 0 K: 0 S: 4	H: 1 LOB: 2 BB: 1 P: 8	R: 0 E: 0 K: 0 S: 3	H: 0 LOB: 1 BB: 1 P: 7	R: 6 E: 0 K: 0 S: 8	H: 5 LOB: 2 BB: 2 P: 17	R: 0 E: 0 K: 0 S: 3	H: 0 LOB: 0 BB: 0 P: 3	R: 0 E: 0 K: 0 S: 3	H: 0 LOB: 1 BB: 1 P: 7	R: 0 E: 0 K: 1 S: 5	H: 0 LOB: 0 BB: 0 P: 5	R: 1 E: 0 K: 0 S: 5	H: 2 LOB: 1 BB: 0 P: 5	1B: 5 2B: 2 3B: 1 HR: 0	SF: 0 SAC: 0 DP: 0 HBP: 1	WP: 0 PB: 0 SB: 0 CS: 1	PA: 43	
<b>PITCHER</b>	IP	WLS	BF	H	R	ER	SO	BB	IBB	HBP	BLK	WP	HR	S	P	ERA	WHIP						
<b>Stan Bahnsen, R</b> ERA: 11.12 <b>Cecil Upshaw, R</b> ERA: 4.05 <b>Bill Gogolewski, R</b> ERA: 3.38	4.1	L	24	5	6	6	1	5	0	1	0	0	0	20	41	12.46	2.308						

**Texas Rangers @ Chicago White Sox**  
Comiskey Park, Chicago, IL  
Thu Apr 17 1975, 4:33 AM EDT  
Att: 1,295 - Unknown

AB 35  
R 7  
H 8  
RBI 7  
BB 7  
SO 2  
LOB 21



Batter	1	2	3	4	5	6	7	8	9	AB	R	H	RBI	BB	SO	LOB	BOTTOM						
<b>Pat Kelly, L</b> OBP: 0.500, SLG: 0.545 (1, 9)	G3									4	1	2	0	0	1	0							
<b>Nyils Nyman, L</b> OBP: 0.289, SLG: 0.262 (1, 7)	F4									4	0	0	0	0	0	3							
<b>Jorge Orta, L</b> OBP: 0.273, SLG: 0.286 (1, 4)	K									4	0	1	0	0	1	1							
<b>Bill Melton, R</b> OBP: 0.386, SLG: 0.342 (1, 5)										4	0	1	1	0	1	1							
<b>Ken Henderson, S</b> OBP: 0.378, SLG: 0.381 (1, 8)										4	1	1	0	0	1	1							
<b>Carlos May, L</b> OBP: 0.410, SLG: 0.541 (1, 3)										4	0	0	0	0	0	1							
<b>Deron Johnson, R</b> OBP: 0.290, SLG: 0.367 (1, 10)										4	1	2	2	0	0	0							
<b>Bucky Dent, R</b> OBP: 0.250, SLG: 0.275 (1, 6)										4	0	1	0	0	0	1							
<b>Brian Downing, R</b> OBP: 0.189, SLG: 0.094 (1, 2)										4	0	1	0	0	0	2							
<b>Inning Stats</b>	R: 0 E: 0 K: 1 S: 5	H: 0 LOB: 0 BB: 0 P: 5	R: 0 E: 0 K: 0 S: 3	H: 0 LOB: 0 BB: 0 P: 3	R: 0 E: 0 K: 0 S: 5	H: 2 LOB: 2 BB: 0 P: 5	R: 0 E: 0 K: 1 S: 5	H: 0 LOB: 0 BB: 0 P: 5	R: 0 E: 0 K: 0 S: 4	H: 1 LOB: 1 BB: 0 P: 4	R: 1 E: 0 K: 0 S: 5	H: 2 LOB: 1 BB: 0 P: 5	R: 0 E: 0 K: 2 S: 8	H: 1 LOB: 1 BB: 0 P: 8	R: 0 E: 0 K: 0 S: 5	H: 2 LOB: 0 BB: 0 P: 5	1B: 7 2B: 1 3B: 0 HR: 1	SF: 0 SAC: 0 DP: 0 HBP: 0	WP: 0 PB: 0 SB: 0 CS: 0	PA: 36			
<b>PITCHER</b>	IP	WLS	BF	H	R	ER	SO	BB	IBB	HBP	BLK	WP	HR	S	P	ERA	WHIP						
<b>Fergie Jenkins, R</b> ERA: 6.06 <b>Steve Foucault, R</b> ERA: 8.1	7.2	W	30	7	1	1	3	0	0	0	0	0	1	8	8	13.50	1.500						

**Texas Rangers @ Chicago White Sox**  
Comiskey Park, Chicago, IL  
Thu Apr 17 1975, 4:33 AM EDT  
Att: 1,295 - Unknown

AB 36  
R 3  
H 9  
RBI 3  
BB 0  
SO 4  
LOB 10













Batter	1	2	3	4	5	6	7	8	9	AB	R	H	RBI	BB	SO	LOB	TOP
Vada Pinson, L OBP: 0.185, SLG: 0.231 (1, 9)	0-0 6-3		0-0 4-3		0-0 G3			0-0 4-3		4	0	0	0	0	0	0	<b>Kansas City Royals @ Texas Rangers</b> Arlington Stadium, Arlington, TX Sun Apr 20 1975, 4:33 AM EDT Att: 13,412 - Sunny - 75 F
Amos Otis, R OBP: 0.425, SLG: 0.550 (1, 8)	0-0 6-3		0-0 1B		0-0 6-3			0-0 E6 CS		4	0	1	0	0	0	0	
John Mayberry, L OBP: 0.306, SLG: 0.286 (1, 3)	0-0 L7		0-0 L8			0-0 FC5-4 1B		0-0 4-3 1-2		4	0	1	0	0	0	2	
Hal McRae, R OBP: 0.375, SLG: 0.488 Al Cowens, R OBP: 0.300, SLG: 0.556 (9, PR) (9, 7)		0-0 FC5 2B	0-0 5-3			0-0 FC5-4 E 1-2		0-0 G3 1B		4	0	2	0	0	0	2	
Tony Solaita, L OBP: 0.375, SLG: 0.429 (1, 10)		0-0 1-3		0-0 4-3 2B		0-0 FC3 G4-6-3 1-2		0-3 K		4	0	1	0	0	1	3	
George Brett, L OBP: 0.409, SLG: 0.385 (1, 5)		4-0 FC5 3B BB		0-0 4-3 2-3		0-0 G4-6-3 1-2		0-0 G3 1-2		3	1	0	0	1	0	4	
Frank White, R OBP: 0.222, SLG: 0.278 (1, 4)		0-0 FC5 3B 1-2 2-3f		0-0 1-3			0-0 P6		0-0 F9		4	1	0	0	0	5	
Freddie Patek, R OBP: 0.342, SLG: 0.355 (1, 6)		0-0 1-2 2-H 3B		0-0 F7			0-3 K			3	0	1	2	0	1	1	
Buck Martinez, R OBP: 0.231, SLG: 0.280 (1, 2)		0-0 6-3			0-0 F8			0-0 L6		3	0	0	0	0	0	1	
<b>Inning Stats</b>	R: 0 E: 0 K: 0 S: 3	H: 0 LOB: 0 BB: 0 P: 3	R: 2 E: 0 K: 0 S: 5	H: 2 LOB: 1 BB: 1 P: 9	R: 0 E: 0 K: 0 S: 4	H: 1 LOB: 1 BB: 0 P: 4	R: 0 E: 0 K: 0 S: 4	H: 1 LOB: 0 BB: 0 P: 4	R: 0 E: 1 K: 1 S: 5	H: 0 LOB: 0 BB: 0 P: 5	R: 0 E: 1 K: 0 S: 3	H: 0 LOB: 0 BB: 0 P: 3	R: 0 E: 0 K: 1 S: 6	H: 1 LOB: 2 BB: 0 P: 6	1B: 3 2B: 2 3B: 1 HR: 0	SF: 0 SAC: 0 DP: 1 HBP: 0	WP: 0 PA: 34 PB: 0 SB: 0 CS: 1
<b>PITCHER</b> Steve Hargan, R ERA: 1.62 (1, 1)	IP: 9.0 WLS: L BF: 34 H: 6 R: 2 ER: 2 SO: 2 BB: 1 IBB: 0 HBP: 0 BLK: 0 WP: 0 HR: 0 S: 37 P: 41 ERA: 2.00 WHIP: 0.778																

Batter	1	2	3	4	5	6	7	8	9	AB	R	H	RBI	BB	SO	LOB	BOTTOM
Lenny Randle, S OBP: 0.358, SLG: 0.348 (1, 7)	0-0 4-3		0-0 L8			0-0 E3 1B		0-0 4-3		4	0	0	0	0	0	0	<b>Kansas City Royals @ Texas Rangers</b> Arlington Stadium, Arlington, TX Sun Apr 20 1975, 4:33 AM EDT Att: 13,412 - Sunny - 75 F
Willie Davis, L OBP: 0.196, SLG: 0.260 (1, 8)	0-0 F8			0-0 4-3 1B		0-0 F9		0-0 G3		4	0	1	0	0	0	1	
Mike Hargrove, L OBP: 0.361, SLG: 0.375 (1, 3)	0-3 K			0-0 4-3 1-2		0-0 FC5 1-3 1B		0-0 F9		4	0	1	0	0	1	1	
Jeff Burroughs, R OBP: 0.327, SLG: 0.478 (1, 9)		0-0 3-4-1 1B		0-0 CS 1B		0-3 K 1-2		0-0 G3-6-3 1B		4	0	3	0	0	1	2	
Jim Spencer, L OBP: 0.333, SLG: 0.444 (1, 10)		0-0 3-4-1 1-2		0-0 F8		4-0 IBB		0-0 G3-6-3 1-2f		3	0	0	0	1	0	4	
Toby Harrah, R OBP: 0.333, SLG: 0.357 (1, 6)		0-0 F8		0-0 CS 1-2	0-0 F8	0-0 FC5 2-3f		0-0 1B		4	0	1	0	0	0	4	
Roy Howell, L OBP: 0.222, SLG: 0.333 (1, 5)		0-0 L3			0-0 F7		0-0 P6		0-0 G3		4	0	0	0	0	2	
Davey Nelson, R OBP: 0.250, SLG: 0.220 (1, 4)			0-0 5-3			1-0 G5-4-3 HBP 1B				2	0	1	0	0	0	0	
Jim Sundberg, R OBP: 0.308, SLG: 0.188 (1, 2)			0-0 5-3		0-0 5-3 1-2		0-0 G5-4-3 1-2f			3	0	0	0	0	0	2	
<b>Inning Stats</b>	R: 0 E: 0 K: 1 S: 5	H: 0 LOB: 0 BB: 0 P: 5	R: 0 E: 0 K: 0 S: 4	H: 1 LOB: 1 BB: 0 P: 4	R: 0 E: 0 K: 0 S: 4	H: 2 LOB: 1 BB: 0 P: 4	R: 0 E: 0 K: 0 S: 4	H: 1 LOB: 3 BB: 1 P: 11	R: 0 E: 0 K: 0 S: 3	H: 0 LOB: 0 BB: 0 P: 3	R: 0 E: 0 K: 0 S: 3	H: 2 LOB: 1 BB: 0 P: 4	R: 0 E: 0 K: 0 S: 4	H: 0 LOB: 1 BB: 0 P: 4	1B: 7 2B: 0 3B: 0 HR: 0	SF: 0 SAC: 0 DP: 2 HBP: 1	WP: 0 PA: 35 PB: 0 SB: 0 CS: 1
<b>PITCHER</b> A Fitzmorris, R ERA: 2.0 (1, 1)	IP: 9.0 WLS: W BF: 34 H: 7 R: 0 ER: 0 SO: 2 BB: 0 IBB: 1 HBP: 1 BLK: 0 WP: 0 HR: 0 S: 36 P: 41 ERA: 0.00 WHIP: 0.778																



Batter	1	2	3	4	5	6	7	8	9	AB	R	H	RBI	BB	SO	LOB	TOP								
Cesar Tovar, R OBP: 0.412, SLG: 0.357 (1, 7)	F2			F4	1B WP SF8 1B		F8		F8	5	1	1	0	0	0	0	<b>Texas Rangers @ Oakland Athletics</b> Oakland-Alameda County Coliseum, Oakland, CA Mon Apr 21 1975, 7:05 PM PDT Att: 25,865 - Unknown <a href="http://livebaseballscorecards.com">livebaseballscorecards.com</a>								
Willie Davis, L OBP: 0.214, SLG: 0.291 (1, 8)	F6			3-1	S 1B		G3			5	0	2	0	0	0	0									
Lenny Randle, S OBP: 0.345, SLG: 0.327 (1, 4)	F6			E BB	SF8		F3		1-3	3	1	0	1	1	0	1									
Jeff Burroughs, R OBP: 0.377, SLG: 0.510 (1, 9)				E4 2B 1B						3	1	3	1	1	0	0									
Mike Hargrove, L OBP: 0.350, SLG: 0.389 (1, 3)	G4-6-3 1B			2B 1B	IBB					4	2	1	1	0	1	4									
Jim Spencer, L OBP: 0.343, SLG: 0.429 Tom Grieve, R OBP: 0.214, SLG: 0.643 (6, PH)	L9			2B BB			F8		F8	1	0	0	0	1	0	0									
Toby Harrah, R OBP: 0.365, SLG: 0.478 (1, 6)				6-3	1-3 2H 2B				HR	4	1	3	3	0	0	0									
Roy Howell, L OBP: 0.231, SLG: 0.308 (1, 5)				F9			F2		F6	4	0	1	0	0	0	3									
Jim Sundberg, R OBP: 0.286, SLG: 0.171 Joe Lovitto, S OBP: 0.364, SLG: 0.444 (9, PH)	G6-4-3 1B			F8			6-3		6-3	3	0	0	0	0	0	2									
<b>Inning Stats</b>	R: 0 E: 0 K: 0 S: 3	H: 0 LOB: 0 BB: 0 P: 3	R: 0 E: 0 K: 0 S: 3	H: 1 LOB: 0 BB: 0 P: 3	R: 0 E: 0 K: 0 S: 3	H: 1 LOB: 0 BB: 0 P: 3	R: 3 E: 1 K: 0 S: 6	H: 3 LOB: 2 BB: 2 P: 14	R: 1 E: 0 K: 1 S: 7	H: 2 LOB: 2 BB: 1 P: 11	R: 0 E: 0 K: 0 S: 4	H: 1 LOB: 1 BB: 0 P: 4	R: 0 E: 0 K: 0 S: 3	H: 0 LOB: 0 BB: 0 P: 3	R: 2 E: 0 K: 0 S: 5	H: 2 LOB: 0 BB: 0 P: 5		R: 0 E: 0 K: 0 S: 4	H: 1 LOB: 1 BB: 0 P: 4	1B: 7 2B: 3 3B: 0 HR: 1	SF: 1 SAC: 0 DP: 2 HBP: 0	WP: 1 PB: 0 SB: 2 CS: 0	PA: 39		
<b>PITCHER</b>	IP	WLS	BF	H	R	ER	SO	BB	IBB	HBP	BLK	WP	HR	S	P	ERA	WHIP								
Blue Moon Odom, R ERA: 6.14 (1, 1)	3.2		16	5	3	3	0	2	0	0	0	0	0	14	22	7.36	1.909								
Paul Lindblad, L ERA: 5.73 (4, 1)	4.1	W	19	5	3	3	1	0	1	0	0	1	1	20	24	6.23	1.154								
Rollie Fingers, R ERA: 4.5 (9, 1)	1.0		4	1	0	0	0	0	0	0	0	0	0	4	4	0.00	1.000								

Batter	1	2	3	4	5	6	7	8	9	AB	R	H	RBI	BB	SO	LOB	BOTTOM								
Bill North, S OBP: 0.356, SLG: 0.320 (1, 8)	K	K		FC3 S 2B				K		4	1	0	1	1	3	1	<b>Texas Rangers @ Oakland Athletics</b> Oakland-Alameda County Coliseum, Oakland, CA Mon Apr 21 1975, 7:05 PM PDT Att: 25,865 - Unknown <a href="http://livebaseballscorecards.com">livebaseballscorecards.com</a>								
Bert Campaneris, R OBP: 0.160, SLG: 0.208 (1, 6)	E6 BB			6-3	3B 2B		L7		6-3	5	1	1	1	0	0	1									
Sal Bando, R OBP: 0.357, SLG: 0.409 Don Hopkins, L (6, PR)				5-3	WP 3B				E9 E 1B	4	2	2	1	1	0	0									
Ted Kubiak, S OBP: 0.320, SLG: 0.304 (9, 5)	BB				3B		1B 2B 1B		E6 BB 1B	0	1	0	0	0	0	0									
Reggie Jackson, L OBP: 0.382, SLG: 0.489 Herb Washington, R (8, PR)				1B			2B 1B		E6 BB 1B	2	1	1	0	3	0	1									
Ray Fosse, R (9, 2)	FC5-4 BB			BB	BB		2B 1B		2-3 1B BB	0	0	0	0	0	0	0									
Joe Rudi, R OBP: 0.396, SLG: 0.620 (9, 7)	FC5-4 1-2			G5-4-3 BB			2B		1B BB	4	1	2	2	1	0	3									
Billy Williams, L OBP: 0.385, SLG: 0.317 (1, 10)				F8			4-3		1B 1B	5	0	1	2	0	1	3									
Gene Tenace, R OBP: 0.417, SLG: 0.333 (9, 3)				SH2-3 FC3 1B			F9		FC6 1B	4	1	2	1	1	0	0									
Claudell Washington, L OBP: 0.345, SLG: 0.385 (9, 9)	1B WP 1B			SH2-3 E 1B					FC6	4	2	2	0	1	1	4									
Phil Garner, R OBP: 0.256, SLG: 0.211 (1, 4)				SH2-3 K			G4-6-3			3	0	1	0	0	1	2									
<b>Inning Stats</b>	R: 0 E: 1 K: 1 S: 5	H: 0 LOB: 2 BB: 2 P: 13	R: 1 E: 0 K: 2 S: 9	H: 2 LOB: 1 BB: 0 P: 9	R: 0 E: 0 K: 0 S: 4	H: 1 LOB: 2 BB: 1 P: 8	R: 5 E: 1 K: 0 S: 7	H: 4 LOB: 0 BB: 1 P: 11	R: 0 E: 0 K: 1 S: 5	H: 0 LOB: 1 BB: 1 P: 9	R: 2 E: 0 K: 0 S: 5	H: 3 LOB: 1 BB: 1 P: 9	R: 0 E: 0 K: 1 S: 4	H: 0 LOB: 0 BB: 1 P: 8	R: 3 E: 2 K: 1 S: 9	H: 2 LOB: 3 BB: 1 P: 13	1B: 9 2B: 2 3B: 1 HR: 0	SF: 0 SAC: 1 DP: 2 HBP: 0	WP: 2 PB: 0 SB: 2 CS: 1	PA: 44					
<b>PITCHER</b>	IP	WLS	BF	H	R	ER	SO	BB	IBB	HBP	BLK	WP	HR	S	P	ERA	WHIP								
Jim Bibby, R ERA: 6.75 (1, 1)	5.1	L	29	7	7	7	4	6	0	0	0	0	0	31	55	11.81	2.438								
Steve Foucault, R ERA: 6.94 (6, 1)	0.2		4	3	1	1	0	0	0	0	0	0	0	4	4	13.50	4.500								
Stan Thomas, R ERA: (7, 1)	1.2		7	0	3	1	2	1	0	0	0	0	0	10	14	5.40	0.600								
Jackie Brown, R ERA: 6.35 (8, 1)	0.0		1	0	0	0	0	1	0	0	0	0	0	0	4	∞	∞								
Jim Umberger, L ERA: 0.77 (8, 1)	0.1		3	2	0	0	0	0	0	0	0	0	0	3	3	0.00	6.000								





Batter	1	2	3	4	5	6	7	8	9	AB	R	H	RBI	BB	SO	LOB	TOP			
<b>Cesar Tovar</b> , R (1, 10) OBP: 0.368, SLG: 0.313	6-3		6-3	FC5-4			F8			4	0	0	0	0	0	2	<b>Texas Rangers @ Oakland Athletics</b> Oakland-Alameda County Coliseum, Oakland, CA Tue Apr 22 1975, 7:05 PM PDT Att: 2,607 - Unknown <a href="http://livebaseballscorecards.com">livebaseballscorecards.com</a>			
<b>Willie Davis</b> , L (1, 8) OBP: 0.217, SLG: 0.288	HBP E 1B		G3			F5		F4		4	1	1	0	0	0	0				
<b>Lenny Randle</b> , S (1, 4) OBP: 0.355, SLG: 0.327	F7					5-3		CS BB		3	0	1	0	1	0	1				
<b>Jeff Burroughs</b> , R (1, 9) OBP: 0.368, SLG: 0.481	E 1-2 HBP		F9			K		K		3	0	0	0	0	2	2				
<b>Jim Fregosi</b> , R (1, 3) OBP: 0.300, SLG: 0.368	E6			SH3 3B		F8		L5		4	1	1	0	0	0	1				
<b>Toby Harrah</b> , R (1, 6) OBP: 0.345, SLG: 0.449	K			SH3		K		F7		3	0	0	0	0	2	2				
<b>Tom Grieve</b> , R (1, 7) OBP: 0.222, SLG: 0.667			F4			1-4-3		F2		4	0	1	1	0	0	0				
<b>Joe Lovitto</b> , S (9, 7) OBP: 0.364, SLG: 0.444			CS							0	0	0	0	0	0	0				
<b>Roy Howell</b> , L (1, 5) OBP: 0.250, SLG: 0.313		1-3					F7			3	0	1	0	0	0	0				
<b>Jim Sundberg</b> , R (1, 2) OBP: 0.289, SLG: 0.184		6-3					2-3			3	0	1	0	0	0	0				
<b>Inning Stats</b>	R: 1 E: 1 K: 1 S: 7	H: 1 LOB: 2 BB: 0 P: 8	R: 0 E: 0 K: 0 S: 3	H: 0 LOB: 0 BB: 0 P: 3	R: 0 E: 0 K: 0 S: 4	H: 1 LOB: 1 BB: 0 P: 4	R: 1 E: 0 K: 0 S: 6	H: 4 LOB: 2 BB: 0 P: 6	R: 0 E: 0 K: 1 S: 5	H: 0 LOB: 0 BB: 0 P: 5	R: 0 E: 0 K: 0 S: 3	H: 0 LOB: 0 BB: 0 P: 3	R: 0 E: 0 K: 1 S: 4	H: 0 LOB: 0 BB: 1 P: 8	R: 0 E: 0 K: 0 S: 3	H: 0 LOB: 0 BB: 0 P: 3	1B: 4 2B: 1 3B: 1 HR: 0	SF: 0 SAC: 1 DP: 0 HBP: 1	WP: 0 PB: 0 SB: 0 CS: 2	PA: 34
<b>PITCHER</b> <b>Ken Holtzman</b> , L (1, 1) ERA: 2.25	IP: 9.0 WLS: L BF: 34 H: 6 R: 2 ER: 1 SO: 4 BB: 1 IBB: 0 HBP: 1 BLK: 0 WP: 0 HR: 0 S: 40 P: 45 ERA: 1.00 WHIP: 0.778															<b>PITCHER</b>				

Batter	1	2	3	4	5	6	7	8	9	AB	R	H	RBI	BB	SO	LOB	BOTTOM					
<b>Bill North</b> , S (1, 8) OBP: 0.333, SLG: 0.296	4-1	G3					4-3			4	0	0	0	0	0	2	<b>Texas Rangers @ Oakland Athletics</b> Oakland-Alameda County Coliseum, Oakland, CA Tue Apr 22 1975, 7:05 PM PDT Att: 2,607 - Unknown <a href="http://livebaseballscorecards.com">livebaseballscorecards.com</a>					
<b>Bert Campaneris</b> , R (1, 6) OBP: 0.172, SLG: 0.185	S HBP		F2			F4		F8		3	0	0	0	0	0	1						
<b>Sal Bando</b> , R (1, 5) OBP: 0.333, SLG: 0.375	6-3		6-3			F8		K		4	0	0	0	0	1	1						
<b>Reggie Jackson</b> , L (1, 9) OBP: 0.373, SLG: 0.458	BB		4-3			F7		F5		3	0	0	0	1	0	0						
<b>Joe Rudi</b> , R (1, 3) OBP: 0.368, SLG: 0.574	F3					F9		K		4	0	0	0	0	1	2						
<b>Billy Williams</b> , L (1, 10) OBP: 0.400, SLG: 0.409						E5		G3-6		3	1	2	1	0	0	0						
<b>Claudell Washington</b> , L (1, 7) OBP: 0.345, SLG: 0.370						FC6-4		G3-6		2	0	0	0	0	0	2						
<b>Ray Fosse</b> , R (1, 2) OBP: 0.320, SLG: 0.304						CS		1-3		2	0	0	0	0	2	1						
<b>Don Hopkins</b> , L (8, PH)										1	0	0	0	0	0	0						
<b>Ted Kubiak</b> , S (9, 4) OBP: 0.320, SLG: 0.304										0	0	0	0	0	0	0						
<b>Phil Garner</b> , R (1, 4) OBP: 0.244, SLG: 0.200										2	0	0	0	0	0	1						
<b>Gene Tenace</b> , R (8, PH) OBP: 0.429, SLG: 0.333										0	0	0	0	0	0	0						
<b>Inning Stats</b>	R: 0 E: 0 K: 0 S: 3	H: 0 LOB: 2 BB: 1 P: 8	R: 1 E: 0 K: 1 S: 6	H: 1 LOB: 1 BB: 0 P: 7	R: 0 E: 0 K: 0 S: 3	H: 0 LOB: 0 BB: 0 P: 3	R: 0 E: 1 K: 0 S: 3	H: 0 LOB: 0 BB: 0 P: 3	R: 0 E: 0 K: 1 S: 5	H: 0 LOB: 0 BB: 0 P: 5	R: 0 E: 0 K: 0 S: 3	H: 0 LOB: 0 BB: 0 P: 3	R: 0 E: 0 K: 1 S: 5	H: 1 LOB: 0 BB: 0 P: 5	R: 0 E: 0 K: 0 S: 3	H: 0 LOB: 1 BB: 0 P: 4	R: 0 E: 0 K: 1 S: 5	H: 0 LOB: 0 BB: 0 P: 5	1B: 1 2B: 0 3B: 0 HR: 1	SF: 0 SAC: 0 DP: 1 HBP: 3	WP: 0 PB: 0 SB: 2 CS: 1	PA: 33
<b>PITCHER</b> <b>Fergie Jenkins</b> , R (1, 1) ERA: 4.26	IP: 9.0 WLS: W BF: 32 H: 2 R: 1 ER: 1 SO: 4 BB: 1 IBB: 0 HBP: 3 BLK: 0 WP: 0 HR: 1 S: 36 P: 43 ERA: 1.00 WHIP: 0.333															<b>PITCHER</b>						



Batter	1	2	3	4	5	6	7	8	9	AB	R	H	RBI	BB	SO	LOB	TOP			
Willie Davis, L OBP: 0.219, SLG: 0.286 (1, 8)										4	0	1	0	0	1	1	<p>Texas Rangers @ California Angels Anaheim Stadium, Anaheim, CA Wed Apr 23 1975, 10:05 PM EDT Att: 8,391 - Unknown</p>			
Lenny Randle, S OBP: 0.348, SLG: 0.321 (1, 4)										4	0	1	0	0	0	1				
Mike Hargrove, L OBP: 0.341, SLG: 0.450 (1, 10)										4	1	1	1	0	0	1				
Jeff Burroughs, R OBP: 0.377, SLG: 0.482 (1, 9)										4	0	2	0	0	1	0				
Jim Spencer, L OBP: 0.308, SLG: 0.375 (1, 3)										4	0	0	0	0	1	2				
Roy Howell, L OBP: 0.200, SLG: 0.250 (1, 5)										4	0	0	0	0	0	1				
Toby Harrah, R OBP: 0.345, SLG: 0.442 (1, 6)										3	0	1	0	0	0	0				
Joe Lovitto, S OBP: 0.286, SLG: 0.333 (1, 7)										3	0	0	0	0	1	1				
Jim Sundberg, R OBP: 0.271, SLG: 0.171 (1, 2)										3	0	0	0	0	1	1				
<b>Inning Stats</b>	R: 1 E: 0 K: 2 S: 8	H: 1 LOB: 0 BB: 0 P: 8	R: 0 E: 0 K: 0 S: 3	H: 0 LOB: 0 BB: 0 P: 3	R: 0 E: 0 K: 0 S: 4	H: 1 LOB: 1 BB: 0 P: 4	R: 0 E: 0 K: 1 S: 6	H: 1 LOB: 1 BB: 0 P: 6	R: 0 E: 0 K: 1 S: 6	H: 1 LOB: 1 BB: 0 P: 6	R: 0 E: 0 K: 0 S: 3	H: 0 LOB: 2 BB: 0 P: 3	R: 0 E: 0 K: 1 S: 6	H: 1 LOB: 1 BB: 0 P: 6	R: 0 E: 0 K: 0 S: 3	H: 0 LOB: 0 BB: 0 P: 3	1B: 5 2B: 0 3B: 0 HR: 1	SF: 0 SAC: 0 DP: 0 HBP: 0	WP: 0 PB: 0 SB: 2 CS: 0	PA: 33
<b>PITCHER</b> Bill Singer, R ERA: 2.49 (1, 1)	IP: 9.0 WLS: W BF: 33 H: 6 R: 1 ER: 1 SO: 5 BB: 0 IBB: 0 HBP: 0 BLK: 0 WP: 0 HR: 1 S: 43 P: 43 ERA: 1.00 WHIP: 0.667															<b>PITCHER</b>				

Batter	1	2	3	4	5	6	7	8	9	AB	R	H	RBI	BB	SO	LOB	BOTTOM			
Morris Nettles, L OBP: 0.270, SLG: 0.267 (1, 8)										4	2	2	1	0	0	0	<p>Texas Rangers @ California Angels Anaheim Stadium, Anaheim, CA Wed Apr 23 1975, 10:05 PM EDT Att: 8,391 - Unknown</p>			
Mickey Rivers, L OBP: 0.410, SLG: 0.444 (1, 7)										4	0	1	1	0	1	1				
Tommy Harper, R OBP: 0.369, SLG: 0.320 (1, 9)										4	0	3	1	0	1	1				
Leroy Stanton, R OBP: 0.290, SLG: 0.269 (8, 9)										0	0	0	0	0	0	0				
Bruce Bochte, L OBP: 0.339, SLG: 0.388 (1, 3)										1	0	0	0	2	0	1				
Dave Chalk, R OBP: 0.614, SLG: 0.675 (1, 5)										3	1	0	0	1	0	3				
Bill Sudakis, S OBP: 0.231, SLG: 0.200 (1, 10)										3	0	0	0	1	1	3				
Billy Smith, S (8, FR)										0	0	0	0	0	0	0				
Tom Egan, R OBP: 0.571, SLG: 0.667 (1, 2)										3	0	2	1	0	1	2				
Jerry Remy, L OBP: 0.320, SLG: 0.298 (1, 4)										4	1	1	0	0	1	4				
Orlando Ramirez, R OBP: 0.278, SLG: 0.212 (1, 6)										3	0	0	0	0	0	2				
<b>Inning Stats</b>	R: 0 E: 0 K: 0 S: 4	H: 1 LOB: 1 BB: 0 P: 4	R: 0 E: 0 K: 1 S: 6	H: 1 LOB: 0 BB: 0 P: 6	R: 0 E: 0 K: 1 S: 5	H: 0 LOB: 0 BB: 0 P: 5	R: 0 E: 0 K: 2 S: 8	H: 1 LOB: 2 BB: 1 P: 12	R: 2 E: 1 K: 0 S: 5	H: 3 LOB: 0 BB: 0 P: 5	R: 1 E: 1 K: 0 S: 4	H: 1 LOB: 1 BB: 1 P: 8	R: 1 E: 0 K: 1 S: 7	H: 2 LOB: 2 BB: 1 P: 11	R: 0 E: 0 K: 0 S: 3	H: 0 LOB: 2 BB: 1 P: 7	1B: 7 2B: 2 3B: 0 HR: 0	SF: 0 SAC: 3 DP: 0 HBP: 0	WP: 0 PB: 0 SB: 1 CS: 1	PA: 37
<b>PITCHER</b> Clyde Wright, L ERA: 4.61 Steve Foucault, R ERA: 6.09 (1, 1)	IP: 6.1 WLS: L BF: 29 H: 9 R: 4 ER: 2 SO: 4 BB: 2 IBB: 0 HBP: 0 BLK: 0 WP: 0 HR: 0 S: 35 P: 43 ERA: 2.84 WHIP: 1.737															<b>PITCHER</b>				



Batter	1	2	3	4	5	6	7	8	9	AB	R	H	RBI	BB	SO	LOB	TOP					
Cesar Tovar, R (1, 10) OBP: 0.372, SLG: 0.351	F3		2B		K		FC4 1B	FC6-4		5	0	2	1	0	1	2	<b>Texas Rangers @ California Angels</b> Anaheim Stadium, Anaheim, CA Thu Apr 24 1975, 10:05 PM EDT Att: 10,002 - Unknown					
Willie Davis, L (1, 8) OBP: 0.203, SLG: 0.265	K		K		F9		FC4	K		5	0	0	0	0	3	4						
Lenny Randle, S (1, 4) OBP: 0.352, SLG: 0.328	F8				1B		F3			5	1	2	0	0	1	1						
Jeff Burroughs, R (1, 9) OBP: 0.379, SLG: 0.458		4-3 BB			K		K			3	0	0	0	2	3	2						
Mike Hargrove, L (1, 7) OBP: 0.347, SLG: 0.444 (7, 3)	K				4-3 1B		BB 2B 1B	F4		5	1	2	1	0	1	3						
Jim Spencer, L (1, 3) Joe Lovitto, S (7, 7) OBP: 0.310, SLG: 0.353 OBP: 0.333, SLG: 0.333	4-3				4-3		BB 2B BB	E BB FC6-4 BB		2	1	0	0	1	0	2						
Toby Harrah, R (1, 6) OBP: 0.371, SLG: 0.434	4-3				BB		BB 2B BB	FC6-4 E BB		1	1	0	0	3	0	1						
Roy Howell, L (1, 5) OBP: 0.208, SLG: 0.292			K		F5		BB 2B	F9		4	0	1	3	0	1	4						
Jim Sundberg, R (1, 2) OBP: 0.250, SLG: 0.156			6-3		K		6-3	E6 FC6-4		4	0	0	0	0	1	3						
<b>Inning Stats</b>	R: 0 E: 0 K: 1 S: 5	H: 0 LOB: 0 BB: 0 P: 5	R: 0 E: 0 K: 1 S: 5	H: 0 LOB: 1 BB: 1 P: 9	R: 0 E: 0 K: 2 S: 8	H: 1 LOB: 1 BB: 0 P: 8	R: 1 E: 0 K: 1 S: 7	H: 2 LOB: 2 BB: 1 P: 11	R: 0 E: 0 K: 2 S: 7	H: 0 LOB: 0 BB: 0 P: 7	R: 3 E: 0 K: 1 S: 7	H: 3 LOB: 1 BB: 2 P: 15	R: 0 E: 0 K: 0 S: 4	H: 1 LOB: 2 BB: 1 P: 8	R: 1 E: 1 K: 1 S: 6	H: 0 LOB: 2 BB: 2 P: 14		R: 0 E: 0 K: 2 S: 7	H: 0 LOB: 0 BB: 0 P: 7	1B: 5 2B: 2 HR: 0	SF: 0 SAC: 0 DP: 0 HBP: 0	WP: 0 PB: 0 SB: 3 CS: 1
<b>PITCHER</b>	IP	WLS	BF	H	R	ER	SO	BB	IBB	HBP	BLK	WP	HR	S	P	ERA	WHIP					
Nolan Ryan, R (1, 1) ERA: 2.85	6.0	L	28	7	4	4	8	4	0	0	0	0	0	40	56	6.00	1.833					
Mickey Scott, L (7, 1) ERA: 1.93	1.1		8	0	1	0	0	2	1	0	0	0	0	5	17	0.00	1.500					
Don Kirkwood, R (8, 1) ERA:	1.2		5	0	0	0	3	0	0	0	0	0	0	11	11	0.00	0.000					

AB	34
R	5
H	7
RBI	5
BB	7
SO	11
LOB	22



Batter	1	2	3	4	5	6	7	8	9	AB	R	H	RBI	BB	SO	LOB	BOTTOM					
Morris Nettles, L (1, 8) OBP: 0.254, SLG: 0.250	6-3		5-3		FC4-2-5 CS		3-1			4	0	0	0	0	0	3	<b>Texas Rangers @ California Angels</b> Anaheim Stadium, Anaheim, CA Thu Apr 24 1975, 10:05 PM EDT Att: 10,002 - Unknown					
Mickey Rivers, L (1, 7) OBP: 0.400, SLG: 0.431	F8		6-3		CS		FC5-4 1B	4-3		4	0	1	0	0	0	1						
Tommy Harper, R (1, 10) OBP: 0.359, SLG: 0.296	K		F7		F7		FC5-4	1-3		4	0	0	0	0	1	2						
Bruce Bochte, L (1, 3) OBP: 0.350, SLG: 0.373		1B BB			K		E4			2	0	0	0	2	1	1						
Dave Chalk, R (1, 5) OBP: 0.590, SLG: 0.636		1B			4-3		K			4	0	1	0	0	2	3						
Joe Lahoud, L (1, 9) OBP: 0.391, SLG: 0.474	F4				BB		K			3	0	0	0	1	1	4						
Tom Egan, R (1, 2) OBP: 0.444, SLG: 0.500					6-3					2	0	0	0	0	1	3						
Rudy Meoli, L (7, PH) OBP: 0.500, SLG: 0.400	K				6-3		F8			1	0	0	0	0	0	0						
Ellie Rodriguez, R (8, 2) OBP: 0.400, SLG: 0.294										1	0	0	0	0	0	0						
Jerry Remy, L (1, 4) OBP: 0.333, SLG: 0.300	6-3				G3					3	0	1	0	1	0	2						
Orlando Ramirez, R (1, 6) OBP: 0.308, SLG: 0.306										3	0	2	0	0	1	1						
Bill Sudakis, S (8, PH) OBP: 0.214, SLG: 0.182			6-3 5-3 1B		FC4-2-5 3B		K		F2	1	0	0	0	0	0	1						
<b>Inning Stats</b>	R: 0 E: 0 K: 1 S: 5	H: 0 LOB: 0 BB: 0 P: 5	R: 0 E: 0 K: 1 S: 6	H: 1 LOB: 2 BB: 1 P: 10	R: 0 E: 0 K: 0 S: 4	H: 1 LOB: 1 BB: 0 P: 4	R: 0 E: 0 K: 1 S: 5	H: 0 LOB: 1 BB: 1 P: 9	R: 0 E: 0 K: 2 S: 9	H: 1 LOB: 2 BB: 0 P: 9	R: 0 E: 0 K: 1 S: 5	H: 0 LOB: 1 BB: 1 P: 9	R: 0 E: 0 K: 1 S: 5	H: 0 LOB: 1 BB: 1 P: 9	R: 0 E: 0 K: 0 S: 4	H: 1 LOB: 1 BB: 0 P: 4	1B: 4 2B: 0 HR: 0	SF: 0 SAC: 0 DP: 0 HBP: 0	WP: 0 PB: 0 SB: 1 CS: 1	PA: 37		
<b>PITCHER</b>	IP	WLS	BF	H	R	ER	SO	BB	IBB	HBP	BLK	WP	HR	S	P	ERA	WHIP					
Jackie Brown, R (1, 1) ERA: 3.54	9.0	W	36	5	0	0	7	4	0	0	0	0	0	46	62	0.00	1.000					





Batter	1	2	3	4	5	6	7	8	9	AB	R	H	RBI	BB	SO	LOB	TOP
Cesar Tovar R (1, 10) OBP: 0.354, SLG: 0.317	F8		F8	G3		E4			L5	4	0	0	0	1	0	1	
Willie Davis L (1, 8) OBP: 0.243, SLG: 0.306	FC6-4 1B		FC3-6 BB			CS			F8 BB 1B	4	1	3	0	1	0	2	
Lenny Randle S (1, 4) OBP: 0.347, SLG: 0.313	L8		L7		SH1-4				4-3 BB 1B	3	0	0	0	1	0	4	
Jeff Burroughs R (1, 9) OBP: 0.380, SLG: 0.500	FC6-4 1-2			HR	P4				F8 2-3	5	1	2	2	0	0	4	
Jim Fregosi R (1, 3) OBP: 0.280, SLG: 0.304		F7		FC6-4 HR BB	K				1-3	4	1	0	0	1	1	4	
Tom Grieve R (1, 7) OBP: 0.286, SLG: 0.650										2	0	1	0	1	1	0	
Joe Lovitto S (6, PR) OBP: 0.313, SLG: 0.308		K		FC6-4 BB		SH5-4 1B SH3			6-3	1	1	0	0	0	0	1	
Toby Harrah R (1, 6) OBP: 0.304, SLG: 0.421					P4				4-3	4	1	1	0	0	1	2	
Leo Cardenas R (1, 5) OBP: 0.167, SLG: 0.167					F8	FC6-4 HR			6-3	3	1	0	0	0	0	2	
Jim Sundberg R (1, 2) OBP: 0.273, SLG: 0.234				FC3-6 BB		SH3			4-3	2	1	1	4	1	0	0	
<b>Inning Stats</b>	R: 0 E: 0 K: 0 S: 4	H: 1 LOB: 1 BB: 0 P: 4	R: 0 E: 0 K: 2 S: 7	H: 0 LOB: 0 BB: 0 P: 7	R: 0 E: 0 K: 0 S: 3	H: 0 LOB: 2 BB: 2 P: 11	R: 4 E: 0 K: 0 S: 5	H: 2 LOB: 0 BB: 2 P: 13	R: 0 E: 0 K: 1 S: 5	H: 0 LOB: 1 BB: 1 P: 9	R: 0 E: 0 K: 0 S: 5	H: 0 LOB: 0 BB: 0 P: 3	R: 0 E: 0 K: 0 S: 4	H: 1 LOB: 2 BB: 1 P: 8	1B: 5 2B: 1 3B: 0 HR: 2	SF: 0 SAC: 3 DP: 0 HBP: 0	WP: 0 PA: 42
<b>PITCHER</b>	IP WLS BF H R ER SO BB IBB HBP BLK WP HR S P ERA WHIP																
Vic Albury L (1, 1) ERA: 2.92	4.0 L 20 3 4 4 2 5 0 0 0 0 0 2 19 39 9.00 2.000																
Jim Hughes R (5, 1) ERA: 6.14	2.0 8 2 2 1 1 0 0 0 0 0 0 0 10 10 4.50 1.000																
Ray Corbin R (7, 1) ERA: 2.08	3.0 13 3 1 1 0 1 0 0 0 1 0 0 0 12 16 3.00 1.333																

Texas Rangers @ Minnesota Twins  
Metropolitan Stadium, Bloomington, MI  
Sat Apr 26 1975, 4:33 AM EDT  
Att. 4,698 - Unknown - 57 F

AB 32  
R 7  
H 8  
RBI 6  
BB 6  
SO 3  
LOB 20



Batter	1	2	3	4	5	6	7	8	9	AB	R	H	RBI	BB	SO	LOB	BOTTOM
Steve Bnye R (1, 8) OBP: 0.419, SLG: 0.571	G3		F9						6-3	5	1	1	1	0	0	2	
Danny Thompson R (1, 4) OBP: 0.372, SLG: 0.400										1	0	0	0	1	0	0	
Steve Braun L (5, PH) OBP: 0.289, SLG: 0.257	1-3									2	0	1	1	0	0	1	
Bobby Darwin R (1, 9) OBP: 0.286, SLG: 0.365										3	0	1	0	0	1	2	
Tony Oliva L (1, 10) OBP: 0.368, SLG: 0.379	F8									4	0	0	0	0	0	3	
Eric Soderholm R (1, 5) OBP: 0.313, SLG: 0.267										4	0	1	0	0	1	3	
Larry Hisle R (1, 7) OBP: 0.300, SLG: 0.429										4	0	0	0	0	0	4	
Craig Kusick R (1, 3) OBP: 0.344, SLG: 0.419										4	0	1	0	0	0	1	
Glenn Borgmann R (1, 2) OBP: 0.304, SLG: 0.314										3	0	0	0	1	0	1	
Dan Ford R (9, PR) OBP: 0.173, SLG: 0.115										0	0	0	0	0	0	0	
Luis Gomez R (1, 6) OBP: 0.308, SLG: 0.182										3	1	0	0	0	0	2	
Rod Carew L (9, PH) OBP: 0.528, SLG: 0.655										1	0	0	0	0	0	1	
<b>Inning Stats</b>	R: 0 E: 0 K: 0 S: 3	H: 0 LOB: 0 BB: 0 P: 4	R: 0 E: 0 K: 0 S: 3	H: 0 LOB: 0 BB: 0 P: 3	R: 0 E: 0 K: 0 S: 4	H: 0 LOB: 0 BB: 1 P: 8	R: 2 E: 0 K: 1 S: 8	H: 3 LOB: 1 BB: 0 P: 8	R: 0 E: 0 K: 0 S: 4	H: 1 LOB: 1 BB: 0 P: 4	R: 0 E: 0 K: 1 S: 6	H: 1 LOB: 1 BB: 0 P: 6	R: 0 E: 1 K: 0 S: 4	H: 0 LOB: 2 BB: 0 P: 4	1B: 4 2B: 0 3B: 1 HR: 0	SF: 0 SAC: 0 DP: 1 HBP: 1	WP: 1 PA: 37
<b>PITCHER</b>	IP WLS BF H R ER SO BB IBB HBP BLK WP HR S P ERA WHIP																
Bill Hands R (1, 1) ERA: 3.54	6.0 W 26 4 2 2 1 2 0 0 0 0 0 0 25 34 3.00 1.000																
Steve Foucault R (7, 1) ERA: 4.96	3.0 S 11 1 0 0 1 0 0 0 0 0 0 0 13 13 0.00 0.333																

Texas Rangers @ Minnesota Twins  
Metropolitan Stadium, Bloomington, MI  
Sat Apr 26 1975, 4:33 AM EDT  
Att. 4,698 - Unknown - 57 F

AB 34  
R 2  
H 5  
RBI 2  
BB 2  
SO 2  
LOB 20





Batter	1	2	3	4	5	6	7	8	9	AB	R	H	RBI	BB	SO	LOB	TOP			
Pat Kelly, L OBP: 0.438, SLG: 0.426 (1, 9)	0-0 4-3		0-3 K		0-0 1B			0-0 F9		4	0	1	0	0	1	1	<p>Chicago White Sox @ Texas Rangers</p> <p>Arlington Stadium, Arlington, TX</p> <p>Tue Apr 29 1975, 8:05 PM EDT</p> <p>Att: 7,107 - Unknown</p> <p>livebaseballscores.com</p>			
Jorge Orta, L OBP: 0.326, SLG: 0.450 (1, 4)	0-0 F8			0-0 F7	0-0 F8			0-0 1B		4	1	1	0	0	0	1				
Carlos May, L OBP: 0.432, SLG: 0.544 (1, 3)	0-3 K			4-0 1B		0-0 F9		0-0 1B		3	1	1	1	1	1	0				
Ken Henderson, S OBP: 0.410, SLG: 0.513 (1, 8)		0-0 F9		0-0 1B	0-0 FC5-4	0-0 G3		0-0 G1-6-3		4	0	1	0	0	0	1				
Bill Melton, R OBP: 0.341, SLG: 0.296 (1, 5)		0-3 K		0-0 1B	0-0 FC5-4	0-3 K		0-0 FC4-6		4	0	2	1	0	2	0				
Lee Richard, R OBP: 0.500, SLG: 0.500 (9, PR)				1-2 1B	0-0 FC5-4			0-0 1B		0	0	0	0	0	0	0				
Deron Johnson, R OBP: 0.293, SLG: 0.358 (1, 10)		0-3 K		0-0 FC5-4	0-0 FC1-4		0-0 6-3		0-3 K	4	0	0	0	0	2	3				
Nyls Nyman, L OBP: 0.222, SLG: 0.244 (1, 7)			0-0 1B	0-0 FC1-4	0-0 1B		0-0 4-3		0-0 FC4-6	4	0	1	0	0	0	3				
Bucky Dent, R OBP: 0.254, SLG: 0.275 (1, 6)			0-0 1B	0-0 L5-3	0-3 K		0-0 2B		0-0 F6	3	0	1	0	0	1	1				
Bill Sharp, L OBP: 0.259, SLG: 0.200 (9, PH)			1-2 1B							1	0	0	0	0	0	1				
Brian Downing, R OBP: 0.338, SLG: 0.310 (1, 2)			0-0 1B		0-0 5-3		0-0 L5			3	0	1	0	0	0	1				
<b>Inning Stats</b>	R: 0 E: 0 K: 1 S: 5	H: 0 LOB: 0 BB: 0 P: 5	R: 0 E: 0 K: 2 S: 7	H: 0 LOB: 0 BB: 0 P: 7	R: 0 E: 0 K: 1 S: 6	H: 2 LOB: 1 BB: 0 P: 6	R: 1 E: 0 K: 0 S: 5	H: 2 LOB: 2 BB: 1 P: 9	R: 0 E: 0 K: 1 S: 6	H: 1 LOB: 1 BB: 0 P: 6	R: 0 E: 0 K: 0 S: 4	H: 1 LOB: 1 BB: 0 P: 4	R: 1 E: 0 K: 0 S: 4	H: 2 LOB: 0 BB: 0 P: 4	R: 0 E: 0 K: 1 S: 6	H: 1 LOB: 1 BB: 0 P: 6	1B: 7 2B: 2 3B: 1 HR: 0	SF: 0 SAC: 0 DP: 2 HBP: 0	WP: 0 PB: 0 SB: 1 CS: 0	PA: 35
<b>PITCHER</b> Fergie Jenkins, R ERA: 3.67 (1, 1)	IP: 9.0 WLS: W BF: 35 H: 9 R: 2 ER: 2 SO: 7 BB: 1 IBB: 0 HBP: 0 BLK: 0 WP: 0 HR: 0 S: 48 P: 52 ERA: 2.00 WHIP: 1.111															<b>PITCHER</b>				

Batter	1	2	3	4	5	6	7	8	9	AB	R	H	RBI	BB	SO	LOB	BOTTOM			
Cesar Tovar, R OBP: 0.365, SLG: 0.333 (1, 7)	0-0 1-3		0-0 HR	0-0 F6			0-0 G3			4	1	2	0	0	0	2	<p>Chicago White Sox @ Texas Rangers</p> <p>Arlington Stadium, Arlington, TX</p> <p>Tue Apr 29 1975, 8:05 PM EDT</p> <p>Att: 7,107 - Unknown</p> <p>livebaseballscores.com</p>			
Willie Davis, L OBP: 0.231, SLG: 0.289 (1, 8)	0-3 K		0-3 K		0-0 G3		0-0 G3			4	0	0	0	0	2	2				
Lenny Randle, S OBP: 0.367, SLG: 0.373 (1, 4)	4-0 1B		0-0 HR	0-0 FC5-4			0-0 5-3			3	2	2	2	1	0	1				
Jeff Burroughs, R OBP: 0.387, SLG: 0.485 (1, 9)	4-0 1B		0-3 K	0-0 FC5-4			4-0 IBB			2	0	0	0	2	1	1				
Jim Fregosi, R OBP: 0.310, SLG: 0.333 (1, 3)	0-0 1B		0-3 K	0-0 1B			0-3 K			4	0	2	1	0	2	2				
Tom Grieve, R OBP: 0.261, SLG: 0.591 (1, 10)	0-3 K			0-0 6-3	0-0 F8			0-0 F9		2	0	0	0	0	1	2				
Mike Hargrove, L OBP: 0.333, SLG: 0.426 (5, PH)										2	0	0	0	0	0	2				
Toby Harrah, R OBP: 0.343, SLG: 0.393 (1, 6)		0-0 5-3		0-0 F8		0-0 6-3		0-0 F8		4	0	0	0	0	0	0				
Leo Cardenas, R OBP: 0.200, SLG: 0.111 (1, 5)		0-0 5-3		4-0 BB	0-0 4-3			0-3 K		3	0	0	0	1	1	0				
Jim Sundberg, R OBP: 0.276, SLG: 0.224 (1, 2)		0-0 F7		4-0 BB	0-0 K					2	0	0	0	1	1	0				
<b>Inning Stats</b>	R: 1 E: 0 K: 2 S: 8	H: 1 LOB: 2 BB: 2 P: 16	R: 0 E: 0 K: 0 S: 3	H: 0 LOB: 0 BB: 0 P: 3	R: 2 E: 0 K: 3 S: 11	H: 2 LOB: 0 BB: 0 P: 11	R: 0 E: 0 K: 0 S: 3	H: 0 LOB: 2 BB: 2 P: 11	R: 0 E: 0 K: 1 S: 5	H: 2 LOB: 2 BB: 0 P: 5	R: 0 E: 0 K: 1 S: 6	H: 1 LOB: 2 BB: 1 P: 10	R: 0 E: 0 K: 1 S: 5	H: 0 LOB: 0 BB: 0 P: 5	R: 0 E: 0 K: 1 S: 5	H: 0 LOB: 0 BB: 0 P: 5	1B: 5 2B: 0 3B: 0 HR: 1	SF: 0 SAC: 0 DP: 0 HBP: 0	WP: 0 PB: 0 SB: 0 CS: 0	PA: 35
<b>PITCHER</b> Claude Osteen, L ERA: 5.34 (1, 1)	IP: 4.2 WLS: L BF: 23 H: 5 R: 3 ER: 3 SO: 3 BB: 4 IBB: 0 HBP: 0 BLK: 0 WP: 0 HR: 1 S: 29 P: 45 ERA: 5.79 WHIP: 1.929															<b>PITCHER</b>				
<b>PITCHER</b> Rich Gossage, R ERA: 1.63 (5, 1)	IP: 3.1 WLS: L BF: 12 H: 1 R: 0 ER: 0 SO: 3 BB: 0 IBB: 1 HBP: 0 BLK: 0 WP: 0 HR: 0 S: 17 P: 21 ERA: 0.00 WHIP: 0.300															<b>PITCHER</b>				



Batter	1	2	3	4	5	6	7	8	9	AB	R	H	RBI	BB	SO	LOB	TOP				
Pat Kelly, L (1, 9) OBP: 0.456, SLG: 0.439 Buddy Bradford, R (9, PH) OBP: 0.278, SLG: 0.071	4-0 CS BB		0-0 FC4-6 1B		0-0 4-3			0-0 1B	0-0 L4	3	0	2	1	1	0	0					
Jorge Orta, L (1, 4) OBP: 0.322, SLG: 0.440	0-3 K		0-0 FC4-6 1B		0-0 6-3			0-0 BB 1B		4	0	1	1	0	1	2					
Carlos May, L (1, 10) OBP: 0.423, SLG: 0.528	0-0 F7		0-0 1B		0-0 6-3			0-0 F4		4	0	1	0	0	0	2					
Ken Henderson, S (1, 8) OBP: 0.414, SLG: 0.500		4-0 FC1-5 BB 1B	0-0 F6		4-0 FC4-6 BB			0-3 K		2	0	0	0	2	1	3					
Bill Melton, R (1, 5) OBP: 0.349, SLG: 0.297		0-0 FC1-5-4 1B		0-0 F4		0-0 F6		4-0 BB		3	0	1	0	1	0	1					
Tony Muser, L (1, 3) OBP: 0.105, SLG: 0.056 Deron Johnson, R (8, PH) OBP: 0.288, SLG: 0.352		0-0 F5		0-0 BB		0-0 FC4-6		0-0 F7		2	0	0	0	1	0	3					
Nyls Nyman, L (1, 7) OBP: 0.215, SLG: 0.236 Jerry Hairston, S (9, PH)		0-0 FC1-5-4		0-0 F6			0-0 L7		0-0 1-3	3	0	0	0	0	0	3	AB 29				
Bucky Dent, R (1, 6) OBP: 0.253, SLG: 0.264			4-0 BB 1B BB		0-0 F8		0-0 5-3		0-0 F9	3	1	0	0	1	0	1	R 2				
Brian Downing, R (1, 2) OBP: 0.347, SLG: 0.300			4-0 1B FC4-6 BB		0-0 F7		0-0 F4		4-0 BB	2	1	0	0	2	0	0	H 5				
<b>Inning Stats</b>	R: 0 E: 0 K: 1 S: 4	H: 0 LOB: 0 BB: 1 P: 8	R: 0 E: 0 K: 0 S: 3	H: 1 LOB: 1 BB: 1 P: 7	R: 2 E: 0 K: 0 S: 4	H: 2 LOB: 1 BB: 2 P: 12	R: 0 E: 0 K: 0 S: 3	H: 0 LOB: 1 BB: 1 P: 7	R: 0 E: 0 K: 0 S: 3	H: 0 LOB: 0 BB: 0 P: 3	R: 0 E: 0 K: 0 S: 3	H: 0 LOB: 1 BB: 1 P: 7	R: 0 E: 0 K: 1 S: 7	H: 2 LOB: 3 BB: 1 P: 11	R: 0 E: 0 K: 0 S: 3	H: 0 LOB: 1 BB: 1 P: 7	1B: 5 2B: 1 3B: 0 HR: 0	SF: 0 SAC: 0 DP: 2 HBP: 0	WP: 0 PB: 0 SB: 0 CS: 1	PA: 37	
<b>PITCHER</b>	IP WLS BF H R ER SO	IP WLS BF H R ER SO	IP WLS BF H R ER SO	IP WLS BF H R ER SO	IP WLS BF H R ER SO	IP WLS BF H R ER SO	IP WLS BF H R ER SO	IP WLS BF H R ER SO	IP WLS BF H R ER SO	IP WLS BF H R ER SO	IP WLS BF H R ER SO	IP WLS BF H R ER SO	IP WLS BF H R ER SO	IP WLS BF H R ER SO	IP WLS BF H R ER SO	IP WLS BF H R ER SO	ERA WHIP	ERA WHIP			
Jim Bibby, R (1, 1) ERA: 5.24	7.2	5	2	2	2	7	0	0	0	0	0	0	0	0	0	0	0	2.35	1.565		
Jim Umbarger, L (8, 1) ERA: 0.69	1.1	0	0	0	0	1	0	0	0	0	0	0	0	0	4	8	0.00	0.750			

Chicago White Sox @ Texas Rangers  
Arlington Stadium, Arlington, TX  
Wed Apr 30 1975, 8:05 PM EDT  
Att: 8,105 - Unknown

AB 29  
R 2  
H 5  
RBI 2  
BB 8  
SO 2  
LOB 19



Batter	1	2	3	4	5	6	7	8	9	AB	R	H	RBI	BB	SO	LOB	BOTTOM			
Cesar Tovar, R (1, 7) OBP: 0.391, SLG: 0.306 Joe Lovitto, S (7, 7) OBP: 0.313, SLG: 0.308	4-0 2B BB	0-0 F8	0-0 F8		0-0 1-3	0-0 L6				4	1	0	0	1	0	6				
Willie Davis, L (1, 8) OBP: 0.391, SLG: 0.316 Tom Grieve, R (8, 7) OBP: 0.261, SLG: 0.591	0-0 4-3	4-0 BB		0-0 F9	0-0 3B	1-0 G5-4-3 HBP				3	0	1	1	1	0	1				
Lenny Randle, S (1, 4) OBP: 0.369, SLG: 0.380	0-0 6-3 2B	0-3 K		4-0 BB 2B	0-0 4-3	0-0 F9				4	2	1	1	1	1	3				
Jeff Burroughs, R (1, 9) OBP: 0.388, SLG: 0.479	0-0 6-3		0-0 FC3-6 1B	0-0 F8		0-0 WP FC3-6 1B	0-0 G5-4-3			5	1	2	0	0	0	3				
Mike Hargrove, L (1, 3) OBP: 0.339, SLG: 0.412	0-0 BB 1B		0-0 FC3-6 HR	4-0 2B BB		0-0 F7		0-0 6-3		4	2	1	1	1	0	2				
Jim Spencer, L (1, 10) OBP: 0.362, SLG: 0.500	0-0 BB 1B		0-0 HR	0-0 2B		1-0 FC3-6 HBP		0-3 K		4	1	3	4	0	1	0				
Toby Harrah, R (1, 6) OBP: 0.361, SLG: 0.393 Roy Smalley, S (4, 6)	4-0 BB		1-0 2B HBP	0-0 3-1		0-0 FC3-6 BB HBP		0-0 F8		0	0	0	0	1	0	0	AB 32			
Roy Howell, L (1, 5) OBP: 0.250, SLG: 0.333	0-0 F5		0-0 2B		0-0 F8	1-0 BB HBP				3	0	1	0	0	0	3	R 8			
Jim Sundberg, R (1, 2) OBP: 0.306, SLG: 0.235		0-0 F9	4-0 BB		0-0 1-3 3B 1B	4-0 BB				2	1	1	0	2	0	0	H 10			
<b>Inning Stats</b>	R: 2 E: 0 K: 0 S: 6	H: 3 LOB: 3 BB: 2 P: 14	R: 0 E: 0 K: 1 S: 5	H: 0 LOB: 1 BB: 1 P: 9	R: 2 E: 0 K: 0 S: 5	H: 3 LOB: 2 BB: 1 P: 10	R: 2 E: 0 K: 0 S: 4	H: 1 LOB: 1 BB: 2 P: 12	R: 1 E: 0 K: 0 S: 5	H: 2 LOB: 1 BB: 0 P: 5	R: 1 E: 0 K: 0 S: 4	H: 1 LOB: 3 BB: 1 P: 10	R: 0 E: 0 K: 1 S: 5	H: 0 LOB: 0 BB: 0 P: 5	R: 0 E: 0 K: 1 S: 5	H: 0 LOB: 0 BB: 0 P: 5	1B: 5 2B: 3 3B: 1 HR: 1	SF: 0 SAC: 0 DP: 1 HBP: 4	WP: 1 PB: 0 SB: 1 CS: 0	PA: 43
<b>PITCHER</b>	IP WLS BF H R ER SO	IP WLS BF H R ER SO	IP WLS BF H R ER SO	IP WLS BF H R ER SO	IP WLS BF H R ER SO	IP WLS BF H R ER SO	IP WLS BF H R ER SO	IP WLS BF H R ER SO	IP WLS BF H R ER SO	IP WLS BF H R ER SO	IP WLS BF H R ER SO	IP WLS BF H R ER SO	IP WLS BF H R ER SO	IP WLS BF H R ER SO	IP WLS BF H R ER SO	IP WLS BF H R ER SO	ERA WHIP	ERA WHIP		
Stan Bahnsen, R (1, 1) ERA: 12.0	2.2	4	4	4	1	15	28	13.50	3.375											
Ozzie Osborn, R (3, 1) ERA: 7.11	2.1	3	3	3	0	3	0	11.57	2.571											
Cecil Upshaw, R (6, 1) ERA: 3.72	3.0	1	1	1	1	1	0	3.00	0.667											

Chicago White Sox @ Texas Rangers  
Arlington Stadium, Arlington, TX  
Wed Apr 30 1975, 8:05 PM EDT  
Att: 8,105 - Unknown

AB 32  
R 8  
H 10  
RBI 8  
BB 7  
SO 2  
LOB 20





Batter	1	2	3	4	5	6	7	8	9	AB	R	H	RBI	BB	SO	LOB	TOP								
<b>Buddy Bradford, R</b> OBP: 0.261, SLG: 0.059 (1, 9)	4-0 L1-3 BB		0-0 5-3		0-0 SF9		0-3 K		0-3 K	3	0	0	1	1	2	0									
<b>Bucky Dent, R</b> OBP: 0.266, SLG: 0.276 (1, 6)	0-0 L1-3		0-0		0-0 BB		0-0 F9			4	0	2	0	0	0	1									
<b>Carlos May, L</b> OBP: 0.439, SLG: 0.541 (1, 3)	4-0 BB		0-0 G3		1-2 FC5-4 BB			0-0 FC6-4		2	0	1	0	2	0	1									
<b>Ken Henderson, S</b> OBP: 0.418, SLG: 0.488 (1, 8)	4-0 FC5-4 BB			0-0 F9	0-0 FC5-4			4-0 FC6-4		2	0	0	0	2	0	2									
<b>Bill Melton, R</b> OBP: 0.344, SLG: 0.295 (1, 5)	0-0 FC5-4			0-0 4-3				0-0 F7		4	0	1	0	0	0	4									
<b>Deron Johnson, R</b> OBP: 0.286, SLG: 0.333 (1, 10)		0-0 5-3		4-0 BB	0-0 G5-4-3			0-0 FC6-4		3	0	0	0	1	0	3									
<b>Jorge Orta, L</b> OBP: 0.319, SLG: 0.432 (1, 4)		0-0 6-3		0-0 F6				0-0 FC6		4	0	1	0	0	0	3									
<b>Brian Downing, R</b> OBP: 0.342, SLG: 0.313 (1, 2)		0-0 4-3			0-0 G3 SF9			0-0 F4		4	1	1	0	0	0	1									
<b>Nyls Nyman, L</b> OBP: 0.206, SLG: 0.226 (1, 7)			0-0 5-3		0-0 G3			0-0 6-3		4	0	0	0	0	1	1									
<b>Inning Stats</b>	R: 0 E: 0 K: 0 S: 2	H: 0 LOB: 2 BB: 3 P: 14	R: 0 E: 0 K: 0 S: 3	H: 0 LOB: 0 BB: 0 P: 3	R: 0 E: 0 K: 0 S: 4	H: 1 LOB: 1 BB: 0 P: 4	R: 0 E: 0 K: 0 S: 3	H: 0 LOB: 1 BB: 1 P: 7	R: 1 E: 0 K: 0 S: 5	H: 2 LOB: 2 BB: 1 P: 9	R: 0 E: 0 K: 0 S: 4	H: 2 LOB: 1 BB: 0 P: 4	R: 0 E: 0 K: 0 S: 7	H: 0 LOB: 0 BB: 0 P: 7	R: 0 E: 0 K: 0 S: 4	H: 1 LOB: 2 BB: 1 P: 8	R: 0 E: 0 K: 1 S: 5	H: 0 LOB: 0 BB: 0 P: 5	1B: 4 2B: 3 3B: 0 HR: 0	SF: 1 SAC: 0 DP: 2 HBP: 0	WP: 0 PB: 0 SB: 1 CS: 0	PA: 37			
<b>PITCHER</b>	IP	WLS	BF	H	R	ER	SO	BB	IBB	HBP	BLK	WP	HR	S	P	ERA	WHIP								
<b>Clyde Wright, L</b> ERA: 3.05 (1, 1)	7.0		31	6	1	0	2	6	0	0	0	0	0	29	53	0.00	1.714								
<b>Steve Foucault, R</b> ERA: 4.42 (8, 1)	2.0	W	6	0	0	0	1	0	0	0	0	0	0	8	8	0.00	0.000								

Chicago White Sox @ Texas Rangers  
Arlington Stadium, Arlington, TX  
Thu May 01 1975, 8:05 PM EDT  
Att: 6,481 - Unknown

AB 30  
R 1  
H 6  
RBI 1  
BB 6  
SO 3  
LOB 16



Batter	1	2	3	4	5	6	7	8	9	AB	R	H	RBI	BB	SO	LOB	BOTTOM								
<b>Cesar Tovar, R</b> OBP: 0.339, SLG: 0.296 (1, 10)	0-0 4-3 1B		0-0 G6-4-3		0-0 FC4-6		0-0 F8		0-0 E4	5	0	1	0	0	0	5									
<b>Leo Cardenas, R</b> OBP: 0.286, SLG: 0.231 (1, 5)	0-0 4-3			0-0 1B	0-0 FC5-4			0-0 SH1-3	0-3 K	4	1	2	0	0	0	2									
<b>Roy Howell, L</b> OBP: 0.241, SLG: 0.321 (9, PH)	1-2 4-3			1-2 1B	1-2 FC5-4			0-0 SH1-3	1-2 K	1	0	0	0	0	1	2									
<b>Lenny Randle, S</b> OBP: 0.375, SLG: 0.387 (1, 4)	0-3 K			0-0 4-3	0-0 FC4-6			0-0 SH1-3	0-0 1B	4	0	2	1	0	1	2									
<b>Jeff Burroughs, R</b> OBP: 0.393, SLG: 0.473 (1, 9)	0-3 K			0-0 1B	0-0 F9			4-0 BB		3	0	1	0	1	1	2									
<b>Jim Fregosi, R</b> OBP: 0.303, SLG: 0.323 (1, 3)		0-0 4-3		0-0 1B	0-0 G6-4-3			0-0 F9		4	0	1	1	0	0	3									
<b>Tom Grieve, R</b> OBP: 0.296, SLG: 0.560 (1, 7)		0-0 F7		0-0 1B	0-0 K			4-0 BB		3	0	1	0	1	1	0									
<b>Willie Davis, L</b> OBP: 0.253, SLG: 0.316 (9, 8)		0-0 F7		1-3 2-H 1B	0-0 K			1-2 2-3 BB		0	0	0	0	0	0	0									
<b>Joe Lovitto, S</b> OBP: 0.300, SLG: 0.294 (1, 8)		0-3 K		0-3 K	0-0 K			0-0 F7		4	0	1	0	0	2	5									
<b>Roy Smalley, S</b> OBP: 0.286, SLG: 0.286 (1, 6)			0-0 1-3		0-0 FC4-6			0-3 K		4	0	2	0	0	1	0									
<b>Jim Sundberg, R</b> OBP: 0.303, SLG: 0.222 (1, 2)			0-0 E7		0-0 K			0-0 F8		3	1	0	0	0	1	3									
<b>Inning Stats</b>	R: 0 E: 0 K: 2 S: 8	H: 1 LOB: 1 BB: 0 P: 8	R: 0 E: 0 K: 1 S: 5	H: 0 LOB: 0 BB: 0 P: 5	R: 0 E: 1 K: 0 S: 3	H: 0 LOB: 0 BB: 0 P: 3	R: 1 E: 0 K: 1 S: 8	H: 4 LOB: 2 BB: 0 P: 8	R: 0 E: 0 K: 1 S: 6	H: 1 LOB: 1 BB: 0 P: 6	R: 0 E: 0 K: 0 S: 3	H: 1 LOB: 0 BB: 0 P: 3	R: 0 E: 0 K: 1 S: 7	H: 2 LOB: 2 BB: 0 P: 7	R: 0 E: 0 K: 0 S: 4	H: 1 LOB: 3 BB: 2 P: 12	R: 1 E: 1 K: 2 S: 8	H: 1 LOB: 2 BB: 0 P: 9	1B: 11 2B: 0 3B: 0 HR: 0	SF: 0 SAC: 1 DP: 2 HBP: 1	WP: 0 PB: 0 SB: 1 CS: 0	PA: 39			
<b>PITCHER</b>	IP	WLS	BF	H	R	ER	SO	BB	IBB	HBP	BLK	WP	HR	S	P	ERA	WHIP								
<b>Jim Kaat, L</b> ERA: 3.19 (1, 1)	7.1		30	10	1	1	6	0	0	0	0	0	0	42	42	0.00	1.364								
<b>Rich Gossage, R</b> ERA: 1.74 (8, 1)	1.0	L	7	0	1	0	1	1	1	1	0	0	0	6	15	0.00	1.000								
<b>Terry Forster, L</b> ERA: 2.57 (9, 1)	0.1		2	1	0	0	1	0	0	0	0	0	0	4	4	0.00	3.000								

Chicago White Sox @ Texas Rangers  
Arlington Stadium, Arlington, TX  
Thu May 01 1975, 8:05 PM EDT  
Att: 6,481 - Unknown

AB 35  
R 2  
H 11  
RBI 2  
BB 2  
SO 8  
LOB 24





Batter	1	2	3	4	5	6	7	8	9	AB	R	H	RBI	BB	SO	LOB	TOP					
Morris Nettles, L (1, 8) OBP: 0.292, SLG: 0.280	6-3	FC5-4								5	1	2	1	0	0	2						
Mickey Rivers, L (1, 7) OBP: 0.368, SLG: 0.383	FC3-2		F8							5	0	3	1	0	0	0						
Tommy Harper, R (1, 10) OBP: 0.347, SLG: 0.337	FC3-2		K2-3							2	0	0	1	1	2	0						
Bruce Bochte, L (1, 3) OBP: 0.368, SLG: 0.420	FC3-2		4-3							4	0	0	0	0	0	3						
Dave Chalk, R (1, 5) OBP: 0.484, SLG: 0.479	K									4	0	0	0	0	2	3						
Joe Lahoud, L (1, 9) OBP: 0.368, SLG: 0.452		G3								3	0	0	0	1	2	0						
Elie Rodriguez, R (1, 2) OBP: 0.412, SLG: 0.302	F7		F9							4	1	1	0	0	0	1						
Denny Doyle, L (1, 4) OBP: 0.100, SLG: 0.100	1B		F8							4	0	1	0	0	0	2						
Billy Smith, S (1, 6) OBP: 0.222, SLG: 0.222	FC5-4									4	1	2	0	0	1	2						
<b>Inning Stats</b>	R: 0 E: 0 K: 1 S: 6	H: 1 LOB: 2 BB: 1 P: 10	R: 0 E: 0 K: 0 S: 5	H: 2 LOB: 2 BB: 0 P: 5	R: 0 E: 0 K: 1 S: 5	H: 0 LOB: 0 BB: 0 P: 5	R: 0 E: 0 K: 0 S: 3	H: 0 LOB: 1 BB: 1 P: 7	R: 2 E: 0 K: 0 S: 6	H: 3 LOB: 1 BB: 0 P: 6	R: 0 E: 0 K: 1 S: 5	H: 0 LOB: 0 BB: 0 P: 5	R: 0 E: 0 K: 1 S: 5	H: 0 LOB: 0 BB: 0 P: 5	R: 0 E: 0 K: 2 S: 7	H: 0 LOB: 0 BB: 0 P: 7	R: 1 E: 1 K: 1 S: 8	H: 3 LOB: 2 BB: 0 P: 8	1B: 9 2B: 0 3B: 0 HR: 0	SF: 1 SAC: 0 DP: 0 HBP: 0	WP: 0 PB: 1 SB: 3 CS: 0	PA: 38
<b>PITCHER</b> Steve Hargan, R (1, 1) ERA: 1.75	IP: 9.0 WLS: W BF: 38 H: 9 R: 3 ER: 2 SO: 7 BB: 2 IBB: 0 HBP: 0 BLK: 0 WP: 0 HR: 0 S: 50 P: 58 ERA: 2.00 WHIP: 1.222																					

California Angels @ Texas Rangers  
Arlington Stadium, Arlington, TX  
Fri May 02 1975, 8:05 PM EDT  
Att: 10,513 - Unknown

AB 35  
R 3  
H 9  
RBI 3  
BB 2  
SO 7  
LOB 13



Batter	1	2	3	4	5	6	7	8	9	AB	R	H	RBI	BB	SO	LOB	BOTTOM	
Cesar Tovar, R (1, 10) OBP: 0.358, SLG: 0.298	F9		FC3-6							3	0	1	0	2	0	0		
Willie Davis, L (1, 8) OBP: 0.253, SLG: 0.313	SH4-3		FC3-6							5	0	1	0	0	0	4		
Lenny Randle, S (1, 4) OBP: 0.374, SLG: 0.377	SH4-3		4-3							2	0	0	0	1	0	2		
Leo Cardenas, R (9, 4) OBP: 0.286, SLG: 0.231	1-2									0	0	0	0	0	0	0		
Jeff Burroughs, R (1, 9) OBP: 0.375, SLG: 0.449	E4									4	1	0	0	0	1	2		
Mike Hargrove, L (1, 3) OBP: 0.333, SLG: 0.418	F7									4	1	1	0	0	0	2		
Roy Howell, L (1, 5) OBP: 0.242, SLG: 0.290										3	0	0	0	1	2	0		
Toby Harrah, R (9, FR) OBP: 0.361, SLG: 0.393										0	1	0	0	0	0	0		
Joe Lovitto, S (1, 7) OBP: 0.333, SLG: 0.300	G3									3	1	1	1	1	0	0		
Roy Smalley, S (1, 6) OBP: 0.182, SLG: 0.200	4-3									3	0	0	1	0	0	1		
Jim Sundberg, R (1, 2) OBP: 0.300, SLG: 0.224			6-3							4	0	1	1	0	0	0		
<b>Inning Stats</b>	R: 0 E: 1 K: 0 S: 5	H: 1 LOB: 2 BB: 0 P: 5	R: 0 E: 0 K: 1 S: 5	H: 0 LOB: 0 BB: 0 P: 5	R: 0 E: 0 K: 1 S: 5	H: 0 LOB: 0 BB: 0 P: 5	R: 0 E: 0 K: 0 S: 3	H: 0 LOB: 1 BB: 1 P: 7	R: 0 E: 0 K: 0 S: 3	H: 0 LOB: 1 BB: 1 P: 7	R: 0 E: 0 K: 0 S: 3	H: 0 LOB: 1 BB: 1 P: 7	R: 4 E: 0 K: 1 S: 6	H: 2 LOB: 3 BB: 3 P: 18	1B: 4 2B: 1 3B: 0 HR: 0	SF: 1 SAC: 1 DP: 0 HBP: 0	WP: 2 PB: 0 SB: 0 CS: 0	PA: 38
<b>PITCHER</b> Bill Singer, R (1, 1) ERA: 3.89 Mickey Scott, L (9, 1) ERA: 1.17 Dick Lange, R (9, 1) ERA: Frank Tanana, L (9, 1) ERA: 4.76	IP: 8.0 WLS: L BF: 33 H: 4 R: 3 ER: 3 SO: 3 BB: 3 IBB: 0 HBP: 0 BLK: 0 WP: 1 HR: 0 S: 36 P: 48 ERA: 3.38 WHIP: 0.875																	

California Angels @ Texas Rangers  
Arlington Stadium, Arlington, TX  
Fri May 02 1975, 8:05 PM EDT  
Att: 10,513 - Unknown

AB 31  
R 4  
H 5  
RBI 3  
BB 5  
SO 3  
LOB 11



















Batter	1	2	3	4	5	6	7	8	9	AB	R	H	RBI	BB	SO	LOB	TOP					
Cesar Tovar, R (1, 7) OBP: 0.325, SLG: 0.274	5-3		L6		5-3			FC6-4 HR		4	1	0	0	0	0	2	<p>Texas Rangers @ Kansas City Royals Royals Stadium, Kansas City, MO Tue May 06 1975, 8:05 PM EDT Att. 7,535 - Unknown - 81 F</p> <p>AB 33 R 2 H 6 RBI 2 BB 0 SO 6 LOB 9</p> 					
Willie Davis, L (1, 8) OBP: 0.240, SLG: 0.323	K		F9			F9		HR		4	1	1	2	0	1	0						
Lenny Randle, S (1, 4) OBP: 0.358, SLG: 0.352	K					P4		K		4	0	1	0	0	2	1						
Jeff Burroughs, R (1, 9) OBP: 0.350, SLG: 0.446	K					F9		P4		4	0	0	0	0	2	2						
Mike Hargrove, L (1, 3) OBP: 0.348, SLG: 0.403		G3								4	0	1	0	0	0	0						
Jim Spencer, L (1, 10) OBP: 0.365, SLG: 0.512										3	0	1	0	0	0	1						
Joe Lovitto, S (7, PR) OBP: 0.286, SLG: 0.258										1	0	0	0	0	0	0						
Roy Howell, L (1, 5) OBP: 0.262, SLG: 0.282										3	0	0	0	0	0	1						
Roy Smalley, S (1, 6) OBP: 0.250, SLG: 0.261										3	0	0	0	0	0	2						
Bill Fahey, L (1, 2) OBP: 0.667, SLG: 1.000										3	0	2	0	0	1	0						
Jim Sundberg, R (8, 2) OBP: 0.316, SLG: 0.231										0	0	0	0	0	0	0						
<b>Inning Stats</b>	R: 0 E: 1 K: 3 S: 10	H: 0 LOB: 1 BB: 0 P: 10	R: 0 E: 0 K: 0 S: 3	H: 0 LOB: 1 BB: 0 P: 4	R: 0 E: 0 K: 1 S: 5	H: 0 LOB: 0 BB: 0 P: 5	R: 0 E: 0 K: 1 S: 6	H: 2 LOB: 1 BB: 0 P: 6	R: 0 E: 0 K: 0 S: 4	H: 1 LOB: 1 BB: 0 P: 4	R: 0 E: 0 K: 0 S: 3	H: 0 LOB: 0 BB: 0 P: 3	R: 0 E: 0 K: 0 S: 4	H: 1 LOB: 1 BB: 0 P: 4	R: 2 E: 0 K: 1 S: 7	H: 2 LOB: 0 BB: 0 P: 7	R: 0 E: 0 K: 0 S: 3	H: 0 LOB: 0 BB: 0 P: 3	1B: 3 2B: 2 3B: 0 HR: 1	SF: 0 SAC: 0 DP: 0 HBP: 1	WP: 0 PB: 0 SB: 1 CS: 1	PA: 34
<b>PITCHER</b> Nelson Briles, R (1, 1) ERA: 3.31	IP: 9.0 WLS: W BF: 34 H: 6 R: 2 ER: 2 SO: 6 BB: 0 IBB: 0 HBP: 1 BLK: 0 WP: 0 HR: 1 S: 45 P: 46 ERA: 2.00 WHIP: 0.667																<b>PITCHER</b>					

Batter	1	2	3	4	5	6	7	8	9	AB	R	H	RBI	BB	SO	LOB	BOTTOM					
Freddie Patek, R (1, 6) OBP: 0.330, SLG: 0.349	F8		4-3		FC5-2 FC6-4		F9	F7		5	0	0	0	0	0	3	<p>Texas Rangers @ Kansas City Royals Royals Stadium, Kansas City, MO Tue May 06 1975, 8:05 PM EDT Att. 7,535 - Unknown - 81 F</p> <p>AB 35 R 6 H 10 RBI 5 BB 2 SO 3 LOB 19</p> 					
Amos Otis, R (1, 8) OBP: 0.420, SLG: 0.483	F9				F3		F9			3	0	0	0	1	0	2						
John Mayberry, L (1, 3) OBP: 0.365, SLG: 0.272	K				F8					3	1	0	0	1	1	3						
Hal McRae, R (1, 7) OBP: 0.349, SLG: 0.421										4	3	3	0	0	0	0						
Harmon Killebrew, R (1, 10) OBP: 0.352, SLG: 0.466										4	0	1	0	0	1	3						
George Brett, L (1, 5) OBP: 0.308, SLG: 0.305										4	1	1	1	0	0	3						
Cookie Rojas, R (1, 4) OBP: 0.338, SLG: 0.394										2	0	1	1	0	1	1						
Frank White, R (6, 4) OBP: 0.167, SLG: 0.176										2	1	1	2	0	0	1						
Vada Pinson, L (1, 9) OBP: 0.234, SLG: 0.364										4	0	1	0	0	0	3						
Buck Martinez, R (1, 2) OBP: 0.329, SLG: 0.375										4	0	2	1	0	0	0						
<b>Inning Stats</b>	R: 0 E: 0 K: 1 S: 5	H: 0 LOB: 0 BB: 0 P: 5	R: 1 E: 0 K: 0 S: 5	H: 2 LOB: 1 BB: 0 P: 5	R: 0 E: 0 K: 0 S: 3	H: 0 LOB: 1 BB: 1 P: 7	R: 0 E: 1 K: 1 S: 6	H: 0 LOB: 1 BB: 0 P: 6	R: 0 E: 0 K: 0 S: 5	H: 2 LOB: 2 BB: 0 P: 5	R: 1 E: 1 K: 0 S: 5	H: 2 LOB: 1 BB: 0 P: 5	R: 0 E: 0 K: 0 S: 3	H: 0 LOB: 0 BB: 0 P: 3	R: 4 E: 1 K: 1 S: 9	H: 4 LOB: 1 BB: 1 P: 13	R: 0 E: 0 K: 0 S: 3	H: 0 LOB: 0 BB: 0 P: 3	1B: 10 2B: 0 3B: 0 HR: 0	SF: 0 SAC: 0 DP: 0 HBP: 0	WP: 0 PB: 0 SB: 3 CS: 0	PA: 37
<b>PITCHER</b> Jim Bibby, R (1, 1) ERA: 5.22	IP: 7.0 WLS: L BF: 31 H: 7 R: 4 ER: 4 SO: 2 BB: 2 IBB: 0 HBP: 0 BLK: 0 WP: 0 HR: 0 S: 33 P: 41 ERA: 5.14 WHIP: 1.286																<b>PITCHER</b>					
Steve Foucault, R (8, 1) ERA: 5.03	IP: 1.0 WLS: L BF: 6 H: 3 R: 2 ER: 2 SO: 1 BB: 0 IBB: 0 HBP: 0 BLK: 0 WP: 0 HR: 0 S: 8 P: 8 ERA: 18.00 WHIP: 3.000																<b>PITCHER</b>					



Batter	1	2	3	4	5	6	7	8	9	AB	R	H	RBI	BB	SO	LOB	TOP								
Lenny Randle, S OBP: 0.342, SLG: 0.333 (1, 4)	0-0 4-3		0-0 3-1		0-3 K		0-0 F5		0-0 F7	5	0	0	0	0	1	5									
Joe Lovitto, S OBP: 0.297, SLG: 0.273 Tom Grieve, R OBP: 0.306, SLG: 0.485 (5, FH) (5, 7)	0-3 K		0-0 S 1B		0-3 K		0-0 F7		0-0 1-2 2-H 1B	2	0	1	0	0	1	0									
Willie Davis, L OBP: 0.238, SLG: 0.327 (1, 8)	0-0 F9		0-0 F5		0-0 1-2 1-H 2B			0-3 K	0-0 P6	5	0	1	1	0	1	3									
Jeff Burroughs, R OBP: 0.346, SLG: 0.438 (1, 9)		0-0 G3-6-3 1B		0-0 4-3		0-0 P6		0-0 F8		4	0	1	0	0	0	0									
Mike Hargrove, L OBP: 0.329, SLG: 0.379 (1, 3)		0-0 G3-6-3 1-2		0-0 F7		0-0 F8		0-0 3-1		4	0	0	0	0	0	1									
Jim Spencer, L OBP: 0.375, SLG: 0.532 (1, 10)		0-0 WP 2B		0-0 3-1		0-0 G3			0-0 FC4-6 1B	4	0	2	0	0	0	0									
Roy Howell, L OBP: 0.283, SLG: 0.268 (1, 5)		4-0 2-3 BB			4-0 2B BB		0-0 P4		0-0 FC4-6 1-2 1B BB	2	2	0	0	2	0	1	AB 35								
Roy Smalley, S OBP: 0.321, SLG: 0.320 (1, 6)		0-0 4-3			0-0 1-H 1B 2B		4-0 1B BB		4-0 1-2 1B BB	2	2	1	1	2	0	2	R 5								
Jim Sundberg, R OBP: 0.337, SLG: 0.261 (1, 2)			0-0 F9		0-0 2-H 2B 1B		0-0 1-2 1B		0-0 1-2 2-H 1B	4	1	3	2	0	0	0	H 10								
<b>Inning Stats</b>	R: 0 E: 0 K: 1 S: 5	H: 0 LOB: 0 BB: 0 P: 5	R: 0 E: 0 K: 0 S: 4	H: 2 LOB: 2 BB: 1 P: 8	R: 0 E: 0 K: 0 S: 4	H: 1 LOB: 1 BB: 0 P: 4	R: 0 E: 0 K: 0 S: 3	H: 0 LOB: 0 BB: 0 P: 3	R: 3 E: 0 K: 2 S: 9	H: 3 LOB: 1 BB: 1 P: 13	R: 0 E: 0 K: 0 S: 3	H: 0 LOB: 0 BB: 0 P: 3	R: 0 E: 0 K: 0 S: 4	H: 1 LOB: 2 BB: 1 P: 8	R: 0 E: 0 K: 1 S: 5	H: 0 LOB: 0 BB: 0 P: 5	R: 2 E: 0 K: 0 S: 6	H: 3 LOB: 2 BB: 1 P: 10	1B: 7 2B: 3 3B: 0 HR: 0	SF: 0 SAC: 0 DP: 1 HBP: 0	WP: 1 PB: 0 SB: 1 CS: 0	PA: 39			
<b>PITCHER</b>	IP	WLS	BF	H	R	ER	SO	BB	IBB	HBP	BLK	WP	HR	S	P	ERA	WHIP								
Steve Busby, R ERA: 2.98 (1, 1)	8.1	W	36	9	5	5	4	4	0	0	0	1	0	40	56	5.40	1.560								
Doug Bird, R ERA: 2.45 (9, 1)	0.2	S	3	1	0	0	0	0	0	0	0	0	0	3	3	0.00	1.500								

Texas Rangers @ Kansas City Royals  
 Royals Stadium, Kansas City, MO  
 Wed May 07 1975, 8:05 PM EDT  
 Alt. 7,282 - Unknown - 79 F

AB 35  
 R 5  
 H 10  
 RBI 5  
 BB 4  
 SO 4  
 LOB 15



Batter	1	2	3	4	5	6	7	8	9	AB	R	H	RBI	BB	SO	LOB	BOTTOM								
Freddie Patek, R OBP: 0.323, SLG: 0.341 (1, 6)	0-0 F9	0-0 1-2 1B		0-0 P1	0-0 FC4-6 1-2 2-3		0-0 1-3			5	0	1	0	0	0	3									
Amos Otis, R OBP: 0.410, SLG: 0.467 (1, 8)	0-0 F9	0-0 1-3 2-H 1B		0-0 FC4-6 1-2 2B	0-0 5-3 1-2		0-0 5-3			5	1	1	1	0	0	3									
John Mayberry, L OBP: 0.367, SLG: 0.282 (1, 3)	4-0 BB BB	0-0 4-3		0-0 1-H 2B		0-3 K		0-0 4-3		4	1	1	1	1	1	2									
Hal McRae, R OBP: 0.368, SLG: 0.449 (1, 7)	4-0 1-2 BB		0-0 E3 CS E	0-0 FC5 2-H 2B		4-0 BB E BB		0-0 F7 1B 2B		3	1	2	1	2	0	0									
Harmon Killebrew, R OBP: 0.355, SLG: 0.447 Rodney Scott, S (8, PR)	0-0 FC6-4 1-2		0-0 F9	4-0 BB		0-0 6-3 1-2		4-0 1B E BB		3	0	0	0	2	0	4									
George Brett, L OBP: 0.312, SLG: 0.313 (1, 5)		0-0 SH3 SF7 2B	0-0 FC6 CS	0-0 FC5 2-3		4-0 BB IBB		0-0 F7		4	1	1	0	1	0	5									
Jim Wohlford, R OBP: 0.377, SLG: 0.458 (1, 9)		0-0 SH3 2-3	4-0 1-2 2-3 IBB		0-0 FC4-6 5-3 1B	4-0 1-2 2-3 BB		0-0 E S 1B		2	0	2	1	2	0	0	AB 31								
Frank White, R OBP: 0.171, SLG: 0.162 (1, 4)		0-0 SF7	0-0 F7		0-0 5-3 1-2	0-0 5-3		0-0 3-H S BB		3	0	0	1	1	0	6	R 6								
Buck Martinez, R OBP: 0.347, SLG: 0.364 (1, 2)		4-0 1B BB		4-0 FC4-6 BB	4-0 FC4-6 BB		0-0 6-3	0-0 F5		2	1	0	0	3	0	2	H 8								
<b>Inning Stats</b>	R: 0 E: 0 K: 0 S: 3	H: 0 LOB: 2 BB: 2 P: 11	R: 2 E: 0 K: 0 S: 6	H: 3 LOB: 1 BB: 1 P: 10	R: 0 E: 2 K: 0 S: 4	H: 0 LOB: 2 BB: 1 P: 8	R: 2 E: 0 K: 0 S: 5	H: 2 LOB: 2 BB: 2 P: 13	R: 0 E: 0 K: 1 S: 5	H: 1 LOB: 2 BB: 1 P: 8	R: 0 E: 1 K: 1 S: 5	H: 0 LOB: 3 BB: 3 P: 17	R: 0 E: 0 K: 0 S: 3	H: 0 LOB: 0 BB: 0 P: 3	R: 2 E: 0 K: 0 S: 5	H: 2 LOB: 2 BB: 2 P: 13	1B: 4 2B: 4 3B: 0 HR: 0	SF: 1 SAC: 1 DP: 0 HBP: 0	WP: 0 PB: 0 SB: 3 CS: 2	PA: 45					
<b>PITCHER</b>	IP	WLS	BF	H	R	ER	SO	BB	IBB	HBP	BLK	WP	HR	S	P	ERA	WHIP								
Clyde Wright, L ERA: 4.07 (1, 1)	3.2	L	22	5	4	4	0	4	1	0	0	0	0	17	37	9.82	2.455								
Stan Thomas, R ERA (4, 1)	0.2		5	1	0	0	0	2	0	0	0	0	0	3	11	0.00	4.500								
Steve Foucault, R ERA: 4.63 (5, 1)	3.2		18	2	2	1	1	4	1	0	0	0	0	15	35	2.46	1.636								

Texas Rangers @ Kansas City Royals  
 Royals Stadium, Kansas City, MO  
 Wed May 07 1975, 8:05 PM EDT  
 Alt. 7,282 - Unknown - 79 F

AB 31  
 R 6  
 H 8  
 RBI 5  
 BB 12  
 SO 1  
 LOB 25





Batter	1	2	3	4	5	6	7	8	9	AB	R	H	RBI	BB	SO	LOB	TOP											
Cesar Tovar, R OBP: 0.318, SLG: 0.269 (1, 7)										5	1	1	0	0	0	5	<b>Texas Rangers @ Kansas City Royals</b> Royals Stadium, Kansas City, MO Thu May 08 1975, 8:05 PM EDT Att: 8,403 - Unknown - 79 F  <b>AB 38</b> <b>R 5</b> <b>H 13</b> <b>RBI 5</b> <b>BB 3</b> <b>SO 7</b> <b>LOB 20</b>											
Lenny Randle, S OBP: 0.345, SLG: 0.330 (1, 4)										4	1	1	0	1	1	3												
Willie Davis, L OBP: 0.264, SLG: 0.377 (1, 8)										5	1	4	3	0	1	0												
Jeff Burroughs, R OBP: 0.339, SLG: 0.436 (1, 9)										5	0	1	1	0	4	3												
Jim Spencer, L OBP: 0.266, SLG: 0.273 Tom Grieve, R OBP: 0.297, SLG: 0.471 (9, PH)										4	0	0	0	0	0	2												
Mike Hargrove, L OBP: 0.338, SLG: 0.391 (1, 3)										3	1	1	0	1	0	2												
Roy Howell, L OBP: 0.266, SLG: 0.273 Jim Fregosi, R OBP: 0.297, SLG: 0.294 Joe Lovitto, S OBP: 0.297, SLG: 0.273 Roy Smalley, S OBP: 0.321, SLG: 0.320 (8, 6)										3	0	1	0	0	1	0												
Toby Harrah, R OBP: 0.368, SLG: 0.400 (8, 5)										4	0	2	1	0	0	2												
Jim Sundberg, R OBP: 0.345, SLG: 0.288 (1, 2)										4	1	2	0	0	0	2												
<b>Inning Stats</b>	R: 0 E: 0 K: 1 S: 6	H: 1 LOB: 1 BB: 0 P: 6	R: 1 E: 0 K: 0 S: 5	H: 2 LOB: 2 BB: 1 P: 9	R: 0 E: 0 K: 1 S: 6	H: 1 LOB: 2 BB: 1 P: 10	R: 0 E: 0 K: 1 S: 7	H: 2 LOB: 2 BB: 0 P: 7	R: 0 E: 0 K: 2 S: 7	H: 0 LOB: 0 BB: 0 P: 7	R: 0 E: 0 K: 1 S: 5	H: 0 LOB: 0 BB: 0 P: 5	R: 2 E: 0 K: 1 S: 7	H: 2 LOB: 0 BB: 0 P: 7	R: 0 E: 0 K: 0 S: 3	H: 1 LOB: 1 BB: 1 P: 7		R: 2 E: 0 K: 0 S: 6	H: 4 LOB: 1 BB: 0 P: 6	1B: 9 2B: 3 3B: 0 HR: 1	SF: 0 SAC: 0 DP: 0 HBP: 0	WP: 0 PB: 0 SB: 2 CS: 1	PA: 42					
<b>PITCHER</b>	IP	WLS	BF	H	R	ER	SO	BB	IBB	HBP	BLK	WP	HR	S	P	ERA		WHIP										
Dennis Leonard, R ERA: 3.55 (1, 1)	7.1		33	9	3	3	7	2	0	0	0	0	1	45	53	3.68		1.500										
Steve Mingo, L ERA: 1.17 (8, 1)	0.0		1	0	0	0	0	0	1	0	0	0	0	0	4	∞	∞											
Doug Bird, R ERA: 3.09 (8, 1)	1.1	L	6	4	2	2	0	0	0	0	0	0	0	6	6	13.50	3.000											
Paul Splittorff, L ERA: 5.02 (9, 1)	0.1		1	0	0	0	0	0	0	0	0	0	0	1	1	0.00	0.000											

Batter	1	2	3	4	5	6	7	8	9	AB	R	H	RBI	BB	SO	LOB	BOTTOM											
Freddie Patek, R OBP: 0.320, SLG: 0.337 (1, 6)										4	0	1	1	0	0	0	<b>Texas Rangers @ Kansas City Royals</b> Royals Stadium, Kansas City, MO Thu May 08 1975, 8:05 PM EDT Att: 8,403 - Unknown - 79 F  <b>AB 32</b> <b>R 3</b> <b>H 4</b> <b>RBI 3</b> <b>BB 1</b> <b>SO 7</b> <b>LOB 7</b>											
Amos Otis, R OBP: 0.397, SLG: 0.448 (1, 8)										4	0	0	0	0	2	2												
John Mayberry, L OBP: 0.372, SLG: 0.337 (1, 3)										4	2	2	1	0	0	0												
Hal McRae, R OBP: 0.364, SLG: 0.451 (1, 7)										4	0	1	1	0	0	0												
Harmon Killebrew, R OBP: 0.340, SLG: 0.425 (1, 10)										4	0	0	0	0	2	1												
George Brett, L OBP: 0.301, SLG: 0.301 (1, 5)										4	1	0	0	0	0	0												
Cookie Rojas, R OBP: 0.324, SLG: 0.378 (1, 4)										3	0	0	0	0	1	1												
Jim Wohlford, R OBP: 0.375, SLG: 0.440 (1, 9)										2	0	0	0	1	0	1												
Buck Martinez, R OBP: 0.333, SLG: 0.348 (1, 2)										3	0	0	0	0	2	2												
<b>Inning Stats</b>	R: 1 E: 0 K: 1 S: 7	H: 2 LOB: 1 BB: 0 P: 7	R: 1 E: 1 K: 2 S: 9	H: 1 LOB: 2 BB: 1 P: 13	R: 0 E: 0 K: 0 S: 3	H: 0 LOB: 0 BB: 0 P: 3	R: 0 E: 0 K: 0 S: 3	H: 0 LOB: 0 BB: 0 P: 3	R: 0 E: 0 K: 1 S: 5	H: 0 LOB: 0 BB: 0 P: 5	R: 1 E: 0 K: 1 S: 6	H: 1 LOB: 0 BB: 0 P: 6	R: 0 E: 0 K: 1 S: 5	H: 0 LOB: 0 BB: 0 P: 5	R: 0 E: 0 K: 0 S: 3	H: 0 LOB: 0 BB: 0 P: 3		R: 0 E: 0 K: 1 S: 5	H: 0 LOB: 0 BB: 0 P: 5	1B: 1 2B: 2 3B: 0 HR: 1	SF: 0 SAC: 0 DP: 1 HBP: 0	WP: 0 PB: 0 SB: 0 CS: 0	PA: 33					
<b>PITCHER</b>	IP	WLS	BF	H	R	ER	SO	BB	IBB	HBP	BLK	WP	HR	S	P	ERA		WHIP										
Steve Hargan, R ERA: 1.82 (1, 1)	9.0	W	33	4	3	2	7	1	0	0	0	0	1	46	50	2.00		0.556										







Batter	1	2	3	4	5	6	7	8	9	AB	R	H	RBI	BB	SO	LOB	TOP				
Cesar Tovar, R OBP: 0.347, SLG: 0.329 Joe Lovitto, S OBP: 0.316, SLG: 0.273	F7		2B			F7	CS BB			3	0	1	1	0	0	0					
Lenny Randle, S OBP: 0.331, SLG: 0.315	F9		4-3			1-3	4-3			4	0	0	0	0	0	2					
Willie Davis, L OBP: 0.263, SLG: 0.377	G3					1B	E		4-3	4	2	2	0	0	0	0					
Jeff Burroughs, R OBP: 0.350, SLG: 0.440						6-3				4	1	2	0	0	1	1					
Mike Hargrove, L OBP: 0.345, SLG: 0.378	G4-6-3					SH1-2-3	E7		F7	3	1	1	2	0	0	1					
Jim Spencer, L OBP: 0.353, SLG: 0.475	1-3					F7	1B		G3	4	0	1	1	0	0	0					
Roy Howell, L OBP: 0.291, SLG: 0.280 Roy Smalley, S OBP: 0.333, SLG: 0.333			F8			K	1-2			3	0	1	1	0	1	0					
Toby Harrah, R OBP: 0.357, SLG: 0.366			2B			5-3	F7			3	1	0	0	1	1	3					
Jim Sundberg, R OBP: 0.316, SLG: 0.259			5-3			5-3			F8	4	0	0	0	0	1	2					
<b>Inning Stats</b>	R: 0 E: 0 K: 0 S: 3	H: 0 LOB: 0 BB: 0 P: 3	R: 0 E: 0 K: 0 S: 3	H: 1 LOB: 0 BB: 0 P: 3	R: 1 E: 0 K: 0 S: 4	H: 1 LOB: 1 BB: 1 P: 8	R: 1 E: 0 K: 0 S: 4	H: 1 LOB: 0 BB: 0 P: 4	R: 0 E: 0 K: 1 S: 5	H: 0 LOB: 0 BB: 0 P: 5	R: 0 E: 0 K: 0 S: 4	H: 0 LOB: 0 BB: 1 P: 8	R: 0 E: 0 K: 1 S: 5	H: 0 LOB: 0 BB: 0 P: 5	R: 0 E: 0 K: 1 S: 6	H: 1 LOB: 1 BB: 0 P: 6	1B: 7 2B: 2 3B: 0 HR: 0	SF: 0 SAC: 1 DP: 1 HBP: 0	WP: 0 PB: 0 SB: 1 CS: 1	PA: 36	
<b>PITCHER</b>	IP	WLS	BF	H	R	ER	SO	BB	IBB	HBP	BLK	WP	HR	S	P	ERA	WHIP				
Joe Coleman, R ERA: 6.08	5.2	L	25	8	5	5	1	1	0	0	0	0	0	26	30	7.94	1.588				
Dave Lemanczyk, R ERA: 5.31	3.1		11	1	0	0	3	1	0	0	0	0	0	16	20	0.00	0.600				

Texas Rangers @ Detroit Tigers  
Tiger Stadium, Detroit, MI  
Sat May 10 1975, 3:33 AM EDT  
Att: 15,283 - Unknown

AB 33  
R 5  
H 9  
RBI 5  
BB 2  
SO 4  
LOB 9



Batter	1	2	3	4	5	6	7	8	9	AB	R	H	RBI	BB	SO	LOB	BOTTOM				
Ron LeFlore, R OBP: 0.358, SLG: 0.505	3-1		E9						F3	5	1	4	0	0	0	2					
Gary Sutherland, R OBP: 0.340, SLG: 0.341	3-1							5-3		2	0	0	0	2	0	2					
Willie Horton, R OBP: 0.274, SLG: 0.489			F4				F9			4	0	1	1	0	1	5					
Nate Colbert, R OBP: 0.193, SLG: 0.211	F3						F3			4	0	0	0	0	2	4					
Bill Freehan, R OBP: 0.256, SLG: 0.316	6-3						F9		6-3	4	0	1	0	0	0	1					
Ben Oglivie, L OBP: 0.167, SLG: 0.241			4-3				F8		F7	4	0	0	0	0	0	1					
Leon Roberts, R OBP: 0.432, SLG: 0.634			F8					6-3		4	1	1	0	0	0	0					
Tom Verzyer, R OBP: 0.270, SLG: 0.246							6-3			4	0	1	1	0	1	0					
Aurelio Rodriguez, R OBP: 0.254, SLG: 0.297 Gates Brown, L John Knox, L			F7				6-3			3	0	0	0	0	1	0					
<b>Inning Stats</b>	R: 1 E: 0 K: 0 S: 5	H: 2 LOB: 1 BB: 0 P: 5	R: 0 E: 0 K: 1 S: 5	H: 0 LOB: 0 BB: 0 P: 5	R: 0 E: 1 K: 1 S: 6	H: 1 LOB: 2 BB: 1 P: 10	R: 0 E: 0 K: 0 S: 3	H: 1 LOB: 0 BB: 0 P: 3	R: 0 E: 0 K: 0 S: 4	H: 1 LOB: 2 BB: 1 P: 8	R: 0 E: 0 K: 0 S: 3	H: 0 LOB: 0 BB: 0 P: 3	R: 0 E: 0 K: 2 S: 8	H: 1 LOB: 1 BB: 0 P: 8	R: 0 E: 0 K: 0 S: 5	H: 2 LOB: 2 BB: 1 P: 9	1B: 5 2B: 3 3B: 0 HR: 0	SF: 0 SAC: 0 DP: 1 HBP: 0	WP: 0 PB: 0 SB: 1 CS: 0	PA: 37	
<b>PITCHER</b>	IP	WLS	BF	H	R	ER	SO	BB	IBB	HBP	BLK	WP	HR	S	P	ERA	WHIP				
Bill Hands, R ERA: 2.39	9.0	W	37	8	2	2	5	3	0	0	0	0	0	44	56	2.00	1.222				

Texas Rangers @ Detroit Tigers  
Tiger Stadium, Detroit, MI  
Sat May 10 1975, 3:33 AM EDT  
Att: 15,283 - Unknown

AB 34  
R 2  
H 8  
RBI 2  
BB 3  
SO 5  
LOB 15





Batter	1	2	3	4	5	6	7	8	9	AB	R	H	RBI	BB	SO	LOB	TOP					
Cesar Tovar, R OBP: 0.343, SLG: 0.326 Willie Davis, L OBP: 0.261, SLG: 0.374	K2-3		FC4	FC4		F9		G3		4	1	1	0	0	1	2						
Joe Lovitto, S OBP: 0.326, SLG: 0.270	5-3		FC1-6	FC1-6		F2		F9		4	1	1	0	1	0	2						
Lenny Randle, S OBP: 0.326, SLG: 0.327	K		FC1-6	FC1-6		1-3		G3		5	2	1	1	0	1	1						
Jeff Burroughs, R OBP: 0.352, SLG: 0.460		K						K		4	2	1	2	1	3	0						
Jim Fregosi, R OBP: 0.341, SLG: 0.342 Roy Smalley, S OBP: 0.355, SLG: 0.464										4	1	3	1	0	1	0						
Tom Grieve, R OBP: 0.310, SLG: 0.564										5	2	2	2	0	0	3						
Toby Harrah, R OBP: 0.348, SLG: 0.351										3	0	0	1	1	0	1						
Leo Cardenas, R OBP: 0.292, SLG: 0.364 Mike Hargrove, L OBP: 0.349, SLG: 0.395										3	1	2	2	0	0	1						
Jim Sundberg, R OBP: 0.323, SLG: 0.271										4	0	2	0	0	2	0						
<b>Inning Stats</b>	R: 0 E: 0 K: 2 S: 7	H: 0 LOB: 0 BB: 0 P: 7	R: 1 E: 1 K: 1 S: 7	H: 2 LOB: 1 BB: 0 P: 7	R: 3 E: 0 K: 2 S: 9	H: 2 LOB: 0 BB: 1 P: 13	R: 0 E: 1 K: 0 S: 5	H: 2 LOB: 2 BB: 0 P: 5	R: 5 E: 0 K: 1 S: 9	H: 4 LOB: 0 BB: 1 P: 13	R: 0 E: 0 K: 0 S: 3	H: 0 LOB: 0 BB: 0 P: 3	R: 0 E: 0 K: 1 S: 5	H: 1 LOB: 0 BB: 0 P: 5	R: 0 E: 0 K: 0 S: 5	H: 2 LOB: 2 BB: 0 P: 5	R: 2 E: 0 K: 1 S: 7	H: 2 LOB: 1 BB: 1 P: 11	1B: 8 2B: 2 3B: 1 HR: 4	SF: 1 SAC: 0 DP: 1 HBP: 0	WP: 1 PB: 1 SB: 1 CS: 0	PA: 44
<b>PITCHER</b>	IP	WLS	BF	H	R	ER	SO	BB	IBB	HBP	BLK	WP	HR	S	P	ERA	WHIP					
Mickey Lolich, L ERA: 3.8	4.0	L	21	8	6	6	5	1	0	0	0	1	1	30	34	13.50	2.250					
Tom Walker, R ERA: 3.32	1.0		6	2	3	3	1	1	0	0	0	0	1	7	11	27.00	3.000					
Ray Bare, R ERA: 6.17	3.0		11	3	0	0	1	0	0	0	0	0	0	13	13	0.00	1.000					
John Hiller, L ERA: 1.17	1.0		6	2	2	2	1	1	0	0	0	0	2	7	11	18.00	3.000					

Texas Rangers @ Detroit Tigers  
Tiger Stadium, Detroit, MI  
Sun May 11 1975, 3:33 AM EDT  
Att: 11,854 - Unknown

AB	40
R	11
H	15
RBI	10
BB	3
SO	8
LOB	13



Batter	1	2	3	4	5	6	7	8	9	AB	R	H	RBI	BB	SO	LOB	BOTTOM				
Ron LeFlore, R OBP: 0.370, SLG: 0.521	F3			FC6-4						5	0	3	3	0	0	1					
Gary Sutherland, R OBP: 0.333, SLG: 0.326	F8	F8				F6	FC1-6			4	0	0	0	1	0	3					
Willie Horton, R OBP: 0.280, SLG: 0.495										5	1	2	0	0	1	5					
Nate Colbert, R OBP: 0.193, SLG: 0.235	FC6-4									5	0	1	1	0	1	1					
Bill Freehan, R OBP: 0.264, SLG: 0.369										5	2	2	1	0	0	1					
Leon Roberts, R OBP: 0.408, SLG: 0.587										5	1	1	0	0	2	2					
Mickey Stanley, R OBP: 0.333, SLG: 0.125										2	2	0	0	2	0	1					
Tom Verezzer, R OBP: 0.286, SLG: 0.264 John Knox, L OBP: 0.266, SLG: 0.167										3	1	2	1	0	1	1					
Aurelio Rodriguez, R OBP: 0.257, SLG: 0.288 Gene Michael, S OBP: 0.257, SLG: 0.288										2	0	0	1	1	0	3					
<b>Inning Stats</b>	R: 0 E: 0 K: 0 S: 4	H: 1 LOB: 1 BB: 0 P: 4	R: 3 E: 0 K: 0 S: 6	H: 3 LOB: 1 BB: 1 P: 10	R: 0 E: 0 K: 1 S: 5	H: 0 LOB: 0 BB: 0 P: 5	R: 1 E: 0 K: 0 S: 5	H: 2 LOB: 1 BB: 0 P: 5	R: 1 E: 0 K: 2 S: 8	H: 1 LOB: 2 BB: 2 P: 16	R: 1 E: 0 K: 0 S: 4	H: 1 LOB: 0 BB: 0 P: 4	R: 0 E: 0 K: 0 S: 4	H: 2 LOB: 2 BB: 1 P: 8	R: 0 E: 0 K: 1 S: 5	H: 0 LOB: 0 BB: 0 P: 5	1B: 7 2B: 3 3B: 1 HR: 1	SF: 0 SAC: 0 DP: 1 HBP: 0	WP: 0 PB: 0 SB: 0 CS: 0	PA: 42	
<b>PITCHER</b>	IP	WLS	BF	H	R	ER	SO	BB	IBB	HBP	BLK	WP	HR	S	P	ERA	WHIP				
Fergie Jenkins, R ERA: 4.1	5.0	W	24	4	2	1	3	3	0	0	0	0	1	21	33	9.00	1.800				
Steve Foucault, R ERA: 4.28	4.0	S	18	4	2	1	3	3	0	0	0	0	1	21	33	2.25	1.750				

Texas Rangers @ Detroit Tigers  
Tiger Stadium, Detroit, MI  
Sun May 11 1975, 3:33 AM EDT  
Att: 11,854 - Unknown

AB	38
R	7
H	12
RBI	7
BB	4
SO	5
LOB	19





Batter	1	2	3	4	5	6	7	8	9	AB	R	H	RBI	BB	SO	LOB	TOP															
<b>Don Money, R</b> OBP: 0.272, SLG: 0.314 (1, 5)										2	0	1	0	0	0	0	<b>Milwaukee Brewers @ Texas Rangers</b> Arlington Stadium, Arlington, TX Tue May 13 1975, 8:05 PM EDT Att: 18,696 - Unknown															
<b>Bill Sharp, L</b> OBP: 0.236, SLG: 0.226 (1, 8)										2	0	1	0	0	0	0																
<b>Bobby Mitchell, R</b> OBP: 0.389, SLG: 0.531 (1, 7)										2	0	0	0	0	1	2																
<b>George Scott, R</b> OBP: 0.321, SLG: 0.447 (1, 3)										2	0	0	0	0	0	2																
<b>Hank Aaron, R</b> OBP: 0.343, SLG: 0.364 (1, 10)										2	0	0	0	0	0	2																
<b>Darrell Porter, L</b> OBP: 0.362, SLG: 0.397 (1, 2)										2	0	0	0	0	1	0																
<b>Sixto Lezcano, R</b> OBP: 0.311, SLG: 0.421 (1, 9)										2	0	0	0	0	1	0																
<b>Tim Johnson, L</b> OBP: 0.176, SLG: 0.176 (1, 6)										2	0	0	0	0	0	0																
<b>Pedro Garcia, R</b> OBP: 0.273, SLG: 0.316 (1, 4)										1	0	0	0	0	0	0																
<b>Inning Stats</b>	R: 0 E: 0 K: 0 S: 5	H: 2 LOB: 2 BB: 0 P: 5	R: 0 E: 0 K: 2 S: 7	H: 0 LOB: 0 BB: 0 P: 7	R: 0 E: 0 K: 0 S: 3	H: 0 LOB: 0 BB: 0 P: 3	R: 0 E: 0 K: 1 S: 5	H: 0 LOB: 0 BB: 0 P: 5	R: 0 E: 0 K: 0 S: 3	H: 0 LOB: 0 BB: 0 P: 3	PITCHER					IP	WLS	BF	H	R	ER	SO	BB	IBB	HBP	BLK	WP	HR	S	P	ERA	WHIP
<b>Jim Bibby, R</b> ERA: 4.46 (1, 1)	5.0	W	17	2	0	0	3	0	0	0	0	0	1	0	23	23	0.00	0.400														

AB	17
R	0
H	2
RBI	0
BB	0
SO	3
LOB	6



1B: 2	SF: 0	WP: 1	PA: 17
2B: 0	SAC: 0	FB: 0	
3B: 0	DP: 0	SB: 0	
HR: 0	HBP: 0	CS: 0	

Batter	1	2	3	4	5	6	7	8	9	AB	R	H	RBI	BB	SO	LOB	BOTTOM															
<b>Cesar Tovar, R</b> OBP: 0.353, SLG: 0.370 (1, 7)										3	1	2	1	0	0	1	<b>Milwaukee Brewers @ Texas Rangers</b> Arlington Stadium, Arlington, TX Tue May 13 1975, 8:05 PM EDT Att: 18,696 - Unknown															
<b>Lenny Randle, S</b> OBP: 0.333, SLG: 0.345 (1, 4)										3	0	2	2	0	1	0																
<b>Willie Davis, L</b> OBP: 0.254, SLG: 0.364 (1, 8)										3	0	0	0	0	0	3																
<b>Jeff Burroughs, R</b> OBP: 0.352, SLG: 0.452 (1, 9)										2	1	0	0	1	0	2																
<b>Jim Spencer, L</b> OBP: 0.352, SLG: 0.516 (1, 3)										3	1	1	2	0	0	0																
<b>Mike Hargrove, L</b> OBP: 0.360, SLG: 0.405 (1, 10)										3	0	2	0	0	0	0																
<b>Roy Howell, L</b> OBP: 0.281, SLG: 0.269 (1, 5)										2	0	0	0	0	0	1																
<b>Toby Harrah, R</b> OBP: 0.352, SLG: 0.355 (1, 6)										2	1	1	0	0	0	0																
<b>Jim Sundberg, R</b> OBP: 0.327, SLG: 0.276 (1, 2)										2	1	1	0	0	0	1																
<b>Inning Stats</b>	R: 3 E: 0 K: 1 S: 8	H: 3 LOB: 1 BB: 1 P: 12	R: 1 E: 1 K: 0 S: 6	H: 3 LOB: 2 BB: 0 P: 6	R: 0 E: 0 K: 0 S: 3	H: 0 LOB: 0 BB: 0 P: 3	R: 1 E: 0 K: 0 S: 5	H: 2 LOB: 1 BB: 0 P: 5	R: 0 E: 0 K: 0 S: 3	H: 1 LOB: 1 BB: 0 P: 3	PITCHER					IP	WLS	BF	H	R	ER	SO	BB	IBB	HBP	BLK	WP	HR	S	P	ERA	WHIP
<b>Jim Slaton, R</b> ERA: 6.04 (1, 1)	1.0	L	7	3	3	3	0	0	0	0	0	0	0	0	17	17	4.91	1.636														
<b>Bill Castro, R</b> ERA: 1.54 (2, 1)	3.2		17	6	2	2	0	0	0	0	0	0	0	0	17	17																

AB	23
R	5
H	9
RBI	5
BB	1
SO	1
LOB	8



1B: 6	SF: 0	WP: 0	PA: 24
2B: 1	SAC: 0	FB: 0	
3B: 0	DP: 0	SB: 0	
HR: 2	HBP: 0	CS: 0	







Batter	1	2	3	4	5	6	7	8	9	AB	R	H	RBI	BB	SO	LOB	TOP					
<b>Don Money, R</b> OBP: 0.294, SLG: 0.328 (1, 5)										5	2	4	0	0	0	0	<b>Milwaukee Brewers @ Texas Rangers</b> Arlington Stadium, Arlington, TX Thu May 15 1975, 8:05 PM EDT Att: 22,823 - Unknown					
<b>Bill Sharp, L</b> OBP: 0.239, SLG: 0.234 (1, 8)										5	1	1	1	1	0	4						
<b>Bobby Mitchell, R</b> OBP: 0.419, SLG: 0.658 <b>Gorman Thomas, R</b> OBP: 0.235, SLG: 0.333 (1, 7) (7, 7)										4	2	3	2	0	1	1						
<b>George Scott, R</b> OBP: 0.320, SLG: 0.423 (1, 3)										3	1	0	0	1	1	3						
<b>Hank Aaron, R</b> OBP: 0.339, SLG: 0.379 (1, 10)										3	1	1	4	0	0	0						
<b>Darrell Porter, L</b> OBP: 0.365, SLG: 0.375 (1, 2)										3	0	0	0	1	0	1						
<b>Sixto Lezcano, R</b> OBP: 0.304, SLG: 0.427 (1, 9)										4	1	1	1	0	0	1						
<b>Tim Johnson, L</b> OBP: 0.148, SLG: 0.115 (1, 6)										4	0	0	0	0	1	1						
<b>Kurt Bevacqua, R</b> (1, 4)										4	0	0	0	0	2	0						
<b>Inning Stats</b>	R: 2 E: 1 K: 1 S: 8	H: 3 LOB: 1 BB: 0 P: 8	R: 0 E: 0 K: 1 S: 5	H: 0 LOB: 0 BB: 0 P: 5	R: 1 E: 0 K: 0 S: 4	H: 2 LOB: 0 BB: 0 P: 4	R: 0 E: 0 K: 0 S: 3	H: 0 LOB: 1 BB: 1 P: 7	R: 4 E: 1 K: 1 S: 8	H: 2 LOB: 0 BB: 1 P: 12	R: 0 E: 0 K: 1 S: 5	H: 0 LOB: 0 BB: 0 P: 5	R: 0 E: 0 K: 1 S: 6	H: 1 LOB: 1 BB: 0 P: 6	R: 1 E: 0 K: 0 S: 4	H: 1 LOB: 0 BB: 0 P: 4	R: 0 E: 0 K: 0 S: 3	H: 1 LOB: 0 BB: 0 P: 3	1B: 5 2B: 2 3B: 1 HR: 3	SF: 1 SAC: 0 DP: 2 HBP: 0	WP: 0 PB: 0 SB: 1 CS: 0	PA: 38
<b>PITCHER</b> <b>Steve Hargan, R</b> ERA: 2.27 (1, 1)	IP: 9.0 WLS: L BF: 38	H: 10 R: 8 ER: 4 SO: 5	BB: 2 IBB: 0 HBP: 0 BLK: 0	WP: 0 HR: 3 S: 46 P: 54	ERA: 4.00 WHIP: 1.333																	


Batter	1	2	3	4	5	6	7	8	9	AB	R	H	RBI	BB	SO	LOB	BOTTOM					
<b>Lenny Randle, S</b> OBP: 0.341, SLG: 0.352 (1, 7) (7, 4)										5	0	3	1	0	0	0	<b>Milwaukee Brewers @ Texas Rangers</b> Arlington Stadium, Arlington, TX Thu May 15 1975, 8:05 PM EDT Att: 22,823 - Unknown					
<b>Roy Smalley, S</b> OBP: 0.341, SLG: 0.421 <b>Tom Grieve, R</b> OBP: 0.318, SLG: 0.550 (1, 6) (7, 7)										3	0	1	0	0	0	1						
<b>Mike Hargrove, L</b> OBP: 0.376, SLG: 0.425 (1, 10)										3	1	1	1	2	0	4						
<b>Jeff Burroughs, R</b> OBP: 0.345, SLG: 0.440 (1, 9)										4	0	0	0	0	2	2						
<b>Jim Spencer, L</b> OBP: 0.321, SLG: 0.451 (1, 3)										4	0	0	0	0	1	2						
<b>Joe Lovitto, S</b> OBP: 0.306, SLG: 0.256 (1, 8)										4	0	0	0	0	0	2						
<b>Roy Howell, L</b> OBP: 0.297, SLG: 0.328 (1, 5)										4	2	2	1	0	0	0						
<b>Toby Harrah, R</b> OBP: 0.376, SLG: 0.405 (1, 4) (7, 6)										3	2	3	2	1	0	0						
<b>Jim Sundberg, R</b> OBP: 0.297, SLG: 0.247 (1, 2)										4	0	0	0	0	1	3						
<b>Inning Stats</b>	R: 0 E: 0 K: 0 S: 3	H: 1 LOB: 0 BB: 0 P: 3	R: 0 E: 0 K: 1 S: 5	H: 0 LOB: 0 BB: 0 P: 5	R: 1 E: 0 K: 0 S: 5	H: 3 LOB: 1 BB: 0 P: 5	R: 0 E: 0 K: 1 S: 5	H: 0 LOB: 1 BB: 1 P: 9	R: 2 E: 0 K: 0 S: 5	H: 2 LOB: 0 BB: 0 P: 5	R: 0 E: 0 K: 0 S: 3	H: 0 LOB: 1 BB: 1 P: 7	R: 1 E: 0 K: 1 S: 6	H: 1 LOB: 1 BB: 1 P: 10	R: 1 E: 0 K: 1 S: 6	H: 1 LOB: 0 BB: 0 P: 6	R: 0 E: 0 K: 0 S: 5	H: 2 LOB: 3 BB: 1 P: 9	1B: 7 2B: 0 3B: 0 HR: 3	SF: 0 SAC: 0 DP: 1 HBP: 0	WP: 1 PB: 0 SB: 0 CS: 1	PA: 39
<b>PITCHER</b> <b>Pete Broberg, R</b> ERA: 2.8 <b>Eduardo Rodriguez, R</b> ERA: 1.42 (1, 1) (9, 1)	IP: 8.2 WLS: W BF: 37	H: 10 R: 5 ER: 5 SO: 4	BB: 3 IBB: 0 HBP: 0 BLK: 0	WP: 0 HR: 3 S: 42 P: 54	ERA: 5.19 WHIP: 1.500																	
<b>PITCHER</b>	IP: 0.1 WLS: S BF: 2	H: 0 R: 0 ER: 0 SO: 0	BB: 1 IBB: 0 HBP: 0 BLK: 0	WP: 0 HR: 0 S: 1 P: 5	ERA: 0.00 WHIP: 3.000																	



Batter	1	2	3	4	5	6	7	8	9	AB	R	H	RBI	BB	SO	LOB	TOP			
Ron LeFlore, R OBP: 0.333, SLG: 0.455 (1, 8)	F8		FC6-4 1B		F9		K			4	0	1	0	0	1	0				
Gary Sutherland, R OBP: 0.294, SLG: 0.294 (1, 4)	5-3		FC6-4 FC5-4		E6			6-3		4	0	0	1	0	0	1				
Willie Horton, R OBP: 0.259, SLG: 0.441 (1, 10)	6-3		K		1-3			F8		4	0	0	0	0	1	2				
Nate Colbert, R OBP: 0.231, SLG: 0.316 (1, 3)		F8	FC5-4		5-3			K		4	0	0	0	0	1	1				
Bill Freehan, R OBP: 0.274, SLG: 0.364 Gene Lamont, L (6, 2)	F8			K		F4		F8		3	0	0	0	0	1	0				
Dan Meyer, L OBP: 0.298, SLG: 0.405 (1, 7)		3B 2B		1B		3-1		WP BB		3	1	2	0	1	0	0				
Leon Roberts, R OBP: 0.431, SLG: 0.650 (1, 9)		3B		1B			FC4-6 1B	F4		4	0	3	1	0	0	1				
Gene Michael, S OBP: 0.200, SLG: 0.143 (1, 6)	F7		G3-6-3		G3-6-3		FC4-6 HR	F6		4	0	0	0	0	0	5				
Aurelio Rodriguez, R OBP: 0.247, SLG: 0.325 (1, 5)			1B FC6-4 2B		K		HR			3	2	2	1	0	1	0				
<b>Inning Stats</b>	R: 0 E: 0 K: 0 S: 3	H: 0 LOB: 0 BB: 0 P: 3	R: 1 E: 0 K: 0 S: 5	H: 2 LOB: 1 BB: 0 P: 5	R: 1 E: 0 K: 1 S: 7	H: 2 LOB: 1 BB: 0 P: 7	R: 0 E: 0 K: 1 S: 6	H: 2 LOB: 1 BB: 0 P: 6	R: 0 E: 1 K: 1 S: 6	H: 0 LOB: 1 BB: 0 P: 6	R: 0 E: 0 K: 0 S: 3	H: 0 LOB: 0 BB: 0 P: 3	R: 1 E: 0 K: 1 S: 6	H: 2 LOB: 0 BB: 0 P: 6	R: 0 E: 0 K: 1 S: 5	H: 0 LOB: 1 BB: 1 P: 7	1B: 4 2B: 2 3B: 1 HR: 1	SF: 0 SAC: 0 DP: 1 HBP: 0	WP: 1 PB: 0 SB: 0 CS: 0	PA: 35
<b>PITCHER</b> Bill Hands, R ERA: 2.51 (1, 1)	IP: 9.0 WLS: W BF: 35 H: 8 R: 3 ER: 3 SO: 5 BB: 1 IBB: 0 HBP: 0 BLK: 0 WP: 1 HR: 1 S: 44 P: 48 ERA: 3.00 WHIP: 1.000															<b>PITCHER</b>				

Detroit Tigers @ Texas Rangers  
Arlington Stadium, Arlington, TX  
Fri May 16 1975, 8:05 PM EDT  
Att: 15,755 - Unknown


AB 34  
R 3  
H 8  
RBI 3  
BB 1  
SO 5  
LOB 10



Batter	1	2	3	4	5	6	7	8	9	AB	R	H	RBI	BB	SO	LOB	BOTTOM			
Cesar Tovar, R OBP: 0.342, SLG: 0.350 (1, 10)	1B 2B	E5	2B		1B		G4-6-3			4	3	2	1	1	0	4				
Toby Harrah, R OBP: 0.387, SLG: 0.427 (1, 6)	2B 5-3	FC5			1B			6-3		5	1	3	5	0	0	2				
Lenny Randle, S OBP: 0.336, SLG: 0.354 (1, 4)	WP 1-3 2H	4-3	2-3		F8			G3		5	0	1	1	0	0	4				
Jeff Burroughs, R OBP: 0.333, SLG: 0.423 (1, 9)	5-3		K		F3		K	F8		5	0	0	1	0	2	1				
Jim Fregosi, R OBP: 0.356, SLG: 0.341 (1, 3)	5-3		HR		CS BB		K			3	1	1	0	1	1	1				
Tom Grieve, R OBP: 0.313, SLG: 0.591 (1, 7)	4-3		HR		K		F8			4	1	1	2	0	1	2				
Joe Lovitto, S OBP: 0.340, SLG: 0.298 (1, 8)		1-3	2B 2B 1B		1-3 1B 1B		1B 1B			4	2	3	0	0	0	0				
Leo Cardenas, R OBP: 0.333, SLG: 0.407 (1, 5)		E BB FC5 1B	2B 2B		F7		F9			4	2	2	0	0	0	2				
Jim Sundberg, R OBP: 0.304, SLG: 0.250 (1, 2)		FC5 E BB	G3		1-3		G4-6-3 1B			3	0	1	0	1	0	3				
<b>Inning Stats</b>	R: 2 E: 0 K: 0 S: 6	H: 3 LOB: 1 BB: 0 P: 6	R: 1 E: 2 K: 0 S: 5	H: 1 LOB: 2 BB: 1 P: 9	R: 5 E: 0 K: 1 S: 10	H: 5 LOB: 1 BB: 1 P: 14	R: 0 E: 0 K: 1 S: 4	H: 0 LOB: 1 BB: 1 P: 8	R: 2 E: 0 K: 0 S: 6	H: 3 LOB: 1 BB: 0 P: 6	R: 0 E: 0 K: 2 S: 7	H: 0 LOB: 0 BB: 0 P: 7	R: 0 E: 0 K: 0 S: 4	H: 2 LOB: 1 BB: 0 P: 4	R: 0 E: 0 K: 0 S: 3	H: 0 LOB: 0 BB: 0 P: 3	1B: 10 2B: 4 3B: 0 HR: 1	SF: 0 SAC: 0 DP: 2 HBP: 0	WP: 1 PB: 0 SB: 0 CS: 1	PA: 40
<b>PITCHER</b> Mickey Lolich, L ERA: 4.6 Ray Bare, R ERA: 5.68 (3, 1)	IP: 2.1 WLS: L BF: 16 H: 7 R: 6 ER: 4 SO: 3 BB: 2 IBB: 0 HBP: 0 BLK: 0 WP: 0 HR: 1 S: 17 P: 21 ERA: 19.29 WHIP: 3.429															<b>PITCHER</b>				

Detroit Tigers @ Texas Rangers  
Arlington Stadium, Arlington, TX  
Fri May 16 1975, 8:05 PM EDT  
Att: 15,755 - Unknown

AB 37  
R 10  
H 14  
RBI 10  
BB 3  
SO 4  
LOB 19





Batter	1	2	3	4	5	6	7	8	9	AB	R	H	RBI	BB	SO	LOB	TOP				
Ron LeFlore, R OBP: 0.344, SLG: 0.462	0-0 CS 1B		0-0 G5-4-3 1B	0-0 6-3			0-0 FC6-4 CS		0-0 SH3-4 1B	5	0	3	0	0	0	2	Detroit Tigers @ Texas Rangers Arlington Stadium, Arlington, TX Sat May 17 1975, 8:05 PM EDT Att: 21,896 - Unknown				
Gary Sutherland, R OBP: 0.303, SLG: 0.286	0-0 5-3		0-0 G5-4-3		0-0 3-1		4-0 BB		0-0 SH3-4	3	0	0	0	1	0	2					
Dan Meyer, L OBP: 0.315, SLG: 0.422	0-0 BB 1B			0-0 HR 2B	0-0 4-6-3		0-0 4-3		4-0 BB G6-4-3	4	1	2	0	1	0	1					
Willie Horton, R OBP: 0.273, SLG: 0.470	4-0 FC6-4 BB			0-0 HR	0-0 1B			0-0 F8	0-0 G6-4-3	4	1	2	2	1	0	2					
Leon Roberts, R OBP: 0.420, SLG: 0.619	0-0 FC6-4			0-0 6-3	0-3 K			4-0 G3 BLK WP BB		3	1	0	0	1	1	3					
Ben Oglivie, L OBP: 0.176, SLG: 0.242		0-3 K		0-0 S 2B 1B		0-0 G3		0-0 G3		4	1	1	0	0	1	1					
Bill Freehan, R OBP: 0.291, SLG: 0.382		0-0 G5-4-3 1B		0-0 1B PB 2B		0-0 5-3		4-0 WP 1B IBB		3	2	2	1	1	0	0					
Aurelio Rodriguez, R OBP: 0.247, SLG: 0.321		0-0 G5-4-3		0-3 K		0-0 6-3		0-0 1B		4	0	1	1	0	1	2					
Gene Michael, S OBP: 0.263, SLG: 0.222			0-3 K	0-0 PB 1B			0-0 FC6-4 1B	0-3 K		4	0	2	0	0	2	1					
<b>Inning Stats</b>	R: 0 E: 0 K: 0 S: 4	H: 2 LOB: 2 BB: 1 P: 8	R: 0 E: 0 K: 1 S: 5	H: 1 LOB: 0 BB: 0 P: 5	R: 0 E: 0 K: 1 S: 5	H: 1 LOB: 0 BB: 0 P: 5	R: 4 E: 0 K: 1 S: 10	H: 5 LOB: 1 BB: 0 P: 10	R: 0 E: 0 K: 0 S: 3	H: 0 LOB: 0 BB: 0 P: 3	R: 0 E: 0 K: 0 S: 3	H: 1 LOB: 1 BB: 1 P: 7	R: 2 E: 0 K: 1 S: 6	H: 1 LOB: 1 BB: 2 P: 14	R: 0 E: 0 K: 0 S: 3	H: 1 LOB: 1 BB: 1 P: 7	1B: 10 2B: 2 3B: 0 HR: 1	SF: 0 SAC: 1 DP: 3 HBP: 0	WP: 1 PB: 2 SB: 1 CS: 2	PA: 40	
<b>PITCHER</b>	IP WLS BF H R ER SO	IP WLS BF H R ER SO	IP WLS BF H R ER SO	IP WLS BF H R ER SO	IP WLS BF H R ER SO	IP WLS BF H R ER SO	IP WLS BF H R ER SO	IP WLS BF H R ER SO	IP WLS BF H R ER SO	IP WLS BF H R ER SO	IP WLS BF H R ER SO	IP WLS BF H R ER SO	IP WLS BF H R ER SO	IP WLS BF H R ER SO	IP WLS BF H R ER SO	IP WLS BF H R ER SO	ERA WHIP	ERA WHIP			
Jackie Brown, R ERA: 3.76	3.1 L 16 8 4 3 2																8.10 2.700				
Stan Thomas, R ERA: 0.9	4.0 16 3 1 1 2																2.25 1.250				
Jim Umbarger, L ERA: 0.92	1.2 8 2 1 1 1																5.40 1.800				

Batter	1	2	3	4	5	6	7	8	9	AB	R	H	RBI	BB	SO	LOB	BOTTOM				
Cesar Tovar, R OBP: 0.353, SLG: 0.349	0-0 G3 HR 1B		0-0 4-3		4-0 FC6 BB		0-0 F7		4-0 CS 1B BB	3	1	1	0	2	0	3	Detroit Tigers @ Texas Rangers Arlington Stadium, Arlington, TX Sat May 17 1975, 8:05 PM EDT Att: 21,896 - Unknown				
Lenny Randle, S OBP: 0.331, SLG: 0.348	0-0 B3		0-0 5-3		0-0 FC6 1-2		0-3 K		0-0 1B	5	0	1	0	0	1	3					
Willie Davis, L OBP: 0.246, SLG: 0.357	0-0 G3		0-0 5-3		0-0 G3		0-0 F3		0-0 CS	3	0	0	0	0	0	2					
Joe Lovitto, S OBP: 0.333, SLG: 0.292	1-2 G3		0-0 5-3		0-0 G3		0-0 F3		0-0 CS	1	0	0	0	0	0	1					
Jeff Burroughs, R OBP: 0.338, SLG: 0.470	0-0 HR		0-3 K		0-3 K		0-0 K		0-0 HR	4	2	2	3	0	2	0					
Jim Spencer, L OBP: 0.310, SLG: 0.432	0-0 3-1		0-0 L4		0-0 L9		0-0 L9		0-0 F3	3	0	0	0	0	0	0					
Jim Fregosi, R OBP: 0.348, SLG: 0.333	0-0 3-1		0-0 L4		0-0 L9		0-0 L9		0-0 F3	1	0	0	0	0	0	0					
Mike Hargrove, L OBP: 0.385, SLG: 0.467		0-0 F7		0-0 HR		0-0 BB 1B		0-3 K		3	1	2	1	0	0	0					
Tom Grieve, R OBP: 0.306, SLG: 0.578		0-0 F7		0-0 HR		0-0 BB 1B		0-3 K		1	0	0	0	0	1	0					
Toby Harrah, R OBP: 0.391, SLG: 0.435		0-0 E 2B		0-0 5-3		4-0 BB 1B		0-3 K		3	0	1	0	1	1	0					
Roy Howell, L OBP: 0.288, SLG: 0.317		0-3 K		0-3 K		0-3 K		0-3 K		2	0	0	0	0	2	1					
Leo Cardenas, R OBP: 0.313, SLG: 0.379		0-3 K		0-3 K		0-3 K		0-3 K		2	0	0	0	0	2	2					
Jim Sundberg, R OBP: 0.303, SLG: 0.250		0-0 E6		0-0 F4		0-0 F4		0-0 F5		4	0	1	0	0	0	1					
<b>Inning Stats</b>	R: 2 E: 0 K: 0 S: 5	H: 2 LOB: 0 BB: 0 P: 5	R: 0 E: 1 K: 1 S: 7	H: 1 LOB: 2 BB: 0 P: 7	R: 0 E: 0 K: 1 S: 5	H: 0 LOB: 0 BB: 0 P: 5	R: 1 E: 0 K: 1 S: 6	H: 1 LOB: 0 BB: 0 P: 6	R: 0 E: 0 K: 2 S: 8	H: 1 LOB: 2 BB: 1 P: 12	R: 0 E: 0 K: 1 S: 6	H: 1 LOB: 1 BB: 0 P: 6	R: 0 E: 0 K: 2 S: 8	H: 1 LOB: 0 BB: 0 P: 8	R: 0 E: 0 K: 1 S: 5	H: 1 LOB: 1 BB: 1 P: 9	1B: 4 2B: 1 3B: 0 HR: 3	SF: 0 SAC: 0 DP: 0 HBP: 0	WP: 0 PB: 0 SB: 0 CS: 1	PA: 39	
<b>PITCHER</b>	IP WLS BF H R ER SO	IP WLS BF H R ER SO	IP WLS BF H R ER SO	IP WLS BF H R ER SO	IP WLS BF H R ER SO	IP WLS BF H R ER SO	IP WLS BF H R ER SO	IP WLS BF H R ER SO	IP WLS BF H R ER SO	IP WLS BF H R ER SO	IP WLS BF H R ER SO	IP WLS BF H R ER SO	IP WLS BF H R ER SO	IP WLS BF H R ER SO	IP WLS BF H R ER SO	IP WLS BF H R ER SO	ERA WHIP	ERA WHIP			
Vern Ruhle, R ERA: 3.51	5.2 W 25 5 3 3 4																4.76 1.235				
John Hiller, L ERA: 1.33	3.1 S 13 3 1 1 5																2.70 1.200				








Batter	1	2	3	4	5	6	7	8	9	10	AB	R	H	RBI	BB	SO	LOB		
Cesar Tovar, R OBP: 0.346, SLG: 0.342 (1, 10)	6-3		F9		F3		CS 1B		K		5	0	1	0	0	1	2		
Wille Davis, L OBP: 0.255, SLG: 0.380 (1, 8)	F6		F8			S 2B 1B	F8			HR	5	2	2	1	0	0	1		
Lenny Randle, S OBP: 0.323, SLG: 0.345 (1, 4)	1B 2B				F7		F3		F4	F8	5	1	1	0	0	0	1		
Jeff Burroughs, R OBP: 0.346, SLG: 0.476 (1, 9)	1B		6-3			1B 2B	F4		F4	5-3	5	1	2	2	0	0	0		
Jim Spencer, L OBP: 0.293, SLG: 0.402 (1, 3)	K		K			F8	F8		F8	3-1	5	0	0	0	0	2	2		
Mike Harrovo, L OBP: 0.298, SLG: 0.469 (1, 7)											3	0	2	1	1	0	0		
Toby Harrah, R OBP: 0.407, SLG: 0.433 (1, 6)											2	0	0	0	1	0	1		
Roy Howell, L OBP: 0.288, SLG: 0.303 Roy Smalley, S OBP: 0.341, SLG: 0.421 (1, 5)											3	1	1	0	1	0	2		
Jim Sundberg, R OBP: 0.305, SLG: 0.310 (1, 2)											4	1	1	2	0	0	2		
<b>Inning Stats</b>	R: 1 E: 0 K: 1 S: 7	H: 2 LOB: 1 BB: 0 P: 7	R: 0 E: 0 K: 0 S: 2	H: 0 LOB: 0 BB: 1 P: 6	R: 0 E: 0 K: 0 S: 3	H: 0 LOB: 0 BB: 0 P: 3	R: 0 E: 0 K: 1 S: 5	H: 0 LOB: 0 BB: 0 P: 5	R: 2 E: 0 K: 0 S: 6	H: 3 LOB: 2 BB: 0 P: 10	R: 0 E: 0 K: 0 S: 3	H: 1 LOB: 0 BB: 0 P: 3	R: 0 E: 0 K: 1 S: 6	H: 1 LOB: 2 BB: 1 P: 10	R: 1 E: 0 K: 0 S: 4	H: 1 LOB: 0 BB: 0 P: 4	1B: 6 2B: 2 3B: 0 HR: 2	SF: 0 SAC: 1 DP: 1 HBP: 0	
<b>PITCHER</b>	IP WLS BF H R ER SO BB IBB HBP BLK WP HR S P ERA WHIP	IP WLS BF H R ER SO BB IBB HBP BLK WP HR S P ERA WHIP																	
Pete Broberg, R ERA: 3.04 Eduardo Rodriguez, R ERA: 1.82 (1, 1)	5.2 L 24 7 5 5 2 1 0 0 0 0 1 27 31 7.94 1.412	(6, 1)	4.1 W 17 3 1 1 1 1 1 0 0 0 1 17 25 2.08 0.923																

**TOP**

**Texas Rangers @ Milwaukee Brewers**  
Milwaukee County Stadium, Milwaukee, WI

Tue May 20 1975, 8:05 PM EDT  
Att. 13,971 - Unknown

AB	37
R	6
H	10
RBI	6
BB	3
SO	3
LOB	11



WP: 0 PA: 41  
PB: 0  
SB: 1  
CS: 1


Batter	1	2	3	4	5	6	7	8	9	10	AB	R	H	RBI	BB	SO	LOB						
Don Money, R OBP: 0.297, SLG: 0.311 (1, 6)	2B HBP	FC1-6		L7			FC2-6 1B		5-3		4	1	1	0	0	0	1						
Bill Sharp, L OBP: 0.286, SLG: 0.304 (1, 8)	2B 1B 2B	G3		CS 1B			FC2-6 1B SF9		F7		5	2	2	0	0	0	2						
Bobby Mitchell, R OBP: 0.450, SLG: 0.698 (1, 7)	1B SF8 2B			CS		F9					5	3	4	1	0	0	0						
George Scott, R OBP: 0.343, SLG: 0.444 (1, 3)	SF8 1B			1B 1B			SF9				4	1	4	4	0	0	0						
Hank Aaron, R OBP: 0.331, SLG: 0.382 (1, 10)	F5			F7		G5-4-3	K				4	0	0	0	1	1	5						
Darrell Porter, L OBP: 0.347, SLG: 0.347 (1, 2)	SF8			2-3 1B					3-1		4	0	2	1	0	0	2						
Sikto Lezcano, R OBP: 0.289, SLG: 0.415 Mike Hegan, L OBP: 0.407, SLG: 0.450 (1, 9)	K			2-3			K		F4		4	0	0	0	0	2	4						
Mike Hegan, L OBP: 0.407, SLG: 0.450 (10, PH)				2-3			K		F4		1	0	0	1	0	0	1						
Tim Johnson, L OBP: 0.122, SLG: 0.100 (1, 4)				K			FC6		G3		4	0	0	0	0	1	3						
Kurt Bevacqua, R OBP: 0.107, SLG: 0.077 (1, 5)				FC1-6 1B			FC6-4		K		4	0	1	0	0	1	1						
<b>Inning Stats</b>	R: 3 E: 0 K: 1 S: 8	H: 3 LOB: 1 BB: 0 P: 9	R: 0 E: 0 K: 1 S: 6	H: 1 LOB: 1 BB: 0 P: 6	R: 1 E: 0 K: 0 S: 6	H: 3 LOB: 2 BB: 0 P: 6	R: 0 E: 0 K: 0 S: 3	H: 1 LOB: 0 BB: 0 P: 3	R: 0 E: 0 K: 0 S: 3	H: 1 LOB: 0 BB: 0 P: 3	R: 1 E: 0 K: 1 S: 7	H: 2 LOB: 1 BB: 0 P: 7	R: 0 E: 0 K: 0 S: 3	H: 0 LOB: 0 BB: 0 P: 3	R: 0 E: 0 K: 1 S: 5	H: 0 LOB: 0 BB: 0 P: 5	R: 2 E: 0 K: 0 S: 4	H: 2 LOB: 2 BB: 1 P: 8	1B: 10 2B: 3 3B: 1 HR: 0	SF: 2 SAC: 0 DP: 1 HBP: 1			
<b>PITCHER</b>	IP WLS BF H R ER SO BB IBB HBP BLK WP HR S P ERA WHIP	IP WLS BF H R ER SO BB IBB HBP BLK WP HR S P ERA WHIP																					
Jim Bibby, R ERA: 5.2 Jackie Brown, R ERA: 3.77 Jim Umberger, L ERA: 0.9 Steve Foucault, R ERA: 3.48 (1, 1)	2.0 L 6 8 4 4 3 2 0 0 0 0 0 16 17 18.00 3.000	(3, 1)	7.0 L 28 8 3 3 3 0 0 0 0 0 0 33 37 3.86 1.143	(10, 1)	0.1 1 0 0 0 0 0 0 0 0 0 0 0 1 1 0.00 0.000	(10, 1)	0.0 1 0 0 0 0 0 0 0 0 0 0 0 1 1 ∞ ∞																

**BOTTOM**

**Texas Rangers @ Milwaukee Brewers**  
Milwaukee County Stadium, Milwaukee, WI

Tue May 20 1975, 8:05 PM EDT  
Att. 13,971 - Unknown

AB	39
R	7
H	14
RBI	7
BB	1
SO	5
LOB	19



WP: 0 PA: 44  
PB: 0  
SB: 0  
CS: 1



Batter	1	2	3	4	5	6	7	8	9	AB	R	H	RBI	BB	SO	LOB	TOP										
<b>Cesar Tovar, R</b> (1, 10) OBP: 0.333, SLG: 0.328	0-0 6-3		0-0 6-3		0-0 G1		0-3 K		0-0 F7	5	0	0	0	0	1	1	<b>Texas Rangers @ Milwaukee Brewers</b> Milwaukee County Stadium, Milwaukee, WI Wed May 21 1975, 8:05 PM EDT Att: 12,196 - Unknown <a href="http://livebaseballscorecards.com">livebaseballscorecards.com</a>										
<b>Willie Davis, L</b> (1, 8) OBP: 0.282, SLG: 0.379	4-0 BB		0-0 F8		0-0 SF9 1B		0-0 F6			3	1	1	1	1	0	0											
<b>Lenny Randle, S</b> (1, 4) OBP: 0.321, SLG: 0.342	0-0 F8		0-0 F8		0-0 SF9 1-3					4	0	1	0	0	0	2											
<b>Jeff Burroughs, R</b> (1, 9) OBP: 0.344, SLG: 0.473	0-0 F8			0-0 1B FC6-4	0-0 SF9		0-0 F9			3	1	1	1	0	0	2											
<b>Mike Hargrove, L</b> (1, 7) OBP: 0.400, SLG: 0.470		0-0 HR		0-3 K	0-0 4-3				0-0 G4 1B	4	1	2	0	0	1	2											
<b>Jim Spencer, L</b> (1, 3) OBP: 0.302, SLG: 0.442		0-0 HR		0-0 FC6-4 1B		0-0 4-3			0-0 G4	4	1	2	2	0	0	1											
<b>Toby Harrah, R</b> (1, 6) OBP: 0.402, SLG: 0.426		0-0 CS 1B		0-0 FC6-4 1-2 3-H		0-0 6-3		0-3 K		4	0	1	1	0	1	1											
<b>Roy Howell, L</b> (1, 5) OBP: 0.289, SLG: 0.304		0-0 F7		0-0 6-3		0-0 FC4-6 1B			0-0 L7	3	0	1	0	0	0	2											
<b>Roy Smalley, S</b> (6, 6) OBP: 0.333, SLG: 0.410		0-0 F7		0-0 6-3		0-0 FC4-6 1B			0-0 L7	1	0	0	0	0	0	0											
<b>Jim Sundberg, R</b> (1, 2) OBP: 0.303, SLG: 0.308		0-0 4-1			0-0 G1 1B		0-0 FC4-6		0-0 6-3	4	1	1	0	0	0	2											
<b>Inning Stats</b>	R: 0 E: 0 K: 0 S: 3	H: 0 LOB: 1 BB: 1 P: 7	R: 2 E: 0 K: 0 S: 5	H: 3 LOB: 0 BB: 0 P: 5	R: 0 E: 0 K: 0 S: 3	H: 0 LOB: 0 BB: 0 P: 3	R: 1 E: 1 K: 1 S: 7	H: 2 LOB: 1 BB: 0 P: 7	R: 2 E: 1 K: 0 S: 6	H: 2 LOB: 1 BB: 0 P: 6	R: 0 E: 0 K: 0 S: 4	H: 1 LOB: 1 BB: 0 P: 4	R: 0 E: 0 K: 1 S: 6	H: 1 LOB: 1 BB: 0 P: 6	R: 0 E: 0 K: 1 S: 5	H: 1 LOB: 0 BB: 0 P: 5	R: 0 E: 0 K: 0 S: 3	H: 0 LOB: 0 BB: 0 P: 3	1B: 9 2B: 0 3B: 0 HR: 1	SF: 1 SAC: 0 DP: 1 HBP: 0	WP: 0 PB: 0 SB: 1 CS: 1	PA: 37					
<b>PITCHER</b>	IP	WLS	BF	H	R	ER	SO	BB	IBB	HBP	BLK	WP	HR	S	P	ERA	WHIP										
<b>Bill Champion, R</b> (1, 1) ERA: 3.86	4.1	L	20	7	5	4	1	1	0	0	0	0	1	21	25	8.31	1.846										
<b>Bill Castro, R</b> (5, 1) ERA: 1.23	4.2		17	3	0	0	2	0	0	0	0	0	0	21	21	0.00	0.643										

Batter	1	2	3	4	5	6	7	8	9	AB	R	H	RBI	BB	SO	LOB	BOTTOM										
<b>Don Money, R</b> (1, 5) OBP: 0.295, SLG: 0.308	0-0 F4		0-0 4-3		0-0 F9		0-0 1B		0-0 FC2-6 1B	1	0	0	0	0	0	0	<b>Texas Rangers @ Milwaukee Brewers</b> Milwaukee County Stadium, Milwaukee, WI Wed May 21 1975, 8:05 PM EDT Att: 12,196 - Unknown <a href="http://livebaseballscorecards.com">livebaseballscorecards.com</a>										
<b>John Briggs, L</b> (2, FH) OBP: 0.368, SLG: 0.548										1	0	0	0	0	0	0											
<b>Kurt Bevacqua, R</b> (3, 5) OBP: 0.133, SLG: 0.107										2	0	1	0	0	0	2											
<b>Mike Hegan, L</b> (9, FH) OBP: 0.429, SLG: 0.476										1	0	1	0	0	0	0											
<b>Gorman Thomas, R</b> (9, PR) OBP: 0.235, SLG: 0.333										0	0	0	0	0	0	0											
<b>Bill Sharr, L</b> (1, 8) OBP: 0.292, SLG: 0.301	1-0 BB HBP	0-3 K		0-0 G3		0-0 1B			0-0 FC2-6 1B	4	0	1	0	0	1	3											
<b>Bobby Mitchell, R</b> (1, 7) OBP: 0.431, SLG: 0.649	4-0 1-2 BB		0-3 K		0-3 K		0-0 5-3		0-3 K	4	0	0	0	1	3	3											
<b>George Scott, R</b> (1, 3) OBP: 0.338, SLG: 0.435	0-3 K		0-0 L4		0-0 WP 1B		0-0 6-3		0-0 F8	5	0	1	0	0	1	3											
<b>Hank Aaron, R</b> (1, 10) OBP: 0.328, SLG: 0.372	0-0 F7		0-3 K		4-0 FC6-4 BB		0-0 5-3			3	0	0	0	1	1	2											
<b>Darrell Porter, L</b> (1, 2) OBP: 0.344, SLG: 0.343		0-0 1B 2B 1B		0-0 F8	0-0 F3		0-0 4-3			4	1	1	0	0	0	2											
<b>Sixto Lezcano, R</b> (1, 9) OBP: 0.295, SLG: 0.413		0-0 1B 2B 1B		4-0 1B BB	0-0 FC6-4		0-3 K			3	2	1	0	1	1	2											
<b>Tim Johnson, L</b> (1, 6) OBP: 0.156, SLG: 0.159		0-0 1H WP 2B		0-0 1B 1B		0-0 6-3		0-0 F7		4	1	2	2	0	0	0											
<b>Pedro Garcia, R</b> (1, 4) OBP: 0.269, SLG: 0.310		0-0 F6		0-0 1-2 3-H 1B		0-0 5-3		0-0 F4		4	0	1	1	0	0	1											
<b>Inning Stats</b>	R: 0 E: 0 K: 1 S: 5	H: 0 LOB: 2 BB: 1 P: 10	R: 3 E: 0 K: 1 S: 8	H: 3 LOB: 0 BB: 0 P: 8	R: 0 E: 0 K: 2 S: 7	H: 0 LOB: 0 BB: 0 P: 7	R: 1 E: 0 K: 0 S: 5	H: 2 LOB: 2 BB: 1 P: 9	R: 0 E: 0 K: 1 S: 6	H: 1 LOB: 2 BB: 1 P: 10	R: 0 E: 0 K: 0 S: 5	H: 2 LOB: 0 BB: 0 P: 5	R: 0 E: 0 K: 0 S: 3	H: 0 LOB: 0 BB: 0 P: 3	R: 0 E: 0 K: 1 S: 5	H: 0 LOB: 0 BB: 0 P: 5	R: 0 E: 0 K: 1 S: 6	H: 1 LOB: 1 BB: 0 P: 6	1B: 8 2B: 1 3B: 0 HR: 0	SF: 0 SAC: 0 DP: 0 HBP: 1	WP: 2 PB: 0 SB: 0 CS: 0	PA: 40					
<b>PITCHER</b>	IP	WLS	BF	H	R	ER	SO	BB	IBB	HBP	BLK	WP	HR	S	P	ERA	WHIP										
<b>Steve Hargan, R</b> (1, 1) ERA: 2.74	5.2	W	29	8	4	4	5	3	0	1	0	0	0	15	15	0.00	0.300										
<b>Steve Foucault, R</b> (6, 1) ERA: 3.16	3.1	S	11	1	0	0	2	0	0	0	0	0	0	15	15	0.00	0.300										



Batter	1	2	3	4	5	6	7	8	9	AB	R	H	RBI	BB	SO	LOB	TOP					
<b>Cesar Tovar, R</b> OBP: 0.329, SLG: 0.323 (1, 10)										5	0	1	0	0	0	1	<b>Texas Rangers @ Milwaukee Brewers</b> Milwaukee County Stadium, Milwaukee, WI Thu May 22 1975, 4:33 AM EDT Att: 17,808 - Unknown					
<b>Lenny Randle, S</b> OBP: 0.311, SLG: 0.331 (1, 4)										5	2	0	0	0	1	4						
<b>Willie Davis, L</b> OBP: 0.273, SLG: 0.393 (1, 8)										5	1	3	2	0	0	1						
<b>Jeff Burroughs, R</b> OBP: 0.345, SLG: 0.477 (1, 9)										5	0	2	1	0	2	3						
<b>Mike Hargrove, L</b> OBP: 0.403, SLG: 0.471 (1, 7)										4	1	2	1	0	0	2						
<b>Jim Spencer, L</b> OBP: 0.300, SLG: 0.427 (1, 3)										3	0	0	0	1	0	1						
<b>Toby Harrah, R</b> OBP: 0.397, SLG: 0.419 (7, 5)										4	0	1	2	0	1	1						
<b>Roy Howell, L</b> OBP: 0.291, SLG: 0.319 (1, 5)										3	0	1	0	0	0	0						
<b>Roy Smalley, S</b> OBP: 0.326, SLG: 0.400 (7, 6)										1	0	0	0	0	0	2						
<b>Jim Sundberg, R</b> OBP: 0.309, SLG: 0.314 (1, 2)										4	2	2	0	0	0	1						
<b>Inning Stats</b>	R: 1 E: 1 K: 0 S: 5	H: 1 LOB: 1 BB: 0 P: 5	R: 0 E: 0 K: 0 S: 4	H: 1 LOB: 1 BB: 0 P: 4	R: 0 E: 0 K: 0 S: 3	H: 1 LOB: 0 BB: 0 P: 3	R: 0 E: 0 K: 1 S: 6	H: 1 LOB: 1 BB: 0 P: 6	R: 0 E: 0 K: 0 S: 3	H: 0 LOB: 0 BB: 0 P: 3	R: 0 E: 0 K: 0 S: 4	H: 1 LOB: 1 BB: 0 P: 4	R: 0 E: 0 K: 0 S: 3	H: 0 LOB: 0 BB: 0 P: 3	R: 4 E: 0 K: 1 S: 10	H: 5 LOB: 2 BB: 1 P: 14	R: 1 E: 0 K: 2 S: 9	H: 2 LOB: 1 BB: 0 P: 9	1B: 9 2B: 3 3B: 0 HR: 0	SF: 0 SAC: 0 DP: 0 HBP: 0	WP: 0 PB: 0 SB: 4 CS: 1	PA: 41
<b>PITCHER</b>	IP WLS BF H R ER SO BB IBB HBP BLK WP HR S P ERA WHIP																					
<b>Jim Colborn, R</b> ERA: 4.03 (1, 1)	7.2 L 34 10 5 4 2 0 0 1 0 0 0 0 0 0 0 41 4.70 1.304																					
<b>Eduardo Rodriguez, R</b> ERA: 1.8 (8, 1)	0.1 1 0 0 0 0 0 0 0 0 0 0 0 0 0 1 1 0.00 0.000																					
<b>Tom Hausman, R</b> ERA: 6.75 (9, 1)	1.0 5 2 1 1 2 0 0 0 0 0 0 0 0 0 9 9 9.00 2.000																					

Batter	1	2	3	4	5	6	7	8	9	AB	R	H	RBI	BB	SO	LOB	BOTTOM					
<b>Bill Sharp, L</b> OBP: 0.290, SLG: 0.299 (1, 8)										4	0	1	0	0	0	0	<b>Texas Rangers @ Milwaukee Brewers</b> Milwaukee County Stadium, Milwaukee, WI Thu May 22 1975, 4:33 AM EDT Att: 17,808 - Unknown					
<b>Robin Yount, R</b> OBP: 0.406, SLG: 0.591 (1, 6)										4	0	0	0	0	0	2						
<b>Bobby Mitchell, R</b> OBP: 0.406, SLG: 0.607 (1, 7)										4	0	0	0	0	2	0						
<b>George Scott, R</b> OBP: 0.336, SLG: 0.425 (1, 3)										3	0	0	0	1	1	0						
<b>Hank Aaron, R</b> OBP: 0.333, SLG: 0.385 (1, 10)										4	0	2	0	0	0	1						
<b>Darrell Porter, L</b> OBP: 0.341, SLG: 0.333 (1, 2)										3	0	0	0	1	0	1						
<b>Sixto Lezcano, R</b> OBP: 0.296, SLG: 0.419 (1, 9)										3	0	1	0	0	0	2						
<b>Tim Johnson, L</b> OBP: 0.146, SLG: 0.149 (9, 4)										3	0	0	0	0	0	1						
<b>Pedro Garcia, R</b> OBP: 0.263, SLG: 0.302 (1, 4)										2	0	0	0	0	1	1						
<b>John Briggs, L</b> OBP: 0.385, SLG: 0.563 (8, PH)										1	0	1	0	0	0	0						
<b>Kurt Bevacqua, R</b> OBP: 0.133, SLG: 0.107 (9, 5)										0	0	0	0	0	0	0						
<b>Inning Stats</b>	R: 0 E: 0 K: 1 S: 5	H: 0 LOB: 0 BB: 0 P: 5	R: 0 E: 0 K: 1 S: 5	H: 1 LOB: 1 BB: 1 P: 9	R: 0 E: 0 K: 1 S: 5	H: 0 LOB: 0 BB: 0 P: 5	R: 0 E: 0 K: 0 S: 3	H: 0 LOB: 1 BB: 1 P: 7	R: 0 E: 0 K: 0 S: 4	H: 1 LOB: 1 BB: 0 P: 4	R: 0 E: 0 K: 1 S: 5	H: 0 LOB: 0 BB: 0 P: 5	R: 0 E: 0 K: 0 S: 3	H: 0 LOB: 0 BB: 0 P: 3	R: 0 E: 0 K: 0 S: 5	H: 2 LOB: 2 BB: 0 P: 5	R: 0 E: 0 K: 0 S: 4	H: 1 LOB: 1 BB: 0 P: 4	1B: 3 2B: 2 3B: 0 HR: 0	SF: 0 SAC: 0 DP: 1 HBP: 0	WP: 0 PB: 1 SB: 0 CS: 0	PA: 33
<b>PITCHER</b>	IP WLS BF H R ER SO BB IBB HBP BLK WP HR S P ERA WHIP																					
<b>Bill Hands, R</b> ERA: 2.1 (1, 1)	9.0 W 33 5 0 0 4 2 0 0 0 0 0 0 0 0 47 0.00 0.778																					



Batter	1	2	3	4	5	6	7	8	9	AB	R	H	RBI	BB	SO	LOB	TOP														
Cesar Tovar, R OBP: 0.338, SLG: 0.333 (1, 10)										5	0	3	1	0	0	0															
Lenny Randle, S OBP: 0.314, SLG: 0.329 (1, 4)										4	0	1	1	0	0	2															
Willie Davis, L OBP: 0.265, SLG: 0.380 (1, 8)										5	0	0	1	0	0	5															
Jeff Burroughs, R OBP: 0.335, SLG: 0.462 (1, 9)										5	0	0	0	0	1	2															
Mike Hargrove, L OBP: 0.407, SLG: 0.472 (1, 7)										4	2	2	0	0	0	0															
Jim Spencer, L OBP: 0.308, SLG: 0.462 (1, 3)										4	2	2	2	0	1	1															
Toby Harrah, R OBP: 0.408, SLG: 0.431 (1, 6)										4	1	3	1	0	0	0															
Roy Howell, L OBP: 0.289, SLG: 0.307 (1, 5)										3	1	0	0	1	0	3															
Jim Sundberg, R OBP: 0.304, SLG: 0.309 Bill Fahey, L (8, PH) OBP: 0.600, SLG: 0.800 (8, 2)										2	0	0	0	0	0	0															
										2	1	1	1	0	1	0															
<b>Inning Stats</b>	R: 0 E: 0 K: 0 S: 3	H: 1 LOB: 0 BB: 0 P: 3	R: 0 E: 0 K: 2 S: 7	H: 0 LOB: 0 BB: 0 P: 7	R: 0 E: 0 K: 0 S: 3	H: 1 LOB: 0 BB: 0 P: 3	R: 0 E: 0 K: 0 S: 3	H: 0 LOB: 0 BB: 0 P: 3	R: 2 E: 1 K: 0 S: 5	H: 1 LOB: 1 BB: 0 P: 5	R: 0 E: 0 K: 0 S: 4	H: 1 LOB: 1 BB: 0 P: 4	R: 0 E: 0 K: 0 S: 5	H: 2 LOB: 2 BB: 0 P: 5	R: 0 E: 0 K: 1 S: 6	H: 1 LOB: 1 BB: 0 P: 6	R: 5 E: 0 K: 0 S: 8	H: 5 LOB: 2 BB: 1 P: 13	1B: 11 2B: 0 3B: 0 HR: 1	SF: 0 SAC: 0 DP: 0 HBP: 1	WP: 0 PB: 0 SB: 0 CS: 2	PA: 40									
<b>PITCHER</b>	IP WLS BF H R ER SO BB IBB HBP BLK WP HR S P ERA WHIP																														
Catfish Hunter, R ERA: 3.38 Sparky Lyle, L ERA: 3.0	(1, 1) (9, 1)	8.1 0.2	W 3	37 0	12 0	7 0	6 0	3 0	1 0	0 0	0 1	0 2	0 3	0.00 0.00	0.00 0.00																

Texas Rangers @ New York Yankees  
Shea Stadium, Flushing, NY  
Fri May 23 1975, 7:05 PM EDT  
Att: 19,210 - Unknown - 73 F

AB 38  
R 7  
H 12  
RBI 7  
BB 1  
SO 3  
LOB 13



Batter	1	2	3	4	5	6	7	8	9	AB	R	H	RBI	BB	SO	LOB	BOTTOM																
Bobby Bonds, R OBP: 0.321, SLG: 0.397 (1, 9)										4	1	1	1	0	2	2																	
Elliott Maddox, R OBP: 0.391, SLG: 0.387 Larry Murray, S (8, 8)										3	2	1	0	0	0	0																	
Roy White, S OBP: 0.449, SLG: 0.527 (1, 7)										5	1	1	0	0	1	2																	
Thurman Munson, R OBP: 0.418, SLG: 0.474 (1, 2)										4	2	1	0	1	0	1																	
Chris Chambliss, L OBP: 0.321, SLG: 0.424 (1, 3)										3	2	2	3	0	1	0																	
Graig Nettles, L OBP: 0.304, SLG: 0.385 (1, 5)										4	3	3	3	0	0	1																	
Ed Herrmann, L OBP: 0.304, SLG: 0.365 (1, 10)										4	0	2	2	0	0	1																	
Jim Mason, L OBP: 0.167, SLG: 0.175 (1, 6)										4	0	1	1	0	2	2																	
Sandy Alomar Sr., S OBP: 0.214, SLG: 0.221 (1, 4)										4	0	0	0	0	0	3																	
<b>Inning Stats</b>	R: 0 E: 0 K: 1 S: 5	H: 0 LOB: 0 BB: 0 P: 5	R: 1 E: 0 K: 1 S: 6	H: 1 LOB: 0 BB: 0 P: 6	R: 0 E: 0 K: 1 S: 5	H: 0 LOB: 0 BB: 0 P: 5	R: 3 E: 0 K: 2 S: 11	H: 4 LOB: 1 BB: 0 P: 11	R: 1 E: 0 K: 0 S: 4	H: 1 LOB: 0 BB: 0 P: 4	R: 2 E: 1 K: 1 S: 9	H: 3 LOB: 2 BB: 0 P: 9	R: 4 E: 1 K: 0 S: 6	H: 3 LOB: 1 BB: 1 P: 11	R: 0 E: 0 K: 0 S: 3	H: 0 LOB: 1 BB: 0 P: 4	1B: 7 2B: 2 3B: 0 HR: 3	SF: 1 SAC: 0 DP: 0 HBP: 2	WP: 0 PB: 0 SB: 0 CS: 1	PA: 41													
<b>PITCHER</b>	IP WLS BF H R ER SO BB IBB HBP BLK WP HR S P ERA WHIP																																
Fergie Jenkins, R ERA: 4.6 Jim Umbarger, L ERA: 9.87 Stan Thomas, R ERA: 4.5 Jim Merritt, L ERA:	(1, 1) (6, 1) (7, 1) (7, 1)	5.1 0.2 0.0 2.0	L 3 1 9	25 0 3 2	9 0 1 1	7 0 3 0	5 1 3 0	0 0 0 0	0 1 1 0	0 0 0 0	0 0 0 0	0 5 1 8	3 5 6 9	35 5 ∞ 9	P 5 ∞ 9	11.81 0.00 ∞ 0.00	1.688 0.000 ∞ 1.000																

Texas Rangers @ New York Yankees  
Shea Stadium, Flushing, NY  
Fri May 23 1975, 7:05 PM EDT  
Att: 19,210 - Unknown - 73 F

AB 36  
R 11  
H 12  
RBI 10  
BB 1  
SO 6  
LOB 13





Batter	1	2	3	4	5	6	7	8	9	AB	R	H	RBI	BB	SO	LOB	TOP					
<b>Cesar Tovar, R</b> OBP: 0.347, SLG: 0.346 (1, 10)										4	0	2	0	1	0	4	<p><b>Texas Rangers @ New York Yankees</b> Shea Stadium, Flushing, NY Sat May 24 1975, 7:05 PM EDT Att: 15,659 - Unknown - 85 F</p> <p>livebaseballscores.com</p> <p>AB 34 R 5 H 9 RBI 5 BB 7 SO 5 LOB 22</p>					
<b>Toby Harrah, R</b> OBP: 0.393, SLG: 0.412 (1, 6) (8, 5)										5	0	0	0	0	0	7						
<b>Lenny Randle, S</b> OBP: 0.316, SLG: 0.327 (1, 4)										4	0	1	0	1	2	1						
<b>Jeff Burroughs, R</b> OBP: 0.331, SLG: 0.450 (1, 9)										4	0	0	0	1	0	3						
<b>Jim Fregosi, R</b> OBP: 0.340, SLG: 0.391 (1, 3)										2	1	0	0	0	1	0						
<b>Mike Hargrove, L</b> OBP: 0.405, SLG: 0.468 (5, PH) (5, 3)										3	1	1	0	0	0	2						
<b>Tom Grieve, R</b> OBP: 0.333, SLG: 0.569 (1, 7)										4	0	1	0	1	1	2						
<b>Leo Cardenas, R</b> OBP: 0.353, SLG: 0.400 (1, 5)										0	0	0	0	1	0	0						
<b>Roy Howell, L</b> OBP: 0.302, SLG: 0.359 (4, PH) (4, 5)										3	2	2	1	0	0	1						
<b>Bill Fahey, L</b> OBP: 0.600, SLG: 0.800 (8, 2)										0	0	0	0	0	0	0						
<b>Joe Lovitto, S</b> OBP: 0.339, SLG: 0.314 (1, 8)										2	1	1	1	1	0	1						
<b>Jim Sundberg, R</b> OBP: 0.305, SLG: 0.304 (1, 2)										2	0	0	0	1	1	1						
<b>Jim Spencer, L</b> OBP: 0.308, SLG: 0.462 (8, PH)										0	0	0	0	0	0	0						
<b>Roy Smalley, S</b> OBP: 0.341, SLG: 0.439 (8, 6)										1	0	1	3	0	0	0						
<b>Inning Stats</b>	R: 0 E: 0 K: 0 S: 3	H: 1 LOB: 1 BB: 1 P: 7	R: 1 E: 1 K: 0 S: 5	H: 1 LOB: 3 BB: 2 P: 13	R: 0 E: 0 K: 1 S: 5	H: 0 LOB: 0 BB: 0 P: 5	R: 1 E: 0 K: 0 S: 5	H: 2 LOB: 1 BB: 0 P: 5	R: 0 E: 0 K: 0 S: 4	H: 1 LOB: 1 BB: 0 P: 4	R: 0 E: 0 K: 2 S: 2	H: 0 LOB: 0 BB: 1 P: 6	R: 0 E: 0 K: 2 S: 8	H: 1 LOB: 1 BB: 0 P: 8	R: 3 E: 0 K: 1 S: 8	H: 3 LOB: 2 BB: 2 P: 16	R: 0 E: 0 K: 1 S: 5	H: 0 LOB: 1 BB: 1 P: 9	1B: 4 2B: 5 3B: 0 HR: 1	SF: 1 SAC: 0 DP: 1 HBP: 0	WP: 0 PB: 0 SB: 0 CS: 0	PA: 42
<b>PITCHER</b>	IP	WLS	BF	H	R	ER	SO	BB	IBB	HBP	BLK	WP	HR	S	P	ERA	WHIP					
<b>Rudy May, L</b> ERA: 3.43 (1, 1)	1.1		9	2	1	0	0	3	0	0	0	0	0	6	18	0.00	3.750					
<b>Dick Tidrow, R</b> ERA: 4.39 (2, 1)	6.1	W	26	6	4	4	4	2	0	0	0	0	1	32	40	5.68	1.263					
<b>Mike Wallace, L</b> ERA: 14.54 (8, 1)	0.0		2	1	0	0	0	1	0	0	0	0	0	1	5	∞	∞					
<b>Sparky Lyle, L</b> ERA: 2.76 (8, 1)	1.1	S	5	0	0	0	1	1	0	0	0	0	0	6	10	0.00	0.750					

Batter	1	2	3	4	5	6	7	8	9	AB	R	H	RBI	BB	SO	LOB	BOTTOM					
<b>Bobby Bonds, R</b> OBP: 0.323, SLG: 0.414 (1, 9)										4	2	1	3	1	0	4	<p><b>Texas Rangers @ New York Yankees</b> Shea Stadium, Flushing, NY Sat May 24 1975, 7:05 PM EDT Att: 15,659 - Unknown - 85 F</p> <p>livebaseballscores.com</p> <p>AB 34 R 9 H 12 RBI 9 BB 3 SO 4 LOB 14</p>					
<b>Elliott Maddox, R</b> OBP: 0.392, SLG: 0.397 (1, 8)										4	1	1	1	1	2	1						
<b>Roy White, S</b> OBP: 0.454, SLG: 0.538 (1, 7)										5	1	3	1	0	0	2						
<b>Thurman Munson, R</b> OBP: 0.411, SLG: 0.464 (1, 2)										5	1	1	0	0	0	2						
<b>Alex Johnson, R</b> OBP: 0.288, SLG: 0.328 (1, 10)										4	1	0	0	0	1	2						
<b>Graig Nettles, L</b> OBP: 0.309, SLG: 0.391 (1, 5)										3	1	1	1	1	0	0						
<b>Chris Chambliss, L</b> OBP: 0.327, SLG: 0.427 (1, 3)										4	1	2	2	0	0	1						
<b>Sandy Alomar Sr., S</b> OBP: 0.217, SLG: 0.226 (1, 4)										2	1	1	1	0	0	0						
<b>Jim Mason, L</b> OBP: 0.184, SLG: 0.193 (1, 6)										3	0	2	0	0	1	2						
<b>Inning Stats</b>	R: 3 E: 1 K: 0 S: 6	H: 3 LOB: 1 BB: 1 P: 10	R: 0 E: 0 K: 0 S: 4	H: 1 LOB: 2 BB: 1 P: 8	R: 0 E: 0 K: 0 S: 3	H: 0 LOB: 0 BB: 0 P: 3	R: 3 E: 1 K: 2 S: 11	H: 3 LOB: 1 BB: 0 P: 11	R: 0 E: 0 K: 0 S: 3	H: 0 LOB: 0 BB: 0 P: 3	R: 0 E: 0 K: 1 S: 6	H: 1 LOB: 1 BB: 0 P: 6	R: 3 E: 0 K: 1 S: 9	H: 4 LOB: 2 BB: 1 P: 13	R: 0 E: 0 K: 0 S: 3	H: 0 LOB: 0 BB: 0 P: 3		1B: 8 2B: 2 3B: 1 HR: 1	SF: 1 SAC: 2 DP: 1 HBP: 0	WP: 0 PB: 0 SB: 2 CS: 0	PA: 40	
<b>PITCHER</b>	IP	WLS	BF	H	R	ER	SO	BB	IBB	HBP	BLK	WP	HR	S	P	ERA		WHIP				
<b>Clyde Wright, L</b> ERA: 4.05 (1, 1)	1.2	L	11	4	3	2	0	2	0	0	0	0	0	9	17	10.80		3.600				
<b>Jackie Brown, R</b> ERA: 4.32 (2, 1)	4.2		22	6	6	5	4	1	0	0	0	0	1	29	33	9.64		1.500				
<b>Jim Umberger, L</b> ERA: 0.84 (7, 1)	0.2		4	2	0	0	0	0	0	0	0	0	0	4	4	0.00	3.000					
<b>Steve Foucault, R</b> ERA: 3.08 (8, 1)	1.0		3	0	0	0	0	0	0	0	0	0	0	3	3	0.00	0.000					



Batter	1	2	3	4	5	6	7	8	9	AB	R	H	RBI	BB	SO	LOB	TOP			
<b>Cesar Tovar, R</b> OBP: 0.342, SLG: 0.340 (1, 7)										5	1	1	0	0	0	1				
<b>Lenny Randle, S</b> OBP: 0.308, SLG: 0.317 (1, 4)										5	0	0	0	0	2	2				
<b>Willie Davis, L</b> OBP: 0.270, SLG: 0.396 (1, 8)										4	0	2	0	0	0	0				
<b>Jeff Burroughs, R</b> OBP: 0.330, SLG: 0.445 (1, 9)										4	1	1	1	0	0	2				
<b>Mike Hargrove, L</b> OBP: 0.308, SLG: 0.465 (1, 3)										3	1	1	0	1	0	2				
<b>Jim Spencer, L</b> OBP: 0.315, SLG: 0.490 (1, 10)										3	1	1	3	1	0	2				
<b>Roy Smalley, S</b> OBP: 0.333, SLG: 0.422 (1, 6)										4	0	1	0	0	1	0				
<b>Roy Howell, L</b> OBP: 0.311, SLG: 0.358 (9, PR)										3	0	1	0	1	0	0				
<b>Toby Harrah, R</b> OBP: 0.303, SLG: 0.412 (9, PR)										0	0	0	0	0	0	0				
<b>Jim Sundberg, R</b> OBP: 0.299, SLG: 0.297 (9, PH)										3	0	0	0	0	2	3				
<b>Joe Lovitto, S</b> OBP: 0.339, SLG: 0.314 (9, PH)										0	0	0	0	0	0	0				
<b>Tom Grieve, R</b> OBP: 0.328, SLG: 0.558 (9, PH)										1	0	0	0	0	0	1				
<b>Inning Stats</b>	R: 1 E: 0 K: 1 S: 8	H: 2 LOB: 2 BB: 0 P: 8	R: 0 E: 0 K: 2 S: 7	H: 0 LOB: 0 BB: 0 P: 7	R: 0 E: 0 K: 0 S: 3	H: 0 LOB: 0 BB: 1 P: 3	R: 3 E: 0 K: 0 S: 5	H: 2 LOB: 0 BB: 1 P: 9	R: 0 E: 0 K: 1 S: 6	H: 2 LOB: 3 BB: 2 P: 14	R: 0 E: 0 K: 1 S: 6	H: 1 LOB: 1 BB: 0 P: 6	R: 0 E: 0 K: 0 S: 3	H: 0 LOB: 0 BB: 0 P: 3	R: 0 E: 0 K: 0 S: 4	H: 1 LOB: 1 BB: 0 P: 4	1B: 6 2B: 1 3B: 1 HR: 1	SF: 0 SAC: 0 DP: 0 HBP: 0	WP: 0 PB: 0 SB: 1 CS: 0	PA: 38
<b>PITCHER</b>	IP WLS BF H R ER SO BB IBB HBP BLK WP HR S P ERA WHIP																			
<b>Pat Dobson, R</b> ERA: 3.01 (1, 1)	8.0 W 35 8 4 4 5 2 1 0 0 0 1 42 54 4.50 1.250																			
<b>Sparky Lyle, L</b> ERA: 2.6 (9, 1)	1.0 S 3 0 0 0 0 0 0 0 0 0 0 3 3 0.00 0.000																			

Texas Rangers @ New York Yankees  
Shea Stadium, Flushing, NY  
Sun May 25 1975, 3:33 AM EDT  
Att: 23,084 - Unknown - 60 F


AB 35  
R 4  
H 8  
RBI 4  
BB 3  
SO 5  
LOB 13



Batter	1	2	3	4	5	6	7	8	9	AB	R	H	RBI	BB	SO	LOB	BOTTOM			
<b>Bobby Bonds, R</b> OBP: 0.322, SLG: 0.410 (1, 9)										4	0	1	0	0	1	1				
<b>Elliott Maddox, R</b> OBP: 0.382, SLG: 0.386 (1, 8)										4	0	0	0	0	1	2				
<b>Roy White, S</b> OBP: 0.469, SLG: 0.567 (1, 7)										3	2	3	0	1	0	0				
<b>Thurman Munson, R</b> OBP: 0.413, SLG: 0.465 (1, 2)										4	1	2	1	0	0	2				
<b>Chris Chambliss, L</b> OBP: 0.325, SLG: 0.439 (1, 3)										4	1	1	0	0	1	3				
<b>Graig Nettles, L</b> OBP: 0.308, SLG: 0.397 (1, 5)										3	1	1	2	0	0	1				
<b>Ed Herrmann, L</b> OBP: 0.305, SLG: 0.358 (1, 10)										1	0	0	1	1	0	0				
<b>Jim Mason, L</b> OBP: 0.189, SLG: 0.198 (1, 6)										3	0	1	0	0	1	2				
<b>Sandy Alomar Sr., S</b> OBP: 0.220, SLG: 0.222 (1, 4)										2	0	0	0	1	2	1				
<b>Inning Stats</b>	R: 0 E: 0 K: 1 S: 5	H: 1 LOB: 1 BB: 1 P: 9	R: 1 E: 0 K: 1 S: 6	H: 1 LOB: 0 BB: 0 P: 6	R: 0 E: 0 K: 0 S: 2	H: 0 LOB: 1 BB: 1 P: 6	R: 1 E: 0 K: 1 S: 7	H: 2 LOB: 2 BB: 1 P: 11	R: 0 E: 0 K: 1 S: 5	H: 0 LOB: 0 BB: 0 P: 5	R: 3 E: 0 K: 1 S: 9	H: 4 LOB: 1 BB: 0 P: 9	R: 0 E: 0 K: 1 S: 5	H: 1 LOB: 0 BB: 0 P: 5	R: 0 E: 0 K: 0 S: 3	H: 0 LOB: 0 BB: 0 P: 3	1B: 6 2B: 1 3B: 2 HR: 0	SF: 2 SAC: 0 DP: 2 HBP: 0	WP: 1 PB: 0 SB: 1 CS: 1	PA: 34
<b>PITCHER</b>	IP WLS BF H R ER SO BB IBB HBP BLK WP HR S P ERA WHIP																			
<b>Jim Bibby, R</b> ERA: 5.28 (1, 1)	8.0 L 33 9 5 5 6 3 0 0 0 0 1 42 54 5.62 1.500																			

Texas Rangers @ New York Yankees  
Shea Stadium, Flushing, NY  
Sun May 25 1975, 3:33 AM EDT  
Att: 23,084 - Unknown - 60 F

AB 28  
R 5  
H 9  
RBI 4  
BB 3  
SO 6  
LOB 12





Batter	1	2	3	4	5	6	7	8	9	AB	R	H	RBI	BB	SO	LOB	TOP								
<b>Bernie Carbo</b> , L (1, 7) OBP: 0.470, SLG: 0.727	4-0 SH1-4 BB		0-0 L8			0-0 FC3-6 BB 1B 1-2	0-0 HR		4-0 S BB	3	2	1	3	2	0	1									
<b>Rick Burleson</b> , R (1, 6) OBP: 0.331, SLG: 0.333	0-0 SH1-4 1-2			0-0 2B		0-0 BB 1B 1-2	0-3 K		0-0 5-3 1-2	4	0	2	0	0	0	1									
<b>Carl Yastrzemski</b> , L (1, 3) OBP: 0.369, SLG: 0.370	0-0 3-1 2-3			0-3 K		4-0 BB 1B 1-2		0-0 G3		3	0	0	0	0	1	1	2								
<b>Fred Lynn</b> , L (1, 8) OBP: 0.409, SLG: 0.574	0-0 P7			0-3 K		0-0 SF8-2-5 2-3 3-H		0-0 S HR 1B		3	1	1	1	0	1	2									
<b>Jim Rice</b> , R (1, 10) OBP: 0.306, SLG: 0.478		0-3 K		0-0 P8				0-0 2B 3-1 1B	0-3 K	4	1	1	0	0	2	2									
<b>Dwight Evans</b> , R (1, 9) OBP: 0.344, SLG: 0.433		0-0 1-3			0-0 1-3			0-0 F8 1-H	0-0 HR	4	1	1	2	0	0	1									
<b>Rico Petrocelli</b> , R (1, 5) OBP: 0.321, SLG: 0.361		0-0 6-3			0-3 K			0-0 3-1 1-3 HR 2B	0-0 6-3	4	1	1	0	0	1	0									
<b>Doug Griffin</b> , R (1, 4) OBP: 0.272, SLG: 0.239			0-0 5-3		0-0 1-3			0-0 3-1	0-0 6-3	2	0	0	0	0	0	0									
<b>Cecil Cooper</b> , L (7, PH) OBP: 0.259, SLG: 0.304					0-0 1-3			2-3 3-H		1	0	0	1	0	0	1									
<b>Bob Heise</b> , R (7, 4) OBP: 0.143, SLG: 0.105										1	0	0	0	0	0	0									
<b>Tim Blackwell</b> , S (1, 2) OBP: 0.368, SLG: 0.154			0-0 4-3			0-0 E6 FC3-6		4-0 HR BB	0-0 4-3	3	1	0	0	1	0	0									
<b>Inning Stats</b>	R: 0 E: 0 K: 0 S: 3	H: 0 LOB: 1 BB: 1 P: 7	R: 0 E: 0 K: 1 S: 5	H: 0 LOB: 0 BB: 0 P: 5	R: 0 E: 0 K: 0 S: 3	H: 0 LOB: 0 BB: 0 P: 3	R: 0 E: 0 K: 2 S: 8	H: 1 LOB: 1 BB: 0 P: 8	R: 0 E: 0 K: 1 S: 5	H: 0 LOB: 0 BB: 0 P: 5	R: 1 E: 1 K: 0 S: 4	H: 1 LOB: 1 BB: 1 P: 8	R: 4 E: 0 K: 1 S: 8	H: 3 LOB: 0 BB: 1 P: 12	R: 2 E: 0 K: 1 S: 7	H: 2 LOB: 0 BB: 0 P: 7	R: 0 E: 0 K: 0 S: 3	H: 0 LOB: 1 BB: 1 P: 7	1B: 3 2B: 3 3B: 0 HR: 2	SF: 1 SAC: 1 DP: 1 HBP: 0	WP: 0 PB: 0 SB: 2 CS: 0	PA: 38			
<b>PITCHER</b>	IP	WLS	BF	H	R	ER	SO	BB	IBB	HBP	BLK	WP	HR	S	P	ERA	WHIP								
<b>Steve Hargan</b> , R (1, 1) ERA: 2.75	6.1		25	4	3	2	4	2	0	0	0	0	0	31	39	2.84	0.947								
<b>Steve Foucault</b> , R (7, 1) ERA: 3.75	2.2	L	13	3	4	4	2	2	0	0	0	0	2	15	23	13.50	1.875								

**Boston Red Sox @ Texas Rangers**  
Arlington Stadium, Arlington, TX

Mon May 26 1975, 8:05 PM EDT  
Att: 15,478 - Unknown - 90 F



AB	32
R	7
H	7
RBI	7
BB	4
SO	6
LOB	10

Batter	1	2	3	4	5	6	7	8	9	AB	R	H	RBI	BB	SO	LOB	BOTTOM								
<b>Cesar Tovar</b> , R (1, 7) OBP: 0.331, SLG: 0.329	0-0 5-3	0-0 G3			0-0 1-3		0-0 5-3		0-0 F3	5	0	0	0	0	0	1									
<b>Lenny Randle</b> , S (1, 4) OBP: 0.317, SLG: 0.339	0-0 P7		0-0 F9 2B		0-0 4-3 1B		0-0 HR 2B			4	1	3	0	0	0	0									
<b>Willie Davis</b> , L (1, 8) OBP: 0.276, SLG: 0.424	0-0 S 1B 2B		0-0 L8		0-0 4-3 1-2		0-0 2-H HR			4	2	2	2	0	0	2									
<b>Jeff Burroughs</b> , R (1, 9) OBP: 0.328, SLG: 0.440	0-0 FC4-6 2-H 1B		0-0 F9		0-0 F3		0-3 K			4	0	1	1	0	1	2									
<b>Mike Hargrove</b> , L (1, 3) OBP: 0.396, SLG: 0.449	0-0 FC4-6 1-2		0-0 G3			0-0 P7		0-0 F6		4	0	0	0	0	0	2									
<b>Jim Spencer</b> , L (1, 10) OBP: 0.333, SLG: 0.535		0-0 E CS 1B			0-0 HR			0-3 K		3	1	3	1	0	0	0									
<b>Tom Grieve</b> , R (8, PH) OBP: 0.322, SLG: 0.547										1	0	0	0	0	1	0									
<b>Toby Harrah</b> , R (1, 6) OBP: 0.381, SLG: 0.398		0-0 FC1 CS 1B			0-0 F5		0-3 K		0-0 F8	4	1	0	0	0	1	2									
<b>Roy Howell</b> , L (1, 5) OBP: 0.301, SLG: 0.345		0-0 F6			0-0 L9		0-0 L8		0-0 F7	3	0	0	0	0	0	3									
<b>Roy Smalley</b> , S (7, 6) OBP: 0.327, SLG: 0.413										1	0	0	0	0	0	0									
<b>Bill Fahey</b> , L (1, 2) OBP: 0.444, SLG: 0.556		0-0 1-H 3-H 1B			0-0 6-3		0-3 K		0-0 F5	4	0	1	1	0	1	0									
<b>Inning Stats</b>	R: 1 E: 0 K: 0 S: 5	H: 2 LOB: 1 BB: 0 P: 5	R: 1 E: 1 K: 0 S: 5	H: 2 LOB: 1 BB: 0 P: 5	R: 0 E: 0 K: 0 S: 4	H: 1 LOB: 1 BB: 0 P: 4	R: 1 E: 0 K: 0 S: 4	H: 1 LOB: 0 BB: 0 P: 4	R: 0 E: 0 K: 1 S: 6	H: 1 LOB: 1 BB: 0 P: 6	R: 2 E: 0 K: 2 S: 9	H: 2 LOB: 0 BB: 0 P: 9	R: 0 E: 0 K: 1 S: 5	H: 0 LOB: 0 BB: 0 P: 5	R: 0 E: 0 K: 0 S: 3	H: 0 LOB: 0 BB: 0 P: 3	1B: 5 2B: 3 3B: 0 HR: 2	SF: 0 SAC: 0 DP: 0 HBP: 0	WP: 0 PB: 0 SB: 1 CS: 2	PA: 37					
<b>PITCHER</b>	IP	WLS	BF	H	R	ER	SO	BB	IBB	HBP	BLK	WP	HR	S	P	ERA	WHIP								
<b>Rick Wise</b> , R (1, 1) ERA: 4.15	7.0	W	31	10	5	4	3	0	0	0	0	0	0	1	1	0.00	0.000								
<b>Bill Lee</b> , L (8, 1) ERA: 3.49	0.1		1	0	0	0	0	0	0	0	0	0	0	1	1	0.00	0.000								
<b>Dick Drago</b> , R (8, 1) ERA: 2.03	1.2	S	5	0	0	0	1	0	0	0	0	0	0	7	7	0.00	0.000								

**Boston Red Sox @ Texas Rangers**  
Arlington Stadium, Arlington, TX

Mon May 26 1975, 8:05 PM EDT  
Att: 15,478 - Unknown - 90 F



AB	37
R	5
H	10
RBI	5
BB	0
SO	4
LOB	12



Batter	1	2	3	4	5	6	7	8	9	AB	R	H	RBI	BB	SO	LOB	TOP								
<b>Bernie Carbo</b> , L (1, 7) OBP: 0.457, SLG: 0.707	0-3 K	0-0 1-3		0-0 1-H 2B		0-0 G3			0-3 K	5	0	1	1	0	2	3									
<b>Rick Burleson</b> , R (1, 6) OBP: 0.327, SLG: 0.329	0-0 P7		0-0 6-3	0-0 F3		0-0 F4			0-0 1B	5	0	1	0	0	0	2									
<b>Carl Yastrzemski</b> , L (1, 3) OBP: 0.377, SLG: 0.399	4-0 FC6-4 BB		4-0 1B SF9 BB		0-0 FC6-4 1B		0-0 3-1		0-0 F9	3	1	1	0	2	0	1									
<b>Fred Lynn</b> , L (1, 8) OBP: 0.405, SLG: 0.563	0-0 FC6-4		0-0 SF9 1B		0-0 FC6-4 1B		0-3 K			4	0	1	0	0	1	2									
<b>Jim Rice</b> , R (1, 10) OBP: 0.312, SLG: 0.491		0-0 1B 2B	0-0 SF9		0-0 2B 1B		0-0 5-3			3	2	2	1	0	0	0									
<b>Dwight Evans</b> , R (1, 9) OBP: 0.342, SLG: 0.435		0-0 L7	0-0 F8		0-0 2B			0-0 F8		4	0	1	1	0	0	2									
<b>Rico Petrocelli</b> , R (1, 5) OBP: 0.313, SLG: 0.350		0-0 F4		0-0 P7		0-3 K		0-0 6-3		4	0	0	0	0	1	2									
<b>Doug Griffin</b> , R (1, 4) OBP: 0.279, SLG: 0.250	4-0 1B BB		0-3 K		0-0 G3 2B			0-0 F2		3	0	1	0	1	1	0									
<b>Tim Blackwell</b> , S (1, 2) OBP: 0.391, SLG: 0.235	0-0 1-3 2-H 1B		0-0 2B 1B		0-0 F5			0-0 L8		4	1	2	1	0	0	1									
<b>Inning Stats</b>	R: 0 E: 0 K: 1 S: 5	H: 0 LOB: 1 BB: 1 P: 9	R: 1 E: 0 K: 0 S: 5	H: 2 LOB: 2 BB: 1 P: 9	R: 1 E: 0 K: 1 S: 4	H: 1 LOB: 1 BB: 1 P: 8	R: 1 E: 0 K: 1 S: 7	H: 2 LOB: 1 BB: 0 P: 7	R: 1 E: 0 K: 1 S: 7	H: 3 LOB: 1 BB: 0 P: 7	R: 0 E: 0 K: 1 S: 4	H: 1 LOB: 1 BB: 0 P: 4	R: 0 E: 0 K: 1 S: 5	H: 0 LOB: 0 BB: 0 P: 5	R: 0 E: 0 K: 0 S: 3	H: 0 LOB: 1 BB: 0 P: 3	R: 0 E: 0 K: 1 S: 6	H: 1 LOB: 1 BB: 0 P: 6	1B: 6 2B: 4 3B: 0 HR: 0	SF: 1 SAC: 0 DP: 0 HBP: 0	WP: 0 PB: 0 SB: 0 CS: 0	PA: 39			
<b>PITCHER</b> <b>Fergie Jenkins</b> , R (1, 1) ERA: 4.52	IP: 9.0 WLS: L BF: 39	H: 10 R: 4 ER: 4 SO: 5	BB: 3 IBB: 0 HBP: 0 BLK: 0	WP: 0 HR: 0 S: 46 P: 58	ERA: 4.00 WHIP: 1.444																				

**Boston Red Sox @ Texas Rangers**  
Arlington Stadium, Arlington, TX  
Wed May 28 1975, 8:05 PM EDT  
Att. 8,091 - Unknown - 85 F

AB	35
R	4
H	10
RBI	4
BB	3
SO	5
LOB	13



Batter	1	2	3	4	5	6	7	8	9	AB	R	H	RBI	BB	SO	LOB	BOTTOM								
<b>Cesar Tovar</b> , R (1, 10) OBP: 0.323, SLG: 0.320	0-0 5-3			0-0 L7		0-0 FC4-6		0-0 6-3		4	0	0	0	0	0	2									
<b>Toby Harrah</b> , R (1, 4) OBP: 0.378, SLG: 0.388	4-0 G1-6-3 BB			0-0 6-3		0-0 F9		0-0 P9		3	0	0	0	1	0	2									
<b>Lenny Randle</b> , S (1, 8) OBP: 0.316, SLG: 0.337	0-0 G1-6-3			0-0 F8			0-0 6-3		0-0 1B	4	0	1	0	0	0	1									
<b>Jeff Burroughs</b> , R (1, 9) OBP: 0.321, SLG: 0.430		0-0 4-3			0-0 5-3		0-0 6-3		0-0 F9	4	0	0	0	0	0	1									
<b>Jim Fregosi</b> , R (1, 3) OBP: 0.333, SLG: 0.380		0-0 F8			0-3 K		0-0 1B		0-0 F9	4	0	1	0	0	1	1									
<b>Tom Grieve</b> , R (1, 7) OBP: 0.317, SLG: 0.526		0-0 4-3			0-0 FC6-4 1B		0-3 K		0-0 F7	4	0	1	0	0	1	2									
<b>Leo Cardenas</b> , R (1, 5) OBP: 0.351, SLG: 0.394			0-0 5-3		0-0 FC6-4			0-0 E FC6 E 1B		3	1	1	0	0	0	1									
<b>Roy Smalley</b> , S (1, 6) OBP: 0.308, SLG: 0.388			0-3 K			0-0 F9		0-0 FC6 E		3	0	0	0	0	1	1									
<b>Jim Sundberg</b> , R (1, 2) OBP: 0.299, SLG: 0.292			0-0 1-3			4-0 FC4-6 BB		0-0 F9		2	0	0	0	1	0	2									
<b>Inning Stats</b>	R: 0 E: 0 K: 0 S: 2	H: 0 LOB: 0 BB: 1 P: 6	R: 0 E: 0 K: 0 S: 3	H: 0 LOB: 0 BB: 0 P: 3	R: 0 E: 0 K: 1 S: 5	H: 0 LOB: 0 BB: 0 P: 5	R: 0 E: 0 K: 0 S: 3	H: 0 LOB: 0 BB: 0 P: 3	R: 0 E: 0 K: 1 S: 6	H: 1 LOB: 1 BB: 0 P: 6	R: 0 E: 0 K: 1 S: 6	H: 1 LOB: 1 BB: 0 P: 6	R: 1 E: 2 K: 0 S: 5	H: 1 LOB: 1 BB: 0 P: 5	R: 0 E: 0 K: 0 S: 4	H: 1 LOB: 1 BB: 0 P: 4	1B: 4 2B: 0 3B: 0 HR: 0	SF: 0 SAC: 0 DP: 1 HBP: 0	WP: 0 PB: 0 SB: 0 CS: 0	PA: 33					
<b>PITCHER</b> <b>Bill Lee</b> , L (1, 1) ERA: 3.13	IP: 9.0 WLS: W BF: 33	H: 4 R: 1 ER: 0 SO: 3	BB: 2 IBB: 0 HBP: 0 BLK: 0	WP: 0 HR: 0 S: 37 P: 45	ERA: 0.00 WHIP: 0.667																				

**Boston Red Sox @ Texas Rangers**  
Arlington Stadium, Arlington, TX  
Wed May 28 1975, 8:05 PM EDT  
Att. 8,091 - Unknown - 85 F

AB	31
R	1
H	4
RBI	0
BB	2
SO	3
LOB	13





Batter	1	2	3	4	5	6	7	8	9	AB	R	H	RBI	BB	SO	LOB	TOP								
<b>Bobby Bonds, R</b> OBP: 0.326, SLG: 0.444 (1, 9)										5	2	3	0	0	0	3	<b>New York Yankees @ Texas Rangers</b> Arlington Stadium, Arlington, TX Thu May 29 1975, 8:05 PM EDT Att: 12,827 - Unknown								
<b>Elliott Maddox, R</b> OBP: 0.376, SLG: 0.393 (1, 8)										5	1	4	4	0	0	1									
<b>Roy White, S</b> OBP: 0.438, SLG: 0.522 (1, 7)										4	0	0	0	0	2	5									
<b>Thurman Munson, R</b> OBP: 0.392, SLG: 0.439 (1, 2)										3	2	1	1	0	0	2									
<b>Alex Johnson, R</b> OBP: 0.274, SLG: 0.299 (1, 10)										4	0	0	0	0	1	4									
<b>Graig Nettles, L</b> OBP: 0.308, SLG: 0.393 (1, 5)										3	0	0	1	0	0	2									
<b>Chris Chambliss, L</b> OBP: 0.338, SLG: 0.463 (9, PR)										4	0	2	0	0	0	1									
<b>Larry Murray, S</b> (9, PR)										0	0	0	0	0	0	0									
<b>Bob Oliver, R</b> OBP: 0.105, SLG: 0.158 (9, 3)										0	0	0	0	0	0	0									
<b>Jim Mason, L</b> OBP: 0.183, SLG: 0.190 (1, 6)										3	0	0	0	0	1	1									
<b>Fred Stanley, R</b> OBP: 0.244, SLG: 0.231 (9, PH)										3	1	1	0	0	0	0									
<b>Lou Piniella, R</b> OBP: 0.259, SLG: 0.282 (9, PR)										0	1	0	0	0	0	0									
<b>Sandy Alomar Sr., S</b> OBP: 0.210, SLG: 0.212 (9, 4)										0	1	0	0	0	0	0									
<b>Inning Stats</b>	R: 2 E: 0 K: 2 S: 9	H: 2 LOB: 0 BB: 0 P: 9	R: 0 E: 0 K: 0 S: 3	H: 1 LOB: 0 BB: 0 P: 3	R: 0 E: 0 K: 0 S: 4	H: 1 LOB: 1 BB: 0 P: 4	R: 1 E: 0 K: 0 S: 4	H: 1 LOB: 1 BB: 0 P: 4	R: 1 E: 0 K: 0 S: 5	H: 2 LOB: 1 BB: 0 P: 5	R: 1 E: 0 K: 0 S: 4	H: 0 LOB: 0 BB: 0 P: 4	R: 0 E: 0 K: 1 S: 5	H: 1 LOB: 0 BB: 0 P: 5	R: 0 E: 1 K: 0 S: 5	H: 1 LOB: 2 BB: 0 P: 5	R: 2 E: 0 K: 1 S: 8	H: 3 LOB: 2 BB: 0 P: 8	1B: 8 2B: 3 3B: 1 HR: 0	SF: 2 SAC: 2 DP: 2 HBP: 0	WP: 0 PB: 1 CS: 1	PA: 40			
<b>PITCHER</b>	IP	WLS	BF	H	R	ER	SO	BB	IBB	HBP	BLK	WP	HR	S	P	ERA	WHIP								
<b>Clyde Wright, L</b> ERA: 4.02	(1, 1)	7.0	30	9	5	3	3	0	0	0	0	0	0	36	36	3.86	1.286								
<b>Jackie Brown, R</b> ERA: 4.25	(8, 1)	0.2	2	0	0	0	0	0	0	0	0	0	0	2	2	0.00	0.000								
<b>Jim Umbarger, L</b> ERA: 1.23	(8, 1)	0.2	L 3	1	2	2	0	0	0	0	0	0	0	3	3	27.00	1.500								
<b>Steve Foucault, R</b> ERA: 3.92	(9, 1)	0.2	4	2	0	0	1	0	0	0	0	0	0	6	6	0.00	3.000								

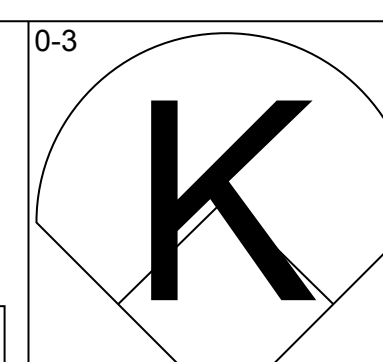
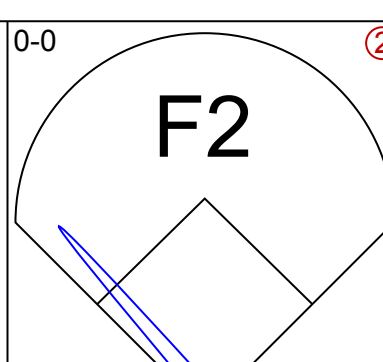
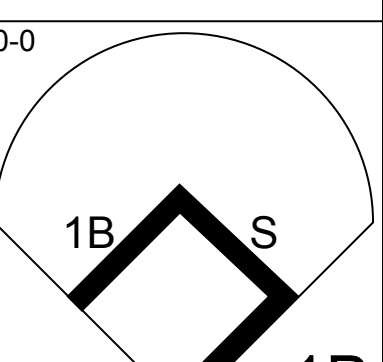
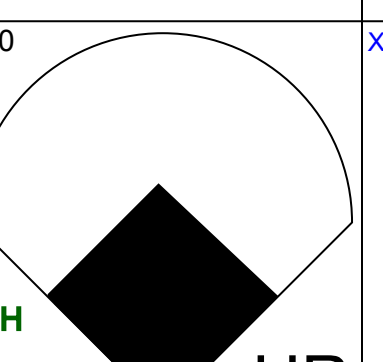
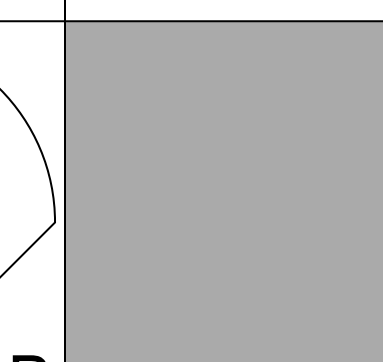
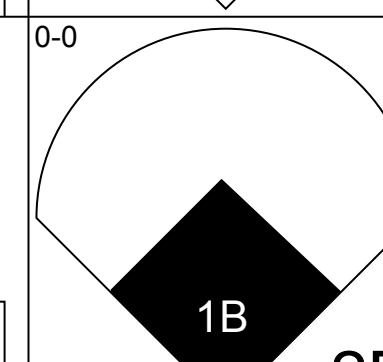
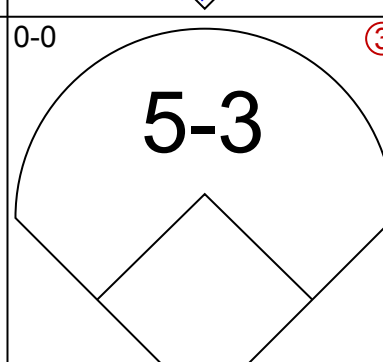
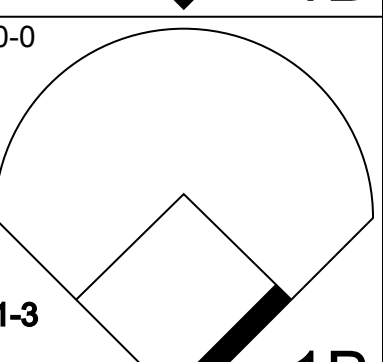
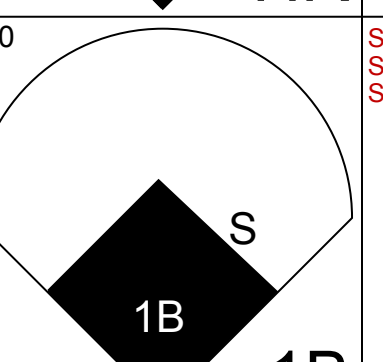
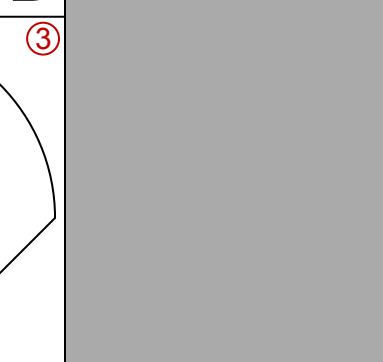
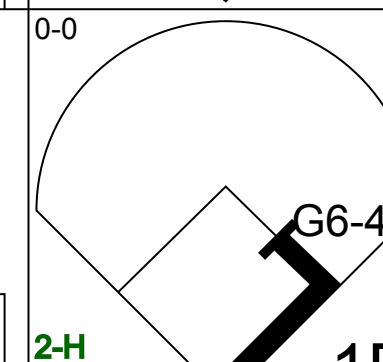
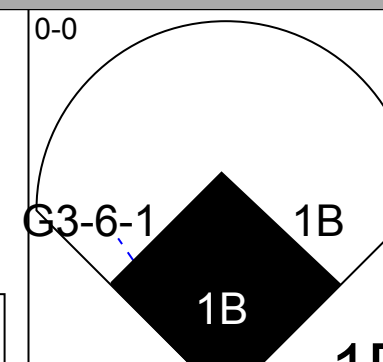
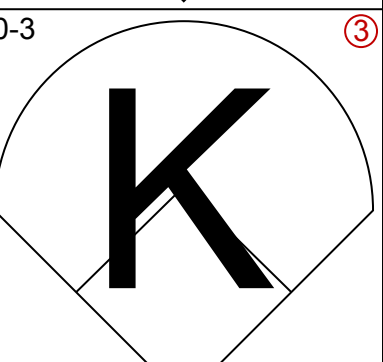
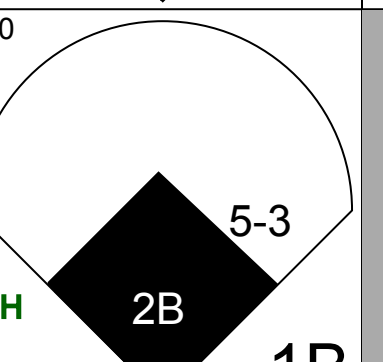
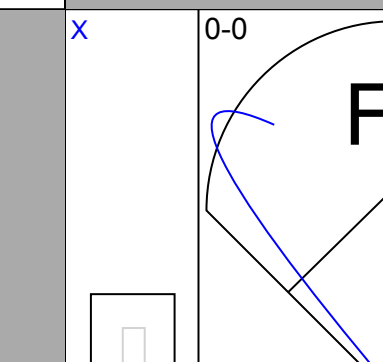
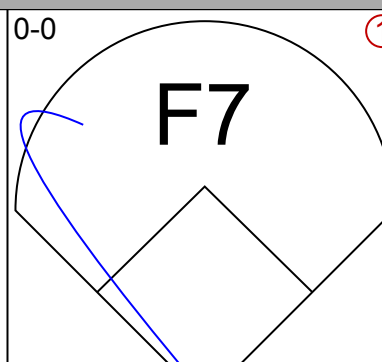
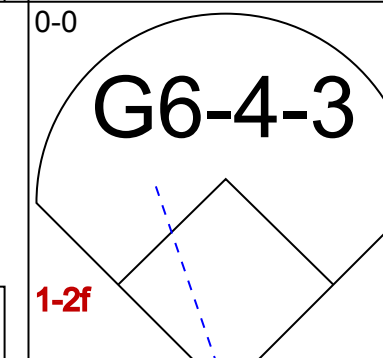
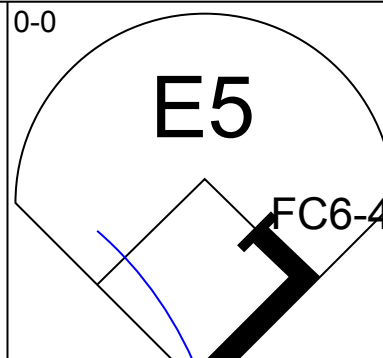
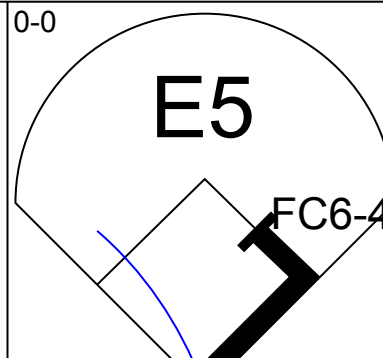
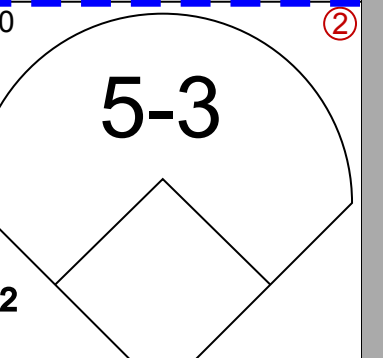
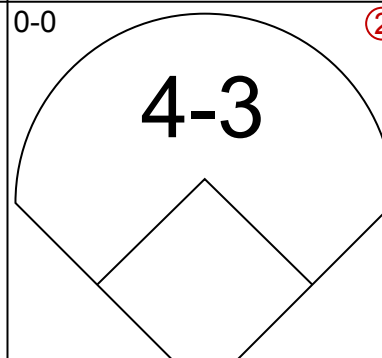
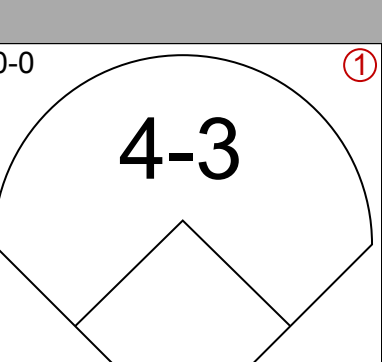
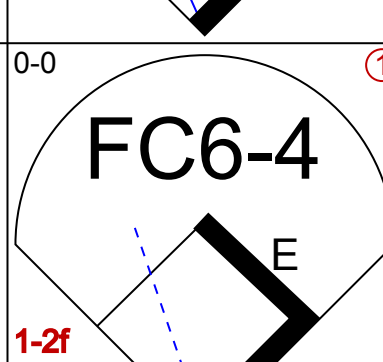
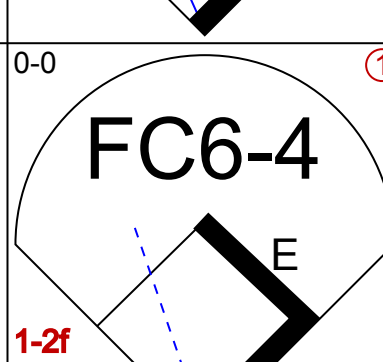
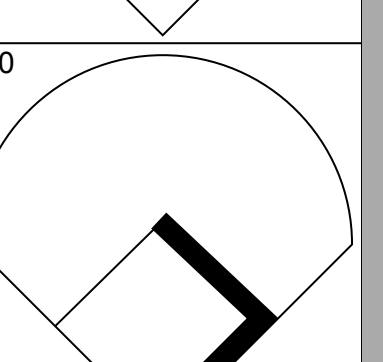
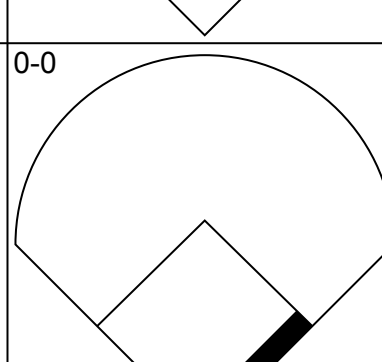

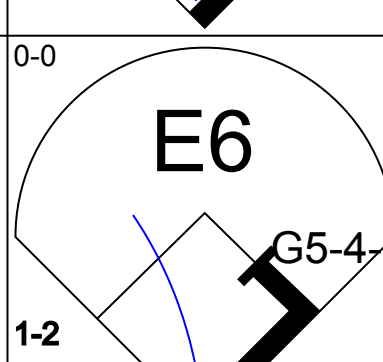
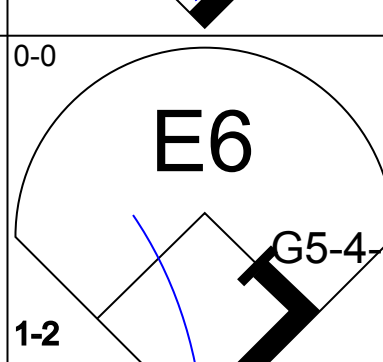
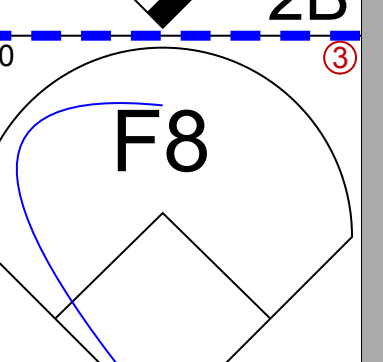
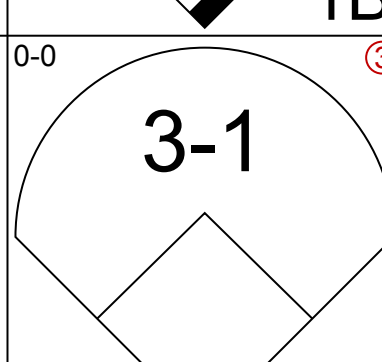
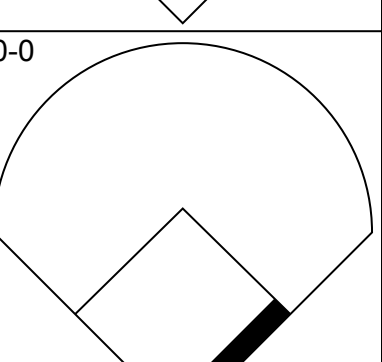
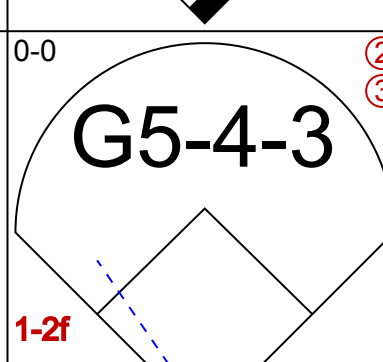
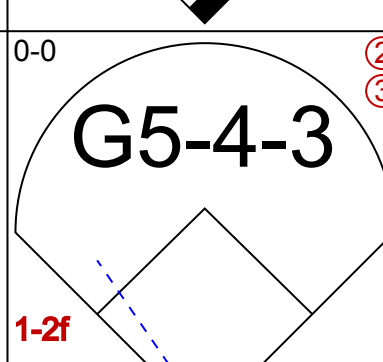
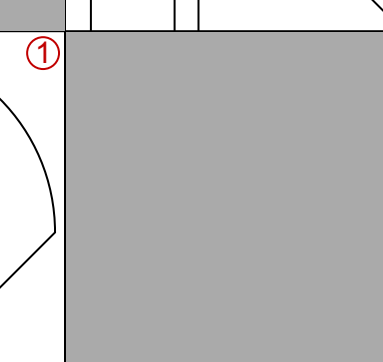
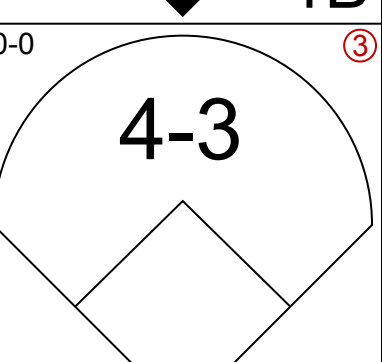
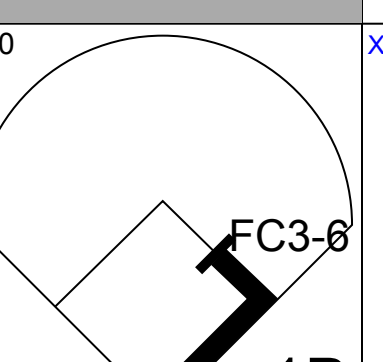
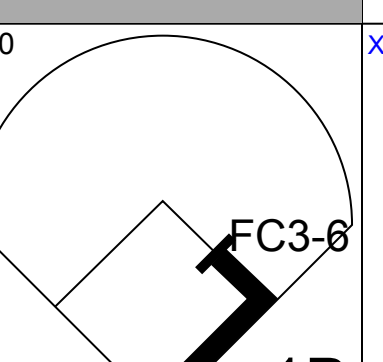
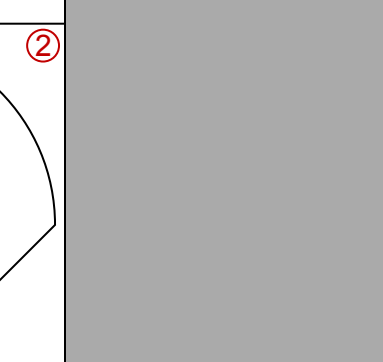
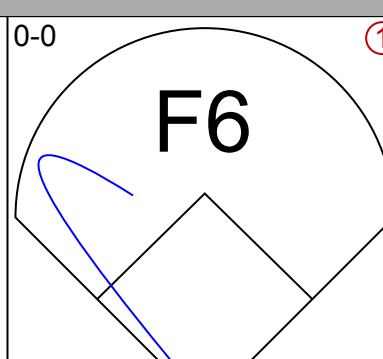
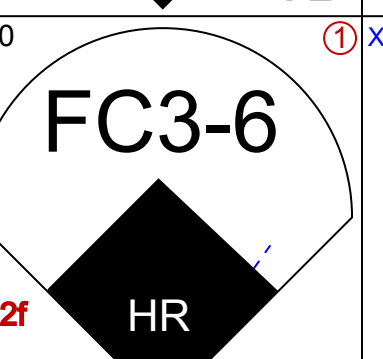
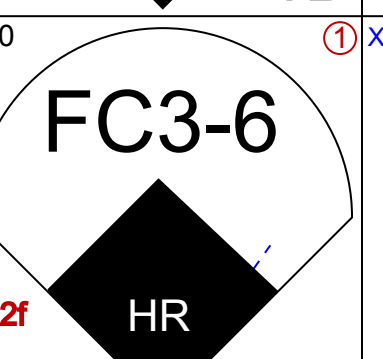
Batter	1	2	3	4	5	6	7	8	9	AB	R	H	RBI	BB	SO	LOB	BOTTOM								
<b>Lenny Randle, S</b> OBP: 0.320, SLG: 0.337 (1, 4)										3	0	1	0	1	1	1	<b>New York Yankees @ Texas Rangers</b> Arlington Stadium, Arlington, TX Thu May 29 1975, 8:05 PM EDT Att: 12,827 - Unknown								
<b>Toby Harrah, R</b> OBP: 0.381, SLG: 0.416 (1, 5)										4	2	2	1	0	0	2									
<b>Willie Davis, L</b> OBP: 0.281, SLG: 0.426 (1, 8)										4	0	2	0	0	1	0									
<b>Jeff Burroughs, R</b> OBP: 0.320, SLG: 0.423 (1, 9)										3	1	0	0	1	0	1									
<b>Mike Hargrove, L</b> OBP: 0.306, SLG: 0.455 (1, 7)										3	0	2	1	1	0	0									
<b>Jim Spencer, L</b> OBP: 0.330, SLG: 0.529 (1, 3)										3	1	1	1	0	0	2									
<b>Roy Howell, L</b> OBP: 0.289, SLG: 0.330 (1, 10)										4	0	0	0	0	1	3									
<b>Roy Smalley, S</b> OBP: 0.309, SLG: 0.404 (9, 5)										3	1	1	1	0	0	0									
<b>Leo Cardenas, R</b> OBP: 0.368, SLG: 0.394 (9, 5)										0	0	0	0	1	0	0									
<b>Jim Sundberg, R</b> OBP: 0.305, SLG: 0.293 (1, 2)										3	0	1	1	1	1	1									
<b>Inning Stats</b>	R: 1 E: 0 K: 1 S: 6	H: 1 LOB: 0 BB: 0 P: 6	R: 0 E: 0 K: 0 S: 3	H: 1 LOB: 0 BB: 0 P: 3	R: 0 E: 0 K: 0 S: 2	H: 0 LOB: 1 BB: 1 P: 6	R: 2 E: 0 K: 0 S: 5	H: 3 LOB: 1 BB: 1 P: 9	R: 0 E: 0 K: 1 S: 4	H: 0 LOB: 0 BB: 1 P: 8	R: 0 E: 0 K: 0 S: 3	H: 1 LOB: 0 BB: 0 P: 3	R: 2 E: 0 K: 1 S: 8	H: 3 LOB: 2 BB: 1 P: 12	R: 0 E: 0 K: 1 S: 6	H: 1 LOB: 1 BB: 0 P: 6	R: 0 E: 0 K: 0 S: 2	H: 0 LOB: 1 BB: 1 P: 6	1B: 8 2B: 1 3B: 0 HR: 1	SF: 1 SAC: 0 DP: 3 HBP: 0	WP: 1 PB: 0 CS: 3	PA: 38			
<b>PITCHER</b>	IP	WLS	BF	H	R	ER	SO	BB	IBB	HBP	BLK	WP	HR	S	P	ERA	WHIP								
<b>Pat Dobson, R</b> ERA: 3.35	(1, 1)	6.2	26	7	5	5	3	4	0	0	0	0	0	11	15	0.00	1.714								
<b>Dick Tidrow, R</b> ERA: 4.25	(7, 1)	2.1	W 10	3	0	0	1	1	0	0	0	0	0	11	15	0.00	1.714								



Batter	1	2	3	4	5	6	7	8	9	AB	R	H	RBI	BB	SO	LOB	TOP								
<b>Bobby Bonds, R</b> OBP: 0.323, SLG: 0.437	F8	G4-6-3		F7			5-3		G5-4-3	5	0	1	0	0	0	3	<b>New York Yankees @ Texas Rangers</b> Arlington Stadium, Arlington, TX Fri May 30 1975, 8:05 PM EDT Att: 16,887 - Unknown - 69 F								
<b>Elliott Maddox, R</b> OBP: 0.381, SLG: 0.395	1-6-3		WP 1-6-3		K		E5		G5-4-3	4	2	2	0	0	1	1									
<b>Roy White, S</b> OBP: 0.425, SLG: 0.504	1-6-3		1-6-3		F9		F7		K	5	0	0	0	0	1	3									
<b>Thurman Munson, R</b> OBP: 0.394, SLG: 0.441					F7		1-3			4	0	2	2	0	0	1									
<b>Chris Chambliss, L</b> OBP: 0.336, SLG: 0.457	F7		F8						E1	4	1	1	0	0	0	2									
<b>Graig Nettles, L</b> OBP: 0.313, SLG: 0.416			F4						4-3	4	2	2	2	0	0	2									
<b>Ed Herrmann, L</b> OBP: 0.299, SLG: 0.333					F9		L7			3	0	0	0	0	0	1									
<b>Rick Dempsey, R</b> OBP: 0.600, SLG: 0.667										0	0	0	0	0	1	0									
<b>Jim Mason, L</b> OBP: 0.196, SLG: 0.188										1	0	0	0	2	0	0									
<b>Lou Piniella, R</b> OBP: 0.294, SLG: 0.258										1	0	0	0	0	0	2									
<b>Sandy Alomar Sr., S</b> OBP: 0.210, SLG: 0.212										0	0	0	0	0	0	0									
<b>Fred Stanley, R</b> OBP: 0.244, SLG: 0.233					F8		F7		6-3	4	0	1	1	0	0	3									
<b>Inning Stats</b>	R: 1 E: 0 K: 0 S: 5	H: 2 LOB: 1 BB: 0 P: 5	R: 1 E: 0 K: 0 S: 4	H: 2 LOB: 1 BB: 1 P: 8	R: 1 E: 0 K: 0 S: 4	H: 1 LOB: 1 BB: 0 P: 5	R: 0 E: 0 K: 0 S: 3	H: 0 LOB: 1 BB: 1 P: 7	R: 0 E: 0 K: 1 S: 5	H: 0 LOB: 0 BB: 0 P: 5	R: 2 E: 0 K: 0 S: 5	H: 2 LOB: 0 BB: 0 P: 5	R: 0 E: 1 K: 0 S: 4	H: 1 LOB: 1 BB: 0 P: 4	R: 0 E: 1 K: 0 S: 4	H: 0 LOB: 2 BB: 1 P: 8	R: 0 E: 0 K: 1 S: 5	H: 1 LOB: 0 BB: 0 P: 5	1B: 8 2B: 0 3B: 0 HR: 1	SF: 0 SAC: 0 DP: 2 HBP: 1	WP: 1 PB: 0 CS: 0	PA: 39			
<b>PITCHER</b>	IP	WLS	BF	H	R	ER	SO	BB	IBB	HBP	BLK	WP	HR	S	P	ERA	WHIP								
<b>Jim Bibby, R</b> ERA: 5.26	(1, 1)	7.0	32	8	5	4	1	2	0	1	0	1	1	31	40	5.14	1.429								
<b>Jim Umberger, L</b> ERA: 1.21	(8, 1)	0.1	2	0	0	0	0	0	1	0	0	0	0	1	5	0.00	0.000								
<b>Jackie Brown, R</b> ERA: 4.13	(8, 1)	1.2	W	5	1	0	0	1	0	0	0	0	0	7	7	0.00	0.600								

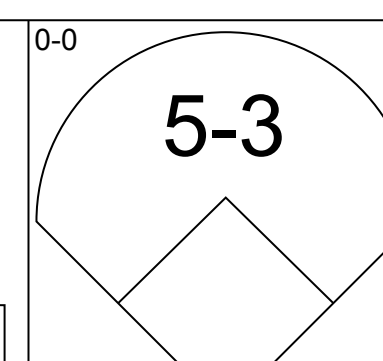
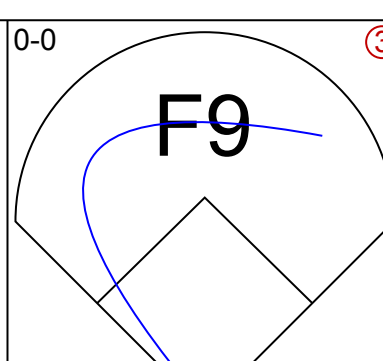
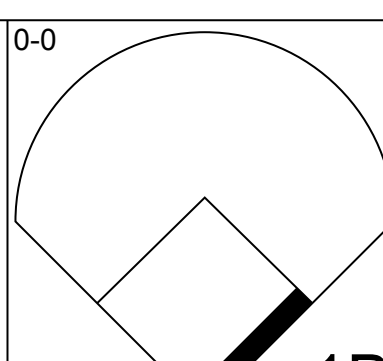
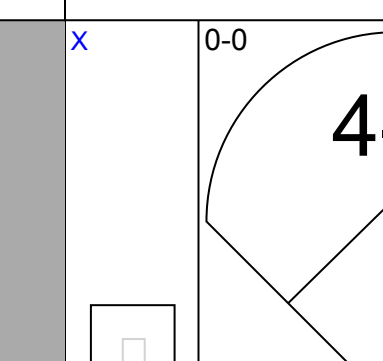
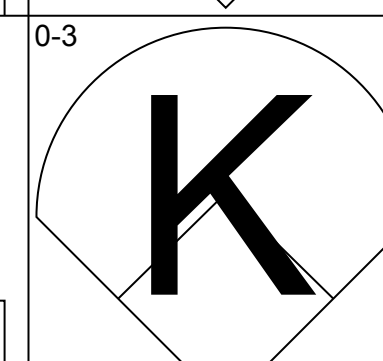
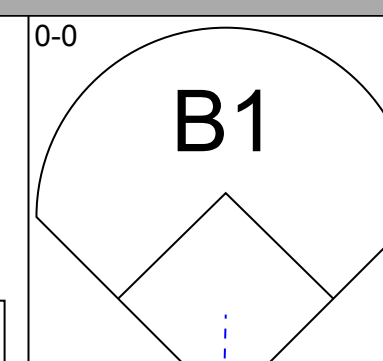
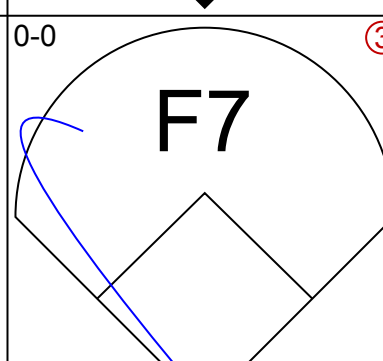
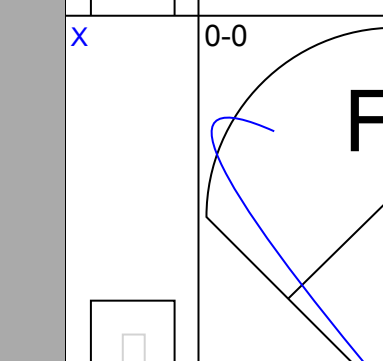
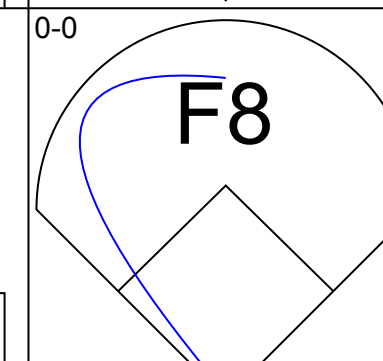
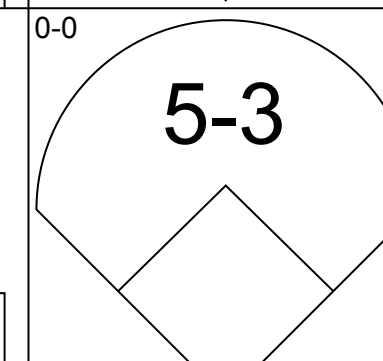
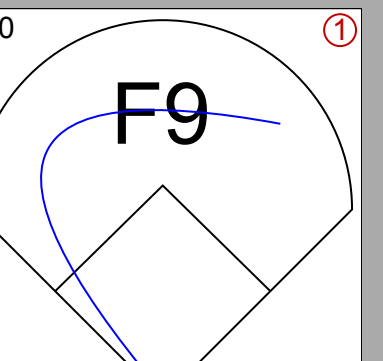
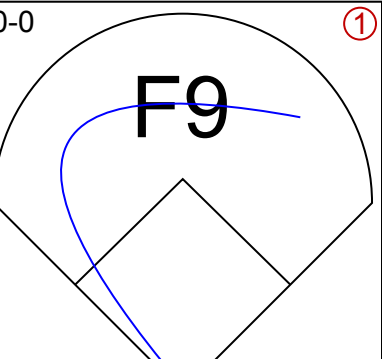
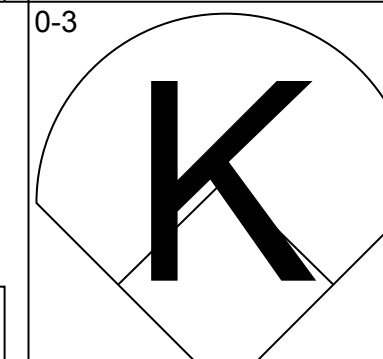
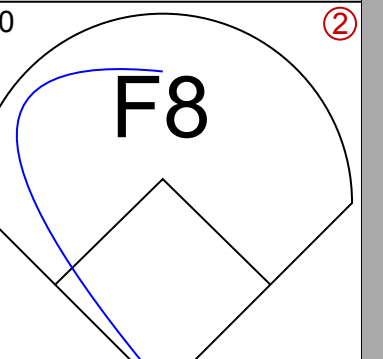
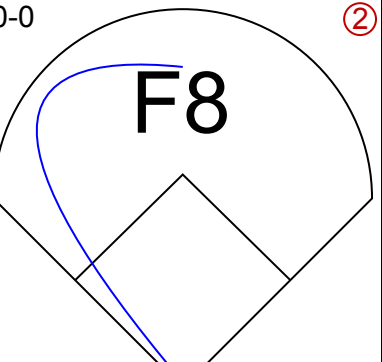
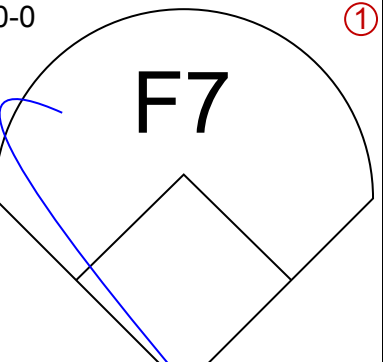
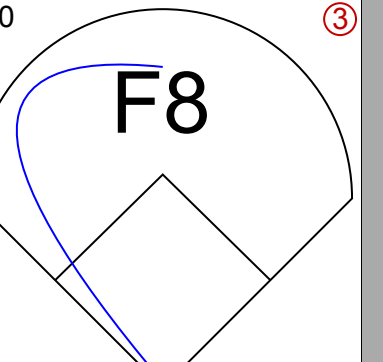
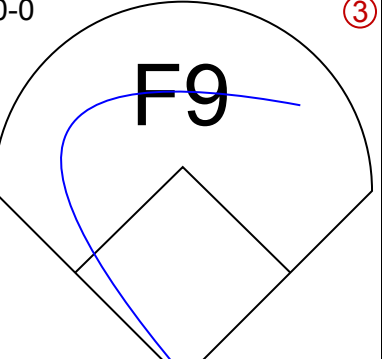
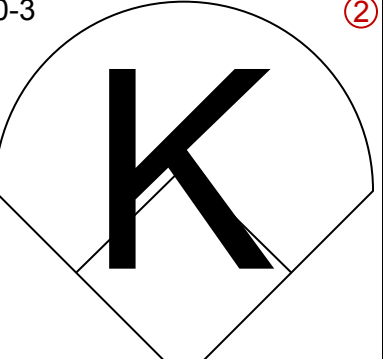
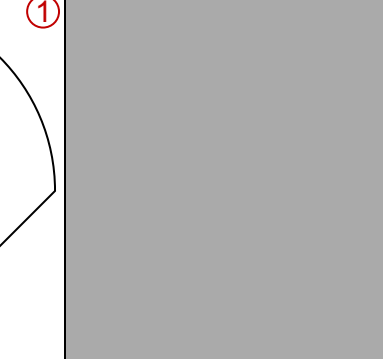
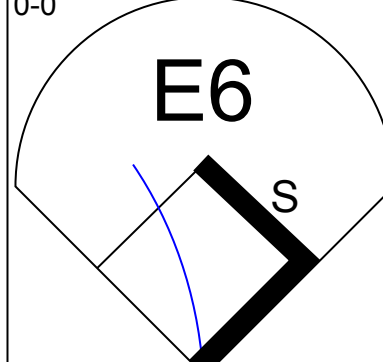
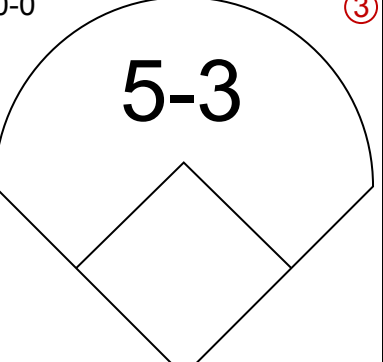

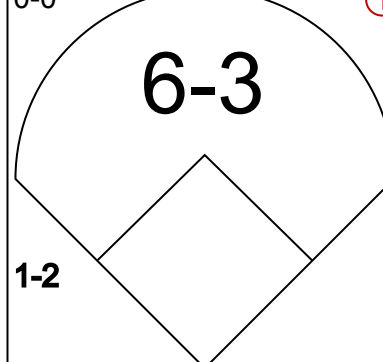
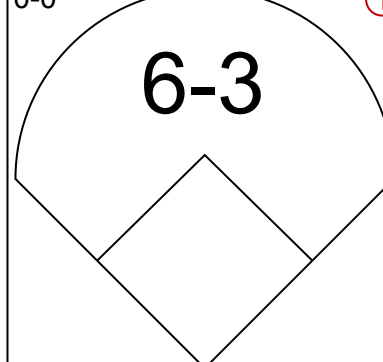
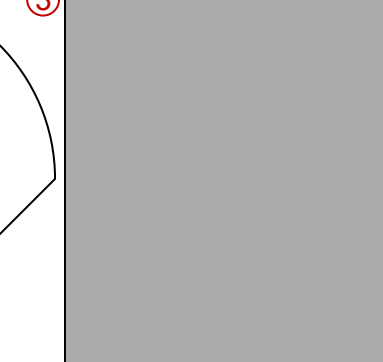
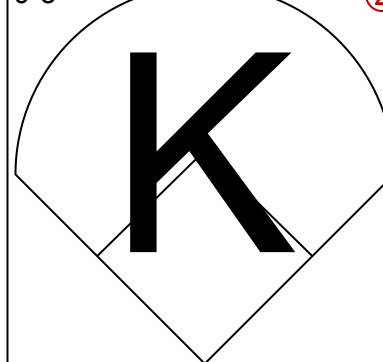
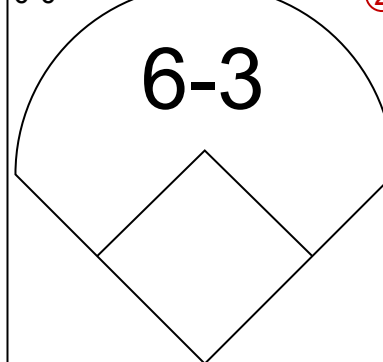
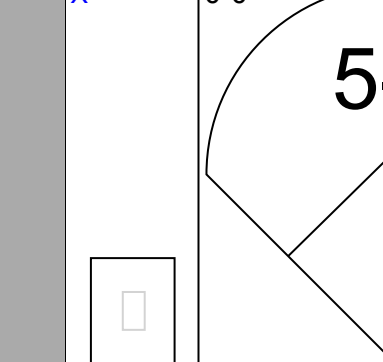
Batter	1	2	3	4	5	6	7	8	9	AB	R	H	RBI	BB	SO	LOB	BOTTOM								
<b>Cesar Tovar, R</b> OBP: 0.315, SLG: 0.312	F9		F4		F8		6-3			4	0	0	0	0	0	0	<b>New York Yankees @ Texas Rangers</b> Arlington Stadium, Arlington, TX Fri May 30 1975, 8:05 PM EDT Att: 16,887 - Unknown - 69 F								
<b>Lenny Randle, S</b> OBP: 0.323, SLG: 0.337	F6				E S		K			3	0	1	0	1	1	0									
<b>Willie Davis, L</b> OBP: 0.275, SLG: 0.416	1-3		F5		K					4	0	0	0	0	1	2									
<b>Jeff Burroughs, R</b> OBP: 0.318, SLG: 0.436		2-3	F8		F4					4	1	1	1	0	0	2									
<b>Mike Hargrove, L</b> OBP: 0.308, SLG: 0.452		1B			2B		F7		G3	3	2	1	0	1	0	0									
<b>Jim Spencer, L</b> OBP: 0.342, SLG: 0.548		1B			1B					2	2	2	0	0	0	0									
<b>Jim Fregosi, R</b> OBP: 0.321, SLG: 0.365					1B		5-3		5-3	2	0	0	0	0	0	0									
<b>Toby Harrah, R</b> OBP: 0.384, SLG: 0.422					5-3					3	1	1	0	1	0	4									
<b>Roy Howell, L</b> OBP: 0.307, SLG: 0.348							L7			4	0	3	5	0	0	1									
<b>Jim Sundberg, R</b> OBP: 0.299, SLG: 0.287					F8					3	0	0	0	0	2	2									
<b>Inning Stats</b>	R: 0 E: 0 K: 0 S: 3	H: 0 LOB: 0 BB: 0 P: 3	R: 2 E: 0 K: 1 S: 7	H: 2 LOB: 1 BB: 1 P: 11	R: 0 E: 0 K: 0 S: 4	H: 1 LOB: 1 BB: 0 P: 4	R: 2 E: 0 K: 0 S: 5	H: 3 LOB: 1 BB: 0 P: 5	R: 0 E: 0 K: 1 S: 5	H: 0 LOB: 1 BB: 1 P: 9	R: 0 E: 0 K: 2 S: 7	H: 0 LOB: 0 BB: 0 P: 7	R: 0 E: 0 K: 0 S: 4	H: 0 LOB: 0 BB: 0 P: 4	R: 1 E: 0 K: 0 S: 2	H: 1 LOB: 1 BB: 0 P: 2	R: 1 E: 0 K: 0 S: 2	H: 2 LOB: 1 BB: 0 P: 2	1B: 6 2B: 2 3B: 0 HR: 1	SF: 0 SAC: 0 DP: 0 HBP: 0	WP: 0 PB: 0 CS: 0	PA: 35			
<b>PITCHER</b>	IP	WLS	BF	H	R	ER	SO	BB	IBB	HBP	BLK	WP	HR	S	P	ERA	WHIP								
<b>Doc Medich, R</b> ERA: 3.86	(1, 1)	3.1	17	6	4	4	1	1	0	0	0	0	0	18	22	10.80	2.100								
<b>Dave Pagan, R</b> ERA:	(4, 1)	1.2	5	0	0	0	1	1	0	0	0	0	0	6	10	0.00	0.600								
<b>Sparky Lyle, L</b> ERA: 3.18	(6, 1)	3.0	L	13	3	2	2	1	0	0	0	0	1	16	20	6.00	1.333								



Batter	1	2	3	4	5	6	7	8	9	AB	R	H	RBI	BB	SO	LOB	TOP					
<b>Bobby Bonds, R</b> OBP: 0.330, SLG: 0.459 (1, 9)										5	1	3	2	0	1	0	<b>New York Yankees @ Texas Rangers</b> Arlington Stadium, Arlington, TX Sat May 31 1975, 8:05 PM EDT Att: 38,714 - Unknown					
<b>Elliott Maddox, R</b> OBP: 0.387, SLG: 0.407 (1, 8)										5	2	3	0	0	1	2						
<b>Roy White, S</b> OBP: 0.430, SLG: 0.507 (1, 7)										5	2	3	2	0	1	2						
<b>Thurman Munson, R</b> OBP: 0.389, SLG: 0.434 (1, 2)										5	0	1	0	0	0	2						
<b>Chris Chambliss, L</b> OBP: 0.338, SLG: 0.462 (1, 3)										5	0	2	1	0	0	3						
<b>Graig Nettles, L</b> OBP: 0.309, SLG: 0.409 (1, 5)										5	0	1	1	0	1	3						
<b>Ed Herrmann, L</b> OBP: 0.296, SLG: 0.328 (1, 10)										4	0	1	0	0	0	3						
<b>Jim Mason, L</b> OBP: 0.198, SLG: 0.190 (1, 6)										4	0	1	0	0	0	1						
<b>Fred Stanley, R</b> OBP: 0.245, SLG: 0.234 (1, 4)										4	1	1	0	0	0	1						
<b>Inning Stats</b>	R: 1 E: 0 K: 1 S: 6	H: 2 LOB: 0 BB: 0 P: 6	R: 0 E: 0 K: 1 S: 6	H: 1 LOB: 1 BB: 0 P: 6	R: 0 E: 0 K: 0 S: 3	H: 0 LOB: 0 BB: 0 P: 3	R: 1 E: 0 K: 0 S: 5	H: 3 LOB: 1 BB: 0 P: 5	R: 0 E: 0 K: 1 S: 7	H: 2 LOB: 2 BB: 0 P: 7	R: 0 E: 2 K: 0 S: 4	H: 0 LOB: 1 BB: 0 P: 4	R: 4 E: 0 K: 0 S: 8	H: 5 LOB: 1 BB: 0 P: 8	R: 0 E: 0 K: 1 S: 7	H: 2 LOB: 2 BB: 0 P: 7	R: 0 E: 0 K: 0 S: 4	H: 1 LOB: 1 BB: 0 P: 4	1B: 13 2B: 2 3B: 0 HR: 1	SF: 0 SAC: 0 DP: 3 HBP: 0	WP: 0 PB: 0 CS: 0	PA: 42
<b>PITCHER</b>	IP	WLS	BF	H	R	ER	SO	BB	IBB	HBP	BLK	WP	HR	S	P	ERA	WHIP					
<b>Bill Hands, R</b> ERA: 2.76 (1, 1)	6.1	L	30	12	6	6	3	0	0	0	0	0	1	36	36	8.53	1.895					
<b>Stan Thomas, R</b> ERA: 4.4 (7, 1)	0.1		2	1	0	0	0	0	0	0	0	0	0	2	2	0.00	3.000					
<b>Jim Umbarger, L</b> ERA: 1.09 (7, 1)	2.1		10	3	0	0	1	0	0	0	0	0	0	12	12	0.00	1.286					

livebaseballscores.com



Batter	1	2	3	4	5	6	7	8	9	AB	R	H	RBI	BB	SO	LOB	BOTTOM					
<b>Cesar Tovar, R</b> OBP: 0.314, SLG: 0.310 (1, 10)										4	0	1	0	0	0	1	<b>New York Yankees @ Texas Rangers</b> Arlington Stadium, Arlington, TX Sat May 31 1975, 8:05 PM EDT Att: 38,714 - Unknown					
<b>Lenny Randle, S</b> OBP: 0.317, SLG: 0.330 (1, 4)										4	0	0	0	0	1	1						
<b>Willie Davis, L</b> OBP: 0.270, SLG: 0.408 (1, 8)										3	0	0	0	0	0	0						
<b>Jeff Burroughs, R</b> OBP: 0.313, SLG: 0.429 (1, 9)										3	0	0	0	0	1	0						
<b>Mike Hargrove, L</b> OBP: 0.300, SLG: 0.441 (1, 7)										3	0	0	0	0	0	0						
<b>Jim Spencer, L</b> OBP: 0.333, SLG: 0.533 (1, 3)										3	0	0	0	0	1	0						
<b>Toby Harrah, R</b> OBP: 0.377, SLG: 0.412 (1, 6)										3	0	0	0	0	0	0						
<b>Roy Howell, L</b> OBP: 0.298, SLG: 0.337 (1, 5)										3	0	0	0	0	0	1						
<b>Jim Sundberg, R</b> OBP: 0.293, SLG: 0.281 (1, 2)										3	0	0	0	0	1	1						
<b>Inning Stats</b>	R: 0 E: 0 K: 1 S: 5	H: 0 LOB: 0 BB: 0 P: 5	R: 0 E: 0 K: 0 S: 3	H: 0 LOB: 0 BB: 0 P: 3	R: 0 E: 1 K: 1 S: 6	H: 0 LOB: 1 BB: 0 P: 6	R: 0 E: 0 K: 1 S: 5	H: 0 LOB: 0 BB: 0 P: 5	R: 0 E: 0 K: 1 S: 5	H: 0 LOB: 0 BB: 0 P: 5	R: 0 E: 0 K: 0 S: 4	H: 1 LOB: 1 BB: 0 P: 4	R: 0 E: 0 K: 0 S: 3	H: 0 LOB: 0 BB: 0 P: 3	R: 0 E: 0 K: 0 S: 3	H: 0 LOB: 0 BB: 0 P: 3	R: 0 E: 0 K: 0 S: 3	H: 0 LOB: 0 BB: 0 P: 3	1B: 1 2B: 0 3B: 0 HR: 0	SF: 0 SAC: 0 DP: 0 HBP: 0	WP: 0 PB: 0 CS: 0	PA: 29
<b>PITCHER</b>	IP	WLS	BF	H	R	ER	SO	BB	IBB	HBP	BLK	WP	HR	S	P	ERA	WHIP					
<b>Caffish Hunter, R</b> ERA: 3.09 (1, 1)	9.0	W	29	1	0	0	4	0	0	0	0	0	0	37	37	0.00	0.111					

livebaseballscores.com





Batter	1	2	3	4	5	6	7	8	9	AB	R	H	RBI	BB	SO	LOB	TOP					
<b>Bobby Bonds, R</b> OBP: 0.327, SLG: 0.469 (1, 9)	L5		F8	K		HR		F7		5	1	1	2	0	1	1	<b>New York Yankees @ Texas Rangers</b> Arlington Stadium, Arlington, TX Sun Jun 01 1975, 8:05 PM EDT Att: 15,866 - Unknown					
<b>Elliott Maddox, R</b> OBP: 0.397, SLG: 0.403 (1, 8)	F8		FC6 1B 2B BB		1B 1B	K		F8		4	2	1	0	1	1	0						
<b>Roy White, S</b> OBP: 0.429, SLG: 0.503 (1, 7)	4-3		FC6 2B 1B		1B 1B	6-3		5-3		5	1	2	0	0	0	0						
<b>Thurman Munson, R</b> OBP: 0.395, SLG: 0.432 (1, 2)		F8 WP 6-3 BB	FC6 2B		BB 1B			5-3		3	2	1	2	1	0	2						
<b>Chris Chambliss, L</b> OBP: 0.340, SLG: 0.467 (1, 3)	F8				F6 1B			F7		5	0	2	3	0	0	3						
<b>Graig Nettles, L</b> OBP: 0.308, SLG: 0.401 (1, 5)	6-3		L3		BB			F5		3	0	0	1	1	0	2						
<b>Ed Herrmann, L</b> OBP: 0.301, SLG: 0.323 (5, PH) <b>Lou Piniella, R</b> OBP: 0.286, SLG: 0.250 (5, PH)			K		F6			5-3		1	0	0	0	1	1							
<b>Jim Mason, L</b> OBP: 0.191, SLG: 0.183 (1, 6)	4-3				3-1			6-3		4	0	0	0	0	1	1						
<b>Fred Stanley, R</b> OBP: 0.264, SLG: 0.240 (1, 4)			1B FC6 1B		F6			5-3		3	2	1	0	1	0	0						
<b>Inning Stats</b>	R: 0 E: 0 K: 0 S: 3	H: 0 LOB: 0 BB: 0 P: 3	R: 1 E: 0 K: 0 S: 3	H: 0 LOB: 1 BB: 2 P: 11	R: 4 E: 1 K: 1 S: 9	H: 3 LOB: 1 BB: 1 P: 13	R: 0 E: 0 K: 1 S: 5	H: 0 LOB: 0 BB: 0 P: 5	R: 1 E: 0 K: 0 S: 5	H: 3 LOB: 2 BB: 1 P: 9	R: 2 E: 0 K: 1 S: 6	H: 1 LOB: 0 BB: 1 P: 10	R: 0 E: 0 K: 0 S: 4	H: 1 LOB: 1 BB: 0 P: 4	R: 0 E: 0 K: 1 S: 5	H: 0 LOB: 0 BB: 0 P: 5		R: 0 E: 0 K: 0 S: 3	H: 0 LOB: 1 BB: 0 P: 4	1B: 6 2B: 1 3B: 0 HR: 1	SF: 0 SAC: 0 DP: 0 HBP: 1	WP: 1 PB: 0 CS: 0
<b>PITCHER</b>	IP	WLS	BF	H	R	ER	SO	BB	IBB	HBP	BLK	WP	HR	S	P	ERA	WHIP					
<b>Fergie Jenkins, R</b> ERA: 4.99 (1, 1)	4.1	L	22	6	6	6	2	3	0	0	0	1	0	23	35	12.46	2.077					
<b>Jim Umberger, L</b> ERA: 1.95 (5, 1)	2.2		12	2	2	2	1	2	0	0	0	0	1	12	20	6.75	1.500					
<b>Steve Foucault, R</b> ERA: 3.74 (8, 1)	2.0		7	0	0	0	1	0	0	1	0	0	0	8	9	0.00	0.000					

Batter	1	2	3	4	5	6	7	8	9	AB	R	H	RBI	BB	SO	LOB	BOTTOM					
<b>Cesar Tovar, R</b> OBP: 0.316, SLG: 0.309 (1, 4)		6-3			F4			5-3		4	0	1	1	1	0	2	<b>New York Yankees @ Texas Rangers</b> Arlington Stadium, Arlington, TX Sun Jun 01 1975, 8:05 PM EDT Att: 15,866 - Unknown					
<b>Lenny Randle, S</b> OBP: 0.314, SLG: 0.323 (1, 8)	BB		F2		6-3			6-3		4	0	0	0	1	0	2						
<b>Jeff Burroughs, R</b> OBP: 0.320, SLG: 0.424 (1, 9)	BB		G5-4-3 BB		BB			K		2	0	0	0	3	1	2						
<b>Tom Grieve, R</b> OBP: 0.299, SLG: 0.492 (1, 7)	K		G5-4-3 1-2		F8			F7		4	0	0	0	0	1	4						
<b>Jim Fregosi, R</b> OBP: 0.317, SLG: 0.357 (1, 3)	F7				F7			K		4	1	1	0	0	1	2						
<b>Toby Harrah, R</b> OBP: 0.380, SLG: 0.410 (1, 6)		F3		E 6-3 BB				5-3		3	1	1	0	1	0	0						
<b>Mike Hargrove, L</b> OBP: 0.303, SLG: 0.434 (1, 10)		SH5-3 1B BB		E BB				4-3		2	1	0	0	2	0	2						
<b>Leo Cardenas, R</b> OBP: 0.366, SLG: 0.371 (1, 5)		SH5-3		E BB				6-3		2	1	0	2	1	0	3						
<b>Jim Sundberg, R</b> OBP: 0.298, SLG: 0.294 (1, 2)					F8			L5		4	0	2	1	0	0	3						
<b>Inning Stats</b>	R: 0 E: 0 K: 1 S: 5	H: 1 LOB: 2 BB: 2 P: 13	R: 1 E: 0 K: 0 S: 4	H: 1 LOB: 1 BB: 1 P: 8	R: 0 E: 0 K: 0 S: 2	H: 0 LOB: 0 BB: 1 P: 6	R: 1 E: 1 K: 0 S: 3	H: 0 LOB: 1 BB: 2 P: 11	R: 0 E: 0 K: 0 S: 3	H: 0 LOB: 1 BB: 1 P: 7	R: 0 E: 0 K: 1 S: 5	H: 0 LOB: 0 BB: 0 P: 5	R: 1 E: 0 K: 1 S: 6	H: 1 LOB: 1 BB: 1 P: 10	R: 1 E: 1 K: 0 S: 6	H: 2 LOB: 2 BB: 0 P: 6		R: 0 E: 0 K: 0 S: 2	H: 0 LOB: 0 BB: 1 P: 6	1B: 4 2B: 1 3B: 0 HR: 0	SF: 0 SAC: 1 DP: 2 HBP: 0	WP: 0 PB: 0 CS: 0
<b>PITCHER</b>	IP	WLS	BF	H	R	ER	SO	BB	IBB	HBP	BLK	WP	HR	S	P	ERA	WHIP					
<b>Rudy May, L</b> ERA: 2.85 (1, 1)	9.0	W	39	5	4	2	3	9	0	0	0	0	0	36	72	2.00	1.556					



Batter	1	2	3	4	5	6	7	8	9	AB	R	H	RBI	BB	SO	LOB	TOP					
<b>Cesar Tovar, R</b> OBP: 0.319, SLG: 0.313 (1, 10)	L5		1-2 1B		SF8		FC6-4 1B		1-6-3	4	0	2	1	0	0	0						
<b>Lenny Randle, S</b> OBP: 0.313, SLG: 0.326 (1, 4)	4-3		1-3				FC6-4 1-2 2B			4	0	1	0	0	0	3						
<b>Roy Howell, L</b> OBP: 0.287, SLG: 0.323 (1, 5)	F7				K				G3	4	0	0	0	0	2	2						
<b>Jeff Burroughs, R</b> OBP: 0.319, SLG: 0.426 (1, 9)		5-3			F9				F8	4	1	1	0	0	0	2						
<b>Mike Hargrove, L</b> OBP: 0.399, SLG: 0.429 (1, 7)	F7				4-3 1B 2B				L4	4	0	1	0	0	0	1						
<b>Jim Spencer, L</b> OBP: 0.331, SLG: 0.523 (1, 3)	F4								F8 1B	4	0	1	1	0	0	1						
<b>Toby Harrah, R</b> OBP: 0.370, SLG: 0.399 (1, 6)					K				F5 1B	4	0	0	0	0	2	1						
<b>Joe Lovitto, S</b> OBP: 0.333, SLG: 0.296 (1, 8)					F4				K	3	1	0	0	1	1	0						
<b>Jim Sundberg, R</b> OBP: 0.309, SLG: 0.327 (1, 2)									1B SF8 BB	4	1	3	1	0	0	0						
<b>Jim Sundberg, R</b> OBP: 0.309, SLG: 0.327 (1, 2)					1B				2B 1-3 1B	4	1	3	1	0	0	0						
<b>Jim Sundberg, R</b> OBP: 0.309, SLG: 0.327 (1, 2)									5-3	4	1	3	1	0	0	0						
<b>Jim Sundberg, R</b> OBP: 0.309, SLG: 0.327 (1, 2)									HR	4	1	3	1	0	0	0						
<b>Inning Stats</b>	R: 0 E: 0 K: 0 S: 3	H: 0 LOB: 0 BB: 0 P: 3	R: 0 E: 0 K: 0 S: 3	H: 0 LOB: 0 BB: 0 P: 3	R: 0 E: 0 K: 1 S: 7	H: 2 LOB: 2 BB: 0 P: 7	R: 1 E: 0 K: 1 S: 7	H: 2 LOB: 1 BB: 0 P: 7	R: 1 E: 0 K: 1 S: 7	H: 2 LOB: 2 BB: 1 P: 11	R: 0 E: 0 K: 1 S: 5	H: 0 LOB: 0 BB: 0 P: 5	R: 0 E: 0 K: 1 S: 6	H: 1 LOB: 1 BB: 0 P: 6	R: 0 E: 0 K: 0 S: 4	H: 1 LOB: 1 BB: 0 P: 4	R: 1 E: 0 K: 0 S: 4	H: 1 LOB: 0 BB: 0 P: 4	1B: 6 2B: 2 3B: 0 HR: 1	SF: 1 SAC: 0 DP: 0 HBP: 0	WP: 0 PB: 0 SB: 0 CS: 0	PA: 37
<b>PITCHER</b> <b>Mike Torrez, R</b> ERA: 3.27 (1, 1)	IP: 9.0 WLS: W BF: 37 H: 9 R: 3 ER: 3 SO: 5 BB: 1 IBB: 0 HBP: 0 BLK: 0 WP: 0 HR: 1 S: 46 P: 50 ERA: 3.00 WHIP: 1.111															<b>PITCHER</b> <b>Mike Torrez, R</b> ERA: 3.27 (1, 1)	IP: 9.0 WLS: W BF: 37 H: 9 R: 3 ER: 3 SO: 5 BB: 1 IBB: 0 HBP: 0 BLK: 0 WP: 0 HR: 1 S: 46 P: 50 ERA: 3.00 WHIP: 1.111					

Texas Rangers @ Baltimore Orioles  
Memorial Stadium, Baltimore, MD  
Tue Jun 03 1975, 7:05 PM EDT  
Att: 12,100 - Unknown

AB 35  
R 3  
H 9  
RBI 3  
BB 1  
SO 5  
LOB 10



Batter	1	2	3	4	5	6	7	8	9	AB	R	H	RBI	BB	SO	LOB	BOTTOM			
<b>Ken Singleton, S</b> OBP: 0.411, SLG: 0.361 (1, 9)	4-3								G4-6-3	3	1	0	0	1	1	1				
<b>Paul Blair, R</b> OBP: 0.267, SLG: 0.312 (1, 8)	5-3								F9	3	0	1	0	0	0	0				
<b>Tommy Davis, R</b> OBP: 0.306, SLG: 0.314 (1, 10)	6-3								K	4	1	1	1	0	2	1				
<b>Lee May, R</b> OBP: 0.249, SLG: 0.358 (1, 3)									K	4	1	2	1	0	1	1				
<b>Bobby Grich, R</b> OBP: 0.401, SLG: 0.440 (1, 4)									K	3	1	0	0	0	2	2				
<b>Al Bumbry, L</b> OBP: 0.372, SLG: 0.472 (1, 7)									K	4	0	2	0	0	0	0				
<b>Brooks Robinson, R</b> OBP: 0.275, SLG: 0.267 (1, 5)									K	4	1	1	1	0	1	4				
<b>Dave Duncan, R</b> OBP: 0.213, SLG: 0.338 (1, 2)									K	3	1	1	3	0	0	1				
<b>Mark Belanger, R</b> OBP: 0.263, SLG: 0.186 (1, 6)									K	3	0	1	0	0	0	1				
<b>Inning Stats</b>	R: 0 E: 0 K: 0 S: 3	H: 0 LOB: 0 BB: 0 P: 3	R: 4 E: 0 K: 1 S: 8	H: 3 LOB: 0 BB: 0 P: 9	R: 0 E: 0 K: 2 S: 8	H: 1 LOB: 1 BB: 0 P: 8	R: 0 E: 0 K: 0 S: 4	H: 1 LOB: 1 BB: 0 P: 4	R: 2 E: 0 K: 1 S: 8	H: 3 LOB: 2 BB: 1 P: 12	R: 0 E: 0 K: 0 S: 3	H: 1 LOB: 0 BB: 0 P: 3	R: 0 E: 0 K: 1 S: 5	H: 0 LOB: 0 BB: 0 P: 5	R: 0 E: 0 K: 2 S: 7	H: 0 LOB: 0 BB: 0 P: 7	1B: 7 2B: 1 3B: 0 HR: 1	SF: 0 SAC: 1 DP: 1 HBP: 1	WP: 0 PB: 0 SB: 0 CS: 0	PA: 34
<b>PITCHER</b> <b>Steve Hargan, R</b> ERA: 3.45 <b>Stan Thomas, R</b> ERA: 3.5 (5, 1)	IP: 4.1 WLS: L BF: 22 H: 7 R: 6 ER: 6 SO: 3 BB: 1 IBB: 0 HBP: 1 BLK: 0 WP: 0 HR: 1 S: 26 P: 31 ERA: 12.46 WHIP: 1.846															<b>PITCHER</b> <b>Steve Hargan, R</b> ERA: 3.45 <b>Stan Thomas, R</b> ERA: 3.5 (5, 1)	IP: 4.1 WLS: L BF: 22 H: 7 R: 6 ER: 6 SO: 3 BB: 1 IBB: 0 HBP: 1 BLK: 0 WP: 0 HR: 1 S: 26 P: 31 ERA: 12.46 WHIP: 1.846			

Texas Rangers @ Baltimore Orioles  
Memorial Stadium, Baltimore, MD  
Tue Jun 03 1975, 7:05 PM EDT  
Att: 12,100 - Unknown

AB 31  
R 6  
H 9  
RBI 6  
BB 1  
SO 7  
LOB 11









Batter	1	2	3	4	5	6	7	8	9	AB	R	H	RBI	BB	SO	LOB	TOP		
<b>Cesar Tovar, R</b> OBP: 0.311, SLG: 0.305 (1, 10)	F3	F5		K		5-3		1-3		5	0	0	0	0	1	3	<b>Texas Rangers @ Cleveland Indians</b> Cleveland Municipal Stadium, Cleveland, OH Fri Jun 06 1975, 7:05 PM EDT Att: 12,308 - Unknown		
<b>Toby Harrah, R</b> OBP: 0.384, SLG: 0.396 (1, 4)	5-3	K			FC4-6 1B	K				4	0	1	0	1	2	3			
<b>Jeff Burroughs, R</b> OBP: 0.317, SLG: 0.444 (1, 9)					FC4-6 HR	5-3		K		4	2	1	1	1	1	2			
<b>Mike Hargrove, L</b> OBP: 0.399, SLG: 0.469 (1, 7)	F8				HR			F8		5	1	1	2	0	0	1			
<b>Jim Spencer, L</b> OBP: 0.321, SLG: 0.500 <b>Joe Lovitto, S</b> OBP: 0.314, SLG: 0.279 (5, 8)		BB SF4 1B		F9	K			G3		3	1	1	0	0	1	0			
<b>Lenny Randle, S</b> OBP: 0.315, SLG: 0.322 (1, 8)		BB BB 1-2 1B			1B BB			S BB		2	0	0	0	0	1	0			
<b>Roy Smalley, S</b> OBP: 0.328, SLG: 0.393 (1, 6)		BB BB 1-2 2-3 BB		F7	1B			BB		2	0	1	0	2	0	1			
<b>Roy Howell, L</b> OBP: 0.287, SLG: 0.317 (1, 5)		SF4		6-3				K		3	0	1	2	0	1	2			
<b>Jim Sundberg, R</b> OBP: 0.301, SLG: 0.312 (1, 2)		3-H 4-0 1-2 2-3 BB		F6	F4			6-3		3	0	0	0	1	0	2			
<b>Inning Stats</b>	R: 0 E: 0 K: 0 S: 3	H: 0 LOB: 1 BB: 1 P: 7	R: 1 E: 0 K: 1 S: 7	H: 2 LOB: 3 BB: 2 P: 15	R: 1 E: 0 K: 0 S: 5	H: 2 LOB: 1 BB: 0 P: 5	R: 0 E: 0 K: 1 S: 5	H: 0 LOB: 0 BB: 0 P: 5	R: 3 E: 0 K: 1 S: 9	H: 4 LOB: 2 BB: 1 P: 13	R: 0 E: 0 K: 1 S: 5	H: 0 LOB: 2 BB: 2 P: 13	R: 0 E: 0 K: 1 S: 5	H: 0 LOB: 1 BB: 1 P: 9	R: 0 E: 0 K: 1 S: 5	H: 0 LOB: 0 BB: 0 P: 5		1B: 6 2B: 0 3B: 0 HR: 2 SF: 1 SAC: 0 DP: 0 HBP: 0	WP: 0 PB: 0 SB: 1 CS: 0 PA: 42
<b>PITCHER</b>	IP	WLS	BF	H	R	ER	SO	BB	IBB	HBP	BLK	WP	HR	S	P	ERA	WHIP		
<b>Dennis Eckersley, R</b> ERA: 1.38 (1, 1)	6.2		34	8	5	5	4	6	0	0	0	0	2	36	60	6.75	2.100		
<b>Dave LaRoche, L</b> ERA: 1.85 (7, 1)	2.1	W	8	0	0	0	3	1	0	0	0	0	0	13	17	0.00	0.429		

Batter	1	2	3	4	5	6	7	8	9	AB	R	H	RBI	BB	SO	LOB	BOTTOM		
<b>Buddy Bell, R</b> OBP: 0.322, SLG: 0.348 (1, 5)	SH1-3 HR 1B		5-3	F4			F8			4	1	1	0	0	0	1	<b>Texas Rangers @ Cleveland Indians</b> Cleveland Municipal Stadium, Cleveland, OH Fri Jun 06 1975, 7:05 PM EDT Att: 12,308 - Unknown		
<b>Rick Manning, L</b> OBP: 0.354, SLG: 0.357 (1, 9)	SH1-3		3-1		4-3			E SH3-4 HR 1B		3	1	1	0	0	0	0			
<b>George Hendrick, R</b> OBP: 0.324, SLG: 0.479 (1, 8)	F7		S BB		F6			SH3-4		2	0	0	0	1	0	1			
<b>Boog Powell, L</b> OBP: 0.399, SLG: 0.496 (1, 3)	HR BB		BB BB 1-2 BB		K			E1 HR		2	2	0	0	2	1	1			
<b>Frank Robinson, R</b> OBP: 0.351, SLG: 0.585 (1, 10)	1-H 2-H HR		BB BB 1-2 BB		F3			HR		4	2	2	6	0	0	2			
<b>Oscar Gamble, L</b> OBP: 0.336, SLG: 0.362 (1, 7)	F9			2B 1B				F9		4	1	1	0	0	0	0			
<b>John Ellis, R</b> OBP: 0.274, SLG: 0.361 (1, 2)			6-3	SH1-3 1-H 2B			F8	6-3		4	0	1	1	0	0	0			
<b>Frank Duffy, R</b> OBP: 0.254, SLG: 0.250 (1, 6)			5-3	2-3 SH1-3				6-3		2	0	0	0	0	0	0			
<b>Duane Kuiper, L</b> (1, 4)	L4			1-3				1-3		3	0	0	0	0	0	1			
<b>Inning Stats</b>	R: 3 E: 0 K: 0 S: 5	H: 2 LOB: 0 BB: 1 P: 9	R: 0 E: 0 K: 0 S: 3	H: 0 LOB: 0 BB: 0 P: 3	R: 0 E: 0 K: 0 S: 3	H: 0 LOB: 2 BB: 2 P: 11	R: 1 E: 0 K: 0 S: 5	H: 2 LOB: 1 BB: 0 P: 5	R: 0 E: 0 K: 1 S: 5	H: 0 LOB: 0 BB: 0 P: 5	R: 0 E: 0 K: 0 S: 3	H: 0 LOB: 0 BB: 0 P: 3	R: 0 E: 0 K: 0 S: 3	H: 0 LOB: 0 BB: 0 P: 3	R: 3 E: 1 K: 0 S: 6	H: 2 LOB: 2 BB: 0 P: 6		1B: 3 2B: 1 3B: 0 HR: 2 SF: 0 SAC: 3 DP: 0 HBP: 0	WP: 0 PB: 0 SB: 1 CS: 0 PA: 34
<b>PITCHER</b>	IP	WLS	BF	H	R	ER	SO	BB	IBB	HBP	BLK	WP	HR	S	P	ERA	WHIP		
<b>Fergie Jenkins, R</b> ERA: 5.16 (1, 1)	8.0	L	34	6	7	6	1	3	0	0	0	0	2	33	45	6.75	1.125		

AB	34
R	5
H	8
RBI	5
BB	7
SO	7
LOB	14





Batter	1	2	3	4	5	6	7	8	9	10	11	12	AB	R	H	RBI	BB	SO	LOB								
<b>Cesar Tovar, R</b> OBP: 0.302, SLG: 0.295 (1, 10)	F4		FC5-4 FC6-4			F7	FC5-6 FC6-4		5-3		E5			6	0	0	0	0	0	3							
<b>Toby Harrah, R</b> OBP: 0.382, SLG: 0.393 (1, 4)	F7		FC6-4			CI 1B	F3		6-3		CS	1B		6	2	2	0	0	0	3							
<b>Jeff Burroughs, R</b> OBP: 0.313, SLG: 0.436 (1, 9)	K			K		K	FC6-4					1B	1B	6	1	1	0	0	4	3							
<b>Mike Hargrove, L</b> OBP: 0.411, SLG: 0.500 (1, 7)		K				CI 1B		HR		4-3 1B		1B	1B	5	2	4	2	0	1	0							
<b>Jim Spencer, L</b> OBP: 0.328, SLG: 0.496 (1, 3)		6-3						F8		4-3 1B		1B	1B	5	0	2	1	1	0	1							
<b>Lenny Randle, S</b> OBP: 0.329, SLG: 0.333 (1, 8)												1B	1B	5	0	4	2	1	0	2							
<b>Roy Howell, L</b> OBP: 0.277, SLG: 0.306 <b>Ed Brinkman, R</b> OBP: 0.299, SLG: 0.325 (8, 5)	F8					F8	F6		K			1B	1B	4	0	0	0	0	1	4							
<b>Roy Smalley, S</b> OBP: 0.313, SLG: 0.371 (1, 8)			5-3			4-3			5-3			6-3	F7	6	0	1	0	0	0	3							
<b>Bill Fahey, L</b> OBP: 0.357, SLG: 0.429 (1, 2)			E4 FC5-4			G3			F6			K		5	0	1	0	0	1	0							
<b>Inning Stats</b>	R: 0 E: 0 K: 1 S: 5	H: 0 LOB: 0 BB: 0 P: 5	R: 0 E: 0 K: 1 S: 6	H: 1 LOB: 1 BB: 0 P: 6	R: 0 E: 1 K: 0 S: 4	H: 0 LOB: 1 BB: 0 P: 4	R: 0 E: 0 K: 1 S: 6	H: 2 LOB: 1 BB: 0 P: 6	R: 0 E: 0 K: 0 S: 3	H: 0 LOB: 0 BB: 0 P: 3	R: 2 E: 1 K: 1 S: 9	H: 3 LOB: 2 BB: 0 P: 9	R: 0 E: 0 K: 0 S: 5	H: 2 LOB: 2 BB: 0 P: 5	R: 1 E: 0 K: 1 S: 7	H: 1 LOB: 1 BB: 0 P: 7	R: 0 E: 0 K: 0 S: 3	H: 0 LOB: 2 BB: 1 P: 10	R: 0 E: 1 K: 1 S: 5	H: 0 LOB: 0 BB: 0 P: 5	R: 2 E: 0 K: 1 S: 8	H: 4 LOB: 2 BB: 1 P: 12	1B: 14 2B: 0 3B: 0 HR: 1	SF: 0 SAC: 0 DP: 1 HBP: 0	WP: 0 PB: 0 SB: 0 CS: 1	PA: 54	
<b>PITCHER</b>	IP	WLS	BF	H	R	ER	SO	BB	IBB	HBP	BLK	WP	HR	S	P	ERA	WHIP										
<b>Gaylord Perry, R</b> ERA: 3.25 (1, 1)	0.0		0	0	0	0	0	0	0	0	0	0	0	0	0	0.00	0.000										
<b>Tom Buskey, R</b> ERA: 2.73 (12, 1)	0.2		2	0	0	0	1	0	0	0	0	0	0	4	4	0.00	0.000										

**TOP**

**Texas Rangers @ Cleveland Indians**  
Cleveland Municipal Stadium, Cleveland, OH

Sat Jun 07 1975, 3:33 AM EDT  
Alt. 18,800 - Unknown

AB 50  
R 5  
H 15  
RBI 5  
BB 2  
SO 8  
LOB 23



Batter	1	2	3	4	5	6	7	8	9	10	11	12	AB	R	H	RBI	BB	SO	LOB									
<b>Buddy Bell, R</b> OBP: 0.317, SLG: 0.341 (1, 5)	6-3		K		5-3			K				4-3	6	0	1	0	0	2	3									
<b>Rick Manning, L</b> OBP: 0.353, SLG: 0.404 (10, 7)													5	1	4	1	0	0	0									
<b>George Hendrick, R</b> OBP: 0.319, SLG: 0.467 (1, 8)													5	0	0	0	1	0	3									
<b>Boog Powell, L</b> OBP: 0.392, SLG: 0.479 (1, 3)													4	0	0	0	1	1	3									
<b>Frank Robinson, R</b> OBP: 0.354, SLG: 0.571 (1, 10)													5	1	2	1	0	1	0									
<b>Oscar Gamble, L</b> OBP: 0.336, SLG: 0.354 <b>Charlie Spikes, R</b> OBP: 0.272, SLG: 0.287 (9, PH)													2	0	0	0	1	1	2									
<b>John Ellis, R</b> OBP: 0.264, SLG: 0.350 (1, 2)													4	0	0	1	0	0	4									
<b>Frank Duffy, R</b> OBP: 0.256, SLG: 0.252 <b>John Lowenstein, L</b> OBP: 0.356, SLG: 0.524 <b>Rico Carty, R</b> OBP: 0.379, SLG: 0.484 <b>Ed Crosby, L</b> OBP: 0.300, SLG: 0.273 (9, PR)													3	0	1	0	0	0	0									
<b>Duane Kuiper, L</b> OBP: 0.376, SLG: 0.500 (1, 4)													5	2	3	0	0	0	4									
<b>Inning Stats</b>	R: 0 E: 0 K: 0 S: 3	H: 1 LOB: 0 BB: 0 P: 3	R: 0 E: 0 K: 2 S: 7	H: 0 LOB: 0 BB: 0 P: 7	R: 0 E: 1 K: 1 S: 4	H: 1 LOB: 1 BB: 0 P: 6	R: 1 E: 0 K: 0 S: 5	H: 2 LOB: 2 BB: 1 P: 9	R: 1 E: 1 K: 0 S: 4	H: 2 LOB: 0 BB: 0 P: 4	R: 0 E: 0 K: 1 S: 5	H: 0 LOB: 0 BB: 0 P: 5	R: 0 E: 0 K: 0 S: 3	H: 1 LOB: 1 BB: 1 P: 6	R: 0 E: 0 K: 0 S: 6	H: 1 LOB: 1 BB: 0 P: 6	R: 1 E: 1 K: 0 S: 4	H: 2 LOB: 2 BB: 1 P: 8	R: 0 E: 0 K: 0 S: 3	H: 1 LOB: 1 BB: 1 P: 7	R: 0 E: 1 K: 0 S: 4	H: 0 LOB: 1 BB: 0 P: 4	R: 0 E: 0 K: 0 S: 4	H: 1 LOB: 0 BB: 0 P: 4	1B: 11 2B: 1 3B: 0 HR: 0	SF: 1 SAC: 1 DP: 3 HBP: 0	WP: 0 PB: 0 SB: 0 CS: 3	PA: 49
<b>PITCHER</b>	IP	WLS	BF	H	R	ER	SO	BB	IBB	HBP	BLK	WP	HR	S	P	ERA	WHIP											
<b>Steve Hargan, R</b> ERA: 3.31 (9, PH)	8.0		32	9	3	2	5	2	0	0	0	0	0	0	40	2.25	1.375											
<b>Jim Umberger, L</b> ERA: 1.63 (9, PH)	0.0		1	1	0	0	0	0	0	0	0	0	0	0	1	1	∞											
<b>Steve Foucault, R</b> ERA: 3.89 (9, PH)	0.1		1	0	0	0	0	0	0	0	0	0	0	1	1	0.00	0.000											
<b>Mike Kekich, L</b> ERA: (9, PR)	1.0		4	1	0	0	0	0	1	0	0	0	0	3	7	0.00	1.000											
<b>Stan Thomas, R</b> ERA: 3.48 (10, 1)	2.2	W	10	1	1	1	0	1	0	0	0	0	0	9	13	3.38	0.750											

**BOTTOM**

**Texas Rangers @ Cleveland Indians**  
Cleveland Municipal Stadium, Cleveland, OH

Sat Jun 07 1975, 3:33 AM EDT  
Alt. 18,800 - Unknown

AB 42  
R 4  
H 12  
RBI 3  
BB 4  
SO 5  
LOB 20





Batter	1	2	3	4	5	6	7	8	9	AB	R	H	RBI	BB	SO	LOB	TOP										
<b>Cesar Tovar, R</b> OBP: 0.300, SLG: 0.294 (1, 10)	6-3		F7			F7		F7		4	0	1	0	0	0	0	<b>Texas Rangers @ Cleveland Indians</b> Cleveland Municipal Stadium, Cleveland, OH Sun Jun 08 1975, 3:33 AM EDT Unknown										
<b>Toby Harrah, R</b> OBP: 0.385, SLG: 0.422 (1, 4)	HR			6-3		2B			6-3	4	1	2	1	0	0												
<b>Jeff Burroughs, R</b> OBP: 0.312, SLG: 0.447 (1, 9)	F9			F7		5-3			HR	4	1	1	1	0	2												
<b>Mike Hargrove, L</b> OBP: 0.307, SLG: 0.493 (1, 7)	K			1-3				FC3-6	4-3	4	0	1	0	0	1												
<b>Jim Spencer, L</b> OBP: 0.321, SLG: 0.484 (9, PH)										3	0	0	0	0	1												
<b>Tom Grieve, R</b> OBP: 0.309, SLG: 0.492 (9, PR)										0	0	0	0	1	0												
<b>Joe Lovitto, S</b> OBP: 0.314, SLG: 0.279 (9, PR)										0	0	0	0	0	0												
<b>Lenny Randle, S</b> OBP: 0.328, SLG: 0.332 (1, 8)	K								BB	4	0	1	0	0	1												
<b>Roy Smalley, S</b> OBP: 0.300, SLG: 0.354 (1, 6)										3	0	0	0	0	2												
<b>Roy Howell, L</b> OBP: 0.270, SLG: 0.297 (1, 5)			K							3	0	0	0	1	0												
<b>Bill Fahey, L</b> OBP: 0.294, SLG: 0.353 (1, 2)			F7							3	0	0	0	1	0												
<b>Inning Stats</b>	R: 1 E: 0 K: 1 S: 6	H: 1 LOB: 0 BB: 0 P: 6	R: 0 E: 0 K: 1 S: 5	H: 0 LOB: 0 BB: 0 P: 5	R: 0 E: 0 K: 1 S: 5	H: 0 LOB: 0 BB: 0 P: 5	R: 0 E: 0 K: 0 S: 3	H: 0 LOB: 0 BB: 0 P: 3	R: 0 E: 0 K: 0 S: 3	H: 2 LOB: 2 BB: 0 P: 7	R: 0 E: 0 K: 0 S: 4	H: 2 LOB: 1 BB: 0 P: 4	R: 0 E: 0 K: 0 S: 3	H: 0 LOB: 0 BB: 0 P: 3	R: 1 E: 0 K: 0 S: 4	H: 1 LOB: 1 BB: 1 P: 8	1B: 3 2B: 1 3B: 0 HR: 2	SF: 0 SAC: 0 DP: 1 HBP: 0	WP: 0 PB: 0 SB: 0 CS: 0	PA: 33							
<b>PITCHER</b>	IP	WLS	BF	H	R	ER	SO	BB	IBB	HBP	BLK	WP	HR	S	P	ERA	WHIP										
<b>Eric Raich, R</b> ERA: 3.12 (1, 1)	6.1	W	24	5	1	1	4	0	0	0	0	0	1	32	32	1.42	0.789										
<b>Tom Buskey, R</b> ERA: 2.53 (7, 1)	2.0		6	1	1	1	0	0	0	0	0	0	1	6	6	4.50	0.500										
<b>Dave LaRoche, L</b> ERA: 1.8 (9, 1)	0.2	S	3	0	0	0	0	1	0	0	0	0	0	2	6	0.00	1.500										

Batter	1	2	3	4	5	6	7	8	9	AB	R	H	RBI	BB	SO	LOB	BOTTOM										
<b>Buddy Bell, R</b> OBP: 0.311, SLG: 0.333 (1, 5)	1-3		F6		6-3			F7		4	0	0	0	0	1	<b>Texas Rangers @ Cleveland Indians</b> Cleveland Municipal Stadium, Cleveland, OH Sun Jun 08 1975, 3:33 AM EDT Unknown											
<b>Rick Manning, L</b> OBP: 0.384, SLG: 0.431 (1, 7)	6-3			4-3	G5-4-3			F7		4	1	2	0	0	0												
<b>George Hendrick, R</b> OBP: 0.313, SLG: 0.457 (1, 8)	L3			4-3	G5-4-3			6-3		4	0	0	0	0	2												
<b>Boog Powell, L</b> OBP: 0.390, SLG: 0.475 (1, 3)				4-3				F9		3	0	1	0	0	1												
<b>Oscar Gamble, L</b> OBP: 0.336, SLG: 0.354 (1, 10)								K		3	1	1	1	0	1												
<b>Charlie Spikes, R</b> OBP: 0.273, SLG: 0.288 (1, 9)								K		3	1	1	0	0	1												
<b>John Ellis, R</b> OBP: 0.265, SLG: 0.357 (1, 2)										3	0	1	2	0	0												
<b>Frank Duffy, R</b> OBP: 0.257, SLG: 0.248 (1, 6)										2	0	0	0	1	0												
<b>Duane Kuiper, L</b> OBP: 0.364, SLG: 0.455 (1, 4)										3	0	1	0	0	1												
<b>Inning Stats</b>	R: 0 E: 0 K: 0 S: 3	H: 0 LOB: 0 BB: 0 P: 3	R: 0 E: 0 K: 0 S: 3	H: 1 LOB: 0 BB: 0 P: 3	R: 0 E: 0 K: 0 S: 4	H: 1 LOB: 1 BB: 0 P: 4	R: 3 E: 0 K: 1 S: 9	H: 4 LOB: 2 BB: 1 P: 13	R: 0 E: 0 K: 2 S: 7	H: 0 LOB: 0 BB: 0 P: 7	R: 0 E: 0 K: 0 S: 3	H: 0 LOB: 0 BB: 0 P: 3	R: 0 E: 0 K: 0 S: 3	H: 0 LOB: 0 BB: 0 P: 3	R: 0 E: 0 K: 0 S: 3		H: 0 LOB: 0 BB: 0 P: 3	1B: 5 2B: 2 3B: 0 HR: 0	SF: 0 SAC: 0 DP: 2 HBP: 0	WP: 0 PB: 0 SB: 0 CS: 0	PA: 30						
<b>PITCHER</b>	IP	WLS	BF	H	R	ER	SO	BB	IBB	HBP	BLK	WP	HR	S	P	ERA	WHIP										
<b>Jim Bibby, R</b> ERA: 4.66 (1, 1)	8.0	L	30	7	3	3	3	1	0	0	0	0	0	35	39	3.38	1.000										





Batter	1	2	3	4	5	6	7	8	9	10	11	12	13	14	15	16	17	AB	R	H	RBI	BB	SO	LOB	TOP	
Cesar Tovar, R OBP: 0.303, SLG: 0.297 (1, 10)																		8	1	3	1	0	0	0		
Toby Harrah, R OBP: 0.376, SLG: 0.414 (6, 5)																		8	0	2	0	0	2	3		
Jeff Burroughs, R OBP: 0.318, SLG: 0.465 (1, 9)																			7	3	3	2	1	1	5	
Jim Fregosi, R OBP: 0.328, SLG: 0.403 Jim Spencer, L OBP: 0.324, SLG: 0.427 (15, P#) (15, 3)																			5	1	2	2	1	1	2	
Tom Greve, R OBP: 0.300, SLG: 0.476 Mike Hargrove, L OBP: 0.416, SLG: 0.497 (6, P#) (6, 7)																		2	0	0	0	0	1	0		
Lenny Randle, S OBP: 0.331, SLG: 0.349 (6, 4)																			7	1	3	2	0	0	3	
Leo Cardenas, R OBP: 0.300, SLG: 0.351 Joe Lovitto, S OBP: 0.326, SLG: 0.277 (6, P#) (6, 8)																			2	0	0	0	0	0	0	
Roy Smalley, S OBP: 0.299, SLG: 0.315 (6, 6)																		8	0	0	0	0	0	10		
Jim Sundberg, R OBP: 0.294, SLG: 0.311 (1, 2)																			7	1	1	0	0	2	0	
<b>Inning Stats</b>	R: 0 E: 0 K: 1 S: 6	H: 1 LOB: 1 BB: 0 P: 6	R: 1 E: 0 K: 1 S: 6	H: 1 LOB: 0 BB: 0 P: 6	R: 2 E: 0 K: 1 S: 7	H: 2 LOB: 0 BB: 0 P: 7	R: 0 E: 0 K: 0 S: 3	H: 0 LOB: 0 BB: 0 P: 3	R: 0 E: 0 K: 0 S: 3	H: 0 LOB: 0 BB: 0 P: 3	R: 0 E: 0 K: 0 S: 3	H: 1 LOB: 1 BB: 0 P: 7	R: 0 E: 0 K: 0 S: 3	H: 0 LOB: 0 BB: 0 P: 3	R: 0 E: 0 K: 0 S: 4	H: 1 LOB: 2 BB: 0 P: 8	R: 0 E: 0 K: 0 S: 3	H: 1 LOB: 2 BB: 0 P: 11	R: 0 E: 0 K: 0 S: 3	H: 0 LOB: 0 BB: 0 P: 3	R: 1 E: 0 K: 0 S: 5	H: 3 LOB: 2 BB: 1 P: 9	1B: 13 2B: 4 3B: 0 HR: 3	SF: 0 SAC: 1 DP: 4 HBP: 0	WP: 0 PB: 0 SB: 1 CS: 1	PA: 71
<b>PITCHER</b>	IP: 5.1 WLS: 22 BF: 65 H: 6 R: 5 ER: 5 SO: 4 BB: 0 IBB: 0 HBP: 0 BLK: 0 WP: 0 HR: 3 S: 30 P: 30 ERA: 8.44 WHIP: 1.125	IP: 1.2 WLS: 9 BF: 4 H: 1 R: 1 ER: 1 SO: 1 BB: 0 IBB: 0 HBP: 0 BLK: 0 WP: 0 HR: 0 S: 11 P: 11 ERA: 5.40 WHIP: 2.400	IP: 6.2 WLS: 25 BF: 5 H: 0 R: 0 ER: 0 SO: 1 BB: 2 IBB: 0 HBP: 0 BLK: 0 WP: 0 HR: 0 S: 25 P: 25 ERA: 0.00 WHIP: 1.050	IP: 3.1 WLS: 15 BF: 4 H: 1 R: 1 ER: 1 SO: 1 BB: 1 IBB: 2 HBP: 0 BLK: 0 WP: 0 HR: 0 S: 14 P: 26 ERA: 2.70 WHIP: 1.500																						

Texas Rangers @ Cleveland Indians  
Cleveland Municipal Stadium, Cleveland, OH  
Sun Jun 08 1975, 3:38 AM EDT  
Alt. 15,146 - Unknown

AB 65  
R 7  
H 19  
RBI 7  
BB 5  
SO 7  
LOB 29



Batter	1	2	3	4	5	6	7	8	9	10	11	12	13	14	15	16	17	AB	R	H	RBI	BB	SO	LOB	BOTTOM			
Buddy Bell, R OBP: 0.303, SLG: 0.324 John Lovestadt, L OBP: 0.361, SLG: 0.518 (11, P#) (12, 5)																		5	1	0	0	0	0	4				
Rick Manning, L OBP: 0.307, SLG: 0.406 (8, 7)																		6	1	3	0	2	0	1				
George Hendrick, R OBP: 0.308, SLG: 0.461 (1, 8)																		7	1	1	3	0	1	5				
Boog Powell, L OBP: 0.380, SLG: 0.460 Tom McCraw, L OBP: 0.376, SLG: 0.460 (10, P#) (11, 3)																			4	0	0	0	0	1				
Rico Carty, R OBP: 0.300, SLG: 0.449 (1, 10)																			7	1	0	0	1	0	3			
Oscar Gamble, L OBP: 0.330, SLG: 0.347 Charlie Spikes, R OBP: 0.276, SLG: 0.298 (7, P#) (8, 9)																			2	0	0	0	0	0	0			
John Ellis, R OBP: 0.266, SLG: 0.376 (1, 2)																		7	1	2	2	0	2	2				
Frank Duffy, R OBP: 0.254, SLG: 0.241 (6, 6)																			5	1	0	0	1	0	1			
Duane Kuiper, L OBP: 0.500, SLG: 0.500 (1, 4)																			5	0	3	0	1	0	1			
<b>Inning Stats</b>	R: 0 E: 0 K: 1 S: 5	H: 0 LOB: 0 BB: 0 P: 5	R: 0 E: 0 K: 0 S: 3	H: 0 LOB: 0 BB: 0 P: 3	R: 4 E: 0 K: 0 S: 5	H: 2 LOB: 2 BB: 2 P: 13	R: 0 E: 0 K: 0 S: 3	H: 0 LOB: 0 BB: 0 P: 3	R: 0 E: 0 K: 0 S: 4	H: 1 LOB: 1 BB: 0 P: 4	R: 0 E: 0 K: 0 S: 5	H: 1 LOB: 1 BB: 0 P: 5	R: 0 E: 0 K: 0 S: 4	H: 1 LOB: 1 BB: 1 P: 4	R: 0 E: 0 K: 0 S: 3	H: 0 LOB: 0 BB: 0 P: 7	R: 0 E: 0 K: 0 S: 2	H: 0 LOB: 1 BB: 1 P: 7	R: 0 E: 0 K: 0 S: 6	H: 1 LOB: 1 BB: 0 P: 6	R: 0 E: 0 K: 0 S: 3	H: 1 LOB: 2 BB: 1 P: 8	R: 0 E: 0 K: 0 S: 5	H: 0 LOB: 0 BB: 0 P: 5	1B: 8 2B: 2 3B: 0 HR: 2	SF: 0 SAC: 3 DP: 2 HBP: 1	WP: 1 PB: 0 SB: 1 CS: 0	PA: 69
<b>PITCHER</b>	IP: 2.2 WLS: 12 BF: 28 H: 2 R: 4 ER: 4 SO: 1 BB: 0 IBB: 0 HBP: 0 BLK: 0 WP: 0 HR: 1 S: 12 P: 20 ERA: 13.50 WHIP: 1.500	IP: 7.0 WLS: 28 BF: 6 H: 2 R: 2 ER: 2 SO: 1 BB: 0 IBB: 0 HBP: 0 BLK: 0 WP: 0 HR: 0 S: 29 P: 33 ERA: 2.57 WHIP: 1.000	IP: 6.0 WLS: 25 BF: 4 H: 0 R: 0 ER: 0 SO: 3 BB: 2 IBB: 1 HBP: 0 BLK: 0 WP: 0 HR: 0 S: 26 P: 43 ERA: 0.00 WHIP: 1.000	IP: 1.1 WLS: 4 BF: 0 H: 0 R: 0 ER: 0 SO: 1 BB: 0 IBB: 0 HBP: 0 BLK: 0 WP: 0 HR: 0 S: 6 P: 6 ERA: 0.00 WHIP: 0.000																								

Texas Rangers @ Cleveland Indians  
Cleveland Municipal Stadium, Cleveland, OH  
Sun Jun 08 1975, 3:38 AM EDT  
Alt. 15,146 - Unknown

AB 58  
R 6  
H 12  
RBI 5  
BB 7  
SO 6  
LOB 21





Batter	1	2	3	4	5	6	7	8	9	AB	R	H	RBI	BB	SO	LOB	TOP										
<b>Cesar Tovar, R</b> OBP: 0.301, SLG: 0.295 (1, 10)	F9	F7		P9		1B		SH3-4	G2	5	0	1	0	0	0	0											
<b>Toby Harrah, R</b> OBP: 0.374, SLG: 0.425 (1, 4) (7, 5)	6-3		5-3	K		4-3		HR		5	1	1	2	0	1	1											
<b>Jeff Burroughs, R</b> OBP: 0.324, SLG: 0.479 (1, 9)	5-3		BB 1B BB		HR		1B 1B	F3		4	3	2	1	1	0	0											
<b>Mike Hargrove, L</b> OBP: 0.332, SLG: 0.503 (1, 7)		BB 1B HR BB	BB 1B BB		FC3-6 1B		1B 1B	HR		2	3	2	0	3	0	0											
<b>Jim Spencer, L</b> OBP: 0.320, SLG: 0.504 (1, 3)	F7	F3		E4		F4		HR		5	1	1	2	0	0	6											
<b>Lenny Randle, S</b> OBP: 0.336, SLG: 0.352 (1, 8) (7, 4)	K	1B	BB	FC3-6						4	0	2	1	1	1	3											
<b>Roy Howell, L</b> OBP: 0.296, SLG: 0.307 (7, PH)				G3-6-3						3	1	2	2	0	0	2											
<b>Tom Grievie, R</b> OBP: 0.296, SLG: 0.469 (7, 8)	HR	1B	1-3 2-H 3-H	G3-6-3						1	0	0	0	0	0	2											
<b>Joe Lovitto, S</b> OBP: 0.325, SLG: 0.273 (7, 8)	HR	1B								1	0	0	0	0	0	1											
<b>Roy Smalley, S</b> OBP: 0.265, SLG: 0.299 (1, 6)	HR		G1			K				4	1	0	0	1	2	4											
<b>Jim Sundberg, R</b> OBP: 0.297, SLG: 0.327 (1, 2)	HR			5-3		6-3		SH3-4 HR BB	K	4	2	1	4	1	1	0											
<b>Inning Stats</b>	R: 0 E: 0 K: 0 S: 3	H: 0 LOB: 0 BB: 0 P: 3	R: 4 E: 0 K: 1 S: 7	H: 2 LOB: 0 BB: 2 P: 15	R: 2 E: 0 K: 0 S: 4	H: 1 LOB: 2 BB: 3 P: 16	R: 0 E: 0 K: 1 S: 5	H: 0 LOB: 0 BB: 0 P: 5	R: 1 E: 1 K: 0 S: 5	H: 2 LOB: 1 BB: 0 P: 5	R: 0 E: 0 K: 1 S: 6	H: 1 LOB: 1 BB: 0 P: 6	R: 1 E: 0 K: 1 S: 8	H: 3 LOB: 2 BB: 0 P: 8	R: 4 E: 0 K: 0 S: 6	H: 3 LOB: 1 BB: 2 P: 14	R: 0 E: 0 K: 1 S: 5	H: 0 LOB: 0 BB: 0 P: 5	1B: 8 2B: 0 3B: 0 HR: 4	SF: 0 SAC: 1 DP: 1 HBP: 0	WP: 0 PA: 46 PB: 0 SB: 0 CS: 0						
<b>PITCHER</b>	IP	WLS	BF	H	R	ER	SO	BB	IBB	HBP	BLK	WP	HR	S	P	ERA	WHIP										
<b>Rick Wise, R</b> ERA: 5.4 (1, 1)	2.2	L	15	2	6	6	1	5	0	0	0	0	1	12	32	20.25	2.625										
<b>Reggie Cleveland, R</b> ERA: 4.77 (3, 1)	3.2		18	7	2	2	2	0	0	0	0	0	1	22	22	4.91	1.909										
<b>Roger Moret, L</b> ERA: 4.76 (7, 1)	0.2		0	0	0	0	1	0	0	0	0	0	0	4	4	0.00	0.000										
<b>Diego Segui, R</b> ERA: 6.45 (8, 1)	2.0		11	3	4	4	1	2	0	0	0	0	2	11	19	18.00	2.500										

Texas Rangers @ Boston Red Sox  
Fenway Park, Boston, MA  
Mon Jun 09 1975, 7:05 PM EDT  
Att: 13,597 - Unknown - 54 F

AB 38  
R 12  
H 12  
RBI 12  
BB 7  
SO 5  
LOB 19



Batter	1	2	3	4	5	6	7	8	9	AB	R	H	RBI	BB	SO	LOB	BOTTOM										
<b>Bernie Carbo, L</b> OBP: 0.441, SLG: 0.640 (1, 7)	1-3		G3 1B		6-3	HR		2B		4	1	2	4	1	0	0											
<b>Rick Burleson, R</b> OBP: 0.332, SLG: 0.332 (1, 6)	F8		G3 1B		5-3	F4				5	0	2	0	0	0	0											
<b>Carl Yastrzemski, L</b> OBP: 0.379, SLG: 0.385 (1, 3)	1B		G3				WP BB	F8		4	0	2	0	1	0	4											
<b>Fred Lynn, L</b> OBP: 0.417, SLG: 0.621 (1, 8)	1B		K		4-3					5	0	1	0	0	1	4											
<b>Jim Rice, R</b> OBP: 0.325, SLG: 0.510 (1, 10)	6-3				F9			4-3		4	0	0	0	1	0	2											
<b>Juan Beniquez, R</b> OBP: 0.375, SLG: 0.404 (1, 5)		5-3		5-3		1B HR 1B		F4		5	1	1	0	0	0	2											
<b>Dwight Evans, R</b> OBP: 0.347, SLG: 0.445 (1, 9)		5-3		BB BB		1B HR 1B		L8		3	1	1	0	1	0	2											
<b>Doug Griffin, R</b> OBP: 0.296, SLG: 0.289 (1, 4)		5-3				HR 1B		K		3	1	1	0	1	1	0											
<b>Bob Montgomery, R</b> OBP: 0.241, SLG: 0.258 (1, 2)						HR 1B		L3		2	0	0	0	0	0	2											
<b>Tim McCarver, L</b> OBP: 0.333, SLG: 0.364 (6, PH) (7, 2)	F9			6-3		K				2	0	0	0	0	1	3											
<b>Inning Stats</b>	R: 0 E: 0 K: 0 S: 5	H: 2 LOB: 2 BB: 0 P: 5	R: 0 E: 0 K: 1 S: 7	H: 0 LOB: 0 BB: 0 P: 3	R: 0 E: 0 K: 1 S: 7	H: 2 LOB: 2 BB: 0 P: 7	R: 0 E: 0 K: 0 S: 3	H: 0 LOB: 2 BB: 2 P: 11	R: 0 E: 0 K: 1 S: 9	H: 4 LOB: 0 BB: 0 P: 9	R: 4 E: 0 K: 1 S: 3	H: 0 LOB: 2 BB: 2 P: 11	R: 0 E: 0 K: 1 S: 6	H: 1 LOB: 2 BB: 1 P: 10	R: 0 E: 0 K: 0 S: 3	H: 0 LOB: 0 BB: 0 P: 3	1B: 7 2B: 2 3B: 0 HR: 1	SF: 0 SAC: 0 DP: 0 HBP: 0	WP: 1 PA: 42 PB: 0 SB: 0 CS: 0								
<b>PITCHER</b>	IP	WLS	BF	H	R	ER	SO	BB	IBB	HBP	BLK	WP	HR	S	P	ERA	WHIP										
<b>Bill Hands, R</b> ERA: 2.64 (1, 1)	2.2		12	4	0	0	0	0	0	0	0	0	1	12	12	0.00	1.500										
<b>Jackie Brown, R</b> ERA: 4.39 (3, 1)	6.1	W	30	6	4	4	3	5	0	0	0	1	1	31	51	5.68	1.737										

Texas Rangers @ Boston Red Sox  
Fenway Park, Boston, MA  
Mon Jun 09 1975, 7:05 PM EDT  
Att: 13,597 - Unknown - 54 F

AB 37  
R 4  
H 10  
RBI 4  
BB 5  
SO 3  
LOB 19





Batter	1	2	3	4	5	6	7	8	9	AB	R	H	RBI	BB	SO	LOB	TOP								
<b>Cesar Tovar, R</b> OBP: 0.297, SLG: 0.291 (1, 10)	0-0 6-3 S 1B		0-0 L4	0-0 F8		0-0 F7	0-0 F8		0-0 F7	6	0	1	0	0	0	6									
<b>Toby Harrah, R</b> OBP: 0.370, SLG: 0.415 (1, 4) (6, 5)	0-0 6-3 1-3		0-0 F2		0-3 K	0-3 K		4-0 FC3-6 BB		4	0	0	0	1	2	4									
<b>Jeff Burroughs, R</b> OBP: 0.329, SLG: 0.493 (1, 9)	0-0 6-3		0-0 HR		4-0 BB		0-0 1B BB SF8	0-0 F9		4	2	2	2	1	0	2									
<b>Mike Hargrove, L</b> OBP: 0.336, SLG: 0.500 (1, 7)	1-0 HBP		0-0 1B		0-0 F9		4-0 1B BB 2B	0-0 FC3-6 BB E		3	1	1	0	1	0	2									
<b>Jim Spencer, L</b> OBP: 0.316, SLG: 0.493 (1, 3)	0-0 4-3		0-0 4-3		0-3 K		0-0 2B BB SH3-4	0-0 E3 BB		5	1	1	0	0	1	5									
<b>Lenny Randle, S</b> OBP: 0.337, SLG: 0.351 (1, 8) (6, 4)		0-3 K		0-0 F7		0-0 3B 1B	0-0 SF8	4-0 BB		3	1	1	1	1	1	0									
<b>Roy Howell, L</b> OBP: 0.325, SLG: 0.325 (6, PR)		0-0 F9		0-0 P7		0-0 1B 3B	0-0 SH3-4 1B 2B	0-3 K		3	0	1	1	0	0	0									
<b>Joe Lovitto, S</b> OBP: 0.329, SLG: 0.294 (6, 8)		0-0 F9		0-0 1B 2B		0-0 SH2-3 1B	0-0 SH3-4 1B 2B	0-3 K		2	2	1	1	0	1	3									
<b>Roy Smalley, S</b> OBP: 0.276, SLG: 0.321 (1, 6)		0-0 F9		0-0 1B 2B		0-0 SH2-3 1B	0-0 SH3-4	0-3 K		4	0	2	2	0	1	0									
<b>Jim Sundberg, R</b> OBP: 0.307, SLG: 0.337 (1, 2)			0-0 E2 HR 1B		0-0 1B		0-0 SH2-3 1B	0-0 F8		4	1	3	1	0	0	0									
<b>Inning Stats</b>	R: 0 E: 0 K: 0 S: 4	H: 1 LOB: 2 BB: 0 P: 5	R: 0 E: 0 K: 1 S: 5	H: 0 LOB: 0 BB: 0 P: 5	R: 2 E: 1 K: 0 S: 6	H: 3 LOB: 1 BB: 0 P: 6	R: 0 E: 0 K: 0 S: 5	H: 2 LOB: 2 BB: 0 P: 5	R: 0 E: 0 K: 2 S: 7	H: 0 LOB: 1 BB: 1 P: 11	R: 2 E: 0 K: 1 S: 8	H: 3 LOB: 2 BB: 0 P: 8	R: 4 E: 0 K: 0 S: 7	H: 4 LOB: 1 BB: 1 P: 11	R: 0 E: 1 K: 1 S: 6	H: 0 LOB: 3 BB: 2 P: 14	R: 0 E: 0 K: 1 S: 5	H: 0 LOB: 0 BB: 0 P: 5	1B: 9 2B: 2 3B: 1 HR: 1	SF: 1 SAC: 2 DP: 0 HBP: 1	WP: 0 PB: 0 SB: 1 CS: 0	PA: 46			
<b>PITCHER</b>	IP	WLS	BF	H	R	ER	SO	BB	IBB	HBP	BLK	WP	HR	S	P	ERA	WHIP								
<b>Luis Tiant, R</b> ERA: 4.58 (1, 1)	6.1	L	34	12	8	8	4	2	0	1	0	0	1	39	48	11.37	2.211								
<b>Roger Moret, L</b> ERA: 4.44 (7, 1)	1.2		9	1	0	0	1	2	0	0	0	0	0	9	17	0.00	1.800								
<b>Jim Burton, L</b> ERA: (9, 1)	1.0		3	0	0	0	1	0	0	0	0	0	0	5	5	0.00	0.000								

Texas Rangers @ Boston Red Sox  
Fenway Park, Boston, MA  
Tue Jun 10 1975, 7:05 PM EDT  
Att: 20,919 - Unknown - 78 F

AB 38  
R 8  
H 13  
RBI 8  
BB 4  
SO 6  
LOB 22



Batter	1	2	3	4	5	6	7	8	9	AB	R	H	RBI	BB	SO	LOB	BOTTOM								
<b>Bernie Carbo, L</b> OBP: 0.440, SLG: 0.681 (1, 7)	0-0 HR		0-0 4-3		0-0 F3		0-3 K		0-0 HR	5	2	2	2	0	1	2									
<b>Rick Burleson, R</b> OBP: 0.324, SLG: 0.323 (1, 6)	0-0 5-3		0-3 K		0-3 K		0-0 F4		0-0 1-6-3	5	0	0	0	0	2	2									
<b>Carl Yastrzemski, L</b> OBP: 0.376, SLG: 0.362 (1, 3)	0-0 1-3		0-0 G3		0-0 P7		0-0 1B 1B			4	0	1	0	0	0	0									
<b>Fred Lynn, L</b> OBP: 0.413, SLG: 0.611 (1, 8)	0-0 1B		0-0 6-3		0-0 4-3		0-0 P8			4	0	1	0	0	0	1									
<b>Jim Rice, R</b> OBP: 0.329, SLG: 0.528 (1, 10)	0-3 K		0-0 2B		0-0 3B 3B		0-0 F8			4	1	2	0	0	1	2									
<b>Tim McCarver, L</b> OBP: 0.375, SLG: 0.533 (1, 2)		0-0 3-1		0-3 K		0-0 3B 3B		0-0 FC6-4 1B		4	0	2	1	0	1	1									
<b>Dwight Evans, R</b> OBP: 0.340, SLG: 0.435 (1, 9)		0-0 1-3		0-3 K		0-0 F9		0-0 FC6-4		4	0	0	0	0	1	4									
<b>Juan Beniquez, R</b> OBP: 0.370, SLG: 0.408 (1, 5)		0-0 2B		0-0 F8		0-0 5-3		0-0 6-3		4	0	1	0	0	0	0									
<b>Doug Griffin, R</b> OBP: 0.301, SLG: 0.294 (1, 4)		0-0 F9		0-0 1B		0-0 1B		0-0 F4		4	0	2	0	0	0	1									
<b>Inning Stats</b>	R: 1 E: 0 K: 1 S: 7	H: 2 LOB: 1 BB: 0 P: 7	R: 0 E: 0 K: 0 S: 4	H: 1 LOB: 0 BB: 0 P: 4	R: 0 E: 0 K: 2 S: 8	H: 1 LOB: 1 BB: 0 P: 8	R: 0 E: 0 K: 1 S: 6	H: 1 LOB: 1 BB: 0 P: 6	R: 1 E: 0 K: 0 S: 5	H: 2 LOB: 1 BB: 0 P: 5	R: 0 E: 0 K: 1 S: 6	H: 1 LOB: 1 BB: 0 P: 6	R: 0 E: 0 K: 0 S: 5	H: 2 LOB: 2 BB: 0 P: 5	R: 1 E: 0 K: 0 S: 4	H: 1 LOB: 0 BB: 0 P: 4	1B: 5 2B: 2 3B: 2 HR: 2	SF: 0 SAC: 0 DP: 0 HBP: 0	WP: 0 PB: 0 SB: 0 CS: 0	PA: 38					
<b>PITCHER</b>	IP	WLS	BF	H	R	ER	SO	BB	IBB	HBP	BLK	WP	HR	S	P	ERA	WHIP								
<b>Fergie Jenkins, R</b> ERA: 4.95 (1, 1)	9.0	W	38	11	3	3	6	0	0	0	0	0	2	50	50	3.00	1.222								

Texas Rangers @ Boston Red Sox  
Fenway Park, Boston, MA  
Tue Jun 10 1975, 7:05 PM EDT  
Att: 20,919 - Unknown - 78 F

AB 38  
R 3  
H 11  
RBI 3  
BB 0  
SO 6  
LOB 13













Batter	1	2	3	4	5	6	7	8	9	AB	R	H	RBI	BB	SO	LOB	TOP										
<b>Buddy Bell, R</b> OBP: 0.301, SLG: 0.318 (1, 5)	0-0 BLK 2B		0-0 6-3		0-0 G5-4-3			0-0 5-3		4	0	1	0	0	0	1	<b>Cleveland Indians @ Texas Rangers</b> Arlington Stadium, Arlington, TX Fri Jun 13 1975, 8:05 PM EDT Att: 24,347 - Unknown <a href="http://livebaseballscorecards.com">livebaseballscorecards.com</a>										
<b>Duane Kuiper, L</b> OBP: 0.500, SLG: 0.529 (1, 4)	0-0 F8		4-0 G6-4-3 BB			0-0 SH1-3 1B		0-0 2B		3	0	2	0	1	0	1											
<b>George Hendrick, R</b> OBP: 0.292, SLG: 0.443 (1, 8)	0-0 F3		0-0 G6-4-3			0-0 SH1-3		0-0 F8		3	0	0	0	0	0	3											
<b>Frank Robinson, R</b> OBP: 0.345, SLG: 0.541 (1, 10)	4-0 BB BB			0-0 6-3				0-0 F8		3	0	0	0	1	0	1											
<b>Rico Carty, R</b> OBP: 0.366, SLG: 0.449 (1, 7)	4-0 1-2 BB			0-0 F3				0-0 2B		3	1	1	0	1	0	1											
<b>Boog Powell, L</b> OBP: 0.385, SLG: 0.473 (1, 3)	0-3 K			0-0 FC4 1B				0-0 4-3		4	0	2	1	0	1	3											
<b>Tom McCraw, L</b> OBP: 0.362, SLG: 0.451 (9, PR)								0-0 2B		0	0	0	0	0	0	0											
<b>Charlie Spikes, R</b> OBP: 0.289, SLG: 0.306 (1, 9)			0-0 G5-4-3 1B					0-0 4-3		3	0	1	0	0	0	1											
<b>Oscar Gamble, L</b> OBP: 0.317, SLG: 0.330 (9, PH)				0-0 FC4				0-0 2B		1	0	0	0	0	0	1											
<b>John Ellis, R</b> OBP: 0.252, SLG: 0.342 (1, 2)			0-0 G5-4-3					0-0 F8		3	0	0	0	0	1	1											
<b>Rick Manning, L</b> OBP: 0.357, SLG: 0.373 (9, PH)								0-0 K		0	0	0	0	1	0	0											
<b>Frank Duffy, R</b> OBP: 0.253, SLG: 0.236 (1, 6)			0-0 F8					0-0 BB		3	0	1	0	0	0	0											
<b>John Lowenstein, L</b> OBP: 0.333, SLG: 0.459 (9, PH)								0-0 6-3		1	0	0	0	0	0	3											
<b>Inning Stats</b>	R: 0 E: 0 K: 1 S: 6	H: 1 LOB: 3 BB: 2 P: 14	R: 0 E: 0 K: 0 S: 3	H: 1 LOB: 0 BB: 0 P: 3	R: 0 E: 0 K: 0 S: 2	H: 0 LOB: 0 BB: 1 P: 6	R: 0 E: 0 K: 0 S: 4	H: 1 LOB: 1 BB: 0 P: 4	R: 0 E: 0 K: 0 S: 3	H: 1 LOB: 0 BB: 0 P: 3	R: 0 E: 0 K: 0 S: 4	H: 0 LOB: 0 BB: 0 P: 5	R: 0 E: 0 K: 0 S: 4	H: 1 LOB: 1 BB: 0 P: 4	R: 1 E: 0 K: 0 S: 5	H: 2 LOB: 3 BB: 1 P: 9	1B: 4 2B: 4 3B: 0 HR: 0	SF: 0 SAC: 1 DP: 3 HBP: 0	WP: 0 PB: 0 SB: 0 CS: 0	PA: 36							
<b>PITCHER</b>	IP	WLS	BF	H	R	ER	SO	BB	IBB	HBP	BLK	WP	HR	S	P	ERA	WHIP										
<b>Jim Umberger, L</b> ERA: 1.84 (1, 1)	8.1	W	33	8	1	1	2	3	0	0	1	0	0	34	46	1.08	1.320										
<b>Stan Thomas, R</b> ERA: 3.42 (9, 1)	0.1		2	0	0	0	0	1	0	0	0	0	0	1	5	0.00	3.000										
<b>Mike Kekich, L</b> ERA: 6.0 (9, 1)	0.1	S	1	0	0	0	0	0	0	0	0	0	0	1	1	0.00	0.000										

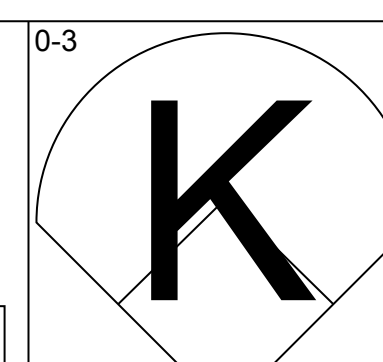
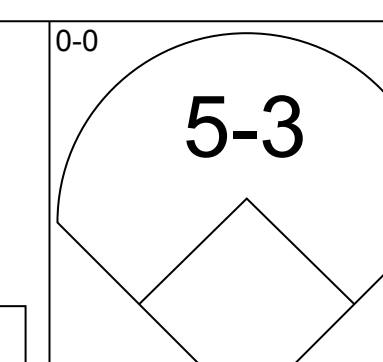
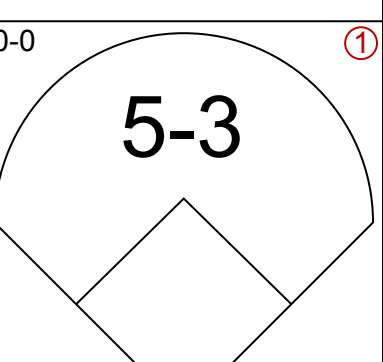
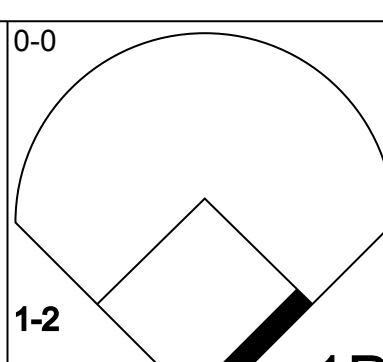
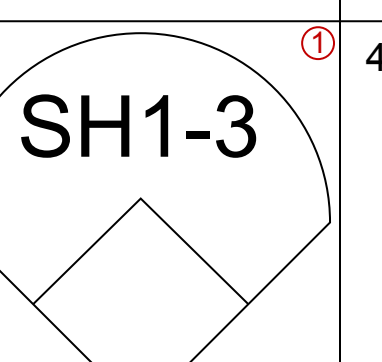
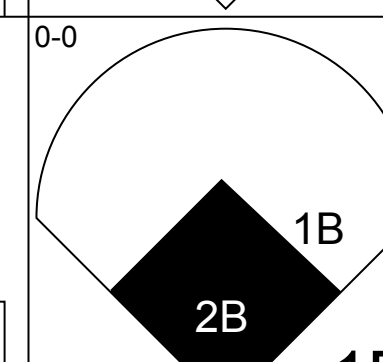
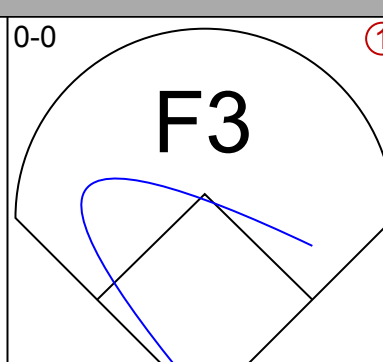
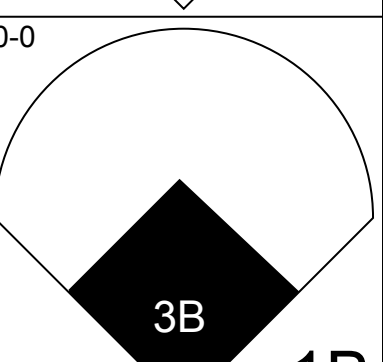
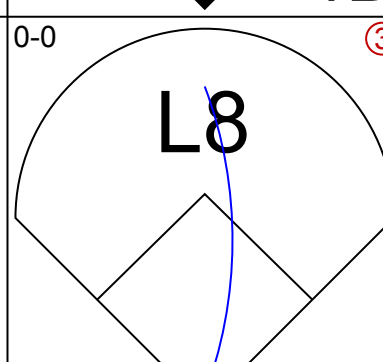
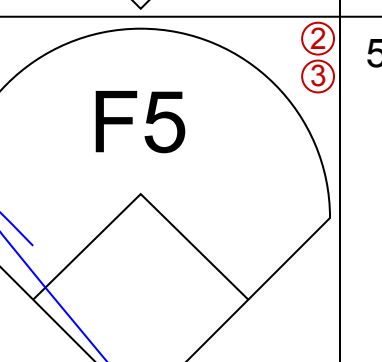
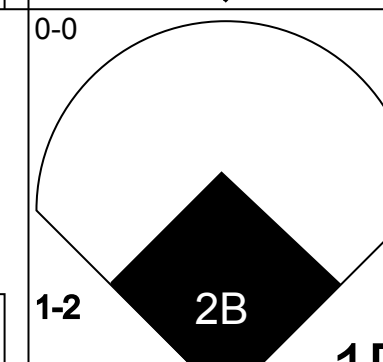
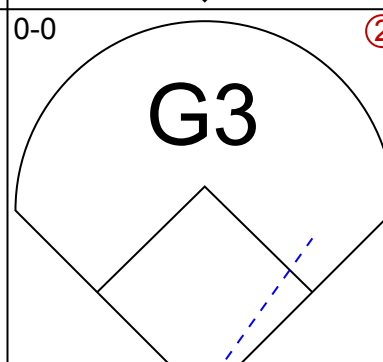
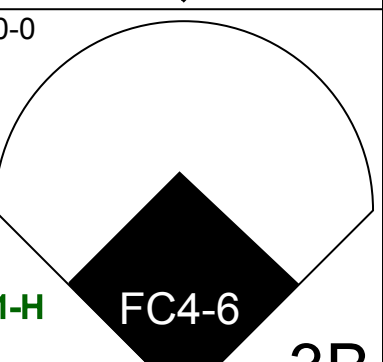


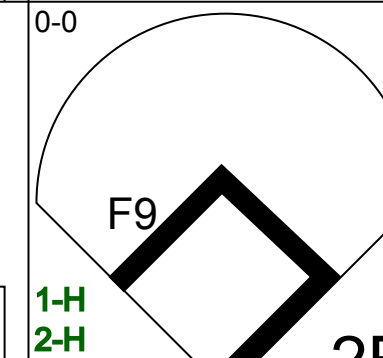
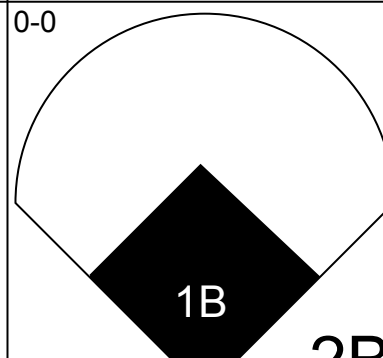
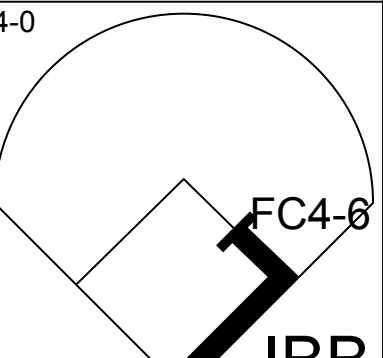


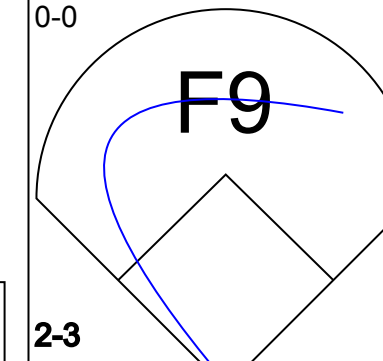
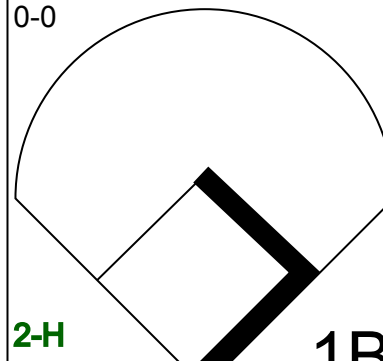
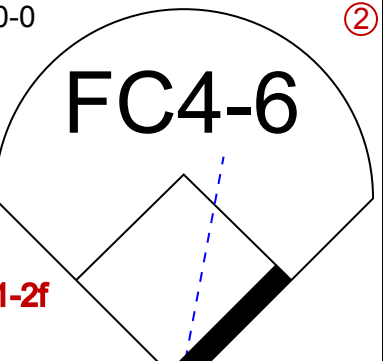


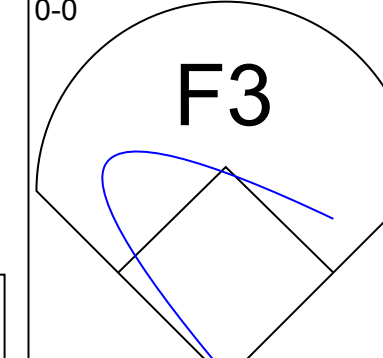
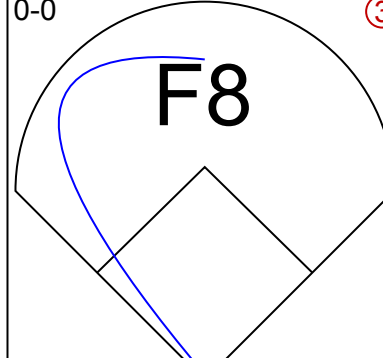
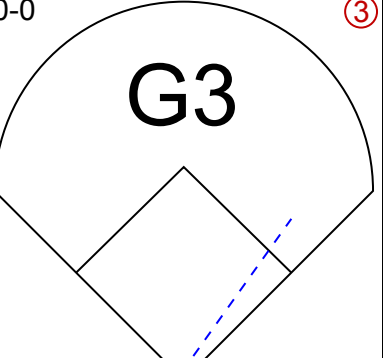


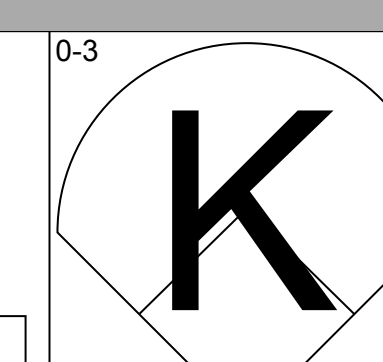
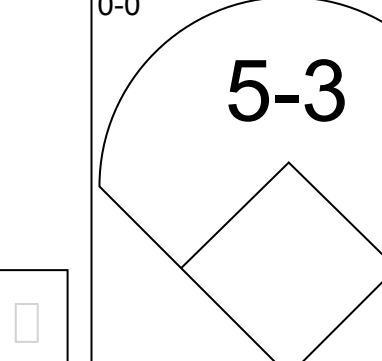
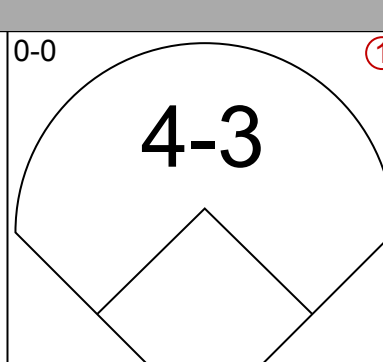

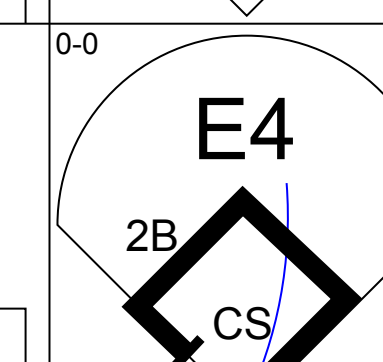
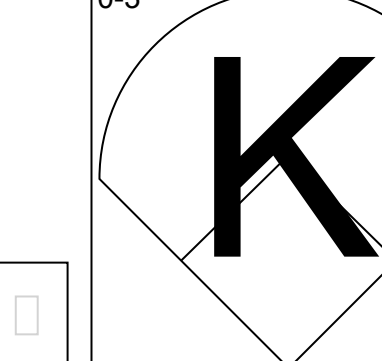
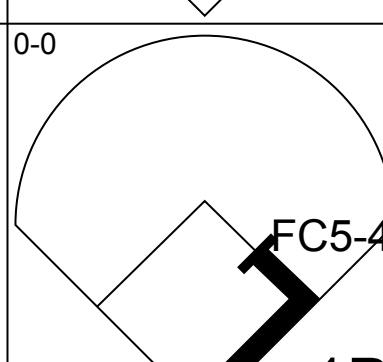

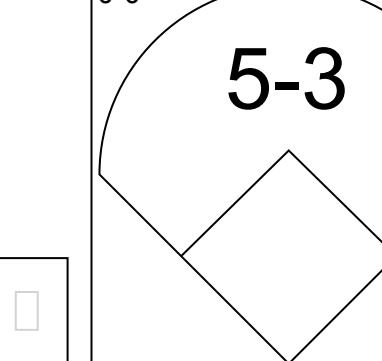
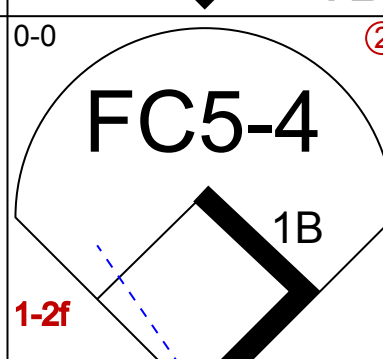
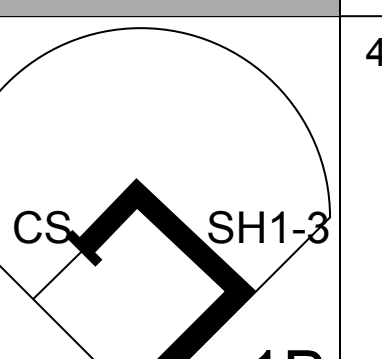
Batter	1	2	3	4	5	6	7	8	9	AB	R	H	RBI	BB	SO	LOB	BOTTOM										
<b>Cesar Tovar, R</b> OBP: 0.294, SLG: 0.292 (1, 10)	0-0 F8		0-0 6-3			0-0 5-3		0-0 2B		4	1	1	1	0	0	0	<b>Cleveland Indians @ Texas Rangers</b> Arlington Stadium, Arlington, TX Fri Jun 13 1975, 8:05 PM EDT Att: 24,347 - Unknown <a href="http://livebaseballscorecards.com">livebaseballscorecards.com</a>										
<b>Toby Harrah, R</b> OBP: 0.366, SLG: 0.423 (1, 5)	0-0 F8			0-0 F8		0-3 K		0-0 2B		4	0	1	1	0	1	0											
<b>Lenny Randle, S</b> OBP: 0.344, SLG: 0.361 (1, 4)	0-0 F8			0-0 2-3 1B		0-0 L5		0-0 F7		4	0	1	0	0	0	1											
<b>Jeff Burroughs, R</b> OBP: 0.314, SLG: 0.468 (1, 9)		0-0 F7		0-0 2-3		0-3 K				3	0	0	0	0	1	1											
<b>Jim Fregosi, R</b> OBP: 0.343, SLG: 0.406 (1, 3)		1-0 F8 WP HBP		0-0 F4		0-0 G6-4-3 1B				2	0	1	0	0	0	1											
<b>Tom Grieve, R</b> OBP: 0.284, SLG: 0.448 (1, 7)		0-0 F8			0-0 F9		0-0 G6-4-3			3	0	0	0	0	0	2											
<b>Roy Smalley, S</b> OBP: 0.313, SLG: 0.374 (1, 6)		0-0 5-3						4-0 4-3 2B BB		2	1	1	0	1	0	1											
<b>Joe Lovitto, S</b> OBP: 0.317, SLG: 0.282 (1, 8)			0-0 F8		0-0 F9			0-0 4-3		3	0	0	0	0	0	2											
<b>Jim Sundberg, R</b> OBP: 0.308, SLG: 0.339 (1, 2)			0-0 1-3		0-3 K			0-0 5-3		3	0	0	0	0	1	2											
<b>Inning Stats</b>	R: 0 E: 0 K: 0 S: 3	H: 0 LOB: 0 BB: 0 P: 3	R: 0 E: 0 K: 0 S: 3	H: 0 LOB: 0 BB: 0 P: 4	R: 0 E: 0 K: 0 S: 3	H: 0 LOB: 0 BB: 0 P: 3	R: 0 E: 0 K: 0 S: 4	H: 1 LOB: 1 BB: 0 P: 4	R: 0 E: 0 K: 1 S: 6	H: 1 LOB: 1 BB: 0 P: 6	R: 0 E: 0 K: 1 S: 5	H: 0 LOB: 0 BB: 0 P: 5	R: 0 E: 0 K: 1 S: 5	H: 1 LOB: 0 BB: 0 P: 5	R: 2 E: 0 K: 0 S: 5	H: 2 LOB: 1 BB: 1 P: 9		1B: 3 2B: 2 3B: 0 HR: 0	SF: 0 SAC: 0 DP: 1 HBP: 1	WP: 1 PB: 0 SB: 1 CS: 0	PA: 30						
<b>PITCHER</b>	IP	WLS	BF	H	R	ER	SO	BB	IBB	HBP	BLK	WP	HR	S	P	ERA	WHIP										
<b>Fritz Peterson, L</b> ERA: 5.56 (1, 1)	7.2	L	28	4	2	2	3	1	0	1	0	0	0	32	37	2.35	0.652										
<b>Tom Buskey, R</b> ERA: 2.81 (8, 1)	0.1		2	1	0	0	0	0	0	0	0	0	0	2	2	0.00	3.000										



Batter	1	2	3	4	5	6	7	8	9	AB	R	H	RBI	BB	SO	LOB	TOP					
<b>Boog Powell, L</b> OBP: 0.376, SLG: 0.461 (1,3)	0-0 4-3		0-0 G3			0-3 K		0-0 F9		4	0	0	0	0	1	0	<b>Cleveland Indians @ Texas Rangers</b> Arlington Stadium, Arlington, TX Sat Jun 14 1975, 8:05 PM EDT Att: 22,789 - Unknown <a href="http://livebaseballscorecards.com">livebaseballscorecards.com</a>					
<b>George Hendrick, R</b> OBP: 0.296, SLG: 0.448 (1,8)	0-0 2B		0-0 L4			0-0 1B		0-0 L7		4	0	2	0	0	0	0						
<b>Rick Manning, L</b> OBP: 0.352, SLG: 0.367 (1,7)	0-0 5-3			0-0 4-3		0-0 F8			0-0 1B	4	0	1	0	0	0	2						
<b>Duane Kuiper, L</b> OBP: 0.477, SLG: 0.500 (1,4)	0-0 F8			0-0 F9			0-0 1B		0-0 G4-6-3	4	0	1	0	0	0	2						
<b>Frank Robinson, R</b> OBP: 0.333, SLG: 0.519 (1,10)		0-0 F9		0-0 3-1			0-0 SH2-3		0-3 K	3	0	0	0	0	1	0						
<b>Buddy Bell, R</b> OBP: 0.301, SLG: 0.318 (1,5)		0-0 F4			0-0 6-3					3	0	1	0	0	0	0						
<b>Frank Duffy, R</b> OBP: 0.254, SLG: 0.233 (1,6)		4-0 BB			0-0 L7		0-0 F3			2	0	0	0	1	0	2						
<b>Charlie Spikes, R</b> OBP: 0.274, SLG: 0.300 (1,9)		0-0 F8			0-3 K					3	0	0	0	0	1	3						
<b>John Ellis, R</b> OBP: 0.253, SLG: 0.361 (1,2)			0-3 K					0-3 K		3	1	1	1	0	2	0						
<b>Inning Stats</b>	R: 0 E: 0 K: 0 S: 4	H: 1 LOB: 1 BB: 0 P: 4	R: 0 E: 0 K: 0 S: 3	H: 0 LOB: 1 BB: 1 P: 7	R: 0 E: 0 K: 1 S: 5	H: 0 LOB: 0 BB: 0 P: 5	R: 0 E: 0 K: 0 S: 3	H: 0 LOB: 0 BB: 0 P: 3	R: 0 E: 0 K: 1 S: 5	H: 0 LOB: 0 BB: 0 P: 5	R: 1 E: 0 K: 1 S: 6	H: 2 LOB: 0 BB: 0 P: 6	R: 0 E: 0 K: 0 S: 5	H: 2 LOB: 2 BB: 0 P: 5	R: 0 E: 0 K: 1 S: 5	H: 0 LOB: 0 BB: 0 P: 5	R: 0 E: 0 K: 1 S: 5	H: 1 LOB: 0 BB: 0 P: 5	1B: 4 2B: 1 3B: 0 HR: 1	SF: 0 SAC: 1 DP: 1 HBP: 0	WP: 0 PB: 0 SB: 1 CS: 1	PA: 32
<b>PITCHER</b> <b>Fergie Jenkins, R</b> ERA: 4.59 (1,1)	IP: 9.0 WLS: W BF: 32	H: 6 R: 1 ER: 1 SO: 5	BB: 1 IBB: 0 HBP: 0 BLK: 0	WP: 0 HR: 1 S: 41 P: 45	ERA: 1.00 WHIP: 0.778																	

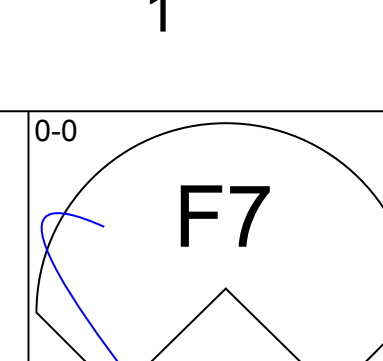
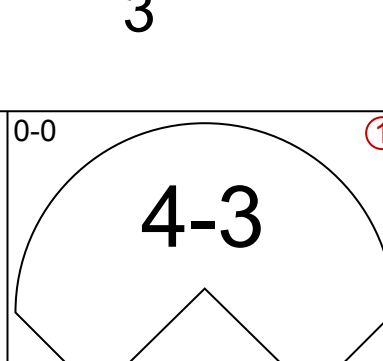
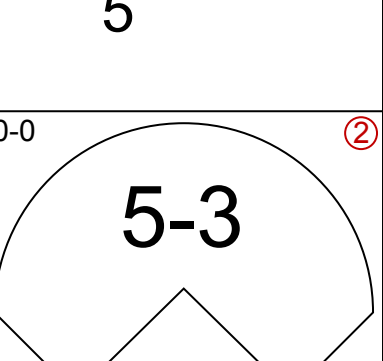
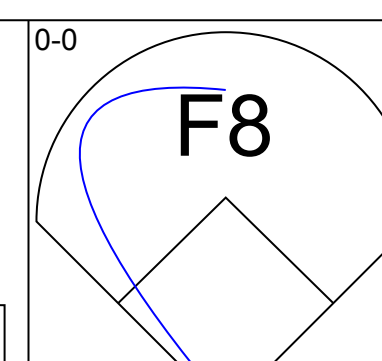
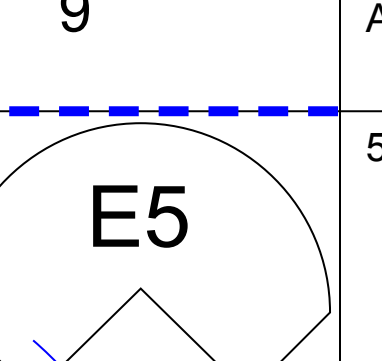
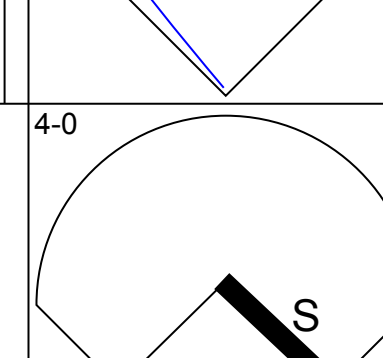
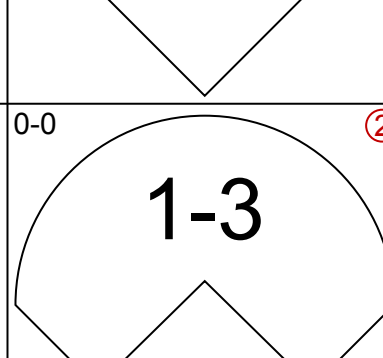
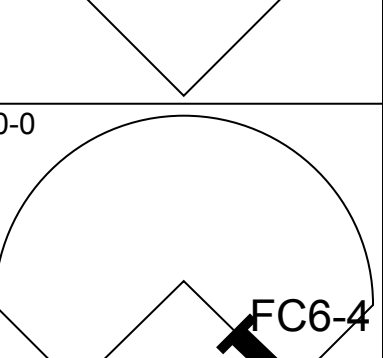

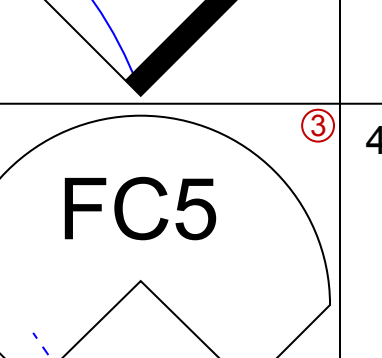
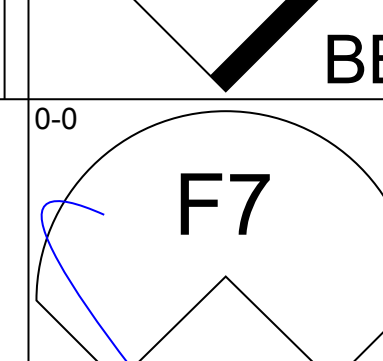
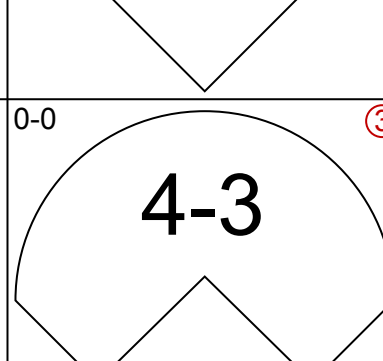
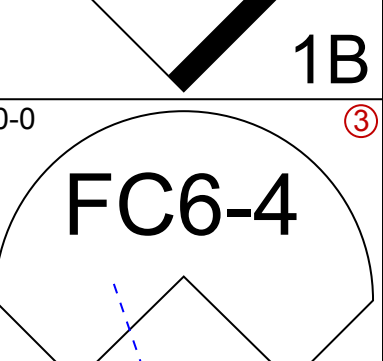

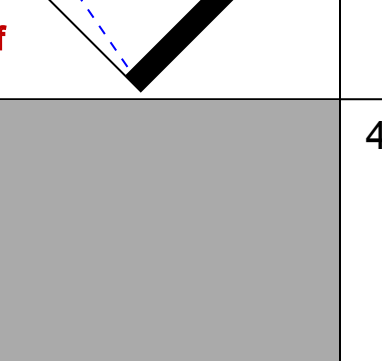
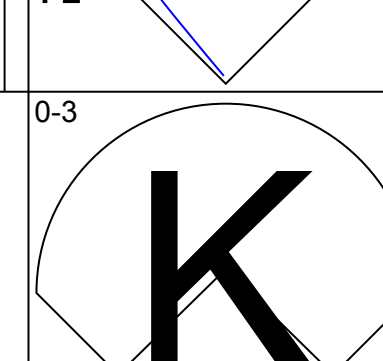
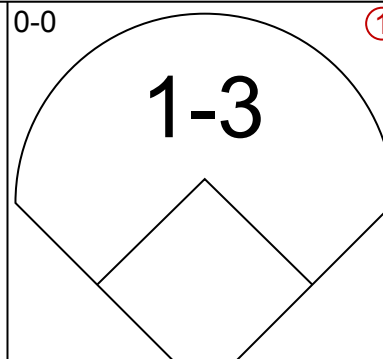
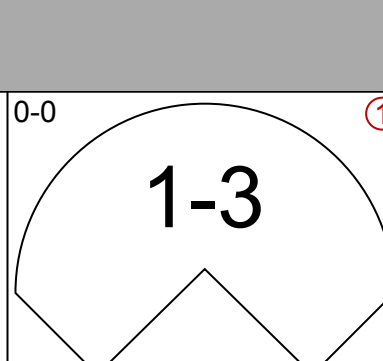

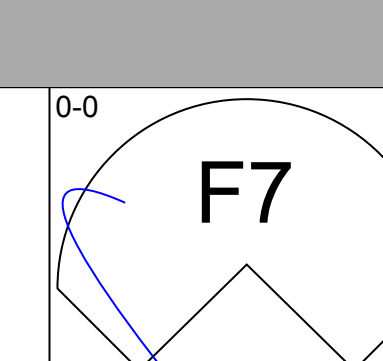
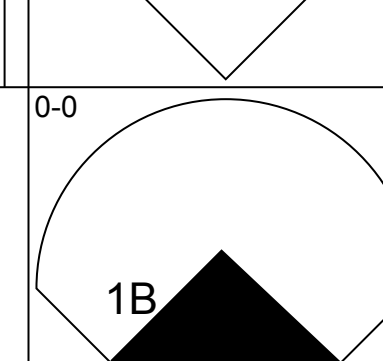
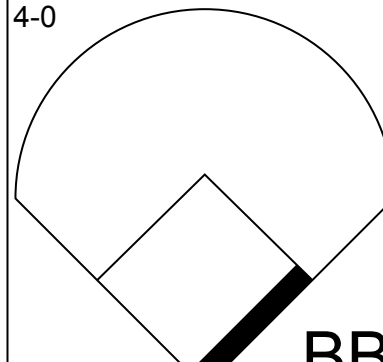
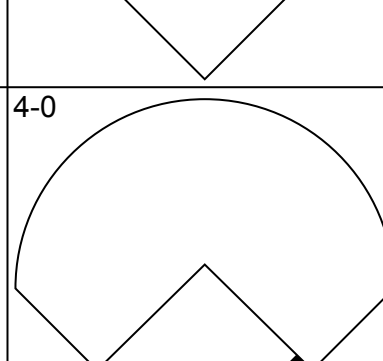

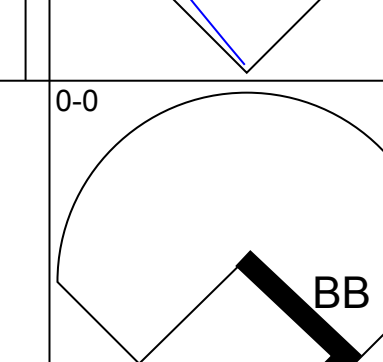
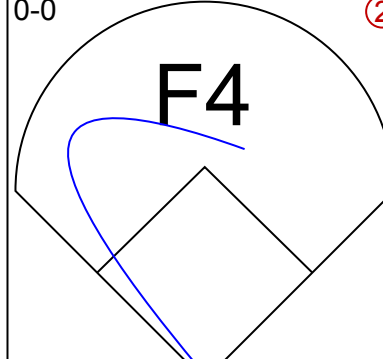

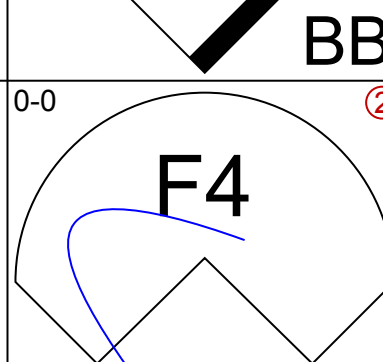

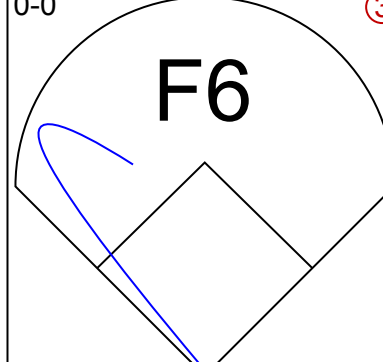
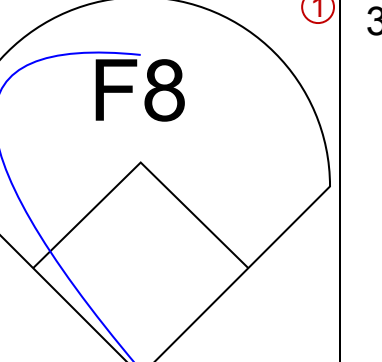
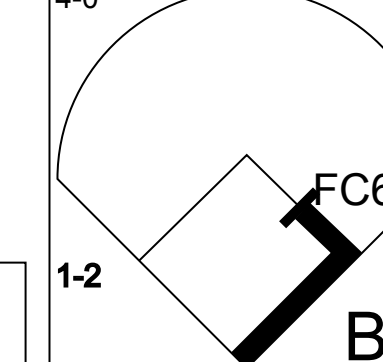
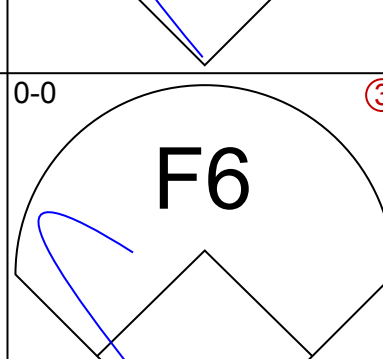

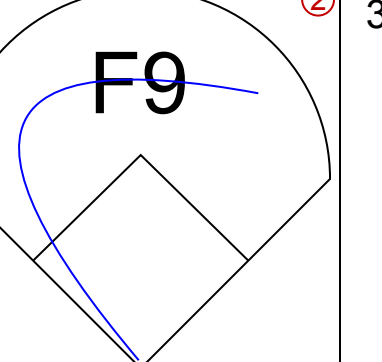
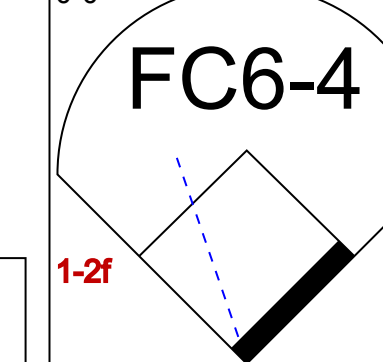
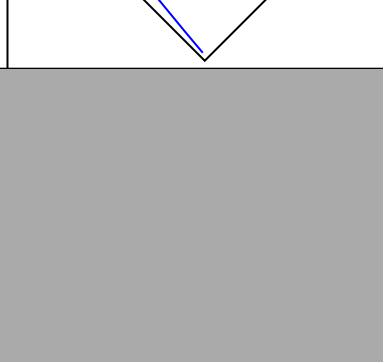
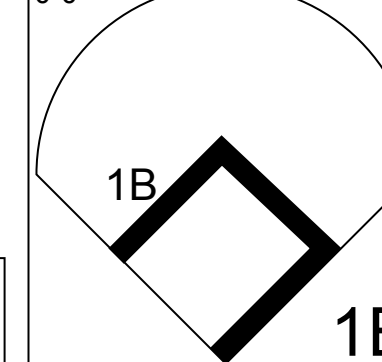
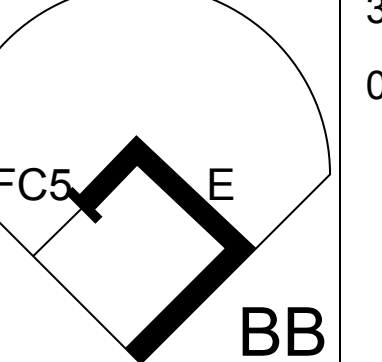
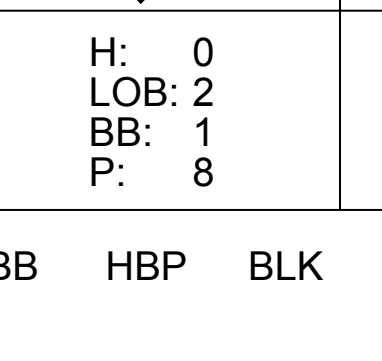
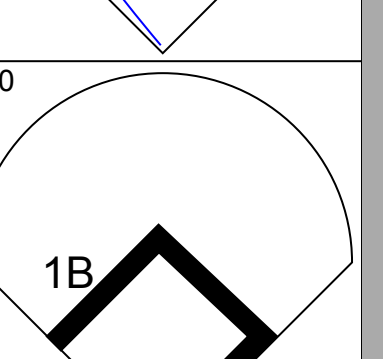
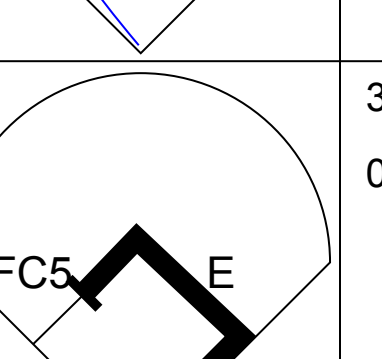
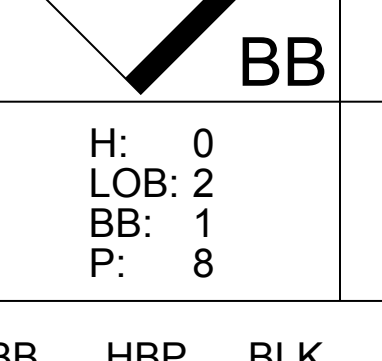
Batter	1	2	3	4	5	6	7	8	9	AB	R	H	RBI	BB	SO	LOB	BOTTOM			
<b>Cesar Tovar, R</b> OBP: 0.293, SLG: 0.305 (1,10)	0-0 HR	0-0 FC6-4			0-0 F9		0-0 6-3			4	1	1	1	0	0	2	<b>Cleveland Indians @ Texas Rangers</b> Arlington Stadium, Arlington, TX Sat Jun 14 1975, 8:05 PM EDT Att: 22,789 - Unknown <a href="http://livebaseballscorecards.com">livebaseballscorecards.com</a>			
<b>Toby Harrah, R</b> OBP: 0.384, SLG: 0.419 (1,5)	0-0 F7		0-0 F7		0-0 6-3		0-0 1B			4	0	1	1	0	0	0				
<b>Lenny Randle, S</b> OBP: 0.342, SLG: 0.356 (1,4)	4-0 BB	0-0 FC4-6	0-0 6-3		0-3 K		0-0 F7			3	0	0	0	1	1	1				
<b>Jeff Burroughs, R</b> OBP: 0.309, SLG: 0.460 (1,9)	0-0 BB	0-0 FC4-6	0-3 K		0-0 6-3			0-3 K		4	0	0	0	0	2	1				
<b>Mike Hargrove, L</b> OBP: 0.348, SLG: 0.503 (1,7)	4-0 BB			0-0 L7		0-0 1B		0-0 3-1		3	0	1	0	1	0	0				
<b>Jim Spencer, L</b> OBP: 0.321, SLG: 0.480 (1,3)	0-0 F5			0-0 F7		0-0 1B		4-0 BB		3	0	1	0	1	0	2				
<b>Roy Smalley, S</b> OBP: 0.320, SLG: 0.379 (1,6)		0-0 F7			0-0 1B		0-0 F9			4	0	2	0	0	0	2				
<b>Joe Lovitto, S</b> OBP: 0.302, SLG: 0.267 (1,8)		0-0 1-3			0-0 F6			0-0 G3		4	0	0	0	0	0	3				
<b>Jim Sundberg, R</b> OBP: 0.313, SLG: 0.350 (1,2)			0-0 FC6-4		0-3 K			0-0 1B		3	1	2	0	0	1	0				
<b>Inning Stats</b>	R: 1 E: 0 K: 0 S: 4	H: 1 LOB: 2 BB: 2 P: 12	R: 0 E: 0 K: 0 S: 4	H: 1 LOB: 0 BB: 0 P: 4	R: 0 E: 0 K: 0 S: 4	H: 1 LOB: 1 BB: 0 P: 4	R: 0 E: 0 K: 1 S: 5	H: 0 LOB: 0 BB: 0 P: 5	R: 0 E: 0 K: 1 S: 7	H: 2 LOB: 2 BB: 0 P: 7	R: 1 E: 0 K: 0 S: 5	H: 2 LOB: 1 BB: 0 P: 5	R: 0 E: 0 K: 1 S: 6	H: 1 LOB: 2 BB: 1 P: 10	R: 0 E: 0 K: 1 S: 6	H: 1 LOB: 0 BB: 0 P: 10	1B: 6 2B: 1 3B: 0 HR: 1	SF: 0 SAC: 0 DP: 0 HBP: 0	WP: 0 PB: 0 SB: 1 CS: 0	PA: 35
<b>PITCHER</b> <b>Roric Harrison, R</b> ERA: 4.87 (1,1)	IP: 8.0 WLS: L BF: 35	H: 8 R: 2 ER: 2 SO: 4	BB: 3 IBB: 0 HBP: 0 BLK: 0	WP: 0 HR: 1 S: 40 P: 52	ERA: 2.25 WHIP: 1.375															



Batter	1	2	3	4	5	6	7	8	9	AB	R	H	RBI	BB	SO	LOB	TOP																					
<b>Buddy Bell, R</b> OBP: 0.300, SLG: 0.317 (1, 5)										4	0	1	0	0	1	2	<b>Cleveland Indians @ Texas Rangers</b> Arlington Stadium, Arlington, TX Sun Jun 15 1975, 8:05 PM EDT Att: 27,171 - Unknown																					
<b>Duane Kuiper, L</b> OBP: 0.469, SLG: 0.488 (1, 4)									5	2	2	0	0	0	3																							
<b>Rick Manning, L</b> OBP: 0.359, SLG: 0.398 (1, 7)									4	2	2	1	0	0	0																							
<b>Boog Powell, L</b> OBP: 0.385, SLG: 0.477 (1, 3)									3	1	2	2	1	0	0																							
<b>George Hendrick, R</b> OBP: 0.295, SLG: 0.445 (1, 8)									4	0	1	2	0	0	2																							
<b>Oscar Gamble, L</b> OBP: 0.309, SLG: 0.321 (1, 10)									3	0	0	0	0	0	3																							
<b>Rico Carty, R</b> OBP: 0.371, SLG: 0.449 (8, FH)									0	0	0	0	1	0	0																							
<b>Charlie Spikes, R</b> OBP: 0.268, SLG: 0.292 (1, 9)									4	0	0	0	0	1	1																							
<b>John Ellis, R</b> OBP: 0.253, SLG: 0.358 (1, 2)									4	0	1	0	0	1	1																							
<b>Frank Duffy, R</b> OBP: 0.259, SLG: 0.245 (1, 6)									4	0	2	0	0	0	1																							
<b>Inning Stats</b>	R: 2 E: 0 K: 1 S: 8	H: 3 LOB: 1 BB: 0 P: 8	R: 0 E: 1 K: 1 S: 6	H: 1 LOB: 1 BB: 0 P: 6	R: 1 E: 0 K: 0 S: 5	H: 2 LOB: 1 BB: 0 P: 5	R: 0 E: 0 K: 1 S: 5	H: 0 LOB: 0 BB: 0 P: 5	R: 2 E: 0 K: 0 S: 5	H: 2 LOB: 2 BB: 1 P: 9	R: 0 E: 0 K: 0 S: 3	H: 0 LOB: 0 BB: 0 P: 3	R: 0 E: 0 K: 0 S: 2	H: 0 LOB: 0 BB: 1 P: 6	R: 0 E: 0 K: 0 S: 3	H: 1 LOB: 0 BB: 0 P: 3	1B: 7 2B: 3 3B: 1 HR: 0	SF: 0 SAC: 1 DP: 1 HBP: 0	WP: 0 PB: 0 SB: 0 CS: 2	PA: 38																		
<b>PITCHER</b>	IP	WLS	BF	H	R	ER	SO	BB	IBB	HBP	BLK	WP	HR	S	P	ERA	WHIP	<b>PITCHER</b>				IP	WLS	BF	H	R	ER	SO	BB	IBB	HBP	BLK	WP	HR	S	P	ERA	WHIP
<b>Gaylord Perry, R</b> ERA: 3.74 (1, 1)	0.0	L	0	0	0	0	0	0	0	0	0	0	0	0	0	∞	∞					0.0																
<b>Mike Kekich, L</b> ERA: 4.5 (7, 1)	1.0		4	0	0	0	0	1	0	0	0	0	0	3	7	0.00	1.000																					
<b>Mike Bacsik, R</b> ERA: (8, 1)	2.0		5	1	0	0	0	0	0	0	0	0	0	5	5	0.00	0.500																					

AB 35  
R 5  
H 11  
RBI 5  
BB 2  
SO 3  
LOB 13

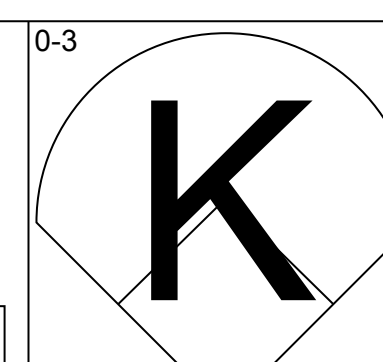
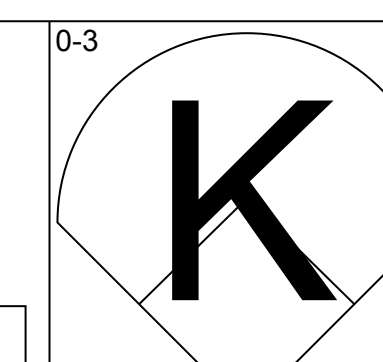
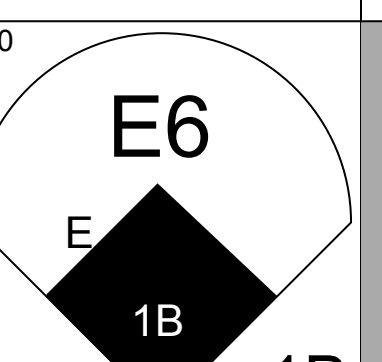
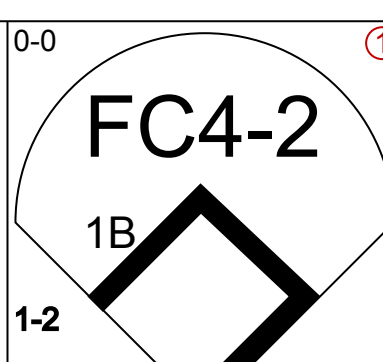
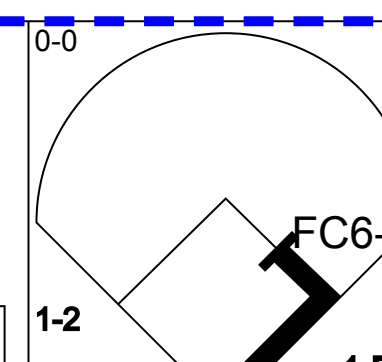
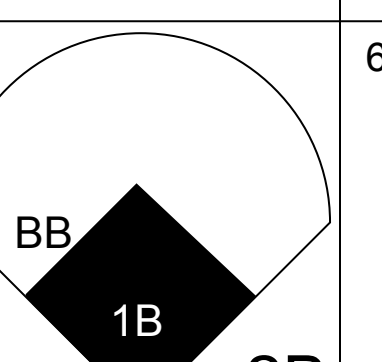
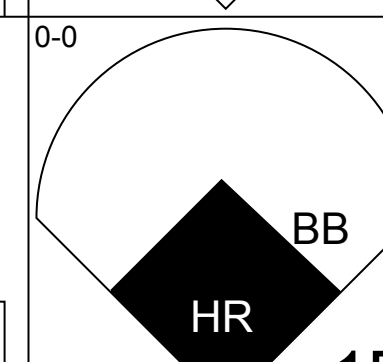
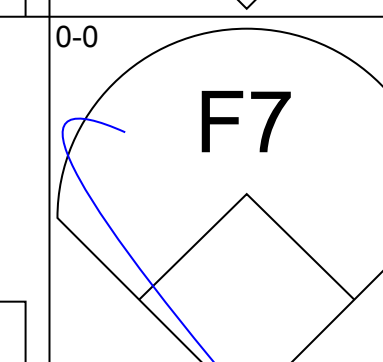
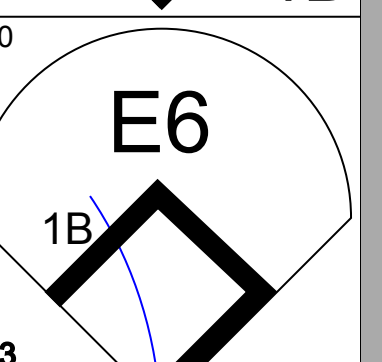
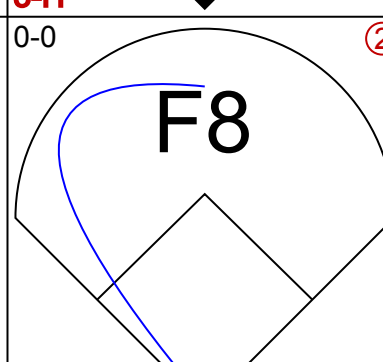
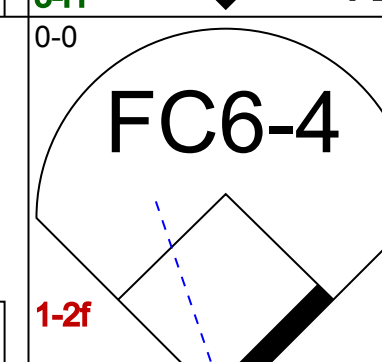
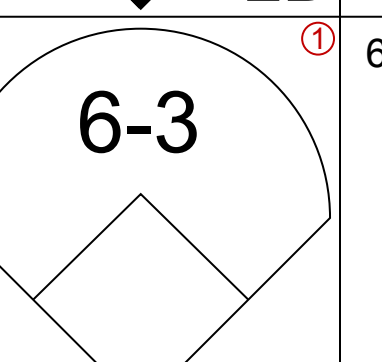
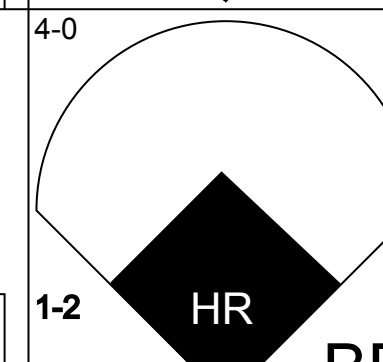
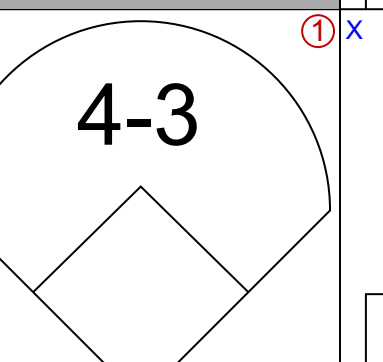
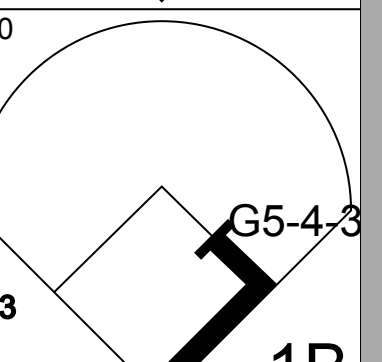
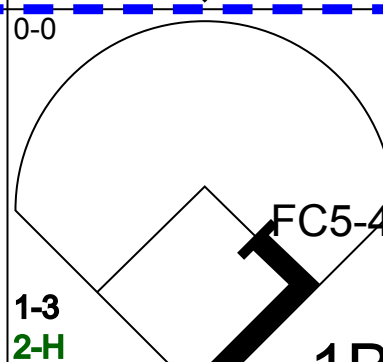
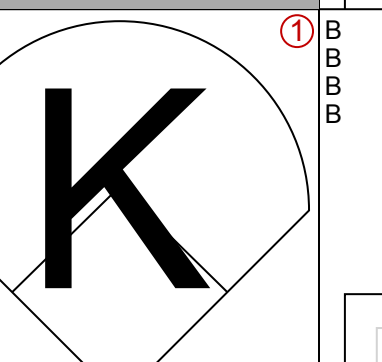
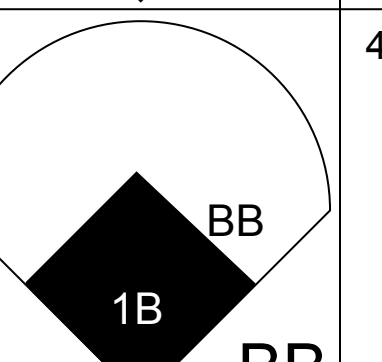
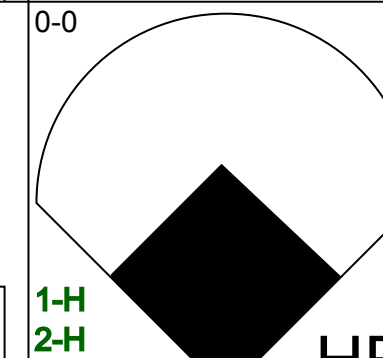
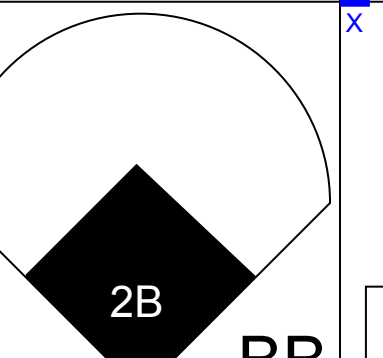
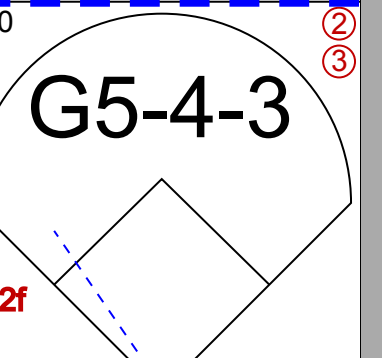
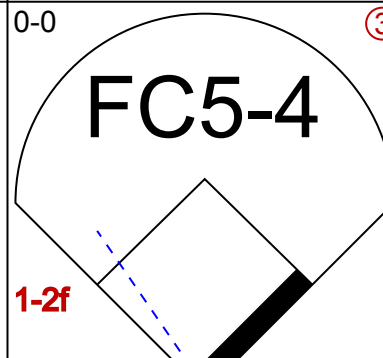
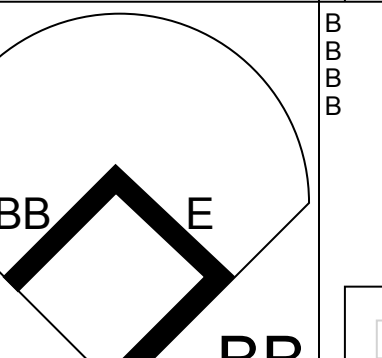
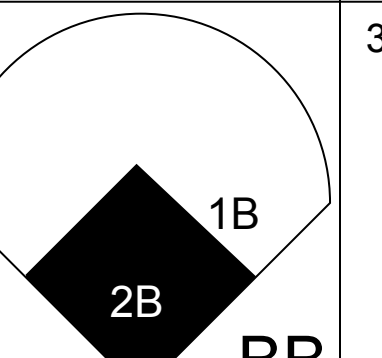
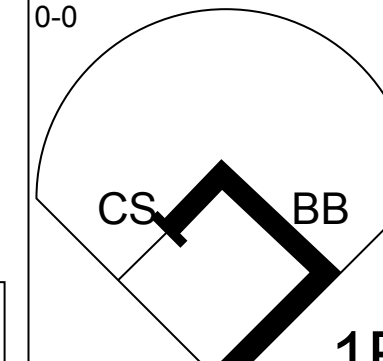
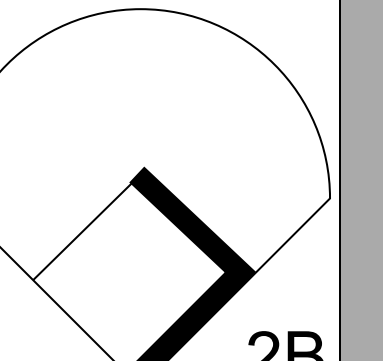
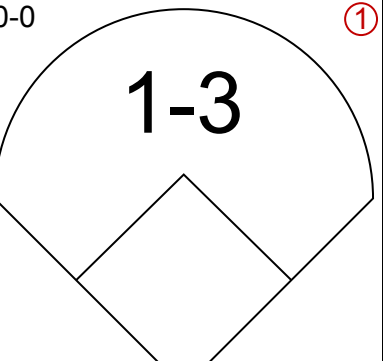
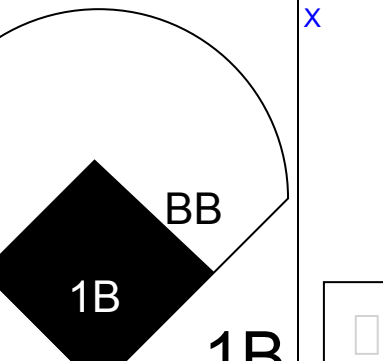
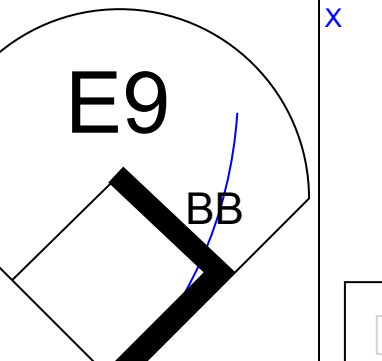
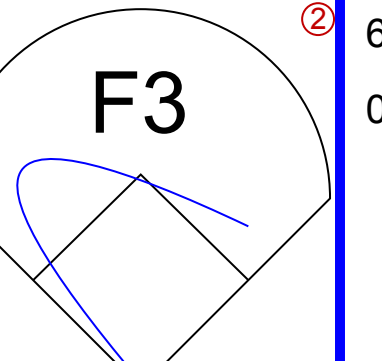
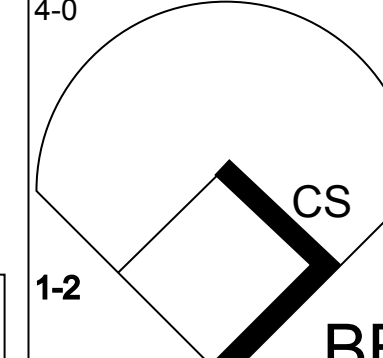
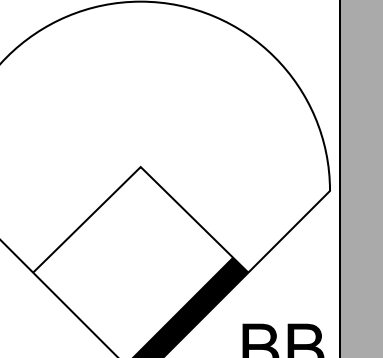
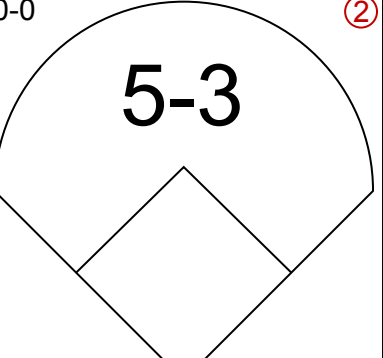
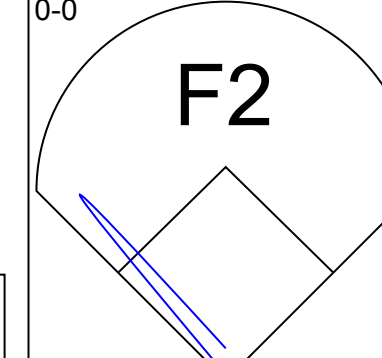
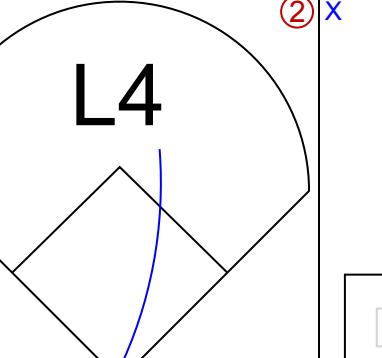
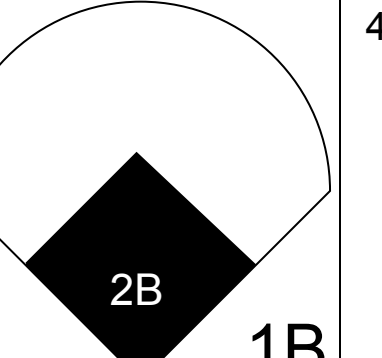
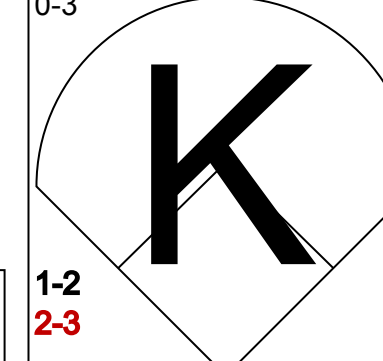
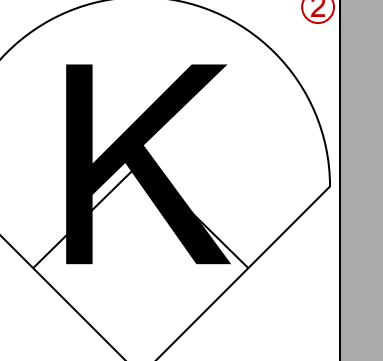
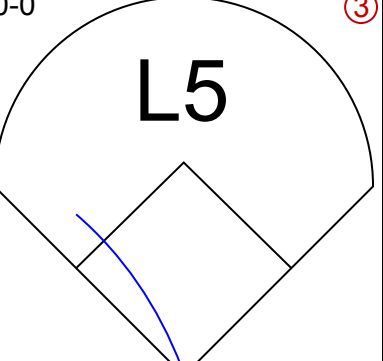
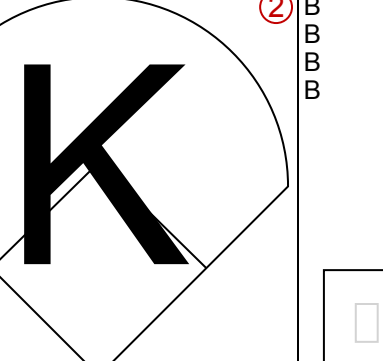
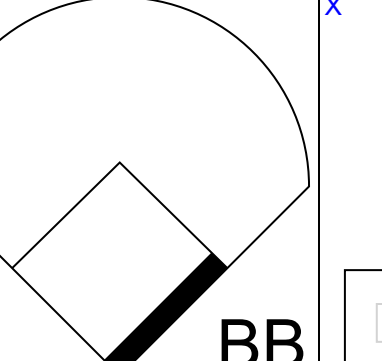
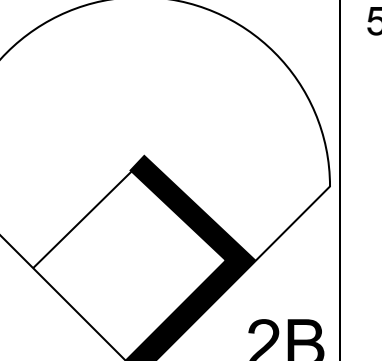
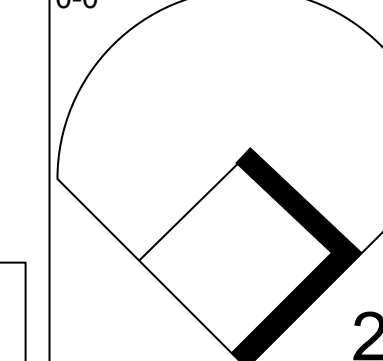
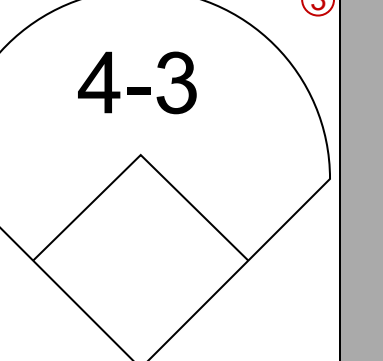
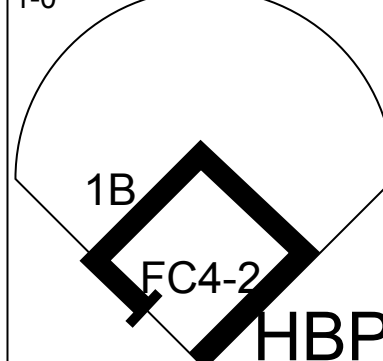
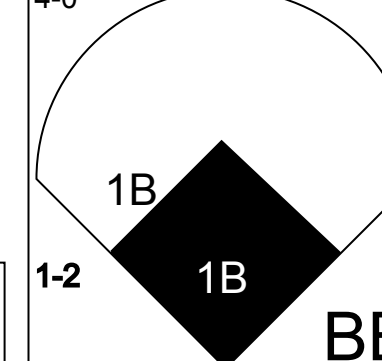
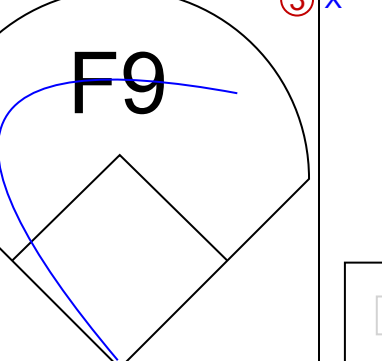
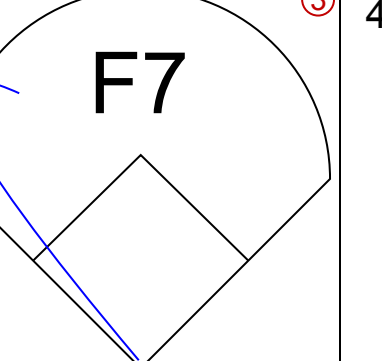
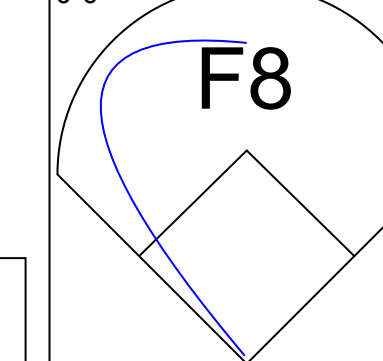
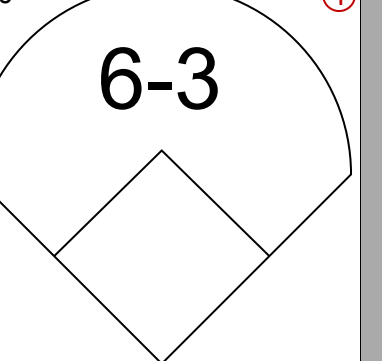
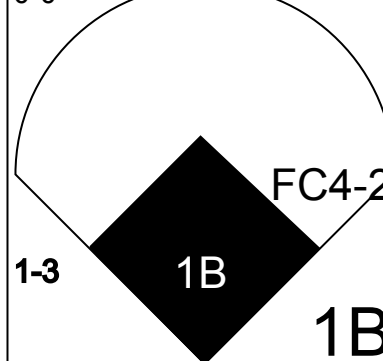
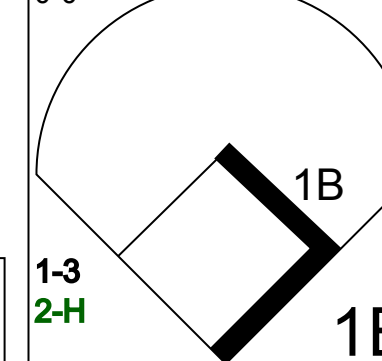
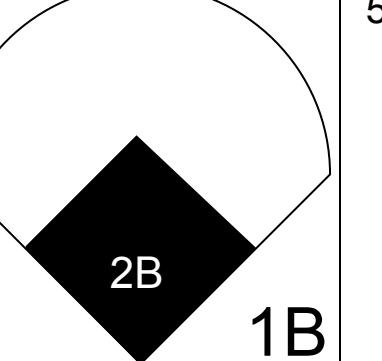
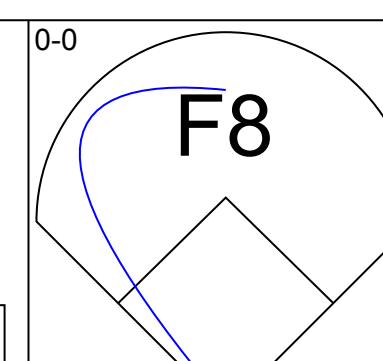
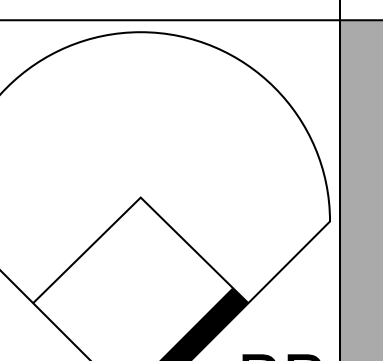
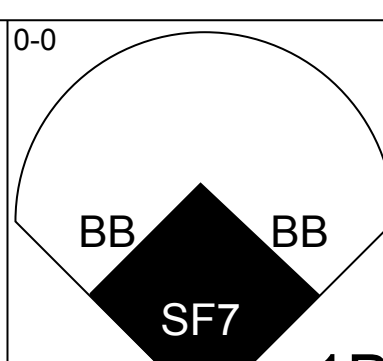
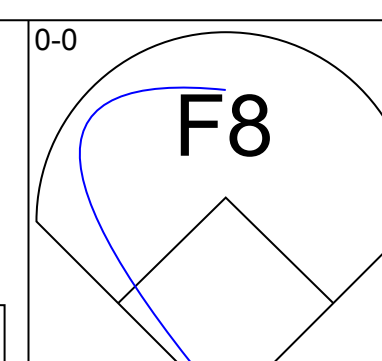
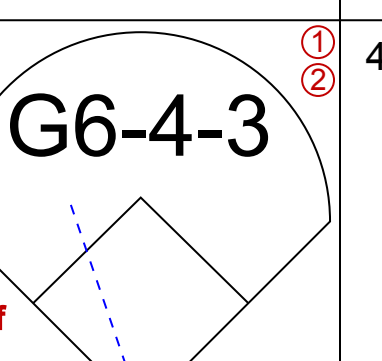
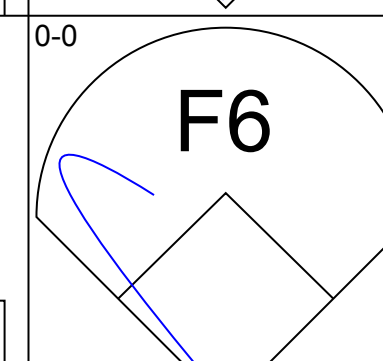
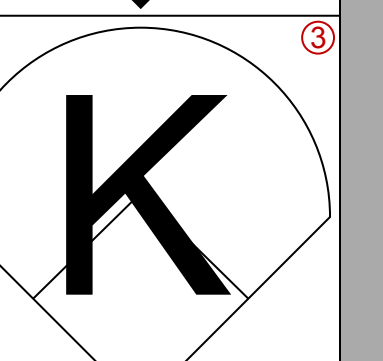
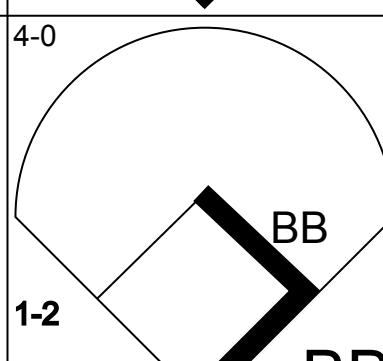
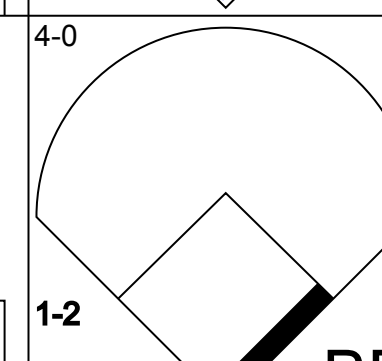
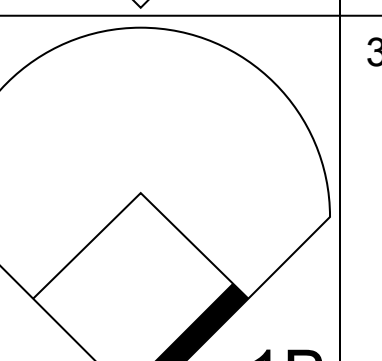
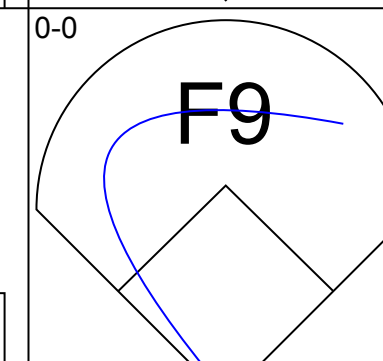
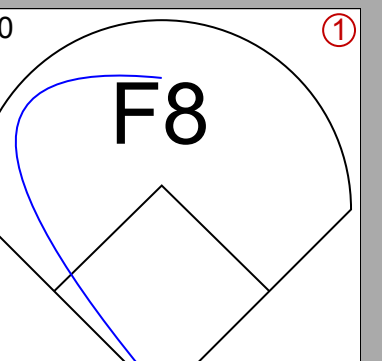
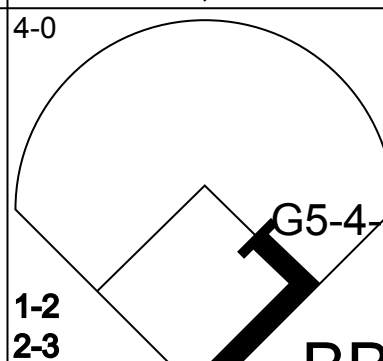
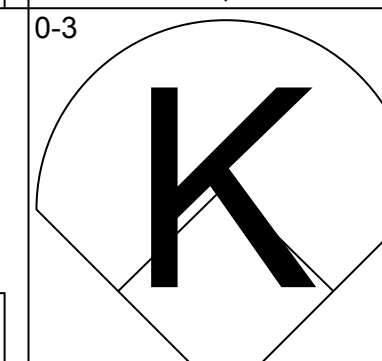
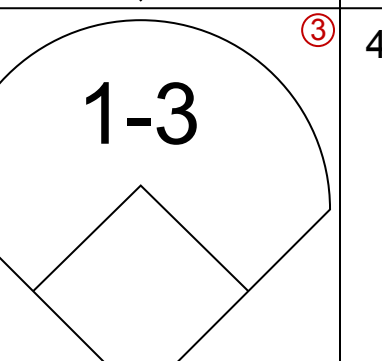
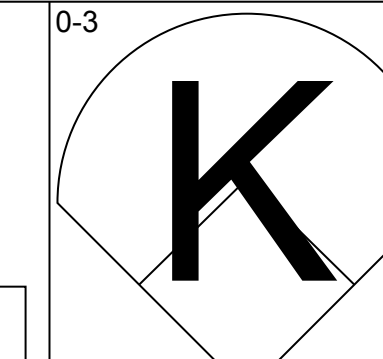
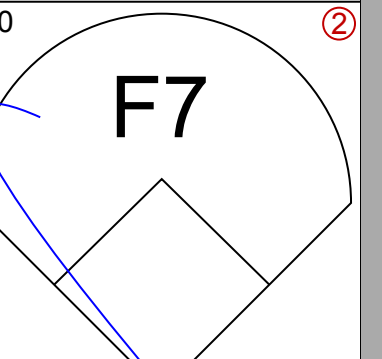
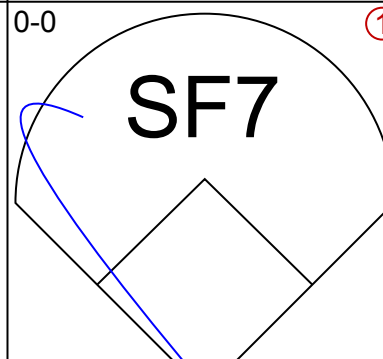
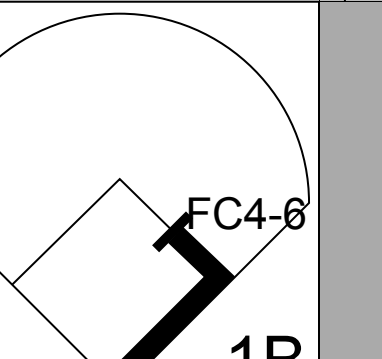
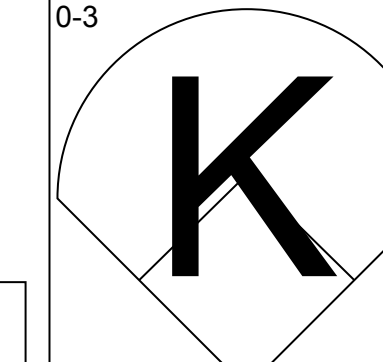
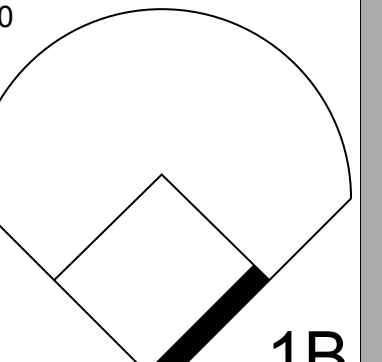
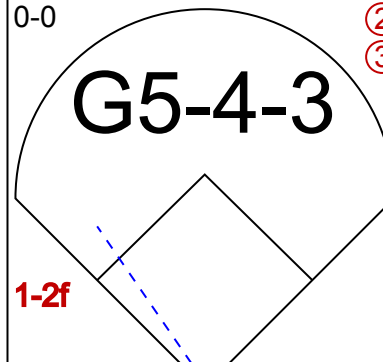
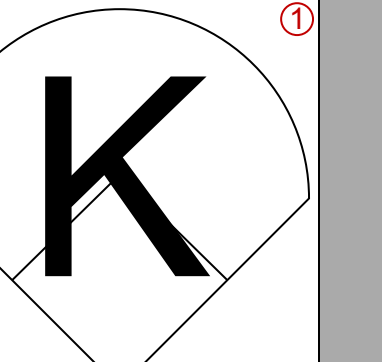
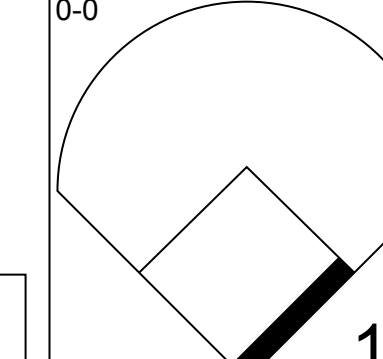
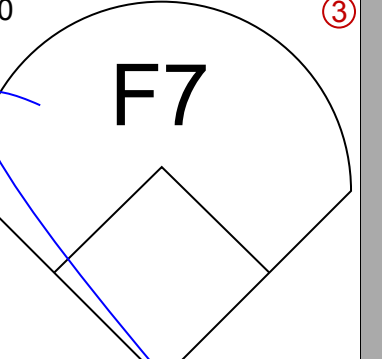
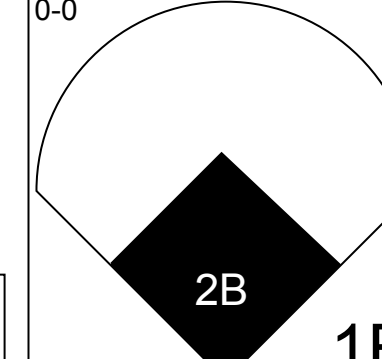
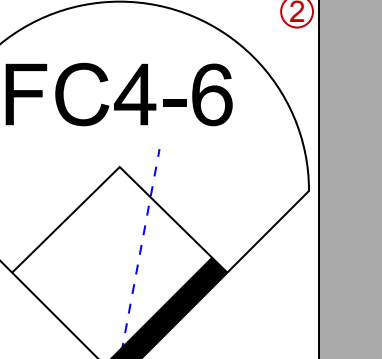
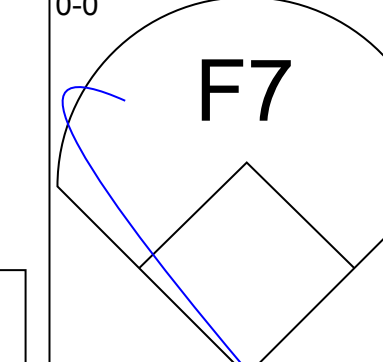
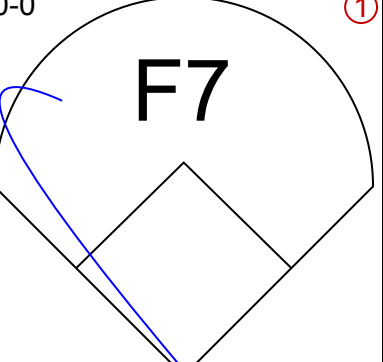
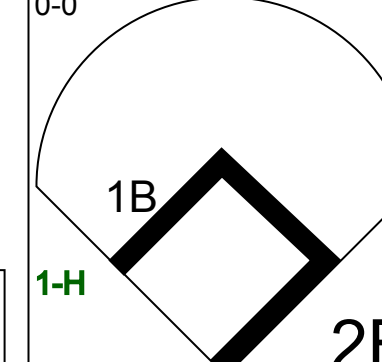

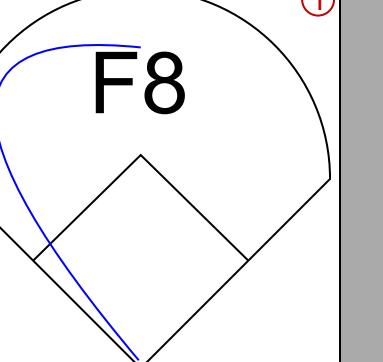
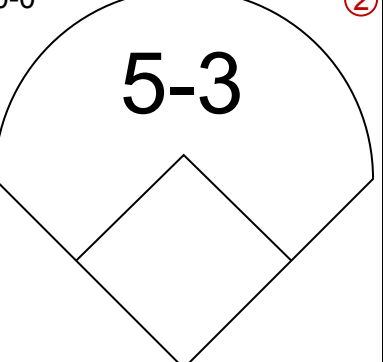
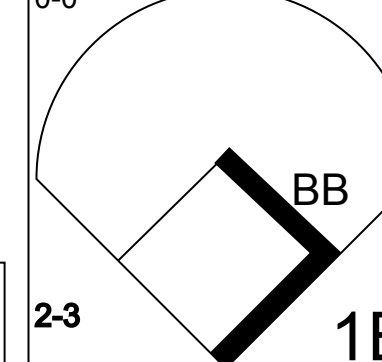

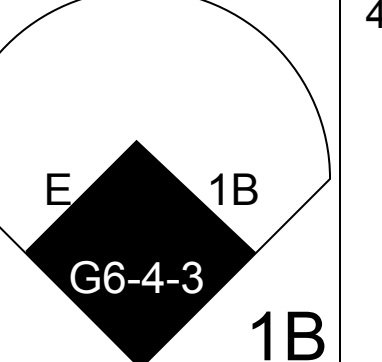
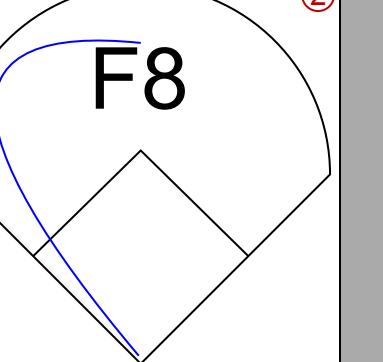
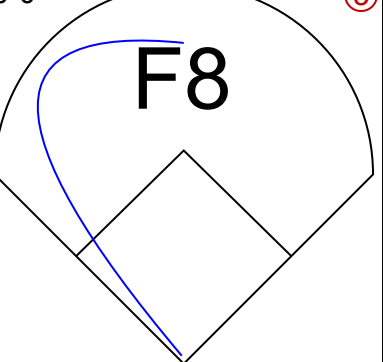
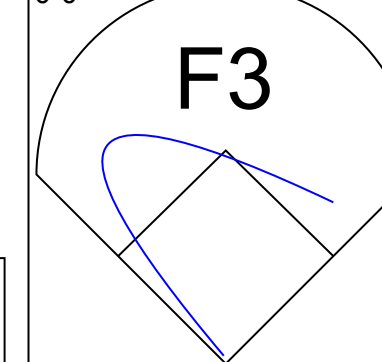
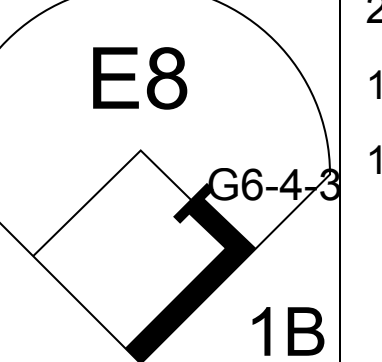
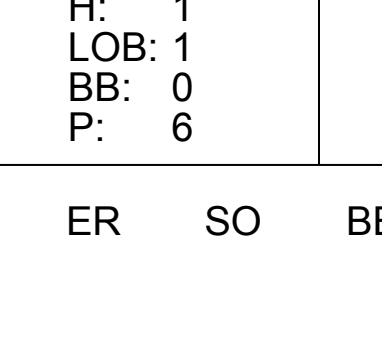


Batter	1	2	3	4	5	6	7	8	9	AB	R	H	RBI	BB	SO	LOB	BOTTOM																					
<b>Cesar Tovar, R</b> OBP: 0.287, SLG: 0.298 (1, 10)										5	0	0	0	0	0	2	<b>Cleveland Indians @ Texas Rangers</b> Arlington Stadium, Arlington, TX Sun Jun 15 1975, 8:05 PM EDT Att: 27,171 - Unknown																					
<b>Toby Harrah, R</b> OBP: 0.369, SLG: 0.421 (1, 5)									4	0	2	0	1	0	2																							
<b>Lenny Randle, S</b> OBP: 0.337, SLG: 0.350 (1, 4)									4	0	0	0	0	0	4																							
<b>Jeff Burroughs, R</b> OBP: 0.305, SLG: 0.453 (1, 9)									4	0	0	0	0	2	1																							
<b>Mike Hargrove, L</b> OBP: 0.349, SLG: 0.500 (1, 7)									3	1	1	0	1	0	0																							
<b>Jim Spencer, L</b> OBP: 0.325, SLG: 0.481 (1, 3)									4	0	2	0	0	0	1																							
<b>Roy Smalley, S</b> OBP: 0.308, SLG: 0.367 (1, 6)									3	0	0	1	0	0	2																							
<b>Joe Lovitto, S</b> OBP: 0.300, SLG: 0.256 (1, 8)									3	0	0	0	1	1	1																							
<b>Jim Sundberg, R</b> OBP: 0.314, SLG: 0.350 (1, 2)									3	0	1	0	0	0	2																							
<b>Mike Cabbage, L</b> (9, PH)									0	0	0	0	1	0	0																							
<b>Inning Stats</b>	R: 0 E: 0 K: 1 S: 5	H: 0 LOB: 1 BB: 1 P: 9	R: 0 E: 0 K: 0 S: 4	H: 1 LOB: 2 BB: 1 P: 8	R: 0 E: 0 K: 0 S: 3	H: 0 LOB: 0 BB: 0 P: 3	R: 1 E: 0 K: 2 S: 9	H: 2 LOB: 1 BB: 0 P: 9	R: 0 E: 0 K: 0 S: 4	H: 1 LOB: 1 BB: 0 P: 4	R: 0 E: 0 K: 0 S: 3	H: 0 LOB: 2 BB: 0 P: 5	R: 0 E: 0 K: 0 S: 3	H: 0 LOB: 0 BB: 0 P: 3	R: 0 E: 1 K: 0 S: 4	H: 0 LOB: 2 BB: 1 P: 8	1B: 6 2B: 0 3B: 0 HR: 0	SF: 1 SAC: 0 DP: 0 HBP: 0	WP: 0 PB: 0 SB: 1 CS: 0	PA: 38																		
<b>PITCHER</b>	IP	WLS	BF	H	R	ER	SO	BB	IBB	HBP	BLK	WP	HR	S	P	ERA	WHIP	<b>PITCHER</b>				IP	WLS	BF	H	R	ER	SO	BB	IBB	HBP	BLK	WP	HR	S	P	ERA	WHIP
<b>Dennis Eckersley, R</b> ERA: 1.59 (1, 1)	8.2	W	36	6	1	1	3	4	0	0	0	0	0	2	2	0.00	0.000																					
<b>Jackie Brown, R</b> ERA: 4.2 (9, 1)	0.1		2	0	0	0	0	0	0	0	0	0	0	2	2	0.00	0.000																					

AB 33  
R 1  
H 6  
RBI 1  
BB 4  
SO 3  
LOB 15





Batter	1	2	3	4	5	6	7	8	9	AB	R	H	RBI	BB	SO	LOB	TOP					
<b>Bob Coluccio, R</b> OBP: 0.313, SLG: 0.307 (1, 9)				 1B		 1B	 1B		 1B 2B	6	2	3	2	0	2	3	<b>Chicago White Sox @ Texas Rangers</b> Arlington Stadium, Arlington, TX Tue Jun 17 1975, 8:05 PM EDT Att: 11,973 - Unknown					
<b>Bucky Dent, R</b> OBP: 0.329, SLG: 0.385 (1, 6)	 1B			 1B			 1B			6	1	1	0	0	0	7						
<b>Carlos May, L</b> OBP: 0.408, SLG: 0.436 (1, 7)	 BB			 1B		 1B			 1B	4	2	2	2	2	1	0						
<b>Deron Johnson, R</b> OBP: 0.290, SLG: 0.397 (1, 3)	 BB		 BB	 1B		 1B		 BB	 1B	3	3	1	3	3	0	4						
<b>Ken Henderson, S</b> OBP: 0.363, SLG: 0.360 <b>Nyls Nyman, L</b> OBP: 0.198, SLG: 0.214 (1, 8) (9, 8)	 BB		 1B				 1B	 BB		6	1	3	1	0	0	4						
<b>Bill Melton, R</b> OBP: 0.335, SLG: 0.309 (1, 5)	 BB								 1B	4	1	1	2	2	0	3						
<b>Buddy Bradford, R</b> OBP: 0.295, SLG: 0.340 (1, 10)	 1-2 2-3							 1-2 2-3	 1B	5	0	1	2	1	3	5						
<b>Jorge Orta, L</b> OBP: 0.342, SLG: 0.388 (1, 4)						 1B	 1-2			4	1	1	0	1	0	6						
<b>Brian Downing, R</b> OBP: 0.372, SLG: 0.357 (1, 2)						 1B	 1-3		 1B	5	2	3	1	0	0	1						
<b>Inning Stats</b>	R: 3 E: 0 K: 2 S: 9	H: 3 LOB: 1 BB: 2 P: 17	R: 0 E: 0 K: 1 S: 6	H: 1 LOB: 1 BB: 0 P: 6	R: 1 E: 0 K: 1 S: 6	H: 1 LOB: 2 BB: 2 P: 14	R: 1 E: 2 K: 0 S: 5	H: 2 LOB: 1 BB: 0 P: 5	R: 0 E: 0 K: 0 S: 3	H: 0 LOB: 0 BB: 0 P: 3	R: 1 E: 0 K: 0 S: 5	H: 2 LOB: 2 BB: 1 P: 6	R: 2 E: 0 K: 1 S: 8	H: 3 LOB: 2 BB: 1 P: 12	R: 0 E: 1 K: 1 S: 6	H: 0 LOB: 3 BB: 2 P: 14		R: 5 E: 0 K: 0 S: 7	H: 4 LOB: 1 BB: 2 P: 15	1B: 11 2B: 4 3B: 0 HR: 1	SF: 0 SAC: 0 DP: 1 HBP: 1	WP: 0 PB: 0 SB: 0 CS: 2
<b>PITCHER</b>	IP	WLS	BF	H	R	ER	SO	BB	IBB	HBP	BLK	WP	HR	S	P	ERA	WHIP					
<b>Jim Umberger, L</b> ERA: 2.44	(1, 1)	0.1	L	5	3	3	1	1	0	0	0	0	0	1	6	10	81.00	12.000				
<b>Mike Bacsik, R</b> ERA: 1.5	(1, 1)	3.0		16	4	2	1	3	3	0	0	0	0	0	19	31	3.00	2.333				
<b>Stan Thomas, R</b> ERA: 3.46	(4, 1)	2.1		8	1	1	1	0	0	1	0	0	0	7	8	3.86	0.429					
<b>Mike Kekich, L</b> ERA: 7.2	(6, 1)	1.0		7	3	2	2	1	1	0	0	0	0	8	12	18.00	4.000					
<b>Steve Foucault, R</b> ERA: 4.31	(7, 1)	2.0		15	4	5	5	1	4	0	0	0	0	13	29	22.50	4.000					
<b>Clyde Wright, L</b> ERA: 3.98	(9, 1)	0.1		2	1	0	0	0	0	0	0	0	0	0	0	0	0.00	3.000				
Batter	1	2	3	4	5	6	7	8	9	AB	R	H	RBI	BB	SO	LOB	BOTTOM					
<b>Cesar Tovar, R</b> OBP: 0.289, SLG: 0.297 (1, 10)						 SF7			 1-2 3-H	4	1	1	0	1	0	3	<b>Chicago White Sox @ Texas Rangers</b> Arlington Stadium, Arlington, TX Tue Jun 17 1975, 8:05 PM EDT Att: 11,973 - Unknown					
<b>Toby Harrah, R</b> OBP: 0.374, SLG: 0.420 (1, 4)						 1-2	 1-2			3	0	1	0	2	1	1						
<b>Jeff Burroughs, R</b> OBP: 0.303, SLG: 0.445 (1, 9)						 1-2 2-3				4	0	0	0	1	1	4						
<b>Jim Fregosi, R</b> OBP: 0.329, SLG: 0.394 <b>Jim Spencer, L</b> OBP: 0.329, SLG: 0.484 (1, 3) (8, 3)						 3-H		 1B		2	0	0	1	0	1	0						
<b>Tom Grieve, R</b> OBP: 0.286, SLG: 0.443 <b>Mike Hargrove, L</b> OBP: 0.347, SLG: 0.497 (1, 7) (8, PH) (9, 7)						 1-2				3	0	1	0	0	1	2						
<b>Lenny Randle, S</b> OBP: 0.339, SLG: 0.352 (1, 8)							 1B	 1-2		4	1	2	0	0	0	2						
<b>Leo Cardenas, R</b> OBP: 0.349, SLG: 0.375 <b>Roy Howell, L</b> OBP: 0.288, SLG: 0.302 (1, 5) (8, PH) (9, 5)							 1-3			3	0	1	1	0	0	1						
<b>Roy Smalley, S</b> OBP: 0.315, SLG: 0.373 (1, 6)							 2-3		 1B	4	1	2	0	0	0	0						
<b>Jim Sundberg, R</b> OBP: 0.311, SLG: 0.346 <b>Mike Cabbage, L</b> (1, 2) (7, PH)									 G6-4-3	2	0	0	0	0	0	0						
<b>Bill Fahey, L</b> OBP: 0.300, SLG: 0.350 (8, 2)								 1B		1	0	1	0	0	0	0						
<b>Inning Stats</b>	R: 0 E: 0 K: 0 S: 3	H: 0 LOB: 0 BB: 0 P: 3	R: 0 E: 0 K: 2 S: 8	H: 1 LOB: 1 BB: 0 P: 8	R: 0 E: 0 K: 1 S: 5	H: 0 LOB: 1 BB: 1 P: 9	R: 0 E: 0 K: 0 S: 4	H: 1 LOB: 1 BB: 0 P: 4	R: 0 E: 0 K: 0 S: 3	H: 0 LOB: 0 BB: 0 P: 3	R: 1 E: 0 K: 0 S: 3	H: 1 LOB: 1 BB: 2 P: 11	R: 1 E: 0 K: 1 S: 8	H: 3 LOB: 3 BB: 1 P: 12	R: 0 E: 0 K: 1 S: 6	H: 1 LOB: 1 BB: 0 P: 6	R: 1 E: 1 K: 0 S: 5	H: 3 LOB: 1 BB: 0 P: 5	1B: 9 2B: 1 3B: 0 HR: 0	SF: 1 SAC: 0 DP: 2 HBP: 0	WP: 0 PB: 0 SB: 0 CS: 0	PA: 39
<b>PITCHER</b>	IP	WLS	BF	H	R	ER	SO	BB	IBB	HBP	BLK	WP	HR	S	P	ERA	WHIP					
<b>Jim Kaat, L</b> ERA: 2.61	(1, 1)	6.0	W	25	5	1	1	2	1	0	0	0	0	17	21	3.00	2.000					
<b>Rich Gossage, R</b> ERA: 1.46	(7, 1)	3.0	S	14	5	1	1	2	1	0	0	0	0	0	0	3.00	2.000					



Batter	1	2	3	4	5	6	7	8	9	AB	R	H	RBI	BB	SO	LOB	TOP			
Pat Kelly, L OBP: 0.348, SLG: 0.399 (1, 10)										5	0	2	0	0	1	0	<p>Chicago White Sox @ Texas Rangers Arlington Stadium, Arlington, TX Wed Jun 18 1975, 8:05 PM EDT Att: 11,076 - Unknown</p> <p>livebaseballscorecards.com</p> <p>AB 36 R 3 H 8 RBI 3 BB 0 SO 8 LOB 11</p>			
Jorge Orta, L OBP: 0.341, SLG: 0.393 (1, 4)										4	0	1	0	0	1	2				
Carlos May, L OBP: 0.405, SLG: 0.447 (1, 7)										4	1	1	1	0	0	3				
Deron Johnson, R OBP: 0.289, SLG: 0.410 (1, 3)										4	1	1	1	0	1	1				
Ken Henderson, S OBP: 0.361, SLG: 0.362 (1, 8)										4	0	1	0	0	1	0				
Bill Melton, R OBP: 0.342, SLG: 0.330 (1, 5)										3	1	2	1	0	0	1				
Bob Coluccio, R OBP: 0.305, SLG: 0.298 (1, 9)										4	0	0	0	0	2	3				
Bucky Dent, R OBP: 0.323, SLG: 0.378 (1, 6)										4	0	0	0	0	0	1				
Brian Downing, R OBP: 0.365, SLG: 0.349 (1, 2)										4	0	0	0	0	2	0				
<b>Inning Stats</b>	R: 0 E: 0 K: 1 S: 6	H: 1 LOB: 1 BB: 0 P: 6	R: 1 E: 0 K: 1 S: 6	H: 1 LOB: 0 BB: 0 P: 6	R: 0 E: 0 K: 2 S: 8	H: 1 LOB: 1 BB: 0 P: 8	R: 1 E: 0 K: 1 S: 6	H: 1 LOB: 1 BB: 0 P: 7	R: 0 E: 1 K: 1 S: 6	H: 0 LOB: 1 BB: 0 P: 6	R: 0 E: 0 K: 1 S: 6	H: 1 LOB: 1 BB: 0 P: 6	R: 0 E: 0 K: 0 S: 5	H: 2 LOB: 1 BB: 0 P: 5	R: 0 E: 0 K: 0 S: 3	H: 0 LOB: 0 BB: 0 P: 3	1B: 3 2B: 1 3B: 1 HR: 3	SF: 0 SAC: 0 DP: 0 HBP: 1	WP: 0 PB: 0 SB: 1 CS: 0	PA: 37
<b>PITCHER</b> Fergie Jenkins, R ERA: 4.46 (1, 1)	IP: 9.0 WLS: W BF: 37 H: 8 R: 3 ER: 3 SO: 8 BB: 0 IBB: 0 HBP: 1 BLK: 0 WP: 0 HR: 3 S: 52 P: 53 ERA: 3.00 WHIP: 0.889															<b>PITCHER</b>				

Batter	1	2	3	4	5	6	7	8	9	AB	R	H	RBI	BB	SO	LOB	BOTTOM			
Cesar Tovar, R OBP: 0.287, SLG: 0.292 (1, 7)										4	1	0	0	0	0	0	<p>Chicago White Sox @ Texas Rangers Arlington Stadium, Arlington, TX Wed Jun 18 1975, 8:05 PM EDT Att: 11,076 - Unknown</p> <p>livebaseballscorecards.com</p> <p>AB 32 R 10 H 9 RBI 9 BB 3 SO 1 LOB 6</p>			
Toby Harrah, R OBP: 0.374, SLG: 0.423 (1, 4)										3	1	1	0	0	0	0				
Jim Fregosi, R OBP: 0.325, SLG: 0.386 (1, 10)										4	1	1	1	0	0	1				
Tom Grieve, R OBP: 0.296, SLG: 0.459 (1, 9)										4	2	2	2	0	0	0				
Mike Hargrove, L OBP: 0.452, SLG: 0.500 (1, 3)										3	1	2	0	1	0	1				
Lenny Randle, S OBP: 0.342, SLG: 0.359 (1, 8)										4	2	2	2	0	0	2				
Leo Cardenas, R OBP: 0.340, SLG: 0.349 (1, 5)										3	1	0	0	1	0	2				
Roy Smalley, S OBP: 0.322, SLG: 0.400 (1, 6)										3	1	1	4	1	0	0				
Jim Sundberg, R OBP: 0.305, SLG: 0.339 (1, 2)										4	0	0	0	0	1	0				
<b>Inning Stats</b>	R: 0 E: 0 K: 0 S: 3	H: 0 LOB: 0 BB: 0 P: 3	R: 2 E: 0 K: 0 S: 5	H: 2 LOB: 0 BB: 0 P: 5	R: 0 E: 0 K: 0 S: 3	H: 0 LOB: 0 BB: 1 P: 3	R: 0 E: 0 K: 0 S: 3	H: 0 LOB: 1 BB: 1 P: 7	R: 0 E: 0 K: 0 S: 3	H: 0 LOB: 0 BB: 0 P: 3	R: 4 E: 1 K: 0 S: 6	H: 3 LOB: 1 BB: 1 P: 11	R: 0 E: 0 K: 1 S: 6	H: 1 LOB: 1 BB: 0 P: 6	R: 4 E: 0 K: 0 S: 6	H: 3 LOB: 0 BB: 1 P: 10	1B: 5 2B: 3 3B: 0 HR: 1	SF: 0 SAC: 1 DP: 0 HBP: 1	WP: 1 PB: 0 SB: 0 CS: 1	PA: 38
<b>PITCHER</b> Wilbur Wood, L ERA: 5.19 Bill Gogolewski, R ERA: 3.34 Cecil Upshaw, R ERA: 4.4 (1, 1) (6, 1) (8, 1)	IP: 5.1 WLS: L BF: 24 H: 4 R: 4 ER: 4 SO: 1 BB: 2 IBB: 0 HBP: 0 BLK: 0 WP: 0 HR: 0 S: 22 P: 27 ERA: 8.44 WHIP: 1.125															<b>PITCHER</b>				











Batter	1	2	3	4	5	6	7	8	9	AB	R	H	RBI	BB	SO	LOB	TOP					
Cesar Tovar R (1, 10) OBP: 0.286, SLG: 0.288										4	0	1	0	0	2	3	<b>Texas Rangers @ California Angels</b> Anaheim Stadium, Anaheim, CA Sat Jun 21 1975, 10:05 PM EDT Unknown					
Toby Harrah R (1, 4) OBP: 0.380, SLG: 0.424										4	0	2	2	0	2	1						
Jim Fregosi R (1, 3) OBP: 0.321, SLG: 0.377										4	0	0	0	0	3	2						
Jeff Burroughs R (1, 9) OBP: 0.302, SLG: 0.441										4	0	1	0	0	2	0						
Tom Grieve R (1, 7) OBP: 0.295, SLG: 0.477										4	0	1	0	0	1	1						
Lenny Randle S (1, 8) OBP: 0.342, SLG: 0.359										4	0	1	0	0	2	1						
Leo Cardenas R (1, 5) OBP: 0.333, SLG: 0.340										4	0	1	0	0	2	2						
Roy Smalley S (1, 6) OBP: 0.326, SLG: 0.385										4	2	2	0	0	1	1						
Jim Sundberg R (1, 2) OBP: 0.302, SLG: 0.327										3	0	0	0	0	2	3						
<b>Inning Stats</b>	R: 0 E: 0 K: 2 S: 7	H: 1 LOB: 0 BB: 0 P: 7	R: 0 E: 1 K: 3 S: 10	H: 1 LOB: 1 BB: 0 P: 10	R: 1 E: 0 K: 2 S: 9	H: 2 LOB: 1 BB: 0 P: 9	R: 0 E: 0 K: 1 S: 6	H: 1 LOB: 1 BB: 0 P: 6	R: 1 E: 1 K: 1 S: 7	H: 2 LOB: 1 BB: 0 P: 7	R: 0 E: 0 K: 2 S: 7	H: 0 LOB: 0 BB: 0 P: 7	R: 0 E: 0 K: 3 S: 10	H: 1 LOB: 1 BB: 0 P: 10	R: 0 E: 0 K: 3 S: 10	H: 1 LOB: 1 BB: 0 P: 10		R: 0 E: 0 K: 0 S: 3	H: 0 LOB: 0 BB: 0 P: 3	1B: 9 2B: 0 3B: 0 HR: 0	SF: 0 SAC: 0 DP: 0 HBP: 0	WP: 0 PB: 0 SB: 1 CS: 1
<b>PITCHER</b>	IP WLS BF H R ER SO BB IBB HBP BLK WP HR S P ERA WHIP	9.0 W 35 9 2 2 17 0 0 0 0 0 0 69 69 2.00 1.000	9.0 W 35 9 2 2 17 0 0 0 0 0 0 69 69 2.00 1.000																			

Batter	1	2	3	4	5	6	7	8	9	AB	R	H	RBI	BB	SO	LOB	BOTTOM			
Jerry Remy L (1, 4) OBP: 0.331, SLG: 0.360										4	1	1	0	0	1	1	<b>Texas Rangers @ California Angels</b> Anaheim Stadium, Anaheim, CA Sat Jun 21 1975, 10:05 PM EDT Unknown			
Mickey Rivers L (1, 8) OBP: 0.333, SLG: 0.376										4	1	3	1	0	0	0				
Tommy Harper R (1, 3) OBP: 0.347, SLG: 0.347										2	0	0	0	0	0	3				
Bruce Bochte L (4, 3) OBP: 0.345, SLG: 0.330										2	0	0	0	0	0	1				
Leroy Stanton R (1, 9) OBP: 0.368, SLG: 0.469										2	0	1	2	0	0	1				
Morris Nettles L (3, PR) OBP: 0.290, SLG: 0.270										2	1	0	0	0	1	0				
Dave Chalk R (1, 5) OBP: 0.398, SLG: 0.401										4	0	2	0	0	0	1				
Winston Llenas R (1, 10) OBP: 0.278, SLG: 0.234										4	0	1	1	0	0	2				
Orlando Ramirez R (8, PR) OBP: 0.337, SLG: 0.337										0	0	0	0	0	0	0				
Elie Rodriguez R (1, 2) OBP: 0.429, SLG: 0.350										3	0	2	0	1	0	1				
Rudy Meoli L (1, 6) OBP: 0.357, SLG: 0.280										2	0	0	0	0	2	3				
Joe Lathoud L (8, PH) OBP: 0.367, SLG: 0.392										1	0	0	0	0	0	1				
Frank Tanana L (9, 1) OBP: 0.321, SLG: 0.377										0	0	0	0	0	0	0				
Dave Collins S (1, 7) OBP: 0.438, SLG: 0.477										3	1	1	0	0	0	1				
<b>Inning Stats</b>	R: 0 E: 0 K: 0 S: 4	H: 1 LOB: 1 BB: 0 P: 4	R: 0 E: 0 K: 1 S: 6	H: 2 LOB: 1 BB: 0 P: 6	R: 4 E: 0 K: 1 S: 10	H: 5 LOB: 2 BB: 1 P: 14	R: 0 E: 0 K: 1 S: 6	H: 1 LOB: 1 BB: 0 P: 6	R: 0 E: 0 K: 0 S: 3	H: 0 LOB: 0 BB: 0 P: 3	R: 0 E: 0 K: 0 S: 4	H: 1 LOB: 1 BB: 0 P: 4	R: 0 E: 0 K: 1 S: 5	H: 0 LOB: 0 BB: 0 P: 5	R: 0 E: 1 K: 0 S: 4	H: 1 LOB: 1 BB: 0 P: 4	1B: 9 2B: 2 3B: 0 HR: 0	SF: 0 SAC: 1 DP: 1 HBP: 0	WP: 0 PB: 0 SB: 2 CS: 0	PA: 35
<b>PITCHER</b>	IP WLS BF H R ER SO BB IBB HBP BLK WP HR S P ERA WHIP	2.1 L 13 7 4 4 1 0 0 0 0 0 0 15 15 4.33 3.000	5.2 L 22 4 0 0 3 1 0 0 0 0 0 27 31 0.00 0.882																	

AB	35
R	2
H	9
RBI	2
BB	0
SO	17
LOB	14



AB	33
R	4
H	11
RBI	4
BB	1
SO	4
LOB	15





Batter	1	2	3	4	5	6	7	8	9	AB	R	H	RBI	BB	SO	LOB	TOP										
<b>Cesar Tovar</b> , R OBP: 0.289, SLG: 0.289 (1, 8)	1-3		F8		SH1-3	BB		CS 1B		3	0	1	0	1	0	1	<b>Texas Rangers @ California Angels</b> Anaheim Stadium, Anaheim, CA Sat Jun 21, 1975, 10:05 PM EDT Att: 19,424 - Unknown										
<b>Lenny Randle</b> , S OBP: 0.337, SLG: 0.352 (1, 4) (4, 2)	L4		K		4-3	F5		F8		5	0	0	1	0	1	4											
<b>Mike Hargrove</b> , L OBP: 0.349, SLG: 0.521 (1, 3)			6-3		F7			K		5	0	1	0	0	2	1											
<b>Jeff Burroughs</b> , R OBP: 0.304, SLG: 0.442 (1, 9)	K				4-3	1B 2B BB		1B 2B		4	1	1	0	1	2	1											
<b>Tom Grieve</b> , R OBP: 0.310, SLG: 0.516 (1, 7)		K			1B SF7 1B	2B 4-3 1B		F8		5	3	3	1	0	1	1											
<b>Toby Harrah</b> , R OBP: 0.384, SLG: 0.430 (1, 5) (4, 4) (6, 5)		6-3			1B	4-3 2B 1-3 2-H		1B IBB		4	1	2	1	1	0	0											
<b>Jim Fregosi</b> , R OBP: 0.326, SLG: 0.385 <b>Jim Spencer</b> , L OBP: 0.330, SLG: 0.478 (6, PH)					SF7	4-3				1	0	1	1	0	0	0											
<b>Roy Smalley</b> , S OBP: 0.323, SLG: 0.388 (1, 6)		K			3-H F8	G3 2B		5-3		4	0	1	1	0	1	5											
<b>Jim Sundberg</b> , R OBP: 0.302, SLG: 0.327 <b>Bill Fahey</b> , L OBP: 0.333, SLG: 0.350 <b>Leo Cardenas</b> , R OBP: 0.345, SLG: 0.353 <b>Mike Cabbage</b> , L OBP: 0.400, SLG: 0.667 (6, 4)					SH1-3 WP 4-3 1B	G3		F8		0	0	0	0	0	0	0											
<b>Inning Stats</b>	R: 0 E: 0 K: 1 S: 6	H: 1 LOB: 1 BB: 0 P: 6	R: 0 E: 0 K: 2 S: 8	H: 1 LOB: 1 BB: 0 P: 8	R: 0 E: 0 K: 1 S: 5	H: 0 LOB: 1 BB: 1 P: 9	R: 1 E: 0 K: 0 S: 5	H: 2 LOB: 1 BB: 0 P: 5	R: 1 E: 0 K: 0 S: 4	H: 1 LOB: 0 BB: 0 P: 4	R: 3 E: 0 K: 0 S: 6	H: 3 LOB: 2 BB: 2 P: 14	R: 0 E: 0 K: 1 S: 7	H: 2 LOB: 3 BB: 1 P: 11	R: 0 E: 0 K: 0 S: 3	H: 1 LOB: 0 BB: 0 P: 3		R: 1 E: 0 K: 2 S: 8	H: 1 LOB: 0 BB: 0 P: 8	1B: 7 2B: 4 3B: 0 HR: 1	SF: 1 SAC: 1 DP: 0 HBP: 0	WP: 1 PB: 0 SB: 0 CS: 1	PA: 42				
<b>PITCHER</b>	IP	WLS	BF	H	R	ER	SO	BB	IBB	HBP	BLK	WP	HR	S	P	ERA	WHIP										
<b>Andy Hassler</b> , L ERA: 4.48 (1, 1)	5.0		24	7	5	5	4	2	0	0	0	1	0	30	38	9.00	1.800										
<b>Don Kirkwood</b> , R ERA: 1.55 (6, 1)	0.1		2	1	0	0	0	0	0	0	0	0	0	2	2	0.00	3.000										
<b>Luis Quintana</b> , L ERA: 2.45 (6, 1)	3.2	L	16	4	1	1	3	1	1	0	0	0	1	20	28	2.46	1.364										

AB 36  
R 6  
H 12  
RBI 6  
BB 4  
SO 7  
LOB 15



Batter	1	2	3	4	5	6	7	8	9	AB	R	H	RBI	BB	SO	LOB	BOTTOM										
<b>Jerry Remy</b> , L OBP: 0.336, SLG: 0.363 (1, 4)	FC1 BB E BB	F8				S 3B 1B		E6		4	2	2	1	1	0	1	<b>Texas Rangers @ California Angels</b> Anaheim Stadium, Anaheim, CA Sat Jun 21, 1975, 10:05 PM EDT Att: 19,424 - Unknown										
<b>Mickey Rivers</b> , L OBP: 0.337, SLG: 0.375 <b>Joe Lahoud</b> , L OBP: 0.368, SLG: 0.410 (1, 8) (6, 9)	SH5-3 E SF9 BB		1B HBP	F7		3B		F8		1	2	0	0	1	0	1											
<b>Tommy Harper</b> , R OBP: 0.330, SLG: 0.350 (1, 10)	FC1 SF9 SH5-3		1B		6-3	S IBB				4	0	2	0	1	0	1											
<b>Winston Llenas</b> , R OBP: 0.268, SLG: 0.229 <b>Morris Nettles</b> , L OBP: 0.269, SLG: 0.269 (1, 9) (6, 8)	SH5-3		SF9-3-6		F9	4-3		SH5-4 1B		1	0	0	1	0	0	0											
<b>Dave Chalk</b> , R OBP: 0.401, SLG: 0.404 (1, 5)					E8			4-3		3	0	1	0	2	0	1											
<b>Andy Etchebarren</b> , R OBP: 0.235, SLG: 0.290 <b>Rudy Meoli</b> , L OBP: 0.397, SLG: 0.280 (1, 2) (9, PR)	SF9		5-3			F9		S BB		2	0	0	1	2	0	2											
<b>Bruce Bochte</b> , L OBP: 0.340, SLG: 0.324 <b>Leroy Stanton</b> , R OBP: 0.366, SLG: 0.465 (1, 3) (9, PH)	G3				1-3	F6		1-3		4	0	0	0	0	0	4											
<b>Dave Collins</b> , S OBP: 0.442, SLG: 0.500 (1, 7)			F9		4-3 1B 2B	5-3		S6-3 1B		4	1	2	0	0	0	0											
<b>Orlando Ramirez</b> , R OBP: 0.333, SLG: 0.326 (1, 6)					4-3	F2		G6-3		3	0	0	0	1	0	2											
<b>Inning Stats</b>	R: 2 E: 1 K: 0 S: 4	H: 0 LOB: 2 BB: 3 P: 16	R: 0 E: 0 K: 0 S: 2	H: 0 LOB: 0 BB: 1 P: 6	R: 1 E: 0 K: 0 S: 4	H: 2 LOB: 1 BB: 0 P: 5	R: 1 E: 0 K: 0 S: 5	H: 2 LOB: 1 BB: 0 P: 5	R: 0 E: 1 K: 0 S: 4	H: 0 LOB: 2 BB: 1 P: 8	R: 1 E: 0 K: 0 S: 5	H: 2 LOB: 2 BB: 1 P: 9	R: 0 E: 0 K: 0 S: 2	H: 0 LOB: 0 BB: 1 P: 6	R: 0 E: 1 K: 0 S: 4	H: 1 LOB: 1 BB: 0 P: 4		R: 0 E: 0 K: 0 S: 4	H: 1 LOB: 3 BB: 1 P: 8	1B: 5 2B: 3 3B: 1 HR: 0	SF: 2 SAC: 2 DP: 2 HBP: 1	WP: 0 PB: 0 SB: 0 CS: 2	PA: 43				
<b>PITCHER</b>	IP	WLS	BF	H	R	ER	SO	BB	IBB	HBP	BLK	WP	HR	S	P	ERA	WHIP										
<b>Clyde Wright</b> , L ERA: 3.97 (1, 1)	7.0		35	7	5	3	0	5	2	1	0	0	0	27	56	3.86	1.714										
<b>Jim Umberger</b> , L ERA: 2.95 (8, 1)	2.0	W	8	1	0	0	0	1	0	0	0	0	0	7	11	0.00	1.000										

AB 30  
R 5  
H 8  
RBI 4  
BB 8  
SO 0  
LOB 17





Batter	1	2	3	4	5	6	7	8	9	AB	R	H	RBI	BB	SO	LOB	TOP			
<b>Toby Harrah, R</b> OBP: 0.378, SLG: 0.422 (1, 5)	F9		F4			1-6-3			FC1-4 BB S	4	0	0	0	0	0	1				
<b>Mike Cabbage, L</b> OBP: 0.397, SLG: 0.500 (1, 4)	3-1			G3			F9		BB 1-2	3	0	0	0	1	0	0				
<b>Mike Hargrove, L</b> OBP: 0.345, SLG: 0.513 (1, 7)	F8			K			F8		BB 1-2 2-3	3	0	0	0	1	1	0				
<b>Jeff Burroughs, R</b> OBP: 0.300, SLG: 0.435 (1, 9)		K		F9			K		F8	4	0	0	0	0	2	3				
<b>Jim Spencer, L</b> OBP: 0.324, SLG: 0.470 (1, 3)	6-3			K				F8		3	0	0	0	0	1	0				
<b>Lenny Randle, S</b> OBP: 0.337, SLG: 0.352 (1, 8)	FC6-4 1B				F8			F3		3	0	1	0	0	0	0				
<b>Tom Grieve, R</b> OBP: 0.301, SLG: 0.500 (1, 10)	FC6-4 1-2				F8			K		3	0	0	0	0	1	1				
<b>Roy Smalley, S</b> OBP: 0.324, SLG: 0.387 (1, 6)			6-3			G3			FC1-4 1B	3	0	1	0	0	0	0				
<b>Jim Sundberg, R</b> OBP: 0.299, SLG: 0.323 (1, 2)			4-3			6-3			K	2	0	0	0	0	0	0				
<b>Roy Howell, L</b> OBP: 0.266, SLG: 0.299 (9, PH)										1	0	0	0	0	1	1				
<b>Inning Stats</b>	R: 0 E: 0 K: 0 S: 3	H: 0 LOB: 0 BB: 0 P: 3	R: 0 E: 0 K: 1 S: 6	H: 1 LOB: 1 BB: 0 P: 6	R: 0 E: 0 K: 0 S: 3	H: 0 LOB: 0 BB: 0 P: 3	R: 0 E: 0 K: 1 S: 5	H: 0 LOB: 0 BB: 0 P: 5	R: 0 E: 0 K: 0 S: 3	H: 0 LOB: 0 BB: 0 P: 3	R: 0 E: 0 K: 1 S: 5	H: 0 LOB: 0 BB: 0 P: 5	R: 0 E: 0 K: 1 S: 5	H: 0 LOB: 0 BB: 0 P: 5	R: 0 E: 0 K: 1 S: 6	H: 1 LOB: 3 BB: 2 P: 14	1B: 2 2B: 0 3B: 0 HR: 0	SF: 0 SAC: 0 DP: 0 HBP: 0	WP: 0 PB: 0 SB: 1 CS: 0	PA: 31
<b>PITCHER</b> <b>Ed Figueroa, R</b> ERA: 1.95 (1, 1)	IP: 9.0 WLS: W BF: 31 H: 2 R: 0 ER: 0 SO: 6 BB: 2 IBB: 0 HBP: 0 BLK: 0 WP: 0 HR: 0 S: 41 P: 49 ERA: 0.00 WHIP: 0.444																			

Texas Rangers @ California Angels  
Anaheim Stadium, Anaheim, CA  
Sun Jun 22 1975, 6:33 AM EDT  
Att: 8,958 - Unknown

AB	29
R	0
H	2
RBI	0
BB	2
SO	6
LOB	6



Batter	1	2	3	4	5	6	7	8	9	AB	R	H	RBI	BB	SO	LOB	BOTTOM			
<b>Jerry Remy, L</b> OBP: 0.331, SLG: 0.357 (1, 4)	L4		K		G3			4-3		4	0	0	0	0	1	1				
<b>Dave Collins, S</b> OBP: 0.446, SLG: 0.500 (1, 7)	3-1		CS 1B			F9		CS 1B		4	0	2	0	0	0	0				
<b>Bruce Bochte, L</b> OBP: 0.346, SLG: 0.332 (1, 3)	BB 1B		CS 1-2	E6 1B		F5		BB 1-2 1B		4	1	3	0	0	0	0				
<b>Joe Lahoud, L</b> OBP: 0.385, SLG: 0.419 (1, 9)	4-0 BB 1-2 BB			FC1-6 1B		FC6-4 1B		FC6-4 1-2 BB		2	0	2	1	2	0	0				
<b>Dave Chalk, R</b> OBP: 0.396, SLG: 0.397 (1, 5)	F3			FC1-6 1-2		FC6-4 1-2		F7		4	0	0	0	0	0	6				
<b>John Doherty, L</b> OBP: 0.187, SLG: 0.400 (1, 10)			K				F9			3	0	0	0	0	2	1				
<b>Elie Rodriguez, R</b> OBP: 0.419, SLG: 0.340 (1, 2)		F8			F7		K			3	0	0	0	0	1	1				
<b>Rudy Meoli, L</b> OBP: 0.387, SLG: 0.321 (1, 6)		F7			FC3-6 1B		FC6-4 1B			3	0	2	0	0	0	0				
<b>Morris Nettles, L</b> OBP: 0.285, SLG: 0.265 (1, 8)			4-3		FC3-6 1-2		FC6-4 1-2			3	0	0	0	0	0	2				
<b>Inning Stats</b>	R: 0 E: 0 K: 0 S: 4	H: 1 LOB: 2 BB: 1 P: 8	R: 0 E: 0 K: 1 S: 5	H: 0 LOB: 0 BB: 0 P: 5	R: 0 E: 0 K: 1 S: 5	H: 1 LOB: 0 BB: 0 P: 5	R: 1 E: 1 K: 1 S: 7	H: 2 LOB: 1 BB: 0 P: 7	R: 0 E: 0 K: 0 S: 3	H: 1 LOB: 0 BB: 0 P: 3	R: 0 E: 0 K: 0 S: 4	H: 1 LOB: 1 BB: 0 P: 4	R: 0 E: 0 K: 1 S: 6	H: 1 LOB: 1 BB: 0 P: 6	R: 0 E: 0 K: 0 S: 4	H: 2 LOB: 2 BB: 1 P: 8	1B: 9 2B: 0 3B: 0 HR: 0	SF: 0 SAC: 0 DP: 0 HBP: 0	WP: 0 PB: 0 SB: 0 CS: 3	PA: 33
<b>PITCHER</b> <b>Fergie Jenkins, R</b> ERA: 4.15 (1, 1)	IP: 8.0 WLS: L BF: 32 H: 9 R: 1 ER: 0 SO: 4 BB: 2 IBB: 0 HBP: 0 BLK: 0 WP: 0 HR: 0 S: 38 P: 46 ERA: 0.00 WHIP: 1.375																			

Texas Rangers @ California Angels  
Anaheim Stadium, Anaheim, CA  
Sun Jun 22 1975, 6:33 AM EDT  
Att: 8,958 - Unknown

AB	30
R	1
H	9
RBI	1
BB	2
SO	4
LOB	11






Batter	1	2	3	4	5	6	7	8	9	10	11	12	13	AB	R	H	RBI	BB	SO	LOB	TOP
<b>Cesar Tovar, R</b> OBP: 0.287, SLG: 0.286 (1.8)	F8		F5		F8			4-3			F7			6	0	1	1	0	0	3	
<b>Mike Cabbage, L</b> OBP: 0.300, SLG: 0.353 (1.4)	4-3		F6			BB		F5			3-1		F5	5	0	0	0	1	0	3	
<b>Mike Hargrove, L</b> OBP: 0.436, SLG: 0.500 (1.7)	L3		F6							4-3				5	0	0	0	0	0	3	
<b>Jeff Burroughs, R</b> OBP: 0.285, SLG: 0.427 (1.9)		6-3		F8		K				F2		K		5	0	0	0	0	2	1	
<b>Jim Spencer, L</b> OBP: 0.326, SLG: 0.470 (1.3)		2B		4-3				F9				K		4	0	1	0	1	1	1	
<b>Tom Grieve, R</b> OBP: 0.287, SLG: 0.475 (1.10)		L7		F8						BB		K		5	0	0	0	0	2	2	
<b>Toby Harrah, R</b> OBP: 0.378, SLG: 0.419 (1.5)		6-3			L1						F8			4	0	1	0	1	0	1	
<b>Roy Smalley, S</b> OBP: 0.310, SLG: 0.375 (1.6)					F8			G6-4-3			G3			4	1	0	0	1	0	2	
<b>Jim Sundberg, R</b> OBP: 0.297, SLG: 0.317 (1.2)			FC1											4	0	0	0	0	1	2	
<b>Inning Stats</b>	R: 0 E: 0 K: 0 S: 3	H: 0 LOB: 0 BB: 0 P: 3	R: 0 E: 0 K: 1 S: 4	H: 1 LOB: 1 BB: 0 P: 4	R: 0 E: 1 K: 0 S: 4	H: 0 LOB: 2 BB: 1 P: 8	R: 0 E: 0 K: 0 S: 3	H: 0 LOB: 0 BB: 0 P: 3	R: 0 E: 0 K: 1 S: 5	H: 0 LOB: 1 BB: 1 P: 9	R: 0 E: 0 K: 1 S: 4	H: 0 LOB: 0 BB: 0 P: 5	R: 0 E: 0 K: 3 S: 9	H: 0 LOB: 0 BB: 0 P: 9	R: 1 E: 1 K: 0 S: 5	H: 2 LOB: 1 BB: 0 P: 5	1B: 2 2B: 1 3B: 0 HR: 0	SF: 0 SAC: 0 DP: 1 HBP: 1	WIP: 0 PB: 0 SB: 0 CS: 0	PA: 47	
<b>PITCHER</b>	IP	WLS	BF	H	R	ER	SO	BB	IBB	HBP	BLK	WP	HR	S	P	ERA	WHIP				
<b>Bill Singer, R</b> ERA: 4.07 (1.1)	11.0		39	1	0	0	3	4	0	1	0	0	0	40	57	0.00	0.455				
<b>Don Kirkwood, R</b> ERA: 1.48 (12.1)	2.0	L	8	2	1	0	3	0	0	0	0	0	0	14	14	0.00	1.000				

Texas Rangers @ California Angels  
Anaheim Stadium, Anaheim, CA  
Mon Jun 23 1975, 10:05 PM EDT  
Att. 27,182 - Unknown


AB 42  
R 1  
H 3  
RBI 1  
BB 4  
SO 6  
LOB 18



Batter	1	2	3	4	5	6	7	8	9	10	11	12	13	AB	R	H	RBI	BB	SO	LOB	BOTTOM
<b>Jerry Remy, L</b> OBP: 0.351, SLG: 0.356 (1.4)	CS			6-3	L9			6-3			F7			6	0	2	0	0	0	2	
<b>Dave Collins, S</b> OBP: 0.452, SLG: 0.509 (1.7)	F7			S		K							G6-4-3	5	0	2	0	1	1	3	
<b>Mickey Rivers, L</b> OBP: 0.337, SLG: 0.370 (1.8)	4-3			FC5-2-5		6-3		F8			2B			4	0	0	0	2	0	1	
<b>Leroy Stanton, R</b> OBP: 0.359, SLG: 0.450 (1.9)		6-3		FC5-2-5				CS		F7				5	0	0	0	1	2	4	
<b>Dave Chalk, R</b> OBP: 0.393, SLG: 0.394 (1.5)		F8		5-3										3	2	0	0	0	0	2	
<b>Orlando Ramirez, R</b> OBP: 0.324, SLG: 0.316 (5.6)														3	0	0	0	0	1	1	
<b>Winston Llenas, R</b> OBP: 0.263, SLG: 0.224 (13. PH)														1	0	0	0	0	0	0	
<b>Tommy Harper, R</b> OBP: 0.332, SLG: 0.351 (1.10)		K												5	0	2	0	0	1	0	
<b>John Doherty, L</b> OBP: 0.300, SLG: 0.375 (1.3)				1-4-3				SH1-4						3	0	1	0	1	0	0	
<b>Eliee Rodriguez, R</b> OBP: 0.471, SLG: 0.333 (1.2)				1-3				6-3						5	0	1	0	0	0	3	
<b>Rudy Meoli, L</b> OBP: 0.361, SLG: 0.303 (5.5)				4-3				4-3						5	0	1	0	0	0	3	
<b>Inning Stats</b>	R: 0 E: 0 K: 0 S: 3	H: 1 LOB: 0 BB: 0 P: 3	R: 0 E: 0 K: 1 S: 5	H: 0 LOB: 0 BB: 0 P: 5	R: 0 E: 0 K: 0 S: 3	H: 1 LOB: 2 BB: 1 P: 8	R: 0 E: 0 K: 0 S: 5	H: 1 LOB: 1 BB: 0 P: 4	R: 0 E: 0 K: 0 S: 2	H: 0 LOB: 0 BB: 1 P: 6	R: 0 E: 0 K: 1 S: 6	H: 1 LOB: 2 BB: 1 P: 10	R: 0 E: 0 K: 0 S: 3	H: 0 LOB: 0 BB: 0 P: 3	R: 0 E: 0 K: 0 S: 4	H: 2 LOB: 1 BB: 0 P: 4	1B: 8 2B: 1 3B: 0 HR: 0	SF: 0 SAC: 1 DP: 1 HBP: 0	WIP: 0 PB: 0 SB: 4 CS: 2	PA: 51	
<b>PITCHER</b>	IP	WLS	BF	H	R	ER	SO	BB	IBB	HBP	BLK	WP	HR	S	P	ERA	WHIP				
<b>Steve Hargan, R</b> ERA: 3.36 (1.1)	11.1		45	8	0	0	4	3	2	0	0	0	0	48	68	0.00	0.971				
<b>Jim Umberger, L</b> ERA: 2.86 (12.1)	1.2	W	5	1	0	0	1	0	0	0	0	0	0	7	7	0.00	0.600				

Texas Rangers @ California Angels  
Anaheim Stadium, Anaheim, CA  
Mon Jun 23 1975, 10:05 PM EDT  
Att. 27,182 - Unknown

AB 44  
R 0  
H 9  
RBI 0  
BB 5  
SO 5  
LOB 19






Batter	1	2	3	4	5	6	7	8	9	AB	R	H	RBI	BB	SO	LOB	TOP					
<b>Cesar Tovar, R</b> OBP: 0.292, SLG: 0.292 (1, 8)	0-0 5-3	0-0 WP 1B					0-0 E S 1B		0-0 4-3								5 1 3 0 0 0 0					
<b>Toby Harrah, R</b> OBP: 0.383, SLG: 0.422 (1, 4)	4-0 BB 1B	4-0 BB				0-0 F9		0-0 F7	0-0 1B BB 2B	3	2	1	1	2	0	1	3 2 1 1 2 0 1					
<b>Jim Fregosi, R</b> OBP: 0.333, SLG: 0.375 (9, PH)	4-0 1B BB	0-0 1-3				0-0 E5		4-0 1B BB	0-3 K	2	0	0	0	2	0	3	2 0 0 0 2 0 3					
<b>Jim Spencer, L</b> OBP: 0.324, SLG: 0.467 (9, PH)	1-2 FC1-2-5 BB					1-3				1	0	0	0	0	1	2	1 0 0 0 0 1 2					
<b>Jeff Burroughs, R</b> OBP: 0.297, SLG: 0.426 (1, 9)	0-0 1B 2H		0-0 5-3			0-3 K		0-0 1-2 1B	0-3 K	5	1	2	1	0	2	4	5 1 2 1 0 2 4					
<b>Mike Hargrove, L</b> OBP: 0.431, SLG: 0.490 (1, 7)	0-0 FC1-2-5 1B		0-0 4-3			0-3 K		0-0 F7	4-0 BB 1B BB	4	0	0	0	1	1	6	4 0 0 0 1 1 6					
<b>Tom Grieve, R</b> OBP: 0.301, SLG: 0.491 (1, 10)	0-0 1-2 2H 1B		0-0 5-3					0-0 6-3 2B	0-0 6-3	5	0	3	2	0	0	0	5 0 3 2 0 0 0					
<b>Roy Smalley, S</b> OBP: 0.315, SLG: 0.364 (1, 6)	0-0 F7			0-0 6-3		0-3 K		0-0 F4	0-0 1-2 2-3 3H 1B BB	4	0	0	1	1	1	3	4 0 0 1 1 1 3					
<b>Leo Cardenas, R</b> OBP: 0.323, SLG: 0.327 (9, PH)		0-0 4-3		0-0 F8		0-0 6-3		0-0 F9	0-0 F7	4	0	0	0	0	0	1	4 0 0 0 0 0 1					
<b>Mike Cabbage, L</b> OBP: 0.286, SLG: 0.333 (9, PH)										1	0	0	0	0	0	3	1 0 0 0 0 0 3					
<b>Jim Sundberg, R</b> OBP: 0.292, SLG: 0.311 (1, 2)		0-0 F6		0-0 F4		0-0 1-3		0-0 E3 2B		4	1	0	0	0	0	1	4 1 0 0 0 0 1					
<b>Inning Stats</b>	R: 2 E: 0 K: 0 S: 5	H: 2 LOB: 2 BB: 2 P: 13	R: 0 E: 0 K: 0 S: 4	H: 1 LOB: 2 BB: 1 P: 8	R: 0 E: 0 K: 0 S: 3	H: 0 LOB: 0 BB: 0 P: 3	R: 0 E: 0 K: 0 S: 3	H: 0 LOB: 0 BB: 0 P: 3	R: 0 E: 1 K: 2 S: 9	H: 1 LOB: 2 BB: 0 P: 9	R: 0 E: 0 K: 0 S: 4	H: 1 LOB: 2 BB: 1 P: 8	R: 0 E: 0 K: 0 S: 3	H: 0 LOB: 0 BB: 0 P: 3	R: 3 E: 1 K: 2 S: 11	H: 3 LOB: 3 BB: 2 P: 19	1B: 7 2B: 2 3B: 0 HR: 0	SF: 0 SAC: 0 DP: 0 HBP: 0	WP: 1 PB: 0 SB: 1 CS: 0	PA: 44		
<b>PITCHER</b>	IP WLS BF H R ER SO BB IBB HBP BLK WP HR S P ERA WHIP	IP WLS BF H R ER SO BB IBB HBP BLK WP HR S P ERA WHIP																				
<b>Claude Osteen, L</b> ERA: 4.06 (1, 1)	8.0 W 38	8 5 2 3	4 0 0 0	0 0 0 0	1 0 40 56	2.25 1.500																
<b>Rich Gossage, R</b> ERA: 1.76 (9, 1)	1.0 S 6	1 0 0 2	2 0 0 0	0 0 0 0	0 0 8 16	0.00 3.000																

**Texas Rangers @ Chicago White Sox**  
Comiskey Park, Chicago, IL  
Tue Jun 24 1975, 8:05 PM EDT  
Att: 6,318 - Unknown


AB 38  
R 5  
H 9  
RBI 5  
BB 6  
SO 5  
LOB 24



Batter	1	2	3	4	5	6	7	8	9	AB	R	H	RBI	BB	SO	LOB	BOTTOM					
<b>Pat Kelly, L</b> OBP: 0.356, SLG: 0.403 (1, 9)	0-0 HR 1B		0-0 1B 2B	0-0 4-3		0-0 F9		4-0 F8 BB		3	2	2	0	0	0	0	3 2 2 0 0 0 0					
<b>Bob Coluccio, R</b> OBP: 0.323, SLG: 0.358 (6, PH)						2-3		1-2		1	0	0	0	1	0	2	1 0 0 0 1 0 2					
<b>Jorge Orta, L</b> OBP: 0.348, SLG: 0.419 (1, 4)	0-0 1H HR		0-0 E S 1B			0-0 1-3		0-0 SF8	0-0 F8	4	2	2	4	0	0	2	4 2 2 4 0 0 2					
<b>Carlos May, L</b> OBP: 0.383, SLG: 0.422 (1, 3)	0-0 6-3		0-0 F4			0-0 2B		0-0 F7	0-0 F7	5	1	1	0	0	0	4	5 1 1 0 0 0 4					
<b>Deron Johnson, R</b> OBP: 0.301, SLG: 0.439 (1, 10)	0-0 1-3 2B		0-3 K			0-0 4-3 1B 2B		0-0 F2		4	1	2	1	0	1	1	4 1 2 1 0 1 1					
<b>Ken Henderson, S</b> OBP: 0.347, SLG: 0.360 (1, 8)	0-0 1-3		4-0 1B BB			0-0 4-3		0-0 6-3		3	0	0	0	1	0	2	3 0 0 0 1 0 2					
<b>Bill Melton, R</b> OBP: 0.344, SLG: 0.340 (1, 5)	0-0 F5		0-0 1-3 1B			0-0 1B		0-0 PB 1B		4	0	3	2	0	0	1	4 0 3 2 0 0 1					
<b>Nyls Nyman, L</b> OBP: 0.210, SLG: 0.224 (1, 7)		0-0 L6-3 1B		0-0 6-3		0-0 4-3		0-0 1-3		4	0	1	0	0	0	4	4 0 1 0 0 0 4					
<b>Bucky Dent, R</b> OBP: 0.327, SLG: 0.381 (1, 6)		0-0 L6-3		0-0 5-3		0-0 E5 F9 1B SF8		0-0 6-3		4	1	0	0	0	0	1	4 1 0 0 0 0 1					
<b>Brian Downing, R</b> OBP: 0.360, SLG: 0.340 (1, 2)		0-0 F8		0-0 F8		0-0 S 1B		0-0 F8 BB 1B		4	0	2	0	0	0	0	4 0 2 0 0 0 0					
<b>Inning Stats</b>	R: 2 E: 0 K: 0 S: 6	H: 3 LOB: 1 BB: 0 P: 6	R: 0 E: 0 K: 0 S: 3	H: 1 LOB: 0 BB: 0 P: 3	R: 2 E: 0 K: 1 S: 8	H: 3 LOB: 2 BB: 1 P: 12	R: 0 E: 0 K: 0 S: 3	H: 0 LOB: 0 BB: 0 P: 3	R: 2 E: 1 K: 0 S: 5	H: 3 LOB: 1 BB: 0 P: 5	R: 0 E: 0 K: 0 S: 4	H: 1 LOB: 1 BB: 0 P: 4	R: 0 E: 0 K: 0 S: 4	H: 1 LOB: 2 BB: 1 P: 8	1B: 8 2B: 5 3B: 0 HR: 1	SF: 1 SAC: 0 DP: 1 HBP: 0	WP: 0 PB: 1 SB: 2 CS: 0	PA: 39				
<b>PITCHER</b>	IP WLS BF H R ER SO BB IBB HBP BLK WP HR S P ERA WHIP	IP WLS BF H R ER SO BB IBB HBP BLK WP HR S P ERA WHIP																				
<b>Gaylord Perry, R</b> ERA: 4.38 (1, 1)	5.0 L 25	10 6 6 1	1 0 0 0	1 0 0 0	0 0 13 17	10.80 2.200																
<b>Mike Kekich, L</b> ERA: 4.32 (6, 1)	3.0 S 14	3 1 0 0	1 0 0 0	0 0 0 0	0 0 13 17	0.00 1.333																

**Texas Rangers @ Chicago White Sox**  
Comiskey Park, Chicago, IL  
Tue Jun 24 1975, 8:05 PM EDT  
Att: 6,318 - Unknown

AB 36  
R 7  
H 13  
RBI 7  
BB 2  
SO 1  
LOB 17









Batter	1	2	3	4	5	6	7	8	9	AB	R	H	RBI	BB	SO	LOB	TOP										
Cesar Tovar, R (1, 8) OBP: 0.287, SLG: 0.286	L1			5-3	L9		F9		FC4-6	5	0	0	0	0	0	6											
Jim Fregosi, R (1, 3) OBP: 0.344, SLG: 0.395	5-3						F7		L9	3	0	1	0	0	0	0											
Jim Spencer, L (8, PH) OBP: 0.323, SLG: 0.465				1B						1	0	0	0	0	0	0											
Jeff Burroughs, R (1, 10) OBP: 0.289, SLG: 0.414	F9			K			K		K	4	0	0	0	0	3	1											
Tom Grieve, R (1, 9) OBP: 0.298, SLG: 0.482				F9			5-3		K	4	0	0	0	0	1	1											
Mike Hargrove, L (1, 7) OBP: 0.429, SLG: 0.500	F6						G3			4	2	2	1	0	0	0											
Lenny Randle, S (1, 4) OBP: 0.334, SLG: 0.350									HR	4	1	2	0	0	1	1											
Leo Cardenas, R (1, 5) OBP: 0.338, SLG: 0.333										4	1	2	0	0	1	1											
Mike Cubbage, L (9, PH) OBP: 0.261, SLG: 0.300	CS			6-3	F9				BB	2	0	0	0	1	0	1											
Roy Smalley, S (1, 6) OBP: 0.312, SLG: 0.353									BB	1	0	0	0	0	0	1											
Jim Sundberg, R (1, 2) OBP: 0.296, SLG: 0.316										3	0	1	0	1	1	1											
Roy Howell, L (9, PH) OBP: 0.271, SLG: 0.305				K			2B		F5	4	0	1	0	1	1	1											
Jim Sundberg, R (1, 2) OBP: 0.296, SLG: 0.316										2	0	1	1	1	0	0											
Roy Howell, L (9, PH) OBP: 0.271, SLG: 0.305				5-3						1	0	1	1	0	0	0											
Inning Stats	R: 0 E: 0 K: 0 S: 3	H: 0 LOB: 0 BB: 0 P: 3	R: 0 E: 0 K: 0 S: 3	H: 1 LOB: 0 BB: 0 P: 3	R: 0 E: 0 K: 1 S: 5	H: 0 LOB: 0 BB: 0 P: 5	R: 0 E: 0 K: 1 S: 6	H: 1 LOB: 1 BB: 0 P: 6	R: 1 E: 0 K: 0 S: 6	H: 3 LOB: 2 BB: 0 P: 6	R: 0 E: 0 K: 1 S: 5	H: 0 LOB: 0 BB: 0 P: 5	R: 1 E: 0 K: 1 S: 6	H: 1 LOB: 2 BB: 2 P: 14	R: 0 E: 0 K: 2 S: 7	H: 0 LOB: 0 BB: 0 P: 7	R: 1 E: 0 K: 0 S: 5	H: 2 LOB: 2 BB: 1 P: 9	1B: 6 2B: 1 3B: 0 HR: 1	SF: 0 SAC: 0 DP: 0 HBP: 0	WP: 0 PB: 0 SB: 0 CS: 1	PA: 38					
PITCHER	IP	WLS	BF	H	R	ER	SO	BB	IBB	HBP	BLK	WP	HR	S	P	ERA	WHIP										
Wilbur Wood, L (1, 1) ERA: 5.08	6.1	W	25	6	2	2	4	1	0	0	0	0	1	32	36	2.84	1.105										
Rich Gossage, R (7, 1) ERA: 1.92	2.2	S	12	2	1	1	2	2	0	0	0	0	0	14	22	3.38	1.500										

Texas Rangers @ Chicago White Sox  
Comiskey Park, Chicago, IL  
Thu Jun 26 1975, 4:33 AM EDT  
Att: 7,681 - Unknown

AB 34  
R 3  
H 8  
RBI 3  
BB 3  
SO 6  
LOB 12



Batter	1	2	3	4	5	6	7	8	9	AB	R	H	RBI	BB	SO	LOB	BOTTOM										
Pat Kelly, L (1, 9) OBP: 0.347, SLG: 0.397	3-1									4	0	0	0	0	0	1											
Jorge Orta, L (1, 4) OBP: 0.355, SLG: 0.438	E6									4	3	2	0	0	0	0											
Carlos May, L (1, 3) OBP: 0.386, SLG: 0.423										4	1	2	2	0	0	1											
Deron Johnson, R (1, 10) OBP: 0.307, SLG: 0.440										4	0	2	1	0	2	1											
Lee Richard, R (8, PR) OBP: 0.395, SLG: 0.273	K									0	1	0	0	0	0	0											
Ken Henderson, S (1, 8) OBP: 0.344, SLG: 0.354										4	1	1	0	0	0	2											
Bill Melton, R (1, 5) OBP: 0.337, SLG: 0.345										4	1	1	4	0	0	0											
Nyls Nyman, L (1, 7) OBP: 0.215, SLG: 0.237										1	1	0	0	1	0	0											
Bob Coluccio, R (6, 7) OBP: 0.317, SLG: 0.350										2	0	0	0	0	0	1											
Bucky Dent, R (1, 6) OBP: 0.325, SLG: 0.376										4	0	1	0	0	0	2											
Brian Downing, R (1, 2) OBP: 0.363, SLG: 0.350										3	0	1	1	0	0	1											
Inning Stats	R: 1 E: 1 K: 1 S: 7	H: 1 LOB: 1 BB: 0 P: 7	R: 1 E: 0 K: 0 S: 4	H: 1 LOB: 1 BB: 1 P: 8	R: 1 E: 0 K: 0 S: 4	H: 2 LOB: 0 BB: 0 P: 4	R: 0 E: 0 K: 0 S: 4	H: 1 LOB: 1 BB: 0 P: 4	R: 0 E: 0 K: 0 S: 3	H: 0 LOB: 0 BB: 0 P: 3	R: 0 E: 0 K: 1 S: 5	H: 0 LOB: 0 BB: 0 P: 5	R: 0 E: 0 K: 0 S: 3	H: 0 LOB: 0 BB: 0 P: 3	R: 5 E: 0 K: 0 S: 8	H: 5 LOB: 1 BB: 0 P: 8	1B: 7 2B: 2 3B: 0 HR: 1	SF: 0 SAC: 0 DP: 1 HBP: 0	WP: 0 PB: 0 SB: 2 CS: 0	PA: 35							
PITCHER	IP	WLS	BF	H	R	ER	SO	BB	IBB	HBP	BLK	WP	HR	S	P	ERA	WHIP										
Fergie Jenkins, R (1, 1) ERA: 4.39	8.0	L	35	10	8	7	2	1	0	0	0	0	1	38	42	7.88	1.375										

Texas Rangers @ Chicago White Sox  
Comiskey Park, Chicago, IL  
Thu Jun 26 1975, 4:33 AM EDT  
Att: 7,681 - Unknown

AB 34  
R 8  
H 10  
RBI 8  
BB 1  
SO 2  
LOB 9





Batter	1	2	3	4	5	6	7	8	9	AB	R	H	RBI	BB	SO	LOB	TOP			
<b>Lyman Bostock, L</b> (1, 7) OBP: 0.293, SLG: 0.194	G3		4-3		6-3		3-1			4	0	0	0	0	0	1				
<b>Rod Carew, L</b> (1, 4) OBP: 0.438, SLG: 0.530	4-3		1B		F8			F7		4	0	1	0	0	0	0				
<b>Eric Soderholm, R</b> (1, 5) OBP: 0.368, SLG: 0.369	BB		6-3		K			6-3		3	0	0	0	1	1	1				
<b>Steve Braun, L</b> (1, 10) OBP: 0.377, SLG: 0.452	K			5-3		1B		K		4	0	1	0	0	2	1				
<b>Steve Brye, R</b> (1, 9) OBP: 0.326, SLG: 0.443		1B FC3-2 2B		F8		P4		F7		4	0	1	0	0	0	1				
<b>Danny Thomson, R</b> (1, 6) OBP: 0.326, SLG: 0.350		FC3-2 1B			2B			4-3		4	0	2	0	0	0	1				
<b>Tom Kelly, L</b> (1, 3) OBP: 0.258, SLG: 0.257		FC3-2 G6-4-3 1-2 3-H			BB			K		3	0	0	0	1	1	2				
<b>Dan Ford, R</b> (1, 8) OBP: 0.309, SLG: 0.447		G6-4-3 1-2		F7		4-3 2B				3	0	1	0	0	0	4				
<b>Glenn Borgmann, R</b> (1, 2) OBP: 0.296, SLG: 0.260			6-3		F8					2	0	0	0	0	0	0				
<b>Tony Oliva, L</b> (7, PH) OBP: 0.353, SLG: 0.354						4-3				1	0	0	0	0	0	1				
<b>Phil Roof, R</b> (7, 2) OBP: 0.200, SLG: 0.077						2-3				0	0	0	0	0	0	0				
<b>Inning Stats</b>	R: 0 E: 0 K: 1 S: 5	H: 0 LOB: 1 BB: 1 P: 9	R: 0 E: 0 K: 0 S: 4	H: 2 LOB: 1 BB: 0 P: 4	R: 0 E: 0 K: 0 S: 4	H: 1 LOB: 1 BB: 0 P: 4	R: 0 E: 0 K: 0 S: 4	H: 1 LOB: 2 BB: 1 P: 8	R: 0 E: 0 K: 1 S: 6	H: 0 LOB: 0 BB: 0 P: 3	R: 0 E: 0 K: 0 S: 4	H: 1 LOB: 1 BB: 0 P: 4	R: 0 E: 0 K: 1 S: 5	H: 0 LOB: 0 BB: 0 P: 5	R: 0 E: 0 K: 1 S: 5	H: 0 LOB: 0 BB: 0 P: 5	1B: 3 2B: 3 3B: 0 HR: 0	SF: 0 SAC: 0 DP: 1 HBP: 0	WP: 0 PB: 0 CS: 0	PA: 34
<b>PITCHER</b> <b>Steve Hargan, R</b> (1, 1) ERA: 3.04	IP: 9.0 WLS: W BF: 34 H: 6 R: 0 ER: 0 SO: 4 BB: 2 IBB: 0 HBP: 0 BLK: 0 WP: 0 HR: 0 S: 40 P: 48 ERA: 0.00 WHIP: 0.889																			

Minnesota Twins @ Texas Rangers  
Arlington Stadium, Arlington, TX  
Fri Jun 27 1975, 8:05 PM EDT  
Unknown - 85 F

AB 32  
R 0  
H 6  
RBI 0  
BB 2  
SO 4  
LOB 12



Batter	1	2	3	4	5	6	7	8	9	AB	R	H	RBI	BB	SO	LOB	BOTTOM	
<b>Cesar Tovar, R</b> (1, 8) OBP: 0.290, SLG: 0.297	HR		BB BB BB BB BB BB BB BB BB BB	BB BB BB BB BB BB BB BB BB BB		K		5-3		3	1	1	1	1	1	0		
<b>Mike Cabbage, L</b> (1, 4) OBP: 0.299, SLG: 0.261	K		G3		F9					3	0	0	0	1	1	1		
<b>Mike Hargrove, L</b> (1, 7) OBP: 0.326, SLG: 0.493	4-3				K			BB		3	0	0	0	1	2	1		
<b>Jim Spencer, L</b> (1, 3) OBP: 0.317, SLG: 0.457	G3				F3			K		3	0	0	0	0	1	1		
<b>Lenny Randle, S</b> (1, 5) OBP: 0.331, SLG: 0.346		E3 CS			F9			3-1		3	0	0	0	0	0	0		
<b>Tom Grieve, R</b> (1, 9) OBP: 0.306, SLG: 0.513		6-3 1-2			FC3-6 1B			HR		3	1	2	1	0	0	1		
<b>Roy Howell, L</b> (1, 10) OBP: 0.266, SLG: 0.298		K			K			K		3	0	0	0	0	3	1		
<b>Roy Smalley, S</b> (1, 6) OBP: 0.306, SLG: 0.345			K		FC3-6 FC6-4 1-2			K		3	0	0	0	0	2	1		
<b>Jim Sundberg, R</b> (1, 2) OBP: 0.292, SLG: 0.312			2-3		FC6-4 1-2			F9		3	0	0	0	0	0	1		
<b>Inning Stats</b>	R: 1 E: 0 K: 1 S: 6	H: 1 LOB: 0 BB: 0 P: 6	R: 0 E: 1 K: 1 S: 5	H: 0 LOB: 0 BB: 0 P: 5	R: 0 E: 0 K: 1 S: 5	H: 0 LOB: 1 BB: 1 P: 9	R: 0 E: 0 K: 1 S: 5	H: 0 LOB: 0 BB: 0 P: 5	R: 0 E: 0 K: 2 S: 7	H: 1 LOB: 1 BB: 1 P: 11	R: 1 E: 0 K: 2 S: 8	H: 1 LOB: 0 BB: 0 P: 8	R: 0 E: 0 K: 1 S: 5	H: 0 LOB: 1 BB: 1 P: 9	1B: 1 2B: 0 3B: 0 HR: 2	SF: 0 SAC: 0 DP: 0 HBP: 0	WP: 0 PB: 0 CS: 1	PA: 30
<b>PITCHER</b> <b>Bert Blyleven, R</b> (1, 1) ERA: 3.64	IP: 8.0 WLS: L BF: 30 H: 3 R: 2 ER: 2 SO: 10 BB: 3 IBB: 0 HBP: 0 BLK: 0 WP: 0 HR: 2 S: 47 P: 59 ERA: 2.25 WHIP: 0.750																	

Minnesota Twins @ Texas Rangers  
Arlington Stadium, Arlington, TX  
Fri Jun 27 1975, 8:05 PM EDT  
Unknown - 85 F

AB 27  
R 2  
H 3  
RBI 2  
BB 3  
SO 10  
LOB 7





Batter	1	2	3	4	5	6	7	8	9	AB	R	H	RBI	BB	SO	LOB	TOP					
<b>Lyman Bostock, L</b> OBP: 0.304, SLG: 0.268 (1, 7)										5	2	2	1	0	0	1	<b>Minnesota Twins @ Texas Rangers</b> Arlington Stadium, Arlington, TX Fri Jun 27 1975, 8:05 PM EDT Att: 20,601 - Unknown					
<b>Rod Carew, L</b> OBP: 0.435, SLG: 0.524 (1, 4)										3	1	0	1	1	0	2						
<b>Steve Brye, R</b> OBP: 0.328, SLG: 0.439 (1, 9)										4	1	1	0	1	2	1						
<b>Steve Braun, L</b> OBP: 0.381, SLG: 0.449 <b>Eric Soderholm, R</b> (7, PH) OBP: 0.309, SLG: 0.368 (1, 10)										1	1	0	0	2	0	0						
<b>Dan Ford, R</b> OBP: 0.326, SLG: 0.457 (1, 8)										4	0	3	3	1	0	1						
<b>Jerry Terrell, R</b> OBP: 0.340, SLG: 0.365 (1, 5)										4	1	3	2	0	0	2						
<b>Danny Thompson, R</b> OBP: 0.252, SLG: 0.250 <b>Danny Walton, R</b> (8, PH) OBP: 0.241, SLG: 0.294 (8, 3)										3	0	0	0	0	1	2						
<b>Glenn Borgmann, R</b> OBP: 0.300, SLG: 0.272 (1, 2)										3	1	1	0	1	1	0						
<b>Inning Stats</b>	R: 1 E: 1 K: 1 S: 6	H: 1 LOB: 0 BB: 0 P: 6	R: 0 E: 0 K: 2 S: 8	H: 2 LOB: 2 BB: 0 P: 8	R: 2 E: 0 K: 1 S: 8	H: 3 LOB: 2 BB: 1 P: 12	R: 0 E: 0 K: 1 S: 5	H: 0 LOB: 0 BB: 0 P: 5	R: 0 E: 0 K: 0 S: 3	H: 0 LOB: 0 BB: 1 P: 3	R: 2 E: 0 K: 0 S: 4	H: 1 LOB: 0 BB: 1 P: 8	R: 0 E: 0 K: 1 S: 5	H: 0 LOB: 2 BB: 2 P: 13	R: 0 E: 0 K: 0 S: 3	H: 0 LOB: 1 BB: 1 P: 7		R: 3 E: 0 K: 0 S: 6	H: 3 LOB: 2 BB: 2 P: 14	1B: 7 2B: 3 3B: 1 HR: 0	SF: 1 SAC: 1 DP: 1 HBP: 0	WP: 1 PA: 43 CS: 1
<b>PITCHER</b>	IP WLS BF H R ER SO BB IBB HBP BLK WP HR S P ERA WHIP																					
<b>Bill Hands, R</b> ERA: 2.93 (1, 1)	6.0	L 26	7	5	4	5	1	1	0	0	1	0	34	42	6.00	1.333						
<b>Jim Umberger, L</b> ERA: 3.23 (7, 1)	2.2	L 16	3	3	3	1	4	1	0	0	0	0	13	33	10.12	2.625						
<b>Stan Thomas, R</b> ERA: 2.57 (9, 1)	0.1	1	0	0	0	0	0	0	0	0	0	0	1	1	0.00	0.000						

Batter	1	2	3	4	5	6	7	8	9	AB	R	H	RBI	BB	SO	LOB	BOTTOM				
<b>Cesar Tovar, R</b> OBP: 0.289, SLG: 0.300 (1, 8)										4	1	1	0	0	0	3	<b>Minnesota Twins @ Texas Rangers</b> Arlington Stadium, Arlington, TX Fri Jun 27 1975, 8:05 PM EDT Att: 20,601 - Unknown				
<b>Mike Cabbage, L</b> OBP: 0.258, SLG: 0.259 (1, 4)										4	0	1	1	0	0	2					
<b>Mike Hargrove, L</b> OBP: 0.324, SLG: 0.489 (1, 7)										4	0	1	1	0	1	1					
<b>Jim Spencer, L</b> OBP: 0.319, SLG: 0.457 (6, PH) <b>Jim Fregosi, R</b> (7, 3)										2	0	1	0	0	0	1					
<b>Lenny Randle, S</b> OBP: 0.327, SLG: 0.342 (1, 5)										4	0	0	0	0	3	2					
<b>Tom Grieve, R</b> OBP: 0.305, SLG: 0.504 (1, 9)										4	1	1	0	0	0	1					
<b>Roy Howell, L</b> OBP: 0.272, SLG: 0.319 (1, 10)										4	2	2	1	0	1	0					
<b>Roy Smalley, S</b> OBP: 0.306, SLG: 0.345 (1, 6)										3	1	1	1	0	1	0					
<b>Jim Sundberg, R</b> OBP: 0.293, SLG: 0.312 (1, 2)										3	0	1	0	0	1	1					
<b>Inning Stats</b>	R: 0 E: 0 K: 1 S: 5	H: 0 LOB: 0 BB: 0 P: 5	R: 0 E: 0 K: 1 S: 5	H: 1 LOB: 0 BB: 0 P: 5	R: 0 E: 0 K: 2 S: 7	H: 0 LOB: 0 BB: 0 P: 7	R: 1 E: 0 K: 0 S: 5	H: 2 LOB: 1 BB: 0 P: 5	R: 3 E: 0 K: 0 S: 7	H: 5 LOB: 1 BB: 0 P: 7	R: 0 E: 0 K: 1 S: 5	H: 0 LOB: 0 BB: 0 P: 5	R: 1 E: 1 K: 0 S: 5	H: 1 LOB: 1 BB: 0 P: 5	R: 0 E: 0 K: 2 S: 7	H: 0 LOB: 0 BB: 0 P: 7		R: 0 E: 0 K: 1 S: 5	H: 0 LOB: 0 BB: 0 P: 5	1B: 6 2B: 3 3B: 0 HR: 0	SF: 0 SAC: 1 DP: 2 HBP: 0
<b>PITCHER</b>	IP WLS BF H R ER SO BB IBB HBP BLK WP HR S P ERA WHIP																				
<b>Dave Goltz, R</b> ERA: 3.47 (5, 1)	4.1	W 15	1	1	0	4	0	0	0	0	0	0	23	23	0.00	0.231					

AB	34
R	8
H	10
RBI	7
BB	7
SO	6
LOB	18



AB	34
R	5
H	9
RBI	4
BB	0
SO	8
LOB	11





Batter	1	2	3	4	5	6	7	8	9	AB	R	H	RBI	BB	SO	LOB	TOP					
<b>Lyman Bostock, L</b> OBP: 0.294, SLG: 0.304 (1, 7)	G3		L4	F8			2B	K		5	1	1	0	0	1	3						
<b>Rod Carew, L</b> OBP: 0.434, SLG: 0.525 (1, 4)	F7		K				1B	K		5	1	2	1	0	2	0						
<b>Steve Brye, R</b> OBP: 0.335, SLG: 0.434 (1, 9)	BB			BB	K		1B	K		2	2	0	0	3	2	1						
<b>Steve Braun, L</b> OBP: 0.391, SLG: 0.464 (1, 10)	4-3			BB			BB	BB		3	1	2	0	2	0	1						
<b>Dan Ford, R</b> OBP: 0.336, SLG: 0.470 (1, 8)				BB			BB	BB		3	1	2	0	2	0	1						
<b>Jerry Terrell, R</b> OBP: 0.333, SLG: 0.357 (1, 5)	F8			BB			BB	BB		4	0	1	1	0	0	3						
<b>Danny Thompson, R</b> OBP: 0.312, SLG: 0.333 (1, 6)	6-3			BB			BB	BB		4	0	0	0	0	0	4						
<b>Luis Gomez, R</b> OBP: 0.217, SLG: 0.143 (9, 6)	1-2			BB			BB	BB		0	0	0	0	0	0	0						
<b>Tom Kelly, L</b> OBP: 0.259, SLG: 0.252 (1, 3)	F7			BB			BB	BB		3	0	1	0	1	0	1						
<b>Glenn Borgmann, R</b> OBP: 0.294, SLG: 0.266 (1, 2)			F8	P6			F7	5-3		4	0	0	0	0	0	4						
<b>Inning Stats</b>	R: 0 E: 0 K: 0 S: 3	H: 0 LOB: 1 BB: 1 P: 7	R: 0 E: 0 K: 0 S: 4	H: 1 LOB: 1 BB: 0 P: 4	R: 0 E: 0 K: 1 S: 5	H: 0 LOB: 0 BB: 0 P: 5	R: 2 E: 0 K: 0 S: 5	H: 2 LOB: 3 BB: 3 P: 17	R: 0 E: 0 K: 1 S: 6	H: 2 LOB: 1 BB: 0 P: 6	R: 0 E: 0 K: 0 S: 4	H: 1 LOB: 1 BB: 0 P: 4	R: 3 E: 0 K: 0 S: 6	H: 4 LOB: 1 BB: 1 P: 10	R: 0 E: 0 K: 3 S: 5	H: 0 LOB: 0 BB: 1 P: 5	R: 0 E: 0 K: 3 S: 9	H: 0 LOB: 1 BB: 1 P: 13	1B: 6 2B: 2 3B: 2 HR: 0	SF: 0 SAC: 0 DP: 1 HBP: 0	WP: 0 PB: 0 CS: 1	PA: 41
<b>PITCHER</b>	IP	WLS	BF	H	R	ER	SO	BB	IBB	HBP	BLK	WP	HR	S	P	ERA	WHIP					
<b>Gaylord Perry, R</b> ERA: 4.51 (1, 1)	6.0	L	32	10	5	5	2	5	0	0	0	0	0	31	51	7.50	2.500					
<b>Stan Thomas, R</b> ERA: 2.37 (7, 1)	3.0		9	0	0	0	4	1	0	0	0	0	0	16	20	0.00	0.333					

Minnesota Twins @ Texas Rangers  
Arlington Stadium, Arlington, TX  
Sat Jun 28 1975, 8:05 PM EDT  
Att: 18,191 - Unknown - 86 F

AB	35
R	5
H	10
RBI	4
BB	6
SO	6
LOB	19



Batter	1	2	3	4	5	6	7	8	9	AB	R	H	RBI	BB	SO	LOB	BOTTOM					
<b>Cesar Tovar, R</b> OBP: 0.292, SLG: 0.303 (1, 10)	5-3		FC5-4		1B		G4-6-3			4	1	2	0	0	0	1						
<b>Mike Cabbage, L</b> OBP: 0.237, SLG: 0.258 (1, 4)	K		G6-3		1B		G4-6-3			4	0	1	0	0	1	2						
<b>Mike Hargrove, L</b> OBP: 0.321, SLG: 0.484 (1, 7)	G3			G3	1B		G3-6-3			4	0	1	1	0	0	0						
<b>Jim Spencer, L</b> OBP: 0.318, SLG: 0.453 (1, 3)		4-3		BB	1B		G3-6-3			4	1	1	0	0	0	2						
<b>Lenny Randle, S</b> OBP: 0.326, SLG: 0.340 (1, 8)		L1		BB	1B		K			4	1	1	0	0	1	0						
<b>Tom Grievs, R</b> OBP: 0.303, SLG: 0.492 (1, 9)		WP		F7			F9			3	0	0	0	1	0	2						
<b>Roy Howell, L</b> OBP: 0.285, SLG: 0.316 (1, 5)		BB		BB	1B		BB			1	0	0	0	3	0	0						
<b>Roy Smalley, S</b> OBP: 0.305, SLG: 0.342 (1, 6)		BB		F8	E1		F8			4	0	1	2	0	0	3						
<b>Jim Sundberg, R</b> OBP: 0.294, SLG: 0.314 (1, 2)										2	0	1	0	0	1	0						
<b>Ron Pruitt, R</b> (6, 2)			FC5-4		K		5-3			1	0	0	0	0	0	0						
<b>Inning Stats</b>	R: 0 E: 0 K: 1 S: 5	H: 0 LOB: 0 BB: 0 P: 5	R: 0 E: 0 K: 0 S: 3	H: 0 LOB: 2 BB: 2 P: 11	R: 0 E: 0 K: 0 S: 3	H: 1 LOB: 0 BB: 0 P: 3	R: 2 E: 1 K: 0 S: 5	H: 3 LOB: 2 BB: 1 P: 9	R: 1 E: 0 K: 1 S: 7	H: 3 LOB: 1 BB: 0 P: 7	R: 0 E: 0 K: 1 S: 5	H: 0 LOB: 1 BB: 1 P: 9	R: 0 E: 0 K: 0 S: 3	H: 1 LOB: 0 BB: 0 P: 3	R: 0 E: 0 K: 0 S: 3	H: 0 LOB: 0 BB: 0 P: 3	R: 0 E: 0 K: 0 S: 3	H: 0 LOB: 0 BB: 0 P: 3	1B: 8 2B: 0 3B: 0 HR: 0	SF: 0 SAC: 0 DP: 3 HBP: 0	WP: 1 PB: 0 CS: 0	PA: 35
<b>PITCHER</b>	IP	WLS	BF	H	R	ER	SO	BB	IBB	HBP	BLK	WP	HR	S	P	ERA	WHIP					
<b>Jim Hughes, R</b> ERA: 3.87 (1, 1)	9.0	W	35	8	3	3	3	4	0	0	0	1	0	37	53	3.00	1.333					

Minnesota Twins @ Texas Rangers  
Arlington Stadium, Arlington, TX  
Sat Jun 28 1975, 8:05 PM EDT  
Att: 18,191 - Unknown - 86 F

AB	31
R	3
H	8
RBI	3
BB	4
SO	3
LOB	10





Batter	1	2	3	4	5	6	7	8	9	AB	R	H	RBI	BB	SO	LOB	TOP	
<b>Lyman Bostock, L</b> OBP: 0.286, SLG: 0.294 (1, 7)	0-0 6-3		0-0 3-1			0-0 FC5-4 1B	0-0 G3-6		0-0 4-3	5	0	1	1	0	0	1		
<b>Rod Carew, L</b> OBP: 0.428, SLG: 0.517 (1, 4)	0-0 6-3			0-0 4-3		0-0 P6	0-3 K			4	0	0	0	0	1	2		
<b>Steve Brye, R</b> OBP: 0.328, SLG: 0.424 (1, 9)	0-0 L3			0-0 5-3		0-0 FC5-4 1B E		0-3 K		4	1	0	0	0	1	2		
<b>Steve Braun, L</b> OBP: 0.389, SLG: 0.459 (1, 10)		0-0 L9		0-0 G3		0-0 E 1B HR		0-0 G3		4	1	1	1	0	0	0		
<b>Dan Ford, R</b> OBP: 0.340, SLG: 0.467 (1, 8)		0-0 6-3			0-0 P4	0-0 E 1B HR		4-0 1B BB		3	1	1	0	1	0	0		
<b>Jerry Terrell, R</b> OBP: 0.344, SLG: 0.367 (1, 5) (8, 6)		0-0 S 1B			0-0 5-3	0-0 E6 HR		0-0 FC6-4 1B		4	1	2	0	0	0	2		
<b>Danny Thompson, R</b> OBP: 0.308, SLG: 0.330 (1, 6)		0-0 4-3			0-0 F9	0-0 HR		0-0 FC6-4		2	0	0	0	0	0	1		
<b>Tony Oliva, L</b> OBP: 0.356, SLG: 0.375 (6, PH)										1	1	1	4	0	0	0		
<b>Luis Gomez, R</b> OBP: 0.217, SLG: 0.143 (8, PH)										0	0	0	0	0	0	0		
<b>Danny Walton, R</b> OBP: 0.236, SLG: 0.288 (8, 3)										1	0	0	0	0	0	2		
<b>Tom Kelly, L</b> OBP: 0.261, SLG: 0.248 (1, 3)				0-0 G3					0-3 K	2	1	0	0	1	0	0		
<b>Eric Soderholm, R</b> OBP: 0.397, SLG: 0.366 (8, 5)									0-3 K	1	0	0	0	0	1	0		
<b>Glenn Borgmann, R</b> OBP: 0.298, SLG: 0.267 (1, 2)				0-0 P4		0-0 FC5-4 1B 1B		4-0 G3-6 BB		3	1	1	0	1	1	0		
<b>Inning Stats</b>	R: 0 E: 0 K: 0 S: 3	H: 0 LOB: 0 BB: 0 P: 3	R: 0 E: 0 K: 0 S: 4	H: 1 LOB: 1 BB: 0 P: 4	R: 0 E: 0 K: 0 S: 3	H: 0 LOB: 0 BB: 0 P: 3	R: 0 E: 0 K: 0 S: 3	H: 0 LOB: 0 BB: 0 P: 3	R: 0 E: 0 K: 1 S: 4	H: 1 LOB: 2 BB: 1 P: 10	R: 0 E: 0 K: 2 S: 7	H: 0 LOB: 0 BB: 0 P: 7	1B: 6 2B: 0 3B: 0 HR: 1	SF: 0 SAC: 0 DP: 1 HBP: 0	WP: 0 PB: 0 SB: 1 CS: 0	PA: 37		
<b>PITCHER</b>	IP	WLS	BF	H	R	ER	SO	BB	IBB	HBP	BLK	WP	HR	S	P	ERA	WHIP	
<b>Mike Bacsik, R</b> ERA: 2.78 (1, 1)	5.2	W	24	5	6	3	0	1	0	0	0	0	0	23	27	4.76	1.059	
<b>Jim Umbarger, L</b> ERA: 3.39 (6, 1)	0.1		3	1	1	0	0	1	0	0	0	0	1	2	6	0.00	6.000	
<b>Mike Kekich, L</b> ERA: 3.18 (7, 1)	3.0	S	10	1	0	0	4	1	0	0	0	0	0	17	21	0.00	0.667	

Minnesota Twins @ Texas Rangers  
Arlington Stadium, Arlington, TX  
Sun Jun 29 1975, 8:05 PM EDT  
Att. 9,052 - Unknown - 92 F

AB 34  
R 7  
H 7  
RBI 6  
BB 3  
SO 4  
LOB 10



Batter	1	2	3	4	5	6	7	8	9	AB	R	H	RBI	BB	SO	LOB	BOTTOM	
<b>Cesar Tovar, R</b> OBP: 0.300, SLG: 0.313 (1, 10)	4-0 G3-6 BB		0-0 2B	0-0 HR 1B		0-0 FC4-1 1B		0-0 L9		4	2	3	1	1	0	0		
<b>Mike Cabbage, L</b> OBP: 0.275, SLG: 0.361 (1, 4)	0-0 G3-6		0-0 G3	0-0 HR		0-0 F7		0-0 G4-6-3 1B		5	1	2	3	0	0	3		
<b>Mike Hargrove, L</b> OBP: 0.324, SLG: 0.485 (1, 7)	0-0 3-1			0-0 1B		0-0 FC4-1 1B		0-0 G4-6-3		4	1	2	0	1	0	1		
<b>Jim Spencer, L</b> OBP: 0.317, SLG: 0.448 (1, 3)		0-3 K		0-0 1B		0-0 FC4-1		0-0 FC4-1		4	1	1	1	0	1	2		
<b>Lenny Randle, S</b> OBP: 0.328, SLG: 0.342 (1, 8)		0-0 5-3		0-0 1B		0-0 4-3				4	1	2	1	0	0	1		
<b>Tom Grieve, R</b> OBP: 0.304, SLG: 0.488 (1, 9)		0-0 1B		0-0 1B		0-0 5-3				3	0	1	0	0	0	2		
<b>Roy Howell, L</b> OBP: 0.279, SLG: 0.309 (1, 5)				0-0 E3 1B		0-0 P5		0-0 E4		3	1	0	0	0	0	3		
<b>Leo Cardenas, R</b> OBP: 0.333, SLG: 0.328 (7, PH) (8, 5)				0-0 E3 1B		0-0 P5		0-0 E4		1	0	0	0	0	0	0		
<b>Roy Smalley, S</b> OBP: 0.304, SLG: 0.340 (1, 6)				0-0 G3		0-0 K		0-0 F9		4	1	1	2	0	1	1		
<b>Jim Sundberg, R</b> OBP: 0.298, SLG: 0.317 (1, 2)				0-0 CS 1B		0-0 6-3		0-0 5-3		4	1	2	1	0	0	1		
<b>Inning Stats</b>	R: 0 E: 0 K: 0 S: 2	H: 0 LOB: 1 BB: 1 P: 6	R: 0 E: 0 K: 1 S: 6	H: 1 LOB: 1 BB: 0 P: 6	R: 0 E: 0 K: 0 S: 4	H: 2 LOB: 1 BB: 0 P: 4	R: 0 E: 0 K: 1 S: 5	H: 0 LOB: 0 BB: 0 P: 5	R: 0 E: 1 K: 0 S: 4	H: 1 LOB: 1 BB: 0 P: 4	R: 0 E: 0 K: 0 S: 3	H: 1 LOB: 0 BB: 0 P: 3	1B: 12 2B: 1 3B: 0 HR: 1	SF: 0 SAC: 1 DP: 2 HBP: 0	WP: 0 PB: 0 SB: 0 CS: 1	PA: 39		
<b>PITCHER</b>	IP	WLS	BF	H	R	ER	SO	BB	IBB	HBP	BLK	WP	HR	S	P	ERA	WHIP	
<b>Bill Campbell, R</b> ERA: 4.55 (1, 1)	3.1	L	18	8	6	5	1	1	0	0	0	0	0	19	23	13.50	2.700	
<b>Bill Butler, L</b> ERA: 7.34 (4, 1)	1.2		10	4	3	3	1	1	0	0	0	0	1	11	15	16.20	3.000	
<b>Tom Burgmeier, L</b> ERA: 2.67 (6, 1)	3.0		11	2	0	0	0	0	0	0	0	0	0	11	11	0.00	0.667	

Minnesota Twins @ Texas Rangers  
Arlington Stadium, Arlington, TX  
Sun Jun 29 1975, 8:05 PM EDT  
Att. 9,052 - Unknown - 92 F

AB 36  
R 9  
H 14  
RBI 9  
BB 2  
SO 2  
LOB 14





Batter	1	2	3	4	5	6	7	8	9	AB	R	H	RBI	BB	SO	LOB	TOP									
Jim Wohlford, R OBP: 0.355, SLG: 0.335	F2		1B			P6		K		4	0	1	0	0	1	1										
George Brett, L OBP: 0.331, SLG: 0.405	F9		K			F8		F7		4	0	0	0	0	1	2										
Hal McRae, R OBP: 0.367, SLG: 0.428	1B			5-3		5-3			K	4	0	1	0	0	1	0										
John Mayberry, L OBP: 0.374, SLG: 0.439	K			HR					HR	4	3	3	3	0	1	1										
Harmon Killebrew, R OBP: 0.324, SLG: 0.418		5-3		K		F8		HR	HR	4	1	1	1	0	1	0										
Vada Pinson, L OBP: 0.281, SLG: 0.383	K			F8			G6-4-3	F8	HR	4	0	1	0	0	1	0										
Cookie Rojas, R OBP: 0.308, SLG: 0.321 Rodney Scott, S (9, PR)	5-3				6-3		G6-4-3	1B	BB	3	0	0	0	1	0	1										
Fran Healy, R OBP: 0.291, SLG: 0.336				5-3		F8		5-3	1B	4	0	1	0	0	0	0										
Freddie Patek, R OBP: 0.302, SLG: 0.284 Tony Solaita, L (9, PH)			B1-3						K	2	0	1	0	1	0	0										
										1	0	0	0	0	1	2										
<b>Inning Stats</b>	R: 0 E: 0 K: 1 S: 6	H: 1 LOB: 1 BB: 0 P: 6	R: 0 E: 0 K: 1 S: 5	H: 0 LOB: 2 BB: 0 P: 5	R: 0 E: 0 K: 1 S: 6	H: 1 LOB: 1 BB: 0 P: 6	R: 1 E: 0 K: 1 S: 6	H: 1 LOB: 0 BB: 0 P: 6	R: 0 E: 0 K: 0 S: 3	H: 1 LOB: 1 BB: 0 P: 3	R: 0 E: 0 K: 0 S: 3	H: 0 LOB: 0 BB: 0 P: 3	R: 1 E: 0 K: 0 S: 4	H: 2 LOB: 0 BB: 0 P: 4	R: 0 E: 0 K: 1 S: 5	H: 0 LOB: 1 BB: 1 P: 9	R: 2 E: 0 K: 2 S: 10	H: 3 LOB: 2 BB: 1 P: 14	1B: 5 2B: 0 3B: 0 HR: 4	SF: 0 SAC: 0 DP: 1 HBP: 0	WP: 0 PB: 0 SB: 1 CS: 0	PA: 36				
<b>PITCHER</b>	IP	WLS	BF	H	R	ER	SO	BB	IBB	HBP	BLK	WP	HR	S	P	ERA	WHIP									
Fergie Jenkins, R ERA: 4.38	(1, 1)	8.2	W	35	9	4	4	6	2	0	0	0	0	4	45	53	4.15	1.269								
Stan Thomas, R ERA: 2.35	(9, 1)	0.1	S	1	0	0	0	1	0	0	0	0	0	3	3	0.00	0.000									

Kansas City Royals @ Texas Rangers  
Arlington Stadium, Arlington, TX  
Tue Jul 01 1975, 8:05 PM EDT  
Att: 12,714 - Unknown

AB 34  
R 4  
H 9  
RBI 4  
BB 2  
SO 7  
LOB 7



Batter	1	2	3	4	5	6	7	8	9	AB	R	H	RBI	BB	SO	LOB	BOTTOM								
Cesar Tovar, R OBP: 0.302, SLG: 0.317	G3 1B 2B	1-2 2-H 1B		FC6-4		FC3	F8			5	1	2	1	0	0	5									
Mike Cabbage, L OBP: 0.297, SLG: 0.415	G3	F9			HR	F1		F5		5	1	1	1	0	0	5									
Mike Hargrove, L OBP: 0.328, SLG: 0.491	5-3 1B				HR	E1		F5		5	1	3	1	0	0	1									
Jeff Burroughs, R OBP: 0.294, SLG: 0.413	5-3				2B	F9		1B	BB	3	0	1	0	2	0	3									
Jim Spencer, L OBP: 0.314, SLG: 0.441	P3				BB	G4-6-3		F9		5	0	1	0	0	0	5									
Lenny Randle, S OBP: 0.326, SLG: 0.340		F5		G6-4-3				F7		5	0	1	1	0	0	4									
Roy Smalley, S OBP: 0.302, SLG: 0.333		4-3			G3	4-3		BB	BB	3	0	0	0	1	0	1									
Roy Howell, L OBP: 0.280, SLG: 0.305 Toby Harrah, R OBP: 0.365, SLG: 0.422		1B BB			F9			F5		2	1	0	0	1	0	0									
Jim Sundberg, R OBP: 0.309, SLG: 0.326		1B			FC6-4	1B		BB		3	1	3	0	1	0	0									
<b>Inning Stats</b>	R: 1 E: 0 K: 0 S: 5	H: 2 LOB: 1 BB: 0 P: 5	R: 1 E: 0 K: 0 S: 5	H: 2 LOB: 2 BB: 1 P: 9	R: 0 E: 0 K: 0 S: 4	H: 2 LOB: 1 BB: 0 P: 4	R: 0 E: 0 K: 0 S: 4	H: 1 LOB: 1 BB: 0 P: 4	R: 2 E: 0 K: 0 S: 5	H: 3 LOB: 1 BB: 1 P: 9	R: 1 E: 2 K: 0 S: 6	H: 1 LOB: 2 BB: 0 P: 6	R: 0 E: 0 K: 0 S: 3	H: 0 LOB: 3 BB: 3 P: 15	R: 0 E: 0 K: 0 S: 4	H: 1 LOB: 2 BB: 1 P: 8	1B: 9 2B: 2 3B: 0 HR: 1	SF: 0 SAC: 0 DP: 2 HBP: 0	WP: 0 PB: 0 SB: 0 CS: 0	PA: 42					
<b>PITCHER</b>	IP	WLS	BF	H	R	ER	SO	BB	IBB	HBP	BLK	WP	HR	S	P	ERA	WHIP								
Steve Busby, R ERA: 2.57	(1, 1)	5.1	L	28	11	5	4	0	0	0	0	0	1	26	34	6.75	2.438								
Steve Mingo, L ERA: 2.51	(6, 1)	1.1		8	0	0	0	0	3	0	0	0	0	5	17	0.00	2.250								
Lindy McDaniel, R ERA: 3.89	(7, 1)	1.1		6	1	0	0	0	1	0	0	0	0	5	9	0.00	1.500								

Kansas City Royals @ Texas Rangers  
Arlington Stadium, Arlington, TX  
Tue Jul 01 1975, 8:05 PM EDT  
Att: 12,714 - Unknown

AB 36  
R 5  
H 12  
RBI 4  
BB 6  
SO 0  
LOB 24













Batter	1	2	3	4	5	6	7	8	9	AB	R	H	RBI	BB	SO	LOB	TOP			
Cesar Tovar R OBP: 0.298, SLG: 0.313 (1, 10)	0-0 6-3		0-0 G1-4-3			0-0 L8		0-0 6-3		4	0	0	0	0	0	1				
Toby Harrah R OBP: 0.378, SLG: 0.424 (1, 5)	0-0 5-3		0-0 2B			0-3 K			0-0 4-3	4	0	1	0	0	1	0				
Jeff Burroughs R OBP: 0.298, SLG: 0.408 (1, 9)	0-3 K		0-0 5-3			0-0 5-3			0-0 1B 1B	4	0	1	0	0	1	1				
Mike Hargrove L OBP: 0.426, SLG: 0.485 (1, 7)		0-0 F7		0-3 K			4-0 BB		0-0 1B 1B	3	0	1	0	1	1	0				
Jim Spencer L OBP: 0.319, SLG: 0.434 (1, 3)		0-0 BB 1B		0-0 F7			0-0 F9		0-0 F9	4	0	1	0	0	0	3				
Lenny Randle S OBP: 0.328, SLG: 0.340 (1, 8)		0-0 F8		0-0 L6			0-0 F8		0-0 1-2 2-3 1B	4	0	1	0	0	0	2				
Mike Cubbage L OBP: 0.241, SLG: 0.358 (1, 4)		4-0 1-2 BB			0-0 L8		0-0 F8		0-0 4-3	3	0	0	0	1	0	4				
Roy Smalley S OBP: 0.293, SLG: 0.313 (1, 6)		0-3 K			4-0 G6-4-3 BB			0-0 4-3		2	0	0	0	1	1	2				
Jim Sundberg R OBP: 0.311, SLG: 0.326 (1, 2)			1-0 G1-4-3 HBP		0-0 G6-4-3			0-0 5-3		2	0	0	0	0	0	1				
<b>Inning Stats</b>	R: 0 E: 0 K: 1 S: 5	H: 0 LOB: 0 BB: 0 P: 5	R: 0 E: 0 K: 1 S: 6	H: 1 LOB: 2 BB: 1 P: 10	R: 0 E: 0 K: 0 S: 3	H: 1 LOB: 0 BB: 0 P: 4	R: 0 E: 0 K: 1 S: 5	H: 0 LOB: 0 BB: 1 P: 5	R: 0 E: 0 K: 0 S: 2	H: 0 LOB: 0 BB: 0 P: 6	R: 0 E: 0 K: 1 S: 5	H: 0 LOB: 1 BB: 1 P: 7	R: 0 E: 0 K: 0 S: 3	H: 0 LOB: 0 BB: 0 P: 3	R: 0 E: 0 K: 0 S: 6	H: 3 LOB: 3 BB: 0 P: 6	1B: 4 2B: 1 3B: 0 HR: 0	SF: 0 SAC: 0 DP: 2 HBP: 1	WP: 0 PB: 0 CS: 0	PA: 34
<b>PITCHER</b> Bill Campbell, R ERA: 4.0 (1, 1)	IP: 9.0 WLS: W BF: 34 H: 5 R: 0 ER: 0 SO: 4 BB: 3 IBB: 0 HBP: 1 BLK: 0 WP: 0 HR: 0 S: 38 P: 51 ERA: 0.00 WHIP: 0.889															<b>PITCHER</b>				

Texas Rangers @ Minnesota Twins  
Metropolitan Stadium, Bloomington, MI  
Fri Jul 04 1975, 8:05 PM EDT  
Unknown - 86 F

AB 30  
R 0  
H 5  
RBI 0  
BB 3  
SO 4  
LOB 14



Batter	1	2	3	4	5	6	7	8	9	AB	R	H	RBI	BB	SO	LOB	BOTTOM			
Jerry Terrell R OBP: 0.333, SLG: 0.357 (1, 6) (9, 4)	0-0 G3	0-0 6-3		0-0 G3 1-H 2B		0-0 FC5-4 1B HR		0-0 F8		5	1	1	1	0	0	2				
Rod Carew L OBP: 0.433, SLG: 0.543 Luis Gomez R OBP: 0.208, SLG: 0.136 (1, 4) (9, 6)	0-0 4-3		0-0 2B	0-0 G3		0-0 HR 1B		0-0 1-3		5	2	2	0	0	0	1				
Dan Ford R OBP: 0.369, SLG: 0.525 (1, 8)	0-0 HR		0-0 4-3 2-H 2B	0-0 1-3		0-0 HR		0-0 4-3		5	2	3	5	0	0	1				
John Briggs L OBP: 0.434, SLG: 0.457 Tom Kelly L OBP: 0.266, SLG: 0.248 (1, 3) (9, 3)	0-0 L8		0-3 K		0-0 3-1	4-0 FC5 BB BB				3	0	0	0	1	1	1				
Tony Oliva L OBP: 0.355, SLG: 0.365 (1, 10)		0-0 1B 2B 1B	0-0 4-3	0-0 5-3		4-0 BB				3	1	1	0	1	0	1				
Eric Soderholm R OBP: 0.367, SLG: 0.366 (1, 5)		0-0 P4	4-0 BB	0-0 FC5						3	0	1	0	1	0	3				
Steve Braun L OBP: 0.384, SLG: 0.458 (1, 7)		0-0 2B 1-2 BLK 1B	0-0 F9	0-0 4-3		0-3 K				4	1	1	0	0	1	3				
Lyman Bostock L OBP: 0.280, SLG: 0.257 (1, 9)		0-3 K		0-3 K		4-0 FC5-4 BB	4-0 G5-4-3 BB			2	0	0	0	2	2	2				
Glenn Borgmann R OBP: 0.302, SLG: 0.283 (1, 2)		0-0 BLK 1-3 2-H 2B		4-0 2B BB		0-0 P6	0-0 G5-4-3			3	1	1	1	1	0	2				
<b>Inning Stats</b>	R: 1 E: 0 K: 0 S: 4	H: 1 LOB: 0 BB: 0 P: 4	R: 2 E: 0 K: 1 S: 8	H: 3 LOB: 1 BB: 0 P: 8	R: 1 E: 0 K: 1 S: 7	H: 2 LOB: 2 BB: 1 P: 11	R: 1 E: 0 K: 1 S: 6	H: 1 LOB: 1 BB: 1 P: 10	R: 0 E: 0 K: 0 S: 4	H: 1 LOB: 1 BB: 0 P: 4	R: 3 E: 0 K: 0 S: 5	H: 2 LOB: 3 BB: 3 P: 17	R: 0 E: 0 K: 1 S: 4	H: 0 LOB: 0 BB: 1 P: 8	R: 0 E: 0 K: 0 S: 3	H: 0 LOB: 0 BB: 0 P: 3	1B: 3 2B: 4 3B: 1 HR: 2	SF: 0 SAC: 0 DP: 1 HBP: 0	WP: 0 PB: 0 CS: 0	PA: 39
<b>PITCHER</b> Mike Bacsik, R ERA: 4.01 Jim Umbarger, L ERA: 3.91 Steve Foucault, R ERA: 4.26 Mike Kekich, L ERA: 4.41 (1, 1) (3, 1) (6, 1) (6, 1)	IP: 2.0 WLS: L BF: 12 H: 6 R: 4 ER: 4 SO: 1 BB: 0 IBB: 0 HBP: 0 BLK: 0 WP: 0 HR: 1 S: 14 P: 14 ERA: 18.00 WHIP: 3.000															<b>PITCHER</b>				

Texas Rangers @ Minnesota Twins  
Metropolitan Stadium, Bloomington, MI  
Fri Jul 04 1975, 8:05 PM EDT  
Unknown - 86 F

AB 33  
R 8  
H 10  
RBI 7  
BB 6  
SO 4  
LOB 16





Batter	1	2	3	4	5	6	7	8	9	AB	R	H	RBI	BB	SO	LOB	TOP								
<b>Cesar Tovar, R</b> OBP: 0.296, SLG: 0.311 (1, 10)	0-0 1-4-3		0-0 P6		0-0 F7	0-0 FC6-4 1B		0-0 F8		5	0	1	1	0	0	2									
<b>Lenny Randle, S</b> OBP: 0.327, SLG: 0.338 (1, 8)	0-0 1-4-3		0-0 S 1B		0-0 6-3	0-0 FC6-4 1-2 3-H			0-0 F3	5	0	1	0	0	0	2									
<b>Roy Howell, L</b> OBP: 0.303, SLG: 0.327 (1, 5)	0-0 1B		0-3 K			4-0 HR BB	4-0 G4-3 BB		0-0 2B 1B	2	1	1	0	1	1	1									
<b>Leo Cardenas, R</b> OBP: 0.352, SLG: 0.339 (7, PH)	0-0 1B		1-2						0-0 2B 1B	1	0	1	0	1	0	0									
<b>Jeff Burroughs, R</b> OBP: 0.302, SLG: 0.425 (1, 9)	0-0 1-3 1B			0-3 K		0-0 1-H HR	0-3 K		0-0 1-H 2B	5	1	3	2	0	2	1									
<b>Mike Hargrove, L</b> OBP: 0.426, SLG: 0.484 (1, 7)	0-0 F7			0-0 BB 1B		0-0 1B 2B 1B	0-0 G4-3		0-0 4-3	5	1	2	0	0	0	4									
<b>Jim Spencer, L</b> OBP: 0.323, SLG: 0.436 (1, 3)		0-0 F7		0-0 F7		0-0 2B FC1-2 1B			0-0 1B 1B	4	0	2	0	0	0	1									
<b>Toby Harrah, R</b> OBP: 0.379, SLG: 0.427 (1, 6)		0-0 5-3		4-0 1-2 BB		0-0 FC1-2 1-3 3-H 1B 2B			0-0 F9	3	1	1	1	1	0	1									
<b>Mike Cabbage, L</b> OBP: 0.226, SLG: 0.333 (1, 4)		0-0 F5		0-0 F7		0-0 FC1-2 1B		0-3 K		4	0	0	0	0	1	5									
<b>Ron Pruitt, R</b> OBP: 0.286, SLG: 0.167 (1, 2)			0-0 F9		0-0 6-3	0-3 K			0-0 1-2 1B	4	0	1	0	0	1	2									
<b>Inning Stats</b>	R: 0 E: 0 K: 0 S: 5	H: 2 LOB: 2 BB: 0 P: 5	R: 0 E: 0 K: 0 S: 3	H: 0 LOB: 0 BB: 0 P: 3	R: 0 E: 0 K: 1 S: 6	H: 1 LOB: 1 BB: 0 P: 6	R: 0 E: 0 K: 1 S: 6	H: 1 LOB: 2 BB: 1 P: 10	R: 0 E: 0 K: 0 S: 3	H: 0 LOB: 0 BB: 0 P: 3	R: 4 E: 0 K: 1 S: 10	H: 5 LOB: 2 BB: 1 P: 14	R: 0 E: 0 K: 1 S: 4	H: 0 LOB: 0 BB: 1 P: 8	R: 0 E: 0 K: 1 S: 7	H: 2 LOB: 2 BB: 0 P: 7	R: 0 E: 0 K: 0 S: 4	H: 2 LOB: 1 BB: 0 P: 4	1B: 10 2B: 2 3B: 0 HR: 1	SF: 0 SAC: 0 DP: 1 HBP: 0	WP: 0 PB: 0 SB: 1 CS: 0	PA: 41			
<b>PITCHER</b>	IP	WLS	BF	H	R	ER	SO	BB	IBB	HBP	BLK	WP	HR	S	P	ERA	WHIP								
<b>Ray Corbin, R</b> ERA: 4.91 (1, 1)	5.0	L	23	6	3	3	2	2	0	0	0	0	1	25	33	5.40	1.600								
<b>Mark Wiley, R</b> ERA: 3.14 (6, 1)	0.0		1	1	0	0	0	0	0	0	0	0	0	1	1	∞	∞								
<b>Tom Burgmeier, L</b> ERA: 2.5 (6, 1)	4.0		17	6	1	1	3	1	0	0	0	0	0	22	26	2.25	1.750								

Texas Rangers @ Minnesota Twins  
Metropolitan Stadium, Bloomington, MI  
Fri Jul 04 1975, 8:05 PM EDT  
Att: 25,714 - Unknown

AB 38  
R 4  
H 13  
RBI 4  
BB 3  
SO 5  
LOB 19



Batter	1	2	3	4	5	6	7	8	9	AB	R	H	RBI	BB	SO	LOB	BOTTOM								
<b>Jerry Terrell, R</b> OBP: 0.330, SLG: 0.352 (1, 6)	0-0 F8		0-0 4-3		0-0 BB S 1B		0-0 6-3			4	0	1	0	0	0	1									
<b>Rod Carew, L</b> OBP: 0.430, SLG: 0.537 (1, 4)	0-0 F7			0-0 6-3	4-0 1-2 IBB			0-0 6-3		3	0	0	0	1	0	0									
<b>Dan Ford, R</b> OBP: 0.372, SLG: 0.540 (1, 8)	0-0 L4			0-0 HR	4-0 1-2 2-3 BB			0-0 F3		3	1	1	1	1	0	0									
<b>John Briggs, L</b> OBP: 0.424, SLG: 0.444 (1, 3)		0-0 3-1		0-0 F8	0-0 F7			0-0 P6		4	0	0	0	0	0	3									
<b>Tony Oliva, L</b> OBP: 0.357, SLG: 0.373 (1, 10)		0-0 P6		0-0 1B 2B		0-0 G6-3 1B		0-3 K2-3		4	1	2	0	0	1	0									
<b>Eric Soderholm, R</b> OBP: 0.365, SLG: 0.364 (1, 5)		0-0 F9		0-0 2-H 1B		0-0 L9		0-0 6-3		4	0	1	1	0	0	1									
<b>Steve Braun, L</b> OBP: 0.378, SLG: 0.449 (1, 7)			0-0 F9	0-0 L4		0-0 G6-3 1-2			0-0 3-1	4	0	0	0	0	0	2									
<b>Lyman Bostock, L</b> OBP: 0.294, SLG: 0.263 (1, 9)			0-0 4-3 S 1B		4-0 CS BB		0-0 L5			2	0	1	0	1	0	0									
<b>Phil Roof, R</b> OBP: 0.238, SLG: 0.158 (1, 2)			0-0 4-3		0-3 K		0-0 F8			2	0	0	0	0	1	2									
<b>Tom Kelly, L</b> OBP: 0.264, SLG: 0.246 (7, PH)			1-3		1-2					1	0	0	0	0	0	0									
<b>Glenn Borgmann, R</b> OBP: 0.302, SLG: 0.283 (8, 2)										0	0	0	0	0	0	0									
<b>Inning Stats</b>	R: 0 E: 0 K: 0 S: 3	H: 0 LOB: 0 BB: 0 P: 3	R: 0 E: 0 K: 0 S: 3	H: 0 LOB: 0 BB: 0 P: 3	R: 0 E: 0 K: 0 S: 4	H: 1 LOB: 1 BB: 0 P: 4	R: 2 E: 0 K: 0 S: 6	H: 3 LOB: 1 BB: 0 P: 6	R: 0 E: 0 K: 1 S: 5	H: 1 LOB: 3 BB: 3 P: 17	R: 0 E: 0 K: 0 S: 3	H: 1 LOB: 0 BB: 0 P: 3	R: 0 E: 0 K: 0 S: 3	H: 0 LOB: 0 BB: 0 P: 3	R: 0 E: 0 K: 1 S: 5	H: 0 LOB: 0 BB: 0 P: 5	R: 0 E: 0 K: 0 S: 5	H: 0 LOB: 0 BB: 0 P: 5	1B: 4 2B: 1 3B: 0 HR: 1	SF: 0 SAC: 0 DP: 1 HBP: 0	WP: 0 PB: 0 SB: 2 CS: 1	PA: 34			
<b>PITCHER</b>	IP	WLS	BF	H	R	ER	SO	BB	IBB	HBP	BLK	WP	HR	S	P	ERA	WHIP								
<b>Steve Hargan, R</b> ERA: 2.95 (1, 1)	9.0	W	34	6	2	2	2	2	1	0	0	0	1	35	47	2.00	0.889								

Texas Rangers @ Minnesota Twins  
Metropolitan Stadium, Bloomington, MI  
Fri Jul 04 1975, 8:05 PM EDT  
Att: 25,714 - Unknown

AB 31  
R 2  
H 6  
RBI 2  
BB 3  
SO 2  
LOB 9






Batter	1	2	3	4	5	6	7	8	9	AB	R	H	RBI	BB	SO	LOB	TOP					
Cesar Tovar, R OBP: 0.292, SLG: 0.306 (1, 10)	F8		L4	4-3		FC5			E6	5	0	0	0	0	0	5						
Lenny Randle, S OBP: 0.322, SLG: 0.332 (1, 8)	4-3		F7				4-3		3-1	5	0	0	0	0	1	2						
Roy Howell, L OBP: 0.300, SLG: 0.342 (1, 5)	F7		HR			L7	F8		F8	5	1	1	1	0	0	2						
Jeff Burroughs, R OBP: 0.299, SLG: 0.419 (1, 9)		6-3	6-3			K			F9	4	0	0	0	0	1	0						
Mike Hargrove, L OBP: 0.430, SLG: 0.486 (1, 7)		BB 1B		1B BB		SH3-4 BB 1B			F7	3	2	2	0	1	0	0						
Jim Spencer, L OBP: 0.326, SLG: 0.434 (1, 3)	F8		1B	1B		FC5 SH3-4 BB			4-3	3	1	1	0	1	0	1						
Toby Harrah, R OBP: 0.382, SLG: 0.428 (1, 6)	1B BB		CS 1B	1B		SH3-4			F9	2	0	1	1	1	0	0						
Mike Cabbage, L OBP: 0.273, SLG: 0.367 (1, 4)	1B		3-1 CS	1B		IBB			3-1 E	3	0	3	2	1	0	0						
Jim Sundberg, R OBP: 0.307, SLG: 0.322 Tom Grieve, R OBP: 0.299, SLG: 0.481 (9, PH)	6-3		3-1	3-1		K			F9	3	0	0	0	0	1	7						
			1-3 2-S							1	0	0	0	0	0	1						
<b>Inning Stats</b>	R: 0 E: 0 K: 0 S: 3	H: 0 LOB: 0 BB: 0 P: 3	R: 1 E: 0 K: 0 S: 5	H: 2 LOB: 2 BB: 1 P: 9	R: 1 E: 0 K: 0 S: 4	H: 1 LOB: 0 BB: 0 P: 4	R: 2 E: 0 K: 0 S: 5	H: 3 LOB: 1 BB: 1 P: 9	R: 0 E: 0 K: 2 S: 7	H: 0 LOB: 0 BB: 0 P: 7	R: 0 E: 0 K: 1 S: 6	H: 1 LOB: 3 BB: 2 P: 14	R: 0 E: 0 K: 0 S: 3	H: 0 LOB: 0 BB: 0 P: 3	R: 0 E: 0 K: 0 S: 3	H: 0 LOB: 0 BB: 0 P: 3	R: 0 E: 1 K: 0 S: 5	H: 1 LOB: 2 BB: 0 P: 5	1B: 7 2B: 0 3B: 0 HR: 1	SF: 0 SAC: 1 DP: 0 HBP: 0	WP: 0 PB: 0 SB: 0 CS: 2	PA: 39
<b>PITCHER</b> Dave Goltz, R ERA: 3.42 (1, 1)	IP: 9.0 WLS: W BF: 39 H: 8 R: 4 ER: 4 SO: 3 BB: 3 IBB: 1 HBP: 0 BLK: 0 WP: 0 HR: 1 S: 41 P: 57 ERA: 4.00 WHIP: 1.222															<b>PITCHER</b>						

Texas Rangers @ Minnesota Twins  
Metropolitan Stadium, Bloomington, MI  
Sat Jul 05 1975, 4:33 AM EDT  
Att. 9,399 - Unknown - 84 F


AB	34
R	4
H	8
RBI	4
BB	4
SO	3
LOB	18



Batter	1	2	3	4	5	6	7	8	9	AB	R	H	RBI	BB	SO	LOB	BOTTOM			
Lyman Bostock, L OBP: 0.281, SLG: 0.250 (1, 9)	P4		1-3		F8		F8			4	0	0	0	0	0	2				
Rod Carew, L OBP: 0.431, SLG: 0.546 (1, 4)	3-1		1B IBB		HR			E1 SH3-4 1B		3	2	1	1	1	0	0				
Dan Ford, R OBP: 0.371, SLG: 0.536 (1, 8)	K		1-2 2-H 3-H	1B	K			SH3-4		3	0	1	2	0	2	0				
John Briggs, L OBP: 0.414, SLG: 0.431 (1, 3)		K	3-1			E3		5-3		4	0	0	0	0	1	3				
Tony Oliva, L OBP: 0.360, SLG: 0.388 Luis Gomez, R OBP: 0.208, SLG: 0.136 (8, PR)	4-3		HR		F7			1B IBB		3	1	1	1	1	0	1				
Eric Soderholm, R OBP: 0.384, SLG: 0.362 (1, 5)	1-3		F8		K			1B		4	0	1	1	0	1	1				
Steve Braun, L OBP: 0.376, SLG: 0.442 (1, 7)			1B FC3-2 BB		K		F9	L3		3	0	0	0	1	1	3				
Glenn Borgmann, R OBP: 0.303, SLG: 0.284 (1, 2)			1-3 1B FC3-2		K					3	1	1	0	0	2	0				
Jerry Terrell, R OBP: 0.319, SLG: 0.341 (1, 6)			FC3-2 1B		4-3		P6			3	1	0	0	0	0	2				
			1-2 3-H																	
<b>Inning Stats</b>	R: 0 E: 0 K: 1 S: 5	H: 0 LOB: 0 BB: 0 P: 5	R: 0 E: 0 K: 1 S: 5	H: 0 LOB: 0 BB: 0 P: 5	R: 2 E: 0 K: 0 S: 5	H: 2 LOB: 2 BB: 2 P: 13	R: 1 E: 0 K: 2 S: 8	H: 1 LOB: 0 BB: 0 P: 8	R: 1 E: 0 K: 1 S: 6	H: 1 LOB: 0 BB: 0 P: 6	R: 0 E: 0 K: 1 S: 5	H: 0 LOB: 1 BB: 0 P: 6	R: 0 E: 0 K: 1 S: 5	H: 0 LOB: 0 BB: 0 P: 5	R: 1 E: 1 K: 0 S: 5	H: 1 LOB: 2 BB: 1 P: 9	1B: 3 2B: 0 3B: 0 HR: 2	SF: 0 SAC: 1 DP: 0 HBP: 0	WP: 0 PB: 0 SB: 0 CS: 0	PA: 34
<b>PITCHER</b> Fergie Jenkins, R ERA: 4.38 (1, 1)	IP: 8.0 WLS: L BF: 34 H: 5 R: 5 ER: 4 SO: 7 BB: 1 IBB: 2 HBP: 0 BLK: 0 WP: 0 HR: 2 S: 45 P: 57 ERA: 4.50 WHIP: 0.750															<b>PITCHER</b>				

Texas Rangers @ Minnesota Twins  
Metropolitan Stadium, Bloomington, MI  
Sat Jul 05 1975, 4:33 AM EDT  
Att. 9,399 - Unknown - 84 F

AB	30
R	5
H	5
RBI	5
BB	3
SO	7
LOB	12





Batter	1	2	3	4	5	6	7	8	9	AB	R	H	RBI	BB	SO	LOB	TOP			
<b>Cesar Tovar</b> , R (1.10) OBP: 0.292, SLG: 0.305	0-0 6-3		0-0 1-3		0-0 CS 1B		0-3 K			4	0	1	0	0	1	1				
<b>Lenny Randle</b> , S (1.8) OBP: 0.324, SLG: 0.337	0-0 F7		0-0 E 2B		0-3 K 1-2		0-0 K 2H 1B			4	1	2	1	0	1	1				
<b>Roy Howell</b> , L (1.5) OBP: 0.299, SLG: 0.335	0-3 K		0-0 E6 2H		4-0 BB		0-0 4-3			3	0	0	0	1	1	1				
<b>Leo Cardenas</b> , R (8.5)										0	0	0	0	0	0	0				
<b>Jeff Burroughs</b> , R (1.9) OBP: 0.298, SLG: 0.417		0-0 4-3 HR 1B		0-0 F8		0-3 K			0-0 F9	4	1	1	0	0	1	2				
<b>Mike Hargrove</b> , L (1.7) OBP: 0.328, SLG: 0.480		0-0 4-3		4-0 G1-4-3 1B BB		0-0 4-3			0-0 F7	3	0	0	0	1	0	1				
<b>Jim Spencer</b> , L (1.3) OBP: 0.325, SLG: 0.431		0-0 F5		0-0 G1-4-3 1B		0-0 F8			0-0 F8	4	0	1	0	0	0	1				
<b>Toby Harrah</b> , R (1.6) OBP: 0.384, SLG: 0.439		0-0 2H HR		0-0 G1-4-3		4-0 CS BB			0-0 5-3	3	1	1	2	1	0	2				
<b>Mike Cubbage</b> , L (1.4) OBP: 0.286, SLG: 0.381		0-0 G3		4-0 BB		0-0 CS		0-0 1B 2B	0-0 3-1	3	1	1	0	1	0	0				
<b>Jim Sundberg</b> , R (1.2) OBP: 0.303, SLG: 0.317			0-3 K		0-0 4-3		0-3 K		0-0 6-3	4	0	0	0	0	2	3				
<b>Inning Stats</b>	R: 0 E: 0 K: 1 S: 5	H: 0 LOB: 0 BB: 0 P: 5	R: 2 E: 0 K: 0 S: 5	H: 2 LOB: 0 BB: 0 P: 5	R: 1 E: 1 K: 1 S: 7	H: 1 LOB: 1 BB: 0 P: 7	R: 0 E: 0 K: 0 S: 3	H: 1 LOB: 2 BB: 1 P: 11	R: 0 E: 0 K: 2 S: 7	H: 0 LOB: 0 BB: 1 P: 6	R: 1 E: 0 K: 2 S: 9	H: 2 LOB: 1 BB: 0 P: 9	R: 0 E: 0 K: 0 S: 3	H: 0 LOB: 0 BB: 0 P: 3	R: 0 E: 0 K: 0 S: 3	H: 0 LOB: 0 BB: 0 P: 3	1B: 4 2B: 2 3B: 0 HR: 1	SF: 0 SAC: 0 DP: 1 HBP: 0	WP: 0 PB: 0 SB: 0 CS: 2	PA: 37
<b>PITCHER</b> <b>Bert Blyleven</b> , R (1.1) ERA: 3.66	IP: 9.0 WLS: L BF: 36	H: 7 R: 4 ER: 3 SO: 6	BB: 4 IBB: 0 HBP: 0 BLK: 0	WP: 0 HR: 1 S: 44 P: 60	ERA: 3.00 WHIP: 1.222															

Texas Rangers @ Minnesota Twins  
Metropolitan Stadium, Bloomington, MI  
Sun Jul 06 1975, 4:33 AM EDT  
Unknown - 81 F

AB 32  
R 4  
H 7  
RBI 3  
BB 4  
SO 6  
LOB 12



Batter	1	2	3	4	5	6	7	8	9	AB	R	H	RBI	BB	SO	LOB	BOTTOM			
<b>Jerry Terrell</b> , R (1.6) OBP: 0.327, SLG: 0.347	0-0 1B FC1-4-2		0-0 5-3		0-0 F8			0-0 BB 1B		4	0	2	0	0	0	0				
<b>Rod Carew</b> , L (1.4) OBP: 0.432, SLG: 0.556	0-0 1B FC1-4-2		0-0 HR		0-0 F7			0-0 L9		4	1	2	1	0	0	1				
<b>Dan Ford</b> , R (1.8) OBP: 0.368, SLG: 0.527	0-0 FC1-4-2 FC3-6 1-2 3H		0-3 K			0-0 L7		4-0 1-2 BB		3	0	0	0	1	1	2				
<b>John Briggs</b> , L (1.3) OBP: 0.410, SLG: 0.421	0-0 FC3-6 1-2		4-0 BB		0-0 4-3			0-0 P6		3	0	0	0	1	0	3				
<b>Tony Oliva</b> , L (1.10) OBP: 0.362, SLG: 0.402		0-0 HR	0-0 1-3		4-0 FC6-4 BB			0-0 1-3		3	1	1	1	1	0	3				
<b>Eric Soderholm</b> , R (1.5) OBP: 0.359, SLG: 0.357		0-0 F9		0-0 6-3		0-0 FC6-4 1-2		0-3 K		4	0	0	0	0	1	1				
<b>Steve Braun</b> , L (1.7) OBP: 0.369, SLG: 0.434		0-0 5-3		0-0 F2		0-3 K		0-3 K		4	0	0	0	0	2	0				
<b>Glenn Borgmann</b> , R (1.2) OBP: 0.302, SLG: 0.292		0-0 3B		0-0 5-3		0-3 K		0-0 5-3		4	0	1	0	0	1	0				
<b>Lyman Bostock</b> , L (1.9) OBP: 0.272, SLG: 0.241		0-0 4-3			0-0 6-3		0-0 4-3			3	0	0	0	0	0	1				
<b>Inning Stats</b>	R: 0 E: 0 K: 0 S: 4	H: 2 LOB: 1 BB: 0 P: 4	R: 1 E: 0 K: 0 S: 5	H: 2 LOB: 1 BB: 0 P: 5	R: 1 E: 0 K: 1 S: 6	H: 1 LOB: 1 BB: 1 P: 10	R: 0 E: 0 K: 0 S: 3	H: 0 LOB: 0 BB: 0 P: 3	R: 0 E: 0 K: 0 S: 3	H: 0 LOB: 0 BB: 0 P: 3	R: 0 E: 0 K: 2 S: 7	H: 0 LOB: 0 BB: 0 P: 7	R: 0 E: 0 K: 0 S: 4	H: 1 LOB: 2 BB: 1 P: 8	R: 0 E: 0 K: 2 S: 7	H: 0 LOB: 0 BB: 0 P: 7	1B: 3 2B: 1 3B: 1 HR: 2	SF: 0 SAC: 0 DP: 1 HBP: 0	WP: 0 PB: 0 SB: 0 CS: 0	PA: 35
<b>PITCHER</b> <b>Clyde Wright</b> , L (1.1) ERA: 3.76	IP: 7.1 WLS: W BF: 29	H: 6 R: 2 ER: 2 SO: 3	BB: 2 IBB: 0 HBP: 0 BLK: 0	WP: 0 HR: 2 S: 33 P: 41	ERA: 2.46 WHIP: 1.091															
<b>Stan Thomas</b> , R (8.1) ERA: 2.27	0.0	1	0	0	0	0	1	0	0	0	0	0	0	0	0	4	∞	∞		
<b>Jim Umbarger</b> , L (8.1) ERA: 3.71	1.2	S: 5	0	0	0	2	0	0	0	0	0	0	0	0	9	9	0.00	0.000		

Texas Rangers @ Minnesota Twins  
Metropolitan Stadium, Bloomington, MI  
Sun Jul 06 1975, 4:33 AM EDT  
Unknown - 81 F

AB 32  
R 2  
H 6  
RBI 2  
BB 3  
SO 5  
LOB 11







Batter	1	2	3	4	5	6	7	8	9	AB	R	H	RBI	BB	SO	LOB	TOP								
<b>Cesar Tovar, R</b> (1, 10) OBP: 0.296, SLG: 0.310										5	1	3	1	0	1	1	<b>Texas Rangers @ Minnesota Twins</b> Metropolitan Stadium, Bloomington, MI Sun Jul 06 1975, 4:38 AM EDT Att: 14,211 - Unknown								
<b>Lenny Randle, S</b> (1, 8) OBP: 0.328, SLG: 0.341										5	1	3	1	0	1	3									
<b>Roy Howell, L</b> (1, 5) OBP: 0.295, SLG: 0.331										2	0	0	0	0	1	3									
<b>Tom Grieve, R</b> (7, PH) OBP: 0.297, SLG: 0.477										1	0	0	0	0	0	0									
<b>Roy Smalley, S</b> (7, 6) OBP: 0.292, SLG: 0.311										1	0	0	0	0	0	0									
<b>Jeff Burroughs, R</b> (1, 9) OBP: 0.299, SLG: 0.416										3	0	1	1	1	0	0									
<b>Mike Hargrove, L</b> (1, 7) OBP: 0.324, SLG: 0.479										5	1	1	0	0	1	3									
<b>Jim Spencer, L</b> (1, 3) OBP: 0.323, SLG: 0.429										1	0	0	0	0	0	0									
<b>Jim Fregosi, R</b> (3, PH) OBP: 0.333, SLG: 0.418										3	1	1	2	0	1	0									
<b>Toby Harrah, R</b> (1, 6) OBP: 0.386, SLG: 0.452										4	1	2	1	0	1	0									
<b>Mike Cubbage, L</b> (1, 4) OBP: 0.311, SLG: 0.394										3	2	2	0	1	0	0									
<b>Jim Sundberg, R</b> (1, 2) OBP: 0.302, SLG: 0.313										3	0	0	0	1	1	2									
<b>Inning Stats</b>	R: 2 E: 1 K: 0 S: 5	H: 2 LOB: 0 BB: 0 P: 5	R: 2 E: 0 K: 1 S: 9	H: 4 LOB: 2 BB: 0 P: 9	R: 0 E: 0 K: 1 S: 3	H: 1 LOB: 0 BB: 0 P: 3	R: 0 E: 0 K: 1 S: 5	H: 0 LOB: 0 BB: 0 P: 5	R: 0 E: 0 K: 0 S: 4	H: 1 LOB: 2 BB: 1 P: 8	R: 0 E: 0 K: 1 S: 7	H: 3 LOB: 2 BB: 1 P: 11	R: 2 E: 0 K: 1 S: 7	H: 2 LOB: 0 BB: 0 P: 7	R: 0 E: 0 K: 2 S: 7	H: 0 LOB: 1 BB: 0 P: 11	R: 0 E: 0 K: 1 S: 5	H: 0 LOB: 0 BB: 0 P: 5	1B: 10 2B: 1 3B: 0 HR: 2	SF: 1 SAC: 1 DP: 1 HBP: 0	WP: 0 PB: 0 SB: 0 CS: 0	PA: 41			
<b>PITCHER</b>	IP	WLS	BF	H	R	ER	SO	BB	IBB	HBP	BLK	WP	HR	S	P	ERA	WHIP								
<b>Mark Wiley, R</b> (1, 1) ERA: 4.5	1.2	L	11	6	4	3	0	0	0	0	0	0	1	11	11	16.20	3.600								
<b>Tom Burgmeier, L</b> (2, 1) ERA: 2.3	5.1		23	7	3	3	4	1	1	0	0	0	1	29	37	5.06	1.500								
<b>Vic Albury, L</b> (8, 1) ERA: 3.75	2.0		7	0	0	0	3	1	0	0	0	0	0	12	16	0.00	0.500								

Batter	1	2	3	4	5	6	7	8	9	AB	R	H	RBI	BB	SO	LOB	BOTTOM								
<b>Lyman Bostock, L</b> (1, 9) OBP: 0.268, SLG: 0.239										5	0	1	0	0	1	0	<b>Texas Rangers @ Minnesota Twins</b> Metropolitan Stadium, Bloomington, MI Sun Jul 06 1975, 4:38 AM EDT Att: 14,211 - Unknown								
<b>Rod Carew, L</b> (1, 4) OBP: 0.432, SLG: 0.552										4	0	1	0	1	0	1									
<b>Dan Ford, R</b> (1, 8) OBP: 0.366, SLG: 0.517										3	0	0	0	1	0	1									
<b>John Briggs, L</b> (1, 3) OBP: 0.407, SLG: 0.417										4	0	1	0	0	1	3									
<b>Tony Oliva, L</b> (1, 10) OBP: 0.360, SLG: 0.399										4	0	1	0	0	1	3									
<b>Eric Soderholm, R</b> (1, 5) OBP: 0.381, SLG: 0.356										3	0	1	0	1	1	3									
<b>Steve Braun, L</b> (1, 7) OBP: 0.371, SLG: 0.440										4	0	2	0	0	1	4									
<b>Danny Thompson, R</b> (1, 6) OBP: 0.302, SLG: 0.323										4	0	0	0	0	2	3									
<b>Phil Roof, R</b> (1, 2) OBP: 0.217, SLG: 0.143										2	0	0	0	0	1	1									
<b>Jerry Terrell, R</b> (7, PH) OBP: 0.323, SLG: 0.344										1	0	0	0	0	1	0									
<b>Glenn Borgmann, R</b> (8, 2) OBP: 0.300, SLG: 0.291										1	0	0	0	0	0	0									
<b>Inning Stats</b>	R: 0 E: 0 K: 0 S: 3	H: 0 LOB: 0 BB: 0 P: 3	R: 0 E: 0 K: 0 S: 5	H: 2 LOB: 2 BB: 0 P: 5	R: 0 E: 0 K: 1 S: 7	H: 2 LOB: 3 BB: 1 P: 11	R: 0 E: 0 K: 2 S: 8	H: 1 LOB: 0 BB: 0 P: 8	R: 0 E: 0 K: 0 S: 3	H: 0 LOB: 0 BB: 0 P: 3	R: 0 E: 0 K: 1 S: 5	H: 0 LOB: 1 BB: 1 P: 9	R: 0 E: 0 K: 2 S: 7	H: 0 LOB: 0 BB: 0 P: 7	R: 0 E: 0 K: 2 S: 9	H: 2 LOB: 3 BB: 1 P: 13	R: 0 E: 1 K: 1 S: 6	H: 0 LOB: 1 BB: 0 P: 6	1B: 6 2B: 1 3B: 0 HR: 0	SF: 0 SAC: 0 DP: 0 HBP: 0	WP: 1 PB: 0 SB: 0 CS: 0	PA: 38			
<b>PITCHER</b>	IP	WLS	BF	H	R	ER	SO	BB	IBB	HBP	BLK	WP	HR	S	P	ERA	WHIP								
<b>Gaylord Perry, R</b> (1, 1) ERA: 4.34	9.0	W	38	7	0	0	9	3	0	0	0	1	0	53	65	0.00	1.111								

AB	36
R	7
H	13
RBI	6
BB	3
SO	7
LOB	12



AB	35
R	0
H	7
RBI	0
BB	3
SO	9
LOB	19





Batter	1	2	3	4	5	6	7	8	9	AB	R	H	RBI	BB	SO	LOB	TOP			
Cesar Tovar, R OBP: 0.298, SLG: 0.312										4	1	2	0	0	0	2				
Lenny Randle, S OBP: 0.330, SLG: 0.343										4	1	2	0	0	1	2				
Roy Howell, L OBP: 0.294, SLG: 0.335										4	0	1	0	0	0	4				
Jeff Burroughs, R OBP: 0.299, SLG: 0.414										4	0	1	2	0	2	1				
Mike Hargrove, L OBP: 0.321, SLG: 0.473										3	0	0	0	1	0	1				
Jim Spencer, L OBP: 0.326, SLG: 0.435										4	0	2	0	0	0	2				
Toby Harrah, R OBP: 0.380, SLG: 0.445										4	0	0	0	0	1	4				
Mike Cabbage, L OBP: 0.295, SLG: 0.371										4	0	0	0	0	1	1				
Jim Sundberg, R OBP: 0.301, SLG: 0.312										4	0	1	0	0	1	2				
<b>Inning Stats</b>	R: 2 E: 0 K: 0 S: 5	H: 3 LOB: 0 BB: 0 P: 5	R: 0 E: 0 K: 1 S: 5	H: 0 LOB: 0 BB: 0 P: 5	R: 0 E: 0 K: 0 S: 4	H: 2 LOB: 1 BB: 0 P: 4	R: 0 E: 0 K: 0 S: 4	H: 1 LOB: 1 BB: 0 P: 4	R: 0 E: 0 K: 1 S: 6	H: 1 LOB: 2 BB: 1 P: 10	R: 0 E: 1 K: 1 S: 6	H: 0 LOB: 1 BB: 0 P: 6	R: 0 E: 0 K: 1 S: 5	H: 0 LOB: 0 BB: 0 P: 5	R: 0 E: 0 K: 1 S: 6	H: 1 LOB: 1 BB: 0 P: 6	1B: 7 2B: 3 3B: 0 HR: 0	SF: 0 SAC: 0 DP: 1 HBP: 0	WP: 0 PB: 0 SB: 0 CS: 1	PA: 36
<b>PITCHER</b> Doc Medich, R ERA: 3.78	IP: 9.0 WLS: W BF: 36 H: 9 R: 2 ER: 2 SO: 6 BB: 1 IBB: 0 HBP: 0 BLK: 0 WP: 0 HR: 0 S: 47 P: 51 ERA: 2.00 WHIP: 1.111															<b>PITCHER</b>				

Texas Rangers @ New York Yankees  
Shea Stadium, Flushing, NY  
Mon Jul 07 1975, 7:05 PM EDT  
Att: 10,625 - Unknown - 74 F


AB 35  
R 2  
H 9  
RBI 2  
BB 1  
SO 6  
LOB 19



Batter	1	2	3	4	5	6	7	8	9	AB	R	H	RBI	BB	SO	LOB	BOTTOM			
Terry Whitfield, L OBP: 0.283, SLG: 0.327										4	0	0	0	0	1	0				
Roy White, S OBP: 0.400, SLG: 0.459										4	1	1	1	0	0	0				
Ron Blomberg, L OBP: 0.350, SLG: 0.500										3	1	0	0	1	1	0				
Thurman Munson, R OBP: 0.370, SLG: 0.424										3	1	1	0	1	0	0				
Chris Chambliss, L OBP: 0.319, SLG: 0.441										3	0	0	0	1	3	2				
Graig Nettles, L OBP: 0.344, SLG: 0.481										4	1	2	2	0	2	2				
Rich Coggins, L OBP: 0.242, SLG: 0.286										3	0	1	1	0	0	0				
Jim Mason, L OBP: 0.202, SLG: 0.210										3	1	1	1	0	1	2				
Fred Stanley, R OBP: 0.281, SLG: 0.247										3	0	0	0	0	0	0				
<b>Inning Stats</b>	R: 1 E: 0 K: 0 S: 4	H: 1 LOB: 0 BB: 0 P: 4	R: 0 E: 0 K: 2 S: 7	H: 0 LOB: 0 BB: 0 P: 7	R: 0 E: 0 K: 2 S: 7	H: 0 LOB: 0 BB: 0 P: 7	R: 2 E: 0 K: 1 S: 7	H: 2 LOB: 2 BB: 2 P: 15	R: 0 E: 0 K: 0 S: 3	H: 0 LOB: 0 BB: 0 P: 3	R: 0 E: 0 K: 1 S: 5	H: 0 LOB: 0 BB: 0 P: 5	R: 2 E: 0 K: 0 S: 5	H: 2 LOB: 0 BB: 0 P: 5	R: 0 E: 0 K: 2 S: 8	H: 1 LOB: 2 BB: 1 P: 12	1B: 2 2B: 1 3B: 0 HR: 3	SF: 0 SAC: 0 DP: 0 HBP: 0	WP: 0 PB: 0 SB: 0 CS: 0	PA: 33
<b>PITCHER</b> Bill Hands, R ERA: 3.57	IP: 8.0 WLS: L BF: 33 H: 6 R: 5 ER: 5 SO: 8 BB: 3 IBB: 0 HBP: 0 BLK: 0 WP: 0 HR: 3 S: 46 P: 58 ERA: 5.62 WHIP: 1.125															<b>PITCHER</b>				

Texas Rangers @ New York Yankees  
Shea Stadium, Flushing, NY  
Mon Jul 07 1975, 7:05 PM EDT  
Att: 10,625 - Unknown - 74 F

AB 30  
R 5  
H 6  
RBI 5  
BB 3  
SO 8  
LOB 6





Batter	1	2	3	4	5	6	7	8	9	AB	R	H	RBI	BB	SO	LOB	TOP						
Cesar Tovar, R OBP: 0.295, SLG: 0.308 (1, 10)	0-0 4-3		0-0 FC5-4 WP			0-0 5-3		0-0 2-3		4	0	0	0	0	0	2							
Toby Harrah, R OBP: 0.375, SLG: 0.438 (1, 6) (6, 5)	0-0 F7		0-0 F8			0-0 6-3		0-0 5-3		4	0	0	0	0	0	2							
Roy Howell, L OBP: 0.301, SLG: 0.337 Roy Smalley, S OBP: 0.290, SLG: 0.310 (1, 5) (6, 6)	4-0 BB			0-0 F7		0-0 1B		0-0 F8		2	0	1	0	1	0	0							
Jeff Burroughs, R OBP: 0.298, SLG: 0.412 (1, 9)	0-0 5-3			0-3 K		0-0 F8		0-0 1B		4	0	1	0	0	1	2							
Mike Hargrove, L OBP: 0.426, SLG: 0.481 (1, 7)		0-0 G6-4-3 1B		0-0 2B				0-0 F8		4	0	3	0	0	0	1							
Jim Spencer, L OBP: 0.321, SLG: 0.427 (1, 3)	0-0 F6			0-0 F7				0-0 F9		4	0	0	0	0	1	4							
Lenny Randle, S OBP: 0.327, SLG: 0.340 (1, 8)		0-0 G6-4-3				0-0 F8		0-0 G4-6-3		3	0	0	0	0	0	2							
Mike Cubbage, L OBP: 0.309, SLG: 0.375 (1, 4)			0-3 K		4-0 G5-4-3 BB			0-0 2-3 B5-3 1B		2	0	1	0	1	1	0							
Jim Sundberg, R OBP: 0.302, SLG: 0.313 (1, 2)			0-0 FC5-4 1B		0-0 G5-4-3			0-0 B5-3		3	0	1	0	0	0	2							
<b>Inning Stats</b>	R: 0 E: 0 K: 0 S: 3	H: 0 LOB: 1 BB: 1 P: 7	R: 0 E: 0 K: 0 S: 3	H: 1 LOB: 0 BB: 0 P: 3	R: 0 E: 0 K: 1 S: 6	H: 1 LOB: 1 BB: 0 P: 6	R: 0 E: 0 K: 0 S: 2	H: 0 LOB: 0 BB: 1 P: 6	R: 0 E: 0 K: 0 S: 4	H: 1 LOB: 0 BB: 0 P: 4	R: 0 E: 0 K: 0 S: 3	H: 1 LOB: 0 BB: 0 P: 3	R: 0 E: 0 K: 0 S: 4	H: 1 LOB: 1 BB: 0 P: 4	R: 0 E: 0 K: 1 S: 6	H: 1 LOB: 1 BB: 0 P: 6	1B: 6 2B: 1 3B: 0 HR: 0	SF: 0 SAC: 0 DP: 3 HBP: 0	WP: 1 PB: 0 SB: 0 CS: 0	PA: 33			
<b>PITCHER</b> Cattfish Hunter, R ERA: 2.82 (1, 1)	IP 9.0	WLS W	BF 33	H 7	R 0	ER 0	SO 3	BB 2	IBB 0	HBP 0	BLK 0	WP 1	HR 0	S 37	P 45	ERA 0.00	WHIP 1.000						

Texas Rangers @ New York Yankees  
Shea Stadium, Flushing, NY  
Tue Jul 08 1975, 7:05 PM EDT  
Att: 16,020 - Unknown - 75 F

AB 31  
R 0  
H 7  
RBI 0  
BB 2  
SO 3  
LOB 15



Batter	1	2	3	4	5	6	7	8	9	AB	R	H	RBI	BB	SO	LOB	BOTTOM						
Bobby Bonds, R OBP: 0.334, SLG: 0.510 (1, 8)	0-3 K			4-0 S BB		4-0 1-2 2-3 BB		0-3 K		3	0	0	0	2	3	2							
Roy White, S OBP: 0.397, SLG: 0.454 (1, 7)	0-0 HR 1B	0-0 L3		0-0 4-3		0-0 F7		0-0 6-3		5	1	1	0	0	0	6							
Ron Blomberg, L OBP: 0.362, SLG: 0.533 (1, 10)	0-0 1-H HR		0-0 G5-4-3 1B		0-0 F5		4-0 G6-3 1B BB	0-0 4-3		4	2	2	2	1	0	1							
Thurman Munson, R OBP: 0.372, SLG: 0.425 (1, 2)	0-0 FC4-6 1B		0-0 G5-4-3		0-0 F8		0-0 G6-3 1B			4	0	2	0	0	0	1							
Chris Chambliss, L OBP: 0.315, SLG: 0.434 (1, 3)	0-0 F7		0-0 E6 1B		0-0 F9		0-0 G6-3			4	0	0	0	0	0	3							
Graig Nettles, L OBP: 0.348, SLG: 0.481 (1, 5)	0-0 FC4-6		0-0 1-2 1B			4-0 BB 1B BB		4-0 1B IBB		2	0	1	0	2	0	1							
Terry Whitfield, L OBP: 0.286, SLG: 0.327 Lou Piniella, R OBP: 0.292, SLG: 0.258 (7, PH) (8, 9)		0-0 SH1-4 2B 1B		0-0 F9		0-3 K		0-0 1-2 3-H 1B		3	1	1	0	0	1	3							
Jim Mason, L OBP: 0.205, SLG: 0.213 (1, 6)		0-0 SH1-4		0-0 F8		0-0 BB 1B		0-0 2-3		3	0	1	0	0	0	2							
Fred Stanley, R OBP: 0.290, SLG: 0.261 (1, 4)		0-0 2B		0-0 F8		0-0 F9		4-0 6-3 E BB		3	0	1	1	1	0	2							
<b>Inning Stats</b>	R: 2 E: 0 K: 1 S: 8	H: 3 LOB: 1 BB: 0 P: 8	R: 1 E: 0 K: 1 S: 7	H: 2 LOB: 1 BB: 0 P: 7	R: 0 E: 1 K: 0 S: 5	H: 2 LOB: 2 BB: 0 P: 5	R: 0 E: 0 K: 0 S: 3	H: 0 LOB: 1 BB: 1 P: 7	R: 0 E: 0 K: 1 S: 6	H: 1 LOB: 3 BB: 2 P: 14	R: 1 E: 0 K: 0 S: 4	H: 2 LOB: 2 BB: 2 P: 12	R: 0 E: 1 K: 1 S: 5	H: 0 LOB: 1 BB: 1 P: 9	1B: 8 2B: 1 3B: 0 HR: 1	SF: 0 SAC: 1 DP: 2 HBP: 0	WP: 0 PB: 0 SB: 1 CS: 0	PA: 39					
<b>PITCHER</b> Steve Hargan, R ERA: 3.12 Jim Jimbarger, L ERA: 3.65 Tommy Moore, R ERA: 3.66	IP 6.0	WLS L	BF 31	H 9	R 4	ER 4	SO 3	BB 4	IBB 0	HBP 0	BLK 0	WP 0	HR 1	S 33	P 49	ERA 6.00	WHIP 2.167						
	IP 1.0	WLS L	BF 4	H 1	R 0	ER 0	SO 0	BB 0	IBB 1	HBP 0	BLK 0	WP 0	HR 0	S 3	P 7	ERA 0.00	WHIP 1.000						
	IP 1.0	WLS L	BF 4	H 0	R 0	ER 0	SO 1	BB 1	IBB 0	HBP 0	BLK 0	WP 0	HR 0	S 5	P 9	ERA 0.00	WHIP 1.000						

Texas Rangers @ New York Yankees  
Shea Stadium, Flushing, NY  
Tue Jul 08 1975, 7:05 PM EDT  
Att: 16,020 - Unknown - 75 F

AB 32  
R 4  
H 10  
RBI 4  
BB 6  
SO 4  
LOB 21










Batter	1	2	3	4	5	6	7	8	9	AB	R	H	RBI	BB	SO	LOB	TOP				
<b>Cesar Tovar</b> , R OBP: 0.298, SLG: 0.314 (1, 10)										5	1	2	0	0	1	1					
<b>Toby Harrah</b> , R OBP: 0.376, SLG: 0.434 (1, 4)										5	2	3	1	0	0	1					
<b>Jim Fregosi</b> , R OBP: 0.327, SLG: 0.414 <b>Jim Spencer</b> , L OBP: 0.326, SLG: 0.432 (7, PH) (7, 3)										3	1	1	0	0	0	2					
<b>Jeff Burroughs</b> , R OBP: 0.301, SLG: 0.417 (1, 9)										5	1	1	3	0	2	5					
<b>Tom Grieve</b> , R OBP: 0.306, SLG: 0.485 <b>Mike Hargrove</b> , L OBP: 0.322, SLG: 0.476 (5, PH) (5, 7)										2	0	1	0	0	0	2					
<b>Lenny Randle</b> , S OBP: 0.325, SLG: 0.350 (1, 8)										4	1	2	3	0	1	1					
<b>Roy Smalley</b> , S OBP: 0.294, SLG: 0.301 (1, 6)										3	0	0	0	1	1	0					
<b>Leo Cardenas</b> , R OBP: 0.351, SLG: 0.328 <b>Roy Howell</b> , L OBP: 0.303, SLG: 0.345 (6, PH) (6, 5)										1	0	0	0	1	0	2					
<b>Jim Sundberg</b> , R OBP: 0.301, SLG: 0.321 <b>Mike Cabbage</b> , L OBP: 0.305, SLG: 0.370 <b>Ron Pruitt</b> , R OBP: 0.286, SLG: 0.167 (9, PH) (9, 2)										3	0	0	0	0	2	2					
<b>Inning Stats</b>	R: 0 E: 0 K: 0 S: 3	H: 1 LOB: 0 BB: 0 P: 3	R: 0 E: 0 K: 0 S: 3	H: 1 LOB: 0 BB: 0 P: 3	R: 0 E: 0 K: 1 S: 5	H: 0 LOB: 1 BB: 1 P: 9	R: 2 E: 1 K: 1 S: 8	H: 2 LOB: 2 BB: 1 P: 12	R: 1 E: 0 K: 1 S: 8	H: 3 LOB: 2 BB: 0 P: 8	R: 0 E: 0 K: 2 S: 6	H: 1 LOB: 1 BB: 0 P: 6	R: 0 E: 0 K: 1 S: 6	H: 1 LOB: 0 BB: 0 P: 6	R: 3 E: 0 K: 0 S: 6	H: 3 LOB: 0 BB: 0 P: 6	1B: 7 2B: 4 3B: 0 HR: 2	SF: 0 SAC: 0 DP: 2 HBP: 0	WP: 1 PB: 0 SB: 0 CS: 0	PA: 41	
<b>PITCHER</b>	IP	WLS	BF	H	R	ER	SO	BB	IBB	HBP	BLK	WP	HR	S	P	ERA	WHIP				
<b>Steve Barr</b> , L ERA: 2.97 (1, 1)	4.1		21	7	3	1	2	2	0	0	0	1	0	23	31	2.08	2.077				
<b>Reggie Cleveland</b> , R ERA: 5.44 (5, 1)	4.2	W	20	6	4	4	5	0	0	0	0	0	2	30	30	7.71	1.286				

Texas Rangers @ Boston Red Sox  
Fenway Park, Boston, MA  
Thu Jul 10 1975, 7:05 PM EDT  
Att: 17,365 - Unknown - 73 F


AB	39
R	7
H	13
RBI	7
BB	2
SO	7
LOB	18



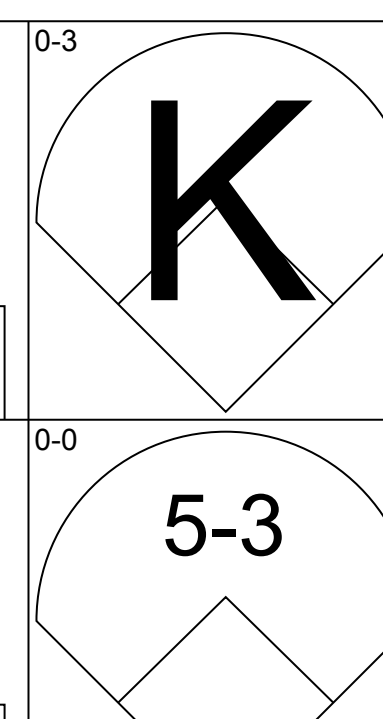
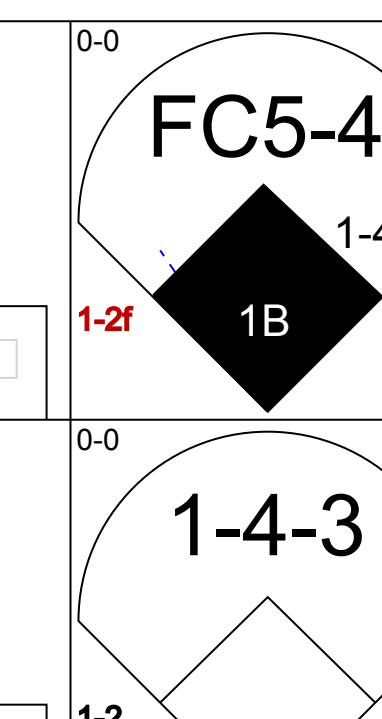
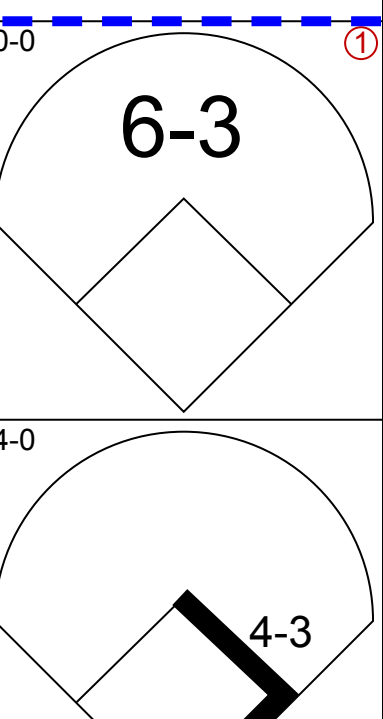
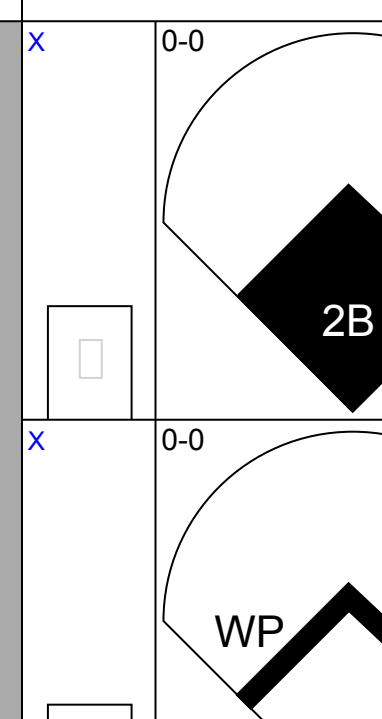
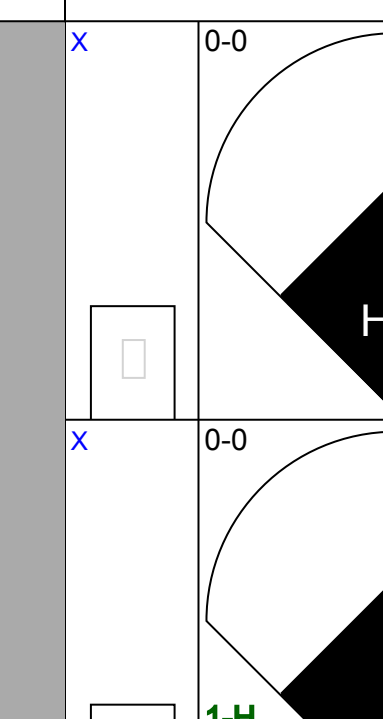
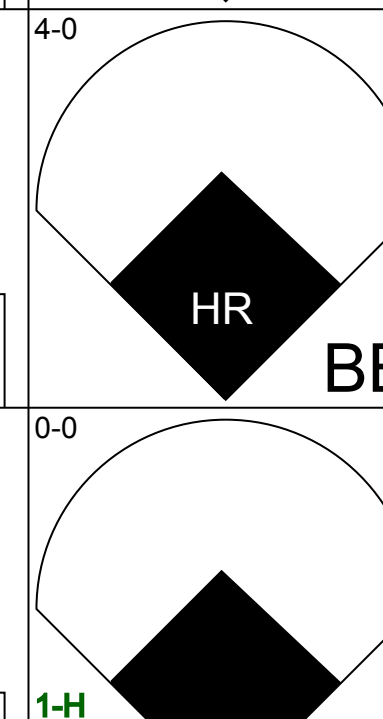
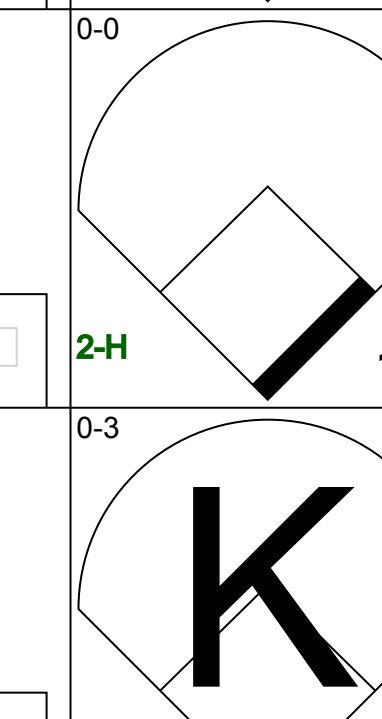
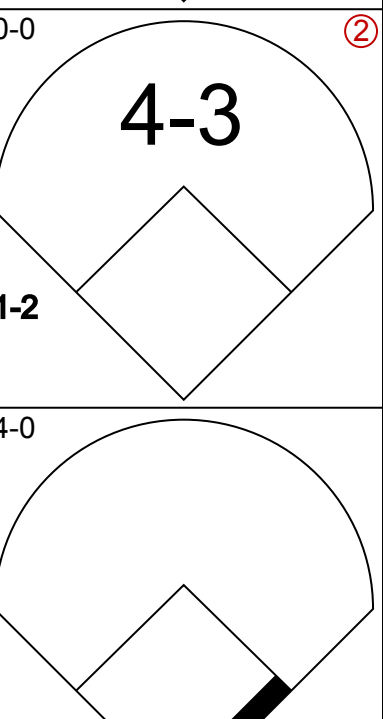
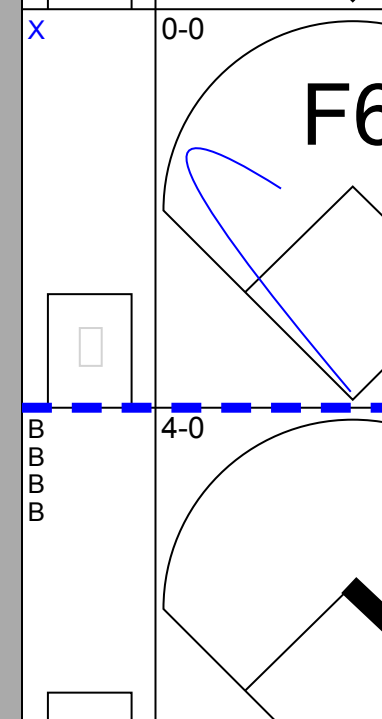
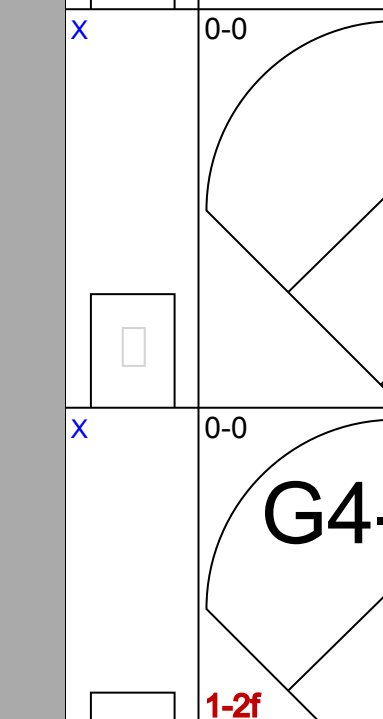
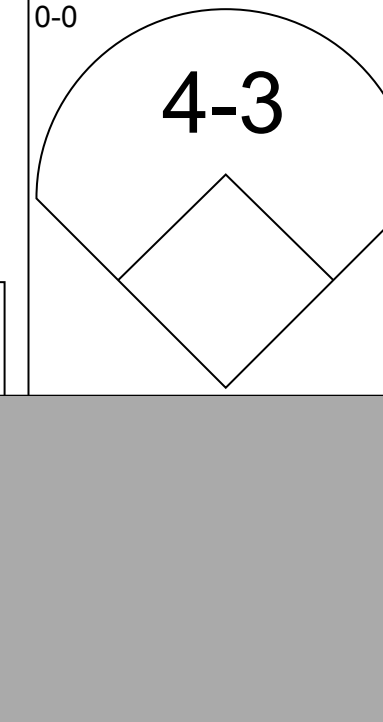


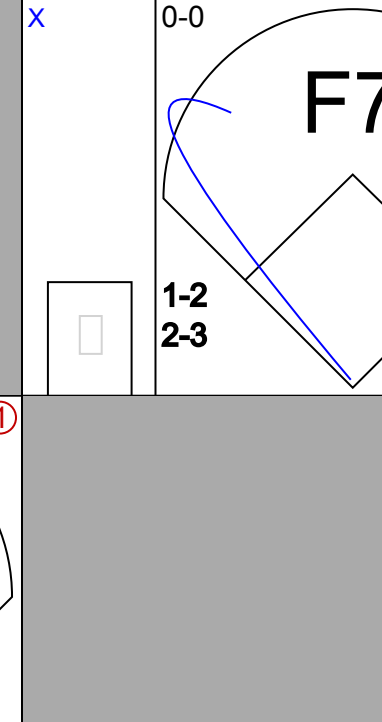





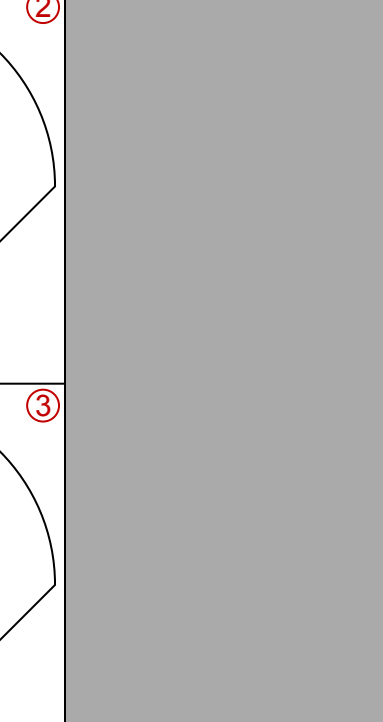
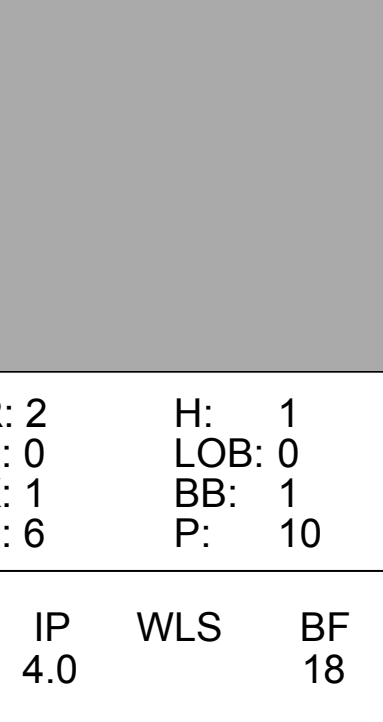
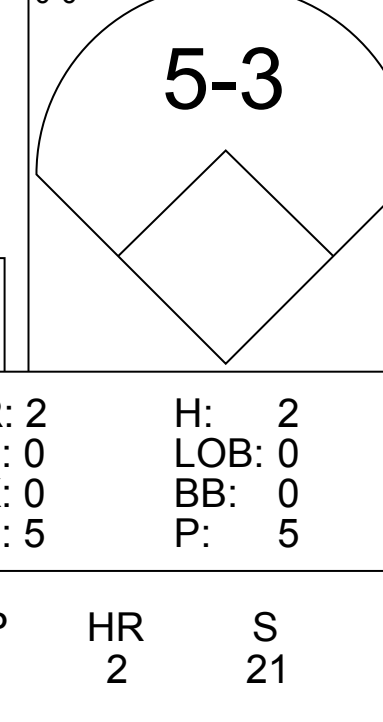
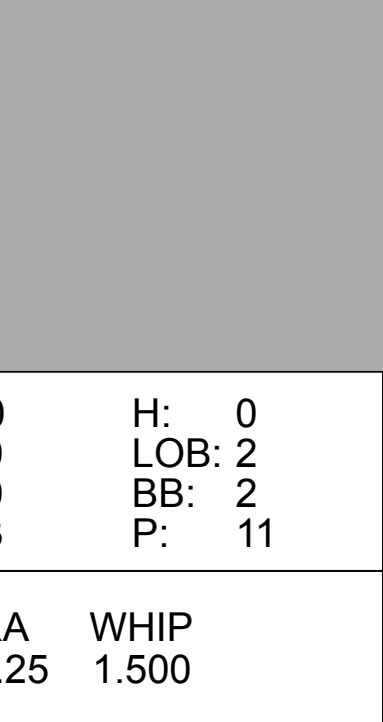
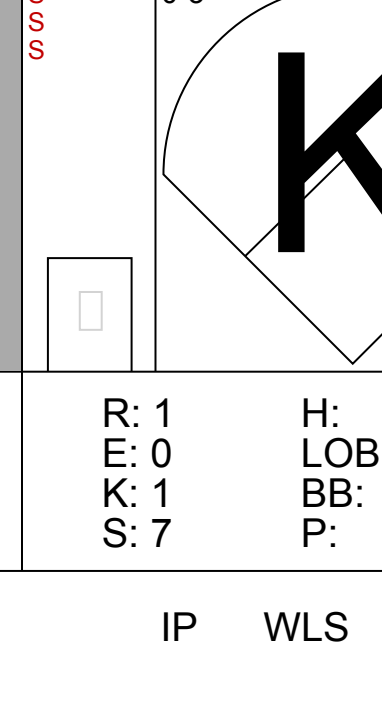
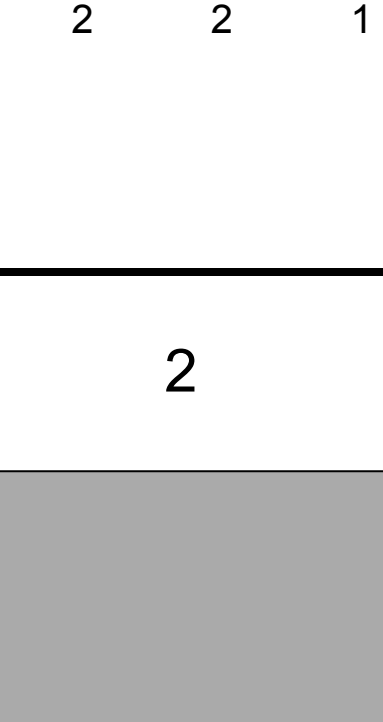
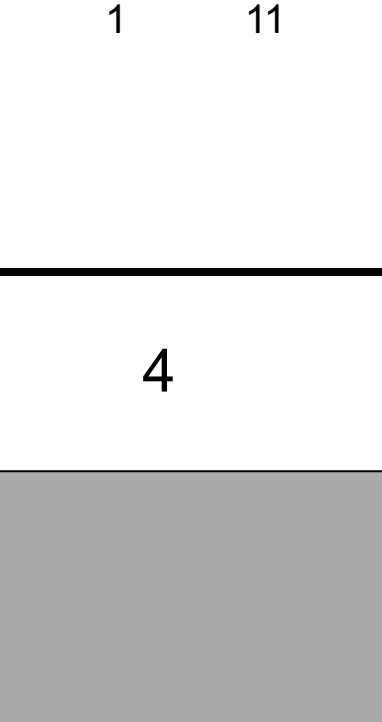
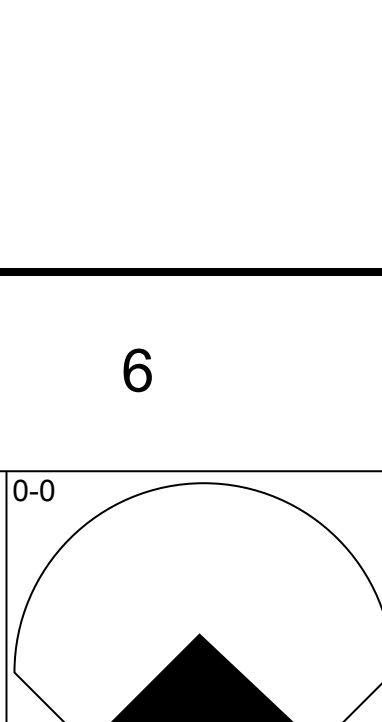
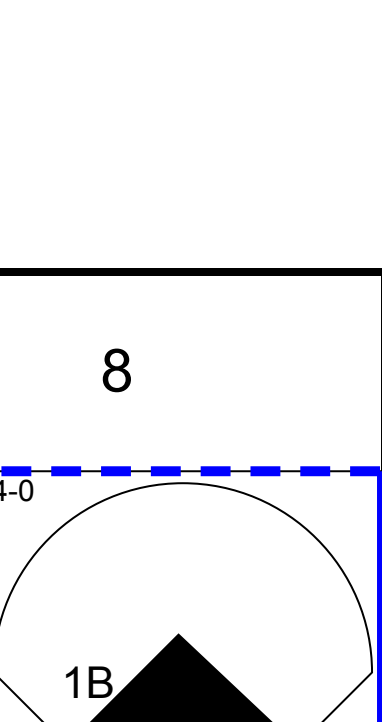


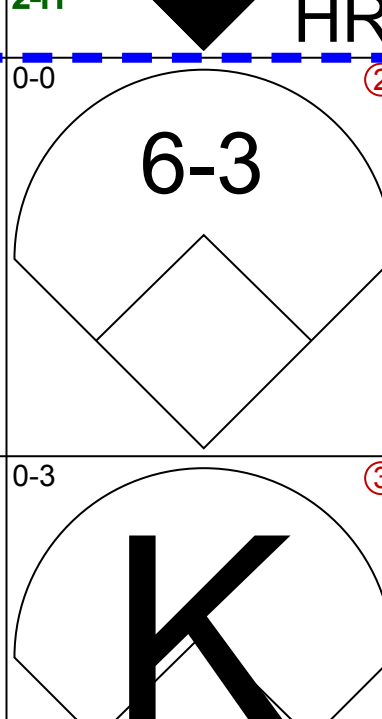
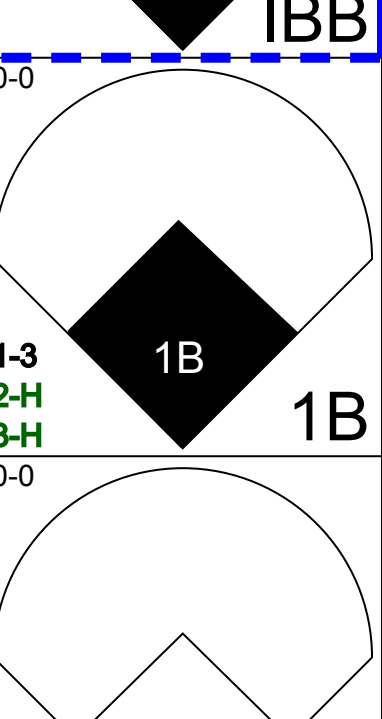

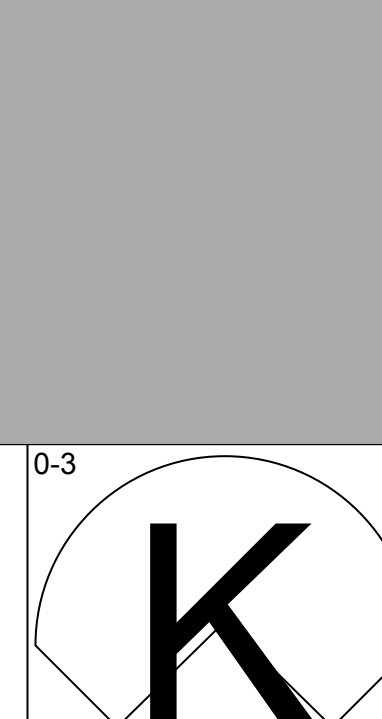

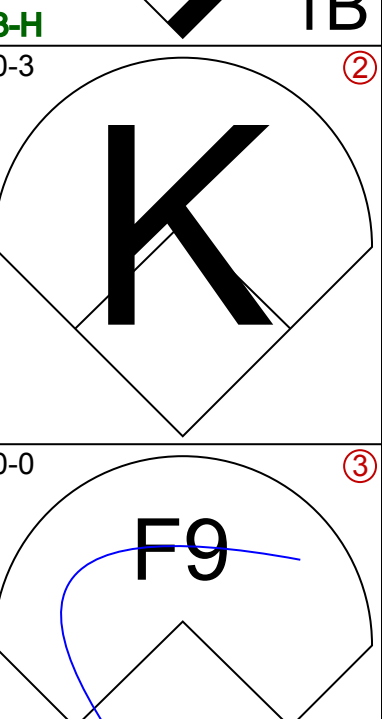

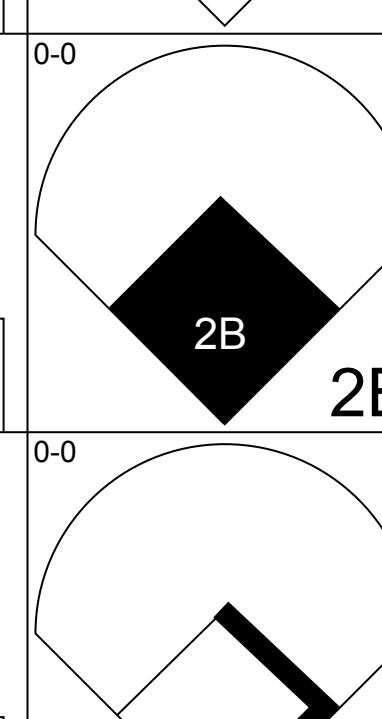
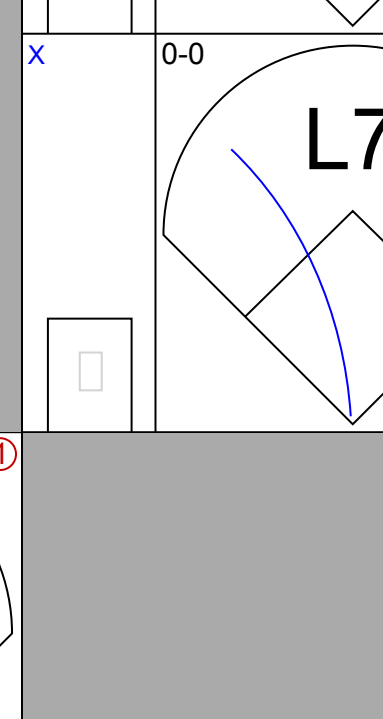

Batter	1	2	3	4	5	6	7	8	9	AB	R	H	RBI	BB	SO	LOB	BOTTOM				
<b>Bernie Carbo</b> , L OBP: 0.424, SLG: 0.543 (1, 10)										4	1	2	1	1	0	0					
<b>Denny Doyle</b> , L OBP: 0.243, SLG: 0.286 (1, 4)										5	3	1	0	0	0	3					
<b>Carl Yastrzemski</b> , L OBP: 0.494, SLG: 0.464 <b>Cecil Cooper</b> , L OBP: 0.355, SLG: 0.519 (1, 3) (7, 3)										3	1	1	0	0	1	3					
<b>Fred Lynn</b> , L OBP: 0.409, SLG: 0.620 (1, 8)										4	2	3	4	0	0	0					
<b>Jim Rice</b> , R OBP: 0.329, SLG: 0.498 (1, 7)										4	0	1	2	0	1	1					
<b>Carlton Fisk</b> , R OBP: 0.386, SLG: 0.480 (1, 2)										3	0	0	0	0	2	1					
<b>Dwight Evans</b> , R OBP: 0.332, SLG: 0.407 (1, 9)										4	0	0	0	0	2	3					
<b>Rick Burleson</b> , R OBP: 0.333, SLG: 0.350 (1, 6)										3	1	0	0	1	0	0					
<b>Bob Heise</b> , R OBP: 0.258, SLG: 0.246 (1, 5)										3	0	0	0	0	0	0					
<b>Inning Stats</b>	R: 2 E: 0 K: 0 S: 6	H: 3 LOB: 2 BB: 0 P: 7	R: 0 E: 0 K: 0 S: 3	H: 0 LOB: 1 BB: 1 P: 7	R: 1 E: 0 K: 3 S: 11	H: 2 LOB: 1 BB: 0 P: 11	R: 4 E: 1 K: 1 S: 8	H: 2 LOB: 0 BB: 1 P: 12	R: 0 E: 0 K: 2 S: 7	H: 0 LOB: 0 BB: 0 P: 7	R: 0 E: 0 K: 0 S: 3	H: 0 LOB: 0 BB: 0 P: 3	R: 0 E: 0 K: 0 S: 3	H: 0 LOB: 0 BB: 0 P: 3	R: 1 E: 0 K: 0 S: 4	H: 2 LOB: 1 BB: 0 P: 4	1B: 5 2B: 3 3B: 0 HR: 1	SF: 0 SAC: 1 DP: 0 HBP: 1	WP: 0 PB: 1 SB: 0 CS: 0	PA: 39	
<b>PITCHER</b>	IP	WLS	BF	H	R	ER	SO	BB	IBB	HBP	BLK	WP	HR	S	P	ERA	WHIP				
<b>Gaylord Perry</b> , R ERA: 4.33 (1, 1)	8.2	L	39	9	8	4	6	2	0	1	0	0	1	48	57	4.15	1.269				

Texas Rangers @ Boston Red Sox  
Fenway Park, Boston, MA  
Thu Jul 10 1975, 7:05 PM EDT  
Att: 17,365 - Unknown - 73 F

AB	35
R	8
H	9
RBI	8
BB	2
SO	6
LOB	11




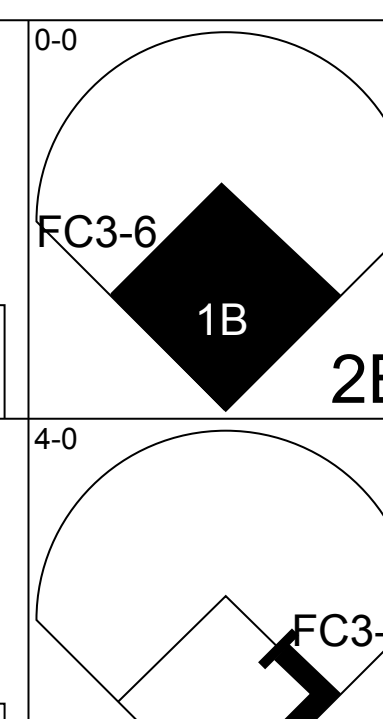
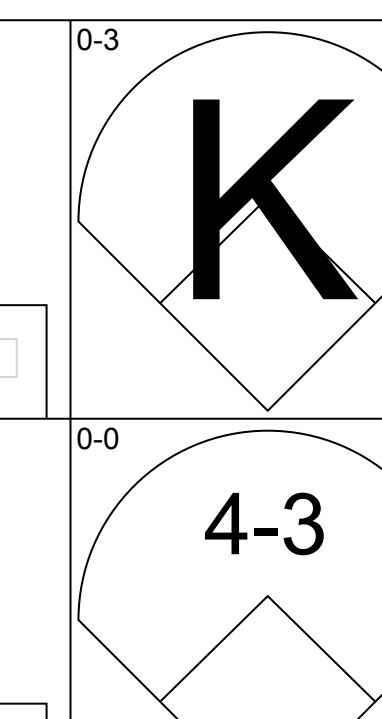
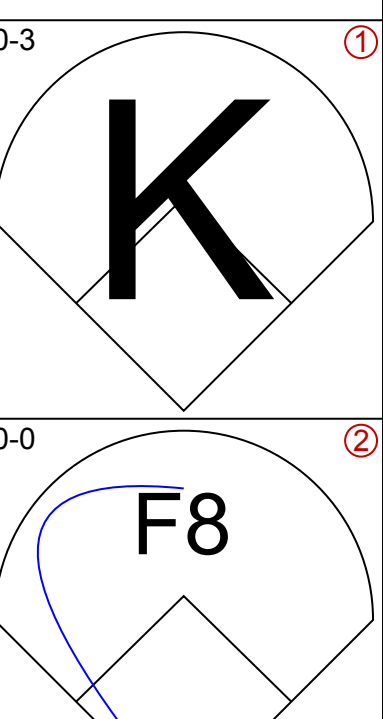
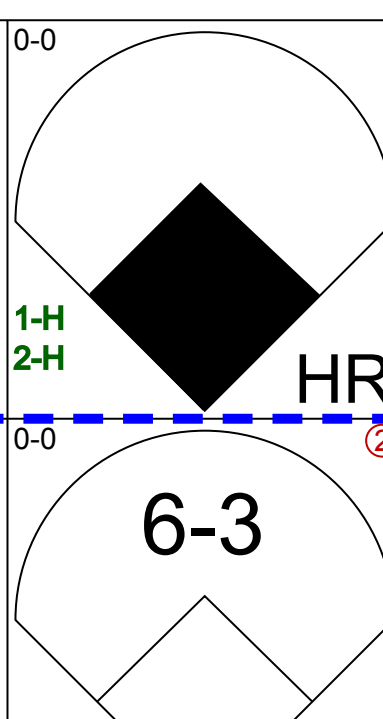
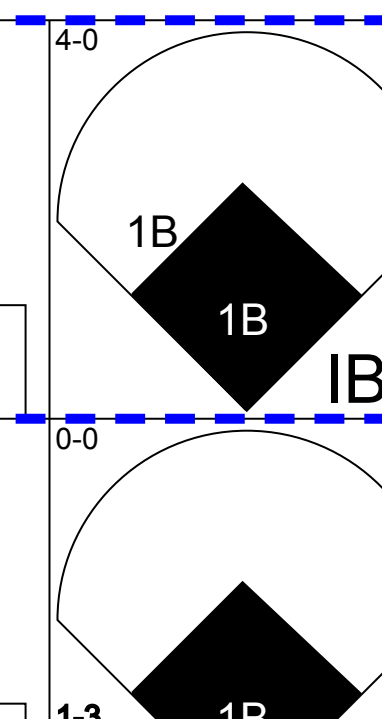
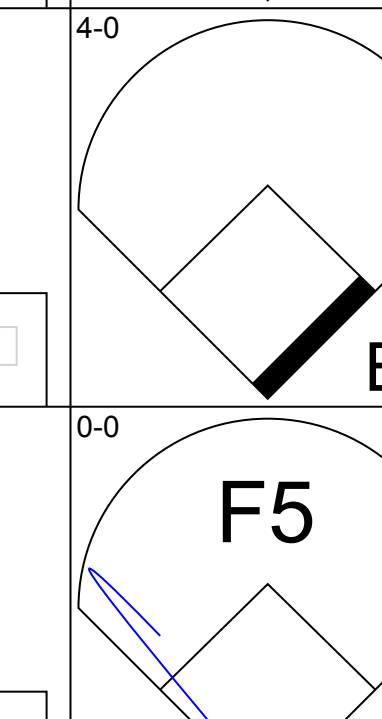
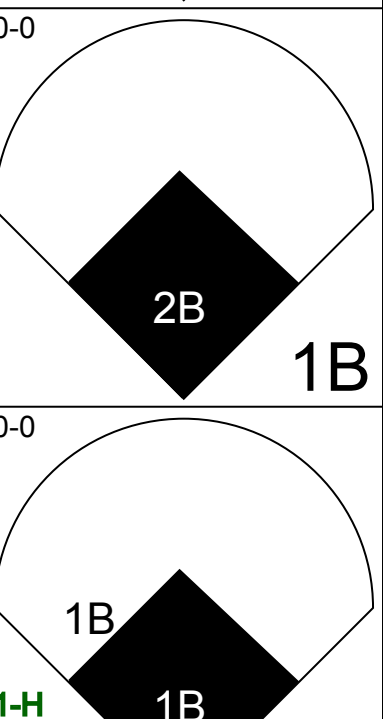

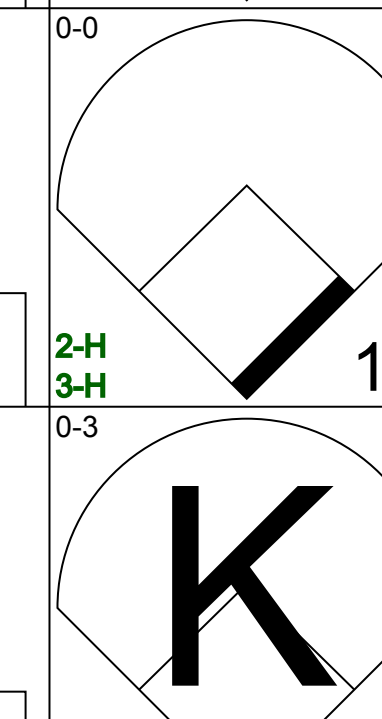
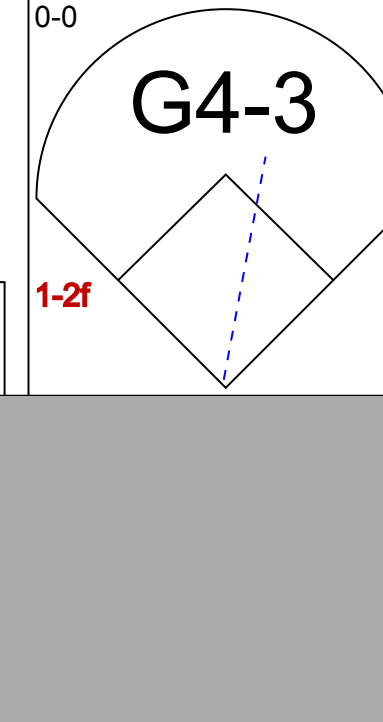

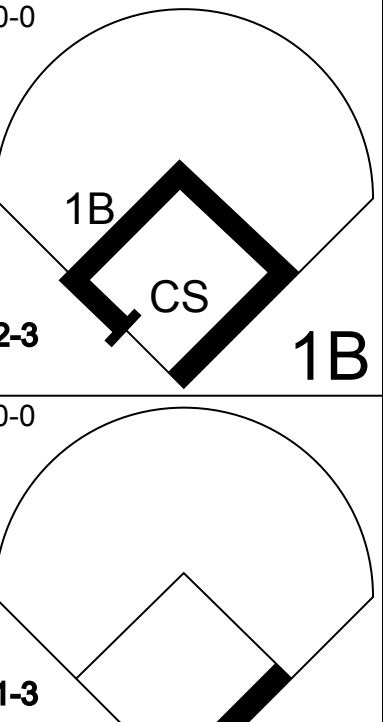

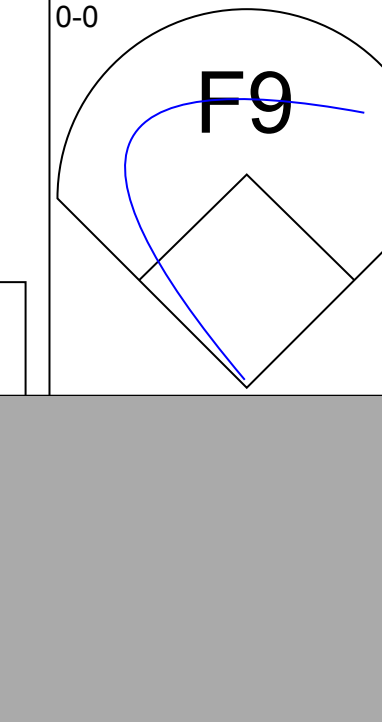


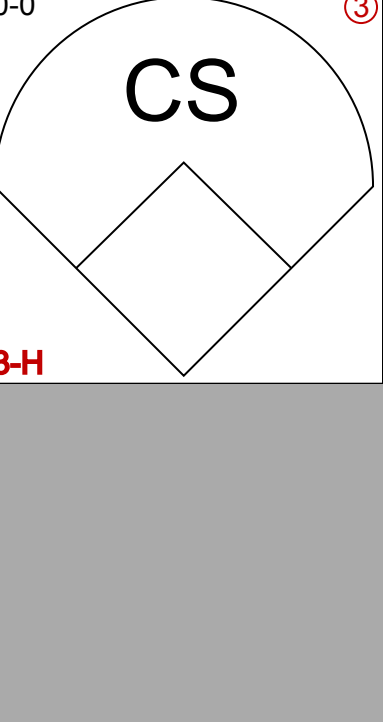
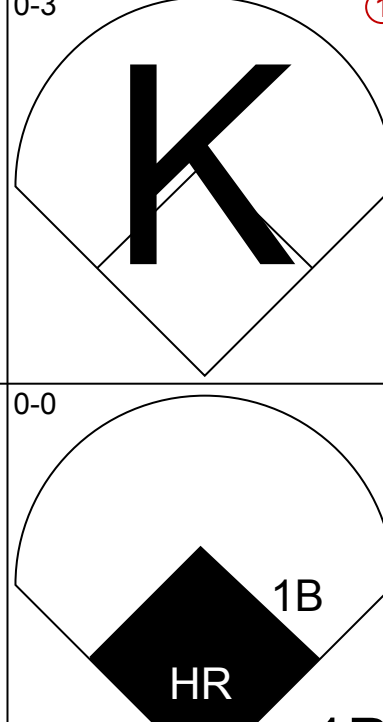
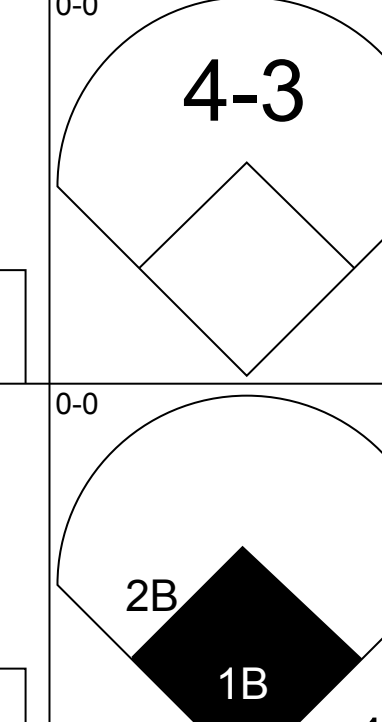

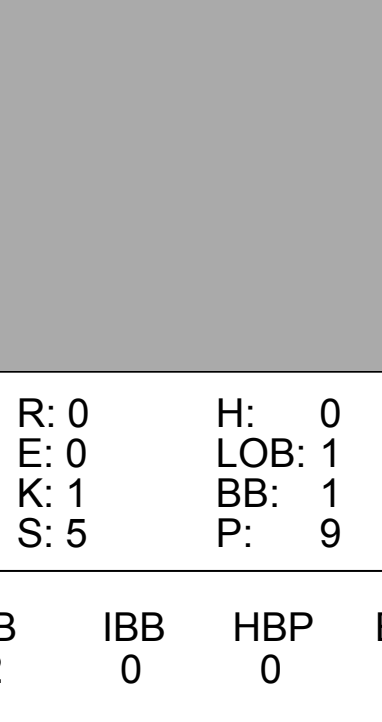

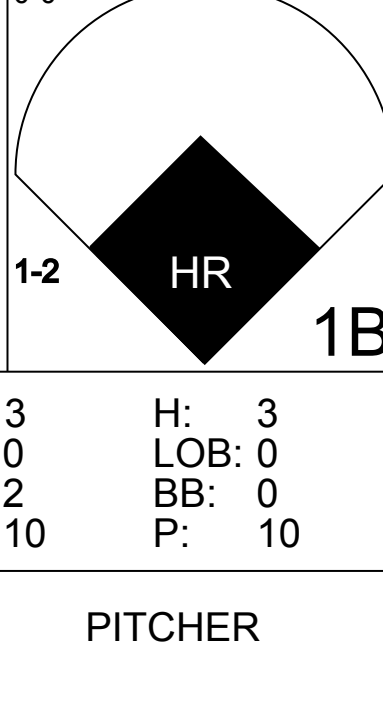
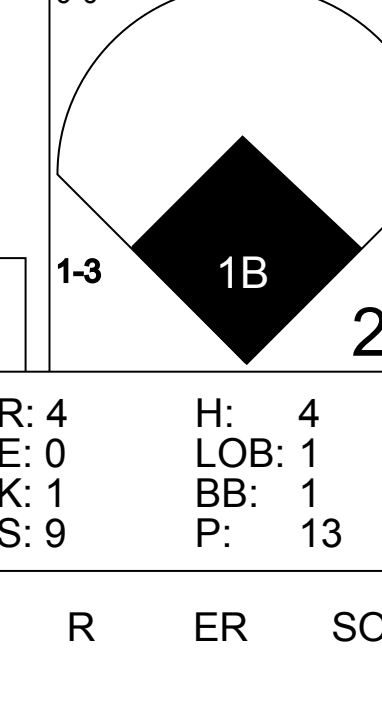



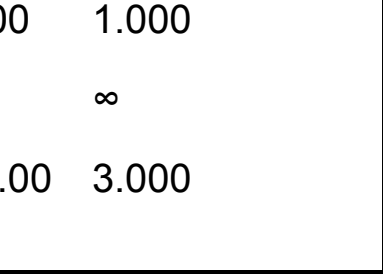




Batter	1	2	3	4	5	6	7	8	9	AB	R	H	RBI	BB	SO	LOB	TOP		
<b>Cesar Tovar, R</b> OBP: 0.299, SLG: 0.318 (1, 10)										5	3	2	0	0	1	1			
<b>Toby Harrah, R</b> OBP: 0.380, SLG: 0.450 (1, 6)										4	1	2	3	1	0	1			
<b>Mike Hargrove, L</b> OBP: 0.324, SLG: 0.476 (1, 7)										4	1	2	1	1	0	2			
<b>Jeff Burroughs, R</b> OBP: 0.305, SLG: 0.426 (1, 9)										3	1	1	2	2	1	2			
<b>Jim Spencer, L</b> OBP: 0.324, SLG: 0.428 (5, PH) <b>Jim Fregosi, R</b> OBP: 0.321, SLG: 0.406 (5, 3)										2	0	0	0	0	0	0			
<b>Lenny Randle, S</b> OBP: 0.322, SLG: 0.346 (1, 8)										4	0	0	0	0	0	0			
<b>Roy Howell, L</b> OBP: 0.302, SLG: 0.343 (1, 5)										4	1	1	0	0	0	0			
<b>Mike Cubbage, L</b> OBP: 0.302, SLG: 0.403 (1, 4)										4	1	1	2	0	1	0			
<b>Jim Sundberg, R</b> OBP: 0.302, SLG: 0.321 <b>Tom Grieve, R</b> OBP: 0.303, SLG: 0.482 (9, PH)										3	0	1	0	0	1	0			
<b>Inning Stats</b>	R: 2 E: 0 K: 1 S: 6	H: 1 LOB: 0 BB: 1 P: 10	R: 0 E: 0 K: 0 S: 3	H: 0 LOB: 0 BB: 0 P: 3	R: 1 E: 0 K: 1 S: 7	H: 2 LOB: 1 BB: 0 P: 7	R: 2 E: 0 K: 0 S: 5	H: 2 LOB: 0 BB: 2 P: 5	R: 0 E: 0 K: 0 S: 3	H: 0 LOB: 2 BB: 1 P: 11	R: 1 E: 0 K: 1 S: 7	H: 2 LOB: 2 BB: 1 P: 11	R: 0 E: 0 K: 1 S: 5	H: 0 LOB: 0 BB: 0 P: 5	R: 2 E: 0 K: 0 S: 5	H: 3 LOB: 0 BB: 0 P: 5	1B: 5 2B: 2 3B: 0 HR: 3	SF: 0 SAC: 0 DP: 1 HBP: 0	WP: 1 PA: 40 PB: 0 SB: 0 CS: 0
<b>PITCHER</b>	IP	WLS	BF	H	R	ER	SO	BB	IBB	HBP	BLK	WP	HR	S	P	ERA	WHIP		
<b>Dick Drago, R</b> ERA: 5.4 (1, 1)	4.0		18	5	5	5	2	1	0	0	0	0	2	21	25	11.25	1.500		
<b>Jim Burton, L</b> ERA: 3.14 (5, 1)	2.2	W	12	2	1	1	1	1	1	0	0	0	0	12	20	3.38	1.125		
<b>Diego Segui, R</b> ERA: 5.77 (7, 1)	2.1	S	10	3	2	2	1	1	0	0	0	1	1	11	15	7.71	1.714		

Texas Rangers @ Boston Red Sox  
Fenway Park, Boston, MA  
Fri Jul 11, 1975, 7:05 PM EDT  
Att: 27,178 - Unknown - 82 F


AB	36
R	8
H	10
RBI	8
BB	4
SO	4
LOB	10



Batter	1	2	3	4	5	6	7	8	9	AB	R	H	RBI	BB	SO	LOB	BOTTOM		
<b>Bernie Carbo, L</b> OBP: 0.425, SLG: 0.561 (1, 9)										4	2	2	3	0	2	0			
<b>Dwight Evans, R</b> OBP: 0.332, SLG: 0.407 (8, PH) <b>Rick Miller, L</b> OBP: 0.375, SLG: 0.305 (8, PH)										3	0	0	0	1	0	0			
<b>Denny Doyle, L</b> OBP: 0.243, SLG: 0.277 <b>Doug Griffin, R</b> OBP: 0.298, SLG: 0.284 (8, PH)										1	1	1	2	0	0	0			
<b>Carl Yastrzemski, L</b> OBP: 0.497, SLG: 0.465 (1, 3)										4	1	2	2	1	1	2			
<b>Fred Lynn, L</b> OBP: 0.409, SLG: 0.620 (1, 8)										5	1	2	2	0	1	2			
<b>Jim Rice, R</b> OBP: 0.327, SLG: 0.493 (1, 7)										5	0	1	0	0	1	3			
<b>Cecil Cooper, L</b> OBP: 0.380, SLG: 0.527 (1, 10)										4	1	2	1	0	0	0			
<b>Rick Burleson, R</b> OBP: 0.332, SLG: 0.352 (1, 6)										4	0	1	1	0	1	0			
<b>Bob Heise, R</b> OBP: 0.286, SLG: 0.292 (1, 5)										4	2	3	0	0	1	1			
<b>Tim Blackwell, S</b> OBP: 0.293, SLG: 0.239 (1, 2)										4	2	2	0	0	0	2			
<b>Inning Stats</b>	R: 1 E: 0 K: 0 S: 4	H: 2 LOB: 1 BB: 1 P: 8	R: 0 E: 0 K: 0 S: 4	H: 1 LOB: 1 BB: 0 P: 4	R: 0 E: 0 K: 1 S: 5	H: 0 LOB: 1 BB: 1 P: 9	R: 1 E: 0 K: 2 S: 9	H: 2 LOB: 1 BB: 0 P: 9	R: 2 E: 0 K: 1 S: 8	H: 4 LOB: 1 BB: 0 P: 8	R: 3 E: 0 K: 2 S: 10	H: 3 LOB: 0 BB: 0 P: 10	R: 0 E: 0 K: 0 S: 3	H: 0 LOB: 0 BB: 0 P: 3	R: 4 E: 0 K: 1 S: 9	H: 4 LOB: 1 BB: 1 P: 13	1B: 9 2B: 6 3B: 0 HR: 1	SF: 0 SAC: 0 DP: 1 HBP: 0	WP: 0 PA: 42 PB: 0 SB: 0 CS: 1
<b>PITCHER</b>	IP	WLS	BF	H	R	ER	SO	BB	IBB	HBP	BLK	WP	HR	S	P	ERA	WHIP		
<b>Bill Hands, R</b> ERA: 3.8 (1, 1)	4.2		24	9	4	4	4	0	0	0	0	0	1	6	6	40.50	4.500		
<b>Stan Thomas, R</b> ERA: 2.5 (5, 1)	0.2	L	4	3	3	3	1	0	0	0	0	0	0	6	6	40.50	4.500		
<b>Jim Umberger, L</b> ERA: 3.82 (6, 1)	2.0		8	2	2	2	1	0	0	0	0	0	0	10	10	9.00	1.000		
<b>Steve Foucault, R</b> ERA: 4.41 (8, 1)	0.0		1	0	0	0	0	0	1	0	0	0	0	0	4	∞	∞		
<b>Mike Kekich, L</b> ERA: 4.78 (8, 1)	0.2		4	2	2	2	1	0	0	0	0	0	0	6	6	27.00	3.000		

Texas Rangers @ Boston Red Sox  
Fenway Park, Boston, MA  
Fri Jul 11, 1975, 7:05 PM EDT  
Att: 27,178 - Unknown - 82 F

AB	38
R	11
H	16
RBI	11
BB	3
SO	7
LOB	10





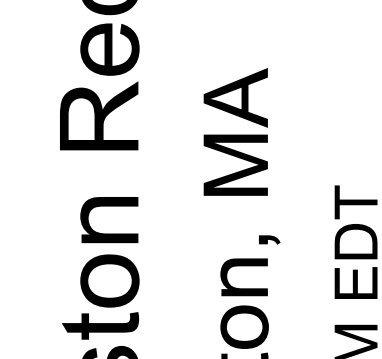
Batter	1	2	3	4	5	6	7	8	9	AB	R	H	RBI	BB	SO	LOB	TOP		
<b>Cesar Tovar, R</b> OBP: 0.303, SLG: 0.318 (1, 10) X	0-0 6-3 ①				0-0 FC5 1B			4-0 BB	0-0 F4	3	1	1	0	2	0	2	<b>Texas Rangers @ Boston Red Sox</b> Fenway Park, Boston, MA Sat Jul 12 1975, 3:33 AM EDT Att: 20,694 - Unknown - 69 F		
<b>Toby Harrah, R</b> OBP: 0.377, SLG: 0.446 (1, 6) X	0-0 F3 ②			0-0 E 1B		0-3 K ①		0-0 F3	0-0 1-3 ③	5	1	1	0	0	1	5			
<b>Jim Spencer, L</b> OBP: 0.322, SLG: 0.425 (1, 3) X	0-0 6-3 ③			0-0 F4		0-0 F8 ②		0-0 E8 1B		4	0	1	0	0	0	3			
<b>Jeff Burroughs, R</b> OBP: 0.302, SLG: 0.420 (1, 9)		0-0 F9 ①		0-0 FC5 1B		0-0 F8 ③		0-0 F9		4	1	0	0	0	0	5			
<b>Mike Hargrove, L</b> OBP: 0.425, SLG: 0.476 (1, 7)		0-0 F6 ②		0-0 1B			0-0 L9	0-0 1-2 1B		4	0	2	3	0	0	0			
<b>Lenny Randle, S</b> OBP: 0.321, SLG: 0.345 (1, 8)		0-0 G3 ③		0-3 K ①			0-0 1B	0-0 F4 ③		4	0	1	0	0	1	3			
<b>Roy Howell, L</b> OBP: 0.301, SLG: 0.341 (1, 5)			0-3 K ①		0-3 K ①		0-3 K ②		0-0 1B	4	0	1	0	0	3	1			
<b>Mike Cubbage, L</b> OBP: 0.300, SLG: 0.395 (1, 4)			0-0 4-3 ②		0-0 F7 ②		0-0 F8 ③		0-0 1B	4	0	1	0	0	0	1			
<b>Jim Sundberg, R</b> OBP: 0.301, SLG: 0.317 (1, 2)			0-0 F9 ③		0-0 5-3 ③			4-0 1B BB E BB	0-3 K ①	3	1	0	0	1	1	2			
<b>Inning Stats</b>	R: 0 E: 0 K: 0 S: 3	H: 0 LOB: 0 BB: 0 P: 3	R: 0 E: 0 K: 0 S: 3	H: 0 LOB: 0 BB: 0 P: 3	R: 0 E: 0 K: 1 S: 5	H: 0 LOB: 0 BB: 0 P: 5	R: 2 E: 1 K: 1 S: 8	H: 3 LOB: 1 BB: 0 P: 8	R: 0 E: 0 K: 1 S: 5	H: 0 LOB: 0 BB: 1 P: 9	R: 0 E: 0 K: 1 S: 6	H: 1 LOB: 1 BB: 0 P: 6	R: 2 E: 1 K: 0 S: 5	H: 2 LOB: 2 BB: 2 P: 13	R: 0 E: 0 K: 1 S: 7	H: 2 LOB: 2 BB: 0 P: 7	1B: 8 2B: 0 3B: 0 HR: 0	SF: 0 SAC: 0 DP: 0 HBP: 0	WP: 0 PA: 38 PB: 0 SB: 0 CS: 0
<b>PITCHER</b>	IP WLS BF H R ER SO BB IBB HBP BLK WP HR S P ERA WHIP	IP WLS BF H R ER SO BB IBB HBP BLK WP HR S P ERA WHIP																	
<b>Luis Tiant, R</b> ERA: 3.96 (1, 1)	9.0 W 38 8 4 3 6 3 0 0 0 0 0 47 59 3.00 1.222																		
<b>Luis Tiant, R</b> ERA: 3.96 (8, 1)	9.0 W 38 8 4 3 6 3 0 0 0 0 0 47 59 3.00 1.222																		

Batter	1	2	3	4	5	6	7	8	9	AB	R	H	RBI	BB	SO	LOB	BOTTOM		
<b>Bernie Carbo, L</b> OBP: 0.425, SLG: 0.562 (1, 9) X	0-0 SH3 FC4 2B				0-0 F5			0-3 K		5	2	1	0	2	0				
<b>Denny Doyle, L</b> OBP: 0.248, SLG: 0.291 (1, 4) X	0-0 SH3 ①			0-0 G3 ③		0-0 E 1B		0-3 K		2	1	1	0	0	0	0			
<b>Doug Griffin, R</b> OBP: 0.300, SLG: 0.290 (6, FH) (7, 4)	0-0 SH3 2-3		0-0 2B	0-0 G3 ③		0-0 E6 SF8 2B		0-3 K		2	1	1	2	0	1	0			
<b>Carl Yastrzemski, L</b> OBP: 0.463, SLG: 0.467 (1, 3) X	0-0 FC4 1B		0-0 2B	0-0 G3 ③		0-0 F2		0-0 SF8		3	2	1	3	0	0	0			
<b>Luis Tiant, R</b> ERA: 3.96 (8, 1)	0-0 FC4 2B		0-0 1B	0-0 G3 ③		0-0 F2		0-0 SF8		1	0	0	0	0	0	0			
<b>Fred Lynn, L</b> OBP: 0.407, SLG: 0.614 (1, 8) X	0-0 2B		0-0 P7	0-0 1-3		0-0 4-3		0-0 F9		4	0	1	0	0	0	1			
<b>Jim Rice, R</b> OBP: 0.329, SLG: 0.502 (1, 7)	0-3 K		0-3 K	0-3 K		0-0 HR		4-0 1B BB		3	2	1	1	1	2	3			
<b>Cecil Cooper, L</b> OBP: 0.373, SLG: 0.540 (1, 10) X	0-0 1-3 2H 2B		4-0 WP 1B IBB	0-0 L7		0-0 L7		0-0 1B		3	0	2	1	1	0	0			
<b>Carlton Fisk, R</b> OBP: 0.393, SLG: 0.472 (1, 2) X	0-0 F7		0-0 WP 1B	0-0 L7		4-0 SH3 1B BB		0-3 K		3	1	1	1	1	1	4			
<b>Rick Burleson, R</b> OBP: 0.330, SLG: 0.348 (1, 6)		0-3 K	0-0 F5	0-0 F5		0-0 SH3		0-0 F9		3	0	0	0	0	1	4			
<b>Bob Heise, R</b> OBP: 0.288, SLG: 0.284 (1, 5)		0-3 K		0-0 L7		1-0 1B		0-0 1B		2	1	0	0	0	1	0			
<b>Rico Petrocelli, R</b> OBP: 0.335, SLG: 0.350 (7, 5)		0-3 K		0-0 L7		0-0 1B E HBP		0-0 1B		1	0	1	1	0	0	0			
<b>Inning Stats</b>	R: 2 E: 0 K: 1 S: 9	H: 3 LOB: 2 BB: 0 P: 9	R: 0 E: 0 K: 3 S: 9	H: 0 LOB: 0 BB: 0 P: 9	R: 2 E: 0 K: 1 S: 8	H: 3 LOB: 2 BB: 1 P: 12	R: 0 E: 0 K: 0 S: 3	H: 0 LOB: 0 BB: 0 P: 3	R: 1 E: 0 K: 0 S: 4	H: 1 LOB: 0 BB: 0 P: 4	R: 4 E: 1 K: 0 S: 5	H: 2 LOB: 0 BB: 1 P: 10	R: 1 E: 0 K: 1 S: 6	H: 2 LOB: 2 BB: 1 P: 10	R: 0 E: 0 K: 2 S: 7	H: 0 LOB: 0 BB: 0 P: 7	1B: 5 2B: 5 3B: 0 HR: 1	SF: 1 SAC: 2 DP: 0 HBP: 1	WP: 1 PA: 39 PB: 0 SB: 0 CS: 0
<b>PITCHER</b>	IP WLS BF H R ER SO BB IBB HBP BLK WP HR S P ERA WHIP	IP WLS BF H R ER SO BB IBB HBP BLK WP HR S P ERA WHIP																	
<b>Fergie Jenkins, R</b> ERA: 4.44 (1, 1)	5.1 L 28 8 8 8 5 1 0 0 0 0 0 3 3 0.00 1.500																		
<b>Jim Umberger, L</b> ERA: 3.79 (6, 1)	0.2 3 1 1 0 0 0 0 0 0 0 0 0 3 3 0.00 1.500																		
<b>Steve Foucault, R</b> ERA: 4.41 (7, 1)	2.0 8 2 1 1 3 1 0 0 0 0 0 0 13 17 4.50 1.500																		

AB 35  
R 4  
H 8  
RBI 3  
BB 3  
SO 6  
LOB 22



AB 32  
R 10  
H 11  
RBI 10  
BB 3  
SO 8  
LOB 12





Batter	1	2	3	4	5	6	7	8	9	AB	R	H	RBI	BB	SO	LOB	TOP								
<b>Cesar Tovar, R</b> OBP: 0.302, SLG: 0.317 (1, 10)	F9		F7		6-3		BB 1B		5-3	5	0	1	1	0	0	0	<b>Texas Rangers @ Boston Red Sox</b> Fenway Park, Boston, MA Sun Jul 13 1975, 3:33 AM EDT Att: 26,170 - Unknown - 84 F  <b>livebaseballscores.com</b>								
<b>Toby Harrah, R</b> OBP: 0.377, SLG: 0.441 (1, 6)	FC6-4 BB		K			6-3	BB 1B		1-3	3	0	0	0	2	1	0									
<b>Jim Spencer, L</b> OBP: 0.311, SLG: 0.424 (7, PH)	F7			1B		F4	FC1-2			3	0	1	0	0	0	1									
<b>Jim Fregosi, R</b> OBP: 0.325, SLG: 0.408 (7, 3)										2	0	1	0	0	0	3									
<b>Jeff Burroughs, R</b> OBP: 0.301, SLG: 0.417 (1, 9)	FC6-4 1-2		K			K			5-3	5	1	1	0	0	2	3									
<b>Mike Hargrove, L</b> OBP: 0.423, SLG: 0.471 (8, 3)		4-3		F8			G3	2B E BB		3	1	0	0	1	0	1									
<b>Lenny Randle, S</b> OBP: 0.326, SLG: 0.352 (1, 8)		L6					1B SF9	E 1-3 2-H	2B	4	1	3	1	0	0	0									
<b>Roy Howell, L</b> OBP: 0.375, SLG: 0.478 (8, PH)							1B 1B	FC4-6 FC6		3	2	3	1	0	0	0									
<b>Tom Grieve, R</b> OBP: 0.301, SLG: 0.478 (8, 7)		2B					1B 1B	2-3 3-H		1	0	0	0	0	0	1									
<b>Mike Cubbage, L</b> OBP: 0.287, SLG: 0.381 (1, 4)		6-3				G3	SF9	FC6		3	0	0	1	0	0	2									
<b>Jim Sundberg, R</b> OBP: 0.300, SLG: 0.316 (1, 2)			4-3			G3	1B FC1-2 1B	F7		4	0	1	0	0	0	1									
<b>Inning Stats</b>	R: 0 E: 0 K: 0 S: 3	H: 0 LOB: 1 BB: 1 P: 7	R: 0 E: 0 K: 0 S: 4	H: 1 LOB: 1 BB: 0 P: 4	R: 0 E: 0 K: 1 S: 5	H: 0 LOB: 0 BB: 0 P: 5	R: 0 E: 0 K: 1 S: 6	H: 2 LOB: 2 BB: 0 P: 6	R: 1 E: 0 K: 0 S: 4	H: 1 LOB: 0 BB: 0 P: 4	R: 0 E: 0 K: 1 S: 5	H: 0 LOB: 0 BB: 0 P: 5	R: 2 E: 0 K: 0 S: 7	H: 4 LOB: 3 BB: 1 P: 11	R: 2 E: 1 K: 0 S: 5	H: 2 LOB: 1 BB: 1 P: 9	R: 0 E: 0 K: 0 S: 4	H: 1 LOB: 1 BB: 0 P: 4	1B: 8 2B: 2 3B: 0 HR: 1	SF: 1 SAC: 0 DP: 0 HBP: 0	WP: 0 PB: 0 SB: 0 CS: 0	PA: 40			
<b>PITCHER</b>	IP	WLS	BF	H	R	ER	SO	BB	IBB	HBP	BLK	WP	HR	S	P	ERA	WHIP								
<b>Rick Wise, R</b> ERA: 4.56 (1, 1)	6.2	W	29	8	3	3	3	2	0	0	0	0	1	33	41	4.05	1.500								
<b>Bill Lee, L</b> ERA: 4.07 (7, 1)	1.0		6	2	2	2	0	1	0	0	0	0	0	5	9	18.00	3.000								
<b>Jim Willoughby, R</b> ERA: 4.66 (8, 1)	1.1	S	5	1	0	0	0	0	0	0	0	0	0	5	5	0.00	0.750								

Batter	1	2	3	4	5	6	7	8	9	AB	R	H	RBI	BB	SO	LOB	BOTTOM								
<b>Bernie Carbo, L</b> OBP: 0.425, SLG: 0.557 (1, 9)	F7		SH1-3 2B 1B	2B 1B BB	G6-4-3			P7		4	2	1	0	1	0	2	<b>Texas Rangers @ Boston Red Sox</b> Fenway Park, Boston, MA Sun Jul 13 1975, 3:33 AM EDT Att: 26,170 - Unknown - 84 F  <b>livebaseballscores.com</b>								
<b>Dwight Evans, R</b> OBP: 0.332, SLG: 0.407 (9, 9)										0	0	0	0	0	0	0									
<b>Denny Doyle, L</b> OBP: 0.257, SLG: 0.302 (1, 4)	F8		SH1-3	1B E 2B	P9			2B BB		3	1	1	1	1	0	1									
<b>Carl Yastrzemski, L</b> OBP: 0.413, SLG: 0.482 (1, 3)				1B E 1B						5	2	5	1	0	0	0									
<b>Fred Lynn, L</b> OBP: 0.408, SLG: 0.620 (1, 8)				2-3 3-H	E5 1B			G6-4-3 1B		4	1	2	4	0	0	2									
<b>Jim Rice, R</b> OBP: 0.328, SLG: 0.498 (1, 7)				1-2 3-H	F8 1B					4	0	1	1	0	0	3									
<b>Rick Miller, L</b> OBP: 0.375, SLG: 0.305 (9, 7)	F8		G5-3 2-H					6-3		0	0	0	0	0	0	0									
<b>Cecil Cooper, L</b> OBP: 0.377, SLG: 0.534 (1, 10)		3-1		1-2 2-3	1B			4-3		3	0	1	0	1	0	0									
<b>Carlton Fisk, R</b> OBP: 0.369, SLG: 0.439 (1, 2)		5-3	G5-3	F2				K		4	0	0	0	0	1	5									
<b>Rico Petrocelli, R</b> OBP: 0.342, SLG: 0.357 (1, 5)								F4		4	0	3	0	0	0	0									
<b>Rick Burleson, R</b> OBP: 0.329, SLG: 0.347 (1, 6)		1-3		FC5-6 BB	G6-4-3 1B			L8		4	1	1	0	0	0	2									
<b>Inning Stats</b>	R: 1 E: 0 K: 0 S: 5	H: 2 LOB: 1 BB: 0 P: 5	R: 0 E: 0 K: 0 S: 4	H: 1 LOB: 1 BB: 0 P: 4	R: 3 E: 0 K: 0 S: 6	H: 4 LOB: 1 BB: 1 P: 10	R: 3 E: 1 K: 0 S: 8	H: 4 LOB: 3 BB: 1 P: 12	R: 0 E: 0 K: 0 S: 4	H: 2 LOB: 1 BB: 0 P: 4	R: 0 E: 0 K: 0 S: 3	H: 1 LOB: 0 BB: 0 P: 3	R: 0 E: 0 K: 1 S: 5	H: 0 LOB: 0 BB: 0 P: 5	R: 0 E: 0 K: 0 S: 3	H: 1 LOB: 2 BB: 1 P: 7	R: 0 E: 0 K: 0 S: 4	H: 0 LOB: 0 BB: 0 P: 4	1B: 10 2B: 5 3B: 0 HR: 0	SF: 0 SAC: 1 DP: 3 HBP: 0	WP: 0 PB: 0 SB: 0 CS: 0	PA: 39			
<b>PITCHER</b>	IP	WLS	BF	H	R	ER	SO	BB	IBB	HBP	BLK	WP	HR	S	P	ERA	WHIP								
<b>Steve Hargan, R</b> ERA: 3.38 (1, 1)	2.1	L	15	7	4	4	4	1	0	0	0	0	0	14	18	15.43	3.429								
<b>Steve Foucault, R</b> ERA: 4.51 (3, 1)	1.0		4	1	2	2	0	1	0	0	0	0	0	3	7	18.00	2.000								
<b>Jim Umbarger, L</b> ERA: 3.92 (4, 1)	0.0		3	2	1	1	0	0	0	0	0	0	0	3	3	∞	∞								
<b>Tommy Moore, R</b> ERA: 3.38 (4, 1)	1.2		7	3	0	0	0	0	0	0	0	0	0	7	7	0.00	1.800								
<b>Clyde Wright, L</b> ERA: 3.7 (6, 1)	1.0		3	1	0	0	0	0	0	0	0	0	0	3	3	0.00	1.000								



Batter	1	2	3	4	5	6	7	8	9	AB	R	H	RBI	BB	SO	LOB	TOP	
<b>Bobby Bonds, R</b> OBP: 0.328, SLG: 0.502 (1, 8)	F3			K		K			K	4	0	0	0	0	3	2	<b>New York Yankees @ Texas Rangers</b> Arlington Stadium, Arlington, TX Thu Jul 17 1975, 8:05 PM EDT Att: 18,025 - Unknown	
<b>Rich Coggins, L</b> OBP: 0.253, SLG: 0.325 (1, 10)	B1-3			F2					4-3	4	0	1	2	0	0			
<b>Roy White, S</b> OBP: 0.391, SLG: 0.446 (1, 7)	4-3			F7						3	0	1	0	0	0			
<b>Thurman Munson, R</b> OBP: 0.374, SLG: 0.421 (1, 2)					6-3				G6-4-3	3	0	1	0	0	0	1		
<b>Chris Chambliss, L</b> OBP: 0.317, SLG: 0.436 (1, 3)						L6			K	3	0	0	0	0	1	1		
<b>Graig Nettles, L</b> OBP: 0.342, SLG: 0.464 (1, 5)						L6				3	0	0	0	0	0	0		
<b>Lou Piniella, R</b> OBP: 0.270, SLG: 0.259 (1, 9)					6-3					3	1	0	0	0	0	0		
<b>Jim Mason, L</b> OBP: 0.209, SLG: 0.223 (1, 6)					L1					3	0	0	0	0	0	1		
<b>Fred Stanley, R</b> OBP: 0.271, SLG: 0.242 (6, PH)					6-3					1	0	0	0	0	0	0		
<b>Ed Herrmann, L</b> OBP: 0.304, SLG: 0.340 (6, PH)										0	1	0	0	0	0	0		
<b>Sandy Alomar Sr., S</b> OBP: 0.220, SLG: 0.236 (6, 4)										0	1	0	0	0	0	0		
<b>Rick Demsey, R</b> OBP: 0.400, SLG: 0.354 (9, PH)										1	0	0	0	0	0	0		
<b>Inning Stats</b>	R: 0 E: 0 K: 0 S: 3	H: 0 LOB: 0 BB: 0 P: 3	R: 0 E: 0 K: 0 S: 3	H: 1 LOB: 0 BB: 0 P: 3	R: 0 E: 0 K: 0 S: 3	H: 0 LOB: 0 BB: 0 P: 3	R: 0 E: 0 K: 1 S: 5	H: 0 LOB: 0 BB: 0 P: 5	R: 0 E: 0 K: 0 S: 3	H: 1 LOB: 0 BB: 0 P: 5	R: 0 E: 0 K: 0 S: 3	H: 0 LOB: 0 BB: 0 P: 3	R: 0 E: 0 K: 1 S: 5	H: 0 LOB: 0 BB: 0 P: 5	1B: 3 2B: 0 3B: 0 HR: 0	SF: 0 SAC: 0 DP: 2 HBP: 0	WP: 0 PB: 0 CS: 0	PA: 29
<b>PITCHER</b> <b>Fergie Jenkins, R</b> ERA: 4.2 (1, 1)	IP: 9.0 WLS: W BF: 29 H: 3 R: 2 ER: 0 SO: 4 BB: 0 IBB: 0 HBP: 0 BLK: 0 WP: 0 HR: 0 S: 37 P: 37 ERA: 0.00 WHIP: 0.333											<b>PITCHER</b>	IP: 9.0 WLS: W BF: 29 H: 3 R: 2 ER: 0 SO: 4 BB: 0 IBB: 0 HBP: 0 BLK: 0 WP: 0 HR: 0 S: 37 P: 37 ERA: 0.00 WHIP: 0.333					

AB 29  
R 2  
H 3  
RBI 2  
BB 0  
SO 4  
LOB 6





Batter	1	2	3	4	5	6	7	8	9	AB	R	H	RBI	BB	SO	LOB	BOTTOM			
<b>Cesar Tovar, R</b> OBP: 0.303, SLG: 0.320 (1, 10)	WP 1B 2B	1B SF8 2B		K		FC6-4		G4-3		5	2	2	1	0	1	2	<b>New York Yankees @ Texas Rangers</b> Arlington Stadium, Arlington, TX Thu Jul 17 1975, 8:05 PM EDT Att: 18,025 - Unknown			
<b>Dave Muste, L</b> OBP: 0.400, SLG: 0.400 (1, 8)	WP 2B 1-2	2B 1B		4-3		K		4-3		5	1	2	0	0	1	1				
<b>Jeff Burroughs, R</b> OBP: 0.303, SLG: 0.421 (1, 9)	1-2 2B	SF8 1B				K				2	2	1	3	1	1	0				
<b>Mike Hargrove, L</b> OBP: 0.324, SLG: 0.472 (1, 7)	1-2 2B	B1-3				1B				4	0	2	1	0	1	2				
<b>Lenny Randle, S</b> OBP: 0.327, SLG: 0.354 (1, 5)	4-3			6-3						4	0	2	1	0	0	1				
<b>Tom Robson, R</b> (1, 3)	4-3			5-3						4	0	0	0	0	0	3				
<b>Jim Spencer, L</b> OBP: 0.323, SLG: 0.424 (8, 3)	6-3			5-3		F3		5-3		0	0	0	0	0	0	0				
<b>Toby Harrah, R</b> OBP: 0.382, SLG: 0.439 (1, 6)	F8									1	1	0	0	3	0	1				
<b>Mike Cabbage, L</b> OBP: 0.289, SLG: 0.372 (1, 4)				1-3		SH3-4 1B		K		2	0	0	0	1	1	3				
<b>Jim Sundberg, R</b> OBP: 0.303, SLG: 0.316 (1, 2)				FC1-6 2B		K2-3				3	1	1	1	1	1	1				
<b>Inning Stats</b>	R: 3 E: 0 K: 0 S: 7	H: 4 LOB: 1 BB: 0 P: 7	R: 2 E: 0 K: 0 S: 5	H: 2 LOB: 1 BB: 1 P: 9	R: 0 E: 0 K: 0 S: 3	H: 0 LOB: 1 BB: 1 P: 7	R: 0 E: 0 K: 2 S: 7	H: 0 LOB: 0 BB: 0 P: 7	R: 0 E: 0 K: 1 S: 6	H: 2 LOB: 1 BB: 0 P: 6	R: 1 E: 0 K: 1 S: 6	H: 1 LOB: 1 BB: 1 P: 10	R: 1 E: 0 K: 2 S: 8	H: 1 LOB: 2 BB: 2 P: 16	R: 0 E: 0 K: 0 S: 2	H: 0 LOB: 0 BB: 1 P: 6	1B: 8 2B: 2 3B: 0 HR: 0	SF: 1 SAC: 1 DP: 1 HBP: 0	WP: 2 PB: 0 CS: 0	PA: 38
<b>PITCHER</b> <b>Pat Dobson, R</b> ERA: 3.71 (1, 1)	IP: 1.1 WLS: L BF: 10 H: 5 R: 5 ER: 5 SO: 5 BB: 1 IBB: 0 HBP: 0 BLK: 0 WP: 0 HR: 0 S: 9 P: 13 ERA: 33.75 WHIP: 4.500											<b>PITCHER</b>	IP: 1.1 WLS: L BF: 10 H: 5 R: 5 ER: 5 SO: 5 BB: 1 IBB: 0 HBP: 0 BLK: 0 WP: 0 HR: 0 S: 9 P: 13 ERA: 33.75 WHIP: 4.500							
<b>Sparky Lyle, L</b> ERA: 3.22 (2, 1)	4.2 WLS: L BF: 19 H: 4 R: 1 ER: 1 SO: 4 BB: 2 IBB: 0 HBP: 0 BLK: 0 WP: 0 HR: 0 S: 25 P: 33 ERA: 1.93 WHIP: 1.286											<b>PITCHER</b>	IP: 4.2 WLS: L BF: 19 H: 4 R: 1 ER: 1 SO: 4 BB: 2 IBB: 0 HBP: 0 BLK: 0 WP: 0 HR: 0 S: 25 P: 33 ERA: 1.93 WHIP: 1.286							
<b>Tippy Martinez, L</b> ERA: 6.75 (7, 1)	1.0 WLS: L BF: 6 H: 1 R: 1 ER: 1 SO: 2 BB: 1 IBB: 0 HBP: 0 BLK: 0 WP: 0 HR: 0 S: 8 P: 16 ERA: 9.00 WHIP: 2.000											<b>PITCHER</b>	IP: 1.0 WLS: L BF: 6 H: 1 R: 1 ER: 1 SO: 2 BB: 1 IBB: 0 HBP: 0 BLK: 0 WP: 0 HR: 0 S: 8 P: 16 ERA: 9.00 WHIP: 2.000							
<b>Dick Tidrow, R</b> ERA: 3.21 (8, 1)	1.0 WLS: L BF: 3 H: 0 R: 0 ER: 0 SO: 0 BB: 1 IBB: 0 HBP: 0 BLK: 0 WP: 0 HR: 0 S: 2 P: 6 ERA: 0.00 WHIP: 1.000											<b>PITCHER</b>	IP: 1.0 WLS: L BF: 3 H: 0 R: 0 ER: 0 SO: 0 BB: 1 IBB: 0 HBP: 0 BLK: 0 WP: 0 HR: 0 S: 2 P: 6 ERA: 0.00 WHIP: 1.000							

AB 30  
R 7  
H 10  
RBI 7  
BB 6  
SO 6  
LOB 14





Batter	1	2	3	4	5	6	7	8	9	AB	R	H	RBI	BB	SO	LOB	TOP			
<b>Bobby Bonds, R</b> OBP: 0.327, SLG: 0.496 (1, 8)	4-0 SH1-3 BB		0-0 F8			0-0 E6			0-3 K	3	0	0	0	1	1	0	<b>New York Yankees @ Texas Rangers</b> Arlington Stadium, Arlington, TX Fri Jul 18 1975, 8:05 PM EDT Att: 24,576 - Unknown  livebaseballscores.com  <b>AB</b> 28 <b>R</b> 0 <b>H</b> 4 <b>RBI</b> 0 <b>BB</b> 2 <b>SO</b> 4 <b>LOB</b> 8 			
<b>Rich Coggins, L</b> OBP: 0.256, SLG: 0.325 (1, 10)	0-0 SH1-3			0-0 F9		0-0 CS	0-0 4-3		0-0 2B 1B	3	0	1	0	0	0	0				
<b>Roy White, S</b> OBP: 0.389, SLG: 0.446 (1, 7)	0-0 4-3			0-0 F6			0-0 F7		0-0 2B	4	0	1	0	0	0	1				
<b>Thurman Munson, R</b> OBP: 0.372, SLG: 0.422 (1, 2)	0-3 K			0-0 F6					0-0 F9	4	0	1	0	0	1	3				
<b>Chris Chambliss, L</b> OBP: 0.318, SLG: 0.435 (1, 3)		0-0 FC3-6 1B				0-0 1-3			0-0 F7	3	0	1	0	0	0	1				
<b>Graig Nettles, L</b> OBP: 0.342, SLG: 0.461 (1, 5)		0-0 FC3-6 G4-6-3 1-2			4-0 G1-6-3 BB				0-0 4-1	2	0	0	0	1	0	1				
<b>Lou Piniella, R</b> OBP: 0.261, SLG: 0.250 (1, 9)		0-0 G4-6-3 1-2			0-0 G1-6-3 1-2				0-0 F9	3	0	0	0	0	0	2				
<b>Jim Mason, L</b> OBP: 0.207, SLG: 0.221 (8, PH)			0-3 K			0-3 K			0-0 F6	2	0	0	0	0	2	0				
<b>Ed Herrmann, L</b> OBP: 0.301, SLG: 0.337 (8, PH)										1	0	0	0	0	0	0				
<b>Ed Brinkman, R</b> OBP: 0.288, SLG: 0.317 (8, PH)										0	0	0	0	0	0	0				
<b>Sandy Alomar Sr., S</b> OBP: 0.218, SLG: 0.234 (9, PH)										2	0	0	0	0	0	0				
<b>Rick Dempsey, R</b> OBP: 0.355, SLG: 0.348 (9, PH)										1	0	0	0	0	0	0				
<b>Inning Stats</b>	R: 0 E: 0 K: 1 S: 5	H: 0 LOB: 1 BB: 1 P: 9	R: 0 E: 0 K: 0 S: 3	H: 1 LOB: 0 BB: 0 P: 3	R: 0 E: 0 K: 1 S: 5	H: 0 LOB: 0 BB: 0 P: 5	R: 0 E: 0 K: 0 S: 3	H: 0 LOB: 0 BB: 0 P: 3	R: 0 E: 0 K: 0 S: 2	H: 0 LOB: 0 BB: 1 P: 6	R: 0 E: 0 K: 0 S: 4	H: 1 LOB: 1 BB: 0 P: 4	R: 0 E: 0 K: 0 S: 3	H: 0 LOB: 0 BB: 0 P: 3	R: 0 E: 0 K: 1 S: 7	H: 2 LOB: 2 BB: 0 P: 7	1B: 2 2B: 2 3B: 0 HR: 0	SF: 0 SAC: 1 DP: 2 HBP: 0	WP: 0 PB: 0 CS: 1	PA: 32
<b>PITCHER</b> <b>Gaylord Perry, R</b> ERA: 4.12 (1, 1)	IP: 9.0 WLS: W BF: 31 H: 4 R: 0 ER: 0 SO: 4 BB: 2 IBB: 0 HBP: 0 BLK: 0 WP: 0 HR: 0 S: 37 P: 45 ERA: 0.00 WHIP: 0.667															<b>PITCHER</b>				

Batter	1	2	3	4	5	6	7	8	9	AB	R	H	RBI	BB	SO	LOB	BOTTOM			
<b>Cesar Tovar, R</b> OBP: 0.303, SLG: 0.320 (1, 10)	0-0 E S 8-2 1B		0-0 1-3			0-0 5-3		0-0 6-3		4	0	1	0	0	0	1	<b>New York Yankees @ Texas Rangers</b> Arlington Stadium, Arlington, TX Fri Jul 18 1975, 8:05 PM EDT Att: 24,576 - Unknown  livebaseballscores.com  <b>AB</b> 27 <b>R</b> 1 <b>H</b> 5 <b>RBI</b> 1 <b>BB</b> 3 <b>SO</b> 4 <b>LOB</b> 13 			
<b>Dave Mustes, L</b> OBP: 0.222, SLG: 0.222 (1, 8)	0-0 8-2 1-H		0-0 F8			0-0 6-3		0-3 K		4	0	0	0	0	1	2				
<b>Jeff Burroughs, R</b> OBP: 0.302, SLG: 0.419 (1, 9)	0-0 1-3			0-0 G4-6-3 1B		0-0 6-3		0-3 K		4	0	1	0	0	1	0				
<b>Mike Hargrove, L</b> OBP: 0.423, SLG: 0.468 (1, 7)		4-0 FC5-4 BB		0-0 G4-6-3 1-2		0-0 3-1				2	0	0	0	1	0	1				
<b>Lenny Randle, S</b> OBP: 0.327, SLG: 0.352 (1, 5)		0-3 K		0-0 4-3		4-0 1B 1B BB				2	1	0	0	1	1	1				
<b>Jim Spencer, L</b> OBP: 0.323, SLG: 0.422 (1, 3)		0-0 F3			0-0 1B	0-0 F9				3	0	1	0	0	0	2				
<b>Toby Harrah, R</b> OBP: 0.381, SLG: 0.438 (1, 6)		0-0 FC5-4 1-2			0-0 F4	0-0 1B 1B				3	0	1	0	0	0	2				
<b>Mike Cabbage, L</b> OBP: 0.290, SLG: 0.371 (1, 4)			0-0 F7		0-0 F8	0-0 1B				3	0	1	1	0	0	1				
<b>Jim Sundberg, R</b> OBP: 0.303, SLG: 0.314 (1, 2)			4-0 1-3 BB		0-3 K	0-0 2-3				2	0	0	0	1	1	3				
<b>Inning Stats</b>	R: 0 E: 0 K: 0 S: 3	H: 1 LOB: 0 BB: 0 P: 3	R: 0 E: 0 K: 1 S: 5	H: 0 LOB: 1 BB: 1 P: 9	R: 0 E: 0 K: 0 S: 3	H: 0 LOB: 1 BB: 1 P: 7	R: 0 E: 0 K: 0 S: 3	H: 1 LOB: 0 BB: 0 P: 3	R: 0 E: 0 K: 0 S: 6	H: 1 LOB: 1 BB: 0 P: 6	R: 0 E: 0 K: 0 S: 3	H: 0 LOB: 0 BB: 0 P: 3	R: 1 E: 0 K: 0 S: 5	H: 2 LOB: 2 BB: 1 P: 9	R: 0 E: 0 K: 2 S: 7	H: 0 LOB: 0 BB: 0 P: 7		1B: 5 2B: 1 3B: 0 HR: 0	SF: 0 SAC: 0 DP: 2 HBP: 0	WP: 0 PB: 1 CS: 0
<b>PITCHER</b> <b>Catfish Hunter, R</b> ERA: 2.78 (1, 1)	IP: 8.0 WLS: L BF: 30 H: 5 R: 1 ER: 1 SO: 4 BB: 3 IBB: 0 HBP: 0 BLK: 0 WP: 0 HR: 0 S: 35 P: 47 ERA: 1.12 WHIP: 1.000															<b>PITCHER</b>				



Batter	1	2	3	4	5	6	7	8	9	AB	R	H	RBI	BB	SO	LOB	TOP					
<b>Bernie Carbo, L</b> OBP: 0.432, SLG: 0.561 <b>Dwight Evans, R</b> OBP: 0.336, SLG: 0.412 (6, FH)	K		1B		4-3	HR		G4-3		2	0	1	0	1	1	0						
<b>Denny Doyle, L</b> OBP: 0.276, SLG: 0.365	F7		1B		4-3	HR		G4-3		5	1	2	3	0	0	2						
<b>Carl Yastrzemski, L</b> OBP: 0.463, SLG: 0.477	L7		4-3		1-3					5	1	1	0	0	0	3						
<b>Fred Lynn, L</b> OBP: 0.402, SLG: 0.610 <b>Rick Miller, L</b> OBP: 0.365, SLG: 0.295		G3		E4					F8	4	1	1	0	0	0	1						
<b>Jim Rice, R</b> OBP: 0.335, SLG: 0.508		L6		5-3						5	0	2	1	0	0	1						
<b>Cecil Cooper, L</b> OBP: 0.376, SLG: 0.591				K						5	2	1	1	0	1	3						
<b>Carlton Fisk, R</b> OBP: 0.377, SLG: 0.415										3	1	0	0	1	1	2						
<b>Rico Petrocelli, R</b> OBP: 0.341, SLG: 0.359			K	K						4	0	0	0	0	2	5						
<b>Rick Burleson, R</b> OBP: 0.332, SLG: 0.364			4-3							4	1	1	2	0	0	0						
<b>Inning Stats</b>	R: 0 E: 0 K: 1 S: 5	H: 0 LOB: 0 BB: 0 P: 5	R: 1 E: 0 K: 0 S: 4	H: 1 LOB: 0 BB: 0 P: 4	R: 0 E: 0 K: 1 S: 7	H: 2 LOB: 2 BB: 0 P: 7	R: 0 E: 1 K: 2 S: 8	H: 0 LOB: 2 BB: 1 P: 12	R: 0 E: 0 K: 0 S: 3	H: 0 LOB: 1 BB: 1 P: 7	R: 6 E: 3 K: 0 S: 9	H: 4 LOB: 1 BB: 1 P: 13	R: 0 E: 0 K: 1 S: 6	H: 1 LOB: 0 BB: 0 P: 6	R: 0 E: 0 K: 0 S: 3	H: 1 LOB: 0 BB: 0 P: 3	R: 1 E: 1 K: 0 S: 4	H: 1 LOB: 0 BB: 0 P: 4	1B: 6 2B: 1 3B: 1 HR: 2	SF: 0 SAC: 0 DP: 2 HBP: 0	WP: 1 PB: 0 SB: 0 CS: 0	PA: 42
<b>PITCHER</b>	IP	WLS	BF	H	R	ER	SO	BB	IBB	HBP	BLK	WP	HR	S	P	ERA	WHIP					
<b>Bill Hands, R</b> ERA: 3.76	5.2	L	27	5	5	3	4	2	0	0	0	1	1	33	41	4.76	1.235					
<b>Jim Umberger, L</b> ERA: 4.95	0.0		1	0	0	0	0	0	1	0	0	0	0	0	4	∞	∞					
<b>Stan Thomas, R</b> ERA: 3.1	0.1		3	2	2	1	0	0	0	0	0	0	1	3	3	27.00	6.000					
<b>Tommy Moore, R</b> ERA: 2.96	3.0		11	3	1	0	1	0	0	0	0	0	0	13	13	0.00	1.000					

**Boston Red Sox @ Texas Rangers**  
Arlington Stadium, Arlington, TX  
Sat Jul 19 1975, 8:05 PM EDT  
Att: 30,076 - Unknown - 90 F

AB 39  
R 8  
H 10  
RBI 7  
BB 3  
SO 5  
LOB 18



Batter	1	2	3	4	5	6	7	8	9	AB	R	H	RBI	BB	SO	LOB	BOTTOM					
<b>Cesar Tovar, R</b> OBP: 0.305, SLG: 0.322			F8		F9					4	0	2	0	0	0	1						
<b>Dave Moates, L</b> OBP: 0.308, SLG: 0.308					K					4	0	2	0	0	1	3						
<b>Jeff Burroughs, R</b> OBP: 0.302, SLG: 0.420			4-3							4	0	1	0	0	1	5						
<b>Mike Hargrove, L</b> OBP: 0.324, SLG: 0.465		F7								2	0	0	0	2	0	2						
<b>Lenny Randle, S</b> OBP: 0.324, SLG: 0.348		1-3			P8					4	0	0	0	0	0	5						
<b>Tom Robson, R</b>			5-3		F4					4	0	0	0	0	0	3						
<b>Toby Harrah, R</b> OBP: 0.380, SLG: 0.434			K		K					3	0	0	0	1	2	1						
<b>Mike Cabbage, L</b> OBP: 0.288, SLG: 0.376			F7							4	0	1	0	0	0	3						
<b>Jim Sundberg, R</b> OBP: 0.303, SLG: 0.313			B1-3		1-3					4	0	1	0	0	0	1						
<b>Inning Stats</b>	R: 0 E: 0 K: 1 S: 7	H: 2 LOB: 2 BB: 0 P: 7	R: 0 E: 0 K: 1 S: 5	H: 0 LOB: 0 BB: 0 P: 5	R: 0 E: 0 K: 0 S: 4	H: 1 LOB: 1 BB: 0 P: 4	R: 0 E: 0 K: 1 S: 5	H: 0 LOB: 1 BB: 1 P: 9	R: 0 E: 0 K: 0 S: 6	H: 1 LOB: 3 BB: 0 P: 6	R: 0 E: 0 K: 0 S: 4	H: 2 LOB: 1 BB: 2 P: 12	R: 0 E: 0 K: 0 S: 4	H: 0 LOB: 0 BB: 0 P: 4	R: 0 E: 0 K: 0 S: 3	H: 0 LOB: 0 BB: 0 P: 3	R: 0 E: 0 K: 0 S: 3	H: 0 LOB: 0 BB: 0 P: 3	1B: 5 2B: 2 3B: 0 HR: 0	SF: 0 SAC: 0 DP: 1 HBP: 0	WP: 0 PB: 0 SB: 1 CS: 0	PA: 36
<b>PITCHER</b>	IP	WLS	BF	H	R	ER	SO	BB	IBB	HBP	BLK	WP	HR	S	P	ERA	WHIP					
<b>Rick Wise, R</b> ERA: 4.3	9.0	W	36	7	0	0	4	3	0	0	0	0	0	41	53	0.00	1.111					

**Boston Red Sox @ Texas Rangers**  
Arlington Stadium, Arlington, TX  
Sat Jul 19 1975, 8:05 PM EDT  
Att: 30,076 - Unknown - 90 F

AB 33  
R 0  
H 7  
RBI 0  
BB 3  
SO 4  
LOB 24










Batter	1	2	3	4	5	6	7	8	9	AB	R	H	RBI	BB	SO	LOB	TOP					
<b>Bernie Carbo, L</b> OBP: 0.431, SLG: 0.556 (1, 9)	0-0 1-3 1B		0-0 F2		4-0 3-1 BB		0-3 K			3	0	1	0	1	1	1						
<b>Denny Doyle, L</b> OBP: 0.276, SLG: 0.361 (1, 4)	0-0 1-3		0-0 1-3 1B		0-0 3-1		0-0 F8			4	0	1	1	0	0	3						
<b>Carl Yastrzemski, L</b> OBP: 0.492, SLG: 0.472 (1, 3)	0-0 F7		0-0 L1-3 1B		0-0 PO		0-0 B5-3		0-0 4-3	4	0	0	0	0	0	2						
<b>Fred Lynn, L</b> OBP: 0.399, SLG: 0.611 (1, 8)	0-3 K			0-0 4-3		0-0 4-3		0-0 1B		4	0	1	0	0	1	1						
<b>Jim Rice, R</b> OBP: 0.338, SLG: 0.506 <b>Rick Miller, L</b> OBP: 0.365, SLG: 0.295 (9, 7)		0-0 3B 1B		0-0 6-3		0-0 6-3		0-0 F6		4	1	1	0	0	0	1						
<b>Cecil Cooper, L</b> OBP: 0.374, SLG: 0.602 (1, 10)		0-0 1-3-5 3B		0-0 4-3			0-0 1B 2B		0-0 4-3	4	1	2	1	0	0	0						
<b>Rick Burleson, R</b> OBP: 0.332, SLG: 0.363 (1, 6)		0-0 4-3			0-0 SH 3-1 1B		0-0 CS 1B		0-0 F6	4	1	2	1	0	0	1						
<b>Tim Blackwell, S</b> OBP: 0.314, SLG: 0.256 (1, 2)		4-0 BB BB			0-0 SH 3-1 PO 1B		0-0 FC6-4 1B		0-0 1B	2	0	2	0	1	0	0						
<b>Bob Heise, R</b> OBP: 0.273, SLG: 0.268 (1, 5)		0-0 L3-5 3-H			0-0 6-3		0-0 FC6-4 1-2		0-0 F8	4	0	0	0	0	0	6						
<b>Inning Stats</b>	R: 0 E: 0 K: 1 S: 6	H: 1 LOB: 1 BB: 0 P: 6	R: 1 E: 0 K: 0 S: 4	H: 2 LOB: 1 BB: 1 P: 8	R: 0 E: 0 K: 0 S: 3	H: 1 LOB: 0 BB: 0 P: 3	R: 0 E: 0 K: 0 S: 3	H: 0 LOB: 0 BB: 0 P: 3	R: 1 E: 1 K: 0 S: 4	H: 1 LOB: 1 BB: 1 P: 8	R: 0 E: 0 K: 0 S: 3	H: 0 LOB: 0 BB: 0 P: 3	R: 1 E: 0 K: 1 S: 7	H: 3 LOB: 1 BB: 0 P: 7	R: 0 E: 0 K: 0 S: 4	H: 1 LOB: 1 BB: 0 P: 4	R: 0 E: 0 K: 0 S: 4	H: 1 LOB: 1 BB: 0 P: 4	1B: 8 2B: 3 3B: 1 HR: 0	SF: 0 SAC: 1 DP: 2 HBP: 0	WP: 0 PB: 0 SB: 0 CS: 1	PA: 37
<b>PITCHER</b> <b>Steve Hargan, R</b> ERA: 3.27 (1, 1)	IP 9.0	WLS L	BF 36	H 10	R 3	ER 2	SO 2	BB 2	IBB 0	HBP 0	BLK 0	WP 0	HR 0	S 38	P 46	ERA 2.00	WHIP 1.333					

**Boston Red Sox @ Texas Rangers**  
Arlington Stadium, Arlington, TX  
Sun Jul 20 1975, 8:05 PM EDT  
Att: 13,775 - Unknown


AB 33  
R 3  
H 10  
RBI 3  
BB 2  
SO 2  
LOB 15



Batter	1	2	3	4	5	6	7	8	9	AB	R	H	RBI	BB	SO	LOB	BOTTOM					
<b>Cesar Tovar, R</b> OBP: 0.305, SLG: 0.316 (1, 10)	4-0 G6-3 BB		0-0 F7			0-0 L6		0-0 4-3		3	0	0	0	1	0	1						
<b>Dave Mostes, L</b> OBP: 0.222, SLG: 0.222 (8, PH)			0-0 6-3			0-0 4-3		0-0 1-3		3	0	0	0	0	0	2						
<b>Roy Howell, L</b> OBP: 0.315, SLG: 0.378 (9, 5)			1-2							1	0	0	0	0	0	0						
<b>Jeff Burroughs, R</b> OBP: 0.302, SLG: 0.419 (1, 9)	0-0 F7			0-3 K		0-0 F8		0-0 BB 1B		4	0	1	0	0	1	0						
<b>Mike Hargrove, L</b> OBP: 0.425, SLG: 0.462 (1, 7)		0-3 K		4-0 G3 BB		0-0 F8		4-0 FC4 BB		2	0	0	0	2	1	0						
<b>Lenny Randle, S</b> OBP: 0.324, SLG: 0.356 (9, 8)		0-0 F7		0-0 G3		0-0 3-1		0-0 FC4		4	0	0	0	0	0	3						
<b>Jim Spencer, L</b> OBP: 0.327, SLG: 0.426 (1, 3)		0-0 2B		0-0 F2		4-0 HR BB		0-0 G3		3	1	1	0	1	0	1						
<b>Toby Harrah, R</b> OBP: 0.387, SLG: 0.454 (1, 6)		0-0 F4			0-0 2B		0-0 HR		0-0 4-3	4	1	2	2	0	0	1						
<b>Mike Cabbage, L</b> OBP: 0.296, SLG: 0.392 (1, 4)			0-0 E 1B		0-0 F7		0-0 FC5 2B		0-0 4-3	4	0	2	0	0	0	0						
<b>Jim Sundberg, R</b> OBP: 0.299, SLG: 0.307 (1, 2)			0-0 F9		0-0 4-3		0-0 FC5			3	0	0	0	0	0	2						
<b>Inning Stats</b>	R: 0 E: 0 K: 0 S: 2	H: 0 LOB: 0 BB: 1 P: 6	R: 0 E: 0 K: 1 S: 6	H: 1 LOB: 1 BB: 0 P: 6	R: 0 E: 1 K: 0 S: 4	H: 1 LOB: 1 BB: 0 P: 4	R: 0 E: 0 K: 1 S: 5	H: 0 LOB: 1 BB: 1 P: 9	R: 0 E: 0 K: 0 S: 3	H: 0 LOB: 0 BB: 0 P: 3	R: 2 E: 0 K: 0 S: 5	H: 2 LOB: 1 BB: 1 P: 9	R: 0 E: 0 K: 0 S: 4	H: 1 LOB: 2 BB: 1 P: 8	R: 0 E: 0 K: 0 S: 3	H: 0 LOB: 0 BB: 0 P: 3	1B: 2 2B: 3 3B: 0 HR: 1	SF: 0 SAC: 0 DP: 1 HBP: 0	WP: 0 PB: 0 SB: 0 CS: 0	PA: 35		
<b>PITCHER</b> <b>Reggie Cleveland, R</b> ERA: 5.24 (1, 1)	IP 6.2	WLS W	BF 26	H 5	R 2	ER 2	SO 2	BB 3	IBB 0	HBP 0	BLK 0	WP 0	HR 1	S 27	P 39	ERA 2.70	WHIP 1.200					
<b>PITCHER</b> <b>Jim Willoughby, R</b> ERA: 3.95 (7, 1)	IP 2.1	WLS S	BF 9	H 1	R 0	ER 0	SO 0	BB 1	IBB 0	HBP 0	BLK 0	WP 0	HR 0	S 8	P 12	ERA 0.00	WHIP 0.857					

**Boston Red Sox @ Texas Rangers**  
Arlington Stadium, Arlington, TX  
Sun Jul 20 1975, 8:05 PM EDT  
Att: 13,775 - Unknown

AB 31  
R 2  
H 6  
RBI 2  
BB 4  
SO 2  
LOB 10





Batter	1	2	3	4	5	6	7	8	9	AB	R	H	RBI	BB	SO	LOB	TOP
<b>Bernie Carbo, L</b> OBP: 0.428, SLG: 0.551 (1, 9)	G3			F6		F3			G3 BB	4	0	1	0	0	0	0	<b>Boston Red Sox @ Texas Rangers</b> Arlington Stadium, Arlington, TX Mon Jul 21 1975, 8:05 PM EDT Att: 11,147 - Unknown - 96 F
<b>Denny Doyle, L</b> OBP: 0.285, SLG: 0.361 (1, 4)	F9			F9		G4-6-3			G3 BB	3	0	1	0	1	0	0	
<b>Carl Yastrzemski, L</b> OBP: 0.491, SLG: 0.468 (1, 3)	K			1B BB		G4-6-3			P8	3	0	0	0	1	1	3	
<b>Fred Lynn, L</b> OBP: 0.397, SLG: 0.606 (1, 8)		E4		1B					G3	4	0	1	0	0	0	2	
<b>Jim Rice, R</b> OBP: 0.334, SLG: 0.500 (1, 7)	G6-4-3			P9					F9	4	0	0	0	0	0	5	
<b>Cecil Cooper, L</b> OBP: 0.366, SLG: 0.588 (1, 10)	K									3	0	0	0	0	1	0	
<b>Rico Petrocelli, R</b> OBP: 0.344, SLG: 0.358 (1, 5)			K						L5-3	3	0	1	0	0	1	0	
<b>Rick Burleson, R</b> OBP: 0.332, SLG: 0.363 (1, 6)			K						L5-3	3	0	1	0	0	1	1	
<b>Tim Blackwell, S</b> OBP: 0.305, SLG: 0.247 (1, 2)			6-3						F9	3	0	0	0	0	1	1	
<b>Inning Stats</b>	R: 0 E: 0 K: 1 S: 5	H: 0 LOB: 0 BB: 0 P: 5	R: 0 E: 1 K: 1 S: 5	H: 0 LOB: 0 BB: 0 P: 5	R: 0 E: 0 K: 2 S: 7	H: 0 LOB: 0 BB: 0 P: 7	R: 0 E: 0 K: 0 S: 4	H: 1 LOB: 2 BB: 1 P: 8	R: 0 E: 0 K: 0 S: 3	H: 0 LOB: 0 BB: 0 P: 3	R: 0 E: 0 K: 0 S: 3	H: 1 LOB: 2 BB: 1 P: 8	R: 0 E: 0 K: 0 S: 4	H: 1 LOB: 2 BB: 1 P: 8	1B: 5 2B: 1 3B: 0 HR: 0	SF: 0 SAC: 0 DP: 3 HBP: 0	WP: 0 PA: 32 PB: 0 SB: 0 CS: 0
<b>PITCHER</b> <b>Fergie Jenkins, R</b> ERA: 3.98 (1, 1)	IP: 9.0 WLS: W BF: 32 H: 5 R: 0 ER: 0 SO: 5 BB: 2 IBB: 0 HBP: 0 BLK: 0 WP: 0 HR: 0 S: 40 P: 48 ERA: 0.00 WHIP: 0.778																

Batter	1	2	3	4	5	6	7	8	9	AB	R	H	RBI	BB	SO	LOB	BOTTOM		
<b>Dave Moates, L</b> OBP: 0.281, SLG: 0.391 (1, 8)	HR	K		F9				4-3		5	1	2	1	0	1	0	<b>Boston Red Sox @ Texas Rangers</b> Arlington Stadium, Arlington, TX Mon Jul 21 1975, 8:05 PM EDT Att: 11,147 - Unknown - 96 F		
<b>Lenny Randle, S</b> OBP: 0.326, SLG: 0.360 (1, 4)	1B	PO				4-3		F7		4	1	2	0	0	0	2			
<b>Mike Hargrove, L</b> OBP: 0.326, SLG: 0.462 (1, 7)	2B	PO		F9		F7		F8		4	1	2	1	0	0	2			
<b>Jeff Burroughs, R</b> OBP: 0.307, SLG: 0.433 (1, 9)	FC5-4	PO		F9		HR		F3		4	2	3	1	0	0	0			
<b>Jim Spencer, L</b> OBP: 0.330, SLG: 0.425 (1, 3)	BB	FC5-4		F9		1B		4-3		3	0	1	0	1	0	2			
<b>Tom Grieve, R</b> OBP: 0.310, SLG: 0.479 (1, 10)	FC5-4			F6		F8		1B		4	0	1	1	0	0	5			
<b>Toby Harrah, R</b> OBP: 0.386, SLG: 0.451 (1, 6)	5-3			FC5-4		4-3		5-3		4	1	1	1	0	0	4			
<b>Roy Howell, L</b> OBP: 0.310, SLG: 0.372 <b>Leo Cardenas, R</b> OBP: 0.346, SLG: 0.324 (7, 5)	L7			4-3		4-3		5-3		3	0	0	0	0	0	2			
<b>Jim Sundberg, R</b> OBP: 0.298, SLG: 0.306 (1, 2)		K		F8		1B		5-3		4	0	1	1	0	1	0			
<b>Inning Stats</b>	R: 4 E: 0 K: 0 S: 7	H: 4 LOB: 1 BB: 1 P: 11	R: 0 E: 0 K: 2 S: 7	H: 1 LOB: 0 BB: 0 P: 7	R: 0 E: 0 K: 0 S: 5	H: 2 LOB: 2 BB: 0 P: 5	R: 0 E: 0 K: 0 S: 3	H: 0 LOB: 0 BB: 0 P: 3	R: 1 E: 0 K: 0 S: 5	H: 2 LOB: 1 BB: 0 P: 5	R: 1 E: 0 K: 0 S: 6	H: 3 LOB: 2 BB: 0 P: 6	R: 0 E: 0 K: 0 S: 4	H: 1 LOB: 1 BB: 0 P: 4	R: 0 E: 0 K: 0 S: 3	H: 0 LOB: 0 BB: 0 P: 3	1B: 9 2B: 2 3B: 0 HR: 2	SF: 0 SAC: 0 DP: 0 HBP: 0	WP: 0 PA: 38 PB: 0 SB: 0 CS: 0
<b>PITCHER</b> <b>Luis Tiant, R</b> ERA: 4.09 <b>Jim Burton, L</b> ERA: 3.23 <b>Diego Segui, R</b> ERA: 5.7 (8, 1)	IP: 6.0 WLS: L BF: 30 H: 12 R: 6 ER: 6 SO: 2 BB: 1 IBB: 0 HBP: 0 BLK: 0 WP: 0 HR: 2 S: 33 P: 37 ERA: 9.00 WHIP: 2.167																		

AB	30
R	0
H	5
RBI	0
BB	2
SO	5
LOB	12







Batter	1	2	3	4	5	6	7	8	9	AB	R	H	RBI	BB	SO	LOB	TOP
John Lowenstein, L (1, 7) OBP: 0.317, SLG: 0.384	F6		K			4-3			K	4	0	0	0	0	2	0	Cleveland Indians @ Texas Rangers Arlington Stadium, Arlington, TX Tue Jul 22 1975, 8:05 PM EDT Att: 10,106 - Unknown
Duane Kuiper, L (1, 4) OBP: 0.355, SLG: 0.333 Jack Brohamer, L (4, 4) OBP: 0.321, SLG: 0.391	F9		F7			G3			F7	2	0	0	0	0	0	0	
Rick Manning, L (1, 8) OBP: 0.346, SLG: 0.371	1B			F4					K	3	0	1	0	0	1	0	
Boog Powell, L (1, 3) OBP: 0.380, SLG: 0.515	F9			K					5-3	3	0	0	0	0	1	1	
George Hendrick, R (1, 9) OBP: 0.321, SLG: 0.460		E6		K					6-3	3	0	0	0	0	1	0	
Oscar Gamble, L (1, 10) OBP: 0.336, SLG: 0.413		CS		K					K	3	0	1	0	0	2	0	
Ed Crosby, L (1, 5) OBP: 0.340, SLG: 0.273		1B		K					F3	2	0	0	0	1	1	0	
Alan Ashby, S (1, 2) OBP: 0.259, SLG: 0.255				K		4-3			K	3	0	0	0	0	2	2	
Frank Duffy, R (1, 6) OBP: 0.272, SLG: 0.279 Bill Sudakis, S (9, PH) OBP: 0.284, SLG: 0.247			K			K			K	2	0	0	0	0	2	0	
										1	0	0	0	0	1	0	<b>C</b> WP: 0 PA: 29 FB: 0 SB: 0 CS: 2
<b>Inning Stats</b>	R: 0 H: 1 E: 0 LOB: 1 K: 0 BB: 0 S: 4	R: 0 H: 1 E: 1 LOB: 1 K: 1 BB: 1 S: 5	R: 0 H: 0 E: 0 LOB: 0 K: 2 BB: 0 S: 7	R: 0 H: 0 E: 0 LOB: 0 K: 2 BB: 0 S: 7	R: 0 H: 0 E: 0 LOB: 0 K: 2 BB: 0 S: 7	R: 0 H: 0 E: 0 LOB: 0 K: 1 BB: 0 S: 5	R: 0 H: 0 E: 0 LOB: 0 K: 1 BB: 0 S: 5	R: 0 H: 0 E: 0 LOB: 0 K: 2 BB: 0 S: 7	R: 0 H: 0 E: 0 LOB: 0 K: 2 BB: 0 S: 7	R: 0 H: 0 E: 0 LOB: 0 K: 2 BB: 0 S: 7	1B: 2 SF: 0 2B: 0 SAC: 0 3B: 0 DP: 0 HR: 0 HBP: 0						
<b>PITCHER</b> Gaylord Perry, R (1, 1) ERA: 3.92	IP: 0.0 WLS: W BF: 0 H: 0 R: 0 ER: 0 SO: 0 BB: 0 IBB: 0 HBP: 0 BLK: 0 WP: 0 HR: 0 S: 0 P: 0 ERA: ∞ WHIP: ∞																

Batter	1	2	3	4	5	6	7	8	9	AB	R	H	RBI	BB	SO	LOB	BOTTOM
Dave Moates, L (1, 8) OBP: 0.286, SLG: 0.393	6-3		FC4-2 PB 1-2 BB 1B	1-2 2-3 1B		F9		4-3		5	1	2	0	0	0	0	Cleveland Indians @ Texas Rangers Arlington Stadium, Arlington, TX Tue Jul 22 1975, 8:05 PM EDT Att: 10,106 - Unknown
Lenny Randle, S (1, 4) OBP: 0.327, SLG: 0.359	6-3		FC4-2 BB 1-3 2-H 1B	F3		1B CS 1B		CS BB		4	1	1	0	1	0	5	
Mike Hargrove, L (1, 7) OBP: 0.330, SLG: 0.464	1B		BB 1B IBB	K		1-3 1B		CS		3	1	2	0	1	1	3	
Jeff Burroughs, R (1, 9) OBP: 0.306, SLG: 0.430	L8		1-2 2-3 3-H BB	1B BB		6-3		K		3	0	0	1	1	1	3	
Jim Spencer, L (1, 3) OBP: 0.340, SLG: 0.432		1B	1-2 2-H 3-H 1B	G6-4-3 1B		1B BB		1B		3	1	3	2	1	0	0	
Tom Grieve, R (1, 10) OBP: 0.302, SLG: 0.467	K		G6-4-3 1-2	K		K		F9		4	0	0	0	0	2	5	
Toby Harrah, R (1, 6) OBP: 0.387, SLG: 0.452	1-6-3 1-2 1B			F9		1-3 1B		K		4	0	2	0	0	1	1	
Roy Howell, L (1, 5) OBP: 0.314, SLG: 0.374	L6-3 1-2			1B E 1B		1-2 3-H 1B		L8		4	0	2	1	0	0	3	
Jim Sundberg, R (1, 2) OBP: 0.298, SLG: 0.305			PB FC4-2 1B	E4 1B		L4		F6		4	0	1	0	0	0	3	
<b>Inning Stats</b>	R: 0 H: 1 E: 0 LOB: 1 K: 0 BB: 0 S: 4	R: 0 H: 2 E: 0 LOB: 1 K: 1 BB: 0 S: 6	R: 3 H: 3 E: 0 LOB: 1 K: 0 BB: 2 S: 5	R: 0 H: 2 E: 1 LOB: 3 K: 1 BB: 0 S: 8	R: 1 H: 2 E: 0 LOB: 2 K: 1 BB: 1 S: 7	R: 0 H: 2 E: 0 LOB: 2 K: 1 BB: 0 S: 6	R: 0 H: 1 E: 0 LOB: 1 K: 1 BB: 0 S: 6	R: 0 H: 0 E: 0 LOB: 0 K: 0 BB: 1 S: 2	R: 0 H: 0 E: 0 LOB: 0 K: 0 BB: 1 S: 2	1B: 13 SF: 0 2B: 2 SAC: 0 3B: 0 DP: 3 HR: 0 HBP: 0							
<b>PITCHER</b> Eric Raich, R (1, 1) ERA: 4.09 Jim Bibby, R (6, 1) ERA: 4.64	IP: 5.0 WLS: L BF: 27 H: 10 R: 4 ER: 4 SO: 3 BB: 2 IBB: 1 HBP: 0 BLK: 0 WP: 0 HR: 0 S: 30 P: 42 ERA: 7.20 WHIP: 2.400																



Batter	1	2	3	4	5	6	7	8	9	10	11	12	13	AB R H RBI BB SO LOB	TOP												
John Lowenstein, L OBP: 0.320, SLG: 0.383 (1, 5)	4-3				4-3					4-3		K		6 1 2 0 1 1 1	<p>Cleveland Indians @ Texas Rangers Arlington Stadium, Arlington, TX Wed Jul 23 1975, 8:05 PM EDT Att. 15,016 - Unknown</p> <p>AB 53 R 8 H 17 RBI 6 BB 7 SO 8 LOB 29</p> 												
Jack Brohamer, L OBP: 0.326, SLG: 0.383 (1, 4)	G4-6-3 1B					FC4-6 1B BB	F2		F7	G3			F2	5 1 1 0 2 0 3													
Rick Manning, L OBP: 0.352, SLG: 0.374 (1, 8)	G4-6-3 1-2					FC4-6 1B	FC4-6 1B		1B BB	F4			E 1B	6 2 3 1 1 1 3													
Boog Powell, L OBP: 0.375, SLG: 0.514 Rico Carty, R OBP: 0.379, SLG: 0.463 (9, PH) (9, 3)		F8				FC4-6 1B	FC4-6 1B		BB 1B WP	4-3			E8 6-3 1B	4 0 1 0 0 0 4 3 1 2 0 0 0 0													
George Hendrick, R OBP: 0.318, SLG: 0.454 (1, 9)		K				K			6-3				6-3	7 1 1 2 0 3 4													
Oscar Gamble, L OBP: 0.344, SLG: 0.420 Frank Robinson, R OBP: 0.369, SLG: 0.548 (9, PH) (9, 3)							F7							4 0 3 1 0 0 1 1 1 1 0 2 0 0													
Charlie Spikes, R OBP: 0.267, SLG: 0.321 (1, 7)						1B			1B BB	1B			1BB	7 0 2 2 0 0 8													
Alan Ashby, S OBP: 0.261, SLG: 0.250 John Ellis, R OBP: 0.251, SLG: 0.326 (8, PH) (8, 2)									G5-4-3 1B					2 1 0 0 0 2 0 2 0 0 0 1 0 2													
Frank Duffy, R OBP: 0.268, SLG: 0.275 Bill Sudakis, S OBP: 0.262, SLG: 0.245 Ed Crosby, L OBP: 0.347, SLG: 0.281 (1, 6) (9, PH) (9, 6)						1-3	F4		1-3					4 0 0 0 0 1 1 1 0 0 0 0 0 2 1 0 1 0 0 0 0													
<b>Inning Stats</b>	R: 0 E: 0 K: 0 S: 3	H: 1 LOB: 0 BB: 0 P: 3	R: 0 E: 0 K: 1 S: 6	H: 1 LOB: 1 BB: 0 P: 6	R: 0 E: 0 K: 3 S: 10	H: 1 LOB: 2 BB: 1 P: 14	R: 0 E: 0 K: 1 S: 6	H: 1 LOB: 1 BB: 0 P: 6	R: 0 E: 0 K: 1 S: 5	H: 2 LOB: 0 BB: 0 P: 5	R: 1 E: 0 K: 1 S: 7	H: 2 LOB: 2 BB: 1 P: 11	R: 1 E: 0 K: 0 S: 5	H: 2 LOB: 1 BB: 0 P: 4		R: 5 E: 0 K: 0 S: 6	H: 3 LOB: 2 BB: 4 P: 22	R: 0 E: 0 K: 0 S: 3	H: 1 LOB: 1 BB: 0 P: 4	R: 0 E: 1 K: 1 S: 5	H: 1 LOB: 0 BB: 0 P: 5	R: 1 E: 1 K: 0 S: 5	H: 2 LOB: 2 BB: 1 P: 9	1B: 16 2B: 1 3B: 0 HR: 0	SF: 0 SAC: 0 DP: 2 HBP: 1	WP: 1 PB: 0 SB: 1 CS: 2	PA: 62
<b>PITCHER</b>	IP WLS BF H R ER SO P ERA WHIP	6.2 30 8 2 2 7 41 50 2.70 1.500	7.1 12 4 5 5 0 9 21 22.50 3.500	9.1 19 5 1 0 1 0 27 0.00 1.154	<b>PITCHER</b>																						

Batter	1	2	3	4	5	6	7	8	9	10	11	12	13	AB R H RBI BB SO LOB	BOTTOM										
Dave Moates, L OBP: 0.273, SLG: 0.344 Cesar Tovar, R OBP: 0.304, SLG: 0.316 Roy Smalley, S OBP: 0.291, SLG: 0.298 (1, 8) (9, PH) (10, 5)	6-3													4 0 0 0 1 0 5 1 0 0 0 0 1 2 1 0 1 0 0 0 0	<p>Cleveland Indians @ Texas Rangers Arlington Stadium, Arlington, TX Wed Jul 23 1975, 8:05 PM EDT Att. 15,016 - Unknown</p> <p>AB 47 R 9 H 17 RBI 9 BB 10 SO 6 LOB 30</p> 										
Lenny Randle, S OBP: 0.332, SLG: 0.366 (1, 4) (10, 8)														6 1 4 1 0 1 2											
Mike Hargrove, L OBP: 0.430, SLG: 0.462 (1, 7)														4 0 1 1 2 1 0											
Jeff Burroughs, R OBP: 0.308, SLG: 0.424 (1, 9)														5 1 0 0 2 0 6											
Jim Spencer, L OBP: 0.341, SLG: 0.440 Tom Robson, R OBP: 0.083, SLG: 0.083 (11, 3) (11, 3)														5 2 2 0 0 1 1 2 0 1 0 0 0 1 0 1 0 0 0 0 0											
Tommy Moore, R OBP: 0.500, SLG: 0.500 (13, PR) (13, PR)														5 2 4 2 1 1 2											
Tom Grieve, R OBP: 0.319, SLG: 0.490 (1, 10)														5 1 2 3 1 0 3											
Toby Harrah, R OBP: 0.389, SLG: 0.451 (1, 6) (10, 4)														4 1 1 0 0 0 4 1 0 0 0 2 0 1											
Roy Howell, L OBP: 0.313, SLG: 0.372 Jim Fregosi, R OBP: 0.336, SLG: 0.400 (1, 5) (9, PH) (10, 5)														4 0 1 1 1 1 3 0 0 0 1 0 0 0											
Jim Sundberg, R OBP: 0.299, SLG: 0.304 Mike Cubbage, L OBP: 0.294, SLG: 0.392 (13, PH) (13, PH)														4 0 1 1 1 1 3 0 0 0 1 0 0 0											
<b>Inning Stats</b>	R: 0 E: 0 K: 0 S: 3	H: 1 LOB: 0 BB: 0 P: 3	R: 3 E: 1 K: 0 S: 7	H: 2 LOB: 2 BB: 1 P: 11	R: 0 E: 0 K: 1 S: 4	H: 2 LOB: 1 BB: 0 P: 4	R: 1 E: 1 K: 0 S: 5	H: 2 LOB: 2 BB: 1 P: 9	R: 1 E: 0 K: 1 S: 6	H: 1 LOB: 0 BB: 0 P: 6	R: 0 E: 0 K: 2 S: 8	H: 1 LOB: 2 BB: 1 P: 12	R: 0 E: 0 K: 0 S: 5	H: 0 LOB: 1 BB: 1 P: 9		R: 0 E: 1 K: 0 S: 4	H: 1 LOB: 1 BB: 0 P: 4	R: 0 E: 0 K: 0 S: 3	H: 1 LOB: 1 BB: 1 P: 7	R: 2 E: 1 K: 0 S: 3	H: 2 LOB: 2 BB: 2 P: 11	1B: 12 2B: 5 3B: 0 HR: 0	SF: 3 SAC: 3 DP: 2 HBP: 0	WP: 0 PB: 0 SB: 1 CS: 2	PA: 63
<b>PITCHER</b>	IP WLS BF H R ER SO P ERA WHIP	4.2 10 3 1 1 0 8 16 9.64 2.143	5.1 6 1 1 0 0 7 11 0.00 1.200	5.1 16 3 0 0 3 19 31 0.00 1.200	5.0 6 2 2 0 0 4 12 18.00 2.000	<b>PITCHER</b>																			



Batter	1	2	3	4	5	6	7	8	9	AB	R	H	RBI	BB	SO	LOB	TOP					
Dave Moates, L OBP: 0.250, SLG: 0.314 Leo Cardenas, R OBP: 0.342, SLG: 0.319	P5		G4-6-3		G3		6-3			3	0	0	0	0	0	3	<b>Texas Rangers @ Kansas City Royals</b> Royals Stadium, Kansas City, MO Fri Jul 25 1975, 8:05 PM EDT Unknown - 87 F					
Lenny Randle, S OBP: 0.333, SLG: 0.366	F8		F8		HBP		P5			3	1	1	0	0	0	0						
Mike Hargrove, L OBP: 0.328, SLG: 0.458	SF8			K	4-3			FC6-4 BB		2	0	0	1	1	1	3						
Jeff Burroughs, R OBP: 0.305, SLG: 0.420	5-3			F9 BB		L9		FC6-4		3	0	0	0	1	0	1						
Jim Spencer, L OBP: 0.338, SLG: 0.436 Jim Fregosi, R OBP: 0.331, SLG: 0.398		K		F9	1-3		P3			2	0	0	0	0	1	1						
Tom Grievie, R OBP: 0.318, SLG: 0.484	E5			6-3		HR		K		4	1	1	0	0	1	2						
Toby Harrah, R OBP: 0.387, SLG: 0.458	F9				F8	HR		P6		4	1	1	2	0	0	1						
Roy Howell, L OBP: 0.312, SLG: 0.369	K			G3 1B	K			G3		4	0	1	0	0	2	1						
Jim Sundberg, R OBP: 0.302, SLG: 0.307				G4-6-3 1B	G3 1B			F8		4	0	2	0	0	0	0						
<b>Inning Stats</b>	R: 1 E: 1 K: 0 S: 4	H: 1 LOB: 0 BB: 0 P: 4	R: 0 E: 1 K: 2 S: 8	H: 0 LOB: 1 BB: 0 P: 8	R: 0 E: 0 K: 0 S: 3	H: 1 LOB: 0 BB: 0 P: 3	R: 0 E: 0 K: 1 S: 5	H: 0 LOB: 1 BB: 1 P: 9	R: 0 E: 0 K: 0 S: 5	H: 2 LOB: 3 BB: 0 P: 6	R: 2 E: 0 K: 1 S: 7	H: 2 LOB: 0 BB: 0 P: 7	R: 0 E: 0 K: 0 S: 3	H: 0 LOB: 1 BB: 1 P: 9	R: 0 E: 0 K: 0 S: 3	H: 0 LOB: 0 BB: 0 P: 3		1B: 5 2B: 0 3B: 0 HR: 1	SF: 1 SAC: 0 DP: 1 HBP: 1	WP: 0 PB: 0 SB: 1 CS: 0	PA: 36	
<b>PITCHER</b>	IP	WLS	BF	H	R	ER	SO	BB	IBB	HBP	BLK	WP	HR	S	P	ERA	WHIP					
Nelson Briles, R ERA: 4.21	(1, 1)	5.0	W	21	4	1	0	3	1	0	1	0	0	25	30	0.00	1.000					
Paul Splittorff, L ERA: 4.25	(6, 1)	2.0		9	2	2	2	1	1	0	0	0	0	1	10	14	9.00	1.500				
Doug Bird, R ERA: 3.38	(8, 1)	2.0	S	6	0	0	0	1	0	0	0	0	0	8	8	0.00	0.000					

Batter	1	2	3	4	5	6	7	8	9	AB	R	H	RBI	BB	SO	LOB	BOTTOM				
Jim Wohlford, R OBP: 0.341, SLG: 0.343	L4	FC5-4 3B		PO 1B			5-3	K		5	1	1	0	0	1	4	<b>Texas Rangers @ Kansas City Royals</b> Royals Stadium, Kansas City, MO Fri Jul 25 1975, 8:05 PM EDT Unknown - 87 F				
Cookie Rojas, R OBP: 0.313, SLG: 0.340	BB 1B	BB 3B		P6		2B	4-3			5	1	3	2	0	0	3					
Amos Otis, R OBP: 0.357, SLG: 0.367	BB 1-2	1-4-3		PO	F9	FC1-5 2B				3	0	1	1	1	0	1					
Hal McRae, R OBP: 0.368, SLG: 0.445 Al Cowens, R OBP: 0.310, SLG: 0.345	F8			2B 3B	1B HBP	FC1-5				3	1	1	0	0	0	3					
John Mayberry, L OBP: 0.382, SLG: 0.498	BB 1-2 2-3			FC5-4 WP 2B	G5-4-3 1B	G3				3	1	2	1	1	0	1					
Harmon Killebrew, R OBP: 0.318, SLG: 0.399 Rodney Scott, S	F7			FC5-4 BB	G5-4-3		SH1-4 BLK SH BB			2	0	0	0	2	0	5					
George Brett, L OBP: 0.337, SLG: 0.407				4-3	FC5-4 WP	1-3		SH1-4		3	0	0	0	0	2						
Buck Martinez, R OBP: 0.326, SLG: 0.388		FC5-4 1B 3B 1B		F9		5-3		SH 1B		3	1	1	1	0	0	1					
Frank White, R OBP: 0.253, SLG: 0.323				FC5-4 1B	6-3		5-3			4	0	2	0	0	0	0					
<b>Inning Stats</b>	R: 0 E: 0 K: 0 S: 4	H: 1 LOB: 3 BB: 2 P: 12	R: 2 E: 0 K: 0 S: 6	H: 3 LOB: 1 BB: 0 P: 6	R: 2 E: 0 K: 0 S: 4	H: 2 LOB: 0 BB: 1 P: 8	R: 0 E: 0 K: 0 S: 3	H: 1 LOB: 0 BB: 0 P: 3	R: 0 E: 0 K: 0 S: 3	H: 0 LOB: 0 BB: 0 P: 3	R: 1 E: 0 K: 0 S: 5	H: 2 LOB: 1 BB: 0 P: 5	R: 1 E: 1 K: 1 S: 7	H: 1 LOB: 2 BB: 1 P: 11	1B: 6 2B: 3 3B: 2 HR: 0	SF: 0 SAC: 2 DP: 1 HBP: 1		WP: 1 PB: 0 SB: 0 CS: 0	PA: 39		
<b>PITCHER</b>	IP	WLS	BF	H	R	ER	SO	BB	IBB	HBP	BLK	WP	HR	S	P	ERA	WHIP				
Clyde Wright, L ERA: 4.25	(1, 1)	2.0	L	14	6	4	4	0	2	0	0	1	0	12	20	18.00	4.000				
Stan Perzanowski, R ERA: 1.93	(3, 1)	4.2		17	4	1	1	0	1	0	1	0	0	15	20	1.93	1.071				
Jim Umberger, L ERA: 4.61	(7, 1)	0.2		5	1	1	1	0	1	0	0	0	0	4	8	13.50	3.000				
Tommy Moore, R ERA: 2.88	(8, 1)	0.2		2	0	0	0	1	0	0	0	0	0	4	4	0.00	0.000				



Batter	1	2	3	4	5	6	7	8	9	AB	R	H	RBI	BB	SO	LOB	TOP			
<b>Dave Moates, L</b> OBP: 0.225, SLG: 0.282 (1, 8)	G3		K		F8		G4-6-3			4	0	0	0	0	1	2				
<b>Lenny Randle, S</b> OBP: 0.330, SLG: 0.362 (1, 4)	4-3		4-3		G3		K			4	0	0	0	0	1	1				
<b>Mike Hargrove, L</b> OBP: 0.331, SLG: 0.461 (1, 7)	1B			F8	1B	G3		1-3		3	1	2	0	1	0	0				
<b>Jeff Burroughs, R</b> OBP: 0.302, SLG: 0.416 (1, 9)	K			FC6	1B	K		6-3		4	0	0	0	0	2	3				
<b>Jim Spencer, L</b> OBP: 0.333, SLG: 0.429 (1, 3)		F8		F8		G3		3-1		4	0	0	0	0	0	3				
<b>Tom Grievie, R</b> OBP: 0.322, SLG: 0.481 (1, 10)	K			1B		FC5-4		F8		3	0	1	1	1	1	0				
<b>Toby Harrah, R</b> OBP: 0.383, SLG: 0.452 (1, 6)	E5			F7		FC5-4		5-3		4	0	0	0	0	0	4				
<b>Roy Howell, L</b> OBP: 0.311, SLG: 0.367 (1, 5)	K			K		G4-6-3		F5		4	0	1	0	0	2	3				
<b>Ron Pruitt, R</b> OBP: 0.222, SLG: 0.125 (7, PH)				F9						2	0	0	0	0	0	0				
<b>Tom Robson, R</b> OBP: 0.154, SLG: 0.154 (7, PH)										1	0	1	0	0	0	0				
<b>Jim Sundberg, R</b> OBP: 0.302, SLG: 0.307 (7, 2)										0	0	0	0	0	0	0				
<b>Inning Stats</b>	R: 0 E: 0 K: 1 S: 6	H: 1 LOB: 1 BB: 0 P: 6	R: 0 E: 1 K: 2 S: 8	H: 0 LOB: 1 BB: 0 P: 8	R: 0 E: 0 K: 1 S: 5	H: 0 LOB: 0 BB: 0 P: 5	R: 1 E: 1 K: 1 S: 8	H: 2 LOB: 2 BB: 0 P: 8	R: 0 E: 0 K: 0 S: 3	H: 0 LOB: 0 BB: 0 P: 3	R: 0 E: 0 K: 1 S: 6	H: 2 LOB: 1 BB: 0 P: 6	R: 0 E: 0 K: 0 S: 3	H: 0 LOB: 0 BB: 0 P: 3	R: 0 E: 0 K: 0 S: 3	H: 0 LOB: 0 BB: 0 P: 3	1B: 5 2B: 0 3B: 0 HR: 0	SF: 0 SAC: 0 DP: 1 HBP: 0	WP: 0 PB: 0 SB: 0 CS: 0	PA: 35
<b>PITCHER</b> <b>Dennis Leonard, R</b> ERA: 3.79 (1, 1)	IP: 9.0 WLS: W BF: 35	H: 5 R: 1 ER: 0 SO: 7	BB: 2 IBB: 0 HBP: 0 BLK: 0	WP: 0 HR: 0 S: 47 P: 55	ERA: 0.00 WHIP: 0.778	<b>PITCHER</b>	IP: 9.0 WLS: W BF: 35	H: 5 R: 1 ER: 0 SO: 7	BB: 2 IBB: 0 HBP: 0 BLK: 0	WP: 0 HR: 0 S: 47 P: 55	ERA: 0.00 WHIP: 0.778									

Texas Rangers @ Kansas City Royals  
 Royals Stadium, Kansas City, MO  
 Fri Jul 25 1975, 8:05 PM EDT  
 Att: 23,889 - Unknown - 85 F

AB 33  
 R 1  
 H 5  
 RBI 1  
 BB 2  
 SO 7  
 LOB 16



Batter	1	2	3	4	5	6	7	8	9	AB	R	H	RBI	BB	SO	LOB	BOTTOM			
<b>Vada Pinson, L</b> OBP: 0.255, SLG: 0.362 (1, 9)	4-3		4-3	1B		IBB		F7		4	0	1	1	1	0	1				
<b>Cookie Rojas, R</b> OBP: 0.321, SLG: 0.344 (1, 4)	S		1B	F9-6		L5		BB		3	0	2	0	2	0	2				
<b>Hal McRae, R</b> OBP: 0.440, SLG: 0.440 (1, 7)	K		P4	F9-6		K		BB		4	0	0	0	0	2	4				
<b>Amos Otis, R</b> OBP: 0.359, SLG: 0.369 (6, 8)	1-2			1-2		K		1-2		1	0	1	1	0	0	0				
<b>John Mayberry, L</b> OBP: 0.382, SLG: 0.496 (1, 10)	F7			1B		F8		F7		4	0	1	0	1	0	1				
<b>Tony Solaita, L</b> OBP: 0.355, SLG: 0.530 (1, 3)		F7		F7		K		K		5	0	0	0	0	2	5				
<b>George Brett, L</b> OBP: 0.341, SLG: 0.416 (1, 5)		FC1-2-5		2B		E4		SH1-3		4	2	3	0	0	0	0				
<b>Bob Stinson, S</b> OBP: 0.421, SLG: 0.478 (1, 2)		FC1-2-5		3B		CS		SH1-3		2	1	2	0	1	0	0				
<b>Al Cowens, R</b> OBP: 0.318, SLG: 0.395 (1, 8)		FC1-2-5		3B		SH1-3		SH1-3		3	2	2	4	0	0	2				
<b>Frank White, R</b> OBP: 0.253, SLG: 0.321 (1, 6)		FC1-2-5		1B		SH1-3		HR		4	1	1	0	0	1	4				
<b>Inning Stats</b>	R: 0 E: 0 K: 1 S: 6	H: 1 LOB: 1 BB: 0 P: 6	R: 0 E: 0 K: 0 S: 4	H: 1 LOB: 2 BB: 1 P: 8	R: 0 E: 0 K: 0 S: 4	H: 1 LOB: 2 BB: 1 P: 8	R: 3 E: 0 K: 1 S: 9	H: 5 LOB: 1 BB: 0 P: 9	R: 0 E: 1 K: 1 S: 5	H: 0 LOB: 0 BB: 0 P: 5	R: 0 E: 0 K: 0 S: 4	H: 1 LOB: 2 BB: 1 P: 8	R: 0 E: 0 K: 2 S: 7	H: 0 LOB: 0 BB: 0 P: 7	R: 3 E: 0 K: 0 S: 7	H: 4 LOB: 3 BB: 2 P: 15	1B: 9 2B: 2 3B: 2 HR: 1	SF: 0 SAC: 2 DP: 1 HBP: 0	WP: 0 PB: 0 SB: 2 CS: 1	PA: 42
<b>PITCHER</b> <b>Stan Thomas, R</b> ERA: 3.5 (1, 1)	IP: 3.0 WLS: L BF: 17	H: 6 R: 3 ER: 3 SO: 1	BB: 2 IBB: 0 HBP: 0 BLK: 0	WP: 0 HR: 0 S: 17 P: 25	ERA: 9.00 WHIP: 2.667	<b>PITCHER</b>	IP: 3.0 WLS: L BF: 17	H: 6 R: 3 ER: 3 SO: 1	BB: 2 IBB: 0 HBP: 0 BLK: 0	WP: 0 HR: 0 S: 17 P: 25	ERA: 9.00 WHIP: 2.667									
<b>Steve Hargan, R</b> ERA: 3.37 (4, 1)	4.2	7	3	3	4	1	1	0	0	0	1	28	36	5.79	1.714					
<b>Clyde Wright, L</b> ERA: 4.23 (8, 1)	0.1	2	0	0	0	1	0	0	0	0	0	1	5	0.00	3.000					

Texas Rangers @ Kansas City Royals  
 Royals Stadium, Kansas City, MO  
 Fri Jul 25 1975, 8:05 PM EDT  
 Att: 23,889 - Unknown - 85 F

AB 34  
 R 6  
 H 13  
 RBI 6  
 BB 5  
 SO 5  
 LOB 19





Batter	1	2	3	4	5	6	7	8	9	AB	R	H	RBI	BB	SO	LOB	TOP					
Dave Moates, L (1, 8) OBP: 0.250, SLG: 0.326	4-3		4-3							4	0	2	0	0	0	0	Texas Rangers @ Kansas City Royals Royals Stadium, Kansas City, MO Sat Jul 26 1975, 8:05 PM EDT Att: 27,089 - Unknown - 92 F					
Lenny Randle, S (1, 4) OBP: 0.334, SLG: 0.363	4-3 BB		CS 1B							2	0	1	0	2	0	1						
Mike Hargrove, L (1, 7) OBP: 0.329, SLG: 0.456	4-3 1-2		CS 1B							3	0	0	0	1	0	3						
Jeff Burroughs, R (1, 9) OBP: 0.304, SLG: 0.415	BB									3	0	1	0	1	0	1						
Jim Spencer, L (1, 3) OBP: 0.332, SLG: 0.426	G3									4	0	1	0	0	0	3						
Tom Grievs, R (1, 10) OBP: 0.315, SLG: 0.470										4	0	0	0	0	0	2						
Toby Harrah, R (1, 6) OBP: 0.382, SLG: 0.450	F7									4	0	1	0	0	0	2						
Roy Howell, L (1, 5) OBP: 0.305, SLG: 0.360	K									4	0	0	0	0	1	2						
Jim Sundberg, R (1, 2) OBP: 0.299, SLG: 0.304										3	0	0	0	0	1	0						
<b>Inning Stats</b>	R: 0 E: 0 K: 0 S: 3	H: 0 LOB: 2 BB: 2 P: 11	R: 0 E: 0 K: 1 S: 5	H: 0 LOB: 0 BB: 0 P: 5	R: 0 E: 0 K: 0 S: 3	H: 1 LOB: 0 BB: 0 P: 3	R: 0 E: 1 K: 0 S: 5	H: 1 LOB: 2 BB: 0 P: 5	R: 0 E: 0 K: 0 S: 4	H: 1 LOB: 1 BB: 1 P: 4	R: 0 E: 0 K: 0 S: 2	H: 0 LOB: 0 BB: 1 P: 6	R: 0 E: 0 K: 0 S: 3	H: 0 LOB: 0 BB: 0 P: 3	R: 0 E: 0 K: 1 S: 5	H: 1 LOB: 1 BB: 1 P: 9	R: 0 E: 0 K: 0 S: 5	H: 2 LOB: 2 BB: 0 P: 5	1B: 5 2B: 2 3B: 0 HR: 0	SF: 0 SAC: 0 DP: 2 HBP: 0	WP: 0 PB: 0 SB: 0 CS: 1	PA: 36
<b>PITCHER</b> Al Fitzmorris, R (1, 1) ERA: 3.8	IP: 9.0 WLS: W BF: 35 H: 6 R: 0 ER: 0 SO: 2 BB: 4 IBB: 0 HBP: 0 BLK: 0 WP: 0 HR: 0 S: 35 P: 51 ERA: 0.00 WHIP: 1.111															<b>PITCHER</b>						

Batter	1	2	3	4	5	6	7	8	9	AB	R	H	RBI	BB	SO	LOB	BOTTOM					
Vada Pinson, L (1, 9) OBP: 0.253, SLG: 0.358	2-3		F2							5	0	1	0	0	0	1	Texas Rangers @ Kansas City Royals Royals Stadium, Kansas City, MO Sat Jul 26 1975, 8:05 PM EDT Att: 27,089 - Unknown - 92 F					
Cookie Rojas, R (1, 4) OBP: 0.324, SLG: 0.346 Rodney Scott, S (8, PH) (9, 4)	1B 2B		F7							4	1	2	0	0	0	0						
Amos Otis, R (1, 8) OBP: 0.364, SLG: 0.387	1B 2B		2B 1B							4	3	3	1	0	0	1						
John Mayberry, L (1, 3) OBP: 0.388, SLG: 0.507	2B		1B 2B							4	2	4	2	0	0	0						
Tony Solaita, L (1, 10) OBP: 0.359, SLG: 0.526	K		1B							3	1	1	2	1	2	3						
George Brett, L (1, 5) OBP: 0.340, SLG: 0.417	F7		1B							4	0	1	2	0	1	4						
Bob Stinson, S (1, 2) OBP: 0.393, SLG: 0.440			F8							4	0	0	0	0	0	1						
Al Cowens, R (1, 7) OBP: 0.309, SLG: 0.382	F3		K							4	0	0	0	0	1	0						
Frank White, R (1, 6) OBP: 0.258, SLG: 0.325	1-3		5-3							4	0	2	0	0	0	0						
<b>Inning Stats</b>	R: 2 E: 0 K: 1 S: 8	H: 3 LOB: 1 BB: 0 P: 8	R: 0 E: 0 K: 0 S: 3	H: 0 LOB: 0 BB: 0 P: 3	R: 2 E: 0 K: 0 S: 6	H: 3 LOB: 1 BB: 0 P: 6	R: 0 E: 0 K: 1 S: 5	H: 0 LOB: 0 BB: 0 P: 5	R: 3 E: 0 K: 0 S: 6	H: 3 LOB: 1 BB: 1 P: 10	R: 0 E: 0 K: 0 S: 3	H: 1 LOB: 0 BB: 0 P: 3	R: 0 E: 0 K: 2 S: 9	H: 2 LOB: 2 BB: 0 P: 9	R: 0 E: 0 K: 0 S: 5	H: 2 LOB: 2 BB: 0 P: 5	R: 0 E: 0 K: 0 S: 5	H: 2 LOB: 2 BB: 0 P: 5	1B: 10 2B: 3 3B: 0 HR: 1	SF: 0 SAC: 0 DP: 1 HBP: 0	WP: 0 PB: 0 SB: 0 CS: 0	PA: 38
<b>PITCHER</b> Fergie Jenkins, R (1, 1) ERA: 4.23 Tommy Moore, R (5, 1) ERA: 2.54	IP: 4.2 WLS: L BF: 24 H: 9 R: 7 ER: 7 SO: 2 BB: 1 IBB: 0 HBP: 0 BLK: 0 WP: 0 HR: 1 S: 27 P: 31 ERA: 13.50 WHIP: 2.143															<b>PITCHER</b>						

AB	31
R	0
H	6
RBI	0
BB	4
SO	2
LOB	14

AB	37
R	7
H	14
RBI	7
BB	1
SO	4
LOB	12







Batter	1	2	3	4	5	6	7	8	9	AB	R	H	RBI	BB	SO	LOB	TOP																				
Dave Moates, L (1, 8) OBP: 0.288, SLG: 0.340 Tom Robson, R (9, PH) OBP: 0.267, SLG: 0.214	4-0 1B S 3-1 BB	0-0 FC4-6 1B		0-0 F8		0-0 F7			4-0 1B E SF9 BB	3	1	1	0	1	0	0																					
Lenny Randle, S (1, 4) OBP: 0.336, SLG: 0.358	0-0 3-1 1B	0-0 FC4-6 1B		0-3 K			0-0 F4		0-0 E6 SF9 1B FC4-6	5	2	1	0	0	1	3																					
Mike Hargrove, L (1, 7) OBP: 0.427, SLG: 0.453	0-0 3-1 1-2 3-H				0-0 F7				0-0 FC4-6 1B	5	0	1	1	0	2	3																					
Jeff Burroughs, R (1, 9) OBP: 0.300, SLG: 0.409	0-0 F4			0-3 K		0-0 6-3			0-0 SF9	4	0	1	1	0	1	1																					
Jim Spencer, L (1, 3) OBP: 0.338, SLG: 0.432 Jim Fregosi, R (7, PH) OBP: 0.325, SLG: 0.391	0-0 2B 2-H 1B			0-0 BB 1B		0-0 1B 2B			0-0 FC4-6 1B	3	2	3	1	0	0	0																					
Toby Harrah, R (1, 6) OBP: 0.384, SLG: 0.452	0-0 1-3 2B			4-0 1B BB		0-0 2-H 1B			0-0 6-3 1B	4	0	3	1	1	0	0																					
Tom Grieve, R (1, 10) OBP: 0.305, SLG: 0.451	0-0 G3			0-3 K		0-0 1-3			0-0 1B G3	5	0	1	0	0	1	7																					
Roy Howell, L (1, 5) OBP: 0.307, SLG: 0.357 Leo Cardenas, R (6, PH) OBP: 0.346, SLG: 0.324		0-3 K		0-0 CS 1B		0-0 5-3			0-0 G6-4-3 1B	2	0	1	1	0	1	0																					
Jim Sundberg, R (1, 2) OBP: 0.297, SLG: 0.301		0-0 FC4-6 1B		0-0 CS F8		0-0 F9			0-0 G6-4-3 1B	4	0	1	0	0	0	2																					
<b>Inning Stats</b>	R: 2 E: 0 K: 0 S: 6	H: 3 LOB: 2 BB: 1 P: 10	R: 0 E: 0 K: 2 S: 9	H: 2 LOB: 2 BB: 0 P: 9	R: 1 E: 0 K: 2 S: 8	H: 2 LOB: 1 BB: 1 P: 12	R: 0 E: 0 K: 1 S: 5	H: 0 LOB: 0 BB: 0 P: 5	R: 1 E: 0 K: 0 S: 5	H: 2 LOB: 1 BB: 0 P: 5	R: 0 E: 0 K: 0 S: 3	H: 0 LOB: 0 BB: 0 P: 3	R: 0 E: 0 K: 2 S: 8	H: 1 LOB: 1 BB: 0 P: 8	R: 0 E: 0 K: 0 S: 4	H: 2 LOB: 1 BB: 0 P: 4	R: 2 E: 1 K: 0 S: 6	H: 2 LOB: 2 BB: 1 P: 10	1B: 12 2B: 2 3B: 0 HR: 0	SF: 1 SAC: 0 DP: 1 HBP: 0	WP: 0 PB: 0 SB: 1 CS: 1	PA: 44															
<b>PITCHER</b>	IP WLS BF H R ER SO BB IBB HBP BLK WP HR S P ERA WHIP																																				
Glenn Abbott, R (1, 1) ERA: 3.69	5.0	W	25	9	4	4	5	2	0	0	0	0	0	0	33	41	7.20	2.200																			
Paul Lindblad, L (6, 1) ERA: 2.03	4.0	W	18	5	2	0	2	1	0	0	0	0	0	0	21	25	0.00	1.500																			

Texas Rangers @ Oakland Athletics  
Oakland-Alameda County Coliseum, Oakland, CA  
Mon Jul 28 1975, 7:05 PM PDT  
Att: 39,061 - Unknown

AB	39
R	6
H	14
RBI	6
BB	3
SO	7
LOB	18



Batter	1	2	3	4	5	6	7	8	9	AB	R	H	RBI	BB	SO	LOB	BOTTOM																			
Bert Campaneris, R (1, 6) OBP: 0.342, SLG: 0.340 Ted Martinez, R (9, 6) OBP: 0.222, SLG: 0.245	0-0 G6-3 1B		0-3 K		0-0 E5 FC6-4	0-0 F7		0-0 2B 1B		5	1	2	0	0	1	3																				
Claudell Washington, L (1, 8) OBP: 0.343, SLG: 0.422	0-0 G6-3 1-2			0-0 HR 1B	0-0 FC6-4 1-2 2-3	0-0 E7 1B		0-0 L6		5	1	2	1	0	0	4																				
Billy Williams, L (1, 10) OBP: 0.336, SLG: 0.393	0-0 3-1			0-0 F5	0-0 3-1	0-0 3-1		0-0 FC1-6 1B 2B		5	1	1	1	0	0	5																				
Reggie Jackson, L (1, 9) OBP: 0.347, SLG: 0.552		0-0 F8		0-0 HR		0-0 E 2B	4-0 2B BB	4-0 FC1-6 IBB		3	3	2	2	2	0	0																				
Joe Rudi, R (1, 7) OBP: 0.347, SLG: 0.494 Matt Alexander, S (7, PR)		0-0 F8		0-0 F8		0-0 E7 FC5-2 1B	0-0 F9 FC4-2 2B	0-0 FC1-6 1B WP		4	0	3	2	0	0	0																				
Angel Mangual, R (8, 7) OBP: 0.228, SLG: 0.222		0-0 1B				0-0 E BB	0-0 F9 2-3	0-0 FC1-6 1B WP		1	1	0	0	0	0	2																				
Gene Tenace, R (1, 3) OBP: 0.418, SLG: 0.468		0-0 F7		0-0 FC6-4 1B		0-0 E BB	0-0 F9 2-3	0-0 FC1-6 1B WP		4	1	2	1	1	0	2																				
Sal Bando, R (1, 5) OBP: 0.330, SLG: 0.321		0-0 L5		0-0 FC6-4 1-2		4-0 E 1B IBB	0-0 FC4-2 2B	0-0 5-3		4	2	0	0	1	0	5																				
Phil Garner, R (1, 4) OBP: 0.280, SLG: 0.338			0-0 G5-4-3 1B		0-3 K	0-0 FC5-2 1B	0-0 1-3 2-H 3-H 1B	0-0 2B		4	1	2	1	0	1	2																				
Ray Fosse, R (1, 2) OBP: 0.195, SLG: 0.169 Jim Holt, L (6, PH) OBP: 0.458, SLG: 0.385 Don Hopkins, L (6, PR) OBP: 0.375, SLG: 0.167 Larry Haney, R (7, 2) OBP: 0.083, SLG: 0.333			0-0 G5-4-3		0-0 FC6-4 E 1B	0-0 FC5-2 1B	0-0 F7			2	0	1	0	0	0	1																				
<b>Inning Stats</b>	R: 0 E: 0 K: 0 S: 3	H: 1 LOB: 0 BB: 0 P: 3	R: 0 E: 0 K: 0 S: 4	H: 1 LOB: 0 BB: 0 P: 4	R: 0 E: 0 K: 1 S: 5	H: 1 LOB: 0 BB: 0 P: 5	R: 2 E: 0 K: 0 S: 6	H: 3 LOB: 1 BB: 0 P: 6	R: 0 E: 0 K: 1 S: 7	H: 1 LOB: 2 BB: 0 P: 7	R: 5 E: 3 K: 0 S: 7	H: 4 LOB: 2 BB: 2 P: 15	R: 2 E: 0 K: 0 S: 5	H: 2 LOB: 1 BB: 1 P: 9	R: 3 E: 0 K: 0 S: 6	H: 3 LOB: 1 BB: 1 P: 10	R: 3 E: 0 K: 0 S: 6	H: 3 LOB: 1 BB: 1 P: 10	1B: 11 2B: 4 3B: 0 HR: 1	SF: 0 SAC: 0 DP: 2 HBP: 0	WP: 2 PB: 0 SB: 0 CS: 0	PA: 43														
<b>PITCHER</b>	IP WLS BF H R ER SO BB IBB HBP BLK WP HR S P ERA WHIP																																			
Bill Hands, R (1, 1) ERA: 3.86	5.0	L	3	0	0	0	0	1	1	0	0	1	0	1	9	0.00	3.000																			
Tommy Moore, R (6, 1) ERA: 3.14	0.1							1	0	1	9	0.00	3.000																							
Stan Thomas, R (6, 1) ERA: 3.48	0.1		2	1	1	1	0	0	0	0	2	27.00	3.000																							
Jim Umberger, L (6, 1) ERA: 4.59	0.1		2	1	2	1	0	0	0	0	2	27.00	3.000																							
Steve Foucault, R (7, 1) ERA: 4.52	1.0		6	2	2	2	0	1	0	0	5	18.00	3.000																							

Texas Rangers @ Oakland Athletics  
Oakland-Alameda County Coliseum, Oakland, CA  
Mon Jul 28 1975, 7:05 PM PDT  
Att: 39,061 - Unknown

AB	39
R	12
H	16
RBI	9
BB	4
SO	2
LOB	25









Batter	1	2	3	4	5	6	7	8	9	AB	R	H	RBI	BB	SO	LOB	TOP										
Lenny Randle, S (1,4) OBP: 0.333, SLG: 0.357	0-0 4-3 1B		0-3 K			0-0 F2		0-0 L4	4 0 1 0 0 1 0								<b>Texas Rangers @ Oakland Athletics</b> Oakland-Alameda County Coliseum, Oakland, CA Wed Jul 30 1975, 7:05 PM PDT Att: 6,631 - Unknown <a href="http://livebaseballscorecards.com">livebaseballscorecards.com</a>										
Toby Harrah, R (1,6) OBP: 0.391, SLG: 0.468	0-3 K			0-3 K		0-0 4-3		0-0 1B	4 0 1 0 0 2 1																		
Tom Grieve, R (1,7) OBP: 0.313, SLG: 0.449	0-0 4-3 1-2			4-0 BB		0-0 6-3		0-0 1B	3 0 1 0 1 0 1																		
Jeff Burroughs, R (1,9) OBP: 0.299, SLG: 0.405	0-3 K			0-0 F9		0-0 FC6-4 1B		0-3 K	4 0 1 0 0 2 4																		
Jim Fregosi, R (1,3) OBP: 0.317, SLG: 0.381 Jim Spencer, L (9, PH) OBP: 0.341, SLG: 0.442		0-0 5-3		0-0 4-3		0-0 FC6-4 2-4		0-0 4-3	3 0 0 0 0 0 2 1 0 0 0 0 0 2																		
Tom Robson, R (1,10) OBP: 0.276, SLG: 0.235 Bob Jones, L (8, FR) OBP: 0.400, SLG: 0.250		0-0 F7			0-0 5-3		0-0 2-4	0-0 FC1-6 1B	3 0 1 0 0 0 0 0 0 0 0 0 0 0																		
Leo Cardenas, R (1,5) OBP: 0.333, SLG: 0.311		0-0 F9			0-0 F8			0-0 FC1-6 FC6	3 0 0 0 0 0 1																		
Dave Moates, L (1,8) OBP: 0.300, SLG: 0.345			0-0 F8		0-0 6-3			0-0 F9	3 0 0 0 0 0 1																		
Jim Sundberg, R (1,2) OBP: 0.291, SLG: 0.295			0-0 1-3			0-0 F9		0-0 FC6	3 0 0 0 0 0 1																		
<b>Inning Stats</b>	R: 0 E: 0 K: 2 S: 8	H: 1 LOB: 1 BB: 0 P: 8	R: 0 E: 0 K: 0 S: 3	H: 0 LOB: 0 BB: 0 P: 3	R: 0 E: 0 K: 1 S: 5	H: 0 LOB: 0 BB: 1 P: 5	R: 0 E: 0 K: 1 S: 5	H: 0 LOB: 1 BB: 1 P: 9	R: 0 E: 0 K: 0 S: 3	H: 0 LOB: 0 BB: 0 P: 3	R: 0 E: 0 K: 0 S: 3	H: 1 LOB: 1 BB: 0 P: 3	R: 0 E: 0 K: 0 S: 4	H: 1 LOB: 1 BB: 0 P: 4	R: 0 E: 0 K: 1 S: 7	H: 2 LOB: 2 BB: 0 P: 7		1B: 5 2B: 0 3B: 0 HR: 0	SF: 0 SAC: 0 DP: 0 HBP: 0	WP: 0 PB: 0 SB: 0 CS: 0	PA: 32						
<b>PITCHER</b>	IP	WLS	BF	H	R	ER	SO	BB	IBB	HBP	BLK	WP	HR	S	P	ERA	WHIP										
Ken Holtzman, L (1,1) ERA: 3.31	8.1	W	31	5	0	0	4	1	0	0	0	0	0	37	41	0.00	0.720										
Rolie Fingers, R (9,1) ERA: 3.39	0.1		1	0	0	0	1	0	0	0	0	0	0	3	3	0.00	0.000										
Paul Lindblad, L (9,1) ERA: 2.02	0.1	S	1	0	0	0	0	0	0	0	0	0	0	1	1	0.00	0.000										

Batter	1	2	3	4	5	6	7	8	9	AB	R	H	RBI	BB	SO	LOB	BOTTOM										
Bert Campaneris, R (1,6) OBP: 0.341, SLG: 0.344	0-0 F9		0-0 HR		0-0 F8			0-0 6-3	4 1 1 1 0 0 0								<b>Texas Rangers @ Oakland Athletics</b> Oakland-Alameda County Coliseum, Oakland, CA Wed Jul 30 1975, 7:05 PM PDT Att: 6,631 - Unknown <a href="http://livebaseballscorecards.com">livebaseballscorecards.com</a>										
Claudell Washington, L (1,8) OBP: 0.344, SLG: 0.421	0-0 1B		0-0 G3			0-0 3-1		0-0 4-3	4 0 1 0 0 0 0																		
Billy Williams, L (1,10) OBP: 0.340, SLG: 0.396	0-0 F4			0-0 4-3 FC3-2 2B		0-0 FC5-4 1B			3 0 2 0 0 0 1																		
Reggie Jackson, L (1,9) OBP: 0.346, SLG: 0.548	0-0 F8			0-0 4-3		0-0 FC5-4		0-0 F7	3 0 0 0 0 0 3																		
Joe Rudi, R (1,7) OBP: 0.343, SLG: 0.495		0-0 F7		0-0 FC3-2 1B		0-0 F7			3 0 0 0 0 0 2																		
Gene Tenace, R (1,3) OBP: 0.416, SLG: 0.464		0-3 K		0-0 1-2 1B		0-3 K			3 0 1 0 0 2 0																		
Sal Bando, R (1,5) OBP: 0.326, SLG: 0.316	0-0 F7			0-0 F3		0-0 F6			3 0 0 0 0 0 2																		
Phil Garner, R (1,4) OBP: 0.277, SLG: 0.333			0-3 K		0-0 F7		0-0 F9		3 0 0 0 0 1 0																		
Ray Fosse, R (1,2) OBP: 0.193, SLG: 0.169			0-3 K		0-0 6-3			0-0 F8	3 0 0 0 0 1 0																		
<b>Inning Stats</b>	R: 0 E: 0 K: 0 S: 4	H: 1 LOB: 1 BB: 0 P: 4	R: 0 E: 0 K: 1 S: 5	H: 0 LOB: 0 BB: 0 P: 5	R: 1 E: 0 K: 2 S: 8	H: 1 LOB: 0 BB: 0 P: 8	R: 0 E: 0 K: 0 S: 5	H: 2 LOB: 2 BB: 0 P: 5	R: 0 E: 0 K: 0 S: 3	H: 0 LOB: 0 BB: 0 P: 3	R: 0 E: 0 K: 0 S: 4	H: 1 LOB: 1 BB: 0 P: 4	R: 0 E: 0 K: 1 S: 5	H: 0 LOB: 0 BB: 0 P: 5	R: 0 E: 0 K: 0 S: 3	H: 0 LOB: 0 BB: 0 P: 3		1B: 3 2B: 1 3B: 0 HR: 1	SF: 0 SAC: 0 DP: 0 HBP: 0	WP: 0 PB: 0 SB: 0 CS: 0	PA: 29						
<b>PITCHER</b>	IP	WLS	BF	H	R	ER	SO	BB	IBB	HBP	BLK	WP	HR	S	P	ERA	WHIP										
Fergie Jenkins, R (1,1) ERA: 4.1	8.0	L	29	5	1	1	4	0	0	0	0	0	1	37	37	1.12	0.625										

AB	31
R	0
H	5
RBI	0
BB	1
SO	5
LOB	13



AB	29
R	1
H	5
RBI	1
BB	0
SO	4
LOB	8






Batter	1	2	3	4	5	6	7	8	9	AB	R	H	RBI	BB	SO	LOB	TOP			
Morris Nettles, L (1,7) OBP: 0.301, SLG: 0.284	4-0 1B SH2-3 4-3 BB		0-0 CS 1B			0-3 K			0-0 6-3	3	1	1	0	1	1	1				
Mickey Rivers, L (1,8) OBP: 0.326, SLG: 0.353	0-0 SH2-3		0-0 3-1			0-0 6-3			0-0 F9	3	0	0	0	0	0	2				
Jerry Remy, L (1,4) OBP: 0.323, SLG: 0.328	0-0 4-3 2-3 1B			0-0 5-3		0-0 F7			0-0 F7	4	0	1	0	0	0	1				
Adrian Garrett, L (1,3) OBP: 0.115, SLG: 0.208	0-0 4-3			0-3 K					0-0 4-3	3	0	0	1	0	1	1				
Dave Collins, S (1,10) OBP: 0.380, SLG: 0.408	0-3 K			0-3 K					0-0 F8	3	0	0	0	0	2	1				
Leroy Stanton, R (1,9) OBP: 0.385, SLG: 0.443		0-0 F9			0-0 5-3				0-3 K	3	0	0	0	0	1	0				
Rudy Meoli, L (1,5) OBP: 0.318, SLG: 0.231		0-0 4-3			0-0 F9				0-0 1-3	3	0	0	0	0	0	0				
Ike Hampton, S (1,2) OBP: 0.300, SLG: 0.240 (8,PH)		0-0 1-3			0-3 K				0-0 L4	2	0	0	0	0	1	0				
Bobby Valentine, R (8,PH)										1	0	0	0	0	0	0				
Ellie Rodriguez, R (8,2) OBP: 0.382, SLG: 0.306										0	0	0	0	0	0	0				
Mike Miley, S (1,6) OBP: 0.269, SLG: 0.300			0-0 6-3			0-0 E7			0-3 K	3	0	0	0	0	1	0				
<b>Inning Stats</b>	R: 1 E: 0 K: 1 S: 6	H: 1 LOB: 1 BB: 1 P: 10	R: 0 E: 0 K: 0 S: 3	H: 0 LOB: 0 BB: 0 P: 3	R: 0 E: 0 K: 2 S: 7	H: 0 LOB: 0 BB: 0 P: 7	R: 0 E: 0 K: 1 S: 5	H: 0 LOB: 0 BB: 0 P: 5	R: 0 E: 1 K: 1 S: 6	H: 0 LOB: 1 BB: 0 P: 6	R: 0 E: 0 K: 1 S: 5	H: 0 LOB: 0 BB: 0 P: 5	R: 0 E: 0 K: 1 S: 5	H: 0 LOB: 0 BB: 0 P: 5	R: 0 E: 0 K: 0 S: 3	H: 0 LOB: 0 BB: 0 P: 3	1B: 2 2B: 0 3B: 0 HR: 0	SF: 0 SAC: 1 DP: 0 HBP: 0	WP: 0 PB: 0 SB: 0 CS: 1	PA: 30
<b>PITCHER</b> Gaylord Perry, R (1,1) ERA: 3.64	IP: 9.0 WLS: W BF: 30 H: 2 R: 1 ER: 1 SO: 7 BB: 1 IBB: 0 HBP: 0 BLK: 0 WP: 0 HR: 0 S: 43 P: 47 ERA: 1.00 WHIP: 0.333																			

California Angels @ Texas Rangers  
Arlington Stadium, Arlington, TX  
Fri Aug 01 1975, 8:05 PM EDT  
Att: 30,038 - Unknown


AB	28
R	1
H	2
RBI	1
BB	1
SO	7
LOB	6



Batter	1	2	3	4	5	6	7	8	9	AB	R	H	RBI	BB	SO	LOB	BOTTOM			
Dave Moates, L (1,8) OBP: 0.297, SLG: 0.339	0-0 F7		0-0 6-3		0-0 2-3		0-0 E 1B			4	0	1	0	0	0	0				
Lenny Randle, S (1,4) OBP: 0.332, SLG: 0.356	0-0 4-3		0-0 S 1B			0-0 G3	0-0 F3			4	0	1	0	0	0	1				
Mike Hargrove, L (1,7) OBP: 0.320, SLG: 0.446	0-0 5-3		0-3 K 1-2			0-0 1B FC3-2 2B	0-0 4-3			4	0	1	0	0	1	2				
Jeff Burroughs, R (1,9) OBP: 0.299, SLG: 0.403		0-3 K	0-3 K			0-0 FC3-2 1B			0-3 K	4	0	1	0	0	3	1				
Jim Spencer, L (1,3) OBP: 0.337, SLG: 0.436		0-0 4-3		0-0 5-3		0-0 FC3-2			0-0 F8	4	0	0	0	0	0	2				
Toby Harrah, R (1,6) OBP: 0.389, SLG: 0.464		4-0 WP 1B BB		0-3 K		0-0 1-2 3H F7			0-0 5-3	3	0	0	0	1	1	2				
Tom Grieve, R (1,10) OBP: 0.318, SLG: 0.470		0-0 WP 1B		0-3 K						3	1	2	1	0	1	0				
Roy Howell, L (1,5) OBP: 0.309, SLG: 0.366		4-0 1-2 2-3 BB			0-0 F4					2	1	1	1	1	0	0				
Jim Sundberg, R (1,2) OBP: 0.289, SLG: 0.292		0-3 K			0-0 5-3				0-0 5-3	3	0	0	0	0	1	3				
<b>Inning Stats</b>	R: 0 E: 0 K: 0 S: 3	H: 0 LOB: 0 BB: 0 P: 3	R: 0 E: 0 K: 2 S: 8	H: 1 LOB: 3 BB: 2 P: 16	R: 0 E: 0 K: 2 S: 8	H: 1 LOB: 1 BB: 0 P: 8	R: 0 E: 0 K: 2 S: 7	H: 0 LOB: 0 BB: 0 P: 7	R: 0 E: 0 K: 0 S: 3	H: 0 LOB: 0 BB: 0 P: 3	R: 0 E: 0 K: 0 S: 5	H: 2 LOB: 2 BB: 0 P: 5	R: 2 E: 1 K: 0 S: 6	H: 3 LOB: 1 BB: 0 P: 6	R: 0 E: 0 K: 1 S: 5	H: 0 LOB: 0 BB: 0 P: 5	1B: 4 2B: 1 3B: 0 HR: 2	SF: 0 SAC: 0 DP: 0 HBP: 0	WP: 1 PB: 0 SB: 1 CS: 0	PA: 33
<b>PITCHER</b> Ed Figueroa, R (1,1) ERA: 2.4	IP: 6.1 WLS: L BF: 28 H: 7 R: 2 ER: 2 SO: 6 BB: 2 IBB: 0 HBP: 0 BLK: 0 WP: 1 HR: 2 S: 38 P: 46 ERA: 2.84 WHIP: 1.421																			
Jim Brewer, L (7,1) ERA: 4.09	IP: 1.2 WLS: L BF: 5 H: 0 R: 0 ER: 0 SO: 1 BB: 0 IBB: 0 HBP: 0 BLK: 0 WP: 0 HR: 0 S: 7 P: 7 ERA: 0.00 WHIP: 0.000																			

California Angels @ Texas Rangers  
Arlington Stadium, Arlington, TX  
Fri Aug 01 1975, 8:05 PM EDT  
Att: 30,038 - Unknown

AB	31
R	2
H	7
RBI	2
BB	2
SO	7
LOB	11









Batter	1	2	3	4	5	6	7	8	9	AB	R	H	RBI	BB	SO	LOB	TOP				
Morris Nettles, L OBP: 0.296, SLG: 0.276 Leroy Stanton, R OBP: 0.363, SLG: 0.437	4-0 CS BB		0-0 4-3		0-0 4-3		0-0 B1		4-0 1B IBB	3	0	0	0	1	0	0					
Mickey Rivers, L OBP: 0.326, SLG: 0.352	0-0 F5 1-2		0-0 F2		0-0 F8		0-3 K		0-0 1B 1-3 2-H	5	0	1	1	0	1	1					
Jerry Remy, L OBP: 0.321, SLG: 0.329	0-0 E6			0-0 HR 1B		0-0 1B 2B		0-0 4-3	0-0 SF8-4-5 2-3 3-H	4	2	2	1	0	0	0					
Adrian Garrett, L OBP: 0.188, SLG: 0.467	0-0 G3			0-0 HR		0-0 FC6-4 1B 2-H		0-3 K		4	1	2	3	0	1	1					
Dave Collins, S OBP: 0.384, SLG: 0.405		0-0 5-3		0-0 6-3 5-3 1B		0-0 F9		0-0 4-3		4	0	1	0	0	0	1					
Tommy Harper, R OBP: 0.333, SLG: 0.328		0-0 1-3		0-0 5-3 1-2		0-0 FC6-4 1B 1-2		4-0 E BB		3	1	0	0	1	0	2					
Bobby Valentine, R OBP: 0.333, SLG: 0.290		4-0 BB		0-0 6-3 2-3		0-0 1B 1-2		0-0 6-3 1-2		3	0	1	0	1	0	2					
Ike Hampton, S OBP: 0.333, SLG: 0.267		0-0 6-3		0-0 4-3		0-0 FC6-4 1B 1-3 2-H			0-0 SH3-4 1B	4	1	2	1	0	0	2					
Mike Miley, S OBP: 0.250, SLG: 0.276			0-3 K		0-0 5-3		0-0 FC6-4 1-2		0-0 SH3-4 1-2	3	0	0	0	0	1	2					
<b>Inning Stats</b>	R: 0 E: 1 K: 0 S: 3	H: 0 LOB: 1 BB: 1 P: 7	R: 0 E: 0 K: 0 S: 3	H: 0 LOB: 1 BB: 1 P: 7	R: 0 E: 0 K: 1 S: 5	H: 0 LOB: 0 BB: 0 P: 5	R: 2 E: 0 K: 0 S: 6	H: 3 LOB: 1 BB: 0 P: 6	R: 0 E: 0 K: 0 S: 3	H: 0 LOB: 0 BB: 0 P: 3	R: 2 E: 0 K: 0 S: 7	H: 4 LOB: 2 BB: 0 P: 7	R: 0 E: 0 K: 1 S: 5	H: 0 LOB: 1 BB: 1 P: 9	R: 0 E: 1 K: 0 S: 4	H: 2 LOB: 0 BB: 1 P: 8	1B: 7 2B: 2 3B: 0 HR: 1	SF: 1 SAC: 1 DP: 1 HBP: 0	WP: 0 PB: 0 SB: 0 CS: 1	PA: 39	
<b>PITCHER</b>	IP	WLS	BF	H	R	ER	SO	BB	IBB	HBP	BLK	WP	HR	S	P	ERA	WHIP				
Steve Hargan, R ERA: 3.33	(1, 1)	5.2	25	6	4	4	1	2	0	0	0	0	1	25	33	6.35	1.412				
Tommy Moore, R ERA: 3.16	(6, 1)	2.2	L 11	2	1	1	2	1	0	0	0	0	0	14	18	3.38	1.125				
Jim Umbarger, L ERA: 4.73	(9, 1)	0.2	3	1	1	1	0	0	1	0	0	0	0	2	6	13.50	1.500				

California Angels @ Texas Rangers  
Arlington Stadium, Arlington, TX  
Sun Aug 03 1975, 8:05 PM EDT  
Att: 9,745 - Unknown

AB 33  
R 6  
H 9  
RBI 6  
BB 4  
SO 3  
LOB 11



Batter	1	2	3	4	5	6	7	8	9	AB	R	H	RBI	BB	SO	LOB	BOTTOM					
Dave Moates, L OBP: 0.297, SLG: 0.357	0-0 F5		0-3 K			4-0 F8 1B BB	0-0 FC5-4 1-2	0-0 F9		4	1	0	0	1	1	4						
Lenny Randle, S OBP: 0.335, SLG: 0.359	0-0 F8			0-3 K		4-0 1B BB	0-0 F5		0-0 F7	4	1	0	0	1	1	1						
Mike Hargrove, L OBP: 0.316, SLG: 0.438	4-0 BB			0-0 F7		0-3 K	0-0 4-3		0-0 F8	4	0	0	0	1	1	3						
Jeff Burroughs, R OBP: 0.304, SLG: 0.413 Bob Jones, L OBP: 0.425, SLG: 0.200	0-3 K			0-0 1B		0-0 F8 2-3		4-0 FC3-6 BB	0-0 1-3	3	0	1	0	1	1	3						
Jim Spencer, L OBP: 0.336, SLG: 0.430		0-0 4-3		0-0 F8		0-0 1B		0-0 FC3-6 F9 1B 1-2		4	1	1	1	0	0	2						
Toby Harrah, R OBP: 0.393, SLG: 0.462		0-3 K			0-0 F7	0-0 1B		0-0 BB 1B		4	0	2	1	0	1	0						
Tom Grieve, R OBP: 0.314, SLG: 0.458		0-3 K			0-3 K	0-0 1B		0-0 F9		4	0	0	0	0	2	4						
Roy Howell, L OBP: 0.318, SLG: 0.385			0-3 K			0-0 1B		0-0 BB 1B		4	1	3	2	0	1	0						
Jim Sundberg, R OBP: 0.288, SLG: 0.289			0-3 K			0-3 K		0-0 FC5-4 1B		3	0	1	0	1	2	1						
<b>Inning Stats</b>	R: 0 E: 0 K: 1 S: 5	H: 0 LOB: 1 BB: 1 P: 9	R: 0 E: 0 K: 2 S: 7	H: 0 LOB: 0 BB: 0 P: 7	R: 0 E: 0 K: 3 S: 9	H: 0 LOB: 0 BB: 0 P: 9	R: 0 E: 0 K: 1 S: 6	H: 1 LOB: 1 BB: 0 P: 6	R: 0 E: 0 K: 2 S: 8	H: 1 LOB: 1 BB: 0 P: 8	R: 2 E: 0 K: 1 S: 7	H: 2 LOB: 2 BB: 2 P: 15	R: 1 E: 0 K: 0 S: 5	H: 2 LOB: 1 BB: 0 P: 5	R: 1 E: 0 K: 0 S: 5	H: 2 LOB: 3 BB: 2 P: 13	R: 0 E: 0 K: 0 S: 3	H: 0 LOB: 0 BB: 0 P: 3	1B: 7 2B: 0 3B: 0 HR: 1	SF: 0 SAC: 0 DP: 0 HBP: 0	WP: 0 PB: 0 SB: 0 CS: 0	PA: 40
<b>PITCHER</b>	IP	WLS	BF	H	R	ER	SO	BB	IBB	HBP	BLK	WP	HR	S	P	ERA	WHIP					
Nolan Ryan, R ERA: 3.56	(1, 1)	5.0	19	2	1	1	9	2	0	0	0	0	0	35	43	1.80	0.800					
Jim Brewer, L ERA: 4.2	(6, 1)	1.0	8	4	2	2	1	1	0	0	0	0	1	9	13	18.00	5.000					
Mickey Scott, L ERA: 4.3	(7, 1)	1.1	5	0	1	1	0	1	0	0	0	0	0	4	8	6.75	0.750					
Don Kirkwood, R ERA: 2.45	(8, 1)	1.2	W 8	2	0	0	0	1	0	0	0	0	0	7	11	0.00	1.800					

California Angels @ Texas Rangers  
Arlington Stadium, Arlington, TX  
Sun Aug 03 1975, 8:05 PM EDT  
Att: 9,745 - Unknown

AB 35  
R 4  
H 8  
RBI 4  
BB 5  
SO 10  
LOB 18





Batter	1	2	3	4	5	6	7	8	9	AB	R	H	RBI	BB	SO	LOB	TOP					
Bert Campaneris, R OBP: 0.332, SLG: 0.334 Matt Alexander, S (8, 4)	1-3		F8		6-3		K			4	0	0	0	0	1	2						
Bill North, S OBP: 0.369, SLG: 0.304 Larry Haney, R OBP: 0.071, SLG: 0.286 (1, 8) (7, 2)	K		L6			1B BB	4-3			3	0	0	0	1	1	2						
Claudell Washington, L OBP: 0.352, SLG: 0.435 (1, 7)	1B			L8 2B		1-2 1B		FC6-4 1B		4	0	4	0	0	0	0						
Reggie Jackson, L OBP: 0.339, SLG: 0.539 Don Hopkins, L OBP: 0.375, SLG: 0.167 (1, 9) (8, 9)	F5			L8		F5		F7		4	0	0	0	0	0	5						
Billy Williams, L OBP: 0.345, SLG: 0.404 (1, 10) (8, 3)		FC5-4 1B		BB BB BB BB	BB BB	F3		L8		3	0	1	0	1	0	3						
Joe Rudi, R OBP: 0.334, SLG: 0.479 Jim Perry, S (1, 3) (8, 1)	L9			F6		1-3		FC6-4		4	0	0	0	0	0	6						
Sal Bando, R OBP: 0.322, SLG: 0.310 (1, 5)	FC5-4 1-2			F7			E6 2B	F5		4	0	0	0	0	0	3						
Phil Garner, R OBP: 0.274, SLG: 0.324 Jim Holt, L OBP: 0.415, SLG: 0.341 Ted Martinez, R OBP: 0.228, SLG: 0.250 (1, 4) (7, PH) (7, 4) (8, 6)	K					K		L8		2	0	0	0	0	2	1						
Ray Fosse, R OBP: 0.179, SLG: 0.156 Angel Mangual, R OBP: 0.230, SLG: 0.238 (1, 2) (7, PH) (7, 8)			F7		F7			F7		2	0	0	0	0	0	0						
<b>Inning Stats</b>	R: 0 E: 0 K: 1 S: 6	H: 1 LOB: 1 BB: 0 P: 6	R: 0 E: 0 K: 1 S: 6	H: 1 LOB: 1 BB: 0 P: 6	R: 0 E: 0 K: 0 S: 3	H: 0 LOB: 0 BB: 0 P: 3	R: 0 E: 0 K: 0 S: 4	H: 1 LOB: 2 BB: 1 P: 8	R: 0 E: 0 K: 1 S: 5	H: 0 LOB: 0 BB: 0 P: 5	R: 0 E: 0 K: 0 S: 4	H: 1 LOB: 2 BB: 1 P: 8	R: 0 E: 0 K: 0 S: 7	H: 1 LOB: 2 BB: 0 P: 7	R: 0 E: 0 K: 0 S: 4	H: 1 LOB: 0 BB: 0 P: 4	R: 0 E: 0 K: 0 S: 3	H: 0 LOB: 0 BB: 0 P: 3	1B: 4 2B: 2 3B: 0 HR: 0	SF: 0 SAC: 0 DP: 0 HBP: 0	WP: 0 PB: 0 SB: 0 CS: 0	PA: 36
<b>PITCHER</b> Fergie Jenkins, R ERA: 3.91 (1, 1)	IP: 9.0 WLS: W BF: 36 H: 6 R: 0 ER: 0 SO: 4 BB: 2 IBB: 0 HBP: 0 BLK: 0 WP: 0 HR: 0 S: 42 P: 50 ERA: 0.00 WHIP: 0.889															<b>PITCHER</b>	IP: 9.0 WLS: W BF: 36 H: 6 R: 0 ER: 0 SO: 4 BB: 2 IBB: 0 HBP: 0 BLK: 0 WP: 0 HR: 0 S: 42 P: 50 ERA: 0.00 WHIP: 0.889					

Oakland Athletics @ Texas Rangers  
Arlington Stadium, Arlington, TX  
Mon Aug 04 1975, 8:05 PM EDT  
Att: 14,668 - Unknown

AB 34  
R 0  
H 6  
RBI 0  
BB 2  
SO 4  
LOB 23



Batter	1	2	3	4	5	6	7	8	9	AB	R	H	RBI	BB	SO	LOB	BOTTOM			
Lenny Randle, S OBP: 0.344, SLG: 0.362 (1, 4)	1B 4-3 BB			S 3B BB		FC 1B 1B	2B 1B	1-2 2-3 BB		2	4	2	1	4	0	0				
Toby Harrah, R OBP: 0.397, SLG: 0.468 (1, 6)	1B 4-3 1B	F8		3B BB		FC 1B 1B	1B 2B	SF9		4	3	3	2	1	0	1				
Mike Hargrove, L OBP: 0.316, SLG: 0.442 Bob Jones, L OBP: 0.375, SLG: 0.167 (1, 7) (8, 7)	4-3			1B 3B		K	F7	F5		4	1	1	3	0	1	4				
Jeff Burroughs, R OBP: 0.305, SLG: 0.413 (1, 9)	K	1-3		FC5-4 1B		FC 1B				5	0	2	2	0	1	5				
Jim Fregosi, R OBP: 0.321, SLG: 0.381 (1, 3)	BB BB 1B		F9	K			4-3			5	0	2	2	0	1	2				
Tom Grieve, R OBP: 0.311, SLG: 0.448 (1, 10)	BB BB		K	FC5-4		F4		K		4	0	0	0	1	2	3				
Roy Howell, L OBP: 0.328, SLG: 0.394 (1, 5)	BB BB					1-3		E 1B	E 2B	3	2	2	0	2	0	0				
Jim Sundberg, R OBP: 0.284, SLG: 0.284 (1, 2)	F4		F8		6-3		L7	E6 BB SF9		5	1	0	0	0	0	6				
Dave Moates, L OBP: 0.291, SLG: 0.347 (1, 8)		F1		6-3		K	E9 1B 1B	E4 SF9 BB		5	1	1	1	0	1	1				
<b>Inning Stats</b>	R: 2 E: 0 K: 1 S: 7	H: 2 LOB: 3 BB: 3 P: 19	R: 0 E: 1 K: 0 S: 3	H: 0 LOB: 2 BB: 1 P: 8	R: 0 E: 0 K: 1 S: 5	H: 0 LOB: 1 BB: 1 P: 9	R: 3 E: 0 K: 1 S: 7	H: 2 LOB: 1 BB: 2 P: 15	R: 0 E: 0 K: 1 S: 5	H: 0 LOB: 0 BB: 0 P: 5	R: 1 E: 0 K: 1 S: 8	H: 3 LOB: 2 BB: 0 P: 8	R: 4 E: 1 K: 0 S: 8	H: 5 LOB: 1 BB: 0 P: 8	R: 2 E: 2 K: 1 S: 8	H: 1 LOB: 2 BB: 1 P: 12	1B: 10 2B: 2 3B: 1 HR: 0	SF: 1 SAC: 0 DP: 0 HBP: 1	WP: 0 PB: 0 SB: 1 CS: 0	PA: 48
<b>PITCHER</b> Ken Holtzman, L ERA: 3.5 Jim Perry, R ERA: 5.31 Jim Perry, R ERA: 5.31	IP: 5.2 WLS: L BF: 32 H: 7 R: 6 ER: 6 SO: 5 BB: 7 IBB: 0 HBP: 0 BLK: 0 WP: 0 HR: 0 S: 34 P: 63 ERA: 9.53 WHIP: 2.471															<b>PITCHER</b>	IP: 5.2 WLS: L BF: 32 H: 7 R: 6 ER: 6 SO: 5 BB: 7 IBB: 0 HBP: 0 BLK: 0 WP: 0 HR: 0 S: 34 P: 63 ERA: 9.53 WHIP: 2.471			

Oakland Athletics @ Texas Rangers  
Arlington Stadium, Arlington, TX  
Mon Aug 04 1975, 8:05 PM EDT  
Att: 14,668 - Unknown

AB 38  
R 12  
H 13  
RBI 11  
BB 8  
SO 6  
LOB 24





Batter	1	2	3	4	5	6	7	8	9	AB	R	H	RBI	BB	SO	LOB	TOP			
Bert Campaneris, R OBP: 0.333, SLG: 0.332 (1, 6)										2	1	0	1	2	0	1	<p>Oakland Athletics @ Texas Rangers Arlington Stadium, Arlington, TX Tue Aug 05 1975, 8:05 PM EDT Unknown</p>			
Claudell Washington, L OBP: 0.353, SLG: 0.436 (1, 8)										2	0	1	0	0	0	1				
Jim Holt, L OBP: 0.400, SLG: 0.333 (3, 3)										1	0	0	1	0	0	0				
Larry Haney, R OBP: 0.071, SLG: 0.286 (8, 2)										0	0	0	0	0	0	0				
Joe Rudi, R OBP: 0.331, SLG: 0.474 (1, 3)										4	0	0	1	0	0	2				
Reggie Jackson, L OBP: 0.338, SLG: 0.536 (1, 9)										4	0	1	0	0	1	1				
Billy Williams, L OBP: 0.344, SLG: 0.402 (1, 10)										4	0	1	0	0	1	2				
Matt Alexander, S (9, PR)										0	0	0	0	0	0	0				
Gene Tenace, R OBP: 0.405, SLG: 0.447 (1, 2)										4	0	1	0	0	0	1				
Sal Bando, R OBP: 0.321, SLG: 0.309 (1, 5)										4	1	1	0	0	0	1				
Angel Mangual, R OBP: 0.233, SLG: 0.241 (1, 7)										3	0	1	0	0	0	1				
Phil Garner, R OBP: 0.275, SLG: 0.327 (1, 4)										3	1	1	0	0	0	0				
<b>Inning Stats</b>	R: 1 E: 1 K: 0 S: 4	H: 0 LOB: 1 BB: 1 P: 8	R: 0 E: 0 K: 0 S: 3	H: 0 LOB: 0 BB: 0 P: 3	R: 0 E: 0 K: 0 S: 3	H: 1 LOB: 1 BB: 1 P: 7	R: 0 E: 0 K: 2 S: 7	H: 0 LOB: 0 BB: 0 P: 7	R: 2 E: 0 K: 0 S: 6	H: 2 LOB: 1 BB: 0 P: 6	R: 0 E: 0 K: 0 S: 3	H: 1 LOB: 0 BB: 0 P: 3	R: 0 E: 0 K: 0 S: 3	H: 0 LOB: 0 BB: 0 P: 3	R: 0 E: 0 K: 0 S: 4	H: 2 LOB: 1 BB: 0 P: 4	1B: 6 2B: 1 3B: 0 HR: 0	SF: 1 SAC: 0 DP: 1 HBP: 0	WP: 0 PB: 0 SB: 1 CS: 1	PA: 34
<b>PITCHER</b>	IP: 9.0 WLS: L BF: 34 H: 7 R: 3 ER: 2 SO: 2 BB: 2 IBB: 0 HBP: 0 BLK: 0 WP: 0 HR: 0 S: 36 P: 44 ERA: 2.00 WHIP: 1.000															<b>PITCHER</b>	IP: 9.0 WLS: L BF: 34 H: 7 R: 3 ER: 2 SO: 2 BB: 2 IBB: 0 HBP: 0 BLK: 0 WP: 0 HR: 0 S: 36 P: 44 ERA: 2.00 WHIP: 1.000			

AB 31  
R 3  
H 7  
RBI 3  
BB 2  
SO 2  
LOB 10



Batter	1	2	3	4	5	6	7	8	9	AB	R	H	RBI	BB	SO	LOB	BOTTOM			
Dave Moates, L OBP: 0.289, SLG: 0.342 (1, 8)										4	0	1	0	0	1	0	<p>Oakland Athletics @ Texas Rangers Arlington Stadium, Arlington, TX Tue Aug 05 1975, 8:05 PM EDT Unknown</p>			
Lenny Randle, S OBP: 0.341, SLG: 0.358 (1, 4)										4	0	0	0	0	0	2				
Mike Hargrove, L OBP: 0.312, SLG: 0.437 (1, 3)										4	0	0	0	0	1	1				
Jeff Burroughs, R OBP: 0.305, SLG: 0.411 (1, 9)										2	1	0	0	1	0	0				
Jim Spencer, L OBP: 0.332, SLG: 0.426 (1, 10)										3	0	0	0	0	0	1				
Toby Harrah, R OBP: 0.397, SLG: 0.476 (1, 6)										3	1	1	2	0	0	0				
Tom Grieve, R OBP: 0.307, SLG: 0.442 (1, 7)										3	0	0	0	0	1	0				
Roy Howell, L OBP: 0.324, SLG: 0.388 (1, 5)										3	0	0	0	0	1	0				
Jim Sundberg, R OBP: 0.282, SLG: 0.283 (1, 2)										2	0	0	0	0	0	0				
Mike Cubbage, L OBP: 0.288, SLG: 0.384 (9, PH)										1	0	0	0	0	0	0				
<b>Inning Stats</b>	R: 0 E: 0 K: 0 S: 3	H: 0 LOB: 0 BB: 0 P: 3	R: 2 E: 0 K: 1 S: 6	H: 1 LOB: 0 BB: 1 P: 10	R: 0 E: 0 K: 1 S: 5	H: 0 LOB: 0 BB: 0 P: 5	R: 0 E: 0 K: 0 S: 3	H: 0 LOB: 0 BB: 0 P: 3	R: 0 E: 0 K: 0 S: 3	H: 1 LOB: 0 BB: 0 P: 3	R: 0 E: 0 K: 0 S: 3	H: 0 LOB: 0 BB: 0 P: 3	R: 0 E: 0 K: 1 S: 5	H: 0 LOB: 0 BB: 0 P: 5	R: 0 E: 1 K: 1 S: 6	H: 0 LOB: 1 BB: 0 P: 6	1B: 1 2B: 0 3B: 0 HR: 1	SF: 0 SAC: 0 DP: 0 HBP: 0	WP: 0 PB: 0 SB: 0 CS: 1	PA: 31
<b>PITCHER</b>	IP: 8.1 WLS: W BF: 28 H: 2 R: 2 ER: 2 SO: 3 BB: 1 IBB: 0 HBP: 0 BLK: 0 WP: 0 HR: 1 S: 33 P: 37 ERA: 2.16 WHIP: 0.360															<b>PITCHER</b>	IP: 0.2 WLS: S BF: 2 H: 0 R: 0 ER: 0 SO: 1 BB: 0 IBB: 0 HBP: 0 BLK: 0 WP: 0 HR: 0 S: 4 P: 4 ERA: 0.00 WHIP: 0.000			

AB 29  
R 2  
H 2  
RBI 2  
BB 1  
SO 4  
LOB 4





Batter	1	2	3	4	5	6	7	8	9	AB	R	H	RBI	BB	SO	LOB	TOP			
Bert Campaneris, R (1, 6) OBP: 0.331, SLG: 0.330 Ted Martinez, R (8, FH) OBP: 0.224, SLG: 0.246 (8, 6)	3-1			F8		K		F8		3	0	0	0	0	1	0				
Billy Williams, L (1, 10) OBP: 0.340, SLG: 0.398	K			F4			6-3	F9		4	0	0	0	0	1	0				
Joe Rudi, R (1, 7) OBP: 0.331, SLG: 0.473 Jim Holt, L (8, 7) OBP: 0.393, SLG: 0.326	4-3			F8			WP 1B	3-1		3	0	1	0	0	0	0				
Reggie Jackson, L (1, 9) OBP: 0.338, SLG: 0.535 Matt Alexander, S (8, 9) OBP: 0.400, SLG: 0.250		F7			F8		L6-4 WP 1B	WP 1B		3	0	1	0	0	0	0				
Gene Tenace, R (1, 3) OBP: 0.401, SLG: 0.441		5-3			F3		L6-4	WP 1B		4	0	0	0	0	1	3				
Sal Bando, R (1, 5) OBP: 0.319, SLG: 0.307 Larry Haney, R (8, 5) OBP: 0.071, SLG: 0.286		F8			F8			F7		3	0	0	0	0	0	0				
Angel Mangual, R (1, 8) OBP: 0.247, SLG: 0.289			F7			HR		WP 2B 1B		3	2	2	1	0	0	0				
Phil Garner, R (1, 4) OBP: 0.272, SLG: 0.324			4-3			F8		F9		3	0	0	0	0	0	1				
Ray Fosse, R (1, 2) OBP: 0.184, SLG: 0.172			1-3			F8		2H 2B		3	0	1	1	0	0	0				
<b>Inning Stats</b>	R: 0 E: 0 K: 1 S: 5	H: 0 LOB: 0 BB: 0 P: 5	R: 0 E: 0 K: 0 S: 3	H: 0 LOB: 0 BB: 0 P: 3	R: 0 E: 0 K: 0 S: 3	H: 0 LOB: 0 BB: 0 P: 3	R: 0 E: 0 K: 0 S: 3	H: 0 LOB: 0 BB: 0 P: 3	R: 1 E: 0 K: 1 S: 6	H: 1 LOB: 0 BB: 0 P: 6	R: 0 E: 0 K: 0 S: 4	H: 2 LOB: 1 BB: 0 P: 4	R: 1 E: 0 K: 0 S: 5	H: 2 LOB: 1 BB: 0 P: 5	R: 0 E: 0 K: 1 S: 6	H: 1 LOB: 1 BB: 0 P: 6	1B: 4 2B: 2 3B: 0 HR: 1	SF: 0 SAC: 0 DP: 1 HBP: 0	WP: 3 PB: 0 SB: 0 CS: 0	PA: 32
<b>PITCHER</b> Clyde Wright, L (1, 1) ERA: 3.96	IP: 9.0 WLS: W BF: 32 H: 6 R: 2 ER: 2 SO: 3 BB: 0 IBB: 0 HBP: 0 BLK: 0 WP: 3 HR: 1 S: 38 P: 38 ERA: 2.00 WHIP: 0.667																			

Oakland Athletics @ Texas Rangers  
Arlington Stadium, Arlington, TX  
Tue Aug 05 1975, 8:05 PM EDT  
Att: 22,380 - Unknown

AB 32  
R 2  
H 6  
RBI 2  
BB 0  
SO 3  
LOB 5



Batter	1	2	3	4	5	6	7	8	9	AB	R	H	RBI	BB	SO	LOB	BOTTOM			
Dave Moates, L (1, 8) OBP: 0.299, SLG: 0.354	S BB		SH 1B 1B	2B		SH3-4		F9		3	1	1	0	1	0	0				
Lenny Randle, S (1, 4) OBP: 0.343, SLG: 0.359	F2		1B 1B	K		4-0 1B BB	1B BB	3-1		5	3	2	0	1	1	3				
Mike Hargrove, L (1, 7) OBP: 0.312, SLG: 0.436	F8		K	4-3		1-2 2-3 3-H	1B	E 1B		5	2	2	2	0	1	5				
Jeff Burroughs, R (1, 9) OBP: 0.308, SLG: 0.413	1-2 BB		1B IBB		F9	1-2 2-3 3-H	1B 2B	F7		3	1	1	1	2	0	1				
Jim Fregosi, R (1, 3) OBP: 0.328, SLG: 0.397 Tom Grieve, R (6, 7) OBP: 0.308, SLG: 0.442	L6		1B		1B 2B	3-H	1B HR 1B	K		3	1	2	2	0	0	2				
Toby Harrah, R (1, 6) OBP: 0.399, SLG: 0.477		K	F7		4-3 1B	2H	1-2 HR 1B	1B		5	1	3	2	0	1	2				
Mike Cabbage, L (1, 10) OBP: 0.284, SLG: 0.369	4-3		G3		4-3	1-2 2-3	HR BB	G3		4	1	0	0	1	0	4				
Roy Howell, L (1, 5) OBP: 0.329, SLG: 0.419		K		2B 1B	K	1-2 2-3	HR	HR		5	2	3	5	0	2	1				
Ron Pruitt, R (1, 2) OBP: 0.286, SLG: 0.231			1B SH 1B	K		1B SH3-4	1B	F8		5	2	2	0	0	1	1				
<b>Inning Stats</b>	R: 0 E: 0 K: 0 S: 3	H: 0 LOB: 2 BB: 2 P: 11	R: 0 E: 0 K: 2 S: 7	H: 0 LOB: 0 BB: 0 P: 7	R: 3 E: 0 K: 1 S: 9	H: 3 LOB: 2 BB: 1 P: 13	R: 0 E: 0 K: 2 S: 9	H: 2 LOB: 2 BB: 0 P: 9	R: 1 E: 0 K: 1 S: 7	H: 2 LOB: 1 BB: 0 P: 7	R: 8 E: 1 K: 0 S: 9	H: 6 LOB: 0 BB: 2 P: 17	R: 2 E: 1 K: 1 S: 8	H: 3 LOB: 1 BB: 0 P: 8	R: 1 E: 0 K: 0 S: 4	H: 1 LOB: 0 BB: 0 P: 4	1B: 12 2B: 3 3B: 0 HR: 2	SF: 0 SAC: 2 DP: 0 HBP: 0	WP: 1 PB: 1 SB: 1 CS: 0	PA: 47
<b>PITCHER</b> Sonny Siebert, R (1, 1) ERA: 3.16 Jim Todd, R (4, 1) ERA: 2.96 Jim Perry, R (7, 1) ERA: 5.38	IP: 3.0 WLS: L BF: 16 H: 3 R: 3 ER: 3 SO: 3 BB: 2 IBB: 0 HBP: 0 BLK: 0 WP: 0 HR: 0 S: 19 P: 31 ERA: 9.00 WHIP: 1.667	IP: 3.0 WLS: L BF: 21 H: 10 R: 9 ER: 9 SO: 3 BB: 2 IBB: 0 HBP: 0 BLK: 0 WP: 0 HR: 1 S: 25 P: 33 ERA: 27.00 WHIP: 4.000	IP: 2.0 WLS: L BF: 10 H: 4 R: 3 ER: 2 SO: 1 BB: 0 IBB: 0 HBP: 0 BLK: 0 WP: 0 HR: 1 S: 12 P: 12 ERA: 9.00 WHIP: 2.000																	

Oakland Athletics @ Texas Rangers  
Arlington Stadium, Arlington, TX  
Tue Aug 05 1975, 8:05 PM EDT  
Att: 22,380 - Unknown

AB 40  
R 15  
H 17  
RBI 13  
BB 5  
SO 7  
LOB 20





Batter	1	2	3	4	5	6	7	8	9	AB	R	H	RBI	BB	SO	LOB	TOP					
Bert Campaneris, R OBP: 0.328, SLG: 0.327	F9		6-3			F9		6-3		4	0	0	0	0	0	3						
Gene Tenace, R OBP: 0.398, SLG: 0.436	F5			F8		K			E5 HR	4	1	0	0	0	1	1						
Joe Rudi, R OBP: 0.333, SLG: 0.483	F7					F6				4	1	2	2	0	0	1						
Reggie Jackson, L OBP: 0.337, SLG: 0.532				L4						4	0	1	0	0	1	1						
Billy Williams, L OBP: 0.340, SLG: 0.396	F5			F2						4	0	1	0	0	0	2						
Jim Holt, L OBP: 0.367, SLG: 0.300	G3					F5				4	0	0	0	0	0	1						
Sal Bando, R OBP: 0.316, SLG: 0.303			K			F9		K		4	0	0	0	0	3	1						
Angel Mangual, R OBP: 0.240, SLG: 0.280			K			K		4-3		3	0	0	0	0	2	0						
Phil Garner, R OBP: 0.278, SLG: 0.333										3	0	3	0	0	0	0						
<b>Inning Stats</b>	R: 0 E: 0 K: 0 S: 3	H: 0 LOB: 0 BB: 0 P: 3	R: 0 E: 0 K: 0 S: 3	H: 1 LOB: 0 BB: 0 P: 3	R: 0 E: 0 K: 2 S: 8	H: 1 LOB: 1 BB: 0 P: 8	R: 0 E: 0 K: 0 S: 4	H: 1 LOB: 1 BB: 0 P: 4	R: 0 E: 0 K: 1 S: 5	H: 0 LOB: 0 BB: 0 P: 5	R: 0 E: 0 K: 0 S: 6	H: 0 LOB: 0 BB: 0 P: 6	R: 0 E: 0 K: 0 S: 3	H: 0 LOB: 0 BB: 0 P: 3	R: 0 E: 0 K: 1 S: 6	H: 1 LOB: 1 BB: 0 P: 6	R: 2 E: 1 K: 2 S: 10	H: 2 LOB: 1 BB: 0 P: 10	1B: 4 2B: 2 3B: 0 HR: 1	SF: 0 SAC: 0 DP: 0 HBP: 0	WP: 0 PB: 0 SB: 0 CS: 0	PA: 34
<b>PITCHER</b> Gaylord Perry, R ERA: 3.53	IP: 9.0 WLS: W BF: 34 H: 7 R: 2 ER: 1 SO: 7 BB: 0 IBB: 0 HBP: 0 BLK: 0 WP: 0 HR: 1 S: 48 P: 48 ERA: 1.00 WHIP: 0.778																					

Oakland Athletics @ Texas Rangers  
Arlington Stadium, Arlington, TX  
Wed Aug 06 1975, 8:05 PM EDT  
Att: 17,909 - Unknown

AB 34  
R 2  
H 7  
RBI 2  
BB 0  
SO 7  
LOB 10



Batter	1	2	3	4	5	6	7	8	9	AB	R	H	RBI	BB	SO	LOB	BOTTOM			
Dave Moates, L OBP: 0.293, SLG: 0.349	L8					B1		SF7		4	0	1	3	0	0	2				
Mike Cubbage, L OBP: 0.288, SLG: 0.358					G3			K		3	0	0	0	2	2	2				
Mike Hargrove, L OBP: 0.310, SLG: 0.437	K									4	1	1	0	0	2	4				
Jeff Burroughs, R OBP: 0.308, SLG: 0.410	K									3	0	0	0	1	1	1				
Jim Spencer, L OBP: 0.334, SLG: 0.430										4	1	2	1	0	0	0				
Toby Harrah, R OBP: 0.398, SLG: 0.475										4	1	1	1	0	1	2				
Tom Grieve, R OBP: 0.321, SLG: 0.453										4	2	4	0	0	0	0				
Roy Howell, L OBP: 0.332, SLG: 0.416										2	0	0	0	2	0	3				
Jim Sundberg, R OBP: 0.283, SLG: 0.283										3	0	1	0	0	0	3				
<b>Inning Stats</b>	R: 0 E: 0 K: 2 S: 7	H: 0 LOB: 1 BB: 1 P: 11	R: 3 E: 1 K: 1 S: 9	H: 4 LOB: 1 BB: 0 P: 9	R: 0 E: 0 K: 0 S: 3	H: 0 LOB: 0 BB: 0 P: 3	R: 0 E: 0 K: 0 S: 4	H: 1 LOB: 1 BB: 0 P: 4	R: 1 E: 0 K: 1 S: 7	H: 2 LOB: 2 BB: 1 P: 11	R: 0 E: 0 K: 0 S: 6	H: 2 LOB: 3 BB: 2 P: 14	R: 0 E: 0 K: 0 S: 3	H: 0 LOB: 0 BB: 0 P: 3	R: 1 E: 0 K: 1 S: 6	H: 1 LOB: 1 BB: 1 P: 10	1B: 8 2B: 2 3B: 0 HR: 0	SF: 1 SAC: 1 DP: 0 HBP: 0	WP: 0 PB: 0 SB: 0 CS: 0	PA: 38
<b>PITCHER</b> Stan Bahnsen, R ERA: 5.35 Paul Lindblad, L ERA: 2.01 Glenn Abbott, R ERA: 3.95	IP: 4.2 WLS: L BF: 21 H: 6 R: 4 ER: 4 SO: 3 BB: 1 IBB: 0 HBP: 0 BLK: 0 WP: 0 HR: 0 S: 26 P: 30 ERA: 7.71 WHIP: 1.500	IP: 5.1 WLS: L BF: 9 H: 3 R: 0 ER: 0 SO: 2 BB: 2 IBB: 0 HBP: 0 BLK: 0 WP: 0 HR: 0 S: 10 P: 22 ERA: 0.00 WHIP: 3.750	IP: 7.1 WLS: L BF: 8 H: 1 R: 1 ER: 1 SO: 1 BB: 0 IBB: 0 HBP: 0 BLK: 0 WP: 0 HR: 0 S: 9 P: 13 ERA: 4.50 WHIP: 1.000																	

Oakland Athletics @ Texas Rangers  
Arlington Stadium, Arlington, TX  
Wed Aug 06 1975, 8:05 PM EDT  
Att: 17,909 - Unknown

AB 31  
R 5  
H 10  
RBI 5  
BB 5  
SO 6  
LOB 17





Batter	1	2	3	4	5	6	7	8	9	AB	R	H	RBI	BB	SO	LOB	TOP					
Bert Campaneris, R OBP: 0.330, SLG: 0.528 Ted Martinez, R OBP: 0.224, SLG: 0.246 (1, 6)	F7		BLK 1B		SF7		SH HR		HR HBP	2	1	1	1	0	0	0						
Billy Williams, L OBP: 0.343, SLG: 0.414 (1, 10)	4-3		1-3		HR		HR IBB		HR	4	3	2	3	1	0	1						
Joe Rudi, R OBP: 0.331, SLG: 0.487 (1, 7)	4-3			F7	5-3		HR		F7	5	1	1	4	0	0	1						
Reggie Jackson, L OBP: 0.338, SLG: 0.533 Matt Alexander, S OBP: 0.400, SLG: 0.250 (9, 9)		1B		4-3		K	3-1		F8 2B	5	0	2	0	0	1	0						
Gene Tenace, R OBP: 0.398, SLG: 0.435 Jim Holt, L OBP: 0.367, SLG: 0.300 (9, 3)		1B		K		1B	K		F8	5	0	2	0	0	2	2						
Sal Bando, R OBP: 0.315, SLG: 0.300 (1, 5)		1B				1B	K		L5	4	1	0	0	1	1	6						
Angel Mangual, R OBP: 0.250, SLG: 0.289 (1, 8)										4	0	2	0	0	0	3						
Phil Garner, R OBP: 0.278, SLG: 0.330 (1, 4)				6-3			L6		G5-4-3	3	1	0	0	0	0	3						
Ray Fosse, R OBP: 0.196, SLG: 0.186 (1, 2)				F4			E7		4-3	4	2	2	1	0	0	0						
<b>Inning Stats</b>	R: 0 E: 0 K: 0 S: 3	H: 0 LOB: 0 BB: 0 P: 3	R: 0 E: 0 K: 0 S: 4	H: 2 LOB: 1 BB: 0 P: 4	R: 0 E: 0 K: 0 S: 4	H: 1 LOB: 1 BB: 0 P: 4	R: 0 E: 0 K: 1 S: 5	H: 0 LOB: 0 BB: 0 P: 5	R: 4 E: 1 K: 0 S: 5	H: 2 LOB: 0 BB: 1 P: 10	R: 0 E: 0 K: 2 S: 9	H: 2 LOB: 2 BB: 0 P: 9	R: 4 E: 1 K: 1 S: 8	H: 2 LOB: 0 BB: 1 P: 12	R: 0 E: 0 K: 0 S: 3	H: 1 LOB: 0 BB: 0 P: 3	R: 2 E: 0 K: 0 S: 5	H: 2 LOB: 3 BB: 0 P: 6	1B: 8 2B: 1 3B: 0 HR: 3	SF: 1 SAC: 1 DP: 2 HBP: 2	WP: 0 PB: 0 SB: 0 CS: 0	PA: 42
<b>PITCHER</b>	IP	WLS	BF	H	R	ER	SO	BB	IBB	HBP	BLK	WP	HR	S	P	ERA	WHIP					
Jim Umberger, L ERA: 4.92 Tommy Moore, R ERA: 3.89 Stan Thomas, R ERA: 3.12 Steve Foucault, R ERA: 4.71	4.2	L	20	5	4	4	1	1	0	1	1	0	1	20	25	7.71	1.286					

Oakland Athletics @ Texas Rangers  
Arlington Stadium, Arlington, TX  
Thu Aug 07 1975, 8:05 PM EDT  
Att: 20,373 - Unknown

AB 36  
R 10  
H 12  
RBI 9  
BB 2  
SO 4  
LOB 16



Batter	1	2	3	4	5	6	7	8	9	AB	R	H	RBI	BB	SO	LOB	BOTTOM					
Lenny Randle, S OBP: 0.344, SLG: 0.360 (1, 4)	CS 1B		1-3			K				4	0	2	0	0	1	0						
Toby Harrah, R OBP: 0.401, SLG: 0.474 (1, 6)	BB FC4-6 HBP BB		G6-4-3 BB			FC4-6 BB				1	1	0	0	3	1	1						
Mike Hargrove, L OBP: 0.309, SLG: 0.433 (1, 7)	FC4-6 HBP		G6-4-3			FC4-6				3	0	0	0	0	1	2						
Jeff Burroughs, R OBP: 0.309, SLG: 0.408 (1, 9)	FC4-6 BB					F9				2	0	0	0	2	1	1						
Tom Robson, R OBP: 0.227, SLG: 0.190 (1, 3)	FC4-6					F9				4	0	0	1	0	0	3						
Tom Grieve, R OBP: 0.317, SLG: 0.447 (1, 10)	K					K				3	0	0	0	0	2	2						
Roy Howell, L OBP: 0.328, SLG: 0.410 (1, 5)						K				3	0	0	0	0	3	0						
Jim Sundberg, R OBP: 0.286, SLG: 0.287 (1, 2)										3	0	2	0	0	0	0						
Dave Moates, L OBP: 0.284, SLG: 0.337 (1, 8)										3	0	0	0	0	0	2						
<b>Inning Stats</b>	R: 1 E: 0 K: 1 S: 5	H: 1 LOB: 2 BB: 2 P: 14	R: 0 E: 0 K: 1 S: 5	H: 0 LOB: 0 BB: 0 P: 5	R: 0 E: 0 K: 0 S: 2	H: 0 LOB: 0 BB: 1 P: 6	R: 0 E: 0 K: 2 S: 7	H: 0 LOB: 0 BB: 0 P: 7	R: 0 E: 0 K: 1 S: 5	H: 1 LOB: 0 BB: 0 P: 5	R: 0 E: 0 K: 1 S: 5	H: 0 LOB: 1 BB: 1 P: 9	R: 0 E: 0 K: 1 S: 5	H: 0 LOB: 0 BB: 0 P: 5	R: 0 E: 0 K: 1 S: 6	H: 2 LOB: 1 BB: 0 P: 6	R: 0 E: 0 K: 1 S: 4	H: 0 LOB: 0 BB: 1 P: 8	1B: 4 2B: 0 3B: 0 HR: 0	SF: 0 SAC: 0 DP: 4 HBP: 1	WP: 0 PB: 0 SB: 0 CS: 1	PA: 32
<b>PITCHER</b>	IP	WLS	BF	H	R	ER	SO	BB	IBB	HBP	BLK	WP	HR	S	P	ERA	WHIP					
Vida Blue, L ERA: 2.88	9.0	W	32	4	1	1	9	5	0	1	0	0	0	44	65	1.00	1.000					

Oakland Athletics @ Texas Rangers  
Arlington Stadium, Arlington, TX  
Thu Aug 07 1975, 8:05 PM EDT  
Att: 20,373 - Unknown

AB 26  
R 1  
H 4  
RBI 1  
BB 5  
SO 9  
LOB 11





Batter	1	2	3	4	5	6	7	8	9	AB	R	H	RBI	BB	SO	LOB	TOP								
Lenny Randle, S (1,4) OBP: 0.345, SLG: 0.361	F3		F3			HR	1-2	K		5	1	2	0	0	1	4	<b>Texas Rangers @ Milwaukee Brewers</b> Milwaukee County Stadium, Milwaukee, WI Fri Aug 08 1975, 8:05 PM EDT Att: 19,894 - Unknown								
Toby Harrah, R (1,6) OBP: 0.401, SLG: 0.479	G1-6-3 BB		G5-4-3			HR	F7		5-3	4	1	1	2	1	0	4									
Mike Hargrove, L (1,3) OBP: 0.306, SLG: 0.430	G1-6-3				F7		4-3		FC5 E 1B	5	0	1	0	0	0	3									
Jeff Burroughs, R (1,9) OBP: 0.308, SLG: 0.408		F9			6-3		6-3		E5	5	1	1	0	0	0	3									
Jim Fregosi, R (1,10) OBP: 0.331, SLG: 0.392		PB BB				L6		F5	K	4	0	1	0	1	1	3									
Tom Grieve, R (1,7) OBP: 0.314, SLG: 0.438		K			6-3		HR	K	FC5	4	1	0	0	1	2	4									
Leo Cardenas, R (1,5) Roy Howell, L (6, PH) OBP: 0.333, SLG: 0.426	F9				4-3		HR	BB WP BB		2	0	0	0	0	0	1									
Jim Sundberg, R (1,2) OBP: 0.288, SLG: 0.285					E5		6-3	WP BB	BB WP BB	2	0	0	0	2	0	0									
Dave Moates, L (1,8) OBP: 0.303, SLG: 0.348					G6-4-3			1B	1B	3	0	2	0	1	0	1									
<b>Inning Stats</b>	R: 0 E: 0 K: 0 S: 2	H: 0 LOB: 0 BB: 1 P: 6	R: 0 E: 0 K: 1 S: 5	H: 0 LOB: 1 BB: 1 P: 9	R: 0 E: 0 K: 0 S: 3	H: 1 LOB: 1 BB: 1 P: 7	R: 0 E: 0 K: 0 S: 4	H: 1 LOB: 1 BB: 0 P: 4	R: 0 E: 1 K: 0 S: 3	H: 0 LOB: 0 BB: 0 P: 3	R: 5 E: 0 K: 0 S: 7	H: 4 LOB: 0 BB: 1 P: 11	R: 0 E: 0 K: 0 S: 5	H: 2 LOB: 2 BB: 0 P: 5	R: 1 E: 0 K: 2 S: 7	H: 0 LOB: 2 BB: 3 P: 19		R: 0 E: 1 K: 1 S: 7	H: 1 LOB: 2 BB: 0 P: 7	1B: 6 2B: 1 3B: 0 HR: 2	SF: 0 SAC: 0 DP: 3 HBP: 0	WP: 1 PB: 1 SB: 0 CS: 0	PA: 42		
<b>PITCHER</b>	IP	WLS	BF	H	R	ER	SO	BB	IBB	HBP	BLK	WP	HR	S	P	ERA	WHIP								
Bill Travers, L (1,1) ERA: 4.2	5.1	L	22	5	3	3	1	3	0	0	0	0	1	21	33	5.06	1.500								
Eduardo Rodriguez, R (6,1) ERA: 3.26	2.1		13	3	3	3	1	3	0	0	0	0	1	12	24	11.57	2.571								
Rick Austin, L (8,1) ERA: 3.47	0.1		2	0	0	0	1	1	0	0	0	0	0	3	7	0.00	3.000								
Tom Murphy, R (9,1) ERA: 3.23	1.0		5	1	0	0	1	0	0	0	0	0	0	7	7	0.00	1.000								

Batter	1	2	3	4	5	6	7	8	9	AB	R	H	RBI	BB	SO	LOB	BOTTOM								
Don Money, R (1,5) OBP: 0.310, SLG: 0.406	FC6-4 1B	F5			L6				L4	5	2	2	1	0	0	1	<b>Texas Rangers @ Milwaukee Brewers</b> Milwaukee County Stadium, Milwaukee, WI Fri Aug 08 1975, 8:05 PM EDT Att: 19,894 - Unknown								
Darrell Porter, L (1,2) OBP: 0.394, SLG: 0.413	K		K		4-3					5	0	2	1	0	2	1									
George Scott, R (1,3) OBP: 0.341, SLG: 0.490	FC6-4 1B		6-3			6-3			F8	5	0	1	0	0	1	2									
Hank Aaron, R (1,10) OBP: 0.332, SLG: 0.365	FC6-4 1B		1-3			6-3			2B SF8 1B	4	1	1	0	0	0	2									
Mike Hegan, L (1,7) OBP: 0.403, SLG: 0.467					F8 6-3 BB				SF8 2B	3	0	3	1	1	0	0									
Bill Sharp, L (1,9) OBP: 0.285, SLG: 0.321					6-3				SF8	3	0	0	0	0	0	4									
Bobby Mitchell, R (8, PH) OBP: 0.333, SLG: 0.469	3-1				6-3				SF8	0	0	0	1	0	0	0									
Kurt Bevacqua, R (9,4) OBP: 0.249, SLG: 0.270									SF8	0	0	0	0	0	0	0									
Gorman Thomas, R (1,8) OBP: 0.303, SLG: 0.452					F8				5-3	3	0	0	0	1	0	1									
Bob Sheldon, L (1,4) OBP: 0.458, SLG: 0.488					F7					3	1	2	0	0	0	1									
Sixto Lezcano, R (8, PH) OBP: 0.316, SLG: 0.372	FC1-2 3B								K	1	0	0	0	0	1	2									
Jack Lind, S (1,6) OBP: 0.316, SLG: 0.372	FC1-2				K				K	4	0	0	0	0	2	2									
<b>Inning Stats</b>	R: 1 E: 0 K: 1 S: 8	H: 3 LOB: 2 BB: 0 P: 8	R: 0 E: 0 K: 0 S: 4	H: 1 LOB: 0 BB: 0 P: 4	R: 0 E: 0 K: 1 S: 5	H: 0 LOB: 0 BB: 1 P: 5	R: 0 E: 0 K: 0 S: 3	H: 0 LOB: 1 BB: 1 P: 7	R: 0 E: 0 K: 0 S: 5	H: 0 LOB: 0 BB: 0 P: 5	R: 0 E: 0 K: 0 S: 4	H: 1 LOB: 1 BB: 0 P: 4	R: 2 E: 0 K: 1 S: 8	H: 3 LOB: 1 BB: 0 P: 8	R: 1 E: 0 K: 1 S: 6	H: 2 LOB: 1 BB: 1 P: 10	R: 0 E: 0 K: 1 S: 6	H: 1 LOB: 1 BB: 0 P: 6	1B: 7 2B: 3 3B: 1 HR: 0	SF: 1 SAC: 0 DP: 0 HBP: 0	WP: 0 PB: 0 SB: 0 CS: 0	PA: 39			
<b>PITCHER</b>	IP	WLS	BF	H	R	ER	SO	BB	IBB	HBP	BLK	WP	HR	S	P	ERA	WHIP								
Steve Hargan, R (1,1) ERA: 3.37	6.2	W	29	8	3	3	3	1	0	0	0	0	0	5	5	4.05	1.350								
Stan Thomas, R (7,1) ERA: 3.29	0.1		3	2	1	1	1	0	0	0	0	0	0	5	5	27.00	6.000								
Clyde Wright, L (8,1) ERA: 3.94	0.1		2	0	0	0	0	1	0	0	0	0	0	1	5	0.00	3.000								
Steve Foucault, R (8,1) ERA: 4.6	1.2	S	5	1	0	0	2	0	0	0	0	0	0	9	9	0.00	0.600								

AB	35
R	6
H	9
RBI	5
BB	7
SO	4
LOB	23





Batter	1	2	3	4	5	6	7	8	9	AB	R	H	RBI	BB	SO	LOB	TOP				
<b>Dave Moates, L</b> (1, 8) OBP: 0.314, SLG: 0.351 <b>Bob Jones, L</b> (6, 8) OBP: 0.300, SLG: 0.125	F8		2B				F9		K	2	1	1	0	1	0	0	<b>Texas Rangers @ Milwaukee Brewers</b> Milwaukee County Stadium, Milwaukee, WI Sat Aug 09 1975, 4:33 AM EDT Att: 17,365 - Unknown				
<b>Lenny Randle, S</b> (1, 4) OBP: 0.346, SLG: 0.363	L4-3		1-H				4-3			3	0	1	1	1	0	2					
<b>Mike Hargrove, L</b> (1, 7) OBP: 0.307, SLG: 0.432	L4-3						F8			3	1	1	0	1	0	2					
<b>Jeff Burroughs, R</b> (1, 9) OBP: 0.310, SLG: 0.416		K	K				F8			4	1	2	2	0	2	2					
<b>Jim Spencer, L</b> (1, 3)			G3							3	0	1	0	1	1	2					
<b>Toby Harrah, R</b> (1, 6) OBP: 0.402, SLG: 0.481							F8			3	0	1	0	1	0	2					
<b>Tom Grieve, R</b> (1, 10) OBP: 0.309, SLG: 0.430							F8			4	0	0	0	0	0	3					
<b>Roy Howell, L</b> (1, 5) OBP: 0.336, SLG: 0.439							F9			4	1	2	1	0	1	0					
<b>Jim Sundberg, R</b> (1, 2) OBP: 0.286, SLG: 0.282										3	0	0	0	0	0	0					
<b>Inning Stats</b>	R: 0 E: 0 K: 0 S: 2	H: 0 LOB: 0 BB: 1 P: 6	R: 0 E: 0 K: 1 S: 6	H: 2 LOB: 1 BB: 0 P: 6	R: 2 E: 0 K: 1 S: 8	H: 3 LOB: 2 BB: 1 P: 12	R: 0 E: 0 K: 0 S: 3	H: 0 LOB: 0 BB: 0 P: 3	R: 0 E: 0 K: 0 S: 3	H: 1 LOB: 1 BB: 1 P: 7	R: 0 E: 0 K: 0 S: 4	H: 1 LOB: 1 BB: 0 P: 4	R: 2 E: 0 K: 1 S: 6	H: 2 LOB: 0 BB: 1 P: 10	R: 0 E: 0 K: 2 S: 7	H: 0 LOB: 0 BB: 0 P: 7		1B: 4 2B: 4 3B: 0 HR: 2	SF: 0 SAC: 1 DP: 2 HBP: 0	WP: 0 PB: 0 SB: 0 CS: 0	PA: 37
<b>PITCHER</b>	IP	WLS	BF	H	R	ER	SO	BB	IBB	HBP	BLK	WP	HR	S	P	ERA	WHIP				
<b>Tom Hausman, R</b> (1, 1) ERA: 3.88	7.0	L	31	9	4	4	2	4	0	0	0	0	2	31	47	5.14	1.857				
<b>Rick Austin, L</b> (8, 1) ERA: 3.33	1.0		3	0	0	0	1	1	0	0	0	0	0	4	8	0.00	1.000				
<b>Pete Broberg, R</b> (9, 1) ERA: 5.08	1.0		3	0	0	0	2	0	0	0	0	0	0	7	7	0.00	0.000				

AB	31
R	4
H	9
RBI	4
BB	5
SO	5
LOB	14



Batter	1	2	3	4	5	6	7	8	9	AB	R	H	RBI	BB	SO	LOB	BOTTOM					
<b>Don Money, R</b> (1, 5) OBP: 0.310, SLG: 0.402	5-3		5-3				1-3			3	0	0	0	1	0	0	<b>Texas Rangers @ Milwaukee Brewers</b> Milwaukee County Stadium, Milwaukee, WI Sat Aug 09 1975, 4:33 AM EDT Att: 17,365 - Unknown					
<b>Bill Shero, L</b> (1, 7) OBP: 0.289, SLG: 0.325							G3			3	0	2	0	0	0	0						
<b>George Scott, R</b> (1, 10) OBP: 0.340, SLG: 0.487							1B			4	0	1	1	0	0	3						
<b>Mike Hegan, L</b> (1, 3) OBP: 0.392, SLG: 0.452										4	0	0	0	0	2	3						
<b>Darrell Porter, L</b> (1, 2) OBP: 0.363, SLG: 0.410										4	0	1	0	0	1	0						
<b>Sixto Lezcano, R</b> (1, 9) OBP: 0.318, SLG: 0.382										4	1	2	1	0	0	1						
<b>Bob Sheldon, L</b> (1, 4) OBP: 0.462, SLG: 0.489										4	0	2	0	0	0	0						
<b>Robin Yount, R</b> (1, 6) OBP: 0.315, SLG: 0.355										4	0	1	0	0	0	4						
<b>Gorman Thomas, R</b> (1, 8) OBP: 0.300, SLG: 0.447 <b>Bobby Mitchell, R</b> (8, PH) OBP: 0.335, SLG: 0.470										2	0	0	0	0	1	1						
										2	1	1	0	0	1	2						
<b>Inning Stats</b>	R: 0 E: 0 K: 1 S: 6	H: 1 LOB: 1 BB: 0 P: 6	R: 0 E: 0 K: 0 S: 3	H: 0 LOB: 0 BB: 0 P: 3	R: 0 E: 0 K: 1 S: 5	H: 0 LOB: 0 BB: 0 P: 5	R: 0 E: 0 K: 1 S: 5	H: 1 LOB: 0 BB: 0 P: 5	R: 1 E: 0 K: 1 S: 7	H: 2 LOB: 1 BB: 0 P: 7	R: 0 E: 0 K: 0 S: 3	H: 1 LOB: 0 BB: 0 P: 3	R: 0 E: 0 K: 0 S: 5	H: 2 LOB: 2 BB: 0 P: 5	R: 1 E: 0 K: 0 S: 4	H: 1 LOB: 1 BB: 1 P: 8	R: 0 E: 0 K: 1 S: 7	H: 2 LOB: 2 BB: 0 P: 7	1B: 9 2B: 0 3B: 0 HR: 1	SF: 0 SAC: 1 DP: 1 HBP: 0	WP: 0 PB: 0 SB: 0 CS: 1	PA: 36
<b>PITCHER</b>	IP	WLS	BF	H	R	ER	SO	BB	IBB	HBP	BLK	WP	HR	S	P	ERA	WHIP					
<b>Fergie Jenkins, R</b> (1, 1) ERA: 3.83	9.0	W	36	10	2	2	5	1	0	0	0	0	1	45	49	2.00	1.222					

AB	34
R	2
H	10
RBI	2
BB	1
SO	5
LOB	14





Batter	1	2	3	4	5	6	7	8	9	AB	R	H	RBI	BB	SO	LOB	TOP			
<b>Dave Moates, L</b> (1, 8) OBP: 0.318, SLG: 0.354	0-0 CS 1B		0-0 BB 1B	0-3 K		0-0 4-3		0-3 K		5	1	2	0	0	2	3	<b>Texas Rangers @ Milwaukee Brewers</b> Milwaukee County Stadium, Milwaukee, WI Sun Aug 10 1975, 4:33 AM EDT Att: 13,893 - Unknown			
<b>Lenny Randle, S</b> (1, 4) OBP: 0.351, SLG: 0.369	0-0 E 3B		4-0 1B FC1-2 BB	4-0 BB		0-3 K		0-0 F3 1B		3	1	2	0	2	1	1				
<b>Mike Hargrove, L</b> (1, 7) OBP: 0.312, SLG: 0.434	4-0 BB 3H		0-0 FC1-2 5-3 1B	4-0 G6-4-3 BB		0-0 5-3		0-0 1B		3	1	2	1	2	0	1				
<b>Jeff Burroughs, R</b> (1, 9) OBP: 0.309, SLG: 0.412	4-0 FC3-6 BB		0-0 5-3	0-0 G6-4-3				0-0 F3		4	0	0	0	1	0	7				
<b>Jim Spencer, L</b> (1, 3) OBP: 0.334, SLG: 0.423	0-0 F8		4-0 FC1-2 1B IBB			0-3 K		0-0 F3		4	1	0	0	1	1	4				
<b>Toby Harrah, R</b> (1, 6) OBP: 0.400, SLG: 0.476	0-0 FC3-6		0-0 FC1-2 1B			4-0 BB		0-0 F8		4	0	0	0	1	0	7				
<b>Tom Grieve, R</b> (1, 10) OBP: 0.312, SLG: 0.431		0-0 6-3	0-0 1B			0-3 K		0-0 1B		4	0	2	2	0	1	1				
<b>Roy Howell, L</b> (1, 5) OBP: 0.331, SLG: 0.432		0-0 F8	0-3 K			0-3 K		0-3 K		4	0	0	0	0	3	4				
<b>Jim Sundberg, R</b> (1, 2) OBP: 0.286, SLG: 0.281								0-0 F9		2	0	0	0	1	1	0				
<b>Mike Cubbage, L</b> (8, PH) OBP: 0.287, SLG: 0.355										1	0	0	0	0	0	1				
<b>Ron Pruitt, R</b> (8, 2) OBP: 0.286, SLG: 0.231										0	0	0	0	0	0	0				
<b>Inning Stats</b>	R: 1 E: 1 K: 0 S: 4	H: 2 LOB: 2 BB: 2 P: 12	R: 0 E: 0 K: 1 S: 5	H: 0 LOB: 0 BB: 0 P: 5	R: 3 E: 0 K: 1 S: 8	H: 3 LOB: 2 BB: 2 P: 16	R: 0 E: 1 K: 1 S: 5	H: 0 LOB: 2 BB: 2 P: 13	R: 0 E: 0 K: 3 S: 9	H: 0 LOB: 1 BB: 1 P: 9	R: 0 E: 0 K: 0 S: 3	H: 0 LOB: 0 BB: 0 P: 3	R: 0 E: 0 K: 2 S: 8	H: 1 LOB: 1 BB: 0 P: 8	R: 0 E: 0 K: 0 S: 5	H: 2 LOB: 2 BB: 0 P: 5	1B: 7 2B: 0 3B: 1 HR: 0	SF: 0 SAC: 0 DP: 1 HBP: 0	WP: 1 PB: 0 SB: 0 CS: 1	PA: 42
<b>PITCHER</b>	IP WLS BF H R ER SO BB IBB HBP BLK WP HR S P ERA WHIP																			
<b>Jim Colborn, R</b> (1, 1) ERA: 4.03	2.2 16 5 4 4 1 3 1 0 0 0 0 0 14 30 13.50 3.000																			
<b>Lafayette Currence, L</b> (3, 1) ERA: 4.15	0.2 5 0 0 0 0 2 2 0 0 0 0 0 7 15 0.00 3.000																			
<b>Pete Broberg, R</b> (4, 1) ERA: 4.9	4.2 W 17 2 0 0 6 2 0 0 0 0 1 0 27 35 0.00 0.857																			
<b>Tom Murphy, R</b> (9, 1) ERA: 3.17	1.0 S 4 1 0 0 0 0 0 0 0 0 0 0 4 4 0.00 1.000																			

Batter	1	2	3	4	5	6	7	8	9	AB	R	H	RBI	BB	SO	LOB	BOTTOM			
<b>Bob Sheldon, L</b> (1, 4) OBP: 0.456, SLG: 0.481	0-0 F8		0-0 WP 1B	0-0 4-3 1B		0-0 4-3		0-0 F6		5	2	2	0	0	0	0	<b>Texas Rangers @ Milwaukee Brewers</b> Milwaukee County Stadium, Milwaukee, WI Sun Aug 10 1975, 4:33 AM EDT Att: 13,893 - Unknown			
<b>Don Money, R</b> (1, 5) OBP: 0.306, SLG: 0.399	0-0 5-3		0-0 1B WP	0-0 4-3		0-3 K		0-3 K		5	1	1	0	0	2	1				
<b>Kurt Bevacqua, R</b> (9, 5) OBP: 0.249, SLG: 0.270			1-2 2-3 2B	1-2 1B						0	0	0	0	0	0	0				
<b>George Scott, R</b> (1, 3) OBP: 0.346, SLG: 0.499	0-0 WP 1B		0-0 2B	0-0 1B		0-0 HR				4	2	4	3	0	0	0				
<b>Hank Aaron, R</b> (1, 10) OBP: 0.333, SLG: 0.363	0-0 6-3		0-0 2B	0-0 F7		4-0 BB				2	0	0	0	2	0	2				
<b>Darrell Porter, L</b> (1, 2) OBP: 0.362, SLG: 0.412		0-0 4-3 2B	0-3 K			0-0 F9				4	1	1	0	0	2	4				
<b>Mike Hegan, L</b> (1, 7) OBP: 0.385, SLG: 0.449		0-0 4-3	0-3 K					0-0 CS		1	0	0	0	0	0	1				
<b>Bobby Mitchell, R</b> (3, PH) OBP: 0.335, SLG: 0.467										3	0	1	0	0	2	3				
<b>Gorman Thomas, R</b> (8, 8) OBP: 0.300, SLG: 0.447		2-3								0	0	0	0	0	0	0				
<b>Sixto Lezcano, R</b> (1, 9) OBP: 0.322, SLG: 0.385		1-0 HBP	0-0 HBP	0-0 2B		4-0 E BB		0-3 K		2	0	1	2	1	1	1				
<b>Bill Sharp, L</b> (1, 8) OBP: 0.289, SLG: 0.323	0-0 SF8-4-3		0-0 4-3			0-0 E5		4-0 CS		2	0	0	1	1	0	3				
<b>Robin Yount, R</b> (1, 6) OBP: 0.314, SLG: 0.354			0-0 1B WP	0-0 1B		0-0 F8		0-0 CS		4	1	1	0	0	0	2				
<b>Inning Stats</b>	R: 0 E: 0 K: 0 S: 4	H: 1 LOB: 1 BB: 0 P: 4	R: 1 E: 0 K: 0 S: 3	H: 1 LOB: 0 BB: 0 P: 4	R: 4 E: 0 K: 2 S: 12	H: 5 LOB: 2 BB: 1 P: 16	R: 1 E: 0 K: 0 S: 5	H: 2 LOB: 1 BB: 0 P: 5	R: 0 E: 1 K: 2 S: 8	H: 0 LOB: 2 BB: 1 P: 12	R: 1 E: 0 K: 1 S: 6	H: 1 LOB: 0 BB: 1 P: 10	R: 0 E: 0 K: 1 S: 4	H: 1 LOB: 0 BB: 1 P: 8	R: 0 E: 0 K: 1 S: 5	H: 0 LOB: 0 BB: 0 P: 5	1B: 8 2B: 4 3B: 0 HR: 1	SF: 1 SAC: 0 DP: 2 HBP: 1	WP: 2 PB: 0 SB: 0 CS: 2	PA: 39
<b>PITCHER</b>	IP WLS BF H R ER SO BB IBB HBP BLK WP HR S P ERA WHIP																			
<b>Bill Hands, R</b> (1, 1) ERA: 4.1	2.0 L 12 6 5 5 0 0 0 0 0 0 0 0 11 12 22.50 3.000																			
<b>Tommy Moore, R</b> (3, 1) ERA: 3.86	0.0 1 0 0 0 0 1 0 0 0 0 0 0 4 4 0.00 0.000																			
<b>Jim Umberger, L</b> (3, 1) ERA: 4.9	4.0 19 4 2 2 5 2 0 0 0 0 0 1 27 35 4.50 1.500																			
<b>Stan Thomas, R</b> (7, 1) ERA: 3.16	2.0 6 1 0 0 2 1 0 0 0 0 0 0 9 13 0.00 1.000																			

AB	34
R	4
H	8
RBI	3
BB	8
SO	9
LOB	29



AB	32
R	7
H	11
RBI	6
BB	4
SO	7
LOB	17





Batter	1	2	3	4	5	6	7	8	9	AB	R	H	RBI	BB	SO	LOB	TOP								
<b>Cesar Tovar, R</b> OBP: 0.302, SLG: 0.316 (1, 10)	0-0 4-3		0-0 1B SF7 2B	0-3 K	0-0 F9			0-0 4-3	0-0 F4	6	1	1	0	0	1	4									
<b>Lenny Randle, S</b> OBP: 0.355, SLG: 0.375 (1, 4)	0-0 G3		0-0 1B 2-3 1B	4-0 BB		0-0 5-3 2B		0-0 F 1B 1B		4	1	3	0	1	0	0									
<b>Mike Hargrove, L</b> OBP: 0.307, SLG: 0.429 (1, 7)	0-0 F8		0-0 SF7	0-0 1-3		0-0 F7		0-0 E3 1B 1-3		4	0	0	1	0	0	4									
<b>Jeff Burroughs, R</b> OBP: 0.310, SLG: 0.412 (1, 9)		0-3 K	0-0 F3		0-0 BB 1B 1B	0-0 5-3		0-0 1-2 3-H 1B		5	1	2	1	0	1	2									
<b>Jim Spencer, L</b> OBP: 0.342, SLG: 0.428 (1, 3)	0-0 HR 1B		0-0 1-3 1B		4-0 1B SF8 BB		0-0 FC5-4 1B	0-3 K		4	2	3	0	1	1	2									
<b>Toby Harrah, R</b> OBP: 0.400, SLG: 0.481 (1, 6)	0-0 HR		0-0 1-3		4-0 1-2 2-3 BB		0-0 FC5-4 S 4-3 1-2	0-0 F7		4	1	1	2	1	0	5									
<b>Roy Howell, L</b> OBP: 0.336, SLG: 0.437 (1, 5)	0-0 4-3			0-0 1B 2B	0-0 1-2 2-3 3-H 1B		0-0 4-3	4-0 FC6-4 BB		4	1	2	1	1	0	1									
<b>Dave Moates, L</b> OBP: 0.321, SLG: 0.353 (1, 8)	0-0 1B		0-0 F6	0-0 F6	0-0 SF8		4-0 2-3 BB	0-0 F7		3	0	1	1	1	0	2									
<b>Jim Sundberg, R</b> OBP: 0.285, SLG: 0.280 (1, 2)	0-0 5-3		0-0 2-H 1B	0-0 K	0-0 K		0-0 F8	0-0 FC6-4 1-2		5	0	1	1	0	1	6									
<b>Inning Stats</b>	R: 0 E: 0 K: 0 S: 3	H: 0 LOB: 0 BB: 0 P: 3	R: 2 E: 0 K: 1 S: 8	H: 3 LOB: 1 BB: 0 P: 8	R: 1 E: 0 K: 0 S: 6	H: 3 LOB: 2 BB: 0 P: 6	R: 1 E: 0 K: 1 S: 7	H: 2 LOB: 2 BB: 1 P: 11	R: 2 E: 0 K: 1 S: 7	H: 2 LOB: 2 BB: 2 P: 15	R: 0 E: 0 K: 0 S: 3	H: 1 LOB: 0 BB: 0 P: 3	R: 0 E: 0 K: 0 S: 4	H: 1 LOB: 2 BB: 1 P: 8	R: 1 E: 1 K: 1 S: 8	H: 2 LOB: 2 BB: 0 P: 8	R: 0 E: 0 K: 0 S: 3	H: 0 LOB: 1 BB: 1 P: 7	1B: 10 2B: 4 3B: 0 HR: 1	SF: 2 SAC: 0 DP: 1 HBP: 0	WP: 0 PB: 0 SB: 1 CS: 0	PA: 46			
<b>PITCHER</b>	IP	WLS	BF	H	R	ER	SO	BB	IBB	HBP	BLK	WP	HR	S	P	ERA	WHIP								
<b>Lerin LaGrow, R</b> ERA: 4.24 (1, 1)	3.1	L	18	8	4	4	1	0	0	0	0	0	1	20	20	10.80	2.400								
<b>Fernando Arroyo, R</b> ERA: 5.95 (4, 1)	0.2		6	1	2	2	1	3	0	0	0	0	0	5	17	27.00	6.000								
<b>Tom Walker, R</b> ERA: 4.69 (5, 1)	5.0		22	5	1	1	2	2	0	0	0	0	0	24	32	1.80	1.400								

Texas Rangers @ Detroit Tigers  
Tiger Stadium, Detroit, MI  
Mon Aug 11 1975, 7:05 PM EDT  
Att: 14,694 - Unknown

AB	39
R	7
H	14
RBI	7
BB	5
SO	4
LOB	26



Batter	1	2	3	4	5	6	7	8	9	AB	R	H	RBI	BB	SO	LOB	BOTTOM								
<b>John Knox, L</b> OBP: 0.316, SLG: 0.283 (1, 4)	0-0 F9		0-0 F8			0-0 1B		0-0 3-1		4	0	1	0	0	0	1									
<b>Billy Baldwin, L</b> OBP: 0.276, SLG: 0.429 (1, 8)	0-3 K			0-0 F7		0-0 F2		0-0 F3		4	0	0	0	0	1	1									
<b>Ben Oglivie, L</b> OBP: 0.305, SLG: 0.395 (1, 9)	0-0 F8		0-3 K		0-0 K		0-0 F3		0-3 K	4	0	0	0	0	2	1									
<b>Willie Horton, R</b> OBP: 0.318, SLG: 0.433 (1, 10)		0-3 K		0-0 1B		0-0 F9		0-0 1B		4	0	2	0	0	1	1									
<b>Dan Meyer, L</b> OBP: 0.301, SLG: 0.369 (1, 7)	0-0 G3			0-0 F8			0-0 4-3		0-0 F9	4	0	0	0	0	0	2									
<b>Jack Pierce, L</b> OBP: 0.323, SLG: 0.430 (1, 3)	0-0 F6				0-0 F8		0-0 F6			3	0	0	0	0	0	0									
<b>Bill Freehan, R</b> OBP: 0.311, SLG: 0.405 (1, 2)			0-0 F6		0-3 K		0-3 K			3	0	0	0	0	2	0									
<b>Aurelio Rodriguez, R</b> OBP: 0.282, SLG: 0.380 (1, 5)			0-3 K					0-0 F1 2B		3	0	2	0	0	1	0									
<b>Gene Michael, S</b> OBP: 0.253, SLG: 0.285 (1, 6)			4-0 BB		0-0 F7			0-0 F1 2-3		2	0	0	0	1	0	2									
<b>Inning Stats</b>	R: 0 E: 0 K: 1 S: 5	H: 0 LOB: 0 BB: 0 P: 5	R: 0 E: 0 K: 1 S: 5	H: 0 LOB: 0 BB: 0 P: 5	R: 0 E: 0 K: 1 S: 5	H: 0 LOB: 1 BB: 1 P: 9	R: 0 E: 0 K: 1 S: 6	H: 1 LOB: 1 BB: 0 P: 6	R: 0 E: 0 K: 1 S: 6	H: 1 LOB: 1 BB: 0 P: 6	R: 0 E: 0 K: 0 S: 4	H: 1 LOB: 0 BB: 0 P: 4	R: 0 E: 0 K: 1 S: 5	H: 0 LOB: 0 BB: 0 P: 5	R: 0 E: 0 K: 0 S: 3	H: 1 LOB: 0 BB: 0 P: 3	R: 0 E: 0 K: 1 S: 6	H: 1 LOB: 1 BB: 0 P: 6	1B: 4 2B: 1 3B: 0 HR: 0	SF: 0 SAC: 0 DP: 0 HBP: 0	WP: 0 PB: 0 SB: 0 CS: 0	PA: 32			
<b>PITCHER</b>	IP	WLS	BF	H	R	ER	SO	BB	IBB	HBP	BLK	WP	HR	S	P	ERA	WHIP								
<b>Gaylord Perry, R</b> ERA: 3.39 (1, 1)	9.0	W	32	5	0	0	7	1	0	0	0	0	0	45	49	0.00	0.667								

Texas Rangers @ Detroit Tigers  
Tiger Stadium, Detroit, MI  
Mon Aug 11 1975, 7:05 PM EDT  
Att: 14,694 - Unknown

AB	31
R	0
H	5
RBI	0
BB	1
SO	7
LOB	8





Batter	1	2	3	4	5	6	7	8	9	AB	R	H	RBI	BB	SO	LOB	TOP
<b>Cesar Tovar, R</b> OBP: 0.302, SLG: 0.313 (1, 10)										3	1	0	0	1	1	2	
<b>Lenny Randle, S</b> OBP: 0.354, SLG: 0.374 (1, 4)										4	0	1	0	0	0	1	
<b>Mike Hargrove, L</b> OBP: 0.306, SLG: 0.426 (1, 7)										3	1	0	0	1	0	1	
<b>Jeff Burroughs, R</b> OBP: 0.307, SLG: 0.408 (1, 9)										4	1	0	1	0	2	2	
<b>Jim Spencer, L</b> OBP: 0.337, SLG: 0.422 (1, 3)										4	0	0	0	0	0	2	
<b>Toby Harrah, R</b> OBP: 0.400, SLG: 0.483 (1, 6)										3	1	1	2	1	0	0	
<b>Roy Howell, L</b> OBP: 0.335, SLG: 0.434 (1, 5)										4	0	1	1	0	0	1	
<b>Dave Moates, L</b> OBP: 0.319, SLG: 0.349 (1, 8)										4	0	1	0	0	0	2	
<b>Jim Sundberg, R</b> OBP: 0.285, SLG: 0.280 (1, 2)										3	0	1	0	0	1	1	
<b>Inning Stats</b>	R: 4 E: 0 K: 0 S: 6	H: 3 LOB: 1 BB: 2 P: 14	R: 0 E: 0 K: 1 S: 6	H: 1 LOB: 1 BB: 0 P: 6	R: 0 E: 0 K: 1 S: 5	H: 0 LOB: 0 BB: 0 P: 5	R: 0 E: 0 K: 1 S: 5	H: 0 LOB: 0 BB: 0 P: 5	R: 0 E: 0 K: 0 S: 3	H: 1 LOB: 1 BB: 0 P: 4	R: 0 E: 0 K: 1 S: 5	H: 0 LOB: 1 BB: 1 P: 7	1B: 4 2B: 1 3B: 0 HR: 0	SF: 0 SAC: 0 DP: 0 HBP: 0	WP: 0 PB: 0 SB: 1 CS: 0	PA: 35	
<b>PITCHER</b> <b>Vern Ruhle, R</b> ERA: 3.9 (1, 1)	IP: 9.0 WLS: L BF: 35 H: 5 R: 4 ER: 4 SO: 5 BB: 3 IBB: 0 HBP: 0 BLK: 0 WP: 0 HR: 0 S: 42 P: 54 ERA: 4.00 WHIP: 0.889																

Texas Rangers @ Detroit Tigers  
Tiger Stadium, Detroit, MI  
Tue Aug 12 1975, 7:05 PM EDT  
Att: 10,563 - Unknown

AB	32
R	4
H	5
RBI	4
BB	3
SO	5
LOB	12



Batter	1	2	3	4	5	6	7	8	9	AB	R	H	RBI	BB	SO	LOB	BOTTOM			
<b>Ron LeFlore, R</b> OBP: 0.309, SLG: 0.372 (1, 8)										3	0	0	1	0	1	1				
<b>John Knox, L</b> OBP: 0.323, SLG: 0.281 (1, 4)										4	0	1	0	1	0	3				
<b>Dan Meyer, L</b> OBP: 0.302, SLG: 0.371 (1, 3)										4	0	2	1	0	0	3				
<b>Willie Horton, R</b> OBP: 0.317, SLG: 0.430 (1, 10)										3	0	0	0	1	0	3				
<b>Bill Freehan, R</b> OBP: 0.311, SLG: 0.405 <b>John Wockenfuss, R</b> OBP: 0.284, SLG: 0.410 (1, 2)										0	0	0	0	0	0	0				
<b>Ben Oglivie, L</b> OBP: 0.309, SLG: 0.394 (1, 7)										3	0	1	0	1	1	1				
<b>Leon Roberts, R</b> OBP: 0.327, SLG: 0.405 (1, 9)										4	1	1	0	0	0	2				
<b>Aurelio Rodriguez, R</b> OBP: 0.284, SLG: 0.385 (1, 5)										3	2	1	0	1	1	1				
<b>Tom Verzyer, R</b> OBP: 0.273, SLG: 0.286 <b>Gates Brown, L</b> OBP: 0.313, SLG: 0.280 <b>Billy Baldwin, L</b> OBP: 0.276, SLG: 0.429 (1, 6)										3	0	2	1	0	0	0				
<b>Inning Stats</b>	R: 0 E: 0 K: 1 S: 5	H: 1 LOB: 0 BB: 0 P: 5	R: 0 E: 0 K: 0 S: 4	H: 1 LOB: 1 BB: 0 P: 4	R: 1 E: 0 K: 0 S: 6	H: 3 LOB: 2 BB: 0 P: 6	R: 0 E: 0 K: 0 S: 3	H: 0 LOB: 1 BB: 0 P: 3	R: 0 E: 0 K: 0 S: 4	H: 1 LOB: 1 BB: 0 P: 4	R: 2 E: 0 K: 0 S: 5	H: 2 LOB: 3 BB: 3 P: 17	R: 0 E: 0 K: 2 S: 7	H: 0 LOB: 2 BB: 1 P: 7	R: 0 E: 0 K: 0 S: 3	H: 0 LOB: 2 BB: 1 P: 7	1B: 7 2B: 0 3B: 1 HR: 0	SF: 2 SAC: 1 DP: 1 HBP: 0	WP: 0 PB: 0 SB: 0 CS: 0	PA: 39
<b>PITCHER</b> <b>Stan Perzanowski, R</b> ERA: 3.48 <b>Stan Thomas, R</b> ERA: 3.33 <b>Steve Foucault, R</b> ERA: 4.42 (1, 1)	IP: 6.0 WLS: W BF: 25 H: 7 R: 2 ER: 2 SO: 1 BB: 1 IBB: 0 HBP: 0 BLK: 0 WP: 0 HR: 0 S: 26 P: 30 ERA: 3.00 WHIP: 1.333	(7, 1)	IP: 0.0 WLS: S BF: 2 H: 1 R: 0 ER: 0 SO: 0 BB: 0 IBB: 0 HBP: 0 BLK: 0 WP: 0 HR: 0 S: 1 P: 5 ERA: - WHIP: -	(7, 1)	IP: 3.0 WLS: S BF: 12 H: 0 R: 1 ER: 1 SO: 2 BB: 1 IBB: 0 HBP: 0 BLK: 0 WP: 0 HR: 0 S: 13 P: 25 ERA: 3.00 WHIP: 0.667															

Texas Rangers @ Detroit Tigers  
Tiger Stadium, Detroit, MI  
Tue Aug 12 1975, 7:05 PM EDT  
Att: 10,563 - Unknown

AB	31
R	3
H	8
RBI	3
BB	5
SO	3
LOB	18





Batter	1	2	3	4	5	6	7	8	9	10	11	AB	R	H	RBI	BB	SO	LOB	TOP			
Dave Moates, L OBP: 0.328, SLG: 0.393 (1, 8)	F8		HR		2B		F8		5-3		FC6 1B	6	1	3	1	0	0	0				
Lenny Randle, S OBP: 0.354, SLG: 0.373 (1, 4)	3-1		1B		K		F7		CS E 1B		FC6 1-2 2-H	6	0	2	0	0	1	3				
Mike Hargrove, L OBP: 0.405, SLG: 0.427 (1, 7)	G3		F5		IBB				2B 2B		E4	4	1	1	0	1	0	2				
Jeff Burroughs, R OBP: 0.304, SLG: 0.404 (1, 9)		F3		6-3	F8			K	K			5	0	0	0	0	2	6				
Jim Spencer, L OBP: 0.338, SLG: 0.425 (1, 3)	F8		1B 1B		1-3			1B HR 2B		4-3		5	1	2	1	0	0	3				
Toby Harrah, R OBP: 0.453, SLG: 0.483 (1, 6)		4-0 BB		1-2 1B		F7		HR 1B		5-3		4	1	2	0	1	0	0				
Tom Grieve, R OBP: 0.310, SLG: 0.439 (1, 10)	G2		K		4-3			HR		K		5	1	1	3	0	2	3				
Roy Howell, L OBP: 0.329, SLG: 0.426 (1, 5)			6-3		F7		G3		F8		6-3	5	0	0	0	0	0	2				
Jim Sundberg, R OBP: 0.297, SLG: 0.280 Cesar Tovar, R OBP: 0.302, SLG: 0.313 Ron Pruitt, R OBP: 0.256, SLG: 0.231 (1, 2)			K		2B BB		F3		F9		1B E 1B	4	0	1	0	1	1	0				
<b>Inning Stats</b>	R: 0 E: 0 K: 0 S: 3	H: 0 LOB: 0 BB: 0 P: 3	R: 0 E: 0 K: 0 S: 3	H: 0 LOB: 1 BB: 1 P: 7	R: 1 E: 0 K: 1 S: 7	H: 2 LOB: 1 BB: 0 P: 7	R: 0 E: 0 K: 1 S: 7	H: 2 LOB: 2 BB: 0 P: 7	R: 0 E: 0 K: 1 S: 6	H: 1 LOB: 3 BB: 2 P: 14	R: 0 E: 0 K: 0 S: 3	H: 0 LOB: 0 BB: 0 P: 3	R: 0 E: 0 K: 1 S: 9	H: 1 LOB: 0 BB: 0 P: 9	R: 0 E: 0 K: 1 S: 5	H: 0 LOB: 0 BB: 0 P: 5	R: 1 E: 1 K: 0 S: 4	H: 2 LOB: 2 BB: 0 P: 4	1B: 7 2B: 4 3B: 0 HR: 2	SF: 0 SAC: 0 DP: 1 HBP: 0	WP: 0 PB: 0 SB: 0 CS: 1	PA: 47
<b>PITCHER</b>	IP 7.1	WLS 3	BF 33	H 8	R 4	ER 4	SO 4	BB 2	IBB 1	HBP 0	BLK 0	WP 0	HR 1	S 38	P 50	ERA 4.91	WHIP 1.364					
Joe Coleman, R ERA: 5.62 (1, 1)																						
Bob Reynolds, R ERA: 5.31 (8, 1)	0.2			1	1	1	0	0	0	0	0	0	0	1	3	3	13.50	1.500				
Gene Pentz, R ERA: 1.54 (9, 1)	3.0	L	11	3	1	0	2	0	0	0	0	0	0	0	15	15	0.00	1.000				

Texas Rangers @ Detroit Tigers  
Tiger Stadium, Detroit, MI  
Wed Aug 13 1975, 7:05 PM EDT  
Att: 10,263 - Unknown

AB 44  
R 6  
H 12  
RBI 5  
BB 3  
SO 6  
LOB 19




Batter	1	2	3	4	5	6	7	8	9	10	11	AB	R	H	RBI	BB	SO	LOB	BOTTOM					
Ron LeFlore, R OBP: 0.307, SLG: 0.369 (1, 8)	F8		K			K	E8 1B 1B	FC5-4 1-2		F8		6	1	1	1	0	2	3						
Gary Sutherland, R OBP: 0.323, SLG: 0.333 (1, 4)	4-3		G3-6-3 1B			1B 1B	1B 1B	2-3 3-H		SH3-4 1B		6	0	4	1	0	0	0						
Dan Meyer, L OBP: 0.310, SLG: 0.374 (1, 3)	HBP		G3-6-3 1-2			1B BB	1B FC6-4	1-2 3-H		SH3-4 1B		3	1	2	1	1	0	1						
Willie Horton, R OBP: 0.319, SLG: 0.429 (1, 10)	L5		CS BB			1B 1B	F8	3-H		1B IBB		4	0	1	0	2	0	4						
Bill Freehan, R OBP: 0.313, SLG: 0.414 (1, 2)		HR		K		1B 1B	FC6-4	1-2		F9		5	1	2	2	0	1	5						
Ben Oglivie, L OBP: 0.361, SLG: 0.384 (1, 7)	4-3		1-2 K			4-3		3-1		6-3		5	0	0	0	0	1	5						
Leon Roberts, R OBP: 0.331, SLG: 0.410 (1, 9)		2B			L5		K	1B 1B		SH3-4 1B		5	0	3	0	0	1	0						
Aurelio Rodriguez, R OBP: 0.264, SLG: 0.384 (1, 5)		6-3			F2		1B 1B	F8		SH3-4 1-2		4	1	1	0	0	0	2						
Tom Verzyer, R OBP: 0.273, SLG: 0.286 Gates Brown, L OBP: 0.333, SLG: 0.308 Billy Baldwin, L OBP: 0.276, SLG: 0.429 Gene Michael, S OBP: 0.252, SLG: 0.283 (1, 6)	4-3				F6		E 1B 1B	FC5-4 1B		F2		3	1	1	0	0	0	1						
<b>Inning Stats</b>	R: 0 E: 0 K: 0 S: 3	H: 0 LOB: 1 BB: 0 P: 4	R: 1 E: 0 K: 0 S: 5	H: 2 LOB: 1 BB: 0 P: 5	R: 0 E: 0 K: 1 S: 5	H: 1 LOB: 0 BB: 0 P: 5	R: 0 E: 0 K: 2 S: 6	H: 0 LOB: 1 BB: 1 P: 10	R: 0 E: 0 K: 0 S: 3	H: 0 LOB: 0 BB: 0 P: 3	R: 3 E: 1 K: 1 S: 10	H: 5 LOB: 2 BB: 0 P: 10	R: 0 E: 0 K: 0 S: 5	H: 2 LOB: 2 BB: 0 P: 5	R: 0 E: 0 K: 0 S: 4	H: 1 LOB: 2 BB: 1 P: 8	R: 0 E: 0 K: 0 S: 4	H: 1 LOB: 1 BB: 0 P: 4	R: 0 E: 0 K: 0 S: 3	H: 1 LOB: 0 BB: 0 P: 3	1B: 14 2B: 2 3B: 0 HR: 1	SF: 0 SAC: 2 DP: 3 HBP: 1	WP: 0 PB: 0 SB: 0 CS: 1	PA: 49
<b>PITCHER</b>	IP 6.1	WLS 1	BF 29	H 10	R 5	ER 5	SO 5	BB 2	IBB 0	HBP 1	BLK 0	WP 0	HR 1	S 36	P 45	ERA 7.11	WHIP 1.895							
Fergie Jenkins, R ERA: 3.92 (7, 1)	0.0			1	0	0	0	0	0	0	0	0	0	0	1	1	∞	∞						
Jim Umberger, L ERA: 4.9 (7, 1)	1.1			2	0	0	0	0	0	0	0	0	0	6	6	0.00	1.500							
Steve Foucault, R ERA: 4.24 (8, 1)	3.1	W	13	3	0	0	0	0	1	0	0	0	0	0	12	16	0.00	0.900						


Texas Rangers @ Detroit Tigers  
Tiger Stadium, Detroit, MI  
Wed Aug 13 1975, 7:05 PM EDT  
Att: 10,263 - Unknown

AB 43  
R 5  
H 16  
RBI 5  
BB 3  
SO 5  
LOB 22





Batter	1	2	3	4	5	6	7	8	9	AB	R	H	RBI	BB	SO	LOB	TOP			
Dave Moates, L (1, 8) OBP: 0.336, SLG: 0.402	5-3 BB 1B		BB FC6-4			G3		1B 2B	F8	5	2	2	1	1	0	4	<p><b>Texas Rangers @ Baltimore Orioles</b> Memorial Stadium, Baltimore, MD</p> <p>Fri Aug 15 1975, 7:05 PM EDT Unknown</p> <p>livebaseballscorecards.com</p> <p>AB 37 R 10 H 15 RBI 10 BB 7 SO 5 LOB 19</p> 			
Cesar Tovar, R (1, 10) OBP: 0.305, SLG: 0.316	K		BB 1B	1B FC3-6		6-3		1B 1B	F5	6	3	3	1	0	1	2				
Mike Hargrove, L (1, 7) OBP: 0.310, SLG: 0.427			1B 1B	1B FC3-6				1B 1B		2	2	1	0	3	0	0				
Tom Grieve, R (1, 9) OBP: 0.311, SLG: 0.439	5-3		SF9 1B	K				BB 1B		5	1	2	4	0	2	4				
Jim Spencer, L (1, 3) OBP: 0.336, SLG: 0.421		3-1	1B BB	FC3-6 FC5-4				K		5	0	1	1	0	1	2				
Toby Harrah, R (1, 6) OBP: 0.405, SLG: 0.484	1B		SF9	FC5-4				BB		3	1	2	1	1	0	1				
Mike Cubbage, L (1, 4) OBP: 0.283, SLG: 0.351	1B		SF9			G3		F9		4	0	1	1	0	0	3				
Roy Howell, L (1, 5) OBP: 0.334, SLG: 0.429 (8, PR) Lenny Randle, S (8, PR) OBP: 0.355, SLG: 0.373	G4-6-3 1B		1B BB			L6		SH3-4 1B		3	0	2	1	1	0	0				
Bill Fahey, L (1, 2) OBP: 0.333, SLG: 0.348 Jim Sundberg, R (8, 2) OBP: 0.286, SLG: 0.279	G4-6-3 1B		1B FC6-4			4-3		SH3-4 1B	K	3	0	1	0	0	0	2				
<b>Inning Stats</b>	R: 0 E: 0 K: 1 S: 5	H: 1 LOB: 1 BB: 1 P: 9	R: 1 E: 0 K: 0 S: 5	H: 3 LOB: 1 BB: 0 P: 5	R: 4 E: 0 K: 0 S: 7	H: 4 LOB: 3 BB: 3 P: 19	R: 1 E: 0 K: 1 S: 7	H: 2 LOB: 1 BB: 0 P: 7	R: 0 E: 0 K: 0 S: 3	H: 0 LOB: 0 BB: 0 P: 3	R: 0 E: 0 K: 1 S: 6	H: 1 LOB: 1 BB: 0 P: 6	R: 4 E: 0 K: 1 S: 9	H: 4 LOB: 2 BB: 1 P: 17	R: 0 E: 0 K: 1 S: 5	H: 0 LOB: 1 BB: 1 P: 9		1B: 14 2B: 1 3B: 0 HR: 0	SF: 2 SAC: 1 DP: 1 HBP: 0	WP: 0 PB: 0 SB: 2 CS: 0
<b>PITCHER</b>	IP WLS BF H R ER SO BB IBB HBP BLK WP HR S P ERA WHIP	2.0 L 24 7 4 5 1 3 0 0 0 0 0 12 31 22.50 4.500	3.1 L 24 7 4 4 2 1 0 0 0 0 0 27 31 6.75 1.500	8.1 L 24 7 4 1 0 0 1 0 0 0 6 6 ∞ ∞	8.1 L 24 7 0 0 2 2 0 0 0 0 9 17 0.00 1.200	<b>PITCHER</b>										IP WLS BF H R ER SO BB IBB HBP BLK WP HR S P ERA WHIP				

Batter	1	2	3	4	5	6	7	8	9	AB	R	H	RBI	BB	SO	LOB	BOTTOM					
Al Bumbry, L (1, 10) OBP: 0.319, SLG: 0.367	K		F6			E1 1B		K		5	0	1	1	0	2	2	<p><b>Texas Rangers @ Baltimore Orioles</b> Memorial Stadium, Baltimore, MD</p> <p>Fri Aug 15 1975, 7:05 PM EDT Unknown</p> <p>livebaseballscorecards.com</p> <p>AB 41 R 6 H 15 RBI 6 BB 2 SO 5 LOB 29</p> 					
Tony Muser, L (1, 3) OBP: 0.331, SLG: 0.301 Lee May, R (6, PH) OBP: 0.314, SLG: 0.442	4-3		WP 4-3 1B			1B		F9		3	0	2	1	0	0	0						
Bobby Grich, R (1, 4) OBP: 0.411, SLG: 0.415	S 1B		4-3			K		K		5	0	1	0	0	2	5						
Don Baylor, R (1, 7) OBP: 0.365, SLG: 0.516	6-3		6-3			L5		BB 1B		5	1	1	0	0	1	4						
Ken Singleton, S (1, 9) OBP: 0.429, SLG: 0.465			4-3 2B			4-3		1B BB		4	1	3	0	1	0	2						
Jim Northrup, L (1, 8) OBP: 0.341, SLG: 0.438	F8					G1-6-3 1B		F7		5	1	2	0	0	0	4						
Brooks Robinson, R (1, 5) OBP: 0.279, SLG: 0.274			F8			G1-6-3 1B		F7		4	1	1	1	1	0	4						
Dave Duncan, R (1, 2) OBP: 0.246, SLG: 0.351	4-3		4-3 BB			F8		F8		5	0	2	1	0	0	4						
Mark Belanger, R (1, 6) OBP: 0.260, SLG: 0.240 Doug DeCinces, R (6, PH) OBP: 0.291, SLG: 0.406	F5					E 1B		SF8		2	1	1	0	0	0	2						
<b>Inning Stats</b>	R: 0 E: 0 K: 1 S: 6	H: 1 LOB: 0 BB: 0 P: 6	R: 0 E: 0 K: 0 S: 4	H: 1 LOB: 2 BB: 1 P: 8	R: 0 E: 0 K: 0 S: 4	H: 1 LOB: 0 BB: 0 P: 4	R: 0 E: 0 K: 0 S: 4	H: 2 LOB: 1 BB: 0 P: 4	R: 1 E: 1 K: 1 S: 8	H: 2 LOB: 2 BB: 0 P: 8	R: 2 E: 0 K: 0 S: 7	H: 4 LOB: 2 BB: 0 P: 7	R: 3 E: 0 K: 1 S: 8	H: 3 LOB: 1 BB: 1 P: 12	R: 0 E: 0 K: 2 S: 7	H: 0 LOB: 0 BB: 0 P: 7		R: 0 E: 0 K: 0 S: 4	H: 1 LOB: 1 BB: 0 P: 4	1B: 14 2B: 1 3B: 0 HR: 0	SF: 1 SAC: 0 DP: 1 HBP: 0	WP: 1 PB: 0 SB: 1 CS: 0
<b>PITCHER</b>	IP WLS BF H R ER SO BB IBB HBP BLK WP HR S P ERA WHIP	5.2 L 28 10 3 2 2 1 0 0 0 0 0 1 1 ∞ ∞	6.1 L 28 10 3 3 3 0 1 0 0 0 0 4 8 40.50 4.500	7.1 W 10 2 0 0 3 0 0 0 0 0 0 16 16 0.00 0.750	<b>PITCHER</b>										IP WLS BF H R ER SO BB IBB HBP BLK WP HR S P ERA WHIP							



Batter	1	2	3	4	5	6	7	8	9	AB	R	H	RBI	BB	SO	LOB	TOP		
Cesar Tovar, R OBP: 0.304, SLG: 0.318 (1, 10)	0-0 6-3			0-0 5-3		0-0 1B 2B		0-0 F4		4	1	1	0	0	0	1			
Toby Harrah, R OBP: 0.403, SLG: 0.482 (1, 6)	0-0 4-3			0-3 K		0-0 2H 1B		0-0 F6		4	0	1	1	0	1	0			
Mike Hargrove, L OBP: 0.308, SLG: 0.425 (1, 7)	0-0 F8			0-0 G3		0-0 G3		0-0 1-3 1B		4	0	1	0	0	0	1			
Tom Grieve, R OBP: 0.306, SLG: 0.431 (1, 9)		0-0 6-3		0-3 K		0-0 F3		0-0 1-3 1-2		4	0	0	0	0	1	1			
Jim Fregosi, R OBP: 0.329, SLG: 0.383 (1, 3)		0-0 6-3		4-0 BB		0-3 K		0-0 F8		3	0	0	0	1	1	1			
Lenny Randle, S OBP: 0.383, SLG: 0.371 Davey Nelson, R OBP: 0.250, SLG: 0.220 (7, 4)		0-3 K		0-0 F8		0-3 K				3	0	0	0	0	2	1			
Leo Cardenas, R OBP: 0.348, SLG: 0.321 (1, 5)			0-0 G5-4-3 1B		0-0 F4		0-0 FC3-6 1B			3	0	2	0	0	0	1			
Jim Sundberg, R OBP: 0.284, SLG: 0.277 (1, 2)			0-0 G5-4-3 1-2		0-0 F7		0-0 F8			3	0	0	0	0	0	2			
Dave Moates, L OBP: 0.328, SLG: 0.392 (1, 8)			0-0 F8		0-3 K		0-0 FC3-6 1-2			3	0	0	0	0	1	1			
<b>Inning Stats</b>	R: 0 E: 0 K: 0 S: 3	H: 0 LOB: 0 BB: 0 P: 3	R: 0 E: 0 K: 1 S: 5	H: 0 LOB: 0 BB: 0 P: 5	R: 0 E: 0 K: 0 S: 3	H: 1 LOB: 0 BB: 0 P: 3	R: 0 E: 0 K: 1 S: 5	H: 0 LOB: 0 BB: 0 P: 5	R: 0 E: 0 K: 1 S: 7	H: 2 LOB: 1 BB: 0 P: 7	R: 0 E: 0 K: 2 S: 7	H: 0 LOB: 0 BB: 0 P: 7	R: 0 E: 1 K: 0 S: 4	H: 1 LOB: 1 BB: 0 P: 4	R: 0 E: 0 K: 0 S: 4	H: 1 LOB: 1 BB: 0 P: 4	1B: 4 2B: 1 3B: 0 HR: 0	SF: 0 SAC: 0 DP: 1 HBP: 0	WP: 0 PA: 32 PB: 0 SB: 0 CS: 0
<b>PITCHER</b> Mike Cuellar, L ERA: 3.61 (1, 1)	IP: 9.0 WLS: W BF: 32 H: 5 R: 1 ER: 1 SO: 6 BB: 1 IBB: 0 HBP: 0 BLK: 0 WP: 0 HR: 0 S: 43 P: 47 ERA: 1.00 WHIP: 0.667																		

Texas Rangers @ Baltimore Orioles  
Memorial Stadium, Baltimore, MD  
Fri Aug 15 1975, 7:05 PM EDT  
Att: 18,636 - Unknown

AB	31
R	1
H	5
RBI	1
BB	1
SO	6
LOB	9



Batter	1	2	3	4	5	6	7	8	9	AB	R	H	RBI	BB	SO	LOB	BOTTOM		
Ken Singleton, S OBP: 0.430, SLG: 0.467 Al Bumbry, L OBP: 0.321, SLG: 0.369 (7, 7)	0-0 FC6-4 1B		0-0 SH5-3 1B 2B	0-3 K		0-0 BB F7		0-0 6-3 1B		4	2	2	0	1	1	3			
Paul Blair, R OBP: 0.243, SLG: 0.260 (1, 8)	0-0 FC6-4 1-2 2B		0-0 SH5-3 2-3		0-0 F9		0-0 1-3	0-0 6-3 1-2		5	2	1	0	0	0	4			
Tommy Davis, R OBP: 0.317, SLG: 0.361 (1, 10)	4-0 1-2 2B BB		0-0 1B 3H		0-0 1B 1B	0-3 K	0-0 1B 1B	0-0 L7		5	2	3	1	1	1	3			
Lee May, R OBP: 0.319, SLG: 0.447 Tony Muser, L OBP: 0.331, SLG: 0.301 (7, PR) (8, 3)	0-0 1-2 2H 2B		0-0 F8		0-0 1B FC6-4 1B	4-0 BB HBP 3B IBB	0-0 FC6-4 1B			4	2	3	1	1	0	1			
Don Baylor, R OBP: 0.369, SLG: 0.517 Tom Shopay, L OBP: 0.240, SLG: 0.217 (7, 9)	0-0 L5		0-0 FC5-4 1B		0-0 1-3 2H 1B	1-0 BB HBP 3B	0-0 FC6-4 1B			3	1	2	2	0	0	1			
Bobby Grich, R OBP: 0.411, SLG: 0.414 Tim Nordbrook, R OBP: 0.222, SLG: 0.067 (7, 4)		0-0 1B	0-0 FC5-4 1-2		0-0 FC6-4 1-2 HR	4-0 BB HBP 3B BB	0-3 K			3	2	1	2	1	0	3			
Doug DeCinces, R OBP: 0.296, SLG: 0.453 (1, 5)	0-3 K			0-0 6-3		0-0 1H HR	0-0 1B 3B	0-0 FC6-4 1-2 2-3		5	2	2	5	0	1	3			
Eliud Hendricks, L OBP: 0.347, SLG: 0.380 (1, 2)	0-0 F6		0-0 BB	4-0 BB	0-0 FC5-4 1B	0-0 BB 1B	0-0 1-3			4	0	2	1	1	0	3			
Mark Belanger, R OBP: 0.259, SLG: 0.237 (1, 6)	0-0 F8		0-0 K	0-3 K	0-0 FC5-4 1-2	4-0 BB	0-0 F8			4	0	0	0	1	1	3			
<b>Inning Stats</b>	R: 1 E: 0 K: 0 S: 4	H: 2 LOB: 1 BB: 1 P: 8	R: 0 E: 0 K: 1 S: 6	H: 1 LOB: 1 BB: 0 P: 6	R: 1 E: 0 K: 0 S: 6	H: 3 LOB: 2 BB: 0 P: 6	R: 0 E: 0 K: 2 S: 7	H: 0 LOB: 1 BB: 1 P: 11	R: 4 E: 0 K: 0 S: 8	H: 5 LOB: 1 BB: 0 P: 8	R: 6 E: 0 K: 1 S: 8	H: 3 LOB: 2 BB: 4 P: 25	R: 1 E: 0 K: 1 S: 8	H: 3 LOB: 2 BB: 0 P: 8	R: 0 E: 0 K: 0 S: 4	H: 1 LOB: 1 BB: 0 P: 4	1B: 14 2B: 2 3B: 1 HR: 1	SF: 0 SAC: 1 DP: 0 HBP: 1	WP: 0 PA: 48 PB: 0 SB: 1 CS: 0
<b>PITCHER</b> Clyde Wright, L ERA: 4.39 Tommy Moore, R ERA: 5.25 (5, 1)	IP: 4.2 WLS: L BF: 26 H: 11 R: 6 ER: 6 SO: 3 BB: 2 IBB: 0 HBP: 0 BLK: 0 WP: 0 HR: 1 S: 30 P: 38 ERA: 11.57 WHIP: 2.786																		

Texas Rangers @ Baltimore Orioles  
Memorial Stadium, Baltimore, MD  
Fri Aug 15 1975, 7:05 PM EDT  
Att: 18,636 - Unknown

AB	40
R	13
H	18
RBI	13
BB	6
SO	5
LOB	26





Batter	1	2	3	4	5	6	7	8	9	AB	R	H	RBI	BB	SO	LOB	TOP				
<b>Cesar Tovar, R</b> OBP: 0.304, SLG: 0.318 (1, 10)										4	0	1	0	0	0	0	<b>Texas Rangers @ Baltimore Orioles</b> Memorial Stadium, Baltimore, MD Sat Aug 16 1975, 7:05 PM EDT Att: 25,630 - Unknown				
<b>Toby Harrah, R</b> OBP: 0.400, SLG: 0.477 (1, 6)										4	0	0	0	0	0	1					
<b>Mike Hargrove, L</b> OBP: 0.309, SLG: 0.426 (1, 7)										4	2	2	0	0	0	1					
<b>Tom Grieve, R</b> OBP: 0.310, SLG: 0.445 (1, 9)										4	2	2	2	0	0	1					
<b>Jim Fregosi, R</b> OBP: 0.329, SLG: 0.405 (1, 3)										3	1	1	3	0	0	0					
<b>Jim Spencer, L</b> OBP: 0.335, SLG: 0.420 (6, 3)										1	0	0	0	0	1	0					
<b>Lenny Randle, S</b> OBP: 0.351, SLG: 0.368 (1, 4)										4	0	0	0	0	0	0					
<b>Roy Howell, L</b> OBP: 0.340, SLG: 0.437 (1, 5)										4	0	3	0	0	0	0					
<b>Jim Sundberg, R</b> OBP: 0.281, SLG: 0.274 (1, 2)										4	0	0	0	0	1	3					
<b>Dave Moates, L</b> OBP: 0.319, SLG: 0.379 (1, 8)										4	0	0	0	0	1	1					
<b>Inning Stats</b>	R: 0 E: 0 K: 0 S: 4	H: 1 LOB: 1 BB: 0 P: 4	R: 0 E: 0 K: 0 S: 3	H: 0 LOB: 0 BB: 0 P: 3	R: 0 E: 0 K: 1 S: 5	H: 0 LOB: 0 BB: 0 P: 5	R: 3 E: 0 K: 1 S: 9	H: 4 LOB: 1 BB: 0 P: 9	R: 0 E: 0 K: 0 S: 3	H: 0 LOB: 0 BB: 0 P: 3	R: 2 E: 0 K: 0 S: 6	H: 3 LOB: 1 BB: 0 P: 6	R: 0 E: 0 K: 1 S: 3	H: 0 LOB: 0 BB: 0 P: 3	R: 0 E: 0 K: 0 S: 5	H: 1 LOB: 1 BB: 0 P: 4	1B: 6 2B: 1 3B: 0 HR: 2	SF: 0 SAC: 0 DP: 0 HBP: 0	WP: 0 PB: 0 SB: 0 CS: 0	PA: 36	
<b>PITCHER</b>	IP	WLS	BF	H	R	ER	SO	BB	IBB	HBP	BLK	WP	HR	S	P	ERA	WHIP				
<b>Ross Grimsley, L</b> ERA: 3.89 (1, 1)	5.2	L	25	8	5	5	2	0	0	0	0	0	2	29	29	7.94	1.412				
<b>Doyle Alexander, R</b> ERA: 3.47 (6, 1)	3.1		11	1	0	0	1	0	0	0	0	0	0	13	13	0.00	0.300				

AB	36
R	5
H	9
RBI	5
BB	0
SO	3
LOB	7



Batter	1	2	3	4	5	6	7	8	9	AB	R	H	RBI	BB	SO	LOB	BOTTOM					
<b>Ken Singleton, S</b> OBP: 0.431, SLG: 0.470 (1, 9)										4	1	2	0	0	1	0	<b>Texas Rangers @ Baltimore Orioles</b> Memorial Stadium, Baltimore, MD Sat Aug 16 1975, 7:05 PM EDT Att: 25,630 - Unknown					
<b>Paul Blair, R</b> OBP: 0.241, SLG: 0.258 (1, 8)										2	0	0	0	0	0	0						
<b>Jim Northrup, L</b> OBP: 0.349, SLG: 0.442 (6, 7)										1	0	1	0	0	0	0						
<b>Tommy Davis, R</b> OBP: 0.319, SLG: 0.363 (1, 10)										4	0	2	1	0	1	2						
<b>Lee May, R</b> OBP: 0.316, SLG: 0.443 (1, 3)										4	0	0	0	0	3	5						
<b>Don Baylor, R</b> OBP: 0.366, SLG: 0.512 (1, 7)										4	0	0	0	0	1	3						
<b>Bobby Grich, R</b> OBP: 0.410, SLG: 0.413 (1, 4)										4	0	1	0	0	1	0						
<b>Doug DeCinces, R</b> OBP: 0.294, SLG: 0.445 (9, 6)										4	0	1	0	0	1	1						
<b>Eliud Hendricks, L</b> OBP: 0.339, SLG: 0.370 (1, 2)										4	0	0	0	0	0	1						
<b>Mark Belanger, R</b> OBP: 0.258, SLG: 0.237 (1, 6)										1	0	0	0	0	1	0						
<b>Al Bumbry, L</b> OBP: 0.320, SLG: 0.368 (6, PH)										1	0	0	0	0	1	0						
<b>Tim Nordbrook, R</b> OBP: 0.222, SLG: 0.067 (7, 6)										0	0	0	0	0	0	0						
<b>Tom Shopay, L</b> OBP: 0.231, SLG: 0.208 (8, PH)										1	0	0	0	0	1	0						
<b>Brooks Robinson, R</b> OBP: 0.279, SLG: 0.274 (9, 5)										0	0	0	0	0	0	0						
<b>Inning Stats</b>	R: 0 E: 0 K: 1 S: 5	H: 0 LOB: 0 BB: 0 P: 5	R: 0 E: 0 K: 0 S: 4	H: 1 LOB: 1 BB: 0 P: 4	R: 0 E: 0 K: 2 S: 7	H: 0 LOB: 0 BB: 0 P: 7	R: 0 E: 0 K: 1 S: 6	H: 1 LOB: 1 BB: 0 P: 6	R: 0 E: 0 K: 1 S: 5	H: 0 LOB: 0 BB: 0 P: 5	R: 1 E: 0 K: 2 S: 9	H: 2 LOB: 2 BB: 0 P: 10	R: 0 E: 0 K: 1 S: 5	H: 0 LOB: 0 BB: 0 P: 5	R: 0 E: 0 K: 2 S: 9	H: 2 LOB: 2 BB: 0 P: 9	R: 0 E: 0 K: 1 S: 6	H: 1 LOB: 1 BB: 0 P: 6	1B: 6 2B: 1 3B: 0 HR: 0	SF: 0 SAC: 0 DP: 0 HBP: 1	WP: 0 PB: 0 SB: 0 CS: 0	PA: 35
<b>PITCHER</b>	IP	WLS	BF	H	R	ER	SO	BB	IBB	HBP	BLK	WP	HR	S	P	ERA	WHIP					
<b>Gaylord Perry, R</b> ERA: 3.29 (1, 1)	9.0	W	35	7	1	1	11	0	0	1	0	0	0	56	57	1.00	0.778					






Batter	1	2	3	4	5	6	7	8	9	AB	R	H	RBI	BB	SO	LOB	TOP			
<b>Dave Moates, L</b> OBP: 0.317, SLG: 0.375 (1, 8)	0-0 1B	0-0 F6			0-0 F4		0-0 4-3			4	0	1	0	0	0	1				
<b>Cesar Tovar, R</b> OBP: 0.305, SLG: 0.318 (1, 10)	0-0 BB 1B		0-0 F6		4-0 FC4-6 BB		0-0 F4			3	0	1	0	1	0	0				
<b>Mike Hargrove, L</b> OBP: 0.308, SLG: 0.423 (1, 7)	0-3 K		4-0 BB		0-0 F7		0-0 3-1			3	0	0	0	1	1	3				
<b>Jim Spencer, L</b> OBP: 0.331, SLG: 0.415 (1, 3)	0-3 K		0-0 F7		0-0 FC4-6 1-2		0-0 G3			4	0	0	0	0	1	4				
<b>Toby Harrah, R</b> OBP: 0.399, SLG: 0.473 (1, 6)	4-0 1-2 BB		0-0 G3			0-0 F7		0-0 F4		3	0	0	0	1	0	1				
<b>Lenny Randle, S</b> OBP: 0.348, SLG: 0.364 (1, 4)	0-0 4-3			0-0 1-3		0-0 3-1		0-0 3-1		4	0	0	0	0	0	3				
<b>Tom Grieve, R</b> OBP: 0.309, SLG: 0.442 (1, 9)		0-0 F4		0-0 FC6-4 1B		0-3 K		0-0 5-3		4	0	1	0	0	1	0				
<b>Roy Howell, L</b> OBP: 0.337, SLG: 0.432 (1, 5)		0-0 6-3		0-3 K			0-0 G3			3	0	0	0	0	1	1				
<b>Jim Sundberg, R</b> OBP: 0.282, SLG: 0.274 (1, 2)		0-0 1B		0-0 FC6-4 1-2			0-0 L6			3	0	1	0	0	0	1				
<b>Inning Stats</b>	R: 0 E: 0 K: 2 S: 9	H: 2 LOB: 3 BB: 1 P: 13	R: 0 E: 0 K: 0 S: 4	H: 1 LOB: 1 BB: 0 P: 4	R: 0 E: 0 K: 0 S: 3	H: 0 LOB: 1 BB: 1 P: 7	R: 0 E: 0 K: 1 S: 6	H: 1 LOB: 1 BB: 0 P: 6	R: 0 E: 0 K: 0 S: 3	H: 0 LOB: 0 BB: 0 P: 7	R: 0 E: 0 K: 0 S: 3	H: 0 LOB: 0 BB: 0 P: 3	R: 0 E: 0 K: 0 S: 3	H: 0 LOB: 0 BB: 0 P: 3	R: 0 E: 0 K: 0 S: 3	H: 0 LOB: 0 BB: 0 P: 3	1B: 4 2B: 0 3B: 0 HR: 0	SF: 0 SAC: 0 DP: 0 HBP: 0	WP: 0 PB: 0 SB: 0 CS: 0	PA: 34
<b>PITCHER</b> <b>Jim Palmer, R</b> ERA: 2.24 (1, 1)	IP: 9.0 WLS: W BF: 34 H: 4 R: 0 ER: 0 SO: 4 BB: 3 IBB: 0 HBP: 0 BLK: 0 WP: 0 HR: 0 S: 39 P: 51 ERA: 0.00 WHIP: 0.778															<b>PITCHER</b> <b>Jim Palmer, R</b> ERA: 2.24 (1, 1)	IP: 9.0 WLS: W BF: 34 H: 4 R: 0 ER: 0 SO: 4 BB: 3 IBB: 0 HBP: 0 BLK: 0 WP: 0 HR: 0 S: 39 P: 51 ERA: 0.00 WHIP: 0.778			

Texas Rangers @ Baltimore Orioles  
Memorial Stadium, Baltimore, MD  
Sun Aug 17 1975, 3:33 AM EDT  
Att: 11,123 - Unknown

AB 31  
R 0  
H 4  
RBI 0  
BB 3  
SO 4  
LOB 14



Batter	1	2	3	4	5	6	7	8	9	AB	R	H	RBI	BB	SO	LOB	BOTTOM			
<b>Ken Singleton, S</b> OBP: 0.431, SLG: 0.473 (1, 9)	0-3 K		0-0 1-3 1B		0-0 1-H 2-H 2B		0-0 4-3			4	0	2	2	0	1	1				
<b>Bobby Grich, R</b> OBP: 0.409, SLG: 0.409 (1, 4)	0-0 5-3		0-0 F8		0-3 K		1-0 1B HBP			3	0	0	0	0	1	3				
<b>Tommy Davis, R</b> OBP: 0.318, SLG: 0.362 (1, 10)	0-0 4-3			0-3 K		0-0 6-3		0-0 1-2 2-H 1B		4	0	1	1	0	1	0				
<b>Lee May, R</b> OBP: 0.318, SLG: 0.444 (1, 3)		0-0 5-3		4-0 G6-4-3 BB		0-0 2B		0-3 K		3	0	1	0	1	1	2				
<b>Tony Muser, L</b> OBP: 0.331, SLG: 0.301 (8, 3)										0	0	0	0	0	0	0				
<b>Jim Northrup, L</b> OBP: 0.343, SLG: 0.433 (1, 8)		0-0 F5		0-0 G6-4-3 1-2		0-0 5-3		0-0 S F8 E 1B		3	0	0	0	0	0	2				
<b>Paul Blair, R</b> OBP: 0.243, SLG: 0.260 (7, 8)										1	1	1	0	0	0	0				
<b>Don Baylor, R</b> OBP: 0.364, SLG: 0.508 (1, 7)		0-0 F5			0-0 F7		4-0 IBB		0-0 F8 1-2	3	0	0	0	1	0	1				
<b>Brooks Robinson, R</b> OBP: 0.279, SLG: 0.272 (1, 5)			0-0 F6		4-0 1B 2B BB		0-0 F6		0-0 5-3 2-H	3	1	0	0	1	0	2				
<b>Dave Duncan, R</b> OBP: 0.246, SLG: 0.349 (1, 2)			0-0 1-3		0-3 K			0-0 K		4	0	1	0	0	2	1				
<b>Mark Belanger, R</b> OBP: 0.264, SLG: 0.243 (1, 6)			0-0 1B		0-0 1-2 2B 1B		0-0 4-3 1B 1B		0-0 L5	4	2	3	0	0	0	1				
<b>Inning Stats</b>	R: 0 E: 0 K: 1 S: 5	H: 0 LOB: 0 BB: 0 P: 5	R: 0 E: 0 K: 0 S: 3	H: 0 LOB: 0 BB: 0 P: 3	R: 0 E: 0 K: 0 S: 5	H: 2 LOB: 2 BB: 0 P: 5	R: 0 E: 0 K: 1 S: 4	H: 0 LOB: 0 BB: 1 P: 8	R: 2 E: 0 K: 2 S: 9	H: 2 LOB: 1 BB: 1 P: 13	R: 0 E: 0 K: 0 S: 4	H: 1 LOB: 2 BB: 1 P: 8	R: 1 E: 0 K: 2 S: 9	H: 2 LOB: 2 BB: 0 P: 10	R: 1 E: 0 K: 0 S: 5	H: 2 LOB: 1 BB: 0 P: 5	1B: 7 2B: 2 3B: 0 HR: 0	SF: 0 SAC: 0 DP: 1 HBP: 1	WP: 0 PB: 0 SB: 1 CS: 0	PA: 36
<b>PITCHER</b> <b>Stan Perzanowski, R</b> ERA: 3.63 (1, 1)	IP: 6.2 WLS: L BF: 30 H: 7 R: 3 ER: 3 SO: 5 BB: 2 IBB: 1 HBP: 1 BLK: 0 WP: 0 HR: 0 S: 36 P: 49 ERA: 4.05 WHIP: 1.350															<b>PITCHER</b> <b>Stan Thomas, R</b> ERA: 3.79 (7, 1)	IP: 1.1 WLS: 6 BF: 2 H: 2 R: 1 ER: 1 SO: 1 BB: 0 IBB: 0 HBP: 0 BLK: 0 WP: 0 HR: 0 S: 8 P: 8 ERA: 6.75 WHIP: 1.500			

Texas Rangers @ Baltimore Orioles  
Memorial Stadium, Baltimore, MD  
Sun Aug 17 1975, 3:33 AM EDT  
Att: 11,123 - Unknown

AB 32  
R 4  
H 9  
RBI 3  
BB 3  
SO 6  
LOB 13





Batter	1	2	3	4	5	6	7	8	9	AB	R	H	RBI	BB	SO	LOB	TOP
Davey Nelson, R OBP: 0.229, SLG: 0.200	1-3	F9		6-3			6-3			4	0	0	0	0	0	1	
Lenny Randle, S OBP: 0.352, SLG: 0.366				1B			G3			1	1	1	0	1	0	0	
Cesar Tovar, R OBP: 0.305, SLG: 0.317	HR	1B		BB			HBP			1	0	0	0	0	0	0	
Toby Harrah, R OBP: 0.402, SLG: 0.484	HR			S			E7			4	1	3	2	0	0	0	
Tom Grieve, R OBP: 0.304, SLG: 0.434	5-3			1B			1B			4	0	0	0	0	2	3	
Jim Fregosi, R OBP: 0.327, SLG: 0.396	L4			IBB			3-1			3	0	0	0	1	0	1	
Tom Robson, R OBP: 0.285, SLG: 0.240				K						4	1	2	0	0	1	3	
Roy Howell, L OBP: 0.333, SLG: 0.428				BB													
Jeff Burroughs, R OBP: 0.304, SLG: 0.403				1B			F7			3	0	0	0	0	1	5	AB 31
Jim Sundberg, R OBP: 0.284, SLG: 0.273				K			F7			1	0	0	0	0	0	0	R 3
Dave Moates, L OBP: 0.310, SLG: 0.366				FC5-4			F9			2	0	0	0	2	0	1	H 6
Leo Cardenas, R OBP: 0.344, SLG: 0.317	FC5-4			BB			2-3			3	0	0	0	0	0	3	RBI 2
				S			G1-6-3			1	0	0	0	0	0	0	BB 4
				1B						2	0	0	0	2	0	1	SO 4
				BB						3	0	0	0	0	0	3	LOB 17
				1B						1	0	0	0	0	0	0	
				BB						3	0	0	0	0	0	3	
				1B						1	0	0	0	0	0	0	
				BB						3	0	0	0	0	0	3	
				1B						1	0	0	0	0	0	0	
				BB						3	0	0	0	0	0	3	
				1B						1	0	0	0	0	0	0	
				BB						3	0	0	0	0	0	3	
				1B						1	0	0	0	0	0	0	
				BB						3	0	0	0	0	0	3	
				1B						1	0	0	0	0	0	0	
				BB						3	0	0	0	0	0	3	
				1B						1	0	0	0	0	0	0	
				BB						3	0	0	0	0	0	3	
				1B						1	0	0	0	0	0	0	
				BB						3	0	0	0	0	0	3	
				1B						1	0	0	0	0	0	0	
				BB						3	0	0	0	0	0	3	
				1B						1	0	0	0	0	0	0	
				BB						3	0	0	0	0	0	3	
				1B						1	0	0	0	0	0	0	
				BB						3	0	0	0	0	0	3	
				1B						1	0	0	0	0	0	0	
				BB						3	0	0	0	0	0	3	
				1B						1	0	0	0	0	0	0	
				BB						3	0	0	0	0	0	3	
				1B						1	0	0	0	0	0	0	
				BB						3	0	0	0	0	0	3	
				1B						1	0	0	0	0	0	0	
				BB						3	0	0	0	0	0	3	
				1B						1	0	0	0	0	0	0	
				BB						3	0	0	0	0	0	3	
				1B						1	0	0	0	0	0	0	
				BB						3	0	0	0	0	0	3	
				1B						1	0	0	0	0	0	0	
				BB						3	0	0	0	0	0	3	
				1B						1	0	0	0	0	0	0	
				BB						3	0	0	0	0	0	3	
				1B						1	0	0	0	0	0	0	
				BB						3	0	0	0	0	0	3	
				1B						1	0	0	0	0	0	0	
				BB						3	0	0	0	0	0	3	
				1B						1	0	0	0	0	0	0	
				BB						3	0	0	0	0	0	3	
				1B						1	0	0	0	0	0	0	
				BB						3	0	0	0	0	0	3	
				1B						1	0	0	0	0	0	0	
				BB						3	0	0	0	0	0	3	
				1B						1	0	0	0	0	0	0	
				BB						3	0	0	0	0	0	3	
				1B						1	0	0	0	0	0	0	
				BB						3	0	0	0	0	0	3	
				1B						1	0	0	0	0	0	0	
				BB						3	0	0	0	0	0	3	
				1B						1	0	0	0	0	0	0	
				BB						3	0	0	0	0	0	3	
				1B						1	0	0	0	0	0	0	
				BB						3	0	0	0	0	0	3	
				1B						1	0	0	0	0	0	0	
				BB						3	0	0	0	0	0	3	
				1B						1	0	0	0	0	0	0	
				BB						3	0	0	0	0	0	3	
				1B						1	0	0	0	0	0	0	
				BB						3	0	0	0	0	0	3	
				1B						1	0	0	0	0	0	0	
				BB						3	0	0	0	0	0	3	
				1B						1	0	0	0	0	0	0	
				BB						3	0	0	0	0	0	3	
				1B						1	0	0	0	0	0	0	
				BB						3	0	0	0	0	0	3	
				1B						1	0	0	0	0	0	0	
				BB						3	0	0	0	0	0	3	
				1B						1	0	0	0	0	0	0	
				BB						3	0	0	0	0	0	3	
				1B						1	0	0	0	0	0	0	
				BB						3	0	0	0	0	0	3	
				1B						1	0	0	0	0	0	0	
				BB						3	0	0	0	0	0	3	
				1B						1	0	0	0	0	0	0	
				BB						3	0	0	0	0	0	3	
				1B						1	0	0	0	0	0	0	
				BB						3	0	0	0	0	0	3	
				1B						1	0	0	0	0	0	0	
				BB						3	0	0	0	0	0	3	
				1B						1	0	0	0	0	0	0	
				BB						3	0	0	0	0	0	3	
				1B						1	0	0	0	0	0	0	
				BB						3	0	0	0	0	0	3	
				1B						1	0	0	0	0	0	0	
	</																



Batter	1	2	3	4	5	6	7	8	9	AB	R	H	RBI	BB	SO	LOB	TOP										
Dave Moates, L (1, 8) OBP: 0.310, SLG: 0.366 Tom Robson, R (7, PH) OBP: 0.259, SLG: 0.231 Tom Griewe, R (7, 8) OBP: 0.304, SLG: 0.434	0-0 6-3		0-0 F9		0-0 1B		0-0 G6-4-3			3	0	1	1	0	0	0											
Cesar Tovar, R (1, 10) OBP: 0.304, SLG: 0.314	0-0 F8			4-0 3-1 WP BB	0-0 6-3			0-0 6-3		3	0	0	0	1	0	1											
Mike Hargrove, L (1, 7) OBP: 0.309, SLG: 0.426	0-0 2B			0-0 3-1		0-3 K		0-0 6-3 1B		4	0	2	0	0	1	1											
Jeff Burroughs, R (1, 9) OBP: 0.301, SLG: 0.399	0-0 F8			0-3 K		0-0 F9		0-0 6-3		4	0	0	0	0	1	3											
Jim Spencer, L (1, 3) OBP: 0.328, SLG: 0.409		0-0 F2		0-0 F7		0-3 K		0-0 L3		4	0	0	0	0	1	2											
Roy Howell, L (1, 5) OBP: 0.329, SLG: 0.421	0-0 4-3				0-0 5-3			0-0 F7		4	0	0	0	0	0	0											
Mike Cubbage, L (1, 4) Davey Nelson, R (9, PH) OBP: 0.245, SLG: 0.200	0-0 F5				0-0 F9			0-0 WP BB 1B	4-0 FC6-4 BB	3	0	1	0	0	0	0											
Leo Cardenas, R (1, 6) Toby Harrah, R (7, PH) OBP: 0.402, SLG: 0.483			0-0 4-3		4-0 3B BB		4-0 WP BB		0-0 F7	1	1	0	0	1	0	0											
Bill Fahey, L (1, 2) Jim Fregosi, R (7, PH) Jim Sundberg, R (7, 2) OBP: 0.283, SLG: 0.272			0-0 L5		0-0 1B 3B		4-0 G6-4-3 BB		0-0 FC6-4	2	1	1	1	0	0	0											
<b>Inning Stats</b>	R: 0 E: 0 K: 0 S: 4	H: 1 LOB: 1 BB: 0 P: 4	R: 0 E: 0 K: 0 S: 3	H: 0 LOB: 0 BB: 0 P: 3	R: 0 E: 0 K: 1 S: 5	H: 0 LOB: 1 BB: 1 P: 9	R: 2 E: 0 K: 0 S: 5	H: 2 LOB: 1 BB: 1 P: 9	R: 0 E: 0 K: 2 S: 7	H: 0 LOB: 0 BB: 0 P: 7	R: 0 E: 0 K: 0 S: 3	H: 1 LOB: 2 BB: 2 P: 11	R: 0 E: 0 K: 0 S: 4	H: 1 LOB: 1 BB: 0 P: 4	R: 0 E: 0 K: 0 S: 3	H: 0 LOB: 1 BB: 1 P: 7	1B: 3 2B: 1 3B: 1 HR: 0	SF: 0 SAC: 0 DP: 1 HBP: 0	WP: 2 PA: 36 PB: 0 SB: 0 CS: 0								
<b>PITCHER</b>	IP	WLS	BF	H	R	ER	SO	BB	IBB	HBP	BLK	WP	HR	S	P	ERA	WHIP										
Roric Harrison, R (1, 1) ERA: 4.45	6.1	W	26	4	2	2	3	3	0	0	0	1	0	29	41	2.84	1.105										
Dave LaRoche, L (7, 1) ERA: 1.74	2.2	S	10	1	0	0	0	2	0	0	0	1	0	8	16	0.00	1.125										

Texas Rangers @ Cleveland Indians  
Cleveland Municipal Stadium, Cleveland, OH  
Mon Aug 18 1975, 7:05 PM EDT  
Att: 13,410 - Unknown

AB	31
R	2
H	5
RBI	2
BB	5
SO	3
LOB	12



Batter	1	2	3	4	5	6	7	8	9	AB	R	H	RBI	BB	SO	LOB	BOTTOM										
John Lowenstein, L (1, 9) OBP: 0.326, SLG: 0.389	0-0 S E 1B		0-0 1B		0-0 HR			0-3 K		4	2	3	1	0	1	0											
Duane Kuiper, L (1, 4) OBP: 0.359, SLG: 0.330	0-0 F5 1-2		0-0 F8		0-0 F8			0-0 F2		4	0	0	0	0	0	2											
Rick Manning, L (1, 8) OBP: 0.346, SLG: 0.354	0-3 K		0-0 F6		0-0 F7			4-0 1B BB		3	0	0	0	1	1	2											
Boog Powell, L (1, 3) OBP: 0.400, SLG: 0.534	4-0 E BB			4-0 HR BB		0-3 K		0-0 1B		2	1	1	0	2	1	0											
Rico Carty, R (1, 10) OBP: 0.375, SLG: 0.516	0-0 6-3 1-2 2-H			0-0 1-H HR		0-0 4-3		0-0 F3		4	1	1	2	0	0	3											
Oscar Gamble, L (1, 7) OBP: 0.349, SLG: 0.429		0-0 1-3		0-0 F5		0-0 4-3				3	0	0	0	0	0	0											
Buddy Bell, R (1, 5) OBP: 0.310, SLG: 0.354		0-3 K		0-3 K			0-0 F8			3	0	0	0	0	2	0											
Alan Ashby, S (1, 2) OBP: 0.284, SLG: 0.296		0-0 4-3		0-0 F7			0-0 F2			3	0	0	0	0	0	0											
Frank Duffy, R (1, 6) OBP: 0.270, SLG: 0.274			0-3 K		0-0 F4		0-0 F9			3	0	0	0	0	1	0											
<b>Inning Stats</b>	R: 1 E: 1 K: 1 S: 6	H: 1 LOB: 1 BB: 1 P: 10	R: 0 E: 0 K: 1 S: 5	H: 0 LOB: 0 BB: 0 P: 5	R: 0 E: 0 K: 1 S: 6	H: 1 LOB: 0 BB: 1 P: 6	R: 2 E: 0 K: 1 S: 6	H: 1 LOB: 0 BB: 1 P: 10	R: 1 E: 0 K: 0 S: 4	H: 1 LOB: 0 BB: 0 P: 4	R: 0 E: 0 K: 1 S: 5	H: 0 LOB: 0 BB: 0 P: 5	R: 0 E: 0 K: 0 S: 3	H: 0 LOB: 0 BB: 0 P: 3	R: 0 E: 0 K: 1 S: 6	H: 1 LOB: 2 BB: 1 P: 10	1B: 3 2B: 0 3B: 0 HR: 2	SF: 0 SAC: 0 DP: 0 HBP: 0	WP: 0 PA: 32 PB: 0 SB: 1 CS: 0								
<b>PITCHER</b>	IP	WLS	BF	H	R	ER	SO	BB	IBB	HBP	BLK	WP	HR	S	P	ERA	WHIP										
Fergie Jenkins, R (1, 1) ERA: 3.9	8.0	L	32	5	4	3	6	3	0	0	0	0	2	41	53	3.38	1.000										

Texas Rangers @ Cleveland Indians  
Cleveland Municipal Stadium, Cleveland, OH  
Mon Aug 18 1975, 7:05 PM EDT  
Att: 13,410 - Unknown

AB	29
R	4
H	5
RBI	3
BB	3
SO	6
LOB	7





Batter	1	2	3	4	5	6	7	8	9	AB	R	H	RBI	BB	SO	LOB	TOP
Dave Moates, L (1, 8) OBP: 0.309, SLG: 0.370										4	1	1	0	0	0	0	Texas Rangers @ Cleveland Indians Cleveland Municipal Stadium, Cleveland, OH Tue Aug 19 1975, 7:05 PM EDT Att: 8,894 - Unknown
Lenny Randle, S (1, 4) OBP: 0.349, SLG: 0.363										4	0	0	0	0	0	1	
Mike Hargrove, L (1, 7) OBP: 0.307, SLG: 0.424										4	0	1	1	0	0	0	
Jeff Burroughs, R (1, 10) OBP: 0.299, SLG: 0.396										4	0	0	0	0	1	1	
Jim Spencer, L (1, 3) OBP: 0.327, SLG: 0.417										4	1	1	1	0	1	0	
Toby Harrah, R (1, 6) OBP: 0.402, SLG: 0.481										3	0	1	0	0	0	0	
Tom Grieve, R (1, 9) OBP: 0.304, SLG: 0.431										2	0	0	0	1	0	1	
Roy Howell, L (1, 5) OBP: 0.329, SLG: 0.420										3	0	1	0	0	1	0	
Jim Sundberg, R (1, 2) OBP: 0.281, SLG: 0.270										3	0	0	0	0	1	2	
<b>Inning Stats</b>	R: 1 E: 0 K: 0 S: 4	H: 1 LOB: 0 BB: 0 P: 4	R: 0 E: 0 K: 1 S: 5	H: 0 LOB: 0 BB: 0 P: 5	R: 0 E: 0 K: 1 S: 5	H: 0 LOB: 0 BB: 0 P: 5	R: 0 E: 0 K: 1 S: 6	H: 1 LOB: 2 BB: 1 P: 10	R: 1 E: 0 K: 0 S: 4	H: 2 LOB: 0 BB: 0 P: 4	R: 0 E: 0 K: 0 S: 3	H: 0 LOB: 0 BB: 0 P: 3	R: 0 E: 0 K: 0 S: 3	H: 0 LOB: 0 BB: 0 P: 3	1B: 3 2B: 1 3B: 0 HR: 1	SF: 0 SAC: 0 DP: 1 HBP: 0	WP: 0 PA: 32 PB: 0 SB: 0 CS: 0
<b>PITCHER</b> Dennis Eckersley, R (1, 1) ERA: 2.62	IP: 9.0 WLS: L BF: 32	H: 5 R: 2 ER: 2 SO: 4	BB: 1 IBB: 0 HBP: 0 BLK: 0	WP: 0 HR: 1 S: 39 P: 43	ERA: 2.00 WHIP: 0.667	<b>PITCHER</b>											

Batter	1	2	3	4	5	6	7	8	9	AB	R	H	RBI	BB	SO	LOB	BOTTOM		
Duane Kuiper, L (1, 4) OBP: 0.353, SLG: 0.324										4	0	0	0	0	0	3	Texas Rangers @ Cleveland Indians Cleveland Municipal Stadium, Cleveland, OH Tue Aug 19 1975, 7:05 PM EDT Att: 8,894 - Unknown		
Rick Manning, L (1, 8) OBP: 0.348, SLG: 0.356										4	0	2	0	0	0	0			
George Hendrick, R (1, 9) OBP: 0.310, SLG: 0.433										4	0	0	0	0	1	1			
Rico Carty, R (1, 3) (8, 7) OBP: 0.380, SLG: 0.517										3	1	2	0	1	0	0			
Frank Robinson, R (1, 10) OBP: 0.398, SLG: 0.528										2	0	1	0	2	0	1			
John Lowenstein, L (9, PR) OBP: 0.326, SLG: 0.389										0	0	0	0	0	0	0			
Charlie Spikes, R (1, 7) OBP: 0.285, SLG: 0.345										3	0	1	0	0	1	4			
Rick Cerone, R (8, 2)										0	0	0	0	0	0	0			
Buddy Bell, R (1, 5) OBP: 0.312, SLG: 0.354										3	0	1	1	1	0	2			
Alan Ashby, S (1, 2) OBP: 0.280, SLG: 0.292										2	0	0	0	0	0	3			
Boog Powell, L (7, PH) OBP: 0.401, SLG: 0.533										1	0	0	0	1	1	2			
Frank Duffy, R (1, 6) OBP: 0.268, SLG: 0.272										2	0	0	0	0	0	0			
Oscar Gamble, L (7, PH) OBP: 0.351, SLG: 0.429										0	0	0	0	1	0	0			
Ed Crosby, L (8, 6) OBP: 0.325, SLG: 0.262										1	0	0	0	0	0	2			
<b>Inning Stats</b>	R: 0 E: 0 K: 0 S: 3	H: 1 LOB: 0 BB: 0 P: 3	R: 0 E: 0 K: 0 S: 4	H: 2 LOB: 2 BB: 1 P: 8	R: 0 E: 0 K: 0 S: 3	H: 1 LOB: 0 BB: 0 P: 3	R: 0 E: 0 K: 0 S: 3	H: 1 LOB: 1 BB: 1 P: 7	R: 0 E: 0 K: 0 S: 3	H: 0 LOB: 0 BB: 0 P: 3	R: 1 E: 0 K: 2 S: 9	H: 2 LOB: 3 BB: 2 P: 17	R: 0 E: 0 K: 1 S: 5	H: 0 LOB: 0 BB: 0 P: 5	R: 0 E: 0 K: 0 S: 3	H: 0 LOB: 2 BB: 2 P: 11	1B: 6 2B: 2 3B: 0 HR: 0	SF: 0 SAC: 1 DP: 3 HBP: 0	WP: 0 PA: 37 PB: 0 SB: 0 CS: 0
<b>PITCHER</b> Jim Umberger, L (1, 1) ERA: 4.64	IP: 6.1 WLS: W BF: 25	H: 7 R: 1 ER: 1 SO: 1	BB: 2 IBB: 1 HBP: 0 BLK: 0	WP: 0 HR: 0 S: 24 P: 36	ERA: 1.42 WHIP: 1.421	<b>PITCHER</b>													
Steve Foucault, R (7, 1) ERA: 3.99	IP: 2.2 WLS: S BF: 11	H: 0 R: 0 ER: 0 SO: 2	BB: 2 IBB: 1 HBP: 0 BLK: 0	WP: 0 HR: 0 S: 12 P: 24	ERA: 0.00 WHIP: 0.750	<b>PITCHER</b>													

AB	31
R	2
H	5
RBI	2
BB	1
SO	4
LOB	5





Batter	1	2	3	4	5	6	7	8	9	10	11	12	13	14	AB	R	H	RBI	BB	SO	LOB	TOP										
<b>Paul Blair, R</b> OBP: 0.241, SLG: 0.257 (1, 8)															7	0	2	0	0	2	2											
<b>Bobby Grich, R</b> OBP: 0.405, SLG: 0.412 (1, 4)															6	0	2	1	0	0	2											
<b>Tommy Davis, R</b> OBP: 0.316, SLG: 0.358 <b>Al Bumbry, L</b> OBP: 0.321, SLG: 0.366 (10, PR)															5	0	1	0	0	0	2											
<b>Ken Singleton, S</b> OBP: 0.428, SLG: 0.465 (1, 9)															6	0	4	0	0	0	2											
<b>Jim Northrup, L</b> OBP: 0.335, SLG: 0.424 (1, 7)															6	0	0	0	0	1	4											
<b>Tony Muser, L</b> OBP: 0.333, SLG: 0.302 (1, 3)															5	0	2	0	1	0	0											
<b>Doug DeCinces, R</b> OBP: 0.302, SLG: 0.453 <b>Mark Belanger, R</b> OBP: 0.263, SLG: 0.240 <b>Don Baylor, R</b> OBP: 0.363, SLG: 0.500 <b>Tim Lincecum, R</b> OBP: 0.243, SLG: 0.067 (11, PH)															4	1	1	0	0	1	4											
<b>Brooks Robinson, R</b> OBP: 0.280, SLG: 0.277 (1, 5)															6	2	3	2	0	0	1											
<b>Dave Duncan, R</b> OBP: 0.247, SLG: 0.351 <b>Eliot Hendricks, L</b> OBP: 0.326, SLG: 0.353 (10, 2)															3	0	0	0	0	2	2											
<b>Inning Stats</b>	R: 0 E: 0 K: 0 S: 3	H: 1 LOB: 0 BB: 0 P: 3	R: 0 E: 0 K: 1 S: 6	H: 2 LOB: 1 BB: 0 P: 6	R: 0 E: 0 K: 2 S: 7	H: 0 LOB: 0 BB: 0 P: 7	R: 0 E: 0 K: 1 S: 7	H: 2 LOB: 3 BB: 1 P: 11	R: 1 E: 0 K: 1 S: 7	H: 2 LOB: 1 BB: 0 P: 7	R: 0 E: 0 K: 0 S: 3	H: 0 LOB: 0 BB: 0 P: 3	R: 1 E: 0 K: 1 S: 6	H: 2 LOB: 0 BB: 0 P: 6	R: 0 E: 0 K: 0 S: 4	H: 1 LOB: 1 BB: 0 P: 4	R: 0 E: 0 K: 0 S: 3	H: 0 LOB: 0 BB: 0 P: 3	R: 0 E: 0 K: 0 S: 5	H: 2 LOB: 2 BB: 0 P: 5	R: 0 E: 0 K: 0 S: 4	H: 1 LOB: 1 BB: 0 P: 4	R: 0 E: 0 K: 0 S: 3	H: 0 LOB: 0 BB: 0 P: 3	R: 0 E: 0 K: 1 S: 5	H: 1 LOB: 0 BB: 0 P: 5	R: 2 E: 1 K: 0 S: 4	H: 2 LOB: 0 BB: 1 P: 8	1B: 12 2B: 4 3B: 0 HR: 0	SF: 0 SAC: 0 DP: 2 HBP: 0	WP: 0 PB: 0 SB: 0 CS: 2	PA: 55
<b>PITCHER</b>	IP	WLS	BF	H	R	ER	SO	BB	IBB	HBP	BLK	WP	HR	S	P	ERA	WHIP															
<b>Gaylord Perry, R</b> ERA: 3.22 <b>Steve Foucault, R</b> ERA: 4.04	(1, 1)	11.0	44	13	2	2	6	0	0	0	0	0	0	12	16	6.00	1.333															

**Baltimore Orioles @ Texas Rangers**  
Arlington Stadium, Arlington, TX  
Thu Aug 21 1975, 8:05 PM EDT  
Att. 16,575 - Unknown

AB: 53  
R: 4  
H: 16  
RBI: 4  
BB: 2  
SO: 7  
LOB: 20

Batter	1	2	3	4	5	6	7	8	9	10	11	12	13	14	AB	R	H	RBI	BB	SO	LOB	BOTTOM					
<b>Dave Mostes, L</b> OBP: 0.299, SLG: 0.357 (1, 8)															5	0	0	0	0	0	2						
<b>Cesar Tovar, R</b> OBP: 0.305, SLG: 0.315 (1, 10)															6	1	2	0	0	0	1						
<b>Mike Hargrove, L</b> OBP: 0.402, SLG: 0.418 (1, 7)															6	0	0	1	0	0	2						
<b>Jeff Burroughs, R</b> OBP: 0.298, SLG: 0.393 (1, 9)															5	0	1	1	0	2	1						
<b>Jim Spencer, L</b> OBP: 0.325, SLG: 0.413 <b>Davey Nelson, R</b> OBP: 0.245, SLG: 0.200 <b>Tom Greve, R</b> OBP: 0.304, SLG: 0.431 (13, 7)															5	0	1	0	0	1	1						
<b>Toby Harrah, R</b> OBP: 0.398, SLG: 0.475 (1, 6)															5	0	0	0	0	1	1						
<b>Lenny Randle, S</b> OBP: 0.346, SLG: 0.359 (1, 4)															5	0	0	0	0	1	0						
<b>Roy Howell, L</b> OBP: 0.324, SLG: 0.413 (1, 5)															5	0	0	0	0	1	0						
<b>Jim Sundberg, R</b> OBP: 0.281, SLG: 0.270 (1, 2)															4	1	1	0	0	0	1						
<b>Inning Stats</b>	R: 0 E: 0 K: 0 S: 3	H: 0 LOB: 0 BB: 0 P: 3	R: 0 E: 0 K: 0 S: 3	H: 0 LOB: 0 BB: 0 P: 3	R: 0 E: 0 K: 1 S: 7	H: 2 LOB: 1 BB: 0 P: 7	R: 0 E: 0 K: 1 S: 5	H: 0 LOB: 0 BB: 0 P: 5	R: 0 E: 0 K: 0 S: 3	H: 0 LOB: 1 BB: 0 P: 7	R: 0 E: 0 K: 1 S: 7	H: 0 LOB: 0 BB: 0 P: 3	R: 0 E: 0 K: 2 S: 7	H: 0 LOB: 0 BB: 0 P: 7	R: 0 E: 0 K: 0 S: 4	H: 0 LOB: 1 BB: 0 P: 4	R: 0 E: 0 K: 0 S: 3	H: 1 LOB: 1 BB: 0 P: 3	R: 0 E: 0 K: 0 S: 3	H: 0 LOB: 0 BB: 0 P: 3	R: 0 E: 0 K: 0 S: 3	H: 0 LOB: 0 BB: 0 P: 3	1B: 5 2B: 0 3B: 0 HR: 0	SF: 0 SAC: 2 DP: 1 HBP: 0	WP: 0 PB: 0 SB: 1 CS: 0	PA: 48	
<b>PITCHER</b>	IP	WLS	BF	H	R	ER	SO	BB	IBB	HBP	BLK	WP	HR	S	P	ERA	WHIP										
<b>Jim Palmer, R</b> ERA: 2.17 <b>Dyar Miller, R</b> ERA: 2.65	(1, 1)	12.0	42	5	2	1	6	0	0	0	0	0	0	6	6	0.00	0.000										

**Baltimore Orioles @ Texas Rangers**  
Arlington Stadium, Arlington, TX  
Thu Aug 21 1975, 8:05 PM EDT  
Att. 16,575 - Unknown

AB: 46  
R: 2  
H: 5  
RBI: 2  
BB: 0  
SO: 6  
LOB: 9



Batter	1	2	3	4	5	6	7	8	9	AB	R	H	RBI	BB	SO	LOB	TOP								
Ken Singleton, S OBP: 0.427, SLG: 0.462 (1, 9)	1-3	F7	F7				1B		F8	5	0	1	0	1	0	5	<b>Baltimore Orioles @ Texas Rangers</b> Arlington Stadium, Arlington, TX Fri Aug 22 1975, 8:05 PM EDT Att: 36,825 - Unknown								
Bobby Grich, R OBP: 0.407, SLG: 0.418 (1, 4)	5-3		SF8	F8	SF8		1B			4	1	3	1	0	0										
Tommy Davis, R OBP: 0.312, SLG: 0.353 (1, 10)	5-3		F4	1-4-3	K		1B			5	0	0	0	0	1	6									
Jim Northrup, L OBP: 0.337, SLG: 0.421 Paul Blair, R OBP: 0.241, SLG: 0.255 (1, 8) (3, 8)	K		1B	HR			5-3		5-3	1	1	0	0	1	1	1									
Don Baylor, R OBP: 0.365, SLG: 0.509 (1, 7)		1B	SF8	HR			1B		L6	3	2	2	3	0	0	0									
Tony Muser, L OBP: 0.346, SLG: 0.313 (1, 3)		1B	HR	K			1B			4	1	3	1	1	1	0									
Elrod Hendricks, L OBP: 0.328, SLG: 0.369 (1, 2)	L4		HR				1B		F5	4	2	1	2	1	0	5									
Brooks Robinson, R OBP: 0.281, SLG: 0.281 (1, 5)	E6		1B				1-3		F9	5	0	2	1	0	0	1									
Mark Belanger, R OBP: 0.265, SLG: 0.240 (1, 6)	K		E8				F9			4	0	1	0	1	1	4									
Inning Stats	R: 0 E: 0 K: 1 S: 6	H: 1 LOB: 1 BB: 0 P: 6	R: 1 E: 1 K: 1 S: 7	H: 1 LOB: 2 BB: 0 P: 8	R: 4 E: 2 K: 0 S: 8	H: 5 LOB: 2 BB: 1 P: 12	R: 2 E: 0 K: 1 S: 6	H: 1 LOB: 0 BB: 1 P: 10	R: 1 E: 0 K: 1 S: 6	H: 1 LOB: 2 BB: 2 P: 14	R: 0 E: 0 K: 0 S: 4	H: 2 LOB: 1 BB: 0 P: 4	R: 0 E: 0 K: 0 S: 5	H: 2 LOB: 2 BB: 5	R: 0 E: 0 K: 0 S: 3	H: 0 LOB: 1 BB: 1 P: 7		R: 0 E: 0 K: 0 S: 2	H: 0 LOB: 0 BB: 1 P: 6	1B: 9 2B: 2 3B: 0 HR: 2	SF: 2 SAC: 0 DP: 1 HBP: 1	WP: 0 PB: 0 SB: 0 CS: 1	PA: 46		
PITCHER	IP	WLS	BF	H	R	ER	SO	BB	IBB	HBP	BLK	WP	HR	S	P	ERA	WHIP								
Stan Perzanowski, R ERA: 4.8 (1, 1)	2.2	L	15	4	4	4	2	1	0	1	0	0	0	17	22	13.50	1.875								
Clyde Wright, L ERA: 4.57 (3, 1)	1.1		9	4	3	3	1	1	0	0	0	0	2	10	14	20.25	3.750								
Stan Thomas, R ERA: 9.52 (5, 1)	5.0		22	5	1	1	1	3	1	0	0	0	0	20	36	1.80	1.600								

AB	37
R	8
H	13
RBI	8
BB	6
SO	4
LOB	22



Batter	1	2	3	4	5	6	7	8	9	AB	R	H	RBI	BB	SO	LOB	BOTTOM								
Dave Moates, L OBP: 0.302, SLG: 0.365 (1, 8)	2B	K			E4		FC4-6		4-3	5	1	2	0	0	1	2	<b>Baltimore Orioles @ Texas Rangers</b> Arlington Stadium, Arlington, TX Fri Aug 22 1975, 8:05 PM EDT Att: 36,825 - Unknown								
Lenny Randle, S OBP: 0.346, SLG: 0.361 (1, 4)					1B					3	0	1	1	0	1	1									
Mike Cubbage, L OBP: 0.282, SLG: 0.348 (6, 4)			F4		K		F8			1	0	0	0	0	0	1									
Davey Nelson, R OBP: 0.260, SLG: 0.200 (9, PH)	2B								L4-3	0	0	0	0	1	0	0									
Mike Hargrove, L OBP: 0.398, SLG: 0.413 (1, 7)	K		F8		F8		FC5-4		L4-3	5	0	0	0	0	1	4									
Jeff Burroughs, R OBP: 0.299, SLG: 0.403 (1, 9)	F8		K							4	2	2	1	0	1	1									
Jim Spencer, L OBP: 0.321, SLG: 0.408 (1, 3)	4-3				F8		F5		F9	4	0	0	0	0	0	2									
Toby Harrah, R OBP: 0.397, SLG: 0.474 Leo Cardenas, R OBP: 0.344, SLG: 0.310 (1, 6) (7, 6)		1B			F7		K		FC5	3	1	1	0	0	1	0									
Tom Grieve, R OBP: 0.315, SLG: 0.442 (1, 10)										3	0	3	1	1	0	0									
Roy Howell, L OBP: 0.321, SLG: 0.410 Jim Fregosi, R OBP: 0.329, SLG: 0.396 (1, 5) (8, PH) (9, 5)		SF7			K		F7		SF8	2	0	0	1	0	0	0									
Bill Fahey, L OBP: 0.345, SLG: 0.429 Cesar Tovar, R OBP: 0.304, SLG: 0.314 Jim Sundberg, R OBP: 0.281, SLG: 0.270 (1, 2) (8, PH) (9, 2)		K							F9	3	0	1	0	0	1	1									
Inning Stats	R: 1 E: 0 K: 1 S: 7	H: 2 LOB: 1 BB: 0 P: 7	R: 1 E: 0 K: 2 S: 9	H: 2 LOB: 1 BB: 0 P: 9	R: 0 E: 0 K: 1 S: 5	H: 0 LOB: 0 BB: 0 P: 5	R: 0 E: 0 K: 1 S: 6	H: 1 LOB: 1 BB: 0 P: 6	R: 0 E: 1 K: 1 S: 6	H: 1 LOB: 1 BB: 0 P: 6	R: 1 E: 0 K: 0 S: 4	H: 1 LOB: 1 BB: 1 P: 10	R: 0 E: 0 K: 0 S: 4	H: 1 LOB: 1 BB: 0 P: 4	R: 2 E: 0 K: 0 S: 6	H: 2 LOB: 1 BB: 0 P: 6	R: 0 E: 0 K: 0 S: 2	H: 0 LOB: 0 BB: 1 P: 6	1B: 5 2B: 5 3B: 0 HR: 1	SF: 2 SAC: 0 DP: 1 HBP: 0	WP: 0 PB: 0 SB: 0 CS: 0	PA: 39			
PITCHER	IP	WLS	BF	H	R	ER	SO	BB	IBB	HBP	BLK	WP	HR	S	P	ERA	WHIP								
Mike Torrez, R ERA: 3.37 (1, 1)	7.1	W	34	10	5	5	7	1	0	0	0	0	0	47	51	6.14	1.500								
Grant Jackson, L ERA: 3.95 (8, 1)	1.2	S	5	0	0	0	0	1	0	0	0	0	0	4	8	0.00	0.600								

AB	35
R	5
H	10
RBI	5
BB	2
SO	7
LOB	16





Batter	1	2	3	4	5	6	7	8	9	AB	R	H	RBI	BB	SO	LOB	TOP		
Ken Singleton, S OBP: 0.424, SLG: 0.458 (1, 9)	0-0 6-3			0-0 G3		0-0 4-3			0-3 K	4	0	0	0	0	1	2			
Bobby Grich, R OBP: 0.404, SLG: 0.414 (1, 4)	0-0 6-3			0-3 K			0-0 F9		0-0 G6-4-3	4	0	0	0	0	1	1			
Tommy Davis, R OBP: 0.310, SLG: 0.350 (1, 10)	0-3 K			0-0 4-1			0-3 K			3	0	0	0	0	2	0			
Don Baylor, R OBP: 0.363, SLG: 0.505 (1, 7)		0-0 5-3			0-0 F4			0-3 K		3	0	0	0	0	1	0			
Jim Northrup, L OBP: 0.337, SLG: 0.416 Paul Blair, R OBP: 0.241, SLG: 0.255 (8, PR) (8, 8)		0-0 4-3			0-0 F8			4-0 BB		2	0	0	0	1	0	0			
Tony Muser, L OBP: 0.341, SLG: 0.307 (1, 3)		0-3 K			0-0 3-1			0-0 F8		3	0	0	0	0	1	1			
Eliot Hendricks, L OBP: 0.328, SLG: 0.374 (1, 2)			0-3 K			0-0 2B		0-0 F7		3	0	1	0	0	1	1			
Brooks Robinson, R OBP: 0.279, SLG: 0.279 (1, 5)			0-0 F8			0-0 5-3		0-0 F7		3	0	0	0	0	0	2			
Mark Belanger, R OBP: 0.263, SLG: 0.239 Al Bumbry, L OBP: 0.324, SLG: 0.368 (9, PH)			0-0 F5			0-0 5-3			0-0 G6-4-3 1B	2	0	0	0	0	0	1			
<b>Inning Stats</b>	R: 0 E: 0 K: 1 S: 5	H: 0 LOB: 0 BB: 0 P: 5	R: 0 E: 0 K: 1 S: 5	H: 0 LOB: 0 BB: 0 P: 5	R: 0 E: 0 K: 1 S: 5	H: 0 LOB: 0 BB: 0 P: 5	R: 0 E: 0 K: 1 S: 3	H: 0 LOB: 0 BB: 0 P: 3	R: 0 E: 0 K: 0 S: 4	H: 1 LOB: 1 BB: 0 P: 4	R: 0 E: 0 K: 2 S: 7	H: 0 LOB: 0 BB: 0 P: 7	R: 0 E: 0 K: 0 S: 3	H: 0 LOB: 1 BB: 1 P: 7	R: 0 E: 0 K: 1 S: 5	H: 1 LOB: 0 BB: 0 P: 5	1B: 1 2B: 1 3B: 0 HR: 0	SF: 0 SAC: 0 DP: 1 HBP: 0	WP: 0 PA: 29 PB: 0 SB: 0 CS: 0
<b>PITCHER</b> Fergie Jenkins, R ERA: 3.75 (1, 1)	IP: 9.0 WLS: W BF: 29 H: 2 R: 0 ER: 0 SO: 7 BB: 1 IBB: 0 HBP: 0 BLK: 0 WP: 0 HR: 0 S: 42 P: 46 ERA: 0.00 WHIP: 0.333																		

Baltimore Orioles @ Texas Rangers  
Arlington Stadium, Arlington, TX  
Sat Aug 23 1975, 8:05 PM EDT  
Att: 14,637 - Unknown

AB 28  
R 0  
H 2  
RBI 0  
BB 1  
SO 7  
LOB 8



Batter	1	2	3	4	5	6	7	8	9	AB	R	H	RBI	BB	SO	LOB	BOTTOM		
Cesar Tovar, R OBP: 0.304, SLG: 0.313 (1, 10)	0-0 BB 1B 1B		0-0 F3		0-0 G5-4-3		0-0 PO	0-3 K		4	0	1	0	0	1	1			
Lenny Randle, S OBP: 0.345, SLG: 0.360 (1, 4)	0-0 F2		0-0 F6			0-0 FC4-6 1B		0-0 F8		4	0	1	0	0	0	1			
Jim Fregosi, R OBP: 0.327, SLG: 0.391 (1, 3)	0-0 BB 1-2 1B		0-0 4-3			0-0 FC4-6 1B		0-0 F6		4	1	1	0	0	0	1			
Jeff Burroughs, R OBP: 0.300, SLG: 0.403 (1, 9)	0-3 K			0-3 K		0-0 L5-4 1-2 1B				3	0	1	0	0	2	2			
Toby Harrah, R OBP: 0.401, SLG: 0.476 (1, 6)	4-0 BB 1-2 2-3 BB			4-0 BB		0-0 1-2 2-H 1B				1	0	1	1	2	0	0			
Tom Grieve, R OBP: 0.311, SLG: 0.437 (1, 7)	0-0 6-3			0-0 F4		0-0 L5-4				3	0	0	0	0	0	6			
Leo Cardenas, R OBP: 0.333, SLG: 0.299 (1, 5)		0-0 F6			0-0 1-3			0-0 F9		3	0	0	0	0	0	1			
Jim Sundberg, R OBP: 0.281, SLG: 0.270 (1, 2)		0-0 L6			0-3 K			0-0 FC4-6 1B		3	0	1	0	0	1	0			
Dave Moates, L OBP: 0.302, SLG: 0.364 (1, 8)		0-0 6-3			0-0 G5-4-3 1B			0-0 FC4-6 PO		3	0	1	0	0	0	1			
<b>Inning Stats</b>	R: 0 E: 0 K: 1 S: 7	H: 2 LOB: 3 BB: 1 P: 11	R: 0 E: 0 K: 0 S: 3	H: 0 LOB: 0 BB: 0 P: 3	R: 0 E: 0 K: 1 S: 5	H: 0 LOB: 0 BB: 0 P: 3	R: 0 E: 0 K: 1 S: 5	H: 0 LOB: 0 BB: 0 P: 5	R: 1 E: 0 K: 0 S: 5	H: 3 LOB: 1 BB: 0 P: 5	R: 0 E: 0 K: 0 S: 3	H: 1 LOB: 0 BB: 0 P: 3	R: 0 E: 0 K: 1 S: 5	H: 0 LOB: 0 BB: 0 P: 5	R: 0 E: 0 K: 1 S: 5	H: 0 LOB: 0 BB: 0 P: 5	1B: 7 2B: 1 3B: 0 HR: 0	SF: 0 SAC: 0 DP: 2 HBP: 0	WP: 0 PA: 31 PB: 0 SB: 0 CS: 0
<b>PITCHER</b> Mike Cuellar, L ERA: 3.58 (1, 1)	IP: 8.0 WLS: L BF: 30 H: 7 R: 1 ER: 1 SO: 4 BB: 2 IBB: 0 HBP: 0 BLK: 0 WP: 0 HR: 0 S: 36 P: 44 ERA: 1.12 WHIP: 1.125																		

Baltimore Orioles @ Texas Rangers  
Arlington Stadium, Arlington, TX  
Sat Aug 23 1975, 8:05 PM EDT  
Att: 14,637 - Unknown

AB 28  
R 1  
H 7  
RBI 1  
BB 2  
SO 4  
LOB 13







Batter	1	2	3	4	5	6	7	8	9	AB	R	H	RBI	BB	SO	LOB	TOP				
<b>Al Bumbry, L</b> OBP: 0.328, SLG: 0.372 (1, 10)										5	2	3	2	0	0	0	<b>Baltimore Orioles @ Texas Rangers</b> Arlington Stadium, Arlington, TX Sun Aug 24 1975, 8:05 PM EDT Att: 6,324 - Unknown				
<b>Bobby Grich, R</b> OBP: 0.402, SLG: 0.411 (1, 4)										5	0	1	1	0	2	5					
<b>Ken Singleton, S</b> OBP: 0.423, SLG: 0.464 (1, 9)										5	1	2	1	0	0	4					
<b>Lee May, R</b> OBP: 0.319, SLG: 0.442 (1, 3)										5	0	2	1	0	0	1					
<b>Jim Northrup, L</b> OBP: 0.337, SLG: 0.420 (1, 8)																					
<b>Paul Blair, R</b> OBP: 0.240, SLG: 0.254 (5, 8)										3	1	1	0	0	0	1					
<b>Don Baylor, R</b> OBP: 0.361, SLG: 0.501 (1, 7)										5	1	1	1	0	2	0					
<b>Brooks Robinson, R</b> OBP: 0.279, SLG: 0.278 (1, 5)										4	0	1	0	0	0	0					
<b>Dave Duncan, R</b> OBP: 0.247, SLG: 0.350 (8, FR)										4	1	1	0	0	1	2					
<b>Tim Nordbrook, R</b> OBP: 0.243, SLG: 0.067 (8, 6)										0	1	0	0	0	0	0					
<b>Mark Belanger, R</b> OBP: 0.264, SLG: 0.239 (1, 6)										3	0	1	1	0	0	0					
<b>Tony Muser, L</b> OBP: 0.344, SLG: 0.311 (8, PH)										1	0	1	0	0	0	0					
<b>Elrod Hendricks, L</b> OBP: 0.328, SLG: 0.374 (8, 2)										0	0	0	0	0	0	0					
<b>Inning Stats</b>	R: 1 E: 0 K: 1 S: 7	H: 2 LOB: 1 BB: 0 P: 7	R: 0 E: 0 K: 1 S: 5	H: 0 LOB: 0 BB: 0 P: 5	R: 1 E: 1 K: 0 S: 5	H: 1 LOB: 1 BB: 0 P: 5	R: 3 E: 0 K: 1 S: 10	H: 5 LOB: 2 BB: 0 P: 10	R: 0 E: 0 K: 1 S: 3	H: 0 LOB: 0 BB: 0 P: 3	R: 0 E: 0 K: 1 S: 7	H: 2 LOB: 2 BB: 0 P: 7	R: 1 E: 0 K: 0 S: 6	H: 3 LOB: 2 BB: 0 P: 6	R: 1 E: 0 K: 1 S: 6	H: 1 LOB: 0 BB: 0 P: 6	1B: 12 2B: 1 3B: 0 HR: 1	SF: 0 SAC: 0 DP: 0 HBP: 0	WP: 0 PB: 0 SB: 2 CS: 0	PA: 42	
<b>PITCHER</b>	IP	WLS	BF	H	R	ER	SO	BB	IBB	HBP	BLK	WP	HR	S	P	ERA	WHIP				
<b>Steve Hargan, R</b> ERA: 3.53 (1, 1)	3.0		15	5	4	3	2	0	0	0	0	0	0	19	19	9.00	1.667				
<b>Mike Kekich, L</b> ERA: 5.19 (4, 1)	0.1		4	3	1	1	0	0	0	0	0	0	0	4	4	27.00	9.000				
<b>Stan Thomas, R</b> ERA: 3.43 (4, 1)	4.1		18	5	1	1	3	0	0	0	0	0	0	24	24	2.08	1.154				
<b>Steve Foucault, R</b> ERA: 4.08 (8, 1)	1.1	W	5	1	1	1	1	0	0	0	0	0	1	7	7	6.75	0.750				

Batter	1	2	3	4	5	6	7	8	9	AB	R	H	RBI	BB	SO	LOB	BOTTOM					
<b>Cesar Tovar, R</b> OBP: 0.305, SLG: 0.317 (1, 10)										5	0	2	0	0	1	4	<b>Baltimore Orioles @ Texas Rangers</b> Arlington Stadium, Arlington, TX Sun Aug 24 1975, 8:05 PM EDT Att: 6,324 - Unknown					
<b>Davey Nelson, R</b> OBP: 0.291, SLG: 0.292 (1, 4)										3	1	2	3	1	0	2						
<b>Jim Fregosi, R</b> OBP: 0.323, SLG: 0.386 (1, 3)										2	0	0	0	0	0	2						
<b>Mike Hargrove, L</b> OBP: 0.397, SLG: 0.412 (5, PH)										3	0	1	2	0	0	2						
<b>Jeff Burroughs, R</b> OBP: 0.297, SLG: 0.399 (1, 9)										4	0	0	0	0	1	1						
<b>Toby Harrah, R</b> OBP: 0.400, SLG: 0.474 (1, 6)										4	1	1	0	0	1	0						
<b>Tom Grieve, R</b> OBP: 0.310, SLG: 0.445 (1, 7)										4	1	1	2	0	0	0						
<b>Leo Cardenas, R</b> OBP: 0.330, SLG: 0.289 (1, 5)										3	1	0	0	1	0	0						
<b>Jim Sundberg, R</b> OBP: 0.283, SLG: 0.275 (1, 2)										4	2	2	0	0	0	0						
<b>Dave Moates, L</b> OBP: 0.307, SLG: 0.368 (1, 8)										1	0	1	0	0	0	0						
<b>Lenny Randle, S</b> OBP: 0.349, SLG: 0.368 (5, PH)										3	2	3	1	0	0	0						
<b>Inning Stats</b>	R: 1 E: 0 K: 0 S: 4	H: 1 LOB: 0 BB: 0 P: 4	R: 0 E: 0 K: 0 S: 3	H: 0 LOB: 0 BB: 0 P: 3	R: 1 E: 0 K: 0 S: 5	H: 3 LOB: 1 BB: 0 P: 5	R: 0 E: 0 K: 0 S: 3	H: 0 LOB: 0 BB: 0 P: 3	R: 3 E: 0 K: 1 S: 8	H: 3 LOB: 1 BB: 1 P: 12	R: 0 E: 0 K: 1 S: 5	H: 0 LOB: 0 BB: 0 P: 5	R: 0 E: 0 K: 0 S: 4	H: 2 LOB: 1 BB: 0 P: 4	R: 2 E: 0 K: 1 S: 7	H: 2 LOB: 3 BB: 0 P: 7	R: 1 E: 0 K: 0 S: 4	H: 2 LOB: 3 BB: 1 P: 8	1B: 7 2B: 4 3B: 0 HR: 2	SF: 1 SAC: 0 DP: 2 HBP: 0	WP: 0 PB: 0 SB: 0 CS: 0	PA: 39
<b>PITCHER</b>	IP	WLS	BF	H	R	ER	SO	BB	IBB	HBP	BLK	WP	HR	S	P	ERA	WHIP					
<b>Ross Grimsley, L</b> ERA: 3.95 (1, 1)	4.0		18	6	5	5	0	1	0	0	0	0	1	17	21	11.25	1.750					
<b>Wayne Garland, R</b> ERA: 3.95 (5, 1)	4.1	L	18	6	3	3	3	0	0	0	0	0	1	24	24	6.23	1.385					
<b>Dyar Miller, R</b> ERA: 2.65 (9, 1)	0.0		1	1	0	0	0	0	0	0	0	0	0	1	1	∞	∞					
<b>Grant Jackson, L</b> ERA: 3.95 (9, 1)	0.0		2	0	0	0	0	0	1	0	0	0	0	1	5	∞	∞					





Batter	1	2	3	4	5	6	7	8	9	AB	R	H	RBI	BB	SO	LOB	TOP
Ron LeFlore, R OBP: 0.312, SLG: 0.367 (1, 8)	0-3 K			0-0 1B			4-0 E 5-3 BB		0-3 K	3	0	1	0	1	2	1	<p><b>Detroit Tigers @ Texas Rangers</b> Arlington Stadium, Arlington, TX Mon Aug 25 1975, 8:05 PM EDT Att: 5,458 - Unknown</p> <p>livebaseballscores.com</p> <p>AB 30 R 0 H 3 RBI 0 BB 1 SO 5 LOB 10</p> 
Gary Sutherland, R OBP: 0.322, SLG: 0.326 (1, 4)	0-0 4-3			0-0 9-1-4			0-0 5-3		0-0 1B	4	0	1	0	0	0	2	
Dan Meyer, L OBP: 0.297, SLG: 0.357 (1, 3)	0-0 F8			0-3 K			0-0 F8		0-0 F6	4	0	0	0	0	1	3	
Willie Horton, R OBP: 0.316, SLG: 0.419 (1, 10)		0-3 K			0-0 F1		0-0 6-3		0-0 F9	4	0	0	0	0	1	3	
Bill Freehan, R OBP: 0.307, SLG: 0.414 (1, 2)		0-0 1-3			0-0 5-3				0-0 6-3	3	0	0	0	0	0	0	
Aurelio Rodriguez, R OBP: 0.286, SLG: 0.400 (1, 5)		0-0 5-3			0-0 F8				0-0 6-3	3	0	0	0	0	0	0	
Leon Roberts, R OBP: 0.324, SLG: 0.407 (1, 9)			0-0 5-3		0-0 F7				0-0 2B	3	0	1	0	0	0	0	
Ben Oglivie, L OBP: 0.298, SLG: 0.372 (1, 7)			0-0 L6		0-3 K				0-0 4-3	3	0	0	0	0	1	1	
Tom Verzyer, R OBP: 0.275, SLG: 0.304 (1, 6)			0-0 F4		0-0 5-3				0-0 E6 1B	3	0	0	0	0	0	0	
<b>Inning Stats</b>	R: 0 E: 0 K: 1 S: 5	H: 0 LOB: 0 BB: 0 P: 5	R: 0 E: 0 K: 1 S: 5	H: 0 LOB: 0 BB: 0 P: 5	R: 0 E: 0 K: 0 S: 3	H: 1 LOB: 0 BB: 0 P: 5	R: 0 E: 0 K: 0 S: 3	H: 0 LOB: 0 BB: 0 P: 3	R: 0 E: 1 K: 0 S: 3	H: 0 LOB: 1 BB: 1 P: 7	R: 0 E: 0 K: 0 S: 4	H: 1 LOB: 1 BB: 0 P: 4	R: 0 E: 1 K: 1 S: 7	H: 1 LOB: 2 BB: 0 P: 7	1B: 2 2B: 2 3B: 0 HR: 0	SF: 0 SAC: 0 DP: 1 HBP: 0	WP: 0 PA: 31 PB: 0 SB: 0 CS: 0
<b>PITCHER</b> Jim Umberger, L ERA: 4.2 (1, 1)	IP: 9.0 WLS: W BF: 31 H: 3 R: 0 ER: 0 SO: 5 BB: 1 IBB: 0 HBP: 0 BLK: 0 WP: 0 HR: 0 S: 40 P: 44 ERA: 0.00 WHIP: 0.444																

Batter	1	2	3	4	5	6	7	8	9	AB	R	H	RBI	BB	SO	LOB	BOTTOM
Davey Nelson, R OBP: 0.271, SLG: 0.269 (1, 4)	0-3 K		0-3 K		0-0 F9			0-0 G5-4-3 1-2		4	0	0	0	0	2	3	<p><b>Detroit Tigers @ Texas Rangers</b> Arlington Stadium, Arlington, TX Mon Aug 25 1975, 8:05 PM EDT Att: 5,458 - Unknown</p> <p>livebaseballscores.com</p> <p>AB 27 R 1 H 6 RBI 1 BB 1 SO 4 LOB 9</p> 
Lenny Randle, S OBP: 0.349, SLG: 0.368 (1, 8)	0-0 G4-3 1B		0-0 B1-3		0-0 F7		0-0 3-1		0-0 4-3	3	0	1	0	0	0	0	
Mike Hargrove, L OBP: 0.395, SLG: 0.409 (1, 7)	0-0 G4-3 1-2			0-0 F7		0-0 4-3			0-0 F8	3	0	0	0	0	0	1	
Jeff Burroughs, R OBP: 0.296, SLG: 0.397 (1, 9)		0-3 K		0-0 6-3		0-0 F8			0-0 B1-3	3	0	0	0	0	1	0	
Jim Spencer, L OBP: 0.321, SLG: 0.408 (1, 3)		0-0 BB 1B 1B		0-0 F9		0-0 B1-3			0-0 B1-3	3	1	1	0	0	0	0	
Toby Harrah, R OBP: 0.401, SLG: 0.474 (1, 6)		4-0 1B 1-2 BB			0-0 6-4-3 1B		0-0 K		0-3 K	2	0	1	0	1	1	0	
Tom Grieve, R OBP: 0.314, SLG: 0.448 (1, 10)		0-0 1-3 2-H 1B			0-0 6-4-3 1B		0-0 F8		0-0 F8	3	0	2	1	0	0	0	
Roy Howell, L OBP: 0.318, SLG: 0.406 (1, 5)		0-0 F8			0-0 F7			0-0 6-3		3	0	0	0	0	0	3	
Jim Sundberg, R OBP: 0.283, SLG: 0.276 (1, 2)			0-0 1-3		0-0 6-4-3			0-0 G5-4-3 1B		3	0	1	0	0	0	2	
<b>Inning Stats</b>	R: 0 E: 0 K: 1 S: 5	H: 1 LOB: 0 BB: 0 P: 5	R: 1 E: 0 K: 1 S: 6	H: 2 LOB: 1 BB: 1 P: 10	R: 0 E: 0 K: 1 S: 5	H: 0 LOB: 0 BB: 0 P: 5	R: 0 E: 0 K: 0 S: 3	H: 0 LOB: 0 BB: 0 P: 3	R: 0 E: 0 K: 0 S: 3	H: 0 LOB: 0 BB: 0 P: 3	R: 0 E: 0 K: 1 S: 5	H: 0 LOB: 0 BB: 0 P: 5	R: 0 E: 0 K: 0 S: 3	H: 1 LOB: 0 BB: 0 P: 3	1B: 6 2B: 0 3B: 0 HR: 0	SF: 0 SAC: 0 DP: 2 HBP: 0	WP: 0 PA: 28 PB: 0 SB: 0 CS: 0
<b>PITCHER</b> Ray Bare, R ERA: 3.61 (1, 1)	IP: 8.0 WLS: L BF: 28 H: 6 R: 1 ER: 1 SO: 4 BB: 1 IBB: 0 HBP: 0 BLK: 0 WP: 0 HR: 0 S: 35 P: 39 ERA: 1.12 WHIP: 0.875																



Batter	1	2	3	4	5	6	7	8	9	10	AB	R	H	RBI	BB	SO	LOB	TOP								
Ron LeFlore, R OBP: 0.310, SLG: 0.366 (1, 8)	K		K		K			F8			5	0	1	0	0	3	1	<b>Detroit Tigers @ Texas Rangers</b> Arlington Stadium, Arlington, TX Tue Aug 26 1975, 8:05 PM EDT Att: 7,308 - Unknown								
Gary Sutherland, R OBP: 0.323, SLG: 0.327 (1, 4)	6-3			2B 1B	F9 1B			6-3		K	5	1	2	0	0	1	2									
Dan Meyer, L OBP: 0.295, SLG: 0.357 (1, 3)	K			1B	F9			4-3		F7	5	1	1	0	0	1	4									
Willie Horton, R OBP: 0.317, SLG: 0.420 Billy Baldwin, L OBP: 0.250, SLG: 0.359 (9, PR)	E4 FC1-6			1B		F5			FC6-5 SH1-4 1B		4	0	2	2	0	0	0									
Bill Freehan, R OBP: 0.304, SLG: 0.411 (1, 2)	F8			2-H 3-H 0-3 1B				K		SH1-4	3	0	0	0	0	2	2									
Ben Oglivie, L OBP: 0.293, SLG: 0.366 (1, 7)	FC1-6			K				4-3		FC6-5	4	0	0	0	0	1	4									
Aurelio Rodriguez, R OBP: 0.288, SLG: 0.398 (1, 5)	K			1-2 1B				F3		F2	4	0	1	0	0	1	2									
Leon Roberts, R OBP: 0.321, SLG: 0.403 (1, 9)			2-3		F8			F8		5-3	4	0	0	0	0	0	2									
Tom Veryzer, R OBP: 0.278, SLG: 0.307 (1, 6)			K					4-3		1B 1B	4	0	2	0	0	1	0									
<b>Inning Stats</b>	R: 0 E: 0 K: 2 S: 7	H: 0 LOB: 0 BB: 0 P: 7	R: 0 E: 1 K: 1 S: 6	H: 0 LOB: 1 BB: 0 P: 6	R: 0 E: 0 K: 2 S: 7	H: 0 LOB: 0 BB: 0 P: 7	R: 2 E: 0 K: 2 S: 11	H: 4 LOB: 2 BB: 0 P: 11	R: 0 E: 0 K: 1 S: 6	H: 2 LOB: 1 BB: 0 P: 6	R: 0 E: 0 K: 0 S: 5	H: 0 LOB: 0 BB: 0 P: 5	R: 0 E: 0 K: 0 S: 3	H: 0 LOB: 0 BB: 0 P: 3	R: 0 E: 0 K: 0 S: 4	H: 1 LOB: 1 BB: 0 P: 4	R: 0 E: 0 K: 1 S: 7		H: 2 LOB: 3 BB: 0 P: 7	1B: 8 2B: 1 3B: 0 HR: 0	SF: 0 SAC: 1 DP: 0 HBP: 0	WP: 0 PA: 39 PB: 0 SB: 1 CS: 0				
<b>PITCHER</b> Gaylord Perry, R ERA: 3.16 (1, 1)	IP 10.0	WLS W 39	H 9	R 2	ER 2	SO 10	BB 0	IBB 0	HBP 0	BLK 0	WP 0	HR 0	S 59	P 59	ERA 1.80	WHIP 0.900										

Batter	1	2	3	4	5	6	7	8	9	10	AB	R	H	RBI	BB	SO	LOB	BOTTOM								
Lenny Randle, S OBP: 0.350, SLG: 0.369 (8, 7)	FC3-6 1B		F6			F9 BB 1B	F7	FC6-4		BB SH1-4 1B	6	1	3	0	0	0	5	<b>Detroit Tigers @ Texas Rangers</b> Arlington Stadium, Arlington, TX Tue Aug 26 1975, 8:05 PM EDT Att: 7,308 - Unknown								
Mike Cabbage, L OBP: 0.267, SLG: 0.350 (1, 4)	FC3-6 E 1-2r		1B		K	1-2 2-H 1B		L9		SH1-4	5	0	2	1	0	1	2									
Mike Hargrove, L OBP: 0.396, SLG: 0.406 (8, 3)	E3		F8		4-0 1-2 BB	4-0 1-2 2-3 BB		K		1B BB IBB	3	0	0	0	3	1	2									
Jeff Burroughs, R OBP: 0.294, SLG: 0.392 (1, 9)	K		F7		F9	K		K		1B BB	5	0	0	0	1	3	8									
Jim Spencer, L OBP: 0.321, SLG: 0.404 Dave Moates, L OBP: 0.315, SLG: 0.373 (8, 8)	G3				F9	F9		BB SH3-4 BB		SH5-4 L6-5 BB	3	0	0	0	1	0	4									
Toby Harrah, R OBP: 0.404, SLG: 0.475 (1, 6)	F7			1B 1B		4-0 FC6-4 E 1B BB	SH3-4		SH5-4 L6-5 BB	1-2 1B	3	1	2	0	1	0	0									
Tom Grieve, R OBP: 0.310, SLG: 0.441 (1, 10)	4-3			F7		FC6	F7		SH5-4		4	0	0	0	0	0	4									
Roy Howell, L OBP: 0.325, SLG: 0.408 (1, 5)	FC5-4 1B			1-2 1B		FC6-4 1B		BB IBB		IBB	3	1	2	0	2	0	2									
Jim Sundberg, R OBP: 0.285, SLG: 0.276 Cesar Tovar, R OBP: 0.304, SLG: 0.316 Bill Fahey, L OBP: 0.345, SLG: 0.429 (10, 2)	FC5-4			K		BB 1B	FC6-4 BB		L6-5		3	0	1	1	1	1	3									
<b>Inning Stats</b>	R: 0 E: 1 K: 1 S: 7	H: 1 LOB: 2 BB: 0 P: 7	R: 0 E: 0 K: 0 S: 4	H: 1 LOB: 1 BB: 0 P: 4	R: 0 E: 0 K: 0 S: 4	H: 1 LOB: 1 BB: 0 P: 4	R: 0 E: 0 K: 1 S: 7	H: 2 LOB: 2 BB: 0 P: 7	R: 0 E: 0 K: 1 S: 6	H: 1 LOB: 2 BB: 1 P: 10	R: 2 E: 1 K: 1 S: 8	H: 2 LOB: 3 BB: 2 P: 16	R: 0 E: 0 K: 0 S: 3	H: 0 LOB: 3 BB: 3 P: 15	R: 0 E: 0 K: 2 S: 7	H: 0 LOB: 0 BB: 0 P: 7	R: 0 E: 0 K: 0 S: 3		H: 1 LOB: 2 BB: 2 P: 11	R: 1 E: 0 K: 0 S: 3	H: 2 LOB: 3 BB: 2 P: 11	1B: 11 2B: 1 3B: 0 HR: 0	SF: 0 SAC: 3 DP: 1 HBP: 0	WP: 0 PA: 50 PB: 0 SB: 0 CS: 0		
<b>PITCHER</b> Vern Ruhle, R ERA: 3.75 Gene Pentz, R ERA: 1.65 (7, 1)	IP 6.2	WLS L 36	H 8	R 2	ER 0	SO 4	BB 5	IBB 1	HBP 0	BLK 0	WP 0	HR 0	S 38	P 62	ERA 0.00	WHIP 1.950										





Batter	1	2	3	4	5	6	7	8	9	AB	R	H	RBI	BB	SO	LOB	TOP																						
Ron LeFlore, R OBP: 0.308, SLG: 0.364 (1, 8)										5	0	1	0	0	1	2																							
Gary Sutherland, R OBP: 0.322, SLG: 0.326 (1, 4)										4	0	1	0	0	1	1																							
Dan Meyer, L OBP: 0.295, SLG: 0.359 (1, 3)										4	0	1	0	0	0	2																							
Willie Horton, R OBP: 0.315, SLG: 0.417 (1, 10)										4	1	0	0	0	1	2																							
Bill Freehan, R OBP: 0.304, SLG: 0.409 (1, 2)										4	0	1	0	0	1	1																							
Ben Oglivie, L OBP: 0.296, SLG: 0.365 (1, 7)										3	1	1	1	1	1	0																							
Aurelio Rodriguez, R OBP: 0.289, SLG: 0.397 (1, 5)										4	0	1	0	0	1	4																							
Leon Roberts, R OBP: 0.320, SLG: 0.402 (1, 9)										4	0	1	0	0	1	4																							
Tom Verzyer, R OBP: 0.281, SLG: 0.309 (1, 6)										4	0	2	1	0	0	1																							
<b>Inning Stats</b>	R: 0 E: 0 K: 0 S: 3	H: 0 LOB: 0 BB: 0 P: 3	R: 0 E: 1 K: 2 S: 8	H: 0 LOB: 2 BB: 1 P: 12	R: 0 E: 0 K: 1 S: 6	H: 1 LOB: 1 BB: 0 P: 6	R: 0 E: 0 K: 1 S: 5	H: 0 LOB: 0 BB: 0 P: 5	R: 0 E: 0 K: 1 S: 6	H: 1 LOB: 1 BB: 0 P: 6	R: 1 E: 0 K: 0 S: 6	H: 3 LOB: 2 BB: 0 P: 6	R: 0 E: 0 K: 1 S: 5	H: 1 LOB: 0 BB: 0 P: 5	R: 0 E: 0 K: 0 S: 4	H: 1 LOB: 1 BB: 0 P: 4	R: 1 E: 0 K: 1 S: 7	H: 2 LOB: 1 BB: 0 P: 7	1B: 8 2B: 1 3B: 0 HR: 0	SF: 0 SAC: 0 DP: 2 HBP: 0	WP: 0 PB: 1 SB: 1 CS: 0	PA: 37																	
<b>PITCHER</b>	IP	WLS	BF	H	R	ER	SO	BB	IBB	HBP	BLK	WP	HR	S	P	ERA	WHIP	<b>PITCHER</b>					IP	WLS	BF	H	R	ER	SO	BB	IBB	HBP	BLK	WP	HR	S	P	ERA	WHIP
Fergie Jenkins, R ERA: 3.68 (1, 1)	7.0	W	28	6	1	1	6	1	0	0	0	0	0	39	43	1.29	1.000																						
Steve Foucault, R ERA: 4.0 (8, 1)	2.0		9	3	1	0	1	0	0	0	0	0	0	11	11	0.00	1.500																						

Detroit Tigers @ Texas Rangers  
Arlington Stadium, Arlington, TX  
Wed Aug 27 1975, 8:05 PM EDT  
Att: 5,910 - Unknown

AB 36  
R 2  
H 9  
RBI 2  
BB 1  
SO 7  
LOB 17



Batter	1	2	3	4	5	6	7	8	9	AB	R	H	RBI	BB	SO	LOB	BOTTOM																						
Lenny Randle, S OBP: 0.353, SLG: 0.375 (1, 8)										3	1	2	0	1	1	0																							
Dave Moates, L OBP: 0.313, SLG: 0.370 (7, 8)										4	1	0	0	1	0	2																							
Mike Cabbage, L OBP: 0.294, SLG: 0.339 (1, 4)										4	1	0	0	1	0	2																							
Mike Hargrove, L OBP: 0.398, SLG: 0.407 (1, 7)										4	1	2	0	1	0	2																							
Jeff Burroughs, R OBP: 0.295, SLG: 0.393 (1, 9)										5	1	2	2	0	1	3																							
Jim Spencer, L OBP: 0.328, SLG: 0.411 (1, 3)										4	2	4	1	0	0	0																							
Toby Harrah, R OBP: 0.407, SLG: 0.475 (1, 6)										2	2	1	1	2	0	2																							
Tom Grieve, R OBP: 0.312, SLG: 0.440 (1, 10)										3	0	1	2	1	0	4																							
Roy Howell, L OBP: 0.324, SLG: 0.410 (1, 5)										4	0	1	2	0	0	4																							
Jim Sundberg, R OBP: 0.283, SLG: 0.273 (1, 2)										4	0	0	0	0	2	2																							
<b>Inning Stats</b>	R: 0 E: 0 K: 1 S: 6	H: 1 LOB: 1 BB: 0 P: 6	R: 1 E: 0 K: 1 S: 6	H: 2 LOB: 1 BB: 1 P: 10	R: 3 E: 0 K: 0 S: 5	H: 3 LOB: 2 BB: 3 P: 17	R: 0 E: 0 K: 1 S: 5	H: 0 LOB: 1 BB: 1 P: 9	R: 3 E: 0 K: 0 S: 6	H: 4 LOB: 0 BB: 0 P: 6	R: 0 E: 0 K: 1 S: 6	H: 1 LOB: 1 BB: 0 P: 6	R: 1 E: 0 K: 0 S: 4	H: 1 LOB: 1 BB: 1 P: 8	R: 0 E: 0 K: 0 S: 4	H: 1 LOB: 1 BB: 0 P: 4	1B: 11 2B: 1 3B: 1 HR: 0	SF: 0 SAC: 0 DP: 3 HBP: 0	WP: 0 PB: 1 SB: 1 CS: 0	PA: 40																			
<b>PITCHER</b>	IP	WLS	BF	H	R	ER	SO	BB	IBB	HBP	BLK	WP	HR	S	P	ERA	WHIP	<b>PITCHER</b>					IP	WLS	BF	H	R	ER	SO	BB	IBB	HBP	BLK	WP	HR	S	P	ERA	WHIP
Lerin LaGrow, R ERA: 4.55 (1, 1)	2.0	L	12	4	4	4	2	3	0	0	0	0	0	13	25	18.00	3.500																						
Dave Lemanczyk, R ERA: 4.87 (3, 1)	2.0		13	6	3	3	1	2	0	0	0	1	0	13	21	13.50	4.000																						
Fernando Arroyo, R ERA: 4.7 (5, 1)	4.0		15	3	1	1	1	1	0	0	0	0	0	16	20	2.25	1.000																						

Detroit Tigers @ Texas Rangers  
Arlington Stadium, Arlington, TX  
Wed Aug 27 1975, 8:05 PM EDT  
Att: 5,910 - Unknown

AB 34  
R 8  
H 13  
RBI 8  
BB 6  
SO 4  
LOB 19





Batter	1	2	3	4	5	6	7	8	9	AB	R	H	RBI	BB	SO	LOB	TOP				
Bob Sheldon, L (1, 10) OBP: 0.386, SLG: 0.410	L9		G1-4-3 1B		F7		FC6 HBP	3-1	1B	5	2	2	2	0	0	0	<b>Milwaukee Brewers @ Texas Rangers</b> Arlington Stadium, Arlington, TX Fri Aug 29 1975, 8:05 PM EDT Att: 13,496 - Unknown				
Robin Yount, R (1, 6) OBP: 0.308, SLG: 0.359	K		G1-4-3		4-3		K		1B	6	1	2	1	0	2	4					
Jack Lind, S (9, 6)									1B	0	0	0	0	0	0	0					
George Scott, R (1, 3) OBP: 0.347, SLG: 0.498									1B	5	2	2	1	1	0	3					
Tommy Bianco, S (9, PR) OBP: 0.316, SLG: 0.133									1B	0	0	0	0	0	0	0					
Darrell Porter, L (1, 2) OBP: 0.356, SLG: 0.405	4-3								1B	5	2	2	2	1	0	3					
Charlie Moore, R (1, 7) OBP: 0.339, SLG: 0.408		4-3							1B	5	2	3	2	0	0	2					
Bill Sharr, L (1, 8) OBP: 0.277, SLG: 0.320		3-1							1B	5	2	2	2	0	0	3					
Sixto Lezcano, R (1, 9) OBP: 0.322, SLG: 0.374		6-3							1B	1	1	0	0	4	0	0					
Kurt Bevacqua, R (1, 5) OBP: 0.281, SLG: 0.294									1B	4	0	1	2	1	2	5					
Pedro Garcia, R (1, 4) OBP: 0.279, SLG: 0.327									F9	5	1	2	0	0	1	8					
<b>Inning Stats</b>	R: 0 E: 0 K: 1 S: 5	H: 0 LOB: 1 BB: 1 P: 9	R: 0 E: 0 K: 0 S: 3	H: 0 LOB: 0 BB: 0 P: 3	R: 0 E: 0 K: 1 S: 6	H: 2 LOB: 1 BB: 0 P: 6	R: 3 E: 0 K: 0 S: 6	H: 4 LOB: 1 BB: 1 P: 10	R: 0 E: 0 K: 1 S: 5	H: 0 LOB: 2 BB: 2 P: 13	R: 4 E: 1 K: 2 S: 11	H: 2 LOB: 3 BB: 2 P: 20	R: 0 E: 0 K: 0 S: 3	H: 1 LOB: 0 BB: 0 P: 3	R: 6 E: 0 K: 0 S: 10	H: 7 LOB: 2 BB: 1 P: 14	1B: 14 2B: 2 3B: 1 HR: 0	SF: 0 SAC: 1 DP: 3 HBP: 1	WP: 1 PB: 1 SB: 1 CS: 0	PA: 50	
<b>PITCHER</b>	IP WLS BF H R ER SO	IP WLS BF H R ER SO	IP WLS BF H R ER SO	IP WLS BF H R ER SO	IP WLS BF H R ER SO	IP WLS BF H R ER SO	IP WLS BF H R ER SO	IP WLS BF H R ER SO	IP WLS BF H R ER SO	IP WLS BF H R ER SO	IP WLS BF H R ER SO	IP WLS BF H R ER SO	IP WLS BF H R ER SO	IP WLS BF H R ER SO	IP WLS BF H R ER SO	IP WLS BF H R ER SO	ERA WHIP	ERA WHIP			
Steve Hargan, R (1, 1) ERA: 3.62	3.1 L 17 6 3 3 2	2.2 11 1 2 0 1	0.1 2 0 0 0 1	0.1 5 1 2 0 0	2.0 12 6 6 6 1	0.1 3 1 0 0 0	0.1 3 2 0 0 0	0.1 3 2 0 0 0	0.1 3 2 0 0 0	0.1 3 2 0 0 0	0.1 3 2 0 0 0	0.1 3 2 0 0 0	0.1 3 2 0 0 0	0.1 3 2 0 0 0	0.1 3 2 0 0 0	0.1 3 2 0 0 0	0.00 1.125	0.00 0.000	0.00 9.000	27.00 3.500	4.55
Stan Perzanowski, R (4, 1) ERA: 4.13																					
Stan Thomas, R (7, 1) ERA: 3.41																					
Mike Kekich, L (7, 1) ERA: 5.09																					
Tommy Moore, R (7, 1) ERA: 6.39																					

AB	41
R	13
H	16
RBI	12
BB	7
SO	5
LOB	28



Batter	1	2	3	4	5	6	7	8	9	AB	R	H	RBI	BB	SO	LOB	BOTTOM					
Dave Moates, L (1, 8) OBP: 0.312, SLG: 0.373	F4			G4-6-3 2B		4-3			F7	4	1	1	0	0	0	0	<b>Milwaukee Brewers @ Texas Rangers</b> Arlington Stadium, Arlington, TX Fri Aug 29 1975, 8:05 PM EDT Att: 13,496 - Unknown					
Cesar Tovar, R (1, 10) OBP: 0.305, SLG: 0.316	F9			G4-6-3 BB		CS 1B			F8	3	0	1	0	1	0	0						
Mike Hargrove, L (1, 7) OBP: 0.397, SLG: 0.406	4-3			G4-6-3 1-2 2-3		CS 1-2			1B	4	0	1	0	0	0	2						
Jeff Burroughs, R (1, 9) OBP: 0.295, SLG: 0.393		F7				4-3			5-3	4	0	1	1	0	0	1						
Jim Spencer, L (1, 3) OBP: 0.325, SLG: 0.408		K2-3				4-3				3	0	0	0	0	1	1						
Toby Harrah, R (1, 6) OBP: 0.406, SLG: 0.474										3	0	1	0	0	0	0						
Leo Cardenas, R (9, 6) OBP: 0.330, SLG: 0.289		F6							FC4-6 1B	0	0	0	0	0	0	0						
Lenny Randle, S (1, 4) OBP: 0.351, SLG: 0.373									FC4-6 1-2	3	0	0	0	0	0	1						
Roy Howell, L (1, 5) OBP: 0.321, SLG: 0.405									F8	3	0	0	0	0	0	1						
Bill Fahey, L (1, 2) OBP: 0.313, SLG: 0.387									1-3	3	0	0	0	0	2	1						
<b>Inning Stats</b>	R: 0 E: 0 K: 0 S: 3	H: 0 LOB: 0 BB: 0 P: 3	R: 0 E: 0 K: 1 S: 5	H: 0 LOB: 0 BB: 0 P: 5	R: 0 E: 0 K: 1 S: 5	H: 0 LOB: 0 BB: 0 P: 5	R: 1 E: 0 K: 0 S: 4	H: 2 LOB: 1 BB: 1 P: 8	R: 0 E: 0 K: 0 S: 3	H: 0 LOB: 0 BB: 0 P: 3	R: 0 E: 0 K: 1 S: 5	H: 1 LOB: 0 BB: 0 P: 5	R: 0 E: 0 K: 0 S: 3	H: 0 LOB: 0 BB: 0 P: 3	R: 0 E: 0 K: 0 S: 4	H: 1 LOB: 1 BB: 0 P: 4	R: 0 E: 0 K: 0 S: 4	H: 1 LOB: 1 BB: 0 P: 4	1B: 3 2B: 2 3B: 0 HR: 0	SF: 0 SAC: 0 DP: 1 HBP: 0	WP: 0 PB: 0 SB: 0 CS: 1	PA: 32
<b>PITCHER</b>	IP WLS BF H R ER SO	IP WLS BF H R ER SO	IP WLS BF H R ER SO	IP WLS BF H R ER SO	IP WLS BF H R ER SO	IP WLS BF H R ER SO	IP WLS BF H R ER SO	IP WLS BF H R ER SO	IP WLS BF H R ER SO	IP WLS BF H R ER SO	IP WLS BF H R ER SO	IP WLS BF H R ER SO	IP WLS BF H R ER SO	IP WLS BF H R ER SO	IP WLS BF H R ER SO	IP WLS BF H R ER SO	ERA WHIP	ERA WHIP				
Jim Colborn, R (1, 1) ERA: 3.72	9.0 W 31 5 1 1 3																1.00 0.667					





Batter	1	2	3	4	5	6	7	8	9	AB	R	H	RBI	BB	SO	LOB	TOP			
<b>Robin Yount, R</b> OBP: 0.307, SLG: 0.358 (1, 6)	F9		K		FC6-4			1B		4	0	1	1	0	1	1	<b>Milwaukee Brewers @ Texas Rangers</b> Arlington Stadium, Arlington, TX Sat Aug 30 1975, 8:05 PM EDT Att: 14,962 - Unknown			
<b>Bill Shero, L</b> OBP: 0.275, SLG: 0.317 <b>Gorman Thomas, R</b> OBP: 0.277, SLG: 0.393 (8, PH) (8, 8)	6-3		5-3			4-3		K		3	0	0	0	0	0	0				
<b>George Scott, R</b> OBP: 0.344, SLG: 0.494 (1, 3)	4-3		K			6-3		F7		4	0	0	0	0	1	1				
<b>Hank Aaron, R</b> OBP: 0.327, SLG: 0.348 (1, 10)		6-3			G5-4-3			F8		4	0	1	0	0	0	0				
<b>Charlie Moore, R</b> OBP: 0.337, SLG: 0.410 (1, 2)				K			6-3		4-3	4	0	1	0	0	1	1				
<b>Bobby Mitchell, R</b> OBP: 0.325, SLG: 0.442 (1, 7)			K		G5-4-3				F9	4	0	1	0	0	1	2				
<b>Sixto Lezcano, R</b> OBP: 0.320, SLG: 0.371 (1, 9)										3	0	0	0	0	1	2				
<b>Kurt Bevacqua, R</b> OBP: 0.281, SLG: 0.291 (1, 5)				HR		4-3			5-3	2	1	0	0	1	0	0				
<b>Pedro Garcia, R</b> OBP: 0.287, SLG: 0.350 (1, 4)										3	2	3	2	0	0	0				
<b>Inning Stats</b>	R: 0 E: 0 K: 0 S: 3	H: 0 LOB: 0 BB: 0 P: 3	R: 0 E: 0 K: 1 S: 6	H: 1 LOB: 1 BB: 0 P: 6	R: 2 E: 0 K: 2 S: 8	H: 1 LOB: 0 BB: 1 P: 12	R: 0 E: 0 K: 1 S: 5	H: 1 LOB: 1 BB: 0 P: 6	R: 0 E: 0 K: 0 S: 3	H: 0 LOB: 0 BB: 0 P: 3	R: 0 E: 0 K: 0 S: 3	H: 1 LOB: 0 BB: 0 P: 3	R: 1 E: 0 K: 1 S: 7	H: 2 LOB: 1 BB: 0 P: 7	R: 0 E: 0 K: 0 S: 3	H: 0 LOB: 0 BB: 0 P: 3	1B: 4 2B: 2 3B: 0 HR: 1	SF: 0 SAC: 0 DP: 2 HBP: 0	WP: 0 PB: 0 SB: 0 CS: 0	PA: 33
<b>PITCHER</b> <b>Jim Umberger, L</b> ERA: 4.09 (1, 1)	IP: 9.0 WLS: W BF: 33 H: 7 R: 3 ER: 3 SO: 6 BB: 1 IBB: 0 HBP: 0 BLK: 0 WP: 0 HR: 1 S: 44 P: 48 ERA: 3.00 WHIP: 0.889															<b>PITCHER</b> <b>Jim Umberger, L</b> ERA: 4.09 (1, 1)	IP: 9.0 WLS: W BF: 33 H: 7 R: 3 ER: 3 SO: 6 BB: 1 IBB: 0 HBP: 0 BLK: 0 WP: 0 HR: 1 S: 44 P: 48 ERA: 3.00 WHIP: 0.889			

Batter	1	2	3	4	5	6	7	8	9	AB	R	H	RBI	BB	SO	LOB	BOTTOM			
<b>Dave Moates, L</b> OBP: 0.320, SLG: 0.377 (1, 8)	HR	FC4		FC3-2		1B		F9		4	3	2	0	1	0	3	<b>Milwaukee Brewers @ Texas Rangers</b> Arlington Stadium, Arlington, TX Sat Aug 30 1975, 8:05 PM EDT Att: 14,962 - Unknown			
<b>Lenny Randle, S</b> OBP: 0.350, SLG: 0.372 (1, 4)	F2	E9		SH		FC5		K		4	1	1	0	0	1	2				
<b>Mike Hargrove, L</b> OBP: 0.399, SLG: 0.414 (1, 7)	HR			FC3-2		G3		1B		4	2	2	2	1	0	5				
<b>Jeff Burroughs, R</b> OBP: 0.296, SLG: 0.394 (1, 9)	F4	F9		1B		SF8		SF8		4	0	2	2	0	0	3				
<b>Jim Spencer, L</b> OBP: 0.329, SLG: 0.407 (1, 3)	K			G3						3	0	1	1	2	1	0				
<b>Toby Harrah, R</b> OBP: 0.406, SLG: 0.473 (1, 6)		E		E		1-3		SF8		3	1	1	1	1	0	4				
<b>Tom Grieve, R</b> OBP: 0.310, SLG: 0.435 (1, 10)		K		F2		K		FC4-6		5	0	1	0	0	2	4				
<b>Roy Howell, L</b> OBP: 0.320, SLG: 0.407 (1, 5)		FC4		L6		G3		K		4	1	1	1	0	1	2				
<b>Jim Sundberg, R</b> OBP: 0.285, SLG: 0.274 (1, 2)				SH		F3		FC4-6		3	0	1	0	1	0	1				
<b>Inning Stats</b>	R: 2 E: 0 K: 1 S: 7	H: 2 LOB: 0 BB: 0 P: 7	R: 2 E: 2 K: 1 S: 8	H: 2 LOB: 3 BB: 2 P: 16	R: 0 E: 0 K: 0 S: 3	H: 0 LOB: 1 BB: 1 P: 7	R: 2 E: 1 K: 0 S: 7	H: 4 LOB: 2 BB: 0 P: 7	R: 0 E: 0 K: 1 S: 5	H: 0 LOB: 0 BB: 0 P: 6	R: 1 E: 0 K: 0 S: 4	H: 1 LOB: 2 BB: 0 P: 12	R: 0 E: 0 K: 1 S: 6	H: 1 LOB: 1 BB: 0 P: 6	R: 1 E: 0 K: 1 S: 7	H: 2 LOB: 2 BB: 1 P: 11	1B: 10 2B: 1 3B: 0 HR: 1	SF: 2 SAC: 1 DP: 0 HBP: 0	WP: 0 PB: 0 SB: 3 CS: 0	PA: 43
<b>PITCHER</b> <b>Jim Slaton, R</b> ERA: 4.28 (1, 1)	IP: 1.2 WLS: L BF: 12 H: 4 R: 4 ER: 3 SO: 2 BB: 1 IBB: 0 HBP: 0 BLK: 0 WP: 0 HR: 1 S: 14 P: 22 ERA: 16.20 WHIP: 3.000															<b>PITCHER</b> <b>Tom Murphy, R</b> ERA: 3.62 (2, 1)	IP: 2.0 WLS: L BF: 11 H: 4 R: 2 ER: 1 SO: 0 BB: 0 IBB: 0 HBP: 0 BLK: 0 WP: 0 HR: 0 S: 10 P: 14 ERA: 4.50 WHIP: 2.500			
<b>PITCHER</b> <b>Eduardo Rodriguez, R</b> ERA: 3.24 (4, 1)	IP: 4.1 WLS: L BF: 20 H: 4 R: 2 ER: 2 SO: 3 BB: 2 IBB: 0 HBP: 0 BLK: 0 WP: 0 HR: 0 S: 23 P: 35 ERA: 4.15 WHIP: 1.154															<b>PITCHER</b> <b>Eduardo Rodriguez, R</b> ERA: 3.24 (4, 1)	IP: 4.1 WLS: L BF: 20 H: 4 R: 2 ER: 2 SO: 3 BB: 2 IBB: 0 HBP: 0 BLK: 0 WP: 0 HR: 0 S: 23 P: 35 ERA: 4.15 WHIP: 1.154			



Batter	1	2	3	4	5	6	7	8	9	AB	R	H	RBI	BB	SO	LOB	TOP					
<b>Bob Sheldon, L</b> (1, 10) OBP: 0.381, SLG: 0.404	G3		K			FC6-4 1B		F8		4	0	1	0	0	1	0	<b>Milwaukee Brewers @ Texas Rangers</b> Arlington Stadium, Arlington, TX Sun Aug 31 1975, 8:05 PM EDT Att: 15,037 - Unknown					
<b>Bill Sharp, L</b> (1, 8) (7, 7) OBP: 0.272, SLG: 0.313	F8		K			F2		F9		4	0	0	0	0	1	1						
<b>George Scott, R</b> (1, 3) OBP: 0.342, SLG: 0.490	K				F8	FC6-4 HR		F9		4	1	0	0	0	1	1						
<b>Darrell Porter, L</b> (1, 2) OBP: 0.355, SLG: 0.413		F8			K				F7	4	1	1	2	0	1	0						
<b>Charlie Moore, R</b> (1, 9) OBP: 0.335, SLG: 0.403		5-3							K	3	0	0	0	1	2	0						
<b>Mike Hegan, L</b> (1, 7) OBP: 0.385, SLG: 0.407 <b>Gorman Thomas, R</b> (7, PR) OBP: 0.276, SLG: 0.391										2	1	1	0	1	1	1						
<b>Robin Yount, R</b> (1, 6) OBP: 0.308, SLG: 0.365									F3	1	0	0	0	0	0	0						
<b>Kurt Bevacqua, R</b> (1, 5) OBP: 0.278, SLG: 0.287										3	1	1	2	0	0	1						
<b>Pedro Garcia, R</b> (1, 4) OBP: 0.284, SLG: 0.346										3	0	0	0	0	3	2						
<b>Inning Stats</b>	R: 0 E: 0 K: 1 S: 5	H: 0 LOB: 0 BB: 0 P: 5	R: 2 E: 0 K: 0 S: 4	H: 1 LOB: 0 BB: 1 P: 8	R: 0 E: 0 K: 3 S: 9	H: 0 LOB: 0 BB: 0 P: 9	R: 0 E: 0 K: 2 S: 7	H: 0 LOB: 1 BB: 1 P: 11	R: 0 E: 0 K: 1 S: 5	H: 0 LOB: 0 BB: 0 P: 5	R: 2 E: 0 K: 2 S: 7	H: 2 LOB: 0 BB: 0 P: 7	R: 0 E: 0 K: 2 S: 8	H: 1 LOB: 2 BB: 0 P: 8	R: 0 E: 0 K: 0 S: 3	H: 0 LOB: 0 BB: 0 P: 3		R: 0 E: 0 K: 1 S: 5	H: 0 LOB: 0 BB: 0 P: 5	1B: 2 2B: 0 3B: 0 HR: 2	SF: 0 SAC: 0 DP: 0 HBP: 0	WP: 0 PB: 0 SB: 1 CS: 0
<b>PITCHER</b> <b>Gaylord Perry, R</b> (1, 1) ERA: 3.19	IP: 9.0 WLS: L BF: 33	H: 4 R: 4 ER: 4 SO: 11	BB: 2 IBB: 0 HBP: 0 BLK: 0	WP: 0 HR: 2 S: 53 P: 61	ERA: 4.00 WHIP: 0.667																	

Batter	1	2	3	4	5	6	7	8	9	AB	R	H	RBI	BB	SO	LOB	BOTTOM					
<b>Dave Moates, L</b> (1, 8) OBP: 0.330, SLG: 0.388	4-3					FC3-6 BB				3	0	2	0	1	0	0	<b>Milwaukee Brewers @ Texas Rangers</b> Arlington Stadium, Arlington, TX Sun Aug 31 1975, 8:05 PM EDT Att: 15,037 - Unknown					
<b>Lenny Randle, S</b> (1, 4) OBP: 0.348, SLG: 0.369	1-3					FC3-6 WP BB 5-3		F8		4	1	0	0	0	0	3						
<b>Mike Hargrove, L</b> (1, 7) OBP: 0.398, SLG: 0.411	4-3									3	0	0	0	1	0	1						
<b>Jeff Burroughs, R</b> (1, 9) OBP: 0.295, SLG: 0.392										3	0	0	1	1	1	1						
<b>Jim Spencer, L</b> (1, 3) OBP: 0.328, SLG: 0.403										3	0	0	0	1	0	2						
<b>Toby Harrah, R</b> (1, 6) OBP: 0.409, SLG: 0.473										2	0	1	0	2	0	0						
<b>Tom Grieve, R</b> (1, 10) OBP: 0.306, SLG: 0.429										4	0	0	0	0	0	6						
<b>Roy Howell, L</b> (1, 5) OBP: 0.317, SLG: 0.401										4	0	0	0	0	2	2						
<b>Jim Sundberg, R</b> (1, 2) OBP: 0.283, SLG: 0.272										3	0	0	0	0	0	0						
<b>Inning Stats</b>	R: 0 E: 0 K: 0 S: 3	H: 0 LOB: 0 BB: 0 P: 3	R: 0 E: 0 K: 0 S: 3	H: 0 LOB: 2 BB: 2 P: 11	R: 0 E: 0 K: 0 S: 4	H: 1 LOB: 1 BB: 0 P: 4	R: 0 E: 0 K: 1 S: 5	H: 0 LOB: 0 BB: 0 P: 5	R: 0 E: 0 K: 1 S: 5	H: 0 LOB: 0 BB: 0 P: 5	R: 1 E: 0 K: 0 S: 3	H: 0 LOB: 3 BB: 4 P: 19	R: 0 E: 0 K: 1 S: 6	H: 1 LOB: 1 BB: 0 P: 6	R: 0 E: 1 K: 0 S: 3	H: 0 LOB: 0 BB: 0 P: 3		R: 0 E: 0 K: 0 S: 3	H: 1 LOB: 0 BB: 0 P: 3	1B: 2 2B: 2 3B: 0 HR: 0	SF: 0 SAC: 0 DP: 2 HBP: 0	WP: 1 PB: 0 SB: 0 CS: 0
<b>PITCHER</b> <b>Pete Broberg, R</b> (1, 1) ERA: 4.51	IP: 9.0 WLS: W BF: 35	H: 3 R: 1 ER: 1 SO: 3	BB: 6 IBB: 0 HBP: 0 BLK: 0	WP: 1 HR: 0 S: 35 P: 59	ERA: 1.00 WHIP: 1.000																	




Batter	1	2	3	4	5	6	7	8	9	AB	R	H	RBI	BB	SO	LOB	TOP					
<b>Lyman Bostock, L</b> OBP: 0.325, SLG: 0.351 (1, 9)	F7		1B			E 1B		G3		5	1	3	1	0	0	0	<b>Minnesota Twins @ Texas Rangers</b> Arlington Stadium, Arlington, TX Mon Sep 01 1975, 8:05 PM EDT Att: 5,917 - Unknown - 92 F					
<b>Jerry Terrell, R</b> OBP: 0.341, SLG: 0.357 (1, 6)	P3		F7		E4 E 1B	5-3		1B		5	0	1	0	0	0	4						
<b>Rod Carew, L</b> OBP: 0.437, SLG: 0.515 (1, 4)	1B		F7		E2 1B	FC6 IBB		1B		4	0	3	1	1	0	1						
<b>John Briggs, L</b> OBP: 0.403, SLG: 0.382 (1, 3)	K			G3	4-3	FC6 1B			F9	5	0	0	0	0	1	6						
<b>Tony Oliva, L</b> OBP: 0.354, SLG: 0.404 (1, 10)		F9		F7		E1 2B 1B	L7		1-3	5	1	0	0	0	0	0						
<b>Dan Ford, R</b> OBP: 0.323, SLG: 0.429 (1, 8)	K			1B		1B	1B		BB	4	1	3	0	1	1	0						
<b>Steve Braun, L</b> OBP: 0.383, SLG: 0.421 (1, 7)	K			K		1B 2B	1B		4-3	4	1	1	0	1	2	2						
<b>Dave McKay, S</b> OBP: 0.235, SLG: 0.515 (1, 5)			5-3			P3	G5-4-3			4	0	1	0	0	0	5						
<b>Phil Roof, R</b> OBP: 0.337, SLG: 0.551 (1, 2)			HR		K	2B 1B		K		4	1	2	3	0	2	1						
<b>Inning Stats</b>	R: 0 E: 0 K: 1 S: 6	H: 1 LOB: 1 BB: 0 P: 6	R: 0 E: 0 K: 2 S: 7	H: 0 LOB: 0 BB: 0 P: 7	R: 1 E: 0 K: 0 S: 5	H: 2 LOB: 1 BB: 0 P: 5	R: 0 E: 0 K: 1 S: 6	H: 1 LOB: 1 BB: 0 P: 6	R: 1 E: 2 K: 1 S: 8	H: 3 LOB: 2 BB: 0 P: 8	R: 3 E: 1 K: 0 S: 7	H: 3 LOB: 3 BB: 2 P: 15	R: 0 E: 0 K: 1 S: 4	H: 2 LOB: 1 BB: 0 P: 4	R: 0 E: 0 K: 1 S: 6	H: 2 LOB: 1 BB: 0 P: 6		R: 0 E: 0 K: 0 S: 3	H: 0 LOB: 1 BB: 1 P: 7	1B: 11 2B: 3 3B: 0 HR: 1	SF: 0 SAC: 0 DP: 2 HBP: 0	WP: 0 PB: 0 SB: 0 CS: 1
<b>PITCHER</b>	IP	WLS	BF	H	R	ER	SO	BB	IBB	HBP	BLK	WP	HR	S	P	ERA	WHIP					
<b>Fergie Jenkins, R</b> ERA: 3.71 (1, 1)	5.1	L	28	10	5	3	5	0	1	0	0	0	1	37	41	5.06	1.875					
<b>Stan Thomas, R</b> ERA: 3.23 (6, 1)	3.2		15	4	0	0	1	1	1	0	0	0	0	15	23	0.00	1.364					

AB	40
R	5
H	14
RBI	5
BB	3
SO	6
LOB	19



Batter	1	2	3	4	5	6	7	8	9	AB	R	H	RBI	BB	SO	LOB	BOTTOM					
<b>Dave Moates, L</b> OBP: 0.326, SLG: 0.383 (1, 8)	E5		G4-6-3			F8			L7	2	0	0	0	0	0	1	<b>Minnesota Twins @ Texas Rangers</b> Arlington Stadium, Arlington, TX Mon Sep 01 1975, 8:05 PM EDT Att: 5,917 - Unknown - 92 F					
<b>Joe Lovitto, S</b> OBP: 0.301, SLG: 0.250 (6, PH) (7, 8)	CS		1-2			BB				2	0	0	0	1	0	1						
<b>Lenny Randle, S</b> OBP: 0.347, SLG: 0.366 (1, 10)	K		4-3			F8	P3		E BB BB	4	0	0	0	1	1	4						
<b>Mike Hargrove, L</b> OBP: 0.398, SLG: 0.408 (1, 7)	4-3			3-1		F7		SH1 E BB	1-2 2-3	3	0	0	0	2	0	0						
<b>Jeff Burroughs, R</b> OBP: 0.295, SLG: 0.390 (1, 9)		4-3 2B 1B		F9		K		E6 SH1	K	5	1	1	0	0	2	4						
<b>Jim Spencer, L</b> OBP: 0.326, SLG: 0.401 (1, 3)		4-3		P5		1B		SH1	E5	2	0	0	0	0	0	1						
<b>Jim Fregosi, R</b> OBP: 0.325, SLG: 0.387 (7, PH) (8, 3)		1-2				1B 1B		1-2 2-3	FC5-4	2	1	1	0	0	0	2						
<b>Toby Harrah, R</b> OBP: 0.407, SLG: 0.469 (1, 6)	F8				SH1-3 BB	F8		K	FC5-4	4	0	0	0	1	1	7						
<b>Mike Cubbage, L</b> OBP: 0.289, SLG: 0.352 (1, 4)					SH1-3					1	0	1	1	0	0	0						
<b>Davey Nelson, R</b> OBP: 0.305, SLG: 0.283 (7, PH) (8, 4)		2H			1-2	1B E 1B		BB		1	1	1	0	1	0	0						
<b>Roy Howell, L</b> OBP: 0.316, SLG: 0.399 (1, 5)			6-3			K		G3		4	0	1	1	0	1	5						
<b>Jim Sundberg, R</b> OBP: 0.284, SLG: 0.271 (1, 2)						4-3				1	0	0	0	1	0	1						
<b>Tom Grieve, R</b> OBP: 0.305, SLG: 0.428 (7, PH)									BB BB E 1B	1	0	0	0	0	0	1						
<b>Bill Fahey, L</b> OBP: 0.333, SLG: 0.406 (8, 2)			G4-6-3 BB							1	1	1	0	0	0	0						
<b>Inning Stats</b>	R: 0 E: 1 K: 1 S: 5	H: 0 LOB: 0 BB: 0 P: 5	R: 1 E: 0 K: 0 S: 5	H: 2 LOB: 1 BB: 0 P: 5	R: 0 E: 0 K: 0 S: 2	H: 0 LOB: 0 BB: 1 P: 6	R: 0 E: 0 K: 0 S: 3	H: 0 LOB: 0 BB: 0 P: 3	R: 0 E: 0 K: 1 S: 5	H: 0 LOB: 0 BB: 1 P: 9	R: 0 E: 0 K: 0 S: 3	H: 0 LOB: 0 BB: 0 P: 3	R: 2 E: 1 K: 1 S: 9	H: 3 LOB: 3 BB: 1 P: 13	R: 0 E: 1 K: 1 S: 6	H: 0 LOB: 0 BB: 2 P: 14	R: 1 E: 1 K: 1 S: 7	H: 1 LOB: 3 BB: 2 P: 15	1B: 5 2B: 1 3B: 0 HR: 0	SF: 0 SAC: 2 DP: 1 HBP: 0	WP: 0 PB: 0 SB: 0 CS: 1	PA: 42
<b>PITCHER</b>	IP	WLS	BF	H	R	ER	SO	BB	IBB	HBP	BLK	WP	HR	S	P	ERA	WHIP					
<b>Bert Blyleven, R</b> ERA: 2.91 (1, 1)	2.0		8	2	1	1	1	0	0	0	0	0	0	10	10	4.50	1.000					
<b>Bill Butler, L</b> ERA: 6.58 (3, 1)	4.2	W	18	3	2	1	2	2	0	0	0	0	0	20	28	1.93	1.071					
<b>Bill Campbell, R</b> ERA: 4.12 (7, 1)	1.2		13	1	1	0	1	5	0	0	0	0	0	10	30	0.00	3.600					
<b>Tom Johnson, R</b> ERA: 4.85 (9, 1)	0.2	S	3	0	0	0	1	0	0	0	0	0	0	5	5	0.00	0.000					





Batter	1	2	3	4	5	6	7	8	9	AB	R	H	RBI	BB	SO	LOB	TOP				
<b>Lyman Bostock, L</b> (1, 9) OBP: 0.324, SLG: 0.350	0-0 3-1		0-3 K		0-0 6-3		0-0 G6-4-3 1B			4	0	1	1	0	1	0					
<b>Jerry Terrell, R</b> (1, 6) OBP: 0.340, SLG: 0.354 <b>Luis Gomez, R</b> (7, 6) OBP: 0.200, SLG: 0.150	0-0 6-3			4-0 HR BB	0-0 F8		0-0 G6-4-3 1B			3	1	0	0	1	0	2					
<b>Rod Carew, L</b> (1, 4) OBP: 0.436, SLG: 0.519	0-0 G3			0-0 HR	0-0 4-3			0-0 4-3		4	1	1	2	0	0	0					
<b>John Briggs, L</b> (1, 3) OBP: 0.401, SLG: 0.391		0-0 4-3		0-0 HR		0-3 K		0-3 K		4	1	1	1	0	2	0					
<b>Tony Oliva, L</b> (1, 10) OBP: 0.357, SLG: 0.408 <b>Steve Brye, R</b> (8, PR) OBP: 0.325, SLG: 0.429		0-3 K		0-0 HR	0-0 G6-4-3 1B	0-0 FC1-4 1B		0-0 1B		4	0	3	0	0	1	0					
<b>Dan Ford, R</b> (1, 8) OBP: 0.322, SLG: 0.435		0-0 HR		0-0 G6-4-3 1B	0-0 FC1-4 PO		0-0 F8			4	1	1	1	0	0	3					
<b>Steve Braun, L</b> (1, 7) OBP: 0.384, SLG: 0.422		0-0 G3		0-0 1B	0-0 1B	0-0 PO	0-0 1B	0-0 4-3		4	1	2	0	0	0	0					
<b>Dave McKay, S</b> (1, 5) OBP: 0.237, SLG: 0.486			0-0 5-3	0-0 1B			0-3 K		0-0 5-3	4	0	1	0	0	1	1					
<b>Phil Roof, R</b> (1, 2) OBP: 0.333, SLG: 0.537			0-0 F9	0-0 5-3			0-0 1B		0-3 K	4	0	1	0	0	1	2					
<b>Inning Stats</b>	R: 0 E: 0 K: 0 S: 3	H: 0 LOB: 0 BB: 0 P: 3	R: 1 E: 0 K: 1 S: 6	H: 1 LOB: 0 BB: 0 P: 6	R: 0 E: 0 K: 1 S: 5	H: 0 LOB: 0 BB: 0 P: 5	R: 3 E: 0 K: 0 S: 7	H: 5 LOB: 2 BB: 1 P: 11	R: 0 E: 0 K: 0 S: 3	H: 1 LOB: 0 BB: 0 P: 5	R: 1 E: 0 K: 1 S: 7	H: 3 LOB: 1 BB: 0 P: 7	R: 0 E: 0 K: 1 S: 6	H: 1 LOB: 1 BB: 0 P: 6	R: 0 E: 0 K: 1 S: 5	H: 0 LOB: 0 BB: 0 P: 5	1B: 8 2B: 0 3B: 0 HR: 3	SF: 0 SAC: 0 DP: 2 HBP: 0	WP: 0 PB: 0 SB: 0 CS: 0	PA: 37	
<b>PITCHER</b>	IP	WLS	BF	H	R	ER	SO	BB	IBB	HBP	BLK	WP	HR	S	P	ERA	WHIP				
<b>Steve Hargan, R</b> (1, 1) ERA: 3.77	3.0	L	14	4	4	4	2	1	0	0	0	0	3	17	21	12.00	1.667				
<b>Mike Kekich, L</b> (4, 1) ERA: 4.71	3.1		14	6	1	1	2	0	0	0	0	0	0	18	18	2.70	1.800				
<b>Steve Foucault, R</b> (7, 1) ERA: 3.88	2.2		8	1	0	0	2	0	0	0	0	0	0	12	12	0.00	0.375				

**Minnesota Twins @ Texas Rangers**  
Arlington Stadium, Arlington, TX  
Tue Sep 02 1975, 8:05 PM EDT  
Att: 5,002 - Unknown - 90 F

AB 35  
R 5  
H 11  
RBI 5  
BB 1  
SO 6  
LOB 8



Batter	1	2	3	4	5	6	7	8	9	AB	R	H	RBI	BB	SO	LOB	BOTTOM				
<b>Lenny Randle, S</b> (1, 10) OBP: 0.347, SLG: 0.365	4-0 PB BB	0-0 F5			0-0 G3		0-3 K		0-0 1B	4	0	1	0	1	1	1					
<b>Joe Lovitto, S</b> (1, 8) OBP: 0.286, SLG: 0.235	0-0 3-1		0-0 4-3		0-3 K		0-0 3-1		0-0 F8	5	0	0	0	0	1	2					
<b>Mike Hargrove, L</b> (1, 7) OBP: 0.399, SLG: 0.407	0-3 K		4-0 HR BB		0-0 1B			0-0 4-3		3	1	1	0	1	1	1					
<b>Jeff Burroughs, R</b> (1, 9) OBP: 0.298, SLG: 0.396	4-0 BB		0-0 HR BB		4-0 FC3-6 BB		0-0 P4			2	1	1	2	2	0	0					
<b>Jim Spencer, L</b> (1, 3) OBP: 0.326, SLG: 0.398	0-0 F8		0-3 K		0-0 FC3-6 1B		0-0 BB	4-0 BB		3	0	0	0	1	1	3					
<b>Toby Harrah, R</b> (1, 6) OBP: 0.410, SLG: 0.468		4-0 G3 BB	0-3 K		4-0 1B BB		4-0 1B BB	4-0 1B BB		1	1	0	0	3	1	0					
<b>Mike Cabbage, L</b> (1, 4) OBP: 0.283, SLG: 0.344 <b>Jim Fregosi, R</b> (6, PH) OBP: 0.323, SLG: 0.385 <b>Davey Nelson, R</b> (9, 4) OBP: 0.295, SLG: 0.283		0-0 E3		0-0 4-3		0-3 K		0-3 K		3	0	0	0	0	1	3					
<b>Roy Howell, L</b> (1, 5) OBP: 0.316, SLG: 0.399 <b>Tom Griewe, R</b> (9, PH) OBP: 0.304, SLG: 0.426		0-0 G3		0-3 K		0-0 1B		0-0 E5		3	0	1	1	0	1	1					
<b>Jim Sundberg, R</b> (1, 2) OBP: 0.281, SLG: 0.268		0-0 P4		0-0 6-3		0-0 F7		0-0 G5-4-3		4	0	0	0	0	2	0					
<b>Inning Stats</b>	R: 0 E: 0 K: 1 S: 5	H: 0 LOB: 2 BB: 2 P: 13	R: 1 E: 2 K: 0 S: 4	H: 0 LOB: 1 BB: 1 P: 8	R: 2 E: 0 K: 2 S: 8	H: 1 LOB: 0 BB: 1 P: 12	R: 0 E: 0 K: 1 S: 5	H: 0 LOB: 0 BB: 0 P: 5	R: 0 E: 1 K: 1 S: 5	H: 1 LOB: 2 BB: 2 P: 13	R: 0 E: 0 K: 1 S: 5	H: 0 LOB: 0 BB: 0 P: 5	R: 0 E: 0 K: 1 S: 5	H: 0 LOB: 2 BB: 2 P: 13	R: 0 E: 1 K: 0 S: 4	H: 1 LOB: 1 BB: 0 P: 4	1B: 3 2B: 0 3B: 0 HR: 1	SF: 0 SAC: 0 DP: 1 HBP: 0	WP: 0 PB: 1 SB: 0 CS: 0	PA: 38	
<b>PITCHER</b>	IP	WLS	BF	H	R	ER	SO	BB	IBB	HBP	BLK	WP	HR	S	P	ERA	WHIP				
<b>Jim Hughes, R</b> (1, 1) ERA: 3.97	7.2	W	33	3	3	2	7	8	0	0	0	0	1	39	71	2.35	1.435				
<b>Tom Burgmeier, L</b> (8, 1) ERA: 2.96	1.1	S	5	1	0	0	1	0	0	0	0	0	0	7	7	0.00	0.750				

**Minnesota Twins @ Texas Rangers**  
Arlington Stadium, Arlington, TX  
Tue Sep 02 1975, 8:05 PM EDT  
Att: 5,002 - Unknown - 90 F

AB 30  
R 3  
H 4  
RBI 3  
BB 8  
SO 8  
LOB 15






Batter	1	2	3	4	5	6	7	8	9	AB	R	H	RBI	BB	SO	LOB	TOP							
Joe Lovitto, S OBP: 0.282, SLG: 0.233 (1, 8)										5	1	1	0	0	1	1	<b>Texas Rangers @ California Angels</b> Anaheim Stadium, Anaheim, CA Wed Sep 03 1975, 10:05 PM EDT Att: 6,757 - Unknown							
Davey Nelson, R OBP: 0.297, SLG: 0.273 Roy Smalley, S OBP: 0.290, SLG: 0.296 (6, 4)										2	0	0	0	1	0	1								
Mike Hargrove, L OBP: 0.302, SLG: 0.410 (1, 7)										4	1	3	1	0	0	1								
Jeff Burroughs, R OBP: 0.298, SLG: 0.394 (1, 9)										3	0	0	0	1	1	4								
Jim Fregosi, R OBP: 0.315, SLG: 0.374 (1, 3)										4	0	0	0	0	1	3								
Toby Harrah, R OBP: 0.410, SLG: 0.467 (1, 6)										3	1	1	0	1	0	0								
Tom Grieve, R OBP: 0.310, SLG: 0.441 (1, 10)										4	1	3	3	0	0	0								
Roy Howell, L OBP: 0.318, SLG: 0.400 (1, 5)										4	1	2	0	0	0	1								
Jim Sundberg, R OBP: 0.279, SLG: 0.266 (1, 2)										4	0	0	0	0	0	2								
<b>Inning Stats</b>	R: 1 E: 1 K: 0 S: 3	H: 0 LOB: 1 BB: 2 P: 11	R: 3 E: 0 K: 1 S: 9	H: 4 LOB: 2 BB: 1 P: 13	R: 0 E: 0 K: 0 S: 4	H: 1 LOB: 1 BB: 0 P: 4	R: 0 E: 0 K: 1 S: 5	H: 0 LOB: 0 BB: 0 P: 5	R: 1 E: 0 K: 1 S: 7	H: 3 LOB: 2 BB: 0 P: 7	R: 0 E: 0 K: 0 S: 4	H: 1 LOB: 1 BB: 0 P: 4	R: 0 E: 0 K: 0 S: 3	H: 1 LOB: 0 BB: 0 P: 3	R: 0 E: 0 K: 0 S: 3	H: 0 LOB: 0 BB: 0 P: 3		R: 0 E: 0 K: 1 S: 5	H: 0 LOB: 0 BB: 0 P: 5	1B: 9 2B: 0 3B: 0 HR: 1	SF: 0 SAC: 1 DP: 2 HBP: 0	WP: 1 PB: 0 SB: 1 CS: 0	PA: 38	
<b>PITCHER</b>	IP WLS BF H R ER SO BB IBB HBP BLK WP HR S P ERA WHIP	1.2 L 12 4 4 3 0 3 0 0 0 1 1 9 21 16.20 4.200	5.1 20 6 1 1 3 0 0 0 0 0 0 0 26 26 1.69 1.125	2.0 6 0 0 0 1 0 0 0 0 0 0 0 8 8 0.00 0.000																				

Batter	1	2	3	4	5	6	7	8	9	AB	R	H	RBI	BB	SO	LOB	BOTTOM						
Dave Collins, S OBP: 0.360, SLG: 0.367 (1, 7)										4	0	0	0	0	0	2	<b>Texas Rangers @ California Angels</b> Anaheim Stadium, Anaheim, CA Wed Sep 03 1975, 10:05 PM EDT Att: 6,757 - Unknown						
Jerry Remy, L OBP: 0.315, SLG: 0.317 (1, 4)										3	2	2	0	1	0	1							
Mickey Rivers, L OBP: 0.335, SLG: 0.366 (1, 8)										4	1	2	0	0	0	1							
Adrian Garrett, L OBP: 0.290, SLG: 0.422 Leroy Stanton, R OBP: 0.344, SLG: 0.434 (6, PH) (7, 9)										1	1	0	0	1	0	0							
Bruce Bochte, L OBP: 0.352, SLG: 0.375 (1, 3)										2	0	0	1	0	0	1							
Danny Goodwin, L (1, 10) Bobby Valentine, R OBP: 0.351, SLG: 0.347 (4, PH)										1	0	0	0	0	1	0							
Dave Chalk, R OBP: 0.345, SLG: 0.342 (1, 5)										4	0	0	0	0	0	0							
Ellie Rodriguez, R OBP: 0.385, SLG: 0.303 (1, 2)										3	0	2	0	1	1	0							
Mike Miley, S OBP: 0.257, SLG: 0.288 (1, 6)										3	0	0	0	0	2	3							
<b>Inning Stats</b>	R: 0 E: 0 K: 0 S: 3	H: 1 LOB: 0 BB: 0 P: 3	R: 0 E: 0 K: 1 S: 5	H: 0 LOB: 0 BB: 0 P: 5	R: 0 E: 0 K: 1 S: 6	H: 1 LOB: 1 BB: 0 P: 6	R: 3 E: 0 K: 0 S: 4	H: 2 LOB: 0 BB: 2 P: 12	R: 0 E: 0 K: 0 S: 3	H: 0 LOB: 1 BB: 1 P: 7	R: 0 E: 0 K: 0 S: 3	H: 0 LOB: 0 BB: 0 P: 3	R: 0 E: 0 K: 1 S: 6	H: 1 LOB: 1 BB: 0 P: 6	R: 1 E: 0 K: 0 S: 5	H: 2 LOB: 1 BB: 0 P: 5		R: 0 E: 0 K: 1 S: 5	H: 0 LOB: 0 BB: 0 P: 5	1B: 5 2B: 3 3B: 0 HR: 0	SF: 1 SAC: 0 DP: 2 HBP: 0	WP: 0 PB: 0 SB: 0 CS: 0	PA: 35
<b>PITCHER</b>	IP WLS BF H R ER SO BB IBB HBP BLK WP HR S P ERA WHIP	3.0 14 4 3 3 2 2 0 0 0 0 0 0 16 24 9.00 2.000	4.1 W 16 3 1 1 1 1 0 0 0 0 0 0 17 21 2.08 0.923	1.2 S 5 0 0 0 1 0 0 0 0 0 0 7 7 0.00 0.000																			

AB	34
R	5
H	10
RBI	4
BB	3
SO	4
LOB	13



AB	31
R	4
H	7
RBI	4
BB	3
SO	4
LOB	9





Batter	1	2	3	4	5	6	7	8	9	AB	R	H	RBI	BB	SO	LOB	TOP			
Joe Lovitto, S OBP: 0.296, SLG: 0.284 (1, 8)	1-3					5-3			HR	5	1	3	3	0	0	1				
Roy Smalley, S OBP: 0.283, SLG: 0.288 (1, 4)	E3 F8	L4		4-3		6-3			F4	5	0	0	0	0	0	3				
Mike Hargrove, L OBP: 0.302, SLG: 0.411 (1, 7)						L6			6-3	4	0	1	0	1	0	0				
Jeff Burroughs, R OBP: 0.299, SLG: 0.400 (1, 9)	F8					HR			K	3	1	1	1	1	1	2				
Jim Spencer, L OBP: 0.322, SLG: 0.393 (1, 3)	K			F5		F6			F4	4	0	0	0	0	1	4				
Toby Harrah, R OBP: 0.413, SLG: 0.467 (1, 6)										2	1	1	0	2	0	2				
Tom Grieve, R OBP: 0.309, SLG: 0.439 (1, 10)										4	1	1	0	0	0	4				
Lenny Randle, S OBP: 0.347, SLG: 0.365 (6, PR)										0	0	0	0	0	0	0				
Roy Howell, L OBP: 0.320, SLG: 0.401 (1, 5)										4	0	2	0	0	0	3				
Jim Sundberg, R OBP: 0.278, SLG: 0.264 (1, 2)										2	0	0	0	0	0	3				
Jim Fregosi, R OBP: 0.313, SLG: 0.372 (9, PH)										1	0	0	0	0	0	0				
<b>Inning Stats</b>	R: 0 E: 1 K: 1 S: 6	H: 0 LOB: 2 BB: 1 P: 10	R: 2 E: 0 K: 0 S: 6	H: 3 LOB: 1 BB: 0 P: 6	R: 0 E: 0 K: 0 S: 4	H: 1 LOB: 2 BB: 1 P: 8	R: 0 E: 0 K: 0 S: 4	H: 2 LOB: 1 BB: 0 P: 4	R: 1 E: 0 K: 0 S: 4	H: 1 LOB: 1 BB: 1 P: 8	R: 0 E: 0 K: 0 S: 4	H: 1 LOB: 0 BB: 0 P: 5	R: 0 E: 0 K: 0 S: 2	H: 0 LOB: 1 BB: 1 P: 6	R: 1 E: 0 K: 0 S: 4	H: 1 LOB: 0 BB: 0 P: 4	1B: 6 2B: 1 3B: 0 HR: 2	SF: 0 SAC: 1 DP: 1 HBP: 0	WP: 0 PB: 0 SB: 0 CS: 0	PA: 39
<b>PITCHER</b>	IP WLS BF H R ER SO BB IBB HBP BLK WP HR S P ERA WHIP	6.0 29 8 3 3 1 3 0 0 0 0 1 28 40 4.50 1.833	3.0 W 10 1 1 1 1 1 0 0 0 0 1 11 15 3.00 0.667																	

Texas Rangers @ California Angels  
Anaheim Stadium, Anaheim, CA  
Thu Sep 04 1975, 10:05 PM EDT  
Att: 5,827 - Unknown

AB 34  
R 4  
H 9  
RBI 4  
BB 4  
SO 2  
LOB 22



Batter	1	2	3	4	5	6	7	8	9	AB	R	H	RBI	BB	SO	LOB	BOTTOM			
Dave Collins, S OBP: 0.354, SLG: 0.361 (1, 7)	F7					FC5-4				5	1	0	0	0	0	8				
Jerry Remy, L OBP: 0.316, SLG: 0.320 (1, 4)										5	2	3	0	0	0	3				
Mickey Rivers, L OBP: 0.336, SLG: 0.365 (1, 8)										4	1	1	1	1	0	3				
Leroy Stanton, R OBP: 0.345, SLG: 0.444 (1, 9)										5	1	2	5	0	1	3				
John Balaz, R OBP: 0.275, SLG: 0.381 (1, 10)										5	0	0	0	0	0	2				
Bruce Bochte, L OBP: 0.354, SLG: 0.375 (1, 3)										3	0	1	0	1	0	0				
Dave Chalk, R OBP: 0.347, SLG: 0.344 (1, 5)										4	0	2	0	0	0	2				
Andy Etchebarren, R OBP: 0.315, SLG: 0.385 (1, 2)										1	0	1	0	3	0	0				
Mike Miley, S OBP: 0.253, SLG: 0.283 (1, 6)										3	1	0	0	0	0	6				
<b>Inning Stats</b>	R: 0 E: 0 K: 0 S: 4	H: 1 LOB: 1 BB: 0 P: 4	R: 0 E: 0 K: 0 S: 3	H: 0 LOB: 2 BB: 2 P: 11	R: 0 E: 1 K: 0 S: 5	H: 1 LOB: 3 BB: 1 P: 9	R: 0 E: 0 K: 0 S: 5	H: 1 LOB: 2 BB: 0 P: 6	R: 0 E: 0 K: 0 S: 5	H: 2 LOB: 0 BB: 0 P: 5	R: 2 E: 0 K: 0 S: 5	H: 2 LOB: 0 BB: 0 P: 5	R: 4 E: 1 K: 0 S: 6	H: 2 LOB: 1 BB: 2 P: 14	R: 0 E: 0 K: 0 S: 6	H: 2 LOB: 1 BB: 2 P: 14	1B: 8 2B: 1 3B: 0 HR: 1	SF: 0 SAC: 1 DP: 0 HBP: 0	WP: 0 PB: 0 SB: 0 CS: 0	PA: 41
<b>PITCHER</b>	IP WLS BF H R ER SO BB IBB HBP BLK WP HR S P ERA WHIP	7.0 L 2 0 0 0 0 1 0 0 0 0 0 1 5 ∞ ∞	1.0 5 1 3 0 0 1 0 0 0 0 0 0 4 8 0.00 2.000																	

Texas Rangers @ California Angels  
Anaheim Stadium, Anaheim, CA  
Thu Sep 04 1975, 10:05 PM EDT  
Att: 5,827 - Unknown

AB 35  
R 6  
H 10  
RBI 6  
BB 5  
SO 1  
LOB 27





Batter	1	2	3	4	5	6	7	8	9	AB	R	H	RBI	BB	SO	LOB	TOP										
Joe Lovitto, S OBP: 0.295, SLG: 0.283 (1, 8)										4	1	1	0	0	0	1	<b>Texas Rangers @ Oakland Athletics</b> Oakland-Alameda County Coliseum, Oakland, CA Fri Sep 05 1975, 7:05 PM PDT Att: 10,958 - Unknown										
Roy Smalley, S OBP: 0.291, SLG: 0.286 (1, 4)										5	0	1	1	0	0	3											
Jim Fregosi, R OBP: 0.310, SLG: 0.366 (1, 10)										5	0	1	0	0	2	3											
Jeff Burroughs, R OBP: 0.300, SLG: 0.399 (1, 9)										3	0	1	1	1	2	0											
Toby Harrah, R OBP: 0.412, SLG: 0.465 (1, 6)										4	0	1	0	0	1	5											
Tom Grieve, R OBP: 0.312, SLG: 0.443 (1, 7)										4	1	2	0	0	0	1											
Leo Cardenas, R OBP: 0.340, SLG: 0.293 Lenny Randle, S OBP: 0.347, SLG: 0.365 Roy Howell, L OBP: 0.322, SLG: 0.403 (7, PR)										2	0	1	0	1	0	1											
Jim Spencer, L OBP: 0.322, SLG: 0.395 (1, 3)										4	1	1	1	0	0	3											
Jim Sundberg, R OBP: 0.277, SLG: 0.263 (1, 2)										3	0	0	0	1	0	1											
<b>Inning Stats</b>	R: 0 E: 0 K: 1 S: 5	H: 0 LOB: 0 BB: 0 P: 5	R: 0 E: 0 K: 1 S: 6	H: 1 LOB: 1 BB: 0 P: 6	R: 0 E: 0 K: 0 S: 3	H: 0 LOB: 0 BB: 0 P: 3	R: 0 E: 0 K: 1 S: 5	H: 0 LOB: 0 BB: 0 P: 5	R: 0 E: 0 K: 0 S: 4	H: 2 LOB: 1 BB: 0 P: 4	R: 1 E: 0 K: 1 S: 8	H: 3 LOB: 2 BB: 0 P: 8	R: 0 E: 0 K: 0 S: 2	H: 0 LOB: 1 BB: 1 P: 6	R: 0 E: 1 K: 0 S: 4	H: 0 LOB: 3 BB: 2 P: 12		R: 3 E: 0 K: 1 S: 9	H: 4 LOB: 1 BB: 0 P: 9	1B: 8 2B: 2 3B: 0 HR: 0	SF: 0 SAC: 1 DP: 1 HBP: 0	WP: 2 PB: 0 SB: 0 CS: 1	PA: 39				
<b>PITCHER</b>	IP	WLS	BF	H	R	ER	SO	BB	IBB	HBP	BLK	WP	HR	S	P	ERA	WHIP										
Vida Blue, L ERA: 3.08 (1, 1)	8.0	L	34	8	3	3	4	3	0	0	0	0	0	39	51	3.38	1.375										
Rolie Fingers, R ERA: 3.2 (9, 1)	1.0		5	2	1	1	1	0	0	0	0	1	0	7	7	9.00	2.000										

AB	35
R	4
H	10
RBI	3
BB	3
SO	5
LOB	18



Batter	1	2	3	4	5	6	7	8	9	AB	R	H	RBI	BB	SO	LOB	BOTTOM										
Bill North, S OBP: 0.370, SLG: 0.316 (1, 8)										3	0	0	1	0	0	1	<b>Texas Rangers @ Oakland Athletics</b> Oakland-Alameda County Coliseum, Oakland, CA Fri Sep 05 1975, 7:05 PM PDT Att: 10,958 - Unknown										
Claudell Washington, L OBP: 0.343, SLG: 0.414 (1, 7)										4	0	0	0	0	1	0											
Sal Bando, R OBP: 0.318, SLG: 0.306 (1, 5)										4	0	0	0	0	0	1											
Reggie Jackson, L OBP: 0.339, SLG: 0.521 (1, 9)										3	0	0	0	0	1	0											
Billy Williams, L OBP: 0.338, SLG: 0.414 (1, 10)										2	0	0	0	1	1	0											
Jim Holt, L OBP: 0.327, SLG: 0.310 Matt Alexander, S OBP: 0.333, SLG: 0.200 Larry Haney, R OBP: 0.097, SLG: 0.267 (8, PR)										2	0	0	0	1	0	1											
Gene Tenace, R OBP: 0.386, SLG: 0.422 (9, 3)										3	0	0	0	0	1	1											
Phil Garner, R OBP: 0.276, SLG: 0.326 Cesar Tovar, R OBP: 0.304, SLG: 0.314 (9, PH)										1	1	0	0	0	0	0											
Ted Martinez, R OBP: 0.200, SLG: 0.205 Tommy Harper, R OBP: 0.333, SLG: 0.321 (9, PH)										2	0	1	0	0	0	0											
<b>Inning Stats</b>	R: 0 E: 0 K: 0 S: 3	H: 0 LOB: 0 BB: 0 P: 3	R: 0 E: 0 K: 1 S: 4	H: 0 LOB: 0 BB: 1 P: 8	R: 1 E: 0 K: 0 S: 3	H: 1 LOB: 0 BB: 0 P: 4	R: 0 E: 0 K: 0 S: 3	H: 0 LOB: 0 BB: 0 P: 3	R: 0 E: 0 K: 0 S: 5	H: 0 LOB: 0 BB: 0 P: 5	R: 0 E: 0 K: 2 S: 6	H: 0 LOB: 1 BB: 1 P: 10	R: 0 E: 1 K: 1 S: 7	H: 1 LOB: 1 BB: 0 P: 7	1B: 1 2B: 2 3B: 0 HR: 0	SF: 1 SAC: 0 DP: 2 HBP: 1		WP: 0 PB: 0 SB: 0 CS: 1	PA: 30								
<b>PITCHER</b>	IP	WLS	BF	H	R	ER	SO	BB	IBB	HBP	BLK	WP	HR	S	P	ERA	WHIP										
Gaylord Perry, R ERA: 3.12 (1, 1)	9.0	W	30	2	2	1	5	2	0	1	0	0	0	37	46	1.00	0.444										





Batter	1	2	3	4	5	6	7	8	9	AB	R	H	RBI	BB	SO	LOB	TOP										
Joe Lovitto, S OBP: 0.293, SLG: 0.275 (1, 8)	0-0 4-3		4-0 BB G6-4-3		0-3 K			0-3 K		3	0	0	0	1	2	2	<b>Texas Rangers @ Oakland Athletics</b> Oakland-Alameda County Coliseum, Oakland, CA Sat Sep 06 1975, 3:33 AM PDT Att: 7,624 - Unknown <a href="http://livebaseballscorecards.com">livebaseballscorecards.com</a>										
Roy Smalley, S OBP: 0.285, SLG: 0.290 (1, 4)	0-0 1B		0-0 G6-4-3		0-0 1B			0-0 F6		4	0	2	1	0	0	1											
Mike Hargrove, L OBP: 0.398, SLG: 0.408 (1, 7)	0-3 K		0-0 1-3		0-0 F8			0-0 3-1		4	0	0	0	0	1	3											
Jeff Burroughs, R OBP: 0.300, SLG: 0.398 (1, 9)	0-0 F7			0-0 G1-4-3 1B				0-0 F8		4	0	1	0	0	0	1											
Jim Spencer, L OBP: 0.323, SLG: 0.395 (1, 3)		0-0 F8 1B		0-3 K				0-0 3-1		2	0	1	0	0	1	1											
Jim Fregosi, R OBP: 0.308, SLG: 0.364 (6, PH)		0-0 1B		0-0 K				0-0 F5		1	0	0	0	0	0	0											
Mike Cabbage, L OBP: 0.281, SLG: 0.341 (9, PH)		0-0 1B		0-0 K				0-3 F5		1	0	0	0	0	0	0											
Toby Harrah, R OBP: 0.409, SLG: 0.461 (1, 6)	0-0 F3		0-0 G1-4-3		0-0 K			0-3 K		4	0	0	0	0	2	2											
Tom Grieve, R OBP: 0.318, SLG: 0.447 (1, 10)		0-0 1B		0-0 1B 1B				4-0 FC1-6 BB		2	1	2	0	1	0	0											
Roy Howell, L OBP: 0.319, SLG: 0.399 (1, 5)	0-0 F8		0-0 F8		0-0 F8			0-0 FC1-6 G6-4-3		3	0	0	0	0	0	4											
Jim Sundberg, R OBP: 0.278, SLG: 0.263 (1, 2)	0-0 6-3		0-0 1B		0-0 1B			0-0 G6-4-3		3	0	1	0	0	0	3											
<b>Inning Stats</b>	R: 0 E: 0 K: 1 S: 6	H: 1 LOB: 1 BB: 0 P: 6	R: 0 E: 0 K: 0 S: 5	H: 2 LOB: 2 BB: 0 P: 5	R: 0 E: 0 K: 0 S: 2	H: 0 LOB: 0 BB: 1 P: 6	R: 0 E: 0 K: 1 S: 5	H: 1 LOB: 0 BB: 0 P: 5	R: 1 E: 0 K: 0 S: 8	H: 3 LOB: 2 BB: 0 P: 8	R: 0 E: 0 K: 1 S: 5	H: 0 LOB: 0 BB: 0 P: 5	R: 0 E: 0 K: 0 S: 2	H: 0 LOB: 0 BB: 1 P: 6	R: 0 E: 0 K: 1 S: 5	H: 0 LOB: 0 BB: 0 P: 5		R: 0 E: 0 K: 1 S: 5	H: 0 LOB: 0 BB: 0 P: 5	1B: 7 2B: 0 3B: 0 HR: 0	SF: 0 SAC: 0 DP: 3 HBP: 0	WP: 0 PB: 0 SB: 0 CS: 0	PA: 33				
<b>PITCHER</b>	IP	WLS	BF	H	R	ER	SO	BB	IBB	HBP	BLK	WP	HR	S	P	ERA	WHIP										
Stan Bahnsen, R ERA: 4.74 (1, 1)	4.2		20	7	1	1	3	1	0	0	0	0	0	25	29	1.93	1.714										
Paul Lindblad, L ERA: 2.49 (5, 1)	3.1	W	10	0	0	0	2	1	0	0	0	0	0	13	17	0.00	0.300										
Rollie Fingers, R ERA: 3.17 (9, 1)	1.0	S	3	0	0	0	1	0	0	0	0	0	0	5	5	0.00	0.000										

Batter	1	2	3	4	5	6	7	8	9	AB	R	H	RBI	BB	SO	LOB	BOTTOM										
Bill North, S OBP: 0.369, SLG: 0.315 (1, 8)	0-3 K		0-0 6-3			0-0 CS 1B		0-0 F7		4	0	1	0	0	1	0	<b>Texas Rangers @ Oakland Athletics</b> Oakland-Alameda County Coliseum, Oakland, CA Sat Sep 06 1975, 3:33 AM PDT Att: 7,624 - Unknown <a href="http://livebaseballscorecards.com">livebaseballscorecards.com</a>										
Claudell Washington, L OBP: 0.341, SLG: 0.412 (1, 7)	0-0 1-3			0-0 3-1		0-0 G3				3	0	0	0	0	0	1											
Sal Bando, R OBP: 0.320, SLG: 0.314 (1, 5)	0-0 HR			0-0 S 1B		0-0 F9				3	1	2	1	0	0	0											
Reggie Jackson, L OBP: 0.339, SLG: 0.525 (1, 9)	0-0 F8			0-0 F5				0-0 HR		3	1	1	1	0	0	1											
Billy Williams, L OBP: 0.340, SLG: 0.415 (1, 10)		0-0 F7		4-0 BB		0-0 CS 1B		0-0 CS 1B		2	0	1	0	1	0	0											
Matt Alexander, S OBP: 0.333, SLG: 0.200 (7, PR)		0-0 F7		1-2 BB		0-0 F6		0-0 F6		0	0	0	0	0	0	0											
Gene Tenace, R OBP: 0.384, SLG: 0.419 (1, 2)		0-0 5-3		0-0 F9		0-0 F6		0-0 F6		3	0	0	0	0	0	3											
Tommy Harper, R OBP: 0.331, SLG: 0.318 (1, 3)		0-0 F9			0-0 6-3			0-0 F5		2	0	0	0	0	0	0											
Jim Holt, L OBP: 0.325, SLG: 0.307 (7, PH)					0-0 6-3					1	0	0	0	0	0	1											
Larry Haney, R OBP: 0.067, SLG: 0.267 (9, 2)										0	0	0	0	0	0	0											
Phil Garner, R OBP: 0.274, SLG: 0.324 (1, 4)			0-0 6-3		0-0 4-3			0-0 1-3		3	0	0	0	0	0	0											
Ted Martinez, R OBP: 0.195, SLG: 0.200 (1, 6)			0-0 6-3					0-0 F7		2	0	0	0	0	0	0											
Cesar Tovar, R OBP: 0.303, SLG: 0.313 (8, PH)					0-0 F8					1	0	0	0	0	0	0											
Dal Maxvill, R (9, 6)										0	0	0	0	0	0	0											
<b>Inning Stats</b>	R: 1 E: 0 K: 1 S: 6	H: 1 LOB: 0 BB: 0 P: 6	R: 0 E: 0 K: 0 S: 3	H: 0 LOB: 0 BB: 0 P: 3	R: 0 E: 0 K: 0 S: 3	H: 0 LOB: 0 BB: 0 P: 3	R: 0 E: 0 K: 0 S: 4	H: 1 LOB: 2 BB: 1 P: 8	R: 0 E: 0 K: 0 S: 3	H: 0 LOB: 0 BB: 0 P: 3	R: 0 E: 0 K: 0 S: 3	H: 1 LOB: 0 BB: 0 P: 3	R: 1 E: 0 K: 0 S: 4	H: 2 LOB: 1 BB: 0 P: 4	R: 0 E: 0 K: 0 S: 3	H: 0 LOB: 0 BB: 0 P: 3	1B: 3 2B: 0 3B: 0 HR: 2	SF: 0 SAC: 0 DP: 0 HBP: 0	WP: 0 PB: 0 SB: 1 CS: 2	PA: 28							
<b>PITCHER</b>	IP	WLS	BF	H	R	ER	SO	BB	IBB	HBP	BLK	WP	HR	S	P	ERA	WHIP										
Fergie Jenkins, R ERA: 3.66 (1, 1)	8.0	L	28	5	2	2	1	1	0	0	0	0	2	29	33	2.25	0.750										

AB 31  
R 1  
H 7  
RBI 1  
BB 2  
SO 6  
LOB 17



AB 27  
R 2  
H 5  
RBI 2  
BB 1  
SO 1  
LOB 6













Batter	1	2	3	4	5	6	7	8	9	AB	R	H	RBI	BB	SO	LOB	TOP					
Lenny Randle, S (1,8) OBP: 0.346, SLG: 0.367	G3		4-3		1B		F7			4	1	1	0	0	0	0						
Roy Smalley, S (1,4) OBP: 0.273, SLG: 0.284	4-3			4-3	WP			6-3		4	0	1	2	0	0	0						
Toby Harrah, R (1,6) OBP: 0.405, SLG: 0.456	6-3			K	6-3			F9		4	0	0	0	0	1	1						
Jeff Burroughs, R (1,9) OBP: 0.301, SLG: 0.401		K		1B				6-3		3	0	1	0	1	1	0						
Mike Hargrove, L (1,7) OBP: 0.395, SLG: 0.402				1B			L4		L7	4	0	2	0	0	0	1						
Jim Spencer, L (1,3) OBP: 0.320, SLG: 0.396				1B			G4-6-3		1-3	4	0	0	0	0	0	4						
Tom Grieve, R (1,10) OBP: 0.316, SLG: 0.442										4	1	2	0	0	0	1						
Roy Howell, L (1,5) OBP: 0.322, SLG: 0.397			F7		K			F8		4	0	1	0	0	1	1						
Jim Sundberg, R (1,2) OBP: 0.279, SLG: 0.263			P4		2B			G6-4-3		3	1	1	0	0	0	1						
<b>Inning Stats</b>	R: 0 E: 0 K: 0 S: 3	H: 0 LOB: 0 BB: 0 P: 3	R: 0 E: 0 K: 1 S: 6	H: 1 LOB: 1 BB: 0 P: 6	R: 0 E: 0 K: 0 S: 3	H: 0 LOB: 0 BB: 0 P: 3	R: 0 E: 0 K: 1 S: 7	H: 2 LOB: 2 BB: 0 P: 7	R: 2 E: 0 K: 1 S: 8	H: 3 LOB: 1 BB: 0 P: 8	R: 0 E: 0 K: 0 S: 2	H: 0 LOB: 0 BB: 1 P: 6	R: 1 E: 0 K: 0 S: 4	H: 2 LOB: 0 BB: 0 P: 4	R: 0 E: 0 K: 0 S: 3	H: 0 LOB: 0 BB: 0 P: 3	R: 0 E: 0 K: 0 S: 4	H: 1 LOB: 1 BB: 0 P: 4	1B: 8 2B: 1 3B: 0 HR: 0	SF: 0 SAC: 0 DP: 2 HBP: 0	WP: 1 PB: 0 CS: 0	PA: 35
<b>PITCHER</b> Dave Goltz, R (1,1) ERA: 3.6	IP: 9.0 WLS: L BF: 35 H: 9 R: 3 ER: 3 SO: 3 BB: 1 IBB: 0 HBP: 0 BLK: 0 WP: 1 HR: 0 S: 40 P: 44 ERA: 3.00 WHIP: 1.111															<b>PITCHER</b>						

Texas Rangers @ Minnesota Twins  
Metropolitan Stadium, Bloomington, MI  
Tue Sep 09 1975, 8:05 PM EDT  
Unknown - 66 F

AB 34  
R 3  
H 9  
RBI 2  
BB 1  
SO 3  
LOB 9



Batter	1	2	3	4	5	6	7	8	9	AB	R	H	RBI	BB	SO	LOB	BOTTOM					
Jerry Terrell, R (1,3) OBP: 0.337, SLG: 0.354	6-3			L8		F8			G5-4-3	4	0	0	0	0	0	1						
Steve Brye, R (1,7) OBP: 0.335, SLG: 0.460				K				6-3		2	0	0	0	1	1	0						
Rod Carew, L (1,4) OBP: 0.428, SLG: 0.507										2	0	0	0	0	0	1						
Craig Kusick, R (6,3) OBP: 0.323, SLG: 0.343	G6-4-3			4-3				K		1	0	0	0	0	1	0						
Dan Ford, R (1,8) OBP: 0.329, SLG: 0.442					4-3			6-3		3	0	1	0	0	0	0						
Tony Oliva, L (1,10) OBP: 0.351, SLG: 0.399					4-3				E4	3	0	0	0	0	0	1						
Lyman Bostock, L (8, PR) OBP: 0.327, SLG: 0.345									F8-3	0	0	0	0	0	0	0						
Dave McKay, S (1,5) OBP: 0.285, SLG: 0.471									F8-3	3	0	1	0	0	0	1						
Danny Thompson, R (1,6) OBP: 0.300, SLG: 0.338									F8	3	0	0	0	0	0	2						
Mike Poeppling, R (1,9) OBP: 0.250, SLG: 0.100									F8	3	0	1	0	0	0	0						
Glenn Borgmann, R (1,2) OBP: 0.303, SLG: 0.281										3	0	1	0	0	0	1						
Luis Gomez, R (8, PR) OBP: 0.200, SLG: 0.150									G6-4-3	0	0	0	0	0	0	0						
<b>Inning Stats</b>	R: 0 E: 0 K: 0 S: 2	H: 0 LOB: 0 BB: 1 P: 6	R: 0 E: 0 K: 0 S: 3	H: 1 LOB: 0 BB: 0 P: 3	R: 0 E: 0 K: 0 S: 3	H: 0 LOB: 0 BB: 0 P: 3	R: 0 E: 0 K: 1 S: 5	H: 0 LOB: 0 BB: 0 P: 5	R: 0 E: 0 K: 0 S: 4	H: 1 LOB: 1 BB: 0 P: 4	R: 0 E: 0 K: 0 S: 3	H: 1 LOB: 0 BB: 0 P: 3	R: 0 E: 0 K: 0 S: 5	H: 0 LOB: 0 BB: 0 P: 5	R: 0 E: 1 K: 0 S: 3	H: 0 LOB: 1 BB: 0 P: 3	R: 0 E: 0 K: 0 S: 3	H: 1 LOB: 1 BB: 0 P: 3	1B: 4 2B: 1 3B: 0 HR: 0	SF: 0 SAC: 0 DP: 5 HBP: 0	WP: 0 PB: 0 CS: 0	PA: 28
<b>PITCHER</b> Jim Umberger, L (1,1) ERA: 3.7	IP: 9.0 WLS: W BF: 28 H: 4 R: 0 ER: 0 SO: 2 BB: 1 IBB: 0 HBP: 0 BLK: 0 WP: 0 HR: 0 S: 31 P: 35 ERA: 0.00 WHIP: 0.556															<b>PITCHER</b>						

Texas Rangers @ Minnesota Twins  
Metropolitan Stadium, Bloomington, MI  
Tue Sep 09 1975, 8:05 PM EDT  
Unknown - 66 F

AB 27  
R 0  
H 4  
RBI 0  
BB 1  
SO 2  
LOB 7





Batter	1	2	3	4	5	6	7	8	9	AB	R	H	RBI	BB	SO	LOB	TOP																		
Lenny Randle, S (1,8) OBP: 0.348, SLG: 0.373	L9		1B			HR		6-3	1B	4	2	1	1	0	0																				
Davey Nelson, R (1,4) OBP: 0.315, SLG: 0.297	6-3		4-3			BB		BB	1B	5	0	3	2	0	0	1																			
Toby Harrah, R (1,6) OBP: 0.405, SLG: 0.453	4-3			K		G5-2-3		BB	6-3	3	0	0	0	2	1	1																			
Jeff Burroughs, R (1,9) OBP: 0.300, SLG: 0.399		K		6-3		G5-2-3		K		3	0	0	0	1	2	2																			
Jim Fregosi, R (1,3) OBP: 0.303, SLG: 0.352		BB		P3		G5-2-3		F5		3	0	0	0	1	0	5																			
Tom Griever, R (1,7) OBP: 0.318, SLG: 0.446	L8					G5-3			E	4	1	2	0	0	0	3																			
Tom Robson, R (1,10) Roy Howell, L (7,PH) OBP: 0.321, SLG: 0.395	F3			L9				4-3	F7	2	0	0	0	0	0	2	AB 34																		
Leo Cardenas, R (1,5) Mike Cabbage, L (7,PH) OBP: 0.295, SLG: 0.338			6-3			1B		G3	E6	2	0	1	0	0	0	0	R 4																		
Ron Pruitt, R (1,2) Jim Spencer, L (7,PH) Jim Sundberg, R (7,2) OBP: 0.278, SLG: 0.262			F7		G5-3			F8	F2	2	0	0	0	0	0	2	H 8																		
										1	0	0	0	0	0	0	RBI 3																		
										1	0	0	0	0	0	1	BB 5																		
																	SO 3																		
																	LOB 18																		
<b>Inning Stats</b>	R: 0 E: 0 K: 0 S: 3	H: 0 LOB: 0 BB: 0 P: 3	R: 0 E: 0 K: 1 S: 5	H: 0 LOB: 1 BB: 1 P: 9	R: 0 E: 0 K: 1 S: 4	H: 1 LOB: 1 BB: 0 P: 4	R: 0 E: 0 K: 1 S: 5	H: 0 LOB: 0 BB: 0 P: 5	R: 0 E: 0 K: 0 S: 4	H: 2 LOB: 1 BB: 0 P: 4	R: 1 E: 0 K: 0 S: 4	H: 2 LOB: 2 BB: 0 P: 12	R: 0 E: 0 K: 1 S: 6	H: 0 LOB: 2 BB: 1 P: 10	R: 3 E: 1 K: 0 S: 6	H: 2 LOB: 1 BB: 1 P: 10	1B: 6 2B: 1 3B: 0 HR: 1	SF: 0 SAC: 0 DP: 2 HBP: 0	WP: 0 PB: 0 SB: 0 CS: 0	PA: 39															
<b>PITCHER</b>	IP WLS BF H R ER SO BB IBB HBP BLK WP HR S P ERA WHIP																																		
Bill Butler, L (1,1) ERA: 6.23	5.0	22	5	1	1	2	3	0	0	0	0	0	0	1	23	35	1.80	1.600																	
Tom Johnson, R (6,1) ERA: 4.28	4.0	L 17	3	3	0	1	1	1	0	0	0	0	0	0	17	25	0.00	1.000																	

Texas Rangers @ Minnesota Twins  
Metropolitan Stadium, Bloomington, MI  
Tue Sep 09 1975, 8:05 PM EDT  
Att: 4,300 - Unknown

AB 34  
R 4  
H 8  
RBI 3  
BB 5  
SO 3  
LOB 18



Batter	1	2	3	4	5	6	7	8	9	AB	R	H	RBI	BB	SO	LOB	BOTTOM																		
Jerry Terrell, R (1,4) OBP: 0.332, SLG: 0.348	P4		F7		F3		P4		K	5	0	0	0	0	1	1																			
Steve Braun, L (1,7) OBP: 0.386, SLG: 0.429	E		6-3						F8	4	0	2	0	1	0	1																			
John Briggs, L (1,9) OBP: 0.396, SLG: 0.385	E3			S	5-3		F6		G3	5	1	1	0	0	0	4																			
Dan Ford, R (1,8) OBP: 0.328, SLG: 0.440	F8			F8		G3			FC4-6	4	0	1	0	0	0	3																			
Tony Oliva, L (1,10) Larry Hisle, R (8,PR) OBP: 0.361, SLG: 0.511	F7			F5		FC6-4		FC4-6	E	3	0	0	0	0	0	0																			
Dave McKay, S (1,5) OBP: 0.285, SLG: 0.463		6-3		S	1B			P5		3	0	1	1	1	0	1																			
Danny Thompson, R (1,6) OBP: 0.299, SLG: 0.337		4-3				FC6-4		6-3		4	0	1	0	0	0	4	AB 36																		
Craig Kusick, R (1,3) OBP: 0.321, SLG: 0.362		5-3			1-3			1-3		4	1	1	1	0	0	4	R 2																		
Phil Roof, R (1,2) Steve Brye, R (9,PH) OBP: 0.338, SLG: 0.463			K						HR	3	0	0	0	0	2	0	H 8																		
										1	0	1	0	0	0	0	RBI 2																		
																	BB 2																		
																	SO 3																		
																	LOB 22																		
<b>Inning Stats</b>	R: 0 E: 1 K: 0 S: 5	H: 1 LOB: 2 BB: 0 P: 5	R: 0 E: 0 K: 0 S: 3	H: 0 LOB: 0 BB: 0 P: 3	R: 0 E: 0 K: 1 S: 5	H: 0 LOB: 0 BB: 0 P: 5	R: 1 E: 0 K: 0 S: 6	H: 3 LOB: 2 BB: 0 P: 6	R: 0 E: 0 K: 0 S: 4	H: 1 LOB: 1 BB: 0 P: 4	R: 0 E: 0 K: 0 S: 3	H: 0 LOB: 2 BB: 1 P: 8	R: 0 E: 0 K: 1 S: 5	H: 0 LOB: 1 BB: 1 P: 9	R: 0 E: 1 K: 0 S: 4	H: 1 LOB: 2 BB: 0 P: 4	R: 1 E: 0 K: 1 S: 7	H: 2 LOB: 1 BB: 0 P: 7	1B: 6 2B: 0 3B: 1 HR: 1	SF: 0 SAC: 0 DP: 0 HBP: 1	WP: 0 PB: 0 SB: 2 CS: 0	PA: 39													
<b>PITCHER</b>	IP WLS BF H R ER SO BB IBB HBP BLK WP HR S P ERA WHIP																																		
Stan Perzanowski, R (1,1) ERA: 4.12	8.0	W 35	7	2	2	2	2	0	1	0	0	0	0	1	36	45	2.25	1.125																	
Steve Foucault, R (9,1) ERA: 3.82	1.0	S 4	1	0	0	1	0	0	0	0	0	0	0	6	6	0.00	1.000																		

Texas Rangers @ Minnesota Twins  
Metropolitan Stadium, Bloomington, MI  
Tue Sep 09 1975, 8:05 PM EDT  
Att: 4,300 - Unknown

AB 36  
R 2  
H 8  
RBI 2  
BB 2  
SO 3  
LOB 22







Batter	1	2	3	4	5	6	7	8	9	AB	R	H	RBI	BB	SO	LOB	TOP					
Lenny Randle, S (1, 8) OBP: 0.349, SLG: 0.373	0-3 K		0-0 G3	0-3 K		0-0 FC6-4 1B		0-0 1B		5	0	2	1	0	2	2	<p><b>Texas Rangers @ Minnesota Twins</b> Metropolitan Stadium, Bloomington, MI Wed Sep 10 1975, 8:05 PM EDT Att: 3,339 - Unknown - 78 F</p> <p>livebaseballscores.com</p>					
Roy Smalley, S (1, 4) OBP: 0.276, SLG: 0.278	4-0 F9 1B BB		0-0 G3		0-0 G3	0-0 FC6-4 1-2		0-3 K		4	0	0	0	1	1	2						
Toby Harrah, R (1, 6) OBP: 0.405, SLG: 0.458	0-0 1-2 1B		0-0 HR		0-0 5-3		0-0 P5		0-0 P5	5	1	2	1	0	0	0						
Jeff Burroughs, R (1, 9) OBP: 0.303, SLG: 0.404	0-0 F9 2-3		0-3 K		0-0 HR		4-0 6-3 BB		4-0 1B HR BB	3	2	1	1	2	1	2						
Mike Hargrove, L (1, 7) OBP: 0.395, SLG: 0.402	0-3 K			0-0 E SH 1B	0-0 G3		0-0 6-3		0-0 1-2 HR 1B	5	2	2	0	0	1	3						
Jim Spencer, L (1, 3) OBP: 0.322, SLG: 0.399		0-0 2B		0-0 SH F8 1B FC6-2		4-0 1B BB		0-3 K		1	0	1	0	1	0	0						
Jim Fregosi, R (7, PH) OBP: 0.306, SLG: 0.373									0-0 1-1 2-H 2-H HR	2	1	1	3	0	1	1						
Tom Grieve, R (1, 10) OBP: 0.322, SLG: 0.458	0-3 K		0-0 FC6-2 1B		0-0 1-2 3-H 1B	0-0 3B 1B		0-0 HR	0-3 K	5	2	3	2	0	2	1						
Roy Howell, L (1, 5) OBP: 0.319, SLG: 0.398	0-0 L7		0-0 F8		0-0 2-3 1B 3B	0-0 1B 3B		0-3 K	0-0 F7	5	1	1	1	0	1	3						
Jim Sundberg, R (1, 2) OBP: 0.276, SLG: 0.260	0-0 5-3		0-0 FC6-2		0-0 1-2 3-H 1B	0-3 K		0-0 F9		4	0	0	0	0	1	4						
<b>Inning Stats</b>	R: 0 E: 0 K: 2 S: 8	H: 1 LOB: 2 BB: 1 P: 12	R: 0 E: 0 K: 1 S: 6	H: 1 LOB: 1 BB: 0 P: 6	R: 1 E: 0 K: 1 S: 6	H: 1 LOB: 0 BB: 0 P: 6	R: 1 E: 1 K: 1 S: 8	H: 2 LOB: 2 BB: 0 P: 8	R: 1 E: 0 K: 0 S: 4	H: 1 LOB: 0 BB: 0 P: 4	R: 2 E: 0 K: 1 S: 7	H: 3 LOB: 1 BB: 1 P: 11	R: 0 E: 0 K: 1 S: 5	H: 0 LOB: 1 BB: 1 P: 9	R: 1 E: 0 K: 2 S: 9	H: 2 LOB: 1 BB: 0 P: 9	R: 3 E: 0 K: 1 S: 7	H: 2 LOB: 0 BB: 1 P: 11	1B: 7 2B: 1 3B: 1 HR: 4	SF: 0 SAC: 1 DP: 0 HBP: 0	WP: 0 PB: 0 CS: 0	PA: 44
<b>PITCHER</b>	IP WLS BF H R ER SO BB IBB HBP BLK WP HR S P ERA WHIP	5.2 L 28 9 5 5 6 2 0 0 0 0 2 38 46 7.94 1.941	6.1 2.2 13 3 3 3 3 2 0 0 0 0 1 17 25 10.12 1.875	9.1 0.2 3 1 1 1 1 0 0 0 0 0 1 5 5 13.50 1.500	<b>PITCHER</b>										IP WLS BF H R ER SO BB IBB HBP BLK WP HR S P ERA WHIP	1B: 7 2B: 1 3B: 1 HR: 4	SF: 0 SAC: 1 DP: 0 HBP: 0	WP: 0 PB: 0 CS: 0	PA: 44			

Batter	1	2	3	4	5	6	7	8	9	AB	R	H	RBI	BB	SO	LOB	BOTTOM					
Jerry Terrell, R (1, 4) OBP: 0.333, SLG: 0.347	4-0 G4-6-3 BB		0-0 5-3		0-0 1B	0-0 1-3			0-0 P3	4	0	1	0	1	0	0	<p><b>Texas Rangers @ Minnesota Twins</b> Metropolitan Stadium, Bloomington, MI Wed Sep 10 1975, 8:05 PM EDT Att: 3,339 - Unknown - 78 F</p> <p>livebaseballscores.com</p>					
Steve Braun, L (1, 7) OBP: 0.384, SLG: 0.426	0-0 G4-6-3 1-2		0-0 G3		0-3 K		0-0 1B		0-0 F2	5	0	1	0	0	1	2						
John Briggs, L (1, 3) OBP: 0.392, SLG: 0.380	0-0 E3		0-0 F2		0-0 F8		0-3 K			4	0	0	0	0	1	2						
Dan Ford, R (1, 8) OBP: 0.327, SLG: 0.438	0-0 L6			0-0 1B 1B	0-0 F9		0-3 K			4	1	1	0	0	1	3						
Tony Oliva, L (1, 10) OBP: 0.352, SLG: 0.397		0-0 6-3		0-0 1-3 1B 1B		0-0 E SF7 1B		0-0 6-3		4	1	2	0	0	0	1						
Steve Brye, R (1, 9) OBP: 0.336, SLG: 0.459		0-0 L7		0-3 K		0-0 E9 HR 1B		0-3 K		4	1	1	0	0	2	2						
Dave McKay, S (1, 5) OBP: 0.283, SLG: 0.456		0-3 K 1B		0-0 1-2 3-H 1B		0-0 SF7		0-0 F3		3	0	1	2	0	1	0						
Danny Thompson, R (1, 6) OBP: 0.302, SLG: 0.349		0-0 1-2 1B		0-0 F3		0-0 2-H HR		0-0 F8		4	1	2	2	0	0	2						
Glenn Borgmann, R (1, 2) OBP: 0.301, SLG: 0.279		0-3 K		0-0 P4		0-3 K			0-3 K	2	0	0	0	0	1	4						
Phil Roof, R (6, 2) OBP: 0.323, SLG: 0.489									0-0 K	2	0	0	0	0	2	0						
<b>Inning Stats</b>	R: 0 E: 1 K: 0 S: 3	H: 0 LOB: 1 BB: 1 P: 7	R: 0 E: 0 K: 2 S: 9	H: 1 LOB: 2 BB: 0 P: 9	R: 0 E: 0 K: 0 S: 3	H: 0 LOB: 0 BB: 0 P: 3	R: 1 E: 0 K: 1 S: 8	H: 3 LOB: 2 BB: 0 P: 8	R: 0 E: 0 K: 1 S: 6	H: 1 LOB: 1 BB: 0 P: 6	R: 3 E: 1 K: 1 S: 8	H: 3 LOB: 0 BB: 0 P: 8	R: 0 E: 0 K: 2 S: 8	H: 1 LOB: 1 BB: 0 P: 8	R: 0 E: 0 K: 1 S: 5	H: 0 LOB: 0 BB: 0 P: 5	R: 0 E: 0 K: 1 S: 5	H: 0 LOB: 0 BB: 0 P: 5	1B: 8 2B: 0 3B: 0 HR: 1	SF: 1 SAC: 0 DP: 1 HBP: 0	WP: 0 PB: 1 CS: 0	PA: 38
<b>PITCHER</b>	IP WLS BF H R ER SO BB IBB HBP BLK WP HR S P ERA WHIP	9.0 W 38 9 4 4 9 1 0 0 0 0 1 55 59 4.00 1.111	<b>PITCHER</b>										IP WLS BF H R ER SO BB IBB HBP BLK WP HR S P ERA WHIP	1B: 8 2B: 0 3B: 0 HR: 1	SF: 1 SAC: 0 DP: 1 HBP: 0	WP: 0 PB: 1 CS: 0	PA: 38					



Batter	1	2	3	4	5	6	7	8	9	AB	R	H	RBI	BB	SO	LOB	TOP			
Pat Kelly, L OBP: 0.348, SLG: 0.399 Bob Coluccio, R OBP: 0.283, SLG: 0.312	3-1			F8		BB 1B	6-3			3	1	1	0	0	0	0				
Jerry Hairston, S OBP: 0.410, SLG: 0.298	6-3			K		1B		HR		2	2	0	0	2	1	0				
Jorge Orta, L OBP: 0.365, SLG: 0.461	F8			K		1B		HR		4	1	2	4	0	1	0				
Deron Johnson, R OBP: 0.299, SLG: 0.384		5-3			F3			F7		4	0	1	1	0	0	0				
Bill Melton, R OBP: 0.339, SLG: 0.348		F9				K		L6		4	0	1	0	0	1	2				
Mike Squires, L OBP: 0.303, SLG: 0.185		4-3			F9	F8		F2		4	0	0	0	0	0	3				
Bucky Dent, R OBP: 0.302, SLG: 0.344				F8				F7		4	0	0	0	0	0	1				
Nyls Nyman, L OBP: 0.244, SLG: 0.264						L4		F8		4	0	2	0	0	0	0				
Brian Downing, R OBP: 0.371, SLG: 0.345				G5-4-3					CS 2B	4	1	2	0	0	1	2				
						1B			K											
<b>Inning Stats</b>	R: 0 H: 0 E: 0 K: 0 S: 3	H: 0 LOB: 0 BB: 0 P: 3	R: 0 H: 0 E: 0 K: 0 S: 3	H: 0 LOB: 0 BB: 0 P: 3	R: 0 H: 1 E: 0 K: 2 S: 7	H: 0 LOB: 0 BB: 0 P: 7	R: 0 H: 0 E: 0 K: 2 S: 7	H: 0 LOB: 1 BB: 0 P: 4	R: 3 H: 4 E: 0 K: 1 S: 9	H: 2 LOB: 2 BB: 1 P: 13	R: 0 H: 1 E: 1 K: 0 S: 4	H: 1 LOB: 0 BB: 0 P: 4	R: 2 H: 1 E: 0 K: 0 S: 4	H: 1 LOB: 0 BB: 1 P: 8	R: 0 H: 1 E: 0 K: 1 S: 5	H: 1 LOB: 1 BB: 0 P: 5	1B: 7 2B: 2 3B: 0 HR: 1	SF: 0 SAC: 0 DP: 2 HBP: 0	WP: 0 PB: 0 SB: 0 CS: 1	PA: 36
<b>PITCHER</b> Fergie Jenkins, R ERA: 3.71	IP: 9.0 WLS: L BF: 36 H: 9 R: 5 ER: 5 SO: 4 BB: 2 IBB: 0 HBP: 0 BLK: 0 WP: 0 HR: 1 S: 42 P: 50 ERA: 5.00 WHIP: 1.222															<b>PITCHER</b>				

Batter	1	2	3	4	5	6	7	8	9	AB	R	H	RBI	BB	SO	LOB	BOTTOM					
Lenny Randle, S OBP: 0.348, SLG: 0.373 Dave Moates, L OBP: 0.328, SLG: 0.386 Tom Robson, R OBP: 0.226, SLG: 0.200 Joe Lovitto, S OBP: 0.288, SLG: 0.269	K			K			K		F5	1	0	0	0	0	1	0						
Roy Smalley, S OBP: 0.280, SLG: 0.278	F8								F7	4	0	1	0	1	1	2						
Toby Harrah, R OBP: 0.406, SLG: 0.458										3	0	1	0	1	1	3						
Jeff Burroughs, R OBP: 0.302, SLG: 0.402										3	0	0	0	1	1	2						
Mike Hargrove, L OBP: 0.394, SLG: 0.401	4-3								K	4	0	1	0	0	1	2						
Jim Spencer, L OBP: 0.324, SLG: 0.399 Jim Fregosi, R OBP: 0.301, SLG: 0.366										0	0	0	0	1	0	0						
Tom Grieve, R OBP: 0.318, SLG: 0.453										3	0	0	0	0	3	2						
Roy Howell, L OBP: 0.316, SLG: 0.393										4	0	0	0	0	3	3						
Jim Sundberg, R OBP: 0.279, SLG: 0.261 Mike Cabbage, L OBP: 0.289, SLG: 0.338										2	1	1	0	1	0	0						
										0	0	0	0	1	0	0						
<b>Inning Stats</b>	R: 0 H: 0 E: 1 K: 1 S: 5	H: 1 LOB: 1 BB: 2 P: 13	R: 2 H: 1 E: 0 K: 2 S: 8	H: 1 LOB: 2 BB: 2 P: 16	R: 0 H: 2 E: 0 K: 3 S: 11	H: 0 LOB: 0 BB: 0 P: 11	R: 0 H: 1 E: 0 K: 1 S: 6	H: 2 LOB: 2 BB: 1 P: 10	R: 0 H: 0 E: 0 K: 1 S: 5	H: 0 LOB: 0 BB: 0 P: 5	R: 0 H: 1 E: 0 K: 2 S: 8	H: 1 LOB: 1 BB: 0 P: 8	R: 0 H: 0 E: 0 K: 2 S: 7	H: 0 LOB: 0 BB: 0 P: 7	R: 0 H: 1 E: 0 K: 2 S: 8	H: 0 LOB: 0 BB: 0 P: 7	R: 0 H: 0 E: 0 K: 1 S: 5	H: 0 LOB: 1 BB: 1 P: 9	1B: 4 2B: 1 3B: 0 HR: 0	SF: 0 SAC: 0 DP: 0 HBP: 0	WP: 2 PB: 0 SB: 1 CS: 0	PA: 38
<b>PITCHER</b> Jesse Jefferson, R ERA: 4.58 Rich Hinton, L ERA: 3.81 Rich Gossage, R ERA: 1.77	IP: 2.1 WLS: W BF: 15 H: 2 R: 0 ER: 0 SO: 7 BB: 1 IBB: 0 HBP: 0 BLK: 0 WP: 0 HR: 0 S: 28 P: 32 ERA: 0.00 WHIP: 0.750															<b>PITCHER</b>						

Chicago White Sox @ Texas Rangers  
Arlington Stadium, Arlington, TX  
Fri Sep 12 1975, 8:05 PM EDT  
Att: 6,007 - Unknown

Chicago White Sox @ Texas Rangers  
Arlington Stadium, Arlington, TX  
Fri Sep 12 1975, 8:05 PM EDT  
Att: 6,007 - Unknown

AB	34
R	5
H	9
RBI	5
BB	2
SO	4
LOB	9


AB	32
R	2
H	5
RBI	2
BB	6
SO	15
LOB	17



Batter	1	2	3	4	5	6	7	8	9	10	AB	R	H	RBI	BB	SO	LOB	TOP			
Jerry Hairston, S OBP: 0.412, SLG: 0.303 (1, 7)	F9		SF9	FC6-4 1B		BB 1B		FC3-6 6-3 WP 1-2f		G4-6-3 1BB	4	1	2	1	1	0	1				
Bucky Dent, R OBP: 0.301, SLG: 0.341 Carlos May, L OBP: 0.373, SLG: 0.374 Lee Richard, R OBP: 0.295, SLG: 0.275 (1, 6)	F4		FC5-4 FC6 1-2f 3-H	FC6-4 1-2f		1B BB		6-3 13		G4-6-3 1-2f	4	0	0	1	1	0	4				
Jorge Orta, L OBP: 0.266, SLG: 0.460 (1, 4)	K		FC6 1-2f		3-1						4	0	1	2	1	1	1				
Deron Johnson, R OBP: 0.298, SLG: 0.384 (1, 3)	K			1B	K	K				F9	5	1	1	0	0	3	4				
Bill Melton, R OBP: 0.341, SLG: 0.351 (1, 5)	6-3			2B							5	1	3	1	0	0	0				
Lamar Johnson, R OBP: 0.111, SLG: 0.444 (1, 10)	6-3			HR 1B 2-H	1B			WP 1B			5	0	0	0	0	1	3				
Bob Coluccio, R OBP: 0.286, SLG: 0.330 (1, 9)				BB SF9 1B	HR 1-H			K		1-3	5	2	2	2	0	2	1				
Nyls Nyman, L OBP: 0.247, SLG: 0.266 (1, 8)				SF9 FC5-4 1B	4-3			G3		3-1	5	1	2	0	0	0	1				
Brian Downing, R OBP: 0.377, SLG: 0.349 (1, 2)				FC5-4 1B 1-2 2-3	1B			BB 1B HBP		FC3-6 1B	2	1	2	0	1	0	0				
<b>Inning Stats</b>	R: 0 E: 0 K: 1 S: 5	H: 0 LOB: 0 BB: 0 P: 5	R: 0 E: 0 K: 1 S: 5	H: 0 LOB: 0 BB: 0 P: 5	R: 2 E: 0 K: 0 S: 5	H: 2 LOB: 1 BB: 1 P: 9	R: 3 E: 0 K: 2 S: 8	H: 5 LOB: 2 BB: 0 P: 8	R: 0 E: 0 K: 1 S: 6	H: 1 LOB: 1 BB: 0 P: 6	R: 2 E: 0 K: 2 S: 9	H: 2 LOB: 2 BB: 1 P: 14	R: 0 E: 0 K: 0 S: 4	H: 1 LOB: 2 BB: 1 P: 8	R: 0 E: 0 K: 2 S: 7	H: 0 LOB: 0 BB: 0 P: 7	R: 0 E: 0 K: 0 S: 3	H: 1 LOB: 1 BB: 1 P: 7	1B: 11 2B: 1 3B: 0 HR: 1	SF: 1 SAC: 1 DP: 1 HBP: 1	WP: 2 PA: 47
<b>PITCHER</b>	IP WLS BF H R ER SO BB IBB HBP BLK WP HR S P ERA WHIP	IP WLS BF H R ER SO BB IBB HBP BLK WP HR S P ERA WHIP	IP WLS BF H R ER SO BB IBB HBP BLK WP HR S P ERA WHIP	IP WLS BF H R ER SO BB IBB HBP BLK WP HR S P ERA WHIP	IP WLS BF H R ER SO BB IBB HBP BLK WP HR S P ERA WHIP	IP WLS BF H R ER SO BB IBB HBP BLK WP HR S P ERA WHIP	IP WLS BF H R ER SO BB IBB HBP BLK WP HR S P ERA WHIP	IP WLS BF H R ER SO BB IBB HBP BLK WP HR S P ERA WHIP	IP WLS BF H R ER SO BB IBB HBP BLK WP HR S P ERA WHIP	IP WLS BF H R ER SO BB IBB HBP BLK WP HR S P ERA WHIP	IP WLS BF H R ER SO BB IBB HBP BLK WP HR S P ERA WHIP	IP WLS BF H R ER SO BB IBB HBP BLK WP HR S P ERA WHIP	IP WLS BF H R ER SO BB IBB HBP BLK WP HR S P ERA WHIP	IP WLS BF H R ER SO BB IBB HBP BLK WP HR S P ERA WHIP	IP WLS BF H R ER SO BB IBB HBP BLK WP HR S P ERA WHIP	IP WLS BF H R ER SO BB IBB HBP BLK WP HR S P ERA WHIP	IP WLS BF H R ER SO BB IBB HBP BLK WP HR S P ERA WHIP	IP WLS BF H R ER SO BB IBB HBP BLK WP HR S P ERA WHIP	IP WLS BF H R ER SO BB IBB HBP BLK WP HR S P ERA WHIP	IP WLS BF H R ER SO BB IBB HBP BLK WP HR S P ERA WHIP	
Jim Umberger, L ERA: 3.95 (1, 1)	3.2	11	6	5	5	2	BB: 1	IBB: 0	HBP: 0	BLK: 0	WP: 0	HR: 1	S: 21	P: 25	ERA: 12.27	WHIP: 1.909					
Stan Thomas, R ERA: 3.48 (4, 1)	2.0	11	3	2	2	2	BB: 1	IBB: 0	HBP: 1	BLK: 0	WP: 0	HR: 0	S: 13	P: 18	ERA: 9.00	WHIP: 2.000					
Mike Kekich, L ERA: 4.5 (6, 1)	0.0	1	1	0	0	0	BB: 0	IBB: 0	HBP: 0	BLK: 0	WP: 0	HR: 0	S: 1	P: 1	ERA: ∞	WHIP: ∞					
Steve Hargan, R ERA: 3.78 (6, 1)	3.2	16	3	0	0	3	BB: 0	IBB: 2	HBP: 0	BLK: 0	WP: 2	HR: 0	S: 20	P: 28	ERA: 0.818	WHIP: 0.818					
Steve Foucault, R ERA: 3.79 (10, 1)	0.2	W	1	0	0	0	BB: 0	IBB: 0	HBP: 0	BLK: 0	WP: 0	HR: 0	S: 1	P: 1	ERA: 0.00	WHIP: 0.000					

Chicago White Sox @ Texas Rangers  
Arlington Stadium, Arlington, TX  
Sat Sep 13 1975, 8:05 PM EDT  
Att. 11,102 - Unknown


AB 40  
R 7  
H 13  
RBI 7  
BB 4  
SO 7  
LOB 17




Batter	1	2	3	4	5	6	7	8	9	10	AB	R	H	RBI	BB	SO	LOB	BOTTOM					
Lenny Randle, S OBP: 0.347, SLG: 0.370 (1, 8)	E6 4-3 1B FC6		FC4-6 BB	K		5-3	G3			SH BB	4	1	0	0	1	1	2						
Davey Nelson, R OBP: 0.304, SLG: 0.286 (1, 4)	E 4-3 1B		FC4-6 1B 1-2f	5-3		1-3		6-3		6-3	6	1	1	0	0	0	4						
Mike Hargrove, L OBP: 0.390, SLG: 0.408 Dave Moates, L OBP: 0.328, SLG: 0.386 (8, PR) (9, 7)	4-3		BB 1B	K						BB BB	4	2	2	1	1	1	2						
Leo Cardenas, R OBP: 0.339, SLG: 0.295 Mike Cubbage, L OBP: 0.294, SLG: 0.338 (10, PH) (10, PH)	1-2 2-3		1B 1B			HR		BB		BB BB	0	0	0	0	0	0	0						
Jeff Burroughs, R OBP: 0.308, SLG: 0.409 (1, 9)	FC6 G6-4-3		1B BB FC5-4 1B			HR		L5		BB	5	2	3	4	1	0	2						
Toby Harrah, R OBP: 0.400, SLG: 0.456 (1, 6)	G6-4-3 1-2f		FC5-4 1B BB			FC5 6-3 1B		5-3		F8	4	1	1	0	1	0	4						
Jim Fregosi, R OBP: 0.309, SLG: 0.365 (1, 3)						6-3				F8	3	0	1	1	2	0	1						
Tom Grieve, R OBP: 0.314, SLG: 0.445 (1, 10)			4-3 BB	FC5-4 1B		5-3		F6		K	5	0	0	1	0	2	5						
Roy Howell, L OBP: 0.319, SLG: 0.394 (1, 5)				FC5-4 1B 1-2f 2-3 3-H		5-3				K	4	0	2	1	1	0	1						
Jim Sundberg, R OBP: 0.278, SLG: 0.259 Joe Lovitto, S OBP: 0.288, SLG: 0.269 (10, PR)				FC6-4 1B 1-2f				IBB		1B	4	0	0	0	1	0	7						
<b>Inning Stats</b>	R: 1 E: 2 K: 0 S: 5	H: 1 LOB: 1 BB: 1 P: 5	R: 0 E: 0 K: 1 S: 5	H: 0 LOB: 1 BB: 1 P: 9	R: 4 E: 0 K: 0 S: 7	H: 4 LOB: 2 BB: 2 P: 15	R: 0 E: 0 K: 2 S: 7	H: 0 LOB: 0 BB: 0 P: 7	R: 1 E: 0 K: 0 S: 5	H: 2 LOB: 2 BB: 1 P: 9	R: 1 E: 0 K: 0 S: 5	H: 2 LOB: 1 BB: 0 P: 5	R: 0 E: 0 K: 0 S: 4	H: 1 LOB: 2 BB: 1 P: 8	R: 0 E: 0 K: 0 S: 3	H: 0 LOB: 1 BB: 1 P: 7	R: 0 E: 0 K: 1 S: 5	H: 0 LOB: 0 BB: 0 P: 5	R: 1 E: 1 K: 0 S: 2	H: 0 LOB: 3 BB: 3 P: 14	1B: 8 2B: 0 3B: 0 HR: 2	SF: 0 SAC: 1 DP: 1 HBP: 0	WP: 0 PA: 49
<b>PITCHER</b>	IP WLS BF H R ER SO BB IBB HBP BLK WP HR S P ERA WHIP	IP WLS BF H R ER SO BB IBB HBP BLK WP HR S P ERA WHIP	IP WLS BF H R ER SO BB IBB HBP BLK WP HR S P ERA WHIP	IP WLS BF H R ER SO BB IBB HBP BLK WP HR S P ERA WHIP	IP WLS BF H R ER SO BB IBB HBP BLK WP HR S P ERA WHIP	IP WLS BF H R ER SO BB IBB HBP BLK WP HR S P ERA WHIP	IP WLS BF H R ER SO BB IBB HBP BLK WP HR S P ERA WHIP	IP WLS BF H R ER SO BB IBB HBP BLK WP HR S P ERA WHIP	IP WLS BF H R ER SO BB IBB HBP BLK WP HR S P ERA WHIP	IP WLS BF H R ER SO BB IBB HBP BLK WP HR S P ERA WHIP	IP WLS BF H R ER SO BB IBB HBP BLK WP HR S P ERA WHIP	IP WLS BF H R ER SO BB IBB HBP BLK WP HR S P ERA WHIP	IP WLS BF H R ER SO BB IBB HBP BLK WP HR S P ERA WHIP	IP WLS BF H R ER SO BB IBB HBP BLK WP HR S P ERA WHIP	IP WLS BF H R ER SO BB IBB HBP BLK WP HR S P ERA WHIP	IP WLS BF H R ER SO BB IBB HBP BLK WP HR S P ERA WHIP	IP WLS BF H R ER SO BB IBB HBP BLK WP HR S P ERA WHIP	IP WLS BF H R ER SO BB IBB HBP BLK WP HR S P ERA WHIP	IP WLS BF H R ER SO BB IBB HBP BLK WP HR S P ERA WHIP	IP WLS BF H R ER SO BB IBB HBP BLK WP HR S P ERA WHIP			
Wilbur Wood, L ERA: 4.24 (1, 1)	2.1	15	4	4	1	BB: 3	IBB: 0	HBP: 0	BLK: 0	WP: 0	HR: 0	S: 14	P: 26	ERA: 15.43	WHIP: 3.000								
Cecil Upshaw, R ERA: 3.83 (3, 1)	3.1	16	5	2	2	2	BB: 0	IBB: 1	HBP: 0	BLK: 0	WP: 0	HR: 2	S: 19	P: 23	ERA: 5.40	WHIP: 1.500							
Dave Hamilton, L ERA: 3.35 (6, 1)	3.2	L	16	1	1	0	BB: 3	IBB: 0	HBP: 0	BLK: 0	WP: 0	HR: 0	S: 15	P: 27	ERA: 0.00	WHIP: 1.091							
Rich Gossage, R ERA: 1.77 (10, 1)	0.0	2	0	0	0	0	BB: 2	IBB: 0	HBP: 0	BLK: 0	WP: 0	HR: 0	S: 0	P: 8	ERA: ∞	WHIP: ∞							

Chicago White Sox @ Texas Rangers  
Arlington Stadium, Arlington, TX  
Sat Sep 13 1975, 8:05 PM EDT  
Att. 11,102 - Unknown

AB 39  
R 8  
H 10  
RBI 8  
BB 9  
SO 4  
LOB 28





Batter	1	2	3	4	5	6	7	8	9	10	11	12	13	AB R H RBI BB SO LOB	TOP							
Pat Kelly, L OBP: 0.352, SLG: 0.408 Bob Coluccio, R OBP: 0.286, SLG: 0.328	FC4-6 BB 1B	HR		G4-6-3 1B		1B BB		F8			4-3 BB		FC6-4 1B 1B	3 2 2 1 2 0 0 1 1 0 0 1 0 1								
Jerry Hairston, S OBP: 0.418, SLG: 0.311	FC4-6 BB	WP 1B		F7		1B BB		F8			4-3		1B 1B	6 1 3 1 1 0 2								
Jorge Orta, L OBP: 0.367, SLG: 0.457	FC4-6 BB 1B E	4-3		G4-6-3		K							1B 1B FC3-2 1B	5 1 1 0 2 1 6								
Deron Johnson, R OBP: 0.298, SLG: 0.383	BB E 1B			K									FC3-2 1B 1B	7 1 2 3 0 1 3								
Bill Melton, R OBP: 0.342, SLG: 0.351	E BB			1B S E 1B									FC3-2 1B	6 1 2 0 1 0 2								
Nylis Nyman, L OBP: 0.251, SLG: 0.268	E4			E 1B									FC3-2 1B	6 0 2 1 1 0 4								
Bucky Dent, R OBP: 0.299, SLG: 0.338	F9			E6 FC6-4		BB 1B BB							K	6 1 0 1 1 1 7	AB 51 R 8 H 13 RBI 7 BB 10 SO 5 LOB 33							
Mike Squires, L OBP: 0.282, SLG: 0.156				F8									F8	5 0 0 0 1 0 3								
Brian Downing, R OBP: 0.374, SLG: 0.346				K									FC6-4 1B	6 0 1 0 0 2 5								
<b>Inning Stats</b>	R: 3 E: 1 K: 0 S: 4	H: 1 LOB: 1 BB: 3 P: 16	R: 1 E: 0 K: 1 S: 7	H: 2 LOB: 1 BB: 0 P: 7	R: 1 E: 1 K: 1 S: 8	H: 2 LOB: 2 BB: 0 P: 8	R: 0 E: 0 K: 0 S: 3	H: 1 LOB: 0 BB: 0 P: 3	R: 0 E: 0 K: 0 S: 4	H: 1 LOB: 1 BB: 0 P: 4	R: 0 E: 0 K: 0 S: 3	H: 0 LOB: 2 BB: 2 P: 13	R: 0 E: 0 K: 1 S: 3	H: 0 LOB: 0 BB: 0 P: 3	R: 0 E: 0 K: 1 S: 9	H: 0 LOB: 0 BB: 0 P: 3	R: 2 E: 0 K: 1 S: 9	H: 4 LOB: 3 BB: 1 P: 13	1B: 12 2B: 0 3B: 0 HR: 1	SF: 0 SAC: 0 DP: 2 HBP: 0	WP: 1 PB: 0 SB: 1 CS: 0	PA: 61
<b>PITCHER</b>	IP WLS BF H R ER SO BB IBB HBP BLK WP HR S P ERA WHIP																					
Jim Gideon, R ERA: 7.94	5.2 29 7 6 5 2 5 0 0 0 1 1 28 48 7.94 2.118																					
Stan Thomas, R ERA: 3.29	4.1 17 2 0 0 2 2 1 0 0 0 0 18 30 0.00 0.923																					
Steve Foucault, R ERA: 3.86	3.0 W 15 4 2 2 1 0 2 0 0 0 0 15 23 6.00 1.333																					


Chicago White Sox @ Texas Rangers  
Arlington Stadium, Arlington, TX  
Sun Sep 14 1975, 4:33 AM EDT  
Att: 6,705 - Unknown

livebaseballscorecards.com

Batter	1	2	3	4	5	6	7	8	9	10	11	12	13	AB R H RBI BB SO LOB	BOTTOM									
Lenny Randle, S OBP: 0.350, SLG: 0.370	L6			SH1-3 1B		1B BB		E5 E					6-3	5 2 2 1 2 0 0										
Roy Smalley, S OBP: 0.291, SLG: 0.285				SH1-3 1B		1B BB		E5					K	5 0 3 0 1 1 2										
Toby Harrah, R OBP: 0.404, SLG: 0.453	F6			F2		G6-4-3 1B		F8					2B 1B	7 1 2 1 0 0 6										
Jeff Burroughs, R OBP: 0.309, SLG: 0.411	F9			FC6-5 1B		SH5-4 SF8 1B		SH5-4 BB					1B 2B	5 2 2 1 2 1 3										
Jim Fregosi, R OBP: 0.314, SLG: 0.367				G6-4-3		SH5-4 BB		SH5-4 BB					F5	2 0 1 0 1 0 2 0 0 0 0 1 0 0 0 0 0 0 0 0 0 3 0 0 0 0 2 3										
Jim Spencer, L OBP: 0.325, SLG: 0.399				FC4-6 1B		SH5-4 BB		SH5-4 BB																
Dave Moates, L OBP: 0.325, SLG: 0.386				FC4-6 1B		SH5-4 BB		K																
Mike Hargrove, L OBP: 0.394, SLG: 0.405				FC4-6 1B		SH5-4 BB		K																
Tom Grieve, R OBP: 0.318, SLG: 0.448				K		SH5-4		SH5-4					6-3	5 2 3 1 0 1 1										
Tom Robson, R OBP: 0.229, SLG: 0.212				FC4-6 1B		E SF8 1B		SH5-4 1B					1B 1B	3 1 1 1 0 0 4 2 1 0 0 1 0 1	AB 49 R 9 H 17 RBI 8 BB 8 SO 6 LOB 32									
Joe Lovitto, S OBP: 0.289, SLG: 0.264				FC4-6 1B		E5 SF8 1B		F8					F8											
Roy Howell, L OBP: 0.319, SLG: 0.393				SF8		SF8		5-3						6 0 2 2 0 0 6										
Jim Sundberg, R OBP: 0.276, SLG: 0.259				1B									1B											
Leo Cardenas, R OBP: 0.292, SLG: 0.292				4-3									F3	4 0 1 1 0 1 2 1 0 0 0 0 0 2 0 0 0 0 0 0 0 1 0 0 0 0 0 0										
Bill Fahey, L OBP: 0.314, SLG: 0.382				SH1-3 1B				K																
Ron Pruitt, R OBP: 0.222, SLG: 0.176				SH1-3 1B				F7																
<b>Inning Stats</b>	R: 0 E: 0 K: 0 S: 3	H: 0 LOB: 1 BB: 1 P: 7	R: 0 E: 0 K: 1 S: 7	H: 2 LOB: 0 BB: 0 P: 7	R: 1 E: 0 K: 0 S: 8	H: 2 LOB: 1 BB: 1 P: 8	R: 2 E: 1 K: 0 S: 7	H: 4 LOB: 2 BB: 0 P: 7	R: 1 E: 0 K: 0 S: 4	H: 1 LOB: 1 BB: 1 P: 11	R: 1 E: 2 K: 0 S: 9	H: 1 LOB: 2 BB: 1 P: 13	R: 1 E: 0 K: 0 S: 5	H: 2 LOB: 2 BB: 1 P: 9	R: 0 E: 0 K: 2 S: 7	H: 0 LOB: 0 BB: 0 P: 7	R: 0 E: 0 K: 1 S: 5	H: 0 LOB: 0 BB: 0 P: 5	R: 3 E: 0 K: 0 S: 6	H: 4 LOB: 1 BB: 0 P: 6	1B: 16 2B: 1 3B: 0 HR: 0	SF: 2 SAC: 3 DP: 2 HBP: 0	WP: 0 PB: 0 SB: 0 CS: 0	PA: 62
<b>PITCHER</b>	IP WLS BF H R ER SO BB IBB HBP BLK WP HR S P ERA WHIP																							
Jim Kaat, L ERA: 3.11	5.1 29 10 4 4 1 4 0 0 0 0 0 27 43 6.75 2.625																							
Ozzie Osborn, R ERA: 3.61	1.1 5 0 0 0 0 2 0 0 0 0 0 3 11 0.00 1.500																							
Rich Hinton, L ERA: 3.74	5.1 23 4 3 2 5 2 0 0 0 0 0 31 39 3.38 1.125																							
Dave Hamilton, L ERA: 3.52	0.2 L 5 3 2 2 0 0 0 0 0 0 0 0 5 5 27.00 4.500																							

Chicago White Sox @ Texas Rangers  
Arlington Stadium, Arlington, TX  
Sun Sep 14 1975, 4:33 AM EDT  
Att: 6,705 - Unknown

livebaseballscorecards.com





Batter	1	2	3	4	5	6	7	8	9	AB	R	H	RBI	BB	SO	LOB	TOP										
Bill North, S OBP: 0.373, SLG: 0.322 (1, 8)	F8		4-3		L4					5	1	2	1	0	0	1	<b>Oakland Athletics @ Texas Rangers</b> Arlington Stadium, Arlington, TX Tue Sep 16 1975, 8:05 PM EDT Unknown										
Claudell Washington, L OBP: 0.346, SLG: 0.430 (1, 7)	1-3									5	2	4	1	0	0	0											
Sal Bando, R OBP: 0.329, SLG: 0.347 (1, 5)	K			K	K					5	1	1	3	0	3	4											
Reggie Jackson, L OBP: 0.338, SLG: 0.508 Charlie Chant, R (9, 9)		K				F8		K		4	0	0	0	1	2	2											
Billy Williams, L OBP: 0.340, SLG: 0.418 Cesar Tovar, R (9, PH) OBP: 0.305, SLG: 0.311 (8, 2)						4-3			6-3	4	1	3	2	0	0	0											
Gene Tenace, R OBP: 0.390, SLG: 0.448 Matt Alexander, S (8, PH) OBP: 0.333, SLG: 0.200 Larry Haney, R OBP: 0.116, SLG: 0.294 (8, 2)	F8			FC6-4		6-3				4	0	1	0	0	0	3											
Jim Holt, L OBP: 0.315, SLG: 0.291 (1, 3)	K		1-3							4	1	0	0	1	1	4											
Phil Garner, R OBP: 0.294, SLG: 0.351 (1, 4)			F7				K			5	2	3	1	0	1	0											
Ted Martinez, R OBP: 0.176, SLG: 0.182 Tommy Harper, R OBP: 0.333, SLG: 0.336 Dal Maxwell, R (7, PH) OBP: 0.305, SLG: 0.460 Joe Rudi, R (8, PH) Don Hopkins, L OBP: 0.276, SLG: 0.167 Bert Campaneris, R OBP: 0.301, SLG: 0.326 (8, 6)	F9				4-3		F8			2	0	0	0	0	0	1											
<b>Inning Stats</b>	R: 0 E: 0 K: 1 S: 5	H: 0 LOB: 0 BB: 0 P: 5	R: 0 E: 0 K: 2 S: 8	H: 1 LOB: 1 BB: 0 P: 8	R: 0 E: 0 K: 0 S: 3	H: 2 LOB: 0 BB: 0 P: 3	R: 1 E: 0 K: 1 S: 7	H: 2 LOB: 2 BB: 1 P: 11	R: 1 E: 0 K: 1 S: 7	H: 2 LOB: 1 BB: 0 P: 7	R: 0 E: 0 K: 0 S: 3	H: 0 LOB: 0 BB: 0 P: 3	R: 0 E: 0 K: 1 S: 5	H: 0 LOB: 0 BB: 0 P: 5	R: 3 E: 1 K: 1 S: 14	H: 9 LOB: 2 BB: 1 P: 18		R: 1 E: 0 K: 0 S: 5	H: 3 LOB: 2 BB: 0 P: 5	1B: 13 2B: 2 3B: 0 HR: 2	SF: 0 SAC: 0 DP: 0 HBP: 0	WP: 0 PB: 1 SB: 0 CS: 0	PA: 45				
<b>PITCHER</b>	IP	WLS	BF	H	R	ER	SO	BB	IBB	HBP	BLK	WP	HR	S	P	ERA	WHIP										
Gaylord Perry, R ERA: 3.25 (1, 1)	7.1	L	32	9	6	6	7	1	0	0	0	0	2	45	49	7.36	1.364										
Steve Foucault, R ERA: 4.21 (8, 1)	0.0		5	4	4	4	0	0	1	0	0	0	0	4	8	∞	∞										
Mike Kekich, L ERA: 4.56 (8, 1)	1.2		8	4	1	1	0	0	0	0	0	0	0	8	8	5.40	2.400										

AB 43  
R 11  
H 17  
RBI 10  
BB 2  
SO 7  
LOB 15



Batter	1	2	3	4	5	6	7	8	9	AB	R	H	RBI	BB	SO	LOB	BOTTOM										
Lenny Randle, S OBP: 0.347, SLG: 0.367 (1, 8)	6-3		FC1-6 HR	G3		6-3			E4	5	1	0	0	0	0	4	<b>Oakland Athletics @ Texas Rangers</b> Arlington Stadium, Arlington, TX Tue Sep 16 1975, 8:05 PM EDT Unknown										
Roy Smalley, S OBP: 0.296, SLG: 0.286 (1, 4)							K		G6-4-3	3	2	1	0	2	1	1											
Toby Harrah, R OBP: 0.405, SLG: 0.462 Leo Cardenas, R OBP: 0.333, SLG: 0.289 (9, 6)	F4						6-3		6-3	4	1	2	4	0	0	1											
Jeff Burroughs, R OBP: 0.312, SLG: 0.411 (1, 9)							F8			2	0	1	0	2	0	0											
Jim Fregosi, R OBP: 0.314, SLG: 0.366 Mike Hargrove, L OBP: 0.395, SLG: 0.407 (8, PH) (9, 3)	K		F9							3	0	1	0	0	1	3											
Tom Grieve, R OBP: 0.314, SLG: 0.442 (1, 7)		5-3		F2	F2			F8		4	0	0	0	0	3												
Davey Nelson, R OBP: 0.296, SLG: 0.278 Mike Cabbage, L OBP: 0.297, SLG: 0.341 (6, PH)		1-3		K	G3				G1-6-3	2	0	0	0	0	1	0											
Roy Howell, L OBP: 0.318, SLG: 0.390 (1, 5)		K							G1-6-3	3	0	0	0	1	1	2											
Jim Sundberg, R OBP: 0.281, SLG: 0.260 (1, 2)							F8			2	1	1	0	2	0	0											
<b>Inning Stats</b>	R: 0 E: 0 K: 1 S: 5	H: 0 LOB: 2 BB: 2 P: 13	R: 0 E: 0 K: 1 S: 5	H: 0 LOB: 0 BB: 0 P: 5	R: 3 E: 0 K: 0 S: 4	H: 2 LOB: 0 BB: 2 P: 12	R: 0 E: 0 K: 1 S: 5	H: 0 LOB: 2 BB: 2 P: 13	R: 1 E: 0 K: 0 S: 5	H: 3 LOB: 1 BB: 1 P: 9	R: 0 E: 0 K: 0 S: 3	H: 0 LOB: 0 BB: 0 P: 3	R: 0 E: 0 K: 1 S: 5	H: 0 LOB: 0 BB: 0 P: 5	R: 0 E: 0 K: 0 S: 4	H: 2 LOB: 1 BB: 0 P: 4		R: 1 E: 1 K: 0 S: 4	H: 1 LOB: 0 BB: 0 P: 4	1B: 6 2B: 1 3B: 0 HR: 1	SF: 0 SAC: 0 DP: 2 HBP: 0	WP: 0 PB: 0 SB: 0 CS: 1	PA: 39				
<b>PITCHER</b>	IP	WLS	BF	H	R	ER	SO	BB	IBB	HBP	BLK	WP	HR	S	P	ERA	WHIP										
Vida Blue, L ERA: 3.09 (1, 1)	4.1		23	5	4	4	3	7	0	0	0	0	1	22	50	8.31	2.769										
Jim Todd, R ERA: 2.16 (5, 1)	4.2	W	16	3	1	0	1	0	0	0	0	0	0	18	18	0.00	0.643										

AB 32  
R 5  
H 8  
RBI 4  
BB 7  
SO 4  
LOB 16









Batter	1	2	3	4	5	6	7	8	9	AB	R	H	RBI	BB	SO	LOB	TOP			
Jerry Remy, L (1,4) OBP: 0.319, SLG: 0.322	4-3			F7		G4-6-3 BB		E1 1B		3	1	1	0	1	0	0	California Angels @ Texas Rangers Arlington Stadium, Arlington, TX Wed Sep 17 1975, 8:05 PM EDT Att: 4,942 - Unknown			
Mickey Rivers, L (1,8) OBP: 0.337, SLG: 0.369	K			F8		G4-6-3		SH1-4 1B		4	0	1	1	0	1	2				
Dave Collins, S (8, PR) OBP: 0.341, SLG: 0.362										0	0	0	0	0	0	0				
Elie Rodriguez, R (8,2) OBP: 0.350, SLG: 0.301										0	0	0	0	0	0	0				
Ron Jackson, R (1,7) OBP: 0.471, SLG: 0.467	6-3			BB				SH1-4		1	0	0	0	2	0	0				
Leroy Stanton, R (1,9) OBP: 0.357, SLG: 0.423		SH1-3 WP CS 1B		F8				8-2		4	0	1	0	0	0	4				
Dave Chalk, R (1,5) OBP: 0.350, SLG: 0.346		SH1-3								3	0	2	0	0	1	0				
Bruce Bochte, L (1,3) OBP: 0.367, SLG: 0.391										3	0	0	0	1	0	2				
Paul Dade, R (1,10) OBP: 0.327, SLG: 0.417										3	0	0	0	0	0	2				
Dan Briggs, L (8, PH) OBP: 0.214, SLG: 0.429	CS		L5		4-3			4-3		1	0	0	0	0	0	1				
Andy Etchebarren, R (1,2) OBP: 0.278, SLG: 0.347										1	0	1	0	2	0	0				
Morris Nettles, L (8, PR) OBP: 0.299, SLG: 0.273										1	1	0	0	0	0	1				
Mike Miley, S (1,6) OBP: 0.245, SLG: 0.266										2	0	0	0	0	0	2				
John Balaz, R (8, PH) OBP: 0.278, SLG: 0.373										1	0	1	0	0	0	0				
Rudy Meoli, L (8, PR) OBP: 0.302, SLG: 0.250										0	1	0	0	0	0	0				
<b>Inning Stats</b>	R: 0 E: 0 K: 1 S: 5	H: 0 LOB: 0 BB: 0 P: 5	R: 0 E: 0 K: 0 S: 3	H: 1 LOB: 0 BB: 0 P: 3	R: 0 E: 0 K: 0 S: 2	H: 0 LOB: 0 BB: 1 P: 6	R: 0 E: 0 K: 0 S: 3	H: 0 LOB: 1 BB: 1 P: 7	R: 0 E: 0 K: 1 S: 5	H: 0 LOB: 0 BB: 0 P: 5	R: 0 E: 0 K: 0 S: 3	H: 1 LOB: 1 BB: 2 P: 11	R: 3 E: 1 K: 0 S: 5	H: 3 LOB: 1 BB: 1 P: 9	R: 0 E: 0 K: 0 S: 4	H: 1 LOB: 1 BB: 0 P: 4	1B: 7 2B: 2 3B: 0 HR: 0	SF: 0 SAC: 2 DP: 4 HBP: 0	WP: 1 PB: 0 SB: 0 CS: 1	PA: 36
<b>PITCHER</b>	IP WLS BF H R ER SO BB IBB HBP BLK WP HR S P ERA WHIP																			
David Clyde, L (1,1) ERA: 2.57	7.0 L 29 6 3 2 2 6 0 0 0 0 1 0 27 51 2.57 1.714																			
Steve Foucault, R (8,1) ERA: 4.13	2.0 6 1 0 0 0 0 0 0 0 0 0 0 6 6 0.00 0.500																			

AB	27
R	3
H	7
RBI	1
BB	6
SO	2
LOB	14



Batter	1	2	3	4	5	6	7	8	9	AB	R	H	RBI	BB	SO	LOB	BOTTOM					
Lenny Randle, S (1,8) OBP: 0.347, SLG: 0.370	F7			SF7 3B		F7		K		4	1	1	0	0	1	0	California Angels @ Texas Rangers Arlington Stadium, Arlington, TX Wed Sep 17 1975, 8:05 PM EDT Att: 4,942 - Unknown					
Roy Smalley, S (1,4) OBP: 0.283, SLG: 0.279										3	0	0	0	1	1	1						
Bob Jones, L (8, PR) OBP: 0.308, SLG: 0.100	1-3			K		F6				0	0	0	0	0	0	0						
Mike Cabbage, L (9,4) OBP: 0.297, SLG: 0.348								4-3 BB		0	0	0	0	0	0	0						
Mike Hargrove, L (1,3) OBP: 0.392, SLG: 0.403	4-3			SF7		K		4-3		3	0	0	1	0	1	1						
Jeff Burroughs, R (1,9) OBP: 0.312, SLG: 0.407										3	0	0	0	1	0	2						
Jim Spencer, L (1,10) OBP: 0.328, SLG: 0.401										3	1	2	0	0	0	0						
Dave Moates, L (7, PR) OBP: 0.321, SLG: 0.377										1	0	0	0	0	0	0						
Tom Grieve, R (1,7) OBP: 0.313, SLG: 0.442										4	0	0	0	0	1	3						
Roy Howell, L (1,5) OBP: 0.322, SLG: 0.389										3	0	2	0	1	1	0						
Leo Cardenas, R (1,6) OBP: 0.325, SLG: 0.280										3	0	0	0	0	0	4						
Toby Harrah, R (8, PH) OBP: 0.405, SLG: 0.460										0	0	0	0	1	0	0						
Jim Sundberg, R (1,2) OBP: 0.280, SLG: 0.258										3	0	0	0	0	1	5						
Jim Fregosi, R (8, PH) OBP: 0.315, SLG: 0.366										1	0	0	0	0	0	2						
<b>Inning Stats</b>	R: 0 E: 0 K: 0 S: 3	H: 0 LOB: 0 BB: 0 P: 3	R: 0 E: 0 K: 0 S: 3	H: 0 LOB: 0 BB: 0 P: 3	R: 0 E: 0 K: 1 S: 5	H: 0 LOB: 0 BB: 0 P: 5	R: 1 E: 1 K: 1 S: 6	H: 1 LOB: 1 BB: 0 P: 6	R: 1 E: 1 K: 1 S: 7	H: 2 LOB: 1 BB: 0 P: 7	R: 0 E: 0 K: 1 S: 5	H: 0 LOB: 0 BB: 0 P: 5	R: 0 E: 0 K: 1 S: 6	H: 1 LOB: 3 BB: 2 P: 14	R: 0 E: 0 K: 1 S: 5	H: 0 LOB: 2 BB: 1 P: 9	R: 0 E: 0 K: 0 S: 4	H: 1 LOB: 2 BB: 1 P: 8	1B: 4 2B: 0 3B: 1 HR: 0	SF: 1 SAC: 0 DP: 1 HBP: 0	WP: 0 PB: 0 SB: 0 CS: 0	PA: 36
<b>PITCHER</b>	IP WLS BF H R ER SO BB IBB HBP BLK WP HR S P ERA WHIP																					
Ed Figueroa, R (1,1) ERA: 2.85	9.0 W 36 5 2 1 6 3 1 0 0 0 0 0 44 60 1.00 0.889																					


AB	31
R	2
H	5
RBI	1
BB	4
SO	6
LOB	18










Batter	1	2	3	4	5	6	7	8	9	AB	R	H	RBI	BB	SO	LOB	TOP					
Lenny Randle, S (1, 8) OBP: 0.347, SLG: 0.372	FC3-6 1B	FC6-4		F6	1B		G4-6-3 1B		FC1-5 S	6	1	3	1	0	0	6	<p><b>Texas Rangers @ Chicago White Sox</b> Comiskey Park, Chicago, IL</p> <p>Fri Sep 19 1975, 8:05 PM EDT Att: 3,723 - Unknown</p> <p>livebaseballscorecards.com</p> <p>AB 41 R 10 H 19 RBI 10 BB 5 SO 3 LOB 24</p> 					
Roy Smalley, S (1, 4) OBP: 0.302, SLG: 0.283	FC3-6 1-2			FC3-6 1B	BB		G4-6-3 1-2			4	1	2	2	2	0	2						
Mike Hargrove, L (1, 3) OBP: 0.394, SLG: 0.404	L5			FC3-6 1B	BB				B1-3	6	1	3	3	0	0	4						
Jeff Burroughs, R (1, 9) OBP: 0.309, SLG: 0.402	K			F9	K		K			5	0	1	1	0	3	5						
Toby Harrah, R (1, 6) OBP: 0.407, SLG: 0.462		F8	FC6-4							4	0	2	1	1	0	1						
Tom Griewe, R (1, 7) OBP: 0.316, SLG: 0.452	F4								G6-4-3 1B	5	1	1	1	0	0	5						
Jim Fregosi, R (1, 10) OBP: 0.320, SLG: 0.383	1B			1B	HBP		4-3		F9	4	2	1	0	1	0	0						
Roy Howell, L (1, 5) OBP: 0.326, SLG: 0.391				BB	1B					3	2	3	0	0	0	0						
Leo Cardenas, R (6, 5) OBP: 0.330, SLG: 0.287	1B			BB	1B				FC1-5 SH5-4	1	0	1	0	0	0	0						
Jim Sundberg, R (1, 2) OBP: 0.281, SLG: 0.258				BB	1B		G1-6-3		SH5-4	3	2	2	1	1	0	1						
<b>Inning Stats</b>	R: 0 E: 0 K: 1 S: 6	H: 1 LOB: 1 BB: 0 P: 6	R: 1 E: 0 K: 0 S: 5	H: 2 LOB: 2 BB: 1 P: 9	R: 0 E: 0 K: 0 S: 4	H: 1 LOB: 1 BB: 0 P: 4	R: 4 E: 0 K: 1 S: 9	H: 4 LOB: 3 BB: 2 P: 18	R: 5 E: 0 K: 0 S: 8	H: 6 LOB: 1 BB: 1 P: 12	R: 0 E: 0 K: 0 S: 3	H: 1 LOB: 0 BB: 0 P: 3	R: 0 E: 0 K: 1 S: 6	H: 2 LOB: 1 BB: 0 P: 6	R: 0 E: 0 K: 0 S: 3	H: 1 LOB: 0 BB: 0 P: 3	R: 0 E: 0 K: 0 S: 4	H: 1 LOB: 2 BB: 1 P: 8	1B: 18 2B: 0 3B: 0 HR: 1	SF: 0 SAC: 1 DP: 3 HBP: 1	WP: 0 PB: 0 SB: 2 CS: 0	PA: 48
<b>PITCHER</b>	IP WLS BF H R ER SO BB IBB HBP BLK WP HR S P ERA WHIP	IP WLS BF H R ER SO BB IBB HBP BLK WP HR S P ERA WHIP																				
Claude Osteen, L (1, 1) ERA: 4.46	3.1 L 21 8 5 5 1 2 0 1 0 0 1 20 29 13.50 3.000																					
Ozzie Osborn, R (4, 1) ERA: 4.31	1.0 8 3 4 4 1 2 0 0 0 0 0 0 8 16 36.00 5.000																					
Rich Hinton, L (5, 1) ERA: 4.11	0.0 2 2 0 0 0 0 0 0 0 0 0 0 2 2 ∞ ∞																					
Cecil Upshaw, R (5, 1) ERA: 3.38	4.2 17 6 1 1 1 1 0 0 0 0 0 0 18 22 1.93 1.500																					

Batter	1	2	3	4	5	6	7	8	9	AB	R	H	RBI	BB	SO	LOB	BOTTOM					
Pat Kelly, L (1, 9) OBP: 0.355, SLG: 0.409	2B	F9			3-1		2B		K	4	1	1	0	1	1	1	<p><b>Texas Rangers @ Chicago White Sox</b> Comiskey Park, Chicago, IL</p> <p>Fri Sep 19 1975, 8:05 PM EDT Att: 3,723 - Unknown</p> <p>livebaseballscorecards.com</p> <p>AB 37 R 6 H 9 RBI 6 BB 4 SO 9 LOB 24</p> 					
Bucky Dent, R (1, 6) OBP: 0.299, SLG: 0.335	K			F7	F7		1B		5-3	5	1	1	2	0	1	2						
Jorge Orta, L (1, 4) OBP: 0.366, SLG: 0.462				1-3			1B		K	5	0	3	2	0	1	0						
Deron Johnson, R (1, 10) OBP: 0.292, SLG: 0.378	K			1-4-3	K		1B		6-3	5	0	1	0	0	2	3						
Jerry Hairston, S (1, 7) OBP: 0.411, SLG: 0.304	K						3-1			3	0	1	0	2	1	2						
Nyls Nyman, L (1, 8) OBP: 0.294, SLG: 0.268				F2			F9		F9	4	1	1	0	1	1	5						
Chet Lemon, R (1, 5) OBP: 0.200, SLG: 0.200		E9		K			F9		K	4	1	1	0	0	2	5						
Mike Squires, L (1, 3) OBP: 0.286, SLG: 0.190		4-3			F8		4-3		L3	4	0	0	1	0	0	6						
Brian Downing, R (1, 2) OBP: 0.363, SLG: 0.334		SF7			E5		E5		F4	3	2	0	1	0	0	0						
<b>Inning Stats</b>	R: 0 E: 0 K: 3 S: 10	H: 1 LOB: 2 BB: 1 P: 14	R: 2 E: 1 K: 0 S: 5	H: 2 LOB: 0 BB: 0 P: 5	R: 0 E: 0 K: 0 S: 3	H: 0 LOB: 0 BB: 0 P: 3	R: 0 E: 0 K: 1 S: 6	H: 1 LOB: 1 BB: 0 P: 6	R: 1 E: 1 K: 1 S: 7	H: 1 LOB: 1 BB: 0 P: 7	R: 0 E: 0 K: 0 S: 3	H: 0 LOB: 1 BB: 1 P: 7	R: 3 E: 1 K: 2 S: 12	H: 4 LOB: 3 BB: 1 P: 16	R: 0 E: 0 K: 1 S: 5	H: 0 LOB: 0 BB: 0 P: 5		R: 0 E: 0 K: 1 S: 5	H: 0 LOB: 1 BB: 1 P: 9	1B: 5 2B: 4 3B: 0 HR: 0	SF: 1 SAC: 0 DP: 0 HBP: 0	WP: 1 PB: 0 SB: 0 CS: 0
<b>PITCHER</b>	IP WLS BF H R ER SO BB IBB HBP BLK WP HR S P ERA WHIP	IP WLS BF H R ER SO BB IBB HBP BLK WP HR S P ERA WHIP																				
Steve Hargan, R (1, 1) ERA: 3.8	6.0 W 30 8 6 3 5 2 0 0 0 0 0 38 46 4.50 1.667																					
Stan Thomas, R (7, 1) ERA: 3.11	3.0 S 12 1 0 0 4 2 0 0 0 0 0 18 26 0.00 1.000																					







Batter	1	2	3	4	5	6	7	8	9	AB	R	H	RBI	BB	SO	LOB	TOP								
Lenny Randle, S OBP: 0.345, SLG: 0.368 (1, 8)	F6		F8		6-3		6-3		1B E 1B	5	0	1	0	0	0	0									
Davey Nelson, R OBP: 0.292, SLG: 0.304 (1, 4)	BLK BB			F9		HR		K	E5 1B	4	1	1	1	1	1	1									
Mike Hargrove, L OBP: 0.396, SLG: 0.412 (1, 3)	CS BB			4-3		HR		2B	G6-4-3 1B	4	2	3	1	1	0	0									
Jeff Burroughs, R OBP: 0.312, SLG: 0.413 (1, 9)	K			HR		FC5-4 BB		2B	G6-4-3 1B	4	2	2	1	1	1	5									
Toby Harrah, R OBP: 0.408, SLG: 0.461 (1, 6)		5-3		F4		FC5-4 FC6-4		1B 2B		4	1	1	2	0	0	1									
Tom Grieve, R OBP: 0.323, SLG: 0.453 (1, 7)	F7				HR BB	FC6-4		2B		3	1	1	1	1	0	1									
Jim Fregosi, R OBP: 0.321, SLG: 0.394 (1, 10)	F9				HR	K		1B		4	1	1	2	0	2	2									
Roy Howell, L OBP: 0.323, SLG: 0.386 (1, 5)			K2-3		K		F7	4-3		4	0	0	0	0	2	1									
Jim Sundberg, R OBP: 0.277, SLG: 0.254 (1, 2)			4-3		F7		6-3		1-3	4	0	0	0	0	0	0									
<b>Inning Stats</b>	R: 0 E: 0 K: 1 S: 4	H: 0 LOB: 2 BB: 2 P: 12	R: 0 E: 0 K: 0 S: 3	H: 0 LOB: 0 BB: 0 P: 3	R: 0 E: 0 K: 1 S: 5	H: 0 LOB: 0 BB: 0 P: 5	R: 1 E: 0 K: 0 S: 4	H: 1 LOB: 0 BB: 0 P: 4	R: 2 E: 0 K: 1 S: 6	H: 1 LOB: 0 BB: 1 P: 10	R: 2 E: 0 K: 1 S: 7	H: 2 LOB: 1 BB: 1 P: 11	R: 0 E: 0 K: 0 S: 3	H: 0 LOB: 0 BB: 0 P: 3	R: 3 E: 0 K: 2 S: 11	H: 4 LOB: 1 BB: 0 P: 11	R: 0 E: 1 K: 0 S: 5	H: 2 LOB: 2 BB: 0 P: 5	1B: 4 2B: 3 3B: 0 HR: 4	SF: 0 SAC: 0 DP: 2 HBP: 0	WP: 0 PB: 0 SB: 0 CS: 1	PA: 40			
<b>PITCHER</b>	IP	WLS	BF	H	R	ER	SO	BB	IBB	HBP	BLK	WP	HR	S	P	ERA	WHIP								
Wilbur Wood, L ERA: 4.24 (1, 1)	5.0	L	21	4	5	5	3	3	0	0	1	0	4	24	36	9.00	1.400								
Ozzie Osborn, R ERA: 4.51 (6, 1)	2.1		12	4	3	3	2	1	0	0	0	0	0	15	19	11.57	2.143								
Rich Hinton, L ERA: 4.0 (8, 1)	1.0		6	2	0	0	1	0	0	0	0	0	0	8	8	0.00	2.000								
Cecil Upshaw, R ERA: 3.33 (9, 1)	0.2		1	0	0	0	0	0	0	0	0	0	0	1	1	0.00	0.000								

Texas Rangers @ Chicago White Sox  
Comiskey Park, Chicago, IL  
Sun Sep 21 1975, 4:33 AM EDT  
Att: 4,174 - Unknown

AB 36  
R 8  
H 10  
RBI 8  
BB 4  
SO 6  
LOB 11



Batter	1	2	3	4	5	6	7	8	9	AB	R	H	RBI	BB	SO	LOB	BOTTOM								
Pat Kelly, L OBP: 0.355, SLG: 0.409 (1, 9)	1B BB		F7		F7			F8		3	0	0	0	1	0	0									
Bucky Dent, R OBP: 0.296, SLG: 0.336 (1, 6)	F8		F9			F9		F2		4	0	0	0	0	0	1									
Jorge Orta, L OBP: 0.363, SLG: 0.455 (1, 4)	F8		K			F7		K		4	0	0	0	0	2	1									
Deron Johnson, R OBP: 0.291, SLG: 0.378 (1, 10)	FC4-6 1B			K		5-3			1B 2B	4	1	2	0	0	1	0									
Chet Lemon, R OBP: 0.385, SLG: 0.417 (1, 5)	FC4-6						FC5-4 BB		K	3	0	1	0	1	1	3									
Jerry Hairston, S OBP: 0.399, SLG: 0.295 (1, 7)		5-3		F8		FC5-4 1B		E	1B	4	1	1	1	0	0	2									
Mike Squires, L OBP: 0.281, SLG: 0.200 (1, 3)	K			G3			F8		E3 1B	4	0	1	0	0	1	2									
Bob Coluccio, R OBP: 0.297, SLG: 0.335 (1, 8)					F9				F9	3	0	1	0	1	0	1									
Brian Downing, R OBP: 0.362, SLG: 0.333 Pete Varney, R OBP: 0.308, SLG: 0.390 (5, PH) (6, 2)	K					F3			K	1	0	0	0	0	1	1									
<b>Inning Stats</b>	R: 0 E: 0 K: 0 S: 4	H: 1 LOB: 2 BB: 1 P: 8	R: 0 E: 0 K: 2 S: 7	H: 0 LOB: 1 BB: 1 P: 11	R: 0 E: 0 K: 1 S: 5	H: 0 LOB: 0 BB: 0 P: 5	R: 0 E: 0 K: 1 S: 6	H: 1 LOB: 0 BB: 0 P: 6	R: 0 E: 0 K: 0 S: 3	H: 0 LOB: 0 BB: 0 P: 3	R: 0 E: 0 K: 0 S: 3	H: 0 LOB: 0 BB: 0 P: 3	R: 0 E: 0 K: 1 S: 5	H: 0 LOB: 0 BB: 0 P: 5	R: 2 E: 1 K: 2 S: 10	H: 3 LOB: 1 BB: 0 P: 10	1B: 5 2B: 1 3B: 0 HR: 0	SF: 0 SAC: 0 DP: 0 HBP: 0	WP: 0 PB: 0 SB: 0 CS: 0	PA: 36					
<b>PITCHER</b>	IP	WLS	BF	H	R	ER	SO	BB	IBB	HBP	BLK	WP	HR	S	P	ERA	WHIP								
Gaylord Perry, R ERA: 3.22 (1, 1)	9.0	W	36	6	2	2	7	3	0	0	0	0	0	47	59	2.00	1.000								

Texas Rangers @ Chicago White Sox  
Comiskey Park, Chicago, IL  
Sun Sep 21 1975, 4:33 AM EDT  
Att: 4,174 - Unknown

AB 33  
R 2  
H 6  
RBI 1  
BB 3  
SO 7  
LOB 14





Batter	1	2	3	4	5	6	7	8	9	AB	R	H	RBI	BB	SO	LOB	TOP					
Lenny Randle, S OBP: 0.343, SLG: 0.365 (1, 8)	0-0 4-3 1		0-0 4-3 3			0-3 K 1	0-0 F8 3			4	0	0	0	0	1	2						
Roy Smalley, S OBP: 0.289, SLG: 0.289 (1, 4)	0-0 F8 2			0-0 1-3 1		0-0 2B 1		0-0 G3 1		4	0	1	0	0	0	0						
Mike Hargrove, L OBP: 0.300, SLG: 0.417 (1, 3)	0-0 2B 1			0-0 E 1B 1B 2		4-0 BB 2		0-0 BB 1B		3	0	3	0	1	0	0						
Jeff Burroughs, R OBP: 0.313, SLG: 0.413 (8, PR)	0-3 K 3			0-0 E7 1B 2		0-0 F8 2		4-0 BB 1B		3	0	1	0	1	1	3						
Dave Moates, L OBP: 0.321, SLG: 0.377 (8, 9)				1-3 1B 3				1-2 BB		0	0	0	0	0	0	0						
Jim Spencer, L OBP: 0.327, SLG: 0.402 (1, 10)		0-0 G3 1		0-0 4-3 3			0-0 F8 3		0-0 P4 2	4	0	0	0	0	0	5						
Toby Harrah, R OBP: 0.405, SLG: 0.458 (1, 6)		0-0 6-3 2				0-0 F7 1		0-0 6-3 1	0-0 F9 3	4	0	0	0	0	0	2						
Tom Grieve, R OBP: 0.322, SLG: 0.453 (1, 7)		0-0 F8 3				0-0 E7 2B 2		0-0 F7 2		4	1	1	0	0	0	0						
Roy Howell, L OBP: 0.322, SLG: 0.385 (1, 5)			0-3 K 1			0-0 5-3 2		0-0 1B 1B 2	0-0 F8 2	4	0	1	0	0	1	0						
Jim Sundberg, R OBP: 0.278, SLG: 0.255 (1, 2)			0-0 L6 2			0-0 F8 3			0-3 K 3	3	0	1	0	0	0	0						
Mike Cubbage, L OBP: 0.302, SLG: 0.348 (9, PH)							1-2 1B			1	0	0	0	0	1	0						
<b>Inning Stats</b>	R: 0 E: 0 K: 1 S: 6	H: 1 LOB: 1 BB: 0 P: 6	R: 0 E: 0 K: 0 S: 3	H: 0 LOB: 0 BB: 0 P: 3	R: 0 E: 0 K: 1 S: 5	H: 0 LOB: 0 BB: 0 P: 5	R: 0 E: 1 K: 0 S: 4	H: 2 LOB: 1 BB: 0 P: 4	R: 1 E: 1 K: 0 S: 4	H: 1 LOB: 0 BB: 0 P: 4	R: 0 E: 0 K: 1 S: 6	H: 1 LOB: 2 BB: 1 P: 10	R: 0 E: 0 K: 0 S: 5	H: 2 LOB: 2 BB: 0 P: 5	R: 0 E: 0 K: 0 S: 4	H: 1 LOB: 2 BB: 1 P: 8	R: 0 E: 0 K: 1 S: 5	H: 0 LOB: 0 BB: 0 P: 5	1B: 5 2B: 3 3B: 0 HR: 0	SF: 0 SAC: 0 DP: 0 HBP: 0	WP: 0 PB: 0 SB: 0 CS: 0	PA: 36
<b>PITCHER</b> Al Fitzmorris, R ERA: 3.5 (1, 1)	IP: 9.0 WLS: W BF: 36 H: 8 R: 1 ER: 0 SO: 4 BB: 2 IBB: 0 HBP: 0 BLK: 0 WP: 0 HR: 0 S: 42 P: 50 ERA: 0.00 WHIP: 1.111															<b>PITCHER</b>	IP: 9.0 WLS: W BF: 36 H: 8 R: 1 ER: 0 SO: 4 BB: 2 IBB: 0 HBP: 0 BLK: 0 WP: 0 HR: 0 S: 42 P: 50 ERA: 0.00 WHIP: 1.111					

Texas Rangers @ Kansas City Royals  
 Royals Stadium, Kansas City, MO  
 Mon Sep 22 1975, 8:05 PM EDT  
 Att. 6,180 - Unknown - 65 F

AB 34  
 R 1  
 H 8  
 RBI 0  
 BB 2  
 SO 4  
 LOB 12



Batter	1	2	3	4	5	6	7	8	9	AB	R	H	RBI	BB	SO	LOB	BOTTOM					
Frank White, R OBP: 0.281, SLG: 0.335 (1, 4) (9, 6)	0-0 F9 1		0-0 6-3 1		4-0 CS BB 1		0-0 3-1 2			3	0	0	0	1	0	2						
Vada Pinson, L OBP: 0.247, SLG: 0.341 (1, 9) (9, 3)	0-0 1-3 2		0-3 K 2		0-0 F8 1 1-2 2		0-0 L8 3			4	0	0	0	0	1	3						
George Brett, L OBP: 0.358, SLG: 0.463 (1, 5) BB BB	4-0 BB 1		4-0 BB 1		0-0 3-1 3			0-0 2B 1B 1		2	1	1	0	2	0	0						
John Mayberry, L OBP: 0.419, SLG: 0.554 (1, 10)	0-0 F9 3		0-0 F5 3			0-0 5-3 1B 1		0-0 F2 1		4	0	1	0	0	0	4						
Tony Solaita, L OBP: 0.377, SLG: 0.537 (8, PR)		0-3 K 1		4-0 E BB 1		0-3 K 1		0-0 1B SF9 2B 1-H		3	0	1	1	1	2	1						
Jim Wohlford, R OBP: 0.315, SLG: 0.305 (9, 7)										0	1	0	0	0	0	0						
Al Cowens, R OBP: 0.343, SLG: 0.411 (1, 8) (9, 9)		0-0 5-3 1B 1		0-0 F8 1		0-0 5-3 2		0-0 SF9 1B 2-3		4	0	2	0	0	0	2						
Jamie Quirk, L OBP: 0.268, SLG: 0.273 (1, 7)		0-0 5-3 2		0-0 F7 2		0-0 4-3 3		4-0 IBB 2		3	0	0	0	1	0	3						
Amos Otis, R OBP: 0.338, SLG: 0.383 (9, 8)		1-2 5-3 3								0	0	0	0	0	0	0						
Freddie Patek, R OBP: 0.291, SLG: 0.311 (8, PH)		0-0 5-3 3		0-0 E5 1-2 3		4-0 SH5-4 BB 1-2 3-H		0-0 SF9 2-3 3-H		2	0	0	0	1	0	2						
Cookie Rojas, R OBP: 0.304, SLG: 0.323 (9, 4)										0	0	0	1	0	0	0						
Bob Stinson, S OBP: 0.344, SLG: 0.369 (1, 2)			0-0 PB 1B 1		0-0 1-3 3		0-0 SH5-4 1-2 3		0-0 F7 3	3	0	1	0	0	0	5						
<b>Inning Stats</b>	R: 0 E: 0 K: 0 S: 3	H: 0 LOB: 1 BB: 1 P: 7	R: 0 E: 0 K: 1 S: 6	H: 1 LOB: 1 BB: 0 P: 6	R: 0 E: 0 K: 1 S: 6	H: 1 LOB: 2 BB: 1 P: 10	R: 0 E: 1 K: 0 S: 4	H: 0 LOB: 2 BB: 1 P: 8	R: 0 E: 0 K: 0 S: 2	H: 0 LOB: 0 BB: 1 P: 6	R: 0 E: 0 K: 1 S: 6	H: 1 LOB: 1 BB: 0 P: 6	R: 0 E: 0 K: 0 S: 3	H: 0 LOB: 1 BB: 1 P: 7	R: 2 E: 0 K: 0 S: 6	H: 3 LOB: 3 BB: 1 P: 10	R: 0 E: 0 K: 0 S: 6	H: 0 LOB: 0 BB: 1 P: 5	1B: 5 2B: 1 3B: 0 HR: 0	SF: 1 SAC: 1 DP: 0 HBP: 0	WP: 0 PB: 1 SB: 0 CS: 1	PA: 36
<b>PITCHER</b> Stan Perzanowski, R ERA: 3.3 (1, 1)	IP: 7.0 WLS: L BF: 30 H: 4 R: 1 ER: 1 SO: 3 BB: 5 IBB: 0 HBP: 0 BLK: 0 WP: 0 HR: 0 S: 31 P: 51 ERA: 1.29 WHIP: 1.286															<b>PITCHER</b>	IP: 7.0 WLS: L BF: 30 H: 4 R: 1 ER: 1 SO: 3 BB: 5 IBB: 0 HBP: 0 BLK: 0 WP: 0 HR: 0 S: 31 P: 51 ERA: 1.29 WHIP: 1.286					
Steve Foucault, R ERA: 4.17 (8, 1)	IP: 1.0 WLS: L BF: 6 H: 2 R: 1 ER: 1 SO: 0 BB: 0 IBB: 1 HBP: 0 BLK: 0 WP: 0 HR: 0 S: 5 P: 9 ERA: 9.00 WHIP: 2.000															<b>PITCHER</b>	IP: 1.0 WLS: L BF: 6 H: 2 R: 1 ER: 1 SO: 0 BB: 0 IBB: 1 HBP: 0 BLK: 0 WP: 0 HR: 0 S: 5 P: 9 ERA: 9.00 WHIP: 2.000					

Texas Rangers @ Kansas City Royals  
 Royals Stadium, Kansas City, MO  
 Mon Sep 22 1975, 8:05 PM EDT  
 Att. 6,180 - Unknown - 65 F

AB 28  
 R 2  
 H 6  
 RBI 2  
 BB 6  
 SO 3  
 LOB 22





Batter	1	2	3	4	5	6	7	8	9	AB	R	H	RBI	BB	SO	LOB	TOP										
Lenny Randle, S OBP: 0.340, SLG: 0.363 (1, 8)	F8		E6		P4			F8		4	0	0	0	0	0	2	<b>Texas Rangers @ Kansas City Royals</b> Royals Stadium, Kansas City, MO Tue Sep 23 1975, 8:05 PM EDT Att: 6,451 - Unknown - 69 F										
Roy Smalley, S OBP: 0.302, SLG: 0.289 (1, 4)	L3		P3		6-3					4	0	1	0	0	0	3											
Mike Hargrove, L OBP: 0.397, SLG: 0.414 (1, 10)	K		K			5-3		P4		4	0	0	0	0	2	3											
Jeff Burroughs, R OBP: 0.313, SLG: 0.411 (1, 9)		FC5-4 BB			K	5-3		1-3		3	0	0	0	1	1												
Jim Spencer, L OBP: 0.326, SLG: 0.399 Jim Fregosi, R OBP: 0.322, SLG: 0.395 (6, PH) (6, 3)		P5		K		5-3				2	0	0	0	0	1	1											
Toby Harrah, R OBP: 0.406, SLG: 0.456 (1, 6)		F8							1B	2	0	0	0	2	0	2											
Tom Grieve, R OBP: 0.318, SLG: 0.448 (1, 7)		FC5-4		K				F8		4	0	0	0	0	2	4											
Roy Howell, L OBP: 0.323, SLG: 0.384 Davey Nelson, R OBP: 0.289, SLG: 0.300 Ron Pruitt, R OBP: 0.222, SLG: 0.176 Mike Cabbage, L OBP: 0.301, SLG: 0.345 (9, PH)			K					K		1	0	0	0	1	1	0											
Jim Sundberg, R OBP: 0.279, SLG: 0.254 Leo Cardenas, R OBP: 0.328, SLG: 0.284 (7, PH) (7, 5)									3-1	1	0	0	0	1	1	0											
										1	0	0	0	0	1	1											
<b>Inning Stats</b>	R: 0 E: 0 K: 1 S: 5	H: 0 LOB: 0 BB: 0 P: 5	R: 0 E: 0 K: 0 S: 3	H: 0 LOB: 1 BB: 1 P: 7	R: 0 E: 1 K: 2 S: 8	H: 0 LOB: 2 BB: 1 P: 12	R: 0 E: 0 K: 3 S: 9	H: 0 LOB: 1 BB: 1 P: 13	R: 0 E: 0 K: 1 S: 5	H: 0 LOB: 0 BB: 0 P: 3	R: 0 E: 0 K: 2 S: 7	H: 0 LOB: 1 BB: 1 P: 11	R: 0 E: 0 K: 0 S: 4	H: 1 LOB: 1 BB: 0 P: 4	R: 0 E: 0 K: 1 S: 6	H: 1 LOB: 1 BB: 0 P: 6	1B: 2 2B: 0 3B: 0 HR: 0	SF: 0 SAC: 0 DP: 0 HBP: 0	WP: 0 PB: 1 SB: 0 CS: 0	PA: 35							
<b>PITCHER</b>	IP	WLS	BF	H	R	ER	SO	BB	IBB	HBP	BLK	WP	HR	S	P	ERA	WHIP										
Doug Bird, R ERA: 3.25 (1, 1)	1.1		5	0	0	0	1	1	0	0	0	0	0	6	10	0.00	0.750										
Bob McClure, L ERA: (2, 1)	6.0	W	24	1	0	0	8	4	0	0	0	0	0	36	52	0.00	0.833										
Steve Mingori, L ERA: 2.55 (8, 1)	0.2		3	1	0	0	0	0	0	0	0	0	0	3	3	0.00	1.500										
Marty Pattin, R ERA: 3.34 (9, 1)	1.0		3	0	0	0	1	0	0	0	0	0	0	5	5	0.00	0.000										

AB	30
R	0
H	2
RBI	0
BB	5
SO	10
LOB	20



Batter	1	2	3	4	5	6	7	8	9	AB	R	H	RBI	BB	SO	LOB	BOTTOM										
Frank White, R OBP: 0.288, SLG: 0.352 (1, 4)	2B		HR		F8					3	2	2	1	1	0	0	<b>Texas Rangers @ Kansas City Royals</b> Royals Stadium, Kansas City, MO Tue Sep 23 1975, 8:05 PM EDT Att: 6,451 - Unknown - 69 F										
Amos Otis, R OBP: 0.338, SLG: 0.384 (1, 8)	1B		K		F8		SF8			3	1	1	2	0	1	0											
George Brett, L OBP: 0.357, SLG: 0.460 (1, 5)	2B		5-3		F3		L6			3	0	0	0	0	0	2											
John Mayberry, L OBP: 0.419, SLG: 0.553 (1, 10)	1B							4-3		3	0	1	1	1	0	0											
Al Cowens, R OBP: 0.339, SLG: 0.406 (1, 9)	F8-3		F7			6-3		K		4	0	0	0	0	1	2											
Harmon Killebrew, R OBP: 0.319, SLG: 0.380 Tony Solata, L OBP: 0.370, SLG: 0.535 (7, 3)			1B		P6			1-3		3	0	1	0	0	0	0											
Fran Healy, R OBP: 0.305, SLG: 0.333 (1, 2)		F9								2	0	1	0	1	0	1											
Freddie Patek, R OBP: 0.291, SLG: 0.311 (1, 6)					6-3			FC3-6 1B		3	1	1	0	0	0	2											
Jim Wohlford, R OBP: 0.315, SLG: 0.305 (1, 7)		F9			6-3			FC3-6 1B		3	0	1	0	0	0	3											
										1B: 5 2B: 3 3B: 0 HR: 1	SF: 1 SAC: 1 DP: 1 HBP: 0	WP: 1 PB: 0 SB: 1 CS: 1	PA: 33														
<b>Inning Stats</b>	R: 2 E: 0 K: 0 S: 5	H: 3 LOB: 0 BB: 0 P: 5	R: 0 E: 0 K: 0 S: 4	H: 2 LOB: 0 BB: 0 P: 4	R: 1 E: 0 K: 1 S: 6	H: 1 LOB: 1 BB: 1 P: 10	R: 0 E: 0 K: 0 S: 3	H: 0 LOB: 0 BB: 1 P: 7	R: 0 E: 0 K: 0 S: 3	H: 0 LOB: 0 BB: 0 P: 3	R: 1 E: 0 K: 0 S: 5	H: 2 LOB: 2 BB: 1 P: 9	R: 0 E: 0 K: 1 S: 5	H: 0 LOB: 0 BB: 0 P: 5													
<b>PITCHER</b>	IP	WLS	BF	H	R	ER	SO	BB	IBB	HBP	BLK	WP	HR	S	P	ERA	WHIP										
Jim Umberger, L ERA: 4.12 (1, 1)	2.0	L	10	6	3	3	0	0	0	0	0	0	1	10	10	13.50	3.000										
Steve Hargan, R ERA: 3.75 (3, 1)	4.2		19	2	1	1	1	3	0	0	0	1	0	18	30	1.93	1.071										
Clyde Wright, L ERA: 4.44 (7, 1)	1.1		4	0	0	0	1	0	0	0	0	0	0	6	6	0.00	0.000										









Batter	1	2	3	4	5	6	7	8	9	AB	R	H	RBI	BB	SO	LOB	TOP					
George Brett, L (1, 5) OBP: 0.353, SLG: 0.456	0-3 K		0-0 3-1		0-0 G3		0-0 P6		0-0 6-3	5	0	0	0	0	1	2						
Vada Pinson, L (1, 9) OBP: 0.249, SLG: 0.336	0-0 4-3			0-0 F8	0-0 P4		0-0 1B			4	0	1	0	0	0	1						
Jamie Quirk, L (1, 7) OBP: 0.297, SLG: 0.343	0-0 1B			0-0 1B	0-0 K		0-0 5-3			4	1	2	0	0	1	2						
John Mayberry, L (1, 10) OBP: 0.416, SLG: 0.548	0-0 F8			4-0 1B	1-2 BB	0-0 HR		0-0 F5		3	1	1	1	1	0	1						
Tony Solaita, L (1, 3) OBP: 0.370, SLG: 0.520		0-3 K		0-0 F7		0-3 K		0-3 K		4	0	0	0	0	3	2						
Al Cowens, R (1, 8) OBP: 0.341, SLG: 0.404		0-0 1B		0-0 1B	1-2 2-H 1B		0-0 F5		0-3 K	4	0	2	1	0	1	0						
Freddie Patek, R (1, 6) OBP: 0.297, SLG: 0.308		0-3 K		0-3 K					0-3 K	4	0	1	0	0	3	2						
Bob Stinson, S (1, 2) OBP: 0.341, SLG: 0.361			0-3 K		4-0 G3	0-0 1B		0-0 G3	0-0 F7	3	1	0	0	1	1	1						
Frank White, R (1, 4) OBP: 0.297, SLG: 0.367			0-0 5-3		0-0 1B	0-0 WP		0-0 F4		4	1	2	1	0	0	0						
<b>Inning Stats</b>	R: 0 E: 0 K: 1 S: 6	H: 1 LOB: 1 BB: 0 P: 6	R: 0 E: 0 K: 2 S: 7	H: 1 LOB: 0 BB: 0 P: 7	R: 0 E: 0 K: 1 S: 5	H: 0 LOB: 0 BB: 0 P: 5	R: 1 E: 0 K: 1 S: 7	H: 2 LOB: 2 BB: 1 P: 11	R: 1 E: 0 K: 1 S: 6	H: 1 LOB: 1 BB: 0 P: 10	R: 1 E: 0 K: 1 S: 7	H: 2 LOB: 1 BB: 0 P: 7	R: 0 E: 0 K: 2 S: 4	H: 1 LOB: 1 BB: 0 P: 4	R: 0 E: 0 K: 2 S: 7	H: 0 LOB: 0 BB: 0 P: 7	R: 1 E: 0 K: 1 S: 6	H: 1 LOB: 0 BB: 0 P: 6	1B: 7 2B: 0 3B: 0 HR: 2	SF: 0 SAC: 0 DP: 0 HBP: 0	WP: 1 PB: 0 SB: 0 CS: 0	PA: 37
<b>PITCHER</b> Gaylord Perry, R (1, 1) ERA: 3.24	IP: 9.0 WLS: W BF: 37 H: 9 R: 4 ER: 4 SO: 10 BB: 2 IBB: 0 HBP: 0 BLK: 0 WP: 1 HR: 2 S: 55 P: 63 ERA: 4.00 WHIP: 1.222															<b>PITCHER</b>	IP: 9.0 WLS: W BF: 37 H: 9 R: 4 ER: 4 SO: 10 BB: 2 IBB: 0 HBP: 0 BLK: 0 WP: 1 HR: 2 S: 55 P: 63 ERA: 4.00 WHIP: 1.222					

Kansas City Royals @ Texas Rangers  
Arlington Stadium, Arlington, TX  
Sat Sep 27 1975, 8:05 PM EDT  
Att: 18,003 - Unknown - 78 F

AB 35  
R 4  
H 9  
RBI 3  
BB 2  
SO 10  
LOB 11



Batter	1	2	3	4	5	6	7	8	9	AB	R	H	RBI	BB	SO	LOB	BOTTOM			
Lenny Randle, S (1, 8) OBP: 0.341, SLG: 0.360	0-3 K	4-0 2B		0-0 1-3		4-0 E	0-0 F8			3	1	0	0	2	1	1				
Roy Smalley, S (1, 4) OBP: 0.305, SLG: 0.296	0-0 1B	0-0 1B		4-0 1B		0-0 4-3		0-0 F8		4	1	2	2	1	0	1				
Mike Hargrove, L (1, 3) OBP: 0.394, SLG: 0.412	0-0 1-3	0-0 F7		0-0 1-3		0-0 FC6		0-0 G3		5	0	1	0	0	0	4				
Jeff Burroughs, R (1, 9) OBP: 0.313, SLG: 0.408	4-0 BB		0-0 5-3	0-0 SF9		0-0 SF7		0-0 5-3		2	0	0	2	1	0	0				
Jim Spencer, L (1, 10) OBP: 0.327, SLG: 0.398	0-0 F8		0-0 FC6-4	0-0 1-3		0-0 1-2		0-0 BB		3	1	1	0	1	0	3				
Toby Harrah, R (1, 6) OBP: 0.406, SLG: 0.461		0-0 6-3	0-0 FC6-4	1-2 1B	0-0 SH5-3	0-3 K				4	0	2	0	0	1	2				
Tom Grieve, R (1, 7) OBP: 0.319, SLG: 0.445		0-0 6-3	0-0 FC6-4	1-2 1B	0-0 CS		0-0 5-3			4	0	1	0	0	0	2				
Roy Howell, L (1, 5) OBP: 0.325, SLG: 0.382		4-0 BB	0-0 1B	1-3 1B		0-0 SH5-3		0-0 F7		2	1	1	1	1	0	0				
Jim Sundberg, R (1, 2) OBP: 0.282, SLG: 0.257		0-0 1B	0-0 1-3		0-0 6-3		0-0 1B			4	1	2	0	0	0	4				
<b>Inning Stats</b>	R: 0 E: 0 K: 1 S: 6	H: 1 LOB: 2 BB: 1 P: 10	R: 2 E: 0 K: 0 S: 5	H: 2 LOB: 2 BB: 2 P: 13	R: 1 E: 0 K: 0 S: 6	H: 3 LOB: 2 BB: 0 P: 6	R: 1 E: 0 K: 0 S: 4	H: 1 LOB: 1 BB: 1 P: 8	R: 0 E: 0 K: 0 S: 4	H: 2 LOB: 1 BB: 0 P: 4	R: 1 E: 1 K: 1 S: 6	H: 0 LOB: 2 BB: 2 P: 14	R: 0 E: 0 K: 0 S: 4	H: 1 LOB: 0 BB: 0 P: 4	R: 0 E: 0 K: 0 S: 3	H: 0 LOB: 0 BB: 0 P: 3	1B: 8 2B: 2 3B: 0 HR: 0	SF: 2 SAC: 1 DP: 0 HBP: 0	WP: 0 PB: 0 SB: 0 CS: 2	PA: 40
<b>PITCHER</b> A Fitzmorris, R (1, 1) ERA: 3.57 Lindy McDaniel, R (6, 1) ERA: 4.15	IP: 5.2 WLS: L BF: 32 H: 9 R: 5 ER: 4 SO: 1 BB: 6 IBB: 0 HBP: 0 BLK: 0 WP: 0 HR: 0 S: 28 P: 52 ERA: 6.35 WHIP: 2.647															<b>PITCHER</b>	IP: 2.1 WLS: L BF: 8 H: 1 R: 0 ER: 0 SO: 1 BB: 0 IBB: 0 HBP: 0 BLK: 0 WP: 0 HR: 0 S: 10 P: 10 ERA: 0.00 WHIP: 0.429			

Kansas City Royals @ Texas Rangers  
Arlington Stadium, Arlington, TX  
Sat Sep 27 1975, 8:05 PM EDT  
Att: 18,003 - Unknown - 78 F

AB 31  
R 5  
H 10  
RBI 5  
BB 6  
SO 2  
LOB 17





Batter	1	2	3	4	5	6	7	8	9	AB	R	H	RBI	BB	SO	LOB	TOP					
Frank White, R (1,4) OBP: 0.297, SLG: 0.365										4	0	1	0	0	1	2	<b>Kansas City Royals @ Texas Rangers</b> Arlington Stadium, Arlington, TX Sun Sep 28 1975, 4:33 AM EDT Att: 6,470 - Unknown - 82 F					
Amos Otis, R (1,8) OBP: 0.342, SLG: 0.385										2	0	0	0	0	1							
Vada Pinson, L (3,9) OBP: 0.248, SLG: 0.335										1	0	0	0	0	0							
Bob Stinson, S (6,9) OBP: 0.345, SLG: 0.361										0	0	0	0	1	0							
Jamie Quirk, L (1,5) OBP: 0.293, SLG: 0.333										4	0	1	0	0	1	2						
John Mayberry, L (1,10) OBP: 0.416, SLG: 0.547										3	0	1	0	1	0	0						
Tony Solaita, L (1,3) OBP: 0.369, SLG: 0.515										4	0	1	0	0	0	3						
Al Cowens, R (1,9) OBP: 0.340, SLG: 0.402										4	1	1	0	0	0	2						
Fran Healy, R (1,2) OBP: 0.307, SLG: 0.335										4	0	2	1	0	0	0						
Jim Wohlford, R (1,7) OBP: 0.317, SLG: 0.312										4	0	2	0	0	0	1						
Rodney Scott, S (1,6) OBP: 0.125, SLG: 0.067										3	0	0	0	0	2	2						
<b>Inning Stats</b>	R: 0 E: 0 K: 0 S: 4	H: 2 LOB: 2 BB: 1 P: 8	R: 0 E: 0 K: 0 S: 3	H: 1 LOB: 0 BB: 0 P: 3	R: 0 E: 0 K: 1 S: 5	H: 0 LOB: 0 BB: 0 P: 5	R: 0 E: 0 K: 0 S: 4	H: 2 LOB: 1 BB: 0 P: 4	R: 0 E: 0 K: 1 S: 6	H: 1 LOB: 1 BB: 0 P: 6	R: 0 E: 0 K: 0 S: 5	H: 0 LOB: 0 BB: 0 P: 5	R: 0 E: 0 K: 0 S: 3	H: 0 LOB: 0 BB: 0 P: 3	R: 0 E: 0 K: 1 S: 6	H: 1 LOB: 2 BB: 1 P: 10	R: 1 E: 0 K: 0 S: 5	H: 2 LOB: 1 BB: 0 P: 5	1B: 7 2B: 2 3B: 0 HR: 0	SF: 0 SAC: 0 DP: 2 HBP: 0	WP: 0 PB: 0 SB: 1 CS: 0	PA: 35
<b>PITCHER</b>	IP WLS BF H R ER SO BB IBB HBP BLK WP HR S P ERA WHIP																					
Stan Perzanowski, R (1,1) ERA: 3.0	8.2 W 34 9 1 1 4 2 0 0 0 0 0 0 40 48 1.04 1.269																					
Steve Foucault, R (9,1) ERA: 4.12	0.1 S 1 0 0 0 0 0 0 0 0 0 0 0 0 1 1 0.00 0.000																					

Batter	1	2	3	4	5	6	7	8	9	AB	R	H	RBI	BB	SO	LOB	BOTTOM					
Lenny Randle, S (1,8) OBP: 0.341, SLG: 0.359										4	1	1	0	0	1	1	<b>Kansas City Royals @ Texas Rangers</b> Arlington Stadium, Arlington, TX Sun Sep 28 1975, 4:33 AM EDT Att: 6,470 - Unknown - 82 F					
Roy Smalley, S (1,4) OBP: 0.306, SLG: 0.296										3	0	1	0	0	1	0						
Mike Hargrove, L (1,3) OBP: 0.395, SLG: 0.416										2	2	1	0	1	0	0						
Jeff Burroughs, R (1,9) OBP: 0.315, SLG: 0.409										2	0	1	1	2	1	1						
Jim Spencer, L (1,10) OBP: 0.327, SLG: 0.397										4	0	1	1	0	0	4						
Toby Harrah, R (1,6) OBP: 0.404, SLG: 0.458										3	0	0	0	0	2	4						
Tom Grieve, R (1,7) OBP: 0.316, SLG: 0.442										3	0	0	0	0	2	4						
Roy Howell, L (1,5) OBP: 0.322, SLG: 0.379										3	0	0	0	0	1	0						
Jim Sundberg, R (1,2) OBP: 0.283, SLG: 0.256										2	0	0	0	1	2	0						
<b>Inning Stats</b>	R: 2 E: 1 K: 1 S: 8	H: 2 LOB: 2 BB: 1 P: 12	R: 0 E: 0 K: 1 S: 4	H: 0 LOB: 1 BB: 1 P: 8	R: 0 E: 0 K: 1 S: 6	H: 1 LOB: 1 BB: 0 P: 6	R: 0 E: 0 K: 3 S: 9	H: 0 LOB: 0 BB: 0 P: 9	R: 0 E: 0 K: 1 S: 5	H: 0 LOB: 0 BB: 0 P: 5	R: 0 E: 0 K: 1 S: 5	H: 0 LOB: 2 BB: 2 P: 13	R: 0 E: 0 K: 1 S: 5	H: 0 LOB: 0 BB: 0 P: 5	R: 1 E: 0 K: 1 S: 6	H: 2 LOB: 0 BB: 0 P: 6		R: 1 E: 0 K: 1 S: 6	H: 2 LOB: 0 BB: 0 P: 6	1B: 4 2B: 0 3B: 1 HR: 0	SF: 0 SAC: 2 DP: 1 HBP: 0	WP: 0 PB: 0 SB: 0 CS: 0
<b>PITCHER</b>	IP WLS BF H R ER SO BB IBB HBP BLK WP HR S P ERA WHIP																					
Mark Littell, R (1,1) ERA: 3.7	8.0 L 32 5 3 2 10 4 0 0 0 0 0 0 48 64 2.25 1.125																					