Texas Rangers - 1976

Minnesota Twins @ Texas Rangers

Arlington Stadium, Arlington, TX

Fri Apr 09 1976, 7:05 PM EST

Att. 28,947 - Unknown

TOP

livebaseballscorecards.com

Batter	1	2	3	4	5	6	7	8	9	10	11	AB	R	H	RBI	BB	SO	LOB
Rod Carew, L (1, 3)	6-3		2-3		E6 2-H			4-3			6-3	5	0	0	0	0	0	1
Dan Ford, R (1, 9)	5-3		F5			K		K			6-3	5	0	0	0	0	2	0
Steve Braun, L (1, 10) OBP: 0.200, SLG: 0.200	F7			F7		1B 1B 1B		4-3			K	5	1	1	0	0	1	0
Larry Hisle, R (1, 7) OBP: 0.250, SLG: 0.250		5-3		CS 1B		K			5-3			4	0	1	0	0	1	1
Lyman Bostock, L (1, 8) OBP: 0.500, SLG: 0.500		CS 1B		F7 1-2		1B 1-2 1B			4-3			4	0	2	0	0	0	1
Butch Wynegar, S (1, 2) OBP: 0.250, SLG: 0.250		E4 1B 1-2		6-3		1-3 2-H 1B			F8			4	0	1	1	0	0	2
Dave McKay, S (1, 5) OBP: 0.500, SLG: 0.500		1-2 1B			SH1-4 E6 1B		F9			F7		4	0	2	0	0	0	0
Jerry Terrell, R (1, 4)		F8			SH1-4 1-2		F7			6-3		3	0	0	0	0	0	2
Danny Thompson, R (1, 6)			F8		F7		F8			F8		0	0	0	0	0	0	0
Inning Stats	R: 0 E: 0 K: 0 S: 3 H: 0 LOB: 0 BB: 0 P: 3	R: 0 E: 1 K: 0 S: 5 H: 2 LOB: 2 BB: 0 P: 5	R: 0 E: 0 K: 0 S: 3 H: 0 LOB: 0 BB: 0 P: 3	R: 0 E: 0 K: 0 S: 4 H: 1 LOB: 1 BB: 0 P: 4	R: 0 E: 1 K: 0 S: 4 H: 1 LOB: 2 BB: 0 P: 4	R: 1 E: 0 K: 2 S: 9 H: 3 LOB: 2 BB: 0 P: 9	R: 0 E: 0 K: 0 S: 3 H: 0 LOB: 0 BB: 0 P: 3	R: 0 E: 0 K: 1 S: 5 H: 0 LOB: 0 BB: 0 P: 5	R: 0 E: 0 K: 0 S: 3 H: 0 LOB: 0 BB: 0 P: 3	R: 0 E: 0 K: 0 S: 3 H: 0 LOB: 0 BB: 0 P: 3	R: 0 E: 0 K: 1 S: 5 H: 0 LOB: 0 BB: 0 P: 5							

	AB	34
	R	1
	H	7
	RBI	1
	BB	0
	SO	4
	LOB	7

1B: 7 SF: 0
2B: 0 SAC: 1
3B: 0 DP: 0
HR: 0 HBP: 0

WP: 0 PA: 39
PB: 0
SB: 0
CS: 2

PITCHER	IP	WLS	BF	H	R	ER	SO	BB	IBB	HBP	BLK	WP	HR	S	P	ERA	WHIP
Gaylord Perry, R (1, 1) ERA: 0.82	11.0	W	39	7	1	1	4	0	0	0	0	0	0	47	47	0.82	0.636

Batter	1	2	3	4	5	6	7	8	9	10	11	AB	R	H	RBI	BB	SO	LOB
Lenny Randle, S (1, 7) OBP: 0.400, SLG: 0.250	G4-6-3 1B 1B		K			4-3			4-3		1B 1B 1-2 BB	4	0	1	0	1	1	0
Juan Beniquez, R (1, 8) OBP: 0.600, SLG: 0.600	G4-6-3 1-2 1B		L3-6 1B			F8			F6		1B 1-2 2-3 1B	5	0	3	0	0	0	0
Mike Hargrove, L (1, 3)	G4-6-3 1-2f 2-3		L3-6 1-2			K			F7		K	5	0	0	0	0	2	6
Toby Harrah, R (1, 6) OBP: 0.400, SLG: 0.250	F9			5-3			K			BB	1B 1-2 2-3 3-H	4	0	1	1	1	1	1
Jeff Burroughs, R (1, 9) OBP: 0.500, SLG: 1.250		HR		G6-4-3 1B			5-3			K		4	1	2	1	0	1	1
Roy Howell, L (1, 5)		4-3		G6-4-3 1-2f			K			K		4	0	0	0	0	2	2
Tom Grieve, R (1, 10)		K	K			5-3				F7		4	0	0	0	0	2	1
Roy Smalley, S (1, 4) OBP: 0.500, SLG: 0.500 Dave Moates, L (11, PR)	1B					G3					FC3-6 1B	4 0	0 0	2 0	0 0	1 0	0 0	0 0
Jim Sundberg, R (1, 2)		K	F8			L4					FC3-6 1B BB 1B 1-2f	4	1	0	0	0	1	2
Inning Stats	R: 0 H: 2 E: 0 LOB: 1 K: 0 BB: 0 S: 4 P: 4	R: 1 H: 2 E: 0 LOB: 1 K: 2 BB: 0 S: 9 P: 9	R: 0 H: 1 E: 0 LOB: 0 K: 1 BB: 0 S: 5 P: 5	R: 0 H: 1 E: 0 LOB: 0 K: 0 BB: 0 S: 3 P: 3	R: 0 H: 0 E: 0 LOB: 0 K: 2 BB: 0 S: 7 P: 7	R: 0 H: 0 E: 0 LOB: 0 K: 1 BB: 0 S: 5 P: 5	R: 0 H: 0 E: 0 LOB: 0 K: 2 BB: 0 S: 7 P: 7	R: 0 H: 0 E: 0 LOB: 0 K: 0 BB: 0 S: 3 P: 3	R: 0 H: 0 E: 0 LOB: 0 K: 0 BB: 0 S: 3 P: 3	R: 0 H: 0 E: 0 LOB: 1 K: 2 BB: 1 S: 7 P: 11	R: 1 H: 3 E: 0 LOB: 3 K: 1 BB: 1 S: 7 P: 11	1B: 8 SF: 0 2B: 1 SAC: 0 3B: 0 DP: 3 HR: 1 HBP: 0						

PITCHER		IP	WLS	BF	H	R	ER	SO	BB	IBB	HBP	BLK	WP	HR	S	P	ERA	WHIP
Bert Blyleven, R ERA: 1.0	(1, 1)	9.0		30	6	1	1	8	0	0	0	0	0	1	46	46	1.00	0.667
Bill Campbell, R ERA: 5.4	(10, 1)	1.2	L	10	3	1	1	3	2	0	0	0	0	0	14	22	5.40	3.000

PITCHER	IP	WLS	BF	H	R	ER	SO	BB	IBB	HBP	BLK	WP	HR	S	P	ERA	WHIP

Minnesota Twins @ Texas Rangers

Arlington Stadium, Arlington, TX

Fri Apr 09 1976, 7:05 PM EST

Att. 28,947 - Unknown

BOTTOM

livebaseballscorecards.com

AB	38
R	2
H	9
RBI	2
BB	2
SO	11
LOB	13

WP: 0	PB: 0	SB: 0	CS: 0
PA: 40			

Batter	1	2	3	4	5	6	7	8	9	AB	R	H	RBI	BB	SO	LOB
Tony Oliva, L (1, 4)	F7		6-3		F7		P6		L4	1	0	0	0	0	0	0
Jerry Terrell, R (1, 4) OBP: 0.091, SLG: 0.091										4	0	0	0	0	0	1
Dan Ford, R (1, 9) OBP: 0.214, SLG: 0.385	K2-3		K			F7	BB		HR	4	1	1	1	1	2	0
Rod Carew, L (1, 3) OBP: 0.429, SLG: 0.455	1B 2B		3-1			1B 2B	BB 1-2		CS BB	3	2	2	0	2	0	0
Larry Hisle, R (1, 7) OBP: 0.231, SLG: 0.231	1B 2-H			6-3		F7	F8		E 1-2 1B	5	0	2	1	0	0	3
Steve Braun, L (1, 10) OBP: 0.300, SLG: 0.125	K			6-3		1B 1B BB	BB	BB	E3 1-3	3	1	0	0	2	1	2
Butch Wynegar, S (1, 2) OBP: 0.385, SLG: 0.273		F9		5-3		1B 1-3 2-H		BB 1-2	F3	4	0	1	1	1	0	2
Lyman Bostock, L (1, 8) OBP: 0.455, SLG: 0.500		6-3 2B			SH1-4 BB	1B 1-2 3-H		F7		3	0	2	1	1	0	2
Dave McKay, S (1, 5) OBP: 0.200, SLG: 0.200		6-3 2-3			SH1-4 1-2	K		K		3	0	0	0	0	2	5
Danny Thompson, R (1, 6) OBP: 0.091, SLG: 0.091		1-3			F8		5-3	F8		0	0	0	0	0	0	0
Inning Stats	R: 1 E: 0 K: 2 S: 9 H: 2 LOB: 1 BB: 0 P: 9	R: 0 E: 0 K: 0 S: 4 H: 1 LOB: 1 BB: 0 P: 4	R: 0 E: 0 K: 1 S: 5 H: 0 LOB: 0 BB: 0 P: 5	R: 0 E: 0 K: 0 S: 3 H: 0 LOB: 0 BB: 0 P: 3	R: 0 E: 0 K: 0 S: 3 H: 0 LOB: 1 BB: 1 P: 7	R: 2 E: 0 K: 1 S: 8 H: 3 LOB: 2 BB: 1 P: 12	R: 0 E: 0 K: 0 S: 3 H: 0 LOB: 2 BB: 2 P: 11	R: 0 E: 0 K: 1 S: 5 H: 0 LOB: 2 BB: 2 P: 13	R: 1 E: 1 K: 0 S: 5 H: 2 LOB: 2 BB: 1 P: 9	1B: 4 2B: 3 3B: 0 HR: 1	SF: 0 SAC: 1 DP: 0 HBP: 0			WP: 0 PB: 0 SB: 0 CS: 1		PA: 42	

PITCHER		IP	WLS	BF	H	R	ER	SO	BB	IBB	HBP	BLK	WP	HR	S	P	ERA	WHIP
Bill Singer, R (1, 1) ERA: 4.76		5.2		25	6	3	3	3	2	0	0	0	0	0	29	37	4.76	1.412
Steve Hargan, R (6, 1) ERA:		1.1		6	0	0	0	1	2	0	0	0	0	0	6	14	0.00	1.500
Joe Hoerner, L (8, 1) ERA:		0.1		3	0	0	0	0	2	0	0	0	0	0	1	9	0.00	6.000
Jeff Terpko, R (8, 1) ERA: 5.4		1.2	L	8	2	1	1	1	1	0	0	0	0	1	9	13	5.40	1.800

PITCHER	IP	WLS	BF	H	R	ER	SO	BB	IBB	HBP	BLK	WP	HR	S	P	ERA	WHIP

TOP

Minnesota Twins @ Texas Rangers

Arlington Stadium, Arlington, TX

Sun Apr 11 1976, 4:33 AM EST

Att. 11,781 - Sunny - 82 F

livebaseballscorecards.com

AB	30
R	4
H	8
RBI	4
BB	7
SO	5
LOB	15

Minnesota Twins @ Texas Rangers

Arlington Stadium, Arlington, TX

Sun Apr 11 1976, 4:33 AM EST

Att. 11,781 - Sunny - 82 F

BOTTOM

Batter	1	2	3	4	5	6	7	8	9	AB	R	H	RBI	BB	SO	LOB
Lenny Randle, S (1, 7) OBP: 0.286, SLG: 0.462	4-3		F9		6-3		F7		4-3	5	0	0	0	0	0	2
Juan Beniquez, R (1, 8) OBP: 0.357, SLG: 0.308	BB FC6-4		1B			6-3	FC6-4 1-2f		K	4	0	1	0	1	1	2
Mike Hargrove, L (1, 3)	FC6-4 2B 1-2f		G3			K		BB 3B		3	1	0	0	1	1	2
Toby Harrah, R (1, 6) OBP: 0.538, SLG: 0.667	2B 1-3			F7		BB		WP 1-H 3B		3	1	2	1	1	0	0
Jeff Burroughs, R (1, 9) OBP: 0.417, SLG: 0.750	5-3			1B		K		F8 3-H		4	0	1	0	0	1	3
Roy Howell, L (1, 5) OBP: 0.167, SLG: 0.091		4-3		L7			F9	S 1B		4	0	1	0	0	0	1
Dave Moates, L (8, PR)										0	0	0	0	0	0	0
Mike Cubbage, L (9, 5)										0	0	0	0	0	0	0
Tom Grieve, R (1, 10) OBP: 0.250, SLG: 0.250		K		K			BB 1B	K 1-2		4	1	1	0	0	3	2
Roy Smalley, S (1, 4) OBP: 0.400, SLG: 0.250		K			G3		1B 1-2	6-3		3	0	0	0	1	1	2
Jim Sundberg, R (1, 2) OBP: 0.111, SLG: 0.111			6-3		K		FC6-4 1-2 2-H		F5	2	0	0	0	0	1	0
John Ellis, R (7, PH) OBP: 0.500, SLG: 0.500 (8, 2)							1B			2	0	1	1	0	0	0

	AB	34
	R	3
	H	7
	RBI	2
	BB	4
	SO	8
	LOB	14

livebaseballscorecards.com

Inning Stats	1	2	3	4	5	6	7	8	9
	R: 0 H: 1 E: 0 LOB: 2 K: 0 BB: 1 S: 4 P: 8	R: 0 H: 0 E: 0 LOB: 0 K: 2 BB: 0 S: 7 P: 7	R: 0 H: 1 E: 0 LOB: 1 K: 0 BB: 0 S: 4 P: 4	R: 0 H: 1 E: 0 LOB: 1 K: 1 BB: 0 S: 6 P: 6	R: 0 H: 0 E: 0 LOB: 0 K: 1 BB: 0 S: 5 P: 5	R: 0 H: 0 E: 0 LOB: 1 K: 2 BB: 1 S: 7 P: 11	R: 1 H: 2 E: 0 LOB: 2 K: 0 BB: 1 S: 5 P: 9	R: 2 H: 2 E: 0 LOB: 2 K: 1 BB: 1 S: 7 P: 11	R: 0 H: 0 E: 0 LOB: 0 K: 1 BB: 0 S: 5 P: 5

1B: 5	SF: 0	WP: 1	PA: 38
2B: 1	SAC: 0	PB: 0	
3B: 1	DP: 0	SB: 1	
HR: 0	HBP: 0	CS: 0	

PITCHER		IP	WLS	BF	H	R	ER	SO	BB	IBB	HBP	BLK	WP	HR	S	P	ERA	WHIP
Dave Goltz, R ERA: 1.29	(1, 1)	7.0		29	5	1	1	6	3	0	0	0	0	0	38	50	1.29	1.143
Bill Campbell, R ERA: 7.36	(8, 1)	2.0	W	9	2	2	2	2	1	0	0	0	1	0	12	16	9.00	1.500

PITCHER	IP	WLS	BF	H	R	ER	SO	BB	IBB	HBP	BLK	WP	HR	S	P	ERA	WHIP

Batter	1	2	3	4	5	6	7	8	9	AB	R	H	RBI	BB	SO	LOB
Bill North, S (1, 8) OBP: 0.421, SLG: 0.389	F9		1B			1B		F6		4	0	2	0	0	0	0
Bert Campaneris, R (1, 6) OBP: 0.176, SLG: 0.125	F9		F2			K			5-3	4	0	0	0	0	1	2
Claudell Washington, L (1, 9) OBP: 0.222, SLG: 0.176	6-3			G3		4-3			4-3	4	0	0	0	0	0	1
Don Baylor, R (1, 3) OBP: 0.389, SLG: 0.538		E6 1B		5-3			6-3 3B		6-3	4	1	1	0	0	0	0
Joe Rudi, R (1, 7) OBP: 0.375, SLG: 0.500		1-3 1B		6-3			6-3			3	0	1	0	0	0	1
Sal Bando, R (1, 5) OBP: 0.250, SLG: 0.533		F7			6-3		6-3 3-H			3	0	0	1	0	0	1
Gene Tenace, R (1, 2) OBP: 0.438, SLG: 0.273		P5			F7		K			3	0	0	0	0	1	1
Billy Williams, L (1, 10) OBP: 0.333, SLG: 0.250			BB G6-4-3		4-3			L8		2	0	0	0	1	0	0
Phil Garner, R (1, 4) OBP: 0.313, SLG: 0.600			G6-4-3 1-2f			F9		K		3	0	0	0	0	1	1
Inning Stats	R: 0 H: 0 E: 0 LOB: 0 K: 0 BB: 0 S: 3 P: 3	R: 0 H: 1 E: 1 LOB: 1 K: 0 BB: 0 S: 4 P: 4	R: 0 H: 1 E: 0 LOB: 1 K: 0 BB: 1 S: 3 P: 7	R: 0 H: 0 E: 0 LOB: 0 K: 0 BB: 0 S: 3 P: 3	R: 0 H: 0 E: 0 LOB: 0 K: 0 BB: 0 S: 3 P: 3	R: 0 H: 1 E: 0 LOB: 1 K: 1 BB: 0 S: 6 P: 6	R: 1 H: 1 E: 0 LOB: 0 K: 1 BB: 0 S: 6 P: 6	R: 0 H: 0 E: 0 LOB: 0 K: 1 BB: 0 S: 5 P: 5	R: 0 H: 0 E: 0 LOB: 0 K: 0 BB: 0 S: 3 P: 3	1B: 3 SF: 0 2B: 0 SAC: 0 3B: 1 DP: 1 HR: 0 HBP: 0						

PITCHER	IP	WLS	BF	H	R	ER	SO	BB	IBB	HBP	BLK	WP	HR	S	P	ERA	WHIP
Nelson Briles, R (1, 1) ERA: 1.0	9.0	W	31	4	1	1	3	1	0	0	0	0	0	36	40	1.00	0.556

PITCHER	IP	WLS	BF	H	R	ER	SO	BB	IBB	HBP	BLK	WP	HR	S	P	ERA	WHIP

TOP

Oakland Athletics @ Texas Rangers

Arlington Stadium, Arlington, TX

Mon Apr 12 1976, 7:05 PM EST

Att. 6,219 - Unknown

livebaseballscorecards.com

AB	30
R	1
H	4
RBI	1
BB	1
SO	3
LOB	7

Oakland Athletics @ Texas Rangers

Arlington Stadium, Arlington, TX

Mon Apr 12 1976, 7:05 PM EST

Att. 6,219 - Unknown

livebaseballscorecards.com

BOTTOM

Batter	1	2	3	4	5	6	7	8	9	AB	R	H	RBI	BB	SO	LOB
Lenny Randle, S (1, 7) OBP: 0.222, SLG: 0.353	4-3	G3		K		F8				4	0	0	0	0	1	4
Juan Beniquez, R (1, 8) OBP: 0.278, SLG: 0.235	F8		F8	FC5-4 2-3			4-3			4	0	0	0	0	0	1
Mike Hargrove, L (1, 3) OBP: 0.235, SLG: 0.200	FC5-4 1B		1B HR 2B		4-3		L9			4	1	2	0	0	0	0
Toby Harrah, R (1, 6) OBP: 0.471, SLG: 0.538	FC5-4 1-2f		HR 2-3 1B		E4 FC5-4		F8			4	1	1	0	0	0	1
Jeff Burroughs, R (1, 9) OBP: 0.375, SLG: 0.813		E6 1B 1B	HR 1-H 3-H		FC5-4 1-2f			L9		4	2	1	3	0	0	1
Roy Howell, L (1, 5) OBP: 0.188, SLG: 0.133		1B 1-2 1B	F9		F5			1-3		4	0	1	0	0	0	1
Tom Grieve, R (1, 10) OBP: 0.313, SLG: 0.500		L8	F9			1B		HR		4	1	2	1	0	0	2
Roy Smalley, S (1, 4) OBP: 0.500, SLG: 0.455		1B 1-3 2-H		BB FC5-4 SH1-3		K		2B		3	0	2	1	1	1	1
Jim Sundberg, R (1, 2) OBP: 0.083, SLG: 0.083		F8		SH1-3 1-2		F7		F7		3	0	0	0	0	0	4
Inning Stats	R: 0 E: 0 K: 0 S: 4 H: 1 LOB: 1 BB: 0 P: 4	R: 1 E: 1 K: 0 S: 6 H: 2 LOB: 2 BB: 0 P: 6	R: 3 E: 0 K: 0 S: 6 H: 3 LOB: 0 BB: 0 P: 6	R: 0 E: 0 K: 1 S: 5 H: 0 LOB: 1 BB: 1 P: 9	R: 0 E: 1 K: 0 S: 4 H: 0 LOB: 1 BB: 0 P: 4	R: 0 E: 0 K: 1 S: 6 H: 1 LOB: 1 BB: 0 P: 6	R: 0 E: 0 K: 0 S: 3 H: 0 LOB: 0 BB: 0 P: 3	R: 1 E: 0 K: 0 S: 5 H: 2 LOB: 1 BB: 0 P: 5								

	AB	34
	R	5
	H	9
	RBI	5
	BB	1
	SO	2
	LOB	15

1B: 5 SF: 0
2B: 2 SAC: 1
3B: 0 DP: 0
HR: 2 HBP: 0

WP: 0 PA: 36
PB: 0
SB: 0
CS: 0

PITCHER		IP	WLS	BF	H	R	ER	SO	BB	IBB	HBP	BLK	WP	HR	S	P	ERA	WHIP
Paul Mitchell, R ERA: 9.0	(1, 1)	3.0	L	16	6	4	3	0	0	0	0	0	0	1	16	16	9.00	2.000
Mike Norris, R ERA: 1.8	(4, 1)	5.0		20	3	1	1	2	1	0	0	0	0	1	23	27	1.80	0.800

PITCHER	IP	WLS	BF	H	R	ER	SO	BB	IBB	HBP	BLK	WP	HR	S	P	ERA	WHIP

Batter	1	2	3	4	5	6	7	8	9	AB	R	H	RBI	BB	SO	LOB
Bill North, S (1, 8) OBP: 0.381, SLG: 0.350	S S S 0-3 ① K		S S S 0-3 ③ K 2-3			B B B B 4-0 1B BB		x 0-0 ① 5-3		2	0	0	0	0	2	1
Cesar Tovar, R (3, 8)										1	0	0	0	1	0	0
Bert Campaneris, R (1, 6) OBP: 0.190, SLG: 0.150	S S S 0-3 ② K			x 0-0 ① 6-3		x 0-0 1-3 1B		S S S 0-3 ② K		4	0	1	0	0	2	0
Claudell Washington, L (1, 9) OBP: 0.227, SLG: 0.190	x 0-0 ③ 4-3			x 0-0 ② 6-3		S S S 0-3 ② K		x 0-0 1B		4	0	1	0	0	1	2
Don Baylor, R (1, 3) OBP: 0.364, SLG: 0.438		x 0-0 ① F5		B B B B 4-0 BB		S S S 0-3 ③ K		x 0-0 ③ F7		3	0	0	0	1	1	3
Joe Rudi, R (1, 7) OBP: 0.300, SLG: 0.400		x 0-0 ② 6-3		x 0-0 ③ 1-3			x 0-0 ① 6-3		x 0-0 ① F8	4	0	0	0	0	0	1
Sal Bando, R (1, 5) OBP: 0.250, SLG: 0.632		x 0-0 ③ F7			x 0-0 ① L7		x 0-0 HR		x 0-0 ② 6-3	4	1	1	1	0	0	0
Gene Tenace, R (1, 2) OBP: 0.400, SLG: 0.267			S S S 0-3 ① K		x 0-0 ② 5-3		x 0-0 ② L8		x 0-0 1B	4	0	1	0	0	1	0
Billy Williams, L (1, 10) OBP: 0.333, SLG: 0.214			B B B B 4-0 FC3-6 BB		x 0-0 ③ L8		x 0-0 E4		x 0-0 ③ L7	2	0	0	0	1	0	0
Matt Alexander, S (7, PR)										0	0	0	0	0	0	0
Ken McMullen, R (9, PH) OBP: 0.500, SLG: 0.500										1	0	0	0	0	0	1
Phil Garner, R (1, 4) OBP: 0.263, SLG: 0.500			x 0-0 ② FC3-6 S 1-2f			x 0-0 ① 5-3	x 0-0 ③ L8			3	0	0	0	0	0	2

TOP

Oakland Athletics @ Texas Rangers

Arlington Stadium, Arlington, TX

Tue Apr 13 1976, 7:05 PM EST

Att. 9,321 - Unknown

livebaseballscorecards.com

AB	32
R	1
H	4
RBI	1
BB	3
SO	7
LOB	10

Inning Stats	1	2	3	4	5	6	7	8	9
R	0	0	0	0	0	0	1	0	0
E	0	0	1	0	0	1	1	0	0
K	2	0	2	0	0	2	0	1	0
S	7	3	7	3	3	8	5	6	4
H	0	0	0	0	0	1	1	1	1
LOB	0	0	1	1	0	2	1	1	1
BB	0	0	1	1	0	1	0	0	0
P	7	3	11	7	3	12	5	6	4

1B	3
2B	0
3B	0
HR	1
SF	0
SAC	0
DP	0
HBP	0

WP	0
PB	0
SB	1
CS	0
PA	35

PITCHER	IP	WLS	BF	H	R	ER	SO	BB	IBB	HBP	BLK	WP	HR	S	P	ERA	WHIP
Steve Barr, L (1, 1) ERA: 1.0	9.0	W	35	4	1	1	7	3	0	0	0	0	1	46	58	1.00	0.778

PITCHER	IP	WLS	BF	H	R	ER	SO	BB	IBB	HBP	BLK	WP	HR	S	P	ERA	WHIP

Batter	1	2	3	4	5	6	7	8	9	AB	R	H	RBI	BB	SO	LOB
Lenny Randle, S (1, 7) OBP: 0.182, SLG: 0.286	F8	4-3			4-3		6-3			4	0	0	0	0	0	0
Juan Beniquez, R (1, 8) OBP: 0.273, SLG: 0.238	1B 1B 1B	K			P5		6-3			4	1	1	0	0	1	0
Mike Hargrove, L (1, 3) OBP: 0.286, SLG: 0.263	1B BB 1-H FC6-4 1B		F7		1B 1B			K		4	1	2	1	0	1	0
Toby Harrah, R (1, 6) OBP: 0.524, SLG: 0.563	FC6-4 1B 1-2 BB		G6-4-3 1B		FC6-4 1-3 1B			1-3		3	0	2	0	1	0	0
Jeff Burroughs, R (1, 9) OBP: 0.350, SLG: 0.700 Gene Clines, R (9, 9)	FC6-4 1-2 2-3 1B	G6-4-3 1-2f			FC6-4 1-2f			F9		4 0	0 0	1 0	0 0	0 0	0 0	3 0
Roy Howell, L (1, 5) OBP: 0.158, SLG: 0.111	FC6-4 FC6-4 1-2f 2-3 3-H			L8		K				3	0	0	1	0	1	2
Tom Grieve, R (1, 10) OBP: 0.263, SLG: 0.421	FC6-4 1-2f			E5 3-1		K				3	0	0	0	0	1	2
Roy Smalley, S (1, 4) OBP: 0.412, SLG: 0.357		P6		3-1 1-2		K				3	0	0	0	0	1	1
Jim Sundberg, R (1, 2) OBP: 0.133, SLG: 0.333		HR		6-3			K			3	1	1	1	0	1	1
Inning Stats	R: 2 E: 0 K: 0 S: 6 H: 3 LOB: 2 BB: 1 P: 10	R: 1 E: 0 K: 1 S: 6 H: 1 LOB: 0 BB: 0 P: 6	R: 0 E: 0 K: 0 S: 3 H: 1 LOB: 0 BB: 0 P: 3	R: 0 E: 1 K: 0 S: 4 H: 0 LOB: 1 BB: 0 P: 4	R: 0 E: 0 K: 0 S: 5 H: 2 LOB: 2 BB: 0 P: 5	R: 0 E: 0 K: 3 S: 9 H: 0 LOB: 0 BB: 0 P: 9	R: 0 E: 0 K: 1 S: 5 H: 0 LOB: 0 BB: 0 P: 5	R: 0 E: 0 K: 1 S: 5 H: 0 LOB: 0 BB: 0 P: 5		1B: 6 2B: 0 3B: 0 HR: 1 SF: 0 SAC: 0 DP: 1 HBP: 0						

PITCHER		IP	WLS	BF	H	R	ER	SO	BB	IBB	HBP	BLK	WP	HR	S	P	ERA	WHIP
Mike Torrez, R ERA: 3.0	(1, 1)	7.0	L	29	7	3	3	5	1	0	0	0	0	1	38	42	3.86	1.143
Paul Lindblad, L ERA: 5.4	(8, 1)	1.0		3	0	0	0	1	0	0	0	0	0	0	5	5	0.00	0.000

PITCHER	IP	WLS	BF	H	R	ER	SO	BB	IBB	HBP	BLK	WP	HR	S	P	ERA	WHIP

BOTTOM

Oakland Athletics @ Texas Rangers

Arlington Stadium, Arlington, TX

Tue Apr 13 1976, 7:05 PM EST

Att. 9,321 - Unknown

livebaseballscorecards.com

AB	31
R	3
H	7
RBI	3
BB	1
SO	6
LOB	9

Batter	1	2	3	4	5	6	7	8	9	AB	R	H	RBI	BB	SO	LOB
Bill North, S (1, 8) OBP: 0.320, SLG: 0.292	G3		6-3		L7			K		4	0	0	0	0	1	2
Bert Campaneris, R (1, 6) OBP: 0.160, SLG: 0.125	6-3		K		K			4-3		4	0	0	0	0	2	2
Claudell Washington, L (1, 9) OBP: 0.231, SLG: 0.200	1B			K	FC6-4 1-2f			4-3		4	0	1	0	0	1	2
Don Baylor, R (1, 3) OBP: 0.346, SLG: 0.400	F8			F8	F5				6-3 2B 1B	4	1	1	0	0	0	1
Billy Williams, L (1, 10) OBP: 0.364, SLG: 0.235		FC6-4 1B		BB 4-0 FC6-4	L9				6-3 1-2	3	0	1	0	1	0	1
Sal Bando, R (1, 5) OBP: 0.250, SLG: 0.609 Larry Lintz, S (9, PR)		K		FC6-4 1-2f	6-3				2B 2-H	4 0	0 0	1 0	1 0	0 0	1 0	2 0
Gene Tenace, R (1, 2) OBP: 0.375, SLG: 0.263		L7			E 1B 1B		5-3		K	4	1	1	0	0	1	2
Cesar Tovar, R (1, 7)		FC6-4 1-2f			E5 1B 1-2		6-3		F9	4	0	0	0	0	0	3
Phil Garner, R (1, 4) OBP: 0.273, SLG: 0.476			4-3		FC6-4 1-3 2-H 1B		F5			3	0	1	1	0	0	0
Inning Stats	R: 0 H: 1 E: 0 LOB: 1 K: 0 BB: 0 S: 4 P: 4	R: 0 H: 1 E: 0 LOB: 1 K: 1 BB: 0 S: 6 P: 6	R: 0 H: 0 E: 0 LOB: 0 K: 1 BB: 0 S: 5 P: 5	R: 0 H: 0 E: 0 LOB: 1 K: 1 BB: 1 S: 5 P: 9	R: 1 H: 2 E: 1 LOB: 2 K: 1 BB: 0 S: 8 P: 8	R: 0 H: 0 E: 0 LOB: 0 K: 0 BB: 0 S: 3 P: 3	R: 0 H: 0 E: 0 LOB: 0 K: 0 BB: 0 S: 3 P: 3	R: 0 H: 0 E: 0 LOB: 0 K: 1 BB: 0 S: 5 P: 5	R: 1 H: 2 E: 0 LOB: 1 K: 1 BB: 0 S: 7 P: 7	1B: 5 SF: 0 2B: 1 SAC: 0 3B: 0 DP: 0 HR: 0 HBP: 0					WP: 0 PA: 35 PB: 0 SB: 0 CS: 0	

PITCHER	IP	WLS	BF	H	R	ER	SO	BB	IBB	HBP	BLK	WP	HR	S	P	ERA	WHIP
Gaylord Perry, R (1, 1) ERA: 1.35	9.0	W	35	6	2	2	6	1	0	0	0	0	0	46	50	2.00	0.778

PITCHER	IP	WLS	BF	H	R	ER	SO	BB	IBB	HBP	BLK	WP	HR	S	P	ERA	WHIP

TOP

Oakland Athletics @ Texas Rangers

Arlington Stadium, Arlington, TX

Wed Apr 14 1976, 7:05 PM EST

Att. 22,920 - Unknown

livebaseballscorecards.com

AB	34
R	2
H	6
RBI	2
BB	1
SO	6
LOB	15

BOTTOM

Oakland Athletics @ Texas Rangers

Arlington Stadium, Arlington, TX

Wed Apr 14 1976, 7:05 PM EST

Att. 22,920 - Unknown

Batter	1	2	3	4	5	6	7	8	9	AB	R	H	RBI	BB	SO	LOB
Lenny Randle, S (1, 7) OBP: 0.280, SLG: 0.348	1B		4-3		SH1-3		WP, 5-3, SH1-3, BB			2	1	2	0	1	0	0
Juan Beniquez, R (1, 8) OBP: 0.280, SLG: 0.250	FC6-4		4-3		1-3		SH1-3			3	0	1	0	0	0	2
Jim Fregosi, R (1, 3) OBP: 0.250, SLG: 0.500	K		6-3		1B		5-3			4	1	1	1	0	1	4
Toby Harrah, R (1, 6) OBP: 0.520, SLG: 0.526	F8			BB	FC6-4		F7			3	0	1	1	1	0	2
Jeff Burroughs, R (1, 9) OBP: 0.333, SLG: 0.667 Dave Moates, L (8, PR) (9, 9)	FC6-4			F8	FC6-4			E, FC4-6, 2B		4 0	0 1	1 0	0 0	0 0	0 0	4 0
John Ellis, R (1, 2) OBP: 0.333, SLG: 0.500		L6		F8		2B		F9		4	0	1	0	0	0	2
Tom Grieve, R (1, 10) OBP: 0.261, SLG: 0.364		4-3		BB		5-3		E6, FC4-6		3	0	0	0	1	0	2
Roy Smalley, S (1, 4) OBP: 0.333, SLG: 0.278		4-3		K		K		FC4-6		4	0	0	1	0	2	5
Roy Howell, L (1, 5) OBP: 0.174, SLG: 0.136			F8		SH1-3, 2B, 1B	K		4-3		4	1	1	0	0	1	3
Inning Stats	R: 0 E: 0 K: 1 S: 7 H: 2 LOB: 2 BB: 0 P: 7	R: 0 E: 0 K: 0 S: 3 H: 0 LOB: 0 BB: 0 P: 3	R: 0 E: 0 K: 0 S: 4 H: 1 LOB: 1 BB: 0 P: 4	R: 0 E: 0 K: 1 S: 5 H: 0 LOB: 2 BB: 2 P: 13	R: 2 E: 0 K: 0 S: 6 H: 3 LOB: 1 BB: 0 P: 6	R: 0 E: 0 K: 2 S: 8 H: 1 LOB: 1 BB: 0 P: 8	R: 1 E: 0 K: 0 S: 3 H: 0 LOB: 0 BB: 1 P: 7	R: 1 E: 1 K: 0 S: 5 H: 1 LOB: 2 BB: 0 P: 5		1B: 5 2B: 3 3B: 0 HR: 0 SF: 0 SAC: 2 DP: 0 HBP: 0						

PITCHER		IP	WLS	BF	H	R	ER	SO	BB	IBB	HBP	BLK	WP	HR	S	P	ERA	WHIP
Vida Blue, L ERA: 2.25	(1, 1)	7.0	L	31	7	3	3	4	3	0	0	0	1	0	36	48	3.86	1.429
Rollie Fingers, R ERA:	(8, 1)	1.0		5	1	1	0	0	0	0	0	0	0	0	5	5	0.00	1.000

PITCHER	IP	WLS	BF	H	R	ER	SO	BB	IBB	HBP	BLK	WP	HR	S	P	ERA	WHIP

livebaseballscorecards.com

AB	31
R	4
H	8
RBI	3
BB	3
SO	4
LOB	24

WP: 1 PB: 0 SB: 0 CS: 0 PA: 36

Batter	1	2	3	4	5	6	7	8	9	AB	R	H	RBI	BB	SO	LOB
Charlie Moore, R (1, 7) OBP: 0.250, SLG: 0.154	5-3		CS 1-2	6-3		SF8 2-3 1B		F9		4	0	1	0	0	0	0
Don Money, R (1, 5) OBP: 0.222, SLG: 0.294	P5			K		SF8 1-2 3-H		5-3		3	0	0	1	0	1	0
George Scott, R (1, 3) OBP: 0.444, SLG: 0.538	K			FC5-4 1B		F9			E8 BLK SH	4	1	1	0	0	1	1
Hank Aaron, R (1, 10) OBP: 0.500, SLG: 0.500 Kurt Bevacqua, R (7, PR)		K		FC5-4 1-2f			4-3 1B 2B		6-3 2-3	3 1	0 1	1 0	0 0	0 0	1 0	1 1
Darrell Porter, L (1, 2) OBP: 0.412, SLG: 0.400		F7			K		4-3 2-3		SH 3-H	3	0	0	1	0	1	1
Bobby Darwin, R (1, 9) Gorman Thomas, R (7, 9) OBP: 0.333, SLG: 0.333		F8			G5-4-3 BB		K		5-3	2 1	0 0	0 0	0 0	1 0	1 0	2 1
Sixto Lezcano, R (1, 8) OBP: 0.412, SLG: 0.375			6-3	G5-4-3 1-2f			1B 3-H		K	4	0	1	1	0	1	2
Robin Yount, R (1, 6) OBP: 0.400, SLG: 0.357			6-3			1B SF8 SH1-4 1B	K			3	1	1	0	0	1	2
Pedro Garcia, R (1, 4) OBP: 0.214, SLG: 0.231			CS 1B			SH1-4 1-2		F7		2	0	1	0	0	0	0

Inning Stats										
	R: 0 E: 0 K: 1 S: 5	H: 0 LOB: 0 BB: 0 P: 5	R: 0 E: 0 K: 1 S: 5	H: 0 LOB: 0 BB: 0 P: 5	R: 0 E: 0 K: 0 S: 3	H: 1 LOB: 0 BB: 0 P: 3	R: 0 E: 0 K: 1 S: 6	H: 1 LOB: 1 BB: 0 P: 6	R: 0 E: 0 K: 1 S: 4	H: 0 LOB: 0 BB: 1 P: 8
	R: 1 E: 0 K: 0 S: 5	H: 2 LOB: 1 BB: 0 P: 5	R: 1 E: 0 K: 2 S: 9	H: 2 LOB: 2 BB: 0 P: 9	R: 0 E: 0 K: 0 S: 3	H: 0 LOB: 0 BB: 0 P: 3	R: 1 E: 2 K: 1 S: 7	H: 0 LOB: 1 BB: 0 P: 7	1B: 5 2B: 1 3B: 0 HR: 0	SF: 1 SAC: 2 DP: 1 HBP: 0	WP: 0 PB: 0 SB: 0 CS: 1	PA: 35

PITCHER		IP	WLS	BF	H	R	ER	SO	BB	IBB	HBP	BLK	WP	HR	S	P	ERA	WHIP
Jim Umbarger, L ERA: 1.04	(1, 1)	8.1	L	32	6	3	2	6	1	0	0	1	0	0	43	47	2.16	0.840
Steve Foucault, R ERA:	(9, 1)	0.2		2	0	0	0	1	0	0	0	0	0	0	4	4	0.00	0.000

PITCHER	IP	WLS	BF	H	R	ER	SO	BB	IBB	HBP	BLK	WP	HR	S	P	ERA	WHIP

TOP

Milwaukee Brewers @ Texas Rangers

Arlington Stadium, Arlington, TX

Fri Apr 16 1976, 7:05 PM EST

Att. 22,205 - Unknown

livebaseballscorecards.com

AB	30
R	3
H	6
RBI	3
BB	1
SO	7
LOB	11

Batter	1	2	3	4	5	6	7	8	9	AB	R	H	RBI	BB	SO	LOB
Lenny Randle, S (1, 7) OBP: 0.276, SLG: 0.333	G3		G3			K 1B		P6		4	0	1	0	0	0	1
Juan Beniquez, R (1, 8) OBP: 0.241, SLG: 0.214	5-3			5-3		K 1-2		L3 1-2		4	0	0	0	0	1	2
Mike Hargrove, L (1, 3) OBP: 0.280, SLG: 0.261	F7			E4 G4-6-3			E3 BB 1B		2B SF8 1B	4	1	1	0	0	0	0
Toby Harrah, R (1, 6) OBP: 0.517, SLG: 0.565		6-3		G4-6-3 1-2f			BB 1-2 1B		1-3 2B	4	0	2	0	0	0	1
Jeff Burroughs, R (1, 9) OBP: 0.321, SLG: 0.593		F9			6-3		BBBB 4-0 1-2 2-3 BB		1-3	3	0	0	0	1	0	2
Roy Howell, L (1, 5) OBP: 0.185, SLG: 0.160		1B			F5		F7		SF8 3-H	3	0	1	1	0	0	3
Tom Grieve, R (1, 10) OBP: 0.269, SLG: 0.360 John Ellis, R (9, PH) OBP: 0.286, SLG: 0.429	K				1B		K		K	3 1	0 0	1 0	0 0	0 0	2 1	4 1
Roy Smalley, S (1, 4) OBP: 0.292, SLG: 0.238			K		4-3		F6			3	0	0	0	0	1	4
Jim Sundberg, R (1, 2) OBP: 0.167, SLG: 0.294			P4			F8		BBBB 4-0 L3 BB		2	0	0	0	1	0	0
Inning Stats	R: 0 E: 0 K: 0 S: 3 H: 0 LOB: 0 BB: 0 P: 3	R: 0 E: 0 K: 1 S: 6 H: 1 LOB: 1 BB: 0 P: 6	R: 0 E: 0 K: 1 S: 5 H: 0 LOB: 0 BB: 0 P: 5	R: 0 E: 1 K: 0 S: 3 H: 0 LOB: 0 BB: 0 P: 3	R: 0 E: 0 K: 0 S: 4 H: 1 LOB: 1 BB: 0 P: 4	R: 0 E: 0 K: 1 S: 5 H: 1 LOB: 0 BB: 0 P: 5	R: 0 E: 1 K: 1 S: 7 H: 1 LOB: 3 BB: 1 P: 11	R: 0 E: 0 K: 0 S: 2 H: 0 LOB: 0 BB: 1 P: 6	R: 1 E: 0 K: 1 S: 7 H: 2 LOB: 1 BB: 0 P: 7	1B: 5 2B: 2 3B: 0 HR: 0 SF: 1 SAC: 0 DP: 2 HBP: 0							

PITCHER		IP	WLS	BF	H	R	ER	SO	BB	IBB	HBP	BLK	WP	HR	S	P	ERA	WHIP
Jim Colborn, R ERA:	(1, 1)	6.0	W	22	4	0	0	3	0	0	0	0	0	0	28	28	0.00	0.667
Eduardo Rodriguez, R ERA: 12.27	(7, 1)	3.0	S	12	2	1	1	2	2	0	0	0	0	0	14	22	3.00	1.333

PITCHER	IP	WLS	BF	H	R	ER	SO	BB	IBB	HBP	BLK	WP	HR	S	P	ERA	WHIP

BOTTOM

Milwaukee Brewers @ Texas Rangers

Arlington Stadium, Arlington, TX

Fri Apr 16 1976, 7:05 PM EST

Att. 22,205 - Unknown

livebaseballscorecards.com

AB	31
R	1
H	6
RBI	1
BB	2
SO	5
LOB	18

WP: 0 PB: 0 SB: 0 CS: 0 PA: 34

Batter	1	2	3	4	5	6	7	8	9	AB	R	H	RBI	BB	SO	LOB
Charlie Moore, R (1, 7) OBP: 0.250, SLG: 0.353	5-3		HR		6-3			F8		4	1	1	1	0	0	1
Don Money, R (1, 5) OBP: 0.227, SLG: 0.429	6-3		F3			4-3		1-H HR		4	1	1	2	0	0	0
George Scott, R (1, 3) OBP: 0.364, SLG: 0.412	1-3			4-3		6-3		1-3		4	0	0	0	0	0	0
Darrell Porter, L (1, 2) OBP: 0.429, SLG: 0.353		BBBB 4-0 S 1B BB		BBBB 4-0 E BB		4-3			SSS 0-3 K	2	1	0	0	2	1	0
Hank Aaron, R (1, 10) OBP: 0.400, SLG: 0.389		SSS 0-3 K 1-2		F7			L6		E5 1B	4	0	0	0	0	1	2
Bobby Darwin, R (1, 9) OBP: 0.250, SLG: 0.143		SSS 0-3 K		E5 1-2			4-3		0-0 G1-6-3 1-2 1B	4	0	1	0	0	1	2
Sixto Lezcano, R (1, 8) OBP: 0.381, SLG: 0.350		CS 1B 2-H		SSS 0-3 K			F9		G1-6-3 1-2f	4	0	1	1	0	1	4
Robin Yount, R (1, 6) OBP: 0.389, SLG: 0.313		CS 1-2	L7		F8			BBBB 4-0 HR BB		2	1	0	0	1	0	0
Pedro Garcia, R (1, 4) OBP: 0.188, SLG: 0.200			1-3		SSS 0-3 K			SSS 0-3 K		2	0	0	0	0	1	0
Mike Hegan, L (8, PH)										1	0	0	0	0	1	1
Tim Johnson, L (8, 4)										0	0	0	0	0	0	0
Inning Stats	R: 0 E: 0 K: 0 S: 3 H: 0 LOB: 0 BB: 0 P: 3	R: 1 E: 0 K: 2 S: 7 H: 1 LOB: 0 BB: 1 P: 11	R: 1 E: 0 K: 0 S: 4 H: 1 LOB: 0 BB: 0 P: 4	R: 0 E: 1 K: 1 S: 6 H: 0 LOB: 2 BB: 1 P: 10	R: 0 E: 0 K: 1 S: 5 H: 0 LOB: 0 BB: 0 P: 5	R: 0 E: 0 K: 0 S: 3 H: 0 LOB: 0 BB: 0 P: 3	R: 0 E: 0 K: 0 S: 3 H: 0 LOB: 0 BB: 0 P: 3	R: 2 E: 0 K: 1 S: 6 H: 1 LOB: 0 BB: 1 P: 10	R: 0 E: 1 K: 1 S: 6 H: 1 LOB: 1 BB: 0 P: 6	1B: 2 2B: 0 3B: 0 HR: 2 SF: 0 SAC: 0 DP: 1 HBP: 0							

TOP

Milwaukee Brewers @ Texas Rangers

Arlington Stadium, Arlington, TX

Sun Apr 18 1976, 4:33 AM EST

Unknown

livebaseballscorecards.com

AB	31
R	4
H	4
RBI	4
BB	3
SO	6
LOB	10

WP: 0 PB: 0 SB: 1 CS: 1 PA: 35

PITCHER	IP	WLS	BF	H	R	ER	SO	BB	IBB	HBP	BLK	WP	HR	S	P	ERA	WHIP
Bill Singer, R (1, 1) ERA: 4.73	7.2	W	29	3	4	4	5	3	0	0	0	0	2	36	48	4.70	0.783
Steve Foucault, R (8, 1) ERA:	1.1	S	5	1	0	0	1	0	0	0	0	0	0	7	7	0.00	0.750

PITCHER	IP	WLS	BF	H	R	ER	SO	BB	IBB	HBP	BLK	WP	HR	S	P	ERA	WHIP

Milwaukee Brewers @ Texas Rangers

Arlington Stadium, Arlington, TX

Sun Apr 18 1976, 4:33 AM EST

Unknown

livebaseballscorecards.com

BOTTOM

Batter	1	2	3	4	5	6	7	8	9	AB	R	H	RBI	BB	SO	LOB
Lenny Randle, S (1, 7) OBP: 0.265, SLG: 0.313	K		F8		P6		1B	FC1-6 CS		5	1	1	0	0	1	2
Juan Beniquez, R (1, 8) Gene Clines, R (8, PR) (9, 8) OBP: 0.265, SLG: 0.242	F7		HR 1B		6-3		1B 1B 1B	E5 2B		5 0	2 1	2 0	0 0	0 0	0 0	1 0
Mike Hargrove, L (1, 3) OBP: 0.367, SLG: 0.500	P6		HR		1B		1B BB 1B	2B		5	1	4	5	0	0	0
Toby Harrah, R (1, 6) OBP: 0.529, SLG: 0.556		F7	6-3		FC6-4 1B		BB 1B	IBB		4	0	2	0	1	0	0
Jeff Burroughs, R (1, 9) OBP: 0.303, SLG: 0.516		BB		F9	FC6-4		K	1-3		4	0	0	0	1	1	7
Roy Howell, L (1, 5) OBP: 0.194, SLG: 0.172		F8		F8		K	BB 1B			4	0	1	1	0	1	1
Mike Cubbage, L (1, 10) OBP: 0.500, SLG: 0.333		4-3		2B 1B		P4	BB			3	1	1	0	1	0	1
Roy Smalley, S (1, 4) OBP: 0.357, SLG: 0.304			HR BB	2B		BB	K			2	1	1	1	2	1	3
Bill Fahey, L (1, 2) OBP: 0.250, SLG: 0.250			F8	4-3		F8		FC1-6 1B		4	0	1	0	0	0	3
Inning Stats	R: 0 E: 0 K: 1 S: 5 H: 0 LOB: 0 BB: 0 P: 5	R: 0 E: 0 K: 0 S: 3 H: 0 LOB: 1 BB: 1 P: 7	R: 3 E: 0 K: 0 S: 5 H: 2 LOB: 0 BB: 1 P: 9	R: 1 E: 0 K: 0 S: 5 H: 2 LOB: 1 BB: 0 P: 5	R: 0 E: 0 K: 0 S: 5 H: 2 LOB: 2 BB: 0 P: 5	R: 0 E: 0 K: 1 S: 5 H: 0 LOB: 1 BB: 1 P: 9	R: 2 E: 0 K: 2 S: 11 H: 5 LOB: 3 BB: 1 P: 15	R: 1 E: 1 K: 0 S: 5 H: 2 LOB: 2 BB: 1 P: 9		1B: 10 2B: 2 3B: 0 HR: 1 SF: 0 SAC: 0 DP: 0 HBP: 0						

	AB	36
	R	7
	H	13
	RBI	7
	BB	5
	SO	4
	LOB	18

WP: 0 PB: 0 SB: 0 CS: 1 PA: 41

PITCHER		IP	WLS	BF	H	R	ER	SO	BB	IBB	HBP	BLK	WP	HR	S	P	ERA	WHIP
Jim Slaton, R ERA: 1.5	(1, 1)	6.0	L	27	6	4	4	2	3	0	0	0	0	1	28	40	6.00	1.500
Tom Murphy, R ERA: 162.0	(7, 1)	0.0		3	3	2	2	0	0	0	0	0	0	0	3	3	∞	∞
Bill Champion, R ERA:	(7, 1)	1.2		8	3	1	0	2	1	0	0	0	0	0	11	15	0.00	2.400
Jerry Augustine, L ERA: 5.4	(8, 1)	0.0		1	1	0	0	0	0	0	0	0	0	0	1	1	∞	∞
Tom Hausman, R ERA:	(8, 1)	0.1		2	0	0	0	0	0	1	0	0	0	0	1	5	0.00	0.000

PITCHER	IP	WLS	BF	H	R	ER	SO	BB	IBB	HBP	BLK	WP	HR	S	P	ERA	WHIP

Milwaukee Brewers @ Texas Rangers

Arlington Stadium, Arlington, TX

Sun Apr 18 1976, 4:38 AM EST

Att. 13,944 - Unknown

TOP

livebaseballscorecards.com

Batter	1	2	3	4	5	6	7	8	9	AB	R	H	RBI	BB	SO	LOB
Charlie Moore, R (1, 7) OBP: 0.280, SLG: 0.400	E7 4-3		1B 2B		K		SF9 2-3 3-H		BB 1-3	3	2	1	1	1	1	0
Don Money, R (1, 5) OBP: 0.296, SLG: 0.440	P5		G6-3 1B 2-H		BB		CS 1B 3-H		F7	4	0	2	2	1	0	3
George Scott, R (1, 3) OBP: 0.308, SLG: 0.333	4-3 3-H		G6-3 1-2f		L8		K 1-2			4	0	0	1	0	1	3
Darrell Porter, L (1, 2) OBP: 0.400, SLG: 0.333	4-3		6-3			1B		1-3		4	0	1	0	0	0	0
Hank Aaron, R (1, 10) OBP: 0.375, SLG: 0.364		L5-3 1B		K		F2		K		4	0	1	0	0	2	1
Sixto Lezcano, R (1, 8) OBP: 0.360, SLG: 0.304		L5-3 1-2		BB		K		K		3	0	0	0	1	2	2
Bill Sharp, L (1, 9) OBP: 0.133, SLG: 0.133		1B 1B		P4		F7			F7	4	0	1	0	0	0	2
Robin Yount, R (1, 6) OBP: 0.409, SLG: 0.350		1-2 1B		5-3			2B SF9 1B		L3	4	1	2	0	0	0	1
Pedro Garcia, R (1, 4) OBP: 0.250, SLG: 0.278		K			L8		SF9 1-3 1B 2B		S PB BB	3	1	1	0	1	1	2

	AB	33
	R	4
	H	9
	RBI	4
	BB	4
	SO	7
	LOB	14

Inning Stats																								
	R: 1	H: 0	R: 0	H: 3	R: 1	H: 2	R: 0	H: 0	R: 0	H: 0	R: 0	H: 1	R: 2	H: 3	R: 0	H: 0	R: 0	H: 0	1B: 7	SF: 1	WP: 0	PA: 38		
	E: 1	LOB: 0	E: 0	LOB: 2	E: 0	LOB: 0	E: 0	LOB: 1	E: 0	LOB: 1	E: 0	LOB: 1	E: 0	LOB: 1	E: 0	LOB: 0	E: 0	LOB: 2	2B: 4	SAC: 0	PB: 1			
	K: 0	BB: 0	K: 1	BB: 0	K: 0	BB: 0	K: 1	BB: 1	K: 1	BB: 1	K: 1	BB: 0	K: 1	BB: 0	K: 2	BB: 0	K: 0	BB: 2	3B: 0	DP: 3	SB: 1			
	S: 4	P: 4	S: 7	P: 7	S: 4	P: 4	S: 5	P: 9	S: 5	P: 9	S: 6	P: 6	S: 7	P: 7	S: 7	P: 7	S: 3	P: 11	HR: 0	HBP: 0	CS: 1			

PITCHER		IP	WLS	BF	H	R	ER	SO	BB	IBB	HBP	BLK	WP	HR	S	P	ERA	WHIP
Nelson Briles, R (1, 1) ERA: 2.4		6.0	L	27	8	4	3	4	2	0	0	0	0	0	33	41	4.50	1.667
Jeff Terpko, R (7, 1) ERA: 1.93		3.0		11	1	0	0	3	2	0	0	0	0	0	15	23	0.00	1.000

PITCHER	IP	WLS	BF	H	R	ER	SO	BB	IBB	HBP	BLK	WP	HR	S	P	ERA	WHIP

Batter	1	2	3	4	5	6	7	8	9	AB	R	H	RBI	BB	SO	LOB
Lenny Randle, S (1, 7) OBP: 0.263, SLG: 0.333	F9		FC5-4 1B 1-2f		L8-4 1-H 2B		E8 1-2			4	0	1	1	0	0	2
Gene Clines, R (1, 8) OBP: 0.250, SLG: 0.250	L4-3		1-3 1B		L8-4 2-3		K			4	0	1	0	0	1	3
Jim Fregosi, R (1, 3) OBP: 0.250, SLG: 0.286	BB		5-3			F8	F8			3	0	0	0	1	0	4
Toby Harrah, R (1, 6) OBP: 0.514, SLG: 0.517	6-3			F9		BB 1B		G1-4-3 1B		2	0	0	0	1	0	1
Mike Cubbage, L (6, PR) (7, 4) OBP: 0.600, SLG: 0.500										1	0	1	0	0	0	0
Jeff Burroughs, R (1, 9) OBP: 0.297, SLG: 0.486		5-3		4-3		1-2 1B		G1-4-3 1-2f		4	0	1	0	0	0	1
Tom Grieve, R (1, 10) OBP: 0.276, SLG: 0.357		4-3		1B		K		3-1		3	0	1	0	0	1	2
Mike Hargrove, L (8, PH) OBP: 0.355, SLG: 0.483										1	0	0	0	0	0	0
Roy Smalley, S (1, 4) (7, 6) OBP: 0.313, SLG: 0.259		4-3		K		K			G3	4	0	0	0	0	2	3
Roy Howell, L (1, 5) OBP: 0.257, SLG: 0.194			FC5-4 1B		2B BB		E BB		F2	2	1	1	0	2	0	0
Jim Sundberg, R (1, 2) OBP: 0.143, SLG: 0.250			P3		F9		P4		K	3	0	0	0	0	0	3
Dave Moates, L (9, PH)										1	0	0	0	0	1	0
Inning Stats	R: 0 E: 0 K: 0 S: 3 H: 0 LOB: 1 BB: 1 P: 7	R: 0 E: 0 K: 0 S: 3 H: 0 LOB: 0 BB: 0 P: 3	R: 0 E: 0 K: 0 S: 5 H: 2 LOB: 2 BB: 0 P: 5	R: 0 E: 0 K: 1 S: 6 H: 1 LOB: 1 BB: 0 P: 6	R: 1 E: 0 K: 0 S: 3 H: 1 LOB: 0 BB: 1 P: 7	R: 0 E: 0 K: 2 S: 8 H: 1 LOB: 2 BB: 1 P: 12	R: 0 E: 1 K: 1 S: 6 H: 0 LOB: 2 BB: 1 P: 10	R: 0 E: 0 K: 0 S: 3 H: 1 LOB: 0 BB: 0 P: 3	R: 0 E: 0 K: 1 S: 5 H: 0 LOB: 0 BB: 0 P: 5	1B: 5 2B: 2 3B: 0 HR: 0	SF: 0 SAC: 0 DP: 2 HBP: 0						

PITCHER	IP	WLS	BF	H	R	ER	SO	BB	IBB	HBP	BLK	WP	HR	S	P	ERA	WHIP
Bill Travers, L (1, 1) ERA: 0.71	7.0	W	30	5	1	1	4	4	0	0	0	0	0	34	50	1.29	1.286
Eduardo Rodriguez, R (8, 1) ERA: 7.94	2.0	S	6	1	0	0	1	0	0	0	0	0	0	8	8	0.00	0.500

PITCHER	IP	WLS	BF	H	R	ER	SO	BB	IBB	HBP	BLK	WP	HR	S	P	ERA	WHIP

BOTTOM

Milwaukee Brewers @ Texas Rangers

Arlington Stadium, Arlington, TX

Sun Apr 18 1976, 4:38 AM EST

Att. 13,944 - Unknown

livebaseballscorecards.com

AB	32
R	1
H	6
RBI	1
BB	4
SO	5
LOB	19

1B: 5	SF: 0	WP: 0	PA: 36
2B: 2	SAC: 0	PB: 0	
3B: 0	DP: 2	SB: 0	
HR: 0	HBP: 0	CS: 0	

Texas Rangers @ Cleveland Indians

Cleveland Municipal Stadium, Cleveland, OH

Tue Apr 20 1976, 3:33 AM EST

Att. 9,328 - Unknown

TOP

livebaseballscorecards.com

Batter	1	2	3	4	5	6	7	8	9	AB	R	H	RBI	BB	SO	LOB
Lenny Randle, S (1, 7) OBP: 0.233, SLG: 0.293	K		4-3		P6		K		4-3	5	0	0	0	0	2	7
Juan Beniquez, R (1, 8) OBP: 0.289, SLG: 0.270	L8-3 1B			F9	1B	1B	K			4	1	2	0	0	1	2
Mike Hargrove, L (1, 3) OBP: 0.343, SLG: 0.455	L8-3 1-2			F9		G6-4-3 1B 1-3		K		4	0	1	0	0	1	1
Tom Grieve, R (1, 10) OBP: 0.303, SLG: 0.375		L4		FC5-4 1B		G6-4-3 1-2 3-H		K		4	0	2	1	0	1	0
Jeff Burroughs, R (1, 9) OBP: 0.268, SLG: 0.436		F8		FC5-4 1-2f		G6-4-3 1-2f 2-3		F8		4	0	0	0	0	0	3
Roy Howell, L (1, 5) OBP: 0.256, SLG: 0.176		G1			BB	K			K	3	0	0	0	1	2	1
Mike Cubbage, L (1, 4) OBP: 0.444, SLG: 0.286			K		BB 1-2	K			4-3	3	0	0	0	1	2	0
Roy Smalley, S (1, 6) OBP: 0.361, SLG: 0.300			FC6 1B		K	BLK BB			1B	3	0	2	0	1	1	2
Jim Sundberg, R (1, 2) OBP: 0.130, SLG: 0.227			FC6 1-2f		F9	BB 1-2			1B 1-2	2	0	0	0	0	0	3
Dave Moates, L (7, PH)										0	0	0	0	1	0	0
Bill Fahey, L (7, 2) OBP: 0.400, SLG: 0.400										1	0	1	0	0	0	0

	AB	33
	R	1
	H	8
	RBI	1
	BB	4
	SO	10
	LOB	19

Inning Stats																				
	R: 0	H: 1	R: 0	H: 0	R: 0	H: 1	R: 0	H: 1	R: 0	H: 0	R: 1	H: 3	R: 0	H: 0	R: 0	H: 0	R: 0	H: 2	1B: 8	SF: 0	WP: 0	PA: 37
	E: 0	LOB: 0	E: 0	LOB: 0	E: 0	LOB: 1	E: 0	LOB: 1	E: 0	LOB: 2	E: 0	LOB: 1	E: 0	LOB: 2	E: 0	LOB: 0	E: 0	LOB: 2	2B: 1	SAC: 0	PB: 0	
	K: 1	BB: 0	K: 0	BB: 0	K: 1	BB: 0	K: 0	BB: 0	K: 1	BB: 2	K: 1	BB: 0	K: 3	BB: 2	K: 2	BB: 0	K: 1	BB: 0	3B: 0	DP: 2	SB: 0	
	S: 5	P: 5	S: 3	P: 3	S: 6	P: 6	S: 4	P: 4	S: 5	P: 13	S: 7	P: 7	S: 9	P: 17	S: 7	P: 7	S: 7	P: 7	HR: 0	HBP: 0	CS: 0	

PITCHER		IP	WLS	BF	H	R	ER	SO	BB	IBB	HBP	BLK	WP	HR	S	P	ERA	WHIP
Jim Bibby, R	(1, 1)	5.0	W	22	6	1	1	3	2	0	0	0	0	0	26	34	1.80	1.600
ERA: 5.19																		
Jim Kern, R	(6, 1)	4.0	S	15	2	0	0	7	2	0	0	1	0	0	27	35	0.00	1.000
ERA:																		

PITCHER	IP	WLS	BF	H	R	ER	SO	BB	IBB	HBP	BLK	WP	HR	S	P	ERA	WHIP

BOTTOM

Texas Rangers @ Cleveland Indians

Cleveland Municipal Stadium, Cleveland, OH

Tue Apr 20 1976, 3:33 AM EST

Att. 9,328 - Unknown

livebaseballscorecards.com

Batter	1	2	3	4	5	6	7	8	9	AB	R	H	RBI	BB	SO	LOB
Rick Manning, L (1, 8) OBP: 0.438, SLG: 0.370	5-3		SH5-3, 1B		4-3		BB, 1B L8			4	1	1	0	1	0	1
Duane Kuiper, L (1, 4) OBP: 0.333, SLG: 0.231	5-3		SH5-3 1-2		S, 1B		1-3, 2B, 1B	BBBB 1-3, WP, BB		3	1	2	0	1	0	0
Buddy Bell, R (1, 5) OBP: 0.500, SLG: 0.520	6-3		BBBB BB		1-2, 1B		2B, 1B 1-2 3-H, 1B	F7		4	1	2	1	1	0	1
Rico Carty, R (1, 10) OBP: 0.393, SLG: 0.560 Rick Waits, L (7, PR) John Lowenstein, L (8, PH)		4-3	SSS K		SSS K		1B 1-3 2-H, 2B	1-3 1-3		4 0 1	0 1 0	1 0 0	1 0 0	0 0 0	2 0 0	4 0 1
George Hendrick, R (1, 7) OBP: 0.185, SLG: 0.200		5-3		F9	SSS K 2-3		IIII 1B, 1B IBB	SSS K		4	1	0	0	1	2	3
Alan Ashby, S (1, 2) OBP: 0.450, SLG: 0.737	2B		SSS K	F9			G3, 1B 1-3 2-H 3-H, 2B			4	2	2	2	0	1	0
Charlie Spikes, R (1, 9) OBP: 0.261, SLG: 0.273	2-H 2B			1B, 1B			G3 1-2 3-H, 2B			4	2	3	2	0	0	0
Doug Howard, R (1, 3) OBP: 0.250, SLG: 0.250	SSS K			1B 1-3 1B			G3 1-2 2-3			4	0	1	0	0	1	3
Frank Duffy, R (1, 6) OBP: 0.304, SLG: 0.318			3-1	1-3 3-H, 1B			F7 2-H 3-H, 2B			4	0	2	3	0	0	0
Inning Stats	R: 0 E: 0 K: 0 S: 3 H: 0 LOB: 0 BB: 0 P: 3	R: 1 E: 0 K: 1 S: 7 H: 2 LOB: 1 BB: 0 P: 7	R: 0 E: 0 K: 1 S: 6 H: 1 LOB: 2 BB: 1 P: 10	R: 1 E: 0 K: 1 S: 7 H: 3 LOB: 2 BB: 0 P: 7	R: 0 E: 0 K: 2 S: 9 H: 2 LOB: 2 BB: 0 P: 9	R: 0 E: 0 K: 0 S: 3 H: 0 LOB: 0 BB: 0 P: 3	R: 7 E: 0 K: 0 S: 9 H: 6 LOB: 1 BB: 2 P: 17	R: 0 E: 0 K: 1 S: 5 H: 0 LOB: 1 BB: 1 P: 9		1B: 10 2B: 4 3B: 0 HR: 0 SF: 0 SAC: 1 DP: 0 HBP: 0				WP: 1 PB: 0 SB: 1 CS: 0 PA: 41		

AB	36
R	9
H	14
RBI	9
BB	4
SO	6
LOB	13

PITCHER		IP	WLS	BF	H	R	ER	SO	BB	IBB	HBP	BLK	WP	HR	S	P	ERA	WHIP
Gaylord Perry, R ERA: 3.08	(1, 1)	6.1	L	31	11	6	6	5	2	0	0	0	0	0	39	47	8.53	2.053
Joe Hoerner, L ERA: 54.0	(7, 1)	0.0		2	1	0	0	0	0	1	0	0	0	0	1	5	∞	∞
Steve Hargan, R ERA: 3.0	(7, 1)	1.2		8	2	3	3	1	1	0	0	0	1	0	9	13	16.20	1.800

PITCHER	IP	WLS	BF	H	R	ER	SO	BB	IBB	HBP	BLK	WP	HR	S	P	ERA	WHIP

Batter	1	2	3	4	5	6	7	8	9	AB	R	H	RBI	BB	SO	LOB
Lenny Randle, S (1, 7) OBP: 0.271, SLG: 0.295	BBBB 4-0 1B SF9-3 BB		x 0-0 E2 1B 1B		BBB 4-0 FC3-6 BB		x 0-0 ② F9		x 0-0 ① F2	3	2	1	0	2	0	0
Juan Beniquez, R (1, 8)	x 0-0 SF9-3 1-3 1B		x 0-0 ① 5-3		x 0-0 ① F9		x 0-0 1B 1B 1B		x 0-0 FC5-4 1B	5	1	3	0	0	0	2
Dave Moates, L (9, PR)										0	0	0	0	0	0	0
Mike Hargrove, L (1, 3) OBP: 0.350, SLG: 0.459	x 0-0 ① ② SF9-3 1-2 3-H		x 0-0 1B 2B 1B		x 0-0 ② FC3-6 1-2f		x 0-0 1B 1-2 E 1B		SSS 0-3 ② K	4	2	2	2	0	1	2
Tom Grieve, R (1, 10) OBP: 0.289, SLG: 0.351	x 0-0 E6		SSS 0-3 ② K		x 0-0 ③ L7		x 0-0 E 1-2 2-H 1B		x 0-0 ③ FC5-4 1-2f	5	0	1	1	0	1	3
Jeff Burroughs, R (1, 9) OBP: 0.267, SLG: 0.419	x 0-0 ③ 1-3		x 0-0 2B 1-2 1B			SSS 0-3 ① K	x 0-0 E4 1-3 2-H			4	1	1	0	0	1	2
Roy Howell, L (1, 5) OBP: 0.262, SLG: 0.216		x 0-0 ① 5-3	x 0-0 ③ 1-H 2-H 2B			SSS 0-3 ② K	x 0-0 ③ 5-3			3	0	1	2	0	1	0
Jim Fregosi, R (7, PH) OBP: 0.222, SLG: 0.250										1	0	0	0	0	0	2
(7, 5)																
Mike Cubbage, L (1, 4) OBP: 0.417, SLG: 0.222		x 0-0 ② 1-3		x 0-0 ① 4-3		BBB 4-0 1B BB		SSS 0-3 ① K		2	0	0	0	1	0	0
Gene Clines, R (8, PH) OBP: 0.200, SLG: 0.200										1	0	0	0	0	1	0
(8, 7)																
Roy Smalley, S (1, 6) OBP: 0.375, SLG: 0.324		x 0-0 1B		SSS 0-3 ② K		x 0-0 ③ 1-3 1B		x 0-0 ② F7		4	0	2	0	0	1	0
Jim Sundberg, R (1, 2) OBP: 0.115, SLG: 0.200		x 0-0 ③ 4-3		x 0-0 ③ 6-3			SSS 0-3 ① K	SSS 0-3 ③ K		3	0	0	0	0	1	1
John Ellis, R (8, PH) OBP: 0.250, SLG: 0.375										1	0	0	0	0	1	0
(8, 2)																

Inning Stats																																		
	R: 1	H: 1	R: 0	H: 1	R: 3	H: 4	R: 0	H: 0	R: 0	H: 0	R: 0	H: 1	R: 2	H: 3	R: 0	H: 0	R: 0	H: 1	1B: 10	SF: 1	WP: 0	PA: 40												
	E: 1	LOB: 1	E: 0	LOB: 1	E: 1	LOB: 1	E: 0	LOB: 0	E: 0	LOB: 1	E: 0	LOB: 2	E: 1	LOB: 2	E: 0	LOB: 0	E: 0	LOB: 1	2B: 2	SAC: 0	PB: 0													
	K: 0	BB: 1	K: 0	BB: 0	K: 1	BB: 0	K: 1	BB: 1	K: 0	BB: 1	K: 2	BB: 1	K: 1	BB: 0	K: 2	BB: 0	K: 1	BB: 0	3B: 0	DP: 1	SB: 0													
	S: 4	P: 8	S: 4	P: 4	S: 8	P: 8	S: 5	P: 5	S: 3	P: 7	S: 7	P: 11	S: 9	P: 9	S: 7	P: 7	S: 6	P: 6	HR: 0	HBP: 0	CS: 0													

PITCHER		IP	WLS	BF	H	R	ER	SO	BB	IBB	HBP	BLK	WP	HR	S	P	ERA	WHIP
Ray Bare, R	(1, 1)	6.2		32	10	6	5	5	3	0	0	0	0	0	39	51	6.75	1.950
ERA: 2.91																		
John Hiller, L	(7, 1)	2.1	W	8	1	0	0	3	0	0	0	0	0	0	14	14	0.00	0.429
ERA: 2.13																		

PITCHER	IP	WLS	BF	H	R	ER	SO	BB	IBB	HBP	BLK	WP	HR	S	P	ERA	WHIP

TOP

Texas Rangers @ Detroit Tigers

Tiger Stadium, Detroit, MI

Fri Apr 23 1976, 3:33 AM EST

Att. 10,754 - Unknown

livebaseballscorecards.com

AB	36
R	6
H	11
RBI	5
BB	3
SO	8
LOB	12

Texas Rangers @ Detroit Tigers

Tiger Stadium, Detroit, MI

Fri Apr 23 1976, 3:33 AM EST

Att. 10,754 - Unknown

livebaseballscorecards.com

Batter	1	2	3	4	5	6	7	8	9	AB	R	H	RBI	BB	SO	LOB
Ron LeFlore, R (1, 8) OBP: 0.333, SLG: 0.500	F8 1B 1B	HR 1-2 2-3 3-H 1B		S 1B		5-3				4	1	3	1	0	0	0
Alex Johnson, R (1, 7) OBP: 0.162, SLG: 0.257	F8	SF8 2-3 3-H		F8 1-2			BBBB 1B SF9 BB			2	1	0	1	1	0	2
Willie Horton, R (1, 10) OBP: 0.474, SLG: 0.829	1-2 1B	1-H 3-H HR			G3		1-3 1B			4	1	3	3	0	0	0
Rusty Staub, L (1, 9) OBP: 0.405, SLG: 0.484	F8 2-3	F8			4-3		SF9 3-H			3	0	0	1	0	0	2
Jason Thompson, L (1, 3) OBP: 0.250, SLG: 0.250	K		2-3		FC5-4 1B		K			4	0	1	0	0	2	2
Bill Freehan, R (1, 2) OBP: 0.412, SLG: 0.667		1B 1B 1B 1B	5-3 1B		FC5-4 1-2f			F8		4	1	2	0	0	0	1
Aurelio Rodriguez, R (1, 5) OBP: 0.263, SLG: 0.444		1B 1B 1-2 SF8 1B	5-3 1-2			HR		F9		4	2	2	1	0	0	1
Tom Veryzer, R (1, 6) OBP: 0.229, SLG: 0.182		SF8 1B 1-2 2-3 HR 1B		F9		6-3		F9		4	1	1	0	0	0	0
Jerry Manuel, S (1, 4) OBP: 0.250, SLG: 0.273		K		5-3		5-3				3	0	0	0	0	1	3
Inning Stats	R: 0 E: 0 K: 1 S: 7 H: 2 LOB: 2 BB: 0 P: 7	R: 5 E: 0 K: 1 S: 10 H: 5 LOB: 0 BB: 0 P: 10	R: 0 E: 0 K: 0 S: 3 H: 1 LOB: 0 BB: 0 P: 3	R: 0 E: 0 K: 0 S: 4 H: 1 LOB: 1 BB: 0 P: 4	R: 0 E: 0 K: 0 S: 4 H: 1 LOB: 1 BB: 0 P: 4	R: 1 E: 0 K: 0 S: 4 H: 1 LOB: 0 BB: 0 P: 4	R: 1 E: 0 K: 1 S: 5 H: 1 LOB: 0 BB: 1 P: 9	R: 0 E: 0 K: 0 S: 3 H: 0 LOB: 0 BB: 0 P: 3		1B: 10 2B: 0 3B: 0 HR: 2 SF: 2 SAC: 0 DP: 0 HBP: 0						

	AB	32
	R	7
	H	12
	RBI	7
	BB	1
	SO	3
	LOB	11

WP: 0 PB: 0 SB: 1 CS: 0 PA: 35

PITCHER		IP	WLS	BF	H	R	ER	SO	BB	IBB	HBP	BLK	WP	HR	S	P	ERA	WHIP
Jim Umbarger, L ERA: 3.32	(1, 1)	1.2		12	7	5	5	2	0	0	0	0	0	1	16	16	27.00	4.200
Steve Barr, L ERA: 2.03	(2, 1)	4.1	L	17	4	2	2	0	1	0	0	0	0	1	16	20	4.15	1.154
Steve Foucault, R ERA:	(7, 1)	0.1		1	1	0	0	0	0	0	0	0	0	0	1	1	0.00	3.000
Joe Hoerner, L ERA: 9.0	(7, 1)	1.2		5	0	0	0	1	0	0	0	0	0	0	7	7	0.00	0.000

PITCHER	IP	WLS	BF	H	R	ER	SO	BB	IBB	HBP	BLK	WP	HR	S	P	ERA	WHIP

Texas Rangers @ Detroit Tigers

Tiger Stadium, Detroit, MI

Sat Apr 24 1976, 3:33 AM EST

Att. 8,862 - Unknown

livebaseballscorecards.com

Batter	1	2	3	4	5	6	7	8	9	AB	R	H	RBI	BB	SO	LOB
Lenny Randle, S (1, 7) (9, 4) OBP: 0.269, SLG: 0.292	1-3		G3			F8		G4-3, 1-3, 1B	L, 1-2	5	0	1	0	0	0	2
Juan Beniquez, R (1, 8) OBP: 0.298, SLG: 0.283	5-3			6-3		F8		G4-3, 1-2f, 3-H		4	0	0	0	0	0	1
Mike Hargrove, L (1, 3) OBP: 0.341, SLG: 0.463	K			F7		K		2B		4	0	1	0	0	2	0
John Ellis, R (1, 2) OBP: 0.333, SLG: 0.417		F3		1B			HR, 1B	P4		4	1	2	0	0	0	1
Jim Sundberg, R (8, 2) OBP: 0.115, SLG: 0.200										0	0	0	0	0	0	0
Jeff Burroughs, R (1, 9) OBP: 0.265, SLG: 0.404		6-3		F9			K		1B, SH1-4, E, 1B	4	0	1	0	0	1	2
Dave Moates, L (9, PR) (9, 9)										0	1	0	0	0	0	0
Roy Howell, L (1, 5) OBP: 0.244, SLG: 0.200		F8			4-3		P2		SH1-4, 1-2	3	0	0	0	0	0	1
Jim Fregosi, R (9, PH) (9, 5) OBP: 0.222, SLG: 0.250										0	0	0	0	0	0	0
Tom Grieve, R (1, 10) OBP: 0.310, SLG: 0.425			P5		4-3		1-H, HR		E, SF9, IBB	3	2	1	2	1	0	0
Mike Cubbage, L (1, 4) OBP: 0.467, SLG: 0.273			G3, 1B		FC4-6, BB		G3		1-3, 2-H, CS, 1B	2	0	1	0	1	0	0
Gene Clines, R (9, PH) (9, 7) OBP: 0.333, SLG: 0.333										1	0	1	0	0	0	0
Roy Smalley, S (1, 6) OBP: 0.364, SLG: 0.324			G3, 1-2		FC4-6, 1-2f			1B, G4-3, 1B	SF9, 3-H	3	1	1	1	0	0	2
Inning Stats	R: 0 E: 0 K: 1 S: 5 H: 0 LOB: 0 BB: 0 P: 5	R: 0 E: 0 K: 0 S: 3 H: 0 LOB: 0 BB: 0 P: 3	R: 0 E: 0 K: 0 S: 4 H: 1 LOB: 1 BB: 0 P: 4	R: 0 E: 0 K: 0 S: 4 H: 1 LOB: 1 BB: 0 P: 4	R: 0 E: 0 K: 0 S: 3 H: 0 LOB: 1 BB: 1 P: 7	R: 0 E: 0 K: 1 S: 5 H: 0 LOB: 0 BB: 0 P: 5	R: 2 E: 0 K: 1 S: 7 H: 2 LOB: 0 BB: 0 P: 7	R: 1 E: 0 K: 0 S: 5 H: 3 LOB: 1 BB: 0 P: 5	R: 2 E: 1 K: 0 S: 4 H: 2 LOB: 1 BB: 1 P: 8	1B: 7 2B: 1 3B: 0 HR: 1 SF: 1 SAC: 1 DP: 1 HBP: 0							

TOP	
AB	33
R	5
H	9
RBI	3
BB	2
SO	3
LOB	9
WP	0
PB	0
SB	0
CS	1
PA	37

PITCHER	IP	WLS	BF	H	R	ER	SO	BB	IBB	HBP	BLK	WP	HR	S	P	ERA	WHIP
Vern Ruhle, R (1, 1) ERA: 5.73	7.0		28	6	3	3	3	1	0	0	0	0	1	33	37	3.86	1.000
John Hiller, L (8, 1) ERA: 2.45	2.0	L	9	3	2	1	0	0	1	0	0	0	0	7	11	4.50	1.500

Texas Rangers @ Detroit Tigers

Tiger Stadium, Detroit, MI

Sat Apr 24 1976, 3:33 AM EST

Att. 8,862 - Unknown

BOTTOM

Batter	1	2	3	4	5	6	7	8	9	AB	R	H	RBI	BB	SO	LOB
Ron LeFlore, R (1, 8) OBP: 0.348, SLG: 0.455	F9		S, 1B 2-3 1B		BBB 4-0 CS BB		SSS 0-3 K		3-1	4	1	1	0	1	1	1
Alex Johnson, R (1, 7) OBP: 0.143, SLG: 0.231	6-3		SF9 3-H		SSS 0-3 K 1-2			F9	6-3	4	0	0	1	0	1	1
Willie Horton, R (1, 10) OBP: 0.500, SLG: 0.811	6-3		1-H 1B			H 1-0 G4-6-3 HBP		BBBB 4-0 E, BB BB		2	0	1	1	1	0	0
Rusty Staub, L (1, 9) OBP: 0.390, SLG: 0.441		1-3	F7			G4-6-3 1-2f		BBBB 4-0 E 1-2 BB		3	0	0	0	1	0	2
Jason Thompson, L (1, 3) OBP: 0.250, SLG: 0.375		F7		G3		2B		E9 FC6-4 1-2 2-3		4	0	1	0	0	0	2
Bill Freehan, R (1, 2) OBP: 0.381, SLG: 0.556		L8		BBB 4-0 FC5-4 BB		F8		SSS 0-3 K		3	0	0	0	1	1	4
Aurelio Rodriguez, R (1, 5) OBP: 0.286, SLG: 0.421			BBBB 4-0 PB, 1B BB	FC5-4 1-2f			BBBB 4-0 BB	FC6-4 1-2f		2	1	0	0	2	0	4
Tom Veryzer, R (1, 6) OBP: 0.237, SLG: 0.194 Ben Oglivie, L (9, PH) OBP: 0.222, SLG: 0.412			1B, SH3-4 1-H SF9 1B	F8			F8		HR	3 1	1 1	1 1	1 1	0 0	0 0	2 0
Jerry Manuel, S (1, 4) OBP: 0.214, SLG: 0.231 Dan Meyer, L (9, PH) OBP: 0.313, SLG: 0.222			SH3-4 1-2		6-3		F3		F9	2 1	0 0	0 0	0 0	0 0	0 0	1 0
Inning Stats	R: 0 E: 0 K: 0 S: 3 H: 0 LOB: 0 BB: 0 P: 3	R: 0 E: 0 K: 0 S: 3 H: 0 LOB: 0 BB: 0 P: 3	R: 3 E: 0 K: 0 S: 6 H: 3 LOB: 1 BB: 1 P: 10	R: 0 E: 0 K: 0 S: 3 H: 0 LOB: 1 BB: 1 P: 7	R: 0 E: 0 K: 1 S: 4 H: 0 LOB: 0 BB: 1 P: 8	R: 0 E: 0 K: 0 S: 3 H: 1 LOB: 1 BB: 0 P: 4	R: 0 E: 0 K: 1 S: 5 H: 0 LOB: 1 BB: 1 P: 9	R: 0 E: 1 K: 1 S: 6 H: 0 LOB: 3 BB: 2 P: 14	R: 1 E: 0 K: 0 S: 4 H: 1 LOB: 0 BB: 0 P: 4	1B: 3 2B: 1 3B: 0 HR: 1 SF: 1 SAC: 1 DP: 1 HBP: 1						

PITCHER		IP	WLS	BF	H	R	ER	SO	BB	IBB	HBP	BLK	WP	HR	S	P	ERA	WHIP
Bill Singer, R ERA: 4.35	(1, 1)	7.1		31	4	3	3	2	6	0	1	0	0	0	28	53	3.68	1.364
Joe Hoerner, L ERA: 9.0	(8, 1)	0.0		1	0	0	0	0	0	0	0	0	0	0	1	1	∞	∞
Steve Foucault, R ERA: 2.25	(8, 1)	1.2	W	6	1	1	1	1	0	0	0	0	0	1	8	8	5.40	0.600

PITCHER	IP	WLS	BF	H	R	ER	SO	BB	IBB	HBP	BLK	WP	HR	S	P	ERA	WHIP

livebaseballscorecards.com

AB	29
R	4
H	5
RBI	4
BB	6
SO	3
LOB	17

1B: 3	SF: 1	WP: 0	PA: 38
2B: 1	SAC: 1	PB: 1	
3B: 0	DP: 1	SB: 1	
HR: 1	HBP: 1	CS: 1	

Batter	1	2	3	4	5	6	7	8	9	AB	R	H	RBI	BB	SO	LOB
Mickey Rivers, L (1, 8) OBP: 0.304, SLG: 0.400	CS 1B		F7			F4		BBB 4-0 E E4 BB		3	0	1	0	1	0	1
Roy White, S (1, 7) OBP: 0.375, SLG: 0.480	1-2 FC6-4 1B		F2			F2		E4 1-H		4	0	1	0	0	0	2
Thurman Munson, R (1, 2) OBP: 0.327, SLG: 0.434	F9			5-3			F7		E 1B 1B	4	1	1	0	0	0	1
Chris Chambliss, L (1, 3) OBP: 0.382, SLG: 0.528	FC6-4 1-2f			1-3			BB 1B		SSS K	4	0	1	0	0	1	2
Lou Piniella, R (1, 10) OBP: 0.463, SLG: 0.703		1-3		F9			F2		E6 1B 1-2	4	0	0	0	0	0	2
Oscar Gamble, L (1, 9) OBP: 0.342, SLG: 0.486		4-3			SSS K		BBB 4-0 1-2 BB		G4-6-3 1-3 2-H 1B	3	0	1	1	1	1	0
Graig Nettles, L (1, 5) OBP: 0.340, SLG: 0.231		CS 1B			1-3		SSS K		G4-6-3 1-2f	4	0	1	0	0	1	4
Willie Randolph, R (1, 4) OBP: 0.478, SLG: 0.500		CS 1-2	1B 1B		4-3			B2-6-3 1B		3	0	2	0	0	0	0
Jim Mason, L (1, 6) OBP: 0.280, SLG: 0.304			1-3 1B			F9		B2-6-3 1-2f		3	0	1	0	0	0	1
Inning Stats	R: 0 E: 0 K: 0 S: 4 H: 2 LOB: 1 BB: 0 P: 4	R: 0 E: 0 K: 0 S: 3 H: 1 LOB: 0 BB: 0 P: 3	R: 0 E: 0 K: 0 S: 4 H: 2 LOB: 1 BB: 0 P: 4	R: 0 E: 0 K: 0 S: 3 H: 0 LOB: 0 BB: 0 P: 3	R: 0 E: 0 K: 1 S: 5 H: 0 LOB: 0 BB: 0 P: 5	R: 0 E: 0 K: 0 S: 3 H: 0 LOB: 0 BB: 0 P: 3	R: 0 E: 0 K: 1 S: 6 H: 1 LOB: 2 BB: 1 P: 10	R: 0 E: 1 K: 0 S: 3 H: 1 LOB: 2 BB: 1 P: 7	R: 1 E: 1 K: 1 S: 7 H: 2 LOB: 1 BB: 0 P: 7	1B: 9 2B: 0 3B: 0 HR: 0 SF: 0 SAC: 0 DP: 2 HBP: 0						

TOP

New York Yankees @ Texas Rangers

Arlington Stadium, Arlington, TX

Tue Apr 27 1976, 8:05 PM EDT

Att. 20,019 - Unknown - 73 F

livebaseballscorecards.com

AB	32
R	1
H	9
RBI	1
BB	2
SO	3
LOB	13

WP: 0 PB: 0 SB: 0 CS: 2 PA: 35

PITCHER	IP	WLS	BF	H	R	ER	SO	BB	IBB	HBP	BLK	WP	HR	S	P	ERA	WHIP
Gaylord Perry, R (1, 1) ERA: 2.55	9.0	L	34	9	1	1	3	2	0	0	0	0	0	38	46	1.00	1.222

PITCHER	IP	WLS	BF	H	R	ER	SO	BB	IBB	HBP	BLK	WP	HR	S	P	ERA	WHIP

BOTTOM

Batter	1	2	3	4	5	6	7	8	9	AB	R	H	RBI	BB	SO	LOB
Lenny Randle, S (1, 7) OBP: 0.286, SLG: 0.294	BBBB 4-0 S BB		x 0-0 ② FC3-6 1-2f		x 0-0 S 1-3 1B		x 0-0 ③ L3			3	0	1	0	1	0	1
Juan Beniquez, R (1, 8) OBP: 0.294, SLG: 0.280	x 0-0 ① 5-3 1-2		x 0-0 ③ 6-3		x 0-0 ③ 6-3 1-2			x 0-0 G6-4-3 BB 1B		4	0	1	0	0	0	4
Mike Hargrove, L (1, 3) OBP: 0.333, SLG: 0.432	SSS 0-3 ② K			SSS 0-3 ① K		x 0-0 ① 4-3		BBBB 4-0 G6-4-3 1-2 BB		3	0	0	0	1	2	1
Toby Harrah, R (1, 6) OBP: 0.488, SLG: 0.469	SSS 0-3 ③ K			BBBB 4-0 BB		x 0-0 ② 4-3		x 0-0 ① ② G6-4-3 1-2f 2-3		3	0	0	0	1	1	3
Jeff Burroughs, R (1, 9) OBP: 0.264, SLG: 0.380		x 0-0 ① F8		x 0-0 ② F8		BBBB 4-0 1B BB		x 0-0 ③ 4-3		3	0	0	0	1	0	2
Roy Howell, L (1, 5) OBP: 0.245, SLG: 0.205		x 0-0 ② G3		x 0-0 ③ 1-3		x 0-0 FC5-4 1-3 1B			SSS 0-3 ① K	4	0	1	0	0	1	1
Tom Grieve, R (1, 10) OBP: 0.283, SLG: 0.386		x 0-0 ③ F9			x 0-0 ① 5-3	x 0-0 ③ FC5-4 1-2f			x 0-0 ② F4	4	0	0	0	0	0	2
Roy Smalley, S (1, 4) OBP: 0.396, SLG: 0.333			x 0-0 FC3-6 1B		BBBB 4-0 1B BB		x 0-0 ① 1-3		BBBB 4-0 BB	2	0	1	0	2	0	0
Jim Sundberg, R (1, 2) OBP: 0.103, SLG: 0.179 Mike Cubbage, L (9, PH) OBP: 0.467, SLG: 0.273 John Ellis, R (9, PH) OBP: 0.308, SLG: 0.385			x 0-0 ① F6		x 0-0 ② F3		SSS 0-3 ② K		x 0-0 ③ F7	3	0	0	0	0	1	2
										0	0	0	0	0	0	0
										1	0	0	0	0	0	1
Inning Stats	R: 0 E: 0 K: 2 S: 7 H: 0 LOB: 1 BB: 1 P: 11	R: 0 E: 0 K: 0 S: 3 H: 0 LOB: 0 BB: 0 P: 3	R: 0 E: 0 K: 0 S: 4 H: 1 LOB: 1 BB: 0 P: 4	R: 0 E: 0 K: 1 S: 5 H: 0 LOB: 1 BB: 1 P: 9	R: 0 E: 0 K: 0 S: 4 H: 1 LOB: 2 BB: 1 P: 8	R: 0 E: 0 K: 0 S: 4 H: 1 LOB: 2 BB: 1 P: 8	R: 0 E: 0 K: 1 S: 5 H: 0 LOB: 0 BB: 0 P: 5	R: 0 E: 0 K: 0 S: 3 H: 1 LOB: 1 BB: 1 P: 7	R: 0 E: 0 K: 1 S: 5 H: 0 LOB: 1 BB: 1 P: 9	1B: 4 2B: 0 3B: 0 HR: 0	SF: 0 SAC: 0 DP: 1 HBP: 0						

PITCHER		IP	WLS	BF	H	R	ER	SO	BB	IBB	HBP	BLK	WP	HR	S	P	ERA	WHIP
Dock Ellis, R ERA: 2.25	(1, 1)	8.2	W	35	4	0	0	5	6	0	0	0	0	0	39	63	0.00	1.154
Sparky Lyle, L ERA: 1.8	(9, 1)	0.1	S	1	0	0	0	0	0	0	0	0	0	0	1	1	0.00	0.000

PITCHER	IP	WLS	BF	H	R	ER	SO	BB	IBB	HBP	BLK	WP	HR	S	P	ERA	WHIP

New York Yankees @ Texas Rangers

Arlington Stadium, Arlington, TX

Tue Apr 27 1976, 8:05 PM EDT

Att. 20,019 - Unknown - 73 F

livebaseballscorecards.com

AB	30
R	0
H	4
RBI	0
BB	6
SO	5
LOB	17

PA: 36

WP: 0 PB: 0 SB: 2 CS: 0

Batter	1	2	3	4	5	6	7	8	9	AB	R	H	RBI	BB	SO	LOB
Cecil Cooper, L (1, 10)	F7		F7			F7		L9		4	0	0	0	0	0	1
Denny Doyle, L (1, 4) OBP: 0.227, SLG: 0.286	K			F8		F7		L9		4	0	0	0	0	1	1
Fred Lynn, L (1, 8) OBP: 0.488, SLG: 0.622	E7 1B			K		F8		1-2 1B		4	0	2	0	0	1	0
Jim Rice, R (1, 7) OBP: 0.300, SLG: 0.455	F4			L9			K	F7		4	0	0	0	0	1	3
Carl Yastrzemski, L (1, 3) OBP: 0.438, SLG: 0.474		4-3			F5		1B BB		1B BB	2	0	0	0	2	0	0
Carlton Fisk, R (1, 2) OBP: 0.396, SLG: 0.591		K			L7		1-3 1B		F7	4	1	1	0	0	1	1
Dwight Evans, R (1, 9) OBP: 0.362, SLG: 0.537		6-3			1B BB		1-H 3-H 1B		K	3	0	1	1	1	1	1
Rico Petrocelli, R (1, 5) OBP: 0.326, SLG: 0.429			6-3		1-2 1B		F5		1-2 1B	4	0	2	0	0	0	1
Rick Burleson, R (1, 6) OBP: 0.313, SLG: 0.268			6-3		F2			E5 1B	F4	4	0	0	0	0	0	4
Inning Stats	R: 0 H: 1 E: 1 LOB: 1 K: 1 BB: 0 S: 6 P: 6	R: 0 H: 0 E: 0 LOB: 0 K: 1 BB: 0 S: 5 P: 5	R: 0 H: 0 E: 0 LOB: 0 K: 0 BB: 0 S: 3 P: 3	R: 0 H: 0 E: 0 LOB: 0 K: 1 BB: 0 S: 5 P: 5	R: 0 H: 1 E: 0 LOB: 2 K: 0 BB: 1 S: 4 P: 8	R: 0 H: 0 E: 0 LOB: 0 K: 0 BB: 0 S: 3 P: 3	R: 1 H: 2 E: 0 LOB: 1 K: 1 BB: 1 S: 6 P: 10	R: 0 H: 1 E: 1 LOB: 2 K: 0 BB: 0 S: 5 P: 5	R: 0 H: 1 E: 0 LOB: 2 K: 1 BB: 1 S: 6 P: 10	1B: 6 SF: 0 2B: 0 SAC: 0 3B: 0 DP: 0 HR: 0 HBP: 0						

PITCHER	IP	WLS	BF	H	R	ER	SO	BB	IBB	HBP	BLK	WP	HR	S	P	ERA	WHIP
Nelson Briles, R (1, 1) ERA: 1.88	9.0	W	36	6	1	1	5	3	0	0	0	0	0	43	55	1.00	1.000

PITCHER	IP	WLS	BF	H	R	ER	SO	BB	IBB	HBP	BLK	WP	HR	S	P	ERA	WHIP

TOP

Boston Red Sox @ Texas Rangers

Arlington Stadium, Arlington, TX

Thu Apr 29 1976, 8:05 PM EDT

Att. 7,394 - Unknown - 62 F

livebaseballscorecards.com

AB	33
R	1
H	6
RBI	1
BB	3
SO	5
LOB	12

WP: 0 PA: 36
PB: 0
SB: 0
CS: 0

Batter	1	2	3	4	5	6	7	8	9	AB	R	H	RBI	BB	SO	LOB
Lenny Randle, S (1, 7) OBP: 0.283, SLG: 0.291	F2		E1 4-3 1B; 1-3 2-H; 1B	F8		F5				4	1	1	0	0	0	2
Juan Beniquez, R (1, 8) OBP: 0.273, SLG: 0.259	F3		5-3		6-3	FC6-4; 1-2f				4	0	0	0	0	0	3
Mike Hargrove, L (1, 3) OBP: 0.346, SLG: 0.426	1B		4-3; 2-3 3-H		B B B; 1B HR BB		4-3			3	1	1	1	1	0	1
Toby Harrah, R (1, 6) OBP: 0.511, SLG: 0.500	F7		E; 3-H; 1B		1-2 HR 1B		G6-4-3; 1B			4	1	3	1	0	0	1
Jeff Burroughs, R (1, 9) OBP: 0.263, SLG: 0.426		5-3	E4; 1-2		1-H 2-H HR		G6-4-3; 1-2f			4	1	1	3	0	0	2
Gene Clines, R (8, 9) OBP: 0.333, SLG: 0.333										0	0	0	0	0	0	0
Tom Grieve, R (1, 10) OBP: 0.260, SLG: 0.354		S S S K	F7		F9			4-3		4	0	0	0	0	1	2
Roy Smalley, S (1, 4) OBP: 0.385, SLG: 0.310		S S S K		B B B; 4-1 BB	P9			1-3		3	0	0	0	1	1	0
Roy Howell, L (1, 5) OBP: 0.264, SLG: 0.250			1B E 2B	4-1; 1-2		F8		1B		4	1	2	0	0	0	1
Jim Sundberg, R (1, 2) OBP: 0.152, SLG: 0.219			E 4-3 1B	1-3		FC6-4 1B		F9		4	1	2	0	0	0	2
Inning Stats	R: 0 E: 0 K: 0 S: 4 H: 1 LOB: 1 BB: 0 P: 4	R: 0 E: 0 K: 2 S: 7 H: 0 LOB: 0 BB: 0 P: 7	R: 3 E: 2 K: 0 S: 8 H: 4 LOB: 2 BB: 0 P: 8	R: 0 E: 0 K: 0 S: 3 H: 0 LOB: 1 BB: 1 P: 7	R: 3 E: 0 K: 0 S: 5 H: 2 LOB: 0 BB: 1 P: 9	R: 0 E: 0 K: 0 S: 4 H: 1 LOB: 1 BB: 0 P: 4	R: 0 E: 0 K: 0 S: 3 H: 1 LOB: 0 BB: 0 P: 3	R: 0 E: 0 K: 0 S: 4 H: 1 LOB: 1 BB: 0 P: 4		1B: 8 2B: 1 3B: 0 HR: 1	SF: 0 SAC: 0 DP: 1 HBP: 0					

PITCHER		IP	WLS	BF	H	R	ER	SO	BB	IBB	HBP	BLK	WP	HR	S	P	ERA	WHIP
Bill Lee, L ERA: 12.71	(1, 1)	5.0	L	25	7	6	5	2	2	0	0	0	0	1	27	35	9.00	1.800
Dick Pole, R ERA: 3.86	(6, 1)	1.0		4	1	0	0	0	0	0	0	0	0	0	4	4	0.00	1.000
Jim Willoughby, R ERA: 5.79	(7, 1)	1.0		3	1	0	0	0	0	0	0	0	0	0	3	3	0.00	1.000
Tom House, L ERA: 4.5	(8, 1)	1.0		4	1	0	0	0	0	0	0	0	0	0	4	4	0.00	1.000

PITCHER	IP	WLS	BF	H	R	ER	SO	BB	IBB	HBP	BLK	WP	HR	S	P	ERA	WHIP

BOTTOM

Boston Red Sox @ Texas Rangers

Arlington Stadium, Arlington, TX

Thu Apr 29 1976, 8:05 PM EDT

Att. 7,394 - Unknown - 62 F

livebaseballscorecards.com

AB	34
R	6
H	10
RBI	5
BB	2
SO	2
LOB	14

1B: 8	SF: 0	WP: 0	PA: 36
2B: 1	SAC: 0	PB: 0	
3B: 0	DP: 1	SB: 0	
HR: 1	HBP: 0	CS: 0	

Boston Red Sox @ Texas Rangers

Arlington Stadium, Arlington, TX

Fri Apr 30 1976, 8:05 PM EDT

Att. 14,471 - Unknown - 62 F

livebaseballscorecards.com

TOP

Batter	1	2	3	4	5	6	7	8	9	AB	R	H	RBI	BB	SO	LOB
Doug Griffin, R (1, 4) OBP: 0.455, SLG: 0.333	BBBB 4-0 SH1-3 BB		SSS 0-3 ① K		x 0-0 FC5-2 E 1-2 1B		x 0-0 ① B1-3 2-3		x 0-0 1B 1B 1-2 1B 1B	4	1	2	0	1	1	1
Rick Burleson, R (1, 6) OBP: 0.288, SLG: 0.244	x 0-0 ① SH1-3 1-2		x 0-0 ② 4-3		x 0-0 E6 FC5-2 1-2 2-3		x 0-0 ② F6		x 0-0 ① F8 2-3	4	0	0	0	0	0	5
Fred Lynn, L (1, 8) OBP: 0.458, SLG: 0.571	SSS 0-3 ② K		x 0-0 ③ 6-3		x 0-0 ② FC5-2 1-2 2-3 3-Hf		x 0-0 ③ F8		x 0-0 1B 1B 1-2 E 3-H 1B	5	1	1	1	0	1	5
Jim Rice, R (1, 7) OBP: 0.309, SLG: 0.449	SSS 0-3 ③ K			SSS 0-3 ① K	x 0-0 ③ 4-3			x 0-0 WP WP 1B 1B	x 0-0 1B E 1-2 2-3 1B	5	2	2	0	0	2	4
Carlton Fisk, R (1, 2) OBP: 0.396, SLG: 0.571		SSS 0-3 ① K		x 0-0 ② F2		x 0-0 1B 1B		x 0-0 ① F6 1-2	x 0-0 E 1-2 2-3 3-H 1B	5	0	2	1	0	1	1
Carl Yastrzemski, L (1, 3) OBP: 0.415, SLG: 0.429		SSS 0-3 ② K		BBBB 4-0 S BB		x 0-0 ① F6		x 0-0 ② G3 2-3	x 0-0 ② L5 1-3 2-H 3-H	4	0	0	0	1	1	3
Dwight Evans, R (1, 9) OBP: 0.385, SLG: 0.565		x 0-0 2B		x 0-0 ③ 5-3 1-2		x 0-0 G6-4-3 1-2 1B		x 0-0 SSS 0-3 ③ K 3-H 1B		5	0	3	1	0	1	2
Rico Petrocelli, R (1, 5) OBP: 0.340, SLG: 0.409	BBBB 4-0 BB			BBBB 4-0 E 1B FC5-2 BB		x 0-0 ② ③ G6-4-3 1-2f		x 0-0 ③ 4-3		2	0	0	0	2	0	3
Deron Johnson, R (1, 10) OBP: 0.333, SLG: 0.381		x 0-0 ③ L7			SSS 0-3 ① K		x 0-0 B1-3 2B		x 0-0 F8 1B 1B 1B	4	1	2	0	0	1	3
Inning Stats	R: 0 E: 0 K: 2 S: 7 H: 0 LOB: 1 BB: 1 P: 11	R: 0 E: 0 K: 2 S: 8 H: 1 LOB: 2 BB: 1 P: 12	R: 0 E: 0 K: 1 S: 5 H: 0 LOB: 0 BB: 0 P: 5	R: 0 E: 0 K: 1 S: 5 H: 0 LOB: 1 BB: 1 P: 9	R: 0 E: 1 K: 1 S: 7 H: 1 LOB: 3 BB: 1 P: 11	R: 0 E: 0 K: 0 S: 4 H: 2 LOB: 1 BB: 0 P: 4	R: 0 E: 0 K: 0 S: 4 H: 1 LOB: 1 BB: 0 P: 4	R: 1 E: 0 K: 0 S: 5 H: 2 LOB: 1 BB: 0 P: 5	R: 4 E: 1 K: 1 S: 10 H: 5 LOB: 1 BB: 0 P: 10	1B: 10 2B: 2 3B: 0 HR: 0 SF: 0 SAC: 1 DP: 1 HBP: 0							

PITCHER		IP	WLS	BF	H	R	ER	SO	BB	IBB	HBP	BLK	WP	HR	S	P	ERA	WHIP
Jim Umbarger, L (1, 1) ERA: 3.29		8.1	W	39	10	4	3	7	4	0	0	0	2	0	49	65	3.24	1.680
Steve Foucault, R (9, 1) ERA: 2.25		0.0		2	2	0	0	0	0	0	0	0	0	0	2	2	∞	∞
Joe Hoerner, L (9, 1) ERA: 6.75		0.2	S	2	0	1	0	1	0	0	0	0	0	0	4	4	0.00	0.000

PITCHER	IP	WLS	BF	H	R	ER	SO	BB	IBB	HBP	BLK	WP	HR	S	P	ERA	WHIP

AB	38
R	5
H	12
RBI	3
BB	4
SO	8
LOB	27

WP: 2 PA: 43
PB: 0
SB: 1
CS: 0

Boston Red Sox @ Texas Rangers

Arlington Stadium, Arlington, TX

Fri Apr 30 1976, 8:05 PM EDT

Att. 14,471 - Unknown - 62 F

BOTTOM

Batter	1	2	3	4	5	6	7	8	9	AB	R	H	RBI	BB	SO	LOB
Lenny Randle, S (1, 7) OBP: 0.277, SLG: 0.271	K		K		BB		F8	1-3		4	0	0	0	1	2	1
Juan Beniquez, R (1, 8) OBP: 0.271, SLG: 0.276	F8		K		F3 1-3		F7 1B 2B			4	1	1	0	0	1	2
Mike Hargrove, L (1, 3) OBP: 0.357, SLG: 0.460	3B			F5		4-3	1B F7 1B IBB			3	1	1	0	1	0	0
Toby Harrah, R (1, 6) OBP: 0.490, SLG: 0.462	1-3			1B 1B BB		F4	F7 1-2 2-3			3	0	0	0	1	0	3
Jeff Burroughs, R (1, 9) OBP: 0.295, SLG: 0.448 Gene Clines, R (7, PR) OBP: 0.333, SLG: 0.333 (8, 9)		K		1B 1-2 1B		1B BB 2B 1B	1B 2-3 3-H 1B			4 0	1 0	3 0	1 0	0 0	1 0	0 0
Roy Howell, L (1, 5) OBP: 0.298, SLG: 0.275		L8		1-3 2-H 1B		1B 1-2 2B BB	1-2 3-H 1B			3	1	2	1	1	0	0
Tom Grieve, R (1, 10) OBP: 0.278, SLG: 0.423	K				HR	1-2 2-3 2B 1B	F8			4	2	2	1	0	1	2
John Ellis, R (1, 2) OBP: 0.353, SLG: 0.471			SH1-3 1B		K	1-H 2-H 3-H 2B		K		4	0	2	3	0	2	0
Roy Smalley, S (1, 4) OBP: 0.364, SLG: 0.289			SH1-3 1-2		F8	4-3		1-3		3	0	0	0	0	0	1
Inning Stats	R: 0 E: 0 K: 1 S: 6 H: 1 LOB: 1 BB: 0 P: 6	R: 0 E: 0 K: 2 S: 7 H: 0 LOB: 0 BB: 0 P: 7	R: 0 E: 0 K: 2 S: 8 H: 1 LOB: 1 BB: 0 P: 8	R: 0 E: 0 K: 0 S: 3 H: 2 LOB: 2 BB: 1 P: 7	R: 1 E: 0 K: 1 S: 6 H: 1 LOB: 1 BB: 1 P: 10	R: 3 E: 0 K: 0 S: 6 H: 3 LOB: 1 BB: 1 P: 10	R: 2 E: 0 K: 0 S: 6 H: 3 LOB: 2 BB: 1 P: 10	R: 0 E: 0 K: 1 S: 5 H: 0 LOB: 0 BB: 0 P: 5		1B: 7 2B: 2 3B: 1 HR: 1 SF: 0 SAC: 1 DP: 0 HBP: 0						

livebaseballscorecards.com

AB	32
R	6
H	11
RBI	6
BB	4
SO	7
LOB	9

WP: 0 PB: 0 SB: 2 CS: 0 PA: 37

PITCHER		IP	WLS	BF	H	R	ER	SO	BB	IBB	HBP	BLK	WP	HR	S	P	ERA	WHIP
Fergie Jenkins, R ERA: 3.45	(1, 1)	6.1	L	29	9	5	5	6	3	0	0	0	0	1	38	50	7.11	1.895
Jim Willoughby, R ERA: 5.68	(7, 1)	1.2		8	2	1	1	1	0	1	0	0	0	0	9	13	5.40	1.200

PITCHER	IP	WLS	BF	H	R	ER	SO	BB	IBB	HBP	BLK	WP	HR	S	P	ERA	WHIP

Batter	1	2	3	4	5	6	7	8	9	AB	R	H	RBI	BB	SO	LOB
Bernie Carbo, L (1, 10) OBP: 0.304, SLG: 0.429	G3 2B		K		F4			BB 1B		3	0	1	0	1	1	0
Denny Doyle, L (1, 4) OBP: 0.208, SLG: 0.261	G3 2-3		K			F2		K		4	0	0	0	0	2	2
Fred Lynn, L (1, 8) OBP: 0.462, SLG: 0.622	BB		4-3			HR		K		3	1	1	1	1	1	1
Jim Rice, R (1, 7) OBP: 0.305, SLG: 0.434	K			K		1-3		1B 1-2		4	0	1	0	0	2	2
Carl Yastrzemski, L (1, 3) OBP: 0.404, SLG: 0.435	F8			2B F7		4-3		F7		4	0	1	0	0	0	4
Carlton Fisk, R (1, 2) OBP: 0.404, SLG: 0.558		1B		F7 2-3			F6		HBP G5-4-3	3	0	1	0	0	0	1
Dwight Evans, R (1, 9) OBP: 0.375, SLG: 0.560		F7 3-2		4-3			2B		G5-4-3 1-2f	4	0	1	0	0	0	3
Rico Petrocelli, R (1, 5) OBP: 0.315, SLG: 0.375		F4			F7		F6		F2	4	0	0	0	0	0	2
Rick Burleson, R (1, 6) OBP: 0.273, SLG: 0.229		F9			5-3		6-3			3	0	0	0	0	0	2
Inning Stats	R: 0 E: 0 K: 1 S: 6 H: 1 LOB: 2 BB: 1 P: 10	R: 0 E: 0 K: 0 S: 6 H: 1 LOB: 1 BB: 0 P: 9	R: 0 E: 0 K: 2 S: 7 H: 0 LOB: 0 BB: 0 P: 7	R: 0 E: 0 K: 1 S: 6 H: 1 LOB: 1 BB: 0 P: 6	R: 0 E: 0 K: 0 S: 3 H: 0 LOB: 0 BB: 0 P: 4	R: 1 E: 0 K: 0 S: 5 H: 1 LOB: 0 BB: 0 P: 5	R: 0 E: 0 K: 0 S: 4 H: 1 LOB: 1 BB: 0 P: 4	R: 0 E: 0 K: 2 S: 8 H: 1 LOB: 2 BB: 1 P: 14	R: 0 E: 0 K: 0 S: 2 H: 0 LOB: 0 BB: 0 P: 3	1B: 2 2B: 3 3B: 0 HR: 1 SF: 0 SAC: 0 DP: 1 HBP: 1	WP: 0 PB: 0 SB: 0 CS: 0 PA: 35					

PITCHER	IP	WLS	BF	H	R	ER	SO	BB	IBB	HBP	BLK	WP	HR	S	P	ERA	WHIP
Bill Singer, R (1, 1) ERA: 3.34	9.0	W	35	6	1	1	6	2	0	1	0	0	1	47	62	1.00	0.889

PITCHER	IP	WLS	BF	H	R	ER	SO	BB	IBB	HBP	BLK	WP	HR	S	P	ERA	WHIP

TOP

Boston Red Sox @ Texas Rangers

Arlington Stadium, Arlington, TX

Sat May 01 1976, 8:05 PM EDT

Att. 22,486 - Unknown

livebaseballscorecards.com

AB	32
R	1
H	6
RBI	1
BB	2
SO	6
LOB	17

Boston Red Sox @ Texas Rangers

Arlington Stadium, Arlington, TX

Sat May 01 1976, 8:05 PM EDT

Att. 22,486 - Unknown

BOTTOM

Batter	1	2	3	4	5	6	7	8	9	AB	R	H	RBI	BB	SO	LOB
Juan Beniquez, R (1, 8) OBP: 0.250, SLG: 0.254	0-0 L8	3-2 F3		0-0 L4		0-0 F9		0-0 5-3		5	0	0	0	0	0	2
Mike Cubbage, L (1, 4) OBP: 0.500, SLG: 0.286	4-0 BB, 1B, BB		0-0 3-1		0-0 FC3-6, 1B	4-0 1-2, 1B, BB		0-0 4-3		3	0	1	0	2	0	0
Mike Hargrove, L (1, 3) OBP: 0.361, SLG: 0.455	0-0 1-2, BB, 1B		0-0 F5		0-0 FC3-6, 1B, 1-2f, HR	0-0 1-2, 2-H, 1B		0-3 K		5	1	2	0	0	1	1
Toby Harrah, R (1, 6) OBP: 0.472, SLG: 0.442	0-0 F8		0-0 6-3		0-0 1-2, HR, 1B		0-0 4-3			4	1	1	0	0	0	2
Jeff Burroughs, R (1, 9) OBP: 0.338, SLG: 0.525	4-0 1-2, 2-3, BB			0-0 5-3, 1B, 1B	B 1-0 1-H, 2-H, HR		0-0 1B, 1B, 1B			3	3	3	3	1	0	0
Roy Howell, L (1, 5) OBP: 0.295, SLG: 0.273	0-3 K			0-0 5-3, 1-2	0-0 F7		0-0 1B, 1-3, 1B			4	0	1	0	0	1	4
John Ellis, R (1, 10) OBP: 0.381, SLG: 0.476		0-0 F8		0-0 HR, 2-H, 1B	0-0 1-3		0-0 1-2, 3-H, 1B			4	1	2	2	0	0	0
Tom Grieve, R (1, 7) OBP: 0.293, SLG: 0.482		0-0 F9		0-0 1-H, HR		0-0 BB, 1B, 1B	0-0 F8			4	1	2	2	0	0	2
Jim Sundberg, R (1, 2) OBP: 0.162, SLG: 0.250		0-0 2B		0-0 F3		0-0 F2	0-0 F8			4	0	1	0	0	0	3
Inning Stats	R: 0 E: 0 K: 1 S: 6 H: 1 LOB: 3 BB: 2 P: 14	R: 0 E: 0 K: 0 S: 6 H: 1 LOB: 1 BB: 0 P: 9	R: 0 E: 0 K: 0 S: 3 H: 0 LOB: 0 BB: 0 P: 3	R: 3 E: 0 K: 0 S: 6 H: 3 LOB: 0 BB: 0 P: 6	R: 3 E: 0 K: 0 S: 6 H: 3 LOB: 0 BB: 0 P: 7	R: 0 E: 0 K: 0 S: 4 H: 2 LOB: 2 BB: 1 P: 8	R: 1 E: 0 K: 0 S: 6 H: 3 LOB: 2 BB: 0 P: 6	R: 0 E: 0 K: 1 S: 5 H: 0 LOB: 0 BB: 0 P: 5		1B: 10 2B: 1 3B: 0 HR: 2	SF: 0 SAC: 0 DP: 0 HBP: 0						

PITCHER		IP	WLS	BF	H	R	ER	SO	BB	IBB	HBP	BLK	WP	HR	S	P	ERA	WHIP
Rick Wise, R ERA: 4.63	(1, 1)	4.1	L	23	8	6	6	1	2	0	0	0	0	2	25	37	12.46	2.308
Reggie Cleveland, R ERA: 0.73	(5, 1)	3.2		16	5	1	1	1	1	0	0	0	0	0	17	21	2.46	1.636

PITCHER	IP	WLS	BF	H	R	ER	SO	BB	IBB	HBP	BLK	WP	HR	S	P	ERA	WHIP

livebaseballscorecards.com

AB	36
R	7
H	13
RBI	7
BB	3
SO	2
LOB	14

WP: 0 PB: 0 SB: 0 CS: 0 PA: 39

Batter	1	2	3	4	5	6	7	8	9	AB	R	H	RBI	BB	SO	LOB
Bernie Carbo, L (1, 10) OBP: 0.296, SLG: 0.520	S S S 0-3 ① K		x 0-0 1-H HR		S S S 0-3 ② K 1-2			x 0-0 ② F8		4	1	1	2	0	2	1
Denny Doyle, L (1, 4) OBP: 0.192, SLG: 0.240	x 0-0 ② F9		x 0-0 ② 6-3		x 0-0 ③ F7			x 0-0 ③ G3		4	0	0	0	0	0	1
Fred Lynn, L (1, 8) OBP: 0.464, SLG: 0.653	x 0-0 CS 1B		x 0-0 3B			x 0-0 ① L8			x 0-0 ① F8	4	0	2	0	0	0	0
Jim Rice, R (1, 7) OBP: 0.286, SLG: 0.404	0-0 ③ CS 1-2	S S S 0-3 ① K	x 0-0 ③ L6			S S S 0-3 ② K			S S C 0-3 ② K	4	0	0	0	0	3	1
Carl Yastrzemski, L (1, 3) OBP: 0.393, SLG: 0.420		x 0-0 ② 4-3		x 0-0 ① 4-3		x 0-0 ③ L4			x 0-0 1B	4	0	1	0	0	0	0
Carlton Fisk, R (1, 2) OBP: 0.377, SLG: 0.518		x 0-0 ③ 5-3		S S S 0-3 ② K			x 0-0 ① F8		x 0-0 ③ L8	4	0	0	0	0	1	1
Dwight Evans, R (1, 9) OBP: 0.373, SLG: 0.604			x 0-0 HR	x 0-0 ③ F9			x 0-0 ② P9			3	1	1	1	0	0	0
Rico Petrocelli, R (1, 5) OBP: 0.298, SLG: 0.353			x 0-0 ① 5-3		x 0-0 ① 5-3		x 0-0 ③ F8			3	0	0	0	0	0	0
Rick Burleson, R (1, 6) OBP: 0.293, SLG: 0.255			x 0-0 HR 1B		x 0-0 S 1B			x 0-0 ① 6-3		3	1	2	0	0	0	0
Inning Stats	R: 0 E: 0 K: 1 S: 5 H: 1 LOB: 0 BB: 0 P: 5	R: 0 E: 0 K: 1 S: 5 H: 0 LOB: 0 BB: 0 P: 5	R: 3 E: 0 K: 0 S: 7 H: 4 LOB: 0 BB: 0 P: 7	R: 0 E: 0 K: 1 S: 5 H: 0 LOB: 0 BB: 0 P: 5	R: 0 E: 0 K: 1 S: 6 H: 1 LOB: 1 BB: 0 P: 6	R: 0 E: 0 K: 1 S: 5 H: 0 LOB: 0 BB: 0 P: 5	R: 0 E: 0 K: 0 S: 3 H: 0 LOB: 0 BB: 0 P: 3	R: 0 E: 0 K: 0 S: 3 H: 0 LOB: 0 BB: 0 P: 3	R: 0 E: 0 K: 1 S: 6 H: 1 LOB: 1 BB: 0 P: 6	1B: 4 2B: 0 3B: 1 HR: 2	SF: 0 SAC: 0 DP: 0 HBP: 0						

PITCHER	IP	WLS	BF	H	R	ER	SO	BB	IBB	HBP	BLK	WP	HR	S	P	ERA	WHIP
Gaylord Perry, R (1, 1) ERA: 2.64	9.0	W	33	7	3	3	6	0	0	0	0	0	2	45	45	3.00	0.778

PITCHER	IP	WLS	BF	H	R	ER	SO	BB	IBB	HBP	BLK	WP	HR	S	P	ERA	WHIP

Boston Red Sox @ Texas Rangers

Arlington Stadium, Arlington, TX

Sun May 02 1976, 4:33 AM EDT

Att. 24,464 - Unknown - 81 F

TOP

livebaseballscorecards.com

AB	33
R	3
H	7
RBI	3
BB	0
SO	6
LOB	4

WP: 0	PB: 0	SB: 1	CS: 1
PA: 34			

Boston Red Sox @ Texas Rangers

Arlington Stadium, Arlington, TX

Sun May 02 1976, 4:33 AM EDT

Att. 24,464 - Unknown - 81 F

BOTTOM

Batter	1	2	3	4	5	6	7	8	9	AB	R	H	RBI	BB	SO	LOB
Dave Moates, L (1, 8) (9, 9) OBP: 0.400, SLG: 0.250	FC6-4 1B		F8			SH3-1 1-2		L3		3	0	1	0	0	0	1
Lenny Randle, S (1, 7) OBP: 0.290, SLG: 0.286	FC6-4 CS 1-2f			G4-3 1B		F5		HR 1B		4	1	2	0	0	0	2
Mike Hargrove, L (1, 3) OBP: 0.369, SLG: 0.508	F7 1-2			F8		HR 2-H		HR 1-2		4	2	2	2	0	0	2
Toby Harrah, R (1, 6) OBP: 0.439, SLG: 0.404		K		G4-3 1-2f		K		F3		4	0	0	0	0	2	3
Jeff Burroughs, R (1, 9) OBP: 0.348, SLG: 0.569		4-3			L7		BB 1B	HR 1-H 2-H		4	1	2	3	0	0	0
Juan Beniquez, R (9, 8) OBP: 0.250, SLG: 0.254										0	0	0	0	0	0	0
Roy Howell, L (1, 5) OBP: 0.308, SLG: 0.288		F9			K		BB 1-2	E 1B		4	0	2	0	0	1	0
Tom Grieve, R (1, 10) OBP: 0.306, SLG: 0.533			5-3		HR		K	E 1-2		4	1	2	1	0	1	2
Roy Smalley, S (1, 4) OBP: 0.373, SLG: 0.277			BB		K		G5-4-3 1-2 2-3 BB	E6 1-2 2-3		2	0	0	0	2	1	2
Jim Sundberg, R (1, 2) OBP: 0.179, SLG: 0.263			F9			SH3-1 HR 1B	G5-4-3 1-2f	L5		2	1	1	0	0	0	1
John Ellis, R (7, PH) (8, 2) OBP: 0.348, SLG: 0.435										2	0	0	0	0	0	6
Inning Stats	R: 0 E: 0 K: 0 S: 3 H: 1 LOB: 0 BB: 0 P: 3	R: 0 E: 0 K: 1 S: 5 H: 0 LOB: 0 BB: 0 P: 5	R: 0 E: 0 K: 0 S: 3 H: 0 LOB: 1 BB: 1 P: 7	R: 0 E: 0 K: 0 S: 3 H: 1 LOB: 0 BB: 0 P: 3	R: 1 E: 0 K: 2 S: 8 H: 1 LOB: 0 BB: 0 P: 8	R: 2 E: 0 K: 1 S: 7 H: 2 LOB: 0 BB: 0 P: 7	R: 0 E: 0 K: 1 S: 6 H: 2 LOB: 2 BB: 1 P: 10	R: 3 E: 1 K: 0 S: 9 H: 5 LOB: 3 BB: 0 P: 10		1B: 9 2B: 0 3B: 0 HR: 3	SF: 0 SAC: 1 DP: 2 HBP: 0						

livebaseballscorecards.com

AB	33
R	6
H	12
RBI	6
BB	2
SO	5
LOB	19

WP: 0 PB: 0 SB: 0 CS: 1 PA: 36

PITCHER		IP	WLS	BF	H	R	ER	SO	BB	IBB	HBP	BLK	WP	HR	S	P	ERA	WHIP
Luis Tiant, R ERA: 3.13	(1, 1)	7.2	L	32	10	6	6	5	2	0	0	0	0	3	40	49	7.04	1.565
Tom House, L ERA: 4.26	(8, 1)	0.1		4	2	0	0	0	0	0	0	0	0	0	4	4	0.00	6.000

PITCHER	IP	WLS	BF	H	R	ER	SO	BB	IBB	HBP	BLK	WP	HR	S	P	ERA	WHIP

Texas Rangers @ Milwaukee Brewers

Milwaukee County Stadium, Milwaukee, WI

Tue May 04 1976, 8:05 PM EDT

Att. 6,111 - Unknown - 61 F

TOP

Batter	1	2	3	4	5	6	7	8	9	AB	R	H	RBI	BB	SO	LOB
Lenny Randle, S (1, 7) OBP: 0.270, SLG: 0.265	6-3		G3 2-3	4-3		E6 WP 1B 1-2 3-H		F8		5	1	0	1	0	0	5
Juan Beniquez, R (1, 8) OBP: 0.232, SLG: 0.235	F8		K		K	K 1-2 2-3			4-3	5	0	0	0	0	3	3
Mike Hargrove, L (1, 3) OBP: 0.357, SLG: 0.484	3-1			F5	F9	1B 2-H 3-H			3-1	5	0	1	2	0	0	0
Toby Harrah, R (1, 6) OBP: 0.435, SLG: 0.519		6-3		HR	HR	6-3			F8	5	2	2	2	0	0	1
Jeff Burroughs, R (1, 9) OBP: 0.342, SLG: 0.544		F7		E BB	K		F8			3	1	0	0	1	1	0
Roy Howell, L (1, 5) OBP: 0.319, SLG: 0.302		1B		F8		SH1-4 1B 1B	3-1			4	1	2	0	0	0	1
Tom Grieve, R (1, 10) OBP: 0.303, SLG: 0.516		F9		E8 BB 1-H		1B SH1-4 E 1-2 1B	6-3			4	1	1	0	0	0	1
Roy Smalley, S (1, 4) OBP: 0.371, SLG: 0.265			F8	BB IBB		SH1-4 1-2 2-3		F7		2	0	0	0	1	0	0
Jim Sundberg, R (1, 2) OBP: 0.233, SLG: 0.317			G3 2B	BB 1-2 2-3		WP E 1B 2-3 3-H 1B		2-3		3	1	2	1	1	0	0
Inning Stats	R: 0 E: 0 K: 0 S: 3 H: 0 LOB: 0 BB: 0 P: 3	R: 0 E: 0 K: 0 S: 4 H: 1 LOB: 1 BB: 0 P: 4	R: 0 E: 0 K: 1 S: 6 H: 1 LOB: 1 BB: 0 P: 6	R: 2 E: 1 K: 0 S: 5 H: 1 LOB: 3 BB: 3 P: 17	R: 1 E: 0 K: 2 S: 8 H: 1 LOB: 0 BB: 0 P: 8	R: 4 E: 1 K: 1 S: 10 H: 4 LOB: 1 BB: 0 P: 10	R: 0 E: 0 K: 0 S: 3 H: 0 LOB: 0 BB: 0 P: 3	R: 0 E: 0 K: 0 S: 3 H: 0 LOB: 0 BB: 0 P: 3	R: 0 E: 0 K: 0 S: 3 H: 0 LOB: 0 BB: 0 P: 3	1B: 5 2B: 1 3B: 0 HR: 2 SF: 0 SAC: 1 DP: 0 HBP: 0							

livebaseballscorecards.com

AB	36
R	7
H	8
RBI	6
BB	3
SO	4
LOB	11

WP: 1 PB: 0 SB: 0 CS: 0 PA: 40

PITCHER	IP	WLS	BF	H	R	ER	SO	BB	IBB	HBP	BLK	WP	HR	S	P	ERA	WHIP
Jim Colborn, R (1, 1) ERA: 1.65	5.1	L	27	7	6	4	3	2	1	0	0	0	2	30	42	6.75	1.688
Tom Murphy, R (6, 1) ERA: 11.57	3.2		13	1	1	0	1	0	0	0	0	1	0	15	15	0.00	0.273

PITCHER	IP	WLS	BF	H	R	ER	SO	BB	IBB	HBP	BLK	WP	HR	S	P	ERA	WHIP

Texas Rangers @ Milwaukee Brewers

Milwaukee County Stadium, Milwaukee, WI

Tue May 04 1976, 8:05 PM EDT

Att. 6,111 - Unknown - 61 F

livebaseballscorecards.com

BOTTOM

Batter	1	2	3	4	5	6	7	8	9	AB	R	H	RBI	BB	SO	LOB
Don Money, R (1, 5) OBP: 0.355, SLG: 0.537	HR		6-3		F3		1B		2B	5	1	3	1	0	0	1
Robin Yount, R (1, 6) OBP: 0.382, SLG: 0.360	6-3		6-3			F7	F4		F3	5	0	0	0	0	0	2
George Scott, R (1, 3) OBP: 0.283, SLG: 0.352	4-3			F8		1B 1B		F9	F4	5	0	1	0	0	0	1
Hank Aaron, R (1, 10) OBP: 0.333, SLG: 0.375	K			HR		FC6-4 1-2 1B		1B 1B 1B		4	2	3	1	0	1	0
Darrell Porter, L (1, 2) OBP: 0.281, SLG: 0.220		F8		F6		F7		1B 1-2 1B		4	0	1	0	0	0	2
Sixto Lezcano, R (1, 8) OBP: 0.351, SLG: 0.396		5-3		K		FC6-4 1-2f		1-3 2-H 1B		4	0	1	1	0	1	2
Bobby Darwin, R (1, 9) OBP: 0.235, SLG: 0.333		1B			F9		F3	F5		4	0	1	0	0	0	2
Charlie Moore, R (1, 7) OBP: 0.352, SLG: 0.465		F4			PB 1B		HR	6-3		4	1	2	1	0	0	3
Pedro Garcia, R (1, 4) OBP: 0.250, SLG: 0.333			F2		F8 1-2		K		F3	3	0	0	0	0	1	1
Mike Hegan, L (9, PH)										1	0	0	0	0	0	0
Inning Stats	R: 1 E: 0 K: 1 S: 6 H: 1 LOB: 0 BB: 0 P: 6	R: 0 E: 0 K: 0 S: 4 H: 1 LOB: 1 BB: 0 P: 4	R: 0 E: 0 K: 0 S: 3 H: 0 LOB: 0 BB: 0 P: 3	R: 1 E: 0 K: 1 S: 6 H: 1 LOB: 0 BB: 0 P: 6	R: 0 E: 0 K: 0 S: 4 H: 1 LOB: 1 BB: 0 P: 4	R: 0 E: 0 K: 0 S: 5 H: 2 LOB: 2 BB: 0 P: 5	R: 1 E: 0 K: 1 S: 7 H: 2 LOB: 1 BB: 0 P: 7	R: 1 E: 0 K: 0 S: 6 H: 3 LOB: 2 BB: 0 P: 6	R: 0 E: 0 K: 0 S: 4 H: 1 LOB: 1 BB: 0 P: 4	1B: 8 2B: 1 3B: 0 HR: 3 SF: 0 SAC: 0 DP: 0 HBP: 0						

AB	39
R	4
H	12
RBI	4
BB	0
SO	3
LOB	14

WP: 0 PB: 1 SB: 0 CS: 0 PA: 39

PITCHER		IP	WLS	BF	H	R	ER	SO	BB	IBB	HBP	BLK	WP	HR	S	P	ERA	WHIP
Nelson Briles, R ERA: 2.59	(1, 1)	7.1	W	32	10	4	4	3	0	0	0	0	0	3	38	38	4.91	1.364
Steve Foucault, R ERA: 1.59	(8, 1)	1.2	S	7	2	0	0	0	0	0	0	0	0	0	7	7	0.00	1.200

PITCHER	IP	WLS	BF	H	R	ER	SO	BB	IBB	HBP	BLK	WP	HR	S	P	ERA	WHIP

Batter	1	2	3	4	5	6	7	8	9	AB	R	H	RBI	BB	SO	LOB
Juan Beniquez, R (1, 8) OBP: 0.270, SLG: 0.288	L6-4-3 1B		1B 1B	FC1-5 1-2 2-3f			SH1-3 2B		1-3 SH WP 1B	5	2	4	0	0	0	2
Gene Clines, R (1, 7) OBP: 0.333, SLG: 0.333	L6-4-3 1-2		1B 1-3 1B	L8			SH1-3 2-3		SH WP 1-3 1-2	3	0	1	0	0	0	3
Mike Hargrove, L (1, 3) OBP: 0.347, SLG: 0.464	K		1-3 3-H 1B	1-3			4-3		F9	5	0	1	1	0	1	5
Toby Harrah, R (1, 6) OBP: 0.403, SLG: 0.474		6-3	P9		F7		6-3		1-3 1-2 2-3	5	0	0	0	0	0	5
Jeff Burroughs, R (1, 9) OBP: 0.351, SLG: 0.542 Dave Moates, L (8, 9) OBP: 0.400, SLG: 0.250 Jim Fregosi, R (9, PH) OBP: 0.200, SLG: 0.222 Lenny Randle, S (9, 9) OBP: 0.270, SLG: 0.265		FC6-4 1B	3B 1B	K		F8	F4 2-3 3-H		4 0 1 0	1 0 0 0	2 0 0 0	0 0 0 0	0 0 0 0	1 0 1 0	0 0 1 0
Roy Howell, L (1, 5) OBP: 0.329, SLG: 0.358		F8	1-2 3B 1B	4-3				HR		4	2	2	1	0	0	1
Tom Grieve, R (1, 10) OBP: 0.300, SLG: 0.529		FC6-4 1-2f	1-H 2-H 1B 3B		5-3	F8				4	1	1	2	0	0	1
Roy Smalley, S (1, 4) OBP: 0.379, SLG: 0.269			K	FC1-5 1B 3-H 1B		L7		BB		3	0	1	1	1	1	0
Jim Sundberg, R (1, 2) OBP: 0.234, SLG: 0.311			F4	FC1-5 1-2 1B		P8		K		4	0	1	0	0	1	1
Inning Stats	R: 0 H: 1 E: 0 LOB: 0 K: 1 BB: 0 S: 5 P: 5	R: 0 H: 1 E: 0 LOB: 1 K: 0 BB: 0 S: 4 P: 4	R: 1 H: 3 E: 0 LOB: 2 K: 1 BB: 0 S: 8 P: 8	R: 3 H: 5 E: 0 LOB: 2 K: 0 BB: 0 S: 8 P: 8	R: 0 H: 0 E: 0 LOB: 0 K: 1 BB: 0 S: 5 P: 5	R: 0 H: 0 E: 0 LOB: 0 K: 0 BB: 0 S: 3 P: 3	R: 0 H: 1 E: 0 LOB: 1 K: 0 BB: 0 S: 4 P: 4	R: 1 H: 1 E: 0 LOB: 1 K: 1 BB: 1 S: 6 P: 10	R: 1 H: 1 E: 0 LOB: 1 K: 0 BB: 0 S: 5 P: 5	1B: 10 SF: 0 2B: 1 SAC: 2 3B: 1 DP: 1 HR: 1 HBP: 0						

PITCHER		IP	WLS	BF	H	R	ER	SO	BB	IBB	HBP	BLK	WP	HR	S	P	ERA	WHIP
Rick Wise, R ERA: 5.47	(1, 1)	3.0		17	9	4	4	2	0	0	0	0	0	0	21	21	12.00	3.000
Dick Pole, R ERA: 3.77	(4, 1)	5.0	L	21	4	2	2	2	1	0	0	0	0	1	24	28	3.60	1.000
Tom House, L ERA: 5.63	(9, 1)	1.0		3	0	0	0	0	0	0	0	0	1	0	3	3	0.00	0.000

PITCHER	IP	WLS	BF	H	R	ER	SO	BB	IBB	HBP	BLK	WP	HR	S	P	ERA	WHIP

TOP

Texas Rangers @ Boston Red Sox

Fenway Park, Boston, MA

Sat May 08 1976, 3:33 AM EDT

Unknown - 60 F

livebaseballscorecards.com

AB	38
R	6
H	13
RBI	5
BB	1
SO	4
LOB	19

WP: 1	PA: 41		
PB: 0			
SB: 0			
CS: 0			

Texas Rangers @ Boston Red Sox

Fenway Park, Boston, MA

Sat May 08 1976, 3:33 AM EDT

Unknown - 60 F

BOTTOM

Batter	1	2	3	4	5	6	7	8	9	AB	R	H	RBI	BB	SO	LOB
Bernie Carbo, L (1, 10) OBP: 0.250, SLG: 0.394 Deron Johnson, R (9, PH) OBP: 0.310, SLG: 0.320	F8		CS 1-2	F6	FC5-4 BB		L1-3		K	3 1	0 0	0 0	0 0	1 0	0 1	0 1
Denny Doyle, L (1, 4) OBP: 0.258, SLG: 0.305 Doug Griffin, R (9, PH) OBP: 0.375, SLG: 0.286	G3			1B E BB	F9		2B		L7	3 1	1 0	1 0	0 0	1 0	0 0	1 1
Fred Lynn, L (1, 8) OBP: 0.485, SLG: 0.644 Rick Miller, L (6, 8) OBP: 0.125, SLG: 0.125	K			BB E 1-3 BB 1B	K		L8			3 1	1 0	1 0	0 0	0 0	2 0	1 1
Carlton Fisk, R (1, 2) OBP: 0.324, SLG: 0.435		6-3		E5 BB BB 1-2 2B 3-H	FC5-4 1-2f			L7		4	1	0	1	0	0	2
Carl Yastrzemski, L (1, 3) OBP: 0.356, SLG: 0.361		F5		L7		G3		F3		4	0	0	0	0	0	2
Jim Rice, R (1, 7) OBP: 0.307, SLG: 0.394		F9		2B BB 1-2 2-3 BB		BB		L8		2	1	0	0	2	0	0
Dwight Evans, R (1, 9) OBP: 0.366, SLG: 0.540			K	2B 1-2 2-3 3-H BB		G6-4-3 1-2 BB			E4 2B 1B	2	1	1	1	2	1	0
Steve Dillard, R (1, 5) OBP: 0.556, SLG: 0.875 Cecil Cooper, L (9, PH)			CS BB	1-3 2-H 3-H 2B		G6-4-3 1-2f			K	2 1	0 0	1 0	2 0	1 0	0 1	2 1
Rick Burleson, R (1, 6) OBP: 0.271, SLG: 0.270			L7	L7			F2		2-H 2B	4	0	1	1	0	0	3
Inning Stats	R: 0 E: 0 K: 1 S: 5 H: 0 LOB: 0 BB: 0 P: 5	R: 0 E: 0 K: 0 S: 3 H: 0 LOB: 0 BB: 0 P: 3	R: 0 E: 0 K: 1 S: 4 H: 0 LOB: 0 BB: 1 P: 8	R: 4 E: 1 K: 0 S: 6 H: 2 LOB: 2 BB: 3 P: 18	R: 0 E: 0 K: 1 S: 5 H: 0 LOB: 1 BB: 1 P: 11	R: 0 E: 0 K: 0 S: 2 H: 0 LOB: 1 BB: 2 P: 10	R: 0 E: 0 K: 0 S: 4 H: 1 LOB: 1 BB: 0 P: 4	R: 0 E: 0 K: 0 S: 3 H: 0 LOB: 0 BB: 0 P: 3	R: 1 E: 1 K: 2 S: 9 H: 2 LOB: 1 BB: 0 P: 9	1B: 2 2B: 3 3B: 0 HR: 0 SF: 0 SAC: 0 DP: 1 HBP: 0						

livebaseballscorecards.com

AB	31
R	5
H	5
RBI	5
BB	7
SO	5
LOB	15

WP: 0 PB: 0 SB: 0 CS: 1 PA: 39

PITCHER		IP	WLS	BF	H	R	ER	SO	BB	IBB	HBP	BLK	WP	HR	S	P	ERA	WHIP
Bill Singer, R ERA: 3.24	(1, 1)	3.2		17	2	4	1	2	4	0	0	0	0	0	17	33	2.46	1.636
Steve Hargan, R ERA: 1.17	(4, 1)	4.2	W	19	3	1	0	2	3	0	0	0	0	0	20	34	0.00	1.286
Joe Hoerner, L ERA: 5.4	(9, 1)	0.2	S	2	0	0	0	1	0	0	0	0	0	0	4	4	0.00	0.000

PITCHER	IP	WLS	BF	H	R	ER	SO	BB	IBB	HBP	BLK	WP	HR	S	P	ERA	WHIP

Texas Rangers @ Boston Red Sox

Fenway Park, Boston, MA

Sat May 08 1976, 3:38 AM EDT

Att. 23,737 - Unknown

TOP

livebaseballscorecards.com

Batter	1	2	3	4	5	6	7	8	9	AB	R	H	RBI	BB	SO	LOB
Juan Beniquez, R (1, 8) OBP: 0.278, SLG: 0.286	F6	BBB 3B 1-2 2-3 3-H BB	1B		E5 WP	F8		S S S K		4	1	1	1	1	0	1
Dave Moates, L (6, 8) OBP: 0.333, SLG: 0.200										1	0	0	0	0	1	2
Lenny Randle, S (1, 7) OBP: 0.275, SLG: 0.297	G3	2B 1-H 2-H 3-H 3B	P8		F8		F8		F8 BB FC6-4 1B	6	2	2	3	0	0	2
Mike Hargrove, L (1, 3) OBP: 0.370, SLG: 0.479	4-3	HR 3-H 2B	G3		BBBB WP BB		BB 1B		BBBB FC6-4 1-2 BB	4	1	2	1	2	0	1
Toby Harrah, R (1, 6) OBP: 0.425, SLG: 0.541		K HR 2-H		1B 2B	BBBB 1-2 2-3 BB		BBBB G6-4-3 1-2 BB		F8 2-3	4	2	2	2	2	1	2
Jeff Burroughs, R (1, 9) OBP: 0.337, SLG: 0.506		E6 1B 1B 2B E BB		6-3	F9		G6-4-3 1-2f		FC6-4 1-2f 3-H	5	2	0	1	1	0	7
Tom Grieve, R (1, 10) OBP: 0.316, SLG: 0.541		P7 E 1-3 2B		FC6-4 2-H 1B		F8		1B 1B	L7	6	0	3	1	0	0	2
Jim Fregosi, R (1, 5) OBP: 0.267, SLG: 0.231		1B 1-2 BB 1B E5 2-3 3-H		F7	BBB 1B WP SF8 BB			S S S K		4	2	1	0	1	1	3
John Ellis, R (1, 2) OBP: 0.393, SLG: 0.464		BB BB 3B 1-3 2-H 1B F8		FC6-4 1-2f		1-3 1B		1-3 1B		5	1	3	1	0	0	3
Roy Smalley, S (1, 4) OBP: 0.366, SLG: 0.255		BBBB BB 3B 1-2 BB	F8		L4	SF8 3-H		F9		3	1	0	1	1	0	2

	AB	42
	R	12
	H	14
	RBI	11
	BB	8
	SO	3
	LOB	25

Inning Stats																																
	R: 0	H: 0	R: 9	H: 6	R: 0	H: 1	R: 1	H: 2	R: 0	H: 0	R: 1	H: 1	R: 0	H: 1	R: 0	H: 2	R: 1	H: 1	1B: 9	SF: 1	WP: 2	PA: 51
	E: 0	LOB: 0	E: 2	LOB: 2	E: 0	LOB: 1	E: 0	LOB: 1	E: 1	LOB: 3	E: 0	LOB: 1	K: 0	LOB: 1	E: 0	LOB: 2	E: 0	LOB: 1	2B: 3	SAC: 0	PB: 0	
	K: 0	BB: 0	K: 1	BB: 3	K: 0	BB: 0	K: 0	BB: 1	K: 0	BB: 2	K: 4	BB: 1	S: 3	P: 7	K: 2	BB: 0	K: 0	BB: 1	3B: 1	DP: 1	SB: 0	
	S: 3	P: 3	S: 13	P: 25	S: 4	P: 4	S: 5	P: 5	S: 4	P: 12	S: 4	P: 8			S: 9	P: 9	S: 4	P: 8	HR: 1	HBP: 0	CS: 0	

PITCHER		IP	WLS	BF	H	R	ER	SO	BB	IBB	HBP	BLK	WP	HR	S	P	ERA	WHIP
Luis Tiant, R ERA: 2.97	(1, 1)	1.2	L	15	6	9	0	1	3	0	0	0	0	1	14	26	0.00	5.400
Reggie Cleveland, R ERA: 2.6	(2, 1)	3.1		17	3	1	1	0	2	0	0	0	1	0	15	23	2.70	1.500
Rick Jones, L ERA: 6.0	(6, 1)	4.0		19	5	2	2	2	3	0	0	0	1	0	20	32	4.50	2.000

PITCHER	IP	WLS	BF	H	R	ER	SO	BB	IBB	HBP	BLK	WP	HR	S	P	ERA	WHIP

Texas Rangers @ Boston Red Sox

Fenway Park, Boston, MA

Sat May 08 1976, 3:38 AM EDT

Att. 23,737 - Unknown

livebaseballscorecards.com

BOTTOM

Batter	1	2	3	4	5	6	7	8	9	AB	R	H	RBI	BB	SO	LOB
Steve Dillard, R (1, 5) (7, 6) OBP: 0.714, SLG: 0.917	PB SF9 SH5-3 1B		FC1-4 1B 1-2		1B		BBBB 2B BB		FC5-4 1B 1-2	4	2	4	0	1	0	0
Doug Griffin, R (1, 4) OBP: 0.350, SLG: 0.333	SH5-3 ① 1-2		FC1-4 FC6-4 ② 1-2f 2-3		F8 ③		1-H 2-H 2B		F9 ②	4	0	1	2	0	0	5
Dwight Evans, R (1, 9) OBP: 0.342, SLG: 0.507	SF9 ② 2-H		FC6-4 ③ 1-2f			F7 ①	P7 ②		FC5-4 ③ 1-2f	4	0	0	1	0	0	5
Carlton Fisk, R (1, 10) OBP: 0.308, SLG: 0.411	5-3 ③			P8 ①		6-3 ②	F4 ③			4	0	0	0	0	0	1
Jim Rice, R (1, 7) OBP: 0.304, SLG: 0.386		F9 ①		6-3 ②		1B		6-3 ①		4	0	1	0	0	0	0
Deron Johnson, R (1, 3) OBP: 0.303, SLG: 0.286		SSS K ②		BBBB 4-0 BB		F8 ③		F9 ②		3	0	0	0	1	1	1
Bob Montgomery, R (1, 2) OBP: 0.250, SLG: 0.750		6-3 ③		F9 ③			2B 3B	5-3 ③		4	1	1	0	0	0	1
Rick Burleson, R (1, 6) OBP: 0.292, SLG: 0.270 Bob Heise, R (7, 5) OBP: 0.500, SLG: 1.000			BBBB 4-0 FC6-4 BB		BBBB 4-0 G4-6-3 BB		2B 3-H 2B		F4 ①	0 2	0 1	0 1	0 1	2 0	0 0	0 0
Rick Miller, L (1, 8) OBP: 0.167, SLG: 0.167			FC6-4 ① FC1-4 1B 1-2f		G4-6-3 ①② 1-2f		1-3 ①		1B 1B	4	0	1	0	0	0	3
Inning Stats	R: 1 H: 1 E: 0 LOB: 0 K: 0 BB: 0 S: 4 P: 4	R: 0 H: 0 E: 0 LOB: 0 K: 1 BB: 0 S: 5 P: 5	R: 0 H: 1 E: 0 LOB: 2 K: 0 BB: 1 S: 4 P: 8	R: 0 H: 0 E: 0 LOB: 1 K: 0 BB: 1 S: 3 P: 7	R: 0 H: 1 E: 0 LOB: 1 K: 0 BB: 1 S: 3 P: 7	R: 0 H: 1 E: 0 LOB: 1 K: 0 BB: 0 S: 4 P: 4	R: 3 H: 3 E: 0 LOB: 1 K: 0 BB: 1 S: 6 P: 10	R: 0 H: 0 E: 0 LOB: 0 K: 0 BB: 0 S: 3 P: 3	R: 0 H: 2 E: 0 LOB: 2 K: 0 BB: 0 S: 5 P: 5	1B: 6 SF: 1 2B: 2 SAC: 1 3B: 1 DP: 1 HR: 0 HBP: 0							

	AB	33
	R	4
	H	9
	RBI	4
	BB	4
	SO	1
	LOB	16

WP: 0 PB: 1 SB: 0 CS: 0 PA: 39

PITCHER	IP	WLS	BF	H	R	ER	SO	BB	IBB	HBP	BLK	WP	HR	S	P	ERA	WHIP
Jim Umbarger, L (1, 1) ERA: 3.22	9.0	W	39	9	4	3	1	4	0	0	0	0	0	37	53	3.00	1.444

PITCHER	IP	WLS	BF	H	R	ER	SO	BB	IBB	HBP	BLK	WP	HR	S	P	ERA	WHIP

Batter	1	2	3	4	5	6	7	8	9	AB	R	H	RBI	BB	SO	LOB
Juan Beniquez, R (1, 8) OBP: 0.274, SLG: 0.280	x 0-0 ① F8		x 0-0 ③ P8	x 0-0 ③ F9		x 0-0 ③ FC1-4-6 1-2f		x 0-0 FC6-4 1-2 2-3 1B		5	0	1	0	0	0	3
John Ellis, R (1, 10) OBP: 0.419, SLG: 0.581	x 0-0 ② F9			S S x 0-2 HR	x 0-0 FC5-4 1B 1B		x 0-0 1B S FC1-5 1B	x 0-0 ② FC6-4 1-2f 2-H 3-H		3	1	2	1	0	0	0
Lenny Randle, S (5, PR) OBP: 0.280, SLG: 0.303										2	0	1	1	0	0	1
Mike Hargrove, L (1, 3) OBP: 0.384, SLG: 0.474	x 0-0 ③ 4-3			H 1-0 FC1 E E HBP	x 0-0 ① F7		x 0-0 1B FC1-5 1-3 1B	4-0 IBB		3	1	1	0	1	0	1
Toby Harrah, R (1, 6) OBP: 0.423, SLG: 0.523		B B B B 4-0 BB		x 0-0 FC4 E 1-2 FC5-2	x 0-0 FC5-4 1-2 1B		x 0-0 ① FC1-5 1-2 3-H 1B	S S C 0-3 ③ K		4	0	1	0	1	1	5
Jeff Burroughs, R (1, 9) OBP: 0.330, SLG: 0.488		S S S 0-3 ① K		x 0-0 FC1 FC5-2 BB 1B 1-3 2-H	x 0-0 ② FC5-4 1-2f 2-3		x 0-0 G6-4-3 1-2 2-3 1B		x 0-0 ① 5-3	5	1	1	0	0	1	4
Dave Moates, L (9, 9) OBP: 0.333, SLG: 0.200										0	0	0	0	0	0	0
Tom Grieve, R (1, 7) OBP: 0.296, SLG: 0.506		x 0-0 ② F9		x 0-0 ① F4	x 0-0 ③ 1-3		x 0-0 ② ③ G6-4-3 1-2f		S S S 0-3 ② K	5	0	0	0	0	1	9
Roy Smalley, S (1, 4) OBP: 0.382, SLG: 0.259		x 0-0 ③ 5-3		B B B B 4-0 FC5-2 1-2 1B BB		x 0-0 ① F8		B B B B 4-0 FC1-5 1B BB	x 0-0 FC6-4 1B	3	1	1	0	2	0	1
Jim Sundberg, R (1, 2) OBP: 0.231, SLG: 0.300		x 0-0 ① F9		x 0-0 ② FC5-2 1B 1-2 2-3 3-Hf		x 0-0 ② G3		x 0-0 1B FC1-5 1-2 FC6-4 1B	x 0-0 ③ FC6-4 1-2f	5	1	1	0	0	0	4
Roy Howell, L (1, 5) OBP: 0.338, SLG: 0.366		x 0-0 ② G3		x 0-0 1-2 2-H 3-H 1B		x 0-0 FC1-4-6 1B		x 0-0 ① FC1-5 1B 1-2 2-3f E		4	1	2	2	0	0	2
Inning Stats	R: 0 E: 0 K: 0 S: 3 H: 0 LOB: 0 BB: 0 P: 3	R: 0 E: 0 K: 1 S: 5 H: 0 LOB: 1 BB: 1 P: 9	R: 0 E: 0 K: 0 S: 3 H: 0 LOB: 0 BB: 0 P: 3	R: 4 E: 2 K: 0 S: 9 H: 2 LOB: 2 BB: 1 P: 14	R: 0 E: 0 K: 0 S: 5 H: 2 LOB: 3 BB: 0 P: 5	R: 0 E: 0 K: 0 S: 4 H: 1 LOB: 1 BB: 0 P: 4	R: 0 E: 0 K: 0 S: 5 H: 3 LOB: 2 BB: 0 P: 5	R: 2 E: 1 K: 1 S: 7 H: 2 LOB: 2 BB: 2 P: 15	R: 0 E: 0 K: 1 S: 6 H: 1 LOB: 1 BB: 0 P: 6	1B: 10 2B: 0 3B: 0 HR: 1	SF: 0 SAC: 0 DP: 1 HBP: 1						

TOP

Texas Rangers @ Boston Red Sox

Fenway Park, Boston, MA

Sun May 09 1976, 3:33 AM EDT

Att. 18,618 - Unknown - 66 F

livebaseballscorecards.com

AB	39
R	6
H	11
RBI	4
BB	4
SO	3
LOB	30

WP: 0 PB: 0 SB: 1 CS: 0 PA: 44

PITCHER		IP	WLS	BF	H	R	ER	SO	BB	IBB	HBP	BLK	WP	HR	S	P	ERA	WHIP
Bill Lee, L ERA: 9.27	(1, 1)	6.0		30	7	4	1	1	2	0	1	0	0	1	31	40	1.50	1.500
Jim Willoughby, R ERA: 3.86	(7, 1)	3.0	L	14	4	2	1	2	1	1	0	0	0	0	16	24	3.00	1.667

PITCHER	IP	WLS	BF	H	R	ER	SO	BB	IBB	HBP	BLK	WP	HR	S	P	ERA	WHIP

Texas Rangers @ Boston Red Sox

Fenway Park, Boston, MA

Sun May 09 1976, 3:33 AM EDT

Att. 18,618 - Unknown - 66 F

BOTTOM

livebaseballscorecards.com

Batter	1	2	3	4	5	6	7	8	9	AB	R	H	RBI	BB	SO	LOB
Rick Miller, L (1, 8) OBP: 0.294, SLG: 0.250	K	BB		4-3			1B 2B 1B		1B	4	1	2	0	1	1	1
Denny Doyle, L (1, 4) OBP: 0.254, SLG: 0.297	2B BB 1B	P7 1-2		L7			P1		F6	5	1	1	0	0	0	4
Cecil Cooper, L (1, 10) OBP: 0.143, SLG: 0.429	BB SF9 1-3 2B		HR		K		K		K	5	2	2	1	0	3	2
Carlton Fisk, R (1, 2) OBP: 0.313, SLG: 0.403	SF9 BB BB		F8		K		2B 1-2 1B		K	4	0	1	0	1	2	1
Carl Yastrzemski, L (1, 3) OBP: 0.364, SLG: 0.375	1-2 2-3 3-H BB		4-3		F9		1-3 2-H 2B			3	0	1	2	1	0	0
Jim Rice, R (1, 7) OBP: 0.301, SLG: 0.425	SF9 2-3 3-H		HR			6-3	1-3			3	1	1	2	0	0	2
Dwight Evans, R (1, 9) OBP: 0.338, SLG: 0.493	P9		K			1B 1B			F8	4	0	1	0	0	1	2
Steve Dillard, R (1, 6) OBP: 0.667, SLG: 0.800		F4		4-3 SH3-4 BB		G6-3 1-2 1B			1-3	3	0	1	0	1	0	0
Bob Heise, R (1, 5) OBP: 0.200, SLG: 0.400		F9		SH3-4 1-2		G6-3 1-2f			F8	3	0	0	0	0	0	2
Inning Stats	R: 2 E: 0 K: 1 S: 7 / H: 2 LOB: 2 BB: 2 P: 15	R: 0 E: 0 K: 0 S: 3 / H: 0 LOB: 1 BB: 1 P: 7	R: 2 E: 0 K: 1 S: 7 / H: 2 LOB: 0 BB: 0 P: 7	R: 0 E: 0 K: 0 S: 3 / H: 0 LOB: 1 BB: 1 P: 7	R: 0 E: 0 K: 2 S: 7 / H: 0 LOB: 0 BB: 0 P: 7	R: 0 E: 0 K: 0 S: 4 / H: 2 LOB: 1 BB: 0 P: 4	R: 1 E: 0 K: 1 S: 8 / H: 3 LOB: 2 BB: 0 P: 8	R: 0 E: 0 K: 0 S: 3 / H: 0 LOB: 0 BB: 0 P: 3	R: 0 E: 0 K: 2 S: 8 / H: 1 LOB: 1 BB: 0 P: 8	1B: 6 2B: 2 3B: 0 HR: 2 / SF: 1 SAC: 1 DP: 1 HBP: 0							

	AB	34
	R	5
	H	10
	RBI	5
	BB	4
	SO	7
	LOB	14

WP: 0 PB: 0 SB: 1 CS: 0 / PA: 40

PITCHER		IP	WLS	BF	H	R	ER	SO	BB	IBB	HBP	BLK	WP	HR	S	P	ERA	WHIP
Gaylord Perry, R (1, 1) ERA: 3.18		6.2		32	9	5	5	5	4	0	0	0	0	2	38	54	6.75	1.950
Steve Foucault, R (7, 1) ERA: 1.13		2.1	W	8	1	0	0	2	0	0	0	0	0	0	12	12	0.00	0.429

PITCHER	IP	WLS	BF	H	R	ER	SO	BB	IBB	HBP	BLK	WP	HR	S	P	ERA	WHIP

Chicago White Sox @ Texas Rangers

Arlington Stadium, Arlington, TX

Mon May 10 1976, 8:05 PM EDT

Att. 15,333 - Unknown

TOP

livebaseballscorecards.com

Batter	1	2	3	4	5	6	7	8	9	10	11	AB	R	H	RBI	BB	SO	LOB
Pat Kelly, L (1, 10) OBP: 0.244, SLG: 0.395	4-3		HR		4-3		K		FC3-6 1-2f HR		2B BB	5	3	1	1	1	1	2
Ralph Garr, L (1, 8) (8, 7) OBP: 0.282, SLG: 0.386	F2		F8		4-3		2-3 1B		1-H HR		1-H 2B	6	1	3	3	0	0	0
Jorge Orta, L (1, 5) OBP: 0.317, SLG: 0.447	F6			L3	HR		F5		K		F8	6	1	1	1	0	1	2
Carlos May, L (1, 7) OBP: 0.300, SLG: 0.196 Chet Lemon, R (8, 8) OBP: 0.250, SLG: 0.188		6-3		1B E 1B 1B	F6		F7		K			4 1	1 0	1 0	0 0	0 0	0 1	2 0
Jim Spencer, L (1, 3) OBP: 0.348, SLG: 0.387		K		1B 1-2 E 1B		F2		4-3		K		5	1	1	0	0	2	0
Brian Downing, R (1, 2) OBP: 0.415, SLG: 0.471		BB		E 1-2 FC5-2 2-3 1B		F4		L7		BB		3	0	1	0	2	0	0
Buddy Bradford, R (1, 9) OBP: 0.372, SLG: 0.421		K		E3 FC5-2 1-3 2-H 3-H		1B		1B		F3		5	0	2	1	0	1	3
Jack Brohamer, L (1, 4) OBP: 0.254, SLG: 0.309			F7	FC5-2 1-2 3-H		F7		F8		3-1		5	0	0	0	0	0	5
Bucky Dent, R (1, 6) OBP: 0.333, SLG: 0.309			F9	F4			1B 2B		FC3-6 1B		6-3	5	0	2	0	0	0	2
Inning Stats	R: 0 E: 0 K: 0 S: 3 H: 0 LOB: 0 BB: 0 P: 3	R: 0 E: 0 K: 2 S: 7 H: 0 LOB: 1 BB: 1 P: 11	R: 1 E: 0 K: 0 S: 4 H: 1 LOB: 0 BB: 0 P: 4	R: 2 E: 1 K: 0 S: 7 H: 3 LOB: 2 BB: 0 P: 7	R: 1 E: 0 K: 0 S: 4 H: 1 LOB: 0 BB: 0 P: 4	R: 0 E: 0 K: 0 S: 4 H: 1 LOB: 1 BB: 0 P: 4	R: 0 E: 0 K: 1 S: 7 H: 2 LOB: 2 BB: 0 P: 7	R: 0 E: 0 K: 0 S: 4 H: 1 LOB: 1 BB: 0 P: 4	R: 2 E: 0 K: 2 S: 9 H: 2 LOB: 0 BB: 0 P: 9	R: 0 E: 0 K: 1 S: 5 H: 0 LOB: 1 BB: 1 P: 9	R: 1 E: 0 K: 0 S: 3 H: 1 LOB: 0 BB: 1 P: 7	1B: 7 2B: 2 3B: 0 HR: 3	SF: 0 SAC: 0 DP: 0 HBP: 0		WP: 0 PB: 0 SB: 0 CS: 0		PA: 48	

	AB	45
	R	7
	H	12
	RBI	6
	BB	3
	SO	6
	LOB	16

PITCHER		IP	WLS	BF	H	R	ER	SO	BB	IBB	HBP	BLK	WP	HR	S	P	ERA	WHIP
Nelson Briles, R ERA: 2.97	(1, 1)	8.0		36	10	5	4	3	1	0	0	0	0	2	41	45	4.50	1.375
Steve Hargan, R ERA: 2.7	(9, 1)	2.1	L	10	1	2	2	3	2	0	0	0	0	1	14	22	7.71	1.286
Steve Foucault, R ERA: 1.04	(11, 1)	0.2		2	1	0	0	0	0	0	0	0	0	0	2	2	0.00	1.500

PITCHER	IP	WLS	BF	H	R	ER	SO	BB	IBB	HBP	BLK	WP	HR	S	P	ERA	WHIP

Batter	1	2	3	4	5	6	7	8	9	10	11	AB	R	H	RBI	BB	SO	LOB
Juan Beniquez, R (1, 8) OBP: 0.273, SLG: 0.279	4-3			6-3		4-3 2-3 3-H		SH3-4 1-2	FC6-4 1-2 2-H 1B			4	0	1	2	0	0	1
Lenny Randle, S (1, 7) OBP: 0.276, SLG: 0.296	6-3			F9		4-3 1B 3-H 1B		4-3 2-3	FC6-4 1-2f			5	1	1	1	0	0	4
Mike Hargrove, L (1, 3) OBP: 0.363, SLG: 0.444	K			F7		4-3 1-2		G3		K		5	0	0	0	0	2	3
Toby Harrah, R (1, 6) OBP: 0.434, SLG: 0.515		6-3			FC6-4 BB	2-H 1B			4-3	1B BB		3	0	1	1	2	0	0
Jeff Burroughs, R (1, 9) OBP: 0.323, SLG: 0.471		K			K	F9			6-3	G1-4-3 1-2 1B		5	0	1	0	0	2	2
Roy Howell, L (1, 5) OBP: 0.333, SLG: 0.351 Jim Fregosi, R (10, PH) OBP: 0.250, SLG: 0.214 (11, 5)	K			L9	K				BB HBP 1B BB	G1-4-3 1-2f		3 1	1 0	0 0	0 0	1 0	2 0	1 2
Tom Grieve, R (1, 10) OBP: 0.291, SLG: 0.482			4-3		FC6-4 1-2f				BB 1-2 1B HBP		F7	4	1	0	0	0	1	1
Roy Smalley, S (1, 4) OBP: 0.395, SLG: 0.262			G6-4-3 BB			2B 4-3 1B			1B 1-2 2-3 1B BB		F7	3	2	1	0	2	0	0
Jim Sundberg, R (1, 2) OBP: 0.255, SLG: 0.327 Dave Moates, L (8, PR) OBP: 0.333, SLG: 0.200 Bill Fahey, L (9, 2) OBP: 0.429, SLG: 0.429			G6-4-3 1-2f			4-3 1-3 1B 2B		4-3 SH3-4 BB	1B 1-2 2-H 3-H 1B		1-3	2 0 2	1 0 0	1 0 1	0 0 2	1 0 0	0 0 0	1 0 0
Inning Stats	R: 0 E: 0 K: 1 S: 5 H: 0 LOB: 0 P: 5	R: 0 E: 0 K: 2 S: 7 H: 0 LOB: 0 BB: 0 P: 7	R: 0 E: 0 K: 0 S: 2 H: 0 LOB: 0 BB: 1 P: 6	R: 0 E: 0 K: 0 S: 3 H: 0 LOB: 0 BB: 0 P: 3	R: 0 E: 0 K: 1 S: 5 H: 0 LOB: 1 BB: 1 P: 9	R: 3 E: 0 K: 0 S: 7 H: 4 LOB: 1 BB: 0 P: 7	R: 0 E: 0 K: 2 S: 7 H: 0 LOB: 0 BB: 0 P: 7	R: 0 E: 0 K: 0 S: 3 H: 0 LOB: 2 BB: 1 P: 7	R: 3 E: 0 K: 0 S: 5 H: 2 LOB: 2 BB: 2 P: 14	R: 0 E: 0 K: 1 S: 5 H: 1 LOB: 1 BB: 1 P: 9	R: 0 E: 0 K: 0 S: 3 H: 0 LOB: 0 BB: 0 P: 3	1B: 6 2B: 1 3B: 0 HR: 0	SF: 0 SAC: 1 DP: 2 HBP: 1	WP: 0 PB: 0 SB: 0 CS: 0	PA: 45					

PITCHER		IP	WLS	BF	H	R	ER	SO	BB	IBB	HBP	BLK	WP	HR	S	P	ERA	WHIP
Rich Gossage, R ERA: 3.55	(1, 1)	5.2		22	4	3	3	4	2	0	0	0	0	0	28	36	4.76	1.059
Clay Carroll, R ERA: 3.06	(6, 1)	3.0		15	2	3	3	2	3	0	1	0	0	0	15	28	9.00	1.667
Dave Hamilton, L ERA: 7.45	(9, 1)	2.1	W	8	1	0	0	1	1	0	0	0	0	0	9	13	0.00	0.857

PITCHER	IP	WLS	BF	H	R	ER	SO	BB	IBB	HBP	BLK	WP	HR	S	P	ERA	WHIP

BOTTOM

Chicago White Sox @ Texas Rangers

Arlington Stadium, Arlington, TX

Mon May 10 1976, 8:05 PM EDT

Att. 15,333 - Unknown

livebaseballscorecards.com

AB	37
R	6
H	7
RBI	6
BB	6
SO	7
LOB	15

Batter	1	2	3	4	5	6	7	8	9	AB	R	H	RBI	BB	SO	LOB
Bill Stein, R (1, 4) OBP: 0.176, SLG: 0.176	F9		F9	F8		G3		F8		2	0	0	0	0	0	1
Jack Brohamer, L (4, PH) (4, 4) OBP: 0.242, SLG: 0.293										3	0	0	0	0	0	3
Ralph Garr, L (1, 7) OBP: 0.316, SLG: 0.438	WP 2B		BBBB 1-2 CS BB	4-3			1B 3B	BBBB 1-2 BB		3	1	2	0	2	0	1
Brian Downing, R (1, 10) OBP: 0.391, SLG: 0.436	5-3 2-3		1-2 2-3 4-3		F8		3-H 1B	F7		5	0	1	1	0	0	5
Jorge Orta, L (1, 5) OBP: 0.322, SLG: 0.438	BBBB FC6-4 BB			BB BB 1B 1B	3-1		F7		4-3	4	1	1	0	1	0	1
Buddy Bradford, R (1, 9) OBP: 0.396, SLG: 0.400	FC6-4 1-2f			BBBB 1-2 1B BB HR BB	H HBP		F8		BBBB FC5-4 BB	2	1	0	0	2	0	3
Jim Spencer, L (1, 3) OBP: 0.351, SLG: 0.379		4-3		BBBB 1-2 2-3 1B BB	4-3		1-2 1B		F9	4	0	1	0	1	0	2
Pete Varney, R (1, 2) OBP: 0.303, SLG: 0.636		F9		1-2 2-3 3-H HR 1B		SSS F7	K		1-2f FC5-4	5	1	1	1	0	1	3
Bucky Dent, R (1, 6) OBP: 0.342, SLG: 0.361		6-3		1-H 3-H HR		4-3		WP 1B		4	1	2	3	0	0	0
Chet Lemon, R (1, 8) OBP: 0.286, SLG: 0.250			CS BB 1B	2B		1B		F2		4	0	3	0	0	0	1
Inning Stats	R: 0 E: 0 K: 0 S: 4 H: 1 LOB: 2 BB: 1 P: 8	R: 0 E: 0 K: 0 S: 3 H: 0 LOB: 0 BB: 0 P: 3	R: 0 E: 0 K: 0 S: 3 H: 1 LOB: 1 BB: 1 P: 7	R: 4 E: 0 K: 0 S: 6 H: 4 LOB: 1 BB: 2 P: 14	R: 0 E: 0 K: 0 S: 3 H: 0 LOB: 1 BB: 0 P: 4	R: 0 E: 0 K: 0 S: 4 H: 1 LOB: 1 BB: 0 P: 4	R: 1 E: 0 K: 1 S: 8 H: 3 LOB: 2 BB: 0 P: 8	R: 0 E: 0 K: 0 S: 4 H: 1 LOB: 2 BB: 1 P: 8	R: 0 E: 0 K: 0 S: 3 H: 0 LOB: 1 BB: 1 P: 7	1B: 7 2B: 2 3B: 1 HR: 1	SF: 0 SAC: 0 DP: 0 HBP: 1						

TOP

Chicago White Sox @ Texas Rangers

Arlington Stadium, Arlington, TX

Tue May 11 1976, 8:05 PM EDT

Att. 14,713 - Unknown

livebaseballscorecards.com

AB	36
R	5
H	11
RBI	5
BB	6
SO	1
LOB	20

WP: 2 PB: 0 SB: 0 CS: 2 PA: 43

PITCHER		IP	WLS	BF	H	R	ER	SO	BB	IBB	HBP	BLK	WP	HR	S	P	ERA	WHIP
Steve Barr, L ERA: 3.78	(1, 1)	3.1		18	6	4	4	0	4	0	0	0	1	1	14	30	10.80	3.000
Stan Perzanowski, R ERA: 2.25	(4, 1)	4.0		18	5	1	1	1	0	0	1	0	0	0	19	20	2.25	1.250
Joe Hoerner, L ERA: 4.15	(8, 1)	1.0		4	0	0	0	0	1	0	0	0	1	0	3	7	0.00	1.000
Jeff Terpko, R ERA: 1.69	(9, 1)	0.2	W	3	0	0	0	0	1	0	0	0	0	0	2	6	0.00	1.500

PITCHER	IP	WLS	BF	H	R	ER	SO	BB	IBB	HBP	BLK	WP	HR	S	P	ERA	WHIP

Batter	1	2	3	4	5	6	7	8	9	AB	R	H	RBI	BB	SO	LOB
Juan Beniquez, R (1, 8) OBP: 0.280, SLG: 0.308	F8	5-3 1-2			F9		S 1B 1-2 2-3 1B		SF8 3B	5	1	2	0	0	0	1
Lenny Randle, S (1, 7) OBP: 0.293, SLG: 0.298 (9, 5)	BBBB 1B 2B BB		6-3		L5		FC5 S 1-2 2-H 3-H 1B		IIII IBB IBB	3	1	1	2	2	0	0
Mike Hargrove, L (1, 3) OBP: 0.365, SLG: 0.435	2B 1-3 6-3 1B		SSS K			SSS K	SSS K 1-2 2-3		III 1-2 IBB	4	1	1	0	1	3	2
Toby Harrah, R (1, 6) OBP: 0.432, SLG: 0.521	1-3 3-H 2B		SSS K			4-3	BBBB BB		SF8 3-H	3	0	1	2	1	1	0
Jeff Burroughs, R (1, 9) OBP: 0.320, SLG: 0.462	6-3 3-H			SSS K		1B	FC5 2-3f			4	0	1	1	0	1	4
Tom Grieve, R (1, 10) OBP: 0.289, SLG: 0.483 Dave Moates, L (8, PR) OBP: 0.333, SLG: 0.200	4-3 3-H			SSS K		4-3		4-3 SF7 2B		4 0	0 1	1 0	0 0	0 0	1 0	2 0
Roy Smalley, S (1, 4) OBP: 0.412, SLG: 0.292		S 1B		1B			1B 1B 1B		4-3 2-3	4	1	3	0	0	0	1
Roy Howell, L (1, 5) OBP: 0.333, SLG: 0.351 Gene Clines, R (8, PH) OBP: 0.300, SLG: 0.333 (9, 7)	SSS K		SSS K				1B 1-2 1B		SF7 3-H	3 0	1 0	1 0	0 1	0 0	2 0	2 0
Jim Sundberg, R (1, 2) OBP: 0.237, SLG: 0.304		L9			SSS K		SSS K		F8	4	0	0	0	0	2	4
Inning Stats	R: 2 H: 2 E: 0 LOB: 1 K: 0 BB: 1 S: 5 P: 9	R: 0 H: 1 E: 0 LOB: 1 K: 1 BB: 0 S: 6 P: 6	R: 0 H: 0 E: 0 LOB: 0 K: 2 BB: 0 S: 7 P: 7	R: 0 H: 1 E: 0 LOB: 1 K: 3 BB: 0 S: 10 P: 10	R: 0 H: 0 E: 0 LOB: 0 K: 1 BB: 0 S: 5 P: 5	R: 0 H: 1 E: 0 LOB: 1 K: 1 BB: 0 S: 6 P: 6	R: 2 H: 4 E: 0 LOB: 3 K: 2 BB: 1 S: 11 P: 15	R: 1 H: 1 E: 0 LOB: 1 K: 0 BB: 0 S: 4 P: 4	R: 1 H: 1 E: 0 LOB: 2 K: 0 BB: 2 S: 2 P: 10	1B: 8 SF: 2 2B: 2 SAC: 0 3B: 1 DP: 0 HR: 0 HBP: 0						

BOTTOM

Chicago White Sox @ Texas Rangers

Arlington Stadium, Arlington, TX

Tue May 11 1976, 8:05 PM EDT

Att. 14,713 - Unknown

livebaseballscorecards.com

AB	34
R	6
H	11
RBI	6
BB	4
SO	10
LOB	16

WP: 0 PA: 40
PB: 0
SB: 3
CS: 0

PITCHER		IP	WLS	BF	H	R	ER	SO	BB	IBB	HBP	BLK	WP	HR	S	P	ERA	WHIP
Terry Forster, L ERA: 4.44	(1, 1)	6.0		26	7	4	4	8	1	0	0	0	0	0	41	45	6.00	1.333
Dave Hamilton, L ERA: 7.71	(7, 1)	2.0	L	12	4	2	2	2	1	1	0	0	0	0	14	22	9.00	2.500
Pete Vuckovich, R ERA: 3.38	(9, 1)	0.1		2	0	0	0	0	0	1	0	0	0	0	1	5	0.00	0.000

PITCHER	IP	WLS	BF	H	R	ER	SO	BB	IBB	HBP	BLK	WP	HR	S	P	ERA	WHIP

Texas Rangers @ California Angels

Anaheim Stadium, Anaheim, CA

Wed May 12 1976, 10:05 PM EDT

Att. 8,539 - Unknown

TOP

livebaseballscorecards.com

Batter	1	2	3	4	5	6	7	8	9	AB	R	H	RBI	BB	SO	LOB
Juan Beniquez, R (1, 8) OBP: 0.276, SLG: 0.302	F9		6-3 2-3			E 1B		F8	F8	5	0	1	0	0	0	2
Lenny Randle, S (1, 7) OBP: 0.281, SLG: 0.284	F7		1-3			F8 1-2		1-3		4	0	0	0	0	0	2
Mike Hargrove, L (1, 3) OBP: 0.360, SLG: 0.427	4-1			F8		F5		1B 1B 1B		4	1	1	0	0	0	1
Toby Harrah, R (1, 6) OBP: 0.435, SLG: 0.514		L5		BBBB 4-0 BB		F7		1B 1-2 1B		3	0	1	0	1	0	1
Jeff Burroughs, R (1, 9) OBP: 0.317, SLG: 0.453 Dave Moates, L (8, 9) OBP: 0.333, SLG: 0.200		SSS 0-3 K		SSS 0-3 K			6-3	1-2 2-H 1B		4 0	0 0	1 0	1 0	0 0	2 0	1 0
Roy Howell, L (1, 5) OBP: 0.341, SLG: 0.358		1B		1-3			FC5-4 1B	SSS 0-3 K		4	0	2	0	0	1	3
Tom Grieve, R (1, 10) OBP: 0.287, SLG: 0.467		SSS 0-3 K			F8		FC5-4 1B 1-2f		BBBB 4-0 E S BB	3	0	0	0	1	1	2
Roy Smalley, S (1, 4) OBP: 0.416, SLG: 0.304			6-3 6-3 1B		F7		FC6-4 1-2 1B		F7	4	0	2	0	0	0	1
Jim Sundberg, R (1, 2) OBP: 0.222, SLG: 0.283			6-3 1-2		5-3		FC6-4 1-2f		SSS 0-3 K 1-3	4	0	0	0	0	1	4

AB	35
R	1
H	8
RBI	1
BB	2
SO	5
LOB	17

Inning Stats	1	2	3	4	5	6	7	8	9
	R: 0 E: 0 K: 0 S: 3	H: 0 LOB: 0 BB: 0 P: 3	R: 0 E: 0 K: 2 S: 8	H: 1 LOB: 1 BB: 0 P: 8	R: 0 E: 0 K: 0 S: 4	H: 1 LOB: 1 BB: 0 P: 4	R: 0 E: 0 K: 1 S: 5	H: 0 LOB: 1 BB: 1 P: 9	R: 0 E: 0 K: 0 S: 3	H: 0 LOB: 0 BB: 0 P: 3	R: 0 E: 1 K: 0 S: 4	H: 1 LOB: 1 BB: 0 P: 4	R: 0 E: 0 K: 0 S: 5	H: 2 LOB: 2 BB: 0 P: 5	R: 1 E: 0 K: 1 S: 8	H: 3 LOB: 2 BB: 0 P: 8	R: 0 E: 0 K: 1 S: 5	H: 0 LOB: 1 BB: 1 P: 9

1B: 8 2B: 0 3B: 0 HR: 0	SF: 0 SAC: 0 DP: 0 HBP: 0	WP: 0 PB: 0 SB: 1 CS: 0	PA: 37
---	---	---	---

PITCHER		IP	WLS	BF	H	R	ER	SO	BB	IBB	HBP	BLK	WP	HR	S	P	ERA	WHIP
Don Kirkwood, R ERA: 6.59	(1, 1)	7.2	L	32	8	1	1	3	1	0	0	0	0	0	37	41	1.17	1.174
Jim Brewer, L ERA: 1.15	(8, 1)	1.1		5	0	0	0	2	1	0	0	0	0	0	8	12	0.00	0.750

PITCHER	IP	WLS	BF	H	R	ER	SO	BB	IBB	HBP	BLK	WP	HR	S	P	ERA	WHIP

Texas Rangers @ California Angels

Anaheim Stadium, Anaheim, CA

Wed May 12 1976, 10:05 PM EDT

Att. 8,539 - Unknown

BOTTOM

Batter	1	2	3	4	5	6	7	8	9	AB	R	H	RBI	BB	SO	LOB
Jerry Remy, L (1, 4) OBP: 0.288, SLG: 0.265	F7		L6		SH1-3, 1B		FC6-5, 3-H		F8	5	0	1	0	0	0	5
Rusty Torres, S (1, 8) OBP: 0.312, SLG: 0.375	K		1-2, 2-3, 1B		SH1-3, 1-2		G3			3	0	1	0	0	1	2
Bobby Bonds, R (1, 9) OBP: 0.460, SLG: 0.603	F8		F8		K			K		4	0	0	0	0	2	4
Bruce Bochte, L (1, 3) OBP: 0.370, SLG: 0.346		F4		CS, 1B	F7			F6		4	0	1	0	0	0	1
Joe Lahoud, L (1, 10) OBP: 0.273, SLG: 0.211		1B		K, 1-2		F8		BB		3	0	1	0	1	1	1
Paul Dade, R (8, PR) OBP: 0.400, SLG: 0.143										0	0	0	0	0	0	0
Leroy Stanton, R (1, 7) OBP: 0.342, SLG: 0.358		G5-4-3, 1-		HBP, HBP, 1B		G6-4-3, 1B		F2		4	0	2	0	0	0	2
Ron Jackson, R (1, 5) OBP: 0.278, SLG: 0.200			F9	HBP, 1-2		G6-4-3, 1-2f			4-3	2	0	0	0	0	0	1
Adrian Garrett, L (9, PH)										1	0	0	0	0	0	0
Andy Etchebarren, R (1, 2) OBP: 0.306, SLG: 0.268			1B, E, 1B	FC5-4, 1-2, 2-3, HBP			SH2-4, FC6-5, 2B		2B	2	0	2	0	0	0	0
Dave Collins, S (7, PR) OBP: 0.388, SLG: 0.212										0	0	0	0	0	0	0
Ed Herrmann, L (8, 2) OBP: 0.238, SLG: 0.405										1	0	1	0	0	0	0
Mickey Scott, L (9, PR)										0	0	0	0	0	0	0
Orlando Ramirez, R (1, 6) OBP: 0.278, SLG: 0.227			E4, 1B, 1-2	FC5-4, 1-2f			SH2-4, 2-3		K	2	0	0	0	0	0	4
Bill Melton, R (9, PH) OBP: 0.276, SLG: 0.369										1	0	0	0	0	1	1

Inning Stats	1	2	3	4	5	6	7	8	9
	R: 0 E: 0 K: 1 S: 5	H: 0 LOB: 0 BB: 0 P: 5	R: 0 E: 0 K: 0 S: 3	H: 1 LOB: 0 BB: 0 P: 3	R: 0 E: 1 K: 0 S: 6	H: 2 LOB: 3 BB: 0 P: 6	R: 0 E: 0 K: 1 S: 6	H: 2 LOB: 3 BB: 0 P: 8	R: 0 E: 0 K: 1 S: 6	H: 1 LOB: 1 BB: 0 P: 6	R: 0 E: 0 K: 0 S: 3	H: 1 LOB: 0 BB: 0 P: 3	R: 0 E: 0 K: 0 S: 4	H: 1 LOB: 2 BB: 0 P: 4	R: 0 E: 0 K: 1 S: 5	H: 0 LOB: 1 BB: 1 P: 9	R: 0 E: 0 K: 1 S: 6	H: 1 LOB: 1 BB: 0 P: 6

1B: 7	SF: 0
2B: 3	SAC: 2
3B: 0	DP: 3
HR: 0	HBP: 2

WP: 0	PA: 37
PB: 0	
SB: 0	
CS: 1	

livebaseballscorecards.com

AB	32
R	0
H	9
RBI	0
BB	1
SO	5
LOB	21

PITCHER	IP	WLS	BF	H	R	ER	SO	BB	IBB	HBP	BLK	WP	HR	S	P	ERA	WHIP
Bill Singer, R (1, 1) ERA: 2.55	9.0	W	37	9	0	0	5	1	0	2	0	0	0	44	50	0.00	1.111

PITCHER	IP	WLS	BF	H	R	ER	SO	BB	IBB	HBP	BLK	WP	HR	S	P	ERA	WHIP

Batter	1	2	3	4	5	6	7	8	9	AB	R	H	RBI	BB	SO	LOB
Juan Beniquez, R (1, 8) OBP: 0.272, SLG: 0.307	5-3		F9 E 2B		6-3	1-4-3		1-3		5	1	1	0	0	0	3
Lenny Randle, S (1, 7) (8, 5) OBP: 0.277, SLG: 0.280	S 1B		F9 2-3		E6 BB		F9		6-3	5	0	1	0	0	0	1
Mike Hargrove, L (1, 3) OBP: 0.362, SLG: 0.419	K 1-2		3-4		K		HR HBP		BB 1B	4	1	1	0	0	2	3
Toby Harrah, R (1, 6) OBP: 0.443, SLG: 0.545	F8		E5 HR 3-H		1-2 BB		1-H HR		1-2 BB	3	2	1	2	2	0	1
Jeff Burroughs, R (1, 9) OBP: 0.321, SLG: 0.475		BB BB	1-H HR		F8		6-3		F8	4	1	1	2	1	0	4
Tom Grieve, R (1, 10) OBP: 0.273, SLG: 0.442		F4	F7			K 1B	3-1		4-3	5	0	0	0	0	1	3
Roy Smalley, S (1, 4) OBP: 0.424, SLG: 0.310		1-2 BB		G4-6-3 1B		K		CI L4-3		2	0	1	0	1	1	1
Roy Howell, L (1, 5) OBP: 0.330, SLG: 0.345		K		G4-6-3 1-2f		K		L4-3 1-2		3	0	0	0	0	2	4
Gene Clines, R (8, PH) (8, 7) OBP: 0.273, SLG: 0.300										1	0	0	0	0	0	1
Jim Sundberg, R (1, 2) OBP: 0.224, SLG: 0.281		K		F9		1-2 1B		F9		4	0	1	0	0	1	3
Inning Stats	R: 0 E: 0 K: 1 S: 6 H: 1 LOB: 1 BB: 0 P: 6	R: 0 E: 0 K: 2 S: 7 H: 0 LOB: 2 BB: 2 P: 15	R: 3 E: 1 K: 0 S: 6 H: 2 LOB: 0 BB: 0 P: 6	R: 0 E: 0 K: 0 S: 3 H: 1 LOB: 0 BB: 0 P: 3	R: 0 E: 1 K: 1 S: 6 H: 0 LOB: 2 BB: 1 P: 10	R: 0 E: 0 K: 3 S: 11 H: 1 LOB: 2 BB: 0 P: 11	R: 2 E: 0 K: 0 S: 4 H: 1 LOB: 0 BB: 0 P: 5	R: 0 E: 1 K: 0 S: 4 H: 0 LOB: 1 BB: 0 P: 4	R: 0 E: 0 K: 0 S: 4 H: 1 LOB: 2 BB: 1 P: 8	1B: 4 2B: 1 3B: 0 HR: 2 SF: 0 SAC: 0 DP: 1 HBP: 1						

TOP

Texas Rangers @ California Angels

Anaheim Stadium, Anaheim, CA

Thu May 13 1976, 10:05 PM EDT

Att. 8,287 - Unknown

livebaseballscorecards.com

AB	36
R	5
H	7
RBI	4
BB	4
SO	7
LOB	24

WP: 0 PB: 1 SB: 1 CS: 0 PA: 42

PITCHER		IP	WLS	BF	H	R	ER	SO	BB	IBB	HBP	BLK	WP	HR	S	P	ERA	WHIP
Frank Tanana, L ERA: 3.07	(1, 1)	8.1	W	39	7	5	2	7	3	0	1	0	0	2	49	62	2.16	1.200
Paul Hartzell, R ERA: 2.19	(9, 1)	0.2	S	3	0	0	0	0	1	0	0	0	0	0	2	6	0.00	1.500

PITCHER		IP	WLS	BF	H	R	ER	SO	BB	IBB	HBP	BLK	WP	HR	S	P	ERA	WHIP

Texas Rangers @ California Angels

Anaheim Stadium, Anaheim, CA

Thu May 13 1976, 10:05 PM EDT

Att. 8,287 - Unknown

livebaseballscorecards.com

Batter	1	2	3	4	5	6	7	8	9	AB	R	H	RBI	BB	SO	LOB
Jerry Remy, L (1, 4) OBP: 0.295, SLG: 0.274	G3		1B 2B 1B 2-3	K		E8 1B				4	1	2	0	0	1	1
Rusty Torres, S (1, 8) OBP: 0.310, SLG: 0.364	F9		K		FC3-6 BB	F7				3	0	0	0	1	1	3
Bobby Bonds, R (1, 9) OBP: 0.462, SLG: 0.597	S 1B		S 2B 1B 1-3 3-H		FC3-6 HBP HR 1-2f	K				4	2	2	1	0	1	2
Leroy Stanton, R (1, 7) OBP: 0.337, SLG: 0.366	4-3 1-2		E 2B 1-H 3-H		K		K			4	1	1	2	0	2	2
Bruce Bochte, L (1, 3) OBP: 0.366, SLG: 0.336		K	E3 FC5-4 2-H		HR HBP 1-2		F6			3	1	0	0	0	1	0
Orlando Alvarez, R (1, 10) OBP: 0.250, SLG: 1.000		F2	FC5-4 1-2f		HR 1-H 2-H		1-3			4	1	1	3	0	0	1
Dave Chalk, R (1, 6) OBP: 0.324, SLG: 0.320		5-3		K	1B			L7		4	0	1	0	0	1	0
Ron Jackson, R (1, 5) OBP: 0.227, SLG: 0.158			F8	1-3	F4			F8		4	0	0	0	0	0	1
Adrian Garrett, L (1, 2) OBP: 0.214, SLG: 0.231			1B 1B 2B	1B		F7		K		4	1	2	0	0	1	0

Inning Stats	1	2	3	4	5	6	7	8	9		
	R: 0 H: 1	R: 0 H: 0	R: 4 H: 4	R: 0 H: 1	R: 3 H: 2	R: 0 H: 1	R: 0 H: 0	R: 0 H: 0		1B: 6 SF: 0	WP: 0 PA: 36
	E: 0 LOB: 1	E: 0 LOB: 0	E: 1 LOB: 1	E: 0 LOB: 1	E: 0 LOB: 1	E: 1 LOB: 1	E: 0 LOB: 0	E: 0 LOB: 0		2B: 2 SAC: 0	PB: 0
	K: 0 BB: 0	K: 1 BB: 0	K: 1 BB: 0	K: 2 BB: 0	K: 1 BB: 1	K: 1 BB: 0	K: 1 BB: 0	K: 1 BB: 0		3B: 0 DP: 0	SB: 2
	S: 4 P: 4	S: 5 P: 5	S: 10 P: 10	S: 8 P: 8	S: 7 P: 12	S: 6 P: 6	S: 5 P: 5	S: 5 P: 5		HR: 1 HBP: 1	CS: 0

PITCHER		IP	WLS	BF	H	R	ER	SO	BB	IBB	HBP	BLK	WP	HR	S	P	ERA	WHIP
Jim Umbarger, L ERA: 3.69	(1, 1)	2.2	L	14	5	4	3	2	0	0	0	0	0	0	18	18	10.12	1.875
Stan Perzanowski, R ERA: 6.0	(3, 1)	2.0		10	2	3	3	3	1	0	1	0	0	1	14	19	13.50	1.500
Steve Hargan, R ERA: 2.03	(5, 1)	3.1		12	2	0	0	3	0	0	0	0	0	0	18	18	0.00	0.600

PITCHER	IP	WLS	BF	H	R	ER	SO	BB	IBB	HBP	BLK	WP	HR	S	P	ERA	WHIP

Batter	1	2	3	4	5	6	7	8	9	10	AB	R	H	RBI	BB	SO	LOB
Juan Beniquez, R (1, 8) OBP: 0.269, SLG: 0.302	F8		BB, 1B		K		6-3		K		5	0	1	0	0	2	0
Lenny Randle, S (1, 7) OBP: 0.292, SLG: 0.309	4-3		1-2, BB			6-3, BB, 1B	K			1B, 3B	4	2	2	0	1	1	0
Mike Hargrove, L (1, 3) OBP: 0.364, SLG: 0.412	F6		G3			1-2, 6-3, BB	K			4-3, 1B	4	1	1	1	1	1	2
Toby Harrah, R (1, 6) OBP: 0.441, SLG: 0.531		G6-3-5, BB		4-3, 1B		F8		F7		4-3	4	0	1	0	1	0	3
Jeff Burroughs, R (1, 9) OBP: 0.306, SLG: 0.452		G6-3-5		F3		6-3		6-3		5-3	5	0	0	0	0	0	5
Dave Moates, L (10, 9) OBP: 0.333, SLG: 0.200		1-2f				1-2, 2-3					0	0	0	0	0	0	0
Roy Howell, L (1, 5) OBP: 0.354, SLG: 0.391		HR		4-3 1-2		1B, IBB		1B		FC6-4, IBB	3	1	2	1	2	0	1
Tom Grieve, R (1, 10) OBP: 0.269, SLG: 0.430		K		K		BB, 1B 1-3 2-H 3-H		K		FC6-4 1-2f	5	0	1	2	0	3	4
Roy Smalley, S (1, 4) OBP: 0.417, SLG: 0.297			L4		4-3	1-2, BB			L6		3	0	0	0	1	0	0
Jim Sundberg, R (1, 2) OBP: 0.211, SLG: 0.265			6-3		5-3	K			K		4	0	0	0	0	2	3
Inning Stats	R: 0 E: 0 K: 0 S: 3 H: 0 LOB: 0 BB: 0 P: 3	R: 1 E: 0 K: 1 S: 5 H: 1 LOB: 0 BB: 1 P: 9	R: 0 E: 0 K: 0 S: 4 H: 1 LOB: 2 BB: 1 P: 8	R: 0 E: 0 K: 1 S: 6 H: 1 LOB: 1 BB: 0 P: 6	R: 0 E: 0 K: 1 S: 5 H: 0 LOB: 0 BB: 0 P: 5	R: 2 E: 0 K: 1 S: 7 H: 2 LOB: 3 BB: 3 P: 19	R: 0 E: 0 K: 2 S: 7 H: 0 LOB: 0 BB: 0 P: 7	R: 0 E: 0 K: 1 S: 6 H: 1 LOB: 1 BB: 0 P: 6	R: 0 E: 0 K: 2 S: 7 H: 0 LOB: 0 BB: 0 P: 7	R: 1 E: 0 K: 0 S: 5 H: 2 LOB: 2 BB: 1 P: 9	1B: 6 2B: 0 3B: 1 HR: 1 SF: 0 SAC: 0 DP: 1 HBP: 0						

PITCHER	IP	WLS	BF	H	R	ER	SO	BB	IBB	HBP	BLK	WP	HR	S	P	ERA	WHIP
Mike Torrez, R (1, 1) ERA: 3.17	5.2		25	5	3	3	3	3	1	0	0	0	1	27	43	4.76	1.412
Rollie Fingers, R (6, 1) ERA: 4.64	3.1	L	14	3	1	1	6	1	0	0	0	0	0	25	29	2.70	1.200
Jim Todd, R (10, 1) ERA: 3.43	1.0		4	0	0	0	0	0	1	0	0	0	0	3	7	0.00	0.000

PITCHER	IP	WLS	BF	H	R	ER	SO	BB	IBB	HBP	BLK	WP	HR	S	P	ERA	WHIP

TOP

Texas Rangers @ Oakland Athletics

Oakland-Alameda County Coliseum, Oakland, CA

Fri May 14 1976, 7:05 PM PDT

Att. 5,196 - Unknown

livebaseballscorecards.com

AB	37
R	4
H	8
RBI	4
BB	6
SO	9
LOB	18

PA: 43

WP: 0
PB: 0
SB: 0
CS: 0

Batter	1	2	3	4	5	6	7	8	9	10	AB	R	H	RBI	BB	SO	LOB
Bill North, S (1, 8) OBP: 0.357, SLG: 0.327	6-3			BB (CS)		1-3		1B (S)		BB	3	0	1	0	2	0	1
Claudell Washington, L (1, 9) OBP: 0.302, SLG: 0.327	6-3			4-3			1B	K		K	5	1	1	0	0	2	3
Joe Rudi, R (1, 7) OBP: 0.386, SLG: 0.551	6-3			4-3			1B	IBB			3	1	1	0	1	0	0
Don Baylor, R (1, 3) OBP: 0.283, SLG: 0.248		F8			6-3		F6	F2			4	0	0	0	0	0	4
Sal Bando, R (1, 5) OBP: 0.274, SLG: 0.398 Larry Lintz, S (7, PR) Ken McMullen, R (8, 5) OBP: 0.333, SLG: 0.250		6-3			5-3		2B			F8	3 0 1	0 1 0	1 0 0	1 0 0	0 0 0	0 0 0	0 0 0
Billy Williams, L (1, 10) OBP: 0.262, SLG: 0.288 Matt Alexander, S (7, PR)		F8			4-3		2B			4-3	3 1	0 0	1 0	2 0	0 0	0 0	0 0
Bert Campaneris, R (1, 6) OBP: 0.291, SLG: 0.235			1B (CS)			6-3	6-3			1-3	4	0	1	0	0	0	2
Phil Garner, R (1, 4) OBP: 0.276, SLG: 0.347			6-3			4-3	K			6-3	4	0	0	0	0	1	3
Larry Haney, R (1, 2) OBP: 0.283, SLG: 0.255 Tim Hosley, R (6, PH) OBP: 0.357, SLG: 0.500 (7, 2)			F9			E6		F8		K	1 3	0 0	0 0	0 0	0 1	0 0	0 0
Inning Stats	R: 0 H: 0 E: 0 LOB: 0 K: 0 BB: 0 S: 3 P: 3	R: 0 H: 0 E: 0 LOB: 0 K: 0 BB: 0 S: 3 P: 3	R: 0 H: 1 E: 0 LOB: 0 K: 0 BB: 0 S: 3 P: 3	R: 0 H: 0 E: 0 LOB: 0 K: 0 BB: 1 S: 2 P: 6	R: 0 H: 0 E: 0 LOB: 0 K: 0 BB: 0 S: 3 P: 3	R: 0 H: 0 E: 1 LOB: 1 K: 0 BB: 0 S: 4 P: 4	R: 3 H: 4 E: 0 LOB: 2 K: 1 BB: 0 S: 9 P: 9	R: 0 H: 1 E: 0 LOB: 2 K: 1 BB: 1 S: 6 P: 10	R: 0 H: 0 E: 0 LOB: 0 K: 0 BB: 0 S: 3 P: 3	R: 0 H: 0 E: 0 LOB: 1 K: 2 BB: 1 S: 7 P: 11	1B: 5 SF: 0 2B: 1 SAC: 0 3B: 0 DP: 0 HR: 0 HBP: 0						

PITCHER	IP	WLS	BF	H	R	ER	SO	BB	IBB	HBP	BLK	WP	HR	S	P	ERA	WHIP
Gaylord Perry, R (1, 1) ERA: 3.1	10.0	W	38	6	3	3	4	2	1	0	0	0	0	43	55	2.70	0.800

PITCHER	IP	WLS	BF	H	R	ER	SO	BB	IBB	HBP	BLK	WP	HR	S	P	ERA	WHIP

BOTTOM

Texas Rangers @ Oakland Athletics

Oakland-Alameda County Coliseum, Oakland, CA

Fri May 14 1976, 7:05 PM PDT

Att. 5,196 - Unknown

livebaseballscorecards.com

AB	35
R	3
H	6
RBI	3
BB	3
SO	4
LOB	13

WP: 0 PA: 38
PB: 0
SB: 1
CS: 2

Texas Rangers @ Oakland Athletics

Oakland-Alameda County Coliseum, Oakland, CA

Sat May 15 1976, 3:33 AM PDT

Att. 5,039 - Unknown

livebaseballscorecards.com

TOP

Batter	1	2	3	4	5	6	7	8	9	10	11	12	AB	R	H	RBI	BB	SO	LOB
Dave Moates, L (1, 8) OBP: 0.200, SLG: 0.111	F8	FC1-2 1-2 2-3 3-Hf		1-3		4-3			F9			1-3	4	0	0	0	0	0	3
Juan Beniquez, R (9, PH) OBP: 0.264, SLG: 0.296 (9, 8)													2	0	0	0	0	0	0
Lenny Randle, S (1, 7) OBP: 0.295, SLG: 0.314	F8	SF9 2-3 3-H			K		6-3		S 1B			S E 1B	5	1	2	1	0	1	0
Mike Hargrove, L (1, 3) OBP: 0.371, SLG: 0.427	2B 2B	F8			BB 1B 1B		1B		G3 1-2			FC1 1-H	6	3	3	0	0	0	2
Toby Harrah, R (1, 6) OBP: 0.444, SLG: 0.518	2B BB		4-3 1B		1B 1-2 BB		K			6-3		K	4	1	1	0	2	2	1
Jeff Burroughs, R (1, 9) OBP: 0.308, SLG: 0.455	1-H 2-H 2B		K		FC6-4 1-2 2-H 1B		F6			F8		K	6	0	2	3	0	2	2
Roy Howell, L (1, 5) OBP: 0.337, SLG: 0.370	F9		4-3 1-2		F8			F2		G3			5	0	0	0	0	0	4
Tom Grieve, R (1, 10) OBP: 0.266, SLG: 0.419		E 1B FC1-2 1B	K		1-2f			6-3			6-3		5	0	1	0	0	1	3
Roy Smalley, S (1, 4) OBP: 0.406, SLG: 0.291		FC1-2 E 1-2 SF9 1B		F8		F9		K			F7		5	1	1	0	0	1	0
Jim Sundberg, R (1, 2) OBP: 0.197, SLG: 0.247		E6 SF9 FC1-2 1-2 2-3		6-3		5-3			6-3		F7		5	0	0	0	0	0	2
Inning Stats	R: 2 H: 2 E: 0 LOB: 1 K: 0 BB: 1 S: 5 P: 9	R: 1 H: 2 E: 1 LOB: 2 K: 0 BB: 0 S: 6 P: 6	R: 0 H: 1 E: 0 LOB: 1 K: 2 BB: 0 S: 8 P: 8	R: 0 H: 0 E: 0 LOB: 0 K: 0 BB: 0 S: 3 P: 3	R: 1 H: 2 E: 0 LOB: 2 K: 1 BB: 1 S: 7 P: 11	R: 0 H: 0 E: 0 LOB: 0 K: 0 BB: 0 S: 3 P: 3	R: 0 H: 1 E: 0 LOB: 1 K: 1 BB: 0 S: 6 P: 6	R: 0 H: 0 E: 0 LOB: 0 K: 1 BB: 0 S: 5 P: 5	R: 0 H: 1 E: 0 LOB: 1 K: 0 BB: 0 S: 4 P: 4	R: 0 H: 0 E: 0 LOB: 0 K: 0 BB: 0 S: 3 P: 3	R: 0 H: 0 E: 0 LOB: 0 K: 0 BB: 0 S: 3 P: 3	R: 2 H: 1 E: 1 LOB: 0 K: 2 BB: 0 S: 9 P: 9	1B: 8 SF: 1 2B: 2 SAC: 0 3B: 0 DP: 0 HR: 0 HBP: 0						

	AB	47
	R	6
	H	10
	RBI	4
	BB	2
	SO	7
	LOB	17

WP: 0 PB: 0 SB: 2 CS: 0 PA: 50

PITCHER		IP	WLS	BF	H	R	ER	SO	BB	IBB	HBP	BLK	WP	HR	S	P	ERA	WHIP
Paul Mitchell, R ERA: 6.75	(1, 1)	4.1		23	7	4	3	3	2	0	0	0	0	0	27	35	6.23	2.077
Paul Lindblad, L ERA: 1.91	(5, 1)	6.2		22	2	0	0	2	0	0	0	0	0	0	26	26	0.00	0.300
Jim Todd, R ERA: 3.27	(12, 1)	1.0	L	5	1	2	0	2	0	0	0	0	0	0	9	9	0.00	1.000

PITCHER		IP	WLS	BF	H	R	ER	SO	BB	IBB	HBP	BLK	WP	HR	S	P	ERA	WHIP

Batter	1	2	3	4	5	6	7	8	9	10	11	12	AB	R	H	RBI	BB	SO	LOB
Bill North, S (1, 8) OBP: 0.366, SLG: 0.364	SF7 3B		G4-3 1B 1-2		F6			1B 2B 1-3		5-3			5	2	3	0	0	0	0
Claudell Washington, L (1, 9) OBP: 0.289, SLG: 0.315	SF7 3-H		G4-3 1-2f			4-3		FC6-2 1B SF7 3-H		5-3			4	1	0	1	0	0	4
Joe Rudi, R (1, 7) Larry Lintz, S (8, PR) Tim Hosley, R (9, 2) OBP: 0.390, SLG: 0.578 OBP: 0.333, SLG: 0.462	K			HR		F9		S 1-3 2-H 1B			K		4 0 1	1 0 0	2 0 0	2 0 0	0 0 0	1 0 1	0 0 0
Don Baylor, R (1, 3) OBP: 0.272, SLG: 0.238	F6			F2		K		SF7 3-H			F6		4	0	0	1	0	1	0
Sal Bando, R (1, 5) OBP: 0.263, SLG: 0.380		F6		6-3			F3	F8 1-2			F4		5	0	0	0	0	0	1
Billy Williams, L (1, 10) Matt Alexander, S (7, PR) Ken McMullen, R (12, PH) OBP: 0.276, SLG: 0.303 OBP: 0.324, SLG: 0.241	K			1B			S 1B	1-3			6-3		3 1 1	0 0 0	2 0 0	0 0 0	1 0 0	0 0 0	1 0 0
Bert Campaneris, R (1, 6) OBP: 0.296, SLG: 0.235	F9			K			6-3 1-2	F5 1B			BB		4	0	1	0	1	1	2
Phil Garner, R (1, 4) OBP: 0.264, SLG: 0.330			F8		6-3		K	F5 1-2			F3		5	0	0	0	0	1	4
Larry Haney, R (1, 2) Cesar Tovar, R (8, PH) (9, 7) OBP: 0.291, SLG: 0.264 OBP: 0.241, SLG: 0.120			1B 1B		6-3			2B FC6-2 1B		6-3		4-3	2 3	0 0	1 1	0 0	0 0	0 0	0 1
Inning Stats	R: 1 E: 0 K: 1 S: 6 H: 1 LOB: 0 BB: 0 P: 6	R: 0 E: 0 K: 1 S: 5 H: 0 LOB: 0 BB: 0 P: 5	R: 0 E: 0 K: 0 S: 4 H: 2 LOB: 1 BB: 0 P: 4	R: 1 E: 0 K: 1 S: 7 H: 2 LOB: 1 BB: 0 P: 7	R: 0 E: 0 K: 0 S: 3 H: 0 LOB: 0 BB: 0 P: 3	R: 0 E: 0 K: 1 S: 5 H: 0 LOB: 0 BB: 0 P: 5	R: 0 E: 0 K: 1 S: 6 H: 1 LOB: 2 BB: 0 P: 6	R: 2 E: 0 K: 0 S: 6 H: 3 LOB: 2 BB: 0 P: 6	R: 0 E: 0 K: 0 S: 3 H: 1 LOB: 0 BB: 0 P: 3	R: 0 E: 0 K: 0 S: 3 H: 0 LOB: 0 BB: 0 P: 3	R: 0 E: 0 K: 1 S: 5 H: 0 LOB: 0 BB: 0 P: 5	R: 0 E: 0 K: 0 S: 3 H: 0 LOB: 1 BB: 1 P: 7	1B: 7 2B: 1 3B: 1 HR: 1	SF: 2 SAC: 0 DP: 1 HBP: 0	WP: 0 PB: 0 SB: 2 CS: 0	PA: 45				

PITCHER		IP	WLS	BF	H	R	ER	SO	BB	IBB	HBP	BLK	WP	HR	S	P	ERA	WHIP
Nelson Briles, R ERA: 3.3	(1, 1)	7.0		28	8	4	4	5	0	0	0	0	0	1	38	38	5.14	1.143
Joe Hoerner, L ERA: 3.86	(8, 1)	0.1		1	0	0	0	0	0	0	0	0	0	0	1	1	0.00	0.000
Steve Foucault, R ERA: 0.68	(8, 1)	4.2	W	16	2	0	0	1	1	0	0	0	0	0	17	21	0.00	0.643

PITCHER	IP	WLS	BF	H	R	ER	SO	BB	IBB	HBP	BLK	WP	HR	S	P	ERA	WHIP

BOTTOM

Texas Rangers @ Oakland Athletics

Oakland-Alameda County Coliseum, Oakland, CA

Sat May 15 1976, 3:33 AM PDT

Att. 5,039 - Unknown

livebaseballscorecards.com

AB	42
R	4
H	10
RBI	4
BB	1
SO	6
LOB	12

Texas Rangers @ Oakland Athletics

Oakland-Alameda County Coliseum, Oakland, CA

Sun May 16 1976, 3:33 AM PDT

Att. 4,940 - Unknown

TOP

livebaseballscorecards.com

Batter	1	2	3	4	5	6	7	8	9	AB	R	H	RBI	BB	SO	LOB
Juan Beniquez, R (1, 8) OBP: 0.270, SLG: 0.301	L5-4-3 1B		F9		1B 1B		F9 2-3		G1-4-3 1-2f	5	0	2	0	0	0	3
Gene Clines, R (1, 7) OBP: 0.267, SLG: 0.286	L5-4-3 1-2		L4-3		1-2 1B		L9			4	0	1	0	0	0	2
Jim Fregosi, R (1, 3) OBP: 0.300, SLG: 0.278	1B 3B 1B		1B		4-3			F9		4	1	2	0	0	0	2
Toby Harrah, R (1, 6) OBP: 0.446, SLG: 0.517	1-3 3B 1B		F8			FC4-6 1B		K		4	1	2	0	0	1	1
Jeff Burroughs, R (1, 9) OBP: 0.322, SLG: 0.473 Dave Moates, L (8, PR) OBP: 0.200, SLG: 0.111 (8, 9)	1-H 3-H 3B			G6-4-3 BB		FC4-6 FC6-4 1-2f		BB		2 0	0 0	1 0	2 0	2 0	0 0	1 0
Tom Grieve, R (1, 10) OBP: 0.257, SLG: 0.404	5-3			F9		F7		F9		4	0	0	0	0	0	4
Roy Smalley, S (1, 4) OBP: 0.390, SLG: 0.277		6-3		G6-4-3 1-2f		FC6-4 1-2f			6-3	4	0	0	0	0	0	2
Roy Howell, L (1, 5) OBP: 0.327, SLG: 0.358 Lenny Randle, S (9, PH) OBP: 0.301, SLG: 0.320		K			F7		F8		E FC5 1B	3 1	0 0	0 1	0 0	0 0	1 0	0 0
Jim Sundberg, R (1, 2) OBP: 0.200, SLG: 0.260		5-3			6-3		F9 2B		1-3 FC5 G1-4-3	4	0	1	0	0	0	1
Inning Stats	R: 2 E: 0 K: 0 S: 6 H: 4 LOB: 1 BB: 0 P: 6	R: 0 E: 0 K: 1 S: 5 H: 0 LOB: 0 BB: 0 P: 5	R: 0 E: 0 K: 0 S: 4 H: 1 LOB: 1 BB: 0 P: 4	R: 0 E: 0 K: 0 S: 2 H: 0 LOB: 0 BB: 1 P: 6	R: 0 E: 0 K: 0 S: 5 H: 2 LOB: 2 BB: 0 P: 5	R: 0 E: 0 K: 0 S: 4 H: 1 LOB: 1 BB: 0 P: 4	R: 0 E: 0 K: 0 S: 4 H: 1 LOB: 1 BB: 0 P: 4	R: 0 E: 0 K: 1 S: 5 H: 0 LOB: 1 BB: 1 P: 9	R: 0 E: 1 K: 0 S: 4 H: 1 LOB: 1 BB: 0 P: 4	1B: 8 2B: 1 3B: 1 HR: 0	SF: 0 SAC: 0 DP: 3 HBP: 0						

	AB	35
	R	2
	H	10
	RBI	2
	BB	2
	SO	2
	LOB	16

WP: 0 PB: 0 SB: 0 CS: 0 PA: 37

PITCHER	IP	WLS	BF	H	R	ER	SO	BB	IBB	HBP	BLK	WP	HR	S	P	ERA	WHIP
Vida Blue, L (1, 1) ERA: 3.13	9.0	W	37	10	2	2	2	2	0	0	0	0	0	39	47	2.00	1.333

PITCHER	IP	WLS	BF	H	R	ER	SO	BB	IBB	HBP	BLK	WP	HR	S	P	ERA	WHIP

Batter	1	2	3	4	5	6	7	8	9	AB	R	H	RBI	BB	SO	LOB
Bill North, S (1, 8) OBP: 0.363, SLG: 0.377	5-3			BLK 3B	6-3			4-3		4	1	1	0	0	0	0
Claudell Washington, L (1, 9) OBP: 0.280, SLG: 0.304	6-3			F2	G3			1-3		4	0	0	0	0	0	1
Joe Rudi, R (1, 7) OBP: 0.385, SLG: 0.566	5-3			BB 1B 1B 3-H		F8		L6		4	1	1	0	0	0	0
Don Baylor, R (1, 3) OBP: 0.273, SLG: 0.234		5-3		BBBB 1B BB 1-2		L7				2	0	0	0	1	0	0
Sal Bando, R (1, 5) OBP: 0.256, SLG: 0.369		F8		F9		F8				3	0	0	0	0	0	2
Billy Williams, L (1, 10) OBP: 0.278, SLG: 0.304		F4		BB 1B 1-3 2-H			G3			3	0	1	1	0	0	0
Bert Campaneris, R (1, 6) OBP: 0.297, SLG: 0.231			F9	BBBB BB 1-2			G3			2	0	0	0	1	0	0
Phil Garner, R (1, 4) OBP: 0.274, SLG: 0.333 Larry Lintz, S (7, PR) Tommy Sandt, R (8, 4) OBP: 0.333, SLG: 0.333			BBBB G5-4-3 BB	F8			E WP 1B			2 0 0	0 1 0	1 0 0	0 0 0	1 0 0	0 0 0	3 0 0
Larry Haney, R (1, 2) OBP: 0.281, SLG: 0.255 Tim Hosley, R (7, PH) OBP: 0.313, SLG: 0.429 (8, 2)			G5-4-3 1-2f		L7		6-3 1-H			2 1	0 0	0 0	0 0	0 0	0 0	1 0
Inning Stats	R: 0 E: 0 K: 0 S: 3 H: 0 LOB: 0 BB: 0 P: 3	R: 0 E: 0 K: 0 S: 3 H: 0 LOB: 0 BB: 0 P: 3	R: 0 E: 0 K: 0 S: 2 H: 0 LOB: 0 BB: 1 P: 6	R: 2 E: 0 K: 0 S: 6 H: 3 LOB: 3 BB: 2 P: 14	R: 0 E: 0 K: 0 S: 3 H: 0 LOB: 0 BB: 0 P: 3	R: 0 E: 0 K: 0 S: 3 H: 0 LOB: 0 BB: 0 P: 3	R: 1 E: 1 K: 0 S: 4 H: 1 LOB: 1 BB: 0 P: 4	R: 0 E: 0 K: 0 S: 3 H: 0 LOB: 0 BB: 0 P: 3		1B: 3 2B: 0 3B: 1 HR: 0 SF: 0 SAC: 0 DP: 1 HBP: 0					WP: 1 PB: 0 SB: 0 CS: 0	PA: 30	

PITCHER	IP	WLS	BF	H	R	ER	SO	BB	IBB	HBP	BLK	WP	HR	S	P	ERA	WHIP
Steve Barr, L (1, 1) ERA: 3.28	8.0	L	30	4	3	2	0	3	0	0	1	1	0	27	39	2.25	0.875

PITCHER	IP	WLS	BF	H	R	ER	SO	BB	IBB	HBP	BLK	WP	HR	S	P	ERA	WHIP

BOTTOM

Texas Rangers @ Oakland Athletics

Oakland-Alameda County Coliseum, Oakland, CA

Sun May 16 1976, 3:33 AM PDT

Att. 4,940 - Unknown

livebaseballscorecards.com

AB	27
R	3
H	4
RBI	1
BB	3
SO	0
LOB	7

Batter	1	2	3	4	5	6	7	8	9	10	11	12	AB	R	H	RBI	BB	SO	LOB
Juan Beniquez, R (1, 8) OBP: 0.271, SLG: 0.310 Dave Moates, L (6, 8) OBP: 0.231, SLG: 0.182	SH1-3 1B 2B		6-3		K		K		SF7 3-H		BB 1B		3	1	1	0	0	1	1
													2	0	1	1	0	1	1
Lenny Randle, S (1, 7) OBP: 0.305, SLG: 0.318 (9, 4)	SH1-3 2-3		S 1B		F8			K	BB BB 1B 1-2 2-3 BB		F7		4	1	1	0	1	1	2
Mike Hargrove, L (1, 3) OBP: 0.369, SLG: 0.411	F4		F7 1-2			5-3		K	BB 1B 1-2 2-3 3-H BB			1-2 BB	4	1	0	1	2	1	2
Toby Harrah, R (1, 6) OBP: 0.448, SLG: 0.511 Ken Pape, R (8, 6) Jim Fregosi, R (9, PH) OBP: 0.333, SLG: 0.278 Gene Clines, R (9, 7) OBP: 0.250, SLG: 0.267	3-H 1B			5-3		BB		4-3	1B 1-2 2-3 3-H BB		L9		3	0	1	1	1	0	0
													0	0	0	0	0	0	0
													0	0	0	1	1	0	0
													1	0	0	0	0	0	2
Jeff Burroughs, R (1, 9) OBP: 0.323, SLG: 0.466	K			F9		F8			1B 1B		5-3		6	1	2	2	0	1	4
Roy Howell, L (1, 5) OBP: 0.327, SLG: 0.366		F7		2B		6-3			4-3 SF7 1B 1-2 1B			K	6	1	2	0	0	2	3
Tom Grieve, R (1, 10) OBP: 0.252, SLG: 0.391	K		6-3				F8		BB 4-3 BB 1-2 2-H 1B	4-3		6-3	6	1	1	1	0	1	1
Roy Smalley, S (1, 4) OBP: 0.378, SLG: 0.270 (9, 6)	K				1B		K		4-3 1-2 2-3	F9		F4	6	0	1	0	0	2	2
Jim Sundberg, R (1, 2) OBP: 0.205, SLG: 0.253 Bill Fahey, L (7, 2) OBP: 0.444, SLG: 0.375			6-3		F9		BB		BB BB BB BB	4-3			2	0	0	0	1	0	1
													1	1	0	0	1	0	0
Inning Stats	R: 1 E: 0 K: 1 S: 7 H: 2 LOB: 1 BB: 0 P: 7	R: 0 E: 0 K: 2 S: 7 H: 0 LOB: 0 BB: 0 P: 7	R: 0 E: 0 K: 0 S: 4 H: 1 LOB: 1 BB: 0 P: 4	R: 0 E: 0 K: 0 S: 4 H: 1 LOB: 1 BB: 0 P: 4	R: 0 E: 0 K: 1 S: 6 H: 1 LOB: 1 BB: 0 P: 6	R: 0 E: 0 K: 0 S: 3 H: 0 LOB: 1 BB: 1 P: 7	R: 0 E: 0 K: 2 S: 7 H: 0 LOB: 1 BB: 1 P: 11	R: 0 E: 0 K: 2 S: 7 H: 0 LOB: 0 BB: 0 P: 7	R: 6 E: 0 K: 1 S: 9 H: 4 LOB: 2 BB: 4 P: 25	R: 0 E: 0 K: 0 S: 3 H: 0 LOB: 0 BB: 0 P: 3	R: 0 E: 0 K: 0 S: 4 H: 1 LOB: 2 BB: 1 P: 8	R: 0 E: 0 K: 1 S: 5 H: 0 LOB: 0 BB: 0 P: 5	1B: 8 2B: 2 3B: 0 HR: 0 SF: 1 SAC: 1 DP: 0 HBP: 0	WP: 0 PB: 0 SB: 1 CS: 0 PA: 53						

PITCHER		IP	WLS	BF	H	R	ER	SO	BB	IBB	HBP	BLK	WP	HR	S	P	ERA	WHIP
Dennis Leonard, R ERA: 3.74	(1, 1)	8.1		36	8	5	5	8	3	0	0	0	0	0	49	61	5.40	1.320
Mark Littell, R ERA: 1.0	(9, 1)	0.1		4	0	0	0	0	3	0	0	0	0	0	1	13	0.00	9.000
Marty Pattin, R ERA: 3.29	(9, 1)	0.0		1	1	2	2	0	0	0	0	0	0	0	1	1	∞	∞
Tom Hall, L ERA: 2.79	(9, 1)	3.1	W	12	1	0	0	2	1	0	0	0	0	0	15	19	0.00	0.600

PITCHER	IP	WLS	BF	H	R	ER	SO	BB	IBB	HBP	BLK	WP	HR	S	P	ERA	WHIP

TOP

Texas Rangers @ Kansas City Royals

Royals Stadium, Kansas City, MO

Mon May 17 1976, 4:33 AM EDT

Att. 18,936 - Unknown - 67 F

livebaseballscorecards.com

AB	44
R	7
H	10
RBI	7
BB	7
SO	10
LOB	19

Batter	1	2	3	4	5	6	7	8	9	10	11	12	AB	R	H	RBI	BB	SO	LOB
Al Cowens, R (1, 8) OBP: 0.286, SLG: 0.336	5-3	F9		1B 1-H 3-H	F8			F4	1-3			2B BB	6	2	1	2	1	0	6
Tom Poquette, L (1, 9) OBP: 0.381, SLG: 0.579	3B		G3	1B 2-H		1-3		1B BB		F9		2B 1-H	6	0	3	2	1	0	0
George Brett, L (1, 5) OBP: 0.442, SLG: 0.477	F7		1B	F5		4-3		1B 1-2		6-3			6	0	2	0	0	0	2
John Mayberry, L (1, 3) OBP: 0.322, SLG: 0.317	F8		F8		1B 1B 1B	1-3		G3		F8			6	1	1	0	0	0	4
Hal McRae, R (1, 7) OBP: 0.362, SLG: 0.413		SH3-4 1B 1B	F8		1B 1B SF7 1-2		4-3		F8		F8		6	2	2	0	0	0	1
Tony Solaita, L (1, 10) OBP: 0.381, SLG: 0.524		SH3-4 1B 1-2		K	1B 1-2 2-3		F6		6-3		K		6	1	2	0	0	2	0
Frank White, R (1, 4) OBP: 0.271, SLG: 0.231		SH3-4 1-2 2-3		L8 1B BB	K		1B		E S 1B		1-3		4	1	2	0	1	1	3
Freddie Patek, R (1, 6) OBP: 0.404, SLG: 0.412		F9		S 1B 1-2	1B 1-2 2-3 3-H		F2		E6 S 1-3			L6	6	1	2	1	0	0	4
Bob Stinson, S (1, 2) OBP: 0.391, SLG: 0.368 Buck Martinez, R (1, 2) OBP: 0.302, SLG: 0.451		2-H 3-H 1B		L8 2-3	SF7 3-H			F8	1B 1-2 BB			F9	0 4	0 0	0 1	0 3	0 1	0 0	0 2
Inning Stats	R: 0 H: 1 E: 0 LOB: 1 K: 0 BB: 0 S: 4 P: 4	R: 2 H: 3 E: 0 LOB: 1 K: 0 BB: 0 S: 6 P: 6	R: 0 H: 1 E: 0 LOB: 1 K: 0 BB: 0 S: 4 P: 4	R: 3 H: 3 E: 0 LOB: 1 K: 1 BB: 1 S: 8 P: 12	R: 2 H: 4 E: 0 LOB: 2 K: 1 BB: 0 S: 9 P: 9	R: 0 H: 0 E: 0 LOB: 0 K: 0 BB: 0 S: 3 P: 3	R: 0 H: 1 E: 0 LOB: 1 K: 0 BB: 0 S: 4 P: 4	R: 0 H: 1 E: 0 LOB: 2 K: 0 BB: 1 S: 4 P: 8	R: 0 H: 1 E: 1 LOB: 3 K: 0 BB: 1 S: 5 P: 9	R: 0 H: 0 E: 0 LOB: 0 K: 0 BB: 0 S: 3 P: 3	R: 0 H: 0 E: 0 LOB: 0 K: 1 BB: 0 S: 5 P: 5	R: 1 H: 1 E: 0 LOB: 1 K: 0 BB: 1 S: 3 P: 7	1B: 14 SF: 1 2B: 1 SAC: 1 3B: 1 DP: 0 HR: 0 HBP: 0						

PITCHER	IP	WLS	BF	H	R	ER	SO	BB	IBB	HBP	BLK	WP	HR	S	P	ERA	WHIP
Bill Singer, R (1, 1) ERA: 3.33	3.2		20	8	5	5	1	1	0	0	0	0	0	21	25	12.27	2.455
Stan Perzanowski, R (4, 1) ERA: 8.1	0.2		6	4	2	2	1	0	0	0	0	0	0	8	8	27.00	6.000
Jeff Terpko, R (5, 1) ERA: 0.93	4.1		18	3	0	0	0	1	0	0	0	0	0	17	21	0.00	0.923
Steve Foucault, R (9, 1) ERA: 1.1	3.0	L	12	1	1	1	1	2	0	0	0	0	0	12	20	3.00	1.000

PITCHER	IP	WLS	BF	H	R	ER	SO	BB	IBB	HBP	BLK	WP	HR	S	P	ERA	WHIP

BOTTOM

Texas Rangers @ Kansas City Royals

Royals Stadium, Kansas City, MO

Mon May 17 1976, 4:33 AM EDT

Att. 18,936 - Unknown - 67 F

livebaseballscorecards.com

AB	50
R	8
H	16
RBI	8
BB	4
SO	3
LOB	22

Texas Rangers @ Kansas City Royals

Royals Stadium, Kansas City, MO

Tue May 18 1976, 8:05 PM EDT

Att. 14,116 - Unknown - 70 F

TOP

livebaseballscorecards.com

Batter	1	2	3	4	5	6	7	8	9	AB	R	H	RBI	BB	SO	LOB
Dave Moates, L (1, 8) OBP: 0.176, SLG: 0.133	3-1		K			K		4-3		4	0	0	0	0	2	1
Lenny Randle, S (1, 7) OBP: 0.311, SLG: 0.324	4-3			G6-4-3, 1B; 1B		G3		S; 1B		4	1	2	0	0	0	0
Mike Hargrove, L (1, 3) OBP: 0.373, SLG: 0.414	1-3			G6-4-3; 1-2; 1B		1B; 1B		L8; 1-2		4	0	2	0	0	0	1
Toby Harrah, R (1, 6) OBP: 0.442, SLG: 0.500		5-3		G6-4-3; 1-2f 2-3		1-2; 1B			5-3	4	0	1	0	0	0	2
Jeff Burroughs, R (1, 9) OBP: 0.321, SLG: 0.459		F8		3-H; 1B		L8			F9	4	0	1	1	0	0	2
Roy Howell, L (1, 5) OBP: 0.316, SLG: 0.352		L8		4-3			G3		1-3	4	0	0	0	0	0	1
Jim Fregosi, R (1, 10) OBP: 0.333, SLG: 0.250			BBBB; G4-6-3; BB		L5		F8			2	0	0	0	1	0	0
Roy Smalley, S (1, 4) OBP: 0.368, SLG: 0.261			G4-6-3; 1-2f		F8		1-3			3	0	0	0	0	0	1
Jim Sundberg, R (1, 2) OBP: 0.209, SLG: 0.268			2B		F8			6-3		3	0	1	0	0	0	0

	AB	32
	R	1
	H	7
	RBI	1
	BB	1
	SO	2
	LOB	8

Inning Stats	1	2	3	4	5	6	7	8	9
	R: 0 E: 0 K: 0 S: 3 H: 0 LOB: 0 BB: 0 P: 3	R: 0 E: 0 K: 0 S: 3 H: 0 LOB: 0 BB: 0 P: 3	R: 0 E: 0 K: 1 S: 5 H: 1 LOB: 1 BB: 1 P: 9	R: 1 E: 0 K: 0 S: 5 H: 3 LOB: 1 BB: 0 P: 5	R: 0 E: 0 K: 0 S: 3 H: 0 LOB: 0 BB: 0 P: 3	R: 0 E: 0 K: 1 S: 7 H: 2 LOB: 2 BB: 0 P: 7	R: 0 E: 0 K: 0 S: 3 H: 0 LOB: 0 BB: 0 P: 3	R: 0 E: 0 K: 0 S: 4 H: 1 LOB: 1 BB: 0 P: 4	R: 0 E: 0 K: 0 S: 3 H: 0 LOB: 0 BB: 0 P: 3

	1B: 6	SF: 0	WP: 0	PA: 33
	2B: 1	SAC: 0	PB: 0	
	3B: 0	DP: 2	SB: 1	
	HR: 0	HBP: 0	CS: 0	

PITCHER	IP	WLS	BF	H	R	ER	SO	BB	IBB	HBP	BLK	WP	HR	S	P	ERA	WHIP
Al Fitzmorris, R (1, 1) ERA: 2.86	9.0	W	33	7	1	1	2	1	0	0	0	0	0	36	40	1.00	0.889

PITCHER	IP	WLS	BF	H	R	ER	SO	BB	IBB	HBP	BLK	WP	HR	S	P	ERA	WHIP

Batter	1	2	3	4	5	6	7	8	9	AB	R	H	RBI	BB	SO	LOB
Al Cowens, R (1, 9) OBP: 0.276, SLG: 0.325	5-3		1-3		F8		L6			4	0	0	0	0	0	1
Amos Otis, R (1, 8) OBP: 0.367, SLG: 0.563	F9		HR		E5			SH3-4, 2B, 1B		4	2	2	1	0	0	0
George Brett, L (1, 5) OBP: 0.431, SLG: 0.464	E6, FC6		6-3		F7			SH3-4 1-2		3	0	0	0	0	0	1
John Mayberry, L (1, 3) OBP: 0.320, SLG: 0.324	FC6 1-2f		4-3			L3		2-H, 2B		4	0	1	1	0	0	1
Hal McRae, R (1, 7) OBP: 0.367, SLG: 0.435 Tom Poquette, L (9, 7) OBP: 0.381, SLG: 0.579		SH5-3, 1B, 2B		1B, 2B	S S S	K		F9		4 0	1 0	2 0	0 0	0 0	1 0	1 0
Cookie Rojas, R (1, 10) OBP: 0.375, SLG: 0.333		SH5-3 2-3		1B 2-3		F8		F7		3	0	1	0	0	0	1
Frank White, R (1, 4) OBP: 0.284, SLG: 0.247		FC5-4, 1B 3-H		G5-4-3, 1B 1-2			1-3			3	0	2	1	0	0	0
Freddie Patek, R (1, 6) OBP: 0.392, SLG: 0.398		FC5-4, S 1-2f		G5-4-3 1-2f			E6, CS			3	0	0	0	0	0	3
Buck Martinez, R (1, 2) OBP: 0.304, SLG: 0.444		6-3 1-2			F9		1-2, 1B			3	0	1	0	0	0	1
Inning Stats	R: 0 E: 1 K: 0 S: 4 H: 0 LOB: 1 BB: 0 P: 4	R: 1 E: 0 K: 0 S: 5 H: 2 LOB: 1 BB: 0 P: 5	R: 1 E: 0 K: 0 S: 4 H: 1 LOB: 0 BB: 0 P: 4	R: 0 E: 0 K: 0 S: 4 H: 3 LOB: 1 BB: 0 P: 4	R: 0 E: 1 K: 0 S: 4 H: 0 LOB: 1 BB: 0 P: 4	R: 0 E: 0 K: 1 S: 5 H: 0 LOB: 0 BB: 0 P: 5	R: 0 E: 1 K: 0 S: 4 H: 1 LOB: 1 BB: 0 P: 4	R: 1 E: 0 K: 0 S: 5 H: 2 LOB: 1 BB: 0 P: 5		1B: 5 2B: 3 3B: 0 HR: 1 SF: 0 SAC: 2 DP: 1 HBP: 0						

PITCHER		IP	WLS	BF	H	R	ER	SO	BB	IBB	HBP	BLK	WP	HR	S	P	ERA	WHIP
Jim Umbarger, L ERA: 3.69	(1, 1)	7.1	L	31	9	3	3	1	0	0	0	0	0	1	33	33	3.68	1.227
Steve Hargan, R ERA: 1.93	(8, 1)	0.2		2	0	0	0	0	0	0	0	0	0	0	2	2	0.00	0.000

PITCHER	IP	WLS	BF	H	R	ER	SO	BB	IBB	HBP	BLK	WP	HR	S	P	ERA	WHIP

BOTTOM

Texas Rangers @ Kansas City Royals

Royals Stadium, Kansas City, MO

Tue May 18 1976, 8:05 PM EDT

Att. 14,116 - Unknown - 70 F

livebaseballscorecards.com

AB	31
R	3
H	9
RBI	3
BB	0
SO	1
LOB	9

California Angels @ Texas Rangers

Arlington Stadium, Arlington, TX

Thu May 20 1976, 8:05 PM EDT

Att. 12,116 - Unknown

TOP

livebaseballscorecards.com

Batter	1	2	3	4	5	6	7	8	9	AB	R	H	RBI	BB	SO	LOB
Jerry Remy, L (1, 4) OBP: 0.329, SLG: 0.315	4-3		BB, 1B, 1-2, 3-H, 1B	F9			F8		4-3	5	1	1	1	0	0	1
Rusty Torres, S (1, 8) OBP: 0.299, SLG: 0.319	F5		BBBB, 1B, 1-2, 2-3, BB		4-3			BBBB, 1B, 1B, BB	F8	3	1	0	0	2	0	0
Bobby Bonds, R (1, 9) OBP: 0.434, SLG: 0.552	1-4-3		1-3, 2-H, 3-H, 1B		CS, 1B			SH5-4, 1B, 1-3, 2B, 1B	K	5	1	3	2	0	1	0
Bruce Bochte, L (1, 3) OBP: 0.370, SLG: 0.313		F9	BBBB, FC6-4, BB		F9, 1-2			SH5-4, 1-2, 3-H, 2B, 1B		3	1	1	1	1	0	1
Bob Jones, L (1, 7)		P6	K			K		SH5-4, 1-2, 2-3		3	0	0	0	0	2	3
Bill Melton, R (1, 10) OBP: 0.297, SLG: 0.378		K	FC6-4, 1-2f			6-3		IBB, 2B		3	0	0	0	1	1	3
Andy Etchebarren, R (1, 2) OBP: 0.329, SLG: 0.288			F9	4-3		K		1-3, 2-H, 3-H, 2B		4	0	1	2	0	1	0
Dave Chalk, R (1, 6) OBP: 0.326, SLG: 0.303			BBBB, 1B, 1B, BB	BBBB, BB			F7	5-3		2	1	0	0	2	0	2
Ron Jackson, R (1, 5) OBP: 0.273, SLG: 0.143			BB, 1B, 1-3, 1B	F8			F8	P6		4	1	1	0	0	0	3

	AB	32
	R	6
	H	7
	RBI	6
	BB	6
	SO	5
	LOB	13

Inning Stats	1	2	3	4	5	6	7	8	9
	R: 0 E: 0 K: 0 S: 3 H: 0 LOB: 0 BB: 0 P: 3	R: 0 E: 0 K: 1 S: 5 H: 0 LOB: 0 BB: 0 P: 5	R: 3 E: 0 K: 1 S: 8 H: 3 LOB: 3 BB: 3 P: 20	R: 0 E: 0 K: 0 S: 3 H: 0 LOB: 1 BB: 1 P: 7	R: 0 E: 0 K: 0 S: 3 H: 1 LOB: 0 BB: 0 P: 3	R: 0 E: 0 K: 2 S: 7 H: 0 LOB: 0 BB: 0 P: 7	R: 0 E: 0 K: 0 S: 3 H: 0 LOB: 0 BB: 0 P: 3	R: 3 E: 0 K: 0 S: 6 H: 3 LOB: 2 BB: 2 P: 14	R: 0 E: 0 K: 1 S: 5 H: 0 LOB: 0 BB: 0 P: 5

	1B: 6	SF: 0	WP: 0	PA: 39
	2B: 1	SAC: 1	PB: 0	
	3B: 0	DP: 0	SB: 0	
	HR: 0	HBP: 0	CS: 1	

PITCHER		IP	WLS	BF	H	R	ER	SO	BB	IBB	HBP	BLK	WP	HR	S	P	ERA	WHIP
Gaylord Perry, R ERA: 3.57	(1, 1)	7.0	L	31	6	6	6	4	5	0	0	0	0	0	34	54	7.71	1.571
Steve Foucault, R ERA: 0.98	(8, 1)	2.0		8	1	0	0	1	0	1	0	0	0	0	9	13	0.00	0.500

PITCHER	IP	WLS	BF	H	R	ER	SO	BB	IBB	HBP	BLK	WP	HR	S	P	ERA	WHIP

Batter	1	2	3	4	5	6	7	8	9	AB	R	H	RBI	BB	SO	LOB
Juan Beniquez, R (1, 8) OBP: 0.262, SLG: 0.300	E5 FC6-4		L1		6-3		6-3			4	0	0	0	0	0	0
Lenny Randle, S (1, 7) OBP: 0.310, SLG: 0.316	FC6-4 S 1-2f		L5			1B 1B 1B BB	4-3			3	1	0	0	1	0	1
Mike Hargrove, L (1, 3) OBP: 0.385, SLG: 0.435	K 1-2			2B 2B		1B 1-2 1B		1B		4	2	3	0	0	1	1
Toby Harrah, R (1, 6) OBP: 0.444, SLG: 0.495	BB			F8		1B 1-2 2-3 1B		F7		3	0	1	0	1	0	2
Jeff Burroughs, R (1, 9) OBP: 0.319, SLG: 0.460	1-3			2B 2-H		K		K		4	0	1	1	0	2	6
Roy Howell, L (1, 5) OBP: 0.305, SLG: 0.339		F8		5-3		F9		K		4	0	0	0	0	1	5
Tom Grieve, R (1, 10) OBP: 0.252, SLG: 0.387		6-3		K		1B 1-2 2-H 3-H			K	4	0	1	2	0	2	1
Roy Smalley, S (1, 4) OBP: 0.364, SLG: 0.260		4-3			F8	K			G6-4-3 1B	4	0	1	0	0	1	2
Jim Sundberg, R (1, 2) OBP: 0.200, SLG: 0.256			4-3		6-3		F5		G6-4-3 1-2f	4	0	0	0	0	0	1
Inning Stats	R: 0 E: 1 K: 1 S: 6 H: 0 LOB: 2 BB: 1 P: 10	R: 0 E: 0 K: 0 S: 3 H: 0 LOB: 0 BB: 0 P: 3	R: 0 E: 0 K: 0 S: 3 H: 0 LOB: 0 BB: 0 P: 3	R: 1 E: 0 K: 1 S: 7 H: 2 LOB: 1 BB: 0 P: 7	R: 0 E: 0 K: 0 S: 3 H: 0 LOB: 0 BB: 0 P: 3	R: 2 E: 0 K: 2 S: 10 H: 3 LOB: 2 BB: 1 P: 14	R: 0 E: 0 K: 0 S: 3 H: 0 LOB: 0 BB: 0 P: 3	R: 0 E: 0 K: 2 S: 8 H: 1 LOB: 1 BB: 0 P: 8	R: 0 E: 0 K: 1 S: 5 H: 1 LOB: 0 BB: 0 P: 5	1B: 5 2B: 2 3B: 0 HR: 0	SF: 0 SAC: 0 DP: 1 HBP: 0						

BOTTOM

California Angels @ Texas Rangers

Arlington Stadium, Arlington, TX

Thu May 20 1976, 8:05 PM EDT

Att. 12,116 - Unknown

livebaseballscorecards.com

AB	34
R	3
H	7
RBI	3
BB	2
SO	7
LOB	19

WP: 0 PB: 0 SB: 1 CS: 0 PA: 36

PITCHER		IP	WLS	BF	H	R	ER	SO	BB	IBB	HBP	BLK	WP	HR	S	P	ERA	WHIP
Gary Ross, R ERA: 3.57	(1, 1)	7.0	W	30	6	3	3	4	2	0	0	0	0	0	36	44	3.86	1.143
Jim Brewer, L ERA: 0.96	(8, 1)	2.0	S	6	1	0	0	3	0	0	0	0	0	0	12	12	0.00	0.500

PITCHER	IP	WLS	BF	H	R	ER	SO	BB	IBB	HBP	BLK	WP	HR	S	P	ERA	WHIP

California Angels @ Texas Rangers

Arlington Stadium, Arlington, TX

Fri May 21 1976, 8:05 PM EDT

Att. 40,854 - Unknown

TOP

livebaseballscorecards.com

Batter	1	2	3	4	5	6	7	8	9	AB	R	H	RBI	BB	SO	LOB
Jerry Remy, L (1, 4) OBP: 0.321, SLG: 0.307	F9		P6		F9			4-3		4	0	0	0	0	0	0
Rusty Torres, S (1, 8) OBP: 0.297, SLG: 0.311	F8		BB, E		K			P4		3	1	0	0	1	1	0
Bobby Bonds, R (1, 9) OBP: 0.429, SLG: 0.550	K		E4, 1-H			6-3			P4	4	0	1	1	0	1	0
Bruce Bochte, L (1, 3) OBP: 0.361, SLG: 0.304		F8	1-6-3			P6			F8	4	0	0	0	0	0	1
Joe Lahoud, L (1, 7) OBP: 0.288, SLG: 0.211		BB		P6		F8			1B	0	0	0	0	0	0	0
Bill Melton, R (1, 10) OBP: 0.295, SLG: 0.374		1B, 1-3		E5, FC5-4			L7		K, 1-2	4	1	1	0	0	1	1
Andy Etchebarren, R (1, 2) OBP: 0.329, SLG: 0.289		1B, 2-H		FC5-4, 1-2f			1-3			3	0	1	1	0	0	1
Dave Chalk, R (1, 6) OBP: 0.319, SLG: 0.295		F9		F9			L7			3	0	0	0	0	0	2
Ron Jackson, R (1, 5) OBP: 0.255, SLG: 0.132			F8		F9			K		3	0	0	0	0	1	0
Inning Stats	R: 0 E: 0 K: 1 S: 5 H: 0 LOB: 0 BB: 0 P: 5	R: 1 E: 0 K: 0 S: 4 H: 2 LOB: 1 BB: 1 P: 8	R: 1 E: 1 K: 0 S: 4 H: 1 LOB: 1 BB: 1 P: 8	R: 0 E: 1 K: 0 S: 4 H: 0 LOB: 1 BB: 0 P: 4	R: 0 E: 0 K: 1 S: 5 H: 0 LOB: 0 BB: 0 P: 5	R: 0 E: 0 K: 0 S: 3 H: 0 LOB: 0 BB: 0 P: 3	R: 0 E: 0 K: 0 S: 3 H: 0 LOB: 0 BB: 0 P: 3	R: 0 E: 0 K: 1 S: 5 H: 0 LOB: 0 BB: 0 P: 5	R: 0 E: 0 K: 1 S: 6 H: 1 LOB: 1 BB: 0 P: 6	1B: 3 2B: 1 3B: 0 HR: 0 SF: 0 SAC: 0 DP: 0 HBP: 0						

	AB	28
	R	2
	H	3
	RBI	2
	BB	1
	SO	4
	LOB	5

WP: 1 PA: 33
PB: 0
SB: 0
CS: 0

PITCHER	IP	WLS	BF	H	R	ER	SO	BB	IBB	HBP	BLK	WP	HR	S	P	ERA	WHIP
Nelson Briles, R (1, 1) ERA: 3.09	9.0	W	33	4	2	2	4	2	0	0	0	1	0	39	47	2.00	0.667

PITCHER	IP	WLS	BF	H	R	ER	SO	BB	IBB	HBP	BLK	WP	HR	S	P	ERA	WHIP

California Angels @ Texas Rangers

Arlington Stadium, Arlington, TX

Fri May 21 1976, 8:05 PM EDT

Att. 40,854 - Unknown

livebaseballscorecards.com

BOTTOM

Batter	1	2	3	4	5	6	7	8	9	AB	R	H	RBI	BB	SO	LOB
Juan Beniquez, R (1, 8) OBP: 0.262, SLG: 0.298	F8		K		SH3-4 1B 1B	F7		F8		4	1	1	0	0	1	0
Dave Moates, L (8, PH) (9, 8) OBP: 0.167, SLG: 0.125										1	0	0	0	0	0	1
Lenny Randle, S (1, 7) OBP: 0.313, SLG: 0.319	4-3		HR 1B		SH3-4 1-2		L5-3			2	1	1	0	0	0	0
Gene Clines, R (7, 7) OBP: 0.235, SLG: 0.250										1	0	0	0	0	0	0
Mike Hargrove, L (1, 3) OBP: 0.388, SLG: 0.458	4-3		1-H HR		K		4-3 HBP			3	1	1	2	0	1	1
Jim Fregosi, R (7, PR) (8, 3) OBP: 0.333, SLG: 0.250										0	0	0	0	0	0	0
Toby Harrah, R (1, 6) OBP: 0.438, SLG: 0.485		F5	6-3		2-H E 2B 1B		4-3			4	1	1	1	0	0	1
Jeff Burroughs, R (1, 9) OBP: 0.317, SLG: 0.450		K		5-3	E5 2B		IBB			3	0	0	0	1	1	1
Roy Howell, L (1, 5) OBP: 0.311, SLG: 0.363		1B 2B		1-3	1-3 2-H 2B		6-3			4	1	2	1	0	0	2
Tom Grieve, R (1, 10) OBP: 0.268, SLG: 0.398		2-H 1B		E1 1B	F8			1B		4	0	3	1	0	0	2
Roy Smalley, S (1, 4) OBP: 0.369, SLG: 0.263		K		BB		G4-6-3 1B		K		3	0	1	0	1	2	2
Jim Sundberg, R (1, 2) OBP: 0.191, SLG: 0.244			F8	4-3		1-2f G4-6-3		K		4	0	0	0	0	1	4
Inning Stats	R: 0 E: 0 K: 0 S: 3 H: 0 LOB: 0 BB: 0 P: 3	R: 1 E: 0 K: 2 S: 9 H: 2 LOB: 1 BB: 0 P: 9	R: 2 E: 0 K: 1 S: 7 H: 2 LOB: 0 BB: 0 P: 7	R: 0 E: 1 K: 0 S: 4 H: 1 LOB: 2 BB: 1 P: 8	R: 2 E: 1 K: 1 S: 9 H: 3 LOB: 2 BB: 0 P: 9	R: 0 E: 0 K: 0 S: 3 H: 1 LOB: 0 BB: 0 P: 3	R: 0 E: 0 K: 0 S: 3 H: 0 LOB: 2 BB: 1 P: 8	R: 0 E: 0 K: 2 S: 8 H: 1 LOB: 1 BB: 0 P: 8		1B: 7 2B: 2 3B: 0 HR: 1	SF: 0 SAC: 1 DP: 1 HBP: 1						

AB	33
R	5
H	10
RBI	5
BB	2
SO	6
LOB	14

WP: 0 PB: 0 SB: 0 CS: 0 PA: 37

PITCHER		IP	WLS	BF	H	R	ER	SO	BB	IBB	HBP	BLK	WP	HR	S	P	ERA	WHIP
Don Kirkwood, R ERA: 5.53	(1, 1)	4.2	L	22	7	5	4	4	1	0	0	0	0	1	29	33	7.71	1.714
Paul Hartzell, R ERA: 2.93	(5, 1)	2.0		10	2	0	0	0	0	1	1	0	0	0	8	13	0.00	1.000
Sid Monge, L ERA: 4.19	(7, 1)	0.1		1	0	0	0	0	0	0	0	0	0	0	1	1	0.00	0.000
Dick Drago, R ERA: 6.62	(8, 1)	1.0		4	1	0	0	2	0	0	0	0	0	0	8	8	0.00	1.000

PITCHER	IP	WLS	BF	H	R	ER	SO	BB	IBB	HBP	BLK	WP	HR	S	P	ERA	WHIP

Batter	1	2	3	4	5	6	7	8	9	AB	R	H	RBI	BB	SO	LOB
Jerry Remy, L (1, 4) OBP: 0.329, SLG: 0.316	G6-3 1B			G2		L8 1B 1-3	6-3		FC4-6 1B 1-2 2-H	5	0	3	1	0	0	2
Rusty Torres, S (1, 8) OBP: 0.287, SLG: 0.298	G6-3 1-2f			K		L8 1-2 3-H		F9	FC4-6 1-2f 2-3	5	0	0	0	0	1	4
Bobby Bonds, R (1, 9) OBP: 0.435, SLG: 0.549	6-3			CS BB			WP SH5-3 5-3 1B	1B 1B	L8	4	1	2	0	1	0	2
Bruce Bochte, L (1, 3) OBP: 0.358, SLG: 0.303		K		CS 1-2	3-1		SH5-3 1-2	BB 1-3	L8	4	0	1	0	0	1	2
Joe Lahoud, L (1, 7) OBP: 0.314, SLG: 0.220		L8			1B		BB	BB 1-2		0	1	0	0	0	0	0
Bill Melton, R (1, 10) OBP: 0.288, SLG: 0.363		5-3			6-3 1-2		5-3 1-3 2-H	K		4	0	0	1	0	1	5
Andy Etchebarren, R (1, 2) OBP: 0.326, SLG: 0.288			P4		K		BB 1B 3-H 1B	F3		4	1	1	1	0	1	4
Dave Chalk, R (1, 6) OBP: 0.324, SLG: 0.296			L8			K	BB 1-2		BB 1B	3	1	1	0	1	1	0
Ron Jackson, R (1, 5) OBP: 0.294, SLG: 0.171			L8			1B PB 1B	1B 1-3 2-H		FC4-6 1B 1-2	3	1	2	1	1	0	0
Inning Stats	R: 0 E: 0 K: 0 S: 3 H: 1 LOB: 0 BB: 0 P: 3	R: 0 E: 0 K: 1 S: 5 H: 0 LOB: 0 BB: 0 P: 5	R: 0 E: 0 K: 0 S: 3 H: 0 LOB: 0 BB: 0 P: 3	R: 0 E: 0 K: 1 S: 4 H: 0 LOB: 0 BB: 1 P: 8	R: 0 E: 0 K: 1 S: 6 H: 1 LOB: 1 BB: 0 P: 6	R: 1 E: 0 K: 1 S: 6 H: 2 LOB: 1 BB: 0 P: 6	R: 3 E: 0 K: 0 S: 6 H: 3 LOB: 2 BB: 2 P: 14	R: 0 E: 0 K: 1 S: 7 H: 2 LOB: 3 BB: 1 P: 11	R: 1 E: 0 K: 0 S: 5 H: 2 LOB: 2 BB: 1 P: 9	1B: 11 2B: 0 3B: 0 HR: 0 SF: 0 SAC: 1 DP: 1 HBP: 0						

PITCHER		IP	WLS	BF	H	R	ER	SO	BB	IBB	HBP	BLK	WP	HR	S	P	ERA	WHIP
Bill Singer, R ERA: 3.42	(1, 1)	6.2	L	25	6	4	3	4	2	0	0	0	1	0	31	39	4.05	1.200
Steve Hargan, R ERA: 1.84	(7, 1)	0.2		7	3	0	0	0	2	0	0	0	0	0	5	13	0.00	7.500
Jeff Terpko, R ERA: 1.64	(8, 1)	1.1		7	2	1	1	1	1	0	0	0	0	0	8	12	6.75	2.250
Joe Hoerner, L ERA: 3.6	(9, 1)	0.1		1	0	0	0	0	0	0	0	0	0	0	1	1	0.00	0.000

PITCHER	IP	WLS	BF	H	R	ER	SO	BB	IBB	HBP	BLK	WP	HR	S	P	ERA	WHIP

TOP

California Angels @ Texas Rangers

Arlington Stadium, Arlington, TX

Sat May 22 1976, 8:05 PM EDT

Att. 25,332 - Unknown

livebaseballscorecards.com

AB	32
R	5
H	10
RBI	4
BB	3
SO	5
LOB	19

WP: 1	PA: 41
PB: 1	
SB: 0	
CS: 1	

Batter	1	2	3	4	5	6	7	8	9	AB	R	H	RBI	BB	SO	LOB
Gene Clines, R (1, 8) OBP: 0.238, SLG: 0.250	L6-3		F5			L6-4-3 1-2			1B	4	1	1	0	0	0	1
Ken Pape, R (1, 10) OBP: 0.250, SLG: 0.250	6-3			5-3			F8		1B 1-3	4	0	1	0	0	0	0
Jim Fregosi, R (1, 3) OBP: 0.286, SLG: 0.208	K			K			F8		K	4	0	0	0	0	3	2
Toby Harrah, R (1, 6) OBP: 0.432, SLG: 0.477		K		K			F7		1B 1-2 3-H	4	0	1	1	0	2	0
Jeff Burroughs, R (1, 9) OBP: 0.308, SLG: 0.436		6-3			F9			1-3	K	4	0	0	0	0	1	2
Tom Grieve, R (1, 7) OBP: 0.277, SLG: 0.421		2B			F8			2B		3	0	2	0	0	0	0
Roy Smalley, S (1, 4) OBP: 0.360, SLG: 0.255		K			6-3			P3		3	0	0	0	0	1	2
Jim Sundberg, R (1, 2) OBP: 0.186, SLG: 0.237			G3			K		6-3		3	0	0	0	0	1	1
Roy Howell, L (1, 5) OBP: 0.312, SLG: 0.362			K			L6-4-3 1B			K	3	0	1	0	0	2	0

Inning Stats	1	2	3	4	5	6	7	8	9	1B	SF	WP	PA
R	0	0	0	0	0	0	0	0	1	4	0	0	32
E	0	0	0	0	0	0	0	0	0	2	0	0	
K	1	2	1	2	0	1	0	1	3	3	1	0	
S	5	8	5	7	3	5	3	4	12	HR 0	HBP 0	CS 0	
H	0	1	0	0	0	1	0	1	3				
LOB	0	1	0	0	0	0	0	1	2				
BB	0	0	0	0	0	0	0	0	0				
P	5	8	5	7	3	5	3	4	12				

PITCHER	IP	WLS	BF	H	R	ER	SO	BB	IBB	HBP	BLK	WP	HR	S	P	ERA	WHIP
Frank Tanana, L (1, 1) ERA: 2.93	9.0	W	32	6	1	1	10	0	0	0	0	0	0	52	52	1.00	0.667

PITCHER	IP	WLS	BF	H	R	ER	SO	BB	IBB	HBP	BLK	WP	HR	S	P	ERA	WHIP

BOTTOM

California Angels @ Texas Rangers

Arlington Stadium, Arlington, TX

Sat May 22 1976, 8:05 PM EDT

Att. 25,332 - Unknown

livebaseballscorecards.com

AB	32
R	1
H	6
RBI	1
BB	0
SO	10
LOB	8

California Angels @ Texas Rangers

Arlington Stadium, Arlington, TX

Sun May 23 1976, 8:05 PM EDT

Att. 22,403 - Unknown

TOP

livebaseballscorecards.com

Batter	1	2	3	4	5	6	7	8	9	AB	R	H	RBI	BB	SO	LOB
Jerry Remy, L (1, 4) OBP: 0.326, SLG: 0.312	1-3		FC4-6, G6-4-3, 1-2f		6-3					2	0	0	0	0	0	1
Paul Dade, R (4, 4) OBP: 0.333, SLG: 0.111										1	0	0	0	0	0	1
Dave Chalk, R (1, 6) OBP: 0.324, SLG: 0.291	BB		G6-4-3, 1-2f		6-3					2	0	0	0	1	0	2
Bobby Bonds, R (1, 9) OBP: 0.429, SLG: 0.539	K			F9		BB				2	0	0	0	0	1	1
Rusty Torres, S (4, 8) OBP: 0.292, SLG: 0.298										0	0	0	0	1	0	0
Orlando Alvarez, R (1, 7) OBP: 0.143, SLG: 0.357	F9			F7						2	0	0	0	0	0	1
Bruce Bochte, L (1, 3) OBP: 0.360, SLG: 0.306		FC4, 1B		E5, BB						2	0	1	0	0	0	0
Leroy Stanton, R (1, 8) OBP: 0.340, SLG: 0.363 (4, 9)		K		BB, 1-2						1	0	0	0	1	1	1
Bill Melton, R (1, 10) OBP: 0.284, SLG: 0.358		FC4, 1-2f		K						2	0	0	0	0	1	3
Andy Etchebarren, R (1, 2) OBP: 0.319, SLG: 0.280		6-3			5-3					2	0	0	0	0	0	1
Ed Herrmann, L (5, 2) OBP: 0.233, SLG: 0.395										0	0	0	0	0	0	0
Ron Jackson, R (1, 5) OBP: 0.321, SLG: 0.233			FC4-6, 1B		2B					2	0	2	0	0	0	0
Inning Stats	R: 0 E: 0 K: 1 S: 5 H: 0 LOB: 1 BB: 1 P: 9	R: 0 E: 0 K: 1 S: 6 H: 1 LOB: 1 BB: 0 P: 6	R: 0 E: 0 K: 0 S: 3 H: 1 LOB: 0 BB: 0 P: 3	R: 0 E: 1 K: 1 S: 6 H: 0 LOB: 2 BB: 1 P: 10	R: 0 E: 0 K: 0 S: 4 H: 1 LOB: 1 BB: 0 P: 4	R: 0 E: 0 K: 0 S: 0 H: 0 LOB: 1 BB: 1 P: 4				1B: 2 2B: 1 3B: 0 HR: 0 SF: 0 SAC: 0 DP: 1 HBP: 0						

	AB	18
	R	0
	H	3
	RBI	0
	BB	3
	SO	3
	LOB	11

WP: 0 PA: 21
PB: 0
SB: 0
CS: 0

PITCHER	IP	WLS	BF	H	R	ER	SO	BB	IBB	HBP	BLK	WP	HR	S	P	ERA	WHIP
Jim Umbarger, L (1, 1) ERA: 3.33	5.0	W	21	3	0	0	3	3	0	0	0	0	0	24	36	0.00	1.200

PITCHER	IP	WLS	BF	H	R	ER	SO	BB	IBB	HBP	BLK	WP	HR	S	P	ERA	WHIP

Batter	1	2	3	4	5	6	7	8	9	AB	R	H	RBI	BB	SO	LOB
Dave Moates, L (1, 8) OBP: 0.182, SLG: 0.200	4-3	BB, BB, 1-H, 2-H, 2B	4-3		K					4	1	1	2	0	1	0
Mike Cubbage, L (1, 10) OBP: 0.435, SLG: 0.235	F8	1-3	4-3							3	0	0	0	0	0	1
Mike Hargrove, L (1, 3) OBP: 0.394, SLG: 0.454	1B, BB	BB, BB, 2B, BB	6-3							1	1	0	0	2	0	0
Toby Harrah, R (1, 6) OBP: 0.437, SLG: 0.477	1-2, 1B	BB, 1-2, 2-3, 2B, BB		4-3						2	1	1	0	1	0	0
Jeff Burroughs, R (1, 9) OBP: 0.315, SLG: 0.437	K	1-2, 2-3, 3-H, 2B, BB		FC5-4, 1B						2	1	1	1	1	1	2
Roy Howell, L (1, 5) OBP: 0.320, SLG: 0.373	BB, HR, 1-H, 2-H, 3-H, 2B			FC5-4, 1-2f						2	2	1	3	1	0	1
Tom Grieve, R (1, 7) OBP: 0.286, SLG: 0.457	FC1-5, 1-H, 2B, HR, 2-H			F9						3	1	2	3	0	0	1
Roy Smalley, S (1, 4) OBP: 0.367, SLG: 0.252	BB, FC1-5, 2B, BB				F8					1	1	0	0	2	0	0
Bill Fahey, L (1, 2) OBP: 0.333, SLG: 0.273	FC1-5, 1-2, 2-3f, 2B	G3			4-3					3	1	0	0	0	0	3
Inning Stats	R: 0 E: 0 K: 1 S: 6 H: 1 LOB: 2 BB: 1 P: 10	R: 9 E: 0 K: 0 S: 7 H: 4 LOB: 1 BB: 6 P: 31	R: 0 E: 0 K: 0 S: 3 H: 0 LOB: 0 BB: 0 P: 3	R: 0 E: 0 K: 0 S: 4 H: 1 LOB: 1 BB: 0 P: 4	R: 0 E: 0 K: 1 S: 5 H: 0 LOB: 0 BB: 0 P: 5					1B: 2 2B: 3 3B: 0 HR: 1 SF: 0 SAC: 0 DP: 0 HBP: 0							

PITCHER		IP	WLS	BF	H	R	ER	SO	BB	IBB	HBP	BLK	WP	HR	S	P	ERA	WHIP
Nolan Ryan, R ERA: 4.59	(1, 1)	1.2	L	14	3	7	7	1	6	0	0	0	0	0	10	34	37.80	5.400
Andy Hassler, L ERA: 5.84	(2, 1)	3.1		14	3	2	2	1	1	0	0	0	0	1	15	19	5.40	1.200

PITCHER	IP	WLS	BF	H	R	ER	SO	BB	IBB	HBP	BLK	WP	HR	S	P	ERA	WHIP

BOTTOM

California Angels @ Texas Rangers

Arlington Stadium, Arlington, TX

Sun May 23 1976, 8:05 PM EDT

Att. 22,403 - Unknown

livebaseballscorecards.com

AB	21
R	9
H	6
RBI	9
BB	7
SO	2
LOB	8

WP: 0 PA: 28
PB: 0
SB: 0
CS: 0

Batter	1	2	3	4	5	6	7	8	9	AB	R	H	RBI	BB	SO	LOB
Jim Wohlford, R (1, 7) OBP: 0.255, SLG: 0.269	E6	E S 1B 1B		6-3 1-2 2-3	F9		F8		4-3	6	2	1	0	0	0	5
Amos Otis, R (1, 8) OBP: 0.392, SLG: 0.574	HR 3-H 2B	1-H 1B		S 1B 2-3 3-H 1B	5-3 2-3		F8			5	2	3	3	0	0	1
George Brett, L (1, 5) OBP: 0.404, SLG: 0.471	HR 2-H	F8		P4	G3			G3		5	1	1	2	0	0	4
John Mayberry, L (1, 3) OBP: 0.351, SLG: 0.386	P6	G3		E 1B 1-H 3-H 1B		L8		F9		5	1	1	2	0	0	1
Hal McRae, R (1, 10) OBP: 0.370, SLG: 0.462	HR	B B B B G4-6-3 BB		E5 1B 1-2 E		WP E 2B		F8		4	3	2	1	1	0	1
Al Cowens, R (1, 9) OBP: 0.271, SLG: 0.311	3-1	G4-6-3 1-2f		E 1-3 2-H 1B		S S S K 2-3			4-3	5	1	1	1	0	1	2
Frank White, R (1, 4) OBP: 0.303, SLG: 0.317	HR	1-3		P4 2-H 3-H		E3 3-H			S S S K	5	1	1	1	0	1	0
Freddie Patek, R (1, 6) OBP: 0.405, SLG: 0.423	S S S K		B B B B 6-3 SH 1B BB	B B B B S 2B BB		F3			H 1B HBP	2	2	0	0	2	1	1
Bob Stinson, S (1, 2) OBP: 0.378, SLG: 0.342		F8		SH 1B 6-3 1-2 1B	5-3 1-H 2B		S S S K		1-3 1B	4	1	2	1	0	1	0

Kansas City Royals @ Texas Rangers

Arlington Stadium, Arlington, TX

Mon May 24 1976, 8:05 PM EDT

Att. 12,751 - Unknown

TOP

livebaseballscorecards.com

	AB	R	H	RBI	BB	SO	LOB
	41	14	12	11	3	4	15

Inning Stats	1	2	3	4	5	6	7	8	9	1B	SF	WP	PA
R	5	1	0	6	1	1	0	0	0	6	0	1	46
E	1	0	0	3	0	1	0	0	0	2B 3	SAC 1	PB 0	
K	1	0	0	0	0	1	1	0	1	3B 0	DP 1	SB 3	
S	10	5	2	8	4	7	5	3	6	HR 3	HBP 1	CS 0	
H	4	2	0	3	1	1	0	0	1				
LOB	0	1	1	0	1	1	0	0	2				
BB	0	0	1	1	1	0	0	0	0				
P	10	5	6	12	8	7	5	3	7				

PITCHER		IP	WLS	BF	H	R	ER	SO	BB	IBB	HBP	BLK	WP	HR	S	P	ERA	WHIP
Steve Barr, L (1, 1) ERA: 4.32		0.1	L	5	3	4	3	0	0	0	0	0	0	2	5	5	81.00	9.000
Stan Perzanowski, R (1, 1) ERA: 8.38		3.0		15	4	5	3	1	2	0	0	0	0	1	15	23	9.00	2.000
Steve Hargan, R (4, 1) ERA: 1.77		5.2		26	5	5	1	3	1	0	1	0	1	0	30	35	1.59	1.059

PITCHER	IP	WLS	BF	H	R	ER	SO	BB	IBB	HBP	BLK	WP	HR	S	P	ERA	WHIP

BOTTOM

Kansas City Royals @ Texas Rangers

Arlington Stadium, Arlington, TX

Mon May 24 1976, 8:05 PM EDT

Att. 12,751 - Unknown

Batter	1	2	3	4	5	6	7	8	9	AB	R	H	RBI	BB	SO	LOB
Dave Moates, L (1, 8) OBP: 0.286, SLG: 0.360	4-3 2B	4-3	G3			G3-6-3 1B		BB	1-H 2-H 2B	5	0	3	2	1	0	4
Mike Cubbage, L (1, 10) Gene Clines, R (8, PH) OBP: 0.217, SLG: 0.227	4-3 2-3		2B 1B BB	F8		G3-6-3 1-2f		L1-3	L4	3 2	1 0	0 0	0 0	1 0	0 0	2 3
Mike Hargrove, L (1, 3) OBP: 0.401, SLG: 0.459	K		1B 1B 2B 1-3	1B BB		K			WP 1B 2B BB	3	2	1	0	2	2	1
Toby Harrah, R (1, 6) OBP: 0.443, SLG: 0.482 Ken Pape, R (9, PR) OBP: 0.250, SLG: 0.250	6-3		1B 2B 1B 2-3 3-H	G6-4-3 1B 1-3			F7		WP 2B 1B 1-2	5 0	1 1	3 0	1 0	0 0	0 0	1 0
Jeff Burroughs, R (1, 9) OBP: 0.318, SLG: 0.443		E 2B	2B SF7 1B 1-2 3-H	G6-4-3 1-2f			F8		F8	5	2	2	1	0	0	4
Roy Howell, L (1, 5) OBP: 0.323, SLG: 0.390		K	2B 1-3 2-H		G1		1-4-3		1B 2B 1-H 2-H	5	1	2	3	0	1	1
Tom Grieve, R (1, 7) OBP: 0.290, SLG: 0.459		E7 1B 1B 2-H	SF7 3-H		F9			K	E 2B 1B 2-H	4	1	2	2	0	1	0
Roy Smalley, S (1, 4) OBP: 0.368, SLG: 0.287		K	F9		1B			HR	E4 2B 1-2	5	2	2	1	0	1	3
Jim Sundberg, R (1, 2) OBP: 0.196, SLG: 0.237		1B 1-2	BB		F9			6-3	K	4	0	1	0	1	1	3
Inning Stats	R: 0 E: 0 K: 1 S: 6 H: 1 LOB: 1 BB: 0 P: 6	R: 1 E: 1 K: 2 S: 10 H: 3 LOB: 2 BB: 0 P: 10	R: 4 E: 0 K: 0 S: 7 H: 4 LOB: 2 BB: 2 P: 15	R: 0 E: 0 K: 0 S: 3 H: 1 LOB: 1 BB: 1 P: 7	R: 0 E: 0 K: 0 S: 4 H: 1 LOB: 1 BB: 0 P: 4	R: 0 E: 0 K: 1 S: 5 H: 1 LOB: 0 BB: 0 P: 5	R: 0 E: 0 K: 0 S: 3 H: 0 LOB: 0 BB: 0 P: 3	R: 1 E: 0 K: 1 S: 6 H: 1 LOB: 1 BB: 1 P: 10	R: 5 E: 1 K: 1 S: 10 H: 4 LOB: 2 BB: 1 P: 14	1B: 9 2B: 6 3B: 0 HR: 1 SF: 1 SAC: 0 DP: 2 HBP: 0							

livebaseballscorecards.com

AB	41
R	11
H	16
RBI	10
BB	5
SO	6
LOB	22

WP: 1 PB: 0 SB: 0 CS: 0 PA: 47

PITCHER		IP	WLS	BF	H	R	ER	SO	BB	IBB	HBP	BLK	WP	HR	S	P	ERA	WHIP
Doug Bird, R ERA: 4.14	(1, 1)	2.0		14	7	5	5	3	1	0	0	0	0	0	19	23	22.50	4.000
Steve Mingori, L ERA: 1.93	(3, 1)	5.0	W	19	4	0	0	1	2	0	0	0	0	0	19	27	0.00	1.200
Tom Hall, L ERA: 3.38	(8, 1)	1.0		5	1	1	1	1	1	0	0	0	0	1	6	10	9.00	2.000
Larry Gura, L ERA: 20.25	(9, 1)	0.1		5	3	4	3	0	1	0	0	0	1	0	4	8	81.00	12.000
Marty Pattin, R ERA: 2.55	(9, 1)	0.2		4	1	1	0	1	0	0	0	0	0	0	6	6	0.00	1.500

PITCHER	IP	WLS	BF	H	R	ER	SO	BB	IBB	HBP	BLK	WP	HR	S	P	ERA	WHIP

Kansas City Royals @ Texas Rangers

Arlington Stadium, Arlington, TX

Wed May 26 1976, 4:33 AM EDT

Unknown

TOP

livebaseballscorecards.com

Batter	1	2	3	4	5	6	7	8	9	AB	R	H	RBI	BB	SO	LOB
Tom Poquette, L (1, 7) OBP: 0.368, SLG: 0.500	1-3		1B	F9		1B 1-3 1B		K	F9	4	1	2	0	0	0	2
Cookie Rojas, R (7, 4) OBP: 0.342, SLG: 0.303										2	0	0	0	0	1	1
Amos Otis, R (1, 8) OBP: 0.390, SLG: 0.585	F8		L1		HR	1-H 3-H 1B		2-H E5	F9	6	1	2	3	0	0	1
George Brett, L (1, 5) OBP: 0.397, SLG: 0.468	6-3			1B 2B	F7	4-3		G3		5	1	1	0	0	0	2
Jamie Quirk, L (9, 5) OBP: 0.333, SLG: 0.333										0	0	0	0	0	0	0
John Mayberry, L (1, 3) OBP: 0.359, SLG: 0.397		K		K	WP 1B 2B		G6-3 BB 1B		1B 2B BB	4	2	2	0	1	2	1
Tony Solaita, L (9, 3) OBP: 0.346, SLG: 0.462										0	0	0	0	0	0	0
Hal McRae, R (1, 10) OBP: 0.380, SLG: 0.467	F7			1B S 2-H 1B	G6-4-3 2-H 1B		4-0 G6-3 1-2 BB		2B 1-2 1B	3	1	2	2	1	0	0
Davey Nelson, R (7, PR) OBP: 0.455, SLG: 0.556										1	0	1	0	0	0	0
Al Cowens, R (1, 9) OBP: 0.282, SLG: 0.329	CS 1B			S 1-3 1B	G6-4-3 1-2f		G6-3 1-2f 2-3		1B 1-3 2-H 2B	5	2	3	1	0	0	3
Frank White, R (1, 4) OBP: 0.298, SLG: 0.311	CS 1-2	K	K		4-3	5-3		1B HR 2-3 1B		5	1	1	0	0	2	4
(7, 6)																
Freddie Patek, R (1, 6) OBP: 0.419, SLG: 0.462			HR	1B 1-H 3-H 1B		CS BB		WP 1-3 E 1B	HR 1-2 3-H 1B	2	1	2	2	1	0	0
Jim Wohlford, R (7, 7) OBP: 0.281, SLG: 0.296										2	2	2	1	0	0	0
Bob Stinson, S (1, 2) OBP: 0.400, SLG: 0.442			K	1-3 1B		1B 1-2 1B		1-3 1-2	1-H 2-H HR	5	2	3	3	0	1	1

	AB	44
	R	14
	H	21
	RBI	12
	BB	3
	SO	6
	LOB	15

Inning Stats																																		
	R: 0	H: 0		R: 0	H: 1		R: 1	H: 2		R: 3	H: 5		R: 2	H: 3		R: 2	H: 3		R: 0	H: 1		R: 1	H: 1		R: 5	H: 5		1B: 15	SF: 0		WP: 2	PA: 48		
	E: 0	LOB: 0		E: 0	LOB: 0		E: 0	LOB: 1		E: 0	LOB: 2		E: 0	LOB: 0		E: 0	LOB: 1		E: 0	LOB: 2		E: 1	LOB: 1		E: 0	LOB: 0		2B: 3	SAC: 0		PB: 0			
	K: 0	BB: 0		K: 1	BB: 0		K: 2	BB: 0		K: 2	BB: 0		K: 0	BB: 0		K: 0	BB: 1		K: 0	BB: 1		K: 1	BB: 0		K: 0	BB: 1		3B: 0	DP: 2		SB: 2			
	S: 3	P: 3		S: 5	P: 5		S: 9	P: 9		S: 12	P: 12		S: 5	P: 5		S: 5	P: 9		S: 3	P: 7		S: 7	P: 7		S: 7	P: 11		HR: 3	HBP: 0		CS: 2			

PITCHER		IP	WLS	BF	H	R	ER	SO	BB	IBB	HBP	BLK	WP	HR	S	P	ERA	WHIP
Gaylord Perry, R ERA: 3.89	(1, 1)	3.2	L	18	8	4	4	5	0	0	0	0	0	1	28	28	9.82	2.182
Stan Perzanowski, R ERA: 10.03	(4, 1)	2.0		10	5	4	4	0	1	0	0	0	1	1	9	13	18.00	3.000
Steve Barr, L ERA: 5.4	(6, 1)	3.1		19	8	6	5	1	2	0	0	0	1	1	19	27	13.50	3.000

PITCHER	IP	WLS	BF	H	R	ER	SO	BB	IBB	HBP	BLK	WP	HR	S	P	ERA	WHIP

Batter	1	2	3	4	5	6	7	8	9	AB	R	H	RBI	BB	SO	LOB
Dave Moates, L (1, 8) OBP: 0.281, SLG: 0.345	BB, 1B		P4			K		F9		4	0	1	0	0	1	2
Mike Cubbage, L (1, 10) OBP: 0.419, SLG: 0.250	K		1B			FC6-4, 1B		K		4	0	2	0	0	2	3
Mike Hargrove, L (1, 3) OBP: 0.404, SLG: 0.456	BB		F7			P6		1B, 1B		3	0	1	1	1	0	2
Toby Harrah, R (1, 6) OBP: 0.438, SLG: 0.475	K			K		FC6-4		1B		4	0	1	1	0	2	3
Jeff Burroughs, R (1, 9) OBP: 0.310, SLG: 0.431	K			5-3			K	F7		4	0	0	0	0	2	4
Roy Howell, L (1, 5) OBP: 0.324, SLG: 0.389 Ken Pape, R (8, 5) OBP: 0.200, SLG: 0.200		G6-4-3, 1B		4-3			6-3		F7	3 1	0 0	1 0	0 0	0 0	0 0	0 0
Tom Grieve, R (1, 7) OBP: 0.282, SLG: 0.445		G6-4-3			F9		6-3		2-3	4	0	0	0	0	0	1
Roy Smalley, S (1, 4) OBP: 0.365, SLG: 0.279		4-3			L4			BB, 1B	1-3	3	1	0	0	1	0	0
Jim Sundberg, R (1, 2) OBP: 0.200, SLG: 0.232			F9		6-3			1B, 1B		2	1	0	0	1	0	0
Inning Stats	R: 0 E: 0 K: 3 S: 10 H: 1 LOB: 2 BB: 1 P: 14	R: 0 E: 0 K: 0 S: 3 H: 1 LOB: 0 BB: 0 P: 3	R: 0 E: 0 K: 0 S: 4 H: 1 LOB: 1 BB: 0 P: 4	R: 0 E: 0 K: 1 S: 5 H: 0 LOB: 0 BB: 0 P: 5	R: 0 E: 0 K: 0 S: 3 H: 0 LOB: 0 BB: 0 P: 3	R: 0 E: 0 K: 1 S: 6 H: 1 LOB: 1 BB: 0 P: 6	R: 0 E: 0 K: 1 S: 5 H: 0 LOB: 0 BB: 0 P: 5	R: 2 E: 0 K: 1 S: 7 H: 2 LOB: 2 BB: 2 P: 15	R: 0 E: 0 K: 0 S: 3 H: 0 LOB: 0 BB: 0 P: 3	1B: 6 2B: 0 3B: 0 HR: 0	SF: 0 SAC: 0 DP: 1 HBP: 0						

PITCHER	IP	WLS	BF	H	R	ER	SO	BB	IBB	HBP	BLK	WP	HR	S	P	ERA	WHIP
Dennis Leonard, R (1, 1) ERA: 3.11	9.0	W	35	6	2	2	7	3	0	0	0	0	0	46	58	2.00	1.000

PITCHER	IP	WLS	BF	H	R	ER	SO	BB	IBB	HBP	BLK	WP	HR	S	P	ERA	WHIP

BOTTOM

Kansas City Royals @ Texas Rangers

Arlington Stadium, Arlington, TX

Wed May 26 1976, 4:33 AM EDT

Unknown

livebaseballscorecards.com

AB	32
R	2
H	6
RBI	2
BB	3
SO	7
LOB	15

1B: 6	SF: 0	WP: 0	PA: 35
2B: 0	SAC: 0	PB: 0	
3B: 0	DP: 1	SB: 0	
HR: 0	HBP: 0	CS: 0	

Batter	1	2	3	4	5	6	7	8	9	10	AB	R	H	RBI	BB	SO	LOB
Tom Poquette, L (1, 7) (3, 9) OBP: 0.397, SLG: 0.551	L6-3 1B		K			1B		1B 1-3 3-H 2B		CS 2B	5	0	4	1	0	1	1
Amos Otis, R (1, 8) OBP: 0.387, SLG: 0.581	L6-3 1-2			F5		K		F9		1-3 2-3	1	0	0	0	0	0	1
Jim Wohlford, R (3, 7) OBP: 0.262, SLG: 0.276				1B SF7-5-4-3 1B							4	0	0	0	0	1	5
George Brett, L (1, 5) OBP: 0.398, SLG: 0.466	4-1					F7		2-3 3-H 1B		F8	5	1	2	1	0	0	1
John Mayberry, L (1, 3) OBP: 0.363, SLG: 0.396		F5		SF7-5-4-3 1-3 1B			L8		E 1B BB		3	0	1	0	1	0	0
Davey Nelson, R (9, PR) (9, 4) OBP: 0.455, SLG: 0.556											0	1	0	0	0	0	0
Hal McRae, R (1, 10) OBP: 0.370, SLG: 0.457		F8		SF7-5-4-3 1-2 3-H			6-3		E6 SH5-4 1-3 1B G5-2-3		3	0	0	1	0	0	1
Al Cowens, R (1, 9) (3, 8) OBP: 0.281, SLG: 0.326		F4			6-3		L8		SH5-4 1-2 3-H 1B		4	0	1	1	0	0	0
Frank White, R (1, 4) OBP: 0.293, SLG: 0.306			5-3		5-3			5-3	SH5-4 1-2 2-3		2	0	0	0	0	0	0
Cookie Rojas, R (8, PH) (8, 4) (9, 3) OBP: 0.333, SLG: 0.294											1	0	0	0	0	0	0
Freddie Patek, R (1, 6) OBP: 0.422, SLG: 0.459			6-3		F9			1B 2B 1B	IBB		3	1	1	0	1	0	0
Bob Stinson, S (1, 2) OBP: 0.404, SLG: 0.444						K		2B 1-3 1B	G5-2-3 3-Hf		2	0	1	0	0	1	0
Tony Solaita, L (8, PH) OBP: 0.370, SLG: 0.481											1	0	1	0	0	0	0
John Wathan, R (8, PR) (8, 2)			1B								1	1	0	0	0	0	3
Inning Stats	R: 0 E: 0 K: 0 S: 3 H: 1 LOB: 0 BB: 0 P: 3	R: 0 E: 0 K: 0 S: 3 H: 0 LOB: 0 BB: 0 P: 3	R: 0 E: 0 K: 1 S: 6 H: 1 LOB: 1 BB: 0 P: 6	R: 1 E: 0 K: 0 S: 4 H: 2 LOB: 0 BB: 0 P: 4	R: 0 E: 0 K: 0 S: 3 H: 0 LOB: 0 BB: 0 P: 3	R: 0 E: 0 K: 2 S: 8 H: 1 LOB: 1 BB: 0 P: 8	R: 0 E: 0 K: 0 S: 3 H: 0 LOB: 0 BB: 0 P: 3	R: 2 E: 0 K: 0 S: 6 H: 4 LOB: 3 BB: 0 P: 6	R: 1 E: 1 K: 0 S: 4 H: 1 LOB: 2 BB: 2 P: 12	R: 0 E: 0 K: 0 S: 3 H: 1 LOB: 0 BB: 0 P: 3	1B: 9 2B: 4 3B: 0 HR: 0	SF: 1 SAC: 1 DP: 3 HBP: 0						

PITCHER	IP	WLS	BF	H	R	ER	SO	BB	IBB	HBP	BLK	WP	HR	S	P	ERA	WHIP
Nelson Briles, R (1, 1) ERA: 3.16	7.1		28	8	3	3	3	0	0	0	0	0	0	34	34	3.68	1.091
Joe Hoerner, L (8, 1) ERA: 3.18	0.2		3	1	1	0	0	1	0	0	0	0	0	2	6	0.00	3.000
Steve Foucault, R (9, 1) ERA: 0.89	2.0	W	8	2	0	0	0	0	1	0	0	0	0	7	11	0.00	1.000

PITCHER	IP	WLS	BF	H	R	ER	SO	BB	IBB	HBP	BLK	WP	HR	S	P	ERA	WHIP

TOP

Kansas City Royals @ Texas Rangers

Arlington Stadium, Arlington, TX

Wed May 26 1976, Postponed
Att. 16,510 - Unknown

livebaseballscorecards.com

AB	35
R	4
H	11
RBI	4
BB	2
SO	3
LOB	12

WP: 0	PA: 39		
PB: 0			
SB: 0			
CS: 1			

Batter	1	2	3	4	5	6	7	8	9	10	AB	R	H	RBI	BB	SO	LOB
Dave Moates, L (1, 8) (9, 9) OBP: 0.243, SLG: 0.294	3-1		6-3	K			F5		4-3		5	0	0	0	0	1	1
Mike Cubbage, L (1, 10) OBP: 0.382, SLG: 0.222	G3		F8		F6		L9 2B		FC3-6 1B		3	0	0	0	0	0	0
Jim Fregosi, R (7, PH) OBP: 0.333, SLG: 0.308											2	0	2	0	0	0	0
Mike Hargrove, L (1, 3) OBP: 0.397, SLG: 0.442	F8		BB		F7		L9 2-3		FC3-6 FC6-4 1-2f		4	0	0	0	1	0	2
Toby Harrah, R (1, 6) OBP: 0.423, SLG: 0.455		6-3	4-3		5-3		1-3		FC6-4 1-2f		5	0	0	0	0	0	3
Jeff Burroughs, R (1, 9) OBP: 0.314, SLG: 0.435		F8		6-3		G3 SF9 2B		1B 1B G3-2-3 BB		F4	3	1	1	0	1	0	0
Juan Beniquez, R (8, PR) OBP: 0.260, SLG: 0.296											1	0	0	0	0	0	0
Roy Howell, L (1, 5) OBP: 0.340, SLG: 0.427		1B 2B		HR 2B		G3 2-3		G3-2-3 1B 1-2		E 1B 2B	5	3	4	0	0	0	1
Tom Grieve, R (1, 7) OBP: 0.293, SLG: 0.471		1B BB		HR 2-H		SF9 3-H		G3-2-3 1-2 2-3		E6 1B IBB 2-3	3	1	2	3	1	0	1
Roy Smalley, S (1, 4) OBP: 0.380, SLG: 0.296		1-3 2-H 1B		FC4-6 1B		S 1B		G3-2-3 1-2 2-3 3-Hf		1B IBB 1-2	4	0	3	1	1	0	3
Bill Fahey, L (1, 2) OBP: 0.250, SLG: 0.200	K			FC4-6 1-2f		F4 1-2		G3		1B 1-2 2-3 3-H	4	0	0	0	0	1	7
Jim Sundberg, R (9, 2) OBP: 0.208, SLG: 0.240											1	0	1	1	0	0	0
Inning Stats	R: 0 E: 0 K: 0 S: 3 H: 0 LOB: 0 BB: 0 P: 3	R: 1 E: 0 K: 1 S: 7 H: 2 LOB: 2 BB: 1 P: 11	R: 0 E: 0 K: 0 S: 3 H: 0 LOB: 1 BB: 1 P: 7	R: 2 E: 0 K: 1 S: 8 H: 3 LOB: 1 BB: 0 P: 8	R: 0 E: 0 K: 0 S: 3 H: 0 LOB: 0 BB: 0 P: 3	R: 1 E: 0 K: 0 S: 5 H: 2 LOB: 1 BB: 0 P: 5	R: 0 E: 0 K: 0 S: 4 H: 1 LOB: 1 BB: 0 P: 4	R: 0 E: 0 K: 0 S: 4 H: 2 LOB: 3 BB: 1 P: 8	R: 0 E: 0 K: 0 S: 4 H: 1 LOB: 1 BB: 0 P: 4	R: 1 E: 1 K: 0 S: 4 H: 2 LOB: 3 BB: 1 P: 8	1B: 7 2B: 5 3B: 0 HR: 1	SF: 1 SAC: 0 DP: 1 HBP: 0					

PITCHER		IP	WLS	BF	H	R	ER	SO	BB	IBB	HBP	BLK	WP	HR	S	P	ERA	WHIP
Al Fitzmorris, R ERA: 3.72	(1, 1)	5.2		26	7	4	4	2	2	0	0	0	0	1	28	36	6.35	1.588
Tom Hall, L ERA: 3.09	(6, 1)	1.0		4	1	0	0	0	0	0	0	0	0	0	4	4	0.00	1.000
Mark Littell, R ERA: 0.79	(7, 1)	2.1		10	3	0	0	0	1	0	0	0	0	0	9	13	0.00	1.714
Marty Pattin, R ERA: 3.0	(10, 1)	0.1	L	5	2	1	1	0	0	1	0	0	0	0	4	8	27.00	6.000

PITCHER	IP	WLS	BF	H	R	ER	SO	BB	IBB	HBP	BLK	WP	HR	S	P	ERA	WHIP

BOTTOM

Kansas City Royals @ Texas Rangers

Arlington Stadium, Arlington, TX

Wed May 26 1976, Postponed
Att. 16,510 - Unknown

livebaseballscorecards.com

AB	40
R	5
H	13
RBI	5
BB	4
SO	2
LOB	18

WP: 0 PB: 0 SB: 1 CS: 0

PA: 45

Kansas City Royals @ Texas Rangers

Arlington Stadium, Arlington, TX

Thu May 27 1976, 8:05 PM EDT

Att. 14,755 - Unknown

livebaseballscorecards.com

TOP

Batter	1	2	3	4	5	6	7	8	9	AB	R	H	RBI	BB	SO	LOB
Tom Poquette, L (1, 7) OBP: 0.403, SLG: 0.562	0-0 E9 WP 2B	0-0 3-H 1B		0-0 ② 4-3 2-3			0-0 ① 4-3		0-0 1B 2B	4	1	2	1	0	0	1
Cookie Rojas, R (9, PH) OBP: 0.350, SLG: 0.343										1	1	1	0	0	0	0
Amos Otis, R (1, 8) OBP: 0.394, SLG: 0.586	B B B B 4-0 FC6-5 1B 3-H BB	S S S 0-3 ② K		0-0 ③ 6-3			0-0 2B		0-0 2-H 1B	4	0	2	1	1	1	2
George Brett, L (1, 5) OBP: 0.398, SLG: 0.470	0-0 F8 FC6-5 1B 1-2 1B	S S S 0-3 ③ K			0-0 2B		0-0 ② F7		0-0 ③ P3	5	1	2	0	0	1	3
John Mayberry, L (1, 3) OBP: 0.360, SLG: 0.391	0-0 ① FC6-5 1B 1-2 2-3f		0-0 FC5-4 1B		0-0 ① F8		0-0 ③ P4			4	0	1	0	0	0	4
Hal McRae, R (1, 10) OBP: 0.361, SLG: 0.444	0-0 ② F8 2-3		0-0 ① F2		S S S 0-3 ② K			0-0 ① F8		4	0	0	0	0	1	4
Al Cowens, R (1, 9) OBP: 0.280, SLG: 0.324	0-0 1-2 3-H 1B		0-0 ② FC5-4 1-2f		0-0 ③ F8			0-0 ② 4-3		4	0	1	1	0	0	2
Frank White, R (1, 4) OBP: 0.283, SLG: 0.295	0-0 ③ 4-3		0-0 ③ F8			0-0 ① F9		0-0 ③ 4-3		4	0	0	0	0	0	3
Freddie Patek, R (1, 6) OBP: 0.424, SLG: 0.455		0-0 4-3 S 1B 1B		B B B B 4-0 4-3 BLK BB		S S S 0-3 ② K			0-0 ① F7	3	1	1	0	1	1	0
Bob Stinson, S (1, 2) OBP: 0.382, SLG: 0.417		0-0 ① 4-3 1-3		0-0 ① P6 1-2		0-0 ③ F7			0-0 ② P5	3	0	0	0	0	0	2
Jim Wohlford, R (9, PH) OBP: 0.258, SLG: 0.271										1	0	0	0	0	0	0

Inning Stats										
	R: 2	H: 3	R: 1	H: 2	R: 0	H: 1	R: 0	H: 0	R: 0	H: 1
	E: 1	LOB: 2	E: 0	LOB: 1	E: 0	LOB: 1	E: 0	LOB: 1	E: 0	LOB: 0
	K: 0	BB: 1	K: 2	BB: 0	K: 0	BB: 0	K: 1	BB: 0	K: 1	BB: 0
	S: 6	P: 10	S: 9	P: 9	S: 4	P: 4	S: 3	P: 7	S: 6	P: 6
	R: 0	H: 1	R: 0	H: 0	R: 0	H: 1	R: 0	H: 0	R: 1	H: 2
	E: 0	LOB: 0	E: 0	LOB: 1	E: 0	LOB: 1	E: 0	LOB: 0	E: 0	LOB: 1
	K: 0	BB: 0	K: 1	BB: 0	K: 0	BB: 0	K: 1	BB: 0	K: 0	BB: 0
	S: 5	P: 5	S: 4	P: 4	S: 3	P: 3	S: 5	P: 5		

Batter	1	2	3	4	5	6	7	8	9	AB	R	H	RBI	BB	SO	LOB
Juan Beniquez, R (1, 8) OBP: 0.269, SLG: 0.313	FC4-6 1B		G4-6-3 1-2f		SH3-4 1-2		5-3-4 2B			3	0	2	0	0	0	1
Roy Smalley, S (1, 4) OBP: 0.377, SLG: 0.288	F8			F9	BB BB		5-3-4 2-3f			3	0	0	0	1	0	2
Mike Hargrove, L (1, 3) OBP: 0.406, SLG: 0.447	FC4-6 1-2f			E 1B	FC6-4 1-2 2-3 BB			1B SF8 1B		3	2	2	0	1	0	1
Toby Harrah, R (1, 6) OBP: 0.418, SLG: 0.449	P5			E5 1-H 1B	L6			SF8 1-3 1B 1B		4	2	1	0	0	0	4
Jeff Burroughs, R (1, 9) OBP: 0.313, SLG: 0.430		L1		HR 2-H 1B	FC6-4 1-2f			F3		4	1	1	1	0	0	5
Dave Moates, L (9, 9) OBP: 0.243, SLG: 0.294										0	0	0	0	0	0	0
Tom Grieve, R (1, 7) OBP: 0.285, SLG: 0.462		K		P5		6-3		SF8 1-2 3-H		3	0	0	1	0	1	1
Jim Fregosi, R (1, 10) OBP: 0.353, SLG: 0.433		K		HR 1-H		6-3		1B 2-H		4	1	2	3	0	1	0
Roy Howell, L (1, 5) OBP: 0.331, SLG: 0.415			K	F8		3-1		K		4	0	0	0	0	2	1
Jim Sundberg, R (1, 2) OBP: 0.220, SLG: 0.245			G4-6-3 BB		BB SH3-4 1B		F8			2	0	1	0	1	0	0
Inning Stats	R: 0 E: 0 K: 0 S: 4 H: 1 LOB: 1 BB: 0 P: 4	R: 0 E: 0 K: 2 S: 7 H: 0 LOB: 0 BB: 0 P: 7	R: 0 E: 0 K: 1 S: 4 H: 0 LOB: 0 BB: 1 P: 8	R: 4 E: 1 K: 0 S: 7 H: 3 LOB: 0 BB: 0 P: 7	R: 0 E: 0 K: 0 S: 4 H: 1 LOB: 3 BB: 2 P: 12	R: 0 E: 0 K: 0 S: 3 H: 0 LOB: 0 BB: 0 P: 3	R: 0 E: 0 K: 0 S: 3 H: 1 LOB: 0 BB: 0 P: 3	R: 2 E: 0 K: 1 S: 8 H: 3 LOB: 1 BB: 0 P: 8		1B: 7 2B: 2 3B: 0 HR: 1	SF: 1 SAC: 1 DP: 2 HBP: 0						

PITCHER		IP	WLS	BF	H	R	ER	SO	BB	IBB	HBP	BLK	WP	HR	S	P	ERA	WHIP
Paul Splittorff, L ERA: 4.26	(1, 1)	7.0	L	31	8	6	2	3	3	0	0	0	0	1	34	46	2.57	1.571
Mark Littell, R ERA: 0.77	(8, 1)	0.2		3	1	0	0	0	0	0	0	0	0	0	3	3	0.00	1.500
Tom Hall, L ERA: 3.0	(8, 1)	0.1		1	0	0	0	1	0	0	0	0	0	0	3	3	0.00	0.000

PITCHER	IP	WLS	BF	H	R	ER	SO	BB	IBB	HBP	BLK	WP	HR	S	P	ERA	WHIP

BOTTOM

Kansas City Royals @ Texas Rangers

Arlington Stadium, Arlington, TX

Thu May 27 1976, 8:05 PM EDT

Att. 14,755 - Unknown

livebaseballscorecards.com

AB	30
R	6
H	9
RBI	5
BB	3
SO	4
LOB	15

1B: 7	SF: 1	WP: 0	PA: 35
2B: 2	SAC: 1	PB: 0	
3B: 0	DP: 2	SB: 0	
HR: 1	HBP: 0	CS: 0	

Batter	1	2	3	4	5	6	7	8	9	AB	R	H	RBI	BB	SO	LOB
Juan Beniquez, R (1, 8) OBP: 0.267, SLG: 0.303	BBBB 4-0 1B 1B BB	x 0-0 ① P5		x 0-0 ③ 4-3			SSS 0-3 ① K	x 0-0 ③ 6-3		4	1	0	0	1	1	2
Jim Fregosi, R (1, 10) OBP: 0.359, SLG: 0.394	x 0-0 ① F8	x 0-0 ② FC1-6 1B 1-2f			BBBB 4-0 G4-6-3 BB		BBBB 4-0 BB 1B BB		x 0-0 ① 6-3	3	0	0	0	2	0	2
Mike Hargrove, L (1, 3) OBP: 0.413, SLG: 0.453	x 0-0 1B HR 1-3 1B	x 0-0 FC6-4 1-2 1B			x 0-0 ① F7		x 0-0 BB 1-2 1B		x 0-0 ② L9	5	1	3	0	0	0	1
Toby Harrah, R (1, 6) OBP: 0.418, SLG: 0.443	x 0-0 HR 1-3 3-H 1B	x 0-0 ③ FC6-4 1-2f			x 0-0 ②③ G4-6-3 1-2f		x 0-0 ② F7		BBBB 4-0 BB	4	1	1	1	1	0	5
Jeff Burroughs, R (1, 9) OBP: 0.315, SLG: 0.445	x 0-0 1-H 3-H HR		x 0-0 ① 5-3			x 0-0 ① 6-3	BBBB 4-0 1-2 2-3 BB		x 0-0 ③ F9	4	1	1	3	1	0	1
Roy Howell, L (1, 5) OBP: 0.342, SLG: 0.420	BBBB 4-0 BB		x 0-0 G6-4-3 1B			x 0-0 1B 1B	x 0-0 ③ 6-3			3	0	2	0	1	0	3
Tom Grieve, R (1, 7) OBP: 0.290, SLG: 0.469	x 0-0 ② F9		x 0-0 ②③ G6-4-3 1-2f			x 0-0 IBB 1-2 1B		x 0-0 4-3 FC6-2 2B		4	0	2	0	0	0	2
Roy Smalley, S (1, 4) OBP: 0.373, SLG: 0.281	x 0-0 ③ 6-3			x 0-0 ① F8		4-0 ② 1-2 IBB		x 0-0 ① 4-3 2-3		3	0	0	0	1	0	2
Jim Sundberg, R (1, 2) OBP: 0.221, SLG: 0.245		x 0-0 FC1-6 1B		x 0-0 ② P4		SSS 0-3 ③ K		x 0-0 ② FC6-2 3-H		4	0	1	0	0	1	3
Inning Stats	R: 4 E: 0 K: 0 S: 6 H: 3 LOB: 1 BB: 2 P: 14	R: 0 E: 0 K: 0 S: 5 H: 2 LOB: 2 BB: 0 P: 5	R: 0 E: 0 K: 0 S: 3 H: 1 LOB: 0 BB: 0 P: 3	R: 0 E: 0 K: 0 S: 3 H: 0 LOB: 0 BB: 0 P: 3	R: 0 E: 0 K: 0 S: 2 H: 0 LOB: 0 BB: 1 P: 6	R: 0 E: 0 K: 1 S: 6 H: 2 LOB: 2 BB: 1 P: 10	R: 0 E: 0 K: 1 S: 6 H: 1 LOB: 3 BB: 2 P: 14	R: 0 E: 0 K: 0 S: 4 H: 1 LOB: 1 BB: 0 P: 4	R: 0 E: 0 K: 0 S: 3 H: 0 LOB: 1 BB: 1 P: 7	1B: 8 2B: 1 3B: 0 HR: 1 SF: 0 SAC: 0 DP: 2 HBP: 0						

PITCHER	IP	WLS	BF	H	R	ER	SO	BB	IBB	HBP	BLK	WP	HR	S	P	ERA	WHIP
Steve Luebber, R (1, 1) ERA: 5.97	6.2	L	32	9	4	4	2	5	1	0	0	0	1	30	54	5.40	2.100
Tom Burgmeier, L (7, 1) ERA: 0.77	1.1		5	1	0	0	0	0	0	0	0	0	0	5	5	0.00	0.750
Bill Campbell, R (9, 1) ERA: 2.68	1.0		4	0	0	0	0	1	0	0	0	0	0	3	7	0.00	1.000

PITCHER	IP	WLS	BF	H	R	ER	SO	BB	IBB	HBP	BLK	WP	HR	S	P	ERA	WHIP

TOP

Texas Rangers @ Minnesota Twins

Metropolitan Stadium, Bloomington , MI

Fri May 28 1976, 8:05 PM EDT

Att. 4,241 - Unknown - 60 F

livebaseballscorecards.com

AB	34
R	4
H	10
RBI	4
BB	7
SO	2
LOB	21

TEXAS RANGERS™

Batter	1	2	3	4	5	6	7	8	9	AB	R	H	RBI	BB	SO	LOB
Larry Hisle, R (1, 7) OBP: 0.337, SLG: 0.325	F8		K		K			BB 1B		4	0	1	0	0	2	2
Rod Carew, L (1, 3) OBP: 0.390, SLG: 0.381	F7			6-3		K		1-2 BB		3	0	0	0	1	1	0
Dan Ford, R (1, 9) OBP: 0.305, SLG: 0.464	5-3			6-3		L9		K		4	0	0	0	0	1	2
Craig Kusick, R (1, 10) OBP: 0.338, SLG: 0.453		L5-3 BB		1B 1B		5-3		K		3	0	1	0	1	1	2
Butch Wynegar, S (1, 2) OBP: 0.388, SLG: 0.464		L5-3 1-2		1B 1-2 1B			5-3		1B BB	3	0	1	0	1	0	1
Steve Brye, R (1, 8) OBP: 0.204, SLG: 0.200		5-3		1-2 2-H 1B			1B		F7	4	0	2	0	0	0	1
Dave McKay, S (1, 5) OBP: 0.280, SLG: 0.235			L7		L7		K		F9	4	0	0	0	0	1	2
Bob Randall, R (1, 4) OBP: 0.312, SLG: 0.265			1B		1B		P4		1-2 1B	4	0	3	0	0	0	1
Luis Gomez, R (1, 6) OBP: 0.238, SLG: 0.200 Jerry Terrell, R (8, PH) (9, 6) OBP: 0.229, SLG: 0.242			F8		F8			6-3	F7	2 2	0 0	0 0	0 0	0 0	0 0	2 2
Inning Stats	R: 0 E: 0 K: 0 S: 3 H: 0 LOB: 0 BB: 0 P: 3	R: 0 E: 0 K: 0 S: 2 H: 0 LOB: 0 BB: 1 P: 6	R: 0 E: 0 K: 1 S: 6 H: 1 LOB: 1 BB: 0 P: 6	R: 0 E: 0 K: 0 S: 5 H: 3 LOB: 2 BB: 0 P: 5	R: 0 E: 0 K: 1 S: 6 H: 1 LOB: 1 BB: 0 P: 6	R: 0 E: 0 K: 1 S: 5 H: 0 LOB: 0 BB: 0 P: 5	R: 0 E: 0 K: 1 S: 6 H: 1 LOB: 1 BB: 0 P: 6	R: 0 E: 0 K: 2 S: 8 H: 1 LOB: 2 BB: 1 P: 12	R: 0 E: 0 K: 0 S: 4 H: 1 LOB: 2 BB: 1 P: 8	1B: 8 2B: 1 3B: 0 HR: 0 SF: 0 SAC: 0 DP: 1 HBP: 0						

PITCHER	IP	WLS	BF	H	R	ER	SO	BB	IBB	HBP	BLK	WP	HR	S	P	ERA	WHIP
Jim Umbarger, L (1, 1) ERA: 2.83	9.0	W	36	8	0	0	6	3	0	0	0	0	0	45	57	0.00	1.222

PITCHER	IP	WLS	BF	H	R	ER	SO	BB	IBB	HBP	BLK	WP	HR	S	P	ERA	WHIP

BOTTOM

Texas Rangers @ Minnesota Twins

Metropolitan Stadium, Bloomington , MI

Fri May 28 1976, 8:05 PM EDT

Att. 4,241 - Unknown - 60 F

livebaseballscorecards.com

AB	33
R	0
H	8
RBI	0
BB	3
SO	6
LOB	15

WP: 0 PA: 36
PB: 0
SB: 0
CS: 0

Batter	1	2	3	4	5	6	7	8	9	AB	R	H	RBI	BB	SO	LOB
Juan Beniquez, R (1, 8) OBP: 0.259, SLG: 0.294	5-3		F8			L9		F7		4	0	0	0	0	0	2
Jim Fregosi, R (1, 10) OBP: 0.326, SLG: 0.351	6-3			6-3		G1		K		4	0	0	0	0	1	1
Mike Hargrove, L (1, 3) OBP: 0.421, SLG: 0.460	4-3			4-3 HBP		BB			1B G5-4-3 2B	2	1	1	0	1	0	0
Toby Harrah, R (1, 6) OBP: 0.414, SLG: 0.437		L5		4-3		K			G5-4-3 1B	4	0	1	0	0	1	3
Jeff Burroughs, R (1, 9) OBP: 0.308, SLG: 0.434		1-3		F7			5-3		G5-4-3	4	0	0	0	0	0	2
Roy Howell, L (1, 5) OBP: 0.333, SLG: 0.408		K			4-3		4-3		G3	4	0	0	0	0	1	0
Tom Grieve, R (1, 7) OBP: 0.304, SLG: 0.480			S BB		G3-6-3 BB		2B			1	0	1	0	2	0	0
Roy Smalley, S (1, 4) OBP: 0.366, SLG: 0.274			F7		G3-6-3		K			3	0	0	0	0	1	3
Jim Sundberg, R (1, 2) OBP: 0.217, SLG: 0.241			K			E3 G1		K		2	0	0	0	0	1	1
Mike Cubbage, L (8, PH) OBP: 0.371, SLG: 0.214										1	0	0	0	0	1	0
Bill Fahey, L (8, 2) OBP: 0.250, SLG: 0.200										0	0	0	0	0	0	0

TOP

Texas Rangers @ Minnesota Twins

Metropolitan Stadium, Bloomington , MI

Sat May 29 1976, 4:33 AM EDT

Att. 6,112 - Cloudy - 65 F

livebaseballscorecards.com

AB	29
R	1
H	3
RBI	0
BB	3
SO	6
LOB	12

Inning Stats	1	2	3	4	5	6	7	8	9
	R: 0 E: 0 K: 0 S: 3	R: 0 E: 0 K: 1 S: 5	R: 0 E: 0 K: 1 S: 5	R: 0 E: 0 K: 0 S: 3	R: 0 E: 0 K: 0 S: 2	R: 0 E: 1 K: 1 S: 6	R: 0 E: 0 K: 1 S: 6	R: 0 E: 0 K: 2 S: 7	R: 1 E: 0 K: 0 S: 4
	H: 0 LOB: 0 BB: 0 P: 3	H: 0 LOB: 0 BB: 0 P: 5	H: 0 LOB: 1 BB: 1 P: 9	H: 0 LOB: 1 BB: 0 P: 4	H: 0 LOB: 0 BB: 1 P: 6	H: 0 LOB: 2 BB: 1 P: 10	H: 1 LOB: 1 BB: 0 P: 6	H: 0 LOB: 0 BB: 0 P: 7	H: 2 LOB: 0 BB: 0 P: 4

	1B	SF	WP	PA
	2B	SAC	PB	
	3B	DP	SB	
	HR	HBP	CS	
	1	0	0	33
	2	0	0	
	0	2	1	
	0	1	0	

PITCHER	IP	WLS	BF	H	R	ER	SO	BB	IBB	HBP	BLK	WP	HR	S	P	ERA	WHIP
Jim Hughes, R (1, 1) ERA: 5.45	9.0	W	33	3	1	1	6	3	0	1	0	0	0	41	54	1.00	0.667

PITCHER	IP	WLS	BF	H	R	ER	SO	BB	IBB	HBP	BLK	WP	HR	S	P	ERA	WHIP

Batter	1	2	3	4	5	6	7	8	9	AB	R	H	RBI	BB	SO	LOB
Lyman Bostock, L (1, 8) OBP: 0.375, SLG: 0.450	x 0-0 CS 1B		x 0-0 ① G3		x 0-0 ② F7 1-2		x 0-0 ② FC4-6 1B 1B 1-2f 2-3			4	1	1	0	0	0	3
Larry Hisle, R (1, 7) OBP: 0.341, SLG: 0.325	x 0-0 ① F3		x 0-0 ② F8		B B B 4-0 BB		x 0-0 1B 1-3 3-H 1B			3	0	1	1	1	0	1
Rod Carew, L (1, 3) OBP: 0.398, SLG: 0.387	B B B B 4-0 ② S 1B 1-2 BB		x 0-0 S 1B		S S S 0-3 ③ K		x 0-0 1-2 3-H 1B			3	1	2	1	1	1	2
Steve Braun, L (1, 5) OBP: 0.315, SLG: 0.304	x 0-0 1-H 1B		S S S 0-3 ③ K 1-2			x 0-0 ① 3-1	x 0-0 ③ F9			4	0	1	1	0	1	3
Butch Wynegar, S (1, 2) OBP: 0.377, SLG: 0.450	x 0-0 ③ F8			x 0-0 ① F3		x 0-0 ② F8		x 0-0 ① F7		4	0	0	0	0	0	1
Dan Ford, R (1, 9) OBP: 0.310, SLG: 0.462		S S S 0-3 ① K		B B B 4-0 6-3 BB		x 0-0 ③ 6-3		x 0-0 1B 2B 1B		3	1	1	0	1	1	0
Craig Kusick, R (1, 10) OBP: 0.346, SLG: 0.456		x 0-0 ② 5-3		x 0-0 ② ③ 6-3 1-2			x 0-0 FC4-6 SH1-4 1B 1B	x 0-0 1-2 2B 1B		4	2	2	0	0	0	1
Bob Randall, R (1, 4) OBP: 0.313, SLG: 0.277		x 0-0 2B			x 0-0 ① 1-3		x 0-0 ① SH1-4 1-2	x 0-0 ② F7		3	0	1	0	0	0	2
Luis Gomez, R (1, 6) OBP: 0.320, SLG: 0.304		x 0-0 ③ L3			x 0-0 S 1B		B B B 4-0 FC4-6 BB	x 0-0 ③ 1-H 2-H 2B		3	0	2	2	1	0	1
Inning Stats	R: 1 H: 2 E: 0 LOB: 1 K: 0 BB: 1 S: 4 P: 8	R: 0 H: 1 E: 0 LOB: 1 K: 1 BB: 0 S: 6 P: 6	R: 0 H: 1 E: 0 LOB: 1 K: 1 BB: 0 S: 6 P: 6	R: 0 H: 0 E: 0 LOB: 0 K: 0 BB: 1 S: 2 P: 6	R: 0 H: 1 E: 0 LOB: 2 K: 1 BB: 1 S: 6 P: 10	R: 0 H: 0 E: 0 LOB: 0 K: 0 BB: 0 S: 3 P: 3	R: 2 H: 3 E: 0 LOB: 2 K: 0 BB: 1 S: 6 P: 10	R: 2 H: 3 E: 0 LOB: 1 K: 0 BB: 0 S: 5 P: 5		1B: 9 SF: 0 2B: 2 SAC: 1 3B: 0 DP: 0 HR: 0 HBP: 0						

BOTTOM

Texas Rangers @ Minnesota Twins

Metropolitan Stadium, Bloomington , MI

Sat May 29 1976, 4:33 AM EDT

Att. 6,112 - Cloudy - 65 F

livebaseballscorecards.com

AB	31
R	5
H	11
RBI	5
BB	4
SO	3
LOB	14

WP: 0 PA: 36
PB: 0
SB: 3
CS: 1

PITCHER		IP	WLS	BF	H	R	ER	SO	BB	IBB	HBP	BLK	WP	HR	S	P	ERA	WHIP
Steve Hargan, R ERA: 2.33	(1, 1)	6.2	L	29	7	3	3	3	4	0	0	0	0	0	31	47	4.05	1.650
Joe Hoerner, L ERA: 3.24	(7, 1)	0.1		2	1	0	0	0	0	0	0	0	0	0	2	2	0.00	3.000
Jeff Terpko, R ERA: 3.0	(8, 1)	1.0		5	3	2	2	0	0	0	0	0	0	0	5	5	18.00	3.000

PITCHER	IP	WLS	BF	H	R	ER	SO	BB	IBB	HBP	BLK	WP	HR	S	P	ERA	WHIP

Batter	1	2	3	4	5	6	7	8	9	AB	R	H	RBI	BB	SO	LOB
Juan Beniquez, R (1, 8) OBP: 0.266, SLG: 0.295	0-0 1-3		4-0 S BB		0-0 5-3			0-0 4-3 S 1B		3	0	1	0	1	0	1
Mike Cubbage, L (1, 10) OBP: 0.359, SLG: 0.219	0-0 4-3		0-3 K			0-0 G6-3 1B		0-3 K		4	0	1	0	0	2	2
Mike Hargrove, L (1, 3) OBP: 0.411, SLG: 0.448	0-0 L7		0-0 5-3 1-2			0-0 G6-3 1-2f		0-0 4-3 1-3		4	0	0	0	0	0	3
Toby Harrah, R (1, 6) OBP: 0.416, SLG: 0.435		0-0 S 1B 1B		0-3 K		4-0 HR BB		0-0 F8		3	2	1	0	1	1	1
Jeff Burroughs, R (1, 9) OBP: 0.307, SLG: 0.448 Dave Moates, L (9, PR) OBP: 0.243, SLG: 0.294		0-3 K 1-2		0-0 P3		0-0 1-H HR			0-0 E5 G4-6-3	4 0	1 0	1 0	2 0	0 0	1 0	1 0
Roy Howell, L (1, 5) OBP: 0.325, SLG: 0.397		0-3 K		0-0 4-3		0-3 K			0-0 G4-6-3 1-2f	4	0	0	0	0	2	2
Tom Grieve, R (1, 7) OBP: 0.309, SLG: 0.480		0-0 2-H 1B			0-0 1B		0-3 K		0-0 4-3	4	0	2	1	0	1	1
Roy Smalley, S (1, 4) OBP: 0.359, SLG: 0.268		0-0 F7			0-0 L7		0-0 4-3			3	0	0	0	0	0	2
Jim Sundberg, R (1, 2) OBP: 0.212, SLG: 0.234			0-0 F9		0-3 K		0-3 K			3	0	0	0	0	2	1
Inning Stats	R: 0 E: 0 K: 0 S: 3 H: 0 LOB: 0 BB: 0 P: 3	R: 1 E: 0 K: 2 S: 9 H: 2 LOB: 1 BB: 0 P: 9	R: 0 E: 0 K: 1 S: 5 H: 0 LOB: 1 BB: 1 P: 9	R: 0 E: 0 K: 1 S: 5 H: 0 LOB: 0 BB: 0 P: 5	R: 0 E: 0 K: 1 S: 6 H: 1 LOB: 1 BB: 0 P: 6	R: 2 E: 0 K: 1 S: 6 H: 2 LOB: 0 BB: 1 P: 10	R: 0 E: 0 K: 2 S: 7 H: 0 LOB: 0 BB: 0 P: 7	R: 0 E: 0 K: 1 S: 6 H: 1 LOB: 1 BB: 0 P: 6	R: 0 E: 1 K: 0 S: 3 H: 0 LOB: 1 BB: 0 P: 3	1B: 5 2B: 0 3B: 0 HR: 1	SF: 0 SAC: 0 DP: 2 HBP: 0						

PITCHER	IP	WLS	BF	H	R	ER	SO	BB	IBB	HBP	BLK	WP	HR	S	P	ERA	WHIP
Dave Goltz, R (1, 1) ERA: 4.04	9.0	W	34	6	3	3	9	2	0	0	0	0	1	50	58	3.00	0.889

PITCHER	IP	WLS	BF	H	R	ER	SO	BB	IBB	HBP	BLK	WP	HR	S	P	ERA	WHIP

TOP

Texas Rangers @ Minnesota Twins

Metropolitan Stadium, Bloomington , MI

Sun May 30 1976, 4:33 AM EDT

Att. 8,998 - Sunny - 70 F

livebaseballscorecards.com

AB	32
R	3
H	6
RBI	3
BB	2
SO	9
LOB	14

WP: 0 PB: 0 SB: 3 CS: 0 PA: 34

Texas Rangers @ Minnesota Twins

Metropolitan Stadium, Bloomington , MI

Sun May 30 1976, 4:33 AM EDT

Att. 8,998 - Sunny - 70 F

BOTTOM

livebaseballscorecards.com

Batter	1	2	3	4	5	6	7	8	9	AB	R	H	RBI	BB	SO	LOB
Lyman Bostock, L (1, 8) OBP: 0.379, SLG: 0.463	4-3		G4-6-3 1-2f		BB		WP 2-H 3B			3	1	1	1	1	0	1
Larry Hisle, R (1, 7) OBP: 0.339, SLG: 0.329	5-3			1B 2B	F3		5-3 3-H			4	1	1	0	0	0	2
Rod Carew, L (1, 3) OBP: 0.400, SLG: 0.396	F7			CS 2-H 1B		1B 1B 2B	4-3			4	1	2	1	0	0	0
Steve Braun, L (1, 5) OBP: 0.310, SLG: 0.298 Dave McKay, S (6, PH) OBP: 0.291, SLG: 0.241 (7, 5)		4-3		F2 1-2		G6-4-3 2-3 1B		HBP		2 1	0 0	0 1	0 0	0 0	0 0	1 0
Butch Wynegar, S (1, 2) OBP: 0.381, SLG: 0.459		G3		2B		G6-4-3 1-2 3-H 1B		P4		4	0	2	1	0	0	1
Dan Ford, R (1, 9) OBP: 0.309, SLG: 0.453		CS S BB		K		G6-4-3 1-2f 2-3		K		3	0	0	0	1	2	4
Craig Kusick, R (1, 10) OBP: 0.354, SLG: 0.451		1-2 BB			WP 1B	F8		F2		3	0	1	0	1	0	2
Bob Randall, R (1, 4) OBP: 0.322, SLG: 0.288		CS 2-3	G4-6-3 1B		F3		SH1-4 3B 1B			3	1	2	0	0	0	1
Luis Gomez, R (1, 6) OBP: 0.296, SLG: 0.280			F9		F8 1-2		SH1-4 1-2			2	0	0	0	0	0	2
Inning Stats	R: 0 E: 0 K: 0 S: 3 H: 0 LOB: 0 BB: 0 P: 3	R: 0 E: 0 K: 0 S: 2 H: 0 LOB: 1 BB: 2 P: 10	R: 0 E: 0 K: 0 S: 3 H: 1 LOB: 0 BB: 0 P: 3	R: 1 E: 0 K: 1 S: 7 H: 3 LOB: 1 BB: 0 P: 7	R: 0 E: 0 K: 0 S: 4 H: 1 LOB: 2 BB: 1 P: 8	R: 1 E: 0 K: 0 S: 5 H: 3 LOB: 1 BB: 0 P: 5	R: 2 E: 0 K: 0 S: 5 H: 2 LOB: 0 BB: 0 P: 5	R: 0 E: 0 K: 1 S: 5 H: 0 LOB: 1 BB: 0 P: 6		1B: 6 2B: 3 3B: 1 HR: 0 SF: 0 SAC: 1 DP: 2 HBP: 1				WP: 2 PB: 0 SB: 1 CS: 2 PA: 35		

	AB	29
	R	4
	H	10
	RBI	3
	BB	3
	SO	2
	LOB	14

PITCHER		IP	WLS	BF	H	R	ER	SO	BB	IBB	HBP	BLK	WP	HR	S	P	ERA	WHIP
Gaylord Perry, R ERA: 3.76	(1, 1)	5.0		20	5	1	1	1	3	0	0	0	1	0	19	31	1.80	1.600
Fritz Peterson, L ERA: 5.74	(6, 1)	0.0		1	1	1	1	0	0	0	0	0	0	0	1	1	∞	∞
Steve Foucault, R ERA: 1.54	(6, 1)	3.0	L	13	4	2	2	1	0	0	1	0	1	0	14	15	6.00	1.333

PITCHER	IP	WLS	BF	H	R	ER	SO	BB	IBB	HBP	BLK	WP	HR	S	P	ERA	WHIP

Batter	1	2	3	4	5	6	7	8	9	AB	R	H	RBI	BB	SO	LOB
Juan Beniquez, R (1, 8) OBP: 0.264, SLG: 0.292	K		5-3		B5-3		6-3		L4-6-3 1-2 2-H 1B	5	0	1	1	0	1	2
Gene Clines, R (1, 10) OBP: 0.214, SLG: 0.222	2B 4-3 1B		L9		L4		L4-3 2-3		L4-6-3 1-2 2-3	5	1	1	0	0	0	4
Mike Hargrove, L (1, 3) OBP: 0.416, SLG: 0.452	4-3 1B 1-3 2B		BBBB BB			F7	BBBB FC6-4 BB		F6	3	1	1	0	2	0	1
Toby Harrah, R (1, 6) OBP: 0.412, SLG: 0.430	4-3 2-3 3-H		L4			FC3-6 PB 1B	FC6-4 1-2f			4	0	1	1	0	0	4
Jeff Burroughs, R (1, 9) OBP: 0.311, SLG: 0.446	FC4-6 3-H 1B			F8		BBBB FC3-6 1-2 BB		6-3		3	0	1	1	1	0	0
Roy Howell, L (1, 5) OBP: 0.317, SLG: 0.387	FC4-6 1-2f			6-3		FC3-6 1-2f 2-3		K		4	0	0	0	0	1	3
Tom Grieve, R (1, 7) OBP: 0.301, SLG: 0.468		K		5-3		K		K		4	0	0	0	0	3	2
Roy Smalley, S (1, 4) OBP: 0.363, SLG: 0.264		K			F7	BBBB 2B BB		BBBB HBP 1B BB		2	2	0	0	2	1	0
Jim Sundberg, R (1, 2) OBP: 0.223, SLG: 0.263 Bill Fahey, L (7, 2) OBP: 0.294, SLG: 0.200		6-3			2B	L4-3 1-H 2B			L4-6-3 1-2 1B HBP	3 0	0 0	2 0	1 0	0 0	0 0	0 0
Inning Stats	R: 2 E: 0 K: 1 S: 8 H: 3 LOB: 1 BB: 0 P: 8	R: 0 E: 0 K: 2 S: 7 H: 0 LOB: 0 BB: 0 P: 7	R: 0 E: 0 K: 0 S: 3 H: 0 LOB: 1 BB: 1 P: 7	R: 0 E: 0 K: 0 S: 3 H: 0 LOB: 0 BB: 0 P: 3	R: 0 E: 0 K: 0 S: 4 H: 1 LOB: 1 BB: 0 P: 4	R: 0 E: 0 K: 1 S: 6 H: 1 LOB: 2 BB: 1 P: 10	R: 1 E: 0 K: 0 S: 4 H: 1 LOB: 2 BB: 2 P: 12	R: 0 E: 0 K: 2 S: 7 H: 0 LOB: 0 BB: 0 P: 7	R: 1 E: 0 K: 0 S: 3 H: 1 LOB: 1 BB: 1 P: 8	1B: 4 2B: 3 3B: 0 HR: 0 SF: 0 SAC: 0 DP: 1 HBP: 1	WP: 0 PB: 1 SB: 0 CS: 0 PA: 39					

PITCHER		IP	WLS	BF	H	R	ER	SO	BB	IBB	HBP	BLK	WP	HR	S	P	ERA	WHIP
Pete Vuckovich, R ERA: 4.24	(1, 1)	6.2	W	30	6	3	3	4	4	0	0	0	0	0	34	50	4.05	1.500
Dave Hamilton, L ERA: 3.91	(7, 1)	2.1		9	1	1	1	2	1	0	1	0	0	0	11	16	3.86	0.857

PITCHER	IP	WLS	BF	H	R	ER	SO	BB	IBB	HBP	BLK	WP	HR	S	P	ERA	WHIP

Texas Rangers @ Chicago White Sox

Comiskey Park, Chicago, IL

Mon May 31 1976, 8:05 PM EDT

Att. 16,065 - Unknown - 57 F

TOP

livebaseballscorecards.com

AB	33
R	4
H	7
RBI	4
BB	5
SO	6
LOB	16

Batter	1	2	3	4	5	6	7	8	9	AB	R	H	RBI	BB	SO	LOB
Pat Kelly, L (1, 10) OBP: 0.330, SLG: 0.443	K	1-2 1B		G1-6-3 BB	1-2 2-3 3-H BB		FC3-6 BB			2	0	1	1	3	1	0
Ralph Garr, L (1, 7) OBP: 0.302, SLG: 0.400	1B 1B 3B 1B	F4		G1-6-3 1-2f	F8		FC3-6 1-2f			5	1	1	0	0	0	7
Bucky Dent, R (1, 6) OBP: 0.366, SLG: 0.400	F7	F3		6-3		FC3-6 BB	F9			4	0	0	0	1	0	4
Jorge Orta, L (1, 5) OBP: 0.259, SLG: 0.363	1B 1-2 3B 1B		HR		K	FC3-6 1B 1-2f 1B		E 1B 1B		5	4	3	1	0	1	1
Jim Spencer, L (1, 3) OBP: 0.338, SLG: 0.349	1-2 2-3 3B 1B		S 2B 1B		1B BB 1B	F8		E 1-2 1B		5	3	4	0	0	0	1
Chet Lemon, R (1, 8) OBP: 0.330, SLG: 0.347	1-H 2-H 3-H 3B	F7			1-3 1B	1B 1-3 1B	F4			5	0	3	3	0	0	3
Rich Coggins, L (1, 9) OBP: 0.255, SLG: 0.222	F8	F5			BB BB BB BB	1-3 3-H 1B	F8 1-2 2-H			4	1	1	1	1	0	3
Jim Essian, R (1, 2) OBP: 0.500, SLG: 0.444		1B 1B	1-H 2B		BB BB 1-2 BB	K	FC4-6 BB			3	0	2	1	2	1	2
Jack Brohamer, L (1, 4) OBP: 0.288, SLG: 0.356		F6	G3		1-2 2-3 3-H BB		4-3	FC4-6 1-2f		4	0	0	1	1	0	4
Inning Stats	R: 3 E: 0 K: 1 S: 9 H: 4 LOB: 1 BB: 0 P: 9	R: 0 E: 0 K: 0 S: 5 H: 2 LOB: 2 BB: 0 P: 5	R: 2 E: 0 K: 0 S: 6 H: 3 LOB: 1 BB: 0 P: 6	R: 0 E: 0 K: 0 S: 2 H: 0 LOB: 0 BB: 1 P: 6	R: 2 E: 0 K: 1 S: 6 H: 2 LOB: 3 BB: 4 P: 22	R: 1 E: 0 K: 1 S: 7 H: 2 LOB: 2 BB: 1 P: 11	R: 0 E: 0 K: 0 S: 3 H: 0 LOB: 1 BB: 1 P: 7	R: 1 E: 1 K: 0 S: 5 H: 2 LOB: 2 BB: 1 P: 9		1B: 12 2B: 1 3B: 1 HR: 1	SF: 0 SAC: 0 DP: 1 HBP: 0					

PITCHER		IP	WLS	BF	H	R	ER	SO	BB	IBB	HBP	BLK	WP	HR	S	P	ERA	WHIP
Nelson Briles, R ERA: 3.72	(1, 1)	2.2	L	17	9	5	5	1	0	0	0	0	0	1	19	19	16.88	3.375
Steve Barr, L ERA: 5.64	(3, 1)	2.0		11	2	2	2	1	5	0	0	0	0	0	8	28	9.00	3.500
Jeff Terpko, R ERA: 2.93	(5, 1)	3.1		17	4	2	1	1	3	0	0	0	0	0	16	28	2.70	2.100

PITCHER	IP	WLS	BF	H	R	ER	SO	BB	IBB	HBP	BLK	WP	HR	S	P	ERA	WHIP

BOTTOM

Texas Rangers @ Chicago White Sox

Comiskey Park, Chicago, IL

Mon May 31 1976, 8:05 PM EDT
Att. 16,065 - Unknown - 57 F

livebaseballscorecards.com

AB	37
R	9
H	15
RBI	8
BB	8
SO	3
LOB	25

PA: 45
WP: 0
PB: 0
SB: 1
CS: 0

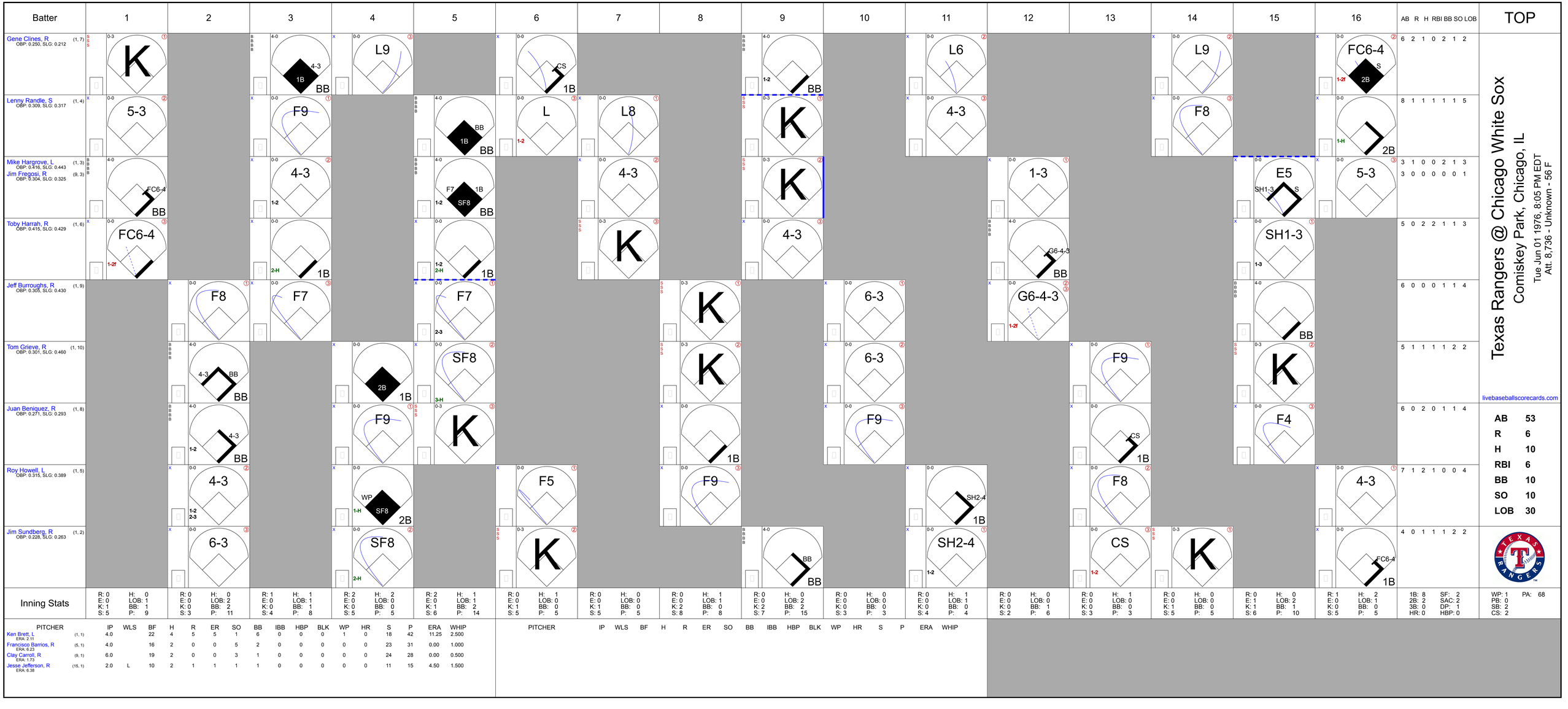
Batter
1
2
3
4
5
6
7
8
9
10
11
12
13
14
15
16
AB R H RBI BB SO LOB
TOP
Gene Clines, R (1, 7) OBP: 0.250, SLG: 0.212
Lenny Randle, S (1, 4) OBP: 0.309, SLG: 0.317
Mike Hargrove, L (1, 3) OBP: 0.416, SLG: 0.443
Jim Fregosi, R (9, 3) OBP: 0.304, SLG: 0.325
Toby Harrah, R (1, 6) OBP: 0.415, SLG: 0.429
Jeff Burroughs, R (1, 9) OBP: 0.305, SLG: 0.430
Tom Grieve, R (1, 10) OBP: 0.301, SLG: 0.460
Juan Beniquez, R (1, 8) OBP: 0.271, SLG: 0.293
Roy Howell, L (1, 5) OBP: 0.315, SLG: 0.389
Jim Sundberg, R (1, 2) OBP: 0.228, SLG: 0.263
Inning Stats
Texas Rangers @ Chicago White Sox
Comiskey Park, Chicago, IL
Tue Jun 01 1976, 8:05 PM EDT
Att. 8,736 - Unknown - 56 F
livebaseballscorecards.com
AB 53
R 6
H 10
RBI 6
BB 10
SO 10
LOB 30
PITCHER IP WLS BF H R ER SO BB IBB HBP BLK WP HR S P ERA WHIP
Ken Brett, L (1, 1) ERA: 2.11
Francisco Barrios, R (5, 1) ERA: 6.23
Clay Carroll, R (9, 1) ERA: 1.73
Jesse Jefferson, R (15, 1) ERA: 6.38

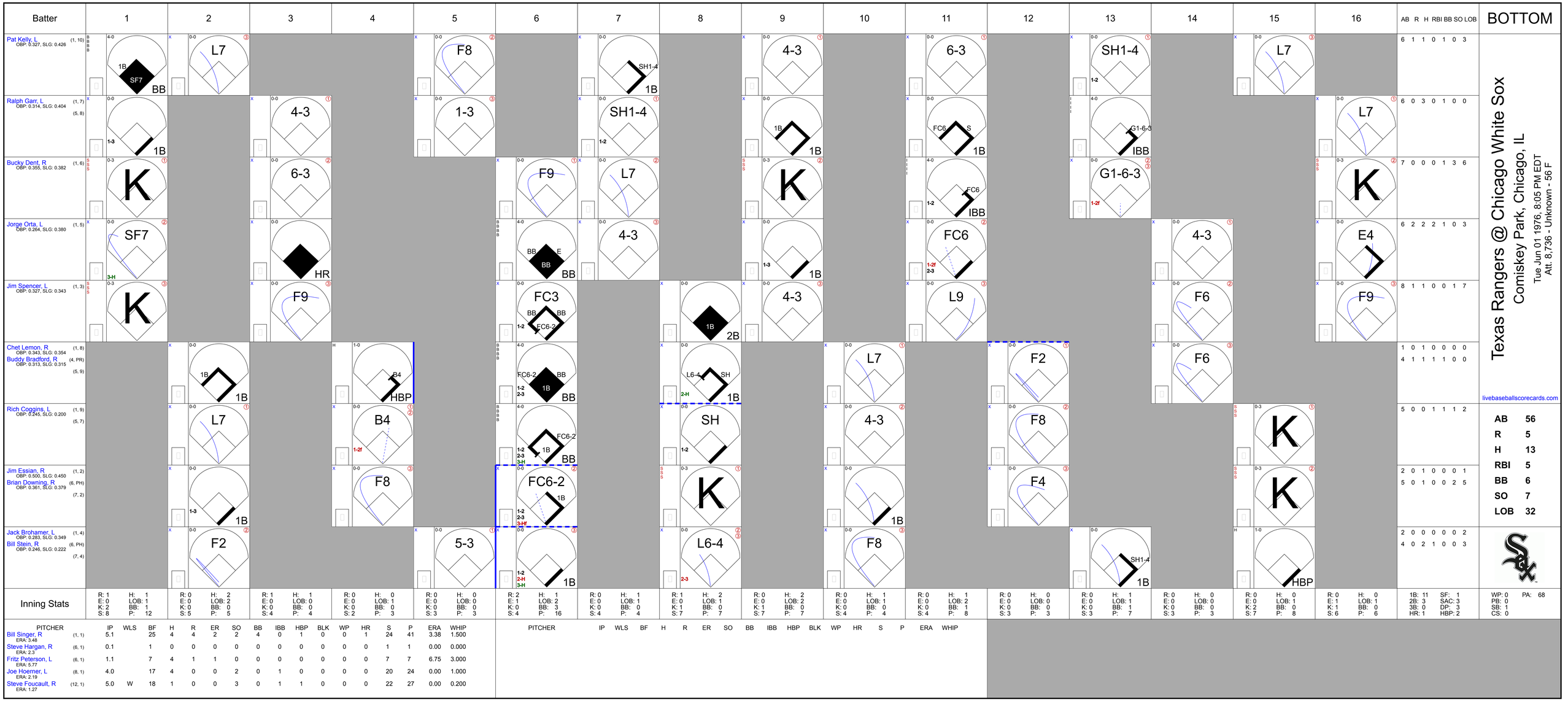

PITCHER	IP	WLS	BF	H	R	ER	SO	BB	IBB	HBP	BLK	WP	HR	S	P	ERA	WHIP
Bill Singer, R (1, 1) ERA: 3.48	5.1		25	4	4	2	2	4	0	1	0	0	1	24	41	3.38	1.500
Steve Hargan, R (6, 1) ERA: 2.3	0.1		1	0	0	0	0	0	0	0	0	0	0	1	1	0.00	0.000
Fritz Peterson, L (6, 1) ERA: 5.77	1.1		7	4	1	1	0	0	0	0	0	0	0	7	7	6.75	3.000
Joe Hoerner, L (8, 1) ERA: 2.19	4.0		17	4	0	0	2	0	1	0	0	0	0	20	24	0.00	1.000
Steve Foucault, R (12, 1) ERA: 1.27	5.0	W	18	1	0	0	3	0	1	1	0	0	0	22	27	0.00	0.200

PITCHER	IP	WLS	BF	H	R	ER	SO	BB	IBB	HBP	BLK	WP	HR	S	P	ERA	WHIP

Batter	1	2	3	4	5	6	7	8	9	10	11	AB	R	H	RBI	BB	SO	LOB
Gene Clines, R (1, 7) OBP: 0.231, SLG: 0.194	K2-3		FC6-4 1-2f			L4 2-3			SH1-3 1-2			3	0	0	0	0	1	2
Lenny Randle, S (1, 4) OBP: 0.307, SLG: 0.315	K			G6-4-3 1B			4-3		4-1			4	0	1	0	0	1	1
Danny Thompson, R (9, 4) OBP: 0.256, SLG: 0.266												0	0	0	0	0	0	0
Mike Hargrove, L (1, 3) OBP: 0.412, SLG: 0.438	K			L9			4-3			1B		4	0	1	0	0	1	1
Toby Harrah, R (1, 6) OBP: 0.406, SLG: 0.417		F2		G6-4-3 1-2f			F8			F8		4	0	0	0	0	0	2
Jeff Burroughs, R (1, 9) OBP: 0.298, SLG: 0.420		5-3			F9			F8		K		4	0	0	0	0	1	1
Roy Howell, L (1, 5) OBP: 0.308, SLG: 0.379		K			6-3			6-3		K		4	0	0	0	0	2	1
Tom Grieve, R (1, 10) OBP: 0.294, SLG: 0.448			6-3		K			F9			F6	4	0	0	0	0	1	0
Juan Beniquez, R (1, 8) OBP: 0.270, SLG: 0.292			FC6-4 1B			K			F9		B1-3	4	0	1	0	0	1	0
Jim Sundberg, R (1, 2) OBP: 0.237, SLG: 0.273			FC6-4 FC6-4 1-2f			L4 2B			SH1-3 BB		5-3	3	0	1	0	1	0	1
Inning Stats	R: 0 E: 0 K: 3 S: 9 H: 0 LOB: 0 BB: 0 P: 9	R: 0 E: 0 K: 1 S: 5 H: 0 LOB: 0 BB: 0 P: 5	R: 0 E: 0 K: 0 S: 4 H: 1 LOB: 1 BB: 0 P: 4	R: 0 E: 0 K: 0 S: 3 H: 1 LOB: 0 BB: 0 P: 3	R: 0 E: 0 K: 1 S: 5 H: 0 LOB: 0 BB: 0 P: 5	R: 0 E: 0 K: 1 S: 5 H: 1 LOB: 0 BB: 0 P: 5	R: 0 E: 0 K: 0 S: 3 H: 0 LOB: 0 BB: 0 P: 3	R: 0 E: 0 K: 0 S: 3 H: 0 LOB: 0 BB: 0 P: 3	R: 0 E: 0 K: 0 S: 3 H: 0 LOB: 1 BB: 1 P: 7	R: 0 E: 0 K: 2 S: 8 H: 1 LOB: 1 BB: 0 P: 8	R: 0 E: 0 K: 0 S: 3 H: 0 LOB: 0 BB: 0 P: 3	1B: 3 2B: 2 3B: 0 HR: 0	SF: 0 SAC: 1 DP: 2 HBP: 0						

PITCHER	IP	WLS	BF	H	R	ER	SO	BB	IBB	HBP	BLK	WP	HR	S	P	ERA	WHIP
Bart Johnson, R (1, 1) ERA: 6.66	9.0		29	3	0	0	6	1	0	0	0	0	0	40	44	0.00	0.444
Dave Hamilton, L (10, 1) ERA: 3.62	2.0	W	7	1	0	0	2	0	0	0	0	0	0	11	11	0.00	0.500

PITCHER	IP	WLS	BF	H	R	ER	SO	BB	IBB	HBP	BLK	WP	HR	S	P	ERA	WHIP

TOP

Texas Rangers @ Chicago White Sox

Comiskey Park, Chicago, IL

Wed Jun 02 1976, 8:05 PM EDT

Att. 8,013 - Unknown - 58 F

livebaseballscorecards.com

AB	34
R	0
H	4
RBI	0
BB	1
SO	8
LOB	9

WP: 0 PB: 0 SB: 0 CS: 0 PA: 36

Batter	1	2	3	4	5	6	7	8	9	10	11	AB	R	H	RBI	BB	SO	LOB
Bill Stein, R (1, 4) OBP: 0.242, SLG: 0.207	K		F9			5-3		K 1-2			FC2-6 IBB	4	0	0	0	1	2	2
Ralph Garr, L (1, 8) OBP: 0.310, SLG: 0.398	L6		F5			S 1B			F9		FC2-6 1B IBB 1-2f 2-3	5	0	1	0	0	0	3
Bucky Dent, R (1, 6) OBP: 0.351, SLG: 0.373	F9			6-3		L7 1-2			G3		1B 1-2 IBB	4	0	0	0	1	0	1
Jorge Orta, L (1, 5) OBP: 0.268, SLG: 0.381		6-3		6-3			FC5-4 1B		5-3		1B 1-2 2-3 3-H	5	0	2	1	0	0	0
Lamar Johnson, R (1, 7) OBP: 0.317, SLG: 0.375 Alan Bannister, R (10, PR) (11, 7)		K		K			FC5-4 1-2f			6-3 BB		3 0	0 0	0 0	0 0	1 0	2 0	1 0
Brian Downing, R (1, 10) OBP: 0.358, SLG: 0.368		4-0 BB			K		K				F2	3	0	0	0	1	2	2
Jim Spencer, L (1, 3) OBP: 0.318, SLG: 0.333		L7			4-3		G3				6-3 1-2	4	0	0	0	0	0	3
Buddy Bradford, R (1, 9) OBP: 0.301, SLG: 0.301			E6 FC1-6		F8			F8			4-3	4	0	0	0	0	0	2
Jim Essian, R (1, 2) OBP: 0.464, SLG: 0.458 Pat Kelly, L (11, PR) OBP: 0.327, SLG: 0.426			FC1-6 1-2f			G3		E5 CS			FC2-6 1B 2B	4 0	0 1	1 0	0 0	0 0	0 0	1 0
Inning Stats	R: 0 H: 0 E: 0 LOB: 0 K: 1 BB: 0 S: 5 P: 5	R: 0 H: 0 E: 0 LOB: 1 K: 1 BB: 1 S: 5 P: 9	R: 0 H: 0 E: 1 LOB: 1 K: 0 BB: 0 S: 4 P: 4	R: 0 H: 0 E: 0 LOB: 0 K: 1 BB: 0 S: 5 P: 5	R: 0 H: 0 E: 0 LOB: 0 K: 1 BB: 0 S: 5 P: 5	R: 0 H: 1 E: 0 LOB: 1 K: 0 BB: 0 S: 4 P: 4	R: 0 H: 1 E: 0 LOB: 1 K: 1 BB: 0 S: 6 P: 6	R: 0 H: 0 E: 1 LOB: 1 K: 1 BB: 0 S: 5 P: 5	R: 0 H: 0 E: 0 LOB: 0 K: 0 BB: 0 S: 3 P: 3	R: 0 H: 0 E: 0 LOB: 2 K: 0 BB: 1 S: 3 P: 7	R: 1 H: 2 E: 0 LOB: 3 K: 0 BB: 2 S: 3 P: 11	1B: 3 SF: 0 2B: 2 SAC: 0 3B: 0 DP: 1 HR: 0 HBP: 0						

PITCHER	IP	WLS	BF	H	R	ER	SO	BB	IBB	HBP	BLK	WP	HR	S	P	ERA	WHIP
Jim Umbarger, L (1, 1) ERA: 2.55	10.1	L	40	4	1	1	6	2	2	0	0	0	0	48	64	0.87	0.581

PITCHER	IP	WLS	BF	H	R	ER	SO	BB	IBB	HBP	BLK	WP	HR	S	P	ERA	WHIP

BOTTOM

Texas Rangers @ Chicago White Sox

Comiskey Park, Chicago, IL

Wed Jun 02 1976, 8:05 PM EDT

Att. 8,013 - Unknown - 58 F

livebaseballscorecards.com

AB	36
R	1
H	4
RBI	1
BB	4
SO	6
LOB	15
PA	40
WP	0
PB	0
SB	1
CS	1

Batter	1	2	3	4	5	6	7	8	9	AB	R	H	RBI	BB	SO	LOB
Ron LeFlore, R (1, 8) OBP: 0.398, SLG: 0.497	6-3		F8			1-3	E6 1-H 2-H		K	5	0	0	0	0	1	2
Dan Meyer, L (1, 3) OBP: 0.324, SLG: 0.295	G3			L7		BB 1B	F5			4	1	1	0	0	0	1
Rusty Staub, L (1, 9) OBP: 0.407, SLG: 0.447	4-3			6-3		1-2 BB		G3		3	0	0	0	1	0	0
Willie Horton, R (1, 10) OBP: 0.379, SLG: 0.477		6-3		F8		1-2 2-H 1B		6-3		4	0	1	1	0	0	0
Alex Johnson, R (1, 7) OBP: 0.287, SLG: 0.373		5-3			6-3	K		2B		4	0	1	0	0	1	2
Aurelio Rodriguez, R (1, 5) OBP: 0.271, SLG: 0.317		L5			BB		4-3	F9		3	0	0	0	1	0	1
Chuck Scrivener, R (1, 6) OBP: 0.344, SLG: 0.357			5-3		F3		F6		5-3	4	0	0	0	0	0	1
Bruce Kimm, R (1, 2) OBP: 0.333, SLG: 0.351 Ben Oglivie, L (9, PH) OBP: 0.313, SLG: 0.571			1B		5-3		E5 WP 1B E		4-3	3 1	1 0	1 0	0 0	0 0	0 0	1 0
Gary Sutherland, R (1, 4) OBP: 0.250, SLG: 0.287 Jason Thompson, L (9, PH) OBP: 0.296, SLG: 0.319			F9			F4	WP E 1-2 1B		BB	3 0	1 0	1 0	0 0	0 1	0 0	1 0
Inning Stats	R: 0 E: 0 K: 0 S: 3 H: 0 LOB: 0 BB: 0 P: 3	R: 0 E: 0 K: 0 S: 3 H: 0 LOB: 0 BB: 0 P: 3	R: 0 E: 0 K: 0 S: 4 H: 1 LOB: 1 BB: 0 P: 4	R: 0 E: 0 K: 0 S: 3 H: 0 LOB: 0 BB: 0 P: 3	R: 0 E: 0 K: 0 S: 3 H: 0 LOB: 1 BB: 1 P: 7	R: 1 E: 0 K: 1 S: 7 H: 2 LOB: 2 BB: 1 P: 11	R: 2 E: 2 K: 0 S: 6 H: 1 LOB: 1 BB: 0 P: 6	R: 0 E: 0 K: 0 S: 4 H: 1 LOB: 1 BB: 0 P: 4	R: 0 E: 0 K: 1 S: 5 H: 0 LOB: 1 BB: 1 P: 9	1B: 4 2B: 1 3B: 0 HR: 0 SF: 0 SAC: 0 DP: 0 HBP: 0						

PITCHER		IP	WLS	BF	H	R	ER	SO	BB	IBB	HBP	BLK	WP	HR	S	P	ERA	WHIP
Gaylord Perry, R ERA: 3.58	(1, 1)	6.1	W	24	3	1	1	1	2	0	0	0	0	0	24	32	1.42	0.789
Steve Hargan, R ERA: 2.1	(7, 1)	2.2		13	2	2	0	1	1	0	0	0	1	0	14	18	0.00	1.125

PITCHER	IP	WLS	BF	H	R	ER	SO	BB	IBB	HBP	BLK	WP	HR	S	P	ERA	WHIP

TOP

Detroit Tigers @ Texas Rangers

Arlington Stadium, Arlington, TX

Fri Jun 04 1976, 8:05 PM EDT

Att. 24,978 - Unknown

livebaseballscorecards.com

AB	34
R	3
H	5
RBI	1
BB	3
SO	2
LOB	9

PA: 37

Detroit Tigers @ Texas Rangers

Arlington Stadium, Arlington, TX

Fri Jun 04 1976, 8:05 PM EDT

Att. 24,978 - Unknown

BOTTOM

Batter	1	2	3	4	5	6	7	8	9	AB	R	H	RBI	BB	SO	LOB
Gene Clines, R (1, 7) OBP: 0.244, SLG: 0.200	L8	HR 1-2 2-H		BB SF7 3-H		L7		L5		4	2	1	2	1	0	1
Danny Thompson, R (1, 4) OBP: 0.278, SLG: 0.320 Greg Pryor, R (6, 4) OBP: 0.500, SLG: 0.500	FC5 BB 1B	HR 1-H 2-H		2B 1-H 1B 1B 1-2		E 1B 2-H		F9		4 2	2 1	4 1	4 1	0 0	0 0	0 0
Mike Hargrove, L (1, 3) OBP: 0.417, SLG: 0.443	F8			1B 2-3 1B 1-2 2-H		E6 1B 1-2				5	1	3	1	0	0	2
Toby Harrah, R (1, 6) OBP: 0.405, SLG: 0.413	BB 1-2	L7		K K		1B 1-2 2-H				4	0	1	1	1	2	5
Jeff Burroughs, R (1, 9) OBP: 0.296, SLG: 0.414	FC5 2-3f		L8	3B 1B 1-2 3-H	5-3	K				5	1	1	1	0	1	4
Tom Grieve, R (1, 10) OBP: 0.302, SLG: 0.446		BB 1B	K	HBP 3B 1-3 2-H	G6-4-3		F6			3	2	1	1	2	1	0
Juan Beniquez, R (1, 8) OBP: 0.280, SLG: 0.293		HR 1B 1-2	FC5 BB	HBP 3B 1-2	G6-4-3 1-2f		6-3			3	2	1	0	1	0	1
Roy Howell, L (1, 5) OBP: 0.311, SLG: 0.388		F7	BB 1-2	SF7 3B 1-H 2-H 3-H		4-3	K			4	1	1	3	1	1	2
Jim Sundberg, R (1, 2) OBP: 0.243, SLG: 0.280 Bill Fahey, L (9, 2) OBP: 0.294, SLG: 0.200		K	FC5 2-3f	1B 1B BB		1B 2B		F8		4 0	2 0	1 0	0 0	1 0	1 0	4 0
Inning Stats	R: 0 E: 0 K: 0 S: 4 H: 1 LOB: 2 BB: 1 P: 8	R: 4 E: 0 K: 1 S: 8 H: 3 LOB: 1 BB: 2 P: 16	R: 0 E: 0 K: 1 S: 6 H: 1 LOB: 2 BB: 1 P: 10	R: 8 E: 0 K: 2 S: 14 H: 7 LOB: 2 BB: 2 P: 23	R: 0 E: 0 K: 0 S: 2 H: 0 LOB: 0 BB: 1 P: 6	R: 2 E: 1 K: 1 S: 9 H: 3 LOB: 2 BB: 0 P: 9	R: 0 E: 0 K: 1 S: 5 H: 0 LOB: 0 BB: 0 P: 5	R: 0 E: 0 K: 0 S: 3 H: 0 LOB: 0 BB: 0 P: 3		1B: 11 2B: 2 3B: 1 HR: 1 SF: 1 SAC: 0 DP: 1 HBP: 1						

livebaseballscorecards.com

AB	38
R	14
H	15
RBI	14
BB	7
SO	6
LOB	19

WP: 0 PA: 47
PB: 0
SB: 0
CS: 0

PITCHER		IP	WLS	BF	H	R	ER	SO	BB	IBB	HBP	BLK	WP	HR	S	P	ERA	WHIP
Bill Laxton, L ERA: 4.63	(1, 1)	3.0	L	20	6	6	6	2	5	0	0	0	0	1	19	39	18.00	3.667
Steve Grilli, R ERA: 4.07	(4, 1)	0.1		7	4	4	4	1	1	0	1	0	0	0	7	12	108.00	15.000
Jim Crawford, L ERA: 3.51	(4, 1)	2.2		14	5	4	3	2	1	0	0	0	0	0	17	21	10.12	2.250
John Hiller, L ERA: 3.67	(7, 1)	2.0		6	0	0	0	1	0	0	0	0	0	0	8	8	0.00	0.000

PITCHER		IP	WLS	BF	H	R	ER	SO	BB	IBB	HBP	BLK	WP	HR	S	P	ERA	WHIP

Detroit Tigers @ Texas Rangers

Arlington Stadium, Arlington, TX

Sat Jun 05 1976, 8:05 PM EDT

Att. 32,678 - Unknown

TOP

livebaseballscorecards.com

Batter	1	2	3	4	5	6	7	8	9	10	11	AB	R	H	RBI	BB	SO	LOB
Chuck Scrivener, R (1, 6) (9, 4) OBP: 0.351, SLG: 0.344	5-3		F9			1B G4-6-3 BB		1B 1B 1B		K		4	2	1	0	1	1	1
Dan Meyer, L (1, 7) OBP: 0.329, SLG: 0.303	L7		FC4-6 1-2f			G4-6-3 1-3 1B		1B 1-2 1B		F6		5	0	2	0	0	0	1
Rusty Staub, L (1, 9) OBP: 0.412, SLG: 0.448	L4			G1-6-3 1B		G4-6-3 1-2f 3-H		1-2 2-H 1B		BB		4	0	2	1	1	0	1
Willie Horton, R (1, 10) OBP: 0.374, SLG: 0.468		G6-3 1B		K		5-3		L7		K		5	0	1	0	0	2	4
Ben Oglivie, L (1, 8) OBP: 0.302, SLG: 0.532		G6-3 1-2f		G1-6-3 1-2f			4-3	L7			E S FC5-4 1B	5	1	1	0	0	0	4
Jason Thompson, L (1, 3) OBP: 0.292, SLG: 0.308		BB			K		F8		3-1		K 1-2	4	0	0	0	1	2	1
Aurelio Rodriguez, R (1, 5) OBP: 0.275, SLG: 0.320		K			E6 FC5-4		1B		1B		E5 FC5-4 2-3	5	0	2	0	0	1	2
Bruce Kimm, R (1, 2) OBP: 0.318, SLG: 0.333			FC4-6 1B		FC5-4 1-2f		K		F8		FC5-4 1-2f 3-H	5	0	1	1	0	1	4
Gary Sutherland, R (1, 4) OBP: 0.246, SLG: 0.282			K		K			6-3	K		5-3	2	0	0	0	0	2	2
Alex Johnson, R (8, PH) OBP: 0.286, SLG: 0.371												1	0	0	0	0	0	0
Jerry Manuel, S (8, 4) OBP: 0.273, SLG: 0.207												0	0	0	0	0	0	0
Ron LeFlore, R (9, PH) OBP: 0.396, SLG: 0.494												1	0	0	0	0	1	1
Mickey Stanley, R (9, 6) OBP: 0.310, SLG: 0.368												1	0	0	0	0	0	1
Inning Stats	R: 0 E: 0 K: 0 S: 3 H: 0 LOB: 0 BB: 0 P: 3	R: 0 E: 0 K: 1 S: 5 H: 1 LOB: 1 BB: 1 P: 9	R: 0 E: 0 K: 1 S: 6 H: 1 LOB: 1 BB: 0 P: 6	R: 0 E: 0 K: 1 S: 5 H: 1 LOB: 0 BB: 0 P: 5	R: 0 E: 1 K: 2 S: 8 H: 0 LOB: 1 BB: 0 P: 8	R: 1 E: 0 K: 0 S: 3 H: 1 LOB: 0 BB: 1 P: 7	R: 0 E: 0 K: 1 S: 6 H: 1 LOB: 1 BB: 0 P: 6	R: 1 E: 0 K: 0 S: 6 H: 3 LOB: 2 BB: 0 P: 6	R: 0 E: 0 K: 1 S: 6 H: 1 LOB: 1 BB: 0 P: 6	R: 0 E: 0 K: 2 S: 7 H: 0 LOB: 1 BB: 1 P: 11	R: 1 E: 1 K: 1 S: 7 H: 1 LOB: 1 BB: 0 P: 7	1B: 10 2B: 0 3B: 0 HR: 0 SF: 0 SAC: 0 DP: 3 HBP: 0						

PITCHER	IP	WLS	BF	H	R	ER	SO	BB	IBB	HBP	BLK	WP	HR	S	P	ERA	WHIP
Bert Blyleven, R (1, 1) ERA: 2.96	11.0	L	45	10	3	2	10	3	0	0	0	0	0	62	74	1.64	1.182

PITCHER	IP	WLS	BF	H	R	ER	SO	BB	IBB	HBP	BLK	WP	HR	S	P	ERA	WHIP

AB	42
R	3
H	10
RBI	2
BB	3
SO	10
LOB	22

WP: 0 PB: 0 SB: 1 CS: 0 PA: 45

Batter	1	2	3	4	5	6	7	8	9	10	11	AB	R	H	RBI	BB	SO	LOB
Gene Clines, R (1, 7) OBP: 0.240, SLG: 0.200	K		G3 SH1-4 2B 1B 1-2		K		K			L1-3		5	1	1	0	0	3	2
Greg Pryor, R (1, 4) OBP: 0.167, SLG: 0.167	6-3		SH1-4 1-2 2-3		6-3			K		6-3		4	0	0	0	0	1	1
Mike Hargrove, L (1, 3) OBP: 0.406, SLG: 0.429	6-3		G3 2-3 3-H		F7			L8			F9	5	0	0	1	0	0	2
Toby Harrah, R (1, 6) OBP: 0.405, SLG: 0.419		F9	2B 3-H			F8		1B			4-3	5	0	2	1	0	0	0
Jeff Burroughs, R (1, 9) OBP: 0.294, SLG: 0.405		FC6-4 1B BB	4-3			F8	F7				F8	4	0	0	0	1	0	2
Roy Howell, L (1, 5) OBP: 0.309, SLG: 0.385		FC6-4 1-2 1B	K			4-3			K			4	0	1	0	0	2	0
Tom Grieve, R (1, 10) OBP: 0.301, SLG: 0.442		FC6-4 1-2f 2-3	F9				FC3-6 1B		K			4	0	1	0	0	1	2
Juan Beniquez, R (1, 8) OBP: 0.274, SLG: 0.286		K	G3				FC3-6 FC1-4-5 1-2f		6-3			4	0	0	0	0	1	3
Jim Sundberg, R (1, 2) OBP: 0.250, SLG: 0.295			SH1-4 1B G3 1B		2B		FC1-4-5 2-3			1-3		4	1	2	0	0	0	1
Inning Stats	R: 0 H: 0 E: 0 LOB: 0 K: 1 BB: 0 S: 5 P: 5	R: 0 H: 1 E: 0 LOB: 2 K: 1 BB: 1 S: 6 P: 10	R: 2 H: 3 E: 0 LOB: 1 K: 0 BB: 0 S: 6 P: 6	R: 0 H: 0 E: 0 LOB: 0 K: 1 BB: 0 S: 5 P: 5	R: 0 H: 1 E: 0 LOB: 1 K: 1 BB: 0 S: 6 P: 6	R: 0 H: 0 E: 0 LOB: 0 K: 0 BB: 0 S: 3 P: 3	R: 0 H: 1 E: 1 LOB: 1 K: 1 BB: 0 S: 6 P: 6	R: 0 H: 1 E: 0 LOB: 1 K: 1 BB: 0 S: 6 P: 6	R: 0 H: 0 E: 0 LOB: 0 K: 2 BB: 0 S: 7 P: 7	R: 0 H: 0 E: 0 LOB: 0 K: 0 BB: 0 S: 3 P: 3	R: 0 H: 0 E: 0 LOB: 0 K: 0 BB: 0 S: 3 P: 3						

PITCHER	IP	WLS	BF	H	R	ER	SO	BB	IBB	HBP	BLK	WP	HR	S	P	ERA	WHIP
Mark Fidrych, R (1, 1) ERA: 2.03	11.0	W	41	7	2	2	8	1	0	0	0	0	0	56	60	1.64	0.727

PITCHER	IP	WLS	BF	H	R	ER	SO	BB	IBB	HBP	BLK	WP	HR	S	P	ERA	WHIP

BOTTOM

Detroit Tigers @ Texas Rangers

Arlington Stadium, Arlington, TX

Sat Jun 05 1976, 8:05 PM EDT

Att. 32,678 - Unknown

livebaseballscorecards.com

AB	39
R	2
H	7
RBI	2
BB	1
SO	8
LOB	13

1B: 5	SF: 0	WP: 0	PA: 41
2B: 2	SAC: 1	PB: 0	
3B: 0	DP: 0	SB: 0	
HR: 0	HBP: 0	CS: 0	

Detroit Tigers @ Texas Rangers

Arlington Stadium, Arlington, TX

Sun Jun 06 1976, 8:05 PM EDT

Att. 18,171 - Unknown

TOP

livebaseballscorecards.com

Batter	1	2	3	4	5	6	7	8	9	AB	R	H	RBI	BB	SO	LOB
Ron LeFlore, R (1, 8) OBP: 0.396, SLG: 0.488	S S S 0-3 ① K		x 0-0 ③ 6-3		B B B 4-0 CS BB			x 0-0 E5 1B SF7	x 0-0 FC4-6 1-3 2-H 1B	4	1	1	1	1	1	0
Dan Meyer, L (1, 7) OBP: 0.333, SLG: 0.300	x 0-0 ② L7			x 0-0 HR 1B	0-0 ③ CS 1-2	B B B 4-0 BB BB		x 0-0 ① F7	x 0-0 ② F6	4	1	1	0	1	0	3
Ben Oglivie, L (1, 9) OBP: 0.328, SLG: 0.596	x 0-0 1B 1B			x 0-0 1-H HR		x 0-0 ① F8		x 0-0 SF7 1-3 HR 1B	x 0-0 ③ FC4-6 1-2f	5	2	3	2	0	0	3
Rusty Staub, L (1, 10) OBP: 0.409, SLG: 0.446	x 0-0 ③ 1-3 1B			x 0-0 ① F9		x 0-0 ② F9		x 0-0 ② SF7 1-2 3-H		3	0	1	1	0	0	1
Jason Thompson, L (1, 3) OBP: 0.313, SLG: 0.339		B B B B 4-0 FC6-4 BB		B B B B 4-0 BB		B B B B 4-0 1-2 BB		x 0-0 2-H HR		1	1	1	2	3	0	0
Bill Freehan, R (1, 2) OBP: 0.333, SLG: 0.355		x 0-0 ① FC6-4 G5-4-3 1-2f		x 0-0 ② L7		x 0-0 ③ F8		S S S 0-3 ③ K		4	0	0	0	0	1	4
Aurelio Rodriguez, R (1, 5) OBP: 0.269, SLG: 0.313		x 0-0 ② ③ G5-4-3 1-2f		x 0-0 ③ F9			S S S 0-3 ① K		x 0-0 ① 6-3	4	0	0	0	0	1	2
Chuck Scrivener, R (1, 6) OBP: 0.325, SLG: 0.314 Mickey Stanley, R (9, PH) OBP: 0.326, SLG: 0.385			x 0-0 ① L7		x 0-0 ① 1-3		x 0-0 ② F2		x 0-0 1B 1B 1B	3 1	0 1	0 1	0 1	0 0	0 0	0 0
Gary Sutherland, R (1, 4) OBP: 0.240, SLG: 0.274 Alex Johnson, R (9, PH) OBP: 0.290, SLG: 0.375			x 0-0 ② G1		x 0-0 ② F3		x 0-0 ③ F6		x 0-0 1B 1-2 1B	3 1	0 0	0 1	0 0	0 0	0 0	0 0
Inning Stats	R: 0 E: 0 K: 1 S: 6 H: 2 LOB: 2 BB: 0 P: 6	R: 0 E: 0 K: 0 S: 2 H: 0 LOB: 0 BB: 1 P: 6	R: 0 E: 0 K: 0 S: 3 H: 0 LOB: 0 BB: 0 P: 3	R: 2 E: 0 K: 0 S: 5 H: 2 LOB: 1 BB: 1 P: 9	R: 0 E: 0 K: 0 S: 2 H: 0 LOB: 0 BB: 1 P: 6	R: 0 E: 0 K: 0 S: 3 H: 0 LOB: 2 BB: 2 P: 11	R: 0 E: 0 K: 1 S: 5 H: 0 LOB: 0 BB: 0 P: 5	R: 3 E: 1 K: 1 S: 8 H: 2 LOB: 0 BB: 0 P: 8	R: 1 E: 0 K: 0 S: 6 H: 3 LOB: 2 BB: 0 P: 6	1B: 7 2B: 0 3B: 0 HR: 2	SF: 1 SAC: 0 DP: 1 HBP: 0						

	AB	33
	R	6
	H	9
	RBI	6
	BB	5
	SO	3
	LOB	13

WP: 0 PB: 0 SB: 0 CS: 1 PA: 40

PITCHER	IP	WLS	BF	H	R	ER	SO	BB	IBB	HBP	BLK	WP	HR	S	P	ERA	WHIP
Nelson Briles, R (1, 1) ERA: 3.63	9.0	W	39	9	6	3	3	5	0	0	0	0	2	40	60	3.00	1.556

PITCHER	IP	WLS	BF	H	R	ER	SO	BB	IBB	HBP	BLK	WP	HR	S	P	ERA	WHIP

Detroit Tigers @ Texas Rangers

Arlington Stadium, Arlington, TX

Sun Jun 06 1976, 8:05 PM EDT

Att. 18,171 - Unknown

livebaseballscorecards.com

BOTTOM

Batter	1	2	3	4	5	6	7	8	9	AB	R	H	RBI	BB	SO	LOB
Gene Clines, R (1, 7) OBP: 0.283, SLG: 0.217 Dave Moates, L (6, PH) OBP: 0.231, SLG: 0.278 (7, 7)	BB		SH1-4	1B	HBP	4-3	6-3			1	1	1	1	1	0	0
										2	0	0	0	0	0	3
Lenny Randle, S (1, 4) OBP: 0.313, SLG: 0.328 Greg Pryor, R (5, PR) OBP: 0.375, SLG: 0.375 (6, 4)	1-3-6-1		1B	1-3	2B		BB SF8 1B	G4-6-3		4	0	2	2	0	0	2
								1B		2	1	2	0	0	0	0
Mike Hargrove, L (1, 3) OBP: 0.414, SLG: 0.430	1B HBP		SF8	FC5-4 1B BB	FC5-4 BB		SF8 BB 2B 1B	F7		2	2	1	1	2	0	1
Toby Harrah, R (1, 6) OBP: 0.408, SLG: 0.418	1B		K	FC5-4 1B	K		2B SF8 SF9 BB	G4-6-3		5	1	2	0	1	2	4
Jeff Burroughs, R (1, 9) OBP: 0.291, SLG: 0.402	K			E 2B 1B	FC5-4 1B FC5-4		SF8			4	2	1	1	0	1	6
Roy Howell, L (1, 5) OBP: 0.312, SLG: 0.391		F9		E3 2B 6-3	BB WP 1B		SF9 1B 2B			5	3	2	2	0	1	1
Tom Grieve, R (1, 10) OBP: 0.309, SLG: 0.460		K		6-3 1B 2B	WP BB 1B	WP SF8 2B	SF9			4	3	3	3	0	1	0
Juan Beniquez, R (1, 8) OBP: 0.277, SLG: 0.287		K		6-3	WP 1B BB	SF8	BB 1B			3	1	1	3	1	1	1
Bill Fahey, L (1, 2) OBP: 0.409, SLG: 0.235			1B SH1-4 SF8 BB	4-3	PB HBP 2B 1B	BB	BB			2	2	1	2	3	0	1

	AB	34
	R	16
	H	16
	RBI	15
	BB	8
	SO	6
	LOB	19

Inning Stats	1	2	3	4	5	6	7	8	9
	R: 0 E: 0 K: 1 S: 5	H: 1 LOB: 2 BB: 1 P: 10	R: 0 E: 0 K: 2 S: 7	H: 0 LOB: 0 BB: 0 P: 7	R: 1 E: 0 K: 1 S: 6	H: 1 LOB: 1 BB: 1 P: 10	R: 3 E: 1 K: 0 S: 7	H: 3 LOB: 1 BB: 0 P: 7	R: 7 E: 0 K: 1 S: 10	H: 5 LOB: 2 BB: 3 P: 23	R: 1 E: 0 K: 1 S: 6	H: 1 LOB: 1 BB: 1 P: 10	R: 4 E: 0 K: 0 S: 7	H: 4 LOB: 2 BB: 2 P: 15	R: 0 E: 0 K: 0 S: 3	H: 1 LOB: 0 BB: 0 P: 3

	1B: 12	SF: 4	WP: 2	PA: 49
	2B: 5	SAC: 1	PB: 1	
	3B: 0	DP: 2	SB: 0	
	HR: 0	HBP: 2	CS: 0	

PITCHER		IP	WLS	BF	H	R	ER	SO	BB	IBB	HBP	BLK	WP	HR	S	P	ERA	WHIP
Joe Coleman, R ERA: 4.86	(1, 1)	4.1	L	24	7	7	5	4	3	0	1	0	0	0	28	41	10.38	2.308
Steve Grilli, R ERA: 5.55	(5, 1)	0.0		5	3	4	4	0	1	0	1	0	1	0	3	8	∞	∞
Jim Crawford, L ERA: 4.82	(5, 1)	2.1		16	5	5	5	2	4	0	0	0	1	0	16	32	19.29	3.857
Ray Bare, R ERA: 3.92	(7, 1)	1.1		4	1	0	0	0	0	0	0	0	0	0	4	4	0.00	0.750

PITCHER	IP	WLS	BF	H	R	ER	SO	BB	IBB	HBP	BLK	WP	HR	S	P	ERA	WHIP

Texas Rangers @ Baltimore Orioles

Memorial Stadium, Baltimore, MD

Mon Jun 07 1976, 7:05 PM EDT

Att. 11,626 - Unknown

TOP

Batter	1	2	3	4	5	6	7	8	9	AB	R	H	RBI	BB	SO	LOB
Gene Clines, R (1, 7) OBP: 0.293, SLG: 0.275	0-0 1B 3B	0-0 CS 2-H 3-H 1B			0-0 L6-3	0-0 L4-3 1-2			0-0 L4-3 2-3	5	1	2	2	0	0	4
Dave Moates, L (9, 7) OBP: 0.231, SLG: 0.278										0	0	0	0	0	0	0
Lenny Randle, S (1, 4) OBP: 0.309, SLG: 0.324	0-0 G6-4-3 BB 3-H 1B	0-0 L 1-2	0-0 F7		0-0 4-3		0-0 4-3		0-3 K	6	0	1	1	0	1	2
Jim Fregosi, R (1, 3) OBP: 0.320, SLG: 0.349	4-0 G6-4-3 1-2 BB		0-3 K			0-0 E 2B	0-3 K			3	1	1	0	1	2	0
Toby Harrah, R (1, 6) OBP: 0.400, SLG: 0.408	0-0 G6-4-3 1-2f 2-3		0-3 K			0-0 5-3	0-0 F8			4	0	0	0	0	1	3
Jeff Burroughs, R (1, 9) OBP: 0.290, SLG: 0.399	0-0 F9			0-0 5-3		0-0 E7 2-H 1B 1B		0-0 L6		4	1	1	1	0	0	1
Tom Grieve, R (1, 10) OBP: 0.308, SLG: 0.456		0-3 K		0-3 K		0-0 1B 1B WP 2-H 1B		0-0 F7		4	1	1	1	0	2	0
Juan Beniquez, R (1, 8) OBP: 0.282, SLG: 0.292		0-0 5-3		0-0 FC4-6 1B		0-0 WP 1B 1-2 1B		0-0 F7		4	0	2	0	0	0	0
Roy Howell, L (1, 5) OBP: 0.316, SLG: 0.393		0-0 2B 1B 1B		0-0 FC4-6 1-2f		0-0 WP 1-2 2-3 1B			0-3 K	4	1	2	0	0	1	1
Jim Sundberg, R (1, 2) OBP: 0.264, SLG: 0.318		0-0 1-3 1B 2B			0-0 5-3	4-0 L4-3 1-2 2-3 3-H BB			0-0 L4-3 2B	3	1	2	0	1	0	0
Inning Stats	R: 1 E: 0 K: 0 S: 4 H: 2 LOB: 1 BB: 1 P: 8	R: 2 E: 0 K: 1 S: 7 H: 3 LOB: 0 BB: 0 P: 7	R: 0 E: 0 K: 2 S: 7 H: 0 LOB: 0 BB: 0 P: 7	R: 0 E: 0 K: 1 S: 6 H: 1 LOB: 1 BB: 0 P: 6	R: 0 E: 0 K: 0 S: 3 H: 0 LOB: 0 BB: 0 P: 3	R: 3 E: 1 K: 0 S: 7 H: 5 LOB: 2 BB: 1 P: 11	R: 0 E: 0 K: 1 S: 5 H: 0 LOB: 0 BB: 0 P: 5	R: 0 E: 0 K: 0 S: 3 H: 0 LOB: 0 BB: 0 P: 3	R: 0 E: 0 K: 2 S: 8 H: 1 LOB: 1 BB: 0 P: 8	1B: 8 2B: 3 3B: 1 HR: 0	SF: 0 SAC: 0 DP: 2 HBP: 0						

	AB	37
	R	6
	H	12
	RBI	5
	BB	2
	SO	7
	LOB	11

WP: 1 PB: 0 SB: 0 CS: 1 PA: 39

livebaseballscorecards.com

PITCHER		IP	WLS	BF	H	R	ER	SO	BB	IBB	HBP	BLK	WP	HR	S	P	ERA	WHIP
Ross Grimsley, L ERA: 4.07	(1, 1)	5.1	L	25	9	6	6	4	1	0	0	0	0	0	31	35	10.12	1.875
Mike Cuellar, L ERA: 7.0	(6, 1)	3.2		14	3	0	0	3	1	0	0	0	1	0	19	23	0.00	1.091

PITCHER	IP	WLS	BF	H	R	ER	SO	BB	IBB	HBP	BLK	WP	HR	S	P	ERA	WHIP

Texas Rangers @ Baltimore Orioles

Memorial Stadium, Baltimore, MD

Mon Jun 07 1976, 7:05 PM EDT

Att. 11,626 - Unknown

BOTTOM

Batter	1	2	3	4	5	6	7	8	9	AB	R	H	RBI	BB	SO	LOB
Mark Belanger, R (1, 6) OBP: 0.365, SLG: 0.372	F9		F8		6-3			F4	1B 1-2 2-H 3-H	5	0	1	2	0	0	1
Bobby Grich, R (1, 4) OBP: 0.407, SLG: 0.456	2B 1-3			1B	6-3			HR	K	5	1	3	1	0	1	3
Reggie Jackson, L (1, 9) OBP: 0.288, SLG: 0.350 Al Bumbry, L (9, 7) OBP: 0.345, SLG: 0.354	1-3 2-3			K		BB		K		3 0	0 0	0 0	0 0	1 0	2 0	2 0
Lee May, R (1, 3) OBP: 0.302, SLG: 0.448	K			1B 1-2		L7		F9		4	0	1	0	0	1	2
Andres Mora, R (1, 10) OBP: 0.263, SLG: 0.368		1B G5-4-3		F3		L7			E6 BB 1B 1B	4	1	1	0	0	0	3
Paul Blair, R (1, 8) OBP: 0.235, SLG: 0.239		G5-4-3 1-2f		5-3		F6			K	4	0	0	0	0	1	5
Ken Singleton, S (1, 7) OBP: 0.305, SLG: 0.270 (9, 9)		K	1B	2B		F9			BB 1B 1-2	4	2	2	0	0	1	0
Doug DeCinces, R (1, 5) OBP: 0.295, SLG: 0.393			F8	2B 4-3 1-H		L7			1B BB 1-2 2-3	3	0	1	1	1	0	0
Dave Duncan, R (1, 2) OBP: 0.304, SLG: 0.301 Tony Muser, L (9, PH) OBP: 0.317, SLG: 0.265			K	4-3 2-3		F4			F5	3 1	0 0	0 0	0 0	0 0	1 0	1 3

livebaseballscorecards.com

AB	36
R	4
H	9
RBI	4
BB	2
SO	7
LOB	20

Inning Stats	1	2	3	4	5	6	7	8	9
	R: 0 E: 0 K: 1 S: 6	R: 0 E: 0 K: 1 S: 5	R: 0 E: 0 K: 1 S: 5	R: 0 E: 0 K: 1 S: 7	R: 1 E: 0 K: 0 S: 5	R: 0 E: 0 K: 0 S: 3	R: 0 E: 0 K: 0 S: 3	R: 1 E: 0 K: 1 S: 6	R: 2 E: 1 K: 2 S: 10
	H: 1 LOB: 1 BB: 0 P: 6	H: 1 LOB: 0 BB: 0 P: 5	H: 0 LOB: 0 BB: 0 P: 5	H: 2 LOB: 2 BB: 0 P: 7	H: 2 LOB: 1 BB: 0 P: 5	H: 0 LOB: 1 BB: 1 P: 7	H: 0 LOB: 0 BB: 0 P: 3	H: 1 LOB: 0 BB: 0 P: 6	H: 2 LOB: 2 BB: 1 P: 14

1B: 6	SF: 0	WP: 0
2B: 2	SAC: 0	PB: 0
3B: 0	DP: 1	SB: 0
HR: 1	HBP: 0	CS: 0

PA: 38

PITCHER		IP	WLS	BF	H	R	ER	SO	BB	IBB	HBP	BLK	WP	HR	S	P	ERA	WHIP
Jim Umbarger, L ERA: 2.51	(1, 1)	8.1	W	35	8	4	2	6	2	0	0	0	0	1	45	53	2.16	1.200
Steve Foucault, R ERA: 1.24	(9, 1)	0.2	S	3	1	0	0	1	0	0	0	0	0	0	5	5	0.00	1.500

PITCHER	IP	WLS	BF	H	R	ER	SO	BB	IBB	HBP	BLK	WP	HR	S	P	ERA	WHIP

Batter	1	2	3	4	5	6	7	8	9	AB	R	H	RBI	BB	SO	LOB
Gene Clines, R (1, 7) OBP: 0.306, SLG: 0.291	L6-3	2-H 1B		L5		1B 1-2 2-H 1B		FC4-6 1-2 1B		4	1	2	2	0	0	0
Dave Moates, L (8, PH) OBP: 0.250, SLG: 0.297 (8, 7)										1	0	1	0	0	0	0
Lenny Randle, S (1, 4) OBP: 0.312, SLG: 0.326	2B 1B	G3			F8	1B 1-2 2-H 1B		FC4-6 1-2f 2-3		5	0	2	1	0	0	3
Mike Hargrove, L (1, 3) OBP: 0.414, SLG: 0.435	1-3 2B		F8		4-3	1-3 2-H 1B		K		5	0	2	1	0	1	2
Toby Harrah, R (1, 6) OBP: 0.410, SLG: 0.419	1-3	2B 2B			BB FC6-4	1B BB			6-3 1B	3	1	2	0	2	0	2
Jeff Burroughs, R (1, 9) OBP: 0.293, SLG: 0.404	6-3	2-H 2B			FC6-4 1-2f	1-3 1B			6-3 1-2	5	0	2	1	0	0	4
Roy Howell, L (1, 5) OBP: 0.313, SLG: 0.385		F8	6-3			6-3	5-3		FC6-4 IBB	4	0	0	0	1	0	2
Tom Grieve, R (1, 10) OBP: 0.300, SLG: 0.443		L5	4-3			6-3	K		K	5	0	0	0	0	2	4
Juan Beniquez, R (1, 8) OBP: 0.291, SLG: 0.297		BB 2B		L6		S 1B 1B		FC4-6 1B 1B	1-2f FC6-4	4	2	2	0	1	0	2
Jim Sundberg, R (1, 2) OBP: 0.270, SLG: 0.326		1-H 1B 2B		F4		1B 1-2 1B BB		F4		3	2	1	1	1	0	1
Inning Stats	R: 0 E: 0 K: 0 S: 5 H: 2 LOB: 2 BB: 0 P: 5	R: 2 E: 0 K: 0 S: 5 H: 2 LOB: 1 BB: 1 P: 9	R: 1 E: 0 K: 0 S: 5 H: 2 LOB: 1 BB: 0 P: 5	R: 0 E: 0 K: 0 S: 3 H: 0 LOB: 0 BB: 0 P: 3	R: 0 E: 0 K: 0 S: 3 H: 0 LOB: 1 BB: 1 P: 7	R: 3 E: 0 K: 0 S: 6 H: 4 LOB: 2 BB: 1 P: 10	R: 0 E: 0 K: 1 S: 5 H: 1 LOB: 1 BB: 1 P: 9	R: 0 E: 0 K: 1 S: 7 H: 2 LOB: 2 BB: 0 P: 7	R: 0 E: 0 K: 1 S: 6 H: 1 LOB: 2 BB: 1 P: 10	1B: 10 2B: 4 3B: 0 HR: 0 SF: 0 SAC: 0 DP: 0 HBP: 0						

TOP

Texas Rangers @ Baltimore Orioles

Memorial Stadium, Baltimore, MD

Tue Jun 08 1976, 7:05 PM EDT

Att. 10,006 - Unknown

livebaseballscorecards.com

AB	39
R	6
H	14
RBI	6
BB	5
SO	3
LOB	20

PITCHER		IP	WLS	BF	H	R	ER	SO	BB	IBB	HBP	BLK	WP	HR	S	P	ERA	WHIP
Doyle Alexander, R ERA: 2.98	(1, 1)	5.2	L	29	9	6	6	0	3	0	0	0	0	0	26	38	9.53	2.118
Mike Flanagan, L ERA: 3.5	(6, 1)	1.1		5	2	0	0	1	1	0	0	0	0	0	6	10	0.00	2.250
Dyar Miller, R ERA: 4.09	(8, 1)	2.0		10	3	0	0	2	0	1	0	0	0	0	13	17	0.00	1.500

PITCHER		IP	WLS	BF	H	R	ER	SO	BB	IBB	HBP	BLK	WP	HR	S	P	ERA	WHIP

WP: 0 PB: 0 SB: 1 CS: 0 PA: 44

Batter	1	2	3	4	5	6	7	8	9	AB	R	H	RBI	BB	SO	LOB
Tommy Harper, R (1, 10) OBP: 0.333, SLG: 0.321	1-3		E4 1B 1-2 3-H		1-3 1-2			F7	F8	4	0	0	1	0	0	2
Royle Stillman, L (9, PH) OBP: 0.158, SLG: 0.059										1	0	0	0	0	0	0
Mark Belanger, R (1, 6) OBP: 0.368, SLG: 0.375	5-3		1B 1-2 2-3		L3-6 2-3			5-3 1B 1B		4	1	2	0	0	0	1
Bobby Grich, R (1, 4) OBP: 0.404, SLG: 0.446	5-3		K			BBB G5-4-3 BB		5-3 1-2		3	0	0	0	1	1	4
Lee May, R (1, 3) OBP: 0.301, SLG: 0.442		F6	F9			G5-4-3 1-2f		1B 2B 2-H 1B		4	1	1	1	0	0	4
Andres Mora, R (1, 7) OBP: 0.262, SLG: 0.363		1-3	F9			6-3		2B 1-2 1B		4	0	1	0	0	0	3
Paul Blair, R (1, 8) OBP: 0.242, SLG: 0.253		1B		L9			L7	1-3 2-H 2B		4	0	2	1	0	0	0
Ken Singleton, S (1, 9) OBP: 0.304, SLG: 0.269		F4		K			FC6-4 1B	F5		4	0	1	0	0	1	3
Doug DeCinces, R (1, 5) OBP: 0.296, SLG: 0.392			1B E 1B	F9			FC6-4 FC6-4 1-2f		K	3	1	1	0	0	0	1
Al Bumbry, L (9, PH) OBP: 0.342, SLG: 0.352										1	0	0	0	0	1	0
Dave Duncan, R (1, 2) OBP: 0.313, SLG: 0.305			1B E 1-3 1B		BBB L3-6 1-3 BB		FC6-4 1-2f		K	2	0	1	0	1	0	1
Tony Muser, L (9, PH) OBP: 0.315, SLG: 0.263										1	0	0	0	0	1	0
Inning Stats	R: 0 E: 0 K: 0 S: 3 H: 0 LOB: 0 BB: 0 P: 3	R: 0 E: 0 K: 0 S: 4 H: 1 LOB: 1 BB: 0 P: 4	R: 1 E: 1 K: 1 S: 9 H: 3 LOB: 3 BB: 0 P: 9	R: 0 E: 0 K: 1 S: 5 H: 0 LOB: 0 BB: 0 P: 5	R: 0 E: 0 K: 0 S: 2 H: 0 LOB: 0 BB: 1 P: 6	R: 0 E: 0 K: 0 S: 2 H: 0 LOB: 0 BB: 1 P: 6	R: 0 E: 0 K: 0 S: 4 H: 1 LOB: 1 BB: 0 P: 4	R: 2 E: 0 K: 0 S: 7 H: 4 LOB: 2 BB: 0 P: 7	R: 0 E: 0 K: 2 S: 7 H: 0 LOB: 0 BB: 0 P: 7	1B: 8 2B: 2 3B: 0 HR: 0	SF: 0 SAC: 0 DP: 2 HBP: 0				WP: 0 PB: 0 SB: 0 CS: 0	PA: 37	

PITCHER	IP	WLS	BF	H	R	ER	SO	BB	IBB	HBP	BLK	WP	HR	S	P	ERA	WHIP
Fritz Peterson, L (1, 1) ERA: 5.46	7.2	W	33	9	3	3	2	2	0	0	0	0	0	35	43	3.52	1.435
Steve Foucault, R (8, 1) ERA: 1.19	1.1	S	4	0	0	0	2	0	0	0	0	0	0	8	8	0.00	0.000

PITCHER	IP	WLS	BF	H	R	ER	SO	BB	IBB	HBP	BLK	WP	HR	S	P	ERA	WHIP

BOTTOM

Texas Rangers @ Baltimore Orioles

Memorial Stadium, Baltimore, MD

Tue Jun 08 1976, 7:05 PM EDT

Att. 10,006 - Unknown

livebaseballscorecards.com

AB	35
R	3
H	9
RBI	3
BB	2
SO	4
LOB	19

Batter	1	2	3	4	5	6	7	8	9	AB	R	H	RBI	BB	SO	LOB
Lenny Randle, S (1, 4) OBP: 0.308, SLG: 0.322	F9	FC6-4 1-2f			G1-6-3 1-2f		FC6-4 1-2 1B		5-3 2-3	5	0	1	0	0	0	4
Jim Fregosi, R (1, 10) OBP: 0.345, SLG: 0.383	F8		BBBB FC4-6 BB		1B		FC6-4 1-2f		3-H 2B	4	0	2	1	1	0	2
Mike Hargrove, L (1, 3) OBP: 0.413, SLG: 0.437	F8		FC4-6 1-2f 2B		F8			E9 2B 2B	BBBB BB	4	1	1	0	1	0	2
Toby Harrah, R (1, 6) OBP: 0.400, SLG: 0.407		F2	L7			F2		6-3	1-3	5	0	0	0	0	0	4
Jeff Burroughs, R (1, 9) OBP: 0.297, SLG: 0.416		1-3	1-H 2B			SSS K		3-H 2B		4	0	2	1	0	1	0
Tom Grieve, R (1, 7) OBP: 0.299, SLG: 0.439		BB 2B 1B		6-3		SSS K		6-3		4	1	1	0	0	1	1
Juan Beniquez, R (1, 8) OBP: 0.290, SLG: 0.291		BBBB 1-2 2B BB		6-3			6-3	F4		3	1	0	0	1	0	1
Roy Howell, L (1, 5) OBP: 0.322, SLG: 0.395		1-H 2-H 2B		SSS K			BBBB 1B BB		WP SH3-4 2B 1B	3	1	2	2	1	1	0
Jim Sundberg, R (1, 2) OBP: 0.278, SLG: 0.328		BBBB FC6-4 BB			G1-6-3 1B		L9		SH3-4 1-2	2	0	1	0	1	0	1
Inning Stats	R: 0 E: 0 K: 0 S: 3 H: 0 LOB: 0 BB: 0 P: 3	R: 2 E: 0 K: 0 S: 5 H: 2 LOB: 2 BB: 2 P: 13	R: 0 E: 0 K: 0 S: 3 H: 1 LOB: 2 BB: 1 P: 7	R: 0 E: 0 K: 1 S: 5 H: 0 LOB: 0 BB: 0 P: 5	R: 0 E: 0 K: 0 S: 4 H: 2 LOB: 1 BB: 0 P: 4	R: 0 E: 0 K: 2 S: 7 H: 0 LOB: 0 BB: 0 P: 7	R: 0 E: 0 K: 0 S: 4 H: 1 LOB: 2 BB: 1 P: 8	R: 1 E: 1 K: 0 S: 5 H: 2 LOB: 1 BB: 0 P: 5	R: 1 E: 0 K: 0 S: 5 H: 2 LOB: 2 BB: 1 P: 9	1B: 5 2B: 5 3B: 0 HR: 0 SF: 0 SAC: 1 DP: 1 HBP: 0						

PITCHER	IP	WLS	BF	H	R	ER	SO	BB	IBB	HBP	BLK	WP	HR	S	P	ERA	WHIP
Ken Holtzman, L (1, 1) ERA: 2.86	9.0	L	40	10	4	4	3	5	0	0	0	1	0	41	61	4.00	1.667

PITCHER	IP	WLS	BF	H	R	ER	SO	BB	IBB	HBP	BLK	WP	HR	S	P	ERA	WHIP

TOP

Texas Rangers @ Baltimore Orioles

Memorial Stadium, Baltimore, MD

Wed Jun 09 1976, 7:05 PM EDT

Att. 8,379 - Unknown

livebaseballscorecards.com

AB	34
R	4
H	10
RBI	4
BB	5
SO	3
LOB	15

WP: 1	PA: 40		
PB: 0			
SB: 0			
CS: 0			

Batter	1	2	3	4	5	6	7	8	9	AB	R	H	RBI	BB	SO	LOB
Al Bumbry, L (1, 7) OBP: 0.346, SLG: 0.366	BBBB 4-0 FC6-4 BB		x 0-0 6-3 3B		x 0-0 ③ F7			x 0-0 ② F8		3	1	1	0	1	0	1
Mark Belanger, R (1, 6) OBP: 0.360, SLG: 0.367	x 0-0 ① FC6-4 L9-3 1-2f		x 0-0 ② 6-3 3-H			x 0-0 ① F8		x 0-0 ③ F6		4	0	0	1	0	0	2
Tony Muser, L (1, 3) OBP: 0.305, SLG: 0.254	x 0-0 ② ③ L9-3 1-2		SSS 0-3 ③ K			SSS 0-3 ② K			x 0-0 ① F8	4	0	0	0	0	2	1
Lee May, R (1, 10) OBP: 0.299, SLG: 0.437		x 0-0 ① L9		SSS 0-3 ① K		SSS 0-3 ③ K			x 0-0 FC6-4 1B	4	0	1	0	0	2	0
Bobby Grich, R (1, 4) OBP: 0.394, SLG: 0.434		SSS 0-3 ② K		SSS 0-3 ② K			x 0-0 ① F8		x 0-0 ② FC6-4 FC4-6 1-2f	4	0	0	0	0	2	1
Ken Singleton, S (1, 9) OBP: 0.308, SLG: 0.276		BBBB 4-0 1B BB		x 0-0 2B			SSS 0-3 ② K		x 0-0 ③ FC4-6 1-2f	3	0	1	0	1	1	1
Paul Blair, R (1, 8) OBP: 0.244, SLG: 0.255		x 0-0 1-2 1B		x 0-0 ③ 6-3			x 0-0 ③ F8			3	0	1	0	0	0	1
Doug DeCinces, R (1, 5) OBP: 0.290, SLG: 0.383		x 0-0 ③ F3			x 0-0 ① 4-3			x 0-0 ① F9		3	0	0	0	0	0	2
Dave Duncan, R (1, 2) OBP: 0.305, SLG: 0.296 Tommy Harper, R (8, PR) OBP: 0.333, SLG: 0.321 Elrod Hendricks, L (9, 2) OBP: 0.224, SLG: 0.214			SSS 0-3 ① K		SSS 0-3 ② K			x 0-0 E3		3 0 0	0 0 0	0 0 0	0 0 0	0 0 0	2 0 0	0 0 0
Inning Stats	R: 0 E: 0 K: 0 S: 2 H: 0 LOB: 0 BB: 1 P: 6	R: 0 E: 0 K: 1 S: 6 H: 1 LOB: 2 BB: 1 P: 10	R: 1 E: 0 K: 2 S: 8 H: 1 LOB: 0 BB: 0 P: 8	R: 0 E: 0 K: 2 S: 8 H: 1 LOB: 1 BB: 0 P: 8	R: 0 E: 0 K: 1 S: 5 H: 0 LOB: 0 BB: 0 P: 5	R: 0 E: 0 K: 2 S: 7 H: 0 LOB: 0 BB: 0 P: 7	R: 0 E: 0 K: 1 S: 5 H: 0 LOB: 0 BB: 0 P: 5	R: 0 E: 1 K: 0 S: 4 H: 0 LOB: 1 BB: 0 P: 4	R: 0 E: 0 K: 0 S: 4 H: 1 LOB: 1 BB: 0 P: 4	1B: 2 2B: 2 3B: 1 HR: 0	SF: 0 SAC: 0 DP: 1 HBP: 0						

PITCHER	IP	WLS	BF	H	R	ER	SO	BB	IBB	HBP	BLK	WP	HR	S	P	ERA	WHIP
Gaylord Perry, R (1, 1) ERA: 3.33	9.0	W	33	4	1	1	9	2	0	0	0	0	0	49	57	1.00	0.667

PITCHER	IP	WLS	BF	H	R	ER	SO	BB	IBB	HBP	BLK	WP	HR	S	P	ERA	WHIP

BOTTOM

Texas Rangers @ Baltimore Orioles

Memorial Stadium, Baltimore, MD

Wed Jun 09 1976, 7:05 PM EDT

Att. 8,379 - Unknown

livebaseballscorecards.com

AB	31
R	1
H	4
RBI	1
BB	2
SO	9
LOB	9

Texas Rangers @ New York Yankees

Yankee Stadium, Bronx, NY

Fri Jun 11 1976, 7:05 PM EDT

Att. 24,315 - Unknown

TOP

livebaseballscorecards.com

Batter	1	2	3	4	5	6	7	8	9	AB	R	H	RBI	BB	SO	LOB
Gene Clines, R (1, 7) OBP: 0.303, SLG: 0.288	K		L4-3		1B		L4-6-3			4	1	1	0	0	1	2
Lenny Randle, S (1, 4) OBP: 0.313, SLG: 0.322	F7			L6-3 1B	BB		6-3			3	1	1	0	1	0	0
Mike Hargrove, L (1, 3) OBP: 0.410, SLG: 0.438	F9			L6-3	2B			F7		4	0	1	3	0	0	1
Toby Harrah, R (1, 6) OBP: 0.393, SLG: 0.398		F7		F7	P4			F8		4	0	0	0	0	0	1
Jeff Burroughs, R (1, 9) OBP: 0.300, SLG: 0.417		F8			HR 1B	FC6-4 BB 1B		F9		4	1	2	0	0	0	0
Roy Howell, L (1, 5) OBP: 0.320, SLG: 0.407		K			HR	P6			4-3	4	1	1	2	0	1	1
Tom Grieve, R (1, 10) OBP: 0.298, SLG: 0.432			K		6-3	FC6-4 BB			F8	3	0	0	0	1	1	0
Juan Beniquez, R (1, 8) OBP: 0.284, SLG: 0.285			K		F9	FC6-4 CS			P4	4	0	0	0	0	1	2
Jim Sundberg, R (1, 2) OBP: 0.292, SLG: 0.338			1B		BB 1B E 1B	CS	L4-6-3 BB			2	1	2	0	1	0	0
Inning Stats	R: 0 E: 0 K: 1 S: 5 H: 0 LOB: 0 BB: 0 P: 5	R: 0 E: 0 K: 1 S: 5 H: 0 LOB: 0 BB: 0 P: 5	R: 0 E: 0 K: 2 S: 8 H: 1 LOB: 0 BB: 0 P: 8	R: 0 E: 0 K: 0 S: 3 H: 1 LOB: 0 BB: 0 P: 3	R: 5 E: 1 K: 0 S: 8 H: 5 LOB: 1 BB: 1 P: 12	R: 0 E: 0 K: 0 S: 3 H: 1 LOB: 1 BB: 1 P: 7	R: 0 E: 0 K: 0 S: 2 H: 0 LOB: 0 BB: 1 P: 6	R: 0 E: 0 K: 0 S: 3 H: 0 LOB: 0 BB: 0 P: 3	R: 0 E: 0 K: 0 S: 3 H: 0 LOB: 0 BB: 0 P: 3	1B: 6 2B: 2 3B: 0 HR: 1	SF: 0 SAC: 0 DP: 2 HBP: 0	WP: 0 PB: 0 SB: 0 CS: 1	PA: 36				

	AB	32
	R	5
	H	8
	RBI	5
	BB	3
	SO	4
	LOB	7

PITCHER	IP	WLS	BF	H	R	ER	SO	BB	IBB	HBP	BLK	WP	HR	S	P	ERA	WHIP
Ed Figueroa, R (1, 1) ERA: 3.47	5.0		23	8	5	5	4	1	0	0	0	0	1	30	34	9.00	1.800
Tippy Martinez, L (6, 1) ERA: 1.93	4.0	W	12	0	0	0	0	2	0	0	0	0	0	10	18	0.00	0.500

PITCHER	IP	WLS	BF	H	R	ER	SO	BB	IBB	HBP	BLK	WP	HR	S	P	ERA	WHIP

Texas Rangers @ New York Yankees

Yankee Stadium, Bronx, NY

Fri Jun 11 1976, 7:05 PM EDT

Att. 24,315 - Unknown

livebaseballscorecards.com

BOTTOM

Batter	1	2	3	4	5	6	7	8	9	AB	R	H	RBI	BB	SO	LOB
Mickey Rivers, L (1, 8) OBP: 0.308, SLG: 0.425	F8		1B 2B	1-3			K			4	1	1	0	0	1	1
Roy White, S (1, 7) OBP: 0.366, SLG: 0.430	F8		2-H 1B		F9			HR		4	1	2	2	0	0	0
Thurman Munson, R (1, 2) OBP: 0.339, SLG: 0.472	2B		F9		P4			L7		4	0	1	0	0	0	1
Chris Chambliss, L (1, 3) OBP: 0.328, SLG: 0.447	4-3			HR 1B	L7			4-3		4	1	1	0	0	0	1
Carlos May, L (1, 10) OBP: 0.331, SLG: 0.281 Sandy Alomar Sr., S (8, PR) OBP: 0.314, SLG: 0.258		3-1	1-2 HR 1B			G3		HR 1B		4 0	1 1	2 0	0 0	0 0	0 0	0 0
Graig Nettles, L (1, 5) OBP: 0.285, SLG: 0.372		K	1-H 2-H HR			F9		1-H HR		4	2	2	5	0	1	0
Oscar Gamble, L (1, 9) OBP: 0.338, SLG: 0.463 Kerry Dineen, L (9, 9) OBP: 0.375, SLG: 0.286		K	F2			PO 1B		L7		4 0	0 0	1 0	0 0	0 0	1 0	1 0
Willie Randolph, R (1, 4) OBP: 0.360, SLG: 0.328			6-3	G3 S 1B		PO 1-2	6-3			3	0	1	0	0	0	0
Jim Mason, L (1, 6) OBP: 0.184, SLG: 0.228			4-3	G3 1-3			F9			3	0	0	0	0	0	1
Inning Stats	R: 0 E: 0 K: 0 S: 4 H: 1 LOB: 1 BB: 0 P: 4	R: 0 E: 0 K: 2 S: 7 H: 0 LOB: 0 BB: 0 P: 7	R: 1 E: 0 K: 0 S: 5 H: 2 LOB: 1 BB: 0 P: 5	R: 3 E: 0 K: 0 S: 7 H: 4 LOB: 1 BB: 0 P: 7	R: 0 E: 0 K: 0 S: 3 H: 0 LOB: 0 BB: 0 P: 3	R: 0 E: 0 K: 0 S: 3 H: 1 LOB: 0 BB: 0 P: 3	R: 0 E: 0 K: 1 S: 5 H: 0 LOB: 0 BB: 0 P: 5	R: 3 E: 0 K: 0 S: 6 H: 3 LOB: 1 BB: 0 P: 6		1B: 6 2B: 2 3B: 0 HR: 3	SF: 0 SAC: 0 DP: 0 HBP: 0			WP: 0 PB: 0 SB: 1 CS: 0	PA: 35		

	AB	34
	R	7
	H	11
	RBI	7
	BB	0
	SO	3
	LOB	5

PITCHER		IP	WLS	BF	H	R	ER	SO	BB	IBB	HBP	BLK	WP	HR	S	P	ERA	WHIP
Bert Blyleven, R ERA: 3.32	(1, 1)	7.2	L	33	11	7	7	3	0	0	0	0	0	3	39	39	8.22	1.435
Joe Hoerner, L ERA: 2.13	(8, 1)	0.1		1	0	0	0	0	0	0	0	0	0	0	1	1	0.00	0.000

PITCHER	IP	WLS	BF	H	R	ER	SO	BB	IBB	HBP	BLK	WP	HR	S	P	ERA	WHIP

Batter	1	2	3	4	5	6	7	8	9	AB	R	H	RBI	BB	SO	LOB
Gene Clines, R (1, 7) OBP: 0.296, SLG: 0.281	L6-3		K	K			1B		K	5	0	1	0	0	3	2
Lenny Randle, S (1, 4) OBP: 0.317, SLG: 0.327	1B		4-3 1B 1B		1-3		F9			4	1	2	0	0	0	2
Mike Hargrove, L (1, 3) OBP: 0.403, SLG: 0.429	F7		4-3		G3		K			4	0	0	0	0	1	5
Toby Harrah, R (1, 6) OBP: 0.394, SLG: 0.397	K		BB 1B BB		K			G5-4-3 1B		3	0	1	0	1	2	1
Jeff Burroughs, R (1, 9) OBP: 0.300, SLG: 0.414		F8	BB 1B			6-3		G5-4-3		4	0	1	2	0	0	1
Roy Howell, L (1, 5) OBP: 0.324, SLG: 0.406		1B 1B	BB			F9		K		3	0	1	0	1	1	0
Tom Grieve, R (1, 10) OBP: 0.297, SLG: 0.429		1B	F9			6-3			P3	4	0	1	0	0	0	3
Juan Beniquez, R (1, 8) OBP: 0.284, SLG: 0.284		L4		F8			K		6-3 1B	4	0	1	0	0	1	1
Jim Sundberg, R (1, 2) OBP: 0.297, SLG: 0.343			4-3 1B 1B	F8			1B		6-3	4	1	2	0	0	0	1
Inning Stats	R: 0 E: 0 K: 1 S: 6 H: 1 LOB: 1 BB: 0 P: 6	R: 0 E: 0 K: 0 S: 4 H: 2 LOB: 1 BB: 0 P: 4	R: 2 E: 0 K: 1 S: 8 H: 3 LOB: 3 BB: 2 P: 16	R: 0 E: 0 K: 1 S: 5 H: 0 LOB: 0 BB: 0 P: 5	R: 0 E: 0 K: 1 S: 5 H: 0 LOB: 0 BB: 0 P: 5	R: 0 E: 0 K: 0 S: 3 H: 0 LOB: 0 BB: 0 P: 3	R: 0 E: 0 K: 2 S: 9 H: 2 LOB: 2 BB: 0 P: 9	R: 0 E: 0 K: 1 S: 5 H: 1 LOB: 0 BB: 0 P: 5	R: 0 E: 0 K: 1 S: 6 H: 1 LOB: 1 BB: 0 P: 6	1B: 10 2B: 0 3B: 0 HR: 0 SF: 0 SAC: 0 DP: 1 HBP: 0							

Texas Rangers @ New York Yankees

Yankee Stadium, Bronx, NY

Sat Jun 12 1976, 7:05 PM EDT

Att. 27,158 - Unknown

TOP

livebaseballscorecards.com

AB	35
R	2
H	10
RBI	2
BB	2
SO	8
LOB	16

WP: 0 PB: 0 SB: 0 CS: 0 PA: 37

PITCHER		IP	WLS	BF	H	R	ER	SO	BB	IBB	HBP	BLK	WP	HR	S	P	ERA	WHIP
Dave Pagan, R ERA: 2.28	(1, 1)	2.2	L	15	6	2	2	2	2	0	0	0	0	0	17	25	6.75	3.000
Dick Tidrow, R ERA: 2.81	(3, 1)	4.0		14	2	0	0	3	0	0	0	0	0	0	20	20	0.00	0.500
Sparky Lyle, L ERA: 2.18	(7, 1)	2.1		8	2	0	0	3	0	0	0	0	0	0	14	14	0.00	0.857

PITCHER	IP	WLS	BF	H	R	ER	SO	BB	IBB	HBP	BLK	WP	HR	S	P	ERA	WHIP

Batter	1	2	3	4	5	6	7	8	9	AB	R	H	RBI	BB	SO	LOB
Mickey Rivers, L (1, 8) OBP: 0.307, SLG: 0.421	F8			1-3		1B		4-3		4	0	1	0	0	0	0
Roy White, S (1, 7) OBP: 0.360, SLG: 0.422	G3			F9		F2		P2		4	0	0	0	0	0	1
Thurman Munson, R (1, 2) OBP: 0.346, SLG: 0.482	P5			1B		1-3 1B		2B		4	0	3	0	0	0	0
Chris Chambliss, L (1, 3) OBP: 0.326, SLG: 0.444		3-1		1-3 1B		4-3		K		4	0	1	0	0	1	3
Carlos May, L (1, 10) OBP: 0.336, SLG: 0.306		B B B B 4-0 B4-6 BB		L8			S S S 0-3 K		HR	3	1	1	1	1	1	2
Graig Nettles, L (1, 5) OBP: 0.294, SLG: 0.376		B4-6 1-2f			CS 1B		B B B B 4-0 1B BB		SH5-4 1B	3	0	2	0	1	0	1
Oscar Gamble, L (1, 9) OBP: 0.338, SLG: 0.460			G3		P4 1-2		1-3 1B		SH5-4 1-3f	3	0	1	0	0	0	1
Willie Randolph, R (1, 4) OBP: 0.358, SLG: 0.331			S S S K		L7		L8		2B	4	0	1	0	0	1	2
Jim Mason, L (1, 6) OBP: 0.182, SLG: 0.226			F9			F8	S S S K		6-3	1	0	0	0	0	0	0
Fran Healy, R (6, PH) OBP: 0.256, SLG: 0.135										1	0	0	0	0	0	0
Fred Stanley, R (7, 6) OBP: 0.329, SLG: 0.297										0	0	0	0	0	0	0
Lou Piniella, R (7, PH) OBP: 0.336, SLG: 0.453										1	0	0	0	0	1	2
Sandy Alomar Sr., S (8, 6) OBP: 0.306, SLG: 0.250										1	0	0	0	0	0	1
Inning Stats	R: 0 E: 0 K: 0 S: 3 H: 0 LOB: 0 BB: 0 P: 3	R: 0 E: 0 K: 0 S: 2 H: 0 LOB: 0 BB: 1 P: 6	R: 0 E: 0 K: 1 S: 5 H: 0 LOB: 0 BB: 0 P: 5	R: 0 E: 0 K: 0 S: 5 H: 2 LOB: 2 BB: 0 P: 5	R: 0 E: 0 K: 0 S: 3 H: 1 LOB: 0 BB: 0 P: 3	R: 0 E: 0 K: 0 S: 5 H: 2 LOB: 2 BB: 0 P: 5	R: 0 E: 0 K: 2 S: 8 H: 1 LOB: 2 BB: 1 P: 12	R: 0 E: 0 K: 1 S: 6 H: 1 LOB: 1 BB: 0 P: 6	R: 1 E: 0 K: 0 S: 5 H: 3 LOB: 1 BB: 0 P: 5	1B: 7 2B: 4 3B: 0 HR: 1	SF: 0 SAC: 1 DP: 2 HBP: 0						

PITCHER		IP	WLS	BF	H	R	ER	SO	BB	IBB	HBP	BLK	WP	HR	S	P	ERA	WHIP
Nelson Briles, R ERA: 3.4	(1, 1)	5.0	W	17	3	0	0	1	1	0	0	0	0	0	18	22	0.00	0.800
Steve Barr, L ERA: 5.4	(6, 1)	1.1		8	3	0	0	1	1	0	0	0	0	0	9	13	0.00	3.000
Steve Foucault, R ERA: 1.41	(7, 1)	1.2		7	2	1	1	2	0	0	0	0	0	1	11	11	5.40	1.200
Joe Hoerner, L ERA: 1.98	(9, 1)	1.0	S	4	2	0	0	0	0	0	0	0	0	0	4	4	0.00	2.000

PITCHER	IP	WLS	BF	H	R	ER	SO	BB	IBB	HBP	BLK	WP	HR	S	P	ERA	WHIP

BOTTOM

Texas Rangers @ New York Yankees

Yankee Stadium, Bronx, NY

Sat Jun 12 1976, 7:05 PM EDT

Att. 27,158 - Unknown

AB	33
R	1
H	10
RBI	1
BB	2
SO	4
LOB	13

WP: 0	PB: 0	SB: 0	CS: 1
PA: 36			

livebaseballscorecards.com

Batter	1	2	3	4	5	6	7	8	9	AB	R	H	RBI	BB	SO	LOB
Gene Clines, R (1, 7) OBP: 0.316, SLG: 0.304	0-0 S 2B 1B	0-0 WP S HR 1B		0-0 FC4-6 1-2 1B		0-0 ③ L9		0-0 ③ L9		5	2	3	0	0	0	0
Lenny Randle, S (1, 4) OBP: 0.314, SLG: 0.318	0-0 ① P1 1-2	BBBB 4-0 HR 1-3 BB		0-0 ② FC4-6 1-2f 2-3			0-0 ① 6-3		0-0 ① 6-3	4	1	0	0	1	0	3
Mike Hargrove, L (1, 3) OBP: 0.407, SLG: 0.443	BBBB 4-0 2B 1B BB	0-0 1-H 3-H HR		0-0 ③ F8			0-0 ② F8	BBBB 4-0 4-3 BB		3	2	1	3	2	0	2
Toby Harrah, R (1, 6) OBP: 0.395, SLG: 0.399	0-0 1-3 2-H 1B 2B	0-0 ③ P4			0-0 ① F8		BBBB 4-0 S BB		0-0 ② 4-3 1-2	4	1	1	1	1	0	1
Jeff Burroughs, R (1, 9) OBP: 0.302, SLG: 0.411	0-0 2-H 3-H 1B		0-0 ① 5-3		0-0 ② 5-3		BBBB 4-0 1-2 BB		0-0 ③ 6-3	4	0	1	2	1	0	1
Roy Howell, L (1, 5) OBP: 0.322, SLG: 0.403	0-0 ② 1-3		0-0 ② F8		0-0 1B		SSS 0-3 ③ K			4	0	1	0	0	1	3
Tom Grieve, R (1, 10) OBP: 0.296, SLG: 0.435	0-0 ③ F7		0-0 ③ 6-3		SSS 0-3 ③ K			0-0 SF7 3B		4	1	1	0	0	1	2
Juan Beniquez, R (1, 8) OBP: 0.278, SLG: 0.278		0-0 ① 6-3		0-0 E7 FC4-6		0-0 ① F8		0-0 ① P4		4	0	0	0	0	0	1
Jim Sundberg, R (1, 2) OBP: 0.290, SLG: 0.336		0-0 ② 5-3		0-0 ① FC4-6 FC4-6 1B 1-2f		0-0 ② 5-3		0-0 ② SF7 3-H		3	0	0	1	0	0	1
Inning Stats	R: 3 E: 0 K: 0 S: 6 H: 3 LOB: 1 BB: 1 P: 10	R: 3 E: 0 K: 0 S: 5 H: 2 LOB: 0 BB: 1 P: 9	R: 0 E: 0 K: 0 S: 3 H: 0 LOB: 0 BB: 0 P: 3	R: 0 E: 1 K: 0 S: 5 H: 1 LOB: 2 BB: 0 P: 5	R: 0 E: 0 K: 1 S: 6 H: 1 LOB: 1 BB: 0 P: 6	R: 0 E: 0 K: 0 S: 3 H: 0 LOB: 0 BB: 0 P: 3	R: 0 E: 0 K: 1 S: 5 H: 0 LOB: 2 BB: 2 P: 13	R: 1 E: 0 K: 0 S: 4 H: 1 LOB: 0 BB: 0 P: 4	R: 0 E: 0 K: 0 S: 3 H: 0 LOB: 1 BB: 1 P: 7	1B: 5 2B: 1 3B: 1 HR: 1	SF: 1 SAC: 0 DP: 0 HBP: 0						

PITCHER	IP	WLS	BF	H	R	ER	SO	BB	IBB	HBP	BLK	WP	HR	S	P	ERA	WHIP
Catfish Hunter, R (1, 1) ERA: 3.69	9.0	L	41	8	7	7	2	5	0	0	0	1	1	40	60	7.00	1.444

PITCHER	IP	WLS	BF	H	R	ER	SO	BB	IBB	HBP	BLK	WP	HR	S	P	ERA	WHIP

TOP

Texas Rangers @ New York Yankees

Yankee Stadium, Bronx, NY

Sun Jun 13 1976, 3:33 AM EDT

Att. 34,262 - Unknown

livebaseballscorecards.com

AB	35
R	7
H	8
RBI	7
BB	5
SO	2
LOB	14

WP: 1	PB: 0	SB: 3	CS: 0	PA: 41	

Texas Rangers @ New York Yankees

Yankee Stadium, Bronx, NY

Sun Jun 13 1976, 3:33 AM EDT

Att. 34,262 - Unknown

livebaseballscorecards.com

BOTTOM

Batter	1	2	3	4	5	6	7	8	9	AB	R	H	RBI	BB	SO	LOB
Mickey Rivers, L (1, 8) OBP: 0.306, SLG: 0.418	6-3		FC5-4 1B		L7		FC4-6			4	0	1	0	0	0	2
Roy White, S (1, 7) OBP: 0.358, SLG: 0.423	F9		F9			L7 1B 2B	F8			4	1	1	0	0	0	3
Thurman Munson, R (1, 2) OBP: 0.345, SLG: 0.475	HBP		FC5-4			L7		G3		3	0	0	0	0	0	3
Chris Chambliss, L (1, 3) OBP: 0.329, SLG: 0.442	1-3			4-3		2B 1B		BBBB 4-0 BB		3	0	1	1	1	0	1
Lou Piniella, R (1, 10) OBP: 0.333, SLG: 0.454		5-3		3-1		1-3 2B		F9		4	0	1	0	0	0	1
Graig Nettles, L (1, 5) OBP: 0.288, SLG: 0.369		1-3		4-3		SSS 0-3 K		1-3		4	0	0	0	0	1	3
Otto Velez, R (1, 9) OBP: 0.375, SLG: 0.311		F9			SSS 0-3 K	SSS 0-3 K			F8	4	0	0	0	0	2	2
Willie Randolph, R (1, 4) OBP: 0.356, SLG: 0.326			BBBB 4-0 1B BB		F9		6-3		F8	3	0	0	0	1	0	0
Fred Stanley, R (1, 6) OBP: 0.333, SLG: 0.292			F8		BBBB 4-0 BB		FC4-6 1B		6-3	1	0	0	0	1	0	1
Fran Healy, R (7, PH) OBP: 0.273, SLG: 0.158										1	0	1	0	0	0	0
Jim Mason, L (8, 6) OBP: 0.182, SLG: 0.226										0	0	0	0	0	0	0
Rick Dempsey, R (9, PH) OBP: 0.213, SLG: 0.119										1	0	0	0	0	0	0
Inning Stats	R: 0 H: 0 E: 0 LOB: 1 K: 0 BB: 0 S: 3 P: 4	R: 0 H: 0 E: 0 LOB: 0 K: 0 BB: 0 S: 3 P: 3	R: 0 H: 1 E: 0 LOB: 2 K: 0 BB: 1 S: 4 P: 8	R: 0 H: 0 E: 0 LOB: 0 K: 0 BB: 0 S: 3 P: 3	R: 0 H: 0 E: 0 LOB: 1 K: 1 BB: 1 S: 5 P: 9	R: 1 H: 3 E: 0 LOB: 2 K: 2 BB: 0 S: 10 P: 10	R: 0 H: 1 E: 0 LOB: 1 K: 0 BB: 0 S: 4 P: 4	R: 0 H: 0 E: 0 LOB: 1 K: 0 BB: 1 S: 3 P: 7	R: 0 H: 0 E: 0 LOB: 0 K: 0 BB: 0 S: 3 P: 3	1B: 3 SF: 0 2B: 2 SAC: 0 3B: 0 DP: 0 HR: 0 HBP: 1							

	AB	32
	R	1
	H	5
	RBI	1
	BB	3
	SO	3
	LOB	16

PITCHER		IP	WLS	BF	H	R	ER	SO	BB	IBB	HBP	BLK	WP	HR	S	P	ERA	WHIP
Jim Umbarger, L ERA: 2.35	(1, 1)	9.0	W	36	5	1	1	3	3	0	1	0	0	0	38	51	1.00	0.889

PITCHER	IP	WLS	BF	H	R	ER	SO	BB	IBB	HBP	BLK	WP	HR	S	P	ERA	WHIP

Cleveland Indians @ Texas Rangers

Arlington Stadium, Arlington, TX

Tue Jun 15 1976, 8:05 PM EDT

Att. 18,466 - Unknown - 76 F

Batter	1	2	3	4	5	6	7	8	9	AB	R	H	RBI	BB	SO	LOB
Duane Kuiper, L (1, 4) OBP: 0.269, SLG: 0.271	F2	6-3 1-2			4-3			G3 2-3		4	0	0	0	0	0	2
Orlando Gonzalez, L (1, 3) OBP: 0.333, SLG: 0.263	1B 6-3 1B		L7			1-3		F8		4	1	1	0	0	0	1
Rick Manning, L (1, 8) OBP: 0.325, SLG: 0.382	FC5 6-3 1-3 1B		K			K			E6	4	0	1	0	0	2	0
Rico Carty, R (1, 10) OBP: 0.386, SLG: 0.464	6-3 1-2 3-H		4-3			L7			K	4	0	0	1	0	1	2
John Lowenstein, L (1, 9) OBP: 0.362, SLG: 0.330	BB			4-3 CS 2B			K		L7	3	0	1	0	1	1	1
George Hendrick, R (1, 7) OBP: 0.305, SLG: 0.416	FC5 2-3f			4-3 2-3			K		L7	4	0	0	0	0	1	4
Buddy Bell, R (1, 5) OBP: 0.392, SLG: 0.388		G3 1B 2B		5-3 3-H			F8			3	1	1	0	0	0	1
Alan Ashby, S (1, 2) OBP: 0.310, SLG: 0.318		G3 2-3			K			G3 4-3 1B		3	0	1	0	0	1	1
Frank Duffy, R (1, 6) OBP: 0.289, SLG: 0.296		6-3 3-H 1B			L3			4-3 1-2		3	0	1	1	0	0	1

Inning Stats	1	2	3	4	5	6	7	8	9	AB	R	H	RBI	BB	SO	LOB
	R: 1 E: 0 K: 0 S: 5	H: 2 LOB: 2 BB: 1 P: 9	R: 1 E: 0 K: 0 S: 4	H: 2 LOB: 0 BB: 0 P: 4	R: 0 E: 0 K: 1 S: 5	H: 0 LOB: 0 BB: 0 P: 5	R: 0 E: 0 K: 0 S: 3	H: 1 LOB: 0 BB: 0 P: 3	R: 0 E: 0 K: 1 S: 5	H: 0 LOB: 0 BB: 0 P: 5	R: 0 E: 0 K: 1 S: 5	H: 0 LOB: 0 BB: 0 P: 5	R: 0 E: 0 K: 2 S: 7	H: 0 LOB: 0 BB: 0 P: 7	R: 0 E: 0 K: 0 S: 4	H: 1 LOB: 1 BB: 0 P: 4	R: 0 E: 1 K: 1 S: 6	H: 0 LOB: 1 BB: 0 P: 6

PITCHER	IP	WLS	BF	H	R	ER	SO	BB	IBB	HBP	BLK	WP	HR	S	P	ERA	WHIP
Gaylord Perry, R (1, 1) ERA: 3.21	9.0	W	33	6	2	2	6	1	0	0	0	0	0	44	48	2.00	0.778

PITCHER	IP	WLS	BF	H	R	ER	SO	BB	IBB	HBP	BLK	WP	HR	S	P	ERA	WHIP

1B: 4	SF: 0
2B: 2	SAC: 0
3B: 0	DP: 0
HR: 0	HBP: 0

WP: 0	PA: 33
PB: 0	
SB: 0	
CS: 1	

livebaseballscorecards.com

AB	32
R	2
H	6
RBI	2
BB	1
SO	6
LOB	13

Batter	1	2	3	4	5	6	7	8	9	AB	R	H	RBI	BB	SO	LOB
Gene Clines, R (1, 7) OBP: 0.325, SLG: 0.342	1B 2B		1B 2B	L8		L8				4	2	2	0	0	0	3
Lenny Randle, S (1, 4) OBP: 0.318, SLG: 0.319	5-3		1B BB		CS 1B		K			3	0	1	0	1	1	1
Mike Hargrove, L (1, 3) OBP: 0.409, SLG: 0.444	2B 1B 2-H		G6-4-3 1B 1-3 2-H		F8 1-2		K			4	1	2	2	0	1	1
Toby Harrah, R (1, 6) OBP: 0.396, SLG: 0.403	2B 1-H		F4		BB BB		F8			3	0	1	1	1	0	2
Jeff Burroughs, R (1, 9) OBP: 0.301, SLG: 0.406	K		G6-4-3 1-2f		BB 1-2			6-3		3	0	0	0	1	1	3
Roy Howell, L (1, 5) OBP: 0.316, SLG: 0.395	K			K	K			K		4	0	0	0	0	4	3
Tom Grieve, R (1, 10) OBP: 0.295, SLG: 0.431		6-3		1B		K		F9		4	0	1	0	0	1	0
Juan Beniquez, R (1, 8) OBP: 0.279, SLG: 0.279		5-3		1B 1B		4-3				3	0	1	0	0	0	0
Jim Sundberg, R (1, 2) OBP: 0.297, SLG: 0.342		L7		1B 1-2		1B				3	0	2	0	0	0	0
Inning Stats	R: 2 H: 3 E: 0 LOB: 1 K: 2 BB: 0 S: 10 P: 10		R: 0 H: 0 E: 0 LOB: 0 K: 0 BB: 0 S: 3 P: 3	R: 1 H: 2 E: 0 LOB: 1 K: 0 BB: 1 S: 4 P: 8	R: 0 H: 3 E: 0 LOB: 2 K: 1 BB: 0 S: 7 P: 7	R: 0 H: 1 E: 0 LOB: 2 K: 1 BB: 2 S: 5 P: 13	R: 0 H: 1 E: 0 LOB: 1 K: 1 BB: 0 S: 6 P: 6	R: 0 H: 0 E: 0 LOB: 0 K: 2 BB: 0 S: 7 P: 7	R: 0 H: 0 E: 0 LOB: 0 K: 1 BB: 0 S: 5 P: 5		1B: 7 SF: 0 2B: 3 SAC: 0 3B: 0 DP: 1 HR: 0 HBP: 0						

PITCHER		IP	WLS	BF	H	R	ER	SO	BB	IBB	HBP	BLK	WP	HR	S	P	ERA	WHIP
Jim Bibby, R ERA: 4.98	(1, 1)	4.0	L	20	9	3	3	3	1	0	0	0	0	0	25	29	6.75	2.500
Don Hood, L ERA: 3.6	(5, 1)	4.0		14	1	0	0	5	2	0	0	0	0	0	22	30	0.00	0.750

PITCHER	IP	WLS	BF	H	R	ER	SO	BB	IBB	HBP	BLK	WP	HR	S	P	ERA	WHIP

BOTTOM

Cleveland Indians @ Texas Rangers

Arlington Stadium, Arlington, TX

Tue Jun 15 1976, 8:05 PM EDT

Att. 18,466 - Unknown - 76 F

livebaseballscorecards.com

AB	31
R	3
H	10
RBI	3
BB	3
SO	8
LOB	13

Batter	1	2	3	4	5	6	7	8	9	AB	R	H	RBI	BB	SO	LOB
Orlando Gonzalez, L (1, 3) OBP: 0.280, SLG: 0.217	K	L5			F8		L6		SH 1-3	4	0	0	0	0	1	3
Rick Manning, L (1, 8) OBP: 0.327, SLG: 0.387	K		WP 4-3 HR 1B		3-1			WP SF8 2B	6-3	5	2	2	0	0	1	2
John Lowenstein, L (1, 9) OBP: 0.358, SLG: 0.319	K		4-3 1-2		L7			BBBB WP HR BB	IBB	3	1	0	0	1	1	1
Doug Howard, R (9, PH) OBP: 0.229, SLG: 0.256 (9, 9)										0	0	0	0	1	0	0
Rico Carty, R (1, 10) OBP: 0.377, SLG: 0.455		K	K 2-3			6-3		F9	SF8 3-H	4	0	0	1	0	2	3
George Hendrick, R (1, 7) OBP: 0.307, SLG: 0.432		G3 3B 1B	HR 3-H			K		SF8 1-2 2-H	4-3	4	2	2	3	0	1	2
Alan Ashby, S (1, 2) OBP: 0.309, SLG: 0.312		G3 1-2	4-3			3-1		BBBB HR BB		3	1	0	0	1	0	1
Buddy Bell, R (1, 5) OBP: 0.398, SLG: 0.418		1B 2-H 3B		4-3			1B	1-H 2-H HR		4	2	3	4	0	0	0
Frank Duffy, R (1, 6) OBP: 0.288, SLG: 0.295		E 1B 3-H 1B		F8			F8	K		4	0	1	1	0	1	1
Duane Kuiper, L (1, 4) OBP: 0.274, SLG: 0.276		E8 1-3 1B		K			F8		SH SF8 1B	4	1	2	0	0	1	1
Inning Stats	R: 0 E: 0 K: 3 S: 9 H: 0 LOB: 0 BB: 0 P: 9	R: 2 E: 1 K: 1 S: 9 H: 4 LOB: 2 BB: 0 P: 9	R: 2 E: 0 K: 1 S: 7 H: 2 LOB: 0 BB: 0 P: 7	R: 0 E: 0 K: 1 S: 5 H: 0 LOB: 0 BB: 0 P: 5	R: 0 E: 0 K: 0 S: 3 H: 0 LOB: 0 BB: 0 P: 3	R: 0 E: 0 K: 1 S: 5 H: 0 LOB: 0 BB: 0 P: 5	R: 0 E: 0 K: 0 S: 4 H: 1 LOB: 1 BB: 0 P: 4	R: 4 E: 0 K: 1 S: 7 H: 2 LOB: 0 BB: 2 P: 15	R: 1 E: 1 K: 0 S: 5 H: 1 LOB: 2 BB: 1 P: 9	1B: 6 2B: 1 3B: 1 HR: 2	SF: 2 SAC: 1 DP: 0 HBP: 0			WP: 2 PB: 0 SB: 0 CS: 0	PA: 41		

PITCHER		IP	WLS	BF	H	R	ER	SO	BB	IBB	HBP	BLK	WP	HR	S	P	ERA	WHIP
Bert Blyleven, R ERA: 3.62	(1, 1)	7.2	L	33	8	7	7	7	2	0	0	0	2	1	45	53	8.22	1.304
Steve Foucault, R ERA: 1.67	(8, 1)	0.1		2	1	1	1	1	0	0	0	0	0	1	4	4	27.00	3.000
Joe Hoerner, L ERA: 1.84	(9, 1)	1.0		6	1	1	0	0	0	1	0	0	0	0	5	9	0.00	1.000

PITCHER	IP	WLS	BF	H	R	ER	SO	BB	IBB	HBP	BLK	WP	HR	S	P	ERA	WHIP

TOP

Cleveland Indians @ Texas Rangers

Arlington Stadium, Arlington, TX

Wed Jun 16 1976, 8:05 PM EDT

Att. 18,006 - Unknown

livebaseballscorecards.com

AB	35
R	9
H	10
RBI	9
BB	3
SO	8
LOB	14

Batter	1	2	3	4	5	6	7	8	9	AB	R	H	RBI	BB	SO	LOB
Gene Clines, R (1, 7) OBP: 0.341, SLG: 0.351	L5-3		S, 1B	WP, 1B 1-2 2-H			L4		1B, BB 1-2	4	0	2	1	1	0	0
Lenny Randle, S (1, 4) OBP: 0.320, SLG: 0.317	K		F9	4-3, BB 1-2 2-3			4-3		G6-4-3, 1B 1-2 2-3	4	0	1	0	1	1	1
Mike Hargrove, L (1, 3) OBP: 0.404, SLG: 0.443	2B		K	4-3			G3		K	5	0	1	0	0	2	7
Toby Harrah, R (1, 6) OBP: 0.392, SLG: 0.398	G3		F7 1-2		7-4, 1B			F6	G6-4-3 1-2f	5	0	1	0	0	0	5
Jeff Burroughs, R (1, 9) OBP: 0.296, SLG: 0.398		K		5-3	F7			F7		4	0	0	0	0	1	1
Roy Howell, L (1, 5) OBP: 0.324, SLG: 0.399		1B, 1B		1B, BB	7-4 1-2f			HR, 1B		3	2	2	0	1	0	1
Tom Grieve, R (1, 10) OBP: 0.295, SLG: 0.442		K		K		6-3		HR 1-H		4	1	1	2	0	2	2
Juan Beniquez, R (1, 8) OBP: 0.283, SLG: 0.284		1B 1-3		1B, 1B 1-3		K		6-3		4	1	2	0	0	1	0
Jim Sundberg, R (1, 2) OBP: 0.302, SLG: 0.342		K		WP, 1B 1-2 3-H		5-3			1B, BB	3	0	1	1	1	1	2
Inning Stats	R: 0 E: 0 K: 1 S: 6 H: 1 LOB: 1 BB: 0 P: 6	R: 0 E: 0 K: 3 S: 11 H: 2 LOB: 2 BB: 0 P: 11	R: 0 E: 0 K: 1 S: 6 H: 1 LOB: 1 BB: 0 P: 6	R: 2 E: 0 K: 1 S: 8 H: 3 LOB: 3 BB: 2 P: 16	R: 0 E: 0 K: 0 S: 3 H: 1 LOB: 0 BB: 0 P: 3	R: 0 E: 0 K: 1 S: 5 H: 0 LOB: 0 BB: 0 P: 5	R: 0 E: 0 K: 0 S: 3 H: 0 LOB: 0 BB: 0 P: 3	R: 2 E: 0 K: 0 S: 5 H: 2 LOB: 0 BB: 0 P: 5	R: 0 E: 0 K: 1 S: 5 H: 1 LOB: 2 BB: 2 P: 13	1B: 9 2B: 2 3B: 0 HR: 1 SF: 0 SAC: 0 DP: 2 HBP: 0						

PITCHER	IP	WLS	BF	H	R	ER	SO	BB	IBB	HBP	BLK	WP	HR	S	P	ERA	WHIP
Jackie Brown, R (1, 1) ERA: 2.39	8.0	W	35	10	4	4	7	2	0	0	0	1	1	47	55	4.50	1.500
Stan Thomas, R (9, 1) ERA: 2.66	0.0		2	0	0	0	0	2	0	0	0	0	0	0	8	∞	∞
Dave LaRoche, L (9, 1) ERA: 1.57	1.0		3	1	0	0	1	0	0	0	0	0	0	5	5	0.00	1.000

PITCHER	IP	WLS	BF	H	R	ER	SO	BB	IBB	HBP	BLK	WP	HR	S	P	ERA	WHIP

BOTTOM

Cleveland Indians @ Texas Rangers

Arlington Stadium, Arlington, TX

Wed Jun 16 1976, 8:05 PM EDT

Att. 18,006 - Unknown

livebaseballscorecards.com

AB	36
R	4
H	11
RBI	4
BB	4
SO	8
LOB	19

PA: 40

Batter	1	2	3	4	5	6	7	8	9	AB	R	H	RBI	BB	SO	LOB
Al Bumbry, L (1, 7) OBP: 0.341, SLG: 0.378	G6-4-3 1B		K		1-2 1B 2-H			E3 HR		4	1	2	1	0	1	1
Paul Blair, R (1, 8) OBP: 0.246, SLG: 0.251	G6-4-3 1-2f		2-3 1B		F9			K		4	0	1	0	0	1	4
Bobby Grich, R (1, 4) OBP: 0.386, SLG: 0.420	K			F9		L4-3 BB		HR BB		2	1	0	0	2	1	0
Reggie Jackson, L (1, 9) OBP: 0.303, SLG: 0.399		L7		F8		L4-3 1-2		1-H 2-H HR		4	1	1	3	0	0	1
Lee May, R (1, 3) OBP: 0.299, SLG: 0.444		6-3		P6		1-3		K		4	0	0	0	0	1	0
Tony Muser, L (8, 3) OBP: 0.292, SLG: 0.242										0	0	0	0	0	0	0
Ken Singleton, S (1, 10) OBP: 0.332, SLG: 0.316		1B			SH 1B		L6		SH5-4 1B	4	1	3	0	0	0	0
Tommy Harper, R (9, PR) OBP: 0.316, SLG: 0.303										0	0	0	0	0	0	0
Mark Belanger, R (1, 6) OBP: 0.364, SLG: 0.365		5-3			SH 1-2 1B		F3		SH5-4 1-2	2	0	0	0	0	0	1
Doug DeCinces, R (1, 5) OBP: 0.273, SLG: 0.355			F5		K		F8		3-1	4	0	0	0	0	1	4
Dave Duncan, R (1, 2) OBP: 0.306, SLG: 0.301			1B 2B		F9			K	F9	4	0	1	0	0	1	4
Inning Stats	R: 0 E: 0 K: 1 S: 5 H: 1 LOB: 0 BB: 0 P: 5	R: 0 E: 0 K: 0 S: 4 H: 1 LOB: 1 BB: 0 P: 4	R: 0 E: 0 K: 1 S: 6 H: 2 LOB: 2 BB: 0 P: 6	R: 0 E: 0 K: 0 S: 3 H: 0 LOB: 0 BB: 0 P: 3	R: 1 E: 0 K: 1 S: 8 H: 2 LOB: 2 BB: 0 P: 8	R: 0 E: 0 K: 0 S: 2 H: 0 LOB: 0 BB: 1 P: 6	R: 0 E: 0 K: 0 S: 3 H: 0 LOB: 0 BB: 0 P: 3	R: 3 E: 1 K: 3 S: 11 H: 1 LOB: 0 BB: 1 P: 15	R: 0 E: 0 K: 0 S: 4 H: 1 LOB: 2 BB: 0 P: 4	1B: 6 2B: 2 3B: 0 HR: 1 SF: 0 SAC: 2 DP: 2 HBP: 0						

TOP

Baltimore Orioles @ Texas Rangers

Arlington Stadium, Arlington, TX

Thu Jun 17 1976, 8:05 PM EDT

Att. 15,400 - Unknown

livebaseballscorecards.com

AB	32
R	4
H	8
RBI	4
BB	2
SO	6
LOB	15

PITCHER		IP	WLS	BF	H	R	ER	SO	BB	IBB	HBP	BLK	WP	HR	S	P	ERA	WHIP
Nelson Briles, R ERA: 3.19	(1, 1)	8.0	L	32	7	4	1	6	2	0	0	0	0	1	42	50	1.12	1.125
Steve Foucault, R ERA: 1.62	(9, 1)	1.0		4	1	0	0	0	0	0	0	0	0	0	4	4	0.00	1.000

PITCHER	IP	WLS	BF	H	R	ER	SO	BB	IBB	HBP	BLK	WP	HR	S	P	ERA	WHIP

Baltimore Orioles @ Texas Rangers

Arlington Stadium, Arlington, TX

Thu Jun 17 1976, 8:05 PM EDT

Att. 15,400 - Unknown

BOTTOM

Batter	1	2	3	4	5	6	7	8	9	AB	R	H	RBI	BB	SO	LOB
Gene Clines, R (1, 7) OBP: 0.326, SLG: 0.333	L9		L6-3 1-2		L6-3			L4		4	0	0	0	0	0	2
Lenny Randle, S (1, 4) OBP: 0.324, SLG: 0.321	6-3 1B		F5			G3 S SF9 1B		4-3		4	1	2	0	0	0	0
Mike Hargrove, L (1, 3) OBP: 0.402, SLG: 0.437	6-3 1-2			F7		G3 1-3		BBBB FC6-4 BB		3	0	0	0	1	0	2
Toby Harrah, R (1, 6) OBP: 0.386, SLG: 0.392	L4			4-3		SF9 3-H		FC6-4 1-2f		3	0	0	1	0	0	2
Jeff Burroughs, R (1, 9) OBP: 0.299, SLG: 0.397		FC4-6 1B		BBBB FC4-6 BB		SSS K			F7	3	0	1	0	1	1	0
Roy Howell, L (1, 5) OBP: 0.318, SLG: 0.391		FC4-6 FC4-6 1-2f		FC4-6 1-2f			F8		SSS K	4	0	0	0	0	1	2
Tom Grieve, R (1, 10) OBP: 0.294, SLG: 0.439		FC4-6 FC6-4 1-2f			SH5-4 1B		6-3		SSS K	4	0	1	0	0	1	1
Juan Beniquez, R (1, 8) OBP: 0.285, SLG: 0.282		FC6-4 1-2f			SH5-4 1-2		BBBB BB			1	0	0	0	1	0	1
Jim Sundberg, R (1, 2) OBP: 0.297, SLG: 0.335			E6 L6-3		6-3		F9			3	0	0	0	0	0	2

	AB	29
	R	1
	H	4
	RBI	1
	BB	3
	SO	3
	LOB	12

livebaseballscorecards.com

Inning Stats									
	R: 0 H: 1 E: 0 LOB: 1 K: 0 BB: 0 S: 4 P: 4	R: 0 H: 1 E: 0 LOB: 1 K: 0 BB: 0 S: 4 P: 4	R: 0 H: 0 E: 1 LOB: 0 K: 0 BB: 0 S: 3 P: 3	R: 0 H: 0 E: 0 LOB: 1 K: 0 BB: 1 S: 3 P: 7	R: 0 H: 1 E: 0 LOB: 1 K: 0 BB: 0 S: 4 P: 4	R: 1 H: 1 E: 0 LOB: 0 K: 1 BB: 0 S: 6 P: 6	R: 0 H: 0 E: 0 LOB: 1 K: 0 BB: 1 S: 3 P: 7	R: 0 H: 0 E: 0 LOB: 1 K: 0 BB: 1 S: 3 P: 7	R: 0 H: 0 E: 0 LOB: 0 K: 2 BB: 0 S: 7 P: 7

1B: 4 SF: 1 WP: 0 PA: 34
2B: 0 SAC: 1 PB: 0
3B: 0 DP: 1 SB: 1
HR: 0 HBP: 0 CS: 0

PITCHER		IP	WLS	BF	H	R	ER	SO	BB	IBB	HBP	BLK	WP	HR	S	P	ERA	WHIP
Wayne Garland, R ERA: 2.25	(1, 1)	7.0	W	27	4	1	1	1	2	0	0	0	0	0	27	35	1.29	0.857
Dave Pagan, R ERA: 2.1	(8, 1)	2.0	S	7	0	0	0	2	1	0	0	0	0	0	10	14	0.00	0.500

PITCHER	IP	WLS	BF	H	R	ER	SO	BB	IBB	HBP	BLK	WP	HR	S	P	ERA	WHIP

Baltimore Orioles @ Texas Rangers

Arlington Stadium, Arlington, TX

Fri Jun 18 1976, 8:05 PM EDT

Att. 32,001 - Unknown

TOP

livebaseballscorecards.com

Batter	1	2	3	4	5	6	7	8	9	AB	R	H	RBI	BB	SO	LOB
Ken Singleton, S (1, 10) OBP: 0.329, SLG: 0.310	S S S 0-3 ① K	x 0-0 ③ 4-3		S S S 0-3 ③ K		x 0-0 ③ L7		B B B B 4-0 BB		4	0	0	0	1	2	2
Paul Blair, R (1, 8) OBP: 0.245, SLG: 0.250	x 0-0 ② 5-3		x 0-0 ① F8		x 0-0 E S HR 1B		x 0-0 ① F8	S S S 0-3 ③ K		5	1	1	0	0	1	1
Bobby Grich, R (1, 4) OBP: 0.382, SLG: 0.410	x 0-0 ③ L7		B B B B 4-0 FC4-6 BB		S S S 0-3 ① K 1-3		x 0-0 ② F8		x 0-0 ① 5-3	4	0	0	0	1	1	1
Reggie Jackson, L (1, 9) OBP: 0.319, SLG: 0.421 Tommy Harper, R (9, PR) OBP: 0.316, SLG: 0.303 (9, 7)		x 0-0 HR	x 0-0 ② FC4-6 1B 1-2f		I I I 4-0 S HR IBB		B B B B 4-0 1B HR BB		B B B B 4-0 FC5 1B BB	2	3	1	1	3	0	1
										0	0	0	0	0	0	0
Lee May, R (1, 3) OBP: 0.310, SLG: 0.470 Tony Muser, L (6, 3) OBP: 0.295, SLG: 0.246		x 0-0 1B SF8 1B	x 0-0 1-3 1B		x 0-0 1-H 3-H HR		x 0-0 1-3 HR 1B		S S S 0-3 ② K	3	2	3	3	0	0	0
										2	1	1	0	0	1	1
Andres Mora, R (1, 7) OBP: 0.277, SLG: 0.411 (9, 9)		x 0-0 SF8 1-3 1B 1B	S S S 0-3 ③ K		x 0-0 ② P5		x 0-0 1-H 3-H HR		x 0-0 1-2 1B	5	2	3	3	0	1	2
Mark Belanger, R (1, 6) OBP: 0.362, SLG: 0.364 Tim Nordbrook, R (9, PH) OBP: 0.200, SLG: 0.200 (9, 6)		x 0-0 ① SF8 1-2 3-H		x 0-0 CS 1B	x 0-0 ③ 6-3		S S S 0-3 ③ K		x 0-0 ③ FC5 2-3f	3	0	1	1	0	1	0
										1	0	0	0	0	0	2
Doug DeCinces, R (1, 5) OBP: 0.272, SLG: 0.353		x 0-0 5-3 2-H 1B		S S S 0-3 ① ② K 1-2		x 0-0 ① L4		x 0-0 ① F9		4	0	1	1	0	1	1
Dave Duncan, R (1, 2) OBP: 0.304, SLG: 0.299		x 0-0 ② 5-3 1-2		x 0-0 1B		x 0-0 ② L4		x 0-0 ② 5-3		4	0	1	0	0	0	1
Inning Stats	R: 0 E: 0 K: 1 S: 5 H: 0 LOB: 0 BB: 0 P: 5	R: 3 E: 0 K: 0 S: 7 H: 4 LOB: 1 BB: 0 P: 7	R: 0 E: 0 K: 1 S: 6 H: 1 LOB: 2 BB: 1 P: 10	R: 0 E: 0 K: 2 S: 8 H: 2 LOB: 1 BB: 0 P: 8	R: 3 E: 0 K: 1 S: 7 H: 2 LOB: 0 BB: 1 P: 11	R: 0 E: 0 K: 0 S: 3 H: 0 LOB: 0 BB: 0 P: 3	R: 3 E: 0 K: 1 S: 7 H: 2 LOB: 0 BB: 1 P: 11	R: 0 E: 0 K: 1 S: 5 H: 0 LOB: 1 BB: 1 P: 9	R: 0 E: 0 K: 1 S: 6 H: 1 LOB: 2 BB: 1 P: 10	1B: 9 2B: 0 3B: 0 HR: 3 SF: 1 SAC: 0 DP: 0 HBP: 0						

	AB	37
	R	9
	H	12
	RBI	9
	BB	5
	SO	8
	LOB	12

WP: 0 PB: 0 SB: 2 CS: 1 PA: 43

PITCHER		IP	WLS	BF	H	R	ER	SO	BB	IBB	HBP	BLK	WP	HR	S	P	ERA	WHIP
Jim Umbarger, L ERA: 2.62	(1, 1)	1.1	L	8	4	3	3	1	0	0	0	0	0	1	10	10	20.25	3.000
Steve Hargan, R ERA: 3.28	(2, 1)	5.2		26	7	6	6	5	2	1	0	0	0	2	33	45	9.53	1.588
Jeff Terpko, R ERA: 2.6	(8, 1)	2.0		9	1	0	0	2	2	0	0	0	0	0	11	19	0.00	1.500

PITCHER	IP	WLS	BF	H	R	ER	SO	BB	IBB	HBP	BLK	WP	HR	S	P	ERA	WHIP

Baltimore Orioles @ Texas Rangers

Arlington Stadium, Arlington, TX

Fri Jun 18 1976, 8:05 PM EDT

Att. 32,001 - Unknown

BOTTOM

Batter	1	2	3	4	5	6	7	8	9	AB	R	H	RBI	BB	SO	LOB
Gene Clines, R (1, 7) OBP: 0.319, SLG: 0.326	L3		BB, 1B		L8		K		L5, 1B	5	1	1	0	0	1	1
Lenny Randle, S (1, 4) OBP: 0.326, SLG: 0.320	F9		BBBB, 1-2 BB		F9		F7		1-3 2B, 1B	4	1	1	0	1	0	1
Mike Hargrove, L (1, 3) OBP: 0.402, SLG: 0.433	F7		4-3		BBBB BB			4-3	1-3 6-3, 3-H 1B	4	1	1	1	1	0	2
Toby Harrah, R (1, 6) OBP: 0.388, SLG: 0.394		F7		1B SF8, 1B	F9			1B, 1B, 1B	1-3 2B, 3-H	4	1	2	0	0	0	1
Greg Pryor, R (9, 6) OBP: 0.375, SLG: 0.375										0	0	0	0	0	0	0
Joe Lahoud, L (9, PH) OBP: 0.325, SLG: 0.237										1	0	1	1	0	0	0
Jeff Burroughs, R (1, 9) OBP: 0.301, SLG: 0.397		F8		1-3 1B		F8		1-2 1B	3-H 6-3	5	0	2	1	0	0	1
Tom Grieve, R (1, 10) OBP: 0.296, SLG: 0.438		1B	SSS K		F7			1-2 2-3 1B	F9	5	0	2	0	0	1	3
Danny Thompson, R (1, 5) OBP: 0.270, SLG: 0.313		4-3		3-H SF8	F7			SSS K		3	0	0	1	0	1	4
Juan Beniquez, R (1, 8) OBP: 0.289, SLG: 0.283			L6	1-2 1B			BBBB BB	F9		3	0	1	0	1	0	3
Jim Sundberg, R (1, 2) OBP: 0.290, SLG: 0.327			SSS K	SSS K			F3		SSS K	4	0	0	0	0	3	3

Inning Stats	1	2	3	4	5	6	7	8	9
R	0	0	0	1	0	0	0	0	3
E	0	0	0	0	0	0	0	0	1
K	0	0	1	2	0	0	1	1	1
S	3	4	6	10	3	3	5	8	9
H	0	1	1	3	0	0	0	3	3
LOB	0	1	2	2	1	0	1	3	1
BB	0	0	1	0	1	0	1	0	0
P	3	4	10	10	7	3	9	8	9

1B	10
2B	1
3B	0
HR	0
SF	1
SAC	0
DP	0
HBP	0
WP	0
PB	0
SB	0
CS	0
PA	42

PITCHER		IP	WLS	BF	H	R	ER	SO	BB	IBB	HBP	BLK	WP	HR	S	P	ERA	WHIP
Rudy May, L ERA: 3.42	(1, 1)	8.1	W	39	10	4	2	6	3	0	0	0	0	0	48	60	2.16	1.560
Dyar Miller, R ERA: 4.01	(9, 1)	0.2		3	1	0	0	0	0	0	0	0	0	0	3	3	0.00	1.500

PITCHER	IP	WLS	BF	H	R	ER	SO	BB	IBB	HBP	BLK	WP	HR	S	P	ERA	WHIP

livebaseballscorecards.com

AB	38
R	4
H	11
RBI	4
BB	3
SO	6
LOB	19

Batter	1	2	3	4	5	6	7	8	9	AB	R	H	RBI	BB	SO	LOB
Ken Singleton, S (1, 10) OBP: 0.326, SLG: 0.307	6-3		F3		K	5-3		BB 1B 1-2 1B		5	0	1	0	0	1	3
Paul Blair, R (1, 8) OBP: 0.257, SLG: 0.268	E 2B		L5-3 1B		BB 1-2 1B		S HR 1B	BB 1-2 2-3 1B		3	1	3	0	0	0	0
Al Bumbry, L (7, PH) (7, 8) OBP: 0.348, SLG: 0.386										2	1	2	0	0	0	0
Bobby Grich, R (1, 4) OBP: 0.387, SLG: 0.409	E7 2-H 1B		L5-3 1-2		BB 1-2 2-3 BB		F3 1-2	G6-3 1-2 2-3 3-H BB		3	0	1	1	2	0	2
Reggie Jackson, L (1, 9) OBP: 0.309, SLG: 0.407	P5			K	P5	P6		G6-3 1-2f		5	0	0	0	0	1	8
Lee May, R (1, 3) OBP: 0.319, SLG: 0.495	BB			F7		F8 1B 2B	2-H HR		SH2-3 HR 1B	3	2	2	2	1	0	0
Tony Muser, L (8, 3) OBP: 0.300, SLG: 0.252										1	1	1	0	0	0	0
Andres Mora, R (1, 7) OBP: 0.286, SLG: 0.447	F7			1B		F8 2-3	HR		SH2-3 1-2	4	1	2	1	0	0	3
Mark Belanger, R (1, 6) OBP: 0.359, SLG: 0.357		G5-4-3 BB		F7		F9	F3		L5	4	0	0	0	1	0	3
Brooks Robinson, R (1, 5) OBP: 0.185, SLG: 0.257		F7			F9	BB 3-H 1B		F3	HR 2-H	5	1	2	3	0	0	1
Dave Duncan, R (1, 2) OBP: 0.315, SLG: 0.295		G5-4-3 1-2f			BB 1B BB	1-2 BB		1B 1B BB BB	K	2	1	0	0	3	1	1
Inning Stats	R: 1 E: 1 K: 0 S: 5 H: 2 LOB: 2 BB: 1 P: 9	R: 0 E: 0 K: 0 S: 2 H: 0 LOB: 0 BB: 1 P: 6	R: 0 E: 0 K: 0 S: 3 H: 1 LOB: 0 BB: 0 P: 3	R: 0 E: 0 K: 1 S: 6 H: 1 LOB: 1 BB: 0 P: 6	R: 0 E: 0 K: 1 S: 6 H: 1 LOB: 3 BB: 2 P: 14	R: 1 E: 0 K: 0 S: 5 H: 2 LOB: 2 BB: 1 P: 9	R: 3 E: 0 K: 0 S: 6 H: 3 LOB: 0 BB: 0 P: 6	R: 1 E: 0 K: 0 S: 4 H: 2 LOB: 2 BB: 2 P: 12	R: 2 E: 0 K: 1 S: 7 H: 2 LOB: 0 BB: 0 P: 7	1B: 9 2B: 3 3B: 0 HR: 3 SF: 0 SAC: 1 DP: 3 HBP: 0							

TOP

Baltimore Orioles @ Texas Rangers

Arlington Stadium, Arlington, TX

Sat Jun 19 1976, 8:05 PM EDT

Att. 23,652 - Unknown

livebaseballscorecards.com

AB	37
R	8
H	14
RBI	7
BB	7
SO	3
LOB	21

WP: 0 PB: 0 SB: 1 CS: 0 PA: 45

PITCHER		IP	WLS	BF	H	R	ER	SO	BB	IBB	HBP	BLK	WP	HR	S	P	ERA	WHIP
Fritz Peterson, L ERA: 5.08	(1, 1)	6.0		28	7	2	1	2	5	0	0	0	0	0	27	47	1.50	2.000
Steve Foucault, R ERA: 2.6	(7, 1)	1.1	L	9	4	4	4	0	1	0	0	0	0	2	8	12	27.00	3.750
Steve Barr, L ERA: 5.67	(8, 1)	1.2		8	3	2	2	1	1	0	0	0	0	1	9	13	10.80	2.400

PITCHER	IP	WLS	BF	H	R	ER	SO	BB	IBB	HBP	BLK	WP	HR	S	P	ERA	WHIP

Batter	1	2	3	4	5	6	7	8	9	AB	R	H	RBI	BB	SO	LOB
Dave Moates, L (1, 8) OBP: 0.227, SLG: 0.268	K		FC5-6 L9-6 1B 1-2f		F7			6-3		4	0	0	0	0	1	2
Lenny Randle, S (1, 4) OBP: 0.325, SLG: 0.318	F7		1-2 1B		K			K		4	0	1	0	0	2	1
Mike Hargrove, L (1, 3) OBP: 0.395, SLG: 0.424	F9		L9-6 2-3			K			F7	4	0	0	0	0	1	2
Toby Harrah, R (1, 6) OBP: 0.385, SLG: 0.391		HR 1B		6-3		F8			K	4	1	1	0	0	1	0
Jeff Burroughs, R (1, 9) OBP: 0.304, SLG: 0.425		1-H HR		K		K			HR	4	2	2	3	0	2	0
Joe Lahoud, L (1, 10) OBP: 0.314, SLG: 0.228		F9		K2-3			K		3-1	4	0	0	0	0	2	0
Tom Grieve, R (1, 7) OBP: 0.292, SLG: 0.432		K			6-3		K			3	0	0	0	0	2	0
Roy Howell, L (1, 5) OBP: 0.319, SLG: 0.405		4-3			HR		F2			3	1	1	1	0	0	0
Bill Fahey, L (1, 2) OBP: 0.400, SLG: 0.250			E4 FC5-6		1B			4-3		3	0	1	0	0	0	0
Inning Stats	R: 0 H: 0 E: 0 LOB: 0 K: 1 BB: 0 S: 5 P: 5	R: 2 H: 2 E: 0 LOB: 0 K: 1 BB: 0 S: 7 P: 7	R: 0 H: 1 E: 1 LOB: 1 K: 0 BB: 0 S: 4 P: 4	R: 0 H: 0 E: 0 LOB: 0 K: 2 BB: 0 S: 7 P: 7	R: 1 H: 2 E: 0 LOB: 1 K: 1 BB: 0 S: 7 P: 7	R: 0 H: 0 E: 0 LOB: 0 K: 2 BB: 0 S: 7 P: 7	R: 0 H: 0 E: 0 LOB: 0 K: 2 BB: 0 S: 7 P: 7	R: 0 H: 0 E: 0 LOB: 0 K: 1 BB: 0 S: 5 P: 5	R: 1 H: 1 E: 0 LOB: 0 K: 1 BB: 0 S: 6 P: 6	1B: 3 SF: 0 2B: 1 SAC: 0 3B: 0 DP: 1 HR: 3 HBP: 0						WP: 0 PA: 33 PB: 0 SB: 0 CS: 0	

PITCHER	IP	WLS	BF	H	R	ER	SO	BB	IBB	HBP	BLK	WP	HR	S	P	ERA	WHIP
Jim Palmer, R (1, 1) ERA: 3.15	9.0	W	33	6	4	4	11	0	0	0	0	0	3	55	55	4.00	0.667

PITCHER	IP	WLS	BF	H	R	ER	SO	BB	IBB	HBP	BLK	WP	HR	S	P	ERA	WHIP

BOTTOM

Baltimore Orioles @ Texas Rangers

Arlington Stadium, Arlington, TX

Sat Jun 19 1976, 8:05 PM EDT

Att. 23,652 - Unknown

livebaseballscorecards.com

AB	33
R	4
H	6
RBI	4
BB	0
SO	11
LOB	5

Batter	1	2	3	4	5	6	7	8	9	AB	R	H	RBI	BB	SO	LOB
Ken Singleton, S (1, 10) OBP: 0.329, SLG: 0.308	x 0-0 ① L7		x 0-0 ③ 4-3			BBB 4-0 1B 1-2 BB	x 0-0 ② FC6-4 1-2 2-H 3-H 1B			3	0	1	1	1	0	1
Paul Blair, R (1, 8) OBP: 0.256, SLG: 0.268	x 0-0 ② F8			SSS 0-3 ① K		x 0-0 1-2 2-3 1B	x 0-0 ③ FC6-4 1-2f			4	0	1	0	0	1	2
Bobby Grich, R (1, 4) OBP: 0.380, SLG: 0.400	SSS 0-3 ③ K			SSS 0-3 ② K		x 0-0 ① F9		x 0-0 ① 5-3		4	0	0	0	0	2	3
Reggie Jackson, L (1, 9) OBP: 0.304, SLG: 0.399		x 0-0 ① L7		SSS 0-3 ③ K		SSS 0-3 ② K		x 0-0 K2-3-2 1B		3	0	0	0	0	2	3
Al Bumbry, L (6, 7) OBP: 0.352, SLG: 0.390										1	0	1	0	0	0	0
Lee May, R (1, 3) OBP: 0.313, SLG: 0.484		x 0-0 ② 6-3			SSS 0-3 ① K	SSS 0-3 ③ K		SSS 0-3 ② ③ K2-3-2 1-1		4	0	0	0	0	3	4
Tony Muser, L (9, 3) OBP: 0.300, SLG: 0.252										0	0	0	0	0	0	0
Andres Mora, R (1, 7) OBP: 0.284, SLG: 0.439		x 0-0 ③ F8			x 0-0 ② F9		x 0-0 1B 1B 1B 1B		SSS 0-3 ① K	4	1	1	0	0	1	0
(6, 9)																
Mark Belanger, R (1, 6) OBP: 0.357, SLG: 0.355			x 0-0 ① 5-3		x 0-0 ③ G3		x 0-0 1-2 1B 1B		x 0-0 ② 5-3	4	0	1	0	0	0	0
Brooks Robinson, R (1, 5) OBP: 0.195, SLG: 0.274			x 0-0 ② 6-3			x 0-0 1B 2B	x 0-0 ① P6		x 0-0 1B	4	1	2	0	0	0	2
Dave Duncan, R (1, 2) OBP: 0.327, SLG: 0.303			BBB 4-0 BB			x 0-0 2-H 1B BB 1B	x 0-0 1-2 2-3 1B 1B		x 0-0 ③ 5-3	3	0	2	1	1	0	1
Inning Stats	R: 0 E: 0 K: 1 S: 5 H: 0 LOB: 0 BB: 0 P: 5	R: 0 E: 0 K: 0 S: 3 H: 0 LOB: 0 BB: 0 P: 3	R: 0 E: 0 K: 0 S: 3 H: 0 LOB: 1 BB: 1 P: 7	R: 0 E: 0 K: 3 S: 9 H: 0 LOB: 0 BB: 0 P: 9	R: 0 E: 0 K: 1 S: 5 H: 0 LOB: 0 BB: 0 P: 5	R: 1 E: 0 K: 2 S: 10 H: 3 LOB: 3 BB: 1 P: 14	R: 1 E: 0 K: 0 S: 6 H: 4 LOB: 2 BB: 0 P: 6	R: 0 E: 0 K: 1 S: 5 H: 1 LOB: 1 BB: 0 P: 5	R: 0 E: 0 K: 1 S: 6 H: 1 LOB: 1 BB: 0 P: 6	1B: 8 2B: 2 3B: 0 HR: 0	SF: 0 SAC: 0 DP: 1 HBP: 0						

TOP

Baltimore Orioles @ Texas Rangers

Arlington Stadium, Arlington, TX

Sun Jun 20 1976, 8:05 PM EDT

Att. 20,081 - Unknown

livebaseballscorecards.com

AB	34
R	2
H	9
RBI	2
BB	2
SO	9
LOB	16

WP: 0 PB: 0 SB: 0 CS: 0 PA: 36

PITCHER	IP	WLS	BF	H	R	ER	SO	BB	IBB	HBP	BLK	WP	HR	S	P	ERA	WHIP
Gaylord Perry, R (1, 1) ERA: 3.11	9.0	L	36	9	2	2	9	2	0	0	0	0	0	52	60	2.00	1.222

PITCHER	IP	WLS	BF	H	R	ER	SO	BB	IBB	HBP	BLK	WP	HR	S	P	ERA	WHIP

BOTTOM

Baltimore Orioles @ Texas Rangers

Arlington Stadium, Arlington, TX

Sun Jun 20 1976, 8:05 PM EDT

Att. 20,081 - Unknown

Batter	1	2	3	4	5	6	7	8	9	AB	R	H	RBI	BB	SO	LOB
Gene Clines, R (1, 7) OBP: 0.316, SLG: 0.322	1B		L4			L3		FC4-6 1-2f		4	0	1	0	0	0	1
Lenny Randle, S (1, 4) OBP: 0.318, SLG: 0.311	F8		K			F8			5-3	4	0	0	0	0	1	1
Mike Hargrove, L (1, 3) OBP: 0.389, SLG: 0.416	F9			1-3		K			1-3	4	0	0	0	0	1	1
Toby Harrah, R (1, 6) OBP: 0.383, SLG: 0.389	1-3 1B			6-3			5-3		L6	4	0	1	0	0	0	0
Jeff Burroughs, R (1, 9) OBP: 0.305, SLG: 0.421	K			BB			K			2	0	0	0	1	2	2
Tom Grieve, R (1, 10) OBP: 0.289, SLG: 0.426		F9		F9			K			3	0	0	0	0	1	1
Juan Beniquez, R (1, 8) OBP: 0.290, SLG: 0.280		F8			F8			FC4-6 BB		2	0	0	0	1	0	0
Roy Howell, L (1, 5) OBP: 0.320, SLG: 0.406 Jim Fregosi, R (8, PH) OBP: 0.339, SLG: 0.375 Greg Pryor, R (9, 5) OBP: 0.375, SLG: 0.375	K				G6-3 1B			F8		2 1 0	0 0 0	1 0 0	0 0 0	0 0 0	1 0 0	0 1 0
Jim Sundberg, R (1, 2) OBP: 0.285, SLG: 0.321		P6			G6-3 1-2f			F8		3	0	0	0	0	0	2
Inning Stats	R: 0 E: 0 K: 1 S: 7 H: 2 LOB: 2 BB: 0 P: 7	R: 0 E: 0 K: 1 S: 5 H: 0 LOB: 0 BB: 0 P: 5	R: 0 E: 0 K: 1 S: 5 H: 0 LOB: 0 BB: 0 P: 5	R: 0 E: 0 K: 0 S: 3 H: 0 LOB: 1 BB: 1 P: 7	R: 0 E: 0 K: 0 S: 3 H: 1 LOB: 0 BB: 0 P: 3	R: 0 E: 0 K: 1 S: 5 H: 0 LOB: 0 BB: 0 P: 5	R: 0 E: 0 K: 2 S: 7 H: 0 LOB: 0 BB: 0 P: 7	R: 0 E: 0 K: 0 S: 3 H: 0 LOB: 1 BB: 1 P: 7	R: 0 E: 0 K: 0 S: 3 H: 0 LOB: 0 BB: 0 P: 3	1B: 3 2B: 0 3B: 0 HR: 0 SF: 0 SAC: 0 DP: 1 HBP: 0	WP: 0 PB: 0 SB: 0 CS: 0 PA: 31					

livebaseballscorecards.com

AB	29
R	0
H	3
RBI	0
BB	2
SO	6
LOB	9

PITCHER	IP	WLS	BF	H	R	ER	SO	BB	IBB	HBP	BLK	WP	HR	S	P	ERA	WHIP
Mike Cuellar, L (1, 1) ERA: 5.27	9.0	W	31	3	0	0	6	2	0	0	0	0	0	41	49	0.00	0.556

PITCHER	IP	WLS	BF	H	R	ER	SO	BB	IBB	HBP	BLK	WP	HR	S	P	ERA	WHIP

Texas Rangers @ Oakland Athletics

Oakland-Alameda County Coliseum, Oakland, CA

Mon Jun 21 1976, 7:05 PM PDT

Att. 21,800 - Unknown

livebaseballscorecards.com

TOP

Batter	1	2	3	4	5	6	7	8	9	10	AB	R	H	RBI	BB	SO	LOB
Gene Clines, R (1, 7) OBP: 0.320, SLG: 0.326	F5		1-2 1B			L9		1-2 1B		L8	5	0	2	0	0	0	0
Lenny Randle, S (1, 4) OBP: 0.317, SLG: 0.310	CS 1B		K			B4-3		F8			4	0	1	0	0	1	4
Mike Hargrove, L (1, 3) OBP: 0.382, SLG: 0.408	F8 1-2			F8		F6		F7			4	0	0	0	0	0	3
Toby Harrah, R (1, 6) OBP: 0.381, SLG: 0.383		1-3		F9			SH2-3 BB		5-3		3	0	0	0	1	0	0
Jeff Burroughs, R (1, 10) OBP: 0.305, SLG: 0.418		F8		BB			SH2-3 1-2		5-3		2	0	0	0	1	0	0
Roy Howell, L (1, 5) OBP: 0.315, SLG: 0.398		G3		K			F7		4-3		4	0	0	0	0	1	2
Tom Grieve, R (1, 9) OBP: 0.288, SLG: 0.436			6-3		6-3		K			HR	4	1	1	1	0	1	1
Juan Beniquez, R (1, 8) OBP: 0.289, SLG: 0.279			5-3		CS 1B			1-3		5-3	4	0	1	0	0	0	0
Jim Sundberg, R (1, 2) OBP: 0.290, SLG: 0.321			1B BB		F6 1-2			1B 1B		K	3	0	1	0	1	1	1

	AB	33
	R	1
	H	6
	RBI	1
	BB	3
	SO	4
	LOB	11

Inning Stats																				
	R: 0	H: 1	R: 0	H: 0	R: 0	H: 1	R: 0	H: 0	R: 0	H: 1	R: 0	H: 0	R: 0	H: 0	R: 0	H: 2	R: 0	H: 0	R: 1	H: 1
	E: 0	LOB: 0	E: 0	LOB: 0	E: 0	LOB: 2	E: 0	LOB: 1	E: 0	LOB: 0	E: 0	LOB: 0	E: 0	LOB: 1	E: 0	LOB: 2	E: 0	LOB: 0	E: 0	LOB: 0
	K: 0	BB: 0	K: 0	BB: 0	K: 1	BB: 1	K: 0	BB: 0	K: 1	BB: 1	K: 0	BB: 0	K: 0	BB: 0	K: 0	BB: 0	K: 0	BB: 0	K: 1	BB: 0
	S: 3	P: 3	S: 3	P: 3	S: 6	P: 10	S: 5	P: 9	S: 3	P: 3	S: 3	P: 3	S: 5	P: 9	S: 5	P: 5	S: 3	P: 3	S: 6	P: 6

	1B: 5	SF: 0
	2B: 0	SAC: 1
	3B: 0	DP: 0
	HR: 1	HBP: 0

	WP: 0	PA: 37
	PB: 0	
	SB: 0	
	CS: 2	

PITCHER		IP	WLS	BF	H	R	ER	SO	BB	IBB	HBP	BLK	WP	HR	S	P	ERA	WHIP
Paul Mitchell, R ERA: 4.38	(1, 1)	10.0	L	37	6	1	1	4	3	0	0	0	0	1	42	54	0.90	0.900

Batter	1	2	3	4	5	6	7	8	9	10	AB	R	H	RBI	BB	SO	LOB
Bill North, S (1, 9) OBP: 0.347, SLG: 0.339	4-3		BB		K			BB			2	0	0	0	2	1	2
Bert Campaneris, R (1, 6) OBP: 0.301, SLG: 0.247	K		5-3			4-3		F8			4	0	0	0	0	1	3
Don Baylor, R (1, 7) OBP: 0.307, SLG: 0.367	L7			4-3		K		F3			4	0	0	0	0	1	2
Billy Williams, L (1, 10) OBP: 0.304, SLG: 0.350		F8		K		F6			L7		4	0	0	0	0	1	0
Sal Bando, R (1, 5) OBP: 0.323, SLG: 0.384		K S		6-3			6-3		F6		4	0	0	0	0	1	0
Ken McMullen, R (1, 3) OBP: 0.329, SLG: 0.373		L7	BB 1B				5-3		F4		4	0	1	0	0	0	1
Claudell Washington, L (1, 8) OBP: 0.263, SLG: 0.315		K 1-2	BB 1-2				L7			K	3	0	0	0	1	2	1
Phil Garner, R (1, 4) OBP: 0.302, SLG: 0.388			6-3		F8			6-3		L8	4	0	0	0	0	0	2
Larry Haney, R (1, 2) OBP: 0.254, SLG: 0.221			F3		K			BB		4-3	2	0	0	0	1	1	2
Larry Lintz, S (8, PR)											0	0	0	0	0	0	0
Tim Hosley, R (9, 2) OBP: 0.262, SLG: 0.259											1	0	0	0	0	0	0
Inning Stats	R: 0 E: 0 K: 1 S: 5 H: 0 LOB: 0 BB: 0 P: 5	R: 0 E: 0 K: 2 S: 8 H: 0 LOB: 1 BB: 0 P: 8	R: 0 E: 0 K: 0 S: 3 H: 0 LOB: 1 BB: 1 P: 7	R: 0 E: 0 K: 1 S: 5 H: 0 LOB: 0 BB: 0 P: 5	R: 0 E: 0 K: 2 S: 8 H: 1 LOB: 2 BB: 1 P: 12	R: 0 E: 0 K: 1 S: 5 H: 0 LOB: 0 BB: 0 P: 5	R: 0 E: 0 K: 0 S: 3 H: 0 LOB: 0 BB: 0 P: 3	R: 0 E: 0 K: 0 S: 3 H: 0 LOB: 2 BB: 2 P: 11	R: 0 E: 0 K: 0 S: 3 H: 0 LOB: 0 BB: 0 P: 3	R: 0 E: 0 K: 1 S: 5 H: 0 LOB: 0 BB: 0 P: 5	1B: 1 2B: 0 3B: 0 HR: 0 SF: 0 SAC: 0 DP: 0 HBP: 0						

PITCHER	IP	WLS	BF	H	R	ER	SO	BB	IBB	HBP	BLK	WP	HR	S	P	ERA	WHIP
Bert Blyleven, R (1, 1) ERA: 3.35	10.0	W	36	1	0	0	8	4	0	0	0	0	0	48	64	0.00	0.500

PITCHER	IP	WLS	BF	H	R	ER	SO	BB	IBB	HBP	BLK	WP	HR	S	P	ERA	WHIP

BOTTOM

Texas Rangers @ Oakland Athletics

Oakland-Alameda County Coliseum, Oakland, CA

Mon Jun 21 1976, 7:05 PM PDT

Att. 21,800 - Unknown

livebaseballscorecards.com

AB	32
R	0
H	1
RBI	0
BB	4
SO	8
LOB	13

WP: 0 PA: 36
PB: 1
SB: 1
CS: 0

Texas Rangers @ Oakland Athletics

Oakland-Alameda County Coliseum, Oakland, CA

Tue Jun 22 1976, 3:33 AM PDT

Att. 4,811 - Unknown

livebaseballscorecards.com

Batter	1	2	3	4	5	6	7	8	9	AB	R	H	RBI	BB	SO	LOB
Gene Clines, R (1, 7) OBP: 0.318, SLG: 0.323	L8		L4-3			L5-3 1B		L6-3		4	0	1	0	0	0	0
Lenny Randle, S (1, 4) OBP: 0.316, SLG: 0.319	F8		3B			L5-3 1-2			4-3	4	0	1	0	0	0	1
Mike Hargrove, L (1, 3) OBP: 0.380, SLG: 0.410	E 2B		4-3			L3			4-3	4	1	1	0	0	0	1
Toby Harrah, R (1, 6) OBP: 0.379, SLG: 0.381	E8 2-H 1B			G3			4-3		5-3	4	0	1	1	0	0	0
Jeff Burroughs, R (1, 10) OBP: 0.302, SLG: 0.413	K s s s			F6			F3			3	0	0	0	0	1	1
Roy Howell, L (1, 5) OBP: 0.315, SLG: 0.411		3-1		F9			HR			3	1	1	1	0	0	0
Tom Grieve, R (1, 9) OBP: 0.289, SLG: 0.435		G3			G4-6-3 1B		6-3			3	0	1	0	0	0	0
Juan Beniquez, R (1, 8) OBP: 0.285, SLG: 0.275		5-3			F5			F3		3	0	0	0	0	0	1
Jim Sundberg, R (1, 2) OBP: 0.285, SLG: 0.315			F7		G4-6-3 1-2f			F8		3	0	0	0	0	0	1
Inning Stats	R: 1 E: 1 K: 1 S: 7 H: 2 LOB: 1 BB: 0 P: 7	R: 0 E: 0 K: 0 S: 3 H: 0 LOB: 0 BB: 0 P: 3	R: 0 E: 0 K: 0 S: 4 H: 1 LOB: 1 BB: 0 P: 4	R: 0 E: 0 K: 0 S: 3 H: 0 LOB: 0 BB: 0 P: 3	R: 0 E: 0 K: 0 S: 3 H: 1 LOB: 0 BB: 0 P: 3	R: 0 E: 0 K: 0 S: 3 H: 1 LOB: 0 BB: 0 P: 3	R: 1 E: 0 K: 0 S: 4 H: 1 LOB: 0 BB: 0 P: 4	R: 0 E: 0 K: 0 S: 3 H: 0 LOB: 0 BB: 0 P: 3	R: 0 E: 0 K: 0 S: 3 H: 0 LOB: 0 BB: 0 P: 3	1B: 3 2B: 2 3B: 1 HR: 1	SF: 0 SAC: 0 DP: 2 HBP: 0	WP: 0 PB: 0 SB: 0 CS: 0	PA: 31				

TOP

AB	31
R	2
H	6
RBI	2
BB	0
SO	1
LOB	5

PITCHER		IP	WLS	BF	H	R	ER	SO	BB	IBB	HBP	BLK	WP	HR	S	P	ERA	WHIP
Dick Bosman, R ERA: 2.67	(1, 1)	7.0	W	25	6	2	2	1	0	0	0	0	0	1	27	27	2.57	0.857
Paul Lindblad, L ERA: 2.63	(8, 1)	2.0	S	6	0	0	0	0	0	0	0	0	0	0	6	6	0.00	0.000

PITCHER		IP	WLS	BF	H	R	ER	SO	BB	IBB	HBP	BLK	WP	HR	S	P	ERA	WHIP

Batter	1	2	3	4	5	6	7	8	9	AB	R	H	RBI	BB	SO	LOB
Bill North, S (1, 9) OBP: 0.342, SLG: 0.333	L7		FC6-4 1-2f		6-3		FC5-2 1-2 3-H			4	1	0	0	0	0	3
Bert Campaneris, R (1, 6) OBP: 0.304, SLG: 0.248	F9		F8 1-H			BB	1B 1-3 2-H			3	0	1	1	1	0	0
Don Baylor, R (1, 7) OBP: 0.307, SLG: 0.363	S 1B HBP		K			F2		F5		3	1	0	0	0	1	1
Billy Williams, L (1, 10) OBP: 0.307, SLG: 0.353	1-H 1B			4-3		F8		S 1B		4	0	2	1	0	0	1
Matt Alexander, S (8, PR) OBP: 0.048, SLG: 0.048										0	0	0	0	0	0	0
Sal Bando, R (1, 5) OBP: 0.318, SLG: 0.377	F2			F9		L7		5-3 1-2		4	0	0	0	0	0	3
Ken McMullen, R (1, 3) OBP: 0.325, SLG: 0.408		4-3		4-3			HR	L7		4	1	1	1	0	0	2
Claudell Washington, L (1, 8) OBP: 0.267, SLG: 0.317		3-1			2B 1B		BB S 1B FC5-2			2	0	1	0	1	0	0
Phil Garner, R (1, 4) OBP: 0.306, SLG: 0.396		K			SF8 1-H 2B		1B FC5-2 1-2 1B			3	2	2	0	0	1	0
Larry Haney, R (1, 2) OBP: 0.256, SLG: 0.226			FC6-4 1B		SF8 3-H		K 2-3			2	0	1	1	0	1	2
Inning Stats	R: 1 H: 1 E: 0 LOB: 1 K: 0 BB: 0 S: 4 P: 5	R: 0 H: 0 E: 0 LOB: 0 K: 1 BB: 0 S: 5 P: 5	R: 1 H: 1 E: 1 LOB: 0 K: 1 BB: 0 S: 6 P: 6	R: 0 H: 0 E: 0 LOB: 0 K: 0 BB: 0 S: 3 P: 3	R: 1 H: 2 E: 0 LOB: 0 K: 0 BB: 0 S: 4 P: 4	R: 0 H: 0 E: 0 LOB: 1 K: 0 BB: 1 S: 3 P: 7	R: 2 H: 3 E: 0 LOB: 2 K: 1 BB: 1 S: 7 P: 11	R: 0 H: 1 E: 0 LOB: 2 K: 0 BB: 0 S: 4 P: 4		1B: 6 SF: 1 2B: 1 SAC: 0 3B: 0 DP: 0 HR: 1 HBP: 1						WP: 0 PA: 33 PB: 0 SB: 4 CS: 0

PITCHER		IP	WLS	BF	H	R	ER	SO	BB	IBB	HBP	BLK	WP	HR	S	P	ERA	WHIP
Nelson Briles, R ERA: 3.28	(1, 1)	6.0	L	24	5	4	3	2	1	0	1	0	0	1	26	31	4.50	1.000
Steve Barr, L ERA: 5.94	(7, 1)	0.0		1	0	0	0	0	1	0	0	0	0	0	0	4	∞	∞
Jeff Terpko, R ERA: 2.33	(7, 1)	2.0		8	3	1	1	1	0	0	0	0	0	0	10	10	4.50	1.500

PITCHER	IP	WLS	BF	H	R	ER	SO	BB	IBB	HBP	BLK	WP	HR	S	P	ERA	WHIP

BOTTOM

Texas Rangers @ Oakland Athletics

Oakland-Alameda County Coliseum, Oakland, CA

Tue Jun 22 1976, 3:33 AM PDT

Att. 4,811 - Unknown

livebaseballscorecards.com

AB	29
R	5
H	8
RBI	4
BB	2
SO	3
LOB	12

Kansas City Royals @ Texas Rangers

Arlington Stadium, Arlington, TX

Wed Jun 23 1976, 8:05 PM EDT

Att. 21,336 - Unknown

TOP

livebaseballscorecards.com

Batter	1	2	3	4	5	6	7	8	9	AB	R	H	RBI	BB	SO	LOB
Davey Nelson, R (1, 4) OBP: 0.355, SLG: 0.397	S E 2B		6-3	FC6-4 1-2f		CS 1B		K		5	1	2	0	0	1	3
Amos Otis, R (1, 8) OBP: 0.379, SLG: 0.524	6-3 2-3		BBB 4-3 BB		1B E 1B	F8 1-2		5-3		4	1	1	0	1	0	2
George Brett, L (1, 5) OBP: 0.395, SLG: 0.481	E6 BLK 3-H		4-3 1-2 2-3		FC6-5 E 1-3 1B	BBBB BB			6-3	4	0	1	0	1	0	2
John Mayberry, L (1, 3) OBP: 0.316, SLG: 0.366	L7 1-2		P6		E3 1B FC6-5 SF8 1-2 3-H	P4			L7	5	1	0	0	0	0	5
Hal McRae, R (1, 10) (7, 7) OBP: 0.410, SLG: 0.475	5-3		2B 2B		FC6-5 1B 1B 1-2 2-3		F8		F3	5	2	1	0	0	0	3
Al Cowens, R (1, 9) OBP: 0.298, SLG: 0.321		SSS K	2H 2B		1B 1B 1-2 2-3		G3 S 1B			4	0	3	1	0	1	0
Jim Wohlford, R (1, 7) OBP: 0.261, SLG: 0.287		5-3	F8		SF8 3-H		G3 1-3			2	0	0	1	0	0	1
Tony Solaita, L (7, PH) OBP: 0.294, SLG: 0.383										1	0	0	0	0	0	1
Dennis Leonard, R (7, 1)										0	0	0	0	0	0	0
Freddie Patek, R (1, 6) OBP: 0.380, SLG: 0.376		L5	6-3		1-3 2-H 1B		5-3			4	0	1	1	0	0	2
Buck Martinez, R (1, 2) OBP: 0.305, SLG: 0.489			4-3 2B	BBB 4-0 FC6-4 BB	SSS K			F9		2	0	1	0	1	1	2
Jamie Quirk, L (8, PH) OBP: 0.278, SLG: 0.389										1	0	0	0	0	0	0
John Wathan, R (8, 2) OBP: 0.350, SLG: 0.316										0	0	0	0	0	0	0

	AB	37
	R	5
	H	10
	RBI	3
	BB	3
	SO	3
	LOB	21

Inning Stats																																		
	R: 1 E: 1 K: 0 S: 5	H: 1 LOB: 1 BB: 0 P: 5	R: 0 E: 0 K: 1 S: 5	H: 0 LOB: 0 BB: 0 P: 5	R: 0 E: 0 K: 0 S: 4	H: 1 LOB: 2 BB: 1 P: 8	R: 1 E: 0 K: 0 S: 5	H: 2 LOB: 2 BB: 1 P: 9	R: 3 E: 1 K: 1 S: 10	H: 4 LOB: 2 BB: 0 P: 10	R: 0 E: 0 K: 0 S: 3	H: 1 LOB: 1 BB: 1 P: 7	R: 0 E: 0 K: 0 S: 4	H: 1 LOB: 1 BB: 0 P: 4	R: 0 E: 0 K: 1 S: 5	H: 0 LOB: 0 BB: 0 P: 5	R: 0 E: 0 K: 0 S: 3	H: 0 LOB: 0 BB: 0 P: 3	1B: 6 2B: 4 3B: 0 HR: 0	SF: 1 SAC: 0 DP: 0 HBP: 0	WP: 0 PB: 0 SB: 2 CS: 1	PA: 41
---	---	---	---	---	---	---	---	---	---	---	---	---	---	---	---	---	---	---	---	---	---	---	---

PITCHER		IP	WLS	BF	H	R	ER	SO	BB	IBB	HBP	BLK	WP	HR	S	P	ERA	WHIP
Jim Umbarger, L ERA: 2.59	(1, 1)	4.2		26	8	5	1	1	2	0	0	1	0	0	26	34	1.93	2.143
Steve Foucault, R ERA: 2.31	(5, 1)	4.1	W	15	2	0	0	2	1	0	0	0	0	0	18	22	0.00	0.692

PITCHER	IP	WLS	BF	H	R	ER	SO	BB	IBB	HBP	BLK	WP	HR	S	P	ERA	WHIP

BOTTOM

Kansas City Royals @ Texas Rangers

Arlington Stadium, Arlington, TX

Wed Jun 23 1976, 8:05 PM EDT

Att. 21,336 - Unknown

livebaseballscorecards.com

Batter	1	2	3	4	5	6	7	8	9	AB	R	H	RBI	BB	SO	LOB
Gene Clines, R (1, 7) OBP: 0.324, SLG: 0.330	HR 1B	2-H 3-H 1B			L8		K			4	1	2	2	0	1	0
Lenny Randle, S (1, 4) OBP: 0.310, SLG: 0.313	F9	K			G3		K			4	0	0	0	0	2	1
Mike Hargrove, L (1, 3) OBP: 0.386, SLG: 0.418	1-2 HR BB		F7			1B WP 1B		2B		3	2	2	0	1	0	0
Toby Harrah, R (1, 6) OBP: 0.381, SLG: 0.396	1-H 2-H HR		F8			SH5-3 WP 1-3 5-3 1B		K		4	2	2	3	0	1	1
Jeff Burroughs, R (1, 9) OBP: 0.301, SLG: 0.407 Juan Beniquez, R (9, 8) OBP: 0.285, SLG: 0.275	5-3		K			1-2 3-H BB		F9		3 0	0 0	0 0	0 0	1 0	1 0	1 0
Roy Howell, L (1, 5) OBP: 0.315, SLG: 0.407	4-3			F5		SH5-3 1-2 2-3		IBB		2	0	0	0	1	0	0
Tom Grieve, R (1, 10) OBP: 0.288, SLG: 0.429		SH1-4 1B 1B HBP		P4		5-3 3-H		K		3	1	0	1	0	1	3
Dave Moates, L (1, 8) (9, 9) OBP: 0.234, SLG: 0.273		1-2 SH1-4 1B 1B		L3		F7				3	1	1	0	0	0	1
Jim Sundberg, R (1, 2) OBP: 0.282, SLG: 0.312		SH1-4 1-2 2-3			6-3		F8			2	0	0	0	0	0	0
Inning Stats	R: 3 E: 0 K: 0 S: 5 H: 2 LOB: 0 BB: 1 P: 9	R: 2 E: 0 K: 1 S: 6 H: 2 LOB: 0 BB: 0 P: 7	R: 0 E: 0 K: 1 S: 5 H: 0 LOB: 0 BB: 0 P: 5	R: 0 E: 0 K: 0 S: 3 H: 0 LOB: 0 BB: 0 P: 3	R: 0 E: 0 K: 0 S: 3 H: 0 LOB: 0 BB: 0 P: 3	R: 2 E: 0 K: 0 S: 5 H: 2 LOB: 1 BB: 1 P: 9	R: 0 E: 0 K: 2 S: 7 H: 0 LOB: 0 BB: 0 P: 7	R: 0 E: 0 K: 2 S: 8 H: 1 LOB: 2 BB: 1 P: 12		1B: 5 2B: 1 3B: 0 HR: 1	SF: 0 SAC: 2 DP: 0 HBP: 1			WP: 1 PB: 0 SB: 1 CS: 0	PA: 34		

AB	28
R	7
H	7
RBI	6
BB	3
SO	6
LOB	7

PITCHER	IP	WLS	BF	H	R	ER	SO	BB	IBB	HBP	BLK	WP	HR	S	P	ERA	WHIP
Dennis Leonard, R (1, 1) ERA: 3.09	8.0	L	34	7	7	7	6	2	1	1	0	1	1	42	55	7.88	1.125
Dennis Leonard, R (7, 1) ERA: 3.09	8.0	L	34	7	7	7	6	2	1	1	0	1	1	42	55	7.88	1.125

PITCHER	IP	WLS	BF	H	R	ER	SO	BB	IBB	HBP	BLK	WP	HR	S	P	ERA	WHIP

Kansas City Royals @ Texas Rangers

Arlington Stadium, Arlington, TX

Thu Jun 24 1976, 8:05 PM EDT

Att. 14,455 - Unknown

TOP

livebaseballscorecards.com

Batter	1	2	3	4	5	6	7	8	9	AB	R	H	RBI	BB	SO	LOB
Davey Nelson, R (1, 4) OBP: 0.338, SLG: 0.375	6-3		G3			F8	L7 1-2			4	0	0	0	0	0	3
Amos Otis, R (1, 8) OBP: 0.381, SLG: 0.524	4-3			K		WP 1-2 1B		WP 1B		4	1	2	0	0	1	0
George Brett, L (1, 5) OBP: 0.400, SLG: 0.493	1B			3B		F8		1-2 1B		4	0	3	0	0	0	2
John Mayberry, L (1, 3) OBP: 0.315, SLG: 0.364		K		F5		1B 1-H 2-H 1B		F4 2-3		4	0	1	2	0	1	3
Hal McRae, R (1, 7) OBP: 0.411, SLG: 0.475		1B		P6		1-2 1B		P4		4	0	2	0	0	0	3
Tony Solaita, L (1, 10) OBP: 0.296, SLG: 0.380 Cookie Rojas, R (8, PH) OBP: 0.328, SLG: 0.321		K			FC6-4 1B	K		F2		3 1	0 0	1 0	0 0	0 0	2 0	2 2
Al Cowens, R (1, 9) OBP: 0.302, SLG: 0.324			K 1B		FC6-4 G4-3 1-2f		2-6 1B		4-3	4	0	2	0	0	0	1
Freddie Patek, R (1, 6) OBP: 0.378, SLG: 0.373			K 1-2		G4-3 1-2f		S 1-2 1B		P6	4	0	1	0	0	1	2
Buck Martinez, R (1, 2) OBP: 0.313, SLG: 0.484			1B			WP 1B 1B BB	2-6 2-3f		6-3	3	1	1	0	1	0	2
Inning Stats	R: 0 E: 0 K: 0 S: 3 H: 1 LOB: 1 BB: 0 P: 3	R: 0 E: 0 K: 2 S: 7 H: 1 LOB: 0 BB: 0 P: 7	R: 0 E: 0 K: 1 S: 6 H: 2 LOB: 1 BB: 0 P: 6	R: 0 E: 0 K: 1 S: 6 H: 1 LOB: 1 BB: 0 P: 6	R: 0 E: 0 K: 0 S: 3 H: 1 LOB: 0 BB: 0 P: 3	R: 2 E: 0 K: 1 S: 8 H: 3 LOB: 2 BB: 1 P: 12	R: 0 E: 0 K: 0 S: 4 H: 2 LOB: 1 BB: 0 P: 4	R: 0 E: 0 K: 0 S: 5 H: 2 LOB: 2 BB: 0 P: 5	R: 0 E: 0 K: 0 S: 3 H: 0 LOB: 0 BB: 0 P: 3	1B: 12 2B: 1 3B: 1 HR: 0 SF: 0 SAC: 0 DP: 2 HBP: 0						

	AB	35
	R	2
	H	13
	RBI	2
	BB	1
	SO	5
	LOB	20

WP: 2 PA: 36
PB: 0
SB: 1
CS: 0

PITCHER		IP	WLS	BF	H	R	ER	SO	BB	IBB	HBP	BLK	WP	HR	S	P	ERA	WHIP
Steve Hargan, R ERA: 3.27	(1, 1)	5.2	W	23	9	2	2	4	1	0	0	0	1	0	30	34	3.18	1.765
Jeff Terpko, R ERA: 2.18	(6, 1)	1.1		7	4	0	0	1	0	0	0	0	0	0	9	9	0.00	3.000
Joe Hoerner, L ERA: 1.62	(8, 1)	2.0	S	6	0	0	0	0	0	0	0	0	1	0	6	6	0.00	0.000

PITCHER	IP	WLS	BF	H	R	ER	SO	BB	IBB	HBP	BLK	WP	HR	S	P	ERA	WHIP

Batter	1	2	3	4	5	6	7	8	9	AB	R	H	RBI	BB	SO	LOB
Gene Clines, R (1, 7) OBP: 0.319, SLG: 0.324	K		1B	K			L4-3	L7		5	1	1	0	0	2	2
Lenny Randle, S (1, 4) OBP: 0.308, SLG: 0.308	4-3		F7		BB		K			3	1	0	0	1	1	1
Mike Hargrove, L (1, 3) OBP: 0.392, SLG: 0.429	2B		1B		K		PB 1B			4	2	3	1	0	1	0
Toby Harrah, R (1, 6) OBP: 0.386, SLG: 0.404	6-3		5-3		CS 2B		2B BB			3	0	2	0	1	0	1
Jeff Burroughs, R (1, 9) OBP: 0.304, SLG: 0.417		1B 2B	5-3		F9		2B			4	1	2	1	0	0	2
Roy Howell, L (1, 5) OBP: 0.322, SLG: 0.408		FC6-4 1B	IBB			BB	4-3			2	0	1	1	2	0	2
Tom Grieve, R (1, 10) OBP: 0.283, SLG: 0.422		F8	4-3			F9		F7		4	0	0	0	0	0	4
Dave Moates, L (1, 8) OBP: 0.245, SLG: 0.283		FC6-4 1B		CS S 1B		K		K		2	0	1	0	0	0	1
Juan Beniquez, R (6, PH) OBP: 0.283, SLG: 0.273 (7, 8)										2	0	0	0	0	2	1
Jim Sundberg, R (1, 2) OBP: 0.286, SLG: 0.322		1B		6-3		K		2B		4	0	2	0	0	1	2
Inning Stats	R: 0 E: 0 K: 1 S: 6 H: 1 LOB: 1 BB: 0 P: 6	R: 1 E: 0 K: 0 S: 5 H: 3 LOB: 2 BB: 0 P: 5	R: 2 E: 1 K: 0 S: 6 H: 3 LOB: 2 BB: 1 P: 10	R: 0 E: 0 K: 1 S: 5 H: 1 LOB: 1 BB: 0 P: 5	R: 1 E: 0 K: 1 S: 5 H: 1 LOB: 0 BB: 1 P: 9	R: 0 E: 0 K: 2 S: 7 H: 0 LOB: 1 BB: 1 P: 11	R: 1 E: 0 K: 1 S: 7 H: 2 LOB: 2 BB: 1 P: 11	R: 0 E: 0 K: 1 S: 6 H: 1 LOB: 1 BB: 0 P: 6								

PITCHER		IP	WLS	BF	H	R	ER	SO	BB	IBB	HBP	BLK	WP	HR	S	P	ERA	WHIP
Al Fitzmorris, R ERA: 3.62	(1, 1)	4.1	L	22	9	4	3	3	1	1	0	0	0	0	26	34	6.23	2.308
Tom Hall, L ERA: 3.66	(5, 1)	3.2		15	3	1	1	4	2	0	0	0	0	0	21	29	2.46	1.364

PITCHER	IP	WLS	BF	H	R	ER	SO	BB	IBB	HBP	BLK	WP	HR	S	P	ERA	WHIP

BOTTOM

Kansas City Royals @ Texas Rangers

Arlington Stadium, Arlington, TX

Thu Jun 24 1976, 8:05 PM EDT

Att. 14,455 - Unknown

livebaseballscorecards.com

AB	33
R	5
H	12
RBI	3
BB	4
SO	7
LOB	16

1B: 7	SF: 0	WP: 0	PA: 37
2B: 6	SAC: 0	PB: 1	
3B: 0	DP: 1	SB: 4	
HR: 0	HBP: 0	CS: 2	

Batter	1	2	3	4	5	6	7	8	9	AB	R	H	RBI	BB	SO	LOB
Chet Lemon, R (1, 8) OBP: 0.325, SLG: 0.337	4-3		L9		1-3		F8		F9	5	0	0	0	0	0	1
Ralph Garr, L (1, 9) OBP: 0.321, SLG: 0.402	G3		F5		HR		1-3 1B			4	1	2	1	0	0	0
Jorge Orta, L (1, 7) OBP: 0.288, SLG: 0.430	4-3		4-3		S 1B		S S S K			4	0	1	0	0	1	2
Pat Kelly, L (1, 10) OBP: 0.360, SLG: 0.438		B B B B 4-0 BB 1B SF8 BB		S 1B	G3 1-2			4-3		3	2	1	0	1	0	1
Jim Spencer, L (1, 3) OBP: 0.331, SLG: 0.368		F2		SH1-4 1-H 1B		4-3		B B B B 4-0 BB		3	0	1	1	1	0	1
Bucky Dent, R (1, 6) OBP: 0.318, SLG: 0.333		SF8 BB 1-2 S 1B		SH1-4 2-3		S S S K		L7		3	1	1	0	0	1	1
Brian Downing, R (1, 2) OBP: 0.332, SLG: 0.335		B B B B 4-0 S 1-2 2-3 BB		S S S K		L7		S S S K		3	0	0	0	1	2	2
Jack Brohamer, L (1, 4) OBP: 0.282, SLG: 0.360		SF8 2-3 3-H		F9			F9		F9	3	0	0	1	0	0	1
Kevin Bell, R (1, 5) OBP: 0.326, SLG: 0.476		S S S K 1-2 3-H			1B		1B S 1B		S S S K	4	0	2	0	0	2	1
Inning Stats	R: 0 E: 0 K: 0 S: 3 H: 0 LOB: 0 BB: 0 P: 3	R: 2 E: 0 K: 1 S: 6 H: 1 LOB: 1 BB: 2 P: 14	R: 0 E: 0 K: 0 S: 3 H: 0 LOB: 0 BB: 0 P: 3	R: 1 E: 0 K: 1 S: 7 H: 2 LOB: 1 BB: 0 P: 7	R: 1 E: 0 K: 0 S: 5 H: 3 LOB: 1 BB: 0 P: 5	R: 0 E: 0 K: 1 S: 5 H: 0 LOB: 0 BB: 0 P: 5	R: 0 E: 0 K: 1 S: 7 H: 2 LOB: 2 BB: 0 P: 7	R: 0 E: 0 K: 1 S: 5 H: 0 LOB: 1 BB: 1 P: 9	R: 0 E: 0 K: 1 S: 5 H: 0 LOB: 0 BB: 0 P: 5	1B: 7 2B: 0 3B: 0 HR: 1	SF: 1 SAC: 1 DP: 0 HBP: 0						

TOP

Chicago White Sox @ Texas Rangers

Arlington Stadium, Arlington, TX

Fri Jun 25 1976, 8:05 PM EDT

Unknown - 89 F

livebaseballscorecards.com

AB	32
R	4
H	8
RBI	3
BB	3
SO	6
LOB	10

PITCHER		IP	WLS	BF	H	R	ER	SO	BB	IBB	HBP	BLK	WP	HR	S	P	ERA	WHIP
Gaylord Perry, R ERA: 3.18	(1, 1)	9.0	W	37	8	4	4	6	3	0	0	0	0	1	46	58	4.00	1.222

PITCHER	IP	WLS	BF	H	R	ER	SO	BB	IBB	HBP	BLK	WP	HR	S	P	ERA	WHIP

Batter	1	2	3	4	5	6	7	8	9	AB	R	H	RBI	BB	SO	LOB
Gene Clines, R (1, 7) OBP: 0.322, SLG: 0.330	K		L6-3		K		1B 2B		1B HR HBP	4	2	1	0	0	2	2
Lenny Randle, S (1, 4) OBP: 0.320, SLG: 0.317	G3		1B		1B BB		L3 1B		IBB HR 1B	4	1	3	2	1	0	0
Jim Fregosi, R (1, 3) OBP: 0.344, SLG: 0.373	1B		4-3		SF7		L3		HR IBB	3	1	1	1	1	0	2
Toby Harrah, R (1, 6) OBP: 0.390, SLG: 0.422	4-3			S 1B	FC6-4 1B			1-3	HR	5	1	3	5	0	0	1
Jeff Burroughs, R (1, 9) OBP: 0.303, SLG: 0.412		6-3		F8	FC6-4			BB		3	0	0	0	1	0	3
Dave Moates, L (8, PR) OBP: 0.245, SLG: 0.283 (9, 9)										0	0	0	0	0	0	0
Tom Grieve, R (1, 10) OBP: 0.283, SLG: 0.419		E1 1B		K		F8		F8		4	0	1	0	0	1	2
Danny Thompson, R (1, 5) OBP: 0.266, SLG: 0.308		6-3		K		F8		K		2	0	0	0	0	1	2
Roy Howell, L (6, PH) OBP: 0.320, SLG: 0.404 (7, 5)										2	0	0	0	0	1	1
Juan Beniquez, R (1, 8) OBP: 0.282, SLG: 0.272		6-3			BB SF7 BB 1B	6-3			4-3	4	1	1	0	0	0	1
Jim Sundberg, R (1, 2) OBP: 0.291, SLG: 0.318			K		BB 1B BB		F7		HBP 1B BB	2	1	0	0	2	1	0
Ken Pape, R (9, PR) OBP: 0.200, SLG: 0.200										0	1	0	0	0	0	0
Inning Stats	R: 0 E: 0 K: 1 S: 6 H: 1 LOB: 1 BB: 0 P: 6	R: 0 E: 1 K: 0 S: 4 H: 1 LOB: 1 BB: 0 P: 4	R: 0 E: 0 K: 1 S: 6 H: 1 LOB: 1 BB: 0 P: 6	R: 0 E: 0 K: 2 S: 8 H: 1 LOB: 1 BB: 0 P: 8	R: 2 E: 0 K: 1 S: 7 H: 2 LOB: 2 BB: 2 P: 15	R: 0 E: 0 K: 0 S: 3 H: 0 LOB: 0 BB: 0 P: 3	R: 1 E: 0 K: 0 S: 4 H: 2 LOB: 0 BB: 0 P: 4	R: 0 E: 0 K: 1 S: 5 H: 0 LOB: 1 BB: 1 P: 9	R: 5 E: 0 K: 0 S: 3 H: 2 LOB: 1 BB: 2 P: 12	1B: 8 2B: 2 3B: 0 HR: 1	SF: 1 SAC: 0 DP: 1 HBP: 1						

PITCHER	IP	WLS	BF	H	R	ER	SO	BB	IBB	HBP	BLK	WP	HR	S	P	ERA	WHIP
Terry Forster, L (1, 1) ERA: 4.26	4.1		20	5	2	2	5	2	0	0	0	0	0	28	36	4.15	1.615
Jesse Jefferson, R (5, 1) ERA: 6.69	3.1		13	3	1	1	0	1	0	0	0	0	0	12	16	2.70	1.200
Dave Hamilton, L (8, 1) ERA: 3.26	0.2	L	7	2	5	5	1	1	1	1	0	0	1	6	15	67.50	4.500

PITCHER	IP	WLS	BF	H	R	ER	SO	BB	IBB	HBP	BLK	WP	HR	S	P	ERA	WHIP

BOTTOM

Chicago White Sox @ Texas Rangers

Arlington Stadium, Arlington, TX

Fri Jun 25 1976, 8:05 PM EDT

Unknown - 89 F

livebaseballscorecards.com

AB	33
R	8
H	10
RBI	8
BB	5
SO	6
LOB	14

1B: 8	SF: 1	WP: 0	PA: 40
2B: 2	SAC: 0	PB: 0	
3B: 0	DP: 1	SB: 1	
HR: 1	HBP: 1	CS: 0	

Chicago White Sox @ Texas Rangers

Arlington Stadium, Arlington, TX

Fri Jun 25 1976, 8:05 PM EDT

Att. 29,049 - Unknown

livebaseballscorecards.com

TOP

Batter	1	2	3	4	5	6	7	8	9	AB	R	H	RBI	BB	SO	LOB
Chet Lemon, R (1, 8) OBP: 0.327, SLG: 0.332	F9	BBBB 1B BB 1-2 2-3		SH5-3 1-2		E 4-3 2B BB 1-2		SSS K	FC5-4 1-2f 2-3	3	1	0	0	2	1	2
Ralph Garr, L (1, 7) (6, 9) OBP: 0.314, SLG: 0.394	1-3	SSS K		F8 2-3		4-3 1-2 2-3		F8	SF8 3-H	5	0	0	1	0	1	6
Jorge Orta, L (1, 10) OBP: 0.289, SLG: 0.439	5-3	1B 1-2 2-3 3-H		L9		E4 2B 2-3 3-H		HR	G3	6	2	2	2	0	0	3
Buddy Bradford, R (1, 9) OBP: 0.309, SLG: 0.356		E4 SH1-3 1B FC5			SSS K	1B 2B 1-H 3-H		F8		3	1	0	0	0	1	3
Pat Kelly, L (6, PH) OBP: 0.362, SLG: 0.444										2	1	1	2	0	0	0
(6, 7)		F9														
Alan Bannister, R (8, 7) OBP: 0.267, SLG: 0.286										0	0	0	0	0	0	0
Lamar Johnson, R (1, 3) OBP: 0.369, SLG: 0.413		FC5 SH1-3 E 1B 1-2	4-3 2B		4-3	1B 2-H			1B 1B	5	1	4	1	0	0	0
Rich Coggins, L (9, PR) OBP: 0.244, SLG: 0.194										0	1	0	0	0	0	0
Jim Spencer, L (9, 3) OBP: 0.331, SLG: 0.368										0	0	0	0	0	0	0
Bucky Dent, R (1, 6) OBP: 0.317, SLG: 0.332		SH1-3 1-2 2-3	4-3 2-3		L7	4-3			SH 1B 1B 1-3	4	1	1	0	0	0	2
Bill Stein, R (1, 4) OBP: 0.242, SLG: 0.233		BBBB E 1B BB	L3			L7	G1-4-3 1B			1	1	0	0	1	0	1
Jack Brohamer, L (6, PH) OBP: 0.289, SLG: 0.366									SH 1B 1B 1-2 3-H	3	1	2	1	0	0	0
(6, 4)																
Kevin Bell, R (1, 5) OBP: 0.320, SLG: 0.522		FC5 BB 1B 1B 1-3 2-H 3-H	4-3			HR	F9		SH FC5-4 1B SF8 1-2 2-3	4	3	1	2	0	0	3
Jim Essian, R (1, 2) OBP: 0.367, SLG: 0.340		1B BB 1B 1-2 3-H		BBBB F8 SH5-3 BB		BBBB 4-3 BB E	G1-4-3 1-2f		FC5-4 1B 1-2 2-H 3-H	3	1	2	3	2	0	1
Inning Stats	R: 0 H: 0 E: 0 LOB: 0 K: 0 BB: 0 S: 3 P: 3	R: 4 H: 3 E: 2 LOB: 3 K: 1 BB: 2 S: 10 P: 18	R: 0 H: 1 E: 0 LOB: 1 K: 0 BB: 0 S: 4 P: 4	R: 0 H: 0 E: 0 LOB: 1 K: 0 BB: 1 S: 3 P: 7	R: 0 H: 0 E: 0 LOB: 0 K: 1 BB: 0 S: 5 P: 5	R: 5 H: 3 E: 1 LOB: 1 K: 0 BB: 2 S: 7 P: 15	R: 0 H: 1 E: 0 LOB: 0 K: 0 BB: 0 S: 3 P: 3	R: 1 H: 1 E: 0 LOB: 0 K: 1 BB: 0 S: 6 P: 6	R: 4 H: 4 E: 0 LOB: 1 K: 0 BB: 0 S: 8 P: 8	1B: 9 SF: 1 2B: 2 SAC: 3 3B: 0 DP: 1 HR: 2 HBP: 0						WP: 0 PA: 48 PB: 0 SB: 0 CS: 0

	AB	39
	R	14
	H	13
	RBI	12
	BB	5
	SO	3
	LOB	21

PITCHER		IP	WLS	BF	H	R	ER	SO	BB	IBB	HBP	BLK	WP	HR	S	P	ERA	WHIP
Steve Barr, L ERA: 5.66	(1, 1)	1.2		12	3	4	0	1	2	0	0	0	0	0	12	20	0.00	3.000
Mike Bacsik, R ERA: 2.45	(2, 1)	3.2		16	2	3	1	1	3	0	0	0	0	1	15	27	2.46	1.364
Steve Foucault, R ERA: 2.4	(6, 1)	2.1	L	11	4	3	1	1	0	0	0	0	0	1	13	13	3.86	1.714
Joe Hoerner, L ERA: 3.71	(8, 1)	0.1		6	4	4	4	0	0	0	0	0	0	0	6	6	108.00	12.000
Jeff Terpko, R ERA: 2.08	(9, 1)	1.0		3	0	0	0	0	0	0	0	0	0	0	3	3	0.00	0.000

PITCHER	IP	WLS	BF	H	R	ER	SO	BB	IBB	HBP	BLK	WP	HR	S	P	ERA	WHIP

Batter	1	2	3	4	5	6	7	8	9	AB	R	H	RBI	BB	SO	LOB
Gene Clines, R (1, 7) OBP: 0.336, SLG: 0.348	L8		G4-6-3 1B		SH 1B BB 2B 1-2 2-3	BBBB 4-3 E 1-2 BB		4-3 SF8 2B		3	2	2	0	1	0	0
Lenny Randle, S (1, 4) OBP: 0.321, SLG: 0.315	WP S SF9 1B		G4-6-3 1-2f		BBBB 1B 2B BB 1-2 2-3 3-H	E6 4-3 1-2 2-3		4-3 2-3		4	2	1	1	1	0	4
Mike Hargrove, L (1, 3) OBP: 0.388, SLG: 0.425	SF9 1-H			BBBB HR BB	F1	4-3 1-2 2-3 3-H		SF8 3-H		2	1	0	3	1	0	5
Toby Harrah, R (1, 6) OBP: 0.401, SLG: 0.442	1B			1-H HR	2B 1B 1-2 2-3 3-H	BBBB FC6-4 BB		BBBB BB		3	1	3	3	2	0	0
Jeff Burroughs, R (1, 9) OBP: 0.301, SLG: 0.412	F8			SSS K	2B 1-3 2-H 3-H	FC6-4 1-2f		SSS K		5	0	1	2	0	2	5
Roy Howell, L (1, 5) OBP: 0.327, SLG: 0.410 Tom Grieve, R (9, PH) OBP: 0.286, SLG: 0.426		G4-6-3 1B		G1-6-3 1B	G3		4-3 SH1-4 1B		2B	4 1	0 0	3 1	0 0	0 0	0 0	2 0
Joe Lahoud, L (1, 10) OBP: 0.306, SLG: 0.221 Jim Fregosi, R (9, PH) OBP: 0.339, SLG: 0.365	G4-6-3 1-2f			G1-6-3 1-2f	SSS K		SH1-4 1-2		6-3	3 1	0 0	0 0	0 0	0 0	1 0	4 1
Dave Moates, L (1, 8) OBP: 0.245, SLG: 0.280 Danny Thompson, R (9, PH) OBP: 0.264, SLG: 0.306	F6				SH SH BB 1B	4-3	4-3 2-3		6-3	4 1	1 0	1 0	0 0	0 0	0 0	1 1
Bill Fahey, L (1, 2) OBP: 0.393, SLG: 0.227 Juan Beniquez, R (9, PH) OBP: 0.281, SLG: 0.271			4-3		SH BB SH 1B 1-2	BBBB E BB 4-3 BB	6-3		5-3	2 1	2 0	0 0	0 0	1 0	0 0	1 1
Inning Stats	R: 1 H: 2 E: 0 LOB: 1 K: 0 BB: 0 S: 5 P: 5	R: 0 H: 1 E: 0 LOB: 0 K: 0 BB: 0 S: 3 P: 3	R: 0 H: 1 E: 0 LOB: 0 K: 0 BB: 0 S: 3 P: 3	R: 2 H: 2 E: 0 LOB: 0 K: 1 BB: 1 S: 6 P: 10	R: 4 H: 3 E: 0 LOB: 2 K: 1 BB: 1 S: 10 P: 14	R: 1 H: 0 E: 1 LOB: 3 K: 0 BB: 3 S: 4 P: 16	R: 0 H: 1 E: 0 LOB: 1 K: 0 BB: 0 S: 4 P: 4	R: 1 H: 1 E: 0 LOB: 1 K: 1 BB: 1 S: 6 P: 10	R: 0 H: 1 E: 0 LOB: 1 K: 0 BB: 0 S: 4 P: 4	1B: 8 SF: 2 2B: 3 SAC: 3 3B: 0 DP: 3 HR: 1 HBP: 0						

BOTTOM

Chicago White Sox @ Texas Rangers

Arlington Stadium, Arlington, TX

Fri Jun 25 1976, 8:05 PM EDT

Att. 29,049 - Unknown

livebaseballscorecards.com

AB	34
R	9
H	12
RBI	9
BB	6
SO	3
LOB	25

PITCHER		IP	WLS	BF	H	R	ER	SO	BB	IBB	HBP	BLK	WP	HR	S	P	ERA	WHIP
Francisco Barrios, R ERA: 5.59	(1, 1)	4.0		20	7	7	7	1	2	0	0	0	1	1	20	28	15.75	2.250
Chris Knapp, R ERA: 4.76	(5, 1)	1.1		8	2	1	0	1	2	0	0	0	0	0	8	16	0.00	3.000
Pete Vuckovich, R ERA: 3.91	(6, 1)	2.2	W	13	2	1	1	1	2	0	0	0	0	0	13	21	3.38	1.500
Dave Hamilton, L ERA: 3.19	(9, 1)	1.0		4	1	0	0	0	0	0	0	0	0	0	4	4	0.00	1.000

PITCHER	IP	WLS	BF	H	R	ER	SO	BB	IBB	HBP	BLK	WP	HR	S	P	ERA	WHIP

WP: 1	PA: 45
PB: 0	
SB: 1	
CS: 0	

Chicago White Sox @ Texas Rangers

Arlington Stadium, Arlington, TX

Sat Jun 26 1976, 8:05 PM EDT

Att. 20,903 - Unknown

livebaseballscorecards.com

TOP

Batter	1	2	3	4	5	6	7	8	9	10	AB	R	H	RBI	BB	SO	LOB
Chet Lemon, R (1, 8) OBP: 0.319, SLG: 0.323	K	G4-3 1-2f			6-3		1-3 1-2 2-3		K		5	0	0	0	0	2	5
Ralph Garr, L (1, 9) OBP: 0.317, SLG: 0.397	FC4-6 1B		4-3		K		K			1-3	1	0	1	0	0	0	0
Rich Coggins, L (1, 9) OBP: 0.232, SLG: 0.184											4	0	0	0	0	2	2
Jorge Orta, L (1, 7) OBP: 0.291, SLG: 0.436	FC4-6 HBP 1-2f		G3		L7			1B 1B FC6-2 BB		G4-6-3 1B	4	0	1	0	1	0	1
Pat Kelly, L (1, 10) OBP: 0.363, SLG: 0.440	1-2 HBP		K			L7		FC6-2 1B 1-2 G3-2-3 1B		G4-6-3 1-2f	4	0	1	0	0	1	1
Jim Spencer, L (1, 3) OBP: 0.330, SLG: 0.366	F9			4-3		4-3		FC6-2 1-2 2-3 1B			4	0	1	0	0	0	2
Bucky Dent, R (1, 6) OBP: 0.316, SLG: 0.331		E 1B 1B		6-3		F3		FC6-2 1-2 2-3 3-Hf			4	0	1	0	0	0	3
Jack Brohamer, L (1, 4) OBP: 0.300, SLG: 0.376		BB 1-2 1B		1B 1-2 1B			1-3 1B	G3-2-3 3-Hf			4	0	3	0	0	0	3
Kevin Bell, R (1, 5) OBP: 0.315, SLG: 0.500		B2 2-3		1-2 1B			E6 1-3 1B		F4		4	0	1	0	0	0	2
Jim Essian, R (1, 2) OBP: 0.375, SLG: 0.339		G4-3 1-2 BB		L7			1-3 1-2 1B		6-3		3	0	1	0	1	0	2
Inning Stats	R: 0 H: 1 E: 0 LOB: 2 K: 1 BB: 0 S: 6 P: 7	R: 0 H: 2 E: 1 LOB: 2 K: 0 BB: 1 S: 4 P: 8	R: 0 H: 0 E: 0 LOB: 0 K: 1 BB: 0 S: 5 P: 5	R: 0 H: 2 E: 0 LOB: 2 K: 0 BB: 0 S: 5 P: 5	R: 0 H: 0 E: 0 LOB: 0 K: 1 BB: 0 S: 5 P: 5	R: 0 H: 0 E: 0 LOB: 0 K: 0 BB: 0 S: 3 P: 3	R: 0 H: 2 E: 1 LOB: 2 K: 1 BB: 0 S: 7 P: 7	R: 0 H: 2 E: 0 LOB: 2 K: 0 BB: 1 S: 4 P: 8	R: 0 H: 0 E: 0 LOB: 0 K: 1 BB: 0 S: 5 P: 5	R: 0 H: 1 E: 0 LOB: 0 K: 0 BB: 0 S: 3 P: 3	1B: 10 SF: 0 2B: 0 SAC: 0 3B: 0 DP: 3 HR: 0 HBP: 1						

	AB	37
	R	0
	H	10
	RBI	0
	BB	2
	SO	5
	LOB	21

WP: 0 PA: 40
PB: 0
SB: 0
CS: 0

PITCHER	IP	WLS	BF	H	R	ER	SO	BB	IBB	HBP	BLK	WP	HR	S	P	ERA	WHIP
Bert Blyleven, R (1, 1) ERA: 3.11	10.0	W	40	10	0	0	5	2	0	1	0	0	0	47	56	0.00	1.200

PITCHER	IP	WLS	BF	H	R	ER	SO	BB	IBB	HBP	BLK	WP	HR	S	P	ERA	WHIP

Batter	1	2	3	4	5	6	7	8	9	10	AB	R	H	RBI	BB	SO	LOB
Gene Clines, R (1, 7) OBP: 0.333, SLG: 0.345	L6-3		CS 1B			L4-3 2-3			L9		4	0	1	0	0	0	1
Lenny Randle, S (1, 4) OBP: 0.325, SLG: 0.320	2B		L 1-2	6-3		F9			BBBB PO BB		4	0	1	0	1	0	2
Mike Hargrove, L (1, 3) OBP: 0.386, SLG: 0.422	1B			L6			1-3		PO 1-2	F8	4	0	1	0	0	0	0
Toby Harrah, R (1, 6) OBP: 0.399, SLG: 0.439	6-3			F8			F4			WP 1B 1B	4	1	1	0	0	0	1
Jeff Burroughs, R (1, 9) OBP: 0.300, SLG: 0.407		E4 G4-3			6-3		5-3			1B 1-2 IBB	3	0	0	0	1	0	0
Tom Grieve, R (1, 10) OBP: 0.286, SLG: 0.422 Dave Moates, L (8, PR) OBP: 0.245, SLG: 0.280 Jim Fregosi, R (10, PH) OBP: 0.349, SLG: 0.377		G4-3 1-2f			K			F8 HBP		1-2 2-H 1B	2 0 1	0 0 0	0 0 1	0 0 1	1 0 0	1 0 0	1 0 0
Danny Thompson, R (1, 5) OBP: 0.259, SLG: 0.299		6-3			F8		F8 1-2				3	0	0	0	0	0	1
Juan Beniquez, R (1, 8) OBP: 0.281, SLG: 0.269			F9			BBBB L4-3 SH3-4 BB	L7				2	0	0	0	1	0	1
Jim Sundberg, R (1, 2) OBP: 0.288, SLG: 0.315			F8			SH3-4 1-2			F8		2	0	0	0	0	0	0
Inning Stats	R: 0 E: 0 K: 0 S: 4 H: 2 LOB: 1 BB: 0 P: 4	R: 0 E: 1 K: 0 S: 3 H: 0 LOB: 0 BB: 0 P: 3	R: 0 E: 0 K: 0 S: 3 H: 1 LOB: 0 BB: 0 P: 3	R: 0 E: 0 K: 0 S: 3 H: 0 LOB: 0 BB: 0 P: 3	R: 0 E: 0 K: 1 S: 5 H: 0 LOB: 0 BB: 0 P: 5	R: 0 E: 0 K: 0 S: 3 H: 0 LOB: 1 BB: 1 P: 7	R: 0 E: 0 K: 0 S: 3 H: 0 LOB: 0 BB: 0 P: 3	R: 0 E: 0 K: 0 S: 2 H: 0 LOB: 1 BB: 0 P: 3	R: 0 E: 0 K: 0 S: 2 H: 0 LOB: 0 BB: 1 P: 6	R: 1 E: 0 K: 0 S: 3 H: 2 LOB: 2 BB: 1 P: 7	1B: 4 2B: 1 3B: 0 HR: 0 SF: 0 SAC: 1 DP: 1 HBP: 1						

PITCHER	IP	WLS	BF	H	R	ER	SO	BB	IBB	HBP	BLK	WP	HR	S	P	ERA	WHIP
Ken Brett, L (1, 1) ERA: 2.68	9.1	L	34	5	1	1	1	2	1	1	0	1	0	31	44	0.96	0.750

PITCHER	IP	WLS	BF	H	R	ER	SO	BB	IBB	HBP	BLK	WP	HR	S	P	ERA	WHIP

BOTTOM

Chicago White Sox @ Texas Rangers

Arlington Stadium, Arlington, TX

Sat Jun 26 1976, 8:05 PM EDT

Att. 20,903 - Unknown

livebaseballscorecards.com

AB	29
R	1
H	5
RBI	1
BB	3
SO	1
LOB	7

WP: 1 PA: 35
PB: 0
SB: 0
CS: 1

Batter	1	2	3	4	5	6	7	8	9	AB	R	H	RBI	BB	SO	LOB
Bucky Dent, R (1, 6) OBP: 0.314, SLG: 0.328	4-3		6-3 1-2		3B 2-H 3-H 1B	6-3			5-3	5	1	1	2	0	0	1
Chet Lemon, R (1, 8) OBP: 0.317, SLG: 0.330	F8		5-3		4-3 1-H 3B		6-3		4-3	5	1	1	1	0	0	1
Jorge Orta, L (1, 7) OBP: 0.290, SLG: 0.430	1-3			F6	4-3 BB		F8		L8	4	0	0	0	1	0	0
Pat Kelly, L (1, 10) OBP: 0.365, SLG: 0.435		K		CS BB	4-3 1-2 3-H		1B BB			2	0	0	1	2	1	1
Jim Spencer, L (1, 3) OBP: 0.336, SLG: 0.370		FC4-6 1B		FC4 1-2 BB	L7		1-3 1B			3	0	2	0	1	0	1
Brian Downing, R (1, 2) OBP: 0.325, SLG: 0.328		FC4-6 BLK 1-2f		FC4 1-2f		E5 HR	L7			4	1	0	0	0	0	4
Jack Brohamer, L (1, 4) OBP: 0.299, SLG: 0.369		L7 1-2			3-4 1B 1B BB	F6		F9		3	1	0	0	1	0	2
Kevin Bell, R (1, 5) OBP: 0.345, SLG: 0.574			WP 1B		3-4 1-2 1B 1B	1-H HR		F2		4	2	3	2	0	0	0
Rich Coggins, L (1, 9) OBP: 0.221, SLG: 0.175			F8		3-4 1-2 2-3	L7		F9		4	0	0	0	0	0	3
Inning Stats	R: 0 E: 0 K: 0 S: 3 H: 0 LOB: 0 BB: 0 P: 3	R: 0 E: 0 K: 1 S: 6 H: 1 LOB: 1 BB: 0 P: 6	R: 0 E: 0 K: 0 S: 4 H: 1 LOB: 1 BB: 0 P: 4	R: 0 E: 0 K: 0 S: 2 H: 0 LOB: 1 BB: 2 P: 10	R: 4 E: 0 K: 0 S: 6 H: 3 LOB: 1 BB: 2 P: 14	R: 2 E: 1 K: 0 S: 5 H: 1 LOB: 0 BB: 0 P: 5	R: 0 E: 0 K: 0 S: 4 H: 1 LOB: 2 BB: 1 P: 8	R: 0 E: 0 K: 0 S: 3 H: 0 LOB: 0 BB: 0 P: 3	R: 0 E: 0 K: 0 S: 3 H: 0 LOB: 0 BB: 0 P: 3	1B: 5 2B: 0 3B: 1 HR: 1 SF: 0 SAC: 0 DP: 0 HBP: 0						

PITCHER	IP	WLS	BF	H	R	ER	SO	BB	IBB	HBP	BLK	WP	HR	S	P	ERA	WHIP
Nelson Briles, R (1, 1) ERA: 3.56	5.1	L	26	6	6	5	1	4	0	0	1	1	1	24	40	8.44	1.875
Steve Hargan, R (6, 1) ERA: 3.0	3.2		13	1	0	0	0	1	0	0	0	0	0	12	16	0.00	0.545

PITCHER	IP	WLS	BF	H	R	ER	SO	BB	IBB	HBP	BLK	WP	HR	S	P	ERA	WHIP

TOP

Chicago White Sox @ Texas Rangers

Arlington Stadium, Arlington, TX

Sun Jun 27 1976, 8:05 PM EDT

Att. 12,567 - Unknown - 97 F

livebaseballscorecards.com

AB	34
R	6
H	7
RBI	6
BB	5
SO	1
LOB	13

WP: 1 PA: 39
PB: 0
SB: 0
CS: 1

BOTTOM

Chicago White Sox @ Texas Rangers

Arlington Stadium, Arlington, TX

Sun Jun 27 1976, 8:05 PM EDT

Att. 12,567 - Unknown - 97 F

Batter	1	2	3	4	5	6	7	8	9	AB	R	H	RBI	BB	SO	LOB
Gene Clines, R (1, 7) (8, 8) OBP: 0.331, SLG: 0.341	G3 1B		F3			L9		L6-3		4	0	1	0	0	0	1
Lenny Randle, S (1, 4) OBP: 0.319, SLG: 0.314	K		4-3			G4-3-6 1-2f		4-3		4	0	0	0	0	1	2
Mike Hargrove, L (1, 3) OBP: 0.384, SLG: 0.419	G3 1-2			F8			HR 1B		F7	4	1	1	0	0	0	1
Toby Harrah, R (1, 6) OBP: 0.401, SLG: 0.452	F8			5-3			1-H HR		BB 1B	4	1	2	2	0	0	1
Jeff Burroughs, R (1, 9) OBP: 0.303, SLG: 0.406		G6-3 1B		K			F8		BB 1-2	3	0	1	0	1	1	0
Dave Moates, L (9, PR) OBP: 0.245, SLG: 0.280										0	0	0	0	0	0	0
Roy Howell, L (1, 5) OBP: 0.327, SLG: 0.409		G6-3 1-2f			K		1B		K	3	0	1	0	0	1	1
Jim Fregosi, R (9, PH) OBP: 0.344, SLG: 0.370										1	0	0	0	0	1	2
Tom Grieve, R (1, 10) OBP: 0.286, SLG: 0.417		BB			6-3		K		K	3	0	0	0	1	2	3
Juan Beniquez, R (1, 8) OBP: 0.279, SLG: 0.266		F2			5-3		K			2	0	0	0	0	0	1
Joe Lahoud, L (7, PH) (8, 7) OBP: 0.304, SLG: 0.219										1	0	0	0	0	1	1
Jim Sundberg, R (1, 2) OBP: 0.290, SLG: 0.317			K			G4-3-6 1B		F7		2	0	1	0	0	1	0
Bill Fahey, L (8, 2) OBP: 0.379, SLG: 0.217										1	0	0	0	0	0	0
Inning Stats	R: 0 E: 0 K: 1 S: 6 H: 1 LOB: 1 BB: 0 P: 6	R: 0 E: 0 K: 0 S: 3 H: 1 LOB: 1 BB: 1 P: 7	R: 0 E: 0 K: 1 S: 5 H: 0 LOB: 0 BB: 0 P: 5	R: 0 E: 0 K: 1 S: 5 H: 0 LOB: 0 BB: 0 P: 5	R: 0 E: 0 K: 1 S: 5 H: 0 LOB: 0 BB: 0 P: 5	R: 0 E: 0 K: 0 S: 3 H: 1 LOB: 0 BB: 0 P: 3	R: 2 E: 0 K: 2 S: 10 H: 3 LOB: 1 BB: 0 P: 10	R: 0 E: 0 K: 0 S: 3 H: 0 LOB: 0 BB: 0 P: 3	R: 0 E: 0 K: 2 S: 8 H: 1 LOB: 2 BB: 1 P: 12	1B: 6 2B: 1 3B: 0 HR: 1	SF: 0 SAC: 0 DP: 2 HBP: 0						

PITCHER	IP	WLS	BF	H	R	ER	SO	BB	IBB	HBP	BLK	WP	HR	S	P	ERA	WHIP
Bart Johnson, R (1, 1) ERA: 5.25	8.1	W	32	7	2	2	6	2	0	0	0	0	1	42	50	2.16	1.080
Dave Hamilton, L (9, 1) ERA: 3.14	0.2	S	2	0	0	0	2	0	0	0	0	0	0	6	6	0.00	0.000

PITCHER	IP	WLS	BF	H	R	ER	SO	BB	IBB	HBP	BLK	WP	HR	S	P	ERA	WHIP

AB	32
R	2
H	7
RBI	2
BB	2
SO	8
LOB	13

WP: 0 PA: 34
PB: 0
SB: 0
CS: 0

livebaseballscorecards.com

Batter	1	2	3	4	5	6	7	8	9	10	11	AB	R	H	RBI	BB	SO	LOB
Bill North, S (1, 8) OBP: 0.346, SLG: 0.344	K		5-3			K		6-3			4-3	5	0	0	0	0	2	2
Bert Campaneris, R (1, 6) OBP: 0.314, SLG: 0.266	4-3			F8 BLK 1B		BB			6-3		L3	4	0	1	0	1	0	0
Don Baylor, R (1, 10) OBP: 0.307, SLG: 0.370	F8			L6 1-2		5-3			HR		S 1B	5	1	2	1	0	0	2
Sal Bando, R (1, 5) OBP: 0.325, SLG: 0.406		K		F8 2-3			K		6-3		F3 1-2	5	0	0	0	0	2	2
Gene Tenace, R (1, 3) OBP: 0.399, SLG: 0.479		5-3		K			K		HR			4	1	1	1	0	2	1
Joe Rudi, R (1, 7) OBP: 0.330, SLG: 0.449		K			FC3-6 1B		K		K			4	0	1	0	0	3	0
Claudell Washington, L (1, 9) OBP: 0.267, SLG: 0.312			6-3		FC3-6 G6-4-3 1-2f			K		P1		4	0	0	0	0	1	1
Phil Garner, R (1, 4) OBP: 0.305, SLG: 0.396			6-3		G6-4-3 1-2f			F9		1-3		4	0	0	0	0	0	1
Larry Haney, R (1, 2) OBP: 0.267, SLG: 0.230			1B			K		1B		K		4	0	2	0	0	2	0
Inning Stats	R: 0 E: 0 K: 1 S: 5 / H: 0 LOB: 0 BB: 0 P: 5	R: 0 E: 0 K: 2 S: 7 / H: 0 LOB: 0 BB: 0 P: 7	R: 0 E: 0 K: 0 S: 4 / H: 1 LOB: 1 BB: 0 P: 4	R: 0 E: 0 K: 1 S: 6 / H: 1 LOB: 1 BB: 0 P: 6	R: 0 E: 0 K: 0 S: 3 / H: 1 LOB: 0 BB: 0 P: 3	R: 0 E: 0 K: 2 S: 7 / H: 0 LOB: 1 BB: 1 P: 11	R: 0 E: 0 K: 3 S: 9 / H: 0 LOB: 0 BB: 0 P: 9	R: 0 E: 0 K: 1 S: 6 / H: 1 LOB: 1 BB: 0 P: 6	R: 2 E: 0 K: 1 S: 7 / H: 2 LOB: 0 BB: 0 P: 7	R: 0 E: 0 K: 1 S: 5 / H: 0 LOB: 0 BB: 0 P: 5	R: 0 E: 0 K: 0 S: 4 / H: 1 LOB: 1 BB: 0 P: 4	1B: 5 2B: 0 3B: 0 HR: 2	SF: 0 SAC: 0 DP: 1 HBP: 0		WP: 0 PB: 0 SB: 1 CS: 0	PA: 40		

PITCHER		IP	WLS	BF	H	R	ER	SO	BB	IBB	HBP	BLK	WP	HR	S	P	ERA	WHIP
Jim Umbarger, L ERA: 2.54	(1, 1)	8.2		32	6	2	2	10	1	0	0	1	0	2	51	55	2.08	0.808
Steve Foucault, R ERA: 2.27	(9, 1)	2.1	W	8	1	0	0	2	0	0	0	0	0	0	12	12	0.00	0.429

PITCHER IP WLS BF H R ER SO BB IBB HBP BLK WP HR S P ERA WHIP

Oakland Athletics @ Texas Rangers

Arlington Stadium, Arlington, TX

Mon Jun 28 1976, 8:05 PM EDT

Att. 13,679 - Unknown

TOP

livebaseballscorecards.com

AB	39
R	2
H	7
RBI	2
BB	1
SO	12
LOB	9

Oakland Athletics @ Texas Rangers

Arlington Stadium, Arlington, TX

Mon Jun 28 1976, 8:05 PM EDT

Att. 13,679 - Unknown

Batter	1	2	3	4	5	6	7	8	9	10	11	AB	R	H	RBI	BB	SO	LOB
Gene Clines, R (1, 7) OBP: 0.326, SLG: 0.336	F4			L5-3			L1-3	1-2 2-H 3-H 1B		L4-6-3 1-2		5	0	1	2	0	0	1
Lenny Randle, S (1, 4) OBP: 0.316, SLG: 0.312	G3			1-3			K	F4			SH1-4 1B 1B	5	1	1	0	0	1	2
Mike Hargrove, L (1, 3) OBP: 0.386, SLG: 0.424 Ken Pape, R (9, PR) OBP: 0.200, SLG: 0.200 (10, 5)	4-3			K			FC6-4 1B		BB B6-2-4 2B		SH1-4 1-2	4 0	0 0	2 0	0 0	0 0	1 0	0 0
Toby Harrah, R (1, 6) OBP: 0.397, SLG: 0.445		F7			5-3		FC6-4 1-2f		F3		1B IBB	4	0	0	0	1	0	2
Jeff Burroughs, R (1, 9) OBP: 0.308, SLG: 0.408		6-3			6-3			4-3 SH1-4 1B 1B	BB IBB		1-2 2-H 1B	4	1	2	1	1	0	0
Roy Howell, L (1, 5) OBP: 0.324, SLG: 0.406 Jim Fregosi, R (9, PH) OBP: 0.354, SLG: 0.370 (10, 3)		F8			1-3			SH1-4 1-2	1-2 2-3 BB			2 0	0 0	0 0	0 0	0 1	0 0	0 0
Tom Grieve, R (1, 10) OBP: 0.281, SLG: 0.410			4-3			K		4-3 2-3	B6-2-4 3-Hf			4	0	0	0	0	1	4
Juan Beniquez, R (1, 8) OBP: 0.277, SLG: 0.264 Dave Moates, L (8, PH) OBP: 0.255, SLG: 0.275 (9, 8)			6-3			6-3		BB 1B IBB		6-3		2 1	0 1	0 0	0 0	0 1	0 0	0 0
Jim Sundberg, R (1, 2) OBP: 0.294, SLG: 0.317			6-3			F8		1B 1-2 BB		L4-6-3 1B		3	0	1	0	1	0	0
Inning Stats	R: 0 E: 0 K: 0 S: 3 H: 0 LOB: 0 BB: 0 P: 3	R: 0 E: 0 K: 0 S: 3 H: 0 LOB: 0 BB: 0 P: 3	R: 0 E: 0 K: 0 S: 3 H: 0 LOB: 0 BB: 0 P: 3	R: 0 E: 0 K: 1 S: 5 H: 0 LOB: 0 BB: 0 P: 5	R: 0 E: 0 K: 0 S: 3 H: 0 LOB: 0 BB: 0 P: 3		R: 0 E: 0 K: 1 S: 6 H: 1 LOB: 1 BB: 0 P: 6	R: 2 E: 0 K: 0 S: 5 H: 2 LOB: 2 BB: 2 P: 13	R: 0 E: 0 K: 0 S: 3 H: 1 LOB: 2 BB: 2 P: 11	R: 0 E: 0 K: 0 S: 3 H: 1 LOB: 0 BB: 0 P: 3	R: 1 E: 0 K: 0 S: 3 H: 2 LOB: 2 BB: 1 P: 7	1B: 6 2B: 1 3B: 0 HR: 0 SF: 0 SAC: 2 DP: 2 HBP: 0						

PITCHER		IP	WLS	BF	H	R	ER	SO	BB	IBB	HBP	BLK	WP	HR	S	P	ERA	WHIP
Mike Norris, R ERA: 5.09	(1, 1)	8.0		29	3	2	2	3	1	1	0	0	0	0	33	41	2.25	0.500
Paul Lindblad, L ERA: 2.84	(9, 1)	0.1		3	1	0	0	0	0	1	0	0	0	0	2	6	0.00	3.000
Jim Todd, R ERA: 3.58	(9, 1)	2.0	L	9	3	1	1	0	1	1	0	0	0	0	7	15	4.50	2.000

PITCHER	IP	WLS	BF	H	R	ER	SO	BB	IBB	HBP	BLK	WP	HR	S	P	ERA	WHIP

BOTTOM

livebaseballscorecards.com

AB	34
R	3
H	7
RBI	3
BB	5
SO	3
LOB	9

PA: 41

WP: 0 PB: 0 SB: 0 CS: 0

Oakland Athletics @ Texas Rangers

Arlington Stadium, Arlington, TX

Tue Jun 29 1976, 8:05 PM EDT

Att. 13,964 - Unknown

livebaseballscorecards.com

TOP

Batter	1	2	3	4	5	6	7	8	9	AB	R	H	RBI	BB	SO	LOB
Bill North, S (1, 8) OBP: 0.346, SLG: 0.343	4-3		2B 2B 1B 2-3	L7-2 3-H			4-3		BBBB S 1B BB	3	1	1	0	0	0	1
Matt Alexander, S (6, 9) OBP: 0.045, SLG: 0.045										1	0	0	0	0	0	0
Billy Williams, L (9, PH) OBP: 0.312, SLG: 0.342										0	0	0	0	1	0	0
Larry Lintz, S (9, PR)										0	1	0	0	0	0	0
Rollie Fingers, R (9, 1)										0	0	0	0	0	0	0
Bert Campaneris, R (1, 6) OBP: 0.315, SLG: 0.267	BBBB 4-0 WP HR BB		SF9 3-H		5-3		S 1B		SSS 0-3 K 1-2	3	1	1	1	1	1	2
Don Baylor, R (1, 10) OBP: 0.308, SLG: 0.375 (9, 9)	L7		2B 1-3		F2		F9		S 2-H 3-H 1B	5	1	2	2	0	0	2
Sal Bando, R (1, 5) OBP: 0.333, SLG: 0.425	HR 1-H		1B 2B 2-H 3-H		BBBB FC4 BB		F8 1-3		BBBB BB 1-2	3	2	2	4	2	0	1
Gene Tenace, R (1, 3) OBP: 0.399, SLG: 0.467	F9		BBBB 1B BB		FC4 1-2f			BBBB FC6-4 BB	SSS K	3	0	0	0	2	1	3
Joe Rudi, R (1, 7) OBP: 0.324, SLG: 0.440		5-3	F8			F9		FC6-4 1-2f	G3-6-3	4	0	0	0	0	0	3
Claudell Washington, L (1, 9) OBP: 0.270, SLG: 0.315 (6, 8)		SSS 0-3 K	1-3 2-H			CS		G3-6-3 1-2f		4	0	2	1	0	1	1
Phil Garner, R (1, 4) OBP: 0.312, SLG: 0.406		6-3		WP L7-2 2B		1-2 FC6-4 1B			S 1B	4	1	3	0	0	0	0
Larry Haney, R (1, 2) OBP: 0.260, SLG: 0.224			E6 1B SF9	SSS 0-3 K 2-3		FC6-4 1-2f			SSS 0-3 K 1-3	4	1	0	0	0	2	3
Inning Stats	R: 2 E: 0 K: 0 S: 4 / H: 1 LOB: 0 BB: 1 P: 8	R: 0 E: 0 K: 1 S: 5 / H: 0 LOB: 0 BB: 0 P: 5	R: 4 E: 1 K: 0 S: 7 / H: 4 LOB: 2 BB: 1 P: 11	R: 0 E: 0 K: 1 S: 5 / H: 1 LOB: 0 BB: 0 P: 5	R: 0 E: 0 K: 0 S: 3 / H: 0 LOB: 1 BB: 1 P: 7	R: 0 E: 0 K: 0 S: 4 / H: 2 LOB: 1 BB: 0 P: 4	R: 0 E: 0 K: 0 S: 4 / H: 1 LOB: 1 BB: 0 P: 4	R: 0 E: 0 K: 0 S: 2 / H: 0 LOB: 0 BB: 1 P: 6	R: 2 E: 0 K: 3 S: 11 / H: 2 LOB: 2 BB: 2 P: 19	1B: 7 2B: 4 3B: 0 HR: 1 / SF: 1 SAC: 0 DP: 2 HBP: 0						

AB	34
R	8
H	11
RBI	8
BB	6
SO	5
LOB	16

WP: 2 PB: 0 SB: 6 CS: 1 / PA: 41

PITCHER		IP	WLS	BF	H	R	ER	SO	BB	IBB	HBP	BLK	WP	HR	S	P	ERA	WHIP
Steve Barr, L ERA: 6.27	(1, 1)	2.1	L	13	4	6	4	1	1	0	0	0	1	1	14	18	15.43	2.143
Mike Bacsik, R ERA: 2.79	(3, 1)	6.0		24	6	2	2	2	4	0	0	0	1	0	24	40	3.00	1.667
Jeff Terpko, R ERA: 2.01	(9, 1)	0.2		4	1	0	0	2	1	0	0	0	0	0	7	11	0.00	3.000

PITCHER		IP	WLS	BF	H	R	ER	SO	BB	IBB	HBP	BLK	WP	HR	S	P	ERA	WHIP

BOTTOM

Oakland Athletics @ Texas Rangers

Arlington Stadium, Arlington, TX

Tue Jun 29 1976, 8:05 PM EDT

Att. 13,964 - Unknown

livebaseballscorecards.com

Batter	1	2	3	4	5	6	7	8	9	AB	R	H	RBI	BB	SO	LOB
Gene Clines, R (1, 7) OBP: 0.329, SLG: 0.338	L9	1B 1-2 2-H 1B		L9			L6-3 1-2		1B	5	0	2	1	0	0	1
Lenny Randle, S (1, 4) OBP: 0.314, SLG: 0.309	CS 1B	K		F5			3-1 2-3		G3	5	0	1	0	0	1	4
Mike Hargrove, L (1, 3) OBP: 0.387, SLG: 0.423	1B 1-2 BB	1B 1-2 2-H 1B			G3		L8			3	0	1	1	1	0	1
Toby Harrah, R (1, 6) OBP: 0.399, SLG: 0.444	1-2 1B	F6			F2			4-3 PB BB		3	0	1	0	1	0	2
Jeff Burroughs, R (1, 9) OBP: 0.304, SLG: 0.401	K		5-3		F2			1-3 1-2		4	0	0	0	0	1	3
Roy Howell, L (1, 5) OBP: 0.323, SLG: 0.403		1B 5-3 1B 1B	K			F7		4-3 2-3		4	1	1	0	0	1	1
Tom Grieve, R (1, 10) OBP: 0.281, SLG: 0.408		5-3 1-2	1B			K		F9		4	0	1	0	0	1	2
Dave Moates, L (1, 8) OBP: 0.254, SLG: 0.273		1B 1B 2-3 1B	L6			F8			4-3	4	1	1	0	0	0	1
Jim Sundberg, R (1, 2) OBP: 0.298, SLG: 0.321		1B 1B 1-2 3-H 1B		F7			3-1 L6-3 1B		F8	4	1	2	1	0	0	0
Inning Stats	R: 0 E: 0 K: 1 S: 6 H: 2 LOB: 2 BB: 1 P: 10	R: 3 E: 0 K: 1 S: 10 H: 5 LOB: 2 BB: 0 P: 10	R: 0 E: 0 K: 1 S: 6 H: 1 LOB: 1 BB: 0 P: 6	R: 0 E: 0 K: 0 S: 3 H: 0 LOB: 0 BB: 0 P: 3	R: 0 E: 0 K: 0 S: 3 H: 0 LOB: 0 BB: 0 P: 3	R: 0 E: 0 K: 1 S: 5 H: 0 LOB: 0 BB: 0 P: 5	R: 0 E: 0 K: 0 S: 4 H: 1 LOB: 1 BB: 0 P: 4	R: 0 E: 0 K: 0 S: 3 H: 0 LOB: 1 BB: 1 P: 7	R: 0 E: 0 K: 0 S: 4 H: 1 LOB: 1 BB: 0 P: 4	1B: 10 2B: 0 3B: 0 HR: 0 SF: 0 SAC: 0 DP: 0 HBP: 0						

	AB	36
	R	3
	H	10
	RBI	3
	BB	2
	SO	4
	LOB	15

WP: 0 PB: 1 SB: 0 CS: 1 PA: 38

PITCHER		IP	WLS	BF	H	R	ER	SO	BB	IBB	HBP	BLK	WP	HR	S	P	ERA	WHIP
Glenn Abbott, R ERA: 5.5	(1, 1)	1.1		10	6	3	3	1	1	0	0	0	0	0	11	15	20.25	5.250
Stan Bahnsen, R ERA: 3.0	(2, 1)	5.2	W	21	3	0	0	3	1	0	0	0	0	0	26	30	0.00	0.706
Rollie Fingers, R ERA: 3.19	(8, 1)	2.0	S	7	1	0	0	0	0	0	0	0	0	0	7	7	0.00	0.500
Rollie Fingers, R ERA: 3.19	(9, 1)	2.0	S	7	1	0	0	0	0	0	0	0	0	0	7	7	0.00	0.500

PITCHER	IP	WLS	BF	H	R	ER	SO	BB	IBB	HBP	BLK	WP	HR	S	P	ERA	WHIP

Oakland Athletics @ Texas Rangers

Arlington Stadium, Arlington, TX

Wed Jun 30 1976, 8:05 PM EDT

Att. 14,936 - Unknown

TOP

Batter	1	2	3	4	5	6	7	8	9	AB	R	H	RBI	BB	SO	LOB
Bill North, S (1, 8) OBP: 0.343, SLG: 0.342	K		1-3 1B		F8		L7		SF7 3-H	4	0	1	1	0	1	1
Bert Campaneris, R (1, 6) OBP: 0.314, SLG: 0.266	F8		G3		1-2 1B			4-3	K 1-2	5	0	1	0	0	1	3
Don Baylor, R (1, 10) OBP: 0.314, SLG: 0.378	E 1B		G6-4-3 IBB		F5			2-3 1B 1B		3	1	2	0	1	0	2
Sal Bando, R (1, 5) OBP: 0.332, SLG: 0.422	6-3 1-2		G6-4-3 1-2f			FC6 1B		2-3 1-2		4	0	1	0	0	0	5
Gene Tenace, R (1, 3) OBP: 0.395, SLG: 0.460		K		K		K		FC6-4 2-H 1B		4	0	1	1	0	3	1
Joe Rudi, R (1, 7) OBP: 0.322, SLG: 0.441		2B		F4		F8		FC6-4 1-2f		4	0	1	0	0	0	2
Claudell Washington, L (1, 9) OBP: 0.266, SLG: 0.310		L7		G3		FC6 1-2f			F7	4	0	0	0	0	0	2
Phil Garner, R (1, 4) OBP: 0.315, SLG: 0.415		6-3			F4		G4-6-3 1B		SF7 3B	4	1	2	0	0	0	1
Larry Haney, R (1, 2) OBP: 0.269, SLG: 0.229			BB		1B		G4-6-3 1-2f		BB	1	0	1	0	1	0	0
Billy Williams, L (7, PH) OBP: 0.311, SLG: 0.340										1	0	0	0	0	0	1
Jeff Newman, R (7, 2)										0	0	0	0	1	0	0
Larry Lintz, S (9, PR)										0	0	0	0	0	0	0

	AB	34
	R	2
	H	10
	RBI	2
	BB	3
	SO	5
	LOB	18

Inning Stats										
	R: 0 E: 1 K: 1 S: 6	H: 1 LOB: 1 BB: 0 P: 6	R: 0 E: 0 K: 1 S: 6	H: 1 LOB: 1 BB: 0 P: 6	R: 0 E: 0 K: 0 S: 3	H: 1 LOB: 2 BB: 2 P: 11	R: 0 E: 0 K: 1 S: 5	H: 0 LOB: 0 BB: 0 P: 5	R: 0 E: 0 K: 0 S: 5	H: 2 LOB: 2 BB: 0 P: 5
	R: 0 E: 0 K: 1 S: 6	H: 1 LOB: 1 BB: 0 P: 6	R: 0 E: 0 K: 0 S: 3	H: 1 LOB: 0 BB: 0 P: 3	R: 1 E: 0 K: 0 S: 5	H: 2 LOB: 1 BB: 0 P: 5	R: 1 E: 0 K: 1 S: 6	H: 1 LOB: 2 BB: 1 P: 10		

	1B: 8	SF: 1	WP: 0	PA: 38
	2B: 1	SAC: 0	PB: 0	
	3B: 1	DP: 2	SB: 1	
	HR: 0	HBP: 0	CS: 0	

PITCHER		IP	WLS	BF	H	R	ER	SO	BB	IBB	HBP	BLK	WP	HR	S	P	ERA	WHIP
Gaylord Perry, R ERA: 3.0	(1, 1)	7.0	W	28	7	0	0	4	1	1	0	0	0	0	34	42	0.00	1.143
Steve Foucault, R ERA: 2.56	(8, 1)	2.0	S	10	3	2	2	1	1	0	0	0	0	0	11	15	9.00	2.000

PITCHER		IP	WLS	BF	H	R	ER	SO	BB	IBB	HBP	BLK	WP	HR	S	P	ERA	WHIP

livebaseballscorecards.com

Oakland Athletics @ Texas Rangers

Arlington Stadium, Arlington, TX

Wed Jun 30 1976, 8:05 PM EDT

Att. 14,936 - Unknown

BOTTOM

Batter	1	2	3	4	5	6	7	8	9	AB	R	H	RBI	BB	SO	LOB
Gene Clines, R (1, 7) OBP: 0.329, SLG: 0.338	L6-3		L5-3		FC6-5 WP 1-3 1B		SH3-4 1-2			3	0	1	0	0	0	1
Juan Beniquez, R (8, 8) OBP: 0.277, SLG: 0.264										0	0	0	0	0	0	0
Danny Thompson, R (1, 6) OBP: 0.259, SLG: 0.298	E8 1B		1-3		FC6-5 1-3 2B 3-H		L4-6 2-3			4	0	1	0	0	0	3
Mike Hargrove, L (1, 3) OBP: 0.389, SLG: 0.426	F9			F8	1-H 2B			BB G4-3 BB		3	0	1	0	1	0	1
Roy Howell, L (1, 5) OBP: 0.322, SLG: 0.398	1-3			BB		F9		G4-3 1-2f		3	0	0	0	1	0	2
Jeff Burroughs, R (1, 9) OBP: 0.303, SLG: 0.399		SSS K		SSS K		1B		F9		4	0	1	0	0	2	1
Joe Lahoud, L (1, 10) OBP: 0.297, SLG: 0.213		L7		F7		F8				3	0	0	0	0	0	2
Lenny Randle, S (1, 4) OBP: 0.314, SLG: 0.309		F7			SH1-3 S 1B 1B	G4				3	1	1	0	0	0	1
Dave Moates, L (1, 8) OBP: 0.279, SLG: 0.321 (8, 7)			BB SH3-4 BB		SH1-3 1-3		1B 3B			1	1	1	0	1	0	0
Jim Sundberg, R (1, 2) OBP: 0.305, SLG: 0.328			SH3-4 1-2		1B WP 3-H 1B		L4-6 SH3-4 3-H 1B			2	1	2	2	0	0	0
Inning Stats	R: 0 H: 1 E: 1 LOB: 1 K: 0 BB: 0 S: 4 P: 4	R: 0 H: 0 E: 0 LOB: 0 K: 1 BB: 0 S: 5 P: 5	R: 0 H: 0 E: 0 LOB: 1 K: 0 BB: 1 S: 3 P: 7	R: 0 H: 0 E: 0 LOB: 1 K: 1 BB: 1 S: 5 P: 9	R: 2 H: 4 E: 0 LOB: 2 K: 0 BB: 0 S: 6 P: 6	R: 0 H: 1 E: 0 LOB: 1 K: 0 BB: 0 S: 4 P: 4	R: 1 H: 2 E: 0 LOB: 0 K: 0 BB: 0 S: 4 P: 4	R: 0 H: 0 E: 0 LOB: 0 K: 0 BB: 1 S: 2 P: 6		1B: 6 SF: 0 2B: 2 SAC: 3 3B: 1 DP: 2 HR: 0 HBP: 0						

livebaseballscorecards.com

AB	26
R	3
H	8
RBI	2
BB	3
SO	2
LOB	11

WP: 1 PA: 32
PB: 0
SB: 1
CS: 0

PITCHER		IP	WLS	BF	H	R	ER	SO	BB	IBB	HBP	BLK	WP	HR	S	P	ERA	WHIP
Mike Torrez, R ERA: 3.81	(1, 1)	6.0	L	27	8	3	3	2	2	0	0	0	1	0	29	37	4.50	1.667
Jim Todd, R ERA: 3.44	(7, 1)	2.0		5	0	0	0	0	1	0	0	0	0	0	4	8	0.00	0.500

PITCHER	IP	WLS	BF	H	R	ER	SO	BB	IBB	HBP	BLK	WP	HR	S	P	ERA	WHIP

Texas Rangers @ Chicago White Sox

Comiskey Park, Chicago, IL

Fri Jul 02 1976, 8:05 PM EDT

Att. 17,162 - Unknown - 70 F

livebaseballscorecards.com

TOP

Batter	1	2	3	4	5	6	7	8	9	AB	R	H	RBI	BB	SO	LOB
Gene Clines, R (1, 10) OBP: 0.320, SLG: 0.329	K		F3		L7			L1-3		4	0	0	0	0	1	0
Lenny Randle, S (1, 4) OBP: 0.309, SLG: 0.304	F5		3-1			F8		G3		4	0	0	0	0	0	0
Mike Hargrove, L (1, 3) OBP: 0.394, SLG: 0.427	BB		F8			1B		BB		2	0	1	0	2	0	0
Ken Pape, R (8, PR) OBP: 0.200, SLG: 0.200										0	0	0	0	0	0	0
Jim Fregosi, R (8, 3) OBP: 0.354, SLG: 0.370										0	0	0	0	0	0	0
Roy Howell, L (1, 5) OBP: 0.317, SLG: 0.392	K			L4		F8		F8		4	0	0	0	0	1	3
Jeff Burroughs, R (1, 9) OBP: 0.306, SLG: 0.401		F7		K		1B			1B	4	0	2	0	0	1	0
Juan Beniquez, R (9, PR) OBP: 0.277, SLG: 0.264										0	0	0	0	0	0	0
Toby Harrah, R (1, 6) OBP: 0.397, SLG: 0.438		F2		BB		F8			F2	3	0	0	0	1	0	3
Tom Grieve, R (1, 7) OBP: 0.281, SLG: 0.405		1B		FC5-4			5-3		K	4	0	1	0	0	1	2
Dave Moates, L (1, 8) OBP: 0.281, SLG: 0.322		FC6-4			1-3		4-3		F3	3	0	1	0	0	0	0
Joe Lahoud, L (9, PH) OBP: 0.295, SLG: 0.211										1	0	0	0	0	0	1
Jim Sundberg, R (1, 2) OBP: 0.300, SLG: 0.323		FC6-4			F4		F7			3	0	0	0	0	0	2
Inning Stats	R: 0 E: 0 K: 2 S: 7 H: 0 LOB: 1 BB: 1 P: 11	R: 0 E: 0 K: 0 S: 5 H: 2 LOB: 2 BB: 0 P: 5	R: 0 E: 0 K: 0 S: 3 H: 0 LOB: 0 BB: 0 P: 3	R: 0 E: 0 K: 1 S: 5 H: 0 LOB: 1 BB: 1 P: 9	R: 0 E: 0 K: 0 S: 3 H: 0 LOB: 0 BB: 0 P: 3	R: 0 E: 0 K: 0 S: 5 H: 2 LOB: 2 BB: 0 P: 5	R: 0 E: 0 K: 0 S: 3 H: 0 LOB: 0 BB: 0 P: 3	R: 0 E: 0 K: 0 S: 3 H: 0 LOB: 1 BB: 1 P: 7	R: 0 E: 0 K: 1 S: 6 H: 1 LOB: 1 BB: 0 P: 6	1B: 5 2B: 0 3B: 0 HR: 0 SF: 0 SAC: 0 DP: 0 HBP: 0						

	AB	32
	R	0
	H	5
	RBI	0
	BB	3
	SO	4
	LOB	11

WP: 0 PB: 0 SB: 0 CS: 0 PA: 35

PITCHER	IP	WLS	BF	H	R	ER	SO	BB	IBB	HBP	BLK	WP	HR	S	P	ERA	WHIP
Bart Johnson, R (1, 1) ERA: 4.75	9.0	W	35	5	0	0	4	3	0	0	0	0	0	40	52	0.00	0.889

PITCHER	IP	WLS	BF	H	R	ER	SO	BB	IBB	HBP	BLK	WP	HR	S	P	ERA	WHIP

Batter	1	2	3	4	5	6	7	8	9	AB	R	H	RBI	BB	SO	LOB
Chet Lemon, R (1, 8) OBP: 0.311, SLG: 0.319	SH1-3 1B 1B		F9 ①		K ②		6-3 ③			4	1	1	0	0	1	3
Rich Coggins, L (1, 9) OBP: 0.204, SLG: 0.161	SH1-3 ① 1-2		4-3 ② 1-2		F8 ③			F7 ①		3	0	0	0	0	0	2
Jorge Orta, L (1, 7) OBP: 0.288, SLG: 0.418	F8 2-H 1B		K ③			K ①		5-3 ②		4	0	1	1	0	2	1
Pat Kelly, L (1, 10) OBP: 0.366, SLG: 0.429	F8 ② 2-3			1B		K ②		HBP 1B 1B		4	0	2	0	0	1	1
Jim Spencer, L (1, 3) OBP: 0.335, SLG: 0.370	4-3 ③			F8 ①		1B		HBP 1-2 1B		4	0	2	0	0	0	2
Bucky Dent, R (1, 6) OBP: 0.314, SLG: 0.320		G1-6-3 1B		F3 ②		F7 ③		1-0 1-2 2-3 HBP		3	0	1	0	0	0	2
Jack Brohamer, L (1, 4) OBP: 0.298, SLG: 0.371		G1-6-3 ① ② 1-2f		K ③			SH1-4 1B	F8 ③		4	0	1	0	0	1	5
Kevin Bell, R (1, 5) OBP: 0.338, SLG: 0.530		K ③			S 1B		SH1-4 ① 1-2			2	0	1	0	0	1	0
Jim Essian, R (1, 2) OBP: 0.357, SLG: 0.328			4-3 1B		K ① 1-2		F8 ②			3	0	1	0	0	1	2
Inning Stats	R: 1 H: 2 E: 0 LOB: 1 K: 0 BB: 0 S: 5 P: 5	R: 0 H: 1 E: 0 LOB: 0 K: 1 BB: 0 S: 5 P: 5	R: 0 H: 1 E: 0 LOB: 1 K: 1 BB: 0 S: 6 P: 6	R: 0 H: 1 E: 0 LOB: 1 K: 1 BB: 0 S: 6 P: 6	R: 0 H: 1 E: 0 LOB: 1 K: 2 BB: 0 S: 8 P: 8	R: 0 H: 1 E: 0 LOB: 1 K: 2 BB: 0 S: 8 P: 8	R: 0 H: 1 E: 0 LOB: 1 K: 0 BB: 0 S: 4 P: 4	R: 0 H: 2 E: 0 LOB: 3 K: 0 BB: 0 S: 5 P: 6		1B: 10 SF: 0 2B: 0 SAC: 2 3B: 0 DP: 1 HR: 0 HBP: 1						

PITCHER	IP	WLS	BF	H	R	ER	SO	BB	IBB	HBP	BLK	WP	HR	S	P	ERA	WHIP
Bert Blyleven, R (1, 1) ERA: 3.01	8.0	L	34	10	1	1	7	0	0	1	0	0	0	47	48	1.12	1.250

PITCHER	IP	WLS	BF	H	R	ER	SO	BB	IBB	HBP	BLK	WP	HR	S	P	ERA	WHIP

BOTTOM

Texas Rangers @ Chicago White Sox

Comiskey Park, Chicago, IL

Fri Jul 02 1976, 8:05 PM EDT

Att. 17,162 - Unknown - 70 F

livebaseballscorecards.com

AB	31
R	1
H	10
RBI	1
BB	0
SO	7
LOB	18

PA: 34

WP: 0
PB: 0
SB: 1
CS: 0

Batter	1	2	3	4	5	6	7	8	9	AB	R	H	RBI	BB	SO	LOB
Gene Clines, R (1, 10) OBP: 0.323, SLG: 0.331	0-0 SH1-3 1B 1B	0-0 FC6-4 1-2 2-H 1B		0-0 ② L8			0-0 ① L5-3		0-0 ① F2	5	1	2	1	0	0	3
Danny Thompson, R (1, 5) OBP: 0.252, SLG: 0.290	0-0 ① SH1-3 1-2	0-0 ③ FC6-4 1-2f		0-0 ③ FC6-4 1-2f			0-0 ② F9		S S S 0-3 ② K	4	0	0	0	0	1	5
Mike Hargrove, L (1, 3) OBP: 0.397, SLG: 0.426	0-0 ② F5		0-0 CS 1B		B B B B 4-0 BB		0-0 ③ L3		B B B B 4-0 BB	3	0	1	0	2	0	1
Toby Harrah, R (1, 6) OBP: 0.397, SLG: 0.435	0-0 2-H 1B		B B B B 4-0 ① 1-2 BB		S S S 0-3 ① K			0-0 ① 1-3	0-0 ③ F8	4	0	1	1	1	1	3
Jeff Burroughs, R (1, 9) OBP: 0.305, SLG: 0.399 Dave Moates, L (8, PR) OBP: 0.281, SLG: 0.322 (8, 9)	0-0 ③ 4-3		S S S 0-3 ② K		0-0 ② F9			0-0 1B		4 0	0 0	1 0	0 0	0 0	1 0	3 0
Tom Grieve, R (1, 7) OBP: 0.280, SLG: 0.401		B B B B 4-0 G6-3 BB	0-0 ③ F4		0-0 ③ 5-3			0-0 ② F2		3	0	0	0	1	0	3
Lenny Randle, S (1, 4) OBP: 0.304, SLG: 0.299		0-0 ① ② G6-3 1-2f		0-0 ① 4-3		0-0 ① 4-3		0-0 ③ G3		4	0	0	0	0	0	2
Juan Beniquez, R (1, 8) OBP: 0.285, SLG: 0.269		B B B B 4-0 BB 1B BB		0-0 1B 1B		0-0 ② 5-3			0-0 E 3B 1B	3	2	2	0	1	0	0
Jim Sundberg, R (1, 2) OBP: 0.309, SLG: 0.338		B B B B 4-0 1B 1-2 BB		0-0 FC6-4 1-2 1B		0-0 ③ 6-3			0-0 1-H 3B	3	0	2	1	1	0	0
Inning Stats	R: 1 H: 2 E: 0 LOB: 1 K: 0 BB: 0 S: 5 P: 5	R: 1 H: 1 E: 0 LOB: 2 K: 0 BB: 3 S: 3 P: 15	R: 0 H: 1 E: 0 LOB: 1 K: 1 BB: 1 S: 5 P: 9	R: 0 H: 2 E: 0 LOB: 2 K: 0 BB: 0 S: 5 P: 5	R: 0 H: 0 E: 0 LOB: 1 K: 1 BB: 1 S: 5 P: 9	R: 0 H: 0 E: 0 LOB: 0 K: 0 BB: 0 S: 3 P: 3	R: 0 H: 0 E: 0 LOB: 0 K: 0 BB: 0 S: 3 P: 3	R: 0 H: 1 E: 0 LOB: 1 K: 0 BB: 0 S: 4 P: 4	R: 1 H: 2 E: 1 LOB: 2 K: 1 BB: 1 S: 7 P: 11	1B: 8 SF: 0 2B: 0 SAC: 1 3B: 1 DP: 1 HR: 0 HBP: 0						

PITCHER		IP	WLS	BF	H	R	ER	SO	BB	IBB	HBP	BLK	WP	HR	S	P	ERA	WHIP
Terry Forster, L ERA: 4.43	(1, 1)	1.2	L	8	2	2	2	0	2	0	0	0	0	0	6	14	10.80	2.400
Pete Vuckovich, R ERA: 3.38	(2, 1)	7.1		32	7	1	1	3	4	0	0	0	0	0	34	50	1.23	1.500

PITCHER	IP	WLS	BF	H	R	ER	SO	BB	IBB	HBP	BLK	WP	HR	S	P	ERA	WHIP

TOP

Texas Rangers @ Chicago White Sox

Comiskey Park, Chicago, IL

Sat Jul 03 1976, 4:33 AM EDT
Att. 10,099 - Unknown - 66 F

livebaseballscorecards.com

AB	33
R	3
H	9
RBI	3
BB	6
SO	3
LOB	20

WP: 0 PA: 40
PB: 0
SB: 0
CS: 1

Batter	1	2	3	4	5	6	7	8	9	AB	R	H	RBI	BB	SO	LOB
Chet Lemon, R (1, 8) OBP: 0.310, SLG: 0.315	F8		F9			BB		G6-3 1-2f		3	0	0	0	1	0	1
Rich Coggins, L (1, 9) OBP: 0.206, SLG: 0.176	F4			B1-3		1-3 2B			4-3	4	0	1	0	0	0	0
Jorge Orta, L (1, 7) OBP: 0.290, SLG: 0.420	BB			6-3		F6			2B	3	0	1	0	1	0	2
Pat Kelly, L (1, 10) OBP: 0.359, SLG: 0.419	F7			F9		F7			F7	4	0	0	0	0	0	4
Jim Spencer, L (1, 3) OBP: 0.333, SLG: 0.368		K			1B		4-3		4-3	4	0	1	0	0	1	1
Bucky Dent, R (1, 6) OBP: 0.310, SLG: 0.317		6-3			K		K			3	0	0	0	0	2	1
Jack Brohamer, L (1, 4) OBP: 0.293, SLG: 0.365		F6			K		F8			3	0	0	0	0	1	1
Kevin Bell, R (1, 5) OBP: 0.324, SLG: 0.507			F9		K			K		3	0	0	0	0	2	1
Brian Downing, R (1, 2) OBP: 0.332, SLG: 0.324			K			F7		G6-3 BB		2	0	0	0	1	1	0
Inning Stats	R: 0 E: 0 K: 0 S: 3 / H: 0 LOB: 1 BB: 1 P: 7	R: 0 E: 0 K: 1 S: 5 / H: 0 LOB: 0 BB: 0 P: 5	R: 0 E: 0 K: 1 S: 5 / H: 0 LOB: 0 BB: 0 P: 5	R: 0 E: 0 K: 0 S: 3 / H: 0 LOB: 0 BB: 0 P: 3	R: 0 E: 0 K: 3 S: 10 / H: 1 LOB: 1 BB: 0 P: 10	R: 0 E: 0 K: 0 S: 4 / H: 1 LOB: 2 BB: 1 P: 8	R: 0 E: 0 K: 1 S: 5 / H: 0 LOB: 0 BB: 0 P: 5	R: 0 E: 0 K: 1 S: 4 / H: 0 LOB: 0 BB: 1 P: 8	R: 0 E: 0 K: 0 S: 4 / H: 1 LOB: 1 BB: 0 P: 4	1B: 1 2B: 2 3B: 0 HR: 0	SF: 0 SAC: 0 DP: 1 HBP: 0						

PITCHER	IP	WLS	BF	H	R	ER	SO	BB	IBB	HBP	BLK	WP	HR	S	P	ERA	WHIP
Nelson Briles, R (1, 1) ERA: 3.26	9.0	W	32	3	0	0	7	3	0	0	0	0	0	43	55	0.00	0.667

PITCHER	IP	WLS	BF	H	R	ER	SO	BB	IBB	HBP	BLK	WP	HR	S	P	ERA	WHIP

BOTTOM

Texas Rangers @ Chicago White Sox

Comiskey Park, Chicago, IL

Sat Jul 03 1976, 4:33 AM EDT

Att. 10,099 - Unknown - 66 F

livebaseballscorecards.com

AB	29
R	0
H	3
RBI	0
BB	3
SO	7
LOB	11

1B: 1	SF: 0	WP: 0	PA: 32
2B: 2	SAC: 0	PB: 0	
3B: 0	DP: 1	SB: 0	
HR: 0	HBP: 0	CS: 0	

Batter	1	2	3	4	5	6	7	8	9	10	11	12	AB	R	H	RBI	BB	SO	LOB
Gene Clines, R (1, 10) OBP: 0.317, SLG: 0.325	L4		L6	K		1B		L9		FC6-4 BB 1-2f		6-3	6	0	1	2	0	1	5
Ken Pape, R (10, PR) OBP: 0.167, SLG: 0.167													1	0	0	0	0	0	0
Lenny Randle, S (1, 4) OBP: 0.308, SLG: 0.300	6-3		1B 2B 1B 1-H		B1-3	1-3 1B 3-H		6-3		BB 1-2		F4	6	1	2	2	1	0	1
Mike Hargrove, L (1, 3) OBP: 0.396, SLG: 0.424	E4		2B 1B 1-3		B5-3	F7			5-3 1B	F5			6	0	2	0	0	0	4
Roy Howell, L (1, 5) OBP: 0.318, SLG: 0.397	K		1-3 2B 3-H		F9		F4		F9		F5		2	0	1	1	0	1	1
Danny Thompson, R (5, PH) OBP: 0.245, SLG: 0.282													4	0	0	0	0	0	1
(5, 5)																			
Jeff Burroughs, R (1, 9) OBP: 0.303, SLG: 0.394		K	L4			1B E 1B	5-3		5-3 1-2		F4		6	1	1	0	0	1	3
Toby Harrah, R (1, 6) OBP: 0.395, SLG: 0.429		F7		F6		F9	F8		FC6 BB		BB		4	0	0	0	2	0	1
Tom Grieve, R (1, 7) OBP: 0.281, SLG: 0.397		5-3		BB		E5 1B 1-2		K	FC6 1-2f		BB 1-2		5	1	1	0	1	1	3
Dave Moates, L (1, 8) OBP: 0.299, SLG: 0.339			E S 1B	F7		1B 1B 1-2 2-3		BB S 2B	FC6-4	F9			3	2	2	0	0	0	1
Juan Beniquez, R (8, PH) OBP: 0.289, SLG: 0.271													2	1	1	0	1	0	2
(8, 8)																			
Jim Sundberg, R (1, 2) OBP: 0.309, SLG: 0.340			F7	BB 1-2		F7		L9 2B 1-H		B1		6-3	5	0	1	1	1	0	5

TOP

Texas Rangers @ Chicago White Sox

Comiskey Park, Chicago, IL

Sun Jul 04 1976, 4:33 AM EDT

Unknown - 70 F

livebaseballscorecards.com

AB	50
R	6
H	12
RBI	6
BB	6
SO	4
LOB	27

Inning Stats	1	2	3	4	5	6	7	8	9	10	11	12
	R: 0 E: 1 K: 1 S: 6	H: 0 LOB: 1 BB: 0 P: 6	R: 0 E: 0 K: 1 S: 5	H: 0 LOB: 0 BB: 0 P: 5	R: 2 E: 0 K: 0 S: 7	H: 4 LOB: 2 BB: 0 P: 7	R: 0 E: 0 K: 1 S: 6	H: 1 LOB: 2 BB: 1 P: 10	R: 0 E: 0 K: 0 S: 3	H: 0 LOB: 0 BB: 0 P: 3	R: 3 E: 1 K: 0 S: 8	H: 4 LOB: 2 BB: 0 P: 8
	R: 0 E: 0 K: 0 S: 3	H: 0 LOB: 0 BB: 0 P: 3	R: 1 E: 0 K: 1 S: 6	H: 1 LOB: 1 BB: 1 P: 10	R: 0 E: 0 K: 0 S: 4	H: 1 LOB: 2 BB: 1 P: 8	R: 0 E: 0 K: 0 S: 4	H: 1 LOB: 2 BB: 1 P: 8	R: 0 E: 0 K: 0 S: 3	H: 0 LOB: 2 BB: 2 P: 11	R: 0 E: 0 K: 0 S: 3	H: 0 LOB: 0 BB: 0 P: 3

	1B: 10	SF: 0
	2B: 2	SAC: 0
	3B: 0	DP: 0
	HR: 0	HBP: 0

WP: 0	PA: 56
PB: 0	
SB: 2	
CS: 0	

PITCHER	IP	WLS	BF	H	R	ER	SO	BB	IBB	HBP	BLK	WP	HR	S	P	ERA	WHIP
Francisco Barrios, R (1, 1) ERA: 5.01	9.0		43	11	6	3	4	3	0	0	0	0	0	48	60	3.00	1.556
Dave Hamilton, L (10, 1) ERA: 2.96	3.0	W	13	1	0	0	0	3	0	0	0	0	0	10	22	0.00	1.333

PITCHER	IP	WLS	BF	H	R	ER	SO	BB	IBB	HBP	BLK	WP	HR	S	P	ERA	WHIP

Batter	1	2	3	4	5	6	7	8	9	10	11	12	AB	R	H	RBI	BB	SO	LOB
Bucky Dent, R (1, 6) OBP: 0.310, SLG: 0.316	L7	E8		F3			FC4-6 1B 1-2	F7		1B		E6 1B FC6-2-5 2-3	7	1	2	0	0	0	4
Chet Lemon, R (1, 8) OBP: 0.305, SLG: 0.307	F4	F9			K		FC4-6 BB 1-2f 2-3		FC3-6 BB BB	F9		FC6-2-5 1B 1-2 3-H	6	0	0	0	1	1	6
Jorge Orta, L (1, 7) OBP: 0.299, SLG: 0.421	FC6-4 1B		6-3		G2		BB 1-2		FC3-6 1B 1-2 BB		SH1-4 BB	1B 1-2 2-H	4	1	2	1	3	0	0
Lamar Johnson, R (1, 3) OBP: 0.316, SLG: 0.351 Jim Spencer, L (7, PH) OBP: 0.333, SLG: 0.368 Brian Downing, R (7, PH) OBP: 0.329, SLG: 0.321 (8, 2)	FC6-4 1-2f		6-3		F8		F3		FC3-6 1B 1-2 2-3f		SH1-4 1-2		3 0 2	0 0 0	0 0 0	0 0 0	0 0 0	0 0 0	1 0 5
Buddy Bradford, R (1, 10) OBP: 0.327, SLG: 0.373		WP 1B	K			F4 BB		E4 3B			IBB		4	1	2	0	2	1	2
Kevin Bell, R (1, 5) OBP: 0.338, SLG: 0.520	1B 1-2			SH3 1B SH1-2-3		F6		K	1B 1-2 2-H		F5		6	2	3	1	0	1	3
Alan Bannister, R (1, 9) OBP: 0.350, SLG: 0.368 Rich Coggins, L (11, PH) OBP: 0.204, SLG: 0.174 (12, 9)	3B 2-H	1B		SH3 1-2	1B	F4 1-2		1B	4-3		L8		5 1	1 0	3 0	1 0	0 0	0 0	3 2
Bill Stein, R (1, 4) OBP: 0.264, SLG: 0.287 (9, 3)	SH5-3 1-H	3B		SH3 1-2 2-3			F6	1B 1-2		5-3		E 2B FC6-2-5	5	1	3	1	0	0	0
Jim Essian, R (1, 2) OBP: 0.366, SLG: 0.328 (8, 3) Pat Kelly, L (8, PH) OBP: 0.357, SLG: 0.417 Jack Brohamer, L (9, 4) OBP: 0.290, SLG: 0.360	SH5-3 3-H			SH1-2-3 3-H			FC4-6 1B BB	K		F8		F5	0 1 2	0 0 0	0 0 0	2 0 0	1 0 0	0 1 1	0 2 1
Inning Stats	R: 0 H: 1 E: 0 LOB: 1 K: 0 BB: 0 S: 4 P: 4	R: 3 H: 4 E: 1 LOB: 1 K: 0 BB: 0 S: 7 P: 7	R: 0 H: 0 E: 0 LOB: 0 K: 1 BB: 0 S: 5 P: 5	R: 1 H: 2 E: 0 LOB: 1 K: 0 BB: 0 S: 5 P: 5	R: 0 H: 0 E: 0 LOB: 0 K: 1 BB: 0 S: 5 P: 5	R: 0 H: 0 E: 0 LOB: 0 K: 0 BB: 1 S: 2 P: 6	R: 0 H: 1 E: 0 LOB: 3 K: 0 BB: 2 S: 4 P: 12	R: 1 H: 3 E: 1 LOB: 2 K: 2 BB: 0 S: 10 P: 10	R: 1 H: 1 E: 0 LOB: 2 K: 0 BB: 2 S: 4 P: 12	R: 0 H: 1 E: 0 LOB: 2 K: 0 BB: 2 S: 4 P: 11	R: 0 H: 0 E: 0 LOB: 2 K: 0 BB: 2 S: 3 P: 11	R: 1 H: 2 E: 1 LOB: 2 K: 0 BB: 0 S: 5 P: 5	1B: 11 SF: 0 2B: 2 SAC: 4 3B: 2 DP: 0 HR: 0 HBP: 0						

PITCHER	IP	WLS	BF	H	R	ER	SO	BB	IBB	HBP	BLK	WP	HR	S	P	ERA	WHIP
Jim Umbarger, L (1, 1) ERA: 2.72	6.1		28	8	4	4	2	2	0	0	0	1	0	30	38	5.68	1.579
Steve Foucault, R (7, 1) ERA: 2.54	0.1		2	0	0	0	0	1	0	0	0	0	0	1	5	0.00	3.000
Joe Hoerner, L (7, 1) ERA: 4.08	0.2		5	3	1	1	1	0	0	0	0	0	0	7	7	13.50	4.500
Jeff Terpko, R (8, 1) ERA: 2.35	0.2		4	0	1	1	1	2	0	0	0	0	0	4	12	13.50	3.000
Mike Bacsik, R (9, 1) ERA: 2.03	3.2	L	18	4	1	0	0	1	1	0	0	0	0	16	24	0.00	1.364

PITCHER	IP	WLS	BF	H	R	ER	SO	BB	IBB	HBP	BLK	WP	HR	S	P	ERA	WHIP

BOTTOM

Texas Rangers @ Chicago White Sox

Comiskey Park, Chicago, IL

Sun Jul 04 1976, 4:33 AM EDT

Unknown - 70 F

livebaseballscorecards.com

AB	46
R	7
H	15
RBI	6
BB	7
SO	4
LOB	29

Texas Rangers @ Chicago White Sox

Comiskey Park, Chicago, IL

Sun Jul 04 1976, 4:38 AM EDT

Att. 15,689 - Unknown

TOP

livebaseballscorecards.com

Batter	1	2	3	4	5	6	7	8	9	AB	R	H	RBI	BB	SO	LOB
Lenny Randle, S (1, 4) OBP: 0.309, SLG: 0.302	F8		4-3	1-2 2-3 3-H 1B			G1-6-3 1B		K	5	0	2	1	0	1	0
Danny Thompson, R (1, 5) OBP: 0.256, SLG: 0.283	BB 1B 1B		BB	F3			G1-6-3 1-2f		4-1 BB	3	0	1	0	2	0	4
Mike Hargrove, L (1, 3) OBP: 0.396, SLG: 0.423	BB 1-2 1B		F9		F9		CS 1B		4-1 1-2	5	0	2	0	0	0	2
Jeff Burroughs, R (1, 9) OBP: 0.304, SLG: 0.392	1-2 2-3 BB		F8		F7		CS 1-2	2B 1B 1B	K	4	1	1	0	1	1	2
Joe Lahoud, L (1, 7) OBP: 0.293, SLG: 0.221 Tom Grieve, R (9, 7) OBP: 0.281, SLG: 0.397	K			F8	F4			1-3 1B 2B		4 0	1 0	1 0	0 0	0 0	1 0	3 0
Toby Harrah, R (1, 6) OBP: 0.394, SLG: 0.424	K			F8		F8		1B IBB		3	0	0	0	1	1	3
Jim Fregosi, R (1, 10) OBP: 0.348, SLG: 0.351		K		BB 1B 1B BB		K		F5		3	1	0	0	1	2	3
Juan Beniquez, R (1, 8) OBP: 0.293, SLG: 0.275		F4		1B BB 1-2 1B		S 1B		K		4	0	2	0	0	1	3
Bill Fahey, L (1, 2) OBP: 0.394, SLG: 0.231		F2		1B 1-2 2-3 BB		K 1-2		1-3 2-H 3-H 1B		3	0	1	2	1	1	1

AB	34
R	3
H	10
RBI	3
BB	6
SO	8
LOB	21

Inning Stats																		
	R: 0	H: 2	R: 0	H: 0	R: 0	H: 0	R: 1	H: 2	R: 0	H: 0	R: 0	H: 1	R: 0	H: 2	R: 2	H: 3	R: 0	H: 0
	E: 0	LOB: 3	E: 0	LOB: 0	E: 0	LOB: 1	E: 0	LOB: 3	E: 0	LOB: 0	E: 0	LOB: 0	E: 0	LOB: 0	E: 0	LOB: 2	E: 0	LOB: 1
	K: 2	BB: 1	K: 1	BB: 0	K: 0	BB: 1	K: 0	BB: 2	K: 0	BB: 0	K: 2	BB: 0	K: 0	BB: 0	K: 1	BB: 1	K: 2	BB: 1
	S: 9	P: 13	S: 5	P: 5	S: 3	P: 7	S: 5	P: 13	S: 3	P: 3	S: 8	P: 8	S: 3	P: 3	S: 7	P: 11	S: 7	P: 11

PITCHER		IP	WLS	BF	H	R	ER	SO	BB	IBB	HBP	BLK	WP	HR	S	P	ERA	WHIP	PITCHER	IP	WLS	BF	H	R	ER	SO	BB	IBB	HBP	BLK	WP	HR	S	P	ERA	WHIP
Chris Knapp, R ERA: 3.95	(1, 1)	8.0	L	36	10	3	3	6	4	1	0	0	0	0	43	63	3.38	1.750																	
Terry Forster, L ERA: 4.36	(9, 1)	1.0		4	0	0	0	2	1	0	0	0	0	0	7	11	0.00	1.000																	

PITCHER		IP	WLS	BF	H	R	ER	SO	BB	IBB	HBP	BLK	WP	HR	S	P	ERA	WHIP	PITCHER	IP	WLS	BF	H	R	ER	SO	BB	IBB	HBP	BLK	WP	HR	S	P	ERA	WHIP

1B: 9	SF: 0	WP: 0	PA: 41
2B: 1	SAC: 0	PB: 0	
3B: 0	DP: 1	SB: 1	
HR: 0	HBP: 0	CS: 1	

BOTTOM

Texas Rangers @ Chicago White Sox

Comiskey Park, Chicago, IL

Sun Jul 04 1976, 4:38 AM EDT

Att. 15,689 - Unknown

livebaseballscorecards.com

Batter	1	2	3	4	5	6	7	8	9	AB	R	H	RBI	BB	SO	LOB
Chet Lemon, R (1, 8) OBP: 0.303, SLG: 0.304	F9		K			FC4-6 FC3-6 1B 1-2f		WP 1B 2-H 1B	FC6-4 1-2f	5	1	1	1	0	1	2
Rich Coggins, L (1, 9) OBP: 0.216, SLG: 0.188	FC4-6 1B			F5		FC3-6 1-2 1B		F5		4	0	2	0	0	0	1
Jorge Orta, L (1, 7) OBP: 0.299, SLG: 0.419	FC4-6 S 1-2f			E4 4-3		FC3-6 1-2f 2-3		BB 1-H 1B		4	0	1	1	0	0	3
Pat Kelly, L (1, 10) OBP: 0.350, SLG: 0.408	G3 1-2			4-3 1-2		F7		F2		4	0	0	0	0	0	5
Jim Spencer, L (1, 3) Buddy Bradford, R (8, PH) Jim Essian, R (9, 3) OBP: 0.333, SLG: 0.368 OBP: 0.331, SLG: 0.373 OBP: 0.366, SLG: 0.328		F8		F9			SH3-4 1B	4-0 1-2 BB		3 0 0	0 0 0	1 0 0	0 0 0	0 1 0	0 0 0	1 0 0
Bucky Dent, R (1, 6) OBP: 0.307, SLG: 0.313		L3			F5		SH3-4 1-2	K		3	0	0	0	0	1	2
Jack Brohamer, L (1, 4) Lamar Johnson, R (9, PH) OBP: 0.291, SLG: 0.360 OBP: 0.312, SLG: 0.347		G3			FC4-6 1B		F8		F4	3 1	0 0	1 0	0 0	0 0	0 0	1 0
Kevin Bell, R (1, 5) OBP: 0.333, SLG: 0.506			F8		FC4-6 CS 1-2f		F9		FC6-4 1B	4	0	1	0	0	0	2
Brian Downing, R (1, 2) OBP: 0.332, SLG: 0.330			4-3		CS 1-2	FC4-6 1B		1B 2B	F7	4	1	2	0	0	0	1
Inning Stats	R: 0 E: 0 K: 0 S: 4 H: 1 LOB: 1 BB: 0 P: 4	R: 0 E: 0 K: 0 S: 3 H: 0 LOB: 0 BB: 0 P: 3	R: 0 E: 0 K: 1 S: 5 H: 0 LOB: 0 BB: 0 P: 5	R: 0 E: 1 K: 0 S: 4 H: 0 LOB: 1 BB: 0 P: 4	R: 0 E: 0 K: 0 S: 3 H: 1 LOB: 0 BB: 0 P: 3	R: 0 E: 0 K: 0 S: 5 H: 2 LOB: 2 BB: 0 P: 5	R: 0 E: 0 K: 0 S: 4 H: 1 LOB: 1 BB: 0 P: 4	R: 2 E: 0 K: 1 S: 8 H: 3 LOB: 2 BB: 1 P: 12	R: 0 E: 0 K: 0 S: 4 H: 1 LOB: 1 BB: 0 P: 4	1B: 8 2B: 1 3B: 0 HR: 0 SF: 0 SAC: 1 DP: 0 HBP: 0						

	AB	35
	R	2
	H	9
	RBI	2
	BB	1
	SO	2
	LOB	18

WP: 1 PA: 38
PB: 0
SB: 1
CS: 1

PITCHER		IP	WLS	BF	H	R	ER	SO	BB	IBB	HBP	BLK	WP	HR	S	P	ERA	WHIP
Steve Hargan, R ERA: 2.92	(1, 1)	7.1	W	30	8	2	2	1	0	0	0	0	1	0	32	32	2.46	1.091
Joe Hoerner, L ERA: 3.72	(8, 1)	1.2	S	7	1	0	0	1	1	0	0	0	0	0	8	12	0.00	1.200

PITCHER	IP	WLS	BF	H	R	ER	SO	BB	IBB	HBP	BLK	WP	HR	S	P	ERA	WHIP

Batter	1	2	3	4	5	6	7	8	9	AB	R	H	RBI	BB	SO	LOB
Ron LeFlore, R (1, 8) OBP: 0.387, SLG: 0.455	F9		K	6-3 1-H 2-H 2B		6-3			5-3	5	0	1	2	0	1	2
Tom Veryzer, R (1, 6) OBP: 0.274, SLG: 0.263	6-3		F9 1-2 2-3	6-3 2-3		F7			K	5	0	0	0	0	1	3
Dan Meyer, L (1, 7) OBP: 0.315, SLG: 0.366	1B		4-3	3-1			3-1			4	0	1	0	0	0	3
Rusty Staub, L (1, 9) OBP: 0.397, SLG: 0.442	4-1			FC1-6 1B 1B 1B	G3		K			4	1	1	0	0	1	1
Jason Thompson, L (1, 3) OBP: 0.338, SLG: 0.450		K		FC1-6 1-2 1B	1B 1B 1B		1-3			4	1	2	0	0	1	0
Alex Johnson, R (1, 10) OBP: 0.302, SLG: 0.397		4-3		FC1-6 1B 1-2f 2-3 1B	1B 1-2 1B			F9		4	1	1	0	0	0	2
Aurelio Rodriguez, R (1, 5) OBP: 0.289, SLG: 0.353		K		BB 1-3 3-H 1B	F2			F9		4	1	1	1	0	1	2
Bill Freehan, R (1, 2) OBP: 0.342, SLG: 0.394			F9 1B 1B	1B 2B 1-2 BB	1-3 2-H 1B			6-3		3	1	2	1	1	0	0
Pedro Garcia, R (1, 4) OBP: 0.241, SLG: 0.290 Ben Oglivie, L (9, PH) OBP: 0.284, SLG: 0.472			F9 1-2 1B	2B 1-2 2-H 3-H 1B		F5			1-3	3 1	1 0	2 0	2 0	0 0	0 0	0 0
Inning Stats	R: 0 E: 0 K: 0 S: 4 H: 1 LOB: 1 BB: 0 P: 4	R: 0 E: 0 K: 2 S: 7 H: 0 LOB: 0 BB: 0 P: 7	R: 0 E: 0 K: 1 S: 7 H: 2 LOB: 2 BB: 0 P: 7	R: 5 E: 0 K: 0 S: 8 H: 5 LOB: 1 BB: 1 P: 12	R: 1 E: 0 K: 0 S: 5 H: 3 LOB: 2 BB: 0 P: 5	R: 0 E: 0 K: 0 S: 3 H: 0 LOB: 0 BB: 0 P: 3	R: 0 E: 0 K: 1 S: 5 H: 0 LOB: 0 BB: 0 P: 5	R: 0 E: 0 K: 0 S: 3 H: 0 LOB: 0 BB: 0 P: 3	R: 0 E: 0 K: 1 S: 5 H: 0 LOB: 0 BB: 0 P: 5	1B: 10 2B: 1 3B: 0 HR: 0 SF: 0 SAC: 0 DP: 0 HBP: 0						

PITCHER	IP	WLS	BF	H	R	ER	SO	BB	IBB	HBP	BLK	WP	HR	S	P	ERA	WHIP
Gaylord Perry, R (1, 1) ERA: 3.27	3.1		19	8	5	5	3	1	0	0	0	0	0	24	28	13.50	2.700
Jeff Terpko, R (4, 1) ERA: 2.2	5.2	W	19	3	1	1	2	0	0	0	0	0	0	23	23	1.59	0.529

PITCHER	IP	WLS	BF	H	R	ER	SO	BB	IBB	HBP	BLK	WP	HR	S	P	ERA	WHIP

TOP

Detroit Tigers @ Texas Rangers

Arlington Stadium, Arlington, TX

Mon Jul 05 1976, 8:05 PM EDT

Att. 33,847 - Unknown

livebaseballscorecards.com

AB	37
R	6
H	11
RBI	6
BB	1
SO	5
LOB	13

PA: 38

WP: 0
PB: 0
SB: 0
CS: 0

Batter	1	2	3	4	5	6	7	8	9	AB	R	H	RBI	BB	SO	LOB
Gene Clines, R (1, 7) OBP: 0.331, SLG: 0.346	1B 1B 2B 1B	FC4 1B		G1-6-3 1B			F9 1B 2B	K		5	2	4	0	0	1	0
Danny Thompson, R (1, 5) OBP: 0.255, SLG: 0.280	1B 1-2 2B 1B	FC4 FC1-6-4 1B 1-2f 1B		G1-6-3 1-2f			F9 2-3	K		5	1	1	0	0	1	3
Mike Hargrove, L (1, 3) OBP: 0.401, SLG: 0.428	2B SF9 1-2 2-3 1B	FC1-6-4 1-2 1B			F8		2B 1B 3-H 1B			4	2	3	1	0	0	0
Jeff Burroughs, R (1, 9) OBP: 0.307, SLG: 0.400	SF9 SF7 1-3 2-H 3-H 2B	FC1-6-4 1-2f 2-3			6-3		1B 1-3 2B			4	2	2	2	0	0	2
Toby Harrah, R (1, 6) OBP: 0.392, SLG: 0.420	SF9 2-3 3-H	1-3			2-3		1B 1B IBB			2	1	0	1	1	0	2
Tom Grieve, R (1, 10) OBP: 0.281, SLG: 0.396	SF7 3-H	1-3		4-3			WP 1B 1-3 2-H 3-H 1B			3	0	1	3	0	0	0
Lenny Randle, S (1, 4) OBP: 0.312, SLG: 0.302	BB HBP	F8		1-3			WP 1-2 3-H 1B			3	0	1	1	0	0	0
Juan Beniquez, R (1, 8) OBP: 0.292, SLG: 0.272	1-2 BB	1-3		1-3			F7 1-2 2-3			3	0	0	0	1	0	2
Jim Sundberg, R (1, 2) OBP: 0.304, SLG: 0.333	F9			6-3			6-3	F8		4	0	0	0	0	0	2
Inning Stats	R: 4 E: 0 K: 0 S: 7 H: 4 LOB: 2 BB: 1 P: 12	R: 0 E: 0 K: 0 S: 5 H: 2 LOB: 2 BB: 0 P: 5	R: 0 E: 0 K: 0 S: 3 H: 0 LOB: 0 BB: 0 P: 3	R: 0 E: 0 K: 0 S: 3 H: 1 LOB: 0 BB: 0 P: 3	R: 0 E: 0 K: 0 S: 3 H: 0 LOB: 0 BB: 0 P: 3	R: 0 E: 0 K: 0 S: 3 H: 0 LOB: 0 BB: 0 P: 3	R: 4 E: 0 K: 0 S: 8 H: 5 LOB: 2 BB: 1 P: 12	R: 0 E: 0 K: 2 S: 7 H: 0 LOB: 0 BB: 0 P: 7		1B: 9 2B: 3 3B: 0 HR: 0	SF: 2 SAC: 0 DP: 1 HBP: 1					

PITCHER		IP	WLS	BF	H	R	ER	SO	BB	IBB	HBP	BLK	WP	HR	S	P	ERA	WHIP
Dave Roberts, L ERA: 3.45	(1, 1)	6.2	L	34	12	8	8	0	1	1	1	0	0	0	31	40	10.80	1.950
John Hiller, L ERA: 3.24	(7, 1)	1.1		4	0	0	0	2	0	0	0	0	1	0	8	8	0.00	0.000

PITCHER	IP	WLS	BF	H	R	ER	SO	BB	IBB	HBP	BLK	WP	HR	S	P	ERA	WHIP

BOTTOM

Detroit Tigers @ Texas Rangers

Arlington Stadium, Arlington, TX

Mon Jul 05 1976, 8:05 PM EDT

Att. 33,847 - Unknown

livebaseballscorecards.com

AB	33
R	8
H	12
RBI	8
BB	2
SO	2
LOB	11

WP: 1		PA:	38
PB: 0			
SB: 0			
CS: 0			

Detroit Tigers @ Texas Rangers

Arlington Stadium, Arlington, TX

Tue Jul 06 1976, 8:05 PM EDT

Att. 15,873 - Unknown

TOP

livebaseballscorecards.com

Batter	1	2	3	4	5	6	7	8	9	AB	R	H	RBI	BB	SO	LOB
Ron LeFlore, R (1, 8) OBP: 0.382, SLG: 0.448	5-3		FC4-6 1-2f		K			F8		4	0	0	0	0	1	1
Tom Veryzer, R (1, 6) OBP: 0.273, SLG: 0.263	K			2B 1B 1B	L3			6-3		4	1	1	0	0	1	0
Rusty Staub, L (1, 9) OBP: 0.399, SLG: 0.444	4-3			1-3 1B 2B		G3		BB		3	1	1	0	1	0	0
Alex Johnson, R (1, 10) OBP: 0.297, SLG: 0.391		F9		L6		4-3		F8		4	0	0	0	0	0	3
Jason Thompson, L (1, 3) OBP: 0.340, SLG: 0.448		F4		FC6-4 2-H 3-H 1B		BB			G3	3	0	1	2	1	0	0
Aurelio Rodriguez, R (1, 5) OBP: 0.288, SLG: 0.351		K		FC6-4 1B 1-2f		F7			1B	4	0	1	0	0	1	2
Mickey Stanley, R (1, 7) OBP: 0.315, SLG: 0.343			6-3	FC6-4 1-2 1B			5-3		F9	4	0	1	0	0	0	1
Bill Freehan, R (1, 2) OBP: 0.331, SLG: 0.380			F9	FC6-4 1-2f			F8		F9	4	0	0	0	0	0	3
Pedro Garcia, R (1, 4) OBP: 0.243, SLG: 0.291			FC4-6 1B		5-3		F9			3	0	1	0	0	0	0

	AB	33
	R	2
	H	6
	RBI	2
	BB	2
	SO	3
	LOB	10

Inning Stats	1	2	3	4	5	6	7	8	9
	R: 0 H: 0 E: 0 LOB: 0 K: 1 BB: 0 S: 5 P: 5	R: 0 H: 0 E: 0 LOB: 0 K: 1 BB: 0 S: 5 P: 5	R: 0 H: 1 E: 0 LOB: 1 K: 0 BB: 0 S: 4 P: 4	R: 2 H: 4 E: 0 LOB: 2 K: 0 BB: 0 S: 7 P: 7	R: 0 H: 0 E: 0 LOB: 0 K: 1 BB: 0 S: 5 P: 5	R: 0 H: 0 E: 0 LOB: 1 K: 0 BB: 1 S: 3 P: 7	R: 0 H: 0 E: 0 LOB: 0 K: 0 BB: 0 S: 3 P: 3	R: 0 H: 0 E: 0 LOB: 1 K: 0 BB: 1 S: 3 P: 7	R: 0 H: 1 E: 0 LOB: 1 K: 0 BB: 0 S: 4 P: 4

1B: 5 SF: 0
2B: 1 SAC: 0
3B: 0 DP: 0
HR: 0 HBP: 0

WP: 0 PA: 35
PB: 0
SB: 0
CS: 0

PITCHER	IP	WLS	BF	H	R	ER	SO	BB	IBB	HBP	BLK	WP	HR	S	P	ERA	WHIP
Steve Barr, L (1, 1) ERA: 5.44	9.0	W	35	6	2	2	3	2	0	0	0	0	0	39	47	2.00	0.889

PITCHER	IP	WLS	BF	H	R	ER	SO	BB	IBB	HBP	BLK	WP	HR	S	P	ERA	WHIP

Detroit Tigers @ Texas Rangers

Arlington Stadium, Arlington, TX

Tue Jul 06 1976, 8:05 PM EDT

Att. 15,873 - Unknown

Batter	1	2	3	4	5	6	7	8	9	AB	R	H	RBI	BB	SO	LOB
Lenny Randle, S (1, 4) OBP: 0.311, SLG: 0.301	S S S 0-3 ① K		x 0-0 4-3 3-H 1B	x 0-0 ③ F7			x 0-0 ② G3			4	0	1	1	0	1	3
Danny Thompson, R (1, 5) OBP: 0.254, SLG: 0.280	x 0-0 ② 6-3		x 0-0 ② 4-3 1-2		x 0-0 SH1-4 1B		x 0-0 ③ F8			4	0	1	0	0	0	1
Mike Hargrove, L (1, 3) OBP: 0.397, SLG: 0.423	x 0-0 ③ 6-3		x 0-0 ③ G3		x 0-0 ① SH1-4 1-2			x 0-0 ① 4-3		3	0	0	0	0	0	1
Jeff Burroughs, R (1, 9) OBP: 0.303, SLG: 0.395		S S S 0-3 ① K		x 0-0 ① F8	x 0-0 ② 6-3			x 0-0 ② 5-3		4	0	0	0	0	1	1
Toby Harrah, R (1, 6) OBP: 0.393, SLG: 0.423		x 0-0 2B		x 0-0 ② F9	S S S 0-3 ③ K			B B B B 4-0 2B BB		3	1	1	0	1	1	1
Joe Lahoud, L (1, 10) OBP: 0.299, SLG: 0.239		x 0-0 ② F7		x 0-0 BB 1B 1B		x 0-0 ① 4-3		x 0-0 1-H 2B		4	1	2	1	0	0	1
Tom Grieve, R (1, 7) OBP: 0.280, SLG: 0.392		x 0-0 ③ 6-3		B B B B 4-0 BB 1B 1-2 BB		x 0-0 ② 5-3		S S S 0-3 ③ K		3	0	0	0	1	1	2
Juan Beniquez, R (1, 8) OBP: 0.296, SLG: 0.274			B B B B 4-0 F9 S 1B BB	x 0-0 BB 1-2 2-H 1B		x 0-0 ③ 1-3				2	1	1	1	1	0	0
Jim Sundberg, R (1, 2) OBP: 0.304, SLG: 0.330			x 0-0 ① F9 1-3	B B B B 4-0 1-2 2-3 BB			x 0-0 ① L6			2	0	0	0	1	0	1

livebaseballscorecards.com

AB	29
R	3
H	6
RBI	3
BB	4
SO	4
LOB	11

Inning Stats	1	2	3	4	5	6	7	8	9							
	R: 0 H: 0 E: 0 LOB: 0 K: 1 BB: 0 S: 5 P: 5	R: 0 H: 1 E: 0 LOB: 1 K: 1 BB: 0 S: 6 P: 6	R: 1 H: 1 E: 0 LOB: 1 K: 0 BB: 1 S: 4 P: 8	R: 1 H: 2 E: 0 LOB: 3 K: 0 BB: 2 S: 5 P: 13	R: 0 H: 1 E: 0 LOB: 1 K: 1 BB: 0 S: 6 P: 6	R: 0 H: 0 E: 0 LOB: 0 K: 0 BB: 0 S: 3 P: 3	R: 0 H: 0 E: 0 LOB: 0 K: 0 BB: 0 S: 3 P: 3	R: 1 H: 1 E: 0 LOB: 1 K: 1 BB: 1 S: 6 P: 10		1B: 4 SF: 0 2B: 2 SAC: 1 3B: 0 DP: 0 HR: 0 HBP: 0	WP: 0 PA: 34 PB: 0 SB: 1 CS: 0					

PITCHER		IP	WLS	BF	H	R	ER	SO	BB	IBB	HBP	BLK	WP	HR	S	P	ERA	WHIP
Vern Ruhle, R (1, 1) ERA: 3.88		8.0	L	34	6	3	3	4	4	0	0	0	0	0	38	54	3.38	1.250

PITCHER	IP	WLS	BF	H	R	ER	SO	BB	IBB	HBP	BLK	WP	HR	S	P	ERA	WHIP

Detroit Tigers @ Texas Rangers

Arlington Stadium, Arlington, TX

Wed Jul 07 1976, 8:05 PM EDT

Att. 20,052 - Unknown

TOP

Batter	1	2	3	4	5	6	7	8	9	AB	R	H	RBI	BB	SO	LOB
Ron LeFlore, R (1, 8) OBP: 0.382, SLG: 0.445	4-3		G6-4-3 1-2f		BB			SH HBP HBP SF7 1-2		2	1	0	0	1	0	1
Tom Veryzer, R (1, 6) OBP: 0.273, SLG: 0.259	E6 1B		F4		F8			SF7 HBP HBP 1-2 2-3		3	0	0	0	0	0	3
Ben Oglivie, L (1, 7) OBP: 0.300, SLG: 0.477	1B 1-3 1B			G4-6-3 1B	K			G4-6-3 HBP 1-2 2-3 3-H		3	0	2	1	0	1	0
Rusty Staub, L (1, 9) OBP: 0.397, SLG: 0.443	1-3 1B			G4-6-3 1-2f	L6			SF7 2-3 3-H		3	0	1	1	0	0	1
Jason Thompson, L (1, 3) OBP: 0.335, SLG: 0.440	F8			4-3	4-3			G4-6-3 1-2f		4	0	0	0	0	0	4
Alex Johnson, R (1, 10) OBP: 0.296, SLG: 0.388		6-3			1B FC1-2-5-1-6 1B		4-3		L6	4	0	1	0	0	0	0
Aurelio Rodriguez, R (1, 5) OBP: 0.291, SLG: 0.353		G4-6-3 1B			FC1-2-5-1-6 1-3 1B		5-3		6-3	4	0	2	0	0	0	0
John Wockenfuss, R (1, 2) OBP: 0.380, SLG: 0.459		G4-6-3 1-2f			FC1-2-5-1-6 1-3 3-H		F8		F7	4	0	0	0	0	0	3
Pedro Garcia, R (1, 4) OBP: 0.245, SLG: 0.293			G6-4-3 1B		K			HBP SH HBP 1B		2	0	1	0	0	1	2
Dan Meyer, L (8, PH) OBP: 0.319, SLG: 0.370										1	1	1	0	0	0	0
Jerry Manuel, S (8, 4) OBP: 0.250, SLG: 0.194										0	0	0	0	0	0	0

Inning Stats	1	2	3	4	5	6	7	8	9
	R: 0 H: 2 E: 1 LOB: 2 K: 0 BB: 0 S: 5 P: 5	R: 0 H: 1 E: 0 LOB: 0 K: 0 BB: 0 S: 3 P: 3	R: 0 H: 1 E: 0 LOB: 0 K: 0 BB: 0 S: 3 P: 3	R: 0 H: 1 E: 0 LOB: 0 K: 0 BB: 0 S: 3 P: 3	R: 0 H: 2 E: 0 LOB: 3 K: 1 BB: 1 S: 7 P: 11	R: 0 H: 0 E: 0 LOB: 0 K: 1 BB: 0 S: 5 P: 5	R: 0 H: 0 E: 0 LOB: 0 K: 0 BB: 0 S: 3 P: 3	R: 2 H: 1 E: 1 LOB: 1 K: 0 BB: 0 S: 4 P: 6	R: 0 H: 0 E: 0 LOB: 0 K: 0 BB: 0 S: 3 P: 3

1B: 8 SF: 1 WP: 0 PA: 35
2B: 0 SAC: 1 PB: 0
3B: 0 DP: 4 SB: 0
HR: 0 HBP: 2 CS: 0

PITCHER	IP	WLS	BF	H	R	ER	SO	BB	IBB	HBP	BLK	WP	HR	S	P	ERA	WHIP
Bert Blyleven, R (1, 1) ERA: 2.89	9.0	L	35	8	2	1	2	1	0	2	0	0	0	36	42	1.00	1.000

PITCHER	IP	WLS	BF	H	R	ER	SO	BB	IBB	HBP	BLK	WP	HR	S	P	ERA	WHIP

AB	30
R	2
H	8
RBI	2
BB	1
SO	2
LOB	14

livebaseballscorecards.com

Detroit Tigers @ Texas Rangers

Arlington Stadium, Arlington, TX

Wed Jul 07 1976, 8:05 PM EDT

Att. 20,052 - Unknown

BOTTOM

Batter	1	2	3	4	5	6	7	8	9	AB	R	H	RBI	BB	SO	LOB
Lenny Randle, S (1, 4) OBP: 0.306, SLG: 0.295	4-3		K		4-3		6-3		FC3-6 1-2f	5	0	0	0	0	1	4
Danny Thompson, R (1, 5) OBP: 0.254, SLG: 0.279	4-3		4-3			SH1-4 1B		F7		4	0	1	0	0	0	0
Mike Hargrove, L (1, 3) OBP: 0.396, SLG: 0.420	1B BB		4-1			SH1-4 1-2		F6		2	0	0	0	1	0	0
Jeff Burroughs, R (1, 9) OBP: 0.305, SLG: 0.396	1-2 1B			FC5-4 1B		K		K		4	0	2	0	0	2	1
Toby Harrah, R (1, 6) OBP: 0.388, SLG: 0.417	L7			FC5-4 1-2f 1B		6-3			F7	4	0	0	0	0	0	4
Joe Lahoud, L (1, 10) OBP: 0.300, SLG: 0.242 Gene Clines, R (9, PH) OBP: 0.335, SLG: 0.346 Ken Pape, R (9, PR) OBP: 0.167, SLG: 0.167		K		G6-3 1-2 1B			F2		BB SF8 BB	3 0 0	0 0 1	1 0 0	0 0 0	0 1 0	1 0 0	0 0 0
Tom Grieve, R (1, 7) OBP: 0.283, SLG: 0.391		F8		G6-3 1-2f			BB 1B		BB 1-2 BB	3	0	1	0	1	0	2
Juan Beniquez, R (1, 8) OBP: 0.301, SLG: 0.275 Jim Fregosi, R (9, PH) OBP: 0.357, SLG: 0.351		E 1B 1B			5-3		1-2 BB		FC3-6 1-2 2-3 BB	2 0	0 0	1 0	0 0	1 1	0 0	0 0
Jim Sundberg, R (1, 2) OBP: 0.305, SLG: 0.330 Dave Moates, L (9, PH) OBP: 0.294, SLG: 0.339		1-H 1B			4-3		K		SF8 3-H	3 0	0 0	1 0	0 1	0 0	1 0	2 0
Inning Stats	R: 0 E: 0 K: 0 S: 4 H: 1 LOB: 2 BB: 1 P: 8	R: 0 E: 1 K: 1 S: 6 H: 2 LOB: 2 BB: 0 P: 6	R: 0 E: 0 K: 1 S: 5 H: 0 LOB: 0 BB: 0 P: 5	R: 0 E: 0 K: 0 S: 4 H: 2 LOB: 1 BB: 0 P: 4	R: 0 E: 0 K: 0 S: 3 H: 0 LOB: 0 BB: 0 P: 3	R: 0 E: 0 K: 1 S: 6 H: 1 LOB: 1 BB: 0 P: 6	R: 0 E: 0 K: 1 S: 6 H: 1 LOB: 2 BB: 1 P: 10	R: 0 E: 0 K: 1 S: 5 H: 0 LOB: 0 BB: 0 P: 5	R: 1 E: 0 K: 0 S: 3 H: 0 LOB: 2 BB: 3 P: 15	1B: 7 2B: 0 3B: 0 HR: 0		SF: 1 SAC: 1 DP: 1 HBP: 0				WP: 0 PB: 0 SB: 0 CS: 0	PA: 37

livebaseballscorecards.com

AB	30
R	1
H	7
RBI	1
BB	5
SO	5
LOB	13

PITCHER		IP	WLS	BF	H	R	ER	SO	BB	IBB	HBP	BLK	WP	HR	S	P	ERA	WHIP
Dave Lemanczyk, R ERA: 3.71	(1, 1)	6.1		26	7	0	0	3	2	0	0	0	0	0	30	38	0.00	1.421
John Hiller, L ERA: 3.28	(7, 1)	2.0	W	9	0	1	1	2	3	0	0	0	0	0	10	22	4.50	1.500
Steve Grilli, R ERA: 5.97	(9, 1)	0.2	S	2	0	0	0	0	0	0	0	0	0	0	2	2	0.00	0.000

PITCHER	IP	WLS	BF	H	R	ER	SO	BB	IBB	HBP	BLK	WP	HR	S	P	ERA	WHIP

Batter	1	2	3	4	5	6	7	8	9	10	11	12	13	AB	R	H	RBI	BB	SO	LOB
Lenny Randle, S (1, 4) (13, 8) OBP: 0.309, SLG: 0.293	G3		4-3		CS 1B		F9 2-3			4-3		BB 6-3	IBB FC6-4	5	0	1	0	2	0	1
Danny Thompson, R (1, 5) OBP: 0.256, SLG: 0.279	F9		1-3		1-2 1B		5-3			1B		1-2 6-3	1-2f FC6-4	7	0	2	0	0	0	4
Mike Hargrove, L (1, 3) OBP: 0.395, SLG: 0.414	BB			G3	5-3			F7		F8		IBB		4	0	0	0	2	0	2
Jeff Burroughs, R (1, 9) OBP: 0.303, SLG: 0.392	K			FC4-6 1B		F8		5-3		K		F8		6	0	1	0	0	2	4
Toby Harrah, R (1, 6) OBP: 0.387, SLG: 0.419		6-3		FC4-6 1B 1B 1-2f		FC6-4 1B		5-3			L5		1B 2B	6	2	2	0	0	0	1
Joe Lahoud, L (1, 10) OBP: 0.301, SLG: 0.270		G3		1B 1-3 1B		F5			HR		F4		1-3	6	1	2	1	0	0	2
Tom Grieve, R (1, 7) OBP: 0.291, SLG: 0.395		FC5-4 1B		1-3 3-H 1B		FC6-4 1-2f			K		S 1B		1B SH1-3 IBB	5	1	3	1	1	1	1
Juan Beniquez, R (1, 8) OBP: 0.299, SLG: 0.274 Gene Clines, R (13, PH) OBP: 0.339, SLG: 0.350 Ken Pape, R (13, PR) OBP: 0.167, SLG: 0.167 (13, 4)		FC5-4 1-2f		K			F9 SH1 1B		F7		F6 1-2		SH1-3 1-3 2-H 1B	5 1 0	0 0 0	1 1 0	0 1 0	1 0 0	4 0 0	4 0 0
Jim Sundberg, R (1, 2) OBP: 0.300, SLG: 0.324			K		F7		SH1 1-2		F7			K	SH1-3 1-2 3-H	4	0	0	1	0	2	0
Inning Stats	R: 0 E: 0 K: 1 S: 5 H: 0 LOB: 1 BB: 1 P: 9	R: 0 E: 0 K: 0 S: 4 H: 1 LOB: 1 BB: 0 P: 4	R: 0 E: 0 K: 1 S: 5 H: 0 LOB: 0 BB: 0 P: 5	R: 1 E: 0 K: 1 S: 8 H: 3 LOB: 2 BB: 0 P: 8	R: 0 E: 0 K: 0 S: 4 H: 2 LOB: 1 BB: 0 P: 4	R: 0 E: 0 K: 0 S: 4 H: 1 LOB: 1 BB: 0 P: 4	R: 0 E: 0 K: 0 S: 4 H: 1 LOB: 1 BB: 0 P: 4	R: 0 E: 0 K: 0 S: 3 H: 0 LOB: 0 BB: 0 P: 3	R: 1 E: 0 K: 1 S: 6 H: 1 LOB: 0 BB: 0 P: 6	R: 0 E: 0 K: 1 S: 6 H: 1 LOB: 1 BB: 0 P: 6	R: 0 E: 0 K: 0 S: 4 H: 1 LOB: 1 BB: 0 P: 4	R: 0 E: 0 K: 1 S: 5 H: 0 LOB: 2 BB: 2 P: 13	R: 2 E: 0 K: 0 S: 5 H: 2 LOB: 2 BB: 2 P: 13	1B: 11 2B: 1 3B: 0 HR: 1 SF: 0 SAC: 2 DP: 0 HBP: 0						

PITCHER		IP	WLS	BF	H	R	ER	SO	BB	IBB	HBP	BLK	WP	HR	S	P	ERA	WHIP
Jim Colborn, R ERA: 4.03	(1, 1)	9.0		36	9	2	2	4	1	0	0	0	0	1	43	47	2.00	1.111
Danny Frisella, R ERA: 2.87	(10, 1)	4.0	W	20	4	2	2	2	1	3	0	0	0	0	20	36	4.50	1.250

PITCHER	IP	WLS	BF	H	R	ER	SO	BB	IBB	HBP	BLK	WP	HR	S	P	ERA	WHIP

TOP

Texas Rangers @ Milwaukee Brewers

Milwaukee County Stadium, Milwaukee, WI

Thu Jul 08 1976, 8:05 PM EDT

Att. 5,181 - Unknown - 72 F

livebaseballscorecards.com

AB	49
R	4
H	13
RBI	4
BB	5
SO	6
LOB	19

PA: 56

Batter	1	2	3	4	5	6	7	8	9	10	11	12	13	AB	R	H	RBI	BB	SO	LOB
Robin Yount, R (1, 6) OBP: 0.325, SLG: 0.348	4-3 1B		1B		F8 2-3		K			F7		5-3		6	0	2	0	0	1	4
Bernie Carbo, L (1, 9) OBP: 0.363, SLG: 0.415	4-3 1-2		K		F6			3-1		FC4 IBB			1B 1B 2B	5	1	1	0	1	1	3
George Scott, R (1, 3) OBP: 0.311, SLG: 0.382	5-3		F9			FC1-5 1B 1B		F8		FC4 1-2f			SH5-4 1B 2B 2-3 1B	6	1	2	0	0	0	4
Hank Aaron, R (1, 10) OBP: 0.312, SLG: 0.385 Bill Sharp, L (6, PR) OBP: 0.298, SLG: 0.273	6-3		F7			P4-6 FC1-5 1-2 1B		F8			F8		SH5-4 1-2 2B 3-H 1B	3 3	0 1	1 1	0 1	0 0	0 0	2 0
Sixto Lezcano, R (1, 7) OBP: 0.341, SLG: 0.383		HR		F8		FC1-5 1-2 2-3f			6-3		5-3		SH5-4 1-2 2-3	5	1	1	1	0	0	2
Darrell Porter, L (1, 2) OBP: 0.297, SLG: 0.277 Art Kusnyer, R (13, PH) OBP: 0.214, SLG: 0.231		HR		F9		P4-6 2-3f			F7		F5		2B IBB	5 0	1 0	1 0	1 0	0 1	0 0	2 0
Von Joshua, L (1, 8) OBP: 0.273, SLG: 0.329 Gorman Thomas, R (9, 8) OBP: 0.301, SLG: 0.374	L6-5 3B			F8			F6		K			K	1-3 2-H 3-H 2B	3 3	0 0	1 1	0 2	0 0	0 2	0 0
Tim Johnson, L (1, 5) OBP: 0.330, SLG: 0.303	G3				F8 SH1-4 1B		1B			SH3-4 1B		3-4-3 1B		5	0	4	0	0	0	1
Jack Heidemann, R (1, 4) OBP: 0.214, SLG: 0.154 Mike Hegan, L (12, PH) OBP: 0.256, SLG: 0.378 Gary Sutherland, R (13, 4) OBP: 0.270, SLG: 0.307	L6-5 3-H				SH1-4 1-2		K			SH3-4 1-2		3-4-3 1-2		2 1 0	0 0 0	0 0 0	0 0 0	1 0 0	2 1 0	2 1 0
Inning Stats	R: 0 E: 0 K: 0 S: 4 H: 1 LOB: 1 BB: 0 P: 4	R: 2 E: 0 K: 0 S: 5 H: 3 LOB: 0 BB: 0 P: 5	R: 0 E: 0 K: 1 S: 6 H: 1 LOB: 1 BB: 0 P: 6	R: 0 E: 0 K: 0 S: 3 H: 0 LOB: 0 BB: 0 P: 3	R: 0 E: 0 K: 0 S: 4 H: 1 LOB: 1 BB: 0 P: 4	R: 0 E: 0 K: 0 S: 4 H: 2 LOB: 1 BB: 0 P: 4	R: 0 E: 0 K: 2 S: 8 H: 1 LOB: 1 BB: 0 P: 8	R: 0 E: 0 K: 0 S: 3 H: 0 LOB: 0 BB: 0 P: 3	R: 0 E: 0 K: 1 S: 5 H: 0 LOB: 0 BB: 0 P: 5	R: 0 E: 0 K: 0 S: 4 H: 1 LOB: 2 BB: 1 P: 8	R: 0 E: 0 K: 0 S: 3 H: 0 LOB: 0 BB: 0 P: 3	R: 0 E: 0 K: 1 S: 6 H: 1 LOB: 1 BB: 0 P: 6	R: 3 E: 0 K: 0 S: 5 H: 4 LOB: 2 BB: 1 P: 9	1B: 10 2B: 4 3B: 1 HR: 2	SF: 0 SAC: 3 DP: 2 HBP: 0						

PITCHER		IP	WLS	BF	H	R	ER	SO	BB	IBB	HBP	BLK	WP	HR	S	P	ERA	WHIP
Nelson Briles, R ERA: 3.16	(1, 1)	9.0		34	9	2	2	4	0	0	0	0	0	2	42	42	2.00	1.000
Steve Foucault, R ERA: 2.76	(10, 1)	3.0		14	4	2	2	1	0	1	0	0	0	0	15	19	6.00	1.333
Joe Hoerner, L ERA: 4.12	(13, 1)	0.1	L	4	2	1	1	0	0	1	0	0	0	0	3	7	27.00	6.000

PITCHER	IP	WLS	BF	H	R	ER	SO	BB	IBB	HBP	BLK	WP	HR	S	P	ERA	WHIP

BOTTOM

Texas Rangers @ Milwaukee Brewers

Milwaukee County Stadium, Milwaukee, WI

Thu Jul 08 1976, 8:05 PM EDT

Att. 5,181 - Unknown - 72 F

livebaseballscorecards.com

AB	47
R	5
H	15
RBI	5
BB	2
SO	5
LOB	21

WP: 0 PB: 0 SB: 0 CS: 0 PA: 52

Batter	1	2	3	4	5	6	7	8	9	AB	R	H	RBI	BB	SO	LOB
Lenny Randle, S (1, 4) OBP: 0.303, SLG: 0.288	F7		3-1	F9			3-1		G3	5	0	0	0	0	0	3
Danny Thompson, R (1, 5) OBP: 0.250, SLG: 0.273	4-3		4-3		6-3		F8			4	0	0	0	0	0	0
Mike Hargrove, L (1, 3) OBP: 0.399, SLG: 0.417	CS 1B		BB		6-3		1B			3	0	2	0	1	0	0
Jeff Burroughs, R (1, 9) OBP: 0.302, SLG: 0.390	CS 1-2	E6 BB BB BB	F9		1B		F4			4	1	1	0	0	0	2
Toby Harrah, R (1, 6) OBP: 0.395, SLG: 0.421		BB BB G4-6-3 1-2 BB		SH5-3 BB BB	1B 1-3			FC1-6 BB		1	1	1	0	3	0	0
Joe Lahoud, L (1, 10) OBP: 0.307, SLG: 0.266		G4-6-3 BB 1-2 2-3 BB		SH5-3 1-2 BB	F5			FC1-6 G5-4-3 1-2f		2	0	0	0	2	0	3
Tom Grieve, R (1, 7) OBP: 0.294, SLG: 0.394		G4-6-3 1-2 2-3 3-H BB		SH5-3 1-2 2-3		G5-4-3 HBP		G5-4-3 1-2f		1	0	0	1	1	0	1
Juan Beniquez, R (1, 8) OBP: 0.298, SLG: 0.270		G4-6-3 1-2f 2-3 3-H		BB	K				6-3	3	0	0	0	1	1	3
Jim Sundberg, R (1, 2) OBP: 0.295, SLG: 0.318		F3		K	G5-4-3 1-2f				5-3	4	0	0	0	0	1	5
Inning Stats	R: 0 E: 0 K: 0 S: 3 H: 1 LOB: 0 BB: 0 P: 3	R: 2 E: 1 K: 0 S: 3 H: 0 LOB: 1 BB: 3 P: 15	R: 0 E: 0 K: 0 S: 3 H: 0 LOB: 1 BB: 1 P: 7	R: 0 E: 0 K: 1 S: 5 H: 0 LOB: 3 BB: 3 P: 17	R: 0 E: 0 K: 0 S: 5 H: 2 LOB: 2 BB: 0 P: 5	R: 0 E: 0 K: 1 S: 4 H: 0 LOB: 0 BB: 0 P: 5	R: 0 E: 0 K: 0 S: 4 H: 1 LOB: 1 BB: 0 P: 4	R: 0 E: 0 K: 0 S: 2 H: 0 LOB: 0 BB: 1 P: 6	R: 0 E: 0 K: 0 S: 3 H: 0 LOB: 0 BB: 0 P: 3	1B: 4 2B: 0 3B: 0 HR: 0 SF: 0 SAC: 1 DP: 3 HBP: 1	WP: 0 PB: 0 SB: 0 CS: 1 PA: 38					

PITCHER		IP	WLS	BF	H	R	ER	SO	BB	IBB	HBP	BLK	WP	HR	S	P	ERA	WHIP
Pete Broberg, R ERA: 4.39	(1, 1)	3.0		15	1	2	0	0	6	0	0	0	0	0	9	33	0.00	2.333
Eduardo Rodriguez, R ERA: 4.3	(4, 1)	6.0	W	22	3	0	0	2	2	0	1	0	0	0	23	32	0.00	0.833

PITCHER	IP	WLS	BF	H	R	ER	SO	BB	IBB	HBP	BLK	WP	HR	S	P	ERA	WHIP

TOP

Texas Rangers @ Milwaukee Brewers

Milwaukee County Stadium, Milwaukee, WI

Fri Jul 09 1976, 8:05 PM EDT
Att. 22,912 - Unknown - 57 F

livebaseballscorecards.com

AB	27
R	2
H	4
RBI	1
BB	8
SO	2
LOB	17

Texas Rangers @ Milwaukee Brewers

Milwaukee County Stadium, Milwaukee, WI

Fri Jul 09 1976, 8:05 PM EDT

Att. 22,912 - Unknown - 57 F

BOTTOM

livebaseballscorecards.com

Batter	1	2	3	4	5	6	7	8	9	AB	R	H	RBI	BB	SO	LOB
Robin Yount, R (1, 6) OBP: 0.323, SLG: 0.346	F9		1-3		SH1-3 S SF9 1B		K	F4		5	1	1	0	0	1	2
Don Money, R (1, 5) OBP: 0.363, SLG: 0.459	F7		5-3		SH1-3 1-3		F3			3	0	0	0	0	0	1
George Scott, R (1, 3) OBP: 0.313, SLG: 0.385	6-3			3B 1B	SF9 3-H		1-2 2B 1B			3	2	2	1	0	0	0
Hank Aaron, R (1, 10) OBP: 0.316, SLG: 0.408		HR		F7	K		1-H 2-H 1B 2B			4	1	2	3	0	1	1
Von Joshua, L (7, PR) OBP: 0.273, SLG: 0.329										0	1	0	0	0	0	0
Sixto Lezcano, R (1, 7) OBP: 0.352, SLG: 0.400		B B B B CS 1B BB		1-H 1B 3B		1B	2-H 1B			3	1	3	2	1	0	0
Gorman Thomas, R (1, 8) OBP: 0.299, SLG: 0.369		S 1-3 1-2 1B		K	K		L6			4	0	1	0	0	2	4
Bernie Carbo, L (1, 9) OBP: 0.363, SLG: 0.413		1-3 1-2 2-3		1B 3-H 1B	F7			1-3		3	0	1	1	0	0	3
Bill Sharp, L (8, 9) OBP: 0.296, SLG: 0.271										1	0	0	0	0	0	0
Jack Heidemann, R (1, 4) OBP: 0.219, SLG: 0.167		1-4-3 2-3		1-2 1B	4-3			F9		4	0	1	0	0	0	2
Art Kusnyer, R (1, 2) OBP: 0.278, SLG: 0.250			5-3	F8			1B 2B HBP	1B		3	1	1	0	0	0	2
Inning Stats	R: 0 H: 0 E: 0 LOB: 0 K: 0 BB: 0 S: 3 P: 3	R: 1 H: 2 E: 0 LOB: 1 K: 0 BB: 1 S: 4 P: 8	R: 0 H: 0 E: 0 LOB: 0 K: 0 BB: 0 S: 3 P: 3	R: 2 H: 4 E: 0 LOB: 2 K: 1 BB: 0 S: 9 P: 9	R: 1 H: 1 E: 0 LOB: 0 K: 1 BB: 0 S: 6 P: 6	R: 0 H: 1 E: 0 LOB: 1 K: 1 BB: 0 S: 6 P: 6	R: 3 H: 3 E: 0 LOB: 2 K: 1 BB: 0 S: 8 P: 9	R: 0 H: 1 E: 0 LOB: 1 K: 0 BB: 0 S: 4 P: 4		1B: 9 SF: 1 2B: 1 SAC: 1 3B: 1 DP: 0 HR: 1 HBP: 1						

	AB	33
	R	7
	H	12
	RBI	7
	BB	1
	SO	4
	LOB	15

PITCHER		IP	WLS	BF	H	R	ER	SO	BB	IBB	HBP	BLK	WP	HR	S	P	ERA	WHIP
Jim Umbarger, L ERA: 2.88	(1, 1)	3.2	L	16	5	3	3	1	1	0	0	0	0	1	17	21	7.36	1.636
Steve Hargan, R ERA: 3.42	(4, 1)	3.0		15	5	4	4	3	0	0	1	0	0	0	20	21	12.00	1.667
Mike Bacsik, R ERA: 1.84	(7, 1)	1.1		6	2	0	0	0	0	0	0	0	0	0	6	6	0.00	1.500

PITCHER	IP	WLS	BF	H	R	ER	SO	BB	IBB	HBP	BLK	WP	HR	S	P	ERA	WHIP

WP: 0 PA: 37
PB: 0
SB: 2
CS: 1

Batter	1	2	3	4	5	6	7	8	9	AB	R	H	RBI	BB	SO	LOB
Lenny Randle, S (1, 4) OBP: 0.299, SLG: 0.284	4-1		F9		6-3			K		4	0	0	0	0	1	0
Danny Thompson, R (1, 5) OBP: 0.255, SLG: 0.278	G3		FC6-5, BB, 1B		F7			1B		4	0	2	0	0	0	0
Mike Hargrove, L (1, 3) OBP: 0.401, SLG: 0.416	1B		PB, FC6-5, BB 1-2		6-3			F7		3	0	1	0	1	0	1
Jeff Burroughs, R (1, 9) OBP: 0.301, SLG: 0.388	F9		FC6-5, PB 1-2 2-3f			G5-4-3, 1B		F3		4	0	1	0	0	0	4
Toby Harrah, R (1, 6) OBP: 0.390, SLG: 0.415		F8	K 1-2 2-3			F3			6-3	4	0	0	0	0	1	3
Jim Fregosi, R (1, 10) OBP: 0.356, SLG: 0.339 Roy Howell, L (9, PH) OBP: 0.321, SLG: 0.399		BB, BB	K			G5-4-3 1-2f			1B	2 1	0 0	0 1	0 0	1 0	1 0	1 0
Tom Grieve, R (1, 7) OBP: 0.300, SLG: 0.405		BB 1-2	HR				G6-3, BB		F4	2	1	1	1	2	0	1
Juan Beniquez, R (1, 8) OBP: 0.295, SLG: 0.267 Joe Lahoud, L (9, PH) OBP: 0.305, SLG: 0.264		F8	5-3				K		F8	3 1	0 0	0 0	0 0	0 0	1 0	3 1
Jim Sundberg, R (1, 2) OBP: 0.291, SLG: 0.314		P1	5-3				G6-3 1-2f			3	0	0	0	0	0	3
Inning Stats	R: 0 E: 0 K: 0 S: 4 H: 1 LOB: 1 BB: 0 P: 4	R: 0 E: 0 K: 0 S: 3 H: 0 LOB: 2 BB: 2 P: 11	R: 0 E: 0 K: 1 S: 6 H: 1 LOB: 2 BB: 1 P: 10	R: 1 E: 0 K: 1 S: 6 H: 1 LOB: 0 BB: 0 P: 6	R: 0 E: 0 K: 0 S: 3 H: 0 LOB: 0 BB: 0 P: 3	R: 0 E: 0 K: 0 S: 3 H: 1 LOB: 0 BB: 0 P: 3	R: 0 E: 0 K: 1 S: 4 H: 0 LOB: 0 BB: 1 P: 8	R: 0 E: 0 K: 1 S: 6 H: 1 LOB: 1 BB: 0 P: 6	R: 0 E: 0 K: 0 S: 4 H: 1 LOB: 1 BB: 0 P: 4	1B: 5 2B: 0 3B: 0 HR: 1 SF: 0 SAC: 0 DP: 2 HBP: 0	WP: 0 PB: 1 SB: 0 CS: 0 PA: 35					

PITCHER	IP	WLS	BF	H	R	ER	SO	BB	IBB	HBP	BLK	WP	HR	S	P	ERA	WHIP
Bill Travers, L (1, 1) ERA: 1.91	8.0	W	31	5	1	1	4	4	0	0	0	0	1	35	51	1.12	1.125
Danny Frisella, R (9, 1) ERA: 2.79	1.0	S	4	1	0	0	0	0	0	0	0	0	0	4	4	0.00	1.000

PITCHER	IP	WLS	BF	H	R	ER	SO	BB	IBB	HBP	BLK	WP	HR	S	P	ERA	WHIP

TOP

Texas Rangers @ Milwaukee Brewers

Milwaukee County Stadium, Milwaukee, WI

Sat Jul 10 1976, 4:33 AM EDT

Att. 25,170 - Unknown - 96 F

livebaseballscorecards.com

AB	31
R	1
H	6
RBI	1
BB	4
SO	4
LOB	17

Texas Rangers @ Milwaukee Brewers

Milwaukee County Stadium, Milwaukee, WI

Sat Jul 10 1976, 4:33 AM EDT

Att. 25,170 - Unknown - 96 F

livebaseballscorecards.com

BOTTOM

Batter	1	2	3	4	5	6	7	8	9	AB	R	H	RBI	BB	SO	LOB
Von Joshua, L (1, 8) OBP: 0.272, SLG: 0.328	4-3		FC5-4 1-3 1B			1-3		K		4	0	1	0	0	1	0
Gorman Thomas, R (9, 8) OBP: 0.299, SLG: 0.369										0	0	0	0	0	0	0
Don Money, R (1, 5) OBP: 0.361, SLG: 0.467	HR		FC5-4 1-2f 3-H			L4		6-3		4	1	1	2	0	0	1
George Scott, R (1, 3) OBP: 0.309, SLG: 0.380	K		F9			F4		K		4	0	0	0	0	2	1
Bernie Carbo, L (1, 9) OBP: 0.356, SLG: 0.404	F7			K			K			3	0	0	0	0	2	0
Bill Sharp, L (8, 9) OBP: 0.296, SLG: 0.271										0	0	0	0	0	0	0
Darrell Porter, L (1, 2) OBP: 0.298, SLG: 0.274		F3		K			1B 1B BB			2	1	0	0	1	1	0
Sixto Lezcano, R (1, 7) OBP: 0.347, SLG: 0.395		6-3		K			K			3	0	0	0	0	2	1
Mike Hegan, L (1, 10) OBP: 0.262, SLG: 0.375		K	F7				1B 1-2 1B			3	0	1	0	0	1	0
Robin Yount, R (1, 6) OBP: 0.323, SLG: 0.346			F7	G3			1-3 2-H 1B			3	0	1	1	0	0	0
Tim Johnson, L (1, 4) OBP: 0.330, SLG: 0.297			1B FC5-4 BB	3-1			K			2	1	0	0	1	1	2
Inning Stats	R: 1 E: 0 K: 1 S: 6 H: 1 LOB: 0 BB: 0 P: 6	R: 0 E: 0 K: 1 S: 5 H: 0 LOB: 0 BB: 0 P: 5	R: 1 E: 0 K: 0 S: 4 H: 1 LOB: 1 BB: 1 P: 8	R: 0 E: 0 K: 3 S: 9 H: 0 LOB: 0 BB: 0 P: 9	R: 0 E: 0 K: 0 S: 3 H: 0 LOB: 0 BB: 0 P: 3	R: 0 E: 0 K: 0 S: 3 H: 0 LOB: 0 BB: 0 P: 3	R: 1 E: 0 K: 3 S: 11 H: 2 LOB: 2 BB: 1 P: 15	R: 0 E: 0 K: 2 S: 7 H: 0 LOB: 0 BB: 0 P: 7		1B: 3 2B: 0 3B: 0 HR: 1 SF: 0 SAC: 0 DP: 0 HBP: 0					WP: 0 PB: 0 SB: 0 CS: 0 PA: 30	

	AB	28
	R	3
	H	4
	RBI	3
	BB	2
	SO	10
	LOB	5

PITCHER	IP	WLS	BF	H	R	ER	SO	BB	IBB	HBP	BLK	WP	HR	S	P	ERA	WHIP
Gaylord Perry, R (1, 1) ERA: 3.28	8.0	L	30	4	3	3	10	2	0	0	0	0	1	48	56	3.38	0.750

PITCHER	IP	WLS	BF	H	R	ER	SO	BB	IBB	HBP	BLK	WP	HR	S	P	ERA	WHIP

Batter	1	2	3	4	5	6	7	8	9	AB	R	H	RBI	BB	SO	LOB
Dave Moates, L (1, 8) OBP: 0.306, SLG: 0.338	x 0-0 S 1B		B B B 4-0 S 2B BB		S S S 0-3 ③ K		x 0-0 ③ 6-3			3	1	1	0	1	1	0
Lenny Randle, S (1, 4) OBP: 0.295, SLG: 0.279	S S S 0-3 ① K		S S S 0-3 ② K 1-2			S S S 0-3 ① K		x 0-0 ① F9		4	0	0	0	0	3	2
Mike Hargrove, L (1, 3) OBP: 0.408, SLG: 0.421	B B B 4-0 1-2 BB		x 0-0 2-H 2B			B B B 4-0 BB		B B B 4-0 G4-6-3 BB		1	0	1	1	3	0	0
Jeff Burroughs, R (1, 9) OBP: 0.298, SLG: 0.383	x 0-0 ② F7		x 0-0 ③ F5			x 0-0 ② F9		x 0-0 ② ③ G4-6-3 1-2f		4	0	0	0	0	0	5
Toby Harrah, R (1, 6) OBP: 0.385, SLG: 0.409	S S S 0-3 ③ K			x 0-0 ① F8		x 0-0 ③ L5			x 0-0 ① F9	4	0	0	0	0	1	3
Roy Howell, L (1, 5) OBP: 0.316, SLG: 0.393		S S S 0-3 ① K		S S S 0-3 ② K			x 0-0 ① F3		x 0-0 ② G3	4	0	0	0	0	2	0
Tom Grieve, R (1, 7) OBP: 0.297, SLG: 0.399		S S S 0-3 ② K		S S S 0-3 ③ K			x 0-0 ② 5-3		x 0-0 ③ F3	4	0	0	0	0	2	0
Joe Lahoud, L (1, 10) OBP: 0.305, SLG: 0.265		S S S 0-3 ③ K			x 0-0 ① G3		x 0-0 S HR 1B			3	1	1	0	0	1	0
Bill Fahey, L (1, 2) OBP: 0.389, SLG: 0.345			x 0-0 ① 5-3		x 0-0 ② 1-3		x 0-0 1-H HR			3	1	1	2	0	0	0
Inning Stats	R: 0 H: 1 E: 0 LOB: 2 K: 2 BB: 1 S: 8 P: 12	R: 0 H: 0 E: 0 LOB: 0 K: 3 BB: 0 S: 9 P: 9	R: 1 H: 1 E: 0 LOB: 1 K: 1 BB: 1 S: 6 P: 10	R: 0 H: 0 E: 0 LOB: 0 K: 2 BB: 0 S: 7 P: 7	R: 0 H: 0 E: 0 LOB: 0 K: 1 BB: 0 S: 5 P: 5	R: 0 H: 0 E: 0 LOB: 1 K: 1 BB: 1 S: 5 P: 9	R: 2 H: 2 E: 0 LOB: 0 K: 0 BB: 0 S: 5 P: 5	R: 0 H: 0 E: 0 LOB: 0 K: 0 BB: 1 S: 2 P: 6	R: 0 H: 0 E: 0 LOB: 0 K: 0 BB: 0 S: 3 P: 3	1B: 2 SF: 0 2B: 1 SAC: 0 3B: 0 DP: 1 HR: 1 HBP: 0					WP: 0 PA: 34 PB: 0 SB: 3 CS: 0	

PITCHER	IP	WLS	BF	H	R	ER	SO	BB	IBB	HBP	BLK	WP	HR	S	P	ERA	WHIP
Jim Slaton, R (1, 1) ERA: 3.37	9.0	W	34	4	3	3	10	4	0	0	0	0	1	50	66	3.00	0.889

PITCHER	IP	WLS	BF	H	R	ER	SO	BB	IBB	HBP	BLK	WP	HR	S	P	ERA	WHIP

TOP

Texas Rangers @ Milwaukee Brewers

Milwaukee County Stadium, Milwaukee, WI

Sun Jul 11 1976, 4:33 AM EDT

Unknown - 92 F

livebaseballscorecards.com

AB	30
R	3
H	4
RBI	3
BB	4
SO	10
LOB	10

Batter	1	2	3	4	5	6	7	8	9	AB	R	H	RBI	BB	SO	LOB
Von Joshua, L (1, 8) OBP: 0.272, SLG: 0.330 Art Kusnyer, R (8, 2) OBP: 0.278, SLG: 0.250	L9		K		1-3		1B 1B 2B 1-H	SH2-3 1-2		4 0	1 0	1 0	1 0	0 0	1 0	0 0
Don Money, R (1, 5) OBP: 0.365, SLG: 0.471	F3		WP BB			S 2B	1B 1B 1B 2-3	F9		4	1	2	0	1	0	1
George Scott, R (1, 3) OBP: 0.312, SLG: 0.392	HR		K 1-2			K	1B 2B 1B 1-3 3-H			4	2	2	2	0	2	2
Bernie Carbo, L (1, 9) OBP: 0.359, SLG: 0.403 Bill Sharp, L (7, PR) OBP: 0.296, SLG: 0.271 (8, 9)	F7		K			S BB	2B 1B 1-3 3-H			3 0	0 1	1 0	1 0	1 0	1 0	1 0
Darrell Porter, L (1, 2) OBP: 0.298, SLG: 0.275 Gorman Thomas, R (7, PH) OBP: 0.305, SLG: 0.384 (8, 8)		E SH3-4 1B		F8		K 1-2 2-3	1-H 3-H 2B			3 1	0 0	1 1	0 2	0 0	1 0	2 0
Sixto Lezcano, R (1, 7) OBP: 0.351, SLG: 0.396		SH3-4 1-2		G4-6-3 1B		1-3	BB			2 0	0 1	1 0	0 1	1 0	0 2	2 2
Mike Hegan, L (1, 10) OBP: 0.244, SLG: 0.349 Gary Sutherland, R (7, PH) OBP: 0.268, SLG: 0.305		K		G4-6-3 1-2f			4-3 F3			3 1	0 0	0 0	0 0	0 0	1 0	2 2
Robin Yount, R (1, 6) OBP: 0.322, SLG: 0.344		E5 2-3			F9		FC6-4 1B	F7		4	0	1	0	0	0	1
Tim Johnson, L (1, 4) OBP: 0.327, SLG: 0.295		K			1-3		FC6-4 1-2f 2B	SH2-3 1B		4	1	1	0	0	1	3
Inning Stats	R: 1 E: 0 K: 0 S: 4 H: 1 LOB: 0 BB: 0 P: 4	R: 0 E: 1 K: 2 S: 9 H: 1 LOB: 2 BB: 0 P: 9	R: 0 E: 0 K: 3 S: 9 H: 0 LOB: 1 BB: 1 P: 13	R: 0 E: 0 K: 0 S: 3 H: 1 LOB: 0 BB: 0 P: 3	R: 0 E: 0 K: 0 S: 3 H: 0 LOB: 0 BB: 0 P: 3	R: 0 E: 0 K: 2 S: 8 H: 1 LOB: 2 BB: 1 P: 12	R: 5 E: 0 K: 0 S: 9 H: 6 LOB: 2 BB: 1 P: 13	R: 0 E: 0 K: 0 S: 4 H: 1 LOB: 1 BB: 0 P: 4		1B: 7 2B: 3 3B: 0 HR: 1 SF: 0 SAC: 2 DP: 1 HBP: 0				WP: 1 PB: 0 SB: 2 CS: 0 PA: 38		

PITCHER		IP	WLS	BF	H	R	ER	SO	BB	IBB	HBP	BLK	WP	HR	S	P	ERA	WHIP
Bert Blyleven, R ERA: 3.1	(1, 1)	6.2	L	31	9	6	6	7	2	0	0	0	1	1	43	51	8.10	1.650
Joe Hoerner, L ERA: 4.12	(7, 1)	0.0		2	1	0	0	0	1	0	0	0	0	0	1	5	∞	∞
Steve Foucault, R ERA: 2.68	(7, 1)	1.1		5	1	0	0	0	0	0	0	0	0	0	5	5	0.00	0.750

PITCHER	IP	WLS	BF	H	R	ER	SO	BB	IBB	HBP	BLK	WP	HR	S	P	ERA	WHIP

BOTTOM

Texas Rangers @ Milwaukee Brewers

Milwaukee County Stadium, Milwaukee, WI

Sun Jul 11 1976, 4:33 AM EDT

Unknown - 92 F

livebaseballscorecards.com

AB	33
R	6
H	11
RBI	6
BB	3
SO	7
LOB	16

Batter	1	2	3	4	5	6	7	8	9	10	AB	R	H	RBI	BB	SO	LOB
Gene Clines, R (1, 10) OBP: 0.347, SLG: 0.354	FC5-6 1B		G5-4-3 1B		L5-3			1B 1B BB 1-2		L4-3	4	1	2	0	1	0	0
Danny Thompson, R (1, 5) OBP: 0.257, SLG: 0.275 Roy Howell, L (8, PH) OBP: 0.318, SLG: 0.394 (8, 5)	FC5-6 E 1-2f		G5-4-3 1-2f			G6-4-3 BB		K		1B	2	0	0	0	1	0	2
											2	0	1	0	0	1	2
Jim Fregosi, R (1, 3) OBP: 0.342, SLG: 0.323 Mike Hargrove, L (8, PH) OBP: 0.408, SLG: 0.422 (8, 3)	F3 1-2		K			G6-4-3 1-2f		1B 1B 1-3 2-H		F7	3	0	0	0	0	1	2
											2	0	1	1	0	0	1
Jeff Burroughs, R (1, 9) OBP: 0.297, SLG: 0.382 Dave Moates, L (1, 9) OBP: 0.320, SLG: 0.353	K			CS 1B		F8		FC6 1B 1-3 3-H			1	0	0	0	0	1	1
											3	0	2	1	0	0	0
Toby Harrah, R (1, 6) OBP: 0.387, SLG: 0.406		HR BB		K 1-2			G6-4-3 BB	FC6 1-2f			2	1	0	0	2	1	3
Tom Grieve, R (1, 7) OBP: 0.299, SLG: 0.409		HR 1-H		FC5-4 BB			G6-4-3 1-2f		6-3		3	1	1	2	1	0	1
Lenny Randle, S (1, 4) OBP: 0.291, SLG: 0.275		6-3		FC5-4 1-2f			F3		4-3		4	0	0	0	0	0	1
Juan Beniquez, R (1, 8) OBP: 0.290, SLG: 0.263		K	5-3					F3	6-3		4	0	0	0	0	1	0
Jim Sundberg, R (1, 2) OBP: 0.290, SLG: 0.313		F9	F3					BB 1B 1B		6-3	4	1	1	0	0	0	0
Inning Stats	R: 0 H: 1 E: 1 LOB: 1 K: 1 BB: 0 S: 6 P: 6	R: 2 H: 1 E: 0 LOB: 0 K: 1 BB: 1 S: 6 P: 10	R: 0 H: 1 E: 0 LOB: 0 K: 1 BB: 0 S: 5 P: 5	R: 0 H: 1 E: 0 LOB: 1 K: 1 BB: 1 S: 5 P: 9	R: 0 H: 1 E: 0 LOB: 0 K: 0 BB: 0 S: 3 P: 3	R: 0 H: 0 E: 0 LOB: 0 K: 0 BB: 1 S: 2 P: 6	R: 0 H: 0 E: 0 LOB: 0 K: 0 BB: 1 S: 2 P: 6	R: 2 H: 3 E: 0 LOB: 2 K: 1 BB: 1 S: 8 P: 12	R: 0 H: 0 E: 0 LOB: 0 K: 0 BB: 0 S: 3 P: 3	R: 0 H: 1 E: 0 LOB: 1 K: 0 BB: 0 S: 4 P: 4	1B: 7 SF: 0 2B: 0 SAC: 0 3B: 0 DP: 3 HR: 1 HBP: 0						

PITCHER		IP	WLS	BF	H	R	ER	SO	BB	IBB	HBP	BLK	WP	HR	S	P	ERA	WHIP
Jerry Augustine, L ERA: 4.13	(1, 1)	7.1		27	5	3	3	4	4	0	0	0	0	1	31	47	3.68	1.227
Danny Frisella, R ERA: 3.0	(8, 1)	0.1		2	0	0	0	1	1	0	0	0	0	0	3	7	0.00	3.000
Ray Sadecki, L ERA: 4.05	(8, 1)	0.0		2	2	1	1	0	0	0	0	0	0	0	2	2	∞	∞
Bill Castro, R ERA: 4.68	(8, 1)	2.1	W	8	1	0	0	0	0	0	0	0	0	0	8	8	0.00	0.429

PITCHER	IP	WLS	BF	H	R	ER	SO	BB	IBB	HBP	BLK	WP	HR	S	P	ERA	WHIP

TOP

Texas Rangers @ Milwaukee Brewers

Milwaukee County Stadium, Milwaukee, WI

Sun Jul 11 1976, 4:38 AM EDT
Att. 28,149 - Unknown - 94 F

livebaseballscorecards.com

AB	34
R	4
H	8
RBI	4
BB	5
SO	5
LOB	13

WP: 0	PA: 39		
PB: 0			
SB: 0			
CS: 1			

Batter	1	2	3	4	5	6	7	8	9	10	AB	R	H	RBI	BB	SO	LOB
Robin Yount, R (1, 6) OBP: 0.323, SLG: 0.345	6-3		F8			BB, 1B	6-3		1-2, 2-H, 1B		5	0	2	1	0	0	0
Don Money, R (1, 5) OBP: 0.362, SLG: 0.464	6-3			5-3		BBBB, 1-2, 1B, BB		6-3	F6		4	0	0	0	1	0	2
George Scott, R (1, 3) OBP: 0.316, SLG: 0.391	BBBB, BB			BBBB, BB		1-2, 1B		6-3		F3	3	0	1	0	2	0	0
Hank Aaron, R (1, 10) OBP: 0.313, SLG: 0.418	F4			F7		F7		6-3		HR	5	1	1	1	0	0	4
Sixto Lezcano, R (1, 7) OBP: 0.353, SLG: 0.392		BBBB, G4-6-3, BB		BBBB, 1-2, BB		SSS, K			6-3		2	0	0	0	2	1	2
Gorman Thomas, R (1, 8) OBP: 0.311, SLG: 0.405		SSS, K		SSS, K			HR, 1B		1B, 3B		4	2	2	0	0	2	3
Bernie Carbo, L (1, 9) OBP: 0.363, SLG: 0.426		G4-6-3, 1-2f			4-6-3		1-H, HR		BB, 1B, 3-H		4	1	2	3	0	0	1
Bill Sharp, L (9, PR) OBP: 0.296, SLG: 0.271											0	1	0	0	0	0	0
(10, 9)																	
Jack Heidemann, R (1, 4) OBP: 0.200, SLG: 0.152			6-3		F8		F4		F8		3	0	0	0	0	0	0
Von Joshua, L (9, PH) OBP: 0.271, SLG: 0.329											1	0	0	0	0	0	1
Tim Johnson, L (10, 4) OBP: 0.327, SLG: 0.295											0	0	0	0	0	0	0
Art Kusnyer, R (1, 2) OBP: 0.238, SLG: 0.211			F9		6-3		SSS, K		BBBB, 1-2, BB		3	0	0	0	0	1	0
Darrell Porter, L (9, PH) OBP: 0.301, SLG: 0.275											0	0	0	0	1	0	0
(10, 2)																	
Inning Stats	R: 0 E: 0 K: 0 S: 3 / H: 0 LOB: 1 BB: 1 P: 7	R: 0 E: 0 K: 1 S: 4 / H: 0 LOB: 0 BB: 1 P: 8	R: 0 E: 0 K: 0 S: 3 / H: 0 LOB: 0 BB: 0 P: 3	R: 0 E: 0 K: 1 S: 5 / H: 0 LOB: 2 BB: 2 P: 13	R: 0 E: 0 K: 0 S: 3 / H: 0 LOB: 0 BB: 0 P: 3	R: 0 E: 0 K: 1 S: 6 / H: 2 LOB: 2 BB: 1 P: 10	R: 2 E: 0 K: 1 S: 7 / H: 2 LOB: 0 BB: 0 P: 7	R: 0 E: 0 K: 0 S: 3 / H: 0 LOB: 0 BB: 0 P: 3	R: 2 E: 0 K: 0 S: 6 / H: 3 LOB: 2 BB: 1 P: 10	R: 1 E: 0 K: 0 S: 2 / H: 1 LOB: 0 BB: 0 P: 2	1B: 5 2B: 0 3B: 1 HR: 2	SF: 0 SAC: 0 DP: 1 HBP: 0						

PITCHER		IP	WLS	BF	H	R	ER	SO	BB	IBB	HBP	BLK	WP	HR	S	P	ERA	WHIP
Steve Barr, L ERA: 5.27	(1, 1)	8.1		34	6	4	4	4	5	0	0	0	0	1	37	57	4.32	1.320
Jeff Terpko, R ERA: 2.17	(9, 1)	0.1		3	1	0	0	0	1	0	0	0	0	0	2	6	0.00	6.000
Steve Foucault, R ERA: 2.82	(9, 1)	0.2	L	3	1	1	1	0	0	0	0	0	0	1	3	3	13.50	1.500

PITCHER	IP	WLS	BF	H	R	ER	SO	BB	IBB	HBP	BLK	WP	HR	S	P	ERA	WHIP

BOTTOM

Texas Rangers @ Milwaukee Brewers

Milwaukee County Stadium, Milwaukee, WI

Sun Jul 11 1976, 4:38 AM EDT

Att. 28,149 - Unknown - 94 F

livebaseballscorecards.com

AB	34
R	5
H	8
RBI	5
BB	6
SO	4
LOB	13

WP: 0 PB: 0 SB: 0 CS: 0 PA: 40

Batter	1	2	3	4	5	6	7	8	9	AB	R	H	RBI	BB	SO	LOB
Mickey Rivers, L (1, 8) OBP: 0.327, SLG: 0.453	G5-3, 1B 1B		E 2B		1B, E 1B	3-1		F9		5	2	3	0	0	0	1
Roy White, S (1, 7) OBP: 0.367, SLG: 0.428	1B, G5-3 1-2 1B		E3, S E 2-H		G3, S HR 1-H 1B	F9			L7	5	3	2	1	0	0	0
Thurman Munson, R (1, 2) OBP: 0.355, SLG: 0.452	G5-3 1-2 2-3f		BBBB G3, F9 1-2 BB		G3 1-3		6-3		1B 1B	4	0	1	0	1	0	3
Chris Chambliss, L (1, 3) OBP: 0.326, SLG: 0.463	2-H 1B		F9 1-2 2-H		BBBB HR BB		SSS K		L7	4	1	1	1	1	1	2
Carlos May, L (1, 10) OBP: 0.330, SLG: 0.311	G3		G3 2-3		1-H 3-H HR		BBBB S BB		1-3 1B	4	1	2	3	1	0	2
Graig Nettles, L (1, 5) OBP: 0.307, SLG: 0.390		FC3-6 1B	4-3		SSS K		4-3 1-2		F9	5	0	1	0	0	1	4
Oscar Gamble, L (1, 9) OBP: 0.340, SLG: 0.448		FC3-6, S 1-2f		FC3-6 1B	1B			L7		4	0	2	0	0	0	1
Sandy Alomar Sr., S (1, 4) OBP: 0.282, SLG: 0.231		F8 1-2		FC3-6, CS 1-2f	4-3			4-3 1B		4	0	1	0	0	0	3
Jim Mason, L (1, 6) OBP: 0.179, SLG: 0.197		3-1		F4 1-2		F9		4-3 1-2		4	0	0	0	0	0	3
Inning Stats	R: 1 E: 0 K: 0 S: 5 H: 3 LOB: 1 BB: 0 P: 5	R: 0 E: 0 K: 0 S: 4 H: 1 LOB: 1 BB: 0 P: 4	R: 2 E: 1 K: 0 S: 5 H: 1 LOB: 1 BB: 1 P: 9	R: 0 E: 0 K: 0 S: 3 H: 1 LOB: 0 BB: 0 P: 3	R: 4 E: 1 K: 1 S: 9 H: 4 LOB: 1 BB: 1 P: 13	R: 0 E: 0 K: 0 S: 3 H: 0 LOB: 0 BB: 0 P: 3	R: 0 E: 0 K: 1 S: 5 H: 0 LOB: 1 BB: 1 P: 9	R: 0 E: 0 K: 0 S: 4 H: 1 LOB: 1 BB: 0 P: 4	R: 0 E: 0 K: 0 S: 5 H: 2 LOB: 2 BB: 0 P: 5	1B: 11 2B: 1 3B: 0 HR: 1 SF: 0 SAC: 0 DP: 1 HBP: 0						

TOP

New York Yankees @ Texas Rangers

Arlington Stadium, Arlington, TX

Thu Jul 15 1976, 8:05 PM EDT

Unknown

livebaseballscorecards.com

AB	39
R	7
H	13
RBI	5
BB	3
SO	2
LOB	19

PITCHER		IP	WLS	BF	H	R	ER	SO	BB	IBB	HBP	BLK	WP	HR	S	P	ERA	WHIP
Gaylord Perry, R ERA: 3.49	(1, 1)	4.1	L	22	8	6	5	0	2	0	0	0	0	0	20	28	10.38	2.308
Steve Hargan, R ERA: 3.39	(5, 1)	3.0		13	3	1	1	2	1	0	0	0	0	1	16	20	3.00	1.333
Joe Hoerner, L ERA: 3.8	(8, 1)	1.2		7	2	0	0	0	0	0	0	0	0	0	7	7	0.00	1.200

PITCHER	IP	WLS	BF	H	R	ER	SO	BB	IBB	HBP	BLK	WP	HR	S	P	ERA	WHIP

New York Yankees @ Texas Rangers

Arlington Stadium, Arlington, TX

Thu Jul 15 1976, 8:05 PM EDT

Unknown

BOTTOM

Batter	1	2	3	4	5	6	7	8	9	AB	R	H	RBI	BB	SO	LOB
Gene Clines, R (1, 7) OBP: 0.348, SLG: 0.364	1B 2B		FC4-6 FC6-4 1-2f		SF7 2-3 3-H		BB 1B BB 2-H 1B		L9	4	1	2	2	0	0	1
Lenny Randle, S (1, 4) OBP: 0.293, SLG: 0.279	2-H 1B		FC6-4 1-2f		SF8 3-H		BB BB BB 1-2 1B		4-3	4	1	2	1	0	0	1
Mike Hargrove, L (1, 3) OBP: 0.405, SLG: 0.416	F8			F7	F6		BB BB 1-2 2-3 BB		F8	4	0	0	0	1	0	1
Jeff Burroughs, R (1, 9) OBP: 0.297, SLG: 0.378	5-3			F9		4-3	BB 1-2 2-3 3-H BB			3	0	0	1	1	0	1
Toby Harrah, R (1, 6) OBP: 0.388, SLG: 0.403		F8		BB		F9	FC6-4 1-2 2-3 3-H BB			2	0	0	1	2	0	0
Roy Howell, L (1, 5) OBP: 0.314, SLG: 0.389		K		K		3-1	FC6-4 1-2f			3	0	0	0	0	2	1
Jim Fregosi, R (7, PH) OBP: 0.338, SLG: 0.317										1	0	0	0	0	0	3
Danny Thompson, R (8, 5) OBP: 0.257, SLG: 0.275										0	0	0	0	0	0	0
Joe Lahoud, L (1, 10) OBP: 0.304, SLG: 0.279		4-3			1B 3B		K	1-4-3		4	1	1	0	0	1	0
Dave Moates, L (1, 8) OBP: 0.329, SLG: 0.375			F8		2B SF7 3-H 1B		1B 2B	K		4	2	2	1	0	1	0
Bill Fahey, L (1, 2) OBP: 0.400, SLG: 0.394			FC4-6 1B		SF7 SF8 1-3 2B		F7	4-3		4	1	2	0	0	0	1
Inning Stats	R: 0 H: 2 E: 0 LOB: 1 K: 0 BB: 0 S: 4 P: 4	R: 0 H: 0 E: 0 LOB: 0 K: 1 BB: 0 S: 5 P: 5	R: 0 H: 1 E: 0 LOB: 1 K: 0 BB: 0 S: 4 P: 4	R: 0 H: 0 E: 0 LOB: 1 K: 1 BB: 1 S: 5 P: 9	R: 3 H: 3 E: 0 LOB: 0 K: 0 BB: 0 S: 6 P: 6	R: 0 H: 0 E: 0 LOB: 0 K: 0 BB: 0 S: 3 P: 3	R: 3 H: 3 E: 0 LOB: 3 K: 1 BB: 3 S: 8 P: 20	R: 0 H: 0 E: 0 LOB: 0 K: 1 BB: 0 S: 5 P: 5	R: 0 H: 0 E: 0 LOB: 0 K: 0 BB: 0 S: 3 P: 3	1B: 5 SF: 2 2B: 3 SAC: 0 3B: 1 DP: 0 HR: 0 HBP: 0						

livebaseballscorecards.com

AB	33
R	6
H	9
RBI	6
BB	4
SO	4
LOB	9

WP: 0 PB: 0 SB: 0 CS: 0 PA: 39

PITCHER		IP	WLS	BF	H	R	ER	SO	BB	IBB	HBP	BLK	WP	HR	S	P	ERA	WHIP
Ed Figueroa, R ERA: 3.18	(1, 1)	6.2	W	29	9	6	6	3	1	0	0	0	0	0	34	38	8.10	1.500
Sparky Lyle, L ERA: 2.2	(7, 1)	0.0		3	0	0	0	0	3	0	0	0	0	0	0	12	∞	∞
Dick Tidrow, R ERA: 2.49	(7, 1)	2.1	S	7	0	0	0	1	0	0	0	0	0	0	9	9	0.00	0.000

PITCHER	IP	WLS	BF	H	R	ER	SO	BB	IBB	HBP	BLK	WP	HR	S	P	ERA	WHIP

Batter	1	2	3	4	5	6	7	8	9	10	AB	R	H	RBI	BB	SO	LOB
Mickey Rivers, L (1, 8) OBP: 0.325, SLG: 0.449	G3	K 2-3 3-H		1B		F4		F9			5	0	1	0	0	1	2
Roy White, S (1, 7) OBP: 0.370, SLG: 0.435	F9 1B BB		1B 2B	5-3 1-2		F8			FC1-4-5 2B		4	1	2	0	1	0	2
Thurman Munson, R (1, 2) OBP: 0.359, SLG: 0.455	F9 1-2 1B		1B 1B		L4-3 1B		5-3		FC1-4-5 CS 2-3		5	0	3	0	0	0	1
Chris Chambliss, L (1, 3) OBP: 0.324, SLG: 0.459	F9 1-2 2-3		L7		L4-3 1-2		FC4-6 1B		4-3 1-2		5	0	1	0	0	0	6
Carlos May, L (1, 10) OBP: 0.327, SLG: 0.308	F8		K		1B		FC4-6 1-2f 2B			K	5	1	1	0	0	2	5
Graig Nettles, L (1, 5) OBP: 0.311, SLG: 0.397		2B WP 1B	FC6 1-3 2-H 1B		F3		WP 1-H 2B			F4	5	1	3	2	0	0	1
Oscar Gamble, L (1, 9) OBP: 0.336, SLG: 0.442		F6	FC6 1-2f			3-1	F9 2-3			HR 1B	5	1	1	0	0	0	4
Sandy Alomar Sr., S (1, 4) OBP: 0.289, SLG: 0.300		K		F8		1B 2B		5-3		HR 1-H	5	2	2	2	0	1	1
Jim Mason, L (1, 6) OBP: 0.186, SLG: 0.210		WP 1-3 2B		F8		2-H 1B		G3		K	5	0	2	1	0	1	0
Inning Stats	R: 0 H: 1 E: 0 LOB: 2 K: 0 BB: 1 S: 4 P: 8	R: 1 H: 2 E: 0 LOB: 1 K: 2 BB: 0 S: 9 P: 9	R: 1 H: 3 E: 0 LOB: 2 K: 1 BB: 0 S: 8 P: 8	R: 0 H: 1 E: 0 LOB: 1 K: 0 BB: 0 S: 4 P: 4	R: 0 H: 2 E: 0 LOB: 1 K: 0 BB: 0 S: 4 P: 4	R: 1 H: 2 E: 0 LOB: 1 K: 0 BB: 0 S: 5 P: 5	R: 1 H: 2 E: 0 LOB: 1 K: 0 BB: 0 S: 5 P: 5	R: 0 H: 0 E: 0 LOB: 0 K: 0 BB: 0 S: 3 P: 3	R: 0 H: 1 E: 0 LOB: 0 K: 0 BB: 0 S: 3 P: 3	R: 2 H: 2 E: 0 LOB: 0 K: 2 BB: 0 S: 9 P: 9	1B: 10 SF: 0 2B: 6 SAC: 0 3B: 0 DP: 1 HR: 1 HBP: 0						

TOP

New York Yankees @ Texas Rangers

Arlington Stadium, Arlington, TX

Thu Jul 15 1976, 8:05 PM EDT

Att. 25,039 - Unknown

livebaseballscorecards.com

AB	44
R	6
H	16
RBI	5
BB	1
SO	5
LOB	22

PITCHER		IP	WLS	BF	H	R	ER	SO	BB	IBB	HBP	BLK	WP	HR	S	P	ERA	WHIP
Nelson Briles, R ERA: 3.27	(1, 1)	7.0		34	13	4	4	3	1	0	0	0	2	0	39	43	5.14	2.000
Mike Bacsik, R ERA: 1.69	(8, 1)	1.1		5	1	0	0	0	0	0	0	0	0	0	5	5	0.00	0.750
Joe Hoerner, L ERA: 4.3	(9, 1)	1.2	L	6	2	2	2	2	0	0	0	0	0	1	10	10	10.80	1.200

PITCHER	IP	WLS	BF	H	R	ER	SO	BB	IBB	HBP	BLK	WP	HR	S	P	ERA	WHIP

Batter	1	2	3	4	5	6	7	8	9	10	AB	R	H	RBI	BB	SO	LOB
Gene Clines, R (1, 7) OBP: 0.337, SLG: 0.351	L8		K		K		L7		L3	L6-3	6	0	0	0	0	2	5
Lenny Randle, S (1, 4) OBP: 0.292, SLG: 0.281	F6			G3	F4			4-3	2B		5	0	1	0	0	0	2
Mike Hargrove, L (1, 3) OBP: 0.405, SLG: 0.414	F8			1B		F8		F9	IBB		4	0	1	0	1	0	0
Toby Harrah, R (1, 6) OBP: 0.385, SLG: 0.400		K		F9		F5		1B	K		5	1	1	0	0	2	3
Jeff Burroughs, R (1, 9) OBP: 0.301, SLG: 0.391		F9		1B		HR		1B	F8		5	2	3	1	0	0	2
Roy Howell, L (1, 5) OBP: 0.317, SLG: 0.391		4-3		2-3		1B		E		F4	4	1	2	1	0	0	2
Danny Thompson, R (10, PH) OBP: 0.255, SLG: 0.273											1	0	0	0	0	0	0
Joe Lahoud, L (1, 10) OBP: 0.309, SLG: 0.281			L4		FC5-6	F7		E		K	3	0	1	1	1	0	1
Jim Fregosi, R (10, PH) OBP: 0.333, SLG: 0.313											1	0	0	0	0	1	0
Dave Moates, L (1, 8) OBP: 0.325, SLG: 0.360			BB		E3		5-3	E4		1B	3	0	0	0	1	0	2
Ken Pape, R (10, PH) OBP: 0.286, SLG: 0.286					FC5-6			FC4-6			1	0	1	0	0	0	0
Jim Sundberg, R (1, 2) OBP: 0.289, SLG: 0.310			F9		FC5-6		F3	FC4-6		1B	5	0	1	0	0	0	5
Juan Beniquez, R (10, PR) OBP: 0.290, SLG: 0.263											0	0	0	0	0	0	0
Inning Stats	R: 0 E: 0 K: 0 S: 3 H: 0 LOB: 0 BB: 0 P: 3	R: 0 E: 0 K: 1 S: 5 H: 0 LOB: 0 BB: 0 P: 5	R: 0 E: 0 K: 1 S: 5 H: 0 LOB: 1 BB: 1 P: 9	R: 0 E: 0 K: 0 S: 5 H: 2 LOB: 2 BB: 0 P: 5	R: 0 E: 1 K: 1 S: 6 H: 0 LOB: 2 BB: 1 P: 10	R: 1 E: 0 K: 0 S: 5 H: 2 LOB: 1 BB: 0 P: 5	R: 0 E: 0 K: 0 S: 3 H: 0 LOB: 0 BB: 0 P: 3	R: 3 E: 1 K: 0 S: 8 H: 4 LOB: 2 BB: 0 P: 8	R: 0 E: 0 K: 1 S: 6 H: 1 LOB: 2 BB: 1 P: 10	R: 0 E: 0 K: 1 S: 7 H: 2 LOB: 2 BB: 0 P: 7	1B: 9 2B: 1 3B: 0 HR: 1	SF: 0 SAC: 0 DP: 0 HBP: 0						

PITCHER	IP	WLS	BF	H	R	ER	SO	BB	IBB	HBP	BLK	WP	HR	S	P	ERA	WHIP
Catfish Hunter, R (1, 1) ERA: 3.33	9.0	W	41	9	4	3	4	2	1	0	0	0	1	46	58	3.00	1.222
Grant Jackson, L (10, 1) ERA: 4.34	0.2		4	2	0	0	1	0	0	0	0	0	0	6	6	0.00	3.000
Dick Tidrow, R (10, 1) ERA: 2.47	0.1	S	1	0	0	0	0	0	0	0	0	0	0	1	1	0.00	0.000

PITCHER	IP	WLS	BF	H	R	ER	SO	BB	IBB	HBP	BLK	WP	HR	S	P	ERA	WHIP

BOTTOM

New York Yankees @ Texas Rangers

Arlington Stadium, Arlington, TX

Thu Jul 15 1976, 8:05 PM EDT

Att. 25,039 - Unknown

livebaseballscorecards.com

AB	43
R	4
H	11
RBI	3
BB	3
SO	5
LOB	22

WP: 0 PB: 0 SB: 0 CS: 0 PA: 46

New York Yankees @ Texas Rangers

Arlington Stadium, Arlington, TX

Fri Jul 16 1976, 8:05 PM EDT

Att. 21,930 - Unknown

TOP

livebaseballscorecards.com

Batter	1	2	3	4	5	6	7	8	9	AB	R	H	RBI	BB	SO	LOB
Mickey Rivers, L (1, 8) OBP: 0.320, SLG: 0.443	4-3		4-3		F5		4-3 2-3		K	5	0	0	0	0	1	2
Roy White, S (1, 7) OBP: 0.368, SLG: 0.429	5-3		BB		F4		F8		F2	4	0	0	0	1	0	2
Thurman Munson, R (1, 2) OBP: 0.360, SLG: 0.455	1B		1-3		FC6-4 1B			4-3		4	0	2	0	0	0	1
Chris Chambliss, L (1, 3) OBP: 0.326, SLG: 0.463	4-3			WP 1B	FC6-4 1-2f			1B		4	2	2	0	0	0	2
Carlos May, L (1, 10) OBP: 0.330, SLG: 0.309		G3 G3 1B		1B FC4-6 1-2 BB		6-3		K		3	1	1	0	1	1	1
Graig Nettles, L (1, 5) OBP: 0.313, SLG: 0.398		G3 1-2		FC4-6 1-3 2-H 1B		K		2-H 1B		4	0	2	2	0	1	1
Oscar Gamble, L (1, 9) OBP: 0.330, SLG: 0.433		G3 2-3		FC4-6 WP 1-2f 3-H		4-3		1-3		4	0	0	1	0	0	3
Sandy Alomar Sr., S (1, 4) OBP: 0.288, SLG: 0.288		K		K 1-2			4-3		SH1-4 BB	3	0	0	0	1	2	2
Jim Mason, L (1, 6) OBP: 0.188, SLG: 0.219			3-1	K			4-3		SH1-4 1-2	3	0	1	0	0	1	1
Inning Stats	R: 0 H: 1 E: 0 LOB: 1 K: 0 BB: 0 S: 4 P: 4	R: 0 H: 1 E: 0 LOB: 1 K: 1 BB: 0 S: 6 P: 6	R: 0 H: 0 E: 0 LOB: 1 K: 0 BB: 1 S: 3 P: 7	R: 2 H: 2 E: 0 LOB: 1 K: 2 BB: 1 S: 9 P: 13	R: 0 H: 1 E: 0 LOB: 1 K: 0 BB: 0 S: 4 P: 4	R: 0 H: 0 E: 0 LOB: 0 K: 1 BB: 0 S: 5 P: 5	R: 0 H: 1 E: 0 LOB: 1 K: 0 BB: 0 S: 4 P: 4	R: 1 H: 2 E: 0 LOB: 1 K: 1 BB: 0 S: 7 P: 7	R: 0 H: 0 E: 0 LOB: 1 K: 1 BB: 1 S: 5 P: 9	1B: 6 2B: 2 3B: 0 HR: 0	SF: 0 SAC: 1 DP: 0 HBP: 0						

	AB	34
	R	3
	H	8
	RBI	3
	BB	3
	SO	6
	LOB	15

PITCHER	IP	WLS	BF	H	R	ER	SO	BB	IBB	HBP	BLK	WP	HR	S	P	ERA	WHIP
Bert Blyleven, R (1, 1) ERA: 3.1	9.0	L	38	8	3	3	6	3	0	0	0	2	0	47	59	3.00	1.222

PITCHER	IP	WLS	BF	H	R	ER	SO	BB	IBB	HBP	BLK	WP	HR	S	P	ERA	WHIP

Batter	1	2	3	4	5	6	7	8	9	AB	R	H	RBI	BB	SO	LOB
Gene Clines, R (1, 7) OBP: 0.330, SLG: 0.343	L3		L9			F3		L6-3		4	0	0	0	0	0	0
Lenny Randle, S (1, 4) OBP: 0.288, SLG: 0.277	5-3			6-3		E4 3-1		5-3		4	0	0	0	0	0	0
Mike Hargrove, L (1, 3) OBP: 0.401, SLG: 0.408	1-3			L4		3-1 1-2		F8		4	0	0	0	0	0	1
Jeff Burroughs, R (1, 9) OBP: 0.300, SLG: 0.389		1-3		FC6-4 1B		F9			6-3	4	0	1	0	0	0	1
Toby Harrah, R (1, 6) OBP: 0.384, SLG: 0.396		F9		FC6-4 1-2f			6-3		B B B B 4-0 G5-4-3 BB	3	0	0	0	1	0	1
Tom Grieve, R (1, 10) OBP: 0.298, SLG: 0.405		E5			6-3		B B B B 4-0 1-3 1B BB		2 3 G5-4-3 1-2f	3	0	0	0	1	0	1
Roy Howell, L (1, 5) OBP: 0.320, SLG: 0.392		3-1			B B B B 4-0 4-3 BB		0-0 1-3 1-2 1B			2	0	1	0	1	0	1
Juan Beniquez, R (1, 8) OBP: 0.287, SLG: 0.260			F8		4-3 1-2		0-0 1-3 1-2 2-3			3	0	0	0	0	0	3
Jim Sundberg, R (1, 2) OBP: 0.285, SLG: 0.306			F8		4-3		5-3			3	0	0	0	0	0	3
Inning Stats	R: 0 H: 0 E: 0 LOB: 0 K: 0 BB: 0 S: 3 P: 3	R: 0 H: 0 E: 1 LOB: 1 K: 0 BB: 0 S: 4 P: 4	R: 0 H: 0 E: 0 LOB: 0 K: 0 BB: 0 S: 3 P: 3	R: 0 H: 1 E: 0 LOB: 1 K: 0 BB: 0 S: 4 P: 4	R: 0 H: 0 E: 0 LOB: 1 K: 0 BB: 1 S: 3 P: 7	R: 0 H: 0 E: 1 LOB: 1 K: 0 BB: 0 S: 4 P: 4	R: 0 H: 1 E: 0 LOB: 2 K: 0 BB: 1 S: 4 P: 8	R: 0 H: 0 E: 0 LOB: 0 K: 0 BB: 0 S: 3 P: 3	R: 0 H: 0 E: 0 LOB: 0 K: 0 BB: 1 S: 2 P: 6	1B: 2 SF: 0 2B: 0 SAC: 0 3B: 0 DP: 1 HR: 0 HBP: 0						

PITCHER	IP	WLS	BF	H	R	ER	SO	BB	IBB	HBP	BLK	WP	HR	S	P	ERA	WHIP
Ken Holtzman, L (1, 1) ERA: 2.69	9.0	W	33	2	0	0	0	3	0	0	0	0	0	30	42	0.00	0.556

PITCHER	IP	WLS	BF	H	R	ER	SO	BB	IBB	HBP	BLK	WP	HR	S	P	ERA	WHIP

BOTTOM

New York Yankees @ Texas Rangers

Arlington Stadium, Arlington, TX

Fri Jul 16 1976, 8:05 PM EDT

Att. 21,930 - Unknown

livebaseballscorecards.com

AB	30
R	0
H	2
RBI	0
BB	3
SO	0
LOB	11

PA: 33

WP: 0
PB: 0
SB: 0
CS: 0

Batter	1	2	3	4	5	6	7	8	9	AB	R	H	RBI	BB	SO	LOB
Mickey Rivers, L (1, 8) OBP: 0.324, SLG: 0.443	BBBB 4-0 E E 1B BB	x 0-0 BB 1B 1B		x 0-0 ① F9		x 0-0 ① G3		x 0-0 1-2 3-H 1B		4	2	2	1	1	0	0
Roy White, S (1, 7) OBP: 0.368, SLG: 0.426	SSS 0-3 ① K 1-3	BBBB 4-0 1B 1-2 BB		BBBB 4-0 G4-6-3 BB		x 0-0 ② F9		x 0-0 ② F9		3	0	0	0	2	1	3
Thurman Munson, R (1, 9) OBP: 0.361, SLG: 0.454	x 0-0 BB 2B 1B 3-H	x 0-0 1-3 2-H 1B		x 0-0 ②③ G4-6-3 1-2f		x 0-0 ③ 5-3		x 0-0 ③ F2		5	1	2	2	0	0	3
Chris Chambliss, L (1, 3) OBP: 0.327, SLG: 0.460	BBBB 4-0 2B 1-2 BB	x 0-0 ③ F8			x 0-0 HR 1B		x 0-0 ① 4-1		x 0-0 ① 4-3	4	1	1	0	1	0	2
Graig Nettles, L (1, 5) OBP: 0.317, SLG: 0.414	x 0-0 1-3 2-H 2B		x 0-0 1B S SH3-4 1B		x 0-0 1-H HR		x 0-0 ② 4-3		x 0-0 ② F4	5	2	3	3	0	0	0
Fran Healy, R (1, 2) OBP: 0.351, SLG: 0.280	x 0-0 ② 1-3		SSS 0-3 ① K 1-2		BBBB 4-0 BB		SSS 0-3 ③ K		x 0-0 ③ F9	4	0	0	0	1	2	3
Juan Bernhardt, R (1, 10) OBP: 0.200, SLG: 0.200	x 0-0 ③ 6-3		x 0-0 SH3-4 2-3 1B		x 0-0 ① F9			SSS 0-3 ① K		4	0	1	0	0	1	3
Sandy Alomar Sr., S (1, 4) OBP: 0.289, SLG: 0.289		x 0-0 ① 1-3	x 0-0 ② SH3-4 1-2 3-H		x 0-0 ② F5			x 0-0 1B 1B 1B		3	1	1	1	0	0	1
Fred Stanley, R (1, 6) OBP: 0.296, SLG: 0.253		x 0-0 ② 6-3	x 0-0 ③ L4		x 0-0 ③ 3-1			x 0-0 1B 1-3 1B		3	0	0	0	0	0	2
Carlos May, L (8, PH) OBP: 0.333, SLG: 0.312										1	0	1	0	0	0	0
Jim Mason, L (8, 6) OBP: 0.188, SLG: 0.219										0	0	0	0	0	0	0
Inning Stats	R: 2 E: 1 K: 1 S: 7 H: 2 LOB: 2 BB: 2 P: 15	R: 1 E: 0 K: 0 S: 5 H: 2 LOB: 2 BB: 1 P: 9	R: 1 E: 0 K: 1 S: 7 H: 2 LOB: 1 BB: 0 P: 7	R: 0 E: 0 K: 0 S: 2 H: 0 LOB: 0 BB: 1 P: 6	R: 2 E: 0 K: 0 S: 5 H: 2 LOB: 1 BB: 1 P: 9	R: 0 E: 0 K: 0 S: 3 H: 0 LOB: 0 BB: 0 P: 3	R: 0 E: 0 K: 1 S: 5 H: 0 LOB: 0 BB: 0 P: 5	R: 1 E: 0 K: 1 S: 8 H: 3 LOB: 2 BB: 0 P: 8	R: 0 E: 0 K: 0 S: 3 H: 0 LOB: 0 BB: 0 P: 3	1B: 9 2B: 1 3B: 0 HR: 1 SF: 0 SAC: 1 DP: 1 HBP: 0						

PITCHER		IP	WLS	BF	H	R	ER	SO	BB	IBB	HBP	BLK	WP	HR	S	P	ERA	WHIP
Steve Barr, L ERA: 5.59	(1, 1)	1.2	L	12	4	3	3	1	3	0	0	0	0	0	11	23	16.20	4.200
Mike Bacsik, R ERA: 2.91	(2, 1)	5.2		25	7	4	4	3	2	0	0	0	0	1	29	37	6.35	1.588
Jeff Terpko, R ERA: 2.05	(8, 1)	1.2		5	0	0	0	0	0	0	0	0	0	0	5	5	0.00	0.000

PITCHER	IP	WLS	BF	H	R	ER	SO	BB	IBB	HBP	BLK	WP	HR	S	P	ERA	WHIP

TOP

New York Yankees @ Texas Rangers

Arlington Stadium, Arlington, TX

Sat Jul 17 1976, 8:05 PM EDT

Att. 32,605 - Unknown

livebaseballscorecards.com

AB	36
R	7
H	11
RBI	7
BB	5
SO	4
LOB	17

WP: 0 PB: 0 SB: 1 CS: 0 PA: 42

Batter	1	2	3	4	5	6	7	8	9	AB	R	H	RBI	BB	SO	LOB
Dave Moates, L (1, 8) OBP: 0.330, SLG: 0.363	5-3		FC5-4 1-2f		4-1 1-2 2-3		FC5-4 1-2 1B		L4-3 HR 1-2 1B	5	1	2	0	0	0	3
Gene Clines, R (1, 7) OBP: 0.321, SLG: 0.333	L6-3			L6-3	L5-3		FC5-4 BB 1-2f 2-3		L4-3 1-2 2-3	5	0	0	0	0	0	6
Mike Hargrove, L (1, 3) OBP: 0.401, SLG: 0.416	4-3			4-3		4-3 B B B	4-0 1-2 BB		HR 2-H 3-H	4	1	1	3	1	0	0
Jeff Burroughs, R (1, 9) OBP: 0.302, SLG: 0.388		F3		B B B B 4-0 BB		G3 1B	6-3		S S S K 3B	4	1	1	0	1	1	3
Roy Howell, L (1, 5) OBP: 0.318, SLG: 0.396		S S S K		S S S K		G3 1-2		F7	1-H 3B	5	0	1	1	0	2	2
Toby Harrah, R (1, 6) OBP: 0.381, SLG: 0.391		F9			S S S K	B B B B BB		5-3	G3	4	0	0	0	1	1	1
Tom Grieve, R (1, 10) OBP: 0.298, SLG: 0.401			S S S K		B B B B 1B 1B BB	F3		F9		3	1	0	0	1	1	2
Lenny Randle, S (1, 4) OBP: 0.294, SLG: 0.281			4-3		4-1 1B 1-2 1B		B B B B FC6-4 BB		L4-3 1B HR 1B	3	1	2	0	1	0	0
Jim Sundberg, R (1, 2) OBP: 0.288, SLG: 0.309			FC5-4 1B		4-1 1-2 2-H 1B		FC6-4 FC5-4 1B 1-2f		F8	4	0	2	1	0	0	2
Inning Stats	R: 0 E: 0 K: 0 S: 3 H: 0 LOB: 0 BB: 0 P: 3	R: 0 E: 0 K: 1 S: 5 H: 0 LOB: 0 BB: 0 P: 5	R: 0 E: 0 K: 1 S: 6 H: 1 LOB: 1 BB: 0 P: 6	R: 0 E: 0 K: 1 S: 5 H: 0 LOB: 1 BB: 1 P: 9	R: 1 E: 0 K: 1 S: 7 H: 2 LOB: 2 BB: 1 P: 11	R: 0 E: 0 K: 0 S: 4 H: 1 LOB: 2 BB: 1 P: 8	R: 0 E: 0 K: 0 S: 4 H: 1 LOB: 3 BB: 2 P: 12	R: 0 E: 0 K: 0 S: 3 H: 0 LOB: 0 BB: 0 P: 3	R: 4 E: 0 K: 1 S: 10 H: 4 LOB: 1 BB: 0 P: 10	1B: 7 2B: 0 3B: 1 HR: 1 SF: 0 SAC: 0 DP: 0 HBP: 0						

PITCHER		IP	WLS	BF	H	R	ER	SO	BB	IBB	HBP	BLK	WP	HR	S	P	ERA	WHIP
Dock Ellis, R ERA: 3.14	(1, 1)	6.2	W	30	5	1	1	4	5	0	0	0	0	0	33	53	1.35	1.500
Grant Jackson, L ERA: 4.34	(7, 1)	0.0		0	0	0	0	0	0	0	0	0	0	0	0	0	∞	∞
Dick Tidrow, R ERA: 2.93	(7, 1)	2.1	S	12	4	4	3	1	0	0	0	0	0	1	14	14	11.57	1.714

PITCHER	IP	WLS	BF	H	R	ER	SO	BB	IBB	HBP	BLK	WP	HR	S	P	ERA	WHIP

BOTTOM

New York Yankees @ Texas Rangers

Arlington Stadium, Arlington, TX

Sat Jul 17 1976, 8:05 PM EDT

Att. 32,605 - Unknown

livebaseballscorecards.com

AB	37
R	5
H	9
RBI	5
BB	5
SO	5
LOB	19

WP: 0 PA: 42
PB: 1
SB: 0
CS: 0

Batter	1	2	3	4	5	6	7	8	9	10	11	12	AB	R	H	RBI	BB	SO	LOB
Mickey Rivers, L (1, 8) OBP: 0.321, SLG: 0.439	E 1B 1B		E3 1B G4-3	K			F3		4-3			F8	6	2	1	0	0	1	3
Roy White, S (1, 7) OBP: 0.368, SLG: 0.424	K		G4-3 1-3 1B		F8 1B 1B		K WP			K		E5	6	0	2	0	0	3	2
Thurman Munson, R (1, 2) OBP: 0.358, SLG: 0.449	E1 1B 1-2		G4-3 1-2f 3-H		L3 1-2 1B		F8			F4		F8	6	0	1	0	0	0	5
Chris Chambliss, L (1, 3) OBP: 0.328, SLG: 0.459	1-3 2-H 1B		1B		F8 2-3		K 1-2 2-3			F4			5	0	2	1	0	1	4
Carlos May, L (1, 10) OBP: 0.326, SLG: 0.304	3-1		K		L3 1-2			3-1			4-3		5	0	0	0	0	1	4
Graig Nettles, L (1, 5) OBP: 0.313, SLG: 0.408		L7		L7		K		G3			F4		5	0	0	0	0	1	0
Oscar Gamble, L (1, 9) OBP: 0.328, SLG: 0.425		1-3		BB 1B		K		G3			E6		4	0	0	0	1	1	0
Sandy Alomar Sr., S (1, 4) OBP: 0.284, SLG: 0.284	S 1B			K		F8			F9		F8		5	0	1	0	0	1	2
Jim Mason, L (1, 6) OBP: 0.194, SLG: 0.230	F8 1-2			1B 1-2			WP 2B		K			F8	5	0	2	0	0	1	1
Inning Stats	R: 1 H: 2 E: 1 LOB: 1 K: 1 BB: 0 S: 7 P: 7	R: 0 H: 1 E: 0 LOB: 1 K: 0 BB: 0 S: 4 P: 4	R: 1 H: 2 E: 1 LOB: 1 K: 1 BB: 0 S: 7 P: 7	R: 0 H: 1 E: 0 LOB: 2 K: 2 BB: 1 S: 8 P: 12	R: 0 H: 2 E: 0 LOB: 1 K: 0 BB: 0 S: 4 P: 4	R: 0 H: 0 E: 0 LOB: 0 K: 2 BB: 0 S: 7 P: 7	R: 0 H: 1 E: 0 LOB: 2 K: 2 BB: 0 S: 9 P: 9	R: 0 H: 0 E: 0 LOB: 0 K: 0 BB: 0 S: 3 P: 3	R: 0 H: 0 E: 0 LOB: 0 K: 1 BB: 0 S: 5 P: 5	R: 0 H: 0 E: 0 LOB: 0 K: 1 BB: 0 S: 5 P: 5	R: 0 H: 0 E: 1 LOB: 1 K: 0 BB: 0 S: 4 P: 4	R: 0 H: 0 E: 1 LOB: 1 K: 0 BB: 0 S: 4 P: 4							

PITCHER	IP	WLS	BF	H	R	ER	SO	BB	IBB	HBP	BLK	WP	HR	S	P	ERA	WHIP
Steve Hargan, R (1, 1) ERA: 2.82	12.0	W	48	9	2	0	10	1	0	0	0	1	0	67	71	0.00	0.833

PITCHER	IP	WLS	BF	H	R	ER	SO	BB	IBB	HBP	BLK	WP	HR	S	P	ERA	WHIP

New York Yankees @ Texas Rangers

Arlington Stadium, Arlington, TX

Sun Jul 18 1976, 8:05 PM EDT

Att. 13,736 - Unknown

TOP

livebaseballscorecards.com

AB	47
R	2
H	9
RBI	1
BB	1
SO	10
LOB	21

1B: 8	SF: 0	WP: 1	PA: 48
2B: 2	SAC: 0	PB: 1	
3B: 0	DP: 2	SB: 1	
HR: 0	HBP: 0	CS: 0	

New York Yankees @ Texas Rangers

Arlington Stadium, Arlington, TX

Sun Jul 18 1976, 8:05 PM EDT

Att. 13,736 - Unknown

livebaseballscorecards.com

BOTTOM

Batter	1	2	3	4	5	6	7	8	9	10	11	12	AB	R	H	RBI	BB	SO	LOB
Dave Moates, L (1, 8) (10, 9) OBP: 0.326, SLG: 0.349	K		BB		K			F8		K		SH3-4 1-2	3	0	0	0	1	2	0
Tom Grieve, R (10, PH) (11, 9) OBP: 0.297, SLG: 0.399													1	0	0	0	0	1	0
Gene Clines, R (1, 7) OBP: 0.312, SLG: 0.323	L4-3		K		L9			L8		L4-3		L5-3	6	0	0	0	0	1	2
Mike Hargrove, L (1, 3) OBP: 0.399, SLG: 0.411	4-3		L4			F8		6-3			BB 1B	IBB 1B	4	0	0	0	2	0	1
Jeff Burroughs, R (1, 9) OBP: 0.304, SLG: 0.392		4-3		2B 2B		F9			SH5-4 1B 1B		K	1-2 2-H 1B	4	1	2	0	0	0	0
Juan Beniquez, R (9, PR) (10, 8) OBP: 0.289, SLG: 0.262													2	1	1	1	0	1	1
Roy Howell, L (1, 5) OBP: 0.318, SLG: 0.399		F7		2-H 2B		F7			SH5-4 1-2		K		3	0	1	1	0	0	0
Jim Fregosi, R (11, PH) (12, 5) OBP: 0.329, SLG: 0.308													1	0	0	0	0	1	1
Joe Lahoud, L (1, 10) OBP: 0.321, SLG: 0.286		1B BB		G4-6-3 BB			SH3-4 1B	F8			BB 1B		1	0	1	0	2	0	0
Toby Harrah, R (9, PH) OBP: 0.382, SLG: 0.391													2	0	1	0	0	0	2
Lenny Randle, S (1, 4) OBP: 0.299, SLG: 0.285	S 1-3 1B			F8			SH3-4 1-2		F8 2-H 1B		1-2 2-3 BB		3	0	2	1	1	0	2
Danny Thompson, R (1, 6) OBP: 0.249, SLG: 0.266	K 1-2			G4-6-3 1-2f			F6		F8		F8		5	0	0	0	0	1	9
Jim Sundberg, R (1, 2) OBP: 0.287, SLG: 0.304			6-3		F8		F8			6-3		SH3-4 1B BB	4	1	0	0	1	0	1

Inning Stats	R: 0 E: 0 K: 1 S: 5	H: 0 LOB: 0 BB: 0 P: 5	R: 0 E: 0 K: 1 S: 6	H: 1 LOB: 2 BB: 1 P: 10	R: 0 E: 0 K: 1 S: 5	H: 0 LOB: 1 BB: 1 P: 9	R: 1 E: 0 K: 0 S: 4	H: 2 LOB: 1 BB: 1 P: 8	R: 0 E: 0 K: 1 S: 5	H: 0 LOB: 0 BB: 0 P: 5	R: 0 E: 0 K: 0 S: 3	H: 0 LOB: 0 BB: 0 P: 3	R: 0 E: 0 K: 0 S: 4	H: 1 LOB: 1 BB: 0 P: 4	R: 0 E: 0 K: 0 S: 3	H: 0 LOB: 0 BB: 0 P: 3	R: 1 E: 0 K: 0 S: 5	H: 2 LOB: 1 BB: 0 P: 5	R: 0 E: 0 K: 1 S: 5	H: 0 LOB: 0 BB: 0 P: 5	R: 0 E: 0 K: 2 S: 8	H: 1 LOB: 3 BB: 2 P: 16	R: 1 E: 0 K: 0 S: 3	H: 1 LOB: 2 BB: 2 P: 11	1B: 6 2B: 2 3B: 0 HR: 0	SF: 0 SAC: 3 DP: 1 HBP: 0	WP: 0 PB: 0 SB: 1 CS: 0	PA: 49

PITCHER		IP	WLS	BF	H	R	ER	SO	BB	IBB	HBP	BLK	WP	HR	S	P	ERA	WHIP
Doyle Alexander, R ERA: 3.39	(1, 1)	8.1		32	5	2	2	4	3	0	0	0	0	0	37	49	2.16	0.960
Sparky Lyle, L ERA: 2.22	(9, 1)	3.1	L	17	3	1	1	3	3	1	0	0	0	0	19	35	2.70	1.800

PITCHER	IP	WLS	BF	H	R	ER	SO	BB	IBB	HBP	BLK	WP	HR	S	P	ERA	WHIP

Batter	1	2	3	4	5	6	7	8	9	10	11	AB	R	H	RBI	BB	SO	LOB
Steve Dillard, R (1, 5) OBP: 0.365, SLG: 0.376	6-3		G1-6-3 1-2f			K		FC3-6 1B 1B		BB		3	0	0	0	1	2	
Rick Miller, L (8, PH) OBP: 0.350, SLG: 0.361												1	0	1	0	0	0	
Rico Petrocelli, R (8, 5) OBP: 0.300, SLG: 0.295												0	0	0	0	1	0	
Cecil Cooper, L (1, 10) OBP: 0.302, SLG: 0.463	L7			K		1-H HR		K		F4		5	1	1	2	0	2	2
Fred Lynn, L (1, 8) OBP: 0.366, SLG: 0.453	K			G4-6-3 1B		1B		FC3-6 1B 1-2		K		5	0	3	0	0	2	1
Carl Yastrzemski, L (1, 3) OBP: 0.357, SLG: 0.475		1B		G4-6-3 1-2f		G3		FC3-6 S 1-2f 2-3			SH3-4 BB	4	0	1	0	1	0	4
Jim Rice, R (1, 7) OBP: 0.292, SLG: 0.455		L9			F8		L9-3 1B	F9 1-2			SH3-4 1-2	4	0	1	0	0	0	3
Carlton Fisk, R (1, 2) OBP: 0.334, SLG: 0.394		L7			5-3		L9-3 1-2		L7		5-3	5	0	0	0	0	0	3
Dwight Evans, R (1, 9) OBP: 0.330, SLG: 0.421		F6			F4		HR		K		K	5	1	1	1	0	2	2
Denny Doyle, L (1, 4) OBP: 0.275, SLG: 0.292			L8			6-3	BB		6-3			3	0	0	0	1	0	0
Rick Burleson, R (1, 6) OBP: 0.320, SLG: 0.321			G1-6-3 1B			WP HR 1B	4-3			L7		4	1	2	0	0	0	1
Inning Stats	R: 0 E: 0 K: 1 S: 5 H: 0 LOB: 0 BB: 0 P: 5	R: 0 E: 0 K: 0 S: 4 H: 1 LOB: 1 BB: 0 P: 4	R: 0 E: 0 K: 0 S: 3 H: 1 LOB: 0 BB: 0 P: 3	R: 0 E: 0 K: 1 S: 5 H: 1 LOB: 0 BB: 0 P: 5	R: 0 E: 0 K: 0 S: 3 H: 0 LOB: 0 BB: 0 P: 3	R: 2 E: 0 K: 1 S: 8 H: 3 LOB: 1 BB: 0 P: 8	R: 1 E: 0 K: 0 S: 4 H: 2 LOB: 1 BB: 1 P: 8	R: 0 E: 0 K: 1 S: 7 H: 2 LOB: 2 BB: 0 P: 7	R: 0 E: 0 K: 1 S: 5 H: 0 LOB: 0 BB: 0 P: 5	R: 0 E: 0 K: 1 S: 5 H: 0 LOB: 1 BB: 1 P: 9	R: 0 E: 0 K: 1 S: 5 H: 0 LOB: 1 BB: 1 P: 9	1B: 8 2B: 1 3B: 0 HR: 2 SF: 0 SAC: 1 DP: 3 HBP: 0			WP: 1 PB: 0 SB: 1 CS: 0	PA: 43		

PITCHER		IP	WLS	BF	H	R	ER	SO	BB	IBB	HBP	BLK	WP	HR	S	P	ERA	WHIP
Tommy Boggs, R ERA: 4.05	(1, 1)	6.2		26	8	3	3	3	1	0	0	0	1	2	31	35	4.05	1.350
Steve Foucault, R ERA: 2.79	(7, 1)	0.2		4	2	0	0	1	0	0	0	0	0	0	6	6	0.00	3.000
Joe Hoerner, L ERA: 4.24	(8, 1)	0.1		1	0	0	0	0	0	0	0	0	0	0	1	1	0.00	0.000
Jeff Terpko, R ERA: 1.91	(8, 1)	2.1		9	0	0	0	2	2	0	0	0	0	0	11	19	0.00	0.857
Mike Bacsik, R ERA: 2.78	(11, 1)	1.0	W	3	0	0	0	1	0	0	0	0	0	0	5	5	0.00	0.000

PITCHER	IP	WLS	BF	H	R	ER	SO	BB	IBB	HBP	BLK	WP	HR	S	P	ERA	WHIP

TOP

Boston Red Sox @ Texas Rangers

Arlington Stadium, Arlington, TX

Mon Jul 19 1976, 8:05 PM EDT

Att. 11,166 - Unknown - 80 F

livebaseballscorecards.com

AB	39
R	3
H	10
RBI	3
BB	3
SO	7
LOB	18

Boston Red Sox @ Texas Rangers

Arlington Stadium, Arlington, TX

Mon Jul 19 1976, 8:05 PM EDT

Att. 11,166 - Unknown - 80 F

BOTTOM

livebaseballscorecards.com

Batter	1	2	3	4	5	6	7	8	9	10	11	AB	R	H	RBI	BB	SO	LOB
Dave Moates, L (1, 8) OBP: 0.340, SLG: 0.368	FC4-6 FC5 1B 1B		L4-3 2B		6-3		G3		BB L6-3 BB	F9		4	2	2	0	1	0	0
Juan Beniquez, R (9, PR) (10, 8) OBP: 0.288, SLG: 0.261												1	0	0	0	0	0	2
Gene Clines, R (1, 7) OBP: 0.317, SLG: 0.333	FC4-6 1-2 1B		L4-3 2-3		1B 2B		L8		L6-3 1-2		SH3-4 1B 1B	6	1	3	0	0	0	2
Mike Hargrove, L (1, 3) OBP: 0.402, SLG: 0.415	FC4-6 FC5 BB 1-2f 2-3		1B 3-H 2B		G6-4-3 2-3 1B		F7		BB IBB		SH3-4 1-2	4	1	2	1	1	0	2
Jeff Burroughs, R (1, 9) OBP: 0.307, SLG: 0.388	FC5 1-2 BB		1B BB		G6-4-3 1-2f	L9			1-2 2-3 BB		K	3	0	0	0	3	1	3
Roy Howell, L (1, 5) OBP: 0.322, SLG: 0.399	FC5 FC6-4 1-2 2-3f 3-H		G1-6-3 1-3 2-H 1B			3-1		FC4-6 1B	4-3		1B IBB	5	0	2	2	1	0	5
Toby Harrah, R (1, 6) OBP: 0.384, SLG: 0.394	FC6-4 1-2f		G1-6-3 1-2f			F7 CI 1B		FC4-6 1-2 1B		F4	1-2 2-H 1B	6	0	3	1	0	0	4
Joe Lahoud, L (1, 10) OBP: 0.314, SLG: 0.278		F5		G3		CI FC6-4 1-2		FC4-6 1-2f 2-3		4-3		4	0	0	0	0	0	2
Lenny Randle, S (1, 4) OBP: 0.301, SLG: 0.282		CS BB		G3		F7 2-3		K		BB		3	0	0	0	2	1	4
Jim Sundberg, R (1, 2) OBP: 0.285, SLG: 0.299		F8 1-2		4-3		FC6-4 1-2f			F4	BB 1-2		4	0	0	0	1	0	3

	AB	40
	R	4
	H	12
	RBI	4
	BB	9
	SO	2
	LOB	27

Inning Stats																						
	R: 1	H: 2	R: 0	H: 0	R: 2	H: 3	R: 0	H: 0	R: 0	H: 2	R: 0	H: 1	R: 0	H: 0	R: 0	H: 2	R: 0	H: 0	R: 0	H: 0	R: 1	H: 2
	E: 0	LOB: 2	E: 0	LOB: 0	E: 0	LOB: 1	E: 0	LOB: 0	K: 0	LOB: 1	E: 1	LOB: 2	E: 0	LOB: 0	E: 0	LOB: 2	E: 0	LOB: 3	E: 0	LOB: 2	E: 0	LOB: 2
	K: 0	BB: 1	K: 0	BB: 1	K: 0	BB: 1	K: 0	BB: 0	S: 4	BB: 0	K: 0	BB: 0	K: 0	BB: 0	K: 1	BB: 0	K: 0	BB: 3	K: 1	BB: 1	K: 1	BB: 1
	S: 5	P: 9	S: 2	P: 6	S: 5	P: 9	S: 3	P: 3	S: 4	P: 4	S: 5	P: 5	S: 3	P: 3	S: 7	P: 7	S: 3	P: 15	S: 3	P: 11	S: 6	P: 10

	1B: 9	SF: 0	WP: 0	PA: 51
	2B: 3	SAC: 1	PB: 0	
	3B: 0	DP: 2	SB: 0	
	HR: 0	HBP: 0	CS: 1	

PITCHER		IP	WLS	BF	H	R	ER	SO	BB	IBB	HBP	BLK	WP	HR	S	P	ERA	WHIP
Dick Pole, R ERA: 4.57	(1, 1)	2.1		14	5	3	3	0	3	0	0	0	0	0	11	23	11.57	3.429
Tom Murphy, R ERA: 4.25	(3, 1)	5.2		21	5	0	0	1	0	0	0	0	0	0	23	23	0.00	0.882
Jim Willoughby, R ERA: 2.82	(9, 1)	2.2	L	16	2	1	1	1	4	2	0	0	0	0	12	36	3.38	2.250

PITCHER	IP	WLS	BF	H	R	ER	SO	BB	IBB	HBP	BLK	WP	HR	S	P	ERA	WHIP

Batter	1	2	3	4	5	6	7	8	9	AB	R	H	RBI	BB	SO	LOB
Steve Dillard, R (1, 5) OBP: 0.350, SLG: 0.360	6-3	K		FC5 2B 1-2 2-3f		K		K		4	0	0	0	0	2	5
Rico Petrocelli, R (8, PH) OBP: 0.299, SLG: 0.294										1	0	0	0	0	1	0
(8, 5)																
Cecil Cooper, L (1, 10) OBP: 0.306, SLG: 0.469	1B 1B 1B		F5	1-3 2-H 2B		SH5-3 1-H 3-H		L9		4	1	2	2	0	0	0
Fred Lynn, L (1, 8) OBP: 0.369, SLG: 0.457	1B 1-3 1B		4-3 2B	4-3		BB CS			F6	4	0	2	0	1	0	2
Carl Yastrzemski, L (1, 3) OBP: 0.358, SLG: 0.474	1-2 3-H 1B		4-3 2-3		1B	CS 1-2	L7		G3	5	0	2	1	0	0	1
Jim Rice, R (1, 7) OBP: 0.294, SLG: 0.453	L7		BB S		L4		SH1-3 1B		6-3	3	0	1	0	1	0	3
Rick Miller, L (7, PR) OBP: 0.348, SLG: 0.359										1	0	0	0	0	0	0
(7, 7)																
Carlton Fisk, R (1, 2) OBP: 0.331, SLG: 0.390	K		L4 1-2		L7		SH1-3 1-2			3	0	0	0	0	1	5
Dwight Evans, R (1, 9) OBP: 0.329, SLG: 0.416		L7	K		4-3		BB FC6-4			3	0	0	0	1	1	1
Denny Doyle, L (1, 4) OBP: 0.279, SLG: 0.295		F9	FC5 1B 1B			1B SH5-3 1B	FC6-4 1-2f			4	1	2	0	0	0	2
Rick Burleson, R (1, 6) OBP: 0.326, SLG: 0.327		1B	FC5 2B 1-2 1B			E 1-3 1B		5-3		4	2	3	0	0	0	0
Inning Stats	R: 1 E: 0 K: 1 S: 8 H: 3 LOB: 2 BB: 0 P: 8	R: 0 E: 0 K: 1 S: 6 H: 1 LOB: 1 BB: 0 P: 6	R: 0 E: 0 K: 0 S: 4 H: 1 LOB: 2 BB: 1 P: 8	R: 1 E: 0 K: 1 S: 8 H: 3 LOB: 2 BB: 0 P: 8	R: 0 E: 0 K: 0 S: 4 H: 1 LOB: 1 BB: 0 P: 4	R: 2 E: 1 K: 1 S: 6 H: 2 LOB: 0 BB: 1 P: 10	R: 0 E: 0 K: 0 S: 4 H: 1 LOB: 2 BB: 1 P: 8	R: 0 E: 0 K: 1 S: 5 H: 0 LOB: 0 BB: 0 P: 5	R: 0 E: 0 K: 0 S: 3 H: 0 LOB: 0 BB: 0 P: 3	1B: 10 2B: 2 3B: 0 HR: 0 SF: 0 SAC: 2 DP: 0 HBP: 0							

TOP

Boston Red Sox @ Texas Rangers

Arlington Stadium, Arlington, TX

Tue Jul 20 1976, 8:05 PM EDT

Att. 13,495 - Unknown - 80 F

livebaseballscorecards.com

AB	36
R	4
H	12
RBI	3
BB	3
SO	5
LOB	19

WP: 0 PB: 0 SB: 1 CS: 1 PA: 42

PITCHER		IP	WLS	BF	H	R	ER	SO	BB	IBB	HBP	BLK	WP	HR	S	P	ERA	WHIP
Nelson Briles, R ERA: 3.35	(1, 1)	5.1	L	28	11	4	3	4	1	0	0	0	0	0	35	39	5.06	2.250
Joe Hoerner, L ERA: 4.07	(6, 1)	1.0		3	0	0	0	0	1	0	0	0	0	0	2	6	0.00	1.000
Mike Bacsik, R ERA: 2.49	(7, 1)	2.2		10	1	0	0	1	1	0	0	0	0	0	11	15	0.00	0.750

PITCHER	IP	WLS	BF	H	R	ER	SO	BB	IBB	HBP	BLK	WP	HR	S	P	ERA	WHIP

Batter	1	2	3	4	5	6	7	8	9	AB	R	H	RBI	BB	SO	LOB
Gene Clines, R (1, 7) OBP: 0.314, SLG: 0.330	K	L9-2-1-5 3-H			L4-3		L4-6-3 1-2 3-H		1B SF8 1B	5	1	1	0	0	1	4
Danny Thompson, R (1, 5) OBP: 0.254, SLG: 0.271 Joe Lahoud, L (9, PH) OBP: 0.318, SLG: 0.283	1B 1B		F8		F2		1B 1B		HBP BB 1-3 1B	4 1	0 0	2 1	0 0	0 0	0 0	0 0
Jim Fregosi, R (1, 3) OBP: 0.349, SLG: 0.324 Mike Hargrove, L (9, PH) OBP: 0.404, SLG: 0.415	K		1B		FC4-6 BB		FC5-4 1-2 1B		HBP 1-2 BB	3 0	0 0	2 0	0 0	1 1	1 0	1 0
Jeff Burroughs, R (1, 9) OBP: 0.305, SLG: 0.387	1-2 1B		K		FC4-6 1-2f		FC5-4 1-2f		SF8 3-H	4	0	1	1	0	1	4
Tom Grieve, R (1, 10) OBP: 0.293, SLG: 0.393	G1		K			F2		K	F9	5	0	0	0	0	2	5
Toby Harrah, R (1, 6) OBP: 0.381, SLG: 0.389		5-3		E6 FC1-5 1B		F7		4-3	1-2 2-3 HBP	4	0	0	0	0	0	0
Lenny Randle, S (1, 4) OBP: 0.305, SLG: 0.287		1B 1B L9-2-1-5 1B		FC1-5 1-2 1B		F7		BB 1B	4-3	5	0	3	0	0	0	3
Juan Beniquez, R (1, 8) OBP: 0.292, SLG: 0.265 Dave Moates, L (8, PH) OBP: 0.347, SLG: 0.368 (9, 8)		1B 1-2 1B		FC1-5 G5-4-3 1-2 2-3f			1B L4-6-3 1B			3 0	1 0	2 0	0 0	0 1	0 0	2 0
Jim Sundberg, R (1, 2) OBP: 0.289, SLG: 0.304 Roy Howell, L (8, PH) OBP: 0.321, SLG: 0.397 Bill Fahey, L (9, 2) OBP: 0.400, SLG: 0.394		1-2 2-3 1B		G5-4-3 1-2f			L4-6-3 1-3 1B		K	3 1 0	0 0 0	2 0 0	0 0 0	0 0 0	0 1 0	2 2 0
Inning Stats	R: 0 E: 0 K: 2 S: 9 H: 2 LOB: 2 BB: 0 P: 9	R: 0 E: 0 K: 0 S: 5 H: 3 LOB: 2 BB: 0 P: 5	R: 0 E: 0 K: 2 S: 8 H: 1 LOB: 1 BB: 0 P: 8	R: 0 E: 1 K: 0 S: 4 H: 1 LOB: 1 BB: 0 P: 4	R: 0 E: 0 K: 0 S: 3 H: 0 LOB: 1 BB: 1 P: 7	R: 0 E: 0 K: 0 S: 3 H: 0 LOB: 0 BB: 0 P: 3	R: 1 E: 0 K: 0 S: 6 H: 4 LOB: 2 BB: 0 P: 6	R: 0 E: 0 K: 2 S: 8 H: 1 LOB: 2 BB: 1 P: 12	R: 1 E: 0 K: 0 S: 5 H: 2 LOB: 3 BB: 1 P: 10	1B: 14 2B: 1 3B: 0 HR: 0 SF: 1 SAC: 0 DP: 3 HBP: 1						

PITCHER		IP	WLS	BF	H	R	ER	SO	BB	IBB	HBP	BLK	WP	HR	S	P	ERA	WHIP
Rick Jones, L ERA: 2.66	(1, 1)	6.2	W	30	11	1	1	4	1	0	0	0	0	0	37	41	1.35	1.800
Reggie Cleveland, R ERA: 4.48	(7, 1)	1.1		8	3	1	1	2	1	0	0	0	0	0	11	15	6.75	3.000
Tom House, L ERA: 4.54	(9, 1)	0.0		1	0	0	0	0	1	0	0	0	0	0	0	4	∞	∞
Jim Willoughby, R ERA: 2.77	(9, 1)	1.0	S	4	0	0	0	0	0	0	1	0	0	0	3	4	0.00	0.000

PITCHER		IP	WLS	BF	H	R	ER	SO	BB	IBB	HBP	BLK	WP	HR	S	P	ERA	WHIP

BOTTOM

Boston Red Sox @ Texas Rangers

Arlington Stadium, Arlington, TX

Tue Jul 20 1976, 8:05 PM EDT

Att. 13,495 - Unknown - 80 F

livebaseballscorecards.com

AB	38
R	2
H	14
RBI	1
BB	3
SO	6
LOB	23

WP: 0 PA: 43
PB: 0
SB: 0
CS: 0

Batter	1	2	3	4	5	6	7	8	9	10	11	12	AB	R	H	RBI	BB	SO	LOB
Ken Singleton, S (1, 7) OBP: 0.348, SLG: 0.347	4-3		K		K		E 2-H 3-H 1B		L7		F8		6	0	1	2	0	2	3
Bobby Grich, R (1, 4) OBP: 0.405, SLG: 0.470	HR 2B		F8		F8		K			L8-4 S BB		HR BB	4	2	1	0	2	1	1
Reggie Jackson, L (1, 9) OBP: 0.337, SLG: 0.488	2-H HR		4-3		L7		E3 1-3			L7		K	6	1	1	2	0	1	3
Lee May, R (1, 3) OBP: 0.289, SLG: 0.445 Paul Blair, R (7, 8) OBP: 0.258, SLG: 0.280	6-3			F9 E 1B		5-3	F4			L8-4 1-3		1-H HR	4 2	0 1	1 1	0 2	0 0	0 1	2 1
Tony Muser, L (1, 8) OBP: 0.284, SLG: 0.257 (7, 3)	1-3			E6 BB 1-2		3-1		K			4-3	BB 1B	6	0	1	0	0	1	1
Terry Crowley, L (1, 10) OBP: 0.154, SLG: 0.167 Tommy Harper, R (11, PR) OBP: 0.327, SLG: 0.283		K		F9 2-3		K		F6			1B 1B 1B	F2	5 1	0 0	1 0	0 0	0 0	2 1	2 1
Mark Belanger, R (1, 6) OBP: 0.355, SLG: 0.344		S 1B		BB 1-2			SH3-4 1B 1B BB	6-3			1B 1-2 1B	BB 1-2	3	1	2	0	3	0	0
Doug DeCinces, R (1, 5) OBP: 0.259, SLG: 0.319	6-3 1-2		K				SH3-4 1-2 1B		F8		1B 1-2 2-3	L7	6	1	2	0	0	1	6
Rick Dempsey, R (1, 2) OBP: 0.198, SLG: 0.152 Al Bumbry, L (11, PH) OBP: 0.349, SLG: 0.396 Andres Mora, R (11, PH) OBP: 0.250, SLG: 0.373 Dave Duncan, R (11, 2) OBP: 0.287, SLG: 0.279	1-3			L4			SH3-4 1-2 2-3		K		L4		3 0 1 0	0 0 0 0	0 0 0 0	0 0 0 0	1 0 0 0	4 0 3 0	4 0 1 0
Inning Stats	R: 2 H: 2 E: 0 LOB: 0 K: 0 BB: 0 S: 5 P: 5	R: 0 H: 1 E: 0 LOB: 1 K: 1 BB: 0 S: 6 P: 6	R: 0 H: 0 E: 0 LOB: 0 K: 1 BB: 0 S: 5 P: 5	R: 0 H: 1 E: 1 LOB: 3 K: 1 BB: 1 S: 7 P: 11	R: 0 H: 0 E: 0 LOB: 0 K: 1 BB: 0 S: 5 P: 5	R: 0 H: 0 E: 0 LOB: 0 K: 1 BB: 0 S: 5 P: 5	R: 2 H: 2 E: 1 LOB: 2 K: 1 BB: 1 S: 8 P: 12	R: 0 H: 0 E: 0 LOB: 0 K: 1 BB: 0 S: 5 P: 5	R: 0 H: 0 E: 0 LOB: 0 K: 1 BB: 0 S: 5 P: 5	R: 0 H: 0 E: 0 LOB: 0 K: 0 BB: 1 S: 2 P: 6	R: 0 H: 3 E: 0 LOB: 3 K: 0 BB: 0 S: 6 P: 6	R: 2 H: 2 E: 0 LOB: 2 K: 1 BB: 2 S: 7 P: 15	1B: 8 2B: 2 3B: 0 HR: 2	SF: 0 SAC: 1 DP: 1 HBP: 0	WP: 0 PB: 0 SB: 2 CS: 0	PA: 53			

PITCHER		IP	WLS	BF	H	R	ER	SO	BB	IBB	HBP	BLK	WP	HR	S	P	ERA	WHIP
Bert Blyleven, R ERA: 3.12	(1, 1)	10.1		43	8	4	4	8	3	0	0	0	0	1	56	68	3.48	1.065
Steve Foucault, R ERA: 2.79	(11, 1)	0.0		1	1	0	0	0	0	0	0	0	0	0	1	1	∞	∞
Joe Hoerner, L ERA: 4.62	(11, 1)	1.0	L	6	2	2	2	1	1	0	0	0	0	1	7	11	18.00	3.000
Jeff Terpko, R ERA: 1.87	(12, 1)	0.2		3	0	0	0	0	1	0	0	0	0	0	2	6	0.00	1.500

PITCHER	IP	WLS	BF	H	R	ER	SO	BB	IBB	HBP	BLK	WP	HR	S	P	ERA	WHIP

TOP

Baltimore Orioles @ Texas Rangers

Arlington Stadium, Arlington, TX

Wed Jul 21 1976, 8:05 PM EDT

Att. 10,273 - Unknown

livebaseballscorecards.com

AB	47
R	6
H	11
RBI	6
BB	5
SO	9
LOB	27

Baltimore Orioles @ Texas Rangers

Arlington Stadium, Arlington, TX

Wed Jul 21 1976, 8:05 PM EDT

Att. 10,273 - Unknown

livebaseballscorecards.com

Batter	1	2	3	4	5	6	7	8	9	10	11	12	AB	R	H	RBI	BB	SO	LOB
Dave Moates, L (1, 8) OBP: 0.337, SLG: 0.355	6-3		BB 1B SF8 1-2 1B		F7		F7 2-3		6-3		4-3		6	1	1	0	0	0	2
Gene Clines, R (1, 7) OBP: 0.315, SLG: 0.330	L6-3		SF8 BB 1-2 2-3 1B		L6-3		3-H 1B			L4-3		L8	6	0	2	1	0	0	0
Mike Hargrove, L (1, 3) OBP: 0.405, SLG: 0.413	1B		SF8 1-2 2-3 3-H BB		G3		F9			K		G4-6-3 BB	4	0	1	1	2	1	2
Jeff Burroughs, R (1, 9) OBP: 0.308, SLG: 0.385	K		SF8 1-2 2-3 3-H			B2-3 SH5-4 1B 1B	F8			BB		G4-6-3 1-2f	4	1	1	1	1	1	4
Roy Howell, L (1, 5) OBP: 0.322, SLG: 0.396 Danny Thompson, R (8, PH) OBP: 0.256, SLG: 0.269 (9, 5)		3-1	G6-4-3 IBB			SH5-4 1-2		6-3		FC6-4 1-2 BB			1 1	0 0	0 0	0 0	1 1	0 0	0 0
Toby Harrah, R (1, 6) OBP: 0.376, SLG: 0.382	5-3		G6-4-3 1-2f			B2-3 2-3		6-3		FC6-4 1-2f			5	0	0	0	0	0	6
Tom Grieve, R (1, 10) OBP: 0.294, SLG: 0.393	1B		K			3-H 1B		F6			K		5	0	2	1	0	2	0
Lenny Randle, S (1, 4) OBP: 0.304, SLG: 0.283	K		F7			K			5-3		BB		4	0	0	0	1	2	2
Bill Fahey, L (1, 2) OBP: 0.419, SLG: 0.444 Juan Beniquez, R (7, PR) OBP: 0.292, SLG: 0.265 Jim Sundberg, R (8, 2) OBP: 0.287, SLG: 0.301			1B 1B BB 1B		4-3		F7 1B 2B		F8		F8		3 0 2	1 1 0	2 0 0	0 0 0	0 0 0	0 0 1	0 0 1
Inning Stats	R: 0 E: 0 K: 1 S: 6 H: 1 LOB: 1 BB: 0 P: 6	R: 0 E: 0 K: 1 S: 6 H: 1 LOB: 1 BB: 0 P: 6	R: 2 E: 0 K: 0 S: 5 H: 3 LOB: 2 BB: 2 P: 13	R: 0 E: 0 K: 1 S: 5 H: 0 LOB: 0 BB: 0 P: 5	R: 0 E: 0 K: 0 S: 3 H: 0 LOB: 0 BB: 0 P: 3	R: 1 E: 0 K: 1 S: 7 H: 2 LOB: 1 BB: 0 P: 7	R: 1 E: 0 K: 0 S: 5 H: 2 LOB: 2 BB: 0 P: 5	R: 0 E: 0 K: 0 S: 3 H: 0 LOB: 0 BB: 0 P: 3	R: 0 E: 0 K: 0 S: 3 H: 0 LOB: 0 BB: 0 P: 3	R: 0 E: 0 K: 1 S: 5 H: 0 LOB: 2 BB: 2 P: 13	R: 0 E: 0 K: 1 S: 5 H: 0 LOB: 1 BB: 1 P: 9	R: 0 E: 0 K: 0 S: 2 H: 0 LOB: 0 BB: 1 P: 6	1B: 8 2B: 1 3B: 0 HR: 0	SF: 1 SAC: 1 DP: 2 HBP: 0	WP: 0 PB: 0 SB: 0 CS: 0	PA: 49			

PITCHER		IP	WLS	BF	H	R	ER	SO	BB	IBB	HBP	BLK	WP	HR	S	P	ERA	WHIP
Dave Pagan, R ERA: 3.21	(1, 1)	6.1		29	9	4	4	4	1	1	0	0	0	0	35	43	5.68	1.579
Tippy Martinez, L ERA: 1.47	(7, 1)	5.0	W	19	0	0	0	2	4	0	0	0	0	0	19	35	0.00	0.800
Fred Holdsworth, R ERA:	(12, 1)	0.2	S	1	0	0	0	0	0	0	0	0	0	0	1	1	0.00	0.000

PITCHER	IP	WLS	BF	H	R	ER	SO	BB	IBB	HBP	BLK	WP	HR	S	P	ERA	WHIP

BOTTOM	
AB	41
R	4
H	9
RBI	4
BB	6
SO	6
LOB	17

Batter	1	2	3	4	5	6	7	8	9	AB	R	H	RBI	BB	SO	LOB
Al Bumbry, L (1, 8) (9, 7) OBP: 0.352, SLG: 0.403	L3		1-2 1B		1-3 1B 2B			S S S K		4	1	2	0	0	1	0
Bobby Grich, R (1, 4) OBP: 0.404, SLG: 0.467	4-3		L7		2-H 3-H 1B			S S S K		4	0	1	2	0	1	2
Paul Blair, R (9, 8) OBP: 0.258, SLG: 0.280										0	0	0	0	0	0	0
Reggie Jackson, L (1, 9) OBP: 0.336, SLG: 0.496	4-3			F5		L4			HR	4	1	1	1	0	0	0
Lee May, R (1, 10) OBP: 0.285, SLG: 0.439		5-3		1-3		F8			S S S K	4	0	0	0	0	1	0
Ken Singleton, S (1, 7) OBP: 0.344, SLG: 0.342		L7		1-3		G3			4-3	4	0	0	0	0	0	0
Tim Nordbrook, R (9, 4) OBP: 0.417, SLG: 0.300										0	0	0	0	0	0	0
Tony Muser, L (1, 3) OBP: 0.284, SLG: 0.268		S S S K			1B 3B		L7		F6	4	1	1	0	0	1	0
Mark Belanger, R (1, 6) OBP: 0.352, SLG: 0.341			F8		F8		F9			3	0	0	0	0	0	1
Doug DeCinces, R (1, 5) OBP: 0.264, SLG: 0.324			FC5-4 1B		3-H FC6-4 1B		6-3			3	0	2	1	0	0	0
Dave Duncan, R (1, 2) OBP: 0.283, SLG: 0.274			FC5-4 1B 1-2f		FC6-4 2B 1B 1-2f				L7	3	1	0	0	0	0	2
Inning Stats	R: 0 E: 0 K: 0 S: 3 H: 0 LOB: 0 BB: 0 P: 3	R: 0 E: 0 K: 1 S: 5 H: 0 LOB: 0 BB: 0 P: 5	R: 0 E: 0 K: 0 S: 5 H: 2 LOB: 2 BB: 0 P: 5	R: 0 E: 0 K: 0 S: 3 H: 0 LOB: 0 BB: 0 P: 3	R: 3 E: 0 K: 0 S: 6 H: 4 LOB: 1 BB: 0 P: 6	R: 0 E: 0 K: 0 S: 3 H: 0 LOB: 0 BB: 0 P: 3	R: 0 E: 0 K: 0 S: 3 H: 0 LOB: 0 BB: 0 P: 3	R: 0 E: 0 K: 2 S: 7 H: 0 LOB: 0 BB: 0 P: 7	R: 1 E: 0 K: 1 S: 6 H: 1 LOB: 0 BB: 0 P: 6	1B: 4 2B: 1 3B: 1 HR: 1	SF: 0 SAC: 0 DP: 0 HBP: 0						

PITCHER	IP	WLS	BF	H	R	ER	SO	BB	IBB	HBP	BLK	WP	HR	S	P	ERA	WHIP
Gaylord Perry, R (1, 1) ERA: 3.52	9.0	L	33	7	4	4	4	0	0	0	0	0	1	41	41	4.00	0.778

PITCHER	IP	WLS	BF	H	R	ER	SO	BB	IBB	HBP	BLK	WP	HR	S	P	ERA	WHIP

TOP

Baltimore Orioles @ Texas Rangers

Arlington Stadium, Arlington, TX

Thu Jul 22 1976, 8:05 PM EDT

Att. 10,336 - Unknown

livebaseballscorecards.com

AB	33
R	4
H	7
RBI	4
BB	0
SO	4
LOB	5

WP: 0 PB: 0 SB: 0 CS: 0 PA: 33

Batter	1	2	3	4	5	6	7	8	9	AB	R	H	RBI	BB	SO	LOB
Gene Clines, R (1, 7) OBP: 0.314, SLG: 0.325	BBBB 4-0 SH1-3 1B 4-3 BB		x 0-0 ① L4-3 2-3		x 0-0 ② L8		x 0-0 L6			3	1	0	0	1	0	1
Danny Thompson, R (1, 5) OBP: 0.256, SLG: 0.270	x 0-0 4-3 SH1-3 1-2 1B		x 0-0 ② SF8 3-H		x 0-0 ③ F7		x 0-0 ③ F7			3	0	1	1	0	0	1
Mike Hargrove, L (1, 3) OBP: 0.407, SLG: 0.412	x 0-0 ① SH1-3 1-2 2-3		BBBB 4-0 3B BB			BBBB 4-0 2B BB		x 0-0 ① F8		1	1	0	0	2	0	0
Jeff Burroughs, R (1, 9) OBP: 0.305, SLG: 0.389	x 0-0 ② 4-3 2-3 3-H		x 0-0 1-H 3B			x 0-0 ① F7		x 0-0 ② F8		4	0	1	2	0	0	2
Tom Grieve, R (1, 10) OBP: 0.292, SLG: 0.389 Roy Howell, L (8, PH) OBP: 0.321, SLG: 0.394	SSS 0-3 ③ K		SSS 0-3 ③ K			x 0-0 ② F8		SSS 0-3 ③ K		3 1	0 0	0 0	0 0	0 0	2 1	3 0
Toby Harrah, R (1, 6) OBP: 0.375, SLG: 0.384		x 0-0 ① 5-3		x 0-0 ① L1		x 0-0 ① 1-3 2B			x 0-0 ① F7	4	0	1	0	0	0	0
Lenny Randle, S (1, 4) OBP: 0.303, SLG: 0.283		x 0-0 ② F7		x 0-0 L3 1B		x 0-0 ③ F5		SSS 0-3 ② K		4	0	1	0	0	1	2
Juan Beniquez, R (1, 8) OBP: 0.289, SLG: 0.262 Joe Lahoud, L (9, PH) OBP: 0.316, SLG: 0.281		x 0-0 ③ 4-3		x 0-0 ②③ L3 1-2			x 0-0 ① 1-3		x 0-0 ③ F3	3 1	0 0	0 0	0 0	0 0	1 0	1 0
Jim Sundberg, R (1, 2) OBP: 0.288, SLG: 0.306			x 0-0 L4-3 SF8 2B		x 0-0 ① 1-3		x 0-0 ② 5-3			3	1	1	0	0	0	0
Inning Stats	R: 1 H: 1 E: 0 LOB: 1 K: 1 BB: 1 S: 6 P: 10	R: 0 H: 0 E: 0 LOB: 0 K: 0 BB: 0 S: 3 P: 3	R: 2 H: 2 E: 0 LOB: 1 K: 1 BB: 1 S: 7 P: 11	R: 0 H: 1 E: 0 LOB: 0 K: 0 BB: 0 S: 3 P: 3	R: 0 H: 0 E: 0 LOB: 0 K: 0 BB: 0 S: 3 P: 3	R: 0 H: 1 E: 0 LOB: 2 K: 0 BB: 1 S: 4 P: 8	R: 0 H: 0 E: 1 LOB: 1 K: 0 BB: 0 S: 4 P: 4	R: 0 H: 0 E: 0 LOB: 0 K: 1 BB: 0 S: 5 P: 5	R: 0 H: 0 E: 0 LOB: 0 K: 1 BB: 0 S: 5 P: 5	1B: 2 SF: 1 2B: 3 SAC: 1 3B: 1 DP: 1 HR: 0 HBP: 0						

PITCHER		IP	WLS	BF	H	R	ER	SO	BB	IBB	HBP	BLK	WP	HR	S	P	ERA	WHIP
Ross Grimsley, L ERA: 3.82	(1, 1)	7.0		29	5	3	3	2	3	0	0	0	0	0	30	42	3.86	1.143
Fred Holdsworth, R ERA:	(8, 1)	2.0	W	6	0	0	0	2	0	0	0	0	0	0	10	10	0.00	0.000

PITCHER	IP	WLS	BF	H	R	ER	SO	BB	IBB	HBP	BLK	WP	HR	S	P	ERA	WHIP

BOTTOM

Baltimore Orioles @ Texas Rangers

Arlington Stadium, Arlington, TX

Thu Jul 22 1976, 8:05 PM EDT

Att. 10,336 - Unknown

livebaseballscorecards.com

AB	30
R	3
H	5
RBI	3
BB	3
SO	4
LOB	10

1B: 2	SF: 1	WP: 0	PA: 35
2B: 3	SAC: 1	PB: 0	
3B: 1	DP: 1	SB: 0	
HR: 0	HBP: 0	CS: 0	

Texas Rangers @ California Angels

Anaheim Stadium, Anaheim, CA

Sat Jul 24 1976, 10:05 PM EDT

Unknown

TOP

livebaseballscorecards.com

Batter	1	2	3	4	5	6	7	8	9	AB	R	H	RBI	BB	SO	LOB
Dave Moates, L (1, 8) OBP: 0.333, SLG: 0.351	0-0 G3 1B		0-0 1-6-3 ③			0-0 4-3 ②			0-0 6-3 ①	4	0	1	0	0	0	0
Gene Clines, R (1, 7) OBP: 0.308, SLG: 0.319	0-0 L8 ①			0-0 L6-3 ①		0-0 L6-3 ③			0-0 L7 ②	4	0	0	0	0	0	1
Mike Hargrove, L (1, 3) OBP: 0.406, SLG: 0.408	0-0 G3 ② 1-2			BBBB 4-0 BB			0-0 F7 ①		SSS 0-3 K ③	3	0	0	0	1	1	1
Jeff Burroughs, R (1, 9) OBP: 0.303, SLG: 0.386	0-0 4-3 ③			0-0 F9 ②			0-0 F8 ②			3	0	0	0	0	0	2
Roy Howell, L (1, 5) OBP: 0.318, SLG: 0.390		0-0 4-3 ①		0-0 F8 ③			0-0 L5 ③			3	0	0	0	0	0	1
Toby Harrah, R (1, 6) OBP: 0.377, SLG: 0.387		0-0 G6-3 1B			0-0 E5 G4-6-3			0-0 E 1B		3	0	2	0	0	0	0
Tom Grieve, R (1, 10) OBP: 0.289, SLG: 0.385		0-0 G6-3 ②③ 1-2f			0-0 G4-6-3 ①② 1-2f			0-0 F3 ①		3	0	0	0	0	0	3
Lenny Randle, S (1, 4) OBP: 0.301, SLG: 0.280			0-0 6-3 ①		0-0 F7 ③			0-0 FC G4-6-3 1-2		3	0	0	0	0	0	1
Bill Fahey, L (1, 2) OBP: 0.391, SLG: 0.410			0-0 4-3 ②			SSS 0-3 K ①		0-0 G4-6-3 ②③ 1-2f		3	0	0	0	0	1	2

Inning Stats	R: 0	H: 1		R: 0	H: 1		R: 0	H: 0		R: 0	H: 0		R: 0	H: 0		R: 0	H: 0		R: 0	H: 1		R: 0	H: 0		1B: 3	SF: 0		WP: 0	PA: 30	
	E: 0	LOB: 1		E: 0	LOB: 0		E: 0	LOB: 0		E: 0	LOB: 1		E: 1	LOB: 0		E: 0	LOB: 0		E: 0	LOB: 1		E: 0	LOB: 0		2B: 0	SAC: 0		PB: 0		
	K: 0	BB: 0		K: 0	BB: 0		K: 0	BB: 0		K: 0	BB: 1		K: 0	BB: 0		K: 1	BB: 0		K: 0	BB: 0		K: 1	BB: 0		3B: 0	DP: 3		SB: 0		
	S: 4	P: 4		S: 3	P: 3		S: 3	P: 3		S: 3	P: 7		S: 3	P: 3		S: 5	P: 5		S: 3	P: 3		S: 4	P: 4		HR: 0	HBP: 0		CS: 0		

PITCHER	IP	WLS	BF	H	R	ER	SO	BB	IBB	HBP	BLK	WP	HR	S	P	ERA	WHIP
Paul Hartzell, R (1, 1) ERA: 2.84	9.0	W	30	3	0	0	2	1	0	0	0	0	0	33	37	0.00	0.444

PITCHER	IP	WLS	BF	H	R	ER	SO	BB	IBB	HBP	BLK	WP	HR	S	P	ERA	WHIP

AB	29
R	0
H	3
RBI	0
BB	1
SO	2
LOB	11

Batter	1	2	3	4	5	6	7	8	9	AB	R	H	RBI	BB	SO	LOB
Dave Collins, S (1, 7) OBP: 0.380, SLG: 0.313	5-3	CS 1-2	1B 1B	F8			BBBB HBP 1B 1B BB	1-3		4	2	1	0	1	0	0
Jerry Remy, L (1, 4) OBP: 0.326, SLG: 0.312	6-3		F8		G3		HBP 1B 1-2 2-3 1B	BBBB BB		4	1	1	0	1	0	1
Ron Jackson, R (1, 5) OBP: 0.311, SLG: 0.359 Bob Jones, L (7, PR) OBP: 0.256, SLG: 0.333 (8, 8)	1B	1-3 1B 1B		L7			H 1B 2B 1-2 2-3 3-H HBP	4-3		3 1	0 1	2 0	1 0	0 0	0 0	0 1
Tommy Davis, R (1, 10) OBP: 0.303, SLG: 0.322	F9		1B IBB		F9		2B 1-2 2-H 3-H 1B			3	0	1	2	1	0	1
Mario Guerrero, R (1, 6) OBP: 0.298, SLG: 0.312		1B 1B 2B	1-2 2-H 3-H 1B			FC6-4 1B	L7			4	1	3	1	0	0	2
Leroy Stanton, R (1, 9) OBP: 0.265, SLG: 0.259		1B FC6-4 2-3 1B	L5			SSS K	F9			4	1	1	0	0	1	5
Dan Briggs, L (1, 3) OBP: 0.271, SLG: 0.344		SSS K		BBBB G6-4-3 BB		F9	1-3 2-H 2B			3	0	1	1	1	1	3
Andy Etchebarren, R (1, 2) OBP: 0.296, SLG: 0.245		FC6-4 1-3 3-H 1B		G6-4-3 1-2f		FC6-4 1-2f	F8			4	0	1	1	0	0	5
Rusty Torres, S (1, 8) OBP: 0.305, SLG: 0.329 (8, 5)		FC6-4 CS 1-2f 3-H		HR			1B HBP 2B	5-3		4	2	2	2	0	0	1
Inning Stats	R: 0 E: 0 K: 0 S: 4 H: 1 LOB: 1 BB: 0 P: 4	R: 2 E: 0 K: 1 S: 7 H: 3 LOB: 0 BB: 0 P: 7	R: 1 E: 0 K: 0 S: 5 H: 3 LOB: 2 BB: 1 P: 9	R: 1 E: 0 K: 0 S: 3 H: 1 LOB: 0 BB: 1 P: 7	R: 0 E: 0 K: 0 S: 3 H: 0 LOB: 0 BB: 0 P: 3	R: 0 E: 0 K: 1 S: 6 H: 1 LOB: 1 BB: 0 P: 6	R: 4 E: 0 K: 0 S: 7 H: 4 LOB: 3 BB: 1 P: 12	R: 0 E: 0 K: 0 S: 3 H: 0 LOB: 1 BB: 1 P: 7		1B: 9 2B: 3 3B: 0 HR: 1	SF: 0 SAC: 0 DP: 1 HBP: 1			WP: 0 PB: 0 SB: 0 CS: 1	PA: 40	

PITCHER		IP	WLS	BF	H	R	ER	SO	BB	IBB	HBP	BLK	WP	HR	S	P	ERA	WHIP
Jim Umbarger, L ERA: 3.26	(1, 1)	6.0	L	29	11	7	7	2	2	1	0	0	0	1	30	42	10.50	2.167
Mike Bacsik, R ERA: 2.73	(7, 1)	1.0		6	2	1	1	0	0	0	1	0	0	0	5	6	9.00	2.000
Steve Barr, L ERA: 5.49	(8, 1)	1.0		4	0	0	0	0	1	0	0	0	0	0	3	7	0.00	1.000

PITCHER	IP	WLS	BF	H	R	ER	SO	BB	IBB	HBP	BLK	WP	HR	S	P	ERA	WHIP

BOTTOM

Texas Rangers @ California Angels

Anaheim Stadium, Anaheim, CA

Sat Jul 24 1976, 10:05 PM EDT

Unknown

livebaseballscorecards.com

AB	34
R	8
H	13
RBI	8
BB	4
SO	2
LOB	19

Batter	1	2	3	4	5	6	7	8	9	AB	R	H	RBI	BB	SO	LOB
Gene Clines, R (1, 7) OBP: 0.311, SLG: 0.322	L4-3			L9		6-3 S, SF8, 1-3, 3-H, 1B		G4-6-3, 1B		4	1	2	1	0	0	0
Dave Moates, L (1, 8) OBP: 0.333, SLG: 0.350	L4-3, 1B			F7		6-3, 1-3, 3-H		G4-6-3, 1-2f		3	0	1	1	0	0	1
Juan Beniquez, R (7, 8) OBP: 0.288, SLG: 0.261										1	0	0	0	0	0	1
Mike Hargrove, L (1, 3) OBP: 0.404, SLG: 0.407	L4-3, 1-2			1B		SF8, 3-H		4-3		3	0	1	1	0	0	1
Jeff Burroughs, R (1, 9) OBP: 0.300, SLG: 0.382		F2		F9		6-3			F3	4	0	0	0	0	0	1
Roy Howell, L (1, 10) OBP: 0.317, SLG: 0.388		F7			4-3		FC6-4, 1B		F8	4	0	1	0	0	0	0
Toby Harrah, R (1, 6) OBP: 0.373, SLG: 0.382		5-3			F9		F7		5-3	4	0	0	0	0	0	1
Lenny Randle, S (1, 4) OBP: 0.301, SLG: 0.281			4-3		K		FC6-4, 1-2, 1B			3	0	1	0	0	1	0
Danny Thompson, R (1, 5) OBP: 0.257, SLG: 0.268			F9			BB, 1B, 1B	FC6-4, 1-2f, 2-3			2	1	0	0	1	0	2
Jim Sundberg, R (1, 2) OBP: 0.288, SLG: 0.306			L4			1B, 6-3, 1-3, 1B	1-3			3	1	1	0	0	0	2
Inning Stats	R: 0 E: 0 K: 0 S: 3 H: 1 LOB: 0 BB: 0 P: 3	R: 0 E: 0 K: 0 S: 3 H: 0 LOB: 0 BB: 0 P: 3	R: 0 E: 0 K: 0 S: 3 H: 0 LOB: 0 BB: 0 P: 3	R: 0 E: 0 K: 0 S: 4 H: 1 LOB: 1 BB: 0 P: 4	R: 0 E: 0 K: 1 S: 5 H: 0 LOB: 0 BB: 0 P: 5	R: 3 E: 0 K: 0 S: 5 H: 2 LOB: 0 BB: 1 P: 9	R: 0 E: 0 K: 0 S: 5 H: 2 LOB: 2 BB: 0 P: 5	R: 0 E: 0 K: 0 S: 3 H: 1 LOB: 0 BB: 0 P: 3	R: 0 E: 0 K: 0 S: 3 H: 0 LOB: 0 BB: 0 P: 3	1B: 7 2B: 1 3B: 0 HR: 0	SF: 1 SAC: 0 DP: 2 HBP: 0						

TOP

Texas Rangers @ California Angels

Anaheim Stadium, Anaheim, CA

Sat Jul 24 1976, 10:05 PM EDT

Att. 12,716 - Unknown

livebaseballscorecards.com

AB	31
R	3
H	7
RBI	3
BB	1
SO	1
LOB	9

PITCHER	IP	WLS	BF	H	R	ER	SO	BB	IBB	HBP	BLK	WP	HR	S	P	ERA	WHIP
Don Kirkwood, R (1, 1) ERA: 4.29	6.0	W	23	5	3	3	1	1	0	0	0	0	0	24	28	4.50	1.000
John Verhoeven, R (7, 1) ERA: 2.13	3.0	S	10	2	0	0	0	0	0	0	0	0	0	10	10	0.00	0.667

PITCHER	IP	WLS	BF	H	R	ER	SO	BB	IBB	HBP	BLK	WP	HR	S	P	ERA	WHIP

WP: 0 PB: 0 SB: 1 CS: 0 PA: 33

Texas Rangers @ California Angels

Anaheim Stadium, Anaheim, CA

Sat Jul 24 1976, 10:05 PM EDT

Att. 12,716 - Unknown

BOTTOM

Batter	1	2	3	4	5	6	7	8	9	AB	R	H	RBI	BB	SO	LOB
Dave Collins, S (1, 8) OBP: 0.377, SLG: 0.305	SSS 0-3 ① K		x 0-0 ① FC3-6 3B 1-2 2-3f		BBBB 4-0 E S 5-3 BB		x 0-0 ② F2			3	2	0	0	1	1	2
Rusty Torres, S (8, 8) OBP: 0.305, SLG: 0.329										0	0	0	0	0	0	0
Jerry Remy, L (1, 4) OBP: 0.331, SLG: 0.323	x 0-0 CS 1B		x 0-0 1B 1-H 2-H 3B		BBBB 4-0 5-3 S 1-3 BB		x 0-0 ③ G3			3	1	2	2	1	0	0
Bobby Bonds, R (1, 9) OBP: 0.332, SLG: 0.390	SSS 0-3 ② ③ K 1-2		x 0-0 ② L7		x 0-0 ② 5-3 1-3 3-H			x 0-0 ① 6-3		4	0	0	1	0	1	3
Tony Solaita, L (1, 10) OBP: 0.323, SLG: 0.372		BBBB 4-0 BB	x 0-0 FC4 3-H 1B		BBBB 4-0 BB			SSS 0-3 ② K		2	0	1	1	2	1	0
Bruce Bochte, L (1, 7) OBP: 0.357, SLG: 0.296		x 0-0 ① F8	x 0-0 ③ FC4 1-2f		x 0-0 ③ L7			BBBB 4-0 BB		3	0	0	0	1	0	4
Mario Guerrero, R (1, 6) OBP: 0.296, SLG: 0.310		x 0-0 ② F9		x 0-0 ① 6-3		x 0-0 G3-6 1B		x 0-0 ③ F8		4	0	1	0	0	0	2
Dan Briggs, L (1, 3) OBP: 0.266, SLG: 0.336		SSS 0-3 ③ K		x 0-0 ② F6		x 0-0 ① ② G3-6 1-2f				3	0	0	0	0	1	2
Terry Humphrey, R (1, 2) OBP: 0.333, SLG: 0.424			x 0-0 FC3-6 BB 1B	x 0-0 ③ F5		x 0-0 ③ 1-3				3	0	1	0	0	0	0
Dave Chalk, R (1, 5) OBP: 0.309, SLG: 0.258			BBBB 4-0 FC3-6 3B 1-2 BB		x 0-0 ① 5-3		x 0-0 ① 1-6-3			2	1	0	0	1	0	0
Inning Stats	R: 0 H: 1 E: 0 LOB: 0 K: 2 BB: 0 S: 7 P: 7	R: 0 H: 0 E: 0 LOB: 1 K: 1 BB: 1 S: 5 P: 9	R: 3 H: 3 E: 0 LOB: 1 K: 0 BB: 1 S: 6 P: 10	R: 0 H: 0 E: 0 LOB: 0 K: 0 BB: 0 S: 3 P: 3	R: 1 H: 0 E: 0 LOB: 2 K: 0 BB: 3 S: 3 P: 15	R: 0 H: 1 E: 0 LOB: 0 K: 0 BB: 0 S: 3 P: 3	R: 0 H: 0 E: 0 LOB: 0 K: 0 BB: 0 S: 3 P: 3	R: 0 H: 0 E: 0 LOB: 1 K: 1 BB: 1 S: 5 P: 9		1B: 4 SF: 0 2B: 0 SAC: 0 3B: 1 DP: 1 HR: 0 HBP: 0						WP: 0 PA: 33 PB: 0 SB: 2 CS: 1

	AB	27
	R	4
	H	5
	RBI	4
	BB	6
	SO	4
	LOB	13

livebaseballscorecards.com

PITCHER	IP	WLS	BF	H	R	ER	SO	BB	IBB	HBP	BLK	WP	HR	S	P	ERA	WHIP
Tommy Boggs, R (1, 1) ERA: 4.76	4.2	L	22	4	4	3	3	5	0	0	0	0	0	23	43	5.79	1.929
Jeff Terpko, R (5, 1) ERA: 1.7	3.1		11	1	0	0	1	1	0	0	0	0	0	12	16	0.00	0.600

PITCHER	IP	WLS	BF	H	R	ER	SO	BB	IBB	HBP	BLK	WP	HR	S	P	ERA	WHIP

Texas Rangers @ California Angels

Anaheim Stadium, Anaheim, CA

Sun Jul 25 1976, 6:33 AM EDT

Att. 8,532 - Unknown

TOP

livebaseballscorecards.com

Batter	1	2	3	4	5	6	7	8	9	10	11	AB	R	H	RBI	BB	SO	LOB
Gene Clines, R (1, 7) (9, 8) OBP: 0.308, SLG: 0.318	L9		4-3 1B 1-2		F9		L7		L6		K	6	0	1	0	0	1	3
Lenny Randle, S (1, 4) OBP: 0.299, SLG: 0.280	1-3		4-3 1-2 2-3		3-1			G3	S 1B 1-3 2-H 3-H			5	0	1	2	0	0	2
Mike Hargrove, L (1, 3) OBP: 0.404, SLG: 0.405	1B		F7		4-3			5-3	IBB 1-2			4	0	1	0	1	0	2
Jeff Burroughs, R (1, 9) OBP: 0.299, SLG: 0.378	K			F9		F5		BB	L5			4	0	0	0	1	1	4
Roy Howell, L (1, 5) OBP: 0.315, SLG: 0.385		G6-4-3 1B		F8		F8		6-3			K	5	0	1	0	0	1	1
Toby Harrah, R (1, 6) OBP: 0.374, SLG: 0.382		F7		1B 1B 1B		1B			4-3		F9	5	1	2	0	0	0	1
Tom Grieve, R (1, 10) OBP: 0.291, SLG: 0.386		G6-4-3 1-2f		1B 1-2 1B		F8			1B E 1B 1B		F8	5	1	2	0	0	0	2
Juan Beniquez, R (1, 8) OBP: 0.292, SLG: 0.263			BB FC3-6	1-2 2-H FC5-4 1B			F3		FC1 1-2		K	2	0	1	1	1	0	0
Joe Lahoud, L (9, PH) (9, 7) OBP: 0.312, SLG: 0.277												0	1	0	0	0	0	0
Jim Sundberg, R (1, 2) OBP: 0.285, SLG: 0.302			FC3-6 4-3 1B 1-2f	FC5-4 1-2f			F7		1B 1-2 2-3 1B		F8	3	0	0	0	0	0	3
Dave Moates, L (9, PH) OBP: 0.333, SLG: 0.350												0	0	0	0	0	0	0
Jim Fregosi, R (9, PH) OBP: 0.357, SLG: 0.333												1	0	1	0	0	0	0
Bill Fahey, L (9, 2) OBP: 0.383, SLG: 0.400												1	0	0	0	0	0	0

| Inning Stats | | | | | | | | | | | |

Texas Rangers @ California Angels

Anaheim Stadium, Anaheim, CA

Sun Jul 25 1976, 6:33 AM EDT

Att. 8,532 - Unknown

BOTTOM

livebaseballscorecards.com

Batter	1	2	3	4	5	6	7	8	9	10	11	AB	R	H	RBI	BB	SO	LOB
Dave Collins, S (1, 8) OBP: 0.380, SLG: 0.306	K	4-3			CS 1B		BB		L3		G3 2-3	3	0	1	0	1	1	1
Rusty Torres, S (8, 8) OBP: 0.301, SLG: 0.324												2	0	0	0	0	0	1
Jerry Remy, L (1, 4) OBP: 0.334, SLG: 0.325	L3		CS 2B		1-2 BB		L7 1-2		F7		HR IBB IBB	4	1	1	0	2	0	1
Bobby Bonds, R (1, 9) OBP: 0.334, SLG: 0.388	F3		S 2-3 BB		5-3		6-3			FC6-5 SH1-4 1B	HR 1-2 IBB	4	1	1	0	2	0	2
Tony Solaita, L (1, 10) OBP: 0.340, SLG: 0.393		FC 2B 2B	F8			1B BB		SH3-4 1B		SH1-4 1-2	HR 1-H 2-H 3-H	3	1	2	0	1	0	1
Leroy Stanton, R (8, PR) OBP: 0.269, SLG: 0.281												1	1	1	4	0	0	0
Bruce Bochte, L (1, 7) OBP: 0.356, SLG: 0.293 (9, 3)		FC 2B E 2-3	K 1-2			F8		SH3-4 1-2		FC6-5 IBB		3	1	0	0	1	1	3
Mario Guerrero, R (1, 6) OBP: 0.300, SLG: 0.308		F4		6-3		1-2 1B		FC6-4 IBB		FC6-5 1-2 2-3f		4	0	1	0	1	0	4
Dan Briggs, L (1, 3) OBP: 0.260, SLG: 0.328		L7		L7		F8		L7		3-1		3	0	0	0	0	0	4
Tommy Davis, R (8, PH) OBP: 0.301, SLG: 0.320												1	0	0	0	0	0	2
Bob Jones, L (9, 7) OBP: 0.253, SLG: 0.329												1	0	0	0	0	0	2
Terry Humphrey, R (1, 2) OBP: 0.341, SLG: 0.447		E7 1B 1-H 3-H 2B		L7		K		FC6-4 1-2f			G3 SH3-4 HR 1B	5	2	2	1	0	1	4
Dave Chalk, R (1, 5) OBP: 0.309, SLG: 0.258		1B 2-H			F8		5-3		K		SH3-4 1-2	4	0	1	1	0	1	0
Inning Stats	R: 0 H: 0 E: 0 LOB: 0 K: 1 BB: 0 S: 5 P: 5	R: 3 H: 3 E: 1 LOB: 1 K: 0 BB: 0 S: 7 P: 7	R: 0 H: 1 E: 0 LOB: 1 K: 1 BB: 1 S: 5 P: 9	R: 0 H: 0 E: 0 LOB: 0 K: 0 BB: 0 S: 3 P: 3	R: 0 H: 1 E: 0 LOB: 1 K: 0 BB: 1 S: 3 P: 7	R: 0 H: 1 E: 0 LOB: 2 K: 1 BB: 1 S: 6 P: 10	R: 0 H: 0 E: 0 LOB: 1 K: 0 BB: 1 S: 3 P: 7	R: 0 H: 1 E: 0 LOB: 2 K: 0 BB: 1 S: 4 P: 8	R: 0 H: 0 E: 0 LOB: 0 K: 1 BB: 0 S: 5 P: 5	R: 0 H: 1 E: 0 LOB: 2 K: 0 BB: 1 S: 4 P: 8	R: 4 H: 2 E: 0 LOB: 0 K: 0 BB: 2 S: 4 P: 12	1B: 6 SF: 0 2B: 3 SAC: 3 3B: 0 DP: 0 HR: 1 HBP: 0						WP: 0 PA: 49 PB: 0 SB: 2 CS: 2

	AB	38
	R	7
	H	10
	RBI	6
	BB	8
	SO	4
	LOB	25

PITCHER		IP	WLS	BF	H	R	ER	SO	BB	IBB	HBP	BLK	WP	HR	S	P	ERA	WHIP
Nelson Briles, R ERA: 3.38	(1, 1)	7.0		31	7	3	3	3	4	0	0	0	0	0	33	49	3.86	1.571
Joe Hoerner, L ERA: 4.56	(8, 1)	0.1		2	0	0	0	0	0	1	0	0	0	0	1	5	0.00	0.000
Steve Foucault, R ERA: 3.27	(8, 1)	3.1	L	16	3	4	4	1	0	3	0	0	0	1	15	27	10.80	0.900

PITCHER	IP	WLS	BF	H	R	ER	SO	BB	IBB	HBP	BLK	WP	HR	S	P	ERA	WHIP

Texas Rangers @ Minnesota Twins

Metropolitan Stadium, Bloomington , MI

Mon Jul 26 1976, 8:05 PM EDT

Att. 9,184 - Unknown - 86 F

TOP

livebaseballscorecards.com

Batter	1	2	3	4	5	6	7	8	9	AB	R	H	RBI	BB	SO	LOB
Dave Moates, L (1, 8) OBP: 0.322, SLG: 0.337	0-0 ① 4-3	0-0 ③ F7			0-0 ① F6		S S S 0-3 ③ K		S S S 0-3 ② K	4	0	0	0	0	1	2
Juan Beniquez, R (9, PH) (9, 8) OBP: 0.291, SLG: 0.262										1	0	0	0	0	1	2
Gene Clines, R (1, 7) OBP: 0.305, SLG: 0.316	0-0 ② L4		0-0 ① L6-3		0-0 ② L6-3			0-0 1B 1B	0-0 ③ L8	5	0	1	0	0	0	2
Mike Hargrove, L (1, 3) OBP: 0.408, SLG: 0.407	B B B B 4-0 FC5-4 BB		0-0 ② 5-3		0-0 1B			0-0 ① 1-3 BB 1B		3	0	2	0	1	0	0
Jeff Burroughs, R (1, 9) OBP: 0.301, SLG: 0.377	0-0 ③ FC5-4 1-2f		0-0 1B		0-0 ③ F7			B B B B 4-0 1-2 G3-6-1 BB		3	0	1	0	1	0	2
Roy Howell, L (1, 5) OBP: 0.314, SLG: 0.383		0-0 1B E 1B	0-0 ③ F5			0-0 ① F7		0-0 ② ③ G3-6-1 1-2f		4	1	1	0	0	0	3
Toby Harrah, R (1, 6) OBP: 0.375, SLG: 0.392		0-0 ① F6		0-0 HR		0-0 ② 5-3			0-0 1B 1B 1B	4	2	2	1	0	0	1
Tom Grieve, R (1, 10) OBP: 0.290, SLG: 0.384		0-0 E 1-3 1B		0-0 ① F9		0-0 ③ F9			0-0 ① F5	4	0	1	0	0	0	1
Lenny Randle, S (1, 4) OBP: 0.297, SLG: 0.277	S S S 0-3 ② K			0-0 ② F7			S S S 0-3 ① K		0-0 1-2 1B	3	0	0	0	0	2	2
Danny Thompson, R (7, 4) OBP: 0.261, SLG: 0.271										0	0	0	0	0	0	0
Jim Sundberg, R (1, 2) OBP: 0.285, SLG: 0.302	0-0 E4 1-2 3-H			S S S 0-3 ③ K			0-0 ② F6		0-0 1-2 2-H 1B	4	0	1	1	0	1	1

AB	35
R	3
H	9
RBI	2
BB	2
SO	5
LOB	16

Inning Stats	1	2	3	4	5	6	7	8	9
R	0	1	0	1	0	0	0	0	1
E	0	1	0	0	0	0	0	0	0
K	0	1	0	1	0	0	2	0	1
S	3	8	4	6	4	3	7	3	8
H	0	2	1	1	1	0	0	2	3
LOB	1	2	1	0	1	0	0	1	2
BB	1	0	0	0	0	0	0	1	0
P	7	8	4	6	4	3	7	7	8

PITCHER		IP	WLS	BF	H	R	ER	SO	BB	IBB	HBP	BLK	WP	HR	S	P	ERA	WHIP	PITCHER		IP	WLS	BF	H	R	ER	SO	BB	IBB	HBP	BLK	WP	HR	S	P	ERA	WHIP
Dave Goltz, R (1, 1) ERA: 3.69		8.1	L	36	10	3	2	4	2	0	0	0	0	1	42	50	2.16	1.440																			
Tom Burgmeier, L (9, 1) ERA: 2.33		0.2		2	0	0	0	1	0	0	0	0	0	0	4	4	0.00	0.000																			

1B: 9	SF: 0	WP: 0	PA: 38
2B: 0	SAC: 0	PB: 0	
3B: 0	DP: 1	SB: 0	
HR: 1	HBP: 0	CS: 0	

Texas Rangers @ Minnesota Twins

Metropolitan Stadium, Bloomington , MI

Mon Jul 26 1976, 8:05 PM EDT

Att. 9,184 - Unknown - 86 F

BOTTOM

Batter	1	2	3	4	5	6	7	8	9	AB	R	H	RBI	BB	SO	LOB
Steve Braun, L (1, 10) OBP: 0.356, SLG: 0.339	3-1			FC4-6 1B			F8		K	4	0	1	0	0	1	0
Roy Smalley, S (1, 6) OBP: 0.335, SLG: 0.293	K			K			3-1			3	0	0	0	0	2	1
Rod Carew, L (1, 3) OBP: 0.386, SLG: 0.442	4-3			FC4-6 CS 1-2f			1B			2	0	0	0	0	0	1
Craig Kusick, R (5, 3) OBP: 0.363, SLG: 0.497										1	0	1	0	0	0	0
Butch Wynegar, S (1, 2) OBP: 0.398, SLG: 0.424		4-3		CS 1-2	K		K			3	0	0	0	0	2	1
Lyman Bostock, L (1, 8) OBP: 0.391, SLG: 0.454		1-3			4-3			3-1		3	0	0	0	0	0	0
Mike Cubbage, L (1, 5) OBP: 0.321, SLG: 0.298		4-3			K			G4-6-3 BB		2	0	0	0	1	1	0
Larry Hisle, R (1, 7) OBP: 0.322, SLG: 0.351			6-3			5-3		G4-6-3 1-2f		3	0	0	0	0	0	1
Dan Ford, R (1, 9) OBP: 0.315, SLG: 0.418			6-3			K			K	3	0	0	0	0	2	0
Bob Randall, R (1, 4) OBP: 0.319, SLG: 0.313			6-3			K			3-1	2	0	0	0	0	1	0
Tony Oliva, L (9, PH) OBP: 0.239, SLG: 0.254										1	0	0	0	0	0	0
Inning Stats	R: 0 E: 0 K: 1 S: 5 H: 0 LOB: 0 BB: 0 P: 5	R: 0 E: 0 K: 0 S: 3 H: 0 LOB: 0 BB: 0 P: 3	R: 0 E: 0 K: 0 S: 3 H: 0 LOB: 0 BB: 0 P: 3	R: 0 E: 0 K: 1 S: 5 H: 1 LOB: 0 BB: 0 P: 5	R: 0 E: 0 K: 2 S: 7 H: 0 LOB: 0 BB: 0 P: 7	R: 0 E: 0 K: 2 S: 7 H: 0 LOB: 0 BB: 0 P: 7	R: 0 E: 0 K: 1 S: 6 H: 1 LOB: 1 BB: 0 P: 6	R: 0 E: 0 K: 0 S: 2 H: 0 LOB: 0 BB: 1 P: 6	R: 0 E: 0 K: 2 S: 7 H: 0 LOB: 0 BB: 0 P: 7	1B: 2 2B: 0 3B: 0 HR: 0 SF: 0 SAC: 0 DP: 1 HBP: 0						

livebaseballscorecards.com

AB	27
R	0
H	2
RBI	0
BB	1
SO	9
LOB	4

WP: 0 PA: 29
PB: 0
SB: 0
CS: 1

PITCHER	IP	WLS	BF	H	R	ER	SO	BB	IBB	HBP	BLK	WP	HR	S	P	ERA	WHIP
Bert Blyleven, R (1, 1) ERA: 2.97	9.0	W	28	2	0	0	9	1	0	0	0	0	0	45	49	0.00	0.333

PITCHER	IP	WLS	BF	H	R	ER	SO	BB	IBB	HBP	BLK	WP	HR	S	P	ERA	WHIP

Batter	1	2	3	4	5	6	7	8	9	AB	R	H	RBI	BB	SO	LOB
Dave Moates, L (1, 8) OBP: 0.308, SLG: 0.321	4-3		4-3		K	K 1-2		4-3		5	0	0	0	0	2	3
Gene Clines, R (1, 7) OBP: 0.303, SLG: 0.313	L5-3		G3 1B 3-H 1B		L6-3		L4 1B FC5-4		L4	5	2	1	1	0	0	0
Mike Hargrove, L (1, 3) OBP: 0.410, SLG: 0.410	L3		G3 1-2		1B		FC5-4 2-3 1B		1B 1B	5	0	3	0	0	0	1
Jeff Burroughs, R (1, 9) OBP: 0.302, SLG: 0.376		BB BB	1B 2-H		F8		FC5-4 1-2f 3-H		F8	4	0	1	2	1	0	3
Roy Howell, L (1, 5) OBP: 0.316, SLG: 0.387		K	G3			2B 2B	F9		1B 1B	5	1	2	0	0	1	3
Toby Harrah, R (1, 6) OBP: 0.375, SLG: 0.394		BB 1-2		B2-3		2B 2-H 2B	K		L9	4	1	1	1	1	1	3
Tom Grieve, R (1, 10) OBP: 0.290, SLG: 0.385		K		6-3		1B 2-H 2B		F7		4	0	1	1	0	1	2
Lenny Randle, S (1, 4) OBP: 0.299, SLG: 0.283		F6		2B		S 1B		G3		4	0	2	0	0	0	2
Jim Sundberg, R (1, 2) OBP: 0.288, SLG: 0.308			E7 1B 2B	F8		F8		1B		4	1	2	0	0	0	2
Inning Stats	R: 0 E: 0 K: 0 S: 3 H: 0 LOB: 0 BB: 0 P: 3	R: 0 E: 0 K: 2 S: 7 H: 0 LOB: 2 BB: 2 P: 15	R: 2 E: 1 K: 0 S: 6 H: 3 LOB: 1 BB: 0 P: 6	R: 0 E: 0 K: 0 S: 4 H: 1 LOB: 1 BB: 0 P: 4	R: 0 E: 0 K: 1 S: 6 H: 1 LOB: 1 BB: 0 P: 6	R: 2 E: 0 K: 1 S: 8 H: 4 LOB: 1 BB: 0 P: 8	R: 1 E: 1 K: 1 S: 7 H: 1 LOB: 1 BB: 0 P: 7	R: 0 E: 0 K: 0 S: 4 H: 1 LOB: 1 BB: 0 P: 4	R: 0 E: 0 K: 0 S: 5 H: 2 LOB: 2 BB: 0 P: 5	1B: 8 2B: 5 3B: 0 HR: 0 SF: 0 SAC: 0 DP: 0 HBP: 0						

TOP

Texas Rangers @ Minnesota Twins

Metropolitan Stadium, Bloomington , MI

Wed Jul 28 1976, 8:05 PM EDT

Unknown - 86 F

livebaseballscorecards.com

AB	40
R	5
H	13
RBI	5
BB	2
SO	5
LOB	19

WP: 0 PB: 0 SB: 1 CS: 0 PA: 42

PITCHER		IP	W/L/S	BF	H	R	ER	SO	BB	IBB	HBP	BLK	WP	HR	S	P	ERA	WHIP
Jim Hughes, R ERA: 5.74	(1, 1)	5.1	W	26	9	4	4	3	2	0	0	0	0	0	30	38	6.75	2.062
Bill Campbell, R ERA: 3.33	(6, 1)	3.2	S	16	4	1	0	2	0	0	0	0	0	0	20	20	0.00	1.091

PITCHER		IP	W/L/S	BF	H	R	ER	SO	BB	IBB	HBP	BLK	WP	HR	S	P	ERA	WHIP

Texas Rangers @ Minnesota Twins

Metropolitan Stadium, Bloomington , MI

Wed Jul 28 1976, 8:05 PM EDT

Unknown - 86 F

BOTTOM

livebaseballscorecards.com

Batter	1	2	3	4	5	6	7	8	9	AB	R	H	RBI	BB	SO	LOB
Larry Hisle, R (1, 7) OBP: 0.327, SLG: 0.357	F9 2B		BB	FC4-6 1B 1-2 2-3		SH1-4 ① 1-2	6-3 ③			3	0	2	0	1	0	0
Roy Smalley, S (1, 6) OBP: 0.336, SLG: 0.290	K ① 0-3 S S S		F8 ③	FC4-6 ② 1-2f 2-3 3-H		1B 1B BB 4-0 B B B B		L7 BB 4-0 B B B B		3	1	0	1	2	1	4
Rod Carew, L (1, 3) OBP: 0.386, SLG: 0.442	F9 ② 2-3			1B 1B G3		1B 1B 1B 1-3 2-H		L7 ①② 1-2		5	2	2	1	0	0	4
Butch Wynegar, S (1, 2) OBP: 0.398, SLG: 0.423	F2 ③			1B 1B 1-2	4-3 ①	1B 1B 1-3 3-H		6-3 ③		5	1	2	1	0	0	1
Lyman Bostock, L (1, 8) OBP: 0.396, SLG: 0.458		1-3 ①		1B 1B 1-2 2-H	BB 1B	1-2 3-H 1B				4	1	3	2	0	0	0
Mike Cubbage, L (1, 5) OBP: 0.324, SLG: 0.299		4-3 ②		1B 1B 1-2 2-H	BB 4-0 B B B B 1-2	F8 ②				3	1	1	1	1	0	2
Tony Oliva, L (1, 10) OBP: 0.247, SLG: 0.261 Jerry Terrell, R (4, PR) OBP: 0.270, SLG: 0.250 Craig Kusick, R (5, PH) OBP: 0.359, SLG: 0.491	K ③ 0-3 S S S			1B 1B FC4-6 1B 1-2 2-H	F3 ②	K ③ S S S				2 0 2	0 1 0	1 0 0	1 0 0	0 0 1	1 0 4	0 0 4
Dan Ford, R (1, 9) OBP: 0.311, SLG: 0.412			L8 ①	F8 ①	F6 ③		F8 ①			4	0	0	0	0	0	4
Bob Randall, R (1, 4) OBP: 0.322, SLG: 0.313			L7 ②	FC4-6 1B 1-2 2-H		1B SH1-4 HBP 1-0 H		L7 ②		3	1	1	1	0	0	0
Inning Stats	R: 0 H: 1 E: 0 LOB: 1 K: 1 BB: 0 S: 6 P: 6	R: 0 H: 0 E: 0 LOB: 0 K: 1 BB: 0 S: 5 P: 5	R: 0 H: 0 E: 0 LOB: 1 K: 0 BB: 1 S: 3 P: 7	R: 5 H: 7 E: 0 LOB: 2 K: 0 BB: 0 S: 10 P: 10	R: 0 H: 1 E: 0 LOB: 2 K: 0 BB: 1 S: 4 P: 8	R: 3 H: 3 E: 0 LOB: 2 K: 1 BB: 1 S: 8 P: 13	R: 0 H: 0 E: 0 LOB: 0 K: 0 BB: 0 S: 3 P: 3	R: 0 H: 0 E: 0 LOB: 0 K: 0 BB: 1 S: 2 P: 6		1B: 11 SF: 0 2B: 1 SAC: 1 3B: 0 DP: 0 HR: 0 HBP: 1					WP: 0 PA: 40 PB: 0 SB: 0 CS: 0	

	AB	34
	R	8
	H	12
	RBI	8
	BB	4
	SO	3
	LOB	19

PITCHER	IP	WLS	BF	H	R	ER	SO	BB	IBB	HBP	BLK	WP	HR	S	P	ERA	WHIP
Steve Hargan, R (1, 1) ERA: 3.3	3.1	L	18	7	5	5	2	1	0	0	0	0	0	21	25	13.50	2.400
Mike Bacsik, R (4, 1) ERA: 3.18	2.0		11	2	2	2	0	2	0	1	0	0	0	8	17	9.00	2.000
Joe Hoerner, L (6, 1) ERA: 4.78	0.2		5	3	1	1	1	0	0	0	0	0	0	7	7	13.50	4.500
Steve Foucault, R (7, 1) ERA: 3.16	2.0		6	0	0	0	0	1	0	0	0	0	0	5	9	0.00	0.500

PITCHER	IP	WLS	BF	H	R	ER	SO	BB	IBB	HBP	BLK	WP	HR	S	P	ERA	WHIP

Batter	1	2	3	4	5	6	7	8	9	AB	R	H	RBI	BB	SO	LOB
Gene Clines, R (1, 7) OBP: 0.298, SLG: 0.308	L8		L9		K		L1-6-3 1-2			4	0	0	0	0	1	4
Lenny Randle, S (1, 4) OBP: 0.296, SLG: 0.279	4-3		K		K			F9		4	0	0	0	0	2	2
Mike Hargrove, L (1, 10) OBP: 0.413, SLG: 0.413	BB 1B		F6			BB BB		1B 1B		3	0	2	0	1	0	0
Jeff Burroughs, R (1, 9) OBP: 0.304, SLG: 0.374	FC6-4 1-2 BB			F8		G6-4-3 1-2 BB		K		2	0	0	0	2	1	1
Jim Fregosi, R (1, 3) OBP: 0.352, SLG: 0.329	FC6-4 1-2f			5-3		K		1B 1-2		4	0	1	0	0	1	4
Toby Harrah, R (1, 6) OBP: 0.372, SLG: 0.389		K		F3		G6-4-3 1-2f		K		4	0	0	0	0	2	4
Roy Howell, L (1, 5) OBP: 0.315, SLG: 0.385		3-1			E 1B		F9		G3	4	0	1	0	0	0	0
Juan Beniquez, R (1, 8) OBP: 0.297, SLG: 0.270		S BB			E6 1-2		2B		G4-3-6-3 1B	3	0	2	0	1	0	1
Bill Fahey, L (1, 2) OBP: 0.373, SLG: 0.372		G3 1-2			F6		L1-6-3 BB		G4-3-6-3 1-2f	3	0	0	0	1	0	4
Inning Stats	R: 0 H: 1 E: 0 LOB: 2 K: 0 BB: 1 S: 4 P: 8	R: 0 H: 0 E: 0 LOB: 1 K: 1 BB: 1 S: 5 P: 9	R: 0 H: 0 E: 0 LOB: 0 K: 1 BB: 0 S: 5 P: 5	R: 0 H: 0 E: 0 LOB: 0 K: 0 BB: 0 S: 3 P: 3	R: 0 H: 1 E: 1 LOB: 2 K: 2 BB: 0 S: 9 P: 9	R: 0 H: 0 E: 0 LOB: 1 K: 1 BB: 2 S: 4 P: 12	R: 0 H: 1 E: 0 LOB: 1 K: 0 BB: 1 S: 3 P: 7	R: 0 H: 2 E: 0 LOB: 2 K: 2 BB: 0 S: 9 P: 9	R: 0 H: 1 E: 0 LOB: 0 K: 0 BB: 0 S: 3 P: 3	1B: 5 SF: 0 2B: 1 SAC: 0 3B: 0 DP: 3 HR: 0 HBP: 0						

TOP

Texas Rangers @ Minnesota Twins

Metropolitan Stadium, Bloomington , MI

Wed Jul 28 1976, 8:05 PM EDT

Att. 5,983 - Unknown

livebaseballscorecards.com

AB	31
R	0
H	6
RBI	0
BB	5
SO	7
LOB	20

WP: 0 PA: 36
PB: 0
SB: 1
CS: 0

PITCHER		IP	WLS	BF	H	R	ER	SO	BB	IBB	HBP	BLK	WP	HR	S	P	ERA	WHIP
Steve Luebber, R ERA: 4.4	(1, 1)	6.1	W	26	3	0	0	5	4	0	0	0	0	0	32	48	0.00	1.105
Tom Burgmeier, L ERA: 2.24	(7, 1)	2.2		10	3	0	0	2	1	0	0	0	0	0	13	17	0.00	1.500

PITCHER	IP	WLS	BF	H	R	ER	SO	BB	IBB	HBP	BLK	WP	HR	S	P	ERA	WHIP

BOTTOM

Texas Rangers @ Minnesota Twins

Metropolitan Stadium, Bloomington , MI

Wed Jul 28 1976, 8:05 PM EDT

Att. 5,983 - Unknown

livebaseballscorecards.com

Batter	1	2	3	4	5	6	7	8	9	AB	R	H	RBI	BB	SO	LOB
Lyman Bostock, L (1, 8) OBP: 0.399, SLG: 0.467	BBBB 4-0 SH1-4 FC6-4 1B BB	x 0-0 ②③ G6-3 1-2f		x 0-0 SF7 2-H 3B		x 0-0 1B		x 0-0 ① L3		4	2	2	1	1	0	1
Larry Hisle, R (1, 7) OBP: 0.326, SLG: 0.357	x 0-0 FC6-4 SH1-4 1-2 1B 1B		x 0-0 ① F3	x 0-0 ② SF7 3-H		x 0-0 ② L7		SSS 0-3 ② K		3	1	1	1	0	0	1
Steve Brye, R (7, 7) OBP: 0.311, SLG: 0.301										1	0	0	0	0	1	0
Rod Carew, L (1, 3) OBP: 0.385, SLG: 0.440	x 0-0 ① SH1-4 1-2 2-3		x 0-0 1B 1B 1B	x 0-0 ③ L4		SSS 0-3 ③ K		x 0-0 ③ F6		4	1	1	0	0	1	1
Craig Kusick, R (1, 10) OBP: 0.367, SLG: 0.491	BBBB 4-0 FC6-4 BB		x 0-0 ② 1-3 1B		x 0-0 ① 5-3		BBBB 4-0 FC5-4 BB			2	0	1	0	2	0	0
Dan Ford, R (1, 9) OBP: 0.313, SLG: 0.423	x 0-0 ② FC6-4 1B 1-2f 2-3 3-H		x 0-0 E S BLK 3-H 1B		x 0-0 HR		x 0-0 ① FC5-4 E S 1-2f			4	2	2	3	0	0	3
Butch Wynegar, S (1, 2) OBP: 0.399, SLG: 0.422	x 0-0 1-3 3-H 1B		SSS 0-3 ③ K 1-H		BBBB 4-0 BB		x 0-0 ② L3 1-3			3	0	1	1	1	1	1
Glenn Borgmann, R (8, 2) OBP: 0.542, SLG: 0.706										0	0	0	0	0	0	0
Roy Smalley, S (1, 6) OBP: 0.338, SLG: 0.294	x 0-0 ③ F6			x 0-0 3-1 E 2B	SSS 0-3 ② K		BBBB 4-0 BB BB			3	1	1	0	1	1	3
Mike Cubbage, L (1, 5) OBP: 0.323, SLG: 0.294		x 0-0 ① G3		x 0-0 ① 3-1 2-3	x 0-0 ③ F8		BBBB 4-0 1-2 BB			3	0	0	0	1	0	2
Bob Randall, R (1, 4) OBP: 0.324, SLG: 0.316		x 0-0 G6-3 1B		x 0-0 E6 3B 3-H 1B		x 0-0 ① 6-3	x 0-0 ③ 5-3			4	1	2	1	0	0	3
Inning Stats	R: 2 E: 0 K: 0 S: 5 H: 2 LOB: 2 BB: 2 P: 13	R: 0 E: 0 K: 0 S: 3 H: 1 LOB: 0 BB: 0 P: 3	R: 2 E: 0 K: 1 S: 7 H: 3 LOB: 0 BB: 0 P: 7	R: 3 E: 1 K: 0 S: 6 H: 3 LOB: 0 BB: 0 P: 6	R: 1 E: 0 K: 1 S: 6 H: 1 LOB: 1 BB: 1 P: 10	R: 0 E: 0 K: 1 S: 6 H: 1 LOB: 1 BB: 0 P: 6	R: 0 E: 1 K: 0 S: 3 H: 0 LOB: 3 BB: 3 P: 15	R: 0 E: 0 K: 1 S: 5 H: 0 LOB: 0 BB: 0 P: 5		1B: 8 2B: 1 3B: 1 HR: 1 SF: 1 SAC: 1 DP: 1 HBP: 0						

	AB	31
	R	8
	H	11
	RBI	7
	BB	6
	SO	4
	LOB	15

WP: 0 PB: 0 SB: 2 CS: 0 PA: 39

PITCHER		IP	WLS	BF	H	R	ER	SO	BB	IBB	HBP	BLK	WP	HR	S	P	ERA	WHIP
Steve Barr, L ERA: 5.74	(1, 1)	0.2	L	6	2	2	2	0	2	0	0	0	0	0	4	12	27.00	6.000
Mike Bacsik, R ERA: 3.77	(1, 1)	2.2		12	6	4	3	1	0	0	0	1	0	0	14	14	10.12	2.250
Steve Foucault, R ERA: 3.21	(4, 1)	4.2		21	3	2	2	3	4	0	0	0	0	1	23	39	3.86	1.500

PITCHER	IP	WLS	BF	H	R	ER	SO	BB	IBB	HBP	BLK	WP	HR	S	P	ERA	WHIP

Texas Rangers @ Minnesota Twins

Metropolitan Stadium, Bloomington , MI

Thu Jul 29 1976, 4:33 AM EDT

Att. 14,203 - Unknown - 78 F

livebaseballscorecards.com

TOP

Batter	1	2	3	4	5	6	7	8	9	AB	R	H	RBI	BB	SO	LOB
Gene Clines, R (1, 7) OBP: 0.298, SLG: 0.307	L7		L9		L4-3		CS 1B			4	0	1	0	0	0	0
Lenny Randle, S (1, 4) OBP: 0.295, SLG: 0.279	F7		1B		E6 1B		L 1-2	G3		5	0	1	0	0	0	1
Mike Hargrove, L (1, 3) OBP: 0.414, SLG: 0.412	BB		K		G6-4-3 1B 1-2			K		3	0	1	0	1	2	1
Jeff Burroughs, R (1, 9) OBP: 0.301, SLG: 0.370	F8			F9	G6-4-3 1-2f			6-3		4	0	0	0	0	0	3
Tom Grieve, R (1, 10) OBP: 0.292, SLG: 0.387		G3		1B 1B 1B		G6-4-3 1B			F4	4	1	2	0	0	0	0
Toby Harrah, R (1, 6) OBP: 0.370, SLG: 0.387		K		FC5 1B 1-2		G6-4-3 1-2f			4-3	4	0	1	0	0	1	1
Juan Beniquez, R (1, 8) OBP: 0.301, SLG: 0.275		1B		1-2 2-H 1B		K			3-1	3	0	2	1	0	1	0
Joe Lahoud, L (9, PH) OBP: 0.310, SLG: 0.275										1	0	0	0	0	0	0
Roy Howell, L (1, 5) OBP: 0.312, SLG: 0.381		4-3		F8			F8			3	0	0	0	0	0	3
Jim Sundberg, R (1, 2) OBP: 0.285, SLG: 0.305			5-3	FC5 2-3f			L6			3	0	0	0	0	0	2

	AB	34
	R	1
	H	8
	RBI	1
	BB	1
	SO	4
	LOB	11

Inning Stats										
	R: 0 E: 0 K: 0 S: 3	H: 0 LOB: 1 BB: 1 P: 7	R: 0 E: 0 K: 1 S: 6	H: 1 LOB: 1 BB: 0 P: 6	R: 0 E: 0 K: 1 S: 6	H: 1 LOB: 1 BB: 0 P: 6	R: 1 E: 0 K: 0 S: 6	H: 3 LOB: 2 BB: 0 P: 6	R: 0 E: 1 K: 0 S: 4	H: 1 LOB: 1 BB: 0 P: 4
	R: 0 E: 0 K: 1 S: 5	H: 1 LOB: 0 BB: 0 P: 5	R: 0 E: 0 K: 0 S: 3	H: 1 LOB: 0 BB: 0 P: 3	R: 0 E: 0 K: 1 S: 5	H: 0 LOB: 0 BB: 0 P: 5	R: 0 E: 0 K: 0 S: 3	H: 0 LOB: 0 BB: 0 P: 3	1B: 8 2B: 0 3B: 0 HR: 0	SF: 0 SAC: 0 DP: 2 HBP: 0
	WP: 0 PB: 0 SB: 0 CS: 1	PA: 35								

PITCHER		IP	WLS	BF	H	R	ER	SO	BB	IBB	HBP	BLK	WP	HR	S	P	ERA	WHIP
Eddie Bane, L ERA: 2.49	(1, 1)	5.0	W	22	6	1	1	2	1	0	0	0	0	0	25	29	1.80	1.400
Bill Campbell, R ERA: 3.21	(6, 1)	4.0	S	13	2	0	0	2	0	0	0	0	0	0	16	16	0.00	0.500

PITCHER	IP	WLS	BF	H	R	ER	SO	BB	IBB	HBP	BLK	WP	HR	S	P	ERA	WHIP

Texas Rangers @ Minnesota Twins

Metropolitan Stadium, Bloomington , MI

Thu Jul 29 1976, 4:33 AM EDT

Att. 14,203 - Unknown - 78 F

livebaseballscorecards.com

BOTTOM

Batter	1	2	3	4	5	6	7	8	9	AB	R	H	RBI	BB	SO	LOB
Bob Randall, R (1, 4) OBP: 0.323, SLG: 0.315	5-3	L7			F8		1B			4	0	1	0	0	0	2
Larry Hisle, R (1, 7) OBP: 0.325, SLG: 0.356	6-3		6-3		K		G4-3 1-3			4	0	1	0	0	1	0
Dan Ford, R (1, 9) OBP: 0.312, SLG: 0.419	2B HBP		F8		K2-3		G4-3 1-2f			3	1	0	0	0	1	2
Craig Kusick, R (1, 3) OBP: 0.370, SLG: 0.494	1-H 2B		K			FC6-4 BB		K		3	0	1	1	1	2	0
Butch Wynegar, S (1, 10) OBP: 0.398, SLG: 0.420	K			SH3-4 1B		K		F4		4	1	1	0	0	2	2
Steve Brye, R (1, 8) OBP: 0.312, SLG: 0.302		1B 6-3 1B		SH3-4 1-2		FC6-4 1-2f 1B		F9		3	0	1	0	0	0	1
Glenn Borgmann, R (1, 2) OBP: 0.556, SLG: 0.700		6-3 1-2		2-H 1B		1-2 1B				3	0	2	1	0	0	1
Roy Smalley, S (1, 6) OBP: 0.338, SLG: 0.295		2-3 1B		L7		K				3	0	1	0	0	1	3
Mike Cubbage, L (1, 5) OBP: 0.318, SLG: 0.289		K		F5			1-3			3	0	0	0	0	1	3
Inning Stats	R: 1 E: 0 K: 1 S: 6 H: 1 LOB: 1 BB: 0 P: 7	R: 0 E: 0 K: 1 S: 7 H: 2 LOB: 2 BB: 0 P: 7	R: 0 E: 0 K: 1 S: 5 H: 0 LOB: 0 BB: 0 P: 5	R: 1 E: 0 K: 0 S: 5 H: 2 LOB: 1 BB: 0 P: 5	R: 0 E: 0 K: 2 S: 7 H: 0 LOB: 0 BB: 0 P: 7	R: 0 E: 0 K: 2 S: 8 H: 1 LOB: 2 BB: 1 P: 12	R: 0 E: 0 K: 0 S: 4 H: 2 LOB: 1 BB: 0 P: 4	R: 0 E: 0 K: 1 S: 5 H: 0 LOB: 0 BB: 0 P: 5		1B: 7 2B: 1 3B: 0 HR: 0 SF: 0 SAC: 1 DP: 1 HBP: 1						

	AB	30
	R	2
	H	8
	RBI	2
	BB	1
	SO	8
	LOB	14

WP: 0 PB: 0 SB: 0 CS: 0 PA: 33

PITCHER		IP	WLS	BF	H	R	ER	SO	BB	IBB	HBP	BLK	WP	HR	S	P	ERA	WHIP
Jim Umbarger, L ERA: 3.2	(1, 1)	8.0	L	33	8	2	2	8	1	0	1	0	0	0	47	52	2.25	1.125

PITCHER	IP	WLS	BF	H	R	ER	SO	BB	IBB	HBP	BLK	WP	HR	S	P	ERA	WHIP

Texas Rangers @ Kansas City Royals

Royals Stadium, Kansas City, MO

Fri Jul 30 1976, 8:05 PM EDT

Att. 28,411 - Unknown

TOP

livebaseballscorecards.com

Batter	1	2	3	4	5	6	7	8	9	AB	R	H	RBI	BB	SO	LOB
Gene Clines, R (1, 7) OBP: 0.297, SLG: 0.306	S S S 0-3 ① K		x 0-0 F9 S 2-H 1B		x 0-0 ③ L4			x 0-0 ③ L7		4	0	1	1	0	1	1
Toby Harrah, R (1, 6) OBP: 0.367, SLG: 0.383	x 0-0 ② 6-3		x 0-0 ② F9 1-3			x 0-0 ① F7			x 0-0 ① F7	4	0	0	0	0	0	1
Roy Howell, L (1, 5) OBP: 0.311, SLG: 0.377	x 0-0 ③ P4		x 0-0 ③ F7			S S S 0-3 ② K			B B B B 4-0 BB	3	0	0	0	1	1	1
Mike Hargrove, L (1, 3) OBP: 0.410, SLG: 0.407		x 0-0 ① G3		S S S 0-3 ① K		x 0-0 ③ F7			x 0-0 ② P4	4	0	0	0	0	1	1
Jeff Burroughs, R (1, 9) OBP: 0.298, SLG: 0.366		x 0-0 ② 5-3		x 0-0 ② F9			x 0-0 ① 6-3		x 0-0 ③ 4-3	4	0	0	0	0	0	1
Tom Grieve, R (1, 10) OBP: 0.292, SLG: 0.386		x 0-0 1B		S S S 0-3 ③ K			x 0-0 ② 6-3			3	0	1	0	0	1	0
Lenny Randle, S (1, 4) OBP: 0.296, SLG: 0.277		x 0-0 ③ 5-3			B B B 4-0 F9 S BB		x 0-0 ③ F8			2	0	0	0	1	0	1
Juan Beniquez, R (1, 8) OBP: 0.301, SLG: 0.275			x 0-0 G3 1B 1B		x 0-0 ① F7			S S S 0-3 ① K		3	1	1	0	0	1	1
Jim Sundberg, R (1, 2) OBP: 0.282, SLG: 0.301			x 0-0 ① G3 1-2		x 0-0 ② F9 1-3			x 0-0 ② P6		3	0	0	0	0	0	2

	AB	30
	R	1
	H	3
	RBI	1
	BB	2
	SO	5
	LOB	9

Inning Stats																																		
	R: 0	H: 0		R: 0	H: 1		R: 1	H: 2		R: 0	H: 0		R: 0	H: 0		R: 0	H: 0		R: 0	H: 0		R: 0	H: 0		1B: 3	SF: 0		WP: 0	PA: 32	
	E: 0	LOB: 0		E: 0	LOB: 1		E: 0	LOB: 1		E: 0	LOB: 0		E: 0	LOB: 0		E: 0	LOB: 0		E: 0	LOB: 0		E: 0	LOB: 1		2B: 0	SAC: 0		PB: 0		
	K: 1	BB: 0		K: 0	BB: 0		K: 0	BB: 0		K: 2	BB: 0		K: 1	BB: 0		S: 3	BB: 0		K: 1	BB: 0		K: 0	BB: 1		3B: 0	DP: 0		SB: 2		
	S: 5	P: 5		S: 4	P: 4		S: 5	P: 5		S: 7	P: 7		S: 5	P: 5		S: 3	P: 3		S: 5	P: 5		S: 3	P: 7		HR: 0	HBP: 0		CS: 0		

PITCHER		IP	WLS	BF	H	R	ER	SO	BB	IBB	HBP	BLK	WP	HR	S	P	ERA	WHIP
Dennis Leonard, R ERA: 3.13	(1, 1)	8.1	W	30	3	1	1	5	2	0	0	0	0	0	38	46	1.08	0.600
Steve Mingori, L ERA: 2.13	(9, 1)	0.1		1	0	0	0	0	0	0	0	0	0	0	1	1	0.00	0.000
Mark Littell, R ERA: 2.15	(9, 1)	0.1	S	1	0	0	0	0	0	0	0	0	0	0	1	1	0.00	0.000

PITCHER	IP	WLS	BF	H	R	ER	SO	BB	IBB	HBP	BLK	WP	HR	S	P	ERA	WHIP

Texas Rangers @ Kansas City Royals

Royals Stadium, Kansas City, MO

Fri Jul 30 1976, 8:05 PM EDT

Att. 28,411 - Unknown

livebaseballscorecards.com

BOTTOM

Batter	1	2	3	4	5	6	7	8	9	AB	R	H	RBI	BB	SO	LOB
Tom Poquette, L (1, 7) OBP: 0.382, SLG: 0.497	G6-4-3 1B		CS 1-2 1B		BB 3-H 1B		K			4	0	3	1	0	1	0
Amos Otis, R (1, 8) OBP: 0.355, SLG: 0.460	G6-4-3 1-2f		CS 1-2	1B 2B	BB 1-2		6-3			3	1	1	0	1	0	1
George Brett, L (1, 5) OBP: 0.401, SLG: 0.498	6-3			CS 1B 2-H 1B	G3			4-3		4	0	1	1	0	0	2
John Mayberry, L (1, 3) OBP: 0.342, SLG: 0.386		F8		CS 1-2 1B		1B 2B		E4 FC6-4		4	0	2	0	0	0	0
Hal McRae, R (1, 10) OBP: 0.412, SLG: 0.486		WP 2B		L7 1-2 2-3		2-3 1B		FC6-4 1-2f		3	0	2	0	0	0	2
Davey Nelson, R (6, PR) OBP: 0.280, SLG: 0.287										1	0	0	0	0	0	1
Al Cowens, R (1, 9) OBP: 0.299, SLG: 0.325		L9 2-3		P5		P4		F9		4	0	0	0	0	0	5
Bob Stinson, S (1, 2) OBP: 0.338, SLG: 0.341		F8			L7	F9				3	0	0	0	0	0	3
Freddie Patek, R (1, 6) OBP: 0.332, SLG: 0.324			FC6-4 1B		F9	L8				3	0	1	0	0	0	2
Frank White, R (1, 4) OBP: 0.242, SLG: 0.266			FC6-4 CS 1-2f		1B 3B		1-3			3	1	1	0	0	0	1
Inning Stats	R: 0 E: 0 K: 0 S: 3 H: 1 LOB: 0 BB: 0 P: 3	R: 0 E: 0 K: 0 S: 4 H: 1 LOB: 1 BB: 0 P: 4	R: 0 E: 0 K: 0 S: 3 H: 2 LOB: 0 BB: 0 P: 3	R: 1 E: 0 K: 0 S: 5 H: 3 LOB: 1 BB: 0 P: 5	R: 1 E: 0 K: 0 S: 5 H: 2 LOB: 2 BB: 1 P: 9	R: 0 E: 0 K: 0 S: 5 H: 2 LOB: 2 BB: 0 P: 5	R: 0 E: 0 K: 1 S: 5 H: 0 LOB: 0 BB: 0 P: 5	R: 0 E: 2 K: 0 S: 4 H: 0 LOB: 1 BB: 0 P: 4		1B: 7 2B: 3 3B: 1 HR: 0 SF: 0 SAC: 0 DP: 1 HBP: 0						

	AB	32
	R	2
	H	11
	RBI	2
	BB	1
	SO	1
	LOB	17

WP: 1 PB: 0 SB: 0 CS: 4 PA: 34

PITCHER		IP	WLS	BF	H	R	ER	SO	BB	IBB	HBP	BLK	WP	HR	S	P	ERA	WHIP
Nelson Briles, R ERA: 3.38	(1, 1)	5.0	L	23	11	2	2	0	1	0	0	0	1	0	22	26	3.60	2.400
Steve Hargan, R ERA: 3.17	(6, 1)	3.0		10	0	0	0	1	0	0	0	0	0	0	12	12	0.00	0.000

PITCHER	IP	WLS	BF	H	R	ER	SO	BB	IBB	HBP	BLK	WP	HR	S	P	ERA	WHIP

Texas Rangers @ Kansas City Royals

Royals Stadium, Kansas City, MO

Sat Jul 31 1976, 8:05 PM EDT

Att. 35,786 - Unknown - 84 F

livebaseballscorecards.com

Batter	1	2	3	4	5	6	7	8	9	AB	R	H	RBI	BB	SO	LOB
Gene Clines, R (1, 7) OBP: 0.299, SLG: 0.305	L6-3		E FC5 1B; 2-H; 1B	L3			BB; 1-2; BB		L8	4	1	1	1	1	0	1
Toby Harrah, R (1, 6) OBP: 0.366, SLG: 0.380	FC4-6 HBP		FC5 4-3 1B; 1-3		5-3		F9; 2-3			3	0	0	0	0	0	3
Joe Lahoud, L (1, 10) OBP: 0.316, SLG: 0.283	FC4-6; 1-2f		4-3; 1-2; 3-H; 1B		2B 1B		BB; 1-2			3	1	2	1	0	0	1
Jim Fregosi, R (7, PH) OBP: 0.360, SLG: 0.329										0	0	0	0	1	0	0
Mike Hargrove, L (1, 3) OBP: 0.406, SLG: 0.402	F7		4-3; 1-2; 2-3		F8		G1-2-3; 3-Hf			4	0	0	0	0	0	7
Jeff Burroughs, R (1, 9) OBP: 0.298, SLG: 0.368		F8	5-3		2B; 1-H			G3		4	0	1	1	0	0	2
Roy Howell, L (1, 5) OBP: 0.312, SLG: 0.377		1-3		FC4-6 1B		P4		F9		3	0	1	0	0	0	0
Danny Thompson, R (8, PH) OBP: 0.259, SLG: 0.270 (8, 5)										1	0	0	0	0	0	0
Lenny Randle, S (1, 4) OBP: 0.293, SLG: 0.274		1-3		FC4-6; 1-2f; S 1B		4-3		6-3		4	1	0	0	0	0	1
Juan Beniquez, R (1, 8) OBP: 0.307, SLG: 0.283			BB 4-3 1B	1-H 1B		6-3			1-3 2B	3	1	2	1	1	0	0
Jim Sundberg, R (1, 2) OBP: 0.281, SLG: 0.301			4-3; 1-2	F8			F9 BB G1-2-3 1B		1-3; 2-3	4	0	1	0	0	0	3

TOP	
AB	33
R	4
H	8
RBI	4
BB	3
SO	0
LOB	18

Inning Stats	1	2	3	4	5	6	7	8	9
R	0	0	2	1	1	0	0	0	0
E	0	0	1	0	0	0	0	0	0
K	0	0	0	0	0	0	0	0	0
S	3	3	6	5	4	3	3	3	3
H	0	0	2	2	2	0	1	0	1
LOB	1	0	2	1	1	0	2	0	0
BB	0	0	1	0	0	0	2	0	0
P	4	3	10	5	4	3	11	3	3

| | | | | | | | | | |

Batter	1	2	3	4	5	6	7	8	9	AB	R	H	RBI	BB	SO	LOB
Tom Poquette, L (1, 7) OBP: 0.382, SLG: 0.497	L7		2B		G6-4-3 1-2f			6-3	BB 1-2 2-3 3-H	4	0	1	1	1	0	1
Amos Otis, R (1, 8) OBP: 0.360, SLG: 0.464	1B		BB G6-3			FC3-6 1B		1B	F8	4	0	3	0	1	0	3
George Brett, L (1, 5) OBP: 0.398, SLG: 0.493	F9		G6-3 1-2f			FC3-6 1-2f		K		4	0	0	0	0	1	5
John Mayberry, L (1, 3) OBP: 0.341, SLG: 0.385	G3			1-3		P4			FC4-6 1B	4	0	1	0	0	0	2
Jamie Quirk, L (1, 10) OBP: 0.256, SLG: 0.358		K		4-3		4-3			FC4-6 1B 5-3 1B 1-2f	4	1	0	0	0	1	2
Al Cowens, R (1, 9) OBP: 0.301, SLG: 0.332		3B		1B			6-3		5-3 1-2	4	0	2	0	0	0	1
Bob Stinson, S (1, 2) OBP: 0.336, SLG: 0.338		K		G3			1-3		1B BB BB 2-3 1B	4	1	1	0	0	1	2
Freddie Patek, R (1, 6) OBP: 0.332, SLG: 0.324 Hal McRae, R (9, PH) OBP: 0.413, SLG: 0.486 Jim Wohlford, R (9, PR) OBP: 0.294, SLG: 0.291		F8			G6-4-3 1B		K		BB 1B 1-2 BB	3 0 0	0 0 0	1 0 0	0 0 0	0 1 0	1 0 0	1 0 0
Frank White, R (1, 4) OBP: 0.240, SLG: 0.264 Davey Nelson, R (8, PH) OBP: 0.284, SLG: 0.290 (9, 4)			6-3		F9			P4	BB 1-2 2-3 3-H 1B	2 2	0 0	0 1	0 1	0 0	0 0	1 0
Inning Stats	R: 0 E: 0 K: 0 S: 4 H: 1 LOB: 1 BB: 0 P: 4	R: 0 E: 0 K: 2 S: 8 H: 1 LOB: 1 BB: 0 P: 8	R: 0 E: 0 K: 0 S: 3 H: 1 LOB: 1 BB: 1 P: 7	R: 0 E: 0 K: 0 S: 4 H: 1 LOB: 1 BB: 0 P: 4	R: 0 E: 0 K: 0 S: 3 H: 1 LOB: 0 BB: 0 P: 3	R: 0 E: 0 K: 0 S: 4 H: 1 LOB: 1 BB: 0 P: 4	R: 0 E: 0 K: 1 S: 5 H: 0 LOB: 0 BB: 0 P: 5	R: 0 E: 0 K: 1 S: 6 H: 1 LOB: 1 BB: 0 P: 6	R: 2 E: 0 K: 0 S: 6 H: 3 LOB: 3 BB: 2 P: 14	1B: 8 2B: 1 3B: 1 HR: 0 SF: 0 SAC: 0 DP: 2 HBP: 0						

PITCHER	IP	WLS	BF	H	R	ER	SO	BB	IBB	HBP	BLK	WP	HR	S	P	ERA	WHIP
Bert Blyleven, R (1, 1) ERA: 2.93	9.0	W	38	10	2	2	4	3	0	0	0	0	0	43	55	2.00	1.444

PITCHER	IP	WLS	BF	H	R	ER	SO	BB	IBB	HBP	BLK	WP	HR	S	P	ERA	WHIP

BOTTOM

Texas Rangers @ Kansas City Royals

Royals Stadium, Kansas City, MO

Sat Jul 31 1976, 8:05 PM EDT

Att. 35,786 - Unknown - 84 F

livebaseballscorecards.com

AB	35
R	2
H	10
RBI	2
BB	3
SO	4
LOB	18

WP: 0	PA: 38
PB: 0	
SB: 0	
CS: 0	

Texas Rangers @ Kansas City Royals

Royals Stadium, Kansas City, MO

Sun Aug 01 1976, 8:05 PM EDT

Att. 24,732 - Unknown - 80 F

TOP

livebaseballscorecards.com

Batter	1	2	3	4	5	6	7	8	9	AB	R	H	RBI	BB	SO	LOB
Gene Clines, R (1, 7) OBP: 0.301, SLG: 0.307	K	1B 1-2 2-H 3-H		L6-3		L5-3	1B 1-2 3-H			5	0	2	3	0	1	0
Toby Harrah, R (1, 6) OBP: 0.371, SLG: 0.387	G6-4-3 BB	1B 1-2 2-3		E 2B		1B 1B	L4			4	1	3	0	1	0	2
Jim Fregosi, R (1, 3) OBP: 0.362, SLG: 0.346	G6-4-3 1-2f	F8		E7 2-H 2B		FC6-4 1-2 1B		K		5	0	2	1	0	1	4
Jeff Burroughs, R (1, 9) OBP: 0.297, SLG: 0.368		5-3	2B 2B	1-4-3		FC6-4 1-2f		F8		5	1	1	0	0	0	3
Tom Grieve, R (1, 10) OBP: 0.294, SLG: 0.386		BB 4-3 BB 1B	K	K			1B FC6-4 1B	5-3		5	2	2	0	0	2	2
Lenny Randle, S (1, 4) OBP: 0.294, SLG: 0.279		4-3 1-2	4-3 1B 2-H 2B		F8		FC6-4 S 1B 1-3 1B		F9	5	2	2	1	0	0	1
Danny Thompson, R (1, 5) OBP: 0.267, SLG: 0.276		BB BB 1B BB	4-3 2-3		G6-4-3 BB		K 1-2		2B	3	1	1	0	2	1	3
Juan Beniquez, R (1, 8) OBP: 0.312, SLG: 0.284		BB 1B 1-2 2-3 BB	1B 3-H	G6-4-3 1-2f			FC6-4 IBB		F8	3	1	1	1	2	0	2
Jim Sundberg, R (1, 2) OBP: 0.280, SLG: 0.296		1B 1B 1-2 2-3 3-H BB	K		F3	FC6-4 1B 1-2f 2-3 3-H			5-3	4	0	0	2	1	1	4

| Inning Stats | | |

Texas Rangers @ Kansas City Royals

Royals Stadium, Kansas City, MO

Sun Aug 01 1976, 8:05 PM EDT

Att. 24,732 - Unknown - 80 F

BOTTOM

Batter	1	2	3	4	5	6	7	8	9	AB	R	H	RBI	BB	SO	LOB
Tom Poquette, L (1, 7) OBP: 0.387, SLG: 0.500	0-0 1B 1B 1B	0-0 E9 FC1-6 1-3 1B		0-0 F9 ③			0-0 4-3 ②		0-0 2-H 1B	5	1	3	1	0	0	1
Ruppert Jones, L (1, 10) OBP: 0.400, SLG: 0.250	0-0 F9 1B 1-3 SF7 1B	0-0 ② FC1-6 CS 1-2f 3-H			0-0 ① F8		BBBB 4-0 BB		0-0 ③ F8	4	1	1	1	1	0	2
George Brett, L (1, 5) OBP: 0.399, SLG: 0.493 Jamie Quirk, L (8, 5) OBP: 0.256, SLG: 0.358	0-0 IBB 1-2 3-H 1B	0-0 ③ CS 1-2	0-0 ① 4-3		0-0 FC6-4 1B		SSS 0-3 ③ K			4 0	0 0	2 0	1 0	0 0	1 0	1 0
John Mayberry, L (1, 3) OBP: 0.338, SLG: 0.381	0-0 ① F9 2-3		0-0 ② 2-3		0-0 ② P4			0-0 ① L7		4	0	0	0	0	0	3
Amos Otis, R (1, 8) OBP: 0.361, SLG: 0.463	4-0 FC4-6 1-2 IBB		0-0 1B		0-0 ③ FC6-4 1-2f			0-0 ② F8		3	0	1	0	1	0	1
Al Cowens, R (1, 9) OBP: 0.298, SLG: 0.330	0-0 ② SF7 3-H		0-0 ③ F9			0-0 ① L7		0-0 ③ L4		3	0	0	1	0	0	1
Frank White, R (1, 4) OBP: 0.238, SLG: 0.262 Davey Nelson, R (6, PH) OBP: 0.279, SLG: 0.286 (7, 4)	0-0 ③ FC4-6 1-2f			0-0 ① L7		SSS 0-3 ② K			0-0 ① 6-3	2 2	0 0	0 0	0 0	0 0	0 1	2 0
Freddie Patek, R (1, 6) OBP: 0.331, SLG: 0.323		0-0 ① 6-3		SSS 0-3 ② K		0-0 ③ F2			0-0 6-3 1B 1B	4	1	1	0	0	1	0
Buck Martinez, R (1, 2) OBP: 0.272, SLG: 0.395		0-0 E 1B FC1-6 1B		0-0 1B			0-0 ① L7		0-0 ② 6-3 1-2	4	1	2	0	0	0	1
Inning Stats	R: 2 H: 3 E: 0 LOB: 2 K: 0 BB: 1 S: 6 P: 10	R: 1 H: 2 E: 1 LOB: 0 K: 0 BB: 0 S: 4 P: 4	R: 0 H: 1 E: 0 LOB: 1 K: 0 BB: 0 S: 4 P: 4	R: 0 H: 1 E: 0 LOB: 1 K: 1 BB: 0 S: 6 P: 6	R: 0 H: 1 E: 0 LOB: 1 K: 0 BB: 0 S: 4 P: 4	R: 0 H: 0 E: 0 LOB: 0 K: 1 BB: 0 S: 5 P: 5	R: 0 H: 0 E: 0 LOB: 1 K: 1 BB: 1 S: 5 P: 9	R: 0 H: 0 E: 0 LOB: 0 K: 0 BB: 0 S: 3 P: 3	R: 1 H: 2 E: 0 LOB: 1 K: 0 BB: 0 S: 5 P: 5	1B: 10 SF: 1 2B: 0 SAC: 0 3B: 0 DP: 0 HR: 0 HBP: 0							

livebaseballscorecards.com

AB	35
R	4
H	10
RBI	4
BB	2
SO	3
LOB	12

WP: 0 PA: 39
PB: 0
SB: 0
CS: 1

PITCHER	IP	WLS	BF	H	R	ER	SO	BB	IBB	HBP	BLK	WP	HR	S	P	ERA	WHIP
Gaylord Perry, R (1, 1) ERA: 3.49	9.0	W	38	10	4	3	3	1	1	0	0	0	0	42	50	3.00	1.222

PITCHER	IP	WLS	BF	H	R	ER	SO	BB	IBB	HBP	BLK	WP	HR	S	P	ERA	WHIP

Batter	1	2	3	4	5	6	7	8	9	AB	R	H	RBI	BB	SO	LOB
Mario Guerrero, R (1, 4) OBP: 0.281, SLG: 0.288	L7 1B		F3			SH3-4 1B		BB SH SF7 1B	2-H 1B	4	1	3	0	0	0	1
Jerry Remy, L (8, PR) OBP: 0.322, SLG: 0.311 (8, 4)										1	1	1	1	0	0	0
Dave Chalk, R (1, 6) OBP: 0.310, SLG: 0.263	L7 1-2			2B		SH3-4 1-2		SH BB 1-2		2	0	1	0	0	0	1
Bobby Bonds, R (1, 9) OBP: 0.333, SLG: 0.387	6-3			K		F4		BBBB 1-2 2-3 BB		3	0	0	0	1	1	2
Tommy Davis, R (1, 10) OBP: 0.293, SLG: 0.317		FC5-4 1B		5-3		2-H 1B		SF7 3-H		3	0	2	2	0	0	1
Bill Melton, R (1, 3) OBP: 0.298, SLG: 0.319		FC5-4 G1-4-3 1-2f		BBBB BB		F2		L7		3	0	0	0	1	0	4
Dan Briggs, L (8, 3) OBP: 0.260, SLG: 0.326										0	0	0	0	0	0	0
Leroy Stanton, R (1, 7) OBP: 0.260, SLG: 0.271		G1-4-3 1-2f		L9			CS 1B	SSS K		3	0	1	0	0	0	3
Bruce Bochte, L (7, 7) OBP: 0.357, SLG: 0.289										1	0	0	0	0	1	2
Ron Jackson, R (1, 5) OBP: 0.305, SLG: 0.347			F9		F8		L7 1-2		SH1-4 1B 1B	4	1	1	0	0	0	1
Rusty Torres, S (1, 8) OBP: 0.302, SLG: 0.340			2B		F9		HR		SH1-4 1-2	3	1	2	1	0	0	0
Andy Etchebarren, R (1, 2) OBP: 0.294, SLG: 0.251			SSS K		5-3		5-3		SSS K	4	0	0	0	0	2	2
Inning Stats	R: 0 H: 1 E: 0 LOB: 0 K: 0 BB: 0 S: 3 P: 3	R: 0 H: 1 E: 0 LOB: 0 K: 0 BB: 0 S: 3 P: 3	R: 0 H: 1 E: 0 LOB: 1 K: 1 BB: 0 S: 6 P: 6	R: 0 H: 1 E: 0 LOB: 2 K: 1 BB: 1 S: 6 P: 10	R: 0 H: 0 E: 0 LOB: 0 K: 0 BB: 0 S: 3 P: 3	R: 1 H: 2 E: 0 LOB: 1 K: 0 BB: 0 S: 5 P: 5	R: 1 H: 2 E: 0 LOB: 0 K: 0 BB: 0 S: 4 P: 4	R: 1 H: 1 E: 1 LOB: 2 K: 1 BB: 1 S: 7 P: 11	R: 1 H: 2 E: 0 LOB: 1 K: 1 BB: 0 S: 6 P: 6	1B: 8 SF: 1 2B: 2 SAC: 3 3B: 0 DP: 1 HR: 1 HBP: 0						WP: 0 PA: 37 PB: 0 SB: 0 CS: 1

TOP

California Angels @ Texas Rangers

Arlington Stadium, Arlington, TX

Tue Aug 03 1976, 8:05 PM EDT

Att. 10,301 - Unknown

livebaseballscorecards.com

AB	31
R	4
H	11
RBI	4
BB	2
SO	4
LOB	17

PITCHER		IP	WLS	BF	H	R	ER	SO	BB	IBB	HBP	BLK	WP	HR	S	P	ERA	WHIP
Jim Umbarger, L ERA: 3.16	(1, 1)	7.0	L	30	9	3	2	2	2	0	0	0	0	1	32	40	2.57	1.571
Jeff Terpko, R ERA: 1.67	(8, 1)	0.2		2	0	0	0	0	0	0	0	0	0	0	2	2	0.00	0.000
Joe Hoerner, L ERA: 4.88	(8, 1)	1.1		5	2	1	1	2	0	0	0	0	0	0	9	9	6.75	1.500

PITCHER	IP	WLS	BF	H	R	ER	SO	BB	IBB	HBP	BLK	WP	HR	S	P	ERA	WHIP

Batter	1	2	3	4	5	6	7	8	9	AB	R	H	RBI	BB	SO	LOB
Gene Clines, R (1, 7) OBP: 0.296, SLG: 0.302	L5-3		L6-3			L6-3			L9	4	0	0	0	0	0	0
Toby Harrah, R (1, 6) OBP: 0.370, SLG: 0.384	F7			6-3			K		1B, BB	3	0	0	0	1	1	0
Joe Lahoud, L (1, 10) OBP: 0.315, SLG: 0.282	G3			4-3			1B		K	4	0	1	0	0	1	1
Mike Hargrove, L (1, 3) OBP: 0.405, SLG: 0.401		6-3		F7			F8		1-2, 1B	4	0	1	0	0	0	1
Jeff Burroughs, R (1, 9) OBP: 0.298, SLG: 0.368		BB, 3-4-1			6-3		1-2, 1B		1-3	3	0	1	0	1	0	2
Roy Howell, L (1, 5) OBP: 0.309, SLG: 0.373		1-2, 3-4-1			F5		F9			3	0	0	0	0	0	3
Lenny Randle, S (1, 4) OBP: 0.292, SLG: 0.276		4-3			4-3			4-3		3	0	0	0	0	0	1
Juan Beniquez, R (1, 8) OBP: 0.312, SLG: 0.284			G5-4-3, 1B			6-3		F7		3	0	1	0	0	0	0
Jim Sundberg, R (1, 2) OBP: 0.277, SLG: 0.293			1-2f, G5-4-3			4-3		5-3		3	0	0	0	0	0	1
Inning Stats	R: 0 E: 0 K: 0 S: 3 H: 0 LOB: 0 BB: 0 P: 3	R: 0 E: 0 K: 0 S: 3 H: 0 LOB: 1 BB: 1 P: 7	R: 0 E: 0 K: 0 S: 3 H: 1 LOB: 0 BB: 0 P: 3	R: 0 E: 0 K: 0 S: 3 H: 0 LOB: 0 BB: 0 P: 3	R: 0 E: 0 K: 0 S: 3 H: 0 LOB: 0 BB: 0 P: 3	R: 0 E: 0 K: 0 S: 3 H: 0 LOB: 0 BB: 0 P: 3	R: 0 E: 0 K: 1 S: 7 H: 2 LOB: 2 BB: 0 P: 7	R: 0 E: 0 K: 0 S: 3 H: 0 LOB: 0 BB: 0 P: 3	R: 0 E: 0 K: 1 S: 6 H: 1 LOB: 2 BB: 1 P: 10	1B: 4 2B: 0 3B: 0 HR: 0 SF: 0 SAC: 0 DP: 1 HBP: 0						

PITCHER	IP	WLS	BF	H	R	ER	SO	BB	IBB	HBP	BLK	WP	HR	S	P	ERA	WHIP
Paul Hartzell, R (1, 1) ERA: 2.45	9.0	W	32	4	0	0	2	2	0	0	0	0	0	34	42	0.00	0.667

PITCHER	IP	WLS	BF	H	R	ER	SO	BB	IBB	HBP	BLK	WP	HR	S	P	ERA	WHIP

BOTTOM

California Angels @ Texas Rangers

Arlington Stadium, Arlington, TX

Tue Aug 03 1976, 8:05 PM EDT

Att. 10,301 - Unknown

livebaseballscorecards.com

AB	30
R	0
H	4
RBI	0
BB	2
SO	2
LOB	9

Batter	1	2	3	4	5	6	7	8	9	AB	R	H	RBI	BB	SO	LOB
Dave Collins, S (1, 10) OBP: 0.364, SLG: 0.314	CS 1B		4-3	1-3		1-3 2B		4-3	K	6	0	2	0	0	1	4
Jerry Remy, L (1, 4) Mario Guerrero, R (6, PH) (6, 4) OBP: 0.277, SLG: 0.285	K 1-2		L7		G3	6-3		6-3		3 2	0 0	0 0	0 0	0 0	1 0	1 2
Bobby Bonds, R (1, 9) OBP: 0.336, SLG: 0.388	1B		L7		HR 1B	IBB			4-3	4	1	2	0	1	0	0
Tony Solaita, L (1, 3) OBP: 0.349, SLG: 0.402	4-3			2B 1B	1-H HR	8-3-4-2 3-Hf			BB 1B	4	3	2	2	1	0	4
Bruce Bochte, L (1, 7) OBP: 0.362, SLG: 0.305		2B 1B		1B FC6 2B 1-H	1B 3B		6-3		1B FC6-4 1B 1-2	5	4	4	1	0	0	0
Dan Briggs, L (1, 8) Tommy Davis, R (9, PH) OBP: 0.297, SLG: 0.321 Bob Jones, L (9, PR) OBP: 0.250, SLG: 0.325 Rusty Torres, S (9, 8) OBP: 0.302, SLG: 0.340		2B 8-2 1B 1-2		FC6 4-6-3 1B 2-3	1-3 1B 3-H		K		FC6-4 1-3 2-H 1B	4 1 0 0	1 0 0 0	3 1 0 0	1 1 0 0	0 0 0 0	1 0 0 0	0 0 0 0
Ron Jackson, R (1, 5) OBP: 0.304, SLG: 0.348		K		5-3	1-3 1-2		2B		FC6-4 HBP 1B 1-2f 3-H	5	0	1	1	0	1	6
Terry Humphrey, R (1, 2) OBP: 0.382, SLG: 0.460	2B 1-3 2-H			FC6 4-6-3 2-3 3-H	6-3		1-3		HBP 1B 1-2	5	0	2	2	0	0	3
Dave Chalk, R (1, 6) OBP: 0.311, SLG: 0.260		8-2 3-Hf		4-6-3 1-2 3-H		2B 8-3-4-2 BB		P4	HBP 1-2 2-3	3	0	0	1	1	0	3
Inning Stats	R: 0 E: 0 K: 1 S: 6 H: 2 LOB: 1 BB: 0 P: 6	R: 1 E: 0 K: 1 S: 7 H: 3 LOB: 1 BB: 0 P: 7	R: 0 E: 0 K: 0 S: 3 H: 0 LOB: 0 BB: 0 P: 3	R: 3 E: 0 K: 0 S: 7 H: 3 LOB: 1 BB: 0 P: 7	R: 3 E: 0 K: 0 S: 7 H: 4 LOB: 1 BB: 0 P: 7	R: 0 E: 0 K: 0 S: 3 H: 1 LOB: 2 BB: 2 P: 11	R: 0 E: 0 K: 1 S: 6 H: 1 LOB: 1 BB: 0 P: 6	R: 0 E: 0 K: 0 S: 3 H: 0 LOB: 0 BB: 0 P: 3	R: 2 E: 0 K: 1 S: 8 H: 3 LOB: 3 BB: 1 P: 13	1B: 11 2B: 6 3B: 1 HR: 1	SF: 0 SAC: 0 DP: 2 HBP: 1						

PITCHER	IP	WLS	BF	H	R	ER	SO	BB	IBB	HBP	BLK	WP	HR	S	P	ERA	WHIP
Nelson Briles, R (1, 1) ERA: 3.56	3.0	L	15	8	4	4	2	0	0	0	0	0	0	19	19	12.00	2.667
Steve Hargan, R (4, 1) ERA: 3.46	1.1		9	4	3	3	0	0	0	0	0	0	1	9	9	20.25	3.000
Steve Barr, L (5, 1) ERA: 5.66	4.0		17	3	2	2	1	2	1	0	0	0	0	16	28	4.50	1.250
Steve Foucault, R (9, 1) ERA: 3.18	0.2		5	2	0	0	1	0	0	1	0	0	0	6	7	0.00	3.000

PITCHER	IP	WLS	BF	H	R	ER	SO	BB	IBB	HBP	BLK	WP	HR	S	P	ERA	WHIP

TOP

California Angels @ Texas Rangers

Arlington Stadium, Arlington, TX

Wed Aug 04 1976, 8:05 PM EDT

Att. 9,489 - Unknown

livebaseballscorecards.com

AB	42
R	9
H	17
RBI	9
BB	3
SO	4
LOB	23

WP: 0 PB: 0 SB: 0 CS: 1 PA: 46

Batter	1	2	3	4	5	6	7	8	9	AB	R	H	RBI	BB	SO	LOB
Gene Clines, R (1, 7) OBP: 0.298, SLG: 0.304	4-6-3 2B 1B		L9		FC5-4 1-2f		L6-3 1B		G3-6-3 1-3 2-H 1B	5	1	2	1	0	0	1
Danny Thompson, R (1, 6) OBP: 0.271, SLG: 0.280	4-6-3 1-2		1B 1B		F9		1B		G3-6-3 1-2f 3-H	4	0	2	0	0	0	2
Joe Lahoud, L (9, PH) OBP: 0.313, SLG: 0.280										1	0	0	0	0	0	1
Roy Howell, L (1, 5) OBP: 0.313, SLG: 0.378	F9 2-H 2B		1-2 1B			BBB 1B 1B BB	F5		S S S K	4	1	2	1	1	1	1
Mike Hargrove, L (1, 3) OBP: 0.403, SLG: 0.399	F9 2-3		G3			1B 1B 1-3 FC3-6 1B	F7			4	1	1	0	0	0	4
Jeff Burroughs, R (1, 9) OBP: 0.298, SLG: 0.367	F8			F9		FC3-6 1B 1-2 E 3-H 1B		S S S K		4	1	1	1	0	1	1
Tom Grieve, R (1, 10) OBP: 0.293, SLG: 0.385		S S S K		F8		FC3-6 1-2 2-3 1B		F9		4	0	1	0	0	1	0
Lenny Randle, S (1, 4) OBP: 0.289, SLG: 0.273		4-3		S S S K		FC3-6 E 1-2f 2-3 3-H		S S S K		4	0	0	1	0	2	2
Juan Beniquez, R (1, 8) OBP: 0.314, SLG: 0.285		F8			FC5-4 1B	S S S K 1-3 3-H			BBBB BB 1B BB	3	1	1	0	1	1	1
Bill Fahey, L (1, 2) OBP: 0.364, SLG: 0.348			3-1		L5	F7			BBBB 1B 1-2 G3-6-3 BB	3	1	0	0	1	0	2
Inning Stats	R: 1 E: 0 K: 0 S: 5 H: 2 LOB: 1 BB: 0 P: 5	R: 0 E: 0 K: 1 S: 5 H: 0 LOB: 0 BB: 0 P: 5	R: 0 E: 0 K: 0 S: 5 H: 2 LOB: 2 BB: 0 P: 5	R: 0 E: 0 K: 1 S: 5 H: 0 LOB: 0 BB: 0 P: 5	R: 0 E: 0 K: 0 S: 4 H: 1 LOB: 1 BB: 0 P: 4	R: 3 E: 1 K: 1 S: 8 H: 3 LOB: 1 BB: 1 P: 12	R: 0 E: 0 K: 0 S: 4 H: 1 LOB: 1 BB: 0 P: 4	R: 0 E: 0 K: 2 S: 7 H: 0 LOB: 0 BB: 0 P: 7	R: 2 E: 0 K: 1 S: 5 H: 1 LOB: 0 BB: 2 P: 13	1B: 9 2B: 1 3B: 0 HR: 0 SF: 0 SAC: 0 DP: 1 HBP: 0							

BOTTOM

California Angels @ Texas Rangers

Arlington Stadium, Arlington, TX

Wed Aug 04 1976, 8:05 PM EDT

Att. 9,489 - Unknown

livebaseballscorecards.com

AB	36
R	6
H	10
RBI	4
BB	3
SO	6
LOB	15

WP: 0 PB: 0 SB: 0 CS: 0 PA: 39

PITCHER		IP	WLS	BF	H	R	ER	SO	BB	IBB	HBP	BLK	WP	HR	S	P	ERA	WHIP
Nolan Ryan, R ERA: 3.57	(1, 1)	8.0	W	36	9	6	5	5	3	0	0	0	0	0	43	55	5.62	1.500
John Verhoeven, R ERA: 1.33	(9, 1)	1.0		3	1	0	0	1	0	0	0	0	0	0	5	5	0.00	1.000

PITCHER	IP	WLS	BF	H	R	ER	SO	BB	IBB	HBP	BLK	WP	HR	S	P	ERA	WHIP

California Angels @ Texas Rangers

Arlington Stadium, Arlington, TX

Thu Aug 05 1976, 8:05 PM EDT

Att. 9,679 - Unknown

TOP

livebaseballscorecards.com

Batter	1	2	3	4	5	6	7	8	9	AB	R	H	RBI	BB	SO	LOB
Jerry Remy, L (1, 4) OBP: 0.316, SLG: 0.304	6-3		6-3		1-3			4-3		4	0	0	0	0	0	3
Dave Chalk, R (1, 6) OBP: 0.308, SLG: 0.257	6-3			5-3		5-3			6-3	3	0	0	0	0	0	0
Bill Melton, R (9, PH) OBP: 0.297, SLG: 0.318										1	0	0	0	0	0	0
Bobby Bonds, R (1, 9) OBP: 0.337, SLG: 0.390	CS 1B			K		1-4-3			G1-6-3 1B	4	0	2	0	0	1	0
Tony Solaita, L (1, 3) OBP: 0.346, SLG: 0.397	CS 1-2	K		1B		L5			G1-6-3 1-2f	4	0	1	0	0	1	1
Bruce Bochte, L (1, 7) OBP: 0.360, SLG: 0.303		4-3		4-3			F8			3	0	0	0	0	0	1
Dan Briggs, L (1, 8) OBP: 0.268, SLG: 0.331		K			K		6-3			3	0	0	0	0	2	0
Tommy Davis, R (1, 10) OBP: 0.297, SLG: 0.322			6-3 1B		F8		5-3			3	0	1	0	0	0	0
Ron Jackson, R (1, 5) OBP: 0.304, SLG: 0.347			F8		1B 1B			3-1		3	0	1	0	0	0	1
Terry Humphrey, R (1, 2) OBP: 0.379, SLG: 0.453			6-3 1-2		1-2 1B			F8		3	0	1	0	0	0	1
Inning Stats	R: 0 E: 0 K: 0 S: 3 H: 1 LOB: 0 BB: 0 P: 3	R: 0 E: 0 K: 2 S: 7 H: 0 LOB: 0 BB: 0 P: 7	R: 0 E: 0 K: 0 S: 4 H: 1 LOB: 0 BB: 0 P: 4	R: 0 E: 0 K: 1 S: 6 H: 1 LOB: 1 BB: 0 P: 6	R: 0 E: 0 K: 1 S: 7 H: 2 LOB: 2 BB: 0 P: 7	R: 0 E: 0 K: 0 S: 3 H: 0 LOB: 0 BB: 0 P: 3	R: 0 E: 0 K: 0 S: 3 H: 0 LOB: 0 BB: 0 P: 3	R: 0 E: 0 K: 0 S: 3 H: 0 LOB: 0 BB: 0 P: 3	R: 0 E: 0 K: 0 S: 3 H: 1 LOB: 0 BB: 0 P: 3	1B: 6 2B: 0 3B: 0 HR: 0	SF: 0 SAC: 0 DP: 1 HBP: 0						

	AB	31
	R	0
	H	6
	RBI	0
	BB	0
	SO	4
	LOB	7

WP: 0 PB: 0 SB: 0 CS: 1 PA: 32

PITCHER	IP	WLS	BF	H	R	ER	SO	BB	IBB	HBP	BLK	WP	HR	S	P	ERA	WHIP
Bert Blyleven, R (1, 1) ERA: 2.81	9.0	W	31	6	0	0	4	0	0	0	0	0	0	39	39	0.00	0.667

PITCHER	IP	WLS	BF	H	R	ER	SO	BB	IBB	HBP	BLK	WP	HR	S	P	ERA	WHIP

Batter	1	2	3	4	5	6	7	8	9	AB	R	H	RBI	BB	SO	LOB
Gene Clines, R (1, 7) OBP: 0.297, SLG: 0.303	SH5-3 1B		L5			L4-3		L4-3		4	0	1	0	0	0	1
Danny Thompson, R (1, 6) OBP: 0.274, SLG: 0.282	SH5-3 1-2		3-1			G6-4-3 1B				2	0	1	0	0	0	0
Roy Howell, L (1, 5) OBP: 0.310, SLG: 0.375	K			K		G6-4-3 1-2f				3	0	0	0	0	2	2
Mike Hargrove, L (1, 3) OBP: 0.403, SLG: 0.397	G3			FC6-4 BB			G3			2	0	0	0	1	0	1
Jeff Burroughs, R (1, 9) OBP: 0.298, SLG: 0.369		SH1-3 SF7 2B		F8			5-3			3	1	1	0	0	0	1
Tom Grieve, R (1, 10) OBP: 0.292, SLG: 0.383		SH1-3 2-3		FC6-4 1-2f			6-3			2	0	0	0	0	0	1
Lenny Randle, S (1, 4) OBP: 0.286, SLG: 0.272		SF7 3-H			4-3			K		2	0	0	1	0	1	0
Juan Beniquez, R (1, 8) OBP: 0.318, SLG: 0.289		4-3			G5-4-3 1B			1B		3	0	2	0	0	0	0
Jim Sundberg, R (1, 2) OBP: 0.275, SLG: 0.290			K		G5-4-3 1-2f			F8		3	0	0	0	0	1	2
Inning Stats	R: 0 E: 0 K: 1 S: 6 H: 1 LOB: 1 BB: 0 P: 6	R: 1 E: 0 K: 0 S: 4 H: 1 LOB: 0 BB: 0 P: 4	R: 0 E: 0 K: 1 S: 5 H: 0 LOB: 0 BB: 0 P: 5	R: 0 E: 0 K: 1 S: 5 H: 0 LOB: 1 BB: 1 P: 9	R: 0 E: 0 K: 0 S: 3 H: 1 LOB: 0 BB: 0 P: 3	R: 0 E: 0 K: 0 S: 3 H: 1 LOB: 0 BB: 0 P: 3	R: 0 E: 0 K: 0 S: 3 H: 0 LOB: 0 BB: 0 P: 3	R: 0 E: 0 K: 1 S: 6 H: 1 LOB: 1 BB: 0 P: 6		1B: 4 2B: 1 3B: 0 HR: 0 SF: 1 SAC: 2 DP: 2 HBP: 0						

PITCHER	IP	WLS	BF	H	R	ER	SO	BB	IBB	HBP	BLK	WP	HR	S	P	ERA	WHIP
Gary Ross, R (1, 1) ERA: 3.08	8.0	L	28	5	1	1	4	1	0	0	0	0	0	35	39	1.12	0.750

PITCHER	IP	WLS	BF	H	R	ER	SO	BB	IBB	HBP	BLK	WP	HR	S	P	ERA	WHIP

BOTTOM

California Angels @ Texas Rangers

Arlington Stadium, Arlington, TX

Thu Aug 05 1976, 8:05 PM EDT

Att. 9,679 - Unknown

livebaseballscorecards.com

AB	24
R	1
H	5
RBI	1
BB	1
SO	4
LOB	8

PA: 28

Minnesota Twins @ Texas Rangers

Arlington Stadium, Arlington, TX

Fri Aug 06 1976, 8:05 PM EDT

Att. 23,078 - Unknown - 87 F

livebaseballscorecards.com

TOP

Batter	1	2	3	4	5	6	7	8	9	AB	R	H	RBI	BB	SO	LOB
Lyman Bostock, L (1, 8) OBP: 0.382, SLG: 0.439	L7		3-1		K		F8			4	0	0	0	0	1	2
Roy Smalley, S (1, 6) OBP: 0.351, SLG: 0.303	1B		BB		1-2 2-3 1B			4-3		3	0	2	0	1	0	0
Rod Carew, L (1, 3) OBP: 0.388, SLG: 0.449	F8		4-3		F8			F6		4	0	0	0	0	0	5
Steve Braun, L (1, 7) OBP: 0.366, SLG: 0.350	K			5-3		E6 5-3		K		1	0	0	0	0	1	1
Larry Hisle, R (2, 7) OBP: 0.323, SLG: 0.355										3	0	0	0	0	1	0
Butch Wynegar, S (1, 2) OBP: 0.386, SLG: 0.406		1B		F4		F5			F6	4	0	1	0	0	0	1
Mike Cubbage, L (1, 5) OBP: 0.323, SLG: 0.301		F8		F5		5-3 1-2			F8	4	0	0	0	0	0	2
Tony Oliva, L (1, 10) OBP: 0.250, SLG: 0.253		F5			1B 1B 1B	K			F8	4	0	1	0	0	1	2
Dan Ford, R (1, 9) OBP: 0.308, SLG: 0.425		F9			F6		L7			3	0	0	0	0	0	2
Bob Randall, R (1, 4) OBP: 0.320, SLG: 0.316			4-3		1B 1-2 1B		4-3			3	0	1	0	0	0	0
Inning Stats	R: 0 E: 0 K: 1 S: 6 H: 1 LOB: 1 BB: 0 P: 6	R: 0 E: 0 K: 0 S: 4 H: 1 LOB: 1 BB: 0 P: 4	R: 0 E: 0 K: 0 S: 3 H: 0 LOB: 1 BB: 1 P: 7	R: 0 E: 0 K: 0 S: 3 H: 0 LOB: 0 BB: 0 P: 3	R: 0 E: 0 K: 1 S: 8 H: 3 LOB: 3 BB: 0 P: 8	R: 0 E: 1 K: 1 S: 6 H: 0 LOB: 1 BB: 0 P: 6	R: 0 E: 0 K: 0 S: 3 H: 0 LOB: 0 BB: 0 P: 3	R: 0 E: 0 K: 1 S: 5 H: 0 LOB: 0 BB: 0 P: 5	R: 0 E: 0 K: 0 S: 3 H: 0 LOB: 0 BB: 0 P: 3	1B: 5 2B: 0 3B: 0 HR: 0 SF: 0 SAC: 0 DP: 0 HBP: 0						

PITCHER	IP	WLS	BF	H	R	ER	SO	BB	IBB	HBP	BLK	WP	HR	S	P	ERA	WHIP
Gaylord Perry, R (1, 1) ERA: 3.31	9.0	W	34	5	0	0	4	1	0	0	0	0	0	41	45	0.00	0.667

PITCHER	IP	WLS	BF	H	R	ER	SO	BB	IBB	HBP	BLK	WP	HR	S	P	ERA	WHIP

AB	33
R	0
H	5
RBI	0
BB	1
SO	4
LOB	15

WP: 0 PB: 0 SB: 0 CS: 0 PA: 34

Batter	1	2	3	4	5	6	7	8	9	AB	R	H	RBI	BB	SO	LOB
Gene Clines, R (1, 7) OBP: 0.296, SLG: 0.305	0-0 1B E 2B	0-3 ① K		S S S 0-3 ③ K			x 0-0 FC6 2-3	x 0-0 ③ F2		5	1	1	0	0	2	3
Danny Thompson, R (1, 4) OBP: 0.273, SLG: 0.282	0-0 ① F5	x 0-0 1B			x 0-0 ① 1-3		S S S 0-3 ② ③ K 3-H			4	0	1	0	0	1	3
Roy Howell, L (1, 5) OBP: 0.310, SLG: 0.382	0-0 ② F7	S S S 0-3 ② K			x 0-0 ② 3-1			x 0-0 HR		4	1	1	1	0	1	2
Mike Hargrove, L (1, 3) OBP: 0.404, SLG: 0.396	0-0 E 1B 2-3 1B	S S S 0-3 ③ K			x 0-0 ③ F7			B B B B 4-0 SH1-4 1B 1B BB		3	2	1	0	1	1	1
Jeff Burroughs, R (1, 9) OBP: 0.298, SLG: 0.368	0-0 E6 1B 1-2 BB 3-H		S S S 0-3 ① K			x 0-0 ① F9		x 0-0 SH1-4 1-2 1B 1B		4	2	1	0	0	1	1
Toby Harrah, R (1, 6) OBP: 0.370, SLG: 0.383	0-0 BB S 1-3 2-H 1B		x 0-0 ② F5			S S S 0-3 ② K		x 0-0 ① SH1-4 1-2 2-3		3	0	1	1	0	1	0
Tom Grieve, R (1, 10) OBP: 0.294, SLG: 0.382	B B B B 4-0 BB 1-2 BB		S S S 0-3 ③ K			S S S 0-3 ③ K		x 0-0 1B 2-H 3-H 1B		3	0	1	2	1	2	0
Juan Beniquez, R (1, 8) OBP: 0.320, SLG: 0.289	B B B B 4-0 1-2 2-3 3-H BB			x 0-0 ① 1-3			x 0-0 E S CS 1B	x 0-0 ② F9		3	0	1	1	1	0	1
Jim Sundberg, R (1, 2) OBP: 0.274, SLG: 0.290	x 0-0 ③ F3			x 0-0 ② L6			x 0-0 ① F7 1-2	x 0-0 1-2 1B		4	0	1	0	0	0	4
Inning Stats	R: 3 E: 1 K: 0 S: 7 H: 3 LOB: 3 BB: 2 P: 15	R: 0 E: 0 K: 3 S: 10 H: 1 LOB: 1 BB: 0 P: 10	R: 0 E: 0 K: 2 S: 7 H: 0 LOB: 0 BB: 0 P: 7	R: 0 E: 0 K: 1 S: 5 H: 0 LOB: 0 BB: 0 P: 5	R: 0 E: 0 K: 0 S: 3 H: 0 LOB: 0 BB: 0 P: 3	R: 0 E: 0 K: 2 S: 7 H: 0 LOB: 0 BB: 0 P: 7	R: 0 E: 1 K: 1 S: 6 H: 1 LOB: 2 BB: 0 P: 6	R: 3 E: 0 K: 0 S: 7 H: 4 LOB: 2 BB: 1 P: 11		1B: 7 2B: 2 3B: 0 HR: 1	SF: 0 SAC: 1 DP: 1 HBP: 0					

PITCHER		IP	WLS	BF	H	R	ER	SO	BB	IBB	HBP	BLK	WP	HR	S	P	ERA	WHIP
Pete Redfern, R ERA: 4.19	(1, 1)	0.2	L	8	3	3	0	0	2	0	0	0	0	0	6	14	0.00	7.500
Tom Johnson, R ERA: 1.84	(1, 1)	6.1		24	4	3	3	9	1	0	0	0	0	1	41	45	4.26	0.789
Jim Hughes, R ERA: 5.53	(8, 1)	1.0		5	2	0	0	0	0	0	0	0	0	0	5	5	0.00	2.000

PITCHER	IP	WLS	BF	H	R	ER	SO	BB	IBB	HBP	BLK	WP	HR	S	P	ERA	WHIP

BOTTOM

Minnesota Twins @ Texas Rangers

Arlington Stadium, Arlington, TX

Fri Aug 06 1976, 8:05 PM EDT

Att. 23,078 - Unknown - 87 F

livebaseballscorecards.com

AB	33
R	6
H	9
RBI	5
BB	3
SO	9
LOB	15

WP: 0 PB: 0 SB: 2 CS: 1 PA: 37

Batter	1	2	3	4	5	6	7	8	9	AB	R	H	RBI	BB	SO	LOB
Steve Braun, L (1, 10) OBP: 0.372, SLG: 0.355	0-0 1B 4-3 1B		0-0 2-3 1B		0-0 1B		0-0 4-3 1-2 2-3		BBBB 4-0 BB	4	1	3	0	1	0	2
Roy Smalley, S (1, 6) OBP: 0.346, SLG: 0.299	SSS 0-3 K		SSS 0-3 K		0-0 F8		0-0 4-3		0-0 L7	5	0	0	0	0	2	7
Rod Carew, L (1, 3) OBP: 0.389, SLG: 0.450	0-0 4-3 S CS 1-3 1B			0-0 4-3		0-0 SH5-3 1B		0-0 4-3		4	0	2	0	0	0	0
Butch Wynegar, S (1, 2) OBP: 0.384, SLG: 0.402	0-0 4-3 1-3 3-H			0-0 F8		0-0 SH5-3 1-2		0-0 F8		3	0	0	1	0	0	1
Lyman Bostock, L (1, 8) OBP: 0.380, SLG: 0.437	0-0 CS 3-H	0-0 3-1		0-0 3-1		SSS 0-3 K		0-0 1B		4	0	1	0	0	1	1
Mike Cubbage, L (1, 5) OBP: 0.321, SLG: 0.300		0-0 F5			0-0 HR 1B	0-0 6-3		0-0 L7		4	1	1	0	0	0	2
Larry Hisle, R (1, 7) OBP: 0.327, SLG: 0.365		0-0 6-3			0-0 1-H HR		0-0 S 1B FC6-2 1B		BBBB 4-0 S BB	3	1	2	2	1	0	0
Dan Ford, R (1, 9) OBP: 0.310, SLG: 0.424			BBBB 4-0 CS SH1-3 BB		SSS 0-3 K		0-0 4-3 S 1-2 1B		SSS 0-3 K	3	0	1	0	1	2	1
Bob Randall, R (1, 4) OBP: 0.317, SLG: 0.313			0-0 SH1-3 1-2		0-0 F5		0-0 FC6-2 4-3 1-2 2-H		0-0 L7 1-2	3	0	0	0	0	0	3
Inning Stats	R: 1 E: 0 K: 1 S: 6 H: 2 LOB: 0 BB: 0 P: 6	R: 0 E: 0 K: 0 S: 3 H: 0 LOB: 0 BB: 0 P: 3	R: 0 E: 0 K: 1 S: 5 H: 1 LOB: 1 BB: 1 P: 9	R: 0 E: 0 K: 0 S: 3 H: 0 LOB: 0 BB: 0 P: 3	R: 2 E: 0 K: 1 S: 8 H: 3 LOB: 1 BB: 0 P: 8	R: 0 E: 0 K: 1 S: 6 H: 1 LOB: 1 BB: 0 P: 6	R: 0 E: 0 K: 0 S: 5 H: 2 LOB: 2 BB: 0 P: 5	R: 0 E: 0 K: 0 S: 4 H: 1 LOB: 1 BB: 0 P: 4	R: 0 E: 0 K: 1 S: 5 H: 0 LOB: 2 BB: 2 P: 13	1B: 9 2B: 0 3B: 0 HR: 1	SF: 0 SAC: 2 DP: 0 HBP: 0						

PITCHER		IP	WLS	BF	H	R	ER	SO	BB	IBB	HBP	BLK	WP	HR	S	P	ERA	WHIP
Tommy Boggs, R ERA: 4.96	(1, 1)	5.0	L	20	6	3	3	3	1	0	0	0	0	1	25	29	5.40	1.400
Mike Bacsik, R ERA: 3.55	(6, 1)	2.0		9	3	0	0	1	0	0	0	0	0	0	11	11	0.00	1.500
Joe Hoerner, L ERA: 4.71	(8, 1)	1.0		4	1	0	0	0	0	0	0	0	0	0	4	4	0.00	1.000
Jeff Terpko, R ERA: 1.63	(9, 1)	1.0		5	0	0	0	1	2	0	0	0	0	0	5	13	0.00	2.000

PITCHER	IP	WLS	BF	H	R	ER	SO	BB	IBB	HBP	BLK	WP	HR	S	P	ERA	WHIP

TOP

Minnesota Twins @ Texas Rangers

Arlington Stadium, Arlington, TX

Sat Aug 07 1976, 8:05 PM EDT

Att. 11,954 - Unknown - 94 F

livebaseballscorecards.com

AB	33
R	3
H	10
RBI	3
BB	3
SO	5
LOB	17

1B: 9	SF: 0	WP: 0	PA: 39
2B: 0	SAC: 2	PB: 0	
3B: 0	DP: 0	SB: 4	
HR: 1	HBP: 0	CS: 2	

Batter	1	2	3	4	5	6	7	8	9	AB	R	H	RBI	BB	SO	LOB
Gene Clines, R (1, 7) OBP: 0.292, SLG: 0.300	L8			L9			K		L4-3	4	0	0	0	0	1	0
Danny Thompson, R (1, 4) OBP: 0.274, SLG: 0.279	F8			1-3			BB		F9	2	0	0	0	1	0	0
Lenny Randle, S (9, PH) OBP: 0.286, SLG: 0.271										1	0	0	0	0	0	0
Roy Howell, L (1, 5) OBP: 0.309, SLG: 0.381	F6			F6			F8		E8 1B	4	1	1	0	0	0	1
Mike Hargrove, L (1, 3) OBP: 0.405, SLG: 0.396		3-1			3-1		1-2 E BB		1B 3-H	3	0	1	1	1	0	0
Jeff Burroughs, R (1, 9) OBP: 0.295, SLG: 0.364		5-3			F6		1-2 2-3 E4		K	4	0	0	0	0	1	3
Toby Harrah, R (1, 6) OBP: 0.367, SLG: 0.380		F8			F8		F2			3	0	0	0	0	0	3
Tom Grieve, R (1, 10) OBP: 0.292, SLG: 0.380			F8			F9		4-3		2	0	0	0	0	0	0
Dave Moates, L (8, PH) OBP: 0.306, SLG: 0.318										1	0	0	0	0	0	0
Juan Beniquez, R (1, 8) OBP: 0.317, SLG: 0.286			F9			F9		K		3	0	0	0	0	1	0
Jim Sundberg, R (1, 2) OBP: 0.272, SLG: 0.287			F7			6-3		F4		3	0	0	0	0	0	0
Inning Stats	R: 0 H: 0 E: 0 LOB: 0 K: 0 BB: 0 S: 3 P: 3	R: 0 H: 0 E: 0 LOB: 0 K: 0 BB: 0 S: 3 P: 3	R: 0 H: 0 E: 0 LOB: 0 K: 0 BB: 0 S: 3 P: 3	R: 0 H: 0 E: 0 LOB: 0 K: 0 BB: 0 S: 3 P: 3	R: 0 H: 0 E: 0 LOB: 0 K: 0 BB: 0 S: 3 P: 3	R: 0 H: 0 E: 0 LOB: 0 K: 0 BB: 0 S: 3 P: 3	R: 0 H: 0 E: 1 LOB: 3 K: 1 BB: 2 S: 6 P: 14	R: 0 H: 0 E: 0 LOB: 0 K: 1 BB: 0 S: 5 P: 5	R: 1 H: 2 E: 1 LOB: 1 K: 1 BB: 0 S: 7 P: 7	1B: 2 SF: 0 2B: 0 SAC: 0 3B: 0 DP: 0 HR: 0 HBP: 0						

PITCHER	IP	WLS	BF	H	R	ER	SO	BB	IBB	HBP	BLK	WP	HR	S	P	ERA	WHIP
Steve Luebber, R (1, 1) ERA: 3.35	8.2	W	31	2	1	0	2	2	0	0	0	0	0	33	41	0.00	0.462
Bill Campbell, R (9, 1) ERA: 3.12	0.1	S	1	0	0	0	1	0	0	0	0	0	0	3	3	0.00	0.000

PITCHER	IP	WLS	BF	H	R	ER	SO	BB	IBB	HBP	BLK	WP	HR	S	P	ERA	WHIP

BOTTOM

Minnesota Twins @ Texas Rangers

Arlington Stadium, Arlington, TX

Sat Aug 07 1976, 8:05 PM EDT

Att. 11,954 - Unknown - 94 F

livebaseballscorecards.com

AB	30
R	1
H	2
RBI	1
BB	2
SO	3
LOB	7

WP: 0 PA: 32
PB: 0
SB: 0
CS: 0

Minnesota Twins @ Texas Rangers

Arlington Stadium, Arlington, TX

Sun Aug 08 1976, 8:05 PM EDT

Att. 7,855 - Unknown - 97 F

livebaseballscorecards.com

TOP

Batter	1	2	3	4	5	6	7	8	9	AB	R	H	RBI	BB	SO	LOB
Bob Randall, R (1, 4) OBP: 0.320, SLG: 0.317	0-0 ① 1-3			4-0 FC5-4 BB	0-0 ③ 1-H 2-H 2B		0-3 ② K		4-0 IBB	2	0	1	1	1	0	0
Rod Carew, L (7, PH) OBP: 0.389, SLG: 0.449										1	0	0	0	1	1	2
(7, 4)																
Larry Hisle, R (1, 7) OBP: 0.327, SLG: 0.366	0-0 CS 1B			0-0 ① FC5-4 CS 1-2f		0-0 SH2-4 1B	0-0 ③ F9		0-3 ③ K	5	0	2	0	0	1	5
Dan Ford, R (1, 9) OBP: 0.308, SLG: 0.421	0-3 ②③ K 1-2			0-0 ②③ 4-3 1-2		0-0 ① SH2-4 1-2		0-0 ① 4-3		2	0	0	0	0	1	2
Lyman Bostock, L (8, PH) OBP: 0.379, SLG: 0.435										1	0	0	0	0	0	0
(8, 8)																
Craig Kusick, R (1, 3) OBP: 0.367, SLG: 0.495		4-0 G4-6-3 BB			0-0 2B 1B	0-0 E5		0-0 ② 6-3		3	1	1	0	1	0	1
Butch Wynegar, S (1, 10) OBP: 0.382, SLG: 0.403		0-3 ① K			0-0 4-3 1-H 1B 2B	0-0 ② F6		0-0 ③ F9		4	1	1	1	0	1	3
(9, 2)																
Steve Brye, R (1, 8) OBP: 0.311, SLG: 0.307		0-0 ②③ G4-6-3 1-2f			0-0 ① 4-3 2-3	0-0 ③ P1			0-0 1B 2B	4	1	1	0	0	0	4
(8, 9)																
Jerry Terrell, R (1, 5) OBP: 0.290, SLG: 0.267			0-0 ① F9		0-0 E 1B 3-H 1B		0-0 FC2-6 1B		0-0 ① L4	2	0	1	1	0	0	0
Tony Oliva, L (7, PH) OBP: 0.258, SLG: 0.262										1	0	1	0	0	0	0
Luis Gomez, R (7, PR) OBP: 0.256, SLG: 0.243										0	0	0	0	0	0	0
(7, 5)																
Mike Cubbage, L (9, PH) OBP: 0.320, SLG: 0.299										1	0	0	0	0	0	1
(9, 5)																
Glenn Borgmann, R (1, 2) OBP: 0.471, SLG: 0.538			0-0 ② F8		0-0 E6 1B 1-2 2B		0-0 ① FC2-6 1B 1-2f		0-0 6-3 2-H 1B	3	1	0	0	0	0	2
Steve Braun, L (9, PH) OBP: 0.374, SLG: 0.358										1	0	1	1	0	0	0
Bill Campbell, R (9, 1)										0	0	0	0	0	0	0
Roy Smalley, S (1, 6) OBP: 0.348, SLG: 0.301			0-3 ③ K		0-0 ② 1-2 2-H 2B 1B		0-0 1-2 1B		0-0 ② 6-3 1-2	4	0	2	0	0	1	1

	AB	R	H	RBI	BB	SO	LOB
	34	4	11	4	3	5	21

Inning Stats	1	2	3	4	5	6	7	8	9
	R: 0 E: 0 K: 1 S: 5	H: 1 LOB: 0 BB: 0 P: 5	R: 0 E: 0 K: 1 S: 4	H: 0 LOB: 0 BB: 1 P: 8	R: 0 E: 0 K: 1 S: 5	H: 0 LOB: 0 BB: 0 P: 5	R: 0 K: 0 S: 2	H: 0 LOB: 0 BB: 1 P: 6	R: 3 E: 1 K: 0 S: 7	H: 5 LOB: 2 BB: 0 P: 7	R: 0 E: 1 K: 0 S: 5	H: 1 LOB: 2 BB: 0 P: 5	R: 0 E: 0 K: 1 S: 7	H: 2 LOB: 2 BB: 0 P: 7	R: 0 E: 0 K: 0 S: 3	H: 0 LOB: 0 BB: 0 P: 3	R: 1 E: 0 K: 1 S: 7	H: 2 LOB: 2 BB: 1 P: 11

1B: 8 2B: 3 3B: 0 HR: 0	SF: 0 SAC: 1 DP: 1 HBP: 0	WP: 0 PB: 0 SB: 0 CS: 2	PA: 38
---	---	---	---

PITCHER		IP	WLS	BF	H	R	ER	SO	BB	IBB	HBP	BLK	WP	HR	S	P	ERA	WHIP
Jim Umbarger, L ERA: 3.16	(1, 1)	6.0		24	7	3	2	3	2	0	0	0	0	0	28	36	3.00	1.500
Steve Foucault, R ERA: 3.16	(7, 1)	0.1		3	2	0	0	0	0	0	0	0	0	0	3	3	0.00	6.000
Joe Hoerner, L ERA: 4.6	(7, 1)	0.2		2	0	0	0	1	0	0	0	0	0	0	4	4	0.00	0.000
Jeff Terpko, R ERA: 1.77	(8, 1)	2.0	W	9	2	1	1	1	0	1	0	0	0	0	10	14	4.50	1.000

PITCHER	IP	WLS	BF	H	R	ER	SO	BB	IBB	HBP	BLK	WP	HR	S	P	ERA	WHIP

Batter	1	2	3	4	5	6	7	8	9	AB	R	H	RBI	BB	SO	LOB
Gene Clines, R (1, 7) OBP: 0.297, SLG: 0.303	L6-3		1-2 1B	L5-3		H 1-2 HBP			1B SH1-4 1B	4	1	2	0	0	0	1
Danny Thompson, R (1, 5) OBP: 0.269, SLG: 0.274	F3		F9		F7	F8			SH1-4 1-2	4	0	0	0	0	0	4
Jim Fregosi, R (1, 3) OBP: 0.367, SLG: 0.346 Mike Hargrove, L (9, PH) OBP: 0.406, SLG: 0.396	BBBB FC6-4 BB		F9		1B 1B	5-3			1B IBB	3 0	0 0	1 0	0 0	1 1	0 0	4 0
Jeff Burroughs, R (1, 9) OBP: 0.294, SLG: 0.362	FC6-4 1-2f			F8	F8		6-3		1-2 2-H 1B	5	0	1	1	0	0	2
Toby Harrah, R (1, 6) OBP: 0.368, SLG: 0.380		BBBB CS BB		L6	1-2 1B		F6			3	0	1	0	1	0	0
Tom Grieve, R (1, 10) OBP: 0.292, SLG: 0.379		5-3 1-2		BB 1B	5-3		5-3			4	1	1	0	0	0	3
Lenny Randle, S (1, 4) OBP: 0.288, SLG: 0.269		F8	BBBB S 1B 1-2 1B BB			BBBB FC6-4 BB		1-3		2	1	0	0	2	0	0
Juan Beniquez, R (1, 8) OBP: 0.316, SLG: 0.286			6-3	S 1-2 2-H 1B		FC6-4 1-2f S 1B		5-3		4	2	1	1	0	0	1
Jim Sundberg, R (1, 2) OBP: 0.275, SLG: 0.290			E6 1B	1-H 2-H 1B		HBP 1-H 1B		6-3		4	0	2	3	0	0	0
Inning Stats	R: 0 H: 0 E: 0 LOB: 1 K: 0 BB: 1 S: 3 P: 7	R: 0 H: 0 E: 0 LOB: 0 K: 0 BB: 1 S: 2 P: 6	R: 0 H: 1 E: 1 LOB: 2 K: 0 BB: 0 S: 5 P: 5	R: 3 H: 3 E: 0 LOB: 1 K: 0 BB: 1 S: 6 P: 10	R: 0 H: 2 E: 0 LOB: 2 K: 0 BB: 0 S: 5 P: 5	R: 1 H: 1 E: 0 LOB: 2 K: 0 BB: 1 S: 4 P: 9	R: 0 H: 0 E: 0 LOB: 0 K: 0 BB: 0 S: 3 P: 3	R: 0 H: 0 E: 0 LOB: 0 K: 0 BB: 0 S: 3 P: 3	R: 1 H: 2 E: 0 LOB: 2 K: 0 BB: 1 S: 3 P: 7	1B: 9 SF: 0 2B: 0 SAC: 1 3B: 0 DP: 0 HR: 0 HBP: 1						

PITCHER		IP	WLS	BF	H	R	ER	SO	BB	IBB	HBP	BLK	WP	HR	S	P	ERA	WHIP
Eddie Bane, L ERA: 3.64	(1, 1)	4.2		23	6	3	3	0	3	0	0	0	0	0	20	32	5.79	1.929
Bill Campbell, R ERA: 3.18	(5, 1)	3.2	L	17	3	2	2	0	1	1	1	0	0	0	14	23	4.91	1.091
Bill Campbell, R ERA: 3.18	(9, 1)	3.2	L	17	3	2	2	0	1	1	1	0	0	0	14	23	4.91	1.091

PITCHER	IP	WLS	BF	H	R	ER	SO	BB	IBB	HBP	BLK	WP	HR	S	P	ERA	WHIP

BOTTOM

Minnesota Twins @ Texas Rangers

Arlington Stadium, Arlington, TX

Sun Aug 08 1976, 8:05 PM EDT

Att. 7,855 - Unknown - 97 F

livebaseballscorecards.com

AB	33
R	5
H	9
RBI	5
BB	5
SO	0
LOB	15

Batter	1	2	3	4	5	6	7	8	9	AB	R	H	RBI	BB	SO	LOB
Gene Clines, R (1, 7) OBP: 0.298, SLG: 0.301	L6-3	L5-3	L7		K		2-H 3-H 1B		FC3-6 1-2 BB	5	0	1	2	1	1	3
Toby Harrah, R (1, 6) OBP: 0.368, SLG: 0.382	1-3		BB BB 2B	BLK 1B		F7	6-3		FC3-6 1-2f	6	1	2	0	0	0	3
Joe Lahoud, L (1, 10) OBP: 0.319, SLG: 0.283	BB 1B		BB BB BB	K 1-2		1B		F9		2	1	1	0	1	1	1
Tom Grieve, R (6, PH) OBP: 0.293, SLG: 0.379										2	0	1	0	0	0	0
Mike Hargrove, L (1, 3) OBP: 0.408, SLG: 0.393	1-2 BB		BB BB 1B 1-2 2-3 BB	HBP		F9		K		2	1	0	0	2	1	1
Jeff Burroughs, R (1, 9) OBP: 0.295, SLG: 0.360	F2		BB 1B 1-2 2-3 3-H BB	K		F8		BB		3	1	0	1	2	1	5
Roy Howell, L (1, 5) OBP: 0.310, SLG: 0.379		FC3-6 1B	1B 1B 1-2 2-3 3-H BB	K			G3	K		4	1	1	1	1	2	3
Lenny Randle, S (1, 4) OBP: 0.289, SLG: 0.271		FC3-6 S 1B 1-2f	K		G3 6-3 1B		S WP 1B 1B		4-3	5	2	2	0	0	1	4
Juan Beniquez, R (1, 8) OBP: 0.318, SLG: 0.286		F5 1-2	1B 1-2 2-H 3-H 1B		6-3 1-2		S 1B 1-2 HBP		6-3	3	1	1	2	0	0	2
Dave Moates, L (8, 8) OBP: 0.303, SLG: 0.315										1	0	0	0	0	0	0
Jim Sundberg, R (1, 2) OBP: 0.280, SLG: 0.295		2-H 1B	1-3 2-H 1B		G3 2-3		K 1-2 2-3		WP 1B	5	0	3	2	0	1	3
Inning Stats	R: 0 E: 0 K: 0 S: 4 H: 1 LOB: 2 BB: 1 P: 8	R: 1 E: 0 K: 0 S: 5 H: 2 LOB: 1 BB: 0 P: 5	R: 5 E: 0 K: 1 S: 7 H: 3 LOB: 1 BB: 4 P: 23	R: 0 E: 0 K: 3 S: 10 H: 1 LOB: 2 BB: 0 P: 11	R: 0 E: 0 K: 1 S: 6 H: 1 LOB: 1 BB: 0 P: 6	R: 0 E: 0 K: 0 S: 4 H: 1 LOB: 1 BB: 0 P: 4	R: 2 E: 0 K: 1 S: 7 H: 2 LOB: 1 BB: 0 P: 8	R: 0 E: 0 K: 2 S: 7 H: 0 LOB: 1 BB: 1 P: 11	R: 0 E: 0 K: 0 S: 4 H: 1 LOB: 2 BB: 1 P: 8	1B: 11 2B: 1 3B: 0 HR: 0 SF: 0 SAC: 0 DP: 0 HBP: 2						

TOP

Texas Rangers @ Detroit Tigers

Tiger Stadium, Detroit, MI

Mon Aug 09 1976, 7:05 PM EDT

Att. 14,963 - Unknown

livebaseballscorecards.com

AB	38
R	8
H	12
RBI	8
BB	7
SO	8
LOB	25

PITCHER		IP	WLS	BF	H	R	ER	SO	BB	IBB	HBP	BLK	WP	HR	S	P	ERA	WHIP
Dave Lemanczyk, R ERA: 5.16	(1, 1)	2.0	L	14	4	5	5	0	4	0	0	0	0	0	10	26	22.50	4.000
Bill Laxton, L ERA: 4.45	(3, 1)	5.0		24	7	3	3	6	1	0	2	1	1	0	33	39	5.40	1.600
Ray Bare, R ERA: 4.9	(8, 1)	2.0		9	1	0	0	2	2	0	0	0	1	0	11	19	0.00	1.500

PITCHER	IP	WLS	BF	H	R	ER	SO	BB	IBB	HBP	BLK	WP	HR	S	P	ERA	WHIP

Texas Rangers @ Detroit Tigers

Tiger Stadium, Detroit, MI

Mon Aug 09 1976, 7:05 PM EDT

Att. 14,963 - Unknown

BOTTOM

Batter	1	2	3	4	5	6	7	8	9	AB	R	H	RBI	BB	SO	LOB
Ron LeFlore, R (1, 8) OBP: 0.388, SLG: 0.418	K		6-3		F9			6-3		4	0	0	0	0	1	0
Ben Oglivie, L (1, 7) OBP: 0.302, SLG: 0.446	F9 1B 1B		F3			4-3		1B		4	0	2	0	0	0	0
Rusty Staub, L (1, 9) OBP: 0.396, SLG: 0.448	1-2 1B		4-3			HR		L7		4	1	2	1	0	0	1
Willie Horton, R (1, 10) OBP: 0.356, SLG: 0.417	F9 2-3			F2		F8		K		4	0	0	0	0	1	3
Jason Thompson, L (1, 3) OBP: 0.332, SLG: 0.425	3-1			4-3		F6			L7	4	0	0	0	0	0	2
Aurelio Rodriguez, R (1, 5) OBP: 0.273, SLG: 0.342		K		1B			1B		E 1B	4	0	3	0	0	1	0
Bill Freehan, R (1, 2) OBP: 0.327, SLG: 0.426		L7		L4			F8		FC3 G4-6-3 1-2	4	0	0	0	0	0	3
Tom Veryzer, R (1, 6) OBP: 0.283, SLG: 0.273		1B			F8		K		G4-6-3 1-2f	4	0	1	0	0	1	3
Chuck Scrivener, R (1, 4) OBP: 0.318, SLG: 0.330		K			K		F8			3	0	0	0	0	2	2

Inning Stats									
	R: 0 E: 0 K: 1 S: 7	H: 2 LOB: 2 BB: 0 P: 7	R: 0 E: 0 K: 2 S: 8	H: 1 LOB: 1 BB: 0 P: 8	R: 0 E: 0 K: 0 S: 3	H: 0 LOB: 0 BB: 0 P: 3	R: 0 E: 0 K: 0 S: 4	H: 1 LOB: 1 BB: 0 P: 4	R: 0 E: 0 K: 1 S: 5	H: 0 LOB: 0 BB: 0 P: 5	R: 1 E: 0 K: 0 S: 4	H: 1 LOB: 0 BB: 0 P: 4	R: 0 E: 0 K: 1 S: 6	H: 1 LOB: 1 BB: 0 P: 6	R: 0 E: 0 K: 1 S: 6	H: 1 LOB: 1 BB: 0 P: 6	R: 0 E: 1 K: 0 S: 4	H: 1 LOB: 1 BB: 0 P: 4	1B: 7 2B: 0 3B: 0 HR: 1	SF: 0 SAC: 0 DP: 1 HBP: 0	WP: 0 PB: 0 SB: 0 CS: 0	PA: 35

PITCHER	IP	WLS	BF	H	R	ER	SO	BB	IBB	HBP	BLK	WP	HR	S	P	ERA	WHIP
Nelson Briles, R (1, 1) ERA: 3.41	9.0	W	35	8	1	1	6	0	0	0	0	0	1	47	47	1.00	0.889

PITCHER	IP	WLS	BF	H	R	ER	SO	BB	IBB	HBP	BLK	WP	HR	S	P	ERA	WHIP

AB	35
R	1
H	8
RBI	1
BB	0
SO	6
LOB	14

livebaseballscorecards.com

Texas Rangers @ Detroit Tigers

Tiger Stadium, Detroit, MI

Tue Aug 10 1976, 7:05 PM EDT

Unknown

livebaseballscorecards.com

TOP

Batter	1	2	3	4	5	6	7	8	9	AB	R	H	RBI	BB	SO	LOB
Gene Clines, R (1, 7) OBP: 0.297, SLG: 0.301	L4-3		BB, 1B 1B 1B		L8		L6-3			4	1	1	0	0	0	0
Toby Harrah, R (1, 6) OBP: 0.367, SLG: 0.379	F4		F7		WP SF8 BB		5-3			3	1	0	0	1	0	1
Jim Fregosi, R (1, 3) OBP: 0.363, SLG: 0.345	F2		BB 1B 1B 1-2		SF8 1-H		5-3			3	1	1	1	0	0	0
Jeff Burroughs, R (1, 10) OBP: 0.299, SLG: 0.360		FC5-4 1B	1B BB 1-2 2-3		FC5-4 BB			F7		2	0	1	0	2	0	0
Tom Grieve, R (1, 9) OBP: 0.293, SLG: 0.378		F8	G6-3 1B 1-3 2-H 3-H		FC5-4 1-2f			K		4	0	1	2	0	1	2
Danny Thompson, R (1, 5) OBP: 0.265, SLG: 0.269		FC5-4 2B 1-2f	G6-3 1-2f			5-3		3-1		4	1	0	0	0	0	3
Lenny Randle, S (1, 4) OBP: 0.289, SLG: 0.274		3B 2B 1-H		F7		4-3			K	4	1	1	1	0	1	0
Juan Beniquez, R (1, 8) OBP: 0.320, SLG: 0.293		3B 2-H		6-3		BB			K	3	0	1	1	1	1	0
Jim Sundberg, R (1, 2) OBP: 0.277, SLG: 0.292		4-3		F8		F6			F8	3	0	0	0	0	0	2
Mike Hargrove, L (9, PH) OBP: 0.407, SLG: 0.392										1	0	0	0	0	0	0

	AB	31
	R	5
	H	6
	RBI	5
	BB	4
	SO	3
	LOB	8

Inning Stats																								
	R: 0 E: 0 K: 0 S: 3	H: 0 LOB: 0 BB: 0 P: 3	R: 2 E: 0 K: 0 S: 6	H: 3 LOB: 1 BB: 0 P: 6	R: 2 E: 0 K: 0 S: 5	H: 3 LOB: 1 BB: 1 P: 9	R: 0 E: 0 K: 0 S: 3	H: 0 LOB: 0 BB: 0 P: 3	R: 1 E: 0 K: 0 S: 3	H: 0 LOB: 1 BB: 2 P: 11	R: 0 E: 0 K: 0 S: 3	H: 0 LOB: 1 BB: 1 P: 7	R: 0 E: 0 K: 0 S: 3	H: 0 LOB: 0 BB: 0 P: 3	R: 0 E: 0 K: 1 S: 5	H: 0 LOB: 0 BB: 0 P: 5	R: 0 E: 0 K: 2 S: 7	H: 0 LOB: 0 BB: 0 P: 7	1B: 4 2B: 1 3B: 1 HR: 0	SF: 1 SAC: 0 DP: 1 HBP: 0	WP: 2 PB: 0 SB: 0 CS: 0	PA: 36				

PITCHER		IP	WLS	BF	H	R	ER	SO	BB	IBB	HBP	BLK	WP	HR	S	P	ERA	WHIP
Dave Roberts, L ERA: 3.64	(1, 1)	5.0		23	6	5	5	0	3	0	0	0	1	0	20	32	9.00	1.800
Dave Lemanczyk, R ERA: 4.74	(6, 1)	4.0	W	13	0	0	0	3	1	0	0	0	0	0	18	22	0.00	0.250

PITCHER	IP	WLS	BF	H	R	ER	SO	BB	IBB	HBP	BLK	WP	HR	S	P	ERA	WHIP

Texas Rangers @ Detroit Tigers

Tiger Stadium, Detroit, MI

Tue Aug 10 1976, 7:05 PM EDT

Unknown

BOTTOM

Batter	1	2	3	4	5	6	7	8	9	AB	R	H	RBI	BB	SO	LOB
Ron LeFlore, R (1, 8) OBP: 0.391, SLG: 0.419	BBBB 4-0 FC4-6 S BB	x 0-0 2-3 1B		BBBB 4-0 1-2 BB		SSS 0-3 ① K		x 0-0 ① SH5-4 1-2 2-3		2	0	1	0	2	1	1
Dan Meyer, L (1, 7) OBP: 0.290, SLG: 0.320 Willie Horton, R (8, PH) OBP: 0.358, SLG: 0.417 Mickey Stanley, R (8, PR) OBP: 0.308, SLG: 0.430 (9, 9)	x 0-0 ① F8	x 0-0 ③ 4-1		x 0-0 ③ L8		x 0-0 ② FC4-6 1-2f		4-0 FC5-2 2B IBB		4 0 0	0 0 1	0 0 0	0 0 0	0 1 0	0 0 0	6 0 0
Ben Oglivie, L (1, 9) OBP: 0.311, SLG: 0.450 Alex Johnson, R (8, PH) OBP: 0.299, SLG: 0.363 (9, 7)	BBBB 4-0 FC4-6 1-2 BB		x 0-0 E4 4-3 1B 1B		x 0-0 1B FC4 1B	SSS 0-3 ③ K		x 0-0 ② FC5-2 1-2 2-3 3-Hf 2B		3 1	2 1	2 0	0 0	1 0	1 0	1 3
Rusty Staub, L (1, 10) OBP: 0.396, SLG: 0.450	x 0-0 ② FC4-6 1-2f 2-3		x 0-0 ① 4-3 2-3		x 0-0 FC4 1-3 1B		x 0-0 ① 6-3	x 0-0 1-H 2-H 3-H 2B		5	0	2	3	0	0	3
Jason Thompson, L (1, 3) OBP: 0.332, SLG: 0.434	SSS 0-3 ③ K		x 0-0 G5-4-3 3-H 1B		x 0-0 ① FC4 FC6-4 1-2f 3-H		x 0-0 HR	x 0-0 ③ F4		5	1	2	3	0	1	5
Aurelio Rodriguez, R (1, 5) OBP: 0.270, SLG: 0.339		x 0-0 ① F4	x 0-0 ② ③ G5-4-3 1-2f		x 0-0 ② FC6-4 1B 1-2f		x 0-0 ② F8			4	0	0	0	0	0	2
John Wockenfuss, R (1, 2) OBP: 0.353, SLG: 0.431		H 1-0 2B HBP		x 0-0 FC4-6 1B	x 0-0 2-3 1B		x 0-0 ③ F8			3	1	2	0	0	0	0
Tom Veryzer, R (1, 6) OBP: 0.286, SLG: 0.277		x 0-0 1B 1-H 2B		SSS 0-3 ① K	x 0-0 ③ F8			BBBB 4-0 SH5-4 BB FC5-2 BB		3	0	1	1	1	1	3
Pedro Garcia, R (1, 4) OBP: 0.237, SLG: 0.306		x 0-0 ② 5-3		x 0-0 ② FC4-6 S 1-2f		x 0-0 FC4-6 1B		BBBB 4-0 FC5-2 SH5-4 1-2 2B BB		3	1	1	0	1	0	2
Inning Stats	R: 0 E: 0 K: 1 S: 5 H: 0 LOB: 2 BB: 2 P: 13	R: 1 E: 0 K: 0 S: 5 H: 2 LOB: 2 BB: 0 P: 6	R: 1 E: 1 K: 0 S: 4 H: 2 LOB: 0 BB: 0 P: 4	R: 0 E: 0 K: 1 S: 6 H: 1 LOB: 2 BB: 1 P: 10	R: 1 E: 1 K: 0 S: 6 H: 3 LOB: 2 BB: 0 P: 6	R: 0 E: 0 K: 2 S: 8 H: 1 LOB: 1 BB: 0 P: 8	R: 1 E: 0 K: 0 S: 4 H: 1 LOB: 0 BB: 0 P: 4	R: 3 E: 0 K: 0 S: 4 H: 1 LOB: 2 BB: 3 P: 16		1B: 8 2B: 2 3B: 0 HR: 1 SF: 0 SAC: 1 DP: 1 HBP: 1						

livebaseballscorecards.com

AB	33
R	7
H	11
RBI	7
BB	6
SO	4
LOB	26

PITCHER		IP	WLS	BF	H	R	ER	SO	BB	IBB	HBP	BLK	WP	HR	S	P	ERA	WHIP
Bert Blyleven, R ERA: 2.84	(1, 1)	7.0		34	10	4	3	4	3	0	1	0	0	1	38	51	3.86	1.857
Jeff Terpko, R ERA: 2.2	(8, 1)	0.1	L	3	0	2	2	0	2	0	0	0	0	0	1	9	54.00	6.000
Joe Hoerner, L ERA: 4.8	(8, 1)	0.2		4	1	1	1	0	0	1	0	0	0	0	3	7	13.50	1.500

PITCHER	IP	WLS	BF	H	R	ER	SO	BB	IBB	HBP	BLK	WP	HR	S	P	ERA	WHIP

Texas Rangers @ Detroit Tigers

Tiger Stadium, Detroit, MI

Tue Aug 10 1976, 7:05 PM EDT

Att. 15,028 - Unknown

TOP

Batter	1	2	3	4	5	6	7	8	9	AB	R	H	RBI	BB	SO	LOB
Gene Clines, R (1, 7) OBP: 0.295, SLG: 0.299	K		L9		L6-3		CS 1B		L5-3	5	0	1	0	0	1	0
Toby Harrah, R (1, 6) OBP: 0.368, SLG: 0.377	F3		BB BB		S BB		F8			2	0	0	0	2	0	1
Jim Fregosi, R (1, 10) OBP: 0.358, SLG: 0.333	K		1-2 BB		K		1-2 L	K		4	0	0	0	1	3	2
Mike Hargrove, L (1, 3) OBP: 0.406, SLG: 0.393		F8	4-3		1-2 1-3			1B 2B		4	1	1	0	0	0	3
Tom Grieve, R (1, 9) OBP: 0.300, SLG: 0.392		HR		S 1B 2B		FC1-6 BB		1B IBB		2	2	2	1	2	0	0
Roy Howell, L (1, 5) OBP: 0.308, SLG: 0.376		4-3		K		1-2f FC1-6 FC5-4		1-3 2-H WP 1B		3	0	0	0	0	1	2
Danny Thompson, R (8, PH) OBP: 0.268, SLG: 0.272 (8, 5)										1	0	1	1	0	0	0
Lenny Randle, S (1, 4) OBP: 0.289, SLG: 0.273		1B		2-3 6-3		1-2f F8		1-2 6-3		4	0	1	0	0	0	3
Juan Beniquez, R (1, 8) OBP: 0.320, SLG: 0.293		5-3		3-H 1B		FC5-4			5-3	4	0	1	1	0	0	2
Bill Fahey, L (1, 2) OBP: 0.339, SLG: 0.320			4-3	K			5-3		1-3	4	0	0	0	0	1	1

livebaseballscorecards.com

	AB	33
	R	3
	H	7
	RBI	3
	BB	5
	SO	6
	LOB	14

Inning Stats	1	2	3	4	5	6	7	8	9	1B: 4	SF: 0	WP: 1	PA: 38
	R: 0 E: 0 K: 2 S: 7 H: 0 LOB: 0 BB: 0 P: 7	R: 1 E: 0 K: 0 S: 5 H: 2 LOB: 1 BB: 0 P: 5	R: 0 E: 0 K: 0 S: 3 H: 0 LOB: 2 BB: 2 P: 11	R: 1 E: 0 K: 2 S: 9 H: 2 LOB: 1 BB: 0 P: 9	R: 0 E: 0 K: 1 S: 5 H: 0 LOB: 1 BB: 1 P: 9	R: 0 E: 0 K: 0 S: 3 H: 0 LOB: 1 BB: 1 P: 7	R: 0 E: 0 K: 0 S: 3 H: 1 LOB: 0 BB: 0 P: 3	R: 1 E: 0 K: 1 S: 6 H: 2 LOB: 1 BB: 1 P: 10	R: 0 E: 0 K: 0 S: 3 H: 0 LOB: 0 BB: 0 P: 3	2B: 2 3B: 0 HR: 1	SAC: 0 DP: 0 HBP: 0	PB: 0 SB: 2 CS: 1	

PITCHER		IP	WLS	BF	H	R	ER	SO	BB	IBB	HBP	BLK	WP	HR	S	P	ERA	WHIP
Jim Crawford, L ERA: 4.26	(1, 1)	9.0	L	38	7	3	3	6	4	1	0	0	1	1	44	64	3.00	1.222

PITCHER		IP	WLS	BF	H	R	ER	SO	BB	IBB	HBP	BLK	WP	HR	S	P	ERA	WHIP

Texas Rangers @ Detroit Tigers

Tiger Stadium, Detroit, MI

Tue Aug 10 1976, 7:05 PM EDT

Att. 15,028 - Unknown

BOTTOM

Batter	1	2	3	4	5	6	7	8	9	AB	R	H	RBI	BB	SO	LOB
Ron LeFlore, R (1, 8) OBP: 0.390, SLG: 0.417	0-0 5-3 S 1B		0-0 ① ② G4-6-3 1-2f		0-0 ② FC1-6 1-2f		0-0 ③ 4-3			4	0	1	0	0	0	2
Alex Johnson, R (1, 7) OBP: 0.301, SLG: 0.365	0-0 ① 5-3 1-3		BBBB 4-0 BB		0-0 ③ F8			0-0 L7 2B		3	0	1	0	1	0	2
Rusty Staub, L (1, 9) OBP: 0.395, SLG: 0.448	0-0 ② L7		0-0 ③ F8			0-0 FC4-6 1B		0-0 ① L7 2-3		4	0	1	0	0	0	3
Willie Horton, R (1, 10) OBP: 0.353, SLG: 0.411	SSS 0-3 ③ K			0-0 ① F8		SSS 0-3 ① K		0-0 ② F6		4	0	0	0	0	2	3
Jason Thompson, L (1, 3) OBP: 0.332, SLG: 0.430		0-0 ① 3-1		BBBB 4-0 BB		0-0 ② FC4-6 1B 1-2f		0-0 ③ 4-3		3	0	0	0	1	0	2
Aurelio Rodriguez, R (1, 5) OBP: 0.272, SLG: 0.343		0-0 WP 2B		0-0 ② L7		0-0 1-2 1B			SSS 0-3 ① K2-3	4	0	2	0	0	1	1
Bill Freehan, R (1, 2) OBP: 0.320, SLG: 0.415		SSS 0-3 ② K2-3 2-3		0-0 ③ F6		0-0 ③ F8			0-0 ② 5-3	4	0	0	0	0	1	4
Tom Veryzer, R (1, 6) OBP: 0.286, SLG: 0.277 Dan Meyer, L (9, PH) OBP: 0.294, SLG: 0.324		0-0 ③ 4-3			0-0 FC1-6 1B		0-0 ① F9		0-0 1B	3 1	0 0	1 1	0 0	0 0	0 0	1 0
Chuck Scrivener, R (1, 4) OBP: 0.318, SLG: 0.330 Ben Oglivie, L (9, PH) OBP: 0.310, SLG: 0.447			0-0 G4-6-3 1B		0-0 ① L7		SSS 0-3 ② K		0-0 ③ F6	3 1	0 0	1 0	0 0	0 0	1 0	1 1
Inning Stats	R: 0 H: 1 E: 0 LOB: 1 K: 1 BB: 0 S: 6 P: 6	R: 0 H: 1 E: 0 LOB: 1 K: 1 BB: 0 S: 6 P: 6	R: 0 H: 1 E: 0 LOB: 1 K: 0 BB: 1 S: 3 P: 7	R: 0 H: 0 E: 0 LOB: 1 K: 0 BB: 1 S: 3 P: 7	R: 0 H: 1 E: 0 LOB: 1 K: 0 BB: 0 S: 4 P: 4	R: 0 H: 2 E: 0 LOB: 2 K: 1 BB: 0 S: 7 P: 7	R: 0 H: 0 E: 0 LOB: 0 K: 1 BB: 0 S: 5 P: 5	R: 0 H: 1 E: 0 LOB: 1 K: 0 BB: 0 S: 4 P: 4	R: 0 H: 1 E: 0 LOB: 1 K: 1 BB: 0 S: 6 P: 6	1B: 6 2B: 2 3B: 0 HR: 0	SF: 0 SAC: 0 DP: 1 HBP: 0						

PITCHER	IP	WLS	BF	H	R	ER	SO	BB	IBB	HBP	BLK	WP	HR	S	P	ERA	WHIP
Steve Hargan, R (1, 1) ERA: 3.1	9.0	W	36	8	0	0	5	2	0	0	0	1	0	44	52	0.00	1.111

PITCHER	IP	WLS	BF	H	R	ER	SO	BB	IBB	HBP	BLK	WP	HR	S	P	ERA	WHIP

AB	34
R	0
H	8
RBI	0
BB	2
SO	5
LOB	20

WP: 1 PA: 36
PB: 0
SB: 1
CS: 0

livebaseballscorecards.com

Batter	1	2	3	4	5	6	7	8	9	AB	R	H	RBI	BB	SO	LOB
Gene Clines, R (1, 7) OBP: 0.295, SLG: 0.298	L6-3		L6-3		K		E2 2-H 1B			4	0	1	1	0	1	0
Toby Harrah, R (1, 6) OBP: 0.367, SLG: 0.375	6-3		1B		1-3		F9			4	0	1	0	0	0	1
Joe Lahoud, L (1, 10) OBP: 0.317, SLG: 0.282	1-3		F8		1B		K			4	0	1	0	0	1	2
Mike Hargrove, L (1, 3) OBP: 0.407, SLG: 0.403		1B PB 1B		HR	G3			L7		4	2	2	1	0	0	1
Tom Grieve, R (1, 9) OBP: 0.299, SLG: 0.391		F8 PB 1-3 1B		L9		F9		F8		4	0	1	0	0	0	0
Roy Howell, L (1, 5) OBP: 0.307, SLG: 0.374		F8 1-3 3-H		F8 1B 1B		G1		F8		4	0	1	0	0	0	1
Lenny Randle, S (1, 4) OBP: 0.288, SLG: 0.273		G3		F8 1-2 1B		F9			K	4	0	1	0	0	1	1
Juan Beniquez, R (1, 8) OBP: 0.322, SLG: 0.293		K		F8 1-2 2-3			SH1-4 E BB		CS 1B	3	1	1	0	1	1	3
Jim Sundberg, R (1, 2) OBP: 0.275, SLG: 0.289			K	5-3			SH1-4 1-2		F9 1-2	3	0	0	0	0	1	3
Inning Stats	R: 0 E: 0 K: 0 S: 3 H: 0 LOB: 0 BB: 0 P: 3	R: 1 E: 0 K: 1 S: 7 H: 2 LOB: 1 BB: 0 P: 7	R: 0 E: 0 K: 1 S: 6 H: 1 LOB: 1 BB: 0 P: 6	R: 1 E: 0 K: 0 S: 6 H: 3 LOB: 2 BB: 0 P: 6	R: 0 E: 0 K: 1 S: 6 H: 1 LOB: 1 BB: 0 P: 6	R: 0 E: 0 K: 0 S: 3 H: 0 LOB: 0 BB: 0 P: 3	R: 1 E: 1 K: 1 S: 6 H: 1 LOB: 1 BB: 1 P: 10	R: 0 E: 0 K: 0 S: 3 H: 0 LOB: 0 BB: 0 P: 3	R: 0 E: 0 K: 1 S: 5 H: 1 LOB: 0 BB: 0 P: 5	1B: 8 2B: 0 3B: 0 HR: 1 SF: 0 SAC: 1 DP: 0 HBP: 0						

TOP

Texas Rangers @ Detroit Tigers

Tiger Stadium, Detroit, MI

Wed Aug 11 1976, 7:05 PM EDT

Att. 36,523 - Unknown

livebaseballscorecards.com

AB	34
R	3
H	9
RBI	2
BB	1
SO	5
LOB	12

PITCHER		IP	WLS	BF	H	R	ER	SO	BB	IBB	HBP	BLK	WP	HR	S	P	ERA	WHIP
Mark Fidrych, R ERA: 1.97	(1, 1)	9.0	W	36	9	3	3	5	1	0	0	0	0	1	45	49	3.00	1.111

PITCHER		IP	WLS	BF	H	R	ER	SO	BB	IBB	HBP	BLK	WP	HR	S	P	ERA	WHIP

Texas Rangers @ Detroit Tigers

Tiger Stadium, Detroit, MI

Wed Aug 11 1976, 7:05 PM EDT

Att. 36,523 - Unknown

livebaseballscorecards.com

BOTTOM

Batter	1	2	3	4	5	6	7	8	9	AB	R	H	RBI	BB	SO	LOB
Ron LeFlore, R (1, 8) OBP: 0.386, SLG: 0.413	K		6-3	F9 1-2		K				4	0	0	0	0	2	2
Dan Meyer, L (1, 7) OBP: 0.298, SLG: 0.328	6-3 1B 1B		1-3 1B 1B		F8		P4			4	1	2	0	0	0	0
Ben Oglivie, L (1, 9) OBP: 0.314, SLG: 0.448	6-3 1-2 1B		1-3 1-2		L7		G4-6-3 1B			4	0	2	0	0	0	1
Rusty Staub, L (1, 10) OBP: 0.396, SLG: 0.456	6-3 1-2 2-3		1B 2-H 1B		HR		G4-6-3 1-2f			4	1	2	2	0	0	3
Jason Thompson, L (1, 3) OBP: 0.331, SLG: 0.428	L7		1-2 1B		4-3			4-3		4	0	1	0	0	0	2
Aurelio Rodriguez, R (1, 5) OBP: 0.272, SLG: 0.347		F9	4-3			1B 3B		5-3		4	1	1	0	0	0	2
Tom Veryzer, R (1, 6) OBP: 0.288, SLG: 0.278		FC5-4 1B		6-3		G6-4-3 1B BB		F9		3	0	1	0	1	0	0
Chuck Scrivener, R (1, 4) OBP: 0.313, SLG: 0.324 Alex Johnson, R (6, PH) OBP: 0.303, SLG: 0.367 Jerry Manuel, S (7, 4) OBP: 0.250, SLG: 0.194 Willie Horton, R (9, PH) OBP: 0.355, SLG: 0.424		K	5-3			G6-4-3 1-2 3-H 1B			HR	2 1 0 1	0 0 0 1	0 1 0 1	0 1 0 1	1 0 0 0	1 0 0 0	1 0 0 0
Bruce Kimm, R (1, 2) OBP: 0.316, SLG: 0.321		FC5-4 1-2f	S 1B			G6-4-3 1-2f 2-3				3	0	1	0	0	0	3
Inning Stats	R: 0 E: 0 K: 1 S: 7 H: 2 LOB: 2 BB: 0 P: 7	R: 0 E: 0 K: 1 S: 6 H: 1 LOB: 1 BB: 0 P: 6	R: 1 E: 0 K: 0 S: 6 H: 3 LOB: 2 BB: 0 P: 6	R: 0 E: 0 K: 0 S: 4 H: 1 LOB: 1 BB: 0 P: 4	R: 1 E: 0 K: 0 S: 4 H: 1 LOB: 0 BB: 0 P: 4	R: 1 E: 0 K: 1 S: 6 H: 2 LOB: 1 BB: 1 P: 10	R: 0 E: 0 K: 0 S: 3 H: 1 LOB: 0 BB: 0 P: 3	R: 0 E: 0 K: 0 S: 3 H: 0 LOB: 0 BB: 0 P: 3	R: 1 E: 0 K: 0 S: 1 H: 1 LOB: 0 BB: 0 P: 1	1B: 9 2B: 0 3B: 1 HR: 2 SF: 0 SAC: 0 DP: 2 HBP: 0						

	AB	34
	R	4
	H	12
	RBI	4
	BB	1
	SO	3
	LOB	14

WP: 0 PA: 35
PB: 0
SB: 1
CS: 0

PITCHER	IP	WLS	BF	H	R	ER	SO	BB	IBB	HBP	BLK	WP	HR	S	P	ERA	WHIP
Gaylord Perry, R (1, 1) ERA: 3.36	8.0	L	35	12	4	4	3	1	0	0	0	0	2	40	44	4.50	1.625

PITCHER	IP	WLS	BF	H	R	ER	SO	BB	IBB	HBP	BLK	WP	HR	S	P	ERA	WHIP

Batter	1	2	3	4	5	6	7	8	9	AB	R	H	RBI	BB	SO	LOB
Gene Clines, R (1, 7) OBP: 0.291, SLG: 0.294	L8	L4-3 1-2			K	L6-3 1-2				4	0	0	0	0	1	3
Toby Harrah, R (1, 6) OBP: 0.368, SLG: 0.373	S BB		4-3			FC3-6 BB	F4			2	0	0	0	2	0	1
Joe Lahoud, L (1, 10) OBP: 0.321, SLG: 0.279	F5 1-2		G3-6-1 BB			FC3-6 1-2f E		FC1-6 BB		2	1	0	0	2	0	2
Mike Hargrove, L (1, 3) OBP: 0.405, SLG: 0.399	F9		G3-6-1 1-2f			E SF9 BB		FC1-6 1-2f		3	1	0	0	1	0	3
Tom Grieve, R (1, 9) OBP: 0.299, SLG: 0.392		4-3 1B 2B		K		E1 1-3 2-H		K		4	1	1	0	0	2	2
Roy Howell, L (1, 5) OBP: 0.304, SLG: 0.371		4-3 2-3		F5		SF9 3-H		K		3	0	0	1	0	1	2
Lenny Randle, S (1, 4) OBP: 0.288, SLG: 0.273		1B 1B 3-H 1B		G3		F9			F8	4	1	1	1	0	0	1
Juan Beniquez, R (1, 8) OBP: 0.321, SLG: 0.292		1B S 1-3 1B			K		K		K	4	0	1	0	0	3	0
Jim Sundberg, R (1, 2) OBP: 0.277, SLG: 0.292		L4-3 1-3 3-H 1B			F8		L6-3 1B		5-3	4	0	2	1	0	0	0
Inning Stats	R: 0 E: 0 K: 0 S: 3 H: 0 LOB: 1 BB: 1 P: 7	R: 2 E: 0 K: 0 S: 6 H: 4 LOB: 1 BB: 0 P: 6	R: 0 E: 0 K: 0 S: 2 H: 0 LOB: 0 BB: 1 P: 6	R: 0 E: 0 K: 1 S: 5 H: 0 LOB: 0 BB: 0 P: 5	R: 0 E: 0 K: 2 S: 7 H: 0 LOB: 0 BB: 0 P: 7	R: 2 E: 2 K: 0 S: 4 H: 0 LOB: 1 BB: 2 P: 12	R: 0 E: 0 K: 1 S: 6 H: 1 LOB: 1 BB: 0 P: 6	R: 0 E: 0 K: 2 S: 7 H: 0 LOB: 1 BB: 1 P: 11	R: 0 E: 0 K: 1 S: 5 H: 0 LOB: 0 BB: 0 P: 5	1B: 4 2B: 1 3B: 0 HR: 0 SF: 1 SAC: 0 DP: 2 HBP: 0						

PITCHER	IP	WLS	BF	H	R	ER	SO	BB	IBB	HBP	BLK	WP	HR	S	P	ERA	WHIP
Pat Dobson, R (1, 1) ERA: 3.56	7.0		30	5	4	2	4	5	0	0	0	0	0	33	53	2.57	1.429
Dave LaRoche, L (8, 1) ERA: 2.51	2.0	W	6	0	0	0	3	0	0	0	0	0	0	12	12	0.00	0.000

PITCHER	IP	WLS	BF	H	R	ER	SO	BB	IBB	HBP	BLK	WP	HR	S	P	ERA	WHIP

TOP

Texas Rangers @ Cleveland Indians

Cleveland Municipal Stadium, Cleveland, OH

Thu Aug 12 1976, 7:05 PM EDT

Att. 3,786 - Unknown - 80 F

livebaseballscorecards.com

AB	30
R	4
H	5
RBI	3
BB	5
SO	7
LOB	14

WP: 0	PA: 36		
PB: 0			
SB: 2			
CS: 0			

Texas Rangers @ Cleveland Indians

Cleveland Municipal Stadium, Cleveland, OH

Thu Aug 12 1976, 7:05 PM EDT

Att. 3,786 - Unknown - 80 F

BOTTOM

Batter	1	2	3	4	5	6	7	8	9	AB	R	H	RBI	BB	SO	LOB
Duane Kuiper, L (1, 4) (9, 3) OBP: 0.322, SLG: 0.330	1B FC5-2 2B		4-3		L7		FC5-4 1-2 1B		4-3 2-3	5	0	2	0	0	0	1
Larvell Blanks, R (1, 6) (9, 4) OBP: 0.368, SLG: 0.476	F9		6-3		F8		L7		2B 1B 3-H 1B	5	1	1	1	0	0	3
Rick Manning, L (1, 8) OBP: 0.337, SLG: 0.395	FC5-2 2-3 1B		1B HR 1B		3-1		FC5-4 1-2f 2-3		1B 1-3 2B	5	1	3	0	0	0	2
Rico Carty, R (1, 10) OBP: 0.389, SLG: 0.470	FC5-2 1-2 3-H		HR 1-2 1B			6-3	F8		1B IBB	4	1	1	0	1	0	4
Boog Powell, L (1, 3) OBP: 0.294, SLG: 0.284 Frank Duffy, R (8, PR) OBP: 0.272, SLG: 0.277 (9, 6) Frank Robinson, R (9, PH) OBP: 0.373, SLG: 0.418	F6		HR 1-H 2-H			BB E		BB FC1-5 1B	1B 1-2 2-3 3-H	2 0 1	1 0 0	1 0 1	3 0 1	2 0 0	0 0 0	2 0 0
George Hendrick, R (1, 7) OBP: 0.320, SLG: 0.460		K	F8			F9		G5-3 FC1-5 1-2 1B		4	0	1	0	0	1	1
Buddy Bell, R (1, 5) OBP: 0.353, SLG: 0.368		6-3	5-3			E5 1-3		FC1-5 1-2 2-3f		4	0	0	0	0	0	3
Tommy Smith, L (1, 9) OBP: 0.317, SLG: 0.426		BB	G5-4-3 1B			L7		G5-3 2-3f		3	0	1	0	1	0	4
Ray Fosse, R (1, 2) OBP: 0.375, SLG: 0.365 John Lowenstein, L (9, PH) OBP: 0.288, SLG: 0.273		3-1	G5-4-3 1-2f				FC5-4 1B 1B		4-3 1B 2B	3 1	0 1	1 1	0 0	0 0	0 0	2 0
Inning Stats	R: 0 E: 0 K: 0 S: 5 H: 2 LOB: 2 BB: 0 P: 5	R: 0 E: 0 K: 1 S: 5 H: 0 LOB: 1 BB: 1 P: 9	R: 3 E: 0 K: 0 S: 6 H: 3 LOB: 0 BB: 0 P: 6	R: 0 E: 0 K: 0 S: 3 H: 1 LOB: 0 BB: 0 P: 3	R: 0 E: 0 K: 0 S: 3 H: 0 LOB: 0 BB: 0 P: 3	R: 0 E: 1 K: 0 S: 4 H: 0 LOB: 2 BB: 1 P: 8	R: 0 E: 0 K: 0 S: 5 H: 2 LOB: 2 BB: 0 P: 5	R: 0 E: 0 K: 0 S: 3 H: 1 LOB: 1 BB: 1 P: 7	R: 2 E: 0 K: 0 S: 5 H: 4 LOB: 3 BB: 1 P: 9	1B: 9 2B: 3 3B: 0 HR: 1	SF: 0 SAC: 0 DP: 2 HBP: 0						

livebaseballscorecards.com

AB	37
R	5
H	13
RBI	5
BB	4
SO	1
LOB	22

WP: 0 PB: 0 SB: 0 CS: 0 PA: 41

PITCHER		IP	WLS	BF	H	R	ER	SO	BB	IBB	HBP	BLK	WP	HR	S	P	ERA	WHIP
Tommy Boggs, R ERA: 4.84	(1, 1)	6.0		28	8	3	3	1	2	0	0	0	0	1	28	36	4.50	1.667
Steve Foucault, R ERA: 3.14	(7, 1)	0.1		1	0	0	0	0	0	0	0	0	0	0	1	1	0.00	0.000
Craig Skok, L ERA:	(7, 1)	0.1		1	0	0	0	0	0	0	0	0	0	0	1	1	0.00	0.000
Jeff Terpko, R ERA: 2.53	(7, 1)	1.2	L	9	4	2	2	0	1	0	0	0	0	0	8	12	10.80	3.000
Mike Bacsik, R ERA: 3.55	(9, 1)	0.0		2	1	0	0	0	0	1	0	0	0	0	1	5	∞	∞

PITCHER		IP	WLS	BF	H	R	ER	SO	BB	IBB	HBP	BLK	WP	HR	S	P	ERA	WHIP

Batter	1	2	3	4	5	6	7	8	9	AB	R	H	RBI	BB	SO	LOB
Gene Clines, R (1, 7) OBP: 0.288, SLG: 0.290	L4-3		SH3 1-2 2-3		L8		F2		FC4 1-2 2-3	4	0	0	0	0	0	3
Toby Harrah, R (1, 6) OBP: 0.366, SLG: 0.372	K		FC5-2-6 BB 2-3 3-H		E5 2-H 1B			B1-3	SF9 3-H	4	0	1	1	0	1	2
Mike Hargrove, L (1, 3) OBP: 0.407, SLG: 0.399	BB		BB 1-2		K			1B 1B	4-3	3	0	1	0	2	1	3
Jeff Burroughs, R (1, 9) OBP: 0.297, SLG: 0.357	K		K			F7		F4		4	0	0	0	0	2	5
Roy Howell, L (1, 5) OBP: 0.303, SLG: 0.370		K		K		K		1-2 1B		4	0	1	0	0	3	0
Tom Grieve, R (1, 10) OBP: 0.298, SLG: 0.393		K		F6		WP 2B		K		4	0	1	0	0	2	2
Lenny Randle, S (1, 4) OBP: 0.285, SLG: 0.270		F8		F5		K 2-3			K	4	0	0	0	0	2	1
Juan Beniquez, R (1, 8) OBP: 0.326, SLG: 0.294			SH3 BB FC5-2-6 BB		S E BB		K		FC4 1B SF9 1B	2	2	1	0	2	1	0
Jim Sundberg, R (1, 2) OBP: 0.280, SLG: 0.292			FC5-2-6 SH3 1-2 BB		K 1-2		K		FC4 1-2 1B	3	0	1	0	1	2	1
Inning Stats	R: 0 E: 0 K: 2 S: 7 H: 0 LOB: 1 BB: 1 P: 11	R: 0 E: 0 K: 2 S: 7 H: 0 LOB: 0 BB: 0 P: 7	R: 0 E: 0 K: 1 S: 5 H: 0 LOB: 3 BB: 3 P: 17	R: 0 E: 0 K: 1 S: 5 H: 0 LOB: 0 BB: 0 P: 5	R: 1 E: 1 K: 2 S: 8 H: 1 LOB: 1 BB: 1 P: 12	R: 0 E: 0 K: 2 S: 8 H: 1 LOB: 1 BB: 0 P: 8	R: 0 E: 0 K: 2 S: 7 H: 0 LOB: 0 BB: 0 P: 7	R: 0 E: 0 K: 1 S: 7 H: 2 LOB: 2 BB: 0 P: 7	R: 1 E: 0 K: 1 S: 8 H: 2 LOB: 0 BB: 0 P: 8	1B: 5 2B: 1 3B: 0 HR: 0	SF: 1 SAC: 1 DP: 0 HBP: 0						

TOP

Texas Rangers @ Cleveland Indians

Cleveland Municipal Stadium, Cleveland, OH

Fri Aug 13 1976, 7:05 PM EDT

Att. 11,954 - Unknown - 70 F

livebaseballscorecards.com

AB	32
R	2
H	6
RBI	1
BB	5
SO	14
LOB	17

WP: 1 PB: 0 SB: 1 CS: 0 PA: 39

PITCHER	IP	WLS	BF	H	R	ER	SO	BB	IBB	HBP	BLK	WP	HR	S	P	ERA	WHIP
Dennis Eckersley, R (1, 1) ERA: 3.76	9.0	L	39	6	2	1	14	5	0	0	0	1	0	62	82	1.00	1.222

PITCHER	IP	WLS	BF	H	R	ER	SO	BB	IBB	HBP	BLK	WP	HR	S	P	ERA	WHIP

BOTTOM

Texas Rangers @ Cleveland Indians

Cleveland Municipal Stadium, Cleveland, OH

Fri Aug 13 1976, 7:05 PM EDT

Att. 11,954 - Unknown - 70 F

livebaseballscorecards.com

Batter	1	2	3	4	5	6	7	8	9	AB	R	H	RBI	BB	SO	LOB
Rick Manning, L (1, 8) OBP: 0.339, SLG: 0.396	x 0-0 CS 1B		x 0-0 1B			x 0-0 ① SH1-4 1-2		x 0-0 ① 6-3		3	0	2	0	0	0	0
Larvell Blanks, R (1, 4) OBP: 0.371, SLG: 0.474	B B B B 4-0 ① FC4-6 1-2 BB		x 0-0 ③ L6			x 0-0 BB E 1B		S S S 0-3 ② K		3	0	1	0	1	1	1
Frank Robinson, R (1, 10) OBP: 0.352, SLG: 0.390	S S S 0-3 ② K			x 0-0 ① F3		x 0-0 FC6 BB 1-2 2-3		x 0-0 F8		4	0	0	0	0	1	3
Rico Carty, R (1, 3) OBP: 0.386, SLG: 0.466	x 0-0 ③ FC4-6 1-2f			x 0-0 ② 5-3		x 0-0 ② F8			x 0-0 ① F9	4	0	0	0	0	0	4
George Hendrick, R (1, 7) OBP: 0.322, SLG: 0.459 John Lowenstein, L (9, PR) OBP: 0.288, SLG: 0.273		x 0-0 ① F3		x 0-0 ③ 6-3		B B B B 4-0 1-2 2-3 3-H BB			x 0-0 2B 1B	3 0	0 0	1 0	1 0	1 0	0 0	0 0
Buddy Bell, R (1, 5) OBP: 0.352, SLG: 0.370		x 0-0 E5 G5-4-3			x 0-0 ① F9	S S S 0-3 ③ K			x 0-0 FC5 1-3 2B	4	0	1	0	0	1	3
Charlie Spikes, R (1, 9) OBP: 0.306, SLG: 0.346		x 0-0 ② ③ G5-4-3 1-2f			x 0-0 CS 1B		x 0-0 ① F9		4-0 IBB	3	0	1	0	1	0	1
Ray Fosse, R (1, 2) OBP: 0.372, SLG: 0.362			S S S 0-3 ① K		x 0-0 ② ③ F4 1-2		x 0-0 G4-3 1B		x 0-0 ② F3	4	0	1	0	0	1	4
Frank Duffy, R (1, 6) OBP: 0.272, SLG: 0.277			x 0-0 ② 5-3			x 0-0 FC6 SH1-4 BB 1B	x 0-0 ② ③ G4-3 1-2f		x 0-0 ③ FC5 2-3f	4	1	1	0	0	0	4

Inning Stats									
	R: 0 H: 1 E: 0 LOB: 1 K: 1 BB: 1 S: 5 P: 9	R: 0 H: 0 E: 1 LOB: 0 K: 0 BB: 0 S: 3 P: 3	R: 0 H: 1 E: 0 LOB: 1 K: 1 BB: 0 S: 6 P: 6	R: 0 H: 0 E: 0 LOB: 0 K: 0 BB: 0 S: 3 P: 3	R: 0 H: 1 E: 0 LOB: 0 K: 0 BB: 0 S: 3 P: 3	R: 1 H: 2 E: 1 LOB: 3 K: 1 BB: 1 S: 8 P: 12	R: 0 H: 1 E: 0 LOB: 0 K: 0 BB: 0 S: 3 P: 3	R: 0 H: 0 E: 0 LOB: 0 K: 1 BB: 0 S: 5 P: 5	R: 0 H: 2 E: 0 LOB: 3 K: 0 BB: 1 S: 5 P: 9	1B: 7 SF: 0 2B: 1 SAC: 1 3B: 0 DP: 2 HR: 0 HBP: 0	WP: 0 PA: 36 PB: 0 SB: 0 CS: 2

PITCHER	IP	WLS	BF	H	R	ER	SO	BB	IBB	HBP	BLK	WP	HR	S	P	ERA	WHIP
Jim Umbarger, L (1, 1) ERA: 2.97	9.0	W	36	8	1	0	4	2	1	0	0	0	0	41	53	0.00	1.111

PITCHER	IP	WLS	BF	H	R	ER	SO	BB	IBB	HBP	BLK	WP	HR	S	P	ERA	WHIP

AB	32
R	1
H	8
RBI	1
BB	3
SO	4
LOB	20

Batter	1	2	3	4	5	6	7	8	9	10	AB	R	H	RBI	BB	SO	LOB
Gene Clines, R (1, 7) OBP: 0.283, SLG: 0.286	L5-3	FC6-4 1-2f			L9	L9			L3		5	0	0	0	0	0	2
Toby Harrah, R (1, 6) OBP: 0.369, SLG: 0.373	3-1 1B 1B		FC5 1B 1B		BBBB HR BB		4-3		L1		4	2	2	0	1	0	0
Mike Hargrove, L (1, 3) OBP: 0.403, SLG: 0.394	3-1 1-2		F7		SSS K		F8		3-1		5	0	0	0	0	1	3
Jeff Burroughs, R (1, 9) OBP: 0.304, SLG: 0.370										BBBB BB 1B BB	4	1	4	3	1	0	0
Dave Moates, L (10, PR) OBP: 0.303, SLG: 0.315 (10, 9)	2-H 1B		1-2 FC5 1B		1-H HR						0	1	0	0	0	0	0
Tom Grieve, R (1, 10) OBP: 0.297, SLG: 0.393	5-3		1-2 2-3f FC5		2B		SSS K			SSS K	5	0	1	0	0	2	5
Danny Thompson, R (1, 5) OBP: 0.279, SLG: 0.278		F9 BB 1B	F9		BBBB BB			FC1-6 1B		BBBB 1B 1-2 BB	3	0	2	0	2	0	2
Lenny Randle, S (1, 4) OBP: 0.289, SLG: 0.271		BBBB CS 1-2 BB		BBBB G6-4-3 BB	F6			FC1-6 S 1-2f		1-3 2-H 1B	3	0	1	1	2	0	3
Juan Beniquez, R (1, 8) OBP: 0.321, SLG: 0.289		F9 2-3		G6-4-3 1-2f		F4		SSS K		F9	5	0	0	0	0	1	6
Jim Sundberg, R (1, 2) OBP: 0.280, SLG: 0.289		BBBB FC6-4 1-2 BB				SSS K		5-3 1-2			3	0	0	0	1	1	1

Inning Stats																								
	R: 1	H: 2	R: 0	H: 1	R: 0	H: 2	R: 0	H: 0	R: 2	H: 2	R: 0	H: 0	R: 0	H: 1	R: 0	H: 1	R: 0	H: 0	R: 1	H: 1	1B: 8	SF: 0	WP: 0	PA: 44
	E: 0	LOB: 1	E: 0	LOB: 2	E: 0	LOB: 2	E: 0	LOB: 0	E: 0	LOB: 2	E: 0	LOB: 0	E: 0	LOB: 1	E: 0	LOB: 1	E: 0	LOB: 0	E: 0	LOB: 2	2B: 1	SAC: 0	PB: 0	
	K: 0	BB: 0	K: 0	BB: 2	K: 0	BB: 0	K: 0	BB: 1	K: 1	BB: 2	K: 1	BB: 0	K: 1	BB: 0	K: 1	BB: 0	K: 0	BB: 0	K: 1	BB: 2	3B: 0	DP: 1	SB: 1	
	S: 5	P: 5	S: 3	P: 11	S: 5	P: 5	S: 2	P: 6	S: 7	P: 15	S: 5	P: 5	S: 6	P: 6	S: 6	P: 6	S: 3	P: 3	S: 5	P: 13	HR: 1	HBP: 0	CS: 1	

PITCHER		IP	WLS	BF	H	R	ER	SO	BB	IBB	HBP	BLK	WP	HR	S	P	ERA	WHIP
Rick Waits, L ERA: 3.79	(1, 1)	4.2		23	7	3	3	1	4	0	0	0	0	1	21	37	5.79	2.357
Tom Buskey, R ERA: 3.89	(5, 1)	2.1		9	1	0	0	2	1	0	0	0	0	0	12	16	0.00	0.857
Jim Kern, R ERA: 2.57	(8, 1)	3.0	L	12	2	1	1	2	2	0	0	0	0	0	14	22	3.00	1.333

PITCHER	IP	WLS	BF	H	R	ER	SO	BB	IBB	HBP	BLK	WP	HR	S	P	ERA	WHIP

TOP

Texas Rangers @ Cleveland Indians

Cleveland Municipal Stadium, Cleveland, OH

Sat Aug 14 1976, 3:33 AM EDT
Att. 13,640 - Unknown - 76 F

livebaseballscorecards.com

AB	37
R	4
H	10
RBI	4
BB	7
SO	5
LOB	22

Texas Rangers @ Cleveland Indians

Cleveland Municipal Stadium, Cleveland, OH

Sat Aug 14 1976, 3:33 AM EDT

Att. 13,640 - Unknown - 76 F

livebaseballscorecards.com

Batter	1	2	3	4	5	6	7	8	9	10	AB	R	H	RBI	BB	SO	LOB
Duane Kuiper, L (1, 4) OBP: 0.323, SLG: 0.333	K		K		2B		1B		L9		5	1	2	0	0	2	0
Rick Manning, L (1, 8) OBP: 0.344, SLG: 0.403	1-3		2B		CS 1B		1B		G6-4-3 1B		5	0	4	0	0	0	0
Tommy Smith, L (1, 10) OBP: 0.308, SLG: 0.413	4-3		F5		K		F8		G6-4-3		2	0	0	0	0	0	1
Frank Robinson, R (5, PH) OBP: 0.338, SLG: 0.371											3	0	0	0	0	1	5
Boog Powell, L (1, 3) OBP: 0.296, SLG: 0.299		1B BB		HR	K		L7			G3	4	1	1	1	1	1	3
George Hendrick, R (1, 7) OBP: 0.327, SLG: 0.463		K		2B 2B		1B BB	1-3 2-H 1B			FC6-4 BB	3	1	2	1	2	1	1
John Lowenstein, L (1, 9) OBP: 0.290, SLG: 0.275 Charlie Spikes, R (6, PH) OBP: 0.303, SLG: 0.343 (7, 9)	1-3 1B			F3	K	6-3				FC6-4 FC6-4 1-2f	2	0	1	0	0	0	1
											3	0	0	0	0	1	4
Buddy Bell, R (1, 5) OBP: 0.348, SLG: 0.365	5-3			L7	K		L7			FC6-4 1-2f	5	0	0	0	0	1	5
Ray Fosse, R (1, 2) OBP: 0.375, SLG: 0.372	5-3			2-H 2B	1-2 1B		F8				4	0	2	1	0	0	2
Frank Duffy, R (1, 6) OBP: 0.268, SLG: 0.273			6-3	1-3	F6		5-3				4	0	0	0	0	0	3

Inning Stats	1	2	3	4	5	6	7	8	9	10
	R: 0 H: 0 E: 0 LOB: 0 K: 1 BB: 0 S: 5 P: 5	R: 0 H: 1 E: 0 LOB: 2 K: 1 BB: 1 S: 6 P: 10	R: 0 H: 1 E: 0 LOB: 1 K: 1 BB: 0 S: 6 P: 6	R: 2 H: 3 E: 0 LOB: 1 K: 0 BB: 0 S: 6 P: 6	R: 0 H: 2 E: 0 LOB: 1 K: 2 BB: 0 S: 8 P: 8	R: 0 H: 1 E: 0 LOB: 2 K: 2 BB: 1 S: 8 P: 12	R: 1 H: 3 E: 0 LOB: 2 K: 0 BB: 0 S: 6 P: 6	R: 0 H: 0 E: 0 LOB: 0 K: 0 BB: 0 S: 3 P: 3	R: 0 H: 1 E: 0 LOB: 0 K: 0 BB: 0 S: 3 P: 3	R: 0 H: 0 E: 0 LOB: 1 K: 0 BB: 1 S: 3 P: 7

1B: 7 SF: 0
2B: 4 SAC: 0
3B: 0 DP: 1
HR: 1 HBP: 0

WP: 0 PA: 43
PB: 0
SB: 0
CS: 1

BOTTOM

AB	40
R	3
H	12
RBI	3
BB	3
SO	7
LOB	25

PITCHER	IP	WLS	BF	H	R	ER	SO	BB	IBB	HBP	BLK	WP	HR	S	P	ERA	WHIP
Nelson Briles, R (1, 1) ERA: 3.44	4.0		20	7	2	2	3	1	0	0	0	0	1	25	29	4.50	2.000
Craig Skok, L (5, 1) ERA: 3.0	2.2		12	4	1	1	4	1	0	0	0	0	0	19	23	3.38	1.875
Steve Foucault, R (7, 1) ERA: 2.98	3.1	W	11	1	0	0	0	1	0	0	0	0	0	10	14	0.00	0.600

PITCHER	IP	WLS	BF	H	R	ER	SO	BB	IBB	HBP	BLK	WP	HR	S	P	ERA	WHIP

Texas Rangers @ Cleveland Indians

Cleveland Municipal Stadium, Cleveland, OH

Sun Aug 15 1976, 3:33 AM EDT

Unknown - 65 F

livebaseballscorecards.com

Batter	1	2	3	4	5	6	7	8	9	AB	R	H	RBI	BB	SO	LOB
Dave Moates, L (1, 7) OBP: 0.304, SLG: 0.316	1-3		BB, 1B		4-3		F9	G6-4-3, 1-2f		3	0	1	0	0	0	0
Tom Grieve, R (7, PH) OBP: 0.296, SLG: 0.391 (7, 7)										2	0	0	0	0	0	4
Toby Harrah, R (1, 6) OBP: 0.371, SLG: 0.381	6-3		BBBB, 1-2, 1B, BB		HR		BBBB, 1-2, BB		4-3	3	1	1	1	2	0	0
Mike Hargrove, L (1, 3) OBP: 0.409, SLG: 0.401	2B		1-2, 1B		BBBB, FC5-4, BB		BBBB, 1-2, 2-3, BB		HR, 1B	3	1	3	0	2	0	0
Jeff Burroughs, R (1, 9) OBP: 0.303, SLG: 0.375	5-3		F4		FC5-4, 1-2f		4-3		1-H, HR	5	1	1	2	0	0	7
Joe Lahoud, L (1, 10) OBP: 0.323, SLG: 0.281		FC5-4, 1B, 1B	F6			F8		1B, 1B, 1B	SSS, K	2	0	1	0	0	0	2
Jim Fregosi, R (6, PH) OBP: 0.358, SLG: 0.333										3	1	1	0	0	1	0
Roy Howell, L (1, 5) OBP: 0.302, SLG: 0.367		1-2, FC5-4, 1B		4-3		SSS, K		F8	F9	5	0	1	0	0	1	1
Lenny Randle, S (1, 4) OBP: 0.288, SLG: 0.270		SSS, K		4-3		SSS, K		1B, 1-2, 1B		4	0	1	0	0	2	2
Juan Beniquez, R (1, 8) OBP: 0.323, SLG: 0.290		1-2f, 2-3, FC5-4		SSS, K		BBBB, FC4-6, BB		1-3, 2-H, BB, 1B		3	0	1	1	1	1	2
Jim Sundberg, R (1, 2) OBP: 0.277, SLG: 0.287		SSS, K			F8	FC4-6, BB, BB, 1-2f	BBBB	G6-4-3, 1-2		3	0	0	0	0	1	3
Gene Clines, R (8, PH) OBP: 0.285, SLG: 0.286										0	0	0	0	1	0	0
Bill Fahey, L (8, 2) OBP: 0.339, SLG: 0.320										0	0	0	0	0	0	0
Inning Stats	R: 0 E: 0 K: 0 S: 4 H: 1 LOB: 1 BB: 0 P: 4	R: 0 E: 0 K: 2 S: 9 H: 2 LOB: 2 BB: 0 P: 9	R: 0 E: 0 K: 0 S: 4 H: 2 LOB: 2 BB: 1 P: 8	R: 0 E: 0 K: 1 S: 5 H: 0 LOB: 0 BB: 0 P: 5	R: 1 E: 0 K: 0 S: 4 H: 1 LOB: 1 BB: 1 P: 8	R: 0 E: 0 K: 2 S: 7 H: 0 LOB: 0 BB: 0 P: 7	R: 0 E: 0 K: 0 S: 3 H: 0 LOB: 3 BB: 3 P: 15	R: 1 E: 0 K: 0 S: 5 H: 3 LOB: 2 BB: 1 P: 9	R: 2 E: 0 K: 1 S: 7 H: 2 LOB: 0 BB: 0 P: 7	1B: 8 2B: 1 3B: 0 HR: 2 SF: 0 SAC: 0 DP: 1 HBP: 0	WP: 0 PB: 0 SB: 0 CS: 0 PA: 42					

PITCHER		IP	WLS	BF	H	R	ER	SO	BB	IBB	HBP	BLK	WP	HR	S	P	ERA	WHIP
Stan Thomas, R ERA: 2.36	(1, 1)	5.0	W	22	6	1	1	3	2	0	0	0	0	1	26	34	1.80	1.600
Dave LaRoche, L ERA: 2.56	(6, 1)	2.1		14	3	1	1	2	4	0	0	0	0	0	14	30	3.86	3.000
Jim Kern, R ERA: 2.72	(8, 1)	1.2	S	6	2	2	2	1	0	0	0	0	0	1	8	8	10.80	1.200

PITCHER	IP	WLS	BF	H	R	ER	SO	BB	IBB	HBP	BLK	WP	HR	S	P	ERA	WHIP

AB	36
R	4
H	11
RBI	4
BB	6
SO	6
LOB	21

Texas Rangers @ Cleveland Indians

Cleveland Municipal Stadium, Cleveland, OH

Sun Aug 15 1976, 3:33 AM EDT

Unknown - 65 F

livebaseballscorecards.com

BOTTOM

Batter	1	2	3	4	5	6	7	8	9	AB	R	H	RBI	BB	SO	LOB
Duane Kuiper, L (1, 4) OBP: 0.325, SLG: 0.338	G3	F7			G6-3 1B		1B 2B 1-3			4	1	2	0	0	0	0
Larvell Blanks, R (1, 6) OBP: 0.373, SLG: 0.474	1B BB SF7 1B	F2			G6-3 1-2f		1B 2-H 3-H			4	1	2	2	0	0	1
Rick Manning, L (1, 8) OBP: 0.345, SLG: 0.403	1B 1B BB 1-2		F7			K S S S		1B 1B 1B		3	2	1	0	1	1	0
Boog Powell, L (1, 3) OBP: 0.304, SLG: 0.307	1B E 1B 1-2 2-3		6-3			1B		1B 1B 1-3		4	1	3	0	0	0	0
George Hendrick, R (1, 10) OBP: 0.324, SLG: 0.460	SF7 3-H		5-3			F3		K S S S		3	0	0	1	0	1	3
John Lowenstein, L (1, 9) OBP: 0.295, SLG: 0.281	E 1B 1-3 2-H			F7		F8		1B 1-2 3-H		4	0	2	2	0	0	1
Buddy Bell, R (1, 5) OBP: 0.347, SLG: 0.367	E5 1-3 3-H			6-3			FC5 2B	F7		4	0	1	0	0	0	3
Tommy Smith, L (1, 7) OBP: 0.290, SLG: 0.388	5-3			K S S S			K S S S	F9		4	0	0	0	0	2	5
Ray Fosse, R (1, 2) OBP: 0.368, SLG: 0.365		5-3			F9		FC5 2B 1B 2-3			3	1	0	0	0	0	1
Inning Stats	R: 3 H: 3 E: 1 LOB: 2 K: 0 BB: 1 S: 7 P: 11	R: 0 H: 0 E: 0 LOB: 0 K: 0 BB: 0 S: 3 P: 3	R: 0 H: 0 E: 0 LOB: 0 K: 0 BB: 0 S: 3 P: 3	R: 0 H: 0 E: 0 LOB: 0 K: 1 BB: 0 S: 5 P: 5	R: 0 H: 1 E: 0 LOB: 0 K: 0 BB: 0 S: 3 P: 3	R: 0 H: 1 E: 0 LOB: 1 K: 1 BB: 0 S: 6 P: 6	R: 2 H: 3 E: 0 LOB: 1 K: 1 BB: 0 S: 7 P: 7	R: 1 H: 3 E: 0 LOB: 2 K: 1 BB: 0 S: 8 P: 8		1B: 9 SF: 1 2B: 2 SAC: 0 3B: 0 DP: 1 HR: 0 HBP: 0						

	AB	33
	R	6
	H	11
	RBI	5
	BB	1
	SO	4
	LOB	14

WP: 0 PB: 0 SB: 0 CS: 0 PA: 35

PITCHER		IP	WLS	BF	H	R	ER	SO	BB	IBB	HBP	BLK	WP	HR	S	P	ERA	WHIP
Bert Blyleven, R ERA: 2.95	(1, 1)	7.1	L	33	11	6	5	4	1	0	0	0	0	0	40	44	6.14	1.636
Jeff Terpko, R ERA: 2.49	(8, 1)	0.2		2	0	0	0	0	0	0	0	0	0	0	2	2	0.00	0.000

PITCHER	IP	WLS	BF	H	R	ER	SO	BB	IBB	HBP	BLK	WP	HR	S	P	ERA	WHIP

Texas Rangers @ Cleveland Indians

Cleveland Municipal Stadium, Cleveland, OH

Sun Aug 15 1976, 3:38 AM EDT
Att. 23,790 - Unknown - 70 F

livebaseballscorecards.com

Batter	1	2	3	4	5	6	7	8	9	AB	R	H	RBI	BB	SO	LOB
Danny Thompson, R (1, 5) OBP: 0.275, SLG: 0.274	F9	6-3			4-3			K		3	0	0	0	0	0	3
Roy Howell, L (8, PH) (8, 5) OBP: 0.301, SLG: 0.366										1	0	0	0	0	1	1
Toby Harrah, R (1, 6) OBP: 0.370, SLG: 0.379	K		6-3			F4		1-2 F8 1B		4	0	1	0	0	1	0
Mike Hargrove, L (1, 10) OBP: 0.410, SLG: 0.399	FC6-4 BB		G6-4-3 BB			L4		F8 1-2 2-3		2	0	0	0	2	0	2
Jeff Burroughs, R (1, 9) OBP: 0.300, SLG: 0.371	FC6-4 1-2f		G6-4-3 1-2f			6-3		F7		4	0	0	0	0	0	4
Jim Fregosi, R (1, 3) OBP: 0.348, SLG: 0.323		K		F9			6-3		G3	3	0	0	0	0	1	0
Joe Lahoud, L (9, PH) OBP: 0.321, SLG: 0.280										1	0	0	0	0	0	0
Tom Grieve, R (1, 7) OBP: 0.295, SLG: 0.388		1B WP BB		F7			6-3		4-3	3	0	0	0	1	0	0
Lenny Randle, S (1, 4) OBP: 0.290, SLG: 0.271		1-2 1B BB		F8			E3 FC6-4		FC6-4 1B	3	0	1	0	1	0	0
Juan Beniquez, R (1, 8) OBP: 0.322, SLG: 0.289		1-2 2-3 1B			K		FC6-4 1-2f		FC6-4 1-2f	4	0	1	0	0	1	2
Bill Fahey, L (1, 2) OBP: 0.339, SLG: 0.321		K			4-3			F8 1B 1B		3	0	1	0	0	1	3
Inning Stats	R: 0 E: 0 K: 1 S: 5 H: 0 LOB: 1 BB: 1 P: 9	R: 0 E: 0 K: 2 S: 8 H: 1 LOB: 3 BB: 2 P: 16	R: 0 E: 0 K: 0 S: 2 H: 0 LOB: 0 BB: 1 P: 6	R: 0 E: 0 K: 0 S: 3 H: 0 LOB: 0 BB: 0 P: 3	R: 0 E: 0 K: 1 S: 5 H: 0 LOB: 0 BB: 0 P: 5	R: 0 E: 0 K: 0 S: 3 H: 0 LOB: 0 BB: 0 P: 3	R: 0 E: 1 K: 0 S: 4 H: 0 LOB: 1 BB: 0 P: 4	R: 0 E: 0 K: 1 S: 7 H: 2 LOB: 2 BB: 0 P: 7	R: 0 E: 0 K: 0 S: 4 H: 1 LOB: 1 BB: 0 P: 4	1B: 4 2B: 0 3B: 0 HR: 0 SF: 0 SAC: 0 DP: 1 HBP: 0							

PITCHER	IP	WLS	BF	H	R	ER	SO	BB	IBB	HBP	BLK	WP	HR	S	P	ERA	WHIP
Jim Bibby, R (1, 1) ERA: 3.39	9.0	W	35	4	0	0	5	4	0	0	0	1	0	41	57	0.00	0.889

PITCHER	IP	WLS	BF	H	R	ER	SO	BB	IBB	HBP	BLK	WP	HR	S	P	ERA	WHIP

TOP

AB	31
R	0
H	4
RBI	0
BB	4
SO	5
LOB	15

WP: 1 PA: 35
PB: 0
SB: 0
CS: 0

Batter	1	2	3	4	5	6	7	8	9	AB	R	H	RBI	BB	SO	LOB
Duane Kuiper, L (1, 4) OBP: 0.322, SLG: 0.335	4-3		G6-3 1-2f			1-3		SH3-4 1-2		3	0	0	0	0	0	1
Rick Manning, L (1, 8) OBP: 0.348, SLG: 0.407	BB			F8			SH3-4 1B 2B	BLK 2-H 1B		3	1	2	1	1	0	0
John Lowenstein, L (1, 7) OBP: 0.290, SLG: 0.276	F7			F7			SH3-4 2-3	F7 1-2		3	0	0	0	0	0	2
Boog Powell, L (1, 3) OBP: 0.303, SLG: 0.303	F9			2-3			BB 1B IBB	F7		3	1	0	0	1	0	2
George Hendrick, R (1, 10) OBP: 0.324, SLG: 0.458		F7			K		1B 1-2 BB			2	0	0	0	1	1	0
Buddy Bell, R (1, 5) OBP: 0.347, SLG: 0.366		F8			F8		1-3 2-H 3-H 1B			3	0	1	2	0	0	0
Charlie Spikes, R (1, 9) OBP: 0.300, SLG: 0.339		F8			F8		K			3	0	0	0	0	1	2
Rick Cerone, R (1, 2)			F8			F5	F8			3	0	0	0	0	0	2
Frank Duffy, R (1, 6) OBP: 0.269, SLG: 0.274			E1 G6-3			B2-3		SH3-4 1B 1B		3	1	1	0	0	0	0
Inning Stats	R: 0 E: 0 K: 0 S: 3 H: 0 LOB: 1 BB: 1 P: 7	R: 0 E: 0 K: 0 S: 3 H: 0 LOB: 0 BB: 0 P: 3	R: 0 E: 1 K: 0 S: 3 H: 0 LOB: 0 BB: 0 P: 3	R: 0 E: 0 K: 0 S: 3 H: 0 LOB: 0 BB: 0 P: 3	R: 0 E: 0 K: 1 S: 5 H: 0 LOB: 0 BB: 0 P: 5	R: 0 E: 0 K: 0 S: 3 H: 0 LOB: 0 BB: 0 P: 3	R: 2 E: 0 K: 1 S: 7 H: 2 LOB: 2 BB: 2 P: 15	R: 1 E: 0 K: 0 S: 5 H: 2 LOB: 1 BB: 0 P: 5		1B: 3 2B: 1 3B: 0 HR: 0 SF: 0 SAC: 2 DP: 1 HBP: 0						

PITCHER		IP	WLS	BF	H	R	ER	SO	BB	IBB	HBP	BLK	WP	HR	S	P	ERA	WHIP
Steve Hargan, R ERA: 3.15	(1, 1)	7.1	L	29	4	3	3	2	2	1	0	0	0	0	30	42	3.68	0.818
Joe Hoerner, L ERA: 4.7	(8, 1)	0.2		2	0	0	0	0	0	0	0	1	0	0	2	2	0.00	0.000

PITCHER	IP	WLS	BF	H	R	ER	SO	BB	IBB	HBP	BLK	WP	HR	S	P	ERA	WHIP

BOTTOM

Texas Rangers @ Cleveland Indians

Cleveland Municipal Stadium, Cleveland, OH

Sun Aug 15 1976, 3:38 AM EDT

Att. 23,790 - Unknown - 70 F

livebaseballscorecards.com

AB	26
R	3
H	4
RBI	3
BB	3
SO	2
LOB	9

Texas Rangers @ New York Yankees

Yankee Stadium, Bronx, NY

Mon Aug 16 1976, 7:05 PM EDT

Att. 21,621 - Unknown

TOP

livebaseballscorecards.com

Batter	1	2	3	4	5	6	7	8	9	AB	R	H	RBI	BB	SO	LOB
Gene Clines, R (1, 7) OBP: 0.282, SLG: 0.282	L4-3		L9 2-3		L6-3			L5-3		4	0	0	0	0	0	3
Danny Thompson, R (1, 6) OBP: 0.271, SLG: 0.269	F8		F3			6-3			F8	4	0	0	0	0	0	2
Mike Hargrove, L (1, 3) OBP: 0.413, SLG: 0.404	1B		F7			BBBB G6-4-3 BB			1B SF9 2B	3	1	2	0	1	0	2
Jeff Burroughs, R (1, 9) OBP: 0.302, SLG: 0.372	F2			G5-4-3 1B		G6-4-3 1-2f			FC6-4 2-3 1B	4	0	2	0	0	0	2
Roy Howell, L (1, 5) OBP: 0.298, SLG: 0.363		4-3		F5			4-3		SF9 3-H	3	0	0	1	0	0	1
Tom Grieve, R (1, 10) OBP: 0.292, SLG: 0.384		SSS K		G5-4-3 1-2f			SSS K		FC6-4 1-2f	4	0	0	0	0	2	2
Lenny Randle, S (1, 4) OBP: 0.288, SLG: 0.269		F5			F8		3-1			3	0	0	0	0	0	0
Juan Beniquez, R (1, 8) OBP: 0.325, SLG: 0.293			L9 1B 1B		1B			B5-3		3	0	2	0	0	0	0
Jim Sundberg, R (1, 2) OBP: 0.278, SLG: 0.287			1-2 1B		F7			SSS K		3	0	1	0	0	1	1

AB	31
R	1
H	7
RBI	1
BB	1
SO	3
LOB	13

Inning Stats																																		
	R: 0	E: 0	K: 0	S: 4	H: 1	LOB: 1	BB: 0	P: 4	R: 0	E: 0	K: 1	S: 5	H: 0	LOB: 0	BB: 0	P: 5	R: 0	E: 0	K: 0	S: 5	H: 2	LOB: 2	BB: 0	P: 5	R: 0	E: 0	K: 0	S: 3	H: 1	LOB: 0	BB: 0	P: 3	R: 0	E: 0	K: 0	S: 4	H: 1	LOB: 1	BB: 0	P: 4
	R: 0	E: 0	K: 0	S: 2	H: 0	LOB: 0	BB: 1	P: 6	R: 0	E: 0	K: 1	S: 5	H: 0	LOB: 0	BB: 0	P: 5	R: 0	E: 0	K: 1	S: 5	H: 0	LOB: 0	BB: 0	P: 5	R: 1	E: 0	K: 0	S: 5	H: 2	LOB: 1	BB: 0	P: 5	1B: 6	2B: 1	3B: 0	HR: 0	SF: 1	SAC: 0	DP: 2	HBP: 0
	WP: 0	PB: 0	SB: 0	CS: 0	PA: 33																																			

PITCHER	IP	WLS	BF	H	R	ER	SO	BB	IBB	HBP	BLK	WP	HR	S	P	ERA	WHIP
Catfish Hunter, R (1, 1) ERA: 3.53	9.0	W	33	7	1	1	3	1	0	0	0	0	0	38	42	1.00	0.889

PITCHER	IP	WLS	BF	H	R	ER	SO	BB	IBB	HBP	BLK	WP	HR	S	P	ERA	WHIP

Batter	1	2	3	4	5	6	7	8	9	AB	R	H	RBI	BB	SO	LOB
Mickey Rivers, L (1, 8) OBP: 0.314, SLG: 0.425	4-3		IHR		4-3		3-4 1-2			4	1	1	1	0	0	1
Roy White, S (1, 7) OBP: 0.356, SLG: 0.398	K		4-3		L7		FC5 2-3			4	0	0	0	0	1	1
Thurman Munson, R (1, 2) OBP: 0.357, SLG: 0.453	CS 1B		2B 1B		4-3			L7 1B 1B		4	2	3	0	0	0	0
Chris Chambliss, L (1, 3) OBP: 0.328, SLG: 0.457	CS 1-2	G3	1-H 2B			FC4-6 1B		1B 1-2 1B		4	0	3	1	0	0	0
Carlos May, L (1, 10) OBP: 0.342, SLG: 0.351		2B 2B	4-3			FC4-6 1B 1-2f		L7 2-3		4	1	1	0	0	0	4
Graig Nettles, L (1, 5) OBP: 0.315, SLG: 0.425		F8 2-H 2B		1-3		1-3 1B		1-2 3-H 1B		4	0	3	2	0	0	0
Oscar Gamble, L (1, 9) OBP: 0.319, SLG: 0.408		F8 2-3	5-3			4-3		F3		4	0	0	0	0	0	4
Willie Randolph, R (1, 4) OBP: 0.359, SLG: 0.318		5-3	F9				5-3	L7		4	0	0	0	0	0	3
Fred Stanley, R (1, 6) OBP: 0.367, SLG: 0.341			F8	HR			FC5 3-4 1B			3	1	2	1	0	0	0
Inning Stats	R: 0 E: 0 K: 1 S: 5 H: 1 LOB: 0 BB: 0 P: 5	R: 1 E: 0 K: 0 S: 5 H: 2 LOB: 1 BB: 0 P: 5	R: 2 E: 0 K: 0 S: 6 H: 3 LOB: 1 BB: 0 P: 6	R: 0 E: 0 K: 0 S: 3 H: 0 LOB: 0 BB: 0 P: 3	R: 1 E: 0 K: 0 S: 4 H: 1 LOB: 0 BB: 0 P: 4	R: 0 E: 0 K: 0 S: 4 H: 2 LOB: 1 BB: 0 P: 4	R: 0 E: 0 K: 0 S: 4 H: 1 LOB: 1 BB: 0 P: 4	R: 1 E: 0 K: 0 S: 6 H: 3 LOB: 2 BB: 0 P: 6		1B: 8 2B: 3 3B: 0 HR: 2	SF: 0 SAC: 0 DP: 0 HBP: 0			WP: 0 PB: 0 SB: 0 CS: 1	PA: 36		

PITCHER		IP	WLS	BF	H	R	ER	SO	BB	IBB	HBP	BLK	WP	HR	S	P	ERA	WHIP
Gaylord Perry, R ERA: 3.47	(1, 1)	7.1	L	33	13	5	5	1	0	0	0	0	0	1	35	35	6.14	1.773
Joe Hoerner, L ERA: 4.65	(8, 1)	0.1		1	0	0	0	0	0	0	0	0	0	0	1	1	0.00	0.000
Jeff Terpko, R ERA: 2.47	(8, 1)	0.1		1	0	0	0	0	0	0	0	0	0	0	1	1	0.00	0.000

PITCHER	IP	WLS	BF	H	R	ER	SO	BB	IBB	HBP	BLK	WP	HR	S	P	ERA	WHIP

BOTTOM

Texas Rangers @ New York Yankees

Yankee Stadium, Bronx, NY

Mon Aug 16 1976, 7:05 PM EDT

Att. 21,621 - Unknown

livebaseballscorecards.com

AB	35
R	5
H	13
RBI	5
BB	0
SO	1
LOB	13

Texas Rangers @ New York Yankees

Yankee Stadium, Bronx, NY

Tue Aug 17 1976, 7:05 PM EDT

Att. 20,959 - Unknown

livebaseballscorecards.com

Batter	1	2	3	4	5	6	7	8	9	AB	R	H	RBI	BB	SO	LOB
Gene Clines, R (1, 7) OBP: 0.281, SLG: 0.282	x 0-0 FC4-6 1B		x 0-0 L9 ①			x 0-0 L4 ①		x 0-0 L4-3 ③		4	0	1	0	0	0	0
Toby Harrah, R (1, 6) OBP: 0.369, SLG: 0.377	x 0-0 FC4-6 1B 1-2f ①		x 0-0 F7 ②			x 0-0 F2 ②			B B B B 4-0 1B FC6-4 BB	3	1	0	0	1	0	1
Mike Hargrove, L (1, 3) OBP: 0.416, SLG: 0.406	x 0-0 1-2 1B		x 0-0 L5 ③			B B B B 4-0 BB			x 0-0 FC6-4 1-3 1B	3	0	2	0	1	0	0
Jeff Burroughs, R (1, 9) OBP: 0.300, SLG: 0.369 Dave Moates, L (9, PR) (9, 9) OBP: 0.304, SLG: 0.316	x 0-0 F9 ②			S S S 0-3 K ①		x 0-0 5-3 ③			x 0-0 FC6-4 1B 1-2f 3-H ①	4 0	0 0	0 0	1 0	0 0	1 0	4 0
Joe Lahoud, L (1, 10) OBP: 0.315, SLG: 0.273	S S S 0-3 K ③			x 0-0 F8 ②			x 0-0 F8 ①		x 0-0 P4 ②	4	0	0	0	0	1	3
Roy Howell, L (1, 5) OBP: 0.297, SLG: 0.362		x 0-0 F8 ①		x 0-0 F8 ③			x 0-0 F3 ②		x 0-0 1-2 1B	4	0	1	0	0	0	0
Lenny Randle, S (1, 4) OBP: 0.286, SLG: 0.266		x 0-0 6-3 ②			x 0-0 G3 ①		x 0-0 4-3 ③		x 0-0 4-3 ③	4	0	0	0	0	0	2
Juan Beniquez, R (1, 8) OBP: 0.325, SLG: 0.293		x 0-0 FC5-4 1B			x 0-0 1-3 ②			x 0-0 F8 ①		3	0	1	0	0	0	0
Jim Sundberg, R (1, 2) OBP: 0.275, SLG: 0.284		x 0-0 FC5-4 1-2f ③			x 0-0 F8 ③			x 0-0 F7 ②		3	0	0	0	0	0	1

Inning Stats	1	2	3	4	5	6	7	8	9	AB	R	H	RBI	BB	SO	LOB
	R: 0 H: 2 E: 0 LOB: 2 K: 1 BB: 0 S: 7 P: 7	R: 0 H: 1 E: 0 LOB: 1 K: 0 BB: 0 S: 4 P: 4	R: 0 H: 0 E: 0 LOB: 0 K: 0 BB: 0 S: 3 P: 3	R: 0 H: 0 E: 0 LOB: 0 K: 1 BB: 0 S: 5 P: 5	R: 0 H: 0 E: 0 LOB: 0 K: 0 BB: 0 S: 3 P: 3	R: 0 H: 0 E: 0 LOB: 1 K: 0 BB: 1 S: 3 P: 7	R: 0 H: 0 E: 0 LOB: 0 K: 0 BB: 0 S: 3 P: 3	R: 0 H: 0 E: 0 LOB: 0 K: 0 BB: 0 S: 3 P: 3	R: 1 H: 2 E: 0 LOB: 2 K: 0 BB: 1 S: 5 P: 9	1B: 5 SF: 0 2B: 0 SAC: 0 3B: 0 DP: 0 HR: 0 HBP: 0	WP: 0 PA: 34 PB: 0 SB: 0 CS: 0					

PITCHER	IP	WLS	BF	H	R	ER	SO	BB	IBB	HBP	BLK	WP	HR	S	P	ERA	WHIP
Doyle Alexander, R (1, 1) ERA: 3.07	9.0	W	34	5	1	1	2	2	0	0	0	0	0	36	44	1.00	0.778

PITCHER	IP	WLS	BF	H	R	ER	SO	BB	IBB	HBP	BLK	WP	HR	S	P	ERA	WHIP

AB	32
R	1
H	5
RBI	1
BB	2
SO	2
LOB	11

Batter	1	2	3	4	5	6	7	8	9	AB	R	H	RBI	BB	SO	LOB
Mickey Rivers, L (1, 8) OBP: 0.311, SLG: 0.421	L7		4-3		G3		4-3			4	0	0	0	0	0	3
Roy White, S (1, 7) OBP: 0.353, SLG: 0.394	K			F8		F8		F9		4	0	0	0	0	1	0
Thurman Munson, R (1, 2) OBP: 0.355, SLG: 0.449	6-3			4-3		6-3		F8		4	0	0	0	0	0	0
Chris Chambliss, L (1, 3) OBP: 0.329, SLG: 0.458		6-3		F8		BB, 1B		1B		4	0	2	0	0	0	0
Carlos May, L (1, 10) OBP: 0.344, SLG: 0.348		BBBB, WP, BB			6-3	1-2, BB		F9		2	0	0	0	2	0	1
Graig Nettles, L (1, 5) OBP: 0.314, SLG: 0.431		F2			G3	F8			HR	4	1	1	1	0	0	3
Oscar Gamble, L (1, 9) OBP: 0.322, SLG: 0.422		P6			HR		6-3, WP, 1B			3	1	2	1	0	0	1
Willie Randolph, R (1, 4) OBP: 0.359, SLG: 0.318			6-3		1B		6-3			3	0	1	0	0	0	1
Fred Stanley, R (1, 6) OBP: 0.366, SLG: 0.340			F8		1-3, 1B		6-3			3	0	1	0	0	0	1
Inning Stats	R: 0 E: 0 K: 1 S: 5 H: 0 LOB: 0 BB: 0 P: 5	R: 0 E: 0 K: 0 S: 3 H: 0 LOB: 1 BB: 1 P: 7	R: 0 E: 0 K: 0 S: 3 H: 0 LOB: 0 BB: 0 P: 3	R: 0 E: 0 K: 0 S: 3 H: 0 LOB: 0 BB: 0 P: 3	R: 1 E: 0 K: 0 S: 6 H: 3 LOB: 2 BB: 0 P: 6	R: 0 E: 0 K: 0 S: 4 H: 1 LOB: 2 BB: 1 P: 8	R: 0 E: 0 K: 0 S: 4 H: 1 LOB: 1 BB: 0 P: 4	R: 0 E: 0 K: 0 S: 4 H: 1 LOB: 1 BB: 0 P: 4	R: 1 E: 0 K: 0 S: 1 H: 1 LOB: 0 BB: 0 P: 1	1B: 5 2B: 0 3B: 0 HR: 2	SF: 0 SAC: 0 DP: 0 HBP: 0						

PITCHER	IP	WLS	BF	H	R	ER	SO	BB	IBB	HBP	BLK	WP	HR	S	P	ERA	WHIP
Tommy Boggs, R (1, 1) ERA: 4.15	8.0	L	33	7	2	2	1	2	0	0	0	2	2	33	41	2.25	1.125

PITCHER	IP	WLS	BF	H	R	ER	SO	BB	IBB	HBP	BLK	WP	HR	S	P	ERA	WHIP

BOTTOM

Texas Rangers @ New York Yankees

Yankee Stadium, Bronx, NY

Tue Aug 17 1976, 7:05 PM EDT

Att. 20,959 - Unknown

livebaseballscorecards.com

AB	31
R	2
H	7
RBI	2
BB	2
SO	1
LOB	10

1B: 5 SF: 0
2B: 0 SAC: 0
3B: 0 DP: 0
HR: 2 HBP: 0

WP: 2 PA: 33
PB: 0
SB: 0
CS: 0

Batter	1	2	3	4	5	6	7	8	9	AB	R	H	RBI	BB	SO	LOB
Gene Clines, R (1, 8) OBP: 0.289, SLG: 0.296	0-0 1B 3B	0-0 FC3 1B 2-3 1B		0-0 2B 1B		0-0 1B 1B		0-0 ① L4-3		5	2	4	0	0	0	0
Toby Harrah, R (1, 6) OBP: 0.369, SLG: 0.377	0-0 2B 1B 3-H	0-0 FC3 1B 1-2 3-H		SSS 0-3 ② K		0-0 BB 1B 1-3		0-0 ② 6-3		5	1	2	2	0	1	2
Mike Hargrove, L (1, 3) OBP: 0.418, SLG: 0.413	0-0 1B 2B 1-H	0-0 FC5-4 1B 1-3 2-H		0-0 2B 1-3		SSS 0-3 ② K		0-0 ③ 4-3		5	1	3	2	0	1	2
Jeff Burroughs, R (1, 9) OBP: 0.303, SLG: 0.369 Dave Moates, L (9, PR) OBP: 0.304, SLG: 0.316 (9, 9)	SSS 0-3 ① K	0-0 ② F3		BBBB 4-0 BB		BBBB 4-0 1-2 BB			0-0 SH3-4 1B	3 0	0 0	1 0	0 0	2 0	1 0	3 0
Jim Fregosi, R (1, 10) OBP: 0.336, SLG: 0.309	0-0 ② 5-3	0-0 ③ FC5-4 1-2f		SSS 0-3 ③ K		0-0 ③ F5			0-0 ① SH3-4 1-2	4	0	0	0	0	1	9
Tom Grieve, R (1, 7) OBP: 0.294, SLG: 0.383	0-0 1B 2-H		SSS 0-3 ① K		0-0 ① 6-3		0-0 ① F8		4-0 IBB	4	0	1	1	1	1	0
Lenny Randle, S (1, 4) OBP: 0.285, SLG: 0.264	0-0 ③ 4-3		H 1-0 CS HBP		0-0 ② 5-3		0-0 ② F9		0-0 ② F8	4	0	0	0	0	0	3
Danny Thompson, R (1, 5) OBP: 0.270, SLG: 0.265		BBBB 4-0 1B 5-3 FC3 BB	SSS 0-3 ②③ K 1-2		0-0 ③ F8		0-0 ③ F9		0-0 ③ F8	4	1	0	0	1	1	3
Jim Sundberg, R (1, 2) OBP: 0.275, SLG: 0.293		0-0 ① 5-3 1-2		SSS 0-3 ① K		0-0 ① 6-3		0-0 HR		4	1	1	1	0	1	1
Inning Stats	R: 3 H: 4 E: 0 LOB: 1 K: 1 BB: 0 S: 9 P: 9	R: 2 H: 2 E: 0 LOB: 2 K: 0 BB: 1 S: 6 P: 10	R: 0 H: 0 E: 0 LOB: 0 K: 2 BB: 0 S: 6 P: 7	R: 0 H: 2 E: 0 LOB: 3 K: 3 BB: 1 S: 11 P: 15	R: 0 H: 0 E: 0 LOB: 0 K: 0 BB: 0 S: 3 P: 3	R: 0 H: 2 E: 0 LOB: 3 K: 1 BB: 1 S: 7 P: 11	R: 0 H: 0 E: 0 LOB: 0 K: 0 BB: 0 S: 3 P: 3	R: 1 H: 1 E: 0 LOB: 0 K: 0 BB: 0 S: 4 P: 4	R: 0 H: 1 E: 0 LOB: 2 K: 0 BB: 1 S: 4 P: 8	1B: 8 SF: 0 2B: 2 SAC: 1 3B: 1 DP: 0 HR: 1 HBP: 1						WP: 0 PA: 44 PB: 0 SB: 0 CS: 1	

PITCHER		IP	WLS	BF	H	R	ER	SO	BB	IBB	HBP	BLK	WP	HR	S	P	ERA	WHIP
Ken Holtzman, L ERA: 3.82	(1, 1)	1.1		12	6	5	5	1	1	0	0	0	0	0	13	17	33.75	5.250
Dick Tidrow, R ERA: 2.85	(2, 1)	4.0		17	4	0	0	5	1	0	1	0	0	0	25	30	0.00	1.250
Sparky Lyle, L ERA: 2.34	(6, 1)	3.2	W	15	2	1	1	1	1	1	0	0	0	1	15	23	2.46	0.818

PITCHER	IP	WLS	BF	H	R	ER	SO	BB	IBB	HBP	BLK	WP	HR	S	P	ERA	WHIP

TOP

Texas Rangers @ New York Yankees

Yankee Stadium, Bronx, NY

Wed Aug 18 1976, 7:05 PM EDT

Att. 23,358 - Unknown - 55 F

livebaseballscorecards.com

AB	38
R	6
H	12
RBI	6
BB	4
SO	7
LOB	23

Texas Rangers @ New York Yankees

Yankee Stadium, Bronx, NY

Wed Aug 18 1976, 7:05 PM EDT

Att. 23,358 - Unknown - 55 F

livebaseballscorecards.com

BOTTOM

Batter	1	2	3	4	5	6	7	8	9	AB	R	H	RBI	BB	SO	LOB
Mickey Rivers, L (1, 8) OBP: 0.310, SLG: 0.419	0-0 FC6-4 1B		0-0 6-3 ②		0-0 4-3 ① 1-2 2-3 3-H	0-0 4-3 ③			0-0 L6 ①	5	0	1	1	0	0	3
Roy White, S (1, 7) OBP: 0.356, SLG: 0.412	0-0 FC6-4 ① S 1-2f		0-0 HR		0-0 1B 2B 2-H 3-H		S S S 0-3 K ①		0-0 HR 1-H	5	3	3	5	0	1	1
Thurman Munson, R (1, 10) OBP: 0.354, SLG: 0.447	S S S 0-3 K ②		0-0 5-3 ③		0-0 1B 1B 1B 2-H		0-0 6-3 ②			4	1	1	1	0	1	1
Lou Piniella, R (1, 9) OBP: 0.305, SLG: 0.396	0-0 5-3 ③ 1-2			S S S 0-3 K ①	0-0 1B 1-3 1B		0-0 L8 ③			4	0	1	0	0	1	1
Chris Chambliss, L (1, 3) OBP: 0.331, SLG: 0.458		0-0 S 1B		0-0 G3 ②	0-0 1-2 3-H 1B			0-0 L8 ①		4	0	2	1	0	0	0
Graig Nettles, L (1, 5) OBP: 0.311, SLG: 0.427		0-0 L8 ①		0-0 L3 ③	0-0 P4 ②			0-0 F9 ②		4	0	0	0	0	0	3
Fran Healy, R (1, 2) OBP: 0.323, SLG: 0.270 Gene Locklear, L (5, PH) OBP: 0.257, SLG: 0.261 Elrod Hendricks, L (6, 2) OBP: 0.234, SLG: 0.272		S S S 0-3 K ②			0-0 E 1B 4-3 1B 0-0 P4			0-0 FC6-4 1B		2 1 1	1 0 0	1 0 1	0 0 0	0 0 0	1 0 0	1 2 0
Willie Randolph, R (1, 4) OBP: 0.358, SLG: 0.317		0-0 6-3 ③ 1-2			0-0 4-3 E 1-2 2B 1B	0-0 F2 ①		0-0 FC6-4 ③ 1-2f		4	1	1	0	0	0	2
Fred Stanley, R (1, 6) OBP: 0.364, SLG: 0.338			0-0 F3 ①		0-0 E6 4-3 1-2 2-3 2B	0-0 6-3 ②			0-0 HR 1B	4	2	1	0	0	0	2

Inning Stats	1	2	3	4	5	6	7	8	9	1B: 9	SF: 0	WP: 0	PA: 38
	R: 0 H: 1	R: 0 H: 1	R: 1 H: 1	R: 0 H: 0	R: 5 H: 6	R: 0 H: 0	R: 0 H: 0	R: 0 H: 1	R: 2 H: 2	2B: 1	SAC: 0	PB: 0	
	E: 0 LOB: 1	E: 0 LOB: 1	E: 0 LOB: 0	E: 0 LOB: 0	E: 1 LOB: 2	E: 0 LOB: 0	E: 0 LOB: 0	E: 0 LOB: 1	E: 0 LOB: 0	3B: 0	DP: 0	SB: 2	
	K: 1 BB: 0	K: 1 BB: 0	K: 0 BB: 0	K: 1 BB: 0	K: 0 BB: 0	K: 0 BB: 0	K: 1 BB: 0	K: 0 BB: 0	K: 0 BB: 0	HR: 2	HBP: 0	CS: 0	
	S: 6 P: 6	S: 6 P: 6	S: 4 P: 4	S: 5 P: 5	S: 10 P: 10	S: 3 P: 3	S: 5 P: 5	S: 4 P: 4	S: 3 P: 3				

PITCHER		IP	WLS	BF	H	R	ER	SO	BB	IBB	HBP	BLK	WP	HR	S	P	ERA	WHIP
Jim Umbarger, L ERA: 3.18	(1, 1)	4.1		21	7	6	5	3	0	0	0	0	0	1	27	27	10.38	1.615
Craig Skok, L ERA: 2.7	(5, 1)	0.1		3	2	0	0	0	0	0	0	0	0	0	3	3	0.00	6.000
Steve Hargan, R ERA: 3.21	(5, 1)	3.2	L	14	3	2	2	1	0	0	0	0	0	1	16	16	4.91	0.818

PITCHER	IP	WLS	BF	H	R	ER	SO	BB	IBB	HBP	BLK	WP	HR	S	P	ERA	WHIP

AB	38
R	8
H	12
RBI	8
BB	0
SO	4
LOB	16

Batter	1	2	3	4	5	6	7	8	9	AB	R	H	RBI	BB	SO	LOB
Duane Kuiper, L (1, 4) OBP: 0.310, SLG: 0.321	5-3		FC6-4 S 1-2f	FC6-2 1-3 2-3 3-H			K	L7		5	0	0	0	0	1	6
Larvell Blanks, R (1, 6) OBP: 0.366, SLG: 0.461	1-3		F8 1-2	1-3 1-2			F9		L7	5	0	0	0	0	0	3
Rick Manning, L (1, 8) OBP: 0.343, SLG: 0.397	1B		L7	G3			F8		1B 1B BB	4	1	1	0	1	0	3
Rico Carty, R (1, 10) OBP: 0.386, SLG: 0.463 Charlie Spikes, R (8, PR) OBP: 0.300, SLG: 0.339 Ron Pruitt, R (9, PH) OBP: 0.309, SLG: 0.283	L7			HR BB	6-3			HR BB	1B 1-2 1B	2 0 1	1 1 0	0 0 1	0 0 0	2 0 0	0 0 0	1 0 0
Boog Powell, L (1, 3) OBP: 0.309, SLG: 0.333		6-3		1-H HR	5-3			1-H HR	BB 1-3 2-H 1B	5	2	3	5	0	0	0
George Hendrick, R (1, 7) OBP: 0.329, SLG: 0.463		5-3		2B 1B BB	CS 1B			5-3 E 1B	BB 1-2	3	1	2	0	2	0	0
Buddy Bell, R (1, 5) OBP: 0.348, SLG: 0.370	HBP			1-3 1B 2B	CS 1-2	G3-6-3 1B		B3	K	4	1	2	0	0	1	3
Tommy Smith, L (1, 9) OBP: 0.310, SLG: 0.359	F8			1B FC6-2 IBB		G3-6-3 1-2f		E8 5-3 1-2		3	0	0	0	1	0	3
Ray Fosse, R (1, 2) OBP: 0.356, SLG: 0.352			FC6-4 1B	FC6-2 1-3 2-H 3-H 1B		F6		5-3 1-2 2-3		4	0	2	2	0	0	2
Inning Stats	R: 0 E: 0 K: 0 S: 4 H: 1 LOB: 1 BB: 0 P: 4	R: 0 E: 0 K: 0 S: 3 H: 0 LOB: 1 BB: 0 P: 4	R: 0 E: 0 K: 0 S: 4 H: 1 LOB: 1 BB: 0 P: 4	R: 4 E: 0 K: 0 S: 6 H: 3 LOB: 2 BB: 3 P: 18	R: 0 E: 0 K: 0 S: 3 H: 1 LOB: 0 BB: 0 P: 3	R: 0 E: 0 K: 0 S: 3 H: 1 LOB: 0 BB: 0 P: 3	R: 0 E: 0 K: 1 S: 5 H: 0 LOB: 0 BB: 0 P: 5	R: 2 E: 1 K: 0 S: 6 H: 2 LOB: 3 BB: 1 P: 10	R: 1 E: 0 K: 1 S: 6 H: 2 LOB: 2 BB: 2 P: 14	1B: 8 2B: 1 3B: 0 HR: 2 SF: 0 SAC: 0 DP: 1 HBP: 1						

Cleveland Indians @ Texas Rangers

Arlington Stadium, Arlington, TX

Thu Aug 19 1976, 8:05 PM EDT

Att. 20,076 - Unknown

TOP

livebaseballscorecards.com

AB	36
R	7
H	11
RBI	7
BB	6
SO	2
LOB	21

WP: 0 PB: 0 SB: 1 CS: 1 PA: 44

PITCHER		IP	WLS	BF	H	R	ER	SO	BB	IBB	HBP	BLK	WP	HR	S	P	ERA	WHIP
Nelson Briles, R ERA: 3.6	(1, 1)	3.0		16	4	4	4	0	2	0	1	0	0	1	13	22	12.00	2.000
Mike Bacsik, R ERA: 3.41	(4, 1)	4.0		15	3	1	1	1	1	1	0	0	0	0	15	23	2.25	1.000
Craig Skok, L ERA: 5.4	(8, 1)	0.0	L	2	2	1	1	0	0	0	0	0	0	1	2	2	∞	∞
Steve Foucault, R ERA: 2.96	(8, 1)	0.2		3	0	0	0	0	0	0	0	0	0	0	3	3	0.00	0.000
Joe Hoerner, L ERA: 4.78	(8, 1)	1.0		6	2	1	1	0	2	0	0	0	0	0	4	12	9.00	4.000

PITCHER		IP	WLS	BF	H	R	ER	SO	BB	IBB	HBP	BLK	WP	HR	S	P	ERA	WHIP
Jeff Terpko, R ERA: 2.45	(9, 1)	0.1		1	0	0	0	1	0	0	0	0	0	0	3	3	0.00	0.000

Batter	1	2	3	4	5	6	7	8	9	AB	R	H	RBI	BB	SO	LOB
Gene Clines, R (1, 7) OBP: 0.292, SLG: 0.296	L6-3		BBB E S BB		SH3-4 1-2 2-3		SH2-4 1B 1B		L9	3	1	1	0	1	0	0
Toby Harrah, R (1, 6) OBP: 0.366, SLG: 0.374	F9		F8 1-3		SF9 3-H		SH2-4 1-2		F4	3	0	0	1	0	0	1
Mike Hargrove, L (1, 3) OBP: 0.415, SLG: 0.409	4-3			F7	K		1B IBB		E1 FC4-6	4	0	0	0	1	1	1
Jeff Burroughs, R (1, 9) OBP: 0.306, SLG: 0.382		SH1-3 2B		HR		SH5-3 1B 2B	L8		FC4-6 1-2f	5	2	3	1	0	0	3
Tom Grieve, R (1, 10) OBP: 0.295, SLG: 0.383		SH1-3 2-3		SSS K		SH5-3 2-3	FC6-4 1-2 2-H 1B			2	0	1	1	0	1	0
Juan Beniquez, R (1, 8) OBP: 0.324, SLG: 0.290		6-3		SSS K		BBB 4-0 1B BB	FC6-4 1-2f			3	0	0	0	1	1	3
Danny Thompson, R (1, 4) (9, 5) OBP: 0.273, SLG: 0.269		SSS K			1B 1B 1B	1-2 3-H 1B		1-3		4	1	2	1	0	1	1
Roy Howell, L (1, 5) OBP: 0.298, SLG: 0.362			4-3		SH3-4 1B 1-3 SF9 1B	SSS K		5-3		3	1	1	0	0	1	2
Jim Fregosi, R (8, PH) OBP: 0.333, SLG: 0.306										1	0	0	0	0	0	0
Lenny Randle, S (9, 4) OBP: 0.285, SLG: 0.264										0	0	0	0	0	0	0
Jim Sundberg, R (1, 2) OBP: 0.275, SLG: 0.293			6-3		SH3-4 1-2 3-H 1B	F8		F8		4	0	1	1	0	0	2
Inning Stats	R: 0 E: 0 K: 0 S: 3 H: 0 LOB: 0 BB: 0 P: 3	R: 0 E: 0 K: 1 S: 6 H: 1 LOB: 1 BB: 0 P: 6	R: 0 E: 0 K: 0 S: 3 H: 0 LOB: 1 BB: 1 P: 7	R: 1 E: 0 K: 2 S: 8 H: 1 LOB: 0 BB: 0 P: 8	R: 2 E: 0 K: 1 S: 8 H: 3 LOB: 1 BB: 0 P: 8	R: 1 E: 0 K: 1 S: 7 H: 2 LOB: 2 BB: 1 P: 11	R: 1 E: 0 K: 0 S: 5 H: 2 LOB: 2 BB: 1 P: 9	R: 0 E: 0 K: 0 S: 3 H: 0 LOB: 0 BB: 0 P: 3	R: 0 E: 1 K: 0 S: 4 H: 0 LOB: 1 BB: 0 P: 4	1B: 6 2B: 2 3B: 0 HR: 1	SF: 1 SAC: 4 DP: 0 HBP: 0						

PITCHER		IP	WLS	BF	H	R	ER	SO	BB	IBB	HBP	BLK	WP	HR	S	P	ERA	WHIP
Rick Waits, L ERA: 3.94	(1, 1)	4.0		18	5	3	3	3	1	0	0	0	0	1	23	27	6.75	1.500
Tom Buskey, R ERA: 3.92	(5, 1)	3.0	W	15	4	2	2	2	1	1	0	0	0	0	17	25	6.00	1.667
Dave LaRoche, L ERA: 2.37	(8, 1)	2.0	S	7	0	0	0	0	0	0	0	0	0	0	7	7	0.00	0.000

PITCHER	IP	WLS	BF	H	R	ER	SO	BB	IBB	HBP	BLK	WP	HR	S	P	ERA	WHIP

BOTTOM

Cleveland Indians @ Texas Rangers

Arlington Stadium, Arlington, TX

Thu Aug 19 1976, 8:05 PM EDT

Att. 20,076 - Unknown

livebaseballscorecards.com

AB	32
R	5
H	9
RBI	5
BB	3
SO	5
LOB	13

WP: 0 PB: 0 SB: 1 CS: 0 PA: 40

Batter	1	2	3	4	5	6	7	8	9	AB	R	H	RBI	BB	SO	LOB
Duane Kuiper, L (1, 4) OBP: 0.310, SLG: 0.321	K		FC4-6 FC5-4 1-2f			L8			FC6-4 1B 1B	4	0	1	0	0	1	1
Larvell Blanks, R (1, 6) OBP: 0.368, SLG: 0.459	BB		FC5-4 1-2f			K			FC6-4 1-2 1B	3	0	1	0	1	1	1
Rick Manning, L (1, 8) OBP: 0.340, SLG: 0.394	K			6-3			K		F7	4	0	0	0	0	2	3
Rico Carty, R (1, 10) OBP: 0.383, SLG: 0.459	F9			4-3			5-3		FC6-4 1-2f 2-3	4	0	0	0	0	0	3
Boog Powell, L (1, 3) OBP: 0.308, SLG: 0.329		K		5-3			BB FC6-4		L8	3	0	0	0	1	1	2
George Hendrick, R (1, 7) OBP: 0.327, SLG: 0.460		K			K		FC6-4 1-2f			3	0	0	0	0	2	1
Buddy Bell, R (1, 5) OBP: 0.346, SLG: 0.367		L8			5-3			F8		3	0	0	0	0	0	0
Tommy Smith, L (1, 9) OBP: 0.299, SLG: 0.346			1-4-3		K			F8		3	0	0	0	0	1	0
Ray Fosse, R (1, 2) OBP: 0.356, SLG: 0.352			FC4-6 1B			F8		5-3		3	0	1	0	0	0	0

TOP

Cleveland Indians @ Texas Rangers

Arlington Stadium, Arlington, TX

Fri Aug 20 1976, 8:05 PM EDT

Att. 7,964 - Unknown

livebaseballscorecards.com

AB	30
R	0
H	3
RBI	0
BB	2
SO	8
LOB	11

Inning Stats	1	2	3	4	5	6	7	8	9
	R: 0 E: 0 K: 2 S: 7	R: 0 E: 0 K: 2 S: 7	R: 0 E: 0 K: 0 S: 4	R: 0 E: 0 K: 0 S: 3	R: 0 E: 0 K: 2 S: 7	R: 0 E: 0 K: 1 S: 5	R: 0 E: 0 K: 1 S: 5	R: 0 E: 0 K: 0 S: 3	R: 0 E: 0 K: 0 S: 5
	H: 0 LOB: 1 BB: 1 P: 11	H: 0 LOB: 0 BB: 0 P: 7	H: 1 LOB: 1 BB: 0 P: 4	H: 0 LOB: 0 BB: 0 P: 3	H: 0 LOB: 0 BB: 0 P: 7	H: 0 LOB: 0 BB: 0 P: 5	H: 0 LOB: 1 BB: 1 P: 9	H: 0 LOB: 0 BB: 0 P: 3	H: 2 LOB: 2 BB: 0 P: 5

1B: 3	SF: 0	WP: 0	PA: 32
2B: 0	SAC: 0	PB: 0	
3B: 0	DP: 0	SB: 0	
HR: 0	HBP: 0	CS: 0	

PITCHER		IP	WLS	BF	H	R	ER	SO	BB	IBB	HBP	BLK	WP	HR	S	P	ERA	WHIP
Bert Blyleven, R ERA: 2.83	(1, 1)	9.0	W	32	3	0	0	8	2	0	0	0	0	0	46	54	0.00	0.556

PITCHER	IP	WLS	BF	H	R	ER	SO	BB	IBB	HBP	BLK	WP	HR	S	P	ERA	WHIP

Cleveland Indians @ Texas Rangers

Arlington Stadium, Arlington, TX

Fri Aug 20 1976, 8:05 PM EDT

Att. 7,964 - Unknown

BOTTOM

Batter	1	2	3	4	5	6	7	8	9	AB	R	H	RBI	BB	SO	LOB
Danny Thompson, R (1, 4) OBP: 0.280, SLG: 0.273	S, 1B, 1B		S, 1B		BBBB, 1B, 1-2, 2-3, BB		F9, 1-2			3	1	2	0	1	0	1
Toby Harrah, R (1, 6) OBP: 0.367, SLG: 0.375	G6-4-3, 1-H, 1B		F8, 1-2		1B, 1-2, 2-H, 3-H			5-3		4	0	2	3	0	0	1
Mike Hargrove, L (1, 3) OBP: 0.416, SLG: 0.408	F8			G6-4-3, 1B	F5			BBBB, FC6-4, BB		3	0	1	0	1	0	3
Jeff Burroughs, R (1, 9) OBP: 0.303, SLG: 0.379	G6-4-3, 1-2f			G6-4-3, 1-2f		6-3		FC6-4, 1-2f		4	0	0	0	0	0	3
Roy Howell, L (1, 5) OBP: 0.295, SLG: 0.358		4-3		F7		G3		SSS, K		4	0	0	0	0	1	1
Tom Grieve, R (1, 7) OBP: 0.295, SLG: 0.385		5-3			SSS, K	2B				3	0	1	0	0	1	0
Joe Lahoud, L (1, 10) OBP: 0.310, SLG: 0.269		SSS, K			SSS, K	F4				3	0	0	0	0	2	1
Juan Beniquez, R (1, 8) OBP: 0.327, SLG: 0.292			5-3		PB, S, 1B, 1B		BBBB, CS, BB			2	1	1	0	1	0	0
Bill Fahey, L (1, 2) OBP: 0.338, SLG: 0.309			F8		BBBB, PB, 1B, 1-2, BB		F5			2	1	0	0	1	0	1
Inning Stats	R: 1 E: 0 K: 0 S: 4 H: 2 LOB: 0 BB: 0 P: 4	R: 0 E: 0 K: 1 S: 5 H: 0 LOB: 0 BB: 0 P: 5	R: 0 E: 0 K: 0 S: 4 H: 1 LOB: 1 BB: 0 P: 4	R: 0 E: 0 K: 0 S: 3 H: 1 LOB: 0 BB: 0 P: 3	R: 2 E: 0 K: 2 S: 9 H: 2 LOB: 2 BB: 2 P: 17	R: 0 E: 0 K: 0 S: 4 H: 1 LOB: 1 BB: 0 P: 4	R: 0 E: 0 K: 0 S: 2 H: 0 LOB: 0 BB: 1 P: 6	R: 0 E: 0 K: 1 S: 5 H: 0 LOB: 1 BB: 1 P: 9		1B: 6 2B: 1 3B: 0 HR: 0 SF: 0 SAC: 0 DP: 2 HBP: 0						

livebaseballscorecards.com

AB	28
R	3
H	7
RBI	3
BB	4
SO	4
LOB	11

WP: 0 PB: 1 SB: 3 CS: 1 PA: 32

PITCHER		IP	WLS	BF	H	R	ER	SO	BB	IBB	HBP	BLK	WP	HR	S	P	ERA	WHIP
Jim Bibby, R ERA: 3.49	(1, 1)	4.2	L	20	6	3	3	3	2	0	0	0	0	0	24	32	5.79	1.714
Don Hood, L ERA: 4.17	(5, 1)	3.1		12	1	0	0	1	2	0	0	0	0	0	12	20	0.00	0.900

PITCHER	IP	WLS	BF	H	R	ER	SO	BB	IBB	HBP	BLK	WP	HR	S	P	ERA	WHIP

Cleveland Indians @ Texas Rangers

Arlington Stadium, Arlington, TX

Sat Aug 21 1976, 8:05 PM EDT

Att. 12,696 - Unknown

TOP

livebaseballscorecards.com

Batter	1	2	3	4	5	6	7	8	9	AB	R	H	RBI	BB	SO	LOB
Duane Kuiper, L (1, 4) OBP: 0.307, SLG: 0.317	F7	FC6-5 2-3			4-3		4-3			4	0	0	0	0	0	2
Rick Manning, L (1, 8) OBP: 0.340, SLG: 0.393	1B BB G4-3 1B	F7			K			F6		4	1	1	0	0	1	1
John Lowenstein, L (1, 7) OBP: 0.282, SLG: 0.264	1B G4-3 BB 1-2		F7			F6		3-1		3	1	0	0	1	0	0
Rico Carty, R (1, 10) OBP: 0.384, SLG: 0.459	G4-3 1B 1-2 2-3		F9			G6-3 1B		F3		4	0	2	0	0	0	0
Larvell Blanks, R (1, 6) OBP: 0.362, SLG: 0.450	G4-3 1-2 2-H 3-H		4-3			G6-3 1-2f			F6	4	0	0	2	0	0	2
Boog Powell, L (1, 3) OBP: 0.311, SLG: 0.342	BB			K			HR		4-3	3	1	1	1	1	1	0
Buddy Bell, R (1, 5) OBP: 0.345, SLG: 0.366	K			5-3			F8		1B	4	0	1	0	0	1	2
Tommy Smith, L (1, 9) OBP: 0.297, SLG: 0.341		FC6-5 SH3-4 1B		4-3			4-3		F7	4	0	1	0	0	0	1
Ray Fosse, R (1, 2) OBP: 0.357, SLG: 0.353		SH3-4 1-2			F4		1B			2	0	1	0	0	0	0
Inning Stats	R: 2 E: 0 K: 1 S: 7 H: 2 LOB: 2 BB: 2 P: 15	R: 0 E: 0 K: 0 S: 4 H: 1 LOB: 1 BB: 0 P: 4	R: 0 E: 0 K: 0 S: 3 H: 0 LOB: 0 BB: 0 P: 3	R: 0 E: 0 K: 1 S: 5 H: 0 LOB: 0 BB: 0 P: 5	R: 0 E: 0 K: 1 S: 5 H: 0 LOB: 0 BB: 0 P: 5	R: 0 E: 0 K: 0 S: 3 H: 1 LOB: 0 BB: 0 P: 3	R: 1 E: 0 K: 0 S: 5 H: 2 LOB: 1 BB: 0 P: 5	R: 0 E: 0 K: 0 S: 3 H: 0 LOB: 0 BB: 0 P: 3	R: 0 E: 0 K: 0 S: 4 H: 1 LOB: 1 BB: 0 P: 4	1B: 6 2B: 0 3B: 0 HR: 1	SF: 0 SAC: 1 DP: 1 HBP: 0						

AB	32
R	3
H	7
RBI	3
BB	2
SO	3
LOB	8

WP: 0 PB: 0 SB: 0 CS: 0 PA: 35

PITCHER	IP	WLS	BF	H	R	ER	SO	BB	IBB	HBP	BLK	WP	HR	S	P	ERA	WHIP
Gaylord Perry, R (1, 1) ERA: 3.45	9.0	W	35	7	3	3	3	2	0	0	0	0	1	39	47	3.00	1.000

PITCHER	IP	WLS	BF	H	R	ER	SO	BB	IBB	HBP	BLK	WP	HR	S	P	ERA	WHIP

Batter	1	2	3	4	5	6	7	8	9	AB	R	H	RBI	BB	SO	LOB
Danny Thompson, R (1, 4) OBP: 0.280, SLG: 0.273	BB 1B 1B		4-3		F2		5-3			4	1	1	0	0	0	0
Toby Harrah, R (1, 6) OBP: 0.373, SLG: 0.382	1B SF7 1-2 BB		2B		1B		4-3 1B			3	1	3	0	1	0	0
Mike Hargrove, L (1, 10) OBP: 0.415, SLG: 0.407	1-3 2-H 1B		K		5-3		4-3 1-2			4	0	1	1	0	1	3
Jeff Burroughs, R (1, 9) OBP: 0.301, SLG: 0.376	F9		F8			5-3	K			4	0	0	0	0	1	4
Roy Howell, L (1, 5) OBP: 0.292, SLG: 0.355	SF7 3-H			6-3		5-3		1-3		3	0	0	1	0	0	0
Jim Fregosi, R (1, 3) OBP: 0.339, SLG: 0.314	K			5-3		3B 1B		G6-4-3 1B		4	1	2	0	0	1	1
Tom Grieve, R (1, 7) OBP: 0.297, SLG: 0.392		FC6-4 1B		6-3		1-H 2B 3B		G6-4-3 1-2f		4	1	2	1	0	0	1
Juan Beniquez, R (1, 8) OBP: 0.330, SLG: 0.301		FC6-4 G5-4-3 1-2f			1B 2B	3-H 2B				3	1	2	1	0	0	1
Jim Sundberg, R (1, 2) OBP: 0.275, SLG: 0.293		G5-4-3 1-2f			2-H 1B	F9				3	0	1	1	0	0	2
Inning Stats	R: 2 H: 2 E: 0 LOB: 1 K: 1 BB: 1 S: 7 P: 11	R: 0 H: 1 E: 0 LOB: 0 K: 0 BB: 0 S: 3 P: 3	R: 0 H: 1 E: 0 LOB: 1 K: 1 BB: 0 S: 6 P: 6	R: 0 H: 0 E: 0 LOB: 0 K: 0 BB: 0 S: 3 P: 3	R: 1 H: 3 E: 0 LOB: 1 K: 0 BB: 0 S: 5 P: 5	R: 2 H: 3 E: 0 LOB: 1 K: 0 BB: 0 S: 6 P: 6	R: 0 H: 1 E: 0 LOB: 1 K: 1 BB: 0 S: 6 P: 6	R: 0 H: 1 E: 0 LOB: 0 K: 0 BB: 0 S: 3 P: 3		1B: 8 SF: 1 2B: 3 SAC: 0 3B: 1 DP: 2 HR: 0 HBP: 0						

PITCHER		IP	WLS	BF	H	R	ER	SO	BB	IBB	HBP	BLK	WP	HR	S	P	ERA	WHIP
Jackie Brown, R ERA: 3.94	(1, 1)	5.2	L	26	10	5	5	2	1	0	0	0	0	0	29	33	7.94	1.941
Tom Buskey, R ERA: 3.81	(6, 1)	2.1		8	2	0	0	1	0	0	0	0	0	0	10	10	0.00	0.857

PITCHER	IP	WLS	BF	H	R	ER	SO	BB	IBB	HBP	BLK	WP	HR	S	P	ERA	WHIP

BOTTOM

Cleveland Indians @ Texas Rangers

Arlington Stadium, Arlington, TX

Sat Aug 21 1976, 8:05 PM EDT

Att. 12,696 - Unknown

livebaseballscorecards.com

AB	32
R	5
H	12
RBI	5
BB	1
SO	3
LOB	12

Batter	1	2	3	4	5	6	7	8	9	AB	R	H	RBI	BB	SO	LOB
Duane Kuiper, L (1, 4) OBP: 0.306, SLG: 0.318	K		F9 1-2 2-3		SH CS G3 2-3		G4-6-3 1-2 1B		SF8 3-H	3	0	1	1	0	1	2
Tommy Smith, L (1, 9) OBP: 0.281, SLG: 0.322	4-3		F8		G3 1-2 3-H		G4-6-3 1-2f		F6	5	0	0	1	0	0	6
Rick Manning, L (1, 8) OBP: 0.341, SLG: 0.393	F7			1B 1B 1B	FC5-4 2-3 BB			G3		3	1	1	0	1	0	0
Rico Carty, R (1, 10) OBP: 0.383, SLG: 0.457 Rick Waits, L (8, PR)		1-3		L8	FC5-4 1-2f			1B		4 0	0 0	1 0	0 0	0 0	0 0	2 0
Boog Powell, L (1, 3) OBP: 0.306, SLG: 0.336		K		F4		4-3		F8		4	0	0	0	0	1	2
George Hendrick, R (1, 7) OBP: 0.326, SLG: 0.458		6-3		1B 1-3 1B		4-3		F7		4	0	1	0	0	0	1
Buddy Bell, R (1, 5) OBP: 0.344, SLG: 0.365			K	1-2 3-H 1B		F7			F8	4	0	1	1	0	1	0
Ray Fosse, R (1, 2) OBP: 0.355, SLG: 0.357			E5 F9 1B	F7			F9		E SF8 2B	4	1	1	0	0	0	2
Frank Duffy, R (1, 6) OBP: 0.275, SLG: 0.281			F9 1-2 1B		SH G3 2B		1B BB		E5 2-3	3	1	2	0	1	0	1
Inning Stats	R: 0 H: 0 E: 0 LOB: 0 K: 1 BB: 0 S: 5 P: 5	R: 0 H: 0 E: 0 LOB: 0 K: 1 BB: 0 S: 5 P: 5	R: 0 H: 1 E: 1 LOB: 2 K: 1 BB: 0 S: 7 P: 7	R: 1 H: 3 E: 0 LOB: 2 K: 0 BB: 0 S: 6 P: 6	R: 1 H: 1 E: 0 LOB: 1 K: 0 BB: 1 S: 4 P: 8	R: 0 H: 0 E: 0 LOB: 0 K: 0 BB: 0 S: 3 P: 3	R: 0 H: 1 E: 0 LOB: 1 K: 0 BB: 1 S: 3 P: 7	R: 0 H: 1 E: 0 LOB: 1 K: 0 BB: 0 S: 4 P: 4	R: 1 H: 1 E: 1 LOB: 1 K: 0 BB: 0 S: 5 P: 5	1B: 6 SF: 1 2B: 2 SAC: 1 3B: 0 DP: 1 HR: 0 HBP: 0						

PITCHER	IP	WLS	BF	H	R	ER	SO	BB	IBB	HBP	BLK	WP	HR	S	P	ERA	WHIP
Tommy Boggs, R (1, 1) ERA: 3.66	9.0	L	38	8	3	2	3	2	0	0	0	0	0	42	50	2.00	1.111

PITCHER	IP	WLS	BF	H	R	ER	SO	BB	IBB	HBP	BLK	WP	HR	S	P	ERA	WHIP

TOP

Cleveland Indians @ Texas Rangers

Arlington Stadium, Arlington, TX

Sun Aug 22 1976, 8:05 PM EDT

Att. 5,654 - Unknown

livebaseballscorecards.com

AB	34
R	3
H	8
RBI	3
BB	2
SO	3
LOB	16

WP: 0	PA: 38
PB: 0	
SB: 0	
CS: 1	

Cleveland Indians @ Texas Rangers

Arlington Stadium, Arlington, TX

Sun Aug 22 1976, 8:05 PM EDT

Att. 5,654 - Unknown

BOTTOM

Batter	1	2	3	4	5	6	7	8	9	AB	R	H	RBI	BB	SO	LOB
Danny Thompson, R (1, 4) OBP: 0.279, SLG: 0.273	F7			CS 1B	5-3		5-3			4	0	1	0	0	0	3
Toby Harrah, R (1, 6) OBP: 0.370, SLG: 0.379	F4			K 1-2		5-3		F7		4	0	0	0	0	1	1
Mike Hargrove, L (1, 10) OBP: 0.412, SLG: 0.403	F8			E4		L3		F7		4	0	0	0	0	0	0
Jeff Burroughs, R (1, 9) OBP: 0.300, SLG: 0.375		K		5-3		1B		K		4	0	1	0	0	2	1
Roy Howell, L (1, 5) OBP: 0.295, SLG: 0.360 Gene Clines, R (9, PH) OBP: 0.291, SLG: 0.295		F6			1B FC5-2 2B	1-2 1B			K	3 1	0 0	2 0	0 0	0 0	0 1	0 0
Jim Fregosi, R (1, 3) OBP: 0.336, SLG: 0.311		K			2-3 FC5-2 1B 1B	F7			K	4	1	1	0	0	2	2
Tom Grieve, R (1, 7) OBP: 0.294, SLG: 0.388			6-3	FC5-2 1B 1-2 3-H			F8		F4	4	0	0	0	0	0	2
Juan Beniquez, R (1, 8) OBP: 0.332, SLG: 0.307			6-3		1-2 2-H 1B		2B			3	0	2	1	0	0	0
Jim Sundberg, R (1, 2) OBP: 0.273, SLG: 0.290			K		F9		F7			3	0	0	0	0	1	3

livebaseballscorecards.com

AB	34
R	1
H	7
RBI	1
BB	0
SO	7
LOB	12

Inning Stats	1	2	3	4	5	6	7	8	9
	R: 0 H: 0 E: 0 LOB: 0 K: 0 BB: 0 S: 3 P: 3	R: 0 H: 0 E: 0 LOB: 0 K: 2 BB: 0 S: 7 P: 7	R: 0 H: 0 E: 0 LOB: 0 K: 1 BB: 0 S: 5 P: 5	R: 0 H: 1 E: 1 LOB: 1 K: 1 BB: 0 S: 6 P: 6	R: 1 H: 3 E: 0 LOB: 2 K: 0 BB: 0 S: 6 P: 6	R: 0 H: 2 E: 0 LOB: 2 K: 0 BB: 0 S: 5 P: 5	R: 0 H: 1 E: 0 LOB: 1 K: 0 BB: 0 S: 4 P: 4	R: 0 H: 0 E: 0 LOB: 0 K: 1 BB: 0 S: 5 P: 5	R: 0 H: 0 E: 0 LOB: 0 K: 2 BB: 0 S: 7 P: 7

1B: 5	SF: 0
2B: 3	SAC: 0
3B: 0	DP: 1
HR: 0	HBP: 0

WP: 0	PA: 34
PB: 0	
SB: 0	
CS: 1	

PITCHER		IP	WLS	BF	H	R	ER	SO	BB	IBB	HBP	BLK	WP	HR	S	P	ERA	WHIP
Pat Dobson, R ERA: 3.47	(1, 1)	8.0	W	31	7	1	1	5	0	0	0	0	0	0	41	41	1.12	0.875
Dave LaRoche, L ERA: 2.34	(9, 1)	1.0	S	3	0	0	0	2	0	0	0	0	0	0	7	7	0.00	0.000

PITCHER	IP	WLS	BF	H	R	ER	SO	BB	IBB	HBP	BLK	WP	HR	S	P	ERA	WHIP

Batter	1	2	3	4	5	6	7	8	9	AB	R	H	RBI	BB	SO	LOB
Robin Yount, R (1, 6) OBP: 0.309, SLG: 0.326	HR 1B		5-3	L7 1-2		L7		E PB G5-2-3 1B		5	1	2	0	0	0	2
Charlie Moore, R (1, 2) OBP: 0.347, SLG: 0.316	L7		BBBB 2B BB	6-3 2-3			SSS K	BBB E 1-2 BB		3	1	0	0	2	1	2
George Scott, R (1, 3) OBP: 0.327, SLG: 0.411	1-H HR		1-H 2B		SSS K		1B 1B 2B	SSS K		5	2	3	3	0	2	2
Hank Aaron, R (1, 10) OBP: 0.325, SLG: 0.393 Mike Hegan, L (7, PR) OBP: 0.309, SLG: 0.378	SSS K		BBBB BB		F9		1B 1B 2-3 1B	E3 1-2 2-3		3 1	0 1	1 0	0 0	1 0	1 0	0 2
Don Money, R (1, 5) OBP: 0.339, SLG: 0.422 Jack Heidemann, R (8, 5) OBP: 0.245, SLG: 0.230	F9		SSS K		1B		1B 1B 1-2 3-H 1B	G5-2-3 3-Hf		5 0	0 0	2 0	1 0	0 0	1 0	5 0
Sixto Lezcano, R (1, 9) OBP: 0.355, SLG: 0.407		FC4 1B	L7		SSS K		F9		5-3	5	0	1	0	0	1	5
Gorman Thomas, R (1, 8) OBP: 0.302, SLG: 0.383		F4		HR		F6	1B 1-2 2-H 1B		5-3	5	1	2	2	0	0	1
Von Joshua, L (1, 7) OBP: 0.295, SLG: 0.358		SSS K		SSS K		BBBB 6-3 BB	1B 1-2 2-3 1B		6-3	4	0	1	0	1	2	1
Gary Sutherland, R (1, 4) OBP: 0.261, SLG: 0.282 Bernie Carbo, L (7, PH) OBP: 0.350, SLG: 0.367 Tim Johnson, L (7, 4) OBP: 0.303, SLG: 0.269		FC4 1-2f		WP E 1B		6-3 1-2	4-3			3 1 0	0 0 0	1 0 0	0 0 0	0 0 0	0 0 0	2 3 0
Inning Stats	R: 2 E: 0 K: 1 S: 7 H: 2 LOB: 0 BB: 0 P: 7	R: 0 E: 0 K: 1 S: 6 H: 1 LOB: 1 BB: 0 P: 6	R: 1 E: 0 K: 1 S: 6 H: 1 LOB: 2 BB: 2 P: 14	R: 1 E: 1 K: 1 S: 7 H: 2 LOB: 1 BB: 0 P: 7	R: 0 E: 0 K: 2 S: 8 H: 1 LOB: 1 BB: 0 P: 8	R: 0 E: 0 K: 0 S: 3 H: 0 LOB: 1 BB: 1 P: 7	R: 2 E: 0 K: 1 S: 10 H: 5 LOB: 3 BB: 0 P: 10	R: 0 E: 1 K: 1 S: 6 H: 1 LOB: 2 BB: 1 P: 10	R: 0 E: 0 K: 0 S: 3 H: 0 LOB: 0 BB: 0 P: 3	1B: 9 2B: 2 3B: 0 HR: 2 SF: 0 SAC: 0 DP: 1 HBP: 0						

TOP

Milwaukee Brewers @ Texas Rangers

Arlington Stadium, Arlington, TX

Mon Aug 23 1976, 8:05 PM EDT

Att. 5,283 - Unknown

livebaseballscorecards.com

AB	40
R	6
H	13
RBI	6
BB	4
SO	8
LOB	25

WP: 1 PB: 1 SB: 0 CS: 0 PA: 44

PITCHER		IP	WLS	BF	H	R	ER	SO	BB	IBB	HBP	BLK	WP	HR	S	P	ERA	WHIP
Jim Umbarger, L ERA: 3.34	(1, 1)	3.1	L	17	5	4	4	4	2	0	0	0	0	2	23	31	10.80	2.100
Mike Bacsik, R ERA: 3.57	(4, 1)	3.1		17	6	2	2	3	1	0	0	0	1	0	22	26	5.40	2.100
Jeff Terpko, R ERA: 2.33	(7, 1)	2.1		10	2	0	0	1	1	0	0	0	0	0	11	15	0.00	1.286

PITCHER	IP	WLS	BF	H	R	ER	SO	BB	IBB	HBP	BLK	WP	HR	S	P	ERA	WHIP

BOTTOM

Milwaukee Brewers @ Texas Rangers

Arlington Stadium, Arlington, TX

Mon Aug 23 1976, 8:05 PM EDT

Att. 5,283 - Unknown

livebaseballscorecards.com

Batter	1	2	3	4	5	6	7	8	9	AB	R	H	RBI	BB	SO	LOB
Gene Clines, R (1, 7) OBP: 0.289, SLG: 0.292	BBBB 4-0 S BB		SSS 0-3 ② K		x 0-0 ①② L6-4-3 1-2		x 0-0 ② L8		x 0-0 ① FC4-6 1-2f	4	0	0	0	1	1	3
Toby Harrah, R (1, 6) OBP: 0.370, SLG: 0.376	SSS 0-3 ① K		BBBB 4-0 BB 1-2 BB		BBBB 4-0 FC6-4 BB		SSS 0-3 ③ K		x 0-0 ② F9	3	0	0	0	2	2	2
Mike Hargrove, L (1, 3) OBP: 0.411, SLG: 0.401	x 0-0 ② F8		BBBB 4-0 1-2 2-3 BB		x 0-0 ③ FC6-4 1-2f			x 0-0 FC4-6 1B 1B 1B	x 0-0 ③ F8	4	1	1	0	1	0	3
Jeff Burroughs, R (1, 9) OBP: 0.300, SLG: 0.374	SSS 0-3 ③ K 1-2		x 0-0 ③ 4-3			x 0-0 ① F7		x 0-0 FC4-6 1-2 1B		4	0	1	0	0	1	4
Roy Howell, L (1, 5) OBP: 0.294, SLG: 0.361		x 0-0 ① F9		x 0-0 E9 SF8 2B		x 0-0 ② F8		x 0-0 ① FC4-6 1B 1-2f 2-3		4	1	1	0	0	0	2
Tom Grieve, R (1, 10) OBP: 0.296, SLG: 0.390		x 0-0 ② F8		x 0-0 ① SF8 3-H		x 0-0 1B 1B		x 0-0 1-2 3-H 1B		3	0	2	2	0	0	0
Danny Thompson, R (1, 4) OBP: 0.279, SLG: 0.272		x 0-0 ③ 5-3		SSS 0-3 ② K		x 0-0 1-2 1B		SSS 0-3 ② K		4	0	1	0	0	2	2
Juan Beniquez, R (1, 8) OBP: 0.332, SLG: 0.304			BBBB 4-0 BB BB BB	x 0-0 ③ 5-3		x 0-0 ③ F8		x 0-0 ③ F9		3	0	0	0	1	0	4
Jim Sundberg, R (1, 2) OBP: 0.273, SLG: 0.291 Bill Fahey, L (8, 2) OBP: 0.348, SLG: 0.309			x 0-0 ① F9		x 0-0 L6-4-3 1B		x 0-0 ① F4		BBBB 4-0 FC4-6 BB	3	0	1	0	0	0	1
										0	0	0	0	1	0	0
Inning Stats	R: 0 E: 0 K: 2 S: 7 H: 0 LOB: 1 BB: 1 P: 11	R: 0 E: 0 K: 0 S: 3 H: 0 LOB: 0 BB: 0 P: 3	R: 0 E: 0 K: 1 S: 5 H: 0 LOB: 3 BB: 3 P: 17	R: 1 E: 1 K: 1 S: 6 H: 1 LOB: 0 BB: 0 P: 6	R: 0 E: 0 K: 0 S: 3 H: 1 LOB: 1 BB: 1 P: 7	R: 0 E: 0 K: 0 S: 5 H: 2 LOB: 2 BB: 0 P: 5	R: 0 E: 0 K: 1 S: 5 H: 0 LOB: 0 BB: 0 P: 5	R: 1 E: 0 K: 1 S: 8 H: 3 LOB: 2 BB: 0 P: 8	R: 0 E: 0 K: 0 S: 3 H: 0 LOB: 1 BB: 1 P: 7	1B: 6 2B: 1 3B: 0 HR: 0	SF: 1 SAC: 0 DP: 1 HBP: 0					WP: 0 PB: 0 SB: 1 CS: 0	PA: 39	

	AB	32
	R	2
	H	7
	RBI	2
	BB	6
	SO	6
	LOB	21

PITCHER		IP	WLS	BF	H	R	ER	SO	BB	IBB	HBP	BLK	WP	HR	S	P	ERA	WHIP
Eduardo Rodriguez, R ERA: 3.56	(1, 1)	7.1	W	33	7	2	1	5	5	0	0	0	0	0	38	58	1.23	1.636
Bill Castro, R ERA: 2.87	(8, 1)	1.2	S	6	0	0	0	1	1	0	0	0	0	0	7	11	0.00	0.600

PITCHER	IP	WLS	BF	H	R	ER	SO	BB	IBB	HBP	BLK	WP	HR	S	P	ERA	WHIP

Batter	1	2	3	4	5	6	7	8	9	10	AB	R	H	RBI	BB	SO	LOB
Von Joshua, L (1, 7) OBP: 0.294, SLG: 0.356	F5		1-3		G6-3			1B		K	5	0	1	0	0	1	3
Robin Yount, R (1, 6) OBP: 0.310, SLG: 0.327	F9		6-3			G6-4-3 1B		F8		2-H 1B	5	0	2	0	0	0	2
George Scott, R (1, 3) OBP: 0.327, SLG: 0.408	BB BB		1-6-3			G6-4-3			F8		3	0	0	0	1	0	2
Hank Aaron, R (1, 10) OBP: 0.324, SLG: 0.388	BB FC5-4 BB			G3		F8			K		3	0	0	0	1	1	0
Don Money, R (1, 5) OBP: 0.339, SLG: 0.419	FC5-4			5-3			F9		BB		3	0	0	0	1	0	2
Sixto Lezcano, R (1, 9) OBP: 0.354, SLG: 0.405		L7		1B			F9		F8		4	0	1	0	0	0	1
Darrell Porter, L (1, 2) OBP: 0.319, SLG: 0.302		4-3		K			F8			E SH3-4 1B	4	1	1	0	0	1	1
Gorman Thomas, R (1, 8) OBP: 0.298, SLG: 0.377		F9			F8			K		SH3-4	3	0	0	0	0	1	0
Tim Johnson, L (1, 4) OBP: 0.312, SLG: 0.280			1-3 1B		G6-3 1B			F8		2-H E4 1B 1B	4	0	3	1	0	0	0
Inning Stats	R: 0 E: 0 K: 0 S: 3 H: 0 LOB: 2 BB: 2 P: 11	R: 0 E: 0 K: 0 S: 3 H: 0 LOB: 0 BB: 0 P: 3	R: 0 E: 0 K: 0 S: 4 H: 1 LOB: 1 BB: 0 P: 4	R: 0 E: 0 K: 1 S: 6 H: 1 LOB: 1 BB: 0 P: 6	R: 0 E: 0 K: 0 S: 3 H: 1 LOB: 0 BB: 0 P: 3	R: 0 E: 0 K: 0 S: 3 H: 1 LOB: 0 BB: 0 P: 3	R: 0 E: 0 K: 0 S: 3 H: 0 LOB: 0 BB: 0 P: 3	R: 0 E: 0 K: 1 S: 6 H: 1 LOB: 1 BB: 0 P: 6	R: 0 E: 0 K: 1 S: 5 H: 0 LOB: 1 BB: 1 P: 9	R: 1 E: 1 K: 1 S: 7 H: 3 LOB: 2 BB: 0 P: 7	1B: 8 2B: 0 3B: 0 HR: 0 SF: 0 SAC: 1 DP: 2 HBP: 0						

PITCHER		IP	WLS	BF	H	R	ER	SO	BB	IBB	HBP	BLK	WP	HR	S	P	ERA	WHIP
Nelson Briles, R ERA: 3.43	(1, 1)	8.0		29	5	0	0	2	2	0	0	0	0	0	31	39	0.00	0.875
Steve Foucault, R ERA: 3.0	(9, 1)	2.0	L	9	3	1	1	2	1	0	0	0	0	0	12	16	4.50	2.000

PITCHER	IP	WLS	BF	H	R	ER	SO	BB	IBB	HBP	BLK	WP	HR	S	P	ERA	WHIP

TOP

Milwaukee Brewers @ Texas Rangers

Arlington Stadium, Arlington, TX

Tue Aug 24 1976, 8:05 PM EDT

Att. 6,370 - Unknown

livebaseballscorecards.com

AB	34
R	1
H	8
RBI	1
BB	3
SO	4
LOB	11

Batter	1	2	3	4	5	6	7	8	9	10	AB	R	H	RBI	BB	SO	LOB
Gene Clines, R (1, 7) OBP: 0.292, SLG: 0.294	F3			L7		S, 1B		FC6-4, 1B 2-3			4	0	2	0	0	0	0
Toby Harrah, R (1, 6) OBP: 0.367, SLG: 0.372	6-3			6-3		F8 1-2		FC6-4 1-2f			4	0	0	0	0	0	3
Mike Hargrove, L (1, 3) OBP: 0.408, SLG: 0.398	3-1			3-1			4-3		4-3		4	0	0	0	0	0	0
Jeff Burroughs, R (1, 9) OBP: 0.300, SLG: 0.371		4-3			5-3		BBBB 4-0 FC6-4, BB		F9		3	0	0	0	1	0	0
Tom Grieve, R (1, 10) OBP: 0.296, SLG: 0.391		4-3			2B		F7		6-3		4	0	1	0	0	0	1
Lenny Randle, S (1, 4) OBP: 0.282, SLG: 0.261		6-3			F7		FC6-4 1-2f			F8	4	0	0	0	0	0	2
Juan Beniquez, R (1, 8) OBP: 0.328, SLG: 0.301			5-3		5-3			6-3		F9	4	0	0	0	0	0	1
Danny Thompson, R (1, 5) OBP: 0.282, SLG: 0.276			G5-4-3, 1B			4-3		FC6-4, 1B		F9	4	0	2	0	0	0	0
Jim Sundberg, R (1, 2) OBP: 0.271, SLG: 0.288			G5-4-3 1-2f			F8		FC6-4 1B 1-2f			3	0	0	0	0	0	2
Inning Stats	R: 0 E: 0 K: 0 S: 3 H: 0 LOB: 0 BB: 0 P: 3	R: 0 E: 0 K: 0 S: 3 H: 0 LOB: 0 BB: 0 P: 3	R: 0 E: 0 K: 0 S: 3 H: 1 LOB: 0 BB: 0 P: 3	R: 0 E: 0 K: 0 S: 3 H: 0 LOB: 0 BB: 0 P: 3	R: 0 E: 0 K: 0 S: 4 H: 1 LOB: 1 BB: 0 P: 4	R: 0 E: 0 K: 0 S: 4 H: 1 LOB: 1 BB: 0 P: 4	R: 0 E: 0 K: 0 S: 3 H: 0 LOB: 1 BB: 1 P: 7	R: 0 E: 1 K: 0 S: 5 H: 2 LOB: 2 BB: 0 P: 5	R: 0 E: 0 K: 0 S: 3 H: 0 LOB: 0 BB: 0 P: 3	R: 0 E: 0 K: 0 S: 3 H: 0 LOB: 0 BB: 0 P: 3	1B: 4 2B: 1 3B: 0 HR: 0 SF: 0 SAC: 0 DP: 1 HBP: 0						

PITCHER	IP	WLS	BF	H	R	ER	SO	BB	IBB	HBP	BLK	WP	HR	S	P	ERA	WHIP
Jerry Augustine, L (1, 1) ERA: 2.86	10.0	W	35	5	0	0	0	1	0	0	0	0	0	34	38	0.00	0.600

PITCHER	IP	WLS	BF	H	R	ER	SO	BB	IBB	HBP	BLK	WP	HR	S	P	ERA	WHIP

BOTTOM

Milwaukee Brewers @ Texas Rangers

Arlington Stadium, Arlington, TX

Tue Aug 24 1976, 8:05 PM EDT

Att. 6,370 - Unknown

livebaseballscorecards.com

AB	34
R	0
H	5
RBI	0
BB	1
SO	0
LOB	9

WP: 0 PB: 0 SB: 1 CS: 0 PA: 35

Milwaukee Brewers @ Texas Rangers

Arlington Stadium, Arlington, TX

Wed Aug 25 1976, 8:05 PM EDT

Att. 6,121 - Unknown

TOP

livebaseballscorecards.com

Batter	1	2	3	4	5	6	7	8	9	AB	R	H	RBI	BB	SO	LOB
Von Joshua, L (1, 7) OBP: 0.291, SLG: 0.354	F9		G6-3 1-2f		L7			SH3-4 1-2	SF7 2-3 3-H	3	0	0	1	0	0	3
Robin Yount, R (1, 6) OBP: 0.309, SLG: 0.326	F8			5-3	5-3 1-2 2-3			F2	1B 1-2 3-H	5	0	1	1	0	0	3
George Scott, R (1, 3) OBP: 0.329, SLG: 0.410	FC6 1B			WP HR 1B		F9		1B 2-3	K S S S	5	1	3	0	0	1	2
Mike Hegan, L (1, 10) OBP: 0.301, SLG: 0.367	FC6 1-2f			K S S S		K S S S		L7		4	0	0	0	0	2	4
Don Money, R (1, 5) OBP: 0.340, SLG: 0.427 Jack Heidemann, R (9, PR) OBP: 0.245, SLG: 0.230 (9, 5)		F8		HR 1-H	1-3				BB SH5-4 1B 1B	4 0	1 1	2 0	2 0	0 0	0 0	0 0
Sixto Lezcano, R (1, 9) OBP: 0.351, SLG: 0.402		L7		K S S S			1-3		SH5-4 1-2	3	0	0	0	0	1	0
Darrell Porter, L (1, 2) OBP: 0.318, SLG: 0.299		L7			4-3		K S S S		1B BB SF7 HBP	3	1	0	0	0	1	0
Gorman Thomas, R (1, 8) OBP: 0.301, SLG: 0.374			L7		WP 1B BB B B B B		K S S S		SF7 1B 1B 1-2 2-3 BB	2	1	0	0	2	1	0
Tim Johnson, L (1, 4) OBP: 0.320, SLG: 0.289			G6-3 1B		WP 1-2 1B			E4 1B SH3-4	1B 1-2 2-3 3-H 1B	4	0	3	1	0	0	0
Inning Stats	R: 0 E: 0 K: 0 S: 4 H: 1 LOB: 1 BB: 0 P: 4	R: 0 E: 0 K: 0 S: 3 H: 0 LOB: 0 BB: 0 P: 3	R: 0 E: 0 K: 0 S: 3 H: 1 LOB: 0 BB: 0 P: 3	R: 2 E: 0 K: 2 S: 9 H: 2 LOB: 0 BB: 0 P: 9	R: 0 E: 0 K: 0 S: 4 H: 1 LOB: 2 BB: 1 P: 8	R: 0 E: 0 K: 1 S: 5 H: 0 LOB: 0 BB: 0 P: 5	R: 0 E: 0 K: 2 S: 7 H: 0 LOB: 0 BB: 0 P: 7	R: 0 E: 1 K: 0 S: 5 H: 1 LOB: 2 BB: 0 P: 5	R: 3 E: 0 K: 1 S: 8 H: 3 LOB: 2 BB: 1 P: 13	1B: 8 2B: 0 3B: 0 HR: 1 SF: 1 SAC: 2 DP: 1 HBP: 1						

AB	33
R	5
H	9
RBI	5
BB	2
SO	6
LOB	12

WP: 2 PB: 0 SB: 0 CS: 0 PA: 39

PITCHER		IP	WLS	BF	H	R	ER	SO	BB	IBB	HBP	BLK	WP	HR	S	P	ERA	WHIP
Bert Blyleven, R ERA: 2.92	(1, 1)	8.1	L	36	8	5	5	5	2	0	1	0	2	1	43	52	5.40	1.200
Joe Hoerner, L ERA: 4.68	(9, 1)	0.2		3	1	0	0	1	0	0	0	0	0	0	5	5	0.00	1.500

PITCHER	IP	WLS	BF	H	R	ER	SO	BB	IBB	HBP	BLK	WP	HR	S	P	ERA	WHIP

Batter	1	2	3	4	5	6	7	8	9	AB	R	H	RBI	BB	SO	LOB
Gene Clines, R (1, 7) OBP: 0.293, SLG: 0.296	K		1B		BB		L6-4-3		L3	5	0	2	0	0	1	3
Toby Harrah, R (1, 6) OBP: 0.371, SLG: 0.373	F7		1B		BB			FC4-6 BB	BB	2	0	1	1	3	0	0
Jim Fregosi, R (1, 3) OBP: 0.331, SLG: 0.300	K		F8		F8			FC4-6	F8	4	0	0	0	1	1	8
Jeff Burroughs, R (1, 9) OBP: 0.299, SLG: 0.370		K		F9		1B SH5-3		K		4	0	1	0	0	2	2
Tom Grieve, R (1, 10) OBP: 0.294, SLG: 0.388		1-3		F7		SH5-3		FC4-6		3	0	0	0	0	0	2
Lenny Randle, S (1, 4) OBP: 0.283, SLG: 0.262		F4		5-3		CS 1B		K		3	0	1	0	0	0	0
Mike Hargrove, L (8, PH) OBP: 0.407, SLG: 0.397										1	0	0	0	0	1	2
Dave Moates, L (9, 8) OBP: 0.304, SLG: 0.316										0	0	0	0	0	0	0
Juan Beniquez, R (1, 8) (9, 4) OBP: 0.327, SLG: 0.300			F8		F8	F6			BB BB	4	0	1	0	0	0	2
Danny Thompson, R (1, 5) OBP: 0.284, SLG: 0.278			1B		F7		F9		K	2	1	1	0	0	0	0
Roy Howell, L (7, PH) (8, 5) OBP: 0.293, SLG: 0.360										2	0	0	0	0	1	1
Jim Sundberg, R (1, 2) OBP: 0.276, SLG: 0.289			K		BB		L6-4-3		BB	2	0	1	0	2	1	1
Inning Stats	R: 0 H: 0 E: 0 LOB: 0 K: 2 BB: 0 S: 7 P: 7	R: 0 H: 0 E: 0 LOB: 0 K: 1 BB: 0 S: 5 P: 5	R: 1 H: 3 E: 0 LOB: 2 K: 1 BB: 0 S: 8 P: 8	R: 0 H: 0 E: 0 LOB: 0 K: 0 BB: 0 S: 3 P: 3	R: 0 H: 1 E: 0 LOB: 3 K: 0 BB: 2 S: 4 P: 12	R: 0 H: 2 E: 0 LOB: 1 K: 0 BB: 0 S: 4 P: 4	R: 0 H: 1 E: 0 LOB: 0 K: 0 BB: 0 S: 3 P: 3	R: 0 H: 0 E: 0 LOB: 2 K: 2 BB: 2 S: 7 P: 15	R: 0 H: 1 E: 0 LOB: 3 K: 1 BB: 2 S: 6 P: 14	1B: 8 SF: 0 2B: 0 SAC: 1 3B: 0 DP: 1 HR: 0 HBP: 0						

PITCHER		IP	WLS	BF	H	R	ER	SO	BB	IBB	HBP	BLK	WP	HR	S	P	ERA	WHIP
Bill Travers, L ERA: 2.36	(1, 1)	5.1	W	24	6	1	1	4	2	0	0	0	0	0	30	38	1.69	1.500
Danny Frisella, R ERA: 3.02	(6, 1)	3.0		12	2	0	0	3	3	0	0	0	0	0	15	27	0.00	1.667
Bill Castro, R ERA: 2.83	(9, 1)	0.2	S	3	0	0	0	0	1	0	0	0	0	0	2	6	0.00	1.500

PITCHER	IP	WLS	BF	H	R	ER	SO	BB	IBB	HBP	BLK	WP	HR	S	P	ERA	WHIP

BOTTOM

Milwaukee Brewers @ Texas Rangers

Arlington Stadium, Arlington, TX

Wed Aug 25 1976, 8:05 PM EDT

Att. 6,121 - Unknown

livebaseballscorecards.com

AB	32
R	1
H	8
RBI	1
BB	6
SO	7
LOB	21

Texas Rangers @ Baltimore Orioles

Memorial Stadium, Baltimore, MD

Fri Aug 27 1976, 7:05 PM EDT
Att. 6,418 - Unknown

livebaseballscorecards.com

Batter	1	2	3	4	5	6	7	8	9	AB	R	H	RBI	BB	SO	LOB
Gene Clines, R (1, 7) OBP: 0.293, SLG: 0.295	0-3 K		0-0 1-2 1B		0-3 K			0-0 L4-3		4	0	1	0	0	2	1
Toby Harrah, R (1, 6) OBP: 0.372, SLG: 0.374	0-0 F9		0-0 F7			0-0 F8 2-3 1B		0-0 L3-6 1B		4	0	2	0	0	0	2
Mike Hargrove, L (1, 3) OBP: 0.404, SLG: 0.393	0-0 F7		0-0 F6			0-0 2-3 1-2		0-0 L3-6 1-2		4	0	0	0	0	0	4
Jeff Burroughs, R (1, 9) OBP: 0.299, SLG: 0.369		0-0 1B		0-0 F9		0-0 F8 2-3			0-0 F8	4	0	1	0	0	0	1
Roy Howell, L (1, 5) OBP: 0.290, SLG: 0.356		0-3 K		0-3 K		0-3 K			0-0 3-1	4	0	0	0	0	3	2
Tom Grieve, R (1, 10) OBP: 0.291, SLG: 0.384		0-3 K		0-3 K			0-3 K		0-3 K	4	0	0	0	0	4	1
Lenny Randle, S (1, 4) OBP: 0.281, SLG: 0.260		0-3 K			0-0 F8		0-0 B1			3	0	0	0	0	1	1
Juan Beniquez, R (1, 8) OBP: 0.330, SLG: 0.303			0-0 F9		0-0 S 1B		0-0 1B			3	0	2	0	0	0	0
Bill Fahey, L (1, 2) OBP: 0.348, SLG: 0.310			0-0 1B 1B		0-0 L9 1-2		0-0 F4			3	0	1	0	0	0	2

AB	33
R	0
H	7
RBI	0
BB	0
SO	10
LOB	14

Inning Stats	1	2	3	4	5	6	7	8	9		
	R: 0 H: 0 E: 0 LOB: 0 K: 1 BB: 0 S: 5 P: 5	R: 0 H: 1 E: 0 LOB: 1 K: 3 BB: 0 S: 10 P: 10	R: 0 H: 2 E: 0 LOB: 2 K: 0 BB: 0 S: 5 P: 5	R: 0 H: 0 E: 0 LOB: 0 K: 2 BB: 0 S: 7 P: 7	R: 0 H: 1 E: 0 LOB: 1 K: 1 BB: 0 S: 6 P: 6	R: 0 H: 1 E: 0 LOB: 1 K: 1 BB: 0 S: 6 P: 6	R: 0 H: 1 E: 0 LOB: 1 K: 1 BB: 0 S: 6 P: 6	R: 0 H: 1 E: 0 LOB: 0 K: 0 BB: 0 S: 3 P: 3	R: 0 H: 0 E: 0 LOB: 0 K: 1 BB: 0 S: 5 P: 5	1B: 7 SF: 0 2B: 1 SAC: 0 3B: 0 DP: 1 HR: 0 HBP: 0	WP: 0 PA: 33 PB: 0 SB: 1 CS: 0

PITCHER	IP	WLS	BF	H	R	ER	SO	BB	IBB	HBP	BLK	WP	HR	S	P	ERA	WHIP
Jim Palmer, R (1, 1) ERA: 2.6	9.0	W	33	7	0	0	10	0	0	0	0	0	0	53	53	0.00	0.778

PITCHER	IP	WLS	BF	H	R	ER	SO	BB	IBB	HBP	BLK	WP	HR	S	P	ERA	WHIP

Batter	1	2	3	4	5	6	7	8	9	AB	R	H	RBI	BB	SO	LOB
Al Bumbry, L (1, 8) (8, 7) OBP: 0.330, SLG: 0.413	0-0 2B 1B		0-0 ① F8		0-0 ③ L8			0-0 ② SF8 2-H		3	1	1	1	0	0	1
Bobby Grich, R (1, 4) OBP: 0.386, SLG: 0.432	0-0 1-H 2B		0-0 ② F3			SSS 0-3 ① K		0-0 BB 2B 1B		4	1	2	1	0	1	1
Reggie Jackson, L (1, 9) OBP: 0.351, SLG: 0.517	SSS 0-3 ① K		SSS 0-3 ③ K			SSS 0-3 ② K		BBB 4-0 2B 1-2 BB		3	0	0	0	1	3	2
Lee May, R (1, 3) OBP: 0.295, SLG: 0.446 Tony Muser, L (8, PR) (9, 3) OBP: 0.268, SLG: 0.253	SSS 0-3 ② K			0-0 4-3 2B		0-0 ③ F9		0-0 1-3 2-H 2B		4 0	0 0	2 0	1 0	0 0	1 0	1 0
Ken Singleton, S (1, 7) OBP: 0.349, SLG: 0.368 Paul Blair, R (8, 8) OBP: 0.257, SLG: 0.272	0-0 ③ L7			0-0 ① 4-3 2-3			0-0 ① L7	SSS 0-3 ③ K		3 1	0 0	0 0	0 0	0 0	0 1	2 2
Terry Crowley, L (1, 10) OBP: 0.280, SLG: 0.227		0-0 ① F8	SSS 0-3 ② K				0-0 ② F4			3	0	0	0	0	1	1
Doug DeCinces, R (1, 5) OBP: 0.293, SLG: 0.367		SSS 0-3 ② K	SSS 0-3 ③ K				0-0 ③ L7			3	0	0	0	0	2	1
Mark Belanger, R (1, 6) OBP: 0.333, SLG: 0.326		0-0 ③ F8			SSS 0-3 ① K			0-0 PB SH3-4 SF8 1B		3	1	1	0	0	1	0
Dave Duncan, R (1, 2) OBP: 0.279, SLG: 0.260			0-0 1B		SSS 0-3 ② K			0-0 ① SH3-4 1-2		2	0	1	0	0	1	0
Inning Stats	R: 1 E: 0 K: 2 S: 9 H: 2 LOB: 1 BB: 0 P: 9	R: 0 E: 0 K: 1 S: 5 H: 0 LOB: 0 BB: 0 P: 5	R: 0 E: 0 K: 1 S: 6 H: 1 LOB: 1 BB: 0 P: 6	R: 0 E: 0 K: 2 S: 8 H: 1 LOB: 1 BB: 0 P: 8	R: 0 E: 0 K: 2 S: 7 H: 0 LOB: 0 BB: 0 P: 7	R: 0 E: 0 K: 2 S: 7 H: 0 LOB: 0 BB: 0 P: 7	R: 0 E: 0 K: 0 S: 3 H: 0 LOB: 0 BB: 0 P: 3	R: 2 E: 0 K: 1 S: 8 H: 3 LOB: 2 BB: 1 P: 12		1B: 4 2B: 3 3B: 0 HR: 0		SF: 1 SAC: 1 DP: 0 HBP: 0		WP: 0 PB: 1 SB: 0 CS: 0		PA: 32

PITCHER	IP	WLS	BF	H	R	ER	SO	BB	IBB	HBP	BLK	WP	HR	S	P	ERA	WHIP
Gaylord Perry, R (1, 1) ERA: 3.45	8.0	L	32	7	3	3	11	1	0	0	0	0	0	53	57	3.38	1.000

PITCHER	IP	WLS	BF	H	R	ER	SO	BB	IBB	HBP	BLK	WP	HR	S	P	ERA	WHIP

BOTTOM

Texas Rangers @ Baltimore Orioles

Memorial Stadium, Baltimore, MD

Fri Aug 27 1976, 7:05 PM EDT

Att. 6,418 - Unknown

livebaseballscorecards.com

AB	29
R	3
H	7
RBI	3
BB	1
SO	11
LOB	11

Batter	1	2	3	4	5	6	7	8	9	AB	R	H	RBI	BB	SO	LOB
Danny Thompson, R (1, 5) OBP: 0.288, SLG: 0.282	5-3		CS 1B		2-H 1B	K		3-1		3	0	2	1	0	0	0
Roy Howell, L (6, PH) (6, 5) OBP: 0.288, SLG: 0.354										2	0	0	0	0	1	1
Toby Harrah, R (1, 6) OBP: 0.372, SLG: 0.381	E 5-3 1B		6-3 1-2		HR	F4			6-3	5	2	2	1	0	0	2
Mike Hargrove, L (1, 3) OBP: 0.400, SLG: 0.388	E6 1-3		K		G3		E7 G6-4-3		F8	5	0	0	0	0	1	1
Jeff Burroughs, R (1, 9) OBP: 0.300, SLG: 0.367	5-3 3-H			1-3 BB BB	1B 1B BB		G6-4-3 1-2f		F9	3	1	0	1	2	0	2
Jim Fregosi, R (1, 10) OBP: 0.336, SLG: 0.301	6-3			1-3 1-2 BB	1B 1-2 1B		E5 1B			3	0	1	0	1	0	1
Tom Grieve, R (1, 7) OBP: 0.293, SLG: 0.385		K2-3		1-3 1-2 2-3	1-3 2-H 1B		1-2 1B			4	0	2	1	0	1	2
Lenny Randle, S (1, 4) OBP: 0.280, SLG: 0.258		4-0 FC4-6 BB		F7	1-3		K			3	0	0	0	1	1	6
Juan Beniquez, R (1, 8) OBP: 0.327, SLG: 0.300		L9		K		6-3		F8		4	0	0	0	0	1	3
Jim Sundberg, R (1, 2) OBP: 0.279, SLG: 0.297		FC4-6 1-2f			1B 2B	2B		L8		4	1	2	0	0	0	1
Inning Stats	R: 1 E: 1 K: 0 S: 5 H: 1 LOB: 1 BB: 0 P: 5	R: 0 E: 0 K: 1 S: 5 H: 0 LOB: 1 BB: 1 P: 9	R: 0 E: 0 K: 1 S: 5 H: 1 LOB: 0 BB: 0 P: 5	R: 0 E: 0 K: 1 S: 5 H: 0 LOB: 2 BB: 2 P: 13	R: 3 E: 0 K: 0 S: 7 H: 5 LOB: 2 BB: 1 P: 11	R: 0 E: 0 K: 1 S: 6 H: 1 LOB: 1 BB: 0 P: 6	R: 0 E: 2 K: 1 S: 7 H: 1 LOB: 2 BB: 0 P: 7	R: 0 E: 0 K: 0 S: 3 H: 0 LOB: 0 BB: 0 P: 3	R: 0 E: 0 K: 0 S: 3 H: 0 LOB: 0 BB: 0 P: 3	1B: 6 2B: 2 3B: 0 HR: 1 SF: 0 SAC: 0 DP: 1 HBP: 0						

TOP

Texas Rangers @ Baltimore Orioles

Memorial Stadium, Baltimore, MD

Sat Aug 28 1976, 7:05 PM EDT

Att. 47,153 - Unknown

livebaseballscorecards.com

AB	36
R	4
H	9
RBI	4
BB	4
SO	5
LOB	19

PITCHER		IP	WLS	BF	H	R	ER	SO	BB	IBB	HBP	BLK	WP	HR	S	P	ERA	WHIP
Mike Flanagan, L ERA: 5.77	(1, 1)	4.2		22	5	4	3	3	4	0	0	0	0	1	24	40	5.79	1.929
Fred Holdsworth, R ERA: 1.61	(5, 1)	4.1	W	18	4	0	0	2	0	0	0	0	0	0	22	22	0.00	0.923

PITCHER	IP	WLS	BF	H	R	ER	SO	BB	IBB	HBP	BLK	WP	HR	S	P	ERA	WHIP

Texas Rangers @ Baltimore Orioles

Memorial Stadium, Baltimore, MD

Sat Aug 28 1976, 7:05 PM EDT

Att. 47,153 - Unknown

livebaseballscorecards.com

BOTTOM

Batter	1	2	3	4	5	6	7	8	9	AB	R	H	RBI	BB	SO	LOB
Al Bumbry, L (1, 8) OBP: 0.327, SLG: 0.409	F8		FC6-4 CS 1-2f		F7		5-3 1-2 3-H	F7		3	0	0	0	0	0	3
Paul Blair, R (7, PH) (8, 8) OBP: 0.255, SLG: 0.270										2	0	0	1	0	0	2
Bobby Grich, R (1, 4) OBP: 0.387, SLG: 0.434	L7		CS 1-2	F8		BBBB E BB	2-H 2B			3	0	1	1	1	0	0
Reggie Jackson, L (1, 9) OBP: 0.350, SLG: 0.514	4-3			CS 1B		F8 SSS	K			4	0	1	0	0	1	2
Lee May, R (1, 3) OBP: 0.292, SLG: 0.442		F7		L7 1-2		F9		1-3		4	0	0	0	0	0	2
Tony Muser, L (9, 3) OBP: 0.268, SLG: 0.253										0	0	0	0	0	0	0
Ken Singleton, S (1, 7) OBP: 0.350, SLG: 0.377		FC5-4 1B			4-3	E4 1-3		HR		4	1	2	1	0	0	1
Terry Crowley, L (1, 10) OBP: 0.283, SLG: 0.217		F8			BBB 4-0 WP 1-3 1B BB	F8		SSS K		2	1	0	0	1	0	3
Tommy Harper, R (8, PH) OBP: 0.267, SLG: 0.242										1	0	0	0	0	1	0
Doug DeCinces, R (1, 5) OBP: 0.293, SLG: 0.369		FC5-4 1-2f			1-3 1-2		SSS K	2B		4	1	1	0	0	1	2
Mark Belanger, R (1, 6) OBP: 0.337, SLG: 0.329			SSS K		BB 2-H 1B		1B 5-3 1B	BBBB 2B BB		3	2	2	1	1	1	0
Rick Dempsey, R (1, 2) OBP: 0.280, SLG: 0.212			FC6-4 1B		BBBB 4-0 1-2 BB		5-3 1-3 2B 1B	1-H 2-H 2B		3	1	3	2	1	0	0
Inning Stats	R: 0 H: 0 E: 0 LOB: 0 K: 0 BB: 0 S: 3 P: 3	R: 0 H: 1 E: 0 LOB: 1 K: 0 BB: 0 S: 4 P: 4	R: 0 H: 1 E: 0 LOB: 0 K: 1 BB: 0 S: 5 P: 5	R: 0 H: 1 E: 0 LOB: 0 K: 0 BB: 0 S: 3 P: 3	R: 1 H: 1 E: 0 LOB: 2 K: 0 BB: 2 S: 4 P: 12	R: 0 H: 0 E: 1 LOB: 2 K: 0 BB: 1 S: 4 P: 8	R: 2 H: 3 E: 0 LOB: 1 K: 2 BB: 0 S: 10 P: 10	R: 3 H: 3 E: 0 LOB: 1 K: 1 BB: 1 S: 8 P: 12		1B: 6 SF: 0 2B: 3 SAC: 0 3B: 0 DP: 0 HR: 1 HBP: 0						

PITCHER		IP	WLS	BF	H	R	ER	SO	BB	IBB	HBP	BLK	WP	HR	S	P	ERA	WHIP
Tommy Boggs, R ERA: 3.74	(1, 1)	6.1		27	6	3	3	2	3	0	0	0	1	0	28	40	4.26	1.421
Craig Skok, L ERA: 6.23	(7, 1)	1.0		5	2	1	1	1	0	0	0	0	0	1	7	7	9.00	2.000
Steve Hargan, R ERA: 3.38	(8, 1)	0.2	L	5	2	2	2	1	1	0	0	0	0	0	6	10	27.00	4.500

PITCHER	IP	WLS	BF	H	R	ER	SO	BB	IBB	HBP	BLK	WP	HR	S	P	ERA	WHIP

Texas Rangers @ Baltimore Orioles

Memorial Stadium, Baltimore, MD

Sun Aug 29 1976, 3:33 AM EDT

Att. 7,922 - Unknown

livebaseballscorecards.com

Batter	1	2	3	4	5	6	7	8	9	AB	R	H	RBI	BB	SO	LOB
Gene Clines, R (1, 7) OBP: 0.296, SLG: 0.299	BB, 1B 1B		L4-3 FC4-6		1B 2-H 1B		L3	3-H 1B		6	1	3	2	0	0	2
Toby Harrah, R (1, 6) OBP: 0.374, SLG: 0.389	F8		HR	K	1B 1-2 1B		1B	G3		6	1	3	1	0	1	2
Mike Hargrove, L (1, 3) OBP: 0.403, SLG: 0.391	BB 1-2 1B		K	FC4-6, E BB	1-2 2-H 1B		K		HR 1B	5	1	3	1	1	2	1
Jeff Burroughs, R (1, 9) OBP: 0.300, SLG: 0.365	K		1B 2B BB	FC FC4-6 1-2	1-3		1-2 1B		L5	5	1	1	0	1	1	6
Roy Howell, L (1, 5) OBP: 0.294, SLG: 0.363	1-2 2-3 BB		1-2 2B 1B	FC4-6 1-2f 2-3		H G5-4-3 HBP	6-3		1-H HR	4	2	2	2	1	0	4
Tom Grieve, R (1, 10) OBP: 0.293, SLG: 0.386	K		1-H 2-H E 2B	5-3		G5-4-3 1-2f		BB, 1B G6-4-3 BB	F8	5	2	1	2	1	1	6
Lenny Randle, S (1, 4) OBP: 0.281, SLG: 0.259		6-3	E3 2-H 2B		5-3	1B		G6-4-3, BB 1-2 1B 1B	5-3	6	2	2	0	0	0	0
Juan Beniquez, R (1, 8) OBP: 0.335, SLG: 0.313		5-3 1B	2-H 2B		1B 2B	FC6-4 1-2 1B		G6-4-3 1-2 2-3 BB		4	1	4	1	1	0	0
Jim Sundberg, R (1, 2) OBP: 0.278, SLG: 0.294		5-3 1-2	FC4-6 BB		6-3	FC6-4 1-2f		G6-4-3 1-2f 2-3 3-H		4	0	0	0	1	0	6
Inning Stats	R: 0 E: 0 K: 2 S: 9 H: 2 LOB: 3 BB: 1 P: 13	R: 0 E: 0 K: 0 S: 3 H: 1 LOB: 0 BB: 0 P: 3	R: 5 E: 1 K: 1 S: 10 H: 4 LOB: 2 BB: 2 P: 18	R: 0 E: 1 K: 1 S: 6 H: 0 LOB: 2 BB: 1 P: 10	R: 2 E: 0 K: 0 S: 7 H: 4 LOB: 2 BB: 0 P: 7	R: 0 E: 0 K: 0 S: 4 H: 2 LOB: 2 BB: 0 P: 5	R: 0 E: 0 K: 1 S: 7 H: 2 LOB: 2 BB: 0 P: 7	R: 2 E: 0 K: 0 S: 4 H: 2 LOB: 1 BB: 2 P: 12	R: 2 E: 0 K: 0 S: 5 H: 2 LOB: 0 BB: 0 P: 5	1B: 14 2B: 3 3B: 0 HR: 2 SF: 0 SAC: 0 DP: 2 HBP: 1						

TOP

AB	45
R	11
H	19
RBI	9
BB	6
SO	5
LOB	27

WP: 0 PB: 0 SB: 0 CS: 0 PA: 52

PITCHER	IP	WLS	BF	H	R	ER	SO	BB	IBB	HBP	BLK	WP	HR	S	P	ERA	WHIP
Wayne Garland, R (1, 1) ERA: 2.72	2.2	L	17	7	5	3	3	2	0	0	0	0	1	21	29	10.12	3.375
Mike Cuellar, L (3, 1) ERA: 4.96	3.0		17	5	2	2	1	2	0	1	0	0	0	16	25	6.00	2.333
Ross Grimsley, L (6, 1) ERA: 3.83	2.1		13	5	2	2	1	2	0	0	0	0	0	13	21	7.71	3.000
Dyar Miller, R (9, 1) ERA: 3.05	1.0		5	2	2	2	0	0	0	0	0	0	1	5	5	18.00	2.000

Texas Rangers @ Baltimore Orioles

Memorial Stadium, Baltimore, MD

Sun Aug 29 1976, 3:33 AM EDT

Att. 7,922 - Unknown

BOTTOM

livebaseballscorecards.com

Batter	1	2	3	4	5	6	7	8	9	AB	R	H	RBI	BB	SO	LOB
Tommy Harper, R (1, 10) OBP: 0.291, SLG: 0.275	B B B B 4-0 FC6-4 1B BB		x 0-0 ① E7 1B 1B			x 0-0 ① F5		x 0-0 2B		3	0	2	0	1	0	0
Bobby Grich, R (1, 4) Dave Duncan, R (9, 2) OBP: 0.386, SLG: 0.432 OBP: 0.279, SLG: 0.260	x 0-0 ① L6		x 0-0 ② 2-3 1B			x 0-0 ② F9		S S S 0-3 ② K		4 0	0 0	1 0	0 0	0 0	1 0	2 0
Reggie Jackson, L (1, 9) Tim Nordbrook, R (9, 4) OBP: 0.352, SLG: 0.514 OBP: 0.320, SLG: 0.227	x 0-0 FC6-4 1-2 1B		x 0-0 ③ L9			x 0-0 FC6-4 1B		S S S 0-3 ③ K		4 0	0 0	2 0	0 0	0 0	1 0	2 0
Lee May, R (1, 3) OBP: 0.289, SLG: 0.438	x 0-0 ② FC6-4 1-2f 2-3			x 0-0 ① F4		x 0-0 ③ FC6-4 1-2f			x 0-0 ① 5-3	4	0	0	0	0	0	3
Ken Singleton, S (1, 7) OBP: 0.347, SLG: 0.373	x 0-0 ③ F9			x 0-0 ② 4-3			x 0-0 ① L7		x 0-0 ② F8	4	0	0	0	0	0	2
Doug DeCinces, R (1, 5) OBP: 0.292, SLG: 0.368		x 0-0 ① 6-3		x 0-0 ③ F8			x 0-0 1B		S S S 0-3 ③ K	4	0	1	0	0	1	0
Paul Blair, R (1, 8) OBP: 0.253, SLG: 0.268		x 0-0 ② 5-3			x 0-0 ① F5		x 0-0 ② F4			3	0	0	0	0	0	1
Mark Belanger, R (1, 6) OBP: 0.335, SLG: 0.326		x 0-0 ③ F8			x 0-0 ② 5-3		x 0-0 ③ L8			3	0	0	0	0	0	1
Rick Dempsey, R (1, 2) (9, 9) OBP: 0.275, SLG: 0.208			x 0-0 ① G3		x 0-0 ③ L4			x 0-0 ① F6		3	0	0	0	0	0	0
Inning Stats	R: 0 H: 1 E: 0 LOB: 2 K: 0 BB: 1 S: 4 P: 8	R: 0 H: 0 E: 0 LOB: 0 K: 0 BB: 0 S: 3 P: 3	R: 0 H: 2 E: 1 LOB: 1 K: 0 BB: 0 S: 4 P: 4	R: 0 H: 0 E: 0 LOB: 0 K: 0 BB: 0 S: 3 P: 3	R: 0 H: 0 E: 0 LOB: 0 K: 0 BB: 0 S: 3 P: 3	R: 0 H: 1 E: 0 LOB: 1 K: 0 BB: 0 S: 4 P: 4	R: 0 H: 1 E: 0 LOB: 1 K: 0 BB: 0 S: 4 P: 4	R: 0 H: 1 E: 0 LOB: 1 K: 2 BB: 0 S: 8 P: 8	R: 0 H: 0 E: 0 LOB: 0 K: 1 BB: 0 S: 5 P: 5	1B: 5 SF: 0 2B: 1 SAC: 0 3B: 0 DP: 0 HR: 0 HBP: 0						

PITCHER	IP	WLS	BF	H	R	ER	SO	BB	IBB	HBP	BLK	WP	HR	S	P	ERA	WHIP
Jim Umbarger, L (1, 1) ERA: 3.16	9.0	W	33	6	0	0	3	1	0	0	0	0	0	38	42	0.00	0.778

PITCHER	IP	WLS	BF	H	R	ER	SO	BB	IBB	HBP	BLK	WP	HR	S	P	ERA	WHIP

AB	32
R	0
H	6
RBI	0
BB	1
SO	3
LOB	11

WP: 0 PA: 33
PB: 0
SB: 0
CS: 0

Batter	1	2	3	4	5	6	7	8	9	AB	R	H	RBI	BB	SO	LOB
Danny Thompson, R (1, 6) OBP: 0.286, SLG: 0.278	BBBB 4-0 2B 6-3 BB		SSS 0-3 ① K	SSS 0-3 ② K	x 0-0 ③ F9		x 0-0 ② F9	4	1	0	0	1	2	4
Toby Harrah, R (1, 10) OBP: 0.374, SLG: 0.389 Dave Moates, L (9, PR) OBP: 0.304, SLG: 0.316	SSS 0-3 ① K		x 0-0 ② F9	x 0-0 1B			x 0-0 ① 5-3	x 0-0 1-2 2-H 1B	5 0	0 0	2 0	1 0	0 0	1 0	2 0
Mike Hargrove, L (1, 3) OBP: 0.403, SLG: 0.393	x 0-0 1-3 2B		x 0-0 ③ F8		x 0-0 ③ 5-3			x 0-0 2B 1B	x 0-0 ③ F8	5	1	2	0	0	0	4
Jeff Burroughs, R (1, 9) OBP: 0.300, SLG: 0.364	x 0-0 ② 6-3 3-H			x 0-0 FC3-6 1B 1B		x 0-0 ① 5-3		SSS 0-3 ② K		4	0	1	1	0	1	2
Tom Grieve, R (1, 7) OBP: 0.293, SLG: 0.387	x 0-0 ③ F9			x 0-0 ① L6		x 0-0 ② F8		x 0-0 1-H 2B		4	0	1	1	0	0	2
Roy Howell, L (1, 5)		x 0-0 ① F9		x 0-0 1-2 FC3-6 1B		SSS 0-3 ③ K		x 0-0 ③ F6		4	0	1	0	0	1	1
Lenny Randle, S (1, 4) OBP: 0.283, SLG: 0.259		x 0-0 CS 1B		x 0-0 ② FC3-6 1-2f 2-3			x 0-0 ① 4-3		BBBB 4-0 1B 1B BB	3	1	1	0	1	0	2
Juan Beniquez, R (1, 8) OBP: 0.332, SLG: 0.309		SSS 0-3 ②③ K 1-2		x 0-0 ③ F9			x 0-0 ② B1-3		x 0-0 ① L9	4	0	0	0	0	1	4
Jim Sundberg, R (1, 2) OBP: 0.281, SLG: 0.297 Bill Fahey, L (7, 2) OBP: 0.357, SLG: 0.322			x 0-0 1B		x 0-0 ① 4-1		x 0-0 1B		x 0-0 1-2 1B 1B	3 1	0 0	2 1	0 0	0 0	0 0	0 0
Inning Stats	R: 1 E: 0 K: 1 S: 6 H: 1 LOB: 1 BB: 1 P: 10	R: 0 E: 0 K: 1 S: 5 H: 1 LOB: 0 BB: 0 P: 5	R: 0 E: 0 K: 1 S: 6 H: 1 LOB: 1 BB: 0 P: 6	R: 0 E: 0 K: 0 S: 5 H: 2 LOB: 2 BB: 0 P: 5	R: 0 E: 0 K: 1 S: 6 H: 1 LOB: 1 BB: 0 P: 6	R: 0 E: 0 K: 1 S: 5 H: 0 LOB: 0 BB: 0 P: 5	R: 0 E: 0 K: 0 S: 4 H: 1 LOB: 1 BB: 0 P: 4	R: 1 E: 0 K: 1 S: 7 H: 2 LOB: 1 BB: 0 P: 7	R: 1 E: 0 K: 0 S: 5 H: 2 LOB: 2 BB: 1 P: 9	1B: 9 2B: 2 3B: 0 HR: 0 SF: 0 SAC: 0 DP: 0 HBP: 0						

PITCHER	IP	WLS	BF	H	R	ER	SO	BB	IBB	HBP	BLK	WP	HR	S	P	ERA	WHIP
Luis Tiant, R (1, 1) ERA: 3.05	9.0	W	39	11	3	3	6	2	0	0	0	0	0	49	57	3.00	1.444

PITCHER	IP	WLS	BF	H	R	ER	SO	BB	IBB	HBP	BLK	WP	HR	S	P	ERA	WHIP

TOP

Texas Rangers @ Boston Red Sox

Fenway Park, Boston, MA

Mon Aug 30 1976, 7:05 PM EDT

Att. 17,101 - Unknown - 56 F

livebaseballscorecards.com

AB	37
R	3
H	11
RBI	3
BB	2
SO	6
LOB	21

PA: 39

WP: 0
PB: 0
SB: 0
CS: 1

Batter	1	2	3	4	5	6	7	8	9	AB	R	H	RBI	BB	SO	LOB
Rick Burleson, R (1, 6) OBP: 0.353, SLG: 0.365	3-1	FC4-6 HBP		6-3	FC6-4 1-2f	1-3 2B		P9		1	0	0	0	0	0	0
Bob Heise, R (2, PR) OBP: 0.306, SLG: 0.343 (3, 6)										4	0	1	0	0	0	2
Denny Doyle, L (1, 4) OBP: 0.289, SLG: 0.301	G3	FC4-6 1-2f		P8		4-3 F5				5	0	0	0	0	0	4
Fred Lynn, L (1, 8) OBP: 0.367, SLG: 0.472	K		1B 3B	2B		1B BB WP 1B	L8			5	2	3	0	0	1	0
Carl Yastrzemski, L (1, 7) OBP: 0.358, SLG: 0.441		BB 5-3 3B	3-H 1B	IBB		WP 1B 1-2 BB	BB	BB		1	2	1	1	4	0	0
Carlton Fisk, R (1, 2) OBP: 0.341, SLG: 0.399		5-3 1-2	1B 1B	K		WP 1B 1-2 2-3	F8			5	2	2	0	0	1	4
Cecil Cooper, L (1, 3) OBP: 0.307, SLG: 0.458		2B 3B 2-H	1B 1B L8-6 1-3 1B		F5	HR 1B 1-H 2-H 3-H	F8			5	2	3	3	0	0	1
Jim Rice, R (1, 10) OBP: 0.307, SLG: 0.450		2B 2B 3-H	1B 1B 1-2 3-H	HR		HR 1-H		F9		5	3	4	5	0	0	0
Dwight Evans, R (1, 9) OBP: 0.323, SLG: 0.415		2B 2-H	1B 1-2 2-3	6-3		F7		L7		5	0	2	1	0	0	0
Butch Hobson, R (1, 5) OBP: 0.271, SLG: 0.375		1-6-3	L8-6 3-H		FC6-4 1B	2B BB		1B		4	0	2	0	1	0	4
Inning Stats	R: 0 E: 0 K: 1 S: 5 H: 0 LOB: 0 BB: 0 P: 5	R: 3 E: 0 K: 0 S: 6 H: 3 LOB: 2 BB: 1 P: 11	R: 2 E: 0 K: 0 S: 7 H: 6 LOB: 2 BB: 0 P: 7	R: 0 E: 0 K: 1 S: 6 H: 1 LOB: 2 BB: 1 P: 10	R: 1 E: 0 K: 0 S: 5 H: 2 LOB: 1 BB: 0 P: 5	R: 5 E: 0 K: 0 S: 8 H: 5 LOB: 2 BB: 2 P: 16	R: 0 E: 0 K: 0 S: 3 H: 0 LOB: 1 BB: 1 P: 7	R: 0 E: 0 K: 0 S: 4 H: 1 LOB: 1 BB: 0 P: 4		1B: 10 2B: 5 3B: 2 HR: 2 SF: 0 SAC: 0 DP: 1 HBP: 1						

PITCHER		IP	WLS	BF	H	R	ER	SO	BB	IBB	HBP	BLK	WP	HR	S	P	ERA	WHIP
Bert Blyleven, R ERA: 3.08	(1, 1)	2.1	L	14	6	5	5	1	1	0	1	0	0	0	14	19	19.29	3.000
Mike Bacsik, R ERA: 3.56	(3, 1)	2.2		14	6	1	1	1	0	1	0	0	0	1	15	19	3.38	2.250
Craig Skok, L ERA: 13.5	(6, 1)	0.1		5	3	4	4	0	1	0	0	0	1	0	4	8	108.00	12.000
Jeff Terpko, R ERA: 2.39	(6, 1)	2.2		13	3	1	1	0	2	0	0	0	0	1	11	19	3.38	1.875

PITCHER	IP	WLS	BF	H	R	ER	SO	BB	IBB	HBP	BLK	WP	HR	S	P	ERA	WHIP

BOTTOM

Texas Rangers @ Boston Red Sox

Fenway Park, Boston, MA

Mon Aug 30 1976, 7:05 PM EDT

Att. 17,101 - Unknown - 56 F

livebaseballscorecards.com

AB	40
R	11
H	18
RBI	10
BB	5
SO	2
LOB	15

Batter	1	2	3	4	5	6	7	8	9	AB	R	H	RBI	BB	SO	LOB
Danny Thompson, R (1, 6) OBP: 0.281, SLG: 0.273	L7	FC3-6 1-2f		F2		FC4-6 1-2f		E6 2-H		5	0	0	0	0	0	3
Toby Harrah, R (1, 10) OBP: 0.374, SLG: 0.392	L9		1B E 2B	1B 1B		G3		5-3		5	1	2	0	0	0	2
Mike Hargrove, L (1, 3) OBP: 0.405, SLG: 0.394	L8		SH1-3 E FC4 2-3 1B	G6-4-3 1-3 1B			BBBB FC5-4 BB	SSS K		4	1	2	0	1	1	1
Jeff Burroughs, R (1, 9) OBP: 0.299, SLG: 0.361		BBBB 2B 2B BB	E6 FC4 SH1-3 1-2 FC6-4 3-H	G6-4-3 1-2f			FC5-4 1-2f HR		6-3	4	3	0	1	1	0	4
Tom Grieve, R (1, 7) OBP: 0.295, SLG: 0.397		1-3 2B 2B	SH1-3 1-2 2-3		5-3		2-H HR		F8	4	2	2	2	0	0	0
Roy Howell, L (1, 5) OBP: 0.295, SLG: 0.365		1B 2-H 3-H 2B	FC4 FC6-4 2-3 3-H		FC3-6 1B		F9		L8	5	0	2	3	0	0	1
Lenny Randle, S (1, 4) OBP: 0.281, SLG: 0.257		F3	FC6-4 WP HBP 1-2f 3-H		FC3-6 PO 1-2f		P7			4	0	0	1	0	0	3
Juan Beniquez, R (1, 8) OBP: 0.336, SLG: 0.312		FC3-6 2-3 1B	H WP 1-2 HBP		PO 1-2	5-3		5-3 E 1B		3	1	2	0	0	0	0
Jim Sundberg, R (1, 2) OBP: 0.280, SLG: 0.295		SSS K	F8 1-2 2-3			BBBB FC4-6 BB		5-3 1-2		3	0	0	0	1	1	5
Inning Stats	R: 0 E: 0 K: 0 S: 3 H: 0 LOB: 0 BB: 0 P: 3	R: 2 E: 0 K: 1 S: 8 H: 3 LOB: 2 BB: 1 P: 12	R: 3 E: 1 K: 0 S: 7 H: 2 LOB: 2 BB: 0 P: 8	R: 0 E: 0 K: 0 S: 4 H: 2 LOB: 1 BB: 0 P: 4	R: 0 E: 0 K: 0 S: 3 H: 1 LOB: 0 BB: 0 P: 3	R: 0 E: 0 K: 0 S: 3 H: 0 LOB: 1 BB: 1 P: 7	R: 2 E: 1 K: 0 S: 4 H: 1 LOB: 0 BB: 1 P: 8	R: 1 E: 1 K: 1 S: 7 H: 1 LOB: 1 BB: 0 P: 7	R: 0 E: 0 K: 0 S: 3 H: 0 LOB: 0 BB: 0 P: 3	1B: 6 2B: 3 3B: 0 HR: 1 SF: 0 SAC: 1 DP: 1 HBP: 1						

PITCHER		IP	WLS	BF	H	R	ER	SO	BB	IBB	HBP	BLK	WP	HR	S	P	ERA	WHIP
Reggie Cleveland, R ERA: 3.36	(1, 1)	2.2	L	17	5	5	3	1	1	0	1	0	0	0	17	22	10.12	2.250
Dick Pole, R ERA: 4.74	(3, 1)	4.1		17	4	2	2	0	2	0	0	0	1	1	15	23	4.15	1.385
Jim Willoughby, R ERA: 2.95	(8, 1)	2.0		8	1	1	0	1	0	0	0	0	0	0	10	10	0.00	0.500

PITCHER	IP	WLS	BF	H	R	ER	SO	BB	IBB	HBP	BLK	WP	HR	S	P	ERA	WHIP

TOP

Texas Rangers @ Boston Red Sox

Fenway Park, Boston, MA

Tue Aug 31 1976, 7:05 PM EDT
Att. 18,145 - Unknown - 70 F

livebaseballscorecards.com

AB	37
R	8
H	10
RBI	7
BB	3
SO	2
LOB	19

WP: 1	PB: 0	SB: 0	CS: 0
PA: 43			

Batter	1	2	3	4	5	6	7	8	9	AB	R	H	RBI	BB	SO	LOB
Butch Hobson, R (1, 5) OBP: 0.263, SLG: 0.363	6-3		F8		K		F2	K		5	0	0	0	0	2	3
Denny Doyle, L (1, 4) OBP: 0.290, SLG: 0.302	F4		L7		1B (1-2)		F9		1B (1-3)	5	0	2	0	0	0	0
Fred Lynn, L (1, 8) OBP: 0.369, SLG: 0.475	BB		BB		F7		3B		1-3	3	0	1	0	2	0	3
Carl Yastrzemski, L (1, 7) OBP: 0.358, SLG: 0.440	K		F7			4-3 (2B) 1B	BB		F6	4	1	1	0	1	1	3
Carlton Fisk, R (1, 2) OBP: 0.339, SLG: 0.396		2B SF8 1B		F8		4-3 (1-2)	F8		F8	5	1	1	0	0	0	4
Cecil Cooper, L (1, 3) OBP: 0.312, SLG: 0.467		SF8 (1-3) 2B		F4		3B (2-H) 2B		1B 1B		4	1	3	1	0	0	0
Jim Rice, R (1, 10) OBP: 0.307, SLG: 0.449		SF8 (2-3) (3-H)		K		F8		1-3 1B		3	0	1	1	0	1	1
Dwight Evans, R (1, 9) OBP: 0.322, SLG: 0.419		F3			K	3B (2-H)		K		4	0	1	1	0	2	3
Bob Heise, R (1, 6) OBP: 0.308, SLG: 0.342 Rick Miller, L (8, PH) OBP: 0.343, SLG: 0.352 Rico Petrocelli, R (9, 6) OBP: 0.307, SLG: 0.288		F7			1B	F3		K		3 1 0	0 0 0	1 0 0	0 0 0	0 0 0	0 1 0	2 2 0
Inning Stats	R: 0 E: 0 K: 1 S: 5 H: 0 LOB: 1 BB: 1 P: 9	R: 1 E: 0 K: 0 S: 5 H: 2 LOB: 1 BB: 0 P: 5	R: 0 E: 0 K: 0 S: 3 H: 0 LOB: 1 BB: 1 P: 7	R: 0 E: 0 K: 1 S: 5 H: 0 LOB: 0 BB: 0 P: 5	R: 0 E: 0 K: 2 S: 9 H: 2 LOB: 2 BB: 0 P: 9	R: 2 E: 0 K: 0 S: 6 H: 3 LOB: 1 BB: 0 P: 6	R: 0 E: 0 K: 0 S: 4 H: 1 LOB: 2 BB: 1 P: 8	R: 0 E: 0 K: 3 S: 11 H: 2 LOB: 2 BB: 0 P: 11	R: 0 E: 0 K: 0 S: 4 H: 1 LOB: 1 BB: 0 P: 4	1B: 7 2B: 2 3B: 2 HR: 0	SF: 1 SAC: 0 DP: 0 HBP: 0	WP: 0 PB: 0 SB: 0 CS: 0	PA: 41				

PITCHER	IP	WLS	BF	H	R	ER	SO	BB	IBB	HBP	BLK	WP	HR	S	P	ERA	WHIP
Nelson Briles, R (1, 1) ERA: 3.45	7.0	W	34	10	3	3	4	3	0	0	0	0	0	39	51	3.86	1.857
Steve Foucault, R (8, 1) ERA: 2.92	2.0		7	1	0	0	3	0	0	0	0	0	0	13	13	0.00	0.500

PITCHER	IP	WLS	BF	H	R	ER	SO	BB	IBB	HBP	BLK	WP	HR	S	P	ERA	WHIP

BOTTOM

Texas Rangers @ Boston Red Sox

Fenway Park, Boston, MA

Tue Aug 31 1976, 7:05 PM EDT

Att. 18,145 - Unknown - 70 F

livebaseballscorecards.com

AB	37
R	3
H	11
RBI	3
BB	3
SO	7
LOB	21

Batter	1	2	3	4	5	6	7	8	9	AB	R	H	RBI	BB	SO	LOB
Danny Thompson, R (1, 6) OBP: 0.281, SLG: 0.272	G1-6-3 1B		FC1 1-3			F9 ①			6-3 ①	4	0	1	0	0	0	1
Toby Harrah, R (1, 10) OBP: 0.372, SLG: 0.388	G1-6-3 ①② 1-2f		F4 ②			F6 ②			F7 ②	4	0	0	0	0	0	3
Mike Hargrove, L (1, 3) OBP: 0.402, SLG: 0.391	G3 ③		K ③			K ③			4-3 ③	4	0	0	0	0	2	2
Jeff Burroughs, R (1, 9) OBP: 0.299, SLG: 0.363		2B ①		6-3 ①			4-3 ①			3	0	1	0	0	0	0
Tom Grieve, R (1, 7) OBP: 0.295, SLG: 0.396		K ①		CS 1B			5-3 ②			3	0	1	0	0	1	1
Roy Howell, L (1, 5) OBP: 0.293, SLG: 0.362		F8 ②		K ②			4-3 ③			3	0	0	0	0	1	2
Lenny Randle, S (1, 4) OBP: 0.279, SLG: 0.255		G3 ③		CS ③ 1-2		3-1 ①		3-1 ①		3	0	0	0	0	0	1
Juan Beniquez, R (1, 8) OBP: 0.336, SLG: 0.311			L7 ①			G6-4-3 BB		F5 ②		2	0	0	0	1	0	0
Jim Sundberg, R (1, 2) OBP: 0.281, SLG: 0.295			E FC1 1B			G6-4-3 ②③ 1-2f		F7 ③		3	0	1	0	0	0	1
Inning Stats	R: 0 E: 0 K: 0 S: 3 H: 1 LOB: 0 BB: 0 P: 3	R: 0 E: 0 K: 1 S: 6 H: 1 LOB: 1 BB: 0 P: 6	R: 0 E: 1 K: 1 S: 7 H: 1 LOB: 2 BB: 0 P: 7	R: 0 E: 0 K: 1 S: 5 H: 1 LOB: 0 BB: 0 P: 5	R: 0 E: 0 K: 0 S: 2 H: 0 LOB: 0 BB: 1 P: 6	R: 0 E: 0 K: 1 S: 5 H: 0 LOB: 0 BB: 0 P: 5	R: 0 E: 0 K: 0 S: 3 H: 0 LOB: 0 BB: 0 P: 3	R: 0 E: 0 K: 0 S: 3 H: 0 LOB: 0 BB: 0 P: 3	R: 0 E: 0 K: 0 S: 3 H: 0 LOB: 0 BB: 0 P: 3	1B: 3 2B: 1 3B: 0 HR: 0 SF: 0 SAC: 0 DP: 2 HBP: 0						

PITCHER		IP	WLS	BF	H	R	ER	SO	BB	IBB	HBP	BLK	WP	HR	S	P	ERA	WHIP
Fergie Jenkins, R ERA: 3.27	(1, 1)	4.1		16	4	0	0	3	0	0	0	0	0	0	22	22	0.00	0.923
Tom Murphy, R ERA: 4.04	(5, 1)	4.2	W	14	0	0	0	1	1	0	0	0	0	0	15	19	0.00	0.214

PITCHER		IP	WLS	BF	H	R	ER	SO	BB	IBB	HBP	BLK	WP	HR	S	P	ERA	WHIP

TOP

Texas Rangers @ Boston Red Sox

Fenway Park, Boston, MA

Wed Sep 01 1976, 3:33 AM EDT

Att. 19,330 - Unknown - 78 F

livebaseballscorecards.com

AB	29
R	0
H	4
RBI	0
BB	1
SO	4
LOB	11

WP: 0	PA: 31		
PB: 0			
SB: 0			
CS: 1			

Batter	1	2	3	4	5	6	7	8	9	AB	R	H	RBI	BB	SO	LOB
Butch Hobson, R (1, 5) OBP: 0.259, SLG: 0.356	S S S 0-3 ① K		x 0-0 ② 5-3		x 0-0 ① SH3-4 1-2		S S S 0-3 ③ K			3	0	0	0	0	2	0
Denny Doyle, L (1, 4) OBP: 0.290, SLG: 0.307	x 0-0 SF7 3B		x 0-0 ③ 5-3		x 0-0 ② 4-3 2-3			x 0-0 ① 6-3		4	1	1	0	0	0	1
Fred Lynn, L (1, 8) OBP: 0.369, SLG: 0.477	x 0-0 ② SF7 3-H			x 0-0 3B 2B	x 0-0 ③ F5			x 0-0 ② P7		3	1	1	1	0	0	1
Carl Yastrzemski, L (1, 7) OBP: 0.357, SLG: 0.442 Rick Miller, L (9, 7) OBP: 0.343, SLG: 0.352	x 0-0 ③ G3			x 0-0 2B 3B 2-H		x 0-0 ① L6		x 0-0 ③ 4-3		4 0	1 0	1 0	1 0	0 0	0 0	0 0
Carlton Fisk, R (1, 2) OBP: 0.339, SLG: 0.396		x 0-0 ① F8		x 0-0 ① L8		x 0-0 1B				3	0	1	0	0	0	1
Cecil Cooper, L (1, 3) OBP: 0.312, SLG: 0.466		x 0-0 S 1B		x 0-0 ② F2		x 0-0 ② F8				3	0	1	0	0	0	2
Jim Rice, R (1, 10) OBP: 0.307, SLG: 0.450		x 0-0 ② F4		x 0-0 3-H 2B		S S S 0-3 ③ K				3	0	1	1	0	1	2
Dwight Evans, R (1, 9) OBP: 0.320, SLG: 0.416		x 0-0 ③ 4-3 1-2		x 0-0 ③ 5-3			x 0-0 ① F7			3	0	0	0	0	0	2
Bob Heise, R (1, 6) OBP: 0.286, SLG: 0.317			x 0-0 ① F2		x 0-0 E5 4-3 SH3-4		x 0-0 ② 5-3			3	0	0	0	0	0	0
Inning Stats	R: 1 H: 1 E: 0 LOB: 0 K: 1 BB: 0 S: 6 P: 6	R: 0 H: 1 E: 0 LOB: 1 K: 0 BB: 0 S: 4 P: 4	R: 0 H: 0 E: 0 LOB: 0 K: 0 BB: 0 S: 3 P: 3	R: 2 H: 3 E: 0 LOB: 1 K: 0 BB: 0 S: 6 P: 6	R: 0 H: 0 E: 1 LOB: 1 K: 0 BB: 0 S: 4 P: 4	R: 0 H: 1 E: 0 LOB: 1 K: 1 BB: 0 S: 6 P: 6	R: 0 H: 0 E: 0 LOB: 0 K: 1 BB: 0 S: 5 P: 5	R: 0 H: 0 E: 0 LOB: 0 K: 0 BB: 0 S: 3 P: 3		1B: 2 SF: 1 2B: 2 SAC: 1 3B: 2 DP: 0 HR: 0 HBP: 0						

PITCHER	IP	WLS	BF	H	R	ER	SO	BB	IBB	HBP	BLK	WP	HR	S	P	ERA	WHIP
Gaylord Perry, R (1, 1) ERA: 3.44	8.0	L	31	6	3	3	3	0	0	0	0	0	0	37	37	3.38	0.750

PITCHER	IP	WLS	BF	H	R	ER	SO	BB	IBB	HBP	BLK	WP	HR	S	P	ERA	WHIP

Texas Rangers @ Boston Red Sox

Fenway Park, Boston, MA

Wed Sep 01 1976, 3:33 AM EDT

Att. 19,330 - Unknown - 78 F

BOTTOM

livebaseballscorecards.com

AB	29
R	3
H	6
RBI	3
BB	0
SO	3
LOB	9

Texas Rangers @ Kansas City Royals

Royals Stadium, Kansas City, MO

Fri Sep 03 1976, 8:05 PM EDT

Att. 17,748 - Unknown

TOP

livebaseballscorecards.com

Batter	1	2	3	4	5	6	7	8	9	AB	R	H	RBI	BB	SO	LOB
Gene Clines, R (1, 7) OBP: 0.295, SLG: 0.297	L1-3		K			L8		1B	K	5	1	1	0	0	2	0
Toby Harrah, R (1, 6) OBP: 0.373, SLG: 0.391	BLK 2B		F9			K		1-3		4	1	2	0	0	1	0
Mike Hargrove, L (1, 3) OBP: 0.401, SLG: 0.388	5-3		4-3			BB		1-3		3	1	0	0	1	0	3
Jeff Burroughs, R (1, 9) OBP: 0.302, SLG: 0.363	BLK BB			F9		1B		E IBB		1	1	0	0	3	0	0
Roy Howell, L (1, 5) OBP: 0.293, SLG: 0.362	K			K		FC5-4		FC6		3	0	1	1	0	2	2
Danny Thompson, R (8, PH) OBP: 0.283, SLG: 0.275 (8, 5)										1	0	1	2	0	0	0
Tom Grieve, R (1, 10) OBP: 0.293, SLG: 0.393		5-3		6-3		FC5-4		FC6		4	0	0	0	0	0	3
Lenny Randle, S (1, 4) OBP: 0.281, SLG: 0.257		F8 S 1B			CS 1B		4-3	4-3		4	0	2	0	0	0	1
Juan Beniquez, R (1, 8) OBP: 0.333, SLG: 0.307		F8			6-3		K		5-3	4	0	0	0	0	1	2
Jim Sundberg, R (1, 2) OBP: 0.278, SLG: 0.292		5-3			4-3		K		1-3	4	0	0	0	0	1	1
Inning Stats	R: 0 E: 0 K: 1 S: 6 H: 1 LOB: 2 BB: 1 P: 10	R: 0 E: 0 K: 0 S: 4 H: 1 LOB: 1 BB: 0 P: 4	R: 0 E: 0 K: 1 S: 5 H: 0 LOB: 0 BB: 0 P: 5	R: 0 E: 0 K: 1 S: 5 H: 0 LOB: 0 BB: 0 P: 5	R: 0 E: 0 K: 0 S: 3 H: 1 LOB: 0 BB: 0 P: 3	R: 1 E: 0 K: 1 S: 6 H: 1 LOB: 2 BB: 2 P: 14	R: 0 E: 0 K: 2 S: 7 H: 0 LOB: 0 BB: 0 P: 7	R: 3 E: 1 K: 0 S: 6 H: 3 LOB: 1 BB: 1 P: 10	R: 0 E: 0 K: 1 S: 5 H: 0 LOB: 0 BB: 0 P: 5	1B: 6 2B: 1 3B: 0 HR: 0 SF: 0 SAC: 0 DP: 0 HBP: 0						

	AB	33
	R	4
	H	7
	RBI	3
	BB	4
	SO	7
	LOB	12

WP: 0 PB: 0 SB: 1 CS: 1 PA: 37

PITCHER		IP	WLS	BF	H	R	ER	SO	BB	IBB	HBP	BLK	WP	HR	S	P	ERA	WHIP
Al Fitzmorris, R ERA: 3.06	(1, 1)	7.1	L	30	6	3	3	6	3	0	0	1	0	0	39	51	3.68	1.227
Tom Hall, L ERA: 4.64	(8, 1)	0.0		1	0	0	0	0	0	1	0	0	0	0	0	4	∞	∞
Mark Littell, R ERA: 1.86	(8, 1)	1.2		6	1	1	0	1	0	0	0	0	0	0	8	8	0.00	0.600

PITCHER	IP	WLS	BF	H	R	ER	SO	BB	IBB	HBP	BLK	WP	HR	S	P	ERA	WHIP

Batter	1	2	3	4	5	6	7	8	9	AB	R	H	RBI	BB	SO	LOB
Tom Poquette, L (1, 7) OBP: 0.380, SLG: 0.460	1-3		G3		CS 1-2	BB CS		2B		3	0	1	0	1	0	0
Amos Otis, R (1, 8) OBP: 0.351, SLG: 0.466	5-3		F3			F8		3-1		4	0	0	0	0	0	2
George Brett, L (1, 5) OBP: 0.375, SLG: 0.461	1B			FC3-6 1B		E3 1-2			BB FC4-6	3	0	2	0	1	0	1
John Mayberry, L (1, 3) OBP: 0.327, SLG: 0.371	G3			FC3-6 1-2f		F5			FC4-6 1B 1-2f FC4-6	4	1	0	0	0	0	4
Hal McRae, R (1, 10) OBP: 0.427, SLG: 0.492 Davey Nelson, R (9, PR) OBP: 0.302, SLG: 0.311		1-3		P4			F8		FC4-6 1-3 1B	4 0	0 0	1 0	0 0	0 0	0 0	1 0
Al Cowens, R (1, 9) OBP: 0.305, SLG: 0.344		WP S 1B		F8			1-3		FC4-6 BB 1-2f 3-H	4	0	1	1	0	0	2
Bob Stinson, S (1, 2) OBP: 0.343, SLG: 0.349		L7 1-2			FC2-6 1B		F8		BB 1-2	3	0	1	0	1	0	1
Freddie Patek, R (1, 6) OBP: 0.323, SLG: 0.309 Jamie Quirk, L (8, PH) OBP: 0.242, SLG: 0.333 (9, 6)		F9 2-3			FC2-6 CS S 1-2f			4-3	K	2 2	0 0	0 0	0 0	0 0	0 1	2 2
Frank White, R (1, 4) OBP: 0.267, SLG: 0.313			G3		CS 1-3			L7		3	0	1	0	0	0	0
Inning Stats	R: 0 H: 1 E: 0 LOB: 1 K: 0 BB: 0 S: 4 P: 4	R: 0 H: 1 E: 0 LOB: 1 K: 0 BB: 0 S: 4 P: 4	R: 0 H: 0 E: 0 LOB: 0 K: 0 BB: 0 S: 3 P: 3	R: 0 H: 1 E: 0 LOB: 1 K: 0 BB: 0 S: 4 P: 4	R: 0 H: 2 E: 0 LOB: 0 K: 0 BB: 0 S: 3 P: 3	R: 0 H: 0 E: 1 LOB: 1 K: 0 BB: 1 S: 3 P: 7	R: 0 H: 0 E: 0 LOB: 0 K: 0 BB: 0 S: 3 P: 3	R: 0 H: 1 E: 0 LOB: 1 K: 0 BB: 0 S: 4 P: 4	R: 1 H: 1 E: 0 LOB: 2 K: 1 BB: 2 S: 6 P: 14	1B: 6 SF: 0 2B: 1 SAC: 0 3B: 0 DP: 0 HR: 0 HBP: 0						

PITCHER	IP	WLS	BF	H	R	ER	SO	BB	IBB	HBP	BLK	WP	HR	S	P	ERA	WHIP
Tommy Boggs, R (1, 1) ERA: 3.29	9.0	W	35	7	1	1	1	3	0	0	0	1	0	34	46	1.00	1.111

PITCHER	IP	WLS	BF	H	R	ER	SO	BB	IBB	HBP	BLK	WP	HR	S	P	ERA	WHIP

BOTTOM

Texas Rangers @ Kansas City Royals

Royals Stadium, Kansas City, MO

Fri Sep 03 1976, 8:05 PM EDT

Att. 17,748 - Unknown

livebaseballscorecards.com

AB	32
R	1
H	7
RBI	1
BB	3
SO	1
LOB	15

WP: 1 PA: 36
PB: 0
SB: 2
CS: 3

Texas Rangers @ Kansas City Royals

Royals Stadium, Kansas City, MO

Sat Sep 04 1976, 8:05 PM EDT
Att. 31,541 - Unknown - 87 F

livebaseballscorecards.com

Batter	1	2	3	4	5	6	7	8	9	AB	R	H	RBI	BB	SO	LOB
Gene Clines, R (1, 7) OBP: 0.294, SLG: 0.297	L4-3			L4		FC6 1-2f		1-2 1B		4	0	1	0	0	0	1
Toby Harrah, R (1, 6) OBP: 0.370, SLG: 0.388	F3			F3			F7	F5		4	0	0	0	0	0	2
Mike Hargrove, L (1, 3) OBP: 0.400, SLG: 0.387	K			F8			1B 1B		6-3	4	0	1	0	0	1	0
Jeff Burroughs, R (1, 9) OBP: 0.302, SLG: 0.362		6-3			P5		1-2 1B		6-3	4	0	1	0	0	0	0
Joe Lahoud, L (1, 10) OBP: 0.309, SLG: 0.268		K			G6-4-3 1B		F7		P5	4	0	1	0	0	1	2
Roy Howell, L (1, 5) OBP: 0.291, SLG: 0.359		K			G6-4-3 1-2f		F7			3	0	0	0	0	1	3
Lenny Randle, S (1, 4) OBP: 0.279, SLG: 0.256			K			B4-3		6-3		3	0	0	0	0	1	0
Juan Beniquez, R (1, 8) OBP: 0.333, SLG: 0.307			4-3			FC6 1B		5-3		3	0	1	0	0	0	0
Bill Fahey, L (1, 2) OBP: 0.356, SLG: 0.323			5-3			F7		1B 1B		3	0	1	0	0	0	1

	AB	R	H	RBI	BB	SO	LOB
Inning Stats	R: 0 E: 0 K: 1 S: 5	H: 0 LOB: 0 BB: 0 P: 5	R: 0 E: 0 K: 2 S: 7	H: 0 LOB: 0 BB: 0 P: 7	R: 0 E: 0 K: 1 S: 5	H: 0 LOB: 0 BB: 0 P: 5	R: 0 E: 0 K: 0 S: 3	H: 0 LOB: 0 BB: 0 P: 3	R: 0 E: 0 K: 0 S: 3	H: 1 LOB: 0 BB: 0 P: 3	R: 0 E: 0 K: 0 S: 4	H: 1 LOB: 1 BB: 0 P: 4	R: 0 E: 0 K: 0 S: 5	H: 2 LOB: 2 BB: 0 P: 5	R: 0 E: 0 K: 0 S: 5	H: 2 LOB: 2 BB: 0 P: 5	R: 0 E: 0 K: 0 S: 3	H: 0 LOB: 0 BB: 0 P: 3	1B: 6 2B: 0 3B: 0 HR: 0	SF: 0 SAC: 0 DP: 1 HBP: 0	WP: 0 PB: 0 SB: 0 CS: 0	PA: 32

PITCHER	IP	WLS	BF	H	R	ER	SO	BB	IBB	HBP	BLK	WP	HR	S	P	ERA	WHIP
Dennis Leonard, R (1, 1) ERA: 3.34	9.0	W	32	6	0	0	4	0	0	0	0	0	0	40	40	0.00	0.667

PITCHER	IP	WLS	BF	H	R	ER	SO	BB	IBB	HBP	BLK	WP	HR	S	P	ERA	WHIP

Texas Rangers @ Kansas City Royals

Royals Stadium, Kansas City, MO

Sat Sep 04 1976, 8:05 PM EDT

Att. 31,541 - Unknown - 87 F

BOTTOM

Batter	1	2	3	4	5	6	7	8	9	AB	R	H	RBI	BB	SO	LOB
Jim Wohlford, R (1, 7) OBP: 0.300, SLG: 0.300	0-0 6-3 E 1B	0-0 SF9 1-2 3-H		0-0 4-3 1-2 2-3 3-H		0-0 F9				1	1	1	1	0	0	0
Tom Poquette, L (4, PH) (5, 7) OBP: 0.377, SLG: 0.456										2	0	0	1	0	0	3
Al Cowens, R (1, 9) OBP: 0.304, SLG: 0.344	0-0 6-3 1-2	0-0 5-3		0-0 6-3 2-3 3-H			0-0 G6-3 1B			4	0	1	1	0	0	3
George Brett, L (1, 5) OBP: 0.374, SLG: 0.459	0-0 E7 2-H 1B		0-0 4-3	0-0 L7			0-0 F8			4	1	1	1	0	0	2
Hal McRae, R (1, 10) OBP: 0.423, SLG: 0.487	0-3 K		0-0 F8		0-0 L8		0-0 G6-3 1-2f			4	0	0	0	0	1	1
Amos Otis, R (1, 8) OBP: 0.350, SLG: 0.464	0-0 S 1B		0-0 5-3		0-0 L7			0-3 K		4	0	1	0	0	1	0
Willie Wilson, S (9, 8)										0	0	0	0	0	0	0
John Mayberry, L (1, 3) OBP: 0.328, SLG: 0.369	0-0 5-3 1-2			4-0 1B 1B BB	0-0 4-3			4-0 WP 4-3 1B BB		2	2	0	0	2	0	1
Frank White, R (1, 4) OBP: 0.269, SLG: 0.315		0-0 1B SF9 1B		0-0 1B 1B 1-2 4-3 1B		0-0 F9		0-0 4-3 1-2		4	2	2	0	0	0	1
Freddie Patek, R (1, 6) OBP: 0.327, SLG: 0.312		0-0 F8		0-0 4-3 1B 1-2 2-H 6-3 1B		4-0 BB		0-0 2-H 1B		3	1	2	2	1	0	1
Buck Martinez, R (1, 2) OBP: 0.275, SLG: 0.378		0-0 SF9 1-3 1B		0-0 6-3 4-3 1-2 2-3 1B		0-0 F9		0-0 5-3		4	0	2	0	0	0	2
Inning Stats	R: 2 H: 3 E: 1 LOB: 1 K: 1 BB: 0 S: 8 P: 8	R: 1 H: 2 E: 0 LOB: 1 K: 0 BB: 0 S: 5 P: 5	R: 0 H: 0 E: 0 LOB: 0 K: 0 BB: 0 S: 3 P: 3	R: 3 H: 3 E: 0 LOB: 1 K: 0 BB: 1 S: 6 P: 10	R: 0 H: 0 E: 0 LOB: 0 K: 0 BB: 0 S: 3 P: 3	R: 0 H: 0 E: 0 LOB: 1 K: 0 BB: 1 S: 3 P: 7	R: 0 H: 1 E: 0 LOB: 0 K: 0 BB: 0 S: 3 P: 3	R: 1 H: 1 E: 0 LOB: 1 K: 1 BB: 1 S: 6 P: 10		1B: 10 SF: 1 2B: 0 SAC: 0 3B: 0 DP: 1 HR: 0 HBP: 0						

livebaseballscorecards.com

AB	32
R	7
H	10
RBI	6
BB	3
SO	2
LOB	14

WP: 1 PA: 36
PB: 0
SB: 1
CS: 0

PITCHER		IP	WLS	BF	H	R	ER	SO	BB	IBB	HBP	BLK	WP	HR	S	P	ERA	WHIP
Jim Umbarger, L ERA: 3.37	(1, 1)	3.0	L	18	8	6	5	1	1	0	0	0	0	0	19	23	15.00	3.000
Steve Hargan, R ERA: 3.3	(4, 1)	5.0		18	2	1	1	1	2	0	0	0	1	0	18	26	1.80	0.800

PITCHER	IP	WLS	BF	H	R	ER	SO	BB	IBB	HBP	BLK	WP	HR	S	P	ERA	WHIP

Texas Rangers @ Kansas City Royals

Royals Stadium, Kansas City, MO

Sun Sep 05 1976, 4:33 AM EDT

Att. 22,025 - Unknown

livebaseballscorecards.com

TOP

Batter	1	2	3	4	5	6	7	8	9	AB	R	H	RBI	BB	SO	LOB
Gene Clines, R (1, 7) OBP: 0.293, SLG: 0.298	L9		1B SF9 2B		FC6-4 (1-2f) FC6-4		L6-3 (2-3)		L8	5	1	1	0	0	0	3
Toby Harrah, R (1, 6) OBP: 0.368, SLG: 0.386	2B 1B		F8		FC6-4 (1-2f)		P4		K (1-2)	5	1	1	0	0	1	4
Jim Fregosi, R (1, 3) OBP: 0.341, SLG: 0.316	1B (1-H) 2B		SF9 (2-3) 1B		F3			F8		4	1	2	1	0	0	1
Jeff Burroughs, R (1, 9) OBP: 0.305, SLG: 0.366	1B (2-H) 1B		SF9 (1-2) (3-H)			BBBB FC4-6		1-3		2	0	2	2	1	0	0
Dave Moates, L (8, PR) (8, 9) OBP: 0.304, SLG: 0.316						BB		2B		0	0	0	0	0	0	0
Tom Grieve, R (1, 10) OBP: 0.292, SLG: 0.391	G6-4-3 (1-2) 1B		SSS K			P4		1-3 (2-3)		4	0	1	0	0	1	3
Lenny Randle, S (1, 4) OBP: 0.281, SLG: 0.258	G6-4-3 (1-2f)			2B		F8		BBBB BB		3	0	1	0	1	0	3
Danny Thompson, R (1, 5) OBP: 0.280, SLG: 0.271		F9		5-3		FC4-6 (1-2f)		P4		4	0	0	0	0	0	4
Juan Beniquez, R (1, 8) OBP: 0.332, SLG: 0.307		F9		F9			6-3		FC1-6 1B	4	0	1	0	0	0	0
Jim Sundberg, R (1, 2) OBP: 0.280, SLG: 0.297		1-3			FC6-4 1B		L6-3 2B		FC1-6 (1-2f) WP	4	0	2	0	0	0	1
Inning Stats	R: 2 E: 0 K: 0 S: 6 H: 4 LOB: 1 BB: 0 P: 6	R: 0 E: 0 K: 0 S: 3 H: 0 LOB: 0 BB: 0 P: 3	R: 1 E: 0 K: 1 S: 7 H: 2 LOB: 1 BB: 0 P: 7	R: 0 E: 0 K: 0 S: 3 H: 1 LOB: 0 BB: 0 P: 3	R: 0 E: 0 K: 0 S: 4 H: 1 LOB: 1 BB: 0 P: 4	R: 0 E: 0 K: 0 S: 3 H: 0 LOB: 1 BB: 1 P: 7	R: 0 E: 0 K: 0 S: 4 H: 1 LOB: 1 BB: 0 P: 4	R: 0 E: 0 K: 0 S: 4 H: 1 LOB: 3 BB: 1 P: 8	R: 0 E: 0 K: 1 S: 6 H: 1 LOB: 1 BB: 0 P: 6	1B: 6 2B: 5 3B: 0 HR: 0	SF: 1 SAC: 0 DP: 1 HBP: 0						

	AB	35
	R	3
	H	11
	RBI	3
	BB	2
	SO	2
	LOB	19

WP: 1 PB: 0 SB: 0 CS: 0 PA: 38

PITCHER	IP	WLS	BF	H	R	ER	SO	BB	IBB	HBP	BLK	WP	HR	S	P	ERA	WHIP
Andy Hassler, L (1, 1) ERA: 3.47	9.0	L	38	11	3	3	2	2	0	0	0	1	0	40	48	3.00	1.444

PITCHER	IP	WLS	BF	H	R	ER	SO	BB	IBB	HBP	BLK	WP	HR	S	P	ERA	WHIP

Batter	1	2	3	4	5	6	7	8	9	AB	R	H	RBI	BB	SO	LOB
Al Cowens, R (1, 9) OBP: 0.306, SLG: 0.345	FC6-4 1B		6-3			6-3		G5-4-3 1B		4	0	2	0	0	0	0
Amos Otis, R (1, 8) OBP: 0.348, SLG: 0.461	K		K			K		G5-4-3 1-2f		4	0	0	0	0	3	2
George Brett, L (1, 5) OBP: 0.373, SLG: 0.461	L7		L7			1B 3B		L7		4	1	1	0	0	0	1
Hal McRae, R (1, 10) OBP: 0.422, SLG: 0.485	FC6-4 1-2f			6-3		BB 1B 3-H			6-3	4	0	1	1	0	0	1
John Mayberry, L (1, 3) OBP: 0.329, SLG: 0.368		SH3 BB BB		4-3		BB 1-2			3-1	2	0	0	0	2	0	0
Tom Poquette, L (1, 7) OBP: 0.376, SLG: 0.451		SH3 1-2 BB		F9		F8			1-3	3	0	0	0	1	0	2
Frank White, R (1, 4) OBP: 0.268, SLG: 0.313		SH3 1-2 2-3		4-3		F8				2	0	0	0	0	0	0
Freddie Patek, R (1, 6) OBP: 0.325, SLG: 0.310		F3		5-3		F2				3	0	0	0	0	0	2
Buck Martinez, R (1, 2) OBP: 0.273, SLG: 0.375		K		F8		K				2	0	0	0	0	1	2
Ruppert Jones, L (7, PH) OBP: 0.244, SLG: 0.349										1	0	0	0	0	1	0
Bob Stinson, S (8, 2) OBP: 0.343, SLG: 0.349										0	0	0	0	0	0	0
Inning Stats	R: 0 E: 0 K: 1 S: 6 H: 1 LOB: 1 BB: 0 P: 6	R: 0 E: 0 K: 1 S: 5 H: 0 LOB: 2 BB: 2 P: 13	R: 0 E: 0 K: 1 S: 5 H: 0 LOB: 0 BB: 0 P: 5	R: 0 E: 0 K: 0 S: 3 H: 0 LOB: 0 BB: 0 P: 3	R: 0 E: 0 K: 0 S: 3 H: 0 LOB: 0 BB: 0 P: 3	R: 1 E: 0 K: 1 S: 7 H: 2 LOB: 2 BB: 1 P: 11	R: 0 E: 0 K: 1 S: 5 H: 0 LOB: 0 BB: 0 P: 5	R: 0 E: 0 K: 0 S: 3 H: 1 LOB: 0 BB: 0 P: 3	R: 0 E: 0 K: 0 S: 3 H: 0 LOB: 0 BB: 0 P: 3	1B: 3 2B: 0 3B: 1 HR: 0	SF: 0 SAC: 1 DP: 1 HBP: 0						

PITCHER	IP	WLS	BF	H	R	ER	SO	BB	IBB	HBP	BLK	WP	HR	S	P	ERA	WHIP
Bert Blyleven, R (1, 1) ERA: 3.0	9.0	W	33	4	1	1	5	3	0	0	0	0	0	40	52	1.00	0.778

PITCHER	IP	WLS	BF	H	R	ER	SO	BB	IBB	HBP	BLK	WP	HR	S	P	ERA	WHIP

BOTTOM

Texas Rangers @ Kansas City Royals

Royals Stadium, Kansas City, MO

Sun Sep 05 1976, 4:33 AM EDT

Att. 22,025 - Unknown

livebaseballscorecards.com

AB	29
R	1
H	4
RBI	1
BB	3
SO	5
LOB	10

WP: 0 PB: 0 SB: 0 CS: 0 PA: 33

Texas Rangers @ Kansas City Royals

Royals Stadium, Kansas City, MO

Mon Sep 06 1976, 8:05 PM EDT

Att. 27,008 - Unknown

TOP

livebaseballscorecards.com

Batter	1	2	3	4	5	6	7	8	9	AB	R	H	RBI	BB	SO	LOB
Gene Clines, R (1, 7) OBP: 0.295, SLG: 0.298	S S S 0-3 ① K		x 0-0 ② L4		x 0-0 1B			x 0-0 ① L5-3	B B B B 4-0 1B BB	4	0	1	0	1	1	0
Bill Fahey, L (9, 2) OBP: 0.356, SLG: 0.323										0	0	0	0	0	0	0
Toby Harrah, R (1, 6) OBP: 0.367, SLG: 0.384	S S S 0-3 ② K		x 0-0 ③ F7		x 0-0 ③ F9			x 0-0 ② P5	x 0-0 1-2 2-H 1B	5	0	1	1	0	1	1
Mike Hargrove, L (1, 3) OBP: 0.398, SLG: 0.387	x 0-0 2B			x 0-0 ① 6-3		x 0-0 ① F8		S S S 0-3 ③ K	x 0-0 ③ F8	5	0	1	0	0	1	2
Jeff Burroughs, R (1, 9) OBP: 0.305, SLG: 0.364	S S S 0-3 ③ K			B B B 4-0 1B BB		x 0-0 ② P6			x 0-0 ① 5-3	3	0	0	0	1	1	1
Roy Howell, L (1, 5) OBP: 0.291, SLG: 0.358		x 0-0 ① F9		x 0-0 ② P4		S S S 0-3 ③ K			x 0-0 1B 1B	4	1	1	0	0	1	1
Tom Grieve, R (1, 10) OBP: 0.296, SLG: 0.404		x 0-0 HR		x 0-0 1-2 1B			x 0-0 F9 2B		S S S 0-3 ② K	4	1	3	1	0	1	1
Lenny Randle, S (1, 4) OBP: 0.279, SLG: 0.257		x 0-0 ② 1-3		x 0-0 ③ F9			x 0-0 ① F8		x 0-0 1-3 2B 1B	3	0	0	0	0	0	3
Joe Lahoud, L (9, PH) OBP: 0.313, SLG: 0.272										1	1	1	0	0	0	0
Danny Thompson, R (9, 4) OBP: 0.280, SLG: 0.271										0	0	0	0	0	0	0
Juan Beniquez, R (1, 8) OBP: 0.331, SLG: 0.306		x 0-0 ③ 5-3			x 0-0 ① F3		x 0-0 ② F9 2-3		x 0-0 1-2 3-H 2B 1B	4	1	1	1	0	0	1
Jim Sundberg, R (1, 2) OBP: 0.278, SLG: 0.294			x 0-0 ① F7		S S S 0-3 ② K		x 0-0 ③ 5-3		x 0-0 1-H 2-H 1B 2B	3	0	0	0	0	1	1
Dave Moates, L (9, PH) OBP: 0.310, SLG: 0.330										1	1	1	2	0	0	0
(9, 7)																

	AB	37
	R	5
	H	10
	RBI	5
	BB	2
	SO	7
	LOB	11

Inning Stats										
	R: 0 E: 0 K: 3 S: 10	H: 1 LOB: 1 BB: 0 P: 10	R: 1 E: 0 K: 0 S: 4	H: 1 LOB: 0 BB: 0 P: 4	R: 0 E: 0 K: 0 S: 3	H: 0 LOB: 0 BB: 0 P: 3	R: 0 E: 0 K: 0 S: 4	H: 1 LOB: 2 BB: 1 P: 8	R: 0 E: 0 K: 1 S: 6	H: 1 LOB: 1 BB: 0 P: 6
	R: 0 E: 0 K: 1 S: 5	H: 0 LOB: 0 BB: 0 P: 5	R: 0 E: 0 K: 0 S: 4	H: 1 LOB: 1 BB: 0 P: 4	R: 0 E: 0 K: 1 S: 5	H: 0 LOB: 0 BB: 0 P: 5	R: 4 E: 0 K: 1 S: 10	H: 5 LOB: 2 BB: 1 P: 14	1B: 6 2B: 3 3B: 0 HR: 1	SF: 0 SAC: 0 DP: 0 HBP: 0
	WP: 0 PB: 0 SB: 0 CS: 0	PA: 39								

PITCHER		IP	WLS	BF	H	R	ER	SO	BB	IBB	HBP	BLK	WP	HR	S	P	ERA	WHIP
Doug Bird, R ERA: 3.55	(1, 1)	8.2	L	36	9	5	5	7	1	0	0	0	0	1	49	53	5.19	1.154
Mark Littell, R ERA: 1.86	(9, 1)	0.0		2	1	0	0	0	1	0	0	0	0	0	1	5	∞	∞
Steve Mingori, L ERA: 2.13	(9, 1)	0.1		1	0	0	0	0	0	0	0	0	0	0	1	1	0.00	0.000

PITCHER	IP	WLS	BF	H	R	ER	SO	BB	IBB	HBP	BLK	WP	HR	S	P	ERA	WHIP

Batter	1	2	3	4	5	6	7	8	9	AB	R	H	RBI	BB	SO	LOB
Tom Poquette, L (1, 7) OBP: 0.377, SLG: 0.456	0-0 1B 3B 1B	0-0 2-H 2B		0-0 L7 ③		0-0 G3 ③			4-0 B B B B CS BB	4	1	2	1	0	0	2
Jim Wohlford, R (9, PH) OBP: 0.303, SLG: 0.300										0	0	0	0	1	0	0
Amos Otis, R (1, 8) OBP: 0.345, SLG: 0.456	0-0 P5 ①	0-0 1-3 ③			0-0 F9 ①		0-0 6-3 ①		0-0 F7 ① ② 1-2	5	0	0	0	0	0	3
George Brett, L (1, 5) OBP: 0.371, SLG: 0.459	0-0 CS 1-3 1B		0-0 L7 ①		0-0 E6 FC4-6		0-0 L7 ②		0-0 F8 ③	5	0	1	0	0	0	0
Hal McRae, R (1, 10) OBP: 0.423, SLG: 0.490	0-0 ② 1-2 1B 3H 3B		0-0 FC3-6 1B		0-0 FC4-6 ② S 1-2f 1B		0-0 L7 ③			4	1	2	1	0	0	1
John Mayberry, L (1, 3) OBP: 0.330, SLG: 0.368	0-0 FC5-4 3H 1B		0-0 FC3-6 ② 1-2f		B B B B 4-0 1B 1-2 BB			0-0 F8 ①		3	0	1	1	1	0	1
Al Cowens, R (1, 9) OBP: 0.307, SLG: 0.348	0-0 FC5-4 ③ 1-2f		0-0 1-3 ③		0-0 ③ 1-2 2H 1B			0-0 1B 2B		4	1	2	0	0	0	2
Frank White, R (1, 4) OBP: 0.273, SLG: 0.318		0-0 SH1-3 2B 1B		0-0 6-3 ①		0-0 SH1-4 1B		0-0 4-3 2-H 1B		4	1	3	1	0	0	0
Freddie Patek, R (1, 6) OBP: 0.326, SLG: 0.313		0-0 SH1-3 ① 1-2		0-0 2B		0-0 SH1-4 ① 1-2		0-0 4-3 ② 1-2		2	0	1	0	0	0	1
Buck Martinez, R (1, 2) OBP: 0.268, SLG: 0.369		0-0 P4 ②		0-0 F4 ②		0-0 F9 ②		0-0 L7 ③		4	0	0	0	0	0	4
Inning Stats	R: 2 E: 0 K: 0 S: 6 H: 4 LOB: 1 BB: 0 P: 6	R: 1 E: 0 K: 0 S: 5 H: 2 LOB: 1 BB: 0 P: 5	R: 0 E: 0 K: 0 S: 4 H: 1 LOB: 1 BB: 0 P: 4	R: 0 E: 0 K: 0 S: 4 H: 1 LOB: 1 BB: 0 P: 4	R: 0 E: 1 K: 0 S: 4 H: 1 LOB: 2 BB: 1 P: 8	R: 0 E: 0 K: 0 S: 4 H: 1 LOB: 1 BB: 0 P: 4	R: 0 E: 0 K: 0 S: 3 H: 0 LOB: 0 BB: 0 P: 3	R: 1 E: 0 K: 0 S: 5 H: 2 LOB: 1 BB: 0 P: 5	R: 0 E: 0 K: 0 S: 2 H: 0 LOB: 0 BB: 1 P: 6	1B: 8 2B: 3 3B: 1 HR: 0	SF: 0 SAC: 2 DP: 0 HBP: 0						

PITCHER		IP	WLS	BF	H	R	ER	SO	BB	IBB	HBP	BLK	WP	HR	S	P	ERA	WHIP
Nelson Briles, R ERA: 3.57	(1, 1)	1.2		10	6	3	3	0	0	0	0	0	0	0	10	10	16.20	3.600
Steve Hargan, R ERA: 3.19	(2, 1)	6.1	W	26	6	1	1	0	1	0	0	0	0	0	25	29	1.42	1.105
Joe Hoerner, L ERA: 4.54	(9, 1)	1.0	S	3	0	0	0	0	1	0	0	0	0	0	2	6	0.00	1.000

PITCHER	IP	WLS	BF	H	R	ER	SO	BB	IBB	HBP	BLK	WP	HR	S	P	ERA	WHIP

BOTTOM

Texas Rangers @ Kansas City Royals

Royals Stadium, Kansas City, MO

Mon Sep 06 1976, 8:05 PM EDT

Att. 27,008 - Unknown

livebaseballscorecards.com

AB	35
R	4
H	12
RBI	4
BB	2
SO	0
LOB	14

Batter	1	2	3	4	5	6	7	8	9	AB	R	H	RBI	BB	SO	LOB
Steve Braun, L (1, 7) OBP: 0.389, SLG: 0.351	G3		FC3-6 1-2f 3-H			L7		F3		4	0	0	1	0	0	1
Larry Hisle, R (8, 7) OBP: 0.321, SLG: 0.369										0	0	0	0	0	0	0
Roy Smalley, S (1, 6) OBP: 0.361, SLG: 0.333	BBBB CS BB		FC3-6 1-2f			1B 1B		E 1B		3	0	2	0	1	0	1
Rod Carew, L (1, 3) OBP: 0.397, SLG: 0.451	SSS K 1-2		6-3			F8		E3 G4-6-3 1-3		4	0	0	0	0	1	4
Butch Wynegar, S (1, 2) OBP: 0.363, SLG: 0.372		L4-6 1B 1B		4-3		1-3 1B		G4-6-3 1-2f		4	0	2	0	0	0	2
Lyman Bostock, L (1, 8) OBP: 0.366, SLG: 0.428		FC6-4 1-2 1B		F5		G3			1-3	4	0	1	0	0	0	2
Tony Oliva, L (1, 10) OBP: 0.242, SLG: 0.270		L4-6 2-3		4-3			F8		G3 1B	4	0	1	0	0	0	2
Dan Ford, R (9, PR) OBP: 0.312, SLG: 0.428										0	0	0	0	0	0	0
Mike Cubbage, L (1, 5) OBP: 0.341, SLG: 0.344		FC6-4 1-2f			1-3		F3		G3 1-2	4	0	0	0	0	0	2
Steve Brye, R (1, 9) OBP: 0.304, SLG: 0.335			SH FC3-6 2B		SSS K		FC5-4 1B		4-3	4	1	2	0	0	1	2
Bob Randall, R (1, 4) OBP: 0.321, SLG: 0.326			SH FC3-6 2-3		4-3		FC5-4 1-2f			2	0	0	0	0	0	1
Inning Stats	R: 0 E: 0 K: 1 S: 4 H: 0 LOB: 0 BB: 1 P: 8	R: 0 E: 0 K: 0 S: 4 H: 2 LOB: 1 BB: 0 P: 4	R: 1 E: 0 K: 0 S: 5 H: 1 LOB: 1 BB: 0 P: 5	R: 0 E: 0 K: 0 S: 3 H: 0 LOB: 0 BB: 0 P: 3	R: 0 E: 0 K: 1 S: 5 H: 0 LOB: 0 BB: 0 P: 5	R: 0 E: 0 K: 0 S: 5 H: 2 LOB: 2 BB: 0 P: 5	R: 0 E: 0 K: 0 S: 4 H: 1 LOB: 1 BB: 0 P: 4	R: 0 E: 1 K: 0 S: 4 H: 1 LOB: 1 BB: 0 P: 4	R: 0 E: 0 K: 0 S: 4 H: 1 LOB: 2 BB: 0 P: 4	1B: 7 2B: 2 3B: 0 HR: 0 SF: 0 SAC: 1 DP: 2 HBP: 0						

PITCHER	IP	WLS	BF	H	R	ER	SO	BB	IBB	HBP	BLK	WP	HR	S	P	ERA	WHIP
Gaylord Perry, R (1, 1) ERA: 3.34	9.0	L	35	8	1	1	2	1	0	0	0	0	0	38	42	1.00	1.000

PITCHER	IP	WLS	BF	H	R	ER	SO	BB	IBB	HBP	BLK	WP	HR	S	P	ERA	WHIP

TOP

Minnesota Twins @ Texas Rangers

Arlington Stadium, Arlington, TX

Tue Sep 07 1976, 8:05 PM EDT

Att. 4,640 - Unknown - 88 F

livebaseballscorecards.com

AB	33
R	1
H	8
RBI	1
BB	1
SO	2
LOB	17

WP: 0 PA: 35
PB: 0
SB: 0
CS: 1

BOTTOM

Minnesota Twins @ Texas Rangers

Arlington Stadium, Arlington, TX

Tue Sep 07 1976, 8:05 PM EDT

Att. 4,640 - Unknown - 88 F

livebaseballscorecards.com

Batter	1	2	3	4	5	6	7	8	9	AB	R	H	RBI	BB	SO	LOB
Gene Clines, R (1, 7) OBP: 0.294, SLG: 0.297	L4			L9		1B 1-2 1B		L6-3		4	0	1	0	0	0	0
Toby Harrah, R (1, 6) OBP: 0.368, SLG: 0.385	5-3			5-3		L4-3 1-2 2-3 1B			FC4-6 1B	4	0	2	0	0	0	0
Ken Pape, R (9, PR) OBP: 0.286, SLG: 0.286										0	0	0	0	0	0	0
Mike Hargrove, L (1, 3) OBP: 0.395, SLG: 0.384	3-1			F7		L4-3 1-2			FC4-6 1B 1B 1-2f FC3-2	4	0	0	0	0	0	4
Dave Moates, L (9, PR) OBP: 0.310, SLG: 0.330										0	0	0	0	0	0	0
Jeff Burroughs, R (1, 9) OBP: 0.306, SLG: 0.365		L7			F2		SH5-4 1B		FC3-2 1B 1-2 1B	4	0	2	0	0	0	0
Roy Howell, L (1, 5) OBP: 0.293, SLG: 0.361		F8			FC6-4 1B		SH5-4 1-2		FC3-2 1-2 2-3 1B	3	0	2	0	0	0	0
Tom Grieve, R (1, 10) OBP: 0.294, SLG: 0.400		F9			FC6-4 FC4-6 1-2f		5-3		FC3-2 1-2 2-3 3-Hf	4	0	0	0	0	0	5
Lenny Randle, S (1, 4) OBP: 0.279, SLG: 0.257			G6-4-3 1B		FC4-6 1-2f		G3		F3	4	0	1	0	0	0	5
Juan Beniquez, R (1, 8) OBP: 0.329, SLG: 0.304			G6-4-3 1-2f			F9		F8		3	0	0	0	0	0	1
Bill Fahey, L (1, 2) OBP: 0.355, SLG: 0.323			F7			1B 1B 1B		F9		3	0	1	0	0	0	0
Inning Stats	R: 0 H: 0 E: 0 LOB: 0 K: 0 BB: 0 S: 3 P: 3	R: 0 H: 0 E: 0 LOB: 0 K: 0 BB: 0 S: 3 P: 3	R: 0 H: 1 E: 0 LOB: 0 K: 0 BB: 0 S: 3 P: 3	R: 0 H: 0 E: 0 LOB: 0 K: 0 BB: 0 S: 3 P: 3	R: 0 H: 1 E: 0 LOB: 1 K: 0 BB: 0 S: 4 P: 4	R: 0 H: 3 E: 0 LOB: 2 K: 0 BB: 0 S: 5 P: 5	R: 0 H: 1 E: 0 LOB: 1 K: 0 BB: 0 S: 4 P: 4	R: 0 H: 0 E: 0 LOB: 0 K: 0 BB: 0 S: 3 P: 3	R: 0 H: 3 E: 0 LOB: 3 K: 0 BB: 0 S: 6 P: 6	1B: 9 SF: 0 2B: 1 SAC: 1 3B: 0 DP: 2 HR: 0 HBP: 0							

	AB	33
	R	0
	H	9
	RBI	0
	BB	0
	SO	0
	LOB	15

WP: 0 PB: 0 SB: 0 CS: 0 PA: 34

PITCHER		IP	WLS	BF	H	R	ER	SO	BB	IBB	HBP	BLK	WP	HR	S	P	ERA	WHIP
Pete Redfern, R ERA: 4.08	(1, 1)	6.0	W	21	5	0	0	0	0	0	0	0	0	0	21	21	0.00	0.833
Bill Campbell, R ERA: 2.92	(7, 1)	3.0	S	13	4	0	0	0	0	0	0	0	0	0	13	13	0.00	1.333

PITCHER	IP	WLS	BF	H	R	ER	SO	BB	IBB	HBP	BLK	WP	HR	S	P	ERA	WHIP

Batter	1	2	3	4	5	6	7	8	9	AB	R	H	RBI	BB	SO	LOB
Steve Braun, L (1, 10) OBP: 0.388, SLG: 0.350	L7		4-3		4-3 SH2-4 3B 1B		3-1			4	1	1	0	0	0	0
Roy Smalley, S (1, 6) OBP: 0.361, SLG: 0.332	G3		BBBB BB		SH2-4 1-2		L4			2	0	0	0	1	0	0
Rod Carew, L (1, 3) OBP: 0.395, SLG: 0.447	4-3		L7		4-3 2-3		4-3			4	0	0	0	0	0	2
Lyman Bostock, L (1, 8) OBP: 0.371, SLG: 0.440		FC3-6 SH1-3 1B		PB 1B 1B	1B 3-H 3B			1B 2B		4	2	4	1	0	0	0
Larry Hisle, R (1, 7) OBP: 0.325, SLG: 0.372		SH1-3 1-2		BBBB 1B 1-2 BB	WP S 3-H 1B			2-3 1B		2	0	2	1	1	0	0
Butch Wynegar, S (1, 2) OBP: 0.365, SLG: 0.373		BBBB FC3-6 BB		1-2 2-H 1B	G3 1-3					3	0	1	1	1	0	3
Mike Cubbage, L (1, 5) OBP: 0.338, SLG: 0.341		FC3-6 1-2f 2-3		F8		F9				3	0	0	0	0	0	4
Dan Ford, R (1, 9) OBP: 0.310, SLG: 0.425		4-3		F4		F8				3	0	0	0	0	0	4
Bob Randall, R (1, 4) OBP: 0.319, SLG: 0.324			6-3	6-3		5-3				3	0	0	0	0	0	2
Inning Stats	R: 0 H: 0 E: 0 LOB: 0 K: 0 BB: 0 S: 3 P: 3	R: 0 H: 1 E: 0 LOB: 2 K: 0 BB: 1 S: 4 P: 8	R: 0 H: 0 E: 0 LOB: 1 K: 0 BB: 1 S: 3 P: 7	R: 1 H: 2 E: 0 LOB: 2 K: 0 BB: 1 S: 5 P: 9	R: 2 H: 3 E: 0 LOB: 1 K: 0 BB: 0 S: 6 P: 6	R: 0 H: 0 E: 0 LOB: 0 K: 0 BB: 0 S: 3 P: 3	R: 0 H: 0 E: 0 LOB: 0 K: 0 BB: 0 S: 3 P: 3	R: 0 H: 2 E: 0 LOB: 2 K: 0 BB: 0 S: 2 P: 2		1B: 6 SF: 0 2B: 1 SAC: 2 3B: 1 DP: 0 HR: 0 HBP: 0						

TOP

Minnesota Twins @ Texas Rangers

Arlington Stadium, Arlington, TX

Wed Sep 08 1976, 8:05 PM EDT

Att. 3,777 - Unknown - 86 F

livebaseballscorecards.com

AB	28
R	3
H	8
RBI	3
BB	3
SO	0
LOB	15

PITCHER		IP	WLS	BF	H	R	ER	SO	BB	IBB	HBP	BLK	WP	HR	S	P	ERA	WHIP
Tommy Boggs, R ERA: 3.36	(1, 1)	7.0	L	32	8	3	3	0	3	0	0	0	1	0	29	41	3.86	1.571
Craig Skok, L ERA: 13.5	(8, 1)	0.0		1	0	0	0	0	0	0	0	0	0	0	0	0	∞	∞

PITCHER	IP	WLS	BF	H	R	ER	SO	BB	IBB	HBP	BLK	WP	HR	S	P	ERA	WHIP

Batter	1	2	3	4	5	6	7	8	9	AB	R	H	RBI	BB	SO	LOB
Gene Clines, R (1, 7) OBP: 0.294, SLG: 0.298	G3, 1B, 1B	L1-2-3, 3-H			L5-4-3, 1-2					3	0	1	0	0	0	4
Toby Harrah, R (1, 6) OBP: 0.366, SLG: 0.383	G3, 1-2	F2				F8				3	0	0	0	0	0	1
Mike Hargrove, L (1, 3) OBP: 0.393, SLG: 0.381	F7	F8				F8				3	0	0	0	0	0	1
Jeff Burroughs, R (1, 9) OBP: 0.306, SLG: 0.365	2-H, 1B	F9				F8				3	0	1	0	0	0	0
Roy Howell, L (1, 5) OBP: 0.293, SLG: 0.360		F7		F8			G3, 1B			3	0	1	0	0	0	0
Tom Grieve, R (1, 10) OBP: 0.294, SLG: 0.406		HR		5-3			F9			3	1	1	1	0	0	1
Lenny Randle, S (1, 4) OBP: 0.279, SLG: 0.257		BB, 1B, L1-2-3, 1B		6-3			G3, 1-2			3	0	1	0	0	0	1
Juan Beniquez, R (1, 8) OBP: 0.329, SLG: 0.304		BB, 1-2, 1B			5-3		5-3			3	0	1	0	0	0	1
Jim Sundberg, R (1, 2) OBP: 0.282, SLG: 0.296		BB, 1-2, 2-3			L5-4-3, 1B					1	0	1	0	1	0	0
Inning Stats	R: 0 E: 0 K: 0 S: 4 H: 2 LOB: 2 BB: 0 P: 4	R: 1 E: 0 K: 0 S: 5 H: 3 LOB: 2 BB: 1 P: 9	R: 0 E: 0 K: 0 S: 3 H: 0 LOB: 0 BB: 0 P: 3	R: 0 E: 0 K: 0 S: 3 H: 0 LOB: 0 BB: 0 P: 3	R: 0 E: 0 K: 0 S: 3 H: 1 LOB: 0 BB: 0 P: 3	R: 0 E: 0 K: 0 S: 3 H: 0 LOB: 0 BB: 0 P: 3	R: 0 E: 0 K: 0 S: 4 H: 1 LOB: 1 BB: 0 P: 4			1B: 6 2B: 0 3B: 0 HR: 1 SF: 0 SAC: 0 DP: 2 HBP: 0				WP: 0 PB: 0 SB: 0 CS: 0 PA: 26		

PITCHER	IP	WLS	BF	H	R	ER	SO	BB	IBB	HBP	BLK	WP	HR	S	P	ERA	WHIP
Steve Luebber, R (1, 1) ERA: 4.04	7.0	W	26	7	1	1	0	1	0	0	0	0	1	25	29	1.29	1.143

PITCHER	IP	WLS	BF	H	R	ER	SO	BB	IBB	HBP	BLK	WP	HR	S	P	ERA	WHIP

Minnesota Twins @ Texas Rangers

Arlington Stadium, Arlington, TX

Wed Sep 08 1976, 8:05 PM EDT

Att. 3,777 - Unknown - 86 F

BOTTOM

livebaseballscorecards.com

AB	25
R	1
H	7
RBI	1
BB	1
SO	0
LOB	9

Batter	1	2	3	4	5	6	7	8	9	AB	R	H	RBI	BB	SO	LOB
Bob Randall, R (1, 4) OBP: 0.319, SLG: 0.324	4-3		4-3 2-3			SH3-4 1B 1B	1-H 2-H 3-H HR		F8	3	1	1	0	0	0	1
Rod Carew, L (7, PH) OBP: 0.396, SLG: 0.454										1	1	1	4	0	0	0
Luis Gomez, R (7, 4) OBP: 0.229, SLG: 0.217										1	0	0	0	0	0	0
Steve Brye, R (1, 8) OBP: 0.299, SLG: 0.329	F9		K			SH3-4 1-2	K		L7	4	0	0	0	0	2	1
Dan Ford, R (1, 9) OBP: 0.307, SLG: 0.420	K			6-3		F9	6-3		6-3	5	0	0	0	0	1	1
Larry Hisle, R (1, 7) OBP: 0.326, SLG: 0.371		6-3		L6		2-H 1B		BB 1B BB		3	1	1	1	1	0	0
Craig Kusick, R (1, 3) OBP: 0.343, SLG: 0.431		5-3		6-3		F9		1-2 BB		3	0	0	0	1	0	1
Butch Wynegar, S (1, 10) OBP: 0.366, SLG: 0.373		1B			F8		BB SH3-4 HR BB	K		3	1	1	0	1	1	2
Jerry Terrell, R (1, 5) OBP: 0.279, SLG: 0.271		K			6-3		SH3-4 1-2	1-2 2-H 1B		2	0	0	0	0	1	1
Mike Cubbage, L (8, PH) OBP: 0.340, SLG: 0.343 (8, 5)										1	0	1	1	0	0	0
Glenn Borgmann, R (1, 2) OBP: 0.433, SLG: 0.378			4-3 SH1-4 BB		2B BB		BB HR BB	L9		1	1	0	0	3	0	2
Roy Smalley, S (1, 6) OBP: 0.363, SLG: 0.335			SH1-4 1-2		1-H 2B		1-2 2-3 HR BB	L6		2	1	1	0	1	0	2
Inning Stats	R: 0 E: 0 K: 1 S: 5 H: 0 LOB: 0 BB: 0 P: 5	R: 0 E: 0 K: 1 S: 6 H: 1 LOB: 1 BB: 0 P: 6	R: 0 E: 0 K: 1 S: 5 H: 0 LOB: 1 BB: 1 P: 9	R: 0 E: 0 K: 0 S: 3 H: 0 LOB: 0 BB: 0 P: 3	R: 0 E: 0 K: 0 S: 3 H: 1 LOB: 2 BB: 1 P: 7	R: 1 E: 0 K: 0 S: 5 H: 2 LOB: 1 BB: 0 P: 5	R: 4 E: 0 K: 1 S: 6 H: 1 LOB: 0 BB: 3 P: 18	R: 1 E: 0 K: 1 S: 6 H: 1 LOB: 2 BB: 2 P: 14	R: 0 E: 0 K: 0 S: 3 H: 0 LOB: 0 BB: 0 P: 3	1B: 4 2B: 1 3B: 0 HR: 1 SF: 0 SAC: 3 DP: 0 HBP: 0						

PITCHER		IP	WLS	BF	H	R	ER	SO	BB	IBB	HBP	BLK	WP	HR	S	P	ERA	WHIP
Jim Umbarger, L ERA: 3.3	(1, 1)	6.0	L	23	4	1	1	3	2	0	0	0	0	0	27	35	1.50	1.000
Steve Foucault, R ERA: 3.28	(7, 1)	0.1		4	0	3	3	0	3	0	0	0	0	0	1	13	81.00	9.000
Steve Hargan, R ERA: 3.3	(7, 1)	1.2		9	2	2	2	2	2	0	0	0	0	1	11	19	10.80	2.400
Jeff Terpko, R ERA: 2.34	(9, 1)	1.0		3	0	0	0	0	0	0	0	0	0	0	3	3	0.00	0.000

PITCHER	IP	WLS	BF	H	R	ER	SO	BB	IBB	HBP	BLK	WP	HR	S	P	ERA	WHIP

TOP

Minnesota Twins @ Texas Rangers

Arlington Stadium, Arlington, TX

Thu Sep 09 1976, 8:05 PM EDT

Att. 3,603 - Unknown - 75 F

livebaseballscorecards.com

AB	29
R	6
H	6
RBI	6
BB	7
SO	5
LOB	11

WP: 0 PA: 39
PB: 0
SB: 0
CS: 0

Minnesota Twins @ Texas Rangers

Arlington Stadium, Arlington, TX

Thu Sep 09 1976, 8:05 PM EDT

Att. 3,603 - Unknown - 75 F

livebaseballscorecards.com

BOTTOM

Batter	1	2	3	4	5	6	7	8	9	AB	R	H	RBI	BB	SO	LOB
Dave Moates, L (1, 8) OBP: 0.300, SLG: 0.319	4-3			F6		F7			F8	4	0	0	0	0	0	2
Gene Clines, R (1, 7) OBP: 0.291, SLG: 0.294	L6-3			K			L3		L8	4	0	0	0	0	1	2
Mike Hargrove, L (1, 3) OBP: 0.392, SLG: 0.380	K			1B			F7		3-1	4	0	1	0	0	1	2
Toby Harrah, R (1, 6) OBP: 0.364, SLG: 0.381		6-3		K			F9			3	0	0	0	0	1	1
Doug Ault, R (1, 10) OBP: 0.333, SLG: 0.333		K			FC5-4 BB 1B			K		3	0	1	0	0	2	0
Tom Grieve, R (1, 9) OBP: 0.294, SLG: 0.404		6-3			BB FC5-4 1-2			K		2	0	0	0	1	1	0
Ken Pape, R (1, 5) OBP: 0.200, SLG: 0.200			K		FC5-4 CS 1-2 2-3			6-3		3	0	0	0	0	1	2
Danny Thompson, R (1, 4) OBP: 0.280, SLG: 0.272			5-3		CS 1-2	K			1B	3	0	1	0	0	1	0
Jim Sundberg, R (1, 2) OBP: 0.280, SLG: 0.294			3-1			F8			FC1 1-2	3	0	0	0	0	0	1

	AB	29
	R	0
	H	3
	RBI	0
	BB	1
	SO	8
	LOB	10

Inning Stats										
	R: 0 E: 0 K: 1 S: 5	H: 0 LOB: 0 BB: 0 P: 5	R: 0 E: 0 K: 1 S: 5	H: 0 LOB: 0 BB: 0 P: 5	R: 0 E: 0 K: 1 S: 5	H: 0 LOB: 0 BB: 0 P: 5	R: 0 E: 0 K: 2 S: 8	H: 1 LOB: 1 BB: 0 P: 8	R: 0 E: 0 K: 0 S: 2	H: 1 LOB: 0 BB: 1 P: 6
	R: 0 E: 0 K: 1 S: 5	H: 0 LOB: 0 BB: 0 P: 5	R: 0 E: 0 K: 0 S: 3	H: 0 LOB: 0 BB: 0 P: 3	R: 0 E: 0 K: 2 S: 7	H: 0 LOB: 0 BB: 0 P: 7	R: 0 E: 1 K: 0 S: 5	H: 1 LOB: 2 BB: 0 P: 5	1B: 3 2B: 0 3B: 0 HR: 0	SF: 0 SAC: 0 DP: 1 HBP: 0

	WP: 0	PA: 31
	PB: 0	
	SB: 0	
	CS: 1	

PITCHER	IP	WLS	BF	H	R	ER	SO	BB	IBB	HBP	BLK	WP	HR	S	P	ERA	WHIP
Dave Goltz, R (1, 1) ERA: 3.38	9.0	W	30	3	0	0	8	1	0	0	0	0	0	45	49	0.00	0.444

PITCHER	IP	WLS	BF	H	R	ER	SO	BB	IBB	HBP	BLK	WP	HR	S	P	ERA	WHIP

Batter	1	2	3	4	5	6	7	8	9	10	AB	R	H	RBI	BB	SO	LOB
Bill North, S (1, 8) OBP: 0.352, SLG: 0.339	6-3		SH3-4 1B	G6-3 1-2f			4-3			G3	5	0	1	0	0	0	3
Bert Campaneris, R (1, 6) OBP: 0.340, SLG: 0.303	S 1B 1B		SH3-4 1-2		F9			5-3		HR	4	2	2	1	0	0	0
Don Baylor, R (1, 3) OBP: 0.325, SLG: 0.381	6-3 1-2		F9		G6-4-3 1B			F2		HR	5	1	2	1	0	0	2
Joe Rudi, R (1, 7) OBP: 0.341, SLG: 0.448	FC5-4 2-H 1B		BB		G6-4-3 1-2f			K		K	4	0	1	1	1	2	1
Gene Tenace, R (1, 2) OBP: 0.377, SLG: 0.473	FC5-4 1-2f		K			K			HR	F8	5	1	1	1	0	2	3
Claudell Washington, L (1, 9) OBP: 0.294, SLG: 0.337		BB		K		6-3			S S 1B		3	0	1	0	1	1	0
Willie McCovey, L (1, 10) OBP: 0.287, SLG: 0.342		L4 1-2		1B S BB		6-3			F8 1-2		1	0	0	0	1	0	1
Larry Lintz, S (4, PR)											0	0	0	0	0	0	0
Billy Williams, L (6, PH) OBP: 0.321, SLG: 0.340											2	0	0	0	0	0	1
Ken McMullen, R (1, 5) OBP: 0.300, SLG: 0.357		F9		1B 1-2 BB			F8		K 2-3		3	0	0	0	1	1	2
Phil Garner, R (1, 4) OBP: 0.302, SLG: 0.395		6-3		G6-3 1-2 2-3 1B			F4		6-3		4	0	1	0	0	0	2
Inning Stats	R: 1 E: 0 K: 0 S: 5 H: 2 LOB: 1 BB: 0 P: 5	R: 0 E: 0 K: 0 S: 3 H: 0 LOB: 1 BB: 1 P: 7	R: 0 E: 0 K: 1 S: 6 H: 1 LOB: 2 BB: 1 P: 10	R: 0 E: 0 K: 1 S: 5 H: 1 LOB: 3 BB: 2 P: 13	R: 0 E: 0 K: 0 S: 3 H: 1 LOB: 0 BB: 0 P: 3	R: 0 E: 0 K: 1 S: 5 H: 0 LOB: 0 BB: 0 P: 5	R: 0 E: 0 K: 0 S: 3 H: 0 LOB: 0 BB: 0 P: 3	R: 0 E: 0 K: 1 S: 5 H: 0 LOB: 0 BB: 0 P: 5	R: 1 E: 0 K: 1 S: 7 H: 2 LOB: 1 BB: 0 P: 7	R: 2 E: 0 K: 1 S: 7 H: 2 LOB: 0 BB: 0 P: 7	1B: 6 2B: 0 3B: 0 HR: 3 SF: 0 SAC: 1 DP: 2 HBP: 0						

PITCHER	IP	WLS	BF	H	R	ER	SO	BB	IBB	HBP	BLK	WP	HR	S	P	ERA	WHIP
Bert Blyleven, R (1, 1) ERA: 3.03	9.1		39	9	4	4	5	4	0	0	0	0	3	45	61	3.86	1.393
Mike Bacsik, R (10, 1) ERA: 3.5	0.2	W	2	0	0	0	1	0	0	0	0	0	0	4	4	0.00	0.000

PITCHER	IP	WLS	BF	H	R	ER	SO	BB	IBB	HBP	BLK	WP	HR	S	P	ERA	WHIP

TOP

Oakland Athletics @ Texas Rangers

Arlington Stadium, Arlington, TX

Fri Sep 10 1976, 8:05 PM EDT

Att. 7,297 - Unknown

livebaseballscorecards.com

AB	36
R	4
H	9
RBI	4
BB	4
SO	6
LOB	15

1B: 6	SF: 0	WP: 0	PA: 41
2B: 0	SAC: 1	PB: 0	
3B: 0	DP: 2	SB: 5	
HR: 3	HBP: 0	CS: 0	

Batter	1	2	3	4	5	6	7	8	9	10	AB	R	H	RBI	BB	SO	LOB
Gene Clines, R (1, 7) OBP: 0.290, SLG: 0.293	0-0 2B 1B		0-0 ② L6-3		0-0 ② L7			0-0 ① L4-3		0-0 ① FC1-5 E BB 1-2 2-3f	5	2	1	0	0	0	3
Toby Harrah, R (1, 6) OBP: 0.366, SLG: 0.385	0-0 1-H 2B		0-0 ③ F4		0-0 1-3 1B			0-0 ② L8		0-0 E8 BB FC1-2 1B 1-3 2-H	5	0	3	2	0	0	0
Jim Fregosi, R (1, 3) Mike Hargrove, L (10, PH) OBP: 0.338, SLG: 0.314 OBP: 0.393, SLG: 0.380	S S S 0-3 ① K			0-0 S 2B 1B	S S S 0-3 ③ K			0-0 ③ L7		4-0 FC1-2 BB 1B IBB	4 0	1 1	1 0	0 0	0 1	2 0	3 0
Jeff Burroughs, R (1, 9) Dave Moates, L (9, PR) (10, 9) OBP: 0.306, SLG: 0.364 OBP: 0.305, SLG: 0.319	0-0 ② 6-3			0-0 ① F9		0-0 ① F4			B B B B 0-0 SH3 1B	4-0 1B FC1-2 BB 1-2 2-3 3-H	4 0	0 0	1 0	0 1	0 1	0 0	2 0
Tom Grieve, R (1, 10) OBP: 0.292, SLG: 0.401	0-0 ③ F9			0-0 ② F5		0-0 ② F8			0-0 ① SH3 1-2	0-0 ② FC1-2 1B 1-2 2-3 3-Hf	4	0	0	0	0	0	5
Lenny Randle, S (1, 4) OBP: 0.282, SLG: 0.261		B B B B 4-0 P4-3 BB		0-0 1-H 2B		0-0 ③ 1-3			0-0 ② F8	0-0 1B 1-2 2-3 3-H	4	0	2	2	1	0	2
Danny Thompson, R (1, 5) OBP: 0.277, SLG: 0.268		0-0 ① ② P4-3 1-2f		0-0 ③ F4			0-0 ① 5-3		S S S 0-3 ③ K		4	0	0	0	0	1	4
Juan Beniquez, R (1, 8) OBP: 0.328, SLG: 0.304		0-0 ③ 6-3			0-0 ① F4		0-0 ② 6-3			0-0 FC1-5 1B 1B	4	0	1	0	0	0	0
Jim Sundberg, R (1, 2) Doug Ault, R (10, PH) Ken Pape, R (10, PR) OBP: 0.278, SLG: 0.292 OBP: 0.500, SLG: 0.500 OBP: 0.200, SLG: 0.200			0-0 ① F8		0-0 E5 1B		0-0 ③ F9			0-0 FC1-5 E 1B 1-2	3 1 0	0 0 1	0 1 0	0 0 0	0 0 0	0 0 0	0 0 0
Inning Stats	R: 1 H: 2 E: 0 LOB: 1 K: 1 BB: 0 S: 7 P: 7	R: 0 H: 0 E: 0 LOB: 0 K: 0 BB: 1 S: 2 P: 6	R: 0 H: 0 E: 0 LOB: 0 K: 0 BB: 0 S: 3 P: 3	R: 1 H: 2 E: 0 LOB: 1 K: 0 BB: 0 S: 5 P: 5	R: 0 H: 1 E: 1 LOB: 2 K: 1 BB: 0 S: 7 P: 7	R: 0 H: 0 E: 0 LOB: 0 K: 0 BB: 0 S: 3 P: 3	R: 0 H: 0 E: 0 LOB: 0 K: 0 BB: 0 S: 3 P: 3	R: 0 H: 0 E: 0 LOB: 0 K: 0 BB: 0 S: 3 P: 3	R: 0 H: 1 E: 0 LOB: 2 K: 1 BB: 0 S: 6 P: 6	R: 3 H: 4 E: 1 LOB: 3 K: 0 BB: 2 S: 6 P: 14	1B: 8 SF: 0 2B: 3 SAC: 1 3B: 0 DP: 1 HR: 0 HBP: 0						

PITCHER	IP	WLS	BF	H	R	ER	SO	BB	IBB	HBP	BLK	WP	HR	S	P	ERA	WHIP
Vida Blue, L (1, 1) ERA: 2.47	9.1	L	38	9	5	5	3	1	0	0	0	0	0	43	47	4.82	1.071
Rollie Fingers, R (10, 1) ERA: 2.34	0.1		4	1	0	0	0	1	1	0	0	0	0	2	10	0.00	6.000

PITCHER	IP	WLS	BF	H	R	ER	SO	BB	IBB	HBP	BLK	WP	HR	S	P	ERA	WHIP

BOTTOM

Oakland Athletics @ Texas Rangers

Arlington Stadium, Arlington, TX

Fri Sep 10 1976, 8:05 PM EDT

Att. 7,297 - Unknown

livebaseballscorecards.com

AB	38
R	5
H	10
RBI	5
BB	3
SO	3
LOB	19

WP: 0 PA: 42
PB: 0
SB: 1
CS: 0

Oakland Athletics @ Texas Rangers

Arlington Stadium, Arlington, TX

Sat Sep 11 1976, 8:05 PM EDT

Att. 9,554 - Unknown

TOP

Batter	1	2	3	4	5	6	7	8	9	AB	R	H	RBI	BB	SO	LOB
Bill North, S (1, 8) OBP: 0.352, SLG: 0.339	F8		3-1 1-2 2-3			F8		1B 2-3 1B		4	0	1	0	0	0	2
Bert Campaneris, R (1, 6) OBP: 0.339, SLG: 0.302	K		K			BB S		SF8 3-H		2	0	0	1	1	2	2
Don Baylor, R (1, 3) OBP: 0.324, SLG: 0.380	K			K		K 1-2		1B 1-2		4	0	1	0	0	3	1
Joe Rudi, R (1, 7) OBP: 0.340, SLG: 0.446		K		1B 1-3		F8		F8		4	0	1	0	0	1	3
Gene Tenace, R (1, 2) OBP: 0.374, SLG: 0.468		5-3		1-3 1-2			1-3		3-1	4	0	0	0	0	0	1
Claudell Washington, L (1, 9) OBP: 0.296, SLG: 0.339		L7		F8			CS 1B		CS 1B	4	0	2	0	0	0	1
Willie McCovey, L (1, 10) OBP: 0.282, SLG: 0.336			4-3		F9		3-1 1-2		K 1-2	4	0	0	0	0	1	2
Ken McMullen, R (1, 5) OBP: 0.301, SLG: 0.353			3-1 1B BB		5-3			F4		2	0	0	0	1	0	0
Phil Garner, R (1, 4) OBP: 0.304, SLG: 0.399			3-1 1-2 1B		F6			1B SF8 2B		3	1	2	0	0	0	0

	AB	31
	R	1
	H	7
	RBI	1
	BB	2
	SO	7
	LOB	12

Inning Stats	1	2	3	4	5	6	7	8	9	1B: 6	SF: 1	WP: 0	PA: 34
	R: 0 E: 0 K: 2 S: 7	R: 0 E: 0 K: 1 S: 5	R: 0 E: 0 K: 1 S: 6	R: 0 E: 0 K: 1 S: 6	R: 0 E: 0 K: 0 S: 3	R: 0 E: 0 K: 1 S: 5	R: 0 E: 0 K: 0 S: 3	R: 1 E: 0 K: 0 S: 6	R: 0 E: 0 K: 1 S: 5	2B: 1 3B: 0 HR: 0	SAC: 0 DP: 0 HBP: 0	PB: 0 SB: 1 CS: 2	
	H: 0 LOB: 0 BB: 0 P: 7	H: 0 LOB: 0 BB: 0 P: 5	H: 1 LOB: 2 BB: 1 P: 10	H: 1 LOB: 1 BB: 0 P: 6	H: 0 LOB: 0 BB: 0 P: 3	H: 0 LOB: 1 BB: 1 P: 9	H: 1 LOB: 0 BB: 0 P: 3	H: 3 LOB: 2 BB: 0 P: 6	H: 1 LOB: 0 BB: 0 P: 5				

PITCHER	IP	WLS	BF	H	R	ER	SO	BB	IBB	HBP	BLK	WP	HR	S	P	ERA	WHIP
Nelson Briles, R (1, 1) ERA: 3.44	9.0	L	34	7	1	1	7	2	0	0	0	0	0	46	54	1.00	1.000

PITCHER	IP	WLS	BF	H	R	ER	SO	BB	IBB	HBP	BLK	WP	HR	S	P	ERA	WHIP

livebaseballscorecards.com

Batter	1	2	3	4	5	6	7	8	9	AB	R	H	RBI	BB	SO	LOB
Gene Clines, R (1, 7) OBP: 0.291, SLG: 0.296	L6-3		L4-6-3		2B			SH1		3	0	1	0	0	0	1
Toby Harrah, R (1, 6) OBP: 0.367, SLG: 0.386	WP 1B		S 1B		F9			3-1		4	0	2	0	0	0	3
Mike Hargrove, L (1, 3) OBP: 0.394, SLG: 0.378	F9		BB			K		BB		2	0	0	0	2	1	1
Jeff Burroughs, R (1, 9) OBP: 0.305, SLG: 0.362	BB		1-3			K		4-3		3	0	0	0	1	1	4
Roy Howell, L (1, 5) OBP: 0.291, SLG: 0.357	1-3			F4		3-1			G3	4	0	0	0	0	0	2
Tom Grieve, R (1, 10) OBP: 0.291, SLG: 0.400		K		5-3			L8		4-3 1B	4	0	1	0	0	1	0
Dave Moates, L (9, PR) OBP: 0.305, SLG: 0.319										0	0	0	0	0	0	0
Lenny Randle, S (1, 4) OBP: 0.281, SLG: 0.260		K2-3		4-3			6-3		4-3	3	0	0	0	0	1	0
Joe Lahoud, L (9, PH) OBP: 0.311, SLG: 0.271										1	0	0	0	0	0	1
Juan Beniquez, R (1, 8) OBP: 0.325, SLG: 0.301		G3			F9		4-3		F9	4	0	0	0	0	0	2
Jim Sundberg, R (1, 2) OBP: 0.280, SLG: 0.295			L4-6-3 1B		K			3-1 SH1 1B		3	0	2	0	0	1	0
Ken Pape, R (8, PR) OBP: 0.200, SLG: 0.200										0	0	0	0	0	0	0
Bill Fahey, L (9, 2) OBP: 0.355, SLG: 0.323										0	0	0	0	0	0	0
Inning Stats	R: 0 E: 0 K: 0 S: 4	H: 1 LOB: 2 BB: 1 P: 8	R: 0 E: 0 K: 2 S: 7	H: 0 LOB: 0 BB: 0 P: 7	R: 0 E: 0 K: 0 S: 4	H: 2 LOB: 2 BB: 1 P: 8	R: 0 E: 0 K: 0 S: 3	H: 0 LOB: 0 BB: 0 P: 3	R: 0 E: 0 K: 1 S: 6	H: 1 LOB: 1 BB: 0 P: 6	R: 0 E: 0 K: 2 S: 7	H: 0 LOB: 0 BB: 0 P: 7	R: 0 E: 0 K: 0 S: 3	H: 0 LOB: 0 BB: 0 P: 3	R: 0 E: 0 K: 0 S: 4	H: 1 LOB: 2 BB: 1 P: 8	R: 0 E: 0 K: 0 S: 4	H: 1 LOB: 2 BB: 0 P: 4	1B: 5 2B: 1 3B: 0 HR: 0	SF: 0 SAC: 1 DP: 1 HBP: 0	WP: 1 PB: 0 SB: 1 CS: 0	PA: 35

PITCHER	IP	WLS	BF	H	R	ER	SO	BB	IBB	HBP	BLK	WP	HR	S	P	ERA	WHIP
Mike Torrez, R (1, 1) ERA: 2.58	9.0	W	35	6	0	0	5	3	0	0	0	1	0	42	54	0.00	1.000

PITCHER	IP	WLS	BF	H	R	ER	SO	BB	IBB	HBP	BLK	WP	HR	S	P	ERA	WHIP

BOTTOM

Oakland Athletics @ Texas Rangers

Arlington Stadium, Arlington, TX

Sat Sep 11 1976, 8:05 PM EDT

Att. 9,554 - Unknown

livebaseballscorecards.com

AB	31
R	0
H	6
RBI	0
BB	3
SO	5
LOB	14

Batter	1	2	3	4	5	6	7	8	9	AB	R	H	RBI	BB	SO	LOB
Bill North, S (1, 8) OBP: 0.354, SLG: 0.340	CS 1B		BB			1B 1B BB 1B	G3	6-3 2-3		4	1	2	0	1	0	1
Bert Campaneris, R (1, 6) Tommy Sandt, R (6, 6) OBP: 0.268, SLG: 0.231	F3 1-2		F8			BB 1B FC6-2 1-2 1B	HBP 2B 1B	1B 3-H		3 2	0 1	1 2	0 1	0 0	0 0	2 0
Don Baylor, R (1, 3) Jeff Newman, R (7, 2) OBP: 0.327, SLG: 0.381 OBP: 0.232, SLG: 0.231	F4			6-3 1B		FC6-2 BB 2B 1B 1-2 2-3	1-0 1-2 2B HBP	F9		3 1	2 0	2 0	0 0	0 0	0 0	0 1
Joe Rudi, R (1, 7) OBP: 0.341, SLG: 0.451		HR		F8		BB FC6-2 2B BB 1-2 2-3 3-H	K		F5	4	2	1	2	1	1	3
Sal Bando, R (1, 5) OBP: 0.334, SLG: 0.416		F8		6-3 1-2		FC6-2 2B 1-2 2-3 3-Hf	E 2B 1-H 2-H		K	5	1	1	2	0	1	4
Gene Tenace, R (1, 2) (7, 3) OBP: 0.374, SLG: 0.468		F8		F3		2B 2B 1-3 2-H 3-H	E6 2-3		HBP	4	1	1	2	0	0	2
Claudell Washington, L (1, 9) OBP: 0.295, SLG: 0.340		K			F6	4-3 2B 2-H 3-H	K		G3	5	0	1	2	0	2	3
Billy Williams, L (1, 10) OBP: 0.318, SLG: 0.336			4-3		4-3	4-3 2-3		F2		4	0	0	0	0	0	1
Phil Garner, R (1, 4) OBP: 0.303, SLG: 0.400			F2		F5	5-3		6-3 1B 2B		4	1	1	0	0	0	1
Inning Stats	R: 0 E: 0 K: 0 S: 3 H: 1 LOB: 0 BB: 0 P: 3	R: 1 E: 0 K: 1 S: 6 H: 1 LOB: 0 BB: 0 P: 6	R: 0 E: 0 K: 0 S: 3 H: 0 LOB: 1 BB: 1 P: 7	R: 0 E: 0 K: 0 S: 4 H: 1 LOB: 1 BB: 0 P: 4	R: 0 E: 0 K: 0 S: 3 H: 0 LOB: 0 BB: 0 P: 3	R: 5 E: 0 K: 0 S: 8 H: 5 LOB: 1 BB: 1 P: 12	R: 2 E: 1 K: 2 S: 10 H: 2 LOB: 2 BB: 0 P: 11	R: 1 E: 0 K: 0 S: 5 H: 2 LOB: 1 BB: 0 P: 5	R: 0 E: 0 K: 1 S: 5 H: 0 LOB: 1 BB: 0 P: 6	1B: 7 2B: 4 3B: 0 HR: 1 SF: 0 SAC: 0 DP: 0 HBP: 2						

TOP

Oakland Athletics @ Texas Rangers

Arlington Stadium, Arlington, TX

Sun Sep 12 1976, 4:33 AM EDT

Att. 5,070 - Unknown

livebaseballscorecards.com

AB	39
R	9
H	12
RBI	9
BB	2
SO	4
LOB	18

WP: 0 PB: 0 SB: 0 CS: 1 PA: 43

PITCHER		IP	WLS	BF	H	R	ER	SO	BB	IBB	HBP	BLK	WP	HR	S	P	ERA	WHIP
Gaylord Perry, R ERA: 3.51	(1, 1)	5.1	L	24	7	6	6	1	2	0	0	0	0	1	24	32	10.12	1.688
Steve Hargan, R ERA: 3.42	(6, 1)	1.1		8	3	2	2	1	0	0	1	0	0	0	9	10	13.50	2.250
Steve Foucault, R ERA: 3.3	(7, 1)	2.1		11	2	1	1	2	0	0	1	0	0	0	14	15	3.86	0.857

PITCHER	IP	WLS	BF	H	R	ER	SO	BB	IBB	HBP	BLK	WP	HR	S	P	ERA	WHIP

Batter	1	2	3	4	5	6	7	8	9	AB	R	H	RBI	BB	SO	LOB
Gene Clines, R (1, 7) OBP: 0.292, SLG: 0.296	S S S 0-3 K 4-3 S		x 0-0 ① L5-3 1-2		x 0-0 ③ L9		H 1-0 1-2 HBP		x 0-0 FC6-4 2-H 1B	4	0	1	1	0	1	1
Toby Harrah, R (1, 6) OBP: 0.364, SLG: 0.382	x 0-0 ① F3		x 0-0 ② 6-3			x 0-0 ① F6	x 0-0 ③ 5-3		x 0-0 ① FC6-4 1-2f	5	0	0	0	0	0	5
Mike Hargrove, L (1, 3) OBP: 0.396, SLG: 0.382	x 0-0 ② 4-3 1-3		x 0-0 2B 2-H			B B B B 4-0 G4-3 BB		x 0-0 2B 1B 1B	x 0-0 ② F7	4	1	2	1	1	0	2
Jeff Burroughs, R (1, 9) OBP: 0.303, SLG: 0.358	x 0-0 ③ 4-3		x 0-0 ③ F7			x 0-0 ②③ G4-3 1-2f		S S S 0-3 ① K	x 0-0 ③ F4	5	0	0	0	0	1	5
Roy Howell, L (1, 5) OBP: 0.290, SLG: 0.358		x 0-0 ① 4-3		x 0-0 ① F6			x 0-0 ① L6	x 0-0 1B 1-3 4-3 2B		4	1	1	0	0	0	0
Tom Grieve, R (1, 10) OBP: 0.293, SLG: 0.400		x 0-0 ② 6-3		x 0-0 ② F9			x 0-0 WP 1B 1B 1B	x 0-0 4-3 2-3 3-H 1B		4	1	2	1	0	0	0
Lenny Randle, S (1, 4) OBP: 0.282, SLG: 0.266		x 0-0 3B		x 0-0 ③ 4-3			x 0-0 WP 1-2 1B 1B	x 0-0 ② 4-3 1-2 1-2 3-H		4	1	2	1	0	0	1
Juan Beniquez, R (1, 8) OBP: 0.325, SLG: 0.300		x 0-0 ③ F3			x 0-0 ① F9		x 0-0 HBP 1-H 2-H 1B	x 0-0 ③ 5-3		4	0	1	2	0	0	2
Jim Sundberg, R (1, 2) OBP: 0.282, SLG: 0.299			x 0-0 L5-3 2B 1B		x 0-0 ② G3		S S S 0-3 ② K		x 0-0 1B 2B	4	2	2	0	0	1	1
Inning Stats	R: 0 E: 1 K: 1 S: 6 H: 0 LOB: 1 BB: 0 P: 6	R: 0 E: 0 K: 0 S: 4 H: 1 LOB: 1 BB: 0 P: 4	R: 1 E: 0 K: 0 S: 5 H: 2 LOB: 1 BB: 0 P: 5	R: 0 E: 0 K: 0 S: 3 H: 0 LOB: 0 BB: 0 P: 3	R: 0 E: 0 K: 0 S: 3 H: 0 LOB: 0 BB: 0 P: 3	R: 0 E: 0 K: 0 S: 2 H: 0 LOB: 0 BB: 1 P: 6	R: 2 E: 0 K: 1 S: 8 H: 3 LOB: 2 BB: 0 P: 9	R: 2 E: 0 K: 1 S: 8 H: 3 LOB: 1 BB: 0 P: 8	R: 1 E: 0 K: 0 S: 5 H: 2 LOB: 1 BB: 0 P: 5	1B: 7 2B: 3 3B: 1 HR: 0	SF: 0 SAC: 0 DP: 1 HBP: 1						

PITCHER		IP	WLS	BF	H	R	ER	SO	BB	IBB	HBP	BLK	WP	HR	S	P	ERA	WHIP
Stan Bahnsen, R ERA: 3.31	(1, 1)	6.1	W	26	6	3	3	1	1	0	0	0	1	0	27	31	4.26	1.105
Rollie Fingers, R ERA: 2.53	(7, 1)	1.2		11	5	3	3	2	0	0	1	0	0	0	14	15	16.20	3.000
Jim Todd, R ERA: 4.0	(9, 1)	1.0	S	3	0	0	0	0	0	0	0	0	0	0	3	3	0.00	0.000

PITCHER	IP	WLS	BF	H	R	ER	SO	BB	IBB	HBP	BLK	WP	HR	S	P	ERA	WHIP

BOTTOM

Oakland Athletics @ Texas Rangers

Arlington Stadium, Arlington, TX

Sun Sep 12 1976, 4:33 AM EDT

Att. 5,070 - Unknown

livebaseballscorecards.com

AB	38
R	6
H	11
RBI	6
BB	1
SO	3
LOB	17

1B: 7 SF: 0
2B: 3 SAC: 0
3B: 1 DP: 1
HR: 0 HBP: 1

WP: 1 PA: 40
PB: 0
SB: 1
CS: 0

TOP

California Angels @ Texas Rangers

Arlington Stadium, Arlington, TX

Mon Sep 13 1976, 8:05 PM EDT

Att. 3,500 - Unknown

livebaseballscorecards.com

Batter	1	2	3	4	5	6	7	8	9	10	11	12	13	14	AB	R	H	RBI	BB	SO	LOB
Dave Collins, S (1, 7) OBP: 0.321, SLG: 0.322	K		1-3			F8		K		F9		FC6-4 S 1-2f		E BB 1-2 2-3 1B 1B	7	1	1	0	0	2	3
Bob Jones, L (14, 9) OBP: 0.279, SLG: 0.372	SF8 3B			K		6-3 1-2		FC4-6 1-2f		L6		6-3 1-2		E 1-2 2-3 3-H 1B BB	0	0	0	0	0	0	0
Mike Easler, L (1, 10) OBP: 0.333, SLG: 0.343	SF8 3-H			7-6 BB		F8		F8		F5			F8	E4 1B 1-2 2-3 3-H	6	2	1	1	1	1	3
Tommy Davis, R (14, PH) OBP: 0.309, SLG: 0.326															4	0	0	1	1	0	1
Leroy Stanton, R (14, PR) OBP: 0.271, SLG: 0.287															1	0	0	1	0	0	2
Tony Solaita, L (1, 3) OBP: 0.352, SLG: 0.410	K			7-6 1-2f		6-3			FC4-6 1B		F8		G3	K	0	0	0	0	0	0	0
Rusty Torres, S (9, PR) OBP: 0.304, SLG: 0.358															4	0	1	0	0	1	1
(9, 8)															3	0	0	0	0	1	3
Bruce Bochte, L (1, 9) OBP: 0.353, SLG: 0.317		K			K		BB 1B BB		FC4-6 2B 1-2f		4-3 1B		1B	1B 1-3 2-H 3-H	6	1	2	2	1	2	1
(14, 7)																					
Mario Guerrero, R (1, 6) OBP: 0.312, SLG: 0.355		1-3			6-3		BB 1-2		1H 2B		S 1B		K	F8	5	0	3	1	0	0	0
Tim Nordbrook, R (11, PR) OBP: 0.296, SLG: 0.208															2	0	0	0	0	1	3
(11, 6)																					
Dan Briggs, L (1, 8) OBP: 0.257, SLG: 0.290		K			F5		BB 1-2 2-3		FC6-4 IBB		F8 1-2			F8	4	0	0	0	2	1	1
(9, 3)																					
Terry Humphrey, R (1, 2) OBP: 0.307, SLG: 0.319			F8			F2	F3		F6			F7		1B BB BB 1B	4	0	0	0	0	0	5
Bill Melton, R (12, PH) OBP: 0.294, SLG: 0.331															1	0	0	0	0	0	0
Andy Etchebarren, R (12, 2) OBP: 0.296, SLG: 0.260															1	1	1	0	0	0	0
Dave Chalk, R (1, 5) OBP: 0.305, SLG: 0.249			K			WP HBP		FC4-6 1B	FC6-4 1-2f			FC6-4 BB		BB 1B 1-2 E BB	1	0	0	0	0	1	0
Ron Jackson, R (7, 5) OBP: 0.282, SLG: 0.317															2	1	1	0	2	0	2

Inning Stats																					
	R: 1 E: 0 K: 2 S: 8	H: 1 LOB: 0 BB: 0 P: 8	R: 0 E: 0 K: 2 S: 7	H: 0 LOB: 0 BB: 0 P: 7	R: 0 E: 0 K: 1 S: 5	H: 0 LOB: 0 BB: 0 P: 5	R: 0 E: 0 K: 1 S: 4	H: 0 LOB: 0 BB: 1 P: 8	R: 0 E: 0 K: 1 S: 5	H: 0 LOB: 0 BB: 0 P: 5	R: 0 E: 0 K: 0 S: 3	H: 0 LOB: 1 BB: 0 P: 4	R: 0 E: 0 K: 0 S: 4	H: 1 LOB: 3 BB: 2 P: 12	R: 0 E: 0 K: 1 S: 6	H: 1 LOB: 1 BB: 0 P: 6	R: 1 E: 0 K: 0 S: 5	H: 2 LOB: 2 BB: 1 P: 9	R: 0 E: 0 K: 0 S: 3	H: 0 LOB: 0 BB: 0 P: 3	R: 0 E: 0 K: 0 S: 4	H: 1 LOB: 2 BB: 0 P: 4	R: 0 E: 0 K: 0 S: 3	H: 0 LOB: 1 BB: 1 P: 7	R: 0 E: 0 K: 1 S: 6	H: 1 LOB: 1 BB: 0 P: 6	R: 4 E: 1 K: 1 S: 9	H: 3 LOB: 2 BB: 2 P: 17	1B: 8 2B: 2 3B: 1 HR: 0	SF: 1 SAC: 0 DP: 1 HBP: 1	WP: 1 PB: 0 SB: 2 CS: 0	PA: 60

PITCHER		IP	WLS	BF	H	R	ER	SO	BB	IBB	HBP	BLK	WP	HR	S	P	ERA	WHIP
Tommy Boggs, R ERA: 3.14	(1, 1)	10.0		39	5	2	2	8	3	1	1	0	1	0	50	67	1.80	0.800
Mike Bacsik, R ERA: 3.64	(11, 1)	3.1	L	16	4	3	3	1	2	0	0	0	0	0	16	24	8.10	1.800
Joe Hoerner, L ERA: 4.81	(14, 1)	0.0		1	0	0	0	0	1	0	0	0	0	0	0	4	∞	∞
Steve Foucault, R ERA: 3.27	(14, 1)	0.2		4	1	1	0	1	0	0	0	0	0	0	6	6	0.00	1.500

PITCHER	IP	WLS	BF	H	R	ER	SO	BB	IBB	HBP	BLK	WP	HR	S	P	ERA	WHIP

AB	51
R	6
H	10
RBI	6
BB	7
SO	10
LOB	25

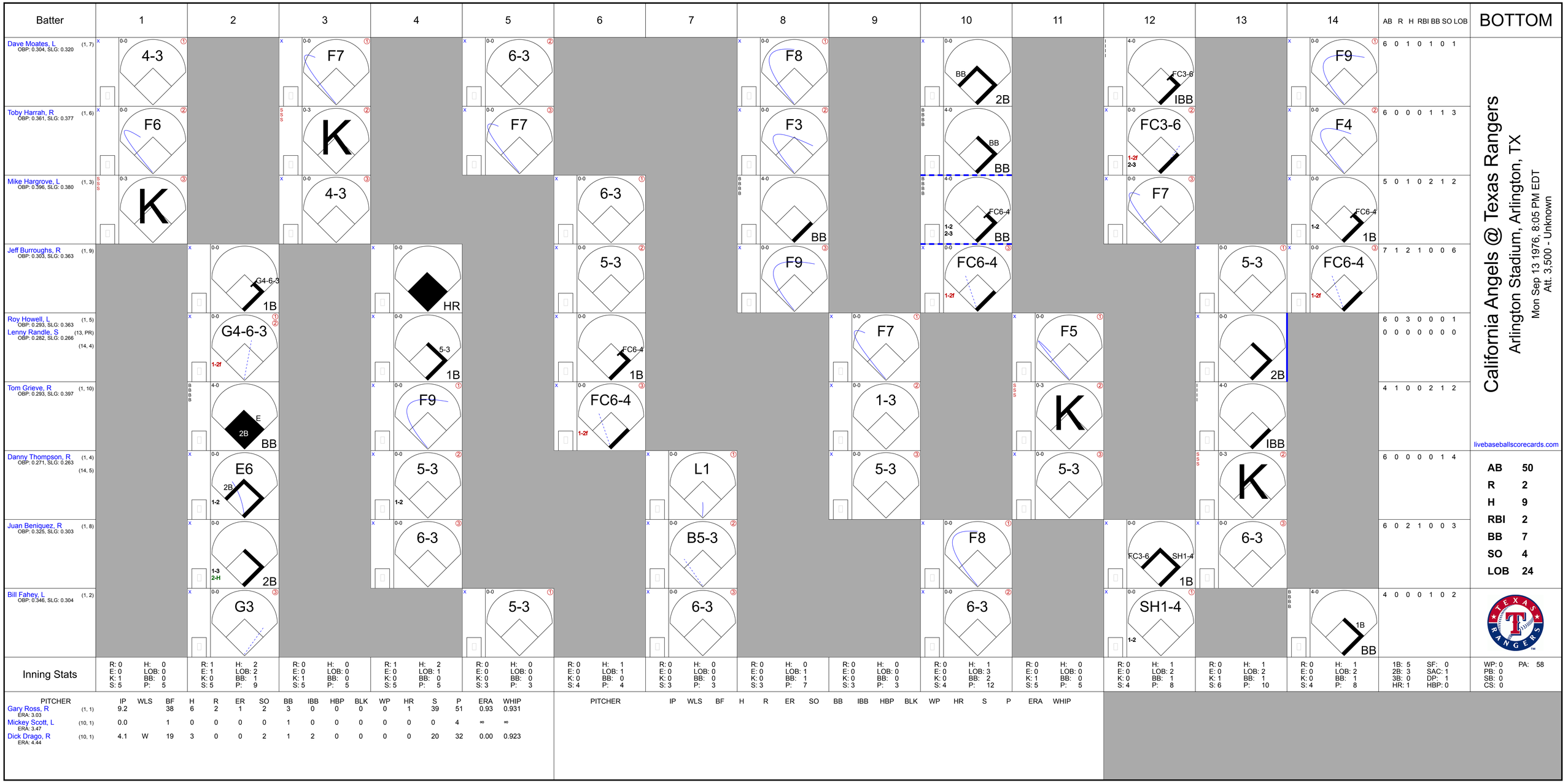
Batter
1
2
3
4
5
6
7
8
9
10
11
12
13
14
AB R H RBI BB SO LOB
BOTTOM
Dave Moates, L (1, 7) OBP: 0.304, SLG: 0.320
4-3
F7
6-3
F8
BB 2B
FC3-6 IBB
F9
6 0 1 0 1 0 1
Toby Harrah, R (1, 6) OBP: 0.361, SLG: 0.377
F6
K
F7
F3
BB BB
FC3-6 1-2f 2-3
F4
6 0 0 0 1 1 3
Mike Hargrove, L (1, 3) OBP: 0.396, SLG: 0.380
K
4-3
6-3
F9
FC6-4 1-2 2-3 BB
F7
FC6-4 1-2 1B
5 0 1 0 2 1 2
Jeff Burroughs, R (1, 9) OBP: 0.303, SLG: 0.363
G4-6-3 1B
HR
5-3
FC6-4 1-2f
5-3
FC6-4 1-2f
7 1 2 1 0 0 6
Roy Howell, L (1, 5) OBP: 0.293, SLG: 0.363
Lenny Randle, S (13, PR) (14, 4) OBP: 0.282, SLG: 0.266
G4-6-3 1-2f
5-3 1B
FC6-4 1B
F7
F5
2B
6 0 3 0 0 0 1
0 0 0 0 0 0 0
Tom Grieve, R (1, 10) OBP: 0.293, SLG: 0.397
E 2B BB
F9
FC6-4 1-2f
1-3
K
IBB
4 1 0 0 2 1 2
Danny Thompson, R (1, 4) (14, 5) OBP: 0.271, SLG: 0.263
E6 2B 1-2
5-3 1-2
L1
5-3
5-3
K
6 0 0 0 0 1 4
Juan Beniquez, R (1, 8) OBP: 0.325, SLG: 0.303
1-3 2-H 2B
6-3
B5-3
F8
FC3-6 SH1-4 1B
6-3
6 0 2 1 0 0 3
Bill Fahey, L (1, 2) OBP: 0.346, SLG: 0.304
G3
5-3
6-3
6-3
SH1-4 1-2
1B BB
4 0 0 0 1 0 2
Inning Stats
R: 0 E: 0 K: 1 S: 5 H: 0 LOB: 0 BB: 0 P: 5
R: 1 E: 1 K: 0 S: 5 H: 2 LOB: 2 BB: 1 P: 9
R: 0 E: 0 K: 1 S: 5 H: 0 LOB: 0 BB: 0 P: 5
R: 1 E: 0 K: 0 S: 5 H: 2 LOB: 1 BB: 0 P: 5
R: 0 E: 0 K: 0 S: 3 H: 0 LOB: 0 BB: 0 P: 3
R: 0 E: 0 K: 0 S: 4 H: 1 LOB: 1 BB: 0 P: 4
R: 0 E: 0 K: 0 S: 3 H: 0 LOB: 0 BB: 0 P: 3
R: 0 E: 0 K: 0 S: 3 H: 0 LOB: 1 BB: 1 P: 7
R: 0 E: 0 K: 0 S: 3 H: 0 LOB: 0 BB: 0 P: 3
R: 0 E: 0 K: 0 S: 4 H: 1 LOB: 3 BB: 2 P: 12
R: 0 E: 0 K: 1 S: 5 H: 0 LOB: 0 BB: 0 P: 5
R: 0 E: 0 K: 0 S: 4 H: 1 LOB: 2 BB: 1 P: 8
R: 0 E: 0 K: 1 S: 6 H: 1 LOB: 2 BB: 1 P: 10
R: 0 E: 0 K: 0 S: 4 H: 1 LOB: 2 BB: 1 P: 8
1B: 5 2B: 3 3B: 0 HR: 1 SF: 0 SAC: 1 DP: 1 HBP: 0
WP: 0 PB: 0 SB: 0 CS: 0 PA: 58
PITCHER IP WLS BF H R ER SO BB IBB HBP BLK WP HR S P ERA WHIP
Gary Ross, R (1, 1) ERA: 3.03 9.2 38 6 2 1 2 3 0 0 0 0 1 39 51 0.93 0.931
Mickey Scott, L (10, 1) ERA: 3.47 0.0 1 0 0 0 0 1 0 0 0 0 0 0 4 ∞ ∞
Dick Drago, R (10, 1) ERA: 4.44 4.1 W 19 3 0 0 2 1 2 0 0 0 0 20 32 0.00 0.923
PITCHER IP WLS BF H R ER SO BB IBB HBP BLK WP HR S P ERA WHIP
California Angels @ Texas Rangers
Arlington Stadium, Arlington, TX
Mon Sep 13 1976, 8:05 PM EDT
Att. 3,500 - Unknown
livebaseballscorecards.com
AB 50
R 2
H 9
RBI 2
BB 7
SO 4
LOB 24

Batter	1	2	3	4	5	6	7	8	9	AB	R	H	RBI	BB	SO	LOB
Dave Collins, S (1, 7) OBP: 0.322, SLG: 0.321 Leroy Stanton, R (9, 7) OBP: 0.271, SLG: 0.287	F8		1B 3-H 1B		CS BB		F8		K	4	0	1	1	1	1	4
										0	0	0	0	0	0	0
Jerry Remy, L (1, 4) OBP: 0.318, SLG: 0.306	K		FC6 1-2 1B		CS 1-2	E6 FC4-6	K 1-3 2-H		2-H 3-H 1B	5	0	2	2	0	2	2
Mike Easler, L (1, 10) OBP: 0.295, SLG: 0.300	4-3		FC6 1-2f			FC4-6 G4-6-3 1-2f		K2-3	F8	5	0	0	0	0	1	4
Tony Solaita, L (1, 3) OBP: 0.354, SLG: 0.414 Rusty Torres, S (8, PR) OBP: 0.304, SLG: 0.358 (8, 8)		F8		FC6-4 BB		G4-6-3 1-2f		2B		3	0	1	0	1	0	1
										0	0	0	0	0	0	0
Bruce Bochte, L (1, 9) OBP: 0.352, SLG: 0.314		6-3		F7			BB 3B BB	L7		3	1	0	0	1	0	2
Mario Guerrero, R (1, 6) OBP: 0.311, SLG: 0.351		6-3		F8			1-2 3B BB	5-3		3	1	0	0	1	0	2
Dan Briggs, L (1, 8) OBP: 0.261, SLG: 0.302 (8, 3)			G4-6-3 HBP 1B 1B	FC6-4 1-2f			1-H 2-H 1B 3B		K	4	2	2	2	0	1	1
Terry Humphrey, R (1, 2) OBP: 0.309, SLG: 0.317 Bill Melton, R (7, PH) OBP: 0.296, SLG: 0.333 Bob Jones, L (7, PR) OBP: 0.279, SLG: 0.372 Andy Etchebarren, R (7, 2) OBP: 0.298, SLG: 0.263			G4-6-3 1-2 HBP	F3			S E K 3-H 1B		2B 1B 1B	1	0	0	0	0	0	0
										1	0	1	1	0	0	0
										0	0	0	0	0	0	0
										1	1	1	0	0	0	0
Ron Jackson, R (1, 5) OBP: 0.282, SLG: 0.319			G4-6-3 1-2f 2-3		G3		FC3 K S 1-2		1-3 1B 2B	4	1	1	0	0	0	3
Inning Stats	R: 0 E: 0 K: 1 S: 5 H: 0 LOB: 0 BB: 0 P: 5	R: 0 E: 0 K: 0 S: 3 H: 0 LOB: 0 BB: 0 P: 3	R: 1 E: 0 K: 0 S: 5 H: 3 LOB: 2 BB: 0 P: 6	R: 0 E: 0 K: 0 S: 3 H: 0 LOB: 1 BB: 1 P: 7	R: 0 E: 0 K: 0 S: 2 H: 0 LOB: 0 BB: 1 P: 6	R: 0 E: 1 K: 0 S: 3 H: 0 LOB: 0 BB: 0 P: 3	R: 3 E: 1 K: 1 S: 7 H: 2 LOB: 3 BB: 2 P: 15	R: 0 E: 0 K: 1 S: 6 H: 1 LOB: 1 BB: 0 P: 6	R: 2 E: 0 K: 2 S: 10 H: 3 LOB: 1 BB: 0 P: 10	1B: 6 2B: 2 3B: 1 HR: 0 SF: 0 SAC: 0 DP: 2 HBP: 1						

PITCHER		IP	WLS	BF	H	R	ER	SO	BB	IBB	HBP	BLK	WP	HR	S	P	ERA	WHIP
Len Barker, R ERA: 6.0	(1, 1)	6.0		25	4	4	4	1	4	0	1	0	0	0	22	39	6.00	1.333
Steve Hargan, R ERA: 3.49	(7, 1)	3.0	L	14	5	2	2	4	0	0	0	0	0	0	22	22	6.00	1.667

PITCHER	IP	WLS	BF	H	R	ER	SO	BB	IBB	HBP	BLK	WP	HR	S	P	ERA	WHIP

TOP

California Angels @ Texas Rangers

Arlington Stadium, Arlington, TX

Tue Sep 14 1976, 8:05 PM EDT

Att. 3,736 - Unknown

livebaseballscorecards.com

AB	34
R	6
H	9
RBI	6
BB	4
SO	5
LOB	19

WP: 0	PA: 40
PB: 0	
SB: 2	
CS: 1	

BOTTOM

California Angels @ Texas Rangers

Arlington Stadium, Arlington, TX

Tue Sep 14 1976, 8:05 PM EDT

Att. 3,736 - Unknown

Batter	1	2	3	4	5	6	7	8	9	AB	R	H	RBI	BB	SO	LOB
Gene Clines, R (1, 7) OBP: 0.296, SLG: 0.302	L7		G4-3, 1B		L5-3		SH1-4, 1B		G3, 2B	5	0	3	0	0	0	0
Toby Harrah, R (1, 6) OBP: 0.359, SLG: 0.375	5-3		G4-3 1-2f		F9		SH1-4 1-2		6-3	4	0	0	0	0	0	2
Mike Hargrove, L (1, 3) OBP: 0.396, SLG: 0.379	F8		4-3		1B		FC4-6, IBB		G3 2-3	4	0	1	0	1	0	1
Jeff Burroughs, R (1, 9) OBP: 0.302, SLG: 0.360		1B, E, HBP		F8	K		F9		F7	4	1	0	0	0	1	4
Roy Howell, L (1, 5) OBP: 0.293, SLG: 0.362		E, 1B 1-3		E8, 1B FC6-4		F8	FC4-6 1-2f			4	2	1	0	0	0	2
Tom Grieve, R (1, 10) OBP: 0.297, SLG: 0.406 Dave Moates, L (8, PR) OBP: 0.304, SLG: 0.320	K		FC6-4, 1B		HR		SH1-4, 1B			4 0	1 0	3 0	1 0	0 0	1 0	2 0
Danny Thompson, R (1, 4) OBP: 0.272, SLG: 0.261	E6 2-H 3-H		FC6-4, 1B 1-2f 2-3		FC5-4, HBP		SH1-4 1-2			2	0	0	1	0	0	2
Juan Beniquez, R (1, 8) OBP: 0.324, SLG: 0.303	F9		1-2 3-H, 1B		FC5-4, S 1-2f		K			4	0	1	1	0	1	4
Jim Sundberg, R (1, 2) OBP: 0.280, SLG: 0.296	6-3		F9		F8 1-2		F9			4	0	0	0	0	0	6
Inning Stats	R: 0 E: 0 K: 0 S: 3 H: 0 LOB: 0 BB: 0 P: 3	R: 2 E: 1 K: 1 S: 7 H: 1 LOB: 1 BB: 0 P: 8	R: 0 E: 0 K: 0 S: 3 H: 1 LOB: 0 BB: 0 P: 3	R: 1 E: 1 K: 0 S: 6 H: 2 LOB: 2 BB: 0 P: 6	R: 0 E: 0 K: 1 S: 6 H: 1 LOB: 1 BB: 0 P: 6	R: 1 E: 0 K: 0 S: 4 H: 1 LOB: 1 BB: 0 P: 5	R: 0 E: 0 K: 0 S: 4 H: 1 LOB: 2 BB: 1 P: 8	R: 0 E: 0 K: 1 S: 6 H: 1 LOB: 2 BB: 0 P: 6	R: 0 E: 0 K: 0 S: 4 H: 1 LOB: 1 BB: 0 P: 4	1B: 7 2B: 1 3B: 0 HR: 1 SF: 0 SAC: 2 DP: 1 HBP: 2	WP: 0 PB: 0 SB: 1 CS: 0 PA: 40					

livebaseballscorecards.com

	AB	35
	R	4
	H	9
	RBI	3
	BB	1
	SO	3
	LOB	23

PITCHER	IP	WLS	BF	H	R	ER	SO	BB	IBB	HBP	BLK	WP	HR	S	P	ERA	WHIP
Paul Hartzell, R (1, 1) ERA: 2.6	9.0	W	40	9	4	2	3	0	1	2	0	0	1	43	49	2.00	1.000

PITCHER	IP	WLS	BF	H	R	ER	SO	BB	IBB	HBP	BLK	WP	HR	S	P	ERA	WHIP

Batter	1	2	3	4	5	6	7	8	9	AB	R	H	RBI	BB	SO	LOB
Gene Clines, R (1, 7) OBP: 0.295, SLG: 0.301	CS 1B		L8		K		K		L1	5	0	1	0	0	2	2
Toby Harrah, R (1, 6) OBP: 0.359, SLG: 0.380	1-3 1-2		6-3			HR		1B 1B 1B	F4	5	2	2	1	0	0	2
Mike Hargrove, L (1, 3) OBP: 0.400, SLG: 0.383	1B 1B 1B		1B			L4-3 1B		E 1B 1-2 4-3 1B	F9	5	2	4	0	0	0	1
Jeff Burroughs, R (1, 9) OBP: 0.303, SLG: 0.361	1B 1-2 1B		F8			L4-3 1-2		E7 4-3 1-3 2-H 1B		4	0	2	1	0	0	2
Roy Howell, L (1, 5) OBP: 0.297, SLG: 0.366	1-2 2-H 1B			4-3		2B		4-3 IBB		3	0	2	1	1	0	0
Tom Grieve, R (1, 10) OBP: 0.295, SLG: 0.403	K			K		K		K		4	0	0	0	0	4	6
Lenny Randle, S (1, 4) OBP: 0.280, SLG: 0.264		F8		4-3			K	4-3 1-2 2-3 3-H		4	0	0	1	0	1	2
Juan Beniquez, R (1, 8) OBP: 0.321, SLG: 0.300		4-1			F3		L4	5-3		4	0	0	0	0	0	2
Jim Sundberg, R (1, 2) OBP: 0.282, SLG: 0.296		F9			K		1B		BB	3	0	1	0	1	1	0
Inning Stats	R: 1 H: 4 E: 0 LOB: 2 K: 1 BB: 0 S: 8 P: 8	R: 0 H: 0 E: 0 LOB: 0 K: 0 BB: 0 S: 3 P: 3	R: 0 H: 1 E: 0 LOB: 1 K: 0 BB: 0 S: 4 P: 4	R: 0 H: 0 E: 0 LOB: 0 K: 1 BB: 0 S: 5 P: 5	R: 0 H: 0 E: 0 LOB: 0 K: 2 BB: 0 S: 7 P: 7	R: 1 H: 3 E: 0 LOB: 1 K: 1 BB: 0 S: 7 P: 7	R: 0 H: 1 E: 0 LOB: 1 K: 2 BB: 0 S: 8 P: 8	R: 2 H: 3 E: 1 LOB: 2 K: 1 BB: 1 S: 8 P: 12	R: 0 H: 0 E: 0 LOB: 1 K: 0 BB: 1 S: 3 P: 7	1B: 10 SF: 0 2B: 2 SAC: 0 3B: 0 DP: 1 HR: 1 HBP: 0						

PITCHER	IP	WLS	BF	H	R	ER	SO	BB	IBB	HBP	BLK	WP	HR	S	P	ERA	WHIP
Bart Johnson, R (1, 1) ERA: 4.6	9.0	L	39	12	4	4	8	1	1	0	0	0	1	53	61	4.00	1.444

PITCHER	IP	WLS	BF	H	R	ER	SO	BB	IBB	HBP	BLK	WP	HR	S	P	ERA	WHIP

TOP

Texas Rangers @ Chicago White Sox

Comiskey Park, Chicago, IL

Wed Sep 15 1976, 8:05 PM EDT

Att. 3,912 - Unknown - 60 F

livebaseballscorecards.com

AB	37
R	4
H	12
RBI	4
BB	2
SO	8
LOB	17

WP: 0	PA: 39
PB: 0	
SB: 0	
CS: 1	

Batter	1	2	3	4	5	6	7	8	9	AB	R	H	RBI	BB	SO	LOB
Ralph Garr, L (1, 9) OBP: 0.327, SLG: 0.400	5-3	CS 1-2 3-H	F8		FC4-6 1-2f S			5-3	1B 1-2 2-H	5	0	1	1	0	0	2
Bill Stein, R (1, 5) OBP: 0.316, SLG: 0.352	1B 1B		G3		K 1-2			1B 2-H 1B	1-3	5	0	2	1	0	1	3
Jim Spencer, L (1, 3) OBP: 0.320, SLG: 0.373	K		L7			3-1		F6		4	0	0	0	0	1	2
Jorge Orta, L (1, 7) OBP: 0.321, SLG: 0.424	1B 1-2			L7		K		1B 1-2		4	0	2	0	0	1	0
Lamar Johnson, R (1, 10) OBP: 0.371, SLG: 0.426	K			K		6-3		1-3		4	0	0	0	0	2	4
Brian Downing, R (1, 2) OBP: 0.333, SLG: 0.328		F8		BB			L7	1B 1B	1B	3	1	1	0	1	0	0
Jack Brohamer, L (1, 4) OBP: 0.341, SLG: 0.379		FC6-4 1B CS 1B		K			L7		K	4	1	1	0	0	2	2
Alan Bannister, R (1, 8) OBP: 0.318, SLG: 0.330		FC6-4 1-2 1B			5-3		L7		F4	4	0	1	0	0	0	1
Bucky Dent, R (1, 6) OBP: 0.301, SLG: 0.302		FC6-4 CS 1-2f 2-3			FC4-6 1B			1B 2B	1B 1-2 1B	4	1	3	0	0	0	2
Inning Stats	R: 0 E: 0 K: 2 S: 9 H: 2 LOB: 2 BB: 0 P: 9	R: 1 E: 0 K: 0 S: 4 H: 2 LOB: 0 BB: 0 P: 4	R: 0 E: 0 K: 0 S: 3 H: 0 LOB: 0 BB: 0 P: 3	R: 0 E: 0 K: 2 S: 7 H: 0 LOB: 1 BB: 1 P: 11	R: 0 E: 0 K: 1 S: 6 H: 1 LOB: 1 BB: 0 P: 6	R: 0 E: 0 K: 1 S: 5 H: 0 LOB: 0 BB: 0 P: 5	R: 0 E: 0 K: 0 S: 3 H: 0 LOB: 0 BB: 0 P: 3	R: 1 E: 0 K: 0 S: 6 H: 3 LOB: 2 BB: 0 P: 6	R: 1 E: 0 K: 1 S: 8 H: 3 LOB: 2 BB: 0 P: 8	1B: 10 2B: 1 3B: 0 HR: 0	SF: 0 SAC: 0 DP: 0 HBP: 0						

PITCHER	IP	WLS	BF	H	R	ER	SO	BB	IBB	HBP	BLK	WP	HR	S	P	ERA	WHIP
Bert Blyleven, R (1, 1) ERA: 3.03	9.0	W	38	11	3	3	7	1	0	0	0	0	0	51	55	3.00	1.333

PITCHER	IP	WLS	BF	H	R	ER	SO	BB	IBB	HBP	BLK	WP	HR	S	P	ERA	WHIP

BOTTOM

Texas Rangers @ Chicago White Sox

Comiskey Park, Chicago, IL

Wed Sep 15 1976, 8:05 PM EDT

Att. 3,912 - Unknown - 60 F

livebaseballscorecards.com

AB	37
R	3
H	11
RBI	2
BB	1
SO	7
LOB	16

1B: 10	SF: 0	WP: 0	PA: 39
2B: 1	SAC: 0	PB: 0	
3B: 0	DP: 0	SB: 1	
HR: 0	HBP: 0	CS: 2	

Batter	1	2	3	4	5	6	7	8	9	AB	R	H	RBI	BB	SO	LOB
Lenny Randle, S (1, 4) OBP: 0.285, SLG: 0.270	BB 1B 1B	1-H CS 3B		BB 1-2 1B BB	BB 1-2 BB		3-1 2-3 ②		F8 ③	4	3	2	1	2	0	1
Toby Harrah, R (1, 6) OBP: 0.363, SLG: 0.380	1B 1-2 BB	CS BB		BB 1-2 2-3 BB	1-2 2-3 BB		6-3 ③			1	0	0	0	4	0	1
Mike Hargrove, L (1, 3) OBP: 0.400, SLG: 0.383	1-3 2-H 1B	F8 ③ 1-3 3-H		BB 1-2 2-H 3-H 1B	3-1 ③			F7 ①		5	0	2	2	0	0	4
Jeff Burroughs, R (1, 9) OBP: 0.304, SLG: 0.359 Dave Moates, L (8, PR) OBP: 0.304, SLG: 0.320 (8, 9)	K ①	6-3 ①	FC6-4 1-2 2-3 BB		K ①			S BB		3 0	0 0	0 0	0 0	2 0	2 0	2 0
Tom Grieve, R (1, 7) OBP: 0.294, SLG: 0.401	K ②	L5 ②	F4 ②		FC6 1B			F8 ②		5	0	1	0	0	1	6
Doug Ault, R (1, 10) OBP: 0.444, SLG: 0.375	F8 ③	1B	FC6-4 1-2f		F9 ②			1-2 BB		4	0	1	0	1	0	6
Danny Thompson, R (1, 5) OBP: 0.268, SLG: 0.257		F4 ①	L8 ③		5-3 ①	FC6 1-2f ③		F7 ③		5	0	0	0	0	0	4
Juan Beniquez, R (1, 8) OBP: 0.318, SLG: 0.296		K ②		4-3 ①	5-3 ②		4-3 ①		6-3 ①	5	0	0	0	0	1	0
Jim Sundberg, R (1, 2) OBP: 0.288, SLG: 0.303		3B 1B		BB BB 1B BB	BB BB 1B		3-1 2B		K ②	4	2	3	0	1	1	0
Inning Stats	R: 1 E: 0 K: 2 S: 9 H: 2 LOB: 2 BB: 1 P: 13	R: 2 E: 0 K: 1 S: 7 H: 2 LOB: 1 BB: 1 P: 11	R: 0 E: 0 K: 0 S: 4 H: 1 LOB: 1 BB: 0 P: 4	R: 2 E: 0 K: 0 S: 4 H: 1 LOB: 3 BB: 4 P: 20	R: 0 E: 0 K: 0 S: 4 H: 1 LOB: 3 BB: 2 P: 12	R: 0 E: 0 K: 1 S: 6 H: 1 LOB: 1 BB: 0 P: 6	R: 0 E: 0 K: 0 S: 4 H: 1 LOB: 1 BB: 0 P: 4	R: 0 E: 0 K: 0 S: 3 H: 0 LOB: 2 BB: 2 P: 11	R: 0 E: 0 K: 1 S: 5 H: 0 LOB: 0 BB: 0 P: 5	1B: 7 2B: 1 3B: 1 HR: 0	SF: 0 SAC: 0 DP: 0 HBP: 0					

TOP

Texas Rangers @ Chicago White Sox

Comiskey Park, Chicago, IL

Thu Sep 16 1976, 4:33 AM EDT

Att. 1,826 - Unknown - 66 F

livebaseballscorecards.com

AB	36
R	5
H	9
RBI	3
BB	10
SO	5
LOB	24

PITCHER		IP	WLS	BF	H	R	ER	SO	BB	IBB	HBP	BLK	WP	HR	S	P	ERA	WHIP
Ken Kravec, L ERA: 3.57	(1, 1)	3.0	L	16	5	3	2	3	2	0	0	0	0	0	20	28	6.00	2.333
Pete Vuckovich, R ERA: 4.74	(4, 1)	0.1		6	1	2	2	0	4	0	0	0	0	0	2	18	54.00	15.000
Larry Monroe, R ERA: 4.26	(4, 1)	5.2		24	3	0	0	2	4	0	0	0	0	0	24	40	0.00	1.235

PITCHER	IP	WLS	BF	H	R	ER	SO	BB	IBB	HBP	BLK	WP	HR	S	P	ERA	WHIP

Batter	1	2	3	4	5	6	7	8	9	AB	R	H	RBI	BB	SO	LOB
Ralph Garr, L (1, 9) OBP: 0.324, SLG: 0.396	S S S 0-3 ① K		x 0-0 ③ 1-3		x 0-0 ② FC6-4 1-2f 2-3			x 0-0 ① F3	x 0-0 ③ F9	4	0	0	0	0	1	2
Lamar Johnson, R (9, PH) OBP: 0.369, SLG: 0.424										1	0	0	0	0	0	1
Bill Stein, R (1, 5) OBP: 0.315, SLG: 0.353	x 0-0 1B 7-2 2B			S S S 0-3 ① K	x 0-0 ③ F9			x 0-0 ② F8		4	0	1	0	0	1	2
Jim Spencer, L (1, 3) OBP: 0.319, SLG: 0.372	x 0-0 2-3 1B			x 0-0 ② 4-3		x 0-0 ① F4		x 0-0 ③ F4		4	0	1	0	0	0	0
Jorge Orta, L (1, 7) OBP: 0.320, SLG: 0.422	x 0-0 ② ③ 7-2 3-Hf			x 0-0 1B		x 0-0 ② F7			x 0-0 ① 4-3	4	0	1	0	0	0	2
Sam Ewing, L (1, 10) OBP: 0.206, SLG: 0.188		x 0-0 ① F2		x 0-0 ③ G3		x 0-0 ③ F8			x 0-0 1B 1B 2B 1B	4	1	1	0	0	0	1
Brian Downing, R (1, 2) OBP: 0.332, SLG: 0.327		x 0-0 ② 5-3			x 0-0 1B 1B 1B		x 0-0 ① F8		x 0-0 ② F5	4	1	1	0	0	0	1
Jack Brohamer, L (1, 4) OBP: 0.340, SLG: 0.377		x 0-0 ③ F7			x 0-0 ① F6		S S S 0-3 ② K		x 0-0 1B 1-2 2B 1B	4	1	1	0	0	1	1
Chet Lemon, R (1, 8) OBP: 0.299, SLG: 0.319			x 0-0 ① 6-3		x 0-0 FC6-4 1B 1-2 1B		x 0-0 1B		x 0-0 1-2 2B 2-3 1B	4	1	3	0	0	0	0
Bucky Dent, R (1, 6) OBP: 0.302, SLG: 0.306			x 0-0 ② F7		x 0-0 FC6-4 1-2 2-H 1B		x 0-0 ③ F9		x 0-0 1-H 2-H 3-H 2B	4	0	2	4	0	0	1
Inning Stats	R: 0 H: 2 E: 0 LOB: 1 K: 1 BB: 0 S: 6 P: 6	R: 0 H: 0 E: 0 LOB: 0 K: 0 BB: 0 S: 3 P: 3	R: 0 H: 0 E: 0 LOB: 0 K: 0 BB: 0 S: 3 P: 3	R: 0 H: 1 E: 0 LOB: 1 K: 1 BB: 0 S: 6 P: 6	R: 1 H: 3 E: 0 LOB: 2 K: 0 BB: 0 S: 6 P: 6	R: 0 H: 0 E: 0 LOB: 0 K: 0 BB: 0 S: 3 P: 3	R: 0 H: 1 E: 0 LOB: 1 K: 1 BB: 0 S: 6 P: 6	R: 0 H: 0 E: 0 LOB: 0 K: 0 BB: 0 S: 3 P: 3	R: 3 H: 4 E: 0 LOB: 1 K: 0 BB: 0 S: 7 P: 7	1B: 9 2B: 3 3B: 0 HR: 0	SF: 0 SAC: 0 DP: 1 HBP: 0						

PITCHER	IP	WLS	BF	H	R	ER	SO	BB	IBB	HBP	BLK	WP	HR	S	P	ERA	WHIP
Nelson Briles, R (1, 1) ERA: 3.47	8.2	W	36	11	4	4	3	0	0	0	0	0	0	42	42	4.15	1.269
Joe Hoerner, L (9, 1) ERA: 4.76	0.1	S	1	0	0	0	0	0	0	0	0	0	0	1	1	0.00	0.000

PITCHER	IP	WLS	BF	H	R	ER	SO	BB	IBB	HBP	BLK	WP	HR	S	P	ERA	WHIP

BOTTOM

Texas Rangers @ Chicago White Sox

Comiskey Park, Chicago, IL

Thu Sep 16 1976, 4:33 AM EDT

Att. 1,826 - Unknown - 66 F

livebaseballscorecards.com

AB	37
R	4
H	11
RBI	4
BB	0
SO	3
LOB	11

1B: 9	SF: 0	WP: 0	PA: 37
2B: 3	SAC: 0	PB: 0	
3B: 0	DP: 1	SB: 0	
HR: 0	HBP: 0	CS: 0	

Texas Rangers @ Oakland Athletics

Oakland-Alameda County Coliseum, Oakland, CA

Fri Sep 17 1976, 7:05 PM PDT

Att. 9,073 - Unknown

TOP

livebaseballscorecards.com

Batter	1	2	3	4	5	6	7	8	9	AB	R	H	RBI	BB	SO	LOB
Lenny Randle, S (1, 4) OBP: 0.284, SLG: 0.269	3-1		1B 2B 1B		F7		L6		F8	5	1	1	0	0	0	1
Toby Harrah, R (1, 6) OBP: 0.362, SLG: 0.378	F7		F8		K		BB			3	0	0	0	1	1	1
Mike Hargrove, L (1, 3) OBP: 0.402, SLG: 0.385	1B 1B		1-2 2B 1B			BBBB WP 1B SF8 BB	F6			3	2	2	0	1	0	1
Jeff Burroughs, R (1, 9) OBP: 0.305, SLG: 0.361	1-2 1B		F8			1-2 WP 1B 1B		6-3		4	1	2	0	0	0	2
Roy Howell, L (1, 5) OBP: 0.298, SLG: 0.369	F7		1-H 2-H 2B			5-3 1-2 2-3		L6-4-3 1B		4	0	2	2	0	0	4
Gene Clines, R (1, 7) OBP: 0.294, SLG: 0.301		CS 1B 1B		K		SF8 3-H		L6-4-3 1-2		3	0	1	1	0	1	1
Tom Grieve, R (1, 10) OBP: 0.293, SLG: 0.400		F8		F9		FC1-4 2-H 1B			6-3	4	0	1	1	0	0	1
Juan Beniquez, R (1, 8) OBP: 0.317, SLG: 0.296		1-2 1B		F9		FC1-4 1-2f			F9	4	0	1	0	0	0	1
Jim Sundberg, R (1, 2) OBP: 0.287, SLG: 0.303		SSS K 2-3			6-3		F6		1B	4	0	1	0	0	1	2
Inning Stats	R: 0 E: 0 K: 0 S: 5 H: 2 LOB: 2 BB: 0 P: 5	R: 0 E: 0 K: 1 S: 6 H: 2 LOB: 2 BB: 0 P: 6	R: 2 E: 0 K: 0 S: 5 H: 3 LOB: 1 BB: 0 P: 5	R: 0 E: 0 K: 1 S: 5 H: 0 LOB: 0 BB: 0 P: 5	R: 0 E: 0 K: 1 S: 5 H: 0 LOB: 0 BB: 0 P: 5	R: 2 E: 0 K: 0 S: 5 H: 2 LOB: 1 BB: 1 P: 9	R: 0 E: 0 K: 0 S: 3 H: 0 LOB: 1 BB: 1 P: 7	R: 0 E: 0 K: 0 S: 3 H: 1 LOB: 0 BB: 0 P: 3	R: 0 E: 0 K: 0 S: 4 H: 1 LOB: 1 BB: 0 P: 4	1B: 10 2B: 2 3B: 0 HR: 0	SF: 1 SAC: 0 DP: 2 HBP: 0						

	AB	34
	R	4
	H	11
	RBI	4
	BB	2
	SO	3
	LOB	14

WP: 1 PB: 0 SB: 0 CS: 1 PA: 37

PITCHER		IP	WLS	BF	H	R	ER	SO	BB	IBB	HBP	BLK	WP	HR	S	P	ERA	WHIP
Glenn Abbott, R ERA: 5.53	(1, 1)	2.1		12	6	2	2	1	0	0	0	0	0	0	14	14	7.71	2.571
Dick Bosman, R ERA: 3.97	(3, 1)	2.2	L	10	2	2	2	2	1	0	0	0	0	0	13	17	6.75	1.125
Paul Lindblad, L ERA: 3.21	(6, 1)	0.1		1	0	0	0	0	0	0	0	0	1	0	1	1	0.00	0.000
Rollie Fingers, R ERA: 2.44	(6, 1)	3.2		14	3	0	0	0	1	0	0	0	0	0	13	17	0.00	1.091

PITCHER	IP	WLS	BF	H	R	ER	SO	BB	IBB	HBP	BLK	WP	HR	S	P	ERA	WHIP

BOTTOM

Texas Rangers @ Oakland Athletics

Oakland-Alameda County Coliseum, Oakland, CA

Fri Sep 17 1976, 7:05 PM PDT

Att. 9,073 - Unknown

livebaseballscorecards.com

Batter	1	2	3	4	5	6	7	8	9	AB	R	H	RBI	BB	SO	LOB
Bill North, S (1, 8) OBP: 0.355, SLG: 0.341	BBBB 4-0 BB		x 0-0 ② F8		x 0-0 ① F8		x 0-0 ① CS 1-2 1B		x 0-0 ② FC4-6 1-2f	4	0	1	0	1	0	1
Claudell Washington, L (1, 9) OBP: 0.298, SLG: 0.342	x 0-0 ① F5		SSS 0-3 ③ K		SSS 0-3 ② K		BBBB 4-0 ② 1B 1-2 BB		x 0-0 ③ 4-3	4	0	0	0	1	2	2
Don Baylor, R (1, 10) OBP: 0.325, SLG: 0.377	x 0-0 ② F8			SSS 0-3 ① K	x 0-0 1B 1B		x 0-0 FC6-4 1-3 1B			4	0	2	0	0	1	1
Joe Rudi, R (1, 7) OBP: 0.337, SLG: 0.444	x 0-0 ③ L7			x 0-0 1B 2B	x 0-0 1-3 1B		x 0-0 ③ FC6-4 1-2f			4	1	2	0	0	0	3
Sal Bando, R (1, 5) OBP: 0.332, SLG: 0.411		x 0-0 SF8 3B		x 0-0 CS 2-H 1B	x 0-0 ③ L7			x 0-0 ① F8		4	1	2	1	0	0	2
Gene Tenace, R (1, 2) OBP: 0.372, SLG: 0.467		x 0-0 ① SF8 3-H		BBBB 4-0 ② E 1B 1-2 BB		SSS 0-3 ① K		x 0-0 ② F8		2	1	0	1	1	1	0
Ron Fairly, L (1, 3) OBP: 0.372, SLG: 0.292		x 0-0 ② 4-3		x 0-0 E4 1B 1-2		x 0-0 ② F8		SSS 0-3 ③ K		4	0	0	0	0	1	1
Phil Garner, R (1, 4) OBP: 0.303, SLG: 0.394		x 0-0 ③ 5-3		x 0-0 FC5-4 1-3 2-H 1B		x 0-0 ③ 6-3			x 0-0 ① F8	4	0	1	1	0	0	0
Bert Campaneris, R (1, 6) OBP: 0.342, SLG: 0.303			x 0-0 ① F9	x 0-0 ③ FC5-4 1-2f			x 0-0 CS 1B		x 0-0 FC4-6 1B	4	0	2	0	0	0	2

	AB	34
	R	3
	H	10
	RBI	3
	BB	3
	SO	5
	LOB	12

Inning Stats	1	2	3	4	5	6	7	8	9	1B: 8	SF: 1	WP: 0	PA: 38
	R: 0 E: 0 K: 0 S: 3	H: 0 LOB: 1 BB: 1 P: 7	R: 1 E: 0 K: 0 S: 4	H: 1 LOB: 0 BB: 0 P: 4	R: 0 E: 0 K: 1 S: 5	H: 0 LOB: 0 BB: 0 P: 5	R: 2 E: 1 K: 1 S: 8	H: 3 LOB: 2 BB: 1 P: 12	R: 0 E: 0 K: 1 S: 7	H: 2 LOB: 2 BB: 0 P: 7	R: 0 E: 0 K: 1 S: 5	H: 0 LOB: 0 BB: 0 P: 5	R: 0 E: 0 K: 0 S: 4	H: 3 LOB: 2 BB: 1 P: 8	R: 0 E: 0 K: 1 S: 5	H: 0 LOB: 0 BB: 0 P: 5	R: 0 E: 0 K: 0 S: 4	H: 1 LOB: 1 BB: 0 P: 4	2B: 1 3B: 1 HR: 0	SAC: 0 DP: 0 HBP: 0	PB: 0 SB: 0 CS: 3	

PITCHER	IP	WLS	BF	H	R	ER	SO	BB	IBB	HBP	BLK	WP	HR	S	P	ERA	WHIP
Gaylord Perry, R (1, 1) ERA: 3.45	9.0	W	38	10	3	2	5	3	0	0	0	0	0	45	57	2.00	1.444

PITCHER	IP	WLS	BF	H	R	ER	SO	BB	IBB	HBP	BLK	WP	HR	S	P	ERA	WHIP

Texas Rangers @ Oakland Athletics

Oakland-Alameda County Coliseum, Oakland, CA

Sat Sep 18 1976, 3:33 AM PDT

Att. 6,014 - Unknown

TOP

livebaseballscorecards.com

Batter	1	2	3	4	5	6	7	8	9	AB	R	H	RBI	BB	SO	LOB
Lenny Randle, S (1, 4) OBP: 0.281, SLG: 0.267	6-3		6-3		L4		F4		F7	5	0	0	0	0	0	1
Toby Harrah, R (1, 6) OBP: 0.364, SLG: 0.380	BB, 1B		G1-4-3, 1B		F8			F6	1B	5	0	3	0	0	0	0
Mike Hargrove, L (1, 3) OBP: 0.401, SLG: 0.383	K		G1-4-3, 1-2f			2B		HR	F7	2	0	0	0	0	1	2
Jim Fregosi, R (4, 3) OBP: 0.345, SLG: 0.355										3	1	2	1	0	0	1
Jeff Burroughs, R (1, 9) OBP: 0.308, SLG: 0.362	BB, 1-2			FC1-5, 1B		6-3		PB, 1B		3	1	2	0	1	0	1
Gene Clines, R (1, 7) OBP: 0.294, SLG: 0.300	L9			FC1-5, 1-2		L9		L4		4	0	1	0	0	0	4
Tom Grieve, R (1, 10) OBP: 0.295, SLG: 0.400		1B		FC1-5, 1-2, 2-3f		4-3		1B, 1-H	1B	4	0	2	1	0	0	3
Dave Moates, L (8, PR) OBP: 0.304, SLG: 0.320										0	0	0	0	0	0	0
Juan Beniquez, R (1, 8) OBP: 0.319, SLG: 0.296		F7		L4			BB, 1-3	1B, 1-3		3	0	1	0	1	0	3
Danny Thompson, R (1, 5) OBP: 0.265, SLG: 0.254		F4		K			F4	L7		3	0	0	0	0	1	4
Roy Howell, L (8, PH) OBP: 0.298, SLG: 0.369										0	0	0	0	0	0	0
Doug Ault, R (8, PH) OBP: 0.400, SLG: 0.333										1	0	0	0	0	0	2
Ken Pape, R (8, 5) OBP: 0.200, SLG: 0.200										0	0	0	0	0	0	0
Jim Sundberg, R (1, 2) OBP: 0.285, SLG: 0.300		6-3			F8		1-3		K	4	0	0	0	0	1	2
Inning Stats	R: 0 E: 0 K: 1 S: 6 H: 1 LOB: 2 BB: 1 P: 10	R: 0 E: 0 K: 0 S: 4 H: 1 LOB: 1 BB: 0 P: 4	R: 0 E: 0 K: 0 S: 3 H: 1 LOB: 0 BB: 0 P: 3	R: 0 E: 0 K: 1 S: 7 H: 2 LOB: 2 BB: 0 P: 7	R: 0 E: 0 K: 0 S: 3 H: 0 LOB: 0 BB: 0 P: 3	R: 0 E: 0 K: 0 S: 4 H: 1 LOB: 1 BB: 0 P: 4	R: 0 E: 0 K: 0 S: 3 H: 0 LOB: 1 BB: 1 P: 7	R: 2 E: 0 K: 0 S: 7 H: 4 LOB: 2 BB: 0 P: 7	R: 0 E: 0 K: 1 S: 6 H: 1 LOB: 1 BB: 0 P: 6	1B: 9 2B: 1 3B: 0 HR: 1 SF: 0 SAC: 0 DP: 1 HBP: 0							

AB	37
R	2
H	11
RBI	2
BB	2
SO	3
LOB	23

WP: 0 PB: 1 SB: 0 CS: 0 PA: 39

PITCHER		IP	WLS	BF	H	R	ER	SO	BB	IBB	HBP	BLK	WP	HR	S	P	ERA	WHIP
Vida Blue, L (1, 1) ERA: 2.45		7.2	W	33	9	2	2	2	2	0	0	0	0	1	35	43	2.35	1.435
Jim Todd, R (8, 1) ERA: 3.87		0.0		1	1	0	0	0	0	0	0	0	0	0	1	1	∞	∞
Paul Lindblad, L (8, 1) ERA: 3.17		1.1	S	5	1	0	0	1	0	0	0	0	0	0	7	7	0.00	0.750

PITCHER	IP	WLS	BF	H	R	ER	SO	BB	IBB	HBP	BLK	WP	HR	S	P	ERA	WHIP

Texas Rangers @ Oakland Athletics

Oakland-Alameda County Coliseum, Oakland, CA

Sat Sep 18 1976, 3:33 AM PDT

Att. 6,014 - Unknown

livebaseballscorecards.com

BOTTOM

Batter	1	2	3	4	5	6	7	8	9	AB	R	H	RBI	BB	SO	LOB
Bill North, S (1, 8) OBP: 0.354, SLG: 0.341	0-0 1B S SF9 1B	0-0 L1			0-0 4-3		0-0 E5 1-2 2-3			4	1	1	0	0	0	4
Bert Campaneris, R (1, 6) OBP: 0.342, SLG: 0.302	BBBB 4-0 SF9 1B 1-2 9-2 BB		0-0 F9			0-0 6-3	0-0 SF8 3-H			2	0	0	1	1	0	0
Don Baylor, R (1, 10) OBP: 0.325, SLG: 0.376	0-0 1-2 2-3 1B		0-0 F4			SSS 0-3 K	0-0 L7			4	0	1	0	0	1	2
Joe Rudi, R (1, 7) OBP: 0.336, SLG: 0.445	0-0 SF9 2-3 3-H		0-0 F5			0-0 2B 2B		0-0 F4		3	1	1	1	0	0	0
Sal Bando, R (1, 5) OBP: 0.333, SLG: 0.412	0-0 9-2 3-Hf			SSS 0-3 K		0-0 2-H 2B		BBBB 4-0 CS BB		3	0	1	1	1	1	2
Gene Tenace, R (1, 2) OBP: 0.371, SLG: 0.464		0-0 FC6-4 BB 1B		0-0 F8		SSS 0-3 K		SSS 0-3 1-2 K		4	0	1	0	0	2	2
Claudell Washington, L (1, 9) OBP: 0.298, SLG: 0.340		BBBB 4-0 FC6-4 1-2 BB		0-0 6-3			SSS 0-3 K			2	0	0	0	1	1	0
Ron Fairly, L (1, 3) OBP: 0.372, SLG: 0.287		SSS 0-3 K			0-0 4-3		BBBB 4-0 E SF8 BB			2	1	0	0	1	1	2
Phil Garner, R (1, 4) OBP: 0.303, SLG: 0.393		0-0 FC6-4 1-2f 2-3			0-0 F8		BBBB 4-0 E 1-2 BB			2	0	0	0	1	0	2
Inning Stats	R: 1 E: 0 K: 0 S: 4 H: 2 LOB: 1 BB: 1 P: 8	R: 0 E: 0 K: 1 S: 6 H: 1 LOB: 2 BB: 1 P: 10	R: 0 E: 0 K: 0 S: 3 H: 0 LOB: 0 BB: 0 P: 3	R: 0 E: 0 K: 1 S: 5 H: 0 LOB: 0 BB: 0 P: 5	R: 0 E: 0 K: 0 S: 3 H: 0 LOB: 0 BB: 0 P: 3	R: 1 E: 0 K: 2 S: 9 H: 2 LOB: 1 BB: 0 P: 9	R: 1 E: 1 K: 1 S: 6 H: 0 LOB: 2 BB: 2 P: 14	R: 0 E: 0 K: 1 S: 4 H: 0 LOB: 0 BB: 1 P: 8		1B: 3 2B: 3 3B: 0 HR: 0 SF: 2 SAC: 0 DP: 1 HBP: 0						

	AB	26
	R	3
	H	5
	RBI	3
	BB	5
	SO	6
	LOB	14

WP: 0 PB: 0 SB: 1 CS: 1 PA: 33

PITCHER		IP	WLS	BF	H	R	ER	SO	BB	IBB	HBP	BLK	WP	HR	S	P	ERA	WHIP
Tommy Boggs, R ERA: 3.08	(1, 1)	7.1	L	32	5	3	2	5	5	0	0	0	0	0	37	57	2.46	1.364
Steve Foucault, R ERA: 3.24	(8, 1)	0.2		1	0	0	0	1	0	0	0	0	0	0	3	3	0.00	0.000

PITCHER	IP	WLS	BF	H	R	ER	SO	BB	IBB	HBP	BLK	WP	HR	S	P	ERA	WHIP

Texas Rangers @ Oakland Athletics

Oakland-Alameda County Coliseum, Oakland, CA

Sun Sep 19 1976, 3:33 AM PDT

Unknown

TOP

livebaseballscorecards.com

Batter	1	2	3	4	5	6	7	8	9	AB	R	H	RBI	BB	SO	LOB
Lenny Randle, S (1, 4) OBP: 0.280, SLG: 0.265	5-3		G6-4-3 1B	K	F8		F8		4-3	6	0	1	0	0	1	3
Toby Harrah, R (1, 6) OBP: 0.363, SLG: 0.377	F8		G6-4-3 1-2f	BB		F8	1-3			4	0	0	0	1	0	3
Jim Fregosi, R (1, 3) OBP: 0.347, SLG: 0.346	L5		6-3	FC6-4 1-2		1-3		G4-6-3 1B		3	0	0	0	2	0	0
Jeff Burroughs, R (1, 9) OBP: 0.312, SLG: 0.365		1B BB 1B	1B FC6-4 1-2f	1B		1B		G4-6-3 1-2		4	2	3	0	1	0	3
Roy Howell, L (1, 5) OBP: 0.299, SLG: 0.370	K	K	K	3B	1B 1-2		G4-6-3 1-2f 2-3			5	1	2	0	0	2	4
Gene Clines, R (1, 7) OBP: 0.298, SLG: 0.308 Joe Lahoud, L (7, 7) OBP: 0.314, SLG: 0.271	1B 1-2	1B 1-2	1B 1-2	HR 1-H	F3		BB			3 0	3 0	2 0	1 0	1 1	0 0	2 0
Tom Grieve, R (1, 10) OBP: 0.300, SLG: 0.410	1B 1-2 2-3	1B 1-2 2-H	HR 3-H	FC6-4	F5					5	2	4	3	0	0	2
Juan Beniquez, R (1, 8) OBP: 0.320, SLG: 0.298 Dave Moates, L (7, 8) OBP: 0.302, SLG: 0.317	1B 1-3 2-H 3-H	3B 1-2 2-H	5-3	FC6-4 1-2f			F8			4 1	1 0	2 0	3 0	0 0	0 0	1 0
Jim Sundberg, R (1, 2) OBP: 0.284, SLG: 0.304	5-3	3B 1-H 2-H	5-3	FC5 1-2			F3			5	0	1	2	0	0	2

| | | | | |

Batter	1	2	3	4	5	6	7	8	9	AB	R	H	RBI	BB	SO	LOB
Bill North, S (1, 8) OBP: 0.352, SLG: 0.338	5-3			6-3		5-3		FC5-4 E 1-2f 2-3		4	0	0	0	0	0	3
Bert Campaneris, R (1, 6) OBP: 0.341, SLG: 0.303	F9			4-3		1B 2B 2-H		K 1-2		4	0	1	1	0	1	2
Don Baylor, R (1, 10) OBP: 0.324, SLG: 0.375	F8			6-3		1B 2-3		K		4	0	1	0	0	1	3
Joe Rudi, R (1, 7) OBP: 0.333, SLG: 0.441		F3			F9	K		F8		4	0	0	0	0	1	5
Sal Bando, R (1, 5) OBP: 0.331, SLG: 0.409		L7			F3		4-3		F4	4	0	0	0	0	0	0
Gene Tenace, R (1, 3) OBP: 0.370, SLG: 0.461 (9, 2)		5-3			BB		5-3		F7	3	0	0	0	1	0	0
Claudell Washington, L (1, 9) OBP: 0.296, SLG: 0.337			K		K		F6		G3	4	0	0	0	0	2	1
Phil Garner, R (1, 4) OBP: 0.305, SLG: 0.395			4-3			2B 2B		FC5-4 1B BB		2	1	1	0	1	0	0
Jeff Newman, R (1, 2) OBP: 0.240, SLG: 0.254			4-3			K		FC5-4 1B 1-2		1	0	0	0	0	0	0
Gary Woods, R (6, PH) OBP: 0.500, SLG: 0.500										1	0	0	0	0	1	1
Larry Haney, R (7, 2) OBP: 0.280, SLG: 0.237										0	0	0	0	0	0	0
Ken McMullen, R (8, PH) OBP: 0.303, SLG: 0.355 (9, 3)										1	0	1	0	0	0	0
Inning Stats	R: 0 E: 0 K: 0 S: 3 H: 0 LOB: 0 BB: 0 P: 3	R: 0 E: 0 K: 0 S: 3 H: 0 LOB: 0 BB: 0 P: 3	R: 0 E: 0 K: 1 S: 5 H: 0 LOB: 0 BB: 0 P: 5	R: 0 E: 0 K: 0 S: 3 H: 0 LOB: 0 BB: 0 P: 3	R: 0 E: 0 K: 1 S: 5 H: 0 LOB: 1 BB: 1 P: 9	R: 1 E: 0 K: 2 S: 10 H: 3 LOB: 2 BB: 0 P: 10	R: 0 E: 0 K: 0 S: 3 H: 0 LOB: 0 BB: 0 P: 3	R: 0 E: 2 K: 2 S: 9 H: 1 LOB: 3 BB: 1 P: 13	R: 0 E: 0 K: 0 S: 3 H: 0 LOB: 0 BB: 0 P: 3	1B: 2 2B: 2 3B: 0 HR: 0 SF: 0 SAC: 0 DP: 0 HBP: 0						

PITCHER	IP	WLS	BF	H	R	ER	SO	BB	IBB	HBP	BLK	WP	HR	S	P	ERA	WHIP
Jim Umbarger, L (1, 1) ERA: 3.19	9.0	W	34	4	1	1	6	2	0	0	0	0	0	44	52	1.00	0.667

PITCHER	IP	WLS	BF	H	R	ER	SO	BB	IBB	HBP	BLK	WP	HR	S	P	ERA	WHIP

BOTTOM

Texas Rangers @ Oakland Athletics

Oakland-Alameda County Coliseum, Oakland, CA

Sun Sep 19 1976, 3:33 AM PDT

Unknown

livebaseballscorecards.com

AB	32
R	1
H	4
RBI	1
BB	2
SO	6
LOB	15

PA: 34

WP: 0
PB: 0
SB: 0
CS: 0

Batter	1	2	3	4	5	6	7	8	9	AB	R	H	RBI	BB	SO	LOB
Lenny Randle, S (1, 4) OBP: 0.283, SLG: 0.269	CS 1B		L4-3 1-2			1B		HR 1B		4	1	3	0	0	0	1
Toby Harrah, R (1, 6) OBP: 0.361, SLG: 0.375	F6 1-2			F7		K		1-H HR		3	0	0	0	0	1	2
Ken Pape, R (6, 6) OBP: 0.273, SLG: 0.545										1	1	1	2	0	0	0
Jim Fregosi, R (1, 3) OBP: 0.340, SLG: 0.338	F9			K		K		F4		3	0	0	0	0	2	1
Doug Ault, R (7, 3) OBP: 0.364, SLG: 0.300										1	0	0	0	0	0	0
Jeff Burroughs, R (1, 9) OBP: 0.312, SLG: 0.369		5-3		HR		F7		6-3		4	1	1	1	0	0	1
Roy Howell, L (1, 5) OBP: 0.297, SLG: 0.366		F9		4-3			F8		4-1	4	0	0	0	0	0	0
Gene Clines, R (1, 10) OBP: 0.302, SLG: 0.312		1B			L6		1B		G5-4-3 1B	4	0	3	0	0	0	0
Tom Grieve, R (1, 7) OBP: 0.297, SLG: 0.407		F8			F4		F9		G5-4-3 1-2f	4	0	0	0	0	0	3
Juan Beniquez, R (1, 8) OBP: 0.320, SLG: 0.297			4-3		BB		K			2	0	0	0	1	1	1
Bill Fahey, L (1, 2) OBP: 0.345, SLG: 0.306			L4-3 1B		3-1			1-3		3	0	1	0	0	0	1
Inning Stats	R: 0 E: 0 K: 0 S: 3 H: 1 LOB: 0 BB: 0 P: 3	R: 0 E: 0 K: 0 S: 4 H: 1 LOB: 1 BB: 0 P: 4	R: 0 E: 0 K: 0 S: 3 H: 1 LOB: 0 BB: 0 P: 3	R: 1 E: 0 K: 1 S: 6 H: 1 LOB: 0 BB: 0 P: 6	R: 0 E: 0 K: 0 S: 3 H: 0 LOB: 1 BB: 1 P: 7	R: 0 E: 0 K: 2 S: 8 H: 1 LOB: 1 BB: 0 P: 8	R: 0 E: 0 K: 1 S: 6 H: 1 LOB: 1 BB: 0 P: 6	R: 2 E: 0 K: 0 S: 5 H: 2 LOB: 0 BB: 0 P: 5	R: 0 E: 0 K: 0 S: 3 H: 1 LOB: 0 BB: 0 P: 3	1B: 7 2B: 1 3B: 0 HR: 2 SF: 0 SAC: 0 DP: 2 HBP: 0	WP: 0 PB: 0 SB: 0 CS: 1 PA: 34					

PITCHER		IP	WLS	BF	H	R	ER	SO	BB	IBB	HBP	BLK	WP	HR	S	P	ERA	WHIP
Paul Mitchell, R ERA: 4.24	(1, 1)	6.0	W	22	5	1	1	3	1	0	0	0	0	1	27	31	1.50	1.000
Paul Lindblad, L ERA: 3.14	(7, 1)	1.0		4	1	0	0	1	0	0	0	0	0	0	6	6	0.00	1.000
Dick Bosman, R ERA: 4.1	(8, 1)	1.0		5	2	2	2	0	0	0	0	0	0	1	5	5	18.00	2.000
Jim Todd, R ERA: 4.02	(9, 1)	1.0		3	1	0	0	0	0	0	0	0	0	0	3	3	0.00	1.000

PITCHER	IP	WLS	BF	H	R	ER	SO	BB	IBB	HBP	BLK	WP	HR	S	P	ERA	WHIP

TOP

Texas Rangers @ Oakland Athletics

Oakland-Alameda County Coliseum, Oakland, CA

Sun Sep 19 1976, 3:38 AM PDT
Att. 11,421 - Unknown

livebaseballscorecards.com

AB	33
R	3
H	9
RBI	3
BB	1
SO	4
LOB	10

Batter	1	2	3	4	5	6	7	8	9	AB	R	H	RBI	BB	SO	LOB
Bill North, S (1, 10) OBP: 0.354, SLG: 0.339	BBBB 4-0 SH3-4 CS 1B BB	X 0-0 ② SF9 3-H		X 0-0 SF8 BB 1-2 2-3 1B 1B	X 0-0 ②③ G6-4-3 1-2f		BBBB 4-0 G6-4-3 BB			2	2	1	1	2	0	1
Bert Campaneris, R (1, 6) OBP: 0.342, SLG: 0.303	X 0-0 ① SH3-4 1-3	X 0-0 ③ F3		BBBB 4-0 BB 1B 1B 1-2 2-3 3-H BB		X 0-0 ① F4	X 0-0 ②③ G6-4-3 1-2f			1	1	0	1	1	0	1
Tommy Sandt, R (5, 6) OBP: 0.246, SLG: 0.213										2	0	0	0	0	0	1
Don Baylor, R (1, 8) (7, 9) OBP: 0.327, SLG: 0.376	BBBB 4-0 1B S FC6-4 BB		X 0-0 G6-4-3 1B	X 0-0 ① SF8 2-3 3-H		X 0-0 E7 HR 1B		X 0-0 ① 6-3		3	2	2	1	1	0	0
Joe Rudi, R (1, 7) OBP: 0.334, SLG: 0.441	X 0-0 FC6-4 1-3 3-H 1B		X 0-0 ① F8	X 0-0 BB 1B 1-2 3-H 1B		SSS 0-3 ② K		X 0-0 ② 5-3		5	1	2	2	0	1	2
Sal Bando, R (1, 5) OBP: 0.331, SLG: 0.414	X 0-0 ② FC6-4 S 1-2f 3-H		X 0-0 ②③ G6-4-3 1-2f	BBBB 4-0 1B 1-2 2-3 BB		X 0-0 2-H HR		X 0-0 ③ 5-3		4	1	1	3	1	0	2
Gene Tenace, R (1, 2) OBP: 0.371, SLG: 0.460	X 0-0 ③ F8 1-2			X 0-0 E5 3B 1-2 2-H 3-H L4-3 1B		BBBB 4-0 BB				3	1	1	2	1	0	1
Claudell Washington, L (1, 9) OBP: 0.298, SLG: 0.344		X 0-0 E 1B SF9 1B		X 0-0 1-H 1B 3B 1-2 L4-3		SSS 0-3 ③ K				3	2	2	1	0	0	2
Gary Woods, R (6, PH) (7, 8) OBP: 0.333, SLG: 0.333										1	0	0	0	0	1	1
Ron Fairly, L (1, 3) OBP: 0.382, SLG: 0.325		X 0-0 E 1-2 1B		X 0-0 1B 1B BB 3-H 1B	SSS 0-3 ① K		X 0-0 HR			4	2	3	2	0	1	0
Phil Garner, R (1, 4) OBP: 0.306, SLG: 0.396		X 0-0 ① F6 1-2 2-3		X 0-0 BB 1B SF8 1-2 1B	X 0-0 G6-4-3 1B		SSS 0-3 ① K			4	1	2	0	0	1	2
Inning Stats	R: 2 E: 0 K: 0 S: 4 H: 1 LOB: 1 BB: 2 P: 12	R: 1 E: 1 K: 0 S: 5 H: 2 LOB: 1 BB: 0 P: 5	R: 0 E: 0 K: 0 S: 3 H: 1 LOB: 0 BB: 0 P: 3	R: 7 E: 1 K: 0 S: 9 H: 6 LOB: 1 BB: 2 P: 17	R: 0 E: 0 K: 1 S: 5 H: 1 LOB: 0 BB: 0 P: 5	R: 2 E: 1 K: 2 S: 9 H: 2 LOB: 1 BB: 1 P: 13	R: 1 E: 0 K: 1 S: 5 H: 1 LOB: 0 BB: 1 P: 9	R: 0 E: 0 K: 0 S: 3 H: 0 LOB: 0 BB: 0 P: 3		1B: 11 2B: 1 3B: 1 HR: 2	SF: 2 SAC: 1 DP: 4 HBP: 0					

PITCHER		IP	WLS	BF	H	R	ER	SO	BB	IBB	HBP	BLK	WP	HR	S	P	ERA	WHIP
Steve Hargan, R ERA: 3.55	(1, 1)	3.0	L	17	6	6	2	0	2	0	0	0	0	0	15	23	6.00	2.667
Mike Bacsik, R ERA: 4.37	(4, 1)	0.1		5	3	2	2	0	1	0	0	0	0	0	4	8	54.00	12.000
Steve Barr, L ERA: 5.71	(4, 1)	2.2		12	4	4	4	3	2	0	0	0	0	1	16	24	13.50	2.250
Jeff Terpko, R ERA: 2.42	(7, 1)	2.0		7	1	1	1	1	1	0	0	0	0	1	8	12	4.50	1.000

PITCHER	IP	WLS	BF	H	R	ER	SO	BB	IBB	HBP	BLK	WP	HR	S	P	ERA	WHIP

BOTTOM

Texas Rangers @ Oakland Athletics

Oakland-Alameda County Coliseum, Oakland, CA

Sun Sep 19 1976, 3:38 AM PDT

Att. 11,421 - Unknown

livebaseballscorecards.com

AB	32
R	13
H	14
RBI	13
BB	6
SO	4
LOB	13

PA: 41

WP: 0 PB: 0 SB: 2 CS: 1

Texas Rangers @ California Angels

Anaheim Stadium, Anaheim, CA

Mon Sep 20 1976, 10:05 PM EDT

Att. 5,738 - Unknown

livebaseballscorecards.com

Batter	1	2	3	4	5	6	7	8	9	AB	R	H	RBI	BB	SO	LOB
Lenny Randle, S (1, 4) OBP: 0.281, SLG: 0.267	S S S 0-3 ① K		x 0-0 ② F7			x 0-0 ① F5		x 0-0 ① 1-3		4	0	0	0	0	1	0
Toby Harrah, R (1, 6) OBP: 0.362, SLG: 0.373	B B B B 4-0 CS BB		x 0-0 ③ F9			B B B B 4-0 BB		x 0-0 ② F9		2	0	0	0	2	0	0
Mike Hargrove, L (1, 3) OBP: 0.400, SLG: 0.381	B B B B 4-0 ② BB 1-2 BB			x 0-0 ① 4-3		x 0-0 ② F8		x 0-0 ③ 4-3		3	0	0	0	1	0	1
Jeff Burroughs, R (1, 9) OBP: 0.313, SLG: 0.369	B B B B 4-0 1-2 BB			x 0-0 G5-4-3 1B		x 0-0 ③ 1-3			S S S 0-3 ① K	3	0	1	0	1	1	1
Roy Howell, L (1, 5) OBP: 0.297, SLG: 0.364	x 0-0 ③ F8			x 0-0 ② ③ G5-4-3 1-2f			B B B B 4-0 G3 SH1-4 BB		x 0-0 ② 4-3	3	0	0	0	1	0	3
Gene Clines, R (1, 10) OBP: 0.302, SLG: 0.313		x 0-0 ① L8			x 0-0 1B 1B		x 0-0 ① SH1-4 1-2		S S S 0-3 ③ K	3	0	1	0	0	1	0
Tom Grieve, R (1, 7) OBP: 0.299, SLG: 0.406		B B B B 4-0 G3-6-3 BB			x 0-0 ① F8		B B B B 4-0 G3 BB			1	0	0	0	2	0	1
Juan Beniquez, R (1, 8) OBP: 0.320, SLG: 0.297		x 0-0 ② ③ G3-6-3 1-2f			x 0-0 G4-6-3 1-3 1B		x 0-0 ② G3 1-2 2-3			3	0	1	0	0	0	3
Jim Sundberg, R (1, 2) OBP: 0.282, SLG: 0.301			x 0-0 ① F8		x 0-0 ② ③ G4-6-3 1-2f		S S S 0-3 ③ K			3	0	0	0	0	1	4

Inning Stats	1	2	3	4	5	6	7	8	9	AB	R	H	RBI	BB	SO	LOB
	R: 0 H: 0 E: 0 LOB: 2 K: 1 BB: 3 S: 4 P: 16	R: 0 H: 0 E: 0 LOB: 0 K: 0 BB: 1 S: 2 P: 6	R: 0 H: 0 E: 0 LOB: 0 K: 0 BB: 0 S: 3 P: 3	R: 0 H: 1 E: 0 LOB: 0 K: 0 BB: 0 S: 3 P: 3	R: 0 H: 2 E: 0 LOB: 1 K: 0 BB: 0 S: 4 P: 4	R: 0 H: 0 E: 0 LOB: 1 K: 0 BB: 1 S: 3 P: 7	R: 0 H: 0 E: 0 LOB: 2 K: 1 BB: 2 S: 5 P: 13	R: 0 H: 0 E: 0 LOB: 0 K: 0 BB: 0 S: 3 P: 3	R: 0 H: 0 E: 0 LOB: 0 K: 2 BB: 0 S: 7 P: 7	1B: 3 SF: 0 2B: 0 SAC: 1 3B: 0 DP: 3 HR: 0 HBP: 0	WP: 0 PA: 33 PB: 0 SB: 0 CS: 1						

PITCHER	IP	WLS	BF	H	R	ER	SO	BB	IBB	HBP	BLK	WP	HR	S	P	ERA	WHIP
Nolan Ryan, R (1, 1) ERA: 3.54	9.0	W	33	3	0	0	4	7	0	0	0	0	0	34	62	0.00	1.111

PITCHER	IP	WLS	BF	H	R	ER	SO	BB	IBB	HBP	BLK	WP	HR	S	P	ERA	WHIP

AB	25
R	0
H	3
RBI	0
BB	7
SO	4
LOB	13

Texas Rangers @ California Angels

Anaheim Stadium, Anaheim, CA

Mon Sep 20 1976, 10:05 PM EDT

Att. 5,738 - Unknown

BOTTOM

Batter	1	2	3	4	5	6	7	8	9	AB	R	H	RBI	BB	SO	LOB
Dave Collins, S (1, 7) OBP: 0.323, SLG: 0.321	x 0-0 S 1B		SSS 0-3 ② K		SSS 0-3 ② K		x 0-0 ② F5			4	0	1	0	0	2	1
Rusty Torres, S (8, 8) OBP: 0.304, SLG: 0.356										0	0	0	0	0	0	0
Jerry Remy, L (1, 4) OBP: 0.317, SLG: 0.305	SSS 0-3 ① K 1-2		x 0-0 1B		x 0-0 1-3 2B		x 0-0 CS 1B			4	0	3	0	0	1	1
Mike Easler, L (1, 10) OBP: 0.255, SLG: 0.294	SSS 0-3 ② K		x 0-0 ③ 4-3		SSS 0-3 ③ K		0-0 ③ CS 1-2	x 0-0 ① F9		4	0	0	0	0	2	4
Tony Solaita, L (1, 3) OBP: 0.346, SLG: 0.387	x 0-0 ③ 4-3			x 0-0 ① F7		BBBB 4-0 SH3-4 2B BB		SSS 0-3 ② K		3	1	0	0	1	1	1
Bruce Bochte, L (1, 9) (8, 7) OBP: 0.348, SLG: 0.308		x 0-0 ① 4-3		BBBB 4-0 S BB		x 0-0 ① SH3-4 1-2		SSS 0-3 ③ K		2	0	0	0	1	1	0
Dan Briggs, L (1, 8) (8, 9) OBP: 0.257, SLG: 0.295		x 0-0 6-3 1B		x 0-0 ② F8		x 0-0 ② 3-1				3	0	1	0	0	0	2
Terry Humphrey, R (1, 2) OBP: 0.301, SLG: 0.318		x 0-0 ② 6-3 1-2		x 0-0 ③ 6-3 1-2		x 0-0 2-H 2B				3	0	1	1	0	0	2
Mike Miley, S (1, 6) OBP: 0.294, SLG: 0.143		x 0-0 ③ 4-3			x 0-0 ① G3	x 0-0 ③ G3				3	0	0	0	0	0	2
Dave Chalk, R (1, 5) OBP: 0.310, SLG: 0.257			x 0-0 ① 4-3		x 0-0 2B 1B		x 0-0 ① F5			3	0	1	0	0	0	0
Inning Stats	R: 0 E: 0 K: 2 S: 8 H: 1 LOB: 1 BB: 0 P: 8	R: 0 E: 0 K: 0 S: 4 H: 1 LOB: 1 BB: 0 P: 4	R: 0 E: 0 K: 1 S: 6 H: 1 LOB: 1 BB: 0 P: 6	R: 0 E: 0 K: 0 S: 3 H: 0 LOB: 1 BB: 1 P: 7	R: 0 E: 0 K: 2 S: 9 H: 2 LOB: 2 BB: 0 P: 9	R: 1 E: 0 K: 0 S: 4 H: 1 LOB: 1 BB: 1 P: 8	R: 0 E: 0 K: 0 S: 3 H: 1 LOB: 0 BB: 0 P: 3	R: 0 E: 0 K: 2 S: 7 H: 0 LOB: 0 BB: 0 P: 7		1B: 5 2B: 2 3B: 0 HR: 0	SF: 0 SAC: 1 DP: 0 HBP: 0					

	AB	29
	R	1
	H	7
	RBI	1
	BB	2
	SO	7
	LOB	13

WP: 0 PB: 0 SB: 2 CS: 1 PA: 33

livebaseballscorecards.com

PITCHER	IP	WLS	BF	H	R	ER	SO	BB	IBB	HBP	BLK	WP	HR	S	P	ERA	WHIP
Bert Blyleven, R (1, 1) ERA: 2.98	8.0	L	32	7	1	1	7	2	0	0	0	0	0	44	52	1.12	1.125

PITCHER	IP	WLS	BF	H	R	ER	SO	BB	IBB	HBP	BLK	WP	HR	S	P	ERA	WHIP

Batter	1	2	3	4	5	6	7	8	9	AB	R	H	RBI	BB	SO	LOB
Lenny Randle, S (1, 4) OBP: 0.279, SLG: 0.265	K		6-3			F8			6-3	4	0	0	0	0	1	0
Toby Harrah, R (1, 6) OBP: 0.359, SLG: 0.371	F2			6-3		F7			F7	4	0	0	0	0	0	0
Doug Ault, R (1, 3) OBP: 0.267, SLG: 0.214	K			F9		F8			F8	4	0	0	0	0	1	0
Jeff Burroughs, R (1, 9) OBP: 0.311, SLG: 0.367		L6		5-3			6-3			3	0	0	0	0	0	0
Gene Clines, R (1, 10) OBP: 0.300, SLG: 0.310		L9			L6-3		L5-3			3	0	0	0	0	0	0
Tom Grieve, R (1, 7) OBP: 0.300, SLG: 0.406		1B			K		F4			3	0	1	0	0	1	0
Juan Beniquez, R (1, 8) OBP: 0.320, SLG: 0.297		L4			2B 1B			K		3	1	1	0	0	1	1
Danny Thompson, R (1, 5) OBP: 0.266, SLG: 0.258			F3		1-H 2B			K		3	0	1	1	0	1	0
Jim Sundberg, R (1, 2) OBP: 0.280, SLG: 0.299			F8		K			5-3		3	0	0	0	0	1	1
Inning Stats	R: 0 E: 0 K: 2 S: 7 H: 0 LOB: 0 BB: 0 P: 7	R: 0 E: 0 K: 0 S: 4 H: 1 LOB: 1 BB: 0 P: 4	R: 0 E: 0 K: 0 S: 3 H: 0 LOB: 0 BB: 0 P: 3	R: 0 E: 0 K: 0 S: 3 H: 0 LOB: 0 BB: 0 P: 3	R: 1 E: 0 K: 2 S: 9 H: 2 LOB: 1 BB: 0 P: 9	R: 0 E: 0 K: 0 S: 3 H: 0 LOB: 0 BB: 0 P: 3	R: 0 E: 0 K: 0 S: 3 H: 0 LOB: 0 BB: 0 P: 3	R: 0 E: 0 K: 2 S: 7 H: 0 LOB: 0 BB: 0 P: 7	R: 0 E: 0 K: 0 S: 3 H: 0 LOB: 0 BB: 0 P: 3	1B: 2 2B: 1 3B: 0 HR: 0	SF: 0 SAC: 0 DP: 0 HBP: 0			WP: 0 PB: 0 SB: 0 CS: 0	PA: 30		

PITCHER	IP	WLS	BF	H	R	ER	SO	BB	IBB	HBP	BLK	WP	HR	S	P	ERA	WHIP
Frank Tanana, L (1, 1) ERA: 2.58	9.0	W	30	3	1	1	6	0	0	0	0	0	0	42	42	1.00	0.333

PITCHER	IP	WLS	BF	H	R	ER	SO	BB	IBB	HBP	BLK	WP	HR	S	P	ERA	WHIP

TOP

Texas Rangers @ California Angels

Anaheim Stadium, Anaheim, CA

Tue Sep 21 1976, 10:05 PM EDT

Att. 5,048 - Unknown

livebaseballscorecards.com

AB	30
R	1
H	3
RBI	1
BB	0
SO	6
LOB	2

Texas Rangers @ California Angels

Anaheim Stadium, Anaheim, CA

Tue Sep 21 1976, 10:05 PM EDT

Att. 5,048 - Unknown

BOTTOM

Batter	1	2	3	4	5	6	7	8	9	AB	R	H	RBI	BB	SO	LOB
Dave Collins, S (1, 7) OBP: 0.328, SLG: 0.324	E9 F9 1B		F3			BBBB 4-0 6-3 S BB		F8 SH2-4 1B		3	0	2	0	1	0	1
Jerry Remy, L (1, 4) OBP: 0.316, SLG: 0.303	F8		F5			6-3 1-3		SH2-4 1-2		3	0	0	0	0	0	3
Dan Briggs, L (1, 8) OBP: 0.254, SLG: 0.291 Rusty Torres, S (8, PH) OBP: 0.303, SLG: 0.354 (9, 8)	F9 2-3			SSS 0-3 K		F4		F8 2-3		3 1	0 0	0 0	0 0	0 0	1 0	2 1
Tony Solaita, L (1, 3) OBP: 0.342, SLG: 0.382 Bill Melton, R (8, PH) OBP: 0.296, SLG: 0.333 (9, 3)	F9			F3			F5	6-3		3 1	0 0	0 0	0 0	0 0	0 0	1 1
Bruce Bochte, L (1, 9) OBP: 0.348, SLG: 0.308 Ron Jackson, R (9, PH) OBP: 0.284, SLG: 0.329		F6		F4			BB 1-3 1B		HR	3 1	0 1	1 1	0 1	0 0	0 0	0 0
Mario Guerrero, R (1, 10) OBP: 0.311, SLG: 0.348 Mike Easler, L (9, PR) OBP: 0.255, SLG: 0.294		F7			L7		1-3 1-2		BBBB 4-0 SH1-4 1B BB	3 0	0 1	0 0	0 0	1 0	0 0	1 0
Terry Humphrey, R (1, 2) OBP: 0.302, SLG: 0.315 Carlos Lopez, R (7, PR) Andy Etchebarren, R (8, 2) OBP: 0.298, SLG: 0.263		F8			6-3		BBBB 4-0 BB BB		SH1-4 1-2	2 0 0	0 0 0	0 0 0	0 0 0	1 0 0	0 0 0	0 0 0
Dave Chalk, R (1, 5) OBP: 0.314, SLG: 0.260			FC4-6 1B		6-3		BBBB 4-0 1-2 2-3 BB		2-H 1B	3	0	2	1	1	0	0
Tim Nordbrook, R (1, 6) OBP: 0.290, SLG: 0.185 Bob Jones, L (7, PH) OBP: 0.276, SLG: 0.367 Mike Miley, S (8, 6) OBP: 0.294, SLG: 0.143			FC4-6 1-2f			6-3	L3			2 1 0	0 0 0	0 0 0	0 0 0	0 0 0	0 0 0	1 3 0
Inning Stats	R: 0 H: 1 E: 1 LOB: 1 K: 0 BB: 0 S: 4 P: 4	R: 0 H: 0 E: 0 LOB: 0 K: 0 BB: 0 S: 3 P: 3	R: 0 H: 1 E: 1 LOB: 1 K: 0 BB: 0 S: 4 P: 4	R: 0 H: 0 E: 0 LOB: 0 K: 1 BB: 0 S: 5 P: 5	R: 0 H: 0 E: 0 LOB: 0 K: 0 BB: 0 S: 3 P: 3	R: 0 H: 0 E: 0 LOB: 1 K: 0 BB: 1 S: 3 P: 7	R: 0 H: 1 E: 0 LOB: 3 K: 0 BB: 2 S: 4 P: 12	R: 0 H: 1 E: 0 LOB: 1 K: 0 BB: 0 S: 4 P: 4	R: 2 H: 2 E: 0 LOB: 1 K: 0 BB: 1 S: 3 P: 7	1B: 5 2B: 0 3B: 0 HR: 1	SF: 0 SAC: 2 DP: 0 HBP: 0			WP: 0 PB: 0 SB: 1 CS: 0		PA: 35	

livebaseballscorecards.com

	AB	29
	R	2
	H	6
	RBI	2
	BB	4
	SO	1
	LOB	14

PITCHER		IP	WLS	BF	H	R	ER	SO	BB	IBB	HBP	BLK	WP	HR	S	P	ERA	WHIP
Nelson Briles, R ERA: 3.35	(1, 1)	7.0		27	3	0	0	1	3	0	0	0	0	0	26	38	0.00	0.857
Joe Hoerner, L ERA: 5.14	(8, 1)	1.0	L	6	2	2	2	0	1	0	0	0	0	1	5	9	18.00	3.000
Steve Foucault, R ERA: 3.23	(9, 1)	0.1		2	1	0	0	0	0	0	0	0	0	0	2	2	0.00	3.000

PITCHER	IP	WLS	BF	H	R	ER	SO	BB	IBB	HBP	BLK	WP	HR	S	P	ERA	WHIP

Batter	1	2	3	4	5	6	7	8	9	AB	R	H	RBI	BB	SO	LOB
Gene Clines, R (1, 7) OBP: 0.299, SLG: 0.309	x 0-0 ① L1-3		x 0-0 ③ L8		x 0-0 ③ L9		x 0-0 3-H 1B		x 0-0 ② L7	5	0	1	1	0	0	3
Toby Harrah, R (1, 6) OBP: 0.358, SLG: 0.368	S S S 0-3 ② K			x 0-0 ① F4		x 0-0 ① F7	x 0-0 ③ 1-3		B B B B 4-0 1-2 BB	4	0	0	0	1	1	1
Mike Hargrove, L (1, 3) OBP: 0.400, SLG: 0.381	x 0-0 ③ G3			x 0-0 S 2B 1B		x 0-0 ② G3		x 0-0 1B 1B	x 0-0 ③ F6	5	1	2	0	0	0	2
Jeff Burroughs, R (1, 9) OBP: 0.311, SLG: 0.366		x 0-0 ① F8		x 0-0 ② F9		x 0-0 1B 1B		x 0-0 ① F7		4	0	1	0	0	0	2
Roy Howell, L (1, 5) OBP: 0.300, SLG: 0.370		x 0-0 ② 4-3		x 0-0 1-H 2B		x 0-0 1-2 1B		x 0-0 1-2 1B		4	0	3	1	0	0	0
Joe Lahoud, L (1, 10) OBP: 0.310, SLG: 0.266 Jim Fregosi, R (8, PH) OBP: 0.338, SLG: 0.336		x 0-0 ③ 6-3		x 0-0 ③ 3-1		x 0-0 ③ 3-1		x 0-0 ② F3		0 1	0 0	0 0	0 0	0 0	0 0	0 2
Lenny Randle, S (1, 4) OBP: 0.279, SLG: 0.263			x 0-0 ① 1-3		x 0-0 ① 1-3		B B B B 4-0 4-3 SH1-4 1B BB	x 0-0 ③ F8		3	1	0	0	1	0	2
Dave Moates, L (1, 8) OBP: 0.303, SLG: 0.318			x 0-0 ② 5-3		x 0-0 CS 1B		x 0-0 ① SH1-4 1-2		S S S 0-3 ① K	3	0	1	0	0	1	0
Jim Sundberg, R (1, 2) OBP: 0.284, SLG: 0.302			B B B B 4-0 BB		x 0-0 ② 1-2 1B		x 0-0 ② 4-3 2-3		x 0-0 BB 1B	3	0	2	0	1	0	1
Inning Stats	R: 0 H: 0 E: 0 LOB: 0 K: 1 BB: 0 S: 5 P: 5	R: 0 H: 0 E: 0 LOB: 0 K: 0 BB: 0 S: 3 P: 3	R: 0 H: 0 E: 0 LOB: 0 K: 0 BB: 1 S: 3 P: 7	R: 1 H: 2 E: 0 LOB: 1 K: 0 BB: 0 S: 5 P: 5	R: 0 H: 2 E: 0 LOB: 1 K: 0 BB: 0 S: 4 P: 4	R: 0 H: 2 E: 0 LOB: 2 K: 0 BB: 0 S: 5 P: 5	R: 1 H: 1 E: 0 LOB: 1 K: 0 BB: 1 S: 4 P: 8	R: 0 H: 2 E: 0 LOB: 2 K: 0 BB: 0 S: 5 P: 5	R: 0 H: 1 E: 0 LOB: 2 K: 1 BB: 1 S: 6 P: 10	1B: 9 SF: 0 2B: 1 SAC: 1 3B: 0 DP: 0 HR: 0 HBP: 0						WP: 0 PA: 39 PB: 0 SB: 1 CS: 1	

TOP

Texas Rangers @ California Angels

Anaheim Stadium, Anaheim, CA

Wed Sep 22 1976, 10:05 PM EDT

Att. 4,920 - Unknown

livebaseballscorecards.com

AB	32
R	2
H	10
RBI	2
BB	3
SO	2
LOB	13

PITCHER		IP	WLS	BF	H	R	ER	SO	BB	IBB	HBP	BLK	WP	HR	S	P	ERA	WHIP
Gary Ross, R ERA: 2.89	(1, 1)	7.1	L	32	9	2	2	1	2	0	0	0	0	0	32	40	2.46	1.500
Sid Monge, L ERA: 3.47	(8, 1)	1.2		7	1	0	0	1	1	0	0	0	0	0	8	12	0.00	1.200

PITCHER	IP	WLS	BF	H	R	ER	SO	BB	IBB	HBP	BLK	WP	HR	S	P	ERA	WHIP

Texas Rangers @ California Angels

Anaheim Stadium, Anaheim, CA

Wed Sep 22 1976, 10:05 PM EDT

Att. 4,920 - Unknown

BOTTOM

Batter	1	2	3	4	5	6	7	8	9	AB	R	H	RBI	BB	SO	LOB
Dave Collins, S (1, 10) OBP: 0.324, SLG: 0.320	S S S 0-3 ① K		S S S 0-3 ① K			x 0-0 ① 1-3		0-0 ③ CS 1-2	x 0-0 ① 4-3	4	0	0	0	0	2	0
Jerry Remy, L (1, 4) OBP: 0.315, SLG: 0.302	x 0-0 ② 6-3		x 0-0 ② 5-3			x 0-0 ② F6			x 0-0 1B	4	0	1	0	0	0	0
Bruce Bochte, L (1, 9) OBP: 0.347, SLG: 0.306	B B B B 4-0 2B BB		x 0-0 ③ F5			x 0-0 ③ G3			x 0-0 ② F6	3	1	0	0	1	0	1
Tony Solaita, L (1, 3) OBP: 0.341, SLG: 0.384	x 0-0 1-H 2B			x 0-0 ① 3-1			S S S 0-3 ① K		x 0-0 ③ F8	4	0	1	1	0	1	1
Bob Jones, L (1, 7) OBP: 0.271, SLG: 0.360	x 0-0 ③ F4			x 0-0 ② F9			x 0-0 ② 3-1			3	0	0	0	0	0	1
Terry Humphrey, R (1, 2) OBP: 0.297, SLG: 0.310		S S S 0-3 ① K		x 0-0 ③ F3			S S S 0-3 ③ K			3	0	0	0	0	2	0
Rusty Torres, S (1, 8) OBP: 0.300, SLG: 0.350		x 0-0 ② G3			x 0-0 ① G3			x 0-0 ① 1-3		3	0	0	0	0	0	0
Dave Chalk, R (1, 5) OBP: 0.314, SLG: 0.258		B B B B 4-0 BB			x 0-0 ② F4			x 0-0 ② F3		2	0	0	0	1	0	0
Tim Nordbrook, R (1, 6) OBP: 0.273, SLG: 0.172		S S S 0-3 ③ K			x 0-0 ③ F9			x 0-0 CS 1B		2	0	0	0	0	1	1
Mike Easler, L (8, PH) OBP: 0.268, SLG: 0.308										1	0	1	0	0	0	0
Carlos Lopez, R (8, PR)										0	0	0	0	0	0	0
Mike Miley, S (9, 6) OBP: 0.294, SLG: 0.143										0	0	0	0	0	0	0

livebaseballscorecards.com

	AB	29
	R	1
	H	3
	RBI	1
	BB	2
	SO	6
	LOB	4

Inning Stats	1	2	3	4	5	6	7	8	9	1B: 2	SF: 0	WP: 0	PA: 32
R:	1	0	0	0	0	0	0	0	0	2B: 1	SAC: 0	PB: 0	
E:	0	0	0	0	0	0	0	0	0	3B: 0	DP: 0	SB: 0	
K:	1	2	1	0	0	0	2	0	0	HR: 0	HBP: 0	CS: 1	
S:	6	7	5	3	0	3	7	3	4				
H:	1	0	0	0	0	0	0	1	1				
LOB:	1	1	0	0	0	0	0	1	1				
BB:	1	1	0	0	0	0	0	0	0				
P:	10	11	5	3	3	3	7	3	4				

PITCHER	IP	WLS	BF	H	R	ER	SO	BB	IBB	HBP	BLK	WP	HR	S	P	ERA	WHIP
Gaylord Perry, R (1, 1) ERA: 3.36	9.0	W	31	3	1	1	6	2	0	0	0	0	0	41	49	1.00	0.556

PITCHER	IP	WLS	BF	H	R	ER	SO	BB	IBB	HBP	BLK	WP	HR	S	P	ERA	WHIP

Texas Rangers @ California Angels

Anaheim Stadium, Anaheim, CA

Thu Sep 23 1976, 10:05 PM EDT

Att. 5,044 - Unknown

TOP

livebaseballscorecards.com

Batter	1	2	3	4	5	6	7	8	9	AB	R	H	RBI	BB	SO	LOB
Gene Clines, R (1, 7) OBP: 0.300, SLG: 0.310	L6-3		L6-3		1B BB E 1B	K 1-2		CS 1B		5	1	2	0	0	1	1
Toby Harrah, R (1, 6) OBP: 0.360, SLG: 0.370	4-3		FC5 2B		E 1B 1-2 BB	BB		L 1-2	L5	4	1	1	0	2	0	1
Mike Hargrove, L (1, 3) OBP: 0.400, SLG: 0.386	F8		BB		L3	F6			HR	4	1	1	1	1	0	4
Jeff Burroughs, R (1, 9) OBP: 0.310, SLG: 0.365 Juan Beniquez, R (9, 8) OBP: 0.320, SLG: 0.297		F8	FC5 2-3f		E 1B 1-2 2-3	F8			F5	5 0	1 0	1 0	0 0	0 0	0 0	4 0
Roy Howell, L (1, 5) OBP: 0.299, SLG: 0.370		2-3		4-3 6-3 2B	E6 1B 1B 1-2 2-3 3-H		K		K	5	2	1	0	0	2	2
Tom Grieve, R (1, 10) OBP: 0.301, SLG: 0.407		1B 1B		4-3 2-3	1B 1B 1-2 2-H 3-H		F8			4	0	2	2	0	0	1
Lenny Randle, S (1, 4) OBP: 0.281, SLG: 0.265		FC4 1-2 1B		6-3 3-H	1B 1-3 2-H		F8			4	0	2	2	0	0	0
Dave Moates, L (1, 8) OBP: 0.295, SLG: 0.308 (9, 9)		FC4 1-2f		4-3	F6			1-3		4	0	0	0	0	0	4
Bill Fahey, L (1, 2) OBP: 0.345, SLG: 0.307 Jim Sundberg, R (7, 2) OBP: 0.284, SLG: 0.301			F8		4-3	S 1B		F9		3 1	0 0	1 0	0 0	0 0	0 0	0 0

	AB	39
	R	6
	H	11
	RBI	5
	BB	3
	SO	3
	LOB	17

Inning Stats																		
	R: 0	H: 0	R: 0	H: 2	R: 0	H: 1	R: 1	H: 1	R: 4	H: 4	R: 0	H: 1	R: 0	H: 0	R: 0	H: 1	R: 1	H: 1
	E: 0	LOB: 0	E: 0	LOB: 2	E: 0	LOB: 2	E: 0	LOB: 0	E: 1	LOB: 2	E: 0	LOB: 2	E: 0	LOB: 0	E: 0	LOB: 0	E: 0	LOB: 0
	K: 0	BB: 0	K: 0	BB: 0	K: 0	BB: 1	K: 0	BB: 0	K: 0	BB: 1	K: 1	BB: 1	K: 1	BB: 0	K: 0	BB: 0	K: 1	BB: 0
	S: 3	P: 3	S: 5	P: 5	S: 4	P: 8	S: 4	P: 4	S: 8	P: 12	S: 6	P: 10	S: 5	P: 5	S: 3	P: 3	S: 6	P: 6

	1B: 8	SF: 0	WP: 0	PA: 42
	2B: 2	SAC: 0	PB: 0	
	3B: 0	DP: 0	SB: 1	
	HR: 1	HBP: 0	CS: 1	

PITCHER		IP	WLS	BF	H	R	ER	SO	BB	IBB	HBP	BLK	WP	HR	S	P	ERA	WHIP
Paul Hartzell, R ERA: 2.64	(1, 1)	4.2		25	8	5	1	0	2	0	0	0	0	0	23	31	1.93	2.143
Sid Monge, L ERA: 3.4	(5, 1)	2.1		9	1	0	0	2	1	0	0	0	0	0	12	16	0.00	0.857
Dick Drago, R ERA: 4.44	(8, 1)	2.0	L	8	2	1	1	1	0	0	0	0	0	1	9	9	4.50	1.000

PITCHER		IP	WLS	BF	H	R	ER	SO	BB	IBB	HBP	BLK	WP	HR	S	P	ERA	WHIP

Texas Rangers @ California Angels

Anaheim Stadium, Anaheim, CA

Thu Sep 23 1976, 10:05 PM EDT

Att. 5,044 - Unknown

livebaseballscorecards.com

BOTTOM

Batter	1	2	3	4	5	6	7	8	9	AB	R	H	RBI	BB	SO	LOB
Dave Collins, S (1, 8) OBP: 0.325, SLG: 0.330	0-0 1B 2B 1B	0-3 K			0-0 L5			0-0 IHR	0-0 F8	5	2	2	1	0	1	2
Jerry Remy, L (1, 4) OBP: 0.317, SLG: 0.304	0-0 1-2 2B 1B	0-0 L7			0-0 L7			0-0 1B 1B		4	2	2	0	0	0	2
Tony Solaita, L (1, 3) OBP: 0.340, SLG: 0.386	0-0 4-3 1-H 2-H SF9 2B		0-0 F8		0-0 F6			0-3 K		4	1	1	2	0	1	2
Leroy Stanton, R (1, 7) OBP: 0.268, SLG: 0.283 Bob Jones, L (8, PH) (9, 7) OBP: 0.275, SLG: 0.364	0-0 4-3 2-3		0-0 6-3			0-0 F4		0-0 1B 1-2 1B		3 1	0 0	0 1	0 0	0 0	0 0	1 0
Mario Guerrero, R (1, 10) OBP: 0.310, SLG: 0.347 Dan Briggs, L (8, PR) OBP: 0.254, SLG: 0.291	0-0 SF9 3-H		0-0 5-3			0-0 6-3		0-0 1-3 2-H 1B		3 0	0 0	1 0	2 0	0 0	0 0	0 0
Ron Jackson, R (1, 5) OBP: 0.286, SLG: 0.329	0-0 1B			0-0 L7		0-0 4-3		4-0 IBB		3	0	1	0	1	0	0
Carlos Lopez, R (1, 9) Bruce Bochte, L (8, PH) (9, 9) OBP: 0.347, SLG: 0.305	0-0 F8			0-0 5-3			0-3 K	0-0 1-3		3 1	0 0	0 0	0 0	0 0	1 0	1 2
Dave Chalk, R (1, 6) OBP: 0.312, SLG: 0.257 Mike Easler, L (7, PH) OBP: 0.263, SLG: 0.302 Mike Miley, S (8, 6) OBP: 0.278, SLG: 0.133		0-0 6-3		0-0 5-3			0-0 L7		0-0 F8	2 1 1	0 0 0	0 0 0	0 0 0	0 0 0	0 0 0	0 0 0
Andy Etchebarren, R (1, 2) OBP: 0.303, SLG: 0.265 Bill Melton, R (9, PH) OBP: 0.295, SLG: 0.332		0-0 1B			4-0 BB		0-0 6-3		0-0 L7	2 1	0 0	1 0	0 0	1 0	0 0	0 0
Inning Stats	R: 3 H: 4 E: 0 LOB: 1 K: 0 BB: 0 S: 7 P: 7	R: 0 H: 1 E: 0 LOB: 1 K: 1 BB: 0 S: 6 P: 6	R: 0 H: 0 E: 0 LOB: 0 K: 0 BB: 0 S: 3 P: 3	R: 0 H: 0 E: 0 LOB: 0 K: 0 BB: 0 S: 3 P: 3	R: 0 H: 0 E: 0 LOB: 1 K: 0 BB: 1 S: 3 P: 7	R: 0 H: 0 E: 0 LOB: 0 K: 0 BB: 0 S: 3 P: 3	R: 0 H: 0 E: 0 LOB: 0 K: 1 BB: 0 S: 5 P: 5	R: 2 H: 4 E: 0 LOB: 2 K: 1 BB: 1 S: 8 P: 12	R: 0 H: 0 E: 0 LOB: 0 K: 0 BB: 0 S: 3 P: 3	1B: 7 SF: 1 2B: 1 SAC: 0 3B: 0 DP: 0 HR: 1 HBP: 0						

	AB	34
	R	5
	H	9
	RBI	5
	BB	2
	SO	3
	LOB	10

WP: 0 PA: 37
PB: 0
SB: 0
CS: 0

PITCHER		IP	WLS	BF	H	R	ER	SO	BB	IBB	HBP	BLK	WP	HR	S	P	ERA	WHIP
Tommy Boggs, R ERA: 3.34	(1, 1)	7.1		31	8	5	5	3	1	0	0	0	0	0	36	40	6.14	1.227
Steve Hargan, R ERA: 3.51	(8, 1)	1.2	W	6	1	0	0	0	0	1	0	0	0	0	5	9	0.00	0.600

PITCHER		IP	WLS	BF	H	R	ER	SO	BB	IBB	HBP	BLK	WP	HR	S	P	ERA	WHIP

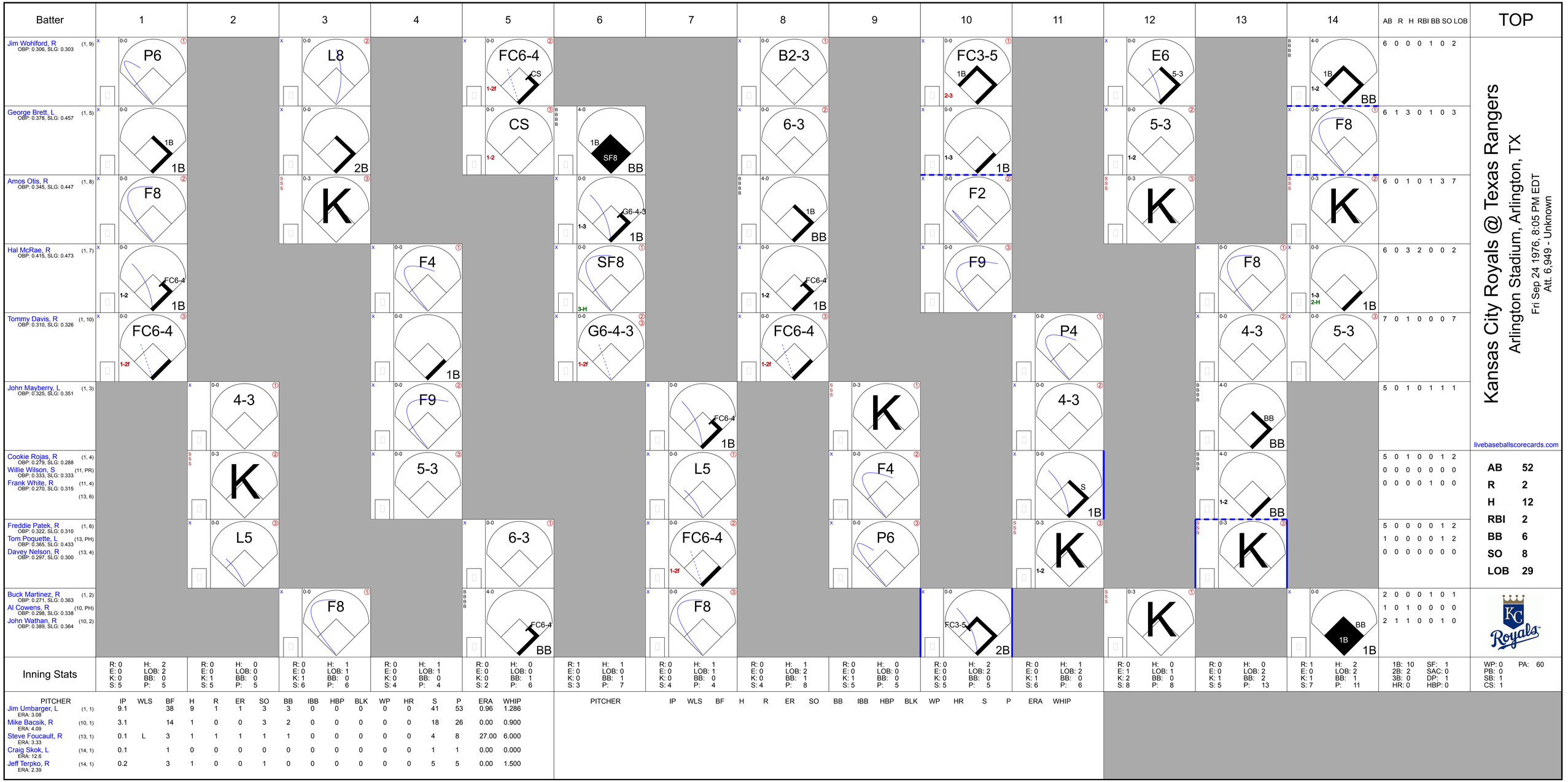
Batter
1
2
3
4
5
6
7
8
9
10
11
12
13
14
AB R H RBI BB SO LOB
TOP
Jim Wohlford, R (1, 9) OBP: 0.306, SLG: 0.303
P6
L8
FC6-4 CS
B2-3
FC3-5 1B
E6 5-3
1B BB
6 0 0 0 1 0 2
George Brett, L (1, 5) OBP: 0.378, SLG: 0.457
1B
2B
CS
1B SF8 BB
6-3
5-3
F8
6 1 3 0 1 0 3
Amos Otis, R (1, 8) OBP: 0.345, SLG: 0.447
F8
K
G6-4-3 1B
1B BB
F2
K
K
6 0 1 0 1 3 7
Hal McRae, R (1, 7) OBP: 0.415, SLG: 0.473
FC6-4 1B
F4
SF8
FC6-4 1B
F9
F8
F8 1B
6 0 3 2 0 0 2
Tommy Davis, R (1, 10) OBP: 0.310, SLG: 0.326
FC6-4
1B
G6-4-3
FC6-4
P4
4-3
5-3
7 0 1 0 0 0 7
John Mayberry, L (1, 3) OBP: 0.325, SLG: 0.351
4-3
F9
FC6-4 1B
K
4-3
BB BB
5 0 1 0 1 1 1
Cookie Rojas, R (1, 4) OBP: 0.279, SLG: 0.288
Willie Wilson, S (11, PR) OBP: 0.333, SLG: 0.333
Frank White, R (11, 4) (13, 6) OBP: 0.270, SLG: 0.315
K
5-3
L5
F4
S 1B
BB
5 0 1 0 0 1 2
0 0 0 0 0 0 0
0 0 0 0 1 0 0
Freddie Patek, R (1, 6) OBP: 0.322, SLG: 0.310
Tom Poquette, L (13, PH) OBP: 0.365, SLG: 0.433
Davey Nelson, R (13, 4) OBP: 0.297, SLG: 0.300
L5
6-3
FC6-4
P6
K
K
5 0 0 0 0 1 2
1 0 0 0 0 1 2
0 0 0 0 0 0 0
Buck Martinez, R (1, 2) OBP: 0.271, SLG: 0.363
Al Cowens, R (10, PH) OBP: 0.298, SLG: 0.338
John Wathan, R (10, 2) OBP: 0.389, SLG: 0.364
F8
FC6-4 BB
F8
FC3-5 2B
K
BB 1B
2 0 0 0 1 0 1
1 0 1 0 0 0 0
2 1 1 0 0 1 0
Inning Stats
R: 0 H: 2 E: 0 LOB: 2 K: 0 BB: 0 S: 5 P: 5
R: 0 H: 0 E: 0 LOB: 0 K: 1 BB: 0 S: 5 P: 5
R: 0 H: 1 E: 0 LOB: 1 K: 1 BB: 0 S: 6 P: 6
R: 0 H: 1 E: 0 LOB: 0 K: 0 BB: 1 S: 4 P: 4
R: 0 H: 0 E: 0 LOB: 0 K: 0 BB: 1 S: 2 P: 6
R: 1 H: 1 E: 0 LOB: 0 K: 0 BB: 1 S: 3 P: 7
R: 0 H: 1 E: 0 LOB: 1 K: 0 BB: 0 S: 4 P: 4
R: 0 H: 1 E: 0 LOB: 2 K: 0 BB: 1 S: 4 P: 8
R: 0 H: 0 E: 0 LOB: 0 K: 1 BB: 0 S: 5 P: 5
R: 0 H: 2 E: 0 LOB: 2 K: 0 BB: 0 S: 5 P: 5
R: 0 H: 1 E: 0 LOB: 2 K: 1 BB: 0 S: 6 P: 6
R: 0 H: 0 E: 1 LOB: 1 K: 2 BB: 0 S: 8 P: 8
R: 0 H: 0 E: 0 LOB: 2 K: 1 BB: 2 S: 5 P: 13
R: 1 H: 2 E: 0 LOB: 2 K: 1 BB: 1 S: 7 P: 11
1B: 10 2B: 2 3B: 0 HR: 0
SF: 1 SAC: 0 DP: 1 HBP: 0
WP: 0 PB: 0 SB: 1 CS: 1
PA: 60
PITCHER IP WLS BF H R ER SO BB IBB HBP BLK WP HR S P ERA WHIP
Jim Umbarger, L (1, 1) ERA: 3.08 9.1 38 9 1 1 3 3 0 0 0 0 0 41 53 0.96 1.286
Mike Bacsik, R (10, 1) ERA: 4.09 3.1 14 1 0 0 3 2 0 0 0 0 0 18 26 0.00 0.900
Steve Foucault, R (13, 1) ERA: 3.33 0.1 L 3 1 1 1 1 1 0 0 0 0 0 4 8 27.00 6.000
Craig Skok, L (14, 1) ERA: 12.6 0.1 1 0 0 0 0 0 0 0 0 0 0 1 1 0.00 0.000
Jeff Terpko, R (14, 1) ERA: 2.39 0.2 3 1 0 0 1 0 0 0 0 0 0 5 5 0.00 1.500
PITCHER IP WLS BF H R ER SO BB IBB HBP BLK WP HR S P ERA WHIP
Kansas City Royals @ Texas Rangers
Arlington Stadium, Arlington, TX
Fri Sep 24 1976, 8:05 PM EDT
Att. 6,949 - Unknown
livebaseballscorecards.com
AB 52
R 2
H 12
RBI 2
BB 6
SO 8
LOB 29

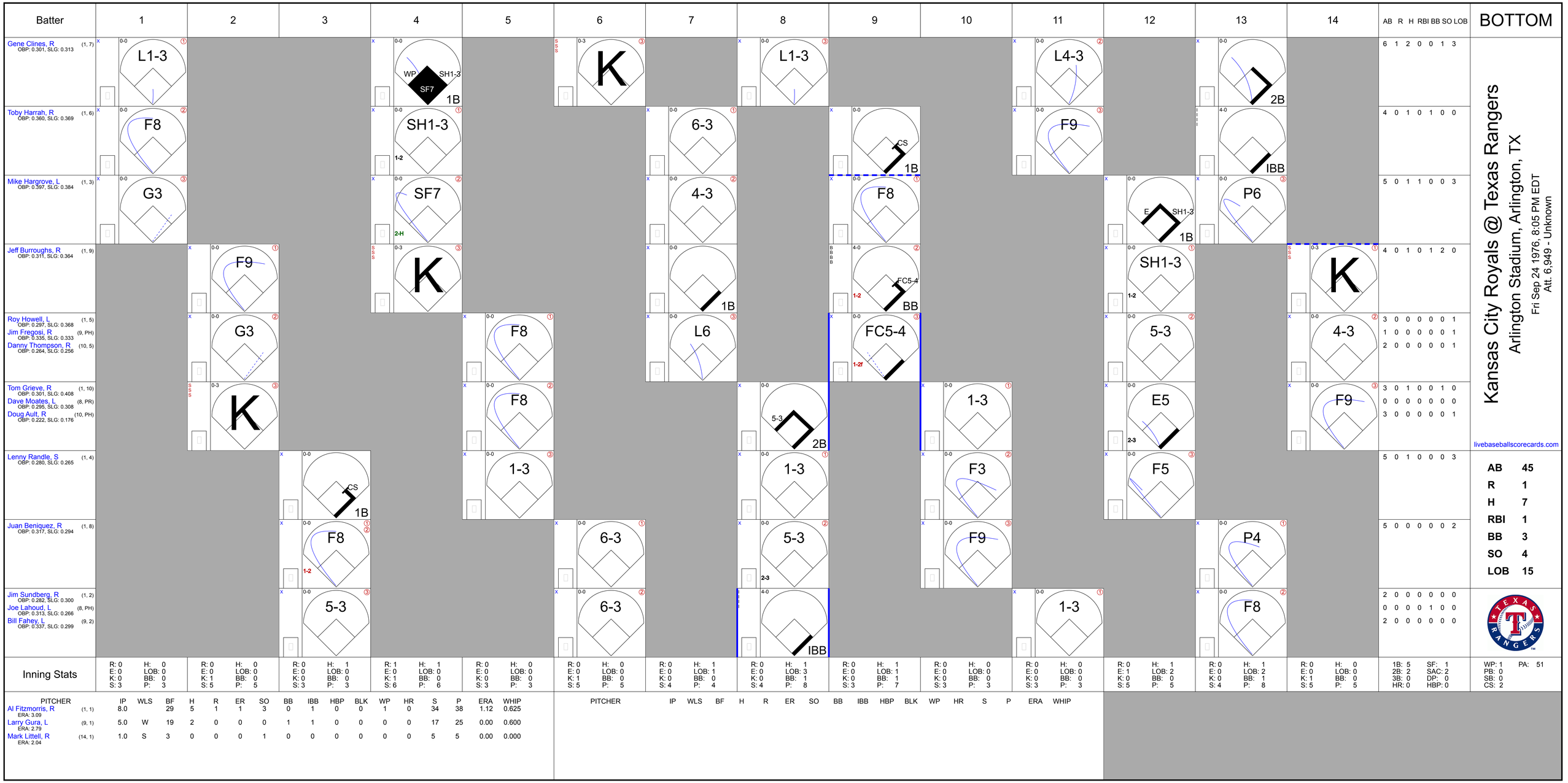
Batter
1
2
3
4
5
6
7
8
9
10
11
12
13
14
AB R H RBI BB SO LOB
BOTTOM
Gene Clines, R (1, 7) OBP: 0.301, SLG: 0.313
L1-3
WP
SH1-3
SF7
1B
6 1 2 0 0 1 3
Toby Harrah, R (1, 6) OBP: 0.360, SLG: 0.369
F8
SH1-3
1-2
6-3
CS
1B
F9
2B
IBB
4 0 1 0 1 0 0
Mike Hargrove, L (1, 3) OBP: 0.397, SLG: 0.384
G3
SF7
2-H
4-3
F8
E
SH1-3
1B
P6
5 0 1 1 0 0 3
Jeff Burroughs, R (1, 9) OBP: 0.311, SLG: 0.364
F9
K
1B
FC5-4
1-2
BB
SH1-3
1-2
K
4 0 1 0 1 2 0
Roy Howell, L (1, 5) OBP: 0.297, SLG: 0.368
Jim Fregosi, R (9, PH) OBP: 0.335, SLG: 0.333
Danny Thompson, R (10, 5) OBP: 0.264, SLG: 0.256
G3
F8
L6
FC5-4
1-2f
5-3
4-3
3 0 0 0 0 0 1
1 0 0 0 0 0 1
2 0 0 0 0 0 1
Tom Grieve, R (1, 10) OBP: 0.301, SLG: 0.408
Dave Moates, L (8, PR) OBP: 0.295, SLG: 0.308
Doug Ault, R (10, PH) OBP: 0.222, SLG: 0.176
K
F8
5-3
2B
1-3
E5
2-3
F9
3 0 1 0 0 1 0
0 0 0 0 0 0 0
3 0 0 0 0 0 1
Lenny Randle, S (1, 4) OBP: 0.280, SLG: 0.265
CS
1B
1-3
F3
F5
5 0 1 0 0 0 3
Juan Beniquez, R (1, 8) OBP: 0.317, SLG: 0.294
F8
1-2
6-3
5-3
2-3
F9
P4
5 0 0 0 0 0 2
Jim Sundberg, R (1, 2) OBP: 0.282, SLG: 0.300
Joe Lahoud, L (8, PH) OBP: 0.313, SLG: 0.266
Bill Fahey, L (9, 2) OBP: 0.337, SLG: 0.299
5-3
6-3
IBB
1-3
F8
2 0 0 0 0 0 0
0 0 0 0 1 0 0
2 0 0 0 0 0 0
Inning Stats
R: 0 E: 0 K: 0 S: 3
H: 0 LOB: 0 BB: 0 P: 3
R: 0 E: 0 K: 1 S: 5
H: 0 LOB: 0 BB: 0 P: 5
R: 0 E: 0 K: 0 S: 3
H: 1 LOB: 0 BB: 0 P: 3
R: 1 E: 0 K: 1 S: 6
H: 1 LOB: 0 BB: 0 P: 6
R: 0 E: 0 K: 0 S: 3
H: 0 LOB: 0 BB: 0 P: 3
R: 0 E: 0 K: 1 S: 5
H: 0 LOB: 0 BB: 0 P: 5
R: 0 E: 0 K: 0 S: 4
H: 1 LOB: 1 BB: 0 P: 4
R: 0 E: 0 K: 0 S: 4
H: 1 LOB: 3 BB: 1 P: 8
R: 0 E: 0 K: 0 S: 3
H: 1 LOB: 1 BB: 1 P: 7
R: 0 E: 0 K: 0 S: 3
H: 0 LOB: 0 BB: 0 P: 3
R: 0 E: 0 K: 0 S: 3
H: 0 LOB: 0 BB: 0 P: 3
R: 0 E: 1 K: 0 S: 5
H: 1 LOB: 2 BB: 0 P: 5
R: 0 E: 0 K: 0 S: 4
H: 1 LOB: 2 BB: 1 P: 8
R: 0 E: 0 K: 1 S: 5
H: 0 LOB: 0 BB: 0 P: 5
1B: 5 2B: 2 3B: 0 HR: 0
SF: 1 SAC: 2 DP: 0 HBP: 0
WP: 1 PB: 0 SB: 0 CS: 2
PA: 51
PITCHER IP WLS BF H R ER SO BB IBB HBP BLK WP HR S P ERA WHIP
Al Fitzmorris, R (1, 1) ERA: 3.09 8.0 29 5 1 1 3 0 1 0 0 1 0 34 38 1.12 0.625
Larry Gura, L (9, 1) ERA: 2.79 5.0 W 19 2 0 0 0 1 1 0 0 0 0 17 25 0.00 0.600
Mark Littell, R (14, 1) ERA: 2.04 1.0 S 3 0 0 0 1 0 0 0 0 0 0 5 5 0.00 0.000
PITCHER IP WLS BF H R ER SO BB IBB HBP BLK WP HR S P ERA WHIP
Kansas City Royals @ Texas Rangers
Arlington Stadium, Arlington, TX
Fri Sep 24 1976, 8:05 PM EDT
Att. 6,949 - Unknown
livebaseballscorecards.com
AB 45
R 1
H 7
RBI 1
BB 3
SO 4
LOB 15

Batter	1	2	3	4	5	6	7	8	9	AB	R	H	RBI	BB	SO	LOB
Tom Poquette, L (1, 7) OBP: 0.367, SLG: 0.432 Willie Wilson, S (9, PR) OBP: 0.333, SLG: 0.333	4-3		HBP			4-3			1B	3 0	0 0	1 0	0 0	0 0	0 0	0 0
Al Cowens, R (1, 9) OBP: 0.298, SLG: 0.339	2B		K			5-3			K	4	0	1	0	0	2	2
George Brett, L (1, 5) OBP: 0.378, SLG: 0.456	K		G4-3			K			1B	4	0	1	0	0	2	2
Hal McRae, R (1, 10) OBP: 0.415, SLG: 0.472	BB 1B			5-3			F8		G4-6-3 IBB	3	0	1	0	1	0	0
John Mayberry, L (1, 3) OBP: 0.324, SLG: 0.349	BB			K			1-3		G4-6-3	3	0	0	0	1	1	3
Amos Otis, R (1, 8) OBP: 0.344, SLG: 0.444	K			K			K			3	0	0	0	0	3	3
Cookie Rojas, R (1, 4) OBP: 0.272, SLG: 0.281		6-3			5-3			6-3		3	0	0	0	0	0	0
Bob Stinson, S (1, 2) OBP: 0.349, SLG: 0.347		F9			K			K		3	0	0	0	0	2	0
Freddie Patek, R (1, 6) OBP: 0.321, SLG: 0.309 Tommy Davis, R (8, PH) OBP: 0.309, SLG: 0.325 Frank White, R (8, 6) OBP: 0.270, SLG: 0.315		5-3			K			5-3		2 1 0	0 0 0	0 0 0	0 0 0	0 0 0	1 0 0	0 0 0
Inning Stats	R: 0 E: 0 K: 2 S: 9 H: 2 LOB: 3 BB: 1 P: 13	R: 0 E: 0 K: 0 S: 3 H: 0 LOB: 0 BB: 0 P: 3	R: 0 E: 0 K: 1 S: 4 H: 0 LOB: 0 BB: 0 P: 5	R: 0 E: 0 K: 2 S: 7 H: 0 LOB: 0 BB: 0 P: 7	R: 0 E: 0 K: 2 S: 7 H: 0 LOB: 0 BB: 0 P: 7	R: 0 E: 0 K: 1 S: 5 H: 0 LOB: 0 BB: 0 P: 5	R: 0 E: 0 K: 1 S: 5 H: 0 LOB: 0 BB: 0 P: 5	R: 0 E: 0 K: 1 S: 5 H: 0 LOB: 0 BB: 0 P: 5	R: 0 E: 0 K: 1 S: 6 H: 2 LOB: 3 BB: 1 P: 10	1B: 3 2B: 1 3B: 0 HR: 0 SF: 0 SAC: 0 DP: 2 HBP: 1						

PITCHER	IP	WLS	BF	H	R	ER	SO	BB	IBB	HBP	BLK	WP	HR	S	P	ERA	WHIP
Bert Blyleven, R (1, 1) ERA: 2.89	9.0	W	32	4	0	0	11	1	1	1	0	0	0	51	60	0.00	0.556

PITCHER	IP	WLS	BF	H	R	ER	SO	BB	IBB	HBP	BLK	WP	HR	S	P	ERA	WHIP

TOP

Kansas City Royals @ Texas Rangers

Arlington Stadium, Arlington, TX

Sat Sep 25 1976, 8:05 PM EDT

Att. 9,001 - Unknown

livebaseballscorecards.com

AB	29
R	0
H	4
RBI	0
BB	2
SO	11
LOB	10

PA:	32
WP:	0
PB:	0
SB:	0
CS:	0

Batter	1	2	3	4	5	6	7	8	9	AB	R	H	RBI	BB	SO	LOB
Gene Clines, R (1, 7) OBP: 0.305, SLG: 0.317	FC3-6 1B		L5-3		1-2 1B		1B			4	0	3	0	0	0	0
Toby Harrah, R (1, 6) OBP: 0.360, SLG: 0.367	FC3-6 PB 1-2f			CS BB	F9		P6			3	0	0	0	1	0	4
Mike Hargrove, L (1, 3) OBP: 0.398, SLG: 0.384	F9			BB 1B 1-2 BB		WP BB 1B		G3		3	1	1	0	1	0	1
Jeff Burroughs, R (1, 9) OBP: 0.310, SLG: 0.362 Dave Moates, L (9, 9) OBP: 0.295, SLG: 0.308	K 1-2			L6-4 1B 1-2 BB		F9		6-3		3 0	0 0	0 0	0 0	1 0	1 0	2 0
Tom Grieve, R (1, 10) OBP: 0.303, SLG: 0.408		F9		1-2 2-H 1B		WP 1-2 BB		F8		3	0	1	1	1	0	0
Lenny Randle, S (1, 4) OBP: 0.278, SLG: 0.263		E6 G6-4-3		L6-4 2-3		F8				3	0	0	0	0	0	4
Juan Beniquez, R (1, 8) OBP: 0.315, SLG: 0.292		G6-4-3 1-2f			6-3	6-3 1-2 2-3				3	0	0	0	0	0	3
Danny Thompson, R (1, 5) OBP: 0.262, SLG: 0.254			F9		6-3		P3			3	0	0	0	0	0	0
Jim Sundberg, R (1, 2) OBP: 0.283, SLG: 0.300			K		1B 1B		F8			3	0	1	0	0	1	0
Inning Stats	R: 0 H: 1 E: 0 LOB: 1 K: 1 BB: 0 S: 6 P: 6	R: 0 H: 0 E: 1 LOB: 0 K: 0 BB: 0 S: 3 P: 3	R: 0 H: 0 E: 0 LOB: 0 K: 1 BB: 0 S: 5 P: 5	R: 1 H: 1 E: 0 LOB: 1 K: 0 BB: 3 S: 2 P: 14	R: 0 H: 2 E: 0 LOB: 2 K: 0 BB: 0 S: 5 P: 5	R: 0 H: 1 E: 0 LOB: 2 K: 0 BB: 1 S: 4 P: 8	R: 0 H: 1 E: 0 LOB: 1 K: 0 BB: 0 S: 4 P: 4	R: 0 H: 0 E: 0 LOB: 0 K: 0 BB: 0 S: 3 P: 3		1B: 6 SF: 0 2B: 1 SAC: 0 3B: 0 DP: 2 HR: 0 HBP: 0				WP: 1 PA: 32 PB: 1 SB: 0 CS: 1		

PITCHER	IP	WLS	BF	H	R	ER	SO	BB	IBB	HBP	BLK	WP	HR	S	P	ERA	WHIP
Andy Hassler, L (1, 1) ERA: 3.48	8.0	L	32	6	1	1	2	4	0	0	0	1	0	32	48	1.12	1.250

PITCHER	IP	WLS	BF	H	R	ER	SO	BB	IBB	HBP	BLK	WP	HR	S	P	ERA	WHIP

BOTTOM

Kansas City Royals @ Texas Rangers

Arlington Stadium, Arlington, TX

Sat Sep 25 1976, 8:05 PM EDT

Att. 9,001 - Unknown

livebaseballscorecards.com

AB	28
R	1
H	6
RBI	1
BB	4
SO	2
LOB	14

Batter	1	2	3	4	5	6	7	8	9	AB	R	H	RBI	BB	SO	LOB
Tom Poquette, L (1, 7) OBP: 0.366, SLG: 0.428	4-3		F9		BB		F8		BB	3	0	0	0	1	0	2
Jim Wohlford, R (9, PH) OBP: 0.308, SLG: 0.303										0	0	0	0	1	0	0
Amos Otis, R (1, 8) OBP: 0.341, SLG: 0.441	K		5-3		K			5-3	F9	5	0	0	0	0	2	4
George Brett, L (1, 5) OBP: 0.375, SLG: 0.453	E3			4-3		F8		F9		4	0	0	0	0	0	0
Hal McRae, R (1, 10) OBP: 0.412, SLG: 0.469	5-3			F2		L6		6-3		4	0	0	0	0	0	1
John Mayberry, L (1, 3) OBP: 0.325, SLG: 0.350		4-3		1B		K			BB 1B 4-3 1B	4	1	2	0	0	1	0
Al Cowens, R (1, 9) OBP: 0.299, SLG: 0.340		E6 6-3		FC5-4 1-2 1B			6-3		4-3 BB 1-2 1B	4	0	2	0	0	0	0
Frank White, R (1, 4) OBP: 0.268, SLG: 0.314		6-3 1-2		FC5-4 1-2f			5-3		L7	2	0	0	0	0	0	3
Cookie Rojas, R (7, PH) OBP: 0.268, SLG: 0.276										2	0	0	0	0	0	2
(7, 4)																
Freddie Patek, R (1, 6) OBP: 0.319, SLG: 0.307		6-3			K		BB 1B		4-3 BB 1-2 2-3	2	0	0	0	0	1	1
Jamie Quirk, L (7, PH) OBP: 0.255, SLG: 0.330										1	0	1	0	1	0	0
(7, 6)																
Willie Wilson, S (9, PR) OBP: 0.333, SLG: 0.333										0	0	0	0	0	0	0
Buck Martinez, R (1, 2) OBP: 0.270, SLG: 0.360			P3		F8		BB 1-2		4-3 1-2 2-3 3-H	2	0	0	0	0	0	0
Tommy Davis, R (7, PH) OBP: 0.312, SLG: 0.325										0	0	0	0	1	0	0
Bob Stinson, S (7, 2) OBP: 0.348, SLG: 0.345										1	0	0	1	0	0	2

Inning Stats	1	2	3	4	5	6	7	8	9
R	0	0	0	0	0	0	0	0	1
E	1	1	0	0	0	0	0	0	0
K	1	0	0	0	2	1	0	3	0
S	6	4	3	5	7	5	4	3	5
H	0	0	0	2	0	0	1	0	2
LOB	1	1	0	2	1	0	2	3	2
BB	0	0	0	0	1	0	1	0	2
P	6	4	3	5	11	5	8	3	13

1B	5	
2B	0	
3B	0	
HR	0	
SF	0	
SAC	0	
DP	0	
HBP	0	
WP	0	
PB	0	
SB	0	
CS	0	
PA	38	

PITCHER		IP	WLS	BF	H	R	ER	SO	BB	IBB	HBP	BLK	WP	HR	S	P	ERA	WHIP
Nelson Briles, R ERA: 3.27	(1, 1)	8.0	W	32	4	1	1	4	2	0	0	0	0	0	38	46	1.12	0.750
Mike Bacsik, R ERA: 4.03	(9, 1)	0.2		4	1	0	0	0	1	0	0	0	0	0	3	7	0.00	3.000
Craig Skok, L ERA: 12.6	(9, 1)	0.0		1	0	0	0	0	1	0	0	0	0	0	0	4	∞	∞
Steve Hargan, R ERA: 3.5	(9, 1)	0.1	S	1	0	0	0	0	0	0	0	0	0	0	1	1	0.00	0.000

PITCHER	IP	WLS	BF	H	R	ER	SO	BB	IBB	HBP	BLK	WP	HR	S	P	ERA	WHIP

TOP

Kansas City Royals @ Texas Rangers

Arlington Stadium, Arlington, TX

Sun Sep 26 1976, 4:33 AM EDT

Att. 4,650 - Unknown

livebaseballscorecards.com

AB	34
R	1
H	5
RBI	1
BB	4
SO	4
LOB	15

Batter	1	2	3	4	5	6	7	8	9	AB	R	H	RBI	BB	SO	LOB
Gene Clines, R (1, 7) OBP: 0.303, SLG: 0.315	F9		L5 G6-4-3 2-3		1B 1B		K	FC5-4 1-2f		5	0	1	0	0	1	4
Toby Harrah, R (1, 6) OBP: 0.359, SLG: 0.366	4-3		G6-4-3 1-2f 3-H		1-3 1B		G3 1-2			4	0	1	0	0	0	2
Mike Hargrove, L (1, 3) OBP: 0.397, SLG: 0.382	3-1		F9		3-1-3		BB IBB			3	0	0	0	1	0	2
Jeff Burroughs, R (1, 9) OBP: 0.313, SLG: 0.364 Dave Moates, L (7, PR) OBP: 0.295, SLG: 0.308 (8, 9)		2B SF9 1B		6-3		G4-6-3 1B 1B	BB 1-2 2-3			3 0	2 0	2 0	0 0	1 0	0 0	0 0
Roy Howell, L (1, 5) OBP: 0.299, SLG: 0.371		K		2B		G4-6-3 1-2 1B	K			4	0	2	0	0	2	4
Tom Grieve, R (1, 10) OBP: 0.304, SLG: 0.410		SF9 1-3 2B		K		G4-6-3 1-2f 2-3		1B SH1 1B		4	0	2	0	0	1	3
Lenny Randle, S (1, 4) OBP: 0.279, SLG: 0.264		SF9 2-3 3-H		4-3		1B 3-H		SH1 1-2		2	0	1	2	0	0	1
Juan Beniquez, R (1, 8) OBP: 0.313, SLG: 0.289		5-3			K	F8		K		4	0	0	0	0	2	3
Jim Sundberg, R (1, 2) OBP: 0.287, SLG: 0.305			E G6-4-3 2B		F8		BB G3 BB		FC5-4 2-3 1B	3	1	2	0	1	0	0
Inning Stats	R: 0 E: 0 K: 0 S: 3 H: 0 LOB: 0 BB: 0 P: 3	R: 1 E: 0 K: 1 S: 7 H: 2 LOB: 1 BB: 0 P: 7	R: 1 E: 1 K: 0 S: 4 H: 1 LOB: 0 BB: 0 P: 4	R: 0 E: 0 K: 1 S: 6 H: 1 LOB: 1 BB: 0 P: 6	R: 0 E: 0 K: 1 S: 7 H: 2 LOB: 2 BB: 0 P: 7	R: 1 E: 0 K: 0 S: 5 H: 3 LOB: 1 BB: 0 P: 5	R: 0 E: 0 K: 2 S: 7 H: 0 LOB: 3 BB: 3 P: 19	R: 0 E: 0 K: 1 S: 7 H: 2 LOB: 2 BB: 0 P: 7		1B: 8 2B: 3 3B: 0 HR: 0	SF: 1 SAC: 1 DP: 2 HBP: 0			WP: 0 PB: 0 SB: 0 CS: 0	PA: 37		

PITCHER		IP	WLS	BF	H	R	ER	SO	BB	IBB	HBP	BLK	WP	HR	S	P	ERA	WHIP
Doug Bird, R ERA: 3.35	(1, 1)	6.0	L	26	9	3	2	3	0	0	0	0	0	0	32	32	3.00	1.500
Mark Littell, R ERA: 2.02	(7, 1)	1.0		6	0	0	0	2	2	1	0	0	0	0	7	19	0.00	2.000
Jerry Cram, R ERA: 4.15	(8, 1)	1.0		5	2	0	0	1	0	0	0	0	0	0	7	7	0.00	2.000

PITCHER	IP	WLS	BF	H	R	ER	SO	BB	IBB	HBP	BLK	WP	HR	S	P	ERA	WHIP

BOTTOM

Kansas City Royals @ Texas Rangers

Arlington Stadium, Arlington, TX

Sun Sep 26 1976, 4:33 AM EDT

Att. 4,650 - Unknown

livebaseballscorecards.com

AB	32
R	3
H	11
RBI	2
BB	3
SO	6
LOB	19

Texas Rangers @ Minnesota Twins

Metropolitan Stadium, Bloomington , MI

Tue Sep 28 1976, 4:33 AM EDT

Att. 2,122 - Unknown - 58 F

TOP

livebaseballscorecards.com

Batter	1	2	3	4	5	6	7	8	9	AB	R	H	RBI	BB	SO	LOB
Lenny Randle, S (1, 4) OBP: 0.280, SLG: 0.269	6-3 S 1B 1B	HR 2-H 3-H 3B		4-3 ①		F9 ①		4-3 ②		5	1	2	2	0	0	0
Toby Harrah, R (1, 5) OBP: 0.359, SLG: 0.377	6-3 ① 1-3	HR 3-H		HR		F7 ②		F7 ③		5	2	2	3	0	0	1
Mike Hargrove, L (1, 3) OBP: 0.399, SLG: 0.384	0-0 ② 3-H 1B	L7 ② 1B		2B		BBBB BB			5-3 ① 1B	4	0	2	0	1	0	0
Jeff Burroughs, R (1, 9) OBP: 0.312, SLG: 0.361	F8 ③	BBBB BB		5-3 ②		F8 ③			SSS K ② 1B	4	0	0	0	1	1	3
Roy Howell, L (1, 10) OBP: 0.300, SLG: 0.370	SH E 1B 1B SSS K		SSS K ③				F7 ① 1B		BBBB WP BB	4	1	1	0	1	2	2
Tom Grieve, R (1, 7) OBP: 0.303, SLG: 0.407 Dave Moates, L (9, 7) OBP: 0.295, SLG: 0.308	FC1 1B SH 1-2 4-3	SSS K ① 1B	F7 ①				BBBB BB		SSS K ③ 1-2	4 0	1 0	0 0	0 0	1 0	2 0	2 0
Ken Pape, R (1, 6) OBP: 0.308, SLG: 0.538 Danny Thompson, R (6, 6) OBP: 0.261, SLG: 0.253	SH 4-3 1B 3B 1-2 2-3	E7 4-3 1B	F3 ②				F9 ②			2 0	1 0	1 0	0 0	0 0	0 0	0 0
Juan Beniquez, R (1, 8) OBP: 0.314, SLG: 0.296	4-3 3B 1-2 2-3 3-H 1B	4-3 ② 2-3	3B				F4 ③			4	1	2	1	0	0	2
Jim Sundberg, R (1, 2) OBP: 0.284, SLG: 0.302	4-3 ① 1-2 2-3 3-H	F4 ③	F2 ③					SSS K ①		4	0	0	1	0	1	4

Inning Stats	R: 0 E: 0 K: 0 S: 4	H: 2 LOB: 1 BB: 0 P: 4	R: 6 E: 2 K: 1 S: 11	H: 4 LOB: 1 BB: 1 P: 15	R: 0 E: 1 K: 1 S: 6	H: 1 LOB: 1 BB: 0 P: 6	R: 1 E: 0 K: 1 S: 7	H: 2 LOB: 1 BB: 0 P: 7	R: 0 E: 0 K: 0 S: 4	H: 1 LOB: 1 BB: 0 P: 4	R: 0 E: 0 K: 0 S: 3	H: 0 LOB: 1 BB: 1 P: 7
	R: 0 E: 0 K: 0 S: 3	H: 0 LOB: 1 BB: 1 P: 7	R: 0 E: 0 K: 1 S: 5	H: 0 LOB: 0 BB: 0 P: 5	R: 0 E: 0 K: 2 S: 7	H: 0 LOB: 1 BB: 1 P: 11	1B: 5 2B: 1 3B: 2 HR: 2	SF: 0 SAC: 1 DP: 0 HBP: 0	WP: 1 PB: 0 SB: 1 CS: 0	PA: 42		

PITCHER		IP	WLS	BF	H	R	ER	SO	BB	IBB	HBP	BLK	WP	HR	S	P	ERA	WHIP
Bill Singer, R ERA: 3.74	(1, 1)	2.0	L	14	6	6	0	1	1	0	0	0	0	1	15	19	0.00	3.500
Steve Luebber, R ERA: 4.0	(3, 1)	5.0		21	4	1	1	2	2	0	0	0	0	1	23	31	1.80	1.200
Tom Johnson, R ERA: 2.64	(8, 1)	1.0		3	0	0	0	1	0	0	0	0	0	0	5	5	0.00	0.000
Bill Campbell, R ERA: 3.08	(9, 1)	1.0		4	0	0	0	2	1	0	0	0	1	0	7	11	0.00	1.000

PITCHER	IP	WLS	BF	H	R	ER	SO	BB	IBB	HBP	BLK	WP	HR	S	P	ERA	WHIP

Batter	1	2	3	4	5	6	7	8	9	AB	R	H	RBI	BB	SO	LOB
Steve Braun, L (1, 7) (3, 5) OBP: 0.386, SLG: 0.351	F6		F8			2B 1B		F7		4	0	1	0	0	0	1
Roy Smalley, S (1, 6) OBP: 0.354, SLG: 0.322	K		1-3 1B			L7		E6		4	0	1	0	0	1	1
Rod Carew, L (1, 3) OBP: 0.391, SLG: 0.452	4-3		F6			1-3 2B		1-3		4	0	1	0	0	0	3
Butch Wynegar, S (1, 2) OBP: 0.354, SLG: 0.364		4-3		G1-6-3 1B		K			F8	4	0	1	0	0	1	2
Lyman Bostock, L (1, 8) OBP: 0.365, SLG: 0.434		1B		F8		F8			K	4	0	1	0	0	1	3
Tony Oliva, L (1, 10) OBP: 0.236, SLG: 0.262		K		G1-6-3 1-2f			L6		F8	4	0	0	0	0	1	2
Mike Cubbage, L (1, 5) OBP: 0.346, SLG: 0.355 Steve Brye, R (3, 7) OBP: 0.288, SLG: 0.316	G2			F4			K			1 2	0 0	0 0	0 0	0 0	0 1	1 0
Larry Hisle, R (1, 9) OBP: 0.335, SLG: 0.392			1B 1B	F9			5-3			3	0	1	0	0	0	0
Bob Randall, R (1, 4) OBP: 0.318, SLG: 0.330			L7	K				F5		3	0	0	0	0	1	1
Inning Stats	R: 0 H: 0 E: 0 LOB: 0 K: 1 BB: 0 S: 5 P: 5	R: 0 H: 1 E: 0 LOB: 1 K: 1 BB: 0 S: 6 P: 6	R: 0 H: 2 E: 0 LOB: 2 K: 0 BB: 0 S: 5 P: 5	R: 0 H: 1 E: 0 LOB: 0 K: 0 BB: 0 S: 3 P: 3	R: 0 H: 0 E: 0 LOB: 0 K: 1 BB: 0 S: 5 P: 5	R: 0 H: 2 E: 0 LOB: 2 K: 1 BB: 0 S: 7 P: 7	R: 0 H: 0 E: 0 LOB: 0 K: 1 BB: 0 S: 5 P: 5	R: 0 H: 0 E: 1 LOB: 1 K: 0 BB: 0 S: 4 P: 4	R: 0 H: 0 E: 0 LOB: 0 K: 1 BB: 0 S: 5 P: 5	1B: 5 SF: 0 2B: 1 SAC: 0 3B: 0 DP: 1 HR: 0 HBP: 0						

PITCHER	IP	WLS	BF	H	R	ER	SO	BB	IBB	HBP	BLK	WP	HR	S	P	ERA	WHIP
Gaylord Perry, R (1, 1) ERA: 3.24	9.0	W	33	6	0	0	6	0	0	0	0	0	0	45	45	0.00	0.667

PITCHER	IP	WLS	BF	H	R	ER	SO	BB	IBB	HBP	BLK	WP	HR	S	P	ERA	WHIP

BOTTOM

Texas Rangers @ Minnesota Twins

Metropolitan Stadium, Bloomington , MI

Tue Sep 28 1976, 4:33 AM EDT

Att. 2,122 - Unknown - 58 F

livebaseballscorecards.com

AB	33
R	0
H	6
RBI	0
BB	0
SO	6
LOB	14

WP: 0 PA: 33
PB: 0
SB: 0
CS: 0

Texas Rangers @ Minnesota Twins

Metropolitan Stadium, Bloomington , MI

Wed Sep 29 1976, 4:33 AM EDT

Att. 2,444 - Unknown - 67 F

TOP

livebaseballscorecards.com

Batter	1	2	3	4	5	6	7	8	9	AB	R	H	RBI	BB	SO	LOB
Lenny Randle, S (1, 4) OBP: 0.281, SLG: 0.271	F8		2B			BB		6-3		3	0	1	0	1	0	0
Toby Harrah, R (1, 5) OBP: 0.357, SLG: 0.374	F9		F4			F8		6-3		4	0	0	0	0	0	2
Mike Hargrove, L (1, 3) OBP: 0.398, SLG: 0.383	F7		4-3			K			1B	4	0	1	0	0	1	2
Jeff Burroughs, R (1, 9) OBP: 0.312, SLG: 0.360		G4-6-3 HBP		K		5-3			K	3	0	0	0	0	2	2
Roy Howell, L (1, 10) OBP: 0.298, SLG: 0.367		G4-6-3 1-2f		6-3			K		K	4	0	0	0	0	2	2
Tom Grieve, R (1, 7) OBP: 0.304, SLG: 0.414		HR		1-3			1B		6-3	4	1	2	1	0	0	1
Danny Thompson, R (1, 6) OBP: 0.262, SLG: 0.254		1B	F9			F6				0	0	0	0	0	0	0
Juan Beniquez, R (1, 8) OBP: 0.313, SLG: 0.294		F8	K			F9				3	0	0	0	0	1	2
Jim Sundberg, R (1, 2) OBP: 0.282, SLG: 0.300			F9			6-3		5-3		3	0	0	0	0	0	0

AB	28
R	1
H	4
RBI	1
BB	1
SO	6
LOB	11

Inning Stats	1	2	3	4	5	6	7	8	9
	R: 0 E: 0 K: 0 S: 3	R: 1 E: 0 K: 0 S: 4	R: 0 E: 0 K: 0 S: 4	R: 0 E: 0 K: 1 S: 5	R: 0 E: 0 K: 1 S: 5	R: 0 E: 0 K: 1 S: 5	R: 0 E: 0 K: 1 S: 6	R: 0 E: 0 K: 0 S: 3	R: 0 E: 0 K: 2 S: 8
	H: 0 LOB: 0 BB: 0 P: 3	H: 2 LOB: 1 BB: 0 P: 5	H: 1 LOB: 1 BB: 0 P: 4	H: 0 LOB: 0 BB: 0 P: 5	H: 0 LOB: 0 BB: 0 P: 5	H: 0 LOB: 1 BB: 1 P: 9	H: 1 LOB: 1 BB: 0 P: 6	H: 0 LOB: 0 BB: 0 P: 3	H: 1 LOB: 1 BB: 0 P: 8

1B: 3 2B: 1 3B: 0 HR: 1 | SF: 0 SAC: 0 DP: 1 HBP: 1 | WP: 0 PB: 0 SB: 0 CS: 0 | PA: 33

PITCHER		IP	WLS	BF	H	R	ER	SO	BB	IBB	HBP	BLK	WP	HR	S	P	ERA	WHIP
Pete Redfern, R ERA: 3.51	(1, 1)	7.0	W	26	4	1	1	4	1	0	1	0	0	1	32	37	1.29	0.714
Bill Campbell, R ERA: 3.04	(8, 1)	2.0		7	1	0	0	2	0	0	0	0	0	0	11	11	0.00	0.500

PITCHER	IP	WLS	BF	H	R	ER	SO	BB	IBB	HBP	BLK	WP	HR	S	P	ERA	WHIP

Texas Rangers @ Minnesota Twins

Metropolitan Stadium, Bloomington , MI

Wed Sep 29 1976, 4:33 AM EDT

Att. 2,444 - Unknown - 67 F

BOTTOM

Batter	1	2	3	4	5	6	7	8	9	AB	R	H	RBI	BB	SO	LOB
Steve Braun, L (1, 10) OBP: 0.388, SLG: 0.356	0-0 1B G4-6-3 1B		0-0 F8 1-2		0-0 BLK 1B 2B	0-0 5-3		0-3 K		3	2	2	0	0	0	1
Craig Kusick, R (6, PH) OBP: 0.345, SLG: 0.436										1	0	0	0	0	0	0
Tony Oliva, L (8, PH) OBP: 0.234, SLG: 0.260										1	0	0	0	0	1	1
Roy Smalley, S (1, 6) OBP: 0.354, SLG: 0.323	0-0 G4-6-3 1-3 1B		0-0 F8		0-0 HR 2-H 1B	0-0 F9		0-3 K		5	1	2	1	0	1	1
Rod Carew, L (1, 3) OBP: 0.390, SLG: 0.455	0-0 G4-6-3 1-2f 3-H			0-0 F5	0-0 1-H HR	0-0 6-3				4	1	1	2	0	0	1
Lyman Bostock, L (1, 8) OBP: 0.366, SLG: 0.433	B B B B 4-0 S BB			0-0 F8 E 1B 1B	0-0 4-3	0-0 3-1				3	1	1	0	1	0	0
Butch Wynegar, S (1, 2) OBP: 0.355, SLG: 0.364	S S S 0-3 K 1-2			0-0 E E 1-2 1B	0-0 F9	B B B B 4-0 FC6-4 BB				3	1	1	0	1	1	1
Larry Hisle, R (1, 7) OBP: 0.334, SLG: 0.391		S S S 0-3 K		0-0 F8 2-3	0-0 1B 1B	0-0 FC6-4 1-2f				4	0	1	0	0	1	3
Dan Ford, R (1, 9) OBP: 0.324, SLG: 0.461		0-0 F8		0-0 E5 E 1-2 3-H	0-0 1-2 1B			0-0 SF7 3B		4	2	2	0	0	0	1
Mike Cubbage, L (1, 5) OBP: 0.348, SLG: 0.357		S S S 0-3 K		0-0 E4 1-H 2-H 2B	0-0 F8			B B B B 4-0 BB		3	1	1	2	1	1	2
Bob Randall, R (1, 4) OBP: 0.318, SLG: 0.328			B B B B 4-0 CS BB	0-0 F4	0-0 5-3			0-0 SF7 3-H		2	0	0	1	1	0	0
Inning Stats	R: 1 H: 2 E: 0 LOB: 1 K: 1 BB: 1 S: 6 P: 10	R: 0 H: 0 E: 0 LOB: 0 K: 2 BB: 0 S: 7 P: 7	R: 0 H: 0 E: 0 LOB: 0 K: 0 BB: 1 S: 2 P: 6	R: 4 H: 3 E: 2 LOB: 0 K: 0 BB: 0 S: 7 P: 7	R: 3 H: 5 E: 0 LOB: 2 K: 0 BB: 0 S: 8 P: 8	R: 0 H: 0 E: 0 LOB: 0 K: 0 BB: 0 S: 3 P: 3	R: 0 H: 0 E: 0 LOB: 1 K: 0 BB: 1 S: 3 P: 7	R: 1 H: 1 E: 0 LOB: 1 K: 2 BB: 1 S: 8 P: 12		1B: 7 SF: 1 2B: 2 SAC: 0 3B: 1 DP: 1 HR: 1 HBP: 0					WP: 0 PA: 38 PB: 0 SB: 1 CS: 1	

livebaseballscorecards.com

	AB	33
	R	9
	H	11
	RBI	6
	BB	4
	SO	5
	LOB	11

PITCHER		IP	WLS	BF	H	R	ER	SO	BB	IBB	HBP	BLK	WP	HR	S	P	ERA	WHIP
Tommy Boggs, R ERA: 3.49	(1, 1)	4.0	L	20	7	7	3	3	2	0	0	1	0	0	24	32	6.75	2.250
Steve Hargan, R ERA: 3.54	(5, 1)	1.0		6	3	1	1	0	0	0	0	0	0	1	6	6	9.00	3.000
Steve Barr, L ERA: 5.59	(6, 1)	3.0		12	1	1	1	2	2	0	0	0	0	0	14	22	3.00	1.000

PITCHER	IP	WLS	BF	H	R	ER	SO	BB	IBB	HBP	BLK	WP	HR	S	P	ERA	WHIP

Chicago White Sox @ Texas Rangers

Arlington Stadium, Arlington, TX

Fri Oct 01 1976, 8:05 PM EDT

Att. 4,907 - Unknown - 80 F

TOP

livebaseballscorecards.com

Batter	1	2	3	4	5	6	7	8	9	AB	R	H	RBI	BB	SO	LOB
Alan Bannister, R (1, 7) OBP: 0.322, SLG: 0.333	F7		FC6-4 1B		FC6-4 1B 1-2f	6-3		6-3		5	1	1	0	0	0	2
Ralph Garr, L (1, 9) OBP: 0.319, SLG: 0.385	G5-4-3 1B		F7		2B 1B 1B 1-2		K		6-3	5	1	2	0	0	1	1
Bill Stein, R (1, 4) OBP: 0.311, SLG: 0.349	G5-4-3 1-2f		FC6-4 FC6-4 1-2f		F5		G1-4-3 1B		2B 1B	5	1	2	0	0	0	4
Lamar Johnson, R (1, 10) OBP: 0.372, SLG: 0.432		F4	FC6-4 1-2f		1B 2B 1-3 2-H		G1-4-3 1-2f		1B 2B 1-H	5	2	2	2	0	0	2
Jim Spencer, L (1, 3) OBP: 0.316, SLG: 0.369		3-1		G6-4-3 1B	1B 1B 2-H 3-H			2B 2B	WP 1B 2-H	5	1	4	3	0	0	0
Kevin Bell, R (1, 5) OBP: 0.301, SLG: 0.399		2B E 1B		G6-4-3 1-2f	1B 1-2			2B 5-3 1B	F7	5	2	3	0	0	0	2
Chet Lemon, R (1, 8) OBP: 0.302, SLG: 0.333		E 2B 1-3		FC6-4 1B	F3			1-3 2-H 2B	K 1-2	5	0	3	1	0	1	3
Bucky Dent, R (1, 6) OBP: 0.301, SLG: 0.303		E6 FC6-4 2-3 3-H		FC6-4 1-2f	F3			5-3 3-H	F3	5	0	0	1	0	0	5
Wayne Nordhagen, R (1, 2) OBP: 0.233, SLG: 0.226 Jorge Orta, L (8, PH) OBP: 0.316, SLG: 0.412 Jim Essian, R (8, 2) OBP: 0.326, SLG: 0.281		FC6-4 1-2f			FC6-4 1B	L5		F8		3 1 0	0 0 0	1 0 0	0 0 0	0 0 0	0 0 0	2 1 0

	AB	44
	R	8
	H	18
	RBI	7
	BB	0
	SO	2
	LOB	22

Inning Stats	1	2	3	4	5	6	7	8	9	1B: 13	SF: 0	WP: 1	PA: 44
R	0	1	0	0	3	0	0	2	2	2B: 5	SAC: 0	PB: 0	
E	0	1	0	0	0	0	0	0	0	3B: 0	DP: 3	SB: 0	
K	0	0	0	0	0	0	1	0	1	HR: 0	HBP: 0	CS: 0	
S	3	6	4	4	8	3	5	6	9				
H	1	2	1	2	5	0	1	3	3				
LOB	0	2	0	1	2	0	0	1	2				
BB	0	0	0	0	0	0	0	0	0				
P	3	6	4	4	8	3	5	6	9				

PITCHER		IP	WLS	BF	H	R	ER	SO	BB	IBB	HBP	BLK	WP	HR	S	P	ERA	WHIP
Jim Umbarger, L ERA: 3.15	(1, 1)	4.2		24	11	4	3	0	0	0	0	0	0	0	24	24	5.79	2.357
Steve Hargan, R ERA: 3.62	(5, 1)	2.1	W	10	4	2	2	1	0	0	0	0	0	0	12	12	7.71	1.714
Mike Bacsik, R ERA: 4.27	(8, 1)	1.1		7	3	2	2	0	0	0	0	0	0	0	7	7	13.50	2.250
Nelson Briles, R ERA: 3.26	(9, 1)	0.2	S	3	0	0	0	1	0	0	0	0	1	0	5	5	0.00	0.000

PITCHER		IP	WLS	BF	H	R	ER	SO	BB	IBB	HBP	BLK	WP	HR	S	P	ERA	WHIP

Batter	1	2	3	4	5	6	7	8	9	AB	R	H	RBI	BB	SO	LOB
Lenny Randle, S (1, 4) OBP: 0.287, SLG: 0.275	BBBB 4-0 E S BB	x 0-0 HBP 1B		x 0-0 S BLK 1B 3-H	x 0-0 1-2 2-H 3-H 1B		x 0-0 F7 ①	BBBB 4-0 1-2 BB		4	0	3	3	2	0	0
Ken Pape, R (1, 6) OBP: 0.263, SLG: 0.389	x 0-0 F3 ① 1-3	H 1-0 1-2 HBP		x 0-0 F6 ② 1-2	x 0-0 F5 ③		SSS 0-3 K ②	x 0-0 F7 ③		5	0	0	0	0	1	7
Mike Hargrove, L (1, 3) OBP: 0.396, SLG: 0.382 Doug Ault, R (8, 3) OBP: 0.222, SLG: 0.176	x 0-0 1-3 ② SSS	0-3 K ③		x 0-0 G3 ③ 2-3		x 0-0 HR 1B	x 0-0 G3 ③			5 0	1 0	1 0	0 0	0 0	1 0	4 0
Jeff Burroughs, R (1, 9) OBP: 0.314, SLG: 0.365 Dave Moates, L (8, PR) OBP: 0.295, SLG: 0.308 (9, 9)	BBBB 4-0 BB		SSS 0-3 K ①		x 0-0 HR	SSS 0-3 K ①		BBBB 4-0 HR BB		3 0	1 1	1 0	1 0	2 0	2 0	1 0
Tom Grieve, R (1, 7) OBP: 0.305, SLG: 0.425	x 0-0 F3 ③	x 0-0 F9 ②			x 0-0 F9 ①	x 0-0 1-H HR		x 0-0 1-H HR		5	2	2	4	0	0	2
Toby Harrah, R (1, 5) OBP: 0.361, SLG: 0.378		x 0-0 S HR 1B	x 0-0 1B		x 0-0 BB 1B 2B	SSS 0-3 K ②		H 1-0 FC4-6 BB HBP		4	2	3	0	0	1	0
Roy Howell, L (1, 10) OBP: 0.297, SLG: 0.364 Jim Fregosi, R (8, PH) OBP: 0.340, SLG: 0.333		x 0-0 F7 ①	x 0-0 F8 ③		SSS 0-3 K ②	BBBB 4-0 3B BB		BBBB 4-0 1-2 FC4-6 BB		3 0	1 0	0 0	0 0	1 1	1 0	3 0
Juan Beniquez, R (1, 8) OBP: 0.315, SLG: 0.302		x 0-0 F9 ②		x 0-0 4-3 1B 2B	BBBB 4-0 BB 1B BB	x 0-0 1-H 3B		x 0-0 FC4-6 BB ① 1-2f 2-3		4	2	2	1	1	0	3
Jim Sundberg, R (1, 2) OBP: 0.284, SLG: 0.306		x 0-0 1-H HR		x 0-0 4-3 ① 2-3	BBBB 4-0 1-2 2-3 1B BB	x 0-0 F6 ③		SSS 0-3 K ②		4	1	1	2	1	1	4
Inning Stats	R: 0 E: 0 K: 0 S: 3 H: 0 LOB: 2 BB: 2 P: 11	R: 2 E: 0 K: 1 S: 8 H: 3 LOB: 2 BB: 0 P: 9	R: 0 E: 0 K: 1 S: 6 H: 1 LOB: 1 BB: 0 P: 6	R: 1 E: 0 K: 0 S: 5 H: 2 LOB: 1 BB: 0 P: 5	R: 3 E: 0 K: 1 S: 8 H: 3 LOB: 2 BB: 2 P: 16	R: 3 E: 0 K: 2 S: 10 H: 3 LOB: 1 BB: 1 P: 14	R: 0 E: 0 K: 1 S: 5 H: 0 LOB: 0 BB: 0 P: 5	R: 2 E: 0 K: 1 S: 6 H: 1 LOB: 3 BB: 3 P: 19		1B: 6 2B: 2 3B: 1 HR: 4	SF: 0 SAC: 0 DP: 0 HBP: 2					

PITCHER		IP	WLS	BF	H	R	ER	SO	BB	IBB	HBP	BLK	WP	HR	S	P	ERA	WHIP
Chris Knapp, R ERA: 4.82	(1, 1)	3.1		19	6	3	3	2	2	0	1	0	0	1	20	29	8.10	2.400
Francisco Barrios, R ERA: 4.32	(4, 1)	2.2	L	17	6	6	6	3	3	0	0	1	0	2	20	32	20.25	3.375
Dave Hamilton, L ERA: 3.61	(7, 1)	2.0		11	1	2	2	2	3	0	1	0	0	1	11	24	9.00	2.000

PITCHER	IP	WLS	BF	H	R	ER	SO	BB	IBB	HBP	BLK	WP	HR	S	P	ERA	WHIP

BOTTOM

Chicago White Sox @ Texas Rangers

Arlington Stadium, Arlington, TX

Fri Oct 01 1976, 8:05 PM EDT

Att. 4,907 - Unknown - 80 F

livebaseballscorecards.com

AB	37
R	11
H	13
RBI	11
BB	8
SO	7
LOB	24

1B: 6 2B: 2 3B: 1 HR: 4 SF: 0 SAC: 0 DP: 0 HBP: 2

WP: 0 PB: 0 SB: 3 CS: 0 PA: 47

Batter	1	2	3	4	5	6	7	8	9	10	AB	R	H	RBI	BB	SO	LOB
Alan Bannister, R (1, 7) (9, 8) OBP: 0.318, SLG: 0.324	0-3 K		0-0 F4		4-0 PB BB 1-2			0-3 K		0-0 F4	4	0	0	0	1	2	1
Ralph Garr, L (1, 9) (9, 7) OBP: 0.322, SLG: 0.387	0-0 S 1B		0-0 1B 1-H		0-0 6-3 1-2 2-H			0-0 FC1-6 1B		0-0 L7	5	0	3	2	0	0	1
Jim Spencer, L (1, 3) OBP: 0.317, SLG: 0.370	0-0 F2 1-2		0-0 1B 1-2		0-3 K			0-0 FC1-6 2B 1-2f		0-0 BB 1B	5	1	2	0	0	1	3
Jorge Orta, L (1, 10) OBP: 0.316, SLG: 0.412	0-3 K		0-3 K			0-3 K		0-0 2B 1-H		4-0 BB 1-2	4	0	1	1	1	3	3
Bill Stein, R (1, 5) OBP: 0.310, SLG: 0.347		0-0 FC4-6 1B		0-0 4-3		0-0 F6		0-0 4-3		0-0 F4	5	0	1	0	0	0	3
Jack Brohamer, L (1, 4) OBP: 0.333, SLG: 0.359		0-0 FC4-6 FC6-4 1-2f		0-0 6-3		0-0 G1			0-3 K		4	0	0	0	0	1	1
Chet Lemon, R (1, 8) OBP: 0.300, SLG: 0.330		0-0 FC6-4 CS 1-2f		0-0 6-3			0-0 6-3		0-0 SF8 3B		3	0	0	0	0	0	1
Sam Ewing, L (9, PH) OBP: 0.256, SLG: 0.317											1	0	1	0	0	0	0
Jerry Hairston, S (9, PR) (9, 9) OBP: 0.359, SLG: 0.284											0	1	0	0	0	0	0
Brian Downing, R (1, 2) OBP: 0.338, SLG: 0.328		0-0 CS 1-2	0-0 S 1B 1B		0-0 FC4-6 1B		0-3 K		0-0 SF8 3-H		3	1	2	1	0	1	0
Bucky Dent, R (1, 6) OBP: 0.299, SLG: 0.301			0-0 F8		0-0 FC4-6 PB BB 6-3 1-2f		0-0 6-3		0-0 6-3		4	1	0	0	0	0	3
Inning Stats	R: 0 H: 1 E: 0 LOB: 1 K: 2 BB: 0 S: 8 P: 8	R: 0 H: 1 E: 0 LOB: 0 K: 0 BB: 0 S: 3 P: 3	R: 1 H: 3 E: 0 LOB: 2 K: 1 BB: 0 S: 8 P: 8	R: 0 H: 0 E: 0 LOB: 0 K: 0 BB: 0 S: 3 P: 3	R: 1 H: 1 E: 0 LOB: 1 K: 1 BB: 1 S: 6 P: 10	R: 0 H: 0 E: 0 LOB: 0 K: 1 BB: 0 S: 5 P: 5	R: 0 H: 0 E: 0 LOB: 0 K: 1 BB: 0 S: 5 P: 5	R: 1 H: 2 E: 0 LOB: 1 K: 1 BB: 0 S: 7 P: 7	R: 1 H: 1 E: 0 LOB: 1 K: 1 BB: 0 S: 6 P: 6	R: 0 H: 1 E: 0 LOB: 2 K: 0 BB: 1 S: 4 P: 8	1B: 8 SF: 1 2B: 1 SAC: 0 3B: 1 DP: 0 HR: 0 HBP: 0						

PITCHER		IP	WLS	BF	H	R	ER	SO	BB	IBB	HBP	BLK	WP	HR	S	P	ERA	WHIP
Bert Blyleven, R ERA: 2.87	(1, 1)	7.2		31	8	3	2	7	1	0	0	0	0	0	44	48	2.35	1.174
Mike Bacsik, R ERA: 4.25	(8, 1)	2.1	W	10	2	1	1	1	1	0	0	0	0	0	11	15	3.86	1.286

PITCHER	IP	WLS	BF	H	R	ER	SO	BB	IBB	HBP	BLK	WP	HR	S	P	ERA	WHIP

TOP

Chicago White Sox @ Texas Rangers

Arlington Stadium, Arlington, TX

Sat Oct 02 1976, 8:05 PM EDT

Att. 9,406 - Unknown

livebaseballscorecards.com

AB	38
R	4
H	10
RBI	4
BB	2
SO	8
LOB	16

WP: 0	PA: 42		
PB: 1			
SB: 2			
CS: 1			

Chicago White Sox @ Texas Rangers

Arlington Stadium, Arlington, TX

Sat Oct 02 1976, 8:05 PM EDT

Att. 9,406 - Unknown

livebaseballscorecards.com

Batter	1	2	3	4	5	6	7	8	9	10	AB	R	H	RBI	BB	SO	LOB
Lenny Randle, S (1, 4) OBP: 0.288, SLG: 0.275	FC6-4 1B	K			K		F7		SH1-4 1-2	BB 1-2 BB	4	0	1	0	1	2	4
Ken Pape, R (1, 6) OBP: 0.320, SLG: 0.409	FC6-4 FC6-4 1-2f	F3			G3		2B 1-H		IBB 1B	BB 1-2 2-3 3-H	4	0	1	2	2	0	1
Roy Howell, L (1, 10) OBP: 0.295, SLG: 0.361 Danny Thompson, R (9, PH) OBP: 0.261, SLG: 0.253	FC6-4 HR 1-2f	K			6-3		1-3		K		4 1	1 0	0 0	0 0	0 0	1 1	2 2
Jeff Burroughs, R (1, 9) OBP: 0.315, SLG: 0.369 Dave Moates, L (8, PR) OBP: 0.295, SLG: 0.308 (9, 9) Jim Sundberg, R (9, PH) OBP: 0.285, SLG: 0.308 (10, 2)	HR 1-H	6-3		F8		PB 1B BB		1B 1-2 2-3		3 0 1	1 0 0	1 0 1	2 0 0	1 0 0	0 0 0	0 0 0
Tom Grieve, R (1, 7) OBP: 0.303, SLG: 0.421 (10, 9)	6-3	6-3		F8	K		F4				5	0	0	0	0	1	4
Toby Harrah, R (1, 5) OBP: 0.359, SLG: 0.377	F4	E5 F9 1B			1-3			1B 1-2		F7	5	0	1	0	0	0	0
Doug Ault, R (1, 3) OBP: 0.333, SLG: 0.350 Jim Fregosi, R (7, PR) OBP: 0.342, SLG: 0.331 (8, 3)	1B 1B	FC6-4 1-2 1B					SH3-4 1B 2B	F8		FC6-4 BB 1B BB	3 1	0 2	3 0	0 0	0 1	0 0	0 2
Juan Beniquez, R (1, 8) OBP: 0.315, SLG: 0.301	F8	F9 2-3					SH3-4 2-3	L4 2-3		FC6-4 1-2 1B	4	0	1	0	0	0	5
Bill Fahey, L (1, 2) OBP: 0.348, SLG: 0.313 Gene Clines, R (9, PH) OBP: 0.304, SLG: 0.316 (10, 7)	1-3 1B	FC6-4 1-2f					2B 3-H 1B		1B SH1-4 1B	FC6-4 BB BB 1-2f 2-3	3 2	1 0	2 1	1 0	0 0	0 2	2 2
Inning Stats	R: 2 H: 2 E: 0 LOB: 0 K: 0 BB: 0 S: 5 P: 5	R: 0 H: 2 E: 0 LOB: 2 K: 1 BB: 0 S: 7 P: 7	R: 0 H: 0 E: 0 LOB: 0 K: 1 BB: 0 S: 5 P: 5	R: 0 H: 1 E: 1 LOB: 2 K: 0 BB: 0 S: 5 P: 5	R: 0 H: 0 E: 0 LOB: 0 K: 1 BB: 0 S: 5 P: 5	R: 0 H: 0 E: 0 LOB: 0 K: 0 BB: 0 S: 3 P: 3	R: 2 H: 3 E: 0 LOB: 1 K: 0 BB: 0 S: 6 P: 6	R: 0 H: 1 E: 0 LOB: 2 K: 1 BB: 1 S: 6 P: 10	R: 0 H: 2 E: 0 LOB: 3 K: 1 BB: 1 S: 7 P: 11	R: 1 H: 1 E: 0 LOB: 3 K: 0 BB: 3 S: 3 P: 15	1B: 9 SF: 0 2B: 2 SAC: 2 3B: 0 DP: 0 HR: 1 HBP: 0						

AB	40
R	5
H	12
RBI	5
BB	5
SO	5
LOB	24

WP: 0 PA: 47
PB: 1
SB: 0
CS: 0

PITCHER		IP	WLS	BF	H	R	ER	SO	BB	IBB	HBP	BLK	WP	HR	S	P	ERA	WHIP
Bart Johnson, R ERA: 4.73	(1, 1)	8.0		35	9	4	4	4	1	0	0	0	0	1	42	46	4.50	1.250
Dave Hamilton, L ERA: 3.59	(9, 1)	0.2		5	2	0	0	1	0	1	0	0	0	0	6	10	0.00	3.000
Pete Vuckovich, R ERA: 4.65	(9, 1)	1.0	L	7	1	1	1	0	3	0	0	0	0	0	4	16	9.00	4.000

PITCHER		IP	WLS	BF	H	R	ER	SO	BB	IBB	HBP	BLK	WP	HR	S	P	ERA	WHIP

Chicago White Sox @ Texas Rangers

Arlington Stadium, Arlington, TX

Sun Oct 03 1976, 4:33 AM EDT

Att. 4,455 - Unknown

TOP

Batter	1	2	3	4	5	6	7	8	9	AB	R	H	RBI	BB	SO	LOB
Alan Bannister, R (1, 7) OBP: 0.317, SLG: 0.317	BBBB 4-0 WP SH5-3 BB		x 0-0 ② ③ 6-3 1-2			x 0-0 ① F8		x 0-0 ③ F8		3	0	0	0	1	0	1
Ralph Garr, L (1, 9) OBP: 0.322, SLG: 0.387 Jerry Hairston, S (2, 9) OBP: 0.352, SLG: 0.277	x 0-0 ① SH5-3 1-2			SSS 0-3 ① K		SSS 0-3 ② K			SSS 0-3 ① K	0 3	0 0	0 0	0 0	0 0	0 3	0 0
Jim Spencer, L (1, 3) OBP: 0.315, SLG: 0.367	SSS 0-3 ② K 2-3			x 0-0 ② F6		x 0-0 ③ 4-3			SSS 0-3 ② K	4	0	0	0	0	2	1
Jorge Orta, L (1, 10) OBP: 0.316, SLG: 0.410	x 0-0 ③ 1-3			BBBB 4-0 BB			x 0-0 ① F8		x 0-0 ③ 4-3	3	0	0	0	1	0	1
Kevin Bell, R (1, 5) OBP: 0.302, SLG: 0.396		x 0-0 ① F7		SSS 0-3 ③ K			H 1-0 FC6-4 HBP			2	0	0	0	0	1	1
Jack Brohamer, L (1, 4) OBP: 0.331, SLG: 0.356		x 0-0 ② 4-3			x 0-0 ① F9		x 0-0 ② FC6-4 1-2f			3	0	0	0	0	0	1
Chet Lemon, R (1, 8) OBP: 0.298, SLG: 0.328		x 0-0 ③ F8			x 0-0 ② 5-3		x 0-0 ③ 1-3			3	0	0	0	0	0	1
Bucky Dent, R (1, 6) OBP: 0.300, SLG: 0.302			x 0-0 ① 4-3		x 0-0 FC5-4 1B			x 0-0 G6-4-3 1B		3	0	2	0	0	0	0
Jim Essian, R (1, 2) OBP: 0.326, SLG: 0.281			x 0-0 6-3 1B		x 0-0 ③ FC5-4 1-2f			x 0-0 ① ② G6-4-3 1-2f		3	0	1	0	0	0	2

livebaseballscorecards.com

	AB	27
	R	0
	H	3
	RBI	0
	BB	2
	SO	6
	LOB	8

Inning Stats																				
	R: 0	H: 0	R: 0	H: 0	R: 0	H: 1	R: 0	H: 0	R: 0	H: 1	R: 0	H: 0	R: 0	H: 0	R: 0	H: 1	R: 0	H: 0	1B: 3	SF: 0	WP: 1	PA: 31
	E: 0	LOB: 1	E: 0	LOB: 0	E: 0	LOB: 0	E: 0	LOB: 1	E: 0	LOB: 1	E: 0	LOB: 0	E: 0	LOB: 1	E: 0	LOB: 0	E: 0	LOB: 0	2B: 0	SAC: 1	PB: 0	
	K: 1	BB: 1	K: 0	BB: 0	K: 0	BB: 0	K: 2	BB: 1	K: 0	BB: 0	K: 1	BB: 0	K: 0	BB: 0	K: 3	BB: 0	K: 2	BB: 0	3B: 0	DP: 1	SB: 0	
	S: 5	P: 9	S: 3	P: 3	S: 3	P: 3	S: 7	P: 11	S: 4	P: 4	S: 5	P: 5	S: 3	P: 4	S: 3	P: 3	S: 7	P: 7	HR: 0	HBP: 1	CS: 0	

PITCHER	IP	WLS	BF	H	R	ER	SO	BB	IBB	HBP	BLK	WP	HR	S	P	ERA	WHIP
Len Barker, R (1, 1) ERA: 2.4	9.0	W	31	3	0	0	6	2	0	1	0	1	0	40	49	0.00	0.556

PITCHER	IP	WLS	BF	H	R	ER	SO	BB	IBB	HBP	BLK	WP	HR	S	P	ERA	WHIP

Batter	1	2	3	4	5	6	7	8	9	AB	R	H	RBI	BB	SO	LOB
Lenny Randle, S (1, 4) OBP: 0.286, SLG: 0.273	F8		F8		B2-3		6-3			4	0	0	0	0	0	1
Dave Moates, L (1, 8) OBP: 0.293, SLG: 0.307	G3		K		F8		1B			4	0	1	1	0	1	0
Mike Hargrove, L (1, 3) OBP: 0.397, SLG: 0.384	G3		4-3			2B	1-2 1B			4	0	2	0	0	0	0
Jeff Burroughs, R (1, 9) Joe Lahoud, L (7, 9) OBP: 0.315, SLG: 0.369 OBP: 0.312, SLG: 0.265		FC4-6 1B		F8		K	K			3 1	0 0	1 0	0 0	0 0	1 1	1 2
Roy Howell, L (1, 10) OBP: 0.295, SLG: 0.367		FC4-6 BB BB 1-2f		HR		K		G3		4	1	1	1	0	1	2
Toby Harrah, R (1, 5) OBP: 0.360, SLG: 0.377		BB 1-2 BB		1B		K		F7		3	0	1	0	1	1	1
Tom Grieve, R (1, 7) OBP: 0.301, SLG: 0.418		F6		F9			F2	F5		4	0	0	0	0	0	3
Ken Pape, R (1, 6) OBP: 0.357, SLG: 0.391		1-2 2-3 BB		4-3			E HBP			1	1	0	0	1	0	1
Jim Sundberg, R (1, 2) OBP: 0.285, SLG: 0.310		F7			5-3		E4 1-H 1B 2B			3	1	1	1	0	0	3
Inning Stats	R: 0 H: 0 E: 0 LOB: 0 K: 0 BB: 0 S: 3 P: 3	R: 0 H: 1 E: 0 LOB: 3 K: 0 BB: 2 S: 4 P: 12	R: 0 H: 0 E: 0 LOB: 0 K: 1 BB: 0 S: 5 P: 5	R: 1 H: 2 E: 0 LOB: 1 K: 0 BB: 0 S: 5 P: 5	R: 0 H: 0 E: 0 LOB: 0 K: 0 BB: 0 S: 3 P: 3	R: 0 H: 1 E: 0 LOB: 1 K: 3 BB: 0 S: 10 P: 10	R: 2 H: 3 E: 1 LOB: 2 K: 1 BB: 0 S: 8 P: 9	R: 0 H: 0 E: 0 LOB: 0 K: 0 BB: 0 S: 3 P: 3		1B: 4 SF: 0 2B: 2 SAC: 0 3B: 0 DP: 0 HR: 1 HBP: 1						

PITCHER	IP	WLS	BF	H	R	ER	SO	BB	IBB	HBP	BLK	WP	HR	S	P	ERA	WHIP
Rich Gossage, R (1, 1) ERA: 3.94	8.0	L	34	7	3	3	5	2	0	1	0	0	1	41	50	3.38	1.125

PITCHER	IP	WLS	BF	H	R	ER	SO	BB	IBB	HBP	BLK	WP	HR	S	P	ERA	WHIP

BOTTOM

Chicago White Sox @ Texas Rangers

Arlington Stadium, Arlington, TX

Sun Oct 03 1976, 4:33 AM EDT

Att. 4,455 - Unknown

livebaseballscorecards.com

AB	31
R	3
H	7
RBI	3
BB	2
SO	5
LOB	14