

Texas Rangers - 1976

Batter	1	2	3	4	5	6	7	8	9	10	11	AB	R	H	RBI	BB	SO	LOB	TOP									
Rod Carew, L (1,3) X	0-0 6-3 ①		0-0 2-3 ②		0-0 E6 ③			0-0 4-3 ①		0-0 6-3 ①	5	0	0	0	0	0	0	1										
Dan Ford, R (1,9) X	0-0 5-3 ②		0-0 F5 ③			0-3 K ①		0-3 K ②		0-0 6-3 ②	5	0	0	0	0	0	2	0										
Steve Braun, L (1,10) X	0-0 F7 ③					0-0 1B ①		0-0 4-3 ③		0-3 K ③	5	1	1	0	0	1	0											
Larry Hisle, R (1,7) X		0-0 5-3 ③		0-0 CS ①		0-3 K ②			0-0 5-3 ①			4	0	1	0	0	1	1										
Lyman Bostock, L (1,8) X		0-0 CS ①		0-0 F7 ②		0-0 1B ①		0-0 4-3 ②				4	0	2	0	0	0	1										
Butch Wynegar, S (1,2) X		0-0 E4 ②		0-0 6-3 ③		0-0 1B ③		0-0 F8 ③				4	0	1	1	0	0	2										
Dave McKay, S (1,5) X		0-0 1B ①		0-0 SH1-4 ①		0-0 E6 ①		0-0 F9 ①		0-0 F7 ①		4	0	2	0	0	0	0										
Jerry Terrell, R (1,4) X		0-0 F8 ③		0-0 SH1-4 ①		0-0 1B ①		0-0 F7 ②		0-0 6-3 ②		3	0	0	0	0	0	2										
Danny Thompson, R (1,6) X		0-0 F8 ③		0-0 F7 ②		0-0 F7 ②		0-0 F8 ③		0-0 F8 ③		0	0	0	0	0	0	0										
Inning Stats	R: 0 E: 0 K: 0 S: 3	H: 0 LOB: 0 BB: 0 P: 3	R: 0 E: 1 K: 0 S: 5	H: 2 LOB: 2 BB: 0 P: 5	R: 0 E: 0 K: 0 S: 3	H: 0 LOB: 0 BB: 0 P: 3	R: 0 E: 0 K: 0 S: 4	H: 1 LOB: 1 BB: 0 P: 4	R: 0 E: 1 K: 0 S: 4	H: 1 LOB: 2 BB: 0 P: 4	R: 1 E: 0 K: 2 S: 9	H: 3 LOB: 2 BB: 0 P: 9	R: 0 E: 0 K: 0 S: 3	H: 0 LOB: 0 BB: 0 P: 3	R: 0 E: 0 K: 0 S: 3	H: 0 LOB: 0 BB: 0 P: 3	R: 0 E: 0 K: 0 S: 3	H: 0 LOB: 0 BB: 0 P: 3	R: 0 E: 0 K: 1 S: 5	H: 0 LOB: 0 BB: 0 P: 5	R: 0 E: 0 K: 0 S: 3	H: 0 LOB: 0 BB: 0 P: 3	R: 0 E: 0 K: 0 S: 5	H: 0 LOB: 0 BB: 0 P: 5	1B: 7 2B: 0 3B: 0 HR: 0	SF: 0 SAC: 1 DP: 0 HBP: 0	WP: 0 PB: 0 SB: 0 CS: 2	PA: 39
PITCHER Gaylord Perry, R (1,1) ERA: 0.82	IP: 11.0 WLS: 7 BF: 39 H: 7 R: 1 ER: 1 SO: 4 BB: 0 IBB: 0 HBP: 0 BLK: 0 WP: 0 HR: 0 S: 47 P: 47 ERA: 0.82 WHIP: 0.636																											

Minnesota Twins @ Texas Rangers
Arlington Stadium, Arlington, TX
Fri Apr 09 1976, 7:05 PM EST
Att. 28,947 - Unknown


AB	34
R	1
H	7
RBI	1
BB	0
SO	4
LOB	7



Batter	1	2	3	4	5	6	7	8	9	10	11	AB	R	H	RBI	BB	SO	LOB	BOTTOM			
Lenny Randle, S (1,7) X	0-0 G4-6-3 ①		0-3 K ①			0-0 4-3 ①			0-0 4-3 ①		0-0 1B ①	4	0	1	0	1	1	0				
Juan Beniquez, R (1,8) X	0-0 G4-6-3 ①		0-0 L3-6 ②			0-0 F8 ②			0-0 F6 ②		0-0 1B ②	5	0	3	0	0	0	0				
Mike Hargrove, L (1,3) X	0-0 G4-6-3 ①		0-0 L3-6 ②			0-3 K ③			0-0 F7 ③		0-3 K ②	5	0	0	0	0	2	6				
Toby Harrah, R (1,6) X	0-0 F9 ③			0-0 5-3 ①			0-3 K ①			0-0 BB ①	4	0	1	1	1	1	1	1				
Jeff Burroughs, R (1,9) X		0-0 HR ①		0-0 G6-4-3 ②		0-0 5-3 ②			0-3 K ①		0-0 1B ①	4	1	2	1	0	1	1				
Roy Howell, L (1,5) X		0-0 4-3 ①		0-0 G6-4-3 ②		0-3 K ③			0-3 K ②		0-3 K ②	4	0	0	0	0	2	2				
Tom Grieve, R (1,10) X		0-3 K ②			0-3 K ①				0-0 5-3 ①		0-0 F7 ③	4	0	0	0	0	2	1				
Roy Smalley, S (1,4) X		0-0 1B ①			0-3 K ②				0-0 G3 ②		0-0 FC3-6 ①	4	0	2	0	0	1	0				
Dave Moates, L (11, PR) X											0-0 1B ①	0	0	0	0	0	0	0				
Jim Sundberg, R (1,2) X		0-3 K ③			0-0 F8 ③				0-0 L4 ③		0-0 FC3-6 ①	4	1	0	0	0	1	2				
Inning Stats	R: 0 E: 0 K: 0 S: 4	H: 2 LOB: 1 BB: 0 P: 4	R: 1 E: 0 K: 2 S: 9	H: 2 LOB: 1 BB: 0 P: 9	R: 0 E: 0 K: 1 S: 5	H: 1 LOB: 0 BB: 0 P: 5	R: 0 E: 0 K: 0 S: 3	H: 1 LOB: 0 BB: 0 P: 3	R: 0 E: 0 K: 2 S: 7	H: 0 LOB: 0 BB: 0 P: 7	R: 0 E: 0 K: 0 S: 3	H: 0 LOB: 0 BB: 0 P: 3	R: 0 E: 0 K: 0 S: 3	H: 0 LOB: 0 BB: 0 P: 3	R: 0 E: 0 K: 2 S: 7	H: 0 LOB: 1 BB: 1 P: 11	R: 1 E: 0 K: 1 S: 7	H: 3 LOB: 3 BB: 1 P: 11	1B: 8 2B: 1 3B: 0 HR: 1	SF: 0 SAC: 0 DP: 3 HBP: 0	WP: 0 PB: 0 SB: 0 CS: 0	PA: 40
PITCHER Bert Blyleven, R (1,1) ERA: 1.0 Bill Campbell, R (10,1) ERA: 5.4	IP: 9.0 WLS: 1.2 BF: 30 H: 6 R: 1 ER: 1 SO: 8 BB: 0 IBB: 0 HBP: 0 BLK: 0 WP: 0 HR: 1 S: 46 P: 46 ERA: 1.00 WHIP: 0.667																					

Minnesota Twins @ Texas Rangers
Arlington Stadium, Arlington, TX
Fri Apr 09 1976, 7:05 PM EST
Att. 28,947 - Unknown

AB	38
R	2
H	9
RBI	2
BB	2
SO	11
LOB	13



Batter	1	2	3	4	5	6	7	8	9	AB	R	H	RBI	BB	SO	LOB	TOP								
Tony Oliva, L (1,4) Jerry Terrell, R (1,4) OBP: 0.091, SLG: 0.091	F7		6-3		F7		P6		L4	1	0	0	0	0	0	0									
Dan Ford, R (1,9) OBP: 0.214, SLG: 0.385	K2-3		K			F7	BB		HR	4	1	1	1	1	2	0									
Rod Carew, L (1,3) OBP: 0.429, SLG: 0.455	1B		3-1			1B	2B		BB	3	2	2	0	2	0	0									
Larry Hisle, R (1,7) OBP: 0.231, SLG: 0.231	2H			6-3		F7	F8		1B	5	0	2	1	0	0	3									
Steve Braun, L (1,10) OBP: 0.300, SLG: 0.125	K			6-3		1B	BB		BB	3	1	0	0	2	1	2									
Butch Wynegar, S (1,2) OBP: 0.385, SLG: 0.273		F9		5-3		1B	1B		F3	4	0	1	1	1	0	2									
Lyman Bostock, L (1,8) OBP: 0.455, SLG: 0.500	6-3				SH1-4	BB	1B		F7	3	0	2	1	1	0	2									
Dave McKay, S (1,5) OBP: 0.200, SLG: 0.200	6-3				SH1-4	K			K	3	0	0	0	0	2	5									
Danny Thompson, R (1,6) OBP: 0.091, SLG: 0.091	1-3				F8		5-3		F8	0	0	0	0	0	0	0									
Inning Stats	R: 1 E: 0 K: 2 S: 9	H: 2 LOB: 1 BB: 0 P: 9	R: 0 E: 0 K: 0 S: 4	H: 1 LOB: 1 BB: 0 P: 4	R: 0 E: 0 K: 1 S: 5	H: 0 LOB: 0 BB: 0 P: 5	R: 0 E: 0 K: 0 S: 3	H: 0 LOB: 0 BB: 0 P: 3	R: 0 E: 0 K: 0 S: 3	H: 0 LOB: 1 BB: 1 P: 7	R: 2 E: 0 K: 1 S: 8	H: 3 LOB: 2 BB: 1 P: 12	R: 0 E: 0 K: 0 S: 3	H: 0 LOB: 2 BB: 2 P: 11	R: 0 E: 0 K: 1 S: 5	H: 0 LOB: 2 BB: 1 P: 9	R: 1 E: 1 K: 0 S: 5	H: 2 LOB: 2 BB: 1 P: 9	1B: 4 2B: 3 3B: 0 HR: 1	SF: 0 SAC: 1 DP: 0 HBP: 0	WP: 0 PB: 0 SB: 0 CS: 1	PA: 42			
PITCHER	IP	WLS	BF	H	R	ER	SO	BB	IBB	HBP	BLK	WP	HR	S	P	ERA	WHIP								
Bill Singer, R (1,1) ERA: 4.76	5.2		25	6	3	3	3	2	0	0	0	0	0	29	37	4.76	1.412								
Steve Hargan, R (6,1) ERA:	1.1		6	0	0	0	1	2	0	0	0	0	0	6	14	0.00	1.500								
Joe Hoerner, L (8,1) ERA:	0.1		3	0	0	0	0	2	0	0	0	0	0	1	9	0.00	6.000								
Jeff Terpko, R (8,1) ERA: 5.4	1.2	L	8	2	1	1	1	1	0	0	0	0	1	9	13	5.40	1.800								

Minnesota Twins @ Texas Rangers
Arlington Stadium, Arlington, TX
Sun Apr 11 1976, 4:33 AM EST
Att: 11,781 - Sunny - 82 F

AB 30
R 4
H 8
RBI 4
BB 7
SO 5
LOB 15



Batter	1	2	3	4	5	6	7	8	9	AB	R	H	RBI	BB	SO	LOB	BOTTOM								
Lenny Randle, S (1,7) OBP: 0.286, SLG: 0.462	4-3		F9		6-3		F7		4-3	5	0	0	0	0	0	2									
Juan Beniquez, R (1,8) OBP: 0.397, SLG: 0.308	FC6-4					6-3	FC6-4		K	4	0	1	0	1	1	2									
Mike Hargrove, L (1,3) OBP: 0.538, SLG: 0.667	FC6-4		G3			K			3B	3	1	0	0	1	1	2									
Toby Harrah, R (1,6) OBP: 0.538, SLG: 0.667	2B				F7				WP	3	1	2	1	1	0	0									
Jeff Burroughs, R (1,9) OBP: 0.417, SLG: 0.750	5-3					K			F8	4	0	1	0	0	1	3									
Roy Howell, L (1,5) OBP: 0.167, SLG: 0.091		4-3			L7		F9		S	4	0	1	0	0	0	1									
Dave Moates, L (8, FR)										0	0	0	0	0	0	0									
Mike Cubbage, L (9, 5)										0	0	0	0	0	0	0									
Tom Grieve, R (1,10) OBP: 0.250, SLG: 0.250		K			K		BB		K	4	1	1	0	0	3	2									
Roy Smalley, S (1,4) OBP: 0.400, SLG: 0.250		K			G3		1B		6-3	3	0	0	0	1	1	2									
Jim Sundberg, R (1,2) OBP: 0.111, SLG: 0.111										2	0	0	0	0	1	0									
John Ellis, R (7, PH) OBP: 0.500, SLG: 0.500			6-3		K		FC6-4		F5	2	0	1	1	0	0	0									
Inning Stats	R: 0 E: 0 K: 0 S: 4	H: 1 LOB: 2 BB: 1 P: 8	R: 0 E: 0 K: 2 S: 7	H: 0 LOB: 0 BB: 0 P: 7	R: 0 E: 0 K: 0 S: 4	H: 1 LOB: 1 BB: 0 P: 4	R: 0 E: 0 K: 1 S: 6	H: 1 LOB: 0 BB: 0 P: 6	R: 0 E: 0 K: 1 S: 5	H: 0 LOB: 0 BB: 0 P: 5	R: 0 E: 0 K: 2 S: 7	H: 0 LOB: 1 BB: 1 P: 11	R: 1 E: 0 K: 0 S: 5	H: 2 LOB: 2 BB: 1 P: 9	R: 2 E: 0 K: 1 S: 7	H: 2 LOB: 2 BB: 1 P: 11	R: 0 E: 0 K: 1 S: 5	H: 0 LOB: 0 BB: 0 P: 5	1B: 5 2B: 1 3B: 1 HR: 0	SF: 0 SAC: 0 DP: 0 HBP: 0	WP: 1 PB: 0 SB: 1 CS: 0	PA: 38			
PITCHER	IP	WLS	BF	H	R	ER	SO	BB	IBB	HBP	BLK	WP	HR	S	P	ERA	WHIP								
Dave Goltz, R (1,1) ERA: 1.29	7.0		29	5	1	1	6	3	0	0	0	0	0	38	50	1.29	1.143								
Bill Campbell, R (8,1) ERA: 7.36	2.0	W	9	2	2	2	2	1	0	0	0	1	0	12	16	9.00	1.500								

Minnesota Twins @ Texas Rangers
Arlington Stadium, Arlington, TX
Sun Apr 11 1976, 4:33 AM EST
Att: 11,781 - Sunny - 82 F

AB 34
R 3
H 7
RBI 2
BB 4
SO 8
LOB 14



Batter	1	2	3	4	5	6	7	8	9	AB	R	H	RBI	BB	SO	LOB	TOP			
Bill North, S OBP: 0.421, SLG: 0.389 (1, 8)										4	0	2	0	0	0	0				
Bert Campaneris, R OBP: 0.176, SLG: 0.125 (1, 6)										4	0	0	0	0	1	2				
Claudell Washington, L OBP: 0.222, SLG: 0.176 (1, 9)										4	0	0	0	0	0	1				
Don Baylor, R OBP: 0.389, SLG: 0.538 (1, 3)										4	1	1	0	0	0	0				
Joe Rudi, R OBP: 0.375, SLG: 0.500 (1, 7)										3	0	1	0	0	0	1				
Sal Bando, R OBP: 0.250, SLG: 0.533 (1, 5)										3	0	0	1	0	0	1				
Gene Tenace, R OBP: 0.438, SLG: 0.273 (1, 2)										3	0	0	0	0	1	1				
Billy Williams, L OBP: 0.333, SLG: 0.250 (1, 10)										2	0	0	0	1	0	0				
Phil Garner, R OBP: 0.313, SLG: 0.600 (1, 4)										3	0	0	0	0	1	1				
Inning Stats	R: 0 E: 0 K: 0 S: 3	H: 0 LOB: 0 BB: 0 P: 3	R: 0 E: 1 K: 0 S: 4	H: 1 LOB: 1 BB: 0 P: 4	R: 0 E: 0 K: 0 S: 3	H: 1 LOB: 1 BB: 1 P: 7	R: 0 E: 0 K: 0 S: 3	H: 0 LOB: 0 BB: 0 P: 3	R: 0 E: 0 K: 1 S: 6	H: 1 LOB: 1 BB: 0 P: 6	R: 1 E: 0 K: 0 S: 6	H: 1 LOB: 0 BB: 0 P: 6	R: 0 E: 0 K: 1 S: 5	H: 0 LOB: 0 BB: 0 P: 5	R: 0 E: 0 K: 0 S: 3	H: 0 LOB: 0 BB: 0 P: 3	1B: 3 2B: 0 3B: 1 HR: 0	SF: 0 SAC: 0 DP: 1 HBP: 0	WP: 0 PB: 0 SB: 0 CS: 0	PA: 31
PITCHER Nelson Briles, R ERA: 1.0 (1, 1)	IP: 9.0 WLS: W BF: 31 H: 4 R: 1 ER: 1 SO: 3 BB: 1 IBB: 0 HBP: 0 BLK: 0 WP: 0 HR: 0 S: 36 P: 40 ERA: 1.00 WHIP: 0.556															PITCHER				

Oakland Athletics @ Texas Rangers
Arlington Stadium, Arlington, TX
Mon Apr 12 1976, 7:05 PM EST
Att: 6,219 - Unknown

AB 30
R 1
H 4
RBI 1
BB 1
SO 3
LOB 7

Batter	1	2	3	4	5	6	7	8	9	AB	R	H	RBI	BB	SO	LOB	BOTTOM			
Lenny Randle, S OBP: 0.222, SLG: 0.353 (1, 7)										4	0	0	0	0	1	4				
Juan Beniquez, R OBP: 0.276, SLG: 0.235 (1, 8)										4	0	0	0	0	0	1				
Mike Hargrove, L OBP: 0.235, SLG: 0.200 (1, 3)										4	1	2	0	0	0	0				
Toby Harrah, R OBP: 0.471, SLG: 0.538 (1, 6)										4	1	1	0	0	0	1				
Jeff Burroughs, R OBP: 0.375, SLG: 0.813 (1, 9)										4	2	1	3	0	0	1				
Roy Howell, L OBP: 0.188, SLG: 0.133 (1, 5)										4	0	1	0	0	0	1				
Tom Grieve, R OBP: 0.313, SLG: 0.500 (1, 10)										4	1	2	1	0	0	2				
Roy Smalley, S OBP: 0.500, SLG: 0.455 (1, 4)										3	0	2	1	1	1	1				
Jim Sundberg, R OBP: 0.083, SLG: 0.083 (1, 2)										3	0	0	0	0	0	4				
Inning Stats	R: 0 E: 0 K: 0 S: 4	H: 1 LOB: 2 BB: 0 P: 4	R: 1 E: 1 K: 0 S: 6	H: 2 LOB: 2 BB: 0 P: 6	R: 3 E: 0 K: 0 S: 6	H: 3 LOB: 0 BB: 0 P: 6	R: 0 E: 0 K: 1 S: 5	H: 0 LOB: 1 BB: 1 P: 9	R: 0 E: 1 K: 0 S: 4	H: 0 LOB: 1 BB: 0 P: 4	R: 0 E: 0 K: 1 S: 6	H: 1 LOB: 1 BB: 0 P: 6	R: 0 E: 0 K: 0 S: 3	H: 0 LOB: 0 BB: 0 P: 3	R: 1 E: 0 K: 0 S: 5	H: 2 LOB: 1 BB: 0 P: 5	1B: 5 2B: 2 3B: 0 HR: 2	SF: 0 SAC: 1 DP: 0 HBP: 0	WP: 0 PB: 0 SB: 0 CS: 0	PA: 36
PITCHER Paul Mitchell, R ERA: 9.0 Mike Norris, R ERA: 1.8 (4, 1)	IP: 3.0 WLS: L BF: 16 H: 6 R: 4 ER: 3 SO: 3 BB: 0 IBB: 0 HBP: 0 BLK: 0 WP: 0 HR: 1 S: 16 P: 16 ERA: 9.00 WHIP: 2.000															PITCHER				

Oakland Athletics @ Texas Rangers
Arlington Stadium, Arlington, TX
Mon Apr 12 1976, 7:05 PM EST
Att: 6,219 - Unknown

AB 34
R 5
H 9
RBI 5
BB 1
SO 2
LOB 15

Batter	1	2	3	4	5	6	7	8	9	AB	R	H	RBI	BB	SO	LOB	TOP			
Bill North, S OBP: 0.381, SLG: 0.350 Cesar Tovar, R (3, 8)	0-3 K		0-3 K					0-0 5-3		2	0	0	0	0	2	1				
Bert Campaneris, R OBP: 0.190, SLG: 0.150	0-3 K		2-3			0-0 6-3		0-3 K		4	0	1	0	0	2	0				
Claudell Washington, L OBP: 0.227, SLG: 0.190	0-0 4-3					0-0 6-3		0-0 K		4	0	1	0	0	1	2				
Don Baylor, R OBP: 0.364, SLG: 0.438		0-0 F5				0-3 K		0-0 F7		3	0	0	0	1	1	3				
Joe Rudi, R OBP: 0.300, SLG: 0.400		0-0 6-3				0-0 1-3				4	0	0	0	0	0	1				
Sal Bando, R OBP: 0.250, SLG: 0.632		0-0 F7								4	1	1	1	0	0	0				
Gene Tenace, R OBP: 0.400, SLG: 0.267			0-3 K			0-0 5-3		0-0 L8		4	0	1	0	0	1	0				
Billy Williams, L OBP: 0.333, SLG: 0.214 Matt Alexander, S (7, PR)			4-0 K			0-0 L8		0-0 E4		2	0	0	0	1	0	0				
Ken McMullen, R OBP: 0.500, SLG: 0.500			FC3-6 BB							0	0	0	0	0	0	0				
Phil Garner, R OBP: 0.263, SLG: 0.500			FC3-6 S			0-0 5-3		0-0 L8		3	0	0	0	0	0	2				
Inning Stats	R: 0 E: 0 K: 2 S: 7	H: 0 LOB: 0 BB: 0 P: 7	R: 0 E: 0 K: 0 S: 3	H: 0 LOB: 0 BB: 0 P: 3	R: 0 E: 1 K: 2 S: 7	H: 0 LOB: 1 BB: 1 P: 11	R: 0 E: 0 K: 0 S: 3	H: 0 LOB: 0 BB: 0 P: 3	R: 0 E: 0 K: 2 S: 8	H: 1 LOB: 2 BB: 1 P: 12	R: 1 E: 1 K: 0 S: 5	H: 1 LOB: 1 BB: 0 P: 5	R: 0 E: 0 K: 1 S: 6	H: 1 LOB: 1 BB: 0 P: 6	R: 0 E: 0 K: 0 S: 4	H: 1 LOB: 1 BB: 0 P: 4	1B: 3 2B: 0 3B: 0 HR: 1	SF: 0 SAC: 0 DP: 0 HBP: 0	WP: 0 PB: 0 SB: 1 CS: 0	PA: 35
PITCHER Steve Barr, L ERA: 1.0	IP: 9.0 WLS: W BF: 35 H: 4 R: 1 ER: 1 SO: 7 BB: 3 IBB: 0 HBP: 0 BLK: 0 WP: 0 HR: 1 S: 46 P: 58 ERA: 1.00 WHIP: 0.778																			

Oakland Athletics @ Texas Rangers
Arlington Stadium, Arlington, TX
Tue Apr 13 1976, 7:05 PM EST
Att: 9,321 - Unknown

AB	32
R	1
H	4
RBI	1
BB	3
SO	7
LOB	10



Batter	1	2	3	4	5	6	7	8	9	AB	R	H	RBI	BB	SO	LOB	BOTTOM			
Lenny Randle, S OBP: 0.182, SLG: 0.286	0-0 F8									4	0	0	0	0	0	0				
Juan Beniquez, R OBP: 0.273, SLG: 0.238	0-0 1B									4	1	1	0	0	1	0				
Mike Hargrove, L OBP: 0.286, SLG: 0.263	0-0 1B									4	1	2	1	0	1	0				
Toby Harrah, R OBP: 0.524, SLG: 0.563	4-0 FC6-4									3	0	2	0	1	0	0				
Jeff Burroughs, R OBP: 0.350, SLG: 0.700 Gene Clines, R (9, 9)	0-0 FC6-4									4	0	1	0	0	0	3				
Roy Howell, L OBP: 0.156, SLG: 0.111	0-0 FC6-4									3	0	0	1	0	1	2				
Tom Grieve, R OBP: 0.283, SLG: 0.421	0-0 FC6-4									3	0	0	0	0	1	2				
Roy Smalley, S OBP: 0.412, SLG: 0.357		0-0 P6								3	0	0	0	0	1	1				
Jim Sundberg, R OBP: 0.133, SLG: 0.333										3	1	1	1	0	1	1				
Inning Stats	R: 2 E: 0 K: 0 S: 6	H: 3 LOB: 2 BB: 1 P: 10	R: 1 E: 0 K: 1 S: 6	H: 1 LOB: 0 BB: 0 P: 6	R: 0 E: 0 K: 0 S: 3	H: 1 LOB: 0 BB: 0 P: 3	R: 0 E: 1 K: 0 S: 4	H: 0 LOB: 0 BB: 0 P: 4	R: 0 E: 0 K: 3 S: 9	H: 0 LOB: 0 BB: 0 P: 9	R: 0 E: 0 K: 1 S: 5	H: 0 LOB: 0 BB: 0 P: 5	R: 0 E: 0 K: 1 S: 5	H: 0 LOB: 0 BB: 0 P: 5	R: 0 E: 0 K: 0 S: 5	H: 0 LOB: 0 BB: 0 P: 5	1B: 6 2B: 0 3B: 0 HR: 1	SF: 0 SAC: 0 DP: 1 HBP: 0	WP: 0 PB: 0 SB: 0 CS: 0	PA: 32
PITCHER Mike Torrez, R ERA: 3.0 Paul Lindblad, L ERA: 5.4	IP: 7.0 WLS: L BF: 29 H: 7 R: 3 ER: 3 SO: 5 BB: 1 IBB: 0 HBP: 0 BLK: 0 WP: 0 HR: 1 S: 38 P: 42 ERA: 3.86 WHIP: 1.143																			

Oakland Athletics @ Texas Rangers
Arlington Stadium, Arlington, TX
Tue Apr 13 1976, 7:05 PM EST
Att: 9,321 - Unknown

AB	31
R	3
H	7
RBI	3
BB	1
SO	6
LOB	9



Batter	1	2	3	4	5	6	7	8	9	AB	R	H	RBI	BB	SO	LOB	TOP					
Bill North, S OBP: 0.320, SLG: 0.292 (1, 8)	G3		6-3		L7			K		4	0	0	0	0	1	2						
Bert Campaneris, R OBP: 0.160, SLG: 0.125 (1, 6)	6-3		K		K			4-3		4	0	0	0	0	2	2						
Claudell Washington, L OBP: 0.231, SLG: 0.200 (1, 9)					K		FC6-4	4-3		4	0	1	0	0	1	2						
Don Baylor, R OBP: 0.346, SLG: 0.400 (1, 3)	F8				F8			F5		4	1	1	0	0	0	1						
Billy Williams, L OBP: 0.364, SLG: 0.235 (1, 10)								L9		3	0	1	0	1	0	1						
Sal Bando, R OBP: 0.250, SLG: 0.609 (9, PR)					FC6-4			6-3		4	0	1	1	0	1	2						
Larry Lintz, S	K									0	0	0	0	0	0	0						
Gene Tenace, R OBP: 0.375, SLG: 0.263 (1, 2)					L7			5-3		4	1	1	0	0	1	2						
Cesar Tovar, R (1, 7)					FC6-4			K		4	0	0	0	0	0	3						
Phil Garner, R OBP: 0.273, SLG: 0.476 (1, 4)					4-3			F5		3	0	1	1	0	0	0						
Inning Stats	R: 0 E: 0 K: 0 S: 4	H: 1 LOB: 1 BB: 0 P: 4	R: 0 E: 0 K: 1 S: 6	H: 1 LOB: 1 BB: 0 P: 6	R: 0 E: 0 K: 1 S: 5	H: 0 LOB: 0 BB: 0 P: 5	R: 0 E: 0 K: 1 S: 5	H: 0 LOB: 1 BB: 1 P: 9	R: 1 E: 1 K: 0 S: 8	H: 2 LOB: 2 BB: 0 P: 8	R: 0 E: 0 K: 0 S: 3	H: 0 LOB: 0 BB: 0 P: 3	R: 0 E: 0 K: 0 S: 3	H: 0 LOB: 0 BB: 0 P: 3	R: 0 E: 0 K: 1 S: 5	H: 0 LOB: 0 BB: 0 P: 5	R: 1 E: 0 K: 1 S: 7	H: 2 LOB: 1 BB: 0 P: 7	1B: 5 2B: 1 3B: 0 HR: 0	SF: 0 SAC: 0 DP: 0 HBP: 0	WP: 0 PB: 0 SB: 0 CS: 0	PA: 35
PITCHER Gaylord Perry, R ERA: 1.35 (1, 1)	IP: 9.0 WLS: W BF: 35 H: 6 R: 2 ER: 2 SO: 6 BB: 1 IBB: 0 HBP: 0 BLK: 0 WP: 0 HR: 0 S: 46 P: 50 ERA: 2.00 WHIP: 0.778															PITCHER						

Oakland Athletics @ Texas Rangers
Arlington Stadium, Arlington, TX
Wed Apr 14 1976, 7:05 PM EST
Att: 22,920 - Unknown

AB	34
R	2
H	6
RBI	2
BB	1
SO	6
LOB	15



Batter	1	2	3	4	5	6	7	8	9	AB	R	H	RBI	BB	SO	LOB	BOTTOM			
Lenny Randle, S OBP: 0.280, SLG: 0.348 (1, 7)	1B		4-3		SH1-3			5-3		2	1	2	0	1	0	0				
Juan Beniquez, R OBP: 0.280, SLG: 0.250 (1, 8)	1B		4-3		1-3			SH1-3		3	0	1	0	0	0	2				
Jim Fregosi, R OBP: 0.250, SLG: 0.500 (1, 3)	K		6-3		1B			5-3		4	1	1	1	0	1	4				
Toby Harrah, R OBP: 0.520, SLG: 0.526 (1, 6)	F8				BB			F7		3	0	1	1	1	0	2				
Jeff Burroughs, R OBP: 0.333, SLG: 0.667 (8, PR)	FC6-4				BB			FC6-4		4	0	1	0	0	0	4				
Dave Moates, L (9, 9)	FC6-4				F8			FC6-4		0	1	0	0	0	0	0				
John Ellis, R OBP: 0.333, SLG: 0.500 (1, 2)					F8			FC4-6		4	0	1	0	0	0	2				
Tom Grieve, R OBP: 0.261, SLG: 0.364 (1, 10)					2B			F9		3	0	0	0	1	0	2				
Roy Smalley, S OBP: 0.333, SLG: 0.278 (1, 4)					BB			E6		4	0	0	1	0	2	5				
Roy Howell, L OBP: 0.174, SLG: 0.136 (1, 5)					K			FC4-6		4	0	0	1	0	2	5				
					F8			4-3		4	1	1	0	0	1	3				
Inning Stats	R: 0 E: 0 K: 1 S: 7	H: 2 LOB: 2 BB: 0 P: 7	R: 0 E: 0 K: 0 S: 3	H: 0 LOB: 0 BB: 0 P: 3	R: 0 E: 0 K: 0 S: 4	H: 1 LOB: 1 BB: 0 P: 4	R: 0 E: 0 K: 1 S: 5	H: 0 LOB: 2 BB: 2 P: 13	R: 2 E: 0 K: 0 S: 6	H: 3 LOB: 1 BB: 0 P: 6	R: 0 E: 0 K: 2 S: 8	H: 1 LOB: 1 BB: 0 P: 8	R: 1 E: 0 K: 0 S: 3	H: 0 LOB: 0 BB: 1 P: 7	R: 1 E: 1 K: 0 S: 5	H: 1 LOB: 2 BB: 0 P: 5	1B: 5 2B: 3 3B: 0 HR: 0	SF: 0 SAC: 2 DP: 0 HBP: 0	WP: 1 PB: 0 SB: 0 CS: 0	PA: 36
PITCHER Vida Blue, L ERA: 2.25 (1, 1)	IP: 7.0 WLS: L BF: 31 H: 7 R: 3 ER: 3 SO: 4 BB: 3 IBB: 0 HBP: 0 BLK: 0 WP: 1 HR: 0 S: 36 P: 48 ERA: 3.86 WHIP: 1.429															PITCHER				

Oakland Athletics @ Texas Rangers
Arlington Stadium, Arlington, TX
Wed Apr 14 1976, 7:05 PM EST
Att: 22,920 - Unknown

AB	31
R	4
H	8
RBI	3
BB	3
SO	4
LOB	24



Batter	1	2	3	4	5	6	7	8	9	AB	R	H	RBI	BB	SO	LOB	TOP								
Charlie Moore, R OBP: 0.250, SLG: 0.353 (1, 7)	5-3		HR		6-3			F8		4	1	1	1	0	0	1									
Don Money, R OBP: 0.227, SLG: 0.429 (1, 5)	6-3		F3			4-3		HR		4	1	1	2	0	0	0									
George Scott, R OBP: 0.364, SLG: 0.412 (1, 3)	1-3			4-3		6-3		1-3		4	0	0	0	0	0	0									
Darrell Porter, L OBP: 0.429, SLG: 0.353 (1, 2)		1B BB		E BB		4-3			K	2	1	0	0	2	1	0									
Hank Aaron, R OBP: 0.400, SLG: 0.389 (1, 10)		K		F7			L6		E5	4	0	0	0	0	1	2									
Bobby Darwin, R OBP: 0.250, SLG: 0.143 (1, 9)		K		E5			4-3			4	0	1	0	0	1	2									
Sixto Lezcano, R OBP: 0.381, SLG: 0.350 (1, 8)				K				F9		4	0	1	1	0	1	4									
Robin Yount, R OBP: 0.389, SLG: 0.313 (1, 6)		CS	L7		F8			HR BB		2	1	0	0	1	0	0									
Pedro Garcia, R OBP: 0.188, SLG: 0.200 (8, PH)			1-3						K	2	0	0	0	0	1	0									
Mike Hegan, L (8, 4)										1	0	0	0	0	1	1									
Tim Johnson, L (8, 4)										0	0	0	0	0	0	0									
Inning Stats	R: 0 E: 0 K: 0 S: 3	H: 0 LOB: 0 BB: 0 P: 3	R: 1 E: 0 K: 2 S: 7	H: 1 LOB: 0 BB: 1 P: 11	R: 1 E: 0 K: 0 S: 4	H: 1 LOB: 0 BB: 0 P: 4	R: 0 E: 1 K: 1 S: 6	H: 0 LOB: 2 BB: 1 P: 10	R: 0 E: 0 K: 1 S: 5	H: 0 LOB: 0 BB: 0 P: 5	R: 0 E: 0 K: 0 S: 3	H: 0 LOB: 0 BB: 0 P: 3	R: 0 E: 0 K: 0 S: 3	H: 0 LOB: 0 BB: 0 P: 3	R: 2 E: 0 K: 1 S: 6	H: 1 LOB: 0 BB: 1 P: 10	R: 0 E: 1 K: 1 S: 6	H: 1 LOB: 1 BB: 0 P: 6	1B: 2 2B: 0 3B: 0 HR: 2	SF: 0 SAC: 0 DP: 1 HBP: 0	WP: 0 PB: 0 SB: 1 CS: 1	PA: 35			
PITCHER	IP	WLS	BF	H	R	ER	SO	BB	IBB	HBP	BLK	WP	HR	S	P	ERA	WHIP								
Bill Singer, R ERA: 4.73 (1, 1)	7.2	W	29	3	4	4	5	3	0	0	0	0	2	36	48	4.70	0.783								
Steve Foucault, R ERA: (8, 1)	1.1	S	5	1	0	0	1	0	0	0	0	0	0	7	7	0.00	0.750								

Milwaukee Brewers @ Texas Rangers
Arlington Stadium, Arlington, TX
Sun Apr 18 1976, 4:33 AM EST
Unknown

AB	31
R	4
H	4
RBI	4
BB	3
SO	6
LOB	10



Batter	1	2	3	4	5	6	7	8	9	AB	R	H	RBI	BB	SO	LOB	BOTTOM								
Lenny Randle, S OBP: 0.265, SLG: 0.313 (1, 7)	K		F8		P6		1B	FC1-6		5	1	1	0	0	1	2									
Juan Beniquez, R OBP: 0.285, SLG: 0.242 (8, FR)	F7		HR		6-3		1B	E5		5	2	2	0	0	0	1									
Gene Clines, R (9, 8)			1B				1B	2B		0	1	0	0	0	0	0									
Mike Hargrove, L OBP: 0.367, SLG: 0.500 (1, 3)	P6		HR		1B		1B	2B		5	1	4	5	0	0	0									
Toby Harrah, R OBP: 0.529, SLG: 0.556 (1, 6)		F7	6-3				1B	2B		4	0	2	0	1	0	0									
Jeff Burroughs, R OBP: 0.303, SLG: 0.516 (1, 9)				F9	FC6-4		1B	1B		4	0	0	0	1	1	7									
Roy Howell, L OBP: 0.194, SLG: 0.172 (1, 5)		F8		F8		K	BB	1B		4	0	1	1	0	1	1									
Mike Cubbage, L OBP: 0.500, SLG: 0.333 (1, 10)		4-3			2B	P4	BB	1B		3	1	1	0	1	0	1									
Roy Smalley, S OBP: 0.357, SLG: 0.304 (1, 4)			1B	HR	BB		K	1B		2	1	1	1	2	1	3									
Bill Fahey, L OBP: 0.250, SLG: 0.250 (1, 2)			F8		4-3		F8	FC1-6	1B	4	0	1	0	0	0	3									
Inning Stats	R: 0 E: 0 K: 1 S: 5	H: 0 LOB: 0 BB: 0 P: 5	R: 0 E: 0 K: 0 S: 3	H: 0 LOB: 1 BB: 1 P: 7	R: 3 E: 0 K: 0 S: 5	H: 2 LOB: 0 BB: 1 P: 9	R: 1 E: 0 K: 0 S: 5	H: 2 LOB: 1 BB: 0 P: 5	R: 0 E: 0 K: 0 S: 5	H: 2 LOB: 2 BB: 0 P: 5	R: 0 E: 0 K: 1 S: 5	H: 0 LOB: 1 BB: 1 P: 9	R: 2 E: 0 K: 2 S: 11	H: 5 LOB: 3 BB: 1 P: 15	R: 1 E: 1 K: 0 S: 5	H: 2 LOB: 2 BB: 1 P: 9	1B: 10 2B: 2 3B: 0 HR: 1	SF: 0 SAC: 0 DP: 0 HBP: 0	WP: 0 PB: 0 SB: 0 CS: 1	PA: 41					
PITCHER	IP	WLS	BF	H	R	ER	SO	BB	IBB	HBP	BLK	WP	HR	S	P	ERA	WHIP								
Jim Slaton, R ERA: 1.5 (7, 1)	0.0	L	3	3	2	2	0	0	0	0	0	0	0	3	3	∞	∞								
Tom Murphy, R ERA: 152.0 (7, 1)	1.2		8	3	1	0	2	1	0	0	0	0	0	11	15	0.00	2.400								
Bill Champion, R ERA: (8, 1)	0.0		1	1	0	0	0	0	0	0	0	0	0	1	1	∞	∞								
Jerry Augustine, L ERA: 5.4 (8, 1)	0.1		2	0	0	0	0	0	1	0	0	0	0	1	5	0.00	0.000								

Milwaukee Brewers @ Texas Rangers
Arlington Stadium, Arlington, TX
Sun Apr 18 1976, 4:33 AM EST
Unknown

AB	36
R	7
H	13
RBI	7
BB	5
SO	4
LOB	18



Batter	1	2	3	4	5	6	7	8	9	AB	R	H	RBI	BB	SO	LOB	TOP				
Charlie Moore, R OBP: 0.280, SLG: 0.400 (1, 7)	E7 4-3		1B 2B		K		SF9		BB 4-0 1-3 BB	3	2	1	1	1	1	0	Milwaukee Brewers @ Texas Rangers Arlington Stadium, Arlington, TX Sun Apr 18 1976, 4:38 AM EST Att: 13,944 - Unknown				
Don Money, R OBP: 0.296, SLG: 0.440 (1, 5)	P5		G6-3 1B 2H		BB		CS 1B		F7	4	0	2	2	1	0	3					
George Scott, R OBP: 0.308, SLG: 0.333 (1, 3)	4-3		G6-3 1B 1-2		L8		K			4	0	0	1	0	1	3					
Darrell Porter, L OBP: 0.400, SLG: 0.333 (1, 2)	4-3		6-3						1-3	4	0	1	0	0	0	0					
Hank Aaron, R OBP: 0.375, SLG: 0.364 (1, 10)		L5-3 1B		K		F2		K		4	0	1	0	0	2	1					
Sixto Lezcano, R OBP: 0.360, SLG: 0.304 (1, 8)		L5-3 1-2		BB		K		K		3	0	0	0	1	2	2					
Bill Sharp, L OBP: 0.133, SLG: 0.133 (1, 9)		1B 1B		P4		F7			F7	4	0	1	0	0	0	2					
Robin Yount, R OBP: 0.409, SLG: 0.350 (1, 6)		1-2 1B		5-3			2B SF9 1B		L3	4	1	2	0	0	0	1					
Pedro Garcia, R OBP: 0.250, SLG: 0.278 (1, 4)		K			L8		SF9 1-3 1B 2B		S PB BB	3	1	1	0	1	1	2					
Inning Stats	R: 1 E: 1 K: 0 S: 4	H: 0 LOB: 0 BB: 0 P: 4	R: 0 E: 0 K: 1 S: 7	H: 3 LOB: 2 BB: 0 P: 7	R: 1 E: 0 K: 0 S: 4	H: 2 LOB: 0 BB: 0 P: 4	R: 0 E: 0 K: 1 S: 5	H: 0 LOB: 1 BB: 1 P: 9	R: 0 E: 0 K: 1 S: 6	H: 1 LOB: 1 BB: 0 P: 6	R: 2 E: 0 K: 1 S: 7	H: 3 LOB: 1 BB: 0 P: 7	R: 0 E: 0 K: 2 S: 7	H: 0 LOB: 0 BB: 0 P: 7	R: 0 E: 0 K: 0 S: 3	H: 0 LOB: 2 BB: 2 P: 11	1B: 7 2B: 4 3B: 0 HR: 0	SF: 1 SAC: 0 DP: 3 HBP: 0	WP: 0 PB: 1 SB: 1 CS: 1	PA: 38	
PITCHER	IP	WLS	BF	H	R	ER	SO	BB	IBB	HBP	BLK	WP	HR	S	P	ERA	WHIP				
Nelson Briles, R ERA: 2.4 (1, 1)	6.0	L	27	8	4	3	4	2	0	0	0	0	0	33	41	4.50	1.667				
Jeff Terpko, R ERA: 1.93 (7, 1)	3.0		11	1	0	0	3	2	0	0	0	0	0	15	23	0.00	1.000				

Batter	1	2	3	4	5	6	7	8	9	AB	R	H	RBI	BB	SO	LOB	BOTTOM					
Lenny Randle, S OBP: 0.263, SLG: 0.333 (1, 7)	F9		FC5-4 1B 1-2		L8-4 1H 2B		E8			4	0	1	1	0	0	2	Milwaukee Brewers @ Texas Rangers Arlington Stadium, Arlington, TX Sun Apr 18 1976, 4:38 AM EST Att: 13,944 - Unknown					
Gene Clines, R OBP: 0.250, SLG: 0.250 (1, 8)	L4-3		1-3 1B		L8-4 2-3		K			4	0	1	0	0	1	3						
Jim Fregosi, R OBP: 0.250, SLG: 0.286 (1, 3)	BB		5-3				F8		F8	3	0	0	0	1	0	4						
Toby Harrah, R OBP: 0.514, SLG: 0.517 (6, PR) Mike Cubbage, L OBP: 0.600, SLG: 0.500 (7, 4)	6-3				F9		1B BB		G1-4-3 1B	2	0	0	0	1	0	1						
Jeff Burroughs, R OBP: 0.297, SLG: 0.486 (1, 9)		5-3		4-3					G1-4-3 1-2 1B	4	0	1	0	0	0	1						
Tom Grievs, R OBP: 0.276, SLG: 0.357 (8, PH) Mike Hargrove, L OBP: 0.355, SLG: 0.483 (1, 10)		4-3					K		3-1	3	0	1	0	0	1	2						
Roy Smalley, S OBP: 0.313, SLG: 0.259 (7, 6)		4-3			K		K			1	0	0	0	0	0	0						
Roy Howell, L OBP: 0.257, SLG: 0.194 (1, 5)					FC5-4 1B		2B BB		F2	2	1	1	0	2	0	0						
Jim Sundberg, R OBP: 0.143, SLG: 0.250 (9, PH) Dave Moates, L			P3		F9		P4		K	3	0	0	0	0	0	3						
Inning Stats	R: 0 E: 0 K: 0 S: 3	H: 0 LOB: 1 BB: 1 P: 7	R: 0 E: 0 K: 0 S: 3	H: 0 LOB: 0 BB: 0 P: 3	R: 0 E: 0 K: 0 S: 5	H: 2 LOB: 0 BB: 0 P: 5	R: 0 E: 0 K: 1 S: 6	H: 1 LOB: 1 BB: 0 P: 6	R: 1 E: 0 K: 0 S: 3	H: 1 LOB: 0 BB: 1 P: 7	R: 0 E: 0 K: 2 S: 8	H: 1 LOB: 2 BB: 1 P: 12	R: 0 E: 1 K: 1 S: 6	H: 0 LOB: 2 BB: 1 P: 10	R: 0 E: 0 K: 0 S: 3	H: 1 LOB: 0 BB: 0 P: 3	R: 0 E: 0 K: 1 S: 5	H: 0 LOB: 0 BB: 0 P: 5	1B: 5 2B: 2 3B: 0 HR: 0	SF: 0 SAC: 0 DP: 2 HBP: 0	WP: 0 PB: 0 SB: 0 CS: 0	PA: 36
PITCHER	IP	WLS	BF	H	R	ER	SO	BB	IBB	HBP	BLK	WP	HR	S	P	ERA	WHIP					
Bill Travers, L ERA: 0.71 (1, 1)	7.0	W	30	5	1	1	4	4	0	0	0	0	0	34	50	1.29	1.286					
Eduardo Rodriguez, R ERA: 7.94 (8, 1)	2.0	S	6	1	0	0	1	0	0	0	0	0	0	8	8	0.00	0.500					

Batter	1	2	3	4	5	6	7	8	9	AB	R	H	RBI	BB	SO	LOB	TOP				
Lenny Randle, S (1, 7) OBP: 0.233, SLG: 0.293										5	0	0	0	0	2	7					
Juan Beniquez, R (1, 8) OBP: 0.289, SLG: 0.270										4	1	2	0	0	1	2					
Mike Hargrove, L (1, 3) OBP: 0.343, SLG: 0.455										4	0	1	0	0	1	1					
Tom Grieve, R (1, 10) OBP: 0.303, SLG: 0.375										4	0	2	1	0	1	0					
Jeff Burroughs, R (1, 9) OBP: 0.268, SLG: 0.436										4	0	0	0	0	0	3					
Roy Howell, L (1, 5) OBP: 0.256, SLG: 0.176										3	0	0	0	1	2	1					
Mike Cubbage, L (1, 4) OBP: 0.444, SLG: 0.286										3	0	0	0	1	2	0					
Roy Smalley, S (1, 6) OBP: 0.361, SLG: 0.300										3	0	2	0	1	1	2					
Jim Sundberg, R (1, 2) OBP: 0.130, SLG: 0.227										2	0	0	0	0	0	3					
Dave Moates, L (7, PH)										0	0	0	0	1	0	0					
Bill Fahey, L (7, 2) OBP: 0.400, SLG: 0.400										1	0	1	0	0	0	0					
Inning Stats	R: 0 E: 0 K: 1 S: 5	H: 1 LOB: 0 BB: 0 P: 5	R: 0 E: 0 K: 0 S: 3	H: 0 LOB: 0 BB: 0 P: 3	R: 0 E: 0 K: 1 S: 6	H: 1 LOB: 1 BB: 0 P: 6	R: 0 E: 0 K: 0 S: 4	H: 1 LOB: 1 BB: 0 P: 4	R: 0 E: 0 K: 1 S: 5	H: 0 LOB: 2 BB: 2 P: 13	R: 1 E: 0 K: 1 S: 7	H: 3 LOB: 1 BB: 0 P: 7	R: 0 E: 0 K: 3 S: 9	H: 0 LOB: 2 BB: 2 P: 17	R: 0 E: 0 K: 2 S: 7	H: 0 LOB: 0 BB: 0 P: 7	R: 0 E: 0 K: 1 S: 7	H: 2 LOB: 2 BB: 0 P: 7	1B: 8 2B: 1 3B: 0 HR: 0	SF: 0 SAC: 0 DP: 2 HBP: 0	WP: 0 PA: 37 PB: 0 SB: 0 CS: 0
PITCHER	IP WLS BF H R ER SO BB IBB HBP BLK WP HR S P ERA WHIP																				
Jim Bibby, R (1, 1) ERA: 5.19	5.0 W 22 6 1 1 3 2 0 0 0 0 0 0 26 34 1.80 1.600																				
Jim Kern, R (6, 1) ERA:	4.0 S 15 2 0 0 7 2 0 0 1 0 0 0 27 35 0.00 1.000																				

Texas Rangers @ Cleveland Indians
Cleveland Municipal Stadium, Cleveland, OH
Tue Apr 20 1976, 3:33 AM EST
Att: 9,328 - Unknown

AB 33
R 1
H 8
RBI 1
BB 4
SO 10
LOB 19



Batter	1	2	3	4	5	6	7	8	9	AB	R	H	RBI	BB	SO	LOB	BOTTOM		
Rick Manning, L (1, 8) OBP: 0.438, SLG: 0.370										4	1	1	0	1	0	1			
Duane Kuiper, L (1, 4) OBP: 0.333, SLG: 0.231										3	1	2	0	1	0	0			
Buddy Bell, R (1, 5) OBP: 0.500, SLG: 0.520										4	1	2	1	1	0	1			
Rico Carty, R (1, 10) OBP: 0.393, SLG: 0.560										4	0	1	1	0	2	4			
Rick Waits, L (7, PR)										0	1	0	0	0	0	0			
John Lowenstein, L (8, PH)										1	0	0	0	0	0	1			
George Hendrick, R (1, 7) OBP: 0.185, SLG: 0.200										4	1	0	0	1	2	3			
Alan Ashby, S (1, 2) OBP: 0.450, SLG: 0.737										4	2	2	2	0	1	0			
Charlie Spikes, R (1, 9) OBP: 0.261, SLG: 0.273										4	2	3	2	0	0	0			
Doug Howard, R (1, 3) OBP: 0.250, SLG: 0.250										4	0	1	0	0	1	3			
Frank Duffy, R (1, 6) OBP: 0.304, SLG: 0.318										4	0	2	3	0	0	0			
Inning Stats	R: 0 E: 0 K: 0 S: 3	H: 0 LOB: 0 BB: 0 P: 3	R: 1 E: 0 K: 1 S: 7	H: 2 LOB: 1 BB: 0 P: 7	R: 0 E: 0 K: 1 S: 6	H: 1 LOB: 2 BB: 1 P: 10	R: 0 E: 0 K: 1 S: 7	H: 3 LOB: 2 BB: 0 P: 7	R: 0 E: 0 K: 2 S: 9	H: 2 LOB: 2 BB: 0 P: 9	R: 0 E: 0 K: 0 S: 3	H: 0 LOB: 0 BB: 0 P: 3	R: 7 E: 0 K: 0 S: 9	H: 6 LOB: 1 BB: 2 P: 17	R: 0 E: 0 K: 1 S: 5	H: 0 LOB: 1 BB: 1 P: 9	1B: 10 2B: 4 3B: 0 HR: 0	SF: 0 SAC: 1 DP: 0 HBP: 0	WP: 1 PA: 41 PB: 0 SB: 1 CS: 0
PITCHER	IP WLS BF H R ER SO BB IBB HBP BLK WP HR S P ERA WHIP																		
Gaylord Perry, R (1, 1) ERA: 3.08	6.1 L 31 11 6 6 5 2 0 0 0 0 0 0 39 47 8.53 2.053																		
Joe Hoerner, L (7, 1) ERA: 54.0	0.0 2 1 0 0 0 0 0 1 0 0 0 0 1 5 ∞ ∞																		
Steve Hargan, R (7, 1) ERA: 3.0	1.2 8 2 3 3 1 1 0 0 0 1 0 0 9 13 16.20 1.800																		

Texas Rangers @ Cleveland Indians
Cleveland Municipal Stadium, Cleveland, OH
Tue Apr 20 1976, 3:33 AM EST
Att: 9,328 - Unknown


AB 36
R 9
H 14
RBI 9
BB 4
SO 6
LOB 13



Batter	1	2	3	4	5	6	7	8	9	AB	R	H	RBI	BB	SO	LOB	TOP			
Lenny Randle, S OBP: 0.289, SLG: 0.292 (1, 7)	0-0 1-3		0-0 G3			0-0 F8		0-0 G4-3	0-0 L	5	0	1	0	0	0	2				
Juan Beniquez, R OBP: 0.236, SLG: 0.283 (1, 8)	0-0 5-3			0-0 6-3		0-0 F8		0-0 G4-3		4	0	0	0	0	0	1				
Mike Hargrove, L OBP: 0.341, SLG: 0.463 (1, 3)	0-3 K			0-0 F7		0-3 K		0-0 2B		4	0	1	0	0	2	0				
John Ellis, R OBP: 0.333, SLG: 0.417 Jim Sundberg, R OBP: 0.115, SLG: 0.200 (1, 2)		0-0 F3		0-0 1B			0-0 HR	0-0 P4		4	1	2	0	0	0	1				
Jeff Burroughs, R OBP: 0.265, SLG: 0.404 Dave Moates, L (9, PR) (9, 9)		0-0 6-3		0-0 F9			0-3 K		0-0 1B SH1-4 E	4	0	1	0	0	1	2				
Roy Howell, L OBP: 0.244, SLG: 0.200 Jim Fregosi, R OBP: 0.222, SLG: 0.250 (1, 5) (9, PH) (9, 5)		0-0 F8			0-0 4-3		0-0 P2		0-0 SH1-4 1-2	3	0	0	0	0	0	1				
Tom Grieve, R OBP: 0.310, SLG: 0.425 (1, 10)			0-0 P5		0-0 4-3		0-0 HR		4-0 E SF9 IBB	3	2	1	2	1	0	0				
Mike Cabbage, L OBP: 0.467, SLG: 0.273 Gene Clines, R OBP: 0.333, SLG: 0.333 (9, PH) (9, 7)			0-0 G3		4-0 FC4-6 BB		0-0 G3		0-0 E9 CS	2	0	1	0	1	0	0				
Roy Smalley, S OBP: 0.364, SLG: 0.324 (1, 6)			0-0 G3		0-0 FC4-6			0-0 1B G4-3	0-0 SF9	3	1	1	1	0	0	2				
Inning Stats	R: 0 E: 0 K: 1 S: 5	H: 0 LOB: 0 BB: 0 P: 5	R: 0 E: 0 K: 0 S: 3	H: 0 LOB: 0 BB: 0 P: 3	R: 0 E: 0 K: 0 S: 4	H: 1 LOB: 1 BB: 0 P: 4	R: 0 E: 0 K: 0 S: 4	H: 1 LOB: 1 BB: 0 P: 4	R: 0 E: 0 K: 1 S: 5	H: 0 LOB: 0 BB: 0 P: 5	R: 2 E: 0 K: 1 S: 7	H: 2 LOB: 0 BB: 0 P: 7	R: 1 E: 0 K: 0 S: 5	H: 3 LOB: 1 BB: 0 P: 5	R: 2 E: 1 K: 0 S: 4	H: 2 LOB: 1 BB: 1 P: 8	1B: 7 2B: 1 3B: 0 HR: 1	SF: 1 SAC: 1 DP: 1 HBP: 0	WP: 0 PB: 0 SB: 0 CS: 1	PA: 37
PITCHER	IP WLS BF H R ER SO BB IBB HBP BLK WP HR S P ERA WHIP											IP WLS BF H R ER SO BB IBB HBP BLK WP HR S P ERA WHIP								
Vern Ruhle, R ERA: 5.73 John Hiller, L ERA: 2.45 (1, 1) (8, 1)	7.0 L 9 3 2 1 0 0 1 0 0 0 0 0 7 11 3.86 1.000											2.0 L 9 3 2 1 0 0 1 0 0 0 0 0 7 11 4.50 1.500								

Texas Rangers @ Detroit Tigers
Tiger Stadium, Detroit, MI
Sat Apr 24 1976, 3:33 AM EST
Att: 8,862 - Unknown


AB	33
R	5
H	9
RBI	3
BB	2
SO	3
LOB	9



Batter	1	2	3	4	5	6	7	8	9	AB	R	H	RBI	BB	SO	LOB	BOTTOM					
Ron LeFlore, R OBP: 0.348, SLG: 0.455 (1, 8)	0-0 F9		0-0 S 1B		4-0 CS BB		0-3 K		0-0 3-1	4	1	1	0	1	1	1						
Alex Johnson, R OBP: 0.143, SLG: 0.231 (1, 7)	0-0 6-3		0-0 SF9		0-3 K			0-0 F9	0-0 6-3	4	0	0	1	0	1	1						
Willie Horton, R OBP: 0.500, SLG: 0.811 (1, 10)	0-0 6-3		0-0 1B		1-0 G4-6-3 HBP			4-0 E BB BB		2	0	1	1	1	0	0						
Rusty Staub, L OBP: 0.390, SLG: 0.441 (1, 9)		0-0 1-3	0-0 F7		0-0 G4-6-3		0-0 2B	4-0 E BB		3	0	0	0	1	0	2						
Jason Thompson, L OBP: 0.250, SLG: 0.375 (1, 3)		0-0 F7		0-0 G3		0-0 2B		0-0 E9 FC6-4		4	0	1	0	0	0	2						
Bill Freehan, R OBP: 0.381, SLG: 0.556 (1, 2)		0-0 L8		4-0 FC5-4 BB		0-0 F8		0-3 K		3	0	0	0	1	1	4						
Aurelio Rodriguez, R OBP: 0.286, SLG: 0.421 (1, 5)			4-0 PB 1B BB		0-0 FC5-4		4-0 BB	0-0 FC6-4		2	1	0	0	2	0	4						
Tom Verzyer, R OBP: 0.237, SLG: 0.194 Ben Ogilvie, L OBP: 0.222, SLG: 0.412 (1, 6) (9, PH)			0-0 1B SH3-4 SF9 1B		0-0 F8		0-0 F8		0-0 HR	3	1	1	1	0	0	2						
Jerry Manuel, S OBP: 0.214, SLG: 0.231 Dan Meyer, L OBP: 0.313, SLG: 0.222 (1, 4) (9, PH)			0-0 SH3-4		0-0 6-3		0-0 F3		0-0 F9	2	0	0	0	0	0	1						
Inning Stats	R: 0 E: 0 K: 0 S: 3	H: 0 LOB: 0 BB: 0 P: 3	R: 0 E: 0 K: 0 S: 3	H: 0 LOB: 0 BB: 0 P: 3	R: 3 E: 0 K: 0 S: 6	H: 3 LOB: 1 BB: 1 P: 10	R: 0 E: 0 K: 0 S: 3	H: 0 LOB: 1 BB: 1 P: 7	R: 0 E: 0 K: 1 S: 4	H: 0 LOB: 0 BB: 1 P: 8	R: 0 E: 0 K: 0 S: 3	H: 1 LOB: 1 BB: 0 P: 4	R: 0 E: 0 K: 1 S: 5	H: 0 LOB: 1 BB: 1 P: 9	R: 0 E: 1 K: 1 S: 6	H: 0 LOB: 3 BB: 2 P: 14	R: 1 E: 0 K: 0 S: 4	H: 1 LOB: 0 BB: 0 P: 4	1B: 3 2B: 1 3B: 0 HR: 1	SF: 1 SAC: 1 DP: 1 HBP: 1	WP: 0 PB: 1 SB: 1 CS: 1	PA: 38
PITCHER	IP WLS BF H R ER SO BB IBB HBP BLK WP HR S P ERA WHIP											IP WLS BF H R ER SO BB IBB HBP BLK WP HR S P ERA WHIP										
Bill Singer, R ERA: 4.35 Joe Hoerner, L ERA: 9.0 Steve Foucault, R ERA: 2.25 (1, 1) (8, 1) (8, 1)	7.1 0.0 1.2 W 6 1 1 1 1											31 1 6 1 1 1 1										

Texas Rangers @ Detroit Tigers
Tiger Stadium, Detroit, MI
Sat Apr 24 1976, 3:33 AM EST
Att: 8,862 - Unknown

AB	29
R	4
H	5
RBI	4
BB	6
SO	3
LOB	17



Batter	1	2	3	4	5	6	7	8	9	AB	R	H	RBI	BB	SO	LOB	TOP	
Mickey Rivers, L (1,8) OBP: 0.304, SLG: 0.400	0-0 CS 1B		0-0 F7			0-0 F4		4-0 E E4 BB		3	0	1	0	1	0	1	<p>New York Yankees @ Texas Rangers Arlington Stadium, Arlington, TX Tue Apr 27 1976, 8:05 PM EDT Att: 20,019 - Unknown - 73 F</p> <p>livebaseballscores.com</p>	
Roy White, S (1,7) OBP: 0.375, SLG: 0.480	0-0 FC6-4 1B		0-0 F2			0-0 F2		0-0 E4		4	0	1	0	0	0	2		
Thurman Munson, R (1,2) OBP: 0.327, SLG: 0.434	0-0 F9			0-0 5-3			0-0 F7		0-0 E 1B	4	1	1	0	0	0	1		
Chris Chambliss, L (1,3) OBP: 0.382, SLG: 0.528	0-0 FC6-4			0-0 1-3			0-0 BB 1B		0-3 K	4	0	1	0	0	1	2		
Lou Piniella, R (1,10) OBP: 0.463, SLG: 0.703		0-0 1-3		0-0 F9			0-0 F2		0-0 E6 1B 1-2	4	0	0	0	0	0	2		
Oscar Gamble, L (1,9) OBP: 0.342, SLG: 0.486		0-0 4-3			0-3 K		4-0 BB		0-0 G4-6-3 1B 1-3 2-H	3	0	1	1	1	1	0		
Graig Nettles, L (1,5) OBP: 0.340, SLG: 0.231		0-0 CS 1B			0-0 1-3		0-3 K		0-0 G4-6-3 1B 1-2	4	0	1	0	0	1	4		
Willie Randolph, R (1,4) OBP: 0.478, SLG: 0.500		0-0 CS	0-0 1B		0-0 4-3			0-0 B2-6-3 1B		3	0	2	0	0	0	0		
Jim Mason, L (1,6) OBP: 0.280, SLG: 0.304			0-0 1B			0-0 F9		0-0 B2-6-3 1B 1-2		3	0	1	0	0	0	1		
Inning Stats	R: 0 E: 0 K: 0 S: 4	H: 2 LOB: 1 BB: 0 P: 4	R: 0 E: 0 K: 0 S: 3	H: 1 LOB: 0 BB: 0 P: 3	R: 0 E: 0 K: 0 S: 4	H: 2 LOB: 1 BB: 0 P: 4	R: 0 E: 0 K: 0 S: 5	H: 0 LOB: 0 BB: 0 P: 5	R: 0 E: 0 K: 1 S: 6	H: 1 LOB: 2 BB: 1 P: 10	R: 0 E: 1 K: 0 S: 7	H: 1 LOB: 1 BB: 0 P: 7	R: 1 E: 1 K: 1 S: 7	H: 2 LOB: 1 BB: 0 P: 7	1B: 9 2B: 0 3B: 0 HR: 0	SF: 0 SAC: 0 DP: 2 HBP: 0		WP: 0 PB: 0 CS: 2
PITCHER Gaylord Perry, R (1,1) ERA: 2.55	IP: 9.0 WLS: L BF: 34	H: 9 R: 1 ER: 1 SO: 3	BB: 2 IBB: 0 HBP: 0 BLK: 0	WP: 0 HR: 0 S: 38 P: 46	ERA: 1.00 WHIP: 1.222	PITCHER												


Batter	1	2	3	4	5	6	7	8	9	AB	R	H	RBI	BB	SO	LOB	BOTTOM			
Lenny Randle, S (1,7) OBP: 0.286, SLG: 0.294	4-0 S BB		0-0 FC3-6 1-2				0-0 L3			3	0	1	0	1	0	1	<p>New York Yankees @ Texas Rangers Arlington Stadium, Arlington, TX Tue Apr 27 1976, 8:05 PM EDT Att: 20,019 - Unknown - 73 F</p> <p>livebaseballscores.com</p>			
Juan Beniquez, R (1,8) OBP: 0.294, SLG: 0.280	0-0 5-3 1-2		0-0 6-3		0-0 6-3 1-2			0-0 G6-4-3 BB 1B		4	0	1	0	0	0	4				
Mike Hargrove, L (1,3) OBP: 0.333, SLG: 0.432	0-3 K			0-3 K		0-0 4-3		4-0 G6-4-3 BB		3	0	0	0	1	2	1				
Toby Harrah, R (1,6) OBP: 0.488, SLG: 0.469	0-3 K			4-0 BB		0-0 4-3		0-0 G6-4-3 1-2 2-3		3	0	0	0	1	1	3				
Jeff Burroughs, R (1,9) OBP: 0.264, SLG: 0.380		0-0 F8		0-0 F8		4-0 1B BB		0-0 4-3		3	0	0	0	1	0	2				
Roy Howell, L (1,5) OBP: 0.245, SLG: 0.205		0-0 G3		0-0 1-3		0-0 1B FC5-4 1B		0-3 K		4	0	1	0	0	1	1				
Tom Grieve, R (1,10) OBP: 0.283, SLG: 0.386		0-0 F9			0-0 5-3	0-0 FC5-4 1-2		0-0 F4		4	0	0	0	0	0	2				
Roy Smalley, S (1,4) OBP: 0.396, SLG: 0.333			0-0 FC3-6 1B		4-0 1B BB		0-0 1-3		4-0 BB	2	0	1	0	2	0	0				
Jim Sundberg, R (1,2) OBP: 0.103, SLG: 0.179			0-0 F6		0-0 F3		0-3 K		0-0 F7	3	0	0	0	0	1	2				
Mike Cubbage, L (9, PH) OBP: 0.467, SLG: 0.273										0	0	0	0	0	0	0				
John Ellis, R (9, PH) OBP: 0.308, SLG: 0.385										1	0	0	0	0	0	1				
Inning Stats	R: 0 E: 0 K: 2 S: 7	H: 0 LOB: 1 BB: 1 P: 11	R: 0 E: 0 K: 0 S: 3	H: 0 LOB: 0 BB: 0 P: 3	R: 0 E: 0 K: 0 S: 4	H: 1 LOB: 1 BB: 0 P: 4	R: 0 E: 0 K: 1 S: 5	H: 0 LOB: 1 BB: 1 P: 9	R: 0 E: 0 K: 0 S: 4	H: 1 LOB: 2 BB: 1 P: 8	R: 0 E: 0 K: 1 S: 5	H: 0 LOB: 0 BB: 0 P: 5	R: 0 E: 0 K: 0 S: 3	H: 1 LOB: 1 BB: 1 P: 7	R: 0 E: 0 K: 1 S: 5	H: 0 LOB: 1 BB: 1 P: 9	1B: 4 2B: 0 3B: 0 HR: 0	SF: 0 SAC: 0 DP: 1 HBP: 0	WP: 0 PB: 0 CS: 0	PA: 36
PITCHER Dock Ellis, R (1,1) ERA: 2.25	IP: 8.2 WLS: W BF: 35	H: 4 R: 0 ER: 0 SO: 5	BB: 6 IBB: 0 HBP: 0 BLK: 0	WP: 0 HR: 0 S: 39 P: 63	ERA: 0.00 WHIP: 1.154	PITCHER														
Sparky Lyle, L (9,1) ERA: 1.8	IP: 0.1 WLS: S BF: 1	H: 0 R: 0 ER: 0 SO: 0	BB: 0 IBB: 0 HBP: 0 BLK: 0	WP: 0 HR: 0 S: 1 P: 1	ERA: 0.00 WHIP: 0.000	PITCHER														

Batter	1	2	3	4	5	6	7	8	9	AB	R	H	RBI	BB	SO	LOB	TOP											
Doug Griffin, R OBP: 0.455, SLG: 0.333	4-0 SH1-3 BB		0-3 K				0-0 FC5-2 E 1B		0-0 B1-3								4 1 2 0 1 1 1											
Rick Burleson, R OBP: 0.286, SLG: 0.244	0-0 SH1-3		0-0 4-3				0-0 E6 FC5-2 1B		0-0 F6								4 0 0 0 0 0 5											
Fred Lynn, L OBP: 0.458, SLG: 0.571	0-3 K		0-0 6-3				0-0 FC5-2 1-2 2-3 3-H		0-0 F8								5 1 1 1 0 1 5											
Jim Rice, R OBP: 0.309, SLG: 0.449	0-3 K			0-3 K			0-0 4-3										5 2 2 0 0 2 4											
Carlton Fisk, R OBP: 0.396, SLG: 0.571		0-3 K					0-0 F2										5 0 2 1 0 1 1											
Carl Yastrzemski, L OBP: 0.415, SLG: 0.429		0-3 K					4-0 S BB		0-0 F6								4 0 0 0 1 1 3											
Dwight Evans, R OBP: 0.385, SLG: 0.565							0-0 5-3										5 0 3 1 0 1 2											
Rico Petrocelli, R OBP: 0.340, SLG: 0.409		4-0 BB					4-0 E FC5-2 BB		0-0 G6-4-3								2 0 0 0 2 0 3											
Deron Johnson, R OBP: 0.333, SLG: 0.381		0-0 L7					0-3 K										4 1 2 0 0 1 3											
Inning Stats	R: 0 E: 0 K: 2 S: 7	H: 0 LOB: 1 BB: 1 P: 11	R: 0 E: 0 K: 2 S: 8	H: 1 LOB: 2 BB: 1 P: 12	R: 0 E: 0 K: 1 S: 5	H: 0 LOB: 0 BB: 0 P: 5	R: 0 E: 0 K: 1 S: 5	H: 0 LOB: 1 BB: 1 P: 9	R: 0 E: 0 K: 1 S: 7	H: 1 LOB: 3 BB: 1 P: 11	R: 0 E: 0 K: 0 S: 4	H: 2 LOB: 1 BB: 0 P: 4	R: 0 E: 0 K: 0 S: 4	H: 1 LOB: 0 BB: 0 P: 4	R: 1 E: 0 K: 0 S: 5	H: 2 LOB: 1 BB: 0 P: 5	R: 4 E: 1 K: 1 S: 10	H: 5 LOB: 1 BB: 0 P: 10	1B: 10 2B: 2 3B: 0 HR: 0	SF: 0 SAC: 1 DP: 1 HBP: 0	WP: 2 PB: 0 SB: 1 CS: 0	PA: 43						
PITCHER	IP	WLS	BF	H	R	ER	SO	BB	IBB	HBP	BLK	WP	HR	S	P	ERA	WHIP											
Jim Umberger, L ERA: 3.29	(1, 1)	8.1	W	39	10	4	3	7	4	0	0	0	2	0	49	65	3.24	1.680										
Steve Foucault, R ERA: 2.25	(9, 1)	0.0		2	2	0	0	0	0	0	0	0	0	2	2	∞	∞											
Joe Hoerner, L ERA: 6.75	(9, 1)	0.2	S	2	0	1	0	1	0	0	0	0	0	4	4	0.00	0.000											

Boston Red Sox @ Texas Rangers
Arlington Stadium, Arlington, TX
Fri Apr 30 1976, 8:05 PM EDT
Att: 14,471 - Unknown - 62 F

livebaseballscorecards.com

AB 38
R 5
H 12
RBI 3
BB 4
SO 8
LOB 27




Batter	1	2	3	4	5	6	7	8	9	AB	R	H	RBI	BB	SO	LOB	BOTTOM										
Lenny Randle, S OBP: 0.277, SLG: 0.271	0-3 K		0-3 K				4-0 S BB		0-0 F8								4 0 0 0 1 2 1										
Juan Beniquez, R OBP: 0.271, SLG: 0.276	0-0 F8		0-3 K				0-0 F3		0-0 F7 1B								4 1 1 0 0 1 2										
Mike Hargrove, L OBP: 0.357, SLG: 0.460	0-0 3B						0-0 F5		4-0 4-3								3 1 1 0 1 0 0										
Toby Harrah, R OBP: 0.490, SLG: 0.462	0-0 1-3						4-0 1B BB		0-0 F4								3 0 0 0 1 0 3										
Jeff Burroughs, R OBP: 0.295, SLG: 0.448		0-3 K					0-0 1B BB		0-0 F7								4 1 3 1 0 1 0										
Gene Clines, R OBP: 0.333, SLG: 0.333							1-2 1B		0-0 1B BB								0 0 0 0 0 0 0										
Roy Howell, L OBP: 0.296, SLG: 0.275		0-0 L8					0-0 1B		4-0 1B BB								3 1 2 1 1 0 0										
Tom Grieve, R OBP: 0.276, SLG: 0.423		0-3 K					0-0 HR		0-0 2B 1B								4 2 2 1 0 1 2										
John Ellis, R OBP: 0.353, SLG: 0.471			0-0 SH1-3 1B				0-3 K		0-0 K								4 0 2 3 0 2 0										
Roy Smalley, S OBP: 0.364, SLG: 0.289			0-0 SH1-3				0-0 F8		0-0 4-3								3 0 0 0 0 0 1										
Inning Stats	R: 0 E: 0 K: 1 S: 6	H: 1 LOB: 1 BB: 0 P: 6	R: 0 E: 0 K: 2 S: 7	H: 0 LOB: 0 BB: 0 P: 7	R: 0 E: 0 K: 2 S: 8	H: 1 LOB: 1 BB: 0 P: 8	R: 0 E: 0 K: 0 S: 3	H: 2 LOB: 2 BB: 1 P: 7	R: 1 E: 0 K: 1 S: 6	H: 1 LOB: 1 BB: 1 P: 10	R: 3 E: 0 K: 0 S: 6	H: 3 LOB: 1 BB: 1 P: 10	R: 2 E: 0 K: 0 S: 6	H: 3 LOB: 2 BB: 1 P: 10	R: 0 E: 0 K: 1 S: 5	H: 0 LOB: 0 BB: 0 P: 5	1B: 7 2B: 2 3B: 1 HR: 1	SF: 0 SAC: 1 DP: 0 HBP: 0	WP: 0 PB: 0 SB: 2 CS: 0	PA: 37							
PITCHER	IP	WLS	BF	H	R	ER	SO	BB	IBB	HBP	BLK	WP	HR	S	P	ERA	WHIP										
Fergie Jenkins, R ERA: 3.45	(1, 1)	6.1	L	29	9	5	5	6	3	0	0	0	1	38	50	7.11	1.895										
Jim Willoughby, R ERA: 5.66	(7, 1)	1.2		8	2	1	1	1	0	1	0	0	0	9	13	5.40	1.200										

Boston Red Sox @ Texas Rangers
Arlington Stadium, Arlington, TX
Fri Apr 30 1976, 8:05 PM EDT
Att: 14,471 - Unknown - 62 F

livebaseballscorecards.com

AB 32
R 6
H 11
RBI 6
BB 4
SO 7
LOB 9



Batter	1	2	3	4	5	6	7	8	9	AB	R	H	RBI	BB	SO	LOB	TOP					
Bernie Carbo, L OBP: 0.304, SLG: 0.429 (1, 10)										3	0	1	0	1	1	0	Boston Red Sox @ Texas Rangers Arlington Stadium, Arlington, TX Sat May 01 1976, 8:05 PM EDT Att: 22,486 - Unknown					
Denny Doyle, L OBP: 0.238, SLG: 0.261 (1, 4)										4	0	0	0	0	2	2						
Fred Lynn, L OBP: 0.462, SLG: 0.622 (1, 8)										3	1	1	1	1	1	1						
Jim Rice, R OBP: 0.305, SLG: 0.434 (1, 7)										4	0	1	0	0	2	2						
Carl Yastrzemski, L OBP: 0.404, SLG: 0.435 (1, 3)										4	0	1	0	0	0	4						
Carlton Fisk, R OBP: 0.404, SLG: 0.558 (1, 2)											3	0	1	0	0	0		1				
Dwight Evans, R OBP: 0.375, SLG: 0.560 (1, 9)											4	0	1	0	0	0		3				
Rico Petrocelli, R OBP: 0.315, SLG: 0.375 (1, 5)											4	0	0	0	0	0		2				
Rick Burleson, R OBP: 0.273, SLG: 0.229 (1, 6)											3	0	0	0	0	0	2					
Inning Stats	R: 0 E: 0 K: 1 S: 6	H: 1 LOB: 2 BB: 1 P: 10	R: 0 E: 0 K: 0 S: 6	H: 1 LOB: 1 BB: 0 P: 9	R: 0 E: 0 K: 2 S: 7	H: 0 LOB: 0 BB: 0 P: 7	R: 0 E: 0 K: 1 S: 6	H: 1 LOB: 1 BB: 0 P: 6	R: 0 E: 0 K: 0 S: 3	H: 0 LOB: 0 BB: 0 P: 4	R: 1 E: 0 K: 0 S: 5	H: 1 LOB: 0 BB: 0 P: 5	R: 0 E: 0 K: 0 S: 4	H: 1 LOB: 1 BB: 0 P: 4	R: 0 E: 0 K: 2 S: 8	H: 1 LOB: 2 BB: 1 P: 14	R: 0 E: 0 K: 0 S: 2	H: 0 LOB: 0 BB: 0 P: 3	1B: 2 2B: 3 3B: 0 HR: 1	SF: 0 SAC: 0 DP: 1 HBP: 1	WP: 0 PB: 0 SB: 0 CS: 0	PA: 35
PITCHER Bill Singer, R ERA: 3.34 (1, 1)	IP: 9.0 WLS: W BF: 35 H: 6 R: 1 ER: 1 SO: 6 BB: 2 IBB: 0 HBP: 1 BLK: 0 WP: 0 HR: 1 S: 47 P: 62 ERA: 1.00 WHIP: 0.889															PITCHER						

Batter	1	2	3	4	5	6	7	8	9	AB	R	H	RBI	BB	SO	LOB	BOTTOM			
Juan Beniquez, R OBP: 0.250, SLG: 0.254 (1, 8)										5	0	0	0	0	0	2	Boston Red Sox @ Texas Rangers Arlington Stadium, Arlington, TX Sat May 01 1976, 8:05 PM EDT Att: 22,486 - Unknown			
Mike Cubbage, L OBP: 0.290, SLG: 0.286 (1, 4)										3	0	1	0	2	0	0				
Mike Hargrove, L OBP: 0.361, SLG: 0.455 (1, 3)										5	1	2	0	0	1	1				
Toby Harrah, R OBP: 0.472, SLG: 0.442 (1, 6)										4	1	1	0	0	0	2				
Jeff Burroughs, R OBP: 0.338, SLG: 0.525 (1, 9)										3	3	3	3	1	0	0				
Roy Howell, L OBP: 0.295, SLG: 0.273 (1, 5)										4	0	1	0	0	1	4				
John Ellis, R OBP: 0.381, SLG: 0.476 (1, 10)											4	1	2	2	0	0				
Tom Grieve, R OBP: 0.293, SLG: 0.482 (1, 7)										4	1	2	2	0	0	2				
Jim Sundberg, R OBP: 0.162, SLG: 0.250 (1, 2)										4	0	1	0	0	0	3				
Inning Stats	R: 0 E: 0 K: 1 S: 6	H: 1 LOB: 3 BB: 2 P: 14	R: 0 E: 0 K: 0 S: 6	H: 1 LOB: 0 BB: 0 P: 9	R: 0 E: 0 K: 0 S: 3	H: 0 LOB: 0 BB: 0 P: 3	R: 3 E: 0 K: 0 S: 6	H: 3 LOB: 0 BB: 0 P: 6	R: 3 E: 0 K: 0 S: 6	H: 3 LOB: 0 BB: 0 P: 7	R: 0 E: 0 K: 0 S: 4	H: 2 LOB: 2 BB: 1 P: 8	R: 1 E: 0 K: 0 S: 6	H: 3 LOB: 2 BB: 0 P: 6	R: 0 E: 0 K: 1 S: 5	H: 0 LOB: 0 BB: 0 P: 5	1B: 10 2B: 1 3B: 0 HR: 2	SF: 0 SAC: 0 DP: 0 HBP: 0	WP: 0 PB: 0 SB: 0 CS: 0	PA: 39
PITCHER Rick Wise, R ERA: 4.63 Reggie Cleveland, R ERA: 0.73 (1, 1) (5, 1)	IP: 4.1 WLS: L BF: 23 H: 5 R: 1 ER: 1 SO: 1 BB: 2 IBB: 0 HBP: 0 BLK: 0 WP: 0 HR: 2 S: 25 P: 37 ERA: 12.46 WHIP: 2.308															PITCHER				

Batter	1	2	3	4	5	6	7	8	9	AB	R	H	RBI	BB	SO	LOB	TOP
Bernie Carbo, L (1, 10) OBP: 0.296, SLG: 0.520										4	1	1	2	0	2	1	Boston Red Sox @ Texas Rangers Arlington Stadium, Arlington, TX Sun May 02 1976, 4:33 AM EDT Att: 24,464 - Unknown - 81 F
Denny Doyle, L (1, 4) OBP: 0.192, SLG: 0.240										4	0	0	0	0	0	1	
Fred Lynn, L (1, 8) OBP: 0.464, SLG: 0.653										4	0	2	0	0	0	0	
Jim Rice, R (1, 7) OBP: 0.286, SLG: 0.404										4	0	0	0	0	3	1	
Carl Yastrzemski, L (1, 3) OBP: 0.393, SLG: 0.420										4	0	1	0	0	0	0	
Carlton Fisk, R (1, 2) OBP: 0.377, SLG: 0.518										4	0	0	0	0	1	1	
Dwight Evans, R (1, 9) OBP: 0.373, SLG: 0.604										3	1	1	1	0	0	0	
Rico Petrocelli, R (1, 5) OBP: 0.298, SLG: 0.353										3	0	0	0	0	0	0	
Rick Burleson, R (1, 6) OBP: 0.293, SLG: 0.255										3	1	2	0	0	0	0	
Inning Stats	R: 0 E: 0 K: 1 S: 5	H: 1 LOB: 0 BB: 0 P: 5	R: 0 E: 0 K: 1 S: 5	H: 0 LOB: 0 BB: 0 P: 5	R: 3 E: 0 K: 0 S: 7	H: 4 LOB: 1 BB: 0 P: 7	R: 0 E: 0 K: 1 S: 5	H: 0 LOB: 0 BB: 0 P: 5	R: 0 E: 0 K: 1 S: 6	H: 1 LOB: 1 BB: 0 P: 6	R: 0 E: 0 K: 0 S: 3	H: 0 LOB: 0 BB: 0 P: 3	R: 0 E: 0 K: 1 S: 6	H: 1 LOB: 1 BB: 0 P: 6	1B: 4 2B: 0 3B: 1 HR: 2	SF: 0 SAC: 0 DP: 0 HBP: 0	WP: 0 PA: 34 PB: 0 SB: 1 CS: 1
PITCHER Gaylord Perry, R (1, 1) ERA: 2.64	IP: 9.0 WLS: W BF: 33 H: 7 R: 3 ER: 3 SO: 6 BB: 0 IBB: 0 HBP: 0 BLK: 0 WP: 0 HR: 2 S: 45 P: 45 ERA: 3.00 WHIP: 0.778																

Batter	1	2	3	4	5	6	7	8	9	AB	R	H	RBI	BB	SO	LOB	BOTTOM
Dave Moates, L (1, 8) OBP: 0.400, SLG: 0.250										3	0	1	0	0	0	1	Boston Red Sox @ Texas Rangers Arlington Stadium, Arlington, TX Sun May 02 1976, 4:33 AM EDT Att: 24,464 - Unknown - 81 F
Lenny Randle, S (1, 7) OBP: 0.290, SLG: 0.286										4	1	2	0	0	0	2	
Mike Hargrove, L (1, 3) OBP: 0.369, SLG: 0.508										4	2	2	2	0	0	2	
Toby Harrah, R (1, 6) OBP: 0.439, SLG: 0.404										4	0	0	0	0	2	3	
Jeff Burroughs, R (1, 9) OBP: 0.348, SLG: 0.569										4	1	2	3	0	0	0	
Juan Beniquez, R (9, 8) OBP: 0.250, SLG: 0.254										0	0	0	0	0	0	0	
Roy Howell, L (1, 5) OBP: 0.308, SLG: 0.288										4	0	2	0	0	1	0	
Tom Grieve, R (1, 10) OBP: 0.306, SLG: 0.533										4	1	2	1	0	1	2	
Roy Smalley, S (1, 4) OBP: 0.373, SLG: 0.277										2	0	0	0	2	1	2	
Jim Sundberg, R (1, 2) OBP: 0.179, SLG: 0.263										2	1	1	0	0	0	1	
John Ellis, R (7, PH) OBP: 0.348, SLG: 0.435										2	0	0	0	0	0	6	
Inning Stats	R: 0 E: 0 K: 0 S: 3	H: 1 LOB: 0 BB: 0 P: 3	R: 0 E: 0 K: 1 S: 5	H: 0 LOB: 0 BB: 0 P: 5	R: 0 E: 0 K: 0 S: 3	H: 1 LOB: 0 BB: 0 P: 3	R: 1 E: 0 K: 2 S: 8	H: 1 LOB: 0 BB: 0 P: 8	R: 2 E: 0 K: 1 S: 7	H: 2 LOB: 0 BB: 0 P: 7	R: 0 E: 0 K: 1 S: 6	H: 2 LOB: 2 BB: 1 P: 10	R: 3 E: 1 K: 0 S: 9	H: 5 LOB: 3 BB: 0 P: 10	1B: 9 2B: 0 3B: 0 HR: 3	SF: 0 SAC: 1 DP: 2 HBP: 0	WP: 0 PA: 36 PB: 0 SB: 0 CS: 1
PITCHER Luis Tiant, R (1, 1) ERA: 3.13	IP: 7.2 WLS: L BF: 32 H: 10 R: 6 ER: 6 SO: 5 BB: 2 IBB: 0 HBP: 0 BLK: 0 WP: 0 HR: 3 S: 40 P: 49 ERA: 7.04 WHIP: 1.565																
Tom House, L (8, 1) ERA: 4.26	IP: 0.1 WLS: L BF: 4 H: 2 R: 0 ER: 0 SO: 0 BB: 0 IBB: 0 HBP: 0 BLK: 0 WP: 0 HR: 4 S: 4 P: 4 ERA: 0.00 WHIP: 6.000																

Batter	1	2	3	4	5	6	7	8	9	AB	R	H	RBI	BB	SO	LOB	TOP										
Lenny Randle, S OBP: 0.270, SLG: 0.265 (1, 7)	6-3		G3	4-3		E6 1B WP		F8		5	1	0	1	0	0	5											
Juan Beniquez, R OBP: 0.232, SLG: 0.235 (1, 8)	F8		K		K	K			4-3	5	0	0	0	0	3	3											
Mike Hargrove, L OBP: 0.357, SLG: 0.484 (1, 3)	3-1			F5	F9				3-1	5	0	1	2	0	0	0											
Toby Harrah, R OBP: 0.435, SLG: 0.519 (1, 6)		6-3		HR	HR	6-3			F8	5	2	2	2	0	0	1											
Jeff Burroughs, R OBP: 0.342, SLG: 0.544 (1, 9)	F7			HR	K			F8		3	1	0	0	1	1	0											
Roy Howell, L OBP: 0.319, SLG: 0.302 (1, 5)				BB				3-1		4	1	2	0	0	0	1											
Tom Grieve, R OBP: 0.303, SLG: 0.516 (1, 10)	F9			BB	E8	1B		6-3		4	1	1	0	0	0	1											
Roy Smalley, S OBP: 0.371, SLG: 0.265 (1, 4)			F8	BB	IBB	SH1-4		F7		2	0	0	0	1	0	0											
Jim Sundberg, R OBP: 0.233, SLG: 0.317 (1, 2)			G3	2B		WP		2-3		3	1	2	1	1	0	0											
Inning Stats	R: 0 E: 0 K: 0 S: 3	H: 0 LOB: 0 BB: 0 P: 3	R: 0 E: 0 K: 0 S: 4	H: 1 LOB: 1 BB: 0 P: 4	R: 0 E: 0 K: 1 S: 6	H: 1 LOB: 1 BB: 0 P: 6	R: 2 E: 1 K: 0 S: 5	H: 1 LOB: 3 BB: 3 P: 17	R: 1 E: 0 K: 2 S: 8	H: 1 LOB: 0 BB: 0 P: 8	R: 4 E: 1 K: 1 S: 10	H: 4 LOB: 1 BB: 0 P: 10	R: 0 E: 0 K: 0 S: 3	H: 0 LOB: 0 BB: 0 P: 3	R: 0 E: 0 K: 0 S: 3	H: 0 LOB: 0 BB: 0 P: 3	R: 0 E: 0 K: 0 S: 3	H: 0 LOB: 0 BB: 0 P: 3	1B: 5 2B: 1 3B: 0 HR: 2	SF: 0 SAC: 1 DP: 0 HBP: 0	WP: 1 PB: 0 SB: 0 CS: 0	PA: 40					
PITCHER	IP	WLS	BF	H	R	ER	SO	BB	IBB	HBP	BLK	WP	HR	S	P	ERA	WHIP										
Jim Colborn, R ERA: 1.65 (1, 1)	5.1	L	27	7	6	4	3	2	1	0	0	0	2	30	42	6.75	1.688										
Tom Murphy, R ERA: 11.57 (6, 1)	3.2		13	1	1	0	1	0	0	0	0	1	0	15	15	0.00	0.273										

Texas Rangers @ Milwaukee Brewers
Milwaukee County Stadium, Milwaukee, WI
Tue May 04 1976, 8:05 PM EDT
Att. 6,111 - Unknown - 61 F

AB 36
R 7
H 8
RBI 6
BB 3
SO 4
LOB 11



Batter	1	2	3	4	5	6	7	8	9	AB	R	H	RBI	BB	SO	LOB	BOTTOM										
Don Money, R OBP: 0.355, SLG: 0.537 (1, 5)	HR		6-3		F3				2B	5	1	3	1	0	0	1											
Robin Yount, R OBP: 0.382, SLG: 0.360 (1, 6)	6-3		6-3			F7	F4		F3	5	0	0	0	0	0	2											
George Scott, R OBP: 0.283, SLG: 0.352 (1, 3)	4-3			F8		1B		F9	F4	5	0	1	0	0	0	1											
Hank Aaron, R OBP: 0.333, SLG: 0.375 (1, 10)	K			HR		FC6-4		1B	1B	4	2	3	1	0	1	0											
Darrell Porter, L OBP: 0.281, SLG: 0.220 (1, 2)		F8		F6		F7		1B	1B	4	0	1	0	0	0	2											
Sixto Lezcano, R OBP: 0.351, SLG: 0.396 (1, 8)		5-3		K		FC6-4		1B		4	0	1	1	0	1	2											
Bobby Darwin, R OBP: 0.235, SLG: 0.333 (1, 9)					F9			F3	F5	4	0	1	0	0	0	2											
Charlie Moore, R OBP: 0.352, SLG: 0.465 (1, 7)		F4			PB	HR		6-3		4	1	2	1	0	0	3											
Pedro Garcia, R OBP: 0.250, SLG: 0.333 (1, 4)			F2		F8					3	0	0	0	0	1	1											
Mike Hegan, L (9, PH)									F3	1	0	0	0	0	0	0											
Inning Stats	R: 1 E: 0 K: 1 S: 6	H: 1 LOB: 0 BB: 0 P: 6	R: 0 E: 0 K: 0 S: 4	H: 1 LOB: 0 BB: 0 P: 4	R: 0 E: 0 K: 0 S: 3	H: 0 LOB: 0 BB: 0 P: 3	R: 1 E: 0 K: 1 S: 6	H: 1 LOB: 0 BB: 0 P: 6	R: 0 E: 0 K: 0 S: 4	H: 1 LOB: 1 BB: 0 P: 4	R: 0 E: 0 K: 0 S: 5	H: 2 LOB: 2 BB: 0 P: 5	R: 1 E: 0 K: 1 S: 7	H: 2 LOB: 1 BB: 0 P: 7	R: 1 E: 0 K: 0 S: 6	H: 3 LOB: 2 BB: 0 P: 6	R: 0 E: 0 K: 0 S: 4	H: 1 LOB: 1 BB: 0 P: 4	1B: 8 2B: 1 3B: 0 HR: 3	SF: 0 SAC: 0 DP: 0 HBP: 0	WP: 0 PB: 1 SB: 0 CS: 0	PA: 39					
PITCHER	IP	WLS	BF	H	R	ER	SO	BB	IBB	HBP	BLK	WP	HR	S	P	ERA	WHIP										
Nelson Briles, R ERA: 2.59 (1, 1)	7.1	W	32	10	4	4	3	0	0	0	0	0	3	38	38	4.91	1.364										
Steve Foucault, R ERA: 1.59 (8, 1)	1.2	S	7	2	0	0	0	0	0	0	0	0	0	7	7	0.00	1.200										

Texas Rangers @ Milwaukee Brewers
Milwaukee County Stadium, Milwaukee, WI
Tue May 04 1976, 8:05 PM EDT
Att. 6,111 - Unknown - 61 F

AB 39
R 4
H 12
RBI 4
BB 0
SO 3
LOB 14



Batter	1	2	3	4	5	6	7	8	9	AB	R	H	RBI	BB	SO	LOB	TOP										
Juan Beniquez, R (1.8) OBP: 0.270, SLG: 0.288										5	2	4	0	0	0	2											
Gene Clines, R (1.7) OBP: 0.333, SLG: 0.333										3	0	1	0	0	0	3											
Mike Hargrove, L (1.3) OBP: 0.347, SLG: 0.464										5	0	1	1	0	1	5											
Toby Harrah, R (1.6) OBP: 0.403, SLG: 0.474										5	0	0	0	0	0	5											
Jeff Burroughs, R (1.9) OBP: 0.351, SLG: 0.542										4	1	2	0	0	1	0											
Dave Moates, L (8.9) OBP: 0.400, SLG: 0.250										0	0	0	0	0	0	0											
Jim Fregosi, R (9, PH) OBP: 0.200, SLG: 0.222										1	0	0	0	0	0	1											
Lenny Randle, S (9.9) OBP: 0.270, SLG: 0.265										0	0	0	0	0	0	0											
Roy Howell, L (1.5) OBP: 0.329, SLG: 0.358										4	2	2	1	0	0	1											
Tom Grieve, R (1.10) OBP: 0.300, SLG: 0.529										4	1	1	2	0	0	1											
Roy Smalley, S (1.4) OBP: 0.379, SLG: 0.269										3	0	1	1	1	1	0											
Jim Sundberg, R (1.2) OBP: 0.234, SLG: 0.311										4	0	1	0	0	1	1											
Inning Stats	R: 0 E: 0 K: 1 S: 5	H: 1 LOB: 0 BB: 0 P: 5	R: 0 E: 0 K: 0 S: 4	H: 1 LOB: 1 BB: 0 P: 4	R: 1 E: 0 K: 1 S: 8	H: 3 LOB: 2 BB: 0 P: 8	R: 3 E: 0 K: 0 S: 8	H: 5 LOB: 2 BB: 0 P: 8	R: 0 E: 0 K: 1 S: 5	H: 0 LOB: 0 BB: 0 P: 5	R: 0 E: 0 K: 0 S: 3	H: 0 LOB: 0 BB: 0 P: 3	R: 0 E: 0 K: 0 S: 4	H: 1 LOB: 1 BB: 0 P: 4	R: 1 E: 0 K: 1 S: 6	H: 1 LOB: 1 BB: 1 P: 10	R: 1 E: 0 K: 0 S: 5	H: 1 LOB: 1 BB: 0 P: 5	1B: 10 2B: 1 3B: 1 HR: 1	SF: 0 SAC: 2 DP: 1 HBP: 0	WP: 1 PB: 0 SB: 0 CS: 0	PA: 41					
PITCHER	IP	WLS	BF	H	R	ER	SO	BB	IBB	HBP	BLK	WP	HR	S	P	ERA	WHIP										
Rick Wise, R (1.1) ERA: 5.47	3.0		17	9	4	4	2	0	0	0	0	0	0	21	21	12.00	3.000										
Dick Pole, R (4.1) ERA: 3.77	5.0	L	21	4	2	2	2	1	0	0	0	0	1	24	28	3.60	1.000										
Tom House, L (9.1) ERA: 5.63	1.0		3	0	0	0	0	0	0	0	0	1	0	3	3	0.00	0.000										

Texas Rangers @ Boston Red Sox
Fenway Park, Boston, MA
Sat May 08 1976, 3:33 AM EDT
Unknown - 60 F

AB 38
R 6
H 13
RBI 5
BB 1
SO 4
LOB 19



Batter	1	2	3	4	5	6	7	8	9	AB	R	H	RBI	BB	SO	LOB	BOTTOM										
Bernie Carbo, L (1.10) OBP: 0.250, SLG: 0.394										3	0	0	0	1	0	0											
Deron Johnson, R (9, PH) OBP: 0.310, SLG: 0.320										1	0	0	0	0	1	1											
Denny Doyle, L (1.4) OBP: 0.258, SLG: 0.305										3	1	1	0	1	0	1											
Doug Griffin, R (9, PH) OBP: 0.375, SLG: 0.286										1	0	0	0	0	0	1											
Fred Lynn, L (1.8) OBP: 0.485, SLG: 0.644										3	1	1	0	0	2	1											
Rick Miller, L (6.8) OBP: 0.125, SLG: 0.125										1	0	0	0	0	0	1											
Carlton Fisk, R (1.2) OBP: 0.324, SLG: 0.435										4	1	0	1	0	0	2											
Carl Yastrzemski, L (1.3) OBP: 0.356, SLG: 0.361										4	0	0	0	0	0	2											
Jim Rice, R (1.7) OBP: 0.307, SLG: 0.394										2	1	0	0	2	0	0											
Dwight Evans, R (1.9) OBP: 0.366, SLG: 0.540										2	1	1	1	2	1	0											
Steve Dillard, R (1.5) OBP: 0.556, SLG: 0.875										2	0	1	2	1	0	2											
Cecil Cooper, L (9, PH) OBP: 0.271, SLG: 0.270										1	0	0	0	0	1	1											
Inning Stats	R: 0 E: 0 K: 1 S: 5	H: 0 LOB: 0 BB: 0 P: 5	R: 0 E: 0 K: 0 S: 3	H: 0 LOB: 0 BB: 0 P: 3	R: 0 E: 0 K: 1 S: 4	H: 0 LOB: 1 BB: 1 P: 8	R: 4 E: 1 K: 0 S: 6	H: 2 LOB: 2 BB: 3 P: 18	R: 0 E: 0 K: 1 S: 5	H: 0 LOB: 1 BB: 1 P: 11	R: 0 E: 0 K: 0 S: 2	H: 0 LOB: 1 BB: 2 P: 10	R: 0 E: 0 K: 0 S: 4	H: 1 LOB: 1 BB: 0 P: 4	R: 0 E: 0 K: 0 S: 3	H: 0 LOB: 0 BB: 0 P: 3	R: 1 E: 1 K: 2 S: 9	H: 2 LOB: 1 BB: 0 P: 9	1B: 2 2B: 3 3B: 0 HR: 0	SF: 0 SAC: 0 DP: 1 HBP: 0	WP: 0 PB: 0 SB: 0 CS: 1	PA: 39					
PITCHER	IP	WLS	BF	H	R	ER	SO	BB	IBB	HBP	BLK	WP	HR	S	P	ERA	WHIP										
Bill Singer, R (1.1) ERA: 3.24	3.2		17	2	4	1	2	4	0	0	0	0	0	17	33	2.46	1.636										
Steve Hargan, R (4.1) ERA: 1.17	4.2	W	19	3	1	0	2	3	0	0	0	0	0	20	34	0.00	1.286										
Joe Hoerner, L (9.1) ERA: 5.4	0.2	S	2	0	0	0	1	0	0	0	0	0	0	4	4	0.00	0.000										

Texas Rangers @ Boston Red Sox
Fenway Park, Boston, MA
Sat May 08 1976, 3:33 AM EDT
Unknown - 60 F

AB 31
R 5
H 5
RBI 5
BB 7
SO 5
LOB 15



Batter	1	2	3	4	5	6	7	8	9	AB	R	H	RBI	BB	SO	LOB	TOP			
Juan Beniquez, R OBP: 0.278, SLG: 0.286 Dave Moates, L OBP: 0.333, SLG: 0.200	F6	3B BB	1B		E5 WP	F8		K		4	1	1	1	1	0	1				
Lenny Randle, S OBP: 0.275, SLG: 0.297	G3	2B 3B	P8		F8		F8	F8 BB	1B	6	2	2	3	0	0	2				
Mike Hargrove, L OBP: 0.370, SLG: 0.479	4-3	HR 2B	G3		WP BB		BB	FC6-4 BB	1B	4	1	2	1	2	0	1				
Toby Harrah, R OBP: 0.425, SLG: 0.541		K			1B 2B		1-2 2-3 BB	F8	F8	4	2	2	2	2	1	2				
Jeff Burroughs, R OBP: 0.337, SLG: 0.506		E6 BB			6-3		F9	FC6-4	FC6-4	5	2	0	1	1	0	7				
Tom Grievs, R OBP: 0.316, SLG: 0.541		P7			FC6-4 1B		F8	1B 1B	L7	6	0	3	1	0	0	2				
Jim Fregosi, R OBP: 0.267, SLG: 0.231		BB 1B			F7		1B WP SF8 BB	K		4	2	1	0	1	1	3				
John Ellis, R OBP: 0.393, SLG: 0.464		BB BB 1B			FC6-4		1-3 1B			5	1	3	1	0	0	3				
Roy Smalley, S OBP: 0.366, SLG: 0.255		1-2 BB 3B BB			F8		L4	SF8	F9	3	1	0	1	1	0	2				
Inning Stats	R: 0 E: 0 K: 0 S: 3	H: 0 LOB: 0 BB: 0 P: 3	R: 9 E: 2 K: 1 S: 13	H: 6 LOB: 2 BB: 3 P: 25	R: 0 E: 0 K: 0 S: 4	H: 1 LOB: 1 BB: 0 P: 4	R: 1 E: 0 K: 0 S: 5	H: 2 LOB: 1 BB: 0 P: 5	R: 0 E: 1 K: 0 S: 4	H: 0 LOB: 3 BB: 2 P: 12	R: 0 E: 0 K: 0 S: 3	H: 1 LOB: 1 BB: 1 P: 7	R: 0 E: 0 K: 2 S: 9	H: 2 LOB: 2 BB: 0 P: 9	R: 1 E: 0 K: 0 S: 4	H: 1 LOB: 1 BB: 1 P: 8	1B: 9 2B: 3 3B: 1 HR: 1	SF: 1 SAC: 0 DP: 1 HBP: 0	WP: 2 PB: 2 SB: 0 CS: 0	PA: 51
PITCHER	IP WLS BF H R ER SO BB IBB HBP BLK WP HR S P ERA WHIP																			
Luis Tiant, R ERA: 2.97	(1, 1) 1.2 L 15 6 9 0 1 3 0 0 0 0 0 1 14 26 0.00 5.400																			
Reggie Cleveland, R ERA: 2.6	(2, 1) 3.1 17 3 1 1 0 2 0 0 0 0 1 0 15 23 2.70 1.500																			
Rick Jones, L ERA: 6.0	(6, 1) 4.0 19 5 2 2 2 3 0 0 0 0 1 0 20 32 4.50 2.000																			

Texas Rangers @ Boston Red Sox
Fenway Park, Boston, MA
Sat May 08 1976, 3:38 AM EDT
Att: 23,737 - Unknown

AB 42
R 12
H 14
RBI 11
BB 8
SO 3
LOB 25



Batter	1	2	3	4	5	6	7	8	9	AB	R	H	RBI	BB	SO	LOB	BOTTOM					
Steve Dillard, R OBP: 0.714, SLG: 0.917	PB SH5-3 SF9 1B		FC1-4 1B				2B BB		FC5-4 1B	4	2	4	0	1	0	0						
Doug Griffin, R OBP: 0.350, SLG: 0.333	SH5-3		FC1-4 FC6-4			F8	1-2 2-3 2B		F9	4	0	1	2	0	0	5						
Dwight Evans, R OBP: 0.342, SLG: 0.507	SF9		FC6-4			F7	P7		FC5-4	4	0	0	1	0	0	5						
Carlton Fisk, R OBP: 0.308, SLG: 0.411	5-3				P8	6-3	F4			4	0	0	0	0	0	1						
Jim Rice, R OBP: 0.304, SLG: 0.386		F9			6-3			6-3		4	0	1	0	0	0	0						
Deron Johnson, R OBP: 0.303, SLG: 0.286		K			BB		F8		F9	3	0	0	0	1	1	1						
Bob Montgomery, R OBP: 0.250, SLG: 0.750		6-3			F9			2B 3B	5-3	4	1	1	0	0	0	1						
Rick Burleson, R OBP: 0.292, SLG: 0.270 Bob Heise, R OBP: 0.500, SLG: 1.000			FC6-4 BB				G4-6-3 BB		F4	0	0	0	0	2	0	0						
Rick Miller, L OBP: 0.167, SLG: 0.167			FC6-4 FC1-4 1B			G4-6-3	1-3		1B	4	0	1	0	0	0	3						
Inning Stats	R: 1 E: 0 K: 0 S: 4	H: 1 LOB: 0 BB: 0 P: 4	R: 0 E: 0 K: 1 S: 5	H: 0 LOB: 0 BB: 0 P: 5	R: 0 E: 0 K: 0 S: 4	H: 1 LOB: 2 BB: 1 P: 8	R: 0 E: 0 K: 0 S: 3	H: 0 LOB: 1 BB: 1 P: 7	R: 0 E: 0 K: 0 S: 3	H: 1 LOB: 1 BB: 1 P: 7	R: 0 E: 0 K: 0 S: 4	H: 1 LOB: 1 BB: 0 P: 4	R: 3 E: 0 K: 0 S: 6	H: 3 LOB: 1 BB: 1 P: 10	R: 0 E: 0 K: 0 S: 3	H: 0 LOB: 0 BB: 0 P: 3	R: 0 E: 0 K: 0 S: 5	H: 2 LOB: 2 BB: 0 P: 5	1B: 6 2B: 2 3B: 1 HR: 0	SF: 1 SAC: 1 DP: 1 HBP: 0	WP: 0 PB: 1 SB: 0 CS: 0	PA: 39
PITCHER	IP WLS BF H R ER SO BB IBB HBP BLK WP HR S P ERA WHIP																					
Jim Umberger, L ERA: 3.22	(1, 1) 9.0 W 39 9 4 3 1 4 0 0 0 0 0 0 37 53 3.00 1.444																					

Texas Rangers @ Boston Red Sox
Fenway Park, Boston, MA
Sat May 08 1976, 3:38 AM EDT
Att: 23,737 - Unknown

AB 33
R 4
H 9
RBI 4
BB 4
SO 1
LOB 16



Batter	1	2	3	4	5	6	7	8	9	AB	R	H	RBI	BB	SO	LOB	TOP					
Juan Beniquez, R OBP: 0.274, SLG: 0.280	F8		P8	F9		FC1-4-6		FC6-4		5	0	1	0	0	0	3	Texas Rangers @ Boston Red Sox Fenway Park, Boston, MA Sun May 09 1976, 3:33 AM EDT Att: 18,618 - Unknown - 66 F					
John Ellis, R OBP: 0.419, SLG: 0.581 Lenny Randle, S OBP: 0.280, SLG: 0.303	F9			HR	FC5-4	1B	FC1-5	FC6-4		3	1	2	1	0	0	0						
Mike Hargrove, L OBP: 0.384, SLG: 0.474	4-3			FC1	E	HBP	F7	1B	FC1-5	1B	3	1	1	0	1	0						
Toby Harrah, R OBP: 0.423, SLG: 0.523				FC4	E	FC5-2	1B	FC5-4	1B	4	0	1	0	1	1	5						
Jeff Burroughs, R OBP: 0.330, SLG: 0.488 Dave Moates, L OBP: 0.333, SLG: 0.200	K			FC1	FC5-2	BB	1B	FC5-4	1B	5	1	1	0	0	1	4						
Tom Grievie, R OBP: 0.296, SLG: 0.506	F9			F4	1-3		1-3	G6-4-3	1B	0	0	0	0	0	0	0						
Roy Smalley, S OBP: 0.382, SLG: 0.259	5-3			FC5-2	1B	BB	F8	FC1-5	1B	3	1	1	0	2	0	1						
Jim Sundberg, R OBP: 0.231, SLG: 0.300			F9	FC5-2	1B		G3	1B	FC6-4	5	1	1	0	0	0	4						
Roy Howell, L OBP: 0.338, SLG: 0.366			G3					FC1-5	1B	4	1	2	2	0	0	2						
Inning Stats	R: 0 E: 0 K: 0 S: 3	H: 0 LOB: 0 BB: 0 P: 3	R: 0 E: 0 K: 1 S: 5	H: 0 LOB: 1 BB: 1 P: 9	R: 0 E: 0 K: 0 S: 3	H: 0 LOB: 0 BB: 0 P: 3	R: 4 E: 2 K: 0 S: 9	H: 2 LOB: 2 BB: 1 P: 14	R: 0 E: 0 K: 0 S: 5	H: 2 LOB: 3 BB: 0 P: 5	R: 0 E: 0 K: 0 S: 4	H: 1 LOB: 1 BB: 0 P: 4	R: 0 E: 0 K: 0 S: 5	H: 3 LOB: 2 BB: 0 P: 5	R: 2 E: 1 K: 1 S: 7	H: 2 LOB: 2 BB: 2 P: 15	R: 0 E: 0 K: 1 S: 6	H: 1 LOB: 1 BB: 0 P: 6	1B: 10 2B: 9 3B: 0 HR: 1	SF: 0 SAC: 0 DP: 1 HBP: 1	WP: 0 PB: 0 SB: 1 CS: 0	PA: 44
PITCHER	IP	WLS	BF	H	R	ER	SO	BB	IBB	HBP	BLK	WP	HR	S	P	ERA	WHIP					
Bill Lee, L ERA: 9.27	(1, 1)	6.0	30	7	4	1	1	2	0	1	0	0	1	31	40	1.50	1.500					
Jim Willoughby, R ERA: 3.86	(7, 1)	3.0	L 14	4	2	1	2	1	1	0	0	0	0	16	24	3.00	1.667					

AB	39
R	6
H	11
RBI	4
BB	4
SO	3
LOB	30



Batter	1	2	3	4	5	6	7	8	9	AB	R	H	RBI	BB	SO	LOB	BOTTOM				
Rick Miller, L OBP: 0.294, SLG: 0.250	K	S		4-3			1B		1B	4	1	2	0	1	1	1	Texas Rangers @ Boston Red Sox Fenway Park, Boston, MA Sun May 09 1976, 3:33 AM EDT Att: 18,618 - Unknown - 66 F				
Denny Doyle, L OBP: 0.254, SLG: 0.297	2B	BB	P7	L7			P1	F6		5	1	1	0	0	0	4					
Cecil Cooper, L OBP: 0.143, SLG: 0.429	BB	SF9	2B	HR			K	K		5	2	2	1	0	3	2					
Carlton Fisk, R OBP: 0.313, SLG: 0.403	SF9	BB	BB	F8			K	K		4	0	1	0	1	2	1					
Carl Yastrzemski, L OBP: 0.364, SLG: 0.375			4-3				F9			3	0	1	2	1	0	0					
Jim Rice, R OBP: 0.301, SLG: 0.425	SF9			HR			6-3	1-3		3	1	1	2	0	0	2					
Dwight Evans, R OBP: 0.338, SLG: 0.493	P9			K			1B	F8		4	0	1	0	0	1	2					
Steve Dillard, R OBP: 0.667, SLG: 0.800			F4	4-3	SH3-4	BB	G6-3	1-3		3	0	1	0	1	0	0					
Bob Heise, R OBP: 0.200, SLG: 0.400	F9			SH3-4			G6-3	F8		3	0	0	0	0	0	2					
Inning Stats	R: 2 E: 0 K: 1 S: 7	H: 2 LOB: 2 BB: 2 P: 15	R: 0 E: 0 K: 0 S: 3	H: 0 LOB: 1 BB: 1 P: 7	R: 2 E: 0 K: 1 S: 7	H: 2 LOB: 0 BB: 0 P: 7	R: 0 E: 0 K: 0 S: 3	H: 0 LOB: 1 BB: 1 P: 7	R: 0 E: 0 K: 0 S: 4	H: 2 LOB: 1 BB: 0 P: 4	R: 1 E: 0 K: 1 S: 8	H: 3 LOB: 2 BB: 0 P: 8	R: 0 E: 0 K: 0 S: 3	H: 0 LOB: 0 BB: 0 P: 3	R: 0 E: 0 K: 2 S: 8	H: 1 LOB: 1 BB: 0 P: 8	1B: 6 2B: 2 3B: 0 HR: 2	SF: 1 SAC: 1 DP: 1 HBP: 0	WP: 0 PB: 0 SB: 1 CS: 0	PA: 40	
PITCHER	IP	WLS	BF	H	R	ER	SO	BB	IBB	HBP	BLK	WP	HR	S	P	ERA	WHIP				
Gaylord Perry, R ERA: 3.18	(1, 1)	6.2	32	9	5	5	5	4	0	0	0	0	2	38	54	6.75	1.950				
Steve Foucault, R ERA: 1.13	(7, 1)	2.1	W 8	1	0	0	2	0	0	0	0	0	0	12	12	0.00	0.429				



Batter	1	2	3	4	5	6	7	8	9	AB	R	H	RBI	BB	SO	LOB	TOP					
Bill Stein, R OBP: 0.176, SLG: 0.176 Jack Brohamer, L OBP: 0.242, SLG: 0.293 (4, PH)	F9		F9	F8		G3		F8		2	0	0	0	0	0	1						
Ralph Carr, L OBP: 0.316, SLG: 0.438	WP 2B		CS BB	4-3			1B 3B	BB		3	1	2	0	2	0	1						
Brian Downing, R OBP: 0.391, SLG: 0.436	5-3		4-3		F8		1B	F7		5	0	1	1	0	0	5						
Jorge Orta, L OBP: 0.322, SLG: 0.438	FC6-4 BB			BB 1B	3-1		F7		4-3	4	1	1	0	1	0	1						
Buddy Bradford, R OBP: 0.396, SLG: 0.400	FC6-4			1B HR BB			F8		FC5-4 BB	2	1	0	0	2	0	3						
Jim Spencer, L OBP: 0.351, SLG: 0.379		4-3		1B BB	4-3		1B		F9	4	0	1	0	1	0	2						
Pete Varney, R OBP: 0.303, SLG: 0.636	F9			HR 1B		F7	K		FC5-4	5	1	1	1	0	1	3						
Bucky Dent, R OBP: 0.342, SLG: 0.361	6-3			HR		4-3			WP 1B	4	1	2	3	0	0	0						
Chet Lemon, R OBP: 0.286, SLG: 0.250			CS BB 1B					F2		4	0	3	0	0	0	1						
Inning Stats	R: 0 E: 0 K: 0 S: 4	H: 1 LOB: 2 BB: 1 P: 8	R: 0 E: 0 K: 0 S: 3	H: 0 LOB: 0 BB: 0 P: 3	R: 0 E: 0 K: 0 S: 3	H: 1 LOB: 1 BB: 1 P: 7	R: 4 E: 0 K: 0 S: 6	H: 4 LOB: 1 BB: 2 P: 14	R: 0 E: 0 K: 0 S: 3	H: 0 LOB: 0 BB: 0 P: 4	R: 0 E: 0 K: 0 S: 4	H: 1 LOB: 1 BB: 0 P: 4	R: 1 E: 0 K: 1 S: 8	H: 3 LOB: 2 BB: 0 P: 8	R: 0 E: 0 K: 0 S: 4	H: 1 LOB: 2 BB: 1 P: 8	R: 0 E: 0 K: 0 S: 3	H: 0 LOB: 1 BB: 1 P: 7	1B: 7 2B: 2 3B: 1 HR: 1	SF: 0 SAC: 0 DP: 0 HBP: 1	WP: 2 PB: 0 SB: 0 CS: 2	PA: 43
PITCHER	IP	WLS	BF	H	R	ER	SO	BB	IBB	HBP	BLK	WP	HR	S	P	ERA	WHIP					
Steve Barr, L ERA: 3.76	3.1		18	6	4	4	0	4	0	0	0	1	1	14	30	10.80	3.000					
Stan Pierzynowski, R ERA: 2.25	4.0		18	5	1	1	1	0	0	1	0	0	0	19	20	2.25	1.250					
Joe Hoerner, L ERA: 4.15	1.0		4	0	0	0	0	1	0	0	0	1	0	3	7	0.00	1.000					
Jeff Terpko, R ERA: 1.69	0.2	W	3	0	0	0	0	1	0	0	0	0	0	2	6	0.00	1.500					

Chicago White Sox @ Texas Rangers
Arlington Stadium, Arlington, TX
Tue May 11 1976, 8:05 PM EDT
Att: 14,713 - Unknown

AB 36
R 5
H 11
RBI 5
BB 6
SO 1
LOB 20



Batter	1	2	3	4	5	6	7	8	9	AB	R	H	RBI	BB	SO	LOB	BOTTOM					
Juan Beniquez, R OBP: 0.280, SLG: 0.308	F8	5-3			F9		S 1B		SF8 3B	5	1	2	0	0	0	1						
Lenny Randle, S OBP: 0.293, SLG: 0.298	1B 2B BB		6-3		L5		FC5 S 1B		IBB IBB	3	1	1	2	2	0	0						
Mike Hargrove, L OBP: 0.365, SLG: 0.435	2B 6-3 1B			K		K	K		IBB	4	1	1	0	1	3	2						
Toby Harrah, R OBP: 0.432, SLG: 0.521	2B			K		4-3			SF8	3	0	1	2	1	1	0						
Jeff Burroughs, R OBP: 0.320, SLG: 0.462	6-3			K			FC5			4	0	1	1	0	1	4						
Tom Grieve, R OBP: 0.289, SLG: 0.483 Dave Moates, L OBP: 0.333, SLG: 0.200 (8, FR)	4-3			K		4-3		4-3 SF7 2B		4	0	1	0	0	1	2						
Roy Smalley, S OBP: 0.412, SLG: 0.292								4-3		4	1	3	0	0	0	1						
Roy Howell, L OBP: 0.333, SLG: 0.351 Gene Clines, R OBP: 0.300, SLG: 0.333 (8, PH)								1B 1B		3	1	1	0	0	2	2						
Jim Sundberg, R OBP: 0.237, SLG: 0.304								1B 1B		0	0	0	1	0	0	0						
Inning Stats	R: 2 E: 0 K: 0 S: 5	H: 2 LOB: 1 BB: 1 P: 9	R: 0 E: 0 K: 1 S: 6	H: 1 LOB: 0 BB: 0 P: 6	R: 0 E: 0 K: 2 S: 7	H: 0 LOB: 0 BB: 0 P: 7	R: 0 E: 0 K: 3 S: 10	H: 1 LOB: 1 BB: 0 P: 10	R: 0 E: 0 K: 1 S: 5	H: 0 LOB: 0 BB: 0 P: 5	R: 0 E: 0 K: 1 S: 6	H: 1 LOB: 1 BB: 0 P: 6	R: 2 E: 0 K: 2 S: 11	H: 4 LOB: 3 BB: 1 P: 15	R: 1 E: 0 K: 0 S: 4	H: 1 LOB: 1 BB: 0 P: 4	R: 1 E: 0 K: 0 S: 2	H: 1 LOB: 2 BB: 2 P: 10	1B: 8 2B: 2 3B: 1 HR: 0	SF: 2 SAC: 0 DP: 0 HBP: 0	WP: 0 PB: 0 SB: 3 CS: 0	PA: 40
PITCHER	IP	WLS	BF	H	R	ER	SO	BB	IBB	HBP	BLK	WP	HR	S	P	ERA	WHIP					
Terry Forster, L ERA: 4.44	6.0		26	7	4	4	8	1	1	0	0	0	0	14	22	6.00	1.333					
Dave Hamilton, L ERA: 7.71	2.0	L	12	4	2	2	2	1	1	0	0	0	0	1	5	9.00	2.500					
Pete Vuckovich, R ERA: 3.38	0.1		2	0	0	0	0	0	1	0	0	0	0	1	5	0.00	0.000					

Chicago White Sox @ Texas Rangers
Arlington Stadium, Arlington, TX
Tue May 11 1976, 8:05 PM EDT
Att: 14,713 - Unknown


AB 34
R 6
H 11
RBI 6
BB 4
SO 10
LOB 16



Batter	1	2	3	4	5	6	7	8	9	AB	R	H	RBI	BB	SO	LOB	TOP					
Juan Beniquez, R OBP: 0.272, SLG: 0.307 (1, 8)	5-3		F9 E 2B		6-3	1-4-3		1-3		5	1	1	0	0	0	3						
Lenny Randle, S OBP: 0.277, SLG: 0.280 (1, 7) (8, 5)			F9		E6 BB		F9		6-3	5	0	1	0	0	0	1						
Mike Hargrove, L OBP: 0.362, SLG: 0.419 (1, 3)	K		3-4		K		HR HBP		BB 1B	4	1	1	0	0	2	3						
Toby Harrah, R OBP: 0.443, SLG: 0.545 (1, 6)	F8		E5 HR		BB		HR		BB	3	2	1	2	2	0	1						
Jeff Burroughs, R OBP: 0.281, SLG: 0.475 (1, 9)		BB BB	BB HR		F8		6-3		F8	4	1	1	2	1	0	4						
Tom Grievs, R OBP: 0.273, SLG: 0.442 (1, 10)			F4 F7			K 1B		3-1		5	0	0	0	0	1	3						
Roy Smalley, S OBP: 0.424, SLG: 0.310 (1, 4)		BB BB	BB HR		G4-6-3 1B	K		CI L4-3		2	0	1	0	1	1	1						
Roy Howell, L OBP: 0.330, SLG: 0.345 (8, PH) Gene Clines, R OBP: 0.273, SLG: 0.300 (8, 7)		K	G4-6-3		K		L4-3			3	0	0	0	0	2	4						
Jim Sundberg, R OBP: 0.224, SLG: 0.281 (1, 2)		K	F9			1B		F9		4	0	1	0	0	1	3						
Inning Stats	R: 0 E: 0 K: 1 S: 6	H: 1 LOB: 1 BB: 0 P: 6	R: 0 E: 0 K: 2 S: 7	H: 0 LOB: 2 BB: 2 P: 15	R: 3 E: 1 K: 0 S: 6	H: 2 LOB: 0 BB: 0 P: 6	R: 0 E: 0 K: 0 S: 3	H: 1 LOB: 0 BB: 0 P: 3	R: 0 E: 0 K: 1 S: 6	H: 0 LOB: 2 BB: 1 P: 10	R: 0 E: 0 K: 3 S: 11	H: 1 LOB: 0 BB: 0 P: 11	R: 2 E: 0 K: 0 S: 4	H: 1 LOB: 0 BB: 0 P: 5	R: 0 E: 1 K: 0 S: 4	H: 0 LOB: 1 BB: 0 P: 4	R: 0 E: 0 K: 0 S: 4	H: 1 LOB: 2 BB: 1 P: 8	1B: 4 2B: 1 3B: 0 HR: 2	SF: 0 SAC: 0 DP: 1 HBP: 1	WP: 0 PB: 1 CS: 0	PA: 42
PITCHER	IP	WLS	BF	H	R	ER	SO	BB	IBB	HBP	BLK	WP	HR	S	P	ERA	WHIP					
Frank Tanana, L ERA: 3.07 Paul Hartzell, R ERA: 2.19	(1, 1) (9, 1)	8.1 0.2	W S	39 3	7 0	5 0	2 0	7 0	3 1	0 0	0 0	0 0	0 0	2 2	49 6	62	2.16 0.00	1.200 1.500				

Texas Rangers @ California Angels
Anaheim Stadium, Anaheim, CA
Thu May 13 1976, 10:05 PM EDT
Att: 8,287 - Unknown


AB	36
R	5
H	7
RBI	4
BB	4
SO	7
LOB	24



Batter	1	2	3	4	5	6	7	8	9	AB	R	H	RBI	BB	SO	LOB	BOTTOM				
Jerry Remy, L OBP: 0.295, SLG: 0.274 (1, 4)	G3		1B 2B 1B	K		E8 1B				4	1	2	0	0	1	1					
Rusty Torres, S OBP: 0.310, SLG: 0.364 (1, 8)	F9		K		FC3-6 BB	F7				3	0	0	0	1	1	3					
Bobby Bonds, R OBP: 0.462, SLG: 0.597 (1, 9)	S 1B		2B 1B		FC3-6 HR HBP	K				4	2	2	1	0	1	2					
Leroy Stanton, R OBP: 0.337, SLG: 0.366 (1, 7)	4-3		E 2B		K		K			4	1	1	2	0	2	2					
Bruce Bochte, L OBP: 0.366, SLG: 0.336 (1, 3)		K	E3 FC5-4		HR HBP	F6				3	1	0	0	0	1	0					
Orlando Alvarez, R OBP: 0.250, SLG: 1.000 (1, 10)	F2		FC5-4		HR	1-3				4	1	1	3	0	0	1					
Dave Chalk, R OBP: 0.324, SLG: 0.320 (1, 6)	5-3			K		1B		L7		4	0	1	0	0	1	0					
Ron Jackson, R OBP: 0.227, SLG: 0.158 (1, 5)			F8		1-3	F4		F8		4	0	0	0	0	0	1					
Adrian Garrett, L OBP: 0.214, SLG: 0.231 (1, 2)			1B 1B 2B		1B	F7		K		4	1	2	0	0	1	0					
Inning Stats	R: 0 E: 0 K: 0 S: 4	H: 1 LOB: 0 BB: 0 P: 4	R: 0 E: 0 K: 1 S: 5	H: 0 LOB: 0 BB: 0 P: 5	R: 4 E: 1 K: 1 S: 10	H: 4 LOB: 1 BB: 0 P: 10	R: 0 E: 0 K: 2 S: 8	H: 1 LOB: 1 BB: 0 P: 8	R: 3 E: 0 K: 1 S: 7	H: 2 LOB: 1 BB: 1 P: 12	R: 0 E: 1 K: 1 S: 6	H: 1 LOB: 1 BB: 0 P: 6	R: 0 E: 0 K: 1 S: 5	H: 0 LOB: 0 BB: 0 P: 5	R: 0 E: 0 K: 1 S: 5	H: 0 LOB: 0 BB: 0 P: 5	1B: 6 2B: 2 3B: 0 HR: 1	SF: 0 SAC: 0 DP: 0 HBP: 1	WP: 0 PB: 0 CS: 0	PA: 36	
PITCHER	IP	WLS	BF	H	R	ER	SO	BB	IBB	HBP	BLK	WP	HR	S	P	ERA	WHIP				
Jim Umberger, L ERA: 3.68 Stan Perzanowski, R ERA: 6.0 Steve Hargan, R ERA: 2.03	(1, 1) (3, 1) (5, 1)	2.2 2.0 3.1	L	14 10 12	5 2 2	4 3 0	3 3 0	2 3 0	0 1 0	0 1 0	0 0 0	0 0 0	0 1 0	18 14 18	18	10.12 13.50 0.00	1.875 1.500 0.600				

Texas Rangers @ California Angels
Anaheim Stadium, Anaheim, CA
Thu May 13 1976, 10:05 PM EDT
Att: 8,287 - Unknown

AB	34
R	7
H	9
RBI	6
BB	1
SO	8
LOB	10



Batter	1	2	3	4	5	6	7	8	9	AB	R	H	RBI	BB	SO	LOB	TOP					
Juan Beniquez, R OBP: 0.270, SLG: 0.301 (1, 8)										5	0	2	0	0	0	3	<p>Texas Rangers @ Oakland Athletics Oakland-Alameda County Coliseum, Oakland, CA</p> <p>Sun May 16 1976, 3:33 AM PDT Att.: 4,940 - Unknown</p> <p>livebaseballscorecards.com</p> <p>AB 35 R 2 H 10 RBI 2 BB 2 SO 2 LOB 16</p>					
Gene Clines, R OBP: 0.287, SLG: 0.286 (1, 7)										4	0	1	0	0	0	2						
Jim Fregosi, R OBP: 0.300, SLG: 0.278 (1, 3)										4	1	2	0	0	0	2						
Toby Harrah, R OBP: 0.446, SLG: 0.517 (1, 6)										4	1	2	0	0	1	1						
Jeff Burroughs, R OBP: 0.322, SLG: 0.473 Dave Moates, L OBP: 0.200, SLG: 0.111 (8, PR) (8, 9)										2	0	1	2	2	0	1						
Tom Grieve, R OBP: 0.257, SLG: 0.404 (1, 10)										4	0	0	0	0	0	4						
Roy Smalley, S OBP: 0.390, SLG: 0.277 (1, 4)										4	0	0	0	0	0	2						
Roy Howell, L OBP: 0.327, SLG: 0.358 Lenny Randle, S OBP: 0.301, SLG: 0.320 (9, PH)										3	0	0	0	0	1	0						
Jim Sundberg, R OBP: 0.200, SLG: 0.260 (1, 2)										4	0	1	0	0	0	1						
Inning Stats	R: 2 E: 0 K: 0 S: 6	H: 4 LOB: 1 BB: 0 P: 6	R: 0 E: 0 K: 1 S: 5	H: 0 LOB: 0 BB: 0 P: 5	R: 0 E: 0 K: 0 S: 4	H: 1 LOB: 1 BB: 0 P: 4	R: 0 E: 0 K: 0 S: 2	H: 0 LOB: 0 BB: 1 P: 6	R: 0 E: 0 K: 0 S: 5	H: 2 LOB: 2 BB: 0 P: 5	R: 0 E: 0 K: 0 S: 4	H: 1 LOB: 1 BB: 0 P: 4	R: 0 E: 0 K: 0 S: 4	H: 1 LOB: 1 BB: 0 P: 4	R: 0 E: 0 K: 1 S: 5	H: 0 LOB: 1 BB: 0 P: 9		R: 0 E: 1 K: 0 S: 4	H: 1 LOB: 1 BB: 0 P: 4	1B: 8 2B: 1 3B: 1 HR: 0	SF: 0 SAC: 0 DP: 3 HBP: 0	WP: 0 PB: 0 SB: 0 CS: 0
PITCHER Vida Blue, L ERA: 3.13 (1, 1)	IP: 9.0 WLS: W BF: 37	H: 10 R: 2 ER: 2 SO: 2	BB: 2 IBB: 0 HBP: 0 BLK: 0	WP: 0 HR: 0 S: 39 P: 47	ERA: 2.00 WHIP: 1.333											PITCHER IP: 9.0 WLS: W BF: 37	H: 10 R: 2 ER: 2 SO: 2	BB: 2 IBB: 0 HBP: 0 BLK: 0	WP: 0 HR: 0 S: 39 P: 47	ERA: 2.00 WHIP: 1.333		

Batter	1	2	3	4	5	6	7	8	9	AB	R	H	RBI	BB	SO	LOB	BOTTOM			
Bill North, S OBP: 0.363, SLG: 0.377 (1, 8)										4	1	1	0	0	0	0	<p>Texas Rangers @ Oakland Athletics Oakland-Alameda County Coliseum, Oakland, CA</p> <p>Sun May 16 1976, 3:33 AM PDT Att.: 4,940 - Unknown</p> <p>livebaseballscorecards.com</p> <p>AB 27 R 3 H 4 RBI 1 BB 3 SO 0 LOB 7</p>			
Claudell Washington, L OBP: 0.280, SLG: 0.304 (1, 9)										4	0	0	0	0	0	1				
Joe Rudi, R OBP: 0.385, SLG: 0.566 (1, 7)										4	1	1	0	0	0	0				
Don Baylor, R OBP: 0.273, SLG: 0.234 (1, 3)										2	0	0	0	1	0	0				
Sal Bando, R OBP: 0.256, SLG: 0.369 (1, 5)										3	0	0	0	0	0	2				
Billy Williams, L OBP: 0.276, SLG: 0.304 (1, 10)										3	0	1	1	0	0	0				
Bert Campaneris, R OBP: 0.297, SLG: 0.231 (1, 6)										2	0	0	0	1	0	0				
Phil Garner, R OBP: 0.274, SLG: 0.333 Larry Lintz, S OBP: 0.333, SLG: 0.333 (7, PR) (8, 4)										2	0	1	0	1	0	3				
Larry Haney, R OBP: 0.281, SLG: 0.255 Tim Hosley, R OBP: 0.313, SLG: 0.429 (7, PH) (8, 2)										2	0	0	0	0	0	1				
Inning Stats	R: 0 E: 0 K: 0 S: 3	H: 0 LOB: 0 BB: 0 P: 3	R: 0 E: 0 K: 0 S: 2	H: 0 LOB: 0 BB: 1 P: 6	R: 2 E: 0 K: 0 S: 6	H: 3 LOB: 3 BB: 2 P: 14	R: 0 E: 0 K: 0 S: 3	H: 0 LOB: 0 BB: 0 P: 3	R: 1 E: 1 K: 0 S: 4	H: 1 LOB: 1 BB: 0 P: 4	R: 0 E: 0 K: 0 S: 3	H: 0 LOB: 0 BB: 0 P: 3	R: 0 E: 0 K: 0 S: 3	H: 0 LOB: 0 BB: 0 P: 3	1B: 3 2B: 0 3B: 1 HR: 0	SF: 0 SAC: 0 DP: 1 HBP: 0		WP: 1 PB: 0 SB: 0 CS: 0	PA: 30	
PITCHER Steve Barr, L ERA: 3.28 (1, 1)	IP: 8.0 WLS: L BF: 30	H: 4 R: 3 ER: 2 SO: 0	BB: 3 IBB: 0 HBP: 0 BLK: 1	WP: 1 HR: 0 S: 27 P: 39	ERA: 2.25 WHIP: 0.875											PITCHER IP: 8.0 WLS: L BF: 30	H: 4 R: 3 ER: 2 SO: 0	BB: 3 IBB: 0 HBP: 0 BLK: 1	WP: 1 HR: 0 S: 27 P: 39	ERA: 2.25 WHIP: 0.875

Batter	1	2	3	4	5	6	7	8	9	10	11	12	AB	R	H	RBI	BB	SO	LOB	TOP						
Juan Beniquez, R OBP: 0.271, SLG: 0.310 Dave Moates, L OBP: 0.231, SLG: 0.182	SH1-3 1B 2B		6-3		K		K		SF7		BB 1B		3 2	1 0	1 0	0 1	0 1	1 1								
Lenny Randle, S OBP: 0.305, SLG: 0.318	SH1-3		S 1B		F8			K	BB BB 1B BB		F7		4 4	1 1	0 1	0 1	1 1	2 2								
Mike Hargrove, L OBP: 0.369, SLG: 0.411	F4		F7			5-3		K	BB BB 1B BB		BB BB		4 4	1 1	0 1	1 2	1 2	2 2								
Toby Harrah, R Ken Pape, R				5-3				4-3	BB BB 1B BB		L9		3 0	0 0	1 0	1 0	1 0	0 0								
Jim Fregosi, R Gene Clines, R OBP: 0.250, SLG: 0.267	3-H 1B								BB BB 1B BB				0 0	0 0	1 1	1 0	0 0	0 0								
Jeff Burroughs, R OBP: 0.323, SLG: 0.466	K		F9						BB BB 1B BB		5-3		6 6	1 1	2 2	0 0	1 1	4 4								
Roy Howell, L OBP: 0.327, SLG: 0.366		F7				6-3			BB BB 1B BB				6 6	1 1	2 0	0 0	2 2	3 3								
Tom Grieve, R OBP: 0.252, SLG: 0.391		K		6-3			F8		BB BB 1B BB		4-3		6 6	1 1	1 1	1 0	1 1									
Roy Smalley, S OBP: 0.378, SLG: 0.270		K					K		BB BB 1B BB		F9		6 6	0 1	1 0	0 0	2 2									
Jim Sundberg, R OBP: 0.203, SLG: 0.253 Bill Fahey, L OBP: 0.444, SLG: 0.375			6-3		F9				BB BB BB BB		4-3		2 1	0 1	0 0	1 1	0 0	1 0								
Inning Stats	R: 1 E: 0 K: 1 S: 7	H: 2 LOB: 1 BB: 0 P: 7	R: 0 E: 0 K: 2 S: 7	H: 0 LOB: 0 BB: 0 P: 7	R: 0 E: 0 K: 0 S: 4	H: 1 LOB: 1 BB: 0 P: 4	R: 0 E: 0 K: 1 S: 6	H: 1 LOB: 1 BB: 0 P: 6	R: 0 E: 0 K: 0 S: 3	H: 0 LOB: 1 BB: 1 P: 7	R: 0 E: 0 K: 2 S: 7	H: 0 LOB: 0 BB: 0 P: 7	R: 6 E: 0 K: 1 S: 9	H: 4 LOB: 2 BB: 4 P: 25	R: 0 E: 0 K: 0 S: 3	H: 0 LOB: 0 BB: 0 P: 3	R: 0 E: 0 K: 0 S: 4	H: 1 LOB: 2 BB: 1 P: 8	R: 0 E: 0 K: 1 S: 5	H: 0 LOB: 0 BB: 0 P: 6	1B: 8 2B: 2 3B: 0 HR: 0	SF: 1 SAC: 1 DP: 0 HBP: 0	WP: 0 PB: 0 SB: 0 CS: 0	PA: 53		
PITCHER	IP WLS BF H R ER SO BB IBB HBP BLK WP HR S P ERA WHIP	Dennis Leonard, R ERA: 3.74 Mark Littell, R ERA: 1.0 Marty Pattin, R ERA: 3.29 Tom Hall, L ERA: 2.79	36 8 0 0 5 8 3 0 0 0 0 0 1 13 0.00 9.000	0 0 0 0 0 0 0 0 0 0 0 0 1 1 ∞ ∞	0 0 0 0 0 0 0 0 0 0 0 0 15 19 0.00 0.600																					

Texas Rangers @ Kansas City Royals
Royals Stadium, Kansas City, MO

Mon May 17 1976, 4:33 AM EDT
Att. 18,936 - Unknown - 67 F

AB 44
R 7
H 10
RBI 7
BB 7
SO 10
LOB 19



Batter	1	2	3	4	5	6	7	8	9	10	11	12	AB	R	H	RBI	BB	SO	LOB	BOTTOM						
Al Cowens, R OBP: 0.286, SLG: 0.336	5-3			1B 1B	F8			F4	1-3			2B BB	6 6	2 0	1 3	2 2	1 0	6 0								
Tom Poquette, L OBP: 0.381, SLG: 0.579	3B		G3	1B 1B		1-3		BB BB 1B BB		F9		2B	6 6	0 0	3 2	2 1	0 0	0 0								
George Brett, L OBP: 0.442, SLG: 0.477	F7		1B	F5		4-3		1-2 1B		6-3			6 6	0 2	2 0	0 0	2 2									
John Mayberry, L OBP: 0.322, SLG: 0.317	F8		F8		1B 1B 1B	1-3		G3		F8			6 6	1 2	1 0	0 0	4 4									
Hal McRae, R OBP: 0.362, SLG: 0.413		SH3-4 1B 1B	F8		1B 1B SF7 1B	4-3		4-3		F8		F8	6 6	2 2	2 0	0 0	1 1									
Tony Salata, L OBP: 0.381, SLG: 0.524		SH3-4 1B 1B		K	1B 1B		F6		6-3		K		6 6	1 2	0 0	0 2	0 0									
Frank White, R OBP: 0.271, SLG: 0.231		SH3-4 1B 1B		L8 1B BB	K			1B			1-3		4 4	1 2	0 1	1 1	3 3									
Freddie Patek, R OBP: 0.404, SLG: 0.412		F9		1B 1B		F2		E6 1B				L6	6 6	1 2	1 1	0 0	4 4									
Bob Stinson, S OBP: 0.381, SLG: 0.368 Buck Martinez, R OBP: 0.302, SLG: 0.451				L8	SF7			F8				F9	0 4	0 1	0 3	0 1	0 0	0 2								
Inning Stats	R: 0 E: 0 K: 0 S: 4	H: 1 LOB: 1 BB: 0 P: 6	R: 2 E: 0 K: 0 S: 6	H: 3 LOB: 1 BB: 0 P: 6	R: 0 E: 0 K: 0 S: 4	H: 1 LOB: 1 BB: 0 P: 4	R: 3 E: 0 K: 1 S: 8	H: 3 LOB: 1 BB: 1 P: 12	R: 2 E: 0 K: 1 S: 9	H: 4 LOB: 2 BB: 1 P: 9	R: 0 E: 0 K: 0 S: 3	H: 0 LOB: 0 BB: 0 P: 3	R: 0 E: 0 K: 0 S: 3	H: 0 LOB: 0 BB: 0 P: 3	R: 0 E: 0 K: 1 S: 5	H: 0 LOB: 0 BB: 0 P: 5	R: 1 E: 0 K: 0 S: 3	H: 1 LOB: 1 BB: 1 P: 7	1B: 14 2B: 1 3B: 1 HR: 0	SF: 1 SAC: 1 DP: 0 HBP: 0	WP: 0 PB: 0 SB: 3 CS: 0	PA: 56				
PITCHER	IP WLS BF H R ER SO BB IBB HBP BLK WP HR S P ERA WHIP	Bill Singer, R ERA: 3.33 Stan Perzanowski, R ERA: 8.1 Jeff Torborg, R ERA: 0.93 Steve Foucault, R ERA: 1.1	20 8 6 3 0 0 1 0 0 0 0 0 0 17 21 0.00 0.923	5 2 2 0 0 0 0 0 0 0 0 0 0 12 20 3.00 1.000																						

Texas Rangers @ Kansas City Royals
Royals Stadium, Kansas City, MO

Mon May 17 1976, 4:33 AM EDT
Att. 18,936 - Unknown - 67 F


AB 50
R 8
H 16
RBI 8
BB 4
SO 3
LOB 22




Batter	1	2	3	4	5	6	7	8	9	AB	R	H	RBI	BB	SO	LOB	TOP					
Dave Moates, L (1.8) OBP: 0.176, SLG: 0.133	3-1		K			K		4-3		4	0	0	0	0	2	1	<p>Texas Rangers @ Kansas City Royals Royals Stadium, Kansas City, MO Tue May 18 1976, 8:05 PM EDT Att: 14,116 - Unknown - 70 F</p>					
Lenny Randle, S (1.7) OBP: 0.311, SLG: 0.324	4-3			G6-4-3 1B		G3				4	1	2	0	0	0							
Mike Hargrove, L (1.3) OBP: 0.373, SLG: 0.414	1-3				G6-4-3 1B			L8		4	0	2	0	0	0	1						
Toby Harrah, R (1.6) OBP: 0.442, SLG: 0.500		5-3		G6-4-3					5-3	4	0	1	0	0	0	2						
Jeff Burroughs, R (1.9) OBP: 0.321, SLG: 0.459		F8						L8		4	0	1	1	0	0	2						
Roy Howell, L (1.5) OBP: 0.316, SLG: 0.352		L8							1-3	4	0	0	0	0	0	1						
Jim Fregosi, R (1.10) OBP: 0.333, SLG: 0.250						L5				2	0	0	0	1	0	0						
Roy Smalley, S (1.4) OBP: 0.368, SLG: 0.261			G4-6-3 BB			F8				3	0	0	0	0	0	1						
Jim Sundberg, R (1.2) OBP: 0.209, SLG: 0.268									F8	3	0	1	0	0	0	0						
Inning Stats	R: 0 E: 0 K: 0 S: 3	H: 0 LOB: 0 BB: 0 P: 3	R: 0 E: 0 K: 0 S: 3	H: 0 LOB: 0 BB: 0 P: 3	R: 0 E: 0 K: 1 S: 5	H: 1 LOB: 1 BB: 1 P: 9	R: 1 E: 0 K: 0 S: 5	H: 3 LOB: 1 BB: 0 P: 5	R: 0 E: 0 K: 0 S: 3	H: 0 LOB: 0 BB: 0 P: 3	R: 0 E: 0 K: 1 S: 7	H: 2 LOB: 2 BB: 0 P: 7	R: 0 E: 0 K: 0 S: 3	H: 0 LOB: 0 BB: 0 P: 3	R: 0 E: 0 K: 0 S: 4	H: 1 LOB: 1 BB: 0 P: 4	R: 0 E: 0 K: 0 S: 3	H: 0 LOB: 0 BB: 0 P: 3	1B: 6 2B: 1 3B: 0 HR: 0	SF: 0 SAC: 0 DP: 2 HBP: 0	WP: 0 PB: 0 SB: 1 CS: 0	PA: 33
PITCHER A Fitzmorris, R (1.1) ERA: 2.86	IP: 9.0 WLS: W BF: 33 H: 7 R: 1 ER: 1 SO: 2 BB: 1 IBB: 0 HBP: 0 BLK: 0 WP: 0 HR: 0 S: 36 P: 40 ERA: 1.00 WHIP: 0.889											PITCHER	IP: 9.0 WLS: W BF: 33 H: 7 R: 1 ER: 1 SO: 2 BB: 1 IBB: 0 HBP: 0 BLK: 0 WP: 0 HR: 0 S: 36 P: 40 ERA: 1.00 WHIP: 0.889									

Batter	1	2	3	4	5	6	7	8	9	AB	R	H	RBI	BB	SO	LOB	BOTTOM					
Al Cowens, R (1.9) OBP: 0.276, SLG: 0.325	5-3		1-3							4	0	0	0	0	0	1	<p>Texas Rangers @ Kansas City Royals Royals Stadium, Kansas City, MO Tue May 18 1976, 8:05 PM EDT Att: 14,116 - Unknown - 70 F</p>					
Amos Otis, R (1.8) OBP: 0.367, SLG: 0.563	F9									4	2	2	1	0	0	0						
George Brett, L (1.5) OBP: 0.431, SLG: 0.464	E6									3	0	0	0	0	0	1						
John Mayberry, L (1.3) OBP: 0.320, SLG: 0.324	FC6									4	0	1	1	0	0	1						
Hal McRae, R (1.7) OBP: 0.367, SLG: 0.435										4	1	2	0	0	1	1						
Tom Poquette, L (9.7) OBP: 0.381, SLG: 0.579										0	0	0	0	0	0	0						
Cookie Rojas, R (1.10) OBP: 0.375, SLG: 0.333										3	0	1	0	0	0	1						
Frank White, R (1.4) OBP: 0.284, SLG: 0.247										3	0	2	1	0	0	0						
Freddie Patek, R (1.6) OBP: 0.392, SLG: 0.398										3	0	0	0	0	0	3						
Buck Martinez, R (1.2) OBP: 0.304, SLG: 0.444										3	0	1	0	0	0	1						
Inning Stats	R: 0 E: 1 K: 0 S: 4	H: 0 LOB: 1 BB: 0 P: 4	R: 1 E: 0 K: 0 S: 5	H: 2 LOB: 1 BB: 0 P: 5	R: 1 E: 0 K: 0 S: 4	H: 1 LOB: 0 BB: 0 P: 4	R: 0 E: 0 K: 0 S: 4	H: 3 LOB: 1 BB: 0 P: 4	R: 0 E: 0 K: 1 S: 5	H: 0 LOB: 0 BB: 0 P: 5	R: 0 E: 0 K: 0 S: 4	H: 1 LOB: 1 BB: 0 P: 4	R: 0 E: 0 K: 0 S: 4	H: 0 LOB: 0 BB: 0 P: 4	R: 1 E: 0 K: 0 S: 5	H: 2 LOB: 1 BB: 0 P: 5	R: 0 E: 0 K: 0 S: 5	H: 0 LOB: 0 BB: 0 P: 5	1B: 5 2B: 3 3B: 0 HR: 1	SF: 0 SAC: 2 DP: 1 HBP: 0	WP: 0 PB: 0 SB: 1 CS: 1	PA: 33
PITCHER Jim Umberger, L (1.1) ERA: 3.69 Steve Hargan, R (8.1) ERA: 1.93	IP: 7.1 WLS: L BF: 31 H: 9 R: 3 ER: 3 SO: 3 BB: 0 IBB: 0 HBP: 0 BLK: 0 WP: 0 HR: 1 S: 33 P: 33 ERA: 3.68 WHIP: 1.227											PITCHER	IP: 8.1 WLS: L BF: 31 H: 9 R: 3 ER: 3 SO: 3 BB: 0 IBB: 0 HBP: 0 BLK: 0 WP: 0 HR: 1 S: 33 P: 33 ERA: 3.68 WHIP: 1.227									

AB 32
R 1
H 7
RBI 1
BB 1
SO 2
LOB 8



AB 31
R 3
H 9
RBI 3
BB 0
SO 1
LOB 9



livebaseballscores.com

livebaseballscores.com

Batter	1	2	3	4	5	6	7	8	9	AB	R	H	RBI	BB	SO	LOB	TOP					
Jerry Remy, L OBP: 0.329, SLG: 0.315 (1, 4)	4-3		BB 1B	F9			F8		4-3	5	1	1	1	0	0	1						
Rusty Torres, S OBP: 0.295, SLG: 0.319 (1, 8)	F5		BB 1B		4-3			BB 1B	F8	3	1	0	0	2	0	0						
Bobby Bonds, R OBP: 0.434, SLG: 0.552 (1, 9)	1-4-3		BB	CS 1B				SH5-4 1B	K	5	1	3	2	0	1	0						
Bruce Bochte, L OBP: 0.370, SLG: 0.313 (1, 3)		F9	FC6-4 BB		F9			SH5-4 2B		3	1	1	1	1	0	1						
Bob Jones, L (1, 7)	P6		K				K	SH5-4		3	0	0	0	0	2	3						
Bill Melton, R OBP: 0.297, SLG: 0.378 (1, 10)	K		FC6-4			6-3		2B	IBB	3	0	0	0	1	1	3						
Andy Etchebarren, R OBP: 0.329, SLG: 0.288 (1, 2)			F9	4-3			K			4	0	1	2	0	1	0						
Dave Chalk, R OBP: 0.326, SLG: 0.303 (1, 6)			BB 1B				F7	5-3		2	1	0	0	2	0	2						
Ron Jackson, R OBP: 0.273, SLG: 0.143 (1, 5)			BB 1B	F8			F8	P6		4	1	1	0	0	0	3						
Inning Stats	R: 0 E: 0 K: 0 S: 3	H: 0 LOB: 0 BB: 0 P: 3	R: 0 E: 0 K: 1 S: 5	H: 0 LOB: 0 BB: 0 P: 5	R: 3 E: 0 K: 1 S: 8	H: 3 LOB: 3 BB: 3 P: 20	R: 0 E: 0 K: 0 S: 3	H: 0 LOB: 1 BB: 1 P: 7	R: 0 E: 0 K: 0 S: 3	H: 1 LOB: 0 BB: 0 P: 3	R: 0 E: 0 K: 2 S: 7	H: 0 LOB: 0 BB: 0 P: 7	R: 0 E: 0 K: 0 S: 3	H: 0 LOB: 0 BB: 0 P: 3	R: 3 E: 0 K: 0 S: 6	H: 3 LOB: 2 BB: 2 P: 14	R: 0 E: 0 K: 1 S: 5	H: 0 LOB: 0 BB: 0 P: 5	1B: 6 2B: 1 3B: 0 HR: 0	SF: 0 SAC: 1 DP: 0 HBP: 0	WP: 0 PB: 0 SB: 0 CS: 1	PA: 39
PITCHER	IP	WLS	BF	H	R	ER	SO	BB	IBB	HBP	BLK	WP	HR	S	P	ERA	WHIP					
Gaylord Perry, R ERA: 3.57 (1, 1)	7.0	L	31	6	6	6	4	5	0	0	0	0	0	34	54	7.71	1.571					
Steve Foucault, R ERA: 0.98 (8, 1)	2.0	S	8	1	0	0	1	0	1	0	0	0	0	9	13	0.00	0.500					

California Angels @ Texas Rangers
Arlington Stadium, Arlington, TX
Thu May 20 1976, 8:05 PM EDT
Att: 12,116 - Unknown

AB 32
R 6
H 7
RBI 6
BB 6
SO 5
LOB 13



Batter	1	2	3	4	5	6	7	8	9	AB	R	H	RBI	BB	SO	LOB	BOTTOM					
Juan Beniquez, R OBP: 0.282, SLG: 0.300 (1, 8)	E5		L1		6-3		6-3			4	0	0	0	0	0	0						
Lenny Randle, S OBP: 0.310, SLG: 0.316 (1, 7)	FC6-4		L5			BB 1B	4-3			3	1	0	0	1	0	1						
Mike Hargrove, L OBP: 0.385, SLG: 0.435 (1, 3)	K			2B		BB 1B				4	2	3	0	0	1	1						
Toby Harrah, R OBP: 0.444, SLG: 0.495 (1, 6)				F8		BB 1B		F7		3	0	1	0	1	0	2						
Jeff Burroughs, R OBP: 0.319, SLG: 0.460 (1, 9)	1-3			2B		K		K		4	0	1	1	0	2	6						
Roy Howell, L OBP: 0.305, SLG: 0.339 (1, 5)		F8		5-3		F9		K		4	0	0	0	0	1	5						
Tom Grieve, R OBP: 0.252, SLG: 0.387 (1, 10)		6-3		K					K	4	0	1	2	0	2	1						
Roy Smalley, S OBP: 0.364, SLG: 0.260 (1, 4)		4-3			F8	K			G6-4-3	4	0	1	0	0	1	2						
Jim Sundberg, R OBP: 0.200, SLG: 0.256 (1, 2)			4-3		6-3		F5			4	0	0	0	0	0	1						
Inning Stats	R: 0 E: 1 K: 1 S: 6	H: 0 LOB: 2 BB: 1 P: 10	R: 0 E: 0 K: 0 S: 3	H: 0 LOB: 0 BB: 0 P: 3	R: 0 E: 0 K: 0 S: 3	H: 0 LOB: 0 BB: 0 P: 3	R: 1 E: 0 K: 1 S: 7	H: 2 LOB: 1 BB: 0 P: 7	R: 0 E: 0 K: 0 S: 3	H: 0 LOB: 0 BB: 0 P: 3	R: 2 E: 0 K: 2 S: 10	H: 3 LOB: 2 BB: 1 P: 14	R: 0 E: 0 K: 0 S: 3	H: 0 LOB: 0 BB: 0 P: 3	R: 0 E: 0 K: 2 S: 8	H: 1 LOB: 1 BB: 0 P: 8	R: 0 E: 0 K: 1 S: 5	H: 1 LOB: 0 BB: 0 P: 5	1B: 5 2B: 2 3B: 0 HR: 0	SF: 0 SAC: 0 DP: 1 HBP: 0	WP: 0 PB: 0 SB: 1 CS: 0	PA: 36
PITCHER	IP	WLS	BF	H	R	ER	SO	BB	IBB	HBP	BLK	WP	HR	S	P	ERA	WHIP					
Gary Ross, R ERA: 3.57 (1, 1)	7.0	W	30	6	3	3	4	2	0	0	0	0	0	36	44	3.86	1.143					
Jim Brewer, L ERA: 0.98 (8, 1)	2.0	S	6	1	0	0	3	0	0	0	0	0	0	12	12	0.00	0.500					

California Angels @ Texas Rangers
Arlington Stadium, Arlington, TX
Thu May 20 1976, 8:05 PM EDT
Att: 12,116 - Unknown

AB 34
R 3
H 7
RBI 3
BB 2
SO 7
LOB 19



Batter	1	2	3	4	5	6	7	8	9	AB	R	H	RBI	BB	SO	LOB	TOP			
Jerry Remy, L OBP: 0.321, SLG: 0.307 (1, 4)	F9		P6		F9			4-3		4	0	0	0	0	0	0	California Angels @ Texas Rangers Arlington Stadium, Arlington, TX Fri May 21 1976, 8:05 PM EDT Att: 40,854 - Unknown livebaseballscores.com			
Rusty Torres, S OBP: 0.297, SLG: 0.311 (1, 8)	F8		E		K			P4		3	1	0	0	1	1	0				
Bobby Bonds, R OBP: 0.429, SLG: 0.550 (1, 9)	K		E4		6-3			P4		4	0	1	1	0	1	0				
Bruce Bochte, L OBP: 0.361, SLG: 0.304 (1, 3)		F8	1-6-3		P6			F8		4	0	0	0	0	0	1				
Joe Lahoud, L OBP: 0.288, SLG: 0.211 (1, 7)					P6			F8		0	0	0	0	0	0	0				
Bill Melton, R OBP: 0.295, SLG: 0.374 (1, 10)					E5			L7		4	1	1	0	0	1	1				
Andy Etchebarren, R OBP: 0.329, SLG: 0.289 (1, 2)					FC5-4			1-3		3	0	1	1	0	0	1				
Dave Chalk, R OBP: 0.319, SLG: 0.295 (1, 6)					F9			L7		3	0	0	0	0	0	2				
Ron Jackson, R OBP: 0.255, SLG: 0.132 (1, 5)			F8		F9			K		3	0	0	0	0	1	0				
Inning Stats	R: 0 E: 0 K: 1 S: 5	H: 0 LOB: 0 BB: 0 P: 5	R: 1 E: 0 K: 0 S: 4	H: 2 LOB: 1 BB: 1 P: 8	R: 1 E: 1 K: 0 S: 4	H: 1 LOB: 1 BB: 1 P: 8	R: 0 E: 1 K: 0 S: 4	H: 0 LOB: 1 BB: 0 P: 4	R: 0 E: 0 K: 1 S: 5	H: 0 LOB: 0 BB: 0 P: 5	R: 0 E: 0 K: 0 S: 3	H: 0 LOB: 0 BB: 0 P: 3	R: 0 E: 0 K: 1 S: 5	H: 0 LOB: 0 BB: 0 P: 5	R: 0 E: 0 K: 1 S: 6	H: 1 LOB: 1 BB: 0 P: 6	1B: 3 2B: 1 3B: 0 HR: 0	SF: 0 SAC: 0 DP: 0 HBP: 0	WP: 1 PB: 0 CS: 0	PA: 33
PITCHER Nelson Briles, R ERA: 3.09 (1, 1)	IP: 9.0 WLS: W BF: 33	H: 4 R: 2 ER: 2 SO: 4	BB: 2 IBB: 0 HBP: 0 BLK: 0	WP: 1 HR: 0 S: 39 P: 47	ERA: 2.00 WHIP: 0.667	PITCHER										IP: 9.0 WLS: W BF: 33	H: 4 R: 2 ER: 2 SO: 4	BB: 2 IBB: 0 HBP: 0 BLK: 0	WP: 1 HR: 0 S: 39 P: 47	ERA: 2.00 WHIP: 0.667

Batter	1	2	3	4	5	6	7	8	9	AB	R	H	RBI	BB	SO	LOB	BOTTOM			
Juan Beniquez, R OBP: 0.262, SLG: 0.298 (1, 8)	F8		K		SH3-4			F8		4	1	1	0	0	1	0	California Angels @ Texas Rangers Arlington Stadium, Arlington, TX Fri May 21 1976, 8:05 PM EDT Att: 40,854 - Unknown livebaseballscores.com			
Dave Moates, L (8, FH) OBP: 0.167, SLG: 0.125 (9, 8)					1B					1	0	0	0	0	0	1				
Lenny Randle, S OBP: 0.313, SLG: 0.319 (1, 7)					SH3-4			L5-3		2	1	1	0	0	0	0				
Gene Clines, R OBP: 0.235, SLG: 0.250 (7, 7)	4-3		HR		1-2					1	0	0	0	0	0	0				
Mike Hargrove, L OBP: 0.368, SLG: 0.458 (1, 3)					K			4-3		3	1	1	2	0	1	1				
Jim Fregosi, R OBP: 0.333, SLG: 0.250 (7, PR) (8, 3)	4-3		HR					HBP		0	0	0	0	0	0	0				
Toby Harrah, R OBP: 0.438, SLG: 0.485 (1, 6)		F5	6-3		E			4-3		4	1	1	1	0	0	1				
Jeff Burroughs, R OBP: 0.317, SLG: 0.450 (1, 9)		K			2B					3	0	0	0	1	1	1				
Roy Howell, L OBP: 0.311, SLG: 0.363 (1, 5)					E5			IBB		4	1	2	1	0	0	2				
Inning Stats	R: 0 E: 0 K: 0 S: 3	H: 0 LOB: 0 BB: 0 P: 3	R: 1 E: 0 K: 2 S: 9	H: 2 LOB: 0 BB: 0 P: 9	R: 2 E: 0 K: 1 S: 7	H: 2 LOB: 0 BB: 0 P: 7	R: 0 E: 1 K: 0 S: 4	H: 1 LOB: 2 BB: 1 P: 8	R: 2 E: 1 K: 1 S: 9	H: 3 LOB: 2 BB: 0 P: 9	R: 0 E: 0 K: 0 S: 3	H: 1 LOB: 0 BB: 0 P: 3	R: 0 E: 0 K: 2 S: 8	H: 1 LOB: 1 BB: 0 P: 8	R: 0 E: 0 K: 2 S: 8	H: 1 LOB: 1 BB: 0 P: 8	1B: 7 2B: 2 3B: 0 HR: 1	SF: 0 SAC: 1 DP: 1 HBP: 1	WP: 0 PB: 0 CS: 0	PA: 37
PITCHER Don Kirkwood, R ERA: 5.53 Paul Hartzell, R ERA: 2.53 Sid Monge, L ERA: 4.19 Dick Drago, R ERA: 6.62	IP: 4.2 WLS: L BF: 22	H: 7 R: 5 ER: 4 SO: 4	BB: 1 IBB: 0 HBP: 1 BLK: 0	WP: 0 HR: 1 S: 29 P: 33	ERA: 7.71 WHIP: 1.714	PITCHER										IP: 4.2 WLS: L BF: 22	H: 7 R: 5 ER: 4 SO: 4	BB: 1 IBB: 0 HBP: 1 BLK: 0	WP: 0 HR: 1 S: 29 P: 33	ERA: 7.71 WHIP: 1.714

Batter	1	2	3	4	5	6	7	8	9	AB R H RBI BB SO LOB	TOP											
Jerry Remy, L (1.4) OBP: 0.326, SLG: 0.316										5 0 3 1 0 0 2	California Angels @ Texas Rangers Arlington Stadium, Arlington, TX Sat May 22 1976, 8:05 PM EDT Att: 25,332 - Unknown											
Rusty Torres, S (1.8) OBP: 0.287, SLG: 0.298										5 0 0 0 0 1 4												
Bobby Bonds, R (1.9) OBP: 0.435, SLG: 0.549										4 1 2 0 1 0 2												
Bruce Bochte, L (1.3) OBP: 0.358, SLG: 0.303										4 0 1 0 0 1 2												
Joe Lahoud, L (1.7) OBP: 0.314, SLG: 0.220										0 1 0 0 0 0 0												
Bill Melton, R (1.10) OBP: 0.286, SLG: 0.363										4 0 0 1 0 1 5												
Andy Etchebarren, R (1.2) OBP: 0.326, SLG: 0.288										4 1 1 1 0 1 4												
Dave Chalk, R (1.6) OBP: 0.324, SLG: 0.296										3 1 1 0 1 1 0												
Ron Jackson, R (1.5) OBP: 0.294, SLG: 0.171										3 1 2 1 1 0 0												
Inning Stats	R: 0 E: 0 K: 0 S: 3	H: 1 LOB: 0 BB: 0 P: 3	R: 0 E: 0 K: 1 S: 5	H: 0 LOB: 0 BB: 0 P: 5	R: 0 E: 0 K: 0 S: 3	H: 0 LOB: 0 BB: 0 P: 3	R: 0 E: 0 K: 1 S: 4	H: 0 LOB: 0 BB: 1 P: 8	R: 0 E: 0 K: 1 S: 6	H: 1 LOB: 1 BB: 0 P: 6		R: 1 E: 0 K: 1 S: 6	H: 2 LOB: 1 BB: 0 P: 6	R: 3 E: 0 K: 0 S: 6	H: 3 LOB: 2 BB: 2 P: 14	R: 0 E: 0 K: 1 S: 7	H: 2 LOB: 3 BB: 1 P: 11	R: 1 E: 0 K: 0 S: 5	H: 2 LOB: 2 BB: 1 P: 9	1B: 11 2B: 0 3B: 0 HR: 0	SF: 0 SAC: 1 DP: 1 HBP: 0	WP: 1 PB: 1 SB: 0 CS: 1
PITCHER	IP WLS BF H R ER SO BB IBB HBP BLK WP HR S P ERA WHIP																					
Bill Singer, R (1.1) ERA: 3.42	6.2 L 25 6 4 3 4 2 0 0 0 0 1 0 31 39 4.05 1.200																					
Steve Hargan, R (7.1) ERA: 1.94	0.2 7 3 0 0 0 2 0 0 0 0 0 0 5 13 0.00 7.500																					
Jeff Terpko, R (8.1) ERA: 1.64	1.1 7 2 1 1 1 1 0 0 0 0 0 0 8 12 6.75 2.250																					
Joe Hoerner, L (9.1) ERA: 3.6	0.1 1 0 0 0 0 0 0 0 0 0 0 0 1 1 0.00 0.000																					

Batter	1	2	3	4	5	6	7	8	9	AB R H RBI BB SO LOB	BOTTOM											
Gene Clines, R (1.8) OBP: 0.238, SLG: 0.250										4 1 1 0 0 0 1	California Angels @ Texas Rangers Arlington Stadium, Arlington, TX Sat May 22 1976, 8:05 PM EDT Att: 25,332 - Unknown											
Ken Pape, R (1.10) OBP: 0.250, SLG: 0.250									4 0 1 0 0 0 0													
Jim Fregosi, R (1.3) OBP: 0.286, SLG: 0.208									4 0 0 0 0 3 2													
Toby Harrah, R (1.6) OBP: 0.432, SLG: 0.477									4 0 1 1 0 2 0													
Jeff Burroughs, R (1.9) OBP: 0.308, SLG: 0.436										4 0 0 0 0 1 2												
Tom Grieve, R (1.7) OBP: 0.277, SLG: 0.421										3 0 2 0 0 0 0												
Roy Smalley, S (1.4) OBP: 0.360, SLG: 0.255										3 0 0 0 0 1 2												
Jim Sundberg, R (1.2) OBP: 0.186, SLG: 0.237										3 0 0 0 0 1 1												
Roy Howell, L (1.5) OBP: 0.312, SLG: 0.362										3 0 1 0 0 2 0												
Inning Stats	R: 0 E: 0 K: 1 S: 5	H: 0 LOB: 0 BB: 0 P: 5	R: 0 E: 0 K: 2 S: 8	H: 1 LOB: 1 BB: 0 P: 8	R: 0 E: 0 K: 1 S: 5	H: 0 LOB: 0 BB: 0 P: 5	R: 0 E: 0 K: 2 S: 7	H: 0 LOB: 0 BB: 0 P: 7	R: 0 E: 0 K: 0 S: 3	H: 0 LOB: 0 BB: 0 P: 3		R: 0 E: 0 K: 1 S: 5	H: 1 LOB: 0 BB: 0 P: 5	R: 0 E: 0 K: 0 S: 3	H: 0 LOB: 0 BB: 0 P: 3	R: 0 E: 0 K: 0 S: 4	H: 1 LOB: 1 BB: 0 P: 4	R: 1 E: 0 K: 3 S: 12	H: 3 LOB: 2 BB: 0 P: 12	1B: 4 2B: 2 3B: 0 HR: 0	SF: 0 SAC: 0 DP: 1 HBP: 0	WP: 0 PB: 0 SB: 0 CS: 0
PITCHER	IP WLS BF H R ER SO BB IBB HBP BLK WP HR S P ERA WHIP																					
Frank Tanana, L (1.1) ERA: 2.93	9.0 W 32 6 1 1 10 0 0 0 0 0 0 0 52 52 1.00 0.667																					


Batter	1	2	3	4	5	6	7	8	9	AB	R	H	RBI	BB	SO	LOB	TOP			
Jerry Remy, L (1,4) OBP: 0.326, SLG: 0.312 Paul Dade, R (4,4) OBP: 0.333, SLG: 0.111	1-3		FC4-6 G6-4-3		6-3					2	0	0	0	0	0	1	<p>California Angels @ Texas Rangers</p> <p>Arlington Stadium, Arlington, TX</p> <p>Sun May 23 1976, 8:05 PM EDT</p> <p>Att: 22,403 - Unknown</p> <p>livebaseballscores.com</p>			
Dave Chalk, R (1,6) OBP: 0.324, SLG: 0.291	4-0		G6-4-3		6-3					2	0	0	0	1	0	2				
Bobby Bonds, R (1,9) OBP: 0.429, SLG: 0.539 Rusty Torres, S (4,8) OBP: 0.292, SLG: 0.298	0-3				F9			4-0		2	0	0	0	0	1	1				
Orlando Alvarez, R (1,7) OBP: 0.143, SLG: 0.357	F9				F7					2	0	0	0	0	0	1				
Bruce Bochte, L (1,3) OBP: 0.360, SLG: 0.306					E5					2	0	1	0	0	0	0				
Leroy Stanton, R (1,8) OBP: 0.340, SLG: 0.363										1	0	0	0	1	1	1				
Bill Melton, R (1,10) OBP: 0.284, SLG: 0.358										2	0	0	0	0	1	3				
Andy Etchebarren, R (1,2) OBP: 0.319, SLG: 0.280 Ed Herrmann, L (5,2) OBP: 0.233, SLG: 0.395										2	0	0	0	0	0	1				
Ron Jackson, R (1,5) OBP: 0.321, SLG: 0.233										2	0	2	0	0	0	0				
Inning Stats	R: 0 E: 0 K: 1 S: 5	H: 0 LOB: 1 BB: 1 P: 9	R: 0 E: 0 K: 1 S: 6	H: 1 LOB: 0 BB: 0 P: 6	R: 0 E: 0 K: 0 S: 3	H: 1 LOB: 0 BB: 0 P: 3	R: 0 E: 1 K: 1 S: 6	H: 0 LOB: 2 BB: 1 P: 10	R: 0 E: 0 K: 0 S: 4	H: 1 LOB: 1 BB: 0 P: 4	R: 0 E: 0 K: 0 S: 0	H: 0 LOB: 1 BB: 1 P: 4						1B: 2 2B: 1 3B: 0 HR: 0	SF: 0 SAC: 0 DP: 1 HBP: 0	WP: 0 PB: 0 SB: 0 CS: 0
PITCHER Jim Umberger, L (1,1) ERA: 3.33	IP: 5.0 WLS: W BF: 21 H: 3 R: 0 ER: 0 SO: 3 BB: 3 IBB: 0 HBP: 0 BLK: 0 WP: 0 HR: 0 S: 24 P: 36 ERA: 0.00 WHIP: 1.200															PITCHER	IP: WLS: BF: H: R: ER: SO: BB: IBB: HBP: BLK: WP: HR: S: P: ERA: WHIP:			

Batter	1	2	3	4	5	6	7	8	9	AB	R	H	RBI	BB	SO	LOB	BOTTOM	
Dave Moates, L (1,8) OBP: 0.182, SLG: 0.200	4-3		4-3		K					4	1	1	2	0	1	0	<p>California Angels @ Texas Rangers</p> <p>Arlington Stadium, Arlington, TX</p> <p>Sun May 23 1976, 8:05 PM EDT</p> <p>Att: 22,403 - Unknown</p> <p>livebaseballscores.com</p>	
Mike Cabbage, L (1,10) OBP: 0.435, SLG: 0.235	F8		4-3							3	0	0	0	0	0	1		
Mike Hargrove, L (1,3) OBP: 0.394, SLG: 0.454	4-0		6-3							1	1	0	0	2	0	0		
Toby Harrah, R (1,6) OBP: 0.437, SLG: 0.477	0-0		4-3							2	1	1	0	1	0	0		
Jeff Burroughs, R (1,9) OBP: 0.315, SLG: 0.437	0-3									2	1	1	1	1	1	2		
Roy Howell, L (1,5) OBP: 0.320, SLG: 0.373										2	2	1	3	1	0	1		
Tom Grieve, R (1,7) OBP: 0.286, SLG: 0.457										3	1	2	3	0	0	1		
Roy Smalley, S (1,4) OBP: 0.367, SLG: 0.252										1	1	0	0	2	0	0		
Bill Fahey, L (1,2) OBP: 0.333, SLG: 0.273										3	1	0	0	0	0	3		
Inning Stats	R: 0 E: 0 K: 1 S: 6	H: 1 LOB: 2 BB: 1 P: 10	R: 9 E: 0 K: 0 S: 7	H: 4 LOB: 6 BB: 6 P: 31	R: 0 E: 0 K: 0 S: 3	H: 0 LOB: 0 BB: 0 P: 3	R: 0 E: 0 K: 0 S: 4	H: 1 LOB: 1 BB: 0 P: 4	R: 0 E: 0 K: 1 S: 5	H: 0 LOB: 0 BB: 0 P: 5					1B: 2 2B: 3 3B: 0 HR: 1	SF: 0 SAC: 0 DP: 0 HBP: 0		WP: 0 PB: 0 SB: 0 CS: 0
PITCHER Nolan Ryan, R (1,1) ERA: 4.59 Andy Hassler, L (2,1) ERA: 5.84	IP: 1.2 WLS: L BF: 14 H: 3 R: 2 ER: 2 SO: 1 BB: 1 IBB: 0 HBP: 0 BLK: 0 WP: 0 HR: 1 S: 15 P: 19 ERA: 5.40 WHIP: 1.200															PITCHER	IP: WLS: BF: H: R: ER: SO: BB: IBB: HBP: BLK: WP: HR: S: P: ERA: WHIP:	

Batter	1	2	3	4	5	6	7	8	9	AB	R	H	RBI	BB	SO	LOB	TOP				
Jim Wohlford, R OBP: 0.255, SLG: 0.269 (1, 7)										6	2	1	0	0	0	5	Kansas City Royals @ Texas Rangers Arlington Stadium, Arlington, TX Mon May 24 1976, 8:05 PM EDT Att: 12,751 - Unknown				
Amos Otis, R OBP: 0.392, SLG: 0.574 (1, 8)										5	2	3	3	0	0	1					
George Brett, L OBP: 0.404, SLG: 0.471 (1, 5)										5	1	1	2	0	0	4					
John Mayberry, L OBP: 0.351, SLG: 0.386 (1, 3)										5	1	1	2	0	0	1					
Hal McRae, R OBP: 0.370, SLG: 0.462 (1, 10)										4	3	2	1	1	0	1					
Al Cowens, R OBP: 0.271, SLG: 0.311 (1, 9)										5	1	1	1	0	1	2					
Frank White, R OBP: 0.303, SLG: 0.317 (1, 4)										5	1	1	1	0	1	0					
Freddie Patek, R OBP: 0.405, SLG: 0.423 (1, 6)										2	2	0	0	2	1	1					
Bob Stinson, S OBP: 0.378, SLG: 0.342 (1, 2)										4	1	2	1	0	1	0					
Inning Stats	R: 5 E: 1 K: 1 S: 10	H: 4 LOB: 0 BB: 0 P: 10	R: 1 E: 0 K: 0 S: 5	H: 2 LOB: 1 BB: 0 P: 5	R: 0 E: 0 K: 0 S: 2	H: 0 LOB: 0 BB: 1 P: 6	R: 6 E: 3 K: 0 S: 8	H: 3 LOB: 0 BB: 1 P: 12	R: 1 E: 0 K: 0 S: 4	H: 1 LOB: 1 BB: 0 P: 8	R: 1 E: 1 K: 1 S: 7	H: 1 LOB: 0 BB: 0 P: 7	R: 0 E: 0 K: 1 S: 5	H: 0 LOB: 0 BB: 0 P: 5	R: 0 E: 0 K: 1 S: 6	H: 1 LOB: 2 BB: 0 P: 7	1B: 6 2B: 3 3B: 0 HR: 3	SF: 0 SAC: 1 DP: 1 HBP: 1	WP: 1 PB: 0 SB: 3 CS: 0	PA: 46	
PITCHER	IP WLS BF H R ER SO BB IBB HBP BLK WP HR S P ERA WHIP	0.1 L 5 3 4 3 0 0 0 0 0 0 2 5 5 81.00 9.000	3.0 15 4 5 3 1 2 0 0 0 0 1 15 23 9.00 2.000	5.2 26 5 5 1 3 1 0 1 0 1 0 30 35 1.59 1.059																	

Batter	1	2	3	4	5	6	7	8	9	AB	R	H	RBI	BB	SO	LOB	BOTTOM			
Dave Moates, L OBP: 0.286, SLG: 0.360 (1, 8)										5	0	3	2	1	0	4	Kansas City Royals @ Texas Rangers Arlington Stadium, Arlington, TX Mon May 24 1976, 8:05 PM EDT Att: 12,751 - Unknown			
Mike Cabbage, L OBP: 0.407, SLG: 0.200 Gene Clines, R OBP: 0.217, SLG: 0.227 (1, 10)										3	1	0	0	1	0	2				
Mike Hargrove, L OBP: 0.301, SLG: 0.459 (1, 3)										3	2	1	0	2	2	1				
Toby Harrah, R OBP: 0.443, SLG: 0.482 Ken Pape, R OBP: 0.250, SLG: 0.250 (9, PR)										5	1	3	1	0	0	1				
Jeff Burroughs, R OBP: 0.318, SLG: 0.443 (1, 9)										5	2	2	1	0	0	4				
Roy Howell, L OBP: 0.323, SLG: 0.390 (1, 5)										5	1	2	3	0	1	1				
Tom Grieve, R OBP: 0.290, SLG: 0.459 (1, 7)										4	1	2	2	0	1	0				
Roy Smalley, S OBP: 0.368, SLG: 0.287 (1, 4)										5	2	2	1	0	1	3				
Jim Sundberg, R OBP: 0.196, SLG: 0.237 (1, 2)										4	0	1	0	1	1	3				
Inning Stats	R: 0 E: 0 K: 1 S: 6	H: 1 LOB: 1 BB: 0 P: 6	R: 1 E: 1 K: 2 S: 10	H: 3 LOB: 2 BB: 0 P: 10	R: 4 E: 0 K: 0 S: 7	H: 4 LOB: 2 BB: 2 P: 15	R: 0 E: 0 K: 0 S: 3	H: 1 LOB: 1 BB: 1 P: 7	R: 0 E: 0 K: 1 S: 5	H: 1 LOB: 0 BB: 0 P: 5	R: 0 E: 0 K: 0 S: 3	H: 0 LOB: 0 BB: 0 P: 3	R: 1 E: 0 K: 1 S: 6	H: 1 LOB: 1 BB: 1 P: 10	R: 5 E: 1 K: 1 S: 10	H: 4 LOB: 2 BB: 1 P: 14	1B: 9 2B: 6 3B: 0 HR: 1	SF: 1 SAC: 0 DP: 2 HBP: 0	WP: 1 PB: 0 SB: 0 CS: 0	PA: 47
PITCHER	IP WLS BF H R ER SO BB IBB HBP BLK WP HR S P ERA WHIP	2.0 14 7 5 0 0 1 2 0 0 0 0 0 19 23 22.50 4.000	5.0 W 19 4 0 0 1 2 0 0 0 0 0 0 19 27 0.00 1.200	1.0 5 1 1 1 1 1 0 0 0 0 1 6 10 9.00 2.000	0.1 5 3 4 3 0 1 0 0 0 0 1 0 4 8 81.00 12.000	0.2 4 1 1 0 1 0 0 0 0 0 0 0 6 6 0.00 1.500														

AB 41
R 14
H 12
RBI 11
BB 3
SO 4
LOB 15



AB 41
R 11
H 16
RBI 10
BB 5
SO 6
LOB 22



Batter	1	2	3	4	5	6	7	8	9	AB	R	H	RBI	BB	SO	LOB	TOP										
Tom Poquette, L (1,7) OBP: 0.403, SLG: 0.562 Cookie Rojas, R (9,PH) OBP: 0.350, SLG: 0.343	0-0 E9 WP 2B	0-0 1B		0-0 4-3			0-0 4-3		0-0 1B 2B	4	1	2	1	0	0	1											
Amos Otis, R (1,8) OBP: 0.394, SLG: 0.586	4-0 FC6-5 1B 3-H BB	0-3 K		0-0 6-3			0-0 2B		0-0 1B 2-H	4	0	2	1	1	1	2											
George Brett, L (1,5) OBP: 0.398, SLG: 0.470	0-0 F8 1-2 1B	0-3 K			0-0 2B		0-0 F7		0-0 P3	5	1	2	0	0	1	3											
John Mayberry, L (1,3) OBP: 0.360, SLG: 0.391	0-0 FC6-5 1-2 2-3 1B		0-0 FC5-4 1B		0-0 F8		0-0 P4			4	0	1	0	0	0	4											
Hal McRae, R (1,10) OBP: 0.361, SLG: 0.444	0-0 F8 2-3		0-0 F2		0-3 K			0-0 F8		4	0	0	0	0	1	4											
Al Cowens, R (1,9) OBP: 0.280, SLG: 0.324	0-0 1-2 3-H 1B		0-0 FC5-4 1-2		0-0 F8			0-0 4-3		4	0	1	1	0	0	2											
Frank White, R (1,4) OBP: 0.283, SLG: 0.295	0-0 4-3		0-0 F8		0-0 F9			0-0 4-3		4	0	0	0	0	0	3											
Freddie Patek, R (1,6) OBP: 0.424, SLG: 0.455		0-0 4-3 S 1B		4-0 4-3 BLK BB		0-3 K			0-0 F7	3	1	1	0	1	1	0											
Bob Stinson, S (1,2) OBP: 0.382, SLG: 0.417 Jim Wohlford, R (9,PH) OBP: 0.258, SLG: 0.271		0-0 4-3 1-3		0-0 P6 1-2		0-0 F7			0-0 P5	3	0	0	0	0	0	2											
Inning Stats	R: 2 E: 1 K: 0 S: 6	H: 3 LOB: 2 BB: 1 P: 10	R: 1 E: 0 K: 2 S: 9	H: 2 LOB: 1 BB: 0 P: 9	R: 0 E: 0 K: 0 S: 4	H: 1 LOB: 1 BB: 0 P: 4	R: 0 E: 0 K: 0 S: 3	H: 0 LOB: 0 BB: 1 P: 7	R: 0 E: 0 K: 1 S: 6	H: 1 LOB: 1 BB: 0 P: 6	R: 0 E: 0 K: 0 S: 5	H: 0 LOB: 0 BB: 0 P: 5	R: 0 E: 0 K: 0 S: 4	H: 1 LOB: 0 BB: 0 P: 4	R: 0 E: 0 K: 0 S: 3	H: 0 LOB: 0 BB: 0 P: 3	R: 1 E: 0 K: 0 S: 5	H: 2 LOB: 1 BB: 0 P: 5	1B: 6 2B: 4 3B: 0 HR: 0	SF: 0 SAC: 0 DP: 0 HBP: 0	WP: 1 PB: 0 SB: 1 CS: 0	PA: 39					
PITCHER	IP	WLS	BF	H	R	ER	SO	BB	IBB	HBP	BLK	WP	HR	S	P	ERA	WHIP										
Bill Singer, R (1,1) ERA: 3.49 Joe Hoerner, L (7,1) ERA: 3.35	6.2	W	30	8	3	3	4	2	0	0	1	1	0	36	44	4.05	1.500										
2.1	S	9	2	1	1	0	0	0	0	0	0	0	0	9	9	3.86	0.857										

Kansas City Royals @ Texas Rangers
Arlington Stadium, Arlington, TX
Thu May 27 1976, 8:05 PM EDT
Att: 14,755 - Unknown

AB 37
R 4
H 10
RBI 3
BB 2
SO 4
LOB 21



Batter	1	2	3	4	5	6	7	8	9	AB	R	H	RBI	BB	SO	LOB	BOTTOM										
Juan Beniquez, R (1,8) OBP: 0.269, SLG: 0.313	0-0 FC4-6 1B		0-0 G4-6-3 1-2		0-0 SH3-4 1-2		0-0 5-3-4 2B			3	0	2	0	0	0	1											
Roy Smalley, S (1,4) OBP: 0.377, SLG: 0.288	0-0 F8			0-0 F9	4-0 BB		0-0 5-3-4 2-3			3	0	0	0	1	0	2											
Mike Hargrove, L (1,3) OBP: 0.306, SLG: 0.447	0-0 FC4-6 1-2			0-0 E 1B	4-0 1-2 2-3 BB			0-0 1B SF8 1B		3	2	2	0	1	0	1											
Toby Harrah, R (1,6) OBP: 0.418, SLG: 0.449	0-0 P5			0-0 E5 1-H 1B	0-0 L6			0-0 1B SF8 1B		4	2	1	0	0	0	4											
Jeff Burroughs, R (1,9) OBP: 0.313, SLG: 0.430 Dave Moates, L (9,9) OBP: 0.243, SLG: 0.294		0-0 L1		0-0 HR 1B	0-0 FC6-4 1-2			0-0 F3		4	1	1	1	0	0	5											
Tom Grieve, R (1,7) OBP: 0.285, SLG: 0.462		0-3 K		0-0 P5		0-0 6-3		0-0 SF8		3	0	0	1	0	1	1											
Jim Fregosi, R (1,10) OBP: 0.353, SLG: 0.433		0-3 K		0-0 HR		0-0 6-3		0-0 3-H 1B		4	1	2	3	0	1	0											
Roy Howell, L (1,5) OBP: 0.331, SLG: 0.415			0-3 K		0-0 F8		0-0 3-1		0-3 K	4	0	0	0	0	2	1											
Jim Sundberg, R (1,2) OBP: 0.220, SLG: 0.245			4-0 BB		0-0 SH3-4 1B			0-0 F8		2	0	1	0	1	0	0											
Inning Stats	R: 0 E: 0 K: 0 S: 4	H: 1 LOB: 0 BB: 0 P: 4	R: 0 E: 0 K: 2 S: 7	H: 0 LOB: 0 BB: 0 P: 7	R: 0 E: 0 K: 1 S: 4	H: 0 LOB: 0 BB: 1 P: 8	R: 4 E: 1 K: 0 S: 7	H: 3 LOB: 0 BB: 0 P: 7	R: 0 E: 0 K: 0 S: 4	H: 1 LOB: 3 BB: 2 P: 12	R: 0 E: 0 K: 0 S: 3	H: 0 LOB: 0 BB: 0 P: 3	R: 0 E: 0 K: 0 S: 3	H: 1 LOB: 0 BB: 0 P: 3	R: 2 E: 0 K: 1 S: 8	H: 3 LOB: 1 BB: 0 P: 8	1B: 7 2B: 2 3B: 0 HR: 1	SF: 1 SAC: 1 DP: 2 HBP: 0	WP: 0 PB: 0 SB: 0 CS: 0	PA: 35							
PITCHER	IP	WLS	BF	H	R	ER	SO	BB	IBB	HBP	BLK	WP	HR	S	P	ERA	WHIP										
Paul Splitterff, L (1,1) ERA: 4.26 Mark Little, R (8,1) ERA: 0.77 Tom Hall, L (8,1) ERA: 3.0	7.0	L	31	8	6	2	3	3	0	0	0	0	0	34	46	2.57	1.571										
0.2		3	1	0	0	0	0	0	0	0	0	0	0	3	3	0.00	1.500										
0.1		1	0	0	0	0	1	0	0	0	0	0	0	3	3	0.00	0.000										

Kansas City Royals @ Texas Rangers
Arlington Stadium, Arlington, TX
Thu May 27 1976, 8:05 PM EDT
Att: 14,755 - Unknown


AB 30
R 6
H 9
RBI 5
BB 3
SO 4
LOB 15



Batter	1	2	3	4	5	6	7	8	9	AB	R	H	RBI	BB	SO	LOB	TOP					
Juan Beniquez, R OBP: 0.267, SLG: 0.303	4-0 1B BB	0-0 P5		0-0 4-3			0-3 K	0-0 6-3		4	1	0	0	1	1	2						
Jim Fregosi, R OBP: 0.359, SLG: 0.394	0-0 F8	0-0 FC1-6 1B			4-0 G4-6-3 BB		4-0 BB 1B BB		0-0 6-3	3	0	0	0	2	0	2						
Mike Hargrove, L OBP: 0.313, SLG: 0.453	0-0 1B HR	0-0 FC6-4 1B			0-0 F7		0-0 BB 1B		0-0 L9	5	1	3	0	0	0	1						
Toby Harrah, R OBP: 0.418, SLG: 0.443	0-0 1B HR	0-0 FC6-4 1B			0-0 G4-6-3 1-2		0-0 F7		4-0 BB	4	1	1	1	1	0	5						
Jeff Burroughs, R OBP: 0.315, SLG: 0.445	0-0 1-H 3-H HR		0-0 5-3			0-0 6-3	4-0 1-2 2-3 BB		0-0 F9	4	1	1	3	1	0	1						
Roy Howell, L OBP: 0.342, SLG: 0.420	4-0 BB		4-0 G6-4-3 1B			0-0 1B 1B	0-0 6-3			3	0	2	0	1	0	3						
Tom Grieve, R OBP: 0.290, SLG: 0.469	0-0 F9		0-0 G6-4-3 1-2			0-0 1B 1B		0-0 4-3 FC6-2 2B		4	0	2	0	0	0	2						
Roy Smalley, S OBP: 0.373, SLG: 0.281	0-0 6-3			0-0 F8		4-0 1-2 IBB		0-0 4-3		3	0	0	0	1	0	2						
Jim Sundberg, R OBP: 0.221, SLG: 0.245		0-0 FC1-6 1B		0-0 P4		0-3 K		0-0 FC6-2 3-H		4	0	1	0	0	1	3						
Inning Stats	R: 4 E: 0 K: 0 S: 6	H: 3 LOB: 1 BB: 2 P: 14	R: 0 E: 0 K: 0 S: 5	H: 2 LOB: 2 BB: 0 P: 5	R: 0 E: 0 K: 0 S: 3	H: 1 LOB: 0 BB: 0 P: 3	R: 0 E: 0 K: 0 S: 3	H: 0 LOB: 0 BB: 0 P: 3	R: 0 E: 0 K: 1 S: 2	H: 2 LOB: 2 BB: 1 P: 10	R: 0 E: 0 K: 1 S: 6	H: 1 LOB: 3 BB: 2 P: 14	R: 0 E: 0 K: 0 S: 4	H: 1 LOB: 1 BB: 0 P: 4	R: 0 E: 0 K: 0 S: 3	H: 0 LOB: 1 BB: 1 P: 7	1B: 8 2B: 1 3B: 0 HR: 1	SF: 0 SAC: 0 DP: 2 HBP: 0	WP: 0 PB: 0 SB: 0 CS: 0	PA: 41		
PITCHER	IP WLS BF H R ER SO BB IBB HBP BLK WP HR S P ERA WHIP	IP WLS BF H R ER SO BB IBB HBP BLK WP HR S P ERA WHIP	IP WLS BF H R ER SO BB IBB HBP BLK WP HR S P ERA WHIP	IP WLS BF H R ER SO BB IBB HBP BLK WP HR S P ERA WHIP	IP WLS BF H R ER SO BB IBB HBP BLK WP HR S P ERA WHIP	IP WLS BF H R ER SO BB IBB HBP BLK WP HR S P ERA WHIP	IP WLS BF H R ER SO BB IBB HBP BLK WP HR S P ERA WHIP	IP WLS BF H R ER SO BB IBB HBP BLK WP HR S P ERA WHIP	IP WLS BF H R ER SO BB IBB HBP BLK WP HR S P ERA WHIP	IP WLS BF H R ER SO BB IBB HBP BLK WP HR S P ERA WHIP	IP WLS BF H R ER SO BB IBB HBP BLK WP HR S P ERA WHIP	IP WLS BF H R ER SO BB IBB HBP BLK WP HR S P ERA WHIP	IP WLS BF H R ER SO BB IBB HBP BLK WP HR S P ERA WHIP	IP WLS BF H R ER SO BB IBB HBP BLK WP HR S P ERA WHIP	IP WLS BF H R ER SO BB IBB HBP BLK WP HR S P ERA WHIP	IP WLS BF H R ER SO BB IBB HBP BLK WP HR S P ERA WHIP	IP WLS BF H R ER SO BB IBB HBP BLK WP HR S P ERA WHIP	IP WLS BF H R ER SO BB IBB HBP BLK WP HR S P ERA WHIP	IP WLS BF H R ER SO BB IBB HBP BLK WP HR S P ERA WHIP	IP WLS BF H R ER SO BB IBB HBP BLK WP HR S P ERA WHIP	IP WLS BF H R ER SO BB IBB HBP BLK WP HR S P ERA WHIP	IP WLS BF H R ER SO BB IBB HBP BLK WP HR S P ERA WHIP

Texas Rangers @ Minnesota Twins
Metropolitan Stadium, Bloomington, MI
Fri May 28 1976, 8:05 PM EDT
Att. 4,241 - Unknown - 60 F


AB	34
R	4
H	10
RBI	4
BB	7
SO	2
LOB	21



Batter	1	2	3	4	5	6	7	8	9	AB	R	H	RBI	BB	SO	LOB	BOTTOM					
Larry Hise, R OBP: 0.337, SLG: 0.325	0-0 F8		0-3 K		0-3 K			0-0 BB 1B		4	0	1	0	0	2	2						
Rod Carew, L OBP: 0.390, SLG: 0.381	0-0 F7			0-0 6-3		0-3 K		4-0 1-2 BB		3	0	0	0	1	1	0						
Dan Ford, R OBP: 0.305, SLG: 0.464	0-0 5-3			0-0 6-3		0-0 L9		0-3 K		4	0	0	0	0	1	2						
Craig Kusick, R OBP: 0.338, SLG: 0.453		4-0 L5-3 BB		0-0 1B 1B		0-0 5-3		0-3 K		3	0	1	0	1	1	2						
Butch Wynegar, S OBP: 0.388, SLG: 0.464		0-0 L5-3 1-2		0-0 1B 1B			0-0 5-3		4-0 1B BB	3	0	1	0	1	0	1						
Steve Brys, R OBP: 0.204, SLG: 0.200		0-0 5-3		0-0 1-2 2-H 1B			0-0 1B		0-0 F7	4	0	2	0	0	0	1						
Dave McKay, S OBP: 0.280, SLG: 0.235			0-0 L7		0-0 L7		0-3 K		0-0 F9	4	0	0	0	0	1	2						
Bob Randall, R OBP: 0.312, SLG: 0.265			0-0 1B		0-0 1B		0-0 P4		0-0 1-2 1B	4	0	3	0	0	0	1						
Luis Gomez, R OBP: 0.238, SLG: 0.200			0-0 F8		0-0 F8			0-0 6-3		2	0	0	0	0	0	2						
Jerry Terrell, R OBP: 0.229, SLG: 0.242					0-0 F8			0-0 F7		2	0	0	0	0	0	2						
Inning Stats	R: 0 E: 0 K: 0 S: 3	H: 0 LOB: 0 BB: 0 P: 3	R: 0 E: 0 K: 0 S: 2	H: 0 LOB: 1 BB: 1 P: 6	R: 0 E: 0 K: 1 S: 6	H: 1 LOB: 0 BB: 0 P: 6	R: 0 E: 0 K: 0 S: 5	H: 3 LOB: 2 BB: 0 P: 5	R: 0 E: 0 K: 1 S: 6	H: 1 LOB: 1 BB: 0 P: 6	R: 0 E: 0 K: 1 S: 5	H: 0 LOB: 0 BB: 0 P: 5	R: 0 E: 0 K: 2 S: 8	H: 1 LOB: 2 BB: 1 P: 12	R: 0 E: 0 K: 0 S: 4	H: 1 LOB: 2 BB: 1 P: 8	1B: 8 2B: 1 3B: 0 HR: 0	SF: 0 SAC: 0 DP: 1 HBP: 0	WP: 0 PB: 0 SB: 0 CS: 0	PA: 36		
PITCHER	IP WLS BF H R ER SO BB IBB HBP BLK WP HR S P ERA WHIP	IP WLS BF H R ER SO BB IBB HBP BLK WP HR S P ERA WHIP	IP WLS BF H R ER SO BB IBB HBP BLK WP HR S P ERA WHIP	IP WLS BF H R ER SO BB IBB HBP BLK WP HR S P ERA WHIP	IP WLS BF H R ER SO BB IBB HBP BLK WP HR S P ERA WHIP	IP WLS BF H R ER SO BB IBB HBP BLK WP HR S P ERA WHIP	IP WLS BF H R ER SO BB IBB HBP BLK WP HR S P ERA WHIP	IP WLS BF H R ER SO BB IBB HBP BLK WP HR S P ERA WHIP	IP WLS BF H R ER SO BB IBB HBP BLK WP HR S P ERA WHIP	IP WLS BF H R ER SO BB IBB HBP BLK WP HR S P ERA WHIP	IP WLS BF H R ER SO BB IBB HBP BLK WP HR S P ERA WHIP	IP WLS BF H R ER SO BB IBB HBP BLK WP HR S P ERA WHIP	IP WLS BF H R ER SO BB IBB HBP BLK WP HR S P ERA WHIP	IP WLS BF H R ER SO BB IBB HBP BLK WP HR S P ERA WHIP	IP WLS BF H R ER SO BB IBB HBP BLK WP HR S P ERA WHIP	IP WLS BF H R ER SO BB IBB HBP BLK WP HR S P ERA WHIP	IP WLS BF H R ER SO BB IBB HBP BLK WP HR S P ERA WHIP	IP WLS BF H R ER SO BB IBB HBP BLK WP HR S P ERA WHIP	IP WLS BF H R ER SO BB IBB HBP BLK WP HR S P ERA WHIP	IP WLS BF H R ER SO BB IBB HBP BLK WP HR S P ERA WHIP	IP WLS BF H R ER SO BB IBB HBP BLK WP HR S P ERA WHIP	IP WLS BF H R ER SO BB IBB HBP BLK WP HR S P ERA WHIP

Texas Rangers @ Minnesota Twins
Metropolitan Stadium, Bloomington, MI
Fri May 28 1976, 8:05 PM EDT
Att. 4,241 - Unknown - 60 F

AB	33
R	0
H	8
RBI	0
BB	3
SO	6
LOB	15



Batter	1	2	3	4	5	6	7	8	9	AB	R	H	RBI	BB	SO	LOB	TOP					
Juan Beniquez, R (1, 8) OBP: 0.299, SLG: 0.294	0-0 5-3		0-0 F8			0-0 L9		0-0 F7		4	0	0	0	0	0	2	Texas Rangers @ Minnesota Twins Metropolitan Stadium, Bloomington, MI Sat May 29 1976, 4:33 AM EDT Att: 6,112 - Cloudy - 65 F					
Jim Fregosi, R (1, 10) OBP: 0.326, SLG: 0.351	0-0 6-3			0-0 6-3		0-0 G1		0-3 K		4	0	0	0	0	1							
Mike Hargrove, L (1, 3) OBP: 0.321, SLG: 0.460	0-0 4-3			1-0 4-3 HBP		4-0 BB			0-0 1B G5-4-3 2B	2	1	1	0	1	0							
Toby Harrah, R (1, 6) OBP: 0.414, SLG: 0.437		0-0 L5		0-0 4-3		0-3 K			0-0 1B G5-4-3 2B	4	0	1	0	0	1	3						
Jeff Burroughs, R (1, 9) OBP: 0.308, SLG: 0.434		0-0 1-3		0-0 F7			0-0 5-3		0-0 G5-4-3 1B	4	0	0	0	0	2							
Roy Howell, L (1, 5) OBP: 0.333, SLG: 0.408		0-3 K			0-0 4-3		0-0 4-3		0-0 G3	4	0	0	0	0	1	0						
Tom Grieve, R (1, 7) OBP: 0.304, SLG: 0.480			4-0 BB S		4-0 BB G3-6-3		0-0 2B			1	0	1	0	2	0	0						
Roy Smalley, S (1, 4) OBP: 0.366, SLG: 0.274			0-0 F7		0-0 G3-6-3		0-3 K			3	0	0	0	0	1	3						
Jim Sundberg, R (1, 2) OBP: 0.217, SLG: 0.241			0-3 K			0-0 E3 G1		0-3 K		2	0	0	0	0	1	1						
Mike Cubbage, L (8, PH) OBP: 0.371, SLG: 0.214			1-2 K							1	0	0	0	0	1	0						
Bill Fahey, L (8, 2) OBP: 0.290, SLG: 0.200										0	0	0	0	0	0	0						
Inning Stats	R: 0 E: 0 K: 0 S: 3	H: 0 LOB: 0 BB: 0 P: 3	R: 0 E: 0 K: 1 S: 5	H: 0 LOB: 0 BB: 0 P: 5	R: 0 E: 0 K: 1 S: 5	H: 0 LOB: 1 BB: 1 P: 9	R: 0 E: 0 K: 0 S: 3	H: 0 LOB: 1 BB: 0 P: 4	R: 0 E: 0 K: 0 S: 2	H: 0 LOB: 0 BB: 1 P: 6	R: 0 E: 1 K: 1 S: 6	H: 0 LOB: 2 BB: 1 P: 10	R: 0 E: 0 K: 1 S: 6	H: 1 LOB: 1 BB: 0 P: 6	R: 0 E: 0 K: 2 S: 7	H: 0 LOB: 0 BB: 0 P: 7	R: 1 E: 0 K: 0 S: 4	H: 2 LOB: 0 BB: 0 P: 4	1B: 1 2B: 2 3B: 0 HR: 0	SF: 0 SAC: 0 DP: 2 HBP: 1	WP: 0 PB: 0 SB: 1 CS: 0	PA: 33
PITCHER Jim Hughes, R (1, 1) ERA: 5.45	IP: 9.0 WLS: W BF: 33 H: 3 R: 1 ER: 1 SO: 6 BB: 3 IBB: 0 HBP: 1 BLK: 0 WP: 0 HR: 0 S: 41 P: 54 ERA: 1.00 WHIP: 0.667															PITCHER						

Batter	1	2	3	4	5	6	7	8	9	AB	R	H	RBI	BB	SO	LOB	BOTTOM										
Lyman Bostock, L (1, 8) OBP: 0.375, SLG: 0.450	0-0 CS 1B		0-0 G3		0-0 F7		0-0 FC4-6 1B 1B			4	1	1	0	0	0	3	Texas Rangers @ Minnesota Twins Metropolitan Stadium, Bloomington, MI Sat May 29 1976, 4:33 AM EDT Att: 6,112 - Cloudy - 65 F										
Larry Hiele, R (1, 7) OBP: 0.341, SLG: 0.325	0-0 F3		0-0 F8		4-0 BB		0-0 1B 1B			3	0	1	1	1	0	1											
Rod Carew, L (1, 3) OBP: 0.398, SLG: 0.387	4-0 1B S BB		0-0 S 1B		0-3 K		0-0 1B 1B			3	1	2	1	1	1	2											
Steve Braun, L (1, 5) OBP: 0.315, SLG: 0.304	0-0 1H 1B		0-3 K		0-0 3-1		0-0 F9			4	0	1	1	0	1	3											
Butch Wynegar, S (1, 2) OBP: 0.377, SLG: 0.450	0-0 F8			0-0 F3		0-0 F8		0-0 F7		4	0	0	0	0	0	1											
Dan Ford, R (1, 9) OBP: 0.310, SLG: 0.462		0-3 K		4-0 BB 6-3		0-0 6-3		0-0 1B 2B 1B		3	1	1	0	1	1	0											
Craig Kusick, R (1, 10) OBP: 0.346, SLG: 0.456		0-0 5-3		0-0 6-3			0-0 FC4-6 SH1-4 1B 1B		0-0 1B 1B	4	2	2	0	0	0	1											
Bob Randall, R (1, 4) OBP: 0.313, SLG: 0.277		0-0 2B			0-0 1-3		0-0 SH1-4		0-0 F7	3	0	1	0	0	0	2											
Luis Gomez, R (1, 6) OBP: 0.320, SLG: 0.304		0-0 L3			0-0 S 1B		4-0 BB FC4-6		0-0 1H 2H 2B	3	0	2	2	1	0	1											
Inning Stats	R: 1 E: 0 K: 0 S: 4	H: 2 LOB: 1 BB: 1 P: 8	R: 0 E: 0 K: 1 S: 6	H: 1 LOB: 0 BB: 0 P: 6	R: 0 E: 0 K: 0 S: 2	H: 0 LOB: 0 BB: 1 P: 6	R: 0 E: 0 K: 0 S: 3	H: 0 LOB: 0 BB: 0 P: 3	R: 2 E: 0 K: 0 S: 6	H: 3 LOB: 2 BB: 1 P: 10	R: 2 E: 0 K: 0 S: 5	H: 3 LOB: 1 BB: 0 P: 5	R: 1 E: 0 K: 0 S: 4	H: 9 LOB: 0 BB: 0 HR: 0	SF: 0 SAC: 1 DP: 0 HBP: 0	WP: 0 PB: 0 SB: 3 CS: 1		PA: 36									
PITCHER Steve Hargan, R (1, 1) ERA: 2.33	IP: 6.2 WLS: L BF: 29 H: 7 R: 3 ER: 3 SO: 3 BB: 4 IBB: 0 HBP: 0 BLK: 0 WP: 0 HR: 0 S: 31 P: 47 ERA: 4.05 WHIP: 1.650															PITCHER											
Joe Hoerner, L (7, 1) ERA: 3.24	0.1	2	1	0	0	0	0	0	0	2	2	0.00	3.000														
Jeff Terpko, R (8, 1) ERA: 3.0	1.0	5	3	2	2	0	0	0	0	5	5	18.00	3.000														

Batter	1	2	3	4	5	6	7	8	9	AB	R	H	RBI	BB	SO	LOB	TOP					
Juan Beniquez, R OBP: 0.266, SLG: 0.295	1-3		BB	4-0		5-3		4-3		3	0	1	0	1	0	1						
Mike Cabbage, L OBP: 0.359, SLG: 0.219	4-3		BB	0-3		G6-3		K		4	0	1	0	0	2	2						
Mike Hargrove, L OBP: 0.311, SLG: 0.448	L7		BB	5-3		G6-3		4-3		4	0	0	0	0	0	3						
Toby Harrah, R OBP: 0.416, SLG: 0.435			BB	0-3		K		F8		3	2	1	0	1	1	1						
Jeff Burroughs, R OBP: 0.307, SLG: 0.448			BB	0-3		P3		E5		4	1	1	2	0	1	1						
Dave Moates, L OBP: 0.243, SLG: 0.294			BB	1-2		HR		G4-6-3		0	0	0	0	0	0	0						
Roy Howell, L OBP: 0.325, SLG: 0.397			BB	0-3		HR		G4-6-3		4	0	0	0	0	2	2						
Tom Grieve, R OBP: 0.309, SLG: 0.480			BB	0-0		1B		4-3		4	0	2	1	0	1	1						
Roy Smalley, S OBP: 0.359, SLG: 0.268			BB	0-0		L7		4-3		3	0	0	0	0	0	2						
Jim Sundberg, R OBP: 0.212, SLG: 0.234			BB	0-0		F9		K		3	0	0	0	0	2	1						
Inning Stats	R: 0 E: 0 K: 0 S: 3	H: 0 LOB: 0 BB: 0 P: 3	R: 1 E: 0 K: 2 S: 9	H: 2 LOB: 1 BB: 0 P: 9	R: 0 E: 0 K: 1 S: 5	H: 0 LOB: 1 BB: 1 P: 9	R: 0 E: 0 K: 1 S: 5	H: 0 LOB: 0 BB: 0 P: 5	R: 0 E: 0 K: 1 S: 6	H: 1 LOB: 1 BB: 0 P: 6	R: 2 E: 0 K: 1 S: 6	H: 2 LOB: 0 BB: 1 P: 10	R: 0 E: 0 K: 2 S: 7	H: 0 LOB: 0 BB: 0 P: 7	R: 0 E: 0 K: 1 S: 6	H: 1 LOB: 1 BB: 0 P: 6	R: 0 E: 1 K: 0 S: 3	H: 0 LOB: 1 BB: 0 P: 3	1B: 5 2B: 0 3B: 0 HR: 1	SF: 0 SAC: 0 DP: 2 HBP: 0	WP: 0 PB: 0 SB: 3 CS: 0	PA: 34
PITCHER Dave Goltz, R ERA: 4.04	IP: 9.0 WLS: W BF: 34 H: 6 R: 3 ER: 3 SO: 9 BB: 2 IBB: 0 HBP: 0 BLK: 0 WP: 0 HR: 1 S: 50 P: 58 ERA: 3.00 WHIP: 0.889															PITCHER						

Texas Rangers @ Minnesota Twins
Metropolitan Stadium, Bloomington, MI
Sun May 30 1976, 4:33 AM EDT
Att: 8,998 - Sunny - 70 F

AB	32
R	3
H	6
RBI	3
BB	2
SO	9
LOB	14



Batter	1	2	3	4	5	6	7	8	9	AB	R	H	RBI	BB	SO	LOB	BOTTOM			
Lyman Bostock, L OBP: 0.379, SLG: 0.463	4-3		G4-6-3		BB			WP		3	1	1	1	1	0	1				
Larry Hisle, R OBP: 0.339, SLG: 0.329	5-3				1B		F3			4	1	1	0	0	0	2				
Rod Carew, L OBP: 0.400, SLG: 0.396	F7				2B			3B		4	1	2	1	0	0	0				
Steve Braun, L OBP: 0.310, SLG: 0.298					F2					2	0	0	0	0	0	1				
Dave McKay, S OBP: 0.291, SLG: 0.241					1B					1	0	1	0	0	0	0				
Butch Wynegar, S OBP: 0.381, SLG: 0.459	G3				2B					4	0	2	1	0	0	1				
Dan Ford, R OBP: 0.309, SLG: 0.453					K					3	0	0	0	1	2	4				
Craig Kusick, R OBP: 0.354, SLG: 0.451					1B					3	0	1	0	1	0	2				
Bob Randall, R OBP: 0.322, SLG: 0.288					CS					3	1	2	0	0	0	1				
Luis Gomez, R OBP: 0.296, SLG: 0.280					F9					2	0	0	0	0	0	2				
Inning Stats	R: 0 E: 0 K: 0 S: 3	H: 0 LOB: 0 BB: 0 P: 3	R: 0 E: 0 K: 0 S: 2	H: 0 LOB: 1 BB: 2 P: 10	R: 0 E: 0 K: 0 S: 3	H: 1 LOB: 0 BB: 0 P: 3	R: 1 E: 0 K: 1 S: 7	H: 3 LOB: 1 BB: 0 P: 7	R: 0 E: 0 K: 0 S: 4	H: 1 LOB: 2 BB: 1 P: 8	R: 1 E: 0 K: 0 S: 5	H: 3 LOB: 1 BB: 0 P: 5	R: 2 E: 0 K: 0 S: 5	H: 2 LOB: 0 BB: 0 P: 5	R: 0 E: 0 K: 1 S: 5	H: 0 LOB: 1 BB: 0 P: 6	1B: 6 2B: 3 3B: 1 HR: 0	SF: 0 SAC: 1 DP: 2 HBP: 1	WP: 2 PB: 0 SB: 1 CS: 2	PA: 35
PITCHER Gaylord Perry, R ERA: 3.76	IP: 5.0 WLS: L BF: 20 H: 5 R: 1 ER: 1 SO: 1 BB: 3 IBB: 0 HBP: 0 BLK: 0 WP: 1 HR: 0 S: 19 P: 31 ERA: 1.80 WHIP: 1.600															PITCHER				
Fritz Peterson, L ERA: 5.74	0.0	1	1	1	1	0	0	0	0	0	0	1	1							
Steve Foucault, R ERA: 1.54	3.0	L	13	4	2	2	1	0	0	1	0	14	15	6.00	1.333					

Texas Rangers @ Minnesota Twins
Metropolitan Stadium, Bloomington, MI
Sun May 30 1976, 4:33 AM EDT
Att: 8,998 - Sunny - 70 F

AB	29
R	4
H	10
RBI	3
BB	3
SO	2
LOB	14



Batter	1	2	3	4	5	6	7	8	9	AB	R	H	RBI	BB	SO	LOB	TOP			
Juan Beniquez, R OBP: 0.284, SLG: 0.292 (1, 8)	0-3 K		0-0 5-3		0-0 B5-3		0-0 6-3		0-0 L4-6-3 1B	5	0	1	1	0	1	2				
Gene Clines, R OBP: 0.214, SLG: 0.222 (1, 10)	0-0 2B 4-3 1B		0-0 L9		0-0 L4		0-0 L4-3		0-0 L4-6-3 1B	5	1	1	0	0	0	4				
Mike Hargrove, L OBP: 0.316, SLG: 0.452 (1, 3)	0-0 4-3 1B 2B		4-0 BB		0-0 F7		4-0 FC6-4 BB		0-0 F6	3	1	1	0	2	0	1				
Toby Harrah, R OBP: 0.412, SLG: 0.430 (1, 6)	0-0 4-3		0-0 L4		0-0 FC3-6 PB 1B		0-0 FC6-4			4	0	1	1	0	0	4				
Jeff Burroughs, R OBP: 0.311, SLG: 0.446 (1, 9)	0-0 FC4-6 1B				0-0 F8		4-0 FC3-6 BB		0-0 6-3	3	0	1	1	1	0	0				
Roy Howell, L OBP: 0.317, SLG: 0.387 (1, 5)	0-0 FC4-6				0-0 6-3		0-0 FC3-6		0-3 K	4	0	0	0	0	1	3				
Tom Grieve, R OBP: 0.301, SLG: 0.468 (1, 7)		0-3 K			0-3 5-3		0-3 K		0-3 K	4	0	0	0	0	3	2				
Roy Smalley, S OBP: 0.363, SLG: 0.264 (1, 4)		0-3 K			0-0 F7		4-0 2B BB		4-0 HBP 1B BB	2	2	0	0	2	1	0				
Jim Sundberg, R OBP: 0.223, SLG: 0.263 Bill Fahey, L OBP: 0.294, SLG: 0.200 (1, 2) (7, 2)		0-0 6-3			0-0 2B		0-0 L4-3 1-H 2B		1-0 L4-6-3 1B HBP	3 0	0 0	2 0	1 0	0 0	0 0	0 0				
Inning Stats	R: 2 E: 0 K: 1 S: 8	H: 3 LOB: 1 BB: 0 P: 8	R: 0 E: 0 K: 2 S: 7	H: 0 LOB: 0 BB: 0 P: 7	R: 0 E: 0 K: 0 S: 3	H: 0 LOB: 1 BB: 1 P: 7	R: 0 E: 0 K: 0 S: 3	H: 0 LOB: 0 BB: 0 P: 3	R: 0 E: 0 K: 0 S: 4	H: 1 LOB: 2 BB: 1 P: 10	R: 1 E: 0 K: 0 S: 4	H: 1 LOB: 2 BB: 2 P: 12	R: 0 E: 0 K: 2 S: 7	H: 0 LOB: 0 BB: 0 P: 7	R: 1 E: 0 K: 0 S: 3	H: 1 LOB: 1 BB: 1 P: 8	1B: 4 2B: 3 3B: 0 HR: 0	SF: 0 SAC: 0 DP: 1 HBP: 1	WP: 0 PB: 1 SB: 0 CS: 0	PA: 39
PITCHER	IP WLS BF H R ER SO BB IBB HBP BLK WP HR S P ERA WHIP	IP WLS BF H R ER SO BB IBB HBP BLK WP HR S P ERA WHIP																		
Pete Vuckovich, R ERA: 4.24 Dave Hamilton, L ERA: 3.91 (1, 1) (7, 1)	6.2 W 30 6 3 3 4 4 0 0 0 0 0 34 50 4.05 1.500	2.1 L 9 1 1 1 2 1 0 1 0 0 0 11 16 3.86 0.857																		

Texas Rangers @ Chicago White Sox
Comiskey Park, Chicago, IL
Mon May 31 1976, 8:05 PM EDT
Att: 16,065 - Unknown - 57 F

AB	33
R	4
H	7
RBI	4
BB	5
SO	6
LOB	16



Batter	1	2	3	4	5	6	7	8	9	AB	R	H	RBI	BB	SO	LOB	BOTTOM			
Pat Kelly, L OBP: 0.330, SLG: 0.443 (1, 10)	0-3 K	0-0 1B		4-0 G1-6-3 BB	4-0 1-2 2-3 3-H BB		4-0 FC3-6 BB			2	0	1	1	3	1	0				
Ralph Garr, L OBP: 0.302, SLG: 0.400 (1, 7)	0-0 1B 3B 1B	0-0 F4		0-0 G1-6-3	0-0 F8		0-0 FC3-6			5	1	1	0	0	0	7				
Bucky Dent, R OBP: 0.366, SLG: 0.400 (1, 6)	0-0 F7	0-0 F3		0-0 6-3		4-0 FC3-6 BB	0-0 F9			4	0	0	0	1	0	4				
Jorge Orta, L OBP: 0.259, SLG: 0.363 (1, 5)	0-0 1B 3B 1B		0-0 HR		0-3 K	0-0 FC3-6 1B 1B	0-0 1B 1B	0-0 1B 1B	0-0 1B 1B	5	4	3	1	0	1	1				
Jim Spencer, L OBP: 0.338, SLG: 0.349 (1, 3)	0-0 1B 3B 1B		0-0 S 2B 1B		0-0 1B BB 1B	0-0 F8	0-0 1B 1B	0-0 1B 1B	0-0 1B 1B	5	3	4	0	0	0	1				
Chet Lemon, R OBP: 0.330, SLG: 0.347 (1, 8)	0-0 3B		0-0 F7		0-0 1B	0-0 1B 1B	0-0 F4			5	0	3	3	0	0	3				
Rich Coggins, L OBP: 0.255, SLG: 0.222 (1, 9)	0-0 F8		0-0 F5		4-0 BB BB BB	0-0 1B	0-0 F8			4	1	1	1	1	0	3				
Jim Essian, R OBP: 0.500, SLG: 0.444 (1, 2)		0-0 1B 1B	0-0 1B 2B		4-0 BB BB	0-0 K	4-0 FC4-6 BB			3	0	2	1	2	1	2				
Jack Brohamer, L OBP: 0.288, SLG: 0.356 (1, 4)	0-0 F6	0-0 G3		4-0 BB	4-0 1-2 2-3 3-H BB		0-0 4-3	0-0 FC4-6		4	0	0	1	1	0	4				
Inning Stats	R: 3 E: 0 K: 1 S: 9	H: 4 LOB: 1 BB: 0 P: 9	R: 0 E: 0 K: 0 S: 5	H: 2 LOB: 2 BB: 0 P: 5	R: 2 E: 0 K: 0 S: 6	H: 3 LOB: 1 BB: 0 P: 6	R: 0 E: 0 K: 0 S: 2	H: 0 LOB: 1 BB: 1 P: 6	R: 2 E: 0 K: 1 S: 6	H: 2 LOB: 3 BB: 4 P: 22	R: 1 E: 0 K: 1 S: 7	H: 2 LOB: 2 BB: 1 P: 11	R: 0 E: 0 K: 0 S: 3	H: 0 LOB: 1 BB: 1 P: 7	R: 1 E: 1 K: 0 S: 5	H: 2 LOB: 2 BB: 1 P: 9	1B: 12 2B: 1 3B: 1 HR: 1	SF: 0 SAC: 0 DP: 1 HBP: 0	WP: 0 PB: 0 SB: 1 CS: 0	PA: 45
PITCHER	IP WLS BF H R ER SO BB IBB HBP BLK WP HR S P ERA WHIP	IP WLS BF H R ER SO BB IBB HBP BLK WP HR S P ERA WHIP																		
Nelson Briles, R ERA: 3.72 Steve Barr, L ERA: 5.64 Jeff Terpko, R ERA: 2.93 (1, 1) (3, 1) (5, 1)	2.2 L 17 9 5 5 1 5 0 0 0 0 0 8 28 9.00 3.500	3.1 L 17 4 2 1 1 3 0 0 0 0 0 16 28 2.70 2.100																		

Texas Rangers @ Chicago White Sox
Comiskey Park, Chicago, IL
Mon May 31 1976, 8:05 PM EDT
Att: 16,065 - Unknown - 57 F

AB	37
R	9
H	15
RBI	8
BB	8
SO	3
LOB	25



Batter	1	2	3	4	5	6	7	8	9	10	11	12	13	14	15	16	AB	R	H	RBI	BB	SO	LOB	TOP				
Gene Clines, R OBP: 0.250, SLG: 0.212 (1, 7)	K		4-3 1B	L9		CS 1B			1-2 BB		L6			L9		FC6-4 2B	6	2	1	0	2	1	2					
Lenny Randle, S OBP: 0.309, SLG: 0.317 (1, 4)	5-3		F9		BB 1B		L	L8	K		4-3			F8		2B	8	1	1	1	1	1	5					
Mike Hargrove, L OBP: 0.416, SLG: 0.443 Jim Fragoso, R OBP: 0.304, SLG: 0.325 (1, 3) (9, 3)	FC6-4 BB		4-3		F7 1B SF8		4-3	4-3	K					1-3		5-3	3	1	0	0	2	1	3					
Toby Harrah, R OBP: 0.415, SLG: 0.429 (1, 6)	FC6-4						K		4-3					G6-4-3 BB			5	0	2	2	1	1	3					
Jeff Burroughs, R OBP: 0.305, SLG: 0.430 (1, 9)		F8	F7		F7			K			6-3			G6-4-3 BB			6	0	0	0	1	1	4					
Tom Grieve, R OBP: 0.301, SLG: 0.460 (1, 10)		4-3 BB			SF8			K			6-3			F9			5	1	1	1	1	2	2					
Juan Beniquez, R OBP: 0.271, SLG: 0.293 (1, 6)		4-3 BB			F9						F9						6	0	2	0	1	1	4					
Roy Howell, L OBP: 0.315, SLG: 0.389 (1, 6)		4-3			WP SF8 2B				F9					F8			7	1	2	1	0	0	4					
Jim Sundberg, R OBP: 0.228, SLG: 0.293 (1, 2)		6-3			SF8						SH2-4 1B			CS 1B			4	0	1	1	1	2	2					
Inning Stats	R: 0 E: 0 K: 1 S: 5	H: 0 LOB: 1 BB: 1 P: 9	R: 0 E: 0 K: 0 S: 3	H: 0 LOB: 2 BB: 2 P: 11	R: 1 E: 0 K: 0 S: 4	H: 1 LOB: 1 BB: 0 P: 8	R: 2 E: 0 K: 1 S: 5	H: 2 LOB: 0 BB: 0 P: 5	R: 2 E: 0 K: 1 S: 6	H: 1 LOB: 0 BB: 2 P: 5	R: 0 E: 0 K: 1 S: 5	H: 1 LOB: 0 BB: 0 P: 5	R: 0 E: 0 K: 2 S: 9	H: 1 LOB: 1 BB: 0 P: 8	R: 0 E: 0 K: 0 S: 3	H: 0 LOB: 0 BB: 0 P: 3	R: 0 E: 0 K: 0 S: 2	H: 1 LOB: 1 BB: 0 P: 6	R: 0 E: 0 K: 1 S: 6	H: 0 LOB: 0 BB: 0 P: 5	R: 1 E: 1 K: 1 S: 6	H: 2 LOB: 1 BB: 0 P: 5	R: 1 E: 0 K: 0 S: 5	H: 2 LOB: 1 BB: 0 P: 5	1B: 8 2B: 2 3B: 0 HR: 0	SF: 2 SAC: 2 DP: 1 HBP: 0	WP: 1 PB: 0 SB: 0 CS: 2	PA: 68
PITCHER	IP 4.0	WLS 22	BF 4	H 4	R 5	ER 5	SO 1	BB 6	IBB 0	HBP 0	BLK 0	WP 0	HR 0	S 18	P 42	ERA 11.25	WHIP 2.500											
Ken Brett, L ERA: 2.11 Francisco Barrios, R ERA: 6.23 Clay Carroll, R ERA: 1.33 Jesse Jefferson, R ERA: 6.38 (1, 1) (5, 1) (9, 1) (15, 1)	IP 4.0	WLS 16	BF 2	H 2	R 0	ER 0	SO 5	BB 2	IBB 0	HBP 0	BLK 0	WP 0	HR 0	S 23	P 31	ERA 0.00	WHIP 1.000											

Texas Rangers @ Chicago White Sox
Comiskey Park, Chicago, IL
Tue Jun 01 1976, 8:05 PM EDT
Att. 8,736 - Unknown - 56 F


AB 53
R 6
H 10
RBI 6
BB 10
SO 10
LOB 30



Batter	1	2	3	4	5	6	7	8	9	10	11	12	13	14	15	16	AB	R	H	RBI	BB	SO	LOB	BOTTOM				
Pat Kelly, L OBP: 0.327, SLG: 0.426 (1, 10)	1B SF7 BB	L7			F8				4-3		6-3			SH1-4		L7	6	1	1	0	1	0	3					
Ralph Garr, L OBP: 0.314, SLG: 0.404 (1, 7) (5, 8)			4-3		1-3				SH1-4 1B		1B			FC6 1B		L7	6	0	3	0	1	0	0					
Bucky Dent, R OBP: 0.355, SLG: 0.382 (1, 6)	K		6-3						F9		L7			FC6 1B		K	7	0	0	0	1	3	6					
Jorge Orta, L OBP: 0.264, SLG: 0.380 (1, 5)	SF7								BB BB E BB		4-3			FC6 1B		4-3	6	2	2	2	1	0	3					
Jim Spencer, L OBP: 0.327, SLG: 0.343 (1, 3)	K				F9				FC3 BB FC6-2		4-3			L9		F9	8	1	1	0	0	1	7					
Chet Lemon, R OBP: 0.343, SLG: 0.354 Buddy Bradford, R OBP: 0.313, SLG: 0.315 (1, 8) (4, PH) (5, 9)		1B							FC6-2 1B BB		L6-4 SH 1B			L7		F2	1	0	1	0	0	0	0					
Rich Coggins, L OBP: 0.245, SLG: 0.200 (1, 9) (5, 7)		L7			B4				FC6-2 1B BB		SH			4-3		F8	5	0	0	1	1	1	2					
Jim Essian, R OBP: 0.300, SLG: 0.450 Brian Downing, R OBP: 0.361, SLG: 0.379 (1, 2) (6, PH) (7, 2)					F8				FC6-2 1B BB		K			F4		F6	2	0	1	0	0	0	1					
Jack Brohamer, L OBP: 0.293, SLG: 0.349 Bill Stein, R OBP: 0.246, SLG: 0.222 (1, 4) (6, PH) (7, 4)		F2							1-2 2-3 3-4 1B		L6-4			F8		SH1-4 1B	2	0	0	0	0	2	2					
Inning Stats	R: 1 E: 0 K: 2 S: 8	H: 1 LOB: 1 BB: 1 P: 12	R: 0 E: 0 K: 0 S: 5	H: 2 LOB: 2 BB: 0 P: 5	R: 1 E: 0 K: 0 S: 4	H: 1 LOB: 1 BB: 0 P: 3	R: 0 E: 0 K: 0 S: 3	H: 0 LOB: 0 BB: 0 P: 3	R: 2 E: 1 K: 0 S: 4	H: 1 LOB: 2 BB: 3 P: 16	R: 0 E: 0 K: 0 S: 4	H: 1 LOB: 1 BB: 0 P: 4	R: 0 E: 0 K: 0 S: 3	H: 0 LOB: 0 BB: 0 P: 3	R: 0 E: 0 K: 0 S: 3	H: 1 LOB: 1 BB: 1 P: 7	R: 0 E: 0 K: 0 S: 3	H: 0 LOB: 0 BB: 0 P: 3	R: 0 E: 0 K: 2 S: 7	H: 0 LOB: 1 BB: 0 P: 8	R: 0 E: 1 K: 1 S: 6	H: 0 LOB: 1 BB: 0 P: 6	R: 0 E: 1 K: 1 S: 6	H: 0 LOB: 1 BB: 0 P: 8	1B: 11 2B: 3 3B: 0 HR: 1	SF: 1 SAC: 3 DP: 3 HBP: 2	WP: 0 PB: 0 SB: 1 CS: 0	PA: 68
PITCHER	IP 5.1	WLS 25	BF 4	H 4	R 4	ER 2	SO 2	BB 4	IBB 0	HBP 0	BLK 0	WP 0	HR 1	S 24	P 41	ERA 3.38	WHIP 1.500											
Bill Singer, R ERA: 3.48 Steve Hargan, R ERA: 2.93 Fritz Peterson, L ERA: 5.77 Joe Hoerner, L ERA: 2.19 Steve Foucault, R ERA: 1.27 (1, 1) (6, 1) (6, 1) (8, 1) (12, 1)	IP 0.1	WLS 1	BF 0	H 0	R 0	ER 0	SO 0	BB 0	IBB 0	HBP 0	BLK 0	WP 0	HR 0	S 1	P 1	ERA 0.00	WHIP 0.000											

Texas Rangers @ Chicago White Sox
Comiskey Park, Chicago, IL
Tue Jun 01 1976, 8:05 PM EDT
Att. 8,736 - Unknown - 56 F

AB 56
R 5
H 13
RBI 5
BB 6
SO 7
LOB 32



Batter	1	2	3	4	5	6	7	8	9	10	11	AB	R	H	RBI	BB	SO	LOB	TOP	
Gene Clines, R OBP: 0.231, SLG: 0.194 (1, 7)	K2-3		FC6-4			L4			SH1-3			3	0	0	0	0	1	2		
Lenny Randle, S OBP: 0.307, SLG: 0.315 Danny Thompson, R OBP: 0.256, SLG: 0.266 (9, 4)	K			G6-4-3 1B			4-3		4-1			4	0	1	0	0	1	1		
Mike Hargrove, L OBP: 0.412, SLG: 0.438 (1, 3)	K			L9			4-3					4	0	1	0	0	1	1		
Toby Harrah, R OBP: 0.406, SLG: 0.417 (1, 6)		F2		G6-4-3 1-2f			F8					4	0	0	0	0	0	2		
Jeff Burroughs, R OBP: 0.298, SLG: 0.420 (1, 9)		5-3				F9		F8				4	0	0	0	0	1	1		
Roy Howell, L OBP: 0.308, SLG: 0.379 (1, 5)		K				6-3		6-3				4	0	0	0	0	2	1		
Tom Grieve, R OBP: 0.294, SLG: 0.448 (1, 10)				6-3				F9				4	0	0	0	0	1	0		
Juan Beniquez, R OBP: 0.270, SLG: 0.292 (1, 8)				FC6-4 1B			K		F9			4	0	1	0	0	1	0		
Jim Sundberg, R OBP: 0.237, SLG: 0.273 (1, 2)				FC6-4 1-2f			L4 2B		SH1-3 BB			3	0	1	0	1	0	1		
Inning Stats	R: 0 E: 0 K: 3 S: 9	H: 0 LOB: 0 BB: 0 P: 9	R: 0 E: 0 K: 1 S: 5	H: 0 LOB: 0 BB: 0 P: 5	R: 0 E: 0 K: 0 S: 4	H: 1 LOB: 1 K: 0 BB: 0 P: 4	R: 0 E: 0 K: 0 S: 3	H: 1 LOB: 0 K: 0 BB: 0 P: 3	R: 0 E: 0 K: 1 S: 5	H: 0 LOB: 0 K: 0 BB: 0 P: 5	R: 0 E: 0 K: 0 S: 3	H: 0 LOB: 1 K: 2 BB: 1 P: 7	R: 0 E: 0 K: 0 S: 8	H: 1 LOB: 1 K: 2 BB: 1 P: 8	R: 0 E: 0 K: 0 S: 3	H: 0 LOB: 0 K: 0 BB: 0 P: 3	1B: 3 2B: 2 3B: 0 HR: 0	SF: 0 SAC: 1 DP: 2 HBP: 0	WP: 0 PB: 0 SB: 0 CS: 0	PA: 36
PITCHER	IP 9.0	WLS 29	BF 7	H 1	R 0	ER 0	SO 6	BB 1	IBB 0	HBP 0	BLK 0	WP 0	HR 0	S 40	P 44	ERA 0.00	WHIP 0.444			
Bart Johnson, R ERA: 6.66 Dave Hamilton, L ERA: 3.62 (10, 1)	2.0	W	7	1	0	0	2	0	0	0	0	0	0	11	11	0.00	0.500			

Texas Rangers @ Chicago White Sox
Comiskey Park, Chicago, IL
Wed Jun 02 1976, 8:05 PM EDT
Att: 8,013 - Unknown - 58 F

AB	34
R	0
H	4
RBI	0
BB	1
SO	8
LOB	9



Batter	1	2	3	4	5	6	7	8	9	10	11	AB	R	H	RBI	BB	SO	LOB	BOTTOM	
Bill Stein, R OBP: 0.242, SLG: 0.207 (1, 4)	K		F9			5-3		K				4	0	0	0	1	2	2		
Ralph Garr, L OBP: 0.310, SLG: 0.398 (1, 8)	L6		F5			L6 1B			F9			5	0	1	0	0	0	3		
Bucky Dent, R OBP: 0.351, SLG: 0.373 (1, 6)	F9			6-3		L7 1-2			G3			4	0	0	0	1	0	1		
Jorge Orta, L OBP: 0.268, SLG: 0.381 (1, 5)		6-3		6-3		FC5-4 1B			5-3			5	0	2	1	0	0	0		
Lamar Johnson, R OBP: 0.317, SLG: 0.375 Alan Bannister, R (10, PR) (11, 7)		K		K		FC5-4 1-2f			6-3 BB			3	0	0	0	1	2	1		
Brian Downing, R OBP: 0.358, SLG: 0.368 (1, 10)		BB				K		K		F2		3	0	0	0	1	2	2		
Jim Spencer, L OBP: 0.318, SLG: 0.333 (1, 3)		L7				4-3		G3		6-3		4	0	0	0	0	0	3		
Buddy Bradford, R OBP: 0.301, SLG: 0.301 (1, 9)			E6 FC1-6			F8		F8		4-3		4	0	0	0	0	0	2		
Jim Essian, R OBP: 0.459, SLG: 0.458 Pat Kelly, L (11, PR) (1, 2)			FC1-6 1-2f			G3		E5 CS				4	0	1	0	0	0	1		
Inning Stats	R: 0 E: 0 K: 1 S: 5	H: 0 LOB: 1 K: 1 BB: 1 P: 9	R: 0 E: 1 K: 0 S: 4	H: 0 LOB: 0 K: 0 BB: 0 P: 4	R: 0 E: 0 K: 1 S: 5	H: 0 LOB: 0 K: 1 BB: 0 P: 5	R: 0 E: 0 K: 0 S: 4	H: 1 LOB: 1 K: 0 BB: 0 P: 4	R: 0 E: 0 K: 1 S: 6	H: 1 LOB: 1 K: 0 BB: 0 P: 6	R: 0 E: 1 K: 1 S: 5	H: 0 LOB: 0 K: 0 BB: 0 P: 5	R: 0 E: 0 K: 0 S: 3	H: 0 LOB: 2 K: 0 BB: 2 P: 7	R: 1 E: 0 K: 0 S: 3	H: 2 LOB: 3 K: 0 BB: 2 P: 11	1B: 3 2B: 2 3B: 0 HR: 0	SF: 0 SAC: 0 DP: 1 HBP: 0	WP: 0 PB: 0 SB: 1 CS: 1	PA: 40
PITCHER	IP 10.1	WLS L	BF 40	H 4	R 1	ER 1	SO 6	BB 2	IBB 2	HBP 0	BLK 0	WP 0	HR 0	S 48	P 64	ERA 0.87	WHIP 0.581			
Jim Umberger, L ERA: 2.55 (1, 1)	10.1	L	40	4	1	1	6	2	2	0	0	0	0	48	64	0.87	0.581			

Texas Rangers @ Chicago White Sox
Comiskey Park, Chicago, IL
Wed Jun 02 1976, 8:05 PM EDT
Att: 8,013 - Unknown - 58 F


AB	36
R	1
H	4
RBI	1
BB	4
SO	6
LOB	15



Batter	1	2	3	4	5	6	7	8	9	AB	R	H	RBI	BB	SO	LOB	TOP										
Ron LeFlore, R (1, 8) OBP: 0.398, SLG: 0.497	6-3		F8			1-3	E6		K	5	0	0	0	0	1	2											
Dan Meyer, L (1, 3) OBP: 0.324, SLG: 0.295	G3			L7			F5			4	1	1	0	0	0	1											
Rusty Staub, L (1, 9) OBP: 0.407, SLG: 0.447	4-3			6-3		1B			G3	3	0	0	0	1	0	0											
Willie Horton, R (1, 10) OBP: 0.379, SLG: 0.477		6-3		F8					6-3	4	0	1	1	0	0	0											
Alex Johnson, R (1, 7) OBP: 0.287, SLG: 0.373		5-3			6-3	K				4	0	1	0	0	1	2											
Aurelio Rodriguez, R (1, 5) OBP: 0.271, SLG: 0.317		L5					4-3		F9	3	0	0	0	1	0	1											
Chuck Scrivener, R (1, 6) OBP: 0.344, SLG: 0.357			5-3		F3		F6		5-3	4	0	0	0	0	0	1											
Bruce Kimm, R (1, 2) OBP: 0.333, SLG: 0.351					5-3		E5		4-3	3	1	1	0	0	0	1											
Ben Oglivie, L (9, PH) OBP: 0.313, SLG: 0.571							WP 1B E			1	0	0	0	0	0	0											
Gary Sutherland, R (1, 4) OBP: 0.250, SLG: 0.287					F9					3	1	1	0	0	0	1											
Jason Thompson, L (9, PH) OBP: 0.296, SLG: 0.319						F4	WP 1B			0	0	0	0	1	0	0											
Inning Stats	R: 0 E: 0 K: 0 S: 3	H: 0 LOB: 0 BB: 0 P: 3	R: 0 E: 0 K: 0 S: 3	H: 0 LOB: 0 BB: 0 P: 3	R: 0 E: 0 K: 0 S: 4	H: 1 LOB: 1 BB: 0 P: 4	R: 0 E: 0 K: 0 S: 3	H: 0 LOB: 1 BB: 1 P: 7	R: 1 E: 0 K: 1 S: 7	H: 2 LOB: 2 BB: 1 P: 11	R: 2 E: 2 K: 0 S: 6	H: 1 LOB: 1 BB: 0 P: 6	R: 0 E: 0 K: 0 S: 4	H: 1 LOB: 1 BB: 0 P: 4	R: 0 E: 0 K: 1 S: 5	H: 0 LOB: 1 BB: 1 P: 9	1B: 4 2B: 1 3B: 0 HR: 0	SF: 0 SAC: 0 DP: 0 HBP: 0	WP: 1 PB: 0 SB: 0 CS: 0	PA: 37							
PITCHER	IP	WLS	BF	H	R	ER	SO	BB	IBB	HBP	BLK	WP	HR	S	P	ERA	WHIP										
Gaylord Perry, R (1, 1) ERA: 3.58	6.1	W	24	3	1	1	1	2	0	0	0	0	0	24	32	1.42	0.789										
Steve Hargan, R (7, 1) ERA: 2.1	2.2		13	2	2	0	1	1	0	0	0	1	0	14	18	0.00	1.125										

Detroit Tigers @ Texas Rangers
Arlington Stadium, Arlington, TX
Fri Jun 04 1976, 8:05 PM EDT
Att: 24,978 - Unknown


AB 34
R 3
H 5
RBI 1
BB 3
SO 2
LOB 9



Batter	1	2	3	4	5	6	7	8	9	AB	R	H	RBI	BB	SO	LOB	BOTTOM										
Gene Clines, R (1, 7) OBP: 0.244, SLG: 0.200	L8					L7			L5	4	2	1	2	1	0	1											
Danny Thompson, R (1, 4) OBP: 0.276, SLG: 0.320										4	2	4	4	0	0	0											
Greg Pryor, R (6, 4) OBP: 0.500, SLG: 0.500	FC5								F9	2	1	1	1	0	0	0											
Mike Hargrove, L (1, 3) OBP: 0.317, SLG: 0.443	F8					E6				5	1	3	1	0	0	2											
Toby Harrah, R (1, 6) OBP: 0.405, SLG: 0.413		L7								4	0	1	1	1	2	5											
Jeff Burroughs, R (1, 9) OBP: 0.296, SLG: 0.414	FC5					K				5	1	1	1	0	1	4											
Tom Grieve, R (1, 10) OBP: 0.302, SLG: 0.446									F6	3	2	1	1	2	1	0											
Juan Beniquez, R (1, 8) OBP: 0.280, SLG: 0.293									6-3	3	2	1	0	1	0	1											
Roy Howell, L (1, 5) OBP: 0.311, SLG: 0.388		F7				4-3			K	4	1	1	3	1	1	2											
Jim Sundberg, R (1, 2) OBP: 0.243, SLG: 0.280										4	2	1	0	1	1	4											
Bill Fahey, L (9, 2) OBP: 0.294, SLG: 0.200									F8	0	0	0	0	0	0	0											
Inning Stats	R: 0 E: 0 K: 0 S: 4	H: 1 LOB: 2 BB: 1 P: 8	R: 4 E: 0 K: 1 S: 8	H: 3 LOB: 1 BB: 2 P: 16	R: 0 E: 0 K: 1 S: 6	H: 1 LOB: 2 BB: 1 P: 10	R: 8 E: 0 K: 2 S: 14	H: 7 LOB: 2 BB: 2 P: 23	R: 0 E: 0 K: 0 S: 2	H: 0 LOB: 0 BB: 1 P: 6	R: 2 E: 1 K: 1 S: 9	H: 3 LOB: 2 BB: 0 P: 9	R: 0 E: 0 K: 1 S: 5	H: 0 LOB: 0 BB: 0 P: 5	R: 0 E: 0 K: 0 S: 3	H: 0 LOB: 0 BB: 0 P: 3	1B: 11 2B: 2 3B: 1 HR: 1	SF: 1 SAC: 0 DP: 1 HBP: 1	WP: 0 PB: 0 SB: 0 CS: 0	PA: 47							
PITCHER	IP	WLS	BF	H	R	ER	SO	BB	IBB	HBP	BLK	WP	HR	S	P	ERA	WHIP										
Bill Laxton, L (1, 1) ERA: 4.63	3.0	L	20	6	6	6	2	5	0	0	0	0	0	19	39	18.00	3.667										
Steve Grilli, R (4, 1) ERA: 4.07	0.1		7	4	4	4	1	1	0	1	0	0	0	7	12	108.00	15.000										
Jim Crawford, L (4, 1) ERA: 3.51	2.2		14	5	4	3	2	1	0	0	0	0	0	17	21	10.12	2.250										
John Hiller, L (7, 1) ERA: 3.67	2.0		6	0	0	0	1	0	0	0	0	0	0	8	8	0.00	0.000										

Detroit Tigers @ Texas Rangers
Arlington Stadium, Arlington, TX
Fri Jun 04 1976, 8:05 PM EDT
Att: 24,978 - Unknown

AB 38
R 14
H 15
RBI 14
BB 7
SO 6
LOB 19



Batter	1	2	3	4	5	6	7	8	9	10	11	AB	R	H	RBI	BB	SO	LOB	TOP					
Chuck Scrivener, R OBP: 0.351, SLG: 0.344 (1, 6)	5-3		F9			1B G4-6-3 BB		1B 1B		K		4	2	1	0	1	1	1						
Dan Meyer, L OBP: 0.329, SLG: 0.303 (1, 7)	L7		FC4-6			1B G4-6-3		1B 1B		F6		5	0	2	0	0	0	1						
Rusty Staub, L OBP: 0.412, SLG: 0.448 (1, 9)	L4					1B G1-6-3		1B 1B				4	0	2	1	1	0	1						
Willie Horton, R OBP: 0.374, SLG: 0.468 (1, 10)						1B K		L7		K		5	0	1	0	0	2	4						
Ben Oglivie, L OBP: 0.302, SLG: 0.532 (1, 8)						1B G1-6-3		L7				5	1	1	0	0	0	4						
Jason Thompson, L OBP: 0.292, SLG: 0.308 (1, 3)						1B K		F8				4	0	0	0	1	2	1						
Aurelio Rodriguez, R OBP: 0.275, SLG: 0.320 (1, 5)						1B K						5	0	2	0	0	1	2						
Bruce Kimm, R OBP: 0.318, SLG: 0.333 (1, 2)						1B FC5-4		K		F8		5	0	1	1	0	1	4						
Gary Sutherland, R OBP: 0.246, SLG: 0.282 (8, PH)						1B K						2	0	0	0	0	2	2						
Alex Johnson, R OBP: 0.286, SLG: 0.371 (8, PH)						1B K						1	0	0	0	0	0	0						
Jerry Manuel, S OBP: 0.273, SLG: 0.207 (8, PH)						1B K						0	0	0	0	0	0	0						
Ron LeFlore, R OBP: 0.396, SLG: 0.494 (9, PH)						1B K						1	0	0	0	0	1	1						
Mickey Stanley, R OBP: 0.310, SLG: 0.368 (9, 6)						1B K						1	0	0	0	0	0	1						
Inning Stats	R: 0 E: 0 K: 0 S: 3	H: 0 LOB: 0 BB: 0 P: 3	R: 0 E: 0 K: 1 S: 5	H: 1 LOB: 1 BB: 1 P: 9	R: 0 E: 0 K: 1 S: 6	H: 1 LOB: 1 BB: 0 P: 6	R: 0 E: 0 K: 1 S: 5	H: 1 LOB: 0 BB: 0 P: 5	R: 0 E: 1 K: 2 S: 8	H: 0 LOB: 1 BB: 0 P: 8	R: 0 E: 0 K: 1 S: 6	H: 1 LOB: 1 BB: 0 P: 6	R: 1 E: 0 K: 0 S: 6	H: 3 LOB: 2 BB: 0 P: 6	R: 0 E: 0 K: 1 S: 6	H: 1 LOB: 1 BB: 0 P: 6	R: 0 E: 0 K: 2 S: 7	H: 0 LOB: 1 BB: 1 P: 11	R: 1 E: 1 K: 1 S: 7	H: 1 LOB: 1 BB: 0 P: 7	1B: 10 2B: 0 3B: 0 HR: 0	SF: 0 SAC: 0 DP: 3 HBP: 0	WP: 0 PB: 0 SB: 1 CS: 0	PA: 45
PITCHER Bert Blyleven, R ERA: 2.96 (1, 1)	IP 11.0	WLS L	BF 45	H 10	R 3	ER 2	SO 10	BB 3	IBB 0	HBP 0	BLK 0	WP 0	HR 0	S 62	P 74	ERA 1.64	WHIP 1.182							

Detroit Tigers @ Texas Rangers
Arlington Stadium, Arlington, TX
Sat Jun 05 1976, 8:05 PM EDT
Att: 32,678 - Unknown

livebaseballscores.com

AB 42
R 3
H 10
RBI 2
BB 3
SO 10
LOB 22




Batter	1	2	3	4	5	6	7	8	9	10	11	AB	R	H	RBI	BB	SO	LOB	BOTTOM					
Gene Clines, R OBP: 0.240, SLG: 0.200 (1, 7)	K		G3 SH1-4 2B 1B							L1-3		5	1	1	0	0	3	2						
Greg Pryor, R OBP: 0.167, SLG: 0.167 (1, 4)	6-3		SH1-4							6-3		4	0	0	0	0	1	1						
Mike Hargrove, L OBP: 0.406, SLG: 0.429 (1, 3)	6-3		G3							L8		5	0	0	1	0	0	2						
Toby Harrah, R OBP: 0.405, SLG: 0.419 (1, 6)			F9							F8		5	0	2	1	0	0	0						
Jeff Burroughs, R OBP: 0.294, SLG: 0.405 (1, 9)			2B							1B		4	0	0	0	1	0	2						
Roy Howell, L OBP: 0.309, SLG: 0.385 (1, 5)			FC6-4 1B BB							F7		4	0	1	0	0	2	0						
Tom Grieve, R OBP: 0.301, SLG: 0.442 (1, 10)			4-3							K		4	0	1	0	0	2	0						
Juan Beniquez, R OBP: 0.274, SLG: 0.286 (1, 8)			FC6-4 1B 1-2 2-3							K		4	0	1	0	0	1	2						
Jim Sundberg, R OBP: 0.290, SLG: 0.295 (1, 2)			K							6-3		4	0	0	0	0	1	3						
			SH1-4 G3 1B							FC3-6 1B		4	1	2	0	0	0	1						
										FC1-4-5		4	1	2	0	0	0	1						
										1-3		4	1	2	0	0	0	1						
Inning Stats	R: 0 E: 0 K: 1 S: 5	H: 0 LOB: 0 BB: 0 P: 5	R: 0 E: 0 K: 1 S: 6	H: 1 LOB: 2 BB: 1 P: 10	R: 2 E: 0 K: 0 S: 6	H: 3 LOB: 1 BB: 0 P: 6	R: 0 E: 0 K: 1 S: 5	H: 0 LOB: 0 BB: 0 P: 5	R: 0 E: 0 K: 1 S: 6	H: 0 LOB: 1 BB: 0 P: 6	R: 0 E: 0 K: 1 S: 6	H: 1 LOB: 1 BB: 0 P: 6	R: 0 E: 0 K: 2 S: 7	H: 0 LOB: 0 BB: 0 P: 7	R: 0 E: 0 K: 0 S: 3	H: 0 LOB: 0 BB: 0 P: 3	R: 0 E: 0 K: 0 S: 3	H: 0 LOB: 0 BB: 0 P: 3	1B: 5 2B: 2 3B: 0 HR: 0	SF: 0 SAC: 1 DP: 0 HBP: 0	WP: 0 PB: 0 SB: 0 CS: 0	PA: 41		
PITCHER Mark Fidrych, R ERA: 2.03 (1, 1)	IP 11.0	WLS W	BF 41	H 7	R 2	ER 2	SO 8	BB 1	IBB 0	HBP 0	BLK 0	WP 0	HR 0	S 56	P 60	ERA 1.64	WHIP 0.727							

Detroit Tigers @ Texas Rangers
Arlington Stadium, Arlington, TX
Sat Jun 05 1976, 8:05 PM EDT
Att: 32,678 - Unknown

livebaseballscores.com

AB 39
R 2
H 7
RBI 2
BB 1
SO 8
LOB 13



Batter	1	2	3	4	5	6	7	8	9	AB	R	H	RBI	BB	SO	LOB	TOP			
Ron LeFlore, R OBP: 0.396, SLG: 0.488	K		6-3					E5 1B SF7		4	1	1	1	1	1	0	Detroit Tigers @ Texas Rangers Arlington Stadium, Arlington, TX Sun Jun 06 1976, 8:05 PM EDT Att: 18,171 - Unknown			
Dan Meyer, L OBP: 0.333, SLG: 0.300	L7			HR				F7	F6	4	1	1	0	1	0	3				
Ben Oglivie, L OBP: 0.328, SLG: 0.596	1B			HR				HR	FC4-6	5	2	3	2	0	0	3				
Rusty Staub, L OBP: 0.409, SLG: 0.446	1B			F9				SF7		3	0	1	1	0	0	1				
Jason Thompson, L OBP: 0.313, SLG: 0.339										1	1	1	2	3	0	0				
Bill Freehan, R OBP: 0.333, SLG: 0.355	FC6-4			L7				HR	K	4	0	0	0	0	1	4				
Aurelio Rodriguez, R OBP: 0.269, SLG: 0.313	G5-4-3			F9					6-3	4	0	0	0	0	1	2				
Chuck Scrivener, R OBP: 0.325, SLG: 0.314				L7						3	0	0	0	0	0	0				
Mickey Stanley, R OBP: 0.326, SLG: 0.385					1-3				1B	1	1	1	0	0	0	0				
Gary Sutherland, R OBP: 0.240, SLG: 0.274				G1					1B	3	0	0	0	0	0	0				
Alex Johnson, R OBP: 0.290, SLG: 0.375					F3				1B	1	0	1	0	0	0	0				
Inning Stats	R: 0 E: 0 K: 1 S: 6	H: 2 LOB: 2 BB: 0 P: 6	R: 0 E: 0 K: 0 S: 2	H: 0 LOB: 0 BB: 1 P: 6	R: 0 E: 0 K: 0 S: 3	H: 0 LOB: 0 BB: 0 P: 3	R: 2 E: 0 K: 0 S: 5	H: 2 LOB: 1 BB: 1 P: 9	R: 0 E: 0 K: 0 S: 2	H: 0 LOB: 2 BB: 2 P: 6	R: 0 E: 0 K: 1 S: 5	H: 0 LOB: 0 BB: 0 P: 5	R: 3 E: 1 K: 1 S: 8	H: 2 LOB: 0 BB: 0 P: 8	R: 1 E: 0 K: 0 S: 6	H: 3 LOB: 2 BB: 0 P: 6	1B: 7 2B: 0 3B: 0 HR: 2	SF: 1 SAC: 0 DP: 1 HBP: 0	WP: 0 PB: 0 SB: 0 CS: 1	PA: 40
PITCHER Nelson Briles, R ERA: 3.63	IP: 9.0 WLS: W BF: 39 H: 9 R: 6 ER: 3 SO: 3 BB: 5 IBB: 0 HBP: 0 BLK: 0 WP: 0 HR: 2 S: 40 P: 60 ERA: 3.00 WHIP: 1.556															PITCHER				

Batter	1	2	3	4	5	6	7	8	9	AB	R	H	RBI	BB	SO	LOB	BOTTOM			
Gene Clines, R OBP: 0.283, SLG: 0.217			SH1-4			4-3				1	1	1	1	1	0	0	Detroit Tigers @ Texas Rangers Arlington Stadium, Arlington, TX Sun Jun 06 1976, 8:05 PM EDT Att: 18,171 - Unknown			
Dave Moates, L OBP: 0.231, SLG: 0.278	BB			1B						2	0	0	0	0	0	3				
Lenny Randle, S OBP: 0.313, SLG: 0.328	1-3-6-1			1-3						4	0	2	2	0	0	2				
Greg Pryor, R OBP: 0.375, SLG: 0.375										2	1	2	0	0	0	0				
Mike Hargrove, L OBP: 0.314, SLG: 0.430	1B		SF8							2	2	1	1	2	0	1				
Toby Harrah, R OBP: 0.408, SLG: 0.418			K							5	1	2	0	1	2	4				
Jeff Burroughs, R OBP: 0.291, SLG: 0.402	K									4	2	1	1	0	1	6				
Roy Howell, L OBP: 0.312, SLG: 0.391										5	3	2	2	0	1	1				
Tom Grieve, R OBP: 0.309, SLG: 0.460	K									4	3	3	3	0	1	0				
Juan Beniquez, R OBP: 0.277, SLG: 0.287	K									3	1	1	3	1	1	1				
Bill Fahey, L OBP: 0.409, SLG: 0.235										2	2	1	2	3	0	1				
Inning Stats	R: 0 E: 0 K: 1 S: 5	H: 1 LOB: 2 BB: 1 P: 10	R: 0 E: 0 K: 2 S: 7	H: 0 LOB: 0 BB: 0 P: 7	R: 1 E: 0 K: 1 S: 6	H: 1 LOB: 1 BB: 1 P: 10	R: 3 E: 1 K: 0 S: 7	H: 3 LOB: 1 BB: 0 P: 7	R: 7 E: 0 K: 1 S: 10	H: 5 LOB: 2 BB: 3 P: 23	R: 1 E: 0 K: 1 S: 6	H: 1 LOB: 1 BB: 1 P: 10	R: 4 E: 0 K: 0 S: 7	H: 4 LOB: 2 BB: 2 P: 15	R: 0 E: 0 K: 0 S: 3	H: 1 LOB: 0 BB: 0 P: 3	1B: 12 2B: 5 3B: 0 HR: 0	SF: 4 SAC: 1 DP: 2 HBP: 2	WP: 2 PB: 1 SB: 0 CS: 0	PA: 49
PITCHER Joe Coleman, R ERA: 4.86	IP: 4.1 WLS: L BF: 24 H: 7 R: 7 ER: 5 SO: 4 BB: 3 IBB: 0 HBP: 1 BLK: 0 WP: 1 HR: 0 S: 28 P: 41 ERA: 10.38 WHIP: 2.308															PITCHER				
Steve Grilli, R ERA: 5.55	0.0	5	3	4	4	0	1	0	1	0	3	8								
Jim Crawford, L ERA: 4.82	2.1	16	5	5	5	2	4	0	0	0	1	0	16	32	19.29	3.857				
Ray Bare, R ERA: 3.92	1.1	4	1	0	0	0	0	0	0	0	0	4	4	0.00	0.750					

Batter	1	2	3	4	5	6	7	8	9	AB	R	H	RBI	BB	SO	LOB	TOP			
Gene Clines, R OBP: 0.293, SLG: 0.275 Dave Moates, L OBP: 0.231, SLG: 0.278										5	1	2	2	0	0	4				
Lenny Randle, S OBP: 0.309, SLG: 0.324										6	0	1	1	0	1	2				
Jim Fregosi, R OBP: 0.320, SLG: 0.349										3	1	1	0	1	2	0				
Toby Harrah, R OBP: 0.400, SLG: 0.408										4	0	0	0	0	1	3				
Jeff Burroughs, R OBP: 0.290, SLG: 0.399										4	1	1	1	0	0	1				
Tom Grieve, R OBP: 0.308, SLG: 0.456										4	1	1	1	0	2	0				
Juan Beniquez, R OBP: 0.282, SLG: 0.292										4	0	2	0	0	0	0				
Roy Howell, L OBP: 0.316, SLG: 0.393										4	1	2	0	0	1	1				
Jim Sundberg, R OBP: 0.264, SLG: 0.318										3	1	2	0	1	0	0				
Inning Stats	R: 1 E: 0 K: 0 S: 4	H: 2 LOB: 1 BB: 1 P: 8	R: 2 E: 0 K: 1 S: 7	H: 3 LOB: 0 BB: 0 P: 7	R: 0 E: 0 K: 2 S: 7	H: 0 LOB: 0 BB: 0 P: 7	R: 0 E: 0 K: 1 S: 6	H: 1 LOB: 1 BB: 0 P: 6	R: 0 E: 0 K: 0 S: 3	H: 0 LOB: 0 BB: 0 P: 3	R: 0 E: 0 K: 1 S: 5	H: 0 LOB: 0 BB: 0 P: 5	R: 0 E: 0 K: 0 S: 3	H: 0 LOB: 0 BB: 0 P: 3	R: 0 E: 0 K: 2 S: 8	H: 1 LOB: 1 BB: 0 P: 8	1B: 8 2B: 3 3B: 1 HR: 0	SF: 0 SAC: 0 DP: 2 HBP: 0	WP: 1 PB: 0 SB: 0 CS: 1	PA: 39
PITCHER	IP WLS BF H R ER SO BB IBB HBP BLK WP HR S P ERA WHIP	5.1 L 25 9 6 6 4 1 0 0 0 0 0 31 35 10.12 1.875	6.1 S 14 3 0 0 3 1 0 0 0 1 0 19 23 0.00 1.091																	

Texas Rangers @ Baltimore Orioles
Memorial Stadium, Baltimore, MD
Mon Jun 07 1976, 7:05 PM EDT
Att: 11,626 - Unknown

AB 37
R 6
H 12
RBI 5
BB 2
SO 7
LOB 11



Batter	1	2	3	4	5	6	7	8	9	AB	R	H	RBI	BB	SO	LOB	BOTTOM					
Mark Belanger, R OBP: 0.365, SLG: 0.372										5	0	1	2	0	0	1						
Bobby Grich, R OBP: 0.407, SLG: 0.456										5	1	3	1	0	1	3						
Reggie Jackson, L OBP: 0.288, SLG: 0.350 Al Bumbry, L OBP: 0.345, SLG: 0.354										3	0	0	0	1	2	2						
Lee May, R OBP: 0.302, SLG: 0.448										4	0	1	0	0	1	2						
Andres Mora, R OBP: 0.263, SLG: 0.368										4	1	1	0	0	0	3						
Paul Blair, R OBP: 0.235, SLG: 0.239										4	0	0	0	0	1	5						
Ken Singleton, S OBP: 0.305, SLG: 0.270										4	2	2	0	0	1	0						
Doug DeCinces, R OBP: 0.295, SLG: 0.393										3	0	1	1	1	0	0						
Dave Duncan, R OBP: 0.304, SLG: 0.301 Tony Muser, L OBP: 0.317, SLG: 0.265										3	0	0	0	0	1	1						
Inning Stats	R: 0 E: 0 K: 1 S: 6	H: 1 LOB: 1 BB: 0 P: 6	R: 0 E: 0 K: 1 S: 5	H: 1 LOB: 0 BB: 0 P: 5	R: 0 E: 0 K: 1 S: 5	H: 0 LOB: 0 BB: 0 P: 5	R: 0 E: 0 K: 1 S: 7	H: 2 LOB: 2 BB: 0 P: 7	R: 1 E: 0 K: 0 S: 5	H: 2 LOB: 1 BB: 0 P: 5	R: 0 E: 0 K: 0 S: 3	H: 0 LOB: 0 BB: 1 P: 7	R: 0 E: 0 K: 1 S: 3	H: 0 LOB: 0 BB: 0 P: 3	R: 1 E: 0 K: 1 S: 6	H: 1 LOB: 0 BB: 0 P: 6	R: 2 E: 1 K: 2 S: 10	H: 2 LOB: 2 BB: 1 P: 14	1B: 6 2B: 2 3B: 0 HR: 1	SF: 0 SAC: 0 DP: 1 HBP: 0	WP: 0 PB: 0 SB: 0 CS: 0	PA: 38
PITCHER	IP WLS BF H R ER SO BB IBB HBP BLK WP HR S P ERA WHIP	8.1 W 35 8 4 2 6 2 0 0 0 0 0 45 53 2.16 1.200	0.2 S 3 1 0 0 1 0 0 0 0 0 0 5 5 0.00 1.500																			

Texas Rangers @ Baltimore Orioles
Memorial Stadium, Baltimore, MD
Mon Jun 07 1976, 7:05 PM EDT
Att: 11,626 - Unknown

AB 36
R 4
H 9
RBI 4
BB 2
SO 7
LOB 20



Batter	1	2	3	4	5	6	7	8	9	AB	R	H	RBI	BB	SO	LOB	TOP										
Gene Clines, R (1, 7) OBP: 0.306, SLG: 0.291 Dave Moates, L (8, FH) OBP: 0.250, SLG: 0.297 (8, 7)	L6-3			L5				FC4-6		4	1	2	2	0	0	0	Texas Rangers @ Baltimore Orioles Memorial Stadium, Baltimore, MD Tue Jun 08 1976, 7:05 PM EDT Att: 10,006 - Unknown										
Lenny Randle, S (1, 4) OBP: 0.312, SLG: 0.326	2B	G3			F8	1B		FC4-6		5	0	2	1	0	0	3											
Mike Hargrove, L (1, 3) OBP: 0.314, SLG: 0.435	2B		F8		4-3			K		5	0	2	1	0	1	2											
Toby Harrah, R (1, 6) OBP: 0.410, SLG: 0.419	1-3									3	1	2	0	2	0	2											
Jeff Burroughs, R (1, 9) OBP: 0.293, SLG: 0.404	6-3									5	0	2	1	0	0	4											
Roy Howell, L (1, 5) OBP: 0.313, SLG: 0.385		F8	6-3							4	0	0	0	1	0	2											
Tom Grieve, R (1, 10) OBP: 0.300, SLG: 0.443		L5	4-3							5	0	0	0	0	2	4											
Juan Beniquez, R (1, 8) OBP: 0.291, SLG: 0.297				L6						4	2	2	0	1	0	2											
Jim Sundberg, R (1, 2) OBP: 0.270, SLG: 0.326					F4					3	2	1	1	1	0	1											
Inning Stats	R: 0 E: 0 K: 0 S: 5	H: 2 LOB: 2 BB: 0 P: 5	R: 2 E: 0 K: 0 S: 5	H: 2 LOB: 1 BB: 1 P: 9	R: 1 E: 0 K: 0 S: 5	H: 2 LOB: 0 BB: 0 P: 5	R: 0 E: 0 K: 0 S: 3	H: 0 LOB: 0 BB: 0 P: 3	R: 0 E: 0 K: 0 S: 3	H: 0 LOB: 1 BB: 1 P: 7	R: 3 E: 0 K: 0 S: 6	H: 4 LOB: 2 BB: 1 P: 10	R: 0 E: 0 K: 1 S: 7	H: 1 LOB: 1 BB: 1 P: 9	R: 0 E: 0 K: 1 S: 7	H: 2 LOB: 2 BB: 0 P: 7		R: 0 E: 0 K: 1 S: 6	H: 1 LOB: 2 BB: 1 P: 10	1B: 10 2B: 4 3B: 0 HR: 0	SF: 0 SAC: 0 DP: 0 HBP: 0	WP: 0 PB: 0 SB: 1 CS: 0	PA: 44				
PITCHER	IP	WLS	BF	H	R	ER	SO	BB	IBB	HBP	BLK	WP	HR	S	P	ERA	WHIP										
Doyle Alexander, R (1, 1) ERA: 2.98	5.2	L	29	9	6	6	0	3	0	0	0	0	0	26	38	9.53	2.118										
Mike Flanagan, L (6, 1) ERA: 3.5	1.1		5	2	0	0	1	1	0	0	0	0	0	6	10	0.00	2.250										
Dyar Miller, R (8, 1) ERA: 4.09	2.0		10	3	0	0	2	0	1	0	0	0	0	13	17	0.00	1.500										

Batter	1	2	3	4	5	6	7	8	9	AB	R	H	RBI	BB	SO	LOB	BOTTOM										
Tommy Harper, R (1, 10) OBP: 0.333, SLG: 0.321 Royle Stillman, L (9, FH) OBP: 0.158, SLG: 0.059	1-3		E4		1-3			F7	F8	4	0	0	1	0	0	2	Texas Rangers @ Baltimore Orioles Memorial Stadium, Baltimore, MD Tue Jun 08 1976, 7:05 PM EDT Att: 10,006 - Unknown										
Mark Belanger, R (1, 6) OBP: 0.305, SLG: 0.375	5-3				L3-6					4	1	2	0	0	0	1											
Bobby Grich, R (1, 4) OBP: 0.404, SLG: 0.446	5-3									3	0	0	0	1	1	4											
Lee May, R (1, 3) OBP: 0.301, SLG: 0.442		F6	F9							4	1	1	1	0	0	4											
Andres Mora, R (1, 7) OBP: 0.262, SLG: 0.363		1-3	F9							4	0	1	0	0	0	3											
Paul Blair, R (1, 8) OBP: 0.242, SLG: 0.253				L9						4	0	2	1	0	0	0											
Ken Singleton, S (1, 9) OBP: 0.304, SLG: 0.269										4	0	1	0	0	1	3											
Doug DeCinces, R (1, 5) OBP: 0.296, SLG: 0.392 Al Bumbry, L (9, FH) OBP: 0.342, SLG: 0.352										3	1	1	0	0	0	1											
Dave Duncan, R (1, 2) OBP: 0.313, SLG: 0.305 Tony Muser, L (9, FH) OBP: 0.315, SLG: 0.263										2	0	1	0	1	0	1											
Inning Stats	R: 0 E: 0 K: 0 S: 3	H: 0 LOB: 0 BB: 0 P: 3	R: 0 E: 0 K: 0 S: 4	H: 1 LOB: 1 BB: 0 P: 4	R: 1 E: 1 K: 1 S: 9	H: 3 LOB: 3 BB: 0 P: 9	R: 0 E: 0 K: 1 S: 5	H: 0 LOB: 0 BB: 0 P: 5	R: 0 E: 0 K: 0 S: 2	H: 0 LOB: 0 BB: 1 P: 6	R: 0 E: 0 K: 0 S: 2	H: 0 LOB: 0 BB: 1 P: 6	R: 0 E: 0 K: 0 S: 4	H: 1 LOB: 1 BB: 0 P: 4	R: 2 E: 0 K: 0 S: 7	H: 4 LOB: 2 BB: 0 P: 7		R: 0 E: 0 K: 2 S: 7	H: 0 LOB: 0 BB: 0 P: 7	1B: 8 2B: 2 3B: 0 HR: 0	SF: 0 SAC: 0 DP: 2 HBP: 0	WP: 0 PB: 0 SB: 0 CS: 0	PA: 37				
PITCHER	IP	WLS	BF	H	R	ER	SO	BB	IBB	HBP	BLK	WP	HR	S	P	ERA	WHIP										
Fritz Peterson, L (1, 1) ERA: 5.46	7.2		33	9	3	3	2	2	0	0	0	0	0	35	43	3.52	1.435										
Steve Foucault, R (8, 1) ERA: 1.19	1.1	S	4	0	0	0	2	0	0	0	0	0	0	8	8	0.00	0.000										

AB	39
R	6
H	14
RBI	6
BB	5
SO	3
LOB	20



AB	35
R	3
H	9
RBI	3
BB	2
SO	4
LOB	19



Batter	1	2	3	4	5	6	7	8	9	AB	R	H	RBI	BB	SO	LOB	TOP			
Lenny Randle, S OBP: 0.308, SLG: 0.322 (1,4)	F9	FC6-4			G1-6-3		FC6-4 1B		5-3	5	0	1	0	0	0	4				
Jim Fregosi, R OBP: 0.345, SLG: 0.383 (1,10)	F8		FC4-6 BB				FC6-4 1B			4	0	2	1	1	0	2				
Mike Hargrove, L OBP: 0.313, SLG: 0.437 (1,3)	F8		FC4-6 2B		F8			E9 2B		4	1	1	0	1	0	2				
Toby Harrah, R OBP: 0.400, SLG: 0.407 (1,6)		F2	L7			F2		6-3	1-3	5	0	0	0	0	0	4				
Jeff Burroughs, R OBP: 0.297, SLG: 0.416 (1,9)		1-3				K				4	0	2	1	0	1	0				
Tom Grieve, R OBP: 0.299, SLG: 0.439 (1,7)					6-3		K		6-3	4	1	1	0	0	1	1				
Juan Beniquez, R OBP: 0.290, SLG: 0.291 (1,8)					6-3			6-3	F4	3	1	0	0	1	0	1				
Roy Howell, L OBP: 0.322, SLG: 0.395 (1,5)					K					3	1	2	2	1	1	0				
Jim Sundberg, R OBP: 0.278, SLG: 0.328 (1,2)							L9		SH3-4	2	0	1	0	1	0	1				
Inning Stats	R: 0 E: 0 K: 0 S: 3	H: 0 LOB: 0 BB: 0 P: 3	R: 2 E: 0 K: 0 S: 5	H: 2 LOB: 2 BB: 2 P: 13	R: 0 E: 0 K: 0 S: 3	H: 1 LOB: 2 BB: 1 P: 7	R: 0 E: 0 K: 1 S: 5	H: 0 LOB: 0 BB: 0 P: 5	R: 0 E: 0 K: 2 S: 4	H: 0 LOB: 0 BB: 0 P: 7	R: 0 E: 0 K: 0 S: 4	H: 1 LOB: 2 BB: 1 P: 8	R: 1 E: 1 K: 0 S: 5	H: 2 LOB: 1 BB: 0 P: 5	R: 1 E: 0 K: 0 S: 5	H: 2 LOB: 2 BB: 1 P: 9	1B: 5 2B: 5 3B: 0 HR: 0	SF: 0 SAC: 1 DP: 1 HBP: 0	WP: 1 PB: 0 SB: 0 CS: 0	PA: 40
PITCHER Ken Holtzman, L ERA: 2.86 (1,1)	IP: 9.0 WLS: L BF: 40 H: 10 R: 4 ER: 4 SO: 3 BB: 5 IBB: 0 HBP: 0 BLK: 0 WP: 1 HR: 0 S: 41 P: 61 ERA: 4.00 WHIP: 1.667															PITCHER				

Texas Rangers @ Baltimore Orioles
Memorial Stadium, Baltimore, MD
Wed Jun 09 1976, 7:05 PM EDT
Att: 8,379 - Unknown

AB 34
R 4
H 10
RBI 4
BB 5
SO 3
LOB 15



Batter	1	2	3	4	5	6	7	8	9	AB	R	H	RBI	BB	SO	LOB	BOTTOM					
Al Bumbry, L OBP: 0.346, SLG: 0.366 (1,7)			6-3 3B		F7			F8		3	1	1	0	1	0	1						
Mark Belanger, R OBP: 0.300, SLG: 0.367 (1,6)	FC6-4 BB		6-3			F8		F6		4	0	0	1	0	0	2						
Tony Muser, L OBP: 0.305, SLG: 0.254 (1,3)	L9-3		K			K			F8	4	0	0	0	0	2	1						
Lee May, R OBP: 0.299, SLG: 0.437 (1,10)		L9			K		K			4	0	1	0	0	2	0						
Bobby Grich, R OBP: 0.394, SLG: 0.434 (1,4)		K			K		F8		FC6-4 1B	4	0	0	0	0	2	1						
Ken Singleton, S OBP: 0.308, SLG: 0.276 (1,9)							K		FC4-6	3	0	1	0	1	1	1						
Paul Blair, R OBP: 0.244, SLG: 0.255 (1,8)					6-3		F8			3	0	1	0	0	0	1						
Doug DeCinces, R OBP: 0.290, SLG: 0.383 (1,5)		F3						F9		3	0	0	0	0	0	2						
Dave Duncan, R OBP: 0.305, SLG: 0.296 (1,2)									E3	3	0	0	0	0	2	0						
Tommy Harper, R OBP: 0.333, SLG: 0.321 (8, PR)										0	0	0	0	0	0	0						
Eliud Hendricks, L OBP: 0.224, SLG: 0.214 (9, 2)										0	0	0	0	0	0	0						
Inning Stats	R: 0 E: 0 K: 0 S: 2	H: 0 LOB: 1 BB: 1 P: 6	R: 0 E: 0 K: 1 S: 6	H: 1 LOB: 2 BB: 1 P: 10	R: 1 E: 0 K: 2 S: 8	H: 1 LOB: 0 BB: 0 P: 8	R: 0 E: 0 K: 2 S: 8	H: 1 LOB: 0 BB: 0 P: 8	R: 0 E: 0 K: 1 S: 5	H: 0 LOB: 0 BB: 0 P: 5	R: 0 E: 0 K: 2 S: 7	H: 0 LOB: 0 BB: 0 P: 7	R: 0 E: 0 K: 1 S: 5	H: 0 LOB: 0 BB: 0 P: 5	R: 0 E: 1 K: 0 S: 4	H: 0 LOB: 1 BB: 0 P: 4	R: 0 E: 0 K: 0 S: 4	H: 1 LOB: 1 BB: 0 P: 4	1B: 2 2B: 2 3B: 1 HR: 0	SF: 0 SAC: 0 DP: 1 HBP: 0	WP: 0 PB: 0 SB: 0 CS: 0	PA: 33
PITCHER Gaylord Perry, R ERA: 3.33 (1,1)	IP: 9.0 WLS: W BF: 33 H: 4 R: 1 ER: 1 SO: 9 BB: 2 IBB: 0 HBP: 0 BLK: 0 WP: 0 HR: 0 S: 49 P: 57 ERA: 1.00 WHIP: 0.667															PITCHER						

Texas Rangers @ Baltimore Orioles
Memorial Stadium, Baltimore, MD
Wed Jun 09 1976, 7:05 PM EDT
Att: 8,379 - Unknown

AB 31
R 1
H 4
RBI 1
BB 2
SO 9
LOB 9



Batter	1	2	3	4	5	6	7	8	9	AB	R	H	RBI	BB	SO	LOB	TOP								
Gene Clines, R OBP: 0.303, SLG: 0.288			L4-3		E		L4-6-3			4	1	1	0	0	1	2	Texas Rangers @ New York Yankees Yankee Stadium, Bronx, NY Fri Jun 11 1976, 7:05 PM EDT Att: 24,315 - Unknown								
Lenny Randle, S OBP: 0.313, SLG: 0.322	F7			L6-3	E		6-3			3	1	1	0	1	0	0									
Mike Hargrove, L OBP: 0.310, SLG: 0.438	F9			L6-3	E9			F7		4	0	1	3	0	0	1									
Toby Harrah, R OBP: 0.393, SLG: 0.398		F7		F7	P4			F8		4	0	0	0	0	0	1									
Jeff Burroughs, R OBP: 0.300, SLG: 0.417	F8				HR	FC6-4		F9		4	1	2	0	0	0	0									
Roy Howell, L OBP: 0.320, SLG: 0.407	K				HR				4-3	4	1	1	2	0	1	1									
Tom Grieve, R OBP: 0.298, SLG: 0.432			K		6-3			F8		3	0	0	0	1	1	0									
Juan Beniquez, R OBP: 0.284, SLG: 0.285			K		F9	FC6-4		P4		4	0	0	0	0	1	2									
Jim Sundberg, R OBP: 0.292, SLG: 0.338					BB	CS				2	1	2	0	1	0	0									
Inning Stats	R: 0 E: 0 K: 1 S: 5	H: 0 LOB: 0 BB: 0 P: 5	R: 0 E: 0 K: 1 S: 5	H: 0 LOB: 0 BB: 0 P: 5	R: 0 E: 0 K: 2 S: 8	H: 1 LOB: 1 BB: 0 P: 8	R: 0 E: 0 K: 0 S: 3	H: 1 LOB: 0 BB: 0 P: 3	R: 5 E: 1 K: 0 S: 8	H: 5 LOB: 1 BB: 1 P: 12	R: 0 E: 0 K: 0 S: 3	H: 1 LOB: 1 BB: 1 P: 7	R: 0 E: 0 K: 0 S: 2	H: 0 LOB: 0 BB: 1 P: 6	R: 0 E: 0 K: 0 S: 3	H: 0 LOB: 0 BB: 0 P: 3	R: 0 E: 0 K: 0 S: 3	H: 0 LOB: 0 BB: 0 P: 3	1B: 6 2B: 2 3B: 0 HR: 1	SF: 0 SAC: 0 DP: 2 HBP: 0	WP: 0 PB: 0 SB: 0 CS: 1	PA: 36			
PITCHER	IP	WLS	BF	H	R	ER	SO	BB	IBB	HBP	BLK	WP	HR	S	P	ERA	WHIP								
Ed Figueroa, R ERA: 3.47	(1, 1)	5.0	23	8	5	5	4	1	0	0	0	0	1	30	34	9.00	1.800								
Tippy Martinez, L ERA: 1.93	(6, 1)	4.0	W	12	0	0	0	2	0	0	0	0	0	10	18	0.00	0.500								

Batter	1	2	3	4	5	6	7	8	9	AB	R	H	RBI	BB	SO	LOB	BOTTOM								
Mickey Rivers, L OBP: 0.308, SLG: 0.425	F8		1B	1-3				K		4	1	1	0	0	1	1	Texas Rangers @ New York Yankees Yankee Stadium, Bronx, NY Fri Jun 11 1976, 7:05 PM EDT Att: 24,315 - Unknown								
Roy White, S OBP: 0.366, SLG: 0.430	F8		2B		F9			HR		4	1	2	2	0	0	0									
Thurman Munson, R OBP: 0.339, SLG: 0.472			2H	1B	P4			L7		4	0	1	0	0	0	1									
Chris Chambliss, L OBP: 0.328, SLG: 0.447	4-3			HR	L7			4-3		4	1	1	0	0	0	1									
Carlos May, L OBP: 0.331, SLG: 0.281		3-1			HR			HR		4	1	2	0	0	0	0									
Sandy Alomar Sr., S OBP: 0.314, SLG: 0.258					1B			1B		0	1	0	0	0	0	0									
Graig Nettles, L OBP: 0.285, SLG: 0.372	K				HR			HR		4	2	2	5	0	1	0									
Oscar Gamble, L OBP: 0.338, SLG: 0.463	K				F2			L7		4	0	1	0	0	1	1									
Willie Randolph, R OBP: 0.360, SLG: 0.328					G3					3	0	1	0	0	0	0									
Jim Mason, L OBP: 0.184, SLG: 0.228					G3			F9		3	0	0	0	0	0	1									
Inning Stats	R: 0 E: 0 K: 0 S: 4	H: 1 LOB: 1 BB: 0 P: 4	R: 0 E: 0 K: 2 S: 7	H: 0 LOB: 0 BB: 0 P: 7	R: 1 E: 0 K: 0 S: 5	H: 2 LOB: 1 BB: 0 P: 5	R: 3 E: 0 K: 0 S: 7	H: 4 LOB: 1 BB: 0 P: 7	R: 0 E: 0 K: 0 S: 3	H: 0 LOB: 0 BB: 0 P: 3	R: 0 E: 0 K: 0 S: 3	H: 1 LOB: 0 BB: 0 P: 3	R: 0 E: 0 K: 1 S: 5	H: 0 LOB: 0 BB: 0 P: 5	R: 3 E: 0 K: 0 S: 6	H: 3 LOB: 1 BB: 0 P: 6	1B: 6 2B: 2 3B: 0 HR: 3	SF: 0 SAC: 0 DP: 0 HBP: 0	WP: 0 PB: 0 SB: 1 CS: 0	PA: 35					
PITCHER	IP	WLS	BF	H	R	ER	SO	BB	IBB	HBP	BLK	WP	HR	S	P	ERA	WHIP								
Bert Blyleven, R ERA: 3.32	(1, 1)	7.2	L	33	11	7	3	0	0	0	0	0	3	39	39	8.22	1.435								
Joe Hoerner, L ERA: 2.13	(8, 1)	0.1		1	0	0	0	0	0	0	0	0	0	1	1	0.00	0.000								

Batter	1	2	3	4	5	6	7	8	9	AB	R	H	RBI	BB	SO	LOB	TOP													
Gene Clines, R OBP: 0.316, SLG: 0.304 (1,7)										5	2	3	0	0	0	0														
Lenny Randle, S OBP: 0.314, SLG: 0.318 (1,4)										4	1	0	0	1	0	3														
Mike Hargrove, L OBP: 0.307, SLG: 0.443 (1,3)										3	2	1	3	2	0	2														
Toby Harrah, R OBP: 0.395, SLG: 0.399 (1,6)										4	1	1	1	1	0	1														
Jeff Burroughs, R OBP: 0.302, SLG: 0.411 (1,9)										4	0	1	2	1	0	1														
Roy Howell, L OBP: 0.322, SLG: 0.403 (1,5)										4	0	1	0	0	1	3														
Tom Grieve, R OBP: 0.296, SLG: 0.435 (1,10)										4	1	1	0	0	1	2														
Juan Beniquez, R OBP: 0.276, SLG: 0.278 (1,8)										4	0	0	0	0	0	1														
Jim Sundberg, R OBP: 0.290, SLG: 0.336 (1,2)										3	0	0	1	0	0	1														
Inning Stats	R: 3 E: 0 K: 0 S: 6	H: 3 LOB: 1 BB: 1 P: 10	R: 3 E: 0 K: 0 S: 5	H: 2 LOB: 0 BB: 1 P: 9	R: 0 E: 0 K: 0 S: 3	H: 0 LOB: 0 BB: 0 P: 3	R: 0 E: 1 K: 0 S: 5	H: 1 LOB: 2 BB: 0 P: 5	R: 0 E: 0 K: 1 S: 6	H: 1 LOB: 1 BB: 0 P: 6	R: 0 E: 0 K: 1 S: 5	H: 0 LOB: 2 BB: 2 P: 13	R: 0 E: 0 K: 0 S: 4	H: 1 LOB: 0 BB: 1 P: 4	R: 0 E: 0 K: 0 S: 3	H: 0 LOB: 1 BB: 1 P: 7	1B: 5 2B: 1 3B: 1 HR: 1	SF: 1 SAC: 0 DP: 0 HBP: 0	WP: 1 PA: 41 PB: 0 SB: 3 CS: 0											
PITCHER Catfish Hunter, R ERA: 3.69 (1,1)	IP: 9.0 WLS: L BF: 41	H: 8 R: 7 ER: 7 SO: 2	BB: 5 IBB: 0 HBP: 0 BLK: 0	WP: 1 HR: 1 S: 40 P: 60	ERA: 7.00 WHIP: 1.444											IP: 9.0 WLS: W BF: 36	H: 5 R: 1 ER: 1 SO: 3	BB: 3 IBB: 0 HBP: 1 BLK: 0	WP: 0 HR: 0 S: 38 P: 51	ERA: 1.00 WHIP: 0.889										

Texas Rangers @ New York Yankees
Yankee Stadium, Bronx, NY
Sun Jun 13 1976, 3:33 AM EDT
Att: 34,262 - Unknown

AB	35
R	7
H	8
RBI	7
BB	5
SO	2
LOB	14



Batter	1	2	3	4	5	6	7	8	9	AB	R	H	RBI	BB	SO	LOB	BOTTOM													
Mickey Rivers, L OBP: 0.306, SLG: 0.418 (1,8)										4	0	1	0	0	0	2														
Roy White, S OBP: 0.358, SLG: 0.423 (1,7)										4	1	1	0	0	0	3														
Thurman Munson, R OBP: 0.345, SLG: 0.475 (1,2)										3	0	0	0	0	0	3														
Chris Chambliss, L OBP: 0.329, SLG: 0.442 (1,3)										3	0	1	1	1	0	1														
Lou Piniella, R OBP: 0.333, SLG: 0.454 (1,10)										4	0	1	0	0	0	1														
Graig Nettles, L OBP: 0.288, SLG: 0.369 (1,5)										4	0	0	0	0	1	3														
Otto Velez, R OBP: 0.376, SLG: 0.311 (1,9)										4	0	0	0	0	2	2														
Willie Randolph, R OBP: 0.356, SLG: 0.326 (1,4)										3	0	0	0	1	0	0														
Fred Stanley, R OBP: 0.333, SLG: 0.292 (1,6)										1	0	0	0	1	0	1														
Fran Healy, R OBP: 0.273, SLG: 0.158 (7, PH)										1	0	1	0	0	0	0														
Jim Mason, L OBP: 0.182, SLG: 0.226 (8, PH)										0	0	0	0	0	0	0														
Rick Dempsey, R OBP: 0.213, SLG: 0.119 (8, PH)										1	0	0	0	0	0	0														
Inning Stats	R: 0 E: 0 K: 0 S: 3	H: 0 LOB: 1 BB: 0 P: 4	R: 0 E: 0 K: 0 S: 3	H: 0 LOB: 0 BB: 0 P: 3	R: 0 E: 0 K: 0 S: 4	H: 1 LOB: 2 BB: 1 P: 8	R: 0 E: 0 K: 0 S: 3	H: 0 LOB: 0 BB: 0 P: 3	R: 0 E: 0 K: 1 S: 5	H: 0 LOB: 1 BB: 1 P: 9	R: 1 E: 0 K: 2 S: 10	H: 3 LOB: 2 BB: 0 P: 10	R: 0 E: 0 K: 0 S: 4	H: 1 LOB: 1 BB: 0 P: 4	R: 0 E: 0 K: 0 S: 3	H: 0 LOB: 0 BB: 1 P: 7	R: 0 E: 0 K: 0 S: 3	H: 0 LOB: 0 BB: 0 P: 3	1B: 3 2B: 2 3B: 0 HR: 0	SF: 0 SAC: 0 DP: 0 HBP: 1	WP: 0 PA: 36 PB: 0 SB: 0 CS: 0									
PITCHER Jim Umberger, L ERA: 2.35 (1,1)	IP: 9.0 WLS: W BF: 36	H: 5 R: 1 ER: 1 SO: 3	BB: 3 IBB: 0 HBP: 1 BLK: 0	WP: 0 HR: 0 S: 38 P: 51	ERA: 1.00 WHIP: 0.889											IP: 9.0 WLS: W BF: 36	H: 5 R: 1 ER: 1 SO: 3	BB: 3 IBB: 0 HBP: 1 BLK: 0	WP: 0 HR: 0 S: 38 P: 51	ERA: 1.00 WHIP: 0.889										

Texas Rangers @ New York Yankees
Yankee Stadium, Bronx, NY
Sun Jun 13 1976, 3:33 AM EDT
Att: 34,262 - Unknown


AB	32
R	1
H	5
RBI	1
BB	3
SO	3
LOB	16



Batter	1	2	3	4	5	6	7	8	9	AB	R	H	RBI	BB	SO	LOB	TOP			
Duane Kuiper, L OBP: 0.269, SLG: 0.271 (1, 4)	F2	6-3			4-3			G3		4	0	0	0	0	0	2				
Orlando Gonzalez, L OBP: 0.333, SLG: 0.263 (1, 3)	1B		L7			1-3		F8		4	1	1	0	0	0	1				
Rick Manning, L OBP: 0.325, SLG: 0.382 (1, 8)	FC5		K			K		E6		4	0	1	0	0	2	0				
Rico Carty, R OBP: 0.386, SLG: 0.464 (1, 10)	6-3		4-3			L7		K		4	0	0	1	0	1	2				
John Lowenstein, L OBP: 0.362, SLG: 0.330 (1, 9)				4-3			K		L7	3	0	1	0	1	1	1				
George Hendrick, R OBP: 0.305, SLG: 0.416 (1, 7)	FC5		4-3			K		L7		4	0	0	0	0	1	4				
Buddy Bell, R OBP: 0.392, SLG: 0.388 (1, 5)		G3		5-3			F8			3	1	1	0	0	0	1				
Alan Ashby, S OBP: 0.310, SLG: 0.318 (1, 2)		G3				K		G3		3	0	1	0	0	1	1				
Frank Duffy, R OBP: 0.289, SLG: 0.296 (1, 6)			L3				4-3			3	0	1	1	0	0	1				
Inning Stats	R: 1 E: 0 K: 0 S: 5	H: 2 LOB: 2 BB: 1 P: 9	R: 1 E: 0 K: 0 S: 4	H: 2 LOB: 0 BB: 0 P: 4	R: 0 E: 0 K: 1 S: 5	H: 0 LOB: 0 BB: 0 P: 5	R: 0 E: 0 K: 0 S: 3	H: 1 LOB: 0 BB: 0 P: 3	R: 0 E: 0 K: 1 S: 5	H: 0 LOB: 0 BB: 0 P: 5	R: 0 E: 0 K: 2 S: 7	H: 0 LOB: 0 BB: 0 P: 7	R: 0 E: 0 K: 0 S: 4	H: 1 LOB: 1 BB: 0 P: 4	R: 0 E: 1 K: 1 S: 6	H: 0 LOB: 1 BB: 0 P: 6	1B: 4 2B: 2 3B: 0 HR: 0	SF: 0 SAC: 0 DP: 0 HBP: 0	WP: 0 PB: 0 SB: 0 CS: 1	PA: 33
PITCHER Gaylord Perry, R ERA: 3.21 (1, 1)	IP: 9.0 WLS: W BF: 33 H: 6 R: 2 ER: 2 SO: 6 BB: 1 IBB: 0 HBP: 0 BLK: 0 WP: 0 HR: 0 S: 44 P: 48 ERA: 2.00 WHIP: 0.778															PITCHER				

Cleveland Indians @ Texas Rangers
Arlington Stadium, Arlington, TX
Tue Jun 15 1976, 8:05 PM EDT
Att: 18,466 - Unknown - 76 F


AB 32
R 2
H 6
RBI 2
BB 1
SO 6
LOB 13

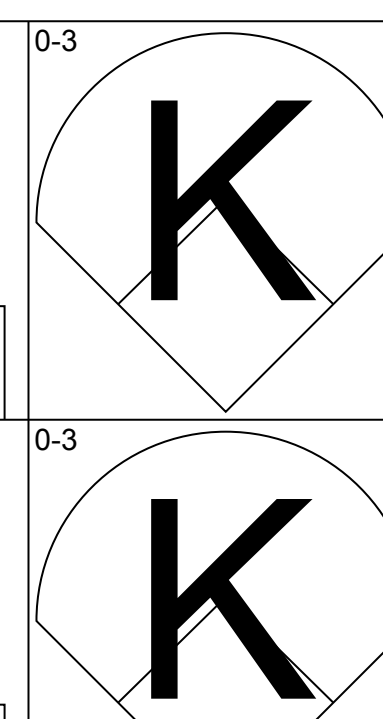
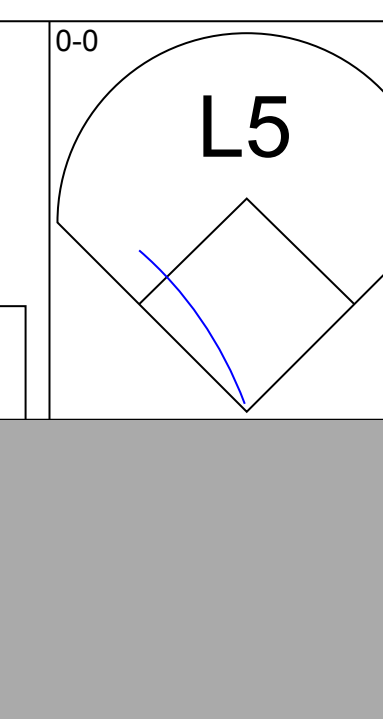
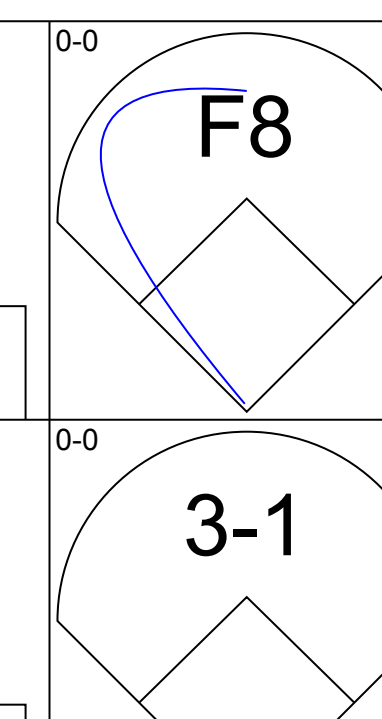
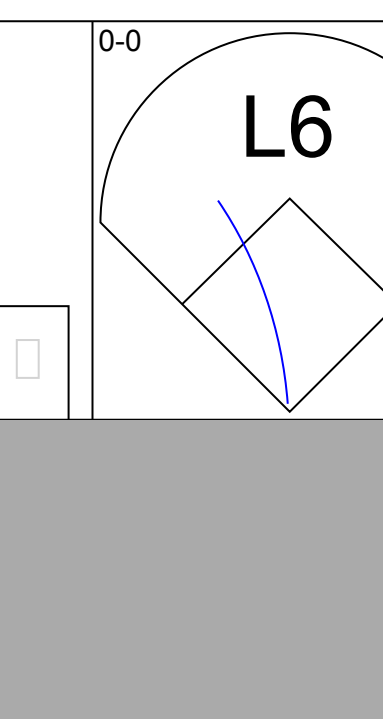
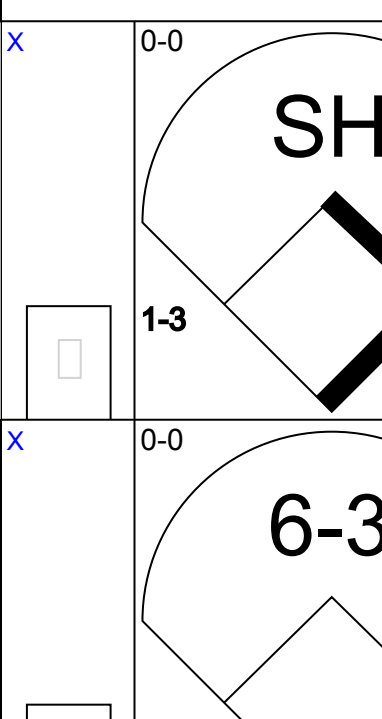
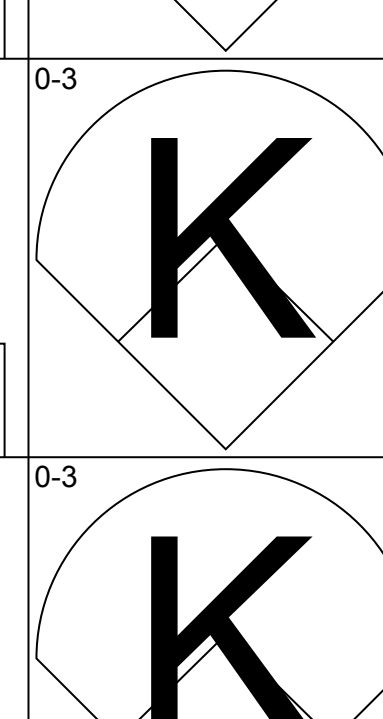
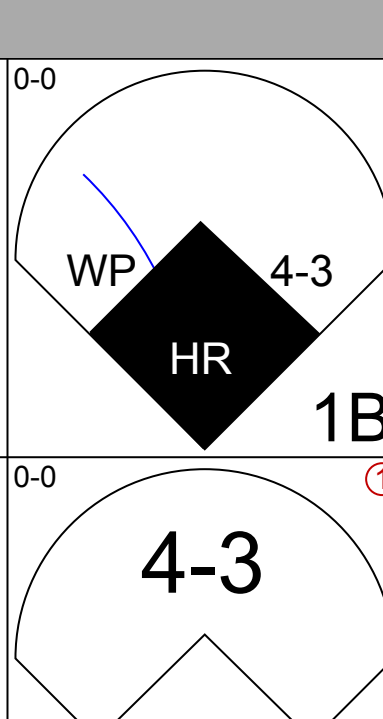
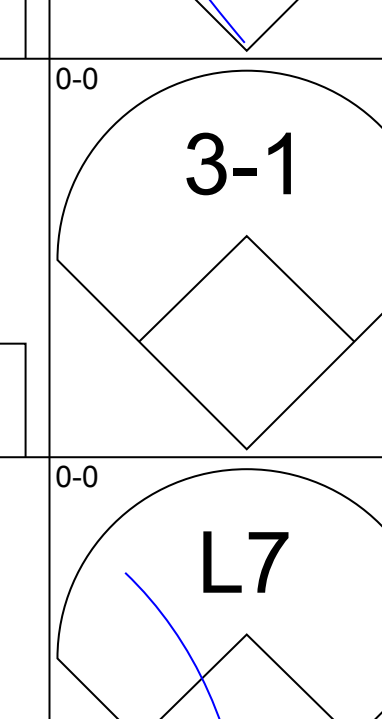
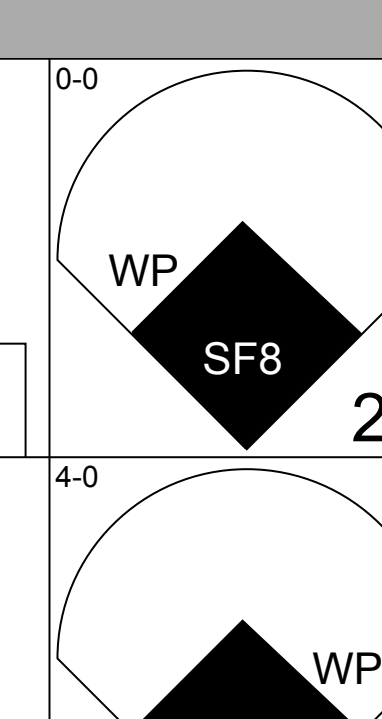
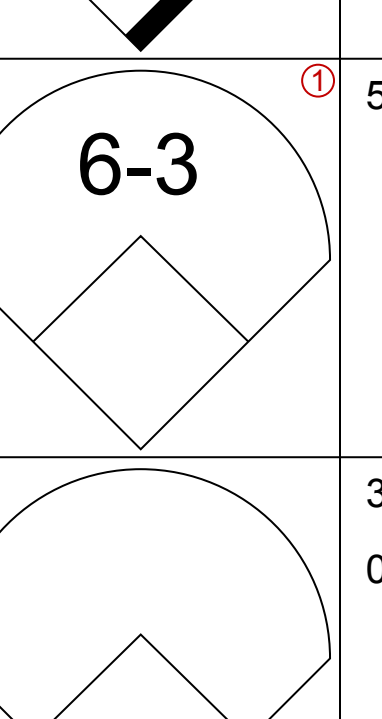
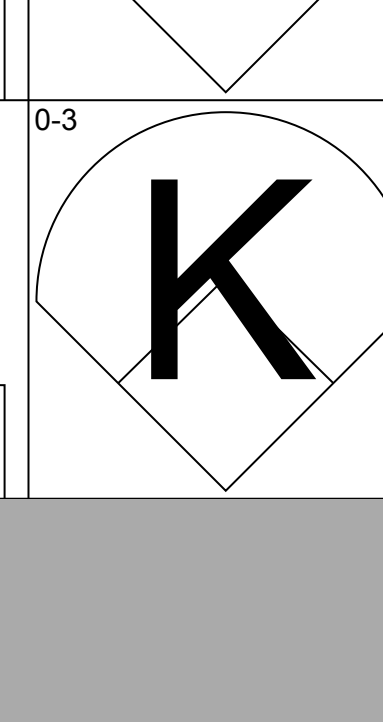
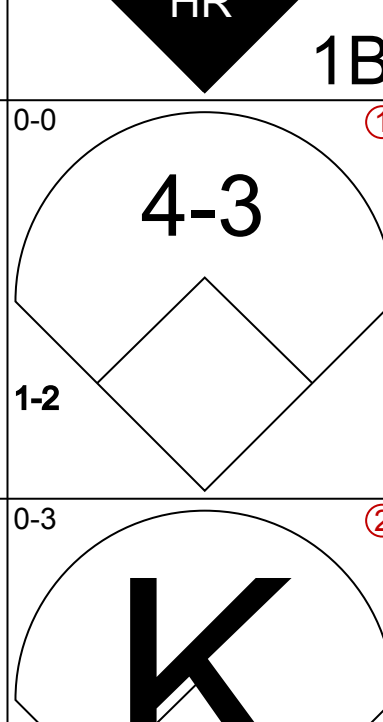
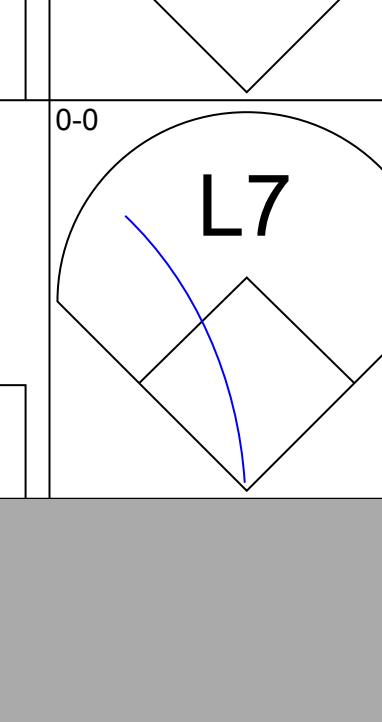
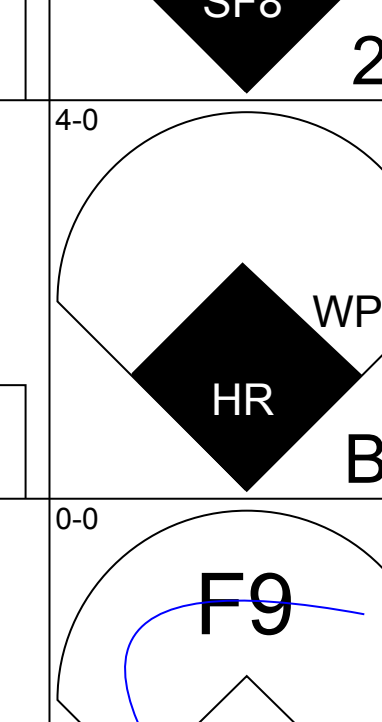
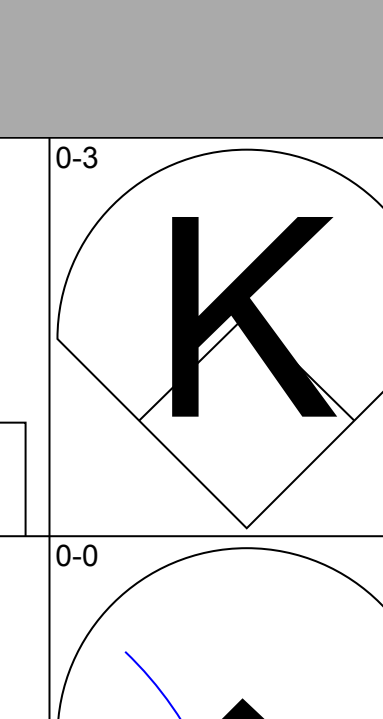
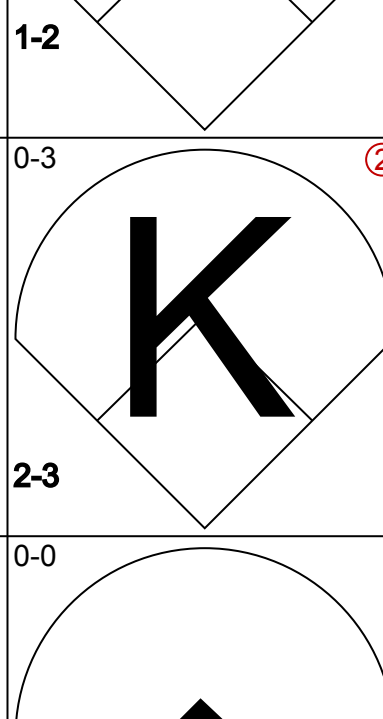
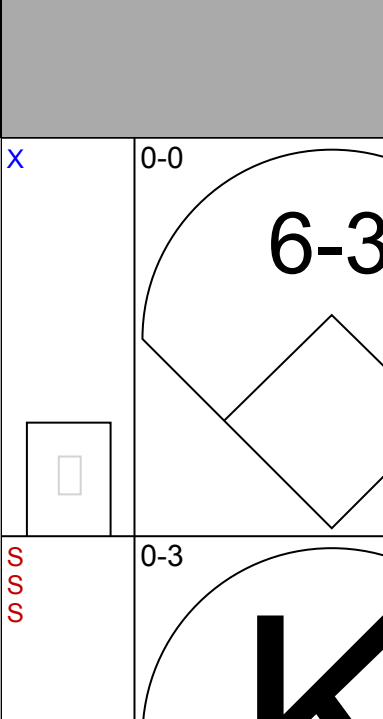
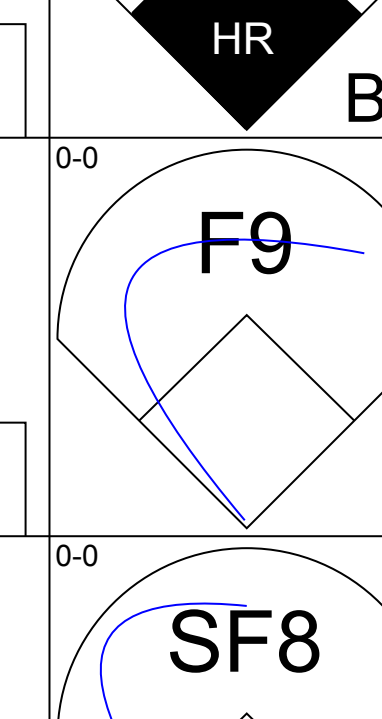
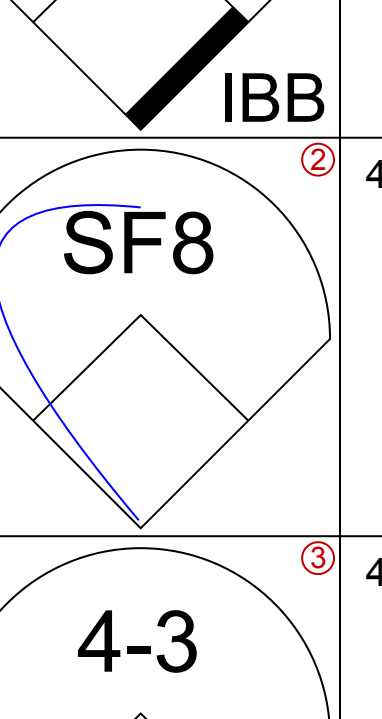
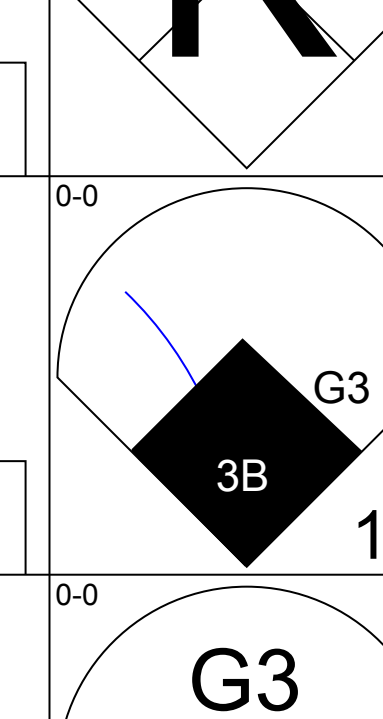
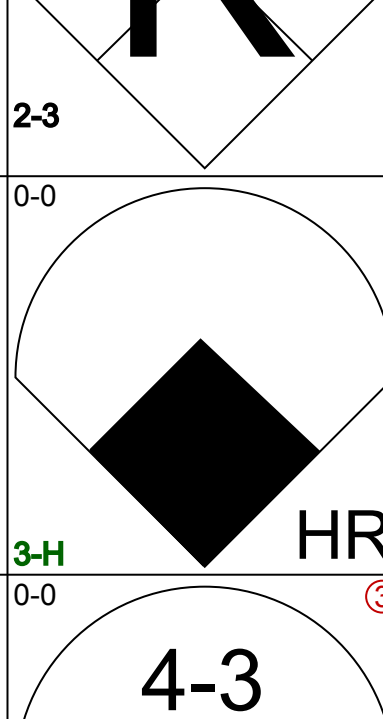
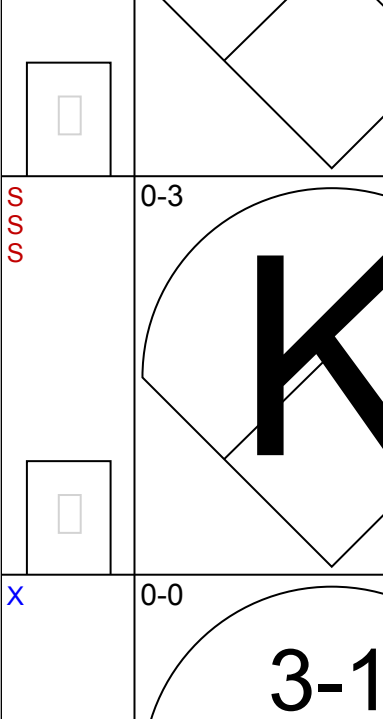
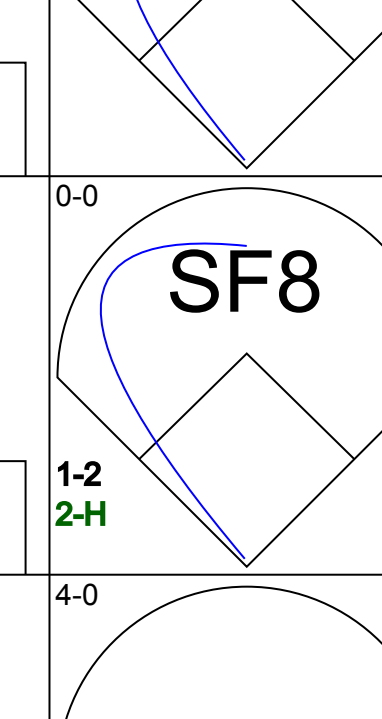
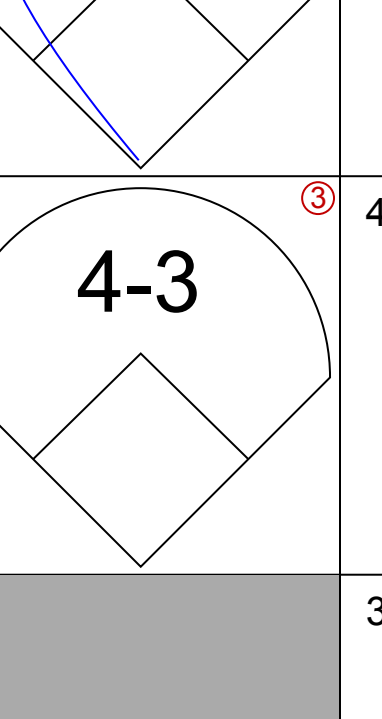
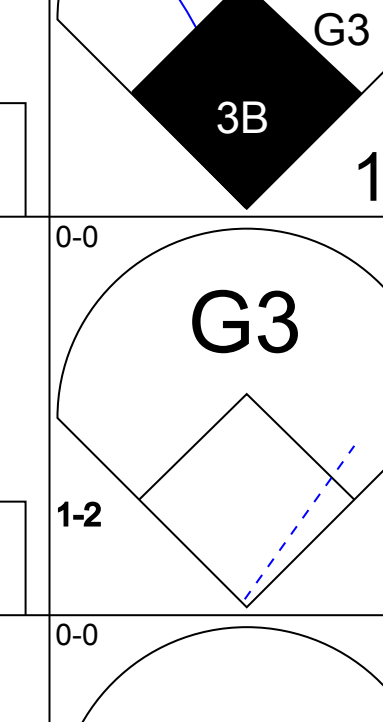
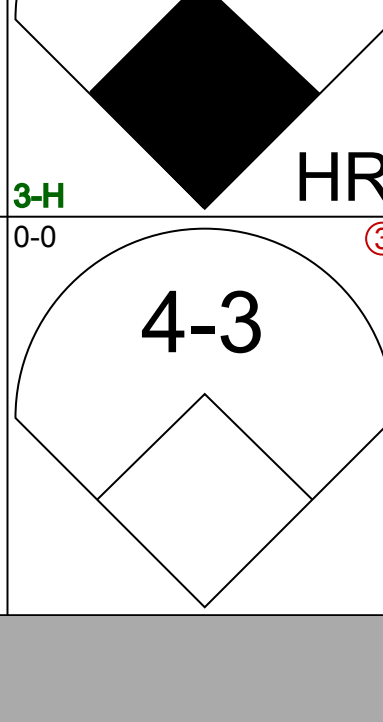
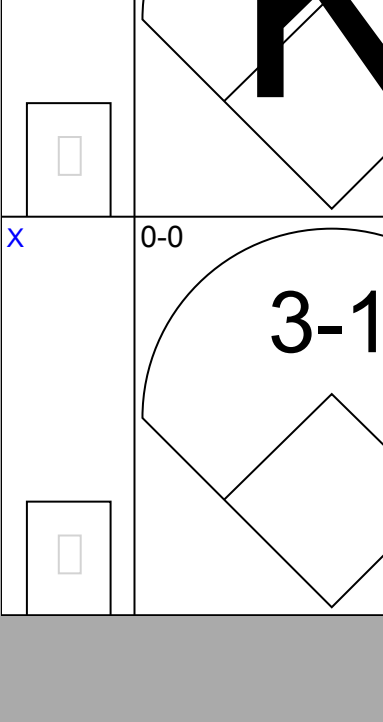
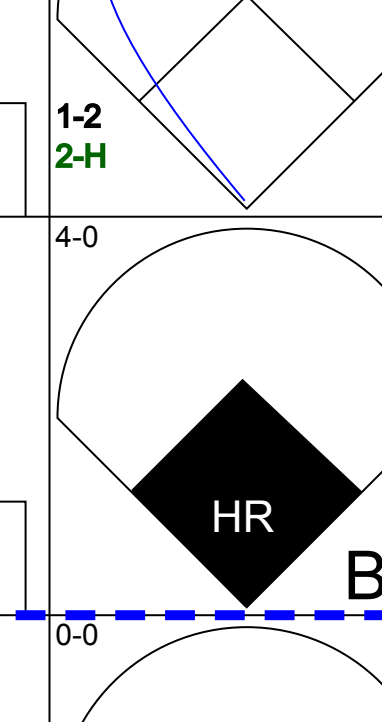
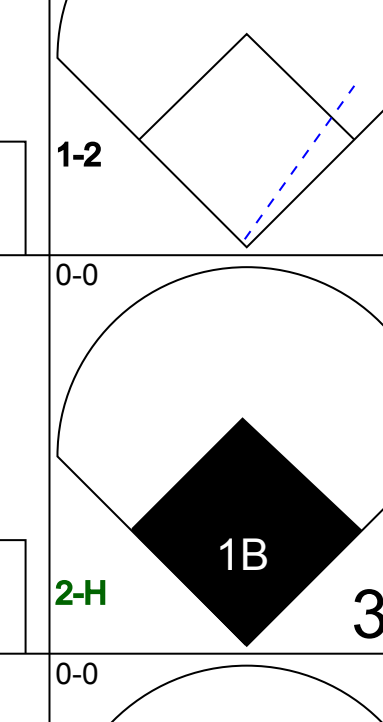
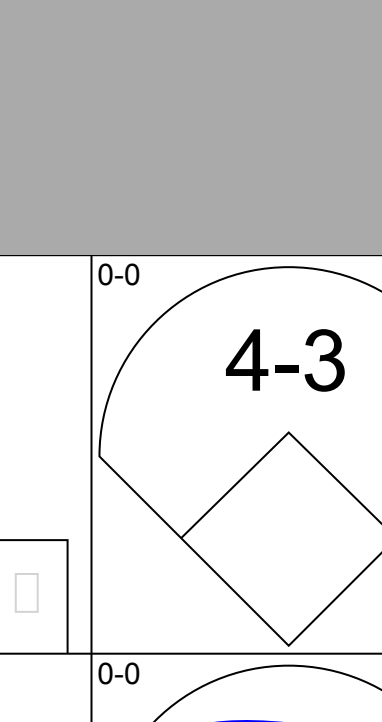
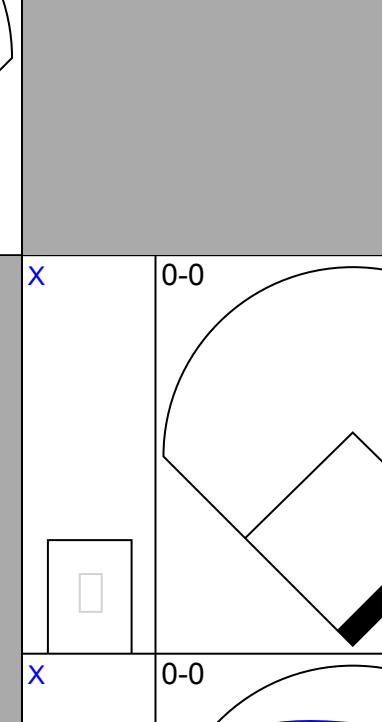
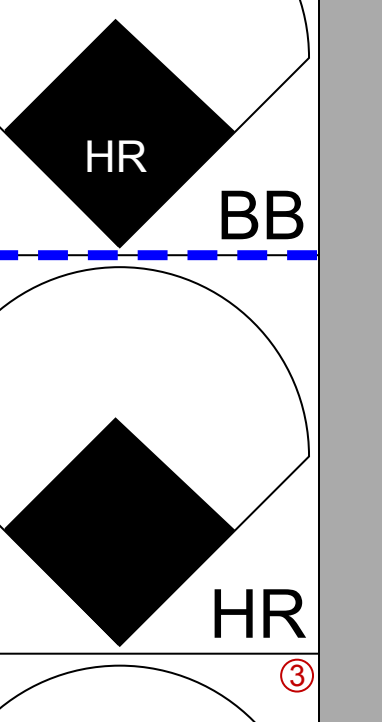
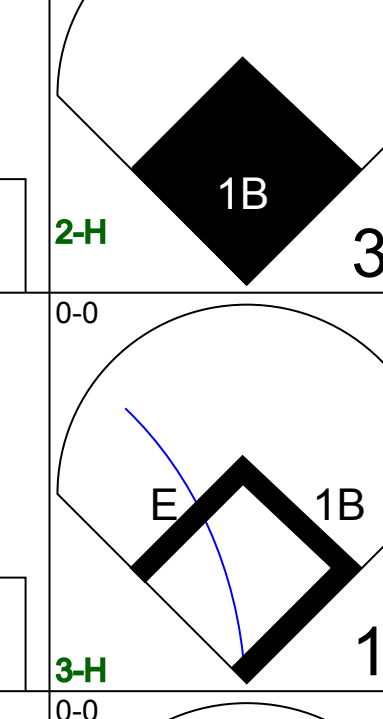
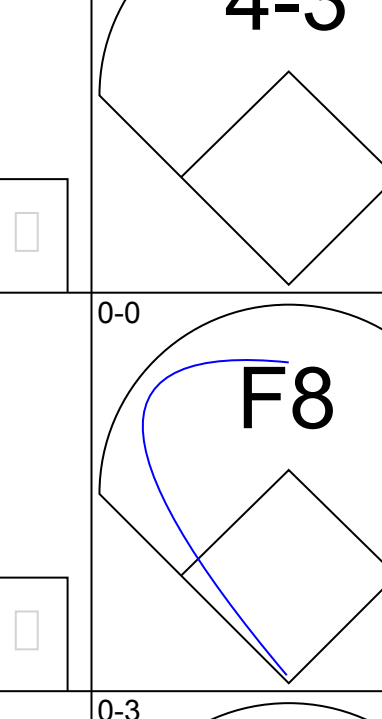
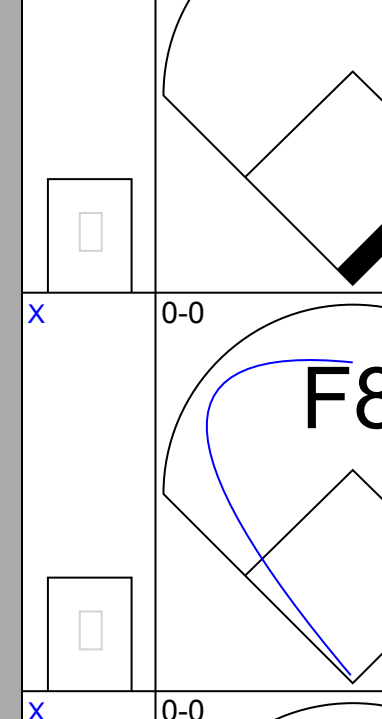

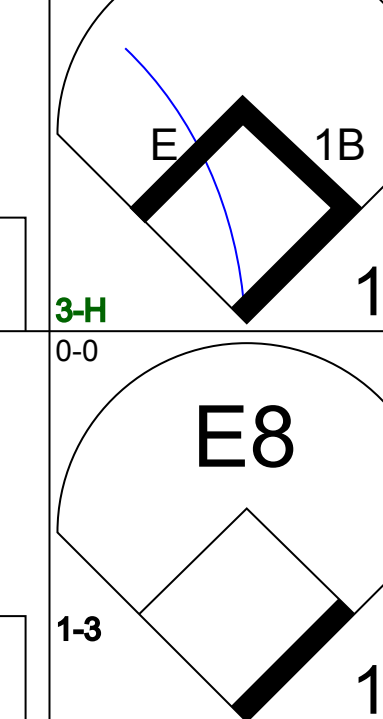
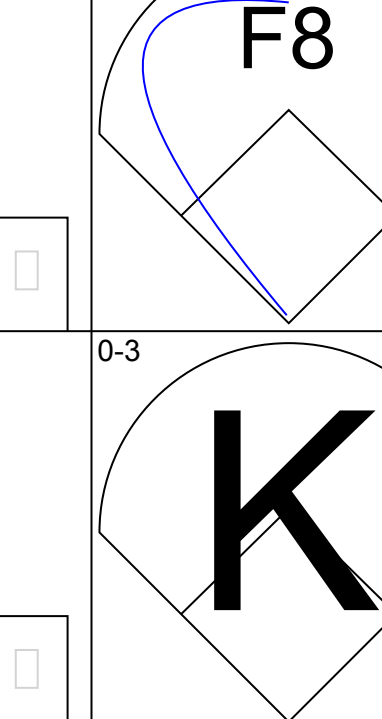
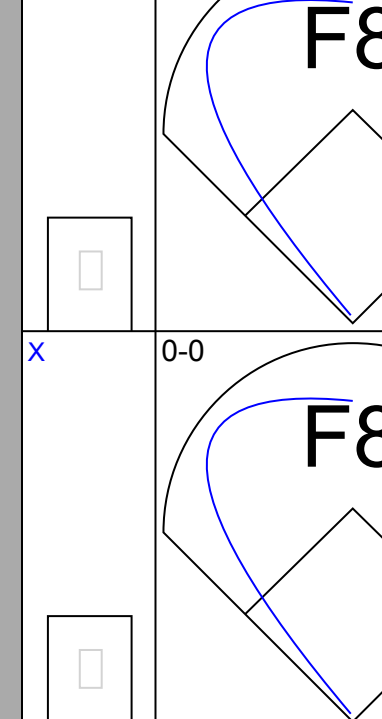
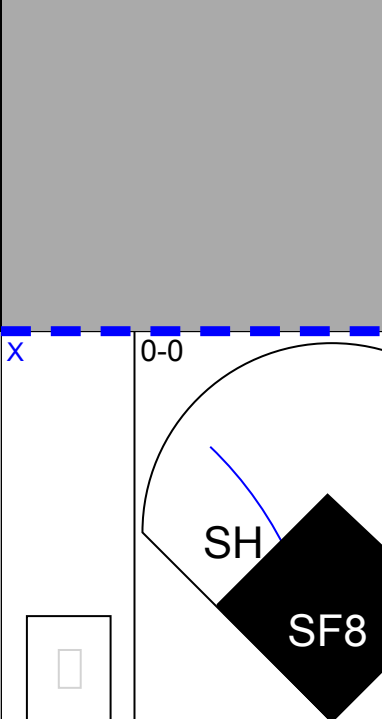


Batter	1	2	3	4	5	6	7	8	9	AB	R	H	RBI	BB	SO	LOB	BOTTOM			
Gene Clines, R OBP: 0.325, SLG: 0.342 (1, 7)	1B		1B	L8		L8				4	2	2	0	0	0	3				
Lenny Randle, S OBP: 0.318, SLG: 0.319 (1, 4)	5-3		1B			CS		K		3	0	1	0	1	1	1				
Mike Hargrove, L OBP: 0.309, SLG: 0.444 (1, 3)	2B		G6-4-3			F8		K		4	1	2	2	0	1	1				
Toby Harrah, R OBP: 0.396, SLG: 0.403 (1, 6)	2B		F4			BB		F8		3	0	1	1	1	0	2				
Jeff Burroughs, R OBP: 0.301, SLG: 0.406 (1, 9)	K		G6-4-3			BB		6-3		3	0	0	0	1	1	3				
Roy Howell, L OBP: 0.316, SLG: 0.395 (1, 5)	K			K		K		K		4	0	0	0	0	4	3				
Tom Grieve, R OBP: 0.295, SLG: 0.431 (1, 10)		6-3		1B		K		F9		4	0	1	0	0	1	0				
Juan Beniquez, R OBP: 0.279, SLG: 0.279 (1, 8)		5-3		1B		4-3				3	0	1	0	0	0	0				
Jim Sundberg, R OBP: 0.297, SLG: 0.342 (1, 2)	L7			1B						3	0	2	0	0	0	0				
Inning Stats	R: 2 E: 0 K: 2 S: 10	H: 3 LOB: 1 BB: 0 P: 10	R: 0 E: 0 K: 0 S: 3	H: 0 LOB: 0 BB: 0 P: 3	R: 1 E: 0 K: 0 S: 4	H: 2 LOB: 1 BB: 1 P: 8	R: 0 E: 0 K: 1 S: 7	H: 3 LOB: 2 BB: 0 P: 7	R: 0 E: 0 K: 1 S: 5	H: 1 LOB: 2 BB: 2 P: 13	R: 0 E: 0 K: 2 S: 6	H: 1 LOB: 1 BB: 0 P: 6	R: 0 E: 0 K: 2 S: 7	H: 0 LOB: 0 BB: 0 P: 7	R: 0 E: 0 K: 1 S: 5	H: 0 LOB: 0 BB: 0 P: 5	1B: 7 2B: 3 3B: 0 HR: 0	SF: 0 SAC: 0 DP: 1 HBP: 0	WP: 0 PB: 0 SB: 0 CS: 1	PA: 34
PITCHER Jim Bibby, R ERA: 4.98 Don Hood, L ERA: 3.6 (5, 1)	IP: 4.0 WLS: L BF: 20 H: 9 R: 3 ER: 3 SO: 3 BB: 1 IBB: 0 HBP: 0 BLK: 0 WP: 0 HR: 0 S: 25 P: 29 ERA: 6.75 WHIP: 2.500															PITCHER				

Cleveland Indians @ Texas Rangers
Arlington Stadium, Arlington, TX
Tue Jun 15 1976, 8:05 PM EDT
Att: 18,466 - Unknown - 76 F

AB 31
R 3
H 10
RBI 3
BB 3
SO 8
LOB 13

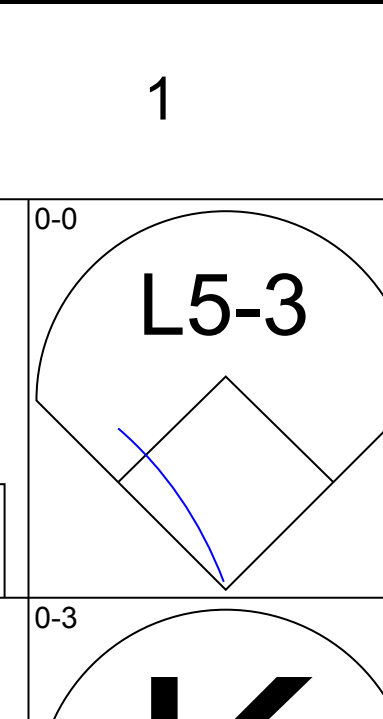
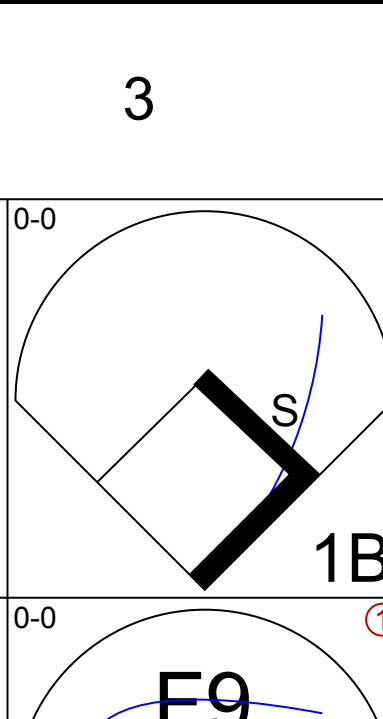
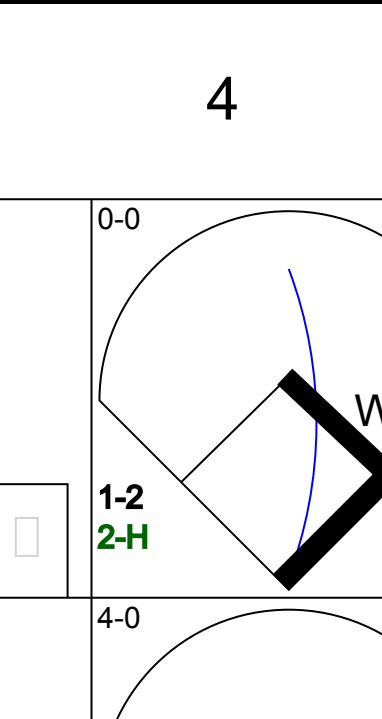
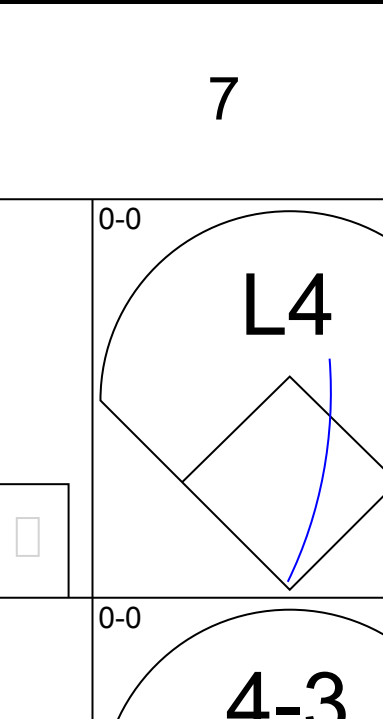
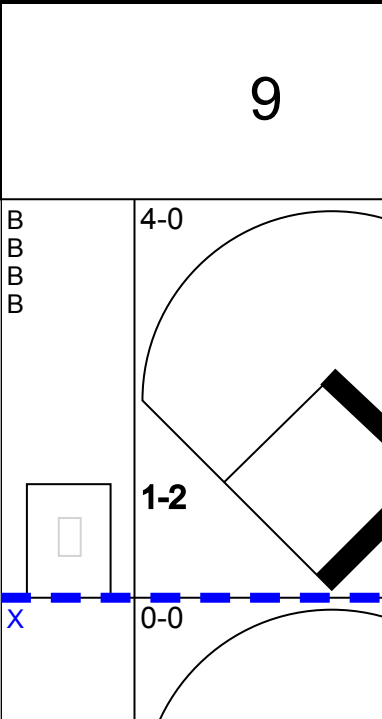
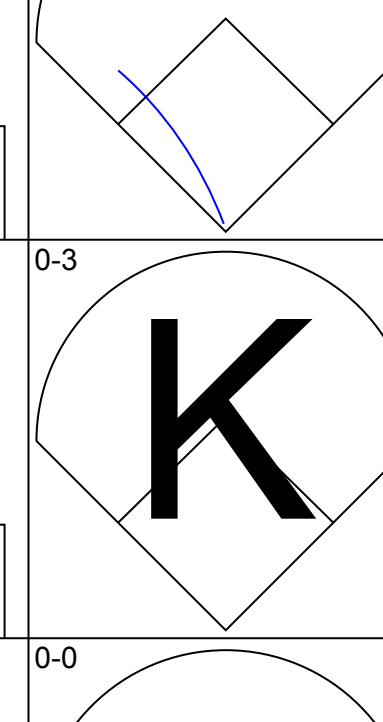
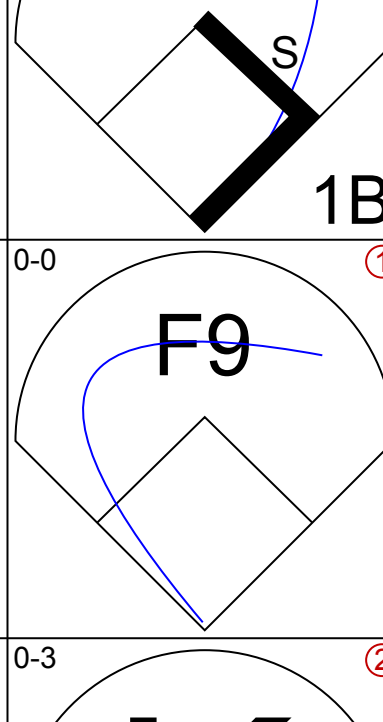
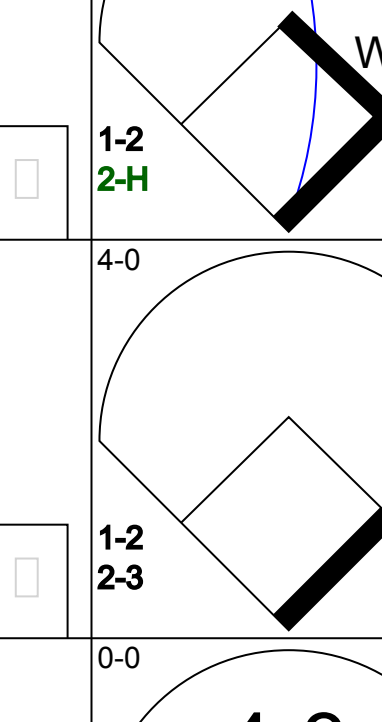
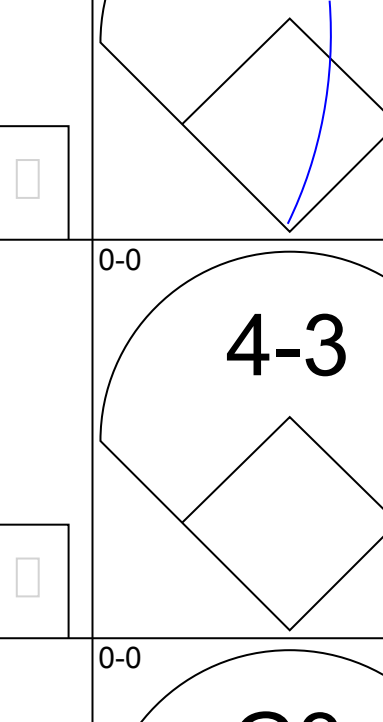
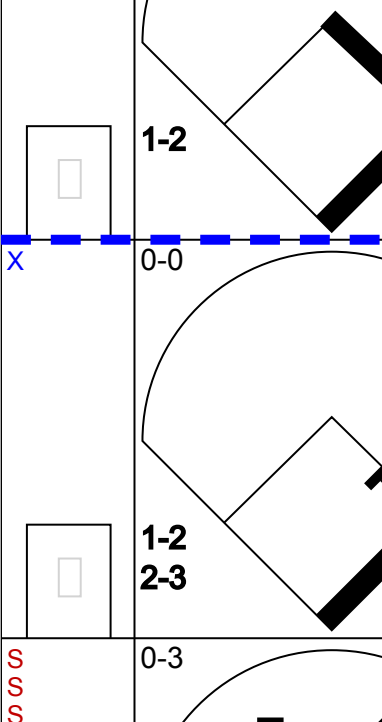
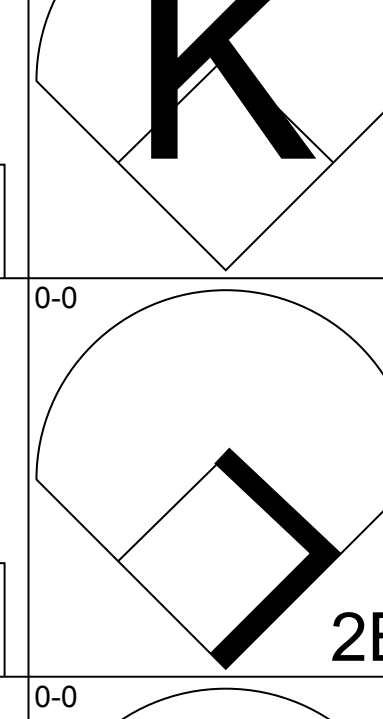
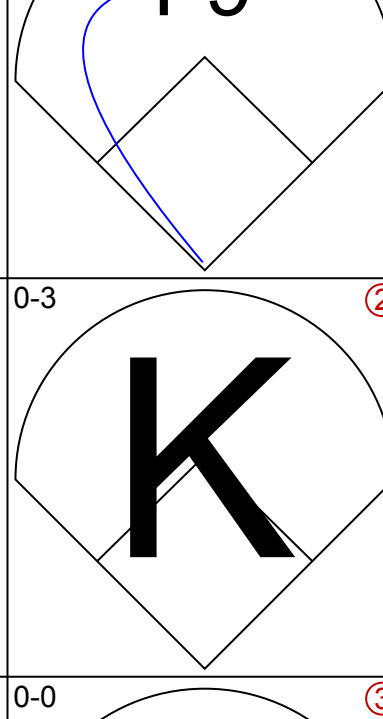
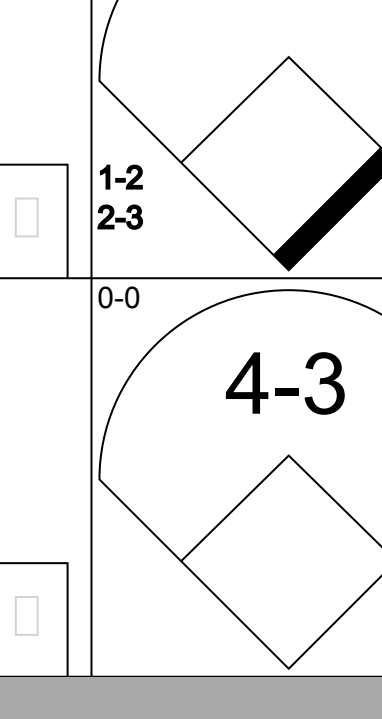
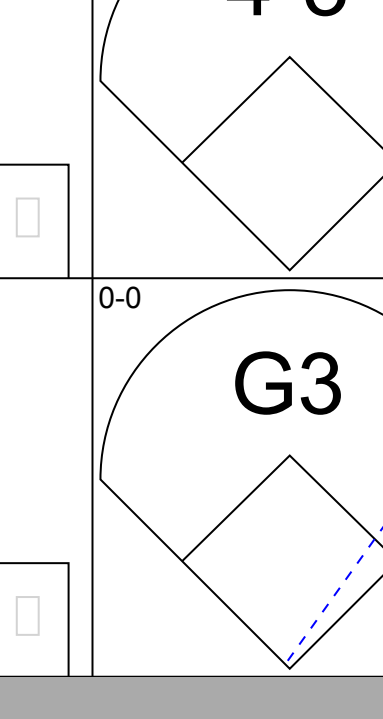
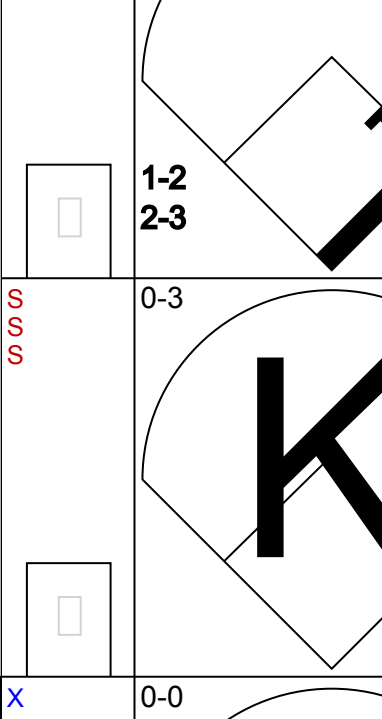
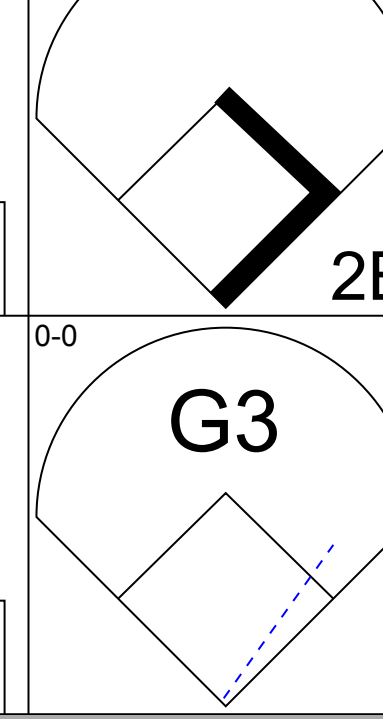
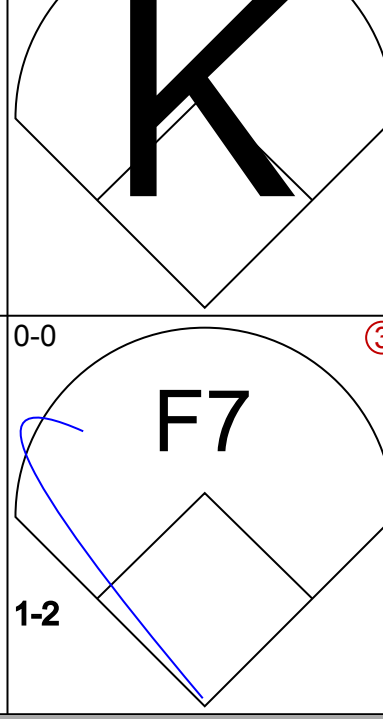
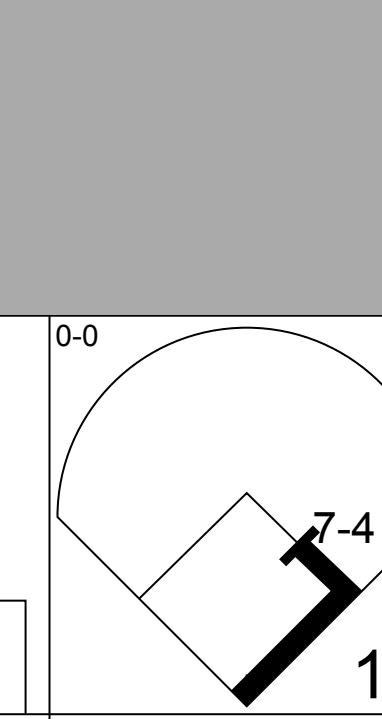
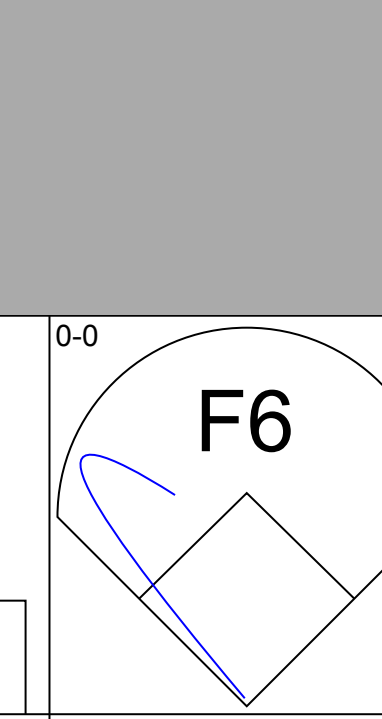
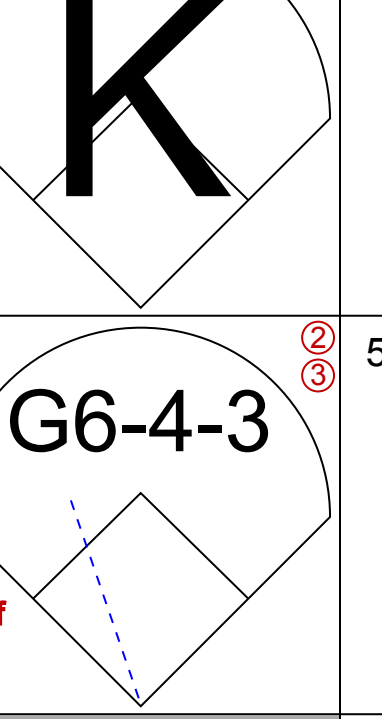
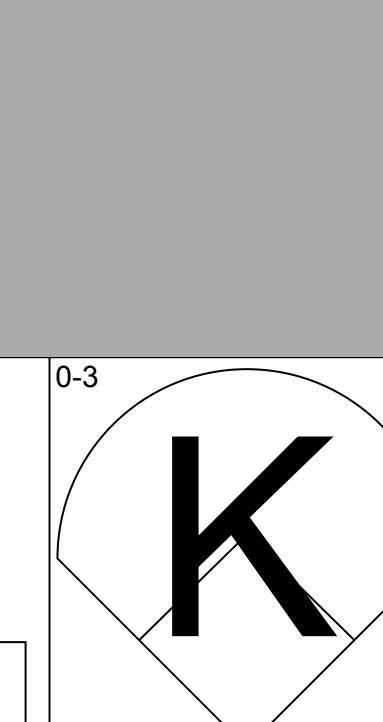
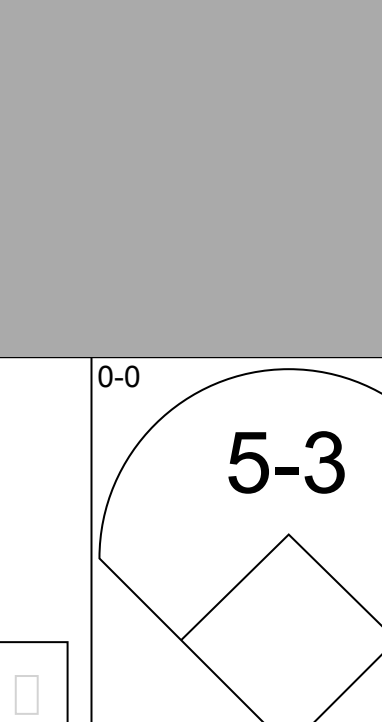
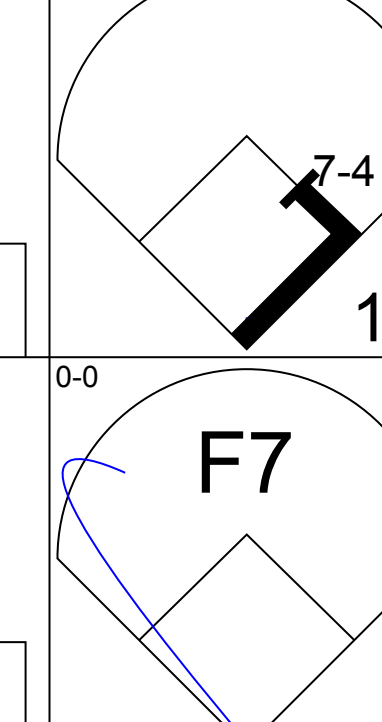
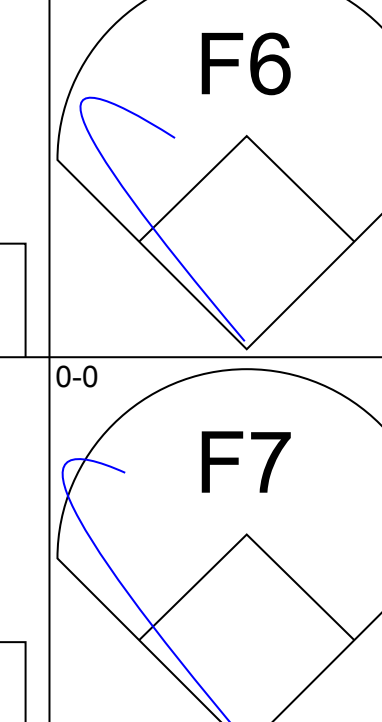
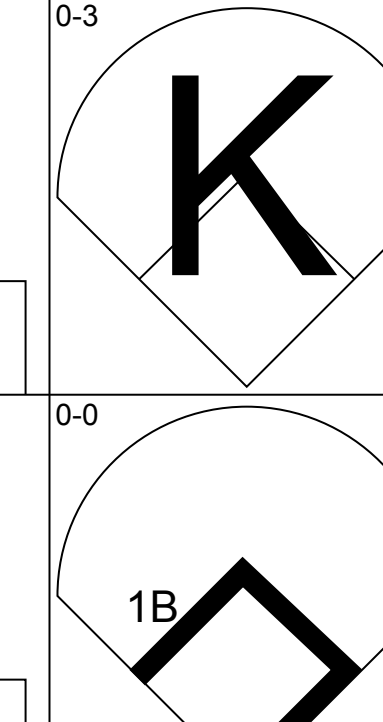
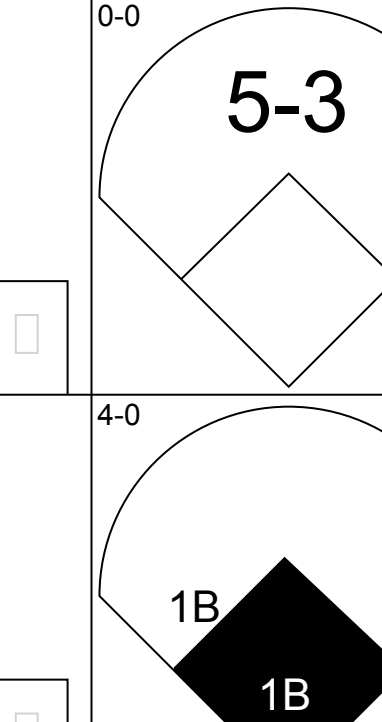
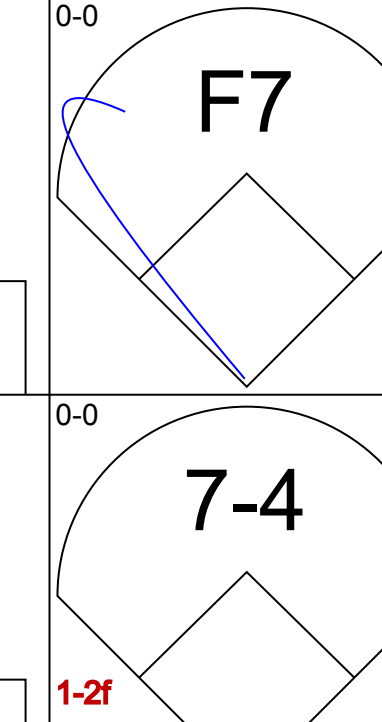
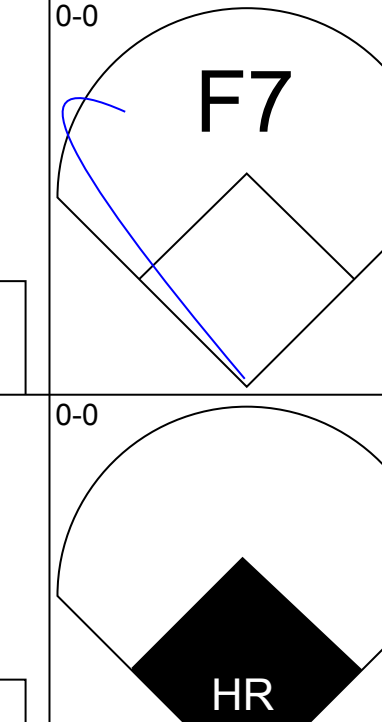
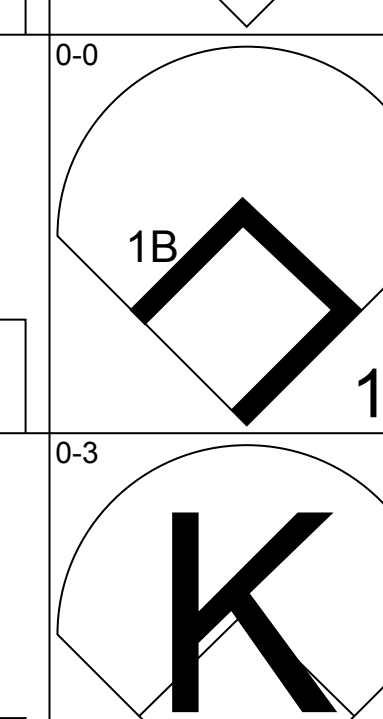
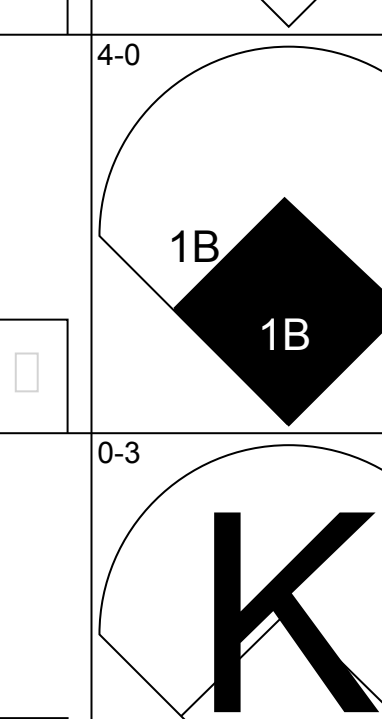
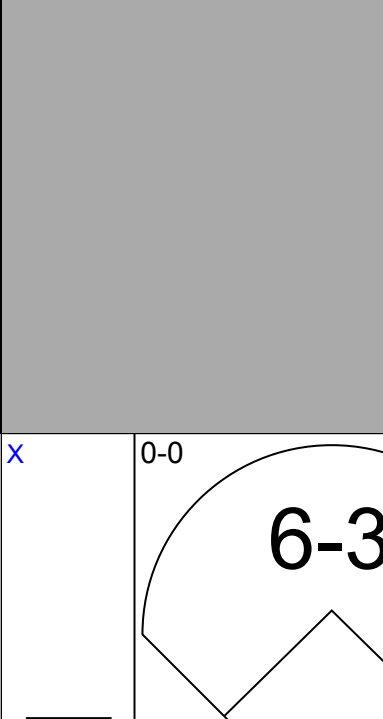
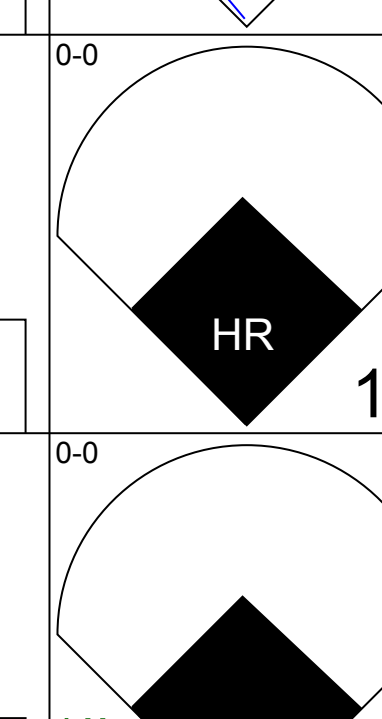
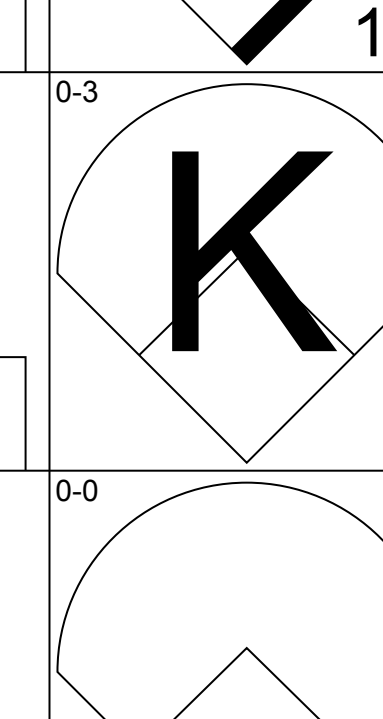
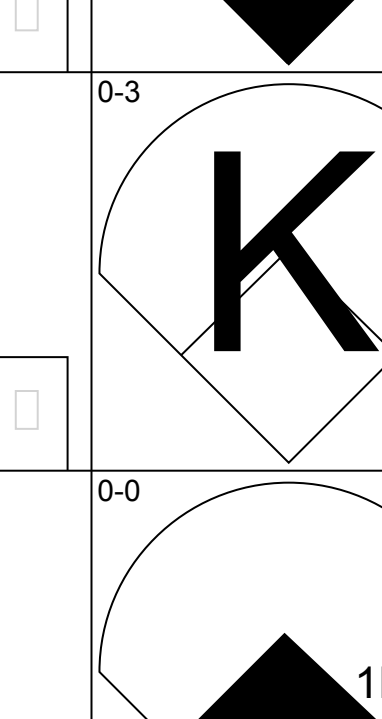
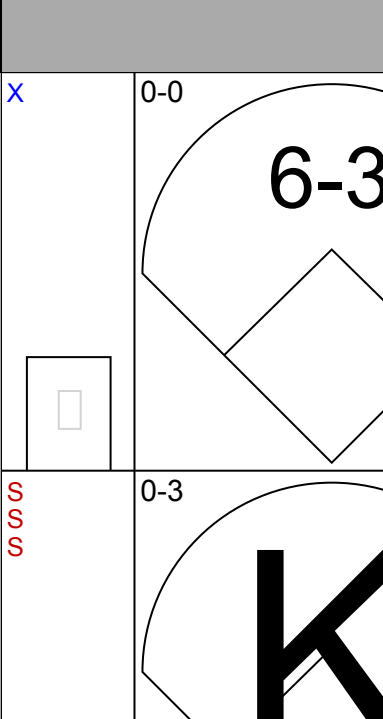
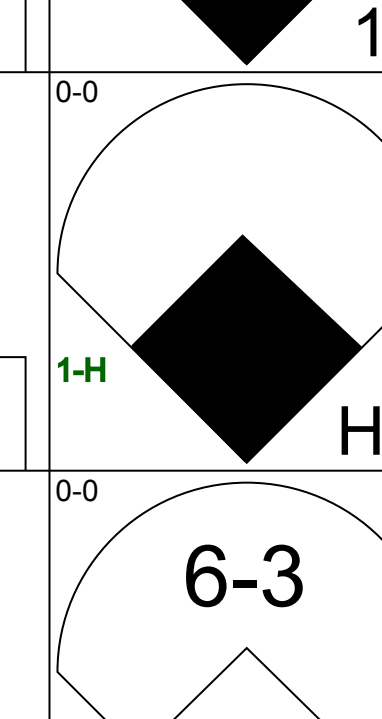

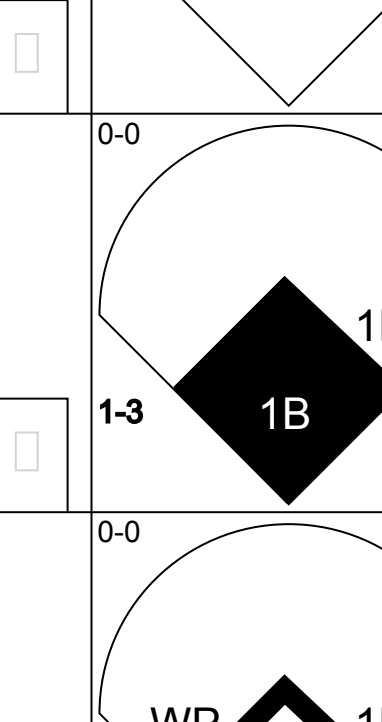
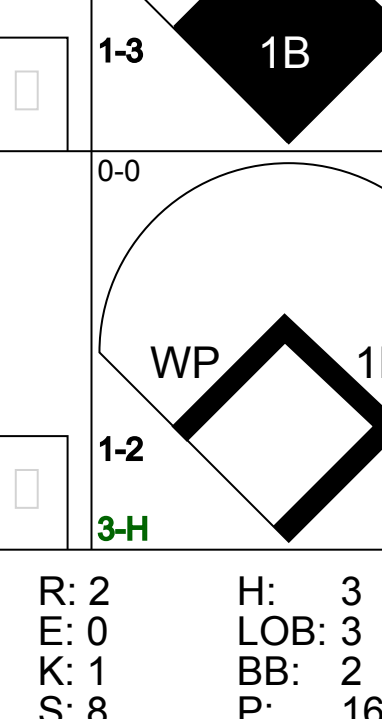
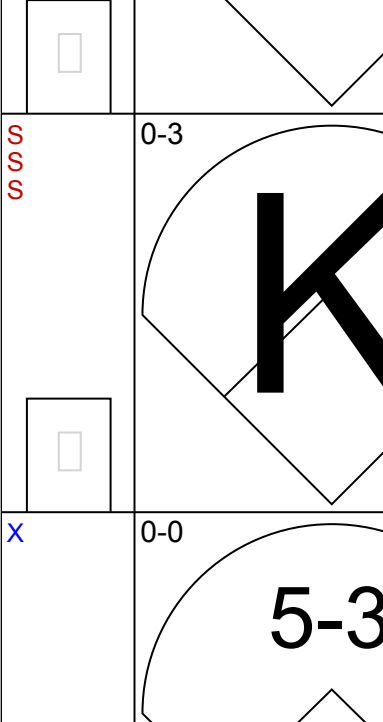
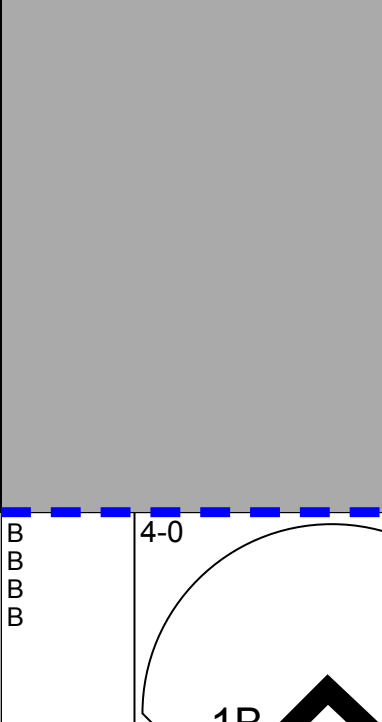


Batter	1	2	3	4	5	6	7	8	9	AB	R	H	RBI	BB	SO	LOB	TOP			
Orlando Gonzalez, L OBP: 0.280, SLG: 0.217 (1, 3)										4	0	0	0	0	1	3				
Rick Manning, L OBP: 0.327, SLG: 0.387 (1, 8)										5	2	2	0	0	1	2				
John Lowenstein, L OBP: 0.358, SLG: 0.319 Doug Howard, R OBP: 0.228, SLG: 0.256 (9, PH) (9, 9)										3	1	0	0	1	1	1				
Rico Carty, R OBP: 0.377, SLG: 0.455 (1, 10)										4	0	0	1	0	2	3				
George Hendrick, R OBP: 0.307, SLG: 0.432 (1, 7)										4	2	2	3	0	1	2				
Alan Ashby, S OBP: 0.308, SLG: 0.312 (1, 2)										3	1	0	0	1	0	1				
Buddy Bell, R OBP: 0.398, SLG: 0.418 (1, 5)										4	2	3	4	0	0	0				
Frank Duffy, R OBP: 0.288, SLG: 0.295 (1, 6)										4	0	1	1	0	1	1				
Duane Kuiper, L OBP: 0.274, SLG: 0.276 (1, 4)										4	1	2	0	0	1	1				
Inning Stats	R: 0 E: 0 K: 3 S: 9	H: 0 LOB: 0 BB: 0 P: 9	R: 2 E: 1 K: 1 S: 9	H: 4 LOB: 2 BB: 0 P: 9	R: 2 E: 0 K: 1 S: 7	H: 2 LOB: 0 BB: 0 P: 7	R: 0 E: 0 K: 1 S: 5	H: 0 LOB: 0 BB: 0 P: 5	R: 0 E: 0 K: 0 S: 3	H: 0 LOB: 0 BB: 0 P: 3	R: 0 E: 0 K: 0 S: 5	H: 1 LOB: 1 BB: 0 P: 4	R: 4 E: 0 K: 1 S: 7	H: 2 LOB: 0 BB: 2 P: 15	R: 1 E: 0 K: 0 S: 5	H: 1 LOB: 2 BB: 1 P: 9	1B: 6 2B: 1 3B: 1 HR: 2	SF: 2 SAC: 1 DP: 0 HBP: 0	WP: 2 PB: 0 SB: 0 CS: 0	PA: 41
PITCHER	IP WLS BF H R ER SO BB IBB HBP BLK WP HR S P ERA WHIP																			
Bert Blyleven, R ERA: 3.62 (1, 1)	7.2 L 33 8 7 7 7 2 0 0 0 0 2 1 45 53 8.22 1.304																			
Steve Foucault, R ERA: 1.57 (8, 1)	0.1 2 1 1 1 1 0 0 0 0 0 1 4 4 27.00 3.000																			
Joe Hoerner, L ERA: 1.84 (9, 1)	1.0 6 1 1 0 0 0 1 0 0 0 0 0 5 9 0.00 1.000																			

Cleveland Indians @ Texas Rangers
Arlington Stadium, Arlington, TX
Wed Jun 16 1976, 8:05 PM EDT
Att: 18,006 - Unknown

AB	35
R	9
H	10
RBI	9
BB	3
SO	8
LOB	14



Batter	1	2	3	4	5	6	7	8	9	AB	R	H	RBI	BB	SO	LOB	BOTTOM					
Gene Clines, R OBP: 0.341, SLG: 0.351 (1, 7)										4	0	2	1	1	0	0						
Lenny Randle, S OBP: 0.320, SLG: 0.317 (1, 4)										4	0	1	0	1	1	1						
Mike Hargrove, L OBP: 0.304, SLG: 0.443 (1, 3)										5	0	1	0	0	2	7						
Toby Harrah, R OBP: 0.392, SLG: 0.398 (1, 6)										5	0	1	0	0	0	5						
Jeff Burroughs, R OBP: 0.296, SLG: 0.398 (1, 9)										4	0	0	0	0	1	1						
Roy Howell, L OBP: 0.324, SLG: 0.399 (1, 5)										3	2	2	0	1	0	1						
Tom Grieve, R OBP: 0.295, SLG: 0.442 (1, 10)										4	1	1	2	0	2	2						
Juan Beniquez, R OBP: 0.283, SLG: 0.284 (1, 8)										4	1	2	0	0	1	0						
Jim Sundberg, R OBP: 0.302, SLG: 0.342 (1, 2)										3	0	1	1	1	1	2						
Inning Stats	R: 0 E: 0 K: 1 S: 6	H: 1 LOB: 1 BB: 0 P: 6	R: 0 E: 0 K: 3 S: 11	H: 2 LOB: 2 BB: 0 P: 11	R: 0 E: 0 K: 1 S: 6	H: 1 LOB: 1 BB: 0 P: 6	R: 2 E: 0 K: 1 S: 8	H: 3 LOB: 3 BB: 2 P: 16	R: 0 E: 0 K: 0 S: 3	H: 1 LOB: 0 BB: 0 P: 3	R: 0 E: 0 K: 1 S: 5	H: 0 LOB: 0 BB: 0 P: 5	R: 0 E: 0 K: 0 S: 3	H: 0 LOB: 0 BB: 0 P: 3	R: 2 E: 0 K: 0 S: 5	H: 2 LOB: 0 BB: 0 P: 5	R: 0 E: 0 K: 1 S: 5	H: 1 LOB: 2 BB: 2 P: 13	1B: 9 2B: 2 3B: 0 HR: 1	SF: 0 SAC: 0 DP: 2 HBP: 0	WP: 1 PB: 0 SB: 1 CS: 0	PA: 40
PITCHER	IP WLS BF H R ER SO BB IBB HBP BLK WP HR S P ERA WHIP																					
Jackie Brown, R ERA: 2.39 (1, 1)	8.0 W 35 10 4 4 7 2 0 0 0 0 1 1 47 55 4.50 1.500																					
Stan Thomas, R ERA: 2.66 (9, 1)	0.0 2 0 0 0 0 2 0 0 0 0 0 0 0 8 ∞ ∞																					
Dave LaRoche, L ERA: 1.57 (9, 1)	1.0 3 1 0 0 0 1 0 0 0 0 0 0 0 5 5 0.00 1.000																					

Cleveland Indians @ Texas Rangers
Arlington Stadium, Arlington, TX
Wed Jun 16 1976, 8:05 PM EDT
Att: 18,006 - Unknown

AB	36
R	4
H	11
RBI	4
BB	4
SO	8
LOB	19



Batter	1	2	3	4	5	6	7	8	9	AB	R	H	RBI	BB	SO	LOB	TOP								
Al Bumby, L OBP: 0.341, SLG: 0.378 (1, 7)										4	1	2	1	0	1	1	Baltimore Orioles @ Texas Rangers Arlington Stadium, Arlington, TX Thu Jun 17 1976, 8:05 PM EDT Att: 15,400 - Unknown								
Paul Blair, R OBP: 0.246, SLG: 0.251 (1, 8)										4	0	1	0	0	1	4									
Bobby Grich, R OBP: 0.386, SLG: 0.420 (1, 4)										2	1	0	0	2	1	0									
Reggie Jackson, L OBP: 0.303, SLG: 0.399 (1, 9)										4	1	1	3	0	0	1									
Lee May, R OBP: 0.299, SLG: 0.444 (1, 3)										4	0	0	0	0	1	0									
Tony Muser, L OBP: 0.292, SLG: 0.242 (8, 3)										0	0	0	0	0	0	0									
Ken Singleton, S OBP: 0.332, SLG: 0.316 (1, 10)										4	1	3	0	0	0	0									
Tommy Harper, R OBP: 0.316, SLG: 0.303 (9, PR)										0	0	0	0	0	0	0									
Mark Belanger, R OBP: 0.364, SLG: 0.365 (1, 6)										2	0	0	0	0	0	1									
Doug DeCinces, R OBP: 0.273, SLG: 0.355 (1, 5)										4	0	0	0	0	1	4									
Dave Duncan, R OBP: 0.306, SLG: 0.301 (1, 2)										4	0	1	0	0	1	4									
Inning Stats	R: 0 E: 0 K: 1 S: 5	H: 1 LOB: 0 BB: 0 P: 5	R: 0 E: 0 K: 0 S: 4	H: 1 LOB: 1 BB: 0 P: 4	R: 0 E: 0 K: 1 S: 6	H: 2 LOB: 2 BB: 0 P: 6	R: 0 E: 0 K: 0 S: 3	H: 0 LOB: 0 BB: 0 P: 3	R: 1 E: 0 K: 1 S: 8	H: 2 LOB: 2 BB: 0 P: 8	R: 0 E: 0 K: 0 S: 2	H: 0 LOB: 0 BB: 1 P: 6	R: 0 E: 0 K: 0 S: 3	H: 0 LOB: 0 BB: 0 P: 3	R: 3 E: 1 K: 3 S: 11	H: 1 LOB: 0 BB: 1 P: 15	R: 0 E: 0 K: 0 S: 4	H: 1 LOB: 2 BB: 0 P: 4	1B: 6 2B: 2 3B: 0 HR: 1	SF: 0 SAC: 2 DP: 2 HBP: 0	WP: 0 PB: 0 SB: 0 CS: 0	PA: 36			
PITCHER	IP	WLS	BF	H	R	ER	SO	BB	IBB	HBP	BLK	WP	HR	S	P	ERA	WHIP								
Nelson Briles, R ERA: 3.19 (1, 1)	8.0	L	32	7	4	1	6	2	0	0	0	0	1	42	50	1.12	1.125								
Steve Foucault, R ERA: 1.62 (9, 1)	1.0		4	1	0	0	0	0	0	0	0	0	0	4	4	0.00	1.000								

Batter	1	2	3	4	5	6	7	8	9	AB	R	H	RBI	BB	SO	LOB	BOTTOM								
Gene Clines, R OBP: 0.326, SLG: 0.333 (1, 7)										4	0	0	0	0	0	2	Baltimore Orioles @ Texas Rangers Arlington Stadium, Arlington, TX Thu Jun 17 1976, 8:05 PM EDT Att: 15,400 - Unknown								
Lenny Randle, S OBP: 0.324, SLG: 0.321 (1, 4)										4	1	2	0	0	0	0									
Mike Hargrove, L OBP: 0.302, SLG: 0.437 (1, 3)										3	0	0	0	1	0	2									
Toby Harrah, R OBP: 0.386, SLG: 0.392 (1, 6)										3	0	0	1	0	0	2									
Jeff Burroughs, R OBP: 0.299, SLG: 0.397 (1, 9)											3	0	1	0	1	0									
Roy Howell, L OBP: 0.316, SLG: 0.391 (1, 5)											4	0	0	0	1	2									
Tom Grieve, R OBP: 0.294, SLG: 0.439 (1, 10)										4	0	1	0	0	1	1									
Juan Beniquez, R OBP: 0.285, SLG: 0.282 (1, 8)										1	0	0	0	1	0	1									
Jim Sundberg, R OBP: 0.297, SLG: 0.335 (1, 2)										3	0	0	0	0	0	2									
Inning Stats	R: 0 E: 0 K: 0 S: 4	H: 1 LOB: 1 BB: 0 P: 4	R: 0 E: 0 K: 0 S: 4	H: 1 LOB: 0 BB: 0 P: 4	R: 0 E: 1 K: 0 S: 3	H: 0 LOB: 0 BB: 0 P: 3	R: 0 E: 0 K: 0 S: 3	H: 0 LOB: 1 BB: 1 P: 7	R: 0 E: 0 K: 0 S: 3	H: 0 LOB: 1 BB: 1 P: 7	R: 0 E: 0 K: 2 S: 7	H: 0 LOB: 0 BB: 0 P: 7	R: 0 E: 0 K: 0 S: 3	H: 0 LOB: 1 BB: 1 P: 7	R: 0 E: 0 K: 0 S: 7	H: 0 LOB: 0 BB: 0 P: 7		1B: 4 2B: 0 3B: 0 HR: 0	SF: 1 SAC: 1 DP: 1 HBP: 0	WP: 0 PB: 0 SB: 1 CS: 0	PA: 34				
PITCHER	IP	WLS	BF	H	R	ER	SO	BB	IBB	HBP	BLK	WP	HR	S	P	ERA	WHIP								
Wayne Garland, R ERA: 2.25 (1, 1)	7.0	W	27	4	1	1	1	2	0	0	0	0	0	27	35	1.29	0.857								
Dave Pagan, R ERA: 2.1 (8, 1)	2.0	S	7	0	0	0	2	1	0	0	0	0	0	10	14	0.00	0.500								

AB	32
R	4
H	8
RBI	4
BB	2
SO	6
LOB	15



Batter	1	2	3	4	5	6	7	8	9	AB	R	H	RBI	BB	SO	LOB	TOP								
Ken Singleton, S OBP: 0.329, SLG: 0.310 (1, 10)										4	0	0	0	1	2	2									
Paul Blair, R OBP: 0.245, SLG: 0.250 (1, 8)										5	1	1	0	0	1	1									
Bobby Grich, R OBP: 0.382, SLG: 0.410 (1, 4)										4	0	0	0	1	1	1									
Reggie Jackson, L OBP: 0.319, SLG: 0.421 (9, PR)										2	3	1	1	3	0	1									
Tommy Harper, R OBP: 0.316, SLG: 0.303 (9, 7)										0	0	0	0	0	0	0									
Lee May, R OBP: 0.310, SLG: 0.470 (6, 3)										3	2	3	3	0	0	0									
Tony Muser, L OBP: 0.295, SLG: 0.246 (1, 7)										2	1	1	0	0	1	1									
Andres Mora, R OBP: 0.277, SLG: 0.411 (9, 9)										5	2	3	3	0	1	2									
Mark Belanger, R OBP: 0.362, SLG: 0.364 (9, PH)										3	0	1	1	0	1	0									
Tim Nordbrook, R OBP: 0.200, SLG: 0.200 (9, 6)										1	0	0	0	0	0	2									
Doug DeCinces, R OBP: 0.272, SLG: 0.353 (1, 5)										4	0	1	1	0	1	1									
Dave Duncan, R OBP: 0.304, SLG: 0.299 (1, 2)										4	0	1	0	0	0	1									
Inning Stats	R: 0 E: 0 K: 1 S: 5	H: 0 LOB: 0 BB: 0 P: 5	R: 3 E: 0 K: 0 S: 7	H: 4 LOB: 1 BB: 0 P: 7	R: 0 E: 0 K: 1 S: 6	H: 1 LOB: 2 BB: 1 P: 10	R: 0 E: 0 K: 2 S: 8	H: 2 LOB: 1 BB: 0 P: 8	R: 3 E: 0 K: 1 S: 7	H: 2 LOB: 0 BB: 1 P: 11	R: 0 E: 0 K: 0 S: 3	H: 0 LOB: 0 BB: 0 P: 3	R: 3 E: 0 K: 1 S: 7	H: 2 LOB: 1 BB: 1 P: 11	R: 0 E: 0 K: 1 S: 5	H: 0 LOB: 1 BB: 1 P: 9	R: 0 E: 0 K: 1 S: 6	H: 1 LOB: 2 BB: 1 P: 10	1B: 9 2B: 0 3B: 0 HR: 3	SF: 1 SAC: 0 DP: 0 HBP: 0	WP: 0 PB: 0 SB: 2 CS: 1	PA: 43			
PITCHER	IP	WLS	BF	H	R	ER	SO	BB	IBB	HBP	BLK	WP	HR	S	P	ERA	WHIP								
Jim Umberger, L ERA: 2.62 (1, 1)	1.1	L	8	4	3	3	1	0	0	0	0	0	1	10	10	20.25	3.000								
Steve Hargan, R ERA: 3.29 (2, 1)	5.2		26	7	6	6	5	2	1	0	0	0	2	33	45	9.53	1.588								
Jeff Terpko, R ERA: 2.6 (8, 1)	2.0		9	1	0	0	2	2	0	0	0	0	0	11	19	0.00	1.500								

Baltimore Orioles @ Texas Rangers
Arlington Stadium, Arlington, TX
Fri Jun 18 1976, 8:05 PM EDT
Att: 32,001 - Unknown

AB 37
R 9
H 12
RBI 9
BB 5
SO 8
LOB 12



Batter	1	2	3	4	5	6	7	8	9	AB	R	H	RBI	BB	SO	LOB	BOTTOM								
Gene Clines, R OBP: 0.319, SLG: 0.326 (1, 7)										5	1	1	0	0	1	1									
Lenny Randle, S OBP: 0.326, SLG: 0.320 (1, 4)										4	1	1	0	1	0	1									
Mike Hargrove, L OBP: 0.302, SLG: 0.433 (1, 3)										4	1	1	1	1	0	2									
Toby Harrah, R OBP: 0.388, SLG: 0.394 (9, 6)										4	1	2	0	0	0	1									
Greg Pryor, R OBP: 0.375, SLG: 0.375 (9, PH)										0	0	0	0	0	0	0									
Joe Lahoud, L OBP: 0.325, SLG: 0.237 (9, PH)										1	0	1	1	0	0	0									
Jeff Burroughs, R OBP: 0.301, SLG: 0.397 (1, 9)										5	0	2	1	0	0	1									
Tom Grieve, R OBP: 0.296, SLG: 0.438 (1, 10)										5	0	2	0	0	1	3									
Danny Thompson, R OBP: 0.270, SLG: 0.313 (1, 5)										3	0	0	1	0	1	4									
Juan Benquez, R OBP: 0.289, SLG: 0.283 (1, 8)										3	0	1	0	1	0	3									
Jim Sundberg, R OBP: 0.290, SLG: 0.327 (1, 2)										4	0	0	0	0	3	3									
Inning Stats	R: 0 E: 0 K: 0 S: 3	H: 0 LOB: 0 BB: 0 P: 3	R: 0 E: 0 K: 0 S: 4	H: 1 LOB: 1 BB: 0 P: 4	R: 0 E: 0 K: 1 S: 6	H: 1 LOB: 2 BB: 1 P: 10	R: 1 E: 0 K: 2 S: 10	H: 3 LOB: 2 BB: 0 P: 10	R: 0 E: 0 K: 0 S: 3	H: 0 LOB: 0 BB: 0 P: 3	R: 0 E: 0 K: 1 S: 5	H: 0 LOB: 1 BB: 1 P: 9	R: 0 E: 0 K: 1 S: 8	H: 3 LOB: 3 BB: 0 P: 8	R: 3 E: 1 K: 1 S: 9	H: 3 LOB: 1 BB: 0 P: 9	1B: 10 2B: 1 3B: 0 HR: 0	SF: 1 SAC: 0 DP: 0 HBP: 0	WP: 0 PB: 0 SB: 0 CS: 0	PA: 42					
PITCHER	IP	WLS	BF	H	R	ER	SO	BB	IBB	HBP	BLK	WP	HR	S	P	ERA	WHIP								
Rudy May, L ERA: 3.42 (1, 1)	8.1	W	39	10	4	2	6	3	0	0	0	0	0	48	60	2.16	1.560								
Dyar Miller, R ERA: 4.01 (9, 1)	0.2		3	1	0	0	0	0	0	0	0	0	0	3	3	0.00	1.500								

Baltimore Orioles @ Texas Rangers
Arlington Stadium, Arlington, TX
Fri Jun 18 1976, 8:05 PM EDT
Att: 32,001 - Unknown

AB 38
R 4
H 11
RBI 4
BB 3
SO 6
LOB 19



Batter	1	2	3	4	5	6	7	8	9	AB	R	H	RBI	BB	SO	LOB	TOP																
Ken Singleton, S OBP: 0.326, SLG: 0.307 (1, 10)	6-3		F3		K	5-3		BB 1B		5	0	1	0	0	1	3	<p>Baltimore Orioles @ Texas Rangers Arlington Stadium, Arlington, TX Sat Jun 19 1976, 8:05 PM EDT Att: 23,652 - Unknown</p>																
Paul Blair, R OBP: 0.257, SLG: 0.268 (1, 8)										3	1	3	0	0	0	0																	
Al Bumbry, L OBP: 0.348, SLG: 0.386 (7, PH) (7, 8)	E		L5-3		BB		HR	BB		2	1	2	0	0	0	0																	
Bobby Grich, R OBP: 0.387, SLG: 0.409 (1, 4)	E7		L5-3				F3	G6-3		3	0	1	1	2	0	2																	
Reggie Jackson, L OBP: 0.309, SLG: 0.407 (1, 9)	P5				K	P5		G6-3		5	0	0	0	0	1	8																	
Lee May, R OBP: 0.319, SLG: 0.495 (1, 3)					F7					3	2	2	2	1	0	0																	
Tony Muser, L OBP: 0.300, SLG: 0.252 (8, 3)						F8				1	1	1	0	0	0	0																	
Andres Mora, R OBP: 0.286, SLG: 0.447 (1, 7)	F7					F8		HR		4	1	2	1	0	0	3																	
Mark Belanger, R OBP: 0.359, SLG: 0.357 (1, 6)					F7		F9	F3		4	0	0	0	1	0	3																	
Brooks Robinson, R OBP: 0.185, SLG: 0.257 (1, 5)										5	1	2	3	0	0	1																	
Dave Duncan, R OBP: 0.315, SLG: 0.295 (1, 2)										2	1	0	0	3	1	1																	
Inning Stats	R: 1 E: 1 K: 0 S: 5	H: 2 LOB: 2 BB: 1 P: 9	R: 0 E: 0 K: 0 S: 2	H: 0 LOB: 0 BB: 1 P: 6	R: 0 E: 0 K: 1 S: 3	H: 1 LOB: 1 BB: 0 P: 3	R: 0 E: 0 K: 1 S: 6	H: 1 LOB: 1 BB: 0 P: 6	R: 0 E: 0 K: 1 S: 6	H: 1 LOB: 2 BB: 1 P: 14	R: 1 E: 0 K: 0 S: 5	H: 2 LOB: 2 BB: 1 P: 9	R: 3 E: 0 K: 0 S: 6	H: 3 LOB: 0 BB: 0 P: 6	R: 1 E: 0 K: 0 S: 4	H: 2 LOB: 2 BB: 2 P: 12	R: 2 E: 0 K: 1 S: 7	H: 2 LOB: 0 BB: 0 P: 7	1B: 9 2B: 3 3B: 0 HR: 3	SF: 0 SAC: 1 DP: 3 HBP: 0	WP: 0 PB: 0 SB: 1 CS: 0	PA: 45											
PITCHER	IP WLS BF H R ER SO BB IBB HBP BLK WP HR S P ERA WHIP																																
Fritz Peterson, L ERA: 5.08 (1, 1)	6.0	28	7	2	1	2	5	0	0	0	0	0	0	27	47	1.50	2.000																
Steve Foucault, R ERA: 2.5 (7, 1)	1.1	L 9	4	4	4	0	1	0	0	0	0	0	2	8	12	27.00	3.750																
Steve Barr, L ERA: 5.67 (8, 1)	1.2	8	3	2	2	1	1	0	0	0	0	0	1	9	13	10.80	2.400																

Batter	1	2	3	4	5	6	7	8	9	AB	R	H	RBI	BB	SO	LOB	BOTTOM																	
Dave Moates, L OBP: 0.227, SLG: 0.268 (1, 8)	K		FC5-6		F7			6-3		4	0	0	0	0	1	2	<p>Baltimore Orioles @ Texas Rangers Arlington Stadium, Arlington, TX Sat Jun 19 1976, 8:05 PM EDT Att: 23,652 - Unknown</p>																	
Lenny Randle, S OBP: 0.325, SLG: 0.318 (1, 4)	F7				K			K		4	0	1	0	0	2	1																		
Mike Hargrove, L OBP: 0.395, SLG: 0.424 (1, 3)	F9		L9-6							4	0	0	0	0	1	2																		
Toby Harrah, R OBP: 0.385, SLG: 0.391 (1, 6)					6-3		F8			4	1	1	0	0	1	0																		
Jeff Burroughs, R OBP: 0.304, SLG: 0.425 (1, 9)					K		K			4	2	2	3	0	2	0																		
Joe Lahoud, L OBP: 0.314, SLG: 0.228 (1, 10)					K2-3					4	0	0	0	0	2	0																		
Tom Grieve, R OBP: 0.292, SLG: 0.432 (1, 7)					6-3					3	0	0	0	0	2	0																		
Roy Howell, L OBP: 0.319, SLG: 0.405 (1, 5)							F2			3	1	1	1	0	0	0																		
Bill Fahey, L OBP: 0.400, SLG: 0.250 (1, 2)					E4			4-3		3	0	1	0	0	0	0																		
Inning Stats	R: 0 E: 0 K: 1 S: 5	H: 0 LOB: 0 BB: 0 P: 5	R: 2 E: 0 K: 1 S: 7	H: 2 LOB: 0 BB: 0 P: 7	R: 0 E: 1 K: 0 S: 4	H: 1 LOB: 1 BB: 0 P: 4	R: 0 E: 0 K: 2 S: 7	H: 0 LOB: 0 BB: 0 P: 7	R: 1 E: 0 K: 1 S: 7	H: 2 LOB: 1 BB: 0 P: 7	R: 0 E: 0 K: 2 S: 7	H: 0 LOB: 0 BB: 0 P: 7	R: 0 E: 0 K: 2 S: 7	H: 0 LOB: 0 BB: 0 P: 7	R: 0 E: 0 K: 1 S: 5	H: 0 LOB: 0 BB: 0 P: 5		R: 1 E: 0 K: 1 S: 6	H: 1 LOB: 0 BB: 0 P: 6	1B: 3 2B: 1 3B: 0 HR: 3	SF: 0 SAC: 0 DP: 1 HBP: 0	WP: 0 PB: 0 SB: 0 CS: 0	PA: 33											
PITCHER	IP WLS BF H R ER SO BB IBB HBP BLK WP HR S P ERA WHIP																																	
Jim Palmer, R ERA: 3.15 (1, 1)	9.0	W 33	6	4	4	11	0	0	0	0	0	0	0	3	55	55	4.00	0.667																

AB	37
R	8
H	14
RBI	7
BB	7
SO	3
LOB	21



Batter	1	2	3	4	5	6	7	8	9	AB	R	H	RBI	BB	SO	LOB	TOP					
Ken Singleton, S (1, 10) OBP: 0.329, SLG: 0.308	L7		4-3			1B	FC6-4			3	0	1	1	1	0	1						
Paul Blair, R (1, 8) OBP: 0.256, SLG: 0.268	F8			K		1B	FC6-4			4	0	1	0	0	1	2						
Bobby Grich, R (1, 4) OBP: 0.380, SLG: 0.400	K			K		F9			5-3	4	0	0	0	0	2	3						
Reggie Jackson, L (1, 9) OBP: 0.304, SLG: 0.399	L7			K		K			K2-3-2	3	0	0	0	0	2	3						
Al Bumbry, L (6, 7) OBP: 0.352, SLG: 0.390									1B	1	0	1	0	0	0	0						
Lee May, R (1, 3) OBP: 0.313, SLG: 0.484	6-3			K		K			K2-3-2	4	0	0	0	0	3	4						
Tony Muser, L (9, 3) OBP: 0.300, SLG: 0.252									1B	0	0	0	0	0	0	0						
Andres Mora, R (1, 7) OBP: 0.284, SLG: 0.439	F8								K	4	1	1	0	0	1	0						
Mark Belanger, R (1, 6) OBP: 0.357, SLG: 0.355			5-3			G3			5-3	4	0	1	0	0	0	0						
Brooks Robinson, R (1, 5) OBP: 0.195, SLG: 0.274			6-3				P6			4	1	2	0	0	0	2						
Dave Duncan, R (1, 2) OBP: 0.327, SLG: 0.303									5-3	3	0	2	1	1	0	1						
Inning Stats	R: 0 E: 0 K: 1 S: 5	H: 0 LOB: 0 BB: 0 P: 5	R: 0 E: 0 K: 0 S: 3	H: 0 LOB: 0 BB: 0 P: 3	R: 0 E: 0 K: 0 S: 3	H: 0 LOB: 1 BB: 1 P: 7	R: 0 E: 0 K: 3 S: 9	H: 0 LOB: 0 BB: 0 P: 9	R: 0 E: 0 K: 1 S: 5	H: 0 LOB: 0 BB: 0 P: 5	R: 1 E: 0 K: 2 S: 10	H: 3 LOB: 3 BB: 1 P: 14	R: 1 E: 0 K: 0 S: 6	H: 4 LOB: 2 BB: 0 P: 6	R: 0 E: 0 K: 1 S: 5	H: 1 LOB: 1 BB: 0 P: 5	R: 0 E: 0 K: 1 S: 6	H: 1 LOB: 1 BB: 0 P: 6	1B: 8 2B: 2 3B: 0 HR: 0	SF: 0 SAC: 0 DP: 1 HBP: 0	WP: 0 PB: 0 SB: 0 CS: 0	PA: 36
PITCHER Gaylord Perry, R (1, 1) ERA: 3.11	IP: 9.0 WLS: L BF: 36	H: 9 R: 2 ER: 2 SO: 9	BB: 2 IBB: 0 HBP: 0 BLK: 0	WP: 0 HR: 0 S: 52 P: 60	ERA: 2.00 WHIP: 1.222																	

Baltimore Orioles @ Texas Rangers
Arlington Stadium, Arlington, TX
Sun Jun 20 1976, 8:05 PM EDT
Att: 20,081 - Unknown

AB 34
R 2
H 9
RBI 2
BB 2
SO 9
LOB 16





Batter	1	2	3	4	5	6	7	8	9	AB	R	H	RBI	BB	SO	LOB	BOTTOM					
Gene Clines, R (1, 7) OBP: 0.316, SLG: 0.322	1B		L4			L3		FC4-6		4	0	1	0	0	0	1						
Lenny Randle, S (1, 4) OBP: 0.318, SLG: 0.311	F8		K			F8			5-3	4	0	0	0	0	1	1						
Mike Hargrove, L (1, 3) OBP: 0.389, SLG: 0.416	F9			1-3		K			1-3	4	0	0	0	0	1	1						
Toby Harrah, R (1, 6) OBP: 0.383, SLG: 0.389	1B			6-3					5-3	4	0	1	0	0	0	0						
Jeff Burroughs, R (1, 9) OBP: 0.305, SLG: 0.421	K								K	2	0	0	0	1	2	2						
Tom Grieve, R (1, 10) OBP: 0.289, SLG: 0.426			F9			F9			K	3	0	0	0	0	1	1						
Juan Beniquez, R (1, 8) OBP: 0.290, SLG: 0.280	F8					F8			FC4-6	2	0	0	0	1	0	0						
Roy Howell, L (1, 5) OBP: 0.320, SLG: 0.406	K								BB	2	0	1	0	0	1	0						
Jim Fregosi, R (8, PH) OBP: 0.339, SLG: 0.375									F8	1	0	0	0	0	0	1						
Greg Pryor, R (9, 5) OBP: 0.375, SLG: 0.375									F8	0	0	0	0	0	0	0						
Jim Sundberg, R (1, 2) OBP: 0.285, SLG: 0.321			P6			G6-3			F8	3	0	0	0	0	2							
Inning Stats	R: 0 E: 0 K: 1 S: 7	H: 2 LOB: 2 BB: 0 P: 7	R: 0 E: 0 K: 1 S: 5	H: 0 LOB: 0 BB: 0 P: 5	R: 0 E: 0 K: 1 S: 5	H: 0 LOB: 0 BB: 0 P: 5	R: 0 E: 0 K: 0 S: 3	H: 0 LOB: 1 BB: 1 P: 7	R: 0 E: 0 K: 0 S: 3	H: 1 LOB: 0 BB: 0 P: 3	R: 0 E: 0 K: 1 S: 5	H: 0 LOB: 0 BB: 0 P: 5	R: 0 E: 0 K: 2 S: 7	H: 0 LOB: 0 BB: 0 P: 7	R: 0 E: 0 K: 0 S: 3	H: 0 LOB: 1 BB: 1 P: 7	R: 0 E: 0 K: 0 S: 3	H: 0 LOB: 0 BB: 0 P: 3	1B: 3 2B: 0 3B: 0 HR: 0	SF: 0 SAC: 0 DP: 1 HBP: 0	WP: 0 PB: 0 SB: 0 CS: 0	PA: 31
PITCHER Mike Cuellar, L (1, 1) ERA: 5.27	IP: 9.0 WLS: W BF: 31	H: 3 R: 0 ER: 0 SO: 6	BB: 2 IBB: 0 HBP: 0 BLK: 0	WP: 0 HR: 0 S: 41 P: 49	ERA: 0.00 WHIP: 0.556																	

Baltimore Orioles @ Texas Rangers
Arlington Stadium, Arlington, TX
Sun Jun 20 1976, 8:05 PM EDT
Att: 20,081 - Unknown

AB 29
R 0
H 3
RBI 0
BB 2
SO 6
LOB 9



Batter	1	2	3	4	5	6	7	8	9	10	AB	R	H	RBI	BB	SO	LOB	TOP
Gene Clines, R OBP: 0.320, SLG: 0.326 (1, 7)	F5		L9			L9		L8		L8	5	0	2	0	0	0	0	Texas Rangers @ Oakland Athletics Oakland-Alameda County Coliseum, Oakland, CA Mon Jun 21 1976, 7:05 PM PDT Att: 21,800 - Unknown AB 33 R 1 H 6 RBI 1 BB 3 SO 4 LOB 11 
Lenny Randle, S OBP: 0.317, SLG: 0.310 (1, 4)	CS 1B		B4-3			B4-3		F8			4	0	1	0	0	1	4	
Mike Hargrove, L OBP: 0.362, SLG: 0.408 (1, 3)	F8					F6		F7			4	0	0	0	0	3	3	
Toby Harrah, R OBP: 0.361, SLG: 0.383 (1, 6)		1-3				F9					3	0	0	0	1	0	0	
Jeff Burroughs, R OBP: 0.305, SLG: 0.418 (1, 10)	F8					SH2-3 BB		SH2-3		5-3	2	0	0	0	1	0	0	
Roy Howell, L OBP: 0.315, SLG: 0.398 (1, 5)	G3					BB		F7		4-3	4	0	0	0	0	1	2	
Tom Grieve, R OBP: 0.288, SLG: 0.436 (1, 9)			6-3			6-3		K			4	1	1	1	0	1	1	
Juan Beniquez, R OBP: 0.289, SLG: 0.279 (1, 8)			5-3					1-3		5-3	4	0	1	0	0	0	0	
Jim Sundberg, R OBP: 0.290, SLG: 0.321 (1, 2)			1B BB			F6		1B 1B		K	3	0	1	0	1	1	1	
Inning Stats	R: 0 E: 0 K: 0 S: 3	H: 1 LOB: 0 BB: 0 P: 3	R: 0 E: 0 K: 0 S: 3	H: 0 LOB: 0 BB: 0 P: 3	R: 0 E: 0 K: 1 S: 6	H: 1 LOB: 2 BB: 1 P: 10	R: 0 E: 0 K: 1 S: 5	H: 0 LOB: 1 BB: 0 P: 9	R: 0 E: 0 K: 0 S: 5	H: 2 LOB: 2 BB: 0 P: 5	R: 0 E: 0 K: 0 S: 3	H: 0 LOB: 0 BB: 0 P: 3	R: 1 E: 0 K: 1 S: 6	H: 1 LOB: 0 BB: 0 P: 6	1B: 5 2B: 0 3B: 0 HR: 1	SF: 0 SAC: 1 DP: 0 HBP: 0	WP: 0 PB: 0 SB: 0 CS: 2	
PITCHER Paul Mitchell, R ERA: 4.38 (1, 1)	IP 10.0	WLS L	BF 37	H 6	R 1	ER 1	SO 4	BB 3	IBB 0	HBP 0	BLK 0	WP 0	HR 1	S 42	P 54	ERA 0.90	WHIP 0.900	

Batter	1	2	3	4	5	6	7	8	9	10	AB	R	H	RBI	BB	SO	LOB	BOTTOM		
Bill North, S OBP: 0.347, SLG: 0.339 (1, 9)	4-3					K					2	0	0	0	2	1	2	Texas Rangers @ Oakland Athletics Oakland-Alameda County Coliseum, Oakland, CA Mon Jun 21 1976, 7:05 PM PDT Att: 21,800 - Unknown AB 32 R 0 H 1 RBI 0 BB 4 SO 8 LOB 13 		
Bert Campaneris, R OBP: 0.301, SLG: 0.247 (1, 6)	K		5-3			4-3		F8			4	0	0	0	0	1	3			
Don Baylor, R OBP: 0.307, SLG: 0.367 (1, 7)	L7					4-3		F3			4	0	0	0	0	1	2			
Billy Williams, L OBP: 0.304, SLG: 0.350 (1, 10)		F8				K		F6		L7	4	0	0	0	0	1	0			
Sal Bando, R OBP: 0.323, SLG: 0.384 (1, 5)		K S				6-3		6-3		F6	4	0	0	0	0	1	0			
Ken McMullen, R OBP: 0.329, SLG: 0.373 (1, 3)		L7				BB 1B		5-3		F4	4	0	1	0	0	0	1			
Claudell Washington, L OBP: 0.263, SLG: 0.315 (1, 8)		K				BB BB BB		L7		K	3	0	0	0	1	2	1			
Phil Garner, R OBP: 0.302, SLG: 0.388 (1, 4)			6-3			F8		6-3		L8	4	0	0	0	0	0	2			
Larry Haney, R OBP: 0.254, SLG: 0.221 Larry Lintz, S (8, PR)			F3			K				4-3	2	0	0	0	1	1	2			
Tim Hosley, R OBP: 0.262, SLG: 0.259 (9, 2)						BB BB					1	0	0	0	0	0	0			
Inning Stats	R: 0 E: 0 K: 1 S: 5	H: 0 LOB: 1 BB: 0 P: 8	R: 0 E: 0 K: 2 S: 8	H: 0 LOB: 1 BB: 0 P: 8	R: 0 E: 0 K: 0 S: 3	H: 0 LOB: 1 BB: 1 P: 7	R: 0 E: 0 K: 1 S: 5	H: 0 LOB: 0 BB: 0 P: 5	R: 0 E: 0 K: 2 S: 8	H: 1 LOB: 2 BB: 1 P: 12	R: 0 E: 0 K: 0 S: 5	H: 0 LOB: 0 BB: 0 P: 5	R: 0 E: 0 K: 0 S: 3	H: 0 LOB: 0 BB: 0 P: 3	R: 0 E: 0 K: 1 S: 5	H: 0 LOB: 0 BB: 0 P: 5	1B: 1 2B: 0 3B: 0 HR: 0	SF: 0 SAC: 0 DP: 0 HBP: 0	WP: 0 PB: 1 SB: 1 CS: 0	PA: 36
PITCHER Bert Blyleven, R ERA: 3.35 (1, 1)	IP 10.0	WLS W	BF 36	H 1	R 0	ER 0	SO 8	BB 4	IBB 0	HBP 0	BLK 0	WP 0	HR 0	S 48	P 64	ERA 0.00	WHIP 0.500			

Batter	1	2	3	4	5	6	7	8	9	AB	R	H	RBI	BB	SO	LOB	TOP								
Gene Clines, R OBP: 0.318, SLG: 0.323	L8		L4-3			L5-3 1B		L6-3		4	0	1	0	0	0	0	Texas Rangers @ Oakland Athletics Oakland-Alameda County Coliseum, Oakland, CA Tue Jun 22 1976, 3:33 AM PDT Att: 4,811 - Unknown livebaseballscorecards.com								
Lenny Randle, S OBP: 0.316, SLG: 0.319	F8		3B			L5-3 1-2		4-3		4	0	1	0	0	0	1									
Mike Hargrove, L OBP: 0.380, SLG: 0.410	E 2B		4-3			L3		4-3		4	1	1	0	0	0	1									
Toby Harrah, R OBP: 0.379, SLG: 0.381	E8 2H 1B			G3			4-3			4	0	1	1	0	0	0									
Jeff Burroughs, R OBP: 0.302, SLG: 0.413	K			F6			F3			3	0	0	0	0	1	1									
Roy Howell, L OBP: 0.315, SLG: 0.411		3-1		F9			HR			3	1	1	1	0	0	0									
Tom Grieve, R OBP: 0.289, SLG: 0.435		G3			G4-6-3 1B		6-3			3	0	1	0	0	0	0									
Juan Beniquez, R OBP: 0.285, SLG: 0.275	5-3				F5			F3		3	0	0	0	0	0	1									
Jim Sundberg, R OBP: 0.285, SLG: 0.315			F7		G4-6-3 1-2			F8		3	0	0	0	0	0	1									
Inning Stats	R: 1 E: 1 K: 1 S: 7	H: 2 LOB: 1 BB: 0 P: 7	R: 0 E: 0 K: 0 S: 3	H: 0 LOB: 0 BB: 0 P: 3	R: 0 E: 0 K: 0 S: 4	H: 1 LOB: 1 BB: 0 P: 4	R: 0 E: 0 K: 0 S: 3	H: 0 LOB: 0 BB: 0 P: 3	R: 0 E: 0 K: 0 S: 3	H: 1 LOB: 0 BB: 0 P: 4	R: 1 E: 0 K: 0 S: 4	H: 1 LOB: 0 BB: 0 P: 4	R: 0 E: 0 K: 0 S: 3	H: 0 LOB: 0 BB: 0 P: 3	R: 0 E: 0 K: 0 S: 3	H: 0 LOB: 0 BB: 0 P: 3	1B: 3 2B: 2 3B: 1 HR: 1	SF: 0 SAC: 0 DP: 2 HBP: 0	WP: 0 PB: 0 SB: 0 CS: 0	PA: 31					
PITCHER	IP	WLS	BF	H	R	ER	SO	BB	IBB	HBP	BLK	WP	HR	S	P	ERA	WHIP								
Dick Bosman, R ERA: 2.67	(1, 1)	7.0	W	25	6	2	2	1	0	0	0	0	0	1	27	2.57	0.857								
Paul Lindblad, L ERA: 2.63	(8, 1)	2.0	S	6	0	0	0	0	0	0	0	0	0	6	6	0.00	0.000								

Batter	1	2	3	4	5	6	7	8	9	AB	R	H	RBI	BB	SO	LOB	BOTTOM								
Bill North, S OBP: 0.342, SLG: 0.333	L7		FC6-4 E 1-2		6-3		FC5-2 1B 1-2 3H			4	1	0	0	0	0	3	Texas Rangers @ Oakland Athletics Oakland-Alameda County Coliseum, Oakland, CA Tue Jun 22 1976, 3:33 AM PDT Att: 4,811 - Unknown livebaseballscorecards.com								
Bert Campaneris, R OBP: 0.304, SLG: 0.248	F9		F8 1-H			BB	BB 1-3 2H 1B			3	0	1	1	1	0	0									
Don Baylor, R OBP: 0.307, SLG: 0.363	S 1B HBP		K			F2		F5		3	1	0	0	0	1	1									
Billy Williams, L OBP: 0.307, SLG: 0.353				4-3		F8				4	0	2	1	0	0	1									
Matt Alexander, S OBP: 0.048, SLG: 0.048	1-H 1B							S 1B		0	0	0	0	0	0	0									
Sal Bando, R OBP: 0.318, SLG: 0.377	F2			F9		L7		5-3		4	0	0	0	0	0	3									
Ken McMullen, R OBP: 0.325, SLG: 0.408		4-3		4-3			HR	L7		4	1	1	1	0	0	2									
Claudell Washington, L OBP: 0.287, SLG: 0.317		3-1				2B 1B	BB S FC5-2 BB			2	0	1	0	1	0	0									
Phil Garner, R OBP: 0.306, SLG: 0.396		K			1-H SF8 2B		FC5-2 1B 1B			3	2	2	0	0	1	0									
Larry Haney, R OBP: 0.256, SLG: 0.226			FC6-4 1B		3H SF8		K			2	0	1	1	0	1	2									
Inning Stats	R: 1 E: 0 K: 0 S: 4	H: 1 LOB: 1 BB: 0 P: 5	R: 0 E: 0 K: 1 S: 5	H: 0 LOB: 0 BB: 0 P: 5	R: 1 E: 1 K: 1 S: 6	H: 1 LOB: 0 BB: 0 P: 6	R: 0 E: 0 K: 0 S: 3	H: 0 LOB: 0 BB: 0 P: 3	R: 1 E: 0 K: 0 S: 4	H: 2 LOB: 0 BB: 0 P: 4	R: 0 E: 0 K: 0 S: 3	H: 0 LOB: 1 BB: 1 P: 7	R: 2 E: 0 K: 1 S: 7	H: 3 LOB: 2 BB: 1 P: 11	R: 0 E: 0 K: 0 S: 4	H: 1 LOB: 2 BB: 0 P: 4	1B: 6 2B: 1 3B: 0 HR: 1	SF: 1 SAC: 0 DP: 0 HBP: 1	WP: 0 PB: 0 SB: 4 CS: 0	PA: 33					
PITCHER	IP	WLS	BF	H	R	ER	SO	BB	IBB	HBP	BLK	WP	HR	S	P	ERA	WHIP								
Nelson Briles, R ERA: 3.28	(1, 1)	6.0	L	24	5	4	3	2	1	0	1	0	0	1	26	4.50	1.000								
Steve Barr, L ERA: 5.94	(7, 1)	0.0		1	0	0	0	0	1	0	0	0	0	0	4	∞	∞								
Jeff Terpko, R ERA: 2.33	(7, 1)	2.0		8	3	1	1	1	0	0	0	0	0	10	10	4.50	1.500								

Batter	1	2	3	4	5	6	7	8	9	AB	R	H	RBI	BB	SO	LOB	TOP								
Davey Nelson, R OBP: 0.355, SLG: 0.397 (1, 4)										5	1	2	0	0	1	3	Kansas City Royals @ Texas Rangers Arlington Stadium, Arlington, TX Wed Jun 23 1976, 8:05 PM EDT Att: 21,336 - Unknown								
Amos Otis, R OBP: 0.375, SLG: 0.524 (1, 8)										4	1	1	0	1	0	2									
George Brett, L OBP: 0.395, SLG: 0.481 (1, 5)										4	0	1	0	1	0	2									
John Mayberry, L OBP: 0.316, SLG: 0.366 (1, 3)										5	1	0	0	0	0	5									
Hal McRae, R OBP: 0.410, SLG: 0.475 (1, 10) (7, 7)										5	2	1	0	0	0	3									
Al Cowens, R OBP: 0.298, SLG: 0.321 (1, 9)										4	0	3	1	0	1	0									
Jim Wohlford, R OBP: 0.281, SLG: 0.287 (7, PH)										2	0	0	1	0	0	1									
Tony Solaita, L OBP: 0.294, SLG: 0.383 (7, 1)										1	0	0	0	0	0	0									
Freddie Patek, R OBP: 0.380, SLG: 0.376 (1, 6)										4	0	1	1	0	0	2									
Buck Martinez, R OBP: 0.305, SLG: 0.489 (1, 2)										2	0	1	0	1	1	2									
Jamie Quirk, L OBP: 0.278, SLG: 0.389 (8, PH)										1	0	0	0	0	0	0									
John Wathan, R OBP: 0.350, SLG: 0.316 (8, 2)										0	0	0	0	0	0	0									
Inning Stats	R: 1 E: 1 K: 0 S: 5	H: 1 LOB: 1 BB: 0 P: 5	R: 0 E: 0 K: 1 S: 5	H: 0 LOB: 0 BB: 0 P: 5	R: 0 E: 0 K: 0 S: 4	H: 1 LOB: 2 BB: 1 P: 8	R: 1 E: 0 K: 0 S: 5	H: 2 LOB: 2 BB: 1 P: 9	R: 3 E: 1 K: 1 S: 10	H: 4 LOB: 2 BB: 0 P: 10	R: 0 E: 0 K: 0 S: 3	H: 1 LOB: 1 BB: 1 P: 7	R: 0 E: 0 K: 0 S: 4	H: 1 LOB: 1 BB: 0 P: 4	R: 0 E: 0 K: 1 S: 5	H: 0 LOB: 0 BB: 0 P: 5	R: 0 E: 0 K: 0 S: 3	H: 0 LOB: 0 BB: 0 P: 3	1B: 6 2B: 4 3B: 0 HR: 0	SF: 1 SAC: 0 DP: 0 HBP: 0	WP: 0 PB: 0 SB: 2 CS: 1	PA: 41			
PITCHER	IP	WLS	BF	H	R	ER	SO	BB	IBB	HBP	BLK	WP	HR	S	P	ERA	WHIP								
Jim Umberger, L ERA: 2.59 (1, 1)	4.2		26	8	5	1	1	2	0	0	1	0	0	26	34	1.93	2.143								
Steve Foucault, R ERA: 2.31 (5, 1)	4.1	W	15	2	0	0	2	1	0	0	0	0	0	18	22	0.00	0.692								

Batter	1	2	3	4	5	6	7	8	9	AB	R	H	RBI	BB	SO	LOB	BOTTOM								
Gene Clines, R OBP: 0.324, SLG: 0.330 (1, 7)										4	1	2	2	0	1	0	Kansas City Royals @ Texas Rangers Arlington Stadium, Arlington, TX Wed Jun 23 1976, 8:05 PM EDT Att: 21,336 - Unknown								
Lenny Randle, S OBP: 0.310, SLG: 0.313 (1, 4)										4	0	0	0	0	2	1									
Mike Hargrove, L OBP: 0.386, SLG: 0.418 (1, 3)										3	2	2	0	1	0	0									
Toby Harrah, R OBP: 0.381, SLG: 0.396 (1, 6)										4	2	2	3	0	1	1									
Jeff Burroughs, R OBP: 0.301, SLG: 0.407 (1, 9)										3	0	0	0	1	1	1									
Juan Beniquez, R OBP: 0.285, SLG: 0.275 (9, 8)										0	0	0	0	0	0	0									
Roy Howell, L OBP: 0.315, SLG: 0.407 (1, 5)										2	0	0	0	1	0	0									
Tom Grieve, R OBP: 0.288, SLG: 0.429 (1, 10)										3	1	0	1	0	1	3									
Dave Moates, L OBP: 0.234, SLG: 0.273 (1, 8) (9, 9)										3	1	1	0	0	0	1									
Jim Sundberg, R OBP: 0.282, SLG: 0.312 (1, 2)										2	0	0	0	0	0	0									
Inning Stats	R: 3 E: 0 K: 0 S: 5	H: 2 LOB: 0 BB: 1 P: 9	R: 2 E: 0 K: 1 S: 6	H: 2 LOB: 0 BB: 0 P: 7	R: 0 E: 0 K: 1 S: 5	H: 0 LOB: 0 BB: 0 P: 5	R: 0 E: 0 K: 0 S: 3	H: 0 LOB: 0 BB: 0 P: 3	R: 0 E: 0 K: 0 S: 5	H: 2 LOB: 1 BB: 1 P: 9	R: 0 E: 0 K: 2 S: 7	H: 0 LOB: 0 BB: 0 P: 7	R: 0 E: 0 K: 2 S: 8	H: 1 LOB: 2 BB: 1 P: 12	R: 0 E: 0 K: 2 S: 8	H: 1 LOB: 2 BB: 1 P: 12	1B: 5 2B: 1 3B: 0 HR: 1	SF: 0 SAC: 2 DP: 0 HBP: 1	WP: 1 PB: 0 SB: 1 CS: 0	PA: 34					
PITCHER	IP	WLS	BF	H	R	ER	SO	BB	IBB	HBP	BLK	WP	HR	S	P	ERA	WHIP								
Dennis Leonard, R ERA: 3.09 (1, 1)	8.0	L	34	7	7	7	6	2	1	1	0	1	1	42	55	7.88	1.125								
Dennis Leonard, R ERA: 3.09 (7, 1)	8.0	L	34	7	7	7	6	2	1	1	0	1	1	42	55	7.88	1.125								

Batter	1	2	3	4	5	6	7	8	9	AB	R	H	RBI	BB	SO	LOB	TOP								
Davey Nelson, R OBP: 0.338, SLG: 0.375 (1, 4)	6-3		G3			F8	L7			4	0	0	0	0	0	3	Kansas City Royals @ Texas Rangers Arlington Stadium, Arlington, TX Thu Jun 24 1976, 8:05 PM EDT Att: 14,455 - Unknown								
Amos Otis, R OBP: 0.381, SLG: 0.524 (1, 8)	4-3			K		WP 1B	1B	WP 1B		4	1	2	0	0	1	0									
George Brett, L OBP: 0.400, SLG: 0.493 (1, 5)						F8				4	0	3	0	0	0	2									
John Mayberry, L OBP: 0.315, SLG: 0.364 (1, 3)										4	0	1	2	0	1	3									
Hal McRae, R OBP: 0.411, SLG: 0.475 (1, 7)										4	0	2	0	0	0	3									
Tony Solaita, L OBP: 0.296, SLG: 0.380 Cookie Rojas, R OBP: 0.328, SLG: 0.321 (8, PH)										3	0	1	0	0	2	2									
Al Cowens, R OBP: 0.302, SLG: 0.324 (1, 9)										4	0	2	0	0	0	1									
Freddie Patek, R OBP: 0.378, SLG: 0.373 (1, 6)										4	0	1	0	0	1	2									
Buck Martinez, R OBP: 0.313, SLG: 0.484 (1, 2)										3	1	1	0	1	0	2									
Inning Stats	R: 0 E: 0 K: 0 S: 3	H: 1 LOB: 1 BB: 0 P: 3	R: 0 E: 0 K: 2 S: 7	H: 1 LOB: 0 BB: 0 P: 7	R: 0 E: 0 K: 1 S: 6	H: 2 LOB: 1 BB: 0 P: 6	R: 0 E: 0 K: 1 S: 6	H: 1 LOB: 1 BB: 0 P: 6	R: 0 E: 0 K: 0 S: 3	H: 1 LOB: 0 BB: 0 P: 3	R: 2 E: 0 K: 1 S: 8	H: 3 LOB: 2 BB: 1 P: 12	R: 0 E: 0 K: 0 S: 4	H: 2 LOB: 1 BB: 0 P: 4	R: 0 E: 0 K: 0 S: 5	H: 2 LOB: 2 BB: 0 P: 5		R: 0 E: 0 K: 0 S: 3	H: 0 LOB: 0 BB: 0 P: 3	1B: 12 2B: 1 3B: 1 HR: 0	SF: 0 SAC: 0 DP: 2 HBP: 0	WP: 2 PB: 0 SB: 1 CS: 0	PA: 36		
PITCHER	IP	WLS	BF	H	R	ER	SO	BB	IBB	HBP	BLK	WP	HR	S	P	ERA	WHIP								
Steve Hagan, R ERA: 3.27 (1, 1)	5.2	W	23	9	2	2	4	1	0	0	0	1	0	30	34	3.18	1.765								
Jeff Terpko, R ERA: 2.19 (6, 1)	1.1		7	4	0	0	1	0	0	0	0	0	0	9	9	0.00	3.000								
Joe Hoerner, L ERA: 1.62 (8, 1)	2.0	S	6	0	0	0	0	0	0	0	0	1	0	6	6	0.00	0.000								

Batter	1	2	3	4	5	6	7	8	9	AB	R	H	RBI	BB	SO	LOB	BOTTOM								
Gene Clines, R OBP: 0.319, SLG: 0.324 (1, 7)	K									5	1	1	0	0	2	2	Kansas City Royals @ Texas Rangers Arlington Stadium, Arlington, TX Thu Jun 24 1976, 8:05 PM EDT Att: 14,455 - Unknown								
Lenny Randle, S OBP: 0.308, SLG: 0.308 (1, 4)	4-3									3	1	0	0	1	1	1									
Mike Hargrove, L OBP: 0.392, SLG: 0.429 (1, 3)										4	2	3	1	0	1	0									
Toby Harrah, R OBP: 0.386, SLG: 0.404 (1, 6)	6-3									3	0	2	0	1	0	1									
Jeff Burroughs, R OBP: 0.304, SLG: 0.417 (1, 9)										4	1	2	1	0	0	2									
Roy Howell, L OBP: 0.322, SLG: 0.408 (1, 5)										2	0	1	1	2	0	2									
Tom Grieve, R OBP: 0.283, SLG: 0.422 (1, 10)										4	0	0	0	0	0	4									
Dave Moates, L OBP: 0.245, SLG: 0.283 Juan Beniquez, R OBP: 0.253, SLG: 0.273 (6, PH) (7, 8)										2	0	1	0	0	0	1									
Jim Sundberg, R OBP: 0.286, SLG: 0.322 (1, 2)										4	0	2	0	0	1	2									
Inning Stats	R: 0 E: 0 K: 1 S: 6	H: 1 LOB: 1 BB: 0 P: 6	R: 1 E: 0 K: 0 S: 5	H: 3 LOB: 2 BB: 0 P: 5	R: 2 E: 1 K: 0 S: 6	H: 3 LOB: 2 BB: 1 P: 10	R: 0 E: 0 K: 1 S: 5	H: 1 LOB: 1 BB: 0 P: 5	R: 1 E: 0 K: 1 S: 5	H: 1 LOB: 0 BB: 1 P: 9	R: 0 E: 0 K: 2 S: 7	H: 0 LOB: 1 BB: 1 P: 11	R: 1 E: 0 K: 1 S: 7	H: 2 LOB: 2 BB: 1 P: 11	R: 0 E: 0 K: 1 S: 6	H: 1 LOB: 1 BB: 0 P: 6		1B: 7 2B: 6 3B: 0 HR: 0	SF: 0 SAC: 0 DP: 1 HBP: 0	WP: 0 PB: 1 SB: 4 CS: 2	PA: 37				
PITCHER	IP	WLS	BF	H	R	ER	SO	BB	IBB	HBP	BLK	WP	HR	S	P	ERA	WHIP								
Al Fitzmorris, R ERA: 3.62 (1, 1)	4.1	L	22	9	4	3	3	1	1	0	0	0	0	26	34	6.23	2.308								
Tom Hall, L ERA: 3.66 (5, 1)	3.2		15	3	1	1	4	2	0	0	0	0	0	21	29	2.46	1.364								

AB	35
R	2
H	13
RBI	2
BB	1
SO	5
LOB	20



AB	33
R	5
H	12
RBI	3
BB	4
SO	7
LOB	16



Batter	1	2	3	4	5	6	7	8	9	AB	R	H	RBI	BB	SO	LOB	TOP							
Chet Lemon R (1,8) OBP: 0.325, SLG: 0.337	0-0 4-3		0-0 L9		0-0 1-3		0-0 F8		0-0 F9	5	0	0	0	0	0	1								
Ralph Garr L (1,9) OBP: 0.321, SLG: 0.402	0-0 G3		0-0 F5		0-0 HR		0-0 1B			4	1	2	1	0	0	0								
Jorge Orta L (1,7) OBP: 0.288, SLG: 0.430	0-0 4-3		0-0 4-3		0-0 1B		0-3 K			4	0	1	0	0	1	2								
Pat Kelly L (1,10) OBP: 0.360, SLG: 0.438		4-0 BB 1B SF8 BB		0-0 S 1B		0-0 G3		0-0 4-3		3	2	1	0	1	0	1								
Jim Spencer L (1,3) OBP: 0.331, SLG: 0.368	0-0 F2		0-0 SH1-4 1B		0-0 4-3		0-0 BB			3	0	1	1	1	0	1								
Bucky Dent R (1,6) OBP: 0.316, SLG: 0.333	0-0 SF8 BB S 1B		0-0 SH1-4		0-3 K		0-0 L7			3	1	1	0	0	1	1								
Brian Downing R (1,2) OBP: 0.332, SLG: 0.335	4-0 S 1B		0-3 K		0-0 L7		0-3 K			3	0	0	0	1	2	2								
Jack Brohamer L (1,4) OBP: 0.282, SLG: 0.360	0-0 SF8		0-0 F9		0-0 F9		0-0 F9		0-0 F9	3	0	0	1	0	0	1								
Kevin Bell R (1,5) OBP: 0.326, SLG: 0.476	2-3 3-H K		0-3 K		0-0 1B		0-0 1B		0-3 K	4	0	2	0	0	2	1								
Inning Stats	R: 0 E: 0 K: 0 S: 3	H: 0 LOB: 0 BB: 0 P: 3	R: 2 E: 0 K: 1 S: 6	H: 1 LOB: 1 BB: 2 P: 14	R: 0 E: 0 K: 0 S: 3	H: 0 LOB: 0 BB: 0 P: 3	R: 1 E: 0 K: 1 S: 7	H: 2 LOB: 1 BB: 0 P: 7	R: 1 E: 0 K: 0 S: 5	H: 3 LOB: 1 BB: 0 P: 5	R: 0 E: 0 K: 1 S: 5	H: 0 LOB: 0 BB: 0 P: 5	R: 0 E: 0 K: 1 S: 7	H: 2 LOB: 2 BB: 0 P: 7	R: 0 E: 0 K: 1 S: 5	H: 0 LOB: 1 BB: 1 P: 9	R: 0 E: 0 K: 1 S: 5	H: 0 LOB: 0 BB: 0 P: 5	R: 0 E: 0 K: 1 S: 5	H: 0 LOB: 0 BB: 0 P: 5	1B: 7 2B: 0 3B: 0 HR: 1	SF: 1 2B: 0 3B: 0 HBP: 0	WP: 0 PB: 0 SB: 5 CS: 0	PA: 37
PITCHER Gaylord Perry R (1,1) ERA: 3.18	IP: 9.0 WLS: W BF: 37 H: 8 R: 4 ER: 4 SO: 6 BB: 3 IBB: 0 HBP: 0 BLK: 0 WP: 0 HR: 1 S: 46 P: 58 ERA: 4.00 WHIP: 1.222															PITCHER	IP: 9.0 WLS: W BF: 37 H: 8 R: 4 ER: 4 SO: 6 BB: 3 IBB: 0 HBP: 0 BLK: 0 WP: 0 HR: 1 S: 46 P: 58 ERA: 4.00 WHIP: 1.222							

Chicago White Sox @ Texas Rangers
Arlington Stadium, Arlington, TX
Fri Jun 25 1976, 8:05 PM EDT
Unknown - 89 F

AB 32
R 4
H 8
RBI 3
BB 3
SO 6
LOB 10



Batter	1	2	3	4	5	6	7	8	9	AB	R	H	RBI	BB	SO	LOB	BOTTOM					
Gene Clines R (1,7) OBP: 0.322, SLG: 0.330	0-3 K		0-0 L6-3		0-3 K		0-0 1B 2B		1-0 1B HR HBP	4	2	1	0	0	2	2						
Lenny Randle S (1,4) OBP: 0.320, SLG: 0.317	0-0 G3		0-0 1B		4-0 1B BB		0-0 L3 1B		0-0 HR 1B	4	1	3	2	1	0	0						
Jim Fregosi R (1,3) OBP: 0.344, SLG: 0.373	0-0 1B		0-0 4-3		0-0 SF7		0-0 L3		4-0 HR IBB	3	1	1	1	1	0	2						
Toby Harrah R (1,6) OBP: 0.390, SLG: 0.422	0-0 4-3		0-0 S 1B		0-0 FC6-4 1B		0-0 1-3		0-0 HR	5	1	3	5	0	0	1						
Jeff Burroughs R (1,9) OBP: 0.303, SLG: 0.412		0-0 6-3		0-0 F8		0-0 FC6-4		4-0 BB		3	0	0	0	1	0	3						
Dave Moates L (8, PR) OBP: 0.245, SLG: 0.283		0-0 E1 1B		0-3 K		0-0 F8		0-0 F8		0	0	0	0	0	0	0						
Tom Grieve R (1,10) OBP: 0.283, SLG: 0.419		0-0 6-3		0-3 K		0-0 F8		0-0 K		4	0	1	0	0	1	2						
Danny Thompson R (1,5) OBP: 0.266, SLG: 0.308		0-0 6-3		0-3 K		0-0 F8		0-3 K		2	0	0	0	0	1	2						
Roy Howell L (6, PH) OBP: 0.320, SLG: 0.404		0-0 6-3		1-2 K		0-0 F8		0-0 K		2	0	0	0	0	1	1						
Juan Beniquez R (1,8) OBP: 0.282, SLG: 0.272		0-0 6-3		0-0 BB SF7 1B		0-0 6-3		0-0 4-3		4	1	1	0	0	0	1						
Jim Sundberg R (1,2) OBP: 0.291, SLG: 0.318			0-3 K		4-0 BB 1B BB		0-0 F7		4-0 HBP 1B BB	2	1	0	0	2	1	0						
Ken Pape R (9, PR) OBP: 0.200, SLG: 0.200										0	1	0	0	0	0	0						
Inning Stats	R: 0 E: 0 K: 1 S: 6	H: 1 LOB: 1 BB: 0 P: 6	R: 0 E: 1 K: 0 S: 4	H: 1 LOB: 1 BB: 0 P: 4	R: 0 E: 0 K: 1 S: 6	H: 1 LOB: 1 BB: 0 P: 6	R: 0 E: 0 K: 2 S: 8	H: 1 LOB: 1 BB: 0 P: 8	R: 2 E: 0 K: 1 S: 7	H: 2 LOB: 2 BB: 2 P: 15	R: 0 E: 0 K: 0 S: 3	H: 0 LOB: 0 BB: 0 P: 3	R: 1 E: 0 K: 0 S: 4	H: 2 LOB: 0 BB: 0 P: 4	R: 0 E: 0 K: 1 S: 5	H: 0 LOB: 1 BB: 1 P: 9	R: 5 E: 0 K: 0 S: 3	H: 2 LOB: 1 BB: 2 P: 12	1B: 8 2B: 2 3B: 0 HR: 1	SF: 1 2B: 2 3B: 0 HBP: 1	WP: 0 PB: 0 SB: 1 CS: 0	PA: 40
PITCHER Terry Forster L (1,1) ERA: 4.26	IP: 4.1 WLS: 13 BF: 20 H: 5 R: 2 ER: 2 SO: 5 BB: 2 IBB: 0 HBP: 0 BLK: 0 WP: 0 HR: 0 S: 28 P: 36 ERA: 4.15 WHIP: 1.615															PITCHER Jesse Jefferson R (5,1) ERA: 6.69	IP: 3.1 WLS: L BF: 7 H: 3 R: 1 ER: 1 SO: 0 BB: 1 IBB: 0 HBP: 0 BLK: 0 WP: 0 HR: 0 S: 12 P: 16 ERA: 2.70 WHIP: 1.200					
PITCHER Dave Hamilton L (8,1) ERA: 3.26	IP: 0.2 WLS: L BF: 7 H: 2 R: 5 ER: 5 SO: 1 BB: 1 IBB: 1 HBP: 1 BLK: 0 WP: 0 HR: 1 S: 6 P: 15 ERA: 67.50 WHIP: 4.500															PITCHER	IP: 0.2 WLS: L BF: 7 H: 2 R: 5 ER: 5 SO: 1 BB: 1 IBB: 1 HBP: 1 BLK: 0 WP: 0 HR: 1 S: 6 P: 15 ERA: 67.50 WHIP: 4.500					

Chicago White Sox @ Texas Rangers
Arlington Stadium, Arlington, TX
Fri Jun 25 1976, 8:05 PM EDT
Unknown - 89 F

AB 33
R 8
H 10
RBI 8
BB 5
SO 6
LOB 14



Batter	1	2	3	4	5	6	7	8	9	AB	R	H	RBI	BB	SO	LOB	TOP								
Chet Lemon, R OBP: 0.327, SLG: 0.332 (1, 8)	F9	1B BB		SH5-3		E 4-3 2B BB		K	FC5-4	3	1	0	0	2	1	2									
Ralph Garr, L OBP: 0.314, SLG: 0.394 (6, 9)	1-3	K		F8		4-3		F8	SF8	5	0	0	1	0	1	6									
Jorge Orta, L OBP: 0.289, SLG: 0.439 (1, 10)	5-3			L9		E4 2B			G3	6	2	2	2	0	0	3									
Buddy Bradford, R OBP: 0.309, SLG: 0.356 (6, PH)																									
Pat Kelly, L OBP: 0.302, SLG: 0.444 (6, 7)																									
Alan Bannister, R OBP: 0.287, SLG: 0.286 (6, 7)																									
Lamar Johnson, R OBP: 0.369, SLG: 0.413 (9, PR)																									
Rich Coggins, L OBP: 0.244, SLG: 0.194 (9, 3)																									
Jim Spencer, L OBP: 0.331, SLG: 0.368 (1, 6)																									
Bucky Dent, R OBP: 0.317, SLG: 0.332 (1, 6)																									
Bill Stein, R OBP: 0.242, SLG: 0.233 (6, PH)																									
Jack Brohamer, L OBP: 0.289, SLG: 0.366 (6, 4)																									
Kevin Bell, R OBP: 0.320, SLG: 0.522 (1, 5)																									
Jim Essian, R OBP: 0.367, SLG: 0.340 (1, 2)																									
Inning Stats	R: 0 E: 0 K: 0 S: 3	H: 0 LOB: 0 BB: 0 P: 3	R: 4 E: 2 K: 1 S: 10	H: 3 LOB: 3 BB: 2 P: 18	R: 0 E: 0 K: 0 S: 4	H: 1 LOB: 1 BB: 0 P: 4	R: 0 E: 0 K: 0 S: 3	H: 0 LOB: 1 BB: 1 P: 7	R: 0 E: 0 K: 1 S: 5	H: 0 LOB: 0 BB: 0 P: 5	R: 5 E: 1 K: 0 S: 7	H: 3 LOB: 1 BB: 2 P: 15	R: 0 E: 0 K: 0 S: 3	H: 1 LOB: 0 BB: 0 P: 3	R: 1 E: 0 K: 1 S: 6	H: 1 LOB: 0 BB: 0 P: 6	R: 4 E: 0 K: 0 S: 8	H: 4 LOB: 1 BB: 0 P: 8	1B: 9 2B: 2 3B: 0 HR: 2	SF: 1 SAC: 3 DP: 1 HBP: 0	WP: 0 PB: 0 SB: 0 CS: 0	PA: 48			
PITCHER	IP	WLS	BF	H	R	ER	SO	BB	IBB	HBP	BLK	WP	HR	S	P	ERA	WHIP								
Steve Barr, L ERA: 5.66	1.2		12	3	4	0	1	2	0	0	0	0	0	12	20	0.00	3.000								
Mike Bacsik, R ERA: 2.45	3.2		16	2	3	1	1	3	0	0	0	0	1	15	27	2.46	1.364								
Steve Foucault, R ERA: 2.4	2.1	L	11	4	3	1	1	0	0	0	0	0	1	13	13	3.86	1.714								
Joe Hoerner, L ERA: 3.71	0.1		6	4	4	4	0	0	0	0	0	0	0	6	6	108.00	12.000								
Jeff Terpko, R ERA: 2.89	1.0		3	0	0	0	0	0	0	0	0	0	0	3	3	0.00	0.000								

Chicago White Sox @ Texas Rangers
Arlington Stadium, Arlington, TX
Fri Jun 25 1976, 8:05 PM EDT
Att: 29,049 - Unknown

AB 39
R 14
H 13
RBI 12
BB 5
SO 3
LOB 21



Batter	1	2	3	4	5	6	7	8	9	AB	R	H	RBI	BB	SO	LOB	BOTTOM								
Gene Clines, R OBP: 0.336, SLG: 0.348 (1, 7)	L8									3	2	0	1	0	0										
Lenny Randle, S OBP: 0.321, SLG: 0.315 (1, 4)	WP SF9 1B									4	2	1	1	1	0	4									
Mike Hargrove, L OBP: 0.388, SLG: 0.425 (1, 3)	SF9									2	1	0	3	1	0	5									
Toby Harrah, R OBP: 0.401, SLG: 0.442 (1, 6)										3	1	3	3	2	0	0									
Jeff Burroughs, R OBP: 0.301, SLG: 0.412 (1, 9)	F8									5	0	1	2	0	2	5									
Roy Howell, L OBP: 0.327, SLG: 0.410 (1, 5)										4	0	3	0	0	0	2									
Tom Grieve, R OBP: 0.286, SLG: 0.426 (9, PH)										1	0	1	0	0	0	0									
Joe Lahoud, L OBP: 0.306, SLG: 0.221 (9, PH)										3	0	0	0	0	1	4									
Jim Fregosi, R OBP: 0.339, SLG: 0.365 (9, PH)										1	0	0	0	0	0	1									
Dave Moates, L OBP: 0.245, SLG: 0.280 (9, PH)										4	1	1	0	0	0	1									
Danny Thompson, R OBP: 0.294, SLG: 0.395 (9, PH)										1	0	0	0	0	0	1									
Bill Fahey, L OBP: 0.393, SLG: 0.227 (9, PH)										2	2	0	0	1	0	1									
Juan Beniquez, R OBP: 0.281, SLG: 0.271 (9, PH)										1	0	0	0	0	0	1									
Inning Stats	R: 1 E: 0 K: 0 S: 5	H: 2 LOB: 1 BB: 0 P: 5	R: 0 E: 0 K: 0 S: 3	H: 1 LOB: 0 BB: 0 P: 3	R: 0 E: 0 K: 0 S: 3	H: 1 LOB: 0 BB: 0 P: 3	R: 2 E: 0 K: 1 S: 6	H: 2 LOB: 1 BB: 1 P: 10	R: 4 E: 0 K: 1 S: 10	H: 3 LOB: 2 BB: 1 P: 14	R: 1 E: 1 K: 0 S: 4	H: 0 LOB: 3 BB: 3 P: 16	R: 0 E: 0 K: 0 S: 4	H: 1 LOB: 1 BB: 0 P: 4	R: 1 E: 0 K: 1 S: 6	H: 1 LOB: 1 BB: 1 P: 10	R: 0 E: 0 K: 0 S: 4	H: 1 LOB: 0 BB: 0 P: 4	1B: 8 2B: 3 3B: 0 HR: 1	SF: 2 SAC: 3 DP: 3 HBP: 0	WP: 1 PB: 0 SB: 1 CS: 0	PA: 45			
PITCHER	IP	WLS	BF	H	R	ER	SO	BB	IBB	HBP	BLK	WP	HR	S	P	ERA	WHIP								
Francisco Barrios, R ERA: 3.59	4.0		20	7	7	7	1	2	0	0	0	0	1	20	28	15.75	2.250								
Chris Knapp, R ERA: 4.76	1.1		8	2	1	0	1	2	0	0	0	0	0	8	16	0.00	3.000								
Pete Vuckovich, R ERA: 3.91	2.2	W	13	2	1	1	1	2	0	0	0	0	0	13	21	3.38	1.500								
Dave Hamilton, L ERA: 3.19	1.0		4	1	0	0	0	0	0	0	0	0	0	4	4	0.00	1.000								

Chicago White Sox @ Texas Rangers
Arlington Stadium, Arlington, TX
Fri Jun 25 1976, 8:05 PM EDT
Att: 29,049 - Unknown


AB 34
R 9
H 12
RBI 9
BB 6
SO 3
LOB 25



Batter	1	2	3	4	5	6	7	8	9	10	AB	R	H	RBI	BB	SO	LOB				
Chet Lemon, R OBP: 0.319, SLG: 0.323 (1, 8)	K	G4-3			6-3		1-3		K		5	0	0	0	0	2	5				
Ralph Garr, L OBP: 0.317, SLG: 0.397 (1, 9)	FC4-6 1B		4-3		K		K			1-3	1	0	1	0	0	0	0				
Rich Coggins, L OBP: 0.232, SLG: 0.184 (1, 9)											4	0	0	0	0	2	2				
Jorge Orta, L OBP: 0.291, SLG: 0.436 (1, 7)	FC4-6 HBP		G3		L7			1B FC6-2 BB			4	0	1	0	1	0	1				
Pat Kelly, L OBP: 0.353, SLG: 0.440 (1, 10)			K			L7		FC6-2 1B FC3-2-3 1B		G4-6-3 1B	4	0	1	0	0	1	1				
Jim Spencer, L OBP: 0.330, SLG: 0.366 (1, 3)	HBP				4-3		4-3				4	0	1	0	0	0	2				
Bucky Dent, R OBP: 0.316, SLG: 0.331 (1, 6)					4-3		4-3				4	0	1	0	0	0	3				
Jack Brohamer, L OBP: 0.300, SLG: 0.376 (1, 4)					6-3		F3				4	0	1	0	0	0	3				
Kevin Bell, R OBP: 0.315, SLG: 0.500 (1, 5)											4	0	3	0	0	0	3				
Jim Essian, R OBP: 0.375, SLG: 0.339 (1, 2)											4	0	1	0	0	0	2				
											3	0	1	0	1	0	2				
Inning Stats	R: 0 E: 0 K: 1 S: 6	H: 1 LOB: 2 BB: 0 P: 7	R: 0 E: 1 K: 0 S: 4	H: 2 LOB: 2 BB: 1 P: 8	R: 0 E: 0 K: 1 S: 5	H: 0 LOB: 0 BB: 0 P: 5	R: 0 E: 0 K: 0 S: 5	H: 2 LOB: 2 BB: 0 P: 5	R: 0 E: 0 K: 1 S: 5	H: 0 LOB: 0 BB: 0 P: 3	R: 0 E: 1 K: 1 S: 7	H: 2 LOB: 2 BB: 0 P: 7	R: 0 E: 0 K: 0 S: 4	H: 2 LOB: 2 BB: 1 P: 8	R: 0 E: 0 K: 1 S: 5	H: 0 LOB: 0 BB: 0 P: 5	R: 0 E: 0 K: 0 S: 3	H: 1 LOB: 0 BB: 0 P: 3	1B: 10 2B: 0 3B: 0 HR: 0	SF: 0 SAC: 0 DP: 3 HBP: 1	WP: 0 PA: 40
PITCHER Bert Blyleven, R ERA: 3.11 (1, 1)	IP: 10.0 W: 10 L: 0 S: 6	WLS: 40 BF: 10 H: 10 R: 0 ER: 0 SO: 5	H: 10 R: 0 ER: 0 SO: 5	BB: 2 IBB: 0 HBP: 1 BLK: 0	WP: 0 HR: 0 S: 47 P: 56	P: 56 ERA: 0.00 WHIP: 1.200															

Chicago White Sox @ Texas Rangers
Arlington Stadium, Arlington, TX
Sat Jun 26 1976, 8:05 PM EDT
Att: 20,903 - Unknown


AB	37
R	0
H	10
RBI	0
BB	2
SO	5
LOB	21




Batter	1	2	3	4	5	6	7	8	9	10	AB	R	H	RBI	BB	SO	LOB
Gene Clines, R OBP: 0.333, SLG: 0.345 (1, 7)	L6-3					L4-3			L9		4	0	1	0	0	0	1
Lenny Randle, S OBP: 0.325, SLG: 0.320 (1, 4)			L	6-3		F9			PO BB		4	0	1	0	1	0	2
Mike Hargrove, L OBP: 0.386, SLG: 0.422 (1, 3)	2B				L6		1-3				4	0	1	0	0	0	0
Toby Harrah, R OBP: 0.399, SLG: 0.439 (1, 6)	6-3				F8		F4		PO	F8	4	1	1	0	0	0	1
Jeff Burroughs, R OBP: 0.300, SLG: 0.407 (1, 9)						6-3		5-3		WP 1B	3	0	0	0	1	0	0
Tom Grieve, R OBP: 0.286, SLG: 0.422 (1, 10)										1B	2	0	0	0	0	1	1
Dave Moates, L OBP: 0.245, SLG: 0.280 (8, PR)						K				1B	0	0	0	0	0	0	0
Jim Fragosi, R OBP: 0.349, SLG: 0.377 (10, PH)										1B	1	0	1	1	0	0	0
Danny Thompson, R OBP: 0.259, SLG: 0.299 (1, 5)						F8					3	0	0	0	0	0	1
Juan Beniquez, R OBP: 0.281, SLG: 0.269 (1, 8)											2	0	0	0	1	0	1
Jim Sundberg, R OBP: 0.288, SLG: 0.315 (1, 2)											2	0	0	0	0	0	0
Inning Stats	R: 0 E: 0 K: 0 S: 4	H: 2 LOB: 1 BB: 4 P: 4	R: 0 E: 1 K: 0 S: 3	H: 0 LOB: 0 BB: 0 P: 3	R: 0 E: 0 K: 0 S: 3	H: 1 LOB: 1 BB: 0 P: 3	R: 0 E: 0 K: 0 S: 3	H: 0 LOB: 0 BB: 0 P: 3	R: 0 E: 0 K: 0 S: 2	H: 0 LOB: 1 BB: 0 P: 3	R: 0 E: 0 K: 0 S: 2	H: 0 LOB: 0 BB: 1 P: 6	R: 1 E: 0 K: 0 S: 3	H: 2 LOB: 2 BB: 1 P: 7	1B: 4 2B: 1 3B: 0 HR: 0	SF: 0 SAC: 1 DP: 1 HBP: 1	WP: 1 PA: 35
PITCHER Ken Brett, L ERA: 2.68 (1, 1)	IP: 9.1 W: 9 L: 1 S: 6	WLS: 34 BF: 5 H: 5 R: 1 ER: 1 SO: 1	H: 5 R: 1 ER: 1 SO: 1	BB: 2 IBB: 1 HBP: 1 BLK: 0	WP: 1 HR: 0 S: 31 P: 44	P: 44 ERA: 0.96 WHIP: 0.750											

Chicago White Sox @ Texas Rangers
Arlington Stadium, Arlington, TX
Sat Jun 26 1976, 8:05 PM EDT
Att: 20,903 - Unknown

AB	29
R	1
H	5
RBI	1
BB	3
SO	1
LOB	7



Batter	1	2	3	4	5	6	7	8	9	AB	R	H	RBI	BB	SO	LOB	TOP								
Bucky Dent, R OBP: 0.314, SLG: 0.328 (1, 6)	0-0 4-3		0-0 6-3		0-0 3B 1B	0-0 6-3		0-0 5-3	5 1 1 2 0 0 1																
Chet Lemon, R OBP: 0.317, SLG: 0.330 (1, 8)	0-0 F8		0-0 5-3		0-0 4-3 3B		0-0 6-3	5 1 1 1 0 0 1																	
Jorge Orta, L OBP: 0.290, SLG: 0.430 (1, 7)	0-0 1-3			0-0 F6	4-0 4-3 BB		0-0 F8	4 0 0 0 1 0 0																	
Pat Kelly, L OBP: 0.365, SLG: 0.435 (1, 10)		0-3 K		4-0 CS BB	0-0 4-3		4-0 1B BB	2 0 0 1 2 1 1																	
Jim Spencer, L OBP: 0.336, SLG: 0.370 (1, 3)		0-0 FC4-6 1B		4-0 FC4 BB	0-0 L7		0-0 1-3 1B	3 0 2 0 1 0 1																	
Brian Downing, R OBP: 0.325, SLG: 0.328 (1, 2)		0-0 FC4-6 BLK		0-0 FC4		0-0 E5 HR	0-0 L7	4 1 0 0 0 0 4																	
Jack Brohamer, L OBP: 0.299, SLG: 0.369 (1, 4)		0-0 L7			4-0 3-4 1B BB	0-0 F6	0-0 F9	3 1 0 0 1 0 2																	
Kevin Bell, R OBP: 0.345, SLG: 0.574 (1, 5)			0-0 WP 1B		0-0 3-4 1B	0-0 3-4 1B	0-0 F2	4 2 3 2 0 0 0																	
Rich Coggins, L OBP: 0.221, SLG: 0.175 (1, 9)			0-0 F8		0-0 3-4	0-0 L7	0-0 F9	4 0 0 0 0 0 3																	
Inning Stats	R: 0 E: 0 K: 0 S: 3	H: 0 LOB: 0 BB: 0 P: 3	R: 0 E: 0 K: 1 S: 6	H: 1 LOB: 1 BB: 0 P: 6	R: 0 E: 0 K: 0 S: 4	H: 1 LOB: 1 BB: 0 P: 4	R: 0 E: 0 K: 0 S: 2	H: 0 LOB: 1 BB: 2 P: 10	R: 4 E: 0 K: 0 S: 6	H: 3 LOB: 1 BB: 2 P: 14	R: 2 E: 0 K: 0 S: 5	H: 1 LOB: 0 BB: 0 P: 5	R: 0 E: 0 K: 0 S: 4	H: 1 LOB: 2 BB: 1 P: 8	R: 0 E: 0 K: 0 S: 3	H: 0 LOB: 0 BB: 0 P: 3	R: 0 E: 0 K: 0 S: 3	H: 0 LOB: 0 BB: 0 P: 3	1B: 5 2B: 0 3B: 1 HR: 1	SF: 0 SAC: 0 DP: 0 HBP: 0	WP: 1 PB: 0 SB: 0 CS: 1	PA: 39			
PITCHER	IP	WLS	BF	H	R	ER	SO	BB	IBB	HBP	BLK	WP	HR	S	P	ERA	WHIP								
Nelson Briles, R ERA: 3.56 (1, 1)	5.1	L	26	6	6	5	1	4	0	0	1	1	1	24	40	8.44	1.875								
Steve Hargan, R ERA: 3.0 (6, 1)	3.2	S	13	1	0	0	0	1	0	0	0	0	0	12	16	0.00	0.545								

Chicago White Sox @ Texas Rangers
Arlington Stadium, Arlington, TX
Sun Jun 27 1976, 8:05 PM EDT
Att: 12,567 - Unknown - 97 F

AB 34
R 6
H 7
RBI 6
BB 5
SO 1
LOB 13

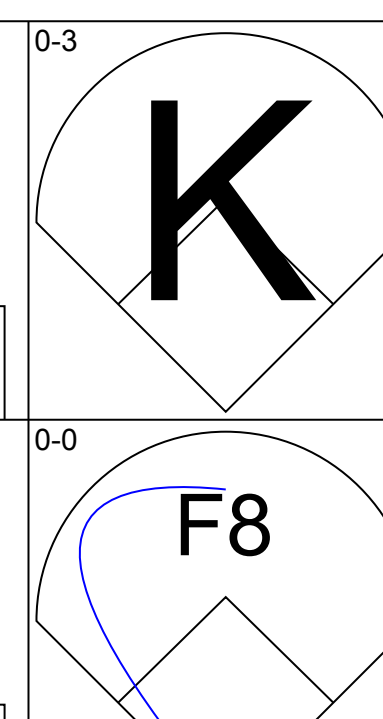
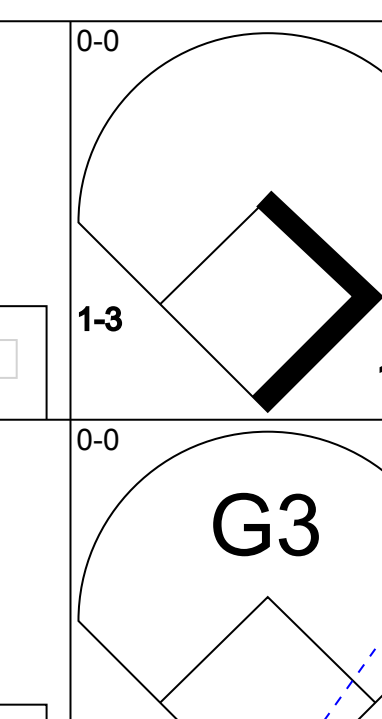
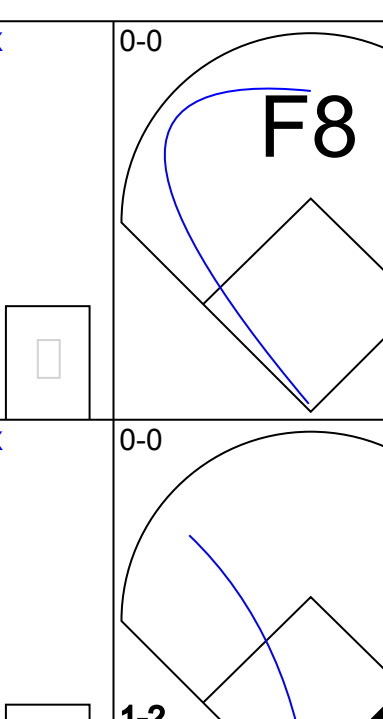
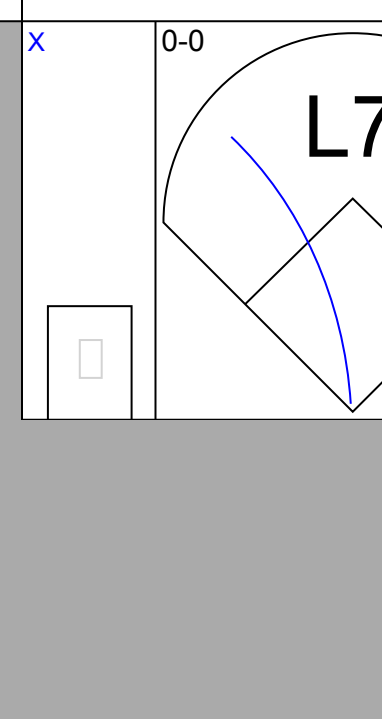
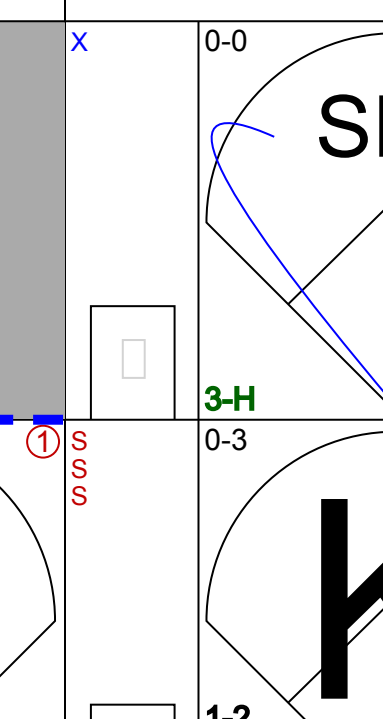
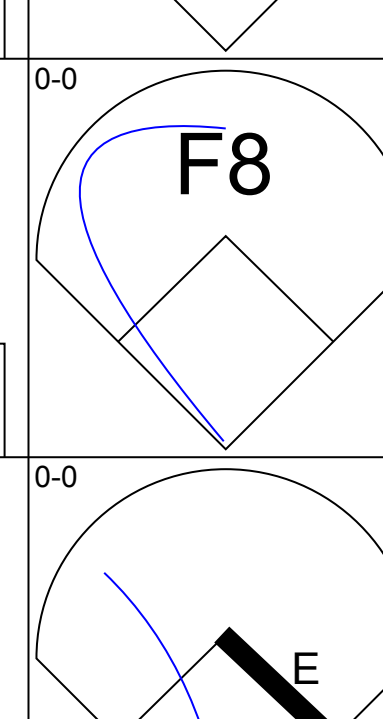
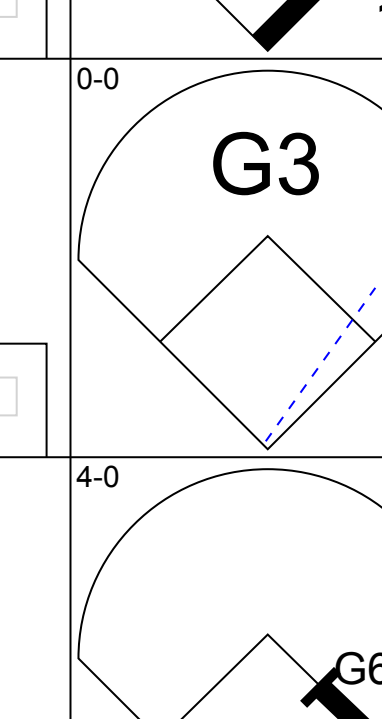
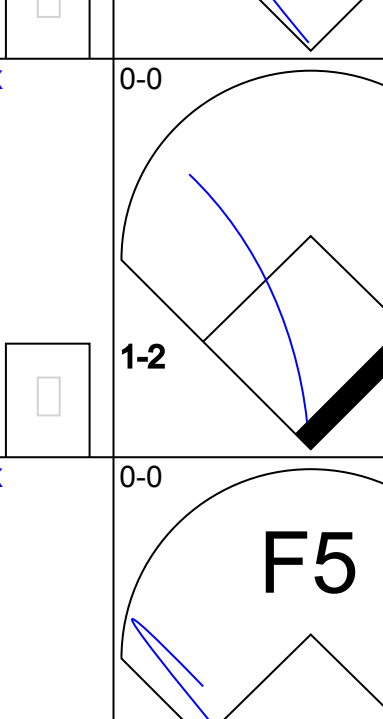
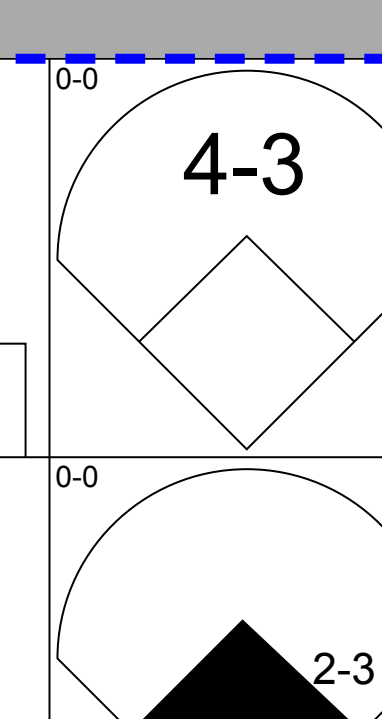
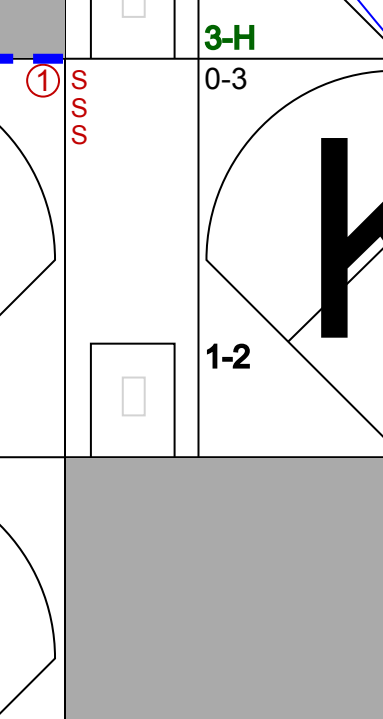
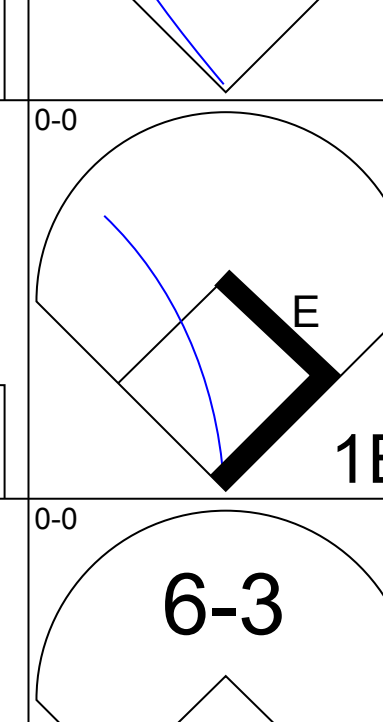
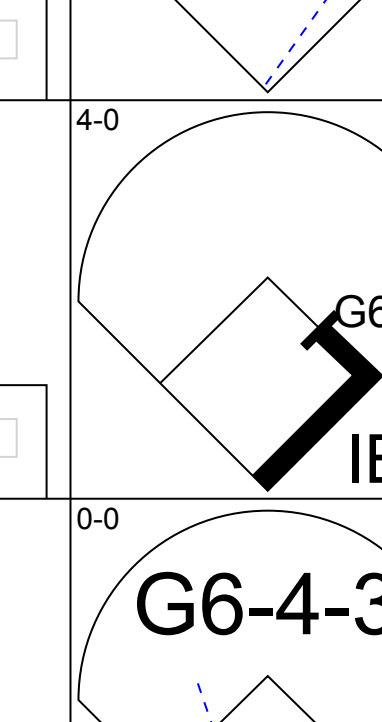
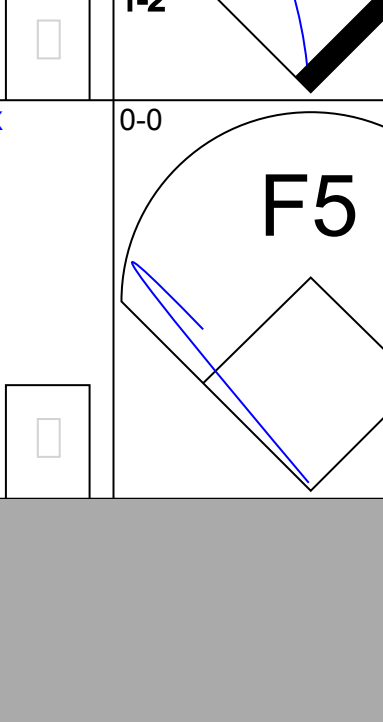
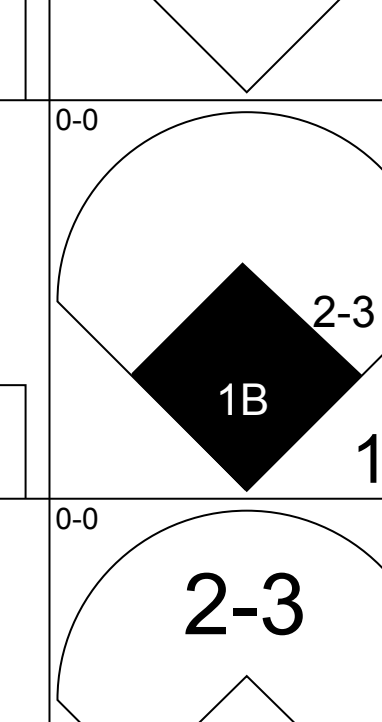
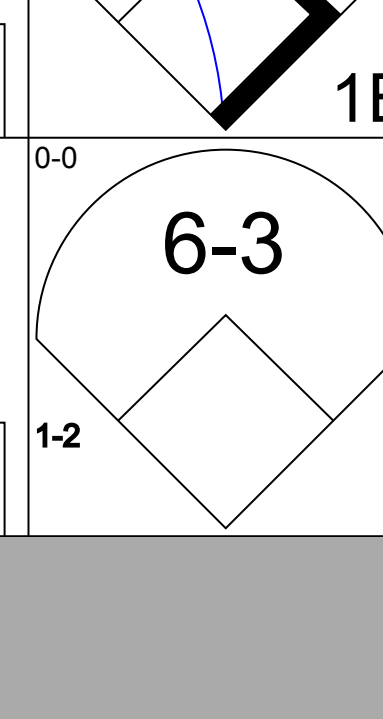
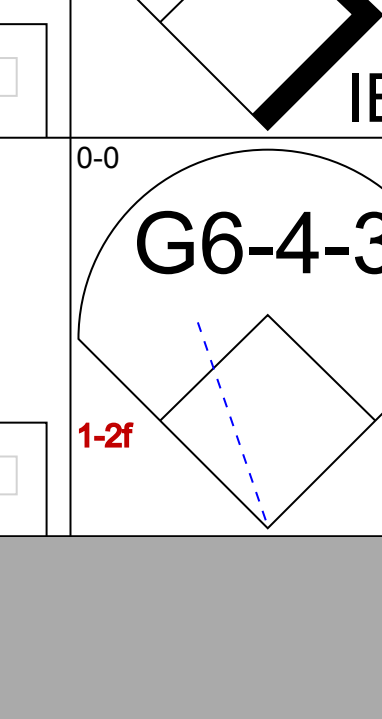
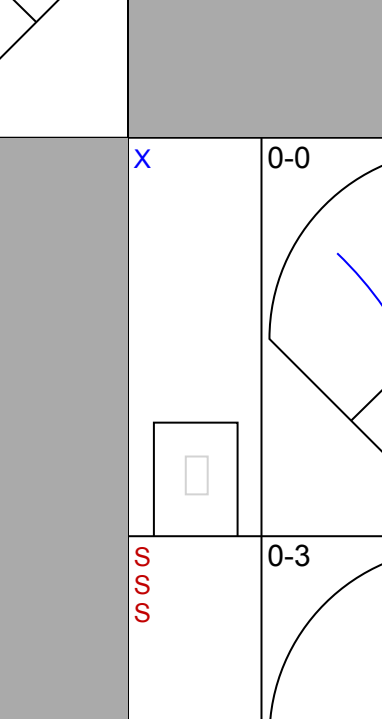
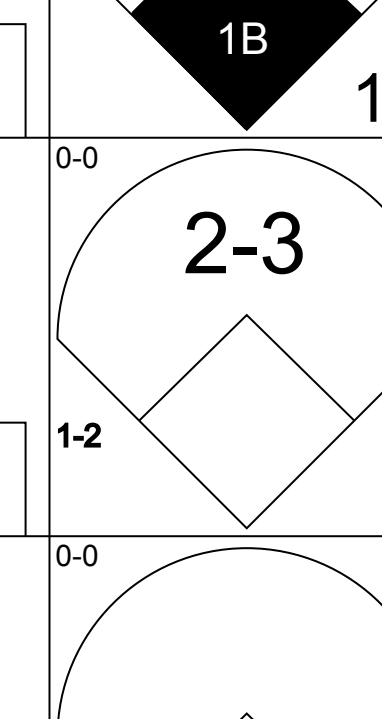
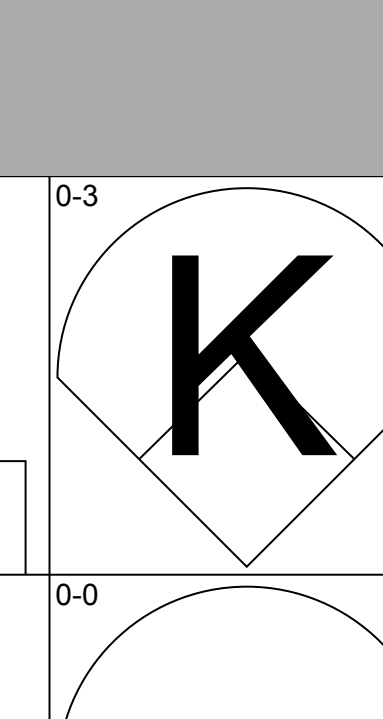
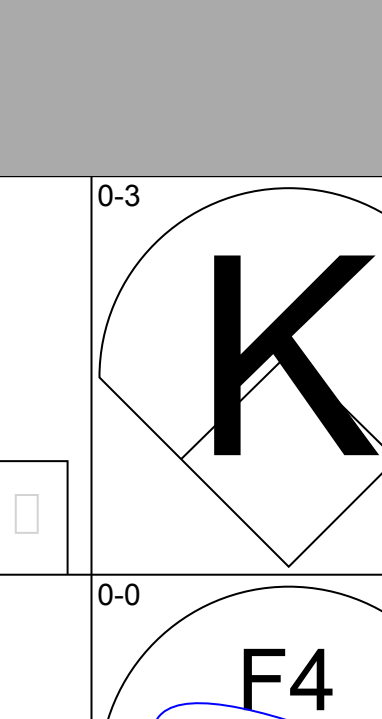
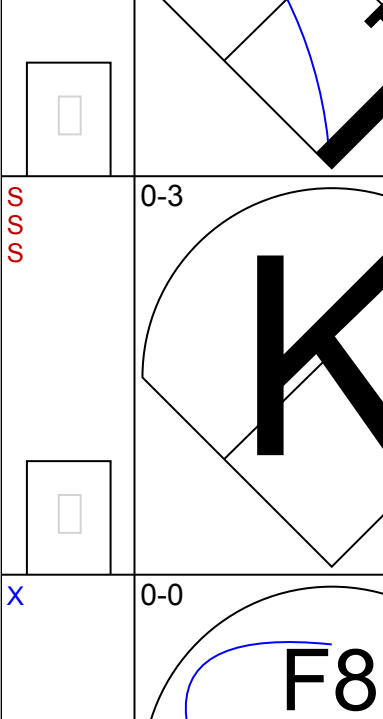
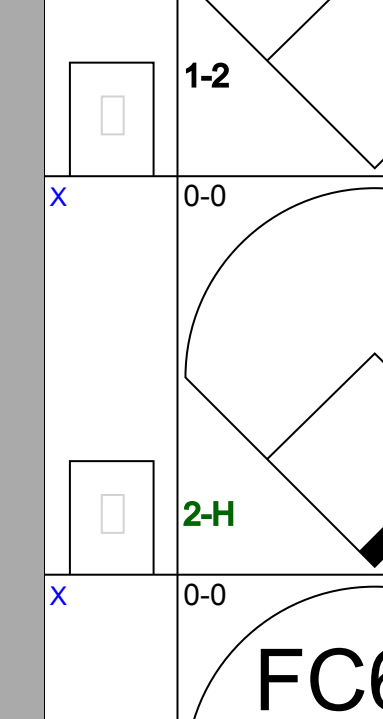
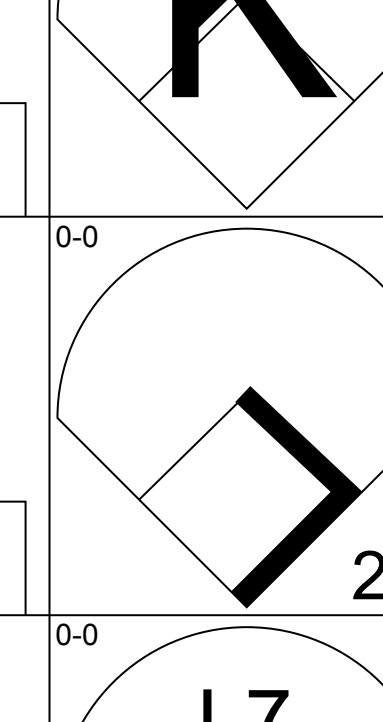
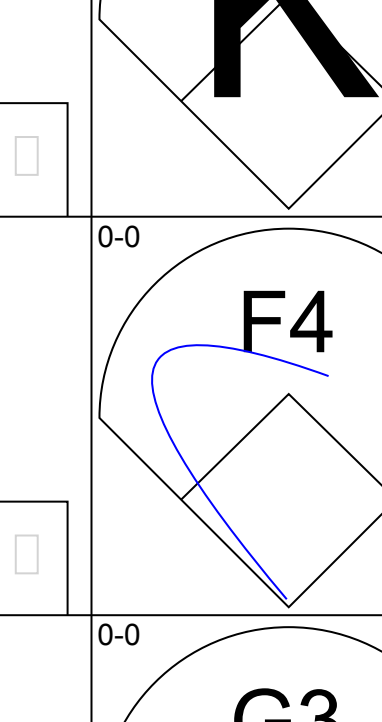
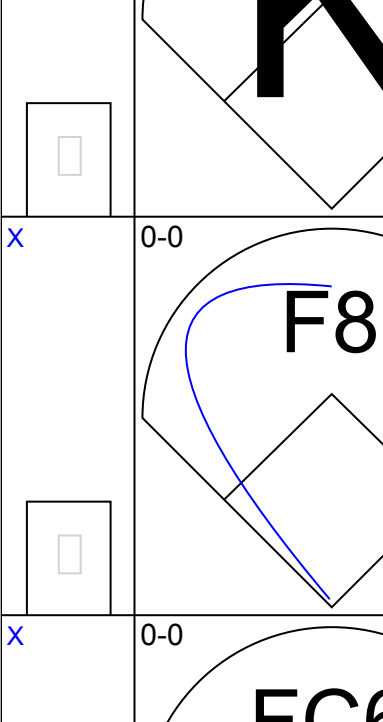
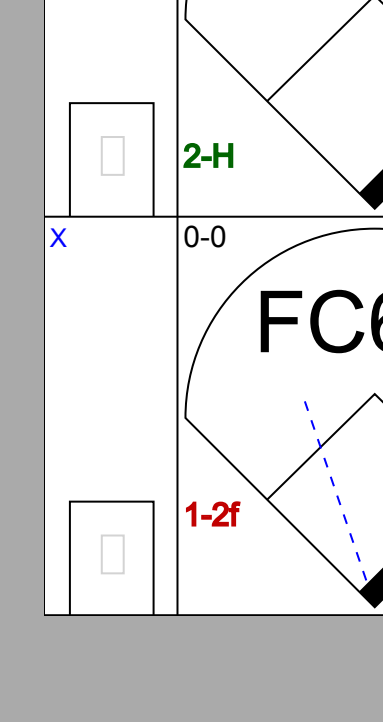
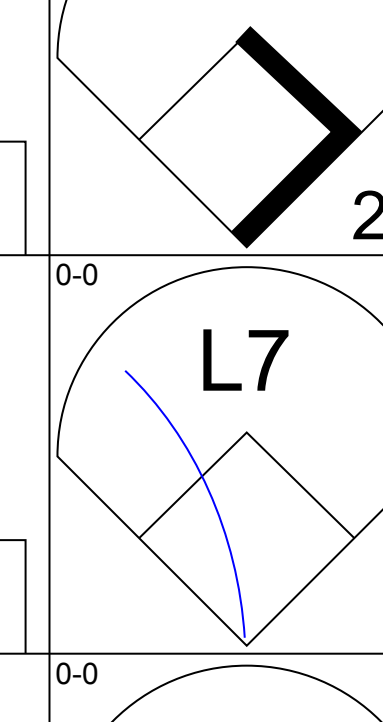
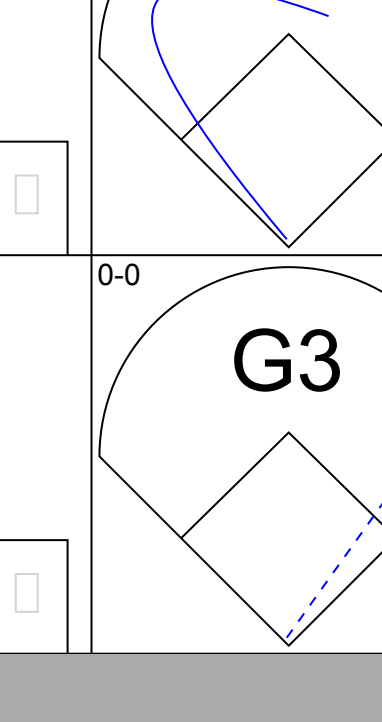
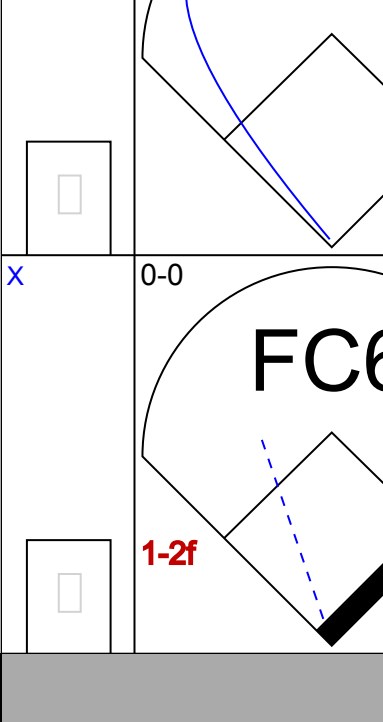
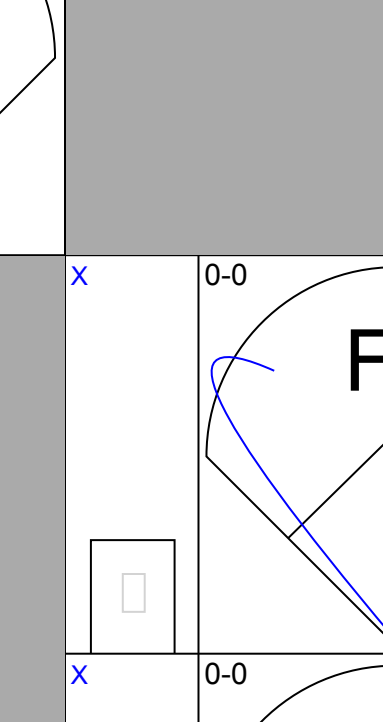
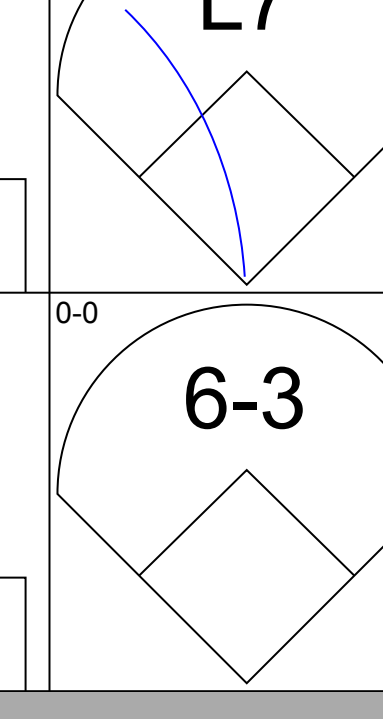
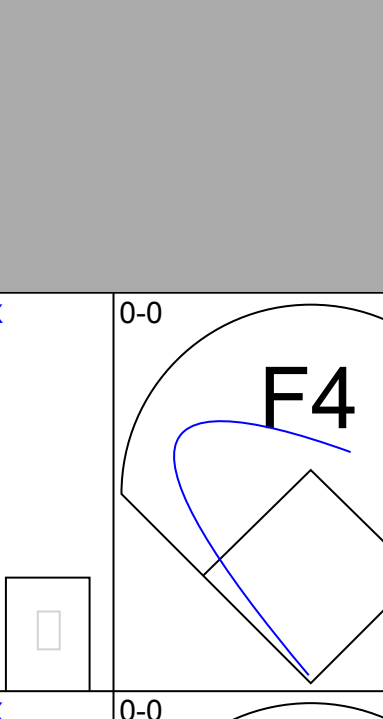
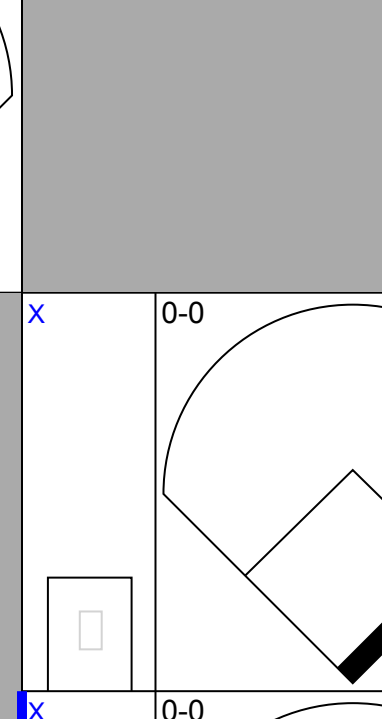
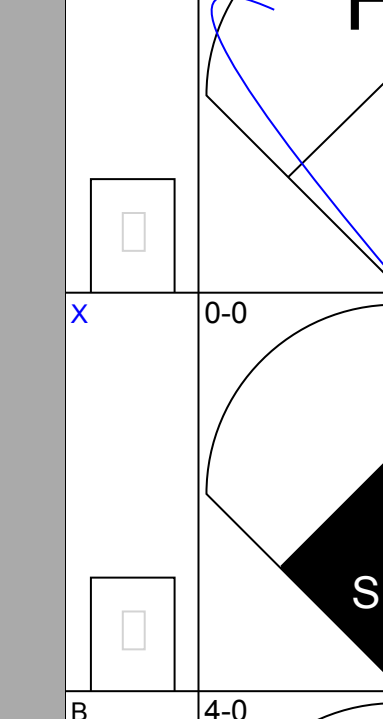
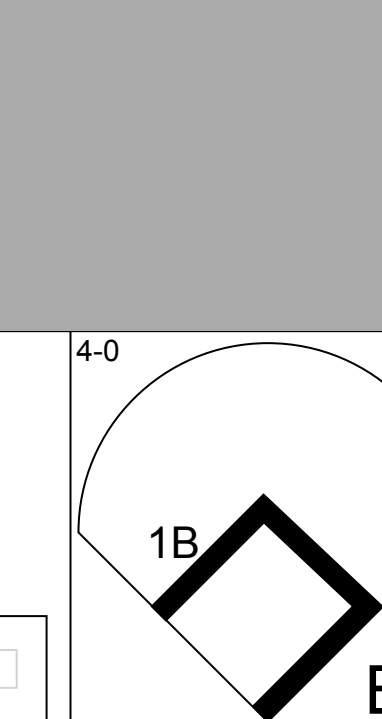
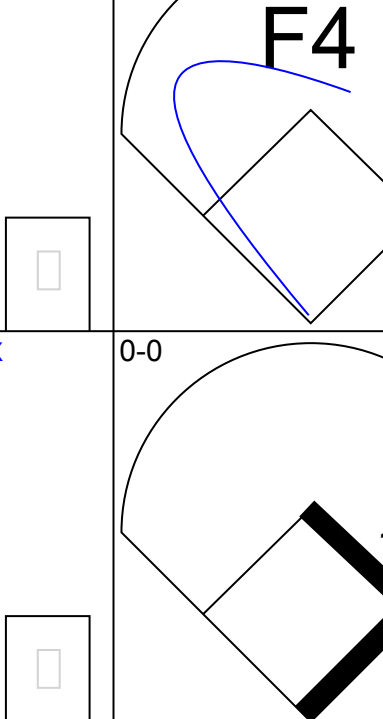
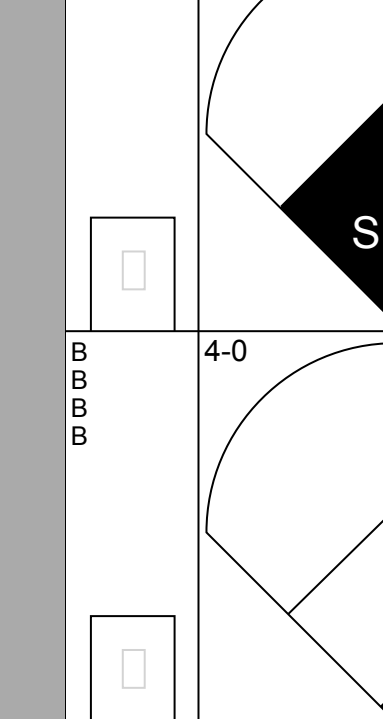
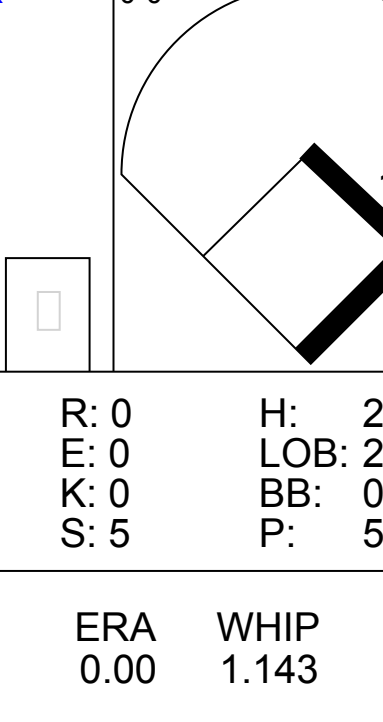


Batter	1	2	3	4	5	6	7	8	9	AB	R	H	RBI	BB	SO	LOB	BOTTOM								
Gene Clines, R OBP: 0.331, SLG: 0.341 (1, 7) (8, 8)	0-0 G3 1B		0-0 F3			0-0 L9		0-0 L6-3	4 0 1 0 0 0 1																
Lenny Randle, S OBP: 0.319, SLG: 0.314 (1, 4)	0-3 K		0-0 4-3			0-0 G4-3-6		0-0 4-3	4 0 0 0 0 1 2																
Mike Hargrove, L OBP: 0.384, SLG: 0.419 (1, 3)	0-0 G3			0-0 F8			0-0 HR 1B	4 1 1 0 0 0 1																	
Toby Harrah, R OBP: 0.401, SLG: 0.452 (1, 6)	0-0 F8			0-0 5-3			0-0 HR 1B	4 1 2 2 0 0 1																	
Jeff Burroughs, R OBP: 0.303, SLG: 0.406 Dave Moates, L OBP: 0.245, SLG: 0.280 (9, PR)		0-0 G6-3 1B		0-3 K			0-0 F8	3 0 1 0 1 1 0																	
Roy Howell, L OBP: 0.327, SLG: 0.409 Jim Fregosi, R OBP: 0.344, SLG: 0.370 (9, PH)		0-0 G6-3			0-3 K			3 0 1 0 0 1 1																	
Tom Grieve, R OBP: 0.286, SLG: 0.417 (1, 10)		4-0 BB			0-0 6-3		0-3 K	3 0 0 0 1 2 3																	
Juan Beniquez, R OBP: 0.279, SLG: 0.266 Joe Lahoud, L OBP: 0.304, SLG: 0.219 (7, PH)		0-0 F2			0-0 5-3		0-3 K	2 0 0 0 0 0 1																	
Jim Sundberg, R OBP: 0.290, SLG: 0.317 Bill Fahey, L OBP: 0.379, SLG: 0.217 (8, 2)			0-3 K			0-0 G4-3-6 1B		0-0 F7	2 0 1 0 0 1 0																
Inning Stats	R: 0 E: 0 K: 1 S: 6	H: 1 LOB: 1 BB: 0 P: 6	R: 0 E: 0 K: 0 S: 3	H: 1 LOB: 1 BB: 1 P: 7	R: 0 E: 0 K: 1 S: 5	H: 0 LOB: 0 BB: 0 P: 5	R: 0 E: 0 K: 1 S: 5	H: 0 LOB: 0 BB: 0 P: 5	R: 0 E: 0 K: 0 S: 3	H: 1 LOB: 1 BB: 0 P: 3	R: 2 E: 0 K: 2 S: 10	H: 3 LOB: 1 BB: 0 P: 10	R: 0 E: 0 K: 0 S: 3	H: 0 LOB: 0 BB: 0 P: 3	R: 0 E: 0 K: 2 S: 8	H: 1 LOB: 2 BB: 1 P: 12	1B: 6 2B: 1 3B: 0 HR: 1	SF: 0 SAC: 0 DP: 2 HBP: 0	WP: 0 PB: 0 SB: 0 CS: 0	PA: 34					
PITCHER	IP	WLS	BF	H	R	ER	SO	BB	IBB	HBP	BLK	WP	HR	S	P	ERA	WHIP								
Bart Johnson, R ERA: 5.25 (1, 1)	8.1	W	32	7	2	2	6	2	0	0	0	0	0	42	50	2.16	1.080								
Dave Hamilton, L ERA: 3.14 (9, 1)	0.2	S	2	0	0	0	2	0	0	0	0	0	0	6	6	0.00	0.000								

Chicago White Sox @ Texas Rangers
Arlington Stadium, Arlington, TX
Sun Jun 27 1976, 8:05 PM EDT
Att: 12,567 - Unknown - 97 F

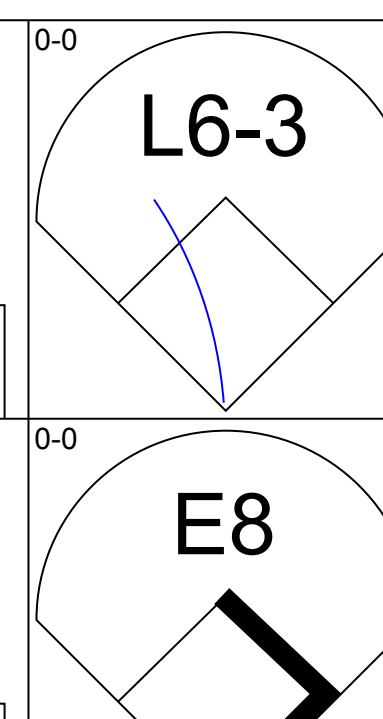
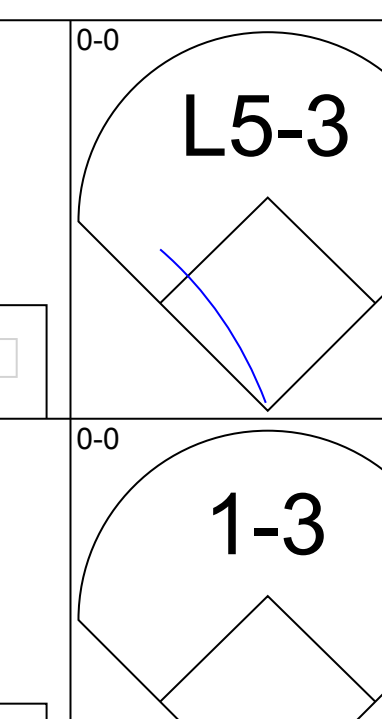
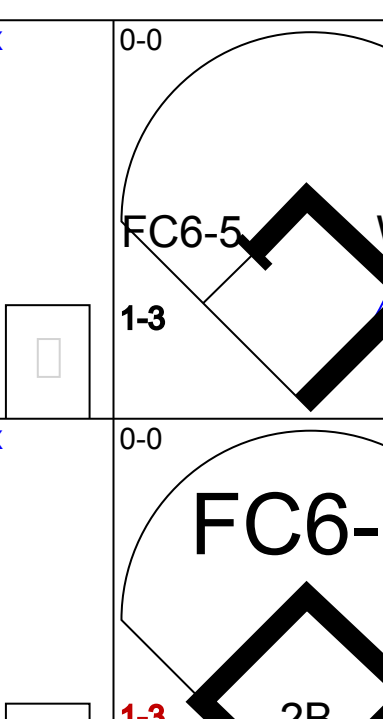
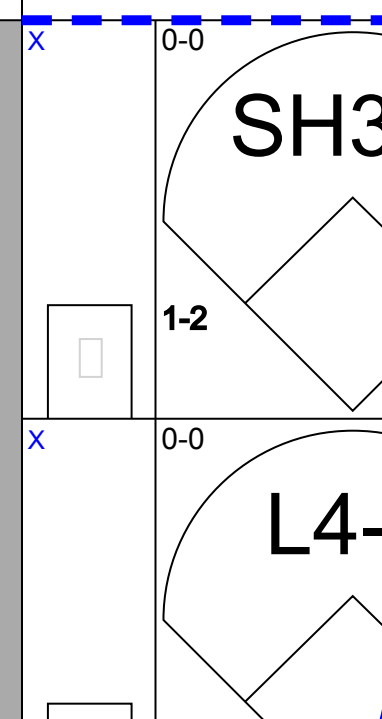
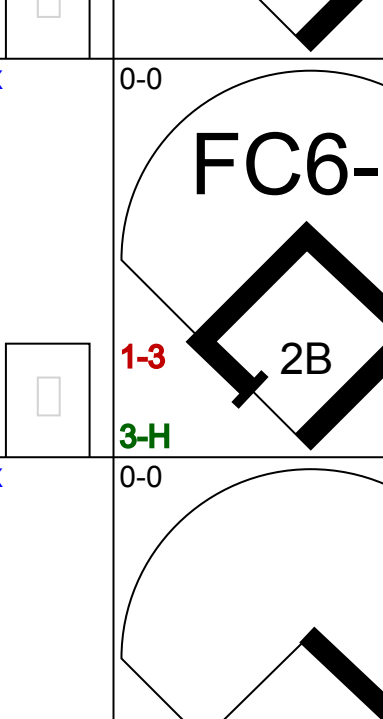
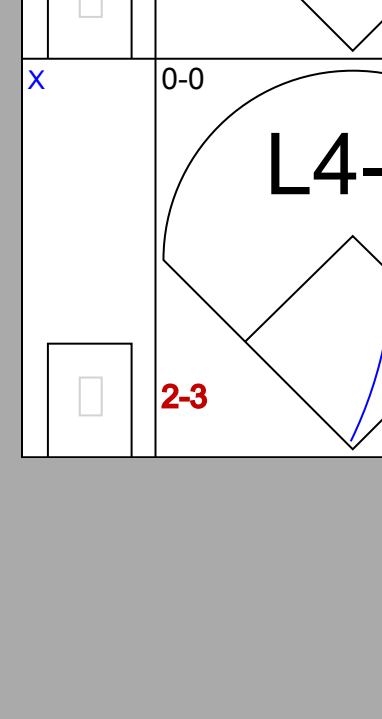
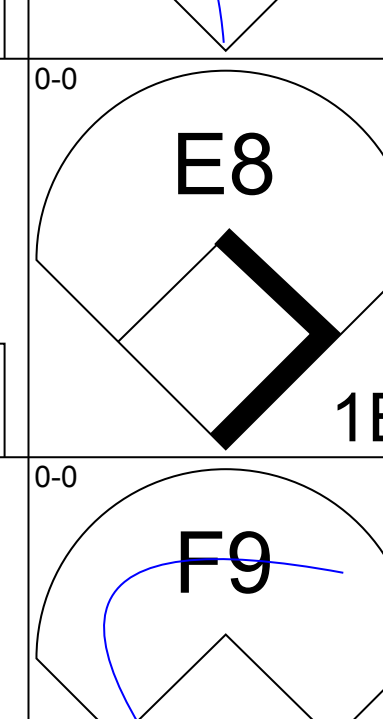
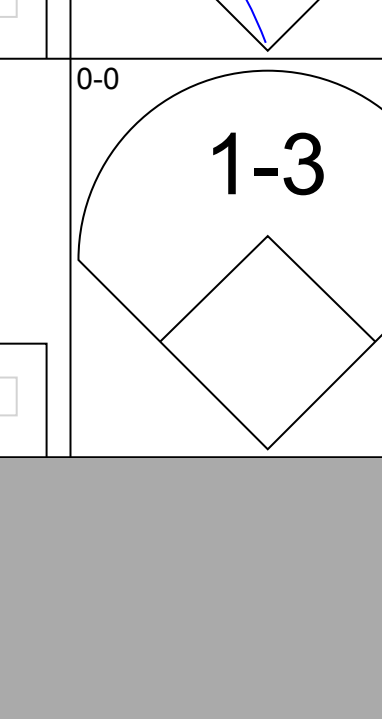
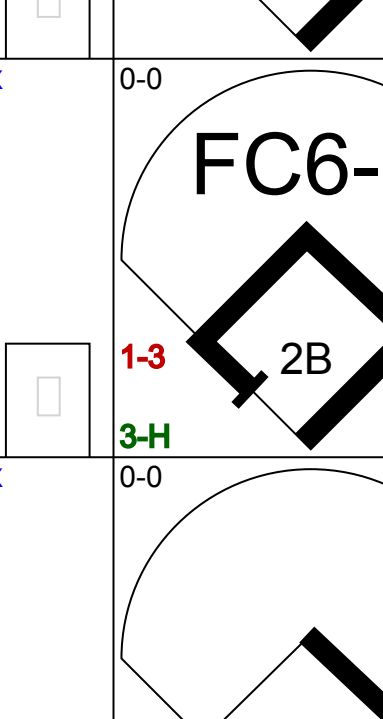
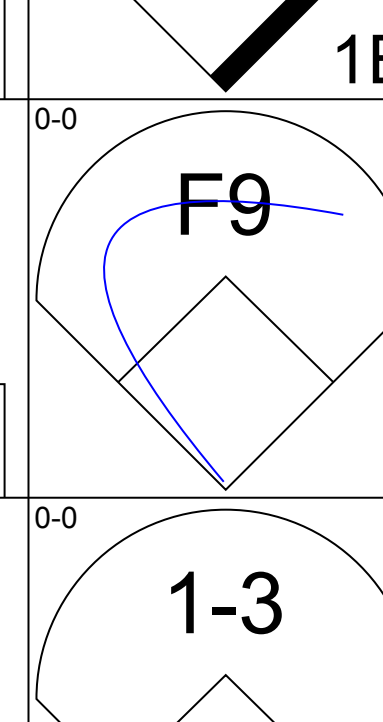
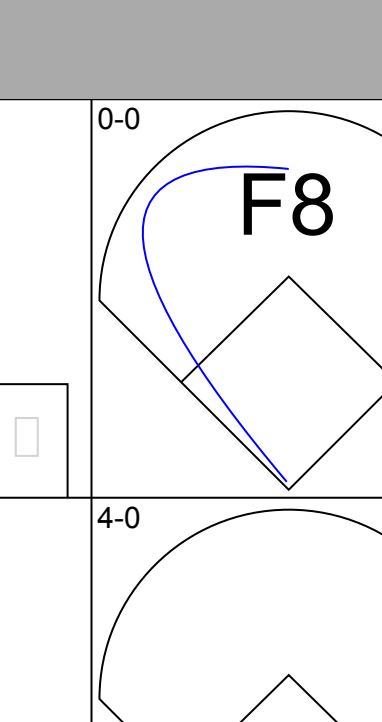
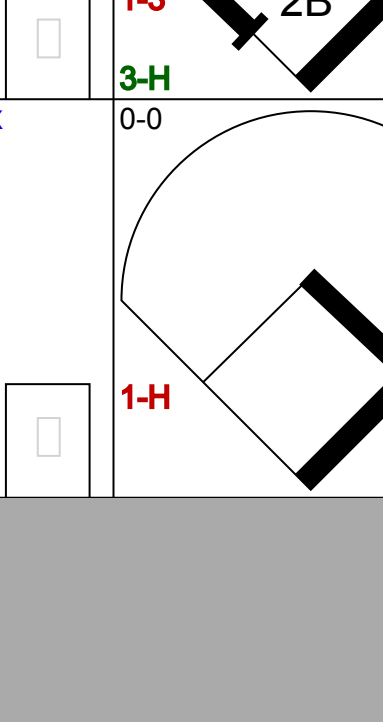
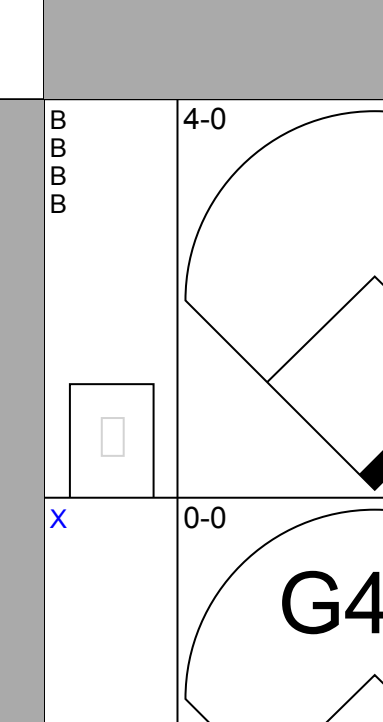
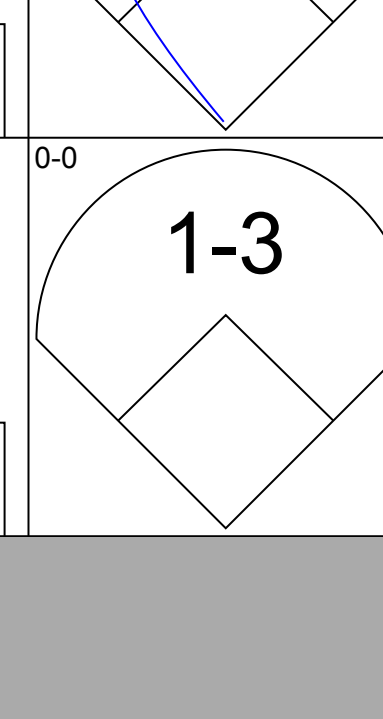
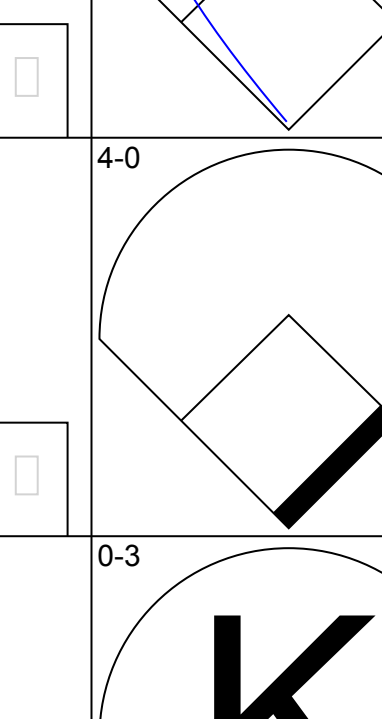
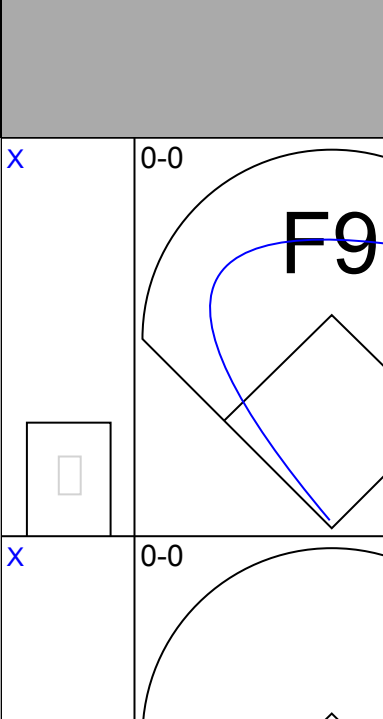
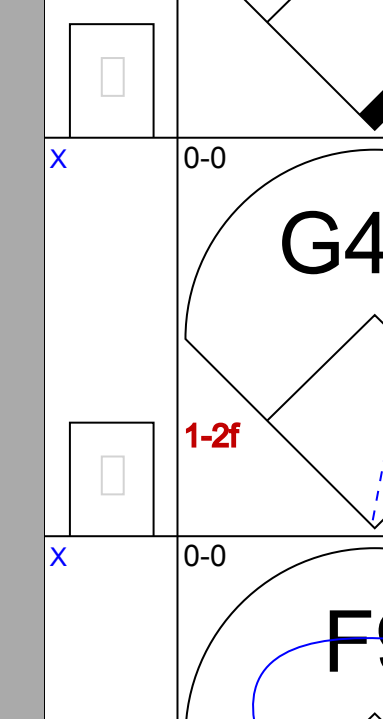
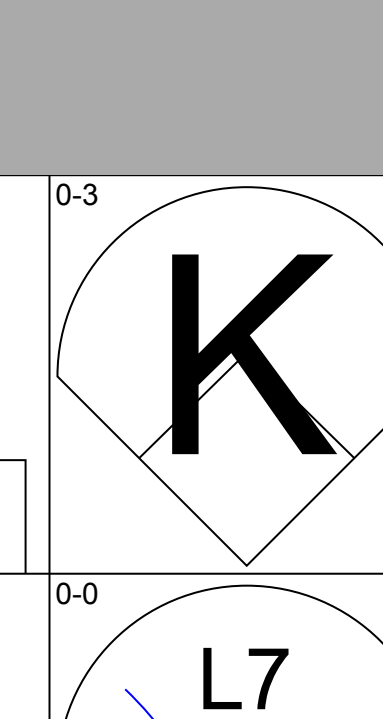
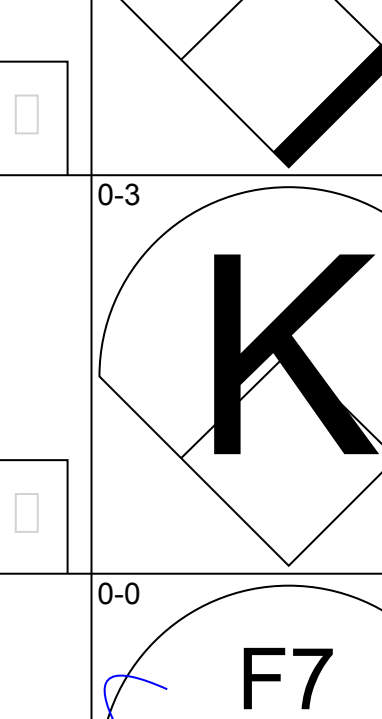
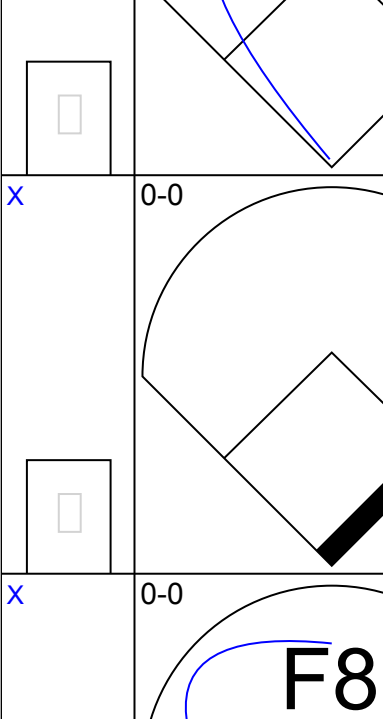
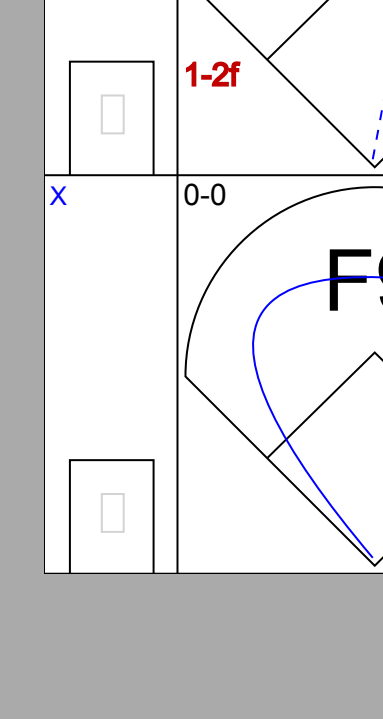
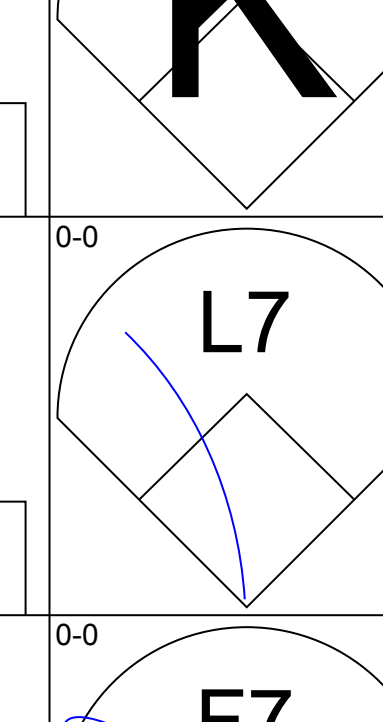
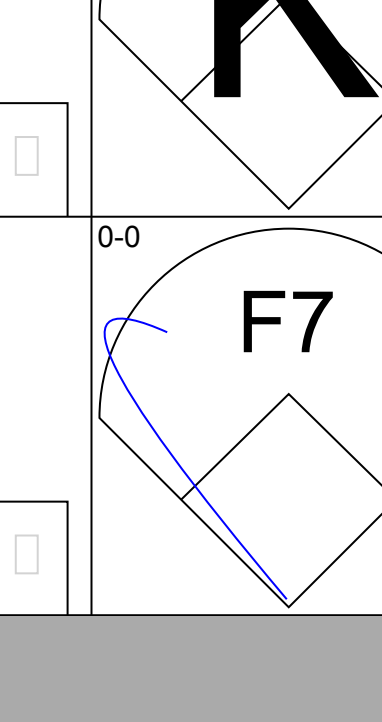
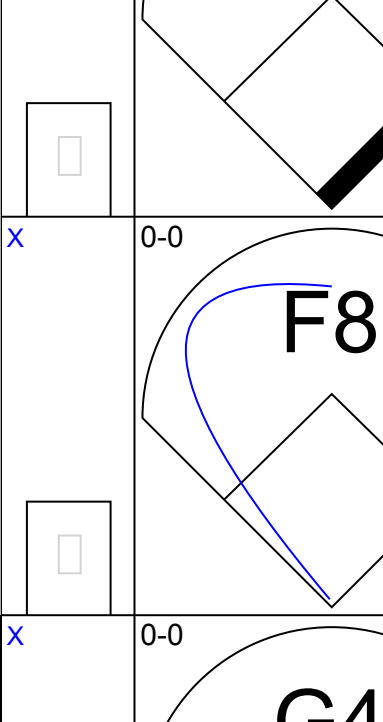
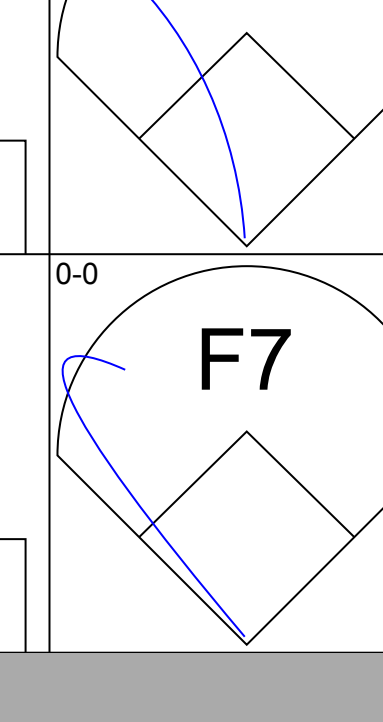
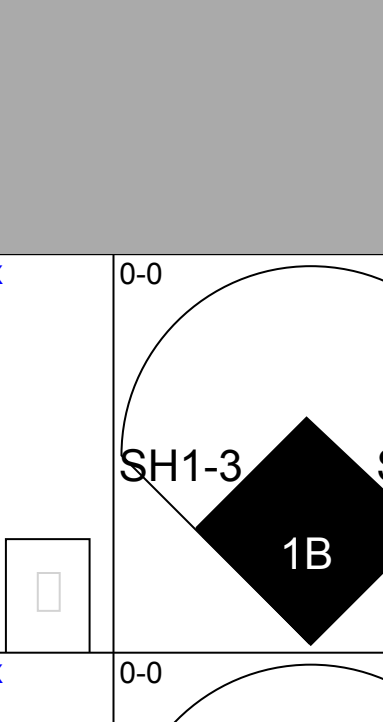
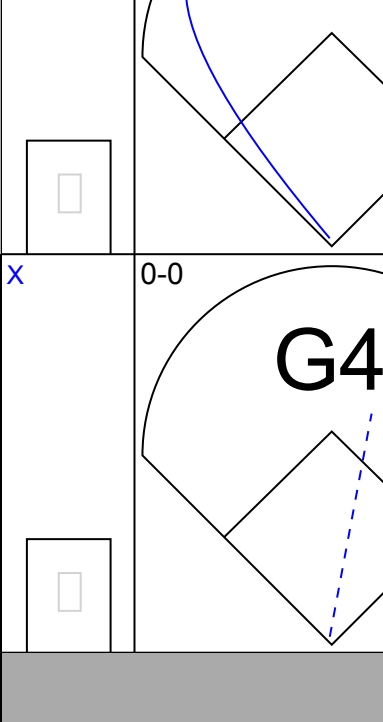
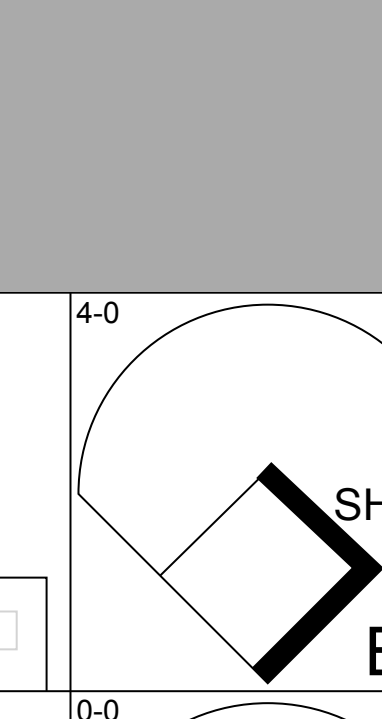
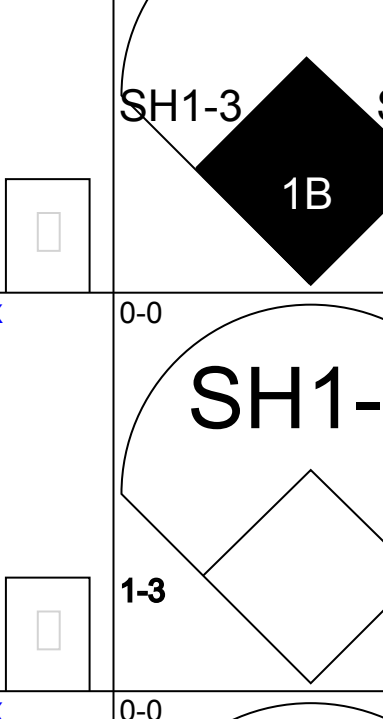
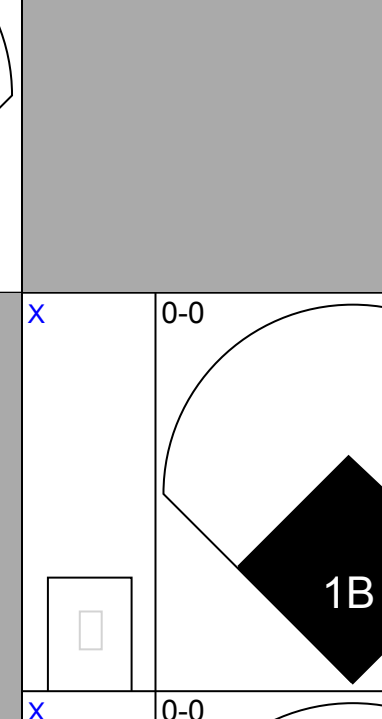
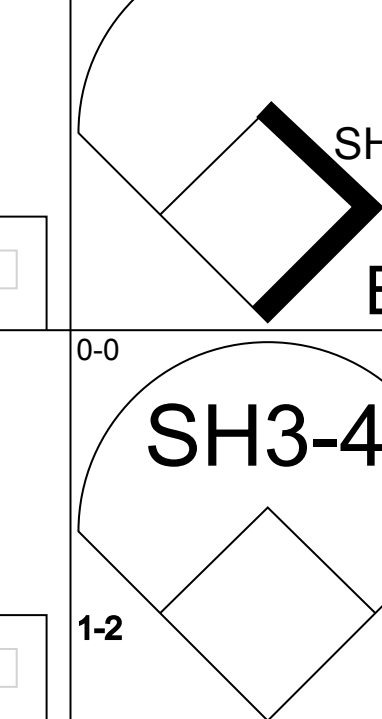
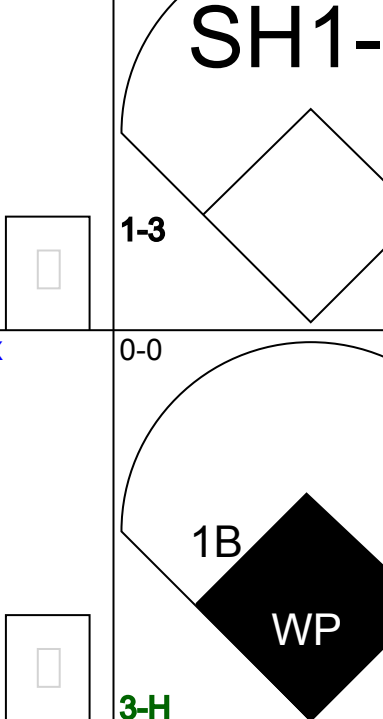


AB 32
R 2
H 7
RBI 2
BB 2
SO 8
LOB 13



Batter	1	2	3	4	5	6	7	8	9	AB	R	H	RBI	BB	SO	LOB	TOP					
Bill North, S OBP: 0.343, SLG: 0.342 (1, 8)										4	0	1	1	0	1	1	Oakland Athletics @ Texas Rangers Arlington Stadium, Arlington, TX Wed Jun 30 1976, 8:05 PM EDT Att: 14,936 - Unknown					
Bert Campaneris, R OBP: 0.314, SLG: 0.266 (1, 6)										5	0	1	0	0	1	3						
Don Baylor, R OBP: 0.314, SLG: 0.378 (1, 10)										3	1	2	0	1	0	2						
Sal Bando, R OBP: 0.332, SLG: 0.422 (1, 5)										4	0	1	0	0	0	5						
Gene Tenace, R OBP: 0.395, SLG: 0.460 (1, 3)										4	0	1	1	0	3	1						
Joe Rudi, R OBP: 0.322, SLG: 0.441 (1, 7)										4	0	1	0	0	0	2						
Claudell Washington, L OBP: 0.266, SLG: 0.310 (1, 9)										4	0	0	0	0	0	2						
Phil Garner, R OBP: 0.315, SLG: 0.415 (1, 4)										4	1	2	0	0	0	1						
Larry Haney, R OBP: 0.269, SLG: 0.229 (1, 2)										1	0	1	0	1	0	0						
Billy Williams, L OBP: 0.311, SLG: 0.340 (7, PH)										1	0	0	0	0	0	1						
Jeff Newman, R (7, 2)										0	0	0	0	1	0	0						
Larry Lintz, S (8, FR)										0	0	0	0	0	0	0						
Inning Stats	R: 0 E: 1 K: 1 S: 6	H: 1 LOB: 1 BB: 0 P: 6	R: 0 E: 0 K: 1 S: 6	H: 1 LOB: 1 BB: 0 P: 6	R: 0 E: 0 K: 0 S: 3	H: 1 LOB: 2 BB: 2 P: 11	R: 0 E: 0 K: 1 S: 5	H: 0 LOB: 0 BB: 0 P: 5	R: 0 E: 0 K: 0 S: 5	H: 2 LOB: 2 BB: 0 P: 5	R: 0 E: 0 K: 1 S: 6	H: 1 LOB: 1 BB: 0 P: 6	R: 0 E: 0 K: 0 S: 3	H: 1 LOB: 0 BB: 3 P: 3	R: 1 E: 0 K: 0 S: 5	H: 2 LOB: 1 BB: 0 P: 5	R: 1 E: 0 K: 1 S: 6	H: 1 LOB: 2 BB: 1 P: 10	1B: 8 2B: 1 3B: 1 HR: 0	SF: 1 SAC: 0 DP: 2 HBP: 0	WP: 0 PB: 0 SB: 1 CS: 0	PA: 38
PITCHER	IP	WLS	BF	H	R	ER	SO	BB	IBB	HBP	BLK	WP	HR	S	P	ERA	WHIP					
Gaylord Perry, R ERA: 3.0 (1, 1)	7.0	W	28	7	0	0	4	1	1	0	0	0	0	34	42	0.00	1.143					
Steve Foucault, R ERA: 2.96 (8, 1)	2.0	S	10	3	2	2	1	1	0	0	0	0	0	11	15	9.00	2.000					

AB	34
R	2
H	10
RBI	2
BB	3
SO	5
LOB	18



Batter	1	2	3	4	5	6	7	8	9	AB	R	H	RBI	BB	SO	LOB	BOTTOM				
Gene Clines, R OBP: 0.328, SLG: 0.338 (1, 7)										3	0	1	0	0	0	1	Oakland Athletics @ Texas Rangers Arlington Stadium, Arlington, TX Wed Jun 30 1976, 8:05 PM EDT Att: 14,936 - Unknown				
Juan Beniquez, R OBP: 0.277, SLG: 0.264 (8, 8)										0	0	0	0	0	0	0					
Danny Thompson, R OBP: 0.259, SLG: 0.298 (1, 6)										4	0	1	0	0	0	3					
Mike Hargrove, L OBP: 0.389, SLG: 0.426 (1, 3)										3	0	1	0	1	0	1					
Roy Howell, L OBP: 0.322, SLG: 0.398 (1, 5)										3	0	0	0	1	0	2					
Jeff Burroughs, R OBP: 0.303, SLG: 0.399 (1, 9)										4	0	1	0	0	2	1					
Joe Lahoud, L OBP: 0.297, SLG: 0.213 (1, 10)										3	0	0	0	0	0	2					
Lenny Randle, S OBP: 0.314, SLG: 0.309 (1, 4)										3	1	1	0	0	0	1					
Dave Moates, L OBP: 0.279, SLG: 0.321 (8, 7)										1	1	1	0	1	0	0					
Jim Sundberg, R OBP: 0.305, SLG: 0.328 (1, 2)										2	1	2	2	0	0	0					
Inning Stats	R: 0 E: 1 K: 0 S: 4	H: 1 LOB: 1 BB: 0 P: 4	R: 0 E: 0 K: 1 S: 5	H: 0 LOB: 0 BB: 0 P: 5	R: 0 E: 0 K: 0 S: 3	H: 0 LOB: 1 BB: 1 P: 7	R: 0 E: 0 K: 1 S: 5	H: 0 LOB: 1 BB: 1 P: 9	R: 2 E: 0 K: 0 S: 6	H: 4 LOB: 2 BB: 0 P: 6	R: 0 E: 0 K: 0 S: 4	H: 1 LOB: 1 BB: 0 P: 4	R: 1 E: 0 K: 0 S: 4	H: 2 LOB: 0 BB: 0 P: 4	R: 0 E: 0 K: 0 S: 2	H: 0 LOB: 0 BB: 1 P: 6	1B: 6 2B: 2 3B: 1 HR: 0	SF: 0 SAC: 0 DP: 2 HBP: 0	WP: 1 PB: 0 SB: 1 CS: 0	PA: 32	
PITCHER	IP	WLS	BF	H	R	ER	SO	BB	IBB	HBP	BLK	WP	HR	S	P	ERA	WHIP				
Mike Torrez, R ERA: 3.81 (1, 1)	6.0	L	27	8	3	3	2	2	0	0	0	0	0	29	37	4.50	1.667				
Jim Todd, R ERA: 3.44 (7, 1)	2.0		5	0	0	0	0	1	0	0	0	0	0	4	8	0.00	0.500				

AB	26
R	3
H	8
RBI	2
BB	3
SO	2
LOB	11



Batter	1	2	3	4	5	6	7	8	9	AB	R	H	RBI	BB	SO	LOB	TOP			
Gene Clines, R (1, 10) OBP: 0.320, SLG: 0.329	0-3 K		0-0 F3		0-0 L7			0-0 L1-3		4	0	0	0	0	1	0				
Lenny Randle, S (1, 4) OBP: 0.309, SLG: 0.304	0-0 F5		0-0 3-1			0-0 F8		0-0 G3		4	0	0	0	0	0	0				
Mike Hargrove, L (1, 3) OBP: 0.394, SLG: 0.427	4-0 BB		0-0 F8					4-0 BB		2	0	1	0	2	0	0				
Ken Pape, R (8, PR) OBP: 0.200, SLG: 0.200										0	0	0	0	0	0	0				
Jim Fregosi, R (8, 3) OBP: 0.354, SLG: 0.370										0	0	0	0	0	0	0				
Roy Howell, L (1, 5) OBP: 0.317, SLG: 0.392	0-3 K			0-0 L4				0-0 F8		4	0	0	0	0	1	3				
Jeff Burroughs, R (1, 9) OBP: 0.306, SLG: 0.401			0-0 F7		0-3 K					4	0	2	0	0	1	0				
Juan Beniquez, R (9, PR) OBP: 0.277, SLG: 0.264										0	0	0	0	0	0	0				
Toby Harrah, R (1, 6) OBP: 0.397, SLG: 0.438			0-0 F2		4-0 FC5-4 BB			0-0 F2		3	0	0	0	1	0	3				
Tom Grieve, R (1, 7) OBP: 0.281, SLG: 0.405					0-0 FC5-4					4	0	1	0	0	1	2				
Dave Moates, L (1, 8) OBP: 0.281, SLG: 0.322			0-0 FC6-4							3	0	1	0	0	0	0				
Joe Lahoud, L (9, PH) OBP: 0.295, SLG: 0.211			1-2 FC6-4					0-0 F3		1	0	0	0	0	0	1				
Jim Sundberg, R (1, 2) OBP: 0.300, SLG: 0.323			0-0 FC6-4							3	0	0	0	0	0	2				
Inning Stats	R: 0 E: 0 K: 2 S: 7	H: 0 LOB: 1 BB: 1 P: 11	R: 0 E: 0 K: 0 S: 5	H: 2 LOB: 2 BB: 0 P: 5	R: 0 E: 0 K: 1 S: 3	H: 0 LOB: 1 BB: 1 P: 9	R: 0 E: 0 K: 0 S: 3	H: 0 LOB: 0 BB: 0 P: 3	R: 0 E: 0 K: 0 S: 5	H: 2 LOB: 2 BB: 0 P: 5	R: 0 E: 0 K: 0 S: 3	H: 0 LOB: 0 BB: 0 P: 3	R: 0 E: 0 K: 0 S: 3	H: 0 LOB: 1 BB: 1 P: 7	R: 0 E: 0 K: 1 S: 6	H: 1 LOB: 1 BB: 0 P: 6	1B: 5 2B: 0 3B: 0 HR: 0	SF: 0 SAC: 0 DP: 0 HBP: 0	WP: 0 PB: 0 CS: 0	PA: 35
PITCHER Bart Johnson, R (1, 1) ERA: 4.75	IP: 9.0 WLS: W BF: 35 H: 5 R: 0 ER: 0 SO: 4 BB: 3 IBB: 0 HBP: 0 BLK: 0 WP: 0 HR: 0 S: 40 P: 52 ERA: 0.00 WHIP: 0.889																			

Texas Rangers @ Chicago White Sox
Comiskey Park, Chicago, IL
Fri Jul 02, 1976, 8:05 PM EDT
Att: 17,162 - Unknown - 70 F

AB 32
R 0
H 5
RBI 0
BB 3
SO 4
LOB 11



Batter	1	2	3	4	5	6	7	8	9	AB	R	H	RBI	BB	SO	LOB	BOTTOM			
Chet Lemon, R (1, 8) OBP: 0.311, SLG: 0.319	0-0 SH1-3 1B		0-0 F9		0-3 K			0-0 6-3		4	1	1	0	0	1	3				
Rich Coggins, L (1, 9) OBP: 0.204, SLG: 0.161	0-0 SH1-3		0-0 4-3		0-0 F8			0-0 F7		3	0	0	0	0	0	2				
Jorge Orta, L (1, 7) OBP: 0.288, SLG: 0.418	0-0 F8 2H		0-3 K			0-3 K		0-0 5-3		4	0	1	1	0	2	1				
Pat Kelly, L (1, 10) OBP: 0.366, SLG: 0.429	0-0 F8					0-3 K		0-0 HBP 1B		4	0	2	0	0	1	1				
Jim Spencer, L (1, 3) OBP: 0.335, SLG: 0.370	0-0 4-3				0-0 F8			0-0 HBP 1B		4	0	2	0	0	0	2				
Bucky Dent, R (1, 6) OBP: 0.314, SLG: 0.320			0-0 G1-6-3 1B		0-0 F3			0-0 HBP 1B		3	0	1	0	0	0	2				
Jack Brohamer, L (1, 4) OBP: 0.298, SLG: 0.371			0-0 G1-6-3		0-3 K			0-0 SH1-4 1B		4	0	1	0	0	1	5				
Kevin Bell, R (1, 5) OBP: 0.338, SLG: 0.530			0-3 K			0-0 S 1B		0-0 SH1-4		2	0	1	0	0	1	0				
Jim Essian, R (1, 2) OBP: 0.357, SLG: 0.328					0-3 K			0-0 F8		3	0	1	0	0	1	2				
Inning Stats	R: 1 E: 0 K: 0 S: 5	H: 2 LOB: 1 BB: 0 P: 5	R: 0 E: 0 K: 1 S: 5	H: 1 LOB: 0 BB: 0 P: 5	R: 0 E: 0 K: 1 S: 6	H: 1 LOB: 1 BB: 0 P: 6	R: 0 E: 0 K: 1 S: 6	H: 1 LOB: 1 BB: 0 P: 6	R: 0 E: 0 K: 2 S: 8	H: 1 LOB: 1 BB: 0 P: 8	R: 0 E: 0 K: 2 S: 8	H: 1 LOB: 1 BB: 0 P: 8	R: 0 E: 0 K: 0 S: 4	H: 1 LOB: 1 BB: 0 P: 4	R: 0 E: 0 K: 0 S: 5	H: 2 LOB: 3 BB: 0 P: 6	1B: 10 2B: 0 3B: 0 HR: 0	SF: 0 SAC: 2 DP: 1 HBP: 1	WP: 0 PB: 0 CS: 0	PA: 34
PITCHER Bert Blyleven, R (1, 1) ERA: 3.01	IP: 8.0 WLS: L BF: 34 H: 10 R: 1 ER: 1 SO: 7 BB: 0 IBB: 0 HBP: 1 BLK: 0 WP: 0 HR: 0 S: 47 P: 48 ERA: 1.12 WHIP: 1.250																			

Texas Rangers @ Chicago White Sox
Comiskey Park, Chicago, IL
Fri Jul 02, 1976, 8:05 PM EDT
Att: 17,162 - Unknown - 70 F

AB 31
R 1
H 10
RBI 1
BB 0
SO 7
LOB 18



Batter	1	2	3	4	5	6	7	8	9	10	11	12	AB	R	H	RBI	BB	SO	LOB	TOP		
Gene Clines, R Ken Pape, R OBP: 0.317, SLG: 0.325 (10, PR)	L4		L6	K				L9		FC6-4		6-3	6	0	1	2	0	1	5			
Lenny Randle, S OBP: 0.308, SLG: 0.300 (1,4)	6-3		2B	1B	B1-3			6-3				F4	6	1	2	2	1	0	1			
Mike Hargrove, L OBP: 0.306, SLG: 0.424 (1,3)	E4		2B	1B	B5-3			F7				F5	6	0	2	0	0	0	4			
Roy Howell, L Danny Thompson, R OBP: 0.316, SLG: 0.397 (5, PH)	K			2B				F9				F5	2	0	1	1	0	1	1			
Jeff Burroughs, R OBP: 0.303, SLG: 0.394 (1,9)			L4									F4	6	1	1	0	0	1	3			
Toby Harrah, R OBP: 0.369, SLG: 0.429 (1,6)		F7						F9				F6	4	0	0	0	2	0	1			
Tom Grieve, R OBP: 0.281, SLG: 0.397 (1,7)					5-3							BB	5	1	1	0	1	1	3			
Dave Moates, L Juan Beniquez, R OBP: 0.289, SLG: 0.339 (8, PH)												F7	3	2	2	0	0	0	1			
Jim Sundberg, R OBP: 0.306, SLG: 0.340 (1,2)												F9	2	1	1	0	1	0	2			
Inning Stats	R: 0 E: 1 K: 1 S: 6	H: 0 LOB: 1 BB: 0 P: 6	R: 0 E: 0 K: 1 S: 5	H: 0 LOB: 0 BB: 0 P: 5	R: 2 E: 0 K: 0 S: 7	H: 4 LOB: 2 BB: 0 P: 7	R: 0 E: 0 K: 1 S: 6	H: 1 LOB: 1 BB: 1 P: 10	R: 0 E: 0 K: 0 S: 3	H: 0 LOB: 0 BB: 0 P: 3	R: 1 E: 0 K: 1 S: 6	H: 1 LOB: 1 BB: 1 P: 10	R: 0 E: 0 K: 0 S: 4	H: 1 LOB: 2 BB: 1 P: 8	R: 0 E: 0 K: 0 S: 3	H: 0 LOB: 2 BB: 2 P: 11	R: 0 E: 0 K: 0 S: 3	H: 0 LOB: 0 BB: 0 P: 3	1B: 10 2B: 2 3B: 0 HR: 0	SF: 0 SAC: 0 DP: 0 HBP: 0	WP: 0 PB: 0 SB: 0 CS: 0	PA: 56
PITCHER	IP	WLS	BF	H	R	ER	SO	BB	IBB	HBP	BLK	WP	HR	S	P	ERA	WHIP					
Francisco Barrios, L ERA: 3.01	(1,1)	9.0	43	11	6	3	4	3	0	0	0	0	0	48	60	3.00	1.556					
Dave Hamilton, L ERA: 2.96	(10,1)	3.0	W	13	1	0	0	3	0	0	0	0	0	10	22	0.00	1.333					

Texas Rangers @ Chicago White Sox
Comiskey Park, Chicago, IL
Sun Jul 04 1976, 4:33 AM EDT
Unknown - 70 F

AB	50
R	6
H	12
RBI	6
BB	6
SO	4
LOB	27



Batter	1	2	3	4	5	6	7	8	9	10	11	12	AB	R	H	RBI	BB	SO	LOB	BOTTOM		
Bucky Dent, R OBP: 0.310, SLG: 0.316 (1,6)	L7			F3				F7				E6	7	1	2	0	0	0	4			
Chet Lemon, R OBP: 0.306, SLG: 0.307 (1,8)	F4							FC4-6				FC6-2-5	6	0	0	0	1	1	6			
Jorge Orta, L OBP: 0.299, SLG: 0.421 (1,7)													4	1	2	1	3	0	0			
Lamar Johnson, R Jim Spencer, L Brian Downing, R OBP: 0.316, SLG: 0.351 (7, PH)	FC6-4							F3				SH1-4	3	0	0	0	0	0	1			
Buddy Bradford, R OBP: 0.327, SLG: 0.373 (1,10)													0	0	0	0	0	0	0			
Kevin Bell, R OBP: 0.338, SLG: 0.520 (1,5)													2	0	0	0	0	0	5			
Alan Bannister, R Rich Coggins, L OBP: 0.350, SLG: 0.368 (11, PH)													4	1	2	0	2	1	2			
Bill Stein, R OBP: 0.264, SLG: 0.287 (9,3)													4	1	2	0	2	1	2			
Jim Essian, R OBP: 0.366, SLG: 0.328 (8,3)													6	2	3	1	0	1	3			
Pat Kelly, L Jack Brohamer, L OBP: 0.357, SLG: 0.417 (9,4)													5	1	3	1	0	0	3			
Inning Stats	R: 0 E: 0 K: 0 S: 4	H: 1 LOB: 1 BB: 0 P: 6	R: 3 E: 1 K: 0 S: 7	H: 4 LOB: 1 BB: 0 P: 7	R: 0 E: 0 K: 1 S: 5	H: 0 LOB: 0 BB: 0 P: 5	R: 0 E: 0 K: 0 S: 5	H: 2 LOB: 1 BB: 1 P: 6	R: 0 E: 0 K: 0 S: 2	H: 0 LOB: 0 BB: 1 P: 6	R: 1 E: 1 K: 2 S: 10	H: 3 LOB: 2 BB: 0 P: 10	R: 0 E: 0 K: 0 S: 4	H: 1 LOB: 1 BB: 1 P: 4	R: 0 E: 0 K: 0 S: 3	H: 0 LOB: 2 BB: 2 P: 11	R: 1 E: 1 K: 0 S: 5	H: 2 LOB: 2 BB: 0 P: 6	1B: 11 2B: 2 3B: 2 HR: 0	SF: 0 SAC: 4 DP: 0 HBP: 0	WP: 1 PB: 0 SB: 0 CS: 0	PA: 57
PITCHER	IP	WLS	BF	H	R	ER	SO	BB	IBB	HBP	BLK	WP	HR	S	P	ERA	WHIP					
Jim Umberger, L ERA: 2.72	(1,1)	6.1	28	8	4	4	2	2	0	0	0	1	0	30	38	5.68	1.579					
Steve Foucault, R ERA: 2.54	(7,1)	0.1	2	0	0	0	0	1	0	0	0	0	0	1	5	0.00	3.000					
Joe Hoerner, L ERA: 4.08	(7,1)	0.2	5	3	1	1	1	0	0	0	0	0	0	7	7	13.50	4.500					
Jeff Terpko, R ERA: 2.35	(8,1)	0.2	4	0	1	1	1	2	0	0	0	0	0	4	12	13.50	3.000					
Mike Bacsik, R ERA: 2.03	(9,1)	3.2	L	18	4	1	0	1	1	0	0	0	0	16	24	0.00	1.364					

Texas Rangers @ Chicago White Sox
Comiskey Park, Chicago, IL
Sun Jul 04 1976, 4:33 AM EDT
Unknown - 70 F

AB	46
R	7
H	15
RBI	6
BB	7
SO	4
LOB	29



Batter	1	2	3	4	5	6	7	8	9	AB	R	H	RBI	BB	SO	LOB	TOP			
Lenny Randle, S (1,4) OBP: 0.309, SLG: 0.302										5	0	2	1	0	1	0				
Danny Thompson, R (1,5) OBP: 0.256, SLG: 0.283										3	0	1	0	2	0	4				
Mike Hargrove, L (1,3) OBP: 0.396, SLG: 0.423										5	0	2	0	0	0	2				
Jeff Burroughs, R (1,9) OBP: 0.304, SLG: 0.392										4	1	1	0	1	1	2				
Joe Lahoud, L (1,7) OBP: 0.293, SLG: 0.221										4	1	1	0	0	1	3				
Tom Grieve, R (9,7) OBP: 0.281, SLG: 0.397										0	0	0	0	0	0	0				
Toby Harrah, R (1,6) OBP: 0.394, SLG: 0.424										3	0	0	0	1	1	3				
Jim Fregosi, R (1,10) OBP: 0.348, SLG: 0.351										3	1	0	0	1	2	3				
Juan Beniquez, R (1,8) OBP: 0.293, SLG: 0.275										4	0	2	0	0	1	3				
Bill Fahey, L (1,2) OBP: 0.394, SLG: 0.231										3	0	1	2	1	1	1				
Inning Stats	R: 0 H: 2 E: 0 K: 2 S: 9	H: 2 R: 3 ER: 0 LOB: 3 BB: 1 P: 13	R: 0 H: 0 E: 0 K: 1 S: 5	H: 0 R: 3 ER: 0 LOB: 1 BB: 0 P: 5	R: 0 H: 0 E: 0 K: 0 S: 3	H: 2 R: 0 ER: 0 LOB: 1 BB: 1 P: 7	R: 1 H: 2 E: 0 K: 0 S: 5	H: 2 R: 0 ER: 0 LOB: 0 BB: 0 P: 13	R: 0 H: 0 E: 0 K: 2 S: 8	H: 1 R: 0 ER: 0 LOB: 1 BB: 0 P: 8	R: 0 H: 2 E: 0 K: 0 S: 3	H: 2 R: 0 ER: 0 LOB: 0 BB: 0 P: 3	R: 2 H: 3 E: 0 K: 1 S: 7	H: 3 R: 0 ER: 0 LOB: 1 BB: 1 P: 11	R: 0 H: 0 E: 0 K: 2 S: 7	H: 0 R: 3 ER: 0 LOB: 1 BB: 1 P: 11	1B: 9 2B: 1 3B: 0 HR: 0	SF: 0 SAC: 0 DP: 1 HBP: 0	WP: 0 PB: 0 SB: 1 CS: 1	PA: 41
PITCHER	IP WLS BF H R ER SO BB IBB HBP BLK WP HR S P ERA WHIP	8.0 L 36 10 3 3 6 4 1 0 0 0 0 0 43 63 3.38 1.750	1.0 4 0 0 0 2 1 0 0 0 0 0 0 7 11 0.00 1.000																	

Texas Rangers @ Chicago White Sox
Comiskey Park, Chicago, IL
Sun Jul 04 1976, 4:38 AM EDT
Att: 15,689 - Unknown

AB	34
R	3
H	10
RBI	3
BB	6
SO	8
LOB	21



Batter	1	2	3	4	5	6	7	8	9	AB	R	H	RBI	BB	SO	LOB	BOTTOM			
Chet Lemon, R (1,8) OBP: 0.303, SLG: 0.304										5	1	1	1	0	1	2				
Rich Coggins, L (1,9) OBP: 0.216, SLG: 0.188										4	0	2	0	0	0	1				
Jorge Orta, L (1,7) OBP: 0.299, SLG: 0.419										4	0	1	1	0	0	3				
Pat Kelly, L (1,10) OBP: 0.350, SLG: 0.408										4	0	0	0	0	0	5				
Jim Spencer, L (1,3) OBP: 0.333, SLG: 0.368										3	0	1	0	0	0	1				
Buddy Bradford, R (8,PH) OBP: 0.331, SLG: 0.373										0	0	0	0	1	0	0				
Jim Essian, R (9,3) OBP: 0.366, SLG: 0.328										0	0	0	0	0	0	0				
Bucky Dent, R (1,6) OBP: 0.307, SLG: 0.313										3	0	0	0	0	1	2				
Jack Brohamer, L (1,4) OBP: 0.291, SLG: 0.360										3	0	1	0	0	0	1				
Lamar Johnson, R (9,PH) OBP: 0.312, SLG: 0.347										1	0	0	0	0	0	0				
Kevin Bell, R (1,5) OBP: 0.333, SLG: 0.506										4	0	1	0	0	0	2				
Brian Downing, R (1,2) OBP: 0.332, SLG: 0.330										4	1	2	0	0	0	1				
Inning Stats	R: 0 H: 1 E: 0 K: 0 S: 4	H: 0 R: 2 ER: 0 LOB: 0 BB: 0 P: 4	R: 0 H: 0 E: 0 K: 1 S: 5	H: 0 R: 0 ER: 0 LOB: 0 BB: 0 P: 5	R: 0 H: 0 E: 1 K: 0 S: 4	H: 0 R: 0 ER: 0 LOB: 1 BB: 0 P: 4	R: 0 H: 1 E: 0 K: 0 S: 3	H: 2 R: 0 ER: 0 LOB: 2 BB: 0 P: 5	R: 0 H: 1 E: 0 K: 0 S: 4	H: 1 R: 0 ER: 0 LOB: 1 BB: 0 P: 4	R: 2 H: 3 E: 0 K: 1 S: 8	H: 3 R: 0 ER: 0 LOB: 2 BB: 1 P: 12	R: 0 H: 1 E: 0 K: 0 S: 4	H: 1 R: 3 ER: 0 LOB: 1 BB: 0 P: 4	R: 0 H: 0 E: 0 K: 2 S: 4	H: 0 R: 1 ER: 0 LOB: 0 BB: 0 P: 4	1B: 8 2B: 1 3B: 0 HR: 0	SF: 0 SAC: 1 DP: 0 HBP: 0	WP: 1 PB: 0 SB: 1 CS: 1	PA: 38
PITCHER	IP WLS BF H R ER SO BB IBB HBP BLK WP HR S P ERA WHIP	7.1 W 30 8 2 2 1 1 0 0 0 0 0 0 8 12 0.00 1.200																		

Texas Rangers @ Chicago White Sox
Comiskey Park, Chicago, IL
Sun Jul 04 1976, 4:38 AM EDT
Att: 15,689 - Unknown

AB	35
R	2
H	9
RBI	2
BB	1
SO	2
LOB	18



Batter	1	2	3	4	5	6	7	8	9	AB	R	H	RBI	BB	SO	LOB	TOP										
Ron LeFlore, R OBP: 0.387, SLG: 0.455	F9		K	6-3		6-3		5-3		5	0	1	2	0	1	2											
Tom Verzyer, R OBP: 0.274, SLG: 0.263	6-3		F9	6-3		F7		K		5	0	0	0	0	1	3											
Dan Meyer, L OBP: 0.315, SLG: 0.366			4-3	3-1			3-1			4	0	1	0	0	0	3											
Rusty Staub, L OBP: 0.397, SLG: 0.442	4-1			FC1-6	1B	G3		K		4	1	1	0	0	1	1											
Jason Thompson, L OBP: 0.338, SLG: 0.450		K		FC1-6	1B	1-3				4	1	2	0	0	1	0											
Alex Johnson, R OBP: 0.302, SLG: 0.397	4-3			FC1-6	1B			F9		4	1	1	0	0	0	2											
Aurelio Rodriguez, R OBP: 0.289, SLG: 0.353			K		BB	F2		F9		4	1	1	1	0	1	2											
Bill Freehan, R OBP: 0.342, SLG: 0.394			F9	1B	1-2	1B		6-3		3	1	2	1	1	0	0											
Pedro Garcia, R OBP: 0.241, SLG: 0.290										3	1	2	2	0	0	0											
Ben Oglivie, L OBP: 0.284, SLG: 0.472				1-2	2B	1B		1-3		1	0	0	0	0	0	0											
Inning Stats	R: 0 E: 0 K: 0 S: 4	H: 1 LOB: 1 BB: 0 P: 4	R: 0 E: 0 K: 2 S: 7	H: 0 LOB: 0 BB: 0 P: 7	R: 0 E: 0 K: 1 S: 7	H: 2 LOB: 2 BB: 0 P: 7	R: 5 E: 0 K: 0 S: 8	H: 5 LOB: 1 BB: 0 P: 12	R: 1 E: 0 K: 0 S: 5	H: 3 LOB: 2 BB: 0 P: 5	R: 0 E: 0 K: 1 S: 5	H: 0 LOB: 0 BB: 0 P: 5	R: 0 E: 0 K: 0 S: 3	H: 0 LOB: 0 BB: 0 P: 3	R: 0 E: 0 K: 1 S: 5	H: 0 LOB: 0 BB: 0 P: 5	R: 0 E: 0 K: 1 S: 5	H: 0 LOB: 0 BB: 0 P: 5	1B: 10 2B: 1 3B: 0 HR: 0	SF: 0 SAC: 0 DP: 0 HBP: 0	WP: 0 PB: 0 SB: 0 CS: 0	PA: 38					
PITCHER	IP	WLS	BF	H	R	ER	SO	BB	IBB	HBP	BLK	WP	HR	S	P	ERA	WHIP										
Gaylord Perry, R ERA: 3.27	(1, 1)	3.1	19	8	5	5	3	1	0	0	0	0	0	24	28	13.50	2.700										
Jeff Terpko, R ERA: 2.2	(4, 1)	5.2	W	19	3	1	1	2	0	0	0	0	0	23	23	1.59	0.529										

Detroit Tigers @ Texas Rangers
Arlington Stadium, Arlington, TX
Mon Jul 05 1976, 8:05 PM EDT
Att: 33,847 - Unknown

AB	37
R	6
H	11
RBI	6
BB	1
SO	5
LOB	13



Batter	1	2	3	4	5	6	7	8	9	AB	R	H	RBI	BB	SO	LOB	BOTTOM										
Gene Clines, R OBP: 0.331, SLG: 0.346	1B	FC4		G1-6-3			F9	K		5	2	4	0	0	1	0											
Danny Thompson, R OBP: 0.255, SLG: 0.280	2B	FC4		G1-6-3			F9	K		5	1	1	0	0	1	3											
Mike Hargrove, L OBP: 0.301, SLG: 0.428	2B				F8		2B	1B		4	2	3	1	0	0	0											
Jeff Burroughs, R OBP: 0.307, SLG: 0.400	SF9	FC1-6-4		6-3			1B	2B		4	2	2	2	0	0	2											
Toby Harrah, R OBP: 0.392, SLG: 0.420	SF9	1-3		2-3			1B	1B	IBB	2	1	0	1	1	0	2											
Tom Grieve, R OBP: 0.281, SLG: 0.396	SF7		1-3			4-3	WP	1B		3	0	1	3	0	0	0											
Lenny Randle, S OBP: 0.312, SLG: 0.302	BB		F8			1-3	1-2	1B		3	0	1	1	0	0	0											
Juan Beniquez, R OBP: 0.292, SLG: 0.272			1-3			1-3	3B	F7		3	0	0	0	1	0	2											
Jim Sundberg, R OBP: 0.304, SLG: 0.333	F9			6-3			6-3	F8		4	0	0	0	0	0	2											
Inning Stats	R: 4 E: 0 K: 0 S: 7	H: 4 LOB: 2 BB: 1 P: 12	R: 0 E: 0 K: 0 S: 5	H: 2 LOB: 0 BB: 0 P: 5	R: 0 E: 0 K: 0 S: 3	H: 0 LOB: 0 BB: 0 P: 3	R: 0 E: 0 K: 0 S: 3	H: 1 LOB: 0 BB: 0 P: 3	R: 0 E: 0 K: 0 S: 3	H: 0 LOB: 0 BB: 0 P: 3	R: 0 E: 0 K: 0 S: 3	H: 0 LOB: 0 BB: 0 P: 3	R: 4 E: 0 K: 0 S: 8	H: 5 LOB: 2 BB: 1 P: 12	R: 0 E: 0 K: 2 S: 7	H: 0 LOB: 0 BB: 0 P: 7	R: 0 E: 0 K: 2 S: 7	H: 0 LOB: 0 BB: 0 P: 7	1B: 9 2B: 3 3B: 0 HR: 0	SF: 2 SAC: 0 DP: 1 HBP: 1	WP: 1 PB: 0 SB: 0 CS: 0	PA: 38					
PITCHER	IP	WLS	BF	H	R	ER	SO	BB	IBB	HBP	BLK	WP	HR	S	P	ERA	WHIP										
Dave Roberts, L ERA: 3.45	(1, 1)	6.2	L	34	12	8	8	0	0	0	0	0	0	31	40	10.80	1.950										
John Miller, L ERA: 3.24	(7, 1)	1.1		4	0	0	0	2	0	0	0	1	0	8	8	0.00	0.000										

Detroit Tigers @ Texas Rangers
Arlington Stadium, Arlington, TX
Mon Jul 05 1976, 8:05 PM EDT
Att: 33,847 - Unknown

AB	33
R	8
H	12
RBI	8
BB	2
SO	2
LOB	11



Batter	1	2	3	4	5	6	7	8	9	AB	R	H	RBI	BB	SO	LOB	TOP			
Ron LeFlore, R OBP: 0.382, SLG: 0.448 (1, 8)	5-3		FC4-6		K			F8		4	0	0	0	0	1	1				
Tom Verzyer, R OBP: 0.273, SLG: 0.263 (1, 6)	K			2B 1B	L3			6-3		4	1	1	0	0	1	0				
Rusty Staub, L OBP: 0.399, SLG: 0.444 (1, 9)	4-3			1B 2B				G3		3	1	1	0	1	0	0				
Alex Johnson, R OBP: 0.297, SLG: 0.391 (1, 10)		F9		L6				F8		4	0	0	0	0	0	3				
Jason Thompson, L OBP: 0.340, SLG: 0.448 (1, 3)		F4		FC6-4 1B				G3		3	0	1	2	1	0	0				
Aurelio Rodriguez, R OBP: 0.286, SLG: 0.351 (1, 5)	K		FC6-4 1B					F7		4	0	1	0	0	1	2				
Mickey Stanley, R OBP: 0.315, SLG: 0.343 (1, 7)			6-3	FC6-4 1B				F9		4	0	1	0	0	0	1				
Bill Freehan, R OBP: 0.331, SLG: 0.380 (1, 2)			F9	FC6-4 1B				F8		4	0	0	0	0	0	3				
Pedro Garcia, R OBP: 0.243, SLG: 0.291 (1, 4)			FC4-6 1B		5-3			F9		3	0	1	0	0	0	0				
Inning Stats	R: 0 E: 0 K: 1 S: 5	H: 0 LOB: 0 BB: 0 P: 5	R: 0 E: 0 K: 1 S: 5	H: 0 LOB: 0 BB: 0 P: 5	R: 0 E: 0 K: 0 S: 4	H: 1 LOB: 1 BB: 0 P: 4	R: 2 E: 0 K: 0 S: 7	H: 4 LOB: 2 BB: 0 P: 7	R: 0 E: 0 K: 1 S: 3	H: 0 LOB: 1 BB: 1 P: 7	R: 0 E: 0 K: 0 S: 3	H: 0 LOB: 0 BB: 0 P: 3	R: 0 E: 0 K: 0 S: 3	H: 0 LOB: 1 BB: 1 P: 7	R: 0 E: 0 K: 0 S: 4	H: 1 LOB: 1 BB: 0 P: 4	1B: 5 2B: 1 3B: 0 HR: 0	SF: 0 SAC: 0 DP: 0 HBP: 0	WP: 0 PB: 0 SB: 0 CS: 0	PA: 35
PITCHER Steve Barr, L ERA: 5.44 (1, 1)	IP: 9.0 WLS: W BF: 35 H: 6 R: 2 ER: 2 SO: 3 BB: 2 IBB: 0 HBP: 0 BLK: 0 WP: 0 HR: 0 S: 39 P: 47 ERA: 2.00 WHIP: 0.889																			

Detroit Tigers @ Texas Rangers
Arlington Stadium, Arlington, TX
Tue Jul 06 1976, 8:05 PM EDT
Att: 15,873 - Unknown

AB 33
R 2
H 6
RBI 2
BB 2
SO 3
LOB 10



Batter	1	2	3	4	5	6	7	8	9	AB	R	H	RBI	BB	SO	LOB	BOTTOM	
Lenny Randle, S OBP: 0.311, SLG: 0.301 (1, 4)	K		4-3 1B	F7				G3		4	0	1	1	0	1	3		
Danny Thompson, R OBP: 0.254, SLG: 0.280 (1, 5)	6-3		4-3	SH1-4 1B				F8		4	0	1	0	0	0	1		
Mike Hargrove, L OBP: 0.397, SLG: 0.423 (1, 3)	6-3		G3	SH1-4				4-3		3	0	0	0	0	0	1		
Jeff Burroughs, R OBP: 0.303, SLG: 0.395 (1, 9)		K		F8	6-3			5-3		4	0	0	0	0	1	1		
Toby Harrah, R OBP: 0.393, SLG: 0.423 (1, 6)		2B		F9	K			2B BB		3	1	1	0	1	1	1		
Joe Lahoud, L OBP: 0.296, SLG: 0.239 (1, 10)		F7		1B 1B				2B		4	1	2	1	0	0	1		
Tom Grieve, R OBP: 0.280, SLG: 0.392 (1, 7)		6-3		BB 1B BB				K		3	0	0	0	1	1	2		
Juan Benquez, R OBP: 0.296, SLG: 0.274 (1, 8)			F9 1B BB	BB 1B				1-3		2	1	1	1	1	0	0		
Jim Sundberg, R OBP: 0.304, SLG: 0.330 (1, 2)			F9	1-2 2-H BB				L6		2	0	0	0	1	0	1		
Inning Stats	R: 0 E: 0 K: 1 S: 5	H: 1 LOB: 1 BB: 0 P: 6	R: 1 E: 0 K: 0 S: 4	H: 1 LOB: 1 BB: 1 P: 8	R: 1 E: 0 K: 0 S: 5	H: 2 LOB: 3 BB: 2 P: 13	R: 0 E: 0 K: 1 S: 6	H: 1 LOB: 1 BB: 0 P: 6	R: 0 E: 0 K: 0 S: 3	H: 0 LOB: 0 BB: 0 P: 3	R: 0 E: 0 K: 0 S: 3	H: 0 LOB: 0 BB: 0 P: 3	R: 1 E: 0 K: 1 S: 6	H: 1 LOB: 1 BB: 1 P: 10	1B: 4 2B: 2 3B: 0 HR: 0	SF: 0 SAC: 1 DP: 0 HBP: 0	WP: 0 PB: 0 SB: 1 CS: 0	PA: 34
PITCHER Vern Ruhle, R ERA: 3.88 (1, 1)	IP: 8.0 WLS: L BF: 34 H: 6 R: 3 ER: 3 SO: 4 BB: 4 IBB: 0 HBP: 0 BLK: 0 WP: 0 HR: 0 S: 38 P: 54 ERA: 3.38 WHIP: 1.250																	

Detroit Tigers @ Texas Rangers
Arlington Stadium, Arlington, TX
Tue Jul 06 1976, 8:05 PM EDT
Att: 15,873 - Unknown

AB 29
R 3
H 6
RBI 3
BB 4
SO 4
LOB 11



Batter	1	2	3	4	5	6	7	8	9	AB	R	H	RBI	BB	SO	LOB	TOP					
Lenny Randle, S OBP: 0.303, SLG: 0.288 (1, 4)	F7		3-1	F9			3-1		G3	5	0	0	0	0	0	3						
Danny Thompson, R OBP: 0.250, SLG: 0.273 (1, 5)	4-3		4-3		6-3		F8			4	0	0	0	0	0	0						
Mike Hargrove, L OBP: 0.399, SLG: 0.417 (1, 3)					6-3					3	0	2	0	1	0	0						
Jeff Burroughs, R OBP: 0.302, SLG: 0.390 (1, 9)	CS	E6	F9		1B		F4			4	1	1	0	0	0	2						
Toby Harrah, R OBP: 0.395, SLG: 0.421 (1, 6)										1	1	1	0	3	0	0						
Joe Lahoud, L OBP: 0.307, SLG: 0.266 (1, 10)										2	0	0	0	2	0	3						
Tom Grieve, R OBP: 0.294, SLG: 0.394 (1, 7)										1	0	0	1	1	0	1						
Juan Beniquez, R OBP: 0.298, SLG: 0.270 (1, 8)										3	0	0	0	1	1	3						
Jim Sundberg, R OBP: 0.295, SLG: 0.318 (1, 2)										4	0	0	0	0	1	5						
Inning Stats	R: 0 E: 0 K: 0 S: 3	H: 1 LOB: 0 BB: 0 P: 3	R: 2 E: 1 K: 0 S: 3	H: 0 LOB: 1 BB: 3 P: 15	R: 0 E: 0 K: 0 S: 3	H: 0 LOB: 1 BB: 1 P: 7	R: 0 E: 0 K: 1 S: 5	H: 0 LOB: 3 BB: 3 P: 17	R: 0 E: 0 K: 0 S: 5	H: 2 LOB: 2 BB: 0 P: 5	R: 0 E: 0 K: 1 S: 4	H: 0 LOB: 0 BB: 0 P: 5	R: 0 E: 0 K: 0 S: 4	H: 1 LOB: 1 BB: 0 P: 4	R: 0 E: 0 K: 0 S: 2	H: 0 LOB: 0 BB: 1 P: 6	R: 0 E: 0 K: 0 S: 3	H: 0 LOB: 0 BB: 0 P: 3	1B: 4 2B: 0 3B: 0 HR: 0	SF: 0 SAC: 1 DP: 3 HBP: 1	WP: 0 PB: 0 SB: 0 CS: 1	PA: 38
PITCHER	IP	WLS	BF	H	R	ER	SO	BB	IBB	HBP	BLK	WP	HR	S	P	ERA	WHIP					
Pete Broberg, R ERA: 4.38 (1, 1)	3.0		15	1	2	0	0	6	0	0	0	0	0	9	33	0.00	2.333					
Eduardo Rodriguez, R ERA: 4.3 (4, 1)	6.0	W	22	3	0	0	2	2	0	1	0	0	0	23	32	0.00	0.833					

Texas Rangers @ Milwaukee Brewers
Milwaukee County Stadium, Milwaukee, WI
Fri Jul 09 1976, 8:05 PM EDT
Att: 22,912 - Unknown - 57 F

AB 27
R 2
H 4
RBI 1
BB 8
SO 2
LOB 17



Batter	1	2	3	4	5	6	7	8	9	AB	R	H	RBI	BB	SO	LOB	BOTTOM				
Robin Yount, R OBP: 0.323, SLG: 0.346 (1, 6)	F9		1-3							5	1	1	0	0	1	2					
Don Money, R OBP: 0.363, SLG: 0.459 (1, 5)	F7		5-3							3	0	0	0	0	0	1					
George Scott, R OBP: 0.313, SLG: 0.385 (1, 3)	6-3									3	2	2	1	0	0	0					
Hank Aaron, R OBP: 0.316, SLG: 0.408 Von Joshua, L OBP: 0.273, SLG: 0.329 (7, PR)										4	1	2	3	0	1	1					
Sixto Lezcano, R OBP: 0.352, SLG: 0.400 (1, 7)										3	1	3	2	1	0	0					
Gorman Thomas, R OBP: 0.299, SLG: 0.369 (1, 8)										4	0	1	0	0	2	4					
Bernie Carbo, L OBP: 0.363, SLG: 0.413 Bill Sharp, L OBP: 0.296, SLG: 0.271 (8, 9)										3	0	1	1	0	0	3					
Jack Heidemann, R OBP: 0.219, SLG: 0.167 (1, 4)										1	0	0	0	0	0	0					
Art Kusnyer, R OBP: 0.278, SLG: 0.250 (1, 2)										3	1	1	0	0	0	2					
Inning Stats	R: 0 E: 0 K: 0 S: 3	H: 0 LOB: 0 BB: 0 P: 3	R: 1 E: 0 K: 0 S: 4	H: 2 LOB: 1 BB: 1 P: 8	R: 0 E: 0 K: 0 S: 3	H: 0 LOB: 0 BB: 0 P: 3	R: 2 E: 0 K: 1 S: 9	H: 4 LOB: 2 BB: 0 P: 9	R: 1 E: 0 K: 1 S: 6	H: 1 LOB: 0 BB: 0 P: 6	R: 0 E: 0 K: 1 S: 6	H: 1 LOB: 1 BB: 0 P: 6	R: 3 E: 0 K: 1 S: 8	H: 3 LOB: 2 BB: 0 P: 9	R: 0 E: 0 K: 0 S: 4	H: 1 LOB: 1 BB: 0 P: 4	1B: 9 2B: 1 3B: 1 HR: 1	SF: 1 SAC: 1 DP: 0 HBP: 1	WP: 0 PB: 0 SB: 2 CS: 1	PA: 37	
PITCHER	IP	WLS	BF	H	R	ER	SO	BB	IBB	HBP	BLK	WP	HR	S	P	ERA	WHIP				
Jim Umberger, L ERA: 2.88 (1, 1)	3.2	L	16	5	3	3	1	0	0	0	0	0	0	17	21	7.36	1.636				
Steve Hargan, R ERA: 3.62 (4, 1)	3.0		15	5	4	4	3	0	0	1	0	0	0	20	21	12.00	1.667				
Mike Bacsik, R ERA: 1.84 (7, 1)	1.1		6	2	0	0	0	0	0	0	0	0	0	6	6	0.00	1.500				

Texas Rangers @ Milwaukee Brewers
Milwaukee County Stadium, Milwaukee, WI
Fri Jul 09 1976, 8:05 PM EDT
Att: 22,912 - Unknown - 57 F

AB 33
R 7
H 12
RBI 7
BB 1
SO 4
LOB 15



Batter	1	2	3	4	5	6	7	8	9	AB	R	H	RBI	BB	SO	LOB	TOP			
Lenny Randle, S (1,4) OBP: 0.299, SLG: 0.284	4-1		F9		6-3			K		4	0	0	0	0	1	0	<p>Texas Rangers @ Milwaukee Brewers Milwaukee County Stadium, Milwaukee, WI</p> <p>Sat Jul 10 1976, 4:33 AM EDT Att: 25,170 - Unknown - 96 F</p> <p>livebaseballscores.com</p>			
Danny Thompson, R (1,5) OBP: 0.255, SLG: 0.278	G3		FC6-5 BB 1B		F7			1B		4	0	2	0	0	0	0				
Mike Hargrove, L (1,3) OBP: 0.301, SLG: 0.416			PB FC6-5 BB		6-3			F7		3	0	1	0	1	0	1				
Jeff Burroughs, R (1,9) OBP: 0.301, SLG: 0.388	F9		FC6-5 PB					F3		4	0	1	0	0	0	4				
Toby Harrah, R (1,6) OBP: 0.390, SLG: 0.415			F8 K					F3		4	0	0	0	0	1	3				
Jim Fregosi, R (1,10) OBP: 0.356, SLG: 0.339								G5-4-3		2	0	0	0	1	1	1				
Roy Howell, L (9, PH) OBP: 0.321, SLG: 0.399								1B		1	0	1	0	0	0	0				
Tom Grieve, R (1,7) OBP: 0.300, SLG: 0.405								F4		2	1	1	1	2	0	1				
Juan Beniquez, R (1,8) OBP: 0.295, SLG: 0.267								F8		3	0	0	0	0	1	3				
Joe Lahoud, L (9, PH) OBP: 0.305, SLG: 0.264								K		1	0	0	0	0	0	1				
Jim Sundberg, R (1,2) OBP: 0.291, SLG: 0.314								G6-3		3	0	0	0	0	0	3				
Inning Stats	R: 0 E: 0 K: 0 S: 4	H: 1 LOB: 1 BB: 0 P: 4	R: 0 E: 0 K: 0 S: 3	H: 0 LOB: 2 BB: 2 P: 11	R: 0 E: 0 K: 1 S: 6	H: 1 LOB: 0 BB: 1 P: 10	R: 1 E: 0 K: 1 S: 6	H: 1 LOB: 0 BB: 0 P: 6	R: 0 E: 0 K: 0 S: 3	H: 0 LOB: 0 BB: 0 P: 3	R: 0 E: 0 K: 0 S: 4	H: 0 LOB: 0 BB: 1 P: 8	R: 0 E: 0 K: 1 S: 6	H: 1 LOB: 1 BB: 0 P: 6	R: 0 E: 0 K: 0 S: 4	H: 1 LOB: 1 BB: 0 P: 4	1B: 5 2B: 0 3B: 0 HR: 1	SF: 0 SAC: 0 DP: 2 HBP: 0	WP: 0 PB: 1 SB: 0 CS: 0	PA: 35
PITCHER	IP WLS BF H R ER SO BB IBB HBP BLK WP HR S P ERA WHIP																			
Bill Travers, L (1,1) ERA: 1.91	8.0 W 31 5 1 1 4 4 0 0 0 0 1 35 51 1.12 1.125																			
Danny Frisella, R (9,1) ERA: 2.79	1.0 S 4 1 0 0 0 0 0 0 0 0 0 0 4 4 0.00 1.000																			

Batter	1	2	3	4	5	6	7	8	9	AB	R	H	RBI	BB	SO	LOB	BOTTOM	
Von Joshua, L (1,8) OBP: 0.272, SLG: 0.328	4-3		FC5-4 1B					K		4	0	1	0	0	1	0	<p>Texas Rangers @ Milwaukee Brewers Milwaukee County Stadium, Milwaukee, WI</p> <p>Sat Jul 10 1976, 4:33 AM EDT Att: 25,170 - Unknown - 96 F</p> <p>livebaseballscores.com</p>	
Gorman Thomas, R (9,8) OBP: 0.299, SLG: 0.369								6-3		4	1	1	2	0	0	1		
Don Money, R (1,5) OBP: 0.361, SLG: 0.467			FC5-4 1-2					L4		4	0	0	0	0	0	0		
George Scott, R (1,3) OBP: 0.309, SLG: 0.380			3-H F9					F4		4	0	0	0	0	2	1		
Bernie Carbo, L (1,9) OBP: 0.356, SLG: 0.404								K		3	0	0	0	0	2	0		
Bill Sharp, L (8,9) OBP: 0.296, SLG: 0.271								F7		0	0	0	0	0	0	0		
Darrell Porter, L (1,2) OBP: 0.298, SLG: 0.274								F3		2	1	0	0	1	1	0		
Sixto Lezcano, R (1,7) OBP: 0.347, SLG: 0.395								6-3		3	0	0	0	0	2	1		
Mike Hegan, L (1,10) OBP: 0.262, SLG: 0.375								K		3	0	1	0	0	1	0		
Robin Yount, R (1,6) OBP: 0.323, SLG: 0.346								F7		3	0	1	1	0	0	0		
Tim Johnson, L (1,4) OBP: 0.330, SLG: 0.297								F7		2	1	0	0	1	1	2		
Inning Stats	R: 1 E: 0 K: 1 S: 6	H: 1 LOB: 0 BB: 0 P: 6	R: 0 E: 0 K: 1 S: 5	H: 0 LOB: 0 BB: 0 P: 5	R: 1 E: 0 K: 0 S: 4	H: 1 LOB: 1 BB: 1 P: 8	R: 0 E: 0 K: 3 S: 9	H: 0 LOB: 0 BB: 0 P: 9	R: 0 E: 0 K: 0 S: 3	H: 0 LOB: 0 BB: 0 P: 3	R: 1 E: 0 K: 3 S: 11	H: 2 LOB: 2 BB: 1 P: 15	R: 0 E: 0 K: 2 S: 7	H: 0 LOB: 0 BB: 0 P: 7	1B: 3 2B: 0 3B: 0 HR: 1	SF: 0 SAC: 0 DP: 0 HBP: 0	WP: 0 PB: 0 SB: 0 CS: 0	PA: 30
PITCHER	IP WLS BF H R ER SO BB IBB HBP BLK WP HR S P ERA WHIP																	
Gaylord Perry, R (1,1) ERA: 3.28	8.0 L 30 4 3 3 10 2 0 0 0 0 1 48 56 3.38 0.750																	

Batter	1	2	3	4	5	6	7	8	9	AB	R	H	RBI	BB	SO	LOB	TOP					
Dave Moates, L (1, 8) OBP: 0.306, SLG: 0.338										3	1	1	0	1	1	0	<p>Texas Rangers @ Milwaukee Brewers Milwaukee County Stadium, Milwaukee, WI Sun Jul 11 1976, 4:33 AM EDT Unknown - 92 F</p>					
Lenny Randle, S (1, 4) OBP: 0.295, SLG: 0.279										4	0	0	0	0	3	2						
Mike Hargrove, L (1, 3) OBP: 0.308, SLG: 0.421										1	0	1	1	3	0	0						
Jeff Burroughs, R (1, 9) OBP: 0.298, SLG: 0.383										4	0	0	0	0	0	5						
Toby Harrah, R (1, 6) OBP: 0.385, SLG: 0.409											4	0	0	0	1	3						
Roy Howell, L (1, 5) OBP: 0.316, SLG: 0.393											4	0	0	0	2	0						
Tom Grieve, R (1, 7) OBP: 0.297, SLG: 0.399											4	0	0	0	2	0						
Joe Lahoud, L (1, 10) OBP: 0.305, SLG: 0.265										3	1	1	0	0	1	0						
Bill Fahey, L (1, 2) OBP: 0.389, SLG: 0.345										3	1	1	2	0	0	0						
Inning Stats	R: 0 E: 0 K: 2 S: 8	H: 1 LOB: 2 BB: 1 P: 12	R: 0 E: 0 K: 3 S: 9	H: 0 LOB: 0 BB: 0 P: 9	R: 1 E: 0 K: 1 S: 6	H: 1 LOB: 1 BB: 1 P: 10	R: 0 E: 0 K: 2 S: 7	H: 0 LOB: 0 BB: 0 P: 7	R: 0 E: 0 K: 1 S: 5	H: 0 LOB: 0 BB: 0 P: 5	R: 0 E: 0 K: 0 S: 5	H: 0 LOB: 1 BB: 1 P: 9	R: 2 E: 0 K: 0 S: 5	H: 2 LOB: 2 BB: 0 P: 5	R: 0 E: 0 K: 0 S: 2	H: 0 LOB: 0 BB: 0 P: 6	R: 0 E: 0 K: 0 S: 3	H: 0 LOB: 0 BB: 0 P: 3	1B: 2 2B: 1 3B: 0 HR: 1	SF: 0 SAC: 0 DP: 1 HBP: 0	WP: 0 PB: 0 SB: 3 CS: 0	PA: 34
PITCHER Jim Slaton, R (1, 1) ERA: 3.37	IP: 9.0 WLS: W BF: 34 H: 4 R: 3 ER: 3 SO: 10 BB: 4 IBB: 0 HBP: 0 BLK: 0 WP: 0 HR: 1 S: 50 P: 66 ERA: 3.00 WHIP: 0.889															PITCHER	IP: WLS: BF: H: R: ER: SO: BB: IBB: HBP: BLK: WP: HR: S: P: ERA: WHIP:					

Batter	1	2	3	4	5	6	7	8	9	AB	R	H	RBI	BB	SO	LOB	BOTTOM			
Von Joshua, L (1, 8) OBP: 0.272, SLG: 0.330										4	1	1	1	0	1	0	<p>Texas Rangers @ Milwaukee Brewers Milwaukee County Stadium, Milwaukee, WI Sun Jul 11 1976, 4:33 AM EDT Unknown - 92 F</p>			
Art Kusnyer, R (8, 2) OBP: 0.278, SLG: 0.250										0	0	0	0	0	0	0				
Don Money, R (1, 5) OBP: 0.365, SLG: 0.471										4	1	2	0	1	0	1				
George Scott, R (1, 3) OBP: 0.312, SLG: 0.392										4	2	2	2	0	2	2				
Bernie Carbo, L (1, 9) OBP: 0.359, SLG: 0.403										3	0	1	1	1	1	1				
Bill Sharp, L (7, PR) OBP: 0.296, SLG: 0.271										0	1	0	0	0	0	0				
Darrell Porter, L (1, 2) OBP: 0.298, SLG: 0.275										3	0	1	0	0	1	2				
Gorman Thomas, R (7, PH) OBP: 0.305, SLG: 0.384										1	0	1	2	0	0	0				
Sixto Lezcano, R (1, 7) OBP: 0.351, SLG: 0.396										2	0	1	0	1	0	2				
Mike Hegan, L (1, 10) OBP: 0.244, SLG: 0.349										3	0	0	0	0	1	2				
Gary Sutherland, R (7, PH) OBP: 0.288, SLG: 0.305										1	0	0	0	0	0	2				
Robin Yount, R (1, 6) OBP: 0.322, SLG: 0.344											4	0	1	0	0	1				
Tim Johnson, L (1, 4) OBP: 0.327, SLG: 0.295											4	1	1	0	0	1				
Inning Stats	R: 1 E: 0 K: 0 S: 4	H: 1 LOB: 0 BB: 0 P: 4	R: 0 E: 1 K: 2 S: 9	H: 1 LOB: 2 BB: 0 P: 9	R: 0 E: 0 K: 3 S: 9	H: 0 LOB: 1 BB: 1 P: 13	R: 0 E: 0 K: 0 S: 3	H: 1 LOB: 0 BB: 0 P: 3	R: 0 E: 0 K: 0 S: 3	H: 0 LOB: 0 BB: 0 P: 3	R: 0 E: 0 K: 2 S: 8	H: 1 LOB: 2 BB: 1 P: 12	R: 5 E: 0 K: 0 S: 9	H: 6 LOB: 2 BB: 1 P: 13	R: 0 E: 0 K: 0 S: 4	H: 1 LOB: 1 BB: 0 P: 4	1B: 7 2B: 3 3B: 0 HR: 1	SF: 0 SAC: 2 DP: 1 HBP: 0	WP: 1 PB: 0 SB: 2 CS: 0	PA: 38
PITCHER Bert Blyleven, R (1, 1) ERA: 3.1	IP: 6.2 WLS: L BF: 31 H: 9 R: 6 ER: 6 SO: 7 BB: 2 IBB: 0 HBP: 0 BLK: 0 WP: 1 HR: 1 S: 43 P: 51 ERA: 8.10 WHIP: 1.650															PITCHER	IP: WLS: BF: H: R: ER: SO: BB: IBB: HBP: BLK: WP: HR: S: P: ERA: WHIP:			
Joe Hoerner, L (7, 1) ERA: 4.12	0.0	2	1	0	0	0	1	0	0	0	0	1	5							
Steve Foucault, R (7, 1) ERA: 2.68	1.1	5	1	0	0	0	0	0	0	0	0	5	5	0.00	0.750					

AB 30
R 3
H 4
RBI 3
BB 4
SO 10
LOB 10

AB 33
R 6
H 11
RBI 6
BB 3
SO 7
LOB 16

Batter	1	2	3	4	5	6	7	8	9	AB	R	H	RBI	BB	SO	LOB	TOP								
Mickey Rivers, L OBP: 0.327, SLG: 0.453 (1,8)										5	2	3	0	0	0	1									
Roy White, S OBP: 0.367, SLG: 0.428 (1,7)										5	3	2	1	0	0	0									
Thurman Munson, R OBP: 0.355, SLG: 0.452 (1,2)										4	0	1	0	1	0	3									
Chris Chambliss, L OBP: 0.326, SLG: 0.463 (1,3)										4	1	1	1	1	1	2									
Carlos May, L OBP: 0.330, SLG: 0.311 (1,10)										4	1	2	3	1	0	2									
Graig Nettles, L OBP: 0.307, SLG: 0.390 (1,5)										5	0	1	0	0	1	4									
Oscar Gamble, L OBP: 0.340, SLG: 0.448 (1,9)										4	0	2	0	0	0	1									
Sandy Alomar Sr., S OBP: 0.282, SLG: 0.231 (1,4)										4	0	1	0	0	0	3									
Jim Mason, L OBP: 0.179, SLG: 0.197 (1,6)										4	0	0	0	0	0	3									
Inning Stats	R: 1 E: 0 K: 0 S: 5	H: 3 LOB: 1 BB: 0 P: 5	R: 0 E: 0 K: 0 S: 4	H: 1 LOB: 1 BB: 0 P: 4	R: 2 E: 1 K: 0 S: 5	H: 1 LOB: 1 BB: 1 P: 9	R: 0 E: 0 K: 0 S: 3	H: 1 LOB: 0 BB: 0 P: 3	R: 4 E: 1 K: 1 S: 9	H: 4 LOB: 1 BB: 1 P: 13	R: 0 E: 0 K: 0 S: 3	H: 0 LOB: 0 BB: 0 P: 3	R: 0 E: 0 K: 1 S: 5	H: 0 LOB: 1 BB: 1 P: 9	R: 0 E: 0 K: 0 S: 4	H: 1 LOB: 1 BB: 0 P: 4	R: 0 E: 0 K: 0 S: 5	H: 2 LOB: 2 BB: 0 P: 5	1B: 11 2B: 1 3B: 0 HR: 1	SF: 0 SAC: 0 DP: 1 HBP: 0	WP: 0 PB: 0 SB: 4 CS: 1	PA: 42			
PITCHER	IP	WLS	BF	H	R	ER	SO	BB	IBB	HBP	BLK	WP	HR	S	P	ERA	WHIP								
Gaylord Perry, R ERA: 3.49 (1,1)	4.1	L	22	8	6	5	0	2	0	0	0	0	0	20	28	10.38	2.308								
Steve Hargan, R ERA: 3.39 (5,1)	3.0		13	3	1	1	2	1	0	0	0	0	1	16	20	3.00	1.333								
Joe Hoerner, L ERA: 3.8 (8,1)	1.2		7	2	0	0	0	0	0	0	0	0	0	7	7	0.00	1.200								

New York Yankees @ Texas Rangers
Arlington Stadium, Arlington, TX
Thu Jul 15 1976, 8:05 PM EDT
Unknown

livebaseballscorecards.com

AB	39
R	7
H	13
RBI	5
BB	3
SO	2
LOB	19



Batter	1	2	3	4	5	6	7	8	9	AB	R	H	RBI	BB	SO	LOB	BOTTOM								
Gene Clines, R OBP: 0.348, SLG: 0.364 (1,7)										4	1	2	2	0	0	1									
Lenny Randle, S OBP: 0.293, SLG: 0.279 (1,4)										4	1	2	1	0	0	1									
Mike Hargrove, L OBP: 0.305, SLG: 0.416 (1,3)										4	0	0	0	1	0	1									
Jeff Burroughs, R OBP: 0.297, SLG: 0.378 (1,9)										3	0	0	1	1	0	1									
Toby Harrah, R OBP: 0.388, SLG: 0.403 (1,6)										2	0	0	1	2	0	0									
Roy Howell, L OBP: 0.314, SLG: 0.389 (1,5)										3	0	0	0	0	2	1									
Jim Fregosi, R OBP: 0.338, SLG: 0.317 (7,PH)										1	0	0	0	0	0	3									
Danny Thompson, R OBP: 0.257, SLG: 0.275 (8,5)										0	0	0	0	0	0	0									
Joe Lahoud, L OBP: 0.304, SLG: 0.279 (1,10)										4	1	1	0	0	1	0									
Dave Moates, L OBP: 0.329, SLG: 0.375 (1,8)										4	2	2	1	0	1	0									
Bill Fahey, L OBP: 0.400, SLG: 0.394 (1,2)										4	1	2	0	0	0	1									
Inning Stats	R: 0 E: 0 K: 0 S: 4	H: 2 LOB: 1 BB: 0 P: 4	R: 0 E: 0 K: 1 S: 5	H: 0 LOB: 0 BB: 0 P: 5	R: 0 E: 0 K: 0 S: 4	H: 1 LOB: 1 BB: 0 P: 4	R: 0 E: 0 K: 1 S: 5	H: 0 LOB: 1 BB: 1 P: 9	R: 3 E: 0 K: 0 S: 6	H: 3 LOB: 0 BB: 0 P: 6	R: 0 E: 0 K: 0 S: 3	H: 0 LOB: 0 BB: 0 P: 3	R: 3 E: 0 K: 1 S: 8	H: 3 LOB: 3 BB: 3 P: 20	R: 0 E: 0 K: 1 S: 5	H: 0 LOB: 0 BB: 0 P: 5	R: 0 E: 0 K: 0 S: 3	H: 0 LOB: 0 BB: 0 P: 3	1B: 5 2B: 3 3B: 1 HR: 0	SF: 2 SAC: 0 DP: 0 HBP: 0	WP: 0 PB: 0 SB: 0 CS: 0	PA: 39			
PITCHER	IP	WLS	BF	H	R	ER	SO	BB	IBB	HBP	BLK	WP	HR	S	P	ERA	WHIP								
Ed Figueroa, R ERA: 3.18 (1,1)	6.2	W	29	9	6	6	3	1	0	0	0	0	0	34	38	8.10	1.500								
Sparky Lyle, L ERA: 2.2 (7,1)	0.0		3	0	0	0	0	3	0	0	0	0	0	0	12	∞	∞								
Dick Tidrow, R ERA: 2.49 (7,1)	2.1	S	7	0	0	0	1	0	0	0	0	0	0	9	9	0.00	0.000								

New York Yankees @ Texas Rangers
Arlington Stadium, Arlington, TX
Thu Jul 15 1976, 8:05 PM EDT
Unknown

livebaseballscorecards.com

AB	33
R	6
H	9
RBI	6
BB	4
SO	4
LOB	9



Batter	1	2	3	4	5	6	7	8	9	10	AB	R	H	RBI	BB	SO	LOB	TOP				
Mickey Rivers, L OBP: 0.325, SLG: 0.449	G3	K				F4		F9			5	0	1	0	0	1	2					
Roy White, S OBP: 0.370, SLG: 0.435	F9		1B	5-3		F8				2B	4	1	2	0	1	0	2					
Thurman Munson, R OBP: 0.359, SLG: 0.455	F9		1B			5-3				FC1-4-5	5	0	3	0	0	0	1					
Chris Chambliss, L OBP: 0.324, SLG: 0.459	F9		L7			L4-3				4-3	5	0	1	0	0	0	6					
Carlos May, L OBP: 0.327, SLG: 0.308	F8		K			FC4-6				K	5	1	1	0	0	2	5					
Graig Nettles, L OBP: 0.311, SLG: 0.397		2B	1B			F3				F4	5	1	3	2	0	0	1					
Oscar Gamble, L OBP: 0.336, SLG: 0.442		F6	FC6			3-1		F9		HR	5	1	1	0	0	0	4					
Sandy Alomar Sr, S OBP: 0.289, SLG: 0.300		K				F8		5-3			5	2	2	2	0	1	1					
Jim Mason, L OBP: 0.188, SLG: 0.210		WP				F8		G3		K	5	0	2	1	0	1	0					
Inning Stats	R: 0 E: 0 K: 0 S: 4	H: 1 LOB: 2 BB: 1 P: 8	R: 1 E: 0 K: 2 S: 9	H: 2 LOB: 1 BB: 0 P: 9	R: 1 E: 0 K: 1 S: 8	H: 3 LOB: 2 BB: 0 P: 8	R: 0 E: 0 K: 0 S: 4	H: 1 LOB: 1 BB: 0 P: 4	R: 0 E: 0 K: 0 S: 5	H: 2 LOB: 1 BB: 0 P: 5	R: 1 E: 0 K: 0 S: 5	H: 2 LOB: 1 BB: 0 P: 5	R: 0 E: 0 K: 0 S: 3	H: 0 LOB: 0 BB: 0 P: 3	R: 0 E: 0 K: 2 S: 9	H: 1 LOB: 0 BB: 0 P: 3	R: 2 E: 0 K: 2 S: 9	H: 2 LOB: 0 BB: 0 P: 9	1B: 10 2B: 6 3B: 0 HR: 1	SF: 0 SAC: 0 DP: 1 HBP: 0	WP: 2 PB: 0 SB: 1 CS: 1	PA: 45
PITCHER	IP	WLS	BF	H	R	ER	SO	BB	IBB	HBP	BLK	WP	HR	S	P	ERA	WHIP					
Nelson Briles, R ERA: 3.27	7.0		34	13	4	4	3	1	0	0	0	2	0	39	43	5.14	2.000					
Mike Bacsik, R ERA: 1.69	8.1	1.1	5	1	0	0	0	0	0	0	0	0	0	5	5	0.00	0.750					
Joe Hoerner, L ERA: 4.3	9.1	1.2	L	6	2	2	2	0	0	0	0	0	1	10	10	10.80	1.200					

New York Yankees @ Texas Rangers
Arlington Stadium, Arlington, TX
Thu Jul 15 1976, 8:05 PM EDT
Att: 25,039 - Unknown

AB 44
R 6
H 16
RBI 5
BB 1
SO 5
LOB 22



Batter	1	2	3	4	5	6	7	8	9	10	AB	R	H	RBI	BB	SO	LOB	BOTTOM				
Gene Clines, R OBP: 0.337, SLG: 0.351	L8		K				L7		L3	L6-3	6	0	0	0	0	2	5					
Lenny Randle, S OBP: 0.292, SLG: 0.281	F6			G3	F4			4-3		2B	5	0	1	0	0	0	2					
Mike Hargrove, L OBP: 0.405, SLG: 0.414	F8			1B	1B		F8			IBB	4	0	1	0	1	0	0					
Toby Harrah, R OBP: 0.385, SLG: 0.400		K		F9			F5			K	5	1	1	0	0	2	3					
Jeff Burroughs, R OBP: 0.301, SLG: 0.391		F9						1B		F8	5	2	3	1	0	0	2					
Roy Howell, L OBP: 0.317, SLG: 0.391				1B				1B			4	1	2	1	0	0	2					
Danny Thompson, R (10, PH) OBP: 0.255, SLG: 0.273		4-3		2-3				1B			1	0	0	0	0	0	0					
Joe Lahoud, L OBP: 0.309, SLG: 0.281								1B			3	0	1	1	1	0	1					
Jim Fregosi, R (10, PH) OBP: 0.333, SLG: 0.313			L4				F7			K	1	0	0	0	0	1	0					
Dave Moates, L OBP: 0.325, SLG: 0.360								1B			3	0	0	0	1	0	2					
Ken Pape, R (10, PH) OBP: 0.286, SLG: 0.286								1B			1	0	1	0	0	0	0					
Jim Sundberg, R OBP: 0.289, SLG: 0.310											5	0	1	0	0	0	5					
Juan Beniquez, R (10, PR) OBP: 0.290, SLG: 0.263											0	0	0	0	0	0	0					
Inning Stats	R: 0 E: 0 K: 0 S: 3	H: 0 LOB: 0 BB: 0 P: 3	R: 0 E: 0 K: 1 S: 5	H: 0 LOB: 0 BB: 0 P: 5	R: 0 E: 0 K: 1 S: 5	H: 0 LOB: 1 BB: 1 P: 9	R: 0 E: 0 K: 0 S: 5	H: 2 LOB: 2 BB: 0 P: 5	R: 0 E: 1 K: 1 S: 6	H: 4 LOB: 2 BB: 0 P: 8	R: 0 E: 0 K: 0 S: 3	H: 0 LOB: 0 BB: 0 P: 3	R: 3 E: 1 K: 0 S: 8	H: 4 LOB: 2 BB: 0 P: 8	R: 0 E: 0 K: 1 S: 6	H: 1 LOB: 2 BB: 10 P: 10	R: 0 E: 0 K: 1 S: 7	H: 2 LOB: 2 BB: 0 P: 7	1B: 9 2B: 1 3B: 0 HR: 1	SF: 0 SAC: 0 DP: 0 HBP: 0	WP: 0 PB: 0 SB: 0 CS: 0	PA: 46
PITCHER	IP	WLS	BF	H	R	ER	SO	BB	IBB	HBP	BLK	WP	HR	S	P	ERA	WHIP					
Catfish Hunter, R ERA: 3.33	9.0		41	9	4	3	4	2	1	0	0	0	1	46	58	3.00	1.222					
Grant Jackson, L ERA: 4.34	10.1	0.2	4	2	0	0	1	0	0	0	0	0	0	6	6	0.00	3.000					
Dick Tidrow, R ERA: 2.47	10.1	0.1	S	1	0	0	0	0	0	0	0	0	0	1	1	0.00	0.000					

New York Yankees @ Texas Rangers
Arlington Stadium, Arlington, TX
Thu Jul 15 1976, 8:05 PM EDT
Att: 25,039 - Unknown

AB 43
R 4
H 11
RBI 3
BB 3
SO 5
LOB 22



Batter	1	2	3	4	5	6	7	8	9	AB R H RBI BB SO LOB	TOP							
Mickey Rivers, L OBP: 0.320, SLG: 0.443	4-3		4-3		F5		4-3		K	5 0 0 0 0 1 2	New York Yankees @ Texas Rangers Arlington Stadium, Arlington, TX Fri Jul 16 1976, 8:05 PM EDT Att: 21,930 - Unknown							
Roy White, S OBP: 0.368, SLG: 0.429	5-3		BB		F4		F8		F2	4 0 0 0 1 0 2								
Thurman Munson, R OBP: 0.360, SLG: 0.455	1B		1-3		FC6-4				4-3	4 0 2 0 0 0 1								
Chris Chambliss, L OBP: 0.326, SLG: 0.463	4-3				FC6-4				1B	4 2 2 0 0 0 2								
Carlos May, L OBP: 0.330, SLG: 0.309					1B				K	3 1 1 0 1 1 1								
Graig Nettles, L OBP: 0.313, SLG: 0.398	G3				FC4-6				1B	4 0 2 2 0 1 1								
Oscar Gamble, L OBP: 0.330, SLG: 0.433	G3				FC4-6				1-3	4 0 0 1 0 0 3								
Sandy Alomar Sr., S OBP: 0.288, SLG: 0.288	K				K				SH1-4	3 0 0 0 1 2 2								
Jim Mason, L OBP: 0.188, SLG: 0.219			3-1		K				SH1-4	3 0 1 0 0 1 1								
Inning Stats	R: 0 E: 0 K: 0 S: 4	H: 1 LOB: 1 BB: 0 P: 4	R: 0 E: 0 K: 1 S: 6	H: 1 LOB: 1 BB: 0 P: 6	R: 0 E: 0 K: 0 S: 3	H: 0 LOB: 1 BB: 1 P: 7	R: 2 E: 0 K: 2 S: 9	H: 2 LOB: 1 BB: 1 P: 13	R: 0 E: 0 K: 0 S: 4	H: 1 LOB: 1 BB: 0 P: 4	R: 0 E: 0 K: 1 S: 7	H: 2 LOB: 1 BB: 0 P: 7	R: 0 E: 0 K: 1 S: 5	H: 0 LOB: 1 BB: 1 P: 9	1B: 6 2B: 2 3B: 0 HR: 0	SF: 0 SAC: 1 DP: 0 HBP: 0	WP: 2 PB: 0 SB: 0 CS: 0	PA: 38
PITCHER Bert Blyleven, R ERA: 3.1	IP: 9.0 WLS: L BF: 38	H: 8 R: 3 ER: 3 SO: 6	BB: 3 IBB: 0 HBP: 0 BLK: 0	WP: 2 HR: 0 S: 47 P: 59	ERA: 3.00 WHIP: 1.222													

Batter	1	2	3	4	5	6	7	8	9	AB R H RBI BB SO LOB	BOTTOM											
Gene Clines, R OBP: 0.330, SLG: 0.343	L3		L9			F3		L6-3		4 0 0 0 0 0 0	New York Yankees @ Texas Rangers Arlington Stadium, Arlington, TX Fri Jul 16 1976, 8:05 PM EDT Att: 21,930 - Unknown											
Lenny Randle, S OBP: 0.288, SLG: 0.277	5-3				6-3		E4		5-3	4 0 0 0 0 0 0												
Mike Hargrove, L OBP: 0.301, SLG: 0.408	1-3				L4		3-1		F8	4 0 0 0 0 0 1												
Jeff Burroughs, R OBP: 0.300, SLG: 0.389					FC6-4		F9		6-3	4 0 1 0 0 0 1												
Toby Harrah, R OBP: 0.384, SLG: 0.396					FC6-4				6-3	3 0 0 0 1 0 1												
Tom Grieve, R OBP: 0.298, SLG: 0.405									G5-4-3	3 0 0 0 1 0 1												
Roy Howell, L OBP: 0.320, SLG: 0.392									G5-4-3	2 0 1 0 1 0 1												
Juan Beniquez, R OBP: 0.287, SLG: 0.260									BB	3 0 0 0 0 0 3												
Jim Sundberg, R OBP: 0.285, SLG: 0.306									BB	3 0 0 0 0 0 3												
Inning Stats	R: 0 E: 0 K: 0 S: 3	H: 0 LOB: 0 BB: 0 P: 3	R: 0 E: 1 K: 0 S: 4	H: 0 LOB: 0 BB: 0 P: 4	R: 0 E: 0 K: 0 S: 3	H: 0 LOB: 0 BB: 0 P: 3	R: 0 E: 0 K: 0 S: 4	H: 1 LOB: 1 BB: 0 P: 4	R: 0 E: 0 K: 0 S: 3	H: 0 LOB: 0 BB: 1 P: 7	R: 0 E: 1 K: 0 S: 4	H: 0 LOB: 1 BB: 0 P: 4	R: 0 E: 0 K: 0 S: 4	H: 1 LOB: 2 BB: 1 P: 8	R: 0 E: 0 K: 0 S: 3	H: 0 LOB: 0 BB: 0 P: 3	R: 0 E: 0 K: 0 S: 2	H: 0 LOB: 0 BB: 1 P: 6	1B: 2 2B: 0 3B: 0 HR: 0	SF: 0 SAC: 0 DP: 1 HBP: 0	WP: 0 PB: 0 SB: 0 CS: 0	PA: 33
PITCHER Ken Holtzman, L ERA: 2.69	IP: 9.0 WLS: W BF: 33	H: 2 R: 0 ER: 0 SO: 0	BB: 3 IBB: 0 HBP: 0 BLK: 0	WP: 0 HR: 0 S: 30 P: 42	ERA: 0.00 WHIP: 0.556																	

livebaseballscorecards.com



Batter	1	2	3	4	5	6	7	8	9	10	11	12	AB	R	H	RBI	BB	SO	LOB	TOP			
Mickey Rivers, L OBP: 0.321, SLG: 0.439 (1, 8)													6	2	1	0	0	1	3				
Roy White, S OBP: 0.368, SLG: 0.424 (1, 7)													6	0	2	0	0	3	2				
Thurman Munson, R OBP: 0.358, SLG: 0.449 (1, 2)													6	0	1	0	0	0	5				
Chris Chambliss, L OBP: 0.328, SLG: 0.459 (1, 3)													5	0	2	1	0	1	4				
Carlos May, L OBP: 0.326, SLG: 0.304 (1, 10)													5	0	0	0	0	1	4				
Graig Nettles, L OBP: 0.313, SLG: 0.408 (1, 5)													5	0	0	0	0	1	0				
Oscar Gamble, L OBP: 0.328, SLG: 0.425 (1, 9)													4	0	0	0	1	1	0				
Sandy Alomar Sr., S OBP: 0.284, SLG: 0.284 (1, 4)													5	0	1	0	0	1	2				
Jim Mason, L OBP: 0.194, SLG: 0.230 (1, 6)													5	0	2	0	0	1	1				
Inning Stats	R: 1 E: 1 K: 1 S: 7	H: 2 LOB: 1 BB: 0 P: 7	R: 0 E: 0 K: 0 S: 4	H: 1 LOB: 1 BB: 0 P: 4	R: 1 E: 1 K: 1 S: 7	H: 2 LOB: 1 BB: 1 P: 7	R: 0 E: 0 K: 2 S: 8	H: 1 LOB: 2 BB: 1 P: 12	R: 0 E: 0 K: 0 S: 4	H: 2 LOB: 1 BB: 0 P: 4	R: 0 E: 0 K: 1 S: 5	H: 0 LOB: 0 BB: 0 P: 5	R: 0 E: 1 K: 0 S: 4	H: 0 LOB: 1 BB: 0 P: 4	R: 0 E: 1 K: 0 S: 4	H: 0 LOB: 1 BB: 0 P: 4	1B: 8 2B: 2 3B: 0 HR: 0	SF: 0 SAC: 0 DP: 2 HBP: 0	WP: 1 PB: 1 SB: 1 CS: 0	PA: 48			
PITCHER Steve Hargan, R ERA: 2.82 (1, 1)	IP: 12.0 WLS: 7 BF: 48 H: 9 R: 2 ER: 0 SO: 10 BB: 1 IBB: 0 HBP: 0 BLK: 0 WP: 1 HR: 0 S: 67 P: 71 ERA: 0.00 WHIP: 0.833											PITCHER Steve Hargan, R ERA: 2.82 (1, 1)	IP: 12.0 WLS: 7 BF: 48 H: 9 R: 2 ER: 0 SO: 10 BB: 1 IBB: 0 HBP: 0 BLK: 0 WP: 1 HR: 0 S: 67 P: 71 ERA: 0.00 WHIP: 0.833										

New York Yankees @ Texas Rangers
Arlington Stadium, Arlington, TX
Sun Jul 18 1976, 8:05 PM EDT
Att. 13,736 - Unknown

AB	47
R	2
H	9
RBI	1
BB	1
SO	10
LOB	21



Batter	1	2	3	4	5	6	7	8	9	10	11	12	AB	R	H	RBI	BB	SO	LOB	BOTTOM				
Dave Moates, L OBP: 0.326, SLG: 0.349 (10, 9)													3	0	0	0	1	2	0					
Tom Crivie, R OBP: 0.287, SLG: 0.399 (10, PH) (11, 9)													1	0	0	0	0	1	0					
Gene Clines, R OBP: 0.312, SLG: 0.323 (1, 7)													6	0	0	0	0	1	2					
Mike Hargrove, L OBP: 0.309, SLG: 0.411 (1, 3)													4	0	0	0	2	0	1					
Jeff Burroughs, R OBP: 0.304, SLG: 0.392 (9, PR) (10, 8)													4	1	2	0	0	0	0					
Roy Howell, L OBP: 0.318, SLG: 0.399 (11, PH) (12, 5)													3	0	1	1	0	0	0					
Joe Lachoud, L OBP: 0.321, SLG: 0.286 (9, PH)													1	0	1	0	2	0	0					
Lenny Randle, S OBP: 0.299, SLG: 0.285 (1, 4)													3	0	2	1	1	0	2					
Danny Thompson, R OBP: 0.249, SLG: 0.266 (1, 6)													5	0	0	0	0	1	9					
Jim Sundberg, R OBP: 0.297, SLG: 0.304 (1, 2)													4	1	0	0	1	0	1					
Inning Stats	R: 0 E: 0 K: 1 S: 5	H: 0 LOB: 0 BB: 0 P: 5	R: 0 E: 0 K: 1 S: 6	H: 1 LOB: 2 BB: 1 P: 10	R: 0 E: 0 K: 1 S: 9	H: 0 LOB: 1 BB: 1 P: 9	R: 1 E: 0 K: 0 S: 4	H: 2 LOB: 1 BB: 1 P: 8	R: 0 E: 0 K: 1 S: 5	H: 0 LOB: 0 BB: 0 P: 5	R: 0 E: 0 K: 0 S: 3	H: 0 LOB: 0 BB: 0 P: 3	R: 1 E: 0 K: 0 S: 5	H: 2 LOB: 1 BB: 0 P: 5	R: 0 E: 0 K: 1 S: 5	H: 0 LOB: 0 BB: 0 P: 5	R: 0 E: 0 K: 0 S: 8	H: 1 LOB: 3 BB: 2 P: 16	R: 1 E: 0 K: 0 S: 3	H: 1 LOB: 2 BB: 2 P: 11	1B: 6 2B: 2 3B: 0 HR: 0	SF: 0 SAC: 3 DP: 1 HBP: 0	WP: 0 PB: 0 SB: 1 CS: 0	PA: 49
PITCHER Doyle Alexander, R ERA: 3.99 (1, 1)	IP: 8.1 WLS: 3 BF: 32 H: 5 R: 2 ER: 2 SO: 4 BB: 3 IBB: 0 HBP: 0 BLK: 0 WP: 0 HR: 0 S: 37 P: 49 ERA: 2.16 WHIP: 0.960											PITCHER Sparky Lyle, L ERA: 2.22 (9, 1)	IP: 3.1 WLS: 1 BF: 17 H: 3 R: 1 ER: 1 SO: 3 BB: 3 IBB: 1 HBP: 0 BLK: 0 WP: 0 HR: 0 S: 19 P: 35 ERA: 2.70 WHIP: 1.800											

New York Yankees @ Texas Rangers
Arlington Stadium, Arlington, TX
Sun Jul 18 1976, 8:05 PM EDT
Att. 13,736 - Unknown

AB	39
R	3
H	8
RBI	3
BB	7
SO	7
LOB	19



Batter	1	2	3	4	5	6	7	8	9	10	11	AB	R	H	RBI	BB	SO	LOB	TOP	
Steve Dillard, R OBP: 0.365, SLG: 0.376 Rick Miller, L OBP: 0.350, SLG: 0.361 Rico Petrocelli, R OBP: 0.300, SLG: 0.295	6-3		G1-6-3			K		FC3-6 1B		BB		3	0	0	0	0	1	2		
Cecil Cooper, L OBP: 0.302, SLG: 0.463	L7			K				K		F4		5	1	1	2	0	2	2		
Fred Lynn, L OBP: 0.386, SLG: 0.453	K									K		5	0	3	0	0	2	1		
Carl Yastrzemski, L OBP: 0.357, SLG: 0.475																				
Jim Rice, R OBP: 0.292, SLG: 0.455																				
Carlton Fisk, R OBP: 0.334, SLG: 0.394																				
Dwight Evans, R OBP: 0.330, SLG: 0.421																				
Denny Doyle, L OBP: 0.275, SLG: 0.292																				
Rick Burleson, R OBP: 0.320, SLG: 0.321																				
Inning Stats	R: 0 E: 0 K: 1 S: 5	H: 0 LOB: 0 BB: 0 P: 5	R: 0 E: 0 K: 0 S: 4	H: 1 LOB: 1 BB: 0 P: 4	R: 0 E: 0 K: 0 S: 3	H: 1 LOB: 0 BB: 0 P: 3	R: 0 E: 0 K: 1 S: 5	H: 1 LOB: 0 BB: 0 P: 5	R: 0 E: 0 K: 0 S: 3	H: 2 LOB: 2 BB: 0 P: 7	R: 0 E: 0 K: 1 S: 5	H: 0 LOB: 1 BB: 0 P: 9	R: 0 E: 0 K: 1 S: 5	H: 0 LOB: 1 BB: 1 P: 9	R: 0 E: 0 K: 1 S: 5	H: 0 LOB: 1 BB: 1 P: 9	1B: 8 2B: 1 3B: 0 HR: 2	SF: 0 SAC: 1 DP: 3 HBP: 0	WP: 1 PB: 0 SB: 1 CS: 0	PA: 43
PITCHER	IP WLS BF H R ER SO BB IBB HBP BLK WP HR S P ERA WHIP	IP WLS BF H R ER SO BB IBB HBP BLK WP HR S P ERA WHIP	IP WLS BF H R ER SO BB IBB HBP BLK WP HR S P ERA WHIP	IP WLS BF H R ER SO BB IBB HBP BLK WP HR S P ERA WHIP	IP WLS BF H R ER SO BB IBB HBP BLK WP HR S P ERA WHIP	IP WLS BF H R ER SO BB IBB HBP BLK WP HR S P ERA WHIP	IP WLS BF H R ER SO BB IBB HBP BLK WP HR S P ERA WHIP	IP WLS BF H R ER SO BB IBB HBP BLK WP HR S P ERA WHIP	IP WLS BF H R ER SO BB IBB HBP BLK WP HR S P ERA WHIP	IP WLS BF H R ER SO BB IBB HBP BLK WP HR S P ERA WHIP	IP WLS BF H R ER SO BB IBB HBP BLK WP HR S P ERA WHIP	IP WLS BF H R ER SO BB IBB HBP BLK WP HR S P ERA WHIP	IP WLS BF H R ER SO BB IBB HBP BLK WP HR S P ERA WHIP	IP WLS BF H R ER SO BB IBB HBP BLK WP HR S P ERA WHIP	IP WLS BF H R ER SO BB IBB HBP BLK WP HR S P ERA WHIP	IP WLS BF H R ER SO BB IBB HBP BLK WP HR S P ERA WHIP	IP WLS BF H R ER SO BB IBB HBP BLK WP HR S P ERA WHIP	IP WLS BF H R ER SO BB IBB HBP BLK WP HR S P ERA WHIP	IP WLS BF H R ER SO BB IBB HBP BLK WP HR S P ERA WHIP	IP WLS BF H R ER SO BB IBB HBP BLK WP HR S P ERA WHIP
Tommy Boggs, R ERA: 4.05	7.1	0.2	4	2	0	0	1	0	0	0	0	0	0	0	6	6	0.00	3.000		
Steve Foucault, R ERA: 2.79	8.1	0.1	1	0	0	0	0	0	0	0	0	0	0	1	1	0.00	0.000			
Joe Hoerner, L ERA: 4.24	8.1	2.1	9	0	0	0	2	2	0	0	0	0	0	11	19	0.00	0.857			
Jeff Terpko, R ERA: 1.91	11.1	1.0	W	3	0	0	0	1	0	0	0	0	0	5	5	0.00	0.000			
Mike Bacsik, R ERA: 2.78																				

Boston Red Sox @ Texas Rangers
Arlington Stadium, Arlington, TX
Mon Jul 19 1976, 8:05 PM EDT
Att: 11,166 - Unknown - 80 F

AB 39
R 3
H 10
RBI 3
BB 3
SO 7
LOB 18



Batter	1	2	3	4	5	6	7	8	9	10	11	AB	R	H	RBI	BB	SO	LOB	BOTTOM	
Dave Moates, L OBP: 0.340, SLG: 0.368 Juan Boniequez, R OBP: 0.288, SLG: 0.261	FC4-6 1B FC5 1B		L4-3 2B 2B		6-3		G3		BB L6-3 BB	F9		4	2	2	0	1	0	0		
Gene Clines, R OBP: 0.317, SLG: 0.333	FC4-6 1B		L4-3		1B 2B		L8		L6-3			6	1	3	0	0	0	2		
Mike Hargrove, L OBP: 0.402, SLG: 0.415	FC4-6 FC5 BB		1B 2B		G6-4-3 1B		F7		BB IBB			4	1	2	1	1	0	2		
Jeff Burroughs, R OBP: 0.307, SLG: 0.388	FC5 BB		1B BB		G6-4-3		L9		BB BB			3	0	0	0	3	1	3		
Roy Howell, L OBP: 0.322, SLG: 0.399	FC5 FC6-4		G1-6-3 1B		3-1		FC4-6 1B		4-3			5	0	2	2	1	0	5		
Toby Harrah, R OBP: 0.384, SLG: 0.394	FC6-4		G1-6-3		F7 CI 1B		FC4-6 1B			F4		6	0	3	1	0	0	4		
Joe Lahoud, L OBP: 0.314, SLG: 0.278			F5		G3		CI FC6-4		FC4-6			4	0	0	0	0	0	2		
Lenny Randle, S OBP: 0.301, SLG: 0.282			CS BB		G3		F7		K			3	0	0	0	2	1	4		
Jim Sundberg, R OBP: 0.295, SLG: 0.299			F8		4-3		FC6-4		F4			4	0	0	0	1	0	3		
Inning Stats	R: 1 E: 0 K: 0 S: 5	H: 2 LOB: 2 BB: 1 P: 9	R: 0 E: 0 K: 0 S: 2	H: 0 LOB: 0 BB: 1 P: 6	R: 2 E: 0 K: 0 S: 5	H: 3 LOB: 1 BB: 1 P: 9	R: 0 E: 0 K: 0 S: 3	H: 0 LOB: 0 BB: 0 P: 3	R: 0 E: 0 K: 0 S: 4	H: 2 LOB: 1 BB: 0 P: 4	R: 0 E: 0 K: 0 S: 3	H: 0 LOB: 2 BB: 3 P: 15	R: 0 E: 0 K: 0 S: 3	H: 0 LOB: 2 BB: 2 P: 11	R: 1 E: 0 K: 1 S: 6	H: 2 LOB: 2 BB: 1 P: 10	1B: 9 2B: 3 3B: 0 HR: 0	SF: 0 SAC: 1 DP: 2 HBP: 0	WP: 0 PB: 0 SB: 0 CS: 1	PA: 51
PITCHER	IP WLS BF H R ER SO BB IBB HBP BLK WP HR S P ERA WHIP	IP WLS BF H R ER SO BB IBB HBP BLK WP HR S P ERA WHIP	IP WLS BF H R ER SO BB IBB HBP BLK WP HR S P ERA WHIP	IP WLS BF H R ER SO BB IBB HBP BLK WP HR S P ERA WHIP	IP WLS BF H R ER SO BB IBB HBP BLK WP HR S P ERA WHIP	IP WLS BF H R ER SO BB IBB HBP BLK WP HR S P ERA WHIP	IP WLS BF H R ER SO BB IBB HBP BLK WP HR S P ERA WHIP	IP WLS BF H R ER SO BB IBB HBP BLK WP HR S P ERA WHIP	IP WLS BF H R ER SO BB IBB HBP BLK WP HR S P ERA WHIP	IP WLS BF H R ER SO BB IBB HBP BLK WP HR S P ERA WHIP	IP WLS BF H R ER SO BB IBB HBP BLK WP HR S P ERA WHIP	IP WLS BF H R ER SO BB IBB HBP BLK WP HR S P ERA WHIP	IP WLS BF H R ER SO BB IBB HBP BLK WP HR S P ERA WHIP	IP WLS BF H R ER SO BB IBB HBP BLK WP HR S P ERA WHIP	IP WLS BF H R ER SO BB IBB HBP BLK WP HR S P ERA WHIP	IP WLS BF H R ER SO BB IBB HBP BLK WP HR S P ERA WHIP	IP WLS BF H R ER SO BB IBB HBP BLK WP HR S P ERA WHIP	IP WLS BF H R ER SO BB IBB HBP BLK WP HR S P ERA WHIP	IP WLS BF H R ER SO BB IBB HBP BLK WP HR S P ERA WHIP	
Dick Pole, R ERA: 4.57	3.1	5.2	21	5	0	0	1	0	0	0	0	0	0	23	23	0.00	0.882			
Tom Murphy, R ERA: 4.25	9.1	2.2	L	16	2	1	1	1	4	2	0	0	0	12	36	3.38	2.250			
Jim Willoughby, R ERA: 2.82																				

Boston Red Sox @ Texas Rangers
Arlington Stadium, Arlington, TX
Mon Jul 19 1976, 8:05 PM EDT
Att: 11,166 - Unknown - 80 F

AB 40
R 4
H 12
RBI 4
BB 9
SO 2
LOB 27



Batter	1	2	3	4	5	6	7	8	9	AB	R	H	RBI	BB	SO	LOB	TOP							
Steve Dillard, R OBP: 0.350, SLG: 0.360 Rico Petrocelli, R OBP: 0.299, SLG: 0.294 (8, PH) (8, 5)	0-0 6-3	0-3 K		0-0 FC5 2B	0-0 FC5 1-2 2-3F	0-3 K		0-3 K		4 1	0 0	0 0	0 0	0 0	2 1	5 0								
Cecil Cooper, L OBP: 0.306, SLG: 0.469 (1, 10)	0-0 1B		0-0 F5	0-0 2B	0-0 2B	0-0 SH5-3		0-0 L9		4	1	2	2	0	0	0								
Fred Lynn, L OBP: 0.369, SLG: 0.457 (1, 8)	0-0 1B		0-0 4-3	0-0 2B	0-0 4-3	0-0 CS BB		0-0 F6		4	0	2	0	1	0	2								
Carl Yastrzemski, L OBP: 0.358, SLG: 0.474 (1, 3)	0-0 1B		0-0 4-3		0-0 1B	0-0 CS	0-0 L7	0-0 G3		5	0	2	1	0	0	1								
Jim Rice, R OBP: 0.294, SLG: 0.453 Rick Miller, L OBP: 0.348, SLG: 0.359 (7, PR) (7, 7)	0-0 L7		0-0 S BB	0-0 L4	0-0 L4		0-0 SH1-3 1B	0-0 6-3		3	0	1	0	1	0	3								
Carlton Fisk, R OBP: 0.331, SLG: 0.390 (1, 2)	0-3 K		0-0 L4	0-0 L7	0-0 L7		0-0 SH1-3	0-0 SH1-3		3	0	0	0	0	1	5								
Dwight Evans, R OBP: 0.329, SLG: 0.416 (1, 9)		0-0 L7		0-3 K	0-0 4-3		0-0 FC6-4 BB			3	0	0	0	1	1	1								
Denny Doyle, L OBP: 0.279, SLG: 0.295 (1, 4)		0-0 F9		0-0 FC5 1B	0-0 FC5 1B	0-0 SH5-3 1B	0-0 FC6-4			4	1	2	0	0	0	2								
Rick Burleson, R OBP: 0.326, SLG: 0.327 (1, 6)				0-0 FC5 2B 1B	0-0 FC5 2B 1B	0-0 SH5-3 1B		0-0 5-3		4	2	3	0	0	0	0								
Inning Stats	R: 1 E: 0 K: 1 S: 8	H: 3 LOB: 2 BB: 0 P: 8	R: 0 E: 0 K: 1 S: 6	H: 1 LOB: 1 BB: 0 P: 6	R: 0 E: 0 K: 0 S: 4	H: 1 LOB: 2 BB: 1 P: 8	R: 1 E: 0 K: 1 S: 8	H: 3 LOB: 2 BB: 0 P: 8	R: 0 E: 0 K: 0 S: 4	H: 1 LOB: 1 BB: 0 P: 4	R: 2 E: 1 K: 1 S: 6	H: 2 LOB: 0 BB: 1 P: 10	R: 0 E: 0 K: 0 S: 4	H: 1 LOB: 2 BB: 1 P: 8	R: 0 E: 0 K: 1 S: 5	H: 0 LOB: 0 BB: 0 P: 5	R: 0 E: 0 K: 0 S: 3	H: 0 LOB: 0 BB: 0 P: 3	1B: 10 2B: 2 3B: 0 HR: 0	SF: 0 SAC: 2 DP: 0 HBP: 0	WP: 0 PB: 0 SB: 1 CS: 1	PA: 42		
PITCHER	IP WLS BF H R ER SO BB IBB HBP BLK WP HR S P ERA WHIP	5.1 L 28 11 4 3 4 1 0 0 0 0 0 35 39 5.06 2.250	1.0 3 0 0 0 0 1 0 0 0 0 0 2 6 0.00 1.000	2.2 10 1 0 0 1 1 0 0 0 0 0 11 15 0.00 0.750																				

Boston Red Sox @ Texas Rangers
Arlington Stadium, Arlington, TX
Tue Jul 20 1976, 8:05 PM EDT
Att: 13,495 - Unknown - 80 F

AB 36
R 4
H 12
RBI 3
BB 3
SO 5
LOB 19



Batter	1	2	3	4	5	6	7	8	9	AB	R	H	RBI	BB	SO	LOB	BOTTOM							
Gene Clines, R OBP: 0.314, SLG: 0.330 (1, 7)	0-3 K	0-0 L9-2-1-5 3-H			0-0 L4-3		0-0 L4-6-3		0-0 1B SF8 1B	5	1	1	0	0	1	4								
Danny Thompson, R OBP: 0.294, SLG: 0.271 Joe Lahoud, L OBP: 0.318, SLG: 0.283 (9, PH) (9, 8)	0-0 1B		0-0 F8	0-0 F2	0-0 F2	0-0 1B	0-0 1B	0-0 1B	0-0 HBP BB 1B	4	0	2	0	0	0	0								
Jim Fregosi, R OBP: 0.349, SLG: 0.324 Mike Hargrove, L OBP: 0.304, SLG: 0.415 (9, PH) (9, 8)	0-3 K		0-0 1B	0-0 FC4-6 BB	0-0 FC4-6 BB	0-0 FC5-4 1B	0-0 FC5-4	0-0 HBP BB	0-0 SF8	3	0	2	0	1	1	1								
Jeff Burroughs, R OBP: 0.305, SLG: 0.387 (1, 9)	0-0 1B		0-3 K	0-0 FC4-6	0-0 FC4-6	0-0 FC5-4	0-0 FC5-4	0-0 SF8		4	0	1	1	0	1	4								
Tom Grieve, R OBP: 0.293, SLG: 0.393 (1, 10)	0-0 G1		0-3 K		0-0 F2		0-0 K	0-0 F9		5	0	0	0	0	2	5								
Toby Harrah, R OBP: 0.381, SLG: 0.389 (1, 6)		0-0 5-3		0-0 E6 FC1-5 1B	0-0 E6 FC1-5 1B	0-0 F7	0-0 4-3	0-0 HBP		4	0	0	0	0	0	0								
Lenny Randle, S OBP: 0.305, SLG: 0.287 (1, 4)		0-0 1B 1B 1B		0-0 FC1-5 1B	0-0 FC1-5 1B	0-0 F7	0-0 BB 1B	0-0 4-3		5	0	3	0	0	0	3								
Juan Beniquez, R OBP: 0.292, SLG: 0.265 Dave Mostes, L OBP: 0.347, SLG: 0.368 (9, PH) (9, 8)		0-0 1B		0-0 FC1-5 G5-4-3	0-0 FC1-5 G5-4-3	0-0 L4-6-3 1B	0-0 BB			3	1	2	0	0	0	2								
Jim Sundberg, R OBP: 0.289, SLG: 0.304 Roy Howell, L OBP: 0.321, SLG: 0.397 Bill Fahey, L OBP: 0.400, SLG: 0.394 (9, 2)		0-0 1B		0-0 G5-4-3	0-0 G5-4-3	0-0 L4-6-3 1B	0-3 K			3	0	2	0	0	0	2								
Inning Stats	R: 0 E: 0 K: 2 S: 9	H: 2 LOB: 2 BB: 0 P: 9	R: 0 E: 0 K: 0 S: 5	H: 3 LOB: 3 BB: 0 P: 5	R: 0 E: 0 K: 2 S: 8	H: 1 LOB: 1 BB: 0 P: 8	R: 0 E: 1 K: 0 S: 4	H: 1 LOB: 1 BB: 0 P: 4	R: 0 E: 0 K: 0 S: 3	H: 0 LOB: 1 BB: 1 P: 7	R: 0 E: 0 K: 0 S: 3	H: 0 LOB: 0 BB: 0 P: 3	R: 1 E: 0 K: 0 S: 6	H: 4 LOB: 2 BB: 0 P: 6	R: 0 E: 0 K: 2 S: 8	H: 1 LOB: 2 BB: 1 P: 12	R: 0 E: 0 K: 0 S: 5	H: 2 LOB: 3 BB: 1 P: 10	1B: 14 2B: 1 3B: 0 HR: 0	SF: 1 SAC: 0 DP: 3 HBP: 1	WP: 0 PB: 0 SB: 0 CS: 0	PA: 43		
PITCHER	IP WLS BF H R ER SO BB IBB HBP BLK WP HR S P ERA WHIP	6.2 W 30 11 1 1 4 1 0 0 0 0 0 37 41 6.75 3.000	1.1 8 3 1 1 2 1 0 0 0 0 0 11 15 6.75 3.000	0.0 1 0 0 0 0 1 0 0 0 0 0 3 4 0.00 0.000																				

Boston Red Sox @ Texas Rangers
Arlington Stadium, Arlington, TX
Tue Jul 20 1976, 8:05 PM EDT
Att: 13,495 - Unknown - 80 F

AB 38
R 2
H 14
RBI 1
BB 3
SO 6
LOB 23



Batter	1	2	3	4	5	6	7	8	9	10	11	12	AB	R	H	RBI	BB	SO	LOB	TOP	
Ken Singleton, S OBP: 0.348, SLG: 0.347 (1, 7)	4-3		K		K				L7		F8		6	0	1	2	0	2	3		
Bobby Grich, R OBP: 0.465, SLG: 0.470 (1, 4)	HR		F8		F8				K				4	2	1	0	2	1	1		
Reggie Jackson, L OBP: 0.337, SLG: 0.488 (1, 9)	HR		4-3		L7				E3				6	1	1	2	0	1	3		
Lee May, R OBP: 0.289, SLG: 0.445 Paul Blair, R OBP: 0.258, SLG: 0.280 (7, 8)	6-3				F9				5-3		F4		4	0	1	0	0	0	2		
Tony Muser, L OBP: 0.284, SLG: 0.257 (7, 3)	1-3				E6				3-1				6	0	1	0	0	1	1		
Terry Crowley, L OBP: 0.154, SLG: 0.167 Tommy Harper, R OBP: 0.327, SLG: 0.283 (11, PR)			K		F9				K		F6		5	0	1	0	0	2	2		
Mark Belanger, R OBP: 0.355, SLG: 0.344 (1, 6)											6-3		3	1	2	0	3	0	0		
Doug DeCinces, R OBP: 0.259, SLG: 0.319 (1, 5)													6	1	2	0	0	1	6		
Rick Dempsey, R OBP: 0.196, SLG: 0.152 Al Bumbry, L OBP: 0.349, SLG: 0.396 Andres Mora, R OBP: 0.250, SLG: 0.373 Dave Duncan, R OBP: 0.287, SLG: 0.279 (11, 2)	1-3				L4				SH3-4				3	0	0	0	0	1	4		
Inning Stats	R: 2 E: 0 K: 1 S: 5	H: 2 LOB: 0 BB: 0 P: 5	R: 0 E: 0 K: 1 S: 6	H: 1 LOB: 1 BB: 0 P: 6	R: 0 E: 0 K: 1 S: 5	H: 0 LOB: 0 BB: 0 P: 5	R: 0 E: 0 K: 1 S: 5	H: 0 LOB: 0 BB: 0 P: 5	R: 0 E: 0 K: 1 S: 5	H: 0 LOB: 0 BB: 0 P: 5	R: 0 E: 0 K: 1 S: 5	H: 0 LOB: 0 BB: 0 P: 5	R: 0 E: 0 K: 0 S: 2	H: 3 LOB: 3 BB: 1 P: 6	R: 2 E: 0 K: 1 S: 7	H: 2 LOB: 2 BB: 2 P: 15	1B: 8 2B: 2 3B: 0 HR: 2	SF: 0 SAC: 1 DP: 1 HBP: 0	WP: 0 PB: 0 SB: 0 CS: 0	PA: 53	
PITCHER	IP WLS BF H R ER SO BB IBB HBP BLK WP HR S P ERA WHIP	10.1 43 1 1 0 0 0 0 0 0 0 0 0 1 1 ∞ ∞	1.0 L 6 2 2 2 1 1 0 0 0 0 1 7 11 18.00 3.000	12.1 0.2 3 0 0 0 0 1 0 0 0 0 0 0 2 6 0.00 1.500																	

Baltimore Orioles @ Texas Rangers
Arlington Stadium, Arlington, TX
Wed Jul 21 1976, 8:05 PM EDT
Att. 10,273 - Unknown

AB 47
R 6
H 11
RBI 6
BB 5
SO 9
LOB 27



Batter	1	2	3	4	5	6	7	8	9	10	11	12	AB	R	H	RBI	BB	SO	LOB	BOTTOM						
Dave Moates, L OBP: 0.337, SLG: 0.355 (1, 8)	6-3				F7				6-3		4-3		6	1	1	0	0	0	2							
Gene Clines, R OBP: 0.315, SLG: 0.330 (1, 7)	L6-3				L6-3						L4-3		6	0	2	1	0	0	0							
Mike Hargrove, L OBP: 0.405, SLG: 0.413 (1, 3)	1B				G3						K		4	0	1	1	2	1	2							
Jeff Burroughs, R OBP: 0.306, SLG: 0.385 (1, 9)	K				SF8				F8				4	1	1	1	1	1	4							
Roy Howell, L OBP: 0.322, SLG: 0.396 Danny Thompson, R OBP: 0.266, SLG: 0.269 (8, PH)											6-3		1	0	0	0	1	0	0							
Toby Harrah, R OBP: 0.376, SLG: 0.382 (1, 6)					G6-4-3						FC6-4		1	0	0	0	1	0	0							
Tom Grieve, R OBP: 0.294, SLG: 0.393 (1, 10)											BB		5	0	0	0	0	0	6							
Lenny Randle, S OBP: 0.304, SLG: 0.283 (1, 4)					F7								4	0	0	0	1	2	2							
Bill Fahey, L OBP: 0.419, SLG: 0.444 Juan Beniquez, R OBP: 0.292, SLG: 0.265 Jim Sundberg, R OBP: 0.287, SLG: 0.301 (8, 2)											F8		3	1	2	0	0	0	0							
Inning Stats	R: 0 E: 0 K: 1 S: 6	H: 1 LOB: 1 BB: 0 P: 6	R: 0 E: 0 K: 1 S: 6	H: 1 LOB: 1 BB: 0 P: 6	R: 2 E: 0 K: 0 S: 5	H: 3 LOB: 2 BB: 2 P: 13	R: 0 E: 0 K: 1 S: 5	H: 0 LOB: 0 BB: 0 P: 6	R: 0 E: 0 K: 0 S: 3	H: 0 LOB: 0 BB: 0 P: 3	R: 1 E: 0 K: 1 S: 7	H: 2 LOB: 1 BB: 0 P: 7	R: 1 E: 0 K: 0 S: 5	H: 2 LOB: 2 BB: 2 P: 5	R: 0 E: 0 K: 0 S: 3	H: 0 LOB: 0 BB: 0 P: 3	R: 0 E: 0 K: 1 S: 5	H: 0 LOB: 2 BB: 2 P: 13	R: 0 E: 0 K: 1 S: 5	H: 0 LOB: 1 BB: 1 P: 9	R: 0 E: 0 K: 0 S: 2	H: 0 LOB: 0 BB: 1 P: 6	1B: 8 2B: 1 3B: 0 HR: 0	SF: 1 SAC: 1 DP: 2 HBP: 0	WP: 0 PB: 0 SB: 0 CS: 0	PA: 49
PITCHER	IP WLS BF H R ER SO BB IBB HBP BLK WP HR S P ERA WHIP	6.1 19 1 0 0 0 0 4 0 0 0 0 0 1 35 5.68 1.579	7.1 19 0 0 0 0 2 4 0 0 0 0 0 19 35 0.00 0.800	12.1 0.2 S 1 0 0 0 0 0 0 0 0 0 1 1 0.00 0.000																						

Baltimore Orioles @ Texas Rangers
Arlington Stadium, Arlington, TX
Wed Jul 21 1976, 8:05 PM EDT
Att. 10,273 - Unknown

AB 41
R 4
H 9
RBI 4
BB 6
SO 6
LOB 17



Batter	1	2	3	4	5	6	7	8	9	AB	R	H	RBI	BB	SO	LOB	TOP			
Al Bumbry, L OBP: 0.352, SLG: 0.403 (1, 8)	L3		1-2 1B		1-3 1B 2B			K		4	1	2	0	0	1	0	Baltimore Orioles @ Texas Rangers Arlington Stadium, Arlington, TX Thu Jul 22 1976, 8:05 PM EDT Att: 10,336 - Unknown			
Bobby Grich, R OBP: 0.404, SLG: 0.467 Paul Blair, R OBP: 0.258, SLG: 0.280 (1, 4) (9, 8)	4-3		L7		2-H 3-H 1B			K		4	0	1	2	0	1	2				
Reggie Jackson, L OBP: 0.336, SLG: 0.496 (1, 9)	4-3			F5				L4	HR	4	1	1	1	0	0	0				
Lee May, R OBP: 0.285, SLG: 0.439 (1, 10)		5-3		1-3				F8	K	4	0	0	0	0	1	0				
Ken Singleton, S OBP: 0.344, SLG: 0.342 Tim Nordbrook, R OBP: 0.417, SLG: 0.300 (1, 7) (9, 4)	L7			1-3				G3	4-3	4	0	0	0	0	0	0				
Tony Muser, L OBP: 0.284, SLG: 0.268 (1, 3)	K							L7	F6	4	1	1	0	0	1	0				
Mark Belanger, R OBP: 0.352, SLG: 0.341 (1, 6)			F8		F8			F9		3	0	0	0	0	0	1				
Doug DeCinces, R OBP: 0.264, SLG: 0.324 (1, 5)			FC5-4 1B		FC6-4 1B			6-3		3	0	2	1	0	0	0				
Dave Duncan, R OBP: 0.283, SLG: 0.274 (1, 2)			FC5-4 1B		FC6-4 2B 1B			L7		3	1	0	0	0	0	2				
Inning Stats	R: 0 E: 0 K: 0 S: 3	H: 0 LOB: 0 BB: 0 P: 3	R: 0 E: 0 K: 1 S: 5	H: 0 LOB: 0 BB: 0 P: 5	R: 0 E: 0 K: 0 S: 5	H: 2 LOB: 2 BB: 0 P: 5	R: 0 E: 0 K: 0 S: 3	H: 0 LOB: 0 BB: 0 P: 3	R: 3 E: 0 K: 0 S: 6	H: 4 LOB: 1 BB: 0 P: 6	R: 0 E: 0 K: 0 S: 3	H: 0 LOB: 0 BB: 0 P: 3	R: 0 E: 0 K: 2 S: 7	H: 0 LOB: 0 BB: 0 P: 7	R: 1 E: 0 K: 1 S: 6	H: 1 LOB: 0 BB: 0 P: 6		1B: 4 2B: 1 3B: 1 HR: 1	SF: 0 SAC: 0 DP: 0 HBP: 0	WP: 0 PB: 0 SB: 0 CS: 0
PITCHER Gaylord Perry, R ERA: 3.52 (1, 1)	IP: 9.0 WLS: L BF: 33 H: 7 R: 4 ER: 4 SO: 4 BB: 0 IBB: 0 HBP: 0 BLK: 0 WP: 0 HR: 1 S: 41 P: 41 ERA: 4.00 WHIP: 0.778																			

Batter	1	2	3	4	5	6	7	8	9	AB	R	H	RBI	BB	SO	LOB	BOTTOM			
Gene Clines, R OBP: 0.314, SLG: 0.325 (1, 7)	SH1-3 1B 4-3 BB		L4-3		L8		L6			3	1	0	0	1	0	1	Baltimore Orioles @ Texas Rangers Arlington Stadium, Arlington, TX Thu Jul 22 1976, 8:05 PM EDT Att: 10,336 - Unknown			
Danny Thompson, R OBP: 0.256, SLG: 0.270 (1, 5)	4-3 SH1-3 1B		SF8		F7		F7			3	0	1	1	0	0	1				
Mike Hargrove, L OBP: 0.307, SLG: 0.412 (1, 3)	SH1-3 1-2 2-3		3B BB		2B BB		F8			1	1	0	0	2	0	0				
Jeff Burroughs, R OBP: 0.305, SLG: 0.389 (1, 9)	4-3		1-H 3B		F7		F8			4	0	1	2	0	0	2				
Tom Grieve, R OBP: 0.292, SLG: 0.389 Roy Howell, L OBP: 0.321, SLG: 0.394 (1, 10) (8, PH)	K		K		F8		K			3	0	0	0	0	2	3				
Toby Harrah, R OBP: 0.375, SLG: 0.384 (1, 6)		5-3		L1		1-3 2B		F7		4	0	1	0	0	0	0				
Lenny Randle, S OBP: 0.303, SLG: 0.283 (1, 4)		F7		L3 1B		F5		K		4	0	1	0	0	1	2				
Juan Beniquez, R OBP: 0.289, SLG: 0.262 Joe Lathoud, L OBP: 0.316, SLG: 0.281 (1, 8) (9, PH)	4-3		L3		1-3		1-3		F3	3	0	0	0	0	0	1				
Jim Sundberg, R OBP: 0.288, SLG: 0.306 (1, 2)			L4-3 SF8 2B		1-3		5-3			3	1	1	0	0	0	0				
Inning Stats	R: 1 E: 0 K: 1 S: 6	H: 1 LOB: 1 BB: 1 P: 10	R: 0 E: 0 K: 0 S: 3	H: 0 LOB: 0 BB: 0 P: 3	R: 2 E: 0 K: 1 S: 7	H: 2 LOB: 1 BB: 1 P: 11	R: 0 E: 0 K: 0 S: 3	H: 1 LOB: 0 BB: 0 P: 3	R: 0 E: 0 K: 0 S: 3	H: 0 LOB: 0 BB: 0 P: 3	R: 0 E: 0 K: 0 S: 4	H: 1 LOB: 2 BB: 1 P: 8	R: 0 E: 1 K: 1 S: 5	H: 0 LOB: 1 BB: 0 P: 4	R: 0 E: 0 K: 1 S: 5	H: 0 LOB: 0 BB: 0 P: 5		1B: 2 2B: 3 3B: 1 HR: 0	SF: 1 SAC: 1 DP: 1 HBP: 0	WP: 0 PB: 0 SB: 0 CS: 0
PITCHER Ross Grimsley, L ERA: 3.82 Fred Holdsworth, R ERA: (1, 1) (8, 1)	IP: 7.0 WLS: W BF: 29 H: 5 R: 3 ER: 3 SO: 2 BB: 3 IBB: 0 HBP: 0 BLK: 0 WP: 0 HR: 0 S: 30 P: 42 ERA: 3.86 WHIP: 1.143																			

AB	33
R	4
H	7
RBI	4
BB	0
SO	4
LOB	5



Batter	1	2	3	4	5	6	7	8	9	AB	R	H	RBI	BB	SO	LOB	TOP					
Dave Moates, L (1,8) OBP: 0.333, SLG: 0.351										4	0	1	0	0	0	0	<p>Texas Rangers @ California Angels Anaheim Stadium, Anaheim, CA Sat Jul 24 1976, 10:05 PM EDT Unknown</p>					
Gene Clines, R (1,7) OBP: 0.308, SLG: 0.319										4	0	0	0	0	0	1						
Mike Hargrove, L (1,3) OBP: 0.306, SLG: 0.408										3	0	0	0	1	1							
Jeff Burroughs, R (1,9) OBP: 0.303, SLG: 0.386										3	0	0	0	0	2							
Roy Howell, L (1,5) OBP: 0.318, SLG: 0.390										3	0	0	0	0	1							
Toby Harrah, R (1,6) OBP: 0.377, SLG: 0.387										3	0	2	0	0	0							
Tom Grieve, R (1,10) OBP: 0.289, SLG: 0.385										3	0	0	0	0	3							
Lenny Randle, S (1,4) OBP: 0.301, SLG: 0.280										3	0	0	0	0	1							
Bill Fahey, L (1,2) OBP: 0.391, SLG: 0.410										3	0	0	0	1	2							
Inning Stats	R: 0 E: 0 K: 0 S: 4	H: 1 LOB: 1 BB: 0 P: 4	R: 0 E: 0 K: 0 S: 3	H: 1 LOB: 0 BB: 0 P: 3	R: 0 E: 0 K: 0 S: 3	H: 0 LOB: 0 BB: 0 P: 3	R: 0 E: 0 K: 0 S: 3	H: 0 LOB: 1 BB: 1 P: 7	R: 0 E: 0 K: 0 S: 3	H: 0 LOB: 0 BB: 0 P: 3	R: 0 E: 0 K: 1 S: 5	H: 0 LOB: 0 BB: 0 P: 5	R: 0 E: 0 K: 0 S: 3	H: 0 LOB: 0 BB: 0 P: 3	R: 0 E: 1 K: 0 S: 4	H: 1 LOB: 1 BB: 0 P: 4	R: 0 E: 0 K: 1 S: 5	H: 0 LOB: 0 BB: 0 P: 5	1B: 3 2B: 0 3B: 0 HR: 0	SF: 0 SAC: 0 DP: 3 HBP: 0	WP: 0 PB: 0 SB: 0 CS: 0	PA: 30
PITCHER Paul Hartzell, R (1,1) ERA: 2.84	IP: 9.0 WLS: W BF: 30 H: 3 R: 0 ER: 0 SO: 2 BB: 1 IBB: 0 HBP: 0 BLK: 0 WP: 0 HR: 0 S: 33 P: 37 ERA: 0.00 WHIP: 0.444																					

Batter	1	2	3	4	5	6	7	8	9	AB	R	H	RBI	BB	SO	LOB	BOTTOM	
Dave Collins, S (1,7) OBP: 0.380, SLG: 0.313										4	2	1	0	1	0	0	<p>Texas Rangers @ California Angels Anaheim Stadium, Anaheim, CA Sat Jul 24 1976, 10:05 PM EDT Unknown</p>	
Jerry Remy, L (1,4) OBP: 0.326, SLG: 0.312										4	1	1	0	1	0	1		
Ron Jackson, R (1,5) OBP: 0.311, SLG: 0.359										3	0	2	1	0	0	0		
Bob Jones, L (7, PR) OBP: 0.256, SLG: 0.333										1	1	0	0	0	0	1		
Tommy Davis, R (1,10) OBP: 0.303, SLG: 0.322										3	0	1	2	1	0	1		
Mario Guerrero, R (1,6) OBP: 0.298, SLG: 0.312										4	1	3	1	0	0	2		
Leroy Stanton, R (1,9) OBP: 0.285, SLG: 0.259										4	1	1	0	0	1	5		
Dan Briggs, L (1,3) OBP: 0.271, SLG: 0.344										3	0	1	1	1	1	3		
Andy Etchebarren, R (1,2) OBP: 0.296, SLG: 0.245										4	0	1	1	0	0	5		
Rusty Torres, S (1,8) OBP: 0.305, SLG: 0.329										4	2	2	2	0	0	1		
Inning Stats	R: 2 E: 0 K: 0 S: 4	H: 3 LOB: 0 BB: 0 P: 7	R: 1 E: 0 K: 0 S: 5	H: 3 LOB: 2 BB: 1 P: 9	R: 1 E: 0 K: 0 S: 3	H: 1 LOB: 0 BB: 1 P: 7	R: 0 E: 0 K: 0 S: 3	H: 0 LOB: 0 BB: 0 P: 3	R: 0 E: 0 K: 1 S: 6	H: 1 LOB: 1 BB: 0 P: 6	R: 4 E: 0 K: 0 S: 7	H: 4 LOB: 3 BB: 1 P: 12	R: 0 E: 0 K: 0 S: 3	H: 0 LOB: 1 BB: 1 P: 7	1B: 9 2B: 3 3B: 0 HR: 1	SF: 0 SAC: 0 DP: 1 HBP: 1	WP: 0 PB: 0 SB: 0 CS: 1	PA: 40
PITCHER Jim Umberger, L (1,1) ERA: 3.26 Mike Bacsik, R (7,1) ERA: 2.73 Steve Barr, L (8,1) ERA: 5.49	IP: 6.0 WLS: L BF: 29 H: 11 R: 7 ER: 7 SO: 7 BB: 2 IBB: 1 HBP: 0 BLK: 0 WP: 0 HR: 1 S: 30 P: 42 ERA: 10.50 WHIP: 2.167																	

Batter	1	2	3	4	5	6	7	8	9	AB	R	H	RBI	BB	SO	LOB	TOP								
Gene Clines, R OBP: 0.311, SLG: 0.322 (1, 7)	L4-3			L9		SF8 6-3 1-3 3-H 1B		G4-6-3 1B		4	1	2	1	0	0	0	Texas Rangers @ California Angels Anaheim Stadium, Anaheim, CA Sat Jul 24 1976, 10:05 PM EDT Att: 12,716 - Unknown								
Dave Moates, L OBP: 0.333, SLG: 0.350 Juan Beniquez, R OBP: 0.288, SLG: 0.261 (1, 8) (7, 8)	L4-3 1B			F7		6-3		G4-6-3 1-2		3	0	1	1	0	0	1									
Mike Hargrove, L OBP: 0.304, SLG: 0.407 (1, 3)	L4-3 1-2					SF8		4-3		1	0	0	0	0	0	1									
Jeff Burroughs, R OBP: 0.300, SLG: 0.382 (1, 9)		F2		F9		6-3			F3	4	0	0	0	0	0	1									
Roy Howell, L OBP: 0.317, SLG: 0.388 (1, 10)		F7			4-3			F8		4	0	1	0	0	0	0									
Toby Harrah, R OBP: 0.373, SLG: 0.382 (1, 6)				F9			F7		5-3	4	0	0	0	0	0	1									
Lenny Randle, S OBP: 0.301, SLG: 0.281 (1, 4)			4-3		K					3	0	1	0	0	1	0									
Danny Thompson, R OBP: 0.257, SLG: 0.268 (1, 5)			F9			1B BB	FC6-4 1-2 2-3			2	1	0	0	1	0	2									
Jim Sundberg, R OBP: 0.288, SLG: 0.306 (1, 2)			L4			1B 6-3 1B	1-3			3	1	1	0	0	0	2									
Inning Stats	R: 0 E: 0 K: 0 S: 3	H: 1 LOB: 0 BB: 0 P: 3	R: 0 E: 0 K: 0 S: 3	H: 0 LOB: 0 BB: 0 P: 3	R: 0 E: 0 K: 0 S: 3	H: 0 LOB: 0 BB: 0 P: 3	R: 0 E: 0 K: 0 S: 4	H: 1 LOB: 1 BB: 0 P: 4	R: 0 E: 0 K: 1 S: 5	H: 0 LOB: 0 BB: 0 P: 5	R: 3 E: 0 K: 0 S: 5	H: 2 LOB: 0 BB: 1 P: 9	R: 0 E: 0 K: 0 S: 5	H: 2 LOB: 2 BB: 0 P: 5	R: 0 E: 0 K: 0 S: 3	H: 1 LOB: 0 BB: 0 P: 3	R: 0 E: 0 K: 0 S: 3	H: 0 LOB: 0 BB: 0 P: 3	1B: 7 2B: 1 3B: 0 HR: 0	SF: 1 SAC: 0 DP: 2 HBP: 0	WP: 0 PB: 0 SB: 1 CS: 0	PA: 33			
PITCHER	IP	WLS	BF	H	R	ER	SO	BB	IBB	HBP	BLK	WP	HR	S	P	ERA	WHIP								
Don Kirkwood, R ERA: 4.29 John Verhoeven, R ERA: 2.13 (1, 1) (7, 1)	6.0	W	23	5	3	3	1	1	0	0	0	0	0	24	28	4.50	1.000								

AB	31
R	3
H	7
RBI	3
BB	1
SO	1
LOB	9



Batter	1	2	3	4	5	6	7	8	9	AB	R	H	RBI	BB	SO	LOB	BOTTOM								
Dave Collins, S OBP: 0.377, SLG: 0.305 Rusty Torres, S OBP: 0.305, SLG: 0.329 (1, 8) (8, 8)	K		FC3-6 3B		E 5-3 BB		F2			3	2	0	0	1	1	2	Texas Rangers @ California Angels Anaheim Stadium, Anaheim, CA Sat Jul 24 1976, 10:05 PM EDT Att: 12,716 - Unknown								
Jerry Remy, L OBP: 0.331, SLG: 0.323 (1, 4)			1B 3B		5-3 S BB		G3			3	1	2	2	1	0	0									
Bobby Bonds, R OBP: 0.332, SLG: 0.390 (1, 9)	K		L7		5-3			6-3		4	0	0	1	0	1	3									
Tony Solaita, L OBP: 0.323, SLG: 0.372 (1, 10)								K		2	0	1	1	2	1	0									
Bruce Bochte, L OBP: 0.357, SLG: 0.296 (1, 7)		F8	FC4 1B		L7 BB					3	0	0	0	1	0	4									
Mario Guerrero, R OBP: 0.296, SLG: 0.310 (1, 6)		F9			6-3			F8		4	0	1	0	0	0	2									
Dan Briggs, L OBP: 0.266, SLG: 0.336 (1, 3)			K		F6		G3-6 1B			3	0	0	0	0	1	2									
Terry Humphrey, R OBP: 0.333, SLG: 0.424 (1, 2)			FC3-6 BB 1B		F5		1-3			3	0	1	0	0	0	0									
Dave Chalk, R OBP: 0.309, SLG: 0.258 (1, 5)			FC3-6 3B BB		5-3		1-6-3			2	1	0	0	1	0	0									
Inning Stats	R: 0 E: 0 K: 2 S: 7	H: 1 LOB: 0 BB: 0 P: 7	R: 0 E: 0 K: 1 S: 5	H: 0 LOB: 1 BB: 1 P: 9	R: 3 E: 0 K: 0 S: 6	H: 3 LOB: 1 BB: 1 P: 10	R: 0 E: 0 K: 0 S: 3	H: 0 LOB: 0 BB: 0 P: 3	R: 1 E: 0 K: 0 S: 3	H: 0 LOB: 2 BB: 3 P: 15	R: 0 E: 0 K: 0 S: 3	H: 1 LOB: 0 BB: 0 P: 3	R: 0 E: 0 K: 0 S: 3	H: 0 LOB: 0 BB: 0 P: 3	R: 0 E: 0 K: 1 S: 5	H: 0 LOB: 1 BB: 1 P: 9	1B: 4 2B: 0 3B: 1 HR: 0	SF: 0 SAC: 0 DP: 1 HBP: 0	WP: 0 PB: 0 SB: 2 CS: 1	PA: 33					
PITCHER	IP	WLS	BF	H	R	ER	SO	BB	IBB	HBP	BLK	WP	HR	S	P	ERA	WHIP								
Tommy Boggs, R ERA: 4.76 Jeff Terpko, R ERA: 1.7 (1, 1) (5, 1)	4.2	L	22	4	4	3	3	5	0	0	0	0	0	23	43	5.79	1.929								

AB	27
R	4
H	5
RBI	4
BB	6
SO	4
LOB	13



Batter	1	2	3	4	5	6	7	8	9	AB	R	H	RBI	BB	SO	LOB	TOP											
Dave Moates, L (1, 8) OBP: 0.322, SLG: 0.337 Juan Benquez, R (9, PH) OBP: 0.291, SLG: 0.262 (9, 8)	0-0 4-3	0-0 F7			0-0 F6		0-3 K		0-3 K	4	0	0	0	0	1	2												
Gene Clines, R (1, 7) OBP: 0.305, SLG: 0.316	0-0 L4		0-0 L6-3		0-0 L6-3			0-0 1B	0-0 L8	5	0	1	0	0	0	2												
Mike Hargrove, L (1, 3) OBP: 0.308, SLG: 0.407	4-0 FC5-4 BB		0-0 5-3		0-0 1B			0-0 1B		3	0	2	0	1	0	0												
Jeff Burroughs, R (1, 9) OBP: 0.301, SLG: 0.377	0-0 FC5-4 1-2		0-0 1B		0-0 F7			4-0 G3-6-1 BB		3	0	1	0	1	0	2												
Roy Howell, L (1, 5) OBP: 0.314, SLG: 0.383		0-0 1B E 1B	0-0 F5		0-0 F7			0-0 G3-6-1 1-2		4	1	1	0	0	0	3												
Toby Harrah, R (1, 6) OBP: 0.375, SLG: 0.392		0-0 F6		0-0 HR		0-0 5-3			0-0 1B 1B	4	2	2	1	0	0	1												
Tom Grieve, R (1, 10) OBP: 0.290, SLG: 0.384		0-0 E 1B	0-0 F9		0-0 F9			0-0 F5		4	0	1	0	0	0	1												
Lenny Randle, S (1, 4) OBP: 0.297, SLG: 0.277 Danny Thompson, R (7, 4) OBP: 0.261, SLG: 0.271	0-3 K		0-0 F7		0-3 K		0-3 K		0-0 1B	3	0	0	0	0	2	2												
Jim Sundberg, R (1, 2) OBP: 0.285, SLG: 0.302	0-0 E4 1-2 3H		0-3 K		0-0 F6			0-0 1B		4	0	1	1	0	1	1												
Inning Stats	R: 0 E: 0 K: 0 S: 3	H: 0 LOB: 1 BB: 1 P: 7	R: 1 E: 1 K: 1 S: 8	H: 2 LOB: 2 BB: 0 P: 8	R: 0 E: 0 K: 0 S: 4	H: 1 LOB: 1 BB: 0 P: 4	R: 1 E: 0 K: 1 S: 6	H: 1 LOB: 0 BB: 0 P: 6	R: 0 E: 0 K: 0 S: 4	H: 0 LOB: 0 BB: 0 P: 3	R: 0 E: 0 K: 2 S: 7	H: 0 LOB: 0 BB: 0 P: 7	R: 0 E: 0 K: 0 S: 3	H: 2 LOB: 1 BB: 1 P: 7	R: 1 E: 0 K: 1 S: 8	H: 3 LOB: 2 BB: 0 P: 8	1B: 9 2B: 0 3B: 0 HR: 1	SF: 0 SAC: 0 DP: 1 HBP: 0	WP: 0 PB: 0 SB: 0 CS: 0	PA: 38								
PITCHER	IP	WLS	BF	H	R	ER	SO	BB	IBB	HBP	BLK	WP	HR	S	P	ERA	WHIP											
Dave Goltz, R (1, 1) ERA: 3.69 Tom Burgmeier, L (9, 1) ERA: 2.33	8.1	L	36	10	3	2	4	2	0	0	0	0	0	1	42	50	2.16	1.440										
	0.2	2	0	0	0	0	1	0	0	0	0	0	0	4	4	0.00	0.000											

Texas Rangers @ Minnesota Twins
Metropolitan Stadium, Bloomington, MI
Mon Jul 26 1976, 8:05 PM EDT
Att. 9,184 - Unknown - 86 F

AB 35
R 3
H 9
RBI 2
BB 2
SO 5
LOB 16



Batter	1	2	3	4	5	6	7	8	9	AB	R	H	RBI	BB	SO	LOB	BOTTOM										
Steve Braun, L (1, 10) OBP: 0.356, SLG: 0.339	0-0 3-1			0-0 FC4-6 1B			0-0 F8		0-3 K	4	0	1	0	0	1	0											
Roy Smalley, S (1, 6) OBP: 0.335, SLG: 0.293	0-3 K			0-3 K			0-0 3-1			3	0	0	0	0	2	1											
Rod Carew, L (1, 3) OBP: 0.386, SLG: 0.442 Craig Kusick, R (5, 3) OBP: 0.363, SLG: 0.497	0-0 4-3			0-0 FC4-6 CS 1-2			0-0 1B			2	0	0	0	0	0	1											
Butch Wynegar, S (1, 2) OBP: 0.398, SLG: 0.424		0-0 4-3		0-0 CS 1-2		0-3 K		0-3 K		3	0	0	0	0	2	1											
Lyman Bostock, L (1, 8) OBP: 0.391, SLG: 0.454		0-0 1-3			0-0 4-3			0-0 3-1		3	0	0	0	0	0	0											
Mike Cabbage, L (1, 5) OBP: 0.321, SLG: 0.298		0-0 4-3				0-3 K		4-0 G4-6-3 BB		2	0	0	0	1	1	0											
Larry Hisle, R (1, 7) OBP: 0.322, SLG: 0.351			0-0 6-3		0-0 5-3			0-0 G4-6-3 1-2		3	0	0	0	0	0	1											
Dan Ford, R (1, 9) OBP: 0.315, SLG: 0.418			0-0 6-3		0-3 K			0-3 K		3	0	0	0	0	2	0											
Bob Randall, R (1, 4) OBP: 0.319, SLG: 0.313 Tony Oliva, L (9, PH) OBP: 0.239, SLG: 0.254			0-0 6-3		0-3 K			0-0 3-1		2	0	0	0	0	1	0											
Inning Stats	R: 0 E: 0 K: 1 S: 5	H: 0 LOB: 0 BB: 0 P: 5	R: 0 E: 0 K: 0 S: 3	H: 0 LOB: 0 BB: 0 P: 3	R: 0 E: 0 K: 1 S: 5	H: 1 LOB: 0 BB: 0 P: 5	R: 0 E: 0 K: 2 S: 7	H: 0 LOB: 0 BB: 0 P: 7	R: 0 E: 0 K: 1 S: 6	H: 1 LOB: 1 BB: 0 P: 6	R: 0 E: 0 K: 0 S: 2	H: 0 LOB: 0 BB: 1 P: 6	R: 0 E: 0 K: 2 S: 7	H: 0 LOB: 0 BB: 0 P: 7	1B: 2 2B: 0 3B: 0 HR: 0	SF: 0 SAC: 0 DP: 1 HBP: 0	WP: 0 PB: 0 SB: 0 CS: 1	PA: 29									
PITCHER	IP	WLS	BF	H	R	ER	SO	BB	IBB	HBP	BLK	WP	HR	S	P	ERA	WHIP										
Bert Blyleven, R (1, 1)	9.0	W	28	2	0	0	9	1	0	0	0	0	0	45	49	0.00	0.333										

Texas Rangers @ Minnesota Twins
Metropolitan Stadium, Bloomington, MI
Mon Jul 26 1976, 8:05 PM EDT
Att. 9,184 - Unknown - 86 F

AB 27
R 0
H 2
RBI 0
BB 1
SO 9
LOB 4



Batter	1	2	3	4	5	6	7	8	9	AB	R	H	RBI	BB	SO	LOB	TOP					
Dave Moates, L (1, 8) OBP: 0.308, SLG: 0.321	0-0 4-3		0-0 4-3		0-3 K	0-3 K		0-0 4-3		5	0	0	0	0	2	3						
Gene Clines, R (1, 7) OBP: 0.303, SLG: 0.313	0-0 L5-3		0-0 G3 1B		0-0 L6-3		0-0 L4 1B FC5-4		0-0 L4	5	2	1	1	0	0	0						
Mike Hargrove, L (1, 3) OBP: 0.310, SLG: 0.410	0-0 L3		0-0 G3		0-0 1B		0-0 FC5-4 1B		0-0 1B 1B	5	0	3	0	0	0	1						
Jeff Burroughs, R (1, 9) OBP: 0.302, SLG: 0.376		4-0 BB BB	0-0 1B		0-0 F8		0-0 FC5-4 1B		0-0 F8	4	0	1	2	1	0	3						
Roy Howell, L (1, 5) OBP: 0.316, SLG: 0.387		0-3 K	0-0 G3		0-0 2B		0-0 F9		0-0 1B	5	1	2	0	0	1	3						
Toby Harrah, R (1, 6) OBP: 0.375, SLG: 0.394		4-0 BB 1-2		0-0 B2-3		0-0 2B		0-3 K		4	1	1	1	1	1	3						
Tom Grieve, R (1, 10) OBP: 0.290, SLG: 0.385		0-3 K		0-0 6-3		0-0 2B		0-0 F7		4	0	1	1	0	1	2						
Lenny Randle, S (1, 4) OBP: 0.299, SLG: 0.283		0-0 F6		0-0 2B		0-0 1B		0-0 G3		4	0	2	0	0	0	2						
Jim Sundberg, R (1, 2) OBP: 0.288, SLG: 0.308			0-0 E7 1B		0-0 F8		0-0 F8		0-0 1B	4	1	2	0	0	0	2						
Inning Stats	R: 0 E: 0 K: 0 S: 3	H: 0 LOB: 0 BB: 0 P: 3	R: 0 E: 0 K: 2 S: 7	H: 0 LOB: 2 BB: 2 P: 15	R: 2 E: 1 K: 0 S: 6	H: 3 LOB: 1 BB: 0 P: 6	R: 0 E: 0 K: 0 S: 4	H: 1 LOB: 1 BB: 0 P: 4	R: 0 E: 0 K: 1 S: 6	H: 1 LOB: 1 BB: 0 P: 6	R: 2 E: 0 K: 1 S: 8	H: 4 LOB: 1 BB: 0 P: 8	R: 1 E: 1 K: 1 S: 7	H: 1 LOB: 1 BB: 0 P: 7	R: 0 E: 0 K: 0 S: 4	H: 1 LOB: 2 BB: 0 P: 4	R: 0 E: 0 K: 0 S: 5	H: 2 LOB: 2 BB: 0 P: 5	1B: 8 2B: 5 3B: 0 HR: 0	SF: 0 SAC: 0 DP: 0 HBP: 0	WP: 0 PB: 0 SB: 1 CS: 0	PA: 42
PITCHER	IP	WLS	BF	H	R	ER	SO	BB	IBB	HBP	BLK	WP	HR	S	P	ERA	WHIP					
Jim Hughes, R (1, 1) ERA: 5.74	5.1	W	26	9	4	4	3	2	0	0	0	0	0	30	38	6.75	2.062					
Bill Campbell, R (6, 1) ERA: 3.33	3.2	S	16	4	1	0	2	0	0	0	0	0	0	20	20	0.00	1.091					

Texas Rangers @ Minnesota Twins
Metropolitan Stadium, Bloomington, MI
Wed Jul 28 1976, 8:05 PM EDT
Unknown - 86 F

livebaseballscorecards.com

AB	40
R	5
H	13
RBI	5
BB	2
SO	5
LOB	19




Batter	1	2	3	4	5	6	7	8	9	AB	R	H	RBI	BB	SO	LOB	BOTTOM				
Larry Hisle, R (1, 7) OBP: 0.327, SLG: 0.357	0-0 F9 2B		4-0 BB	0-0 FC4-6 1B		0-0 SH1-4	0-0 6-3			3	0	2	0	1	0	0					
Roy Smalley, S (1, 6) OBP: 0.336, SLG: 0.290	0-3 K		0-0 F8	0-0 FC4-6		4-0 1B BB		4-0 L7 BB		3	1	0	1	2	1	4					
Rod Carew, L (1, 3) OBP: 0.386, SLG: 0.442	0-0 F9			0-0 1B		0-0 1B 1B		0-0 L7		5	2	2	1	0	0	4					
Butch Wynegar, S (1, 2) OBP: 0.398, SLG: 0.423	0-0 F2			0-0 1B 1B	0-0 4-3	0-0 1B		0-0 6-3		5	1	2	1	0	0	1					
Lyman Bostock, L (1, 8) OBP: 0.396, SLG: 0.458		0-0 1-3		0-0 1B 1B	0-0 BB	0-0 1B		0-0 1B		4	1	3	2	0	0	0					
Mike Cabbage, L (1, 5) OBP: 0.324, SLG: 0.299		0-0 4-3		0-0 1B 1B	4-0 BB	0-0 F8				3	1	1	1	1	0	2					
Tony Oliva, L (1, 10) OBP: 0.247, SLG: 0.261				0-0 1B 1B	0-0 BB	0-3 K				2	0	1	1	0	1	0					
Jerry Terrell, R (4, PR) OBP: 0.270, SLG: 0.250				0-0 FC4-6 1B	0-0 F3	0-3 K				0	1	0	0	0	0	0					
Craig Kusick, R (5, PH) OBP: 0.359, SLG: 0.491				0-0 FC4-6 1B	0-0 K					2	0	0	0	0	1	4					
Dan Ford, R (1, 9) OBP: 0.311, SLG: 0.412			0-0 L8	0-0 F8	0-0 F6		0-0 F8			4	0	0	0	0	0	4					
Bob Randall, R (1, 4) OBP: 0.322, SLG: 0.313			0-0 L7	0-0 FC4-6 1B	1-0 SH1-4 1B HBP		0-0 L7			3	1	1	1	0	0	0					
Inning Stats	R: 0 E: 0 K: 1 S: 6	H: 1 LOB: 1 BB: 0 P: 6	R: 0 E: 0 K: 1 S: 5	H: 0 LOB: 0 BB: 0 P: 5	R: 0 E: 0 K: 0 S: 3	H: 0 LOB: 1 BB: 1 P: 7	R: 5 E: 0 K: 0 S: 10	H: 7 LOB: 2 BB: 0 P: 10	R: 0 E: 0 K: 0 S: 4	H: 1 LOB: 2 BB: 1 P: 8	R: 3 E: 0 K: 1 S: 8	H: 3 LOB: 2 BB: 1 P: 13	R: 0 E: 0 K: 0 S: 3	H: 0 LOB: 0 BB: 0 P: 3	R: 0 E: 0 K: 0 S: 2	H: 0 LOB: 0 BB: 1 P: 6	1B: 11 2B: 1 3B: 0 HR: 0	SF: 0 SAC: 1 DP: 0 HBP: 1	WP: 0 PB: 0 SB: 0 CS: 0	PA: 40	
PITCHER	IP	WLS	BF	H	R	ER	SO	BB	IBB	HBP	BLK	WP	HR	S	P	ERA	WHIP				
Steve Hargan, R (1, 1) ERA: 3.3	3.1	L	18	7	5	5	2	1	0	0	0	0	0	21	25	13.50	2.400				
Mike Bacsik, R (4, 1) ERA: 3.18	2.0		11	2	2	2	0	2	0	1	0	0	0	8	17	9.00	2.000				
Joe Hoerner, L (6, 1) ERA: 4.78	0.2		5	3	1	1	1	0	0	0	0	0	0	7	7	13.50	4.500				
Steve Foucault, R (7, 1) ERA: 3.16	2.0		6	0	0	0	0	1	0	0	0	0	0	5	9	0.00	0.500				

Texas Rangers @ Minnesota Twins
Metropolitan Stadium, Bloomington, MI
Wed Jul 28 1976, 8:05 PM EDT
Unknown - 86 F

livebaseballscorecards.com

AB	34
R	8
H	12
RBI	8
BB	4
SO	3
LOB	19



Batter	1	2	3	4	5	6	7	8	9	AB	R	H	RBI	BB	SO	LOB	TOP	
Gene Clines, R OBP: 0.298, SLG: 0.308 (1, 7)	L8		L9		K		L1-6-3			4	0	0	0	0	1	4		
Lenny Randle, S OBP: 0.296, SLG: 0.279 (1, 4)	4-3		K		K			F9		4	0	0	0	0	2	2		
Mike Hargrove, L OBP: 0.313, SLG: 0.413 (1, 10)	BB 1B		F6			BB BB		BB 1B		3	0	2	0	1	0	0		
Jeff Burroughs, R OBP: 0.304, SLG: 0.374 (1, 9)	FC6-4 BB			F8		G6-4-3 BB		K		2	0	0	0	2	1	1		
Jim Fregosi, R OBP: 0.352, SLG: 0.329 (1, 3)	FC6-4			5-3		K				4	0	1	0	0	1	4		
Toby Harrah, R OBP: 0.372, SLG: 0.389 (1, 6)		K		F3		G6-4-3		K		4	0	0	0	0	2	4		
Roy Howell, L OBP: 0.315, SLG: 0.385 (1, 5)		3-1			E 1B		F9		G3	4	0	1	0	0	0	0		
Juan Beniquez, R OBP: 0.297, SLG: 0.270 (1, 8)		S BB			E6					3	0	2	0	1	0	1		
Bill Fahey, L OBP: 0.373, SLG: 0.372 (1, 2)		G3			F6			L1-6-3 BB		3	0	0	0	1	0	4		
Inning Stats	R: 0 E: 0 K: 0 S: 4	H: 1 LOB: 2 BB: 1 P: 8	R: 0 E: 0 K: 1 S: 5	H: 0 LOB: 1 BB: 1 P: 9	R: 0 E: 0 K: 1 S: 5	H: 0 LOB: 0 BB: 0 P: 5	R: 0 E: 0 K: 0 S: 3	H: 0 LOB: 0 BB: 0 P: 3	R: 0 E: 1 K: 2 S: 9	H: 1 LOB: 2 BB: 0 P: 9	R: 0 E: 0 K: 1 S: 9	H: 2 LOB: 2 BB: 0 P: 9	R: 0 E: 0 K: 0 S: 3	H: 1 LOB: 0 BB: 0 P: 3	1B: 5 2B: 1 3B: 0 HR: 0	SF: 0 SAC: 0 DP: 3 HBP: 0	WP: 0 PA: 36 PB: 0 SB: 1 CS: 0	
PITCHER	IP	WLS	BF	H	R	ER	SO	BB	IBB	HBP	BLK	WP	HR	S	P	ERA	WHIP	
Steve Luebber, R ERA: 4.4 (1, 1)	6.1	W	26	3	0	0	5	4	0	0	0	0	0	32	48	0.00	1.105	
Tom Burgmeier, L ERA: 2.24 (7, 1)	2.2		10	3	0	0	2	1	0	0	0	0	0	13	17	0.00	1.500	

Texas Rangers @ Minnesota Twins
Metropolitan Stadium, Bloomington, MI
Wed Jul 28 1976, 8:05 PM EDT
Att: 5,983 - Unknown

AB 31
R 0
H 6
RBI 0
BB 5
SO 7
LOB 20



Batter	1	2	3	4	5	6	7	8	9	AB	R	H	RBI	BB	SO	LOB	BOTTOM		
Lyman Bostock, L OBP: 0.399, SLG: 0.467 (1, 8)	SH1-4 FC6-4 BB	G6-3		SF7 3B				L3		4	2	2	1	1	0	1			
Larry Hiele, R OBP: 0.326, SLG: 0.357 (1, 7)			F3	SF7		L7		K		3	1	1	1	0	0	1			
Steve Brye, R OBP: 0.311, SLG: 0.301 (7, 7)	FC6-4 SH1-4 BB									1	0	0	0	0	1	0			
Rod Carew, L OBP: 0.385, SLG: 0.440 (1, 3)	SH1-4			L4		K		F6		4	1	1	0	0	1	1			
Craig Kusick, R OBP: 0.367, SLG: 0.491 (1, 10)					5-3					2	0	1	0	2	0	0			
Dan Ford, R OBP: 0.313, SLG: 0.423 (1, 9)	FC6-4 BB							FC5-4 BB		4	2	2	3	0	0	3			
Butch Wynegar, S OBP: 0.395, SLG: 0.422 (1, 2)				BLK						3	0	1	1	1	1	1			
Glenn Borgmann, R OBP: 0.542, SLG: 0.706 (8, 2)			K					L3		0	0	0	0	0	0	0			
Roy Smalley, S OBP: 0.336, SLG: 0.294 (1, 6)										3	1	1	0	1	1	3			
Mike Cubbage, L OBP: 0.323, SLG: 0.294 (1, 5)		G3			3-1	F8				3	0	0	0	1	0	2			
Bob Randall, R OBP: 0.324, SLG: 0.316 (1, 4)				E6 3B		6-3		5-3		4	1	2	1	0	0	3			
Inning Stats	R: 2 E: 0 K: 0 S: 5	H: 2 LOB: 2 BB: 2 P: 13	R: 0 E: 0 K: 0 S: 3	H: 1 LOB: 0 BB: 0 P: 3	R: 2 E: 0 K: 1 S: 7	H: 3 LOB: 0 BB: 0 P: 7	R: 3 E: 1 K: 0 S: 6	H: 3 LOB: 0 BB: 0 P: 6	R: 1 E: 0 K: 1 S: 6	H: 1 LOB: 1 BB: 1 P: 10	R: 0 E: 0 K: 1 S: 6	H: 1 LOB: 1 BB: 0 P: 6	R: 0 E: 1 K: 0 S: 3	H: 0 LOB: 3 BB: 3 P: 15	R: 0 E: 0 K: 1 S: 5	H: 0 LOB: 0 BB: 0 P: 5	1B: 8 2B: 1 3B: 1 HR: 1	SF: 1 SAC: 1 DP: 1 HBP: 0	WP: 0 PA: 39 PB: 0 SB: 2 CS: 0
PITCHER	IP	WLS	BF	H	R	ER	SO	BB	IBB	HBP	BLK	WP	HR	S	P	ERA	WHIP		
Steve Barr, L ERA: 5.74 (1, 1)	0.2	L	6	2	2	2	0	0	0	0	0	0	0	4	12	27.00	6.000		
Mike Bacsik, R ERA: 3.77 (1, 1)	2.2		12	6	4	3	1	0	0	0	1	0	0	14	14	10.12	2.250		
Steve Foucault, R ERA: 3.21 (4, 1)	4.2		21	3	2	2	3	4	0	0	0	0	1	23	39	3.86	1.500		

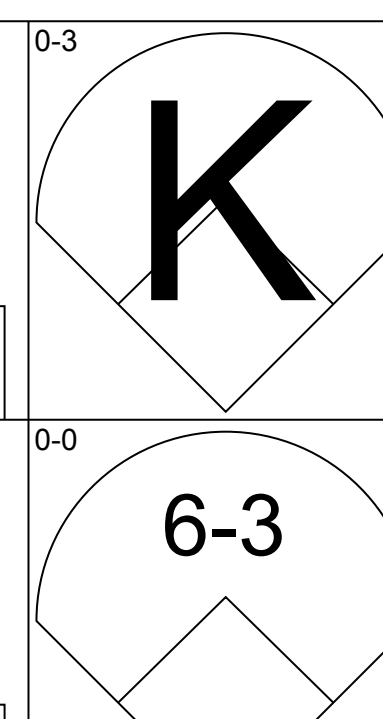
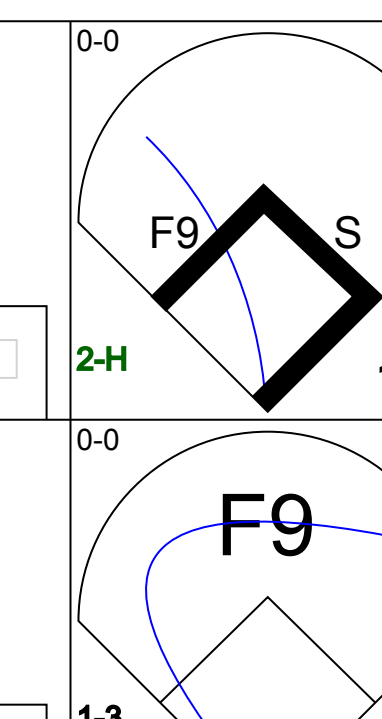
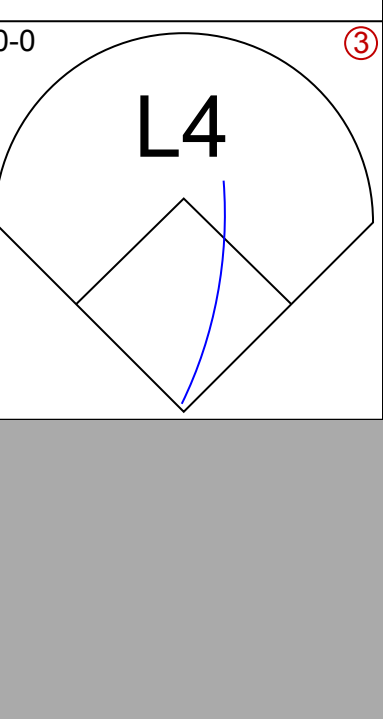
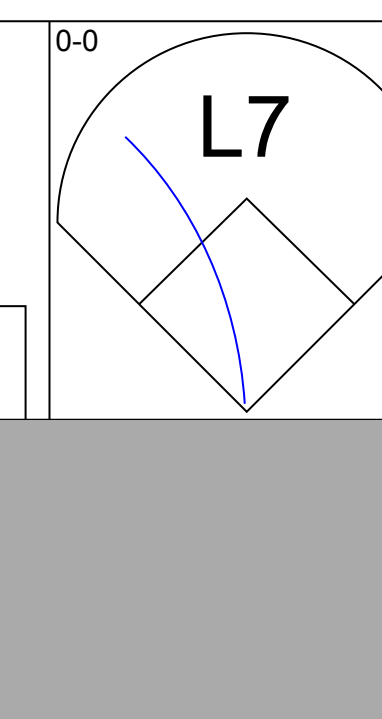
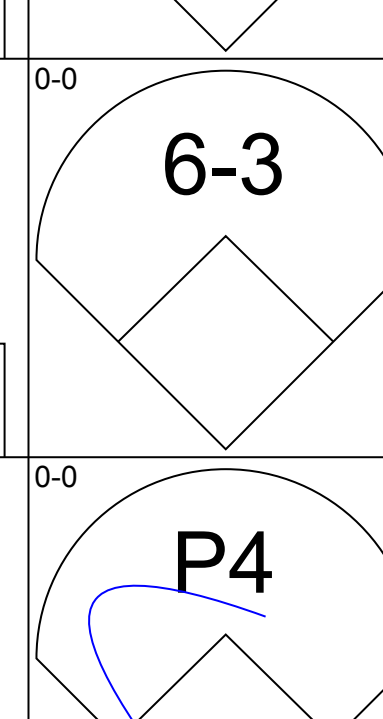
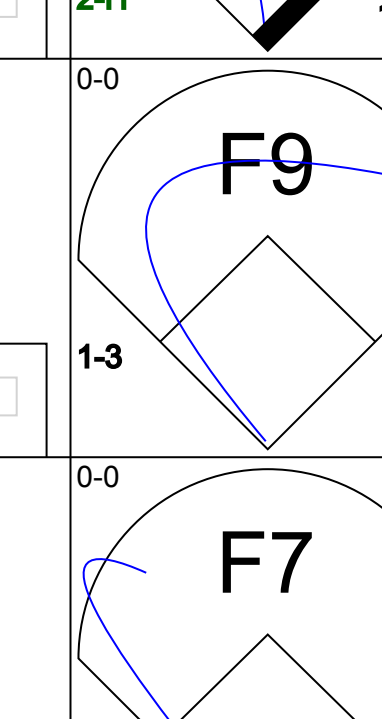
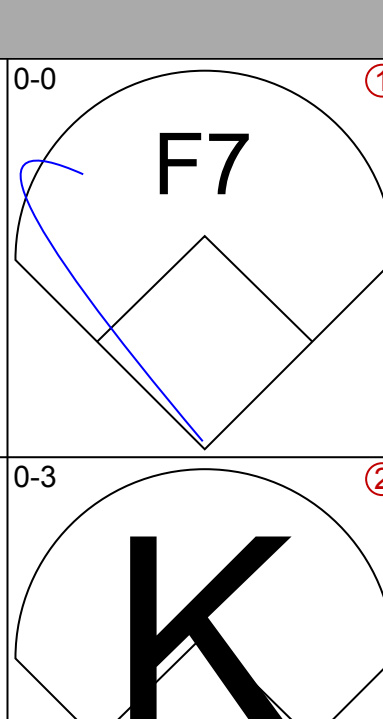
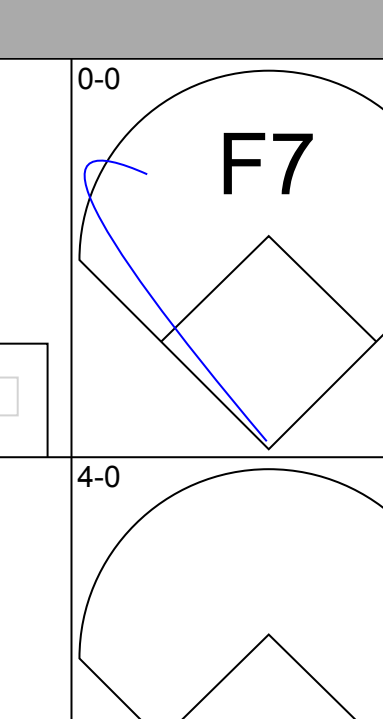
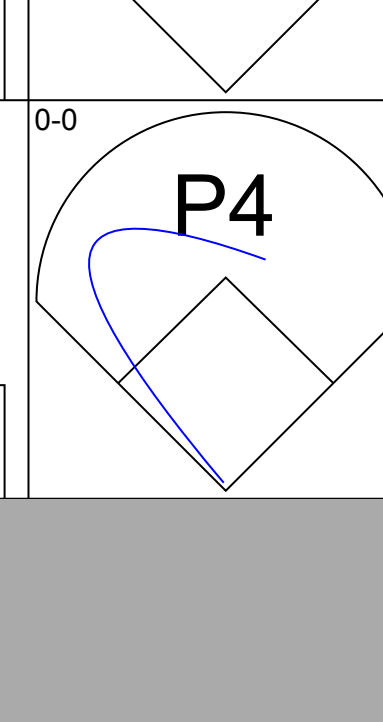
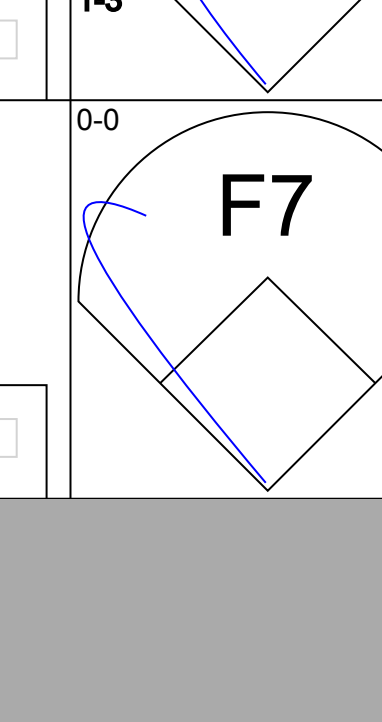
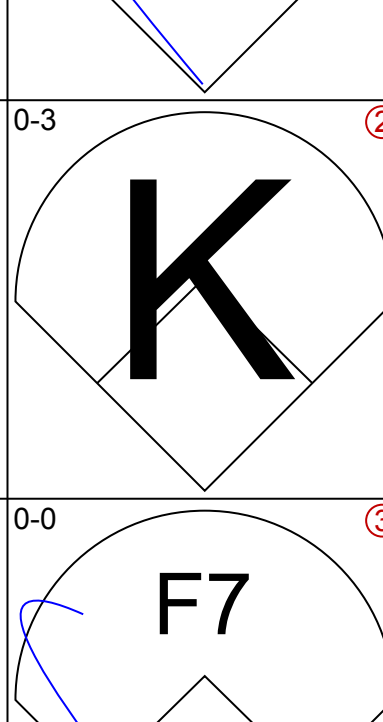
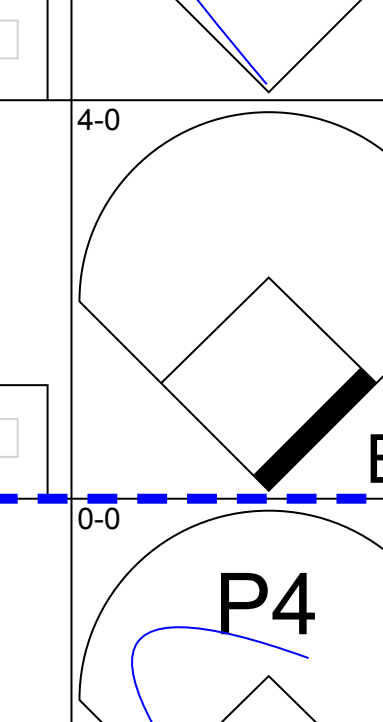
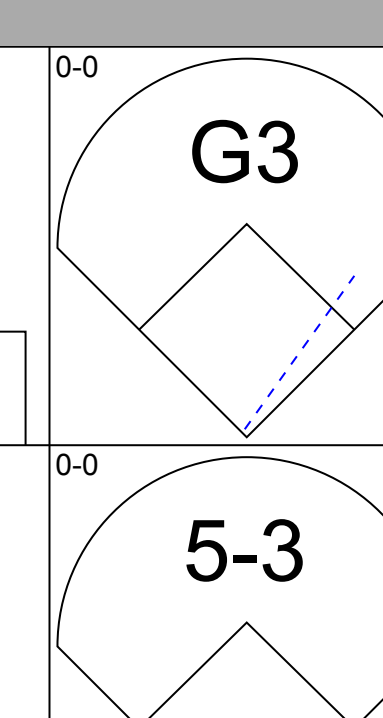
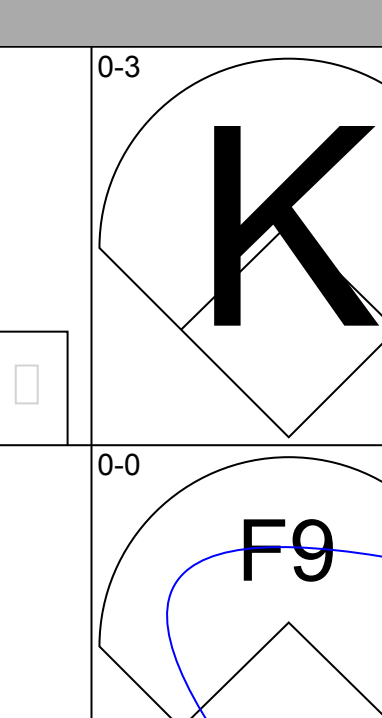
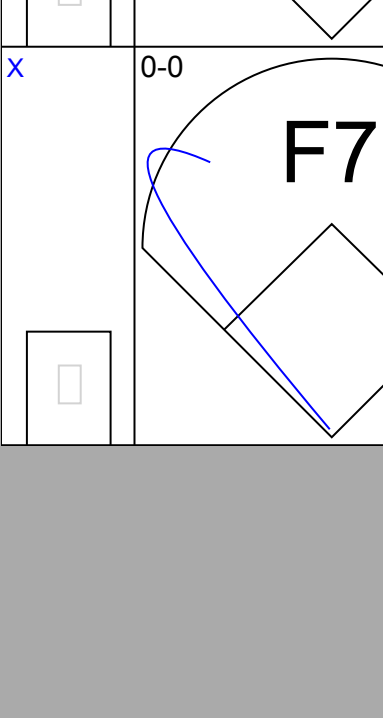
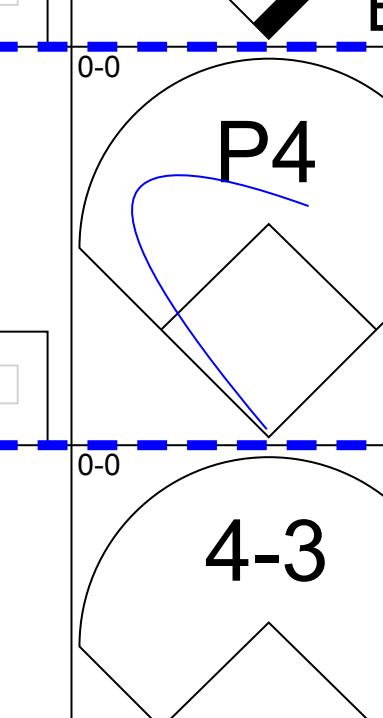
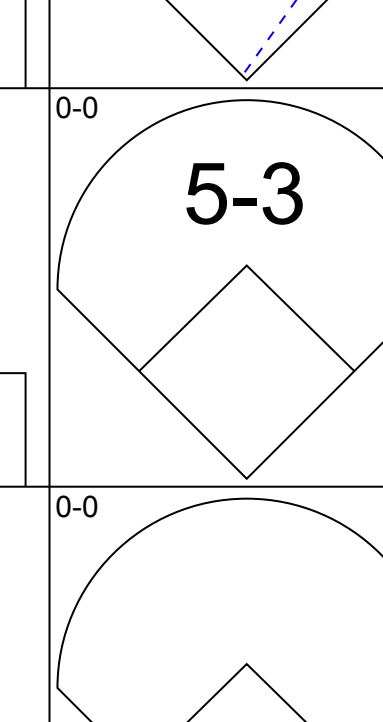
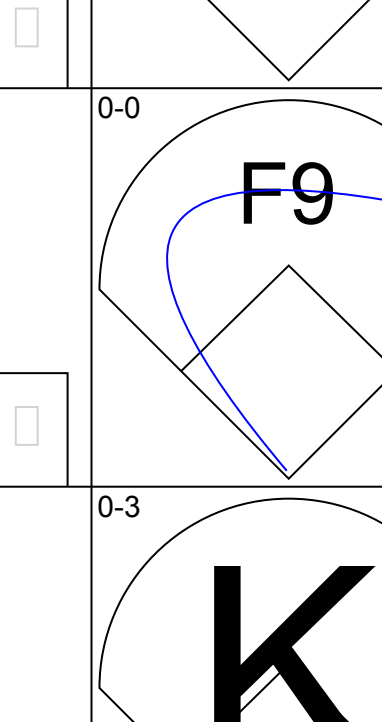
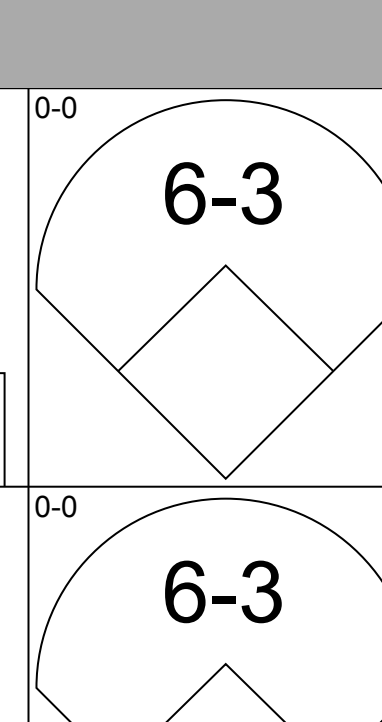
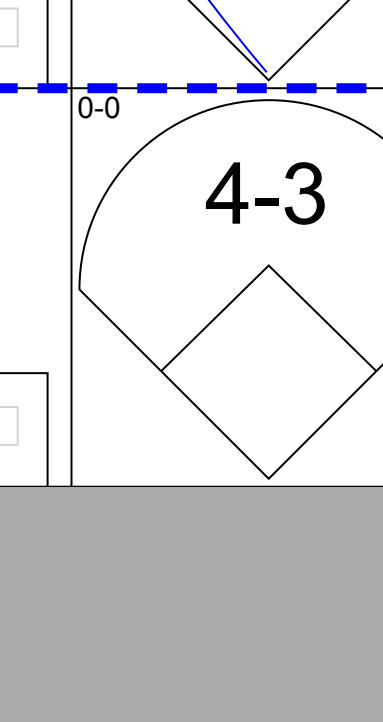
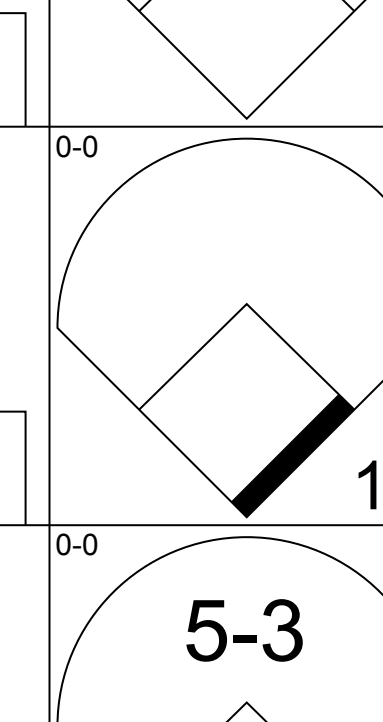
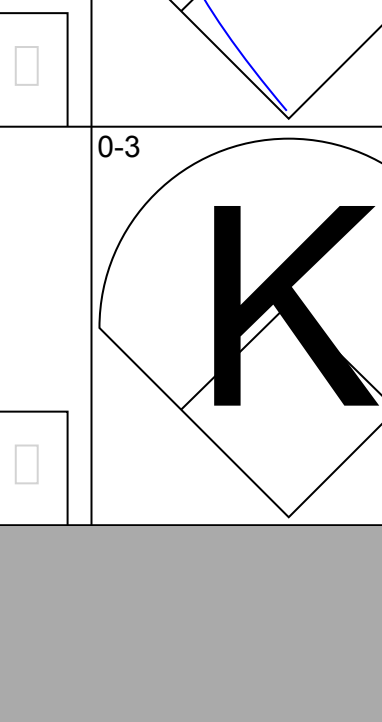
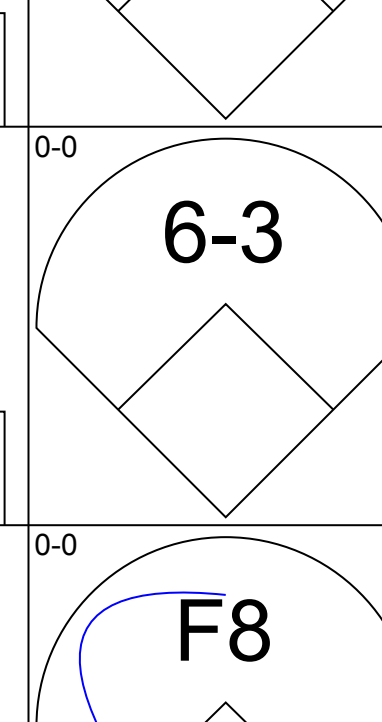
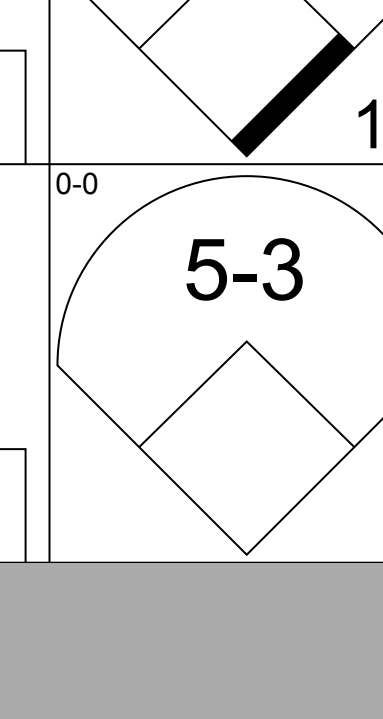
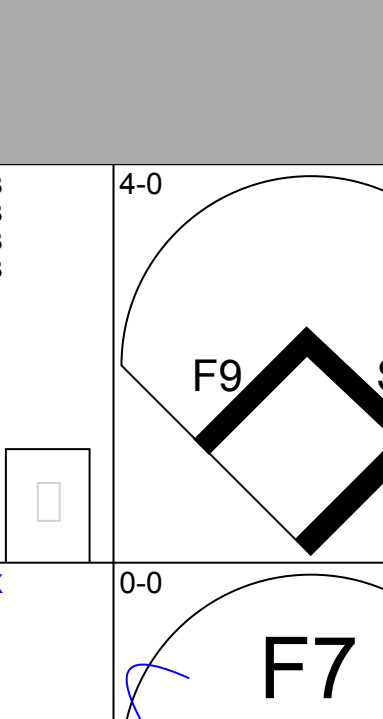
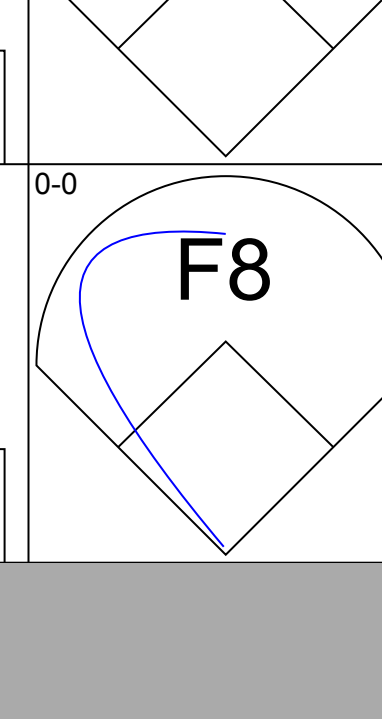
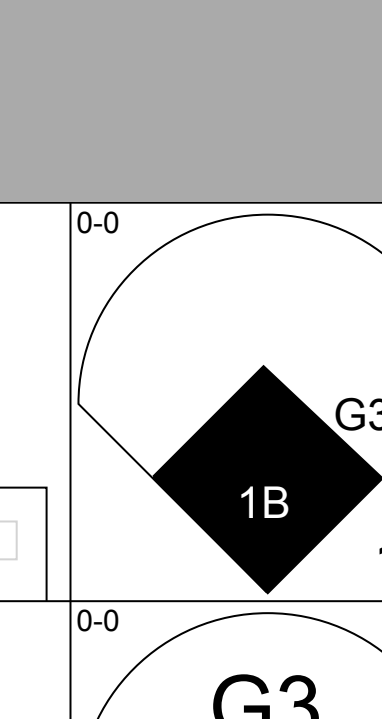
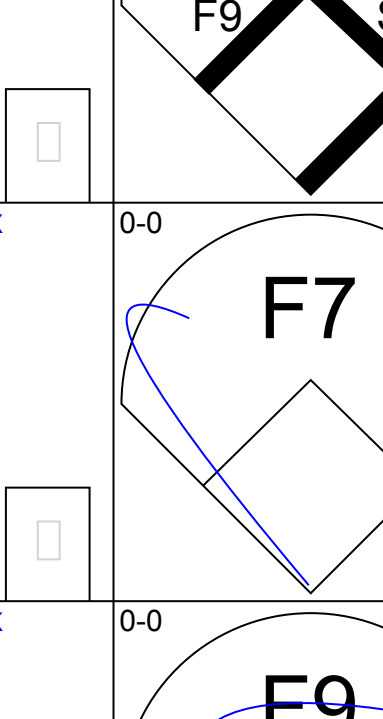
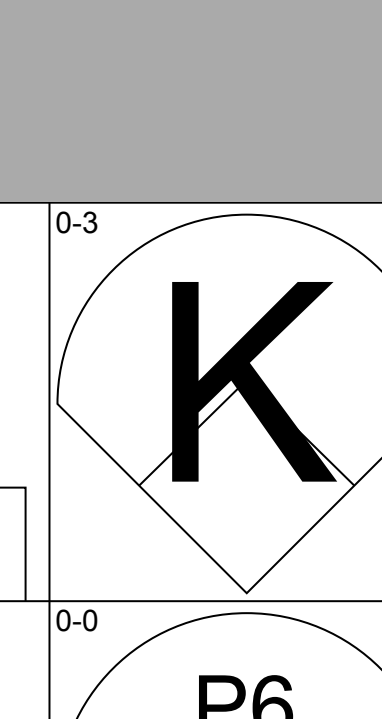
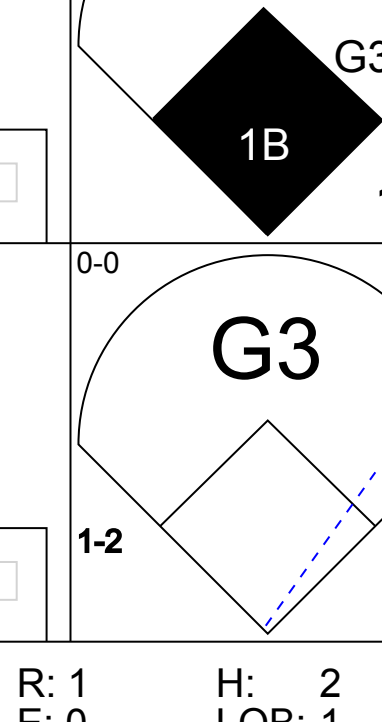
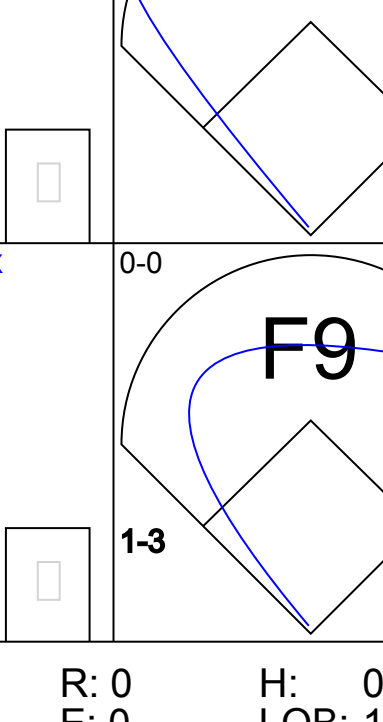
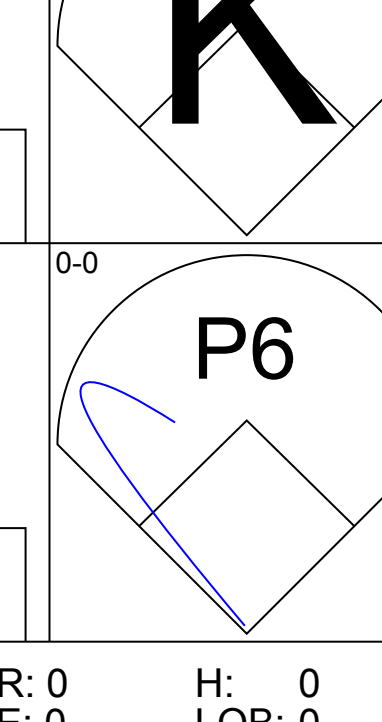
Texas Rangers @ Minnesota Twins
Metropolitan Stadium, Bloomington, MI
Wed Jul 28 1976, 8:05 PM EDT
Att: 5,983 - Unknown

AB 31
R 8
H 11
RBI 7
BB 6
SO 4
LOB 15



Batter	1	2	3	4	5	6	7	8	9	AB	R	H	RBI	BB	SO	LOB	TOP										
Gene Clines, R OBP: 0.298, SLG: 0.307	L7		L9		L4-3		CS 1B			4	0	1	0	0	0	0	Texas Rangers @ Minnesota Twins Metropolitan Stadium, Bloomington, MI Thu Jul 29 1976, 4:33 AM EDT Att: 14,203 - Unknown - 78 F livebaseballscorecards.com										
Lenny Randle, S OBP: 0.295, SLG: 0.279	F7				E6 1B		L 1-2	G3		5	0	1	0	0	0	1											
Mike Hargrove, L OBP: 0.314, SLG: 0.412									K 2	3	0	1	0	1	2	1											
Jeff Burroughs, R OBP: 0.301, SLG: 0.370										4	0	0	0	0	0	3											
Tom Grieve, R OBP: 0.292, SLG: 0.387										4	1	2	0	0	0	0											
Toby Harrah, R OBP: 0.370, SLG: 0.387										4	0	1	0	0	1	1											
Juan Beniquez, R OBP: 0.301, SLG: 0.275 Joe Lahoud, L OBP: 0.310, SLG: 0.275										3	0	2	1	0	1	0											
Roy Howell, L OBP: 0.312, SLG: 0.381										3	0	0	0	0	0	3											
Jim Sundberg, R OBP: 0.285, SLG: 0.305										3	0	0	0	0	0	2											
Inning Stats	R: 0 E: 0 K: 0 S: 3	H: 0 LOB: 1 BB: 1 P: 7	R: 0 E: 0 K: 1 S: 6	H: 1 LOB: 1 BB: 0 P: 6	R: 0 E: 0 K: 1 S: 6	H: 1 LOB: 1 BB: 0 P: 6	R: 1 E: 0 K: 0 S: 6	H: 3 LOB: 2 BB: 0 P: 6	R: 0 E: 1 K: 0 S: 4	H: 1 LOB: 1 BB: 0 P: 4	R: 0 E: 0 K: 1 S: 5	H: 1 LOB: 0 BB: 0 P: 5	R: 0 E: 0 K: 0 S: 3	H: 1 LOB: 0 BB: 0 P: 3	R: 0 E: 0 K: 1 S: 5	H: 0 LOB: 0 BB: 0 P: 5		R: 0 E: 0 K: 0 S: 3	H: 0 LOB: 0 BB: 0 P: 3	1B: 8 2B: 0 3B: 0 HR: 0	SF: 0 SAC: 0 DP: 2 HBP: 0	WP: 0 PB: 0 SB: 0 CS: 1	PA: 35				
PITCHER	IP	WLS	BF	H	R	ER	SO	BB	IBB	HBP	BLK	WP	HR	S	P	ERA	WHIP										
Eddie Bane, L ERA: 2.49	(1, 1)	5.0	W	22	6	1	1	2	1	0	0	0	0	25	29	1.80	1.400										
Bill Campbell, R ERA: 3.21	(6, 1)	4.0	S	13	2	0	0	2	0	0	0	0	0	16	16	0.00	0.500										


Batter	1	2	3	4	5	6	7	8	9	AB	R	H	RBI	BB	SO	LOB	BOTTOM										
Bob Randall, R OBP: 0.323, SLG: 0.315	5-3	L7			F8		1B 1B			4	0	1	0	0	0	2	Texas Rangers @ Minnesota Twins Metropolitan Stadium, Bloomington, MI Thu Jul 29 1976, 4:33 AM EDT Att: 14,203 - Unknown - 78 F livebaseballscorecards.com										
Larry Hisle, R OBP: 0.325, SLG: 0.356	6-3				K		G4-3 1B			4	0	1	0	0	1	0											
Dan Ford, R OBP: 0.312, SLG: 0.419					F8		G4-3 1B			3	1	0	0	0	1	2											
Craig Kusick, R OBP: 0.370, SLG: 0.494					K					3	0	1	1	1	2	0											
Butch Wynegar, S OBP: 0.398, SLG: 0.420	K				SH3-4 1B		FC6-4 BB			4	1	1	0	0	2	2											
Steve Bnye, R OBP: 0.312, SLG: 0.302					SH3-4		FC6-4 1B			3	0	1	0	0	0	1											
Glenn Borgmann, R OBP: 0.556, SLG: 0.700										3	0	2	1	0	0	1											
Roy Smalley, S OBP: 0.338, SLG: 0.295					L7		K			3	0	1	0	0	1	3											
Mike Cabbage, L OBP: 0.318, SLG: 0.289					F5					3	0	0	0	0	1	3											
Inning Stats	R: 1 E: 0 K: 1 S: 6	H: 1 LOB: 1 BB: 0 P: 7	R: 0 E: 0 K: 1 S: 7	H: 2 LOB: 2 BB: 0 P: 7	R: 0 E: 0 K: 1 S: 5	H: 0 LOB: 0 BB: 0 P: 5	R: 1 E: 0 K: 0 S: 5	H: 2 LOB: 1 BB: 0 P: 5	R: 0 E: 0 K: 2 S: 7	H: 0 LOB: 0 BB: 0 P: 7	R: 0 E: 0 K: 2 S: 8	H: 1 LOB: 2 BB: 1 P: 12	R: 0 E: 0 K: 0 S: 4	H: 2 LOB: 1 BB: 0 P: 4	R: 0 E: 0 K: 1 S: 5	H: 0 LOB: 0 BB: 0 P: 5		R: 0 E: 0 K: 1 S: 5	H: 0 LOB: 0 BB: 0 P: 5	1B: 7 2B: 1 3B: 0 HR: 0	SF: 0 SAC: 1 DP: 1 HBP: 1	WP: 0 PB: 0 SB: 0 CS: 0	PA: 33				
PITCHER	IP	WLS	BF	H	R	ER	SO	BB	IBB	HBP	BLK	WP	HR	S	P	ERA	WHIP										
Jim Umberger, L ERA: 3.2	(1, 1)	8.0	L	33	8	2	2	8	1	0	1	0	0	47	52	2.25	1.125										

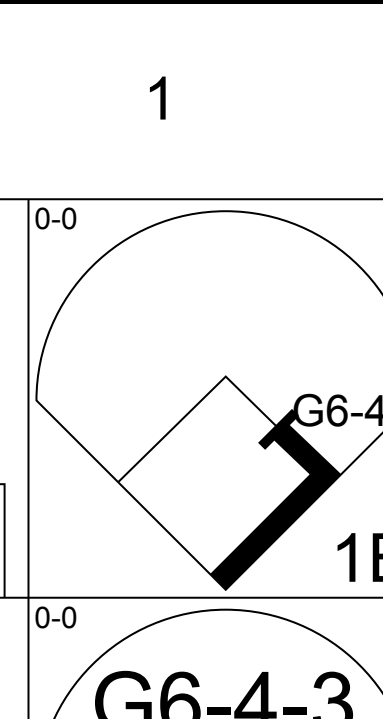
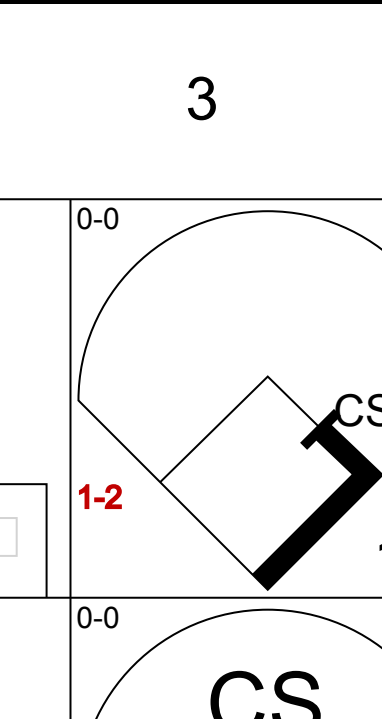
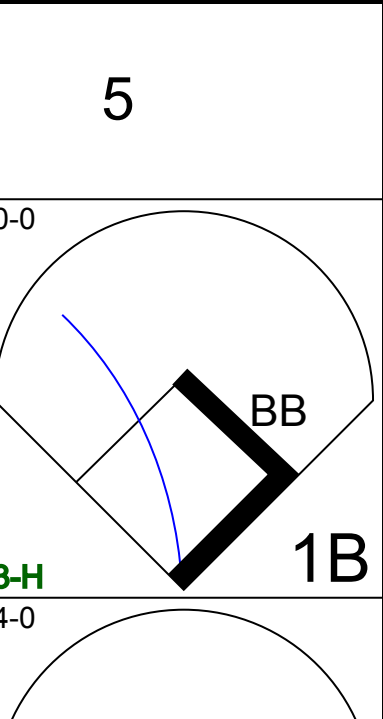
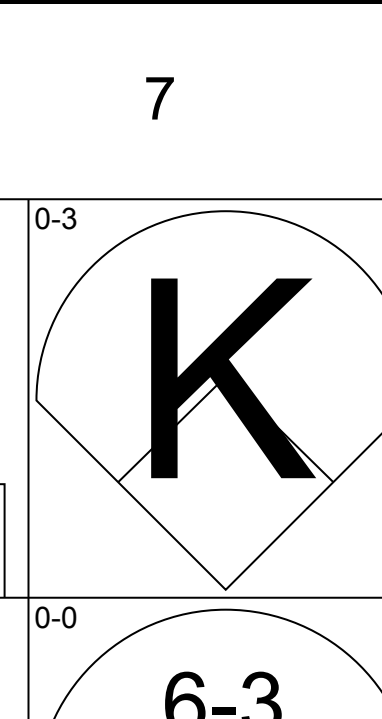
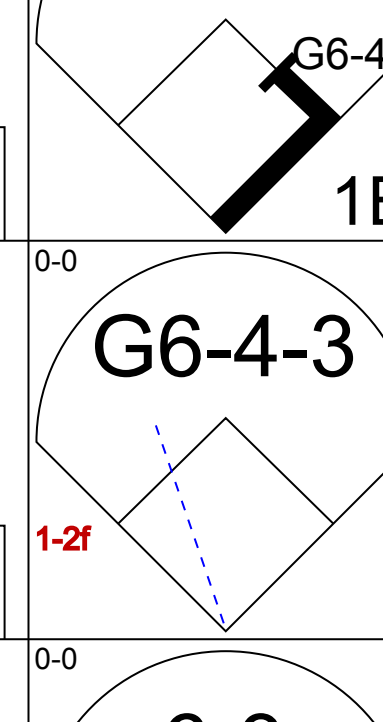
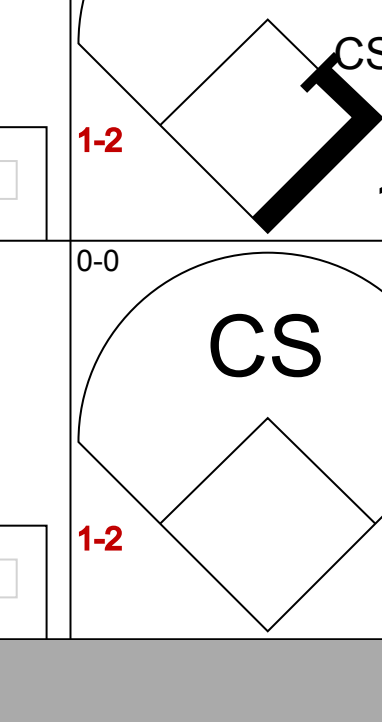
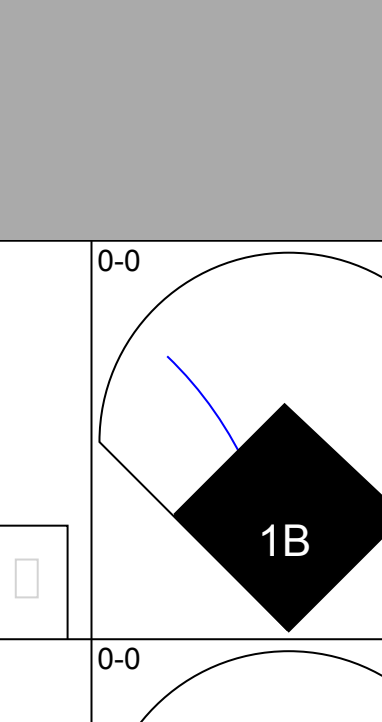
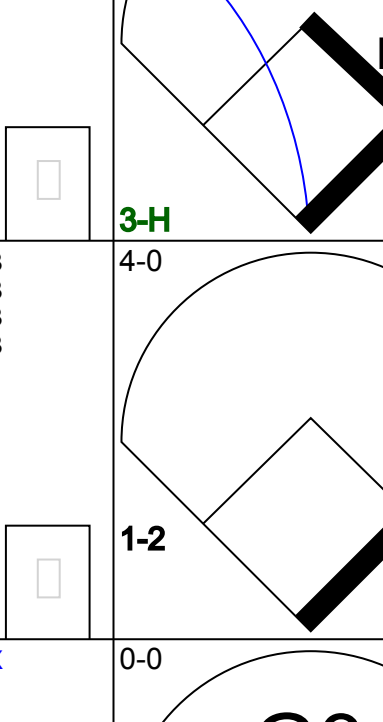
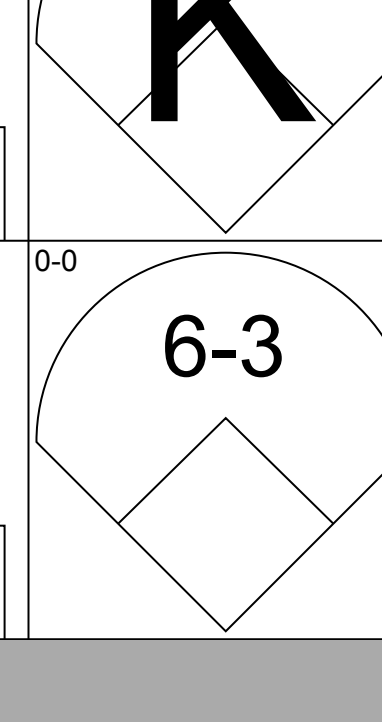
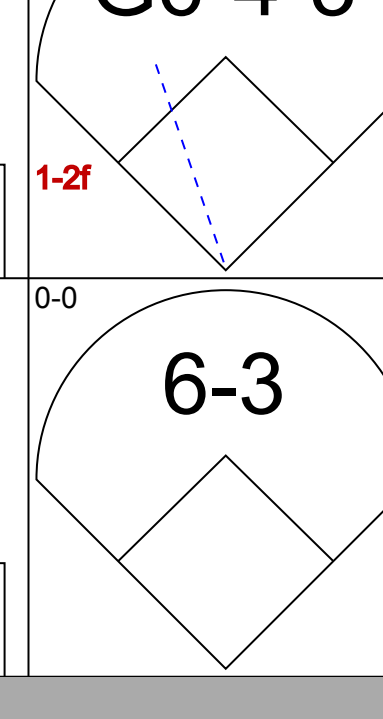
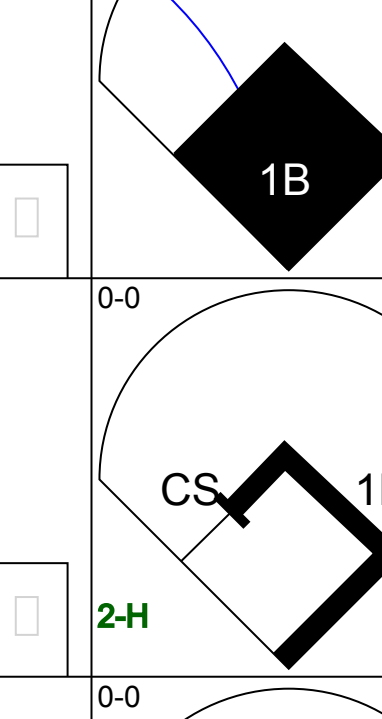
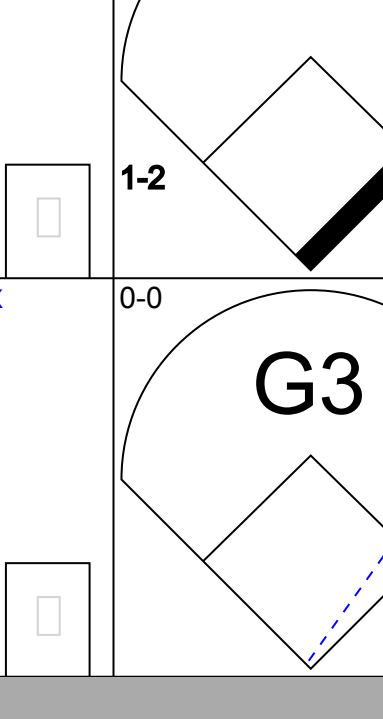
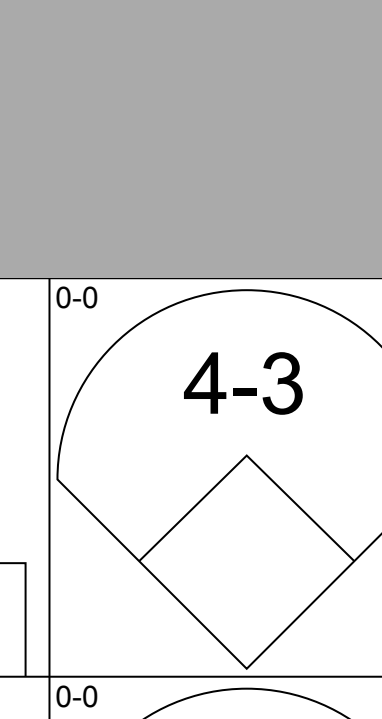
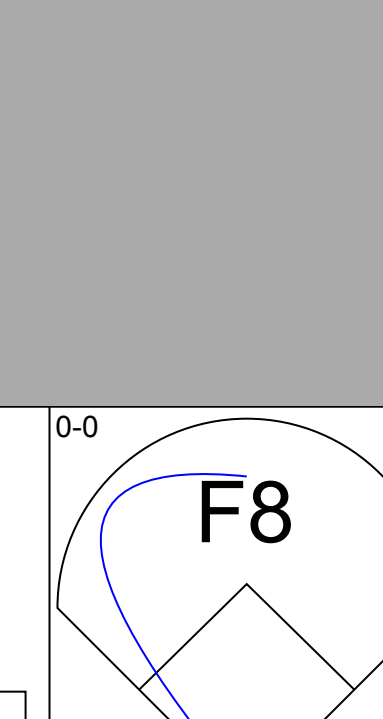
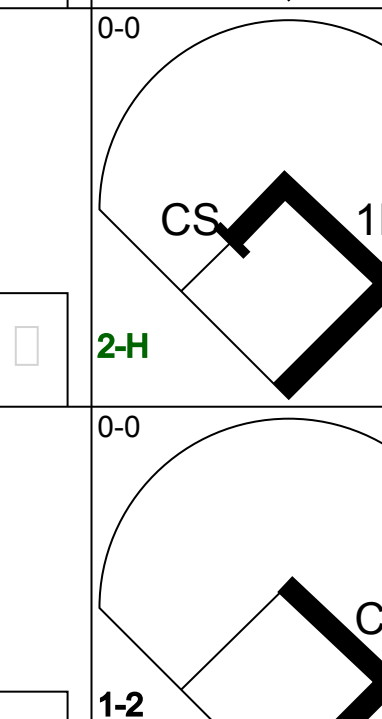
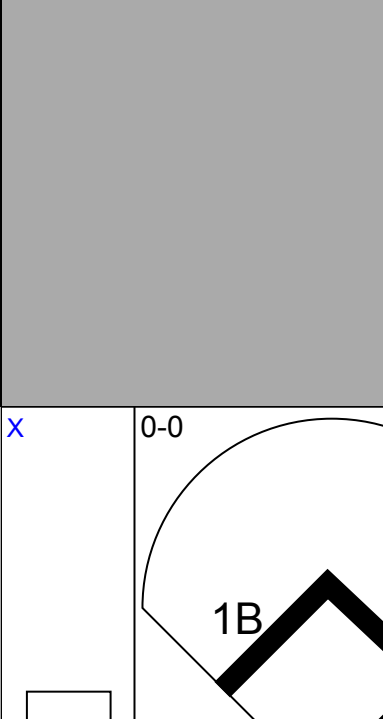
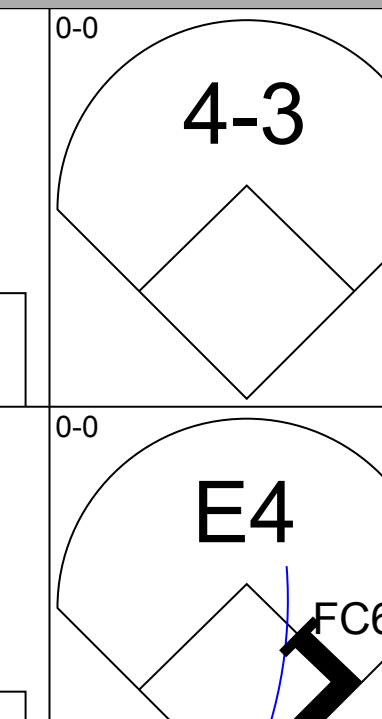
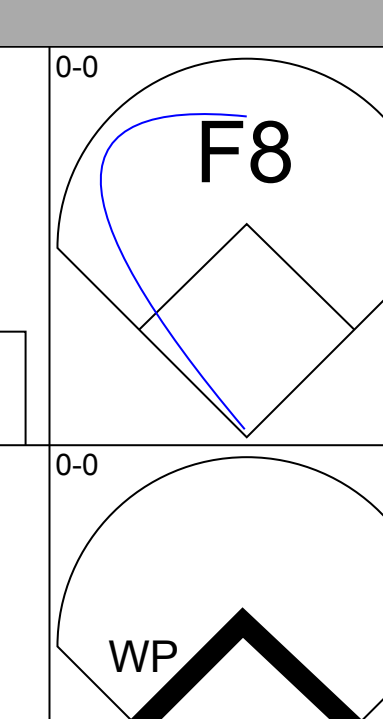
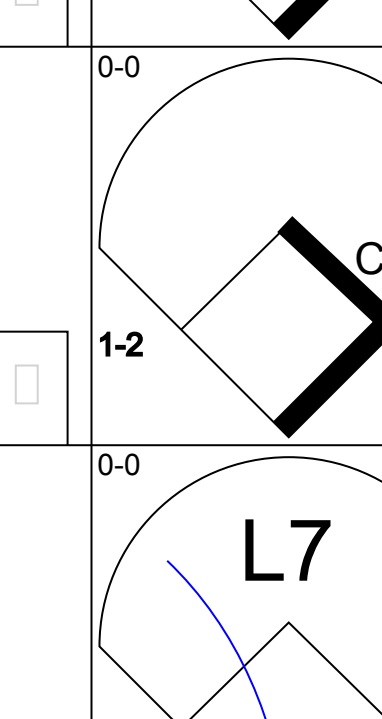
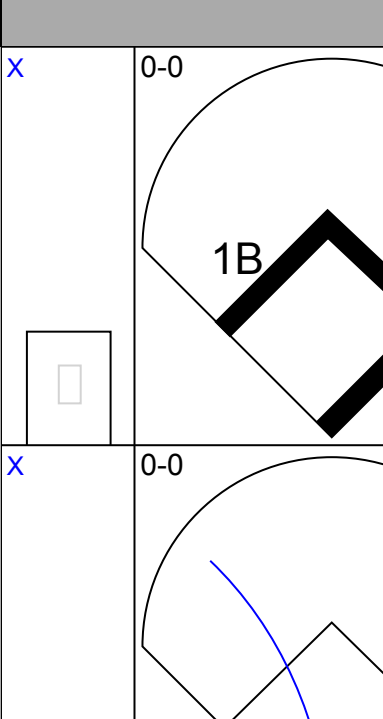
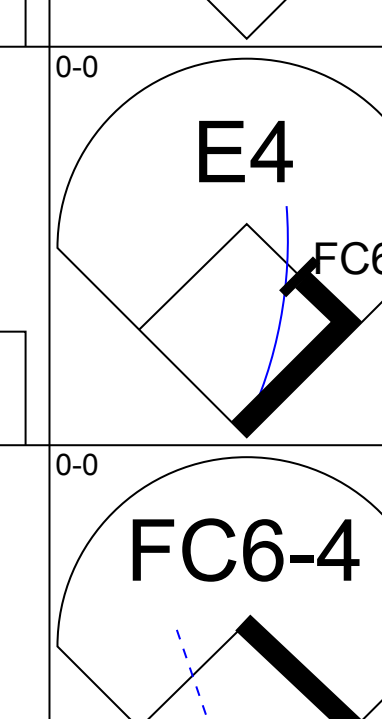
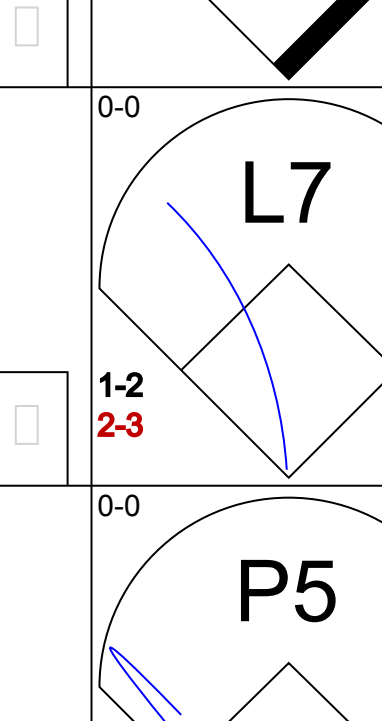
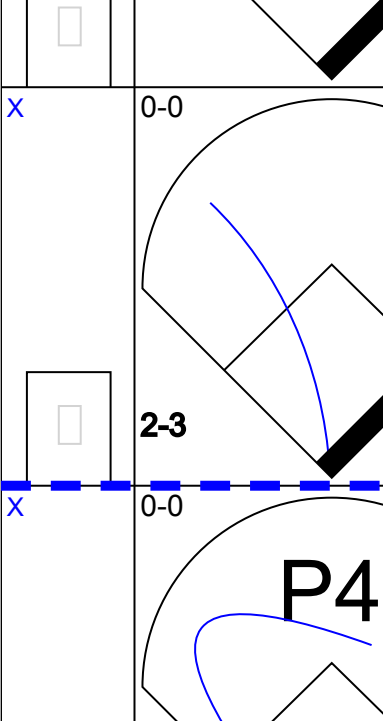
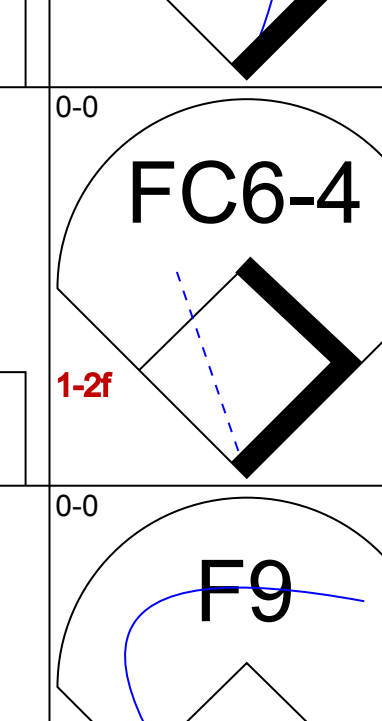
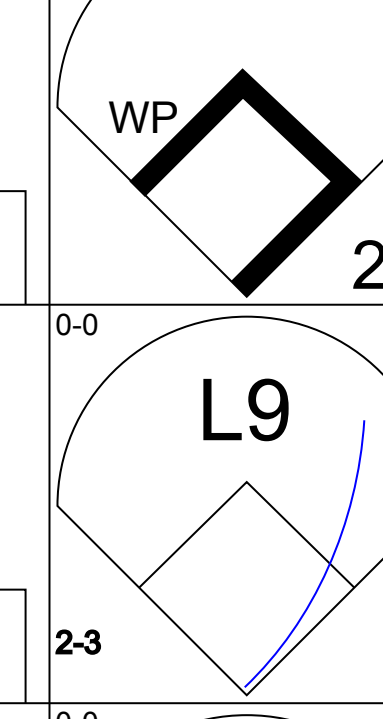
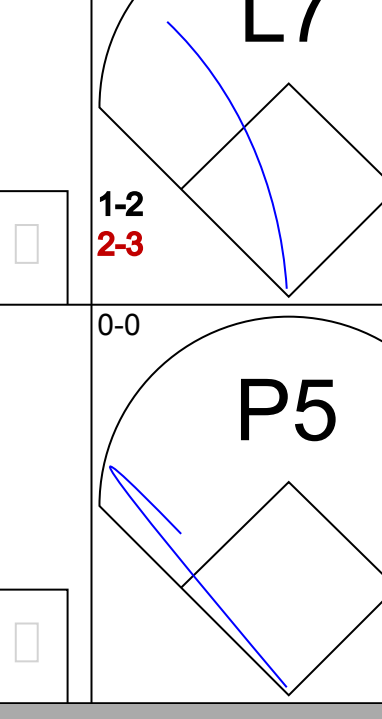
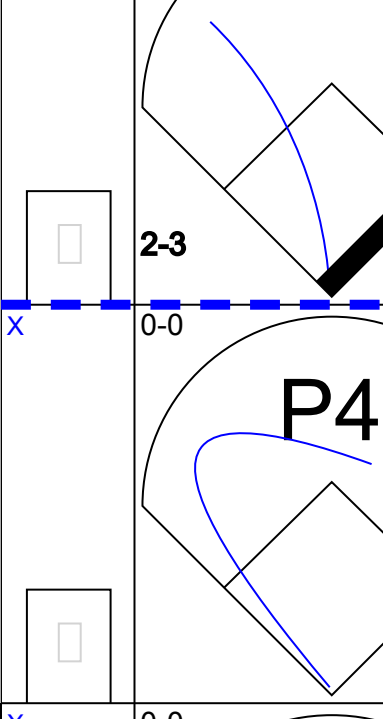
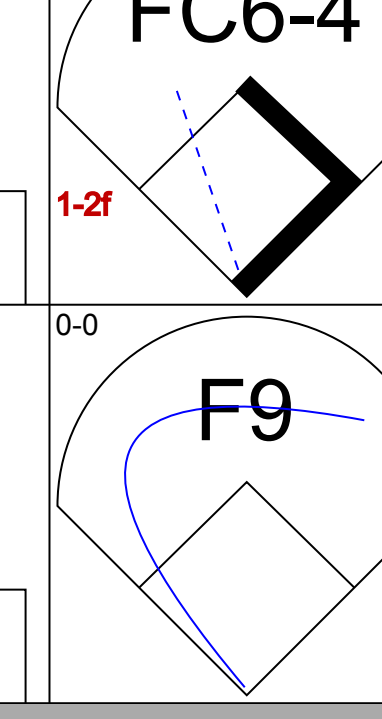
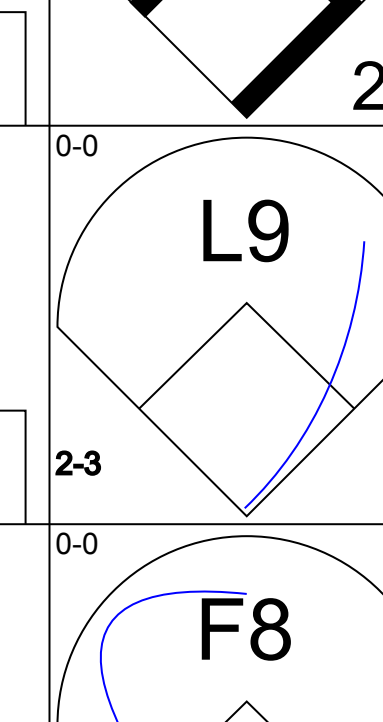

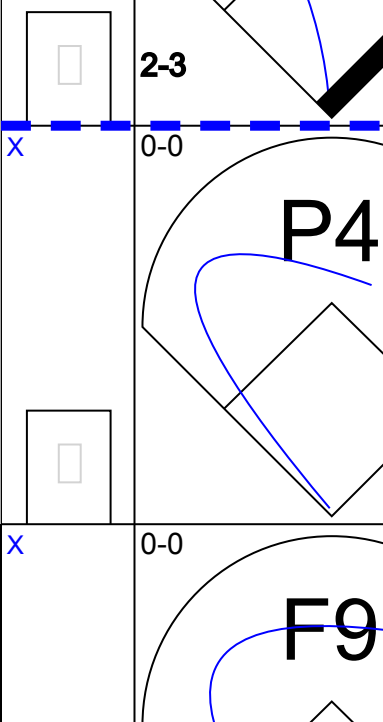

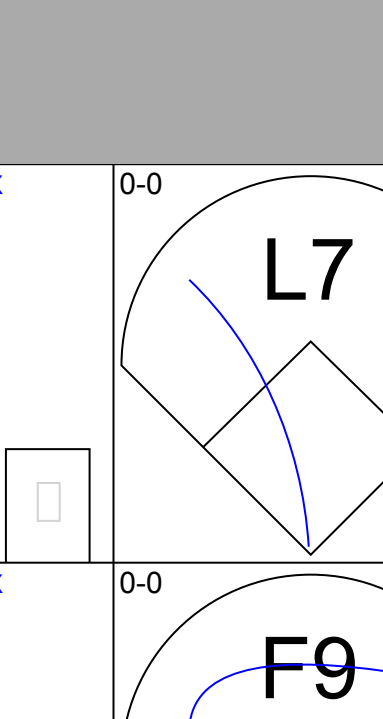
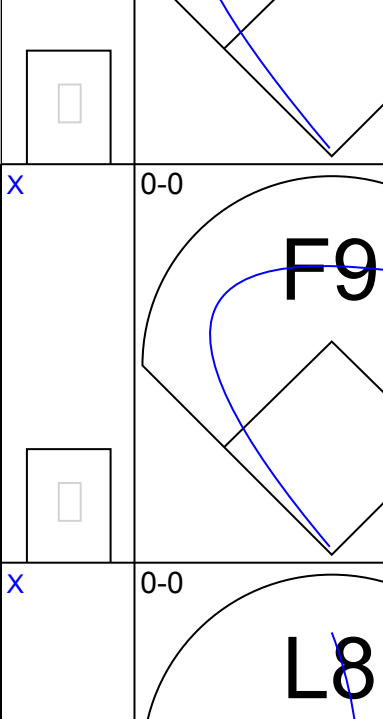
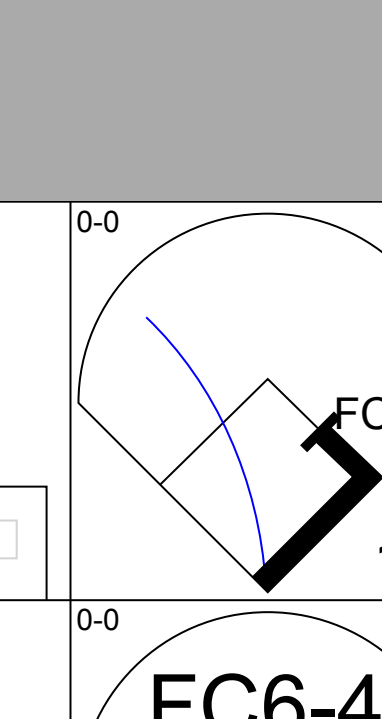
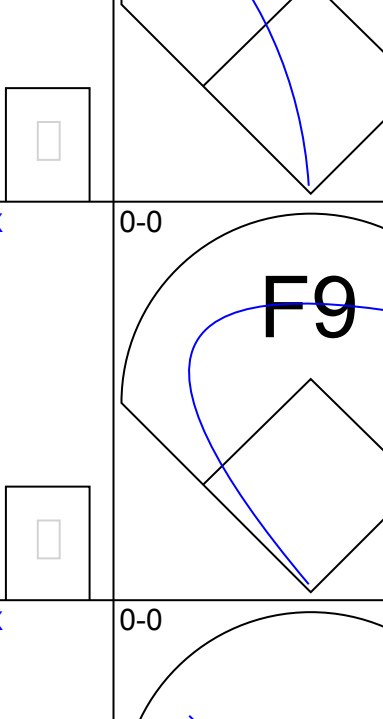

Batter	1	2	3	4	5	6	7	8	9	AB	R	H	RBI	BB	SO	LOB	TOP											
Gene Clines, R OBP: 0.297, SLG: 0.306										4	0	1	1	0	1	1												
Toby Harrah, R OBP: 0.397, SLG: 0.383										4	0	0	0	0	0	1												
Roy Howell, L OBP: 0.311, SLG: 0.377										3	0	0	0	1	1	1												
Mike Hargrove, L OBP: 0.310, SLG: 0.407										4	0	0	0	0	1	1												
Jeff Burroughs, R OBP: 0.298, SLG: 0.366										4	0	0	0	0	0	1												
Tom Grieve, R OBP: 0.292, SLG: 0.386										3	0	1	0	0	1	0												
Lenny Randle, S OBP: 0.296, SLG: 0.277										2	0	0	0	1	0	1												
Juan Benquez, R OBP: 0.301, SLG: 0.275										3	1	1	0	0	1	1												
Jim Sundberg, R OBP: 0.282, SLG: 0.301										3	0	0	0	0	0	2												
Inning Stats	R: 0 E: 0 K: 1 S: 5	H: 0 LOB: 0 BB: 0 P: 5	R: 0 E: 0 K: 0 S: 4	H: 1 LOB: 1 BB: 0 P: 4	R: 1 E: 0 K: 0 S: 5	H: 2 LOB: 1 BB: 0 P: 5	R: 0 E: 0 K: 2 S: 7	H: 0 LOB: 0 BB: 0 P: 7	R: 0 E: 0 K: 0 S: 3	H: 0 LOB: 1 BB: 1 P: 7	R: 0 E: 0 K: 1 S: 5	H: 0 LOB: 0 BB: 0 P: 5	R: 0 E: 0 K: 0 S: 3	H: 0 LOB: 0 BB: 0 P: 3	R: 0 E: 0 K: 1 S: 5	H: 0 LOB: 1 BB: 1 P: 7	1B: 3 2B: 0 3B: 0 HR: 0	SF: 0 SAC: 0 DP: 0 HBP: 0	WP: 0 PB: 0 SB: 2 CS: 0	PA: 32								
PITCHER	IP	WLS	BF	H	R	ER	SO	BB	IBB	HBP	BLK	WP	HR	S	P	ERA	WHIP											
Dennis Leonard, R ERA: 3.13	(1, 1)	8.1	W	30	3	1	1	5	2	0	0	0	0	0	38	46	1.08	0.600										
Steve Mingo, L ERA: 2.13	(9, 1)	0.1		1	0	0	0	0	0	0	0	0	0	1	1	0.00	0.000											
Mark Littell, R ERA: 2.15	(9, 1)	0.1	S	1	0	0	0	0	0	0	0	0	0	1	1	0.00	0.000											

Texas Rangers @ Kansas City Royals
 Royals Stadium, Kansas City, MO
 Fri Jul 30 1976, 8:05 PM EDT
 Att: 28,411 - Unknown

livebaseballscores.com

AB 30
 R 1
 H 3
 RBI 1
 BB 2
 SO 5
 LOB 9




Batter	1	2	3	4	5	6	7	8	9	AB	R	H	RBI	BB	SO	LOB	BOTTOM										
Tom Poquette, L OBP: 0.382, SLG: 0.497										4	0	3	1	0	1	0											
Amos Otis, R OBP: 0.355, SLG: 0.460										3	1	1	0	1	0	1											
George Brett, L OBP: 0.401, SLG: 0.498										4	0	1	1	0	0	2											
John Mayberry, L OBP: 0.342, SLG: 0.386										4	0	2	0	0	0	0											
Hal McRae, R OBP: 0.412, SLG: 0.486										3	0	2	0	0	0	2											
Davey Nelson, R OBP: 0.280, SLG: 0.287										1	0	0	0	0	0	1											
Al Cowens, R OBP: 0.299, SLG: 0.325										4	0	0	0	0	0	5											
Bob Stinson, S OBP: 0.338, SLG: 0.341										3	0	0	0	0	0	3											
Freddie Patek, R OBP: 0.332, SLG: 0.324										3	0	1	0	0	0	2											
Frank White, R OBP: 0.242, SLG: 0.266										3	1	1	0	0	0	1											
Inning Stats	R: 0 E: 0 K: 0 S: 3	H: 1 LOB: 0 BB: 0 P: 3	R: 0 E: 0 K: 0 S: 4	H: 1 LOB: 0 BB: 0 P: 4	R: 0 E: 0 K: 0 S: 3	H: 2 LOB: 0 BB: 0 P: 3	R: 1 E: 0 K: 0 S: 5	H: 3 LOB: 1 BB: 0 P: 5	R: 1 E: 0 K: 0 S: 5	H: 2 LOB: 2 BB: 1 P: 9	R: 0 E: 0 K: 0 S: 5	H: 2 LOB: 0 BB: 0 P: 5	R: 0 E: 0 K: 1 S: 5	H: 0 LOB: 0 BB: 0 P: 5	R: 0 E: 2 K: 0 S: 4	H: 0 LOB: 1 BB: 0 P: 4	1B: 7 2B: 3 3B: 1 HR: 0	SF: 0 SAC: 0 DP: 1 HBP: 0	WP: 1 PB: 0 SB: 0 CS: 4	PA: 34							
PITCHER	IP	WLS	BF	H	R	ER	SO	BB	IBB	HBP	BLK	WP	HR	S	P	ERA	WHIP										
Nelson Briles, R ERA: 3.38	(1, 1)	5.0	L	23	11	2	2	0	1	0	0	0	0	12	12	3.60	2.400										
Steve Hargan, R ERA: 3.17	(6, 1)	3.0		10	0	0	0	1	0	0	0	0	0	12	12	0.00	0.000										

Texas Rangers @ Kansas City Royals
 Royals Stadium, Kansas City, MO
 Fri Jul 30 1976, 8:05 PM EDT
 Att: 28,411 - Unknown

livebaseballscores.com

AB 32
 R 2
 H 11
 RBI 2
 BB 1
 SO 1
 LOB 17



Batter	1	2	3	4	5	6	7	8	9	AB	R	H	RBI	BB	SO	LOB	TOP								
Mario Guerrero, R (1,4) OBP: 0.281, SLG: 0.288 Jerry Remy, L (8,FR) OBP: 0.322, SLG: 0.311										4	1	3	0	0	0	1									
Dave Chalk, R (1,6) OBP: 0.310, SLG: 0.263										2	0	1	0	0	0	1									
Bobby Bonds, R (1,9) OBP: 0.333, SLG: 0.387										3	0	0	0	1	1	2									
Tommy Davis, R (1,10) OBP: 0.293, SLG: 0.317										3	0	2	2	0	0	1									
Bill Melton, R (1,3) OBP: 0.298, SLG: 0.319 Dan Briggs, L (8,3) OBP: 0.260, SLG: 0.326										3	0	0	0	1	0	4									
Leroy Stanton, R (1,7) Bruce Bochte, L (7,7) OBP: 0.357, SLG: 0.289										3	0	1	0	0	0	3									
Ron Jackson, R (1,5) OBP: 0.305, SLG: 0.347										4	1	1	0	0	0	1									
Rusty Torres, S (1,8) OBP: 0.302, SLG: 0.340										3	1	2	1	0	0	0									
Andy Etchebarren, R (1,2) OBP: 0.294, SLG: 0.251										4	0	0	0	0	2	2									
Inning Stats	R: 0 E: 0 K: 0 S: 3	H: 1 LOB: 0 BB: 0 P: 3	R: 0 E: 0 K: 0 S: 3	H: 1 LOB: 0 BB: 0 P: 3	R: 0 E: 0 K: 1 S: 6	H: 1 LOB: 1 BB: 0 P: 6	R: 0 E: 0 K: 1 S: 6	H: 1 LOB: 2 BB: 1 P: 10	R: 0 E: 0 K: 0 S: 3	H: 0 LOB: 0 BB: 0 P: 3	R: 1 E: 0 K: 0 S: 5	H: 2 LOB: 1 BB: 0 P: 5	R: 1 E: 0 K: 0 S: 4	H: 2 LOB: 0 BB: 0 P: 4	R: 1 E: 1 K: 1 S: 7	H: 1 LOB: 2 BB: 1 P: 11	R: 1 E: 0 K: 1 S: 6	H: 2 LOB: 1 BB: 0 P: 6	1B: 8 2B: 2 3B: 0 HR: 1	SF: 1 SAC: 3 DP: 1 HBP: 0	WP: 0 PB: 0 SB: 0 CS: 1	PA: 37			
PITCHER	IP	WLS	BF	H	R	ER	SO	BB	IBB	HBP	BLK	WP	HR	S	P	ERA	WHIP								
Jim Umberger, L (1,1) ERA: 3.16	7.0	L	30	9	3	2	2	2	0	0	0	0	1	32	40	2.57	1.571								
Jeff Terpko, R (8,1) ERA: 1.57	0.2		2	0	0	0	0	0	0	0	0	0	0	2	2	0.00	0.000								
Joe Hoerner, L (8,1) ERA: 4.88	1.1		5	2	1	1	2	0	0	0	0	0	0	9	9	6.75	1.500								

California Angels @ Texas Rangers
Arlington Stadium, Arlington, TX
Tue Aug 03 1976, 8:05 PM EDT
Att: 10,301 - Unknown

AB	31
R	4
H	11
RBI	4
BB	2
SO	4
LOB	17



Batter	1	2	3	4	5	6	7	8	9	AB	R	H	RBI	BB	SO	LOB	BOTTOM								
Gene Clines, R (1,7) OBP: 0.296, SLG: 0.302										4	0	0	0	0	0	0									
Toby Harrah, R (1,6) OBP: 0.370, SLG: 0.384										3	0	0	0	1	1	0									
Joe Lahoud, L (1,10) OBP: 0.315, SLG: 0.282										4	0	1	0	0	1	1									
Mike Hargrove, L (1,3) OBP: 0.305, SLG: 0.401										4	0	1	0	0	0	1									
Jeff Burroughs, R (1,9) OBP: 0.298, SLG: 0.368										3	0	1	0	1	0	2									
Roy Howell, L (1,5) OBP: 0.309, SLG: 0.373										3	0	0	0	0	0	3									
Lenny Randle, S (1,4) OBP: 0.292, SLG: 0.276										3	0	0	0	0	0	1									
Juan Beniquez, R (1,8) OBP: 0.312, SLG: 0.284										3	0	1	0	0	0	0									
Jim Sundberg, R (1,2) OBP: 0.277, SLG: 0.293										3	0	0	0	0	0	1									
Inning Stats	R: 0 E: 0 K: 0 S: 3	H: 0 LOB: 0 BB: 0 P: 3	R: 0 E: 0 K: 0 S: 3	H: 0 LOB: 1 BB: 1 P: 7	R: 0 E: 0 K: 0 S: 3	H: 1 LOB: 0 BB: 0 P: 3	R: 0 E: 0 K: 0 S: 3	H: 0 LOB: 0 BB: 0 P: 3	R: 0 E: 0 K: 0 S: 3	H: 0 LOB: 0 BB: 0 P: 3	R: 0 E: 0 K: 1 S: 7	H: 2 LOB: 2 BB: 0 P: 7	R: 0 E: 0 K: 0 S: 3	H: 0 LOB: 0 BB: 0 P: 3	R: 0 E: 0 K: 1 S: 6	H: 1 LOB: 2 BB: 1 P: 10	R: 0 E: 0 K: 1 S: 3	H: 1 LOB: 1 BB: 0 P: 10	1B: 4 2B: 0 3B: 0 HR: 0	SF: 0 SAC: 0 DP: 1 HBP: 0	WP: 0 PB: 0 SB: 0 CS: 0	PA: 32			
PITCHER	IP	WLS	BF	H	R	ER	SO	BB	IBB	HBP	BLK	WP	HR	S	P	ERA	WHIP								
Paul Hartzell, R (1,1) ERA: 2.45	9.0	W	32	4	0	0	2	2	0	0	0	0	0	34	42	0.00	0.667								

California Angels @ Texas Rangers
Arlington Stadium, Arlington, TX
Tue Aug 03 1976, 8:05 PM EDT
Att: 10,301 - Unknown

AB	30
R	0
H	4
RBI	0
BB	2
SO	2
LOB	9



Batter	1	2	3	4	5	6	7	8	9	AB	R	H	RBI	BB	SO	LOB	TOP			
Jerry Remy, L (1,4) OBP: 0.316, SLG: 0.304	0-0 6-3		0-0 6-3		0-0 1-3			0-0 4-3		4	0	0	0	0	0	3				
Dave Chalk, R (1,6) OBP: 0.308, SLG: 0.257	0-0 6-3			0-0 5-3		0-0 5-3			0-0 6-3	3	0	0	0	0	0	0				
Bill Melton, R (9, FH) OBP: 0.297, SLG: 0.318										1	0	0	0	0	0	0				
Bobby Bonds, R (1,9) OBP: 0.337, SLG: 0.390	0-0 CS 1B			0-3 K		0-0 1-4-3			0-0 G1-6-3 1B	4	0	2	0	0	1	0				
Tony Solaita, L (1,3) OBP: 0.346, SLG: 0.397	0-0 CS 1-2	0-3 K		0-0 1B		0-0 L5			0-0 G1-6-3 1-2	4	0	1	0	0	1	1				
Bruce Bochte, L (1,7) OBP: 0.360, SLG: 0.303		0-0 4-3		0-0 4-3				0-0 F8		3	0	0	0	0	0	1				
Dan Briggs, L (1,8) OBP: 0.288, SLG: 0.331		0-3 K			0-3 K			0-0 6-3		3	0	0	0	0	2	0				
Tommy Davis, R (1,10) OBP: 0.297, SLG: 0.322				0-0 6-3 1B		0-0 F8		0-0 5-3		3	0	1	0	0	0	0				
Ron Jackson, R (1,5) OBP: 0.304, SLG: 0.347				0-0 F8		0-0 1B		0-0 3-1		3	0	1	0	0	0	1				
Terry Humphrey, R (1,2) OBP: 0.379, SLG: 0.453	0-0 6-3			0-0 1-2		0-0 1-2		0-0 F8		3	0	1	0	0	0	1				
Inning Stats	R: 0 E: 0 K: 0 S: 3	H: 1 LOB: 0 BB: 0 P: 3	R: 0 E: 0 K: 2 S: 7	H: 0 LOB: 0 BB: 0 P: 7	R: 0 E: 0 K: 1 S: 4	H: 1 LOB: 1 BB: 0 P: 4	R: 0 E: 0 K: 1 S: 6	H: 1 LOB: 1 BB: 0 P: 6	R: 0 E: 0 K: 0 S: 3	H: 2 LOB: 2 BB: 0 P: 7	R: 0 E: 0 K: 0 S: 3	H: 0 LOB: 0 BB: 0 P: 3	R: 0 E: 0 K: 0 S: 3	H: 0 LOB: 0 BB: 0 P: 3	R: 0 E: 0 K: 0 S: 3	H: 1 LOB: 0 BB: 0 P: 3	1B: 6 2B: 0 3B: 0 HR: 0	SF: 0 SAC: 0 DP: 1 HBP: 0	WP: 0 PB: 0 SB: 0 CS: 1	PA: 32
PITCHER Bert Blyleven, R (1,1) ERA: 2.81	IP: 9.0 WLS: W BF: 31 H: 6 R: 0 ER: 0 SO: 4 BB: 0 IBB: 0 HBP: 0 BLK: 0 WP: 0 HR: 0 S: 39 P: 39 ERA: 0.00 WHIP: 0.667															PITCHER				

California Angels @ Texas Rangers
Arlington Stadium, Arlington, TX
Thu Aug 05 1976, 8:05 PM EDT
Att: 9,679 - Unknown

AB 31
R 0
H 6
RBI 0
BB 0
SO 4
LOB 7



Batter	1	2	3	4	5	6	7	8	9	AB	R	H	RBI	BB	SO	LOB	BOTTOM			
Gene Clines, R (1,7) OBP: 0.297, SLG: 0.303	0-0 SH5-3 1B		0-0 L5			0-0 L4-3		0-0 L4-3		4	0	1	0	0	0	1				
Danny Thompson, R (1,6) OBP: 0.274, SLG: 0.282	0-0 SH5-3 1-2		0-0 3-1			0-0 G6-4-3 1B				2	0	1	0	0	0	0				
Roy Howell, L (1,5) OBP: 0.310, SLG: 0.375	0-3 K			0-3 K		0-0 G6-4-3 1-2				3	0	0	0	0	2	2				
Mike Hargrove, L (1,3) OBP: 0.303, SLG: 0.397	0-0 G3			4-0 FC6-4 BB		0-0 G3		0-0 G3		2	0	0	0	1	0	1				
Jeff Burroughs, R (1,9) OBP: 0.298, SLG: 0.369		0-0 SH1-3 SF7 2B		0-0 F8		0-0 5-3		0-0 5-3		3	1	1	0	0	0	1				
Tom Grieve, R (1,10) OBP: 0.292, SLG: 0.383		0-0 SH1-3 2-3		0-0 FC6-4 1-2		0-0 6-3		0-0 6-3		2	0	0	0	0	0	1				
Lenny Randle, S (1,4) OBP: 0.286, SLG: 0.272		0-0 SF7 3-H			0-0 4-3			0-3 K		2	0	0	1	0	1	0				
Juan Beniquez, R (1,8) OBP: 0.318, SLG: 0.289		0-0 4-3			0-0 G5-4-3 1B			0-0 1B		3	0	2	0	0	0	0				
Jim Sundberg, R (1,2) OBP: 0.275, SLG: 0.290			0-3 K		0-0 G5-4-3 1-2			0-0 F8		3	0	0	0	0	1	2				
Inning Stats	R: 0 E: 0 K: 1 S: 6	H: 1 LOB: 1 BB: 0 P: 6	R: 1 E: 0 K: 0 S: 4	H: 1 LOB: 0 BB: 0 P: 4	R: 0 E: 0 K: 1 S: 5	H: 0 LOB: 0 BB: 0 P: 5	R: 0 E: 0 K: 1 S: 5	H: 0 LOB: 1 BB: 1 P: 9	R: 0 E: 0 K: 0 S: 3	H: 1 LOB: 0 BB: 0 P: 3	R: 0 E: 0 K: 0 S: 3	H: 0 LOB: 0 BB: 0 P: 3	R: 0 E: 0 K: 0 S: 3	H: 0 LOB: 0 BB: 0 P: 3	R: 0 E: 0 K: 1 S: 6	H: 1 LOB: 1 BB: 0 P: 6	1B: 4 2B: 1 3B: 0 HR: 0	SF: 1 SAC: 2 DP: 2 HBP: 0	WP: 0 PB: 0 SB: 0 CS: 0	PA: 28
PITCHER Gary Ross, R (1,1) ERA: 3.08	IP: 8.0 WLS: L BF: 28 H: 5 R: 1 ER: 1 SO: 4 BB: 1 IBB: 0 HBP: 0 BLK: 0 WP: 0 HR: 0 S: 35 P: 39 ERA: 1.12 WHIP: 0.750															PITCHER				

California Angels @ Texas Rangers
Arlington Stadium, Arlington, TX
Thu Aug 05 1976, 8:05 PM EDT
Att: 9,679 - Unknown

AB 24
R 1
H 5
RBI 1
BB 1
SO 4
LOB 8



Batter	1	2	3	4	5	6	7	8	9	AB	R	H	RBI	BB	SO	LOB	TOP					
Lyman Bostock, L OBP: 0.382, SLG: 0.439	L7		3-1		K		F8			4	0	0	0	0	1	2						
Roy Smalley, S OBP: 0.351, SLG: 0.303	1B		BB		1B		4-3			3	0	2	0	1	0	0						
Rod Carew, L OBP: 0.388, SLG: 0.449	F8		4-3		F8		F6			4	0	0	0	0	0	5						
Steve Braun, L OBP: 0.366, SLG: 0.350 Larry Hisle, R OBP: 0.323, SLG: 0.355	K				5-3		E6		K	1	0	0	0	0	1	1						
Butch Wynegar, S OBP: 0.386, SLG: 0.406	1B				F4		F5		F6	4	0	1	0	0	0	1						
Mike Cubbage, L OBP: 0.323, SLG: 0.301	F8				F5		5-3		F8	4	0	0	0	0	0	2						
Tony Oliva, L OBP: 0.250, SLG: 0.253	F5				1B		K		F8	4	0	1	0	0	1	2						
Dan Ford, R OBP: 0.308, SLG: 0.425	F9				F6		L7			3	0	0	0	0	0	2						
Bob Randall, R OBP: 0.320, SLG: 0.316			4-3		1B		4-3			3	0	1	0	0	0	0						
Inning Stats	R: 0 E: 0 K: 1 S: 6	H: 1 LOB: 1 BB: 0 P: 6	R: 0 E: 0 K: 0 S: 4	H: 1 LOB: 1 BB: 0 P: 4	R: 0 E: 0 K: 0 S: 3	H: 0 LOB: 1 BB: 1 P: 7	R: 0 E: 0 K: 0 S: 3	H: 0 LOB: 0 BB: 0 P: 3	R: 0 E: 0 K: 1 S: 8	H: 3 LOB: 3 BB: 0 P: 8	R: 0 E: 1 K: 0 S: 6	H: 0 LOB: 1 BB: 0 P: 6	R: 0 E: 0 K: 0 S: 3	H: 0 LOB: 0 BB: 0 P: 3	R: 0 E: 0 K: 0 S: 5	H: 0 LOB: 0 BB: 0 P: 5	R: 0 E: 0 K: 0 S: 3	H: 0 LOB: 0 BB: 0 P: 3	1B: 5 2B: 0 3B: 0 HR: 0	SF: 0 SAC: 0 DP: 0 HBP: 0	WP: 0 PB: 0 CS: 0	PA: 34
PITCHER Gaylord Perry, R ERA: 3.31	IP: 9.0 WLS: W BF: 34 H: 5 R: 0 ER: 0 SO: 4 BB: 1 IBB: 0 HBP: 0 BLK: 0 WP: 0 HR: 0 S: 41 P: 45 ERA: 0.00 WHIP: 0.667																					

Minnesota Twins @ Texas Rangers
Arlington Stadium, Arlington, TX
Fri Aug 06 1976, 8:05 PM EDT
Att: 23,078 - Unknown - 87 F

AB	33
R	0
H	5
RBI	0
BB	1
SO	4
LOB	15



Batter	1	2	3	4	5	6	7	8	9	AB	R	H	RBI	BB	SO	LOB	BOTTOM			
Gene Clines, R OBP: 0.296, SLG: 0.305	1B	K		K			FC6	F2		5	1	1	0	0	2	3				
Danny Thompson, R OBP: 0.273, SLG: 0.282	F5				1-3		K			4	0	1	0	0	1	3				
Roy Howell, L OBP: 0.310, SLG: 0.382	F7	K			3-1			HR		4	1	1	1	0	1	2				
Mike Hargrove, L OBP: 0.304, SLG: 0.396	1B	K			F7			SH1-4	1B	3	2	1	0	1	1	1				
Jeff Burroughs, R OBP: 0.298, SLG: 0.368	E6		K				F9	SH1-4	1B	4	2	1	0	0	1	1				
Toby Harrah, R OBP: 0.370, SLG: 0.383	BB	S		F5			K	SH1-4	1B	3	0	1	1	0	1	0				
Tom Grieve, R OBP: 0.294, SLG: 0.382	BB			K			K	1B	1B	3	0	1	2	1	2	0				
Juan Beniquez, R OBP: 0.320, SLG: 0.289	BB			1-3			E	S	F9	3	0	1	1	1	0	1				
Jim Sundberg, R OBP: 0.274, SLG: 0.290	F3			L6			F7	1B		4	0	1	0	0	0	4				
Inning Stats	R: 3 E: 1 K: 0 S: 7	H: 3 LOB: 3 BB: 2 P: 15	R: 0 E: 0 K: 3 S: 10	H: 1 LOB: 1 BB: 0 P: 10	R: 0 E: 0 K: 2 S: 7	H: 0 LOB: 0 BB: 0 P: 7	R: 0 E: 0 K: 1 S: 5	H: 0 LOB: 0 BB: 0 P: 5	R: 0 E: 0 K: 2 S: 7	H: 0 LOB: 0 BB: 0 P: 7	R: 0 E: 1 K: 1 S: 6	H: 1 LOB: 2 BB: 0 P: 6	R: 3 E: 0 K: 0 S: 7	H: 4 LOB: 2 BB: 1 P: 11	R: 0 E: 0 K: 0 S: 7	H: 0 LOB: 0 BB: 0 P: 11	1B: 7 2B: 2 3B: 0 HR: 1	SF: 0 SAC: 1 DP: 1 HBP: 0	WP: 0 PB: 0 CS: 1	PA: 37
PITCHER Pete Redfern, R ERA: 4.19 Tom Johnson, R ERA: 1.84 Jim Hughes, R ERA: 5.53	IP: 0.2 WLS: L BF: 8 H: 3 R: 3 ER: 3 SO: 9 BB: 1 IBB: 0 HBP: 0 BLK: 0 WP: 0 HR: 1 S: 6 P: 14 ERA: 0.00 WHIP: 7.500	IP: 6.1 WLS: 24 BF: 4 H: 3 R: 3 ER: 3 SO: 9 BB: 1 IBB: 0 HBP: 0 BLK: 0 WP: 0 HR: 41 S: 45 P: 45 ERA: 4.26 WHIP: 0.789	IP: 1.0 WLS: 5 BF: 2 H: 0 R: 0 ER: 0 SO: 0 BB: 0 IBB: 0 HBP: 0 BLK: 0 WP: 0 HR: 5 S: 5 P: 5 ERA: 0.00 WHIP: 2.000																	

Minnesota Twins @ Texas Rangers
Arlington Stadium, Arlington, TX
Fri Aug 06 1976, 8:05 PM EDT
Att: 23,078 - Unknown - 87 F

AB	33
R	6
H	9
RBI	5
BB	3
SO	9
LOB	15



Batter	1	2	3	4	5	6	7	8	9	AB R H RBI BB SO LOB	TOP											
Steve Braun, L (1, 10) OBP: 0.372, SLG: 0.355										4 1 3 0 1 0 2	Minnesota Twins @ Texas Rangers Arlington Stadium, Arlington, TX Sat Aug 07 1976, 8:05 PM EDT Att: 11,954 - Unknown - 94 F											
Roy Smalley, S (1, 6) OBP: 0.346, SLG: 0.299										5 0 0 0 0 2 7												
Rod Carew, L (1, 3) OBP: 0.389, SLG: 0.450										4 0 2 0 0 0 0												
Butch Wynegar, S (1, 2) OBP: 0.384, SLG: 0.402										3 0 0 1 0 0 1												
Lyman Bostock, L (1, 8) OBP: 0.380, SLG: 0.437										4 0 1 0 0 1 1												
Mike Cubbage, L (1, 5) OBP: 0.321, SLG: 0.300										4 1 1 0 0 0 2												
Larry Hisle, R (1, 7) OBP: 0.327, SLG: 0.365										3 1 2 2 1 0 0												
Dan Ford, R (1, 9) OBP: 0.310, SLG: 0.424										3 0 1 0 1 2 1												
Bob Randall, R (1, 4) OBP: 0.317, SLG: 0.313										3 0 0 0 0 0 3												
Inning Stats	R: 1 E: 0 K: 1 S: 6	H: 2 LOB: 0 BB: 0 P: 6	R: 0 E: 0 K: 0 S: 3	H: 0 LOB: 0 BB: 0 P: 3	R: 0 E: 0 K: 1 S: 5	H: 1 LOB: 1 BB: 1 P: 9	R: 0 E: 0 K: 0 S: 3	H: 0 LOB: 0 BB: 0 P: 3	R: 2 E: 0 K: 1 S: 8	H: 3 LOB: 1 BB: 0 P: 8	R: 0 E: 0 K: 1 S: 6	H: 1 LOB: 1 BB: 0 P: 6	R: 0 E: 0 K: 0 S: 5	H: 2 LOB: 2 BB: 0 P: 5	R: 0 E: 0 K: 0 S: 4	H: 1 LOB: 1 BB: 0 P: 4	R: 0 E: 0 K: 1 S: 5	H: 0 LOB: 2 BB: 2 P: 13	1B: 9 2B: 0 3B: 0 HR: 1	SF: 0 SAC: 2 DP: 0 HBP: 0	WP: 0 PB: 0 SB: 4 CS: 2	PA: 39
PITCHER	IP WLS BF H R ER SO BB IBB HBP BLK WP HR S P ERA WHIP																					
Tommy Boggs, R (1, 1) ERA: 4.96	5.0 L 20 6 3 3 3 1 0 0 0 0 0 1 25 29 5.40 1.400																					
Mike Bacsik, R (6, 1) ERA: 3.55	2.0 9 3 0 0 1 0 0 0 0 0 0 0 11 11 0.00 1.500																					
Joe Hoerner, L (8, 1) ERA: 4.71	1.0 4 1 0 0 0 0 0 0 0 0 0 0 4 4 0.00 1.000																					
Jeff Terpko, R (9, 1) ERA: 1.63	1.0 5 0 0 0 1 2 0 0 0 0 0 0 5 13 0.00 2.000																					

Batter	1	2	3	4	5	6	7	8	9	AB R H RBI BB SO LOB	BOTTOM										
Gene Clines, R (1, 7) OBP: 0.292, SLG: 0.300										4 0 0 0 0 1 0	Minnesota Twins @ Texas Rangers Arlington Stadium, Arlington, TX Sat Aug 07 1976, 8:05 PM EDT Att: 11,954 - Unknown - 94 F										
Danny Thompson, R (1, 4) OBP: 0.274, SLG: 0.279										2 0 0 0 1 0 0											
Lenny Randle, S (9, PH) OBP: 0.286, SLG: 0.271										1 0 0 0 0 0 0											
Roy Howell, L (1, 5) OBP: 0.309, SLG: 0.381										4 1 1 0 0 0 1											
Mike Hargrove, L (1, 3) OBP: 0.305, SLG: 0.396										3 0 1 1 1 0 0											
Jeff Burroughs, R (1, 9) OBP: 0.295, SLG: 0.364										4 0 0 0 0 1 3											
Toby Harrah, R (1, 6) OBP: 0.367, SLG: 0.380										3 0 0 0 0 0 3											
Tom Grieve, R (1, 10) OBP: 0.292, SLG: 0.380										2 0 0 0 0 0 0	Minnesota Twins @ Texas Rangers Arlington Stadium, Arlington, TX Sat Aug 07 1976, 8:05 PM EDT Att: 11,954 - Unknown - 94 F										
Dave Moates, L (8, PH) OBP: 0.306, SLG: 0.318										1 0 0 0 0 0 0											
Juan Beniquez, R (1, 8) OBP: 0.317, SLG: 0.286										3 0 0 0 0 1 0											
Jim Sundberg, R (1, 2) OBP: 0.272, SLG: 0.287										3 0 0 0 0 0 0											
Inning Stats	R: 0 E: 0 K: 0 S: 3	H: 0 LOB: 0 BB: 0 P: 3	R: 0 E: 0 K: 0 S: 3	H: 0 LOB: 0 BB: 0 P: 3	R: 0 E: 0 K: 0 S: 3	H: 0 LOB: 0 BB: 0 P: 3	R: 0 E: 0 K: 0 S: 3	H: 0 LOB: 0 BB: 0 P: 3	R: 0 E: 0 K: 1 S: 6	H: 0 LOB: 3 BB: 2 P: 14		R: 0 E: 1 K: 1 S: 5	H: 0 LOB: 0 BB: 0 P: 5	R: 1 E: 1 K: 1 S: 7	H: 2 LOB: 1 BB: 0 P: 7	1B: 2 2B: 0 3B: 0 HR: 0	SF: 0 SAC: 0 DP: 0 HBP: 0	WP: 0 PB: 0 SB: 0 CS: 0	PA: 32		
PITCHER	IP WLS BF H R ER SO BB IBB HBP BLK WP HR S P ERA WHIP																				
Steve Luebber, R (1, 1) ERA: 3.35	8.2 W 31 2 1 0 2 2 0 0 0 0 0 0 33 41 0.00 0.462																				
Bill Campbell, R (9, 1) ERA: 3.12	0.1 S 1 0 0 0 1 0 0 0 0 0 0 0 3 3 0.00 0.000																				

Batter	1	2	3	4	5	6	7	8	9	AB	R	H	RBI	BB	SO	LOB	TOP										
Bob Randall, R OBP: 0.320, SLG: 0.317 Rod Carew, L OBP: 0.389, SLG: 0.449 (7, PH)	1-3			FC5-4 BB	1-H 2-H 2B		K		IBB	2	0	1	1	1	0	0	1 0 0 0 1 1 2										
Larry Hise, R OBP: 0.327, SLG: 0.366 (1, 7)				FC5-4 CS 1B			F9		K	5	0	2	0	0	1	5	5 0 2 0 0 1 5										
Dan Ford, R OBP: 0.308, SLG: 0.421 Lyman Bostock, L OBP: 0.379, SLG: 0.435 (8, PH)	K			4-3			SH2-4		4-3	2	0	0	0	0	1	2	2 0 0 0 0 1 2 1 0 0 0 0 0 0										
Craig Kusick, R OBP: 0.367, SLG: 0.495 (1, 3)							E5		6-3	3	1	1	0	1	0	1	3 1 1 0 1 0 1										
Butch Wynegar, S OBP: 0.382, SLG: 0.403 (1, 10)							F6		F9	4	1	1	1	0	1	3	4 1 1 1 0 1 3										
Steve Brye, R OBP: 0.311, SLG: 0.307 (1, 8)							4-3		P1	4	1	1	0	0	0	4	4 1 1 0 0 0 4										
Jerry Tarrell, R OBP: 0.295, SLG: 0.287 Tony Oliva, L OBP: 0.262, SLG: 0.262 Luis Gomez, R OBP: 0.256, SLG: 0.243 Mike Cuthbert, L OBP: 0.325, SLG: 0.299 (7, PH)							F9		L4	2	0	1	1	0	0	0	2 0 1 1 0 0 0 1 0 1 0 0 0 0 0 0 0 0 0 0 0 1 0 0 0 0 0 0 1										
Glenn Borgmann, R OBP: 0.471, SLG: 0.538 Steve Braun, L OBP: 0.374, SLG: 0.358 Bill Campbell, R (9, PH)							F8		FC2-6 1B	3	1	0	0	0	0	2	3 1 0 0 0 0 2 1 0 1 1 0 0 0 0 0 0 0 0 0 0										
Roy Smalley, S OBP: 0.348, SLG: 0.301 (1, 6)							K		6-3	4	0	2	0	0	1	1	4 0 2 0 0 1 1										
Inning Stats	R: 0 E: 0 K: 1 S: 5	H: 1 LOB: 0 BB: 0 P: 5	R: 0 E: 0 K: 1 S: 4	H: 0 LOB: 0 BB: 1 P: 8	R: 0 E: 0 K: 1 S: 5	H: 0 LOB: 0 BB: 0 P: 5	R: 0 E: 0 K: 0 S: 2	H: 0 LOB: 0 BB: 1 P: 6	R: 3 E: 1 K: 0 S: 7	H: 5 LOB: 2 BB: 0 P: 7	R: 0 E: 0 K: 1 S: 5	H: 1 LOB: 2 BB: 0 P: 5	R: 0 E: 0 K: 1 S: 7	H: 2 LOB: 2 BB: 0 P: 7	R: 0 E: 0 K: 0 S: 3	H: 0 LOB: 0 BB: 0 P: 3	R: 1 E: 0 K: 1 S: 7	H: 2 LOB: 2 BB: 1 P: 11	1B: 8 2B: 3 3B: 0 HR: 0	SF: 0 SAC: 1 DP: 1 HBP: 0	WP: 0 PB: 0 SB: 0 CS: 2	PA: 38					
PITCHER	IP	WLS	BF	H	R	ER	SO	BB	IBB	HBP	BLK	WP	HR	S	P	ERA	WHIP										
Jim Umberger, L ERA: 3.16 Steve Foucault, R ERA: 3.19 Joe Hoerner, L ERA: 4.6 Jeff Terpko, R ERA: 1.77	6.0		24	7	3	2	3	2	0	0	0	0	0	28	36	3.00	1.500										
	0.1		3	2	0	0	0	0	0	0	0	0	0	3	3	0.00	6.000										
	0.2		2	0	0	0	1	0	0	0	0	0	0	4	4	0.00	0.000										
	2.0	W	9	2	1	1	1	0	1	0	0	0	0	10	14	4.50	1.000										

Minnesota Twins @ Texas Rangers
Arlington Stadium, Arlington, TX
Sun Aug 08 1976, 8:05 PM EDT
Att. 7,855 - Unknown - 97 F

AB 34
R 4
H 11
RBI 4
BB 3
SO 5
LOB 21



Batter	1	2	3	4	5	6	7	8	9	AB	R	H	RBI	BB	SO	LOB	BOTTOM										
Gene Clines, R OBP: 0.297, SLG: 0.303 (1, 7)	L6-3			L5-3					SH1-4 1B	4	1	2	0	0	0	1	4 1 2 0 0 0 1										
Danny Thompson, R OBP: 0.289, SLG: 0.274 (1, 5)	F3			F9			F7		SH1-4 1B	4	0	0	0	0	0	4	4 0 0 0 0 0 4										
Jim Fregosi, R OBP: 0.367, SLG: 0.346 Mike Hargrove, L OBP: 0.306, SLG: 0.396 (9, PH)	FC6-4 BB			F9			5-3		1B IBB	3	0	1	0	1	0	4	3 0 1 0 1 0 4 0 0 0 0 0 1 0 0										
Jeff Burroughs, R OBP: 0.294, SLG: 0.362 (1, 9)	FC6-4			F8			F8		6-3	5	0	1	1	0	0	2	5 0 1 1 0 0 2										
Toby Harrah, R OBP: 0.368, SLG: 0.380 (1, 6)				L6			F6		1B	3	0	1	0	1	0	0	3 0 1 0 1 0 0										
Tom Grieve, R OBP: 0.292, SLG: 0.379 (1, 10)	5-3			5-3			5-3		5-3	4	1	1	0	0	0	3	4 1 1 0 0 0 3										
Lenny Randle, S OBP: 0.288, SLG: 0.269 (1, 4)	F8			S 1B BB			FC6-4 BB		1-3	2	1	0	0	2	0	0	2 1 0 0 2 0 0										
Juan Benquez, R OBP: 0.316, SLG: 0.286 (1, 8)				6-3			FC6-4 S 1B		5-3	4	2	1	1	0	0	1	4 2 1 1 0 0 1										
Jim Sundberg, R OBP: 0.275, SLG: 0.290 (1, 2)				E6 1B			HBP 1B		6-3	4	0	2	3	0	0	0	4 0 2 3 0 0 0										
Inning Stats	R: 0 E: 0 K: 0 S: 3	H: 0 LOB: 1 BB: 1 P: 7	R: 0 E: 0 K: 0 S: 2	H: 0 LOB: 0 BB: 1 P: 6	R: 0 E: 1 K: 0 S: 5	H: 1 LOB: 2 BB: 0 P: 5	R: 3 E: 0 K: 0 S: 6	H: 3 LOB: 1 BB: 1 P: 10	R: 0 E: 0 K: 0 S: 5	H: 2 LOB: 2 BB: 0 P: 5	R: 1 E: 0 K: 0 S: 4	H: 1 LOB: 2 BB: 1 P: 9	R: 0 E: 0 K: 0 S: 3	H: 0 LOB: 0 BB: 0 P: 3	R: 0 E: 0 K: 0 S: 3	H: 0 LOB: 0 BB: 0 P: 3	R: 1 E: 0 K: 0 S: 3	H: 2 LOB: 2 BB: 1 P: 7	1B: 9 2B: 0 3B: 0 HR: 0	SF: 0 SAC: 1 DP: 0 HBP: 1	WP: 0 PB: 0 SB: 0 CS: 1	PA: 40					
PITCHER	IP	WLS	BF	H	R	ER	SO	BB	IBB	HBP	BLK	WP	HR	S	P	ERA	WHIP										
Eddie Bane, L ERA: 3.64 Bill Campbell, R ERA: 3.18 Bill Campbell, R ERA: 3.18	4.2		23	6	3	3	3	3	0	0	0	0	0	20	32	5.79	1.929										
	3.2	L	17	3	2	2	0	1	1	1	0	0	0	14	23	4.91	1.091										
	3.2	L	17	3	2	2	0	1	1	1	0	0	0	14	23	4.91	1.091										

Minnesota Twins @ Texas Rangers
Arlington Stadium, Arlington, TX
Sun Aug 08 1976, 8:05 PM EDT
Att. 7,855 - Unknown - 97 F


AB 33
R 5
H 9
RBI 5
BB 5
SO 0
LOB 15



Batter	1	2	3	4	5	6	7	8	9	AB	R	H	RBI	BB	SO	LOB	TOP										
Gene Clines, R OBP: 0.298, SLG: 0.301 (1, 7)	L6-3	L5-3	L7		K				FC3-6 BB	5	0	1	2	1	1	3											
Toby Harrah, R OBP: 0.368, SLG: 0.382 (1, 6)	1-3		BB 2B	BLK 1B		F7	6-3		FC3-6 BB	6	1	2	0	0	0	3											
Joe Lahoud, L OBP: 0.319, SLG: 0.283 (1, 10)			BB BB	K				F9		2	1	1	0	1	1	1											
Tom Grieve, R OBP: 0.293, SLG: 0.379 (6, FH)	BB 1B		BB BB	K						2	0	1	0	0	0	0											
Mike Hargrove, L OBP: 0.308, SLG: 0.393 (1, 3)			BB BB 1B			F9		K		2	1	0	0	2	1	1											
Jeff Burroughs, R OBP: 0.295, SLG: 0.360 (1, 9)	F2		BB BB 1B	K						3	1	0	1	2	1	5											
Roy Howell, L OBP: 0.310, SLG: 0.379 (1, 5)		FC3-6 1B	BB BB 1B	K				G3	K	4	1	1	1	1	2	3											
Lenny Randle, S OBP: 0.289, SLG: 0.271 (1, 4)		FC3-6 1B	K			G3 6-3 1B		S WP 1B	4-3	5	2	2	0	0	1	4											
Juan Beniquez, R OBP: 0.318, SLG: 0.286 (1, 8)										3	1	1	2	0	0	2											
Dave Moates, L OBP: 0.303, SLG: 0.315 (8, 8)	F5		1B 2H 3H	1B		6-3		S 1B HBP	6-3	1	0	0	0	0	0	0											
Jim Sundberg, R OBP: 0.280, SLG: 0.295 (1, 2)			1B 2H			G3		K	WP 1B	5	0	3	2	0	1	3											
Inning Stats	R: 0 E: 0 K: 0 S: 4	H: 1 LOB: 2 BB: 1 P: 8	R: 1 E: 0 K: 0 S: 5	H: 2 LOB: 1 BB: 0 P: 5	R: 5 E: 0 K: 1 S: 7	H: 3 LOB: 1 BB: 4 P: 23	R: 0 E: 0 K: 3 S: 10	H: 1 LOB: 2 BB: 0 P: 11	R: 0 E: 0 K: 1 S: 6	H: 1 LOB: 1 BB: 0 P: 6	R: 0 E: 0 K: 0 S: 4	H: 1 LOB: 1 BB: 0 P: 4	R: 2 E: 0 K: 1 S: 7	H: 2 LOB: 1 BB: 0 P: 8	R: 0 E: 0 K: 2 S: 7	H: 0 LOB: 1 BB: 1 P: 11	R: 0 E: 0 K: 0 S: 4	H: 1 LOB: 2 BB: 1 P: 8	1B: 11 2B: 1 3B: 0 HR: 0	SF: 0 SAC: 0 DP: 0 HBP: 2	WP: 2 PA: 47						
PITCHER	IP	WLS	BF	H	R	ER	SO	BB	IBB	HBP	BLK	WP	HR	S	P	ERA	WHIP										
Dave Lemanczyk, R ERA: 5.16 (1, 1)	2.0	L	14	4	5	5	0	4	0	0	0	0	0	10	26	22.50	4.000										
Bill Laxton, L ERA: 4.45 (3, 1)	5.0		24	7	3	3	6	1	0	2	1	1	0	33	39	5.40	1.600										
Ray Bare, R ERA: 4.9 (8, 1)	2.0		9	1	0	0	2	2	0	0	0	1	0	11	19	0.00	1.500										

Texas Rangers @ Detroit Tigers
Tiger Stadium, Detroit, MI
Mon Aug 09 1976, 7:05 PM EDT
Att: 14,963 - Unknown

AB 38
R 8
H 12
RBI 8
BB 7
SO 8
LOB 25



Batter	1	2	3	4	5	6	7	8	9	AB	R	H	RBI	BB	SO	LOB	BOTTOM										
Ron LeFlore, R OBP: 0.388, SLG: 0.418 (1, 8)	K		6-3		F9			6-3		4	0	0	0	0	1	0											
Ben Oglivie, L OBP: 0.302, SLG: 0.446 (1, 7)	F9 1B		F3			4-3		1B		4	0	2	0	0	0	0											
Rusty Staub, L OBP: 0.396, SLG: 0.448 (1, 9)			4-3			HR		L7		4	1	2	1	0	0	1											
Willie Horton, R OBP: 0.356, SLG: 0.417 (1, 10)	F9			F2		F8		K		4	0	0	0	0	1	3											
Jason Thompson, L OBP: 0.332, SLG: 0.425 (1, 3)	3-1			4-3		F6		L7		4	0	0	0	0	0	2											
Aurelio Rodriguez, R OBP: 0.273, SLG: 0.342 (1, 5)			K					E 1B		4	0	3	0	0	1	0											
Bill Freehan, R OBP: 0.327, SLG: 0.426 (1, 2)		L7		L4		F8		FC3		4	0	0	0	0	0	3											
Tom Verezzer, R OBP: 0.283, SLG: 0.273 (1, 6)					F8		K	G4-6-3		4	0	1	0	0	1	3											
Chuck Scrivener, R OBP: 0.318, SLG: 0.330 (1, 4)			K		K		F8			3	0	0	0	0	2	2											
Inning Stats	R: 0 E: 0 K: 1 S: 7	H: 2 LOB: 2 BB: 0 P: 7	R: 0 E: 0 K: 2 S: 8	H: 1 LOB: 1 BB: 0 P: 8	R: 0 E: 0 K: 0 S: 3	H: 0 LOB: 0 BB: 0 P: 3	R: 0 E: 0 K: 0 S: 4	H: 1 LOB: 1 BB: 0 P: 4	R: 0 E: 0 K: 1 S: 5	H: 0 LOB: 0 BB: 0 P: 5	R: 1 E: 0 K: 0 S: 4	H: 1 LOB: 1 BB: 0 P: 4	R: 0 E: 0 K: 1 S: 6	H: 1 LOB: 1 BB: 0 P: 6	R: 0 E: 1 K: 0 S: 4	H: 1 LOB: 1 BB: 0 P: 4	1B: 7 2B: 0 3B: 0 HR: 1	SF: 0 SAC: 0 DP: 1 HBP: 0	WP: 0 PA: 35								
PITCHER	IP	WLS	BF	H	R	ER	SO	BB	IBB	HBP	BLK	WP	HR	S	P	ERA	WHIP										
Nelson Briles, R ERA: 3.41 (1, 1)	9.0	W	35	8	1	1	6	8	0	0	0	0	1	47	47	1.00	0.889										

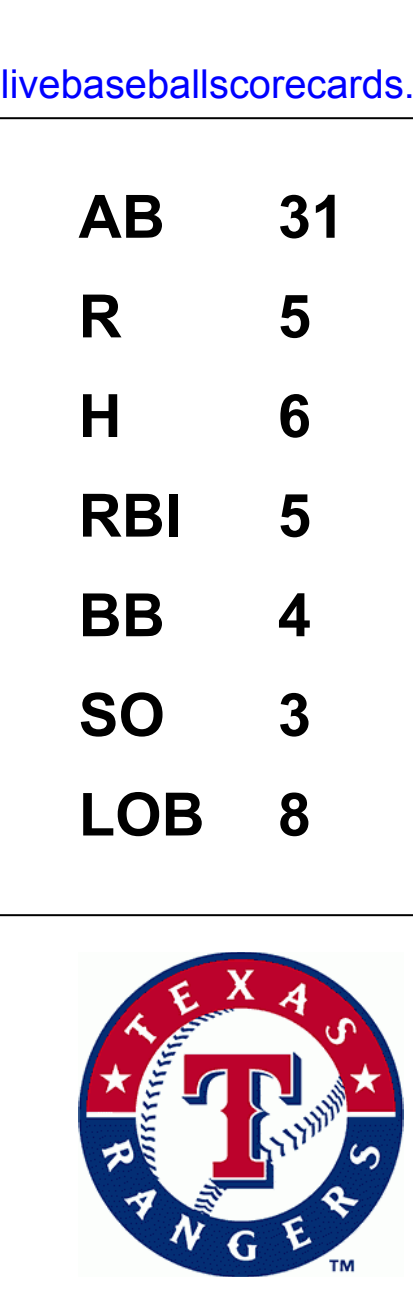
Texas Rangers @ Detroit Tigers
Tiger Stadium, Detroit, MI
Mon Aug 09 1976, 7:05 PM EDT
Att: 14,963 - Unknown

AB 35
R 1
H 8
RBI 1
BB 0
SO 6
LOB 14



Batter	1	2	3	4	5	6	7	8	9	AB	R	H	RBI	BB	SO	LOB	TOP			
Gene Clines, R OBP: 0.297, SLG: 0.301 (1, 7)	L4-3		BB 1B 1B		L8		L6-3			4	1	1	0	0	0	0	Texas Rangers @ Detroit Tigers Tiger Stadium, Detroit, MI Tue Aug 10 1976, 7:05 PM EDT Unknown			
Toby Harrah, R OBP: 0.397, SLG: 0.379 (1, 6)	F4		F7		WP SF8 BB		5-3			3	1	0	0	1	0	1				
Jim Fregosi, R OBP: 0.363, SLG: 0.345 (1, 3)	F2		BB 1-2 1B		SF8 1-H		5-3			3	1	1	1	0	0	0				
Jeff Burroughs, R OBP: 0.299, SLG: 0.360 (1, 10)		FC5-4 1B	1B 1-2 2-3 BB		FC5-4 BB		F7			2	0	1	0	2	0	0				
Tom Grieve, R OBP: 0.293, SLG: 0.378 (1, 9)	F8		G6-3 1B		FC5-4 1-2		K			4	0	1	2	0	1	2				
Danny Thompson, R OBP: 0.265, SLG: 0.269 (1, 5)	FC5-4 2B		G6-3 1-2		5-3		3-1			4	1	0	0	0	0	3				
Lenny Randle, S OBP: 0.289, SLG: 0.274 (1, 4)	3B 2B		F7		4-3		K			4	1	1	1	0	1	0				
Juan Beniquez, R OBP: 0.320, SLG: 0.293 (1, 8)	3B		6-3		BB		K			3	0	1	1	1	1	0				
Jim Sundberg, R OBP: 0.277, SLG: 0.292 Mike Hargrove, L OBP: 0.307, SLG: 0.392 (9, PH)	4-3		F8		F6		F8			3	0	0	0	0	0	2				
Inning Stats	R: 0 E: 0 K: 0 S: 3	H: 0 LOB: 0 BB: 0 P: 3	R: 2 E: 0 K: 0 S: 6	H: 3 LOB: 1 BB: 0 P: 6	R: 2 E: 0 K: 0 S: 5	H: 3 LOB: 1 BB: 1 P: 9	R: 0 E: 0 K: 0 S: 3	H: 0 LOB: 0 BB: 0 P: 3	R: 1 E: 0 K: 0 S: 3	H: 0 LOB: 1 BB: 2 P: 11	R: 0 E: 0 K: 0 S: 3	H: 0 LOB: 0 BB: 0 P: 3	R: 0 E: 0 K: 1 S: 5	H: 0 LOB: 0 BB: 0 P: 5	R: 0 E: 0 K: 2 S: 7	H: 0 LOB: 0 BB: 0 P: 7	1B: 4 2B: 1 3B: 1 HR: 0	SF: 1 SAC: 0 DP: 1 HBP: 0	WP: 2 PB: 0 SB: 0 CS: 0	PA: 36
PITCHER	IP	WLS	BF	H	R	ER	SO	BB	IBB	HBP	BLK	WP	HR	S	P	ERA	WHIP			
Dave Roberts, L ERA: 3.64 (1, 1)	5.0		23	6	5	5	0	3	0	0	0	1	0	20	32	9.00	1.800			
Dave Lemanczyk, R ERA: 4.74 (6, 1)	4.0	W	13	0	0	0	3	1	0	0	0	0	0	18	22	0.00	0.250			

Batter	1	2	3	4	5	6	7	8	9	AB	R	H	RBI	BB	SO	LOB	BOTTOM			
Ron LeFlore, R OBP: 0.391, SLG: 0.419 (1, 8)	FC4-6 S BB				4-0 1-2 BB		K		SH5-4	2	0	1	0	2	1	1	Texas Rangers @ Detroit Tigers Tiger Stadium, Detroit, MI Tue Aug 10 1976, 7:05 PM EDT Unknown			
Dan Meyer, L OBP: 0.280, SLG: 0.320 (1, 7)	F8		4-1		L8		FC4-6		FC5-2 2B IBB	4	0	0	0	0	0	6				
Willie Horton, R OBP: 0.358, SLG: 0.417 (8, PH)										0	0	0	0	1	0	0				
Mickey Stanley, R OBP: 0.308, SLG: 0.430 (8, PR)										0	1	0	0	0	0	0				
Ben Oglivie, L OBP: 0.311, SLG: 0.450 (6, PH)										3	2	2	0	1	1	1				
Alex Johnson, R OBP: 0.299, SLG: 0.363 (9, 7)	FC4-6 BB		E4 4-3 1B		1B FC4 1B		K		FC5-2 2B	1	1	0	0	0	0	3				
Rusty Staub, L OBP: 0.396, SLG: 0.450 (1, 10)	FC4-6 1-2 2-3		4-3		FC4 1B		6-3		2B	5	0	2	3	0	0	3				
Jason Thompson, L OBP: 0.332, SLG: 0.434 (1, 3)	K		G5-4-3 1B		FC4 FC6-4		HR		F4	5	1	2	3	0	1	5				
Aurelio Rodriguez, R OBP: 0.270, SLG: 0.339 (1, 5)			F4 G5-4-3		FC6-4 1B		F8			4	0	0	0	0	0	2				
John Wockenfuss, R OBP: 0.353, SLG: 0.431 (1, 2)					FC4-6 1B		F8			3	1	2	0	0	0	0				
Tom Verzyer, R OBP: 0.286, SLG: 0.277 (1, 6)					K		F8		SH5-4 BB FC5-2 BB	3	0	1	1	1	1	3				
Pedro Garcia, R OBP: 0.237, SLG: 0.306 (1, 4)	5-3		FC4-6 S		FC4-6 1B				FC5-2 SH5-4 2B BB	3	1	1	0	1	0	2				
Inning Stats	R: 0 E: 0 K: 1 S: 5	H: 0 LOB: 2 BB: 2 P: 13	R: 1 E: 0 K: 0 S: 5	H: 2 LOB: 0 BB: 0 P: 6	R: 1 E: 1 K: 0 S: 4	H: 2 LOB: 0 BB: 0 P: 4	R: 0 E: 0 K: 1 S: 6	H: 1 LOB: 2 BB: 1 P: 10	R: 1 E: 0 K: 0 S: 6	H: 3 LOB: 0 BB: 0 P: 6	R: 0 E: 0 K: 2 S: 8	H: 1 LOB: 1 BB: 0 P: 8	R: 1 E: 0 K: 0 S: 4	H: 1 LOB: 0 BB: 0 P: 4	R: 3 E: 0 K: 0 S: 4	H: 1 LOB: 2 BB: 3 P: 16	1B: 8 2B: 2 3B: 0 HR: 1	SF: 0 SAC: 1 DP: 1 HBP: 1	WP: 0 PB: 0 SB: 2 CS: 0	PA: 41
PITCHER	IP	WLS	BF	H	R	ER	SO	BB	IBB	HBP	BLK	WP	HR	S	P	ERA	WHIP			
Bert Blyleven, R ERA: 2.84 (1, 1)	7.0		34	10	4	3	4	3	0	1	0	0	0	1	38	51	3.86	1.857		
Jeff Terpko, R ERA: 2.2 (8, 1)	0.1	L	3	0	2	2	0	2	0	0	0	0	0	1	9	54.00	6.000			
Joe Hoerner, L ERA: 4.8 (8, 1)	0.2		4	1	1	1	0	0	1	0	0	0	0	3	7	13.50	1.500			



Batter	1	2	3	4	5	6	7	8	9	AB	R	H	RBI	BB	SO	LOB	TOP			
Gene Clines, R (1, 7) OBP: 0.295, SLG: 0.299	0-3 K		0-0 L9		0-0 L6-3		0-0 CS 1B		0-0 L5-3	5	0	1	0	0	1	0				
Toby Harrah, R (1, 6) OBP: 0.368, SLG: 0.377	0-0 F3		4-0 BB BB		4-0 S BB		0-0 F8			2	0	0	0	2	0	1				
Jim Fregosi, R (1, 10) OBP: 0.358, SLG: 0.333	0-3 K		4-0 1-2 BB		0-3 K		0-0 L 1-2	0-3 K		4	0	0	0	1	3	2				
Mike Hargrove, L (1, 3) OBP: 0.306, SLG: 0.393		0-0 F8	0-0 4-3		0-0 1-3			0-0 1B 2B		4	1	1	0	0	0	3				
Tom Grieve, R (1, 9) OBP: 0.300, SLG: 0.392		0-0 HR		0-0 S 1B 2B		4-0 FC1-6 BB		4-0 1B IBB		2	2	2	1	2	0	0				
Roy Howell, L (1, 5) OBP: 0.308, SLG: 0.376	0-0 4-3			0-3 K		0-0 FC1-6 FC5-4 1-2f		0-0 WP 1B		3	0	0	0	0	1	2				
Danny Thompson, R (8, PH) OBP: 0.268, SLG: 0.272								1-3 2-H		1	0	1	1	0	0	0				
Lenny Randle, S (1, 4) OBP: 0.289, SLG: 0.273	0-0 1B		0-0 6-3		0-0 F8		0-0 6-3			4	0	1	0	0	0	3				
Juan Beniquez, R (1, 8) OBP: 0.320, SLG: 0.293	0-0 5-3		0-0 1B		0-0 FC5-4 1-2f			0-0 5-3		4	0	1	1	0	0	2				
Bill Fahey, L (1, 2) OBP: 0.339, SLG: 0.320			0-0 4-3		0-3 K		0-0 5-3		0-0 1-3	4	0	0	0	0	1	1				
Inning Stats	R: 0 E: 0 K: 2 S: 7	H: 0 LOB: 0 BB: 0 P: 7	R: 1 E: 0 K: 0 S: 5	H: 2 LOB: 1 BB: 0 P: 5	R: 0 E: 0 K: 0 S: 3	H: 0 LOB: 2 BB: 2 P: 11	R: 1 E: 0 K: 2 S: 9	H: 2 LOB: 1 BB: 0 P: 9	R: 0 E: 0 K: 1 S: 5	H: 0 LOB: 1 BB: 1 P: 9	R: 0 E: 0 K: 0 S: 3	H: 1 LOB: 0 BB: 0 P: 3	R: 1 E: 0 K: 1 S: 6	H: 2 LOB: 1 BB: 1 P: 10	R: 0 E: 0 K: 0 S: 3	H: 0 LOB: 0 BB: 0 P: 3	1B: 4 2B: 2 3B: 0 HR: 1	SF: 0 SAC: 0 DP: 0 HBP: 0	WP: 1 PB: 0 SB: 2 CS: 1	PA: 38
PITCHER Jim Crawford, L (1, 1) ERA: 4.26	IP: 9.0 WLS: L BF: 38	H: 7 R: 3 ER: 3 SO: 6	BB: 4 IBB: 1 HBP: 0 BLK: 0	WP: 1 HR: 1 S: 44 P: 64	ERA: 3.00 WHIP: 1.222	PITCHER	IP: 9.0 WLS: L BF: 38	H: 7 R: 3 ER: 3 SO: 6	BB: 4 IBB: 1 HBP: 0 BLK: 0	WP: 1 HR: 1 S: 44 P: 64	ERA: 3.00 WHIP: 1.222	PITCHER	IP: 9.0 WLS: L BF: 38	H: 7 R: 3 ER: 3 SO: 6	BB: 4 IBB: 1 HBP: 0 BLK: 0	WP: 1 HR: 1 S: 44 P: 64	ERA: 3.00 WHIP: 1.222			

Texas Rangers @ Detroit Tigers
Tiger Stadium, Detroit, MI
Tue Aug 10 1976, 7:05 PM EDT
Att: 15,028 - Unknown

AB 33
R 3
H 7
RBI 3
BB 5
SO 6
LOB 14



Batter	1	2	3	4	5	6	7	8	9	AB	R	H	RBI	BB	SO	LOB	BOTTOM			
Ron LeFlore, R (1, 8) OBP: 0.390, SLG: 0.417	0-0 5-3 S 1B		0-0 G4-6-3 1-2f		0-0 FC1-6		0-0 4-3			4	0	1	0	0	0	2				
Alex Johnson, R (1, 7) OBP: 0.301, SLG: 0.365	0-0 5-3 1-3		4-0 BB		0-0 F8			0-0 L7 2B		3	0	1	0	1	0	2				
Rusty Staub, L (1, 9) OBP: 0.395, SLG: 0.448	0-0 L7		0-0 F8			0-0 FC4-6 1B		0-0 L7 2-3		4	0	1	0	0	0	3				
Willie Horton, R (1, 10) OBP: 0.353, SLG: 0.411	0-3 K			0-0 F8		0-3 K		0-0 F6		4	0	0	0	0	2	3				
Jason Thompson, L (1, 3) OBP: 0.332, SLG: 0.430		0-0 3-1		4-0 BB		0-0 FC4-6 1B		0-0 4-3		3	0	0	0	1	0	2				
Aurelio Rodriguez, R (1, 5) OBP: 0.272, SLG: 0.343		0-0 WP 2B		0-0 L7		0-0 FC4-6 1B		0-3 K2-3		4	0	2	0	0	1	1				
Bill Freehan, R (1, 2) OBP: 0.320, SLG: 0.415	0-3 K2-3		0-3 2-3 F6		0-0 F6		0-0 F8		0-0 5-3	4	0	0	0	0	1	4				
Tom Verzyer, R (1, 6) OBP: 0.286, SLG: 0.277	0-0 4-3				0-0 FC1-6 1B		0-0 F9		0-0 1B	3	0	1	0	0	0	1				
Dan Meyer, L (9, PH) OBP: 0.294, SLG: 0.324					0-0 L7			0-0 F6		1	0	0	0	0	0	0				
Chuck Scrivener, R (1, 4) OBP: 0.318, SLG: 0.330			0-0 G4-6-3 1B		0-0 L7					3	0	1	0	0	1	1				
Ben Oglivie, L (9, PH) OBP: 0.310, SLG: 0.447							0-3 K		0-0 F6	1	0	0	0	0	0	1				
Inning Stats	R: 0 E: 0 K: 1 S: 6	H: 1 LOB: 1 BB: 0 P: 6	R: 0 E: 0 K: 1 S: 6	H: 1 LOB: 1 BB: 0 P: 6	R: 0 E: 0 K: 0 S: 3	H: 1 LOB: 1 BB: 1 P: 7	R: 0 E: 0 K: 0 S: 3	H: 0 LOB: 1 BB: 1 P: 7	R: 0 E: 0 K: 1 S: 7	H: 2 LOB: 2 BB: 0 P: 7	R: 0 E: 0 K: 1 S: 5	H: 0 LOB: 0 BB: 0 P: 5	R: 0 E: 0 K: 0 S: 4	H: 1 LOB: 1 BB: 0 P: 4	R: 0 E: 0 K: 1 S: 6	H: 1 LOB: 1 BB: 0 P: 6	1B: 6 2B: 2 3B: 0 HR: 0	SF: 0 SAC: 0 DP: 1 HBP: 0	WP: 1 PB: 0 SB: 1 CS: 0	PA: 36
PITCHER Steve Hargan, R (1, 1) ERA: 3.1	IP: 9.0 WLS: W BF: 36	H: 8 R: 0 ER: 0 SO: 5	BB: 2 IBB: 0 HBP: 0 BLK: 0	WP: 1 HR: 0 S: 44 P: 52	ERA: 0.00 WHIP: 1.111	PITCHER	IP: 9.0 WLS: W BF: 36	H: 8 R: 0 ER: 0 SO: 5	BB: 2 IBB: 0 HBP: 0 BLK: 0	WP: 1 HR: 0 S: 44 P: 52	ERA: 0.00 WHIP: 1.111	PITCHER	IP: 9.0 WLS: W BF: 36	H: 8 R: 0 ER: 0 SO: 5	BB: 2 IBB: 0 HBP: 0 BLK: 0	WP: 1 HR: 0 S: 44 P: 52	ERA: 0.00 WHIP: 1.111			

Texas Rangers @ Detroit Tigers
Tiger Stadium, Detroit, MI
Tue Aug 10 1976, 7:05 PM EDT
Att: 15,028 - Unknown


AB 34
R 0
H 8
RBI 0
BB 2
SO 5
LOB 20




Batter	1	2	3	4	5	6	7	8	9	AB	R	H	RBI	BB	SO	LOB	TOP			
Gene Clines, R (1, 7) OBP: 0.295, SLG: 0.298	L6-3		L6-3		K		E2			4	0	1	1	0	1	0	Texas Rangers @ Detroit Tigers Tiger Stadium, Detroit, MI Wed Aug 11 1976, 7:05 PM EDT Att: 36,523 - Unknown			
Toby Harrah, R (1, 6) OBP: 0.307, SLG: 0.375	6-3				1-3		F9			4	0	1	0	0	0	1				
Joe Lahoud, L (1, 10) OBP: 0.317, SLG: 0.282	1-3		F8				K			4	0	1	0	0	1	2				
Mike Hargrove, L (1, 3) OBP: 0.307, SLG: 0.403		1B PB			G3				L7	4	2	2	1	0	0	1				
Tom Grieve, R (1, 9) OBP: 0.299, SLG: 0.391		F8 PB			L9		F9		F8	4	0	1	0	0	0	0				
Roy Howell, L (1, 5) OBP: 0.307, SLG: 0.374		F8			F8 1B		G1		F8	4	0	1	0	0	0	1				
Lenny Randle, S (1, 4) OBP: 0.288, SLG: 0.273		G3			F8 1B		F9		K	4	0	1	0	0	1	1				
Juan Beniquez, R (1, 8) OBP: 0.322, SLG: 0.293		K			F8		SH1-4		CS	3	1	1	0	1	1	3				
Jim Sundberg, R (1, 2) OBP: 0.275, SLG: 0.289			K		5-3		SH1-4		F9	3	0	0	0	0	1	3				
Inning Stats	R: 0 E: 0 K: 0 S: 3	H: 0 LOB: 0 BB: 0 P: 3	R: 1 E: 0 K: 1 S: 7	H: 2 LOB: 1 BB: 0 P: 7	R: 0 E: 0 K: 1 S: 6	H: 1 LOB: 1 BB: 0 P: 6	R: 1 E: 0 K: 0 S: 6	H: 3 LOB: 2 BB: 0 P: 6	R: 0 E: 0 K: 1 S: 6	H: 0 LOB: 0 BB: 0 P: 3	R: 1 E: 1 K: 1 S: 6	H: 1 LOB: 1 BB: 1 P: 10	R: 0 E: 0 K: 0 S: 3	H: 0 LOB: 0 BB: 0 P: 3	R: 0 E: 0 K: 1 S: 5	H: 1 LOB: 0 BB: 0 P: 5	1B: 8 2B: 0 3B: 0 HR: 1	SF: 0 SAC: 1 DP: 0 HBP: 0	WP: 0 PB: 1 SB: 0 CS: 1	PA: 36
PITCHER Mark Fidrych, R (1, 1) ERA: 1.97	IP: 9.0 WLS: W BF: 36 H: 9 R: 3 ER: 3 SO: 5 BB: 1 IBB: 0 HBP: 0 BLK: 0 WP: 0 HR: 1 S: 45 P: 49 ERA: 3.00 WHIP: 1.111															PITCHER				

Batter	1	2	3	4	5	6	7	8	9	AB	R	H	RBI	BB	SO	LOB	BOTTOM				
Ron LeFlore, R (1, 8) OBP: 0.386, SLG: 0.413	K		6-3		F9		K			4	0	0	0	0	2	2	Texas Rangers @ Detroit Tigers Tiger Stadium, Detroit, MI Wed Aug 11 1976, 7:05 PM EDT Att: 36,523 - Unknown				
Dan Meyer, L (1, 7) OBP: 0.298, SLG: 0.328	6-3		1B		F8		P4			4	1	2	0	0	0	0					
Ben Ogilvie, L (1, 9) OBP: 0.314, SLG: 0.448	6-3		1B		L7		G4-6-3			4	0	2	0	0	0	1					
Rusty Staub, L (1, 10) OBP: 0.396, SLG: 0.456	6-3		1B		HR		G4-6-3			4	1	2	2	0	0	3					
Jason Thompson, L (1, 3) OBP: 0.331, SLG: 0.428	L7		1B		4-3		4-3			4	0	1	0	0	0	2					
Aurelio Rodriguez, R (1, 5) OBP: 0.272, SLG: 0.347		F9	4-3		1B		5-3			4	1	1	0	0	0	2					
Tom Verzyer, R (1, 6) OBP: 0.288, SLG: 0.278		FC5-4			6-3		F9			3	0	1	0	1	0	0					
Chuck Scrivener, R (1, 4) OBP: 0.313, SLG: 0.324		K			5-3		HR			2	0	0	0	0	1	1					
Alex Johnson, R (6, PH) OBP: 0.303, SLG: 0.367										1	0	1	1	0	0	0					
Jerry Manuel, S (7, 4) OBP: 0.250, SLG: 0.194										0	0	0	0	0	0	0					
Willie Horton, R (9, PH) OBP: 0.355, SLG: 0.424										1	1	1	1	0	0	0					
Bruce Kimm, R (1, 2) OBP: 0.316, SLG: 0.321		FC5-4					G6-4-3			3	0	1	0	0	0	3					
Inning Stats	R: 0 E: 0 K: 1 S: 7	H: 2 LOB: 2 BB: 0 P: 7	R: 0 E: 0 K: 1 S: 6	H: 1 LOB: 1 BB: 0 P: 6	R: 1 E: 0 K: 0 S: 6	H: 3 LOB: 2 BB: 0 P: 6	R: 0 E: 0 K: 0 S: 4	H: 1 LOB: 1 BB: 0 P: 4	R: 1 E: 0 K: 0 S: 4	H: 1 LOB: 0 BB: 0 P: 4	R: 1 E: 0 K: 1 S: 6	H: 2 LOB: 1 BB: 1 P: 10	R: 0 E: 0 K: 0 S: 3	H: 1 LOB: 0 BB: 0 P: 3	R: 0 E: 0 K: 0 S: 3	R: 1 E: 0 K: 0 S: 1	H: 1 LOB: 0 BB: 0 P: 1	1B: 9 2B: 0 3B: 1 HR: 2	SF: 0 SAC: 0 DP: 2 HBP: 0	WP: 0 PB: 0 SB: 1 CS: 0	PA: 35
PITCHER Gaylord Perry, R (1, 1) ERA: 3.36	IP: 8.0 WLS: L BF: 35 H: 12 R: 4 ER: 4 SO: 3 BB: 1 IBB: 0 HBP: 0 BLK: 0 WP: 0 HR: 2 S: 40 P: 44 ERA: 4.50 WHIP: 1.625															PITCHER					

AB 34
 R 3
 H 9
 RBI 2
 BB 1
 SO 5
 LOB 12



AB 34
 R 4
 H 12
 RBI 4
 BB 1
 SO 3
 LOB 14



Batter	1	2	3	4	5	6	7	8	9	AB	R	H	RBI	BB	SO	LOB	TOP				
Gene Clines, R OBP: 0.291, SLG: 0.294 (1, 7)	L8	L4-3			K		L6-3			4	0	0	0	0	1	3	Texas Rangers @ Cleveland Indians Cleveland Municipal Stadium, Cleveland, OH Thu Aug 12 1976, 7:05 PM EDT Att: 3,786 - Unknown - 80 F				
Toby Harrah, R OBP: 0.368, SLG: 0.373 (1, 6)	BB		4-3			FC3-6	F4			2	0	0	0	2	0	1					
Joe Lahoud, L OBP: 0.321, SLG: 0.279 (1, 10)	F5		G3-6-1			FC3-6		FC1-6		2	1	0	0	2	0	2					
Mike Hargrove, L OBP: 0.305, SLG: 0.399 (1, 3)	F9		G3-6-1			E		FC1-6		3	1	0	0	1	0	3					
Tom Grieve, R OBP: 0.299, SLG: 0.392 (1, 9)		4-3		K		E1		K		4	1	1	0	0	2	2					
Roy Howell, L OBP: 0.304, SLG: 0.371 (1, 5)	4-3			F5		SF9		K		3	0	0	1	0	1	2					
Lenny Randle, S OBP: 0.288, SLG: 0.273 (1, 4)		1B		G3		F9			F8	4	1	1	1	0	0	1					
Juan Beniquez, R OBP: 0.321, SLG: 0.292 (1, 8)		1B		K			K	K		4	0	1	0	0	3	0					
Jim Sundberg, R OBP: 0.277, SLG: 0.292 (1, 2)				F8			L6-3		5-3	4	0	2	1	0	0	0					
Inning Stats	R: 0 E: 0 K: 0 S: 3	H: 0 LOB: 1 BB: 1 P: 7	R: 2 E: 0 K: 0 S: 6	H: 4 LOB: 1 BB: 0 P: 6	R: 0 E: 0 K: 1 S: 2	H: 0 LOB: 0 BB: 1 P: 6	R: 0 E: 0 K: 1 S: 5	H: 0 LOB: 0 BB: 0 P: 5	R: 0 E: 0 K: 2 S: 7	H: 0 LOB: 1 BB: 2 P: 12	R: 0 E: 0 K: 1 S: 6	H: 1 LOB: 1 BB: 0 P: 6	R: 0 E: 0 K: 2 S: 7	H: 0 LOB: 1 BB: 1 P: 11	R: 0 E: 0 K: 1 S: 5	H: 0 LOB: 0 BB: 0 P: 5	1B: 4 2B: 1 3B: 0 HR: 0	SF: 1 SAC: 0 DP: 2 HBP: 0	WP: 0 PB: 0 SB: 2 CS: 0	PA: 36	
PITCHER	IP	WLS	BF	H	R	ER	SO	BB	IBB	HBP	BLK	WP	HR	S	P	ERA	WHIP				
Pat Dobson, R ERA: 3.56 (1, 1)	7.0		30	5	4	2	4	5	0	0	0	0	0	33	53	2.57	1.429				
Dave LaRoche, L ERA: 2.51 (8, 1)	2.0	W	6	0	0	0	3	0	0	0	0	0	0	12	12	0.00	0.000				

AB 30
R 4
H 5
RBI 3
BB 5
SO 7
LOB 14



Batter	1	2	3	4	5	6	7	8	9	AB	R	H	RBI	BB	SO	LOB	BOTTOM				
Duane Kuiper, L OBP: 0.322, SLG: 0.330 (1, 4)	1B		4-3		L7		FC5-4		4-3	5	0	2	0	0	0	1	Texas Rangers @ Cleveland Indians Cleveland Municipal Stadium, Cleveland, OH Thu Aug 12 1976, 7:05 PM EDT Att: 3,786 - Unknown - 80 F				
Larvell Blanks, R OBP: 0.368, SLG: 0.476 (1, 6)	F9		6-3		F8		L7		2B	5	1	1	1	0	0	3					
Rick Manning, L OBP: 0.337, SLG: 0.395 (1, 8)	FC5-2		1B		3-1		FC5-4		1B	5	1	3	0	0	0	2					
Rico Carty, R OBP: 0.389, SLG: 0.470 (1, 10)	FC5-2		HR				F8		1B	4	1	1	0	1	0	4					
Boog Powell, L OBP: 0.294, SLG: 0.284 (1, 3)	F6		HR						1B	2	1	1	3	2	0	2					
Frank Duffy, R OBP: 0.272, SLG: 0.277 (8, PR)										0	0	0	0	0	0	0					
Frank Robinson, R OBP: 0.373, SLG: 0.418 (8, PH)									1B	1	0	1	1	0	0	0					
George Hendrick, R OBP: 0.320, SLG: 0.460 (1, 7)		K		F8			F9		G5-3	4	0	1	0	0	1	1					
Buddy Bell, R OBP: 0.353, SLG: 0.368 (1, 5)		6-3			5-3		E5		FC1-5	4	0	0	0	0	0	3					
Tommy Smith, L OBP: 0.317, SLG: 0.426 (1, 9)							L7		G5-3	3	0	1	0	1	0	4					
Ray Fosse, R OBP: 0.375, SLG: 0.365 (1, 2)										3	0	1	0	0	0	2					
John Lowenstein, L OBP: 0.288, SLG: 0.273 (8, PH)					G5-4-3				4-3	1	1	1	0	0	0	0					
Inning Stats	R: 0 E: 0 K: 0 S: 5	H: 2 LOB: 2 BB: 0 P: 5	R: 0 E: 0 K: 1 S: 5	H: 0 LOB: 1 BB: 1 P: 9	R: 3 E: 0 K: 0 S: 6	H: 3 LOB: 0 BB: 0 P: 6	R: 0 E: 0 K: 0 S: 3	H: 1 LOB: 0 BB: 0 P: 3	R: 0 E: 0 K: 0 S: 3	H: 0 LOB: 0 BB: 0 P: 3	R: 0 E: 0 K: 0 S: 4	H: 2 LOB: 2 BB: 1 P: 8	R: 0 E: 0 K: 0 S: 5	H: 1 LOB: 1 BB: 1 P: 7	R: 2 E: 0 K: 0 S: 5	H: 4 LOB: 3 BB: 1 P: 9	1B: 9 2B: 3 3B: 0 HR: 1	SF: 0 SAC: 0 DP: 2 HBP: 0	WP: 0 PB: 0 SB: 0 CS: 0	PA: 41	
PITCHER	IP	WLS	BF	H	R	ER	SO	BB	IBB	HBP	BLK	WP	HR	S	P	ERA	WHIP				
Tommy Boggs, R ERA: 4.84 (1, 1)	6.0		28	8	3	3	1	2	0	0	0	0	0	1	1	4.50	1.667				
Steve Foucault, R ERA: 3.14 (7, 1)	0.1		1	0	0	0	0	0	0	0	0	0	0	1	1	0.00	0.000				
Craig Skok, L ERA: (7, 1)	0.1		1	0	0	0	0	0	0	0	0	0	0	1	1	0.00	0.000				
Jeff Terpko, R ERA: 2.53 (7, 1)	1.2	L	9	4	2	2	0	1	0	0	0	0	0	8	12	10.80	3.000				
Mike Baculik, R ERA: 3.55 (9, 1)	0.0		2	1	0	0	0	0	1	0	0	0	0	1	5	∞	∞				

AB 37
R 5
H 13
RBI 5
BB 4
SO 1
LOB 22



Batter	1	2	3	4	5	6	7	8	9	AB	R	H	RBI	BB	SO	LOB	TOP		
Gene Clines, R OBP: 0.288, SLG: 0.290	L4-3		SH3		L8		F2		FC4	4	0	0	0	0	0	3	Texas Rangers @ Cleveland Indians Cleveland Municipal Stadium, Cleveland, OH Fri Aug 13 1976, 7:05 PM EDT Att: 11,954 - Unknown - 70 F		
Toby Harrah, R OBP: 0.396, SLG: 0.372	K		FC5-2-6 BB		E5 1B		B1-3		SF9	4	0	1	1	0	1	2			
Mike Hargrove, L OBP: 0.307, SLG: 0.399	BB		BB		K		1B		4-3	3	0	1	0	2	1	3			
Jeff Burroughs, R OBP: 0.297, SLG: 0.357	K		K		F7		F4			4	0	0	0	0	2	5			
Roy Howell, L OBP: 0.303, SLG: 0.370		K			K					4	0	1	0	0	3	0			
Tom Grieve, R OBP: 0.298, SLG: 0.393	K		F6		WP 2B		K			4	0	1	0	0	2	2			
Lenny Randle, S OBP: 0.285, SLG: 0.270	F8		F5		K					4	0	0	0	0	2	1			
Juan Beniquez, R OBP: 0.326, SLG: 0.294			SH3 BB FC5-2-6 BB		S E BB		K		FC4 1B SF9 1B	2	2	1	0	2	1	0			
Jim Sundberg, R OBP: 0.280, SLG: 0.292			FC5-2-6 SH3 BB		K		K		FC4 1B	3	0	1	0	1	2	1			
Inning Stats	R: 0 E: 0 K: 2 S: 7	H: 0 LOB: 1 BB: 1 P: 11	R: 0 E: 0 K: 2 S: 7	H: 0 LOB: 0 BB: 0 P: 7	R: 0 E: 0 K: 1 S: 5	H: 0 LOB: 3 BB: 3 P: 17	R: 0 E: 0 K: 1 S: 5	H: 0 LOB: 0 BB: 0 P: 5	R: 1 E: 1 K: 2 S: 8	H: 1 LOB: 1 BB: 1 P: 12	R: 0 E: 0 K: 2 S: 8	H: 0 LOB: 0 BB: 0 P: 8	R: 0 E: 0 K: 1 S: 7	H: 2 LOB: 2 BB: 0 P: 7	R: 1 E: 0 K: 1 S: 8	H: 2 LOB: 2 BB: 0 P: 8		1B: 5 2B: 1 3B: 0 HR: 0	SF: 1 SAC: 1 DP: 0 HBP: 0
PITCHER Dennis Eckersley, R ERA: 3.76	IP: 9.0 WLS: L BF: 39	H: 6 R: 2 ER: 1 SO: 14	BB: 5 IBB: 0 HBP: 0 BLK: 0	WP: 1 HR: 0 S: 62 P: 82	ERA: 1.00 WHIP: 1.222	PITCHER													

Batter	1	2	3	4	5	6	7	8	9	AB	R	H	RBI	BB	SO	LOB	BOTTOM		
Rick Manning, L OBP: 0.339, SLG: 0.396	CS 1B		1B		SH1-4		6-3			3	0	2	0	0	0	0	Texas Rangers @ Cleveland Indians Cleveland Municipal Stadium, Cleveland, OH Fri Aug 13 1976, 7:05 PM EDT Att: 11,954 - Unknown - 70 F		
Larvell Blanks, R OBP: 0.371, SLG: 0.474	FC4-6 BB		L6		BB E 1B		K			3	0	1	0	1	1	1			
Frank Robinson, R OBP: 0.352, SLG: 0.390	K		F3		FC6 BB		F8			4	0	0	0	0	1	3			
Rico Carty, R OBP: 0.386, SLG: 0.466	FC4-6		5-3		F8		F9			4	0	0	0	0	0	4			
George Hendrick, R OBP: 0.322, SLG: 0.459	F3		6-3		1-2 2-3 3-H BB		2B 1B			3	0	1	1	1	0	0			
John Lowenstein, L OBP: 0.288, SLG: 0.273										0	0	0	0	0	0	0			
Buddy Bell, R OBP: 0.352, SLG: 0.370	E5 G5-4-3		F9		K		FC5 2B			4	0	1	0	0	1	3			
Charlie Spikes, R OBP: 0.306, SLG: 0.346	G5-4-3		CS 1B		F9		1B			3	0	1	0	1	0	1			
Ray Fosse, R OBP: 0.372, SLG: 0.362	K		K		F4		G4-3 1B		F3	4	0	1	0	0	1	4			
Frank Duffy, R OBP: 0.272, SLG: 0.277	5-3		FC6 BB SH1-4 1B		G4-3		FC5			4	1	1	0	0	0	4			
Inning Stats	R: 0 E: 0 K: 1 S: 5	H: 1 LOB: 1 BB: 1 P: 9	R: 0 E: 1 K: 0 S: 3	H: 0 LOB: 0 BB: 0 P: 3	R: 0 E: 0 K: 0 S: 3	H: 0 LOB: 0 BB: 0 P: 3	R: 0 E: 0 K: 0 S: 3	H: 0 LOB: 0 BB: 0 P: 3	R: 1 E: 1 K: 1 S: 8	H: 2 LOB: 3 BB: 1 P: 12	R: 0 E: 0 K: 0 S: 3	H: 1 LOB: 0 BB: 0 P: 3	R: 0 E: 0 K: 1 S: 5	H: 0 LOB: 0 BB: 0 P: 5	R: 0 E: 0 K: 0 S: 5	H: 2 LOB: 3 BB: 1 P: 9	1B: 7 2B: 1 3B: 0 HR: 0	SF: 0 SAC: 1 DP: 2 HBP: 0	WP: 0 PA: 36 PB: 0 SB: 0 CS: 2
PITCHER Jim Umberger, L ERA: 2.97	IP: 9.0 WLS: W BF: 36	H: 8 R: 1 ER: 0 SO: 4	BB: 2 IBB: 1 HBP: 0 BLK: 0	WP: 0 HR: 0 S: 41 P: 53	ERA: 0.00 WHIP: 1.111	PITCHER													

Batter	1	2	3	4	5	6	7	8	9	10	AB	R	H	RBI	BB	SO	LOB
Gene Clines, R (1, 7) OBP: 0.283, SLG: 0.286	L5-3	FC6-4			L9	L9			L3		5	0	0	0	0	0	2
Toby Harrah, R (1, 6) OBP: 0.369, SLG: 0.373	3-1 1B		FC5 1B		HR BB		4-3		L1		4	2	2	0	1	0	0
Mike Hargrove, L (1, 3) OBP: 0.403, SLG: 0.394	3-1		F7		K		F8		3-1		5	0	0	0	0	1	3
Jeff Burroughs, R (1, 9) OBP: 0.304, SLG: 0.370			FC5 1B		HR					4-0 BB BB	4	1	4	3	1	0	0
Dave Moates, L (10, 9) OBP: 0.303, SLG: 0.315	2-H 1B		1-2 1B		HR						0	1	0	0	0	0	0
Tom Grieve, R (1, 10) OBP: 0.297, SLG: 0.393	5-3		1-2 2-3f FC5 1B		2B					0-3 K	5	0	1	0	0	2	5
Danny Thompson, R (1, 5) OBP: 0.279, SLG: 0.278			F9 1B		BB					4-0 FC1-6 1B	3	0	2	0	2	0	2
Lenny Randle, S (1, 4) OBP: 0.289, SLG: 0.271			CS BB		G6-4-3 BB					0-0 FC1-6 S	3	0	1	1	2	0	3
Juan Beniquez, R (1, 8) OBP: 0.321, SLG: 0.289			F9		G6-4-3					0-3 K	5	0	0	0	0	1	6
Jim Sundberg, R (1, 2) OBP: 0.280, SLG: 0.289			2-3 FC6-4 BB		5-3					0-0 K	3	0	0	0	1	1	1
Inning Stats	R: 1 E: 0 K: 0 S: 5	H: 2 LOB: 1 BB: 0 P: 5	R: 0 E: 0 K: 0 S: 3	H: 1 LOB: 2 BB: 2 P: 11	R: 0 E: 0 K: 0 S: 5	H: 2 LOB: 2 BB: 1 P: 6	R: 0 E: 0 K: 1 S: 7	H: 2 LOB: 2 BB: 2 P: 15	R: 0 E: 0 K: 1 S: 6	H: 1 LOB: 1 BB: 0 P: 6	R: 0 E: 0 K: 1 S: 3	H: 0 LOB: 0 BB: 0 P: 3	R: 1 E: 0 K: 1 S: 5	H: 1 LOB: 2 BB: 2 P: 13	1B: 8 2B: 1 3B: 0 HR: 1	SF: 0 SAC: 0 DP: 1 HBP: 0	WP: 0 PA: 44
PITCHER	IP WLS BF H R ER SO ERA WHIP	IP WLS BF H R ER SO ERA WHIP	IP WLS BF H R ER SO ERA WHIP	IP WLS BF H R ER SO ERA WHIP	IP WLS BF H R ER SO ERA WHIP	IP WLS BF H R ER SO ERA WHIP	IP WLS BF H R ER SO ERA WHIP	IP WLS BF H R ER SO ERA WHIP	IP WLS BF H R ER SO ERA WHIP	IP WLS BF H R ER SO ERA WHIP	IP WLS BF H R ER SO ERA WHIP	IP WLS BF H R ER SO ERA WHIP	IP WLS BF H R ER SO ERA WHIP	IP WLS BF H R ER SO ERA WHIP	IP WLS BF H R ER SO ERA WHIP	IP WLS BF H R ER SO ERA WHIP	IP WLS BF H R ER SO ERA WHIP
Rick Waits, L (1, 1) ERA: 3.79	4.2	23	7	3	3	1	4	0	0	0	5.79	2.357					
Tom Buskey, R (5, 1) ERA: 3.89	2.1	9	1	0	0	2	1	0	0	0	0.00	0.857					
Jim Kern, R (8, 1) ERA: 2.57	3.0	L 12	2	1	1	2	2	0	0	0	3.00	1.333					


TOP

Texas Rangers @ Cleveland Indians
Cleveland Municipal Stadium, Cleveland, OH

Sat Aug 14 1976, 3:33 AM EDT
Att: 13,640 - Unknown - 76 F

livebaseballscores.com

AB 37
R 4
H 10
RBI 4
BB 7
SO 5
LOB 22



WP: 0 PA: 44
PB: 0
SB: 1
CS: 1

Batter	1	2	3	4	5	6	7	8	9	10	AB	R	H	RBI	BB	SO	LOB				
Duane Kuiper, L (1, 4) OBP: 0.323, SLG: 0.333	K		K		1B 2B				L9		5	1	2	0	0	2	0				
Rick Manning, L (1, 8) OBP: 0.344, SLG: 0.403	1-3				CS 1B					G6-4-3 1B	5	0	4	0	0	0	0				
Tommy Smith, L (1, 10) OBP: 0.308, SLG: 0.413					2-3 K					0-0 G6-4-3	2	0	0	0	0	0	1				
Frank Robinson, R (5, PH) OBP: 0.338, SLG: 0.371	4-3		F5		1-2 K					1-2f G6-4-3	3	0	0	0	0	1	5				
Boog Powell, L (1, 3) OBP: 0.296, SLG: 0.299					0-0 K					0-0 G3	4	1	1	1	1	1	3				
George Hendrick, R (1, 7) OBP: 0.327, SLG: 0.463					HR					4-0 FC6-4 BB	3	1	2	1	2	1	1				
John Lowenstein, L (1, 9) OBP: 0.290, SLG: 0.275					2B 2B					0-0 FC6-4 BB	2	0	1	0	0	0	1				
Charlie Spikes, R (6, PH) (7, 9) OBP: 0.303, SLG: 0.343					F3					0-0 FC6-4	3	0	0	0	0	1	4				
Buddy Bell, R (1, 5) OBP: 0.348, SLG: 0.365					1-3 1B					1-2f FC6-4	5	0	0	0	0	1	5				
Ray Fosse, R (1, 2) OBP: 0.375, SLG: 0.372					5-3					0-0 FC6-4	4	0	2	1	0	0	2				
Frank Duffy, R (1, 6) OBP: 0.268, SLG: 0.273					2-H 2B					0-0 FC6-4	4	0	0	0	0	0	3				
Inning Stats	R: 0 E: 0 K: 1 S: 5	H: 0 LOB: 0 BB: 0 P: 5	R: 0 E: 0 K: 1 S: 6	H: 1 LOB: 2 BB: 1 P: 10	R: 0 E: 0 K: 1 S: 6	H: 1 LOB: 1 BB: 0 P: 6	R: 2 E: 0 K: 0 S: 6	H: 3 LOB: 1 BB: 0 P: 6	R: 0 E: 0 K: 2 S: 8	H: 1 LOB: 2 BB: 1 P: 12	R: 1 E: 0 K: 0 S: 6	H: 3 LOB: 2 BB: 0 P: 6	R: 0 E: 0 K: 0 S: 3	H: 0 LOB: 0 BB: 0 P: 3	R: 0 E: 0 K: 0 S: 3	H: 1 LOB: 0 BB: 0 P: 3	R: 0 E: 0 K: 0 S: 3	H: 0 LOB: 1 BB: 1 P: 7	1B: 7 2B: 4 3B: 0 HR: 1	SF: 0 SAC: 0 DP: 1 HBP: 0	WP: 0 PA: 43 PB: 0 SB: 0 CS: 1
PITCHER	IP WLS BF H R ER SO ERA WHIP	IP WLS BF H R ER SO ERA WHIP	IP WLS BF H R ER SO ERA WHIP	IP WLS BF H R ER SO ERA WHIP	IP WLS BF H R ER SO ERA WHIP	IP WLS BF H R ER SO ERA WHIP	IP WLS BF H R ER SO ERA WHIP	IP WLS BF H R ER SO ERA WHIP	IP WLS BF H R ER SO ERA WHIP	IP WLS BF H R ER SO ERA WHIP	IP WLS BF H R ER SO ERA WHIP	IP WLS BF H R ER SO ERA WHIP	IP WLS BF H R ER SO ERA WHIP	IP WLS BF H R ER SO ERA WHIP	IP WLS BF H R ER SO ERA WHIP	IP WLS BF H R ER SO ERA WHIP	IP WLS BF H R ER SO ERA WHIP				
Nelson Briles, R (1, 1) ERA: 3.44	4.0	20	7	2	2	3	1	0	0	0	4.50	2.000									
Craig Skok, L (5, 1) ERA: 3.0	2.2	12	4	1	1	4	1	0	0	0	3.38	1.875									
Steve Foucault, R (7, 1) ERA: 2.98	3.1	W 11	1	0	0	0	1	0	0	0	0.00	0.600									


BOTTOM

Texas Rangers @ Cleveland Indians
Cleveland Municipal Stadium, Cleveland, OH

Sat Aug 14 1976, 3:33 AM EDT
Att: 13,640 - Unknown - 76 F

livebaseballscores.com

AB 40
R 3
H 12
RBI 3
BB 3
SO 7
LOB 25



WP: 0 PA: 43
PB: 0
SB: 0
CS: 1

Batter	1	2	3	4	5	6	7	8	9	AB	R	H	RBI	BB	SO	LOB	TOP										
Dave Moates, L (1, 7) OBP: 0.304, SLG: 0.316 Tom Grieve, R (7, PH) OBP: 0.296, SLG: 0.391 (7, 7)	1-3		BB 1B		4-3		F9	G6-4-3		3	0	1	0	0	0	0											
Toby Harrah, R (1, 6) OBP: 0.371, SLG: 0.381	6-3		BB 1B				BB 1-2		4-3	3	1	1	1	2	0	0											
Mike Hargrove, L (1, 3) OBP: 0.309, SLG: 0.401			BB 1-2				BB 1-2			3	1	3	0	2	0	0											
Jeff Burroughs, R (1, 9) OBP: 0.303, SLG: 0.375	5-3		F4		FC5-4		BB 1-2	4-3		5	1	1	2	0	0	7											
Joe Lahoud, L (1, 10) OBP: 0.323, SLG: 0.281 Jim Fregosi, R (6, PH) OBP: 0.358, SLG: 0.333		FC5-4 1B	F6				F8	1B 1B	K	2	0	1	0	0	0	2											
Roy Howell, L (1, 5) OBP: 0.302, SLG: 0.367		FC5-4 1-2 1B		4-3			K	F8	F9	5	0	1	0	0	1	1											
Lenny Randle, S (1, 4) OBP: 0.288, SLG: 0.270		K		4-3			K			4	0	1	0	0	2	2											
Juan Beniquez, R (1, 8) OBP: 0.323, SLG: 0.290		FC5-4 1-2 2-3		K			FC4-6 BB	BB 1-3 2-H	1B	3	0	1	1	1	1	2											
Jim Sundberg, R (1, 2) OBP: 0.277, SLG: 0.287 Gene Clines, R (8, PH) OBP: 0.285, SLG: 0.286 Bill Fahey, L (8, 2) OBP: 0.339, SLG: 0.320		K					F8	FC4-6 BB 1-2	G6-4-3 BB	3	0	0	0	0	1	3											
Inning Stats	R: 0 E: 0 K: 0 S: 4	H: 1 LOB: 1 BB: 0 P: 4	R: 0 E: 0 K: 2 S: 9	H: 2 LOB: 2 BB: 1 P: 9	R: 0 E: 0 K: 1 S: 4	H: 0 LOB: 0 BB: 1 P: 5	R: 1 E: 0 K: 0 S: 4	H: 1 LOB: 1 BB: 1 P: 8	R: 0 E: 0 K: 2 S: 7	H: 0 LOB: 0 BB: 0 P: 7	R: 0 E: 0 K: 0 S: 3	H: 0 LOB: 3 BB: 3 P: 15	R: 1 E: 0 K: 0 S: 5	H: 3 LOB: 2 BB: 1 P: 9	R: 2 E: 0 K: 1 S: 7	H: 2 LOB: 0 BB: 0 P: 7	1B: 8 2B: 1 3B: 0 HR: 2	SF: 0 SAC: 0 DP: 1 HBP: 0	WP: 0 PB: 0 SB: 0 CS: 0	PA: 42							
PITCHER	IP	WLS	BF	H	R	ER	SO	BB	IBB	HBP	BLK	WP	HR	S	P	ERA	WHIP										
Stan Thomas, R (1, 1) ERA: 2.36	5.0	W	22	6	1	1	3	2	0	0	0	0	1	26	34	1.80	1.600										
Dave LaRoche, L (6, 1) ERA: 2.56	2.1		14	3	1	1	2	4	0	0	0	0	0	14	30	3.86	3.000										
Jim Kern, R (8, 1) ERA: 2.72	1.2	S	6	2	2	2	1	0	0	0	0	0	1	8	8	10.80	1.200										

Texas Rangers @ Cleveland Indians
Cleveland Municipal Stadium, Cleveland, OH
Sun Aug 15 1976, 3:33 AM EDT
Unknown - 65 F

AB 36
R 4
H 11
RBI 4
BB 6
SO 6
LOB 21



Batter	1	2	3	4	5	6	7	8	9	AB	R	H	RBI	BB	SO	LOB	BOTTOM										
Duane Kuiper, L (1, 4) OBP: 0.325, SLG: 0.338	G3	F7			G6-3 1B		1B 2B			4	1	2	0	0	0	0											
Larvell Blanks, R (1, 6) OBP: 0.373, SLG: 0.474	1B BB SF7	F2			G6-3 1-2		1B 2-H 3-H			4	1	2	2	0	0	1											
Rick Manning, L (1, 8) OBP: 0.345, SLG: 0.403	1B 1-2 BB		F7			K		1B 1B		3	2	1	0	1	1	0											
Boog Powell, L (1, 3) OBP: 0.304, SLG: 0.307	1B E 1-2 2-3		6-3			1B		1B 1-3		4	1	3	0	0	0	0											
George Hendrick, R (1, 10) OBP: 0.324, SLG: 0.460	SF7		5-3			F3		K		3	0	0	1	0	1	3											
John Lowenstein, L (1, 9) OBP: 0.295, SLG: 0.281	E 1-3 2-H		F7		F7	F8		1B 1-2 3-H		4	0	2	2	0	0	1											
Buddy Bell, R (1, 5) OBP: 0.347, SLG: 0.367	E5		6-3			FC5 2B		F7		4	0	1	0	0	0	3											
Tommy Smith, L (1, 7) OBP: 0.290, SLG: 0.388	5-3		K			K		F9		4	0	0	0	0	2	5											
Ray Fosse, R (1, 2) OBP: 0.368, SLG: 0.365		5-3			F9		FC5 2B 1B			3	1	0	0	0	0	1											
Inning Stats	R: 3 E: 1 K: 0 S: 7	H: 3 LOB: 2 BB: 1 P: 11	R: 0 E: 0 K: 0 S: 3	H: 0 LOB: 0 BB: 0 P: 3	R: 0 E: 0 K: 1 S: 5	H: 0 LOB: 0 BB: 0 P: 5	R: 0 E: 0 K: 0 S: 3	H: 1 LOB: 1 BB: 0 P: 3	R: 0 E: 0 K: 1 S: 6	H: 1 LOB: 1 BB: 0 P: 6	R: 2 E: 0 K: 1 S: 7	H: 3 LOB: 1 BB: 0 P: 7	R: 1 E: 0 K: 1 S: 8	H: 3 LOB: 2 BB: 0 P: 8	1B: 9 2B: 2 3B: 0 HR: 0	SF: 1 SAC: 0 DP: 1 HBP: 0	WP: 0 PB: 0 SB: 0 CS: 0	PA: 35									
PITCHER	IP	WLS	BF	H	R	ER	SO	BB	IBB	HBP	BLK	WP	HR	S	P	ERA	WHIP										
Bert Blyleven, R (1, 1) ERA: 2.95	7.1	L	33	11	6	5	4	1	0	0	0	0	0	40	44	6.14	1.636										
Jeff Terpko, R (8, 1) ERA: 2.49	0.2		2	0	0	0	0	0	0	0	0	0	0	2	2	0.00	0.000										

Texas Rangers @ Cleveland Indians
Cleveland Municipal Stadium, Cleveland, OH
Sun Aug 15 1976, 3:33 AM EDT
Unknown - 65 F

AB 33
R 6
H 11
RBI 5
BB 1
SO 4
LOB 14



Batter	1	2	3	4	5	6	7	8	9	AB	R	H	RBI	BB	SO	LOB	TOP					
Danny Thompson, R (1, 5) OBP: 0.275, SLG: 0.274 Roy Howell, L (8, PH) OBP: 0.301, SLG: 0.366 (8, 5)	F9	6-3			4-3			K		3	0	0	0	0	0	3						
Toby Harrah, R (1, 6) OBP: 0.370, SLG: 0.379	K		6-3			F4		F8 1B		4	0	1	0	0	1	0						
Mike Hargrove, L (1, 10) OBP: 0.310, SLG: 0.399	FC6-4 BB		G6-4-3 BB			L4		F8 1-2 2-3		2	0	0	0	2	0	2						
Jeff Burroughs, R (1, 9) OBP: 0.300, SLG: 0.371	FC6-4 1-2		G6-4-3 1-2			6-3		F7		4	0	0	0	0	0	4						
Jim Fregosi, R (1, 3) OBP: 0.348, SLG: 0.323 Joe Lahoud, L (9, PH) OBP: 0.321, SLG: 0.280		K			F9			6-3	G3	3	0	0	0	0	1	0						
Tom Griever, R (1, 7) OBP: 0.295, SLG: 0.388		1B WP BB			F7			6-3	4-3	3	0	0	0	1	0	0						
Lenny Randle, S (1, 4) OBP: 0.290, SLG: 0.271		1B BB			F8			E3 FC6-4	FC6-4 1B	3	0	1	0	1	0	0						
Juan Beniquez, R (1, 8) OBP: 0.322, SLG: 0.289						K		FC6-4 1-2	FC6-4	4	0	1	0	0	1	2						
Bill Fahey, L (1, 2) OBP: 0.339, SLG: 0.321		K			4-3			F8 1B		3	0	1	0	0	1	3						
Inning Stats	R: 0 E: 0 K: 1 S: 5	H: 0 LOB: 1 BB: 1 P: 9	R: 0 E: 0 K: 2 S: 8	H: 1 LOB: 3 BB: 2 P: 16	R: 0 E: 0 K: 0 S: 2	H: 0 LOB: 0 BB: 1 P: 6	R: 0 E: 0 K: 0 S: 3	H: 0 LOB: 0 BB: 0 P: 3	R: 0 E: 0 K: 1 S: 5	H: 0 LOB: 0 BB: 0 P: 5	R: 0 E: 0 K: 0 S: 3	H: 0 LOB: 0 BB: 0 P: 3	R: 0 E: 1 K: 0 S: 4	H: 0 LOB: 1 BB: 0 P: 4	R: 0 E: 0 K: 1 S: 7	H: 2 LOB: 2 BB: 0 P: 7	R: 0 E: 0 K: 0 S: 4	H: 1 LOB: 1 BB: 0 P: 4	1B: 4 2B: 0 3B: 0 HR: 0	SF: 0 SAC: 0 DP: 1 HBP: 0	WP: 1 PB: 0 SB: 0 CS: 0	PA: 35
PITCHER Jim Bibby, R (1, 1) ERA: 3.39	IP: 9.0 WLS: W BF: 35 H: 4 R: 0 ER: 0 SO: 5 BB: 4 IBB: 0 HBP: 0 BLK: 0 WP: 1 HR: 0 S: 41 P: 57 ERA: 0.00 WHIP: 0.889											PITCHER	IP: 9.0 WLS: W BF: 35 H: 4 R: 0 ER: 0 SO: 5 BB: 4 IBB: 0 HBP: 0 BLK: 0 WP: 1 HR: 0 S: 41 P: 57 ERA: 0.00 WHIP: 0.889									

Texas Rangers @ Cleveland Indians
Cleveland Municipal Stadium, Cleveland, OH
Sun Aug 15 1976, 3:38 AM EDT
Att: 23,790 - Unknown - 70 F

AB 31
R 0
H 4
RBI 0
BB 4
SO 5
LOB 15



Batter	1	2	3	4	5	6	7	8	9	AB	R	H	RBI	BB	SO	LOB	BOTTOM
Duane Kuiper, L (1, 4) OBP: 0.322, SLG: 0.335	4-3		G6-3 1-2			1-3		SH3-4		3	0	0	0	0	0	1	
Rick Manning, L (1, 8) OBP: 0.348, SLG: 0.407					F8		SH3-4 1B 2B	BLK 1B		3	1	2	1	1	0	0	
John Lowenstein, L (1, 7) OBP: 0.290, SLG: 0.276					F7		SH3-4 2-3	F7 1-2		3	0	0	0	0	0	2	
Boog Powell, L (1, 3) OBP: 0.303, SLG: 0.303					F9		2-3	F7 1-2		3	1	0	0	1	0	2	
George Hendrick, R (1, 10) OBP: 0.324, SLG: 0.458					F7					2	0	0	0	1	1	0	
Buddy Bell, R (1, 5) OBP: 0.347, SLG: 0.366					F8					3	0	1	2	0	0	0	
Charlie Spikes, R (1, 9) OBP: 0.300, SLG: 0.339					F8					3	0	0	0	0	1	2	
Rick Cerone, R (1, 2) OBP: 0.269, SLG: 0.274					F8					3	0	0	0	0	0	2	
Frank Duffy, R (1, 6) OBP: 0.269, SLG: 0.274					E1 G6-3					3	1	1	0	0	0	0	
Inning Stats	R: 0 E: 0 K: 0 S: 3	H: 0 LOB: 1 BB: 1 P: 7	R: 0 E: 0 K: 0 S: 3	H: 0 LOB: 0 BB: 0 P: 3	R: 0 E: 1 K: 0 S: 3	H: 0 LOB: 0 BB: 0 P: 3	R: 0 E: 0 K: 0 S: 3	H: 0 LOB: 0 BB: 0 P: 3	R: 2 E: 0 K: 1 S: 7	H: 2 LOB: 2 BB: 2 P: 15	R: 1 E: 0 K: 0 S: 5	H: 2 LOB: 1 BB: 0 P: 5	1B: 3 2B: 1 3B: 0 HR: 0	SF: 0 SAC: 2 DP: 1 HBP: 0	WP: 0 PB: 0 SB: 0 CS: 0	PA: 31	
PITCHER Steve Hargan, R (1, 1) ERA: 3.15 Joe Hoerner, L (8, 1) ERA: 4.7	IP: 7.1 WLS: L BF: 29 H: 4 R: 3 ER: 3 SO: 2 BB: 2 IBB: 1 HBP: 0 BLK: 0 WP: 0 HR: 0 S: 30 P: 42 ERA: 3.68 WHIP: 0.818											PITCHER	IP: 0.2 WLS: L BF: 2 H: 0 R: 0 ER: 0 SO: 0 BB: 0 IBB: 0 HBP: 0 BLK: 1 WP: 0 HR: 0 S: 2 P: 2 ERA: 0.00 WHIP: 0.000				

Texas Rangers @ Cleveland Indians
Cleveland Municipal Stadium, Cleveland, OH
Sun Aug 15 1976, 3:38 AM EDT
Att: 23,790 - Unknown - 70 F


AB 26
R 3
H 4
RBI 3
BB 3
SO 2
LOB 9



Batter	1	2	3	4	5	6	7	8	9	AB	R	H	RBI	BB	SO	LOB	TOP			
Gene Clines, R OBP: 0.282, SLG: 0.282	L4-3		L9		L6-3			L5-3		4	0	0	0	0	0	3				
Danny Thompson, R OBP: 0.271, SLG: 0.269	F8		F3			6-3		F8		4	0	0	0	0	0	2				
Mike Hargrove, L OBP: 0.313, SLG: 0.404	1B		F7			G6-4-3 BB		1B SF9 2B		3	1	2	0	1	0	2				
Jeff Burroughs, R OBP: 0.302, SLG: 0.372	F2				G5-4-3 1B		G6-4-3	FC6-4 1B		4	0	2	0	0	0	2				
Roy Howell, L OBP: 0.298, SLG: 0.363		4-3		F5			4-3	SF9		3	0	0	1	0	0	1				
Tom Grieve, R OBP: 0.292, SLG: 0.384	K		G5-4-3				K	FC6-4		4	0	0	0	0	2	2				
Lenny Randle, S OBP: 0.288, SLG: 0.269	F5				F8		3-1			3	0	0	0	0	0	0				
Juan Beniquez, R OBP: 0.325, SLG: 0.293			L9 1B					B5-3		3	0	2	0	0	0	0				
Jim Sundberg, R OBP: 0.278, SLG: 0.287					F7			K		3	0	1	0	0	1	1				
Inning Stats	R: 0 E: 0 K: 0 S: 4	H: 1 LOB: 1 BB: 0 P: 4	R: 0 E: 0 K: 1 S: 5	H: 0 LOB: 0 BB: 0 P: 5	R: 0 E: 0 K: 0 S: 5	H: 2 LOB: 2 BB: 0 P: 5	R: 0 E: 0 K: 0 S: 3	H: 1 LOB: 0 BB: 0 P: 3	R: 0 E: 0 K: 0 S: 4	H: 1 LOB: 1 BB: 0 P: 4	R: 0 E: 0 K: 1 S: 5	H: 0 LOB: 0 BB: 0 P: 5	R: 0 E: 0 K: 1 S: 5	H: 0 LOB: 0 BB: 0 P: 5	R: 1 E: 0 K: 0 S: 5	H: 2 LOB: 1 BB: 0 P: 5	1B: 6 2B: 1 3B: 0 HR: 0	SF: 1 SAC: 0 DP: 2 HBP: 0	WP: 0 PB: 0 SB: 0 CS: 0	PA: 33
PITCHER Caffish Hunter, R ERA: 3.53	IP: 9.0 WLS: W BF: 33 H: 7 R: 1 ER: 1 SO: 3 BB: 1 IBB: 0 HBP: 0 BLK: 0 WP: 0 HR: 0 S: 38 P: 42 ERA: 1.00 WHIP: 0.889															PITCHER				

Texas Rangers @ New York Yankees
Yankee Stadium, Bronx, NY
Mon Aug 16 1976, 7:05 PM EDT
Att: 21,621 - Unknown


AB	31
R	1
H	7
RBI	1
BB	1
SO	3
LOB	13



Batter	1	2	3	4	5	6	7	8	9	AB	R	H	RBI	BB	SO	LOB	BOTTOM			
Mickey Rivers, L OBP: 0.314, SLG: 0.425	4-3		IHR		4-3		3-4			4	1	1	1	0	0	1				
Roy White, S OBP: 0.356, SLG: 0.398	K		4-3		L7		FC5			4	0	0	0	0	1	1				
Thurman Munson, R OBP: 0.357, SLG: 0.453	1B CS		2B		4-3			L7 1B 1B		4	2	3	0	0	0	0				
Chris Chambliss, L OBP: 0.328, SLG: 0.457	CS	G3	2B			FC4-6 1B		1B 1B		4	0	3	1	0	0	0				
Carlos May, L OBP: 0.342, SLG: 0.351		2B	4-3			FC4-6 1B		L7		4	1	1	0	0	0	4				
Graig Nettles, L OBP: 0.315, SLG: 0.425		F8 2B			1-3			1B		4	0	3	2	0	0	0				
Oscar Gamble, L OBP: 0.319, SLG: 0.408		F8			5-3		4-3	F3		4	0	0	0	0	0	4				
Willie Randolph, R OBP: 0.359, SLG: 0.318		5-3			F9			L7		4	0	0	0	0	0	3				
Fred Stanley, R OBP: 0.367, SLG: 0.341		F8						FC5 3-4 1B		3	1	2	1	0	0	0				
Inning Stats	R: 0 E: 0 K: 1 S: 5	H: 1 LOB: 0 BB: 0 P: 5	R: 1 E: 0 K: 0 S: 5	H: 2 LOB: 1 BB: 0 P: 5	R: 2 E: 0 K: 0 S: 6	H: 3 LOB: 1 BB: 0 P: 6	R: 0 E: 0 K: 0 S: 3	H: 0 LOB: 0 BB: 0 P: 3	R: 1 E: 0 K: 0 S: 4	H: 1 LOB: 0 BB: 0 P: 4	R: 0 E: 0 K: 0 S: 4	H: 2 LOB: 1 BB: 0 P: 4	R: 0 E: 0 K: 0 S: 4	H: 1 LOB: 0 BB: 0 P: 4	R: 1 E: 0 K: 0 S: 6	H: 3 LOB: 2 BB: 0 P: 6	1B: 8 2B: 3 3B: 0 HR: 2	SF: 0 SAC: 0 DP: 0 HBP: 0	WP: 0 PB: 0 SB: 0 CS: 1	PA: 36
PITCHER Gaylord Perry, R ERA: 3.47 Joe Hoerner, L ERA: 4.65 Jeff Terpko, R ERA: 2.47	IP: 7.1 WLS: L BF: 33 H: 13 R: 5 ER: 5 SO: 1 BB: 0 IBB: 0 HBP: 0 BLK: 0 WP: 0 HR: 1 S: 35 P: 35 ERA: 6.14 WHIP: 1.773															PITCHER				

Texas Rangers @ New York Yankees
Yankee Stadium, Bronx, NY
Mon Aug 16 1976, 7:05 PM EDT
Att: 21,621 - Unknown


AB	35
R	5
H	13
RBI	5
BB	0
SO	1
LOB	13



Batter	1	2	3	4	5	6	7	8	9	AB	R	H	RBI	BB	SO	LOB	TOP			
Gene Clines, R OBP: 0.281, SLG: 0.282										4	0	1	0	0	0	0				
Toby Harrah, R OBP: 0.369, SLG: 0.377										3	1	0	0	1	0	1				
Mike Hargrove, L OBP: 0.316, SLG: 0.406										3	0	2	0	1	0	0				
Jeff Burroughs, R OBP: 0.300, SLG: 0.369										4	0	0	1	0	1	4				
Dave Moates, L OBP: 0.304, SLG: 0.316										0	0	0	0	0	0	0				
Joe Lahoud, L OBP: 0.315, SLG: 0.273										4	0	0	0	0	1	3				
Roy Howell, L OBP: 0.297, SLG: 0.362										4	0	1	0	0	0	0				
Lenny Randle, S OBP: 0.286, SLG: 0.266										4	0	0	0	0	0	2				
Juan Beniquez, R OBP: 0.325, SLG: 0.293										3	0	1	0	0	0	0				
Jim Sundberg, R OBP: 0.275, SLG: 0.284										3	0	0	0	0	0	1				
Inning Stats	R: 0 E: 0 K: 1 S: 7	H: 2 LOB: 2 BB: 0 P: 7	R: 0 E: 0 K: 0 S: 4	H: 1 LOB: 1 BB: 0 P: 4	R: 0 E: 0 K: 0 S: 3	H: 0 LOB: 0 BB: 0 P: 3	R: 0 E: 0 K: 1 S: 5	H: 0 LOB: 0 BB: 0 P: 5	R: 0 E: 0 K: 0 S: 3	H: 0 LOB: 1 BB: 1 P: 7	R: 0 E: 0 K: 0 S: 3	H: 0 LOB: 0 BB: 0 P: 3	R: 0 E: 0 K: 0 S: 3	H: 0 LOB: 2 BB: 1 P: 9	R: 1 E: 0 K: 0 S: 5	H: 2 LOB: 2 BB: 1 P: 9	1B: 5 2B: 0 3B: 0 HR: 0	SF: 0 SAC: 0 DP: 0 HBP: 0	WP: 0 PB: 0 SB: 0 CS: 0	PA: 34
PITCHER Doyle Alexander, R ERA: 3.07	IP: 9.0 WLS: W BF: 34 H: 5 R: 1 ER: 1 SO: 2 BB: 2 IBB: 0 HBP: 0 BLK: 0 WP: 0 HR: 0 S: 36 P: 44 ERA: 1.00 WHIP: 0.778																			

Texas Rangers @ New York Yankees
Yankee Stadium, Bronx, NY
Tue Aug 17 1976, 7:05 PM EDT
Att: 20,959 - Unknown


AB 32
R 1
H 5
RBI 1
BB 2
SO 2
LOB 11



Batter	1	2	3	4	5	6	7	8	9	AB	R	H	RBI	BB	SO	LOB	BOTTOM					
Mickey Rivers, L OBP: 0.311, SLG: 0.421										4	0	0	0	0	0	3						
Roy White, S OBP: 0.353, SLG: 0.394										4	0	0	0	0	1	0						
Thurman Munson, R OBP: 0.355, SLG: 0.449										4	0	0	0	0	0	0						
Chris Chambliss, L OBP: 0.329, SLG: 0.458										4	0	2	0	0	0	0						
Carlos May, L OBP: 0.344, SLG: 0.348										2	0	0	0	2	0	1						
Graig Nettles, L OBP: 0.314, SLG: 0.431										4	1	1	1	0	0	3						
Oscar Gamble, L OBP: 0.322, SLG: 0.422										3	1	2	1	0	0	1						
Willie Randolph, R OBP: 0.359, SLG: 0.318										3	0	1	0	0	0	1						
Fred Stanley, R OBP: 0.366, SLG: 0.340										3	0	1	0	0	0	1						
Inning Stats	R: 0 E: 0 K: 1 S: 5	H: 0 LOB: 0 BB: 0 P: 5	R: 0 E: 0 K: 0 S: 3	H: 0 LOB: 1 BB: 1 P: 7	R: 0 E: 0 K: 0 S: 3	H: 0 LOB: 0 BB: 0 P: 3	R: 0 E: 0 K: 0 S: 3	H: 0 LOB: 0 BB: 0 P: 3	R: 1 E: 0 K: 0 S: 6	H: 3 LOB: 2 BB: 0 P: 6	R: 0 E: 0 K: 0 S: 4	H: 1 LOB: 2 BB: 1 P: 8	R: 0 E: 0 K: 0 S: 4	H: 1 LOB: 1 BB: 0 P: 4	R: 0 E: 0 K: 0 S: 4	H: 1 LOB: 1 BB: 0 P: 4	R: 1 E: 0 K: 0 S: 1	H: 1 LOB: 0 BB: 0 P: 1	1B: 5 2B: 0 3B: 0 HR: 2	SF: 0 SAC: 0 DP: 0 HBP: 0	WP: 2 PB: 0 SB: 0 CS: 0	PA: 33
PITCHER Tommy Boggs, R ERA: 4.15	IP: 8.0 WLS: L BF: 33 H: 7 R: 2 ER: 2 SO: 1 BB: 2 IBB: 0 HBP: 0 BLK: 0 WP: 2 HR: 2 S: 33 P: 41 ERA: 2.25 WHIP: 1.125																					

Texas Rangers @ New York Yankees
Yankee Stadium, Bronx, NY
Tue Aug 17 1976, 7:05 PM EDT
Att: 20,959 - Unknown

AB 31
R 2
H 7
RBI 2
BB 2
SO 1
LOB 10




Batter	1	2	3	4	5	6	7	8	9	AB R H RBI BB SO LOB	TOP									
Gene Clines, R OBP: 0.289, SLG: 0.296 (1, 8)										5 2 4 0 0 0 0	<p>Texas Rangers @ New York Yankees Yankee Stadium, Bronx, NY Wed Aug 18 1976, 7:05 PM EDT Att: 23,358 - Unknown - 55 F</p> <p>livebaseballscorecards.com</p>									
Toby Harrah, R OBP: 0.369, SLG: 0.377 (1, 6)										5 1 2 2 0 1 2										
Mike Hargrove, L OBP: 0.318, SLG: 0.413 (1, 3)										5 1 3 2 0 1 2										
Jeff Burroughs, R OBP: 0.303, SLG: 0.369 (9, PR)										3 0 1 0 2 1 3 0 0 0 0 0 0 0										
Jim Fregosi, R OBP: 0.336, SLG: 0.309 (1, 10)										4 0 0 0 0 1 9										
Tom Grieve, R OBP: 0.294, SLG: 0.383 (1, 7)										4 0 1 1 1 1 0										
Lenny Randle, S OBP: 0.285, SLG: 0.264 (1, 4)										4 0 0 0 0 0 3										
Danny Thompson, R OBP: 0.270, SLG: 0.265 (1, 5)										4 1 0 0 1 1 3										
Jim Sundberg, R OBP: 0.275, SLG: 0.293 (1, 2)										4 1 1 1 0 1 1										
Inning Stats	R: 3 E: 0 K: 1 S: 9	H: 4 LOB: 1 BB: 0 P: 9	R: 2 E: 0 K: 0 S: 6	H: 2 LOB: 2 BB: 1 P: 10	R: 0 E: 0 K: 2 S: 6	H: 0 LOB: 0 BB: 0 P: 7	R: 0 E: 0 K: 3 S: 11	H: 2 LOB: 3 BB: 1 P: 15	R: 0 E: 0 K: 1 S: 7	H: 0 LOB: 0 BB: 0 P: 3		R: 0 E: 0 K: 0 S: 3	H: 0 LOB: 0 BB: 0 P: 3	R: 0 E: 0 K: 0 S: 4	H: 1 LOB: 0 BB: 0 P: 4	R: 0 E: 0 K: 0 S: 4	H: 1 LOB: 2 BB: 1 P: 8	1B: 8 2B: 2 3B: 1 HR: 1	SF: 0 SAC: 1 DP: 0 HBP: 1	WP: 0 PB: 0 SB: 0 CS: 1
PITCHER	IP WLS BF H R ER SO BB IBB HBP BLK WP HR S P ERA WHIP	IP WLS BF H R ER SO BB IBB HBP BLK WP HR S P ERA WHIP																		
Ken Holtzman, L ERA: 3.82 (1, 1)	1.1 12 6 5 5 1 1 0 0 0 0 0 13 17 33.75 5.250																			
Dick Tidrow, R ERA: 2.95 (2, 1)	4.0 17 4 0 0 5 1 0 1 0 0 0 25 30 0.00 1.250																			
Sparky Lyle, L ERA: 2.34 (6, 1)	3.2 W 15 2 1 1 1 1 1 0 0 0 1 15 23 2.46 0.818																			

Batter	1	2	3	4	5	6	7	8	9	AB R H RBI BB SO LOB	BOTTOM									
Mickey Rivers, L OBP: 0.310, SLG: 0.419 (1, 8)											5 0 1 1 0 0 3	<p>Texas Rangers @ New York Yankees Yankee Stadium, Bronx, NY Wed Aug 18 1976, 7:05 PM EDT Att: 23,358 - Unknown - 55 F</p> <p>livebaseballscorecards.com</p>								
Roy White, S OBP: 0.356, SLG: 0.412 (1, 7)											5 3 3 5 0 1 1									
Thurman Munson, R OBP: 0.354, SLG: 0.447 (1, 10)											4 1 1 1 0 1 1									
Lou Piniella, R OBP: 0.305, SLG: 0.396 (1, 9)											4 0 1 0 0 1 1									
Chris Chambliss, L OBP: 0.331, SLG: 0.458 (1, 3)											4 0 2 1 0 0 0									
Graig Nettles, L OBP: 0.311, SLG: 0.427 (1, 5)											4 0 0 0 0 0 3									
Fran Healy, R OBP: 0.323, SLG: 0.270 (1, 2)											2 1 1 0 0 1 1									
Gene Locklear, L OBP: 0.257, SLG: 0.261 (6, PH)											1 0 0 0 0 0 2									
Elrod Hendricks, L OBP: 0.234, SLG: 0.272 (6, 2)											1 0 1 0 0 0 0									
Willie Randolph, R OBP: 0.358, SLG: 0.317 (1, 4)											4 1 1 0 0 0 2									
Fred Stanley, R OBP: 0.364, SLG: 0.338 (1, 6)											4 2 1 0 0 0 2									
Inning Stats	R: 0 E: 0 K: 1 S: 6	H: 1 LOB: 0 BB: 0 P: 6	R: 0 E: 0 K: 1 S: 6	H: 1 LOB: 0 BB: 0 P: 6	R: 1 E: 0 K: 0 S: 4	H: 1 LOB: 0 BB: 0 P: 4	R: 0 E: 0 K: 1 S: 5	H: 0 LOB: 0 BB: 0 P: 5	R: 0 E: 0 K: 0 S: 3	H: 0 LOB: 0 BB: 0 P: 3	R: 0 E: 0 K: 0 S: 4	H: 1 LOB: 1 BB: 0 P: 4	R: 2 E: 0 K: 0 S: 3	H: 2 LOB: 0 BB: 0 P: 3	1B: 9 2B: 1 3B: 0 HR: 2	SF: 0 SAC: 0 DP: 0 HBP: 0	WP: 0 PB: 0 SB: 2 CS: 0	PA: 38		
PITCHER	IP WLS BF H R ER SO BB IBB HBP BLK WP HR S P ERA WHIP	IP WLS BF H R ER SO BB IBB HBP BLK WP HR S P ERA WHIP																		
Jim Umberger, L ERA: 3.18 (1, 1)	4.1 21 7 6 5 3 0 0 0 0 0 0 27 27 10.38 1.615																			
Craig Skok, L ERA: 2.7 (5, 1)	0.1 3 2 0 0 0 0 0 0 0 0 0 3 3 0.00 6.000																			
Steve Hargan, R ERA: 3.21 (5, 1)	3.2 L 14 3 2 2 1 0 0 0 0 0 0 1 16 16 4.91 0.818																			

Batter	1	2	3	4	5	6	7	8	9	AB	R	H	RBI	BB	SO	LOB	TOP				
Duane Kuiper, L (1, 4) OBP: 0.310, SLG: 0.321	5-3		FC6-4	FC6-2			K	L7		5	0	0	0	0	1	6					
Larvell Blanks, R (1, 6) OBP: 0.366, SLG: 0.461	1-3		F8	1-3			F9		L7	5	0	0	0	0	0	3					
Rick Manning, L (1, 8) OBP: 0.343, SLG: 0.397			L7	G3			F8		1B	4	1	1	0	1	0	3					
Rico Carty, R (1, 10) OBP: 0.386, SLG: 0.463	L7			HR				HR	1B	2	1	0	0	2	0	1					
Charlie Spikes, R (8, PR) OBP: 0.309, SLG: 0.339				BB				BB	1B	0	1	0	0	0	0	0					
Ron Pruitt, R (9, PH) OBP: 0.309, SLG: 0.283				BB				BB	1B	1	0	1	0	0	0	0					
Booq Powell, L (1, 3) OBP: 0.309, SLG: 0.333		6-3		HR				HR	BB	5	2	3	5	0	0	0					
George Hendrick, R (1, 7) OBP: 0.329, SLG: 0.463	5-3			BB				HR	1B	3	1	2	0	2	0	0					
Buddy Bell, R (1, 5) OBP: 0.348, SLG: 0.370				BB				HR	BB	4	1	2	0	0	1	3					
Tommy Smith, L (1, 9) OBP: 0.310, SLG: 0.359	F8			BB				HR	BB	3	0	0	0	1	0	3					
Ray Fosse, R (1, 2) OBP: 0.356, SLG: 0.352				BB				HR	BB	4	0	2	2	0	0	2					
Inning Stats	R: 0 E: 0 K: 0 S: 4	H: 1 LOB: 1 BB: 0 P: 4	R: 0 E: 0 K: 0 S: 3	H: 0 LOB: 1 BB: 0 P: 4	R: 0 E: 0 K: 0 S: 4	H: 1 LOB: 1 BB: 0 P: 4	R: 4 E: 0 K: 0 S: 6	H: 3 LOB: 2 BB: 3 P: 18	R: 0 E: 0 K: 0 S: 3	H: 1 LOB: 0 BB: 0 P: 3	R: 0 E: 0 K: 1 S: 5	H: 0 LOB: 0 BB: 0 P: 5	R: 2 E: 1 K: 0 S: 6	H: 2 LOB: 3 BB: 1 P: 10	R: 1 E: 0 K: 1 S: 6	H: 2 LOB: 2 BB: 2 P: 14	1B: 8 2B: 1 3B: 0 HR: 2	SF: 0 SAC: 0 DP: 1 HBP: 1	WP: 0 PB: 0 SB: 1 CS: 1	PA: 44	
PITCHER	IP	WLS	BF	H	R	ER	SO	BB	IBB	HBP	BLK	WP	HR	S	P	ERA	WHIP				
Nelson Briles, R (1, 1) ERA: 3.6	3.0		16	4	4	4	0	2	0	1	0	0	0	1	13	23	12.00	2.000			
Mike Bacsik, R (4, 1) ERA: 3.41	4.0	15	3	1	1	1	1	1	1	0	0	0	0	0	15	23	2.25	1.000			
Craig Skok, L (8, 1) ERA: 5.4	0.0	L	2	2	1	1	0	0	0	0	0	0	0	1	2	∞	∞				
Steve Foucault, R (8, 1) ERA: 2.96	0.2	3	0	0	0	0	0	0	0	0	0	0	0	3	3	0.00	0.000				
Joe Hoerner, L (8, 1) ERA: 4.78	1.0	6	2	1	1	0	0	2	0	0	0	0	0	4	12	9.00	4.000				
PITCHER	IP	WLS	BF	H	R	ER	SO	BB	IBB	HBP	BLK	WP	HR	S	P	ERA	WHIP				
Jeff Terpko, R (9, 1) ERA: 2.45	0.1		1	0	0	0	1	0	0	0	0	0	0	0	3	3	0.00	0.000			

Cleveland Indians @ Texas Rangers
Arlington Stadium, Arlington, TX
Thu Aug 19 1976, 8:05 PM EDT
Att: 20,076 - Unknown

AB 36
R 7
H 11
RBI 7
BB 6
SO 2
LOB 21

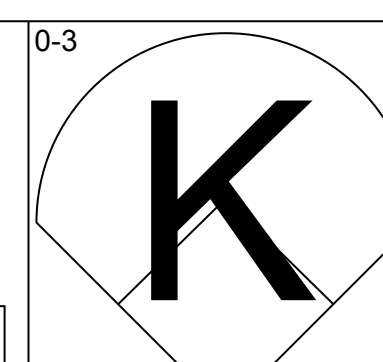
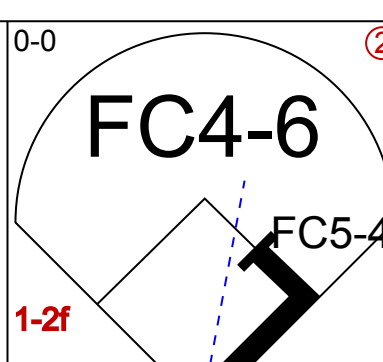
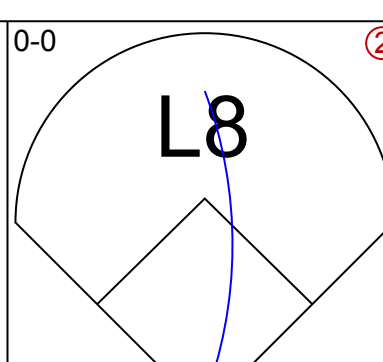
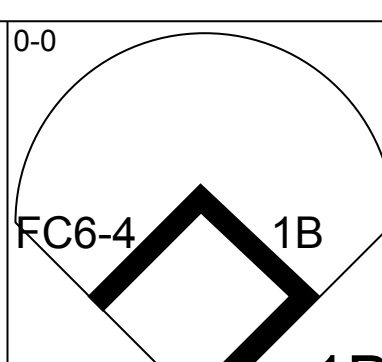
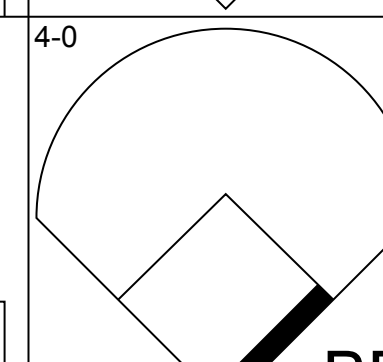
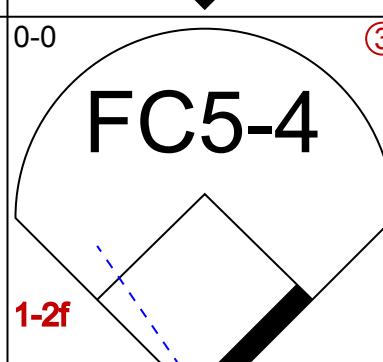
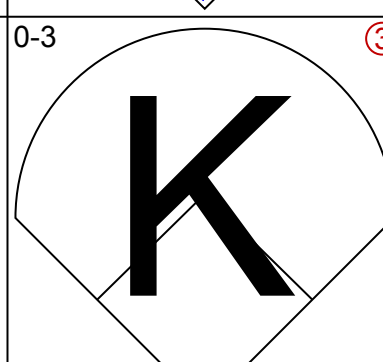
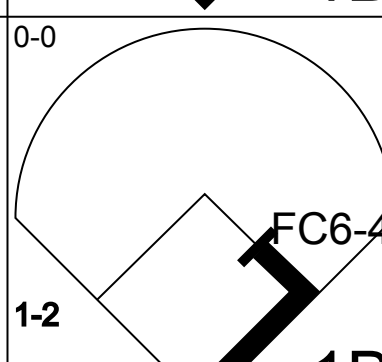
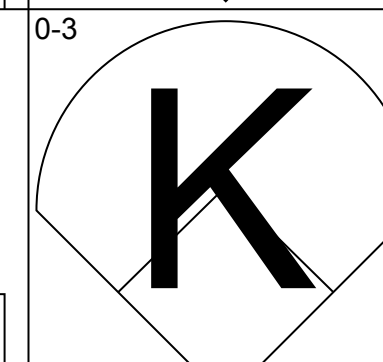
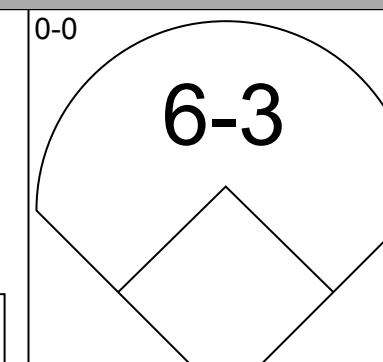
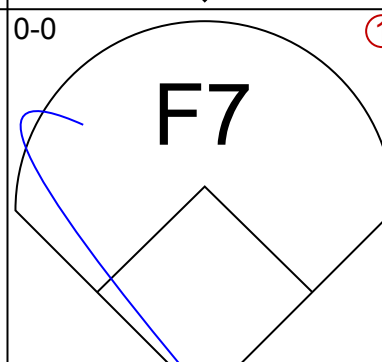
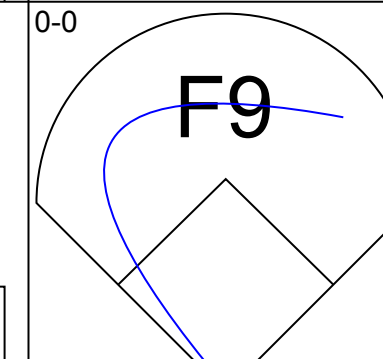
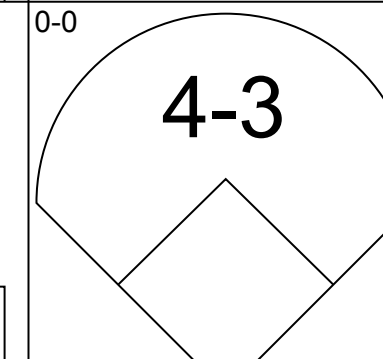
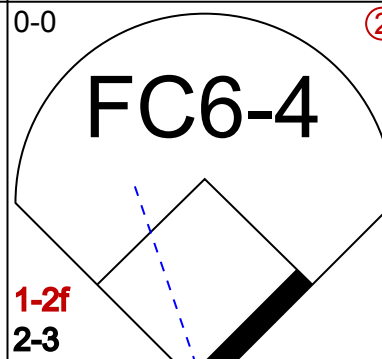
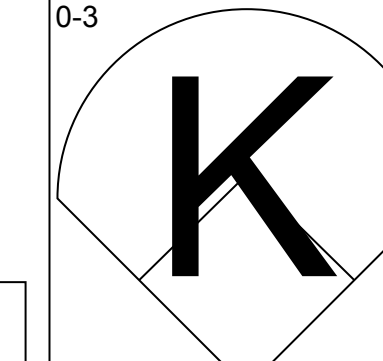
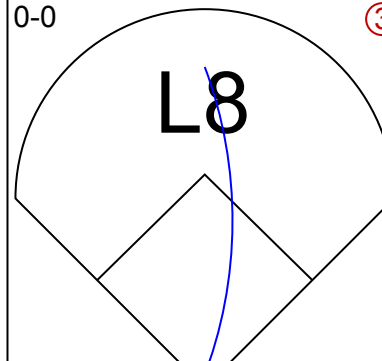
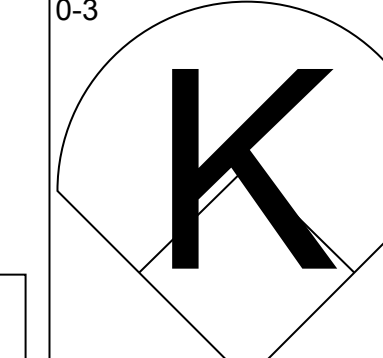
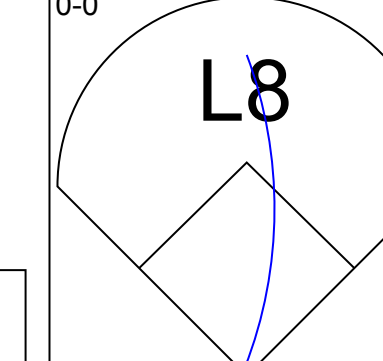
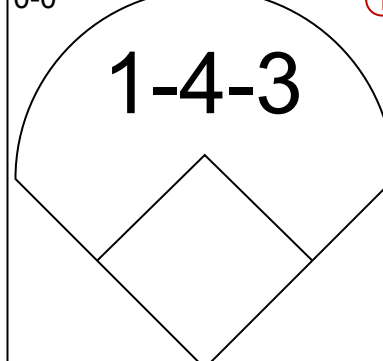
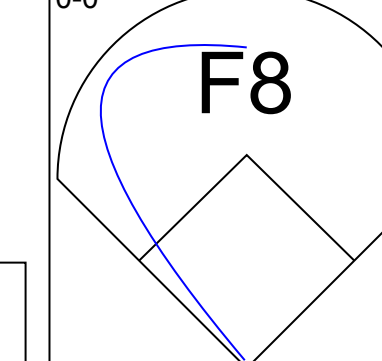


Batter	1	2	3	4	5	6	7	8	9	AB	R	H	RBI	BB	SO	LOB	BOTTOM			
Gene Clines, R (1, 7) OBP: 0.292, SLG: 0.296	L6-3		E		SH3-4		SH2-4		L9	3	1	1	0	1	0	0				
Toby Harrah, R (1, 6) OBP: 0.366, SLG: 0.374	F9		F8		SF9		SH2-4		F4	3	0	0	1	0	0	1				
Mike Hargrove, L (1, 3) OBP: 0.315, SLG: 0.409	4-3				F7		K		E1	4	0	0	0	1	1	1				
Jeff Burroughs, R (1, 9) OBP: 0.306, SLG: 0.382		SH1-3			HR		L8		FC4-6	5	2	3	1	0	0	3				
Tom Grieve, R (1, 10) OBP: 0.295, SLG: 0.383		SH1-3			K		SH5-3		FC6-4	2	0	1	1	0	1	0				
Juan Beniquez, R (1, 8) OBP: 0.324, SLG: 0.290		6-3			K		1B		FC6-4	3	0	0	0	1	1	3				
Danny Thompson, R (1, 4) OBP: 0.273, SLG: 0.269							1B		1-3	4	1	2	1	0	1	1				
Roy Howell, L (1, 5) OBP: 0.298, SLG: 0.362							1B		5-3	3	1	1	0	0	1	2				
Jim Fregosi, R (8, PH) OBP: 0.333, SLG: 0.306							1B			1	0	0	0	0	0	0				
Lenny Randle, S (9, 4) OBP: 0.285, SLG: 0.264							1B			0	0	0	0	0	0	0				
Jim Sundberg, R (1, 2) OBP: 0.275, SLG: 0.293							1B		F8	4	0	1	1	0	0	2				
Inning Stats	R: 0 E: 0 K: 0 S: 3	H: 0 LOB: 0 BB: 0 P: 3	R: 0 E: 0 K: 1 S: 6	H: 1 LOB: 1 BB: 0 P: 6	R: 0 E: 0 K: 0 S: 3	H: 0 LOB: 1 BB: 1 P: 7	R: 1 E: 0 K: 2 S: 8	H: 1 LOB: 0 BB: 0 P: 8	R: 2 E: 0 K: 1 S: 8	H: 3 LOB: 1 BB: 0 P: 8	R: 1 E: 0 K: 0 S: 5	H: 2 LOB: 2 BB: 1 P: 11	R: 1 E: 0 K: 0 S: 3	H: 0 LOB: 0 BB: 0 P: 3	R: 0 E: 1 K: 0 S: 4	H: 0 LOB: 1 BB: 0 P: 4	1B: 6 2B: 2 3B: 0 HR: 1	SF: 1 SAC: 4 DP: 0 HBP: 0	WP: 0 PB: 0 SB: 1 CS: 0	PA: 40
PITCHER	IP	WLS	BF	H	R	ER	SO	BB	IBB	HBP	BLK	WP	HR	S	P	ERA	WHIP			
Rick Waits, L (1, 1) ERA: 3.94	4.0	18	5	3	3	3	0	1	0	0	0	0	0	17	25	6.75	1.500			
Tom Buskey, R (5, 1) ERA: 3.92	3.0	W	15	4	2	2	2	1	1	0	0	0	0	7	7	6.00	1.667			
Dave LaRoche, L (8, 1) ERA: 2.37	2.0	S	7	0	0	0	0	0	0	0	0	0	0	7	7	0.00	0.000			

Cleveland Indians @ Texas Rangers
Arlington Stadium, Arlington, TX
Thu Aug 19 1976, 8:05 PM EDT
Att: 20,076 - Unknown

AB 32
R 5
H 9
RBI 5
BB 3
SO 5
LOB 13

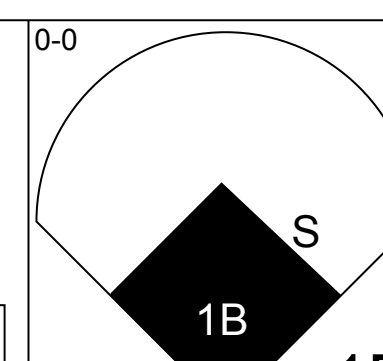
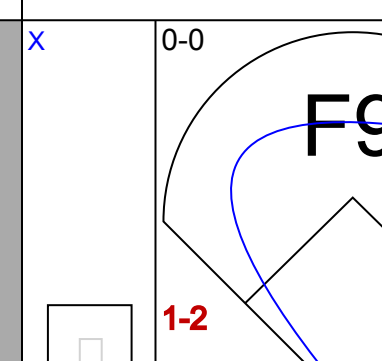
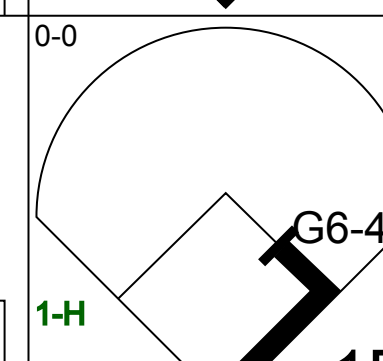
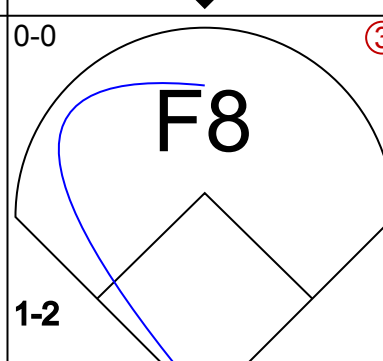
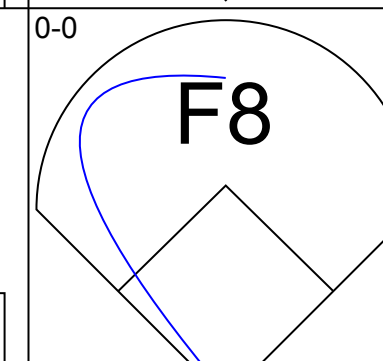
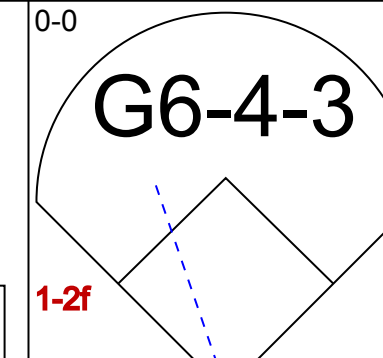
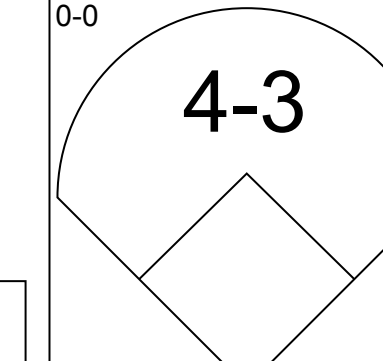
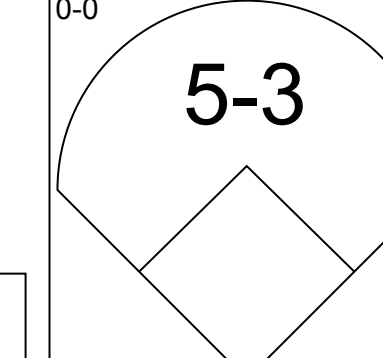
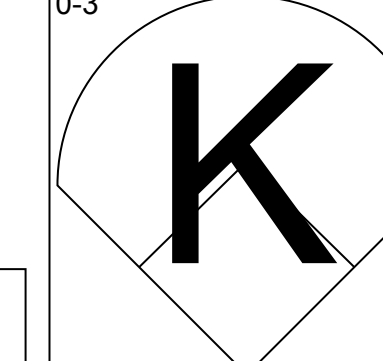


Batter	1	2	3	4	5	6	7	8	9	AB	R	H	RBI	BB	SO	LOB	TOP					
Duane Kuiper, L (1,4) OBP: 0.310, SLG: 0.321										4	0	1	0	0	1	1						
Larvell Blanks, R (1,6) OBP: 0.368, SLG: 0.459										3	0	1	0	1	1	1						
Rick Manning, L (1,8) OBP: 0.340, SLG: 0.394										4	0	0	0	0	2	3						
Rico Carty, R (1,10) OBP: 0.383, SLG: 0.459										4	0	0	0	0	0	3						
Boog Powell, L (1,3) OBP: 0.308, SLG: 0.329										3	0	0	0	1	1	2						
George Hendrick, R (1,7) OBP: 0.327, SLG: 0.460										3	0	0	0	0	2	1						
Buddy Bell, R (1,5) OBP: 0.346, SLG: 0.367										3	0	0	0	0	0	0						
Tommy Smith, L (1,9) OBP: 0.299, SLG: 0.346										3	0	0	0	0	1	0						
Ray Fosse, R (1,2) OBP: 0.356, SLG: 0.352										3	0	1	0	0	0	0						
Inning Stats	R: 0 E: 0 K: 2 S: 7	H: 0 LOB: 1 BB: 1 P: 11	R: 0 E: 0 K: 2 S: 7	H: 0 LOB: 0 BB: 0 P: 7	R: 0 E: 0 K: 0 S: 4	H: 1 LOB: 1 BB: 0 P: 4	R: 0 E: 0 K: 0 S: 3	H: 0 LOB: 0 BB: 0 P: 3	R: 0 E: 0 K: 2 S: 7	H: 0 LOB: 2 BB: 0 P: 7	R: 0 E: 0 K: 1 S: 5	H: 0 LOB: 0 BB: 0 P: 5	R: 0 E: 0 K: 1 S: 5	H: 0 LOB: 1 BB: 1 P: 9	R: 0 E: 0 K: 0 S: 3	H: 0 LOB: 3 BB: 0 P: 3	R: 0 E: 0 K: 0 S: 5	H: 2 LOB: 2 BB: 0 P: 5	1B: 3 2B: 0 3B: 0 HR: 0	SF: 0 SAC: 0 DP: 0 HBP: 0	WP: 0 PB: 0 SB: 0 CS: 0	PA: 32
PITCHER Bert Blyleven, R (1,1) ERA: 2.83	IP: 9.0 WLS: W BF: 32 H: 3 R: 0 ER: 0 SO: 8 BB: 2 IBB: 0 HBP: 0 BLK: 0 WP: 0 HR: 0 S: 46 P: 54 ERA: 0.00 WHIP: 0.556															PITCHER						

Cleveland Indians @ Texas Rangers
Arlington Stadium, Arlington, TX
Fri Aug 20 1976, 8:05 PM EDT
Att: 7,964 - Unknown

AB 30
R 0
H 3
RBI 0
BB 2
SO 8
LOB 11



Batter	1	2	3	4	5	6	7	8	9	AB	R	H	RBI	BB	SO	LOB	BOTTOM			
Danny Thompson, R (1,4) OBP: 0.280, SLG: 0.273										3	1	2	0	1	0	1				
Toby Harrah, R (1,6) OBP: 0.397, SLG: 0.375										4	0	2	3	0	0	1				
Mike Hargrove, L (1,3) OBP: 0.316, SLG: 0.408										3	0	1	0	1	0	3				
Jeff Burroughs, R (1,9) OBP: 0.303, SLG: 0.379										4	0	0	0	0	0	3				
Roy Howell, L (1,5) OBP: 0.295, SLG: 0.358										4	0	0	0	0	1	1				
Tom Grieve, R (1,7) OBP: 0.295, SLG: 0.385										3	0	1	0	0	1	0				
Joe Lahoud, L (1,10) OBP: 0.310, SLG: 0.269										3	0	0	0	0	2	1				
Juan Beniquez, R (1,8) OBP: 0.327, SLG: 0.292										2	1	1	0	1	0	0				
Bill Fahey, L (1,2) OBP: 0.338, SLG: 0.309										2	1	0	0	1	0	1				
Inning Stats	R: 1 E: 0 K: 0 S: 4	H: 2 LOB: 0 BB: 0 P: 4	R: 0 E: 0 K: 1 S: 5	H: 0 LOB: 0 BB: 0 P: 5	R: 0 E: 0 K: 0 S: 4	H: 1 LOB: 1 BB: 0 P: 4	R: 0 E: 0 K: 0 S: 3	H: 1 LOB: 0 BB: 0 P: 3	R: 2 E: 0 K: 2 S: 9	H: 2 LOB: 2 BB: 2 P: 17	R: 0 E: 0 K: 0 S: 4	H: 1 LOB: 1 BB: 0 P: 4	R: 0 E: 0 K: 0 S: 2	H: 0 LOB: 0 BB: 1 P: 6	R: 0 E: 0 K: 1 S: 5	H: 0 LOB: 1 BB: 1 P: 9	1B: 6 2B: 1 3B: 0 HR: 0	SF: 0 SAC: 0 DP: 2 HBP: 0	WP: 0 PB: 1 SB: 3 CS: 1	PA: 32
PITCHER Jim Bibby, R (1,1) ERA: 3.49 Don Hood, L (5,1) ERA: 4.17	IP: 4.2 WLS: L BF: 20 H: 6 R: 3 ER: 3 SO: 3 BB: 2 IBB: 0 HBP: 0 BLK: 0 WP: 0 HR: 0 S: 24 P: 32 ERA: 5.79 WHIP: 1.714															PITCHER				

Cleveland Indians @ Texas Rangers
Arlington Stadium, Arlington, TX
Fri Aug 20 1976, 8:05 PM EDT
Att: 7,964 - Unknown

AB 28
R 3
H 7
RBI 3
BB 4
SO 4
LOB 11



Batter	1	2	3	4	5	6	7	8	9	AB	R	H	RBI	BB	SO	LOB	TOP	
Duane Kuiper, L OBP: 0.307, SLG: 0.317	F7	FC6-5			4-3		4-3			4	0	0	0	0	0	2		
Rick Manning, L OBP: 0.340, SLG: 0.393	1B BB G4-3	F7			K			F6		4	1	1	0	0	1	1		
John Lowenstein, L OBP: 0.282, SLG: 0.264	1B G4-3		F7			F6		3-1		3	1	0	0	1	0	0		
Rico Carty, R OBP: 0.384, SLG: 0.459	G4-3 1-2 2-3	1B	F9			G6-3 1B		F3		4	0	2	0	0	0	0		
Larvell Blanks, R OBP: 0.362, SLG: 0.450	G4-3 1-2 2-H 3-H		4-3			G6-3		F6		4	0	0	2	0	0	2		
Boog Powell, L OBP: 0.311, SLG: 0.342	BB			K				4-3		3	1	1	1	1	1	0		
Buddy Bell, R OBP: 0.345, SLG: 0.366	K			5-3			F8			4	0	1	0	0	1	2		
Tommy Smith, L OBP: 0.297, SLG: 0.341		FC6-5 SH3-4 1B		4-3			4-3		F7	4	0	1	0	0	0	1		
Ray Fosse, R OBP: 0.357, SLG: 0.353		SH3-4			F4					2	0	1	0	0	0	0		
Inning Stats	R: 2 E: 0 K: 1 S: 7	H: 2 LOB: 2 BB: 2 P: 15	R: 0 E: 0 K: 0 S: 4	H: 1 LOB: 1 BB: 0 P: 4	R: 0 E: 0 K: 0 S: 3	H: 0 LOB: 0 BB: 0 P: 3	R: 0 E: 0 K: 1 S: 5	H: 0 LOB: 0 BB: 0 P: 5	R: 0 E: 0 K: 0 S: 3	H: 1 LOB: 0 BB: 0 P: 3	R: 1 E: 0 K: 0 S: 5	H: 2 LOB: 1 BB: 0 P: 5	R: 0 E: 0 K: 0 S: 3	H: 1 LOB: 0 BB: 0 P: 4	1B: 6 2B: 0 3B: 0 HR: 1	SF: 0 SAC: 1 DP: 1 HBP: 0	WP: 0 PB: 0 SB: 0 CS: 0	PA: 35
PITCHER Gaylord Perry, R ERA: 3.45	IP: 9.0 WLS: W BF: 35 H: 7 R: 3 ER: 3 SO: 3 BB: 2 IBB: 0 HBP: 0 BLK: 0 WP: 0 HR: 1 S: 39 P: 47 ERA: 3.00 WHIP: 1.000																	

Cleveland Indians @ Texas Rangers
Arlington Stadium, Arlington, TX
Sat Aug 21 1976, 8:05 PM EDT
Att: 12,696 - Unknown

AB 32
R 3
H 7
RBI 3
BB 2
SO 3
LOB 8

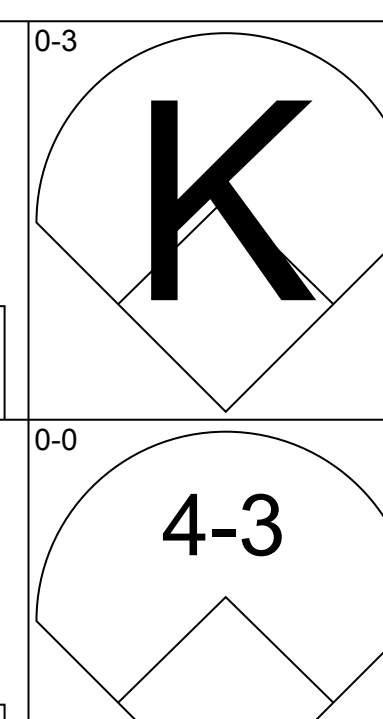
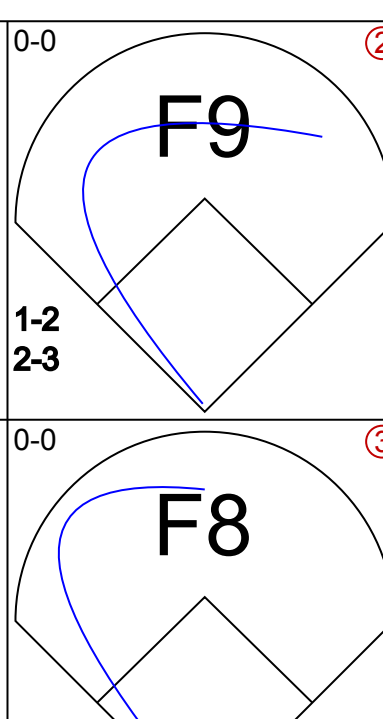
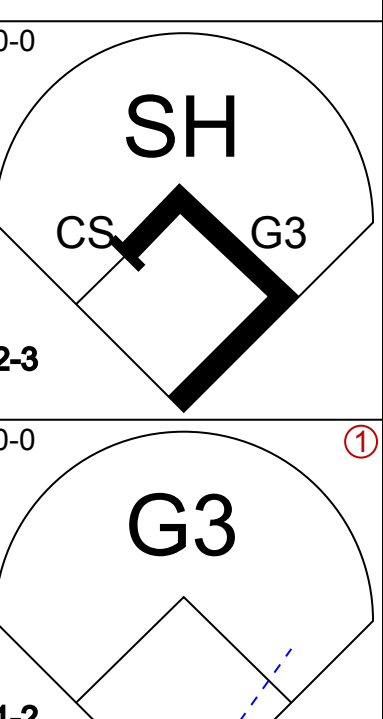
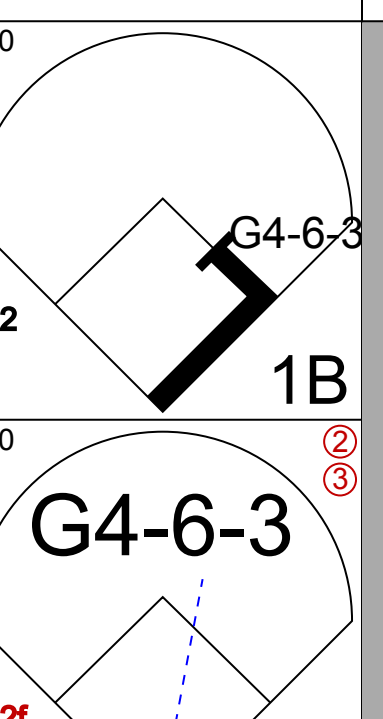
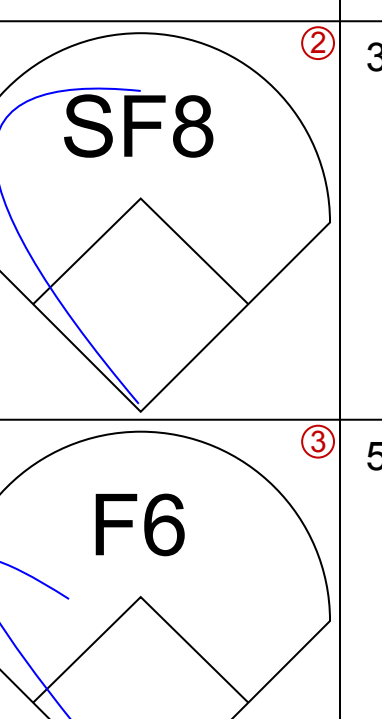
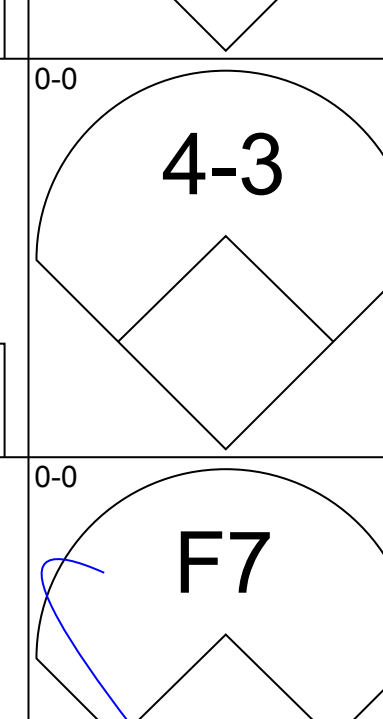
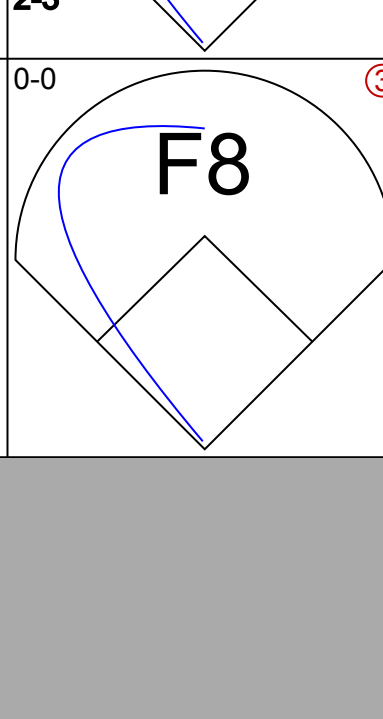
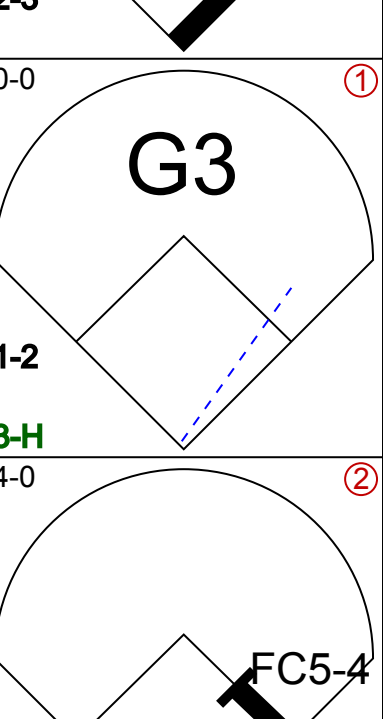
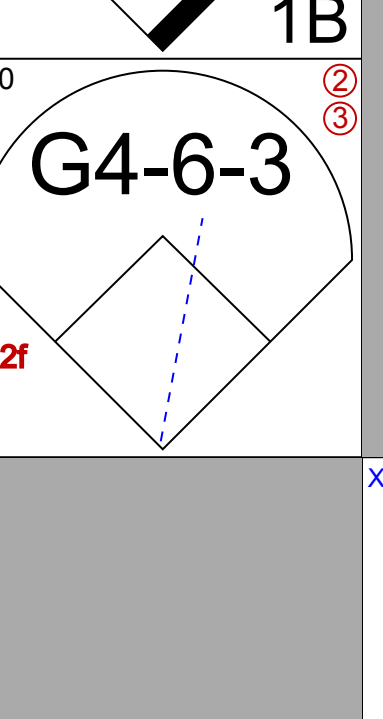
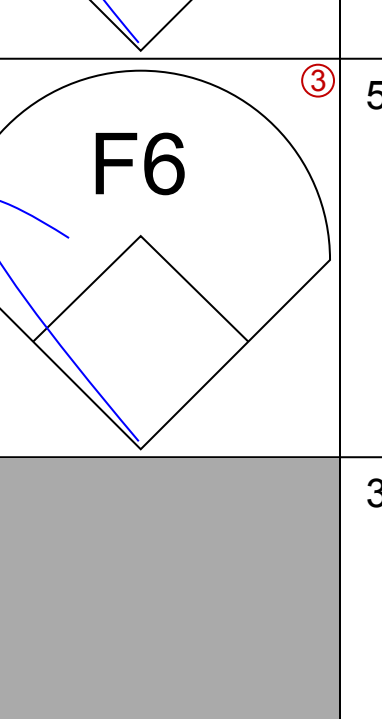
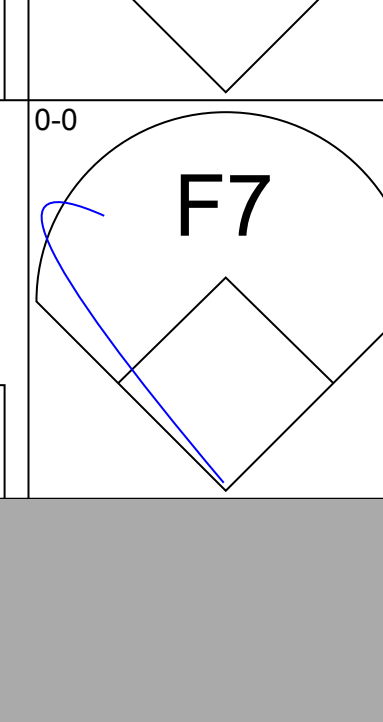
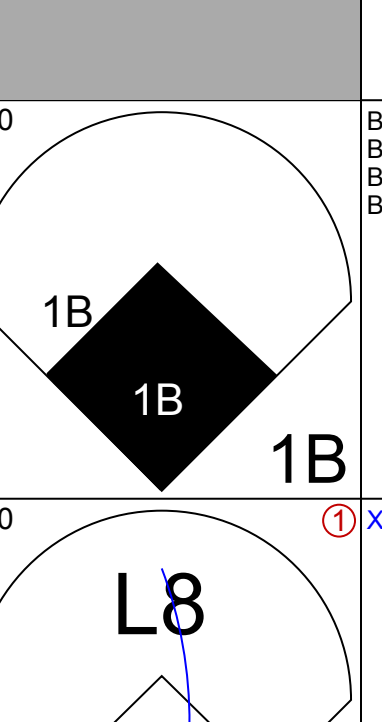
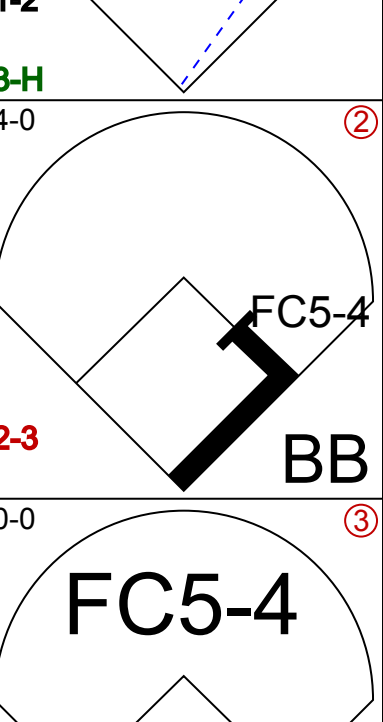
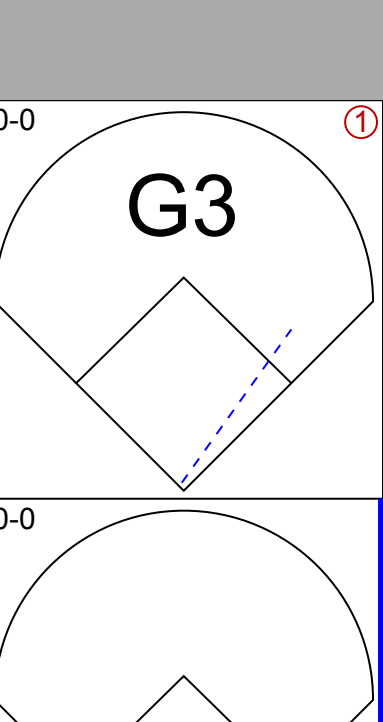
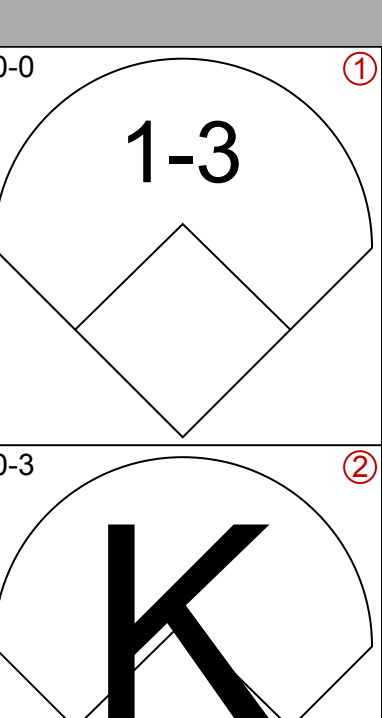
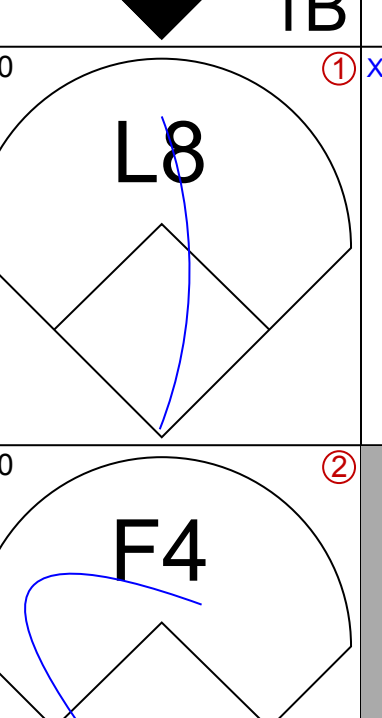
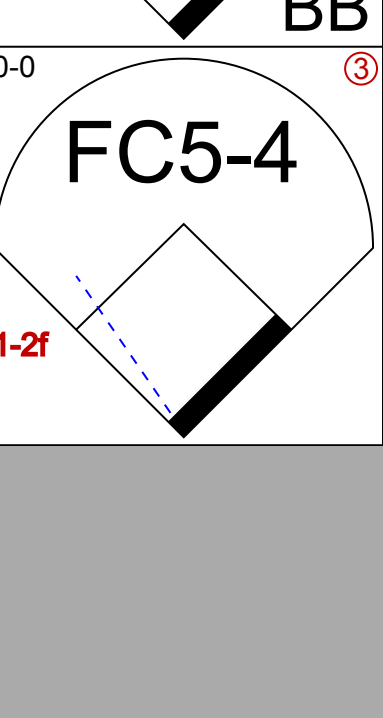
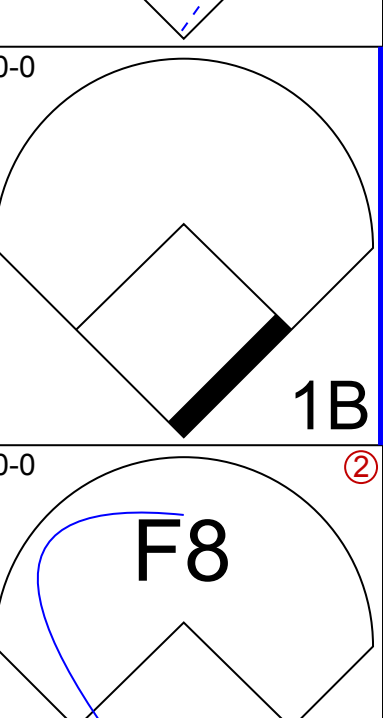

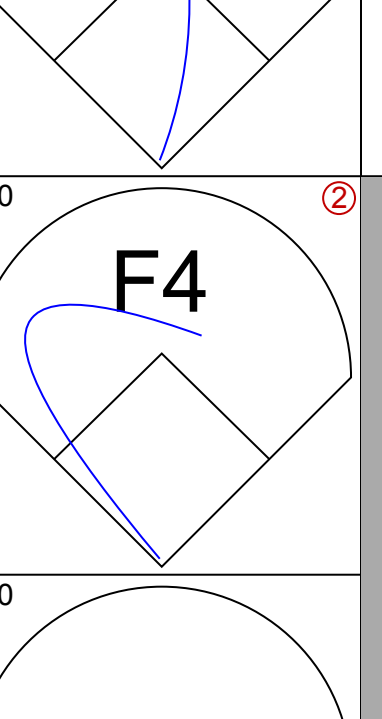
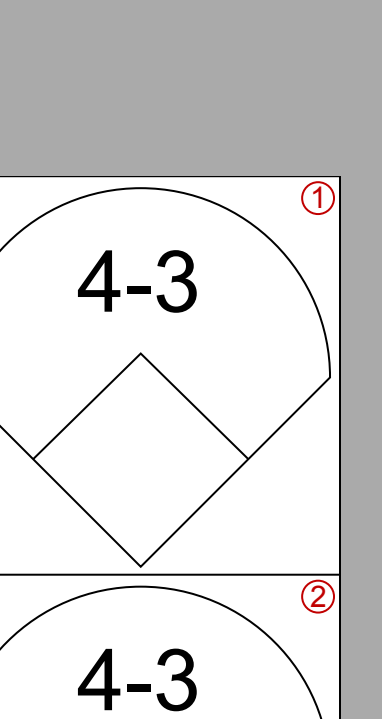
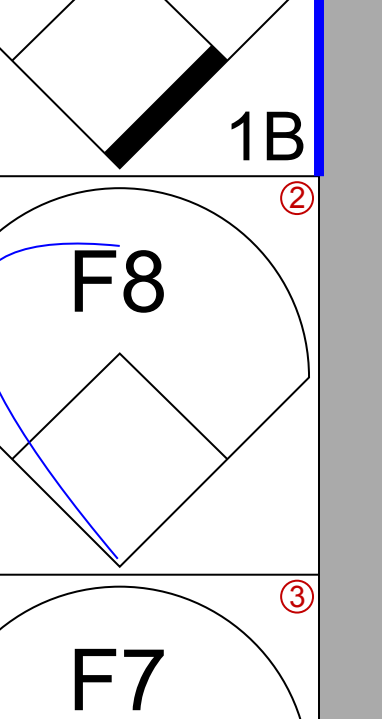

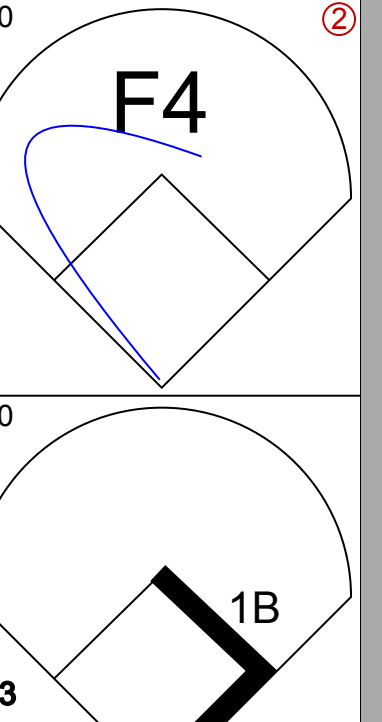
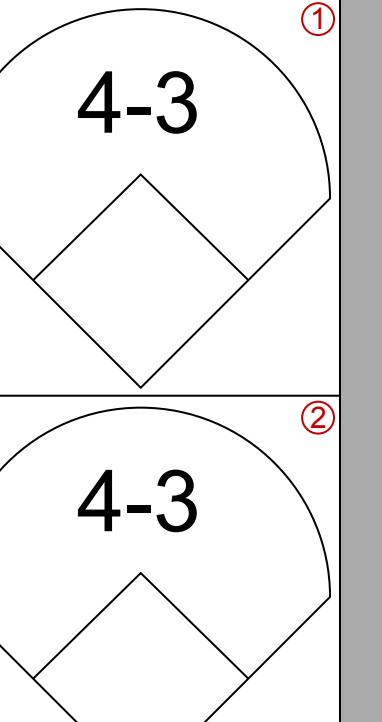
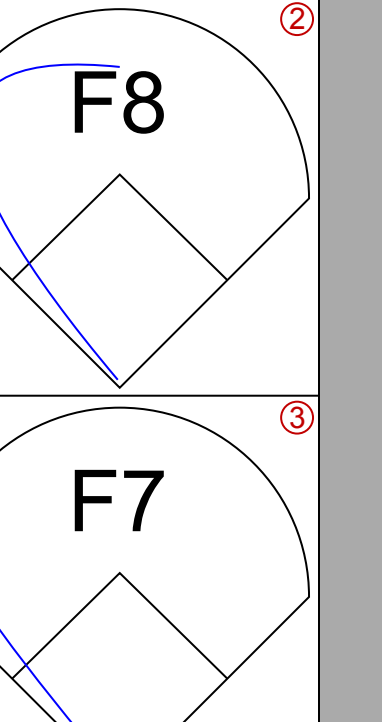
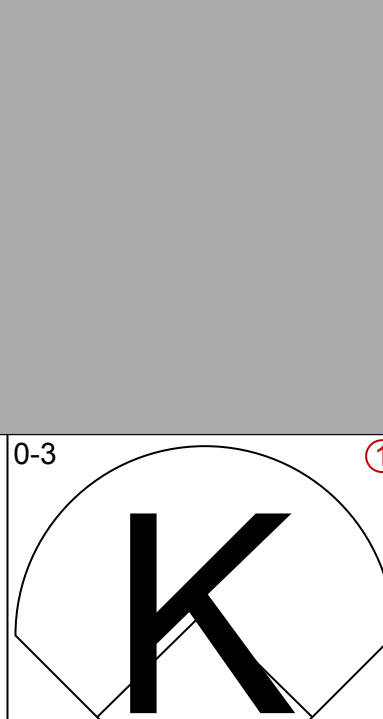
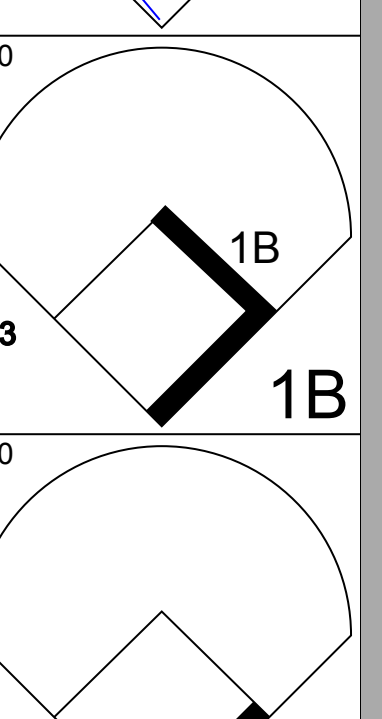
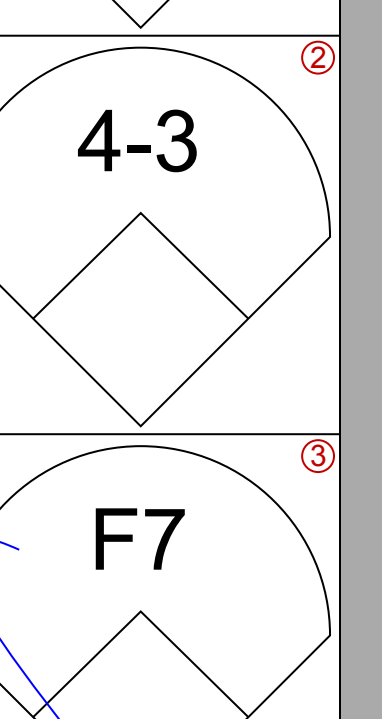
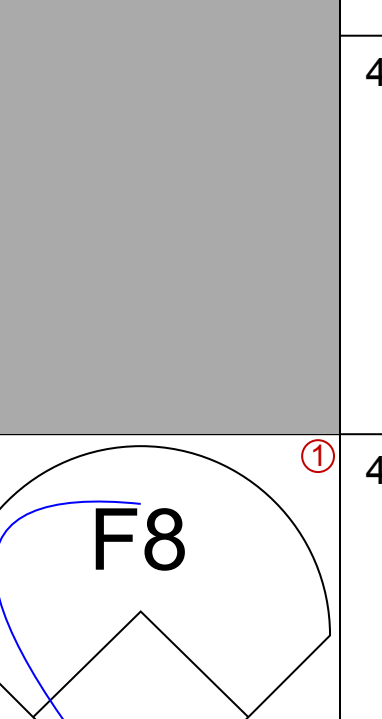
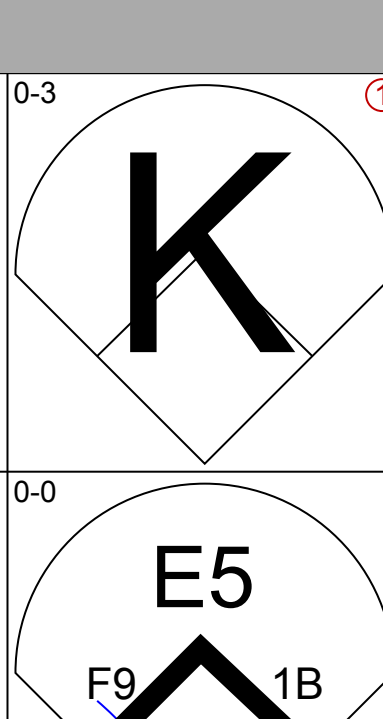
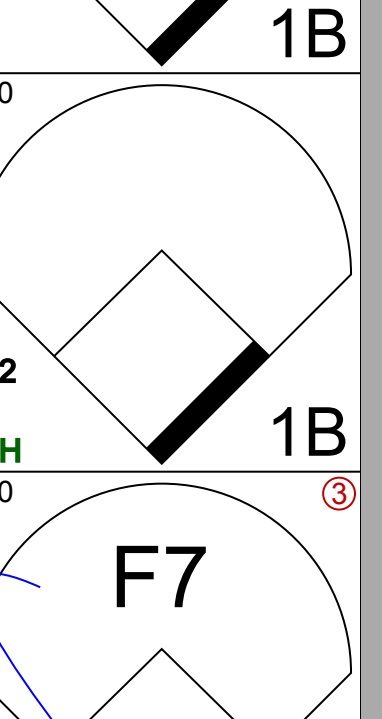

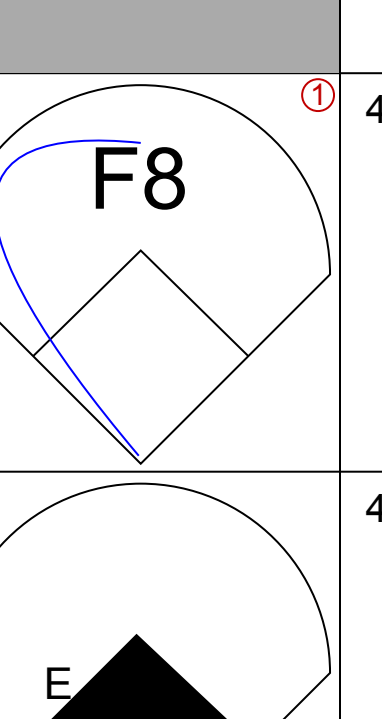
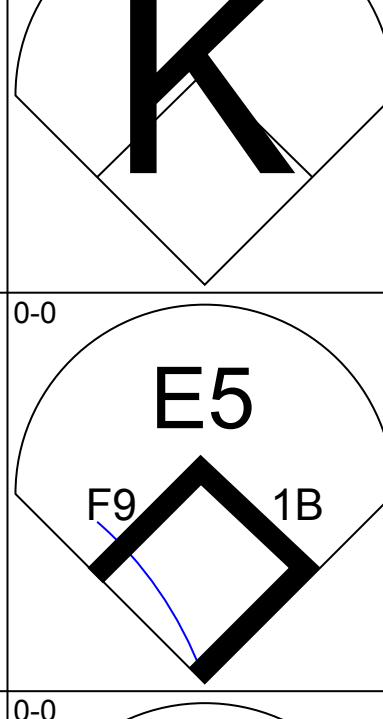

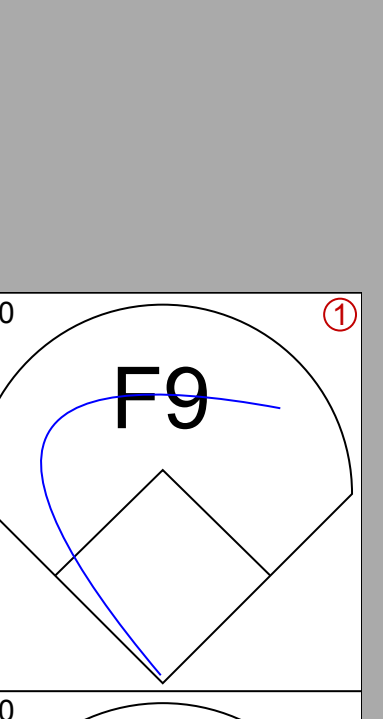
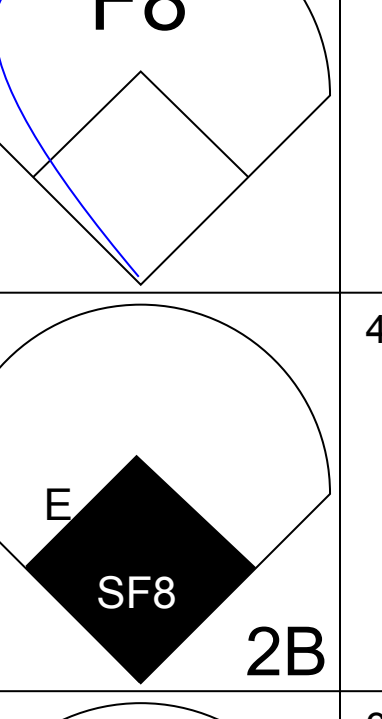


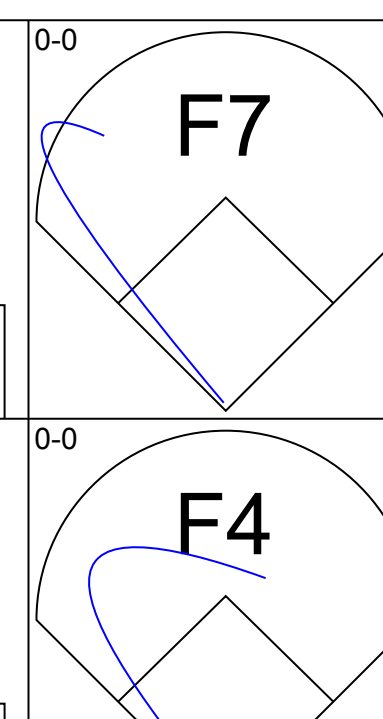
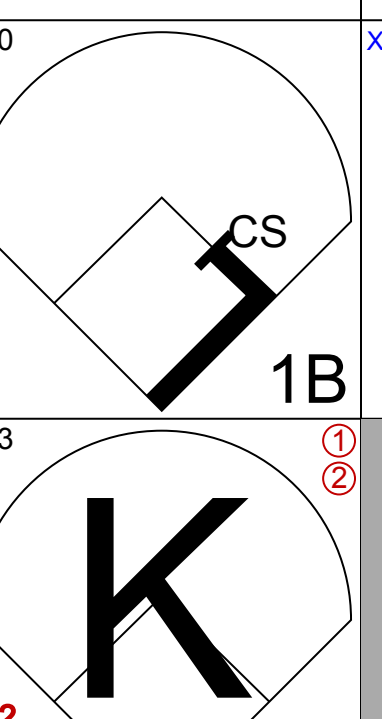
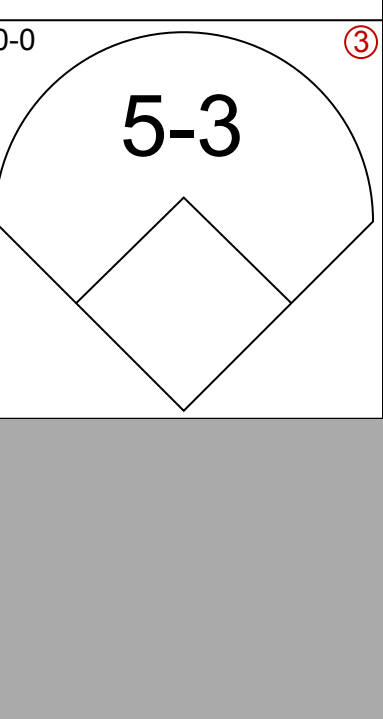
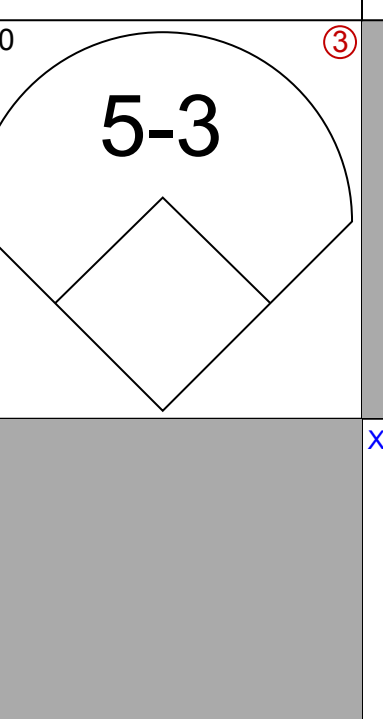
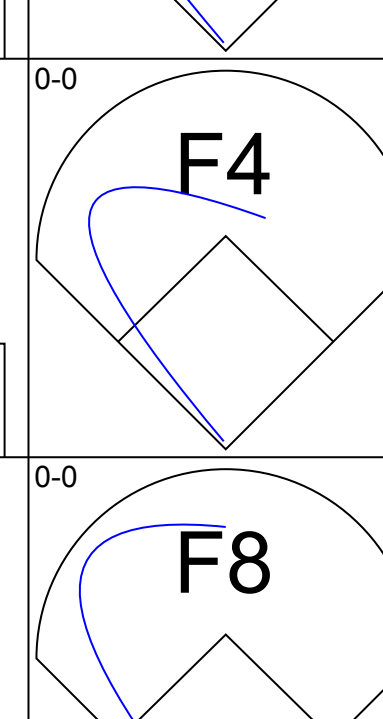
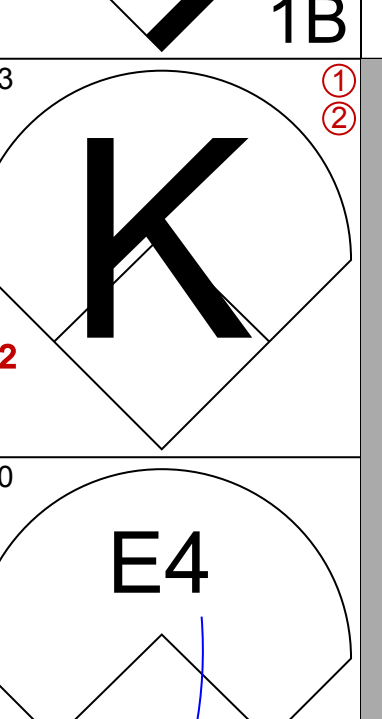
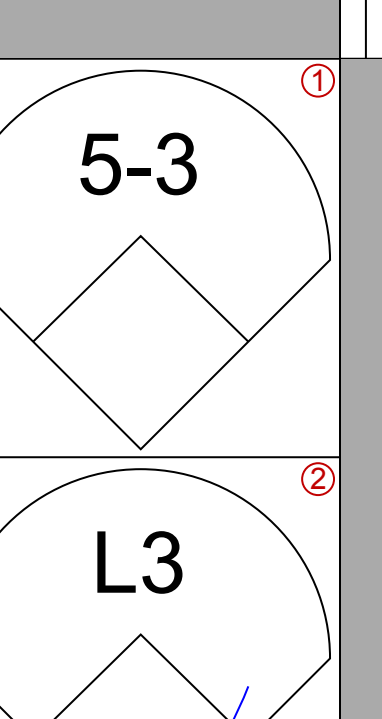
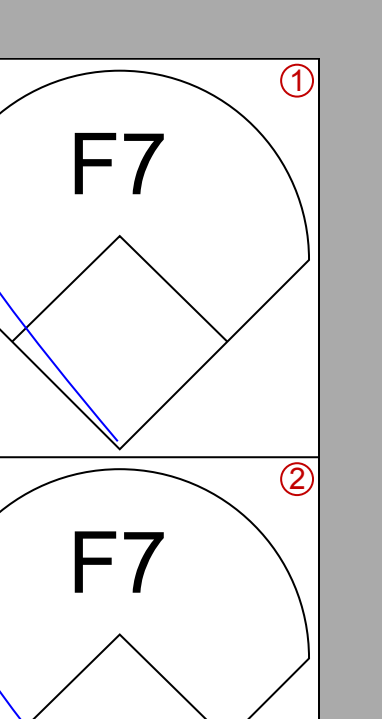
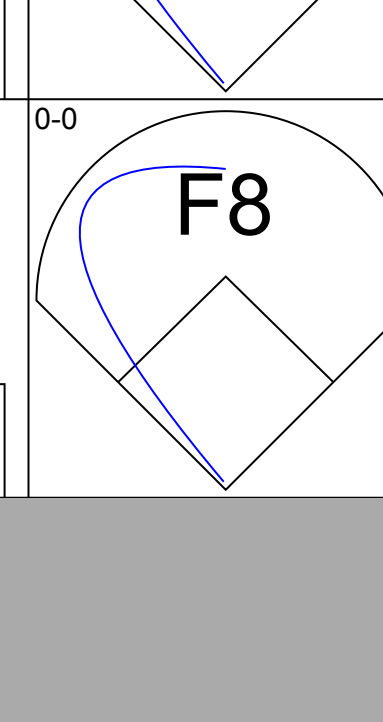
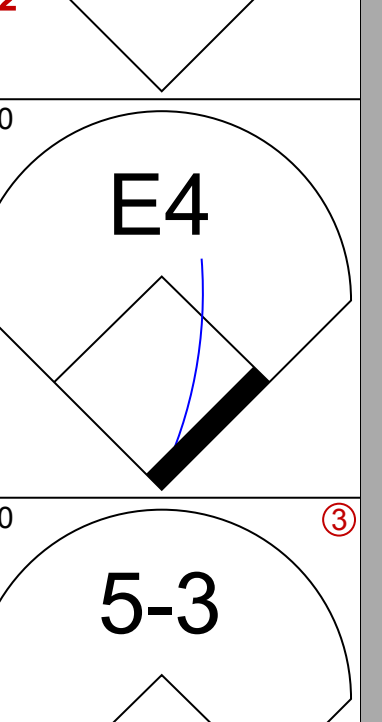
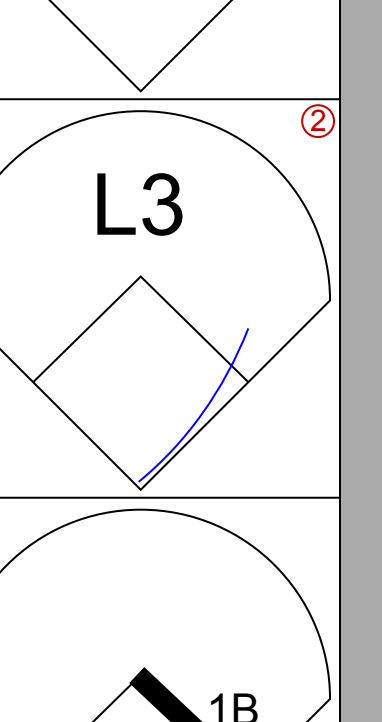
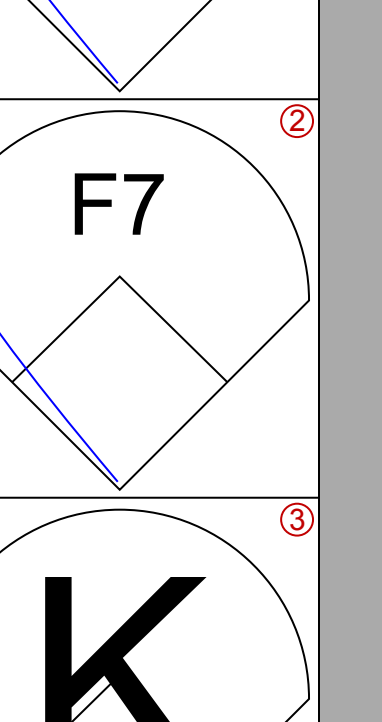
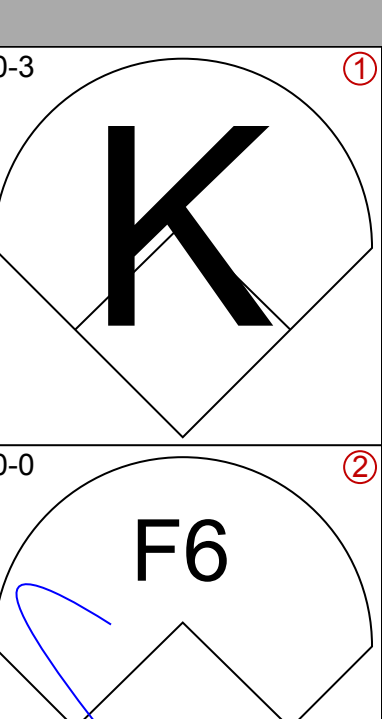
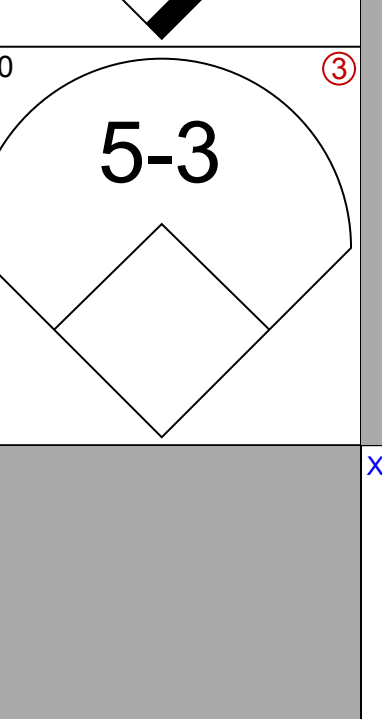
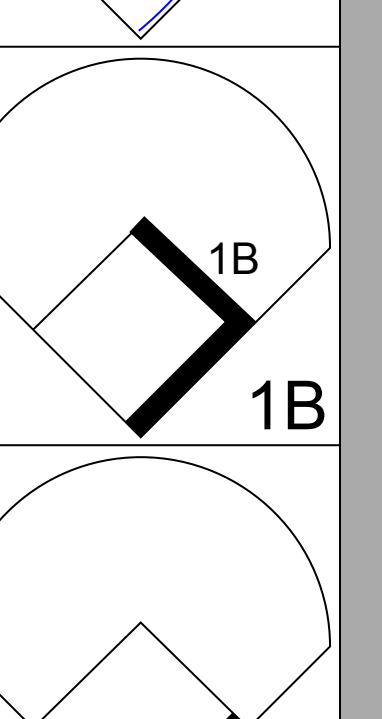
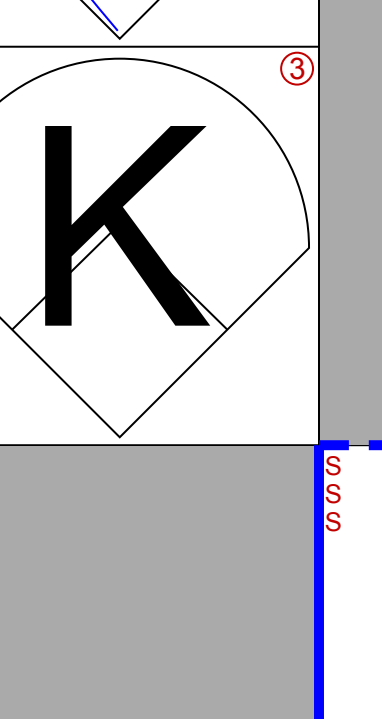
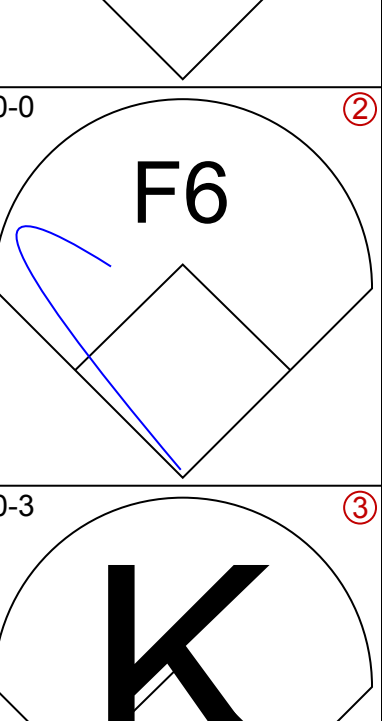
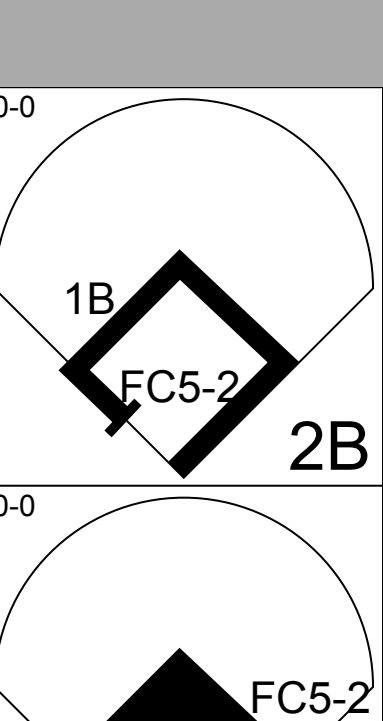
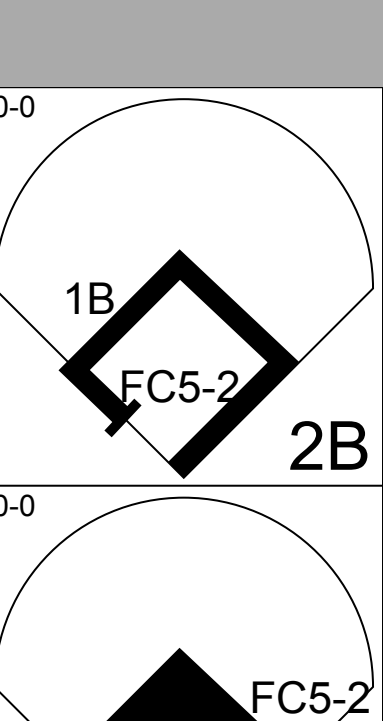
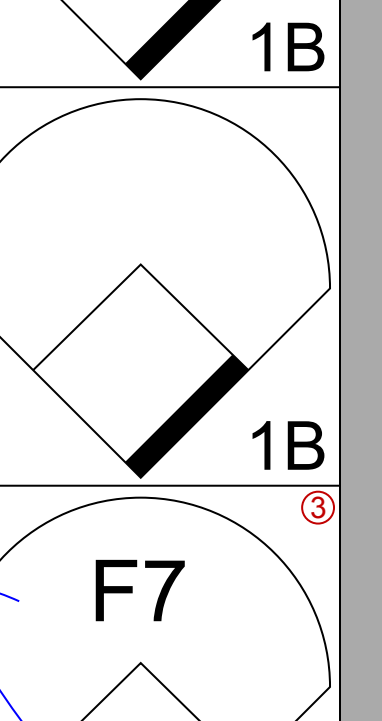
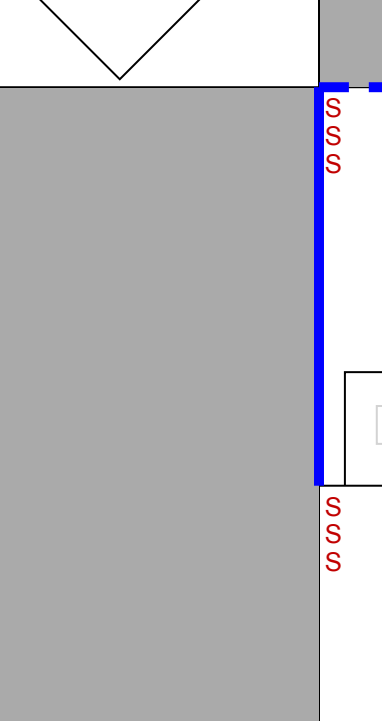
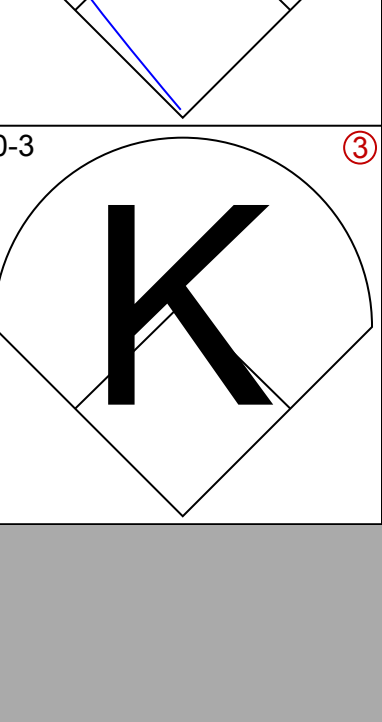
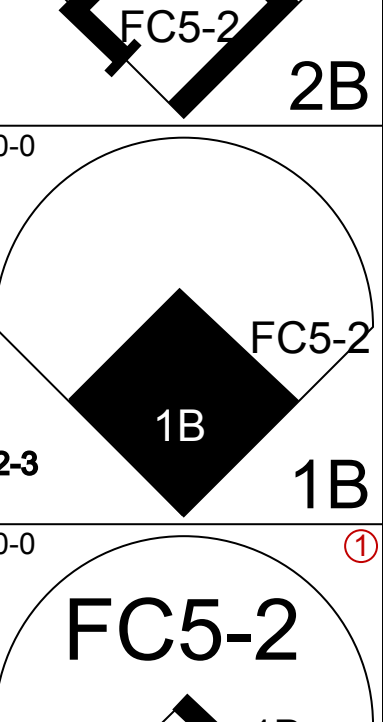
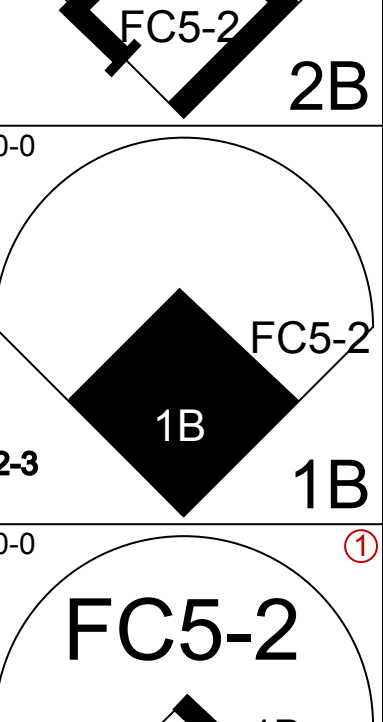
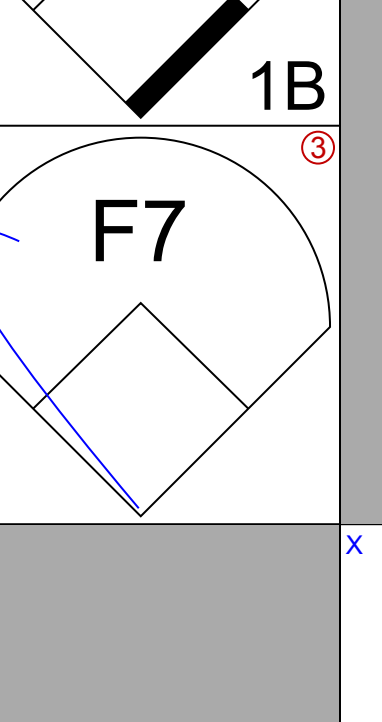
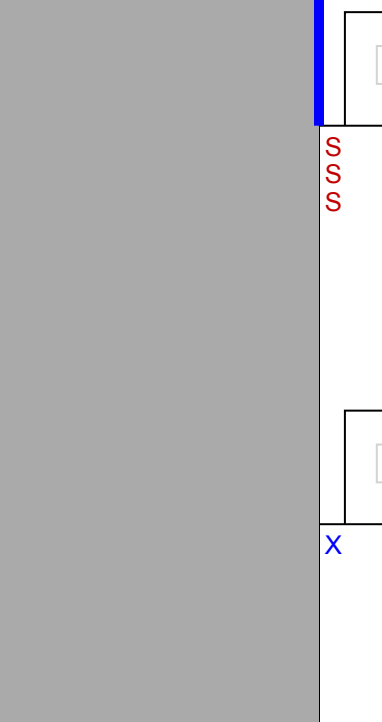
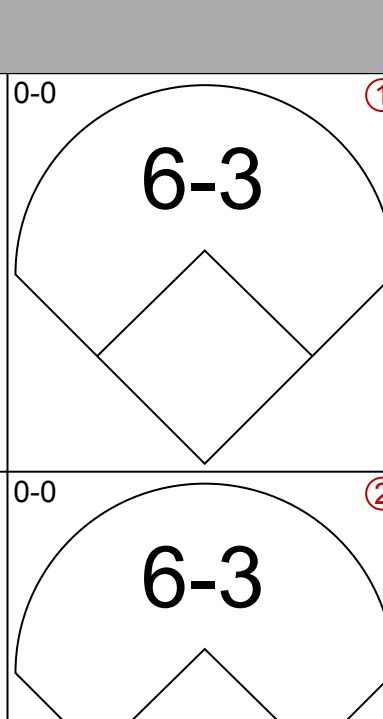
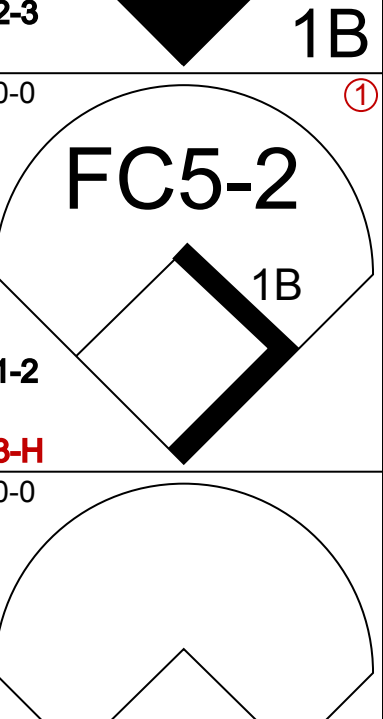
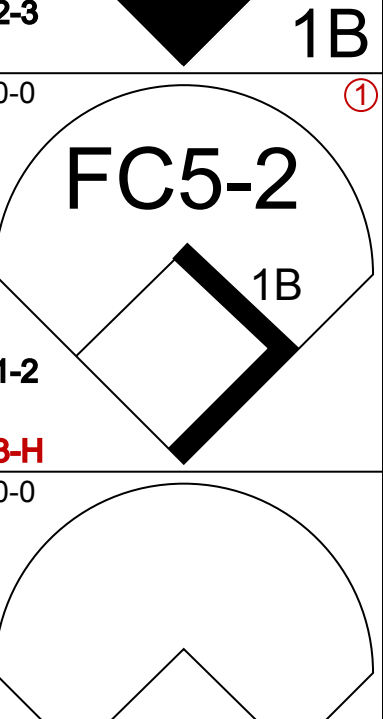
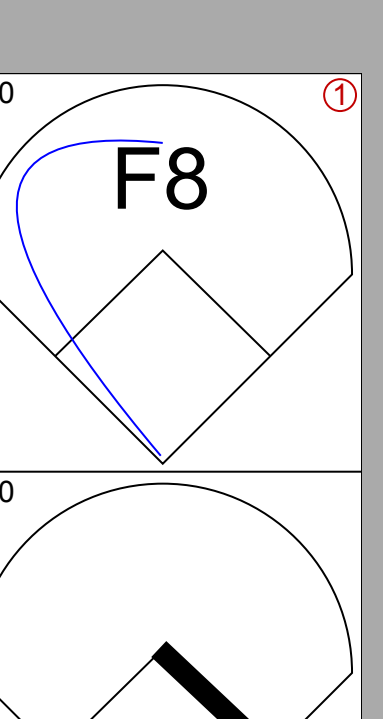
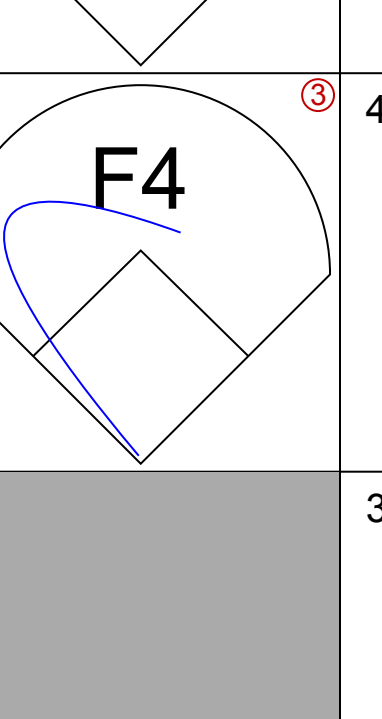
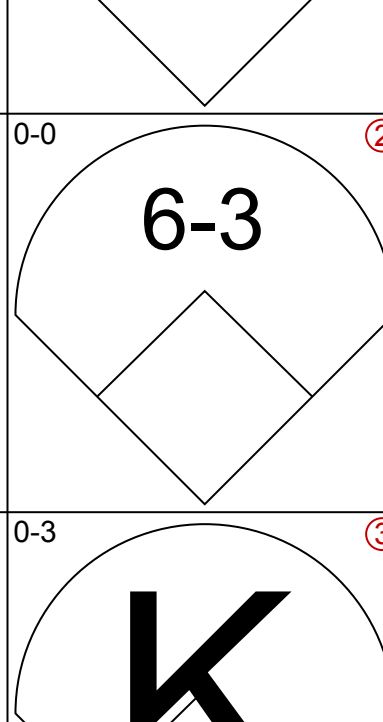
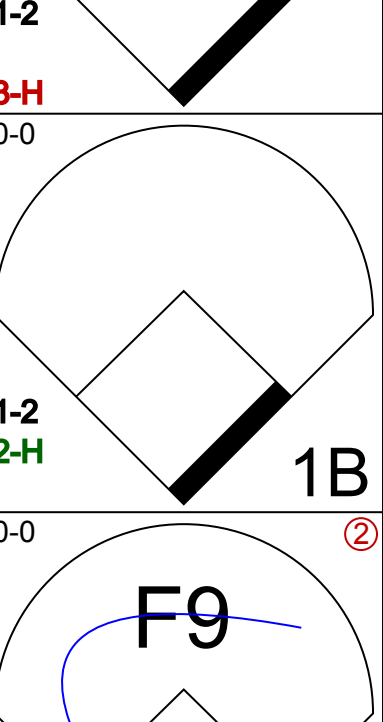
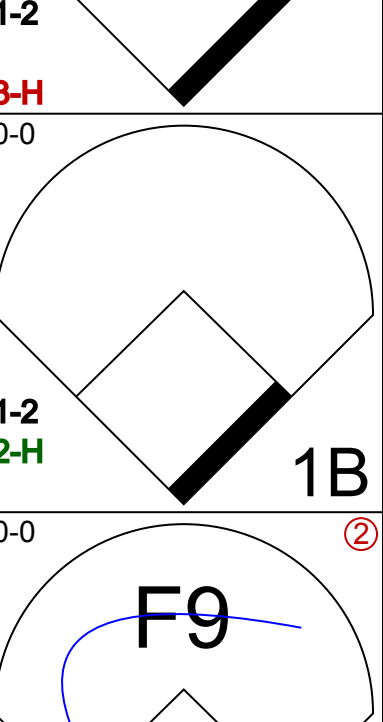
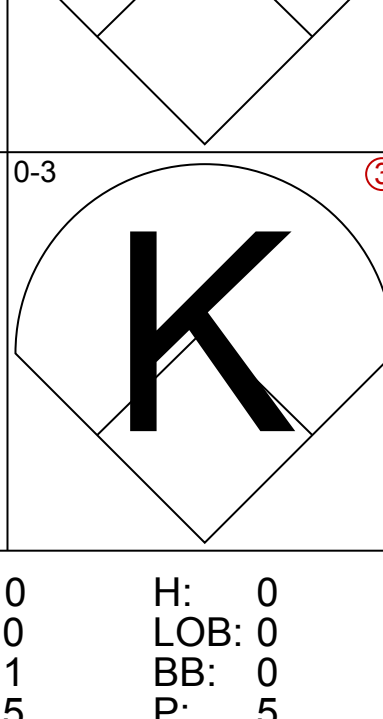
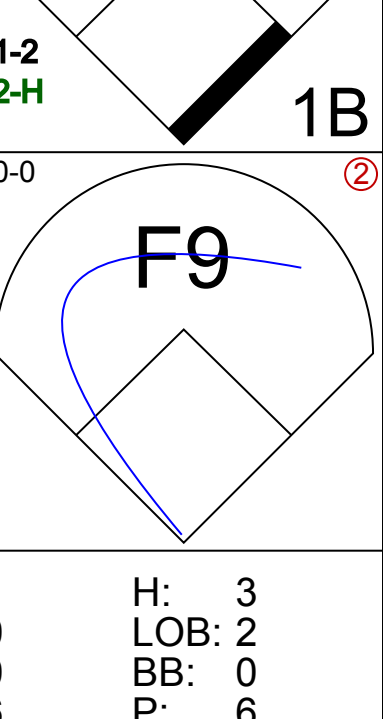
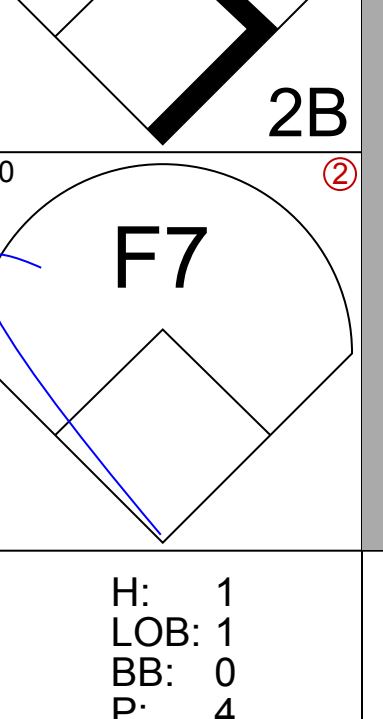
Batter	1	2	3	4	5	6	7	8	9	AB	R	H	RBI	BB	SO	LOB	BOTTOM			
Danny Thompson, R OBP: 0.280, SLG: 0.273	BB 1B		4-3		F2		5-3			4	1	1	0	0	0	0				
Toby Harrah, R OBP: 0.373, SLG: 0.382	1B SF7 BB						4-3 1B			3	1	3	0	1	0	0				
Mike Hargrove, L OBP: 0.315, SLG: 0.407	1-3 2-H	1B	K		5-3		4-3			4	0	1	1	0	1	3				
Jeff Burroughs, R OBP: 0.301, SLG: 0.376	F9		F8			5-3	K			4	0	0	0	0	1	4				
Roy Howell, L OBP: 0.292, SLG: 0.355	SF7			6-3		5-3		1-3		3	0	0	1	0	0	0				
Jim Fregosi, R OBP: 0.339, SLG: 0.314	K			5-3		3B 1B		G6-4-3 1B		4	1	2	0	0	1	1				
Tom Grieve, R OBP: 0.297, SLG: 0.392		FC6-4 1B		6-3		1-H 2B 3B		G6-4-3 1-2		4	1	2	1	0	0	1				
Juan Beniquez, R OBP: 0.330, SLG: 0.301		FC6-4 G5-4-3			1B 2B					3	1	2	1	0	0	1				
Jim Sundberg, R OBP: 0.275, SLG: 0.293		G5-4-3			2-H 1B		F9			3	0	1	1	0	0	2				
Inning Stats	R: 2 E: 0 K: 1 S: 7	H: 2 LOB: 1 BB: 1 P: 11	R: 0 E: 0 K: 0 S: 3	H: 1 LOB: 0 BB: 0 P: 3	R: 0 E: 0 K: 1 S: 6	H: 1 LOB: 1 BB: 0 P: 6	R: 0 E: 0 K: 0 S: 3	H: 0 LOB: 0 BB: 0 P: 3	R: 1 E: 0 K: 0 S: 5	H: 3 LOB: 1 BB: 0 P: 5	R: 2 E: 0 K: 0 S: 6	H: 3 LOB: 1 BB: 0 P: 6	R: 0 E: 0 K: 1 S: 6	H: 1 LOB: 0 BB: 0 P: 6	R: 0 E: 0 K: 0 S: 3	H: 1 LOB: 0 BB: 0 P: 3	1B: 8 2B: 3 3B: 1 HR: 0	SF: 1 SAC: 0 DP: 2 HBP: 0	WP: 0 PB: 0 SB: 0 CS: 0	PA: 34
PITCHER Jackie Brown, R ERA: 3.94	IP: 5.2 WLS: L BF: 26 H: 10 R: 5 ER: 5 SO: 2 BB: 1 IBB: 0 HBP: 0 BLK: 0 WP: 0 HR: 0 S: 29 P: 33 ERA: 7.94 WHIP: 1.941																			
Tom Buskey, R ERA: 3.81	IP: 2.1 WLS: L BF: 8 H: 2 R: 0 ER: 0 SO: 1 BB: 0 IBB: 0 HBP: 0 BLK: 0 WP: 0 HR: 0 S: 10 P: 10 ERA: 0.00 WHIP: 0.857																			

Cleveland Indians @ Texas Rangers
Arlington Stadium, Arlington, TX
Sat Aug 21 1976, 8:05 PM EDT
Att: 12,696 - Unknown

AB 32
R 5
H 12
RBI 5
BB 1
SO 3
LOB 12



Batter	1	2	3	4	5	6	7	8	9	AB	R	H	RBI	BB	SO	LOB	TOP					
Duane Kuiper, L (1, 4) OBP: 0.306, SLG: 0.318										3	0	1	1	0	1	2	Cleveland Indians @ Texas Rangers Arlington Stadium, Arlington, TX Sun Aug 22 1976, 8:05 PM EDT Att: 5,654 - Unknown					
Tommy Smith, L (1, 9) OBP: 0.281, SLG: 0.322										5	0	0	1	0	0	6						
Rick Manning, L (1, 8) OBP: 0.341, SLG: 0.393										3	1	1	0	1	0	0						
Rico Carty, R (1, 10) OBP: 0.383, SLG: 0.457 Rick Waits, L (8, PR)										4	0	1	0	0	0	2						
Boog Powell, L (1, 3) OBP: 0.306, SLG: 0.336										4	0	0	0	0	1	2						
George Hendrick, R (1, 7) OBP: 0.326, SLG: 0.458										4	0	1	0	0	0	1						
Buddy Bell, R (1, 5) OBP: 0.344, SLG: 0.365										4	0	1	1	0	1	0						
Ray Fosse, R (1, 2) OBP: 0.355, SLG: 0.357										4	1	1	0	0	0	2						
Frank Duffy, R (1, 6) OBP: 0.275, SLG: 0.281										3	1	2	0	1	0	1						
Inning Stats	R: 0 E: 0 K: 1 S: 5	H: 0 LOB: 0 BB: 0 P: 5	R: 0 E: 0 K: 1 S: 5	H: 0 LOB: 0 BB: 0 P: 5	R: 0 E: 1 K: 1 S: 7	H: 1 LOB: 2 BB: 0 P: 7	R: 1 E: 0 K: 0 S: 6	H: 3 LOB: 0 BB: 0 P: 6	R: 1 E: 0 K: 0 S: 4	H: 1 LOB: 1 BB: 1 P: 8	R: 0 E: 0 K: 0 S: 3	H: 0 LOB: 0 BB: 0 P: 3	R: 0 E: 0 K: 0 S: 3	H: 1 LOB: 1 BB: 1 P: 7	R: 0 E: 0 K: 0 S: 4	H: 1 LOB: 0 BB: 0 P: 4		R: 1 E: 1 K: 0 S: 5	H: 1 LOB: 1 BB: 0 P: 5	1B: 6 2B: 2 3B: 0 HR: 0	SF: 1 SAC: 1 DP: 1 HBP: 0	WP: 0 PB: 0 SB: 0 CS: 1
PITCHER Tommy Boggs, R (1, 1) ERA: 3.66	IP: 9.0 WLS: L BF: 38	H: 8 R: 3 ER: 2 SO: 3	BB: 2 IBB: 0 HBP: 0 BLK: 0	WP: 0 HR: 0 S: 42 P: 50	ERA: 2.00 WHIP: 1.111	PITCHER										IP: 9.0 WLS: L BF: 38	H: 8 R: 3 ER: 2 SO: 3	BB: 2 IBB: 0 HBP: 0 BLK: 0	WP: 0 HR: 0 S: 42 P: 50	ERA: 2.00 WHIP: 1.111		

Batter	1	2	3	4	5	6	7	8	9	AB	R	H	RBI	BB	SO	LOB	BOTTOM					
Danny Thompson, R (1, 4) OBP: 0.279, SLG: 0.273										4	0	1	0	0	0	3	Cleveland Indians @ Texas Rangers Arlington Stadium, Arlington, TX Sun Aug 22 1976, 8:05 PM EDT Att: 5,654 - Unknown					
Toby Harrah, R (1, 6) OBP: 0.370, SLG: 0.379										4	0	0	0	0	1	1						
Mike Hargrove, L (1, 10) OBP: 0.312, SLG: 0.403										4	0	0	0	0	0	0						
Jeff Burroughs, R (1, 9) OBP: 0.300, SLG: 0.375										4	0	1	0	0	2	1						
Roy Howell, L (1, 5) OBP: 0.295, SLG: 0.360 Gene Clines, R (9, PH) OBP: 0.291, SLG: 0.295										3	0	2	0	0	0	0						
Jim Fregosi, R (1, 3) OBP: 0.336, SLG: 0.311										4	1	1	0	0	2	2						
Tom Grieve, R (1, 7) OBP: 0.294, SLG: 0.388										4	0	0	0	0	0	2						
Juan Beniquez, R (1, 8) OBP: 0.332, SLG: 0.307										3	0	2	1	0	0	0						
Jim Sundberg, R (1, 2) OBP: 0.273, SLG: 0.290										3	0	0	0	0	1	3						
Inning Stats	R: 0 E: 0 K: 0 S: 3	H: 0 LOB: 0 BB: 0 P: 3	R: 0 E: 0 K: 2 S: 7	H: 0 LOB: 0 BB: 0 P: 7	R: 0 E: 0 K: 1 S: 5	H: 0 LOB: 0 BB: 0 P: 5	R: 0 E: 1 K: 1 S: 6	H: 1 LOB: 1 BB: 0 P: 6	R: 1 E: 0 K: 0 S: 6	H: 3 LOB: 2 BB: 0 P: 6	R: 0 E: 0 K: 0 S: 5	H: 2 LOB: 0 BB: 0 P: 5	R: 0 E: 0 K: 0 S: 4	H: 1 LOB: 1 BB: 0 P: 4	R: 0 E: 0 K: 1 S: 5	H: 0 LOB: 0 BB: 0 P: 5		R: 0 E: 0 K: 2 S: 7	H: 0 LOB: 0 BB: 0 P: 7	1B: 5 2B: 3 3B: 0 HR: 0	SF: 0 SAC: 0 DP: 1 HBP: 0	WP: 0 PB: 0 SB: 0 CS: 1
PITCHER Pat Dobson, R (1, 1) ERA: 3.47 Dave LaRoche, L (9, 1) ERA: 2.34	IP: 8.0 WLS: W BF: 31	H: 7 R: 1 ER: 1 SO: 5	BB: 0 IBB: 0 HBP: 0 BLK: 0	WP: 0 HR: 0 S: 41 P: 41	ERA: 1.12 WHIP: 0.875	PITCHER										IP: 1.0 WLS: S BF: 3	H: 0 R: 0 ER: 0 SO: 2	BB: 0 IBB: 0 HBP: 0 BLK: 0	WP: 0 HR: 0 S: 7 P: 7	ERA: 0.00 WHIP: 0.000		

Batter	1	2	3	4	5	6	7	8	9	AB	R	H	RBI	BB	SO	LOB	TOP											
Robin Yount, R OBP: 0.309, SLG: 0.326 (1, 6)										5	1	2	0	0	0	2	Milwaukee Brewers @ Texas Rangers Arlington Stadium, Arlington, TX Mon Aug 23 1976, 8:05 PM EDT Att: 5,283 - Unknown											
Charlie Moore, R OBP: 0.347, SLG: 0.316 (1, 2)										3	1	0	0	2	1	2												
George Scott, R OBP: 0.327, SLG: 0.411 (1, 3)										5	2	3	3	0	2	2												
Hank Aaron, R OBP: 0.325, SLG: 0.393 Mike Hegan, L OBP: 0.309, SLG: 0.378 (7, PR)										3	0	1	0	1	1	0												
Don Money, R OBP: 0.339, SLG: 0.422 Jack Heidemann, R OBP: 0.245, SLG: 0.230 (8, 5)										1	1	0	0	0	0	2												
Sixto Lezcano, R OBP: 0.355, SLG: 0.407 (1, 9)										5	0	1	0	0	1	5												
Gorman Thomas, R OBP: 0.302, SLG: 0.383 (1, 8)										5	1	2	2	0	0	1		AB 40 R 6 H 13 RBI 6 BB 4 SO 8 LOB 25										
Von Joshua, L OBP: 0.295, SLG: 0.358 (1, 7)										4	0	1	0	1	2	1												
Gary Sutherland, R OBP: 0.261, SLG: 0.282 Bernie Carbo, L OBP: 0.350, SLG: 0.367 Tim Johnson, L OBP: 0.303, SLG: 0.269 (7, 4)										3	0	1	0	0	0	2												
Inning Stats	R: 2 E: 0 K: 1 S: 7	H: 2 LOB: 0 BB: 0 P: 7	R: 0 E: 0 K: 1 S: 6	H: 1 LOB: 1 BB: 0 P: 6	R: 1 E: 0 K: 1 S: 6	H: 1 LOB: 2 BB: 2 P: 14	R: 1 E: 1 K: 1 S: 7	H: 2 LOB: 1 BB: 0 P: 7	R: 0 E: 0 K: 2 S: 8	H: 1 LOB: 1 BB: 1 P: 8	R: 0 E: 0 K: 0 S: 3	H: 0 LOB: 1 BB: 1 P: 7	R: 2 E: 0 K: 1 S: 10	H: 5 LOB: 3 BB: 0 P: 10	R: 0 E: 1 K: 1 S: 6	H: 1 LOB: 2 BB: 1 P: 10		R: 0 E: 0 K: 0 S: 3	H: 0 LOB: 0 BB: 0 P: 3	1B: 9 2B: 2 3B: 0 HR: 2	SF: 0 SAC: 0 DP: 1 HBP: 0	WP: 1 PB: 1 SB: 0 CS: 0	PA: 44					
PITCHER	IP	WLS	BF	H	R	ER	SO	BB	IBB	HBP	BLK	WP	HR	S	P	ERA	WHIP											
Jim Umberger, L ERA: 3.34 Mike Bacsik, R ERA: 3.57 Jeff Terpko, R ERA: 2.33	(1, 1)	3.1	L	17	5	4	4	4	2	0	0	0	0	2	23	31	10.80	2.100										
(4, 1)	3.1		17	6	2	2	3	1	0	0	0	1	0	22	26	5.40	2.100											
(7, 1)	2.1		10	2	0	0	1	1	0	0	0	0	0	11	15	0.00	1.286											

Batter	1	2	3	4	5	6	7	8	9	AB	R	H	RBI	BB	SO	LOB	BOTTOM										
Gene Clines, R OBP: 0.289, SLG: 0.292 (1, 7)										4	0	0	0	1	1	3	Milwaukee Brewers @ Texas Rangers Arlington Stadium, Arlington, TX Mon Aug 23 1976, 8:05 PM EDT Att: 5,283 - Unknown										
Toby Harrah, R OBP: 0.370, SLG: 0.376 (1, 6)										3	0	0	0	2	2	2											
Mike Hargrove, L OBP: 0.311, SLG: 0.401 (1, 3)										4	1	1	0	1	0	3											
Jeff Burroughs, R OBP: 0.300, SLG: 0.374 (1, 9)										4	0	1	0	0	1	4											
Roy Howell, L OBP: 0.294, SLG: 0.361 (1, 5)										4	1	1	0	0	0	2											
Tom Grieve, R OBP: 0.296, SLG: 0.390 (1, 10)										3	0	2	2	0	0	0											
Danny Thompson, R OBP: 0.279, SLG: 0.272 (1, 4)										4	0	1	0	0	2	2		AB 32 R 2 H 7 RBI 2 BB 6 SO 6 LOB 21									
Juan Beniquez, R OBP: 0.332, SLG: 0.304 (1, 8)										3	0	0	0	1	0	4											
Jim Sundberg, R OBP: 0.273, SLG: 0.291 Bill Fahey, L OBP: 0.348, SLG: 0.309 (8, 2)										3	0	1	0	0	0	1											
Inning Stats	R: 0 E: 0 K: 2 S: 7	H: 0 LOB: 1 BB: 1 P: 11	R: 0 E: 0 K: 0 S: 3	H: 0 LOB: 0 BB: 0 P: 3	R: 0 E: 0 K: 1 S: 5	H: 0 LOB: 3 BB: 3 P: 17	R: 1 E: 1 K: 1 S: 6	H: 1 LOB: 0 BB: 0 P: 6	R: 0 E: 0 K: 0 S: 3	H: 1 LOB: 1 BB: 1 P: 7	R: 0 E: 0 K: 0 S: 5	H: 2 LOB: 2 BB: 0 P: 5	R: 0 E: 0 K: 1 S: 5	H: 0 LOB: 0 BB: 0 P: 5	R: 1 E: 0 K: 1 S: 8	H: 3 LOB: 2 BB: 0 P: 8		R: 0 E: 0 K: 0 S: 3	H: 0 LOB: 1 BB: 1 P: 7	1B: 6 2B: 1 3B: 0 HR: 0	SF: 1 SAC: 0 DP: 1 HBP: 0	WP: 0 PB: 0 SB: 1 CS: 0	PA: 39				
PITCHER	IP	WLS	BF	H	R	ER	SO	BB	IBB	HBP	BLK	WP	HR	S	P	ERA	WHIP										
Eduardo Rodriguez, R ERA: 3.96 Bill Castro, R ERA: 2.87	(1, 1)	7.1	W	33	7	2	1	5	5	0	0	0	0	7	11	0.00	0.600										
(8, 1)	1.2	S	6	0	0	0	1	1	0	0	0	0	0	7	11	0.00	0.600										

Batter	1	2	3	4	5	6	7	8	9	10	AB	R	H	RBI	BB	SO	LOB	TOP	
Von Joshua, L OBP: 0.294, SLG: 0.356 (1, 7)	F5		1-3		G6-3			1B		K	5	0	1	0	0	1	3		
Robin Yount, R OBP: 0.310, SLG: 0.327 (1, 6)	F9		6-3					F8			5	0	2	0	0	0	2		
George Scott, R OBP: 0.327, SLG: 0.408 (1, 3)	BB		1-6-3					G6-4-3		F8	3	0	0	0	1	0	2		
Hank Aaron, R OBP: 0.324, SLG: 0.388 (1, 10)	FC5-4				G3			F8		K	3	0	0	0	1	1	0		
Don Money, R OBP: 0.339, SLG: 0.419 (1, 5)	FC5-4				5-3			F9		BB	3	0	0	0	1	0	2		
Sixto Lezcano, R OBP: 0.324, SLG: 0.405 (1, 9)		L7						F9		F8	4	0	1	0	0	0	1		
Darrell Porter, L OBP: 0.319, SLG: 0.302 (1, 2)		4-3			1B			F8			4	1	1	0	0	1	1		
Gorman Thomas, R OBP: 0.298, SLG: 0.377 (1, 8)		F9						F8		K	3	0	0	0	0	1	0		
Tim Johnson, L OBP: 0.312, SLG: 0.280 (1, 4)					1-3			F8		E4	4	0	3	1	0	0	0		
Inning Stats	R: 0 E: 0 K: 0 S: 3	H: 0 LOB: 2 BB: 2 P: 11	R: 0 E: 0 K: 0 S: 3	H: 0 LOB: 0 BB: 0 P: 3	R: 0 E: 0 K: 0 S: 4	H: 1 LOB: 1 BB: 0 P: 4	R: 0 E: 0 K: 1 S: 6	H: 1 LOB: 1 BB: 0 P: 6	R: 0 E: 0 K: 0 S: 3	H: 0 LOB: 0 BB: 0 P: 3	R: 0 E: 0 K: 1 S: 6	H: 1 LOB: 1 BB: 0 P: 6	R: 0 E: 0 K: 1 S: 5	H: 0 LOB: 1 BB: 1 P: 9	R: 1 E: 1 K: 1 S: 7	H: 3 LOB: 2 BB: 0 P: 7	1B: 8 2B: 0 3B: 0 HR: 0	SF: 0 SAC: 1 DP: 2 HBP: 0	WP: 0 PA: 38 PB: 0 SB: 0 CS: 0
PITCHER	IP WLS BF H R ER SO BB IBB HBP BLK WP HR S P ERA WHIP																		
Nelson Bries, R ERA: 3.43 (1, 1)	8.0	W	29	5	0	0	2	2	0	0	0	0	0	0	0	0	0	0.00	0.875
Steve Foucault, R ERA: 3.0 (9, 1)	2.0	L	9	3	1	1	2	1	0	0	0	0	0	0	0	0	0	4.50	2.000

Milwaukee Brewers @ Texas Rangers
Arlington Stadium, Arlington, TX
Tue Aug 24 1976, 8:05 PM EDT
Att: 6,370 - Unknown

AB 34
R 1
H 8
RBI 1
BB 3
SO 4
LOB 11



Batter	1	2	3	4	5	6	7	8	9	10	AB	R	H	RBI	BB	SO	LOB	BOTTOM			
Gene Clines, R OBP: 0.292, SLG: 0.294 (1, 7)	F3			L7							4	0	2	0	0	0	0				
Toby Harrah, R OBP: 0.367, SLG: 0.372 (1, 6)	6-3			6-3				F8		FC6-4	4	0	0	0	0	0	3				
Mike Hargrove, L OBP: 0.408, SLG: 0.398 (1, 3)	3-1			3-1						4-3	4	0	0	0	0	0	0				
Jeff Burroughs, R OBP: 0.300, SLG: 0.371 (1, 9)				4-3				5-3			3	0	0	0	1	0	0				
Tom Grieve, R OBP: 0.296, SLG: 0.391 (1, 10)				4-3				FC6-4		BB	4	0	1	0	0	0	1				
Lenny Randle, S OBP: 0.282, SLG: 0.261 (1, 4)				6-3				F7		2B	4	0	1	0	0	0	1				
Juan Beniquez, R OBP: 0.328, SLG: 0.301 (1, 8)				6-3				FC6-4		1-2r	4	0	0	0	0	2					
Danny Thompson, R OBP: 0.282, SLG: 0.276 (1, 5)				5-3				5-3			4	0	0	0	0	1					
Jim Sundberg, R OBP: 0.271, SLG: 0.288 (1, 2)				G5-4-3				4-3		1B	3	0	0	0	0	0	2				
Inning Stats	R: 0 E: 0 K: 0 S: 3	H: 0 LOB: 0 BB: 0 P: 3	R: 0 E: 0 K: 0 S: 3	H: 0 LOB: 0 BB: 0 P: 3	R: 0 E: 0 K: 0 S: 3	H: 1 LOB: 0 BB: 0 P: 3	R: 0 E: 0 K: 0 S: 3	H: 0 LOB: 0 BB: 0 P: 3	R: 0 E: 0 K: 0 S: 4	H: 1 LOB: 1 BB: 0 P: 4	R: 0 E: 0 K: 0 S: 4	H: 1 LOB: 1 BB: 0 P: 4	R: 0 E: 0 K: 0 S: 3	H: 0 LOB: 1 BB: 1 P: 7	R: 0 E: 0 K: 0 S: 3	H: 0 LOB: 0 BB: 0 P: 3	R: 0 E: 0 K: 0 S: 3	H: 0 LOB: 0 BB: 0 P: 3	1B: 4 2B: 1 3B: 0 HR: 0	SF: 0 SAC: 0 DP: 1 HBP: 0	WP: 0 PA: 35 PB: 0 SB: 1 CS: 0
PITCHER	IP WLS BF H R ER SO BB IBB HBP BLK WP HR S P ERA WHIP																				
Jerry Augustine, L ERA: 2.86 (1, 1)	10.0	W	35	5	0	0	0	1	0	0	0	0	0	0	0	0	0	0.00	0.600		

Milwaukee Brewers @ Texas Rangers
Arlington Stadium, Arlington, TX
Tue Aug 24 1976, 8:05 PM EDT
Att: 6,370 - Unknown

AB 34
R 0
H 5
RBI 0
BB 1
SO 0
LOB 9



Batter	1	2	3	4	5	6	7	8	9	AB	R	H	RBI	BB	SO	LOB	TOP										
Von Joshua, L OBP: 0.291, SLG: 0.354 (1, 7)	F9		G6-3		L7			SH3-4	SF7	3	0	0	1	0	0	3											
Robin Yount, R OBP: 0.309, SLG: 0.326 (1, 6)	F8			5-3	5-3			F2		5	0	1	1	0	0	3											
George Scott, R OBP: 0.329, SLG: 0.410 (1, 3)				WP HR			F9		K	5	1	3	0	0	1	2											
Mike Hegan, L OBP: 0.301, SLG: 0.367 (1, 10)	FC6			K	K		K	L7		4	0	0	0	0	2	4											
Don Money, R OBP: 0.340, SLG: 0.427 Jack Heidemann, R (9, PR) OBP: 0.245, SLG: 0.230 (9, 5)		F8					1-3		BB SH5-4 1B	4	1	2	2	0	0	0											
Sixto Lezcano, R OBP: 0.351, SLG: 0.402 (1, 9)		L7		HR					SH5-4	3	0	0	0	0	1	0											
Darrell Porter, L OBP: 0.318, SLG: 0.299 (1, 2)		L7			4-3			K	1B BB SF7 HBP	3	1	0	0	0	1	0											
Gorman Thomas, R OBP: 0.301, SLG: 0.374 (1, 8)			L7		WP 1B BB			K	SF7 1B BB	2	1	0	0	2	1	0											
Tim Johnson, L OBP: 0.320, SLG: 0.289 (1, 4)								E4 1B SH3-4		4	0	3	1	0	0	0											
Inning Stats	R: 0 E: 0 K: 0 S: 4	H: 1 LOB: 1 BB: 0 P: 4	R: 0 E: 0 K: 0 S: 3	H: 0 LOB: 0 BB: 0 P: 3	R: 0 E: 0 K: 0 S: 3	H: 1 LOB: 0 BB: 0 P: 3	R: 2 E: 0 K: 2 S: 9	H: 2 LOB: 0 BB: 0 P: 9	R: 0 E: 0 K: 0 S: 4	H: 1 LOB: 2 BB: 1 P: 8	R: 0 E: 0 K: 2 S: 5	H: 0 LOB: 0 BB: 0 P: 5	R: 0 E: 0 K: 0 S: 7	H: 0 LOB: 0 BB: 0 P: 7	R: 0 E: 1 K: 0 S: 5	H: 1 LOB: 2 BB: 0 P: 5	R: 3 E: 0 K: 1 S: 8	H: 3 LOB: 2 BB: 1 P: 13	1B: 8 2B: 0 3B: 0 HR: 1	SF: 1 SAC: 2 DP: 1 HBP: 1	WP: 2 PA: 39 PB: 0 SB: 0 CS: 0						
PITCHER	IP	WLS	BF	H	R	ER	SO	BB	IBB	HBP	BLK	WP	HR	S	P	ERA	WHIP										
Bert Blyleven, R ERA: 2.92 (1, 1)	8.1	L	36	8	5	5	5	2	0	0	0	2	1	43	52	5.40	1.200										
Joe Hoerner, L ERA: 4.65 (9, 1)	0.2		3	1	0	0	1	0	0	0	0	0	0	5	5	0.00	1.500										

Milwaukee Brewers @ Texas Rangers
Arlington Stadium, Arlington, TX
Wed Aug 25 1976, 8:05 PM EDT
Att: 6,121 - Unknown

AB 33
R 5
H 9
RBI 5
BB 2
SO 6
LOB 12



Batter	1	2	3	4	5	6	7	8	9	AB	R	H	RBI	BB	SO	LOB	BOTTOM										
Gene Clines, R OBP: 0.293, SLG: 0.296 (1, 7)	K						L6-4-3		L3	5	0	2	0	0	1	3											
Toby Harrah, R OBP: 0.371, SLG: 0.373 (1, 6)	F7							FC4-6 BB		2	0	1	1	3	0	0											
Jim Fregosi, R OBP: 0.331, SLG: 0.300 (1, 3)	K		F8		F8			FC4-6 BB	F8	4	0	0	0	1	1	8											
Jeff Burroughs, R OBP: 0.299, SLG: 0.370 (1, 9)		K			F9			1B SH5-3 1B		4	0	1	0	0	2	2											
Tom Grieve, R OBP: 0.294, SLG: 0.388 (1, 10)		1-3			F7			SH5-3	FC4-6	3	0	0	0	0	0	2											
Lenny Randle, S OBP: 0.283, SLG: 0.262 Mike Hargrove, L (8, PH) OBP: 0.307, SLG: 0.397 Dave Moates, L OBP: 0.304, SLG: 0.316 (1, 4)		F4			5-3				K	3	0	1	0	0	0	0											
Juan Beniquez, R OBP: 0.327, SLG: 0.300 (9, 4)			F8							4	0	1	0	0	0	2											
Danny Thompson, R OBP: 0.284, SLG: 0.278 Roy Howell, L (7, PH) OBP: 0.293, SLG: 0.360 (8, 5)				1B 1B					K	2	1	1	0	0	0	0											
Jim Sundberg, R OBP: 0.276, SLG: 0.289 (1, 2)			K							2	0	1	0	2	1	1											
Inning Stats	R: 0 E: 0 K: 2 S: 7	H: 0 LOB: 0 BB: 0 P: 7	R: 0 E: 0 K: 1 S: 5	H: 0 LOB: 0 BB: 0 P: 5	R: 1 E: 0 K: 1 S: 8	H: 3 LOB: 2 BB: 0 P: 8	R: 0 E: 0 K: 0 S: 3	H: 0 LOB: 0 BB: 0 P: 3	R: 0 E: 0 K: 0 S: 4	H: 1 LOB: 3 BB: 2 P: 12	R: 0 E: 0 K: 0 S: 4	H: 2 LOB: 1 BB: 0 P: 4	R: 0 E: 0 K: 0 S: 3	H: 1 LOB: 0 BB: 0 P: 3	R: 0 E: 0 K: 2 S: 7	H: 0 LOB: 2 BB: 2 P: 15	R: 0 E: 0 K: 1 S: 6	H: 1 LOB: 3 BB: 2 P: 14	1B: 8 2B: 0 3B: 0 HR: 0	SF: 0 SAC: 1 DP: 1 HBP: 0	WP: 0 PA: 39 PB: 0 SB: 0 CS: 1						
PITCHER	IP	WLS	BF	H	R	ER	SO	BB	IBB	HBP	BLK	WP	HR	S	P	ERA	WHIP										
Bill Travers, L ERA: 2.36 (1, 1)	5.1	W	24	6	1	1	4	2	0	0	0	0	0	30	38	1.69	1.500										
Danny Frisella, R ERA: 3.02 (6, 1)	3.0		12	2	0	0	3	3	0	0	0	0	0	15	27	0.00	1.667										
Bill Castro, R ERA: 2.83 (9, 1)	0.2	S	3	0	0	0	0	1	0	0	0	0	0	2	6	0.00	1.500										

Milwaukee Brewers @ Texas Rangers
Arlington Stadium, Arlington, TX
Wed Aug 25 1976, 8:05 PM EDT
Att: 6,121 - Unknown

AB 32
R 1
H 8
RBI 1
BB 6
SO 7
LOB 21



Batter	1	2	3	4	5	6	7	8	9	AB	R	H	RBI	BB	SO	LOB	TOP			
Gene Clines, R OBP: 0.293, SLG: 0.295 (1, 7)										4	0	1	0	0	2	1	Texas Rangers @ Baltimore Orioles Memorial Stadium, Baltimore, MD Fri Aug 27 1976, 7:05 PM EDT Att: 6,418 - Unknown			
Toby Harrah, R OBP: 0.372, SLG: 0.374 (1, 6)										4	0	2	0	0	0	2				
Mike Hargrove, L OBP: 0.304, SLG: 0.393 (1, 3)										4	0	0	0	0	0	4				
Jeff Burroughs, R OBP: 0.299, SLG: 0.369 (1, 9)										4	0	1	0	0	0	1				
Roy Howell, L OBP: 0.290, SLG: 0.356 (1, 5)										4	0	0	0	0	3	2				
Tom Grievie, R OBP: 0.291, SLG: 0.384 (1, 10)											4	0	0	0	0	4		1		
Lenny Randle, S OBP: 0.281, SLG: 0.260 (1, 4)										3	0	0	0	0	1	1				
Juan Beniquez, R OBP: 0.330, SLG: 0.303 (1, 8)										3	0	2	0	0	0	0				
Bill Fahey, L OBP: 0.348, SLG: 0.310 (1, 2)										3	0	1	0	0	0	2				
Inning Stats	R: 0 E: 0 K: 1 S: 5	H: 0 LOB: 0 BB: 0 P: 5	R: 0 E: 0 K: 3 S: 10	H: 1 LOB: 1 BB: 0 P: 10	R: 0 E: 0 K: 0 S: 5	H: 2 LOB: 2 BB: 0 P: 5	R: 0 E: 0 K: 2 S: 7	H: 0 LOB: 0 BB: 0 P: 7	R: 0 E: 0 K: 1 S: 6	H: 1 LOB: 1 BB: 0 P: 6	R: 0 E: 0 K: 1 S: 6	H: 1 LOB: 1 BB: 0 P: 6	R: 0 E: 0 K: 0 S: 3	H: 1 LOB: 0 BB: 0 P: 3	R: 0 E: 0 K: 1 S: 5	H: 0 LOB: 0 BB: 0 P: 5	1B: 7 2B: 1 3B: 0 HR: 0	SF: 0 SAC: 0 DP: 1 HBP: 0	WP: 0 PB: 0 SB: 1 CS: 0	PA: 33
PITCHER Jim Palmer, R ERA: 2.6 (1, 1)	IP: 9.0 WLS: W BF: 33 H: 7 R: 0 ER: 0 SO: 10 BB: 0 IBB: 0 HBP: 0 BLK: 0 WP: 0 HR: 0 S: 53 P: 53 ERA: 0.00 WHIP: 0.778															PITCHER IP: WLS: BF: H: R: ER: SO: BB: IBB: HBP: BLK: WP: HR: S: P: ERA: WHIP:				

Batter	1	2	3	4	5	6	7	8	9	AB	R	H	RBI	BB	SO	LOB	BOTTOM			
Al Bumbry, L OBP: 0.330, SLG: 0.413 (1, 8) (8, 7)										3	1	1	1	0	0	1	Texas Rangers @ Baltimore Orioles Memorial Stadium, Baltimore, MD Fri Aug 27 1976, 7:05 PM EDT Att: 6,418 - Unknown			
Bobby Grich, R OBP: 0.386, SLG: 0.432 (1, 4)										4	1	2	1	0	1	1				
Reggie Jackson, L OBP: 0.351, SLG: 0.517 (1, 9)										3	0	0	0	1	3	2				
Lee May, R OBP: 0.295, SLG: 0.446 (1, 3) (8, PR)										4	0	2	1	0	1	1				
Tony Muser, L OBP: 0.266, SLG: 0.253 (9, 3)										0	0	0	0	0	0	0				
Ken Singleton, S OBP: 0.349, SLG: 0.368 Paul Blair, R OBP: 0.257, SLG: 0.272 (1, 7) (8, 8)										3	0	0	0	0	0	2				
Terry Crowley, L OBP: 0.280, SLG: 0.227 (1, 10)										3	0	0	0	0	1	1				
Doug DeCinces, R OBP: 0.293, SLG: 0.367 (1, 5)										3	0	0	0	0	2	1				
Mark Belanger, R OBP: 0.333, SLG: 0.326 (1, 6)										3	1	1	0	0	1	0				
Dave Duncan, R OBP: 0.279, SLG: 0.260 (1, 2)										2	0	1	0	0	1	0				
Inning Stats	R: 1 E: 0 K: 2 S: 9	H: 2 LOB: 1 BB: 0 P: 9	R: 0 E: 0 K: 1 S: 5	H: 0 LOB: 0 BB: 0 P: 5	R: 0 E: 0 K: 1 S: 6	H: 1 LOB: 1 BB: 0 P: 6	R: 0 E: 0 K: 2 S: 8	H: 1 LOB: 1 BB: 0 P: 8	R: 0 E: 0 K: 2 S: 7	H: 0 LOB: 0 BB: 0 P: 7	R: 0 E: 0 K: 2 S: 7	H: 0 LOB: 0 BB: 0 P: 7	R: 0 E: 0 K: 0 S: 3	H: 0 LOB: 0 BB: 0 P: 3	R: 2 E: 0 K: 1 S: 8	H: 3 LOB: 2 BB: 1 P: 12	1B: 4 2B: 3 3B: 0 HR: 0	SF: 1 SAC: 1 DP: 0 HBP: 0	WP: 0 PB: 1 SB: 0 CS: 0	PA: 32
PITCHER Gaylord Perry, R ERA: 3.45 (1, 1)	IP: 8.0 WLS: L BF: 32 H: 7 R: 3 ER: 3 SO: 11 BB: 1 IBB: 0 HBP: 0 BLK: 0 WP: 0 HR: 0 S: 53 P: 57 ERA: 3.38 WHIP: 1.000															PITCHER IP: WLS: BF: H: R: ER: SO: BB: IBB: HBP: BLK: WP: HR: S: P: ERA: WHIP:				

AB	33
R	0
H	7
RBI	0
BB	0
SO	10
LOB	14



AB	29
R	3
H	7
RBI	3
BB	1
SO	11
LOB	11



Batter	1	2	3	4	5	6	7	8	9	AB	R	H	RBI	BB	SO	LOB	TOP								
Gene Clines, R OBP: 0.296, SLG: 0.299 (1, 7)										6	1	3	2	0	0	2	Texas Rangers @ Baltimore Orioles Memorial Stadium, Baltimore, MD Sun Aug 29 1976, 3:33 AM EDT Att: 7,922 - Unknown								
Toby Harrah, R OBP: 0.374, SLG: 0.389 (1, 6)										6	1	3	1	0	1	2									
Mike Hargrove, L OBP: 0.303, SLG: 0.391 (1, 3)										5	1	3	1	1	2	1									
Jeff Burroughs, R OBP: 0.300, SLG: 0.365 (1, 9)										5	1	1	0	1	1	6									
Roy Howell, L OBP: 0.294, SLG: 0.363 (1, 5)										4	2	2	2	1	0	4									
Tom Grievie, R OBP: 0.293, SLG: 0.386 (1, 10)										5	2	1	2	1	1	6									
Lenny Randle, S OBP: 0.281, SLG: 0.259 (1, 4)										6	2	2	0	0	0	0									
Juan Beniquez, R OBP: 0.335, SLG: 0.313 (1, 8)										4	1	4	1	1	0	0									
Jim Sundberg, R OBP: 0.278, SLG: 0.294 (1, 2)										4	0	0	0	1	0	6									
Inning Stats	R: 0 E: 0 K: 2 S: 9	H: 2 LOB: 3 BB: 1 P: 13	R: 0 E: 0 K: 0 S: 3	H: 1 LOB: 0 BB: 0 P: 3	R: 5 E: 1 K: 1 S: 10	H: 4 LOB: 2 BB: 2 P: 18	R: 0 E: 1 K: 1 S: 6	H: 0 LOB: 2 BB: 1 P: 10	R: 2 E: 0 K: 0 S: 7	H: 4 LOB: 2 BB: 0 P: 7	R: 0 E: 0 K: 1 S: 4	H: 2 LOB: 2 BB: 0 P: 5	R: 0 E: 0 K: 1 S: 7	H: 2 LOB: 2 BB: 0 P: 7	R: 2 E: 0 K: 0 S: 4	H: 2 LOB: 1 BB: 2 P: 12	R: 2 E: 0 K: 0 S: 5	H: 2 LOB: 0 BB: 0 P: 5	1B: 14 2B: 3 3B: 0 HR: 2	SF: 0 SAC: 0 DP: 2 HBP: 1	WP: 0 PB: 0 SB: 0 CS: 0	PA: 52			
PITCHER	IP	WLS	BF	H	R	ER	SO	BB	IBB	HBP	BLK	WP	HR	S	P	ERA	WHIP								
Wayne Garland, R ERA: 2.72 (1, 1)	2.2	L	17	7	5	3	3	2	0	0	0	0	1	21	29	10.12	3.375								
Mike Cuellar, L ERA: 4.95 (3, 1)	3.0		17	5	2	2	1	2	0	1	0	0	0	16	25	6.00	2.333								
Ross Grimsley, L ERA: 3.83 (6, 1)	2.1		13	5	2	2	1	2	0	0	0	0	0	13	21	7.71	3.000								
Dyar Miller, R ERA: 3.05 (9, 1)	1.0		5	2	2	2	0	0	0	0	0	0	1	5	5	18.00	2.000								

Batter	1	2	3	4	5	6	7	8	9	AB	R	H	RBI	BB	SO	LOB	BOTTOM								
Tommy Harper, R OBP: 0.291, SLG: 0.275 (1, 10)										3	0	2	0	1	0	0	Texas Rangers @ Baltimore Orioles Memorial Stadium, Baltimore, MD Sun Aug 29 1976, 3:33 AM EDT Att: 7,922 - Unknown								
Bobby Grich, R OBP: 0.388, SLG: 0.432 (1, 4)										4	0	1	0	0	1	2									
Dave Duncan, R OBP: 0.279, SLG: 0.260 (9, 2)										0	0	0	0	0	0	0									
Reggie Jackson, L OBP: 0.352, SLG: 0.514 (1, 9)										4	0	2	0	0	1	2									
Tim Nordbrook, R OBP: 0.320, SLG: 0.227 (9, 4)										0	0	0	0	0	0	0									
Lee May, R OBP: 0.289, SLG: 0.438 (1, 3)										4	0	0	0	0	0	3									
Ken Singleton, S OBP: 0.347, SLG: 0.373 (1, 7)										4	0	0	0	0	0	2									
Doug DeCinces, R OBP: 0.292, SLG: 0.368 (1, 5)										4	0	1	0	0	1	0									
Paul Blair, R OBP: 0.253, SLG: 0.268 (1, 8)										3	0	0	0	0	0	1									
Mark Belanger, R OBP: 0.335, SLG: 0.326 (1, 6)										3	0	0	0	0	0	1									
Rick Dempsey, R OBP: 0.275, SLG: 0.208 (9, 9)										3	0	0	0	0	0	0									
Inning Stats	R: 0 E: 0 K: 0 S: 4	H: 1 LOB: 2 BB: 1 P: 8	R: 0 E: 0 K: 0 S: 3	H: 0 LOB: 0 BB: 0 P: 3	R: 0 E: 1 K: 0 S: 4	H: 2 LOB: 1 BB: 0 P: 4	R: 0 E: 0 K: 0 S: 3	H: 0 LOB: 0 BB: 0 P: 3	R: 0 E: 0 K: 0 S: 4	H: 1 LOB: 1 BB: 0 P: 4	R: 0 E: 0 K: 0 S: 4	H: 1 LOB: 1 BB: 0 P: 4	R: 0 E: 0 K: 2 S: 8	H: 1 LOB: 1 BB: 0 P: 8	R: 0 E: 0 K: 1 S: 5	H: 0 LOB: 0 BB: 0 P: 5	1B: 5 2B: 1 3B: 0 HR: 0	SF: 0 SAC: 0 DP: 0 HBP: 0	WP: 0 PB: 0 SB: 0 CS: 0	PA: 33					
PITCHER	IP	WLS	BF	H	R	ER	SO	BB	IBB	HBP	BLK	WP	HR	S	P	ERA	WHIP								
Jim Umberger, L ERA: 3.16 (1, 1)	9.0	W	33	6	0	0	3	1	0	0	0	0	0	38	42	0.00	0.778								


AB 45
R 11
H 19
RBI 9
BB 6
SO 5
LOB 27

AB 32
R 0
H 6
RBI 0
BB 1
SO 3
LOB 11

Batter	1	2	3	4	5	6	7	8	9	AB	R	H	RBI	BB	SO	LOB	TOP					
Danny Thompson R (1,6) OBP: 0.286, SLG: 0.278	4-0 2B 6-3 BB		0-3 K		0-3 K		0-0 F9		0-0 F9	4	1	0	0	1	2	4						
Toby Harrah R (1,10) OBP: 0.374, SLG: 0.389	0-3 K		0-0 F9		0-0 1B			0-0 5-3	0-0 1B	5	0	2	1	0	1	2						
Dave Moates L (9,FR) OBP: 0.304, SLG: 0.316									1-2 2-H 1B	0	0	0	0	0	0	0						
Mike Hargrove L (1,3) OBP: 0.303, SLG: 0.393	0-0 1-3 2B		0-0 F8		0-0 5-3			0-0 2B	0-0 F8	5	1	2	0	0	0	4						
Jeff Burroughs R (1,9) OBP: 0.300, SLG: 0.364	0-0 6-3			0-0 FC3-6 1B		0-0 5-3		0-3 K		4	0	1	1	0	1	2						
Tom Grieve R (1,7) OBP: 0.293, SLG: 0.387	0-0 F9			0-0 L6		0-0 F8		0-0 2B		4	0	1	1	0	0	2						
Roy Howell L (1,5) OBP: 0.293, SLG: 0.362		0-0 F9		0-0 FC3-6 1B		0-3 K		0-0 F6		4	0	1	0	0	1	1						
Lenny Randle S (1,4) OBP: 0.283, SLG: 0.259		0-0 CS 1B		0-0 FC3-6			0-0 4-3		4-0 1B BB	3	1	1	0	1	0	2	AB 37					
Juan Beniquez R (1,8) OBP: 0.332, SLG: 0.309	0-3 K		0-0 F9		0-0 F9		0-0 B1-3		0-0 L9	4	0	0	0	0	1	4	R 3					
Jim Sundberg R (1,2) OBP: 0.281, SLG: 0.297					0-0 4-1					3	0	2	0	0	0	0	H 11					
Bill Fahey L (7,2) OBP: 0.357, SLG: 0.322									1-2 1B	1	0	1	0	0	0	0	RBI 3					
																	BB 2					
																	SO 6					
																	LOB 21					
Inning Stats	R: 1 E: 0 K: 1 S: 6	H: 1 LOB: 1 BB: 1 P: 10	R: 0 E: 0 K: 1 S: 5	H: 1 LOB: 0 BB: 0 P: 5	R: 0 E: 0 K: 1 S: 6	H: 1 LOB: 1 BB: 0 P: 6	R: 0 E: 0 K: 0 S: 5	H: 2 LOB: 2 BB: 0 P: 5	R: 0 E: 0 K: 1 S: 6	H: 1 LOB: 1 BB: 0 P: 6	R: 0 E: 0 K: 1 S: 5	H: 0 LOB: 0 BB: 0 P: 5	R: 0 E: 0 K: 0 S: 4	H: 1 LOB: 1 BB: 0 P: 4	R: 1 E: 0 K: 1 S: 7	H: 2 LOB: 1 BB: 0 P: 7	R: 1 E: 0 K: 0 S: 5	H: 2 LOB: 2 BB: 1 P: 9	1B: 9 2B: 2 3B: 0 HR: 0	SF: 0 SAC: 0 DP: 0 HBP: 0	WP: 0 PB: 0 SB: 0 CS: 1	PA: 39
PITCHER Luis Tiant R (1,1) ERA: 3.05	IP: 9.0 WLS: W BF: 39 H: 11 R: 3 ER: 3 SO: 6 BB: 2 IBB: 0 HBP: 0 BLK: 0 WP: 0 HR: 0 S: 49 P: 57 ERA: 3.00 WHIP: 1.444															PITCHER	IP: 9.0 WLS: W BF: 39 H: 11 R: 3 ER: 3 SO: 6 BB: 2 IBB: 0 HBP: 0 BLK: 0 WP: 0 HR: 0 S: 49 P: 57 ERA: 3.00 WHIP: 1.444					

Texas Rangers @ Boston Red Sox
Fenway Park, Boston, MA
Mon Aug 30 1976, 7:05 PM EDT
Att: 17,101 - Unknown - 56 F


AB 37
R 3
H 11
RBI 3
BB 2
SO 6
LOB 21



Batter	1	2	3	4	5	6	7	8	9	AB	R	H	RBI	BB	SO	LOB	BOTTOM					
Rick Burleson R (1,6) OBP: 0.353, SLG: 0.365	0-0 3-1			0-0 6-3	0-0 FC6-4	0-0 2B		0-0 P9		1	0	0	0	0	0	0						
Bob Heise R (2,FR) OBP: 0.306, SLG: 0.343		0-0 FC4-6 HBP			1-2 2B					4	0	1	0	0	0	2						
Denny Doyle L (1,4) OBP: 0.289, SLG: 0.301	0-0 G3	0-0 FC4-6		0-0 P8		0-0 4-3				5	0	0	0	0	0	4						
Fred Lynn L (1,8) OBP: 0.367, SLG: 0.472	0-3 K		0-0 1B		0-0 2B	0-0 1B WP		0-0 L8		5	2	3	0	0	1	0						
Carl Yastrzemski L (1,7) OBP: 0.358, SLG: 0.441		4-0 5-3 3B BB	0-0 1B	4-0 IBB		4-0 1B WP				1	2	1	1	4	0	0						
Carlton Fisk R (1,2) OBP: 0.341, SLG: 0.399		0-0 5-3	0-0 1B	0-3 K		0-0 1B WP		0-0 F8		5	2	2	0	0	1	4						
Cecil Cooper L (1,3) OBP: 0.307, SLG: 0.458		0-0 2B	0-0 1B		0-0 F5	0-0 1B HR		0-0 F8		5	2	3	3	0	0	1						
Jim Rice R (1,10) OBP: 0.307, SLG: 0.450		0-0 2B	0-0 1B		0-0 HR	0-0 HR		0-0 F9		5	3	4	5	0	0	0	AB 40					
Dwight Evans R (1,9) OBP: 0.323, SLG: 0.415		0-0 2B	0-0 1B		0-0 6-3	0-0 F7		0-0 L7		5	0	2	1	0	0	0	R 11					
Butch Hobson R (1,5) OBP: 0.271, SLG: 0.375		0-0 1-6-3	0-0 L8-6		0-0 FC6-4 1B	0-0 2B BB				4	0	2	0	1	0	4	H 18					
																	RBI 10					
																	BB 5					
																	SO 2					
																	LOB 15					
Inning Stats	R: 0 E: 0 K: 1 S: 5	H: 0 LOB: 0 BB: 0 P: 5	R: 3 E: 0 K: 0 S: 6	H: 3 LOB: 2 BB: 1 P: 11	R: 2 E: 0 K: 0 S: 7	H: 6 LOB: 2 BB: 0 P: 7	R: 0 E: 0 K: 1 S: 6	H: 1 LOB: 2 BB: 1 P: 10	R: 1 E: 0 K: 0 S: 5	H: 2 LOB: 1 BB: 0 P: 5	R: 5 E: 0 K: 0 S: 8	H: 5 LOB: 2 BB: 2 P: 16	R: 0 E: 0 K: 0 S: 3	H: 0 LOB: 1 BB: 1 P: 7	R: 0 E: 0 K: 0 S: 4	H: 1 LOB: 1 BB: 0 P: 4	R: 0 E: 0 K: 0 S: 4	H: 1 LOB: 1 BB: 0 P: 4	1B: 10 2B: 5 3B: 2 HR: 2	SF: 0 SAC: 0 DP: 1 HBP: 1	WP: 1 PB: 0 SB: 0 CS: 0	PA: 46
PITCHER Bert Blyleven R (1,1) ERA: 3.08	IP: 2.1 WLS: L BF: 14 H: 6 R: 1 ER: 1 SO: 1 BB: 0 IBB: 1 HBP: 0 BLK: 0 WP: 0 HR: 1 S: 15 P: 19 ERA: 19.29 WHIP: 3.000															PITCHER	IP: 2.1 WLS: L BF: 14 H: 6 R: 1 ER: 1 SO: 1 BB: 0 IBB: 1 HBP: 0 BLK: 0 WP: 0 HR: 1 S: 15 P: 19 ERA: 19.29 WHIP: 3.000					
PITCHER Mike Bacsik R (3,1) ERA: 3.56	IP: 2.2 WLS: L BF: 14 H: 6 R: 1 ER: 1 SO: 1 BB: 0 IBB: 1 HBP: 0 BLK: 0 WP: 0 HR: 1 S: 15 P: 19 ERA: 19.29 WHIP: 3.000															PITCHER	IP: 2.2 WLS: L BF: 14 H: 6 R: 1 ER: 1 SO: 1 BB: 0 IBB: 1 HBP: 0 BLK: 0 WP: 0 HR: 1 S: 15 P: 19 ERA: 19.29 WHIP: 3.000					
PITCHER Craig Skok L (6,1) ERA: 13.5	IP: 0.1 WLS: L BF: 5 H: 3 R: 4 ER: 4 SO: 0 BB: 0 IBB: 0 HBP: 0 BLK: 0 WP: 0 HR: 0 S: 4 P: 8 ERA: 108.00 WHIP: 12.000															PITCHER	IP: 0.1 WLS: L BF: 5 H: 3 R: 4 ER: 4 SO: 0 BB: 0 IBB: 0 HBP: 0 BLK: 0 WP: 0 HR: 0 S: 4 P: 8 ERA: 108.00 WHIP: 12.000					
PITCHER Jeff Terpko R (6,1) ERA: 2.39	IP: 2.2 WLS: L BF: 13 H: 3 R: 1 ER: 1 SO: 0 BB: 2 IBB: 0 HBP: 0 BLK: 0 WP: 0 HR: 1 S: 11 P: 19 ERA: 3.38 WHIP: 1.875															PITCHER	IP: 2.2 WLS: L BF: 13 H: 3 R: 1 ER: 1 SO: 0 BB: 2 IBB: 0 HBP: 0 BLK: 0 WP: 0 HR: 1 S: 11 P: 19 ERA: 3.38 WHIP: 1.875					

Texas Rangers @ Boston Red Sox
Fenway Park, Boston, MA
Mon Aug 30 1976, 7:05 PM EDT
Att: 17,101 - Unknown - 56 F


AB 40
R 11
H 18
RBI 10
BB 5
SO 2
LOB 15



Batter	1	2	3	4	5	6	7	8	9	AB	R	H	RBI	BB	SO	LOB	TOP										
Danny Thompson R (1, 6) OBP: 0.281, SLG: 0.272	G1-6-3 1B		FC1			F9			6-3	4	0	1	0	0	0	1											
Toby Harrah R (1, 10) OBP: 0.372, SLG: 0.388	G1-6-3		F4			F6			F7	4	0	0	0	0	0	3											
Mike Hargrove L (1, 3) OBP: 0.302, SLG: 0.391	G3		K			K			4-3	4	0	0	0	0	2	2											
Jeff Burroughs R (1, 9) OBP: 0.299, SLG: 0.363									4-3	3	0	1	0	0	0	0											
Tom Grieve R (1, 7) OBP: 0.295, SLG: 0.396									5-3	3	0	1	0	0	1	1											
Roy Howell L (1, 5) OBP: 0.293, SLG: 0.362									4-3	3	0	0	0	0	1	2											
Lenny Randle S (1, 4) OBP: 0.279, SLG: 0.255									3-1	3	0	0	0	0	0	1											
Juan Beniquez R (1, 8) OBP: 0.336, SLG: 0.311									F5	2	0	0	0	1	0	0											
Jim Sundberg R (1, 2) OBP: 0.281, SLG: 0.295									F7	3	0	1	0	0	0	1											
Inning Stats	R: 0 E: 0 K: 0 S: 3	H: 1 LOB: 0 BB: 0 P: 3	R: 0 E: 0 K: 1 S: 6	H: 1 LOB: 1 BB: 0 P: 6	R: 0 E: 1 K: 1 S: 7	H: 1 LOB: 2 BB: 0 P: 7	R: 0 E: 0 K: 1 S: 5	H: 0 LOB: 0 BB: 0 P: 5	R: 0 E: 0 K: 0 S: 2	H: 0 LOB: 1 BB: 1 P: 6	R: 0 E: 0 K: 1 S: 5	H: 0 LOB: 0 BB: 0 P: 5	R: 0 E: 0 K: 0 S: 3	H: 0 LOB: 0 BB: 0 P: 3	R: 0 E: 0 K: 0 S: 3	H: 0 LOB: 0 BB: 0 P: 3	R: 0 E: 0 K: 0 S: 3	H: 0 LOB: 0 BB: 0 P: 3	1B: 3 2B: 1 3B: 0 HR: 0	SF: 0 SAC: 0 DP: 2 HBP: 0	WP: 0 PB: 0 SB: 0 CS: 1	PA: 31					
PITCHER	IP	WLS	BF	H	R	ER	SO	BB	IBB	HBP	BLK	WP	HR	S	P	ERA	WHIP										
Fergie Jenkins R (1, 1) ERA: 3.27	4.1		16	4	0	0	3	0	0	0	0	0	0	22	22	0.00	0.923										
Tom Murphy R (5, 1) ERA: 4.04	4.2	W	14	0	0	0	1	1	0	0	0	0	0	15	19	0.00	0.214										

Texas Rangers @ Boston Red Sox
Fenway Park, Boston, MA
Wed Sep 01 1976, 3:33 AM EDT
Att: 19,330 - Unknown - 78 F


AB 29
R 0
H 4
RBI 0
BB 1
SO 4
LOB 11



Batter	1	2	3	4	5	6	7	8	9	AB	R	H	RBI	BB	SO	LOB	BOTTOM										
Butch Hobson R (1, 5) OBP: 0.259, SLG: 0.356	K		5-3			SH3-4			K	3	0	0	0	0	2	0											
Denny Doyle L (1, 4) OBP: 0.250, SLG: 0.307	SF7 3B		5-3			4-3			6-3	4	1	1	0	0	0	1											
Fred Lynn L (1, 8) OBP: 0.369, SLG: 0.477	SF7					F5			P7	3	1	1	1	0	0	1											
Carl Yastrzemski L (1, 7) OBP: 0.357, SLG: 0.442	G3					L6			4-3	4	1	1	1	0	0	0											
Rick Miller L (9, 7) OBP: 0.343, SLG: 0.352										0	0	0	0	0	0	0											
Carlton Fisk R (1, 2) OBP: 0.339, SLG: 0.396										3	0	1	0	0	0	1											
Cecil Cooper L (1, 3) OBP: 0.312, SLG: 0.466										3	0	1	0	0	0	2											
Jim Rice R (1, 10) OBP: 0.307, SLG: 0.450										3	0	1	1	0	1	2											
Dwight Evans R (1, 9) OBP: 0.320, SLG: 0.416										3	0	0	0	0	0	2											
Bob Heise R (1, 6) OBP: 0.286, SLG: 0.317										3	0	0	0	0	0	0											
Inning Stats	R: 1 E: 0 K: 1 S: 6	H: 1 LOB: 1 BB: 0 P: 6	R: 0 E: 0 K: 0 S: 4	H: 1 LOB: 0 BB: 0 P: 4	R: 0 E: 0 K: 0 S: 3	H: 0 LOB: 0 BB: 0 P: 3	R: 2 E: 0 K: 0 S: 6	H: 3 LOB: 1 BB: 0 P: 6	R: 0 E: 1 K: 0 S: 4	H: 0 LOB: 1 BB: 0 P: 4	R: 0 E: 0 K: 1 S: 6	H: 1 LOB: 1 BB: 0 P: 6	R: 0 E: 0 K: 1 S: 5	H: 0 LOB: 0 BB: 0 P: 5	R: 0 E: 0 K: 0 S: 3	H: 0 LOB: 0 BB: 0 P: 3	R: 0 E: 0 K: 0 S: 3	H: 0 LOB: 0 BB: 0 P: 3	1B: 2 2B: 2 3B: 2 HR: 0	SF: 1 SAC: 1 DP: 0 HBP: 0	WP: 0 PB: 0 SB: 1 CS: 0	PA: 31					
PITCHER	IP	WLS	BF	H	R	ER	SO	BB	IBB	HBP	BLK	WP	HR	S	P	ERA	WHIP										
Gaylord Perry R (1, 1) ERA: 3.44	8.0	L	31	6	3	3	3	0	0	0	0	0	0	37	37	3.38	0.750										

Texas Rangers @ Boston Red Sox
Fenway Park, Boston, MA
Wed Sep 01 1976, 3:33 AM EDT
Att: 19,330 - Unknown - 78 F

AB 29
R 3
H 6
RBI 3
BB 0
SO 3
LOB 9



Batter	1	2	3	4	5	6	7	8	9	AB	R	H	RBI	BB	SO	LOB	TOP										
Gene Clines, R OBP: 0.295, SLG: 0.297 (1, 7)	L1-3		K			L8		1B	K	5	1	1	0	0	2	0	Texas Rangers @ Kansas City Royals Royals Stadium, Kansas City, MO Fri Sep 03 1976, 8:05 PM EDT Att: 17,748 - Unknown										
Toby Harrah, R OBP: 0.373, SLG: 0.391 (1, 6)	BLK		F9			K		1-3		4	1	2	0	0	1	0											
Mike Hargrove, L OBP: 0.301, SLG: 0.388 (1, 3)	5-3		4-3			BB		1-3		3	1	0	0	1	0	3											
Jeff Burroughs, R OBP: 0.302, SLG: 0.363 (1, 9)	BLK		F9			1B		1B		1	1	0	0	3	0	0											
Roy Howell, L OBP: 0.293, SLG: 0.362 Danny Thompson, R (8, PH) OBP: 0.283, SLG: 0.275 (8, 5)	K		K			FC5-4		FC6		3	0	1	1	0	2	2											
Tom Grieve, R OBP: 0.293, SLG: 0.393 (1, 10)	5-3		6-3			FC5-4		FC6		4	0	0	0	0	0	3											
Lenny Randle, S OBP: 0.281, SLG: 0.257 (1, 4)	F8		CS			CS		4-3		4	0	2	0	0	0	1											
Juan Beniquez, R OBP: 0.333, SLG: 0.307 (1, 8)	F8		6-3			K		5-3		4	0	0	0	0	1	2											
Jim Sundberg, R OBP: 0.278, SLG: 0.292 (1, 2)	5-3		4-3			K		1-3		4	0	0	0	0	1	1											
Inning Stats	R: 0 E: 0 K: 1 S: 6	H: 1 LOB: 2 BB: 1 P: 10	R: 0 E: 0 K: 0 S: 4	H: 1 LOB: 1 BB: 0 P: 4	R: 0 E: 0 K: 1 S: 5	H: 0 LOB: 0 BB: 0 P: 5	R: 0 E: 0 K: 1 S: 5	H: 0 LOB: 0 BB: 0 P: 5	R: 0 E: 0 K: 0 S: 3	H: 1 LOB: 0 BB: 2 P: 3	R: 1 E: 0 K: 2 S: 6	H: 1 LOB: 2 BB: 2 P: 14	R: 0 E: 0 K: 2 S: 7	H: 0 LOB: 0 BB: 0 P: 7	R: 3 E: 1 K: 0 S: 6	H: 3 LOB: 1 BB: 1 P: 10		R: 0 E: 0 K: 1 S: 5	H: 0 LOB: 0 BB: 0 P: 5	1B: 6 2B: 1 3B: 0 HR: 0	SF: 0 SAC: 0 DP: 0 HBP: 0	WP: 0 PB: 0 SB: 1 CS: 1	PA: 37				
PITCHER	IP	WLS	BF	H	R	ER	SO	BB	IBB	HBP	BLK	WP	HR	S	P	ERA	WHIP										
Al Fitzmorris, R ERA: 3.06 (1, 1)	7.1	L	30	6	3	3	6	3	0	0	1	0	0	39	51	3.68	1.227										
Tom Hall, L ERA: 4.54 (8, 1)	0.0		1	0	0	0	0	0	1	0	0	0	0	0	4	∞	∞										
Mark Littell, R ERA: 1.86 (8, 1)	1.2		6	1	1	0	1	0	0	0	0	0	0	8	8	0.00	0.600										

Batter	1	2	3	4	5	6	7	8	9	AB	R	H	RBI	BB	SO	LOB	BOTTOM										
Tom Poquette, L OBP: 0.380, SLG: 0.460 (1, 7)	1-3		G3			CS		CS		3	0	1	0	1	0	0	Texas Rangers @ Kansas City Royals Royals Stadium, Kansas City, MO Fri Sep 03 1976, 8:05 PM EDT Att: 17,748 - Unknown										
Amos Otis, R OBP: 0.351, SLG: 0.466 (1, 8)	5-3		F3			F8		3-1		4	0	0	0	0	0	2											
George Brett, L OBP: 0.375, SLG: 0.461 (1, 5)	1B		FC3-6			E3		FC4-6		3	0	2	0	1	0	1											
John Mayberry, L OBP: 0.327, SLG: 0.371 (1, 3)	G3		FC3-6			F5		FC4-6		4	1	0	0	0	0	4											
Hal McRae, R OBP: 0.427, SLG: 0.492 Davey Nelson, R (9, PR) OBP: 0.302, SLG: 0.311 (1, 10)	1-3		P4			F8		FC4-6		4	0	1	0	0	0	1											
Al Cowens, R OBP: 0.305, SLG: 0.344 (1, 9)	WP		F8			1-3		FC4-6		4	0	1	1	0	0	2											
Bob Stinson, S OBP: 0.343, SLG: 0.349 (1, 2)	L7		FC2-6			F8		BB		3	0	1	0	1	0	1											
Freddie Patek, R OBP: 0.323, SLG: 0.309 Jamie Quirk, L (8, PH) OBP: 0.242, SLG: 0.333 (9, 6)	F9		FC2-6			4-3		K		2	0	0	0	0	0	2											
Frank White, R OBP: 0.267, SLG: 0.313 (1, 4)	G3		CS			L7				3	0	1	0	0	0	0											
Inning Stats	R: 0 E: 0 K: 0 S: 4	H: 1 LOB: 1 BB: 0 P: 4	R: 0 E: 0 K: 0 S: 4	H: 1 LOB: 0 BB: 0 P: 4	R: 0 E: 0 K: 0 S: 3	H: 1 LOB: 1 BB: 0 P: 3	R: 0 E: 0 K: 0 S: 4	H: 1 LOB: 0 BB: 0 P: 4	R: 0 E: 0 K: 0 S: 3	H: 2 LOB: 0 BB: 0 P: 3	R: 0 E: 1 K: 0 S: 3	H: 0 LOB: 1 BB: 1 P: 7	R: 0 E: 0 K: 0 S: 3	H: 0 LOB: 0 BB: 0 P: 3	R: 0 E: 0 K: 0 S: 4	H: 1 LOB: 1 BB: 0 P: 4		R: 1 E: 0 K: 1 S: 6	H: 1 LOB: 2 BB: 2 P: 14	1B: 6 2B: 1 3B: 0 HR: 0	SF: 0 SAC: 0 DP: 0 HBP: 0	WP: 1 PB: 0 SB: 2 CS: 3	PA: 36				
PITCHER	IP	WLS	BF	H	R	ER	SO	BB	IBB	HBP	BLK	WP	HR	S	P	ERA	WHIP										
Tommy Boggs, R ERA: 3.29 (1, 1)	9.0	W	35	7	1	1	1	3	0	0	0	1	0	34	46	1.00	1.111										

Batter	1	2	3	4	5	6	7	8	9	AB	R	H	RBI	BB	SO	LOB	TOP
Gene Clines, R OBP: 0.294, SLG: 0.297	L4-3			L4		FC6		1B		4	0	1	0	0	0	1	
Toby Harrah, R OBP: 0.370, SLG: 0.388	F3			F3			F7	F5		4	0	0	0	0	0	2	
Mike Hargrove, L OBP: 0.300, SLG: 0.387	K			F8			1B	1B	6-3	4	0	1	0	0	1	0	
Jeff Burroughs, R OBP: 0.302, SLG: 0.362		6-3			P5		1B	1B	6-3	4	0	1	0	0	0	0	
Joe Lahoud, L OBP: 0.309, SLG: 0.268	K			G6-4-3	1B		F7	P5		4	0	1	0	0	1	2	
Roy Howell, L OBP: 0.291, SLG: 0.359	K			G6-4-3	1B		F7			3	0	0	0	0	1	3	
Lenny Randle, S OBP: 0.279, SLG: 0.256			K			B4-3		6-3		3	0	0	0	0	1	0	
Juan Beniquez, R OBP: 0.333, SLG: 0.307			4-3			FC6	1B	5-3		3	0	1	0	0	0	0	
Bill Fahey, L OBP: 0.356, SLG: 0.323			5-3			F7		1B	1B	3	0	1	0	0	0	1	
Inning Stats	R: 0 H: 0 E: 0 K: 1 S: 5	H: 0 LOB: 0 BB: 0 P: 5	R: 0 H: 0 E: 0 K: 2 S: 7	H: 0 LOB: 0 BB: 0 P: 7	R: 0 H: 0 E: 0 K: 1 S: 5	H: 0 LOB: 0 BB: 0 P: 5	R: 0 H: 0 E: 0 K: 0 S: 3	H: 0 LOB: 0 BB: 0 P: 3	R: 0 H: 1 E: 0 K: 0 S: 4	H: 1 LOB: 1 BB: 0 P: 4	R: 0 H: 2 E: 0 K: 0 S: 5	H: 2 LOB: 2 BB: 0 P: 5	R: 0 H: 2 E: 0 K: 0 S: 3	H: 0 LOB: 0 BB: 0 P: 3	1B: 6 2B: 0 3B: 0 HR: 0	SF: 0 SAC: 0 DP: 1 HBP: 0	WP: 0 PA: 32 PB: 0 SB: 0 CS: 0
PITCHER Dennis Leonard, R ERA: 3.34	IP: 9.0 WLS: W BF: 32 H: 6 R: 0 ER: 0 SO: 4 BB: 0 IBB: 0 HBP: 0 BLK: 0 WP: 0 HR: 0 S: 40 P: 40 ERA: 0.00 WHIP: 0.667																

Texas Rangers @ Kansas City Royals
Royals Stadium, Kansas City, MO
Sat Sep 04 1976, 8:05 PM EDT
Att: 31,541 - Unknown - 87 F

AB 32
R 0
H 6
RBI 0
BB 0
SO 4
LOB 9



Batter	1	2	3	4	5	6	7	8	9	AB	R	H	RBI	BB	SO	LOB	BOTTOM
Jim Wohlford, R OBP: 0.300, SLG: 0.300	E			4-3		F9				1	1	1	1	0	0	0	
Tom Poquette, L OBP: 0.377, SLG: 0.456	6-3	SF9		4-3						2	0	0	1	0	0	3	
Al Cowens, R OBP: 0.304, SLG: 0.344	6-3	5-3		6-3		G6-3	1B			4	0	1	1	0	0	3	
George Brett, L OBP: 0.374, SLG: 0.459	E7		4-3	L7		F8				4	1	1	1	0	0	2	
Hal McRae, R OBP: 0.423, SLG: 0.487	K		F8		L8	G6-3				4	0	0	0	0	1	1	
Amos Otis, R OBP: 0.350, SLG: 0.464	S		5-3	L7						4	0	1	0	0	1	0	
Willie Wilson, S	1B									0	0	0	0	0	0	0	
John Mayberry, L OBP: 0.328, SLG: 0.369	5-3			4-3		1B	BB	WP	4-3	2	2	0	0	2	0	1	
Frank White, R OBP: 0.269, SLG: 0.315				1B		1B	1B	4-3	1B	4	2	2	0	0	0	1	
Freddie Patek, R OBP: 0.327, SLG: 0.312		F8		4-3		1B	1B			3	1	2	2	1	0	1	
Buck Martinez, R OBP: 0.275, SLG: 0.378		SF9		6-3		1B	4-3	1B		4	0	2	0	0	0	2	
Inning Stats	R: 2 H: 3 E: 1 K: 1 S: 8	H: 3 LOB: 1 BB: 0 P: 8	R: 1 H: 2 E: 0 K: 0 S: 5	H: 2 LOB: 1 BB: 0 P: 5	R: 0 H: 0 E: 0 K: 0 S: 3	H: 0 LOB: 0 BB: 0 P: 3	R: 3 H: 3 E: 0 K: 0 S: 6	H: 3 LOB: 1 BB: 1 P: 10	R: 0 H: 0 E: 0 K: 0 S: 3	H: 0 LOB: 1 BB: 1 P: 7	R: 0 H: 1 E: 0 K: 0 S: 3	H: 1 LOB: 0 BB: 0 P: 3	R: 1 H: 1 E: 0 K: 1 S: 6	H: 1 LOB: 1 BB: 1 P: 10	1B: 10 2B: 0 3B: 0 HR: 0	SF: 1 SAC: 0 DP: 1 HBP: 0	WP: 1 PA: 36 PB: 0 SB: 1 CS: 0
PITCHER Jim Umberger, L ERA: 3.37 Steve Hargan, R ERA: 3.3	IP: 3.0 WLS: L BF: 18 H: 8 R: 6 ER: 5 SO: 1 BB: 1 IBB: 0 HBP: 0 BLK: 0 WP: 1 HR: 0 S: 19 P: 23 ERA: 15.00 WHIP: 3.000																

Texas Rangers @ Kansas City Royals
Royals Stadium, Kansas City, MO
Sat Sep 04 1976, 8:05 PM EDT
Att: 31,541 - Unknown - 87 F

AB 32
R 7
H 10
RBI 6
BB 3
SO 2
LOB 14

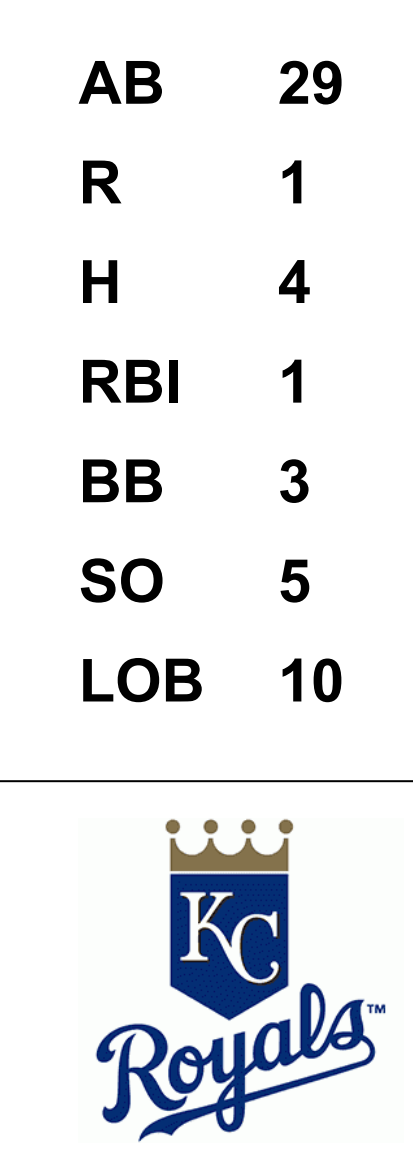


Batter	1	2	3	4	5	6	7	8	9	AB	R	H	RBI	BB	SO	LOB	TOP			
Gene Clines, R OBP: 0.293, SLG: 0.298 (1, 7)	L9		1B SF9		FC6-4		L6-3		L8	5	1	1	0	0	0	3	Texas Rangers @ Kansas City Royals Royals Stadium, Kansas City, MO Sun Sep 05 1976, 4:33 AM EDT Att: 22,025 - Unknown			
Toby Harrah, R OBP: 0.368, SLG: 0.386 (1, 6)	2B		F8		FC6-4		P4		K	5	1	1	0	0	1	4				
Jim Fregosi, R OBP: 0.341, SLG: 0.316 (1, 3)	1B		SF9		F3				F8	4	1	2	1	0	0	1				
Jeff Burroughs, R OBP: 0.305, SLG: 0.366 Dave Moates, L OBP: 0.304, SLG: 0.316 (8, PR) (8, 9)	1B		SF9			FC4-6 BB			1-3 2B	2	0	2	2	1	0	0				
Tom Grieve, R OBP: 0.292, SLG: 0.391 (1, 10)	1B		K			P4			1-3	4	0	1	0	0	1	3				
Lenny Randle, S OBP: 0.281, SLG: 0.258 (1, 4)	G6-4-3					F8				3	0	1	0	1	0	3				
Danny Thompson, R OBP: 0.280, SLG: 0.271 (1, 5)			F9		5-3				P4	4	0	0	0	0	0	4				
Juan Beniquez, R OBP: 0.332, SLG: 0.307 (1, 8)			F9		F9		6-3		FC1-6 1B	4	0	1	0	0	0	0				
Jim Sundberg, R OBP: 0.280, SLG: 0.297 (1, 2)			1-3			FC6-4 1B	L6-3 2B		FC1-6 WP	4	0	2	0	0	0	1				
Inning Stats	R: 2 E: 0 K: 0 S: 6	H: 4 LOB: 1 BB: 0 P: 6	R: 0 E: 0 K: 0 S: 3	H: 0 LOB: 0 BB: 0 P: 3	R: 1 E: 0 K: 1 S: 7	H: 2 LOB: 1 BB: 0 P: 7	R: 0 E: 0 K: 0 S: 3	H: 1 LOB: 0 BB: 0 P: 3	R: 0 E: 0 K: 0 S: 4	H: 0 LOB: 1 BB: 0 P: 7	R: 0 E: 0 K: 0 S: 4	H: 1 LOB: 1 BB: 0 P: 4	R: 0 E: 0 K: 0 S: 4	H: 1 LOB: 3 BB: 0 P: 8	R: 0 E: 0 K: 1 S: 6	H: 1 LOB: 1 BB: 0 P: 6	1B: 6 2B: 5 3B: 0 HR: 0	SF: 1 SAC: 0 DP: 1 HBP: 0	WP: 1 PB: 0 SB: 0 CS: 0	PA: 38
PITCHER Andy Hassler, L ERA: 3.47 (1, 1)	IP: 9.0 WLS: L BF: 38	H: 11 R: 3 ER: 3 SO: 2	BB: 2 IBB: 0 HBP: 0 BLK: 0	WP: 1 HR: 0 S: 40 P: 48	ERA: 3.00 WHIP: 1.444	PITCHER											ERA: 3.00 WHIP: 1.444			

AB	35
R	3
H	11
RBI	3
BB	2
SO	2
LOB	19



Batter	1	2	3	4	5	6	7	8	9	AB	R	H	RBI	BB	SO	LOB	BOTTOM			
Al Cowens, R OBP: 0.306, SLG: 0.345 (1, 9)	FC6-4 1B		6-3			6-3		G5-4-3 1B		4	0	2	0	0	0	0	Texas Rangers @ Kansas City Royals Royals Stadium, Kansas City, MO Sun Sep 05 1976, 4:33 AM EDT Att: 22,025 - Unknown			
Amos Otis, R OBP: 0.348, SLG: 0.461 (1, 8)	K		K			K		G5-4-3 1-2		4	0	0	0	0	3	2				
George Brett, L OBP: 0.373, SLG: 0.461 (1, 5)	L7		L7			1B 3B		L7		4	1	1	0	0	0	1				
Hal McRae, R OBP: 0.422, SLG: 0.485 (1, 10)	FC6-4 1-2				6-3	BB 1B			6-3	4	0	1	1	0	0	1				
John Mayberry, L OBP: 0.329, SLG: 0.368 (1, 3)		SH3 BB BB		4-3		BB 1-2			3-1	2	0	0	0	2	0	0				
Tom Poquette, L OBP: 0.376, SLG: 0.451 (1, 7)		SH3 BB 1-2		F9		F8			1-3	3	0	0	0	1	0	2				
Frank White, R OBP: 0.288, SLG: 0.313 (1, 4)		SH3 1-2 2-3			4-3		F8			2	0	0	0	0	0	0				
Freddie Patek, R OBP: 0.325, SLG: 0.310 (1, 6)		F3			5-3		F2			3	0	0	0	0	0	2				
Buck Martinez, R OBP: 0.273, SLG: 0.375 Ruppert Jones, L OBP: 0.244, SLG: 0.349 Bob Stinson, S OBP: 0.343, SLG: 0.349 (7, PH) (8, 2)		K			F8		K			2	0	0	0	0	1	2				
Inning Stats	R: 0 E: 0 K: 1 S: 6	H: 1 LOB: 1 BB: 0 P: 6	R: 0 E: 0 K: 1 S: 5	H: 0 LOB: 2 BB: 2 P: 13	R: 0 E: 0 K: 1 S: 5	H: 0 LOB: 0 BB: 0 P: 5	R: 0 E: 0 K: 0 S: 3	H: 0 LOB: 0 BB: 0 P: 3	R: 0 E: 0 K: 1 S: 7	H: 2 LOB: 2 BB: 1 P: 11	R: 0 E: 0 K: 1 S: 5	H: 0 LOB: 0 BB: 0 P: 5	R: 0 E: 0 K: 0 S: 3	H: 1 LOB: 0 BB: 0 P: 3	R: 0 E: 0 K: 0 S: 3	H: 0 LOB: 0 BB: 0 P: 3	1B: 3 2B: 0 3B: 1 HR: 0	SF: 0 SAC: 1 DP: 1 HBP: 0	WP: 0 PB: 0 SB: 0 CS: 0	PA: 33
PITCHER Bert Blyleven, R ERA: 3.0 (1, 1)	IP: 9.0 WLS: W BF: 33	H: 4 R: 1 ER: 1 SO: 5	BB: 3 IBB: 0 HBP: 0 BLK: 0	WP: 0 HR: 0 S: 40 P: 52	ERA: 1.00 WHIP: 0.778	PITCHER											ERA: 1.00 WHIP: 0.778			



Batter	1	2	3	4	5	6	7	8	9	AB	R	H	RBI	BB	SO	LOB	TOP								
Gene Clines, R (1, 7) OBP: 0.295, SLG: 0.298 Bill Fahey, L (9, 2) OBP: 0.356, SLG: 0.323	K		L4		1B			L5-3	BB	4	0	1	0	1	1	0	<p>Texas Rangers @ Kansas City Royals</p> <p>Royals Stadium, Kansas City, MO</p> <p>Mon Sep 06 1976, 8:05 PM EDT</p> <p>Att: 27,008 - Unknown</p>								
Toby Harrah, R (1, 6) OBP: 0.397, SLG: 0.384	K		F7		F9			P5	BB	5	0	1	1	0	1	1									
Mike Hargrove, L (1, 3) OBP: 0.398, SLG: 0.387	2B			6-3				K	BB	5	0	1	0	0	1	2									
Jeff Burroughs, R (1, 9) OBP: 0.305, SLG: 0.364	K			1B	BB			P6	BB	3	0	0	0	1	1	1									
Roy Howell, L (1, 5) OBP: 0.291, SLG: 0.358			F9		P4			K	BB	4	1	1	0	0	1	1									
Tom Grievie, R (1, 10) OBP: 0.296, SLG: 0.404		HR			1B			F9	BB	4	1	3	1	0	1	1									
Lenny Randle, S (1, 4) OBP: 0.279, SLG: 0.257 Joe Lahoud, L (9, PH) OBP: 0.313, SLG: 0.272 Danny Thompson, R (9, 4) OBP: 0.280, SLG: 0.271	1-3				F9			F8	BB	3	0	0	0	0	0	3									
Juan Beniquez, R (1, 8) OBP: 0.331, SLG: 0.306	5-3							F8	BB	1	1	1	0	0	0	0									
Jim Sundberg, R (1, 2) OBP: 0.278, SLG: 0.294 Dave Moates, L (9, PH) OBP: 0.310, SLG: 0.330			F7		K			5-3	BB	3	0	0	0	0	1	1									
Inning Stats	R: 0 E: 0 K: 3 S: 10	H: 1 LOB: 1 BB: 0 P: 10	R: 1 E: 0 K: 0 S: 4	H: 1 LOB: 0 BB: 4 P: 4	R: 0 E: 0 K: 0 S: 3	H: 0 LOB: 0 BB: 0 P: 3	R: 0 E: 0 K: 0 S: 4	H: 1 LOB: 2 BB: 1 P: 8	R: 0 E: 0 K: 1 S: 6	H: 0 LOB: 0 BB: 0 P: 6	R: 0 E: 0 K: 0 S: 5	H: 1 LOB: 1 BB: 0 P: 4	R: 0 E: 0 K: 1 S: 5	H: 0 LOB: 0 BB: 0 P: 5	R: 0 E: 0 K: 1 S: 5	H: 0 LOB: 0 BB: 0 P: 5		R: 4 E: 0 K: 1 S: 10	H: 5 LOB: 2 BB: 1 P: 14	1B: 6 2B: 3 3B: 0 HR: 1	SF: 0 SAC: 0 DP: 0 HBP: 0	WP: 0 PB: 0 SB: 0 CS: 0	PA: 39		
PITCHER	IP	WLS	BF	H	R	ER	SO	BB	IBB	HBP	BLK	WP	HR	S	P	ERA	WHIP								
Doug Bird, R (1, 1) ERA: 3.55	8.2	L	36	9	5	5	7	1	0	0	0	0	1	49	53	5.19	1.154								
Mark Littell, R (9, 1) ERA: 1.95	0.0		2	1	0	0	0	1	0	0	0	0	0	1	5	∞	∞								
Steve Mingo, L (9, 1) ERA: 2.13	0.1		1	0	0	0	0	0	0	0	0	0	0	1	1	0.00	0.000								

AB	37
R	5
H	10
RBI	5
BB	2
SO	7
LOB	11



Batter	1	2	3	4	5	6	7	8	9	AB	R	H	RBI	BB	SO	LOB	BOTTOM								
Tom Poquette, L (1, 7) OBP: 0.377, SLG: 0.456 Jim Wohlford, R (9, PH) OBP: 0.303, SLG: 0.300	1B	BB		L7		G3			CS	4	1	2	1	0	0	2	<p>Texas Rangers @ Kansas City Royals</p> <p>Royals Stadium, Kansas City, MO</p> <p>Mon Sep 06 1976, 8:05 PM EDT</p> <p>Att: 27,008 - Unknown</p>								
Amos Otis, R (1, 8) OBP: 0.345, SLG: 0.456	P5	2B			F9			F7	BB	5	0	0	0	0	0	3									
George Brett, L (1, 5) OBP: 0.371, SLG: 0.459	CS			L7		E6		L7	BB	5	0	1	0	0	0	0									
Hal McRae, R (1, 10) OBP: 0.423, SLG: 0.490	1B				FC4-6			L7		4	1	2	1	0	0	1									
John Mayberry, L (1, 3) OBP: 0.330, SLG: 0.368	1B			FC3-6		FC4-6		F8		3	0	1	1	1	0	1									
Al Cowens, R (1, 9) OBP: 0.307, SLG: 0.348	FC5-4			1-3		1B		BB		4	1	2	0	0	0	2									
Frank White, R (1, 4) OBP: 0.273, SLG: 0.318				6-3				1B		4	1	3	1	0	0	0									
Freddie Patek, R (1, 6) OBP: 0.326, SLG: 0.313				SH1-3		SH1-4		4-3		2	0	1	0	0	0	1									
Buck Martinez, R (1, 2) OBP: 0.268, SLG: 0.369				P4		F4		L7		4	0	0	0	0	0	4									
Inning Stats	R: 2 E: 0 K: 0 S: 6	H: 4 LOB: 1 BB: 0 P: 6	R: 1 E: 0 K: 0 S: 5	H: 2 LOB: 1 BB: 0 P: 5	R: 0 E: 0 K: 0 S: 4	H: 1 LOB: 1 BB: 0 P: 4	R: 0 E: 0 K: 0 S: 4	H: 1 LOB: 1 BB: 0 P: 4	R: 0 E: 0 K: 0 S: 3	H: 0 LOB: 0 BB: 0 P: 3	R: 1 E: 0 K: 0 S: 5	H: 2 LOB: 1 BB: 0 P: 5	R: 0 E: 0 K: 0 S: 2	H: 0 LOB: 0 BB: 1 P: 6	1B: 8 2B: 3 3B: 1 HR: 0	SF: 0 SAC: 2 DP: 0 HBP: 0		WP: 0 PB: 0 SB: 1 CS: 2	PA: 39						
PITCHER	IP	WLS	BF	H	R	ER	SO	BB	IBB	HBP	BLK	WP	HR	S	P	ERA	WHIP								
Nelson Briles, R (1, 1) ERA: 3.57	1.2		10	6	3	3	0	0	0	0	0	0	0	10	10	16.20	3.600								
Steve Hargan, R (2, 1) ERA: 3.19	6.1	W	26	6	1	1	0	1	0	0	0	0	0	25	29	1.42	1.105								
Joe Hoerner, L (9, 1) ERA: 4.54	1.0	S	3	0	0	0	0	1	0	0	0	0	0	2	6	0.00	1.000								

AB	35
R	4
H	12
RBI	4
BB	2
SO	0
LOB	14



Batter	1	2	3	4	5	6	7	8	9	AB	R	H	RBI	BB	SO	LOB	TOP			
Steve Braun, L (1, 7) Larry Hisle, R (8, 7) OBP: 0.389, SLG: 0.351 OBP: 0.321, SLG: 0.369	G3		FC3-6			L7		F3		4	0	0	1	0	0	1	Minnesota Twins @ Texas Rangers Arlington Stadium, Arlington, TX Tue Sep 07 1976, 8:05 PM EDT Att. 4,640 - Unknown - 88 F			
Roy Smalley, S (1, 6) OBP: 0.361, SLG: 0.333			FC3-6							3	0	2	0	1	0	1				
Rod Carew, L (1, 3) OBP: 0.397, SLG: 0.451										4	0	0	0	0	1	4				
Butch Wynegar, S (1, 2) OBP: 0.363, SLG: 0.372										4	0	2	0	0	0	2				
Lyman Bostock, L (1, 8) OBP: 0.366, SLG: 0.428										4	0	1	0	0	0	2				
Tony Oliva, L (1, 10) Dan Ford, R (9, PR) OBP: 0.242, SLG: 0.270 OBP: 0.312, SLG: 0.428										4	0	1	0	0	0	2				
Mike Cubbage, L (1, 5) OBP: 0.341, SLG: 0.344										4	0	0	0	0	0	2				
Steve Brye, R (1, 9) OBP: 0.304, SLG: 0.335										4	1	2	0	0	1	2				
Bob Randall, R (1, 4) OBP: 0.321, SLG: 0.326										2	0	0	0	0	0	1				
Inning Stats	R: 0 E: 0 K: 1 S: 4	H: 0 LOB: 0 BB: 1 P: 8	R: 0 E: 0 K: 0 S: 4	H: 2 LOB: 1 BB: 0 P: 4	R: 1 E: 0 K: 0 S: 5	H: 1 LOB: 1 BB: 0 P: 5	R: 0 E: 0 K: 0 S: 3	H: 0 LOB: 0 BB: 0 P: 3	R: 0 E: 0 K: 1 S: 5	H: 2 LOB: 2 BB: 0 P: 5	R: 0 E: 0 K: 0 S: 4	H: 1 LOB: 1 BB: 0 P: 4	R: 0 E: 1 K: 0 S: 4	H: 1 LOB: 1 BB: 0 P: 4	R: 0 E: 0 K: 0 S: 4	H: 1 LOB: 2 BB: 0 P: 4		1B: 7 2B: 2 3B: 0 HR: 0	SF: 0 SAC: 1 DP: 2 HBP: 0	WP: 0 PB: 0 CS: 1
PITCHER Gaylord Perry, R (1, 1) ERA: 3.34	IP: 9.0 WLS: L BF: 35 H: 8 R: 1 ER: 1 SO: 2 BB: 1 IBB: 0 HBP: 0 BLK: 0 WP: 0 HR: 0 S: 38 P: 42 ERA: 1.00 WHIP: 1.000																			

AB	33
R	1
H	8
RBI	1
BB	1
SO	2
LOB	17




Batter	1	2	3	4	5	6	7	8	9	AB	R	H	RBI	BB	SO	LOB	BOTTOM					
Gene Clines, R (1, 7) OBP: 0.294, SLG: 0.297	L4									4	0	1	0	0	0	0	Minnesota Twins @ Texas Rangers Arlington Stadium, Arlington, TX Tue Sep 07 1976, 8:05 PM EDT Att. 4,640 - Unknown - 88 F					
Toby Harrah, R (1, 6) Ken Pape, R (9, PR) OBP: 0.388, SLG: 0.385 OBP: 0.286, SLG: 0.286										4	0	2	0	0	0	0						
Mike Hargrove, L (1, 3) Dave Moates, L (9, PR) OBP: 0.395, SLG: 0.384 OBP: 0.310, SLG: 0.330										4	0	0	0	0	0	4						
Jeff Burroughs, R (1, 9) OBP: 0.306, SLG: 0.365										4	0	2	0	0	0	0						
Roy Howell, L (1, 5) OBP: 0.293, SLG: 0.361										3	0	2	0	0	0	0						
Tom Grieve, R (1, 10) OBP: 0.294, SLG: 0.400										4	0	0	0	0	0	5						
Lenny Randle, S (1, 4) OBP: 0.279, SLG: 0.257										4	0	1	0	0	0	5						
Juan Beniquez, R (1, 8) OBP: 0.329, SLG: 0.304										3	0	0	0	0	0	1						
Bill Fahey, L (1, 2) OBP: 0.355, SLG: 0.323										3	0	1	0	0	0	0						
Inning Stats	R: 0 E: 0 K: 0 S: 3	H: 0 LOB: 0 BB: 0 P: 3	R: 0 E: 0 K: 0 S: 3	H: 0 LOB: 0 BB: 0 P: 3	R: 0 E: 0 K: 0 S: 3	H: 1 LOB: 0 BB: 0 P: 3	R: 0 E: 0 K: 0 S: 3	H: 0 LOB: 0 BB: 0 P: 3	R: 0 E: 0 K: 0 S: 4	H: 1 LOB: 1 BB: 0 P: 4	R: 0 E: 0 K: 0 S: 5	H: 3 LOB: 2 BB: 0 P: 5	R: 0 E: 0 K: 0 S: 4	H: 1 LOB: 1 BB: 0 P: 4	R: 0 E: 0 K: 0 S: 3	H: 0 LOB: 0 BB: 0 P: 3		R: 0 E: 0 K: 0 S: 6	H: 3 LOB: 3 BB: 0 P: 6	1B: 9 2B: 1 3B: 0 HR: 0	SF: 0 SAC: 1 DP: 2 HBP: 0	WP: 0 PB: 0 CS: 0
PITCHER Pete Redfern, R (1, 1) ERA: 4.08 Bill Campbell, R (7, 1) ERA: 2.92	IP: 6.0 WLS: W BF: 21 H: 5 R: 0 ER: 0 SO: 0 BB: 0 IBB: 0 HBP: 0 BLK: 0 WP: 0 HR: 0 S: 21 P: 21 ERA: 0.00 WHIP: 0.833																					


AB	33
R	0
H	9
RBI	0
BB	0
SO	0
LOB	15



Batter	1	2	3	4	5	6	7	8	9	AB	R	H	RBI	BB	SO	LOB	TOP							
Bob Randall, R (1, 4) OBP: 0.319, SLG: 0.324	4-3		4-3			SH3-4 1B	HR		F8	3	1	1	0	0	0	1	Minnesota Twins @ Texas Rangers Arlington Stadium, Arlington, TX Thu Sep 09 1976, 8:05 PM EDT Att: 3,603 - Unknown - 75 F							
Rod Carew, L (7, PH) OBP: 0.396, SLG: 0.454										1	1	1	4	0	0	0								
Luis Gomez, R (7, 4) OBP: 0.229, SLG: 0.217										1	0	0	0	0	0	0								
Steve Brys, R (1, 8) OBP: 0.299, SLG: 0.329	F9		2-3			SH3-4 1-2	K		L7	4	0	0	0	0	2	1								
Dan Ford, R (1, 9) OBP: 0.307, SLG: 0.420	K				6-3		F9		6-3	5	0	0	0	0	1	1								
Larry Hisle, R (1, 7) OBP: 0.326, SLG: 0.371		6-3			L6					3	1	1	1	1	0	0								
Craig Kusick, R (1, 3) OBP: 0.343, SLG: 0.431		5-3			6-3		2H F9			3	0	0	0	1	0	1								
Butch Wynegar, S (1, 10) OBP: 0.396, SLG: 0.373										3	1	1	0	1	1	2								
Jerry Terrell, R (1, 5) OBP: 0.279, SLG: 0.271										2	0	0	0	0	1	1								
Mike Cubbage, L (8, PH) OBP: 0.340, SLG: 0.343	K				6-3		SH3-4 1-2			1	0	1	1	0	0	0								
Glenn Borgmann, R (1, 2) OBP: 0.433, SLG: 0.378										1	1	0	0	3	0	2								
Roy Smalley, S (1, 6) OBP: 0.363, SLG: 0.335										2	1	1	0	1	0	2								
Inning Stats	R: 0 E: 0 K: 1 S: 5	H: 0 LOB: 0 BB: 0 P: 5	R: 0 E: 0 K: 1 S: 6	H: 1 LOB: 1 BB: 0 P: 6	R: 0 E: 0 K: 1 S: 5	H: 0 LOB: 1 BB: 1 P: 9	R: 0 E: 0 K: 0 S: 3	H: 0 LOB: 0 BB: 0 P: 3	R: 0 E: 0 K: 0 S: 3	H: 1 LOB: 2 BB: 1 P: 7	R: 1 E: 0 K: 0 S: 5	H: 2 LOB: 1 BB: 0 P: 5	R: 4 E: 0 K: 1 S: 6	H: 1 LOB: 0 BB: 3 P: 18	R: 1 E: 0 K: 1 S: 6	H: 1 LOB: 2 BB: 2 P: 14	R: 0 E: 0 K: 0 S: 3	H: 0 LOB: 0 BB: 0 P: 3	1B: 4 2B: 1 3B: 0 HR: 1	SF: 0 SAC: 3 DP: 0 HBP: 0	WP: 0 PB: 0 SB: 0 CS: 0	PA: 39		
PITCHER	IP	WLS	BF	H	R	ER	SO	BB	IBB	HBP	BLK	WP	HR	S	P	ERA	WHIP							
Jim Umberger, L (1, 1) ERA: 3.3	6.0	L	23	4	1	1	3	2	0	0	0	0	0	27	35	1.50	1.000							
Steve Foucault, R (7, 1) ERA: 3.29	0.1		4	0	3	3	0	3	0	0	0	0	0	1	13	81.00	9.000							
Steve Hargan, R (7, 1) ERA: 3.3	1.2		9	2	2	2	2	2	0	0	0	0	1	11	19	10.80	2.400							
Jeff Terpko, R (9, 1) ERA: 2.34	1.0		3	0	0	0	0	0	0	0	0	0	0	3	3	0.00	0.000							

Batter	1	2	3	4	5	6	7	8	9	AB	R	H	RBI	BB	SO	LOB	BOTTOM							
Dave Moates, L (1, 8) OBP: 0.300, SLG: 0.319	4-3			F6		F7			F8	4	0	0	0	0	0	2	Minnesota Twins @ Texas Rangers Arlington Stadium, Arlington, TX Thu Sep 09 1976, 8:05 PM EDT Att: 3,603 - Unknown - 75 F							
Gene Clines, R (1, 7) OBP: 0.291, SLG: 0.294	L6-3			K					L8	4	0	0	0	0	1	2								
Mike Hargrove, L (1, 3) OBP: 0.392, SLG: 0.380	K									4	0	1	0	0	1	2								
Toby Harrah, R (1, 6) OBP: 0.364, SLG: 0.381		6-3								3	0	0	0	0	1	1								
Doug Ault, R (1, 10) OBP: 0.333, SLG: 0.333		K								3	0	1	0	0	2	0								
Tom Grieve, R (1, 9) OBP: 0.294, SLG: 0.404		6-3								2	0	0	0	1	1	0								
Ken Pape, R (1, 5) OBP: 0.200, SLG: 0.200				K						3	0	0	0	0	1	2								
Danny Thompson, R (1, 4) OBP: 0.280, SLG: 0.272				5-3						3	0	1	0	0	1	0								
Jim Sundberg, R (1, 2) OBP: 0.280, SLG: 0.294				3-1						3	0	0	0	0	0	1								
Inning Stats	R: 0 E: 0 K: 1 S: 5	H: 0 LOB: 0 BB: 0 P: 5	R: 0 E: 0 K: 1 S: 5	H: 0 LOB: 0 BB: 0 P: 5	R: 0 E: 0 K: 2 S: 8	H: 1 LOB: 1 BB: 0 P: 8	R: 0 E: 0 K: 0 S: 2	H: 1 LOB: 0 BB: 1 P: 6	R: 0 E: 0 K: 1 S: 5	H: 0 LOB: 0 BB: 0 P: 5	R: 0 E: 0 K: 2 S: 7	H: 0 LOB: 0 BB: 0 P: 7	R: 0 E: 1 K: 0 S: 5	H: 1 LOB: 2 BB: 0 P: 5	1B: 3 2B: 0 3B: 0 HR: 0	SF: 0 SAC: 0 DP: 1 HBP: 0		WP: 0 PB: 0 SB: 0 CS: 1	PA: 31					
PITCHER	IP	WLS	BF	H	R	ER	SO	BB	IBB	HBP	BLK	WP	HR	S	P	ERA	WHIP							
Dave Goltz, R (1, 1) ERA: 3.38	9.0	W	30	3	0	0	8	1	0	0	0	0	0	45	49	0.00	0.444							

Batter	1	2	3	4	5	6	7	8	9	10	AB	R	H	RBI	BB	SO	LOB	TOP	
Bill North, S OBP: 0.352, SLG: 0.339 (1, 8)	6-3		SH3-4 1B	G6-3			4-3			G3	5	0	1	0	0	0	3	Oakland Athletics @ Texas Rangers Arlington Stadium, Arlington, TX Fri Sep 10 1976, 8:05 PM EDT Att: 7,297 - Unknown livebaseballscorecards.com AB 36 R 4 H 9 RBI 4 BB 4 SO 6 LOB 15 	
Bert Campaneris, R OBP: 0.340, SLG: 0.303 (1, 6)	1B		SH3-4		F9			5-3		HR	4	2	2	1	0	0	0		
Don Baylor, R OBP: 0.325, SLG: 0.381 (1, 3)	6-3		F9		G6-4-3 1B			F2		HR	5	1	2	1	0	0	2		
Joe Rudi, R OBP: 0.341, SLG: 0.448 (1, 7)	FC5-4 1B				G6-4-3 1B			K		K	4	0	1	1	1	2	1		
Gene Tenace, R OBP: 0.377, SLG: 0.473 (1, 2)	FC5-4 1B				K					HR	5	1	1	1	0	2	3		
Claudell Washington, L OBP: 0.284, SLG: 0.337 (1, 9)					K			6-3		1B	3	0	1	0	1	1	0		
Willie McCovey, L OBP: 0.287, SLG: 0.342 Larry Lintz, S (4, PR)	L4				1B			6-3		F8	1	0	0	0	0	1	0		
Billy Williams, L OBP: 0.321, SLG: 0.340 (6, PH)					BB					1-2	2	0	0	0	0	0	1		
Ken McMullen, R OBP: 0.300, SLG: 0.357 (1, 5)	F9				1B			F8		K	3	0	0	0	1	1	2		
Phil Garner, R OBP: 0.302, SLG: 0.395 (1, 4)	6-3				BB			F4		6-3	4	0	1	0	0	0	2		
Inning Stats	R: 1 E: 0 K: 0 S: 5	H: 2 LOB: 1 BB: 0 P: 5	R: 0 E: 0 K: 0 S: 3	H: 0 LOB: 1 BB: 1 P: 7	R: 0 E: 0 K: 1 S: 6	H: 1 LOB: 2 BB: 1 P: 10	R: 0 E: 0 K: 1 S: 5	H: 0 LOB: 0 BB: 0 P: 5	R: 0 E: 0 K: 0 S: 3	H: 0 LOB: 0 BB: 0 P: 3	R: 0 E: 0 K: 1 S: 7	H: 2 LOB: 1 BB: 0 P: 7	R: 2 E: 0 K: 1 S: 7	H: 2 LOB: 0 BB: 0 P: 7	1B: 6 2B: 0 3B: 0 HR: 3	SF: 0 SAC: 1 DP: 2 HBP: 0	WP: 0 PB: 0 SB: 5 CS: 0	PA: 41	
PITCHER	IP	WLS	BF	H	R	ER	SO	BB	IBB	HBP	BLK	WP	HR	S	P	ERA	WHIP		
Bert Blyleven, R ERA: 3.03	(1, 1)	9.1	39	9	4	4	5	4	0	0	0	0	3	45	61	3.86	1.393		
Mike Bacsik, R ERA: 3.5	(10, 1)	0.2	2	0	0	0	1	0	0	0	0	0	0	4	4	0.00	0.000		

Batter	1	2	3	4	5	6	7	8	9	10	AB	R	H	RBI	BB	SO	LOB	BOTTOM		
Gene Clines, R OBP: 0.290, SLG: 0.293 (1, 7)	2B		L6-3		L7			L4-3		FC1-5 BB	5	2	1	0	0	0	3	Oakland Athletics @ Texas Rangers Arlington Stadium, Arlington, TX Fri Sep 10 1976, 8:05 PM EDT Att: 7,297 - Unknown livebaseballscorecards.com AB 38 R 5 H 10 RBI 5 BB 3 SO 3 LOB 19 		
Toby Harrah, R OBP: 0.366, SLG: 0.385 (1, 6)	2B		F4				L8			E8 BB FC1-2 1B	5	0	3	2	0	0	0			
Jim Fregosi, R OBP: 0.336, SLG: 0.314 Mike Hargrove, L (10, PH)	K							L7		FC1-2 BB 1B IBB	4	1	1	0	0	2	3			
Jeff Burroughs, R OBP: 0.308, SLG: 0.364 Dave Moates, L (9, PR)	6-3				F9			F4		1B FC1-2 BB	4	0	1	0	0	0	2			
Tom Grieve, R OBP: 0.292, SLG: 0.401 (1, 10)	F9				F5			F8		SH3 1B FC1-2 1B	4	0	0	0	0	0	5			
Lenny Randle, S OBP: 0.282, SLG: 0.261 (1, 4)								1-3		F8 1B	4	0	2	2	1	0	2			
Danny Thompson, R OBP: 0.277, SLG: 0.288 (1, 5)					F4			5-3		K	4	0	0	0	0	1	4			
Juan Beniquez, R OBP: 0.328, SLG: 0.304 (1, 8)	6-3				F4			6-3		FC1-5 1B	4	0	1	0	0	0	0			
Jim Sundberg, R OBP: 0.278, SLG: 0.292 Doug Ault, R (10, PH) Ken Pape, R (10, PR)					F8			F9		FC1-5 1B	3	0	0	0	0	0	0			
Inning Stats	R: 1 E: 0 K: 1 S: 7	H: 2 LOB: 1 BB: 0 P: 7	R: 0 E: 0 K: 0 S: 2	H: 0 LOB: 0 BB: 1 P: 6	R: 0 E: 0 K: 0 S: 3	H: 0 LOB: 0 BB: 0 P: 3	R: 1 E: 0 K: 0 S: 5	H: 2 LOB: 1 BB: 0 P: 5	R: 0 E: 1 K: 1 S: 7	H: 1 LOB: 2 BB: 0 P: 7	R: 0 E: 0 K: 0 S: 3	H: 0 LOB: 0 BB: 0 P: 3	R: 0 E: 0 K: 1 S: 6	H: 1 LOB: 2 BB: 0 P: 6	R: 3 E: 1 K: 0 S: 6	H: 4 LOB: 3 BB: 2 P: 14	1B: 8 2B: 3 3B: 0 HR: 0		SF: 0 SAC: 1 DP: 1 HBP: 0	WP: 0 PB: 0 SB: 1 CS: 0
PITCHER	IP	WLS	BF	H	R	ER	SO	BB	IBB	HBP	BLK	WP	HR	S	P	ERA	WHIP			
Vida Blue, L ERA: 2.47	(1, 1)	9.1	38	9	5	5	3	1	0	0	0	0	0	43	47	4.82	1.071			
Rollie Fingers, R ERA: 2.34	(10, 1)	0.1	4	1	0	0	0	1	1	0	0	0	0	2	10	0.00	6.000			

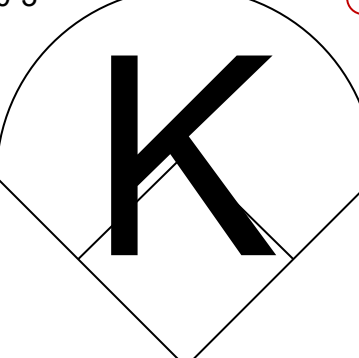
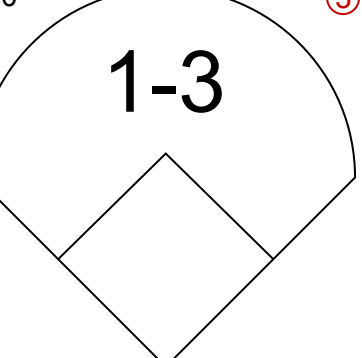
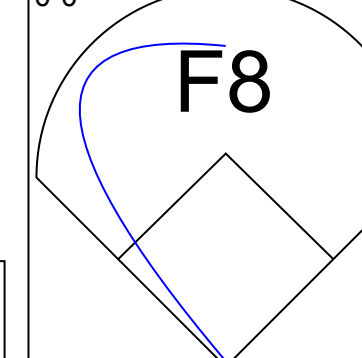
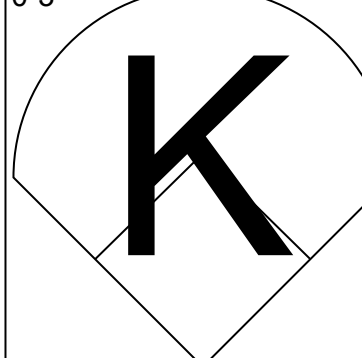
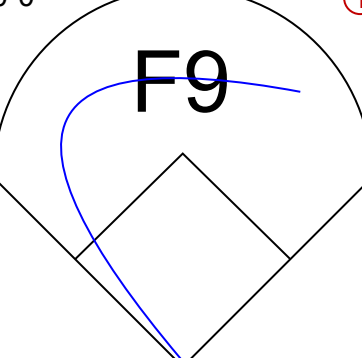
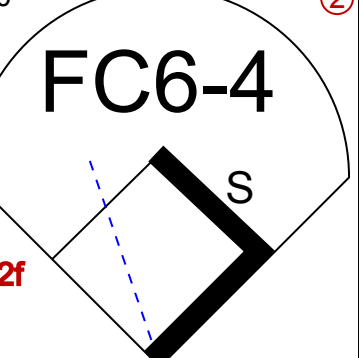
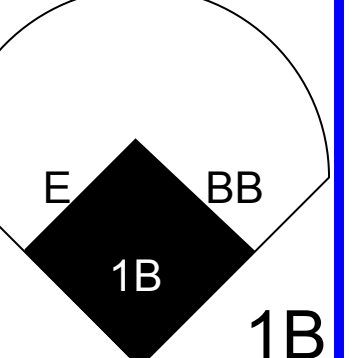
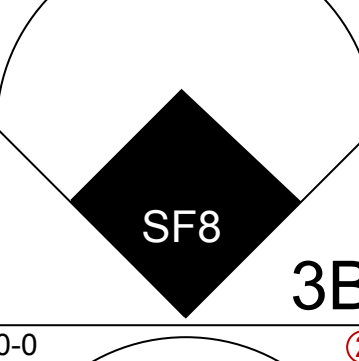
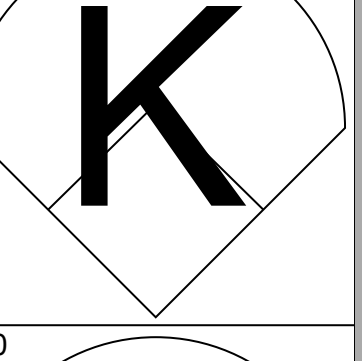
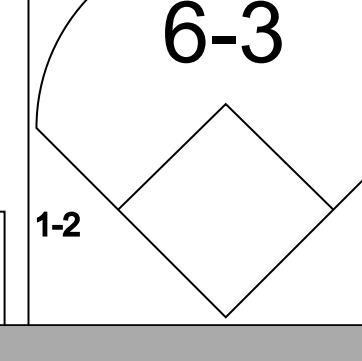
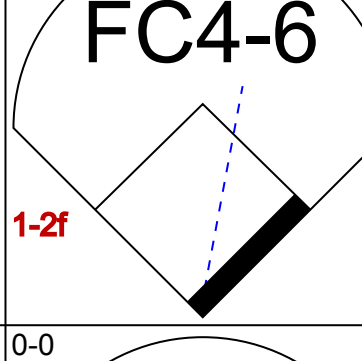
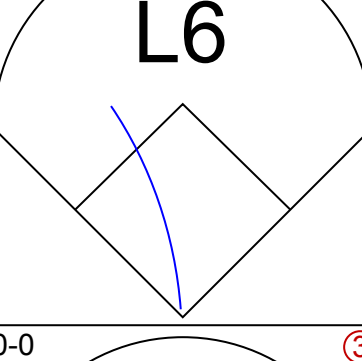
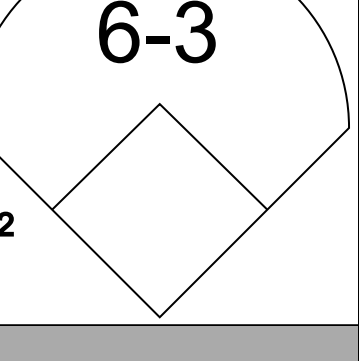
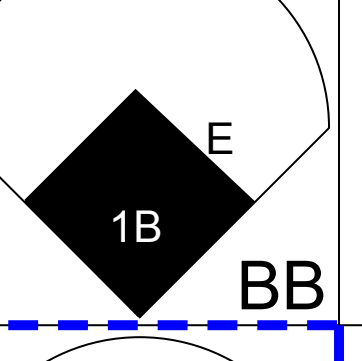
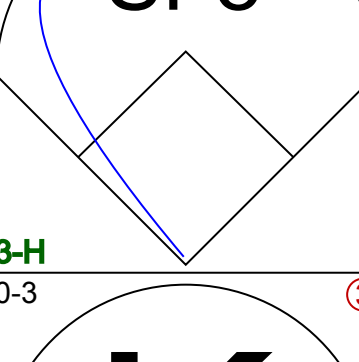
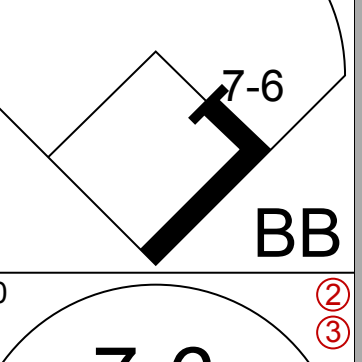
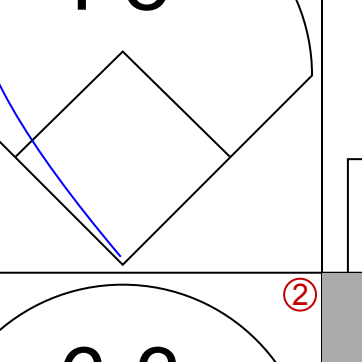
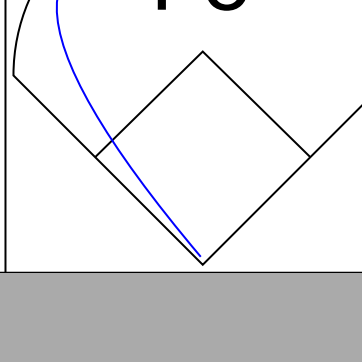
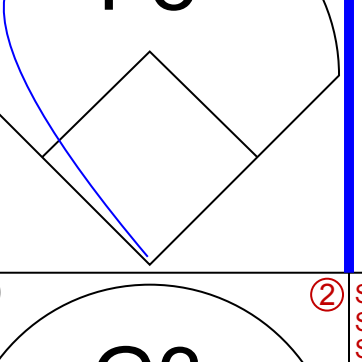
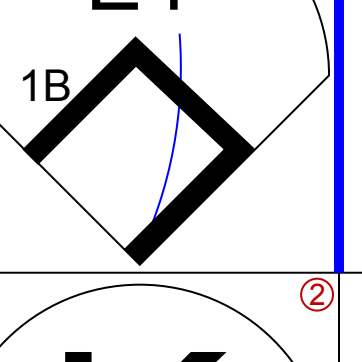

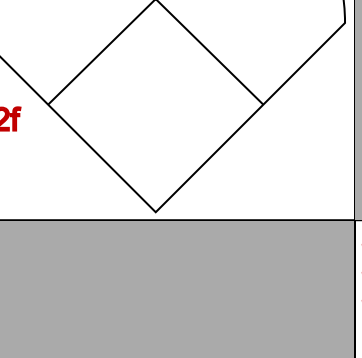
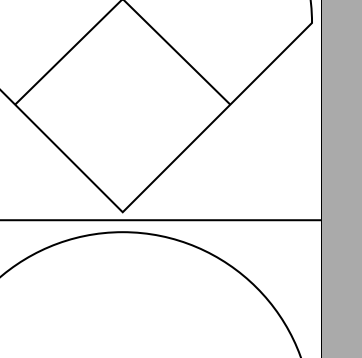
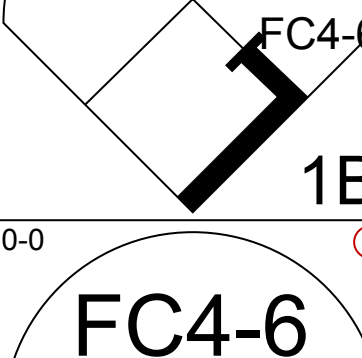
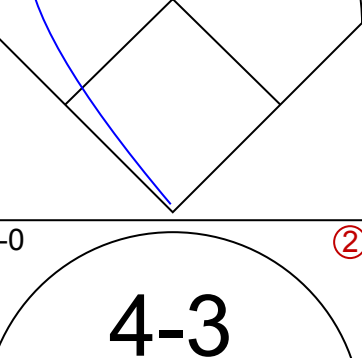
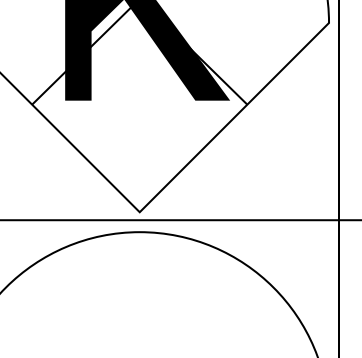


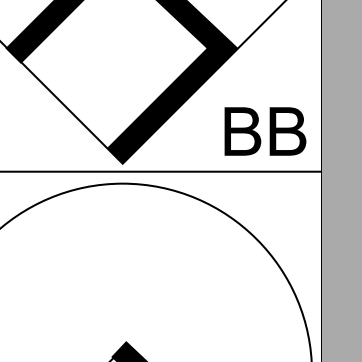
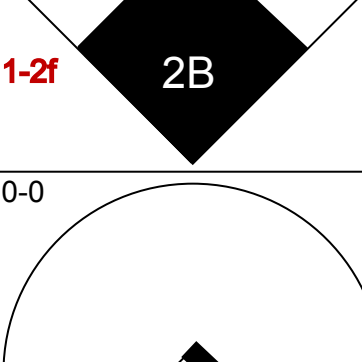
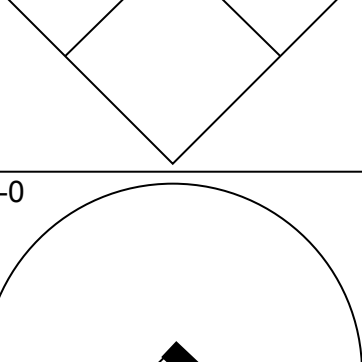
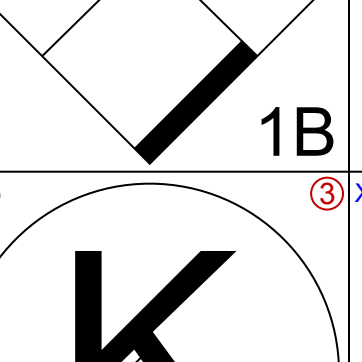
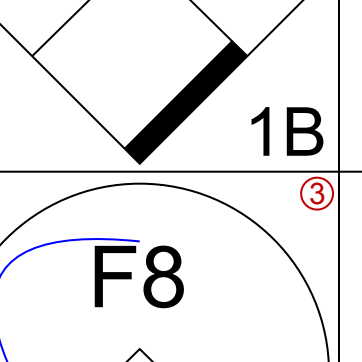

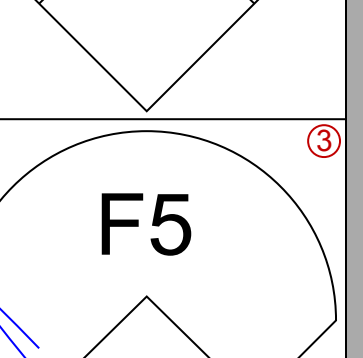
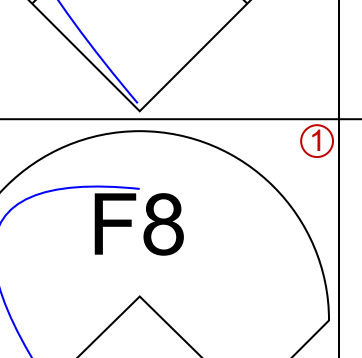
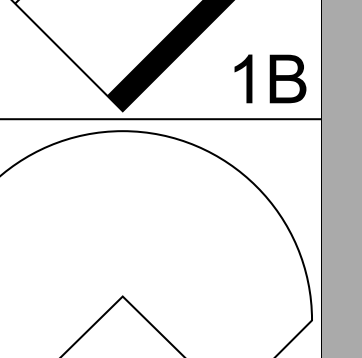
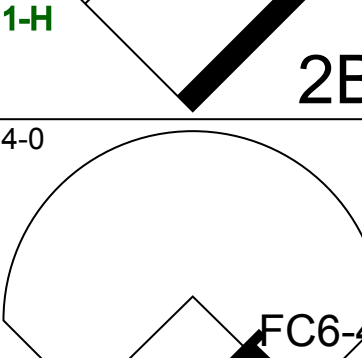
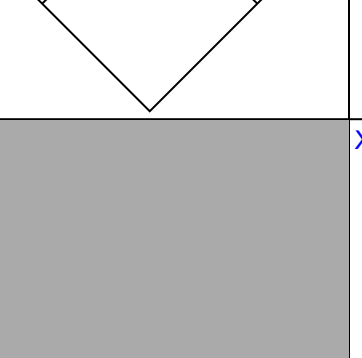
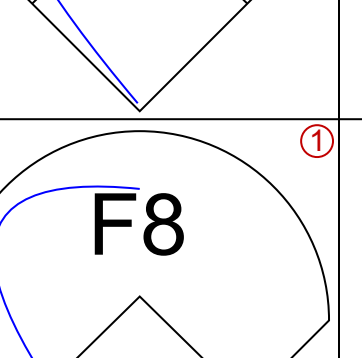
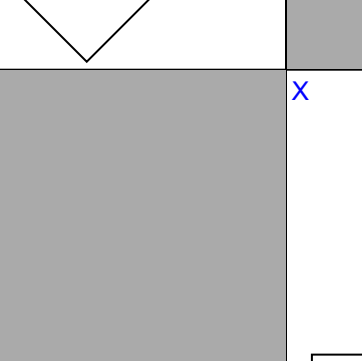
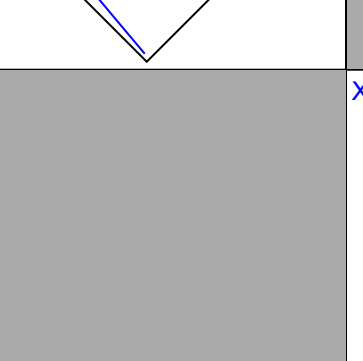
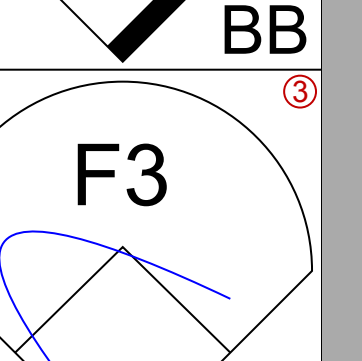
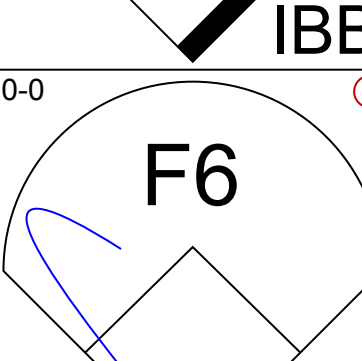
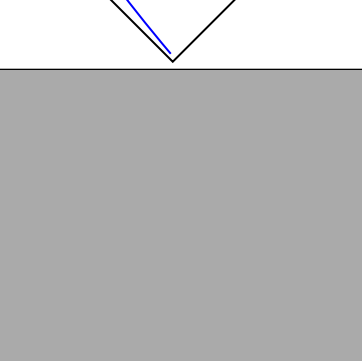
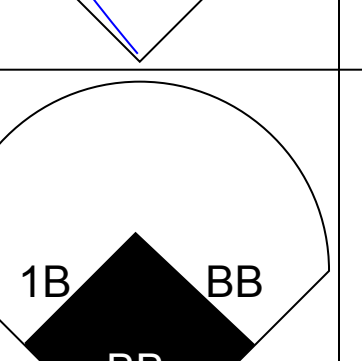
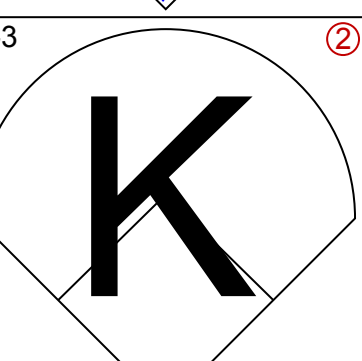
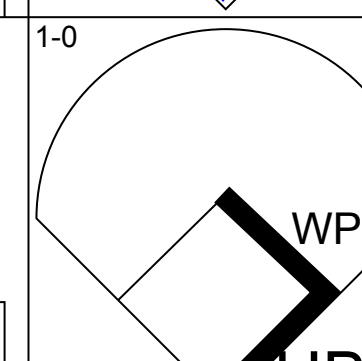
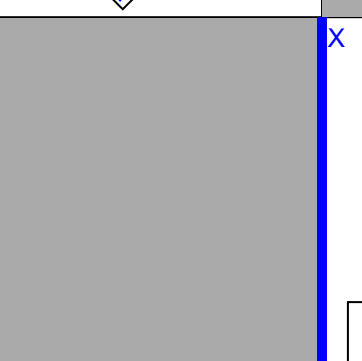
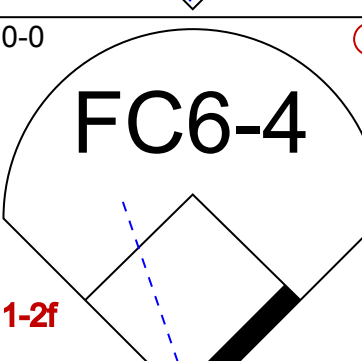
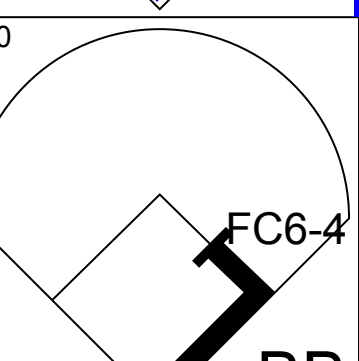
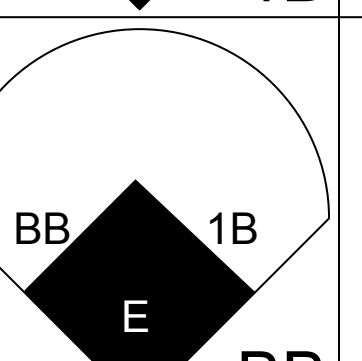
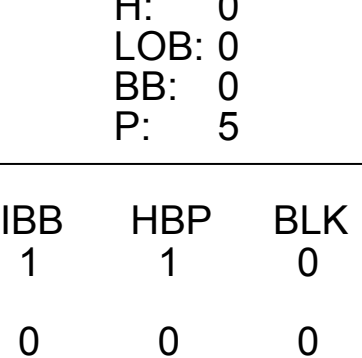
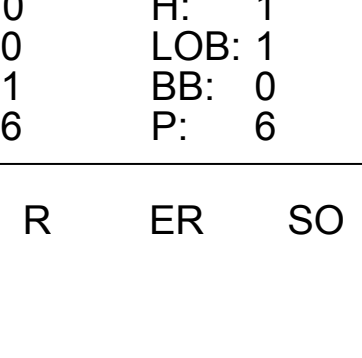
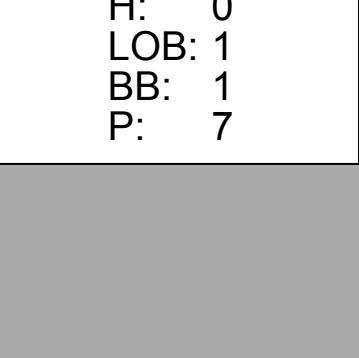
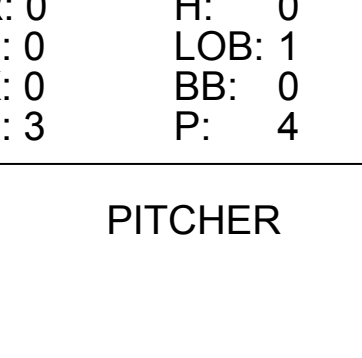
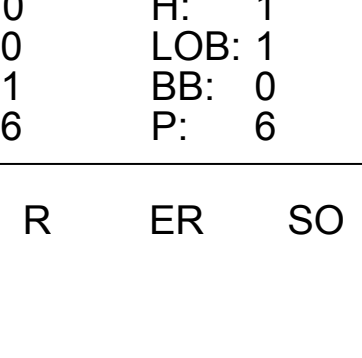
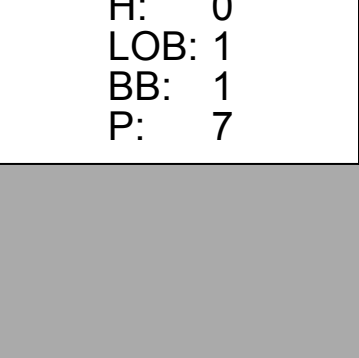
Batter	1	2	3	4	5	6	7	8	9	AB	R	H	RBI	BB	SO	LOB	TOP					
Bill North, S (1, 8) OBP: 0.352, SLG: 0.339	F8		3-1			F8		1B		4	0	1	0	0	0	2	<p>Oakland Athletics @ Texas Rangers</p> <p>Arlington Stadium, Arlington, TX</p> <p>Sat Sep 11 1976, 8:05 PM EDT</p> <p>Att: 9,554 - Unknown</p> <p>livebaseballscores.com</p>					
Bert Campaneris, R (1, 6) OBP: 0.338, SLG: 0.302	K		K			S		SF8		2	0	0	1	1	2	2						
Don Baylor, R (1, 3) OBP: 0.324, SLG: 0.380	K					K		3H		4	0	1	0	0	3	1						
Joe Rudi, R (1, 7) OBP: 0.340, SLG: 0.446		K				F8		F8		4	0	1	0	0	1	3						
Gene Tenace, R (1, 2) OBP: 0.374, SLG: 0.468	5-3					1-3				4	0	0	0	0	0	1						
Claudell Washington, L (1, 9) OBP: 0.298, SLG: 0.339	L7					F8		CS		4	0	2	0	0	0	1						
Willie McCovey, L (1, 10) OBP: 0.282, SLG: 0.336			4-3			F9		1-2		4	0	0	0	0	1	2						
Ken McMullen, R (1, 5) OBP: 0.301, SLG: 0.353			3-1			5-3		F4		2	0	0	0	1	0	0						
Phil Garner, R (1, 4) OBP: 0.304, SLG: 0.399			1-2			F6		1B		3	1	2	0	0	0	0						
Inning Stats	R: 0 E: 0 K: 2 S: 7	H: 0 LOB: 0 BB: 0 P: 7	R: 0 E: 0 K: 1 S: 5	H: 0 LOB: 0 BB: 0 P: 5	R: 0 E: 0 K: 1 S: 6	H: 1 LOB: 2 BB: 1 P: 10	R: 0 E: 0 K: 1 S: 6	H: 1 LOB: 1 BB: 0 P: 6	R: 0 E: 0 K: 0 S: 3	H: 0 LOB: 0 BB: 0 P: 3	R: 0 E: 0 K: 1 S: 5	H: 0 LOB: 1 BB: 1 P: 9	R: 0 E: 0 K: 0 S: 3	H: 1 LOB: 0 BB: 0 P: 3	R: 1 E: 0 K: 0 S: 6	H: 3 LOB: 2 BB: 0 P: 6		R: 0 E: 0 K: 1 S: 5	H: 1 LOB: 0 BB: 0 P: 5	1B: 6 2B: 1 3B: 0 HR: 0	SF: 1 SAC: 0 DP: 0 HBP: 0	WP: 0 PB: 0 SB: 1 CS: 2
PITCHER Nelson Briles, R (1, 1) ERA: 3.44	IP: 9.0 WLS: L BF: 34 H: 7 R: 1 ER: 1 SO: 7 BB: 2 IBB: 0 HBP: 0 BLK: 0 WP: 0 HR: 0 S: 46 P: 54 ERA: 1.00 WHIP: 1.000															PITCHER						

Batter	1	2	3	4	5	6	7	8	9	AB	R	H	RBI	BB	SO	LOB	BOTTOM					
Gene Clines, R (1, 7) OBP: 0.291, SLG: 0.296	L6-3		L4-6-3			2B		SH1		3	0	1	0	0	0	1	<p>Oakland Athletics @ Texas Rangers</p> <p>Arlington Stadium, Arlington, TX</p> <p>Sat Sep 11 1976, 8:05 PM EDT</p> <p>Att: 9,554 - Unknown</p> <p>livebaseballscores.com</p>					
Toby Harrah, R (1, 6) OBP: 0.397, SLG: 0.386	WP		S			F9		3-1		4	0	2	0	0	0	3						
Mike Hargrove, L (1, 3) OBP: 0.394, SLG: 0.378	F9		1-2			K		2-3		2	0	0	0	2	1	1						
Jeff Burroughs, R (1, 9) OBP: 0.305, SLG: 0.362	BB		1-3			K		4-3		3	0	0	0	1	1	4						
Roy Howell, L (1, 5) OBP: 0.291, SLG: 0.357	1-3					3-1				4	0	0	0	0	0	2						
Tom Grieve, R (1, 10) OBP: 0.291, SLG: 0.400			K			5-3		L8		4	0	1	0	0	1	0						
Dave Moates, L (9, PR) OBP: 0.305, SLG: 0.319								4-3		0	0	0	0	0	0	0						
Lenny Randle, S (1, 4) OBP: 0.281, SLG: 0.260			K2-3			4-3		6-3		3	0	0	0	0	1	0						
Joe Lahoud, L (9, PH) OBP: 0.311, SLG: 0.271								4-3		1	0	0	0	0	0	1						
Juan Beniquez, R (1, 8) OBP: 0.325, SLG: 0.301			G3			F9		4-3		4	0	0	0	0	0	2						
Jim Sundberg, R (1, 2) OBP: 0.280, SLG: 0.295										3	0	2	0	0	1	0						
Ken Pape, R (8, PR) OBP: 0.200, SLG: 0.200										0	0	0	0	0	0	0						
Bill Fahey, L (9, 2) OBP: 0.355, SLG: 0.323			L4-6-3			K		3-1		0	0	0	0	0	0	0						
Inning Stats	R: 0 E: 0 K: 0 S: 4	H: 1 LOB: 2 BB: 1 P: 8	R: 0 E: 0 K: 2 S: 7	H: 0 LOB: 0 BB: 0 P: 7	R: 0 E: 0 K: 0 S: 4	H: 2 LOB: 2 BB: 1 P: 8	R: 0 E: 0 K: 0 S: 3	H: 0 LOB: 0 BB: 0 P: 3	R: 0 E: 0 K: 1 S: 6	H: 1 LOB: 1 BB: 0 P: 6	R: 0 E: 0 K: 2 S: 7	H: 0 LOB: 0 BB: 0 P: 7	R: 0 E: 0 K: 0 S: 3	H: 0 LOB: 0 BB: 0 P: 3	R: 0 E: 0 K: 0 S: 4	H: 1 LOB: 2 BB: 1 P: 8	R: 0 E: 0 K: 0 S: 4	H: 1 LOB: 2 BB: 0 P: 4	1B: 5 2B: 1 3B: 0 HR: 0	SF: 0 SAC: 1 DP: 1 HBP: 0	WP: 1 PB: 0 SB: 1 CS: 0	PA: 35
PITCHER Mike Torrez, R (1, 1) ERA: 2.88	IP: 9.0 WLS: W BF: 35 H: 6 R: 0 ER: 0 SO: 5 BB: 3 IBB: 0 HBP: 0 BLK: 0 WP: 1 HR: 0 S: 42 P: 54 ERA: 0.00 WHIP: 1.000															PITCHER						



Batter	1	2	3	4	5	6	7	8	9	AB	R	H	RBI	BB	SO	LOB	TOP								
Bill North, S OBP: 0.354, SLG: 0.340 (1, 8)										4	1	2	0	1	0	1	Oakland Athletics @ Texas Rangers Arlington Stadium, Arlington, TX Sun Sep 12 1976, 4:33 AM EDT Att: 5,070 - Unknown								
Bert Campaneris, R OBP: 0.339, SLG: 0.302 (1, 6)										3	0	1	0	0	0	2									
Tommy Sandt, R OBP: 0.268, SLG: 0.231 (6, 6)										2	1	2	1	0	0	0									
Don Baylor, R OBP: 0.381, SLG: 0.381 (1, 3)										3	2	2	0	0	0	0									
Jeff Newman, R OBP: 0.232, SLG: 0.231 (7, 2)										1	0	0	0	0	0	1									
Joe Rudi, R OBP: 0.341, SLG: 0.451 (1, 7)										4	2	1	2	1	1	3									
Sal Bando, R OBP: 0.334, SLG: 0.416 (1, 5)										5	1	1	2	0	1	4									
Gene Tenace, R OBP: 0.374, SLG: 0.468 (1, 2)										4	1	1	2	0	0	2									
Claudell Washington, L OBP: 0.295, SLG: 0.340 (1, 9)										5	0	1	2	0	2	3									
Billy Williams, L OBP: 0.318, SLG: 0.336 (1, 10)										4	0	0	0	0	0	1									
Phil Garner, R OBP: 0.303, SLG: 0.400 (1, 4)										4	1	1	0	0	0	1									
Inning Stats	R: 0 E: 0 K: 0 S: 3	H: 1 LOB: 0 BB: 0 P: 3	R: 1 E: 0 K: 1 S: 6	H: 1 LOB: 0 BB: 0 P: 6	R: 0 E: 0 K: 0 S: 3	H: 0 LOB: 1 BB: 1 P: 7	R: 0 E: 0 K: 0 S: 4	H: 1 LOB: 1 BB: 0 P: 4	R: 0 E: 0 K: 0 S: 3	H: 0 LOB: 0 BB: 0 P: 3	R: 5 E: 0 K: 0 S: 8	H: 5 LOB: 1 BB: 1 P: 12	R: 2 E: 1 K: 2 S: 10	H: 2 LOB: 2 BB: 0 P: 11	R: 1 E: 0 K: 0 S: 5	H: 2 LOB: 1 BB: 0 P: 5	R: 0 E: 0 K: 1 S: 5	H: 0 LOB: 1 BB: 0 P: 6	1B: 7 2B: 4 3B: 0 HR: 1	SF: 0 SAC: 0 DP: 0 HBP: 2	WP: 0 PB: 0 SB: 0 CS: 1	PA: 43			
PITCHER	IP	WLS	BF	H	R	ER	SO	BB	IBB	HBP	BLK	WP	HR	S	P	ERA	WHIP								
Gaylord Perry, R ERA: 3.51 (1, 1)	5.1	L	24	7	6	6	1	2	0	0	0	0	1	24	32	10.12	1.688								
Steve Hargan, R ERA: 3.42 (6, 1)	1.1		8	3	2	2	1	0	0	1	0	0	0	9	10	13.50	2.250								
Steve Foucault, R ERA: 3.3 (7, 1)	2.1		11	2	1	1	2	0	0	1	0	0	0	14	15	3.86	0.857								

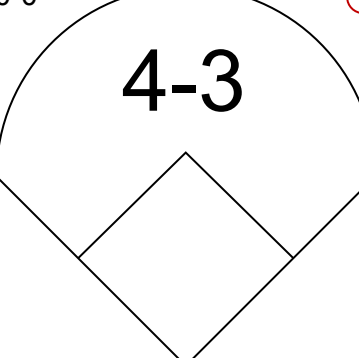
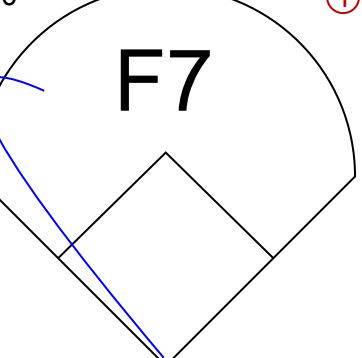
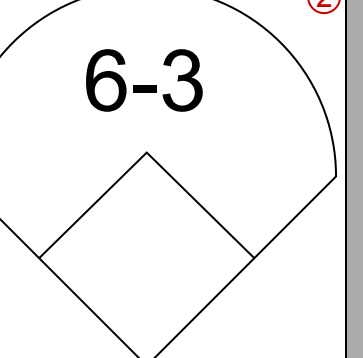
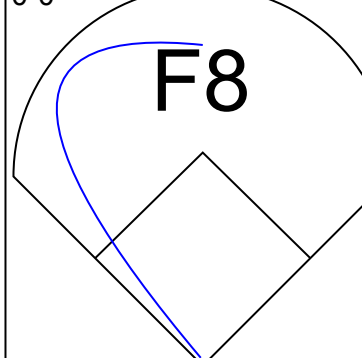
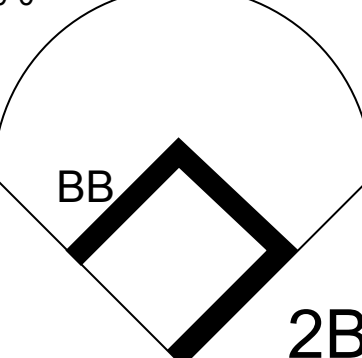
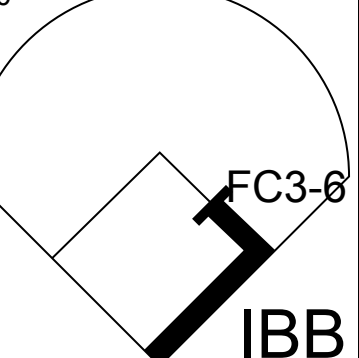
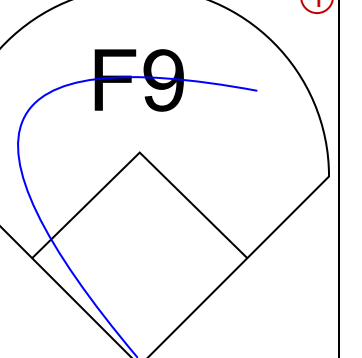
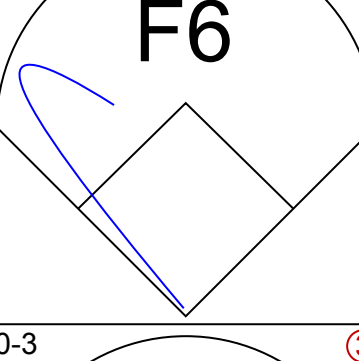
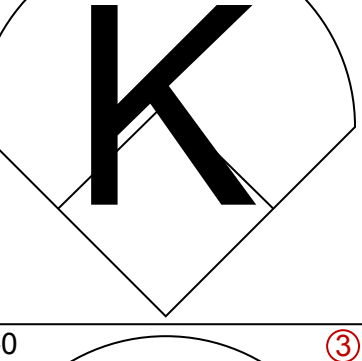
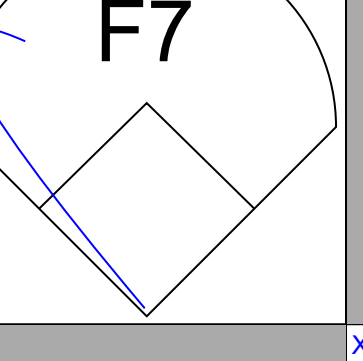
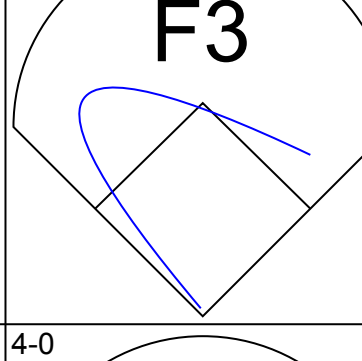
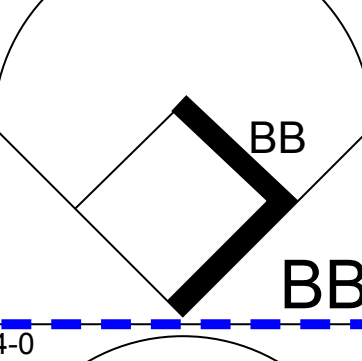
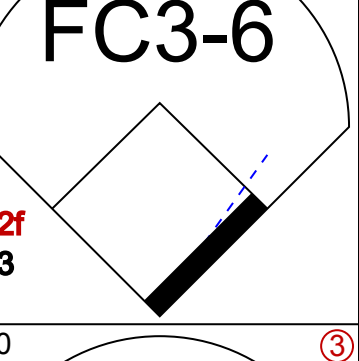
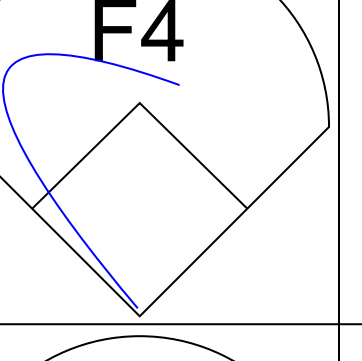
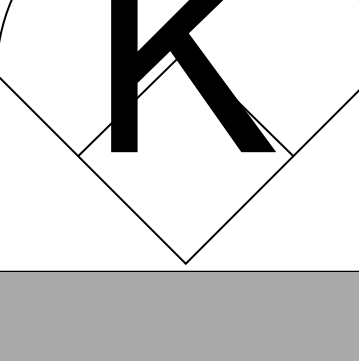
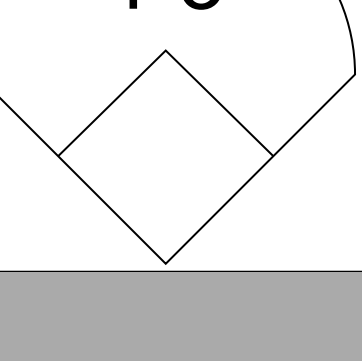
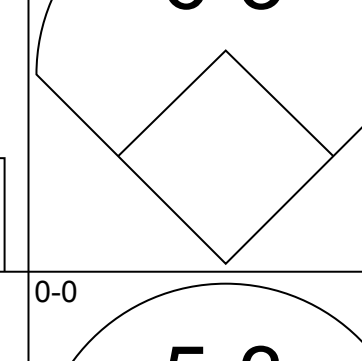
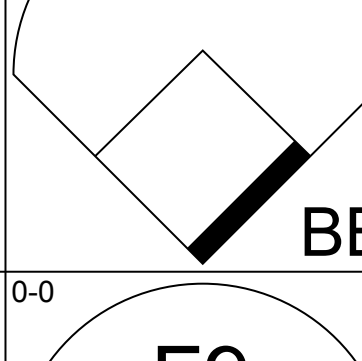
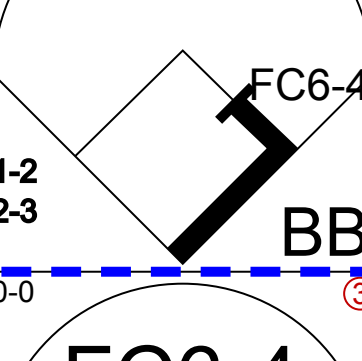
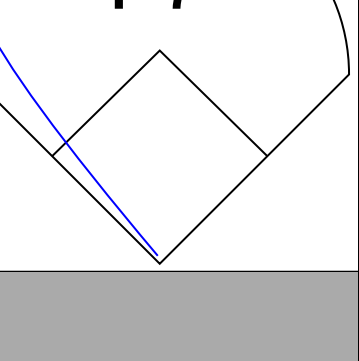
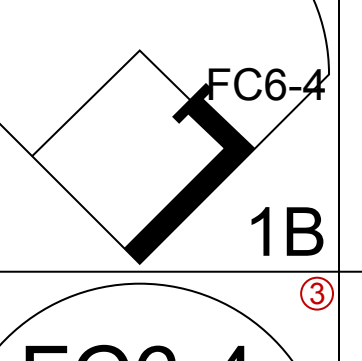
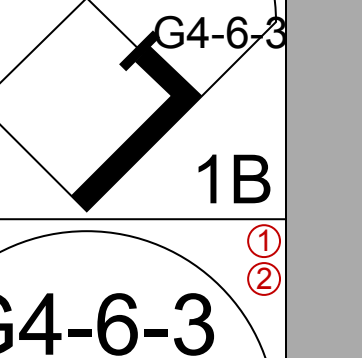
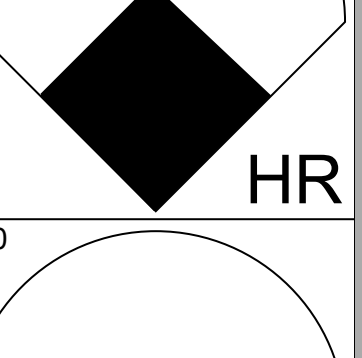
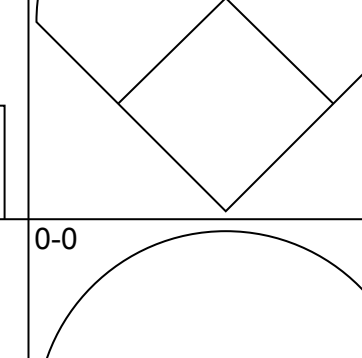
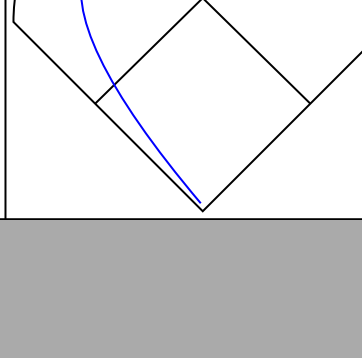
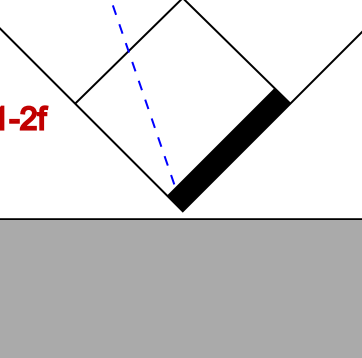

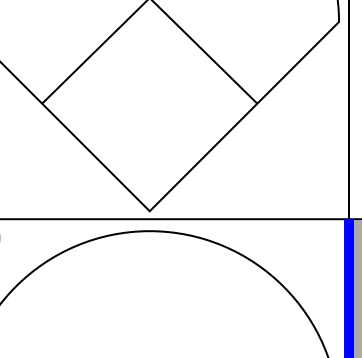
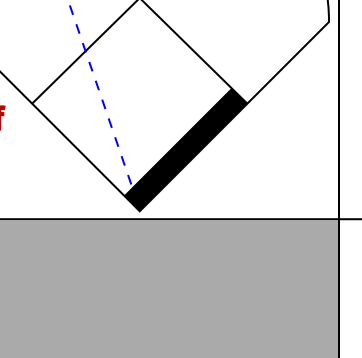
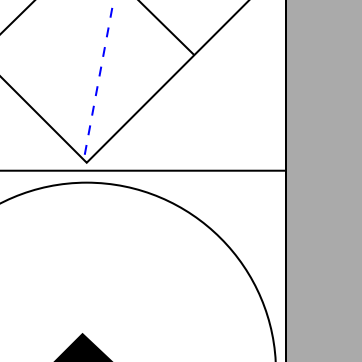
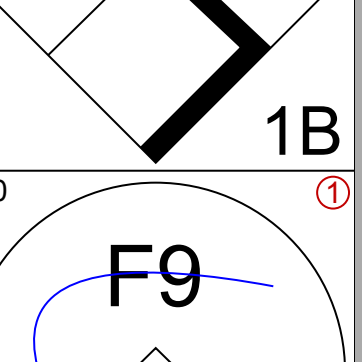
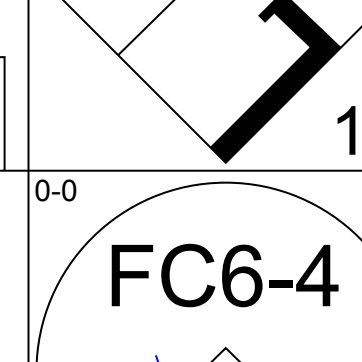
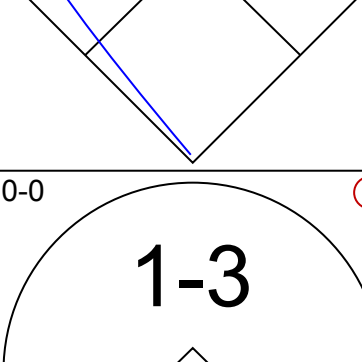
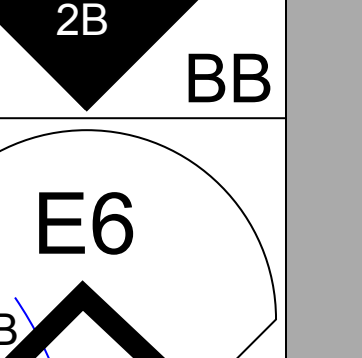

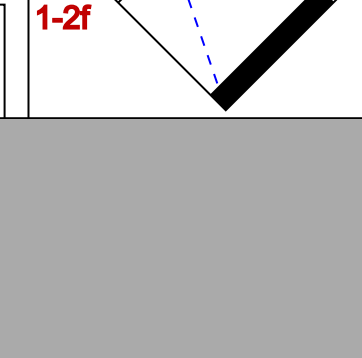
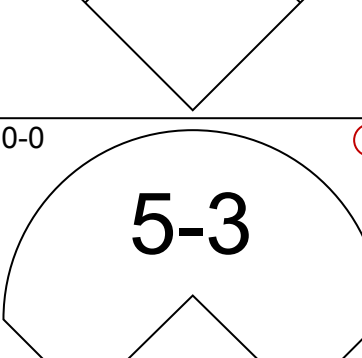
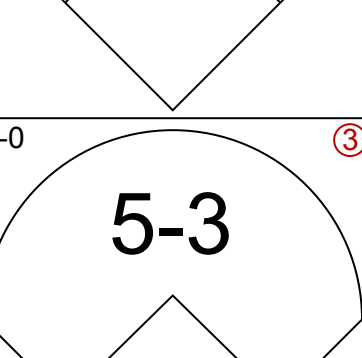
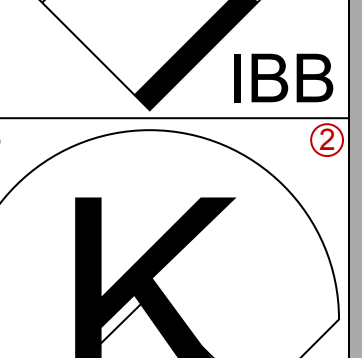
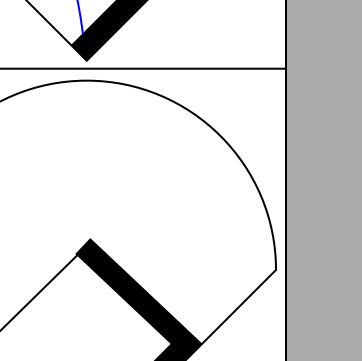
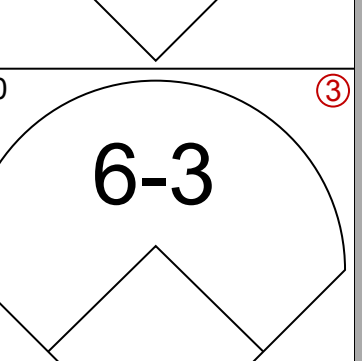
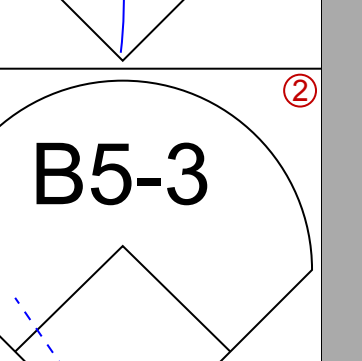
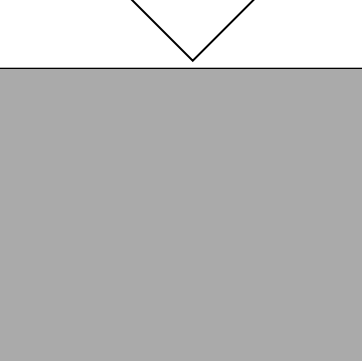
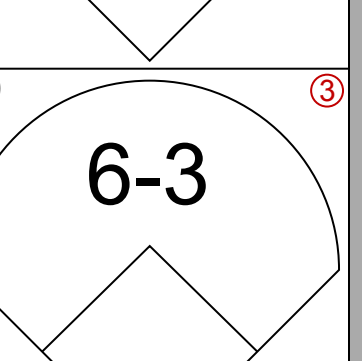
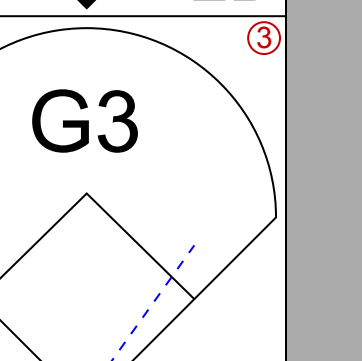

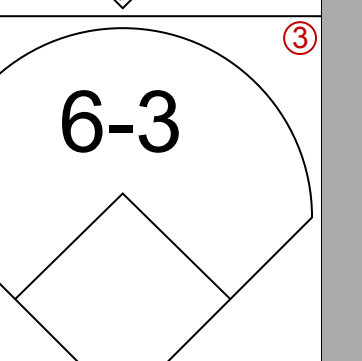
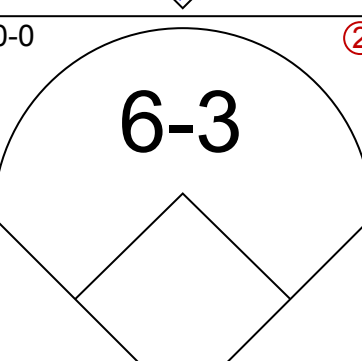
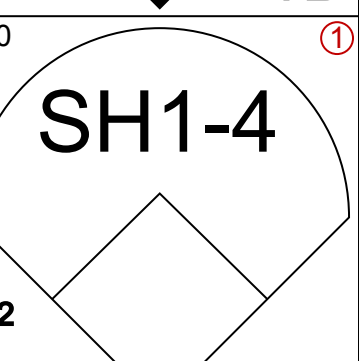
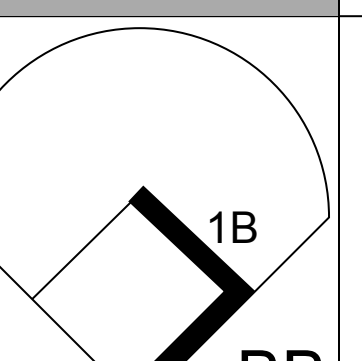
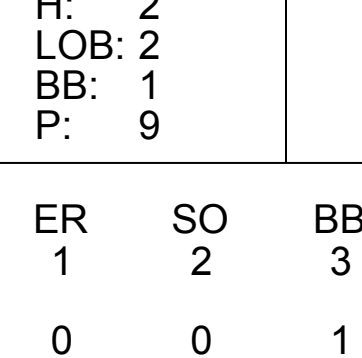
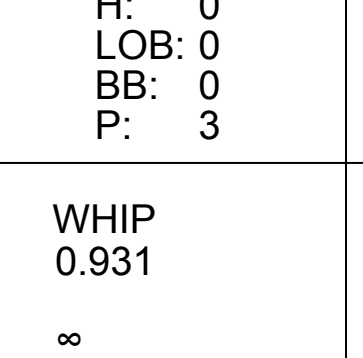
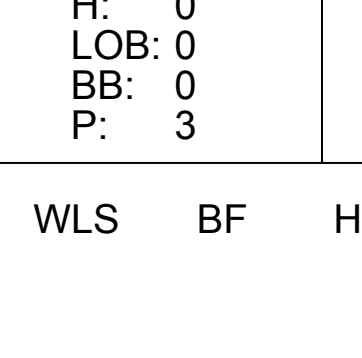
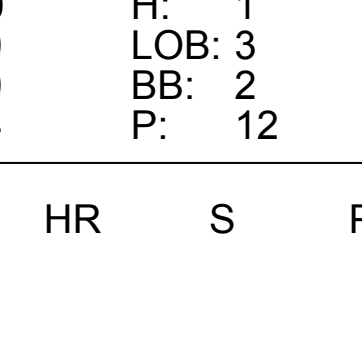
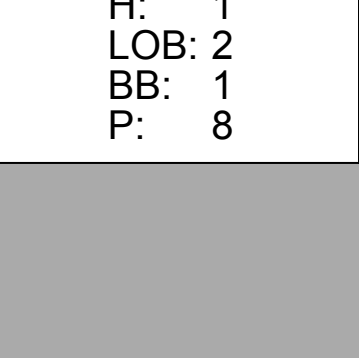
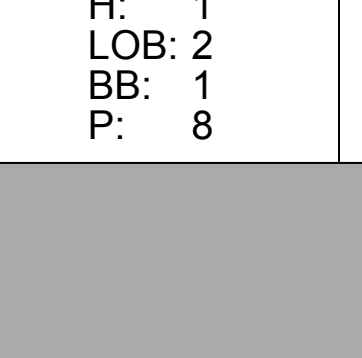
Batter	1	2	3	4	5	6	7	8	9	AB	R	H	RBI	BB	SO	LOB	BOTTOM								
Gene Clines, R OBP: 0.292, SLG: 0.296 (1, 7)										4	0	1	1	0	1	1	Oakland Athletics @ Texas Rangers Arlington Stadium, Arlington, TX Sun Sep 12 1976, 4:33 AM EDT Att: 5,070 - Unknown								
Toby Harrah, R OBP: 0.394, SLG: 0.382 (1, 6)										5	0	0	0	0	0	5									
Mike Hargrove, L OBP: 0.396, SLG: 0.382 (1, 3)										4	1	2	1	1	0	2									
Jeff Burroughs, R OBP: 0.303, SLG: 0.358 (1, 9)										5	0	0	0	0	1	5									
Roy Howell, L OBP: 0.290, SLG: 0.358 (1, 5)										4	1	1	0	0	0	0									
Tom Grieve, R OBP: 0.293, SLG: 0.400 (1, 10)										4	1	2	1	0	0	0									
Lenny Randle, S OBP: 0.282, SLG: 0.266 (1, 4)										4	1	2	1	0	0	1									
Juan Beniquez, R OBP: 0.325, SLG: 0.300 (1, 8)										4	0	1	2	0	0	2									
Jim Sundberg, R OBP: 0.282, SLG: 0.299 (1, 2)										4	2	2	0	0	1	1									
Inning Stats	R: 0 E: 1 K: 1 S: 6	H: 0 LOB: 1 BB: 0 P: 6	R: 0 E: 0 K: 0 S: 4	H: 1 LOB: 1 BB: 0 P: 4	R: 1 E: 0 K: 0 S: 5	H: 2 LOB: 1 BB: 0 P: 5	R: 0 E: 0 K: 0 S: 3	H: 0 LOB: 0 BB: 0 P: 3	R: 0 E: 0 K: 0 S: 3	H: 0 LOB: 0 BB: 0 P: 3	R: 2 E: 0 K: 1 S: 8	H: 3 LOB: 2 BB: 0 P: 9	R: 2 E: 0 K: 1 S: 8	H: 3 LOB: 1 BB: 0 P: 8	R: 1 E: 0 K: 0 S: 5	H: 2 LOB: 1 BB: 0 P: 5		1B: 7 2B: 3 3B: 1 HR: 0	SF: 0 SAC: 0 DP: 1 HBP: 1	WP: 1 PB: 0 SB: 1 CS: 0	PA: 40				
PITCHER	IP	WLS	BF	H	R	ER	SO	BB	IBB	HBP	BLK	WP	HR	S	P	ERA	WHIP								
Stan Bahnsen, R ERA: 3.31 (1, 1)	6.1	W	26	6	3	3	1	1	0	0	0	0	0	27	31	4.26	1.105								
Rolife Fingers, R ERA: 2.53 (7, 1)	1.2		11	5	3	3	2	0	0	1	0	0	0	14	15	16.20	3.000								
Jim Todd, R ERA: 4.0 (9, 1)	1.0	S	3	0	0	0	0	0	0	0	0	0	0	3	3	0.00	0.000								

Batter	1	2	3	4	5	6	7	8	9	10	11	12	13	14	AB	R	H	RBI	BB	SO	LOB	TOP				
Dave Collins, S OBP: 0.321, SLG: 0.322 (14, 9)															7	1	1	0	0	2	3					
Bob Jones, L OBP: 0.279, SLG: 0.372															0	0	0	0	0	0	0					
Jerry Remy, L OBP: 0.317, SLG: 0.305 (1, 4)															6	2	1	1	1	1	1	3				
Mike Easter, L OBP: 0.333, SLG: 0.343 (1, 10)																4	0	0	1	1	0	1				
Tommy Davis, R OBP: 0.309, SLG: 0.326 (14, PH)															1	0	0	1	0	0	2					
Leroy Stanton, R OBP: 0.271, SLG: 0.287 (14, PR)															0	0	0	0	0	0	0					
Tony Solaita, L OBP: 0.352, SLG: 0.410 (1, 3)															4	0	1	0	0	1	1					
Rusty Torres, S OBP: 0.304, SLG: 0.358 (9, PR)															3	0	0	0	0	1	3					
Bruce Bochte, L OBP: 0.353, SLG: 0.317 (14, 7)																6	1	2	2	1	2	1				
Mario Guerrero, R OBP: 0.312, SLG: 0.355 (1, 6)															5	0	3	1	0	0	0					
Tim Nordbrook, R OBP: 0.296, SLG: 0.208 (11, PR)															2	0	0	0	0	1	3					
Dan Briggs, L OBP: 0.257, SLG: 0.290 (9, 3)															4	0	0	0	2	1	1					
Terry Humphrey, R OBP: 0.307, SLG: 0.319 (12, PH)															4	0	0	0	0	0	5					
Bill Melton, R OBP: 0.296, SLG: 0.331 (12, PR)															1	0	0	0	0	0	0					
Andy Etchebarren, R OBP: 0.296, SLG: 0.260 (12, 2)															1	1	1	0	0	0	0					
Dave Chalk, R OBP: 0.305, SLG: 0.249 (1, 5)															1	0	0	0	0	1	0					
Ron Jackson, R OBP: 0.282, SLG: 0.317 (7, 5)															2	1	1	0	2	0	2					
Inning Stats	R: 1 E: 0 K: 2 S: 8	H: 1 LOB: 0 BB: 0 P: 8	R: 0 E: 0 K: 2 S: 7	H: 0 LOB: 0 BB: 0 P: 7	R: 0 E: 0 K: 1 S: 5	H: 0 LOB: 0 BB: 0 P: 5	R: 0 E: 0 K: 0 S: 3	H: 0 LOB: 1 BB: 0 P: 4	R: 0 E: 0 K: 0 S: 4	H: 1 LOB: 3 BB: 2 P: 12	R: 0 E: 0 K: 1 S: 6	H: 1 LOB: 1 BB: 0 P: 6	R: 1 E: 0 K: 0 S: 5	H: 2 LOB: 1 BB: 0 P: 9	R: 0 E: 0 K: 0 S: 3	H: 0 LOB: 1 BB: 1 P: 7	R: 0 E: 0 K: 1 S: 6	H: 1 LOB: 2 BB: 0 P: 4	R: 0 E: 0 K: 1 S: 6	H: 1 LOB: 1 BB: 0 P: 6	R: 0 E: 0 K: 1 S: 9	H: 3 LOB: 2 BB: 2 P: 17	1B: 8 2B: 2 3B: 1 HR: 0	SF: 1 SAC: 0 DP: 1 HBP: 1	WP: 1 PB: 0 SB: 2 CS: 0	PA: 60
PITCHER	IP	WLS	BF	H	R	ER	SO	BB	IBB	HBP	BLK	WP	HR	S	P	ERA	WHIP									
Tommy Boggs, R ERA: 3.14 (1, 1)	10.0		39	5	2	2	6	3	0	0	0	0	0	16	24	8.10	1.800									
Mike Bacak, R ERA: 3.04 (14, 1)	3.1	L	16	4	3	3	1	2	0	0	0	0	0	0	4	∞	∞									
Joe Hoerner, L ERA: 4.81 (14, 1)	0.0		1	0	0	0	0	1	0	0	0	0	0	0	4	∞	∞									
Steve Foucault, R ERA: 3.27 (14, 1)	0.2		4	1	1	0	1	0	0	0	0	0	0	6	6	0.00	1.500									

California Angels @ Texas Rangers
Arlington Stadium, Arlington, TX
Mon Sep 13 1976, 8:05 PM EDT
Att. 3,500 - Unknown

AB 51
R 6
H 10
RBI 6
BB 7
SO 10
LOB 25



Batter	1	2	3	4	5	6	7	8	9	10	11	12	13	14	AB	R	H	RBI	BB	SO	LOB	BOTTOM			
Dave Mostes, L OBP: 0.304, SLG: 0.320 (1, 7)															6	0	1	0	1	0	1				
Toby Harrah, R OBP: 0.361, SLG: 0.377 (1, 6)															6	0	0	0	1	1	3				
Mike Hargrove, L OBP: 0.396, SLG: 0.380 (1, 3)															5	0	1	0	2	1	2				
Jeff Burroughs, R OBP: 0.303, SLG: 0.363 (1, 9)																7	1	2	1	0	0	6			
Roy Howell, L OBP: 0.293, SLG: 0.363 (1, 5)															6	0	3	0	0	0	1				
Lenny Randle, S OBP: 0.282, SLG: 0.266 (13, PR)															0	0	0	0	0	0	0				
Tom Grieve, R OBP: 0.293, SLG: 0.397 (1, 10)															4	1	0	0	2	1	2				
Danny Thompson, R OBP: 0.271, SLG: 0.263 (1, 4)															6	0	0	0	0	1	4				
Juan Beniquez, R OBP: 0.325, SLG: 0.303 (1, 8)															6	0	2	1	0	0	3				
Bill Fahey, L OBP: 0.346, SLG: 0.304 (1, 2)															4	0	0	0	1	0	2				
Inning Stats	R: 0 E: 0 K: 1 S: 5	H: 0 LOB: 0 BB: 0 P: 5	R: 1 E: 1 K: 0 S: 5	H: 2 LOB: 2 BB: 1 P: 9	R: 0 E: 0 K: 1 S: 5	H: 0 LOB: 0 BB: 0 P: 5	R: 1 E: 0 K: 0 S: 4	H: 2 LOB: 1 BB: 0 P: 5	R: 0 E: 0 K: 0 S: 3	H: 0 LOB: 0 BB: 0 P: 3	R: 0 E: 0 K: 0 S: 3	H: 0 LOB: 3 BB: 2 P: 12	R: 0 E: 0 K: 1 S: 5	H: 0 LOB: 2 BB: 1 P: 8	R: 0 E: 0 K: 1 S: 6	H: 1 LOB: 2 BB: 1 P: 10	R: 0 E: 0 K: 0 S: 4	H: 1 LOB: 2 BB: 1 P: 8	1B: 5 2B: 3 3B: 0 HR: 1	SF: 0 SAC: 1 DP: 1 HBP: 0	WP: 0 PB: 0 SB: 0 CS: 0	PA: 58			
PITCHER	IP	WLS	BF	H	R	ER	SO	BB	IBB	HBP	BLK	WP	HR	S	P	ERA	WHIP								
Gary Ross, R ERA: 3.03 (1, 1)	9.2		38	6	2	1	2	3	0	0	0	0	0	39	51	0.93	0.931								
Mickey Scott, L ERA: 3.47 (10, 1)	0.0		1	0	0	0	0	1	0	0	0	0	0	4	∞	∞									
Dick Drago, R ERA: 4.44 (10, 1)	4.1	W	19	3	0	0	2	1	2	0	0	0	0	20	32	0.00	0.923								

California Angels @ Texas Rangers
Arlington Stadium, Arlington, TX
Mon Sep 13 1976, 8:05 PM EDT
Att. 3,500 - Unknown

AB 50
R 2
H 9
RBI 2
BB 7
SO 4
LOB 24



Batter	1	2	3	4	5	6	7	8	9	AB	R	H	RBI	BB	SO	LOB	TOP								
Dave Collins, S (1, 7) OBP: 0.322, SLG: 0.321 Leroy Stanton, R (9, 7) OBP: 0.271, SLG: 0.287	F8		1B		CS		F8		K	4	0	1	1	1	1	4	<p>California Angels @ Texas Rangers</p> <p>Arlington Stadium, Arlington, TX</p> <p>Tue Sep 14 1976, 8:05 PM EDT</p> <p>Att: 3,736 - Unknown</p>								
Jerry Remy, L (1, 4) OBP: 0.316, SLG: 0.306	K		FC6		CS	E6	K		1B	5	0	2	2	0	2										
Mike Easler, L (1, 10) OBP: 0.295, SLG: 0.300	4-3		FC6			FC4-6			F8	5	0	0	0	0	1	4									
Tony Solaita, L (1, 3) OBP: 0.354, SLG: 0.414 Rusty Torres, S (8, PR) OBP: 0.304, SLG: 0.358	F8				FC6-4					3	0	1	0	1	0	1									
Bruce Bochte, L (1, 9) OBP: 0.352, SLG: 0.314	6-3				F7				L7	3	1	0	0	1	0	2									
Mario Guerrero, R (1, 6) OBP: 0.311, SLG: 0.351	6-3				F8				5-3	3	1	0	0	1	0	2									
Dan Briggs, L (1, 8) OBP: 0.261, SLG: 0.302			G4-6-3		FC6-4				K	4	2	2	2	0	1	1									
Terry Humphrey, R (1, 2) OBP: 0.309, SLG: 0.317 Bill Melton, R (7, PR) OBP: 0.296, SLG: 0.333 Bob Jones, L (7, PR) OBP: 0.279, SLG: 0.372 Andy Etchebarren, R (7, 2) OBP: 0.298, SLG: 0.263			G4-6-3		F3				2B	1	0	0	0	0	0	0									
Ron Jackson, R (1, 5) OBP: 0.282, SLG: 0.319			G4-6-3		G3				1B	1	0	1	1	0	0	0									
Inning Stats	R: 0 E: 0 K: 1 S: 5	H: 0 LOB: 0 BB: 0 P: 5	R: 0 E: 0 K: 0 S: 3	H: 0 LOB: 0 BB: 0 P: 3	R: 1 E: 0 K: 0 S: 5	H: 3 LOB: 2 BB: 0 P: 6	R: 0 E: 0 K: 0 S: 3	H: 0 LOB: 1 BB: 1 P: 7	R: 0 E: 0 K: 0 S: 2	H: 0 LOB: 0 BB: 0 P: 6	R: 0 E: 1 K: 0 S: 3	H: 0 LOB: 0 BB: 0 P: 3	R: 3 E: 1 K: 1 S: 7	H: 2 LOB: 3 BB: 2 P: 15	R: 0 E: 0 K: 1 S: 6	H: 1 LOB: 1 BB: 0 P: 6		R: 2 E: 0 K: 2 S: 10	H: 3 LOB: 1 BB: 0 P: 10	1B: 6 2B: 2 3B: 1 HR: 0	SF: 0 SAC: 0 DP: 2 HBP: 1	WP: 0 PB: 0 SB: 2 CS: 1	PA: 40		
PITCHER	IP	WLS	BF	H	R	ER	SO	BB	IBB	HBP	BLK	WP	HR	S	P	ERA	WHIP								
Len Barker, R (1, 1) ERA: 6.0	6.0		25	4	4	4	1	4	0	1	0	0	0	22	39	6.00	1.333								
Steve Hargan, R (7, 1) ERA: 3.49	3.0	L	14	5	2	2	4	0	0	0	0	0	0	22	22	6.00	1.667								

AB	34
R	6
H	9
RBI	6
BB	4
SO	5
LOB	19



Batter	1	2	3	4	5	6	7	8	9	AB	R	H	RBI	BB	SO	LOB	BOTTOM								
Gene Clines, R (1, 7) OBP: 0.296, SLG: 0.302	L7		G4-3		L5-3		SH1-4		G3	5	0	3	0	0	0	0	<p>California Angels @ Texas Rangers</p> <p>Arlington Stadium, Arlington, TX</p> <p>Tue Sep 14 1976, 8:05 PM EDT</p> <p>Att: 3,736 - Unknown</p>								
Toby Harrah, R (1, 6) OBP: 0.359, SLG: 0.375	5-3		G4-3		F9		SH1-4		6-3	4	0	0	0	0	0	2									
Mike Hargrove, L (1, 3) OBP: 0.396, SLG: 0.379	F8		4-3				FC4-6		G3	4	0	1	0	1	0	1									
Jeff Burroughs, R (1, 9) OBP: 0.302, SLG: 0.360		1B			F8		F9		F7	4	1	0	0	0	1	4									
Roy Howell, L (1, 5) OBP: 0.293, SLG: 0.362		E			E8		FC4-6			4	2	1	0	0	0	2									
Tom Grieve, R (1, 10) OBP: 0.297, SLG: 0.406 Dave Moates, L (8, PR) OBP: 0.304, SLG: 0.320	K								SH1-4	4	1	3	1	0	1	2									
Danny Thompson, R (1, 4) OBP: 0.272, SLG: 0.261		E6			FC6-4		FC5-4		SH1-4	2	0	0	1	0	0	2									
Juan Beniquez, R (1, 8) OBP: 0.324, SLG: 0.303		F9					FC5-4		K	4	0	1	1	0	1	4									
Jim Sundberg, R (1, 2) OBP: 0.280, SLG: 0.296		6-3			F9		F8		F9	4	0	0	0	0	0	6									
Inning Stats	R: 0 E: 0 K: 0 S: 3	H: 1 LOB: 1 BB: 0 P: 8	R: 2 E: 1 K: 1 S: 7	H: 1 LOB: 1 BB: 0 P: 8	R: 0 E: 0 K: 0 S: 3	H: 1 LOB: 0 BB: 0 P: 3	R: 1 E: 0 K: 0 S: 6	H: 2 LOB: 2 BB: 0 P: 6	R: 0 E: 0 K: 1 S: 6	H: 1 LOB: 1 BB: 0 P: 6	R: 1 E: 0 K: 0 S: 4	H: 1 LOB: 2 BB: 0 P: 5	R: 0 E: 0 K: 0 S: 4	H: 1 LOB: 2 BB: 1 P: 8	R: 0 E: 0 K: 1 S: 6	H: 1 LOB: 1 BB: 0 P: 6		R: 0 E: 0 K: 0 S: 4	H: 1 LOB: 1 BB: 0 P: 4	1B: 7 2B: 1 3B: 0 HR: 1	SF: 0 SAC: 2 DP: 1 HBP: 2	WP: 0 PB: 0 SB: 1 CS: 0	PA: 40		
PITCHER	IP	WLS	BF	H	R	ER	SO	BB	IBB	HBP	BLK	WP	HR	S	P	ERA	WHIP								
Paul Hartzell, R (1, 1) ERA: 2.6	9.0	W	40	9	4	2	3	0	1	2	0	0	1	43	49	2.00	1.000								

AB	35
R	4
H	9
RBI	3
BB	1
SO	3
LOB	23



Batter	1	2	3	4	5	6	7	8	9	AB	R	H	RBI	BB	SO	LOB	TOP			
Gene Clines, R OBP: 0.295, SLG: 0.301										5	0	1	0	0	2	2	Texas Rangers @ Chicago White Sox Comiskey Park, Chicago, IL Wed Sep 15 1976, 8:05 PM EDT Alt. 3,912 - Unknown - 60 F			
Toby Harrah, R OBP: 0.359, SLG: 0.380										5	2	2	1	0	0	2				
Mike Hargrove, L OBP: 0.300, SLG: 0.383										5	2	4	0	0	0	1				
Jeff Burroughs, R OBP: 0.303, SLG: 0.361										4	0	2	1	0	0	2				
Roy Howell, L OBP: 0.297, SLG: 0.366										3	0	2	1	1	0	0				
Tom Grieve, R OBP: 0.295, SLG: 0.403										4	0	0	0	0	4	6				
Lenny Randle, S OBP: 0.264										4	0	0	1	0	1	2				
Juan Beniquez, R OBP: 0.321, SLG: 0.300										4	0	0	0	0	0	2				
Jim Sundberg, R OBP: 0.282, SLG: 0.296										3	0	1	0	1	1	0				
Inning Stats	R: 1 E: 0 K: 1 S: 8	H: 4 LOB: 2 BB: 0 P: 8	R: 0 E: 0 K: 0 S: 3	H: 0 LOB: 0 BB: 0 P: 3	R: 0 E: 0 K: 1 S: 4	H: 1 LOB: 1 BB: 0 P: 4	R: 0 E: 0 K: 1 S: 5	H: 0 LOB: 0 BB: 0 P: 5	R: 0 E: 0 K: 2 S: 7	H: 3 LOB: 1 BB: 0 P: 7	R: 0 E: 0 K: 1 S: 8	H: 1 LOB: 1 BB: 0 P: 8	R: 2 E: 1 K: 1 S: 8	H: 3 LOB: 2 BB: 1 P: 12	R: 0 E: 0 K: 0 S: 3	H: 0 LOB: 1 BB: 1 P: 7	1B: 10 2B: 2 3B: 0 HR: 1	SF: 0 SAC: 0 DP: 1 HBP: 0	WP: 0 PB: 0 SB: 0 CS: 1	PA: 39
PITCHER Bart Johnson, R ERA: 4.6	IP: 9.0 WLS: L BF: 39	H: 12 R: 4 ER: 4 SO: 8	BB: 1 IBB: 1 HBP: 0 BLK: 0	WP: 0 HR: 1 S: 53 P: 61	ERA: 4.00 WHIP: 1.444	PITCHER										IP: 9.0 WLS: W BF: 38	H: 11 R: 3 ER: 3 SO: 7	BB: 1 IBB: 0 HBP: 0 BLK: 0	WP: 0 HR: 0 S: 51 P: 55	ERA: 3.00 WHIP: 1.333

AB	37
R	4
H	12
RBI	4
BB	2
SO	8
LOB	17



Batter	1	2	3	4	5	6	7	8	9	AB	R	H	RBI	BB	SO	LOB	BOTTOM			
Ralph Garr, L OBP: 0.327, SLG: 0.400										5	0	1	1	0	0	2	Texas Rangers @ Chicago White Sox Comiskey Park, Chicago, IL Wed Sep 15 1976, 8:05 PM EDT Alt. 3,912 - Unknown - 60 F			
Bill Stein, R OBP: 0.316, SLG: 0.352										5	0	2	1	0	1	3				
Jim Spencer, L OBP: 0.320, SLG: 0.373										4	0	0	0	0	1	2				
Jorge Orta, L OBP: 0.321, SLG: 0.424										4	0	2	0	0	1	0				
Lamar Johnson, R OBP: 0.371, SLG: 0.426										4	0	0	0	0	2	4				
Brian Downing, R OBP: 0.333, SLG: 0.328										3	1	1	0	1	0	0				
Jack Brohamer, L OBP: 0.341, SLG: 0.379										4	1	1	0	0	2	2				
Alan Bannister, R OBP: 0.318, SLG: 0.330										4	0	1	0	0	0	1				
Bucky Dent, R OBP: 0.301, SLG: 0.302										4	1	3	0	0	0	2				
Inning Stats	R: 0 E: 0 K: 2 S: 9	H: 2 LOB: 2 BB: 0 P: 9	R: 1 E: 0 K: 0 S: 4	H: 2 LOB: 0 BB: 0 P: 4	R: 0 E: 0 K: 2 S: 7	H: 0 LOB: 1 BB: 1 P: 11	R: 0 E: 0 K: 1 S: 6	H: 1 LOB: 1 BB: 0 P: 6	R: 0 E: 0 K: 1 S: 5	H: 0 LOB: 0 BB: 0 P: 5	R: 0 E: 0 K: 0 S: 3	H: 0 LOB: 0 BB: 0 P: 3	R: 1 E: 0 K: 0 S: 6	H: 3 LOB: 2 BB: 0 P: 6	R: 1 E: 0 K: 1 S: 8	H: 3 LOB: 2 BB: 0 P: 8	1B: 10 2B: 1 3B: 0 HR: 0	SF: 0 SAC: 0 DP: 0 HBP: 0	WP: 0 PB: 0 SB: 1 CS: 2	PA: 39
PITCHER Bert Blyleven, R ERA: 3.03	IP: 9.0 WLS: W BF: 38	H: 11 R: 3 ER: 3 SO: 7	BB: 1 IBB: 0 HBP: 0 BLK: 0	WP: 0 HR: 0 S: 51 P: 55	ERA: 3.00 WHIP: 1.333	PITCHER										IP: 9.0 WLS: W BF: 38	H: 11 R: 3 ER: 3 SO: 7	BB: 1 IBB: 0 HBP: 0 BLK: 0	WP: 0 HR: 0 S: 51 P: 55	ERA: 3.00 WHIP: 1.333

AB	37
R	3
H	11
RBI	2
BB	1
SO	7
LOB	16



Batter	1	2	3	4	5	6	7	8	9	AB	R	H	RBI	BB	SO	LOB	TOP					
Lenny Randle, S OBP: 0.285, SLG: 0.270 (1, 4)										4	3	2	1	2	0	1						
Toby Harrah, R OBP: 0.363, SLG: 0.380 (1, 6)										1	0	0	0	4	0	1						
Mike Hargrove, L OBP: 0.300, SLG: 0.383 (1, 3)										5	0	2	2	0	0	4						
Jeff Burroughs, R OBP: 0.304, SLG: 0.359 Dave Moates, L OBP: 0.304, SLG: 0.320 (8, PR) (8, 9)										3	0	0	0	2	2	2						
Tom Grieve, R OBP: 0.294, SLG: 0.401 (1, 7)										5	0	1	0	0	1	6						
Doug Ault, R OBP: 0.444, SLG: 0.375 (1, 10)										4	0	1	0	1	0	6						
Danny Thompson, R OBP: 0.268, SLG: 0.257 (1, 5)										5	0	0	0	0	0	4						
Juan Beniquez, R OBP: 0.318, SLG: 0.296 (1, 8)										5	0	0	0	0	1	0						
Jim Sundberg, R OBP: 0.288, SLG: 0.303 (1, 2)										4	2	3	0	1	1	0						
Inning Stats	R: 1 E: 0 K: 2 S: 9	H: 2 LOB: 2 BB: 1 P: 13	R: 2 E: 0 K: 1 S: 7	H: 2 LOB: 1 BB: 1 P: 11	R: 0 E: 0 K: 0 S: 4	H: 1 LOB: 1 BB: 0 P: 4	R: 2 E: 0 K: 0 S: 4	H: 1 LOB: 3 BB: 4 P: 20	R: 0 E: 0 K: 0 S: 4	H: 1 LOB: 3 BB: 2 P: 12	R: 0 E: 0 K: 0 S: 4	H: 1 LOB: 1 BB: 0 P: 4	R: 0 E: 0 K: 0 S: 3	H: 0 LOB: 2 BB: 2 P: 11	R: 0 E: 0 K: 1 S: 5	H: 0 LOB: 0 BB: 0 P: 5	1B: 7 2B: 1 3B: 1 HR: 0	SF: 0 SAC: 0 DP: 0 HBP: 0	WP: 0 PB: 0 SB: 1 CS: 2	PA: 46		
PITCHER	IP WLS BF H R ER SO BB IBB HBP BLK WP HR S P ERA WHIP	IP WLS BF H R ER SO BB IBB HBP BLK WP HR S P ERA WHIP	IP WLS BF H R ER SO BB IBB HBP BLK WP HR S P ERA WHIP	IP WLS BF H R ER SO BB IBB HBP BLK WP HR S P ERA WHIP	IP WLS BF H R ER SO BB IBB HBP BLK WP HR S P ERA WHIP	IP WLS BF H R ER SO BB IBB HBP BLK WP HR S P ERA WHIP	IP WLS BF H R ER SO BB IBB HBP BLK WP HR S P ERA WHIP	IP WLS BF H R ER SO BB IBB HBP BLK WP HR S P ERA WHIP	IP WLS BF H R ER SO BB IBB HBP BLK WP HR S P ERA WHIP	IP WLS BF H R ER SO BB IBB HBP BLK WP HR S P ERA WHIP	IP WLS BF H R ER SO BB IBB HBP BLK WP HR S P ERA WHIP	IP WLS BF H R ER SO BB IBB HBP BLK WP HR S P ERA WHIP	IP WLS BF H R ER SO BB IBB HBP BLK WP HR S P ERA WHIP	IP WLS BF H R ER SO BB IBB HBP BLK WP HR S P ERA WHIP	IP WLS BF H R ER SO BB IBB HBP BLK WP HR S P ERA WHIP	IP WLS BF H R ER SO BB IBB HBP BLK WP HR S P ERA WHIP	IP WLS BF H R ER SO BB IBB HBP BLK WP HR S P ERA WHIP	IP WLS BF H R ER SO BB IBB HBP BLK WP HR S P ERA WHIP	IP WLS BF H R ER SO BB IBB HBP BLK WP HR S P ERA WHIP	IP WLS BF H R ER SO BB IBB HBP BLK WP HR S P ERA WHIP	IP WLS BF H R ER SO BB IBB HBP BLK WP HR S P ERA WHIP	
Ken Kravec, L ERA: 3.57 (1, 1)	3.0 L 16 5 3 2 3 2 0 0 0 0 0 0 20 28 6.00 2.333	0.1 6 1 2 2 0 4 0 0 0 0 0 0 2 18 54.00 15.000	5.2 24 3 0 0 2 4 0 0 0 0 0 0 24 40 0.00 1.235																			

Texas Rangers @ Chicago White Sox
Comiskey Park, Chicago, IL
Thu Sep 16 1976, 4:33 AM EDT
Alt. 1,826 - Unknown - 66 F

AB 36
R 5
H 9
RBI 3
BB 10
SO 5
LOB 24



Batter	1	2	3	4	5	6	7	8	9	AB	R	H	RBI	BB	SO	LOB	BOTTOM					
Ralph Garr, L OBP: 0.324, SLG: 0.396 Lamar Johnson, R OBP: 0.369, SLG: 0.424 (9, FH)										4	0	0	0	0	1	2						
Bill Stein, R OBP: 0.315, SLG: 0.353 (1, 5)										4	0	1	0	0	1	2						
Jim Spencer, L OBP: 0.319, SLG: 0.372 (1, 3)										4	0	1	0	0	0	0						
Jorge Orta, L OBP: 0.320, SLG: 0.422 (1, 7)										4	0	1	0	0	0	2						
Sam Ewing, L OBP: 0.206, SLG: 0.188 (1, 10)										4	1	1	0	0	0	1						
Brian Downing, R OBP: 0.332, SLG: 0.327 (1, 2)										4	1	1	0	0	0	1						
Jack Brohamer, L OBP: 0.340, SLG: 0.377 (1, 4)										4	1	1	0	0	1	1						
Chet Lemon, R OBP: 0.299, SLG: 0.319 (1, 8)										4	1	3	0	0	0	0						
Bucky Dent, R OBP: 0.302, SLG: 0.306 (1, 6)										4	0	2	4	0	0	1						
Inning Stats	R: 0 E: 0 K: 1 S: 6	H: 2 LOB: 1 BB: 0 P: 6	R: 0 E: 0 K: 0 S: 3	H: 0 LOB: 0 BB: 0 P: 3	R: 0 E: 0 K: 0 S: 3	H: 0 LOB: 0 BB: 0 P: 3	R: 0 E: 0 K: 1 S: 6	H: 1 LOB: 1 BB: 0 P: 6	R: 1 E: 0 K: 0 S: 6	H: 3 LOB: 2 BB: 0 P: 6	R: 0 E: 0 K: 0 S: 3	H: 0 LOB: 0 BB: 0 P: 3	R: 0 E: 0 K: 0 S: 3	H: 0 LOB: 0 BB: 0 P: 3	R: 3 E: 0 K: 0 S: 7	H: 4 LOB: 1 BB: 0 P: 7	1B: 9 2B: 3 3B: 0 HR: 0	SF: 0 SAC: 0 DP: 1 HBP: 0	WP: 0 PB: 0 SB: 0 CS: 0	PA: 37		
PITCHER	IP WLS BF H R ER SO BB IBB HBP BLK WP HR S P ERA WHIP	IP WLS BF H R ER SO BB IBB HBP BLK WP HR S P ERA WHIP	IP WLS BF H R ER SO BB IBB HBP BLK WP HR S P ERA WHIP	IP WLS BF H R ER SO BB IBB HBP BLK WP HR S P ERA WHIP	IP WLS BF H R ER SO BB IBB HBP BLK WP HR S P ERA WHIP	IP WLS BF H R ER SO BB IBB HBP BLK WP HR S P ERA WHIP	IP WLS BF H R ER SO BB IBB HBP BLK WP HR S P ERA WHIP	IP WLS BF H R ER SO BB IBB HBP BLK WP HR S P ERA WHIP	IP WLS BF H R ER SO BB IBB HBP BLK WP HR S P ERA WHIP	IP WLS BF H R ER SO BB IBB HBP BLK WP HR S P ERA WHIP	IP WLS BF H R ER SO BB IBB HBP BLK WP HR S P ERA WHIP	IP WLS BF H R ER SO BB IBB HBP BLK WP HR S P ERA WHIP	IP WLS BF H R ER SO BB IBB HBP BLK WP HR S P ERA WHIP	IP WLS BF H R ER SO BB IBB HBP BLK WP HR S P ERA WHIP	IP WLS BF H R ER SO BB IBB HBP BLK WP HR S P ERA WHIP	IP WLS BF H R ER SO BB IBB HBP BLK WP HR S P ERA WHIP	IP WLS BF H R ER SO BB IBB HBP BLK WP HR S P ERA WHIP	IP WLS BF H R ER SO BB IBB HBP BLK WP HR S P ERA WHIP	IP WLS BF H R ER SO BB IBB HBP BLK WP HR S P ERA WHIP	IP WLS BF H R ER SO BB IBB HBP BLK WP HR S P ERA WHIP	IP WLS BF H R ER SO BB IBB HBP BLK WP HR S P ERA WHIP	
Nelson Briles, R ERA: 3.47 (9, 1)	8.2 W 36 11 4 4 3 0 0 0 0 0 0 1 42 4.15 1.269	0.1 S 1 0 0 0 0 0 0 0 0 0 0 1 1 0.00 0.000																				


Texas Rangers @ Chicago White Sox
Comiskey Park, Chicago, IL
Thu Sep 16 1976, 4:33 AM EDT
Alt. 1,826 - Unknown - 66 F


AB 37
R 4
H 11
RBI 4
BB 0
SO 3
LOB 11



Batter	1	2	3	4	5	6	7	8	9	AB	R	H	RBI	BB	SO	LOB	TOP								
Lenny Randle, S (1.4)	3-1		1B 2B		F7		L6		F8	5	1	1	0	0	0	1	Texas Rangers @ Oakland Athletics Oakland-Alameda County Coliseum, Oakland, CA Fri Sep 17 1976, 7:05 PM PDT Att: 9,073 - Unknown livebaseballscorecards.com								
Toby Harrah, R (1.6)	F7		F8		K					3	0	0	0	1	1										
Mike Hargrove, L (1.3)			1B 2B			WP 1B SF8 BB			F6	3	2	2	0	1	0										
Jeff Burroughs, R (1.9)			F8			WP 1B			6-3	4	1	2	0	0	0										
Roy Howell, L (1.5)	F7					1B				4	0	2	2	0	0										
Gene Clines, R (1.7)						1-2 2-3			L6-4-3 1B	3	0	1	1	0	1										
Tom Grieve, R (1.10)									6-3	4	0	1	1	0	0										
Juan Beniquez, R (1.8)									F9	4	0	1	0	0	0										
Jim Sundberg, R (1.2)										4	0	1	0	0	1										
Inning Stats	R: 0 E: 0 K: 0 S: 5	H: 2 LOB: 2 BB: 0 P: 5	R: 0 E: 0 K: 1 S: 6	H: 2 LOB: 2 BB: 0 P: 6	R: 2 E: 0 K: 0 S: 5	H: 3 LOB: 1 BB: 0 P: 5	R: 0 E: 0 K: 1 S: 5	H: 0 LOB: 0 BB: 0 P: 5	R: 0 E: 0 K: 0 S: 5	H: 2 LOB: 1 BB: 1 P: 9	R: 0 E: 0 K: 0 S: 3	H: 0 LOB: 0 BB: 1 P: 7	R: 0 E: 0 K: 0 S: 3	H: 1 LOB: 0 BB: 0 P: 3	R: 0 E: 0 K: 0 S: 4	H: 1 LOB: 1 BB: 0 P: 4	1B: 10 2B: 2 3B: 0 HR: 0	SF: 1 SAC: 0 DP: 2 HBP: 0	WP: 1 PB: 0 SB: 0 CS: 1	PA: 37					
PITCHER	IP	WLS	BF	H	R	ER	SO	BB	IBB	HBP	BLK	WP	HR	S	P	ERA	WHIP								
Glenn Abbott, R (1.1)	2.1		12	6	2	2	1	0	0	0	0	0	0	14	14	7.71	2.571								
Dick Bosman, R (3.1)	2.2	L	10	2	2	2	2	1	0	0	0	0	0	13	17	6.75	1.125								
Paul Lindblad, L (6.1)	0.1		1	0	0	0	0	0	0	0	0	1	0	1	1	0.00	0.000								
Rollie Fingers, R (6.1)	3.2		14	3	0	0	0	1	0	0	0	0	0	13	17	0.00	1.091								

Batter	1	2	3	4	5	6	7	8	9	AB	R	H	RBI	BB	SO	LOB	BOTTOM								
Bill North, S (1.8)			F8		F8				FC4-6	4	0	1	0	1	0	1	Texas Rangers @ Oakland Athletics Oakland-Alameda County Coliseum, Oakland, CA Fri Sep 17 1976, 7:05 PM PDT Att: 9,073 - Unknown livebaseballscorecards.com								
Claudell Washington, L (1.9)			K		K				4-3	4	0	0	0	1	2										
Don Baylor, R (1.10)					1B					4	0	2	0	0	1										
Joe Rudi, R (1.7)									FC6-4	4	1	2	0	0	0										
Sal Bando, R (1.5)										4	1	2	1	0	0										
Gene Tenace, R (1.2)										2	1	0	1	1	1										
Ron Fairly, L (1.3)										4	0	0	0	0	1										
Phil Garner, R (1.4)										4	0	1	1	0	0										
Bert Campaneris, R (1.6)										4	0	2	0	0	0										
Inning Stats	R: 0 E: 0 K: 0 S: 3	H: 0 LOB: 1 BB: 1 P: 7	R: 1 E: 0 K: 0 S: 4	H: 1 LOB: 0 BB: 0 P: 4	R: 0 E: 0 K: 1 S: 5	H: 0 LOB: 0 BB: 0 P: 5	R: 2 E: 1 K: 1 S: 8	H: 3 LOB: 2 BB: 1 P: 12	R: 0 E: 0 K: 1 S: 7	H: 2 LOB: 2 BB: 0 P: 7	R: 0 E: 0 K: 1 S: 5	H: 0 LOB: 0 BB: 0 P: 5	R: 0 E: 0 K: 0 S: 4	H: 3 LOB: 2 BB: 1 P: 8	R: 0 E: 0 K: 1 S: 5	H: 0 LOB: 0 BB: 0 P: 5	R: 0 E: 0 K: 0 S: 4	H: 1 LOB: 1 BB: 0 P: 4	1B: 8 2B: 1 3B: 1 HR: 0	SF: 1 SAC: 0 DP: 0 HBP: 0	WP: 0 PB: 0 SB: 0 CS: 3	PA: 38			
PITCHER	IP	WLS	BF	H	R	ER	SO	BB	IBB	HBP	BLK	WP	HR	S	P	ERA	WHIP								
Gaylord Perry, R (1.1)	9.0	W	38	10	3	2	5	3	0	0	0	0	0	45	57	2.00	1.444								

Batter	1	2	3	4	5	6	7	8	9	AB	R	H	RBI	BB	SO	LOB	TOP					
Lenny Randle, S (1,4) OBP: 0.281, SLG: 0.267	6-3		6-3		L4		F4		F7	5	0	0	0	0	0	1	Texas Rangers @ Oakland Athletics Oakland-Alameda County Coliseum, Oakland, CA Sat Sep 18 1976, 3:33 AM PDT Att: 6,014 - Unknown AB 37 R 2 H 11 RBI 2 BB 2 SO 3 LOB 23 					
Toby Harrah, R (1,6) OBP: 0.384, SLG: 0.380	BB		G1-4-3		F8			F6	1B	5	0	3	0	0	0	0						
Mike Hargrove, L (1,3) OBP: 0.401, SLG: 0.383										2	0	0	0	0	1	2						
Jim Fregosi, R (4,3) OBP: 0.345, SLG: 0.355	K		G1-4-3						F7	3	1	2	1	0	0	1						
Jeff Burroughs, R (1,9) OBP: 0.308, SLG: 0.362									HR	3	1	2	0	1	0	1						
Gene Clines, R (1,7) OBP: 0.294, SLG: 0.300										4	0	1	0	0	0	4						
Tom Grieve, R (1,10) OBP: 0.295, SLG: 0.400										4	0	2	1	0	0	3						
Dave Moates, L (8, PR) OBP: 0.304, SLG: 0.320										0	0	0	0	0	0	0						
Juan Beniquez, R (1,8) OBP: 0.319, SLG: 0.296										3	0	1	0	1	0	3						
Danny Thompson, R (1,5) OBP: 0.265, SLG: 0.254										3	0	0	0	0	1	4						
Roy Howell, L (8, PH) OBP: 0.298, SLG: 0.369										0	0	0	0	0	0	0						
Doug Ault, R (8, PH) OBP: 0.400, SLG: 0.333										1	0	0	0	0	0	2						
Ken Pape, R (8,5) OBP: 0.200, SLG: 0.200										0	0	0	0	0	0	0						
Jim Sundberg, R (1,2) OBP: 0.285, SLG: 0.300										4	0	0	0	0	1	2						
Inning Stats	R: 0 E: 0 K: 1 S: 6	H: 1 LOB: 2 BB: 1 P: 10	R: 0 E: 0 K: 0 S: 4	H: 1 LOB: 1 BB: 0 P: 4	R: 0 E: 0 K: 0 S: 3	H: 1 LOB: 2 BB: 0 P: 3	R: 0 E: 0 K: 1 S: 7	H: 2 LOB: 2 BB: 0 P: 7	R: 0 E: 0 K: 0 S: 3	H: 0 LOB: 0 BB: 0 P: 3	R: 0 E: 0 K: 0 S: 4	H: 1 LOB: 1 BB: 0 P: 4	R: 0 E: 0 K: 0 S: 3	H: 0 LOB: 1 BB: 1 P: 7	R: 2 E: 0 K: 0 S: 7	H: 4 LOB: 2 BB: 0 P: 7	R: 0 E: 0 K: 1 S: 6	H: 1 LOB: 1 BB: 0 P: 6	1B: 9 2B: 1 3B: 0 HR: 1	SF: 0 SAC: 0 DP: 1 HBP: 0	WP: 0 PB: 1 SB: 0 CS: 0	PA: 39
PITCHER	IP WLS BF H R ER SO BB IBB HBP BLK WP HR S P ERA WHIP																					
Vida Blue, L (1,1) ERA: 2.45	7.2 W 33 9 2 2 2 2 2 0 0 0 0 0 1 35 43 2.35 1.435																					
Jim Todd, R (8,1) ERA: 3.87	0.0 1 1 0 0 0 0 0 0 0 0 0 0 0 1 1 ∞ ∞																					
Paul Lindblad, L (8,1) ERA: 3.17	1.1 S 5 1 0 0 1 0 0 0 0 0 0 0 0 7 7 0.00 0.750																					

Batter	1	2	3	4	5	6	7	8	9	AB	R	H	RBI	BB	SO	LOB	BOTTOM			
Bill North, S (1,8) OBP: 0.354, SLG: 0.341	1B	L1			4-3		E5			4	1	1	0	0	0	4	Texas Rangers @ Oakland Athletics Oakland-Alameda County Coliseum, Oakland, CA Sat Sep 18 1976, 3:33 AM PDT Att: 6,014 - Unknown AB 26 R 3 H 5 RBI 3 BB 5 SO 6 LOB 14 			
Bert Campaneris, R (1,6) OBP: 0.342, SLG: 0.302	SF9				F9		SF8			2	0	0	1	1	0	0				
Don Baylor, R (1,10) OBP: 0.325, SLG: 0.376					F4		L7			4	0	1	0	0	1	2				
Joe Rudi, R (1,7) OBP: 0.336, SLG: 0.445	SF9				F5					3	1	1	1	0	0	0				
Sal Bando, R (1,5) OBP: 0.333, SLG: 0.412	9-2				K					3	0	1	1	1	1	2				
Gene Tenace, R (1,2) OBP: 0.371, SLG: 0.464					F8					4	0	1	0	0	2	2				
Claudell Washington, L (1,9) OBP: 0.298, SLG: 0.340					6-3					2	0	0	0	1	1	0				
Ron Fairly, L (1,3) OBP: 0.372, SLG: 0.287					K					2	1	0	0	1	1	2				
Phil Garner, R (1,4) OBP: 0.303, SLG: 0.393					F8					2	0	0	0	1	0	2				
Inning Stats	R: 1 E: 0 K: 0 S: 4	H: 2 LOB: 1 BB: 1 P: 8	R: 0 E: 0 K: 1 S: 6	H: 1 LOB: 2 BB: 1 P: 10	R: 0 E: 0 K: 0 S: 3	H: 0 LOB: 0 BB: 0 P: 3	R: 0 E: 0 K: 1 S: 5	H: 0 LOB: 0 BB: 0 P: 5	R: 0 E: 0 K: 0 S: 3	H: 0 LOB: 0 BB: 0 P: 3	R: 1 E: 0 K: 2 S: 9	H: 2 LOB: 1 BB: 0 P: 9	R: 1 E: 1 K: 1 S: 6	H: 0 LOB: 2 BB: 2 P: 14	R: 0 E: 0 K: 1 S: 4	H: 0 LOB: 0 BB: 1 P: 8		1B: 3 2B: 3 3B: 0 HR: 0	SF: 2 SAC: 0 DP: 1 HBP: 0	WP: 0 PB: 0 SB: 1 CS: 1
PITCHER	IP WLS BF H R ER SO BB IBB HBP BLK WP HR S P ERA WHIP																			
Tommy Boggs, R (1,1) ERA: 3.08	7.1 L 32 5 3 2 5 5 0 0 0 0 0 0 0 37 57 2.46 1.364																			
Steve Foucault, R (8,1) ERA: 3.24	0.2 1 0 0 0 1 0 0 0 0 0 0 0 0 3 3 0.00 0.000																			

Batter	1	2	3	4	5	6	7	8	9	AB	R	H	RBI	BB	SO	LOB	TOP			
Lenny Randle, S (1, 4) OBP: 0.283, SLG: 0.269										4	1	3	0	0	0	1	Texas Rangers @ Oakland Athletics Oakland-Alameda County Coliseum, Oakland, CA Sun Sep 19 1976, 3:38 AM PDT Att: 11,421 - Unknown			
Toby Harrah, R (1, 6) OBP: 0.381, SLG: 0.375										3	0	0	0	0	1	2				
Ken Pape, R (6, 6) OBP: 0.273, SLG: 0.545										1	1	1	2	0	0	0				
Jim Fregosi, R (1, 3) OBP: 0.340, SLG: 0.338										3	0	0	0	0	2	1				
Doug Ault, R (7, 3) OBP: 0.364, SLG: 0.300										1	0	0	0	0	0	0				
Jeff Burroughs, R (1, 9) OBP: 0.312, SLG: 0.369										4	1	1	1	0	0	1				
Roy Howell, L (1, 5) OBP: 0.297, SLG: 0.366										4	0	0	0	0	0	0				
Gene Clines, R (1, 10) OBP: 0.327, SLG: 0.312										4	0	3	0	0	0	0				
Tom Grieve, R (1, 7) OBP: 0.297, SLG: 0.407										4	0	0	0	0	0	3				
Juan Beniquez, R (1, 8) OBP: 0.320, SLG: 0.297										2	0	0	0	1	1	1				
Bill Fahey, L (1, 2) OBP: 0.345, SLG: 0.306										3	0	1	0	0	0	1				
Inning Stats	R: 0 E: 0 K: 0 S: 3	H: 1 LOB: 0 BB: 0 P: 3	R: 0 E: 0 K: 0 S: 4	H: 1 LOB: 0 BB: 0 P: 4	R: 0 E: 0 K: 0 S: 3	H: 1 LOB: 0 BB: 0 P: 3	R: 1 E: 0 K: 1 S: 6	H: 1 LOB: 1 BB: 0 P: 6	R: 0 E: 0 K: 2 S: 8	H: 1 LOB: 1 BB: 0 P: 8	R: 0 E: 0 K: 1 S: 6	H: 1 LOB: 1 BB: 0 P: 6	R: 2 E: 0 K: 0 S: 5	H: 2 LOB: 0 BB: 0 P: 5	R: 0 E: 0 K: 0 S: 3	H: 1 LOB: 0 BB: 0 P: 3	1B: 7 2B: 1 3B: 0 HR: 2	SF: 0 SAC: 0 DP: 2 HBP: 0	WP: 0 PB: 0 SB: 0 CS: 1	PA: 34
PITCHER	IP WLS BF H R ER SO BB IBB HBP BLK WP HR S P ERA WHIP																			
Paul Mitchell, R ERA: 4.24	(1, 1) 6.0 W 22 5 1 1 3 1 0 0 0 0 0 1 27 31 1.50 1.000																			
Paul Lindblad, L ERA: 3.14	(7, 1) 1.0 4 1 0 0 1 0 0 0 0 0 0 0 6 6 0.00 1.000																			
Dick Bosman, R ERA: 4.1	(8, 1) 1.0 5 2 2 2 0 0 0 0 0 0 0 1 5 5 18.00 2.000																			
Jim Todd, R ERA: 4.02	(9, 1) 1.0 3 1 0 0 0 0 0 0 0 0 0 0 3 3 0.00 1.000																			

Batter	1	2	3	4	5	6	7	8	9	AB	R	H	RBI	BB	SO	LOB	BOTTOM			
Bill North, S (1, 10) OBP: 0.354, SLG: 0.339										2	2	1	1	2	0	1	Texas Rangers @ Oakland Athletics Oakland-Alameda County Coliseum, Oakland, CA Sun Sep 19 1976, 3:38 AM PDT Att: 11,421 - Unknown			
Bert Campaneris, R (1, 6) OBP: 0.342, SLG: 0.303										1	1	0	1	1	0	1				
Tommy Sandt, R (5, 6) OBP: 0.246, SLG: 0.213										2	0	0	0	0	0	1				
Don Baylor, R (1, 8) OBP: 0.327, SLG: 0.376										3	2	2	1	1	0	0				
Joe Rudi, R (1, 7) OBP: 0.334, SLG: 0.441										5	1	2	2	0	1	2				
Sal Bando, R (1, 5) OBP: 0.331, SLG: 0.414										4	1	1	3	1	0	2				
Gene Tenace, R (1, 2) OBP: 0.371, SLG: 0.460										3	1	1	2	1	0	1				
Claudell Washington, L (1, 9) OBP: 0.298, SLG: 0.344										3	2	2	1	0	0	2				
Gary Woods, R (6, PH) OBP: 0.333, SLG: 0.333										1	0	0	0	0	1	1				
Ron Fairly, L (1, 3) OBP: 0.382, SLG: 0.325										4	2	3	2	0	1	0				
Phil Garner, R (1, 4) OBP: 0.306, SLG: 0.396										4	1	2	0	0	1	2				
Inning Stats	R: 2 E: 0 K: 0 S: 4	H: 1 LOB: 1 BB: 2 P: 12	R: 1 E: 1 K: 0 S: 5	H: 2 LOB: 1 BB: 0 P: 5	R: 0 E: 0 K: 0 S: 3	H: 1 LOB: 0 BB: 0 P: 3	R: 7 E: 1 K: 0 S: 9	H: 6 LOB: 1 BB: 2 P: 17	R: 0 E: 0 K: 1 S: 5	H: 1 LOB: 0 BB: 0 P: 5	R: 2 E: 1 K: 2 S: 9	H: 2 LOB: 1 BB: 1 P: 13	R: 1 E: 0 K: 1 S: 5	H: 1 LOB: 0 BB: 1 P: 9	R: 0 E: 0 K: 0 S: 3	H: 0 LOB: 0 BB: 0 P: 3	1B: 11 2B: 1 3B: 1 HR: 2	SF: 2 SAC: 1 DP: 4 HBP: 0	WP: 0 PB: 0 SB: 2 CS: 1	PA: 41
PITCHER	IP WLS BF H R ER SO BB IBB HBP BLK WP HR S P ERA WHIP																			
Steve Hargan, R ERA: 3.55	(1, 1) 3.0 L 17 6 6 2 0 0 2 0 0 0 0 0 4 8 54.00 12.000																			
Mike Bacsik, R ERA: 4.37	(4, 1) 0.1 5 3 2 2 0 1 0 0 0 0 0 0 4 8 54.00 12.000																			
Steve Barr, L ERA: 5.71	(4, 1) 2.2 12 4 4 4 3 2 0 0 0 0 0 1 16 24 13.50 2.250																			
Jeff Terpko, R ERA: 2.42	(7, 1) 2.0 7 1 1 1 1 1 0 0 0 0 0 1 8 12 4.50 1.000																			

AB	33
R	3
H	9
RBI	3
BB	1
SO	4
LOB	10



AB	32
R	13
H	14
RBI	13
BB	6
SO	4
LOB	13



Batter	1	2	3	4	5	6	7	8	9	AB	R	H	RBI	BB	SO	LOB	TOP			
Lenny Randle, S (1,4) OBP: 0.281, SLG: 0.267	0-3 K		0-0 F7			0-0 F5		0-0 1-3		4	0	0	0	0	1	0				
Toby Harrah, R (1,6) OBP: 0.382, SLG: 0.373	4-0 CS BB		0-0 F9			4-0 BB		0-0 F9		2	0	0	0	2	0	0				
Mike Hargrove, L (1,3) OBP: 0.300, SLG: 0.381	4-0 BB 1-2 BB			0-0 4-3		0-0 F8		0-0 4-3		3	0	0	0	1	0	1				
Jeff Burroughs, R (1,9) OBP: 0.313, SLG: 0.369	4-0 BB 1-2 BB			0-0 G5-4-3 1B		0-0 1-3			0-3 K	3	0	1	0	1	1	1				
Roy Howell, L (1,5) OBP: 0.297, SLG: 0.364	0-0 F8			0-0 G5-4-3 1-2			4-0 G3 SH1-4 BB		0-0 4-3	3	0	0	0	1	0	3				
Gene Clines, R (1,10) OBP: 0.302, SLG: 0.313		0-0 L8			0-0 1B		0-0 SH1-4 1-2		0-3 K	3	0	1	0	0	1	0				
Tom Grieve, R (1,7) OBP: 0.299, SLG: 0.406		4-0 G3-6-3 BB			0-0 F8		4-0 G3 BB			1	0	0	0	2	0	1				
Juan Beniquez, R (1,8) OBP: 0.320, SLG: 0.297		0-0 G3-6-3 1-2			0-0 G4-6-3 1B		0-0 G3 1-2 2-3			3	0	1	0	0	0	3				
Jim Sundberg, R (1,2) OBP: 0.282, SLG: 0.301			0-0 F8		0-0 G4-6-3 1-2		0-3 K			3	0	0	0	0	1	4				
Inning Stats	R: 0 E: 0 K: 1 S: 4	H: 0 LOB: 2 BB: 3 P: 16	R: 0 E: 0 K: 0 S: 2	H: 0 LOB: 0 BB: 1 P: 6	R: 0 E: 0 K: 0 S: 3	H: 0 LOB: 0 BB: 0 P: 3	R: 0 E: 0 K: 0 S: 3	H: 1 LOB: 0 BB: 0 P: 3	R: 0 E: 0 K: 0 S: 4	H: 2 LOB: 1 BB: 0 P: 4	R: 0 E: 0 K: 0 S: 3	H: 0 LOB: 1 BB: 1 P: 7	R: 0 E: 0 K: 1 S: 5	H: 0 LOB: 2 BB: 2 P: 13	R: 0 E: 0 K: 2 S: 7	H: 0 LOB: 0 BB: 0 P: 7	1B: 3 2B: 0 3B: 0 HR: 0	SF: 0 SAC: 1 DP: 3 HBP: 0	WP: 0 PB: 0 SB: 0 CS: 1	PA: 33
PITCHER Nolan Ryan, R (1,1) ERA: 3.54	IP: 9.0 WLS: W BF: 33 H: 3 R: 0 ER: 0 SO: 4 BB: 7 IBB: 0 HBP: 0 BLK: 0 WP: 0 HR: 0 S: 34 P: 62 ERA: 0.00 WHIP: 1.111															PITCHER				

Texas Rangers @ California Angels
Anaheim Stadium, Anaheim, CA
Mon Sep 20 1976, 10:05 PM EDT
Att: 5,738 - Unknown


AB 25
R 0
H 3
RBI 0
BB 7
SO 4
LOB 13

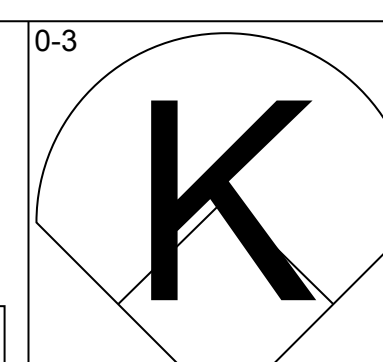
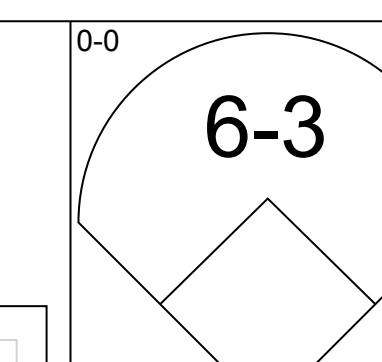
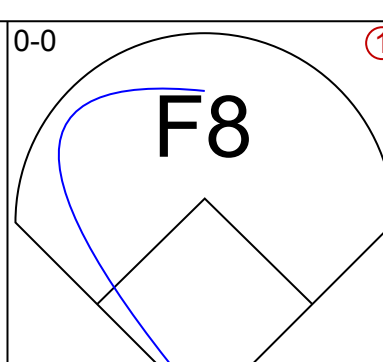
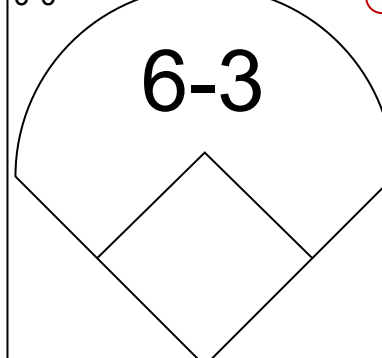
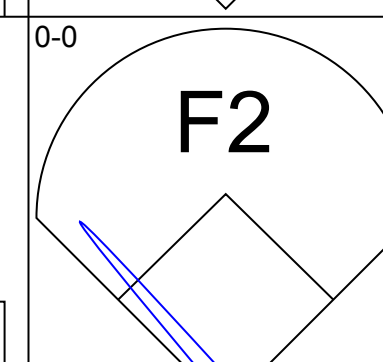
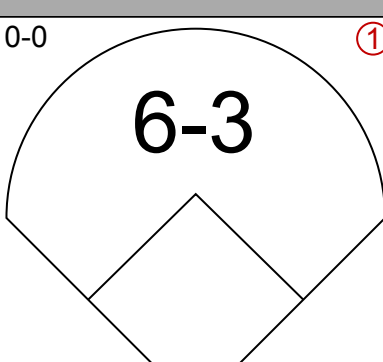
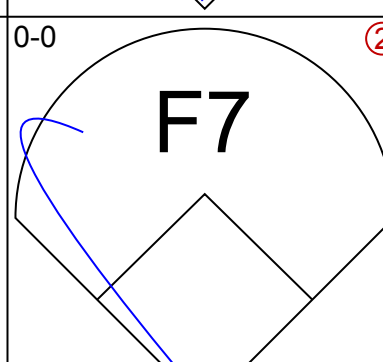
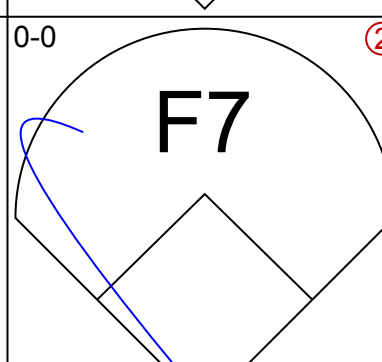
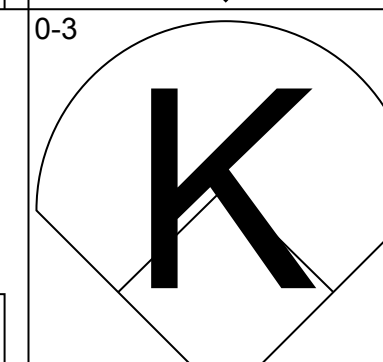
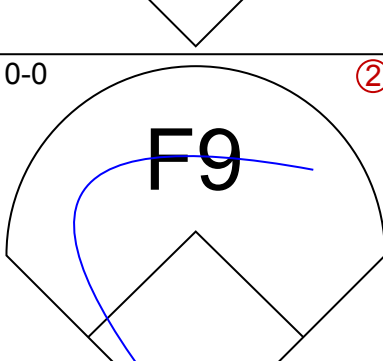
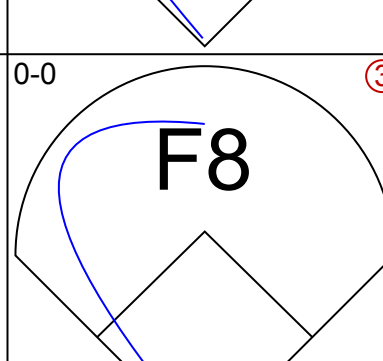
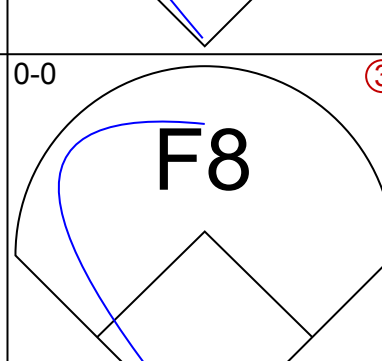
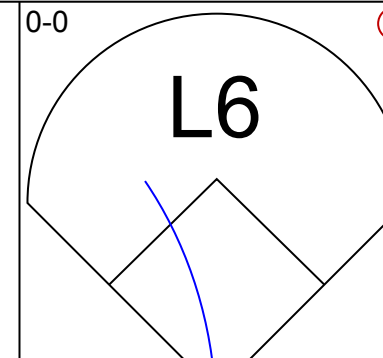
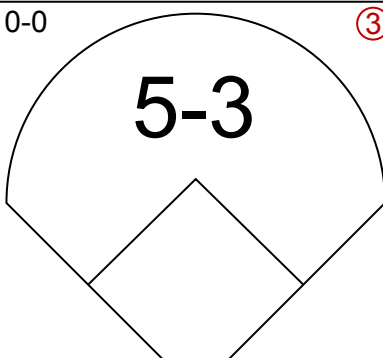
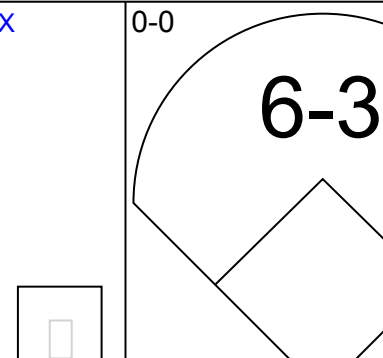
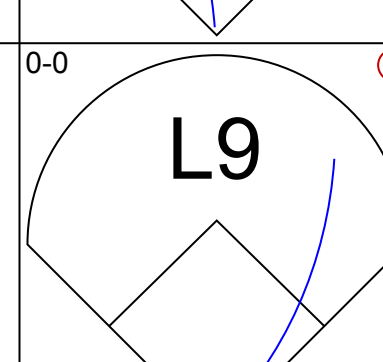
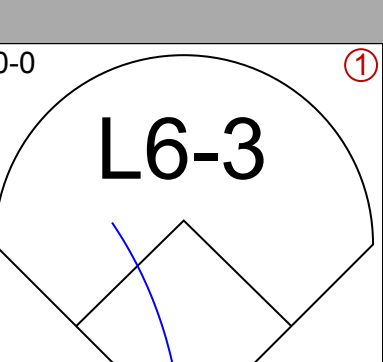
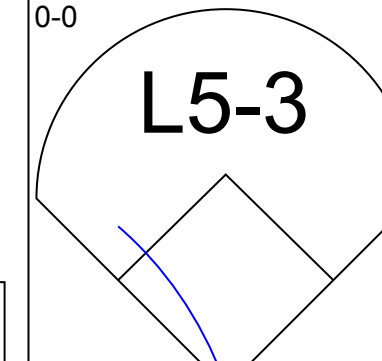
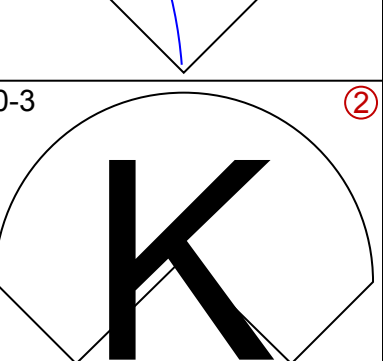
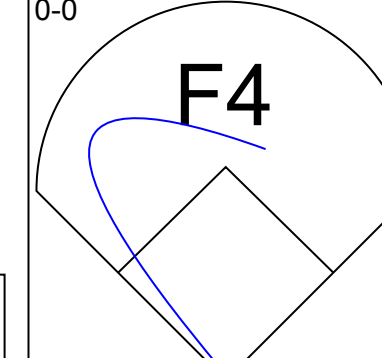
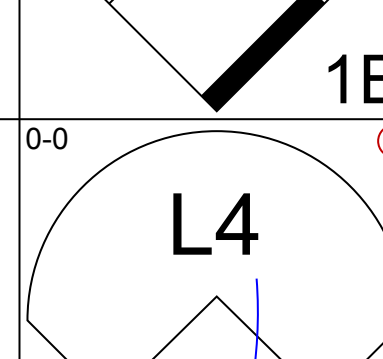
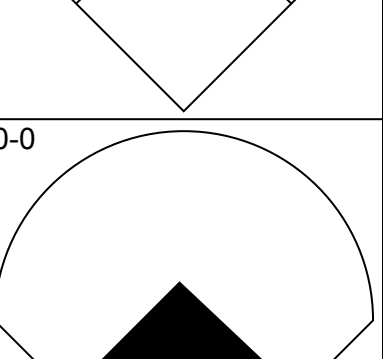
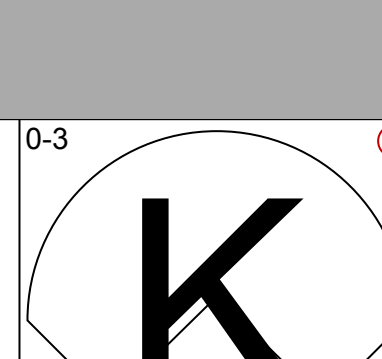
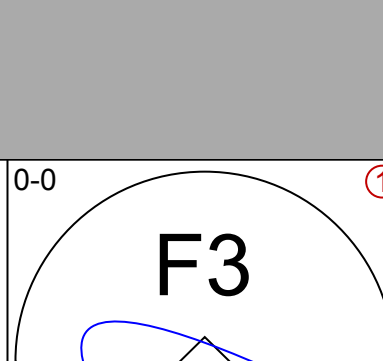
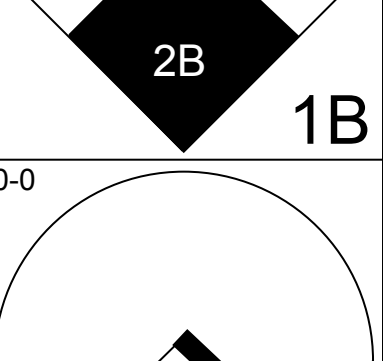
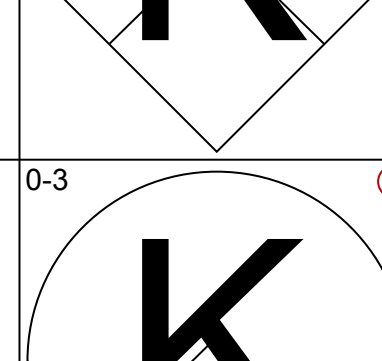
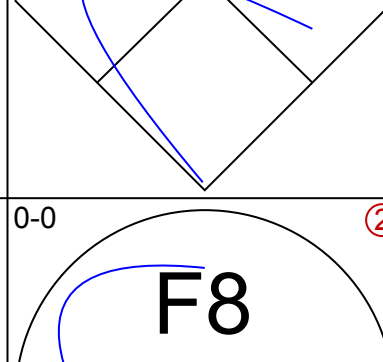
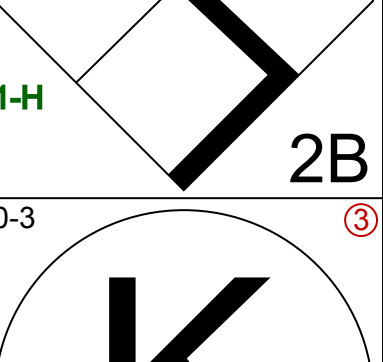
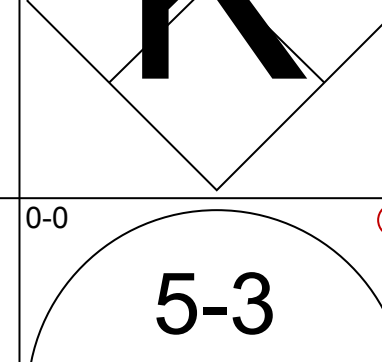


Batter	1	2	3	4	5	6	7	8	9	AB	R	H	RBI	BB	SO	LOB	BOTTOM			
Dave Collins, S (1,7) OBP: 0.323, SLG: 0.321	0-0 S 1B		0-3 K		0-3 K		0-0 F5			4	0	1	0	0	2	1				
Rusty Torres, S (8,8) OBP: 0.304, SLG: 0.356										0	0	0	0	0	0	0				
Jerry Remy, L (1,4) OBP: 0.317, SLG: 0.305	0-3 K 1-2		0-0 K		0-0 K		0-0 CS 1B			4	0	3	0	0	1	1				
Mike Easler, L (1,10) OBP: 0.255, SLG: 0.294	0-3 K		0-0 4-3		0-3 K		0-0 CS 1-2	0-0 F9		4	0	0	0	0	2	4				
Tony Solaita, L (1,3) OBP: 0.346, SLG: 0.387	0-0 4-3			0-0 F7		4-0 SH3-4 2B BB		0-3 K		3	1	0	0	1	1	1				
Bruce Bochte, L (1,9) OBP: 0.348, SLG: 0.308		0-0 4-3		4-0 S BB		0-0 SH3-4 1-2		0-3 K		2	0	0	0	1	1	0				
Dan Briggs, L (1,8) OBP: 0.257, SLG: 0.295				0-0 F8		0-0 3-1				3	0	1	0	0	0	2				
Terry Humphrey, R (1,2) OBP: 0.301, SLG: 0.318		0-0 6-3 1B		0-0 6-3		0-0 2B				3	0	1	1	0	0	2				
Mike Miley, S (1,6) OBP: 0.294, SLG: 0.143		0-0 4-3			0-0 G3	0-0 G3				3	0	0	0	0	0	2				
Dave Chalk, R (1,5) OBP: 0.310, SLG: 0.257			0-0 4-3		0-0 2B 1B		0-0 F5			3	0	1	0	0	0	0				
Inning Stats	R: 0 E: 0 K: 2 S: 8	H: 1 LOB: 1 BB: 0 P: 8	R: 0 E: 0 K: 0 S: 4	H: 1 LOB: 1 BB: 0 P: 4	R: 0 E: 0 K: 1 S: 6	H: 1 LOB: 1 BB: 0 P: 6	R: 0 E: 0 K: 0 S: 3	H: 0 LOB: 1 BB: 1 P: 7	R: 0 E: 0 K: 0 S: 9	H: 2 LOB: 2 BB: 0 P: 9	R: 1 E: 0 K: 0 S: 4	H: 1 LOB: 1 BB: 1 P: 8	R: 0 E: 0 K: 0 S: 3	H: 1 LOB: 0 BB: 0 P: 3	R: 0 E: 0 K: 2 S: 7	H: 0 LOB: 0 BB: 0 P: 7	1B: 5 2B: 2 3B: 0 HR: 0	SF: 0 SAC: 1 DP: 0 HBP: 0	WP: 0 PB: 0 SB: 0 CS: 1	PA: 33
PITCHER Bert Blyleven, R (1,1) ERA: 2.98	IP: 8.0 WLS: L BF: 32 H: 7 R: 1 ER: 1 SO: 7 BB: 2 IBB: 0 HBP: 0 BLK: 0 WP: 0 HR: 0 S: 44 P: 52 ERA: 1.12 WHIP: 1.125															PITCHER				

Texas Rangers @ California Angels
Anaheim Stadium, Anaheim, CA
Mon Sep 20 1976, 10:05 PM EDT
Att: 5,738 - Unknown

AB 29
R 1
H 7
RBI 1
BB 2
SO 7
LOB 13

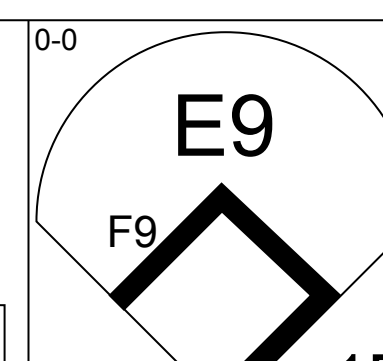
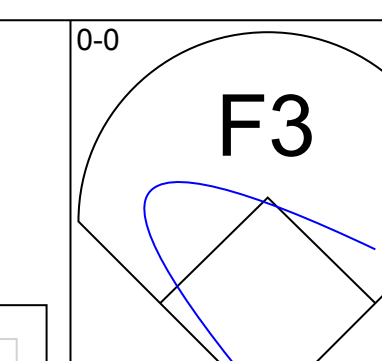
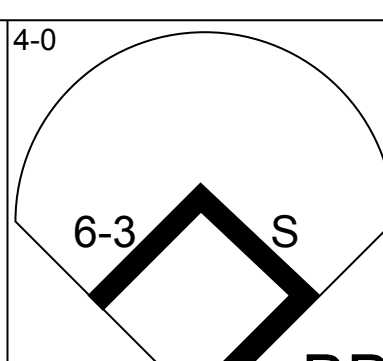
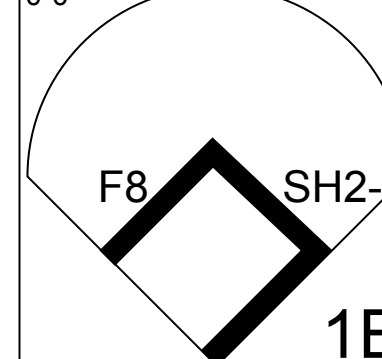
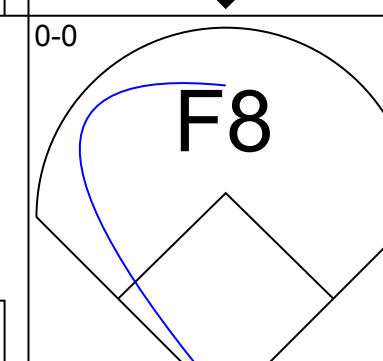
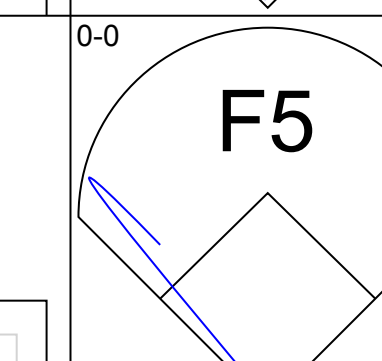
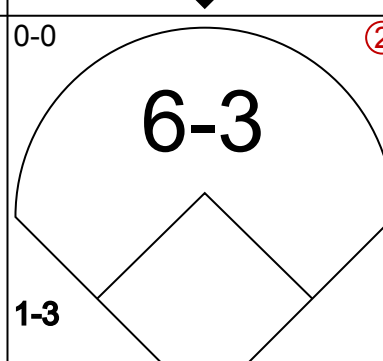
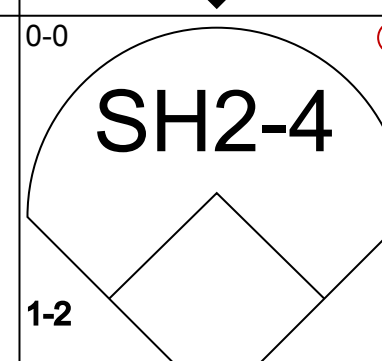
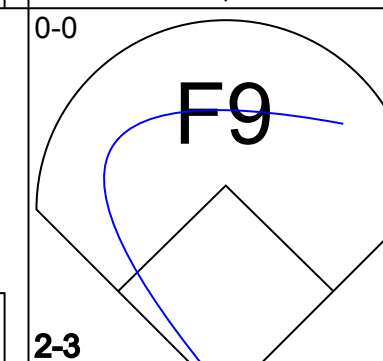
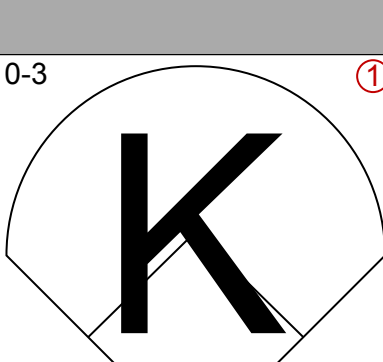
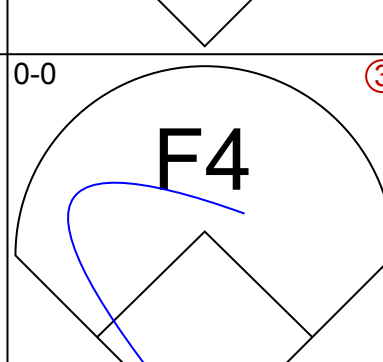
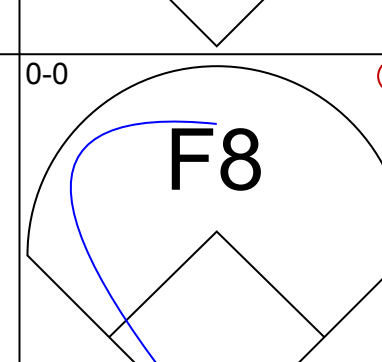
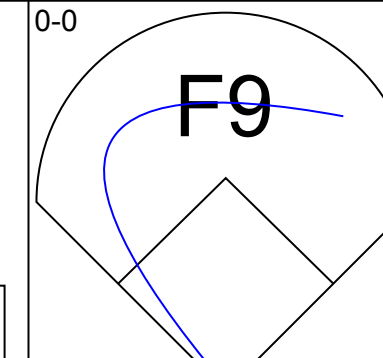
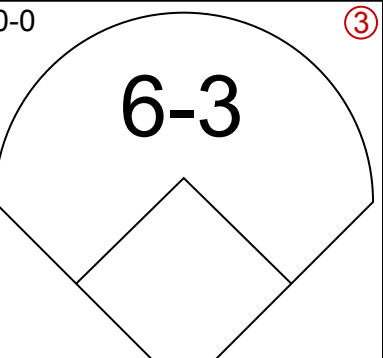
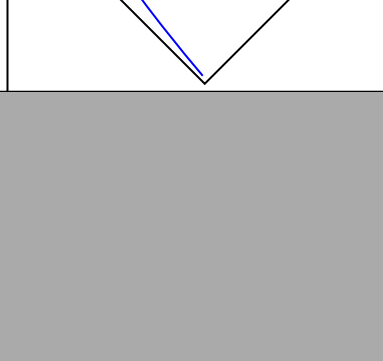
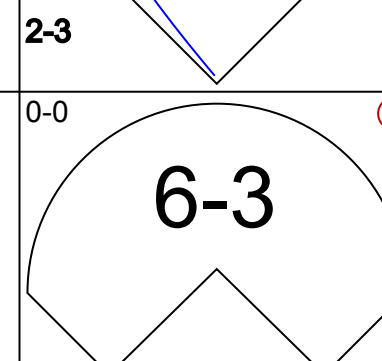


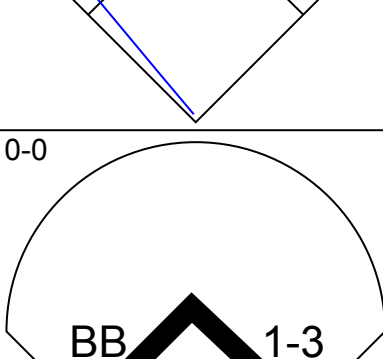

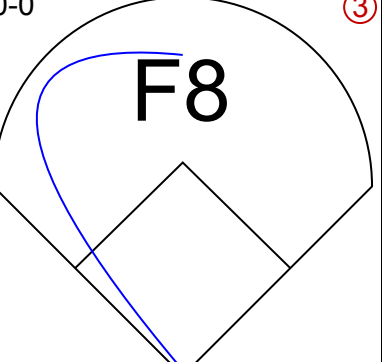

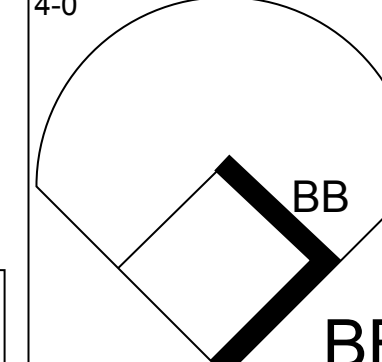

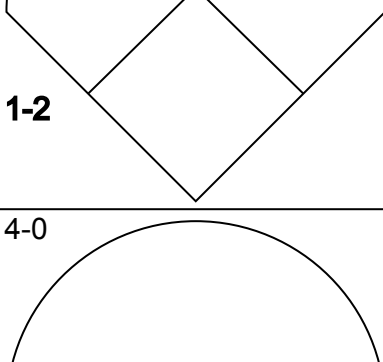
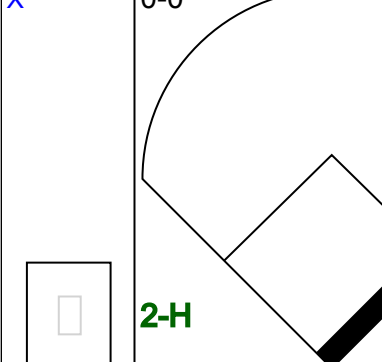

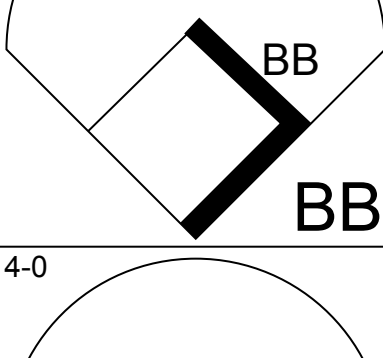

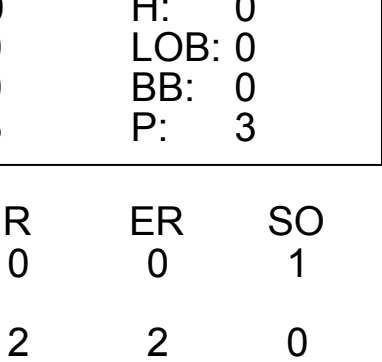
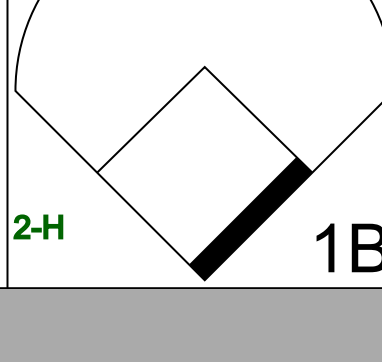
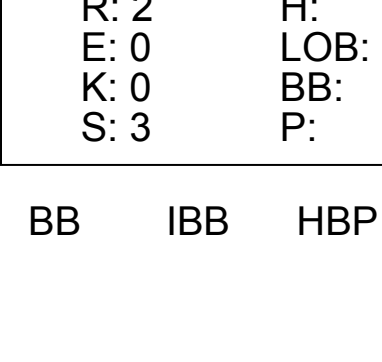
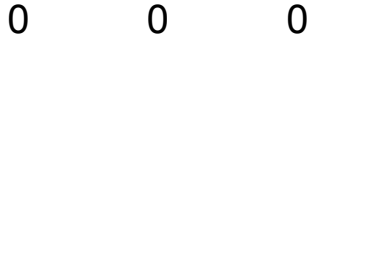




Batter	1	2	3	4	5	6	7	8	9	AB	R	H	RBI	BB	SO	LOB	TOP			
Lenny Randle, S (1,4) OBP: 0.279, SLG: 0.265										4	0	0	0	0	1	0				
Toby Harrah, R (1,6) OBP: 0.359, SLG: 0.371										4	0	0	0	0	0	0				
Doug Ault, R (1,3) OBP: 0.267, SLG: 0.214										4	0	0	0	0	1	0				
Jeff Burroughs, R (1,9) OBP: 0.311, SLG: 0.367										3	0	0	0	0	0	0				
Gene Clines, R (1,10) OBP: 0.300, SLG: 0.310										3	0	0	0	0	0	0				
Tom Grieve, R (1,7) OBP: 0.300, SLG: 0.406										3	0	1	0	0	1	0				
Juan Beniquez, R (1,8) OBP: 0.320, SLG: 0.297										3	1	1	0	0	1	1				
Danny Thompson, R (1,5) OBP: 0.266, SLG: 0.258										3	0	1	1	0	1	0				
Jim Sundberg, R (1,2) OBP: 0.280, SLG: 0.299										3	0	0	0	0	1	1				
Inning Stats	R: 0 E: 0 K: 2 S: 7	H: 0 LOB: 0 BB: 0 P: 7	R: 0 E: 0 K: 0 S: 4	H: 1 LOB: 1 BB: 0 P: 4	R: 0 E: 0 K: 0 S: 3	H: 0 LOB: 0 BB: 0 P: 3	R: 0 E: 0 K: 0 S: 3	H: 0 LOB: 0 BB: 0 P: 3	R: 1 E: 0 K: 0 S: 9	H: 2 LOB: 1 BB: 0 P: 9	R: 0 E: 0 K: 0 S: 3	H: 0 LOB: 0 BB: 0 P: 3	R: 0 E: 0 K: 0 S: 7	H: 0 LOB: 0 BB: 0 P: 7	R: 0 E: 0 K: 0 S: 3	H: 0 LOB: 0 BB: 0 P: 3	1B: 2 2B: 1 3B: 0 HR: 0	SF: 0 SAC: 0 DP: 0 HBP: 0	WP: 0 PB: 0 SB: 0 CS: 0	PA: 30
PITCHER Frank Tanana, L (1,1) ERA: 2.88	IP: 9.0 WLS: W BF: 30 H: 3 R: 1 ER: 1 SO: 6 BB: 0 IBB: 0 HBP: 0 BLK: 0 WP: 0 HR: 0 S: 42 P: 42 ERA: 1.00 WHIP: 0.333																			

Texas Rangers @ California Angels
Anaheim Stadium, Anaheim, CA
Tue Sep 21 1976, 10:05 PM EDT
Att: 5,048 - Unknown

AB	30
R	1
H	3
RBI	1
BB	0
SO	6
LOB	2





Batter	1	2	3	4	5	6	7	8	9	AB	R	H	RBI	BB	SO	LOB	BOTTOM					
Dave Collins, S (1,7) OBP: 0.328, SLG: 0.324										3	0	2	0	1	0	1						
Jerry Remy, L (1,4) OBP: 0.316, SLG: 0.303										3	0	0	0	0	0	3						
Dan Briggs, L (1,8) OBP: 0.342, SLG: 0.291										3	0	0	0	0	1	2						
Rusty Torres, S (8,PH) OBP: 0.303, SLG: 0.354										1	0	0	0	0	0	1						
Tony Solaita, L (1,3) OBP: 0.342, SLG: 0.382										3	0	0	0	0	0	1						
Bill Melton, R (8,PH) OBP: 0.296, SLG: 0.333										1	0	0	0	0	0	1						
Bruce Bochte, L (1,9) OBP: 0.348, SLG: 0.308										3	0	1	0	0	0	0						
Ron Jackson, R (9,PH) OBP: 0.284, SLG: 0.329										1	1	1	1	0	0	0						
Mario Guerrero, R (1,10) OBP: 0.311, SLG: 0.348										3	0	0	0	1	0	1						
Mike Easter, L (9,FR) OBP: 0.255, SLG: 0.294										0	1	0	0	0	0	0						
Terry Humphrey, R (1,2) OBP: 0.302, SLG: 0.315										2	0	0	0	1	0	0						
Carlos Lopez, R (7,FR) OBP: 0.276, SLG: 0.367										0	0	0	0	0	0	0						
Andy Etchebarran, R (8,2) OBP: 0.298, SLG: 0.263										0	0	0	0	0	0	0						
Dave Chalk, R (1,5) OBP: 0.314, SLG: 0.260										3	0	2	1	1	0	0						
Tim Nordbrook, R (1,6) OBP: 0.290, SLG: 0.185										2	0	0	0	0	0	1						
Bob Jones, L (7,PH) OBP: 0.276, SLG: 0.367										1	0	0	0	0	0	3						
Mike Miley, S (8,6) OBP: 0.294, SLG: 0.143										0	0	0	0	0	0	0						
Inning Stats	R: 0 E: 1 K: 0 S: 4	H: 1 LOB: 1 BB: 0 P: 4	R: 0 E: 0 K: 0 S: 3	H: 0 LOB: 0 BB: 0 P: 3	R: 0 E: 1 K: 0 S: 4	H: 1 LOB: 1 BB: 0 P: 4	R: 0 E: 0 K: 1 S: 5	H: 0 LOB: 0 BB: 0 P: 5	R: 0 E: 0 K: 0 S: 3	H: 0 LOB: 0 BB: 0 P: 3	R: 0 E: 0 K: 0 S: 3	H: 0 LOB: 1 BB: 1 P: 7	R: 0 E: 0 K: 0 S: 4	H: 1 LOB: 3 BB: 2 P: 12	R: 0 E: 0 K: 0 S: 4	H: 1 LOB: 1 BB: 0 P: 4	R: 2 E: 0 K: 0 S: 3	H: 2 LOB: 1 BB: 1 P: 7	1B: 5 2B: 0 3B: 0 HR: 1	SF: 0 SAC: 2 DP: 0 HBP: 0	WP: 0 PB: 0 SB: 1 CS: 0	PA: 35
PITCHER Nelson Briles, R (1,1) ERA: 3.35	IP: 7.0 WLS: L BF: 27 H: 3 R: 0 ER: 0 SO: 1 BB: 3 IBB: 0 HBP: 0 BLK: 0 WP: 0 HR: 0 S: 26 P: 38 ERA: 0.00 WHIP: 0.857																					
Joe Hoerner, L (8,1) ERA: 5.14	IP: 1.0 WLS: L BF: 6 H: 2 R: 2 ER: 2 SO: 0 BB: 1 IBB: 0 HBP: 0 BLK: 0 WP: 0 HR: 1 S: 5 P: 9 ERA: 18.00 WHIP: 3.000																					
Steve Foucault, R (9,1) ERA: 3.23	IP: 0.1 WLS: L BF: 2 H: 1 R: 0 ER: 0 SO: 0 BB: 0 IBB: 0 HBP: 0 BLK: 0 WP: 0 HR: 0 S: 2 P: 2 ERA: 0.00 WHIP: 3.000																					

Texas Rangers @ California Angels
Anaheim Stadium, Anaheim, CA
Tue Sep 21 1976, 10:05 PM EDT
Att: 5,048 - Unknown

AB	29
R	2
H	6
RBI	2
BB	4
SO	1
LOB	14



Batter	1	2	3	4	5	6	7	8	9	AB	R	H	RBI	BB	SO	LOB	TOP					
Gene Clines, R OBP: 0.299, SLG: 0.309 (1, 7)	L1-3		L8		L9		1B		L7	5	0	1	1	0	0	3	Texas Rangers @ California Angels Anaheim Stadium, Anaheim, CA Wed Sep 22 1976, 10:05 PM EDT Att: 4,920 - Unknown					
Toby Harrah, R OBP: 0.358, SLG: 0.368 (1, 6)	K			F4		F7	1-3			4	0	0	0	1	1							
Mike Hargrove, L OBP: 0.300, SLG: 0.381 (1, 3)	G3			2B		G3			F6	5	1	2	0	0	2							
Jeff Burroughs, R OBP: 0.311, SLG: 0.366 (1, 9)		F8		F9		1B			F7	4	0	1	0	0	2							
Roy Howell, L OBP: 0.300, SLG: 0.370 (1, 5)	4-3			2B		1B				4	0	3	1	0	0							
Joe Lahoud, L OBP: 0.310, SLG: 0.266 (1, 10)	6-3			3-1		1B				0	0	0	0	0	0							
Jim Fregosi, R OBP: 0.338, SLG: 0.336 (8, PH)									F3	1	0	0	0	0	2							
Lenny Randle, S OBP: 0.279, SLG: 0.263 (1, 4)			1-3		1-3		4-3	SH1-4	F8	3	1	0	0	1	2							
Dave Moates, L OBP: 0.303, SLG: 0.318 (1, 8)			5-3		CS		SH1-4		K	3	0	1	0	0	1							
Jim Sundberg, R OBP: 0.284, SLG: 0.302 (1, 2)					1-2		4-3		BB	3	0	2	0	1	0	1						
Inning Stats	R: 0 E: 0 K: 1 S: 5	H: 0 LOB: 0 BB: 0 P: 5	R: 0 E: 0 K: 0 S: 3	H: 0 LOB: 0 BB: 0 P: 3	R: 0 E: 0 K: 0 S: 3	H: 0 LOB: 1 BB: 1 P: 7	R: 1 E: 0 K: 0 S: 5	H: 2 LOB: 1 BB: 0 P: 5	R: 0 E: 0 K: 0 S: 4	H: 2 LOB: 1 BB: 0 P: 4	R: 0 E: 0 K: 0 S: 5	H: 2 LOB: 2 BB: 0 P: 5	R: 1 E: 0 K: 0 S: 4	H: 1 LOB: 1 BB: 1 P: 8	R: 0 E: 0 K: 0 S: 5	H: 2 LOB: 2 BB: 0 P: 5	R: 0 E: 0 K: 1 S: 6	H: 1 LOB: 2 BB: 1 P: 10	1B: 9 2B: 1 3B: 0 HR: 0	SF: 0 SAC: 1 DP: 0 HBP: 0	WP: 0 PB: 0 SB: 1 CS: 1	PA: 39
PITCHER	IP WLS BF H R ER SO BB IBB HBP BLK WP HR S P ERA WHIP	IP WLS BF H R ER SO BB IBB HBP BLK WP HR S P ERA WHIP															IP WLS BF H R ER SO BB IBB HBP BLK WP HR S P ERA WHIP					
Gary Ross, R ERA: 2.89 (1, 1)	7.1 L 32 9 2 2 1 2 0 0 0 0 0 0 32 40 2.46 1.500																					
Sid Monge, L ERA: 3.47 (8, 1)	1.2 7 1 0 0 1 1 0 0 0 0 0 0 8 12 0.00 1.200																					

Batter	1	2	3	4	5	6	7	8	9	AB	R	H	RBI	BB	SO	LOB	BOTTOM			
Dave Collins, S OBP: 0.324, SLG: 0.320 (1, 10)	K		K			1-3		CS	4-3	4	0	0	0	0	2	0	Texas Rangers @ California Angels Anaheim Stadium, Anaheim, CA Wed Sep 22 1976, 10:05 PM EDT Att: 4,920 - Unknown			
Jerry Remy, L OBP: 0.315, SLG: 0.302 (1, 4)	6-3		5-3			F6				4	0	1	0	0	0					
Bruce Bochte, L OBP: 0.347, SLG: 0.306 (1, 9)	2B		F5			G3			F6	3	1	0	0	1	0	1				
Tony Solaita, L OBP: 0.341, SLG: 0.384 (1, 3)	2B			3-1					F8	4	0	1	1	0	1	1				
Bob Jones, L OBP: 0.271, SLG: 0.360 (1, 7)	F4			F9		3-1				3	0	0	0	0	1					
Terry Humphrey, R OBP: 0.297, SLG: 0.310 (1, 2)		K		F3					K	3	0	0	0	0	2	0				
Rusty Torres, S OBP: 0.300, SLG: 0.350 (1, 8)		G3				G3			1-3	3	0	0	0	0	0					
Dave Chalk, R OBP: 0.314, SLG: 0.258 (1, 5)						F4			F3	2	0	0	0	1	0	0				
Tim Nordbrook, R OBP: 0.273, SLG: 0.172 (1, 6)						F9				2	0	0	0	0	1	1				
Mike Easter, L OBP: 0.268, SLG: 0.308 (8, PH)	K								CS	1	0	1	0	0	0	0				
Carlos Lopez, R (8, PR)										0	0	0	0	0	0	0				
Mike Miley, S OBP: 0.294, SLG: 0.143 (9, 6)										0	0	0	0	0	0	0				
Inning Stats	R: 1 E: 0 K: 1 S: 6	H: 1 LOB: 1 BB: 1 P: 10	R: 0 E: 0 K: 2 S: 7	H: 0 LOB: 1 BB: 1 P: 11	R: 0 E: 0 K: 1 S: 5	H: 0 LOB: 0 BB: 0 P: 5	R: 0 E: 0 K: 0 S: 3	H: 0 LOB: 0 BB: 0 P: 3	R: 0 E: 0 K: 0 S: 3	H: 0 LOB: 0 BB: 0 P: 3	R: 0 E: 0 K: 2 S: 7	H: 0 LOB: 0 BB: 0 P: 7	R: 0 E: 0 K: 0 S: 3	H: 1 LOB: 1 BB: 0 P: 3	R: 0 E: 0 K: 0 S: 4	H: 1 LOB: 1 BB: 0 P: 4	1B: 2 2B: 1 3B: 0 HR: 0	SF: 0 SAC: 0 DP: 0 HBP: 0	WP: 0 PB: 0 SB: 0 CS: 1	PA: 32
PITCHER	IP WLS BF H R ER SO BB IBB HBP BLK WP HR S P ERA WHIP	IP WLS BF H R ER SO BB IBB HBP BLK WP HR S P ERA WHIP															IP WLS BF H R ER SO BB IBB HBP BLK WP HR S P ERA WHIP			
Gaylord Perry, R ERA: 3.36 (1, 1)	9.0 W 31 3 1 1 6 2 0 0 0 0 0 0 41 49 1.00 0.556																			

Batter	1	2	3	4	5	6	7	8	9	10	11	12	13	14	AB	R	H	RBI	BB	SO	LOB	TOP					
Jim Wohlford, R OBP: 0.306, SLG: 0.303 (1, 9)															6	0	0	0	1	0	2						
George Brett, L OBP: 0.378, SLG: 0.457 (1, 5)															6	1	3	0	1	0	3						
Amos Otis, R OBP: 0.345, SLG: 0.447 (1, 8)															6	0	1	0	1	3	7						
Hal McRae, R OBP: 0.415, SLG: 0.473 (1, 7)															6	0	3	2	0	0	2						
Tommy Davis, R OBP: 0.310, SLG: 0.326 (1, 10)															7	0	1	0	0	0	7						
John Mayberry, L OBP: 0.325, SLG: 0.351 (1, 3)															5	0	1	0	1	1	1						
Cookie Rojas, R OBP: 0.279, SLG: 0.288 Willie Wilson, S OBP: 0.333, SLG: 0.333 Frank White, R OBP: 0.270, SLG: 0.315 (1, 4)															5	0	1	0	0	1	2						
Freddie Patek, R OBP: 0.322, SLG: 0.310 Tom Poquette, L OBP: 0.365, SLG: 0.433 Davey Nelson, R OBP: 0.297, SLG: 0.300 (1, 6)															5	0	0	0	0	1	2						
Buck Martinez, R OBP: 0.271, SLG: 0.363 Al Cowens, R OBP: 0.298, SLG: 0.338 John Wathan, R OBP: 0.389, SLG: 0.364 (1, 2)															2	0	0	0	1	0	1						
Inning Stats	R: 0 E: 0 K: 0 S: 5	H: 2 LOB: 2 BB: 0 P: 5	R: 0 E: 0 K: 1 S: 5	H: 0 LOB: 0 BB: 0 P: 5	R: 0 E: 0 K: 1 S: 6	H: 1 LOB: 1 BB: 0 P: 6	R: 0 E: 0 K: 0 S: 4	H: 1 LOB: 1 BB: 0 P: 4	R: 0 E: 0 K: 0 S: 3	H: 1 LOB: 0 BB: 1 P: 7	R: 1 E: 0 K: 0 S: 3	H: 1 LOB: 0 BB: 1 P: 5	R: 0 E: 1 K: 2 S: 8	H: 0 LOB: 1 BB: 0 P: 8	R: 0 E: 0 K: 1 S: 5	H: 0 LOB: 2 BB: 0 P: 6	R: 0 E: 0 K: 1 S: 5	H: 0 LOB: 2 BB: 0 P: 13	R: 0 E: 0 K: 1 S: 7	H: 2 LOB: 2 BB: 1 P: 11	1B: 10 2B: 2 3B: 0 HR: 0	SF: 1 SAC: 0 DP: 1 HBP: 0	WP: 0 PB: 0 SB: 1 CS: 1	PA: 60			
PITCHER	IP 9.1	WLS 38	BF 9	H 1	R 1	ER 1	SO 3	BB 3	IBB 0	HBP 0	BLK 0	WP 0	HR 0	S 41	P 53	ERA 3.08	WHIP 1.286										
Jim Umberger, L ERA: 3.08 Mike Bacsik, R ERA: 4.09 Steve Foucault, R ERA: 3.33 Craig Skok, L ERA: 12.6 Jeff Terpko, R ERA: 2.39 (1, 1)	3.1	14	1	0	0	3	2	0	0	0	0	0	0	18	26	0.00	0.900										
(13, 1)	0.1	L	3	1	1	1	1	0	0	0	0	0	0	4	8	27.00	6.000										
(14, 1)	0.1		1	0	0	0	0	0	0	0	0	0	0	1	1	0.00	0.000										
(14, 1)	0.2		3	1	0	0	1	0	0	0	0	0	0	5	5	0.00	1.500										

Kansas City Royals @ Texas Rangers
Arlington Stadium, Arlington, TX
Fri Sep 24 1976, 8:05 PM EDT
Att. 6,949 - Unknown

AB	52
R	12
H	12
RBI	2
BB	6
SO	8
LOB	29



Batter	1	2	3	4	5	6	7	8	9	10	11	12	13	14	AB	R	H	RBI	BB	SO	LOB	BOTTOM					
Gene Clines, R OBP: 0.301, SLG: 0.313 (1, 7)															6	1	2	0	0	1	3						
Toby Harrah, R OBP: 0.360, SLG: 0.369 (1, 6)															4	0	1	0	1	0	0						
Mike Hargrove, L OBP: 0.397, SLG: 0.384 (1, 3)															5	0	1	1	0	0	3						
Jeff Burroughs, R OBP: 0.311, SLG: 0.364 (1, 9)															4	0	1	0	1	2	0						
Roy Howell, L OBP: 0.297, SLG: 0.368 Jim Fregosi, L OBP: 0.335, SLG: 0.333 Danny Thompson, R OBP: 0.294, SLG: 0.256 (1, 5)															3	0	0	0	0	0	1						
Tom Grieve, R OBP: 0.301, SLG: 0.408 Dave Meates, L OBP: 0.295, SLG: 0.308 Doug Ault, R OBP: 0.222, SLG: 0.176 (1, 10)															3	0	1	0	0	0	1						
Lenny Randle, S OBP: 0.280, SLG: 0.265 (1, 4)															5	0	1	0	0	0	3						
Juan Beniquez, R OBP: 0.317, SLG: 0.294 (1, 8)															5	0	0	0	0	0	2						
Jim Sundberg, R OBP: 0.282, SLG: 0.300 Joe Lahoud, L OBP: 0.313, SLG: 0.266 Bill Fahey, L OBP: 0.337, SLG: 0.299 (1, 2)															2	0	0	0	0	0	0						
Inning Stats	R: 0 E: 0 K: 0 S: 3	H: 0 LOB: 0 BB: 0 P: 3	R: 0 E: 0 K: 1 S: 5	H: 0 LOB: 0 BB: 0 P: 5	R: 0 E: 0 K: 1 S: 3	H: 1 LOB: 0 BB: 0 P: 3	R: 0 E: 0 K: 0 S: 5	H: 0 LOB: 0 BB: 0 P: 5	R: 0 E: 0 K: 0 S: 4	H: 1 LOB: 1 BB: 1 P: 4	R: 0 E: 0 K: 0 S: 3	H: 0 LOB: 0 BB: 0 P: 3	R: 0 E: 0 K: 0 S: 3	H: 1 LOB: 2 BB: 0 P: 5	R: 0 E: 0 K: 1 S: 4	H: 0 LOB: 0 BB: 0 P: 8	R: 0 E: 0 K: 1 S: 5	H: 0 LOB: 0 BB: 0 P: 5	R: 0 E: 0 K: 1 S: 5	H: 0 LOB: 0 BB: 0 P: 5	1B: 5 2B: 2 3B: 0 HR: 0	SF: 1 SAC: 2 DP: 0 HBP: 0	WP: 1 PB: 0 SB: 0 CS: 2	PA: 51			
PITCHER	IP 8.0	WLS 29	BF 5	H 1	R 1	ER 1	SO 3	BB 0	IBB 1	HBP 0	BLK 0	WP 1	HR 0	S 34	P 38	ERA 1.12	WHIP 0.625										
Al Fitzmorris, R ERA: 3.09 Larry Gura, L ERA: 2.79 Mark Littell, R ERA: 2.04 (1, 1)	5.0	W	19	2	0	0	0	1	1	0	0	0	0	17	25	0.00	0.600										
(14, 1)	1.0	S	3	0	0	0	1	0	0	0	0	0	0	5	5	0.00	0.000										

Kansas City Royals @ Texas Rangers
Arlington Stadium, Arlington, TX
Fri Sep 24 1976, 8:05 PM EDT
Att. 6,949 - Unknown


AB	45
R	1
H	7
RBI	1
BB	3
SO	4
LOB	15



Batter	1	2	3	4	5	6	7	8	9	AB	R	H	RBI	BB	SO	LOB	TOP
Tom Poquette, L (1, 7) OBP: 0.367, SLG: 0.432 Willie Wilson, S (9, FR) OBP: 0.333, SLG: 0.333	0-0 4-3		1-0 G4-3 HBP			0-0 4-3			0-0 1B 1B	3	0	1	0	0	0	0	
Al Cowens, R (1, 9) OBP: 0.296, SLG: 0.339	0-0 1B 2B		0-3 K			0-0 5-3			0-3 K	4	0	1	0	0	2	2	
George Brett, L (1, 5) OBP: 0.378, SLG: 0.456	0-3 K		0-0 G4-3 1-2			0-3 K			0-0 1B	4	0	1	0	0	2	2	
Hal McRae, R (1, 10) OBP: 0.415, SLG: 0.472	0-0 BB 2-3 1B			0-0 5-3					0-0 F8	3	0	1	0	1	0	0	
John Mayberry, L (1, 3) OBP: 0.324, SLG: 0.349	4-0 1-2 BB			0-3 K					0-0 1-3	3	0	0	0	1	1	3	
Amos Otis, R (1, 8) OBP: 0.344, SLG: 0.444	0-3 K			0-3 K					0-3 K	3	0	0	0	0	3	3	
Cookie Rojas, R (1, 4) OBP: 0.272, SLG: 0.281		0-0 6-3				0-0 5-3			0-0 6-3	3	0	0	0	0	0	0	
Bob Stinson, S (1, 2) OBP: 0.349, SLG: 0.347		0-0 F9				0-3 K			0-3 K	3	0	0	0	0	2	0	
Freddie Patek, R (1, 6) OBP: 0.321, SLG: 0.309 Tommy Davis, R (8, PH) OBP: 0.309, SLG: 0.325 Frank White, R (8, 6) OBP: 0.270, SLG: 0.315		0-0 5-3				0-3 K			0-0 5-3	2	0	0	0	0	1	0	
Inning Stats	R: 0 E: 0 K: 2 S: 9	H: 2 LOB: 3 BB: 1 P: 13	R: 0 E: 0 K: 0 S: 3	H: 0 LOB: 0 BB: 0 P: 3	R: 0 E: 0 K: 1 S: 4	H: 0 LOB: 0 BB: 0 P: 5	R: 0 E: 0 K: 2 S: 7	H: 0 LOB: 0 BB: 0 P: 7	R: 0 E: 0 K: 1 S: 5	H: 0 LOB: 0 BB: 0 P: 5	R: 0 E: 0 K: 1 S: 5	H: 0 LOB: 0 BB: 0 P: 5	R: 0 E: 0 K: 1 S: 6	H: 2 LOB: 3 BB: 1 P: 10	1B: 3 2B: 1 3B: 0 HR: 0	SF: 0 SAC: 0 DP: 2 HBP: 1	WP: 0 PA: 32 PB: 0 SB: 0 CS: 0
PITCHER Bert Blyleven, R (1, 1) ERA: 2.89	IP: 9.0 WLS: W BF: 32 H: 4 R: 0 ER: 0 SO: 11 BB: 1 IBB: 1 HBP: 1 BLK: 0 WP: 0 HR: 0 S: 51 P: 60 ERA: 0.00 WHIP: 0.556																

Kansas City Royals @ Texas Rangers
Arlington Stadium, Arlington, TX
Sat Sep 25 1976, 8:05 PM EDT
Att: 9,001 - Unknown


AB	29
R	0
H	4
RBI	0
BB	2
SO	11
LOB	10



Batter	1	2	3	4	5	6	7	8	9	AB	R	H	RBI	BB	SO	LOB	BOTTOM		
Gene Clines, R (1, 7) OBP: 0.305, SLG: 0.317	0-0 FC3-6 1B		0-0 L5-3						0-0 1-2 1B	4	0	3	0	0	0	0			
Toby Harrah, R (1, 6) OBP: 0.360, SLG: 0.367	0-0 FC3-6 1-2 PB			4-0 CS BB					0-0 F9 P6	3	0	0	0	1	0	4			
Mike Hargrove, L (1, 3) OBP: 0.398, SLG: 0.384	0-0 F9			4-0 1-2 BB 1B					0-0 G3	3	1	1	0	1	0	1			
Jeff Burroughs, R (1, 9) OBP: 0.310, SLG: 0.362 Dave Moates, L (9, 9) OBP: 0.295, SLG: 0.308	0-3 K			4-0 L6-4 1B 1-2 BB					0-0 F9 6-3	3	0	0	0	1	1	2			
Tom Grieve, R (1, 10) OBP: 0.303, SLG: 0.408		0-0 F9		0-0 1-2 2-H 1B					0-0 F8	3	0	1	1	1	0	0			
Lenny Randle, S (1, 4) OBP: 0.276, SLG: 0.263		0-0 E6 G6-4-3		0-0 L6-4 2-3					0-0 F8	3	0	0	0	0	0	4			
Juan Beniquez, R (1, 8) OBP: 0.315, SLG: 0.292		0-0 G6-4-3 1-2							0-0 6-3 6-3	3	0	0	0	0	0	3			
Danny Thompson, R (1, 5) OBP: 0.262, SLG: 0.254			0-0 F9						0-0 6-3 P3	3	0	0	0	0	0	0			
Jim Sundberg, R (1, 2) OBP: 0.283, SLG: 0.300			0-3 K						0-0 1B 1B F8	3	0	1	0	0	1	0			
Inning Stats	R: 0 E: 0 K: 1 S: 6	H: 1 LOB: 1 BB: 0 P: 6	R: 0 E: 1 K: 0 S: 3	H: 0 LOB: 0 BB: 0 P: 3	R: 0 E: 0 K: 1 S: 5	H: 0 LOB: 0 BB: 0 P: 5	R: 1 E: 0 K: 0 S: 2	H: 1 LOB: 1 BB: 3 P: 14	R: 0 E: 0 K: 0 S: 5	H: 2 LOB: 2 BB: 0 P: 5	R: 0 E: 0 K: 0 S: 4	H: 1 LOB: 1 BB: 1 P: 8	R: 0 E: 0 K: 0 S: 4	H: 1 LOB: 1 BB: 0 P: 4	R: 0 E: 0 K: 0 S: 3	H: 0 LOB: 0 BB: 0 P: 3	1B: 6 2B: 1 3B: 0 HR: 0	SF: 0 SAC: 0 DP: 2 HBP: 0	WP: 1 PA: 32 PB: 1 SB: 0 CS: 1
PITCHER Andy Hassler, L (1, 1) ERA: 3.48	IP: 8.0 WLS: L BF: 32 H: 6 R: 1 ER: 1 SO: 2 BB: 4 IBB: 0 HBP: 0 BLK: 0 WP: 1 HR: 0 S: 32 P: 48 ERA: 1.12 WHIP: 1.250																		

Kansas City Royals @ Texas Rangers
Arlington Stadium, Arlington, TX
Sat Sep 25 1976, 8:05 PM EDT
Att: 9,001 - Unknown

AB	28
R	1
H	6
RBI	1
BB	4
SO	2
LOB	14



Batter	1	2	3	4	5	6	7	8	9	AB	R	H	RBI	BB	SO	LOB	TOP										
Lenny Randle, S OBP: 0.281, SLG: 0.271	F8		2B			BB		6-3		3	0	1	0	1	0	0	Texas Rangers @ Minnesota Twins Metropolitan Stadium, Bloomington, MI Wed Sep 29 1976, 4:33 AM EDT Alt. 2,444 - Unknown - 67 F										
Toby Harrah, R OBP: 0.357, SLG: 0.374	F9		F4			F8		6-3		4	0	0	0	0	2												
Mike Hargrove, L OBP: 0.398, SLG: 0.383	F7		4-3			K			1B	4	0	1	0	0	1												
Jeff Burroughs, R OBP: 0.312, SLG: 0.360		G4-6-3 HBP		K		5-3			K	3	0	0	0	2	2												
Roy Howell, L OBP: 0.298, SLG: 0.367		G4-6-3 1-2		6-3			K		K	4	0	0	0	2	2												
Tom Grievs, R OBP: 0.304, SLG: 0.414		HR		1-3			1B		6-3	4	1	2	1	0	1												
Danny Thompson, R OBP: 0.262, SLG: 0.254		1B			F9		F6			0	0	0	0	0	0												
Juan Beniquez, R OBP: 0.313, SLG: 0.294		F8			K		F9			3	0	0	0	0	1												
Jim Sundberg, R OBP: 0.282, SLG: 0.300			F9		6-3			5-3		3	0	0	0	0	0												
Inning Stats	R: 0 E: 0 K: 0 S: 3	H: 0 LOB: 0 BB: 0 P: 3	R: 1 E: 0 K: 0 S: 4	H: 2 LOB: 1 BB: 0 P: 5	R: 0 E: 0 K: 0 S: 4	H: 1 LOB: 1 BB: 0 P: 4	R: 0 E: 0 K: 1 S: 5	H: 0 LOB: 0 BB: 0 P: 5	R: 0 E: 0 K: 1 S: 5	H: 0 LOB: 1 BB: 1 P: 9	R: 0 E: 0 K: 1 S: 6	H: 1 LOB: 1 BB: 0 P: 6	R: 0 E: 0 K: 0 S: 3	H: 0 LOB: 0 BB: 0 P: 3	R: 0 E: 0 K: 2 S: 8	H: 1 LOB: 1 BB: 0 P: 8	1B: 3 2B: 1 3B: 0 HR: 1	SF: 0 SAC: 0 DP: 1 HBP: 1	WP: 0 PB: 0 SB: 0 CS: 0	PA: 33							
PITCHER	IP	WLS	BF	H	R	ER	SO	BB	IBB	HBP	BLK	WP	HR	S	P	ERA	WHIP										
Pete Redfern, R ERA: 3.51	7.0	W	26	4	1	1	4	1	0	1	0	0	1	32	37	1.29	0.714										
Bill Campbell, R ERA: 3.04	2.0		7	1	0	0	2	0	0	0	0	0	0	11	11	0.00	0.500										

Batter	1	2	3	4	5	6	7	8	9	AB	R	H	RBI	BB	SO	LOB	BOTTOM										
Steve Braun, L OBP: 0.388, SLG: 0.356	1B		F8		BLK	5-3		K		3	2	2	0	0	0	1	Texas Rangers @ Minnesota Twins Metropolitan Stadium, Bloomington, MI Wed Sep 29 1976, 4:33 AM EDT Alt. 2,444 - Unknown - 67 F										
Craig Kusick, R OBP: 0.345, SLG: 0.436	G4-6-3 1B		1-2		1B			K		1	0	0	0	0	0												
Tony Oliva, L OBP: 0.234, SLG: 0.260			F8		2B			K		1	0	0	0	1	1												
Roy Smalley, S OBP: 0.354, SLG: 0.323	G4-6-3 1B		F8		HR			K		5	1	2	1	0	1												
Rod Carew, L OBP: 0.390, SLG: 0.455	G4-6-3 1-2 3-H			F5	HR			6-3		4	1	1	2	0	0												
Lyman Bostock, L OBP: 0.366, SLG: 0.433	S BB			F8	1B	4-3		3-1		3	1	1	0	1	0												
Butch Wynegar, S OBP: 0.355, SLG: 0.364	K			E	1B	F9		FC6-4 BB		3	1	1	0	1	1												
Larry Hisle, R OBP: 0.334, SLG: 0.391		K		F8	1B			FC6-4 1-2		4	0	1	0	0	1												
Dan Ford, R OBP: 0.324, SLG: 0.461		F8		E5	1B			SF7		4	2	2	0	0	1												
Mike Cabbage, L OBP: 0.348, SLG: 0.357		K		E4	2B			BB		3	1	1	2	1	2												
Bob Randall, R OBP: 0.318, SLG: 0.328			CS	F4		5-3		SF7		2	0	0	1	1	0												
Inning Stats	R: 1 E: 0 K: 1 S: 6	H: 2 LOB: 1 BB: 1 P: 10	R: 0 E: 0 K: 2 S: 7	H: 0 LOB: 0 BB: 0 P: 7	R: 0 E: 0 K: 0 S: 2	H: 0 LOB: 0 BB: 1 P: 6	R: 4 E: 2 K: 0 S: 7	H: 3 LOB: 0 BB: 0 P: 7	R: 3 E: 0 K: 0 S: 8	H: 5 LOB: 2 BB: 0 P: 8	R: 0 E: 0 K: 0 S: 3	H: 0 LOB: 0 BB: 1 P: 3	R: 0 E: 0 K: 0 S: 3	H: 0 LOB: 1 BB: 1 P: 7	R: 1 E: 0 K: 2 S: 8	H: 1 LOB: 1 BB: 1 P: 12	1B: 7 2B: 2 3B: 1 HR: 1	SF: 1 SAC: 0 DP: 1 HBP: 0	WP: 0 PB: 0 SB: 1 CS: 1	PA: 38							
PITCHER	IP	WLS	BF	H	R	ER	SO	BB	IBB	HBP	BLK	WP	HR	S	P	ERA	WHIP										
Tommy Boggs, R ERA: 3.49	4.0	L	20	7	3	3	3	2	0	0	1	0	0	24	32	6.75	2.250										
Steve Hargan, R ERA: 3.54	1.0		6	3	1	1	0	0	0	0	0	0	1	6	6	9.00	3.000										
Steve Barr, L ERA: 5.59	3.0		12	1	1	1	2	2	0	0	0	0	0	14	22	3.00	1.000										

Texas Rangers @ Minnesota Twins
 Metropolitan Stadium, Bloomington, MI
 Wed Sep 29 1976, 4:33 AM EDT
 Alt. 2,444 - Unknown - 67 F

livebaseballscores.com

AB 28
R 1
H 4
RBI 1
BB 1
SO 6
LOB 11



Texas Rangers @ Minnesota Twins
 Metropolitan Stadium, Bloomington, MI
 Wed Sep 29 1976, 4:33 AM EDT
 Alt. 2,444 - Unknown - 67 F

livebaseballscores.com

AB 33
R 9
H 11
RBI 6
BB 4
SO 5
LOB 11



Batter	1	2	3	4	5	6	7	8	9	AB	R	H	RBI	BB	SO	LOB	TOP										
Alan Bannister, R OBP: 0.322, SLG: 0.333 (1, 7)										5	1	1	0	0	0	2											
Ralph Carr, L OBP: 0.319, SLG: 0.385 (1, 9)										5	1	2	0	0	1	1											
Bill Stein, R OBP: 0.311, SLG: 0.349 (1, 4)										5	1	2	0	0	0	4											
Lamar Johnson, R OBP: 0.372, SLG: 0.432 (1, 10)										5	2	2	2	0	0	2											
Jim Spencer, L OBP: 0.316, SLG: 0.369 (1, 3)										5	1	4	3	0	0	0											
Kevin Bell, R OBP: 0.301, SLG: 0.399 (1, 5)										5	2	3	0	0	0	2											
Chet Lemon, R OBP: 0.302, SLG: 0.333 (1, 8)										5	0	3	1	0	1	3											
Bucky Dent, R OBP: 0.301, SLG: 0.303 (1, 6)										5	0	0	1	0	0	5											
Wayne Nordhagen, R OBP: 0.233, SLG: 0.226 (8, PH)										3	0	1	0	0	0	2											
Jorge Orta, L OBP: 0.316, SLG: 0.412 (8, PH)										1	0	0	0	0	0	1											
Jim Essian, R OBP: 0.326, SLG: 0.281 (8, 2)										0	0	0	0	0	0	0											
Inning Stats	R: 0 E: 0 K: 0 S: 3	H: 1 LOB: 0 BB: 0 P: 3	R: 1 E: 1 K: 0 S: 6	H: 2 LOB: 2 BB: 0 P: 6	R: 0 E: 0 K: 0 S: 4	H: 1 LOB: 1 BB: 0 P: 4	R: 0 E: 0 K: 0 S: 4	H: 2 LOB: 1 BB: 0 P: 4	R: 3 E: 0 K: 0 S: 8	H: 5 LOB: 2 BB: 0 P: 8	R: 0 E: 0 K: 0 S: 3	H: 0 LOB: 0 BB: 0 P: 3	R: 0 E: 0 K: 1 S: 5	H: 1 LOB: 1 BB: 0 P: 5	R: 2 E: 0 K: 0 S: 6	H: 3 LOB: 1 BB: 0 P: 6	R: 2 E: 0 K: 1 S: 9	H: 3 LOB: 2 BB: 0 P: 9	1B: 13 2B: 5 3B: 0 HR: 0	SF: 0 SAC: 0 DP: 3 HBP: 0	WP: 1 PB: 0 SB: 0 CS: 0	PA: 44					
PITCHER	IP	WLS	BF	H	R	ER	SO	BB	IBB	HBP	BLK	WP	HR	S	P	ERA	WHIP										
Jim Umberger, L ERA: 3.15 (1, 1)	4.2		24	11	4	3	0	0	0	0	0	0	0	24	24	5.79	2.357										
Steve Hargan, R ERA: 3.62 (5, 1)	2.1	W	10	4	2	2	1	0	0	0	0	0	0	12	12	7.71	1.714										
Mike Bacsik, R ERA: 4.27 (8, 1)	1.1		7	3	2	2	0	0	0	0	0	0	0	7	7	13.50	2.250										
Nelson Briles, R ERA: 3.26 (9, 1)	0.2	S	3	0	0	0	1	0	0	0	0	1	0	5	5	0.00	0.000										

Chicago White Sox @ Texas Rangers
Arlington Stadium, Arlington, TX

AB 44
R 8
H 18
RBI 7
BB 0
SO 2
LOB 22



WP: 1 PA: 44
PB: 0
SB: 0
CS: 0

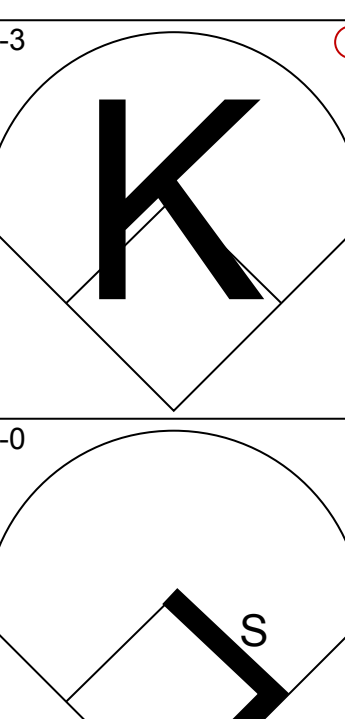
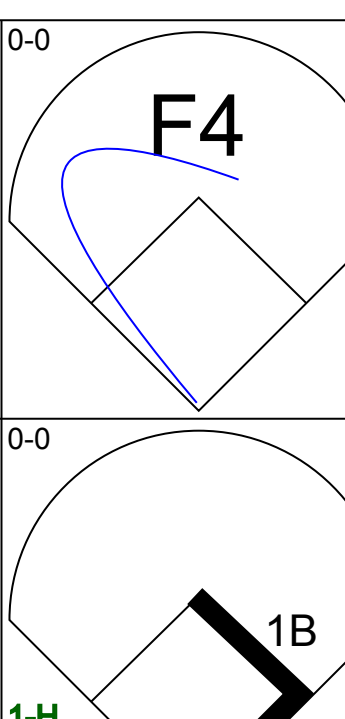
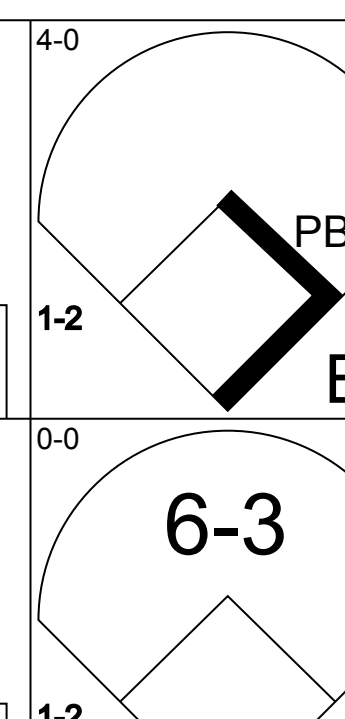

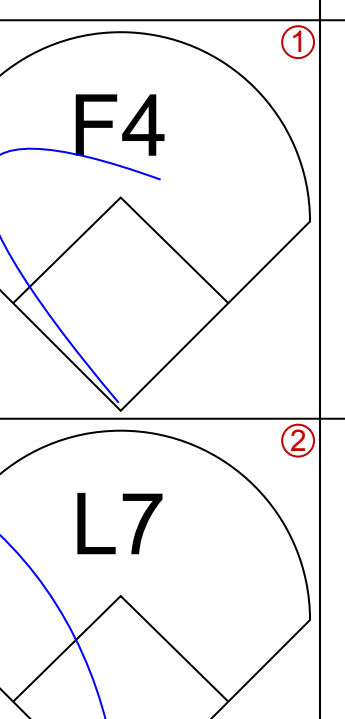
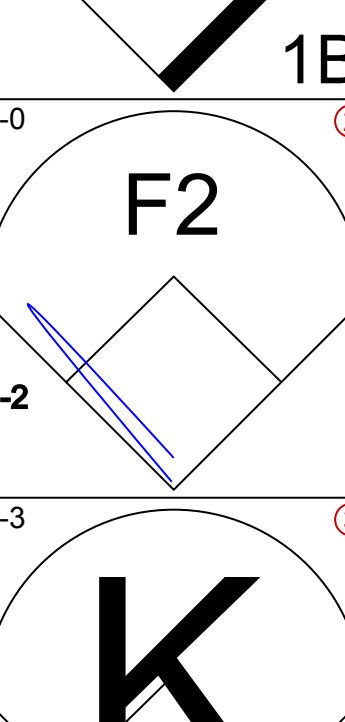
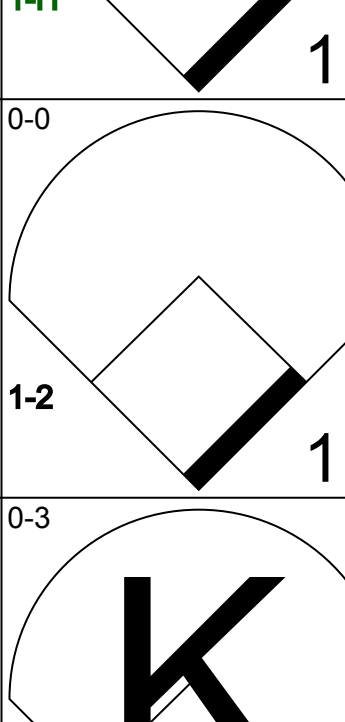
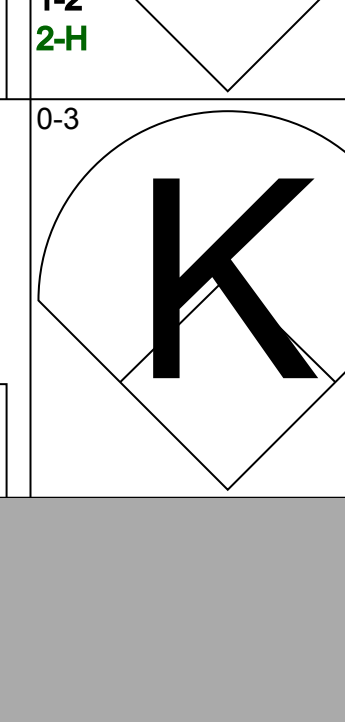
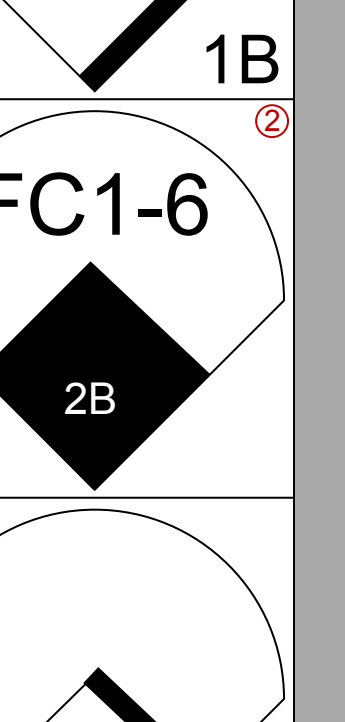
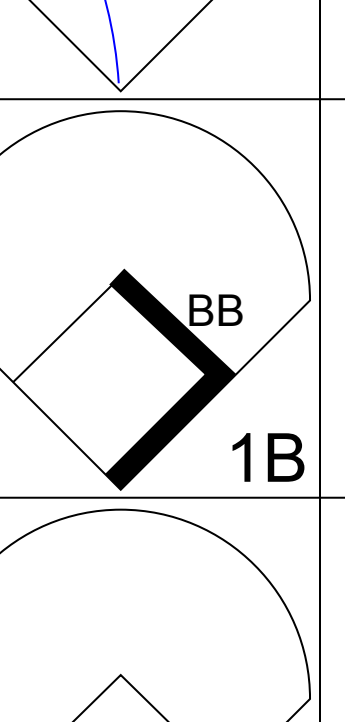




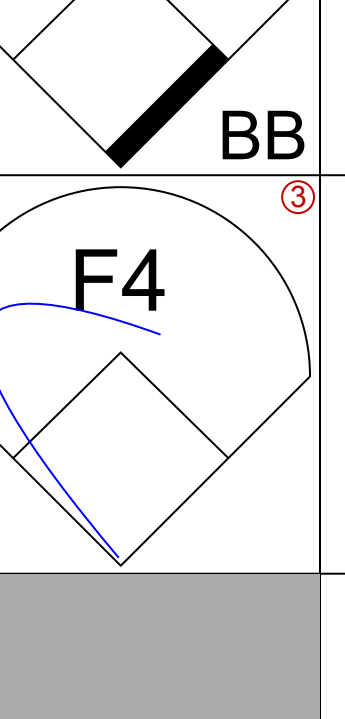



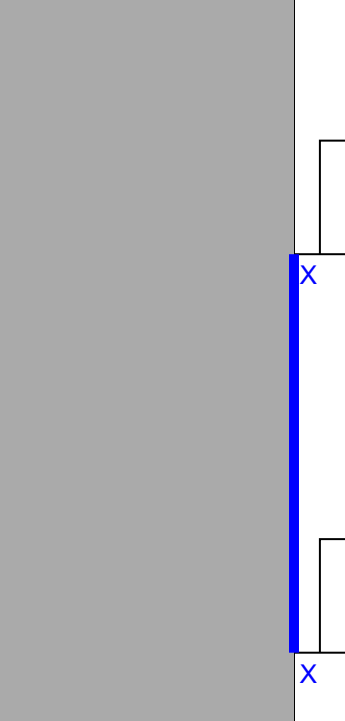

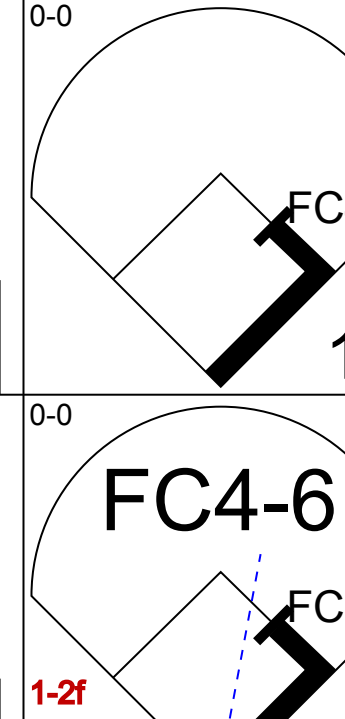
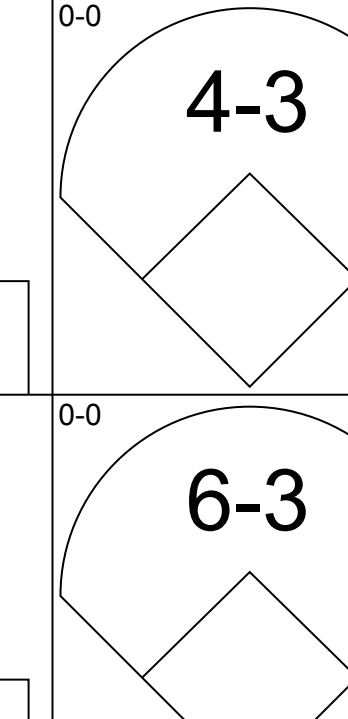
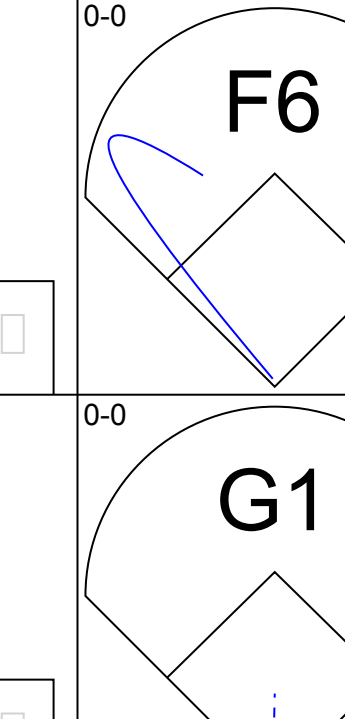
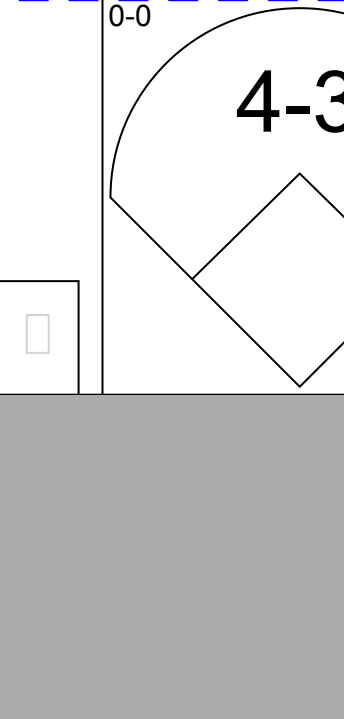
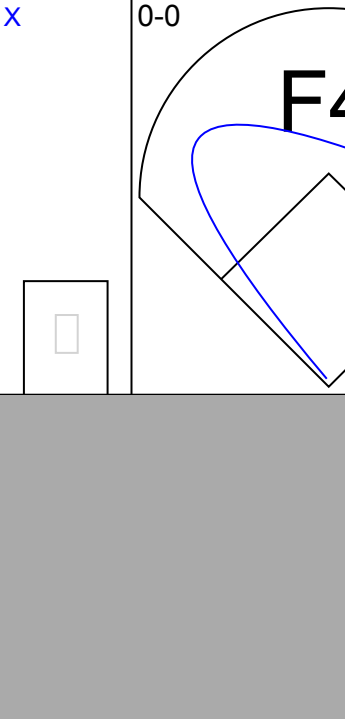
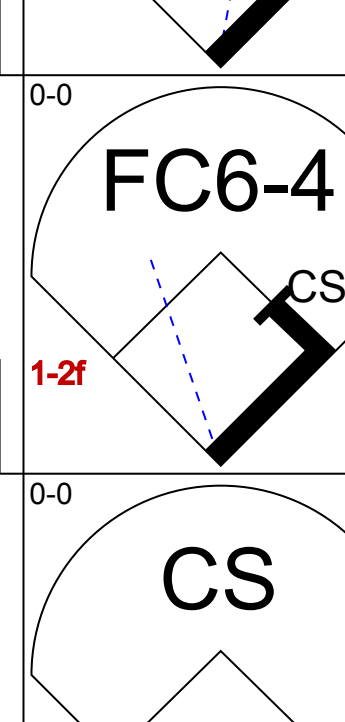
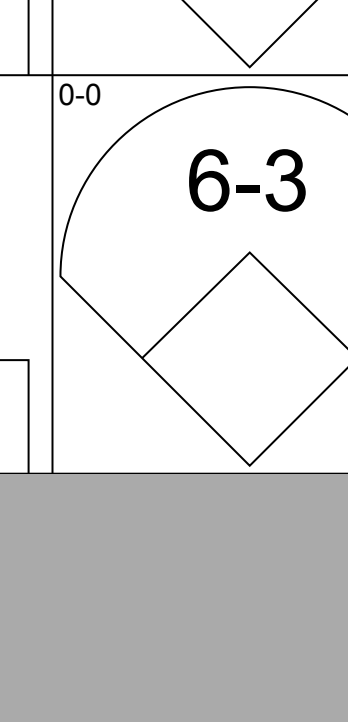

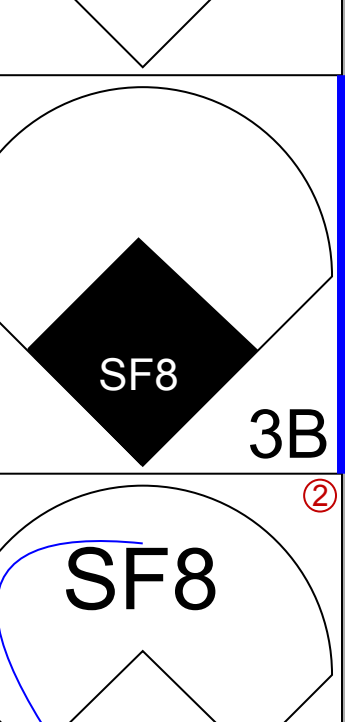


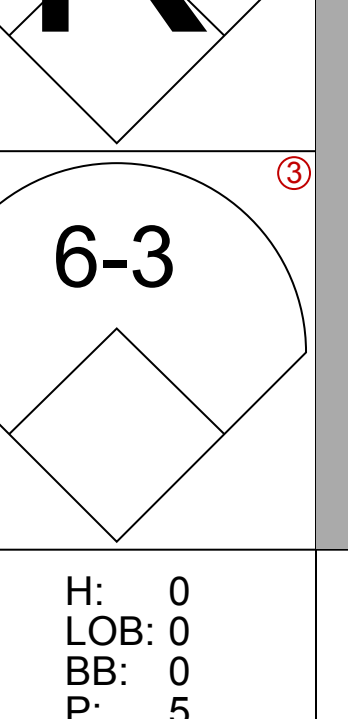
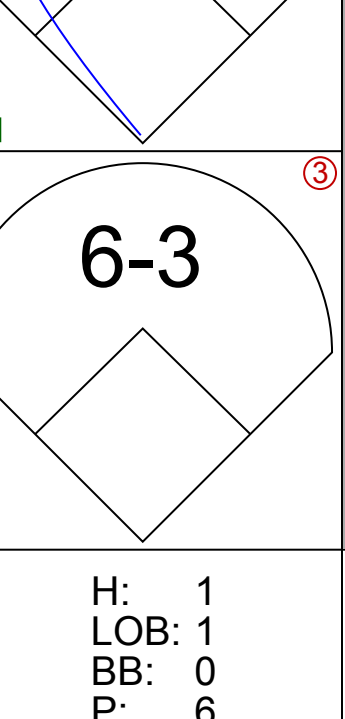


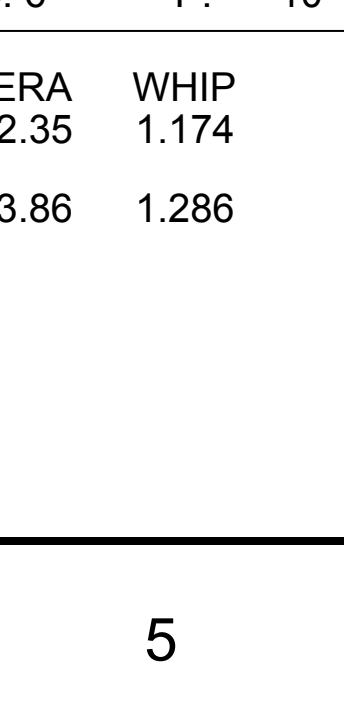


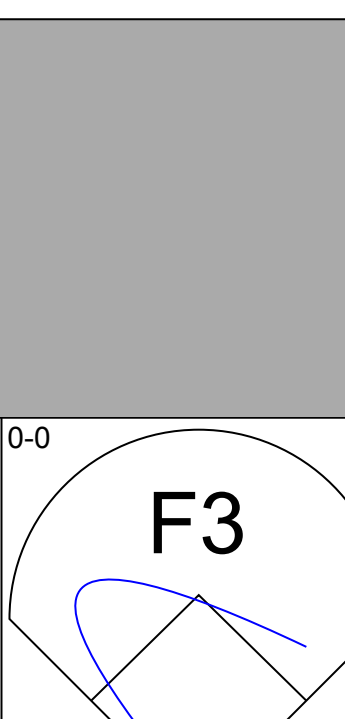
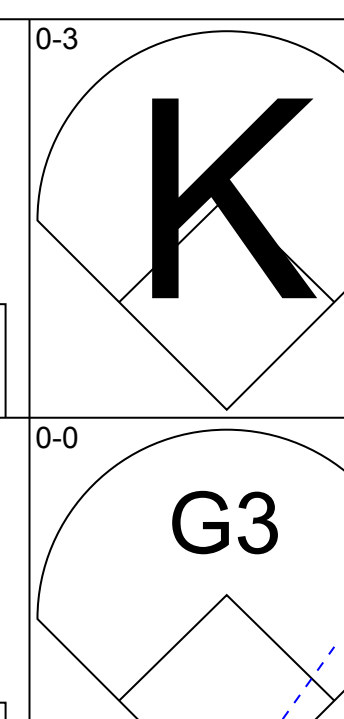
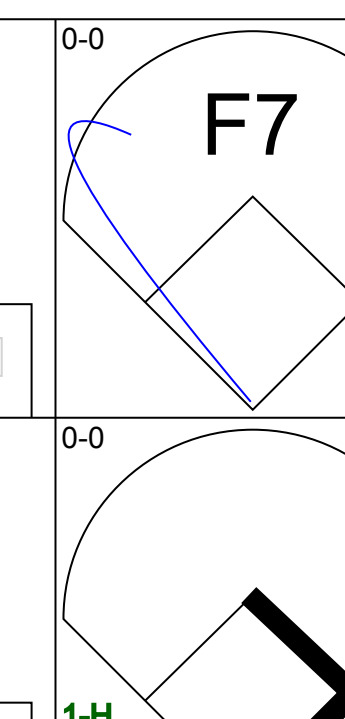
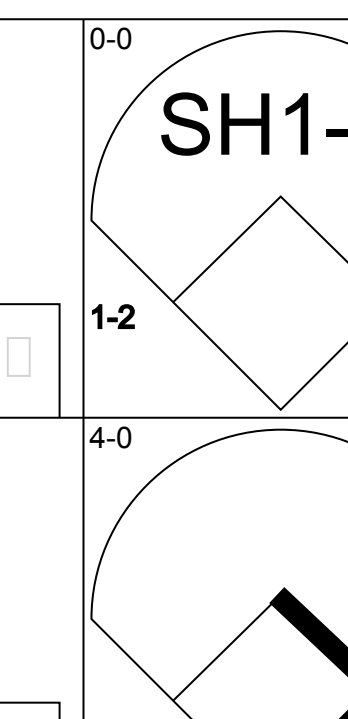
Batter	1	2	3	4	5	6	7	8	9	AB	R	H	RBI	BB	SO	LOB	BOTTOM											
Lenny Randle, S OBP: 0.287, SLG: 0.275 (1, 4)										4	0	3	3	2	0	0												
Ken Pape, R OBP: 0.263, SLG: 0.389 (1, 6)										5	0	0	0	0	1	7												
Mike Hargrove, L OBP: 0.396, SLG: 0.382 (1, 3)										5	1	1	0	0	1	4												
Doug Ault, R OBP: 0.222, SLG: 0.176 (8, 3)										0	0	0	0	0	0	0												
Jeff Burroughs, R OBP: 0.314, SLG: 0.365 (8, PR)										3	1	1	1	2	2	1												
Dave Moates, L OBP: 0.295, SLG: 0.308 (9, 9)										0	1	0	0	0	0	0												
Tom Grieve, R OBP: 0.305, SLG: 0.425 (1, 7)										5	2	2	4	0	0	2												
Toby Harrah, R OBP: 0.381, SLG: 0.378 (1, 5)										4	2	3	0	0	1	0												
Roy Howell, L ERA: 4.82 (1, 10)										3	1	0	0	1	1	3												
Jim Fregosi, R OBP: 0.340, SLG: 0.333 (8, PH)										0	0	0	0	1	0	0												
Juan Beniquez, R OBP: 0.315, SLG: 0.302 (1, 8)										4	2	2	1	1	0	3												
Jim Sundberg, R OBP: 0.284, SLG: 0.306 (1, 2)										4	1	1	2	1	1	4												
Inning Stats	R: 0 E: 0 K: 0 S: 3	H: 0 LOB: 2 BB: 2 P: 11	R: 2 E: 0 K: 1 S: 8	H: 3 LOB: 3 BB: 0 P: 9	R: 0 E: 0 K: 1 S: 6	H: 1 LOB: 1 BB: 0 P: 6	R: 1 E: 0 K: 0 S: 5	H: 2 LOB: 1 BB: 0 P: 5	R: 3 E: 0 K: 1 S: 8	H: 3 LOB: 2 BB: 2 P: 16	R: 3 E: 0 K: 2 S: 10	H: 3 LOB: 1 BB: 1 P: 14	R: 0 E: 0 K: 1 S: 5	H: 0 LOB: 0 BB: 0 P: 5	R: 2 E: 0 K: 1 S: 6	H: 1 LOB: 3 BB: 3 P: 19	R: 2 E: 0 K: 1 S: 6	H: 1 LOB: 3 BB: 3 P: 19	1B: 6 2B: 2 3B: 1 HR: 4	SF: 0 SAC: 0 DP: 0 HBP: 2	WP: 0 PB: 0 SB: 3 CS: 0	PA: 47						
PITCHER	IP	WLS	BF	H	R	ER	SO	BB	IBB	HBP	BLK	WP	HR	S	P	ERA	WHIP											
Chris Knapp, R ERA: 4.82 (1, 1)	3.1		19	6	3	3	2	2	0	1	0	0	0	1	0	0	8.10	2.400										
Francisco Barrios, R ERA: 4.32 (4, 1)	2.2	L	17	6	6	6	3	3	0	0	1	0	2	20	32	20.25	3.375											
Dave Hamilton, L ERA: 3.61 (7, 1)	2.0		11	1	2	2	2	3	0	1	0	0	1	11	24	9.00	2.000											

Chicago White Sox @ Texas Rangers
Arlington Stadium, Arlington, TX

AB 37
R 11
H 13
RBI 11
BB 8
SO 7
LOB 24




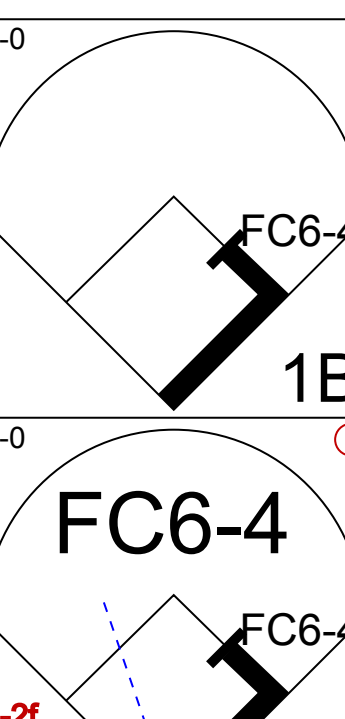
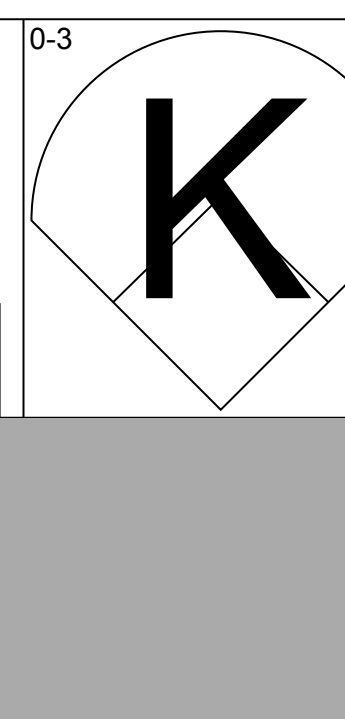
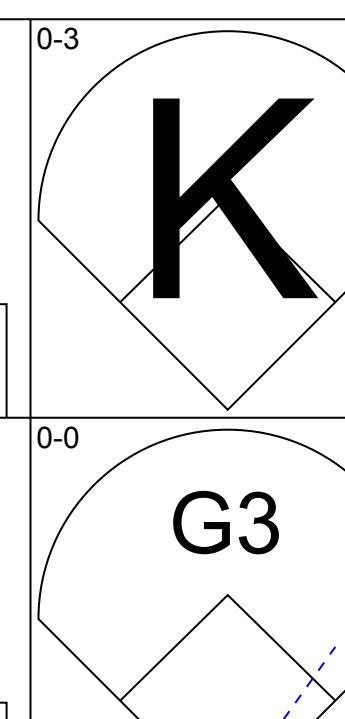
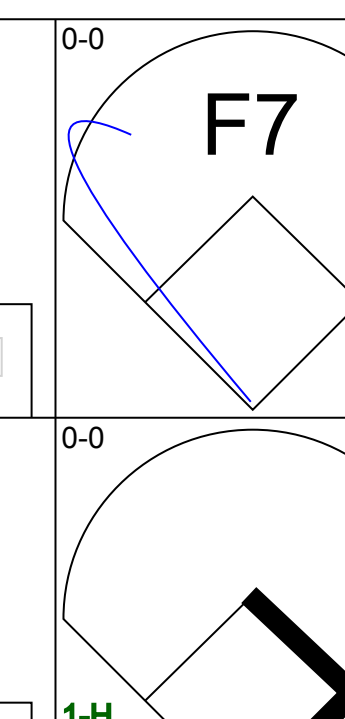
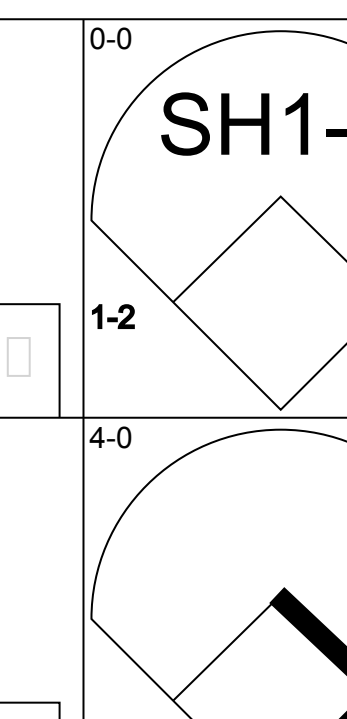
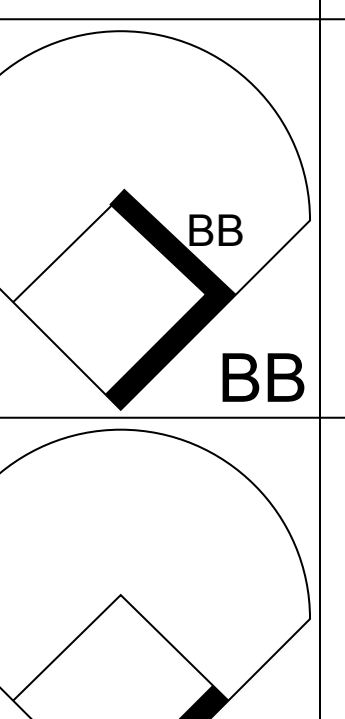
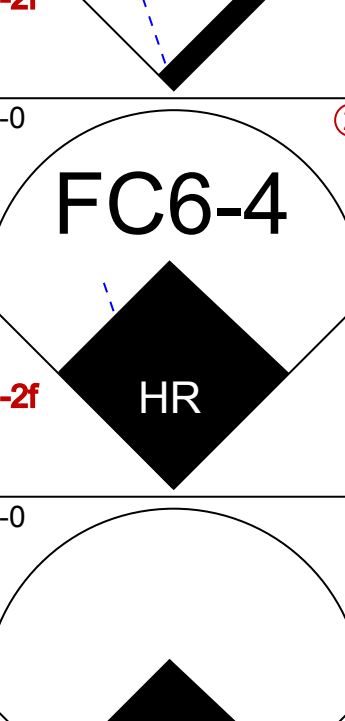
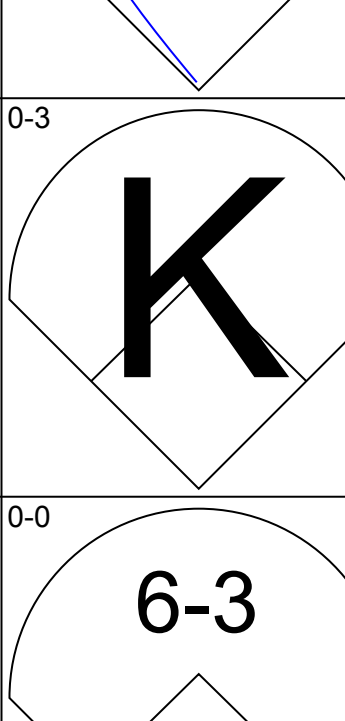
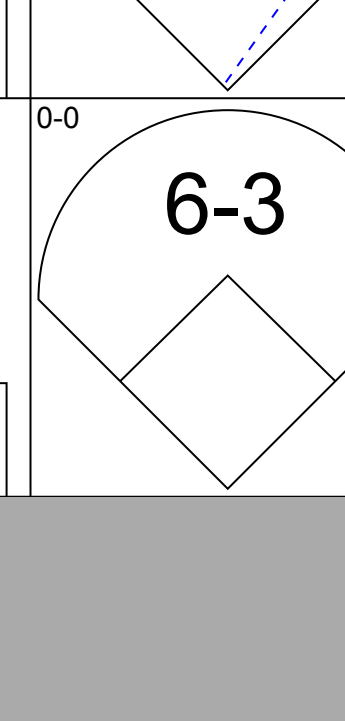
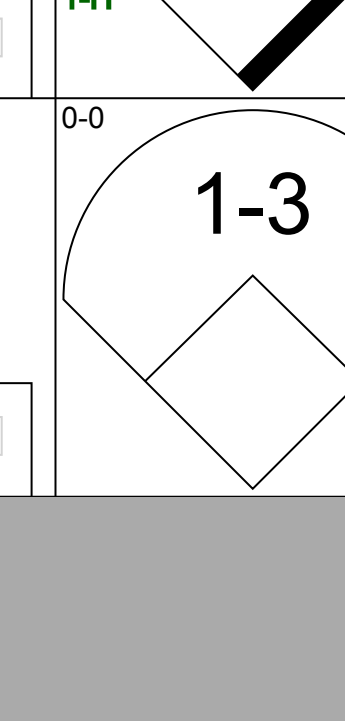
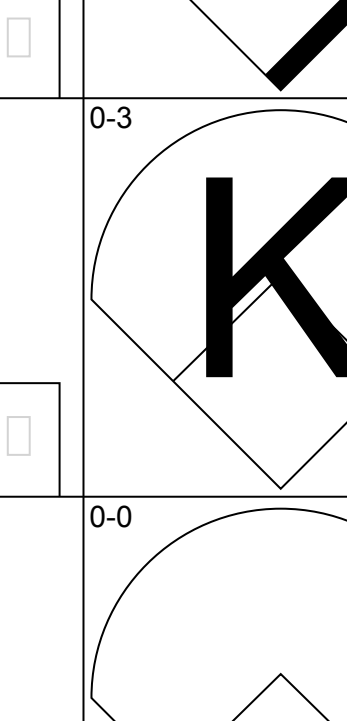

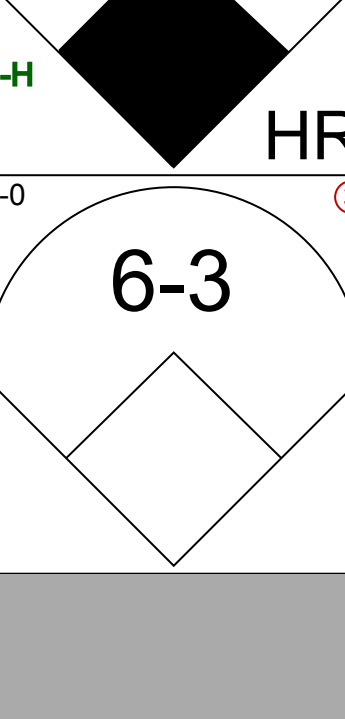



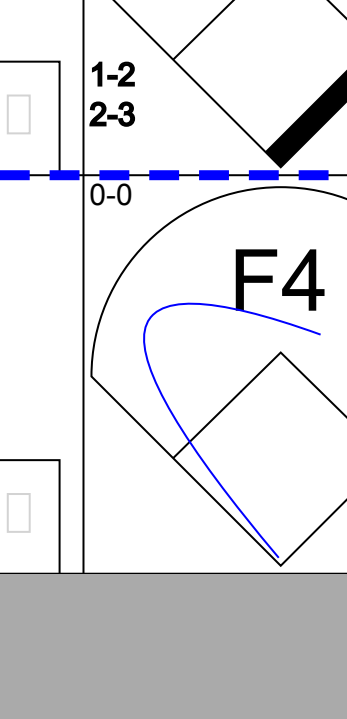



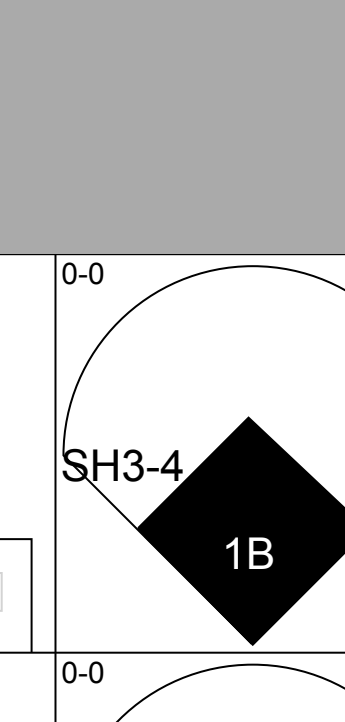

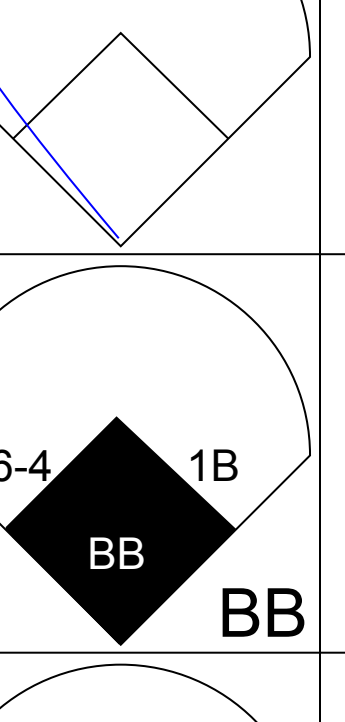

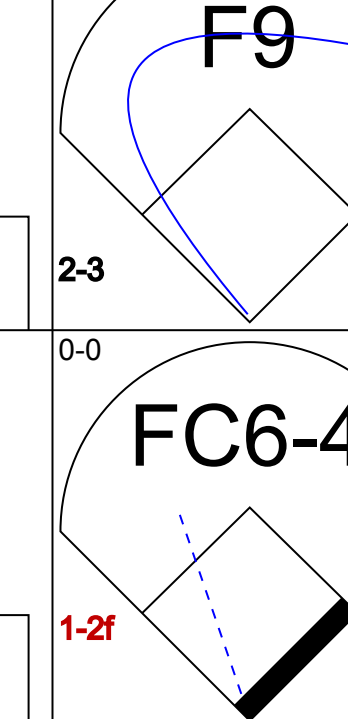

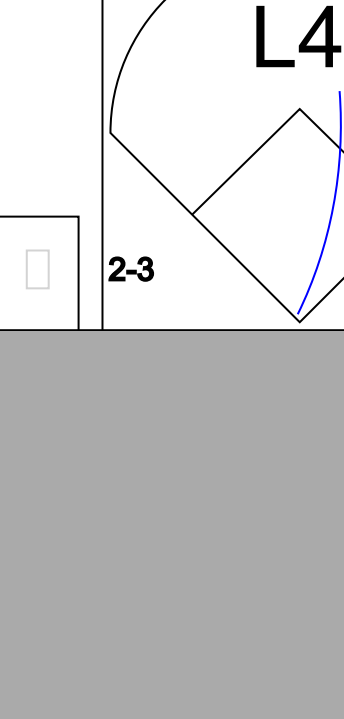
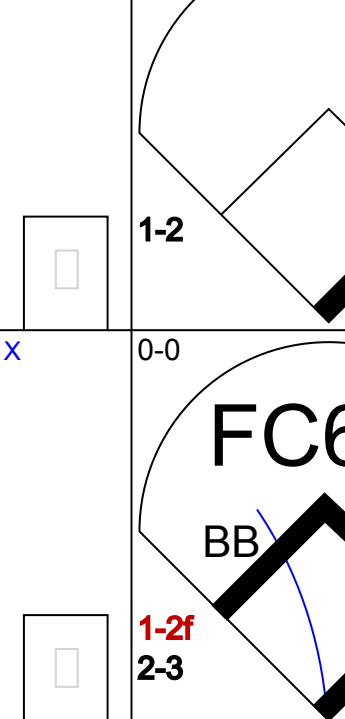
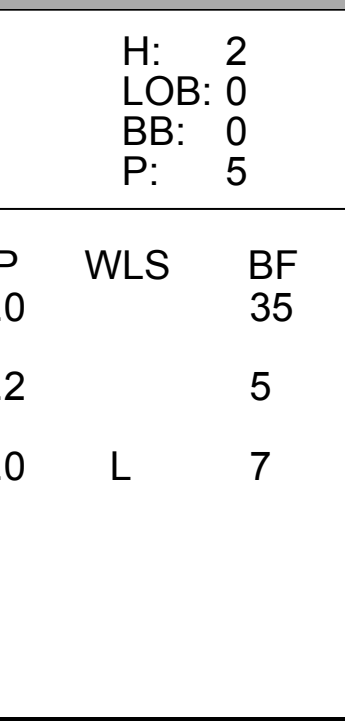
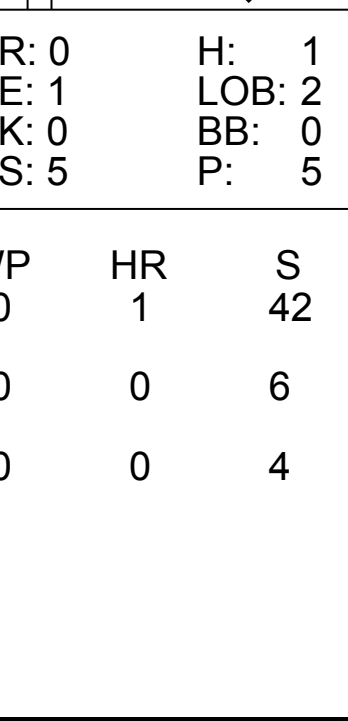
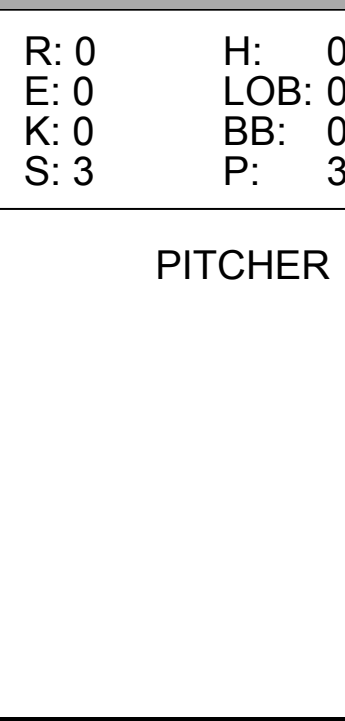
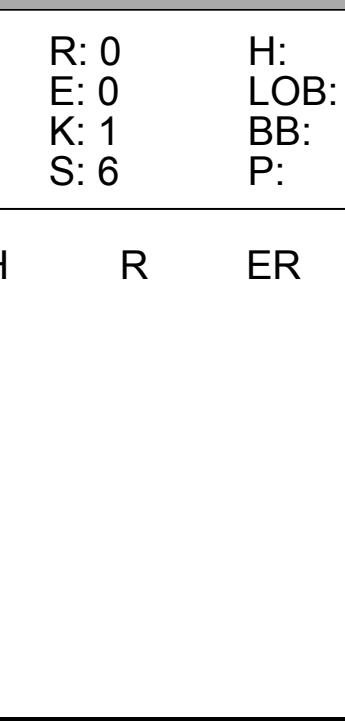


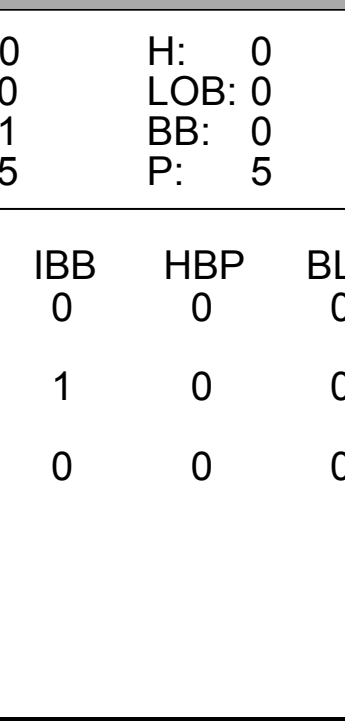
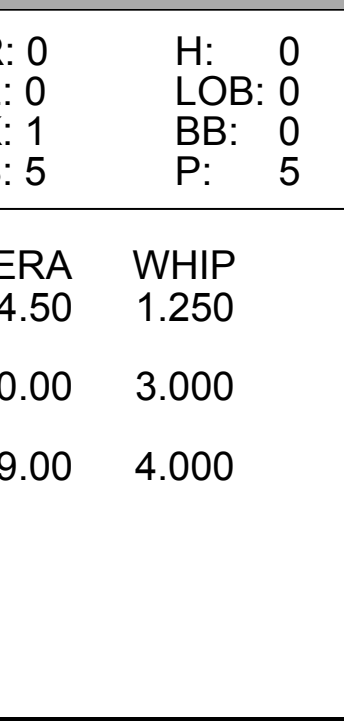

WP: 0 PA: 47
PB: 0
SB: 3
CS: 0

Batter	1	2	3	4	5	6	7	8	9	10	AB	R	H	RBI	BB	SO	LOB			
Alan Bannister, R OBP: 0.318, SLG: 0.324 (1, 7) (9, 8)											4	0	0	0	1	2	1			
Ralph Garr, L OBP: 0.322, SLG: 0.387 (1, 9) (9, 7)											5	0	3	2	0	0	1			
Jim Spencer, L OBP: 0.317, SLG: 0.370 (1, 3)											5	1	2	0	0	1	3			
Jorge Orta, L OBP: 0.316, SLG: 0.412 (1, 10)											4	0	1	1	1	3	3			
Bill Stein, R OBP: 0.318, SLG: 0.347 (1, 5)											5	0	1	0	0	0	3			
Jack Brohamer, L OBP: 0.333, SLG: 0.359 (1, 4)											4	0	0	0	0	1	1			
Chet Lemon, R OBP: 0.300, SLG: 0.330 Sam Ewing, L OBP: 0.259, SLG: 0.317 Jerry Hairston, S OBP: 0.359, SLG: 0.284 (1, 8) (9, PH) (9, PR) (9, 9)											3	0	0	0	0	0	1			
Brian Downing, R OBP: 0.338, SLG: 0.328 (1, 2)										3	1	2	1	0	1	0				
Bucky Dent, R OBP: 0.299, SLG: 0.301 (1, 6)										4	1	0	0	0	0	3				
Inning Stats	R: 0 E: 0 K: 2 S: 8	H: 1 LOB: 1 BB: 0 P: 8	R: 0 E: 0 K: 0 S: 3	H: 1 LOB: 0 BB: 0 P: 3	R: 1 E: 0 K: 1 S: 8	H: 3 LOB: 2 BB: 0 P: 8	R: 0 E: 0 K: 0 S: 3	H: 0 LOB: 0 BB: 0 P: 3	R: 1 E: 0 K: 1 S: 6	H: 1 LOB: 1 BB: 1 P: 10	R: 0 E: 0 K: 1 S: 5	H: 0 LOB: 0 BB: 0 P: 5	R: 0 E: 0 K: 1 S: 7	H: 2 LOB: 1 BB: 0 P: 7	R: 1 E: 0 K: 1 S: 6	H: 1 LOB: 2 BB: 1 P: 8	1B: 8 2B: 1 3B: 1 HR: 0	SF: 1 SAC: 0 DP: 0 HBP: 0	WP: 0 PA: 42 PB: 1 SB: 2 CS: 1	
PITCHER	IP	WLS	BF	H	R	ER	SO	BB	IBB	HBP	BLK	WP	HR	S	P	ERA	WHIP			
Bert Blyleven, R ERA: 2.87	(1, 1)	7.2	31	8	3	2	7	1	0	0	0	0	0	0	44	48	2.35	1.174		
Mike Bacsik, R ERA: 4.25	(8, 1)	2.1	10	2	1	1	1	1	0	0	0	0	0	11	15	3.86	1.286			

Chicago White Sox @ Texas Rangers
Arlington Stadium, Arlington, TX
Sat Oct 02 1976, 8:05 PM EDT
Att: 9,406 - Unknown


AB	38
R	4
H	10
RBI	4
BB	2
SO	8
LOB	16



Batter	1	2	3	4	5	6	7	8	9	10	AB	R	H	RBI	BB	SO	LOB				
Lenny Randle, S OBP: 0.288, SLG: 0.275 (1, 4)												4	0	1	0	1	2	4			
Ken Pape, R OBP: 0.320, SLG: 0.409 (1, 6)											4	0	1	2	2	0	1				
Roy Howell, L OBP: 0.255, SLG: 0.361 Danny Thompson, R OBP: 0.261, SLG: 0.253 (1, 10) (9, PH)											4	1	0	0	0	1	2				
Jeff Burroughs, R OBP: 0.295, SLG: 0.369 Dave Moates, L OBP: 0.295, SLG: 0.308 (1, 9) (8, PR) (9, 9)											3	1	1	2	1	0	0				
Jim Sundberg, R OBP: 0.285, SLG: 0.308 (9, PH) (10, 2)											1	0	1	0	0	0	0				
Tom Grieve, R OBP: 0.303, SLG: 0.421 (1, 7) (10, 9)										5	0	0	0	0	1	4					
Toby Harrah, R OBP: 0.359, SLG: 0.377 (1, 5)											5	0	1	0	0	0	0				
Doug Ault, R OBP: 0.333, SLG: 0.350 Jim Fregosi, R OBP: 0.342, SLG: 0.331 (1, 3) (7, PR) (8, 3)											3	0	3	0	0	0	0				
Juan Beniquez, R OBP: 0.315, SLG: 0.301 (1, 8)											4	0	1	0	0	0	5				
Bill Fahey, L OBP: 0.348, SLG: 0.313 Gene Clines, R OBP: 0.304, SLG: 0.316 (1, 2) (9, PH) (10, 7)											3	1	2	1	0	0	2				
Inning Stats	R: 2 E: 0 K: 0 S: 5	H: 2 LOB: 0 BB: 0 P: 5	R: 0 E: 0 K: 1 S: 7	H: 2 LOB: 2 BB: 0 P: 7	R: 0 E: 0 K: 1 S: 5	H: 0 LOB: 0 BB: 0 P: 5	R: 0 E: 1 K: 0 S: 5	H: 1 LOB: 2 BB: 0 P: 5	R: 0 E: 0 K: 1 S: 5	H: 0 LOB: 0 BB: 0 P: 3	R: 2 E: 0 K: 0 S: 6	H: 3 LOB: 1 BB: 0 P: 6	R: 0 E: 0 K: 1 S: 6	H: 1 LOB: 2 BB: 1 P: 10	R: 0 E: 0 K: 1 S: 7	H: 2 LOB: 3 BB: 1 P: 11	R: 1 E: 0 K: 0 S: 3	H: 1 LOB: 3 BB: 3 P: 15	1B: 9 2B: 2 3B: 0 HR: 1	SF: 0 SAC: 2 DP: 0 HBP: 0	WP: 0 PA: 47 PB: 1 SB: 0 CS: 0
PITCHER	IP	WLS	BF	H	R	ER	SO	BB	IBB	HBP	BLK	WP	HR	S	P	ERA	WHIP				
Bart Johnson, R ERA: 4.73	(1, 1)	8.0	35	9	4	4	4	1	0	0	0	0	1	42	46	4.50	1.250				
Dave Hamilton, L ERA: 3.59	(9, 1)	0.2	5	2	0	0	1	0	1	0	0	0	0	6	10	0.00	3.000				
Pete Vuckovich, R ERA: 4.65	(9, 1)	1.0	7	1	1	1	0	3	0	0	0	0	0	4	16	9.00	4.000				

Chicago White Sox @ Texas Rangers
Arlington Stadium, Arlington, TX
Sat Oct 02 1976, 8:05 PM EDT
Att: 9,406 - Unknown

AB	40
R	5
H	12
RBI	5
BB	5
SO	5
LOB	24



Batter	1	2	3	4	5	6	7	8	9	AB	R	H	RBI	BB	SO	LOB	TOP			
Alan Bannister, R (1.7) OBP: 0.317, SLG: 0.317	4-0 WP SH5-3 BB		6-3 1-2			F8		F8		3	0	0	0	1	0	1	Chicago White Sox @ Texas Rangers Arlington Stadium, Arlington, TX Sun Oct 03 1976, 4:33 AM EDT Att: 4,455 - Unknown livebaseballscorecards.com			
Ralph Carr, L (1.9) OBP: 0.322, SLG: 0.387	0-0 SH5-3			0-3 K		0-3 K			0-3 K	0	0	0	0	0	0	0				
Jerry Hairston, S (2.9) OBP: 0.331, SLG: 0.277	1-2 K			0-0 F6		0-0 4-3			0-3 K	4	0	0	0	0	2	1				
Jim Spencer, L (1.3) OBP: 0.315, SLG: 0.367	0-3 K			4-0 BB		0-0 4-3			0-0 K	3	0	0	0	1	0	1				
Jorge Orta, L (1.10) OBP: 0.316, SLG: 0.410	0-0 1-3			0-3 K					0-0 4-3	3	0	0	0	1	0	1				
Kevin Bell, R (1.5) OBP: 0.302, SLG: 0.396				0-0 F7		0-3 K			1-0 FC6-4 HBP	2	0	0	0	0	1	1				
Jack Brohamer, L (1.4) OBP: 0.331, SLG: 0.356	0-0 4-3					0-0 F9			0-0 FC6-4 1-2	3	0	0	0	0	0	1				
Chet Lemon, R (1.8) OBP: 0.298, SLG: 0.328	0-0 F8					0-0 5-3			0-0 1-3	3	0	0	0	0	0	1				
Bucky Dent, R (1.6) OBP: 0.300, SLG: 0.302				0-0 4-3		0-0 FC5-4 1B			0-0 G6-4-3 1B	3	0	2	0	0	0	0				
Jim Essian, R (1.2) OBP: 0.326, SLG: 0.281				0-0 6-3 1B		0-0 FC5-4 1-2			0-0 G6-4-3 1-2	3	0	1	0	0	0	2				
Inning Stats	R: 0 E: 0 K: 1 S: 5	H: 0 LOB: 1 BB: 1 P: 9	R: 0 E: 0 K: 0 S: 3	H: 0 LOB: 0 BB: 0 P: 3	R: 0 E: 0 K: 0 S: 3	H: 1 LOB: 0 BB: 0 P: 3	R: 0 E: 0 K: 2 S: 7	H: 0 LOB: 1 BB: 1 P: 11	R: 0 E: 0 K: 0 S: 4	H: 1 LOB: 1 BB: 0 P: 4	R: 0 E: 0 K: 1 S: 5	H: 0 LOB: 0 BB: 0 P: 5	R: 0 E: 0 K: 0 S: 3	H: 0 LOB: 0 BB: 0 P: 4	R: 0 E: 0 K: 2 S: 7	H: 1 LOB: 0 BB: 0 P: 7	1B: 3 2B: 0 3B: 0 HR: 0	SF: 0 SAC: 1 DP: 1 HBP: 1	WP: 1 PB: 0 SB: 0 CS: 0	PA: 31
PITCHER Len Barker, R (1.1) ERA: 2.4	IP: 9.0 WLS: W BF: 31 H: 3 R: 0 ER: 0 SO: 6 BB: 2 IBB: 0 HBP: 1 BLK: 0 WP: 1 HR: 0 S: 40 P: 49 ERA: 0.00 WHIP: 0.556															PITCHER				

Batter	1	2	3	4	5	6	7	8	9	AB	R	H	RBI	BB	SO	LOB	BOTTOM	
Lenny Randle, S (1.4) OBP: 0.286, SLG: 0.273	0-0 F8		0-0 F8			0-0 B2-3		0-0 6-3		4	0	0	0	0	0	1	Chicago White Sox @ Texas Rangers Arlington Stadium, Arlington, TX Sun Oct 03 1976, 4:33 AM EDT Att: 4,455 - Unknown livebaseballscorecards.com	
Dave Moates, L (1.8) OBP: 0.293, SLG: 0.307	0-0 G3		0-3 K		0-0 F8		0-0 1B		0-0 1B	4	0	1	1	0	1	0		
Mike Hargrove, L (1.3) OBP: 0.397, SLG: 0.384	0-0 G3		0-0 4-3			0-0 2B		0-0 1B		4	0	2	0	0	0	0		
Jeff Burroughs, R (1.9) OBP: 0.315, SLG: 0.369						0-0 F8				3	0	1	0	0	1	1		
Joe Lohoud, L (7.9) OBP: 0.312, SLG: 0.265						0-3 K		0-3 K		1	0	0	0	0	1	2		
Roy Howell, L (1.10) OBP: 0.295, SLG: 0.367						0-0 K		0-0 G3		4	1	1	1	0	1	2		
Toby Harrah, R (1.5) OBP: 0.380, SLG: 0.377						0-0 K		0-0 F7		3	0	1	0	1	1	1		
Tom Grieve, R (1.7) OBP: 0.301, SLG: 0.418						0-0 F6		0-0 F5		4	0	0	0	0	0	3		
Ken Pape, R (1.6) OBP: 0.357, SLG: 0.391						4-0 4-3		1-0 E HBP		1	1	0	0	1	0	1		
Jim Sundberg, R (1.2) OBP: 0.285, SLG: 0.310						0-0 F7		0-0 E4 1B 2B		3	1	1	1	0	0	3		
Inning Stats	R: 0 E: 0 K: 0 S: 3	H: 1 LOB: 3 BB: 2 P: 12	R: 0 E: 0 K: 1 S: 5	H: 0 LOB: 0 BB: 0 P: 5	R: 1 E: 0 K: 0 S: 5	H: 2 LOB: 1 BB: 0 P: 5	R: 0 E: 0 K: 3 S: 10	H: 0 LOB: 0 BB: 0 P: 3	R: 2 E: 1 K: 1 S: 8	H: 3 LOB: 2 BB: 0 P: 9	R: 0 E: 0 K: 0 S: 3	H: 0 LOB: 0 BB: 0 P: 3	R: 0 E: 0 K: 0 S: 3	H: 0 LOB: 0 BB: 0 P: 3	1B: 4 2B: 2 3B: 0 HR: 1	SF: 0 SAC: 0 DP: 0 HBP: 1	WP: 0 PB: 0 SB: 0 CS: 0	PA: 34
PITCHER Rich Gossage, R (1.1) ERA: 3.94	IP: 8.0 WLS: L BF: 34 H: 7 R: 3 ER: 3 SO: 5 BB: 2 IBB: 0 HBP: 1 BLK: 0 WP: 0 HR: 1 S: 41 P: 50 ERA: 3.38 WHIP: 1.125															PITCHER		