



Texas Rangers - 1977

Batter	1	2	3	4	5	6	7	8	9	10	AB	R	H	RBI	BB	SO	LOB	TOP
Bert Campaneris, R (1, 6) OBP: 0.200, SLG: 0.200	0-0 CS 1B		0-3 K		0-0 FC4-6			0-0 6-3		0-0 4-3	5	0	1	0	0	1	4	Texas Rangers @ Baltimore Orioles Memorial Stadium, Baltimore, MD Thu Apr 07 1977, 3:33 AM EST Att: 31,307 - Unknown - 49 F livebaseballscores.com AB 34 R 2 H 9 RBI 2 BB 3 SO 4 LOB 13 
Bump Wills, S (1, 4) OBP: 0.400, SLG: 0.250	4-0 FC6-4 BB			0-0 L7		0-0 F6		0-0 4-3		0-0 2B 1B	4	0	1	1	1	0	0	
Claudell Washington, L (1, 7) OBP: 0.400, SLG: 0.600	0-0 FC6-4 CS			0-0 6-3		0-0 FC3-2 1B		0-0 4-3		0-0 2B	5	0	2	0	0	0	1	
Dave May, L (1, 9) OBP: 0.500, SLG: 0.500	0-0 CS	0-0 F8		0-0 F6		0-0 FC3-2 1B			0-0 SH1-4 1B		4	0	2	0	0	0	0	
Mike Hargrove, L (1, 3) OBP: 0.333, SLG: 0.333		0-0 4-3			0-0 WP SF8 1B	0-0 FC3-2			0-0 SH1-4		3	1	1	0	0	0	2	
Toby Harrah, R (1, 5) OBP: 0.250, SLG: 0.250		0-0 5-3			0-0 BB 1B	0-0 4-3			0-0 5-3		4	0	1	0	0	0	3	
Tom Grieve, R (1, 10)			0-0 F9		0-3 K		0-0 F2		0-0 6-3		4	0	0	0	0	1	3	
Jim Sundberg, R (1, 2)			0-3 K		0-0 SF8		0-0 5-3			0-3 K	3	0	0	1	0	2	0	
Juan Beniquez, R (1, 8) OBP: 0.750, SLG: 1.000			4-0 BB		4-0 FC4-8 BB		0-0 5-3			0-0 4-3 1B 2B	2	1	1	0	2	0	0	
Inning Stats	R: 0 E: 0 K: 0 S: 2	H: 1 LOB: 0 BB: 1 P: 6	R: 0 E: 0 K: 0 S: 3	H: 0 LOB: 0 BB: 0 P: 3	R: 0 E: 0 K: 2 S: 7	H: 0 LOB: 1 BB: 1 P: 11	R: 0 E: 0 K: 1 S: 7	H: 2 LOB: 2 BB: 1 P: 11	R: 0 E: 0 K: 0 S: 3	H: 0 LOB: 0 BB: 0 P: 3	R: 0 E: 0 K: 0 S: 4	H: 1 LOB: 1 BB: 0 P: 4	R: 0 E: 0 K: 1 S: 7	H: 3 LOB: 2 BB: 0 P: 7	1B: 7 2B: 2 3B: 0 HR: 0	SF: 1 SAC: 1 DP: 0 HBP: 0	WP: 1 PA: 40 PB: 0 SB: 0 CS: 2	
PITCHER Jim Palmer, R (1, 1) ERA: 1.8	IP 10.0	WLS L	BF 39	H 9	R 2	ER 2	SO 4	BB 3	IBB 0	HBP 0	BLK 0	WP 1	HR 0	S 44	P 56	ERA 1.80	WHIP 1.200	

Batter	1	2	3	4	5	6	7	8	9	10	AB	R	H	RBI	BB	SO	LOB	BOTTOM	
Al Bumbry, L (1, 8) OBP: 0.200, SLG: 0.200 (9, 7)	0-3 K		0-0 CS	0-0 F8		0-0 1B		0-3 K		0-3 K	5	0	1	0	0	3	3	Texas Rangers @ Baltimore Orioles Memorial Stadium, Baltimore, MD Thu Apr 07 1977, 3:33 AM EST Att: 31,307 - Unknown - 49 F livebaseballscores.com AB 34 R 1 H 6 RBI 1 BB 3 SO 8 LOB 13 	
Rich Dauer, R (1, 4)	0-0 2-3			0-0 E6		0-0 F7		0-0 5-3		0-0 1-3	5	0	0	0	0	0	2		
Ken Singleton, S (1, 9) Larry Harlow, L (8, PR) (9, 8)	0-0 2-3			0-0 F8		0-0 1-3		4-0 BB			3	0	0	0	1	0	3		
Lee May, R (1, 3) OBP: 0.250, SLG: 0.250		0-3 K		0-0 F7		0-0 BB SF8 1B		0-0 L9			4	1	1	0	0	1	2		
Eddie Murray, S (1, 10) OBP: 0.250, SLG: 0.250		0-3 K			0-0 1-3		0-0 SF8 BB 1B		0-0 6-3		4	0	1	0	0	1	1		
Pat Kelly, L (1, 7) (9, 9)		0-3 K			0-0 2-3		0-3 K		0-0 6-3		4	0	0	0	0	2	2		
Doug DeCinces, R (1, 5) OBP: 0.500, SLG: 0.333			0-0 5-3		0-0 CS 1B		4-0 BB BB		0-0 5-3		3	0	1	0	1	0	0		
Rick Dempsey, R (1, 2)			0-3 K		0-0 CS		0-0 5-3		0-0 SF8		3	0	0	1	0	1	0		
Mark Belanger, R (1, 6) OBP: 0.750, SLG: 0.667			0-0 CS 1B			0-0 1B		4-0 1-2 2-3 3-H BB		0-0 F8	3	0	2	0	1	0	0		
Inning Stats	R: 0 E: 0 K: 1 S: 5	H: 0 LOB: 0 BB: 0 P: 5	R: 0 E: 0 K: 3 S: 9	H: 0 LOB: 0 BB: 0 P: 9	R: 0 E: 0 K: 1 S: 5	H: 1 LOB: 0 BB: 0 P: 5	R: 0 E: 0 K: 0 S: 3	H: 1 LOB: 0 BB: 0 P: 3	R: 0 E: 0 K: 0 S: 3	H: 2 LOB: 3 BB: 2 P: 17	R: 0 E: 0 K: 0 S: 3	H: 0 LOB: 1 BB: 1 P: 7	R: 0 E: 0 K: 0 S: 3	H: 0 LOB: 0 BB: 0 P: 3	R: 0 E: 0 K: 1 S: 5	H: 0 LOB: 0 BB: 0 P: 5	1B: 6 2B: 0 3B: 0 HR: 0		SF: 1 SAC: 0 DP: 0 HBP: 0
PITCHER Bert Blyleven, R (1, 1) ERA: 0.9	IP 10.0	WLS W	BF 38	H 6	R 1	ER 1	SO 8	BB 3	IBB 0	HBP 0	BLK 0	WP 0	HR 0	S 51	P 63	ERA 0.90	WHIP 0.900		

Batter	1	2	3	4	5	6	7	8	9	AB	R	H	RBI	BB	SO	LOB	TOP								
Bert Campaneris, R OBP: 0.100, SLG: 0.100 (1, 6)	0-0 6-3		0-0 5-3	0-0 1-3			0-0 6-3		0-0 6-3	5	0	0	0	0	0	4									
Bump Wills, S OBP: 0.300, SLG: 0.222 (1, 4)	0-0 4-3		0-0 F9		0-0 F8		0-3 K		0-0 1B	5	0	1	0	0	1	2									
Claudell Washington, L OBP: 0.400, SLG: 0.900 (1, 7)	0-3 K		0-0 6-3		0-0 5-3		0-0 1B		0-0 1B	5	0	2	1	0	1	1									
John Ellis, R (1, 10)		0-0 F9		0-0 6-3	0-0 6-3		0-3 K		0-0 F7	5	0	0	0	0	1	3									
Toby Harrah, R (1, 5)		0-0 5-3		0-0 BB SF8 1B		0-0 FC1-5 BB 1B		0-0 F8		4	1	2	0	0	0	0									
Mike Hargrove, L (1, 3)	0-0 F8		0-0 BB 1B		0-0 FC1-5 BB		0-0 F7			2	1	0	0	2	0	0									
Tom Grieve, R (1, 9)			0-0 1B 2B 1B		0-0 1-2 2-3 BB		0-0 FC1-5 G4-6-3		0-0 S 1B	3	1	2	0	1	0	2									
Jim Sundberg, R (1, 2)			0-0 BB 1B		0-0 SF8		0-0 G4-6-3		0-3 K	3	1	1	1	0	1	3									
Juan Beniquez, R (1, 8)			0-0 1-3 2B		0-0 3-H 2-H 1B		0-0 6-3 S 1B BB		0-0 F9	3	1	2	3	1	0	0									
Inning Stats	R: 0 E: 0 K: 1 S: 5	H: 0 LOB: 0 BB: 0 P: 5	R: 0 E: 0 K: 0 S: 3	H: 0 LOB: 0 BB: 0 P: 3	R: 2 E: 0 K: 0 S: 6	H: 3 LOB: 1 BB: 0 P: 6	R: 2 E: 0 K: 0 S: 5	H: 2 LOB: 2 BB: 2 P: 13	R: 0 E: 0 K: 0 S: 3	H: 0 LOB: 0 BB: 0 P: 3	R: 0 E: 0 K: 0 S: 3	H: 1 LOB: 1 BB: 1 P: 7	R: 1 E: 0 K: 2 S: 8	H: 1 LOB: 1 BB: 1 P: 12	R: 0 E: 0 K: 1 S: 6	H: 1 LOB: 1 BB: 0 P: 6	R: 0 E: 0 K: 0 S: 5	H: 2 LOB: 2 BB: 0 P: 5	1B: 9 2B: 1 3B: 0 HR: 0	SF: 1 SAC: 0 DP: 1 HBP: 0	WP: 0 PB: 0 SB: 3 CS: 0	PA: 40			
PITCHER	IP WLS BF H R ER SO BB IBB HBP BLK WP HR S P ERA WHIP	IP WLS BF H R ER SO BB IBB HBP BLK WP HR S P ERA WHIP																							
Rudy May, L (1, 1) ERA: 9.82	3.2 L 18 5 4 4 1	5.1 22 5 1 1 3	2 0 0 0	0 0 0 0	0 0 0 0	0 0 0 0	0 0 0 0	0 0 0 0	0 0 0 0	0 0 0 0	0 0 0 0	0 0 0 0	0 0 0 0	0 0 0 0	0 0 0 0	0 0 0 0	0 0 0 0	0 0 0 0	0 0 0 0	0 0 0 0	0 0 0 0	0 0 0 0	0 0 0 0	9.82 1.909	1.69 1.312
Dennis Martinez, R (4, 1) ERA: 1.69	5.1 22 5 1 1 3	2 0 0 0	0 0 0 0	0 0 0 0	0 0 0 0	0 0 0 0	0 0 0 0	0 0 0 0	0 0 0 0	0 0 0 0	0 0 0 0	0 0 0 0	0 0 0 0	0 0 0 0	0 0 0 0	0 0 0 0	0 0 0 0	0 0 0 0	0 0 0 0	0 0 0 0	0 0 0 0	0 0 0 0	0 0 0 0	0 0 0 0	1.69 1.312

Texas Rangers @ Baltimore Orioles
Memorial Stadium, Baltimore, MD
Sat Apr 09 1977, 3:33 AM EST
Att: 5,305 - Unknown - 45 F

AB	35
R	5
H	10
RBI	5
BB	4
SO	4
LOB	15



Batter	1	2	3	4	5	6	7	8	9	AB	R	H	RBI	BB	SO	LOB	BOTTOM							
Al Bumbry, L (1, 8) OBP: 0.222, SLG: 0.333	0-0 F7		0-0 2B		0-0 L9			0-0 F9		4	0	1	0	0	0	0								
Rich Dauer, R (1, 4)	0-0 F8		0-0 F8		0-0 4-3		0-3 K			4	0	0	0	0	1	1								
Ken Singleton, S (1, 9) OBP: 0.500, SLG: 0.400	4-0 BB		4-0 BB		0-0 1-3		0-0 K		0-0 2B	2	1	1	0	2	0	0								
Lee May, R (1, 3) OBP: 0.125, SLG: 0.125	0-0 F8		0-3 K		0-3 K		0-3 K			4	0	0	0	0	3	3								
Eddie Murray, S (1, 10) OBP: 0.375, SLG: 0.286		4-0 BB	0-0 F8		0-0 5-3			0-0 G6-4-3 1B		3	0	1	0	1	0	1								
Doug DeCinces, R (1, 5) OBP: 0.375, SLG: 0.429	0-3 K		0-0 1B 2B		0-0 E5 2-3			0-0 G6-4-3 1-2		4	0	1	1	0	1	2								
Pat Kelly, L (1, 7) OBP: 0.125, SLG: 0.125	0-0 7-3		0-0 1B		0-0 F8			0-0 E4		4	0	1	0	0	0	2								
Rick Dempsey, R (1, 2)			0-0 F9		0-3 K		0-0 2-3		0-0 1-3	4	0	0	0	0	1	4								
Mark Belanger, R (1, 6) OBP: 0.429, SLG: 0.333			0-0 4-3		0-0 F8		0-0 F7			3	0	0	0	0	0	1								
Inning Stats	R: 0 E: 0 K: 0 S: 3	H: 0 LOB: 1 BB: 1 P: 7	R: 0 E: 0 K: 1 S: 4	H: 0 LOB: 0 BB: 1 P: 8	R: 0 E: 0 K: 0 S: 4	H: 1 LOB: 0 BB: 0 P: 4	R: 1 E: 0 K: 2 S: 9	H: 2 LOB: 2 BB: 1 P: 13	R: 0 E: 0 K: 0 S: 3	H: 0 LOB: 0 BB: 0 P: 3	R: 0 E: 0 K: 1 S: 5	H: 0 LOB: 0 BB: 0 P: 5	R: 0 E: 1 K: 0 S: 4	H: 0 LOB: 1 BB: 0 P: 4	R: 0 E: 0 K: 2 S: 8	H: 1 LOB: 1 BB: 0 P: 8	R: 0 E: 1 K: 0 S: 4	H: 1 LOB: 1 BB: 0 P: 4	1B: 2 2B: 4 3B: 0 HR: 0	SF: 0 SAC: 0 DP: 2 HBP: 0	WP: 0 PB: 0 SB: 0 CS: 0	PA: 35		
PITCHER	IP WLS BF H R ER SO BB IBB HBP BLK WP HR S P ERA WHIP	IP WLS BF H R ER SO BB IBB HBP BLK WP HR S P ERA WHIP																						
Gaylord Perry, R (1, 1) ERA: 1.0	9.0 W 35 5 1 1 6	3 0 0 0	0 0 0 0	0 0 0 0	0 0 0 0	0 0 0 0	0 0 0 0	0 0 0 0	0 0 0 0	0 0 0 0	0 0 0 0	0 0 0 0	0 0 0 0	0 0 0 0	0 0 0 0	0 0 0 0	0 0 0 0	0 0 0 0	0 0 0 0	0 0 0 0	0 0 0 0	0 0 0 0	0 0 0 0	1.00 0.889

Texas Rangers @ Baltimore Orioles
Memorial Stadium, Baltimore, MD
Sat Apr 09 1977, 3:33 AM EST
Att: 5,305 - Unknown - 45 F

AB	32
R	1
H	5
RBI	1
BB	3
SO	6
LOB	14



Batter	1	2	3	4	5	6	7	8	9	AB	R	H	RBI	BB	SO	LOB	TOP	
Bert Campaneris, R OBP: 0.214, SLG: 0.286 (1, 6)	0-0 1B 2B	0-0 FC4 1B			0-0 5-3		0-0 E5			4	1	2	0	0	0	0		
Bump Wills, S OBP: 0.286, SLG: 0.231 (1, 4)	0-0 FC6-4 2-3 1B	0-0 FC4 1-2			0-0 6-3		0-0 F8			4	1	1	0	0	0	2		
Claudell Washington, L OBP: 0.397, SLG: 0.429 (1, 7)	0-3 K		0-3 K		0-0 FC5-4 1B		0-0 1-3			4	0	1	0	0	2	2		
John Ellis, R OBP: 0.111, SLG: 0.111 (1, 10)	0-0 FC6-4 1-2 3-H 1B		0-0 F8		0-0 FC5-4 1-2		0-0 4-3			4	0	1	1	0	0	1		
Toby Harrah, R OBP: 0.333, SLG: 0.417 (1, 5)	0-0 FC6-4 E S 1-2 2-3		0-0 2B		0-0 5-3		0-0 6-3			4	0	1	0	0	0	2		
Mike Hargrove, L OBP: 0.273, SLG: 0.111 (1, 3)	0-0 G3 1-3 3-H		0-0 G3		0-0 F7		0-0 6-3			4	0	0	0	0	0	2		
Tom Grieve, R OBP: 0.417, SLG: 0.600 (1, 9)		0-0 HR		0-0 L7		0-3 K		4-0 G5-3 1B BB		3	1	1	1	1	1	0	AB 35	
Jim Sundberg, R OBP: 0.250, SLG: 0.300 (1, 2)		0-0 5-3		0-0 G4-6-3 1B		0-0 L5		0-0 1-2 1B		4	0	2	0	0	0	0	R 3	
Juan Beniquez, R OBP: 0.500, SLG: 0.556 (1, 8)		0-0 F9		0-0 G4-6-3 1-2		0-0 F9		0-0 G5-3 2-3		4	0	0	0	0	0	3	H 9	
Inning Stats	R: 2 E: 0 K: 1 S: 8	H: 3 LOB: 1 BB: 0 P: 8	R: 1 E: 0 K: 0 S: 5	H: 2 LOB: 1 BB: 0 P: 5	R: 0 E: 0 K: 1 S: 6	H: 1 LOB: 0 BB: 0 P: 6	R: 0 E: 0 K: 0 S: 3	H: 1 LOB: 0 BB: 0 P: 3	R: 0 E: 0 K: 1 S: 4	H: 0 LOB: 0 BB: 0 P: 4	R: 0 E: 0 K: 0 S: 3	H: 0 LOB: 0 BB: 0 P: 3	R: 0 E: 0 K: 0 S: 3	H: 1 LOB: 1 BB: 1 P: 7	1B: 6 2B: 2 3B: 0 HR: 1	SF: 0 SAC: 0 DP: 2 HBP: 0	WP: 0 PA: 36	
PITCHER	IP	WLS	BF	H	R	ER	SO	BB	IBB	HBP	BLK	WP	HR	S	P	ERA	WHIP	
Ross Grimsley, L ERA: 3.24 (1, 1)	8.1	L	35	9	3	3	3	1	0	0	0	0	1	40	44	3.24	1.200	
Fred Holdsworth, R ERA: (9, 1)	0.2		1	0	0	0	0	0	0	0	0	0	0	1	1	0.00	0.000	

Texas Rangers @ Baltimore Orioles
Memorial Stadium, Baltimore, MD
Sun Apr 10 1977, 3:33 AM EST
Att: 5,495 - Unknown - 61 F

AB	35
R	3
H	9
RBI	2
BB	1
SO	3
LOB	12





Batter	1	2	3	4	5	6	7	8	9	AB	R	H	RBI	BB	SO	LOB	BOTTOM				
Al Bumbry, L OBP: 0.397, SLG: 0.462 (1, 8) (8, 7)	0-0 1-3 2B		4-0 L3 BB		0-0 1-2 1B		0-3 K		0-0 2-3	4	0	2	0	1	1	3					
Pat Kelly, L OBP: 0.182, SLG: 0.100 (1, 7) Brooks Robinson, R (7, PH)	4-0 BB		0-0 L3		0-0 F7		0-0 FC6-4 1-2			2	0	0	0	1	0	3					
Larry Harlow, L (8, 8)	0-0 1-3 BB		0-0 1-2		0-0 F8		0-3 K		4-0 BB	0	0	0	0	0	0	0					
Ken Singleton, S OBP: 0.417, SLG: 0.250 (1, 9) Tom Shopay, L (8, PR) (9, 9)	0-0 1-3		0-0 F8		0-0 K		0-0 K		0-0 K	3	0	0	0	1	1	2					
Lee May, R OBP: 0.083, SLG: 0.083 (1, 3)	0-0 F3		0-0 3-1		0-0 5-3		0-3 K		0-3 K	4	0	0	0	0	1	3					
Eddie Murray, S OBP: 0.250, SLG: 0.182 (1, 10)	0-0 2-3		0-3 K		0-3 K		0-3 K			4	0	0	0	0	3	3					
Doug DeCinces, R OBP: 0.417, SLG: 0.818 (1, 5)		0-0 F8		0-0 1B 2B		0-0 1B HR		0-0 4-3		4	2	2	1	0	0	1					
Rick Dempsey, R OBP: 0.083, SLG: 0.091 (1, 2)		0-0 F4		0-0 6-3		0-0 SH1-3 1B		0-0 E6 SH2-4		4	0	1	0	0	0	1	AB 31				
Mark Belanger, R OBP: 0.333, SLG: 0.250 (1, 6)		0-0 6-3		0-0 F8		0-0 SH1-3 1-2		0-0 SH2-4		2	0	0	0	0	0	1	H 6				
Rich Dauer, R (1, 4) Billy Smith, S OBP: 0.667, SLG: 0.500 (4, 4)			0-0 F8		0-0 1B 2H 1B		4-0 FC6-4 BB		0-0 6-3	1	0	0	0	0	0	0	RBI 2				
Inning Stats	R: 0 E: 0 K: 0 S: 4	H: 1 LOB: 2 BB: 1 P: 8	R: 0 E: 0 K: 0 S: 3	H: 0 LOB: 0 BB: 0 P: 3	R: 0 E: 0 K: 1 S: 2	H: 0 LOB: 0 BB: 1 P: 6	R: 0 E: 0 K: 1 S: 5	H: 0 LOB: 0 BB: 0 P: 5	R: 1 E: 0 K: 0 S: 6	H: 3 LOB: 2 BB: 0 P: 6	R: 0 E: 0 K: 2 S: 7	H: 0 LOB: 0 BB: 0 P: 7	R: 1 E: 0 K: 1 S: 7	H: 2 LOB: 2 BB: 1 P: 11	R: 0 E: 0 K: 2 S: 7	H: 0 LOB: 1 BB: 1 P: 11	R: 0 E: 1 K: 0 S: 4	H: 0 LOB: 1 BB: 0 P: 4	1B: 3 2B: 3 3B: 0 HR: 1	SF: 0 SAC: 2 DP: 1 HBP: 0	WP: 0 PA: 37
PITCHER	IP	WLS	BF	H	R	ER	SO	BB	IBB	HBP	BLK	WP	HR	S	P	ERA	WHIP				
Doyle Alexander, R ERA: 2.84 (1, 1)	6.1	W	27	6	2	2	3	3	0	0	0	0	1	30	42	2.84	1.421				
Paul Lindblad, L ERA: (7, 1)	2.2	S	10	0	0	0	3	1	0	0	0	0	0	15	19	0.00	0.375				

Texas Rangers @ Baltimore Orioles
Memorial Stadium, Baltimore, MD
Sun Apr 10 1977, 3:33 AM EST
Att: 5,495 - Unknown - 61 F

AB	31
R	2
H	6
RBI	2
BB	4
SO	6
LOB	20



Batter	1	2	3	4	5	6	7	8	9	10	AB	R	H	RBI	BB	SO	LOB	TOP			
Rick Manning, L (1, 8) OBP: 0.353, SLG: 0.500	K			SH2-3 1B		F7		1B S BB		K	4	0	1	0	1	2	1	<p>Cleveland Indians @ Texas Rangers Arlington Stadium, Arlington, TX Mon Apr 11 1977, 7:05 PM EST Att: 25,208 - Unknown</p> <p>AB 32 R 2 H 5 RBI 2 BB 3 SO 9 LOB 12</p> 			
Duane Kuiper, L (1, 4) OBP: 0.267, SLG: 0.333	6-3			SH2-3		K		1B		1-3	4	0	1	0	0	1	1				
Jim Norris, L (1, 9) OBP: 0.467, SLG: 0.733	4-3			F7			6-3		FC1-5 S 1B		4	0	1	0	0	0	1				
Rico Carly, R (1, 10) OBP: 0.273, SLG: 0.200		K		6-3					FC1-5 S 1B		3	0	1	0	0	1	1				
Ron Pruitt, R (7, PR) OBP: 1.000, SLG: 2.000									FC1-5 S 1B		0	0	0	0	0	0	0				
John Lowenstein, L (9, PH) OBP: 1.000, SLG: 1.500									FC1-5 S 1B		0	1	0	0	1	0	0				
Andre Thornton, R (1, 3) OBP: 0.083, SLG: 0.083	K				F5		FC5-4 1B		FC1-5 S 1B		4	0	0	0	0	1	3				
Bill Melton, R (1, 5) OBP: 0.417, SLG: 0.500									FC1-5 S 1B		4	0	1	1	0	1	1				
Paul Dade, R (9, PR) OBP: 0.750, SLG: 1.000	L5				K		F8				4	0	0	0	0	0	0				
Buddy Bell, R (1, 7) OBP: 0.462, SLG: 0.769			4-3		6-3				E9 SH3-4 SF9	K	4	1	0	0	0	1	2				
Ray Fosse, R (1, 2) OBP: 0.083, SLG: 0.091			K			L7			SH3-4	L7	3	0	0	0	0	1	2				
Frank Duffy, R (1, 6) OBP: 0.083, SLG: 0.091			K								1	0	0	0	1	1	0				
Larvell Blanks, R (8, PH) OBP: 0.083, SLG: 0.091			K					S BB		5-3	1	0	0	1	0	0	0				
Inning Stats	R: 0 E: 0 K: 1 S: 5	H: 0 LOB: 0 BB: 0 P: 5	R: 0 E: 0 K: 2 S: 7	H: 0 LOB: 0 BB: 0 P: 7	R: 0 E: 0 K: 1 S: 7	H: 0 LOB: 0 BB: 0 P: 7	R: 0 E: 0 K: 0 S: 4	H: 1 LOB: 1 BB: 0 P: 4	R: 0 E: 0 K: 1 S: 5	H: 0 LOB: 0 BB: 0 P: 5	R: 0 E: 0 K: 0 S: 4	H: 1 LOB: 1 BB: 0 P: 4	R: 1 E: 0 K: 1 S: 7	H: 2 LOB: 2 BB: 1 P: 11	R: 0 E: 0 K: 1 S: 5	H: 0 LOB: 0 BB: 0 P: 5	1B: 5 2B: 0 3B: 0 HR: 0	SF: 1 SAC: 2 DP: 0 HBP: 0	WP: 0 PA: 38 PB: 0 SB: 3 CS: 0		
PITCHER	IP 9.0	WLS 35	H 5	R 2	ER 1	SO 8	BB 3	IBB 0	HBP 0	BLK 0	WP 0	HR 0	S 48	P 60	ERA 1.00	WHIP 0.889					
Bert Blyleven, R (1, 1) ERA: 0.95																					
Adrian Devine, R (10, 1) ERA:	1.0	W	3	0	0	0	1	0	0	0	0	0	0	5	5	0.00	0.000				

Batter	1	2	3	4	5	6	7	8	9	10	AB	R	H	RBI	BB	SO	LOB	BOTTOM			
Bert Campaneris, R (1, 6) OBP: 0.211, SLG: 0.263	P6	FC6-4			K		6-3				5	0	1	0	0	1	3	<p>Cleveland Indians @ Texas Rangers Arlington Stadium, Arlington, TX Mon Apr 11 1977, 7:05 PM EST Att: 25,208 - Unknown</p> <p>AB 36 R 3 H 12 RBI 3 BB 4 SO 8 LOB 21</p> 			
Bump Wills, S (1, 4) OBP: 0.316, SLG: 0.294	E 1B 1B		K		CS 1B			G3	SF9		4	0	2	1	0	1	0				
Claudell Washington, L (1, 7) OBP: 0.421, SLG: 0.444	E 1B		4-3		CS		K		E 1B FC6-2 1B	IBB	4	0	2	0	1	1	0				
Mike Hargrove, L (1, 3) OBP: 0.313, SLG: 0.214	F6		F7				FC5-4 1B		E5 FC6-2 1B	K	5	0	2	0	0	1	4				
Ken Henderson, S (1, 9) OBP: 0.400, SLG: 0.250	K			F7			FC5-4 1B		FC6-2 IBB		4	0	1	0	1	2	2				
Toby Harrah, R (1, 5) OBP: 0.353, SLG: 0.563		6-3 BB		F7			FC5-4 1B		FC6-2 IBB		4	1	1	1	1	0	5				
Tom Grieve, R (1, 10) OBP: 0.375, SLG: 0.714		K			HR		K		6-3		4	1	1	1	0	2	6				
Jim Sundberg, R (1, 2) OBP: 0.200, SLG: 0.231		6-3									3	0	0	0	0	0	1				
John Ellis, R (9, PH) OBP: 0.200, SLG: 0.200					F8						1	0	1	0	0	0	0				
Sandy Alomar Sr., S (9, PR) OBP: 0.200, SLG: 0.200											0	1	0	0	0	0	0				
Bill Fahey, L (10, 2) OBP: 0.200, SLG: 0.200									1B SH2-4 SF9 1B		0	0	0	0	0	0	0				
Juan Beniquez, R (1, 8) OBP: 0.533, SLG: 0.545		FC6-4 BB							SH2-4		2	0	1	0	1	0	0				
Inning Stats	R: 0 E: 1 K: 1 S: 7	H: 2 LOB: 2 BB: 0 P: 7	R: 0 E: 0 K: 1 S: 5	H: 0 LOB: 2 BB: 2 P: 13	R: 0 E: 0 K: 1 S: 5	H: 0 LOB: 0 BB: 0 P: 5	R: 1 E: 0 K: 0 S: 4	H: 1 LOB: 0 BB: 0 P: 4	R: 0 E: 0 K: 1 S: 5	H: 2 LOB: 2 BB: 0 P: 9	R: 0 E: 0 K: 0 S: 3	H: 0 LOB: 0 BB: 0 P: 3	R: 0 E: 1 K: 0 S: 5	H: 2 LOB: 3 BB: 1 P: 9	R: 1 E: 0 K: 1 S: 7	H: 2 LOB: 2 BB: 1 P: 11	R: 1 E: 0 K: 1 S: 4	H: 1 LOB: 0 BB: 0 P: 4	1B: 10 2B: 0 3B: 0 HR: 2	SF: 1 SAC: 1 DP: 0 HBP: 0	WP: 0 PA: 43 PB: 0 SB: 1 CS: 2
PITCHER	IP 7.1	WLS 32	H 9	R 1	ER 0	SO 6	BB 2	IBB 0	HBP 0	BLK 0	WP 0	HR 1	S 41	P 53	ERA 1.23	WHIP 1.500					
Pat Dobson, R (1, 1) ERA: 1.23																					
Jim Kern, R (8, 1) ERA:	0.2	2	0	0	0	0	0	0	0	0	2	0	0	0	0	0	0	0			
Dave LaRoche, L (9, 1) ERA: 12.27	1.1	L	8	3	2	2	2	0	1	0	0	0	0	11	15	13.50	2.250				

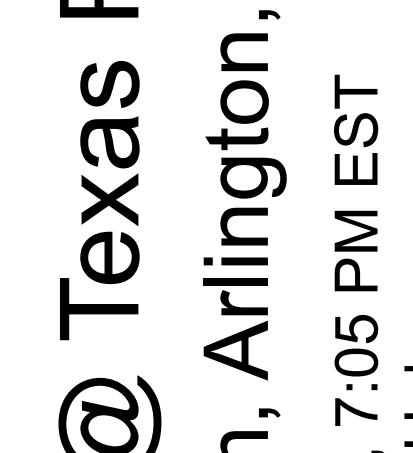
Batter	1	2	3	4	5	6	7	8	9	AB	R	H	RBI	BB	SO	LOB	TOP										
Rick Manning, L OBP: 0.455, SLG: 0.526 (1, 8)	4-0 FC6-4 E BB		0-0 6-3		0-0 1B FC1-6 1B		0-0 SH5-3 1B 1B	4-0 HBP BB		3	3	2	0	2	0	0	Cleveland Indians @ Texas Rangers Arlington Stadium, Arlington, TX Wed Apr 13 1977, 7:05 PM EST Att: 12,260 - Unknown										
Duane Kuiper, L OBP: 0.400, SLG: 0.421 (1, 4)	0-0 FC6-4 1B		0-0 S 1B		0-0 FC1-6 1B		F8	1-0 HBP		4	0	3	1	0	0	1											
Jim Norris, L OBP: 0.388, SLG: 0.579 (1, 9)	0-0 FC6-4 E 1B		0-3 K		0-0 FC1-6 S 1B		SH5-3	L7		4	0	0	1	0	1	7											
Rico Carty, R OBP: 0.313, SLG: 0.267 (1, 10)	0-0 E6 1B		0-3 K		0-0 S 1B		2H	1B		5	0	2	2	0	1	2											
Andre Thornton, R OBP: 0.176, SLG: 0.125 (1, 3)	0-0 1-3 2H 1B				4-0 FC4-6 BB		0-3 K		0-0 F3		4	0	1	0	1	2		3									
Bill Melton, R OBP: 0.313, SLG: 0.375 Paul Dade, R OBP: 0.600, SLG: 0.750 (1, 5) (8, 5)		0-0 F7		0-0 FC4-6 1B 4-3		0-0 1-3		0-0 5-3		4	1	0	0	0	0	3											
Buddy Bell, R OBP: 0.412, SLG: 0.647 (1, 7)		0-3 K		0-0 4-3		0-0 6-3		0-0 BB HBP 1B		4	1	1	0	0	1	1											
Ray Fosse, R OBP: 0.250, SLG: 0.214 (1, 2)		0-0 1B		0-0 FC6-4 1B		4-0 CS BB		0-0 F3		3	0	2	1	1	0	1											
Frank Duffy, R (1, 6)		0-3 K		0-0 FC6-4		0-0 5-3		4-0 HBP BB BB		3	0	0	0	1	1	3											
Inning Stats	R: 1 E: 1 K: 0 S: 4	H: 2 LOB: 2 BB: 1 P: 8	R: 0 E: 0 K: 2 S: 8	H: 1 LOB: 1 BB: 0 P: 8	R: 0 E: 0 K: 2 S: 8	H: 1 LOB: 1 BB: 1 P: 8	R: 1 E: 0 K: 1 S: 8	H: 3 LOB: 2 BB: 0 P: 8	R: 0 E: 0 K: 1 S: 2	H: 0 LOB: 0 BB: 1 P: 6	R: 1 E: 0 K: 1 S: 7	H: 2 LOB: 1 BB: 0 P: 7	R: 1 E: 0 K: 0 S: 4	H: 1 LOB: 3 BB: 2 P: 13	R: 0 E: 0 K: 0 S: 3	H: 0 LOB: 0 BB: 0 P: 3	1B: 11 2B: 0 3B: 0 HR: 0	SF: 0 SAC: 1 DP: 0 HBP: 1	WP: 0 PB: 0 SB: 3 CS: 1	PA: 42							
PITCHER	IP	WLS	BF	H	R	ER	SO	BB	IBB	HBP	BLK	WP	HR	S	P	ERA	WHIP										
Tommy Boggs, R ERA: 6.23 (1, 1)	4.1	L	22	8	3	3	4	2	0	0	0	0	0	28	36	6.23	2.308										
Nelson Briles, R ERA: (5, 1)	0.2		2	0	0	0	1	0	0	0	0	0	0	4	4	0.00	0.000										
Mike Wallace, L ERA: 6.75 (6, 1)	2.2		13	3	2	2	1	3	0	0	0	0	0	12	24	6.75	2.250										
Paul Lindblad, L ERA: (8, 1)	1.1		5	0	0	0	0	0	0	1	0	0	0	4	5	0.00	0.000										

Batter	1	2	3	4	5	6	7	8	9	AB	R	H	RBI	BB	SO	LOB	BOTTOM										
Bert Campaneris, R OBP: 0.174, SLG: 0.217 (1, 6)	0-3 K		0-0 P4		0-0 F9			0-0 F8		4	0	0	0	0	1	0	Cleveland Indians @ Texas Rangers Arlington Stadium, Arlington, TX Wed Apr 13 1977, 7:05 PM EST Att: 12,260 - Unknown										
Bump Wills, S OBP: 0.281, SLG: 0.238 (1, 4)	0-0 F8		0-0 4-3		0-0 G3			0-3 K		4	0	0	0	0	1	0											
Claudell Washington, L OBP: 0.478, SLG: 0.590 (1, 7)	0-0 1B		0-0 S 1B		0-0 F8			0-0 HR 1B		4	1	3	0	0	0	0											
Mike Hargrove, L OBP: 0.350, SLG: 0.278 (1, 3)	0-0 1B		0-0 F8		0-0 4-3			0-0 HR 1B		4	1	2	0	0	0	1											
Ken Henderson, S OBP: 0.333, SLG: 0.250 (1, 9)	0-3 K		0-0 F7		0-0 P6		0-0 FC5-4 1B	0-0 F9		4	0	1	0	0	1	4											
Toby Harrah, R OBP: 0.333, SLG: 0.650 (1, 5)		0-0 F7		0-0 P6		0-0 FC5-4 G4-6-3	1-2	1H 2H HR		4	1	1	3	0	0	1											
Tom Grieve, R OBP: 0.316, SLG: 0.588 Dave May, L OBP: 0.600, SLG: 0.500 (9, PH) (9, PH)		0-3 K		0-0 L7		0-0 G4-6-3	1-2	0-0 BB		3	0	0	0	0	1	1											
Jim Sundberg, R OBP: 0.222, SLG: 0.250 Roy Howell, L (9, PH) (9, PH)		0-0 1B		0-0 F9		0-0 F9		0-0 P4		3	0	1	0	0	0	0											
Juan Beniquez, R OBP: 0.444, SLG: 0.429 (1, 8)		0-3 K		0-0 F8		0-0 F8		0-0 F8		3	0	0	0	0	1	1											
Inning Stats	R: 0 E: 0 K: 2 S: 9	H: 2 LOB: 2 BB: 0 P: 9	R: 0 E: 0 K: 2 S: 8	H: 1 LOB: 1 BB: 0 P: 8	R: 0 E: 0 K: 0 S: 3	H: 0 LOB: 0 BB: 0 P: 3	R: 0 E: 0 K: 0 S: 3	H: 0 LOB: 0 BB: 0 P: 3	R: 0 E: 0 K: 0 S: 3	H: 1 LOB: 0 BB: 0 P: 3	R: 0 E: 0 K: 0 S: 3	H: 0 LOB: 0 BB: 0 P: 3	R: 3 E: 0 K: 1 S: 8	H: 3 LOB: 1 BB: 1 P: 12	1B: 7 2B: 0 3B: 0 HR: 1	SF: 0 SAC: 0 DP: 1 HBP: 0	WP: 0 PB: 0 SB: 1 CS: 0	PA: 35									
PITCHER	IP	WLS	BF	H	R	ER	SO	BB	IBB	HBP	BLK	WP	HR	S	P	ERA	WHIP										
Dennis Eckersley, R ERA: 3.5 (1, 1)	9.0	W	35	8	3	3	5	1	0	0	0	0	1	44	48	3.00	1.000										

AB 35
R 5
H 11
RBI 5
BB 5
SO 6
LOB 21



AB 34
R 3
H 8
RBI 3
BB 1
SO 5
LOB 9



Batter	1	2	3	4	5	6	7	8	9	AB	R	H	RBI	BB	SO	LOB	TOP			
Tom Shopay, L (1,7)	1-3	K			6-3		4-3	4-3		5	0	0	0	0	1	1	<p>Baltimore Orioles @ Texas Rangers Arlington Stadium, Arlington, TX Sun Apr 17 1977, 4:33 AM EST Att: 24,241 - Unknown</p>			
Mark Belanger, R (1,6) OBP: 0.250, SLG: 0.118	4-3	FC6-4			S BB		F7	6-3		4	0	0	0	1	0	1				
Ken Singleton, S (1,9) OBP: 0.440, SLG: 0.368	1B E BB		K		F9		1B 2B	FC5-4 1B		4	2	2	0	1	1	1				
Doug DeCinces, R (1,5) OBP: 0.417, SLG: 0.550	E5 1B		L6		BB		2B 1B	F8		4	2	1	1	1	0	2				
Eddie Murray, S (1,10) OBP: 0.250, SLG: 0.261	1B 1-2 2-3		6-3		1-4-3		2B	K		5	0	2	1	0	1	3				
Lee May, R (1,3) OBP: 0.217, SLG: 0.143	1B 1-2 2-H 3-H				FC4 1B		BB	FC5-4		4	0	2	2	1	0	1				
Larry Harlow, L (1,8) OBP: 0.125, SLG: 0.375	K		FC4 1B		F8		F7			4	0	0	0	0	1	5				
Billy Smith, S (1,4) OBP: 0.714, SLG: 1.167		FC3-6 1B	K		1B			HR		4	1	3	1	0	1	1				
Dave Skaggs, R (1,2)		FC3-6 FC6-4		6-3		1-3		F8		4	0	0	0	0	0	3				
Inning Stats	R: 2 E: 1 K: 1 S: 8	H: 2 LOB: 2 BB: 1 P: 12	R: 0 E: 0 K: 1 S: 6	H: 1 LOB: 1 BB: 0 P: 6	R: 0 E: 0 K: 1 S: 5	H: 0 LOB: 0 BB: 0 P: 5	R: 0 E: 0 K: 1 S: 6	H: 1 LOB: 1 BB: 0 P: 6	R: 0 E: 0 K: 0 S: 3	H: 0 LOB: 2 BB: 2 P: 11	R: 2 E: 0 K: 0 S: 6	H: 3 LOB: 2 BB: 1 P: 10	R: 1 E: 0 K: 0 S: 4	H: 1 LOB: 0 BB: 0 P: 4	R: 0 E: 0 K: 1 S: 6	H: 1 LOB: 1 BB: 0 P: 6	1B: 7 2B: 2 3B: 0 HR: 1	SF: 0 SAC: 0 DP: 0 HBP: 0	WP: 0 PB: 0 SB: 2 CS: 0	PA: 42
PITCHER Bert Blyleven, R (1,1) ERA: 1.61	IP: 9.0 WLS: L BF: 42	H: 10 R: 5 ER: 3 SO: 5	BB: 4 IBB: 0 HBP: 0 BLK: 0	WP: 0 HR: 1 S: 48 P: 64	ERA: 3.00 WHIP: 1.556	PITCHER										ERA: 3.00 WHIP: 1.556				

Batter	1	2	3	4	5	6	7	8	9	AB	R	H	RBI	BB	SO	LOB	BOTTOM					
Bert Campaneris, R (1,6) OBP: 0.185, SLG: 0.222	B3		CS 1B			6-3			F9	4	0	1	0	0	0	0	<p>Baltimore Orioles @ Texas Rangers Arlington Stadium, Arlington, TX Sun Apr 17 1977, 4:33 AM EST Att: 24,241 - Unknown</p>					
Claudell Washington, L (1,7) OBP: 0.481, SLG: 0.480	K		CS 1-2	CS BB		G3		FC6 1B		3	0	1	0	1	1	0						
Mike Hargrove, L (1,3) OBP: 0.292, SLG: 0.227	F7			F8 1-2			F7	FC6		4	0	0	0	0	0	2						
Dave May, L (1,10) OBP: 0.375, SLG: 0.286		4-3		K			4-3			3	0	0	0	0	1	0						
Ken Henderson, S (1,9) OBP: 0.250, SLG: 0.182		K			K		F7			3	0	0	0	0	2	0						
Toby Harrah, R (1,5) OBP: 0.375, SLG: 0.636		BB			S 1B			F8		2	0	1	0	1	0	0						
Bump Wills, S (1,4) OBP: 0.231, SLG: 0.208		G3			K			F3		3	0	0	0	0	1	2						
Bill Fahey, L (1,2) Willie Horton, R (8,PH) John Ellis, R (9,2)				1-3			F6	L6		2	0	0	0	0	0	1						
Juan Beniquez, R (1,8) OBP: 0.381, SLG: 0.353			L8			K		F8		3	0	0	0	0	1	0						
Inning Stats	R: 0 E: 0 K: 1 S: 5	H: 0 LOB: 0 BB: 0 P: 5	R: 0 E: 0 K: 1 S: 5	H: 0 LOB: 1 BB: 1 P: 9	R: 0 E: 0 K: 0 S: 3	H: 1 LOB: 0 BB: 0 P: 3	R: 0 E: 0 K: 1 S: 4	H: 0 LOB: 0 BB: 1 P: 8	R: 0 E: 0 K: 2 S: 8	H: 1 LOB: 1 BB: 0 P: 8	R: 0 E: 0 K: 1 S: 5	H: 0 LOB: 0 BB: 0 P: 5	R: 0 E: 0 K: 0 S: 3	H: 0 LOB: 0 BB: 0 P: 3	R: 0 E: 0 K: 0 S: 3	H: 0 LOB: 0 BB: 0 P: 3	R: 0 E: 0 K: 0 S: 4	H: 1 LOB: 1 BB: 0 P: 4	1B: 3 2B: 0 3B: 0 HR: 0	SF: 0 SAC: 0 DP: 0 HBP: 0	WP: 0 PB: 0 SB: 1 CS: 2	PA: 31
PITCHER Jim Palmer, R (1,1) ERA: 0.64	IP: 9.0 WLS: W BF: 30	H: 3 R: 0 ER: 0 SO: 6	BB: 2 IBB: 0 HBP: 0 BLK: 0	WP: 0 HR: 0 S: 40 P: 48	ERA: 0.00 WHIP: 0.556	PITCHER										ERA: 0.00 WHIP: 0.556						



Batter	1	2	3	4	5	6	7	8	9	AB	R	H	RBI	BB	SO	LOB	TOP					
Bert Campaneris, R OBP: 0.278, SLG: 0.457	0-0 4-3 1B 2B	0-3 K			0-0 1B 2B 1B		0-0 HR		0-0 F9	5	3	3	1	0	1	2						
Bump Wills, S OBP: 0.229, SLG: 0.188	0-0 4-3 2-3	0-0 G3			0-0 2B E 1B		4-0 E CS BB		0-0 L7	4	1	1	0	1	0	2						
Claudell Washington, L OBP: 0.467, SLG: 0.950 Willie Horton, R OBP: 0.273, SLG: 0.273	0-0 G3		0-0 F7		0-0 E 2B		0-0 E8 CS 1B		0-0 F7	3	1	1	1	0	0	1						
Mike Hargrove, L OBP: 0.321, SLG: 0.269	0-0 1B 1B		0-3 K2-3		0-0 E9 1B CS 1B		0-3 K			4	0	2	3	0	2	2						
Ken Henderson, S OBP: 0.250, SLG: 0.211	0-0 1-2 1B		0-3 K		0-0 2-3 1B		0-0 P5			4	0	2	0	0	1	1						
Toby Harrah, R OBP: 0.406, SLG: 0.621	0-0 4-3			0-0 P6	0-0 P4				0-0 5-3	4	0	0	0	0	0	4						
Tom Grieve, R OBP: 0.296, SLG: 0.480		0-0 1B WP 1B		0-0 P4		0-0 6-3		0-3 K		4	1	1	0	0	1	0						
Jim Sundberg, R OBP: 0.231, SLG: 0.217 Sandy Alomar Sr., S OBP: 0.143, SLG: 0.143		0-0 WP 1B		0-0 F8		0-0 6-3		4-0 BB		3	0	1	0	1	0	0						
Juan Beniquez, R OBP: 0.286, SLG: 0.250		0-0 P6		0-0 1-3	0-0 6-3		0-0 1-3		0-0 1-3	4	0	0	0	0	0	3						
Inning Stats	R: 1 E: 0 K: 0 S: 6	H: 3 LOB: 2 BB: 0 P: 6	R: 1 E: 0 K: 1 S: 7	H: 2 LOB: 1 BB: 0 P: 7	R: 0 E: 0 K: 2 S: 7	H: 0 LOB: 0 BB: 0 P: 7	R: 0 E: 0 K: 0 S: 3	H: 0 LOB: 0 BB: 0 P: 3	R: 3 E: 1 K: 0 S: 7	H: 5 LOB: 1 BB: 0 P: 7	R: 0 E: 0 K: 0 S: 3	H: 0 LOB: 0 BB: 0 P: 3	R: 1 E: 1 K: 1 S: 6	H: 2 LOB: 1 BB: 1 P: 10	R: 0 E: 0 K: 1 S: 5	H: 0 LOB: 1 BB: 1 P: 9	R: 0 E: 0 K: 0 S: 3	H: 0 LOB: 0 BB: 0 P: 3	1B: 9 2B: 2 3B: 0 HR: 1	SF: 0 SAC: 0 DP: 0 HBP: 0	WP: 1 PB: 0 SB: 0 CS: 3	PA: 39
PITCHER	IP WLS BF H R ER SO BB IBB HBP BLK WP HR S P ERA WHIP	IP WLS BF H R ER SO BB IBB HBP BLK WP HR S P ERA WHIP																				
Stan Thomas, R ERA: 4.5	(1, 1)	6.0	W	29	11	6	6	3	1	0	0	0	0	1	1	34	38	9.00	2.000			
Bill Laxton, L ERA: 4.66	(7, 1)	3.0	S	10	1	0	0	2	1	0	0	0	0	0	0	13	17	0.00	0.667			

Texas Rangers @ Seattle Mariners
The Kingdome, Seattle, WA
Mon Apr 18 1977, 9:05 PM EST
Att: 9,535 - Unknown

AB	37
R	6
H	12
RBI	5
BB	2
SO	5
LOB	15

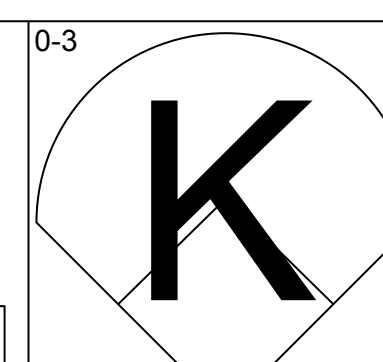
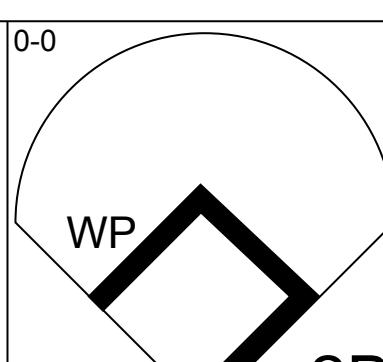
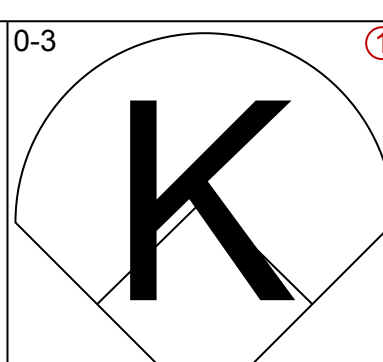
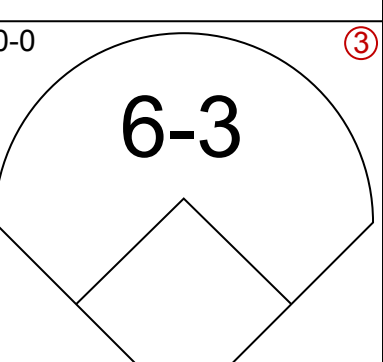
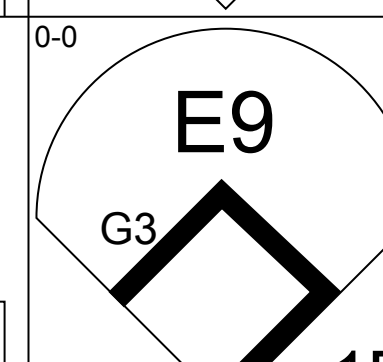
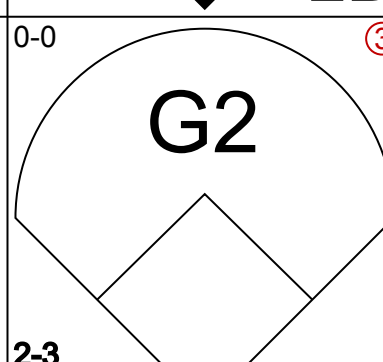
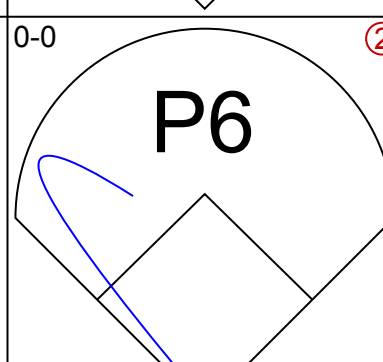
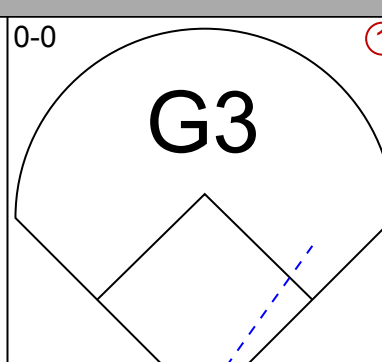
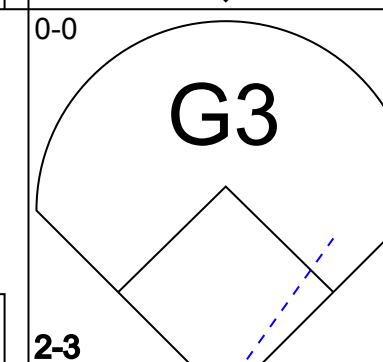
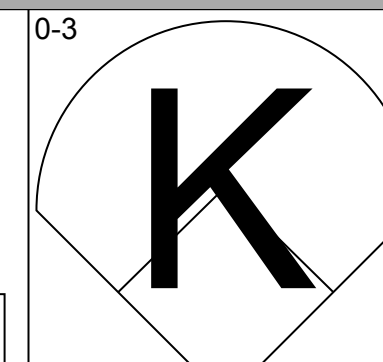
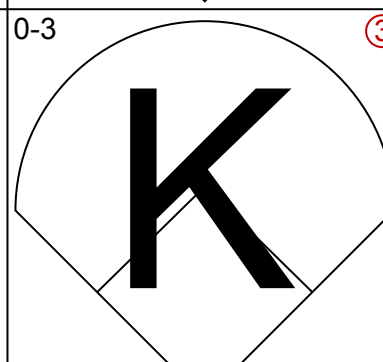
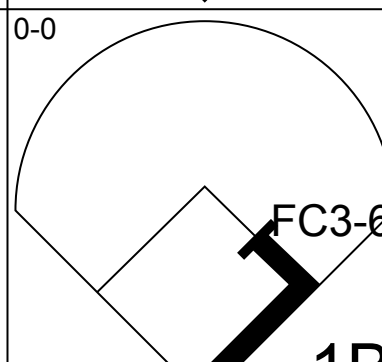
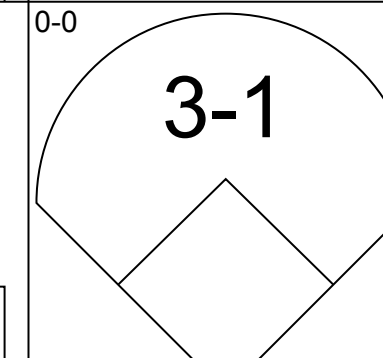
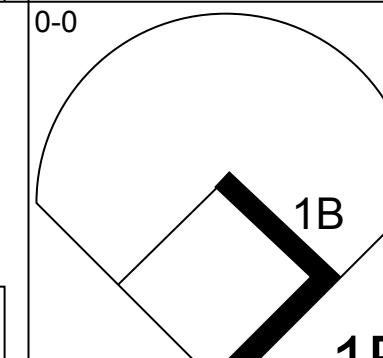
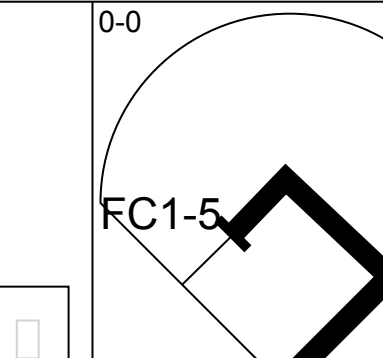
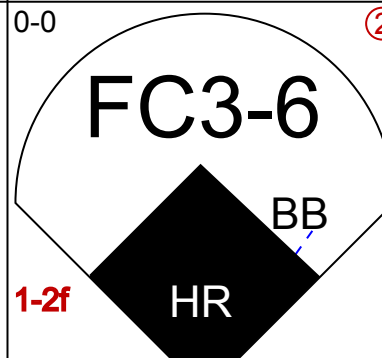
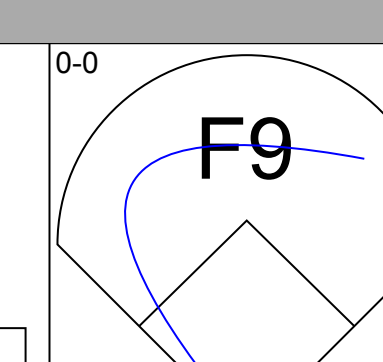
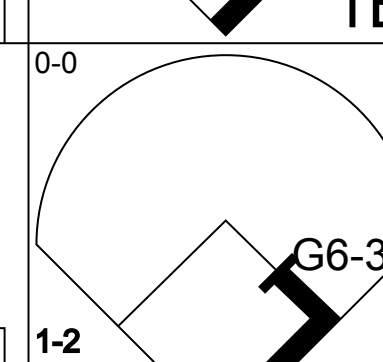
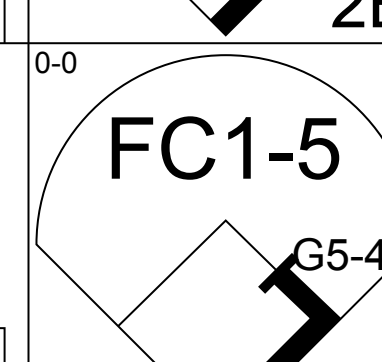
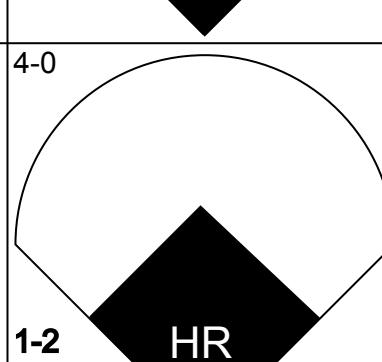
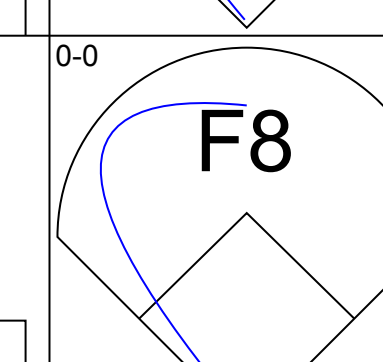
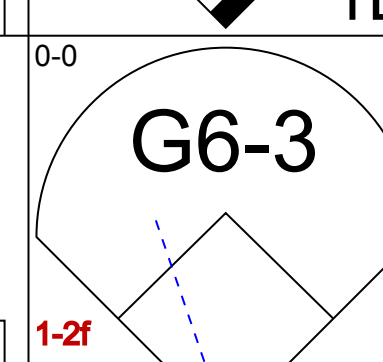
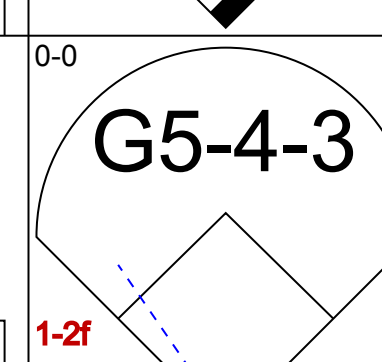
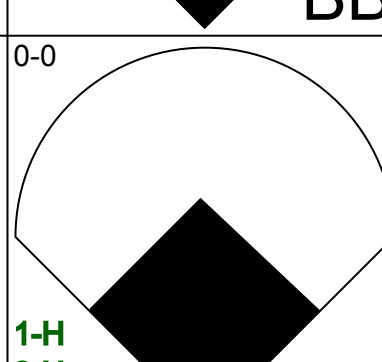
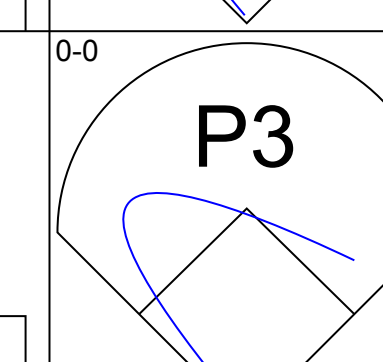
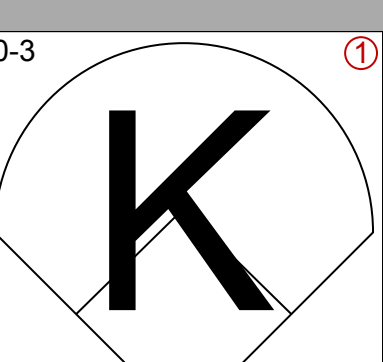
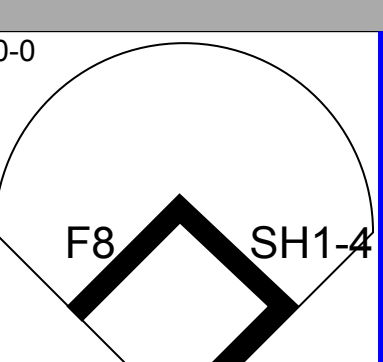
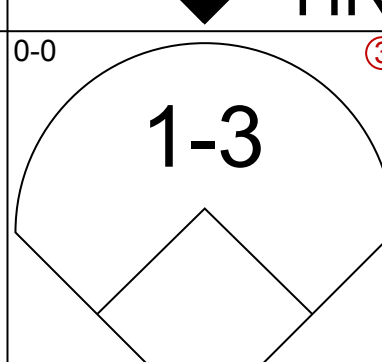
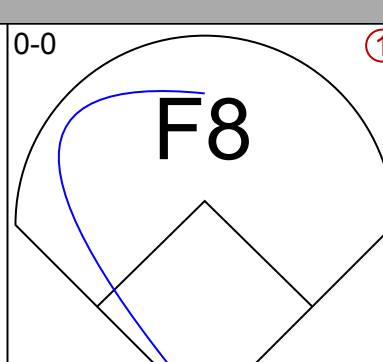
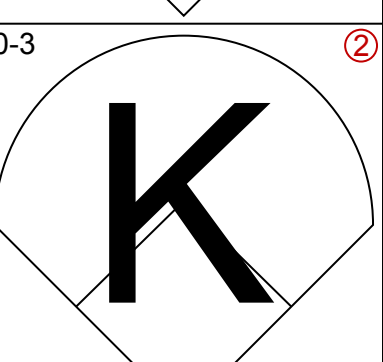
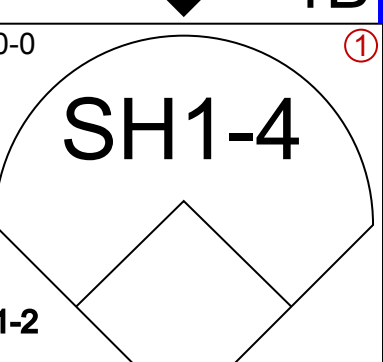
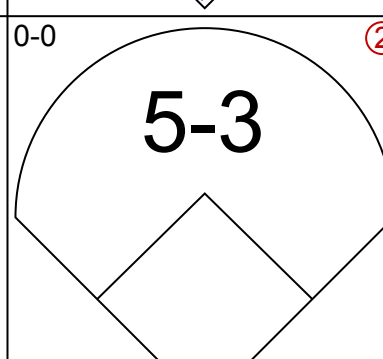
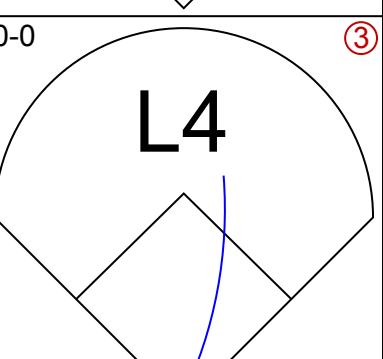
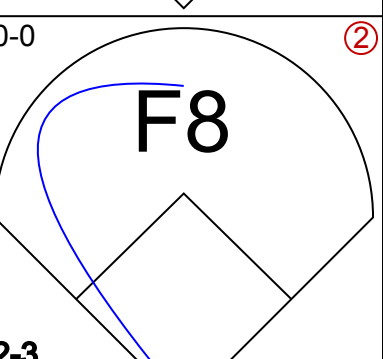


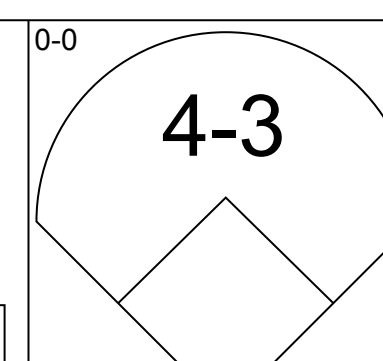
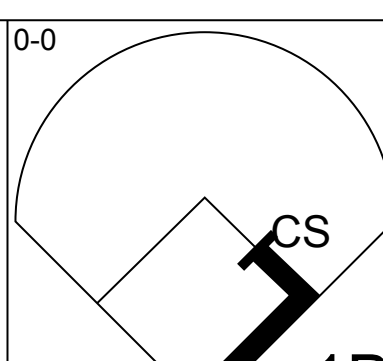
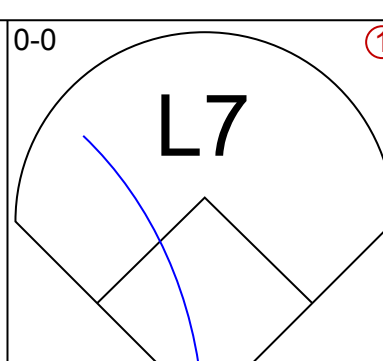
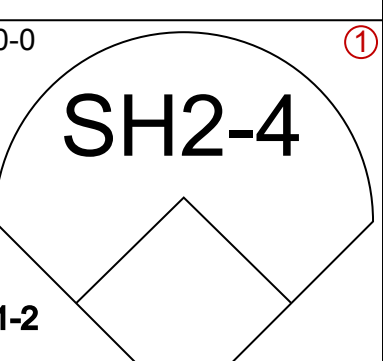
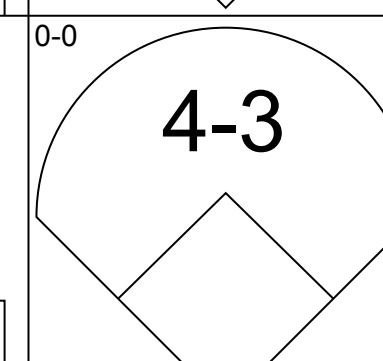
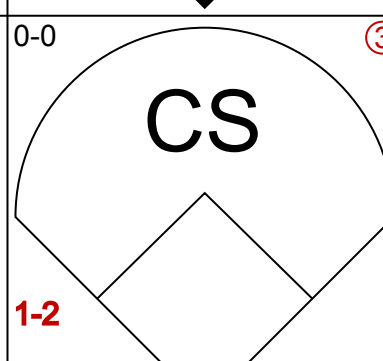
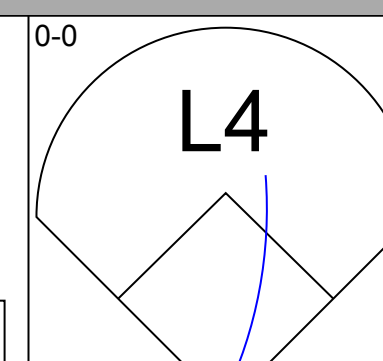
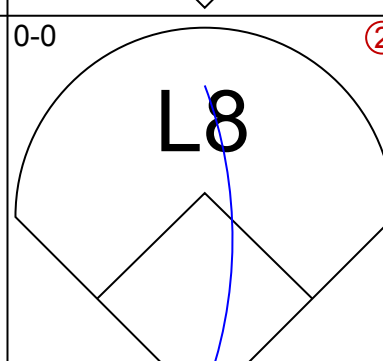
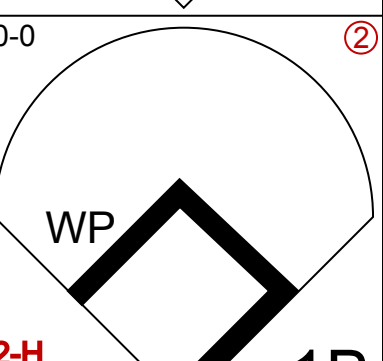
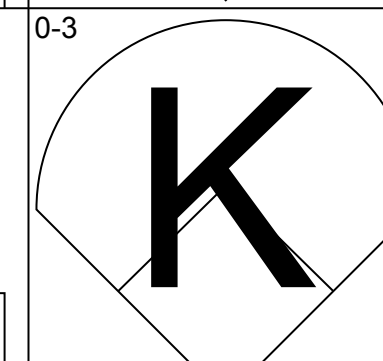
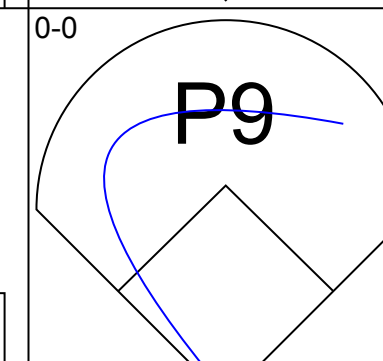
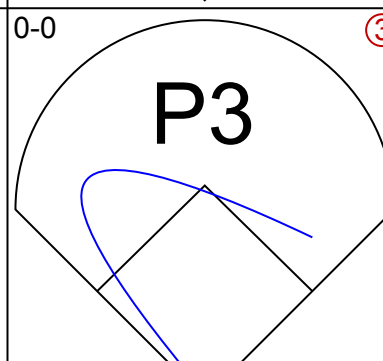
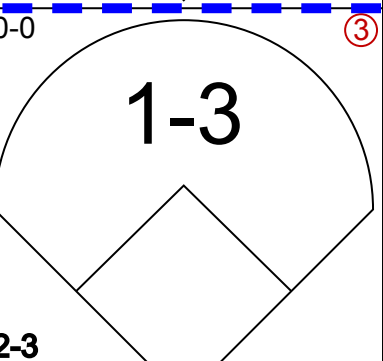
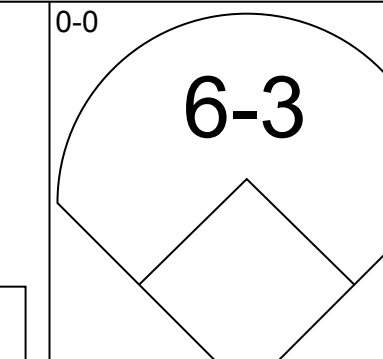
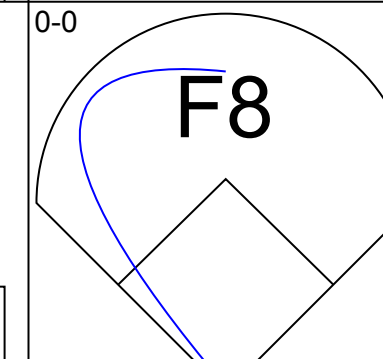
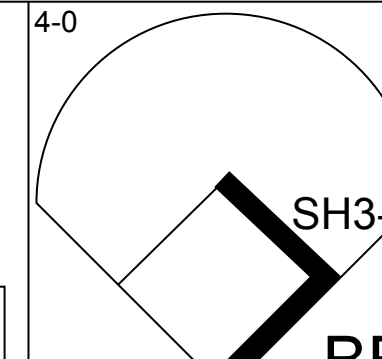
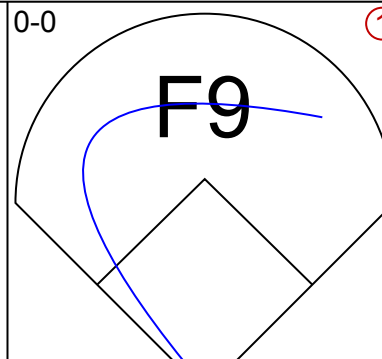
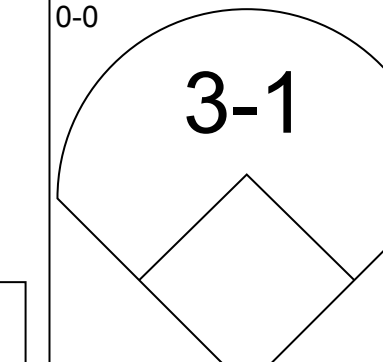
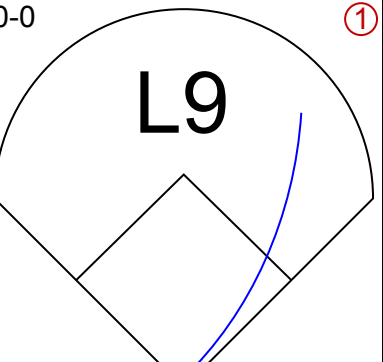
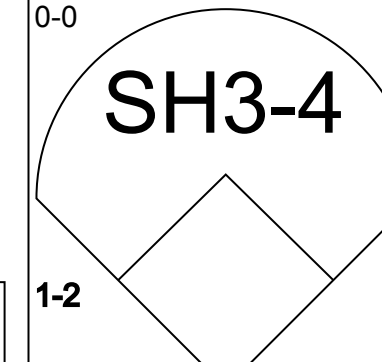
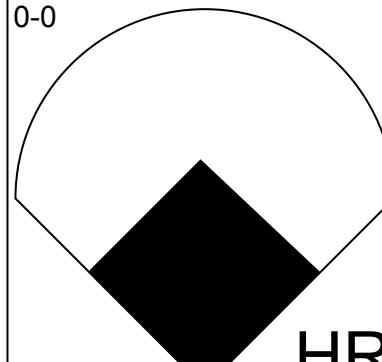
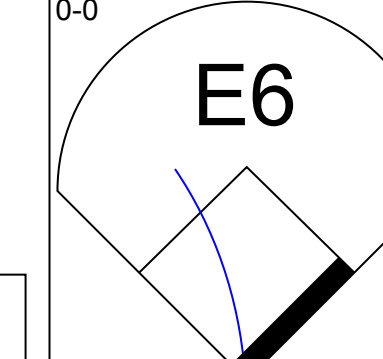
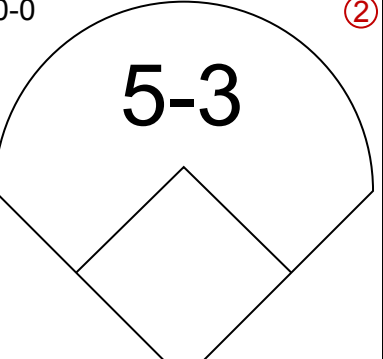
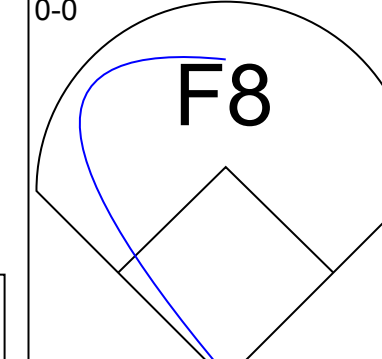
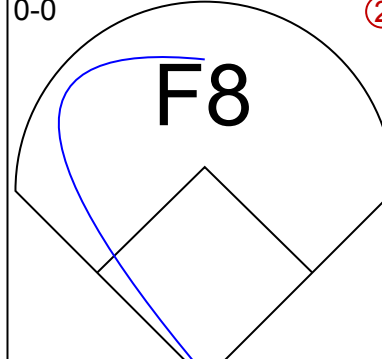
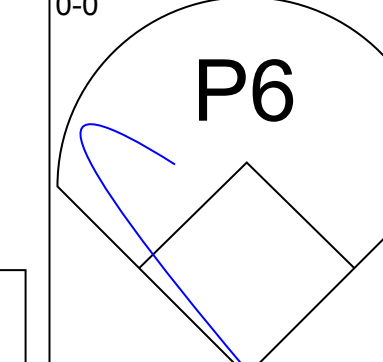
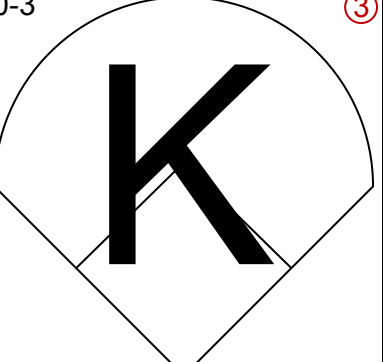
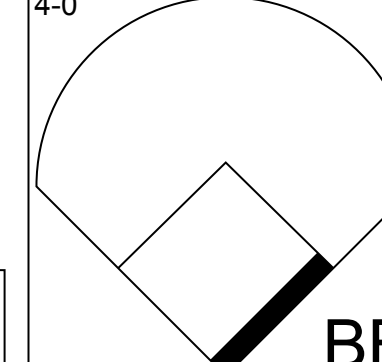
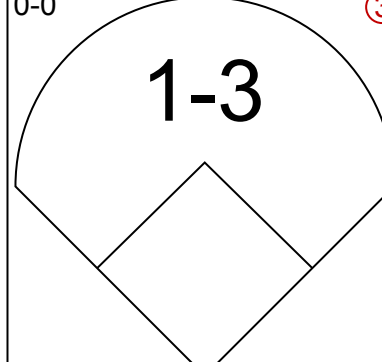
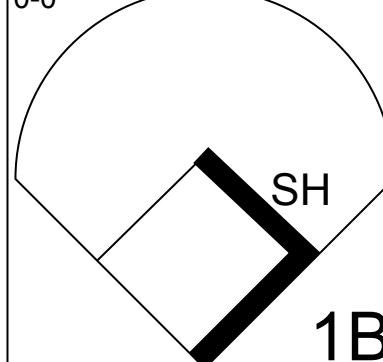
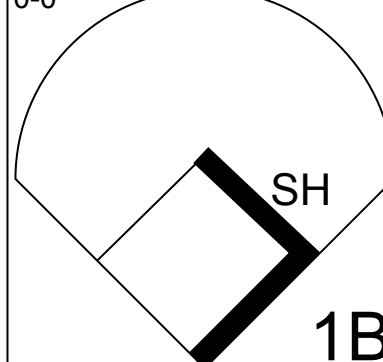
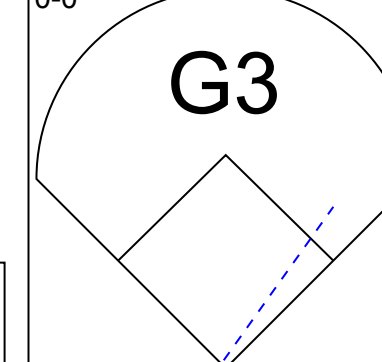
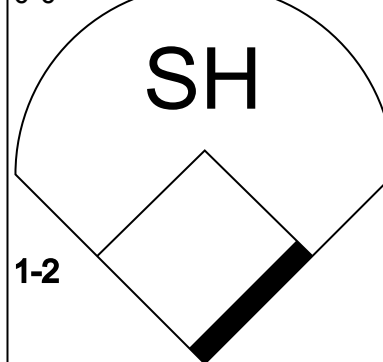
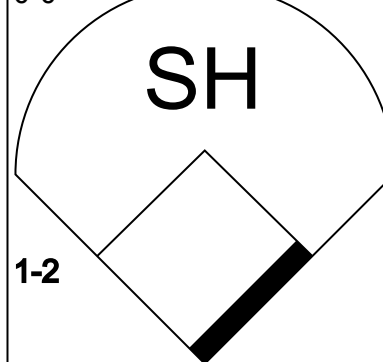
Batter	1	2	3	4	5	6	7	8	9	AB	R	H	RBI	BB	SO	LOB	BOTTOM					
Larry Milbourne, S OBP: 0.325, SLG: 0.342	0-0 2-3 1B 1B		0-0 G3	0-0 SH5-4	0-0 L6			0-0 6-3		4	1	1	0	0	0	1						
Tommy Smith, L OBP: 0.428, SLG: 0.571 Leroy Stanton, R OBP: 0.185, SLG: 0.385	0-0 2-3		0-0 4-3	0-0 1B	0-0 L6		0-0 5-3	0-0 HR		2	0	0	0	0	0	1						
Ruppert Jones, L OBP: 0.298, SLG: 0.500	0-0 P4		0-0 HR	0-0 FC1-6 1B	0-0 6-3		0-0 6-3	0-3 K		5	1	2	1	0	1	1						
Steve Braun, L OBP: 0.490, SLG: 0.294	4-0 1B BB		4-0 HR	0-0 FC1-6 1B	4-0 BB		4-0 BB	4-0 BB		1	1	0	0	4	0	1						
Juan Bernhardt, R OBP: 0.458, SLG: 0.826	0-0 1-2 1B		0-0 HR	0-0 6-3	0-0 6-3		0-0 F3	0-0 4-3		5	1	2	4	0	0	3						
Dan Meyer, L OBP: 0.306, SLG: 0.467	0-0 L4		4-0 1B BB		0-0 HR		0-0 G3			3	1	1	1	1	0	2						
Bill Stein, R OBP: 0.314, SLG: 0.378		0-0 F9	0-0 1-2 1B	4-0 SH1-4 BB	4-0 SH1-4 BB		4-0 CS BB			2	0	1	0	2	0	0						
Bob Stinson, S OBP: 0.432, SLG: 0.371		0-3 K	0-0 F8	0-0 SH1-4	0-0 SH1-4		4-0 1-2 BB			2	0	0	0	1	1	2						
Craig Reynolds, L OBP: 0.319, SLG: 0.289	0-0 F9		0-0 SH5-4 1B	0-0 1-3	0-0 3-1					4	1	1	0	0	0	2						
Inning Stats	R: 1 E: 0 K: 0 S: 5	H: 2 LOB: 2 BB: 1 P: 9	R: 0 E: 0 K: 1 S: 5	H: 0 LOB: 0 BB: 0 P: 5	R: 3 E: 0 K: 0 S: 6	H: 3 LOB: 2 BB: 2 P: 14	R: 2 E: 0 K: 0 S: 6	H: 3 LOB: 1 BB: 0 P: 6	R: 1 E: 0 K: 0 S: 4	H: 1 LOB: 1 BB: 1 P: 8	R: 0 E: 0 K: 0 S: 3	H: 0 LOB: 1 BB: 1 P: 7	R: 0 E: 0 K: 0 S: 2	H: 0 LOB: 2 BB: 2 P: 10	R: 1 E: 0 K: 1 S: 6	H: 1 LOB: 1 BB: 1 P: 10	R: 0 E: 0 K: 0 S: 3	H: 0 LOB: 0 BB: 0 P: 3	1B: 7 2B: 0 3B: 0 HR: 3	SF: 0 SAC: 2 DP: 0 HBP: 0	WP: 0 PB: 0 SB: 0 CS: 1	PA: 41
PITCHER	IP WLS BF H R ER SO BB IBB HBP BLK WP HR S P ERA WHIP	IP WLS BF H R ER SO BB IBB HBP BLK WP HR S P ERA WHIP																				
Doyle Alexander, R ERA: 6.0	(1, 1)	2.2	L	16	5	4	4	1	3	0	0	0	0	0	0	15	27	13.50	3.000			
Mike Wallace, L ERA: 11.25	(3, 1)	1.1		9	4	3	3	0	1	0	0	0	0	0	1	8	12	20.25	3.750			
Adrian Devine, R ERA: 2.08	(5, 1)	3.1		13	1	1	1	0	3	0	0	0	0	0	1	10	22	2.70	1.200			
Darold Knowles, L ERA:	(8, 1)	0.2		3	0	0	0	1	1	0	0	0	0	0	0	4	8	0.00	1.500			

Texas Rangers @ Seattle Mariners
The Kingdome, Seattle, WA
Mon Apr 18 1977, 9:05 PM EST
Att: 9,535 - Unknown

AB	31
R	8
H	10
RBI	8
BB	8
SO	2
LOB	13



Batter	1	2	3	4	5	6	7	8	9	AB	R	H	RBI	BB	SO	LOB	TOP			
Bert Campaneris, R (1, 6) OBP: 0.275, SLG: 0.462										4	0	1	0	0	2	2	Texas Rangers @ Seattle Mariners The Kingdome, Seattle, WA Tue Apr 19 1977, 9:05 PM EST Att: 10,947 - Dome			
Bump Wills, S (1, 4) OBP: 0.231, SLG: 0.194										4	0	1	0	0	0	1				
Claudell Washington, L (1, 7) OBP: 0.441, SLG: 0.469										4	0	1	0	0	2	1				
Mike Hargrove, L (1, 3) OBP: 0.344, SLG: 0.333										4	1	2	0	0	0	2				
Ken Henderson, S (1, 9) (8, 8) OBP: 0.292, SLG: 0.227										3	1	1	0	1	0	1				
Toby Harrah, R (1, 5) OBP: 0.389, SLG: 0.667										4	1	1	3	0	0	3				
Tom Grieve, R (1, 10) OBP: 0.276, SLG: 0.444 Willie Horton, R (8, PH) OBP: 0.333, SLG: 0.333 Sandy Alomar Sr., S (8, PR)										2	0	0	0	0	1	0		AB 32		
Jim Sundberg, R (1, 2) OBP: 0.214, SLG: 0.200										2	0	0	0	0	1	0		R 3		
Juan Beniquez, R (1, 8) OBP: 0.267, SLG: 0.231 Dave May, L (8, PH) OBP: 0.333, SLG: 0.250										2	0	0	0	0	0	0		H 8		
Inning Stats	R: 0 E: 1 K: 1 S: 6	H: 1 LOB: 1 BB: 0 P: 6	R: 0 E: 0 K: 0 S: 3	H: 0 LOB: 0 BB: 0 P: 3	R: 0 E: 0 K: 1 S: 4	H: 1 LOB: 1 BB: 0 P: 4	R: 0 E: 0 K: 1 S: 6	H: 2 LOB: 1 BB: 0 P: 6	R: 0 E: 0 K: 2 S: 7	H: 0 LOB: 0 BB: 0 P: 7	R: 0 E: 0 K: 0 S: 3	H: 1 LOB: 0 BB: 0 P: 3	R: 0 E: 0 K: 0 S: 4	H: 1 LOB: 2 BB: 1 P: 4	R: 3 E: 0 K: 0 S: 5	H: 2 LOB: 0 BB: 1 P: 9		1B: 5 2B: 2 3B: 0 HR: 1	SF: 0 SAC: 1 DP: 2 HBP: 0	WP: 1 PB: 0 SB: 0 CS: 0
PITCHER Gary Wheelock, R (1, 1) ERA: 2.74	IP: 9.0 WLS: L BF: 34 H: 8 R: 3 ER: 3 SO: 6 BB: 1 IBB: 0 HBP: 0 BLK: 0 WP: 1 HR: 1 S: 45 P: 49 ERA: 3.00 WHIP: 1.000															PITCHER				

Batter	1	2	3	4	5	6	7	8	9	AB	R	H	RBI	BB	SO	LOB	BOTTOM			
Larry Milbourne, S (1, 4) OBP: 0.326, SLG: 0.341										3	0	1	0	0	0	2	Texas Rangers @ Seattle Mariners The Kingdome, Seattle, WA Tue Apr 19 1977, 9:05 PM EST Att: 10,947 - Dome			
Steve Braun, L (1, 7) OBP: 0.473, SLG: 0.289										4	0	1	0	0	0	2				
Ruppert Jones, L (1, 8) OBP: 0.279, SLG: 0.464										4	0	0	0	0	1	3				
Leroy Stanton, R (1, 9) OBP: 0.200, SLG: 0.357 Dave Collins, S (7, PR) OBP: 0.263, SLG: 0.152 Jose Baez, R (8, PH) OBP: 0.273, SLG: 0.318										2	0	0	0	1	0	0		AB 29		
Dan Meyer, L (1, 3) OBP: 0.308, SLG: 0.521											3	1	1	1	0	0		R 1		
Juan Bernhardt, R (1, 10) OBP: 0.393, SLG: 0.704											4	0	0	0	0	2		H 5		
Bill Stein, R (1, 5) OBP: 0.309, SLG: 0.354										3	0	0	0	1	1	1		RBI 1		
Bob Stinson, S (1, 2) OBP: 0.426, SLG: 0.368										3	0	1	0	0	1	2		BB 2		
Craig Reynolds, L (1, 6) OBP: 0.327, SLG: 0.298										2	0	1	0	0	0	0		SO 3		
Inning Stats	R: 0 E: 0 K: 1 S: 5	H: 0 LOB: 0 BB: 0 P: 5	R: 0 E: 1 K: 0 S: 4	H: 0 LOB: 1 BB: 0 P: 4	R: 0 E: 0 K: 1 S: 5	H: 1 LOB: 0 BB: 0 P: 5	R: 0 E: 0 K: 0 S: 3	H: 0 LOB: 0 BB: 0 P: 3	R: 0 E: 0 K: 0 S: 5	H: 1 LOB: 2 BB: 0 P: 5	R: 0 E: 0 K: 0 S: 3	H: 0 LOB: 2 BB: 2 P: 11	R: 0 E: 0 K: 0 S: 4	H: 2 LOB: 1 BB: 0 P: 4	R: 1 E: 0 K: 0 S: 4	H: 1 LOB: 0 BB: 0 P: 4		1B: 4 2B: 0 3B: 0 HR: 1	SF: 0 SAC: 3 DP: 0 HBP: 0	WP: 1 PB: 0 SB: 0 CS: 1
PITCHER Tommy Boggs, R (1, 1) ERA: 2.25 Paul Lindblad, L (8, 1) ERA: 0.82	IP: 7.2 WLS: W BF: 29 H: 4 R: 0 ER: 0 SO: 3 BB: 0 IBB: 0 HBP: 0 BLK: 0 WP: 1 HR: 1 S: 33 P: 41 ERA: 0.00 WHIP: 0.783															PITCHER				

Batter	1	2	3	4	5	6	7	8	9	AB	R	H	RBI	BB	SO	LOB	TOP					
Bert Campaneris, R (1, 6) OBP: 0.289, SLG: 0.455	F3		1-3			FC4-6											5 0 2 0 0 0 3					
Dave May, L (1, 7) OBP: 0.286, SLG: 0.462	4-3		HR			F8											5 1 1 2 0 1 2					
Mike Hargrove, L (1, 3) OBP: 0.351, SLG: 0.324			4-3			FC5-4											4 0 1 0 1 0 1					
Willie Horton, R (1, 10) OBP: 0.250, SLG: 0.250	5-3					FC5-4											4 0 0 0 0 0 2					
Ken Henderson, S (1, 9) OBP: 0.286, SLG: 0.269		1-5-3				L7											4 1 1 0 0 1 0					
Toby Harrah, R (1, 5) OBP: 0.425, SLG: 0.743						HR											2 1 1 1 2 0 0					
Bump Willis, S (1, 4) OBP: 0.256, SLG: 0.225		G4-6-3				FC6-4											4 1 2 0 0 0 3					
Jim Sundberg, R (1, 2) OBP: 0.250, SLG: 0.214						FC6-4											3 0 1 1 1 0 0					
Juan Beniquez, R (1, 8) OBP: 0.265, SLG: 0.233						FC6-4											4 1 1 0 0 0 4					
Inning Stats	R: 0 E: 0 K: 0 S: 3	H: 0 LOB: 1 BB: 1 P: 7	R: 0 E: 0 K: 0 S: 2	H: 0 LOB: 0 BB: 1 P: 6	R: 2 E: 0 K: 0 S: 5	H: 2 LOB: 0 BB: 0 P: 5	R: 1 E: 0 K: 0 S: 5	H: 2 LOB: 2 BB: 1 P: 9	R: 0 E: 0 K: 0 S: 4	H: 2 LOB: 1 BB: 0 P: 4	R: 1 E: 0 K: 0 S: 5	H: 2 LOB: 2 BB: 1 P: 9	R: 0 E: 0 K: 0 S: 3	H: 0 LOB: 0 BB: 0 P: 3	R: 1 E: 0 K: 1 S: 6	H: 1 LOB: 0 BB: 0 P: 6	R: 0 E: 0 K: 1 S: 6	H: 1 LOB: 1 BB: 0 P: 6	1B: 7 2B: 1 3B: 0 HR: 2	SF: 0 SAC: 0 DP: 1 HBP: 0	WP: 0 PB: 0 SB: 2 CS: 0	PA: 39
PITCHER	IP	WLS	BF	H	R	ER	SO	BB	IBB	HBP	BLK	WP	HR	S	P	ERA	WHIP					
John Montague, R (1, 1) ERA: 5.75	5.1	L	24	7	4	4	0	3	0	0	0	0	2	21	33	6.75	1.875					
Dave Pagan, R (6, 1) ERA: 4.15	3.2	S	15	3	1	0	2	1	0	0	0	0	0	18	22	0.00	1.091					

Texas Rangers @ Seattle Mariners
The Kingdome, Seattle, WA
Wed Apr 20 1977, 9:05 PM EST
Att: 10,763 - Dome

AB 35
R 5
H 10
RBI 4
BB 4
SO 2
LOB 15



Batter	1	2	3	4	5	6	7	8	9	AB	R	H	RBI	BB	SO	LOB	BOTTOM					
Larry Milbourne, S (1, 4) OBP: 0.298, SLG: 0.311	F8					6-3											4 0 0 0 0 0 0					
Steve Braun, L (1, 7) OBP: 0.458, SLG: 0.286	K																4 1 1 0 0 1 0					
Ruppert Jones, L (1, 8) OBP: 0.277, SLG: 0.450	F8																4 0 1 0 0 1 0					
Leroy Stanton, R (1, 9) OBP: 0.176, SLG: 0.313																	4 0 0 0 0 2 2					
Dan Meyer, L (1, 3) OBP: 0.291, SLG: 0.490		E6															3 0 0 0 0 1 2					
Juan Bernhardt, R (1, 10) OBP: 0.418, SLG: 0.800		F8															3 1 2 2 0 0 1					
Bob Stinson, S (1, 2) OBP: 0.400, SLG: 0.341		CS															3 0 0 0 0 0 2					
Bill Stein, R (1, 5) OBP: 0.293, SLG: 0.333																	3 0 0 0 0 1 0					
Craig Reynolds, L (1, 6) OBP: 0.308, SLG: 0.280																	3 0 0 0 0 0 0					
Inning Stats	R: 0 E: 0 K: 1 S: 5	H: 0 LOB: 0 BB: 0 P: 5	R: 0 E: 1 K: 1 S: 5	H: 0 LOB: 0 BB: 0 P: 5	R: 0 E: 0 K: 0 S: 3	H: 0 LOB: 0 BB: 0 P: 3	R: 0 E: 0 K: 0 S: 3	H: 0 LOB: 0 BB: 0 P: 3	R: 1 E: 0 K: 0 S: 4	H: 1 LOB: 0 BB: 0 P: 4	R: 0 E: 0 K: 1 S: 5	H: 0 LOB: 0 BB: 0 P: 5	R: 1 E: 0 K: 2 S: 10	H: 3 LOB: 2 BB: 0 P: 10	R: 0 E: 0 K: 0 S: 3	H: 0 LOB: 0 BB: 0 P: 3	R: 0 E: 0 K: 1 S: 5	H: 0 LOB: 0 BB: 0 P: 5	1B: 3 2B: 0 3B: 0 HR: 1	SF: 0 SAC: 0 DP: 0 HBP: 0	WP: 0 PB: 0 SB: 0 CS: 1	PA: 32
PITCHER	IP	WLS	BF	H	R	ER	SO	BB	IBB	HBP	BLK	WP	HR	S	P	ERA	WHIP					
Nelson Briles, R (1, 1) ERA: 2.7	6.0	W	21	3	2	2	3	0	0	0	0	0	1	27	27	3.00	0.500					
Adrian Devine, R (7, 1) ERA: 1.23	3.0	S	10	1	0	0	3	0	0	0	0	0	0	16	16	0.00	0.333					

Texas Rangers @ Seattle Mariners
The Kingdome, Seattle, WA
Wed Apr 20 1977, 9:05 PM EST
Att: 10,763 - Dome

AB 31
R 2
H 4
RBI 2
BB 0
SO 6
LOB 7



Batter	1	2	3	4	5	6	7	8	9	AB	R	H	RBI	BB	SO	LOB	TOP					
Rich Chiles, L OBP: 0.412, SLG: 0.250 Dan Ford, R OBP: 0.352, SLG: 0.326	G3		F8	F7		BB 1B BB	F8		6-3	3	1	0	0	1	0	1	Minnesota Twins @ Texas Rangers Arlington Stadium, Arlington, TX Thu Apr 21 1977, 7:05 PM EST Att: 8,170 - Unknown - 68 F					
Roy Smalley, S OBP: 0.286, SLG: 0.289	F7 1B		F 2B	F8		BB 1B BB	P5			4	2	2	0	1	0	2						
Rod Carew, L OBP: 0.431, SLG: 0.569	1B		E3 2B		3B 1B	1B FC BB		K		4	3	2	1	1	1	1						
Lyman Bostock, L OBP: 0.444, SLG: 0.614	F7		2B		SF8 3B	FC 1B		P5		5	2	3	4	0	0	2						
Mike Cabbage, L OBP: 0.423, SLG: 0.447	P6		2B		SF8	FC FC6-4		6-3		4	0	1	4	0	0	3						
Butch Wynegar, S OBP: 0.226, SLG: 0.444		6-3	5-3		4-3	F8				5	1	1	1	0	0	3						
Willie Norwood, R OBP: 0.200, SLG: 0.400	1-3			1B 2B		FC6-4			F2	5	1	1	0	0	0	2						
Bob Gorinski, R OBP: 0.267, SLG: 0.267	P6			1B		K	K			5	0	2	1	0	2	0						
Rob Wilfong, L OBP: 0.375, SLG: 0.429			K	F2		BB 2B			F9	4	1	1	0	1	1	2						
Inning Stats	R: 0 E: 0 K: 0 S: 5	H: 2 LOB: 2 BB: 0 P: 5	R: 0 E: 0 K: 0 S: 3	H: 0 LOB: 0 BB: 0 P: 3	R: 3 E: 1 K: 1 S: 9	H: 3 LOB: 1 BB: 0 P: 9	R: 1 E: 0 K: 0 S: 5	H: 2 LOB: 1 BB: 0 P: 5	R: 2 E: 0 K: 1 S: 5	H: 2 LOB: 2 BB: 3 P: 5	R: 4 E: 0 K: 1 S: 8	H: 2 LOB: 2 BB: 3 P: 20	R: 0 E: 0 K: 1 S: 5	H: 0 LOB: 1 BB: 1 P: 9	R: 0 E: 0 K: 1 S: 5	H: 0 LOB: 0 BB: 0 P: 5		R: 1 E: 0 K: 0 S: 5	H: 2 LOB: 1 BB: 0 P: 5	1B: 7 2B: 4 3B: 1 HR: 1	SF: 1 SAC: 0 DP: 0 HBP: 0	WP: 0 PB: 0 CS: 0
PITCHER	IP	WLS	BF	H	R	ER	SO	BB	IBB	HBP	BLK	WP	HR	S	P	ERA	WHIP					
Gaylord Perry, R ERA: 6.11	5.1	L	28	10	8	5	2	1	0	0	0	0	0	31	35	8.44	2.062					
Mike Wallace, L ERA: 15.75	0.0		2	0	0	0	0	2	0	0	0	0	0	0	8	∞	∞					
Paul Lindblad, L ERA: 1.23	3.2		16	3	3	3	2	1	0	0	0	0	1	19	23	7.36	1.091					

Batter	1	2	3	4	5	6	7	8	9	AB	R	H	RBI	BB	SO	LOB	BOTTOM				
Bert Campaneris, R OBP: 0.320, SLG: 0.500	6-3		4-3		BB 1B		6-3 3B		F BB	4	2	2	1	1	0	0	Minnesota Twins @ Texas Rangers Arlington Stadium, Arlington, TX Thu Apr 21 1977, 7:05 PM EST Att: 8,170 - Unknown - 68 F				
Bump Wills, S OBP: 0.271, SLG: 0.250	6-3		1B 2B		1B BB		6-3		E3	4	0	1	1	1	0	1					
Mike Hargrove, L OBP: 0.305, SLG: 0.410	1B 2B		FC6-4 1B		FC6-4 1B		1B		G3	5	1	4	1	0	0	2					
Willie Horton, R OBP: 0.250, SLG: 0.250	1B		FC6-4		FC6-4		K			4	0	1	1	0	1	5					
Ken Henderson, S OBP: 0.281, SLG: 0.267	P4			G6-4-3 1B		K		F8		4	0	1	0	0	1	1					
Toby Harrah, R OBP: 0.386, SLG: 0.667		F9		G6-4-3 1B		6-3		P3		4	0	0	0	0	0	1					
John Ellis, R OBP: 0.111, SLG: 0.111	K		6-3		6-3		K		K	4	0	0	0	0	3	0					
Jim Sundberg, R OBP: 0.229, SLG: 0.194 Bill Fahey, L OBP: 0.263, SLG: 0.212	3-1				5-3		F8		5-3	3	0	0	0	0	0	0					
Juan Beniquez, R OBP: 0.263, SLG: 0.212			F8		4-3		3B BB		K	3	1	0	0	1	1	0					
Inning Stats	R: 1 E: 0 K: 0 S: 5	H: 2 LOB: 1 BB: 0 P: 5	R: 0 E: 0 K: 1 S: 5	H: 0 LOB: 0 BB: 0 P: 5	R: 0 E: 0 K: 0 S: 3	H: 1 LOB: 0 BB: 0 P: 3	R: 1 E: 0 K: 0 S: 5	H: 2 LOB: 2 BB: 1 P: 9	R: 0 E: 0 K: 2 S: 7	H: 0 LOB: 0 BB: 0 P: 7	R: 2 E: 0 K: 1 S: 7	H: 2 LOB: 1 BB: 1 P: 11	R: 0 E: 0 K: 1 S: 5	H: 0 LOB: 0 BB: 0 P: 5	R: 0 E: 1 K: 1 S: 6	H: 0 LOB: 2 BB: 1 P: 10		1B: 6 2B: 2 3B: 1 HR: 0	SF: 0 SAC: 0 DP: 1 HBP: 0	WP: 0 PB: 0 CS: 0	PA: 39
PITCHER	IP	WLS	BF	H	R	ER	SO	BB	IBB	HBP	BLK	WP	HR	S	P	ERA	WHIP				
Geoff Zahn, L ERA: 3.04	6.2	W	30	9	4	4	3	2	0	0	0	0	0	34	42	5.40	1.650				
Ron Schueler, R ERA: 2.53	2.1		9	0	0	0	3	1	0	0	0	0	0	14	18	0.00	0.429				

Batter	1	2	3	4	5	6	7	8	9	AB	R	H	RBI	BB	SO	LOB	TOP			
Roy Smalley, S (1, 6) OBP: 0.327, SLG: 0.372	0-0 6-3		4-0 BB		4-0 BB			0-0 F8		2	0	0	0	2	0	0				
Rod Carew, L (1, 3) OBP: 0.425, SLG: 0.538	0-0 G1-6-3 1B		0-0 6-3		0-0 F7			0-0 3-1		4	0	1	0	0	0	2				
Lyman Bostock, L (1, 8) OBP: 0.419, SLG: 0.615	0-0 G1-6-3 1-2			0-3 K		0-0 4-3			0-0 G6-3 1B	4	0	1	0	0	1	1				
Larry Hisle, R (1, 7) OBP: 0.328, SLG: 0.475		0-0 SH1-3 1B		0-0 F8		0-0 6-3			0-0 G6-3 1-2	4	0	1	0	0	0	1				
Butch Wynegar, S (1, 2) OBP: 0.263, SLG: 0.529		0-0 SH1-3 1-2		0-0 1B		0-0 6-3			0-0 F8	3	0	1	0	0	0	0				
Mike Cuddage, L (1, 5) OBP: 0.407, SLG: 0.415		0-0 1-3		0-0 1B			0-0 F8			3	0	1	0	0	0	1				
Dan Ford, R (1, 9) OBP: 0.311, SLG: 0.283		0-0 F7		0-0 F7			0-0 6-3			3	0	0	0	0	0	3				
Craig Kusick, R (1, 10) OBP: 0.349, SLG: 0.500			0-0 F8		0-0 F8		0-0 6-3			3	0	0	0	0	0	0				
Rob Wilfong, L (1, 4) OBP: 0.267, SLG: 0.286			0-0 F8		0-0 G3			0-0 F7		3	0	0	0	0	0	0				
Inning Stats	R: 0 E: 0 K: 0 S: 3	H: 1 LOB: 0 BB: 0 P: 3	R: 0 E: 0 K: 0 S: 4	H: 1 LOB: 1 BB: 0 P: 4	R: 0 E: 0 K: 0 S: 3	H: 0 LOB: 1 BB: 1 P: 7	R: 0 E: 0 K: 1 S: 7	H: 2 LOB: 2 BB: 0 P: 7	R: 0 E: 0 K: 0 S: 3	H: 0 LOB: 1 BB: 1 P: 7	R: 0 E: 0 K: 0 S: 3	H: 0 LOB: 0 BB: 0 P: 3	R: 0 E: 0 K: 0 S: 3	H: 0 LOB: 0 BB: 0 P: 3	R: 0 E: 0 K: 0 S: 3	H: 1 LOB: 0 BB: 0 P: 3	1B: 5 2B: 0 3B: 0 HR: 0	SF: 0 SAC: 1 DP: 2 HBP: 0	WP: 0 PB: 0 CS: 0	PA: 32
PITCHER Doyle Alexander, R (1, 1) ERA: 3.0	IP: 9.0 WLS: W BF: 32 H: 5 R: 0 ER: 0 SO: 1 BB: 2 IBB: 0 HBP: 0 BLK: 0 WP: 0 HR: 0 S: 32 P: 40 ERA: 0.00 WHIP: 0.778															PITCHER				

Minnesota Twins @ Texas Rangers
Arlington Stadium, Arlington, TX
Sat Apr 23 1977, 7:05 PM EST
Att: 14,167 - Unknown - 67 F

AB	29
R	0
H	5
RBI	0
BB	2
SO	1
LOB	8



Batter	1	2	3	4	5	6	7	8	9	AB	R	H	RBI	BB	SO	LOB	BOTTOM			
Bert Campaneris, R (1, 6) OBP: 0.305, SLG: 0.474	0-3 K		0-0 F9 1-2			0-0 4-3 2B		0-0 L6		4	0	1	0	0	1	1				
Ken Henderson, S (1, 8) (8, 9) OBP: 0.282, SLG: 0.297	0-0 4-3			0-0 2B		0-0 4-3				3	0	1	0	0	0	1				
Mike Hargrove, L (1, 3) OBP: 0.375, SLG: 0.364	0-3 K			0-0 F8		0-0 F7		0-0 F7		3	0	0	0	0	1	2				
Willie Horton, R (1, 10) OBP: 0.259, SLG: 0.370		0-0 HR		0-0 6-3		0-0 P3				3	1	1	1	0	0	2				
Dave May, L (1, 9) (8, 7) OBP: 0.222, SLG: 0.353		0-0 F9		0-0 3-1			0-0 G3			3	0	0	0	0	0	1				
Toby Harrah, R (1, 5) OBP: 0.392, SLG: 0.630		0-0 1-3			0-0 F7		0-0 F7			3	0	0	0	0	0	0				
Roy Howell, L (1, 7) OBP: 0.244, SLG: 0.194		0-0 L5			0-0 F7		0-0 4-3			3	0	0	0	0	0	0				
Bill Fahey, L (1, 2) OBP: 0.244, SLG: 0.194			0-0 F8		0-0 E4			0-0 F7		3	0	0	0	0	0	0				
Sandy Alomar Sr., S (1, 4) OBP: 0.244, SLG: 0.194			4-0 F9 BB		0-0 F2		0-3 K			2	0	0	0	1	1	1				
Inning Stats	R: 0 E: 0 K: 2 S: 7	H: 0 LOB: 0 BB: 0 P: 7	R: 1 E: 0 K: 0 S: 4	H: 1 LOB: 0 BB: 0 P: 4	R: 0 E: 0 K: 0 S: 2	H: 0 LOB: 0 BB: 1 P: 6	R: 0 E: 0 K: 0 S: 4	H: 1 LOB: 1 BB: 0 P: 4	R: 0 E: 0 K: 0 S: 4	H: 0 LOB: 1 BB: 0 P: 4	R: 0 E: 0 K: 0 S: 4	H: 1 LOB: 0 BB: 0 P: 4	R: 0 E: 0 K: 0 S: 3	H: 0 LOB: 0 BB: 0 P: 3	R: 0 E: 0 K: 1 S: 5	H: 0 LOB: 0 BB: 0 P: 5	1B: 0 2B: 2 3B: 0 HR: 1	SF: 0 SAC: 0 DP: 0 HBP: 0	WP: 0 PB: 0 CS: 0	PA: 28
PITCHER Dave Goltz, R (1, 1) ERA: 3.76	IP: 8.0 WLS: L BF: 28 H: 3 R: 1 ER: 1 SO: 3 BB: 1 IBB: 0 HBP: 0 BLK: 0 WP: 0 HR: 1 S: 33 P: 37 ERA: 1.12 WHIP: 0.500															PITCHER				

Minnesota Twins @ Texas Rangers
Arlington Stadium, Arlington, TX
Sat Apr 23 1977, 7:05 PM EST
Att: 14,167 - Unknown - 67 F

AB	27
R	1
H	3
RBI	1
BB	1
SO	3
LOB	8



Batter	1	2	3	4	5	6	7	8	9	AB	R	H	RBI	BB	SO	LOB	TOP										
Rich Chiles, L (1, 10) OBP: 0.455, SLG: 0.353 Bob Gorinski, R (8, PH) OBP: 0.250, SLG: 0.250	0-0 4-3	0-0 1-2 3-H 1B		0-0 SF8 HR 1B	0-0 1-3	0-0 1-2 3-H 1B		0-0 5-3		5	1	3	4	0	0	0											
Roy Smalley, S (1, 6) OBP: 0.345, SLG: 0.383	0-3 K	0-0 F9		0-0 HR BB	0-0 2B	0-0 FC6-4 BB		0-0 F2		4	1	1	0	2	1	2											
Rod Carew, L (1, 3) OBP: 0.410, SLG: 0.522 Craig Kusick, R (8, 3) OBP: 0.341, SLG: 0.487	0-0 1B		0-0 1-3	0-0 SF8	0-0 6-3	0-0 FC6-4		0-3 K		4	0	1	1	0	0	4											
Lyman Bostock, L (1, 8) OBP: 0.409, SLG: 0.582 Willie Norwood, R (7, PH) OBP: 0.143, SLG: 0.286	0-0 F7		0-0 3-1	0-0 HR BB		0-0 F8	0-0 5-3	0-0 F7		3	1	0	0	1	0	1											
Larry Hisle, R (1, 7) OBP: 0.347, SLG: 0.523		0-3 K	0-0 G3	0-0 HR		0-0 FC6-4 1B	4-0 5-4-3 BB			4	2	2	4	1	1	0											
Butch Wynegar, S (1, 2) OBP: 0.326, SLG: 0.541		4-0 1B FC6-4 BB		0-0 HR		0-0 FC6-4 1B	0-0 5-4-3 BB			3	1	2	0	2	0	1											
Mike Cabbage, L (1, 5) OBP: 0.422, SLG: 0.421		0-0 FC6-4 1B		0-0 HR		0-0 FC6-4 1B	0-0 F9			4	3	2	0	1	0	3											
Dan Ford, R (1, 9) OBP: 0.318, SLG: 0.281		1-0 FC6-4 HBP		0-0 K		0-0 1B 1B	0-0 F8			4	2	1	1	0	1	4											
Rob Wilfong, L (1, 4) OBP: 0.316, SLG: 0.333 Bob Randall, R (8, PH) OBP: 0.196, SLG: 0.159	0-0 FC6-4 1B		0-0 1-2 2-3 3-H	0-0 1B SF8 1B	0-0 F8	0-0 BB 1B	0-0 F7			4	1	2	2	0	0	2											
Inning Stats	R: 0 E: 0 K: 1 S: 6	H: 1 LOB: 1 BB: 0 P: 6	R: 2 E: 0 K: 1 S: 7	H: 2 LOB: 2 BB: 1 P: 12	R: 0 E: 0 K: 0 S: 3	H: 0 LOB: 0 BB: 0 P: 3	R: 7 E: 0 K: 1 S: 10	H: 5 LOB: 2 BB: 4 P: 26	R: 0 E: 0 K: 0 S: 4	H: 1 LOB: 1 BB: 0 P: 4	R: 3 E: 0 K: 0 S: 8	H: 5 LOB: 3 BB: 1 P: 12	R: 0 E: 0 K: 0 S: 3	H: 0 LOB: 1 BB: 1 P: 7	R: 0 E: 0 K: 0 S: 3	H: 0 LOB: 0 BB: 0 P: 3	R: 0 E: 0 K: 1 S: 5	H: 0 LOB: 0 BB: 0 P: 5	1B: 12 2B: 1 3B: 0 HR: 1	SF: 1 SAC: 0 DP: 0 HBP: 1	WP: 0 PB: 0 SB: 0 CS: 0	PA: 49					
PITCHER	IP	WLS	BF	H	R	ER	SO	BB	IBB	HBP	BLK	WP	HR	S	P	ERA	WHIP										
Tommy Boggs, R (1, 1) ERA: 5.28	3.1	L	19	7	6	6	2	1	0	1	0	0	0	21	26	16.20	2.400										
Nelson Briles, R (4, 1) ERA: 6.43	0.1		6	1	3	3	0	4	0	0	0	0	1	2	18	81.00	15.000										
Mike Bacsik, R (4, 1) ERA: 13.5	2.0		12	6	3	3	1	0	0	0	0	0	0	14	14	13.50	3.000										
Mike Wallace, L (6, 1) ERA: 11.81	1.1		6	0	0	0	0	2	0	0	0	0	0	4	12	0.00	1.500										
Darold Knowles, L (8, 1) ERA:	2.0		6	0	0	0	1	0	0	0	0	0	0	8	8	0.00	0.000										

Minnesota Twins @ Texas Rangers
Arlington Stadium, Arlington, TX
Sun Apr 24 1977, 4:33 AM EDT
Att: 10,544 - Unknown - 75 F

AB	40
R	12
H	14
RBI	12
BB	7
SO	4
LOB	17



Batter	1	2	3	4	5	6	7	8	9	AB	R	H	RBI	BB	SO	LOB	BOTTOM										
Bert Campaneris, R (1, 6) OBP: 0.506, SLG: 0.458 Sandy Alomar Sr., S (8, 6) OBP: 0.333, SLG: 0.200	0-3 K		4-0 BB		0-3 K			0-0 HR 1B	0-0 FC3-6 1B E	2	0	0	0	1	2	2											
Ken Henderson, S (1, 8) OBP: 0.295, SLG: 0.381	0-0 S 1B		0-0 P4		0-0 P4			0-0 HR	0-0 F9	5	1	2	2	0	0	4											
Mike Hargrove, L (1, 3) OBP: 0.315, SLG: 0.479	0-0 F7			0-0 2B		4-0 FC6-4 BB		0-0 HR	0-0 E 1B	4	1	3	1	1	0	1											
Willie Horton, R (1, 10) OBP: 0.250, SLG: 0.344	0-0 F3			0-0 F9		0-0 FC6-4 FC5-4		0-0 HR 1B	0-0 E5	5	1	1	0	0	0	4											
Dave May, L (1, 9) OBP: 0.190, SLG: 0.300 Juan Beniquez, F (8, PH) OBP: 0.236, SLG: 0.189		0-0 P3		0-0 6-3		0-0 F5		0-0 F8	0-0 G3	3	0	0	0	0	0	2											
Claudell Washington, L (9, PH) OBP: 0.429, SLG: 0.455								0-0 F8	0-0 G3	1	0	0	0	0	0	2											
Toby Harrah, R (1, 5) OBP: 0.382, SLG: 0.660	0-3 K			0-3 K		0-0 FC5-4		0-0 HR		4	1	1	2	0	2	2											
Roy Howell, L (1, 7) OBP: 0.382, SLG: 0.660	0-0 F8				0-0 F7			0-3 K		4	0	0	0	0	1	0											
Jim Sundberg, R (1, 2) OBP: 0.220, SLG: 0.189			0-0 5-3		0-0 1B 1B			0-0 F9	0-0 F9	4	0	1	0	0	0	0											
Bump Willis, S (1, 4) OBP: 0.298, SLG: 0.255			0-0 F7		0-0 1-2 1B			0-0 6-3	4-0 FC3-6 BB	3	0	1	0	1	0	0											
Inning Stats	R: 0 E: 0 K: 1 S: 6	H: 1 LOB: 1 BB: 0 P: 6	R: 0 E: 0 K: 1 S: 5	H: 0 LOB: 0 BB: 0 P: 5	R: 0 E: 0 K: 0 S: 3	H: 0 LOB: 1 BB: 1 P: 7	R: 0 E: 0 K: 1 S: 6	H: 1 LOB: 1 BB: 0 P: 6	R: 0 E: 0 K: 0 S: 7	H: 2 LOB: 2 BB: 0 P: 7	R: 0 E: 0 K: 0 S: 3	H: 0 LOB: 1 BB: 1 P: 7	R: 0 E: 0 K: 0 S: 3	H: 0 LOB: 0 BB: 0 P: 3	R: 5 E: 0 K: 1 S: 10	H: 5 LOB: 0 BB: 0 P: 10	R: 1 E: 1 K: 0 S: 5	H: 1 LOB: 2 BB: 1 P: 9	1B: 6 2B: 1 3B: 0 HR: 3	SF: 0 SAC: 0 DP: 0 HBP: 0	WP: 0 PB: 0 SB: 1 CS: 0	PA: 41					
PITCHER	IP	WLS	BF	H	R	ER	SO	BB	IBB	HBP	BLK	WP	HR	S	P	ERA	WHIP										
Pete Redfern, R (1, 1) ERA: 5.09	7.0	W	29	6	2	2	4	2	0	0	0	0	1	35	43	2.57	1.143										
Tom Burgmeier, L (8, 1) ERA: 3.29	1.0		6	3	3	3	1	0	0	0	0	0	2	8	8	27.00	3.000										
Ron Schueler, R (9, 1) ERA: 2.31	1.0		6	1	1	0	0	1	0	0	0	0	0	5	9	0.00	2.000										

Minnesota Twins @ Texas Rangers
Arlington Stadium, Arlington, TX
Sun Apr 24 1977, 4:33 AM EDT
Att: 10,544 - Unknown - 75 F

AB	38
R	6
H	10
RBI	5
BB	3
SO	5
LOB	19



Batter	1	2	3	4	5	6	7	8	9	AB	R	H	RBI	BB	SO	LOB	TOP			
Bump Wills, S (1, 4) OBP: 0.290, SLG: 0.236	F9		1B E BB	K			K		K	4	1	0	0	1	3	2	Texas Rangers @ Kansas City Royals Royals Stadium, Kansas City, MO Tue Apr 26 1977, 8:05 PM EDT Att: 15,780 - Unknown - 72 F livebaseballscorecards.com			
Bert Campaneris, R (1, 6) OBP: 0.328, SLG: 0.460	CS BB		S 1B	G5-4-3 1B			F7		K	4	0	2	1	1	1	0				
Claudell Washington, L (1, 7) OBP: 0.436, SLG: 0.459	PO 1B		K	G5-4-3 1B						4	0	2	0	0	1	2				
Mike Hargrove, L (1, 3) OBP: 0.386, SLG: 0.442	PO	6-3	1-3		F7		F7			4	0	0	0	0	2					
Willie Horton, R (1, 10) OBP: 0.250, SLG: 0.333		P3		1B FC6-2 1B			K		K	4	0	1	0	0	2	0				
Toby Harrah, R (1, 5) OBP: 0.390, SLG: 0.660				FC6-2 1B 5-3 BB			F8		E5	3	1	1	0	1	0	0				
Ken Henderson, S (1, 9) OBP: 0.313, SLG: 0.391			5-3	5-3 FC6-2 1B					F9	4	0	2	0	0	2					
Jim Sundberg, R (1, 2) OBP: 0.227, SLG: 0.225			1-3	1-2 2-3 3-H					P6	3	0	1	0	0	0	3				
Dave May, L (8, PH) OBP: 0.182, SLG: 0.286				1-2 2-3 3-H						1	0	0	0	0	0	1				
Juan Beniquez, R (1, 8) OBP: 0.244, SLG: 0.225				5-3			G3		F7	3	1	1	1	0	0	4				
Bill Fahey, L (8, 2)			1B 2B	1-2 2-3 3-H						1	0	0	0	0	0	0				
Inning Stats	R: 0 E: 0 K: 0 S: 2	H: 1 LOB: 0 BB: 1 P: 6	R: 0 E: 0 K: 0 S: 4	H: 1 LOB: 1 BB: 0 P: 4	R: 2 E: 0 K: 1 S: 7	H: 2 LOB: 1 BB: 1 P: 11	R: 1 E: 0 K: 1 S: 7	H: 2 LOB: 2 BB: 1 P: 11	R: 0 E: 0 K: 0 S: 3	H: 1 LOB: 0 BB: 0 P: 3	R: 0 E: 0 K: 1 S: 6	H: 1 LOB: 1 BB: 0 P: 6	R: 0 E: 1 K: 1 S: 6	H: 0 LOB: 1 BB: 0 P: 6	R: 0 E: 0 K: 2 S: 7	H: 0 LOB: 0 BB: 0 P: 7	1B: 7 2B: 3 3B: 0 HR: 0	SF: 0 SAC: 0 DP: 1 HBP: 0	WP: 0 PB: 0 SB: 1 CS: 1	PA: 39
PITCHER	IP WLS BF H R ER SO BB IBB HBP BLK WP HR S P ERA WHIP																			
Andy Hassler, L (1, 1) ERA: 4.0	3.0	16	6	3	2	1	3	0	0	0	0	0	0	15	27	6.00	3.000			
Doug Bird, R (4, 1) ERA: 1.74	6.0	22	4	0	0	6	0	0	0	0	0	0	0	34	34	0.00	0.667			

Batter	1	2	3	4	5	6	7	8	9	AB	R	H	RBI	BB	SO	LOB	BOTTOM			
George Brett, L (1, 5) OBP: 0.429, SLG: 0.455	G3		F7							4	0	2	0	0	0	0	Texas Rangers @ Kansas City Royals Royals Stadium, Kansas City, MO Tue Apr 26 1977, 8:05 PM EDT Att: 15,780 - Unknown - 72 F livebaseballscorecards.com			
Hal McRae, R (1, 10) OBP: 0.474, SLG: 0.544	K			P5	P4		F9			4	0	0	0	0	1	2				
Tom Poquette, L (1, 7) OBP: 0.444, SLG: 0.538				1B 2B 1B			4-3			4	2	3	0	0	0	1				
John Mayberry, L (1, 3) OBP: 0.315, SLG: 0.415		F8		2B 1B					1-3 3B BB	3	3	2	2	1	0	0				
Amos Otis, R (1, 8) OBP: 0.314, SLG: 0.484		FC6-5 2B		K			4-3		1-3	4	0	1	0	0	1	3				
Darrell Porter, L (1, 2) OBP: 0.415, SLG: 0.532		FC6-5			1-H 2-H				3B IBB	3	1	2	2	1	0	1				
Al Cowens, R (1, 9) OBP: 0.371, SLG: 0.523				K			F8		1-H 2-H 3B	4	0	1	2	0	2	3				
Freddie Patek, R (1, 6) OBP: 0.375, SLG: 0.426					1-3		F9		P4	3	0	0	0	0	2					
Frank White, R (1, 4) OBP: 0.271, SLG: 0.393			G6-3 HBP				F8		F7	4	0	0	0	0	2					
Inning Stats	R: 0 E: 0 K: 1 S: 5	H: 1 LOB: 1 BB: 0 P: 5	R: 0 E: 0 K: 1 S: 6	H: 1 LOB: 0 BB: 0 P: 6	R: 0 E: 0 K: 0 S: 2	H: 0 LOB: 0 BB: 0 P: 3	R: 2 E: 0 K: 2 S: 10	H: 3 LOB: 1 BB: 0 P: 10	R: 0 E: 0 K: 0 S: 4	H: 1 LOB: 1 BB: 0 P: 4	R: 2 E: 0 K: 0 S: 6	H: 3 LOB: 1 BB: 0 P: 6	R: 0 E: 0 K: 0 S: 4	H: 1 LOB: 1 BB: 0 P: 4	R: 2 E: 0 K: 0 S: 4	H: 1 LOB: 1 BB: 2 P: 12		1B: 4 2B: 5 3B: 1 HR: 1	SF: 0 SAC: 0 DP: 1 HBP: 1	WP: 0 PB: 0 SB: 0 CS: 0
PITCHER	IP WLS BF H R ER SO BB IBB HBP BLK WP HR S P ERA WHIP																			
Gaylord Perry, R (1, 1) ERA: 6.31	8.0	36	11	6	6	4	1	1	1	0	1	41	50	6.75	1.500					

Batter	1	2	3	4	5	6	7	8	9	AB	R	H	RBI	BB	SO	LOB	TOP										
Bump Wills, S OBP: 0.284, SLG: 0.250 (1, 4)	0-0 5-3		0-0 2B		0-3 K		0-3 K		0-0 4-3	5	0	1	0	0	2	3											
Bert Campaneris, R OBP: 0.324, SLG: 0.448 (1, 6)	0-0 6-3 1B		0-0 4-3		0-0 L6		0-3 K			4	0	1	0	0	1	3											
Claudell Washington, L OBP: 0.395, SLG: 0.415 (1, 7)	0-0 6-3 1-2		0-0 6-3			0-3 K		0-0 5-3		4	0	0	0	0	1	2											
Willie Horton, R OBP: 0.225, SLG: 0.300 (1, 10)		0-0 F3	0-0 F7			0-0 6-3		0-3 K		4	0	0	0	0	1	1											
Mike Hargrove, L OBP: 0.361, SLG: 0.411 (1, 3)		0-0 F8		0-0 4-3		0-0 3-1		0-0 F7		4	0	0	0	0	0	0											
Toby Harrah, R OBP: 0.429, SLG: 0.673 (1, 5)		4-0 CS BB		0-0 1B			0-0 1B 1B		4-0 1B SF9 BB	2	2	2	0	2	0	0											
Ken Henderson, S OBP: 0.346, SLG: 0.408 (1, 9)	0-0 CS 1-2		4-0 E HBP HR BB	0-0 F9		0-0 1B FC5-2 1B		0-0 1B WP 1B		3	1	2	0	1	0	1											
Jim Sundberg, R OBP: 0.250, SLG: 0.238 (1, 2)			1-0 E HR HBP	0-3 K		0-0 1B FC5-2 1B		0-0 SF9		2	1	1	2	0	1	1											
Juan Beniquez, R OBP: 0.245, SLG: 0.295 (1, 8)			0-0 1-2 2-H HR		0-0 5-3		0-0 1-2 3-H FC5-2 1B		0-0 4-3	4	1	1	3	0	0	3											
Inning Stats	R: 0 E: 0 K: 0 S: 3	H: 1 LOB: 0 BB: 0 P: 3	R: 0 E: 0 K: 0 S: 2	H: 0 LOB: 0 BB: 1 P: 6	R: 3 E: 1 K: 0 S: 5	H: 2 LOB: 1 BB: 1 P: 10	R: 0 E: 0 K: 1 S: 6	H: 1 LOB: 1 BB: 0 P: 6	R: 0 E: 0 K: 1 S: 5	H: 0 LOB: 0 BB: 0 P: 5	R: 0 E: 0 K: 2 S: 10	H: 3 LOB: 2 BB: 0 P: 10	R: 0 E: 0 K: 1 S: 5	H: 0 LOB: 1 BB: 0 P: 5	R: 1 E: 0 K: 0 S: 4	H: 1 LOB: 1 BB: 1 P: 8	1B: 6 2B: 1 3B: 0 HR: 1	SF: 1 SAC: 0 DP: 0 HBP: 1	WP: 1 PB: 0 SB: 0 CS: 1	PA: 38							
PITCHER	IP	WLS	BF	H	R	ER	SO	BB	IBB	HBP	BLK	WP	HR	S	P	ERA	WHIP										
Dennis Leonard, R ERA: 4.22 (1, 1)	6.0	L	26	7	4	4	3	2	0	0	0	0	0	7	7	6.00	1.500										
Mark Littell, R ERA: 0.94 (7, 1)	1.0		3	0	0	0	2	0	0	0	0	0	0	5	5	0.00	0.000										
Larry Gura, L ERA: 0.82 (8, 1)	1.0		3	0	0	0	1	0	0	0	0	0	0	4	4	0.00	0.000										
Marty Pattin, R ERA: 1.23 (9, 1)	1.0		5	1	1	1	0	1	0	0	0	1	0	4	8	9.00	2.000										

Texas Rangers @ Kansas City Royals
 Royals Stadium, Kansas City, MO
 Wed Apr 27 1977, 8:05 PM EDT
 Att: 16,822 - Unknown - 72 F

AB 32
 R 5
 H 8
 RBI 5
 BB 3
 SO 6
 LOB 14



Batter	1	2	3	4	5	6	7	8	9	AB	R	H	RBI	BB	SO	LOB	BOTTOM										
George Brett, L OBP: 0.420, SLG: 0.443 (1, 5)	0-3 K		0-0 3-1		0-0 WP 1B		0-0 F8			4	0	1	0	0	1	0											
Hal McRae, R OBP: 0.476, SLG: 0.542 (1, 10)	0-0 1B		0-0 FC6 1B		0-0 6-3 1-2 2-3			0-0 6-3		4	0	2	0	0	0	2											
Tom Poquette, L OBP: 0.419, SLG: 0.500 (1, 7)	0-0 P6		0-0 FC6 1-2		0-0 WP 1B 1B			0-0 4-3		4	0	1	0	0	0	2											
John Mayberry, L OBP: 0.325, SLG: 0.420 (1, 3)	0-3 K			0-3 K		0-0 WP 1B 1B		0-0 1B		4	0	2	0	0	2	1											
Amos Otis, R OBP: 0.297, SLG: 0.455 (1, 8)		0-0 6-3		0-0 L6		0-3 K 1-2 2-3		0-3 K		4	0	0	0	0	2	3											
Darrell Porter, L OBP: 0.421, SLG: 0.510 (1, 2)		4-0 BB		0-0 F7		0-3 K		1-0 FC5-4 HBP		2	0	0	0	1	1	2											
Al Cowens, R OBP: 0.351, SLG: 0.493 (1, 9)		0-0 L6			0-0 F8	0-0 1-3		0-0 FC5-4 FC4-6		4	0	0	0	0	0	4											
Freddie Patek, R OBP: 0.368, SLG: 0.414 (1, 6)		0-0 F9			0-0 FC6-4 1B		0-0 P3		0-0 FC4-6 S	4	0	1	0	0	0	2											
Frank White, R OBP: 0.258, SLG: 0.373 (1, 4)			0-0 6-3		0-0 FC6-4 WP 1B 1-2		0-0 F8		0-0 4-3	3	0	0	0	0	0	1											
Ralph LaCock, L OBP: 0.207, SLG: 0.296 (9, PH)								1-2		1	0	0	0	0	0	1											
Inning Stats	R: 0 E: 0 K: 2 S: 8	H: 1 LOB: 1 BB: 0 P: 8	R: 0 E: 0 K: 0 S: 3	H: 0 LOB: 1 BB: 1 P: 7	R: 0 E: 0 K: 0 S: 4	H: 1 LOB: 1 BB: 0 P: 4	R: 0 E: 0 K: 1 S: 5	H: 0 LOB: 0 BB: 0 P: 5	R: 0 E: 0 K: 2 S: 9	H: 2 LOB: 2 BB: 0 P: 9	R: 0 E: 0 K: 0 S: 3	H: 0 LOB: 0 BB: 0 P: 3	R: 0 E: 0 K: 1 S: 6	H: 1 LOB: 1 BB: 0 P: 6	R: 0 E: 0 K: 0 S: 3	H: 0 LOB: 1 BB: 0 P: 4	1B: 7 2B: 0 3B: 0 HR: 0	SF: 0 SAC: 0 DP: 0 HBP: 1	WP: 2 PB: 0 SB: 1 CS: 0	PA: 36							
PITCHER	IP	WLS	BF	H	R	ER	SO	BB	IBB	HBP	BLK	WP	HR	S	P	ERA	WHIP										
Bert Blyleven, R ERA: 1.81 (1, 1)	9.0	W	36	7	0	0	6	1	0	1	0	2	0	46	51	0.00	0.889										

Texas Rangers @ Kansas City Royals
 Royals Stadium, Kansas City, MO
 Wed Apr 27 1977, 8:05 PM EDT
 Att: 16,822 - Unknown - 72 F

AB 34
 R 0
 H 7
 RBI 0
 BB 1
 SO 6
 LOB 18




Batter	1	2	3	4	5	6	7	8	9	AB	R	H	RBI	BB	SO	LOB	TOP					
Sandy Alomar Sr. S OBP: 0.273, SLG: 0.500 (1.4)	F4		1-3			HR	F7		F7	5	1	1	1	0	0	2						
Bert Campaneris R OBP: 0.347, SLG: 0.479 (1.6)	4-3			FC1-6 1B		BB WP 2B				4	1	3	0	0	0	0						
Claudell Washington L OBP: 0.362, SLG: 0.378 (1.7)	4-3			FC1-6 S 1-2			6-3		F6	4	0	0	0	0	0	2						
Ken Henderson S OBP: 0.339, SLG: 0.396 (1.9)		4-3		F7			F8		1B 1B	4	0	1	0	0	0	2						
Mike Hargrove L OBP: 0.354, SLG: 0.390 (1.3)	4-3			F8		WP BB BB			F8	3	0	0	0	1	0	2						
Toby Harrah R OBP: 0.433, SLG: 0.655 (1.5)	F6					WP BB				3	0	1	0	1	1	0						
John Ellis R OBP: 0.154, SLG: 0.154 (1.10)			K			1-2 2-3 3-H			1B	4	0	0	0	0	3	4						
Bill Fahey L OBP: 0.083, SLG: 0.083 (1.2)			F7						F5	4	0	1	0	0	0	0						
Juan Beniquez R OBP: 0.245, SLG: 0.292 (1.8)				F7					F2	4	0	1	0	0	0	2						
Inning Stats	R: 0 E: 0 K: 0 S: 3	H: 0 LOB: 0 BB: 0 P: 3	R: 0 E: 0 K: 0 S: 3	H: 0 LOB: 0 BB: 0 P: 3	R: 0 E: 0 K: 1 S: 6	H: 1 LOB: 1 BB: 0 P: 6	R: 0 E: 0 K: 0 S: 4	H: 1 LOB: 1 BB: 0 P: 4	R: 0 E: 1 K: 2 S: 8	H: 0 LOB: 0 BB: 0 P: 8	R: 0 E: 0 K: 0 S: 5	H: 2 LOB: 2 BB: 2 P: 13	R: 0 E: 0 K: 0 S: 4	H: 2 LOB: 2 BB: 0 P: 4	R: 0 E: 0 K: 1 S: 7	H: 2 LOB: 2 BB: 0 P: 7	R: 0 E: 0 K: 0 S: 3	H: 0 LOB: 0 BB: 0 P: 3	1B: 6 2B: 1 3B: 0 HR: 1	SF: 0 SAC: 0 DP: 0 HBP: 0	WP: 1 PB: 0 SB: 2 CS: 0	PA: 37
PITCHER Steve Stone R ERA: 2.16 (1.1)	IP: 9.0 WLS: L BF: 37	H: 8 R: 2 ER: 2 SO: 4	BB: 2 IBB: 0 HBP: 0 BLK: 0	WP: 1 HR: 1 S: 43 P: 51	ERA: 2.00 WHIP: 1.111											PITCHER IP: WLS: BF: H: R: ER: SO: BB: IBB: HBP: BLK: WP: HR: S: P: ERA: WHIP						

Texas Rangers @ Chicago White Sox
Comiskey Park, Chicago, IL
Fri Apr 29 1977, 8:05 PM EDT
Att: 13,875 - Unknown - 50 F

livebaseballscorecards.com

AB 35
R 2
H 8
RBI 1
BB 2
SO 4
LOB 14




Batter	1	2	3	4	5	6	7	8	9	AB	R	H	RBI	BB	SO	LOB	BOTTOM			
Ralph Garr L OBP: 0.362, SLG: 0.473 (1.7)	6-3	1-3			4-3				F6	4	0	0	0	0	0	3				
Alan Bannister R OBP: 0.364, SLG: 0.362 (1.6)			F5		F7				6-3	4	0	1	0	0	0	0				
Jorge Orta L OBP: 0.364, SLG: 0.492 (1.4)	L6		1B		HR				6-3	4	1	2	1	0	0	1				
Richie Zisk R OBP: 0.385, SLG: 0.671 (1.9)	K		F7		F9				6-3	4	0	0	0	0	1	2				
Jim Spencer L OBP: 0.293, SLG: 0.403 (1.3)		F9			1B		F7		F4	4	0	1	0	0	0	0				
Royce Stillman L OBP: 0.281, SLG: 0.483 (1.10)		1-3 2B	F4		6-3				4-3	4	0	1	0	0	0	2				
Eric Soderholm R OBP: 0.356, SLG: 0.621 (1.5)		1-3			F9		6-3		K	4	0	0	0	0	1	1				
Chet Lemon R OBP: 0.333, SLG: 0.390 (1.8)		BB BB	6-3				F2			2	0	0	0	1	0	0				
Jim Essian R OBP: 0.510, SLG: 0.568 (1.2)		1-2 BB	F4				F9			2	0	0	0	1	0	0				
Inning Stats	R: 0 E: 0 K: 1 S: 6	H: 1 LOB: 3 BB: 2 P: 12	R: 0 E: 0 K: 0 S: 4	H: 1 LOB: 2 BB: 0 P: 5	R: 0 E: 0 K: 0 S: 3	H: 0 LOB: 0 BB: 0 P: 3	R: 0 E: 0 K: 0 S: 3	H: 0 LOB: 0 BB: 0 P: 3	R: 0 E: 0 K: 0 S: 3	H: 0 LOB: 0 BB: 0 P: 3	R: 0 E: 0 K: 1 S: 5	H: 0 LOB: 0 BB: 0 P: 5	R: 0 E: 0 K: 0 S: 3	H: 0 LOB: 0 BB: 0 P: 3	R: 0 E: 0 K: 0 S: 5	H: 0 LOB: 0 BB: 0 P: 5	1B: 2 2B: 2 3B: 0 HR: 1	SF: 0 SAC: 0 DP: 0 HBP: 0	WP: 0 PB: 0 SB: 0 CS: 0	PA: 34
PITCHER Doyle Alexander R ERA: 2.33 (1.1)	IP: 9.0 WLS: W BF: 34	H: 5 R: 1 ER: 1 SO: 2	BB: 2 IBB: 0 HBP: 0 BLK: 0	WP: 0 HR: 1 S: 36 P: 44	ERA: 1.00 WHIP: 0.778											PITCHER IP: WLS: BF: H: R: ER: SO: BB: IBB: HBP: BLK: WP: HR: S: P: ERA: WHIP				

Texas Rangers @ Chicago White Sox
Comiskey Park, Chicago, IL
Fri Apr 29 1977, 8:05 PM EDT
Att: 13,875 - Unknown - 50 F

livebaseballscorecards.com

AB 32
R 1
H 5
RBI 1
BB 2
SO 2
LOB 9



Batter	1	2	3	4	5	6	7	8	9	AB	R	H	RBI	BB	SO	LOB	TOP								
Bump Willis, S OBP: 0.278, SLG: 0.262 (1, 4)										5	1	1	0	0	0	3	Texas Rangers @ Chicago White Sox Comiskey Park, Chicago, IL Sun May 01 1977, 4:33 AM EDT Att: 13,964 - Unknown - 74 F livebaseballscorecards.com								
Bert Campaneris, R OBP: 0.372, SLG: 0.481 (1, 6)										4	1	2	0	1	1	0									
Claudell Washington, L OBP: 0.404, SLG: 0.519 (1, 7)										3	2	3	1	1	0	0									
Mike Hargrove, L OBP: 0.308, SLG: 0.426 (1, 3)										5	0	3	2	0	0	3									
Willie Horton, R OBP: 0.229, SLG: 0.340 (1, 10)										4	0	0	0	1	2	6									
Toby Harrah, R OBP: 0.434, SLG: 0.609 (6, PR)										2	0	0	0	1	0	2									
Roy Howell, L (6, 5)										2	0	0	0	0	1	1									
Ken Henderson, S OBP: 0.333, SLG: 0.419 (1, 9)										4	0	1	0	0	1	3									
Jim Sundberg, R OBP: 0.250, SLG: 0.224 (1, 2)										2	0	0	0	0	1	2									
John Ellis, R OBP: 0.179, SLG: 0.179 (5, 2)										2	0	1	0	0	0	1									
Juan Beniquez, R OBP: 0.274, SLG: 0.291 (1, 8)										3	0	1	0	1	0	1									
Inning Stats	R: 1 E: 0 K: 0 S: 7	H: 2 LOB: 1 BB: 0 P: 7	R: 0 E: 0 K: 0 S: 3	H: 0 LOB: 0 BB: 0 P: 3	R: 0 E: 0 K: 0 S: 3	H: 0 LOB: 0 BB: 0 P: 3	R: 1 E: 0 K: 2 S: 8	H: 1 LOB: 2 BB: 2 P: 16	R: 1 E: 0 K: 1 S: 7	H: 3 LOB: 2 BB: 1 P: 11	R: 0 E: 0 K: 0 S: 3	H: 1 LOB: 2 BB: 1 P: 7	R: 0 E: 0 K: 0 S: 4	H: 1 LOB: 2 BB: 1 P: 8	R: 0 E: 0 K: 0 S: 5	H: 2 LOB: 2 BB: 0 P: 5	R: 1 E: 0 K: 2 S: 9	H: 2 LOB: 1 BB: 0 P: 9	1B: 9 2B: 2 3B: 0 HR: 1	SF: 0 SAC: 1 DP: 2 HBP: 0	WP: 0 PB: 0 SB: 0 CS: 0	PA: 42			
PITCHER	IP	WLS	BF	H	R	ER	SO	BB	IBB	HBP	BLK	WP	HR	S	P	ERA	WHIP								
Ken Brett, L ERA: 5.27 (1, 1)	7.0	W	32	8	3	3	4	5	0	0	1	0	0	35	55	3.86	1.857								
Lerrin LaGrow, R ERA: 1.06 (8, 1)	2.0		10	4	1	1	2	0	0	0	0	0	1	14	14	4.50	2.000								

Batter	1	2	3	4	5	6	7	8	9	AB	R	H	RBI	BB	SO	LOB	BOTTOM								
Ralph Garr, L OBP: 0.368, SLG: 0.477 (1, 7)										5	1	2	0	0	0	2	Texas Rangers @ Chicago White Sox Comiskey Park, Chicago, IL Sun May 01 1977, 4:33 AM EDT Att: 13,964 - Unknown - 74 F livebaseballscorecards.com								
Jerry Hairston, S OBP: 0.400, SLG: 0.250 (7, 7)										0	1	0	0	0	0	0									
Alan Bannister, R OBP: 0.373, SLG: 0.365 (1, 6)										0	1	0	0	0	0	0									
Tim Nordbrook, R OBP: 0.643, SLG: 0.375 (1, PH)										3	0	2	0	1	1	1									
Jorge Orta, L OBP: 0.373, SLG: 0.522 (1, 4)										5	1	2	3	0	0	5									
Richie Zisk, R OBP: 0.375, SLG: 0.620 (1, 9)										5	0	1	0	0	0	2									
Wayne Nordhagen, R (8, 9)										0	0	0	0	0	0	0									
Jim Spencer, L OBP: 0.286, SLG: 0.395 (1, 3)										5	2	2	0	0	0	1									
Eric Soderholm, R OBP: 0.383, SLG: 0.611 (1, 5)										3	2	2	0	1	1	1									
Jack Brohamer, L OBP: 0.333, SLG: 0.667 (6, 5)										1	0	0	0	0	0	0									
Oscar Gamble, L OBP: 0.349, SLG: 0.444 (1, 10)										5	2	3	3	0	1	1									
Chet Lemon, R OBP: 0.346, SLG: 0.456 (1, 8)										5	2	2	4	0	0	2									
Jim Essian, R OBP: 0.500, SLG: 0.610 (1, 2)										4	1	1	2	1	0	0									
Inning Stats	R: 8 E: 0 K: 0 S: 11	H: 8 LOB: 2 BB: 1 P: 16	R: 4 E: 2 K: 0 S: 7	H: 3 LOB: 1 BB: 1 P: 11	R: 0 E: 0 K: 1 S: 6	H: 2 LOB: 1 BB: 0 P: 6	R: 0 E: 0 K: 0 S: 4	H: 1 LOB: 2 BB: 1 P: 8	R: 0 E: 0 K: 1 S: 6	H: 1 LOB: 1 BB: 0 P: 6	R: 0 E: 0 K: 0 S: 3	H: 0 LOB: 0 BB: 0 P: 3	R: 0 E: 0 K: 0 S: 3	H: 0 LOB: 0 BB: 0 P: 3	R: 0 E: 0 K: 0 S: 3	H: 0 LOB: 0 BB: 0 P: 3	1B: 10 2B: 4 3B: 1 HR: 3	SF: 0 SAC: 0 DP: 2 HBP: 1	WP: 1 PB: 0 SB: 0 CS: 0	PA: 45					
PITCHER	IP	WLS	BF	H	R	ER	SO	BB	IBB	HBP	BLK	WP	HR	S	P	ERA	WHIP								
Gaylord Perry, R ERA: 8.31 (1, 1)	0.1	L	7	4	6	6	0	1	0	0	0	0	1	4	10	162.00	15.000								
Mike Bacik, R ERA: 19.29 (1, 1)	0.1		4	3	2	2	0	0	0	0	0	0	1	4	4	54.00	9.000								
Paul Lindblad, L ERA: 3.0 (1, 1)	0.1		6	4	4	3	0	0	0	0	0	0	1	6	6	81.00	12.000								
Mike Wallace, L ERA: 7.56 (2, 1)	3.0		13	3	0	0	1	2	0	0	0	1	0	13	21	0.00	1.667								
Adrian Devine, R ERA: 0.84 (5, 1)	2.0		9	3	0	0	2	0	0	0	0	0	0	13	13	0.00	1.500								

Batter	1	2	3	4	5	6	7	8	9	AB R H RBI BB SO LOB	TOP								
Claudell Washington, L OBP: 0.413, SLG: 0.525	0-0 6-3	0-0 1B 2B	0-0 5-3		0-0 F6		0-0 FC4 1B		4-0 FC6-4 BB	5 1 2 2 1 0 1	Texas Rangers @ Detroit Tigers Tiger Stadium, Detroit, MI Tue May 03 1977, 7:05 PM EDT Att: 12,272 - Unknown								
Bert Campaneris, R OBP: 0.348, SLG: 0.447	0-3 K	0-3 K	0-0 F7		0-0 F8		0-0 FC4		0-0 FC6-4 BB	6 0 0 0 0 2 5									
Mike Hargrove, L Roy Howell, L	4-0 1B HR	0-0 1B 2B	1-0 FC6-4 HBP		0-0 F8			0-3 K	4-0 BB	1 2 1 1 1 0 0 2 0 0 0 1 1 0									
Willie Horton, R OBP: 0.278, SLG: 0.396	0-0 HR	0-0 2B 3B	0-0 FC6-4		0-0			0-0 G1-6-3 1B	0-3 K	6 2 4 0 0 1 4									
Ken Henderson, S Dave May, L	0-0 HR	0-0 3B 2B		0-3 K		0-0 6-3		0-0 G1-6-3		4 2 2 4 0 1 1 1 0 0 0 0 0 1									
Toby Harrah, R OBP: 0.432, SLG: 0.623	0-0 F4	0-0 1B 3B		0-0 5-3		0-0 K			0-0 HR	5 2 2 2 0 1 1									
Bump Willis, S OBP: 0.312, SLG: 0.343		0-0 1B		0-3 K			0-0 5-3 1B		0-0 HR	5 3 4 3 0 1 0									
Jim Sundberg, R OBP: 0.246, SLG: 0.222		0-0 F9			0-0 6-3		0-0 F4		0-0 F9	5 0 1 0 0 0 2									
Juan Beniquez, R OBP: 0.299, SLG: 0.305		0-0 E9 1B			4-0		0-0 5-3		0-0 FC6-4 WP 1B	4 1 2 0 1 0 3									
Inning Stats	R: 3 E: 0 K: 1 S: 7	H: 2 LOB: 0 BB: 1 P: 11	R: 7 E: 1 K: 1 S: 14	H: 9 LOB: 2 BB: 0 P: 14	R: 0 E: 0 K: 2 S: 3	H: 0 LOB: 1 BB: 0 P: 4	R: 0 E: 0 K: 2 S: 7	H: 0 LOB: 0 BB: 0 P: 7	R: 0 E: 0 K: 1 S: 6	H: 1 LOB: 1 BB: 0 P: 6		R: 1 E: 0 K: 0 S: 5	H: 2 LOB: 1 BB: 0 P: 5	R: 0 E: 0 K: 1 S: 5	H: 1 LOB: 0 BB: 0 P: 5	R: 2 E: 0 K: 1 S: 8	H: 3 LOB: 3 BB: 2 P: 16	1B: 12 2B: 3 3B: 1 HR: 2	SF: 0 SAC: 0 DP: 1 HBP: 1
PITCHER	IP WLS BF H R ER SO BB IBB HBP BLK WP HR S P ERA WHIP											IP WLS BF H R ER SO BB IBB HBP BLK WP HR S P ERA WHIP							
Vern Ruhle, R ERA: 5.6	(1, 1) 1.2 L 12 6 7 7 2 1 0 0 0 0 0 1 15 19 37.80 4.200																		
Ray Bare, R ERA: 12.95	(2, 1) 0.0 4 4 3 3 0 0 0 0 0 0 0 4 4 ∞ ∞																		
Bob Sykes, L ERA: 3.63	(2, 1) 6.2 30 8 3 3 4 2 0 1 0 1 1 35 44 4.05 1.500																		
Jim Crawford, L ERA: 5.91	(9, 1) 0.2 3 0 0 0 1 1 0 0 0 0 0 4 8 0.00 1.500																		

AB	44
R	13
H	18
RBI	12
BB	4
SO	7
LOB	18



Batter	1	2	3	4	5	6	7	8	9	AB R H RBI BB SO LOB	BOTTOM								
Ron LeFlore, R OBP: 0.277, SLG: 0.337	0-3 K		0-0 G6-3			0-0 F9			0-3 K	4 0 0 0 0 2 2	Texas Rangers @ Detroit Tigers Tiger Stadium, Detroit, MI Tue May 03 1977, 7:05 PM EDT Att: 12,272 - Unknown								
Tito Fuentes, S OBP: 0.348, SLG: 0.356	0-3 K			0-0 4-3		0-0 F8			0-0 6-3	4 0 0 0 0 1 1									
Rusty Staub, L OBP: 0.286, SLG: 0.400	0-0 6-3			0-0 G3		0-3 K			0-0 1B	4 0 1 0 0 1 0									
Ben Oglivie, L OBP: 0.341, SLG: 0.494		4-0 BB		0-3 K		0-0 F7			0-0 1B	3 0 1 0 1 1 0									
Jason Thompson, L OBP: 0.387, SLG: 0.474		0-3 K			0-3 K		0-3 K		0-0 G3	4 0 0 0 0 3 3									
Steve Kemp, L OBP: 0.253, SLG: 0.417		0-3 K			0-0 5-3				0-0 F6	3 0 0 0 0 1 1									
Milt May, L OBP: 0.378, SLG: 0.456		0-0 4-3			0-0 L3				0-0 2B	3 0 1 0 0 0 1									
Phil Mankowski, L OBP: 0.379, SLG: 0.333			0-0 G6-3 1B			0-3 K			0-0 F8	3 0 1 0 0 1 1									
Tom Veryzer, R OBP: 0.245, SLG: 0.333			0-3 K			0-0 E3			0-3 K	3 0 0 0 0 2 2									
Inning Stats	R: 0 E: 0 K: 2 S: 7	H: 0 LOB: 0 BB: 0 P: 7	R: 0 E: 0 K: 2 S: 7	H: 0 LOB: 1 BB: 1 P: 11	R: 0 E: 0 K: 1 S: 5	H: 1 LOB: 0 BB: 0 P: 5	R: 0 E: 0 K: 1 S: 5	H: 0 LOB: 0 BB: 0 P: 5	R: 0 E: 0 K: 1 S: 6	H: 0 LOB: 1 BB: 0 P: 6		R: 0 E: 0 K: 2 S: 7	H: 0 LOB: 0 BB: 0 P: 7	R: 0 E: 0 K: 1 S: 6	H: 1 LOB: 1 BB: 0 P: 6	R: 0 E: 0 K: 1 S: 7	H: 2 LOB: 2 BB: 0 P: 7	1B: 3 2B: 1 3B: 0 HR: 0	SF: 0 SAC: 0 DP: 1 HBP: 0
PITCHER	IP WLS BF H R ER SO BB IBB HBP BLK WP HR S P ERA WHIP											IP WLS BF H R ER SO BB IBB HBP BLK WP HR S P ERA WHIP							
Bert Blyleven, R ERA: 1.51	(1, 1) 9.0 W 32 4 0 0 12 1 0 0 0 0 0 55 59 0.00 0.556																		

AB	31
R	0
H	4
RBI	0
BB	1
SO	12
LOB	11



Batter	1	2	3	4	5	6	7	8	9	AB	R	H	RBI	BB	SO	LOB	TOP					
George Brett, L (1, 5) OBP: 0.402, SLG: 0.462	F8		5-3			F7		1-6-3 1B		4	0	1	0	0	0	1						
Hal McRae, R (1, 10) OBP: 0.398, SLG: 0.453	F7				F8	4-3		1-6-3		4	0	0	0	0	0	1						
Tom Poquette, L (1, 7) OBP: 0.414, SLG: 0.472	F9				F8	P6		L4		4	0	0	0	0	0	1						
John Mayberry, L (1, 3) OBP: 0.309, SLG: 0.394		3-1			G3				P3	4	1	1	1	0	0	0						
Amos Otis, R (1, 8) OBP: 0.295, SLG: 0.432	F7					6-3		5-3		4	0	0	0	0	0	0						
Darrell Porter, L (1, 2) OBP: 0.407, SLG: 0.456	K					K		4-3		4	0	0	0	0	2	0						
Al Cowens, R (1, 9) OBP: 0.333, SLG: 0.520			L5			1B		HR		3	1	2	1	0	0	0						
Freddie Patek, R (1, 6) OBP: 0.371, SLG: 0.442								K		3	0	2	0	0	1	0						
Frank White, R (1, 4) OBP: 0.244, SLG: 0.300			5-3			P6				2	0	0	0	0	0	3						
Ralph LaCock, L (8, PH) OBP: 0.166, SLG: 0.267								F7		1	0	0	0	0	0	0						
Bob Heise, R (8, 4) OBP: 0.500, SLG: 0.500										0	0	0	0	0	0	0						
Inning Stats	R: 0 E: 0 K: 0 S: 3	H: 0 LOB: 0 BB: 0 P: 3	R: 0 E: 0 K: 1 S: 5	H: 0 LOB: 0 BB: 0 P: 5	R: 0 E: 0 K: 0 S: 4	H: 1 LOB: 1 BB: 0 P: 4	R: 0 E: 0 K: 0 S: 3	H: 0 LOB: 0 BB: 0 P: 3	R: 0 E: 0 K: 1 S: 7	H: 2 LOB: 2 BB: 0 P: 7	R: 0 E: 0 K: 0 S: 3	H: 0 LOB: 0 BB: 0 P: 3	R: 2 E: 0 K: 1 S: 7	H: 2 LOB: 0 BB: 0 P: 7	R: 0 E: 0 K: 0 S: 4	H: 1 LOB: 1 BB: 0 P: 4	R: 0 E: 0 K: 0 S: 3	H: 0 LOB: 0 BB: 0 P: 3	1B: 2 2B: 1 3B: 1 HR: 2	SF: 0 SAC: 0 DP: 0 HBP: 0	WP: 0 PB: 0 SB: 0 CS: 0	PA: 33
PITCHER Doyle Alexander, R (1, 1) ERA: 2.25	IP: 9.0 WLS: W BF: 33 H: 6 R: 2 ER: 2 SO: 3 BB: 0 IBB: 0 HBP: 0 BLK: 0 WP: 0 HR: 2 S: 39 P: 39 ERA: 2.00 WHIP: 0.667															PITCHER						

Kansas City Royals @ Texas Rangers
Arlington Stadium, Arlington, TX
Fri May 06 1977, 8:05 PM EDT
Att: 25,728 - Unknown - 76 F

AB	33
R	2
H	6
RBI	2
BB	0
SO	3
LOB	6



Batter	1	2	3	4	5	6	7	8	9	AB	R	H	RBI	BB	SO	LOB	BOTTOM			
Claudell Washington, L (1, 7) OBP: 0.418, SLG: 0.540	B1-3		F7							4	0	2	1	0	0	0				
Bert Campaneris, R (1, 6) OBP: 0.344, SLG: 0.432	CS HBP		K					F8		3	0	0	0	0	2	2				
Mike Hargrove, L (1, 3) OBP: 0.346, SLG: 0.458	F9									3	1	2	0	1	0	1				
Willie Horton, R (1, 10) OBP: 0.293, SLG: 0.456										4	1	2	2	0	1	3				
Ken Henderson, S (1, 9) OBP: 0.324, SLG: 0.457										4	0	0	0	0	0	1				
Toby Harrah, R (1, 5) OBP: 0.417, SLG: 0.597										3	0	0	0	0	0	0				
Bump Wills, S (1, 4) OBP: 0.325, SLG: 0.397										3	2	2	1	0	0	0				
Jim Sundberg, R (1, 2) OBP: 0.234, SLG: 0.211										3	0	0	0	0	0	1				
Juan Beniquez, R (1, 8) OBP: 0.286, SLG: 0.290										3	1	0	0	0	0	0				
Inning Stats	R: 0 E: 0 K: 0 S: 2	H: 0 LOB: 0 BB: 0 P: 3	R: 2 E: 0 K: 0 S: 5	H: 2 LOB: 0 BB: 0 P: 5	R: 0 E: 0 K: 1 S: 5	H: 0 LOB: 0 BB: 0 P: 5	R: 1 E: 0 K: 0 S: 4	H: 2 LOB: 0 BB: 0 P: 4	R: 2 E: 1 K: 2 S: 10	H: 2 LOB: 2 BB: 1 P: 14	R: 0 E: 0 K: 0 S: 3	H: 0 LOB: 0 BB: 0 P: 3	R: 0 E: 0 K: 0 S: 4	H: 1 LOB: 1 BB: 0 P: 4	R: 0 E: 0 K: 0 S: 3	H: 1 LOB: 0 BB: 0 P: 3	1B: 4 2B: 2 3B: 0 HR: 2	SF: 0 SAC: 0 DP: 2 HBP: 1	WP: 1 PB: 0 SB: 0 CS: 1	PA: 32
PITCHER Larry Gura, L (1, 1) ERA: 1.99 Steve Mingo, L (5, 1) ERA: 5.11	IP: 4.2 WLS: L BF: 21 H: 6 R: 5 ER: 3 SO: 2 BB: 1 IBB: 0 HBP: 1 BLK: 0 WP: 1 HR: 2 S: 23 P: 28 ERA: 5.79 WHIP: 1.500															PITCHER				

Kansas City Royals @ Texas Rangers
Arlington Stadium, Arlington, TX
Fri May 06 1977, 8:05 PM EDT
Att: 25,728 - Unknown - 76 F


AB	30
R	5
H	8
RBI	4
BB	1
SO	3
LOB	8



Batter	1	2	3	4	5	6	7	8	9	10	AB	R	H	RBI	BB	SO	LOB								
George Brett, L OBP: 0.405, SLG: 0.458 Bob Heise, R OBP: 0.333, SLG: 0.333	(1,5) X 0-0 4-3		(1,5) X 4-0 BB		(1,5) X 0-0 6-3		(1,5) X 0-0 CS 1B			(1,5) X 0-3 K	3	0	1	0	1	0	1								
Hal McRae, R OBP: 0.398, SLG: 0.450	(1,10) X 0-0 F9		(1,10) X 0-0 F9		(1,10) X 0-0 1B		(1,10) X 0-0 F9			(1,10) X 0-0 1B	5	0	2	1	0	0	3								
Tom Poquette, L OBP: 0.357, SLG: 0.439 Joe Zdeb, R OBP: 0.357, SLG: 0.273	(1,7) X 0-0 G3			(1,7) X 0-0 P6	(1,7) X 0-0 4-3					(1,7) X 0-0 G3	4	0	0	0	0	0	1								
John Mayberry, L OBP: 0.304, SLG: 0.379		(1,3) X 0-3 K		(1,3) X 0-0 5-3		(1,3) X 0-0 4-3				(1,3) X 0-0 K	4	0	0	0	1	2	0								
Amos Otis, R OBP: 0.291, SLG: 0.450		(1,8) X 0-0 5-3		(1,8) X 0-0 5-3		(1,8) X 0-0 HR				(1,8) X 0-0 6-3	5	1	1	1	0	0	2								
Darrell Porter, L OBP: 0.402, SLG: 0.449 John Wathan, R OBP: 0.200, SLG: 0.200	(1,2) X 0-0 1-3				(1,2) X 0-0 FC1 1B E 1B	(1,2) X 0-0 5-3				(1,2) X 0-3 K	1	0	0	0	0	0	0								
Al Cowens, R OBP: 0.339, SLG: 0.548	(1,9) X 0-0 P6		(1,9) X 0-0 P6		(1,9) X 0-0 E SF8 1B	(1,9) X 0-0 HR				(1,9) X 0-0 F8	4	2	2	1	0	0	0								
Freddie Patek, R OBP: 0.356, SLG: 0.422	(1,6) X 0-0 F8		(1,6) X 0-0 F8		(1,6) X 0-0 FC1 SF8 1B	(1,6) X 0-0 F7				(1,6) X 0-0 F9	4	1	0	0	0	0	1								
Cookie Rojas, R OBP: 0.333, SLG: 0.389 Frank White, R OBP: 0.253, SLG: 0.300	(1,4) X 0-0 2B		(1,4) X 0-0 SF8		(1,4) X 0-0 SF8 1B		(1,4) X 0-0 F7			(1,4) X 0-3 1B SF8 BB	2	0	1	1	0	0	0								
Inning Stats	R: 0 E: 0 K: 0 S: 3	H: 0 LOB: 0 BB: 0 P: 3	R: 0 E: 0 K: 1 S: 5	H: 0 LOB: 0 BB: 0 P: 5	R: 0 E: 0 K: 0 S: 4	H: 1 LOB: 2 BB: 1 P: 8	R: 0 E: 0 K: 0 S: 3	H: 0 LOB: 0 BB: 0 P: 3	R: 3 E: 1 K: 0 S: 7	H: 3 LOB: 1 BB: 0 P: 7	R: 2 E: 0 K: 0 S: 5	H: 2 LOB: 0 BB: 0 P: 5	R: 0 E: 0 K: 1 S: 5	H: 0 LOB: 0 BB: 0 P: 5	R: 0 E: 0 K: 1 S: 5	H: 0 LOB: 0 BB: 0 P: 5	R: 1 E: 0 K: 1 S: 6	H: 1 LOB: 2 BB: 2 P: 14	1B: 5 2B: 1 3B: 0 HR: 2	SF: 2 SAC: 0 DP: 0 HBP: 0	WP: 0 PB: 0 SB: 0 CS: 1	PA: 41			
PITCHER	IP WLS BF H R ER SO ERA WHIP	IP WLS BF H R ER SO ERA WHIP	IP WLS BF H R ER SO ERA WHIP	IP WLS BF H R ER SO ERA WHIP	IP WLS BF H R ER SO ERA WHIP	IP WLS BF H R ER SO ERA WHIP	IP WLS BF H R ER SO ERA WHIP	IP WLS BF H R ER SO ERA WHIP	IP WLS BF H R ER SO ERA WHIP	IP WLS BF H R ER SO ERA WHIP	IP WLS BF H R ER SO ERA WHIP	IP WLS BF H R ER SO ERA WHIP	IP WLS BF H R ER SO ERA WHIP	IP WLS BF H R ER SO ERA WHIP	IP WLS BF H R ER SO ERA WHIP	IP WLS BF H R ER SO ERA WHIP	IP WLS BF H R ER SO ERA WHIP	IP WLS BF H R ER SO ERA WHIP	IP WLS BF H R ER SO ERA WHIP	IP WLS BF H R ER SO ERA WHIP	IP WLS BF H R ER SO ERA WHIP	IP WLS BF H R ER SO ERA WHIP	IP WLS BF H R ER SO ERA WHIP	IP WLS BF H R ER SO ERA WHIP	IP WLS BF H R ER SO ERA WHIP

Kansas City Royals @ Texas Rangers
Arlington Stadium, Arlington, TX
Sat May 07 1977, 8:05 PM EDT
Att: 22,166 - Unknown - 81 F


AB	36
R	6
H	8
RBI	5
BB	3
SO	4
LOB	9



Batter	1	2	3	4	5	6	7	8	9	10	AB	R	H	RBI	BB	SO	LOB							
Claudell Washington, L OBP: 0.406, SLG: 0.523 Dave May, L OBP: 0.165, SLG: 0.269	(1,7) X 0-3 K		(1,7) X 0-0 FC1	(1,7) X 0-0 G3			(1,7) X 0-0 FC5-4 1B			(1,7) X 0-0 4-3	2	0	0	0	0	1	1							
Bert Campaneris, R OBP: 0.356, SLG: 0.435	(1,6) X 0-0 5-3		(1,6) X 0-0 BB		(1,6) X 0-0 BB 1B		(1,6) X 0-0 FC5-4 1B			(1,6) X 0-0 HR 1B	4	1	2	0	1	0	1							
Mike Hargrove, L OBP: 0.455, SLG: 0.500	(1,3) X 0-3 K		(1,3) X 0-3 K		(1,3) X 0-0 G4-6-3 BB		(1,3) X 0-0 1B			(1,3) X 0-0 HR	4	1	2	2	1	2	3							
Willie Horton, R OBP: 0.300, SLG: 0.448 Roy Howell, L OBP: 0.490, SLG: 0.529	(1,10) X 0-0 BB	(1,10) X 0-0 BB	(1,10) X 0-3 K		(1,10) X 0-3 K		(1,10) X 0-0 L9			(1,10) X 0-0 HR	1	0	0	0	1	1	3							
Ken Henderson, S OBP: 0.304, SLG: 0.427	(1,9) X 0-0 F9		(1,9) X 0-0 F9		(1,9) X 0-0 F7	(1,9) X 0-0 G4-6-3				(1,9) X 0-3 K	5	0	0	0	0	2	4							
Toby Harrah, R OBP: 0.416, SLG: 0.597	(1,5) X 0-0 F7		(1,5) X 0-0 F7		(1,5) X 0-0 WP SH 2B		(1,5) X 0-0 F7			(1,5) X 0-0 5-3	5	1	2	0	0	0	1							
Bump Wills, S OBP: 0.329, SLG: 0.392 Sandy Alomar Sr., S OBP: 0.490, SLG: 0.529	(1,4) X 0-3 K		(1,4) X 0-3 K		(1,4) X 0-0 SH WP CS BB		(1,4) X 0-0 F5			(1,4) X 0-0 G3	1	0	0	0	1	1	1							
Jim Sundberg, R OBP: 0.235, SLG: 0.213	(1,2) X 0-0 F2		(1,2) X 0-0 SH 1B		(1,2) X 0-0 SH 1B		(1,2) X 0-0 F2			(1,2) X 0-0 6-3	4	1	1	1	0	0	2							
Juan Beniquez, R OBP: 0.297, SLG: 0.333	(1,8) X 0-0 SH1-3		(1,8) X 0-0 SH1-3		(1,8) X 0-0 SH 1B		(1,8) X 0-0 1-3			(1,8) X 0-0 FC1	4	1	2	1	0	0	2							
Inning Stats	R: 0 E: 0 K: 2 S: 7	H: 0 LOB: 0 BB: 0 P: 7	R: 0 E: 0 K: 1 S: 5	H: 0 LOB: 1 BB: 1 P: 9	R: 0 E: 1 K: 2 S: 9	H: 1 LOB: 3 BB: 1 P: 13	R: 2 E: 0 K: 0 S: 5	H: 2 LOB: 1 BB: 1 P: 9	R: 0 E: 0 K: 1 S: 5	H: 1 LOB: 1 BB: 1 P: 9	R: 0 E: 0 K: 0 S: 3	H: 0 LOB: 0 BB: 0 P: 3	R: 0 E: 0 K: 1 S: 5	H: 0 LOB: 0 BB: 0 P: 5	R: 0 E: 0 K: 1 S: 5	H: 3 LOB: 1 BB: 1 P: 12	R: 0 E: 0 K: 1 S: 7	H: 2 LOB: 2 BB: 0 P: 7	1B: 7 2B: 2 3B: 1 HR: 1	SF: 0 SAC: 2 DP: 1 HBP: 0	WP: 1 PB: 0 SB: 1 CS: 2	PA: 46		
PITCHER	IP WLS BF H R ER SO ERA WHIP	IP WLS BF H R ER SO ERA WHIP	IP WLS BF H R ER SO ERA WHIP	IP WLS BF H R ER SO ERA WHIP	IP WLS BF H R ER SO ERA WHIP	IP WLS BF H R ER SO ERA WHIP	IP WLS BF H R ER SO ERA WHIP	IP WLS BF H R ER SO ERA WHIP	IP WLS BF H R ER SO ERA WHIP	IP WLS BF H R ER SO ERA WHIP	IP WLS BF H R ER SO ERA WHIP	IP WLS BF H R ER SO ERA WHIP	IP WLS BF H R ER SO ERA WHIP	IP WLS BF H R ER SO ERA WHIP	IP WLS BF H R ER SO ERA WHIP	IP WLS BF H R ER SO ERA WHIP	IP WLS BF H R ER SO ERA WHIP	IP WLS BF H R ER SO ERA WHIP	IP WLS BF H R ER SO ERA WHIP	IP WLS BF H R ER SO ERA WHIP	IP WLS BF H R ER SO ERA WHIP	IP WLS BF H R ER SO ERA WHIP	IP WLS BF H R ER SO ERA WHIP	IP WLS BF H R ER SO ERA WHIP

Kansas City Royals @ Texas Rangers
Arlington Stadium, Arlington, TX
Sat May 07 1977, 8:05 PM EDT
Att: 22,166 - Unknown - 81 F

AB	39
R	5
H	11
RBI	5
BB	5
SO	9
LOB	25



Batter	1	2	3	4	5	6	7	8	9	AB	R	H	RBI	BB	SO	LOB	TOP			
Davey Nelson, R OBP: 0.400, SLG: 0.600 (1, 4)	0-0 6-3 2B		0-0 5-3			0-0 F9		0-0 CS 1B		4	0	2	0	0	0	0	Kansas City Royals @ Texas Rangers Arlington Stadium, Arlington, TX Sun May 08 1977, 4:33 AM EDT Att: 15,581 - Unknown - 87 F			
Tom Poquette, L OBP: 0.373, SLG: 0.426 (1, 7)	0-3 K		0-0 6-3			0-0 1B		0-0 CS 1-2	0-0 4-3	4	0	1	0	0	1	1				
Hal McRae, R OBP: 0.394, SLG: 0.443 George Brett, L OBP: 0.405, SLG: 0.458 (1, 10) (9, PR)	0-0 6-3 2-3		0-0 6-3			0-0 F9		0-0 WP 1B		4	0	1	0	0	0	2				
John Mayberry, L OBP: 0.303, SLG: 0.368 (1, 3)	0-3 K			0-0 5-3		0-3 K		4-0 G6-4-3 BB		3	0	0	0	1	2	2				
Darrell Porter, L OBP: 0.388, SLG: 0.431 Amos Otis, R OBP: 0.288, SLG: 0.446 (1, 2) (9, PH)		0-0 E3 2B 1B		0-3 K				0-0 G3		3	1	0	0	0	1	0				
Al Cowens, R OBP: 0.339, SLG: 0.538 (1, 8)	0-3 K		0-0 F7			4-0 G6-4-3 BB				2	0	0	0	1	1	1				
Ralph LaCock, L OBP: 0.200, SLG: 0.303 (1, 9)	0-0 1-3 1B 2B			0-0 6-3		0-0 G6-4-3 1-2				3	1	1	0	0	0	1				
Cookie Rojas, R OBP: 0.333, SLG: 0.381 (1, 5)	0-0 F7-6-3 2H 3H 1B			0-0 P4				0-0 F8		3	0	1	2	0	0	0				
Freddie Patek, R OBP: 0.346, SLG: 0.409 (1, 6)	0-0 F7-6-3 1-2			0-0 4-3				0-0 F3		3	0	0	0	0	0	1				
Inning Stats	R: 0 E: 0 K: 2 S: 8	H: 1 LOB: 1 BB: 0 P: 8	R: 2 E: 1 K: 1 S: 7	H: 2 LOB: 0 BB: 0 P: 7	R: 0 E: 0 K: 0 S: 3	H: 0 LOB: 0 BB: 0 P: 3	R: 0 E: 0 K: 1 S: 5	H: 0 LOB: 0 BB: 0 P: 5	R: 0 E: 0 K: 1 S: 6	H: 1 LOB: 1 BB: 0 P: 6	R: 0 E: 0 K: 0 S: 2	H: 0 LOB: 0 BB: 1 P: 6	R: 0 E: 0 K: 0 S: 3	H: 1 LOB: 2 BB: 1 P: 3	R: 0 E: 0 K: 0 S: 3	H: 1 LOB: 0 BB: 0 P: 7	1B: 4 2B: 3 3B: 0 HR: 0	SF: 0 SAC: 0 DP: 3 HBP: 0	WP: 2 PB: 0 SB: 0 CS: 1	PA: 33
PITCHER	IP WLS BF H R ER SO BB IBB HBP BLK WP HR S P ERA WHIP	IP WLS BF H R ER SO BB IBB HBP BLK WP HR S P ERA WHIP																		
Bert Blyleven, R ERA: 1.45 (1, 1)	8.1 W 31 6 2 1 5 2 0 0 0 1 0 39 47 1.08 0.960																			
Darold Knowles, L ERA: (9, 1)	0.2 S 1 0 0 0 0 0 0 0 0 0 0 1 1 0.00 0.000																			

Batter	1	2	3	4	5	6	7	8	9	AB	R	H	RBI	BB	SO	LOB	BOTTOM			
Claudell Washington, L OBP: 0.419, SLG: 0.543 (1, 7)	0-0 SH1-4 FC4-2 2B	0-0 G4-3 1-2		0-0 F9		0-0 1B		0-0 F7 1B		5	0	3	0	0	0	2	Kansas City Royals @ Texas Rangers Arlington Stadium, Arlington, TX Sun May 08 1977, 4:33 AM EDT Att: 15,581 - Unknown - 87 F			
Bert Campaneris, R OBP: 0.352, SLG: 0.421 (1, 6)	0-0 SH1-4 2-3		0-0 B1-3		4-0 F9 1B 2B BB	0-0 F7		0-0 F7 1-2		3	1	0	0	1	0	2				
Mike Hargrove, L OBP: 0.362, SLG: 0.500 (1, 3)	0-0 FC4-2 HR		1-0 E HBP		0-0 2B 1-2 1B	0-0 F7		0-0 HR 1B		4	2	2	0	0	0	2				
Willie Horton, R OBP: 0.323, SLG: 0.556 (1, 10)	0-0 1-H HR		0-3 K		0-3 K		0-0 BB SH1-3 1B	0-0 1-H HR		5	2	3	4	0	2	3				
Ken Henderson, S OBP: 0.301, SLG: 0.418 (1, 9)	0-0 2B 1B		0-0 E6 FC6-4		0-0 F9		0-0 SH1-3 1-2	0-0 6-3		4	0	1	0	0	0	3				
Toby Harrah, R OBP: 0.430, SLG: 0.625 (1, 5)	0-0 1-3 2B		0-0 FC6-4 1-2		0-0 1-3 3-H 2B		4-0 BB IBB			3	0	2	1	1	0	2				
Bump Wills, S OBP: 0.337, SLG: 0.382 (1, 4)	0-3 K			0-0 E4		0-0 IBB		4-0 1-2 2-3 BB		2	0	0	0	2	1	2				
Jim Sundberg, R OBP: 0.236, SLG: 0.203 (1, 2)		4-0 FC5-4 BB		0-0 F8		0-0 F9		0-3 K		3	0	0	0	1	1	7				
Juan Beniquez, R OBP: 0.282, SLG: 0.314 (1, 8)		0-0 FC5-4 G4-3 1-2		0-0 F8		0-0 F9		0-0 P4		4	0	0	0	0	0	5				
Inning Stats	R: 2 E: 0 K: 1 S: 9	H: 4 LOB: 2 BB: 0 P: 9	R: 0 E: 0 K: 0 S: 2	H: 0 LOB: 1 BB: 1 P: 6	R: 0 E: 1 K: 1 S: 6	H: 0 LOB: 2 BB: 0 P: 7	R: 0 E: 1 K: 0 S: 4	H: 0 LOB: 1 BB: 0 P: 4	R: 1 E: 0 K: 1 S: 7	H: 2 LOB: 3 BB: 2 P: 15	R: 0 E: 0 K: 0 S: 4	H: 1 LOB: 1 BB: 0 P: 4	R: 0 E: 0 K: 1 S: 6	H: 1 LOB: 3 BB: 2 P: 14	R: 2 E: 0 K: 0 S: 5	H: 3 LOB: 0 BB: 0 P: 5	1B: 6 2B: 3 3B: 0 HR: 2	SF: 0 SAC: 2 DP: 1 HBP: 1	WP: 0 PB: 0 SB: 0 CS: 0	PA: 41
PITCHER	IP WLS BF H R ER SO BB IBB HBP BLK WP HR S P ERA WHIP	IP WLS BF H R ER SO BB IBB HBP BLK WP HR S P ERA WHIP																		
Marty Pattin, R ERA: 4.3 (5, 1)	2.1 L 11 2 0 0 1 1 1 0 0 0 0 11 19 0.00 1.286																			
Doug Bird, R ERA: 3.53 (8, 1)	1.0 5 3 2 2 0 0 0 0 0 0 0 1 5 5 18.00 3.000																			

AB	30
R	2
H	6
RBI	2
BB	2
SO	5
LOB	10



Batter	1	2	3	4	5	6	7	8	9	AB	R	H	RBI	BB	SO	LOB	TOP										
Ralph Garr, L OBP: 0.330, SLG: 0.416 (1, 7)	0-0 6-3			0-0 F9		0-0 F8		0-0 E6		4	0	0	0	0	0	0	Chicago White Sox @ Texas Rangers Arlington Stadium, Arlington, TX Tue May 10 1977, 8:05 PM EDT Att. 8,360 - Unknown - 75 F										
Alan Bannister, R OBP: 0.397, SLG: 0.398 (1, 6)	0-0 F7			0-0 FC6-4 1B		0-0 5-3		0-0 G5-4-3		4	0	1	0	0	0	1											
Jorge Orta, L OBP: 0.352, SLG: 0.458 (1, 4)	0-0 4-3			0-0 FC6-4 1B 1-2 2B		0-0 1B		0-0 F8		4	1	1	0	0	0	1											
Richie Zisk, R OBP: 0.362, SLG: 0.602 (1, 9)		0-0 F5		0-0 2B 1-2 1B		0-0 6-3		0-0 FC4-6 1B		4	0	2	0	0	0	1											
Jim Spencer, L OBP: 0.306, SLG: 0.391 (1, 3)	0-3 K			0-0 1-3 2-H 2B			0-0 HR	0-0 FC4-6 BB		4	1	2	2	0	1	1											
Oscar Gamble, L OBP: 0.420, SLG: 0.561 (1, 10)	0-0 F7			0-0 P6			0-0 4-3	4-0 FC6 BB		3	0	0	0	0	0	2											
Lamar Johnson, R OBP: 0.200, SLG: 0.286 (9, PH)								1-2 BB		0	0	0	0	1	0	0											
Chet Lemon, R OBP: 0.379, SLG: 0.549 (1, 8)			0-0 F8		0-0 CS 1B		0-0 F2	0-0 FC6		4	0	1	0	0	0	2											
Eric Soderholm, R OBP: 0.370, SLG: 0.552 (1, 5)			0-0 5-3		0-0 5-3		0-0 6-3			3	0	0	0	0	0	1											
Jim Essian, R OBP: 0.391, SLG: 0.458 (1, 2)			0-0 4-3		0-0 5-3			0-0 L5		3	0	0	0	0	0	0											
Inning Stats	R: 0 E: 0 K: 0 S: 3	H: 0 LOB: 0 BB: 0 P: 3	R: 0 E: 0 K: 1 S: 5	H: 0 LOB: 0 BB: 0 P: 5	R: 0 E: 0 K: 0 S: 3	H: 1 LOB: 0 BB: 0 P: 3	R: 1 E: 0 K: 0 S: 6	H: 3 LOB: 2 BB: 0 P: 6	R: 0 E: 0 K: 0 S: 4	H: 1 LOB: 1 BB: 0 P: 4	R: 1 E: 0 K: 0 S: 4	H: 1 LOB: 0 BB: 0 P: 4	R: 0 E: 1 K: 0 S: 3	H: 0 LOB: 0 BB: 0 P: 3	R: 0 E: 0 K: 0 S: 4	H: 1 LOB: 2 BB: 1 P: 8	1B: 5 2B: 1 3B: 0 HR: 1	SF: 0 SAC: 0 DP: 1 HBP: 0	WP: 0 PB: 0 SB: 0 CS: 1	PA: 34							
PITCHER	IP	WLS	BF	H	R	ER	SO	BB	IBB	HBP	BLK	WP	HR	S	P	ERA	WHIP										
Nelson Briles, R ERA: 3.98 (1, 1)	8.0		29	6	2	2	1	0	0	0	0	0	1	31	31	2.25	0.750										
Darold Knowles, L ERA: (9, 1)	0.2		4	1	0	0	0	1	0	0	0	0	0	3	7	0.00	3.000										
Adrian Devine, R ERA: 1.54 (9, 1)	0.1	W	1	0	0	0	0	0	0	0	0	0	0	1	1	0.00	0.000										

Batter	1	2	3	4	5	6	7	8	9	AB	R	H	RBI	BB	SO	LOB	BOTTOM										
Claudell Washington, L OBP: 0.390, SLG: 0.500 (1, 7)	0-0 F7		0-0 CS	0-3 K			0-0 P6	0-3 K		4	0	0	0	0	2	2	Chicago White Sox @ Texas Rangers Arlington Stadium, Arlington, TX Tue May 10 1977, 8:05 PM EDT Att. 8,360 - Unknown - 75 F										
Bert Campaneris, R OBP: 0.372, SLG: 0.437 (1, 6)	0-0 CS 1B			0-0 CS 1B			0-0 G3	0-0 6-3		4	0	2	0	0	0	0											
Mike Hargrove, L OBP: 0.346, SLG: 0.477 (1, 3)	0-0 F9			0-0 3-1			0-0 F8	4-0 1B BB BB		3	1	0	0	1	0	2											
Willie Horton, R OBP: 0.301, SLG: 0.507 (1, 10)	0-0 CS	0-0 F2			0-0 F8		0-0 2B 4-3 1B	0-3 K		4	1	1	0	0	1	1											
Ken Henderson, S OBP: 0.308, SLG: 0.437 (1, 9)		0-0 F7			0-0 4-3		0-0 2B 2B	0-0 BB BB 1B		4	1	2	0	0	0	0											
Toby Harrah, R OBP: 0.416, SLG: 0.586 (1, 5)		0-0 5-3			0-0 6-3		0-0 4-3	4-0 BB BB		3	0	0	0	1	0	2											
Bump Wills, S OBP: 0.330, SLG: 0.361 (1, 4)			0-0 F9			0-3 K	0-0 4-3	4-0 1-2 2-3 3-H BB		3	0	0	2	1	1	1											
Bill Fahey, L OBP: 0.071, SLG: 0.071 (1, 2)								0-0 BB BB		2	0	0	0	0	0	0											
Dave May, L OBP: 0.214, SLG: 0.333 (8, PH)								0-0 2-H 2B		1	0	1	1	0	0	0											
Jim Sundberg, R OBP: 0.240, SLG: 0.209 (9, 2)								4-0 BB		0	0	0	0	0	0	0											
Juan Beniquez, R OBP: 0.289, SLG: 0.311 (1, 8)				0-0 CS 1B		0-3 K		4-0 BB		2	0	1	0	1	1	0											
Inning Stats	R: 0 E: 0 K: 0 S: 3	H: 1 LOB: 0 BB: 0 P: 3	R: 0 E: 0 K: 0 S: 3	H: 0 LOB: 0 BB: 0 P: 3	R: 0 E: 0 K: 1 S: 5	H: 1 LOB: 0 BB: 0 P: 5	R: 0 E: 0 K: 2 S: 7	H: 0 LOB: 0 BB: 0 P: 7	R: 0 E: 0 K: 0 S: 3	H: 0 LOB: 0 BB: 0 P: 3	R: 2 E: 0 K: 1 S: 8	H: 3 LOB: 2 BB: 1 P: 12	R: 1 E: 0 K: 1 S: 5	H: 1 LOB: 3 BB: 3 P: 17	1B: 5 2B: 2 3B: 0 HR: 0	SF: 0 SAC: 0 DP: 0 HBP: 0	WP: 0 PB: 0 SB: 0 CS: 3	PA: 36									
PITCHER	IP	WLS	BF	H	R	ER	SO	BB	IBB	HBP	BLK	WP	HR	S	P	ERA	WHIP										
Francisco Barrios, R ERA: 3.89 (1, 1)	7.0		23	5	2	2	3	0	0	0	0	0	0	29	29	2.57	0.714										
Lerrin LaGrow, R ERA: 1.19 (8, 1)	0.2		4	1	0	0	0	1	0	0	0	0	0	3	7	0.00	3.000										
Dave Hamilton, L ERA: 5.4 (8, 1)	0.2	L	3	0	1	1	1	1	0	0	0	0	0	4	8	13.50	1.500										
Bart Johnson, R ERA: 5.64 (9, 1)	0.1		4	1	0	0	1	2	0	0	0	0	0	4	12	0.00	9.000										



Batter	1	2	3	4	5	6	7	8	9	10	AB	R	H	RBI	BB	SO	LOB	TOP			
Ralph Garr, L OBP: 0.324, SLG: 0.406 (1, 7)	1-3		F8		1B SF8 1B		G3		FC3-2-6-5		5	1	1	0	0	0	2	Chicago White Sox @ Texas Rangers Arlington Stadium, Arlington, TX Wed May 11 1977, 8:05 PM EDT Att: 8,113 - Unknown livebaseballscorecards.com			
Alan Bannister, R OBP: 0.397, SLG: 0.393 (1, 6)	1B SF8 BB		F8		1B		F8		F3		4	1	1	0	1	0	2				
Jorge Orta, L OBP: 0.354, SLG: 0.455 (1, 4)	1B		1B BB		SF8		4-3		4-3		3	0	1	1	1	0	0				
Richie Zisk, R OBP: 0.363, SLG: 0.598 (1, 9)	SF8		1B		5-3		G3		1B 1B		4	1	2	1	0	0	1				
Jim Spencer, L OBP: 0.310, SLG: 0.387 (1, 3)	3H 0-0 P4		1B		4-3				1B FC3-2 1B		4	0	1	0	1	1	4				
Oscar Gamble, L OBP: 0.397, SLG: 0.525 Lamar Johnson, R OBP: 0.226, SLG: 0.286 (10, PH)		F7		F9		F9		G1	FC3-2 1B IBB		4	0	0	0	0	0	1				
Chet Lemon, R OBP: 0.388, SLG: 0.579 (1, 8)		6-3		HR		F8			1B FC3-2 1B		5	1	3	2	0	0	0				
Eric Soderholm, R OBP: 0.363, SLG: 0.530 (1, 5)		BB		1-3		F8			B3 FC3-2 1B		4	0	0	0	1	0	4				
Jim Essian, R OBP: 0.378, SLG: 0.440 Royce Stillman, L OBP: 0.270, SLG: 0.441 Brian Downing, R OBP: 0.464, SLG: 0.286 (9, PH)		F8		P4		6-3			FC3-2 1B 1B		3	0	0	0	0	0	1				
Inning Stats	R: 1 E: 0 K: 0 S: 4	H: 1 LOB: 1 BB: 1 P: 8	R: 0 E: 0 K: 0 S: 3	H: 0 LOB: 1 BB: 1 P: 7	R: 0 E: 0 K: 1 S: 6	H: 1 LOB: 2 BB: 0 P: 4	R: 1 E: 0 K: 0 S: 4	H: 1 LOB: 0 BB: 0 P: 4	R: 1 E: 0 K: 0 S: 5	H: 2 LOB: 1 BB: 0 P: 5	R: 0 E: 0 K: 0 S: 3	H: 0 LOB: 0 BB: 0 P: 3	R: 0 E: 0 K: 0 S: 3	H: 0 LOB: 1 BB: 1 P: 7	R: 0 E: 0 K: 0 S: 5	H: 2 LOB: 2 BB: 0 P: 5	R: 1 E: 0 K: 1 S: 8		H: 3 LOB: 3 BB: 1 P: 12	1B: 9 2B: 0 3B: 0 HR: 1	SF: 2 SAC: 0 DP: 0 HBP: 0
PITCHER	IP	WLS	BF	H	R	ER	SO	BB	IBB	HBP	BLK	WP	HR	S	P	ERA	WHIP				
Doyle Alexander, R ERA: 2.44 (1, 1)	8.1	L	36	7	3	3	1	4	0	0	0	0	1	34	50	3.24	1.320				
Paul Lindblad, L ERA: 3.8 (9, 1)	1.0	L	5	2	1	1	0	0	0	0	0	0	0	5	5	9.00	2.000				
Adrian Devine, R ERA: 1.46 (10, 1)	0.2	L	4	1	0	0	1	0	1	0	0	0	0	5	9	0.00	1.500				

Batter	1	2	3	4	5	6	7	8	9	10	AB	R	H	RBI	BB	SO	LOB	BOTTOM			
Claudell Washington, L OBP: 0.372, SLG: 0.476 (1, 7)	4-3		K		G3			4-3			4	0	0	0	0	1	1	Chicago White Sox @ Texas Rangers Arlington Stadium, Arlington, TX Wed May 11 1977, 8:05 PM EDT Att: 8,113 - Unknown livebaseballscorecards.com			
Bert Campaneris, R OBP: 0.368, SLG: 0.430 (1, 6)	6-3		P5		F9		G4-6-3 1B				4	0	1	0	0	0	0				
Mike Hargrove, L OBP: 0.438, SLG: 0.461 (1, 3)	L4		G6-4-3 BB		F8		G4-6-3 1-2f				3	0	0	0	1	0	1				
Willie Horton, R OBP: 0.299, SLG: 0.493 (1, 10)		K	G6-4-3 1-2f			1B		5-3			4	0	1	0	0	1	1				
Ken Henderson, S OBP: 0.215, SLG: 0.437 Dave May, L OBP: 0.194, SLG: 0.300 (2, PR)		4-3 3B HBP		P4		4-3		P4			0	0	0	0	0	0	0				
Toby Harrah, R OBP: 0.400, SLG: 0.560 (1, 5)	4-3		K		F3			F7			4	0	0	0	0	1	1				
Bump Wills, S OBP: 0.327, SLG: 0.379 (1, 4)		2B 3B		4-3		F2		4-3			4	1	1	1	0	0	0				
Jim Sundberg, R OBP: 0.296, SLG: 0.243 Tom Grieve, R OBP: 0.258, SLG: 0.414 (10, PH)		1B 2B		P4		FC6 1B		K			3	1	2	1	0	0	0				
Juan Beniquez, R OBP: 0.291, SLG: 0.312 John Ellis, R OBP: 0.172, SLG: 0.172 (10, PH)		2B 1B		F8		FC6 1-2f		6-3			3	0	1	1	0	0	1				
Inning Stats	R: 0 E: 0 K: 0 S: 3	H: 0 LOB: 0 BB: 0 P: 3	R: 3 E: 0 K: 2 S: 10	H: 3 LOB: 1 BB: 0 P: 11	R: 0 E: 0 K: 0 S: 2	H: 0 LOB: 0 BB: 1 P: 6	R: 0 E: 0 K: 1 S: 5	H: 0 LOB: 0 BB: 0 P: 5	R: 0 E: 0 K: 0 S: 3	H: 1 LOB: 1 BB: 0 P: 4	R: 0 E: 0 K: 0 S: 4	H: 1 LOB: 1 BB: 0 P: 4	R: 0 E: 0 K: 0 S: 3	H: 1 LOB: 0 BB: 3 P: 3	R: 0 E: 0 K: 0 S: 3	H: 0 LOB: 0 BB: 0 P: 3	R: 0 E: 0 K: 1 S: 5		H: 0 LOB: 0 BB: 0 P: 5	1B: 4 2B: 1 3B: 1 HR: 0	SF: 0 SAC: 0 DP: 2 HBP: 1
PITCHER	IP	WLS	BF	H	R	ER	SO	BB	IBB	HBP	BLK	WP	HR	S	P	ERA	WHIP				
Chris Knapp, R ERA: 4.28 (1, 1)	10.0	W	36	6	3	3	4	1	0	1	0	0	0	42	47	2.70	0.700				

Chicago White Sox @ Texas Rangers
 Arlington Stadium, Arlington, TX
 Wed May 11 1977, 8:05 PM EDT
 Att: 8,113 - Unknown

Chicago White Sox @ Texas Rangers
 Arlington Stadium, Arlington, TX
 Wed May 11 1977, 8:05 PM EDT
 Att: 8,113 - Unknown




Batter	1	2	3	4	5	6	7	8	9	AB	R	H	RBI	BB	SO	LOB	TOP			
Claudell Washington, L OBP: 0.363, SLG: 0.471 (1, 7)	0-3 K	0-3 K		0-0 2H 2B		0-0 6-3			0-0 6-3	5	0	1	1	0	2	3				
Bert Campaneris, R OBP: 0.361, SLG: 0.420 (1, 6)	0-0 1B	0-0 FC6-4		0-3 K			0-0 5-3		0-0 5-3	5	1	1	0	0	1	3				
Mike Hargrove, L OBP: 0.322, SLG: 0.441 (1, 3)	0-0 F7		0-0 G3		0-0 F8		0-0 F9			4	0	0	0	0	0	2				
Willie Horton, R OBP: 0.309, SLG: 0.494 (1, 10)	0-0 1B		0-0 BB		0-0 F9		0-3 K			4	0	2	0	0	1	0				
Dave May, L OBP: 0.229, SLG: 0.324 (1, 9)	0-0 1B		0-3 K		0-0 4-3			0-0 1B		4	0	2	1	0	1	1				
Toby Harrah, R OBP: 0.394, SLG: 0.543 (1, 5)	0-0 F2		0-0 BB		0-0 P6			0-0 F9		3	0	0	0	1	0	3				
Bump Willis, S OBP: 0.333, SLG: 0.385 (1, 4)		0-0 F8	0-3 K			0-0 SH1-4		0-0 1B		4	0	2	0	0	1	2				
Jim Sundberg, R OBP: 0.272, SLG: 0.260 (1, 2)		0-0 1B		0-0 WP		0-0 SH1-4		0-0 G6-3		3	1	2	0	0	0	2				
Juan Beniquez, R OBP: 0.289, SLG: 0.309 (1, 8)		0-0 FC6-4		0-0 L9		0-0 L4			0-0 4-3	4	0	1	0	0	0	2				
Inning Stats	R: 1 E: 0 K: 1 S: 8	H: 3 LOB: 2 BB: 0 P: 8	R: 0 E: 0 K: 1 S: 7	H: 2 LOB: 2 BB: 0 P: 7	R: 0 E: 0 K: 2 S: 8	H: 1 LOB: 1 BB: 1 P: 12	R: 1 E: 0 K: 1 S: 7	H: 2 LOB: 0 BB: 0 P: 7	R: 0 E: 0 K: 0 S: 3	H: 1 LOB: 0 BB: 0 P: 4	R: 0 E: 0 K: 1 S: 5	H: 0 LOB: 0 BB: 0 P: 5	R: 0 E: 0 K: 0 S: 4	H: 2 LOB: 1 BB: 0 P: 4	R: 0 E: 0 K: 0 S: 3	H: 0 LOB: 0 BB: 0 P: 3	1B: 10 2B: 1 3B: 0 HR: 0	SF: 0 SAC: 1 DP: 1 HBP: 0	WP: 1 PB: 0 SB: 0 CS: 0	PA: 38
PITCHER Dennis Leonard, R ERA: 3.19 (1, 1)	IP: 9.0 WLS: L BF: 38	H: 11 R: 2 ER: 2 SO: 6	BB: 1 IBB: 0 HBP: 0 BLK: 0	WP: 1 HR: 0 S: 49 P: 53	ERA: 2.00 WHIP: 1.333															

Texas Rangers @ Kansas City Royals
Royals Stadium, Kansas City, MO
Thu May 12 1977, 8:05 PM EDT
Att: 20,391 - Unknown - 75 F

livebaseballscores.com

AB 36
R 2
H 11
RBI 2
BB 1
SO 6
LOB 18




Batter	1	2	3	4	5	6	7	8	9	AB	R	H	RBI	BB	SO	LOB	BOTTOM					
Tom Poquette, L OBP: 0.346, SLG: 0.375 (1, 7)	0-0 F2		0-0 F7			0-0 3-1		0-0 4-3		4	0	0	0	0	0	3						
Hal McRae, R OBP: 0.388, SLG: 0.431 (1, 10)	0-0 P3		0-0 F9			0-0 4-3		0-0 6-3		4	0	1	0	0	0	4						
Al Cowens, R OBP: 0.315, SLG: 0.508 (1, 9)	0-3 K			0-3 K		0-0 4-3			0-0 6-3	4	0	0	0	0	2	1						
John Mayberry, L OBP: 0.313, SLG: 0.351 (1, 3)		4-0 FC6-4		0-0 4-3		0-3 K		0-3 K		3	0	0	0	1	2	1						
Amos Otis, R OBP: 0.276, SLG: 0.425 (1, 8)		0-0 FC6-4		0-0 G3			0-0 5-3		0-3 K	4	0	0	0	0	1	1						
Darrell Porter, L OBP: 0.365, SLG: 0.415 (1, 2)		0-0 G4-6-3			0-0 4-3		0-0 F8			3	0	0	0	0	0	1						
Cookie Rojas, R OBP: 0.314, SLG: 0.355 (1, 5)			0-0 F8		0-0 FC5-4		0-0 G3			3	0	1	0	0	0	0						
Freddie Patek, R OBP: 0.333, SLG: 0.382 (1, 6)			0-0 BB		0-0 FC5-4			0-0 F9		3	0	1	0	0	0	1						
Frank White, R OBP: 0.263, SLG: 0.291 (1, 4)			4-0 BB		0-0 5-3			0-0 4-3		1	0	0	0	1	0	1						
Ralph LaCock, L OBP: 0.237, SLG: 0.361 (8, PH)										1	0	1	0	0	0	0						
Bob Heise, R OBP: 0.333, SLG: 0.333 (8, PR) (9, 4)				0-0 BB				0-0 4-3		0	0	0	0	0	0	0						
Inning Stats	R: 0 E: 0 K: 1 S: 5	H: 0 LOB: 0 BB: 0 P: 5	R: 0 E: 0 K: 0 S: 2	H: 0 LOB: 0 BB: 1 P: 6	R: 0 E: 0 K: 0 S: 4	H: 1 LOB: 2 BB: 1 P: 8	R: 0 E: 0 K: 1 S: 5	H: 0 LOB: 0 BB: 0 P: 5	R: 0 E: 0 K: 0 S: 4	H: 1 LOB: 1 BB: 0 P: 4	R: 0 E: 0 K: 1 S: 6	H: 1 LOB: 1 BB: 0 P: 6	R: 0 E: 0 K: 0 S: 3	H: 0 LOB: 0 BB: 0 P: 3	R: 0 E: 0 K: 0 S: 4	H: 1 LOB: 2 BB: 0 P: 4	R: 0 E: 0 K: 2 S: 7	H: 0 LOB: 0 BB: 0 P: 7	1B: 2 2B: 2 3B: 0 HR: 0	SF: 0 SAC: 0 DP: 1 HBP: 0	WP: 0 PB: 0 SB: 0 CS: 0	PA: 32
PITCHER Gaylord Perry, R ERA: 5.32 (1, 1)	IP: 9.0 WLS: W BF: 32	H: 4 R: 0 ER: 0 SO: 5	BB: 2 IBB: 0 HBP: 0 BLK: 0	WP: 0 HR: 0 S: 40 P: 48	ERA: 0.00 WHIP: 0.667																	

Texas Rangers @ Kansas City Royals
Royals Stadium, Kansas City, MO
Thu May 12 1977, 8:05 PM EDT
Att: 20,391 - Unknown - 75 F

livebaseballscores.com

AB 30
R 0
H 4
RBI 0
BB 2
SO 5
LOB 13



Batter	1	2	3	4	5	6	7	8	9	AB	R	H	RBI	BB	SO	LOB	TOP					
Claudell Washington, L (1.7) OBP: 0.350, SLG: 0.448	G3			4-3		3-1			G3	4	0	0	0	0	0	0						
Bert Campaneris, R (1.6) OBP: 0.362, SLG: 0.412	1-3			F8			F8			3	0	0	0	0	0	0						
Mike Hargrove, L (1.3) OBP: 0.397, SLG: 0.410	L9			3-1			3-1			3	0	0	0	0	0	0						
Willie Horton, R (1.10) OBP: 0.307, SLG: 0.477			F9		K		F9			3	0	0	0	0	1	0						
Tom Grieve, R (1.9) OBP: 0.243, SLG: 0.371		6-3			K			L8		3	0	0	0	0	1	0						
Toby Harrah, R (1.5) OBP: 0.388, SLG: 0.515		F7			HBP			F8		2	0	0	0	0	0	0						
Bump Wills, S (1.4) OBP: 0.330, SLG: 0.378				K		K		K		3	0	0	0	0	3	1						
Jim Sundberg, R (1.2) OBP: 0.264, SLG: 0.244			4-3						3-1	1	0	0	0	1	0	0						
Bill Fahey, L (9, PH) OBP: 0.087, SLG: 0.067						G6-4-3 BB				1	0	0	0	0	0	0						
Juan Beniquez, R (1.8) OBP: 0.271, SLG: 0.287									F7	2	0	0	0	0	1	1						
Dave May, L (9, PH) OBP: 0.243, SLG: 0.314			K			G6-4-3 1-2				1	0	0	0	0	0	0						
Inning Stats	R: 0 E: 0 K: 0 S: 3	H: 0 LOB: 0 BB: 0 P: 3	R: 0 E: 0 K: 0 S: 3	H: 0 LOB: 0 BB: 0 P: 3	R: 0 E: 0 K: 2 S: 7	H: 0 LOB: 0 BB: 0 P: 7	R: 0 E: 0 K: 0 S: 3	H: 0 LOB: 0 BB: 0 P: 3	R: 0 E: 0 K: 3 S: 9	H: 0 LOB: 1 BB: 0 P: 10	R: 0 E: 0 K: 0 S: 2	H: 0 LOB: 0 BB: 1 P: 6	R: 0 E: 0 K: 0 S: 3	H: 0 LOB: 0 BB: 0 P: 3	R: 0 E: 0 K: 1 S: 5	H: 0 LOB: 0 BB: 0 P: 5	R: 0 E: 0 K: 0 S: 3	H: 0 LOB: 0 BB: 0 P: 3	1B: 0 2B: 0 3B: 0 HR: 0	SF: 0 SAC: 0 DP: 1 HBP: 1	WP: 0 PB: 0 SB: 1 CS: 0	PA: 28
PITCHER Jim Colborn, R (1.1) ERA: 2.23	IP: 9.0 WLS: W BF: 28 H: 0 R: 0 ER: 0 SO: 6 BB: 1 IBB: 0 HBP: 1 BLK: 0 WP: 0 HR: 0 S: 38 P: 43 ERA: 0.00 WHIP: 0.111															PITCHER						

Texas Rangers @ Kansas City Royals
 Royals Stadium, Kansas City, MO
 Sat May 14 1977, 8:05 PM EDT
 Att: 29,978 - Unknown - 81 F

AB	26
R	0
H	0
RBI	0
BB	1
SO	6
LOB	2



Batter	1	2	3	4	5	6	7	8	9	AB	R	H	RBI	BB	SO	LOB	BOTTOM			
Davey Nelson, R (1.10) OBP: 0.313, SLG: 0.333	F9		4-0 3B BB		4-3	CS	6-3	F9		4	1	0	0	1	0	0				
Tom Pocquette, L (1.9) OBP: 0.360, SLG: 0.425	F9-3 1B		1-1 1B 3B		F8		4-3			4	1	2	1	0	0	0				
Hal McRae, R (1.7) OBP: 0.388, SLG: 0.419	F9-3 1-2		1B				1B BB			2	0	1	1	2	0	1				
Joe Zdeb, R (7, PR) OBP: 0.357, SLG: 0.273			1B				BB			0	0	0	0	0	0	0				
Al Cowens, R (1.8) OBP: 0.318, SLG: 0.500		5-3			F8					4	0	2	0	0	0	1				
Ralph LaCock, L (1.3) OBP: 0.304, SLG: 0.442			P6					F7		4	1	2	0	0	0	4				
Darrell Porter, L (1.2) OBP: 0.370, SLG: 0.453		K			6-3			FC6-5 2B		4	1	2	1	0	1	1				
Cookie Rojas, R (1.5) OBP: 0.302, SLG: 0.385		K						FC6-5 3B		4	1	1	0	0	2	3				
Freddie Patek, R (1.6) OBP: 0.344, SLG: 0.404			F9		L4			SH1 3B		4	1	2	2	0	0	1				
Frank White, R (1.4) OBP: 0.245, SLG: 0.269			G3		4-3			SH1		3	0	0	1	0	0	2				
Inning Stats	R: 0 E: 0 K: 0 S: 3	H: 1 LOB: 0 BB: 0 P: 3	R: 0 E: 0 K: 2 S: 8	H: 1 LOB: 0 BB: 0 P: 8	R: 2 E: 0 K: 0 S: 6	H: 3 LOB: 2 BB: 1 P: 10	R: 0 E: 0 K: 0 S: 4	H: 1 LOB: 0 BB: 0 P: 4	R: 0 E: 0 K: 1 S: 3	H: 0 LOB: 1 BB: 1 P: 7	R: 2 E: 0 K: 0 S: 7	H: 3 LOB: 0 BB: 0 P: 7	R: 0 E: 0 K: 0 S: 4	H: 1 LOB: 2 BB: 1 P: 8	R: 2 E: 0 K: 0 S: 5	H: 2 LOB: 0 BB: 0 P: 5	1B: 5 2B: 5 3B: 3 HR: 0	SF: 0 SAC: 1 DP: 1 HBP: 0	WP: 0 PB: 0 SB: 1 CS: 1	PA: 38
PITCHER Tommy Boggs, R (1.1) ERA: 5.93	IP: 5.1 WLS: L BF: 26 H: 9 R: 4 ER: 4 SO: 3 BB: 2 IBB: 0 HBP: 0 BLK: 0 WP: 0 HR: 0 S: 30 P: 38 ERA: 6.75 WHIP: 2.062															PITCHER				
Mike Marshall, R (6.1) ERA: 8.31	IP: 2.2 WLS: L BF: 11 H: 3 R: 2 ER: 2 SO: 0 BB: 1 IBB: 0 HBP: 0 BLK: 0 WP: 0 HR: 0 S: 10 P: 14 ERA: 6.75 WHIP: 1.500															PITCHER				

Texas Rangers @ Kansas City Royals
 Royals Stadium, Kansas City, MO
 Sat May 14 1977, 8:05 PM EDT
 Att: 29,978 - Unknown - 81 F

AB	33
R	6
H	12
RBI	6
BB	3
SO	3
LOB	13



Batter	1	2	3	4	5	6	7	8	9	AB	R	H	RBI	BB	SO	LOB	TOP			
Bert Campaneris, R OBP: 0.370, SLG: 0.410	4-3		1B BB		F7		FC5-6 BB		1B	3	1	1	0	2	0	0	Texas Rangers @ Kansas City Royals Royals Stadium, Kansas City, MO Sun May 15 1977, 4:33 AM EDT Att: 19,983 - Unknown			
Bump Wills, S OBP: 0.342, SLG: 0.408	F3		1B SF9 1B		HR		FC5-6		1B	5	2	3	0	0	0	2				
Jim Fregosi, R OBP: 0.400, SLG: 1.000	HR		1B SF9 1B		6-3		K		6-3	5	1	2	2	0	1	5				
Willie Horton, R OBP: 0.326, SLG: 0.596 Claudell Washington, L OBP: 0.350, SLG: 0.448	HR		SF9		HR				HR	3	3	3	5	0	0	0				
Tom Grieve, R OBP: 0.244, SLG: 0.342	6-3		F9		P2				G5-4-3 BB	3	0	0	0	1	0	1				
Toby Harrah, R OBP: 0.383, SLG: 0.505		F7			F8		G5-4-3 1B		G5-4-3	4	0	1	0	0	0	1				
John Ellis, R OBP: 0.152, SLG: 0.152		F9			4-3		K		F8	4	0	0	0	0	1	1				
Jim Sundberg, R OBP: 0.264, SLG: 0.256		4-3					G5-4-3		K	4	0	1	0	0	1	1				
Juan Beniquez, R OBP: 0.290, SLG: 0.319			1B 2B		K		FC5-6 BB CS 1B		CS 1B	4	0	3	0	0	1	1				
Inning Stats	R: 2 E: 0 K: 0 S: 5	H: 2 LOB: 0 BB: 0 P: 5	R: 0 E: 0 K: 0 S: 3	H: 0 LOB: 0 BB: 0 P: 3	R: 2 E: 0 K: 0 S: 5	H: 3 LOB: 1 BB: 1 P: 9	R: 0 E: 0 K: 1 S: 6	H: 1 LOB: 1 BB: 0 P: 6	R: 2 E: 0 K: 0 S: 5	H: 2 LOB: 0 BB: 0 P: 5	R: 0 E: 0 K: 1 S: 5	H: 1 LOB: 2 BB: 1 P: 9	R: 1 E: 0 K: 0 S: 3	H: 1 LOB: 0 BB: 1 P: 7	R: 0 E: 0 K: 1 S: 7	H: 3 LOB: 2 BB: 0 P: 7	1B: 7 2B: 3 3B: 1 HR: 4	SF: 1 SAC: 0 DP: 3 HBP: 0	WP: 0 PB: 0 SB: 0 CS: 2	PA: 39
PITCHER	IP	WLS	BF	H	R	ER	SO	BB	IBB	HBP	BLK	WP	HR	S	P	ERA	WHIP			
Paul Splittorf, L ERA: 4.72	2.1	L	12	5	4	4	0	1	0	0	0	0	2	11	15	15.43	2.571			
Doug Bird, R ERA: 3.86	4.2		18	5	2	2	3	1	0	0	0	0	1	23	27	3.86	1.286			
Marty Pattin, R ERA: 4.32	2.0		9	4	1	1	1	1	0	0	0	0	1	10	14	4.50	2.500			

Batter	1	2	3	4	5	6	7	8	9	AB	R	H	RBI	BB	SO	LOB	BOTTOM					
Davey Nelson, R OBP: 0.300, SLG: 0.316	K		5-3			1B SF9 1B	K			4	1	1	0	0	2	1	Texas Rangers @ Kansas City Royals Royals Stadium, Kansas City, MO Sun May 15 1977, 4:33 AM EDT Att: 19,983 - Unknown					
Tom Pocuette, L OBP: 0.380, SLG: 0.422 Joe Zdeb, R OBP: 0.400, SLG: 0.333	4-3		G3			HR 1B			G6-3 1B	3	1	1	0	0	0	0						
Hal McRae, R OBP: 0.377, SLG: 0.409	K				F8	SF9			F8	3	0	0	1	0	1	1						
Al Cowens, R OBP: 0.316, SLG: 0.515		E5 F8 S			6-3	HR 1B			G6-3	4	1	1	2	0	0	1						
Ralph LaCock, L OBP: 0.306, SLG: 0.435 Bob Heise, R OBP: 0.250, SLG: 0.250	F7				4-3	E8 1B			G3	3	0	1	0	0	0	1						
Darrell Porter, L OBP: 0.366, SLG: 0.443 John Wathan, R OBP: 0.400, SLG: 0.400					F7	F8			1B	2	0	0	0	1	0	1						
Cookie Rojas, R OBP: 0.277, SLG: 0.349		F8			5-3				F7	4	0	0	0	0	0	3						
Freddie Patek, R OBP: 0.333, SLG: 0.389		5-3			4-3		P3		K	4	0	0	0	0	1	3						
Frank White, R OBP: 0.248, SLG: 0.281			K			5-3				3	0	1	0	0	1	0						
Inning Stats	R: 0 E: 0 K: 2 S: 7	H: 0 LOB: 0 BB: 0 P: 7	R: 0 E: 1 K: 0 S: 4	H: 0 LOB: 2 BB: 1 P: 8	R: 0 E: 0 K: 1 S: 5	H: 0 LOB: 0 BB: 0 P: 5	R: 0 E: 0 K: 0 S: 3	H: 0 LOB: 0 BB: 0 P: 3	R: 0 E: 0 K: 0 S: 3	H: 0 LOB: 0 BB: 0 P: 3	R: 3 E: 1 K: 0 S: 7	H: 4 LOB: 1 BB: 0 P: 7	R: 0 E: 0 K: 1 S: 6	H: 1 LOB: 1 BB: 0 P: 6	R: 0 E: 0 K: 0 S: 3	H: 1 LOB: 0 BB: 0 P: 3	R: 0 E: 0 K: 1 S: 6	H: 1 LOB: 1 BB: 0 P: 6	1B: 5 2B: 1 3B: 0 HR: 1	SF: 1 SAC: 0 DP: 1 HBP: 0	WP: 0 PB: 0 SB: 1 CS: 0	PA: 35
PITCHER	IP	WLS	BF	H	R	ER	SO	BB	IBB	HBP	BLK	WP	HR	S	P	ERA	WHIP					
Adrian Devine, R ERA: 2.5	5.2	W	22	3	3	3	3	1	0	0	0	0	0	17	31	4.76	0.706					
Paul Lindblad, L ERA: 3.29	3.1	S	13	4	0	0	2	0	0	0	0	0	0	17	17	0.00	1.200					

Batter	1	2	3	4	5	6	7	8	9	AB	R	H	RBI	BB	SO	LOB	TOP	
Ron LeFlore, R OBP: 0.276, SLG: 0.353	6-3	4-3			4-3			G1-6-3 1B		4	0	1	0	0	0	1		
Tito Fuentes, S OBP: 0.338, SLG: 0.369	BB 1B		P2		5-3			G1-6-3 1-2		4	1	1	0	0	0	1		
Phil Mankowski, L OBP: 0.417, SLG: 0.438	1B 1-2 BB		G3			F9		1B		3	0	1	0	1	0	0		
Ben Oglivie, L OBP: 0.331, SLG: 0.475	K		K			K		K		4	0	0	0	0	4	3		
Steve Kemp, L OBP: 0.314, SLG: 0.482	1-3 2-H 1B			5-3		1B		F9		4	0	2	1	0	0	0		
Jason Thompson, L OBP: 0.371, SLG: 0.445	4-3			4-3 1B		F8		4-3		4	0	1	0	0	0	3		
Milt May, L OBP: 0.321, SLG: 0.441		6-3		4-3 1-2			K	K		4	0	0	0	0	2	1		
John Wockenfuss, R OBP: 0.269, SLG: 0.520		F7		K			P4			3	0	0	0	0	1	1		
Mark Wagner, R OBP: 0.231, SLG: 0.261					G3		L6			3	0	1	0	0	0	0		
Inning Stats	R: 1 E: 0 K: 1 S: 7	H: 2 LOB: 2 BB: 1 P: 11	R: 0 E: 0 K: 0 S: 4	H: 1 LOB: 1 BB: 0 P: 4	R: 0 E: 0 K: 1 S: 5	H: 0 LOB: 0 BB: 0 P: 5	R: 0 E: 0 K: 1 S: 6	H: 1 LOB: 1 BB: 0 P: 6	R: 0 E: 0 K: 1 S: 6	H: 0 LOB: 0 BB: 0 P: 5	R: 0 E: 0 K: 1 S: 6	H: 2 LOB: 1 BB: 0 P: 6	R: 0 E: 0 K: 1 S: 5	H: 0 LOB: 0 BB: 0 P: 5	1B: 7 2B: 0 3B: 0 HR: 0	SF: 0 SAC: 0 DP: 1 HBP: 0	WP: 0 PB: 0 SB: 0 CS: 0	PA: 34
PITCHER Doyle Alexander, R ERA: 2.19	IP: 9.0 WLS: W BF: 34 H: 7 R: 1 ER: 1 SO: 7 BB: 1 IBB: 0 HBP: 0 BLK: 0 WP: 0 HR: 0 S: 47 P: 51 ERA: 1.00 WHIP: 0.889																	

Detroit Tigers @ Texas Rangers
Arlington Stadium, Arlington, TX
Tue May 17 1977, 8:05 PM EDT
Att: 10,826 - Unknown

AB 33
R 1
H 7
RBI 1
BB 1
SO 7
LOB 10



Batter	1	2	3	4	5	6	7	8	9	AB	R	H	RBI	BB	SO	LOB	BOTTOM			
Claudell Washington, L OBP: 0.356, SLG: 0.460	3-1		S E 1-H 2B			3-1 1-2		1B SF9 1B		4	2	2	1	0	0	1				
Bert Campaneris, R OBP: 0.374, SLG: 0.413	K		5-3 2-H			G3-6 1B 2-3		1B 1-3		4	0	2	0	0	1	0				
Mike Hargrove, L OBP: 0.392, SLG: 0.398	F9			G3		G3-6 1-2		IBB		3	0	0	0	1	0	2				
Willie Horton, R OBP: 0.313, SLG: 0.576		5-3		F5		F7		SF9		3	0	0	1	0	0	0				
Tom Grieve, R OBP: 0.222, SLG: 0.310		K		5-3		5-3		F9		4	0	0	0	0	1	2				
Toby Harrah, R OBP: 0.382, SLG: 0.495		F8			G3		S HBP			2	0	0	0	0	0	0				
Bump Wills, S OBP: 0.350, SLG: 0.410			F8		CS 1B		1-2 IBB			2	0	1	0	1	0	0				
Jim Sundberg, R OBP: 0.264, SLG: 0.256			K		G3		4-1			0	0	0	0	0	0	0				
Bill Fahey, L OBP: 0.056, SLG: 0.056										3	0	0	0	0	1	3				
Juan Beniquez, R OBP: 0.301, SLG: 0.323			S 2B BB			1B 3-1 1B		G3		2	1	1	0	1	0	0				
Inning Stats	R: 0 E: 0 K: 1 S: 5	H: 0 LOB: 0 BB: 0 P: 5	R: 0 E: 0 K: 1 S: 5	H: 0 LOB: 0 BB: 0 P: 5	R: 2 E: 0 K: 1 S: 6	H: 1 LOB: 0 BB: 1 P: 10	R: 0 E: 0 K: 0 S: 3	H: 0 LOB: 0 BB: 0 P: 3	R: 0 E: 0 K: 0 S: 3	H: 1 LOB: 0 BB: 0 P: 3	R: 0 E: 0 K: 0 S: 4	H: 2 LOB: 1 BB: 0 P: 4	R: 0 E: 0 K: 0 S: 3	H: 0 LOB: 2 BB: 1 P: 8	R: 1 E: 0 K: 0 S: 5	H: 2 LOB: 2 BB: 1 P: 9	1B: 5 2B: 1 3B: 0 HR: 0	SF: 1 SAC: 0 DP: 1 HBP: 1	WP: 0 PB: 0 SB: 3 CS: 1	PA: 32
PITCHER Dave Rozema, R ERA: 2.86	IP: 8.0 WLS: L BF: 32 H: 6 R: 3 ER: 2 SO: 3 BB: 1 IBB: 2 HBP: 1 BLK: 0 WP: 0 HR: 0 S: 34 P: 47 ERA: 2.25 WHIP: 0.875																			

Detroit Tigers @ Texas Rangers
Arlington Stadium, Arlington, TX
Tue May 17 1977, 8:05 PM EDT
Att: 10,826 - Unknown


AB 27
R 3
H 6
RBI 2
BB 3
SO 3
LOB 8



Batter	1	2	3	4	5	6	7	8	9	AB	R	H	RBI	BB	SO	LOB	TOP			
Ron LeFlore, R OBP: 0.268, SLG: 0.343 (1, 8)	4-3	F9		K			P4			4	0	0	0	0	1	2				
Tito Fuentes, S OBP: 0.329, SLG: 0.358 (1, 4)	4-3	F7			F7			4-3		4	0	0	0	0	0	1				
Tim Corcoran, L (1, 10)	1B 2B BB		4-3		G3		F7			3	1	0	0	1	0	0				
Ben Oglivie, L OBP: 0.329, SLG: 0.468 (1, 9)	2B 1B		K		F9			P6		4	1	1	0	0	1	0				
Steve Kemp, L OBP: 0.320, SLG: 0.492 (1, 7)	1B 2B				3-1			F9		4	1	2	2	0	0	0				
Jason Thompson, L OBP: 0.368, SLG: 0.439 (1, 3)	1B		K		K			F8		4	0	1	1	0	2	1				
Milt May, L OBP: 0.319, SLG: 0.443 (1, 2)	P6				P6			G3		4	0	1	0	0	0	1				
Phil Mankowski, L OBP: 0.413, SLG: 0.433 (1, 5)		F9 SH3-4 1B		3-1				G3		3	0	1	0	0	0	1				
Mark Wagner, R OBP: 0.222, SLG: 0.250 (1, 6)		SH3-4 1-2		K				1-3		2	0	0	0	0	1	1				
Inning Stats	R: 3 E: 0 K: 0 S: 6	H: 3 LOB: 1 BB: 1 P: 10	R: 0 E: 0 K: 0 S: 4	H: 1 LOB: 1 BB: 0 P: 4	R: 0 E: 0 K: 2 S: 8	H: 1 LOB: 1 BB: 0 P: 8	R: 0 E: 0 K: 1 S: 5	H: 0 LOB: 0 BB: 0 P: 5	R: 0 E: 0 K: 0 S: 3	H: 0 LOB: 0 BB: 0 P: 3	R: 0 E: 0 K: 0 S: 3	H: 0 LOB: 0 BB: 0 P: 3	R: 0 E: 0 K: 0 S: 3	H: 0 LOB: 0 BB: 0 P: 3	R: 0 E: 0 K: 0 S: 3	H: 0 LOB: 0 BB: 0 P: 3	1B: 4 2B: 2 3B: 0 HR: 0	SF: 0 SAC: 1 DP: 0 HBP: 0	WP: 0 PB: 0 SB: 0 CS: 0	PA: 34
PITCHER Gaylord Perry, R ERA: 4.92 (1, 1)	IP: 9.0 WLS: W BF: 34 H: 6 R: 3 ER: 3 SO: 5 BB: 1 IBB: 0 HBP: 0 BLK: 0 WP: 0 HR: 0 S: 43 P: 47 ERA: 3.00 WHIP: 0.778																			

Detroit Tigers @ Texas Rangers
Arlington Stadium, Arlington, TX
Wed May 18 1977, 8:05 PM EDT
Att: 10,090 - Unknown


AB	32
R	3
H	6
RBI	3
BB	1
SO	5
LOB	7



Batter	1	2	3	4	5	6	7	8	9	AB	R	H	RBI	BB	SO	LOB	BOTTOM			
Claudell Washington, L OBP: 0.367, SLG: 0.462 (1, 7)	CS BB 1B			FC5-4 IBB		K		FC4		4	0	2	0	1	1	2				
Bert Campaneris, R OBP: 0.361, SLG: 0.397 (1, 6)	F4		6-3	FC5-4 S		K		L9		5	0	0	1	0	1	6				
Jim Fregosi, R OBP: 0.333, SLG: 0.625 (1, 3)	1-2 BB			F7 P5		K				3	0	0	0	1	1	2				
Willie Horton, R OBP: 0.350, SLG: 0.583 Sandy Alomar Sr., S OBP: 0.400, SLG: 0.529 (7, PR)	K			2B 1B	SH5-3 1B		S 1B			4	1	3	0	0	1	2				
Tom Grieve, R OBP: 0.229, SLG: 0.295 (1, 9)		K2-3		2B 1B BB	SH5-3 1-2		F7			2	1	0	0	1	1	1				
Toby Harrah, R OBP: 0.378, SLG: 0.495 (1, 5)	K			1-3 2H 3H 1B 2B	5-3			P3		4	1	1	1	0	1	1				
Bump Wills, S OBP: 0.355, SLG: 0.407 (1, 4)	F8			E 1B BB	3-1			1B 1B		3	2	1	0	1	0	1				
John Ellis, R OBP: 0.189, SLG: 0.189 (1, 2)			5-3	E8 FC5-4 1B			F7			4	1	2	2	0	0	0				
Juan Beniquez, R OBP: 0.308, SLG: 0.330 (1, 8)			K	FC5-4 1-3 2H 3H 1B			F8			4	0	2	2	0	1	0				
Inning Stats	R: 0 E: 0 K: 1 S: 5	H: 1 LOB: 2 BB: 1 P: 9	R: 0 E: 0 K: 2 S: 7	H: 0 LOB: 0 BB: 0 P: 7	R: 0 E: 0 K: 1 S: 6	H: 1 LOB: 1 BB: 0 P: 6	R: 5 E: 1 K: 0 S: 7	H: 4 LOB: 2 BB: 3 P: 19	R: 0 E: 0 K: 0 S: 4	H: 1 LOB: 1 BB: 0 P: 4	R: 0 E: 0 K: 1 S: 5	H: 0 LOB: 0 BB: 0 P: 5	R: 0 E: 0 K: 2 S: 8	H: 1 LOB: 2 BB: 0 P: 8	R: 1 E: 0 K: 0 S: 6	H: 3 LOB: 2 BB: 0 P: 6	1B: 10 2B: 2 3B: 0 HR: 0	SF: 0 SAC: 1 DP: 1 HBP: 0	WP: 0 PB: 0 SB: 2 CS: 1	PA: 38
PITCHER John Hiller, L ERA: 5.16 Fernando Arroyo, R ERA: 2.41 Steve Foucault, R ERA: 2.35 Bob Sykes, L ERA: 4.5 (1, 1) (4, 1) (7, 1) (8, 1)	IP: 3.1 WLS: L BF: 17 H: 5 R: 5 ER: 5 SO: 4 BB: 3 IBB: 0 HBP: 0 BLK: 0 WP: 0 HR: 0 S: 22 P: 34 ERA: 13.50 WHIP: 2.400																			

Detroit Tigers @ Texas Rangers
Arlington Stadium, Arlington, TX
Wed May 18 1977, 8:05 PM EDT
Att: 10,090 - Unknown

AB	33
R	6
H	11
RBI	6
BB	4
SO	7
LOB	15



Batter	1	2	3	4	5	6	7	8	9	AB	R	H	RBI	BB	SO	LOB	TOP			
John Scott, R OBP: 0.222, SLG: 0.229 (1, 8)	F3	F3	F9			6-3		F8		5	0	1	1	0	0	2				
Al Woods, L OBP: 0.382, SLG: 0.508 (1, 7)	3-1	CS	F9	F3			F7		F7	5	0	0	0	0	0	0				
Roy Howell, L OBP: 0.300, SLG: 0.327 (1, 5)							K		1-3	0	1	0	0	0	0	0				
Otto Velez, R OBP: 0.441, SLG: 0.632 (1, 9)	F7			G6-4-3						5	2	3	2	0	0	2				
Ron Fairly, L OBP: 0.242, SLG: 0.481 (1, 10)																				
Doug Ault, R OBP: 0.359, SLG: 0.444 (1, 3)																				
Alan Ashby, S OBP: 0.284, SLG: 0.339 (1, 2)																				
Hector Torres, R OBP: 0.333, SLG: 0.383 (1, 6)																				
Pedro Garcia, R OBP: 0.236, SLG: 0.288 (1, 4)																				
Inning Stats	R: 0 E: 0 K: 0 S: 3	H: 0 LOB: 1 BB: 1 P: 7	R: 3 E: 0 K: 0 S: 5	H: 3 LOB: 0 BB: 0 P: 6	R: 5 E: 0 K: 1 S: 10	H: 5 LOB: 1 BB: 1 P: 14	R: 0 E: 0 K: 0 S: 3	H: 1 LOB: 0 BB: 0 P: 3	R: 0 E: 0 K: 0 S: 3	H: 0 LOB: 0 BB: 0 P: 3	R: 1 E: 0 K: 1 S: 6	H: 1 LOB: 1 BB: 1 P: 10	R: 0 E: 0 K: 0 S: 4	H: 1 LOB: 1 BB: 0 P: 4	R: 0 E: 0 K: 0 S: 4	H: 1 LOB: 1 BB: 0 P: 4	1B: 6 2B: 2 3B: 2 HR: 2	SF: 0 SAC: 1 DP: 1 HBP: 1	WP: 0 PB: 0 SB: 0 CS: 1	PA: 42
PITCHER	IP	WLS	BF	H	R	ER	SO	BB	IBB	HBP	BLK	WP	HR	S	P	ERA	WHIP			
Nelson Briles, R ERA: 5.56 (1, 1)	2.1	L	13	5	5	5	0	1	0	1	0	0	0	11	16	19.29	2.571			
Steve Hargan, R ERA: 8.14 (3, 1)	0.0		4	3	3	3	0	1	0	0	0	0	1	3	7	∞	∞			
Mike Marshall, R ERA: 5.84 (3, 1)	3.2		11	1	0	0	1	0	0	0	0	0	0	13	13	0.00	0.273			
Paul Lindblad, L ERA: 3.51 (7, 1)	1.0		5	1	1	1	1	1	0	0	0	0	1	6	10	9.00	2.000			
Adrian Devine, R ERA: 2.37 (8, 1)	1.0		4	1	0	0	0	0	0	0	0	0	0	4	4	0.00	1.000			

Toronto Blue Jays @ Texas Rangers
Arlington Stadium, Arlington, TX
Sat May 21 1977, 8:05 PM EDT
Att: 20,351 - Unknown

AB	32
R	9
H	10
RBI	9
BB	2
SO	1
LOB	10



Batter	1	2	3	4	5	6	7	8	9	AB	R	H	RBI	BB	SO	LOB	BOTTOM			
Claudell Washington, L OBP: 0.364, SLG: 0.451 (1, 7)	F7					4-3		K		5	0	2	0	0	1	1				
Bert Campaneris, R OBP: 0.395, SLG: 0.388 (1, 6)										3	0	0	0	0	0	3				
Jim Mason, L OBP: 0.241, SLG: 0.213 (6, 6)	E4									1	1	1	0	0	0	0				
Jim Fregosi, R OBP: 0.364, SLG: 0.600 (9, PH)										1	0	1	0	0	0	0				
Mike Hargrove, L OBP: 0.378, SLG: 0.382 (1, 3)	F7									5	1	1	0	0	0	4				
Willie Horton, R OBP: 0.358, SLG: 0.618 (1, 10)	FC6-4									4	2	2	2	1	0	1				
Dave May, L OBP: 0.231, SLG: 0.297 (1, 9)										2	0	0	0	0	2	0				
Lew Beasley, L (6, 9)										0	0	0	1	0	0	0				
Tom Grieve, R OBP: 0.204, SLG: 0.260 (7, PH)										2	0	0	0	0	0	1				
Toby Harrah, R OBP: 0.393, SLG: 0.496 (8, 9)										2	1	1	0	2	1	0				
Bump Wills, S OBP: 0.384, SLG: 0.409 (1, 4)										3	0	0	0	1	0	4				
Jim Sundberg, R OBP: 0.258, SLG: 0.284 (1, 2)										4	1	1	3	0	1	2				
Juan Beniquez, R OBP: 0.298, SLG: 0.317 (1, 8)										4	0	1	0	0	0	1				
Inning Stats	R: 0 E: 1 K: 0 S: 4	H: 0 LOB: 1 BB: 0 P: 4	R: 0 E: 0 K: 1 S: 6	H: 1 LOB: 1 BB: 0 P: 6	R: 0 E: 0 K: 2 S: 7	H: 0 LOB: 0 BB: 0 P: 7	R: 0 E: 0 K: 1 S: 6	H: 1 LOB: 2 BB: 1 P: 10	R: 4 E: 0 K: 0 S: 7	H: 4 LOB: 1 BB: 1 P: 11	R: 2 E: 0 K: 0 S: 5	H: 2 LOB: 1 BB: 1 P: 9	R: 0 E: 0 K: 1 S: 5	H: 0 LOB: 0 BB: 0 P: 5	R: 0 E: 0 K: 0 S: 3	H: 1 LOB: 1 BB: 1 P: 7	1B: 7 2B: 1 3B: 0 HR: 2	SF: 1 SAC: 0 DP: 1 HBP: 0	WP: 0 PB: 0 SB: 0 CS: 0	PA: 41
PITCHER	IP	WLS	BF	H	R	ER	SO	BB	IBB	HBP	BLK	WP	HR	S	P	ERA	WHIP			
Jesse Jefferson, R ERA: 4.56 (1, 1)	5.2	W	27	7	4	4	4	2	0	0	0	0	1	33	41	6.35	1.588			
Mike Willis, L ERA: 1.79 (6, 1)	3.1	S	14	3	2	2	1	2	0	0	0	0	1	14	22	5.40	1.500			

Toronto Blue Jays @ Texas Rangers
Arlington Stadium, Arlington, TX
Sat May 21 1977, 8:05 PM EDT
Att: 20,351 - Unknown

AB	36
R	6
H	10
RBI	6
BB	4
SO	5
LOB	17



Batter	1	2	3	4	5	6	7	8	9	AB	R	H	RBI	BB	SO	LOB	TOP					
Lew Beasley, L OBP: 0.333, SLG: 0.400 (1, 7)										5	0	0	0	0	0	3						
Bert Campaneris, R OBP: 0.355, SLG: 0.382 (1, 6)										4	0	1	0	0	0	1						
Mike Hargrove, L OBP: 0.374, SLG: 0.385 (1, 3)										4	0	1	0	0	0	1						
Willie Horton, R OBP: 0.352, SLG: 0.575 (1, 10)										4	0	0	0	0	1	2						
Dave May, L OBP: 0.295, SLG: 0.357 (1, 9)										4	1	3	0	0	0	0						
Toby Harrah, R OBP: 0.378, SLG: 0.472 (1, 5)										4	0	1	0	0	1	4						
Sandy Alomar Sr., S OBP: 0.349, SLG: 0.450 (1, 4)										3	0	0	0	0	0	1						
Jim Sundberg, R OBP: 0.255, SLG: 0.281 (1, 2)										3	0	1	1	0	1	0						
Juan Beniquez, R OBP: 0.310, SLG: 0.365 (1, 8)										3	0	1	0	1	0	2						
Inning Stats	R: 0 E: 0 K: 0 S: 4	H: 1 LOB: 1 BB: 0 P: 4	R: 1 E: 0 K: 0 S: 5	H: 2 LOB: 1 BB: 0 P: 5	R: 0 E: 0 K: 0 S: 3	H: 0 LOB: 0 BB: 0 P: 3	R: 0 E: 0 K: 1 S: 6	H: 1 LOB: 1 BB: 0 P: 6	R: 0 E: 0 K: 0 S: 3	H: 0 LOB: 1 BB: 1 P: 7	R: 0 E: 1 K: 0 S: 4	H: 0 LOB: 1 BB: 0 P: 4	R: 0 E: 0 K: 0 S: 4	H: 1 LOB: 1 BB: 0 P: 4	R: 0 E: 0 K: 1 S: 7	H: 2 LOB: 2 BB: 0 P: 7	R: 0 E: 0 K: 1 S: 6	H: 1 LOB: 1 BB: 0 P: 6	1B: 8 2B: 0 3B: 0 HR: 0	SF: 1 SAC: 1 DP: 0 HBP: 0	WP: 0 PB: 0 SB: 1 CS: 0	PA: 37
PITCHER Mike Torrez, R ERA: 3.98 (1, 1)	IP: 9.0 WLS: L BF: 37	H: 8 R: 1 ER: 1 SO: 3	BB: 1 IBB: 0 HBP: 0 BLK: 0	WP: 0 HR: 0 S: 42 P: 46	ERA: 1.00 WHIP: 1.000																	

Texas Rangers @ New York Yankees
Yankee Stadium, Bronx, NY
Wed May 25 1977, 7:05 PM EDT
Att: 19,693 - Unknown - 71 F

AB	34
R	1
H	8
RBI	1
BB	1
SO	3
LOB	14



Batter	1	2	3	4	5	6	7	8	9	AB	R	H	RBI	BB	SO	LOB	BOTTOM					
Willie Randolph, R OBP: 0.359, SLG: 0.418 (1, 4)										4	0	1	0	0	1	0						
Mickey Rivers, L OBP: 0.313, SLG: 0.362 (1, 8)										4	0	0	0	0	0	1						
Thurman Munson, R OBP: 0.382, SLG: 0.556 (1, 2)										4	0	2	0	0	0	0						
Chris Chambliss, L OBP: 0.318, SLG: 0.417 (1, 3)										3	0	1	0	0	0	1						
Reggie Jackson, L OBP: 0.363, SLG: 0.451 (1, 9)										3	0	1	0	0	0	1						
Roy White, S OBP: 0.372, SLG: 0.421 (1, 7)										3	0	1	0	0	0	2						
Graig Nettles, L OBP: 0.292, SLG: 0.448 (1, 5)										3	0	0	0	0	0	3						
Carlos May, L OBP: 0.368, SLG: 0.372 (1, 10)										3	0	0	0	0	1	2						
Bucky Dent, R OBP: 0.317, SLG: 0.355 (1, 6)										3	0	0	0	0	0	0						
Inning Stats	R: 0 E: 0 K: 0 S: 3	H: 0 LOB: 0 BB: 0 P: 3	R: 0 E: 0 K: 0 S: 4	H: 1 LOB: 1 BB: 0 P: 4	R: 0 E: 0 K: 1 S: 5	H: 0 LOB: 0 BB: 0 P: 5	R: 0 E: 0 K: 0 S: 3	H: 1 LOB: 0 BB: 0 P: 3	R: 0 E: 0 K: 0 S: 4	H: 1 LOB: 1 BB: 0 P: 4	R: 0 E: 0 K: 0 S: 4	H: 2 LOB: 2 BB: 0 P: 4	R: 0 E: 0 K: 0 S: 3	H: 1 LOB: 0 BB: 0 P: 3	R: 0 E: 0 K: 0 S: 3	H: 0 LOB: 0 BB: 0 P: 3	R: 0 E: 0 K: 1 S: 5	H: 0 LOB: 0 BB: 0 P: 5	1B: 6 2B: 0 3B: 0 HR: 0	SF: 0 SAC: 0 DP: 2 HBP: 0	WP: 0 PB: 0 SB: 1 CS: 1	PA: 30
PITCHER Gaylord Perry, R ERA: 4.21 (1, 1)	IP: 9.0 WLS: W BF: 30	H: 6 R: 0 ER: 0 SO: 2	BB: 0 IBB: 0 HBP: 0 BLK: 0	WP: 0 HR: 0 S: 34 P: 34	ERA: 0.00 WHIP: 0.667																	

Texas Rangers @ New York Yankees
Yankee Stadium, Bronx, NY
Wed May 25 1977, 7:05 PM EDT
Att: 19,693 - Unknown - 71 F

AB	30
R	0
H	6
RBI	0
BB	0
SO	2
LOB	10



Batter	1	2	3	4	5	6	7	8	9	AB	R	H	RBI	BB	SO	LOB	TOP										
Mike Hargrove, L (1, 3) OBP: 0.375, SLG: 0.381	F7			F9	1B HBP		F6		E	4	0	1	0	0	0	0	Texas Rangers @ Milwaukee Brewers Milwaukee County Stadium, Milwaukee, WI Fri May 27 1977, 8:05 PM EDT Att: 12,004 - Unknown										
Bert Campaneris, R (1, 6) OBP: 0.351, SLG: 0.376	6-3			K	1B		F7		E6	5	0	1	1	0	1	2											
Dave May, L (1, 9) OBP: 0.292, SLG: 0.333 Jim Fregosi, R (9, PH) OBP: 0.308, SLG: 0.545 Sandy Alomar Sr., S (9, 7) OBP: 0.348, SLG: 0.450	G3				F6		4-3		SF8	3	0	0	0	1	0	2											
Willie Horton, R (1, 10) OBP: 0.346, SLG: 0.568		F8		K					K	5	1	1	0	0	3	3											
Toby Harrah, R (1, 5) OBP: 0.379, SLG: 0.465		F7			6-3				5-3	4	0	1	1	1	0	2											
Tom Grieve, R (1, 7) OBP: 0.194, SLG: 0.241					6-3				5-3	4	1	1	0	0	2	2											
Bump Willis, S (1, 4) OBP: 0.383, SLG: 0.411				K	1B					1	1	0	0	3	1	0											
Jim Sundberg, R (1, 2) OBP: 0.257, SLG: 0.283 Lew Beasley, L (8, PH) OBP: 0.305, SLG: 0.364 Bill Fahey, L (8, 2) OBP: 0.050, SLG: 0.050				K	1B				F8	3	0	1	1	0	1	2											
Juan Beniquez, R (1, 8) OBP: 0.308, SLG: 0.356				K	1B				K	3	0	1	0	0	1	2											
				K	1B				K	0	0	0	0	0	0	0											
				K	1B				K	0	0	0	0	0	0	0											
				K	1B				K	3	2	0	1	1	1	3											
Inning Stats	R: 0 E: 0 K: 0 S: 3	H: 0 LOB: 0 BB: 0 P: 3	R: 0 E: 0 K: 1 S: 5	H: 0 LOB: 0 BB: 0 P: 5	R: 0 E: 0 K: 3 S: 9	H: 0 LOB: 0 BB: 0 P: 9	R: 0 E: 0 K: 2 S: 7	H: 0 LOB: 1 BB: 1 P: 11	R: 3 E: 1 K: 0 S: 6	H: 3 LOB: 2 BB: 1 P: 11	R: 1 E: 0 K: 0 S: 5	H: 2 LOB: 2 BB: 1 P: 9	R: 0 E: 0 K: 0 S: 3	H: 0 LOB: 0 BB: 0 P: 3	R: 0 E: 0 K: 3 S: 9	H: 0 LOB: 2 BB: 2 P: 17	R: 1 E: 1 K: 1 S: 7	H: 1 LOB: 2 BB: 1 P: 11	1B: 5 2B: 1 3B: 0 HR: 0	SF: 1 SAC: 0 DP: 0 HBP: 1	WP: 1 PB: 0 SB: 1 CS: 0	PA: 41					
PITCHER	IP	WLS	BF	H	R	ER	SO	BB	IBB	HBP	BLK	WP	HR	S	P	ERA	WHIP										
Jim Slaton, R (1, 1) ERA: 2.44	4.2		20	3	3	3	6	2	0	0	0	0	0	29	38	5.79	1.071										
Rich Falkers, L (5, 1) ERA: 13.5	0.1		3	2	1	1	0	0	0	0	0	0	0	3	3	27.00	6.000										
Sam Hinds, R (6, 1) ERA: 3.24	3.0		13	0	1	1	3	4	0	0	0	1	0	15	31	3.00	1.333										
Bob McClure, L (9, 1) ERA: 1.33	0.0		2	1	0	0	0	0	0	0	0	0	0	2	2	∞	∞										
Bill Castro, R (9, 1) ERA: 5.82	1.0	W	3	0	0	0	1	0	0	0	0	0	0	5	5	0.00	0.000										

Batter	1	2	3	4	5	6	7	8	9	AB	R	H	RBI	BB	SO	LOB	BOTTOM										
Robin Yount, R (1, 6) OBP: 0.301, SLG: 0.342	S	FC6-4		SH		SH3-4		6-3		3	1	1	0	0	0	2	Texas Rangers @ Milwaukee Brewers Milwaukee County Stadium, Milwaukee, WI Fri May 27 1977, 8:05 PM EDT Att: 12,004 - Unknown										
Don Money, R (1, 4) OBP: 0.375, SLG: 0.541	F7		L6	FC4-2		6-3		5-3		5	0	0	0	0	0	6											
Sixto Lezcano, R (1, 9) OBP: 0.352, SLG: 0.500	1B		6-3	G6-4-3					6-3	4	0	1	1	1	0	3											
Sal Bando, R (1, 5) OBP: 0.361, SLG: 0.452						5-3			F4	4	1	2	1	1	0	1											
Cecil Cooper, L (1, 3) OBP: 0.340, SLG: 0.460	K		F8			4-3			G3	5	0	1	0	0	1	3											
Von Joshua, L (1, 8) OBP: 0.293, SLG: 0.353 Steve Brye, R (9, PH) OBP: 0.343, SLG: 0.435	4-3			1B					6-3	4	1	2	0	0	0	2											
Bob Sheldon, L (1, 10)				1B					SF8	0	0	0	1	0	0	0											
Jim Wohlford, R (1, 7) OBP: 0.253, SLG: 0.281			F9	1B		4-3			1-3	3	1	0	0	1	0	1											
Charlie Moore, R (1, 2) OBP: 0.328, SLG: 0.402				1B					2-3	4	1	3	0	0	0	0											
				1B					6-3	3	1	3	3	1	0	0											
Inning Stats	R: 1 E: 0 K: 1 S: 7	H: 2 LOB: 2 BB: 1 P: 11	R: 0 E: 0 K: 0 S: 3	H: 1 LOB: 1 BB: 1 P: 7	R: 0 E: 0 K: 0 S: 3	H: 0 LOB: 1 BB: 1 P: 7	R: 2 E: 1 K: 0 S: 6	H: 3 LOB: 2 BB: 1 P: 10	R: 0 E: 0 K: 0 S: 4	H: 1 LOB: 1 BB: 0 P: 4	R: 2 E: 0 K: 0 S: 6	H: 3 LOB: 1 BB: 0 P: 6	R: 0 E: 0 K: 0 S: 3	H: 0 LOB: 0 BB: 0 P: 3	R: 0 E: 0 K: 0 S: 4	H: 1 LOB: 1 BB: 0 P: 4	R: 1 E: 0 K: 0 S: 4	H: 2 LOB: 1 BB: 0 P: 4	1B: 9 2B: 4 3B: 0 HR: 0	SF: 1 SAC: 2 DP: 1 HBP: 0	WP: 0 PB: 0 SB: 1 CS: 1	PA: 42					
PITCHER	IP	WLS	BF	H	R	ER	SO	BB	IBB	HBP	BLK	WP	HR	S	P	ERA	WHIP										
Doyle Alexander, R (1, 1) ERA: 2.92	3.0		18	6	3	3	1	4	0	0	0	0	0	9	9	9.00	3.333										
Steve Hargan, R (4, 1) ERA: 6.32	2.0		9	3	2	2	0	0	0	0	0	0	0	9	9	9.00	1.500										
Adrian Devine, R (6, 1) ERA: 1.96	1.0		4	1	0	0	0	0	0	0	0	0	0	4	4	0.00	1.000										
Paul Lindblad, L (7, 1) ERA: 3.49	2.2	L	11	3	1	1	0	0	0	0	0	0	0	11	11	3.38	1.125										

Batter	1	2	3	4	5	6	7	8	9	AB	R	H	RBI	BB	SO	LOB	TOP
Mike Hargrove, L (1, 3) OBP: 0.362, SLG: 0.366	F8	F8		F7		F9			G4-6-3	5	0	0	0	0	0	5	
Bert Campaneris, R (1, 6) OBP: 0.347, SLG: 0.377	F9		4-3 SF9		G3		5-3		4-3	5	1	1	0	0	0	0	
Jim Fregosi, R (1, 10) OBP: 0.294, SLG: 0.533			4-3		6-3		F8			4	0	1	0	0	0	1	
Willie Horton, R (1, 7) OBP: 0.351, SLG: 0.567	FC6-4		SF9				5-3			2	0	1	1	1	0	0	
Toby Harrah, R (1, 5) OBP: 0.382, SLG: 0.462	FC6-4								F9	3	0	1	0	1	0	2	
Tom Grieve, R (1, 9) OBP: 0.182, SLG: 0.226		6-3	FC6-4		F9				F6	4	0	0	0	0	0	3	
Bump Willis, S (1, 4) OBP: 0.393, SLG: 0.433				5-3						3	0	2	0	1	0	0	
John Ellis, R (1, 2) OBP: 0.186, SLG: 0.167		F8		4-3		F8			F3	4	0	0	0	0	0	3	
Juan Beniquez, R (1, 8) OBP: 0.321, SLG: 0.364						6-3				3	0	2	0	1	0	1	
Inning Stats	R: 0 E: 0 K: 0 S: 4	H: 1 LOB: 2 BB: 1 P: 8	R: 0 E: 0 K: 0 S: 4	H: 1 LOB: 1 BB: 1 P: 8	R: 1 E: 0 K: 0 S: 4	H: 1 LOB: 1 BB: 0 P: 8	R: 0 E: 0 K: 0 S: 5	H: 2 LOB: 2 BB: 0 P: 5	R: 0 E: 0 K: 0 S: 3	H: 0 LOB: 0 BB: 0 P: 3	R: 0 E: 0 K: 0 S: 3	H: 0 LOB: 1 BB: 1 P: 7	R: 0 E: 0 K: 0 S: 3	H: 1 LOB: 0 BB: 0 P: 3	1B: 4 2B: 4 3B: 0 HR: 0	SF: 1 SAC: 0 DP: 1 HBP: 0	WP: 0 PA: 38 CS: 0
PITCHER Jerry Augustine, L (1, 1) ERA: 3.24	IP: 9.0 WLS: W BF: 38 H: 8 R: 1 ER: 1 SO: 0 BB: 4 IBB: 0 HBP: 0 BLK: 0 WP: 0 HR: 0 S: 34 P: 50 ERA: 1.00 WHIP: 1.333																

Texas Rangers @ Milwaukee Brewers
Milwaukee County Stadium, Milwaukee, WI
Sat May 28 1977, 8:05 PM EDT
Att: 19,413 - Unknown


AB 33
R 1
H 8
RBI 1
BB 4
SO 0
LOB 15



Batter	1	2	3	4	5	6	7	8	9	AB	R	H	RBI	BB	SO	LOB	BOTTOM		
Robin Yount, R (1, 6) OBP: 0.310, SLG: 0.348	1B	1B			4-3		4-3			3	0	2	0	1	0	0			
Don Money, R (1, 4) OBP: 0.376, SLG: 0.540	1B	FC5-4			4-3		E7			4	0	2	1	0	0	1			
Sixto Lezcano, R (1, 9) OBP: 0.350, SLG: 0.494	F7	FC5-4			F8					4	0	1	0	0	0	5			
Sal Bando, R (1, 5) OBP: 0.354, SLG: 0.442	F7				1-3		F8			4	0	0	0	0	0	5			
Cecil Cooper, L (1, 3) OBP: 0.339, SLG: 0.456	F8						4-3		K	4	0	1	0	0	1	2			
Von Joshua, L (1, 8) OBP: 0.292, SLG: 0.351		6-3		K					1-3	4	1	1	0	0	1	1			
Bob Sheldon, L (1, 10) Ken McMullen, R (6, PH) OBP: 0.283, SLG: 0.491					K		F9		5-3	3	1	1	0	0	1	1			
Jim Wohlford, R (1, 7) OBP: 0.265, SLG: 0.293					6-3					3	1	2	2	0	0	0			
Charlie Moore, R (1, 2) OBP: 0.321, SLG: 0.392		4-3			6-3				F5	3	0	0	0	0	0	1			
Inning Stats	R: 0 E: 0 K: 0 S: 5	H: 2 LOB: 2 BB: 0 P: 5	R: 2 E: 0 K: 0 S: 6	H: 3 LOB: 2 BB: 1 P: 10	R: 0 E: 0 K: 1 S: 5	H: 1 LOB: 1 BB: 0 P: 5	R: 0 E: 0 K: 1 S: 5	H: 0 LOB: 0 BB: 0 P: 5	R: 0 E: 0 K: 0 S: 4	H: 1 LOB: 1 BB: 0 P: 4	R: 1 E: 0 K: 0 S: 4	H: 2 LOB: 1 BB: 0 P: 4	R: 0 E: 1 K: 0 S: 5	H: 1 LOB: 2 BB: 0 P: 5	R: 0 E: 0 K: 1 S: 5	H: 0 LOB: 0 BB: 0 P: 5	1B: 9 2B: 2 3B: 0 HR: 0	SF: 0 SAC: 0 DP: 1 HBP: 0	WP: 0 PA: 34 CS: 1
PITCHER Nelson Briles, R (1, 1) ERA: 5.34 Adrian Devine, R (7, 1) ERA: 1.88 Darold Knowles, L (8, 1) ERA:	IP: 6.0 WLS: L BF: 26 H: 9 R: 3 ER: 3 SO: 2 BB: 1 IBB: 0 HBP: 0 BLK: 0 WP: 0 HR: 0 S: 29 P: 33 ERA: 4.50 WHIP: 1.667																		

Texas Rangers @ Milwaukee Brewers
Milwaukee County Stadium, Milwaukee, WI
Sat May 28 1977, 8:05 PM EDT
Att: 19,413 - Unknown

AB 33
R 3
H 10
RBI 3
BB 1
SO 3
LOB 16



Batter	1	2	3	4	5	6	7	8	9	10	11	AB	R	H	RBI	BB	SO	LOB
Mike Hargrove, L OBP: 0.374, SLG: 0.361												2	1	0	0	4	2	1
Bert Campaneris, R OBP: 0.341, SLG: 0.369												6	0	1	1	0	1	5
Jim Fregosi, R OBP: 0.304, SLG: 0.450												5	2	1	0	1	1	3
Willie Horton, R OBP: 0.350, SLG: 0.556												6	0	2	1	0	1	2
Sandy Alomar Sr., S OBP: 0.348, SLG: 0.450												0	0	0	0	0	0	0
Lew Beasley, L OBP: 0.308, SLG: 0.364												0	0	0	0	0	0	0
Toby Harrah, R OBP: 0.399, SLG: 0.478												4	0	3	2	2	0	0
Tom Grieve, R OBP: 0.198, SLG: 0.227												4	1	1	0	0	0	4
Dave May, L OBP: 0.300, SLG: 0.326												1	0	0	0	1	0	0
Bump Wills, S OBP: 0.397, SLG: 0.432												5	0	2	0	1	2	7
Jim Sundberg, R OBP: 0.287, SLG: 0.282											4	0	1	1	0	0	5	
Juan Beniquez, R OBP: 0.319, SLG: 0.360												4	1	1	0	0	3	

Texas Rangers @ Milwaukee Brewers
 Milwaukee County Stadium, Milwaukee, WI
 Sun May 29 1977, 4:33 AM EDT
 Att: 15,281 - Unknown - 63 F

AB 41
 R 5
 H 12
 RBI 5
 BB 9
 SO 7
 LOB 30

Inning Stats	R: 2	H: 2	E: 0	K: 1	S: 7	L: 2	LOB: 2	BB: 2	P: 15	R: 0	H: 1	E: 0	K: 2	S: 8	L: 1	LOB: 1	BB: 0	P: 8	R: 0	H: 0	E: 1	K: 1	S: 6	L: 0	LOB: 2	BB: 1	P: 10	R: 1	H: 2	E: 0	K: 2	S: 9	L: 1	LOB: 2	BB: 1	P: 13	R: 1	H: 3	E: 0	K: 0	S: 5	L: 0	LOB: 1	BB: 0	P: 5	R: 0	H: 0	E: 0	K: 1	S: 5	L: 0	LOB: 2	BB: 0	P: 5	R: 0	H: 0	E: 0	K: 0	S: 3	L: 0	LOB: 2	BB: 2	P: 11	R: 0	H: 0	E: 0	K: 0	S: 3	L: 0	LOB: 1	BB: 1	P: 7	R: 0	H: 0	E: 0	K: 0	S: 3	L: 0	LOB: 0	BB: 0	P: 3	R: 0	H: 1	E: 0	K: 0	S: 4	L: 1	LOB: 2	BB: 1	P: 8	R: 1	H: 3	E: 0	K: 0	S: 5	L: 3	LOB: 3	BB: 1	P: 9	1B: 11	SF: 0	2B: 1	SAC: 3	3B: 0	DP: 2	HR: 0	HBP: 0	WP: 3	PB: 0	SB: 1	CS: 1	PA: 53
--------------	------	------	------	------	------	------	--------	-------	-------	------	------	------	------	------	------	--------	-------	------	------	------	------	------	------	------	--------	-------	-------	------	------	------	------	------	------	--------	-------	-------	------	------	------	------	------	------	--------	-------	------	------	------	------	------	------	------	--------	-------	------	------	------	------	------	------	------	--------	-------	-------	------	------	------	------	------	------	--------	-------	------	------	------	------	------	------	------	--------	-------	------	------	------	------	------	------	------	--------	-------	------	------	------	------	------	------	------	--------	-------	------	--------	-------	-------	--------	-------	-------	-------	--------	-------	-------	-------	-------	--------

Batter	1	2	3	4	5	6	7	8	9	10	11	AB	R	H	RBI	BB	SO	LOB
Robin Yount, R OBP: 0.320, SLG: 0.363												6	0	4	0	0	2	
Don Money, R OBP: 0.371, SLG: 0.527												6	0	1	0	0	1	4
Sixto Lezcano, R OBP: 0.340, SLG: 0.478												6	0	0	0	0	3	3
Sal Bando, R OBP: 0.368, SLG: 0.439												1	2	0	0	5	0	0
Cecil Cooper, L OBP: 0.340, SLG: 0.465												5	0	2	2	0	1	4
Von Joshua, L OBP: 0.293, SLG: 0.351												3	0	1	0	0	1	2
Steve Brye, R OBP: 0.347, SLG: 0.429												1	1	0	0	1	0	1
Bob Sheldon, L OBP: 0.300, SLG: 0.333												3	0	1	0	0	2	
Ken McMullen, R OBP: 0.290, SLG: 0.542												2	1	1	2	0	1	
Jim Wohlford, R OBP: 0.272, SLG: 0.292												4	0	1	0	1	0	1
Charlie Moore, R OBP: 0.317, SLG: 0.385												5	0	1	0	0	3	

Texas Rangers @ Milwaukee Brewers
 Milwaukee County Stadium, Milwaukee, WI
 Sun May 29 1977, 4:33 AM EDT
 Att: 15,281 - Unknown - 63 F

AB 42
 R 4
 H 12
 RBI 4
 BB 7
 SO 6
 LOB 23

Inning Stats	R: 0	H: 1	E: 0	K: 1	S: 6	L: 1	LOB: 2	BB: 1	P: 10	R: 0	H: 1	E: 0	K: 0	S: 4	L: 1	LOB: 1	BB: 1	P: 8	R: 0	H: 1	E: 0	K: 1	S: 6	L: 1	LOB: 2	BB: 1	P: 10	R: 1	H: 3	E: 0	K: 1	S: 6	L: 1	LOB: 1	BB: 1	P: 11	R: 0	H: 2	E: 0	K: 0	S: 4	L: 0	LOB: 2	BB: 0	P: 4	R: 0	H: 0	E: 0	K: 1	S: 4	L: 0	LOB: 0	BB: 1	P: 8	R: 2	H: 3	E: 0	K: 1	S: 6	L: 2	LOB: 2	BB: 1	P: 10	R: 0	H: 0	E: 0	K: 0	S: 3	L: 0	LOB: 1	BB: 1	P: 9	R: 0	H: 0	E: 0	K: 0	S: 3	L: 0	LOB: 0	BB: 0	P: 3	R: 0	H: 1	E: 0	K: 1	S: 5	L: 0	LOB: 0	BB: 0	P: 5	1B: 8	SF: 0	2B: 3	SAC: 0	3B: 0	DP: 3	HR: 1	HBP: 0	WP: 0	PB: 0	SB: 0	CS: 0	PA: 49
--------------	------	------	------	------	------	------	--------	-------	-------	------	------	------	------	------	------	--------	-------	------	------	------	------	------	------	------	--------	-------	-------	------	------	------	------	------	------	--------	-------	-------	------	------	------	------	------	------	--------	-------	------	------	------	------	------	------	------	--------	-------	------	------	------	------	------	------	------	--------	-------	-------	------	------	------	------	------	------	--------	-------	------	------	------	------	------	------	------	--------	-------	------	------	------	------	------	------	------	--------	-------	------	-------	-------	-------	--------	-------	-------	-------	--------	-------	-------	-------	-------	--------

PITCHER	IP	WLS	BF	H	R	ER	SO	BB	IBB	HBP	BLK	WP	HR	S	P	ERA	WHIP
Mike Marshall, R ERA: 5.19	5.0		25	7	2	2	3	4	0	0	0	0	0	27	43	3.60	2.200
Steve Hargan, R ERA: 6.06	1.1		6	2	0	0	1	1	0	0	0	0	0	7	11	0.00	2.250
Darold Knowles, L ERA: 1.69	0.2		3	1	2	2	0	1	0	0	0	0	1	2	6	27.00	3.000
Adrian Devine, R ERA: 1.61	4.0	W	15	2	0	0	2	1	0	0	0	0	0	18	22	0.00	0.750

Batter	1	2	3	4	5	6	7	8	9	AB	R	H	RBI	BB	SO	LOB	TOP					
Dave Collins, S (1.10) OBP: 0.317, SLG: 0.280										3	2	2	2	2	0	0	Seattle Mariners @ Texas Rangers Arlington Stadium, Arlington, TX Mon May 30 1977, 8:05 PM EDT Unknown					
Steve Braun, L (1.7) OBP: 0.377, SLG: 0.322										4	0	1	2	1	0	1						
Ruppert Jones, L (1.8) OBP: 0.313, SLG: 0.441										5	0	2	2	0	2	2						
Leroy Stanton, R (1.9) OBP: 0.304, SLG: 0.453										4	0	0	0	0	0	1						
Carlos Lopez, R (8.9) OBP: 0.353, SLG: 0.429										0	0	0	0	0	0	0						
Dan Meyer, L (1.3) OBP: 0.314, SLG: 0.411										4	0	0	0	0	0	1						
Bill Stein, R (1.5) OBP: 0.323, SLG: 0.455										4	1	2	1	0	0	0						
Craig Reynolds, L (1.6) OBP: 0.280, SLG: 0.333										4	0	0	0	0	1	1						
Skip Jutze, R (1.2) OBP: 0.286, SLG: 0.440										2	2	0	0	2	0	0						
Larry Milbourne, S (1.4) OBP: 0.234, SLG: 0.270										3	2	2	0	0	0	0						
Inning Stats	R: 0 E: 0 K: 1 S: 5	H: 1 LOB: 0 BB: 0 P: 5	R: 0 E: 0 K: 0 S: 3	H: 0 LOB: 0 BB: 0 P: 3	R: 1 E: 0 K: 2 S: 9	H: 2 LOB: 2 BB: 1 P: 13	R: 1 E: 0 K: 0 S: 4	H: 1 LOB: 0 BB: 0 P: 4	R: 0 E: 0 K: 0 S: 3	H: 0 LOB: 0 BB: 0 P: 3	R: 0 E: 0 K: 0 S: 4	H: 1 LOB: 1 BB: 0 P: 4	R: 3 E: 0 K: 0 S: 4	H: 2 LOB: 2 BB: 3 P: 16	R: 0 E: 0 K: 0 S: 4	H: 1 LOB: 1 BB: 0 P: 4	R: 2 E: 0 K: 0 S: 4	H: 1 LOB: 0 BB: 1 P: 8	1B: 4 2B: 3 HR: 2	SF: 0 SAC: 1 DP: 1 HBP: 0	WP: 0 PB: 0 SB: 1 CS: 0	PA: 39
PITCHER	IP WLS BF H R ER SO BB IBB HBP BLK WP HR S P ERA WHIP	6.2 L 28 6 5 5 3 3 0 0 0 0 1 31 43 6.75 1.350	2.1 11 3 2 2 0 2 0 0 0 0 1 9 17 7.71 2.143																			

Batter	1	2	3	4	5	6	7	8	9	AB	R	H	RBI	BB	SO	LOB	BOTTOM					
Mike Hargrove, L (1.3) OBP: 0.381, SLG: 0.360										3	1	1	0	2	0	1	Seattle Mariners @ Texas Rangers Arlington Stadium, Arlington, TX Mon May 30 1977, 8:05 PM EDT Unknown					
Bert Campaneris, R (1.6) OBP: 0.342, SLG: 0.366										4	2	1	0	1	1	2						
Dave May, L (1.9) OBP: 0.333, SLG: 0.360										4	0	3	1	0	0	0						
Willie Horton, R (1.10) OBP: 0.340, SLG: 0.543										3	0	0	1	0	1	1						
Toby Harrah, R (1.5) OBP: 0.401, SLG: 0.471										2	1	0	0	2	0	1						
Lew Beasley, L (1.7) OBP: 0.294, SLG: 0.333										4	0	1	0	0	0	2						
Bump Wills, S (1.4) OBP: 0.400, SLG: 0.441										4	0	2	1	0	0	2						
Bill Fahey, L (1.2) OBP: 0.087, SLG: 0.045										2	0	0	0	1	0	2						
Sandy Alomar Sr., S (7. PR) OBP: 0.348, SLG: 0.450										0	0	0	0	0	0	0						
Jim Sundberg, R (8.2) OBP: 0.294, SLG: 0.279										1	0	0	0	0	0	0						
Juan Beniquez, R (1.8) OBP: 0.324, SLG: 0.364										4	0	2	0	0	0	1						
Inning Stats	R: 2 E: 1 K: 0 S: 4	H: 1 LOB: 1 BB: 2 P: 12	R: 0 E: 0 K: 0 S: 3	H: 2 LOB: 0 BB: 0 P: 3	R: 0 E: 0 K: 0 S: 3	H: 1 LOB: 1 BB: 0 P: 3	R: 1 E: 0 K: 0 S: 4	H: 1 LOB: 1 BB: 1 P: 8	R: 1 E: 0 K: 0 S: 5	H: 3 LOB: 1 BB: 0 P: 5	R: 0 E: 0 K: 0 S: 3	H: 0 LOB: 0 BB: 0 P: 3	R: 0 E: 0 K: 1 S: 4	H: 0 LOB: 1 BB: 2 P: 12	R: 0 E: 1 K: 1 S: 6	H: 1 LOB: 2 BB: 1 P: 10	R: 0 E: 0 K: 0 S: 4	H: 1 LOB: 1 BB: 0 P: 4	1B: 9 2B: 1 HR: 0	SF: 1 SAC: 0 DP: 1 HBP: 0	WP: 0 PB: 0 SB: 0 CS: 1	PA: 39
PITCHER	IP WLS BF H R ER SO BB IBB HBP BLK WP HR S P ERA WHIP	5.0 W 22 1 0 0 2 3 0 0 0 0 0 12 24 0.00 1.500	2.2 S 11 1 0 0 0 0 0 0 0 0 0 5 5 0.00 0.750																			

Batter	1	2	3	4	5	6	7	8	9	AB	R	H	RBI	BB	SO	LOB	TOP					
Dave Collins, S (1, 10) OBP: 0.318, SLG: 0.292	0-0 4-3		0-0 6-3 1B	0-0 F7	0-3 K		0-0 1-H 2B		0-3 K	6	1	2	1	0	2	3						
Steve Braun, L (1, 7) OBP: 0.373, SLG: 0.318	0-0 1-3		0-0 F7	0-0 1-2 1B		0-0 F7	0-0 F5			5	0	1	0	0	0	2						
Ruppert Jones, L (1, 8) OBP: 0.315, SLG: 0.440	0-0 CS 1B		0-0 6-3 1B	0-3 K		0-0 6-3		0-0 4-3		5	1	2	0	0	1	2						
Dan Meyer, L (1, 3) OBP: 0.317, SLG: 0.404	0-0 CS 1-2	0-0 F6	0-0 6-3		0-3 K	4-0 BB		4-0 FC6-4 BB		3	0	0	0	2	1	2						
Bill Stein, R (1, 5) OBP: 0.330, SLG: 0.459		0-0 1B 1B	0-0 2-H 3-H 1B		0-0 2B 1B	0-3 K		0-0 FC6-4 1-2		5	2	3	2	0	1	2						
Bob Stinson, S (1, 2) OBP: 0.406, SLG: 0.422		0-0 1B 1-3 1B	0-0 K		0-0 2B SF8 1B		0-0 G3	0-0 F4		5	1	2	0	0	1	2						
Carlos Lopez, R (1, 9) OBP: 0.364, SLG: 0.510		0-3 K		0-0 HR	0-0 SF8 1-3 2-H 1B 2B		0-0 HR		0-0 1-3	5	3	3	3	0	1	2						
Craig Reynolds, L (1, 6) OBP: 0.278, SLG: 0.331		0-0 1-3 3-H 1B		0-0 L4	0-0 SF8		0-0 F9		0-0 F8	4	0	1	2	0	0	0						
Jose Baez, R (1, 4) OBP: 0.378, SLG: 0.387		0-0 1-3		0-0 1B	0-0 1B		4-0 2B BB		0-0 2B	4	1	3	1	1	0	2						
Inning Stats	R: 0 E: 0 K: 0 S: 3	H: 1 LOB: 0 BB: 0 P: 3	R: 1 E: 0 K: 1 S: 8	H: 3 LOB: 2 BB: 0 P: 8	R: 2 E: 0 K: 1 S: 8	H: 3 LOB: 1 BB: 0 P: 8	R: 1 E: 0 K: 1 S: 8	H: 3 LOB: 2 BB: 0 P: 8	R: 3 E: 0 K: 2 S: 11	H: 4 LOB: 1 BB: 0 P: 11	R: 0 E: 0 K: 1 S: 5	H: 0 LOB: 1 BB: 1 P: 9	R: 2 E: 0 K: 0 S: 5	H: 2 LOB: 1 BB: 1 P: 9	R: 0 E: 0 K: 0 S: 3	H: 0 LOB: 1 BB: 1 P: 7	R: 0 E: 0 K: 1 S: 6	H: 1 LOB: 1 BB: 0 P: 6	1B: 12 2B: 3 3B: 0 HR: 2	SF: 1 SAC: 0 DP: 0 HBP: 0	WP: 0 PB: 0 SB: 0 CS: 1	PA: 47
PITCHER	IP WLS BF H R ER SO BB IBB HBP BLK WP HR S P ERA WHIP	IP WLS BF H R ER SO BB IBB HBP BLK WP HR S P ERA WHIP																				
Gaylord Perry, R (1, 1) ERA: 4.52	3.2 L 20 10 4 4 2 0 0 0 0 0 1 24 24 9.82 2.727																					
Steve Hargan, R (4, 1) ERA: 8.75	3.1 18 6 5 5 4 2 0 0 0 0 0 1 24 32 13.50 2.400																					
Darold Knowles, L (8, 1) ERA: 1.42	2.0 8 1 0 0 1 1 0 0 0 0 0 0 9 13 0.00 1.000																					

Seattle Mariners @ Texas Rangers
Arlington Stadium, Arlington, TX
Mon May 30 1977, 8:05 PM EDT
Att: 17,844 - Unknown


AB 42
R 9
H 17
RBI 9
BB 3
SO 7
LOB 17



Batter	1	2	3	4	5	6	7	8	9	AB	R	H	RBI	BB	SO	LOB	BOTTOM			
Mike Hargrove, L (1, 3) OBP: 0.380, SLG: 0.360	0-0 G4-6-3 1B			0-3 K		0-0 G3-6-3 1-2		0-0 1B	0-0 1-3	3	0	1	0	0	1	1				
Jim Fregosi, R (7, 3) OBP: 0.394, SLG: 0.450				0-0 6-3		0-0 4-3		0-0 F5		4	0	0	0	0	0	2				
Ken Henderson, S (8, PH) OBP: 0.323, SLG: 0.443				0-0 E6 BB		0-0 2B 1B		0-3 K		4	1	1	0	0	1	2				
Sandy Alomar Sr., S (8, PH) OBP: 0.333, SLG: 0.429				0-0 1-2 BB		0-0 4-3 1B		0-0 F9		3	1	1	0	1	1	1				
Jim Mason, L (1, 6) OBP: 0.231, SLG: 0.202	0-0 F8			0-0 6-3		0-0 4-3		0-0 F5		4	0	0	0	0	0	2				
Dave May, L (1, 9) OBP: 0.328, SLG: 0.352	0-0 G4-6-3 1-2			0-0 E6 BB		0-0 2B 1B		0-3 K		4	1	1	0	0	1	2				
Willie Horton, R (1, 10) OBP: 0.345, SLG: 0.538		0-3 K		4-0 1-2 BB		0-0 2B 4-3 1B		0-0 F9		3	1	1	0	1	1	1				
Toby Harrah, R (1, 5) OBP: 0.404, SLG: 0.475		0-3 K		0-0 F7		0-0 4-3 SF8 2B		4-0 BB 1B BB		3	1	1	1	1	1	2				
Lew Beasley, L (1, 7) OBP: 0.286, SLG: 0.316		0-0 4-3			0-0 F9		0-0 4-3		0-0 BB	4	0	1	1	0	0	1				
Bump Wills, S (1, 4) OBP: 0.390, SLG: 0.432			0-0 4-3		0-3 K		0-0 SF8		0-0 F8	3	0	0	1	0	1	2				
Jim Sundberg, R (1, 2) OBP: 0.263, SLG: 0.290			0-0 6-3		0-3 K		0-0 K		4-0 1-2 2-3 BB	3	0	1	0	1	1	0				
Juan Beniquez, R (1, 8) OBP: 0.324, SLG: 0.364			0-0 1-3			0-0 G3-6-3 1B		0-3 K		3	0	1	0	0	1	1				
Tom Grieve, R (8, PH) OBP: 0.183, SLG: 0.224								0-3 K		1	0	0	0	0	1	3				
Inning Stats	R: 0 E: 0 K: 0 S: 3	H: 1 LOB: 0 BB: 0 P: 3	R: 0 E: 0 K: 2 S: 7	H: 0 LOB: 0 BB: 0 P: 7	R: 0 E: 0 K: 1 S: 6	H: 0 LOB: 2 BB: 1 P: 10	R: 0 E: 0 K: 2 S: 7	H: 0 LOB: 0 BB: 0 P: 7	R: 0 E: 0 K: 0 S: 3	H: 1 LOB: 0 BB: 0 P: 3	R: 3 E: 0 K: 1 S: 9	H: 4 LOB: 1 BB: 0 P: 9	R: 0 E: 0 K: 1 S: 6	H: 1 LOB: 1 BB: 0 P: 6	R: 0 E: 0 K: 1 S: 6	H: 1 LOB: 3 BB: 2 P: 14	1B: 6 2B: 2 3B: 0 HR: 0	SF: 1 SAC: 0 DP: 2 HBP: 0	WP: 0 PB: 0 SB: 0 CS: 0	PA: 37
PITCHER	IP WLS BF H R ER SO BB IBB HBP BLK WP HR S P ERA WHIP	IP WLS BF H R ER SO BB IBB HBP BLK WP HR S P ERA WHIP																		
John Montague, R (1, 1) ERA: 4.21	6.0 W 23 5 3 3 5 1 0 0 0 0 0 18 26 4.50 1.000																			
Diego Segui, R (7, 1) ERA: 6.41	3.0 S 14 3 0 0 3 2 0 0 0 0 0 0 18 26 0.00 1.667																			

Seattle Mariners @ Texas Rangers
Arlington Stadium, Arlington, TX
Mon May 30 1977, 8:05 PM EDT
Att: 17,844 - Unknown


AB 33
R 3
H 8
RBI 3
BB 3
SO 8
LOB 18



Batter	1	2	3	4	5	6	7	8	9	AB	R	H	RBI	BB	SO	LOB	TOP																					
Rick Burleson, R OBP: 0.370, SLG: 0.445 (1, 6)	F9		4-3		L9	2B		E3		5	0	1	2	0	0	1																						
Denny Doyle, L OBP: 0.342, SLG: 0.366 (1, 4)	1-3			G3		K			4-3	5	0	1	0	0	1	2																						
Jim Rice, R OBP: 0.345, SLG: 0.516 (1, 10)	1-3			BB 2B 1B	F9		4-3		F8	5	1	1	0	0	0	1																						
Carl Yastrzemski, L OBP: 0.380, SLG: 0.497 (1, 7)		F9		4-0 2B BB		HR			F3	4	3	2	2	1	0	0																						
Carlton Fisk, R OBP: 0.453, SLG: 0.596 (1, 2)				K		F6				4	0	2	0	0	1	2																						
George Scott, R OBP: 0.340, SLG: 0.537 (1, 3)										4	1	2	2	0	0	2																						
Dwight Evans, R OBP: 0.364, SLG: 0.557 (6, PR)										2	0	0	0	1	0	1																						
Bernie Carbo, L OBP: 0.346, SLG: 0.348 (6, 9)										1	1	0	0	0	0	1																						
Butch Hobson, R OBP: 0.285, SLG: 0.449 (1, 5)										4	0	0	0	0	1	4																						
Rick Miller, L OBP: 0.308, SLG: 0.293 (1, 8)										3	1	1	1	1	0	0																						
Inning Stats	R: 0 E: 0 K: 0 S: 3	H: 0 LOB: 0 BB: 0 P: 3	R: 0 E: 0 K: 0 S: 3	H: 1 LOB: 0 BB: 0 P: 3	R: 0 E: 0 K: 0 S: 3	H: 0 LOB: 1 BB: 1 P: 7	R: 2 E: 1 K: 1 S: 8	H: 2 LOB: 2 BB: 1 P: 12	R: 0 E: 0 K: 0 S: 4	H: 1 LOB: 1 BB: 0 P: 4	R: 4 E: 0 K: 1 S: 9	H: 4 LOB: 2 BB: 1 P: 13	R: 1 E: 0 K: 0 S: 5	H: 2 LOB: 1 BB: 0 P: 5	R: 0 E: 1 K: 1 S: 5	H: 0 LOB: 1 BB: 0 P: 5	R: 0 E: 0 K: 0 S: 3	H: 0 LOB: 0 BB: 0 P: 3	1B: 5 2B: 3 3B: 0 HR: 2	SF: 0 SAC: 0 DP: 1 HBP: 0	WP: 0 PB: 0 SB: 1 CS: 0	PA: 40																
PITCHER	IP	WLS	BF	H	R	ER	SO	BB	IBB	HBP	BLK	WP	HR	S	P	ERA	WHIP	PITCHER				IP	WLS	BF	H	R	ER	SO	BB	IBB	HBP	BLK	WP	HR	S	P	ERA	WHIP
Doyle Alexander, R ERA: 3.48 (1, 1)	5.2	L	27	7	6	6	1	3	0	0	0	0	1	26	38	9.53	1.765																					
Adrian Devine, R ERA: 1.86 (6, 1)	1.0		6	3	1	1	1	0	0	0	0	0	1	8	8	9.00	3.000																					
Paul Lindblad, L ERA: 3.55 (7, 1)	2.1		7	0	0	0	1	0	0	0	0	0	0	9	9	0.00	0.000																					

Boston Red Sox @ Texas Rangers
Arlington Stadium, Arlington, TX
Wed Jun 01 1977, 8:05 PM EDT
Att: 11,731 - Unknown - 85 F


AB 37
R 7
H 10
RBI 7
BB 3
SO 3
LOB 14



Batter	1	2	3	4	5	6	7	8	9	AB	R	H	RBI	BB	SO	LOB	BOTTOM																					
Bert Campaneris, R OBP: 0.344, SLG: 0.364 (1, 6)	6-3		2B 2B BB			4-3			P7	4	1	1	0	1	0	1																						
Bump Wills, S OBP: 0.384, SLG: 0.431 (1, 4)	4-3			L7		B1-3			G3	5	1	1	2	0	0	2																						
Dave May, L OBP: 0.317, SLG: 0.356 (1, 9)	F3								K	5	1	1	2	0	2	0																						
Willie Horton, R OBP: 0.349, SLG: 0.537 (1, 10)										4	0	2	0	0	1	1																						
Toby Harrah, R OBP: 0.400, SLG: 0.465 (1, 5)										3	0	0	0	1	0	2																						
Mike Hargrove, L OBP: 0.371, SLG: 0.352 (1, 3)										3	0	0	1	0	1	3																						
Tom Grieve, R OBP: 0.176, SLG: 0.214 (1, 7)										3	0	0	0	0	0	4																						
Ken Henderson, S OBP: 0.319, SLG: 0.438 (6, PH)										1	0	0	0	0	1	0																						
Lew Beasley, L OBP: 0.286, SLG: 0.316 (9, 7)										0	0	0	0	0	0	0																						
Jim Sundberg, R OBP: 0.279, SLG: 0.315 (1, 2)										4	1	3	0	0	0	0																						
Juan Beniquez, R OBP: 0.324, SLG: 0.370 (1, 8)										3	1	1	0	0	0	1																						
Inning Stats	R: 0 E: 0 K: 0 S: 3	H: 1 LOB: 1 BB: 0 P: 4	R: 0 E: 0 K: 0 S: 4	H: 1 LOB: 0 BB: 0 P: 4	R: 5 E: 1 K: 0 S: 8	H: 4 LOB: 1 BB: 1 P: 12	R: 0 E: 0 K: 0 S: 4	H: 1 LOB: 1 BB: 0 P: 4	R: 0 E: 0 K: 2 S: 7	H: 0 LOB: 0 BB: 0 P: 7	R: 0 E: 0 K: 2 S: 8	H: 1 LOB: 1 BB: 0 P: 8	R: 0 E: 0 K: 1 S: 5	H: 0 LOB: 0 BB: 0 P: 5	R: 0 E: 0 K: 0 S: 3	H: 0 LOB: 0 BB: 0 P: 3	1B: 5 2B: 4 3B: 0 HR: 0	SF: 1 SAC: 1 DP: 0 HBP: 0	WP: 0 PB: 0 SB: 0 CS: 0	PA: 39																		
PITCHER	IP	WLS	BF	H	R	ER	SO	BB	IBB	HBP	BLK	WP	HR	S	P	ERA	WHIP	PITCHER				IP	WLS	BF	H	R	ER	SO	BB	IBB	HBP	BLK	WP	HR	S	P	ERA	WHIP
Luis Tiant, R ERA: 6.84 (1, 1)	4.1		22	7	5	4	0	1	0	0	0	0	0	6	10	0.00	1.200																					
Mike Paxton, R ERA: 14.29 (5, 1)	1.2	W	7	1	0	0	0	1	0	0	0	0	0	6	10	0.00	1.200																					
Bill Campbell, R ERA: 3.51 (7, 1)	3.0	S	10	1	0	0	5	0	0	0	0	0	0	20	20	0.00	0.333																					

Boston Red Sox @ Texas Rangers
Arlington Stadium, Arlington, TX
Wed Jun 01 1977, 8:05 PM EDT
Att: 11,731 - Unknown - 85 F

AB 35
R 5
H 9
RBI 5
BB 2
SO 5
LOB 14




Batter	1	2	3	4	5	6	7	8	9	AB	R	H	RBI	BB	SO	LOB	TOP										
Rick Burleson, R (1, 6) OBP: 0.368, SLG: 0.438 Doug Griffin, R (9, PH)	F9		K			E6	IBB		FC6-4	3	0	0	0	1	1	0											
Denny Doyle, L (1, 4) OBP: 0.338, SLG: 0.360 Steve Dillard, R (7, PH) OBP: 0.360, SLG: 0.457	F8		4-3			SH5-3	1-3			2	0	0	0	0	0	0											
Jim Rice, R (1, 10) OBP: 0.343, SLG: 0.511	BB 1B			6-3		K		6-3		4	0	1	0	0	1	1											
Carl Yastrzemski, L (1, 7) OBP: 0.354, SLG: 0.491	1-2 BB			FC5-4 BB		G3		4-3		2	0	0	0	2	0	1											
Carlton Fisk, R (1, 2) OBP: 0.449, SLG: 0.587	L8			K			G6-4-3 1B	5-3		4	0	1	0	0	1	3											
George Scott, R (1, 3) OBP: 0.343, SLG: 0.536		G4-6-3 1B		FC5-4 1-2			G6-4-3 1-2		BB 1B	4	0	2	0	0	0	2											
Bernie Carbo, L (1, 9) OBP: 0.364, SLG: 0.429 Jack Baker, R (9, PH)		G4-6-3 1-2			G6-4-3 1B			HR	F8	3	1	2	1	0	0	1	AB 31										
Butch Hobson, R (1, 5) OBP: 0.290, SLG: 0.447		F8			F4		BLK HBP 1B		FC6-4 BB	3	0	1	0	1	0	1	R 1										
Rick Miller, L (1, 8) OBP: 0.309, SLG: 0.283 Fred Lynn, L (9, PH) OBP: 0.292, SLG: 0.493			K			G6-4-3 1-2		BLK HBP	K	2	0	0	0	0	1	1	H 7										
										1	0	0	0	0	1	2	RBI 1										
Inning Stats	R: 0 E: 0 K: 0 S: 4	H: 1 LOB: 2 BB: 1 P: 8	R: 0 E: 0 K: 0 S: 3	H: 1 LOB: 0 BB: 0 P: 3	R: 0 E: 0 K: 2 S: 7	H: 0 LOB: 0 BB: 0 P: 7	R: 0 E: 0 K: 1 S: 5	H: 0 LOB: 1 BB: 1 P: 9	R: 0 E: 0 K: 0 S: 3	H: 1 LOB: 0 BB: 0 P: 3	R: 0 E: 1 K: 1 S: 6	H: 0 LOB: 1 BB: 0 P: 6	R: 1 E: 0 K: 0 S: 5	H: 3 LOB: 3 BB: 1 P: 10	R: 0 E: 0 K: 0 S: 3	H: 0 LOB: 0 BB: 0 P: 3	R: 0 E: 0 K: 1 S: 6	H: 1 LOB: 2 BB: 1 P: 10	1B: 6 2B: 0 3B: 0 HR: 1	SF: 0 SAC: 1 DP: 3 HBP: 1	WP: 0 PB: 0 SB: 0 CS: 0	PA: 37					
PITCHER	IP	WLS	BF	H	R	ER	SO	BB	IBB	HBP	BLK	WP	HR	S	P	ERA	WHIP										
Nelson Briles, R (1, 1) ERA: 4.58	6.2		27	6	1	1	4	2	0	1	0	0	1	32	41	1.35	1.200										
Darold Knowles, L (7, 1) ERA: 1.2	2.1	W	10	1	0	0	1	1	1	0	1	0	0	10	18	0.00	0.857										

Boston Red Sox @ Texas Rangers
Arlington Stadium, Arlington, TX
Thu Jun 02 1977, 8:05 PM EDT
Att: 12,158 - Unknown

livebaseballscores.com

AB 31
R 1
H 7
RBI 1
BB 4
SO 5
LOB 18




Batter	1	2	3	4	5	6	7	8	9	AB	R	H	RBI	BB	SO	LOB	BOTTOM										
Bert Campaneris, R (1, 6) OBP: 0.338, SLG: 0.358	1-3		F7			F8		SH1-4		3	0	0	0	0	0	0											
Sandy Alomar Sr., S (1, 4) OBP: 0.296, SLG: 0.300	K		G3			4-3		P9		4	0	0	0	0	1	1											
Dave May, L (1, 9) OBP: 0.313, SLG: 0.339	F8			4-3		F9		2B BB		3	1	0	0	1	0	0											
Willie Horton, R (1, 10) OBP: 0.346, SLG: 0.536 Jim Fregosi, R (8, PR) OBP: 0.304, SLG: 0.450		K		K			K	2B		4	0	1	2	0	3	0											
Toby Harrah, R (1, 5) OBP: 0.397, SLG: 0.480		HR		F5		L6		K		4	1	1	1	0	1	1											
Mike Hargrove, L (1, 3) OBP: 0.382, SLG: 0.357		FC6 BB			SH1-3 1B		1B BB			1	0	1	0	2	0	0											
Tom Grieve, R (1, 7) OBP: 0.171, SLG: 0.208 Ken Henderson, S (7, PH) OBP: 0.326, SLG: 0.444 Lew Beasley, L (7, PR) OBP: 0.286, SLG: 0.316		K			K		1-2 1B			2	0	0	0	0	2	2	AB 27										
Jim Sundberg, R (1, 2) OBP: 0.274, SLG: 0.310		FC6 1-2			SH1-3 1-2		6-3			1	0	1	0	0	0	0	R 3										
Juan Beniquez, R (1, 8) OBP: 0.325, SLG: 0.370			5-3			F9		SH1-4 2B 1B		3	1	1	0	0	0	1	H 5										
Inning Stats	R: 0 E: 0 K: 1 S: 5	H: 0 LOB: 0 BB: 0 P: 5	R: 1 E: 0 K: 2 S: 8	H: 1 LOB: 1 BB: 1 P: 12	R: 0 E: 0 K: 0 S: 3	H: 0 LOB: 0 BB: 0 P: 3	R: 0 E: 0 K: 1 S: 5	H: 0 LOB: 0 BB: 0 P: 5	R: 0 E: 0 K: 1 S: 6	H: 1 LOB: 1 BB: 0 P: 6	R: 0 E: 0 K: 0 S: 3	H: 0 LOB: 0 BB: 0 P: 3	R: 0 E: 0 K: 1 S: 6	H: 1 LOB: 2 BB: 1 P: 10	R: 2 E: 0 K: 1 S: 7	H: 2 LOB: 1 BB: 1 P: 11	1B: 3 2B: 1 3B: 0 HR: 1	SF: 0 SAC: 2 DP: 0 HBP: 0	WP: 0 PB: 0 SB: 0 CS: 0	PA: 32							
PITCHER	IP	WLS	BF	H	R	ER	SO	BB	IBB	HBP	BLK	WP	HR	S	P	ERA	WHIP										
Fergie Jenkins, R (1, 1) ERA: 3.48	8.0	L	32	5	3	1	7	3	0	0	0	0	1	43	55	1.12	1.000										

Boston Red Sox @ Texas Rangers
Arlington Stadium, Arlington, TX
Thu Jun 02 1977, 8:05 PM EDT
Att: 12,158 - Unknown

livebaseballscores.com

AB 27
R 3
H 5
RBI 3
BB 3
SO 7
LOB 8



Batter	1	2	3	4	5	6	7	8	9	10	AB	R	H	RBI	BB	SO	LOB	TOP						
Robin Yount, R OBP: 0.342, SLG: 0.384 (1, 6)	F9			5-3		E7		6-3			4	0	1	1	0	0	1	Milwaukee Brewers @ Texas Rangers Arlington Stadium, Arlington, TX Sat Jun 04 1977, 8:05 PM EDT Att: 15,540 - Unknown AB 33 R 3 H 7 RBI 3 BB 1 SO 7 LOB 6						
Don Money, R OBP: 0.371, SLG: 0.510 (1, 4)	6-3			K		F9			L1-3 BB	3	0	0	0	1	1	1								
Cecil Cooper, L OBP: 0.321, SLG: 0.441 (1, 3)	K			F7		K			L1-3	4	0	0	0	0	2	1								
Sal Bando, R OBP: 0.365, SLG: 0.417 (1, 5)		K			F4		4-3			4	0	1	0	0	1	0								
Sixto Lezcano, R OBP: 0.336, SLG: 0.480 (1, 9)	F9			K		F9			2-4 1B	4	1	1	1	0	1	0								
Von Joshua, L OBP: 0.291, SLG: 0.344 Steve Bnye, R OBP: 0.329, SLG: 0.400 (8, 8)	F8			1-3						HR	3	0	1	0	0	0								
Bob Sheldon, L OBP: 0.407, SLG: 0.435 (1, 10)				G4-3 1B		6-3		SH1-4 FC5-2 1B		F8	3	0	1	0	0	0								
Jim Wohlford, R OBP: 0.263, SLG: 0.282 (1, 7)				G4-3 1-2		4-3 E 1B		FC5-2 S 1B		K	4	2	1	0	0	1								
Charlie Moore, R OBP: 0.327, SLG: 0.400 (1, 2)				5-3		4-3					3	0	1	1	0	0								
Inning Stats	R: 0 E: 0 K: 1 S: 5	H: 0 LOB: 0 BB: 0 P: 5	R: 0 E: 0 K: 1 S: 5	H: 0 LOB: 0 BB: 0 P: 5	R: 0 E: 0 K: 0 S: 3	H: 1 LOB: 0 BB: 0 P: 3	R: 0 E: 0 K: 1 S: 5	H: 0 LOB: 0 BB: 0 P: 5	R: 0 E: 0 K: 1 S: 5	H: 0 LOB: 0 BB: 0 P: 5	R: 1 E: 0 K: 0 S: 5	H: 2 LOB: 1 BB: 0 P: 5	R: 0 E: 0 K: 1 S: 5	H: 0 LOB: 0 BB: 0 P: 5	R: 1 E: 0 K: 0 S: 5	H: 2 LOB: 1 BB: 0 P: 5	R: 0 E: 0 K: 2 S: 8		H: 1 LOB: 1 BB: 1 P: 6	R: 1 E: 0 K: 2 S: 8	H: 1 LOB: 0 BB: 0 P: 8	1B: 6 2B: 1 3B: 0 HR: 1	SF: 0 SAC: 1 DP: 2 HBP: 0	WP: 1 PB: 0 SB: 1 CS: 0
PITCHER Bert Blyleven, R ERA: 2.34 (1, 1)	IP: 10.0 WLS: L BF: 36 H: 7 R: 3 ER: 3 SO: 7 BB: 1 IBB: 0 HBP: 0 BLK: 0 WP: 1 HR: 1 S: 48 P: 52 ERA: 2.70 WHIP: 0.800																							

Batter	1	2	3	4	5	6	7	8	9	10	AB	R	H	RBI	BB	SO	LOB	BOTTOM		
Bert Campaneris, R OBP: 0.351, SLG: 0.371 (1, 6)	K		4-0 CS BB			5-3-5 1-3r				F9	3	0	0	0	2	1	3	Milwaukee Brewers @ Texas Rangers Arlington Stadium, Arlington, TX Sat Jun 04 1977, 8:05 PM EDT Att: 15,540 - Unknown AB 30 R 2 H 5 RBI 2 BB 5 SO 9 LOB 10		
Sandy Alomar Sr., S OBP: 0.324, SLG: 0.375 (1, 4)	F8		4-3 1-2			F5		F7			4	0	0	0	0	0	2			
Dave May, L OBP: 0.296, SLG: 0.316 (1, 9)	K2-3			G3			L6			K	4	0	0	0	0	2	0			
Wille Horton, R OBP: 0.333, SLG: 0.517 (1, 10)		K		K			K		F3		4	0	0	0	0	3	0			
Toby Harrah, R OBP: 0.394, SLG: 0.487 (1, 5)		SF7 3B		6-3					F2		4	1	2	0	0	0	0			
Mike Hargrove, L OBP: 0.369, SLG: 0.370 (1, 3)		SF7 3-H		6-3						SH2-4 1B	2	0	1	1	1	0	0			
Tom Grieve, R OBP: 0.193, SLG: 0.228 Ken Henderson, S OBP: 0.323, SLG: 0.440 Lew Bostley, L OBP: 0.286, SLG: 0.316 (8, 7)		K		K			F7			SH2-4 1-2	2	0	0	0	0	2	0			
Bill Fahey, L OBP: 0.080, SLG: 0.042 Bump Wills, S OBP: 0.368, SLG: 0.431 Jim Sundberg, R OBP: 0.285, SLG: 0.314 (9, 2)			K		F6						0	0	0	0	1	0	0			
Juan Beniquez, R OBP: 0.340, SLG: 0.407 (1, 8)				HR		5-3-5 1B		F7		F9	4	1	2	1	0	0	3			
Inning Stats	R: 0 E: 0 K: 2 S: 7	H: 0 LOB: 0 BB: 0 P: 7	R: 1 E: 0 K: 2 S: 8	H: 1 LOB: 0 BB: 0 P: 8	R: 1 E: 0 K: 1 S: 5	H: 1 LOB: 0 BB: 1 P: 9	R: 0 E: 0 K: 1 S: 5	H: 0 LOB: 0 BB: 0 P: 5	R: 0 E: 0 K: 1 S: 5	H: 1 LOB: 2 BB: 1 P: 10	R: 0 E: 0 K: 0 S: 2	H: 0 LOB: 1 BB: 2 P: 10	R: 0 E: 0 K: 1 S: 5	H: 0 LOB: 0 BB: 0 P: 5	R: 0 E: 0 K: 0 S: 4	H: 1 LOB: 2 BB: 1 P: 8	1B: 2 2B: 2 3B: 1 HR: 1		SF: 1 SAC: 1 DP: 1 HBP: 0	WP: 0 PB: 0 SB: 0 CS: 1
PITCHER Moose Haas, R ERA: 3.43 (1, 1)	IP: 7.2 WLS: 0 BF: 28 H: 4 R: 2 ER: 2 SO: 8 BB: 3 IBB: 0 HBP: 0 BLK: 0 WP: 0 HR: 1 S: 40 P: 56 ERA: 2.35 WHIP: 0.913																			
Bob McClure, L ERA: 1.93 (8, 1)	0.2	2	0	0	1	0	0	0	0	4	0	0	0	0	0	0	0	0.00		
Bill Castro, R ERA: 4.85 (9, 1)	1.2	W	7	1	0	0	0	1	0	0	0	0	6	10	0.00	1.200				

Batter	1	2	3	4	5	6	7	8	9	AB	R	H	RBI	BB	SO	LOB	TOP								
Robin Yount, R OBP: 0.341, SLG: 0.386 (1, 6)	6-3		2B		6-3		4-3			4	0	1	0	0	0	0	Milwaukee Brewers @ Texas Rangers Arlington Stadium, Arlington, TX Sun Jun 05 1977, 8:05 PM EDT Att: 8,593 - Unknown livebaseballscorecards.com								
Don Money, R OBP: 0.366, SLG: 0.505 (1, 4)	6-3		L8		6-3		1B			4	0	1	0	0	0	1									
Cecil Cooper, L OBP: 0.329, SLG: 0.461 (1, 3)	HR			HR	1B	2B	1B	F3		4	3	3	1	0	0	1									
Sal Bando, R OBP: 0.363, SLG: 0.429 (1, 5)	5-3			HR	1B	F8		K		4	1	1	2	0	1	1									
Sixto Lezcano, R OBP: 0.335, SLG: 0.480 (1, 9)		K		5-3		1B	2B	5-3		4	1	1	0	0	1	0									
Von Joshua, L OBP: 0.288, SLG: 0.340 (1, 8)		K		F7		1B		4-3		2	0	0	0	0	1	0									
Steve Brye, R OBP: 0.338, SLG: 0.408 (6, PH)		K				1B				1	0	1	2	0	0	0									
Jamie Quirk, L OBP: 0.183, SLG: 0.246 (8, PH)						1B				1	0	0	0	0	0	0									
Bob Sheldon, L OBP: 0.379, SLG: 0.400 (1, 10)		F8		4-3		F7		F8		2	0	0	0	0	0	0									
Ken McMullen, R OBP: 0.281, SLG: 0.525 (6, PH)										2	0	0	0	0	0	1									
Jim Wohlford, R OBP: 0.254, SLG: 0.272 (1, 7)			K		4-3		K		K	4	0	0	0	0	3	1									
Charlie Moore, R OBP: 0.327, SLG: 0.419 (1, 2)			K						K	3	1	1	1	0	1	0									
Mike Hegan, L OBP: 0.352, SLG: 0.341 (9, PH)					HR		F5		K	1	0	0	0	0	1	0									
Inning Stats	R: 1 E: 0 K: 0 S: 4	H: 1 LOB: 0 BB: 0 P: 4	R: 0 E: 0 K: 2 S: 7	H: 0 LOB: 0 BB: 0 P: 7	R: 0 E: 0 K: 2 S: 8	H: 1 LOB: 1 BB: 0 P: 8	R: 2 E: 0 K: 0 S: 5	H: 2 LOB: 0 BB: 0 P: 5	R: 1 E: 0 K: 0 S: 4	H: 1 LOB: 0 BB: 0 P: 4	R: 2 E: 0 K: 1 S: 8	H: 3 LOB: 1 BB: 0 P: 8	R: 0 E: 0 K: 1 S: 4	H: 1 LOB: 1 BB: 0 P: 4	R: 0 E: 0 K: 1 S: 5	H: 0 LOB: 0 BB: 0 P: 5	R: 0 E: 0 K: 2 S: 7	H: 0 LOB: 0 BB: 0 P: 7	1B: 4 2B: 2 3B: 0 HR: 3	SF: 0 SAC: 0 DP: 0 HBP: 0	WP: 0 PB: 0 SB: 0 CS: 0	PA: 36			
PITCHER	IP	WLS	BF	H	R	ER	SO	BB	IBB	HBP	BLK	WP	HR	S	P	ERA	WHIP								
Gaylord Perry, R ERA: 4.94 (1, 1)	5.1	W	23	7	6	6	4	0	0	0	0	0	3	31	31	10.12	1.312								
Paul Lindblad, L ERA: 3.49 (6, 1)	0.2		3	1	0	0	1	0	0	0	0	0	0	5	5	0.00	1.500								
Adrian Devine, R ERA: 1.69 (7, 1)	3.0	S	10	1	0	0	3	0	0	0	0	0	0	16	16	0.00	0.333								

Batter	1	2	3	4	5	6	7	8	9	AB	R	H	RBI	BB	SO	LOB	BOTTOM								
Bert Campaneris, R OBP: 0.349, SLG: 0.376 (1, 6)	G1	SF8			4-3	5-3				3	1	1	1	0	0	1	Milwaukee Brewers @ Texas Rangers Arlington Stadium, Arlington, TX Sun Jun 05 1977, 8:05 PM EDT Att: 8,593 - Unknown livebaseballscorecards.com								
Bump Willis, S OBP: 0.391, SLG: 0.439 (1, 4)	1B	1B			4-3	F8				4	1	2	0	0	0	2									
Dave May, L OBP: 0.307, SLG: 0.319 (1, 9)	2B	F7			1B	3-1				3	2	1	1	1	0	2									
Willie Horton, R OBP: 0.337, SLG: 0.516 (1, 10)	5-3			G5-4-3	1B	5-3				4	0	2	0	0	0	1									
Toby Harrah, R OBP: 0.391, SLG: 0.488 (1, 5)	2B			G5-4-3	1B	K				4	1	1	2	0	1	2									
Mike Hargrove, L OBP: 0.385, SLG: 0.367 (1, 3)	F7			F9	1B	K				4	0	1	0	0	1	1									
Tom Grieve, R OBP: 0.207, SLG: 0.277 (1, 7)				K		F8				4	1	2	2	0	1	0									
Lew Beasley, L OBP: 0.286, SLG: 0.316 (9, 7)					1B					0	0	0	0	0	0	0									
Jim Sundberg, R OBP: 0.284, SLG: 0.311 (1, 2)		E6		6-3	F9	K				4	1	1	0	0	1	2									
Juan Beniquez, R OBP: 0.337, SLG: 0.403 (1, 8)		G3		K		5-3				4	0	1	0	0	1	1									
Inning Stats	R: 2 E: 0 K: 0 S: 6	H: 3 LOB: 1 BB: 0 P: 6	R: 2 E: 1 K: 0 S: 6	H: 3 LOB: 1 BB: 0 P: 6	R: 0 E: 0 K: 0 S: 3	H: 1 LOB: 0 BB: 0 P: 3	R: 0 E: 0 K: 2 S: 7	H: 0 LOB: 0 BB: 0 P: 7	R: 3 E: 0 K: 0 S: 7	H: 4 LOB: 2 BB: 1 P: 11	R: 0 E: 0 K: 0 S: 4	H: 1 LOB: 1 BB: 0 P: 4	R: 0 E: 0 K: 1 S: 5	H: 0 LOB: 0 BB: 0 P: 7	R: 0 E: 0 K: 1 S: 5	H: 0 LOB: 0 BB: 0 P: 5	1B: 8 2B: 3 3B: 0 HR: 1	SF: 1 SAC: 0 DP: 1 HBP: 0	WP: 0 PB: 1 SB: 0 CS: 0	PA: 36					
PITCHER	IP	WLS	BF	H	R	ER	SO	BB	IBB	HBP	BLK	WP	HR	S	P	ERA	WHIP								
Jim Slaton, R ERA: 2.99 (1, 1)	4.2	L	24	10	7	7	2	1	0	0	0	0	1	27	31	13.50	2.357								
Sam Hinds, R ERA: 5.5 (5, 1)	3.1		12	2	0	0	3	0	0	0	0	0	0	18	18	0.00	0.600								

Batter	1	2	3	4	5	6	7	8	9	AB	R	H	RBI	BB	SO	LOB	TOP										
Mickey Rivers, L (1,8) OBP: 0.333, SLG: 0.386 Paul Blair, R (7,8) OBP: 0.333, SLG: 0.378	0-0 L1-3 1B	0-0 6-3			0-3 K		0-0 2B 2B		0-3 K	4	1	2	1	0	1	2	4 1 2 1 0 1 2 1 0 0 0 0 1 0										
Willie Randolph, R (1,4) OBP: 0.363, SLG: 0.418	0-0 L1-3 1-2		0-0 G6-3 1B			0-0 5-3	0-0 1B WP 2B		0-0 HR	5	2	3	2	0	0	1	5 2 3 2 0 0 1										
Thurman Munson, R (1,2) OBP: 0.368, SLG: 0.534	0-0 1B		0-0 G6-3 1-2			0-0 4-3	0-0 WP 2-3 1B		4-0 E 1B FC6-4 BB	4	1	2	0	1	0	1	4 1 2 0 1 0 1										
Chris Chambliss, L (1,3) OBP: 0.352, SLG: 0.476	0-3 K		0-0 1-4-3			0-0 HR 1B	0-3 K		0-0 FC6-4 1-2 1B	5	1	2	0	0	2	3	5 1 2 0 0 2 3										
Reggie Jackson, L (1,9)		0-0 HR			0-0 F6		0-0 4-3		0-0 FC6-4 1-2 2-H	5	2	2	4	0	0	2	5 2 2 4 0 0 2										
Graig Nettles, L (1,5) OBP: 0.295, SLG: 0.477	0-3 K		0-0 G3			0-0 4-3		0-0 4-3	0-0 F9	5	0	0	0	0	1	1	5 0 0 0 0 1 1										
Roy White, S (1,7) OBP: 0.356, SLG: 0.400	0-0 6-3		0-0 F8				0-0 2B 1B			4	1	2	0	0	0	0	4 1 2 0 0 0 0										
Carlos May, L (1,10) OBP: 0.355, SLG: 0.392	4-0 BB BB				0-0 1-3		0-0 F9 2B 2B		0-0 FC4-6 1B	3	1	2	1	1	0	0	3 1 2 1 1 0 0										
Bucky Dent, R (1,6) OBP: 0.318, SLG: 0.367	4-0 1-2 BB				0-0 6-3		0-0 F9 2-3		0-0 FC4-6 1-2	3	0	0	0	1	0	2	3 0 0 0 1 0 2										
Inning Stats	R: 0 E: 0 K: 1 S: 6	H: 2 LOB: 1 BB: 0 P: 6	R: 1 E: 0 K: 1 S: 6	H: 1 LOB: 2 BB: 2 P: 14	R: 0 E: 0 K: 0 S: 3	H: 1 LOB: 0 BB: 0 P: 3	R: 0 E: 0 K: 0 S: 3	H: 0 LOB: 0 BB: 0 P: 3	R: 0 E: 0 K: 1 S: 5	H: 0 LOB: 0 BB: 0 P: 5	R: 2 E: 0 K: 0 S: 5	H: 2 LOB: 0 BB: 0 P: 5	R: 4 E: 0 K: 1 S: 10	H: 5 LOB: 1 BB: 0 P: 10	R: 0 E: 0 K: 0 S: 4	H: 2 LOB: 1 BB: 0 P: 4	R: 2 E: 1 K: 1 S: 7	H: 2 LOB: 1 BB: 1 P: 11	1B: 9 2B: 4 3B: 0 HR: 3	SF: 0 SAC: 0 DP: 2 HBP: 0	WP: 1 PB: 0 CS: 0	PA: 42					
PITCHER	IP	WLS	BF	H	R	ER	SO	BB	IBB	HBP	BLK	WP	HR	S	P	ERA	WHIP										
Doyle Alexander, R (1,1) ERA: 3.91	6.1	L	28	9	6	6	3	2	0	0	0	0	2	32	40	8.53	1.737										
Steve Hargan, R (7,1) ERA: 8.29	0.0		2	2	0	0	0	0	0	0	0	0	0	2	2	∞	∞										
Darold Knowles, L (7,1) ERA: 1.53	2.2		12	4	3	2	2	1	0	0	0	1	1	15	19	6.75	1.875										

New York Yankees @ Texas Rangers
Arlington Stadium, Arlington, TX
Mon Jun 06 1977, 8:05 PM EDT
Att: 21,978 - Unknown

AB	39
R	9
H	15
RBI	8
BB	3
SO	5
LOB	12



Batter	1	2	3	4	5	6	7	8	9	AB	R	H	RBI	BB	SO	LOB	BOTTOM										
Bert Campaneris, R (1,6) OBP: 0.343, SLG: 0.368	0-0 L5		0-0 4-3			0-0 F7		0-0 G4-6-3 1-2		4	0	0	0	0	0	1	4 0 0 0 0 0 1										
Bump Wills, S (1,4) OBP: 0.387, SLG: 0.434	0-0 F7		0-0 F6			0-0 6-3		0-0 1B		4	0	1	0	0	0	0	4 0 1 0 0 0 0										
Dave May, L (1,9) OBP: 0.304, SLG: 0.329	0-0 2B		0-0 F8			0-0 F5		0-0 F3		4	0	1	0	0	0	1	4 0 1 0 0 0 1										
Willie Horton, R (1,10) OBP: 0.329, SLG: 0.503	0-0 F8				0-3 K		0-3 K 1B 2B		0-0 F7	4	1	0	0	0	2	1	4 1 0 0 0 2 1										
Toby Harrah, R (1,5) OBP: 0.388, SLG: 0.482		0-0 F9			0-0 5-3		0-0 2B 1B		0-3 K	4	1	1	0	0	1	0	4 1 1 0 0 1 0										
Mike Hargrove, L (1,3) OBP: 0.388, SLG: 0.373	4-0 1B BB		0-0 F5			0-0 F5		0-0 L4 1-H 2-H 2B		0-0 F9	3	0	1	2	1	0	3 0 1 2 1 0 0										
Tom Grieve, R (1,7) OBP: 0.200, SLG: 0.267	0-0 F8				0-0 F9		0-0 L4 2-3			3	0	0	0	0	0	2	3 0 0 0 0 0 2										
Jim Sundberg, R (1,2) OBP: 0.285, SLG: 0.312	0-0 FC6-4 1B		0-0 F4			0-0 F8				3	0	1	0	0	0	0	3 0 1 0 0 0 0										
Juan Beniquez, R (1,8) OBP: 0.337, SLG: 0.401	0-0 FC6-4 1-2		0-0 5-3					0-0 G4-6-3 1B		3	0	1	0	0	0	2	3 0 1 0 0 0 2										
Inning Stats	R: 0 E: 0 K: 0 S: 4	H: 1 LOB: 1 BB: 0 P: 4	R: 0 E: 0 K: 0 S: 4	H: 1 LOB: 2 BB: 1 P: 8	R: 0 E: 0 K: 0 S: 3	H: 0 LOB: 0 BB: 0 P: 3	R: 0 E: 0 K: 1 S: 5	H: 0 LOB: 0 BB: 0 P: 5	R: 0 E: 0 K: 0 S: 3	H: 0 LOB: 0 BB: 0 P: 3	R: 2 E: 0 K: 1 S: 7	H: 2 LOB: 0 BB: 0 P: 7	R: 0 E: 0 K: 0 S: 4	H: 2 LOB: 1 BB: 0 P: 4	R: 0 E: 0 K: 1 S: 5	H: 0 LOB: 0 BB: 0 P: 5	1B: 4 2B: 3 3B: 0 HR: 0	SF: 0 SAC: 0 DP: 2 HBP: 0	WP: 1 PB: 0 CS: 0	PA: 33							
PITCHER	IP	WLS	BF	H	R	ER	SO	BB	IBB	HBP	BLK	WP	HR	S	P	ERA	WHIP										
Catfish Hunter, R (1,1) ERA: 4.81	9.0	W	33	6	2	2	3	1	0	0	0	1	0	38	42	2.00	0.778										

New York Yankees @ Texas Rangers
Arlington Stadium, Arlington, TX
Mon Jun 06 1977, 8:05 PM EDT
Att: 21,978 - Unknown

AB	32
R	2
H	6
RBI	2
BB	1
SO	3
LOB	7



Batter	1	2	3	4	5	6	7	8	9	AB	R	H	RBI	BB	SO	LOB	TOP																					
Mickey Rivers, L (1, 8) OBP: 0.337, SLG: 0.389	5-3		G6-4-3 1B		1-2 2-3 1B		4-3			4	0	2	0	0	0	1	New York Yankees @ Texas Rangers Arlington Stadium, Arlington, TX Tue Jun 07 1977, 8:05 PM EDT Att: 18,075 - Unknown																					
Willie Randolph, R (1, 4) OBP: 0.357, SLG: 0.409	6-3		G6-4-3 1-2		F2		K			4	0	0	0	0	1	5																						
Reggie Jackson, L (1, 9) OBP: 0.359, SLG: 0.522	5-3			F7	F5			FC4-6 1B		4	0	1	0	0	0	3																						
Chris Chambliss, L (1, 3) OBP: 0.346, SLG: 0.467		6-3		F6		G3		K		4	0	0	0	0	1	1																						
Graig Nettles, L (1, 5) OBP: 0.290, SLG: 0.467		F6		1-3		3-1		FC4-6 1-2		4	0	0	0	0	0	1																						
Roy White, S (1, 7) OBP: 0.356, SLG: 0.404		6-3			1B FC6-4 BB			F8		3	1	1	0	1	0	1																						
Carlos May, L (1, 10) OBP: 0.358, SLG: 0.394			K			6-3				2	0	1	0	0	1	0																						
Lou Piniella, R (6, PH) OBP: 0.366, SLG: 0.444								G6-4-3 1B		2	0	1	0	0	0	1																						
Fran Healy, R (1, 2) OBP: 0.233, SLG: 0.222					FC6-4 1B BB			F9		4	1	2	1	0	0	2																						
Bucky Dent, R (1, 6) OBP: 0.322, SLG: 0.385					1-2 3-H 4-0 1B BB			G6-4-3 1-2		3	1	1	2	1	0	2																						
Inning Stats	R: 0 E: 0 K: 0 S: 3	H: 0 LOB: 0 BB: 0 P: 3	R: 0 E: 0 K: 0 S: 3	H: 0 LOB: 0 BB: 0 P: 3	R: 2 E: 0 K: 1 S: 7	H: 3 LOB: 0 BB: 0 P: 7	R: 0 E: 0 K: 0 S: 3	H: 0 LOB: 0 BB: 0 P: 3	R: 1 E: 0 K: 0 S: 5	H: 2 LOB: 3 BB: 2 P: 13	R: 0 E: 0 K: 0 S: 4	H: 1 LOB: 1 BB: 0 P: 4	R: 0 E: 0 K: 1 S: 6	H: 1 LOB: 1 BB: 0 P: 6	R: 0 E: 0 K: 1 S: 6	H: 1 LOB: 1 BB: 0 P: 6	R: 0 E: 0 K: 0 S: 3	H: 1 LOB: 0 BB: 0 P: 3	1B: 6 2B: 2 3B: 0 HR: 1	SF: 0 SAC: 0 DP: 2 HBP: 0	WP: 0 PB: 0 CS: 0	PA: 36																
PITCHER	IP	WLS	BF	H	R	ER	SO	BB	IBB	HBP	BLK	WP	HR	S	P	ERA	WHIP	PITCHER				IP	WLS	BF	H	R	ER	SO	BB	IBB	HBP	BLK	WP	HR	S	P	ERA	WHIP
Nelson Briles, R (1, 1) ERA: 4.73	4.2		20	5	3	3	1	2	0	0	0	0	1	20	28	5.79	1.500																					
Paul Lindblad, L (5, 1) ERA: 3.08	4.1	W	16	4	0	0	2	0	0	0	0	0	0	20	20	0.00	0.923																					

AB	34
R	3
H	9
RBI	3
BB	2
SO	3
LOB	17



Batter	1	2	3	4	5	6	7	8	9	AB	R	H	RBI	BB	SO	LOB	BOTTOM																					
Bert Campaneris, R (1, 6) OBP: 0.344, SLG: 0.369	F9	F8		BB 2B 1B	6-3					5	1	2	0	0	0	3	New York Yankees @ Texas Rangers Arlington Stadium, Arlington, TX Tue Jun 07 1977, 8:05 PM EDT Att: 18,075 - Unknown																					
Bump Wills, S (1, 4) OBP: 0.393, SLG: 0.452	6-3 BB			HR	F8 2-H			BB		3	1	1	1	2	0	1																						
Dave May, L (1, 9) OBP: 0.298, SLG: 0.312	6-3 1-2		3-1		F7			G3		4	1	0	0	1	0	4																						
Willie Horton, R (1, 10) OBP: 0.337, SLG: 0.506				BB 1B BB	HR 2B			K		3	1	1	2	2	1	1																						
Toby Harrah, R (1, 5) OBP: 0.388, SLG: 0.497	F9		F3		HR					5	1	2	2	0	0	3																						
Mike Hargrove, L (1, 3) OBP: 0.388, SLG: 0.380		K		BB 1B	2B 2B			F7		5	1	2	0	0	1	1																						
Tom Grieve, R (1, 7) OBP: 0.211, SLG: 0.278										4	0	1	1	1	1	1																						
Lew Beasley, L (9, 7) OBP: 0.286, SLG: 0.316		1-3		BB	2B			K		0	0	0	0	0	0	0																						
Jim Sundberg, R (1, 2) OBP: 0.284, SLG: 0.310					F9			6-3		4	0	1	0	0	0	4																						
Juan Beniquez, R (1, 8) OBP: 0.341, SLG: 0.400					4-3			F8		3	1	1	0	1	0	0																						
Inning Stats	R: 0 E: 0 K: 0 S: 3	H: 0 LOB: 2 BB: 2 P: 11	R: 0 E: 0 K: 1 S: 7	H: 2 LOB: 2 BB: 0 P: 7	R: 1 E: 0 K: 0 S: 5	H: 2 LOB: 3 BB: 2 P: 13	R: 5 E: 0 K: 0 S: 8	H: 5 LOB: 1 BB: 1 P: 12	R: 1 E: 1 K: 1 S: 6	H: 0 LOB: 1 BB: 1 P: 10	R: 0 E: 0 K: 0 S: 3	H: 0 LOB: 0 BB: 0 P: 3	R: 0 E: 0 K: 0 S: 4	H: 1 LOB: 2 BB: 1 P: 8	R: 0 E: 0 K: 1 S: 6	H: 1 LOB: 1 BB: 0 P: 6	R: 0 E: 0 K: 1 S: 6	H: 1 LOB: 1 BB: 0 P: 6	1B: 6 2B: 3 3B: 0 HR: 2	SF: 0 SAC: 0 DP: 0 HBP: 0	WP: 0 PB: 0 CS: 0	PA: 43																
PITCHER	IP	WLS	BF	H	R	ER	SO	BB	IBB	HBP	BLK	WP	HR	S	P	ERA	WHIP	PITCHER				IP	WLS	BF	H	R	ER	SO	BB	IBB	HBP	BLK	WP	HR	S	P	ERA	WHIP
Ed Figueroa, R (1, 1) ERA: 2.23	7.0	L	39	10	7	6	2	7	0	0	0	0	2	36	64	7.71	2.429																					
Ken Clay, R (8, 1) ERA:	1.0		4	1	0	0	1	0	0	0	0	0	0	6	6	0.00	1.000																					


AB	36
R	7
H	11
RBI	6
BB	7
SO	3
LOB	18



Batter	1	2	3	4	5	6	7	8	9	AB	R	H	RBI	BB	SO	LOB	TOP			
Ralph Garr, L (1,7) OBP: 0.293, SLG: 0.369	0-0 HR	0-3 K			0-0 F7		0-0 1-3			4	1	1	1	0	1	4				
Alan Bannister, R (1,6) OBP: 0.377, SLG: 0.371	4-0 BB	0-0 CS	0-0 5-3		0-0 6-3			0-0 4-3		3	0	0	0	1	0	0				
Jorge Orta, L (1,4) OBP: 0.338, SLG: 0.417	0-3 K		0-3 K			0-0 4-3		0-0 F7		4	0	0	0	0	2	1				
Richie Zisk, R (1,9) OBP: 0.356, SLG: 0.602	0-0 F8		0-3 K			0-0 5-3		0-3 K		4	0	0	0	0	2	1				
Oscar Gamble, L (1,10) OBP: 0.386, SLG: 0.611	4-0 1-2 BB			0-3 K		0-0 F8			0-0 G3	3	0	0	0	1	1	0				
Jim Spencer, L (1,3) OBP: 0.309, SLG: 0.431	0-0 F7			0-0 F8			0-0 FC5-4 1B		0-0 F9	4	0	1	0	0	0	2				
Chet Lemon, R (1,8) OBP: 0.365, SLG: 0.535		0-0 1B CS 1B		0-0 HBP		0-3 K		0-0 5-3		3	0	1	0	0	1	1				
Eric Soderholm, R (1,5) OBP: 0.390, SLG: 0.478		0-3 K		0-0 5-3		0-0 FC5-4 2B				3	0	0	0	0	1	3				
Jim Essian, R (1,2) OBP: 0.401, SLG: 0.423		0-0 1-3 1B			0-0 6-3		0-0 1-3 2B			3	0	2	0	0	0	0				
Inning Stats	R: 1 E: 0 K: 1 S: 6	H: 1 LOB: 2 BB: 2 P: 14	R: 0 E: 0 K: 2 S: 8	H: 2 LOB: 1 BB: 0 P: 8	R: 0 E: 0 K: 2 S: 7	H: 0 LOB: 0 BB: 0 P: 7	R: 0 E: 0 K: 1 S: 5	H: 0 LOB: 1 BB: 0 P: 6	R: 0 E: 0 K: 0 S: 3	H: 0 LOB: 0 BB: 0 P: 3	R: 0 E: 0 K: 1 S: 7	H: 2 LOB: 2 BB: 0 P: 7	R: 0 E: 0 K: 0 S: 5	H: 0 LOB: 0 BB: 0 P: 5	R: 0 E: 0 K: 0 S: 3	H: 0 LOB: 0 BB: 0 P: 3	1B: 3 2B: 1 3B: 0 HR: 1	SF: 0 SAC: 0 DP: 0 HBP: 1	WP: 0 PB: 0 SB: 0 CS: 1	PA: 35
PITCHER Bert Blyleven, R (1,1) ERA: 2.24	IP: 9.0 WLS: W BF: 34	H: 5 R: 1 ER: 1 SO: 8	BB: 2 IBB: 0 HBP: 1 BLK: 0	WP: 0 HR: 1 S: 47 P: 56	ERA: 1.00 WHIP: 0.778	PITCHER										IP: 9.0 WLS: W BF: 34	H: 5 R: 1 ER: 1 SO: 8	BB: 2 IBB: 0 HBP: 1 BLK: 0	WP: 0 HR: 1 S: 47 P: 56	ERA: 1.00 WHIP: 0.778

Chicago White Sox @ Texas Rangers
Arlington Stadium, Arlington, TX
Wed Jun 08 1977, 8:05 PM EDT
Att: 10,530 - Unknown


AB 31
R 1
H 5
RBI 1
BB 2
SO 8
LOB 12



Batter	1	2	3	4	5	6	7	8	9	AB	R	H	RBI	BB	SO	LOB	BOTTOM			
Bert Campaneris, R (1,6) OBP: 0.341, SLG: 0.369	0-3 K		0-0 F9	0-3 K2-3		0-0 2B		0-0 F8		5	0	1	0	0	2	1				
Bump Wills, S (1,4) OBP: 0.396, SLG: 0.456	0-3 K		0-0 2B		0-0 F8	4-0 BB				3	1	1	0	1	1	0				
Jim Fregosi, R (1,10) OBP: 0.323, SLG: 0.407	0-0 5-3		4-0 2B HR BB		0-0 5-3	0-3 K				3	1	0	0	1	1	2				
Willie Horton, R (1,7) OBP: 0.341, SLG: 0.509		0-0 4-3	0-0 HR 2B		4-0 1B BB		0-0 F2			3	1	1	1	1	0	0				
Lew Beasley, L (8,7) OBP: 0.286, SLG: 0.316			1-3 2H HR 2B		0-0 1B BB		0-0 F2			0	0	0	0	0	0	0				
Toby Harrah, R (1,5) OBP: 0.390, SLG: 0.514		0-0 F3	0-0 HR		0-0 1B		0-0 F2			4	1	2	3	0	0	0				
Mike Hargrove, L (1,3) OBP: 0.396, SLG: 0.389		0-0 1B	2-3 HR 3-1		0-0 1B		0-0 HR 1B		0-0 1B	4	1	3	0	0	0	0				
Tom Grieve, R (1,9) OBP: 0.222, SLG: 0.319		0-0 FC6-4 1B		0-0 5-3		0-0 HR 1B	0-3 K2-3			4	1	2	2	0	1	1				
Jim Sundberg, R (1,2) OBP: 0.276, SLG: 0.301		0-0 FC6-4		0-0 F8		0-0 6-3		0-0 6-3		4	0	0	0	0	0	2				
Juan Beniquez, R (1,8) OBP: 0.339, SLG: 0.409			0-0 6-3		0-0 3B		0-0 4-3		0-0 6-3	4	0	1	0	0	0	0				
Inning Stats	R: 0 E: 0 K: 2 S: 7	H: 0 LOB: 0 BB: 0 P: 7	R: 0 E: 0 K: 0 S: 5	H: 2 LOB: 2 BB: 0 P: 5	R: 4 E: 0 K: 0 S: 6	H: 3 LOB: 0 BB: 1 P: 10	R: 0 E: 0 K: 1 S: 6	H: 1 LOB: 1 BB: 0 P: 6	R: 0 E: 0 K: 0 S: 3	H: 1 LOB: 2 BB: 1 P: 7	R: 2 E: 0 K: 1 S: 8	H: 3 LOB: 2 BB: 1 P: 12	R: 0 E: 0 K: 1 S: 6	H: 1 LOB: 1 BB: 0 P: 6	R: 0 E: 0 K: 0 S: 3	H: 0 LOB: 0 BB: 0 P: 3	1B: 5 2B: 3 3B: 1 HR: 2	SF: 0 SAC: 0 DP: 0 HBP: 0	WP: 0 PB: 0 SB: 0 CS: 0	PA: 37
PITCHER Ken Kravec, L (1,1) ERA: 7.5	IP: 5.0 WLS: L BF: 25	H: 9 R: 6 ER: 6 SO: 3	BB: 2 IBB: 0 HBP: 0 BLK: 0	WP: 0 HR: 2 S: 29 P: 37	ERA: 10.80 WHIP: 2.200	PITCHER										IP: 3.0 WLS: 12 BF: 2	H: 0 R: 0 ER: 0 SO: 2	BB: 1 IBB: 0 HBP: 0 BLK: 0	WP: 0 HR: 0 S: 15 P: 19	ERA: 0.00 WHIP: 1.000

Chicago White Sox @ Texas Rangers
Arlington Stadium, Arlington, TX
Wed Jun 08 1977, 8:05 PM EDT
Att: 10,530 - Unknown

AB 34
R 6
H 11
RBI 6
BB 3
SO 5
LOB 6



Batter	1	2	3	4	5	6	7	8	9	AB	R	H	RBI	BB	SO	LOB	TOP			
Bert Campaneris, R OBP: 0.333, SLG: 0.369 (1, 6)	0-0 1-3		0-0 BB 3B	0-0 6-3		0-0 K		0-0 F7		5	1	1	0	0	1	4				
Bump Wills, S OBP: 0.396, SLG: 0.449 (1, 4)	0-0 1-3		4-0 BB S BB		0-0 4-3		0-0 F5			3	0	0	0	1	0	1				
Mike Hargrove, L OBP: 0.398, SLG: 0.406 (1, 3)	0-0 4-3		4-0 1-2 BB BB		0-0 3-1			0-0 F9		3	0	0	0	1	0	0				
Willie Horton, R OBP: 0.339, SLG: 0.500 (1, 10)		0-3 K	4-0 G6-4-3 1-2 2-3 3-H BB		0-0 5-3			0-3 K		3	0	0	1	1	2	0				
Toby Harrah, R OBP: 0.395, SLG: 0.511 (1, 5)		0-0 E1 1B	0-0 G6-4-3 1-2		0-0 4-3			0-0 5-3		4	0	0	0	0	0	3				
Ken Henderson, S OBP: 0.304, SLG: 0.412 (1, 9)		0-0 L9		0-0 E9 2B		0-0 6-3		0-0 4-3		1	0	0	0	0	0	1				
Dave May, L OBP: 0.304, SLG: 0.333 (2, 9)										3	1	1	0	0	0	0				
Tom Grieve, R OBP: 0.243, SLG: 0.327 (1, 7)		0-0 1B		0-0 F8		0-0 F4		0-0 F8		4	0	1	0	0	0	1				
Jim Sundberg, R OBP: 0.284, SLG: 0.310 (1, 2)		0-0 G3		0-0 6-3 2B		0-0 5-3		0-0 1B 1B		4	0	2	1	0	0	2				
Juan Beniquez, R OBP: 0.342, SLG: 0.414 (1, 8)			0-0 F4	0-0 6-3 2B		0-0 2B		0-0 1B 1B		4	0	2	0	0	0	1				
Inning Stats	R: 0 E: 0 K: 0 S: 3	H: 0 LOB: 0 BB: 0 P: 3	R: 0 E: 1 K: 1 S: 7	H: 1 LOB: 2 BB: 0 P: 7	R: 1 E: 0 K: 0 S: 3	H: 1 LOB: 2 BB: 3 P: 15	R: 1 E: 0 K: 0 S: 5	H: 2 LOB: 1 BB: 0 P: 5	R: 0 E: 0 K: 0 S: 3	H: 0 LOB: 0 BB: 0 P: 3	R: 0 E: 0 K: 1 S: 6	H: 1 LOB: 1 BB: 0 P: 6	R: 0 E: 0 K: 1 S: 5	H: 0 LOB: 0 BB: 0 P: 5	R: 0 E: 0 K: 0 S: 5	H: 2 LOB: 2 BB: 0 P: 5	1B: 3 2B: 3 3B: 1 HR: 0	SF: 0 SAC: 0 DP: 1 HBP: 0	WP: 0 PB: 0 SB: 1 CS: 0	PA: 37
PITCHER Reggie Cleveland, R ERA: 3.05 (1, 1)	IP: 9.0 WLS: W BF: 37 H: 7 R: 2 ER: 2 SO: 3 BB: 3 IBB: 0 HBP: 0 BLK: 0 WP: 0 HR: 0 S: 40 P: 52 ERA: 2.00 WHIP: 1.11																			

Texas Rangers @ Boston Red Sox
Fenway Park, Boston, MA
Sun Jun 12 1977, 3:33 AM EDT
Unknown - 70 F

AB	34
R	2
H	7
RBI	2
BB	3
SO	3
LOB	13



Batter	1	2	3	4	5	6	7	8	9	AB	R	H	RBI	BB	SO	LOB	BOTTOM			
Rick Burleson, R OBP: 0.366, SLG: 0.427 (1, 6)	0-0 4-3		0-0 1-3			0-0 5-3		0-0 FC6-5 SH1-4 1B	0-0 1-2 2-3 1B	5	0	2	0	0	0	0				
Fred Lynn, L OBP: 0.257, SLG: 0.412 (1, 8)	4-0 6-3 BB			0-0 L7		0-0 F3		0-0 SH1-4	0-0 3-H SF7	2	0	0	1	1	0	0				
Jim Rice, R OBP: 0.346, SLG: 0.541 (1, 10)	0-0 6-3			0-0 G3 1B 2B		0-0 1B		0-0 FC6-5 HBP BB	0-0 2-3	4	1	2	0	0	0	2				
Carl Yastrzemski, L OBP: 0.397, SLG: 0.518 (1, 7)	0-0 F8			0-0 G3		0-0 L3		4-0 FC5 HBP BB	0-0 1-2	3	0	0	0	1	0	3				
Carlton Fisk, R OBP: 0.443, SLG: 0.587 (1, 2)		0-0 F7		0-0 1B		4-0 1B BB		1-0 1-2 2-3 HBP		2	1	1	1	1	0	0				
George Scott, R OBP: 0.349, SLG: 0.522 (1, 3)		0-0 6-3		0-0 F4		0-0 F8		0-0 FC5	0-0 2-3	4	0	0	0	0	0	5				
Bernie Carbo, L OBP: 0.418, SLG: 0.449 (1, 9)					0-0 1-3					4	0	2	0	0	0	0				
Rick Miller, L OBP: 0.315, SLG: 0.270 (0, PR)									0-0 1B SH1-4 SF7 1B	0	1	0	0	0	0	0				
Butch Hobson, R OBP: 0.294, SLG: 0.444 (1, 5)				0-0 F6		0-0 G3		0-0 SH1-4	0-0 1-2	3	0	1	1	0	0	0				
Denny Doyle, L OBP: 0.333, SLG: 0.344 (1, 4)				0-0 L4		0-0 L7		0-0 G4-6-3 1B	0-0 1-2	3	0	0	0	1	0	2				
Inning Stats	R: 0 E: 0 K: 0 S: 3	H: 0 LOB: 1 BB: 1 P: 7	R: 0 E: 0 K: 0 S: 3	H: 0 LOB: 0 BB: 0 P: 3	R: 0 E: 0 K: 0 S: 3	H: 0 LOB: 0 BB: 0 P: 3	R: 1 E: 0 K: 0 S: 5	H: 2 LOB: 1 BB: 0 P: 5	R: 0 E: 0 K: 0 S: 4	H: 1 LOB: 1 BB: 0 P: 4	R: 1 E: 0 K: 0 S: 4	H: 2 LOB: 1 BB: 1 P: 8	R: 0 E: 0 K: 0 S: 4	H: 1 LOB: 3 BB: 1 P: 9	R: 1 E: 0 K: 0 S: 4	H: 2 LOB: 2 BB: 1 P: 8	1B: 7 2B: 1 3B: 0 HR: 0	SF: 1 SAC: 2 DP: 1 HBP: 1	WP: 0 PB: 0 SB: 0 CS: 0	PA: 38
PITCHER Doyle Alexander, R ERA: 3.83 (1, 1)	IP: 6.1 WLS: 4 BF: 25 H: 4 R: 2 ER: 2 SO: 2 BB: 2 IBB: 0 HBP: 0 BLK: 0 WP: 0 HR: 0 S: 23 P: 31 ERA: 2.84 WHIP: 0.947																			
PITCHER Mike Marshall, R ERA: 6.55 (7, 1)	IP: 1.1 WLS: 6 BF: 2 H: 2 R: 0 ER: 0 SO: 0 BB: 1 IBB: 0 HBP: 0 BLK: 0 WP: 0 HR: 0 S: 5 P: 9 ERA: 0.00 WHIP: 2.250																			
PITCHER Adrian Devine, R ERA: 2.0 (8, 1)	IP: 1.0 WLS: L BF: 7 H: 2 R: 1 ER: 1 SO: 0 BB: 1 IBB: 1 HBP: 0 BLK: 0 WP: 0 HR: 0 S: 5 P: 10 ERA: 9.00 WHIP: 2.000																			

Texas Rangers @ Boston Red Sox
Fenway Park, Boston, MA
Sun Jun 12 1977, 3:33 AM EDT
Unknown - 70 F

AB	30
R	3
H	8
RBI	3
BB	4
SO	0
LOB	12



Batter	1	2	3	4	5	6	7	8	9	AB	R	H	RBI	BB	SO	LOB	TOP			
Bert Campaneris, R OBP: 0.328, SLG: 0.362 (1, 6)	0-0 6-3			0-0 6-3		0-3 K			0-0 F9	4	0	0	0	0	1	1				
Bump Wills, S OBP: 0.383, SLG: 0.444 (1, 4)	0-0 CS 1B			0-0 F8			0-0 G3		0-0 4-3	4	0	1	0	0	0	1				
Mike Hargrove, L OBP: 0.397, SLG: 0.410 (1, 3)	0-0 L6			0-0 2B			0-0 3-1			3	0	1	0	0	0	1				
Willie Horton, R OBP: 0.333, SLG: 0.491 (1, 10)		0-3 K		0-3 K						3	0	0	0	0	2	1				
Toby Harrah, R OBP: 0.390, SLG: 0.503 (1, 5)		0-0 F2			0-0 5-3			0-0 F4		3	0	0	0	0	0	0				
Dave May, L OBP: 0.295, SLG: 0.322 (1, 9)	0-0 F6				0-3 K			0-0 6-3		3	0	0	0	0	1	0				
Tom Grieve, R OBP: 0.236, SLG: 0.317 (1, 7)			0-0 6-3		0-3 K			0-0 4-3		3	0	0	0	0	1	0				
Jim Sundberg, R OBP: 0.280, SLG: 0.306 (1, 2)			0-3 K			0-0 F3			0-3 K	2	0	0	0	0	1	0				
Ken Henderson, S OBP: 0.301, SLG: 0.408 (9, PH)										1	0	0	0	0	1	0				
Juan Beniquez, R OBP: 0.342, SLG: 0.413 (1, 8)			0-3 K			0-0 5-3				3	0	1	0	0	1	0				
Inning Stats	R: 0 E: 0 K: 0 S: 3	H: 1 LOB: 0 BB: 0 P: 3	R: 0 E: 0 K: 1 S: 5	H: 0 LOB: 0 BB: 0 P: 5	R: 0 E: 0 K: 2 S: 7	H: 0 LOB: 1 BB: 0 P: 7	R: 0 E: 0 K: 1 S: 6	H: 0 LOB: 0 BB: 0 P: 6	R: 0 E: 0 K: 2 S: 7	H: 0 LOB: 0 BB: 0 P: 7	R: 0 E: 0 K: 0 S: 3	H: 0 LOB: 0 BB: 0 P: 3	R: 0 E: 0 K: 0 S: 3	H: 0 LOB: 0 BB: 0 P: 3	R: 0 E: 0 K: 1 S: 6	H: 1 LOB: 1 BB: 0 P: 6	1B: 2 2B: 1 3B: 0 HR: 0	SF: 0 SAC: 0 DP: 0 HBP: 0	WP: 0 PB: 0 SB: 0 CS: 1	PA: 29
PITCHER Luiz Tiant, R ERA: 5.18 (1, 1)	IP: 9.0 WLS: W BF: 29 H: 3 R: 0 ER: 0 SO: 8 BB: 0 IBB: 0 HBP: 0 BLK: 0 WP: 0 HR: 0 S: 45 P: 45 ERA: 0.00 WHIP: 0.333															PITCHER Luiz Tiant, R ERA: 5.18 (1, 1)	IP: 9.0 WLS: W BF: 29 H: 3 R: 0 ER: 0 SO: 8 BB: 0 IBB: 0 HBP: 0 BLK: 0 WP: 0 HR: 0 S: 45 P: 45 ERA: 0.00 WHIP: 0.333			

Texas Rangers @ Boston Red Sox
Fenway Park, Boston, MA
Sun Jun 12 1977, 3:38 AM EDT
Att: 31,038 - Unknown - 76 F

AB	29
R	0
H	3
RBI	0
BB	0
SO	8
LOB	4



Batter	1	2	3	4	5	6	7	8	9	AB	R	H	RBI	BB	SO	LOB	BOTTOM			
Rick Burleson, R OBP: 0.368, SLG: 0.431 (1, 6)	0-0 2B	4-0 CS BB			0-0 6-3			0-0 6-3		3	1	1	0	1	0	0				
Fred Lynn, L OBP: 0.248, SLG: 0.396 (1, 8)	0-0 F2	0-0 CS	0-0 1-3		0-0 F7			0-0 4-3		4	0	0	0	0	0	1				
Jim Rice, R OBP: 0.345, SLG: 0.543 (1, 10)	0-0 G3 2H 1B		0-0 F8		0-3 K					3	1	1	1	0	1	0				
Carl Yastrzemski, L OBP: 0.396, SLG: 0.513 (1, 7)	0-0 G3		4-0 BB		0-0 F9					2	0	0	0	1	0	1				
Carlton Fisk, R OBP: 0.441, SLG: 0.583 (1, 2)	0-0 1B		0-0 L6		0-0 5-3					3	0	1	1	0	0	1				
George Scott, R OBP: 0.349, SLG: 0.519 (1, 3)	0-0 1B			0-0 L9			0-0 F7			3	0	1	0	0	0	0				
Bernie Carbo, L OBP: 0.404, SLG: 0.432 (1, 9)	0-0 F7			0-0 F2			0-0 G3			3	0	0	0	0	0	2				
Rick Miller, L OBP: 0.315, SLG: 0.270 (8, 9)										0	0	0	0	0	0	0				
Butch Hobson, R OBP: 0.290, SLG: 0.438 (1, 5)		0-3 K		0-3 K			0-3 K			3	0	0	0	0	3	0				
Denny Doyle, L OBP: 0.333, SLG: 0.339 (1, 4)		1-0 CS HBP			0-0 1-3			0-3 K		2	0	0	0	0	1	0				
Inning Stats	R: 2 E: 0 K: 0 S: 7	H: 4 LOB: 2 BB: 0 P: 7	R: 0 E: 0 K: 1 S: 3	H: 0 LOB: 1 BB: 1 P: 8	R: 0 E: 0 K: 0 S: 3	H: 0 LOB: 1 BB: 1 P: 7	R: 0 E: 0 K: 1 S: 5	H: 0 LOB: 0 BB: 0 P: 5	R: 0 E: 0 K: 2 S: 7	H: 0 LOB: 0 BB: 0 P: 3	R: 0 E: 0 K: 1 S: 5	H: 0 LOB: 0 BB: 0 P: 5	R: 0 E: 0 K: 1 S: 5	H: 0 LOB: 0 BB: 0 P: 5	R: 0 E: 0 K: 1 S: 5	H: 0 LOB: 0 BB: 0 P: 5	1B: 2 2B: 2 3B: 0 HR: 0	SF: 0 SAC: 0 DP: 0 HBP: 1	WP: 0 PB: 0 SB: 0 CS: 2	PA: 30
PITCHER Nelson Briles, R ERA: 4.31 (1, 1)	IP: 8.0 WLS: L BF: 29 H: 4 R: 2 ER: 2 SO: 5 BB: 2 IBB: 0 HBP: 1 BLK: 0 WP: 0 HR: 0 S: 36 P: 45 ERA: 2.25 WHIP: 0.750															PITCHER Nelson Briles, R ERA: 4.31 (1, 1)	IP: 8.0 WLS: L BF: 29 H: 4 R: 2 ER: 2 SO: 5 BB: 2 IBB: 0 HBP: 1 BLK: 0 WP: 0 HR: 0 S: 36 P: 45 ERA: 2.25 WHIP: 0.750			

Texas Rangers @ Boston Red Sox
Fenway Park, Boston, MA
Sun Jun 12 1977, 3:38 AM EDT
Att: 31,038 - Unknown - 76 F

AB	26
R	2
H	4
RBI	2
BB	2
SO	5
LOB	5



Batter	1	2	3	4	5	6	7	8	9	AB	R	H	RBI	BB	SO	LOB	TOP								
Bump Wills, S (1,4) OBP: 0.390, SLG: 0.440	K			F6		4-3 2B 1B		K		4	1	1	0	0	2	0	Texas Rangers @ Cleveland Indians Cleveland Municipal Stadium, Cleveland, OH Mon Jun 13 1977, 7:05 PM EDT Att: 9,811 - Unknown - 66 F								
Juan Beniquez, R (1,8) OBP: 0.346, SLG: 0.438	6-3			HR		4-3 1-2		2B		4	1	2	1	0	0	1									
Dave May, L (1,9) OBP: 0.293, SLG: 0.330	4-3			L9		2H 2B		G3		4	0	1	1	0	0	1									
Willie Horton, R (1,10) OBP: 0.326, SLG: 0.480	K			1-6-3		F7		K		4	0	0	0	0	2	1									
Toby Harrah, R (1,5) OBP: 0.387, SLG: 0.495	K					F7	4-0 BB	L6		3	0	0	0	1	1	0									
Mike Hargrove, L (1,3) OBP: 0.394, SLG: 0.407	F3					F9		F7		4	0	1	0	0	0	1									
Tom Grieve, R (1,7) OBP: 0.228, SLG: 0.306				F7		F7	1-2	5-3		4	0	0	0	0	0	2									
Bert Campaneris, R (1,6) OBP: 0.328, SLG: 0.376				B3-4		HR		F8		3	1	1	1	0	0	1									
Jim Sundberg, R (1,2) OBP: 0.275, SLG: 0.299				K		K		F4		3	0	0	0	0	2	0									
Inning Stats	R: 0 K: 1 S: 5	H: 0 LOB: 0 BB: 0 P: 5	R: 0 K: 2 S: 7	H: 0 LOB: 0 BB: 0 P: 7	R: 0 K: 1 S: 5	H: 0 LOB: 0 BB: 0 P: 5	R: 1 K: 0 S: 4	H: 1 LOB: 0 BB: 0 P: 4	R: 0 K: 0 S: 3	H: 0 LOB: 0 BB: 0 P: 3	R: 2 K: 1 S: 8	H: 3 LOB: 1 BB: 0 P: 8	R: 0 K: 0 S: 3	H: 0 LOB: 1 BB: 1 P: 7	R: 0 K: 1 S: 6	H: 1 LOB: 1 BB: 0 P: 6		R: 0 K: 1 S: 6	H: 1 LOB: 1 BB: 0 P: 6	1B: 2 2B: 2 3B: 0 HR: 2	SF: 0 SAC: 0 DP: 0 HBP: 0	WP: 0 PB: 0 SB: 0 CS: 0	PA: 34		
PITCHER	IP	WLS	BF	H	R	ER	SO	BB	IBB	HBP	BLK	WP	HR	S	P	ERA	WHIP								
Dennis Eckersley, R (1,1) ERA: 3.0	7.2	L	29	5	3	3	6	1	0	0	0	0	2	40	44	3.52	0.783								
Sid Monge, L (8,1) ERA: 8.0	0.1		1	0	0	0	0	0	0	0	0	0	0	1	1	0.00	0.000								
Jim Kern, R (9,1) ERA: 2.65	1.0		4	1	0	0	1	0	0	0	0	0	0	6	6	0.00	1.000								

AB	33
R	3
H	6
RBI	3
BB	1
SO	7
LOB	7



Batter	1	2	3	4	5	6	7	8	9	AB	R	H	RBI	BB	SO	LOB	BOTTOM								
Rick Manning, L (1,8) OBP: 0.283, SLG: 0.347	K		5-3			G5-4-3 1-2			1B	1	0	0	0	0	1	0	Texas Rangers @ Cleveland Indians Cleveland Municipal Stadium, Cleveland, OH Mon Jun 13 1977, 7:05 PM EDT Att: 9,811 - Unknown - 66 F								
Ron Pruitt, R (3,7) OBP: 0.357, SLG: 0.455										3	0	1	0	0	0	1									
Duane Kuiper, L (1,4) OBP: 0.330, SLG: 0.308	G1			B1-3		F8		K		4	0	0	0	0	1	1									
Jim Norris, L (1,9) OBP: 0.384, SLG: 0.379	K			6-3		4-3		4-3		4	0	0	0	0	1	1									
Bruce Bochte, L (1,3) OBP: 0.324, SLG: 0.351		5-3		K		L5				3	0	0	0	0	1	0									
Buddy Bell, R (1,5) OBP: 0.374, SLG: 0.444		F9			4-3			K		3	0	0	0	0	1	0									
John Lowenstein, L (1,10) OBP: 0.391, SLG: 0.367		4-0 BB		FC6-4 BB		G4-6-3 1B		FC5-4 1B		2	0	2	0	1	0	0									
Paul Dade, R (1,7) OBP: 0.360, SLG: 0.333		FC6-4 1-2			G4-6-3 1-2		F9			3	0	0	0	0	0	3									
Ray Fosse, R (1,2) OBP: 0.264, SLG: 0.349			K			6-3		FC5-4 1-2		3	0	0	0	0	1	1									
Frank Duffy, R (1,6) OBP: 0.278, SLG: 0.265			F3			G5-4-3 1B		5-3		3	0	1	0	0	0	0									
Inning Stats	R: 0 K: 2 S: 7	H: 0 LOB: 0 BB: 0 P: 7	R: 0 K: 0 S: 3	H: 0 LOB: 1 BB: 1 P: 7	R: 0 K: 1 S: 5	H: 0 LOB: 0 BB: 0 P: 5	R: 0 K: 1 S: 5	H: 0 LOB: 0 BB: 0 P: 5	R: 0 K: 0 S: 3	H: 1 LOB: 0 BB: 0 P: 3	R: 0 K: 0 S: 3	H: 1 LOB: 0 BB: 0 P: 3	R: 0 K: 1 S: 6	H: 1 LOB: 1 BB: 0 P: 6	R: 0 K: 1 S: 6	H: 1 LOB: 1 BB: 0 P: 6	1B: 4 2B: 0 3B: 0 HR: 0	SF: 0 SAC: 0 DP: 2 HBP: 0	WP: 0 PB: 0 SB: 0 CS: 0	PA: 30					
PITCHER	IP	WLS	BF	H	R	ER	SO	BB	IBB	HBP	BLK	WP	HR	S	P	ERA	WHIP								
Bert Blyleven, R (1,1) ERA: 2.07	9.0	W	30	4	0	0	6	1	0	0	0	0	0	41	45	0.00	0.556								

AB	29
R	0
H	4
RBI	0
BB	1
SO	6
LOB	7



Batter	1	2	3	4	5	6	7	8	9	AB	R	H	RBI	BB	SO	LOB	TOP								
Bump Willis, S OBP: 0.390, SLG: 0.439 (1,4)	4-3		HR	5-3				F7		5	1	2	0	0	0	1									
Juan Beniquez, R OBP: 0.342, SLG: 0.428 (1,8)	6-3		L6		2B			F8	5-3	4	1	0	0	1	0	4									
Dave May, L OBP: 0.308, SLG: 0.368 (1,9)	F8		HR		4-3			FC4-6		4	1	2	3	1	0	1									
Willie Horton, R OBP: 0.328, SLG: 0.483 (1,10)		6-3	FC5-4					F6	K	5	0	2	1	0	1	2									
Toby Harrah, R OBP: 0.388, SLG: 0.495 (1,5)		3-1	FC5-4					F6	3-1	4	2	1	0	1	0	3									
Mike Hargrove, L OBP: 0.392, SLG: 0.403 (1,3)		3-1			G6-4-3			FC4-6		4	0	1	1	0	0	4									
Tom Grieve, R OBP: 0.229, SLG: 0.330 (1,7)		HR	4-3					F5		4	1	1	2	0	0	1									
Bert Campaneris, R OBP: 0.327, SLG: 0.373 (1,6)		G3						5-3	FC6-4	4	0	1	0	0	1	0									
Jim Sundberg, R OBP: 0.280, SLG: 0.305 (1,2)			HR	1-3				FC6-4		4	1	2	0	0	0	1									
Inning Stats	R: 0 E: 0 K: 0 S: 3	H: 0 LOB: 0 BB: 0 P: 3	R: 2 E: 0 K: 0 S: 5	H: 2 LOB: 0 BB: 0 P: 5	R: 4 E: 0 K: 0 S: 8	H: 5 LOB: 1 BB: 0 P: 8	R: 0 E: 0 K: 1 S: 5	H: 0 LOB: 0 BB: 0 P: 5	R: 1 E: 0 K: 0 S: 3	H: 1 LOB: 1 BB: 2 P: 11	R: 0 E: 0 K: 0 S: 5	H: 2 LOB: 2 BB: 0 P: 5	R: 0 E: 0 K: 0 S: 3	H: 0 LOB: 0 BB: 1 P: 7	R: 0 E: 0 K: 0 S: 4	H: 1 LOB: 1 BB: 0 P: 4	R: 0 E: 0 K: 1 S: 6	H: 1 LOB: 1 BB: 0 P: 6	1B: 8 2B: 2 3B: 0 HR: 2	SF: 0 SAC: 0 DP: 1 HBP: 0	WP: 0 PB: 0 SB: 0 CS: 0	PA: 41			
PITCHER	IP	WLS	BF	H	R	ER	SO	BB	IBB	HBP	BLK	WP	HR	S	P	ERA	WHIP								
Wayne Garland, R ERA: 5.6 (1,1)	2.1	L	13	6	6	6	0	0	0	0	0	0	2	13	13	23.14	2.571								
Don Hood, L ERA: 3.23 (3,1)	2.2		11	2	1	1	1	1	1	0	0	0	0	11	19	3.38	1.125								
Al Fitzmorris, R ERA: 4.78 (6,1)	2.0		9	2	0	0	0	1	0	0	0	0	0	8	12	0.00	1.500								
Tom Buskey, R ERA: 4.94 (8,1)	2.0		8	2	0	0	1	0	0	0	0	0	0	10	10	0.00	1.000								

Texas Rangers @ Cleveland Indians
Cleveland Municipal Stadium, Cleveland, OH
Tue Jun 14 1977, 7:05 PM EDT
Att. 9,248 - Unknown - 71 F

AB	38
R	7
H	12
RBI	7
BB	3
SO	2
LOB	17



Batter	1	2	3	4	5	6	7	8	9	AB	R	H	RBI	BB	SO	LOB	BOTTOM								
Duane Kuiper, L OBP: 0.327, SLG: 0.305 (1,4)	4-3		G3						G4-6-3	5	0	1	0	0	1	2									
Buddy Bell, R OBP: 0.372, SLG: 0.440 (1,5)			F8					L5		4	0	1	0	0	1	2									
Jim Norris, L OBP: 0.381, SLG: 0.372 (1,8)	F8		G3					F6	HR	3	1	0	0	1	0	2									
Bruce Bochte, L OBP: 0.322, SLG: 0.348 (1,3)	F7		F2					F8		4	0	1	0	0	0	3									
Andre Thornton, R OBP: 0.273, SLG: 0.364 (1,10)		5-3							HR	4	1	2	2	0	1	0									
John Lowenstein, L OBP: 0.389, SLG: 0.355 (1,7)		4-3							6-3	2	0	0	0	1	0	0									
Ron Pruitt, R OBP: 0.333, SLG: 0.417 (8,7)										1	0	0	0	0	0	0									
Paul Dade, R OBP: 0.362, SLG: 0.336 (1,9)										2	0	1	0	0	0	0									
Johnny Grubb, L OBP: 0.455, SLG: 0.548 (6,7)										2	0	0	0	0	2	3									
Ray Fosse, R OBP: 0.277, SLG: 0.364 (1,2)										1	0	1	0	1	0	0									
Fred Kendall, R OBP: 0.278, SLG: 0.369 (6,2)										2	0	0	0	0	1	3									
Frank Duffy, R OBP: 0.277, SLG: 0.265 (1,6)										4	0	1	0	0	2	3									
Inning Stats	R: 0 E: 0 K: 0 S: 4	H: 1 LOB: 1 BB: 0 P: 4	R: 0 E: 0 K: 0 S: 4	H: 1 LOB: 2 BB: 1 P: 8	R: 0 E: 0 K: 1 S: 5	H: 0 LOB: 0 BB: 0 P: 5	R: 0 E: 0 K: 3 S: 10	H: 1 LOB: 1 BB: 0 P: 10	R: 0 E: 0 K: 2 S: 9	H: 2 LOB: 3 BB: 1 P: 13	R: 0 E: 0 K: 1 S: 5	H: 0 LOB: 0 BB: 0 P: 5	R: 0 E: 0 K: 1 S: 6	H: 0 LOB: 0 BB: 1 P: 10	R: 0 E: 0 K: 0 S: 3	H: 1 LOB: 1 BB: 0 P: 3	1B: 6 2B: 1 3B: 0 HR: 1	SF: 0 SAC: 0 DP: 1 HBP: 0	WP: 1 PB: 0 SB: 0 CS: 0	PA: 37					
PITCHER	IP	WLS	BF	H	R	ER	SO	BB	IBB	HBP	BLK	WP	HR	S	P	ERA	WHIP								
Gaylord Perry, R ERA: 4.55 (1,1)	7.1	W	32	7	2	2	7	3	0	0	0	0	0	7	7	0.00	0.600								
Paul Lindblad, L ERA: 2.9 (8,1)	1.2		5	1	0	0	1	0	0	0	0	0	0	7	7	0.00	0.600								

Texas Rangers @ Cleveland Indians
Cleveland Municipal Stadium, Cleveland, OH
Tue Jun 14 1977, 7:05 PM EDT
Att. 9,248 - Unknown - 71 F

AB	34
R	2
H	8
RBI	2
BB	3
SO	8
LOB	18



Batter	1	2	3	4	5	6	7	8	9	AB	R	H	RBI	BB	SO	LOB	TOP																			
Bump Willis, S OBP: 0.390, SLG: 0.432 (1,4)	F8		BLK 2B BB		F9		4-3		G1-6-3 BB	3	1	0	0	2	0	0																				
Juan Beniquez, R OBP: 0.333, SLG: 0.416 (1,8)	F7		L3			E5 1B		F8	G1-6-3	5	1	0	0	0	0	3																				
Dave May, L OBP: 0.315, SLG: 0.384 (1,9)	5-3		L6-4 2B			1B		K		4	0	2	2	0	1	0																				
Willie Horton, R OBP: 0.332, SLG: 0.484 (1,10)			L6-4			K				4	1	2	0	0	1	2																				
Claudell Washington, L OBP: 0.373, SLG: 0.463 (8, PR)		1B 2B 1B	L6-4			K			1B	0	0	0	0	0	0	0																				
Toby Harrah, R OBP: 0.385, SLG: 0.487 (1,5)	F8				5-3	BB BB		5-3		3	0	0	0	1	0	2																				
Mike Hargrove, L OBP: 0.398, SLG: 0.404 (1,3)	2B SF9 1B				F8	BB BB			SH3-4 1B HBP	2	2	1	0	1	0	0																				
Tom Grieve, R OBP: 0.238, SLG: 0.345 (1,7)	SF9 1-3 2-H				5-3	K			SH3-4 1B	4	1	2	1	0	1	2																				
Bert Campaneris, R OBP: 0.323, SLG: 0.370 (1,6)	SF9				5-3			6-3	SH3-4	2	0	0	1	0	0	0																				
Jim Sundberg, R OBP: 0.280, SLG: 0.316 (1,2)	6-3				5-3			F7	3B	4	0	1	2	0	0	1																				
Inning Stats	R: 0 E: 0 K: 0 S: 3	H: 0 LOB: 0 BB: 0 P: 3	R: 2 E: 0 K: 0 S: 6	H: 3 LOB: 1 BB: 0 P: 6	R: 1 E: 0 K: 0 S: 3	H: 1 LOB: 0 BB: 1 P: 7	R: 0 E: 0 K: 0 S: 3	H: 0 LOB: 0 BB: 0 P: 3	R: 0 E: 0 K: 2 S: 8	H: 0 LOB: 0 BB: 2 P: 16	R: 0 E: 0 K: 0 S: 3	H: 0 LOB: 0 BB: 0 P: 3	R: 0 E: 0 K: 1 S: 6	H: 1 LOB: 1 BB: 0 P: 6	R: 2 E: 0 K: 0 S: 4	H: 2 LOB: 1 BB: 1 P: 9	1B: 5 2B: 3 3B: 1 HR: 0	SF: 1 SAC: 1 DP: 2 HBP: 1	WP: 0 PA: 38 PB: 0 SB: 1 CS: 0																	
PITCHER	IP	WLS	BF	H	R	ER	SO	BB	IBB	HBP	BLK	WP	HR	S	P	ERA	WHIP	PITCHER		IP	WLS	BF	H	R	ER	SO	BB	IBB	HBP	BLK	WP	HR	S	P	ERA	WHIP
Jim Bibby, R ERA: 3.94 (1,1)	5.2	L	23	5	4	3	1	2	0	0	1	0	0	23	31	4.76	1.235																			
Don Hood, L ERA: 3.0 (6,1)	2.1		9	1	0	0	2	1	0	0	0	0	0	12	16	0.00	0.857																			
Jim Kern, R ERA: 3.09 (9,1)	1.0		6	2	2	2	0	1	0	1	0	0	0	4	9	18.00	3.000																			

Texas Rangers @ Cleveland Indians
Cleveland Municipal Stadium, Cleveland, OH
Wed Jun 15 1977, 7:05 PM EDT
Att: 5,883 - Unknown - 70 F

AB	31
R	6
H	8
RBI	6
BB	4
SO	3
LOB	10



Batter	1	2	3	4	5	6	7	8	9	AB	R	H	RBI	BB	SO	LOB	BOTTOM																			
Duane Kuiper, L OBP: 0.330, SLG: 0.305 (1,4)	E SH1-3 1B		3-1			BB BB		4-3		3	0	1	0	1	0	0																				
Paul Dade, R OBP: 0.375, SLG: 0.363 (1,5)	SH1-3					G1-6-3 BB				2	0	2	0	1	0	0																				
Jim Norris, L OBP: 0.374, SLG: 0.364 (1,8)	F8		F8			K		4-3		4	0	0	0	0	1	5																				
Bruce Bochte, L OBP: 0.321, SLG: 0.343 (1,3)	G3				G3	G1-6-3			3-1	3	0	0	0	1	0	2																				
Andre Thornton, R OBP: 0.272, SLG: 0.350 (1,10)	F6				G4-6-3 HBP		F7		5-3	3	0	0	0	0	0	2																				
Johnny Grubb, L OBP: 0.435, SLG: 0.519 (1,7)	G3				G4-6-3		6-3		1-3	4	0	0	0	0	0	1																				
Ron Pruitt, R OBP: 0.333, SLG: 0.490 (1,9)	1-3					F6		FC6-4 1B		3	0	1	0	0	0	0																				
Ray Fosse, R OBP: 0.270, SLG: 0.355 (1,2)	F5					L4		FC6-4		3	0	0	0	0	0	1																				
Frank Duffy, R OBP: 0.271, SLG: 0.258 (1,6)			6-3			5-3		K		3	0	0	0	0	1	0																				
Inning Stats	R: 0 E: 1 K: 0 S: 4	H: 1 LOB: 2 BB: 1 P: 8	R: 0 E: 0 K: 0 S: 3	H: 0 LOB: 0 BB: 0 P: 3	R: 0 E: 0 K: 0 S: 4	H: 1 LOB: 1 BB: 0 P: 4	R: 0 E: 0 K: 0 S: 2	H: 0 LOB: 0 BB: 0 P: 3	R: 0 E: 0 K: 1 S: 4	H: 0 LOB: 1 BB: 2 P: 12	R: 0 E: 0 K: 0 S: 4	H: 1 LOB: 1 BB: 0 P: 4	R: 0 E: 0 K: 1 S: 6	H: 1 LOB: 1 BB: 0 P: 6	R: 0 E: 0 K: 0 S: 3	H: 0 LOB: 0 BB: 0 P: 3	1B: 3 2B: 0 3B: 1 HR: 0	SF: 0 SAC: 1 DP: 2 HBP: 1	WP: 0 PA: 33 PB: 0 SB: 0 CS: 0																	
PITCHER	IP	WLS	BF	H	R	ER	SO	BB	IBB	HBP	BLK	WP	HR	S	P	ERA	WHIP	PITCHER		IP	WLS	BF	H	R	ER	SO	BB	IBB	HBP	BLK	WP	HR	S	P	ERA	WHIP
Mike Marshall, R ERA: 4.97 (1,1)	7.0	W	26	3	0	0	1	0	0	0	0	0	0	24	37	0.00	0.857																			
Adrian Devine, R ERA: 1.95 (8,1)	1.0		4	1	0	0	1	0	0	0	0	0	0	6	6	0.00	1.000																			
Darold Knowles, L ERA: 1.4 (9,1)	1.0		3	0	0	0	0	0	0	0	0	0	0	3	3	0.00	0.000																			

Texas Rangers @ Cleveland Indians
Cleveland Municipal Stadium, Cleveland, OH
Wed Jun 15 1977, 7:05 PM EDT
Att: 5,883 - Unknown - 70 F

AB	28
R	0
H	4
RBI	0
BB	3
SO	2
LOB	11



Batter	1	2	3	4	5	6	7	8	9	AB	R	H	RBI	BB	SO	LOB	TOP				
Jose Baez, R OBP: 0.374, SLG: 0.405 (1,4)	4-0 1-3 6-3 BB		0-0 BB S 1B	0-0 L6			0-0 4-3		0-0 E2 1B	4	1	2	1	1	0	1					
Steve Braun, L OBP: 0.381, SLG: 0.312 (1,7)	0-0 6-3		0-0 L6				0-0 G4-6-3 1B		0-0 1B	5	0	3	1	0	0	2					
Carlos Lopez, R OBP: 0.349, SLG: 0.500 (1,9)	0-0 1-3		0-3 K				0-0 F8		0-3 K	5	0	0	0	0	2	5					
Ruppert Jones, L OBP: 0.328, SLG: 0.483 (1,8)	0-3 K		4-0 BB BB				0-0 G4-6-3 1-2		0-3 K	4	0	0	0	1	2	3					
Leroy Stanton, R OBP: 0.316, SLG: 0.450 (8, PR)		0-3 K	4-0 1-2 2-3 BB				0-0 6-3		4-0 S BB	2	0	0	0	2	1	0					
Dave Collins, S OBP: 0.299, SLG: 0.266 (8, PR)			1-2 2-3 BB				0-0 1-3		0-3 K	4	0	1	0	0	1	4					
Bill Stein, R OBP: 0.312, SLG: 0.420 (1,5)		0-0 1B 1B	0-0 G3				0-0 1-3		0-0 K	4	0	3	0	0	0	1					
Dan Meyer, L OBP: 0.311, SLG: 0.383 (1,3)		0-0 1-2 1B		0-0 5-3 1B			0-0 S 1B		0-0 4-3	4	0	3	0	0	0	1					
Bob Stinson, S OBP: 0.393, SLG: 0.411 (9, PR)		0-0 F6		0-0 F8			0-3 K		4-0 SH5-4 E BB	3	0	0	0	1	1	4					
Larry Milbourne, S OBP: 0.226, SLG: 0.253 (9, PR)							1-2 K			0	1	0	0	0	0	0					
Skip Jutze, R OBP: 0.262, SLG: 0.385 (9, 2)										0	0	0	0	0	0	0					
Craig Reynolds, L OBP: 0.298, SLG: 0.298 (1,6)		0-0 F8		0-0 5-3			0-0 G3		0-0 SH5-4	3	0	0	0	0	0	3					
Inning Stats	R: 0 E: 0 K: 1 S: 5	H: 0 LOB: 1 BB: 1 P: 9	R: 0 E: 0 K: 1 S: 7	H: 2 LOB: 2 BB: 0 P: 7	R: 0 E: 0 K: 1 S: 6	H: 1 LOB: 3 BB: 2 P: 14	R: 0 E: 0 K: 0 S: 4	H: 1 LOB: 1 BB: 0 P: 4	R: 0 E: 0 K: 0 S: 3	H: 1 LOB: 0 BB: 0 P: 3	R: 0 E: 0 K: 1 S: 6	H: 1 LOB: 1 BB: 0 P: 6	R: 0 E: 0 K: 2 S: 8	H: 1 LOB: 2 BB: 1 P: 11	R: 2 E: 1 K: 0 S: 5	H: 2 LOB: 1 BB: 1 P: 9	1B: 9 2B: 0 3B: 0 HR: 0	SF: 0 SAC: 1 DP: 1 HBP: 0	WP: 0 PB: 0 SB: 3 CS: 0	PA: 40	
PITCHER	IP	WLS	BF	H	R	ER	SO	BB	IBB	HBP	BLK	WP	HR	S	P	ERA	WHIP				
Doyle Alexander, R ERA: 3.58 (1, 1)	8.0		35	7	1	1	7	5	0	0	0	0	0	44	64	1.12	1.500				
Mike Marshall, R ERA: 4.8 (9, 1)	1.0	L	5	2	1	0	0	0	0	0	0	0	0	5	5	0.00	2.000				

Seattle Mariners @ Texas Rangers
Arlington Stadium, Arlington, TX
Fri Jun 17 1977, 8:05 PM EDT
Unknown

AB 34
R 2
H 9
RBI 2
BB 5
SO 7
LOB 23



Batter	1	2	3	4	5	6	7	8	9	AB	R	H	RBI	BB	SO	LOB	BOTTOM				
Bump Willis, S OBP: 0.383, SLG: 0.422 (1,4)	0-0 4-3		0-0 F9				0-0 F7		0-3 K	4	0	0	0	0	1	3					
Juan Beniquez, R OBP: 0.332, SLG: 0.413 (1,8)	0-0 F4		0-0 CS 1B				0-0 F9		0-0 F8	4	0	1	0	0	0	0					
Dave May, L OBP: 0.313, SLG: 0.379 (1,9)	0-0 1B		0-0 F5				0-0 F8		0-0 F9	4	0	1	0	0	0	1					
Willie Horton, R OBP: 0.244, SLG: 0.489 (8, PR)	0-0 5-3		0-0 FC5-4 1B				0-0 5-3		0-0 2B	4	0	2	0	0	0	1					
Sandy Alomar Sr., S OBP: 0.316, SLG: 0.364 (8, PR)			1-2 FC5-4 1B							0	0	0	0	0	0	0					
Toby Harrah, R OBP: 0.379, SLG: 0.477 (1,5)		0-0 5-3	0-0 FC5-4				0-3 K		0-0 F7	4	0	0	0	0	1	2					
Mike Hargrove, L OBP: 0.395, SLG: 0.401 (1,3)		0-0 HBP 1B		0-0 F7			0-0 F3		0-0 L9	4	1	1	0	0	0	0					
Tom Grieve, R OBP: 0.335, SLG: 0.345 (2, PR)		1-0 1B HBP		0-0 4-3 2B			0-3 K2-3		0-0 1B	0	0	0	0	0	0	0					
Claudell Washington, L OBP: 0.380, SLG: 0.476 (3, 7)		1-2 HBP		4-3 2B						3	0	2	0	0	1	0					
Bert Campaneris, R OBP: 0.317, SLG: 0.364 (1,6)		0-3 K		0-0 4-3			0-0 4-3		0-3 K	4	0	0	0	0	2	4					
Bill Fahey, L OBP: 0.143, SLG: 0.111 (1, 2)		0-0 1-3 2-H 1B		0-0 F3			0-0 1B		0-0 F8	3	0	2	1	0	0	1					
Jim Sundberg, R OBP: 0.280, SLG: 0.316 (9, 2)										0	0	0	0	0	0	0					
John Ellis, R OBP: 0.220, SLG: 0.188 (9, PH)										1	0	0	0	0	0	1					
Inning Stats	R: 0 E: 0 K: 0 S: 4	H: 1 LOB: 1 BB: 0 P: 4	R: 1 E: 0 K: 1 S: 7	H: 2 LOB: 2 BB: 0 P: 8	R: 0 E: 0 K: 0 S: 4	H: 2 LOB: 1 BB: 0 P: 4	R: 0 E: 0 K: 0 S: 3	H: 1 LOB: 0 BB: 0 P: 3	R: 0 E: 0 K: 1 S: 5	H: 0 LOB: 0 BB: 0 P: 5	R: 0 E: 0 K: 2 S: 8	H: 1 LOB: 1 BB: 0 P: 8	R: 0 E: 0 K: 0 S: 4	H: 1 LOB: 1 BB: 0 P: 4	R: 0 E: 0 K: 1 S: 6	H: 1 LOB: 1 BB: 0 P: 6	1B: 7 2B: 2 3B: 0 HR: 0	SF: 0 SAC: 0 DP: 0 HBP: 1	WP: 0 PB: 0 SB: 0 CS: 1	PA: 36	
PITCHER	IP	WLS	BF	H	R	ER	SO	BB	IBB	HBP	BLK	WP	HR	S	P	ERA	WHIP				
Dick Pole, R ERA: 3.6 (1, 1)	8.0		32	8	1	1	4	0	0	1	0	0	0	39	40	1.12	1.000				
Tom House, L ERA: 7.06 (9, 1)	1.0	S	4	1	0	0	1	0	0	0	0	0	0	6	6	0.00	1.000				

Seattle Mariners @ Texas Rangers
Arlington Stadium, Arlington, TX
Fri Jun 17 1977, 8:05 PM EDT
Unknown

AB 35
R 1
H 9
RBI 1
BB 0
SO 5
LOB 13



Batter	1	2	3	4	5	6	7	8	9	AB	R	H	RBI	BB	SO	LOB	TOP					
Jose Baez, R OBP: 0.372, SLG: 0.402 (1,4)	F8		FC5-4			F9	4-3			6	0	2	0	0	0	6	Seattle Mariners @ Texas Rangers Arlington Stadium, Arlington, TX Fri Jun 17 1977, 8:05 PM EDT Att: 21,577 - Unknown					
Steve Braun, L OBP: 0.380, SLG: 0.316 (1,7)	K				L6	K				3	0	1	0	0	1	0						
Dave Collins, S OBP: 0.294, SLG: 0.261 (6,PH)	K									3	0	0	0	0	1	2						
Carlos Lopez, R OBP: 0.349, SLG: 0.497 (1,9)	K									3	1	1	0	0	2	2						
Tommy Smith, L OBP: 0.292, SLG: 0.417 (6,9)	K									2	0	0	0	0	1	0						
Ruppert Jones, L OBP: 0.333, SLG: 0.486 (1,8)										5	1	3	0	0	0	2						
Juan Bernhardt, R OBP: 0.321, SLG: 0.476 (1,10)										4	1	0	1	0	1	4						
Bill Stein, R OBP: 0.317, SLG: 0.427 (1,5)										5	1	3	1	0	0	0						
Dan Meyer, L OBP: 0.316, SLG: 0.385 (1,3)										4	0	2	1	1	0	3						
Larry Milbourne, S OBP: 0.237, SLG: 0.265 (1,6)										4	1	3	1	0	0	1						
Larry Cox, R OBP: 0.250, SLG: 0.316 (1,2)										3	0	1	0	0	1	3						
Leroy Stanton, R OBP: 0.321, SLG: 0.450 (7,PH)										0	0	0	0	1	0	0						
Bob Stinson, S OBP: 0.397, SLG: 0.434 (7,2)										1	1	1	2	0	0	0						
Inning Stats	R: 0 E: 0 K: 2 S: 7	H: 0 LOB: 0 BB: 0 P: 7	R: 1 E: 0 K: 1 S: 8	H: 3 LOB: 2 BB: 0 P: 8	R: 0 E: 0 K: 2 S: 9	H: 2 LOB: 2 BB: 0 P: 9	R: 0 E: 1 K: 0 S: 5	H: 2 LOB: 2 BB: 0 P: 5	R: 1 E: 0 K: 0 S: 6	H: 3 LOB: 2 BB: 0 P: 6	R: 0 E: 0 K: 1 S: 6	H: 1 LOB: 1 BB: 0 P: 6	R: 2 E: 0 K: 1 S: 7	H: 2 LOB: 3 BB: 2 P: 16	R: 0 E: 0 K: 0 S: 4	H: 1 LOB: 1 BB: 0 P: 4	R: 2 E: 0 K: 0 S: 6	H: 3 LOB: 1 BB: 0 P: 6	1B: 14 2B: 2 3B: 0 HR: 1	SF: 1 SAC: 0 DP: 1 HBP: 1	WP: 0 PB: 0 SB: 0 CS: 0	PA: 47
PITCHER	IP WLS BF H R ER SO BB IBB HBP BLK WP HR S P ERA WHIP	6.1 W 34 13 4 4 7 1 0 1 0 0 0 0 46 51 5.68 2.211	7.1 S 13 4 2 2 0 1 0 0 0 0 1 12 16 6.75 1.875	PITCHER										IP WLS BF H R ER SO BB IBB HBP BLK WP HR S P ERA WHIP								

AB	43
R	6
H	17
RBI	6
BB	2
SO	7
LOB	23



Batter	1	2	3	4	5	6	7	8	9	AB	R	H	RBI	BB	SO	LOB	BOTTOM			
Bump Willis, S OBP: 0.379, SLG: 0.414 (1,4)	3-1			E3		F2				4	1	0	0	1	1	2	Seattle Mariners @ Texas Rangers Arlington Stadium, Arlington, TX Fri Jun 17 1977, 8:05 PM EDT Att: 21,577 - Unknown			
Juan Beniquez, R OBP: 0.338, SLG: 0.418 (1,8)	E6			G6-4-3						5	2	3	1	0	0	1				
Claudell Washington, L OBP: 0.373, SLG: 0.465 (1,7)	K									5	0	1	0	0	2	4				
Dave May, L OBP: 0.319, SLG: 0.393 (1,9)										4	1	2	3	0	2	3				
Toby Harrah, R OBP: 0.381, SLG: 0.478 (1,5)										4	1	2	0	0	1	4				
Mike Hargrove, L OBP: 0.397, SLG: 0.408 (1,3)										4	2	2	1	0	0	1				
Ed Kirkpatrick, L OBP: 0.317, SLG: 0.290 (1,10)										3	0	0	0	1	0	2				
Jim Mason, L OBP: 0.242, SLG: 0.218 (1,6)										3	1	2	3	0	1	0				
Jim Sundberg, R OBP: 0.279, SLG: 0.310 (1,2)										3	0	0	0	1	0	2				
Inning Stats	R: 4 E: 1 K: 1 S: 10	H: 4 LOB: 2 BB: 1 P: 14	R: 2 E: 0 K: 1 S: 6	H: 2 LOB: 0 BB: 1 P: 10	R: 1 E: 1 K: 0 S: 4	H: 1 LOB: 0 BB: 0 P: 4	R: 0 E: 1 K: 0 S: 3	H: 0 LOB: 0 BB: 0 P: 3	R: 0 E: 0 K: 1 S: 6	H: 1 LOB: 1 BB: 0 P: 6	R: 1 E: 0 K: 1 S: 8	H: 3 LOB: 3 BB: 1 P: 12	R: 0 E: 0 K: 1 S: 5	H: 0 LOB: 0 BB: 0 P: 5	R: 0 E: 0 K: 2 S: 8	H: 1 LOB: 1 BB: 0 P: 8		1B: 10 2B: 2 3B: 0 HR: 0	SF: 1 SAC: 0 DP: 1 HBP: 0	WP: 0 PB: 0 SB: 1 CS: 1
PITCHER	IP WLS BF H R ER SO BB IBB HBP BLK WP HR S P ERA WHIP	0.2 L 13 3 3 3 1 1 0 0 0 0 0 14 18 8.10 1.200	5.1 4 1 1 2 1 0 0 0 0 0 0 0 14 18 4.50 2.500	7.1 1 0 0 3 0 0 0 0 0 0 0 0 13 13 0.00 0.500	PITCHER										IP WLS BF H R ER SO BB IBB HBP BLK WP HR S P ERA WHIP					

AB	35
R	8
H	12
RBI	8
BB	3
SO	7
LOB	19



Batter	1	2	3	4	5	6	7	8	9	10	AB	R	H	RBI	BB	SO	LOB	
Jose Báez, R OBP: 0.357, SLG: 0.383 (1, 4)	6-3		F9			6-3		K		F9	6	0	0	0	0	1	2	
Steve Braun, L OBP: 0.361, SLG: 0.322 (1, 10)	F7		F8			F8				1B	5	1	2	0	0	0	0	
Dan Meyer, L OBP: 0.318, SLG: 0.386 (1, 3)	CS					3-1		F9		2B	5	1	2	0	0	1	1	
Ruppert Jones, L OBP: 0.335, SLG: 0.488 (1, 8)	CS					4-3		L9		SH1-4	5	2	2	2	0	1	0	
Leroy Stanton, R OBP: 0.313, SLG: 0.438 (1, 7)								F8		E6	4	0	0	0	0	1	1	
Dave Collins, S OBP: 0.298, SLG: 0.266 (9, PR)						5-3				SH1-4	1	1	1	0	0	0	0	
Bill Stein, R OBP: 0.317, SLG: 0.427 (1, 5)						4-3				SH1-4	0	0	0	0	0	0	0	
Juan Bernhardt, R OBP: 0.336, SLG: 0.486 (2, PH)								1B			4	1	3	1	0	0	0	
Bob Stinson, S OBP: 0.410, SLG: 0.442 (1, 2)								1B			2	0	2	0	1	0	0	
Carlos Lopez, R OBP: 0.339, SLG: 0.481 (1, 9)								1B			5	0	0	1	0	2	9	
Craig Reynolds, L OBP: 0.257, SLG: 0.296 (1, 6)						4-3					5	0	1	1	0	0	4	
Inning Stats	R: 0 E: 0 K: 0 S: 3	H: 1 LOB: 0 BB: 0 P: 3	R: 0 E: 1 K: 3 S: 11	H: 1 LOB: 2 BB: 0 P: 11	R: 0 E: 0 K: 0 S: 3	H: 0 LOB: 0 BB: 0 P: 3	R: 0 E: 0 K: 1 S: 5	H: 0 LOB: 0 BB: 0 P: 5	R: 0 E: 0 K: 0 S: 3	H: 2 LOB: 2 BB: 0 P: 5	R: 0 E: 0 K: 1 S: 6	H: 1 LOB: 1 BB: 0 P: 6	R: 1 E: 1 K: 0 S: 5	H: 1 LOB: 3 BB: 1 P: 9	R: 5 E: 1 K: 1 S: 11	H: 6 LOB: 2 BB: 0 P: 12	1B: 11 2B: 2 3B: 0 HR: 0	SF: 0 SAC: 1 DP: 0 HBP: 1
PITCHER	IP WLS BF H R ER SO BB IBB HBP BLK WP HR S P ERA WHIP	9.1 L 40 10 4 3 5 0 0 0 0 0 0 0 7 8 2.89 1.071	0.2 6 3 2 2 1 0 0 1 0 0 0 0 0 7 8 27.00 4.500															

TOP

Seattle Mariners @ Texas Rangers
Arlington Stadium, Arlington, TX
Sat Jun 18 1977, 8:05 PM EDT
Att. 17,352 - Unknown

livebaseballscorecards.com

AB 42
R 6
H 13
RBI 5
BB 1
SO 6
LOB 17



WP: 0 PA: 47
PB: 0
SB: 0
CS: 1


Batter	1	2	3	4	5	6	7	8	9	10	AB	R	H	RBI	BB	SO	LOB	
Sandy Alomar Sr., S OBP: 0.326, SLG: 0.333 (1, 4)	FC4-6		F7	F7						FC4	3	0	0	0	2	0	3	
Juan Beniquez, R OBP: 0.344, SLG: 0.419 (1, 8)	FC4-6		F7							BB	4	0	2	0	1	0	1	
Claudell Washington, L OBP: 0.381, SLG: 0.489 (1, 9)	FC4-6									HR	4	1	2	1	1	0	3	
Willie Horton, R OBP: 0.333, SLG: 0.481 (1, 7)	F4										3	0	0	0	1	0	3	
Dave May, L OBP: 0.319, SLG: 0.393 (9, 9)	F4										0	0	0	0	0	0	0	
Bump Wills, S OBP: 0.377, SLG: 0.411 (10, 4)	F4										1	0	0	0	0	0	3	
Toby Harrah, R OBP: 0.361, SLG: 0.471 (1, 5)	F7		FC6-4								3	0	0	0	2	0	3	
Mike Hargrove, L OBP: 0.393, SLG: 0.400 (1, 3)											4	0	0	0	1	1	3	
John Ellis, R OBP: 0.241, SLG: 0.216 (1, 10)											3	0	1	0	1	0	2	
Ken Henderson, S OBP: 0.298, SLG: 0.404 (10, PH)											1	0	0	0	0	0	1	
Bert Campaneris, R OBP: 0.316, SLG: 0.359 (1, 6)											3	0	0	0	1	0	3	
Jim Sundberg, R OBP: 0.278, SLG: 0.304 (1, 2)											3	0	0	0	1	0	2	
Inning Stats	R: 0 E: 0 K: 0 S: 4	H: 1 LOB: 1 BB: 0 P: 4	R: 1 E: 0 K: 0 S: 4	H: 1 LOB: 1 BB: 0 P: 4	R: 1 E: 0 K: 0 S: 4	H: 1 LOB: 1 BB: 0 P: 8	R: 0 E: 0 K: 1 S: 5	H: 0 LOB: 2 BB: 2 P: 13	R: 0 E: 0 K: 0 S: 2	H: 0 LOB: 0 BB: 1 P: 6	R: 0 E: 0 K: 0 S: 4	H: 1 LOB: 2 BB: 1 P: 8	R: 0 E: 1 K: 0 S: 5	H: 1 LOB: 3 BB: 1 P: 9	R: 0 E: 0 K: 0 S: 2	H: 0 LOB: 0 BB: 0 P: 6	1B: 3 2B: 2 3B: 0 HR: 1	SF: 0 SAC: 0 DP: 3 HBP: 0
PITCHER	IP WLS BF H R ER SO BB IBB HBP BLK WP HR S P ERA WHIP	9.1 W 42 5 1 1 1 9 2 0 0 0 0 1 33 77 0.96 1.500	0.2 1 0 0 0 0 0 0 0 0 0 0 0 0 1 1 0.00 0.000															

BOTTOM

Seattle Mariners @ Texas Rangers
Arlington Stadium, Arlington, TX
Sat Jun 18 1977, 8:05 PM EDT
Att. 17,352 - Unknown

livebaseballscorecards.com

AB 32
R 1
H 5
RBI 1
BB 11
SO 1
LOB 27



WP: 0 PA: 43
PB: 1
SB: 3
CS: 2

Batter	1	2	3	4	5	6	7	8	9	AB	R	H	RBI	BB	SO	LOB	TOP								
Jose Baez, R OBP: 0.354, SLG: 0.380 (1, 4)										4	0	1	1	0	1	0									
Steve Braun, L OBP: 0.356, SLG: 0.317 (1, 10) (9, 7)										4	0	0	0	0	1	0									
Dan Meyer, L OBP: 0.313, SLG: 0.379 (1, 3)										4	0	0	0	0	1	0									
Ruppert Jones, L OBP: 0.333, SLG: 0.496 (1, 8)										4	1	1	1	0	0	0									
Leroy Stanton, R OBP: 0.323, SLG: 0.446 (1, 7)										4	0	3	0	0	1	0									
Dave Collins, S OBP: 0.298, SLG: 0.266 (9, PR)										0	0	0	0	0	0	0									
Enrique Romo, R (9, 1)										0	0	0	0	0	0	0									
Juan Bernhardt, R OBP: 0.342, SLG: 0.482 (1, 5)										3	0	1	0	1	0	1									
Bob Stinson, S OBP: 0.401, SLG: 0.430 (1, 2)										4	0	0	0	0	0	5									
Carlos Lopez, R OBP: 0.333, SLG: 0.473 (1, 9)										3	0	0	0	0	2	0									
Larry Milbourne, S OBP: 0.239, SLG: 0.272 (1, 6)										3	1	1	0	0	1	0									
Craig Reynolds, L OBP: 0.257, SLG: 0.296 (9, 6)										0	0	0	0	0	0	0									
Inning Stats	R: 0 E: 0 K: 3 S: 9	H: 0 LOB: 0 BB: 0 P: 9	R: 0 E: 0 K: 1 S: 5	H: 0 LOB: 0 BB: 0 P: 5	R: 0 E: 0 K: 2 S: 7	H: 0 LOB: 0 BB: 0 P: 7	R: 0 E: 0 K: 0 S: 3	H: 0 LOB: 0 BB: 0 P: 3	R: 0 E: 0 K: 0 S: 4	H: 1 LOB: 1 BB: 0 P: 4	R: 1 E: 0 K: 1 S: 6	H: 2 LOB: 0 BB: 0 P: 6	R: 0 E: 0 K: 0 S: 4	H: 1 LOB: 2 BB: 1 P: 8	R: 0 E: 0 K: 0 S: 3	H: 0 LOB: 0 BB: 0 P: 3	R: 1 E: 0 K: 0 S: 6	H: 3 LOB: 2 BB: 0 P: 6	1B: 5 2B: 1 HR: 1	SF: 0 SAC: 0 DP: 0 HBP: 0	WP: 0 PB: 0 SB: 0 CS: 0	PA: 34			
PITCHER	IP	WLS	BF	H	R	ER	SO	BB	IBB	HBP	BLK	WP	HR	S	P	ERA	WHIP								
Gaylord Perry, R ERA: 4.32 (1, 1)	8.2	L	33	7	2	2	7	1	0	0	0	0	1	46	50	2.08	0.923								
Paul Lindblad, L ERA: 2.89 (9, 1)	0.1		1	0	0	0	0	0	0	0	0	0	0	1	1	0.00	0.000								

Seattle Mariners @ Texas Rangers
Arlington Stadium, Arlington, TX
Sun Jun 19 1977, 8:05 PM EDT
Att: 12,465 - Unknown

AB 33
R 2
H 7
RBI 2
BB 1
SO 7
LOB 6



Batter	1	2	3	4	5	6	7	8	9	AB	R	H	RBI	BB	SO	LOB	BOTTOM								
Bert Campaneris, R OBP: 0.315, SLG: 0.357 (1, 6)										4	0	1	0	0	1	5									
Juan Beniquez, R OBP: 0.338, SLG: 0.411 (1, 8)										4	0	0	0	0	0	2									
Claudell Washington, L OBP: 0.378, SLG: 0.499 (1, 7)										4	1	1	0	0	1	0									
Willie Horton, R OBP: 0.336, SLG: 0.484 (1, 10)										3	0	1	1	1	0	0									
Ed Kirkpatrick, L OBP: 0.289, SLG: 0.257 (1, 3)										4	0	0	0	0	3	2									
Toby Harrah, R OBP: 0.379, SLG: 0.466 (1, 5)										4	0	1	0	0	1	2									
Ken Henderson, S OBP: 0.299, SLG: 0.402 (1, 9)										3	0	1	0	0	0	2									
Sandy Alomar Sr., S OBP: 0.326, SLG: 0.333 (7, PR)										0	0	0	0	0	0	0									
Dave May, L OBP: 0.316, SLG: 0.389 (8, 9)										1	0	0	0	0	0	0									
Bump Wills, S OBP: 0.377, SLG: 0.407 (1, 4)										2	0	0	0	1	1	2									
Jim Sundberg, R OBP: 0.279, SLG: 0.301 (1, 2)										2	0	0	0	1	0	2									
Inning Stats	R: 0 E: 0 K: 0 S: 3	H: 1 LOB: 0 BB: 0 P: 3	R: 0 E: 0 K: 1 S: 5	H: 0 LOB: 1 BB: 1 P: 9	R: 0 E: 0 K: 0 S: 3	H: 0 LOB: 1 BB: 1 P: 7	R: 0 E: 0 K: 1 S: 5	H: 0 LOB: 0 BB: 0 P: 5	R: 0 E: 0 K: 1 S: 6	H: 1 LOB: 1 BB: 0 P: 10	R: 1 E: 0 K: 1 S: 7	H: 2 LOB: 1 BB: 0 P: 7	R: 0 E: 0 K: 1 S: 6	H: 1 LOB: 2 BB: 0 P: 6	R: 0 E: 0 K: 1 S: 5	H: 0 LOB: 0 BB: 0 P: 5	R: 0 E: 0 K: 1 S: 5	H: 0 LOB: 0 BB: 0 P: 5	1B: 3 2B: 2 HR: 0	SF: 0 SAC: 0 DP: 0 HBP: 0	WP: 0 PB: 0 SB: 0 CS: 1	PA: 34			
PITCHER	IP	WLS	BF	H	R	ER	SO	BB	IBB	HBP	BLK	WP	HR	S	P	ERA	WHIP								
Diego Segui, R ERA: 5.48 (6, 1)	3.2	W	13	2	0	0	4	0	0	0	0	0	0	21	21	0.00	0.545								
Enrique Romo, R ERA: 2.15 (9, 1)	3.2	W	13	2	0	0	4	0	0	0	0	0	0	21	21	0.00	0.545								

Seattle Mariners @ Texas Rangers
Arlington Stadium, Arlington, TX
Sun Jun 19 1977, 8:05 PM EDT
Att: 12,465 - Unknown


AB 31
R 1
H 5
RBI 1
BB 3
SO 7
LOB 17



Batter	1	2	3	4	5	6	7	8	9	AB	R	H	RBI	BB	SO	LOB	TOP					
Bert Campaneris, R OBP: 0.316, SLG: 0.354 (1, 6)	0-0 6-3		0-0 6-3		4-0 CS BB			0-0 SH3-4		2	0	0	0	1	0	1						
Juan Beniquez, R OBP: 0.336, SLG: 0.408 (1, 8)	0-0 6-3		0-0 E6 1B		0-0 CS		0-0 L9	0-0 6-3		4	0	1	1	0	0	1						
Claudell Washington, L OBP: 0.374, SLG: 0.489 (1, 7)	0-0 2B		0-0 K		0-0 6-3		0-0 6-3	0-0 F9		4	0	1	0	0	1	2						
Willie Horton, R OBP: 0.330, SLG: 0.474 (1, 10)	0-0 F3				0-0 F8		0-0 6-3		0-0 P5	4	0	0	0	0	0	1						
Mike Hargrove, L OBP: 0.386, SLG: 0.392 (1, 3)		0-3 K		0-0 6-3			0-3 K		0-0 L8	4	0	0	0	0	2	0						
Toby Harrah, R OBP: 0.381, SLG: 0.479 (1, 5)		0-3 K		4-0 S BB			0-0 HR		0-3 K	3	1	1	1	1	2	0						
Ken Henderson, S OBP: 0.291, SLG: 0.390 (1, 9)		0-0 P6		0-0 L3			0-0 F8			3	0	0	0	0	0	1	AB 29					
Bump Wills, S OBP: 0.376, SLG: 0.406 (1, 4)			0-0 6-3 SH5-3 E 1B		0-0 6-3		0-0 F5			3	1	1	0	0	0	0	R 2					
Jim Sundberg, R OBP: 0.282, SLG: 0.303 (1, 2)			0-0 SH5-3		0-0 4-3			0-0 SH3-4 1B		2	0	1	0	0	0	0	H 5					
Inning Stats	R: 0 E: 0 K: 0 S: 4	H: 1 LOB: 1 BB: 0 P: 4	R: 0 E: 0 K: 2 S: 7	H: 0 LOB: 0 BB: 0 P: 7	R: 1 E: 1 K: 1 S: 7	H: 2 LOB: 1 BB: 0 P: 7	R: 0 E: 0 K: 0 S: 3	H: 0 LOB: 1 BB: 1 P: 7	R: 0 E: 0 K: 0 S: 2	H: 0 LOB: 0 BB: 0 P: 6	R: 0 E: 0 K: 0 S: 3	H: 0 LOB: 0 BB: 0 P: 3	R: 1 E: 0 K: 1 S: 6	H: 1 LOB: 0 BB: 0 P: 6	R: 0 E: 0 K: 0 S: 4	H: 1 LOB: 1 BB: 0 P: 4	R: 0 E: 0 K: 1 S: 5	H: 0 LOB: 0 BB: 0 P: 5	1B: 3 2B: 1 3B: 0 HR: 1	SF: 0 SAC: 2 DP: 0 HBP: 0	WP: 0 PB: 0 SB: 1 CS: 1	PA: 34
PITCHER Paul Thormodsgard, R ERA: 4.0 (1, 1)	IP: 9.0 WLS: L BF: 33 H: 5 R: 2 ER: 2 SO: 5 BB: 2 IBB: 0 HBP: 0 BLK: 0 WP: 0 HR: 1 S: 41 P: 49 ERA: 2.00 WHIP: 0.778															PITCHER						

Texas Rangers @ Minnesota Twins
Metropolitan Stadium, Bloomington, MI
Mon Jun 20 1977, 8:05 PM EDT
Att. 6,966 - Unknown - 77 F

AB 29
R 2
H 5
RBI 2
BB 2
SO 5
LOB 6



Batter	1	2	3	4	5	6	7	8	9	AB	R	H	RBI	BB	SO	LOB	BOTTOM					
Larry Hise, R OBP: 0.349, SLG: 0.551 (1, 7)	0-3 K		0-3 K		0-0 6-3		0-0 F8		0-0 5-3	5	0	0	0	0	2	2						
Rod Carew, L OBP: 0.443, SLG: 0.599 (1, 3)	4-0 CS BB		0-0		4-0 1B BB		0-0 G6-3		4-0	2	0	1	0	3	0	1						
Lyman Bostock, L OBP: 0.415, SLG: 0.498 (1, 8)	0-0 1-2 1B		0-0 G3		0-0 G4-6-3 1B			4-0 WP 1B BB	0-0 L9	4	1	2	0	1	0	3						
Glenn Adams, L OBP: 0.370, SLG: 0.449 (8, PH)	0-0 G3				0-0 1B 1B 1B		0-0 G4-6-3		0-0 SH1-4 1B	3	0	1	0	0	0	3						
Dan Ford, R OBP: 0.309, SLG: 0.358 (9, 9)					0-0 1B 1B 1B		0-0 G4-6-3		0-0 SH1-4 1B	1	0	1	1	0	0	0						
Rich Chiles, L OBP: 0.350, SLG: 0.317 (8, PH)			0-0 4-3		0-0 L8		0-0 1B SH1-3 1B		0-0 SH1-4	3	0	1	0	0	0	1						
Bob Randall, R OBP: 0.248, SLG: 0.260 (8, PH)					0-0 L7		0-0 SH1-3		0-0 K	0	0	0	0	0	0	0						
Mike Cabbage, L OBP: 0.335, SLG: 0.349 (8, PH)		0-0 4-3			0-0 L7		0-0 SH1-3		0-3 K	2	0	0	0	0	1	1						
Craig Kusick, R OBP: 0.363, SLG: 0.457 (9, 5)					0-0 L7		0-0 SH1-3		0-0 K	1	0	0	0	0	1	1						
Jerry Terrell, R OBP: 0.282, SLG: 0.301 (9, 5)					0-0 L7		0-0 SH1-3		0-0 K	0	0	0	0	0	0	0						
Butch Wynegar, S OBP: 0.345, SLG: 0.396 (1, 2)		0-0 1B 1B			0-0 1B 1-2 1B		0-0 G6-4-3 1B		0-0 F5	4	0	3	0	0	0	1	AB 31					
Roy Smalley, S OBP: 0.315, SLG: 0.322 (1, 6)		0-0 1B			0-0 1B		0-0 G6-4-3		0-0 SH1-4 1B	4	0	3	0	0	0	2	R 1					
Rob Wilfong, L OBP: 0.338, SLG: 0.308 (1, 4)			0-0 P4		0-0 6-3		0-0 G6-3 BB		0-0 SH1-4	2	0	0	0	1	0	3	H 12					
Inning Stats	R: 0 E: 0 K: 1 S: 5	H: 1 LOB: 1 BB: 1 P: 9	R: 0 E: 0 K: 0 S: 4	H: 2 LOB: 2 BB: 0 P: 4	R: 0 E: 0 K: 1 S: 6	H: 1 LOB: 1 BB: 0 P: 6	R: 0 E: 0 K: 0 S: 6	H: 3 LOB: 3 BB: 0 P: 6	R: 0 E: 0 K: 0 S: 3	H: 1 LOB: 1 BB: 1 P: 7	R: 0 E: 0 K: 0 S: 4	H: 2 LOB: 1 BB: 0 P: 4	R: 0 E: 0 K: 0 S: 2	H: 0 LOB: 0 BB: 1 P: 6	R: 1 E: 0 K: 1 S: 6	H: 1 LOB: 1 BB: 1 P: 10	R: 0 E: 0 K: 0 S: 4	H: 1 LOB: 2 BB: 1 P: 8	1B: 12 2B: 0 3B: 0 HR: 0	SF: 0 SAC: 3 DP: 3 HBP: 0	WP: 1 PB: 0 SB: 0 CS: 1	PA: 39
PITCHER Dock Ellis, R ERA: 5.54 (7, 1)	IP: 6.1 WLS: W BF: 28 H: 10 R: 0 ER: 0 SO: 2 BB: 3 IBB: 0 HBP: 0 BLK: 0 WP: 0 HR: 0 S: 29 P: 41 ERA: 0.00 WHIP: 2.053															PITCHER						
Darold Knowles, L ERA: 2.57 (8, 1)	1.0	4	1	1	1	0	1	0	0	0	0	0	0	0	0	0	7	9.00	2.000			
Adrian Devine, R ERA: 2.2 (9, 1)	1.1	5	1	0	0	1	0	0	0	0	0	0	0	0	0	0	7	0.00	0.750			
Paul Lindblad, L ERA: 2.85 (9, 1)	0.1	S	2	0	0	0	0	1	0	0	0	0	0	0	0	0	1	0.00	3.000			

Texas Rangers @ Minnesota Twins
Metropolitan Stadium, Bloomington, MI
Mon Jun 20 1977, 8:05 PM EDT
Att. 6,966 - Unknown - 77 F

AB 31
R 1
H 12
RBI 1
BB 5
SO 3
LOB 18



Batter	1	2	3	4	5	6	7	8	9	AB	R	H	RBI	BB	SO	LOB	TOP			
Bert Campaneris, R OBP: 0.321, SLG: 0.359 (1, 6)										5	0	3	1	0	0	0				
Juan Beniquez, R OBP: 0.333, SLG: 0.403 (1, 8)										5	0	1	0	0	0	3				
Claudell Washington, L OBP: 0.368, SLG: 0.476 (1, 7)										4	0	0	0	1	0	2				
Willie Horton, R OBP: 0.324, SLG: 0.465 (1, 10)										4	0	0	0	0	1	3				
John Ellis, R OBP: 0.299, SLG: 0.345 (1, 3)										4	2	2	2	0	0	2				
Toby Harrah, R OBP: 0.391, SLG: 0.498 (1, 5)										2	3	2	1	1	0	0				
Ken Henderson, S OBP: 0.298, SLG: 0.394 (1, 9)										4	0	2	0	0	0	1				
Bump Wills, S OBP: 0.374, SLG: 0.400 (1, 4)										3	0	0	0	1	0	3				
Jim Sundberg, R OBP: 0.277, SLG: 0.298 (1, 2)										3	0	0	0	0	1	4				
Jim Mason, L OBP: 0.240, SLG: 0.216 (8, PH)										1	0	0	0	0	1	0				
Bill Fahey, L OBP: 0.143, SLG: 0.111 (8, 2)										0	0	0	0	0	0	0				
Inning Stats	R: 0 E: 0 K: 0 S: 3	H: 1 LOB: 1 BB: 1 P: 7	R: 2 E: 0 K: 0 S: 4	H: 2 LOB: 0 BB: 1 P: 8	R: 0 E: 0 K: 0 S: 3	H: 0 LOB: 0 BB: 0 P: 3	R: 1 E: 0 K: 1 S: 7	H: 2 LOB: 2 BB: 0 P: 8	R: 0 E: 0 K: 0 S: 5	H: 2 LOB: 2 BB: 1 P: 9	R: 0 E: 0 K: 0 S: 3	H: 0 LOB: 0 BB: 0 P: 3	R: 1 E: 0 K: 1 S: 6	H: 1 LOB: 0 BB: 0 P: 6	R: 0 E: 0 K: 0 S: 3	H: 0 LOB: 0 BB: 0 P: 3	1B: 7 2B: 1 3B: 0 HR: 3	SF: 0 SAC: 0 DP: 2 HBP: 1	WP: 0 PB: 0 SB: 1 CS: 0	PA: 39
PITCHER	IP	WLS	BF	H	R	ER	SO	BB	IBB	HBP	BLK	WP	HR	S	P	ERA	WHIP			
Geoff Zahn, L ERA: 4.43 (1, 1)	3.2		17	5	3	3	0	2	0	1	0	0	2	14	23	7.36	1.909			
Ron Schueler, R ERA: 4.92 (4, 1)	2.1	W	12	4	1	1	2	1	0	0	0	0	0	15	19	3.86	2.143			
Tom Johnson, R ERA: 1.75 (7, 1)	3.0	S	10	1	1	1	1	0	0	0	0	0	1	12	12	3.00	0.333			

Texas Rangers @ Minnesota Twins
Metropolitan Stadium, Bloomington, MI
Tue Jun 21 1977, 8:05 PM EDT
Att: 8,792 - Unknown - 73 F

AB	35
R	5
H	10
RBI	4
BB	3
SO	3
LOB	18



Batter	1	2	3	4	5	6	7	8	9	AB	R	H	RBI	BB	SO	LOB	BOTTOM			
Lyman Bostock, L OBP: 0.414, SLG: 0.494 (1, 8)										4	2	1	0	1	0	3				
Rod Carew, L OBP: 0.443, SLG: 0.595 (1, 3)										5	1	2	2	0	0	3				
Butch Wynegar, S OBP: 0.346, SLG: 0.396 (1, 2)										5	2	2	2	0	1	2				
Glenn Adams, L OBP: 0.382, SLG: 0.458 (1, 9)										3	0	2	1	0	0	0				
Dan Ford, R OBP: 0.310, SLG: 0.359 (6, PH) (7, 9)										2	0	1	0	0	0	0				
Larry Hisle, R OBP: 0.361, SLG: 0.560 (1, 7)										3	1	3	1	2	0	0				
Mike Cabbage, L OBP: 0.335, SLG: 0.345 (1, 5)										2	0	0	0	1	1	3				
Jerry Terrell, R OBP: 0.277, SLG: 0.298 (6, PH) (7, 5)										1	0	0	1	0	0	0				
Rich Chiles, L OBP: 0.352, SLG: 0.339 (1, 10)										5	1	2	0	0	0	5				
Roy Smalley, S OBP: 0.321, SLG: 0.322 (1, 6)										3	2	1	1	2	0	1				
Rob Wilfong, L OBP: 0.333, SLG: 0.300 (1, 4)										3	0	0	0	1	1	2				
Craig Kusick, R OBP: 0.360, SLG: 0.453 (8, PH)										1	0	0	0	0	0	2				
Bob Randall, R OBP: 0.248, SLG: 0.260 (9, 4)										0	0	0	0	0	0	0				
Inning Stats	R: 1 E: 0 K: 0 S: 4	H: 1 LOB: 3 BB: 3 P: 16	R: 0 E: 0 K: 0 S: 3	H: 0 LOB: 0 BB: 0 P: 3	R: 0 E: 1 K: 0 S: 5	H: 1 LOB: 2 BB: 0 P: 5	R: 5 E: 1 K: 1 S: 11	H: 7 LOB: 1 BB: 0 P: 11	R: 0 E: 0 K: 0 S: 4	H: 1 LOB: 2 BB: 1 P: 8	R: 1 E: 0 K: 2 S: 8	H: 3 LOB: 1 BB: 0 P: 5	R: 1 E: 0 K: 2 S: 8	H: 1 LOB: 1 BB: 1 P: 12	R: 1 E: 1 K: 0 S: 4	H: 0 LOB: 2 BB: 2 P: 12	1B: 11 2B: 4 3B: 0 HR: 0	SF: 1 SAC: 0 DP: 1 HBP: 0	WP: 1 PB: 0 SB: 2 CS: 0	PA: 45
PITCHER	IP	WLS	BF	H	R	ER	SO	BB	IBB	HBP	BLK	WP	HR	S	P	ERA	WHIP			
Doyle Alexander, R ERA: 3.94 (1, 1)	3.1	L	20	6	5	5	0	3	0	0	0	0	0	17	29	13.50	2.700			
Mike Marshall, R ERA: 4.94 (4, 1)	1.0		7	4	1	1	1	1	0	0	0	1	0	8	12	9.00	5.000			
Paul Lindblad, L ERA: 3.02 (5, 1)	3.2		18	4	3	2	2	2	1	0	0	0	0	19	31	4.91	1.636			

Texas Rangers @ Minnesota Twins
Metropolitan Stadium, Bloomington, MI
Tue Jun 21 1977, 8:05 PM EDT
Att: 8,792 - Unknown - 73 F

AB	37
R	9
H	14
RBI	8
BB	7
SO	3
LOB	21




Batter	1	2	3	4	5	6	7	8	9	AB	R	H	RBI	BB	SO	LOB	TOP								
Bert Campaneris, R OBP: 0.326, SLG: 0.359										3	2	1	1	2	0	1	Texas Rangers @ Minnesota Twins Metropolitan Stadium, Bloomington, MI Wed Jun 22 1977, 8:05 PM EDT Att: 10,687 - Unknown - 73 F								
Juan Beniquez, R OBP: 0.330, SLG: 0.403										5	0	1	2	0	0	6									
Claudell Washington, L OBP: 0.363, SLG: 0.487										5	2	1	3	0	0	5									
Willie Horton, R OBP: 0.326, SLG: 0.458										3	0	0	0	2	0	3									
John Ellis, R OBP: 0.274, SLG: 0.356										4	0	2	2	0	1	1									
Mike Hargrove, L OBP: 0.389, SLG: 0.392										0	0	0	0	1	0	0									
Toby Harrah, R OBP: 0.395, SLG: 0.509										5	1	3	0	0	0	2									
Ken Henderson, S OBP: 0.303, SLG: 0.412										5	2	2	1	0	0	4									
Bump Wills, S OBP: 0.370, SLG: 0.395										5	1	1	1	1	0	4									
Jim Sundberg, R OBP: 0.287, SLG: 0.300										2	2	1	0	2	0	0									
Inning Stats	R: 0 E: 0 K: 0 S: 3	H: 1 LOB: 1 BB: 1 P: 7	R: 0 E: 0 K: 0 S: 4	H: 1 LOB: 1 BB: 0 P: 4	R: 1 E: 2 K: 0 S: 4	H: 0 LOB: 1 BB: 1 P: 8	R: 0 E: 0 K: 0 S: 4	H: 2 LOB: 1 BB: 0 P: 4	R: 0 E: 2 K: 1 S: 4	H: 0 LOB: 1 BB: 1 P: 4	R: 0 E: 0 K: 0 S: 4	H: 0 LOB: 0 BB: 1 P: 8	R: 4 E: 0 K: 0 S: 5	H: 3 LOB: 2 BB: 3 P: 17	R: 5 E: 0 K: 0 S: 8	H: 5 LOB: 0 BB: 0 P: 8	R: 0 E: 0 K: 0 S: 3	H: 0 LOB: 1 BB: 1 P: 7	1B: 7 2B: 3 3B: 1 HR: 1	SF: 0 SAC: 0 DP: 3 HBP: 0	WP: 1 PB: 0 SB: 0 CS: 1	PA: 44			
PITCHER	IP	WLS	BF	H	R	ER	SO	BB	IBB	HBP	BLK	WP	HR	S	P	ERA	WHIP								
Bill Butler, L ERA: 3.0	6.0		26	6	3	2	1	3	0	0	0	0	0	25	37	3.00	1.500								
Dave Johnson, R ERA: 5.14	0.0		2	0	0	0	0	2	0	0	0	1	0	0	8	∞	∞								
Tom Burgmeier, L ERA: 3.53	1.1	L	7	3	4	4	0	1	0	0	0	0	0	6	10	27.00	3.000								
Ron Schueler, R ERA: 5.23	1.0		7	3	3	3	0	1	0	0	0	0	1	6	10	27.00	4.000								
Jeff Holly, L ERA: 6.25	0.2		2	0	0	0	0	0	0	0	0	0	0	2	2	0.00	0.000								

Batter	1	2	3	4	5	6	7	8	9	AB	R	H	RBI	BB	SO	LOB	BOTTOM								
Lyman Bostock, L OBP: 0.414, SLG: 0.492										5	2	2	1	0	1	2	Texas Rangers @ Minnesota Twins Metropolitan Stadium, Bloomington, MI Wed Jun 22 1977, 8:05 PM EDT Att: 10,687 - Unknown - 73 F								
Rod Carew, L OBP: 0.448, SLG: 0.599										5	2	4	1	0	0	0									
Butch Wynegar, S OBP: 0.345, SLG: 0.393										4	0	1	0	0	1	4									
Glenn Adams, L OBP: 0.380, SLG: 0.446										2	1	0	0	1	0	2									
Dan Ford, R OBP: 0.308, SLG: 0.356										2	0	0	1	0	0	3									
Larry Hisle, R OBP: 0.365, SLG: 0.561										5	1	3	2	0	2	1									
Mike Cabbage, L OBP: 0.330, SLG: 0.339										3	0	0	0	0	0	2									
Jerry Terrell, R OBP: 0.274, SLG: 0.295										1	0	0	0	0	0	1									
Rich Chiles, L OBP: 0.352, SLG: 0.339										3	0	1	1	0	0	0									
Craig Kusick, R OBP: 0.358, SLG: 0.449										1	0	0	0	0	0	0									
Roy Smalley, S OBP: 0.323, SLG: 0.325										4	2	2	0	0	0	1									
Rob Wilfong, L OBP: 0.333, SLG: 0.301										3	0	1	0	0	1	0									
Bob Randall, R OBP: 0.245, SLG: 0.257										1	0	0	0	0	0	1									
Inning Stats	R: 4 E: 0 K: 0 S: 7	H: 4 LOB: 1 BB: 1 P: 11	R: 0 E: 0 K: 1 S: 5	H: 0 LOB: 0 BB: 0 P: 5	R: 0 E: 0 K: 2 S: 7	H: 0 LOB: 0 BB: 0 P: 7	R: 0 E: 0 K: 0 S: 3	H: 0 LOB: 0 BB: 0 P: 3	R: 0 E: 0 K: 0 S: 3	H: 1 LOB: 0 BB: 0 P: 3	R: 1 E: 1 K: 1 S: 8	H: 3 LOB: 2 BB: 0 P: 8	R: 0 E: 0 K: 0 S: 3	H: 1 LOB: 0 BB: 0 P: 3	R: 3 E: 1 K: 1 S: 9	H: 3 LOB: 1 BB: 0 P: 9	1B: 14 2B: 0 3B: 0 HR: 0	SF: 0 SAC: 1 DP: 1 HBP: 0	WP: 1 PB: 0 SB: 0 CS: 1	PA: 41					
PITCHER	IP	WLS	BF	H	R	ER	SO	BB	IBB	HBP	BLK	WP	HR	S	P	ERA	WHIP								
Bert Blyleven, R ERA: 2.34	3.1		15	4	4	4	3	1	0	0	0	0	0	20	24	10.80	1.500								
Adrian Devine, R ERA: 2.27	2.2		12	5	1	1	0	0	0	0	0	0	0	12	12	3.38	1.875								
Darold Knowles, L ERA: 2.7	2.1	W	12	5	3	1	1	0	0	0	0	0	0	14	14	3.86	2.143								
Mike Marshall, R ERA: 4.83	0.2	S	2	0	0	0	1	0	0	0	0	1	0	4	4	0.00	0.000								

Batter	1	2	3	4	5	6	7	8	9	AB	R	H	RBI	BB	SO	LOB	TOP		
Bert Campaneris, R OBP: 0.322, SLG: 0.355 Jim Mason, L OBP: 0.245, SLG: 0.222	0-0 4-3	0-0 F8			0-3 K		0-0 G5-4-3 1B		0-0 FC6-4 1B	3	0	0	0	0	1	3	Texas Rangers @ Minnesota Twins Metropolitan Stadium, Bloomington, MI Thu Jun 23 1977, 4:33 AM EDT Att: 18,060 - Unknown - 82 F		
Juan Beniquez, R OBP: 0.336, SLG: 0.407	0-0 E 1B		0-0 FC5-4 1B		0-0 P4		0-0 G5-4-3 1B		0-0 1B	5	1	3	1	0	0	2			
Claudell Washington, L OBP: 0.359, SLG: 0.477	0-0 5-3 1-H		0-3 K			0-0 4-3		0-0 4-3 G3 1B		0-0 F7	5	0	1	0	0	1		3	
Dave May, L OBP: 0.306, SLG: 0.375	0-0 3-1		0-0 P6			0-3 K		0-0 G3 1B			4	0	0	0	0	1		2	
John Ellis, R OBP: 0.273, SLG: 0.349		0-0 L9	0-0 FC5-4 1-2			0-0 BB 1B		0-0 4-3			4	0	1	0	0	0		2	
Toby Harrah, R OBP: 0.396, SLG: 0.507		0-3 K		0-0 K 1B		0-0 BB 1B		0-0 5-3			3	0	1	0	1	1			
Ken Henderson, S OBP: 0.374, SLG: 0.414 Gary Gray, R		0-0 2B 1B		0-3 K 1-2		0-3 K		0-0 6-3			2	0	1	0	0	1		1	
Bump Wills, S OBP: 0.374, SLG: 0.404 Sandy Alomar Sr., S OBP: 0.341, SLG: 0.351		0-0 1-3 2B		0-0 F5			0-0 1B 1B		0-0 FC6-4 E 1B 1B	3	0	2	0	0	0	0			
Jim Sundberg, R OBP: 0.289, SLG: 0.298 Ed Kirkpatrick, L OBP: 0.277, SLG: 0.243		0-0 BB		0-0 L6			0-3 K		0-0 E1 FC6-4	1	0	0	0	1	0	0			
Inning Stats	R: 1 E: 1 K: 0 S: 4	H: 1 LOB: 0 BB: 0 P: 4	R: 0 E: 0 K: 1 S: 7	H: 2 LOB: 3 BB: 1 P: 11	R: 0 E: 0 K: 1 S: 6	H: 1 LOB: 0 BB: 0 P: 6	R: 0 E: 0 K: 1 S: 5	H: 1 LOB: 0 BB: 0 P: 5	R: 0 E: 0 K: 2 S: 8	H: 2 LOB: 2 BB: 1 P: 12	R: 0 E: 0 K: 0 S: 4	H: 1 LOB: 1 BB: 0 P: 4	R: 0 E: 0 K: 0 S: 6	H: 2 LOB: 1 BB: 0 P: 6	R: 1 E: 1 K: 0 S: 6	H: 2 LOB: 2 BB: 0 P: 6		1B: 10 2B: 1 3B: 0 HR: 0	SF: 0 SAC: 0 DP: 1 HBP: 0
PITCHER Dave Goltz, R ERA: 3.78	IP: 9.0 WLS: W BF: 39 H: 11 R: 2 ER: 0 SO: 7 BB: 2 IBB: 0 HBP: 0 BLK: 0 WP: 0 HR: 0 S: 51 P: 59 ERA: 0.00 WHIP: 1.444											PITCHER	IP: 9.0 WLS: W BF: 39 H: 11 R: 2 ER: 0 SO: 7 BB: 2 IBB: 0 HBP: 0 BLK: 0 WP: 0 HR: 0 S: 51 P: 59 ERA: 0.00 WHIP: 1.444						

Batter	1	2	3	4	5	6	7	8	9	AB	R	H	RBI	BB	SO	LOB	BOTTOM		
Lyman Bostock, L OBP: 0.412, SLG: 0.485 Willie Norwood, R OBP: 0.154, SLG: 0.111	0-0 E BB		0-0 F8		0-0 4-3		0-0 5-3			3	1	0	0	1	1	3	Texas Rangers @ Minnesota Twins Metropolitan Stadium, Bloomington, MI Thu Jun 23 1977, 4:33 AM EDT Att: 18,060 - Unknown - 82 F		
Rod Carew, L OBP: 0.452, SLG: 0.605 Craig Kusick, R OBP: 0.355, SLG: 0.445	0-0 K		0-0 F8		0-0 2-3		0-0 F8			4	2	3	1	0	0	0			
Butch Wynegar, S OBP: 0.342, SLG: 0.389	0-0 1B 2B	0-0 2B	0-0 P4 1B	0-0 FC6-4 1B	0-0 3-H 1B	0-0 F8	0-0 F5			5	1	1	1	0	0	5			
Glenn Adams, L OBP: 0.388, SLG: 0.453 Dan Ford, R OBP: 0.307, SLG: 0.358	0-0 2B 1B	0-0 2B 1B		0-0 L6		0-0 E6 2B		0-3 K		1	1	1	0	0	0	0			
Larry Hisle, R OBP: 0.367, SLG: 0.575 Bob Gorinski, R OBP: 0.139, SLG: 0.114	0-3 K	0-0 F2		0-0 HR		0-0 4-3 2B		0-0 5-3		4	2	2	2	0	1	3			
Mike Cabbage, L OBP: 0.332, SLG: 0.346	0-0 F9	0-0 1B		0-0 F2		0-0 4-3		0-0 2B		5	0	2	1	0	0	3			
Rich Chiles, L OBP: 0.346, SLG: 0.342	0-0 1B 2B	0-0 G1		0-3 K		0-0 4-3		0-0 5-3		5	1	1	3	0	1	2			
Roy Smalley, S OBP: 0.326, SLG: 0.328	0-0 2B 1B		0-0 6-3		0-0 4-3 WP 1B 1B	0-0 F5				4	2	2	1	0	0	0			
Rob Wilfong, L OBP: 0.333, SLG: 0.301 Bob Randall, R OBP: 0.263, SLG: 0.278	0-0 2B 1B		0-0 BB		0-0 1-3		0-0 2B			0	0	0	0	0	0	0			
Inning Stats	R: 6 E: 1 K: 2 S: 13	H: 5 LOB: 1 BB: 1 P: 17	R: 2 E: 0 K: 0 S: 6	H: 3 LOB: 1 BB: 0 P: 6	R: 0 E: 0 K: 0 S: 4	H: 1 LOB: 2 BB: 1 P: 8	R: 1 E: 0 K: 1 S: 6	H: 1 LOB: 0 BB: 0 P: 6	R: 1 E: 1 K: 0 S: 5	H: 2 LOB: 1 BB: 0 P: 5	R: 2 E: 0 K: 0 S: 5	H: 1 LOB: 0 BB: 0 P: 5	R: 0 E: 0 K: 1 S: 6	H: 1 LOB: 1 BB: 0 P: 6	R: 0 E: 0 K: 0 S: 4	H: 1 LOB: 1 BB: 0 P: 6		1B: 8 2B: 6 3B: 0 HR: 1	SF: 0 SAC: 0 DP: 0 HBP: 0
PITCHER Nelson Briles, R ERA: 4.58 Paul Lindblad, L ERA: 3.39 Mike Marshall, R ERA: 4.54	IP: 0.2 WLS: L BF: 8 H: 4 R: 6 ER: 3 SO: 2 BB: 1 IBB: 0 HBP: 0 BLK: 0 WP: 0 HR: 0 S: 9 P: 13 ERA: 13.50 WHIP: 7.500											PITCHER	IP: 0.2 WLS: L BF: 8 H: 4 R: 6 ER: 3 SO: 2 BB: 1 IBB: 0 HBP: 0 BLK: 0 WP: 0 HR: 0 S: 9 P: 13 ERA: 13.50 WHIP: 7.500						

AB 37
R 2
H 11
RBI 1
BB 2
SO 7
LOB 20



AB 41
R 12
H 15
RBI 11
BB 2
SO 4
LOB 19



Batter	1	2	3	4	5	6	7	8	9	10	AB	R	H	RBI	BB	SO	LOB	TOP					
Toby Harrah, R OBP: 0.398, SLG: 0.507 (1.5)	F5			FC6-4 1B		K			FC6-4 1B		4	0	2	0	0	1	0	Texas Rangers @ California Angels Anaheim Stadium, Anaheim, CA Fri Jun 24 1977, 10:05 PM EDT Att: 18,983 - Unknown livebaseballscorecards.com					
Juan Beniquez, R OBP: 0.331, SLG: 0.400 (1.8)	F7			FC6-4 CS 1-2			F8		L4		4	0	0	0	0	0	2						
Claudell Washington, L OBP: 0.355, SLG: 0.472 (1.7)	K							K	FC6-4 1-2		4	0	1	0	0	2	1						
Willie Horton, R OBP: 0.325, SLG: 0.454 (1.10)		K								F8	4	0	1	0	0	1	1						
John Ellis, R OBP: 0.281, SLG: 0.333 (1.3)		K									3	0	0	0	0	2	1						
Mike Hargrove, L OBP: 0.387, SLG: 0.390 (9.3)		K								6-3	1	0	0	0	0	0	0						
Ken Henderson, S OBP: 0.304, SLG: 0.433 (1.9)							F9				4	1	1	1	0	0	0						
Bump Wills, S OBP: 0.368, SLG: 0.396 (1.4)											4	0	0	0	0	2	0						
Bert Campaneris, R OBP: 0.323, SLG: 0.354 (1.6)											3	0	1	0	0	0	0						
Jim Sundberg, R OBP: 0.285, SLG: 0.293 (1.2)											3	0	0	0	0	1	1						
Inning Stats	R: 0 E: 0 K: 1 S: 5	H: 0 LOB: 0 BB: 0 P: 5	R: 0 E: 0 K: 2 S: 7	H: 0 LOB: 0 BB: 0 P: 7	R: 0 E: 0 K: 0 S: 3	H: 1 LOB: 0 BB: 0 P: 3	R: 0 E: 0 K: 0 S: 4	H: 2 LOB: 1 BB: 0 P: 4	R: 0 E: 0 K: 0 S: 3	H: 0 LOB: 0 BB: 0 P: 3	R: 0 E: 0 K: 1 S: 5	H: 0 LOB: 0 BB: 0 P: 5	R: 0 E: 0 K: 2 S: 8	H: 1 LOB: 1 BB: 0 P: 8	R: 0 E: 0 K: 1 S: 5	H: 0 LOB: 0 BB: 0 P: 5	R: 0 E: 0 K: 1 S: 6	H: 1 LOB: 1 BB: 0 P: 6	R: 1 E: 0 K: 1 S: 6	H: 1 LOB: 0 BB: 0 P: 6	1B: 5 2B: 0 3B: 0 HR: 1	SF: 0 SAC: 0 DP: 1 HBP: 0	WP: 0 PA: 34 PB: 0 SB: 0 CS: 1
PITCHER Frank Tanana, L ERA: 1.75 (1.1)	IP: 10.0 WLS: L BF: 34 H: 6 R: 1 ER: 1 SO: 9 BB: 0 IBB: 0 HBP: 0 BLK: 0 WP: 0 HR: 1 S: 52 P: 52 ERA: 0.90 WHIP: 0.600																						

Batter	1	2	3	4	5	6	7	8	9	10	AB	R	H	RBI	BB	SO	LOB	BOTTOM			
Dave Chalk, R OBP: 0.367, SLG: 0.382 (1.5)	K					F6				1-3	4	0	0	0	0	1	1	Texas Rangers @ California Angels Anaheim Stadium, Anaheim, CA Fri Jun 24 1977, 10:05 PM EDT Att: 18,983 - Unknown livebaseballscorecards.com			
Jerry Remy, L OBP: 0.364, SLG: 0.381 (1.4)	4-3					4-3					4	0	1	0	0	0	1				
Joe Rudi, R OBP: 0.335, SLG: 0.509 (1.7)	1-3					K					4	0	1	0	0	2	2				
Don Baylor, R OBP: 0.316, SLG: 0.362 (1.8)											4	0	1	0	0	1	1				
Bobby Bonds, R OBP: 0.354, SLG: 0.575 (1.9)											4	0	1	0	0	1	2				
Mario Guerrero, R OBP: 0.350, SLG: 0.458 (1.10)											4	0	1	0	0	1	3				
Ron Jackson, R OBP: 0.252, SLG: 0.343 (1.3)											4	0	0	0	0	0	3				
Rance Mulliniks, L OBP: 0.231, SLG: 0.091 (1.6)											3	0	0	0	0	3	0				
Willie Aikens, L OBP: 0.333, SLG: 0.289 (10. PH)											1	0	0	0	0	0	0				
Terry Humphrey, R OBP: 0.287, SLG: 0.277 (1.2)											2	0	0	0	0	1	0				
Tony Solaita, L OBP: 0.314, SLG: 0.325 (8. PH)											0	0	0	0	1	0	0				
Orlando Ramirez, R OBP: 0.100, SLG: 0.100 (8. PR)											0	0	0	0	0	0	0				
Andy Etchebarren, R OBP: 0.341, SLG: 0.270 (9. 2)											0	0	0	0	0	0	0				
Glenn Flores, R OBP: 0.362, SLG: 0.405 (10. PH)											1	0	0	0	0	0	0				
Inning Stats	R: 0 E: 0 K: 1 S: 5	H: 0 LOB: 0 BB: 0 P: 5	R: 0 E: 0 K: 0 S: 4	H: 1 LOB: 1 BB: 0 P: 4	R: 0 E: 0 K: 2 S: 7	H: 0 LOB: 1 BB: 0 P: 8	R: 0 E: 0 K: 2 S: 8	H: 1 LOB: 1 BB: 0 P: 8	R: 0 E: 0 K: 1 S: 5	H: 0 LOB: 0 BB: 0 P: 5	R: 0 E: 0 K: 1 S: 5	H: 1 LOB: 1 BB: 0 P: 6	R: 0 E: 0 K: 2 S: 8	H: 1 LOB: 2 BB: 1 P: 12	R: 0 E: 0 K: 0 S: 4	H: 1 LOB: 1 BB: 0 P: 4	R: 0 E: 0 K: 0 S: 3	H: 0 LOB: 0 BB: 0 P: 3	1B: 4 2B: 0 3B: 1 HR: 0	SF: 0 SAC: 0 DP: 0 HBP: 1	WP: 0 PA: 37 PB: 0 SB: 0 CS: 0
PITCHER Gaylord Perry, R ERA: 3.98 (1.1)	IP: 8.0 WLS: W BF: 30 H: 4 R: 0 ER: 0 SO: 10 BB: 1 IBB: 0 HBP: 1 BLK: 0 WP: 0 HR: 0 S: 48 P: 53 ERA: 0.00 WHIP: 0.625																				
Adrian Devine, R ERA: 2.17 (9.1)	IP: 2.0 WLS: W BF: 7 H: 1 R: 0 ER: 0 SO: 0 BB: 0 IBB: 0 HBP: 0 BLK: 0 WP: 0 HR: 0 S: 7 P: 7 ERA: 0.00 WHIP: 0.500																				

Batter	1	2	3	4	5	6	7	8	9	AB	R	H	RBI	BB	SO	LOB	TOP										
Bert Campaneris, R OBP: 0.322, SLG: 0.352 (1, 6)										2	0	0	1	1	1	0	Texas Rangers @ California Angels Anaheim Stadium, Anaheim, CA Sat Jun 25 1977, 6:33 AM EDT Att: 15,247 - Unknown										
Claudell Washington, L OBP: 0.347, SLG: 0.460 (1, 7)										4	0	0	0	0	3	2											
Juan Beniquez, R OBP: 0.329, SLG: 0.397 (1, 8)										4	0	1	0	0	1	0											
Dave May, L OBP: 0.298, SLG: 0.365 Willie Horton, R (9, PH) OBP: 0.323, SLG: 0.452										3	0	0	0	0	0	1											
Ken Henderson, S OBP: 0.295, SLG: 0.419 (1, 9)										4	0	0	0	0	3	1											
Toby Harrah, R OBP: 0.393, SLG: 0.500 (1, 5)										3	0	0	0	0	1	0											
Mike Hargrove, L OBP: 0.391, SLG: 0.391 (1, 3)										2	2	1	0	1	0	0											
Bump Wills, S OBP: 0.367, SLG: 0.395 (1, 4)										3	0	1	0	0	2	0											
Jim Sundberg, R OBP: 0.286, SLG: 0.290 (1, 2)										2	0	0	0	1	2	0											
Inning Stats	R: 0 E: 0 K: 1 S: 5	H: 0 LOB: 0 BB: 0 P: 5	R: 0 E: 0 K: 1 S: 5	H: 0 LOB: 0 BB: 0 P: 5	R: 1 E: 0 K: 3 S: 10	H: 1 LOB: 0 BB: 0 P: 10	R: 0 E: 0 K: 1 S: 5	H: 0 LOB: 0 BB: 0 P: 5	R: 0 E: 0 K: 2 S: 7	H: 0 LOB: 0 BB: 1 P: 7	R: 0 E: 0 K: 2 S: 6	H: 1 LOB: 1 BB: 0 P: 10	R: 0 E: 0 K: 1 S: 8	H: 1 LOB: 1 BB: 0 P: 8	R: 1 E: 0 K: 1 S: 6	H: 1 LOB: 2 BB: 2 P: 14	R: 0 E: 0 K: 0 S: 3	H: 0 LOB: 0 BB: 0 P: 3	1B: 3 2B: 0 3B: 0 HR: 0	SF: 1 SAC: 0 DP: 0 HBP: 0	WP: 2 PB: 0 SB: 2 CS: 1	PA: 33					
PITCHER	IP	WLS	BF	H	R	ER	SO	BB	IBB	HBP	BLK	WP	HR	S	P	ERA	WHIP										
Nolan Ryan, R ERA: 2.66 (1, 1)	7.1		26	3	2	2	12	2	0	0	0	1	0	48	56	2.46	0.682										
Paul Hartzell, R ERA: 3.34 (8, 1)	0.1		2	0	0	0	0	1	0	0	0	0	0	1	5	0.00	3.000										
Dave LaRoche, L ERA: 3.71 (8, 1)	1.1	W	4	0	0	0	1	0	0	0	0	0	0	6	6	0.00	0.000										

Batter	1	2	3	4	5	6	7	8	9	AB	R	H	RBI	BB	SO	LOB	BOTTOM										
Don Baylor, R OBP: 0.315, SLG: 0.361 (1, 8)										4	0	1	0	0	3	2	Texas Rangers @ California Angels Anaheim Stadium, Anaheim, CA Sat Jun 25 1977, 6:33 AM EDT Att: 15,247 - Unknown										
Jerry Remy, L OBP: 0.356, SLG: 0.374 (1, 4)										4	0	0	0	0	0	1											
Dave Chalk, R OBP: 0.365, SLG: 0.384 (1, 5)										4	1	1	0	0	2	1											
Joe Rudi, R OBP: 0.337, SLG: 0.506 (1, 7)										3	1	1	0	0	1	1											
Bobby Bonds, R OBP: 0.385, SLG: 0.586 (1, 9)										4	1	2	2	0	0	1											
Mario Guerrero, R OBP: 0.344, SLG: 0.435 (1, 10)										3	0	0	0	1	1	1											
Tony Solaita, L OBP: 0.315, SLG: 0.320 Orlando Ramirez, R OBP: 0.100, SLG: 0.100 Ron Jackson, R OBP: 0.259, SLG: 0.349 (9, 3)										2	0	0	0	1	1	0											
Rance Mulliniks, L OBP: 0.200, SLG: 0.077 (1, 6)										2	0	0	0	0	0	0											
Terry Humphrey, R OBP: 0.283, SLG: 0.274 Gil Flores, R OBP: 0.359, SLG: 0.402 Andy Etchebarren, R OBP: 0.341, SLG: 0.270 (9, 2)										2	0	0	0	0	1	0											
Inning Stats	R: 0 E: 0 K: 1 S: 5	H: 0 LOB: 0 BB: 0 P: 5	R: 0 E: 0 K: 0 S: 3	H: 0 LOB: 0 BB: 0 P: 3	R: 0 E: 0 K: 1 S: 5	H: 0 LOB: 0 BB: 0 P: 5	R: 0 E: 0 K: 2 S: 8	H: 1 LOB: 1 BB: 0 P: 8	R: 1 E: 0 K: 0 S: 4	H: 1 LOB: 0 BB: 0 P: 4	R: 0 E: 0 K: 2 S: 7	H: 0 LOB: 0 BB: 0 P: 7	R: 0 E: 0 K: 2 S: 8	H: 1 LOB: 1 BB: 0 P: 8	R: 0 E: 0 K: 1 S: 5	H: 0 LOB: 2 BB: 1 P: 9	R: 2 E: 1 K: 0 S: 4	H: 3 LOB: 3 BB: 1 P: 9	1B: 4 2B: 1 3B: 0 HR: 1	SF: 0 SAC: 1 DP: 0 HBP: 1	WP: 1 PB: 0 SB: 1 CS: 0	PA: 34					
PITCHER	IP	WLS	BF	H	R	ER	SO	BB	IBB	HBP	BLK	WP	HR	S	P	ERA	WHIP										
Dock Ellis, R ERA: 4.95 (1, 1)	8.0		28	3	1	1	9	1	0	0	0	1	1	45	49	1.12	0.500										
Darold Knowles, L ERA: 2.66 (9, 1)	0.1		1	0	0	0	0	0	0	0	0	0	0	1	1	0.00	0.000										
Mike Marshall, R ERA: 5.05 (9, 1)	0.0	L	5	3	2	2	0	0	1	1	0	0	0	3	8	∞	∞										

AB	28
R	2
H	3
RBI	1
BB	3
SO	13
LOB	4



AB	30
R	3
H	6
RBI	3
BB	2
SO	9
LOB	9



Batter	1	2	3	4	5	6	7	8	9	AB	R	H	RBI	BB	SO	LOB	TOP				
Toby Harrah, R OBP: 0.395, SLG: 0.508 (1, 5)	FC6-4 BB			F9		F9		4-3 SH3-4 1B		3	0	1	0	1	0	0	Texas Rangers @ California Angels Anaheim Stadium, Anaheim, CA Sun Jun 26 1977, 6:38 AM EDT Att: 37,768 - Unknown				
Bert Campaneris, R OBP: 0.318, SLG: 0.346 (1, 6)	F9			F9			HR BB	SH3-4		2	1	0	0	1	0	1					
Juan Beniquez, R OBP: 0.325, SLG: 0.404 Bump Willis, S OBP: 0.363, SLG: 0.389 (8, 4)	FC6-4 1-2 CS			5-3			HR	4-3		4	1	1	2	0	0	2					
Willie Horton, R OBP: 0.333, SLG: 0.456 Claudell Washington, L OBP: 0.345, SLG: 0.450 (7, PR) (7, 7) (8, 8)	CS 1-2			F9		F3	FC4-5 S	4-3		3	0	1	0	0	0	0					
John Ellis, R OBP: 0.260, SLG: 0.329 Jim Mason, L OBP: 0.257, SLG: 0.237 (9, PR)				K		F9	FC4-5 1B	1B		4	1	1	0	0	1	1					
Ken Henderson, S OBP: 0.290, SLG: 0.402 (1, 9)				6-3		HBP	F7	F4		3	0	0	0	0	0	2					
Mike Hargrove, L OBP: 0.389, SLG: 0.386 (1, 3)				F9		F7	1B	F4		4	0	1	0	0	0	2					
Sandy Alomar Sr., S OBP: 0.367, SLG: 0.381 (8, 7)				G5-4-3 1B		K	1-2 2H	1B		4	0	3	1	0	1	0					
Jim Sundberg, R OBP: 0.280, SLG: 0.283 (1, 2)				G5-4-3 1-2		K	K	K		4	0	0	0	0	3	5					
Inning Stats	R: 0 E: 0 K: 0 S: 2	H: 0 LOB: 0 BB: 1 P: 6	R: 0 E: 0 K: 1 S: 5	H: 0 LOB: 0 BB: 0 P: 5	R: 0 E: 0 K: 0 S: 3	H: 1 LOB: 0 BB: 0 P: 3	R: 0 E: 0 K: 0 S: 3	H: 0 LOB: 0 BB: 0 P: 3	R: 0 E: 0 K: 2 S: 7	H: 0 LOB: 0 BB: 0 P: 7	R: 3 E: 0 K: 1 S: 9	H: 4 LOB: 2 BB: 1 P: 13	R: 0 E: 0 K: 0 S: 4	H: 1 LOB: 1 BB: 0 P: 4	R: 0 E: 0 K: 1 S: 7	H: 2 LOB: 2 BB: 0 P: 7		1B: 7 2B: 0 3B: 0 HR: 1	SF: 0 SAC: 1 DP: 1 HBP: 1	WP: 0 PB: 0 SB: 1 CS: 1	PA: 37
PITCHER	IP	WLS	BF	H	R	ER	SO	BB	IBB	HBP	BLK	WP	HR	S	P	ERA	WHIP				
Ken Brett, L ERA: 5.01 (1, 1)	6.0		22	3	3	3	3	2	0	0	0	0	1	25	34	4.50	0.833				
Paul Hartzell, R ERA: 3.14 (7, 1)	1.2	W	8	3	0	0	1	0	0	0	0	0	0	10	10	0.00	1.800				
Dave LaRoche, L ERA: 3.6 (8, 1)	1.1	S	6	2	0	0	1	0	0	0	0	0	0	8	8	0.00	1.500				

Batter	1	2	3	4	5	6	7	8	9	AB	R	H	RBI	BB	SO	LOB	BOTTOM				
Don Baylor, R OBP: 0.319, SLG: 0.376 (2, 7)	HR			FC1-2 1B		E S 1B	6-3			4	1	3	1	0	0	2	Texas Rangers @ California Angels Anaheim Stadium, Anaheim, CA Sun Jun 26 1977, 6:38 AM EDT Att: 37,768 - Unknown				
Jerry Remy, L OBP: 0.356, SLG: 0.373 (1, 4)	F9			FC1-2-4 1B		6-3	1B			4	0	2	1	0	0	1					
Dave Chalk, R OBP: 0.360, SLG: 0.377 (1, 5)	F6			FC1-2-5 1-2 2-3 3H		6-3	1B			4	0	1	0	0	0	3					
Joe Rudi, R OBP: 0.333, SLG: 0.496 (1, 7)				F9		F8	G3			0	0	0	0	0	0	0					
Rusty Torres, S OBP: 0.205, SLG: 0.200 (2, 8)	HBP			F9		F8	G3			3	0	0	0	0	0	5					
Bobby Bonds, R OBP: 0.380, SLG: 0.575 (1, 9)	4-3			K		5-3				4	0	0	0	0	1	1					
Mario Guerrero, R OBP: 0.333, SLG: 0.414 (1, 10)				5-3			FC1-5 BB	5-3		4	0	1	0	0	0	0					
Tony Solaita, L OBP: 0.346 (1, 3)				F5			FC1-5 BB	F3		1	0	0	0	2	0	0					
Ron Jackson, R OBP: 0.263, SLG: 0.352 (8, 3)				CS BB			FC1-5 2B BB			1	1	0	0	0	0	0					
Rance Mulliniks, L OBP: 0.182, SLG: 0.100 (1, 6)	4-3			CS		K	FC1-5 2B			3	1	0	0	0	1	2					
Andy Etchebarren, R OBP: 0.341, SLG: 0.256 (7, PH) Willie Aikens, L OBP: 0.338, SLG: 0.326 (7, PR) Orlando Ramirez, R OBP: 0.193, SLG: 0.180 (8, 2) Terry Humphrey, R OBP: 0.290, SLG: 0.281				1B 1B FC1-2-5 BB		K	6-3 1B 2B			1	0	0	0	1	1	0					
Inning Stats	R: 1 E: 0 K: 0 S: 4	H: 1 LOB: 1 BB: 0 P: 5	R: 0 E: 0 K: 0 S: 3	H: 0 LOB: 0 BB: 0 P: 3	R: 0 E: 0 K: 0 S: 4	H: 2 LOB: 2 BB: 1 P: 8	R: 0 E: 0 K: 1 S: 4	H: 0 LOB: 0 BB: 1 P: 8	R: 0 E: 0 K: 2 S: 8	H: 1 LOB: 1 BB: 0 P: 8	R: 0 E: 0 K: 0 S: 3	H: 0 LOB: 0 BB: 0 P: 3	R: 3 E: 0 K: 0 S: 7	H: 4 LOB: 3 BB: 1 P: 11	R: 0 E: 0 K: 0 S: 3	H: 0 LOB: 0 BB: 0 P: 3	1B: 6 2B: 1 3B: 0 HR: 1	SF: 0 SAC: 0 DP: 1 HBP: 1	WP: 0 PB: 0 SB: 1 CS: 1	PA: 35	
PITCHER	IP	WLS	BF	H	R	ER	SO	BB	IBB	HBP	BLK	WP	HR	S	P	ERA	WHIP				
Nelson Briles, R ERA: 4.42 (1, 1)	4.0		16	3	1	1	1	2	0	0	0	0	0	15	24	2.25	1.250				
Adrian Devine, R ERA: 2.55 (5, 1)	3.0	L	15	5	3	3	2	1	0	0	0	0	0	18	22	9.00	2.000				
Darold Knowles, L ERA: 2.55 (8, 1)	1.0		3	0	0	0	0	0	0	0	0	0	0	3	3	0.00	0.000				

AB	32
R	3
H	8
RBI	3
BB	2
SO	5
LOB	14



Batter	1	2	3	4	5	6	7	8	9	AB	R	H	RBI	BB	SO	LOB	TOP								
Toby Harrah, R OBP: 0.394, SLG: 0.506 (1, 5)	F5		HR	F5			SH1-4		SH1-4	3	1	1	1	0	0	1									
Claudell Washington, L OBP: 0.346, SLG: 0.462 (1, 7)	1-3		HR		5-3		K		BB	4	1	1	2	1	1	1									
Juan Beniquez, R OBP: 0.327, SLG: 0.399 (1, 8)	6-3		BB		K		6-3		BB	3	0	0	1	2	1	1									
Willie Horton, R OBP: 0.335, SLG: 0.459 (1, 10)		E5	K2-3						K	5	1	2	0	0	2	4									
Ken Henderson, S OBP: 0.287, SLG: 0.390 (1, 9)	F8		BB		K				F8	4	0	0	0	1	1	6									
Mike Hargrove, L OBP: 0.386, SLG: 0.383 (1, 3)	F7		F6			L4				4	0	1	1	0	0	3									
Bump Willis, S OBP: 0.361, SLG: 0.384 (1, 4)	F7			SH3-4		K			G6-4-3	3	0	0	0	1	1	2									
Bert Campaneris, R OBP: 0.323, SLG: 0.350 (1, 6)			SH1-4	SH3-4		F3			SH1-4	3	2	2	0	0	0	0									
Bill Fahey, L OBP: 0.229, SLG: 0.235 (1, 2)			SH1-4						FC3	2	0	1	0	0	0	1									
John Ellis, R OBP: 0.257, SLG: 0.324 (9, PH)			SH1-4	4-3						1	0	0	0	0	0	1									
Sandy Alomar Sr., S OBP: 0.307, SLG: 0.381 (9, PR)										0	0	0	0	0	0	0									
Jim Sundberg, R OBP: 0.280, SLG: 0.283 (9, 2)										0	0	0	0	0	0	0									
Inning Stats	R: 0 E: 0 K: 0 S: 3	H: 0 LOB: 0 BB: 0 P: 3	R: 0 E: 1 K: 0 S: 4	H: 0 LOB: 1 BB: 0 P: 4	R: 3 E: 0 K: 1 S: 8	H: 3 LOB: 2 BB: 2 P: 16	R: 0 E: 0 K: 0 S: 3	H: 0 LOB: 1 BB: 1 P: 7	R: 0 E: 0 K: 2 S: 8	H: 1 LOB: 1 BB: 0 P: 8	R: 0 E: 0 K: 1 S: 5	H: 0 LOB: 0 BB: 0 P: 5	R: 0 E: 0 K: 1 S: 6	H: 1 LOB: 1 BB: 0 P: 6	R: 1 E: 0 K: 0 S: 4	H: 2 LOB: 2 BB: 0 P: 4	R: 1 E: 1 K: 1 S: 7	H: 1 LOB: 3 BB: 2 P: 15	1B: 6 2B: 1 3B: 0 HR: 1	SF: 0 SAC: 4 DP: 1 HBP: 0	WP: 0 PB: 0 SB: 1 CS: 0	PA: 41			
PITCHER	IP	WLS	BF	H	R	ER	SO	BB	IBB	HBP	BLK	WP	HR	S	P	ERA	WHIP								
Paul Mitchell, R ERA: 10.8 (1, 1)	2.1	L	12	3	3	3	0	1	0	0	0	0	1	11	15	11.57	1.714								
Doug Bair, R ERA: 11.45 (3, 1)	4.0		16	2	0	0	4	2	0	0	0	0	0	22	30	0.00	1.000								
Bob Lacey, L ERA: 2.13 (7, 1)	2.0		9	3	2	1	1	0	0	0	0	0	0	11	11	4.50	1.500								
Dave Giusti, R ERA: 1.93 (9, 1)	0.2		4	0	0	0	1	1	1	0	0	0	0	4	12	0.00	1.500								

Texas Rangers @ Oakland Athletics
Oakland-Alameda County Coliseum, Oakland, CA
Mon Jun 27 1977, 7:05 PM PDT
Att: 13,024 - Unknown

AB 32
R 5
H 8
RBI 5
BB 5
SO 6
LOB 20





Batter	1	2	3	4	5	6	7	8	9	AB	R	H	RBI	BB	SO	LOB	BOTTOM								
Larry Murray, S OBP: 0.263, SLG: 0.250 (1, 7)	K		K			4-3				4	0	1	0	0	2	1									
Rodney Scott, S OBP: 0.363, SLG: 0.319 (9, 6)										0	0	0	0	0	0	0									
Marty Perez, R OBP: 0.307, SLG: 0.374 (1, 4)	6-3			1-3						4	0	1	0	0	1	2									
Mike Jorgensen, L OBP: 0.346, SLG: 0.273 (1, 3)	K			4-3		K				4	0	0	0	0	2	3									
Earl Williams, R OBP: 0.285, SLG: 0.419 (1, 10)		K		L5		F7				4	0	0	0	0	2	1									
Manny Sanguillen, R OBP: 0.286, SLG: 0.329 (1, 2)		F8				3B				4	1	1	0	0	0	0									
Wayne Gross, L OBP: 0.351, SLG: 0.492 (1, 5)		F9				K				4	0	0	0	0	2	1									
Tony Armas, R OBP: 0.302, SLG: 0.395 (1, 8)			F8			6-3				3	1	1	1	0	0	0									
Willie Crawford, L OBP: 0.337, SLG: 0.326 (1, 9)						6-3				3	0	1	1	0	0	0									
Rob Piccolo, R OBP: 0.227, SLG: 0.229 (1, 6)										2	0	0	0	0	1	1									
Mitchell Page, L OBP: 0.347, SLG: 0.485 (8, PH)			F4			K				1	0	1	0	0	0	0									
Inning Stats	R: 0 E: 0 K: 2 S: 7	H: 0 LOB: 0 BB: 0 P: 7	R: 0 E: 0 K: 1 S: 5	H: 0 LOB: 0 BB: 0 P: 5	R: 0 E: 0 K: 1 S: 6	H: 1 LOB: 1 BB: 0 P: 6	R: 0 E: 0 K: 0 S: 3	H: 0 LOB: 0 BB: 0 P: 3	R: 2 E: 0 K: 2 S: 9	H: 2 LOB: 0 BB: 0 P: 9	R: 0 E: 0 K: 1 S: 6	H: 1 LOB: 1 BB: 0 P: 6	R: 0 E: 0 K: 1 S: 5	H: 0 LOB: 0 BB: 0 P: 5	R: 0 E: 0 K: 1 S: 7	H: 2 LOB: 2 BB: 0 P: 7	R: 0 E: 0 K: 1 S: 5	H: 0 LOB: 0 BB: 0 P: 5	1B: 4 2B: 1 3B: 1 HR: 0	SF: 0 SAC: 0 DP: 0 HBP: 0	WP: 0 PB: 0 SB: 0 CS: 0	PA: 33			
PITCHER	IP	WLS	BF	H	R	ER	SO	BB	IBB	HBP	BLK	WP	HR	S	P	ERA	WHIP								
Mike Marshall, R ERA: 4.75 (1, 1)	6.0	W	22	4	2	2	7	0	0	0	0	0	0	17	17	0.00	0.667								
Paul Lindblad, L ERA: 3.19 (7, 1)	3.0	S	11	2	0	0	3	0	0	0	0	0	0	17	17	0.00	0.667								

Texas Rangers @ Oakland Athletics
Oakland-Alameda County Coliseum, Oakland, CA
Mon Jun 27 1977, 7:05 PM PDT
Att: 13,024 - Unknown

AB 33
R 2
H 6
RBI 2
BB 0
SO 10
LOB 9



Batter	1	2	3	4	5	6	7	8	9	AB	R	H	RBI	BB	SO	LOB	TOP										
Toby Harrah, R OBP: 0.398, SLG: 0.510 (1, 5)	0-0 6-3		0-0 1B	4-0 1-2 BB			0-0 F6	0-0 2B		4	1	2	0	1	0	0	Texas Rangers @ Oakland Athletics Oakland-Alameda County Coliseum, Oakland, CA Tue Jun 28 1977, 7:05 PM PDT Att: 5,761 - Unknown AB 38 R 5 H 13 RBI 5 BB 4 SO 3 LOB 21 										
Claudell Washington, L OBP: 0.348, SLG: 0.461 (1, 7)	0-0 1-3		0-0 1B	0-0 G4-3			0-0 S 1B	0-3 K		5	2	2	0	0	1	3											
Juan Beniquez, R OBP: 0.321, SLG: 0.391 (1, 8)	0-3 K		0-0 F6		0-0 5-3		0-0 6-3		0-0 5-3	5	0	0	0	0	1	3											
Willie Horton, R OBP: 0.340, SLG: 0.460 (1, 10)		4-0 1B BB	0-0 1B	1-3 3-H 1B		0-0 4-3	0-0 2H 1B		0-0 F8	4	1	2	2	1	0	0											
Ken Henderson, S OBP: 0.304, SLG: 0.396 (1, 9)		0-0 F6	0-0 FC6-4 1B	1-2 3-H 1B		4-0 BB	0-0 1-2 1B		4-0 PB BB	3	0	2	1	2	0	1											
Mike Hargrove, L OBP: 0.383, SLG: 0.379 (1, 3)		0-0 1B	0-0 F7	0-0 1B		0-0 4-3	0-0 4-3		0-3 K	5	0	1	0	0	1	6											
Bert Campaneris, R OBP: 0.329, SLG: 0.367 (1, 6)		0-0 1-2 2-H 1B	0-0 FC6-4 1-2			0-0 8-4 1B			0-0 HR	4	1	3	2	0	0	2											
Bump Wills, S OBP: 0.359, SLG: 0.382 (1, 4)		0-0 F7		0-0 S 1B		0-0 8-4 1-2			0-0 6-3	4	0	1	0	0	0	3											
Jim Sundberg, R OBP: 0.275, SLG: 0.277 (1, 2)		0-0 F8		0-0 F7		0-0 4-3			0-0 F9	4	0	0	0	0	0	3											
Inning Stats	R: 0 E: 0 K: 1 S: 5	H: 0 LOB: 0 BB: 0 P: 5	R: 1 E: 0 K: 0 S: 5	H: 2 LOB: 2 BB: 1 P: 9	R: 2 E: 0 K: 0 S: 7	H: 4 LOB: 2 BB: 0 P: 7	R: 0 E: 0 K: 0 S: 3	H: 1 LOB: 1 BB: 1 P: 7	R: 0 E: 0 K: 0 S: 3	H: 1 LOB: 0 BB: 0 P: 3	R: 1 E: 0 K: 0 S: 6	H: 3 LOB: 2 BB: 0 P: 6	R: 1 E: 0 K: 1 S: 7	H: 2 LOB: 1 BB: 1 P: 7	R: 0 E: 0 K: 1 S: 5	H: 0 LOB: 1 BB: 1 P: 9	1B: 11 2B: 2 3B: 0 HR: 1	SF: 0 SAC: 0 DP: 2 HBP: 0	WP: 0 PB: 1 SB: 2 CS: 0	PA: 42							
PITCHER	IP	WLS	BF	H	R	ER	SO	BB	IBB	HBP	BLK	WP	HR	S	P	ERA	WHIP										
Doc Medich, R ERA: 4.25 (1, 1)	6.2		31	10	4	4	1	3	0	0	0	0	0	30	42	5.40	1.950										
Bob Lacey, L ERA: 2.25 (7, 1)	1.1		7	3	1	1	1	0	0	0	0	0	1	9	9	6.75	2.250										
Dave Giusti, R ERA: 1.88 (9, 1)	1.0	W	4	0	0	0	1	1	0	0	0	0	0	5	9	0.00	1.000										
Batter	1	2	3	4	5	6	7	8	9	AB	R	H	RBI	BB	SO	LOB	BOTTOM										
Larry Murray, S OBP: 0.238, SLG: 0.225 (1, 7)	0-0 F6		0-0 P1	0-0 1-2 F8			0-0 1-3			4	0	0	0	0	0	2	Texas Rangers @ Oakland Athletics Oakland-Alameda County Coliseum, Oakland, CA Tue Jun 28 1977, 7:05 PM PDT Att: 5,761 - Unknown AB 31 R 6 H 9 RBI 6 BB 2 SO 4 LOB 6 										
Marty Perez, R OBP: 0.306, SLG: 0.390 (1, 4)	0-0 HR		0-0 6-3		0-0 6-3		0-0 6-3			4	1	1	1	0	0	0											
Mike Jorgensen, L OBP: 0.336, SLG: 0.263 (1, 3)	0-0 G3		0-0 4-3		0-3 K		0-0 4-3			4	0	0	0	0	1	0											
Earl Williams, R OBP: 0.288, SLG: 0.431 (1, 10)	4-0 S BB			0-0 HR		0-0 4-3			0-0 5-3	3	1	1	1	1	0	0											
Manny Sanguillen, R OBP: 0.289, SLG: 0.332 Matt Alexander, S OBP: 0.391, SLG: 0.333 (9, PR)	0-0 1-3			0-0 1B 1B		0-3 K			0-0 BLK 1B	4	1	2	0	0	1	1											
Wayne Gross, L OBP: 0.397, SLG: 0.494 (1, 5)		4-0 FC6-4 BB		0-0 SH1-4 1B		0-3 K			0-0 SH1-4 1B	3	2	2	1	1	1	0											
Tony Armas, R OBP: 0.303, SLG: 0.394 (1, 8)		0-0 F7		0-0 1B SH1-4 1B		0-3 K			0-0 SH1-4	3	0	1	1	0	1	1											
Willie Crawford, L OBP: 0.337, SLG: 0.326 (1, 9)		0-0 F7		0-0 SH1-4			0-0 4-3		0-0 2H 1B	3	0	1	1	0	0	1											
Rob Piccolo, R OBP: 0.226, SLG: 0.228 Mitchell Page, L OBP: 0.359, SLG: 0.487 Rodney Scott, S OBP: 0.360, SLG: 0.317 (5, 6)		0-0 FC6-4		0-0 2-3 3-H 1B			0-0 G3			1	0	0	0	0	0	1											
Inning Stats	R: 1 E: 0 K: 0 S: 4	H: 1 LOB: 1 BB: 1 P: 8	R: 0 E: 0 K: 0 S: 3	H: 0 LOB: 1 BB: 1 P: 7	R: 0 E: 0 K: 0 S: 3	H: 0 LOB: 0 BB: 0 P: 3	R: 3 E: 0 K: 0 S: 7	H: 5 LOB: 1 BB: 0 P: 7	R: 0 E: 0 K: 1 S: 5	H: 0 LOB: 0 BB: 0 P: 5	R: 0 E: 0 K: 3 S: 9	H: 0 LOB: 0 BB: 0 P: 9	R: 0 E: 0 K: 0 S: 3	H: 0 LOB: 0 BB: 0 P: 3	R: 2 E: 0 K: 0 S: 4	H: 3 LOB: 1 BB: 0 P: 4	1B: 7 2B: 0 3B: 0 HR: 2	SF: 0 SAC: 2 DP: 0 HBP: 0	WP: 0 PB: 0 SB: 1 CS: 0	PA: 35							
PITCHER	IP	WLS	BF	H	R	ER	SO	BB	IBB	HBP	BLK	WP	HR	S	P	ERA	WHIP										
Roger Moret, L ERA: 12.0 (1, 1)	3.0		15	4	4	4	0	2	0	0	0	0	0	13	21	12.00	2.000										
Adrian Devine, R ERA: 2.67 (4, 1)	5.1	L	19	4	2	2	4	0	0	0	1	0	0	27	27	3.38	0.750										
Darold Knowles, L ERA: 2.55 (9, 1)	0.0		1	1	0	0	0	0	0	0	0	0	0	1	1	∞	∞										

Batter	1	2	3	4	5	6	7	8	9	AB	R	H	RBI	BB	SO	LOB	TOP										
Toby Harrah, R OBP: 0.399, SLG: 0.512 (1, 5)										3	1	1	0	1	0	1	Texas Rangers @ Oakland Athletics Oakland-Alameda County Coliseum, Oakland, CA Wed Jun 29 1977, 7:05 PM PDT Unknown										
Claudell Washington, L OBP: 0.346, SLG: 0.453 (1, 7)										3	0	0	0	1	1	1											
Ken Henderson, S OBP: 0.303, SLG: 0.392 (1, 9)										4	0	1	1	0	1	0											
Willie Horton, R OBP: 0.339, SLG: 0.454 (1, 10)										3	1	0	0	1	1	1											
Mike Hargrove, L OBP: 0.381, SLG: 0.377 (1, 3)										4	0	1	0	0	0	1											
Juan Beniquez, R OBP: 0.323, SLG: 0.402 (1, 8)										3	2	1	1	1	0	1											
John Ellis, R OBP: 0.244, SLG: 0.307 (1, 2)										4	0	0	0	0	2	1											
Bert Campaneris, R OBP: 0.326, SLG: 0.363 (1, 6)										3	0	0	0	0	1	1											
Bump Willis, S OBP: 0.359, SLG: 0.381 (1, 4)										3	0	1	1	0	0	0											
Inning Stats	R: 1 E: 0 K: 1 S: 6	H: 2 LOB: 1 BB: 1 P: 10	R: 1 E: 0 K: 1 S: 6	H: 1 LOB: 0 BB: 0 P: 6	R: 0 E: 0 K: 1 S: 5	H: 0 LOB: 0 BB: 0 P: 5	R: 1 E: 0 K: 0 S: 3	H: 1 LOB: 0 BB: 1 P: 7	R: 0 E: 0 K: 0 S: 3	H: 0 LOB: 0 BB: 0 P: 3	R: 1 E: 0 K: 1 S: 6	H: 1 LOB: 1 BB: 1 P: 10	R: 0 E: 0 K: 1 S: 5	H: 0 LOB: 0 BB: 0 P: 5	R: 0 E: 0 K: 1 S: 5	H: 0 LOB: 0 BB: 0 P: 5	1B: 3 2B: 1 3B: 0 HR: 1	SF: 0 SAC: 0 DP: 1 HBP: 0	WP: 0 PB: 0 SB: 1 CS: 0	PA: 34							
PITCHER	IP	WLS	BF	H	R	ER	SO	BB	IBB	HBP	BLK	WP	HR	S	P	ERA	WHIP										
Mike Norris, R ERA: 3.63 (1, 1)	6.2	L	27	5	4	4	4	4	0	0	0	0	1	31	47	5.40	1.350										
Joe Coleman, R ERA: 2.74 (7, 1)	2.1		7	0	0	0	2	0	0	0	0	0	0	11	11	0.00	0.000										

AB	30
R	4
H	5
RBI	3
BB	4
SO	6
LOB	7



Batter	1	2	3	4	5	6	7	8	9	AB	R	H	RBI	BB	SO	LOB	BOTTOM										
Willie Crawford, L OBP: 0.329, SLG: 0.318 (1, 9)										4	0	0	0	0	0	1	Texas Rangers @ Oakland Athletics Oakland-Alameda County Coliseum, Oakland, CA Wed Jun 29 1977, 7:05 PM PDT Unknown										
Marty Perez, R OBP: 0.322, SLG: 0.398 (1, 4)										2	0	2	0	2	0	0											
Matt Alexander, S OBP: 0.391, SLG: 0.333 (8, FR)										4	0	2	0	0	1	2											
Mitchell Page, L OBP: 0.352, SLG: 0.487 (1, 7)										4	0	0	0	0	0	5											
Earl Williams, R OBP: 0.283, SLG: 0.424 (1, 10)										4	0	0	0	0	0	2											
Wayne Gross, L OBP: 0.352, SLG: 0.486 (1, 5)										2	0	0	0	0	0	0											
Manny Sanguillen, R OBP: 0.287, SLG: 0.330 (1, 2)										1	0	0	0	0	0	0											
Jeff Newman, R OBP: 0.277, SLG: 0.348 (5, 2)										4	0	1	0	0	0	0											
Jerry Tabb, L OBP: 0.316, SLG: 0.133 (9, PH)										3	0	0	0	0	2	1											
Mike Jorgensen, L OBP: 0.333, SLG: 0.263 (1, 3)										3	0	1	0	0	1	0											
Tony Armas, R OBP: 0.298, SLG: 0.387 (1, 8)										3	0	0	0	0	2	1											
Rob Picciolo, R OBP: 0.228, SLG: 0.230 (1, 6)										3	0	1	0	0	1	0											
Inning Stats	R: 0 E: 0 K: 0 S: 5	H: 2 LOB: 2 BB: 0 P: 5	R: 0 E: 0 K: 0 S: 3	H: 0 LOB: 0 BB: 0 P: 3	R: 0 E: 0 K: 1 S: 4	H: 1 LOB: 2 BB: 1 P: 8	R: 0 E: 0 K: 1 S: 6	H: 1 LOB: 1 BB: 0 P: 6	R: 0 E: 0 K: 1 S: 6	H: 0 LOB: 0 BB: 0 P: 3	R: 0 E: 0 K: 1 S: 6	H: 1 LOB: 1 BB: 0 P: 6	R: 0 E: 0 K: 1 S: 4	H: 0 LOB: 1 BB: 1 P: 8	R: 0 E: 0 K: 0 S: 3	H: 0 LOB: 0 BB: 0 P: 3	1B: 6 2B: 1 3B: 0 HR: 0	SF: 0 SAC: 0 DP: 1 HBP: 0	WP: 0 PB: 0 SB: 0 CS: 0	PA: 34							
PITCHER	IP	WLS	BF	H	R	ER	SO	BB	IBB	HBP	BLK	WP	HR	S	P	ERA	WHIP										
Gaylord Perry, R ERA: 3.66 (1, 1)	9.0	W	34	6	0	0	4	2	0	0	0	0	0	40	48	0.00	0.889										

AB	32
R	0
H	6
RBI	0
BB	2
SO	4
LOB	11



Batter	1	2	3	4	5	6	7	8	9	AB	R	H	RBI	BB	SO	LOB	TOP			
Toby Harrah, R OBP: 0.397, SLG: 0.508 (1, 5)										4	0	1	0	0	1	0	Texas Rangers @ Oakland Athletics Oakland-Alameda County Coliseum, Oakland, CA Wed Jun 29 1977, 7:05 PM PDT Att: 17,370 - Unknown			
Claudell Washington, L OBP: 0.369, SLG: 0.459 (1, 8)										4	0	2	0	0	0	1				
Ken Henderson, S OBP: 0.301, SLG: 0.395 (1, 9)										4	0	1	0	0	0	3				
Dave May, L OBP: 0.290, SLG: 0.352 (1, 7)										4	0	0	0	0	0	3				
Willie Horton, R OBP: 0.333, SLG: 0.446 (1, 10)										4	1	0	0	0	1	1				
Ed Kirkpatrick, L OBP: 0.294, SLG: 0.293 (1, 3)										4	0	2	1	0	0	0				
Bert Campaneris, R OBP: 0.326, SLG: 0.363 (1, 6)										3	0	1	0	0	0	1				
Bill Fahey, L OBP: 0.211, SLG: 0.216 (1, 2)										3	0	0	0	0	0	2				
Sandy Alomar Sr., S OBP: 0.353, SLG: 0.364 (8, PH)										2	0	0	0	0	0	1				
Mike Hargrove, L OBP: 0.379, SLG: 0.375 (8, 4)										1	0	0	0	0	1	0				
Bump Wills, S OBP: 0.359, SLG: 0.381 (8, 4)										0	0	0	0	0	0	0				
Inning Stats	R: 0 E: 0 K: 1 S: 6	H: 1 LOB: 1 BB: 0 P: 6	R: 1 E: 1 K: 0 S: 5	H: 2 LOB: 1 BB: 0 P: 5	R: 0 E: 0 K: 0 S: 4	H: 1 LOB: 1 BB: 0 P: 4	R: 0 E: 0 K: 0 S: 3	H: 0 LOB: 0 BB: 0 P: 3	R: 0 E: 0 K: 1 S: 6	H: 1 LOB: 1 BB: 0 P: 6	R: 0 E: 0 K: 0 S: 3	H: 0 LOB: 0 BB: 0 P: 3	R: 0 E: 0 K: 1 S: 6	H: 1 LOB: 1 BB: 0 P: 6	R: 0 E: 0 K: 0 S: 3	H: 0 LOB: 0 BB: 0 P: 3	1B: 4 2B: 3 3B: 0 HR: 0	SF: 0 SAC: 0 DP: 2 HBP: 0	WP: 0 PB: 0 SB: 0 CS: 0	PA: 33
PITCHER Rick Langford, R ERA: 2.87 (1, 1)	IP: 9.0 WLS: W BF: 33 H: 7 R: 1 ER: 0 SO: 3 BB: 0 IBB: 0 HBP: 0 BLK: 0 WP: 0 HR: 0 S: 39 P: 39 ERA: 0.00 WHIP: 0.778															PITCHER				

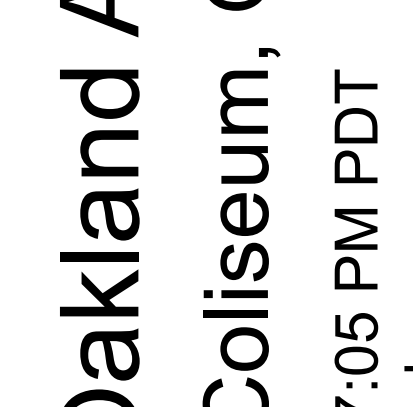
Batter	1	2	3	4	5	6	7	8	9	AB	R	H	RBI	BB	SO	LOB	BOTTOM			
Willie Crawford, L OBP: 0.339, SLG: 0.331 (6, PR) (7, 9)										3	1	2	1	1	0	0	Texas Rangers @ Oakland Athletics Oakland-Alameda County Coliseum, Oakland, CA Wed Jun 29 1977, 7:05 PM PDT Att: 17,370 - Unknown			
Marty Perez, R OBP: 0.324, SLG: 0.398 (1, 4)										5	0	2	1	0	0	2				
Mitchell Page, L OBP: 0.351, SLG: 0.488 (8, 3)										4	0	1	1	0	1	3				
Mike Jorgensen, L OBP: 0.333, SLG: 0.263 (1, 10)										4	1	2	0	0	1	1				
Earl Williams, R OBP: 0.287, SLG: 0.425 (1, 3)										4	0	1	0	0	1	3				
Larry Murray, S OBP: 0.238, SLG: 0.225 (7, PR) (8, 7)										0	0	0	0	0	0	0				
Wayne Gross, L OBP: 0.354, SLG: 0.484 (1, 5)										3	0	1	0	1	0	2				
Tony Armas, R OBP: 0.292, SLG: 0.381 (1, 8)										3	0	0	1	0	0	6				
Jeff Newman, R OBP: 0.294, SLG: 0.347 (1, 2)										3	1	1	0	1	0	1				
Rob Piccolo, R OBP: 0.224, SLG: 0.225 (1, 6)										3	0	0	0	0	0	2				
Inning Stats	R: 0 E: 0 K: 1 S: 6	H: 1 LOB: 2 BB: 1 P: 8	R: 1 E: 0 K: 0 S: 6	H: 3 LOB: 3 BB: 1 P: 10	R: 1 E: 0 K: 0 S: 5	H: 2 LOB: 1 BB: 0 P: 5	R: 1 E: 1 K: 1 S: 7	H: 1 LOB: 1 BB: 0 P: 7	R: 1 E: 1 K: 1 S: 5	H: 1 LOB: 1 BB: 1 P: 9	R: 0 E: 0 K: 0 S: 4	H: 1 LOB: 2 BB: 0 P: 4	R: 0 E: 0 K: 0 S: 4	H: 1 LOB: 1 BB: 0 P: 4	R: 0 E: 0 K: 0 S: 4	H: 1 LOB: 1 BB: 0 P: 4	1B: 9 2B: 2 3B: 0 HR: 0	SF: 1 SAC: 1 DP: 0 HBP: 0	WP: 0 PB: 0 SB: 1 CS: 0	PA: 38
PITCHER Dock Ellis, R ERA: 4.63 (1, 1)	IP: 8.0 WLS: L BF: 38 H: 11 R: 4 ER: 2 SO: 3 BB: 3 IBB: 0 HBP: 0 BLK: 0 WP: 0 HR: 0 S: 41 P: 53 ERA: 2.25 WHIP: 1.750															PITCHER				

AB 33
R 1
H 7
RBI 1
BB 0
SO 3
LOB 12



WP: 0
PB: 0
SB: 0
CS: 0

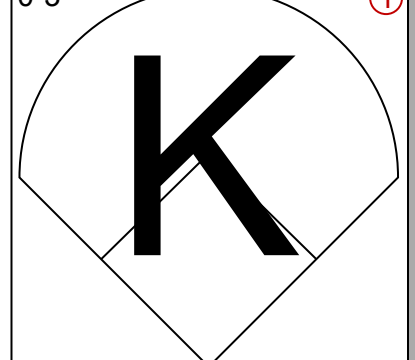
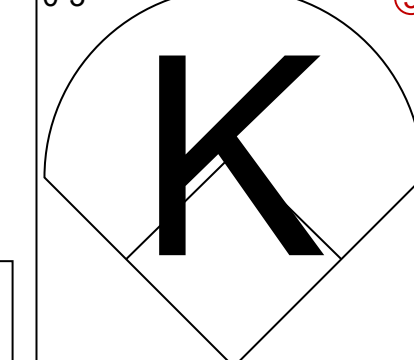
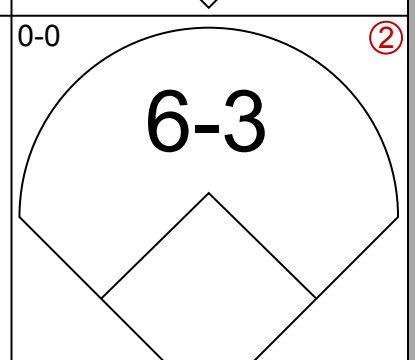
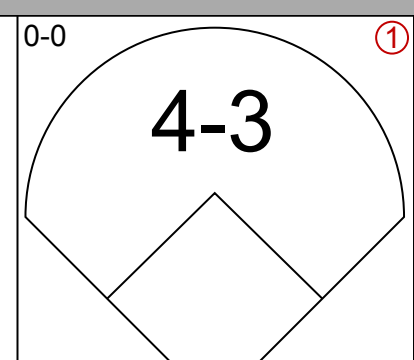
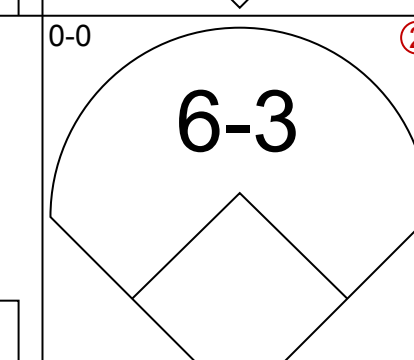
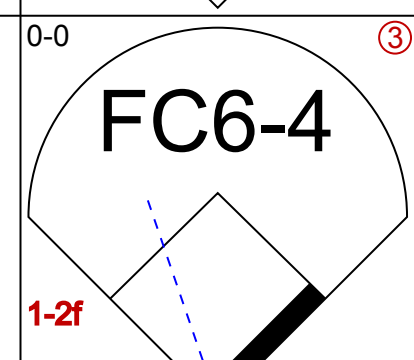
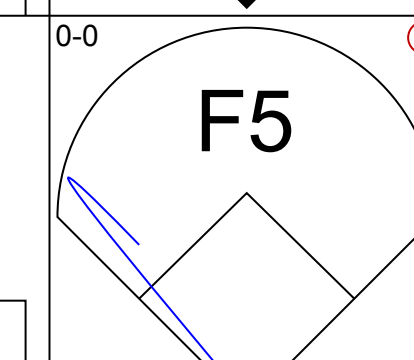
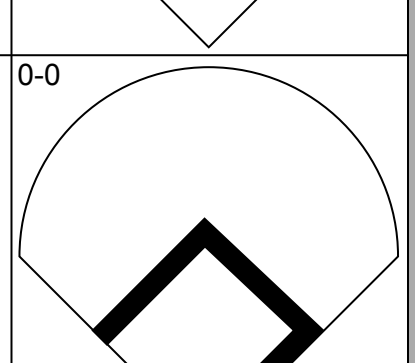
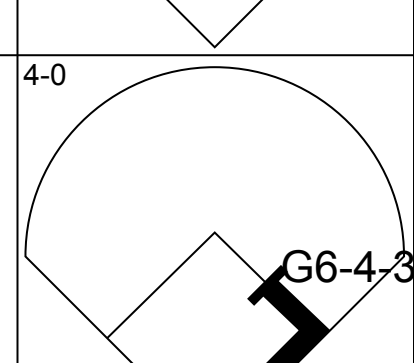
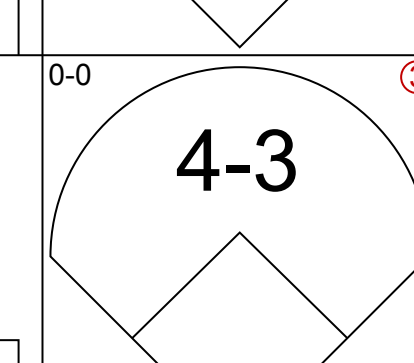
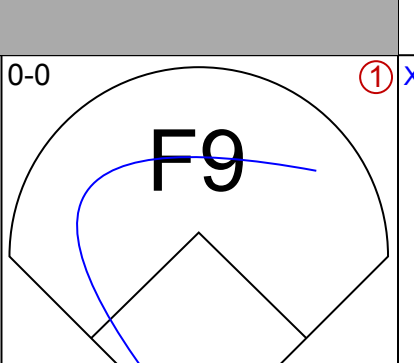
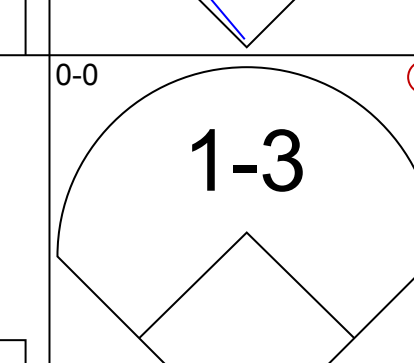
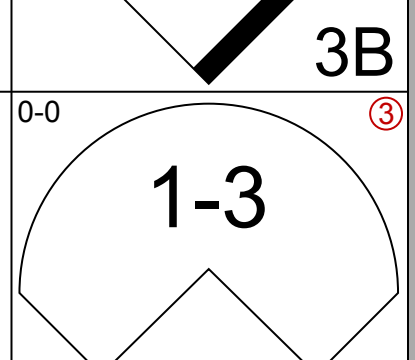
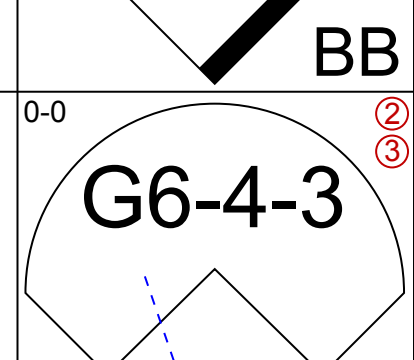
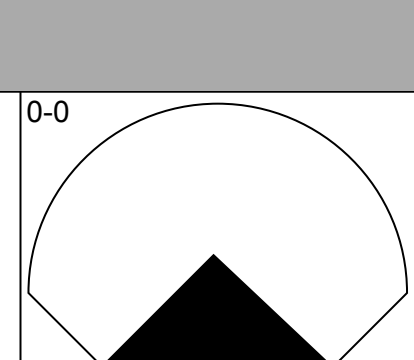
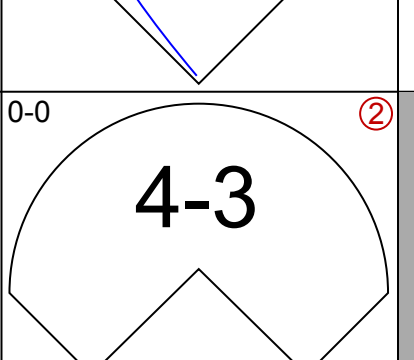
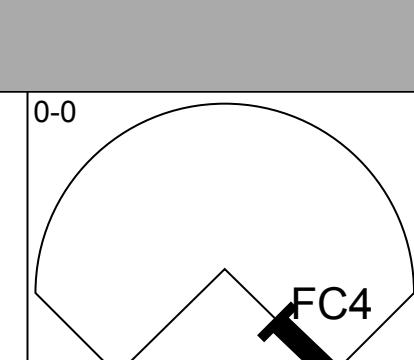
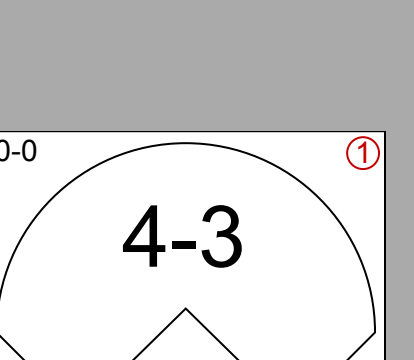
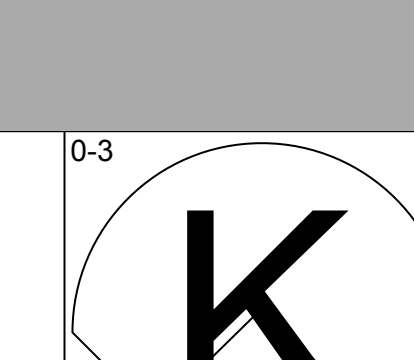
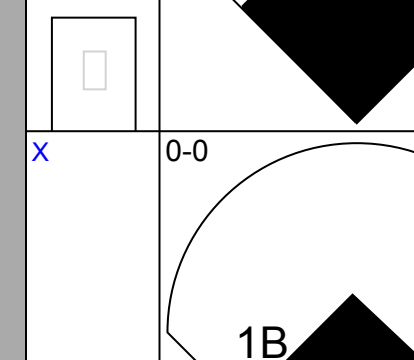
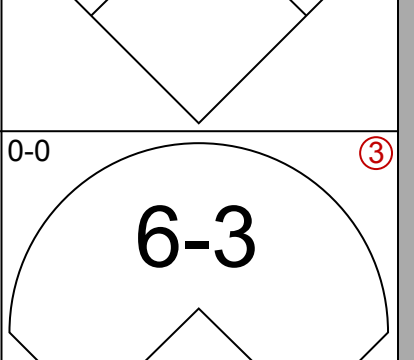
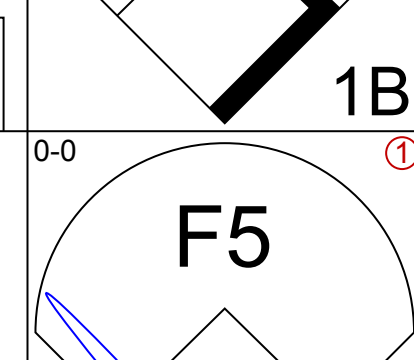
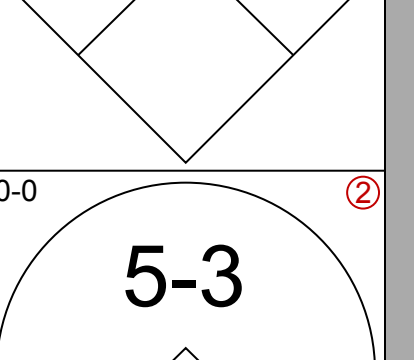
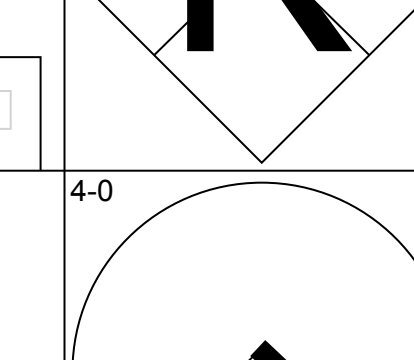
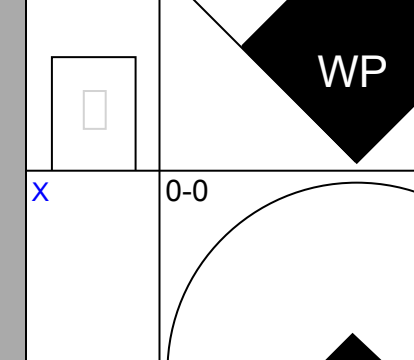
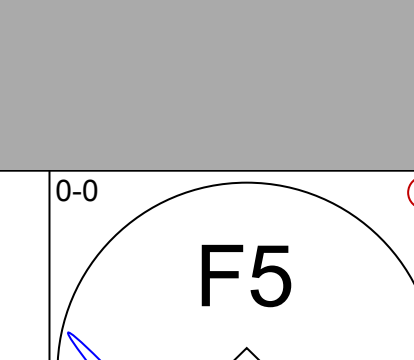
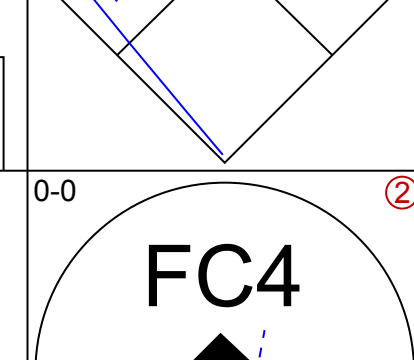
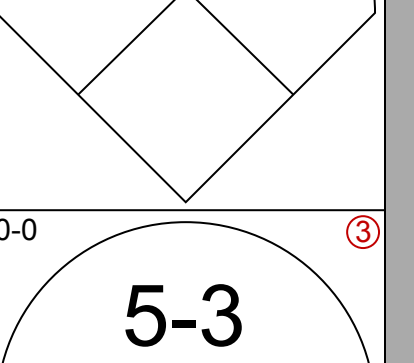
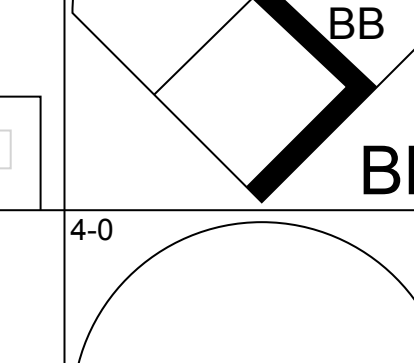
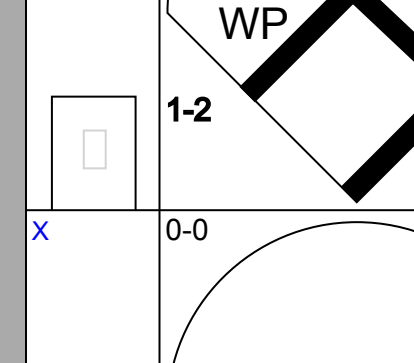
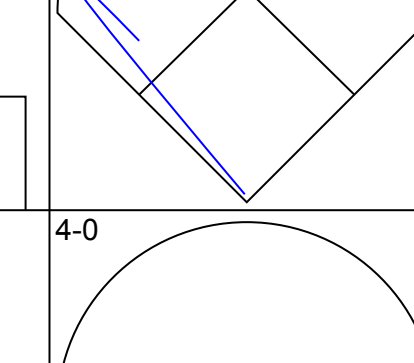
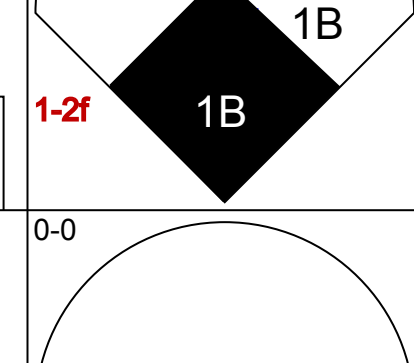
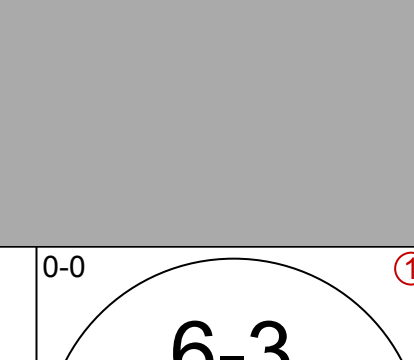
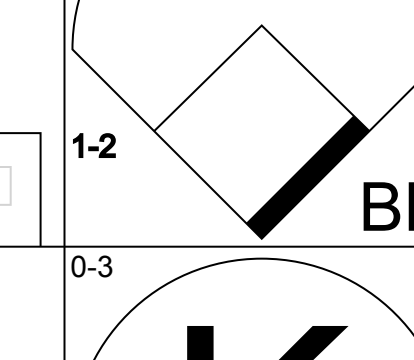
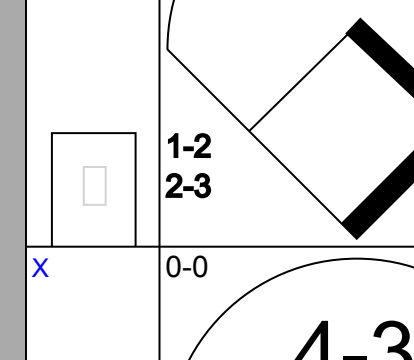
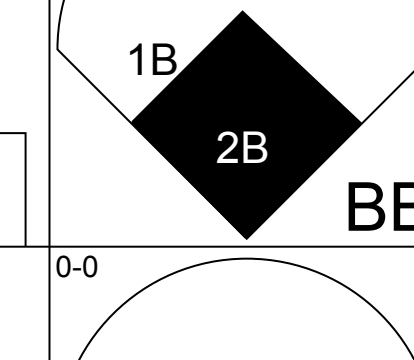
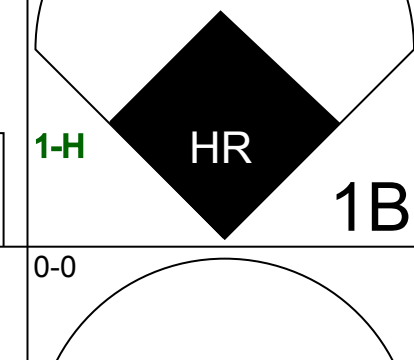
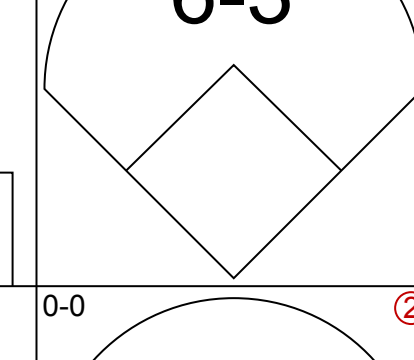
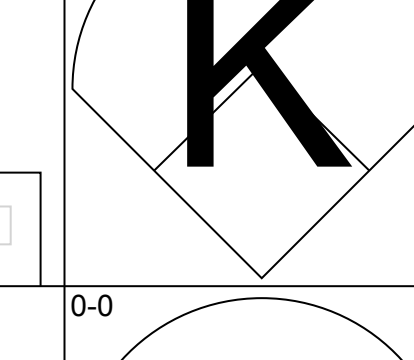
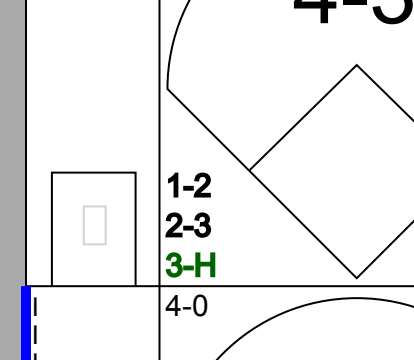
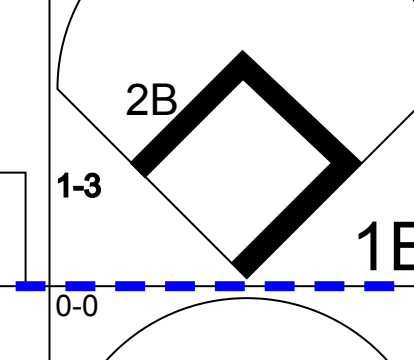
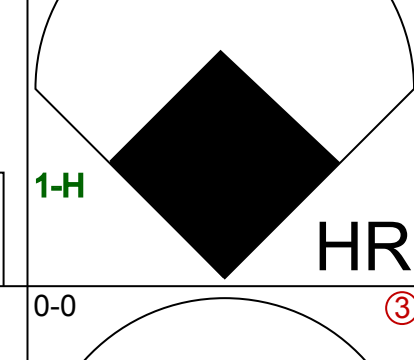
AB 33
R 4
H 11
RBI 4
BB 3
SO 3
LOB 20



WP: 0
PB: 0
SB: 1
CS: 0


Batter	1	2	3	4	5	6	7	8	9	AB	R	H	RBI	BB	SO	LOB	TOP					
Bert Campaneris, R OBP: 0.334, SLG: 0.379	G3 E 1B BB	1-2 1B				F9			FC4-6 1B	4	1	2	0	1	1	2	Texas Rangers @ Toronto Blue Jays Exhibition Stadium, Toronto, ON Sat Jul 02 1977, 3:33 AM EDT Att: 19,176 - Unknown - 65 F livebaseballscorecards.com					
Claudell Washington, L OBP: 0.340, SLG: 0.441	K	K			5-3		5-3	FC4-6 2B	5	1	0	0	0	2	5							
Mike Hargrove, L OBP: 0.387, SLG: 0.385	G3		G3		1B 1B		G5-4-3 BB	1B 2B	4	2	2	2	1	0	1							
Willie Horton, R OBP: 0.340, SLG: 0.448	FC6-5 1B		F8		1B 1B		G5-4-3	F9	5	0	2	1	0	0	2							
Dave May, L OBP: 0.309, SLG: 0.373	1-2 BB		K		1-2 2H 1B			HR 2B	4	1	3	2	1	1	0							
Toby Harrah, R OBP: 0.390, SLG: 0.490	FC6-5			5-3	FC5			K	5	0	0	0	0	1	6							
Juan Beniquez, R OBP: 0.320, SLG: 0.400		K		5-3		F7		K	4	0	0	0	0	2	1							
Bump Wills, S OBP: 0.358, SLG: 0.400		F7		K		G3		HR	4	1	1	2	0	1	0							
Jim Sundberg, R OBP: 0.283, SLG: 0.283					WP 1B 5-3 1B			4-3	3	1	2	0	1	0	0							
Inning Stats	R: 1 E: 1 K: 1 S: 6	H: 1 LOB: 2 BB: 2 P: 14	R: 0 E: 0 K: 2 S: 9	H: 2 LOB: 2 BB: 0 P: 9	R: 0 E: 0 K: 1 S: 5	H: 0 LOB: 0 BB: 0 P: 5	R: 0 E: 0 K: 1 S: 5	H: 0 LOB: 0 BB: 0 P: 5	R: 2 E: 0 K: 0 S: 7	H: 4 LOB: 2 BB: 0 P: 7	R: 0 E: 0 K: 1 S: 5	H: 0 LOB: 1 BB: 1 P: 9	R: 0 E: 0 K: 0 S: 2	H: 0 LOB: 0 BB: 1 P: 6	R: 2 E: 0 K: 2 S: 9	H: 2 LOB: 2 BB: 0 P: 9	R: 2 E: 0 K: 0 S: 6	H: 3 LOB: 1 BB: 0 P: 6	1B: 9 2B: 2 3B: 0 HR: 1	SF: 0 SAC: 0 DP: 1 HBP: 0	WP: 1 PB: 0 SB: 0 CS: 0	PA: 42
PITCHER Pete Vuckovich, R ERA: 3.23	IP: 9.0 WLS: W BF: 42	H: 12 R: 7 ER: 7 SO: 8	BB: 4 IBB: 0 HBP: 0 BLK: 0	WP: 1 HR: 1 S: 54 P: 70	ERA: 7.00 WHIP: 1.778																	

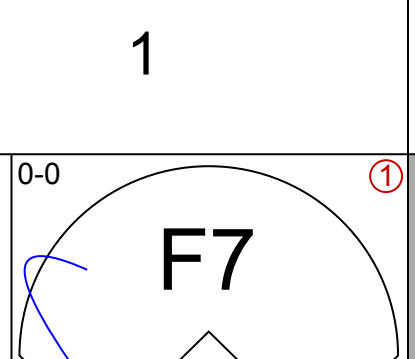
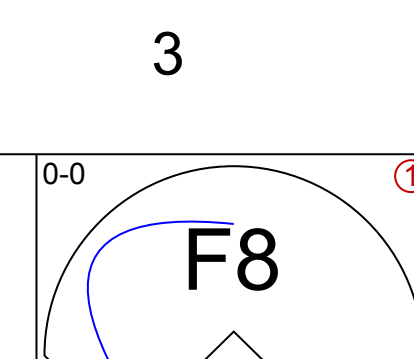
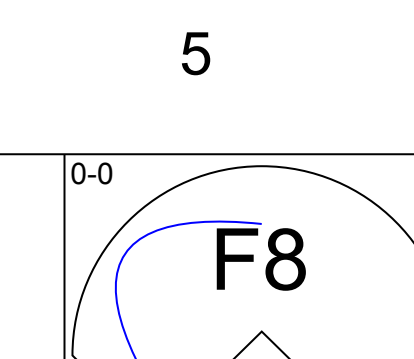
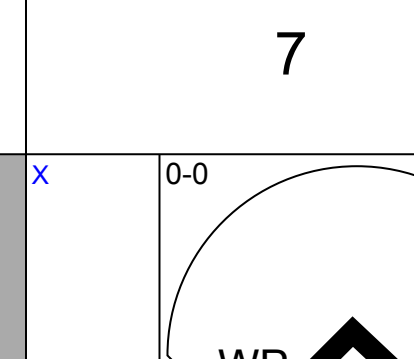
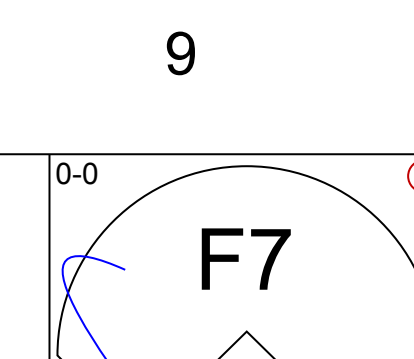
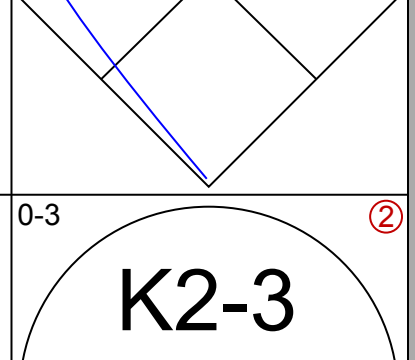
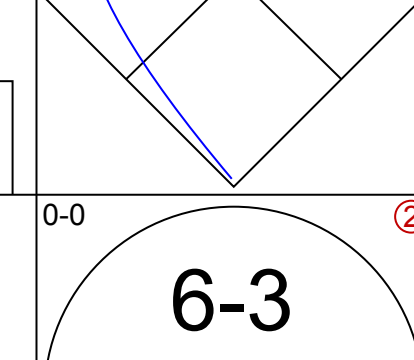
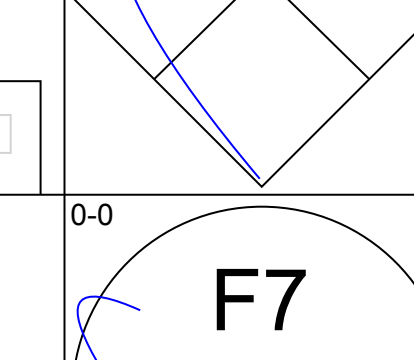
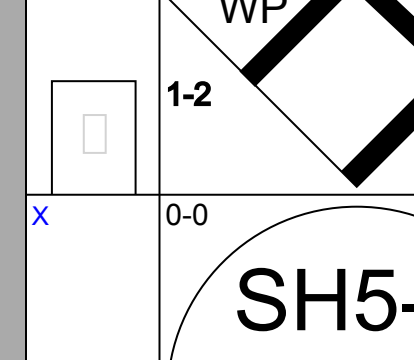
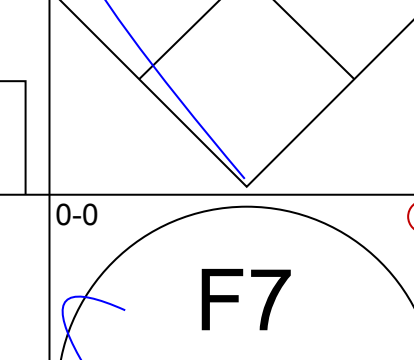
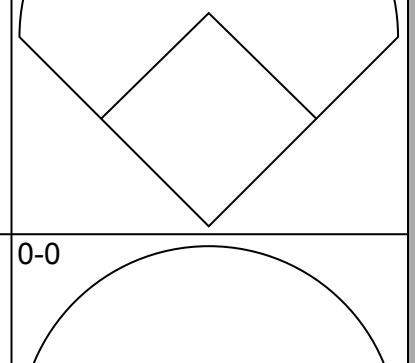
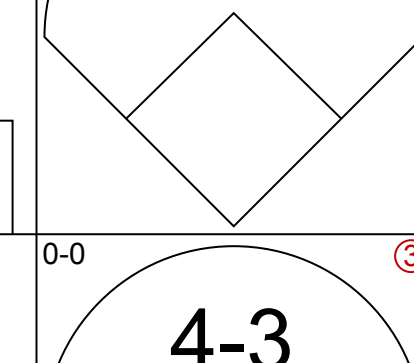
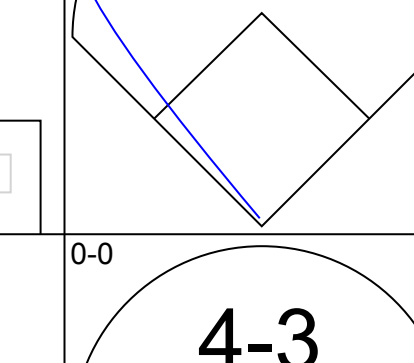
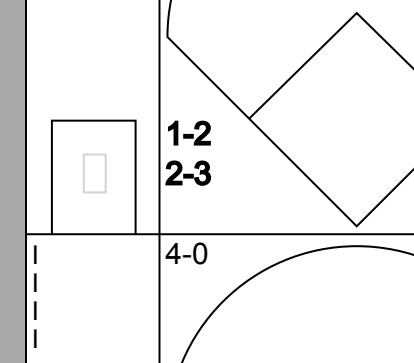
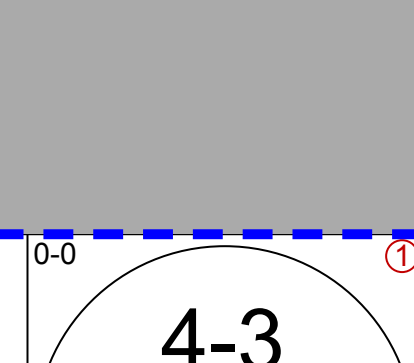
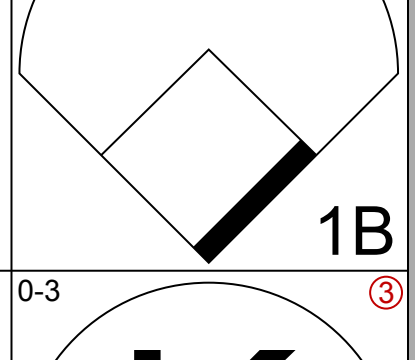

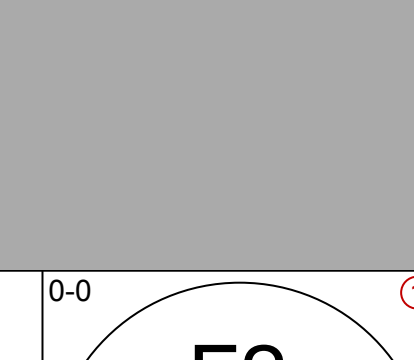
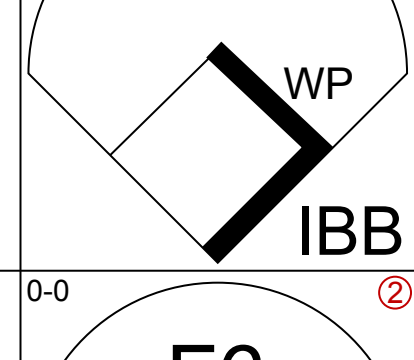
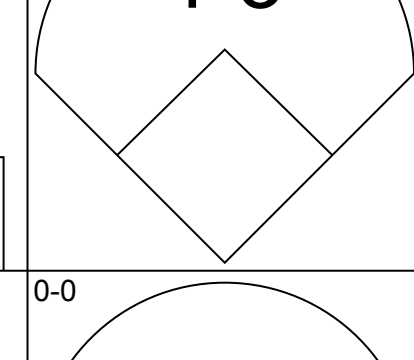
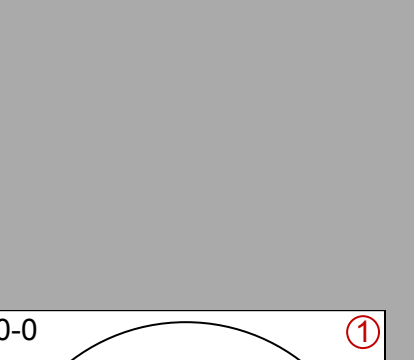

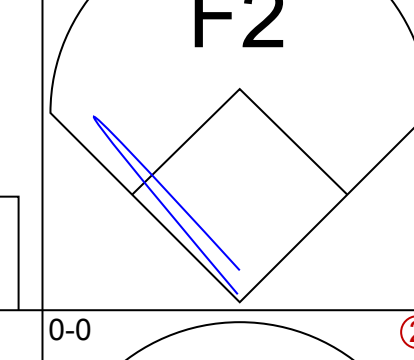
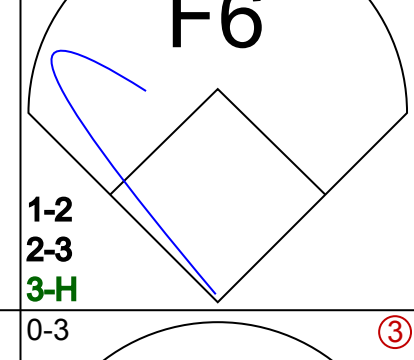
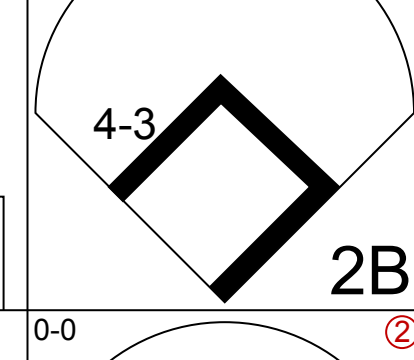
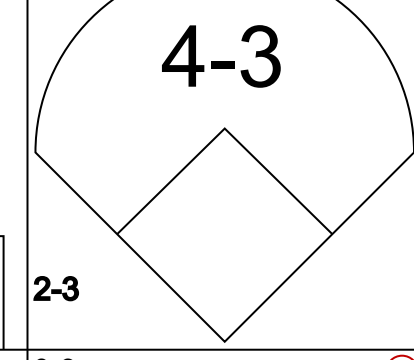
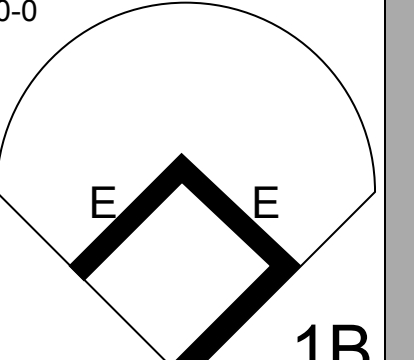
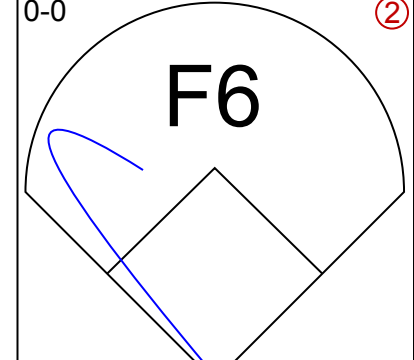
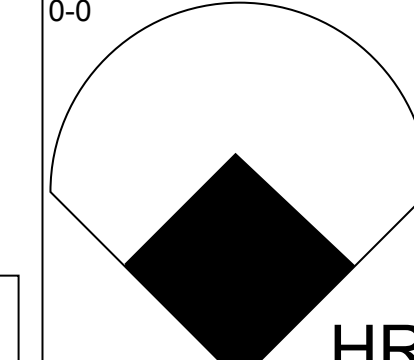
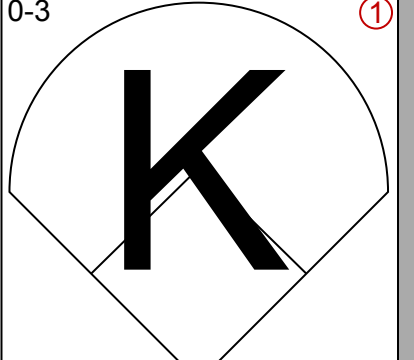
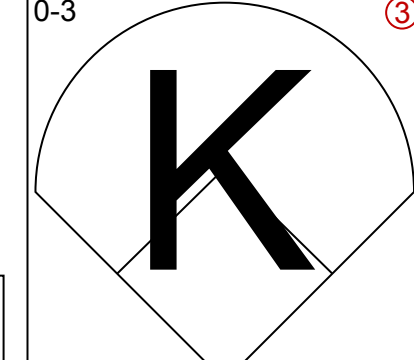
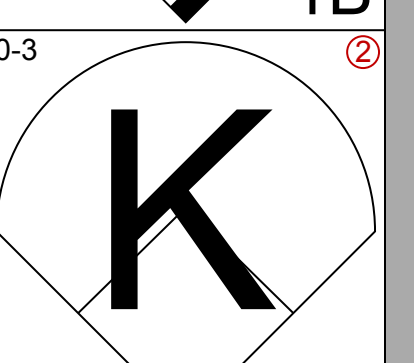
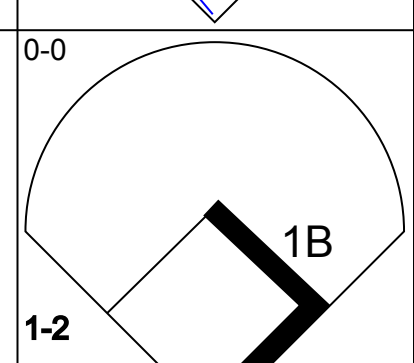
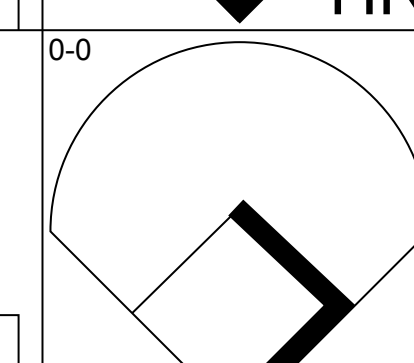
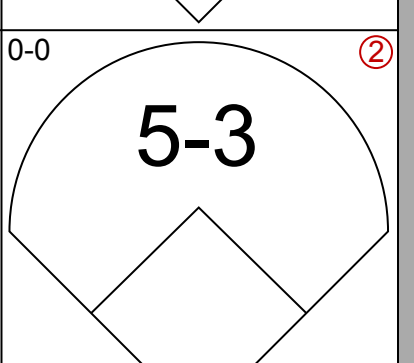
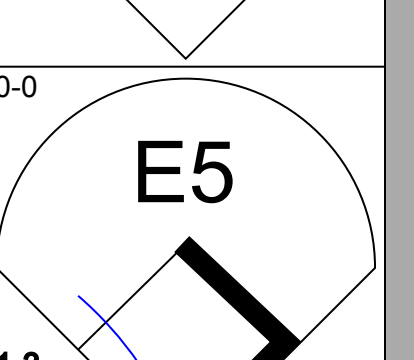
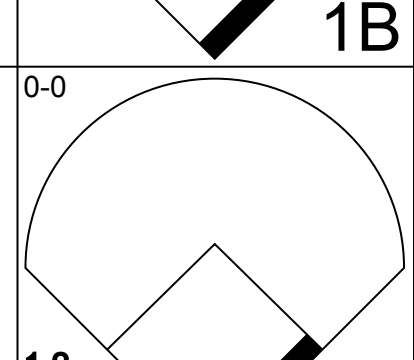
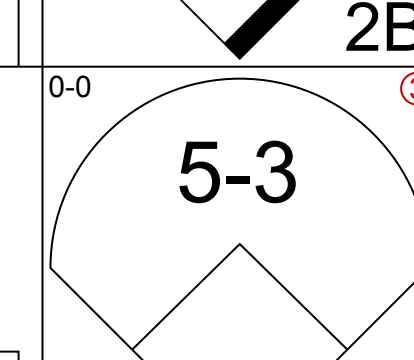
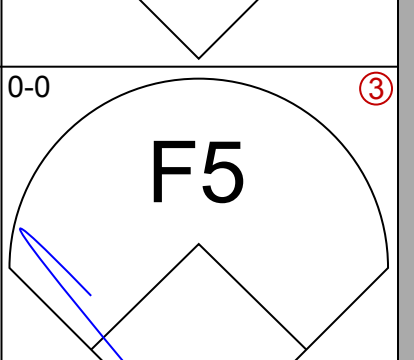
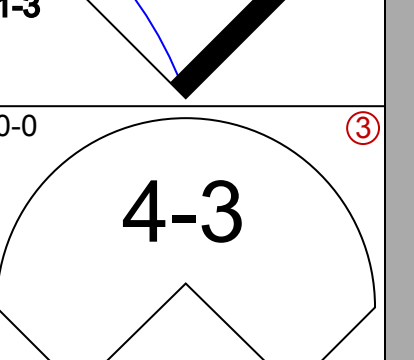
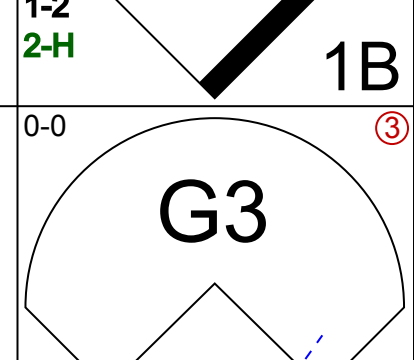
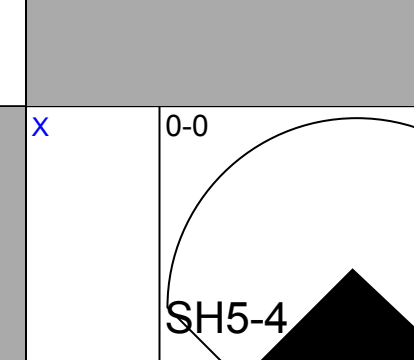
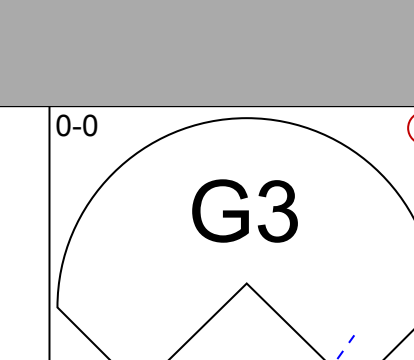
Batter	1	2	3	4	5	6	7	8	9	AB	R	H	RBI	BB	SO	LOB	BOTTOM			
Bob Bailor, R OBP: 0.344, SLG: 0.415	5-3		2B 1B	G1-4-3		F7		FC6-2 1B	5	2	2	2	0	0	2	Texas Rangers @ Toronto Blue Jays Exhibition Stadium, Toronto, ON Sat Jul 02 1977, 3:33 AM EDT Att: 19,176 - Unknown - 65 F livebaseballscorecards.com				
Steve Stagos, R OBP: 0.300, SLG: 0.600	3-1		F9		F7	K		FC6-2 1B	5	1	1	0	0	1	3					
Ron Fairly, L OBP: 0.427, SLG: 0.550	BB		1-3 2H 1B	WP HR		G3		FC6-2 1B	3	2	1	1	2	0	3					
Otto Velez, R OBP: 0.375, SLG: 0.495	BB		1-3 2H BB	F8		BB		1B	2	0	1	2	3	0	1					
Sam Ewing, L OBP: 0.388, SLG: 0.381	6-3			WP HR		K		1B	4	1	2	2	0	1	3					
Steve Bowling, R OBP: 0.282, SLG: 0.155			1-2 2H 1B	HR		K		IBB	0	0	0	0	1	0	0					
Doug Radler, R OBP: 0.335, SLG: 0.434		K	F8		HR			F4	5	1	1	3	0	2	6					
Doug Ault, R OBP: 0.335, SLG: 0.403	F9		F9		6-3			F6	5	1	1	0	0	0	5					
John Scott, R OBP: 0.265, SLG: 0.313	4-3			F7		SH1-4 1B		E 1B	4	1	2	0	0	0	0					
Alan Ashby, S OBP: 0.282, SLG: 0.281			1B 2B	G1-4-3 1B		SH1-4		FC 1B	2	1	1	0	1	0	2					
Inning Stats	R: 0 E: 0 K: 0 S: 3	H: 0 LOB: 2 BB: 2 P: 11	R: 0 E: 0 K: 1 S: 5	H: 0 LOB: 0 BB: 0 P: 5	R: 3 E: 0 K: 0 S: 6	H: 3 LOB: 2 BB: 2 P: 14	R: 0 E: 0 K: 0 S: 3	H: 1 LOB: 0 BB: 0 P: 3	R: 3 E: 0 K: 0 S: 5	H: 2 LOB: 0 BB: 1 P: 9	R: 0 E: 0 K: 1 S: 6	H: 1 LOB: 1 BB: 0 P: 6	R: 0 E: 0 K: 2 S: 7	H: 0 LOB: 1 BB: 1 P: 11	R: 4 E: 1 K: 0 S: 9	H: 5 LOB: 3 BB: 1 P: 13	1B: 10 2B: 1 3B: 0 HR: 1	SF: 0 SAC: 1 DP: 1 HBP: 0	WP: 1 PB: 0 SB: 0 CS: 0	PA: 43
PITCHER Len Barker, R ERA: 10.8	IP: 5.0 WLS: L BF: 25	H: 6 R: 6 ER: 6 SO: 1	BB: 5 IBB: 0 HBP: 0 BLK: 0	WP: 1 HR: 1 S: 22 P: 42	ERA: 10.80 WHIP: 2.200															
Paul Lindblad, L ERA: 4.0	IP: 2.0 WLS: L BF: 12	H: 4 R: 4 ER: 3 SO: 3	BB: 1 IBB: 0 HBP: 0 BLK: 0	WP: 0 HR: 0 S: 17 P: 21	ERA: 13.50 WHIP: 2.500															
Adrian Devine, R ERA: 2.56	IP: 1.0 WLS: L BF: 6	H: 2 R: 0 ER: 0 SO: 0	BB: 0 IBB: 1 HBP: 0 BLK: 0	WP: 0 HR: 0 S: 5 P: 9	ERA: 0.00 WHIP: 2.000															

Batter	1	2	3	4	5	6	7	8	9	10	AB	R	H	RBI	BB	SO	LOB							
Bert Campaneris, R OBP: 0.332, SLG: 0.373 (1.6)												4	0	0	0	1	3	3						
Claudell Washington, L OBP: 0.332, SLG: 0.430 (1.7)											5	0	0	0	0	0	0	6						
Mike Hargrove, L OBP: 0.388, SLG: 0.391 (1.3)											4	0	1	0	1	0	3							
Willie Horton, R OBP: 0.341, SLG: 0.459 (10, PR)											5	1	2	1	0	0	2	0	0	0	0	0	0	
Dave May, L OBP: 0.335, SLG: 0.366 (1.9)											5	1	1	0	0	1	1							
Toby Harrah, R OBP: 0.390, SLG: 0.487 (1.5)											4	1	1	0	1	0	1							
Juan Beniquez, R OBP: 0.329, SLG: 0.403 (1.8)											3	2	2	1	2	0	0							
Bump Willis, S OBP: 0.359, SLG: 0.412 (1.4)											5	1	2	2	0	1	4							
Jim Sundberg, R OBP: 0.280, SLG: 0.280 (7, PH)											2	0	0	0	0	0	2	0	0	0	0	0	0	
Ed Kirkpatrick, L OBP: 0.308, SLG: 0.293 (7, 2)											0	0	0	0	1	0	0							
Bill Fahey, L OBP: 0.211, SLG: 0.216 (9, PH)											0	0	0	0	0	0	0							
John Ellis, R OBP: 0.250, SLG: 0.325 (9, 2)											2	0	1	1	0	0	1							
Inning Stats	R: 0 E: 0 K: 1 S: 6	H: 1 LOB: 1 BB: 0 P: 6	R: 0 E: 0 K: 0 S: 3	H: 0 LOB: 0 BB: 0 P: 3	R: 0 E: 0 K: 1 S: 5	H: 0 LOB: 0 BB: 0 P: 5	R: 0 E: 0 K: 2 S: 2	H: 0 LOB: 0 BB: 1 P: 6	R: 0 E: 0 K: 0 S: 7	H: 0 LOB: 0 BB: 2 P: 15	R: 0 E: 0 K: 0 S: 3	H: 0 LOB: 0 BB: 0 P: 3	R: 2 E: 0 K: 1 S: 9	H: 4 LOB: 3 BB: 1 P: 13	R: 0 E: 0 K: 0 S: 3	H: 0 LOB: 0 BB: 0 P: 3	R: 1 E: 0 K: 0 S: 5	H: 2 LOB: 3 BB: 2 P: 13	R: 3 E: 0 K: 0 S: 6	H: 3 LOB: 1 BB: 0 P: 6	1B: 6 2B: 1 3B: 1 HR: 2	SF: 0 SAC: 0 DP: 1 HBP: 0	WP: 1 PA: 45 PB: 0 SB: 0 CS: 0	
PITCHER	IP 8.1	WLS L	BF 35	H 6	R 3	ER 3	SO 5	BB 4	IBB 0	HBP 0	BLK 0	WP 1	HR 1	S 40	P 60	ERA 3.24	WHIP 1.200							
Dave Lemanczyk, R ERA: 3.98 (1.1)																								
Mike Willis, L ERA: 2.87 (9.1)																								

Texas Rangers @ Toronto Blue Jays
Exhibition Stadium, Toronto, ON
Sun Jul 03 1977, 3:33 AM EDT
Unknown - 70 F


AB	39
R	6
H	10
RBI	5
BB	6
SO	5
LOB	23



Batter	1	2	3	4	5	6	7	8	9	10	AB	R	H	RBI	BB	SO	LOB							
Bob Bailor, R OBP: 0.341, SLG: 0.411 (1.6)											5	0	1	0	0	0	0							
Steve Stagg, R OBP: 0.214, SLG: 0.429 (1.4)											4	0	0	0	0	1	0							
Al Woods, L OBP: 0.365, SLG: 0.446 (1.7)											4	0	1	0	1	0	0							
Ron Fairly, L OBP: 0.423, SLG: 0.547 (1.3)											5	0	1	0	0	1	3							
Sam Ewing, L OBP: 0.394, SLG: 0.376 (1, 10)											4	1	1	0	0	1	2							
Doug Ault, R OBP: 0.333, SLG: 0.401 (10, PH)											1	0	0	0	0	0	1							
Otto Velez, R OBP: 0.375, SLG: 0.507 (1.9)											5	1	2	1	0	2	2							
Doug Rader, R OBP: 0.357, SLG: 0.439 (1.5)											4	0	2	0	0	1	1							
John Scott, R OBP: 0.265, SLG: 0.311 (1.8)											4	0	1	1	0	0	2							
Ernie Whitt, L OBP: 0.250, SLG: 0.316 (1.2)											4	1	1	0	0	0	4							
Inning Stats	R: 0 E: 0 K: 2 S: 8	H: 1 LOB: 1 BB: 0 P: 8	R: 0 E: 1 K: 1 S: 7	H: 1 LOB: 2 BB: 0 P: 7	R: 0 E: 0 K: 0 S: 3	H: 0 LOB: 0 BB: 0 P: 3	R: 1 E: 0 K: 0 S: 6	H: 3 LOB: 3 BB: 0 P: 6	R: 0 E: 0 K: 0 S: 3	H: 0 LOB: 0 BB: 0 P: 3	R: 1 E: 0 K: 1 S: 7	H: 2 LOB: 2 BB: 1 P: 11	R: 0 E: 0 K: 1 S: 5	H: 0 LOB: 0 BB: 0 P: 5	R: 0 E: 0 K: 0 S: 3	H: 0 LOB: 0 BB: 0 P: 3	R: 0 E: 0 K: 1 S: 6	H: 1 LOB: 1 BB: 0 P: 6	1B: 7 2B: 2 3B: 0 HR: 1	SF: 0 SAC: 1 DP: 0 HBP: 0	WP: 1 PA: 42 PB: 0 SB: 0 CS: 0			
PITCHER	IP 9.0	WLS W	BF 38	H 9	R 3	ER 3	SO 5	BB 0	IBB 1	HBP 0	BLK 0	WP 1	HR 1	S 47	P 51	ERA 3.00	WHIP 1.000							
Dock Ellis, R ERA: 4.44 (1.1)																								
Darold Knowles, L ERA: 2.45 (10.1)																								

Texas Rangers @ Toronto Blue Jays
Exhibition Stadium, Toronto, ON
Sun Jul 03 1977, 3:33 AM EDT
Unknown - 70 F


AB	40
R	3
H	10
RBI	2
BB	1
SO	6
LOB	15



Batter	1	2	3	4	5	6	7	8	9	AB	R	H	RBI	BB	SO	LOB	TOP					
Mike Hargrove, L (1, 3) OBP: 0.386, SLG: 0.387	F8		1B BB		4-3		1-3			3	0	0	0	1	0	0						
Claudell Washington, L (1, 7) OBP: 0.336, SLG: 0.446	1B		L6			HR		F8		4	1	2	1	0	0	1						
Juan Beniquez, R (1, 8) OBP: 0.331, SLG: 0.405	F9		1-2 1B			1-3		CS 1B		4	0	2	0	0	0	1						
Willie Horton, R (1, 10) OBP: 0.339, SLG: 0.456	K		K			HR 1B		F9 1-2		4	1	1	0	0	2	4						
Toby Harrah, R (1, 5) OBP: 0.388, SLG: 0.481		G4-6-3 1B BB			F8			F9		3	0	0	0	1	1	1						
Dave May, L (1, 9) OBP: 0.310, SLG: 0.393		G4-6-3 1-2 1B			G1			HR 1-H		4	1	2	2	0	0	0						
Bump Willis, S (1, 4) OBP: 0.354, SLG: 0.406		G4-6-3 1-2 2-3			B1			4-3		4	0	0	0	0	0	2						
Jim Mason, L (1, 6) OBP: 0.250, SLG: 0.229		6-3			1-3			G3		3	0	0	0	0	0	1						
Bert Campaneris, R (7, 6) OBP: 0.332, SLG: 0.373					4-3					0	0	0	0	0	0	0						
Bill Fahey, L (1, 2) OBP: 0.195, SLG: 0.200					4-3			1-6-3		3	0	0	0	0	0	0						
Inning Stats	R: 0 E: 0 K: 1 S: 6	H: 1 LOB: 1 BB: 0 P: 6	R: 0 E: 0 K: 0 S: 3	H: 1 LOB: 1 BB: 1 P: 7	R: 0 E: 0 K: 1 S: 6	H: 1 LOB: 2 BB: 1 P: 10	R: 0 E: 0 K: 0 S: 3	H: 0 LOB: 0 BB: 0 P: 3	R: 0 E: 0 K: 0 S: 3	H: 0 LOB: 0 BB: 0 P: 3	R: 3 E: 0 K: 0 S: 6	H: 3 LOB: 0 BB: 0 P: 6	R: 0 E: 0 K: 0 S: 3	H: 0 LOB: 0 BB: 0 P: 3	R: 0 E: 0 K: 1 S: 5	H: 1 LOB: 0 BB: 0 P: 3	R: 0 E: 0 K: 1 S: 5	H: 0 LOB: 0 BB: 0 P: 5	1B: 5 2B: 0 3B: 0 HR: 2	SF: 0 SAC: 0 DP: 1 HBP: 0	WP: 0 PB: 0 SB: 0 CS: 1	PA: 34
PITCHER Jesse Jefferson, R (1, 1) ERA: 4.1	IP: 9.0 WLS: W BF: 34 H: 7 R: 3 ER: 3 SO: 3 BB: 2 IBB: 0 HBP: 0 BLK: 0 WP: 0 HR: 2 S: 38 P: 46 ERA: 3.00 WHIP: 1.000											PITCHER	IP: 9.0 WLS: W BF: 34 H: 7 R: 3 ER: 3 SO: 3 BB: 2 IBB: 0 HBP: 0 BLK: 0 WP: 0 HR: 2 S: 38 P: 46 ERA: 3.00 WHIP: 1.000									

Texas Rangers @ Toronto Blue Jays
Exhibition Stadium, Toronto, ON
Sun Jul 03 1977, 3:38 AM EDT
Att: 32,066 - Unknown


AB	32
R	3
H	7
RBI	3
BB	2
SO	3
LOB	10



Batter	1	2	3	4	5	6	7	8	9	AB	R	H	RBI	BB	SO	LOB	BOTTOM			
Steve Stagg, R (1, 4) OBP: 0.283, SLG: 0.421	6-3	F8			S SH1-4 4-3 1B	F9		1-3 2-H 3-H 1B		5	1	2	2	0	0	2				
Al Woods, L (1, 7) OBP: 0.362, SLG: 0.439	BB 1B BB		4-3		SH1-4 1-2		F5	F8		3	0	0	0	1	0	2				
Bob Bailor, R (1, 8) OBP: 0.343, SLG: 0.410	1-2 1B		BB		4-3 2-H		F3			3	0	1	1	1	0	0				
Otto Velez, R (1, 9) OBP: 0.374, SLG: 0.505	K		F9		K		F7			1	0	0	0	0	1	2				
Steve Bowling, R (2, 9) OBP: 0.270, SLG: 0.148										3	0	0	0	0	1	1				
Doug Rader, R (1, 5) OBP: 0.356, SLG: 0.434	1-2 2-3 BB		F8				F8			3	0	0	0	1	0	1				
Ron Fairly, L (1, 10) OBP: 0.420, SLG: 0.541	4-3				F2		2B 6-3 1B	F4		4	1	1	0	0	0	3				
Doug Ault, R (1, 3) OBP: 0.340, SLG: 0.413					K		1-3 1B 2B	BB 1B BB		3	2	2	0	1	1	0				
Hector Torres, R (1, 6) OBP: 0.264, SLG: 0.319		5-3					6-3	BB 1B BB		4	1	2	1	0	0	2				
Alan Ashby, S (1, 2) OBP: 0.295, SLG: 0.281		F7			K		3-H 2-H 1B	1B 1-2 2-3 BB		3	0	1	1	1	1	2				
Inning Stats	R: 0 E: 0 K: 1 S: 6	H: 1 LOB: 3 BB: 2 P: 14	R: 0 E: 0 K: 0 S: 4	H: 1 LOB: 1 BB: 0 P: 4	R: 0 E: 0 K: 0 S: 3	H: 0 LOB: 1 BB: 1 P: 7	R: 0 E: 0 K: 2 S: 8	H: 1 LOB: 1 BB: 0 P: 8	R: 1 E: 0 K: 1 S: 6	H: 1 LOB: 0 BB: 0 P: 6	R: 2 E: 0 K: 0 S: 6	H: 3 LOB: 1 BB: 0 P: 6	R: 0 E: 0 K: 0 S: 3	H: 0 LOB: 0 BB: 0 P: 3	R: 2 E: 0 K: 0 S: 5	H: 2 LOB: 2 BB: 2 P: 13	1B: 7 2B: 2 3B: 0 HR: 0	SF: 0 SAC: 1 DP: 0 HBP: 0	WP: 0 PB: 0 SB: 1 CS: 0	PA: 38
PITCHER Roger Moret, L (1, 1) ERA: 7.0	IP: 6.0 WLS: L BF: 28 H: 7 R: 3 ER: 3 SO: 4 BB: 3 IBB: 0 HBP: 0 BLK: 0 WP: 0 HR: 0 S: 33 P: 45 ERA: 4.50 WHIP: 1.667											PITCHER Darold Knowles, L (7, 1) ERA: 2.93	IP: 2.0 WLS: L BF: 10 H: 2 R: 2 ER: 2 SO: 0 BB: 2 IBB: 0 HBP: 0 BLK: 0 WP: 0 HR: 0 S: 8 P: 16 ERA: 9.00 WHIP: 2.000							

Texas Rangers @ Toronto Blue Jays
Exhibition Stadium, Toronto, ON
Sun Jul 03 1977, 3:38 AM EDT
Att: 32,066 - Unknown

AB	32
R	5
H	9
RBI	5
BB	5
SO	4
LOB	15




Batter	1	2	3	4	5	6	7	8	9	AB	R	H	RBI	BB	SO	LOB	TOP							
Tom Poquette, L (1,7) OBP: 0.347, SLG: 0.414	4-3		L4-3					F9		4	0	1	1	0	0	1	Kansas City Royals @ Texas Rangers Arlington Stadium, Arlington, TX Mon Jul 04 1977, 8:05 PM EDT Att: 34,660 - Unknown							
Hal McRae, R (1,10) OBP: 0.357, SLG: 0.479	F9							F8		4	0	1	0	0	0	1								
Al Cowens, R (1,9) OBP: 0.341, SLG: 0.513			5-3					6-3		4	0	1	0	0	0	1								
John Mayberry, L (1,3) OBP: 0.344, SLG: 0.410	4-3			K					4-3	4	0	0	0	0	2	1								
Darrell Porter, L (1,2) OBP: 0.371, SLG: 0.495									4-3	3	0	2	0	1	0	0								
Amos Otis, R (1,8) OBP: 0.332, SLG: 0.425									6-3	4	0	0	0	0	1	3								
Cookie Rojas, R (1,5) OBP: 0.323, SLG: 0.380										3	0	1	0	0	0	1								
Bob Heise, R (7, PR) OBP: 0.190, SLG: 0.238										0	0	0	0	0	0	0								
Freddie Patek, R (1,6) OBP: 0.307, SLG: 0.354										3	0	0	0	0	1	2								
Frank White, R (1,4) OBP: 0.284, SLG: 0.315										3	1	2	0	0	0	1								
Inning Stats	R: 0 E: 0 K: 0 S: 4	H: 1 LOB: 1 BB: 0 P: 4	R: 0 E: 0 K: 1 S: 6	H: 1 LOB: 1 BB: 0 P: 6	R: 0 E: 0 K: 0 S: 4	H: 2 LOB: 1 BB: 0 P: 4	R: 0 E: 0 K: 1 S: 4	H: 0 LOB: 0 BB: 1 P: 8	R: 1 E: 0 K: 0 S: 5	H: 2 LOB: 1 BB: 0 P: 5	R: 0 E: 0 K: 1 S: 6	H: 1 LOB: 1 BB: 0 P: 6	R: 0 E: 0 K: 1 S: 5	H: 1 LOB: 1 BB: 0 P: 5	R: 0 E: 0 K: 0 S: 3	H: 0 LOB: 0 BB: 0 P: 3	R: 0 E: 0 K: 0 S: 3	H: 0 LOB: 0 BB: 0 P: 3	R: 0 E: 0 K: 0 S: 3	H: 0 LOB: 0 BB: 0 P: 3	1B: 7 2B: 3 3B: 0 HR: 0	SF: 0 SAC: 0 DP: 3 HBP: 0	WP: 0 PB: 0 SB: 0 CS: 1	PA: 33
PITCHER Gaylord Perry, R (1,1) ERA: 3.46	IP: 9.0 WLS: L BF: 33	H: 8 R: 1 ER: 1 SO: 4	BB: 1 IBB: 0 HBP: 0 BLK: 0	WP: 0 HR: 0 S: 40 P: 44	ERA: 1.00 WHIP: 1.000	PITCHER																		

Batter	1	2	3	4	5	6	7	8	9	AB	R	H	RBI	BB	SO	LOB	BOTTOM							
Bert Campaneris, R (1,6) OBP: 0.529, SLG: 0.369	F9		1-3							3	0	0	0	0	0	1	Kansas City Royals @ Texas Rangers Arlington Stadium, Arlington, TX Mon Jul 04 1977, 8:05 PM EDT Att: 34,660 - Unknown							
Ed Kirkpatrick, L (7, PH) OBP: 0.302, SLG: 0.286										1	0	0	0	0	0	1								
Sandy Alomar Sr., S (8,6) OBP: 0.353, SLG: 0.364										0	0	0	0	0	0	0								
Bill Fahey, L (8, PH) OBP: 0.190, SLG: 0.195										1	0	0	0	0	0	2								
Claudell Washington, L (1,7) OBP: 0.329, SLG: 0.438	F9		F8							4	0	0	0	0	1	2								
Mike Hargrove, L (1,3) OBP: 0.367, SLG: 0.390										3	0	1	0	1	0	1								
Willie Horton, R (1,10) OBP: 0.335, SLG: 0.449										4	0	0	0	0	3	2								
Dave May, L (1,9) OBP: 0.309, SLG: 0.384										3	0	0	0	1	1	0								
Toby Harrah, R (1,5) OBP: 0.386, SLG: 0.476										3	0	0	0	1	0	1								
Juan Beniquez, R (1,8) OBP: 0.337, SLG: 0.417										4	0	3	0	0	0	1								
Bump Wills, S (1,4) OBP: 0.352, SLG: 0.403										4	0	1	0	0	2	3								
Jim Sundberg, R (1,2) OBP: 0.286, SLG: 0.286										3	0	2	0	0	0	2								
Ken Henderson, S (8, PH) OBP: 0.307, SLG: 0.388										1	0	0	0	0	0	2								
Inning Stats	R: 0 E: 0 K: 0 S: 3	H: 0 LOB: 1 BB: 1 P: 7	R: 0 E: 0 K: 1 S: 6	H: 1 LOB: 2 BB: 1 P: 10	R: 0 E: 0 K: 0 S: 4	H: 1 LOB: 1 BB: 0 P: 4	R: 0 E: 0 K: 0 S: 4	H: 1 LOB: 1 BB: 0 P: 4	R: 0 E: 0 K: 1 S: 6	H: 1 LOB: 1 BB: 0 P: 6	R: 0 E: 0 K: 1 S: 5	H: 0 LOB: 1 BB: 1 P: 9	R: 0 E: 0 K: 1 S: 6	H: 1 LOB: 1 BB: 0 P: 6	R: 0 E: 0 K: 2 S: 7	H: 0 LOB: 0 BB: 0 P: 7	R: 0 E: 0 K: 0 S: 5	H: 2 LOB: 2 BB: 0 P: 5	R: 0 E: 0 K: 0 S: 5	H: 0 LOB: 0 BB: 0 P: 5	1B: 4 2B: 3 3B: 0 HR: 0	SF: 0 SAC: 0 DP: 0 HBP: 0	WP: 0 PB: 0 SB: 0 CS: 0	PA: 37
PITCHER Jim Colborn, R (1,1) ERA: 3.31	IP: 8.1 WLS: W BF: 35	H: 7 R: 0 ER: 0 SO: 7	BB: 3 IBB: 0 HBP: 0 BLK: 0	WP: 0 HR: 0 S: 46 P: 58	ERA: 0.00 WHIP: 1.200	PITCHER																		
Mark Littell, R (9,1) ERA: 2.9	IP: 0.2 WLS: S BF: 2	H: 0 R: 0 ER: 0 SO: 0	BB: 0 IBB: 0 HBP: 0 BLK: 0	WP: 0 HR: 0 S: 2 P: 2	ERA: 0.00 WHIP: 0.000	PITCHER																		

Batter	1	2	3	4	5	6	7	8	9	AB	R	H	RBI	BB	SO	LOB	TOP										
Tom Poquette, L (1, 9) OBP: 0.345, SLG: 0.411	F7		F8		HR		P4			4	1	1	1	0	0	0	Kansas City Royals @ Texas Rangers Arlington Stadium, Arlington, TX Tue Jul 05 1977, 8:05 PM EDT Att: 11,036 - Unknown										
Hal McRae, R (1, 7) OBP: 0.361, SLG: 0.491					HR					3	1	2	2	1	1	0											
Joe Zdeb, R (7, PR) OBP: 0.392, SLG: 0.471	1B		K		HR		CS			0	0	0	0	0	0	0											
Ralph LaCock, L (1, 3) OBP: 0.398, SLG: 0.550	F7			P6	K		CS	4-3		4	0	0	0	0	1	1											
John Mayberry, L (1, 10) OBP: 0.349, SLG: 0.410										2	1	1	0	2	0	0											
Davey Nelson, R (8, PR) OBP: 0.279, SLG: 0.308				HR				L5-3	1B	0	0	0	0	0	0	0											
Al Cowens, R (1, 8) OBP: 0.343, SLG: 0.523	E6			HR				L5-3		4	1	2	2	0	0	2											
John Wathan, R (1, 2) OBP: 0.333, SLG: 0.333	FC1-6			L4			FC1-6			4	0	0	0	0	1	3											
Darrell Porter, L (9, 2) OBP: 0.371, SLG: 0.495	FC1-6						FC1-6			0	0	0	0	0	0	0											
Cookie Rojas, R (1, 5) OBP: 0.333, SLG: 0.365										4	0	0	0	0	1	3											
Bob Heise, R (9, 5) OBP: 0.190, SLG: 0.238	G6-4-3			6-3			K			0	0	0	0	0	0	0											
Freddie Patek, R (1, 6) OBP: 0.306, SLG: 0.353			K		SH3-4		F9			4	1	1	0	0	1	1											
Frank White, R (1, 4) OBP: 0.286, SLG: 0.330				HR			K			2	1	1	1	0	1	0											
Inning Stats	R: 0 E: 0 K: 0 S: 3	H: 1 LOB: 0 BB: 0 P: 3	R: 0 E: 1 K: 0 S: 3	H: 0 LOB: 1 BB: 1 P: 7	R: 1 E: 0 K: 2 S: 8	H: 1 LOB: 0 BB: 0 P: 8	R: 2 E: 0 K: 0 S: 4	H: 1 LOB: 0 BB: 1 P: 8	R: 3 E: 0 K: 1 S: 8	H: 3 LOB: 2 BB: 0 P: 8	R: 0 E: 0 K: 1 S: 6	H: 1 LOB: 1 BB: 0 P: 6	R: 0 E: 0 K: 1 S: 4	H: 0 LOB: 1 BB: 1 P: 8	R: 0 E: 0 K: 0 S: 3	H: 1 LOB: 1 BB: 0 P: 3	R: 0 E: 0 K: 1 S: 5	H: 0 LOB: 0 BB: 0 P: 5	1B: 5 2B: 1 3B: 0 HR: 3	SF: 0 SAC: 1 DP: 2 HBP: 0	WP: 0 PB: 0 SB: 0 CS: 1	PA: 36					
PITCHER	IP	WLS	BF	H	R	ER	SO	BB	IBB	HBP	BLK	WP	HR	S	P	ERA	WHIP										
Bert Blyleven, R (1, 1) ERA: 2.65	5.0	L	22	6	6	6	3	2	0	0	0	0	3	26	34	10.80	1.600										
Nelson Briles, R (6, 1) ERA: 4.29	2.0		7	1	0	0	2	1	0	0	0	0	0	10	14	0.00	1.000										
Paul Lindblad, L (8, 1) ERA: 3.86	2.0		6	1	0	0	1	0	0	0	0	0	0	8	8	0.00	0.500										

Batter	1	2	3	4	5	6	7	8	9	AB	R	H	RBI	BB	SO	LOB	BOTTOM										
Bert Campaneris, R (1, 6) OBP: 0.330, SLG: 0.375	S		1B		E5		L9		L9	4	2	1	1	1	0	1	Kansas City Royals @ Texas Rangers Arlington Stadium, Arlington, TX Tue Jul 05 1977, 8:05 PM EDT Att: 11,036 - Unknown										
Claudell Washington, L (1, 7) OBP: 0.335, SLG: 0.446	F3		3B		E7		G3		G3	5	1	3	1	0	0	1											
Mike Hargrove, L (1, 3) OBP: 0.365, SLG: 0.385			1B		2B		1B		1B	3	0	0	0	1	0	3											
John Ellis, R (9, PH) OBP: 0.247, SLG: 0.321	F8		F7				G3		F9	1	0	0	0	0	0	0											
Willie Horton, R (1, 10) OBP: 0.333, SLG: 0.446	K		F4		5-3					4	0	1	1	0	1	4											
Dave May, L (1, 9) OBP: 0.307, SLG: 0.380				4-3			F2			4	0	1	0	0	0	1											
Juan Beniquez, R (1, 8) OBP: 0.342, SLG: 0.420					F9		FC4-6		S	3	0	2	0	1	0	0											
Toby Harrah, R (1, 5) OBP: 0.385, SLG: 0.473	F7				F9		FC4-6		P4	4	0	1	0	0	0	2											
Bump Wills, S (1, 4) OBP: 0.351, SLG: 0.409					K		FC4-6		K	4	1	1	0	0	2	3											
Jim Sundberg, R (1, 2) OBP: 0.285, SLG: 0.290					1-3		FC4		6-3	4	0	1	0	0	0	4											
Inning Stats	R: 0 E: 0 K: 1 S: 5	H: 0 LOB: 1 BB: 1 P: 9	R: 0 E: 0 K: 0 S: 3	H: 2 LOB: 0 BB: 0 P: 3	R: 2 E: 0 K: 0 S: 6	H: 3 LOB: 1 BB: 0 P: 6	R: 0 E: 0 K: 0 S: 3	H: 0 LOB: 0 BB: 0 P: 3	R: 1 E: 2 K: 1 S: 7	H: 2 LOB: 2 BB: 1 P: 11	R: 0 E: 0 K: 0 S: 4	H: 1 LOB: 2 BB: 1 P: 8	R: 1 E: 0 K: 0 S: 5	H: 2 LOB: 1 BB: 0 P: 5	R: 0 E: 0 K: 1 S: 6	H: 1 LOB: 1 BB: 0 P: 6	R: 0 E: 0 K: 0 S: 3	H: 0 LOB: 0 BB: 0 P: 3	1B: 7 2B: 2 3B: 2 HR: 0	SF: 0 SAC: 0 DP: 0 HBP: 0	WP: 0 PB: 0 SB: 2 CS: 1	PA: 40					
PITCHER	IP	WLS	BF	H	R	ER	SO	BB	IBB	HBP	BLK	WP	HR	S	P	ERA	WHIP										
Doug Bird, R (1, 1) ERA: 5.98	4.2		20	7	3	2	2	1	0	0	0	0	0	23	27	3.86	1.714										
Larry Gura, L (5, 1) ERA: 3.13	2.1	W	12	3	1	1	0	2	0	0	0	0	0	10	18	3.86	2.143										
Mark Littell, R (8, 1) ERA: 2.79	2.0	S	7	1	0	0	1	0	0	0	0	0	0	9	9	0.00	0.500										

AB 31
R 6
H 8
RBI 6
BB 3
SO 6
LOB 10



AB 36
R 4
H 11
RBI 3
BB 3
SO 3
LOB 19



Batter	1	2	3	4	5	6	7	8	9	AB	R	H	RBI	BB	SO	LOB	TOP										
Matt Alexander, S (1, 6) OBP: 0.379, SLG: 0.308 Rob Picciolo, R (1, 6) OBP: 0.215, SLG: 0.224 Tim Hosley, R (9, PH)	4-0 CS BB	0-0 F6					0-0 6-3	0-3 K	0-0 1-3	0	0	0	0	1	0	0											
Marty Perez, R (1, 4) OBP: 0.324, SLG: 0.383 Rodney Scott, S (8, FR) OBP: 0.360, SLG: 0.317	0-0 6-3 1-2		0-0 5-3				0-0 1B	0-0 2B 1B		4	0	2	0	0	0	1											
Mitchell Page, L (1, 7) OBP: 0.351, SLG: 0.490	4-0 S 2B BB		0-0 4-3				0-0 F8	0-0 1-3 2B		3	1	1	0	1	0	1											
Wayne Gross, L (1, 5) OBP: 0.346, SLG: 0.460	0-0 1-H 2B		4-0 BB				0-0 F7	0-0 5-3		3	0	1	1	1	0	3											
Manny Sanguillen, R (1, 2) OBP: 0.299, SLG: 0.337	0-0 1-3		0-0 5-3				0-0 F3	4-0 G6-4-3 IBB		3	0	0	0	1	0	2											
Earl Williams, R (1, 3) OBP: 0.288, SLG: 0.424		0-0 1B SH1-4 SF7 1B		0-3 K			0-0 4-3	0-0 G6-4-3 1-2		4	1	1	0	0	1	3											
Willie Crawford, L (1, 10) OBP: 0.318, SLG: 0.310		0-0 SH1-4 1-2		0-0 F7			0-0 3-4-1	0-0 6-3		3	0	0	0	0	0	0											
Larry Murray, S (1, 9) OBP: 0.222, SLG: 0.196 Rich McKinney, R (9, PH) OBP: 0.226, SLG: 0.375 Jim Tyrone, R (9, FR) OBP: 0.307, SLG: 0.362		0-0 2-3 1B		0-0 E6 PO			0-0 F8	4-0 BB		3	0	1	0	0	0	0											
Tony Armas, R (1, 8) OBP: 0.290, SLG: 0.416		0-0 SF7 3-H		0-0 PO 1-2			0-0 F8	0-3 K HR		3	1	1	2	0	1	1											
Inning Stats	R: 1 E: 0 K: 0 S: 3	H: 1 LOB: 1 BB: 2 P: 11	R: 1 E: 0 K: 0 S: 5	H: 2 LOB: 1 BB: 0 P: 5	R: 0 E: 0 K: 0 S: 3	H: 0 LOB: 1 BB: 1 P: 7	R: 0 E: 1 K: 1 S: 5	H: 0 LOB: 0 BB: 0 P: 5	R: 0 E: 0 K: 0 S: 4	H: 1 LOB: 0 BB: 0 P: 4	R: 0 E: 0 K: 0 S: 3	H: 0 LOB: 0 BB: 0 P: 3	R: 1 E: 0 K: 1 S: 6	H: 1 LOB: 0 BB: 0 P: 6	R: 0 E: 0 K: 0 S: 4	H: 2 LOB: 3 BB: 1 P: 8	R: 0 E: 0 K: 1 S: 5	H: 0 LOB: 1 BB: 1 P: 9	1B: 4 2B: 2 3B: 0 HR: 1	SF: 1 SAC: 1 DP: 1 HBP: 0	WP: 0 PB: 0 SB: 1 CS: 1	PA: 38					
PITCHER	IP	WLS	BF	H	R	ER	SO	BB	IBB	HBP	BLK	WP	HR	S	P	ERA	WHIP										
Doyle Alexander, R (1, 1) ERA: 3.98	7.0	W	30	7	3	3	2	3	0	0	0	0	1	31	43	3.86	1.429										
Darold Knowles, L (8, 1) ERA: 2.99	0.1		2	0	0	0	0	0	1	0	0	0	0	1	5	0.00	0.000										
Adrian Devine, R (8, 1) ERA: 2.48	1.2	S	5	0	0	0	1	1	0	0	0	0	0	6	10	0.00	0.600										

Oakland Athletics @ Texas Rangers
Arlington Stadium, Arlington, TX
Wed Jul 06 1977, 8:05 PM EDT
Att. 7,729 - Unknown - 94 F

AB 30
R 3
H 7
RBI 3
BB 5
SO 3
LOB 13



Batter	1	2	3	4	5	6	7	8	9	AB	R	H	RBI	BB	SO	LOB	BOTTOM										
Bert Campaneris, R (1, 6) OBP: 0.326, SLG: 0.371	0-0 G3		0-0 F9				0-0 SF8		0-0 2-3	3	0	0	1	0	0	0											
Claudell Washington, L (1, 7) OBP: 0.333, SLG: 0.447	0-0 WP E 2B		0-3 K				0-0 F7		0-3 K	4	1	1	0	0	2	0											
Juan Beniquez, R (1, 8) OBP: 0.345, SLG: 0.432	0-0 F3						0-0 F8	0-0 SH1-4 S 1B	0-0 HR	4	2	2	1	0	0	1											
Dave May, L (1, 9) OBP: 0.312, SLG: 0.375	4-0 S 2-3 BB						0-0 G3	1-0 BB SH1-4 HBP	0-3 K	2	0	0	0	1	1	0											
Toby Harrah, R (1, 5) OBP: 0.384, SLG: 0.475	0-3 K						0-0 SH1-4		0-0 F8	3	0	1	0	0	1	1											
Ed Kirkpatrick, L (1, 10) OBP: 0.304, SLG: 0.273 Willie Horton, R (8, PH) OBP: 0.330, SLG: 0.448 Sandy Alomar Sr., S (8, FR) OBP: 0.353, SLG: 0.364		0-0 4-3		4-0 BB			0-0 K	0-3 K	0-0 SH1-3 1B	2	0	0	0	1	1	2											
Mike Hargrove, L (1, 3) OBP: 0.385, SLG: 0.382		0-0 6-3		0-0 F8			4-0 FC5 BB IBB	0-0 SH1-3	1-2	2	0	0	0	1	0	2											
Bump Wills, S (1, 4) OBP: 0.353, SLG: 0.408		0-3 K					0-0 F8 S SF8 1B	4-0 1-2 2-3 3-H BB	0-0 F9	3	1	1	0	1	1	2											
Bill Fahey, L (1, 2) OBP: 0.182, SLG: 0.186 John Ellis, R (6, PH) OBP: 0.244, SLG: 0.316			0-0 1-3				0-0 F8	0-0 FC5		2	0	0	0	0	0	1											
Inning Stats	R: 1 E: 0 K: 1 S: 6	H: 1 LOB: 1 BB: 1 P: 10	R: 0 E: 0 K: 1 S: 5	H: 0 LOB: 0 BB: 0 P: 5	R: 0 E: 0 K: 0 S: 4	H: 1 LOB: 2 BB: 1 P: 8	R: 0 E: 0 K: 0 S: 4	H: 1 LOB: 0 BB: 0 P: 4	R: 1 E: 0 K: 1 S: 6	H: 1 LOB: 3 BB: 2 P: 15	R: 1 E: 0 K: 2 S: 8	H: 1 LOB: 0 BB: 0 P: 8	R: 0 E: 0 K: 0 S: 4	H: 1 LOB: 2 BB: 0 P: 4	R: 0 E: 0 K: 0 S: 4	H: 1 LOB: 2 BB: 0 P: 4	1B: 3 2B: 2 3B: 0 HR: 1	SF: 1 SAC: 2 DP: 0 HBP: 1	WP: 1 PB: 0 SB: 5 CS: 0	PA: 35							
PITCHER	IP	WLS	BF	H	R	ER	SO	BB	IBB	HBP	BLK	WP	HR	S	P	ERA	WHIP										
Doc Medich, R (1, 1) ERA: 4.47	5.2		26	4	3	2	4	3	1	0	0	0	1	29	46	3.18	1.235										
Bob Lacey, L (6, 1) ERA: 2.23	2.1	L	9	2	1	1	2	0	0	0	0	0	1	13	13	3.86	0.857										

Oakland Athletics @ Texas Rangers
Arlington Stadium, Arlington, TX
Wed Jul 06 1977, 8:05 PM EDT
Att. 7,729 - Unknown - 94 F

AB 27
R 4
H 6
RBI 2
BB 4
SO 6
LOB 12



Batter	1	2	3	4	5	6	7	8	9	AB	R	H	RBI	BB	SO	LOB	TOP			
Jim Tyrone, R OBP: 0.303, SLG: 0.357	4-3	K			F9			F7									1 0 0 0 0 0 0			
Rob Piccolo, R OBP: 0.213, SLG: 0.221																	2 0 0 0 0 1 0			
Rodney Scott, S OBP: 0.358, SLG: 0.314																	1 0 0 0 0 0 0			
Marty Perez, R OBP: 0.327, SLG: 0.382	1B BB 1B		F4			WP 1B SF9 1B		K									3 2 1 0 1 1 0			
Mitchell Page, L OBP: 0.333, SLG: 0.488	1B 1B 1-2 BB		F9			SF9 WP 1B 1B		K									3 1 1 0 1 1 0			
Wayne Gross, L OBP: 0.342, SLG: 0.455	K		P1			SF9			F3								3 0 0 1 0 1 2			
Manny Sanguillen, R OBP: 0.298, SLG: 0.336	1B 1-2 2-3 1B				F6			F4									4 0 1 0 0 0 1			
Rich McKinney, R OBP: 0.240, SLG: 0.385					F4												3 0 2 2 0 0 0			
Matt Alexander, S OBP: 0.379, SLG: 0.308																	0 0 0 0 0 0 0			
Earl Williams, R OBP: 0.287, SLG: 0.422	1B 1-2 2-3 3-H					CS 1B			1-3								1 0 0 0 0 0 0			
Larry Murray, S OBP: 0.211, SLG: 0.185	K				6-3			CS									3 0 0 0 0 1 3			
Tony Armas, R OBP: 0.290, SLG: 0.412		K				G6-4-3 BB			K								2 0 0 0 1 2 0			
Tim Hosley, R		K				G6-4-3			6-3								3 0 0 0 0 1 1			
Inning Stats	R: 1 E: 0 K: 2 S: 9	H: 2 LOB: 3 BB: 2 P: 17	R: 0 E: 0 K: 3 S: 9	H: 0 LOB: 0 BB: 0 P: 9	R: 0 E: 0 K: 0 S: 3	H: 0 LOB: 0 BB: 0 P: 3	R: 0 E: 0 K: 0 S: 3	H: 0 LOB: 0 BB: 0 P: 3	R: 0 E: 0 K: 0 S: 2	H: 3 LOB: 1 BB: 1 P: 6	R: 0 E: 0 K: 1 S: 5	H: 0 LOB: 0 BB: 0 P: 5	R: 0 E: 0 K: 1 S: 7	H: 0 LOB: 0 BB: 0 P: 7	R: 0 E: 0 K: 0 S: 3	H: 0 LOB: 0 BB: 0 P: 3	1B: 5 2B: 0 3B: 0 HR: 0	SF: 1 SAC: 0 DP: 1 HBP: 0	WP: 1 PB: 0 SB: 0 CS: 1	PA: 34
PITCHER	IP WLS BF H R ER SO BB IBB HBP BLK WP HR S P ERA WHIP																			
Len Barker, R ERA: 7.59	(1, 1) 5.2 24 5 3 3 5 3 0 0 0 1 0 31 43 4.76 1.412																			
Roger Moret, L ERA: 5.11	(6, 1) 3.1 9 0 0 0 3 0 0 0 0 0 0 15 15 0.00 0.000																			

Oakland Athletics @ Texas Rangers
Arlington Stadium, Arlington, TX
Thu Jul 07 1977, 8:05 PM EDT
Att: 11,346 - Unknown

AB	29
R	3
H	5
RBI	3
BB	3
SO	8
LOB	7



Batter	1	2	3	4	5	6	7	8	9	AB	R	H	RBI	BB	SO	LOB	BOTTOM			
Bert Campaneris, R OBP: 0.321, SLG: 0.365	F8		FC1-5 1B		5-3	K		F8									5 1 0 0 0 1 7			
Claudell Washington, L OBP: 0.330, SLG: 0.441	K		2-3		K2-3	K											5 0 1 1 0 3 5			
Juan Beniquez, R OBP: 0.346, SLG: 0.432	K					S 1B HR 1B		F9									5 1 2 1 0 1 2			
Dave May, L OBP: 0.311, SLG: 0.372		3-1	G3			S HR 1B		F8									4 1 1 0 0 0 1			
Toby Harrah, R OBP: 0.392, SLG: 0.502						HR											3 2 3 4 0 0 0			
Ed Kirkpatrick, L OBP: 0.300, SLG: 0.271						HR											4 0 1 0 0 0 2			
Mike Hargrove, L OBP: 0.386, SLG: 0.382					F9												3 1 1 0 1 0 0			
Bump Wills, S OBP: 0.358, SLG: 0.414																	3 2 2 0 1 0 0			
Jim Sundberg, R OBP: 0.293, SLG: 0.296																	3 0 2 2 1 1 3			
Inning Stats	R: 0 E: 0 K: 2 S: 7	H: 0 LOB: 0 BB: 0 P: 7	R: 0 E: 0 K: 0 S: 2	H: 0 LOB: 0 BB: 0 P: 3	R: 3 E: 0 K: 0 S: 6	H: 3 LOB: 1 BB: 1 P: 10	R: 0 E: 0 K: 0 S: 3	H: 1 LOB: 0 BB: 0 P: 3	R: 0 E: 0 K: 1 S: 6	H: 1 LOB: 1 BB: 0 P: 6	R: 3 E: 0 K: 3 S: 15	H: 6 LOB: 3 BB: 0 P: 15	R: 1 E: 0 K: 0 S: 4	H: 1 LOB: 0 BB: 0 P: 4	R: 1 E: 1 K: 0 S: 4	H: 1 LOB: 2 BB: 2 P: 12	1B: 10 2B: 1 3B: 0 HR: 2	SF: 0 SAC: 0 DP: 1 HBP: 1	WP: 0 PB: 1 SB: 2 CS: 0	PA: 39
PITCHER	IP WLS BF H R ER SO BB IBB HBP BLK WP HR S P ERA WHIP																			
Mike Norris, R ERA: 4.7	(1, 1) 5.0 23 6 6 6 3 1 0 1 0 0 0 27 32 10.80 1.800																			
Bob Lacey, L ERA: 2.23	(6, 1) 0.0 3 3 0 0 0 0 0 0 0 0 0 3 3 ∞ ∞																			
Doug Bair, R ERA: 7.32	(6, 1) 3.0 13 2 2 2 3 2 0 0 0 0 1 17 25 6.00 1.333																			

Oakland Athletics @ Texas Rangers
Arlington Stadium, Arlington, TX
Thu Jul 07 1977, 8:05 PM EDT
Att: 11,346 - Unknown

AB	35
R	8
H	13
RBI	8
BB	3
SO	6
LOB	20



Batter	1	2	3	4	5	6	7	8	9	AB	R	H	RBI	BB	SO	LOB	TOP								
Gil Flores, R OBP: 0.335, SLG: 0.373 (1, 8)										5	0	2	0	0	0	3	California Angels @ Texas Rangers Arlington Stadium, Arlington, TX Fri Jul 08 1977, 8:05 PM EDT Att: 34,238 - Unknown								
Jerry Remy, L OBP: 0.343, SLG: 0.374 (1, 4)										5	0	1	0	0	0	3									
Don Baylor, R OBP: 0.318, SLG: 0.362 (1, 7)										5	0	1	1	0	0	2									
Tony Solaita, L OBP: 0.342, SLG: 0.404 (1, 3)										5	0	1	0	0	0	4									
Bobby Bonds, R OBP: 0.365, SLG: 0.556 (1, 9)										4	1	1	1	0	2	1									
Dave Chalk, R OBP: 0.363, SLG: 0.374 (1, 5)										4	1	1	0	0	1	0									
Ron Jackson, R OBP: 0.306, SLG: 0.378 (1, 10)										3	2	3	0	1	0	0									
Rance Mulliniks, L OBP: 0.317, SLG: 0.324 (9, PH)										2	0	0	0	1	1	2									
Mario Guerrero, R OBP: 0.316, SLG: 0.402 (7, PH)										1	0	0	0	0	0	2									
Terry Humphrey, R OBP: 0.289, SLG: 0.282 (7, PH)										2	1	2	3	0	0	0									
Ike Hampton, S OBP: 0.500, SLG: 0.714 (7, 2)										2	1	2	3	0	0	0									
Inning Stats	R: 0 E: 0 K: 0 S: 4	H: 1 LOB: 1 BB: 0 P: 4	R: 0 E: 0 K: 2 S: 8	H: 1 LOB: 0 BB: 0 P: 8	R: 0 E: 0 K: 1 S: 5	H: 1 LOB: 0 BB: 0 P: 5	R: 0 E: 0 K: 0 S: 3	H: 0 LOB: 0 BB: 0 P: 3	R: 0 E: 1 K: 2 S: 8	H: 1 LOB: 2 BB: 1 P: 12	R: 0 E: 0 K: 0 S: 3	H: 0 LOB: 0 BB: 0 P: 3	R: 2 E: 0 K: 0 S: 5	H: 2 LOB: 1 BB: 1 P: 9	R: 0 E: 0 K: 1 S: 6	H: 1 LOB: 1 BB: 0 P: 6	R: 3 E: 0 K: 0 S: 8	H: 5 LOB: 2 BB: 0 P: 8	1B: 7 2B: 4 3B: 0 HR: 1	SF: 0 SAC: 0 DP: 1 HBP: 0	WP: 1 PB: 0 SB: 0 CS: 0	PA: 40			
PITCHER	IP	WLS	BF	H	R	ER	SO	BB	IBB	HBP	BLK	WP	HR	S	P	ERA	WHIP								
Dock Ellis, R ERA: 4.29 (1, 1)	7.0	W	28	6	2	2	5	2	0	0	0	0	1	36	44	2.57	1.143								
Paul Lindblad, L ERA: 4.21 (8, 1)	1.2		11	6	3	3	1	0	0	0	0	1	0	13	13	16.20	3.600								
Darold Knowles, L ERA: 2.86 (9, 1)	0.1	S	1	0	0	0	0	0	0	0	0	0	0	1	1	0.00	0.000								

Batter	1	2	3	4	5	6	7	8	9	AB	R	H	RBI	BB	SO	LOB	BOTTOM								
Bert Campaneris, R OBP: 0.323, SLG: 0.366 (1, 6)										4	1	2	0	0	1	2	California Angels @ Texas Rangers Arlington Stadium, Arlington, TX Fri Jul 08 1977, 8:05 PM EDT Att: 34,238 - Unknown								
Claudell Washington, L OBP: 0.336, SLG: 0.438 (1, 7)										2	2	0	0	3	0	2									
Mike Hargrove, L OBP: 0.367, SLG: 0.382 (1, 3)										5	0	2	1	0	1	2									
Willie Horton, R OBP: 0.334, SLG: 0.443 (1, 10)										3	1	0	1	1	2	3									
Sandy Alomar Sr., S OBP: 0.365, SLG: 0.378 (6, PR)										1	0	1	0	0	0	0									
Dave May, L OBP: 0.313, SLG: 0.367 (1, 9)										2	2	0	1	2	0	1									
Toby Harrah, R OBP: 0.390, SLG: 0.496 (1, 5)										3	0	0	1	1	1	3									
Juan Beniquez, R OBP: 0.351, SLG: 0.436 (1, 8)										2	0	1	2	2	0	0									
Bump Wills, S OBP: 0.357, SLG: 0.412 (1, 4)										4	1	1	0	0	2	5									
Jim Sundberg, R OBP: 0.306, SLG: 0.311 (1, 2)										3	2	3	1	1	0	0									
Inning Stats	R: 3 E: 0 K: 2 S: 8	H: 2 LOB: 2 BB: 4 P: 24	R: 2 E: 0 K: 1 S: 6	H: 2 LOB: 1 BB: 1 P: 10	R: 1 E: 0 K: 0 S: 3	H: 1 LOB: 2 BB: 2 P: 11	R: 0 E: 0 K: 2 S: 8	H: 1 LOB: 0 BB: 0 P: 8	R: 0 E: 0 K: 0 S: 3	H: 0 LOB: 0 BB: 0 P: 3	R: 3 E: 1 K: 1 S: 8	H: 2 LOB: 2 BB: 2 P: 16	R: 0 E: 0 K: 1 S: 6	H: 1 LOB: 2 BB: 1 P: 10	R: 0 E: 0 K: 0 S: 4	H: 1 LOB: 1 BB: 0 P: 4	R: 0 E: 0 K: 0 S: 8	H: 1 LOB: 1 BB: 0 P: 8	1B: 8 2B: 2 3B: 0 HR: 0	SF: 1 SAC: 2 DP: 1 HBP: 0	WP: 1 PB: 1 SB: 3 CS: 1	PA: 42			
PITCHER	IP	WLS	BF	H	R	ER	SO	BB	IBB	HBP	BLK	WP	HR	S	P	ERA	WHIP								
Nolan Ryan, R ERA: 2.71 (1, 1)	2.1	L	16	4	6	5	3	7	0	0	0	0	0	15	43	19.29	4.714								
Mike Barlow, R ERA: 8.31 (3, 1)	3.0		13	3	3	2	2	1	1	0	0	0	0	15	23	6.00	1.333								
Paul Hartzell, R ERA: 2.99 (6, 1)	0.2		4	1	0	0	1	0	0	0	0	0	0	6	6	0.00	1.500								
Gary Ross, R ERA: 5.55 (7, 1)	2.0		9	2	0	0	1	1	0	0	0	0	0	10	14	0.00	1.500								

Batter	1	2	3	4	5	6	7	8	9	AB	R	H	RBI	BB	SO	LOB	TOP			
Gil Flores, R OBP: 0.337, SLG: 0.374 (1, 8)										5	0	2	1	0	1	0	California Angels @ Texas Rangers Arlington Stadium, Arlington, TX Sat Jul 09 1977, 8:05 PM EDT Att: 17,550 - Unknown			
Jerry Remy, L OBP: 0.341, SLG: 0.372 (1, 4)										4	0	1	0	0	0	1				
Dave Chalk, R OBP: 0.365, SLG: 0.374 (1, 5)										3	0	1	1	1	0	0				
Tony Solaita, L OBP: 0.340, SLG: 0.400 (1, 3)										4	0	1	0	0	3	5				
Bobby Bonds, R OBP: 0.361, SLG: 0.548 (1, 9)										4	0	0	0	0	2	6				
Ron Jackson, R OBP: 0.304, SLG: 0.370 (1, 10)										3	0	0	0	1	0	0				
Don Baylor, R OBP: 0.317, SLG: 0.361 (1, 7)										4	1	1	0	0	0	2				
Rance Mulliniks, L OBP: 0.333, SLG: 0.366 (1, 6)										4	1	2	0	0	1	0				
Ike Hampton, S OBP: 0.412, SLG: 0.588 (1, 2)										3	0	0	0	0	1	3				
Willie Aikens, L OBP: 0.324, SLG: 0.283 (9, PH)										1	0	0	0	0	0	0				
Inning Stats	R: 0 E: 0 K: 1 S: 5	H: 0 LOB: 0 BB: 0 P: 5	R: 0 E: 0 K: 1 S: 5	H: 0 LOB: 0 BB: 0 P: 5	R: 2 E: 0 K: 2 S: 12	H: 5 LOB: 3 BB: 0 P: 12	R: 0 E: 0 K: 0 S: 4	H: 1 LOB: 1 BB: 0 P: 4	R: 0 E: 0 K: 1 S: 5	H: 0 LOB: 0 BB: 0 P: 5	R: 0 E: 0 K: 0 S: 3	H: 0 LOB: 0 BB: 0 P: 3	R: 0 E: 0 K: 1 S: 6	H: 1 LOB: 2 BB: 0 P: 10	R: 0 E: 0 K: 0 S: 3	H: 0 LOB: 0 BB: 0 P: 3	1B: 7 2B: 1 3B: 0 HR: 0	SF: 0 SAC: 0 DP: 0 HBP: 0	WP: 0 PB: 0 SB: 0 CS: 0	PA: 37
PITCHER Gaylord Perry, R ERA: 3.36 (1, 1)	IP: 9.0 WLS: W BF: 37 H: 8 R: 2 ER: 2 SO: 8 BB: 2 IBB: 0 HBP: 0 BLK: 0 WP: 0 HR: 0 S: 51 P: 59 ERA: 2.00 WHIP: 1.111															PITCHER				

Batter	1	2	3	4	5	6	7	8	9	AB	R	H	RBI	BB	SO	LOB	BOTTOM	
Bert Campaneris, R OBP: 0.328, SLG: 0.369 (1, 6)										3	2	2	1	1	0	1	California Angels @ Texas Rangers Arlington Stadium, Arlington, TX Sat Jul 09 1977, 8:05 PM EDT Att: 17,550 - Unknown	
Jim Mason, L OBP: 0.250, SLG: 0.229 (9, 6)										0	0	0	0	0	0	0		
Claudell Washington, L OBP: 0.333, SLG: 0.452 (1, 7)										5	0	1	0	0	3	6		
Mike Hargrove, L OBP: 0.367, SLG: 0.380 (1, 3)										4	0	1	2	1	0	2		
Willie Horton, R OBP: 0.333, SLG: 0.440 (1, 10)										4	0	1	0	0	0	2		
Dave May, L OBP: 0.312, SLG: 0.364 (1, 9)										4	1	1	0	0	1	4		
Toby Harrah, R OBP: 0.391, SLG: 0.493 (1, 5)										2	1	0	0	2	2	2		
Juan Beniquez, R OBP: 0.350, SLG: 0.431 (1, 8)										3	1	0	0	1	0	3		
Bump Wills, S OBP: 0.359, SLG: 0.411 (1, 4)										3	1	1	2	1	1	2		
Jim Sundberg, R OBP: 0.313, SLG: 0.309 (1, 2)										1	1	0	0	3	0	1		
Inning Stats	R: 1 E: 0 K: 0 S: 3	H: 1 LOB: 0 BB: 1 P: 7	R: 5 E: 2 K: 0 S: 9	H: 4 LOB: 2 BB: 1 P: 13	R: 1 E: 0 K: 2 S: 8	H: 1 LOB: 2 BB: 2 P: 16	R: 0 E: 0 K: 1 S: 6	H: 1 LOB: 2 BB: 1 P: 10	R: 0 E: 0 K: 1 S: 4	H: 0 LOB: 0 BB: 1 P: 8	R: 0 E: 0 K: 1 S: 5	H: 0 LOB: 1 BB: 2 P: 12	R: 0 E: 0 K: 1 S: 5	H: 0 LOB: 1 BB: 1 P: 9	1B: 7 2B: 0 3B: 0 HR: 0	SF: 0 SAC: 1 DP: 3 HBP: 0	WP: 0 PB: 0 SB: 0 CS: 0	PA: 39
PITCHER Wayne Simpson, R ERA: 4.97 (1, 1)	IP: 1.1 WLS: L BF: 12 H: 5 R: 6 ER: 2 SO: 0 BB: 2 IBB: 0 HBP: 0 BLK: 0 WP: 0 HR: 0 S: 10 P: 18 ERA: 13.50 WHIP: 5.250															PITCHER		
Dyar Miller, R ERA: 3.69 (2, 1)	IP: 4.2 WLS: L BF: 19 H: 2 R: 1 ER: 1 SO: 5 BB: 4 IBB: 0 HBP: 0 BLK: 0 WP: 0 HR: 0 S: 25 P: 41 ERA: 1.93 WHIP: 1.286															PITCHER		
Dave LaRoche, L ERA: 3.86 (7, 1)	IP: 2.0 WLS: L BF: 8 H: 0 R: 0 ER: 0 SO: 2 BB: 3 IBB: 0 HBP: 0 BLK: 0 WP: 0 HR: 0 S: 9 P: 21 ERA: 0.00 WHIP: 1.500															PITCHER		

Batter	1	2	3	4	5	6	7	8	9	AB	R	H	RBI	BB	SO	LOB	TOP										
Gil Flores, R OBP: 0.339, SLG: 0.375 (1, 8)	0-0 WP 1B		0-0 1-3		0-0 1-3 1B			0-3 K	0-0 F8	5	0	2	0	0	1	2	California Angels @ Texas Rangers Arlington Stadium, Arlington, TX Sun Jul 10 1977, 8:05 PM EDT Att: 14,321 - Unknown										
Jerry Remy, L OBP: 0.337, SLG: 0.367 (1, 4)	0-3 K		0-0 4-3		0-0 6-3 1-2			0-0 1-3		4	0	0	0	0	1	3											
Dave Chalk, R OBP: 0.364, SLG: 0.369 (1, 5)	0-0 F6		0-0 F8			0-0 6-3		4-0 BB		3	0	0	0	1	0	1											
Tony Solaita, L OBP: 0.339, SLG: 0.396 (1, 3)	0-0 F8			0-0 F7		0-0 G1-4-3 1B		0-0 F8		4	0	1	0	0	0	2											
Bobby Bonds, R OBP: 0.360, SLG: 0.554 (1, 9)		0-0 HR		0-3 K		0-0 G1-4-3 1-2			0-3 K	4	1	1	1	0	2	1											
Rance Mulliniks, L OBP: 0.347, SLG: 0.364 (1, 6)		0-0 F8		0-3 K			0-0 G6-4-3 1B		1-0 1B HBP	3	1	1	0	0	1	0											
Don Baylor, R OBP: 0.319, SLG: 0.360 (1, 7)		1-0 S HBP			0-3 K		0-0 G6-4-3 1-2 1B		0-3 K	3	0	1	0	0	2	1											
Ron Jackson, R OBP: 0.309, SLG: 0.369 (1, 10)		0-3 K		1-3 K		4-0 1B BB		0-0 G6-4-3 1-2 2-3 1B	0-0 1B	3	0	1	0	1	1	3											
Terry Humphrey, R OBP: 0.286, SLG: 0.279 (7, Ph)		0-0 5-3			0-3 K		0-0 G3		0-0 1-2 2-H 1B	2	0	0	0	0	1	2											
Willie Aikens, L OBP: 0.333, SLG: 0.279 (7, Ph)										0	0	0	0	0	0	0											
Andy Etchebarren, R OBP: 0.323, SLG: 0.409 (9, PR)										1	0	1	1	0	0	0											
Orlando Ramirez, R OBP: 0.077, SLG: 0.077 (9, PR)										0	0	0	0	0	0	0											
Inning Stats	R: 0 E: 0 K: 1 S: 6	H: 1 LOB: 1 BB: 0 P: 6	R: 1 E: 0 K: 1 S: 6	H: 1 LOB: 1 BB: 0 P: 7	R: 0 E: 0 K: 0 S: 3	H: 0 LOB: 0 BB: 0 P: 3	R: 0 E: 0 K: 2 S: 7	H: 0 LOB: 0 BB: 0 P: 7	R: 0 E: 0 K: 2 S: 8	H: 1 LOB: 2 BB: 1 P: 12	R: 0 E: 0 K: 0 S: 3	H: 2 LOB: 1 BB: 0 P: 4	R: 0 E: 0 K: 1 S: 5	H: 0 LOB: 1 BB: 1 P: 9	R: 1 E: 0 K: 2 S: 9	H: 2 LOB: 2 BB: 0 P: 10	1B: 7 2B: 0 3B: 0 HR: 1	SF: 0 SAC: 0 DP: 2 HBP: 2	WP: 1 PB: 0 SB: 3 CS: 0	PA: 37							
PITCHER	IP	WLS	BF	H	R	ER	SO	BB	IBB	HBP	BLK	WP	HR	S	P	ERA	WHIP										
Bert Blyleven, R ERA: 2.58 (1, 1)	7.0	W	27	6	1	1	6	1	0	1	0	1	1	37	42	1.29	1.000										
Nelson Briles, R ERA: 4.31 (8, 1)	1.2		9	2	1	1	3	1	0	1	0	0	0	13	18	5.40	1.800										
Adrian Devine, R ERA: 2.47 (9, 1)	0.1	S	1	0	0	0	0	0	0	0	0	0	0	1	1	0.00	0.000										

Batter	1	2	3	4	5	6	7	8	9	AB	R	H	RBI	BB	SO	LOB	BOTTOM										
Sandy Alomar Sr., S OBP: 0.351, SLG: 0.347 (1, 9)	0-0 5-3		0-0 F7	4-0 1-2 2-3 BB		0-3 K		0-0 F8		4	0	0	0	1	1	0	California Angels @ Texas Rangers Arlington Stadium, Arlington, TX Sun Jul 10 1977, 8:05 PM EDT Att: 14,321 - Unknown										
Bert Campaneris, R OBP: 0.324, SLG: 0.363 (1, 6)	0-0 F9		0-0 F9	0-3 K		0-0 1-3		0-0 F9		5	0	0	0	0	1	3											
Juan Beniquez, R OBP: 0.351, SLG: 0.430 (1, 8)	0-0 BB 1B		4-0 S BB		0-0 1-3		0-0 F8			3	1	1	0	1	0	0											
Willie Horton, R OBP: 0.336, SLG: 0.439 (1, 10)	4-0 1-2 BB		0-0 F9		0-0 BB 1B		0-0 5-3			3	1	1	0	1	0	0											
Toby Harrah, R OBP: 0.392, SLG: 0.491 (1, 5)	0-3 K			0-0 F8 1B	4-0 1-2 BB		0-0 F8			3	2	1	0	1	1	2											
John Ellis, R OBP: 0.296, SLG: 0.349 (1, 2)		0-3 K		0-0 F8	0-0 1-2 BB		0-0 1B			4	0	2	2	0	1	1											
Jim Sundberg, R OBP: 0.313, SLG: 0.309 (7, FR)				1-2 2-H 2B			0-0 1B			0	0	0	0	0	0	0											
Bump Wills, S OBP: 0.358, SLG: 0.408 (1, 4)		4-0 CS BB		0-3 K	0-3 K		0-0 1B			2	0	0	0	1	2	2											
Dave May, L OBP: 0.316, SLG: 0.368 (6, 9)							2-3 1B			1	0	1	0	0	0	0											
Mike Hargrove, L OBP: 0.392, SLG: 0.381 (1, 3)		4-0 BB		0-0 BB 1B	1-0 1B		0-3 K			2	0	1	1	1	1	3											
Claudell Washington, L OBP: 0.332, SLG: 0.429 (1, 7)		0-0 F8		0-0 BB 1B	0-0 4-3		0-0 B1-3			4	0	1	0	0	0	3											
Inning Stats	R: 0 E: 0 K: 1 S: 6	H: 1 LOB: 2 BB: 1 P: 10	R: 0 E: 0 K: 1 S: 4	H: 0 LOB: 1 BB: 2 P: 12	R: 1 E: 0 K: 0 S: 3	H: 0 LOB: 0 BB: 1 P: 7	R: 1 E: 0 K: 2 S: 10	H: 3 LOB: 3 BB: 1 P: 14	R: 2 E: 0 K: 1 S: 7	H: 2 LOB: 2 BB: 1 P: 12	R: 0 E: 0 K: 1 S: 5	H: 0 LOB: 0 BB: 0 P: 5	R: 0 E: 0 K: 1 S: 7	H: 2 LOB: 2 BB: 0 P: 7	R: 0 E: 0 K: 0 S: 3	H: 0 LOB: 0 BB: 0 P: 3	1B: 6 2B: 2 3B: 0 HR: 0	SF: 0 SAC: 0 DP: 0 HBP: 1	WP: 0 PB: 0 SB: 1 CS: 1	PA: 38							
PITCHER	IP	WLS	BF	H	R	ER	SO	BB	IBB	HBP	BLK	WP	HR	S	P	ERA	WHIP										
Ken Brett, L ERA: 4.73 (1, 1)	8.0	L	38	8	4	3	7	6	0	1	0	0	0	45	70	3.38	1.750										

Batter	1	2	3	4	5	6	7	8	9	10	AB	R	H	RBI	BB	SO	LOB	TOP
Tom Shopay, L OBP: 0.308, SLG: 0.333 (1, 8)	4-0 2B HR BB	0-0 1B			0-3 K		0-0 F3			0-0 F7	4	1	1	0	1	1	1	
Billy Smith, S OBP: 0.303, SLG: 0.329 (1, 4)	0-0 HR 2B	0-0 2-3			0-0 F8			0-0 F8		0-0 F6	5	1	1	0	0	0	2	
Pat Kelly, L OBP: 0.377, SLG: 0.434 (1, 7)	0-3 K			4-0 FC4 BB			0-0 1B		0-0 F9		3	0	1	0	1	1	2	
Ken Singleton, S OBP: 0.442, SLG: 0.511 (1, 9)	0-0 HR			0-0 F8			0-0 4-3		0-0 3-1		4	1	1	3	0	0	2	
Eddie Murray, S OBP: 0.324, SLG: 0.439 Tony Muser, L OBP: 0.346, SLG: 0.342 (1, 3) (9, 3)	0-3 2H 3H K			0-0 FC4 1-2F			0-0 6-3		0-3 K		4	0	0	0	0	2	1	
Lee May, R OBP: 0.295, SLG: 0.413 (1, 10)	0-0 1B			0-0 F8			0-0 F7		4-0 FC5-4 BB		3	0	1	0	1	0	1	
Doug DeCinces, R OBP: 0.339, SLG: 0.414 (1, 5)	0-0 F8				0-0 F9		0-0 6-3		0-0 FC5-4 CS		4	0	0	0	0	0	2	
Mark Belanger, R OBP: 0.271, SLG: 0.259 (1, 6)		0-0 F4			0-0 5-3		0-0 G3		0-0 CS	0-0 F2	4	0	0	0	0	0	0	
Dave Skaggs, R OBP: 0.341, SLG: 0.381 (1, 2)		0-0 5-3			0-0 5-3		0-0 6-3				4	0	1	0	0	0	0	
Inning Stats	R: 3 E: 0 K: 2 S: 10	H: 3 LOB: 1 BB: 1 P: 14	R: 0 E: 0 K: 0 S: 4	H: 1 LOB: 1 BB: 0 P: 4	R: 0 E: 0 K: 0 S: 3	H: 0 LOB: 1 BB: 1 P: 7	R: 0 E: 0 K: 0 S: 3	H: 0 LOB: 0 BB: 0 P: 3	R: 0 E: 0 K: 0 S: 3	H: 0 LOB: 0 BB: 0 P: 3	R: 0 E: 0 K: 1 S: 4	H: 0 LOB: 0 BB: 1 P: 8	R: 0 E: 0 K: 0 S: 4	H: 1 LOB: 1 BB: 0 P: 4	1B: 4 2B: 1 3B: 0 HR: 1	SF: 0 SAC: 0 DP: 0 HBP: 0	WP: 0 PA: 39	
PITCHER Doyle Alexander, R ERA: 3.88 (1, 1)	IP 10.0	WLS W 38	H 6	R 3	ER 3	SO 4	BB 3	IBB 0	HBP 0	BLK 0	WP 0	HR 1	S 43	P 55	ERA 2.70	WHIP 0.900		
PITCHER	IP	WLS	BF	H	R	ER	SO	BB	IBB	HBP	BLK	WP	HR	S	P	ERA	WHIP	

Baltimore Orioles @ Texas Rangers
Arlington Stadium, Arlington, TX
Tue Jul 12 1977, 8:05 PM EDT
Att: 8,646 - Unknown

AB	35
R	3
H	6
RBI	3
BB	3
SO	4
LOB	11



Batter	1	2	3	4	5	6	7	8	9	10	AB	R	H	RBI	BB	SO	LOB	BOTTOM	
Bert Campaneris, R OBP: 0.328, SLG: 0.368 (1, 6)	0-0 S BB 1B	0-0 2B			0-0 4-3			0-3 K		4-0 1B BB	4	1	2	1	1	1	0		
Mike Hargrove, L OBP: 0.394, SLG: 0.389 John Ellis, R OBP: 0.250, SLG: 0.341 (1, 3) (8, PH) (9, 3)	4-0 S BB	0-0 F8			0-0 WP 3B			0-0 F9		0-3 K	2	1	1	0	1	0	1		
Juan Beniquez, R OBP: 0.349, SLG: 0.426 (1, 8)	0-3 K			0-0 5-3			0-0 5-3		0-0 5-3		5	0	1	0	0	1	2		
Willie Horton, R OBP: 0.333, SLG: 0.432 (1, 10)	4-0 BB			0-0 4-3			0-0 1-3		0-0 6-3	0-3 K	4	0	0	0	1	1	2		
Toby Harrah, R OBP: 0.350, SLG: 0.486 (1, 5)	0-0 F4			0-0 F8			0-0 6-3		4-0 2B BB	0-0 1B	4	1	1	1	1	0	3		
Ken Henderson, S OBP: 0.289, SLG: 0.378 (1, 9)	0-3 K			0-0 F8			0-0 F7		0-3 K		4	0	0	0	0	2	4		
Jim Sundberg, R OBP: 0.316, SLG: 0.318 (1, 2)		0-0 SH5-3 2B 1B		0-0 F9			0-3 K		0-0 2B		4	1	2	1	0	1	0		
Bump Wills, S OBP: 0.358, SLG: 0.405 (1, 4)		0-0 SH5-3		0-0 6-3			0-3 K		4-0 IBB		2	0	0	0	1	1	0		
Claudell Washington, L OBP: 0.327, SLG: 0.422 (1, 7)		0-3 K			0-0 F7		0-3 K		0-3 K		4	0	0	0	0	3	3		
Inning Stats	R: 0 E: 0 K: 2 S: 8	H: 1 LOB: 3 BB: 2 P: 16	R: 1 E: 0 K: 1 S: 7	H: 2 LOB: 1 BB: 0 P: 7	R: 0 E: 0 K: 0 S: 3	H: 0 LOB: 0 BB: 0 P: 3	R: 0 E: 0 K: 0 S: 3	H: 0 LOB: 0 BB: 0 P: 3	R: 0 E: 0 K: 3 S: 9	H: 0 LOB: 0 BB: 0 P: 9	R: 0 E: 0 K: 1 S: 5	H: 0 LOB: 0 BB: 0 P: 5	R: 1 E: 0 K: 2 S: 8	H: 1 LOB: 2 BB: 1 P: 16	R: 1 E: 0 K: 2 S: 8	H: 2 LOB: 2 BB: 1 P: 12	1B: 4 2B: 2 3B: 1 HR: 0	SF: 0 SAC: 1 DP: 0 HBP: 0	WP: 1 PA: 41
PITCHER Rudy May, L ERA: 3.84 Dick Drago, R ERA: 2.38 (1, 1) (10, 1)	IP 9.0	WLS L 5	H 5	R 3	ER 3	SO 9	BB 3	IBB 1	HBP 0	BLK 0	WP 1	HR 0	S 50	P 66	ERA 3.00	WHIP 0.889			
PITCHER	IP	WLS	BF	H	R	ER	SO	BB	IBB	HBP	BLK	WP	HR	S	P	ERA	WHIP		

Baltimore Orioles @ Texas Rangers
Arlington Stadium, Arlington, TX
Tue Jul 12 1977, 8:05 PM EDT
Att: 8,646 - Unknown

AB	35
R	4
H	7
RBI	3
BB	5
SO	11
LOB	16



Batter	1	2	3	4	5	6	7	8	9	AB	R	H	RBI	BB	SO	LOB	TOP		
Tom Shopay, L (1, 8) OBP: 0.316, SLG: 0.340	1-3		E 1B 1B		FC4-6 FC 4-3 1B	F9			FC4-6 CS	5	2	2	0	0	0	2			
Mark Belanger, R (1, 6) OBP: 0.265, SLG: 0.258	K		E9 1B 1B		FC FC4-6 1-2		4-3		F8	5	0	1	1	0	1	2			
Pat Kelly, L (1, 7) OBP: 0.375, SLG: 0.431	K		1-3 3-H 1B		FC4-6 4-3 1B		F7			4	1	1	1	0	1	2			
Ken Singleton, S (1, 9) OBP: 0.440, SLG: 0.505		K	K		4-3					3	0	0	1	1	2	3			
Eddie Murray, S (1, 3) OBP: 0.323, SLG: 0.437	K			K						4	0	1	1	0	2	1			
Tony Muser, L (8, 3) OBP: 0.346, SLG: 0.342										0	0	0	0	0	0	0			
Lee May, R (1, 10) OBP: 0.292, SLG: 0.408	K			K						4	0	0	0	0	3	1			
Doug DeCinces, R (1, 5) OBP: 0.344, SLG: 0.420			1B SH1-3 1B	1B BB		SH5-3 2B			G3-6	3	1	2	0	1	0	1			
Billy Smith, S (1, 4) OBP: 0.305, SLG: 0.331			SH1-3		SH5-3				K	2	0	1	0	0	1	0			
Dave Skaggs, R (1, 2) OBP: 0.333, SLG: 0.350			K	K		L5			FC4-6 1B	4	0	1	0	0	2	4			
Inning Stats	R: 0 E: 0 K: 2 S: 7	H: 0 LOB: 0 BB: 7	R: 0 E: 0 K: 3 S: 9	H: 0 LOB: 0 BB: 9	R: 2 E: 1 K: 2 S: 11	H: 4 LOB: 2 BB: 0 P: 11	R: 0 E: 0 K: 3 S: 10	H: 1 LOB: 2 BB: 1 P: 14	R: 2 E: 0 K: 1 S: 8	H: 2 LOB: 1 BB: 0 P: 8	R: 0 E: 0 K: 0 S: 3	H: 0 LOB: 1 BB: 1 P: 7	R: 0 E: 1 K: 1 S: 5	H: 0 LOB: 0 BB: 0 P: 5	R: 0 E: 0 K: 0 S: 3	H: 1 LOB: 0 BB: 3	1B: 8 2B: 1 3B: 0 HR: 0	SF: 0 SAC: 2 DP: 1 HBP: 0	WP: 0 PA: 38 PB: 0 SB: 1 CS: 1
PITCHER Dock Ellis, R (1, 1) ERA: 4.26	IP: 9.0 WLS: L BF: 38	H: 9 R: 4 ER: 4 SO: 12	BB: 2 IBB: 0 HBP: 0 BLK: 0	WP: 0 HR: 0 S: 60 P: 68	ERA: 4.00 WHIP: 1.222														

Baltimore Orioles @ Texas Rangers
Arlington Stadium, Arlington, TX
Wed Jul 13 1977, 8:05 PM EDT
Att: 16,805 - Unknown

AB 34
R 4
H 9
RBI 4
BB 2
SO 12
LOB 16



Batter	1	2	3	4	5	6	7	8	9	AB	R	H	RBI	BB	SO	LOB	BOTTOM									
Bert Campaneris, R (1, 6) OBP: 0.323, SLG: 0.363	F9		FC5-4		FC5-4		K		FC4-6	5	0	0	1	0	1	7										
Claudell Washington, L (1, 7) OBP: 0.322, SLG: 0.415	F9		K			K		F3	F8	4	0	0	0	0	2	2										
Ken Henderson, S (9, PH) OBP: 0.298, SLG: 0.376										1	0	0	0	0	0	1										
Dave May, L (1, 9) OBP: 0.320, SLG: 0.367	1-3			6-3		G1-4-3 1B				3	0	1	0	1	0	0										
Willie Horton, R (1, 10) OBP: 0.336, SLG: 0.433		6-3								4	0	2	0	0	0	1										
Sandy Alomar Sr., S (8, PR) OBP: 0.351, SLG: 0.347						G1-4-3				0	0	0	0	0	0	0										
Ed Kirkpatrick, L (1, 3) OBP: 0.281, SLG: 0.250		F8		K			1-3	G4-6-3		4	0	0	0	0	1	3										
Toby Harrah, R (1, 5) OBP: 0.391, SLG: 0.485		K			F7		K			4	1	1	0	0	2	1										
Juan Beniquez, R (1, 8) OBP: 0.351, SLG: 0.434			F4		F8		2B 3B		1B FC4-6 1B	4	2	2	0	0	0	0										
John Ellis, R (1, 2) OBP: 0.275, SLG: 0.349										1	0	1	0	2	0	0										
Jim Sundberg, R (7, PR) OBP: 0.315, SLG: 0.316			FC5-4 1B		FC5-4 BB		2B BB		K	1	0	0	0	0	1	2										
Bump Willis, S (1, 4) OBP: 0.363, SLG: 0.414					F7				FC4-6 1B	4	0	3	2	0	0	1										
Inning Stats	R: 0 E: 0 K: 0 S: 3	H: 0 LOB: 0 BB: 0 P: 3	R: 0 E: 0 K: 1 S: 5	H: 0 LOB: 0 BB: 0 P: 5	R: 0 E: 0 K: 1 S: 7	H: 2 LOB: 2 BB: 0 P: 7	R: 0 E: 0 K: 1 S: 6	H: 1 LOB: 1 BB: 0 P: 6	R: 0 E: 0 K: 0 S: 3	H: 0 LOB: 1 BB: 1 P: 7	R: 0 E: 0 K: 1 S: 5	H: 1 LOB: 0 BB: 0 P: 5	R: 1 E: 0 K: 2 S: 9	H: 2 LOB: 3 BB: 1 P: 13	R: 0 E: 0 K: 0 S: 3	H: 1 LOB: 2 BB: 1 P: 7	R: 2 E: 0 K: 1 S: 8	H: 3 LOB: 1 BB: 0 P: 8	1B: 8 2B: 1 3B: 1 HR: 0	SF: 0 SAC: 0 DP: 2 HBP: 0	WP: 0 PA: 38 PB: 0 SB: 0 CS: 0					
PITCHER Jim Palmer, R (1, 1) ERA: 3.12	IP: 7.1 WLS: W BF: 30	H: 6 R: 1 ER: 1 SO: 6	BB: 3 IBB: 0 HBP: 0 BLK: 0	WP: 0 HR: 0 S: 39 P: 51	ERA: 1.23 WHIP: 1.227																					
Dick Drago, R (8, 1) ERA: 2.53	1.0	6	4	2	2	1	0	0	0	0	0	8	8	18.00	4.000											
Dennis Martinez, R (9, 1) ERA: 3.39	0.1	1	0	0	0	0	0	0	0	0	0	1	1	0.00	0.000											
Tippy Martinez, L (9, 1) ERA: 2.03	0.1	S	1	0	0	0	0	0	0	0	0	1	1	0.00	0.000											

Baltimore Orioles @ Texas Rangers
Arlington Stadium, Arlington, TX
Wed Jul 13 1977, 8:05 PM EDT
Att: 16,805 - Unknown

AB 35
R 3
H 10
RBI 3
BB 3
SO 7
LOB 18



Batter	1	2	3	4	5	6	7	8	9	AB	R	H	RBI	BB	SO	LOB	TOP					
Tom Shopay, L OBP: 0.311, SLG: 0.333 (1, 8)										4	1	1	0	0	1	4						
Billy Smith, S OBP: 0.308, SLG: 0.341 (1, 4)										4	1	2	0	0	1	1						
Pat Kelly, L OBP: 0.370, SLG: 0.424 (1, 7)										4	1	0	0	0	2	2						
Ken Singleton, S OBP: 0.446, SLG: 0.512 Elliott Maddox, R (7, PR) (7, 8)										2	1	2	1	2	0	0						
Eddie Murray, S OBP: 0.324, SLG: 0.437 (1, 3)										5	1	2	1	0	0	4						
Lee May, R OBP: 0.287, SLG: 0.401 (1, 10)										5	0	0	0	0	2	7						
Doug DeCinces, R OBP: 0.349, SLG: 0.423 (1, 5)										3	0	2	1	1	1	0						
Kiko Garcia, R OBP: 0.273, SLG: 0.313 (6, PH)										2	0	0	0	0	1	1						
Tony Muser, L OBP: 0.341, SLG: 0.338 Mark Belanger, R OBP: 0.268, SLG: 0.257 (6, 6)										1	0	0	1	0	0	2						
Dave Skaggs, R OBP: 0.347, SLG: 0.364 (1, 2)										4	0	2	0	0	1	4						
Inning Stats	R: 2 E: 1 K: 0 S: 6	H: 2 LOB: 1 BB: 0 P: 6	R: 0 E: 0 K: 2 S: 8	H: 1 LOB: 1 BB: 0 P: 8	R: 0 E: 0 K: 1 S: 6	H: 1 LOB: 0 BB: 1 P: 10	R: 0 E: 0 K: 1 S: 5	H: 1 LOB: 0 BB: 0 P: 5	R: 0 E: 0 K: 0 S: 3	H: 0 LOB: 0 BB: 0 P: 3	R: 1 E: 0 K: 1 S: 8	H: 2 LOB: 3 BB: 1 P: 12	R: 3 E: 1 K: 2 S: 10	H: 3 LOB: 1 BB: 1 P: 14	R: 0 E: 0 K: 2 S: 8	H: 1 LOB: 0 BB: 1 P: 8	R: 0 E: 0 K: 1 S: 4	H: 0 LOB: 0 BB: 1 P: 8	1B: 9 2B: 1 3B: 1 HR: 0	SF: 0 SAC: 3 DP: 1 HBP: 0	WP: 0 PB: 0 SB: 0 CS: 0	PA: 42
PITCHER	IP WLS BF H R ER SO BB IBB HBP BLK WP HR S P ERA WHIP	IP WLS BF H R ER SO BB IBB HBP BLK WP HR S P ERA WHIP															IP WLS BF H R ER SO BB IBB HBP BLK WP HR S P ERA WHIP					
Gaylord Perry, R ERA: 3.46 (1, 1)	6.2 L 34 10 6 4 6 1 2 0 0 0 0 43 55 5.40 1.650	2.1 8 1 0 0 4 1 0 0 0 0 0 15 19 0.00 0.857																				
Adrian Devine, R ERA: 2.37 (7, 1)																						

Baltimore Orioles @ Texas Rangers
Arlington Stadium, Arlington, TX
Thu Jul 14 1977, 8:05 PM EDT
Att: 14,205 - Unknown

AB 35
R 6
H 11
RBI 4
BB 4
SO 10
LOB 26



Batter	1	2	3	4	5	6	7	8	9	AB	R	H	RBI	BB	SO	LOB	BOTTOM			
Bert Campaneris, R OBP: 0.322, SLG: 0.361 (1, 6)										4	1	1	0	0	0	4				
Claudell Washington, L OBP: 0.324, SLG: 0.414 (1, 7)										3	0	1	0	0	0	4				
Juan Beniquez, R OBP: 0.350, SLG: 0.431 (1, 8)										2	0	0	1	1	0	2				
Willie Horton, R OBP: 0.331, SLG: 0.427 (1, 10)										4	0	0	0	0	0	3				
Toby Harrah, R OBP: 0.389, SLG: 0.482 (1, 5)										4	0	1	0	0	0	1				
Ken Henderson, S OBP: 0.291, SLG: 0.366 (1, 9)										4	0	0	0	0	1	1				
Jim Sundberg, R OBP: 0.310, SLG: 0.310 (1, 2)										4	0	0	0	0	0	1				
Bump Wills, S OBP: 0.363, SLG: 0.413 (1, 4)										3	0	1	0	0	0	0				
Mike Hargrove, L OBP: 0.400, SLG: 0.396 (1, 3)										3	0	3	0	0	0	0				
Inning Stats	R: 1 E: 0 K: 0 S: 5	H: 2 LOB: 1 BB: 0 P: 5	R: 0 E: 0 K: 0 S: 3	H: 0 LOB: 0 BB: 0 P: 3	R: 0 E: 0 K: 0 S: 3	H: 0 LOB: 0 BB: 0 P: 3	R: 0 E: 1 K: 0 S: 5	H: 2 LOB: 2 BB: 0 P: 5	R: 0 E: 0 K: 0 S: 3	H: 0 LOB: 0 BB: 0 P: 3	R: 0 E: 0 K: 0 S: 3	H: 0 LOB: 0 BB: 0 P: 3	R: 0 E: 0 K: 0 S: 4	H: 1 LOB: 2 BB: 1 P: 8	R: 0 E: 0 K: 1 S: 5	H: 1 LOB: 0 BB: 0 P: 5	1B: 7 2B: 0 3B: 0 HR: 0	SF: 1 SAC: 0 DP: 3 HBP: 1	WP: 0 PB: 0 SB: 2 CS: 0	PA: 34
PITCHER	IP WLS BF H R ER SO BB IBB HBP BLK WP HR S P ERA WHIP	IP WLS BF H R ER SO BB IBB HBP BLK WP HR S P ERA WHIP															IP WLS BF H R ER SO BB IBB HBP BLK WP HR S P ERA WHIP			
Ross Grimsley, L ERA: 3.56 (1, 1)	9.0 W 34 7 1 1 1 1 0 0 1 0 0 34 39 1.00 0.889																			

Baltimore Orioles @ Texas Rangers
Arlington Stadium, Arlington, TX
Thu Jul 14 1977, 8:05 PM EDT
Att: 14,205 - Unknown

AB 31
R 1
H 7
RBI 1
BB 1
SO 1
LOB 16



Batter	1	2	3	4	5	6	7	8	9	AB	R	H	RBI	BB	SO	LOB	TOP					
Jim Norris, L OBP: 0.359, SLG: 0.347 (1, 8)	0-0 4-3		0-3 K		0-0 1-2 2-3 1B		0-0 1-H HR			4	1	2	2	0	1	2	Cleveland Indians @ Texas Rangers Arlington Stadium, Arlington, TX Fri Jul 15 1977, 8:05 PM EDT Unknown					
Duane Kuiper, L OBP: 0.331, SLG: 0.323 (1, 4)	0-0 F7		0-0 F7		0-0 SF8		0-3 K			3	0	0	1	0	1	2						
Buddy Bell, R OBP: 0.368, SLG: 0.443 (1, 5)	0-0 F9			0-0 6-3	0-0 F8			0-0 F9		4	0	0	0	0	0	2						
Rico Carty, R OBP: 0.353, SLG: 0.409 (1, 10)		0-0 F8		0-0 1B	0-0 FC4-6 1B		0-0 K			4	0	2	0	0	1	0						
Charlie Spikes, R OBP: 0.357, SLG: 0.487 (1, 9)	0-3 K		0-0 1B	0-0 G5-4-3 1B	0-0 FC4-6 L4-3		0-0 5-3			4	0	1	0	0	1	1						
Larvell Blanks, R OBP: 0.297, SLG: 0.401 (1, 6)	0-0 6-3		0-0 G5-4-3	0-0 L4-3				0-0 6-3		4	0	0	0	0	0	3						
Andre Thornton, R OBP: 0.339, SLG: 0.484 (1, 3)			4-0 1B BB		4-0 1B HBP SF8 BB		4-0 HR BB		4-0 G6-3 BB	0	2	0	0	4	0	0		AB 29 R 3 H 6 RBI 3 BB 4 SO 5 LOB 15				
Bruce Bochte, L OBP: 0.328, SLG: 0.339 (1, 7)	0-0 F9		0-0 F9		0-3 K		0-0 F7		0-0 G6-3	4	0	0	0	0	1	4						
Ray Fosse, R OBP: 0.287, SLG: 0.397 Ron Pruitt, R OBP: 0.306, SLG: 0.286 (1, 2) (7, 2)	0-0 1B		0-0 1B		1-0 SF8 1B HBP		0-0 F7			2	0	1	0	0	0	1						
Inning Stats	R: 0 E: 0 K: 0 S: 3	H: 0 LOB: 0 BB: 0 P: 3	R: 0 E: 0 K: 1 S: 5	H: 0 LOB: 0 BB: 0 P: 5	R: 0 E: 0 K: 1 S: 6	H: 1 LOB: 2 BB: 1 P: 10	R: 0 E: 0 K: 0 S: 4	H: 2 LOB: 1 BB: 0 P: 4	R: 1 E: 0 K: 1 S: 6	H: 1 LOB: 2 BB: 1 P: 11	R: 0 E: 0 K: 0 S: 3	H: 1 LOB: 0 BB: 0 P: 3	R: 2 E: 0 K: 1 S: 6	H: 1 LOB: 0 BB: 1 P: 10	R: 0 E: 0 K: 1 S: 5	H: 0 LOB: 0 BB: 1 P: 6		R: 0 E: 0 K: 0 S: 2	H: 0 LOB: 0 BB: 1 P: 6	1B: 5 2B: 1 3B: 0 HR: 1	SF: 1 SAC: 0 DP: 3 HBP: 1	WP: 0 PB: 0 SB: 0 CS: 0
PITCHER Bert Blyleven, R ERA: 2.61 (1, 1)	IP 9.0 WLS W BF 35 H 6 R 3 ER 3 SO 5 BB 4 IBB 0 HBP 1 BLK 0 WP 0 HR 1 S 40 P 57 ERA 3.00 WHIP 1.111															PITCHER						

Batter	1	2	3	4	5	6	7	8	9	AB	R	H	RBI	BB	SO	LOB	BOTTOM			
Mike Hargrove, L OBP: 0.395, SLG: 0.390 (1, 3)	0-0 4-3	0-0 F7			0-3 K	0-0 E4				4	0	0	0	0	1	2	Cleveland Indians @ Texas Rangers Arlington Stadium, Arlington, TX Fri Jul 15 1977, 8:05 PM EDT Unknown			
Claudell Washington, L OBP: 0.327, SLG: 0.415 (1, 7)	0-0 4-3		0-0 G6-4-3 1B		0-0 S 1B	0-3 K				4	1	2	1	0	1	2				
Dave May, L OBP: 0.324, SLG: 0.377 (1, 9)	0-0 E 2B		0-0 F9		0-0 CS 1B		0-0 4-3			4	1	2	1	0	0	1				
Willie Horton, R OBP: 0.333, SLG: 0.428 (1, 10)	0-0 E7 WP 2B 1B		0-0 G6-4-3		0-0 CS	0-0 BB 1B 1B	0-0 4-3			4	2	2	1	0	0	1				
Toby Harrah, R OBP: 0.391, SLG: 0.478 Sandy Alomar Sr., S OBP: 0.351, SLG: 0.347 (1, 5) (8, 5)	4-0 S 2B BB		0-0 6-3		4-0 BB 1B BB	0-3 K				2	2	0	0	2	1	0				
Juan Beniquez, R OBP: 0.352, SLG: 0.439 (1, 8)	0-0 1B		0-0 F4		0-0 F9		0-0 S 2B			4	0	2	2	0	0	2				
Bump Wills, S OBP: 0.361, SLG: 0.498 (1, 4)	0-0 5-3		0-0 F7		4-0 1B FC6-2 BB		0-0 F5			3	0	0	0	1	0	2				
Bill Fahey, L OBP: 0.196, SLG: 0.200 Jim Sundberg, R OBP: 0.311, SLG: 0.312 (1, 2) (6, PH) (7, 2)		0-0 L6		0-0 SH1-4 1B	0-0 SH1-4 1B	0-0 FC6-2 E 1B	0-3 K		0-3 K	2	1	1	0	0	0	0				
Jim Mason, L OBP: 0.243, SLG: 0.222 (1, 6)		0-3 K		0-0 SH1-4	0-0 FC6-2 E		0-0 3-1			3	0	0	0	0	1	3				
Inning Stats	R: 3 E: 1 K: 0 S: 6	H: 3 LOB: 1 BB: 1 P: 10	R: 0 E: 0 K: 1 S: 5	H: 0 LOB: 0 BB: 0 P: 5	R: 0 E: 0 K: 0 S: 3	H: 0 LOB: 0 BB: 0 P: 3	R: 0 E: 0 K: 0 S: 3	H: 0 LOB: 0 BB: 0 P: 3	R: 2 E: 1 K: 1 S: 7	H: 3 LOB: 2 BB: 0 P: 7	R: 3 E: 1 K: 1 S: 8	H: 2 LOB: 2 BB: 2 P: 16	R: 0 E: 0 K: 1 S: 5	H: 0 LOB: 0 BB: 0 P: 5	R: 0 E: 0 K: 1 S: 6	H: 1 LOB: 1 BB: 0 P: 6		1B: 7 2B: 3 3B: 0 HR: 0	SF: 0 SAC: 1 DP: 1 HBP: 0	WP: 1 PB: 0 SB: 3 CS: 1
PITCHER Jim Bibby, R ERA: 3.81 Don Hood, L ERA: 3.35 Tom Buskey, R ERA: 4.4 (1, 1) (6, 1) (7, 1)	IP 5.0 WLS L BF 23 H 8 R 7 ER 7 SO 2 BB 2 IBB 0 HBP 0 BLK 0 WP 1 HR 0 S 25 P 33 ERA 12.60 WHIP 2.000															PITCHER				



Batter	1	2	3	4	5	6	7	8	9	AB	R	H	RBI	BB	SO	LOB	TOP										
Duane Kuiper, L (1, 4) OBP: 0.331, SLG: 0.320	4-0 BB	0-3 K			0-0 5-3		0-0 4-3			3	0	0	0	1	1	3											
Jim Norris, L (1, 8) OBP: 0.358, SLG: 0.353	0-3 K		0-3 K		0-3 K			0-0 5-3-2 3B		4	0	1	0	0	3	2											
Paul Dade, R (1, 7) OBP: 0.377, SLG: 0.409	0-3 K		0-0 CS 1B		0-0 2B			0-0 5-3-2		4	0	2	0	0	1	2											
Rico Carty, R (1, 10) OBP: 0.352, SLG: 0.404	0-0 4-3		0-0 F9		0-0 BB			0-0 F8		3	0	0	0	1	0	2											
Andre Thornton, R (1, 3) OBP: 0.332, SLG: 0.472		0-0 F8		0-0 F3		0-0 L6			0-0 6-3	4	0	0	0	0	0	2											
Buddy Bell, R (1, 5) OBP: 0.363, SLG: 0.437	0-3 K		0-0 L9		0-3 K			0-0 F8		4	0	0	0	0	2	2											
Charlie Spikes, R (1, 9) OBP: 0.348, SLG: 0.465		0-0 1B 1B		0-3 K		0-0 F8		0-3 K		4	1	1	0	0	2	2											
Fred Kendall, R (1, 2) OBP: 0.294, SLG: 0.378		0-0 1B 1B			0-0 SH1-4 1B		0-0 F8			3	0	2	0	0	0	0											
Ron Pruitt, R (7, 2) OBP: 0.306, SLG: 0.286		1-3 1B 1B			0-0 SH1-4		0-0 L5			0	0	0	0	0	0	0											
Frank Duffy, R (1, 6) OBP: 0.252, SLG: 0.289		1-2 3H 1B			1-2					2	0	1	1	0	0	0											
Inning Stats	R: 0 E: 0 K: 2 S: 7	H: 0 LOB: 1 BB: 1 P: 11	R: 1 E: 0 K: 2 S: 10	H: 3 LOB: 2 BB: 0 P: 10	R: 0 E: 0 K: 1 S: 5	H: 1 LOB: 0 BB: 0 P: 5	R: 0 E: 0 K: 1 S: 5	H: 0 LOB: 0 BB: 0 P: 5	R: 0 E: 0 K: 1 S: 6	H: 1 LOB: 2 BB: 1 P: 10	R: 0 E: 0 K: 0 S: 3	H: 0 LOB: 0 BB: 0 P: 3	R: 0 E: 0 K: 1 S: 5	H: 1 LOB: 0 BB: 0 P: 5	R: 0 E: 0 K: 1 S: 5	H: 0 LOB: 0 BB: 0 P: 5	1B: 5 2B: 2 3B: 1 HR: 0	SF: 0 SAC: 1 DP: 1 HBP: 0	WP: 0 PB: 0 SB: 0 CS: 1	PA: 34							
PITCHER	IP	WLS	BF	H	R	ER	SO	BB	IBB	HBP	BLK	WP	HR	S	P	ERA	WHIP										
Len Barker, R (1, 1) ERA: 5.74	5.0	W	22	6	1	1	7	2	0	0	0	0	0	34	42	1.80	1.600										
Nelson Briles, R (6, 1) ERA: 4.05	4.0	S	12	1	0	0	2	0	0	0	0	0	0	16	16	0.00	0.250										

Cleveland Indians @ Texas Rangers
Arlington Stadium, Arlington, TX
Fri Jul 15 1977, 8:05 PM EDT
Att: 15,946 - Unknown

AB	31
R	1
H	7
RBI	1
BB	2
SO	9
LOB	15



Batter	1	2	3	4	5	6	7	8	9	AB	R	H	RBI	BB	SO	LOB	BOTTOM										
Mike Hargrove, L (1, 3) OBP: 0.396, SLG: 0.393	0-0 SH1-3 SF8 2B		0-0 4-3		0-3 K		4-0 SH1-3 BB			3	1	1	0	1	1	1											
Bert Campaneris, R (1, 6) OBP: 0.321, SLG: 0.360	0-0 SH1-3		0-0 F8		0-0 SH1-4		0-0 SH1-3			1	0	0	1	0	0	0											
Claudell Washington, L (1, 7) OBP: 0.322, SLG: 0.410	0-0 SF8			0-3 K	0-0 F7		0-0 F8			3	0	0	1	0	1	1											
John Ellis, R (1, 10) OBP: 0.295, SLG: 0.371	0-0			4-0		0-3 K		0-0		3	0	2	0	1	1	0											
Bump Wills, S (6, PR) OBP: 0.361, SLG: 0.408										0	1	0	0	0	0	0											
Ken Henderson, S (1, 9) OBP: 0.290, SLG: 0.370	0-3 K			0-3 K		0-0 HR 2B		0-3 K		4	1	1	0	0	3	3											
Toby Harrah, R (1, 5) OBP: 0.392, SLG: 0.498		0-0 L3		0-0 F7		0-0 HR		0-0 HR		4	2	2	4	0	0	1											
Juan Beniquez, R (1, 8) OBP: 0.350, SLG: 0.436		0-0 5-3			0-0 1B E 1B	0-3 K		0-0 5-3		4	1	1	0	0	1	1											
Jim Sundberg, R (1, 2) OBP: 0.310, SLG: 0.311		0-0 6-3			0-0 E9 E 1B	0-0 F9		0-0 5-3		4	1	1	0	0	0	1											
Sandy Alomar Sr., S (1, 4) OBP: 0.350, SLG: 0.346			0-0 L9		0-0 E5 SH1-4 1B		0-0 F8			3	1	1	0	0	0	0											
Inning Stats	R: 1 E: 0 K: 1 S: 7	H: 2 LOB: 1 BB: 0 P: 7	R: 0 E: 0 K: 0 S: 3	H: 0 LOB: 0 BB: 0 P: 3	R: 0 E: 0 K: 2 S: 7	H: 0 LOB: 1 BB: 1 P: 11	R: 3 E: 2 K: 1 S: 8	H: 3 LOB: 0 BB: 0 P: 8	R: 2 E: 0 K: 2 S: 9	H: 2 LOB: 0 BB: 0 P: 9	R: 0 E: 0 K: 0 S: 3	H: 0 LOB: 1 BB: 1 P: 7	R: 2 E: 0 K: 1 S: 7	H: 2 LOB: 1 BB: 0 P: 7	R: 2 E: 0 K: 1 S: 7	H: 2 LOB: 1 BB: 0 P: 7	1B: 4 2B: 3 3B: 0 HR: 2	SF: 1 SAC: 3 DP: 0 HBP: 0	WP: 0 PB: 0 SB: 0 CS: 0	PA: 35							
PITCHER	IP	WLS	BF	H	R	ER	SO	BB	IBB	HBP	BLK	WP	HR	S	P	ERA	WHIP										
Pat Dobson, R (1, 1) ERA: 5.98	6.0	L	26	7	6	4	6	1	0	0	0	0	1	37	41	6.00	1.333										
Tom Buskey, R (7, 1) ERA: 4.7	2.0		9	2	2	2	1	1	0	0	0	0	1	10	14	9.00	1.500										

Cleveland Indians @ Texas Rangers
Arlington Stadium, Arlington, TX
Fri Jul 15 1977, 8:05 PM EDT
Att: 15,946 - Unknown

AB	29
R	8
H	9
RBI	6
BB	2
SO	7
LOB	8



Batter	1	2	3	4	5	6	7	8	9	AB	R	H	RBI	BB	SO	LOB	TOP										
Duane Kuiper, L (1,4) OBP: 0.332, SLG: 0.328	0-0 1B	0-0 2H 3B			0-0 4-3		0-3 K			4	0	2	1	0	1	0											
Buddy Bell, R (1,5) OBP: 0.362, SLG: 0.435	0-0 1B	0-0 6-3			0-0 F7		0-3 K			4	0	1	0	0	1	1											
Paul Dade, R (1,7) OBP: 0.372, SLG: 0.402	0-0 F9-3-6-2			0-0 F8		0-0 4-3		0-0 F9		4	0	0	0	0	0	2											
Rico Carty, R (1,10) OBP: 0.346, SLG: 0.397	0-0 5-3			0-0 F8		0-0 4-3		0-0 F2		4	0	0	0	0	0	1											
Charlie Spikes, R (1,9) OBP: 0.340, SLG: 0.447		0-0 F7		0-0 5-3		0-0 E3		0-0 FC5-4 1B		4	0	1	0	0	0	0											
Andre Thornton, R (1,3) OBP: 0.330, SLG: 0.485		0-0 5-3			0-0 HR		0-3 K		0-0 FC5-4 BB	4	1	1	1	0	1	2											
Jim Norris, L (1,8) OBP: 0.360, SLG: 0.350		4-0 BB 2B BB		0-0 F8		0-0 F7		4-0 FC6-4 BB		2	1	0	0	2	0	1											
Fred Kendall, R (1,2) OBP: 0.295, SLG: 0.372		4-0 BB 2B BB		0-0 4-3			0-0 F9		0-0 F8	2	1	0	0	1	0	0											
Bruce Bochte, L (9, PH) OBP: 0.326, SLG: 0.339		1-2 BB								0	0	0	0	0	0	0											
Larvell Blanks, R (9, PH) OBP: 0.295, SLG: 0.399		1-2 BB								1	0	0	0	0	0	2											
Frank Duffy, R (1,6) OBP: 0.253, SLG: 0.294		0-0 BB		0-0 F7			0-3 K		0-0 FC6-4	3	1	1	2	0	1	0											
Bill Melton, R (9, PH) OBP: 0.314, SLG: 0.293		1-1 2-H 3B 2B								1	0	0	0	0	0	2											
Inning Stats	R: 0 E: 0 K: 0 S: 4	H: 2 LOB: 1 BB: 0 P: 4	R: 3 E: 0 K: 0 S: 5	H: 2 LOB: 1 BB: 2 P: 13	R: 0 E: 0 K: 0 S: 3	H: 0 LOB: 0 BB: 0 P: 3	R: 1 E: 0 K: 0 S: 4	H: 1 LOB: 0 BB: 0 P: 4	R: 0 E: 0 K: 1 S: 6	H: 0 LOB: 0 BB: 0 P: 6	R: 0 E: 0 K: 2 S: 7	H: 0 LOB: 0 BB: 0 P: 7	R: 0 E: 0 K: 1 S: 5	H: 0 LOB: 2 BB: 1 P: 8	R: 0 E: 0 K: 0 S: 4	H: 1 LOB: 2 BB: 1 P: 8	1B: 3 2B: 2 3B: 1 HR: 1	SF: 0 SAC: 0 DP: 1 HBP: 0	WP: 0 PB: 0 SB: 0 CS: 0	PA: 36							
PITCHER	IP	WLS	BF	H	R	ER	SO	BB	IBB	HBP	BLK	WP	HR	S	P	ERA	WHIP										
Doyle Alexander, R (1,1) ERA: 3.91	8.1	W	34	6	4	4	4	3	0	0	0	0	1	39	51	4.32	1.080										
Darold Knowles, L (9,1) ERA: 2.53	0.1		1	0	0	0	0	0	0	0	0	0	0	1	1	0.00	0.000										
Adrian Devine, R (9,1) ERA: 2.36	0.1	S	1	0	0	0	0	0	0	0	0	0	0	1	1	0.00	0.000										

Cleveland Indians @ Texas Rangers
Arlington Stadium, Arlington, TX
Sat Jul 16 1977, 8:05 PM EDT
Att: 19,884 - Unknown


AB 33
R 4
H 6
RBI 4
BB 3
SO 4
LOB 11



Batter	1	2	3	4	5	6	7	8	9	AB	R	H	RBI	BB	SO	LOB	BOTTOM										
Mike Hargrove, L (1,3) OBP: 0.399, SLG: 0.395	0-0 4-3		0-0 F8			0-0 2B 1B	4-0 HBP BB	0-0 1B		4	1	2	1	1	0	0											
Bert Campaneris, R (1,6) OBP: 0.321, SLG: 0.357	0-3 K				0-3 K		0-0 F9	0-0 F5		3	0	0	0	0	2	2											
Jim Mason, L (7, PR) OBP: 0.241, SLG: 0.220							1-2 2-3 HBP			1	0	0	0	0	0	2											
Claudell Washington, L (1,7) OBP: 0.329, SLG: 0.424	0-0 1B				0-0 2B		0-0 1B 2B			4	1	3	2	0	1	3											
Willie Horton, R (1,10) OBP: 0.333, SLG: 0.427	0-0 F3				0-3 K		0-0 FC1-6 1B			3	0	1	1	0	1	2											
Sandy Alomar Sr., S (6, PR) OBP: 0.350, SLG: 0.346							2-H 1B			0	0	0	0	0	0	0											
Ken Henderson, S (7, PH) OBP: 0.289, SLG: 0.367							2-H 1B			1	0	0	0	0	0	3											
Dave May, L (1,9) OBP: 0.317, SLG: 0.367		0-0 4-3		0-3 K		0-0 FC1-6 1B		0-0 6-3		4	0	0	0	0	1	2											
Toby Harrah, R (1,5) OBP: 0.393, SLG: 0.497		0-0 5-3			0-0 5-3		0-0 FC4-6 1B	4-0 F8 1B BB		3	1	1	0	1	0	0											
Juan Beniquez, R (1,8) OBP: 0.346, SLG: 0.430		0-0 L7			0-0 F3		0-0 FC4-6	0-0 F8		4	0	0	0	0	0	3											
Bump Wills, S (1,4) OBP: 0.363, SLG: 0.410			0-0 4-3		0-3 K		0-0 HBP SH1-4 1B	0-0 1B 1B		4	1	2	1	0	1	0											
Jim Sundberg, R (1,2) OBP: 0.315, SLG: 0.316			0-3 K			0-0 1B 2B 1B	0-0 SH1-4	0-0 1B 1B		3	1	2	0	0	1	0											
Inning Stats	R: 0 E: 0 K: 1 S: 6	H: 1 LOB: 1 BB: 0 P: 6	R: 0 E: 0 K: 0 S: 3	H: 0 LOB: 0 BB: 0 P: 3	R: 0 E: 0 K: 1 S: 5	H: 0 LOB: 0 BB: 0 P: 5	R: 0 E: 0 K: 3 S: 10	H: 1 LOB: 1 BB: 0 P: 10	R: 0 E: 0 K: 1 S: 5	H: 0 LOB: 0 BB: 0 P: 5	R: 3 E: 0 K: 0 S: 8	H: 5 LOB: 2 BB: 0 P: 8	R: 0 E: 0 K: 2 S: 8	H: 1 LOB: 3 BB: 1 P: 13	R: 2 E: 0 K: 0 S: 6	H: 3 LOB: 2 BB: 1 P: 10	1B: 9 2B: 2 3B: 0 HR: 0	SF: 0 SAC: 1 DP: 0 HBP: 1	WP: 0 PB: 0 SB: 1 CS: 0	PA: 38							
PITCHER	IP	WLS	BF	H	R	ER	SO	BB	IBB	HBP	BLK	WP	HR	S	P	ERA	WHIP										
Dennis Eckersley, R (1,1) ERA: 3.3	5.1		21	5	3	3	6	0	0	0	0	0	0	33	33	5.06	0.938										
Jim Kern, R (6,1) ERA: 2.97	2.2	L	17	6	2	2	2	2	0	1	0	0	0	18	27	6.75	3.000										

Cleveland Indians @ Texas Rangers
Arlington Stadium, Arlington, TX
Sat Jul 16 1977, 8:05 PM EDT
Att: 19,884 - Unknown

AB 34
R 5
H 11
RBI 5
BB 2
SO 8
LOB 17



Batter	1	2	3	4	5	6	7	8	9	AB	R	H	RBI	BB	SO	LOB	TOP										
Duane Kuiper, L (1,4) OBP: 0.329, SLG: 0.324 Larvell Blanks, R (8,4) OBP: 0.299, SLG: 0.403	0-0 1-3	0-0 FC4			0-0 1-3			0-0 6-3	0-0 1B	4	0	0	0	0	0	2											
Buddy Bell, R (1,5) OBP: 0.360, SLG: 0.429	4-0 2B	0-3 K			0-0 4-3			0-0 5-3	0-0 F9	4	1	0	0	1	1	5											
Paul Dade, R (1,8) OBP: 0.369, SLG: 0.402	0-0 1-H			0-3 K	0-0 4-3			0-0 4-3	0-0 1-3	5	0	1	1	0	1	3											
Andre Thornton, R (1,3) OBP: 0.328, SLG: 0.479	0-3 K			0-0 F4	0-0 5-3			0-0 1B	0-0 2B	4	1	1	0	0	1	1											
Rico Carty, R (1,10) OBP: 0.345, SLG: 0.394	0-0 4-3			0-0 F7	0-0 F9			0-0 2B	0-0 1B	4	1	1	0	0	0	1											
Charlie Spikes, R (1,9) OBP: 0.352, SLG: 0.471 Jim Norris, L (9, PR) OBP: 0.360, SLG: 0.350		0-0 1B		0-0 L4	0-0 6-3			0-0 1B	0-0 1B	4	1	2	1	0	0	0											
Bruce Bochte, L (1,7) OBP: 0.335, SLG: 0.340		0-0 FC4		0-0 G3			4-0 G5-4-3	4-0 6-3	4-0 1B	2	1	1	0	2	0	0											
Fred Kendall, R (1,2) OBP: 0.307, SLG: 0.383		0-0 FC4		0-0 F9			0-0 F9	0-0 1B	0-0 6-3	4	0	3	2	0	0	1											
Frank Duffy, R (1,6) OBP: 0.249, SLG: 0.288		1-2 3-H		0-3 K	0-3 K		0-0 G5-4-3	0-0 6-3	1-2 2-3 3-H	4	0	0	1	0	2	6											
Inning Stats	R: 1 E: 0 K: 1 S: 6	H: 1 LOB: 1 BB: 1 P: 10	R: 1 E: 0 K: 2 S: 10	H: 3 LOB: 2 BB: 0 P: 10	R: 0 E: 0 K: 1 S: 5	H: 0 LOB: 0 BB: 0 P: 5	R: 0 E: 0 K: 1 S: 6	H: 1 LOB: 1 BB: 0 P: 6	R: 0 E: 0 K: 0 S: 3	H: 0 LOB: 0 BB: 0 P: 3	R: 0 E: 0 K: 0 S: 2	H: 0 LOB: 0 BB: 1 P: 6	R: 0 E: 0 K: 0 S: 3	H: 0 LOB: 0 BB: 0 P: 3	R: 0 E: 0 K: 0 S: 8	H: 5 LOB: 3 BB: 1 P: 12	1B: 8 2B: 2 3B: 0 HR: 0	SF: 0 SAC: 0 DP: 1 HBP: 0	WP: 0 PB: 0 SB: 0 CS: 0	PA: 39							
PITCHER	IP	WLS	BF	H	R	ER	SO	BB	IBB	HBP	BLK	WP	HR	S	P	ERA	WHIP										
Dock Ellis, R (1,1) ERA: 4.37	8.0	L	33	8	5	5	5	2	0	0	0	0	0	41	49	5.62	1.250										
Adrian Devine, R (9,1) ERA: 2.49	0.1		4	2	1	1	0	0	1	0	0	0	0	3	7	27.00	6.000										
Nelson Briles, R (9,1) ERA: 4.01	0.2		2	0	0	0	0	0	0	0	0	0	0	2	2	0.00	0.000										

Cleveland Indians @ Texas Rangers
Arlington Stadium, Arlington, TX
Sun Jul 17 1977, 8:05 PM EDT
Att: 13,192 - Unknown

AB	36
R	6
H	10
RBI	6
BB	3
SO	5
LOB	19



Batter	1	2	3	4	5	6	7	8	9	AB	R	H	RBI	BB	SO	LOB	BOTTOM										
Mike Hargrove, L (1,3) OBP: 0.301, SLG: 0.394	0-0 3-1		0-0 E		4-0 1-2		0-0 F8			3	0	1	0	1	0	2											
Bert Campaneris, R (1,6) OBP: 0.317, SLG: 0.352	0-0 6-3		0-0 E5		0-0 F9			0-3 K		4	0	0	0	0	1	3											
Claudell Washington, L (1,7) OBP: 0.324, SLG: 0.417	0-0 1-3		0-0 4-3		0-3 K			0-0 B2-3		4	0	0	0	0	1	2											
Willie Horton, R (1,10) OBP: 0.332, SLG: 0.432		0-0 4-3		0-0 5-3	0-0 6-3			0-0 6-3		4	1	1	0	0	0	0											
Dave May, L (1,9) OBP: 0.316, SLG: 0.361		0-0 4-3		0-0 4-3	0-0 4-3			4-0 FC6-4	4-0 1B	3	0	0	1	1	0	0											
Toby Harrah, R (1,5) OBP: 0.397, SLG: 0.498		4-0 3-H		0-3 K	0-0 S		0-0 1B	0-0 FC6-4	1-2 1B	3	0	2	0	1	1	0											
Juan Beniquez, R (1,8) OBP: 0.342, SLG: 0.425		0-0 G5-4-3		0-0 F2	0-0 F3		0-0 F3	0-0 FC6-4	1-2 2-3	4	0	0	0	0	0	4											
Bump Wills, S (1,4) OBP: 0.359, SLG: 0.404			0-3 K		0-0 G3		0-3 K	0-0 F8		4	0	0	0	0	2	3											
Jim Sundberg, R (1,2) OBP: 0.318, SLG: 0.316			0-0 F8		0-0 BB		4-0 BB	0-0 FC6-4	1-2	3	0	1	0	1	0	2											
Inning Stats	R: 0 E: 0 K: 0 S: 3	H: 0 LOB: 0 BB: 0 P: 3	R: 1 E: 0 K: 0 S: 3	H: 1 LOB: 1 BB: 1 P: 7	R: 0 E: 1 K: 1 S: 7	H: 1 LOB: 2 BB: 0 P: 7	R: 0 E: 0 K: 1 S: 5	H: 0 LOB: 0 BB: 0 P: 5	R: 0 E: 0 K: 1 S: 6	H: 1 LOB: 2 BB: 1 P: 10	R: 0 E: 0 K: 1 S: 5	H: 0 LOB: 0 BB: 0 P: 5	R: 0 E: 0 K: 1 S: 5	H: 1 LOB: 2 BB: 1 P: 8	1B: 4 2B: 0 3B: 1 HR: 0	SF: 0 SAC: 0 DP: 1 HBP: 0	WP: 0 PB: 0 SB: 1 CS: 0	PA: 36									
PITCHER	IP	WLS	BF	H	R	ER	SO	BB	IBB	HBP	BLK	WP	HR	S	P	ERA	WHIP										
Wayne Garland, R (1,1) ERA: 4.31	9.0	W	36	5	1	1	5	4	0	0	0	0	0	42	58	1.00	1.000										

Cleveland Indians @ Texas Rangers
Arlington Stadium, Arlington, TX
Sun Jul 17 1977, 8:05 PM EDT
Att: 13,192 - Unknown

AB	32
R	1
H	5
RBI	1
BB	4
SO	5
LOB	16



Batter	1	2	3	4	5	6	7	8	9	AB	R	H	RBI	BB	SO	LOB	TOP					
Mike Hargrove, L (1, 3) OBP: 0.301, SLG: 0.398	4-3		SH5-3 1-H 1B		3-1		SH3-4 3B 2B	FC6		5	1	2	0	0	0	2						
Bert Campaneris, R (1, 6) OBP: 0.317, SLG: 0.350	4-0 1-3 1B BB		SH5-3		6-3		SH3-4		F6	2	1	0	0	1	0	1						
Juan Benitez, R (1, 8) OBP: 0.338, SLG: 0.420 Dave May, L (7, PR) OBP: 0.314, SLG: 0.359 (7, 7)	1-3		6-3		F4		E5 3B		F8	4	0	0	0	0	0	4						
Willie Horton, R (1, 10) OBP: 0.333, SLG: 0.431									F6	5	1	2	1	0	1	2						
Toby Harrah, R (1, 5) OBP: 0.398, SLG: 0.505	F8									4	1	2	2	0	0	1						
Ken Henderson, S (1, 9) OBP: 0.287, SLG: 0.371										4	0	1	1	0	0	4						
Jim Sundberg, R (1, 2) OBP: 0.320, SLG: 0.316										3	0	1	1	1	1	1						
Bump Wills, S (1, 4) OBP: 0.357, SLG: 0.400										3	0	0	0	1	0	2						
Claudell Washington, L (1, 7) OBP: 0.330, SLG: 0.424 (7, 8)										3	0	2	0	1	0	2						
Inning Stats	R: 1 E: 0 K: 0 S: 4	H: 1 LOB: 1 BB: 1 P: 8	R: 0 E: 0 K: 0 S: 2	H: 0 LOB: 0 BB: 1 P: 6	R: 0 E: 0 K: 0 S: 3	H: 1 LOB: 1 BB: 1 P: 7	R: 1 E: 0 K: 0 S: 5	H: 3 LOB: 1 BB: 0 P: 5	R: 0 E: 0 K: 0 S: 4	H: 1 LOB: 1 BB: 0 P: 4	R: 1 E: 1 K: 0 S: 5	H: 1 LOB: 2 BB: 1 P: 9	R: 2 E: 1 K: 1 S: 8	H: 2 LOB: 2 BB: 0 P: 8	R: 0 E: 0 K: 1 S: 6	H: 1 LOB: 0 BB: 0 P: 6	R: 0 E: 0 K: 0 S: 3	H: 0 LOB: 0 BB: 0 P: 3	1B: 6 2B: 3 3B: 1 HR: 0	SF: 0 SAC: 2 DP: 2 HBP: 0	WP: 0 PB: 0 SB: 0 CS: 0	PA: 40
PITCHER	IP WLS BF H R ER SO BB IBB HBP BLK WP HR S P ERA WHIP	IP WLS BF H R ER SO BB IBB HBP BLK WP HR S P ERA WHIP																				
Ross Grimsley, L (1, 1) ERA: 3.52	6.2	L	32	9	5	2	1	3	1	0	0	0	0	0	0	30	46	2.70	1.800			
Dick Drago, R (7, 1) ERA: 2.65	2.1		8	1	0	0	1	0	0	0	0	0	0	0	10	10	0.00	0.429				

Texas Rangers @ Baltimore Orioles
Memorial Stadium, Baltimore, MD
Fri Jul 22 1977, 7:05 PM EDT
Att: 39,323 - Unknown - 85 F

AB	34
R	5
H	10
RBI	5
BB	4
SO	2
LOB	19





Batter	1	2	3	4	5	6	7	8	9	AB	R	H	RBI	BB	SO	LOB	BOTTOM			
Elliott Maddox, R (1, 8) OBP: 0.333, SLG: 0.143 Dave Crisclone, R (9, 2)	F7		F8		4-3			K		4	0	0	0	0	1	1				
Billy Smith, S (1, 4) OBP: 0.298, SLG: 0.327	G3		1-3				K	F8		4	0	0	0	0	1	0				
Pat Kelly, L (1, 7) OBP: 0.365, SLG: 0.417	K		K				K		4-3	4	0	0	0	0	3	0				
Ken Singleton, S (1, 9) OBP: 0.435, SLG: 0.503										3	1	0	0	1	2	0				
Eddie Murray, S (1, 10) OBP: 0.329, SLG: 0.433										4	0	1	0	0	2	1				
Lee May, R (1, 3) OBP: 0.287, SLG: 0.404										3	0	1	0	0	2	1				
Doug DeCinces, R (1, 5) OBP: 0.340, SLG: 0.413										3	0	1	1	0	0	1				
Mark Belanger, R (1, 6) OBP: 0.266, SLG: 0.255										3	0	1	0	0	2	3				
Dave Skaggs, R (1, 2) OBP: 0.288, SLG: 0.296 Tom Shopay, L (8, PH) OBP: 0.286, SLG: 0.302 (9, 8)										2	0	0	0	0	1	3				
Inning Stats	R: 0 E: 0 K: 1 S: 5	H: 0 LOB: 0 BB: 0 P: 5	R: 1 E: 0 K: 2 S: 9	H: 2 LOB: 2 BB: 1 P: 13	R: 0 E: 0 K: 1 S: 5	H: 0 LOB: 0 BB: 0 P: 5	R: 0 E: 0 K: 1 S: 5	H: 0 LOB: 0 BB: 0 P: 5	R: 0 E: 0 K: 3 S: 9	H: 0 LOB: 0 BB: 0 P: 9	R: 0 E: 0 K: 2 S: 8	H: 1 LOB: 1 BB: 0 P: 8	R: 0 E: 0 K: 1 S: 5	H: 0 LOB: 0 BB: 0 P: 5	R: 0 E: 0 K: 2 S: 7	H: 0 LOB: 0 BB: 0 P: 7	1B: 3 2B: 1 3B: 0 HR: 0	SF: 0 SAC: 0 DP: 0 HBP: 0	WP: 0 PB: 0 SB: 0 CS: 0	PA: 32
PITCHER	IP WLS BF H R ER SO BB IBB HBP BLK WP HR S P ERA WHIP	IP WLS BF H R ER SO BB IBB HBP BLK WP HR S P ERA WHIP																		
Bert Blyleven, R (1, 1) ERA: 2.52	9.0	W	32	4	1	1	14	1	0	0	0	0	0	0	59	63	1.00	0.556		

Texas Rangers @ Baltimore Orioles
Memorial Stadium, Baltimore, MD
Fri Jul 22 1977, 7:05 PM EDT
Att: 39,323 - Unknown - 85 F

AB	31
R	1
H	4
RBI	1
BB	1
SO	14
LOB	10



Batter	1	2	3	4	5	6	7	8	9	AB	R	H	RBI	BB	SO	LOB	TOP					
Mike Hargrove, L (1, 3) OBP: 0.302, SLG: 0.398	4-0 BB			4-6-3	F7		G3		G3	4	0	0	0	1	0	4	Texas Rangers @ Cleveland Indians Cleveland Municipal Stadium, Cleveland, OH Sun Jul 24 1977, 3:33 AM EDT Att: 14,177 - Unknown - 82 F					
Bert Campaneris, R (1, 6) OBP: 0.316, SLG: 0.348	6-3			K		1B	K		5-3	5	1	1	0	0	2	2						
Claudell Washington, L (1, 8) OBP: 0.325, SLG: 0.415	L8			FC6-4		1B	FC4-6		4-3	4	1	2	0	0	0	0						
Willie Horton, R (1, 10) OBP: 0.333, SLG: 0.428				FC6-4		FC4-6	BB		F9	4	0	2	1	0	0	1						
Toby Harrah, R (1, 5) OBP: 0.395, SLG: 0.497	FC1-6				S	1B	FC4-6		F9	3	0	1	0	1	0	1						
Ken Henderson, S (1, 9) OBP: 0.285, SLG: 0.369	G6-4-3				S	1B	FC4-6			4	1	2	1	0	0	3						
Dave May, L (1, 7) OBP: 0.299, SLG: 0.341				E4		F4	K		F8	4	0	0	0	0	1	5						
Bump Wills, S (1, 4) OBP: 0.360, SLG: 0.408				F7		K	2-3		FC5	4	1	1	1	0	1	5						
Jim Sundberg, R (1, 2) OBP: 0.317, SLG: 0.310				F8					FC5	3	0	0	1	1	0	1						
Inning Stats	R: 0 E: 0 K: 0 S: 2	H: 0 LOB: 0 BB: 1 P: 6	R: 0 E: 0 K: 0 S: 3	H: 1 LOB: 0 BB: 0 P: 3	R: 0 E: 1 K: 0 S: 3	H: 0 LOB: 0 BB: 0 P: 3	R: 0 E: 0 K: 1 S: 6	H: 1 LOB: 1 BB: 0 P: 6	R: 0 E: 0 K: 1 S: 7	H: 2 LOB: 3 BB: 1 P: 11	R: 2 E: 0 K: 1 S: 8	H: 3 LOB: 2 BB: 1 P: 12	R: 0 E: 0 K: 1 S: 5	H: 0 LOB: 0 BB: 0 P: 5	R: 0 E: 0 K: 0 S: 3	H: 0 LOB: 0 BB: 0 P: 3	R: 2 E: 0 K: 0 S: 6	H: 2 LOB: 1 BB: 0 P: 6	1B: 8 2B: 1 3B: 0 HR: 0	SF: 0 SAC: 0 DP: 1 HBP: 0	WP: 0 PB: 0 SB: 2 CS: 1	PA: 38
PITCHER Wayne Garland, R (1, 1) ERA: 4.46	IP: 9.0 WLS: L BF: 38	H: 9 R: 4 ER: 4 SO: 4	BB: 3 IBB: 0 HBP: 0 BLK: 0	WP: 0 HR: 0 S: 43 P: 55	ERA: 4.00 WHIP: 1.333	PITCHER																

Batter	1	2	3	4	5	6	7	8	9	AB	R	H	RBI	BB	SO	LOB	BOTTOM			
Duane Kuiper, L (1, 4) OBP: 0.321, SLG: 0.322	4-3		K2-3			1B		3-1		4	0	1	0	0	1	2	Texas Rangers @ Cleveland Indians Cleveland Municipal Stadium, Cleveland, OH Sun Jul 24 1977, 3:33 AM EDT Att: 14,177 - Unknown - 82 F			
Buddy Bell, R (1, 5) OBP: 0.359, SLG: 0.432					CS	1B		L4		4	0	3	0	0	0	2				
Bruce Bochte, L (1, 7) OBP: 0.334, SLG: 0.355	F7			6-3		FC3-2-5		6-3		4	0	0	0	0	0	4				
Andre Thornton, R (1, 3) OBP: 0.355, SLG: 0.535	F8			K		1-3		5-3		4	0	0	0	0	1	3				
Rico Carty, R (1, 10) OBP: 0.345, SLG: 0.419						HR		6-3		4	1	2	1	0	0	0				
Paul Dade, R (1, 9) OBP: 0.359, SLG: 0.391						K		F8		4	0	0	0	0	1	1				
Jim Norris, L (1, 8) OBP: 0.355, SLG: 0.349						F8		4-3		3	0	0	0	0	0	0				
Fred Kendall, R (1, 2) OBP: 0.304, SLG: 0.375 John Lowenstein, L (8, PR) Ray Fosse, R (9, 2) OBP: 0.291, SLG: 0.396						F8		3-1		3	0	1	0	0	0	0				
Frank Duffy, R (1, 6) OBP: 0.246, SLG: 0.284						F7		SH1-4		2	0	0	0	0	0	0				
Inning Stats	R: 0 E: 0 K: 0 S: 4	H: 1 LOB: 1 BB: 0 P: 4	R: 0 E: 0 K: 0 S: 3	H: 0 LOB: 0 BB: 0 P: 3	R: 0 E: 0 K: 1 S: 5	H: 0 LOB: 0 BB: 0 P: 5	R: 0 E: 0 K: 1 S: 5	H: 1 LOB: 0 BB: 0 P: 5	R: 1 E: 0 K: 1 S: 6	H: 1 LOB: 0 BB: 0 P: 6	R: 0 E: 0 K: 0 S: 3	H: 0 LOB: 0 BB: 0 P: 3	R: 0 E: 0 K: 0 S: 4	H: 1 LOB: 2 BB: 0 P: 4	R: 0 E: 0 K: 0 S: 4	H: 1 LOB: 1 BB: 0 P: 4	1B: 5 2B: 1 3B: 0 HR: 1	SF: 0 SAC: 1 DP: 0 HBP: 0	WP: 0 PB: 0 SB: 0 CS: 1	PA: 33
PITCHER Doyle Alexander, R (1, 1) ERA: 3.72	IP: 9.0 WLS: W BF: 33	H: 7 R: 1 ER: 1 SO: 3	BB: 0 IBB: 0 HBP: 0 BLK: 0	WP: 0 HR: 1 S: 39 P: 39	ERA: 1.00 WHIP: 0.778	PITCHER														

Batter	1	2	3	4	5	6	7	8	9	AB	R	H	RBI	BB	SO	LOB	TOP								
Mike Hargrove, L (1, 3) OBP: 0.305, SLG: 0.399	F5		F7																						
Bert Campaneris, R (1, 6) OBP: 0.314, SLG: 0.346	F4		K																						
Claudell Washington, L (1, 8) OBP: 0.330, SLG: 0.419																									
Willie Horton, R (1, 10) OBP: 0.334, SLG: 0.424	PO																								
Toby Harrah, R (1, 5) OBP: 0.392, SLG: 0.494																									
Ed Kirkpatrick, L (1, 7) OBP: 0.275, SLG: 0.246 Kurt Bevacqua, R (9, PH)																									
Dave May, L (1, 9) OBP: 0.299, SLG: 0.339																									
Bump Wills, S (1, 4) OBP: 0.364, SLG: 0.414																									
Jim Sundberg, R (1, 2) OBP: 0.320, SLG: 0.310 Sandy Alomar Sr., S (9, PR) Bill Fahey, L (9, 2) OBP: 0.196, SLG: 0.200																									
Inning Stats	R: 0 E: 0 K: 0 S: 3	H: 1 LOB: 0 BB: 0 P: 3	R: 0 E: 0 K: 1 S: 5	H: 0 LOB: 1 BB: 1 P: 9	R: 0 E: 1 K: 1 S: 5	H: 0 LOB: 1 BB: 1 P: 9	R: 1 E: 0 K: 2 S: 8	H: 1 LOB: 0 BB: 0 P: 8	R: 2 E: 0 K: 2 S: 11	H: 4 LOB: 2 BB: 0 P: 11	R: 0 E: 0 K: 2 S: 9	H: 2 LOB: 2 BB: 0 P: 9	R: 0 E: 0 K: 0 S: 4	H: 1 LOB: 1 BB: 0 P: 4	R: 0 E: 1 K: 1 S: 6	H: 1 LOB: 1 BB: 0 P: 6	R: 3 E: 1 K: 0 S: 4	H: 2 LOB: 2 BB: 3 P: 16	1B: 11 2B: 1 3B: 0 HR: 0	SF: 1 SAC: 0 DP: 1 HBP: 0	WP: 1 PB: 1 SB: 3 CS: 0	PA: 43			
PITCHER	IP	WLS	BF	H	R	ER	SO	BB	IBB	HBP	BLK	WP	HR	S	P	ERA	WHIP								
Jim Bibby, R (1, 1) ERA: 3.76	7.0		32	10	3	3	8	2	0	0	0	1	0	46	54	3.86	1.714								
Jim Kern, R (8, 1) ERA: 3.05	1.0	L	7	2	3	3	1	2	0	0	0	0	0	7	15	27.00	4.000								
Don Hood, L (9, 1) ERA: 3.2	1.0		3	0	0	0	0	1	0	0	0	0	0	2	6	0.00	1.000								

Texas Rangers @ Cleveland Indians
Cleveland Municipal Stadium, Cleveland, OH

Mon Jul 25 1977, 7:05 PM EDT
Att: 10,752 - Unknown - 73 F

AB 36
R 6
H 12
RBI 6
BB 5
SO 9
LOB 26



Batter	1	2	3	4	5	6	7	8	9	AB	R	H	RBI	BB	SO	LOB	BOTTOM								
Duane Kuiper, L (1, 4) OBP: 0.322, SLG: 0.323	F9		L4																						
Buddy Bell, R (1, 5) OBP: 0.354, SLG: 0.426	6-3																								
Larvell Blanks, R (1, 6) OBP: 0.305, SLG: 0.435																									
Andre Thornton, R (1, 3) OBP: 0.353, SLG: 0.529	5-3																								
Rico Carty, R (1, 10) OBP: 0.340, SLG: 0.412																									
Bruce Bochte, L (1, 7) OBP: 0.333, SLG: 0.354																									
Charlie Spikes, R (1, 9) OBP: 0.314, SLG: 0.381																									
Jim Norris, L (1, 8) OBP: 0.357, SLG: 0.349																									
Ray Fosse, R (1, 2) OBP: 0.306, SLG: 0.422 John Lowenstein, L (9, PR) OBP: 0.366, SLG: 0.377																									
Inning Stats	R: 1 E: 0 K: 0 S: 4	H: 1 LOB: 0 BB: 0 P: 4	R: 0 E: 0 K: 1 S: 5	H: 1 LOB: 0 BB: 0 P: 5	R: 0 E: 0 K: 0 S: 3	H: 1 LOB: 0 BB: 0 P: 3	R: 0 E: 0 K: 1 S: 6	H: 1 LOB: 1 BB: 0 P: 6	R: 1 E: 0 K: 0 S: 4	H: 1 LOB: 2 BB: 2 P: 12	R: 1 E: 0 K: 1 S: 7	H: 1 LOB: 1 BB: 0 P: 7	R: 1 E: 0 K: 0 S: 4	H: 2 LOB: 0 BB: 0 P: 4	R: 0 E: 0 K: 0 S: 4	H: 1 LOB: 1 BB: 0 P: 4	R: 0 E: 0 K: 1 S: 7	H: 2 LOB: 2 BB: 0 P: 7	1B: 9 2B: 0 3B: 1 HR: 1	SF: 1 SAC: 0 DP: 1 HBP: 0	WP: 0 PB: 1 SB: 1 CS: 2	PA: 38			
PITCHER	IP	WLS	BF	H	R	ER	SO	BB	IBB	HBP	BLK	WP	HR	S	P	ERA	WHIP								
Dock Ellis, R (1, 1) ERA: 4.21	6.0		25	6	3	1	3	2	0	0	0	0	1	29	37	1.50	1.333								
Nelson Briles, R (7, 1) ERA: 4.0	2.1	W	10	4	1	1	1	0	0	0	0	0	0	12	12	3.86	1.714								
Adrian Devine, R (9, 1) ERA: 2.32	0.2	S	3	1	0	0	0	0	0	0	0	0	0	3	3	0.00	1.500								

Texas Rangers @ Cleveland Indians
Cleveland Municipal Stadium, Cleveland, OH

Mon Jul 25 1977, 7:05 PM EDT
Att: 10,752 - Unknown - 73 F

AB 35
R 4
H 11
RBI 3
BB 2
SO 4
LOB 16



Batter	1	2	3	4	5	6	7	8	9	AB	R	H	RBI	BB	SO	LOB	TOP					
Mike Hargrove, L (1, 3) OBP: 0.304, SLG: 0.394	4-0 SH3 1B BB	4-0 3B BB	L4		F8		K		G3								4 2 0 0 2 1 2					
Bert Campaneris, R (1, 6) OBP: 0.317, SLG: 0.352	0-0 SH3	0-0		4-0 1-3 2B BB				G3		2 2 1 2 1 1 0							2 0 1 0 0 0 0					
Jim Mason, L (6, 6) OBP: 0.243, SLG: 0.233	1-2	1-H 2-H SF8 3B							2B	5 3 3 2 0 0 2												
Claudell Washington, L (1, 8) OBP: 0.333, SLG: 0.422	0-0 2B 1B	0-0 SF8		0-0 1-3				0-0 1B 1B	1-3 1B	5 2 4 2 0 1 1												
Willie Horton, R (1, 10) OBP: 0.341, SLG: 0.439	0-0 2B 2B	0-0 3-H		0-0 2B 2B				0-0 1B 1B	FC6-4 1B	3 0 1 1 0 1 1							2 2 2 3 0 0 0					
Toby Harrah, R (1, 5) OBP: 0.392, SLG: 0.495	0-0 F7			0-0 2B 2B				0-0 1B 1B	FC6-4 1B	4 2 2 1 1 1 2												
Kurt Bevacqua, R (4, PR) OBP: 0.667, SLG: 1.667	4-0 BB			0-0 2B 2B				0-0 HR	1-2 3-H 1B	5 0 0 0 0 1 5												
Bump Willis, S (1, 4) OBP: 0.388, SLG: 0.418	4-0 BB			0-0 2B				0-0 K	FC6-4 1B	5 0 1 1 0 1 2												
Dave May, L (1, 9) OBP: 0.291, SLG: 0.330	0-0 4-3			0-0 K				0-0 G3	1-2 2-3 E4 1B	3 1 2 1 0 1 0												
Ed Kirkpatrick, L (1, 7) OBP: 0.270, SLG: 0.242				0-0 K				0-0 F7	0-0 1B	2 0 0 0 0 1 0												
Jim Sundberg, R (1, 2) OBP: 0.324, SLG: 0.318				1-3 E4 1B				0-0 4-3	2-H 3-H 1B	3 1 2 1 0 1 0												
John Ellis, R (7, PH) OBP: 0.286, SLG: 0.359				0-0 3B 2B				0-0 K	0-0 F9	2 0 0 0 0 1 0												
Inning Stats	R: 2 E: 0 K: 0 S: 5	H: 2 LOB: 2 BB: 2 P: 13	R: 3 E: 0 K: 1 S: 7	H: 3 LOB: 1 BB: 1 P: 11	R: 1 E: 1 K: 2 S: 10	H: 2 LOB: 2 BB: 0 P: 10	R: 3 E: 0 K: 0 S: 6	H: 3 LOB: 1 BB: 1 P: 10	R: 0 E: 0 K: 2 S: 7	H: 0 LOB: 0 BB: 0 P: 7	R: 2 E: 0 K: 2 S: 9	H: 2 LOB: 0 BB: 0 P: 9	R: 0 E: 0 K: 2 S: 7	H: 0 LOB: 0 BB: 0 P: 7	R: 3 E: 1 K: 0 S: 7	H: 4 LOB: 2 BB: 0 P: 7	R: 0 E: 0 K: 0 S: 4	H: 1 LOB: 1 BB: 0 P: 4	1B: 8 2B: 7 3B: 1 HR: 1	SF: 1 SAC: 1 DP: 0 HBP: 0	WP: 0 PB: 0 SB: 2 CS: 0	PA: 48
PITCHER	IP WLS BF H R ER SO BB IBB HBP BLK WP HR S P ERA WHIP																					
Jim Clancy, R (1, 1) ERA: 22.5	2.0 L 13 5 5 5 1 3 0 0 0 0 0 0 12 24 22.50 4.000																					
Jerry Johnson, R (3, 1) ERA: 4.61	0.2 5 2 1 0 2 0 0 0 0 0 0 0 9 9 4.000 3.000																					
Dennis DeBarr, L (3, 1) ERA: 5.91	0.2 5 2 3 3 0 1 0 0 0 0 0 0 4 8 40.50 4.500																					
Pete Vuckovich, R (4, 1) ERA: 3.49	3.2 14 3 2 2 6 0 0 0 0 0 1 26 26 4.91 0.818																					
Chuck Hartenstein, R (8, 1) ERA: 6.59	2.0 11 5 3 1 0 0 0 0 0 0 0 0 11 11 4.50 2.500																					

Texas Rangers @ Toronto Blue Jays
Exhibition Stadium, Toronto, ON
Tue Jul 26 1977, 7:05 PM EDT
Att: 22,357 - Unknown - 67 F

AB	42
R	14
H	17
RBI	13
BB	4
SO	9
LOB	15



Batter	1	2	3	4	5	6	7	8	9	AB	R	H	RBI	BB	SO	LOB	BOTTOM					
Steve Staggs, R (1, 4) OBP: 0.351, SLG: 0.462	0-0 F3				4-3			6-3		3 0 0 0 1 0 1												
Bob Bailor, R (1, 8) OBP: 0.346, SLG: 0.424	0-0 5-3			FC6-4 BB				E8 1B		4 0 1 0 0 0 1												
Roy Howell, L (1, 5) OBP: 0.340, SLG: 0.351	0-3 K			1-2 FC6-4				K		4 0 1 0 0 2 2												
Ron Fairly, L (1, 10) OBP: 0.385, SLG: 0.483				0-0 2-3				F7		3 0 0 0 1 1 1												
Doug Rader, R (1, 3) OBP: 0.358, SLG: 0.448				0-0 F9				BB		1 0 0 0 2 0 0												
Al Woods, L (1, 7) OBP: 0.330, SLG: 0.391				0-0 4-3				F7		4 0 1 0 0 0 5												
Sam Ewing, L (1, 9) OBP: 0.343, SLG: 0.365				0-0 K				FC6-4 BB		3 0 0 0 1 2 2												
Hector Torres, R (1, 6) OBP: 0.280, SLG: 0.362				0-0 4-3				FC6-4 1B		4 0 1 0 0 1 3												
Alan Ashby, S (1, 2) OBP: 0.290, SLG: 0.276				0-0 F4				G4-6-3		4 0 0 0 0 0 2												
Inning Stats	R: 0 E: 0 K: 1 S: 5	H: 0 LOB: 0 BB: 0 P: 5	R: 0 E: 0 K: 2 S: 8	H: 1 LOB: 2 BB: 0 P: 9	R: 0 E: 0 K: 0 S: 3	H: 0 LOB: 1 BB: 1 P: 7	R: 0 E: 0 K: 0 S: 3	H: 0 LOB: 0 BB: 0 P: 3	R: 0 E: 0 K: 1 S: 6	H: 1 LOB: 1 BB: 0 P: 6	R: 0 E: 0 K: 0 S: 4	H: 1 LOB: 2 BB: 1 P: 8	R: 0 E: 0 K: 0 S: 2	H: 0 LOB: 0 BB: 1 P: 6	R: 0 E: 1 K: 1 S: 6	H: 1 LOB: 3 BB: 2 P: 14	R: 0 E: 0 K: 1 S: 5	H: 0 LOB: 0 BB: 0 P: 5	1B: 3 2B: 1 3B: 0 HR: 0	SF: 0 SAC: 0 DP: 1 HBP: 1	WP: 0 PB: 0 SB: 0 CS: 0	PA: 36
PITCHER	IP WLS BF H R ER SO BB IBB HBP BLK WP HR S P ERA WHIP																					
Bert Blyleven, R (1, 1) ERA: 2.39	9.0 W 36 4 0 0 6 5 0 1 0 0 0 0 42 63 0.00 1.000																					

Texas Rangers @ Toronto Blue Jays
Exhibition Stadium, Toronto, ON
Tue Jul 26 1977, 7:05 PM EDT
Att: 22,357 - Unknown - 67 F

AB	30
R	0
H	4
RBI	0
BB	5
SO	6
LOB	17



Batter	1	2	3	4	5	6	7	8	9	AB	R	H	RBI	BB	SO	LOB	TOP	
Mike Hargrove, L (1, 3) OBP: 0.305, SLG: 0.391	0-0 E6 FC5-4		4-0 G1-6-3 BB		4-0 CS BB		0-0 L4			2	0	0	0	2	0	2		
Bert Campaneris, R (1, 6) OBP: 0.314, SLG: 0.348	0-0 FC5-4 S 1B SF9		0-0 G1-6-3		0-3 K		0-0 4-3			4	1	0	0	0	1	3		
Bump Wills, S (1, 4) OBP: 0.366, SLG: 0.416	0-0 SF9 S 1B		0-0 5-3			0-0 F8		0-0 5-3		4	0	1	0	0	0	0		
Willie Horton, R (1, 10) OBP: 0.343, SLG: 0.437	4-0 1-2 2-3 IBB			4-0 E BB		0-3 K		0-0 F9		2	0	0	0	2	1	0		
Toby Harrah, R (1, 5) OBP: 0.393, SLG: 0.495	0-0 SF9			0-0 F6		4-0 CS BB			0-0 3B 1B	2	1	1	1	1	0	1		
Kurt Bevacqua, R (1, 7) OBP: 0.428, SLG: 1.143	0-0 F8			0-0 F8		0-0 CS	0-0 F9		0-0 SH1 3B	4	1	1	1	0	0	3		
Ed Kirkpatrick, L (9, 7) OBP: 0.270, SLG: 0.242						1-2 CS			1-H SH1 3B	0	0	0	0	0	0	0		
Claudell Washington, L (1, 8) OBP: 0.329, SLG: 0.416		0-0 F9		0-0 E3			0-0 F7		0-3 K	4	0	0	0	0	1	2		
Jim Sundberg, R (1, 2) OBP: 0.324, SLG: 0.319		0-0 F4		0-0 F9			0-0 BB 1B		0-0 SH1	3	0	1	1	0	0	2		
Dave May, L (1, 9) OBP: 0.290, SLG: 0.325		0-0 6-3			0-0 G3		4-0 BB		0-0 F9	3	0	0	0	1	0	0		
Inning Stats	R: 1 E: 1 K: 0 S: 5	H: 1 LOB: 2 BB: 1 P: 9	R: 0 E: 0 K: 0 S: 3	H: 0 LOB: 0 BB: 0 P: 3	R: 0 E: 0 K: 0 S: 2	H: 0 LOB: 0 BB: 1 P: 6	R: 0 E: 1 K: 0 S: 4	H: 0 LOB: 2 BB: 1 P: 8	R: 0 E: 0 K: 1 S: 4	H: 1 LOB: 2 BB: 1 P: 8	R: 0 E: 0 K: 0 S: 3	H: 0 LOB: 0 BB: 0 P: 3	R: 2 E: 0 K: 1 S: 7	H: 2 LOB: 0 BB: 0 P: 7	1B: 3 2B: 0 3B: 1 HR: 0	SF: 1 SAC: 1 DP: 1 HBP: 0	WP: 0 PB: 0 SB: 2 CS: 2	PA: 37
PITCHER Jerry Garvin, L (1, 1) ERA: 3.89	IP: 9.0 WLS: L BF: 36	H: 4 R: 3 ER: 2 SO: 3	BB: 5 IBB: 1 HBP: 0 BLK: 0	WP: 0 HR: 0 S: 36 P: 60	ERA: 2.00 WHIP: 1.000	PITCHER	IP: 9.0 WLS: L BF: 36	H: 4 R: 3 ER: 2 SO: 3	BB: 5 IBB: 1 HBP: 0 BLK: 0	WP: 0 HR: 0 S: 36 P: 60	ERA: 2.00 WHIP: 1.000	PITCHER	IP: 9.0 WLS: L BF: 36	H: 4 R: 3 ER: 2 SO: 3	BB: 5 IBB: 1 HBP: 0 BLK: 0	WP: 0 HR: 0 S: 36 P: 60	ERA: 2.00 WHIP: 1.000	

Texas Rangers @ Toronto Blue Jays
Exhibition Stadium, Toronto, ON
Thu Jul 28, 1977, 7:05 PM EDT
Att: 17,512 - Unknown - 65 F

AB 28
R 3
H 4
RBI 3
BB 6
SO 3
LOB 13



Batter	1	2	3	4	5	6	7	8	9	AB	R	H	RBI	BB	SO	LOB	BOTTOM					
Steve Stagg, R (1, 4) OBP: 0.356, SLG: 0.463	0-0 CS 1B		0-0 FC5-4 1B		0-3 K			0-0 F6		4	0	2	0	0	1	0						
Bob Bailor, R (1, 8) OBP: 0.344, SLG: 0.419	0-0 F8		0-0 FC5-4 1B			0-0 F8		0-0 F8		4	0	0	0	0	0	2						
Roy Howell, L (1, 5) OBP: 0.348, SLG: 0.360	0-0 F8		0-0 1B			0-0 1B		0-0 1B		4	0	3	0	0	0	0						
Ron Fairly, L (1, 9) OBP: 0.383, SLG: 0.480		0-0 CS 1B	0-0 G3-6-1			0-3 K		0-3 K		4	0	1	0	0	2	4						
Doug Rader, R (1, 3) OBP: 0.357, SLG: 0.445		0-3 K		0-0 F3		0-3 K			0-0 FC3-6 1B	4	0	1	0	0	2	2						
Al Woods, L (1, 7) OBP: 0.332, SLG: 0.391		4-0 1B BB		0-0 F9			0-0 1B 1B		0-0 FC3-6 1B	3	0	1	0	1	0	1						
Sam Ewing, L (1, 10) OBP: 0.347, SLG: 0.368		0-0 BB 1B		0-0 G3			0-3 K		0-0 G4-6-3 1B	4	0	2	0	0	1	1						
Hector Torres, R (1, 6) OBP: 0.281, SLG: 0.358		4-0 BB 1B			0-0 6-3		0-3 K		0-0 G4-6-3	2	0	0	0	1	1	1						
Ernie Whitt, L (9, PH) OBP: 0.216, SLG: 0.286		1-2 BB							1-2 G4-6-3	1	0	0	0	0	0	2						
Alan Ashby, S (1, 2) OBP: 0.291, SLG: 0.277		0-3 K			0-0 4-3		0-0 1B			3	0	1	0	0	1	3						
Inning Stats	R: 0 E: 0 K: 0 S: 3	H: 1 LOB: 0 BB: 0 P: 3	R: 0 E: 0 K: 2 S: 8	H: 2 LOB: 2 BB: 2 P: 16	R: 0 E: 0 K: 0 S: 4	H: 2 LOB: 1 BB: 0 P: 4	R: 0 E: 0 K: 0 S: 3	H: 0 LOB: 0 BB: 0 P: 3	R: 0 E: 0 K: 1 S: 5	H: 0 LOB: 0 BB: 0 P: 5	R: 0 E: 0 K: 2 S: 8	H: 1 LOB: 2 BB: 0 P: 8	R: 0 E: 0 K: 2 S: 8	H: 2 LOB: 2 BB: 0 P: 8	R: 0 E: 0 K: 1 S: 6	H: 1 LOB: 1 BB: 0 P: 6	R: 0 E: 0 K: 0 S: 4	H: 2 LOB: 1 BB: 0 P: 4	1B: 11 2B: 0 3B: 0 HR: 0	SF: 0 SAC: 0 DP: 2 HBP: 0	WP: 0 PB: 0 SB: 0 CS: 2	PA: 35
PITCHER Gaylord Perry, R (1, 1) ERA: 3.05	IP: 9.0 WLS: W BF: 35	H: 11 R: 0 ER: 0 SO: 8	BB: 2 IBB: 0 HBP: 0 BLK: 0	WP: 0 HR: 0 S: 49 P: 57	ERA: 0.00 WHIP: 1.444	PITCHER	IP: 9.0 WLS: W BF: 35	H: 11 R: 0 ER: 0 SO: 8	BB: 2 IBB: 0 HBP: 0 BLK: 0	WP: 0 HR: 0 S: 49 P: 57	ERA: 0.00 WHIP: 1.444	PITCHER	IP: 9.0 WLS: W BF: 35	H: 11 R: 0 ER: 0 SO: 8	BB: 2 IBB: 0 HBP: 0 BLK: 0	WP: 0 HR: 0 S: 49 P: 57	ERA: 0.00 WHIP: 1.444					

Texas Rangers @ Toronto Blue Jays
Exhibition Stadium, Toronto, ON
Thu Jul 28, 1977, 7:05 PM EDT
Att: 17,512 - Unknown - 65 F

AB 33
R 0
H 11
RBI 0
BB 2
SO 8
LOB 16



Batter	1	2	3	4	5	6	7	8	9	AB	R	H	RBI	BB	SO	LOB	TOP								
Ron LeFlore, R OBP: 0.338, SLG: 0.429	F9		BB 1B BB	S 1B FC3 1B		FC5-4 BB		3-1 1B 2B	FC6-4	4	3	2	0	2	0	1									
Tito Fuentes, S OBP: 0.344, SLG: 0.387	F8		BB 1B BB	FC3 S 1B		FC5-4 1B E		F5		5	2	2	1	0	0	2									
Rusty Staub, L OBP: 0.330, SLG: 0.429	1B		BB 1B BB	FC3 G4-6-3		E8 1B		3-1		4	1	2	1	1	0	2									
Steve Kemp, L OBP: 0.343, SLG: 0.434	K		BB 1B BB	G4-6-3						4	1	2	2	1	1	3									
Jason Thompson, L OBP: 0.360, SLG: 0.494		F7			G3					5	1	2	3	0	0	1									
Ben Oglivie, L OBP: 0.305, SLG: 0.424	4-3		1-H 2-H 3-H 2B							4	1	0	0	1	1	3									
John Wockenfuss, R OBP: 0.304, SLG: 0.577	4-3			SH1-3 2B BB	F7 BB					4	3	2	4	1	0	1									
Phil Mankowski, L OBP: 0.318, SLG: 0.349			F8	SH1-3	1-3					2	0	0	0	0	0	1									
Aurelio Rodriguez, R OBP: 0.285, SLG: 0.389								F8		2	0	0	0	0	0	0									
Tom Verzyer, R OBP: 0.238, SLG: 0.270			1-3	1B 2B	1-3					5	1	2	1	0	0	0									
Inning Stats	R: 0 E: 0 K: 1 S: 6	H: 1 LOB: 1 BB: 0 P: 6	R: 0 E: 0 K: 0 S: 3	H: 0 LOB: 0 BB: 0 P: 3	R: 4 E: 0 K: 1 S: 7	H: 2 LOB: 1 BB: 3 P: 19	R: 3 E: 0 K: 0 S: 6	H: 3 LOB: 1 BB: 1 P: 10	R: 0 E: 0 K: 0 S: 3	H: 0 LOB: 1 BB: 1 P: 7	R: 1 E: 1 K: 0 S: 3	H: 1 LOB: 1 BB: 1 P: 7	R: 3 E: 0 K: 0 S: 6	H: 3 LOB: 0 BB: 0 P: 6	R: 1 E: 0 K: 0 S: 5	H: 2 LOB: 1 BB: 0 P: 5	R: 1 E: 0 K: 0 S: 5	H: 2 LOB: 1 BB: 0 P: 5	1B: 9 2B: 3 3B: 0 HR: 2	SF: 0 SAC: 1 DP: 1 HBP: 0	WP: 0 PB: 0 SB: 2 CS: 0	PA: 46			
PITCHER	IP	WLS	BF	H	R	ER	SO	BB	IBB	HBP	BLK	WP	HR	S	P	ERA	WHIP	PITCHER							
Doyle Alexander, R ERA: 3.9	2.2	L	14	3	4	4	1	3	0	0	0	0	0	13	25	13.50	2.250								
Roger Moret, L ERA: 8.92	0.2		7	3	3	3	1	1	0	0	0	0	0	8	12	40.50	6.000								
Paul Lindblad, L ERA: 4.4	3.2		15	4	4	3	0	2	0	0	0	0	1	13	21	7.36	1.636								
Darold Knowles, L ERA: 3.23	2.0		10	4	2	2	0	0	0	0	0	0	1	10	10	9.00	2.000								

Detroit Tigers @ Texas Rangers
Arlington Stadium, Arlington, TX
Fri Jul 29 1977, 8:05 PM EDT
Att: 20,034 - Unknown

AB 39
R 13
H 14
RBI 12
BB 6
SO 2
LOB 14



Batter	1	2	3	4	5	6	7	8	9	AB	R	H	RBI	BB	SO	LOB	BOTTOM								
Mike Hargrove, L OBP: 0.308, SLG: 0.405	3-1		L4							5	1	3	1	0	0	0									
Bert Campaneris, R OBP: 0.312, SLG: 0.346	6-3		4-3							2	0	0	0	0	0	0									
Kurt Bevacqua, R OBP: 0.375, SLG: 1.000										1	0	0	0	0	1	3									
Jim Mason, L OBP: 0.239, SLG: 0.229										2	0	0	0	0	0	1									
Claudell Washington, L OBP: 0.328, SLG: 0.417	F7				F9					4	0	1	0	0	0	3									
Willie Horton, R OBP: 0.339, SLG: 0.431		4-3								4	0	0	0	0	1	1									
Toby Harrah, R OBP: 0.389, SLG: 0.490		F7								4	0	0	0	0	0	1									
Bump Willis, S OBP: 0.370, SLG: 0.428										3	3	2	1	1	1	0									
Juan Beniquez, R OBP: 0.343, SLG: 0.442										4	2	3	3	0	0	0									
Dave May, L OBP: 0.288, SLG: 0.321										2	0	0	1	0	1	1									
John Ellis, R OBP: 0.280, SLG: 0.351										2	0	0	0	0	1	0									
Jim Sundberg, R OBP: 0.323, SLG: 0.317										1	0	0	0	0	0	0									
Ed Kirkpatrick, L OBP: 0.276, SLG: 0.250										2	0	1	0	0	0	0									
Tom Grieve, R OBP: 0.242, SLG: 0.342										1	0	0	0	0	0	0									
Inning Stats	R: 0 E: 0 K: 0 S: 3	H: 0 LOB: 0 BB: 0 P: 3	R: 2 E: 0 K: 1 S: 6	H: 1 LOB: 1 BB: 1 P: 10	R: 0 E: 0 K: 0 S: 3	H: 0 LOB: 0 BB: 0 P: 3	R: 0 E: 0 K: 1 S: 5	H: 0 LOB: 0 BB: 0 P: 5	R: 1 E: 0 K: 0 S: 9	H: 4 LOB: 3 BB: 0 P: 9	R: 0 E: 0 K: 1 S: 5	H: 0 LOB: 0 BB: 0 P: 5	R: 0 E: 0 K: 0 S: 3	H: 0 LOB: 0 BB: 0 P: 3	R: 1 E: 0 K: 0 S: 5	H: 2 LOB: 1 BB: 0 P: 5	R: 2 E: 0 K: 1 S: 8	H: 3 LOB: 1 BB: 0 P: 8	1B: 5 2B: 1 3B: 0 HR: 4	SF: 0 SAC: 0 DP: 0 HBP: 0	WP: 0 PB: 0 SB: 0 CS: 0	PA: 38			
PITCHER	IP	WLS	BF	H	R	ER	SO	BB	IBB	HBP	BLK	WP	HR	S	P	ERA	WHIP	PITCHER							
Dave Rozema, R ERA: 2.84	9.0	W	38	10	6	6	5	1	0	0	0	0	4	47	51	6.00	1.222								

Detroit Tigers @ Texas Rangers
Arlington Stadium, Arlington, TX
Fri Jul 29 1977, 8:05 PM EDT
Att: 20,034 - Unknown

AB 37
R 6
H 10
RBI 6
BB 1
SO 5
LOB 10



Batter	1	2	3	4	5	6	7	8	9	10	AB	R	H	RBI	BB	SO	LOB	TOP			
Ron LeFlore, R OBP: 0.339, SLG: 0.432 (1, 8)	4-3	K								4-3	5	0	1	0	0	2	2				
Tito Fuentes, S OBP: 0.339, SLG: 0.383 (1, 4)	BB 1B 1B		4-3		F8			F6		4-3	5	0	2	0	0	0	1				
Rusty Staub, L OBP: 0.327, SLG: 0.423 (1, 10)	BB 1B 1B		4-3					4-3		4-3	5	0	2	0	0	0	1				
Steve Kemp, L OBP: 0.343, SLG: 0.438 (1, 7)	F7		4-3					K			4	0	0	0	0	1	2				
Jason Thompson, L OBP: 0.268, SLG: 0.490 (1, 3)	BB 1-2 2-3			G4-6-3 BB		4-3				6-3	2	0	0	0	2	0	0				
Ben Oglive, L OBP: 0.303, SLG: 0.428 (1, 9)	K			G4-6-3 1-2f		4-3				HR	4	1	1	1	0	1	4				
John Wockenfuss, R OBP: 0.354, SLG: 0.584 (1, 2)		5-3			HR			6-3		L4	4	1	1	1	0	0	0				
Phil Mankowski, L OBP: 0.321, SLG: 0.355 (1, 5)					K					F6	4	0	2	0	0	1	0				
Tom Veryzer, R OBP: 0.234, SLG: 0.266 (7, PH)																					
Tim Corcoran, L OBP: 0.318, SLG: 0.318 (7, 6)																					
Mickey Stanley, R OBP: 0.318, SLG: 0.463 (7, 6)																					
Inning Stats	R: 0 E: 0 K: 1 S: 7	H: 2 LOB: 3 BB: 1 P: 11	R: 0 E: 0 K: 1 S: 6	H: 1 LOB: 1 BB: 0 P: 6	R: 0 E: 0 K: 0 S: 3	H: 0 LOB: 0 BB: 0 P: 3	R: 1 E: 0 K: 1 S: 5	H: 1 LOB: 0 BB: 1 P: 9	R: 0 E: 0 K: 0 S: 4	H: 2 LOB: 2 BB: 0 P: 4	R: 0 E: 0 K: 2 S: 8	H: 1 LOB: 1 BB: 0 P: 8	R: 0 E: 0 K: 1 S: 5	H: 0 LOB: 0 BB: 0 P: 5	R: 1 E: 0 K: 0 S: 4	H: 1 LOB: 0 BB: 0 P: 4	R: 0 E: 0 K: 0 S: 4	H: 1 LOB: 1 BB: 0 P: 4	1B: 6 2B: 1 3B: 0 HR: 2	SF: 0 SAC: 0 DP: 1 HBP: 0	WP: 0 PA: 39 PB: 0 SB: 1 CS: 0
PITCHER	IP 9.0	WLS 35	BF 8	H 2	R 2	ER 2	SO 6	BB 2	IBB 0	HBP 0	BLK 0	WP 0	HR 2	S 45	P 53	ERA 2.00	WHIP 1.111				
Bert Blyleven, R ERA: 2.37	(1, 1)																				
Adrian Devine, R ERA: 2.28	(10, 1)	1.0	W 4	1	0	0	0	0	0	0	0	0	0	4	4	0.00	1.000				

Detroit Tigers @ Texas Rangers
Arlington Stadium, Arlington, TX
Sun Jul 31 1977, 8:05 PM EDT
Att: 16,309 - Unknown

AB	37
R	2
H	9
RBI	2
BB	2
SO	6
LOB	12



Batter	1	2	3	4	5	6	7	8	9	10	AB	R	H	RBI	BB	SO	LOB	BOTTOM			
Mike Hargrove, L OBP: 0.405, SLG: 0.403 (1, 3)	BB 1B BB		F7		K			1-3			4	1	1	1	1	1	1				
Bert Campaneris, R OBP: 0.314, SLG: 0.343 (1, 6)	BB 1B BB			6-3 BB	FC4-6 BB			B1			1	0	0	0	3	0	0				
Claudell Washington, L OBP: 0.325, SLG: 0.411 (8, 8)	S 1-3 2-H		6-3		FC4-6 PO			F8			4	1	1	1	0	0	3				
Wille Horton, R OBP: 0.340, SLG: 0.437 (1, 10)	K		K		PO					F8	4	0	0	0	0	3	2				
Toby Harrah, R OBP: 0.337, SLG: 0.481 (1, 5)	F7			K				5-3		K	4	0	0	0	0	2	0				
Bump Wills, S OBP: 0.369, SLG: 0.422 (1, 4)		G3		F2				K		K	4	0	0	0	0	2	0				
Juan Beniquez, R OBP: 0.345, SLG: 0.441 (8, 7)		F5		1B				CS BB		1B SH2-3 BB	2	0	1	0	1	0	0				
Dave May, L OBP: 0.288, SLG: 0.321 (1, 9)	K				1B			K		SH2-3	3	0	1	0	0	2	1				
Jim Sundberg, R OBP: 0.336, SLG: 0.339 (1, 2)			6-3 BB		K			6-3		1B	4	0	2	0	0	1	2				
Inning Stats	R: 2 E: 0 K: 1 S: 5	H: 1 LOB: 0 BB: 2 P: 13	R: 0 E: 0 K: 1 S: 5	H: 0 LOB: 0 BB: 0 P: 5	R: 0 E: 0 K: 1 S: 6	H: 1 LOB: 2 BB: 1 P: 10	R: 0 E: 0 K: 2 S: 9	H: 2 LOB: 2 BB: 0 P: 9	R: 0 E: 0 K: 1 S: 4	H: 0 LOB: 0 BB: 1 P: 8	R: 0 E: 0 K: 2 S: 7	H: 0 LOB: 0 BB: 0 P: 7	R: 0 E: 0 K: 0 S: 3	H: 0 LOB: 0 BB: 0 P: 3	R: 0 E: 0 K: 2 S: 7	H: 0 LOB: 0 BB: 0 P: 7	R: 1 E: 0 K: 0 S: 3	H: 2 LOB: 2 BB: 1 P: 7	1B: 6 2B: 0 3B: 0 HR: 0	SF: 0 SAC: 1 DP: 0 HBP: 0	WP: 1 PA: 38 PB: 0 SB: 1 CS: 1
PITCHER	IP 9.0	WLS 33	BF 4	H 2	R 2	ER 2	SO 11	BB 5	IBB 0	HBP 0	BLK 0	WP 1	HR 0	S 50	P 70	ERA 2.00	WHIP 1.000				
Jack Morris, R ERA: 2.77	(1, 1)																				
Jim Crawford, L ERA: 3.8	(10, 1)	0.1	L 4	2	1	1	0	1	0	0	0	0	0	3	7	27.00	9.000				

Detroit Tigers @ Texas Rangers
Arlington Stadium, Arlington, TX
Sun Jul 31 1977, 8:05 PM EDT
Att: 16,309 - Unknown

AB	30
R	3
H	6
RBI	2
BB	6
SO	11
LOB	9



Batter	1	2	3	4	5	6	7	8	9	AB	R	H	RBI	BB	SO	LOB	TOP					
Mike Hargrove, L (1, 3) OBP: 0.411, SLG: 0.411	0-0 1B BB SF7	0-0 FC6-4 1B			4-0 SH5-3 BB	4-0 1B BB		0-0 SF8	0-0 WP 2B	3	1	3	1	2	0	0						
Bert Campaneris, R (1, 6) OBP: 0.319, SLG: 0.343	4-0 1B	0-0 FC6-4			0-0 SH5-3	0-0 1B BB		0-0 SH1-3	4-0 2B	2	0	1	2	2	0	1						
Jim Mason, L (9, 6) OBP: 0.239, SLG: 0.229	1-2 1B BB	1-2 1B			1-2 2-3	1-2 2-3 1B		1-2 1B	2-3 3-H BB	0	0	0	0	0	0	0						
Claudell Washington, L (1, 8) OBP: 0.322, SLG: 0.498	0-0 F2		0-0 1-3		0-0 SF9	0-0 G4-3		0-0 1B E 1B	0-0 5-3	5	0	1	2	0	0	6						
Willie Horton, R (1, 10) OBP: 0.342, SLG: 0.438	0-0 1B		0-3 K		0-0 F8			0-0 SH1-3 1B	0-0 1B	4	0	2	0	0	1	1						
Sandy Alomar Sr., S (7, 6) OBP: 0.361, SLG: 0.358	1-2 2-3 1B							1-3 1B		1	0	1	0	0	0	0						
Toby Harrah, R (1, 5) OBP: 0.386, SLG: 0.478	0-0 SF7		0-0 F7			1-0 2B HBP		0-0 SH1-3	0-3 K	2	1	0	1	0	1	2						
Tom Grieve, R (1, 7) OBP: 0.246, SLG: 0.349	0-0 F4			0-0 5-3		0-0 SH1-3 SH 2B		0-3 K	0-0 1B 2B	5	2	2	1	0	1	4						
Bump Willis, S (1, 4) OBP: 0.367, SLG: 0.418		0-0 5-3		4-0 G5-4-3 BB		0-0 SH1-3		0-3 K	0-3 K	3	0	0	0	1	2	3						
Jim Sundberg, R (1, 2) OBP: 0.341, SLG: 0.356		0-0 HR		0-0 G5-4-3		0-0 SH BB 1B S		0-0 1B SF8 1B	0-0 2B WP 1B	4	4	3	3	0	0	1						
Bill Fahey, L (9, 2) OBP: 0.196, SLG: 0.200				1-2 1B		3-H 1B BB		1-3 1B 1B	0-0 F7	0	0	0	0	0	0	0						
Dave May, L (1, 9) OBP: 0.295, SLG: 0.322		0-3 K		1-0 SH5-3 BB SF9 HBP		1-2 1B BB		0-0 1B 1B		3	3	1	0	1	1	1						
Inning Stats	R: 1 E: 0 K: 0 S: 5	H: 2 LOB: 1 BB: 1 P: 9	R: 1 E: 0 K: 1 S: 7	H: 2 LOB: 1 BB: 0 P: 7	R: 0 E: 0 K: 1 S: 5	H: 0 LOB: 0 BB: 1 P: 5	R: 0 E: 0 K: 0 S: 2	H: 0 LOB: 0 BB: 1 P: 6	R: 1 E: 0 K: 0 S: 3	H: 0 LOB: 1 BB: 1 P: 8	R: 4 E: 1 K: 0 S: 5	H: 2 LOB: 2 BB: 2 P: 14	R: 0 E: 1 K: 2 S: 8	H: 1 LOB: 2 BB: 0 P: 8	R: 2 E: 1 K: 1 S: 9	H: 4 LOB: 2 BB: 0 P: 9	R: 2 E: 0 K: 1 S: 8	H: 3 LOB: 2 BB: 1 P: 12	1B: 10 2B: 3 3B: 0 HR: 1	SF: 3 SAC: 5 DP: 2 HBP: 2	WP: 1 PB: 0 SB: 2 CS: 0	PA: 48
PITCHER	IP WLS BF H R ER SO BB IBB HBP BLK WP HR S P ERA WHIP																					
Wilbur Wood, L (1, 1) ERA: 4.34	5.1 L 27 5 7 6 2 4 0 0 0 0 1 25 43 10.12 1.688																					
Don Kirkwood, R (6, 1) ERA: 4.89	3.2 21 9 4 4 4 2 0 0 0 1 0 27 35 9.82 3.000																					

Texas Rangers @ Chicago White Sox
Comiskey Park, Chicago, IL
Mon Aug 01 1977, 8:05 PM EDT
Att: 31,234 - Unknown - 74 F

AB 32
R 11
H 14
RBI 10
BB 6
SO 6
LOB 19



Batter	1	2	3	4	5	6	7	8	9	AB	R	H	RBI	BB	SO	LOB	BOTTOM					
Ralph Garr, L (1, 7) OBP: 0.325, SLG: 0.439	0-0 G3		0-0 F6		0-0 G3		0-0 E4 FC6-4 BB	0-0 G4-6-3		5	0	0	0	0	0	1						
Alan Bannister, R (1, 6) OBP: 0.367, SLG: 0.378	4-0 FC3-6 BB		0-0 G3			0-0 F9 1B 1B	0-0 F8		0-0 G6-4-3 1B	4	1	2	0	1	0	1						
Jorge Orta, L (1, 4) OBP: 0.351, SLG: 0.441	0-0 FC3-6 1-2			0-0 F9		0-0 F8 1B 1B	4-0 FC6-4 BB		0-0 G6-4-3 1-2	4	1	1	0	1	0	2						
Richie Zisk, R (1, 9) OBP: 0.374, SLG: 0.550	0-0 F9			0-0 BB 1B		0-0 F9	0-0 FC6-4		0-0 HR	5	1	2	1	0	0	5						
Oscar Gamble, L (1, 10) OBP: 0.345, SLG: 0.523		0-0 F5		4-0 BB 1B		0-0 BB 1B 1B	0-0 G3		0-3 K	4	1	1	1	1	1	2						
Jim Spencer, L (1, 3) OBP: 0.307, SLG: 0.440		0-3 K		0-0 F4		0-0 F8		0-0 4-3		4	0	0	0	0	1	4						
Chet Lemon, R (1, 8) OBP: 0.357, SLG: 0.488		4-0 BB		0-0 1-3		4-0 1B 1B BB		0-0 HR 1B		2	1	1	0	2	0	2						
Eric Soderholm, R (1, 5) OBP: 0.362, SLG: 0.493		0-0 F8			0-0 6-3	0-0 FC6-4 1B		0-0 HR 1B		4	1	2	4	0	0	1						
Brian Downing, R (1, 2) OBP: 0.424, SLG: 0.423			0-3 K		0-0 G3	0-0 FC6-4		4-0 G4-6-3 BB		3	0	0	0	1	1	2						
Wayne Nordhagen, R (9, 2) OBP: 0.321, SLG: 0.442						1-2 1B				0	0	0	0	0	0	0						
Inning Stats	R: 0 E: 0 K: 0 S: 3	H: 0 LOB: 1 BB: 1 P: 7	R: 0 E: 0 K: 1 S: 5	H: 0 LOB: 1 BB: 1 P: 9	R: 0 E: 0 K: 1 S: 5	H: 0 LOB: 0 BB: 0 P: 5	R: 0 E: 0 K: 0 S: 4	H: 1 LOB: 2 BB: 1 P: 8	R: 0 E: 0 K: 0 S: 3	H: 0 LOB: 0 BB: 0 P: 3	R: 3 E: 0 K: 0 S: 7	H: 4 LOB: 2 BB: 1 P: 11	R: 0 E: 1 K: 0 S: 4	H: 0 LOB: 2 BB: 1 P: 8	R: 2 E: 0 K: 0 S: 4	H: 2 LOB: 0 BB: 1 P: 8	R: 1 E: 0 K: 1 S: 6	H: 2 LOB: 0 BB: 0 P: 6	1B: 7 2B: 0 3B: 0 HR: 2	SF: 0 SAC: 0 DP: 2 HBP: 0	WP: 0 PB: 0 SB: 0 CS: 0	PA: 41
PITCHER	IP WLS BF H R ER SO BB IBB HBP BLK WP HR S P ERA WHIP																					
Gaylord Perry, R (1, 1) ERA: 3.11	5.2 W 26 5 3 3 2 4 0 0 0 0 0 26 42 4.76 1.588																					
Nelson Briles, R (6, 1) ERA: 3.95	0.2 4 0 0 0 0 1 0 0 0 0 0 0 3 7 0.00 1.500																					
Adrian Devine, R (7, 1) ERA: 2.58	2.2 S 11 4 3 3 1 1 0 0 0 0 0 2 12 16 10.12 1.875																					

Texas Rangers @ Chicago White Sox
Comiskey Park, Chicago, IL
Mon Aug 01 1977, 8:05 PM EDT
Att: 31,234 - Unknown - 74 F

AB 35
R 6
H 9
RBI 6
BB 6
SO 3
LOB 20




Batter	1	2	3	4	5	6	7	8	9	AB	R	H	RBI	BB	SO	LOB	TOP									
Mike Hargrove, L (1, 3) OBP: 0.411, SLG: 0.412										4	0	1	0	1	1	2	<p>Texas Rangers @ Chicago White Sox Comiskey Park, Chicago, IL Tue Aug 02 1977, 8:05 PM EDT Att: 19,014 - Unknown</p>									
Bert Campaneris, R (1, 6) OBP: 0.320, SLG: 0.342										4	2	1	0	1	2	2										
Keith Smith, R (1, 7) OBP: 0.383, SLG: 0.474										3	1	0	0	1	0	1										
Willie Horton, R (1, 10) OBP: 0.342, SLG: 0.440 Kurt Bevacqua, R (9, PR) OBP: 0.300, SLG: 0.800										5	0	2	1	0	3	3										
Toby Harrah, R (1, 5) OBP: 0.383, SLG: 0.474										5	1	1	1	0	2	2										
Tom Grieve, R (1, 9) OBP: 0.252, SLG: 0.359										5	1	2	1	0	0	1										
Bump Willis, S (1, 4) OBP: 0.363, SLG: 0.413										4	1	0	0	0	0	3										
Jim Sundberg, R (1, 2) OBP: 0.343, SLG: 0.356 Sandy Alomar Sr., S (8, PR) OBP: 0.361, SLG: 0.358 Bill Fahey, L (8, 2) OBP: 0.196, SLG: 0.200										3	1	1	0	1	1	1										
Claudell Washington, L (1, 8) OBP: 0.322, SLG: 0.410 Dave May, L (7, PR) OBP: 0.259, SLG: 0.340										3	0	1	2	0	0	1										
Inning Stats	R: 0 E: 0 K: 1 S: 5	H: 0 LOB: 0 BB: 0 P: 5	R: 0 E: 0 K: 1 S: 6	H: 2 LOB: 1 BB: 0 P: 6	R: 0 E: 0 K: 2 S: 7	H: 0 LOB: 1 BB: 1 P: 11	R: 0 E: 0 K: 2 S: 7	H: 0 LOB: 0 BB: 0 P: 7	R: 0 E: 0 K: 0 S: 4	H: 1 LOB: 1 BB: 0 P: 4	R: 0 E: 0 K: 2 S: 8	H: 1 LOB: 1 BB: 0 P: 8	R: 2 E: 1 K: 0 S: 5	H: 1 LOB: 1 BB: 1 P: 9	R: 6 E: 1 K: 1 S: 9	H: 3 LOB: 2 BB: 1 P: 17		R: 1 E: 0 K: 0 S: 5	H: 2 LOB: 1 BB: 0 P: 5	1B: 5 2B: 5 3B: 0 HR: 1	SF: 0 SAC: 1 DP: 1 HBP: 0	WP: 0 PB: 0 SB: 1 CS: 1	PA: 42			
PITCHER	IP	WLS	BF	H	R	ER	SO	BB	IBB	HBP	BLK	WP	HR	S	P	ERA		WHIP								
Ken Kravec, L (1, 1) ERA: 4.23	7.0		28	5	2	0	8	2	0	0	0	0	0	42	50	0.00		1.000								
Lerrin LaGrow, R (8, 1) ERA: 2.35	0.1		5	2	4	2	1	2	0	0	0	0	0	5	13	54.00	12.000									
Bart Johnson, R (8, 1) ERA: 3.76	1.2	L	9	3	3	1	0	0	0	0	0	0	1	9	9	5.40	1.800									

Batter	1	2	3	4	5	6	7	8	9	AB	R	H	RBI	BB	SO	LOB	BOTTOM									
Ralph Garr, L (1, 7) OBP: 0.325, SLG: 0.436										5	1	1	0	1	0	3	<p>Texas Rangers @ Chicago White Sox Comiskey Park, Chicago, IL Tue Aug 02 1977, 8:05 PM EDT Att: 19,014 - Unknown</p>									
Alan Bannister, R (1, 6) OBP: 0.368, SLG: 0.378										5	0	2	2	0	0	1										
Jorge Orta, L (1, 4) OBP: 0.352, SLG: 0.439										4	2	1	0	1	2	3										
Richie Zisk, R (1, 9) OBP: 0.380, SLG: 0.560										3	2	2	2	2	0	1										
Oscar Gamble, L (1, 10) OBP: 0.347, SLG: 0.529 Lamar Johnson, R (3, PH) OBP: 0.338, SLG: 0.530										1	1	1	0	0	0	0										
Jim Spencer, L (1, 3) OBP: 0.305, SLG: 0.437										4	0	1	2	0	0	1										
Chet Lemon, R (1, 8) OBP: 0.358, SLG: 0.489										4	1	1	1	1	0	3										
Eric Soderholm, R (1, 5) OBP: 0.361, SLG: 0.492 Jack Brothamer, L (3, 5) OBP: 0.373, SLG: 0.388 Brian Downing, R (9, PH) OBP: 0.429, SLG: 0.429 Tim Nordbrook, R (9, PR) OBP: 0.474, SLG: 0.250										1	0	0	0	0	0	1										
Jim Essian, R (1, 2) OBP: 0.377, SLG: 0.449										4	1	1	0	1	1	2										
Inning Stats	R: 0 E: 0 K: 1 S: 5	H: 3 LOB: 1 BB: 0 P: 6	R: 2 E: 0 K: 0 S: 5	H: 3 LOB: 1 BB: 0 P: 6	R: 2 E: 1 K: 0 S: 5	H: 1 LOB: 2 BB: 2 P: 13	R: 0 E: 0 K: 1 S: 5	H: 0 LOB: 0 BB: 0 P: 5	R: 2 E: 0 K: 0 S: 5	H: 2 LOB: 0 BB: 0 P: 5	R: 1 E: 0 K: 1 S: 7	H: 2 LOB: 2 BB: 1 P: 11	R: 0 E: 0 K: 1 S: 5	H: 0 LOB: 2 BB: 2 P: 13	R: 1 E: 0 K: 0 S: 5	H: 2 LOB: 2 BB: 1 P: 9		R: 0 E: 0 K: 0 S: 4	H: 1 LOB: 2 BB: 1 P: 8	1B: 7 2B: 2 3B: 1 HR: 1	SF: 1 SAC: 1 DP: 0 HBP: 0	WP: 1 PB: 0 SB: 0 CS: 0	PA: 46			
PITCHER	IP	WLS	BF	H	R	ER	SO	BB	IBB	HBP	BLK	WP	HR	S	P	ERA		WHIP								
Doyle Alexander, R (1, 1) ERA: 3.96	2.1		13	4	4	2	1	1	0	0	0	0	0	14	18	7.71		2.143								
Roger Moret, L (3, 1) ERA: 6.75	4.1		20	4	3	3	3	2	1	0	0	0	1	23	35	6.23	1.385									
Darold Knowles, L (7, 1) ERA: 3.34	2.1	W	13	3	1	1	0	3	0	0	0	1	0	10	22	3.86	2.571									

Batter	1	2	3	4	5	6	7	8	9	10	11	12	AB	R	H	RBI	BB	SO	LOB												
Mike Hargrove, L (1.3) OBP: 0.417, SLG: 0.429														6	2	4	4	1	1	2											
Bert Campaneris, R (1.6) OBP: 0.321, SLG: 0.344														4	1	2	1	0	1	2											
Claudell Washington, L (1.8) OBP: 0.321, SLG: 0.414														7	1	2	1	0	4	4											
Willie Horton, R (1.10) OBP: 0.339, SLG: 0.436														6	0	1	2	0	1	2											
Toby Harrah, R (1.5) OBP: 0.384, SLG: 0.487														7	2	3	1	0	0	3											
Dave May, L (1.9) OBP: 0.265, SLG: 0.335														6	1	1	0	0	0	3											
Tom Grieve, R (1.7) OBP: 0.252, SLG: 0.356													4	0	1	0	0	1	0												
Ed Kirkpatrick, L (12, PH) OBP: 0.295, SLG: 0.262													0	0	0	0	1	0	0												
Keith Smith, R (12, PH) OBP: 0.295, SLG: 0.262													0	1	0	0	0	0	0												
Bump Wills, S (1.4) OBP: 0.366, SLG: 0.413														5	2	2	1	1	1	1											
Jim Sundberg, R (1.2) OBP: 0.350, SLG: 0.368														5	2	3	2	1	0	2											
Inning Stats	R: 2 E: 0 K: 0 S: 6	H: 3 LOB: 1 BB: 6	R: 1 E: 0 K: 0 S: 5	H: 2 LOB: 1 BB: 0 P: 5	R: 0 E: 0 K: 1 S: 5	H: 0 LOB: 0 BB: 0 P: 5	R: 2 E: 0 K: 1 S: 8	H: 3 LOB: 2 BB: 1 P: 12	R: 1 E: 0 K: 0 S: 5	H: 2 LOB: 2 BB: 1 P: 9	R: 0 E: 0 K: 1 S: 6	H: 1 LOB: 1 BB: 0 P: 10	R: 0 E: 0 K: 1 S: 6	H: 1 LOB: 1 BB: 0 P: 6	R: 0 E: 0 K: 0 S: 3	H: 0 LOB: 0 BB: 0 P: 3	R: 0 E: 0 K: 1 S: 5	H: 0 LOB: 1 BB: 1 P: 9	R: 6 E: 0 K: 0 S: 9	H: 6 LOB: 2 BB: 1 P: 13	1B: 10 2B: 7 3B: 0 HR: 2	SF: 1 SAC: 4 DP: 0 HBP: 0	WP: 0 PB: 0 SB: 0 CS: 0	PA: 59							
PITCHER	IP WLS BF H R ER SO BB IBB HBP BLK WP HR S P ERA WHIP													IP WLS BF H R ER SO BB IBB HBP BLK WP HR S P ERA WHIP																	
Francisco Barrios, R (1.1) ERA: 4.04	3.2	20	8	5	5	1	1	0	0	0	0	0	0	0	1	35	39	1.69	1.125												
Jack Kucek, R (4.1) ERA: 3.43	5.1	22	5	1	1	7	1	0	0	0	0	0	0	0	1	35	39	1.69	1.125												
Lenny LatGrow, R (10.1) ERA: 2.31	1.1	5	0	0	0	0	1	0	0	0	0	0	0	0	4	8	0.00	0.750													
Dave Hamilton, L (11.1) ERA: 4.56	0.1	1	0	0	0	1	0	0	0	0	0	0	0	0	3	3	0.00	0.000													
Don Kirkwood, R (11.1) ERA: 6.07	0.2	L	8	5	6	6	0	1	0	0	0	0	0	1	7	11	81.00	9.000													
Bart Johnson, R (12.1) ERA: 3.72	0.2																														

Texas Rangers @ Chicago White Sox
Comiskey Park, Chicago, IL
Wed Aug 03 1977, 8:05 PM EDT
Att. 22,672 - Unknown - 83 F

AB 50
R 12
H 19
RBI 12
BB 4
SO 9
LOB 19



Batter	1	2	3	4	5	6	7	8	9	10	11	12	AB	R	H	RBI	BB	SO	LOB												
Ralph Garr, L (1.7) OBP: 0.332, SLG: 0.448														6	3	4	2	1	0	2											
Alan Bannister, R (1.6) OBP: 0.366, SLG: 0.377														7	1	2	0	0	0	6											
Jorge Orta, L (1.4) OBP: 0.353, SLG: 0.440														6	0	2	3	1	2	2											
Richie Zisk, R (1.9) OBP: 0.380, SLG: 0.556													6	1	2	1	1	1	1	4											
Oscar Gamble, L (1.10) OBP: 0.350, SLG: 0.529														2	0	1	1	1	0	0											
Lamar Johnson, R (7, PH) OBP: 0.340, SLG: 0.530													4	0	2	0	0	0	2												
Jim Spencer, L (1.3) OBP: 0.304, SLG: 0.434													5	0	1	1	0	0	4												
Chet Lemon, R (1.8) OBP: 0.362, SLG: 0.499														5	2	3	1	1	0	1											
Eric Soderholm, R (1.5) OBP: 0.358, SLG: 0.489													6	1	1	1	0	1	5												
Jim Essian, R (1.2) OBP: 0.380, SLG: 0.450														2	1	1	0	1	1	3											
Royce Stillman, L (8, PH) OBP: 0.308, SLG: 0.359													1	0	0	0	0	0	0												
Brian Downing, R (9.2) OBP: 0.425, SLG: 0.424													1	0	0	0	0	0	1												
Jack Brohamer, L (12, PH) OBP: 0.378, SLG: 0.398													0	1	0	0	1	0	0												
Inning Stats	R: 1 E: 1 K: 1 S: 6	H: 2 LOB: 2 BB: 2 P: 14	R: 3 E: 0 K: 1 S: 9	H: 4 LOB: 1 BB: 0 P: 9	R: 0 E: 0 K: 0 S: 3	H: 0 LOB: 0 BB: 0 P: 3	R: 0 E: 0 K: 0 S: 3	H: 0 LOB: 1 BB: 1 P: 7	R: 1 E: 0 K: 0 S: 6	H: 3 LOB: 3 BB: 1 P: 12	R: 0 E: 0 K: 1 S: 3	H: 1 LOB: 1 BB: 1 P: 7	R: 0 E: 0 K: 0 S: 6	H: 1 LOB: 0 BB: 0 P: 4	R: 1 E: 0 K: 0 S: 4	H: 1 LOB: 0 BB: 0 P: 4	R: 0 E: 0 K: 0 S: 3	H: 1 LOB: 0 BB: 0 P: 3	R: 0 E: 0 K: 0 S: 4	H: 1 LOB: 2 BB: 1 P: 8	R: 0 E: 0 K: 1 S: 6	H: 1 LOB: 1 BB: 0 P: 6	R: 4 E: 0 K: 0 S: 7	H: 4 LOB: 1 BB: 1 P: 11	1B: 15 2B: 2 3B: 0 HR: 2	SF: 0 SAC: 1 DP: 2 HBP: 0	WP: 0 PB: 0 SB: 0 CS: 1	PA: 59			
PITCHER	IP WLS BF H R ER SO BB IBB HBP BLK WP HR S P ERA WHIP													IP WLS BF H R ER SO BB IBB HBP BLK WP HR S P ERA WHIP																	
Dock Ellis, R (1.1) ERA: 4.47	5.0	27	9	5	5	3	4	0	0	0	0	0	0	0	1	29	45	9.00	2.600												
Paul Lindblad, L (6.1) ERA: 4.13	1.0	4	1	0	0	0	1	0	0	0	0	0	0	0	3	7	0.00	2.000													
Adrian Devine, R (7.1) ERA: 2.89	5.0	W	23	7	4	4	2	1	1	0	0	0	0	1	25	33	7.20	1.600													
Darold Knowles, L (12.1) ERA: 3.5	1.0																														

Texas Rangers @ Chicago White Sox
Comiskey Park, Chicago, IL
Wed Aug 03 1977, 8:05 PM EDT
Att. 22,672 - Unknown - 83 F

AB 51
R 10
H 19
RBI 10
BB 7
SO 5
LOB 30



Batter	1	2	3	4	5	6	7	8	9	AB	R	H	RBI	BB	SO	LOB	TOP
Mike Hargrove, L (1, 3) OBP: 0.419, SLG: 0.428	F9		1B		F7		BB 1B 2B BB	FC3-2 BB		3	1	1	0	2	0	0	Texas Rangers @ Chicago White Sox Comiskey Park, Chicago, IL Thu Aug 04 1977, 8:05 PM EDT Att: 20,155 - Unknown - 70 F
Bert Campaneris, R (1, 6) OBP: 0.318, SLG: 0.340	F8		F5		5-3		F9	FC3-2		5	0	0	0	0	0	5	
Claudell Washington, L (1, 8) OBP: 0.320, SLG: 0.414	2B		F7		G3		F6	4-3		5	0	1	0	0	0	5	
Willie Horton, R (1, 10) Sandy Alomar Sr., S (7, PR) Ed Kirkpatrick, L (9, PH)	G3			F2		1B 1B	BB 2B 1B	F9		4	0	2	1	0	0	1	
Toby Harrah, R (1, 5) OBP: 0.389, SLG: 0.489		S 1B		1B SF8 BB		1B 1B	2B BB	1-3		3	1	2	0	2	0	0	
Dave May, L (1, 9) Kurt Bevacqua, R (7, PH)	F6			BB 1B		K	2B	5-3		3	0	1	0	0	1	3	
Tom Grieve, R (1, 7) OBP: 0.252, SLG: 0.348				1B		K	L8			3	0	0	0	1	2	6	
Bump Wills, S (1, 4) OBP: 0.364, SLG: 0.412	4-3			SF8		G3		S SH1-4 FC3-2 1B		3	0	1	1	0	0	3	
Jim Sundberg, R (1, 2) OBP: 0.350, SLG: 0.368				K			BB 1B	SH1-4		3	1	1	0	0	2	2	
Inning Stats	R: 0 E: 0 K: 0 S: 4	H: 1 LOB: 1 BB: 0 P: 4	R: 0 E: 0 K: 1 S: 6	H: 1 LOB: 1 BB: 0 P: 6	R: 0 E: 0 K: 1 S: 6	H: 1 LOB: 2 BB: 2 P: 14	R: 0 E: 0 K: 2 S: 9	H: 2 LOB: 2 BB: 0 P: 9	R: 3 E: 0 K: 0 S: 6	H: 3 LOB: 3 BB: 2 P: 14	R: 0 E: 0 K: 0 S: 4	H: 1 LOB: 2 BB: 1 P: 8	R: 0 E: 0 K: 0 S: 3	H: 0 LOB: 0 BB: 0 P: 3	1B: 8 2B: 2 3B: 0 HR: 0	SF: 1 SAC: 1 DP: 0 HBP: 0	
PITCHER	IP WLS BF H R ER SO BB IBB HBP BLK WP HR S P ERA WHIP																
Steve Stone, R (1, 1) ERA: 4.14	6.2 W 32 8 4 4 5 4 0 0 0 0 0 0 38 54 5.40 1.800																
Dave Hamilton, L (7, 1) ERA: 4.56	0.0 1 1 0 0 0 0 0 0 0 0 0 0 1 1 ∞ ∞																
Lerrin LaGrow, R (7, 1) ERA: 2.24	2.1 S 9 1 0 0 0 1 0 0 0 0 0 0 8 12 0.00 0.857																

Batter	1	2	3	4	5	6	7	8	9	AB	R	H	RBI	BB	SO	LOB	BOTTOM
Ralph Garr, L (1, 7) OBP: 0.332, SLG: 0.446	F7		FC6-4	F9		SH1-3		S 1B		4	0	1	0	0	0	4	Texas Rangers @ Chicago White Sox Comiskey Park, Chicago, IL Thu Aug 04 1977, 8:05 PM EDT Att: 20,155 - Unknown - 70 F
Alan Bannister, R (1, 6) OBP: 0.369, SLG: 0.376			FC6-4	FC6-4		BB		IBB		3	0	1	1	2	0	3	
Jorge Orta, L (1, 4) OBP: 0.349, SLG: 0.434	K		FC6		F6	4-3		F7		5	0	0	0	0	1	7	
Richie Zisk, R (1, 9) OBP: 0.379, SLG: 0.551	K			1B 1B BB		K		L5		3	1	0	0	1	2	1	
Oscar Gamble, L (1, 10) Lamar Johnson, R (7, PH)				BB 1B 1B		3B		F9		3	1	3	0	0	0	0	
Jim Spencer, L (1, 3) OBP: 0.303, SLG: 0.430	F9			S 1B BB		1-3		G3		3	1	0	0	1	0	1	
Chet Lemon, R (1, 8) OBP: 0.364, SLG: 0.497	F8			1B 1B		F9		FC6-4 BB		3	0	1	2	1	0	0	
Eric Soderholm, R (1, 5) OBP: 0.359, SLG: 0.492			FC6-4	K		SH1-3 1B		F9		4	2	2	0	0	1	3	
Jim Essian, R (1, 2) OBP: 0.385, SLG: 0.452			FC6-4	FC6-4		PB SH1-3 1B		FC6-4		3	0	2	1	1	0	1	
Inning Stats	R: 0 E: 0 K: 2 S: 8	H: 1 LOB: 0 BB: 0 P: 8	R: 0 E: 0 K: 0 S: 3	H: 1 LOB: 0 BB: 0 P: 3	R: 1 E: 0 K: 0 S: 4	H: 1 LOB: 1 BB: 1 P: 8	R: 3 E: 0 K: 1 S: 8	H: 3 LOB: 2 BB: 2 P: 16	R: 0 E: 0 K: 0 S: 5	H: 2 LOB: 2 BB: 1 P: 9	R: 0 E: 0 K: 0 S: 3	H: 0 LOB: 0 BB: 0 P: 3	R: 0 E: 0 K: 0 S: 4	H: 1 LOB: 3 BB: 2 P: 12	1B: 8 2B: 1 3B: 1 HR: 0	SF: 0 SAC: 1 DP: 0 HBP: 0	
PITCHER	IP WLS BF H R ER SO BB IBB HBP BLK WP HR S P ERA WHIP																
Bert Blyleven, R (1, 1) ERA: 2.49	5.2 L 29 9 5 4 4 4 0 0 0 0 0 0 33 49 6.35 2.294																
Paul Lindblad, L (6, 1) ERA: 3.99	2.1 10 1 0 0 0 1 1 0 0 0 0 0 8 16 0.00 0.857																

Batter	1	2	3	4	5	6	7	8	9	10	11	AB	R	H	RBI	BB	SO	LOB	TOP						
Mike Hargrove, L OBP: 0.418, SLG: 0.426 Toby Harrah, R OBP: 0.387, SLG: 0.486 (7, 5)	4-3			4-3 BB		K	6-3			F5		2	0	0	0	1	1	1							
Bump Wills, S OBP: 0.362, SLG: 0.412 (1, 4)	K			4-3				F3		K		5	0	1	1	0	2	1							
Claudell Washington, L OBP: 0.315, SLG: 0.407 (1, 8)	K			4-3		G3		L5		K		5	0	0	0	0	2	2							
Willie Horton, R OBP: 0.340, SLG: 0.436 Sandi Alomar Sr., S OBP: 0.349, SLG: 0.345 (7, PR)	K			F5				F2		6-3		3	0	1	0	0	1	1							
Dave May, L OBP: 0.296, SLG: 0.335 Tom Grieve, R OBP: 0.255, SLG: 0.345 (9, PH)	4-3					4-3		F5				3	0	1	0	0	0	0							
Ed Kirkpatrick, L OBP: 0.269, SLG: 0.254 (1, 7)	4-3					5-3		B2-3		FC4-6		5	2	1	1	0	0	1							
Kurt Bevacqua, R OBP: 0.412, SLG: 0.750 (7, 3)						5-3		FC2-5				4	0	2	1	1	0	2							
Jim Mason, L OBP: 0.241, SLG: 0.224 Bert Campaneris, R OBP: 0.318, SLG: 0.343 (7, 6)	G4-6-3							K				2	1	0	0	1	1	3							
Bill Fahey, L OBP: 0.319, SLG: 0.213 Jim Sundberg, R OBP: 0.349, SLG: 0.366 (9, 2)	G3					SH2-4		E2		6-3		2	0	1	1	0	0	0							
Inning Stats	R: 0 E: 0 K: 2 S: 7	H: 0 LOB: 0 BB: 0 P: 7	R: 0 E: 0 K: 1 S: 5	H: 0 LOB: 0 BB: 0 P: 5	R: 0 E: 0 K: 0 S: 2	H: 0 LOB: 0 BB: 1 P: 6	R: 0 E: 0 K: 0 S: 3	H: 0 LOB: 1 BB: 1 P: 7	R: 0 E: 0 K: 0 S: 3	H: 0 LOB: 0 BB: 0 P: 3	R: 1 E: 0 K: 0 S: 6	H: 1 LOB: 1 BB: 1 P: 10	R: 2 E: 1 K: 1 S: 9	H: 4 LOB: 3 BB: 0 P: 9	R: 0 E: 0 K: 0 S: 3	H: 2 LOB: 2 BB: 0 P: 5	R: 0 E: 0 K: 2 S: 7	H: 0 LOB: 0 BB: 0 P: 7	R: 1 E: 0 K: 1 S: 6	H: 1 LOB: 1 BB: 1 P: 10	1B: 6 2B: 2 3B: 0 HR: 0	SF: 0 SAC: 1 DP: 1 HBP: 0	WP: 0 PB: 0 SB: 1 CS: 0	PA: 44	
PITCHER	IP 6.2	WLS L	BF 16	H 3	R 1	ER 0	SO 2	BB 1	IBB 0	HBP 0	BLK 0	WP 0	HR 0	S 19	P 23	ERA 0.00	WHIP 1.000								
Jack Morris, R ERA: 3.2 John Hiller, L ERA: 3.73 Steve Foucault, R ERA: 3.47																									

Texas Rangers @ Detroit Tigers
Tiger Stadium, Detroit, MI
Fri Aug 05 1977, 7:05 PM EDT
Unknown

AB	39
R	4
H	8
RBI	4
BB	4
SO	8
LOB	17



Batter	1	2	3	4	5	6	7	8	9	10	11	AB	R	H	RBI	BB	SO	LOB	BOTTOM						
Tim Corcoran, L OBP: 0.267, SLG: 0.314 Mickey Stanley, R OBP: 0.315, SLG: 0.459 (10, PH)	F9			K		4-3				1-6-3		4	0	1	0	0	1	0							
Tito Fuentes, S OBP: 0.342, SLG: 0.394 (1, 4)	1B							G3				5	1	3	0	0	0	1							
Rusty Staub, L OBP: 0.330, SLG: 0.437 (1, 10)	E9			6-3		G4-6-3						5	1	2	1	0	0	2							
Steve Kemp, L OBP: 0.344, SLG: 0.430 (1, 7)	4-3			G3				F7		FC1-6		4	0	1	0	1	0	1							
Jason Thompson, L OBP: 0.359, SLG: 0.477 (1, 3)	G3			F5				G3		FC1-6		4	0	0	0	1	0	2							
Ben Oglivie, L OBP: 0.363, SLG: 0.430 (1, 9)	F7			K				G3		F7		5	0	0	0	0	1	3							
Milt May, L OBP: 0.294, SLG: 0.407 (1, 2)	3-1					K		4-3		F8		4	0	0	0	0	1	1							
Phil Mankowski, L OBP: 0.319, SLG: 0.361 Aurelio Rodriguez, R OBP: 0.272, SLG: 0.368 (10, PH)	4-3					F8						3	0	0	0	0	0	0							
Tom Verzyer, R OBP: 0.294, SLG: 0.264 Ron LeFlore, R OBP: 0.340, SLG: 0.439 Chuck Schvener, R OBP: 0.213, SLG: 0.119 (9, 6)	L1					6-3						2	0	0	0	0	0	0							
Inning Stats	R: 1 E: 1 K: 0 S: 5	H: 2 LOB: 1 BB: 0 P: 5	R: 0 E: 0 K: 0 S: 3	H: 0 LOB: 0 BB: 0 P: 3	R: 0 E: 0 K: 1 S: 6	H: 1 LOB: 1 BB: 0 P: 6	R: 0 E: 0 K: 1 S: 5	H: 0 LOB: 0 BB: 0 P: 5	R: 0 E: 0 K: 0 S: 3	H: 0 LOB: 0 BB: 0 P: 3	R: 1 E: 0 K: 0 S: 5	H: 1 LOB: 1 BB: 1 P: 8	R: 0 E: 0 K: 0 S: 3	H: 0 LOB: 0 BB: 0 P: 3	R: 0 E: 0 K: 0 S: 4	H: 1 LOB: 2 BB: 1 P: 8	R: 0 E: 0 K: 0 S: 3	H: 1 LOB: 1 BB: 1 P: 8	1B: 5 2B: 0 3B: 1 HR: 2	SF: 0 SAC: 0 DP: 1 HBP: 0	WP: 0 PB: 0 SB: 0 CS: 0	PA: 42			
PITCHER	IP 8.0	WLS W	BF 12	H 1	R 0	ER 0	SO 0	BB 2	IBB 0	HBP 0	BLK 0	WP 0	HR 0	S 10	P 18	ERA 0.00	WHIP 1.000								
Gaylord Perry, R ERA: 3.07 Darold Knowles, L ERA: 3.23																									

Texas Rangers @ Detroit Tigers
Tiger Stadium, Detroit, MI
Fri Aug 05 1977, 7:05 PM EDT
Unknown

AB	40
R	3
H	8
RBI	2
BB	2
SO	3
LOB	10



Batter	1	2	3	4	5	6	7	8	9	AB	R	H	RBI	BB	SO	LOB	TOP					
Mike Hargrove, L (1, 3) OBP: 0.318, SLG: 0.422										3	0	0	0	2	2	2						
Bert Campaneris, R (1, 6) OBP: 0.315, SLG: 0.339										4	0	0	0	0	1	4						
Jim Mason, L (9, PH) OBP: 0.239, SLG: 0.222										1	0	0	0	0	0	0						
Bump Willis, S (1, 4) OBP: 0.360, SLG: 0.407										4	1	0	0	1	0	1						
Willie Horton, R (1, 10) OBP: 0.342, SLG: 0.435										3	1	1	0	1	0	0						
Sandy Alomar Sr., S (8, PR) OBP: 0.349, SLG: 0.345										0	1	0	0	0	0	0						
Toby Harrah, R (1, 5) OBP: 0.390, SLG: 0.486										2	3	1	0	2	0	0						
Keith Smith, R (1, 7) OBP: 0.390, SLG: 0.486										3	0	0	0	0	1	3						
Tom Grieve, R (1, 9) OBP: 0.266, SLG: 0.352										3	0	2	2	1	1	0						
Jim Sundberg, R (1, 2) OBP: 0.350, SLG: 0.368										4	0	2	2	0	2	2						
Claudell Washington, L (1, 8) OBP: 0.314, SLG: 0.405										4	0	1	0	0	0	3						
Inning Stats	R: 0 E: 0 K: 1 S: 5	H: 0 LOB: 0 BB: 0 P: 5	R: 0 E: 0 K: 0 S: 3	H: 0 LOB: 0 BB: 0 P: 3	R: 0 E: 0 K: 3 S: 11	H: 1 LOB: 2 BB: 0 P: 11	R: 1 E: 1 K: 1 S: 7	H: 1 LOB: 2 BB: 1 P: 11	R: 0 E: 0 K: 0 S: 2	H: 0 LOB: 0 BB: 1 P: 6	R: 3 E: 1 K: 0 S: 6	H: 4 LOB: 1 BB: 1 P: 10	R: 0 E: 0 K: 1 S: 4	H: 0 LOB: 0 BB: 1 P: 8	R: 2 E: 0 K: 1 S: 5	H: 1 LOB: 2 BB: 3 P: 17	R: 0 E: 0 K: 0 S: 3	H: 0 LOB: 0 BB: 0 P: 3	1B: 7 2B: 0 3B: 0 HR: 0	SF: 0 SAC: 1 DP: 0 HBP: 0	WP: 0 PB: 2 SB: 3 CS: 2	PA: 41
PITCHER	IP WLS BF H R ER SO BB IBB HBP BLK WP HR S P ERA WHIP																					
Bob Sykes, L (1, 1) ERA: 4.0	6.0 L 27 6 4 3 5 3 0 0 0 0 0 0 34 46 4.50 1.500																					
Steve Grilli, R (7, 1) ERA: 4.35	1.2 8 1 2 2 2 3 1 0 0 0 0 0 8 24 10.80 2.400																					
Bruce Taylor, R (8, 1) ERA:	1.1 4 0 0 0 0 0 0 0 0 0 0 0 4 4 0.00 0.000																					

Texas Rangers @ Detroit Tigers
Tiger Stadium, Detroit, MI
Fri Aug 05 1977, 7:05 PM EDT
Att: 27,094 - Unknown

AB	31
R	6
H	7
RBI	4
BB	7
SO	7
LOB	15



Batter	1	2	3	4	5	6	7	8	9	AB	R	H	RBI	BB	SO	LOB	BOTTOM			
Ron LeFlore, R (1, 8) OBP: 0.341, SLG: 0.442										4	0	2	0	0	0	1				
Tito Fuentes, S (1, 4) OBP: 0.339, SLG: 0.390										4	0	0	0	0	0	1				
Rusty Staub, L (1, 10) OBP: 0.332, SLG: 0.438										4	0	2	0	0	0	1				
Steve Kemp, L (1, 7) OBP: 0.340, SLG: 0.425										4	0	0	0	0	0	2				
Jason Thompson, L (1, 3) OBP: 0.353, SLG: 0.472										4	0	0	0	0	1	2				
Ben Oglive, L (1, 9) OBP: 0.303, SLG: 0.429										3	0	1	0	0	1	0				
John Wockenfuss, R (1, 2) OBP: 0.346, SLG: 0.563										3	0	0	0	0	0	1				
Aurelio Rodriguez, R (1, 5) OBP: 0.266, SLG: 0.359										3	0	0	0	0	0	0				
Chuck Scrivener, R (1, 6) OBP: 0.204, SLG: 0.114										2	0	0	0	0	0	0				
Tim Corcoran, L (8, PH) OBP: 0.276, SLG: 0.324										1	0	1	0	0	0	0				
Tom Verzyer, R (9, 6) OBP: 0.234, SLG: 0.264										0	0	0	0	0	0	0				
Inning Stats	R: 0 E: 0 K: 0 S: 3	H: 0 LOB: 0 BB: 0 P: 3	R: 0 E: 0 K: 1 S: 6	H: 1 LOB: 1 BB: 0 P: 6	R: 0 E: 0 K: 0 S: 3	H: 1 LOB: 0 BB: 0 P: 3	R: 0 E: 0 K: 0 S: 4	H: 1 LOB: 1 BB: 0 P: 4	R: 0 E: 0 K: 0 S: 3	H: 0 LOB: 0 BB: 0 P: 3	R: 0 E: 0 K: 0 S: 4	H: 1 LOB: 1 BB: 0 P: 4	R: 0 E: 0 K: 0 S: 4	H: 1 LOB: 1 BB: 0 P: 4	R: 0 E: 0 K: 0 S: 4	H: 1 LOB: 1 BB: 0 P: 4	1B: 5 2B: 1 3B: 0 HR: 0	SF: 0 SAC: 0 DP: 0 HBP: 0	WP: 0 PB: 0 SB: 0 CS: 1	PA: 33
PITCHER	IP WLS BF H R ER SO BB IBB HBP BLK WP HR S P ERA WHIP																			
Nelson Briles, R (1, 1) ERA: 3.5	9.0 W 32 6 0 0 2 0 0 0 0 0 0 0 36 36 0.00 0.667																			

Texas Rangers @ Detroit Tigers
Tiger Stadium, Detroit, MI
Fri Aug 05 1977, 7:05 PM EDT
Att: 27,094 - Unknown

AB	32
R	0
H	6
RBI	0
BB	0
SO	2
LOB	8



Batter	1	2	3	4	5	6	7	8	9	AB	R	H	RBI	BB	SO	LOB	TOP			
Mike Hargrove, L OBP: 0.316, SLG: 0.420 (1, 3)										4	1	1	0	0	0	1				
Bert Campaneris, R OBP: 0.313, SLG: 0.337 (1, 6)										3	0	0	0	0	1	0				
Claudell Washington, L OBP: 0.316, SLG: 0.497 (1, 8)										4	2	2	0	0	0	0				
Willie Horton, R OBP: 0.344, SLG: 0.434 (1, 10)										3	1	1	2	1	0	1				
Dave May, L OBP: 0.300, SLG: 0.335 (1, 9)										3	0	1	1	1	0	1				
Toby Harrah, R OBP: 0.389, SLG: 0.492 (1, 5)										4	1	1	2	0	0	3				
Bump Willis, S OBP: 0.357, SLG: 0.403 (1, 4)										4	0	0	0	0	2	0				
Ed Kirkpatrick, L OBP: 0.273, SLG: 0.240 (1, 7)										4	0	0	0	0	1	0				
Jim Sundberg, R OBP: 0.349, SLG: 0.367 (1, 2)										4	0	1	0	0	1	0				
Inning Stats	R: 4 E: 0 K: 1 S: 9	H: 4 LOB: 0 BB: 0 P: 9	R: 0 E: 0 K: 1 S: 5	H: 0 LOB: 0 BB: 2 P: 5	R: 0 E: 0 K: 1 S: 5	H: 0 LOB: 2 BB: 2 P: 13	R: 0 E: 1 K: 1 S: 6	H: 1 LOB: 1 BB: 0 P: 6	R: 1 E: 0 K: 0 S: 5	H: 2 LOB: 1 BB: 0 P: 5	R: 0 E: 0 K: 0 S: 3	H: 0 LOB: 0 BB: 0 P: 3	R: 0 E: 0 K: 0 S: 3	H: 0 LOB: 0 BB: 0 P: 3	R: 0 E: 0 K: 0 S: 3	H: 0 LOB: 0 BB: 0 P: 3	1B: 6 2B: 0 3B: 0 HR: 1	SF: 0 SAC: 1 DP: 0 HBP: 0	WP: 0 PB: 0 SB: 1 CS: 0	PA: 36
PITCHER	IP	WLS	BF	H	R	ER	SO	BB	IBB	HBP	BLK	WP	HR	S	P	ERA	WHIP			
Milt Wilcox, R ERA: 3.8 (1, 1)	7.0	W	30	7	5	5	5	2	0	0	0	0	1	38	46	6.43	1.286			
Steve Foucault, R ERA: 3.29 (8, 1)	2.0	S	6	0	0	0	0	0	0	0	0	0	0	6	6	0.00	0.000			

Texas Rangers @ Detroit Tigers
Tiger Stadium, Detroit, MI
Sat Aug 06 1977, 3:33 AM EDT
Att: 24,771 - Unknown

AB	33
R	5
H	7
RBI	5
BB	2
SO	5
LOB	6



Batter	1	2	3	4	5	6	7	8	9	AB	R	H	RBI	BB	SO	LOB	BOTTOM			
Ron LeFlore, R OBP: 0.343, SLG: 0.452 (1, 8)										4	2	2	1	0	1	1				
Tito Fuentes, S OBP: 0.338, SLG: 0.389 (1, 4)										4	1	1	0	0	1	1				
Rusty Staub, L OBP: 0.333, SLG: 0.439 (1, 10)										3	1	1	2	1	0	0				
Steve Kemp, L OBP: 0.340, SLG: 0.422 (1, 7)										3	1	0	0	1	0	1				
Jason Thompson, L OBP: 0.352, SLG: 0.472 (1, 3)										4	0	1	2	0	0	1				
Ben Oglivie, L OBP: 0.302, SLG: 0.426 (1, 9)										4	0	1	1	0	0	0				
Milt May, L OBP: 0.294, SLG: 0.404 (1, 2)										4	0	1	0	0	0	2				
Phil Mankowski, L OBP: 0.317, SLG: 0.351 (1, 5)										3	0	1	0	0	0	2				
Aurelio Rodriguez, R OBP: 0.284, SLG: 0.357 (8, PH) (9, 5)										1	0	0	0	0	1	1				
Tom Verzyer, R OBP: 0.235, SLG: 0.262 (1, 6)										2	1	0	0	1	0	1				
Inning Stats	R: 3 E: 0 K: 1 S: 8	H: 3 LOB: 2 BB: 2 P: 16	R: 0 E: 0 K: 0 S: 3	H: 0 LOB: 0 BB: 0 P: 3	R: 0 E: 0 K: 0 S: 3	H: 0 LOB: 0 BB: 0 P: 3	R: 0 E: 0 K: 0 S: 3	H: 0 LOB: 0 BB: 0 P: 3	R: 2 E: 0 K: 1 S: 7	H: 2 LOB: 1 BB: 1 P: 11	R: 0 E: 0 K: 0 S: 4	H: 1 LOB: 1 BB: 0 P: 4	R: 1 E: 0 K: 0 S: 4	H: 1 LOB: 0 BB: 0 P: 4	R: 0 E: 0 K: 1 S: 6	H: 1 LOB: 1 BB: 0 P: 6	1B: 4 2B: 3 3B: 0 HR: 1	SF: 0 SAC: 0 DP: 0 HBP: 0	WP: 0 PB: 0 SB: 0 CS: 0	PA: 35
PITCHER	IP	WLS	BF	H	R	ER	SO	BB	IBB	HBP	BLK	WP	HR	S	P	ERA	WHIP			
Doyle Alexander, R ERA: 4.13 (1, 1)	7.0	L	31	7	6	6	2	3	0	0	0	0	1	32	44	7.71	1.429			
Paul Lindblad, L ERA: 3.93 (8, 1)	1.0		4	1	0	0	1	0	0	0	0	0	0	6	6	0.00	1.000			

Texas Rangers @ Detroit Tigers
Tiger Stadium, Detroit, MI
Sat Aug 06 1977, 3:33 AM EDT
Att: 24,771 - Unknown

AB	32
R	6
H	8
RBI	6
BB	3
SO	3
LOB	10



Batter	1	2	3	4	5	6	7	8	9	AB	R	H	RBI	BB	SO	LOB	TOP								
Mike Hargrove, L (1, 3) OBP: 0.317, SLG: 0.417	F7		FC2-5 BB		3-1			1B BB		2	1	0	0	2	0	0									
Bert Campaneris, R (1, 6) OBP: 0.313, SLG: 0.336	B2-3		FC2-5			F9		1B		4	0	1	1	0	0	2									
Claudell Washington, L (1, 8) OBP: 0.315, SLG: 0.493	5-3		1-2 2-3f			4-3		1B		3	0	0	0	1	1	2									
Willie Horton, R (1, 10) Sandy Alomar Sr., S (8, PR) OBP: 0.343, SLG: 0.432 OBP: 0.349, SLG: 0.345		K	K			6-3		G4-6-3 1B		4	0	1	1	0	2	2									
Dave May, L (1, 9) OBP: 0.299, SLG: 0.333	F7					G4-3 1B		F9	G4-6-3	4	0	1	0	0	0	3									
Toby Harrah, R (1, 5) OBP: 0.386, SLG: 0.487	F3				G4-3			F5		4	0	0	0	0	0	1									
Bump Willis, S (1, 4) OBP: 0.353, SLG: 0.398			E4 2B		1-3			4-3		4	1	0	0	0	0	0									
Tom Grieve, R (1, 7) OBP: 0.276, SLG: 0.372						6-3				3	1	2	1	0	0	0									
Keith Smith, R (8, PR) OBP: 0.250, SLG: 0.143			1-H 2B					1B 2B		1	1	1	0	0	0	0									
Jim Sundberg, R (1, 2) OBP: 0.348, SLG: 0.368			FC2-5 2B			K		L4	F7	4	0	1	1	0	1	2									
Inning Stats	R: 0 E: 0 K: 0 S: 3	H: 0 LOB: 0 BB: 0 P: 3	R: 0 E: 0 K: 1 S: 5	H: 0 LOB: 0 BB: 0 P: 5	R: 2 E: 1 K: 2 S: 10	H: 2 LOB: 2 BB: 1 P: 14	R: 0 E: 0 K: 0 S: 3	H: 1 LOB: 0 BB: 0 P: 3	R: 0 E: 0 K: 1 S: 5	H: 0 LOB: 0 BB: 0 P: 5	R: 0 E: 0 K: 0 S: 3	H: 0 LOB: 0 BB: 0 P: 3	R: 0 E: 0 K: 0 S: 3	H: 0 LOB: 0 BB: 0 P: 3	R: 2 E: 0 K: 0 S: 5	H: 3 LOB: 3 BB: 2 P: 13	R: 0 E: 0 K: 0 S: 4	H: 1 LOB: 1 BB: 0 P: 4	1B: 4 2B: 3 3B: 0 HR: 0	SF: 0 SAC: 0 DP: 2 HBP: 0	WP: 0 PB: 0 SB: 0 CS: 0	PA: 36			
PITCHER Fernando Arroyo, R (1, 1) ERA: 3.48	IP: 9.0 WLS: L BF: 36	H: 7 R: 4 ER: 3 SO: 4	BB: 2 IBB: 1 HBP: 0 BLK: 0	WP: 0 HR: 0 S: 41 P: 53	ERA: 3.00 WHIP: 1.000																				

Texas Rangers @ Detroit Tigers
Tiger Stadium, Detroit, MI
Sun Aug 07 1977, 3:33 AM EDT
Att: 17,597 - Unknown

AB	33
R	4
H	7
RBI	4
BB	3
SO	4
LOB	12



Batter	1	2	3	4	5	6	7	8	9	AB	R	H	RBI	BB	SO	LOB	BOTTOM								
Ron LeFlore, R (1, 8) OBP: 0.339, SLG: 0.447	6-3		K						6-3	5	0	0	0	0	2	0									
Tito Fuentes, S (1, 4) OBP: 0.340, SLG: 0.394	E 3B		G3					G6-3 1B		4	1	2	0	0	0	0									
Rusty Staub, L (1, 10) OBP: 0.333, SLG: 0.438	E3 BB 1B		F9					G6-3 1B		4	0	1	1	0	0	1									
Steve Kemp, L (1, 7) OBP: 0.341, SLG: 0.423	BB 1B		3-1					F5		4	0	2	0	0	0	0									
Jason Thompson, L (1, 3) OBP: 0.351, SLG: 0.469	1-2 2-3 BB				4-3		4-3	F8		3	0	0	0	1	0	2									
Ben Oglivie, L (1, 9) OBP: 0.305, SLG: 0.430	F6				5-3					4	0	2	0	0	0	3									
Milt May, L (1, 2) OBP: 0.293, SLG: 0.400	G3									3	0	0	0	1	0	5									
Aurelio Rodriguez, R (1, 5) OBP: 0.264, SLG: 0.353			5-3							4	0	1	0	0	0	1									
Tom Verzyer, R (1, 6) OBP: 0.233, SLG: 0.260										2	0	0	0	0	0	2									
Tim Corcoran, L (6, PH) OBP: 0.273, SLG: 0.319										1	0	0	0	0	0	1									
Chuck Scrivener, R (7, 6) OBP: 0.204, SLG: 0.114										0	0	0	0	0	0	0									
Phil Mankowski, L (8, PH) OBP: 0.316, SLG: 0.349										1	0	0	0	0	0	0									
Inning Stats	R: 1 E: 1 K: 0 S: 6	H: 2 LOB: 3 BB: 1 P: 10	R: 0 E: 0 K: 1 S: 5	H: 0 LOB: 0 BB: 0 P: 5	R: 0 E: 0 K: 0 S: 3	H: 0 LOB: 0 BB: 0 P: 3	R: 0 E: 0 K: 0 S: 4	H: 1 LOB: 2 BB: 1 P: 8	R: 0 E: 0 K: 0 S: 5	H: 2 LOB: 2 BB: 0 P: 5	R: 0 E: 0 K: 0 S: 4	H: 1 LOB: 1 BB: 0 P: 4	R: 0 E: 0 K: 1 S: 5	H: 1 LOB: 0 BB: 0 P: 5	R: 0 E: 0 K: 0 S: 4	H: 1 LOB: 1 BB: 0 P: 4	R: 0 E: 0 K: 0 S: 3	H: 0 LOB: 0 BB: 0 P: 3	1B: 6 2B: 1 3B: 1 HR: 0	SF: 0 SAC: 0 DP: 1 HBP: 0	WP: 0 PB: 0 SB: 0 CS: 0	PA: 37			
PITCHER Dock Ellis, R (1, 1) ERA: 4.23	IP: 9.0 WLS: W BF: 37	H: 8 R: 1 ER: 1 SO: 2	BB: 2 IBB: 0 HBP: 0 BLK: 0	WP: 0 HR: 0 S: 39 P: 47	ERA: 1.00 WHIP: 1.111																				

Texas Rangers @ Detroit Tigers
Tiger Stadium, Detroit, MI
Sun Aug 07 1977, 3:33 AM EDT
Att: 17,597 - Unknown

AB	35
R	1
H	8
RBI	1
BB	2
SO	2
LOB	15



Batter	1	2	3	4	5	6	7	8	9	AB	R	H	RBI	BB	SO	LOB	TOP					
Rodney Scott, S (1, 4) OBP: 0.342, SLG: 0.310 (8, 6)										4	1	2	0	0	0	2						
Larry Murray, S (1, 7) OBP: 0.250, SLG: 0.287										3	0	0	0	0	2	2						
Jerry Tabb, L (1, 3) OBP: 0.281, SLG: 0.286										4	1	1	1	0	1	3						
Mitchell Page, L (1, 10) OBP: 0.374, SLG: 0.507										4	0	0	0	0	1	1						
Manny Sanguillen, R (1, 2) OBP: 0.286, SLG: 0.330										4	0	0	0	0	1	1						
Wayne Gross, L (1, 5) OBP: 0.326, SLG: 0.398										3	0	0	0	1	1	0						
Willie Crawford, L (1, 9) OBP: 0.311, SLG: 0.296										3	0	0	0	0	1	1						
Sheldon Mallory, L (1, 8) OBP: 0.337, SLG: 0.282										3	0	1	0	0	1	0						
Rob Picciolo, R (1, 6) OBP: 0.202, SLG: 0.224										2	0	0	0	0	2	1						
Marty Perez, R (8, PH) OBP: 0.312, SLG: 0.345										1	0	1	0	0	0	0						
Inning Stats	R: 1 E: 1 K: 2 S: 9	H: 1 LOB: 1 BB: 0 P: 9	R: 0 E: 0 K: 0 S: 2	H: 0 LOB: 0 BB: 1 P: 6	R: 0 E: 0 K: 1 S: 6	H: 1 LOB: 1 BB: 0 P: 6	R: 0 E: 0 K: 1 S: 5	H: 0 LOB: 0 BB: 0 P: 5	R: 0 E: 0 K: 2 S: 8	H: 1 LOB: 1 BB: 0 P: 8	R: 0 E: 0 K: 1 S: 6	H: 0 LOB: 0 BB: 0 P: 6	R: 0 E: 0 K: 1 S: 5	H: 0 LOB: 0 BB: 0 P: 5	R: 0 E: 0 K: 2 S: 8	H: 1 LOB: 1 BB: 0 P: 8	R: 0 E: 0 K: 0 S: 3	H: 0 LOB: 0 BB: 0 P: 3	1B: 4 2B: 0 3B: 0 HR: 1	SF: 0 SAC: 1 DP: 1 HBP: 0	WP: 0 PB: 0 SB: 1 CS: 0	PA: 33
PITCHER Bert Blyleven, R ERA: 2.42	IP: 9.0 WLS: W BF: 33 H: 5 R: 2 ER: 1 SO: 10 BB: 1 IBB: 0 HBP: 0 BLK: 0 WP: 0 HR: 1 S: 52 P: 56 ERA: 1.00 WHIP: 0.667															PITCHER	IP: 9.0 WLS: W BF: 33 H: 5 R: 2 ER: 1 SO: 10 BB: 1 IBB: 0 HBP: 0 BLK: 0 WP: 0 HR: 1 S: 52 P: 56 ERA: 1.00 WHIP: 0.667					

Oakland Athletics @ Texas Rangers
Arlington Stadium, Arlington, TX
Mon Aug 08 1977, 8:05 PM EDT
Unknown

AB 31
R 2
H 5
RBI 1
BB 1
SO 10
LOB 11



Batter	1	2	3	4	5	6	7	8	9	AB	R	H	RBI	BB	SO	LOB	BOTTOM					
Mike Hargrove, L (1, 3) OBP: 0.317, SLG: 0.417										5	0	2	0	0	0	1						
Bert Campaneris, R (1, 6) OBP: 0.312, SLG: 0.335										4	0	1	0	0	1	1						
Keith Smith, R (1, 7) OBP: 0.364, SLG: 0.333										2	2	1	0	0	0	0						
Willie Horton, R (1, 10) OBP: 0.347, SLG: 0.436										3	1	2	2	1	0	0						
Sandy Alomar Sr., S (7, PR) OBP: 0.349, SLG: 0.345										0	0	0	0	0	0	0						
Toby Harrah, R (1, 5) OBP: 0.388, SLG: 0.487										0	1	0	0	0	0	0						
Kurt Bevacqua, R (3, PR) (4, 5) OBP: 0.421, SLG: 0.722										2	0	1	0	0	0	2						
Tom Grieve, R (1, 9) OBP: 0.275, SLG: 0.369										4	0	1	0	0	1	3						
Dave May, L (9, 9) OBP: 0.299, SLG: 0.333										0	0	0	0	0	0	0						
Bump Wills, S (1, 4) OBP: 0.352, SLG: 0.397										4	0	1	2	0	1	2						
Jim Sundberg, R (1, 2) OBP: 0.347, SLG: 0.365										3	1	0	0	1	0	2						
Claudell Washington, L (1, 8) OBP: 0.318, SLG: 0.408										3	0	1	1	1	1	0						
Inning Stats	R: 3 E: 0 K: 0 S: 6	H: 3 LOB: 2 BB: 0 P: 8	R: 0 E: 0 K: 0 S: 3	H: 0 LOB: 0 BB: 0 P: 3	R: 1 E: 0 K: 0 S: 4	H: 2 LOB: 2 BB: 0 P: 5	R: 0 E: 0 K: 2 S: 8	H: 1 LOB: 1 BB: 0 P: 8	R: 0 E: 0 K: 0 S: 4	H: 1 LOB: 1 BB: 0 P: 4	R: 0 E: 0 K: 1 S: 5	H: 1 LOB: 2 BB: 1 P: 9	R: 0 E: 0 K: 0 S: 3	H: 1 LOB: 2 BB: 1 P: 7	R: 1 E: 0 K: 1 S: 6	H: 1 LOB: 1 BB: 1 P: 10	R: 0 E: 0 K: 0 S: 3	H: 0 LOB: 0 BB: 0 P: 3	1B: 7 2B: 2 3B: 1 HR: 0	SF: 0 SAC: 1 DP: 2 HBP: 3	WP: 1 PB: 0 SB: 0 CS: 0	PA: 38
PITCHER Jim Umberger, L ERA: 5.6	IP: 8.0 WLS: L BF: 37 H: 10 R: 5 ER: 5 SO: 4 BB: 2 IBB: 1 HBP: 3 BLK: 0 WP: 1 HR: 0 S: 39 P: 54 ERA: 5.62 WHIP: 1.500															PITCHER	IP: 8.0 WLS: L BF: 37 H: 10 R: 5 ER: 5 SO: 4 BB: 2 IBB: 1 HBP: 3 BLK: 0 WP: 1 HR: 0 S: 39 P: 54 ERA: 5.62 WHIP: 1.500					

Oakland Athletics @ Texas Rangers
Arlington Stadium, Arlington, TX
Mon Aug 08 1977, 8:05 PM EDT
Unknown

AB 30
R 5
H 10
RBI 5
BB 3
SO 4
LOB 11



Batter	1	2	3	4	5	6	7	8	9	AB	R	H	RBI	BB	SO	LOB	TOP										
Rodney Scott, S (1, 4) OBP: 0.336, SLG: 0.303 (8, 5)	0-0 5-3			0-0 6-3			0-0 F9		0-0 4-3	4	0	0	0	0	0	0											
Sheldon Mallory, L (1, 8) OBP: 0.330, SLG: 0.276 Tim Hosley, R (7, PH) OBP: 0.292, SLG: 0.190 Larry Murray, S (7, 8) OBP: 0.246, SLG: 0.284	0-0 4-3			0-0 F9			0-3 K		0-3 K	2	0	0	0	0	0	0											
Jim Tyrone, R (1, 9) OBP: 0.315, SLG: 0.331	0-0 5-3			0-0 F4			0-0 1B			3	0	1	0	0	0	0											
Mitchell Page, L (1, 7) OBP: 0.377, SLG: 0.507		0-3 K			4-0 BB		0-0 1B			2	0	1	0	1	1	0											
Rich McKinney, R (1, 3) OBP: 0.240, SLG: 0.324		0-3 K			4-0 BB		0-0 1B			2	0	0	0	1	1	2											
Manny Sanguillen, R (1, 10) OBP: 0.294, SLG: 0.327		0-0 F8			0-0 BB		0-0 1B			3	0	0	0	0	1	2											
Wayne Gross, L (1, 5) OBP: 0.323, SLG: 0.395 Marty Perez, R (8, 4) OBP: 0.312, SLG: 0.345			0-0 F3				0-0 F6		0-0 F4	3	0	0	0	0	0	0											
Jeff Newman, R (1, 2) OBP: 0.272, SLG: 0.364			0-3 K				0-3 K		0-0 6-3	3	0	0	0	0	2	0											
Rob Picciolo, R (1, 6) OBP: 0.200, SLG: 0.222 Jerry Tabb, L (9, PH) OBP: 0.273, SLG: 0.276			0-0 5-3				0-3 K		0-0 F7	2	0	0	0	0	1	0											
Inning Stats	R: 0 E: 0 K: 0 S: 3	H: 0 LOB: 0 BB: 0 P: 3	R: 0 E: 0 K: 2 S: 7	H: 0 LOB: 0 BB: 0 P: 7	R: 0 E: 0 K: 1 S: 5	H: 0 LOB: 0 BB: 0 P: 5	R: 0 E: 0 K: 0 S: 3	H: 0 LOB: 0 BB: 0 P: 3	R: 0 E: 0 K: 0 S: 1	H: 0 LOB: 0 BB: 2 P: 9	R: 0 E: 0 K: 2 S: 7	H: 0 LOB: 0 BB: 0 P: 7	R: 0 E: 0 K: 1 S: 5	H: 0 LOB: 0 BB: 0 P: 5	R: 0 E: 0 K: 1 S: 5	H: 0 LOB: 0 BB: 0 P: 5	1B: 2 2B: 0 3B: 1 HR: 0	SF: 0 SAC: 0 DP: 0 HBP: 0	WP: 0 PA: 29 PB: 0 SB: 0 CS: 0								
PITCHER	IP	WLS	BF	H	R	ER	SO	BB	IBB	HBP	BLK	WP	HR	S	P	ERA	WHIP										
Roger Moret, L (1, 1) ERA: 4.81	7.0	W	23	2	0	0	6	2	0	0	0	0	0	33	41	0.00	0.571										
Adrian Devine, R (8, 1) ERA: 2.82	2.0	S	6	0	0	0	2	0	0	0	0	0	0	10	10	0.00	0.000										

Oakland Athletics @ Texas Rangers
Arlington Stadium, Arlington, TX
Mon Aug 08 1977, 8:05 PM EDT
Att: 19,909 - Unknown

AB	27
R	0
H	2
RBI	0
BB	2
SO	8
LOB	4



Batter	1	2	3	4	5	6	7	8	9	AB	R	H	RBI	BB	SO	LOB	BOTTOM										
Mike Hargrove, L (1, 3) OBP: 0.315, SLG: 0.415	0-0 F7		0-0 FC6		0-3 K		0-0 4-3			4	0	1	0	0	1	3											
Bert Campaneris, R (1, 6) OBP: 0.314, SLG: 0.339 Jim Mason, L (8, FR) OBP: 0.239, SLG: 0.222	0-3 K		0-0 FC6						0-0 1B	4	0	2	0	0	1	1											
Claudell Washington, L (1, 8) OBP: 0.317, SLG: 0.415	0-0 L4		0-0 CS		0-0 HR		0-3 K		0-3 K	4	1	1	1	0	2	2											
Willie Horton, R (1, 10) OBP: 0.346, SLG: 0.437		0-0 FC4-6		0-0 6-3		0-3 K		0-3 K		4	1	1	0	0	2	2											
Dave May, L (1, 9) OBP: 0.298, SLG: 0.345		0-0 E6		0-0 HR		0-0 F7		0-0 4-3		4	1	1	1	0	0	3											
Toby Harrah, R (1, 5) OBP: 0.386, SLG: 0.483		0-0 FC4-6		0-0 1-3			0-0 5-3			3	0	0	1	0	0	1											
Bump Wills, S (1, 4) OBP: 0.350, SLG: 0.393		0-3 K		0-0 G3			0-0 F5			3	0	0	0	0	1	1											
Keith Smith, R (1, 7) OBP: 0.357, SLG: 0.333		0-3 K			0-0 6-3		0-0 E9			3	0	1	0	0	1	1											
Jim Sundberg, R (1, 2) OBP: 0.350, SLG: 0.366			0-0 L6				4-0 1B			2	0	1	0	1	0	0											
Inning Stats	R: 0 E: 0 K: 1 S: 5	H: 1 LOB: 1 BB: 0 P: 5	R: 1 E: 1 K: 2 S: 9	H: 1 LOB: 1 BB: 0 P: 9	R: 0 E: 0 K: 0 S: 3	H: 1 LOB: 0 BB: 0 P: 3	R: 2 E: 0 K: 0 S: 5	H: 2 LOB: 0 BB: 0 P: 5	R: 0 E: 0 K: 1 S: 5	H: 1 LOB: 0 BB: 0 P: 5	R: 0 E: 0 K: 2 S: 8	H: 1 LOB: 1 BB: 0 P: 8	R: 0 E: 1 K: 0 S: 4	H: 1 LOB: 2 BB: 1 P: 8	R: 0 E: 0 K: 2 S: 8	H: 1 LOB: 1 BB: 0 P: 8	1B: 4 2B: 2 3B: 0 HR: 2	SF: 0 SAC: 0 DP: 0 HBP: 0	WP: 0 PA: 33 PB: 0 SB: 1 CS: 2								
PITCHER	IP	WLS	BF	H	R	ER	SO	BB	IBB	HBP	BLK	WP	HR	S	P	ERA	WHIP										
Doc Medich, R (1, 1) ERA: 4.51	7.0	L	28	7	3	3	6	1	0	0	0	0	2	39	43	3.86	1.143										
Doug Bair, R (8, 1) ERA: 4.76	1.0		4	1	0	0	2	0	0	0	0	0	0	8	8	0.00	1.000										

Oakland Athletics @ Texas Rangers
Arlington Stadium, Arlington, TX
Mon Aug 08 1977, 8:05 PM EDT
Att: 19,909 - Unknown

AB	31
R	3
H	8
RBI	3
BB	1
SO	8
LOB	14




Batter	1	2	3	4	5	6	7	8	9	AB	R	H	RBI	BB	SO	LOB	TOP			
George Brett, L OBP: 0.365, SLG: 0.501 (1, 5)										2	1	1	0	1	1	1	Kansas City Royals @ Texas Rangers Arlington Stadium, Arlington, TX Wed Aug 10 1977, 8:05 PM EDT Att: 26,349 - Unknown - 98 F			
Hal McRae, R OBP: 0.351, SLG: 0.496 (1, 7)										4	1	1	2	0	2	2				
Ralph LaCock, L OBP: 0.370, SLG: 0.450 (1, 10)										4	0	0	0	0	2	1				
Al Cowens, R OBP: 0.348, SLG: 0.518 (1, 9)										4	0	1	0	0	1	0				
John Mayberry, L OBP: 0.362, SLG: 0.434 (1, 3)										3	0	0	0	1	2	1				
Amos Otis, R OBP: 0.339, SLG: 0.451 (1, 8)										4	0	0	0	0	1	1				
Darrell Porter, L OBP: 0.359, SLG: 0.462 (1, 2)										4	1	2	0	0	1	0				
Freddie Patek, R OBP: 0.323, SLG: 0.366 (1, 6)										3	1	1	0	0	2	2				
Frank White, R OBP: 0.293, SLG: 0.354 (1, 4)										4	0	2	2	0	1	0				
Inning Stats	R: 0 E: 0 K: 2 S: 7	H: 1 LOB: 0 BB: 0 P: 7	R: 0 E: 0 K: 1 S: 6	H: 1 LOB: 2 BB: 1 P: 10	R: 2 E: 0 K: 2 S: 8	H: 1 LOB: 1 BB: 0 P: 12	R: 2 E: 0 K: 2 S: 10	H: 3 LOB: 1 BB: 0 P: 10	R: 0 E: 0 K: 1 S: 4	H: 0 LOB: 0 BB: 0 P: 5	R: 0 E: 0 K: 0 S: 4	H: 1 LOB: 1 BB: 0 P: 4	R: 0 E: 0 K: 0 S: 3	H: 0 LOB: 0 BB: 0 P: 3	R: 0 E: 0 K: 3 S: 9	H: 0 LOB: 0 BB: 0 P: 9	1B: 6 2B: 2 3B: 0 HR: 1	SF: 0 SAC: 1 DP: 1 HBP: 1	WP: 0 PB: 0 SB: 0 CS: 2	PA: 37
PITCHER Gaylord Perry, R ERA: 3.12 (1, 1)	IP: 9.0 WLS: L BF: 36 H: 8 R: 4 ER: 4 SO: 13 BB: 2 IBB: 0 HBP: 1 BLK: 0 WP: 0 HR: 1 S: 59 P: 68 ERA: 4.00 WHIP: 1.111															PITCHER				

Batter	1	2	3	4	5	6	7	8	9	AB	R	H	RBI	BB	SO	LOB	BOTTOM					
Mike Hargrove, L OBP: 0.311, SLG: 0.409 (1, 3)										5	0	0	0	0	1	2	Kansas City Royals @ Texas Rangers Arlington Stadium, Arlington, TX Wed Aug 10 1977, 8:05 PM EDT Att: 26,349 - Unknown - 98 F					
Bert Campaneris, R OBP: 0.311, SLG: 0.336 (1, 6)										4	0	0	0	0	1	0						
Claudell Washington, L OBP: 0.319, SLG: 0.416 (1, 8)										4	0	2	0	0	2	1						
Tom Grieve, R OBP: 0.274, SLG: 0.366 (1, 10)										4	0	1	0	0	2	2						
Dave May, L OBP: 0.305, SLG: 0.354 (1, 9)										3	2	2	0	1	1	0						
Toby Harrah, R OBP: 0.385, SLG: 0.480 (1, 5)										4	0	1	1	0	0	3						
Bump Wills, S OBP: 0.353, SLG: 0.398 (1, 4)										3	1	2	1	1	0	1						
Jim Sundberg, R OBP: 0.348, SLG: 0.364 (1, 2)										4	0	1	1	0	0	4						
Keith Smith, R OBP: 0.333, SLG: 0.313 (1, 7)										4	0	1	0	0	0	0						
Inning Stats	R: 0 E: 0 K: 2 S: 8	H: 1 LOB: 1 BB: 0 P: 8	R: 2 E: 0 K: 0 S: 6	H: 4 LOB: 1 BB: 0 P: 6	R: 0 E: 0 K: 1 S: 3	H: 1 LOB: 0 BB: 0 P: 3	R: 0 E: 0 K: 1 S: 6	H: 1 LOB: 1 BB: 0 P: 6	R: 0 E: 0 K: 1 S: 5	H: 0 LOB: 0 BB: 0 P: 5	R: 0 E: 0 K: 1 S: 6	H: 1 LOB: 3 BB: 2 P: 14	R: 0 E: 1 K: 1 S: 6	H: 0 LOB: 1 BB: 0 P: 6	R: 1 E: 0 K: 1 S: 6	H: 2 LOB: 0 BB: 0 P: 6	R: 0 E: 0 K: 0 S: 3	H: 0 LOB: 0 BB: 0 P: 3	1B: 8 2B: 4 3B: 0 HR: 0	SF: 0 SAC: 0 DP: 3 HBP: 0	WP: 1 PB: 0 SB: 0 CS: 0	PA: 37
PITCHER Dennis Leonard, R ERA: 3.29 Larry Gura, L ERA: 3.15 (8, 1)	IP: 7.1 WLS: W BF: 33 H: 10 R: 3 ER: 3 SO: 7 BB: 2 IBB: 0 HBP: 0 BLK: 0 WP: 1 HR: 0 S: 45 P: 53 ERA: 3.68 WHIP: 1.636															PITCHER						

Batter	1	2	3	4	5	6	7	8	9	AB	R	H	RBI	BB	SO	LOB	TOP																					
George Brett, L (1.5) OBP: 0.364, SLG: 0.506	6-3		F8					F7		4	1	1	1	0	0	0	Kansas City Royals @ Texas Rangers Arlington Stadium, Arlington, TX Thu Aug 11 1977, 8:05 PM EDT Att: 21,770 - Unknown - 98 F																					
Hal McRae, R (1.7) OBP: 0.352, SLG: 0.493	6-3 S BB			E5 F9 G3				F7		2	2	0	0	2	0	0																						
Al Cowens, R (1.9) OBP: 0.347, SLG: 0.515	6-3			F9				F9		4	0	1	0	0	0	2																						
John Mayberry, L (1.3) OBP: 0.358, SLG: 0.431	4-3			G3				F8		3	0	0	2	0	0	1																						
Joe Lahoud, L (1.10) OBP: 0.364, SLG: 0.278 Joe Zdeb, R (6, PH) OBP: 0.360, SLG: 0.423		F8		K				F7		2	0	0	0	0	1	0																						
Amos Otis, R (1.8) OBP: 0.337, SLG: 0.447		4-3						F9		3	0	0	0	0	0	0																						
Darrell Porter, L (1.2) OBP: 0.356, SLG: 0.457		4-3						F9		3	0	0	0	0	1	0																						
Freddie Patek, R (1.6) OBP: 0.320, SLG: 0.363			F2					F9		3	0	0	0	0	0	0																						
Frank White, R (1.4) OBP: 0.290, SLG: 0.350			P3					4-3		3	0	0	0	0	0	0																						
Inning Stats	R: 0 E: 0 K: 0 S: 3	H: 0 LOB: 1 BB: 1 P: 7	R: 0 E: 0 K: 0 S: 3	H: 0 LOB: 0 BB: 0 P: 3	R: 0 E: 0 K: 0 S: 3	H: 0 LOB: 0 BB: 0 P: 3	R: 1 E: 1 K: 1 S: 6	H: 0 LOB: 0 BB: 0 P: 6	R: 0 E: 0 K: 0 S: 3	H: 0 LOB: 0 BB: 0 P: 3	R: 2 E: 0 K: 0 S: 5	H: 2 LOB: 1 BB: 1 P: 9	R: 0 E: 0 K: 1 S: 5	H: 0 LOB: 0 BB: 0 P: 5	R: 0 E: 0 K: 0 S: 3	H: 0 LOB: 0 BB: 0 P: 3		1B: 1 2B: 0 3B: 0 HR: 1	SF: 1 SAC: 0 DP: 0 HBP: 0	WP: 1 PB: 0 SB: 1 CS: 0	PA: 32																	
PITCHER	IP	WLS	BF	H	R	ER	SO	BB	IBB	HBP	BLK	WP	HR	S	P	ERA	WHIP	PITCHER				IP	WLS	BF	H	R	ER	SO	BB	IBB	HBP	BLK	WP	HR	S	P	ERA	WHIP
Doyle Alexander, R (1.1) ERA: 4.11	5.1	W	21	2	3	2	1	2	0	0	0	1	1	21	29	3.38	0.750																					
Roger Moret, L (6.1) ERA: 4.18	3.2	S	11	0	0	0	1	0	0	0	0	0	0	13	13	0.00	0.000																					

Batter	1	2	3	4	5	6	7	8	9	AB	R	H	RBI	BB	SO	LOB	BOTTOM																					
Mike Hargrove, L (1.3) OBP: 0.311, SLG: 0.417	SH BB							K		3	1	1	2	1	2	0	Kansas City Royals @ Texas Rangers Arlington Stadium, Arlington, TX Thu Aug 11 1977, 8:05 PM EDT Att: 21,770 - Unknown - 98 F																					
Bert Campaneris, R (1.6) OBP: 0.311, SLG: 0.338	SH G5-4-3 1-2		E1 L3					6-3		3	1	1	0	0	0	0																						
Claudell Washington, L (1.8) OBP: 0.321, SLG: 0.426	P1		L3							4	2	2	2	0	0	3																						
Tom Grieve, R (1.10) OBP: 0.269, SLG: 0.359 Sandy Alomar Sr., S (8, PH) OBP: 0.349, SLG: 0.345	G5-4-3 1-2			5-3				P4		3	0	0	0	0	0	2																						
Dave May, L (1.9) OBP: 0.308, SLG: 0.365		G3		3-1				SH1-3 3B		4	2	2	1	0	0	0																						
Toby Harrah, R (1.5) OBP: 0.386, SLG: 0.479		G3-6 HBP						4-3		3	0	1	0	0	1	2																						
Bump Wills, S (1.4) OBP: 0.356, SLG: 0.397		G3-6						SH1-3		1	1	0	1	2	0	1																						
Jim Sundberg, R (1.2) OBP: 0.350, SLG: 0.372			F8 HR					K		4	1	2	2	0	2	2																						
Keith Smith, R (1.7) OBP: 0.273, SLG: 0.250			F8					5-3		4	0	0	0	0	0	2																						
Inning Stats	R: 0 E: 0 K: 0 S: 3	H: 0 LOB: 1 BB: 1 P: 7	R: 0 E: 0 K: 0 S: 2	H: 0 LOB: 0 BB: 0 P: 3	R: 2 E: 1 K: 0 S: 5	H: 2 LOB: 0 BB: 0 P: 5	R: 0 E: 0 K: 1 S: 6	H: 1 LOB: 2 BB: 1 P: 10	R: 2 E: 0 K: 1 S: 7	H: 2 LOB: 0 BB: 0 P: 7	R: 1 E: 0 K: 1 S: 6	H: 1 LOB: 0 BB: 0 P: 6	R: 0 E: 0 K: 1 S: 5	H: 0 LOB: 0 BB: 0 P: 5	R: 3 E: 0 K: 1 S: 8	H: 3 LOB: 1 BB: 1 P: 12		1B: 3 2B: 4 3B: 1 HR: 2	SF: 0 SAC: 3 DP: 3 HBP: 1	WP: 0 PB: 0 SB: 1 CS: 0	PA: 36																	
PITCHER	IP	WLS	BF	H	R	ER	SO	BB	IBB	HBP	BLK	WP	HR	S	P	ERA	WHIP	PITCHER				IP	WLS	BF	H	R	ER	SO	BB	IBB	HBP	BLK	WP	HR	S	P	ERA	WHIP
Jim Colborn, R (1.1) ERA: 3.86	5.1	L	24	6	5	5	2	2	0	1	0	0	0	2	25	34	8.44	1.500																				
Mark Littell, R (6.1) ERA: 3.57	2.2		12	3	3	3	3	0	1	0	0	0	0	17	21	10.12	1.125																					

AB 29
R 3
H 2
RBI 3
BB 2
SO 2
LOB 4



AB 29
R 8
H 9
RBI 8
BB 3
SO 5
LOB 12



livebaseballscores.com

livebaseballscores.com

Batter	1	2	3	4	5	6	7	8	9	AB	R	H	RBI	BB	SO	LOB	TOP								
Ralph Garr, L OBP: 0.328, SLG: 0.437 (1, 7)	0-0 4-3		0-3 K		0-0 L8		0-3 K		0-0 1B	5	0	1	0	0	2	2									
Alan Bannister, R OBP: 0.363, SLG: 0.372 (1, 6)	0-0 5-3		0-3 K			0-0 HR 3B	1-0 3B HBP		0-0 SF7	3	2	1	1	0	1	1									
Jorge Orta, L OBP: 0.347, SLG: 0.436 (1, 4)	0-0 G3			0-0 FC4-6 1B		0-0 F7	0-0 2B 3B		0-0 F7	5	1	2	2	0	0	2									
Richie Zisk, R OBP: 0.378, SLG: 0.550 (1, 9)		0-0 FC3-6 1B		0-0 F8		0-0 HR	0-0 2B		0-0 F8	5	1	3	3	0	0	2									
Oscar Gamble, L OBP: 0.364, SLG: 0.570 (1, 10)		0-0 FC3-6 1B		0-0 FC4-6 1B		0-0 HR	0-0 F7			4	1	1	1	0	0	3									
Lamar Johnson, R OBP: 0.337, SLG: 0.529 (1, 3)		0-0 G5-4-3 1B		0-0 FC5-4 1B		0-0 6-3		0-0 6-3		4	0	2	0	0	0	0									
Chet Lemon, R OBP: 0.352, SLG: 0.482 (1, 8)		0-0 G5-4-3		0-0 FC5-4		0-3 K		0-0 1-3		4	0	0	0	0	1	4									
Eric Soderholm, R OBP: 0.356, SLG: 0.502 (1, 5)			0-0 2B		0-0 F8		0-0 F4	0-0 6-3		4	0	1	0	0	0	0									
Jim Essian, R OBP: 0.373, SLG: 0.441 (1, 2)			0-0 6-3		0-0 F6		0-0 HBP 3B 1B	0-0 1B SF7 1B		4	2	2	0	0	0	1									
Inning Stats	R: 0 E: 0 K: 0 S: 3	H: 0 LOB: 0 BB: 0 P: 3	R: 0 E: 0 K: 0 S: 4	H: 2 LOB: 1 BB: 0 P: 4	R: 0 E: 0 K: 2 S: 8	H: 1 LOB: 1 BB: 0 P: 8	R: 0 E: 0 K: 0 S: 5	H: 2 LOB: 2 BB: 0 P: 5	R: 0 E: 0 K: 0 S: 3	H: 0 LOB: 0 BB: 0 P: 3	R: 3 E: 0 K: 1 S: 8	H: 3 LOB: 0 BB: 0 P: 8	R: 3 E: 0 K: 1 S: 8	H: 3 LOB: 1 BB: 0 P: 9	R: 0 E: 0 K: 0 S: 3	H: 0 LOB: 0 BB: 0 P: 3	R: 1 E: 0 K: 0 S: 5	H: 2 LOB: 1 BB: 0 P: 5	1B: 7 2B: 2 3B: 2 HR: 2	SF: 1 SAC: 0 DP: 1 HBP: 1	WP: 0 PB: 0 SB: 0 CS: 0	PA: 40			
PITCHER	IP	WLS	BF	H	R	ER	SO	BB	IBB	HBP	BLK	WP	HR	S	P	ERA	WHIP								
Dock Ellis, R ERA: 4.26 (1, 1)	5.1		23	8	3	3	2	0	0	0	0	0	2	27	27	5.06	1.500								
Adrian Devine, R ERA: 3.12 (6, 1)	1.1		8	3	3	3	2	0	0	1	0	0	0	11	12	20.25	2.250								
Darold Knowles, L ERA: 3.27 (7, 1)	2.1	W	9	2	1	1	0	0	0	0	0	0	0	9	9	3.86	0.857								

Chicago White Sox @ Texas Rangers
Arlington Stadium, Arlington, TX
Fri Aug 12 1977, 8:05 PM EDT
Att: 36,852 - Unknown

livebaseballscorecards.com

AB 38
R 7
H 13
RBI 7
BB 0
SO 4
LOB 15



Batter	1	2	3	4	5	6	7	8	9	AB	R	H	RBI	BB	SO	LOB	BOTTOM								
Mike Hargrove, L OBP: 0.311, SLG: 0.431 (1, 3)	0-0 F8		0-0 F9		0-0 G3		0-0 HR	0-0 1B 3B		5	2	2	2	0	0	3									
Bert Campaneris, R OBP: 0.310, SLG: 0.337 (1, 6)	0-0 1-3		0-0 P1-3		0-3 K		0-0 L1	0-0 FC1-6 1B		5	0	1	1	0	1	3									
Claudell Washington, L OBP: 0.319, SLG: 0.423 (1, 8)	0-0 F9			0-3 K	0-0 FC1		0-0 CS 1B	0-0 FC1-6 1B		5	0	1	0	0	1	3									
Tom Grieve, R OBP: 0.267, SLG: 0.350 (1, 10)		0-0 F2		1-0 HBP		0-0 6-3	0-3 K	0-0 F4		4	0	0	0	0	1	2									
Dave May, L OBP: 0.311, SLG: 0.372 (1, 9)		0-0 2B 2B		0-0 F8		0-0 L4		0-0 1B SH2-4 1B		4	2	2	0	0	0	1									
Toby Harrah, R OBP: 0.385, SLG: 0.477 (1, 5)		0-3 K		0-3 K		4-0 2B BB		0-0 SH2-4		2	1	0	0	1	2	2									
Bump Wills, S OBP: 0.362, SLG: 0.405 (1, 4)		0-0 2B			0-0 SH BB G3 1B	4-0 2B BB		0-0 1B HR 1B		3	3	3	1	1	0	0									
Jim Sundberg, R OBP: 0.355, SLG: 0.379 (1, 2)		0-0 F7			4-0 G3 SH FC1 BB	0-0 2B		0-0 HR 1B		3	1	2	3	1	0	1									
Keith Smith, R OBP: 0.320, SLG: 0.435 (1, 7)			0-0 P1-3 1B		0-0 SH G3		0-0 F8		1-1 HR	3	1	2	3	0	0	1									
Inning Stats	R: 0 E: 0 K: 0 S: 3	H: 0 LOB: 0 BB: 0 P: 3	R: 1 E: 0 K: 1 S: 7	H: 2 LOB: 1 BB: 0 P: 7	R: 0 E: 0 K: 2 S: 7	H: 0 LOB: 1 BB: 0 P: 8	R: 1 E: 0 K: 1 S: 7	H: 1 LOB: 2 BB: 1 P: 11	R: 2 E: 0 K: 0 S: 4	H: 1 LOB: 1 BB: 2 P: 12	R: 1 E: 0 K: 1 S: 6	H: 2 LOB: 0 BB: 0 P: 6	R: 5 E: 0 K: 0 S: 9	H: 6 LOB: 1 BB: 0 P: 9	R: 0 E: 0 K: 0 S: 3	H: 0 LOB: 0 BB: 0 P: 3	1B: 7 2B: 4 3B: 1 HR: 2	SF: 0 SAC: 2 DP: 1 HBP: 1	WP: 0 PB: 0 SB: 1 CS: 1	PA: 40					
PITCHER	IP	WLS	BF	H	R	ER	SO	BB	IBB	HBP	BLK	WP	HR	S	P	ERA	WHIP								
Francisco Barrios, R ERA: 4.13 (1, 1)	6.0		28	6	5	5	4	3	0	1	0	0	1	32	45	7.50	1.500								
Lerrin LaGrew, R ERA: 2.61 (7, 1)	1.1	L	8	5	4	4	1	0	0	0	0	0	1	10	10	27.00	3.750								
Randy Wiles, L ERA: 6.75 (8, 1)	0.2		4	2	1	1	0	0	0	0	0	0	0	4	4	13.50	3.000								

Chicago White Sox @ Texas Rangers
Arlington Stadium, Arlington, TX
Fri Aug 12 1977, 8:05 PM EDT
Att: 36,852 - Unknown

livebaseballscorecards.com

AB 34
R 10
H 13
RBI 10
BB 3
SO 5
LOB 16



Batter	1	2	3	4	5	6	7	8	9	AB	R	H	RBI	BB	SO	LOB	TOP								
Ralph Garr, L OBP: 0.326, SLG: 0.434 (1, 7)	1-3		K		FC6-4 1B		K		6-3	5	0	1	0	0	2	1	Chicago White Sox @ Texas Rangers Arlington Stadium, Arlington, TX Sat Aug 13 1977, 8:05 PM EDT Att: 35,132 - Unknown - 95 F								
Alan Bannister, R OBP: 0.363, SLG: 0.370 (1, 6)	F7			6-3	FC6-4		BB		1B	4	0	1	1	1	0	1									
Jorge Orta, L OBP: 0.343, SLG: 0.431 (1, 4)	K			F2	K		F8		F8	5	0	0	0	0	2	4									
Richie Zisk, R OBP: 0.381, SLG: 0.567 (1, 9)		HR		K			1-3 1B		HR	4	2	3	2	0	1	0									
Oscar Gamble, L OBP: 0.363, SLG: 0.564 (1, 10)	K				1B 2B BB		1-3		F2	3	1	0	0	1	1	1									
Lamar Johnson, R OBP: 0.340, SLG: 0.528 (1, 3)	K				1B 2B 1B		4-3		1B	4	1	2	0	0	1	1									
Chet Lemon, R OBP: 0.351, SLG: 0.480 (1, 8)	K				1-2 2B 1B		F8		K	4	1	1	0	0	2	2									
Eric Soderholm, R OBP: 0.360, SLG: 0.505 (1, 5)			6-3		1B FC6-4 2B		SH1-3 1B		F8	4	1	2	3	0	0	1									
Jim Essian, R OBP: 0.369, SLG: 0.436 (1, 2)	6-3				K		SH1-3		K	3	0	0	0	0	2	1									
Inning Stats	R: 0 E: 0 K: 1 S: 5	H: 0 LOB: 0 BB: 0 P: 5	R: 1 E: 0 K: 3 S: 10	H: 1 LOB: 0 BB: 0 P: 10	R: 0 E: 0 K: 1 S: 5	H: 0 LOB: 0 BB: 0 P: 5	R: 0 E: 0 K: 1 S: 5	H: 0 LOB: 0 BB: 0 P: 5	R: 4 E: 0 K: 2 S: 11	H: 4 LOB: 1 BB: 1 P: 15	R: 0 E: 0 K: 0 S: 4	H: 1 LOB: 1 BB: 0 P: 4	R: 0 E: 0 K: 1 S: 6	H: 1 LOB: 2 BB: 1 P: 10	R: 1 E: 0 K: 1 S: 7	H: 2 LOB: 1 BB: 0 P: 7		R: 0 E: 0 K: 1 S: 6	H: 1 LOB: 1 BB: 0 P: 6	1B: 7 2B: 1 3B: 0 HR: 2	SF: 0 SAC: 1 DP: 0 HBP: 0	WP: 0 PB: 0 SB: 0 CS: 0	PA: 39		
PITCHER	IP	WLS	BF	H	R	ER	SO	BB	IBB	HBP	BLK	WP	HR	S	P	ERA	WHIP								
Bert Blyleven, R ERA: 2.59 (1, 1)	4.1	L	18	4	5	5	7	1	0	0	0	0	1	31	35	10.38	1.154								
Paul Lindblad, L ERA: 3.89 (5, 1)	3.0		15	5	1	1	2	1	0	0	0	0	1	18	22	3.00	2.000								
Adrian Devine, R ERA: 3.05 (8, 1)	1.2		6	1	0	0	2	0	0	0	0	0	0	10	10	0.00	0.600								

Batter	1	2	3	4	5	6	7	8	9	AB	R	H	RBI	BB	SO	LOB	BOTTOM								
Mike Hargrove, L OBP: 0.412, SLG: 0.439 (1, 3)	HR									2	1	1	1	0	0	0	Chicago White Sox @ Texas Rangers Arlington Stadium, Arlington, TX Sat Aug 13 1977, 8:05 PM EDT Att: 35,132 - Unknown - 95 F								
Kurt Bevacqua, R OBP: 0.455, SLG: 0.810 (5, FH)			F7		2B			1B FC4-6 2B	K	3	1	2	0	0	1	0									
Bert Campaneris, R OBP: 0.309, SLG: 0.336 (1, 6)	5-3		F9		K			FC4-6 1B	1B	4	0	1	0	0	1	1									
Ed Kirkpatrick, L OBP: 0.281, SLG: 0.250 (9, FH)								2-3 1B		1	0	1	0	0	0	0									
Jim Mason, L OBP: 0.239, SLG: 0.222 (9, PR)								1B		0	0	0	0	0	0	0									
Claudell Washington, L OBP: 0.316, SLG: 0.422 (1, 8)	K			5-3 2B				FC4-6 2B BB	F8	5	1	1	1	0	1	2									
Dave May, L OBP: 0.308, SLG: 0.367 (1, 9)	6-3			F4				1-2 2B BB		3	0	0	0	0	0	1									
Tom Grieve, R OBP: 0.272, SLG: 0.350 (8, FH)								4-3		0	0	0	0	1	0	0									
John Ellis, R OBP: 0.286, SLG: 0.357 (8, PR)				5-3				1-3 2B		3	0	1	1	1	1	1									
Sandy Alomar Sr., S OBP: 0.349, SLG: 0.345 (8, PR)								2B		0	0	0	0	0	0	0									
Bump Willis, S OBP: 0.383, SLG: 0.404 (1, 4)	K							FC6-4 1B		3	0	1	0	1	1	1									
Toby Harrah, R OBP: 0.384, SLG: 0.473 (1, 5)	K				FC6-4 HR			FC6-4 BB	L5	3	1	0	0	1	1	5									
Jim Sundberg, R OBP: 0.354, SLG: 0.387 (1, 2)	F4				HR			FC6-4 FC6-4	FC6-4	4	1	1	2	0	0	5									
Keith Smith, R OBP: 0.276, SLG: 0.370 (1, 7)	K				6-3			1-3		4	0	0	0	0	1	1									
Inning Stats	R: 1 E: 0 K: 1 S: 6	H: 1 LOB: 0 BB: 0 P: 6	R: 0 E: 0 K: 2 S: 7	H: 0 LOB: 1 BB: 1 P: 11	R: 0 E: 0 K: 1 S: 5	H: 0 LOB: 0 BB: 0 P: 5	R: 0 E: 0 K: 0 S: 3	H: 1 LOB: 0 BB: 0 P: 3	R: 2 E: 0 K: 1 S: 8	H: 3 LOB: 1 BB: 0 P: 8	R: 0 E: 0 K: 1 S: 5	H: 0 LOB: 0 BB: 0 P: 5	R: 0 E: 0 K: 0 S: 3	H: 0 LOB: 1 BB: 1 P: 7	R: 2 E: 0 K: 0 S: 6	H: 3 LOB: 3 BB: 2 P: 14	R: 0 E: 0 K: 1 S: 6	H: 1 LOB: 1 BB: 0 P: 6	1B: 3 2B: 4 3B: 0 HR: 2	SF: 0 SAC: 0 DP: 0 HBP: 0	WP: 0 PB: 0 SB: 0 CS: 0	PA: 39			
PITCHER	IP	WLS	BF	H	R	ER	SO	BB	IBB	HBP	BLK	WP	HR	S	P	ERA	WHIP								
Steve Stone, R ERA: 4.22 (1, 1)	7.0	W	29	7	5	5	6	2	0	0	0	0	2	39	47	6.43	1.286								
Randy Wiles, L ERA: 5.4 (8, 1)	0.1		4	1	0	0	0	1	1	0	0	0	0	2	10	0.00	6.000								
Lerrin LaGrow, R ERA: 2.56 (8, 1)	1.1	S	5	1	0	0	1	0	0	0	0	0	0	7	7	0.00	0.750								
Dave Hamilton, L ERA: 4.72 (9, 1)	0.1		1	0	0	0	0	0	0	0	0	0	0	1	1	0.00	0.000								

Batter	1	2	3	4	5	6	7	8	9	AB	R	H	RBI	BB	SO	LOB	TOP																	
Mike Hargrove, L (1, 3) OBP: 0.313, SLG: 0.443										5	1	1	1	0	1	1	Texas Rangers @ Milwaukee Brewers Milwaukee County Stadium, Milwaukee, WI Mon Aug 15 1977, 8:05 PM EDT Att: 6,812 - Unknown - 66 F																	
Bert Campaneris, R (1, 6) OBP: 0.314, SLG: 0.339										5	2	3	0	0	0	1																		
Juan Beniquez, R (1, 8) OBP: 0.345, SLG: 0.438										2	1	0	0	1	0	1																		
Kurt Bevacqua, R (1, 9) OBP: 0.407, SLG: 0.692										3	0	1	2	0	0	1																		
Dave May, L (7, PH) OBP: 0.311, SLG: 0.364										1	0	0	0	0	0	2																		
Toby Harrah, R (1, 5) OBP: 0.385, SLG: 0.475										2	0	0	1	1	1	4																		
Bump Willis, S (1, 4) OBP: 0.358, SLG: 0.397										4	0	0	0	0	2	3																		
Jim Sundberg, R (1, 2) OBP: 0.362, SLG: 0.389										3	1	1	0	1	0	2																		
Tom Grieve, R (1, 10) OBP: 0.271, SLG: 0.345										4	0	0	0	0	0	2																		
Claudell Washington, L (1, 7) OBP: 0.321, SLG: 0.431										4	0	1	0	0	0	0																		
Inning Stats	R: 2 E: 0 K: 2 S: 10	H: 3 LOB: 2 BB: 1 P: 14	R: 0 E: 0 K: 0 S: 3	H: 0 LOB: 0 BB: 0 P: 3	R: 2 E: 1 K: 0 S: 5	H: 1 LOB: 0 BB: 0 P: 5	R: 1 E: 1 K: 0 S: 5	H: 2 LOB: 1 BB: 0 P: 5	R: 0 E: 0 K: 0 S: 2	H: 0 LOB: 1 BB: 1 P: 6	R: 0 E: 1 K: 0 S: 5	H: 1 LOB: 2 BB: 0 P: 5	R: 0 E: 0 K: 1 S: 5	H: 0 LOB: 0 BB: 0 P: 5	R: 0 E: 0 K: 1 S: 5	H: 0 LOB: 0 BB: 0 P: 5	1B: 7 2B: 0 3B: 0 HR: 0	SF: 1 SAC: 1 DP: 1 HBP: 0	WP: 0 PB: 0 SB: 3 CS: 0	PA: 38														
PITCHER	IP WLS BF H R ER SO BB IBB HBP BLK WP HR S P ERA WHIP	IP WLS BF H R ER SO BB IBB HBP BLK WP HR S P ERA WHIP																																
Jerry Augustine, L (1, 1) ERA: 4.47	3.2	19	6	5	3	2	1	0	0	0	0	0	0	0	22	26	7.36	1.909																
Eduardo Rodriguez, R (4, 1) ERA: 4.8	5.1	W	19	1	0	0	2	2	0	0	0	0	0	0	21	29	0.00	0.562																

AB 33
R 5
H 7
RBI 4
BB 3
SO 4
LOB 17



Batter	1	2	3	4	5	6	7	8	9	AB	R	H	RBI	BB	SO	LOB	BOTTOM																	
Von Joshua, L (1, 8) OBP: 0.288, SLG: 0.384										5	3	4	0	0	0	0	Texas Rangers @ Milwaukee Brewers Milwaukee County Stadium, Milwaukee, WI Mon Aug 15 1977, 8:05 PM EDT Att: 6,812 - Unknown - 66 F																	
Jim Wehlford, R (1, 9) OBP: 0.304, SLG: 0.338										3	1	1	1	1	0	1																		
Cecil Cooper, L (1, 3) OBP: 0.325, SLG: 0.451										4	1	2	1	0	0	4																		
Jimmy Wynn, R (1, 10) OBP: 0.303, SLG: 0.244										4	1	1	0	1	1	3																		
Don Money, R (1, 7) OBP: 0.355, SLG: 0.473										4	0	1	1	1	0	1																		
Sal Bando, R (1, 5) OBP: 0.335, SLG: 0.389										5	0	2	2	0	0	2																		
Robin Yount, R (1, 6) OBP: 0.353, SLG: 0.389										2	0	0	0	2	0	1																		
Lenn Sakata, R (1, 4) OBP: 0.263, SLG: 0.283										3	0	0	1	0	1	3																		
Tim Johnson, L (8, PH) OBP: 0.175, SLG: 0.091										1	0	0	0	0	0	1																		
Charlie Moore, R (1, 2) OBP: 0.293, SLG: 0.326										3	0	0	0	0	0	2																		
Jamie Quirk, L (8, PH) OBP: 0.240, SLG: 0.319										1	0	1	0	0	0	0																		
Inning Stats	R: 0 E: 0 K: 0 S: 4	H: 1 LOB: 1 BB: 0 P: 4	R: 0 E: 0 K: 1 S: 6	H: 1 LOB: 0 BB: 0 P: 6	R: 0 E: 0 K: 0 S: 3	H: 0 LOB: 0 BB: 0 P: 3	R: 2 E: 0 K: 0 S: 6	H: 3 LOB: 2 BB: 1 P: 10	R: 1 E: 0 K: 1 S: 7	H: 2 LOB: 1 BB: 0 P: 7	R: 0 E: 0 K: 0 S: 3	H: 0 LOB: 0 BB: 0 P: 3	R: 1 E: 0 K: 0 S: 5	H: 2 LOB: 1 BB: 0 P: 5	R: 0 E: 0 K: 0 S: 3	H: 0 LOB: 1 BB: 1 P: 7	R: 2 E: 0 K: 0 S: 4	H: 3 LOB: 3 BB: 3 P: 16	1B: 8 2B: 3 3B: 1 HR: 0	SF: 2 SAC: 0 DP: 1 HBP: 0	WP: 0 PB: 0 SB: 0 CS: 0	PA: 42												
PITCHER	IP WLS BF H R ER SO BB IBB HBP BLK WP HR S P ERA WHIP	IP WLS BF H R ER SO BB IBB HBP BLK WP HR S P ERA WHIP																																
Gaylord Perry, R (1, 1) ERA: 3.2	7.0	31	9	4	4	2	1	0	0	0	0	0	0	0	34	38	5.14	1.429																
Adrian Devine, R (8, 1) ERA: 3.24	1.0	L	7	2	2	2	1	1	0	0	0	0	0	5	13	18.00	3.000																	
Darold Knowles, L (9, 1) ERA: 3.21	0.2		4	1	0	0	2	0	0	0	0	0	0	2	10	0.00	4.500																	

AB 35
R 6
H 12
RBI 6
BB 5
SO 2
LOB 18



Batter	1	2	3	4	5	6	7	8	9	AB	R	H	RBI	BB	SO	LOB	TOP										
Mike Hargrove, L OBP: 0.414, SLG: 0.450 Sandy Alomar Sr., S OBP: 0.369, SLG: 0.357 (7, 3)	0-0 HR	4-0 1B 2B BB	0-0 F8	0-0 1-3			4-0 FC6-4 BB			3	2	1	1	1	0	2											
Bert Campaneris, R OBP: 0.317, SLG: 0.342 Jim Mason, L OBP: 0.239, SLG: 0.222 (7, 6)	0-0 S 1B	0-0 S 2B 1B	0-0 6-3				0-0 FC6-4 1-2f			5	2	3	1	0	0	1											
Claudell Washington, L OBP: 0.327, SLG: 0.439 (1, 7)	0-0 CS 1B	0-0 1B 2B		0-0 1B BB 1B	0-3 K		0-0 G6-4-3 1B			5	2	4	3	0	1	1											
Willie Horton, R OBP: 0.349, SLG: 0.438 (1, 10)	4-0 BB 1-2	0-0 1B 1B		0-0 BB BB 2B 1B	0-0 6-3		0-0 G6-4-3 1-2f			4	2	2	1	1	0	2											
Dave May, L OBP: 0.312, SLG: 0.362 (1, 9)	0-0 F8	0-0 1B SF8 1B		0-3 K		4-0 G5-4-3 BB		0-0 4-3		4	1	1	0	1	1	3											
Toby Harrah, R OBP: 0.389, SLG: 0.476 Kurt Bevacqua, R OBP: 0.379, SLG: 0.643 (4, 5)	4-0 BB 1-2	0-0 SF8 1B		4-0 BB 2B BB		0-0 G5-4-3 1-2f		0-0 3-1		1	1	1	1	2	0	0											
Bump Willis, S OBP: 0.356, SLG: 0.394 (1, 4)	0-0 F8	0-0 SF8		4-0 2B 1-2 2-3 3-H BB		0-3 K		0-0 6-3		3	0	0	2	1	1	2											
Juan Beniquez, R OBP: 0.343, SLG: 0.435 (1, 8)			0-0 K		0-0 F7		0-0 G4-6-3 1B		0-0 F4		5	0	1	0	0	1	4										
Jim Sundberg, R OBP: 0.364, SLG: 0.395 John Ellis, R OBP: 0.283, SLG: 0.354 (6, 2)		0-0 BB 1B 1B		0-0 P9		0-0 G4-6-3 1-2f				3	1	2	2	0	0	0											
Inning Stats	R: 2 E: 0 K: 0 S: 5	H: 3 LOB: 2 BB: 2 P: 13	R: 6 E: 0 K: 1 S: 11	H: 6 LOB: 1 BB: 1 P: 15	R: 0 E: 0 K: 0 S: 3	H: 0 LOB: 0 BB: 0 P: 3	R: 3 E: 0 K: 1 S: 8	H: 3 LOB: 2 BB: 2 P: 16	R: 0 E: 0 K: 1 S: 5	H: 1 LOB: 0 BB: 0 P: 5	R: 0 E: 0 K: 1 S: 4	H: 0 LOB: 0 BB: 1 P: 8	R: 0 E: 0 K: 0 S: 3	H: 1 LOB: 1 BB: 1 P: 7	R: 0 E: 0 K: 0 S: 3	H: 1 LOB: 0 BB: 0 P: 3	R: 0 E: 0 K: 0 S: 3	H: 0 LOB: 0 BB: 0 P: 3	1B: 12 2B: 2 3B: 0 HR: 1	SF: 1 SAC: 0 DP: 3 HBP: 0	WP: 0 PB: 0 SB: 2 CS: 1	PA: 44					
PITCHER	IP	WLS	BF	H	R	ER	SO	BB	IBB	HBP	BLK	WP	HR	S	P	ERA	WHIP										
Moose Haas, R ERA: 4.41 Sam Hinds, R ERA: 4.41 Bob McClure, L ERA: 2.44 Bill Castro, R ERA: 5.14	(1, 1)	1.1	L	11	5	5	1	3	0	0	0	0	0	10	22	33.75	6.000										

Texas Rangers @ Milwaukee Brewers
Milwaukee County Stadium, Milwaukee, WI
Tue Aug 16 1977, 8:05 PM EDT
Att: 7,777 - Unknown - 70 F


AB 36
R 11
H 15
RBI 11
BB 7
SO 4
LOB 17



Batter	1	2	3	4	5	6	7	8	9	AB	R	H	RBI	BB	SO	LOB	BOTTOM										
Von Joshua, L OBP: 0.285, SLG: 0.381 (1, 8)	0-0 6-3		0-0 F9			0-0 3-1		0-0 F5		4	0	0	0	0	0	1											
Jim Wehford, R OBP: 0.307, SLG: 0.338 (1, 9)	0-0 1B		0-0 G1-4-3 1-2f			4-0 BB		0-0 F9		3	0	1	0	1	0	1											
Cecil Cooper, L OBP: 0.324, SLG: 0.455 (1, 3)	0-0 F4			0-0 F6		0-0 F9		0-0 HR		4	1	1	1	0	0	2											
Jimmy Wynn, R OBP: 0.296, SLG: 0.238 (1, 10)	0-0 2-3			0-0 6-3		0-0 F8		0-3 K		4	0	0	0	0	1	1											
Don Money, R OBP: 0.358, SLG: 0.482 (1, 7)		0-0 HR		0-0 6-3		4-0 BB 1B BB		0-0 G4-6-3 1B		3	2	2	1	1	0	0											
Sal Bando, R OBP: 0.335, SLG: 0.387 Jamie Quirk, L OBP: 0.239, SLG: 0.317 (8, 5)		0-0 F8			0-0 6-3		4-0 1B BB		0-0 G4-6-3 1-2f		2	0	0	0	1	0											
Robin Yount, R OBP: 0.352, SLG: 0.388 (1, 6)		0-0 1-3			0-3 K		0-0 F9		0-0 1B		4	0	1	0	0	1											
Lenn Sakata, R OBP: 0.262, SLG: 0.281 (1, 4)		0-0 G3			0-0 1-3		0-0 1B		0-0 F3		4	0	1	1	0	0											
Charlie Moore, R OBP: 0.294, SLG: 0.326 (1, 2)			0-0 G1-4-3 1B			0-0 6-3		0-0 4-3		3	0	1	0	0	0	2											
Inning Stats	R: 0 E: 0 K: 0 S: 4	H: 1 LOB: 1 BB: 0 P: 4	R: 1 E: 0 K: 0 S: 4	H: 1 LOB: 0 BB: 0 P: 4	R: 0 E: 0 K: 0 S: 3	H: 1 LOB: 0 BB: 0 P: 3	R: 0 E: 0 K: 0 S: 3	H: 0 LOB: 0 BB: 0 P: 3	R: 0 E: 0 K: 1 S: 5	H: 0 LOB: 0 BB: 0 P: 5	R: 0 E: 0 K: 0 S: 3	H: 0 LOB: 1 BB: 1 P: 7	R: 1 E: 0 K: 0 S: 4	H: 1 LOB: 2 BB: 2 P: 12	R: 1 E: 0 K: 1 S: 6	H: 1 LOB: 0 BB: 0 P: 6	R: 0 E: 0 K: 0 S: 4	H: 2 LOB: 1 BB: 0 P: 4	1B: 5 2B: 0 3B: 0 HR: 2	SF: 0 SAC: 0 DP: 2 HBP: 0	WP: 0 PB: 0 SB: 0 CS: 0	PA: 35					
PITCHER	IP	WLS	BF	H	R	ER	SO	BB	IBB	HBP	BLK	WP	HR	S	P	ERA	WHIP										
Doyle Alexander, R ERA: 4.05	(1, 1)	9.0	W	35	7	3	3	2	3	0	0	0	2	36	48	3.00	1.111										

Texas Rangers @ Milwaukee Brewers
Milwaukee County Stadium, Milwaukee, WI
Tue Aug 16 1977, 8:05 PM EDT
Att: 7,777 - Unknown - 70 F

AB 32
R 3
H 7
RBI 3
BB 3
SO 2
LOB 11



Batter	1	2	3	4	5	6	7	8	9	AB	R	H	RBI	BB	SO	LOB	TOP	
Steve Staggs, R OBP: 0.355, SLG: 0.388	0-0 6-3		0-0 G4-3 1B			0-0 5-3		0-0 K	0-3 K	4	0	1	0	0	1	0		
Bob Bailor, R OBP: 0.342, SLG: 0.412	0-0 5-3		0-0 G4-3 1-2			0-0 F8		0-0 2B	0-0 2B	4	0	1	0	0	0	1		
Roy Howell, L OBP: 0.360, SLG: 0.382	0-0 1B			0-0 F8			0-0 6-3		0-0 4-3	0	0	0	0	0	0	0		
Ron Fairly, L OBP: 0.373, SLG: 0.463	4-0 1-2 BB			0-0 F8			0-3 K			2	0	0	0	1	1	0		
Otto Velez, R OBP: 0.362, SLG: 0.473	0-0 F9			0-0 5-3			0-0 6-3			3	0	0	0	0	0	2		
Al Woods, L OBP: 0.322, SLG: 0.369		0-0 F5			0-0 4-3			0-0 4-3		3	0	0	0	0	0	0		
Doug Ault, R OBP: 0.328, SLG: 0.412		0-0 F3			0-0 6-3			0-0 6-3		3	0	0	0	0	0	0		
Dave McKay, S OBP: 0.209, SLG: 0.256		0-0 4-3			0-3 K			0-0 G3		3	0	0	0	0	1	0		
Rick Cerone, R OBP: 0.231, SLG: 0.538			0-0 F8			0-0 F8		0-0 F8		3	0	0	0	0	0	0		
Inning Stats	R: 0 E: 0 K: 0 S: 4	H: 1 LOB: 2 BB: 1 P: 8	R: 0 E: 0 K: 0 S: 3	H: 0 LOB: 0 BB: 0 P: 3	R: 0 E: 0 K: 0 S: 3	H: 1 LOB: 0 BB: 0 P: 3	R: 0 E: 0 K: 1 S: 5	H: 0 LOB: 0 BB: 0 P: 5	R: 0 E: 0 K: 1 S: 5	H: 0 LOB: 0 BB: 0 P: 5	R: 0 E: 0 K: 0 S: 3	H: 0 LOB: 0 BB: 0 P: 3	R: 0 E: 0 K: 1 S: 6	H: 1 LOB: 1 BB: 0 P: 6	1B: 2 2B: 1 3B: 0 HR: 0	SF: 0 SAC: 0 DP: 1 HBP: 0	WP: 0 PB: 0 SB: 1 CS: 0	PA: 30
PITCHER Dock Ellis, R ERA: 4.05	IP: 9.0 WLS: W BF: 30 H: 3 R: 0 ER: 0 SO: 3 BB: 1 IBB: 0 HBP: 0 BLK: 0 WP: 0 HR: 0 S: 35 P: 39 ERA: 0.00 WHIP: 0.444																	

Toronto Blue Jays @ Texas Rangers
Arlington Stadium, Arlington, TX
Thu Aug 18 1977, 8:05 PM EDT
Att: 15,740 - Unknown

AB	25
R	0
H	2
RBI	0
BB	1
SO	3
LOB	3



Batter	1	2	3	4	5	6	7	8	9	AB	R	H	RBI	BB	SO	LOB	BOTTOM	
Mike Hargrove, L OBP: 0.314, SLG: 0.448	0-0 F7			4-0 SH1-4 BB	0-0 L3			0-0 1B		3	1	1	1	1	0	1		
Kurt Bevacqua, R OBP: 0.367, SLG: 0.633		1-2 3H 2B 1B		0-0 SH1-4 BB	2-3			2H 1B		1	1	1	0	0	0	0		
Bert Campaneris, R OBP: 0.315, SLG: 0.344		0-0 SH1-4		0-0 SH1-4		0-0 F8		0-0 F7		1	1	1	0	0	0	0		
Jim Mason, L OBP: 0.235, SLG: 0.218	6, FH 7, 6 WP 3B			1-2 2-3		0-3 K		0-3 K		2	0	0	0	0	0	1		
Claudell Washington, L OBP: 0.327, SLG: 0.437	0-0 6-3			4-0 IBB		0-3 K		0-3 K		4	0	1	2	1	2	2		
Willie Horton, R OBP: 0.352, SLG: 0.441	4-0 BB WP BB			0-0 SF7		0-3 K				2	0	0	1	1	2	1		
Dave May, L OBP: 0.314, SLG: 0.355	4-0 1-2 3H BB			0-0 6-3		0-0 F4		0-0 F8		3	0	0	0	1	0	2		
Toby Harrah, R OBP: 0.392, SLG: 0.481	4-0 1-2 2-3 BB			0-0 HR		0-0 L7		0-0 4-3		3	1	1	1	1	0	0		
Bump Willis, S OBP: 0.356, SLG: 0.403	0-0 G3			0-0 6-3		0-3 K				4	1	1	1	0	1	3		
Juan Beniquez, R OBP: 0.346, SLG: 0.436		4-0 1B BB		0-0 F8		0-0 HR		0-0 1B 2B		3	2	2	0	1	0	0		
Jim Sundberg, R OBP: 0.367, SLG: 0.396		0-0 SH1-4 1B		0-0 SH1-4 BB		0-0 FC6-4		0-0 1B 2B		3	2	2	0	0	0	1		
Bill Fahey, L OBP: 0.204, SLG: 0.208		1-3 2B 1B		0-0 SF7 1B		1-2 FC6-4		0-0 6-3		1	0	0	0	0	0	1		
Inning Stats	R: 1 E: 0 K: 0 S: 4	H: 1 LOB: 3 BB: 3 P: 16	R: 3 E: 0 K: 1 S: 7	H: 3 LOB: 0 BB: 1 P: 11	R: 1 E: 0 K: 0 S: 4	H: 1 LOB: 2 BB: 2 P: 12	R: 1 E: 0 K: 0 S: 5	H: 2 LOB: 1 BB: 0 P: 5	R: 0 E: 0 K: 2 S: 7	H: 0 LOB: 0 BB: 0 P: 7	R: 0 E: 0 K: 1 S: 5	H: 0 LOB: 0 BB: 0 P: 5	R: 1 E: 0 K: 1 S: 7	H: 2 LOB: 1 BB: 0 P: 7	1B: 5 2B: 2 3B: 1 HR: 2	SF: 1 SAC: 2 DP: 0 HBP: 0	WP: 2 PB: 0 SB: 0 CS: 0	PA: 39
PITCHER Jim Clancy, R ERA: 7.52	IP: 3.0 WLS: L BF: 19 H: 6 R: 6 ER: 6 SO: 6 BB: 5 IBB: 0 HBP: 0 BLK: 0 WP: 1 HR: 1 S: 16 P: 36 ERA: 18.00 WHIP: 3.667																	
PITCHER Tom Murphy, R ERA: 5.37	IP: 5.0 WLS: L BF: 20 H: 4 R: 2 ER: 2 SO: 4 BB: 0 IBB: 1 HBP: 0 BLK: 0 WP: 1 HR: 1 S: 27 P: 31 ERA: 3.60 WHIP: 0.800																	

Toronto Blue Jays @ Texas Rangers
Arlington Stadium, Arlington, TX
Thu Aug 18 1977, 8:05 PM EDT
Att: 15,740 - Unknown

AB	30
R	8
H	10
RBI	7
BB	6
SO	5
LOB	12



Batter	1	2	3	4	5	6	7	8	9	AB	R	H	RBI	BB	SO	LOB	TOP					
Mickey Rivers, L (1, 8) OBP: 0.345, SLG: 0.431										5	1	1	1	0	2	0	New York Yankees @ Texas Rangers Arlington Stadium, Arlington, TX Fri Aug 19 1977, 8:05 PM EDT Att: 31,159 - Unknown					
Roy White, S (1, 7) OBP: 0.376, SLG: 0.440										3	3	2	1	2	0	0						
Thurman Munson, R (1, 2) OBP: 0.342, SLG: 0.451										5	1	0	1	0	0	4						
Reggie Jackson, L (1, 9) OBP: 0.369, SLG: 0.552										4	1	3	3	0	0	1						
Paul Blair, R (7, 9) OBP: 0.329, SLG: 0.438										1	0	0	0	0	0	0						
Lou Piniella, R (1, 10) OBP: 0.365, SLG: 0.467										4	0	1	1	0	0	1						
Chris Chambliss, L (1, 3) OBP: 0.348, SLG: 0.464										3	0	0	0	1	1	2						
Graig Nettles, L (1, 5) OBP: 0.326, SLG: 0.471										3	0	0	0	1	1	0						
Willie Randolph, R (1, 4) OBP: 0.357, SLG: 0.411										4	1	1	0	0	0	2						
Bucky Dent, R (1, 6) OBP: 0.317, SLG: 0.372										4	1	0	0	0	0	3						
Inning Stats	R: 0 E: 0 K: 1 S: 5	H: 0 LOB: 1 BB: 1 P: 9	R: 0 E: 0 K: 0 S: 3	H: 0 LOB: 2 BB: 2 P: 11	R: 1 E: 0 K: 0 S: 6	H: 3 LOB: 2 BB: 0 P: 6	R: 5 E: 2 K: 1 S: 9	H: 3 LOB: 0 BB: 1 P: 13	R: 0 E: 0 K: 0 S: 3	H: 0 LOB: 0 BB: 0 P: 3	R: 0 E: 0 K: 1 S: 5	H: 0 LOB: 0 BB: 0 P: 5	R: 1 E: 0 K: 1 S: 6	H: 1 LOB: 0 BB: 0 P: 6	R: 0 E: 0 K: 0 S: 3	H: 0 LOB: 0 BB: 0 P: 3	R: 1 E: 0 K: 0 S: 4	H: 1 LOB: 0 BB: 0 P: 4	1B: 5 2B: 1 3B: 0 HR: 2	SF: 0 SAC: 0 DP: 1 HBP: 0	WP: 1 PB: 0 CS: 0	PA: 40
PITCHER	IP WLS BF H R ER SO BB IBB HBP BLK WP HR S P ERA WHIP																					
Roger Moret, L (1, 1) ERA: 4.02	3.1 L 22 6 6 1 2 3 1 0 0 0 1 0 22 38 2.70 2.700																					
Paul Lindblad, L (4, 1) ERA: 3.67	5.2 18 2 2 2 2 0 0 0 0 0 2 22 22 3.18 0.353																					

AB	36
R	8
H	8
RBI	7
BB	4
SO	4
LOB	13



Batter	1	2	3	4	5	6	7	8	9	AB	R	H	RBI	BB	SO	LOB	BOTTOM					
Mike Hargrove, L (1, 3) OBP: 0.313, SLG: 0.445										3	0	0	0	1	0	3	New York Yankees @ Texas Rangers Arlington Stadium, Arlington, TX Fri Aug 19 1977, 8:05 PM EDT Att: 31,159 - Unknown					
Bert Campaneris, R (1, 6) OBP: 0.315, SLG: 0.342										3	0	0	0	1	0	3						
Claudell Washington, L (1, 7) OBP: 0.324, SLG: 0.433										4	0	0	0	0	1	1						
Willie Horton, R (1, 10) OBP: 0.351, SLG: 0.438										3	0	0	0	1	0	0						
Sandy Alomar Sr., S (9, PR) OBP: 0.364, SLG: 0.351										0	0	0	0	0	0	0						
Dave May, L (1, 9) OBP: 0.313, SLG: 0.353										4	0	1	0	0	0	1						
Toby Harrah, R (1, 5) OBP: 0.393, SLG: 0.480										3	1	1	0	1	0	3						
Bump Wills, S (1, 4) OBP: 0.353, SLG: 0.490										3	0	0	0	0	1	2						
Juan Beniquez, R (1, 8) OBP: 0.348, SLG: 0.436										2	0	1	0	1	0	1						
Jim Sundberg, R (1, 2) OBP: 0.367, SLG: 0.395										3	0	1	1	0	0	1						
Inning Stats	R: 0 E: 0 K: 0 S: 2	H: 0 LOB: 0 BB: 1 P: 6	R: 0 E: 0 K: 0 S: 3	H: 0 LOB: 0 BB: 0 P: 3	R: 0 E: 0 K: 1 S: 5	H: 0 LOB: 1 BB: 1 P: 9	R: 0 E: 0 K: 0 S: 3	H: 0 LOB: 0 BB: 0 P: 3	R: 0 E: 0 K: 0 S: 4	H: 1 LOB: 1 BB: 0 P: 4	R: 0 E: 0 K: 0 S: 2	H: 0 LOB: 0 BB: 1 P: 6	R: 0 E: 0 K: 1 S: 5	H: 0 LOB: 0 BB: 0 P: 5	R: 1 E: 0 K: 0 S: 5	H: 2 LOB: 2 BB: 1 P: 9	R: 0 E: 0 K: 0 S: 3	H: 1 LOB: 2 BB: 1 P: 7	1B: 4 2B: 0 3B: 0 HR: 0	SF: 0 SAC: 0 DP: 2 HBP: 0	WP: 0 PB: 0 CS: 2	PA: 34
PITCHER	IP WLS BF H R ER SO BB IBB HBP BLK WP HR S P ERA WHIP																					
Mike Torrez, R (1, 1) ERA: 3.93	9.0 W 33 4 1 1 2 5 0 0 0 0 0 32 52 1.00 1.000																					

AB	28
R	1
H	4
RBI	1
BB	5
SO	2
LOB	15



Batter	1	2	3	4	5	6	7	8	9	AB	R	H	RBI	BB	SO	LOB	TOP					
Mickey Rivers, L OBP: 0.341, SLG: 0.426	6-3	4-3	F8	F8	F8	F8	6-3	3-1	3-1	5	0	0	0	0	0	2						
Roy White, S OBP: 0.379, SLG: 0.439	K		4-3		WP 1B 1B BB		WP F8 BB	1B	1B	3	1	1	0	2	1	0						
Thurman Munson, R OBP: 0.341, SLG: 0.448	K		F8		1B WP 1-2 1B		F8	P6	P6	5	0	1	0	0	1	2						
Reggie Jackson, L OBP: 0.372, SLG: 0.553			5-3		FC5-4 1-3 2H 1B		CS			3	1	2	1	1	0	0						
Paul Blair, R OBP: 0.353, SLG: 0.442										1	0	1	0	0	0	0						
Chris Chambliss, L OBP: 0.348, SLG: 0.462										4	1	1	0	0	1	2						
Graig Nettles, L OBP: 0.326, SLG: 0.476										4	1	1	1	0	0	4						
Carlos May, L OBP: 0.314, SLG: 0.335										1	0	0	0	1	0	2						
Lou Piniella, R OBP: 0.366, SLG: 0.468										2	0	1	0	0	0	0						
Willie Randolph, R OBP: 0.358, SLG: 0.414										4	1	2	1	0	0	3						
Bucky Dent, R OBP: 0.319, SLG: 0.384										4	1	2	3	0	0	3						
Inning Stats	R: 0 E: 0 K: 2 S: 7	H: 0 LOB: 0 BB: 0 P: 7	R: 4 E: 1 K: 0 S: 7	H: 3 LOB: 0 BB: 0 P: 7	R: 0 E: 0 K: 0 S: 3	H: 0 LOB: 0 BB: 0 P: 3	R: 1 E: 0 K: 1 S: 7	H: 2 LOB: 2 BB: 1 P: 11	R: 1 E: 0 K: 0 S: 4	H: 2 LOB: 1 BB: 1 P: 8	R: 0 E: 0 K: 0 S: 3	H: 1 LOB: 0 BB: 0 P: 3	R: 0 E: 0 K: 0 S: 2	H: 0 LOB: 1 BB: 2 P: 10	R: 0 E: 0 K: 0 S: 5	H: 2 LOB: 2 BB: 0 P: 5	R: 0 E: 0 K: 0 S: 4	H: 2 LOB: 2 BB: 0 P: 4	1B: 8 2B: 2 3B: 0 HR: 2	SF: 0 SAC: 0 DP: 2 HBP: 0	WP: 2 PB: 0 CS: 1	PA: 41
PITCHER	IP	WLS	BF	H	R	ER	SO	BB	IBB	HBP	BLK	WP	HR	S	P	ERA	WHIP					
Gaylord Perry, R ERA: 3.22	4.0	L	22	7	6	2	3	2	0	0	0	1	2	26	34	4.50	2.250					
Darold Knowles, L ERA: 2.83	5.0		18	5	0	0	0	2	0	0	0	1	0	16	24	0.00	1.400					

New York Yankees @ Texas Rangers
Arlington Stadium, Arlington, TX
Sat Aug 20 1977, 8:05 PM EDT
Att: 34,004 - Unknown

AB	36
R	6
H	12
RBI	6
BB	4
SO	3
LOB	18



Batter	1	2	3	4	5	6	7	8	9	AB	R	H	RBI	BB	SO	LOB	BOTTOM					
Mike Hargrove, L OBP: 0.314, SLG: 0.453	HR		FC6-4 1B			F8		P4		4	1	2	1	0	0	2						
Bert Campaneris, R OBP: 0.313, SLG: 0.339			FC6-4			4-3		G5-4-3		3	0	0	0	0	0	1						
Kurt Bevacqua, R OBP: 0.375, SLG: 0.613	F9		FC6-4			4-3		G5-4-3		1	0	0	0	0	0	2						
Jim Mason, L OBP: 0.235, SLG: 0.218										0	0	0	0	0	0	0						
Claudell Washington, L OBP: 0.331, SLG: 0.429										3	0	0	0	0	1	1						
Tom Grieve, R OBP: 0.279, SLG: 0.349	6-3		K			4-3		G6-4-3 BB		0	0	0	0	1	0	0						
Willie Horton, R OBP: 0.348, SLG: 0.433	K					E6 G3-6-3		G6-4-3 BB		4	0	0	0	0	1	1						
Dave May, L OBP: 0.310, SLG: 0.349						G3-6-3		G6-4-3 BB		3	0	0	0	0	0	1						
John Ellis, R OBP: 0.280, SLG: 0.350	P4							6-3		1	0	0	0	0	0	0						
Toby Harrah, R OBP: 0.391, SLG: 0.477	F2					K		6-3		3	0	0	0	0	1	0						
Bump Wills, S OBP: 0.355, SLG: 0.404										3	1	2	0	0	0	0						
Juan Beniquez, R OBP: 0.348, SLG: 0.435										3	0	1	1	0	0	1						
Jim Sundberg, R OBP: 0.367, SLG: 0.393										2	0	0	0	1	0	0						
Inning Stats	R: 1 E: 0 K: 1 S: 6	H: 1 LOB: 0 BB: 0 P: 6	R: 0 E: 0 K: 0 S: 4	H: 1 LOB: 1 BB: 0 P: 4	R: 0 E: 0 K: 1 S: 6	H: 1 LOB: 0 BB: 0 P: 6	R: 0 E: 1 K: 1 S: 5	H: 0 LOB: 0 BB: 0 P: 5	R: 0 E: 0 K: 1 S: 3	H: 0 LOB: 0 BB: 0 P: 3	R: 0 E: 0 K: 0 S: 3	H: 0 LOB: 0 BB: 0 P: 3	R: 0 E: 0 K: 0 S: 3	H: 0 LOB: 0 BB: 0 P: 3	R: 1 E: 0 K: 0 S: 4	H: 2 LOB: 1 BB: 1 P: 8	R: 0 E: 0 K: 0 S: 2	H: 0 LOB: 0 BB: 1 P: 6	1B: 3 2B: 1 3B: 0 HR: 1	SF: 0 SAC: 0 DP: 3 HBP: 0	WP: 0 PB: 0 CS: 0	PA: 32
PITCHER	IP	WLS	BF	H	R	ER	SO	BB	IBB	HBP	BLK	WP	HR	S	P	ERA	WHIP					
Dick Tidrow, R ERA: 3.33	7.0	W	27	5	2	2	3	1	0	0	0	0	0	32	36	2.57	0.857					
Sparky Lyle, L ERA: 1.88	2.0	S	5	0	0	0	0	1	0	0	0	0	0	4	8	0.00	0.500					

New York Yankees @ Texas Rangers
Arlington Stadium, Arlington, TX
Sat Aug 20 1977, 8:05 PM EDT
Att: 34,004 - Unknown

AB	30
R	2
H	5
RBI	2
BB	2
SO	3
LOB	9



Batter	1	2	3	4	5	6	7	8	9	AB	R	H	RBI	BB	SO	LOB	TOP			
Mickey Rivers, L OBP: 0.342, SLG: 0.425 (1, 8)	F5		1B BB		L3			FC6-4 1B		3	0	1	0	1	0	0	New York Yankees @ Texas Rangers Arlington Stadium, Arlington, TX Sun Aug 21 1977, 8:05 PM EDT Att: 27,004 - Unknown			
Roy White, S OBP: 0.378, SLG: 0.437 (1, 7)	4-3		FC6-4 1B		F9			F8		4	0	1	0	0	0	2				
Thurman Munson, R OBP: 0.338, SLG: 0.444 (1, 2)	K		FC6-4 1-2		4-3			FC6-4 1-2		4	0	0	0	0	1	4				
Reggie Jackson, L OBP: 0.371, SLG: 0.552 Paul Blair, R OBP: 0.353, SLG: 0.442 (9, 9)		K		FC1-6 2B	F5			G3		4	0	1	0	0	1	0				
Chris Chambliss, L OBP: 0.347, SLG: 0.460 (1, 3)		P6		FC1-6 2B			F7	FC6 1B		4	1	1	0	0	0	1				
Graig Nettles, L OBP: 0.327, SLG: 0.485 (1, 5)		HR		FC3-5 1-H 2B			F8	F8		4	1	2	2	0	0	1				
Carlos May, L OBP: 0.307, SLG: 0.327 (1, 10)		4-3		FC3-5-3 2-3			4-3	FC6 1-2		4	0	0	0	0	0	2				
Willie Randolph, R OBP: 0.358, SLG: 0.412 (1, 4)			6-3		F9			1B SH3-4 BB		2	0	0	0	1	0	0				
Bucky Dent, R OBP: 0.318, SLG: 0.382 (1, 6)			F9		F9			SH3-4 1-2		2	0	0	0	0	0	0				
Inning Stats	R: 0 E: 0 K: 1 S: 5	H: 0 LOB: 0 BB: 0 P: 5	R: 1 E: 0 K: 1 S: 6	H: 1 LOB: 0 BB: 0 P: 6	R: 0 E: 0 K: 0 S: 4	H: 1 LOB: 2 BB: 1 P: 8	R: 1 E: 0 K: 0 S: 4	H: 2 LOB: 0 BB: 0 P: 4	R: 0 E: 0 K: 0 S: 3	H: 0 LOB: 0 BB: 0 P: 3	R: 0 E: 0 K: 0 S: 3	H: 0 LOB: 0 BB: 0 P: 3	R: 0 E: 0 K: 0 S: 3	H: 1 LOB: 2 BB: 1 P: 8	R: 0 E: 0 K: 0 S: 4	H: 1 LOB: 1 BB: 0 P: 4	1B: 3 2B: 3 3B: 0 HR: 1	SF: 0 SAC: 1 DP: 1 HBP: 0	WP: 0 PB: 0 CS: 0	PA: 34
PITCHER Doyle Alexander, R ERA: 3.94 (1, 1)	IP: 9.0 WLS: L BF: 34	H: 6 R: 2 ER: 2 SO: 2	BB: 2 IBB: 0 HBP: 0 BLK: 0	WP: 0 HR: 1 S: 36 P: 44	ERA: 2.00 WHIP: 0.889															

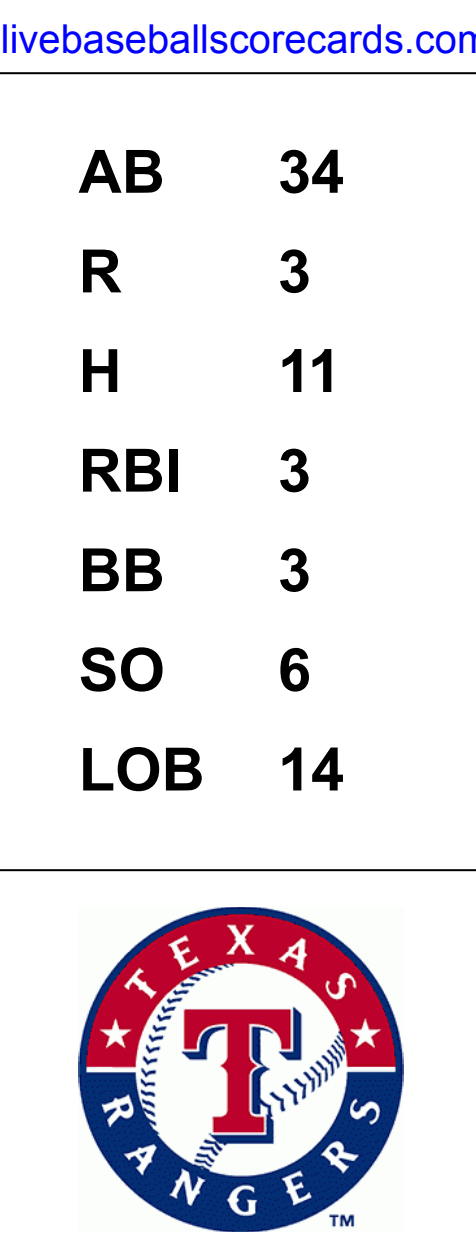
Batter	1	2	3	4	5	6	7	8	9	AB	R	H	RBI	BB	SO	LOB	BOTTOM					
Mike Hargrove, L OBP: 0.313, SLG: 0.452 (1, 3)	1-3		FC1-6 1B		F5 1-2			SH4-3 1-3		3	0	1	0	0	0	1	New York Yankees @ Texas Rangers Arlington Stadium, Arlington, TX Sun Aug 21 1977, 8:05 PM EDT Att: 27,004 - Unknown					
Bert Campaneris, R OBP: 0.312, SLG: 0.339 (1, 6)	K		FC1-6 1-2			CS 1B		K		4	0	1	0	0	2	2						
Juan Beniquez, R OBP: 0.352, SLG: 0.437 (1, 8)			K			CS 1B				3	0	2	1	1	1	1						
Willie Horton, R OBP: 0.347, SLG: 0.430 (1, 10)	CS 1-2	WP BB		K		K	1-2 2-3	K		3	0	0	0	1	3	3						
Toby Harrah, R OBP: 0.390, SLG: 0.473 (1, 5)		K		P4		L7			BB	3	0	0	0	1	1	2						
Kurt Bevacqua, R OBP: 0.333, SLG: 0.543 (1, 7)		K2-3		F9			F8	F9		4	0	0	0	0	1	2						
Tom Grieve, R OBP: 0.278, SLG: 0.343 (1, 9)					5-3		K	K		3	0	0	0	1	2	1						
Bump Wills, S OBP: 0.354, SLG: 0.403 (1, 4)		4-3					K			4	0	1	0	0	1	3						
Jim Sundberg, R OBP: 0.367, SLG: 0.390 (1, 2)			6-3		F8			SH4-3 1B WP BB		2	1	0	0	1	0	1						
Inning Stats	R: 0 E: 0 K: 1 S: 4	H: 0 LOB: 1 BB: 1 P: 8	R: 0 E: 0 K: 2 S: 7	H: 0 LOB: 2 BB: 2 P: 15	R: 0 E: 0 K: 1 S: 6	H: 1 LOB: 1 BB: 0 P: 6	R: 0 E: 0 K: 1 S: 5	H: 0 LOB: 0 BB: 0 P: 5	R: 0 E: 0 K: 0 S: 4	H: 1 LOB: 1 BB: 0 P: 4	R: 0 E: 0 K: 1 S: 6	H: 2 LOB: 1 BB: 0 P: 6	R: 0 E: 0 K: 2 S: 7	H: 0 LOB: 0 BB: 0 P: 7	R: 1 E: 0 K: 2 S: 8	H: 1 LOB: 1 BB: 1 P: 12	R: 0 E: 0 K: 1 S: 5	H: 0 LOB: 1 BB: 1 P: 9	1B: 5 2B: 0 3B: 0 HR: 0	SF: 0 SAC: 1 DP: 0 HBP: 0	WP: 3 PB: 0 CS: 3	PA: 36
PITCHER Ron Guidry, L ERA: 3.31 Sparky Lyle, L ERA: 1.84 (8, 1)	IP: 7.0 WLS: W BF: 27	H: 4 R: 1 ER: 1 SO: 8	BB: 4 IBB: 0 HBP: 0 BLK: 0	WP: 2 HR: 0 S: 39 P: 55	ERA: 1.29 WHIP: 1.143																	

livebaseballscores.com



Batter	1	2	3	4	5	6	7	8	9	AB	R	H	RBI	BB	SO	LOB	TOP			
Mike Hargrove, L (1, 3) OBP: 0.318, SLG: 0.457										4	1	2	0	1	0	0				
Bump Willis, S (1, 4) OBP: 0.355, SLG: 0.405										4	1	2	0	0	0	2				
Jim Sundberg, R (1, 2) OBP: 0.372, SLG: 0.398										4	1	2	1	0	1	3				
John Ellis, R (1, 10) Sandy Alomar Sr., S (7, PR) OBP: 0.279, SLG: 0.346 OBP: 0.358, SLG: 0.345										4	0	1	1	0	1	5				
Kurt Bevacqua, R (1, 5) OBP: 0.350, SLG: 0.538										4	0	2	1	0	0	0				
Claudell Washington, L (1, 7) OBP: 0.323, SLG: 0.431										4	0	0	0	0	1	2				
Juan Beniquez, R (1, 8) OBP: 0.346, SLG: 0.425										3	0	1	0	1	2	0	AB 34 R 3 H 11 RBI 3 BB 3 SO 6 LOB 14			
Dave May, L (1, 9) OBP: 0.314, SLG: 0.345										3	0	0	0	1	1	2				
Bert Campaneris, R (1, 6) OBP: 0.314, SLG: 0.341										4	0	1	0	0	0	0	WP: 0 PA: 38 PB: 0 SB: 1 CS: 1			
Inning Stats	R: 0 E: 0 K: 0 S: 4	H: 2 LOB: 1 BB: 0 P: 4	R: 0 E: 0 K: 1 S: 6	H: 2 LOB: 1 BB: 0 P: 6	R: 0 E: 1 K: 1 S: 7	H: 1 LOB: 2 BB: 0 P: 7	R: 0 E: 0 K: 0 S: 3	H: 1 LOB: 1 BB: 2 P: 11	R: 2 E: 1 K: 2 S: 6	H: 4 LOB: 1 BB: 0 P: 6	R: 0 E: 0 K: 2 S: 7	H: 0 LOB: 0 BB: 0 P: 7	R: 1 E: 0 K: 1 S: 5	H: 1 LOB: 1 BB: 1 P: 9	R: 0 E: 0 K: 1 S: 5	H: 0 LOB: 0 BB: 0 P: 5	R: 0 E: 0 K: 0 S: 3	H: 0 LOB: 0 BB: 0 P: 3	1B: 8 2B: 4 3B: 0 HR: 0	SF: 0 SAC: 0 DP: 2 HBP: 0
PITCHER	IP WLS BF H R ER SO BB IBB HBP BLK WP HR S P ERA WHIP																			
Mike Paxton, R (1, 1) ERA: 4.19	5.2 L 26 10 2 2 4 2 0 0 0 0 0 32 40 3.18 2.118																			
Jim Willoughby, R (6, 1) ERA: 4.08	3.1 11 1 1 1 2 1 0 0 0 0 0 14 18 2.70 0.600																			

Texas Rangers @ Boston Red Sox
Fenway Park, Boston, MA
Wed Aug 24 1977, 7:05 PM EDT
Unknown - 73 F



Batter	1	2	3	4	5	6	7	8	9	AB	R	H	RBI	BB	SO	LOB	BOTTOM			
Rick Burleson, R (1, 6) OBP: 0.348, SLG: 0.381										4	0	0	0	0	1	1				
Fred Lynn, L (1, 8) OBP: 0.314, SLG: 0.453										2	0	2	0	2	0	0				
Jim Rice, R (1, 10) OBP: 0.378, SLG: 0.599										4	0	0	0	0	2	4				
Carl Yastrzemski, L (1, 7) OBP: 0.379, SLG: 0.494										4	0	0	0	0	1	2				
Carlton Fisk, R (1, 2) OBP: 0.392, SLG: 0.478										3	0	0	0	0	0	1				
George Scott, R (1, 3) OBP: 0.340, SLG: 0.531										3	0	0	0	0	0	0				
Butch Hobson, R (1, 5) OBP: 0.296, SLG: 0.500										3	0	1	0	0	0	0	AB 28 R 0 H 3 RBI 0 BB 3 SO 5 LOB 11			
Bernie Carbo, L (1, 9) OBP: 0.394, SLG: 0.522										2	0	0	0	1	1	1				
Denny Doyle, L (1, 4) OBP: 0.288, SLG: 0.320										3	0	0	0	0	0	2	WP: 0 PA: 31 PB: 0 SB: 0 CS: 0			
Inning Stats	R: 0 E: 0 K: 0 S: 2	H: 0 LOB: 0 BB: 1 P: 6	R: 0 E: 0 K: 0 S: 3	H: 0 LOB: 0 BB: 0 P: 3	R: 0 E: 0 K: 1 S: 6	H: 1 LOB: 1 BB: 0 P: 6	R: 0 E: 0 K: 1 S: 5	H: 0 LOB: 1 BB: 1 P: 9	R: 0 E: 0 K: 1 S: 5	H: 0 LOB: 0 BB: 0 P: 5	R: 0 E: 0 K: 0 S: 4	H: 1 LOB: 1 BB: 0 P: 4	R: 0 E: 0 K: 1 S: 5	H: 0 LOB: 0 BB: 0 P: 5	R: 0 E: 0 K: 0 S: 2	H: 0 LOB: 1 BB: 1 P: 6	R: 0 E: 0 K: 1 S: 6	H: 1 LOB: 1 BB: 0 P: 6	1B: 2 2B: 1 3B: 0 HR: 0	SF: 0 SAC: 0 DP: 2 HBP: 0
PITCHER	IP WLS BF H R ER SO BB IBB HBP BLK WP HR S P ERA WHIP																			
Gaylord Perry, R (1, 1) ERA: 3.14	5.0 W 17 1 0 0 3 2 0 0 0 0 0 21 29 0.00 0.600																			
Adrian Devine, R (6, 1) ERA: 2.93	4.0 S 14 2 0 0 2 1 0 0 0 0 0 0 17 21 0.00 0.750																			

Texas Rangers @ Boston Red Sox
Fenway Park, Boston, MA
Wed Aug 24 1977, 7:05 PM EDT
Unknown - 73 F



Batter	1	2	3	4	5	6	7	8	9	AB	R	H	RBI	BB	SO	LOB	TOP																					
Mike Hargrove, L (1, 3) OBP: 0.317, SLG: 0.455	G3		G4-6-3 BB 1-2 BB		1-3		1B	G3		4	0	1	0	1	0	1																						
Bump Wills, S (1, 4) OBP: 0.357, SLG: 0.409	G3 2B		G4-6-3 BB 1-2 2-3 BB		B4-3		K		CS 1B	4	0	2	0	1	1	1																						
Claudell Washington, L (1, 9) OBP: 0.324, SLG: 0.436 (8, 7)	G3 2-3		G4-6-3 1-2 2-3 3-H		G3				1-2 HR	5	1	2	1	0	0	3																						
Willie Horton, R (1, 10) OBP: 0.343, SLG: 0.429	1-3		F4			2B 3B	F9		F3	5	1	1	0	0	0	4																						
Jim Sundberg, R (1, 2) OBP: 0.370, SLG: 0.395		F9		K		K	K			5	0	1	0	0	3	3																						
Toby Harrah, R (1, 5) OBP: 0.387, SLG: 0.468		5-3		FC6-4 1B				F8	5-3	5	0	2	1	0	0	1																						
Juan Beniquez, R (1, 8) OBP: 0.347, SLG: 0.427			FC6-4 1B	FC6-4 1B		6-3			1B 2B	3	2	1	0	1	0	2																						
Tom Grieve, R (1, 7) OBP: 0.277, SLG: 0.339 (8, FR)										4	0	2	2	0	1	2																						
Dave May, L (8, 9) OBP: 0.314, SLG: 0.345 (8, 9)							F5			0	0	0	0	0	0	0																						
Jim Mason, L (1, 6) OBP: 0.244, SLG: 0.254			BB G4-6-3 1B		4-3				F6	4	2	2	1	0	0	2																						
Inning Stats	R: 0 E: 0 K: 0 S: 4	H: 1 LOB: 1 BB: 0 P: 4	R: 0 E: 1 K: 1 S: 5	H: 0 LOB: 1 BB: 1 P: 9	R: 1 E: 0 K: 0 S: 3	H: 1 LOB: 1 BB: 2 P: 11	R: 1 E: 0 K: 1 S: 7	H: 2 LOB: 1 BB: 0 P: 7	R: 0 E: 0 K: 0 S: 3	H: 0 LOB: 0 BB: 0 P: 3	R: 1 E: 0 K: 1 S: 7	H: 2 LOB: 1 BB: 0 P: 7	R: 1 E: 0 K: 2 S: 10	H: 3 LOB: 2 BB: 0 P: 10	R: 1 E: 0 K: 0 S: 5	H: 2 LOB: 1 BB: 0 P: 5	R: 1 E: 0 K: 0 S: 5	H: 3 LOB: 1 BB: 0 P: 5	1B: 8 2B: 3 3B: 1 HR: 2	SF: 0 SAC: 0 DP: 1 HBP: 0	WP: 0 PB: 0 SB: 1 CS: 1	PA: 42																
PITCHER	IP	WLS	BF	H	R	ER	SO	BB	IBB	HBP	BLK	WP	HR	S	P	ERA	WHIP	PITCHER				IP	WLS	BF	H	R	ER	SO	BB	IBB	HBP	BLK	WP	HR	S	P	ERA	WHIP
Reggie Cleveland, R (1, 1) ERA: 4.22	6.0	L	28	8	4	4	3	3	0	0	0	0	1	31	43	6.00	1.833																					
Bill Campbell, R (7, 1) ERA: 3.14	3.0		14	6	2	2	2	0	0	0	0	0	1	18	18	6.00	2.000																					

Texas Rangers @ Boston Red Sox
Fenway Park, Boston, MA
Wed Aug 24 1977, 7:05 PM EDT
Att: 31,784 - Unknown

AB 39
R 6
H 14
RBI 5
BB 3
SO 5
LOB 19



Batter	1	2	3	4	5	6	7	8	9	AB	R	H	RBI	BB	SO	LOB	BOTTOM																					
Rick Burleson, R (1, 6) OBP: 0.349, SLG: 0.380	K2-3-2 1B			FC6-4 BB	4-3		K			3	0	1	0	1	1	3																						
Fred Lynn, L (1, 8) OBP: 0.311, SLG: 0.448	K2-3-2 1-1		FC6-4 1-2 HR			F9		K		4	1	0	0	0	2	2																						
Jim Rice, R (1, 10) OBP: 0.375, SLG: 0.594	F7		L5			F5		K		4	0	0	0	0	1	1																						
Carl Yastrzemski, L (1, 7) OBP: 0.380, SLG: 0.504		4-3		1-H HR			1B 2B			4	2	2	2	0	1	0																						
George Scott, R (1, 3) OBP: 0.339, SLG: 0.529		F5		6-3					K	4	0	1	1	0	1	0																						
Butch Hobson, R (1, 5) OBP: 0.293, SLG: 0.496		F9				F9		K		4	0	0	0	0	1	1																						
Carlton Fisk, R (1, 2) OBP: 0.391, SLG: 0.474			K				F7		4-3	3	0	0	0	1	1	0																						
Bernie Carbo, L (1, 9) OBP: 0.398, SLG: 0.522			CS 1B				K			2	0	1	0	1	1	0																						
Denny Doyle, L (1, 4) OBP: 0.289, SLG: 0.319			K			FC4-6 BB				2	0	0	0	1	1	3																						
Inning Stats	R: 0 E: 0 K: 1 S: 5	H: 1 LOB: 0 BB: 0 P: 5	R: 0 E: 0 K: 0 S: 3	H: 0 LOB: 0 BB: 0 P: 3	R: 0 E: 0 K: 2 S: 7	H: 1 LOB: 1 BB: 0 P: 7	R: 2 E: 0 K: 0 S: 4	H: 1 LOB: 0 BB: 1 P: 8	R: 0 E: 0 K: 0 S: 3	H: 0 LOB: 2 BB: 2 P: 11	R: 1 E: 0 K: 1 S: 7	H: 2 LOB: 1 BB: 0 P: 7	R: 0 E: 0 K: 2 S: 7	H: 0 LOB: 1 BB: 1 P: 11	R: 0 E: 0 K: 3 S: 9	H: 0 LOB: 0 BB: 0 P: 9	R: 0 E: 0 K: 1 S: 5	H: 0 LOB: 0 BB: 0 P: 5	1B: 3 2B: 3 3B: 0 HR: 1	SF: 0 SAC: 0 DP: 2 HBP: 0	WP: 0 PB: 0 SB: 0 CS: 1	PA: 34																
PITCHER	IP	WLS	BF	H	R	ER	SO	BB	IBB	HBP	BLK	WP	HR	S	P	ERA	WHIP	PITCHER				IP	WLS	BF	H	R	ER	SO	BB	IBB	HBP	BLK	WP	HR	S	P	ERA	WHIP
Nelson Briles, R (1, 1) ERA: 4.15	5.2		23	5	3	3	3	3	0	0	0	0	0	26	38	4.76	1.412																					
Len Barker, R (6, 1) ERA: 4.09	3.1	W	11	0	0	0	7	1	0	0	0	0	0	24	28	0.00	0.300																					

Texas Rangers @ Boston Red Sox
Fenway Park, Boston, MA
Wed Aug 24 1977, 7:05 PM EDT
Att: 31,784 - Unknown

AB 30
R 3
H 5
RBI 3
BB 4
SO 10
LOB 10



Batter	1	2	3	4	5	6	7	8	9	AB	R	H	RBI	BB	SO	LOB	TOP																					
Mike Hargrove, L OBP: 0.317, SLG: 0.454 (1, 3)	F8		L7			FC4-6 1B	1B 2B 1B	K		5	1	2	0	0	1	2																						
Bump Wills, S OBP: 0.356, SLG: 0.406 (1, 4)	K			F6		FC4-6 1B 1-2	1B 2B 1B	4-3		5	2	1	1	0	1	1																						
Claudell Washington, L OBP: 0.327, SLG: 0.443 (1, 9) (7, 7)	G3			1B		1B	1B	K		5	0	3	2	0	1	0																						
Willie Horton, R OBP: 0.342, SLG: 0.426 (1, 10)		K		1B		K	4-3			5	0	1	0	0	2	4																						
Jim Sundberg, R OBP: 0.371, SLG: 0.395 (1, 2)		6-3		K		1-2 2-H 1B	1B BB			3	1	1	1	1	1	2																						
Toby Harrah, R OBP: 0.386, SLG: 0.466 (1, 5) (8, 6)	F8			F6		F9	1B 1-2			4	0	1	0	0	0	4																						
Juan Beniquez, R OBP: 0.346, SLG: 0.431 (1, 8)			SH1-3 3B		F9		F6	F9		4	1	1	0	0	0	2																						
Tom Grieve, R OBP: 0.278, SLG: 0.339 Sandy Alomar Sr., S OBP: 0.359, SLG: 0.345 Dave May, L OBP: 0.313, SLG: 0.344 (1, 7) (7, PR) (7, 9)			K		F4		1B 1B 1B	K		3	0	1	0	0	0	1																						
Bert Campaneris, R OBP: 0.313, SLG: 0.340 Kurt Bevacqua, R OBP: 0.366, SLG: 0.550 (8, PH) (8, 5)			SH1-3		B1-3		F4			2	0	0	1	0	0	1																						
Inning Stats	R: 0 E: 0 K: 1 S: 5	H: 0 LOB: 0 BB: 0 P: 5	R: 0 E: 0 K: 1 S: 5	H: 0 LOB: 0 BB: 0 P: 5	R: 1 E: 0 K: 1 S: 6	H: 1 LOB: 0 BB: 0 P: 6	R: 0 E: 0 K: 1 S: 7	H: 2 LOB: 2 BB: 0 P: 7	R: 0 E: 0 K: 0 S: 3	H: 0 LOB: 0 BB: 0 P: 3	R: 1 E: 0 K: 1 S: 8	H: 3 LOB: 2 BB: 0 P: 8	R: 3 E: 0 K: 0 S: 7	H: 4 LOB: 0 BB: 0 P: 7	R: 1 E: 0 K: 2 S: 9	H: 2 LOB: 2 BB: 1 P: 13	R: 0 E: 0 K: 1 S: 5	H: 0 LOB: 0 BB: 0 P: 5	1B: 10 2B: 1 3B: 1 HR: 0	SF: 0 SAC: 1 DP: 0 HBP: 0	WP: 0 PB: 0 SB: 0 CS: 0	PA: 40																
PITCHER	IP	WLS	BF	H	R	ER	SO	BB	IBB	HBP	BLK	WP	HR	S	P	ERA	WHIP	PITCHER				IP	WLS	BF	H	R	ER	SO	BB	IBB	HBP	BLK	WP	HR	S	P	ERA	WHIP
Luis Tiant, R ERA: 5.05 (1, 1)	6.2		30	10	5	5	5	0	0	0	0	0	0	40	40	6.75	1.500																					
Jim Willoughby, R ERA: 4.21 (7, 1)	1.0	W	6	2	1	1	1	1	0	0	0	0	0	7	11	9.00	3.000																					
Bill Campbell, R ERA: 3.11 (8, 1)	1.1	S	4	0	0	0	2	0	0	0	0	0	0	8	8	0.00	0.000																					

Texas Rangers @ Boston Red Sox
Fenway Park, Boston, MA
Thu Aug 25 1977, 7:05 PM EDT
Att: 30,186 - Unknown - 59 F

AB 38
R 6
H 12
RBI 6
BB 1
SO 8
LOB 19



Batter	1	2	3	4	5	6	7	8	9	AB	R	H	RBI	BB	SO	LOB	BOTTOM																					
Rick Burleson, R OBP: 0.349, SLG: 0.382 (1, 6)	F9	G6-3			4-3					5	1	2	0	0	0	1																						
Tommy Helms, R OBP: 0.239, SLG: 0.250 Steve Dillard, R OBP: 0.273, SLG: 0.320 (1, 10) (7, PR)	1B 1B BB 1B			2B	E6 1B		1B BB 1B	L8		4	2	3	0	0	0	0																						
Fred Lynn, L SLG: 0.450 Sam Bowen, R (1, 8) (8, 8)	BB 1B 1-2 1B		L3		1B 1B 1B		1B BB 1B	K		3	1	2	0	1	0	1																						
Carl Yastrzemski, L OBP: 0.381, SLG: 0.504 (1, 7)	BB 1B 1-2 2-3 1B		F7		P1		SF7	FC5-4 1B		4	0	2	1	0	0	3																						
Jim Rice, R OBP: 0.375, SLG: 0.592 (1, 9)	L7		K		1-3 2-H 1B		1-3 2-H HR 1B	FC5-4 1B		5	1	2	2	0	1	5																						
George Scott, R OBP: 0.344, SLG: 0.539 (1, 3)	FC6-4 BB 1-2 2-3 3-H 1B			HR		SH1-3 1B	1-2 HR 1B			3	2	3	3	1	0	0																						
Butch Hobson, R OBP: 0.294, SLG: 0.501 (1, 5)	FC6-4			6-3		SH1-3	1-2 3-H HR			3	1	1	3	0	0	3																						
Carlton Fisk, R OBP: 0.392, SLG: 0.473 (1, 2)				6-3		F4	2B HBP			3	0	1	0	0	0	1																						
Denny Doyle, L OBP: 0.286, SLG: 0.315 (1, 4)		K		F5		F7	F7			4	0	0	0	0	1	3																						
Inning Stats	R: 1 E: 0 K: 0 S: 6	H: 3 LOB: 3 BB: 1 P: 10	R: 0 E: 0 K: 1 S: 5	H: 1 LOB: 0 BB: 0 P: 5	R: 0 E: 0 K: 1 S: 6	H: 1 LOB: 1 BB: 0 P: 6	R: 1 E: 0 K: 0 S: 4	H: 1 LOB: 0 BB: 0 P: 4	R: 1 E: 1 K: 0 S: 5	H: 2 LOB: 2 BB: 0 P: 5	R: 0 E: 0 K: 0 S: 4	H: 1 LOB: 0 BB: 0 P: 4	R: 6 E: 0 K: 0 S: 8	H: 6 LOB: 3 BB: 1 P: 13	R: 0 E: 0 K: 1 S: 6	H: 1 LOB: 1 BB: 0 P: 6	1B: 12 2B: 2 3B: 0 HR: 2	SF: 1 SAC: 1 DP: 1 HBP: 1	WP: 0 PB: 0 SB: 0 CS: 0	PA: 41																		
PITCHER	IP	WLS	BF	H	R	ER	SO	BB	IBB	HBP	BLK	WP	HR	S	P	ERA	WHIP	PITCHER				IP	WLS	BF	H	R	ER	SO	BB	IBB	HBP	BLK	WP	HR	S	P	ERA	WHIP
Doyle Alexander, R ERA: 4.01 (1, 1)	6.0		29	11	5	4	2	1	0	0	0	0	0	1	5	0.00	3.000																					
Darold Knowles, L ERA: 3.0 (7, 1)	0.1	L	2	0	0	0	0	1	0	0	0	0	0	1	5	0.00	3.000																					
Adrian Devine, R ERA: 3.24 (7, 1)	0.0		4	3	4	4	0	0	0	1	0	0	1	3	4	∞	∞																					
Paul Lindblad, L ERA: 3.52 (7, 1)	1.2		6	2	0	0	1	0	0	0	0	0	0	8	8	0.00	1.200																					

Texas Rangers @ Boston Red Sox
Fenway Park, Boston, MA
Thu Aug 25 1977, 7:05 PM EDT
Att: 30,186 - Unknown - 59 F

AB 36
R 9
H 16
RBI 9
BB 2
SO 3
LOB 17



Batter	1	2	3	4	5	6	7	8	9	AB	R	H	RBI	BB	SO	LOB	TOP								
Mike Hargrove, L (1, 3) OBP: 0.216, SLG: 0.460 Tom Grieve, R (9, PH) OBP: 0.276, SLG: 0.337	F7		G4-6-3						P6	4	1	1	1	0	0	2									
Bert Campaneris, R (1, 6) OBP: 0.312, SLG: 0.339	F9			1B HR	6-3				L6	4	1	1	0	0	0	1									
Bump Wills, S (1, 4) OBP: 0.357, SLG: 0.406	K			1B HR						3	1	1	0	1	2	0									
Willie Horton, R (1, 10) OBP: 0.343, SLG: 0.426				K					F9	4	1	2	0	0	1	4									
Toby Harrah, R (1, 5) OBP: 0.387, SLG: 0.478	K			1B HR					6-3	4	1	2	4	0	1	1									
Jim Sundberg, R (1, 2) OBP: 0.367, SLG: 0.390	F9			F9					P4	4	0	0	0	0	0	2									
Claudell Washington, L (1, 7) OBP: 0.326, SLG: 0.440	4-3			6-3					4-3	3	0	0	0	1	0	1									
Juan Beniquez, R (1, 8) OBP: 0.345, SLG: 0.427			P6		F9		F7			3	0	0	0	1	0	2									
Dave May, L (1, 9) OBP: 0.316, SLG: 0.347 Kurt Bevacqua, R (9, PH) OBP: 0.357, SLG: 0.537			G4-6-3		6-3				K	3	0	2	0	0	0	0									
Inning Stats	R: 0 E: 0 K: 1 S: 5	H: 0 LOB: 0 BB: 0 P: 5	R: 0 E: 0 K: 1 S: 6	H: 1 LOB: 1 BB: 0 P: 6	R: 0 E: 0 K: 0 S: 3	H: 1 LOB: 0 BB: 0 P: 3	R: 3 E: 0 K: 1 S: 8	H: 3 LOB: 0 BB: 0 P: 8	R: 1 E: 0 K: 0 S: 4	H: 1 LOB: 0 BB: 0 P: 4	R: 1 E: 0 K: 1 S: 7	H: 2 LOB: 2 BB: 1 P: 11	R: 0 E: 0 K: 0 S: 4	H: 1 LOB: 2 BB: 1 P: 8	R: 0 E: 0 K: 0 S: 3	H: 0 LOB: 0 BB: 0 P: 3	R: 0 E: 0 K: 1 S: 4	H: 0 LOB: 0 BB: 1 P: 8	1B: 6 2B: 0 3B: 1 HR: 2	SF: 0 SAC: 0 DP: 1 HBP: 0	WP: 0 PB: 0 SB: 1 CS: 1	PA: 37			
PITCHER	IP	WLS	BF	H	R	ER	SO	BB	IBB	HBP	BLK	WP	HR	S	P	ERA	WHIP								
Ed Figueroa, R (1, 1) ERA: 3.65	5.0		20	6	4	4	3	0	0	0	0	0	2	26	26	7.20	1.200								
Ken Clay, R (6, 1) ERA: 4.29	3.0	W	15	3	1	1	1	2	1	0	0	0	0	14	26	3.00	1.667								
Sparky Lyle, L (9, 1) ERA: 1.86	1.0	S	2	0	0	0	1	0	0	0	0	0	0	4	4	0.00	0.000								

Texas Rangers @ New York Yankees
Yankee Stadium, Bronx, NY
Fri Aug 26 1977, 7:05 PM EDT
Att: 29,000 - Unknown

AB	34
R	5
H	9
RBI	5
BB	3
SO	5
LOB	14



Batter	1	2	3	4	5	6	7	8	9	AB	R	H	RBI	BB	SO	LOB	BOTTOM								
Mickey Rivers, L (1, 8) OBP: 0.358, SLG: 0.452	F7		FC5-4 BB		L3					4	2	2	1	1	0	0									
Graig Nettles, L (1, 5) OBP: 0.327, SLG: 0.489	F2		F3		F2					5	0	1	1	0	0	2									
Thurman Munson, R (1, 2) OBP: 0.335, SLG: 0.438	F8		FC5-4 WP 1-2		F7					5	1	0	1	0	0	3									
Reggie Jackson, L (1, 10) OBP: 0.375, SLG: 0.540			F8							3	1	1	0	1	0	1									
Lou Piniella, R (1, 9) OBP: 0.371, SLG: 0.500										3	1	3	2	0	0	0									
Chris Chambliss, L (1, 3) OBP: 0.343, SLG: 0.464			4-3		HR					4	0	0	0	0	1	4									
Roy White, S (1, 7) OBP: 0.374, SLG: 0.434					4-3					3	0	0	0	1	0	2									
Willie Randolph, R (1, 4) OBP: 0.362, SLG: 0.417										3	1	3	1	1	0	0									
Bucky Dent, R (1, 6) OBP: 0.315, SLG: 0.383					6-3					4	0	0	0	0	0	7									
Inning Stats	R: 0 E: 0 K: 0 S: 3	H: 1 LOB: 3 BB: 2 P: 12	R: 0 E: 0 K: 0 S: 3	H: 0 LOB: 1 BB: 1 P: 7	R: 1 E: 0 K: 1 S: 7	H: 2 LOB: 1 BB: 0 P: 7	R: 0 E: 0 K: 0 S: 3	H: 0 LOB: 0 BB: 0 P: 3	R: 1 E: 0 K: 0 S: 5	H: 2 LOB: 2 BB: 1 P: 9	R: 2 E: 1 K: 0 S: 6	H: 2 LOB: 1 BB: 0 P: 6	R: 2 E: 0 K: 0 S: 6	H: 3 LOB: 1 BB: 0 P: 6	R: 2 E: 0 K: 0 S: 6	H: 0 LOB: 1 BB: 0 P: 6	1B: 5 2B: 2 3B: 2 HR: 1	SF: 1 SAC: 0 DP: 0 HBP: 0	WP: 2 PB: 0 SB: 1 CS: 0	PA: 39					
PITCHER	IP	WLS	BF	H	R	ER	SO	BB	IBB	HBP	BLK	WP	HR	S	P	ERA	WHIP								
Roger Moret, L (1, 1) ERA: 4.15	7.2	L	38	10	6	4	3	4	0	0	0	0	1	36	52	4.70	1.826								
Len Barker, R (8, 1) ERA: 4.03	0.1		1	0	0	0	0	0	0	0	0	0	0	1	1	0.00	0.000								

Texas Rangers @ New York Yankees
Yankee Stadium, Bronx, NY
Fri Aug 26 1977, 7:05 PM EDT
Att: 29,000 - Unknown

AB	34
R	6
H	10
RBI	6
BB	4
SO	1
LOB	19



Batter	1	2	3	4	5	6	7	8	9	AB	R	H	RBI	BB	SO	LOB	TOP			
Mike Hargrove, L (1, 3) OBP: 0.415, SLG: 0.462 John Ellis, R (9, PH) OBP: 0.277, SLG: 0.343	F7		L5			K			K	3	0	0	0	0	1	0				
Bert Campaneris, R (1, 6) OBP: 0.312, SLG: 0.345	1-6-3					K				3	0	1	0	0	1	0				
Jim Sundberg, R (1, 2) OBP: 0.368, SLG: 0.395						F7				3	0	1	0	0	1	1				
Willie Horton, R (1, 10) OBP: 0.340, SLG: 0.422						L4				3	0	0	0	0	1	1				
Toby Harrah, R (1, 5) OBP: 0.386, SLG: 0.482										3	0	0	0	0	1	0				
Juan Beniquez, R (1, 8) OBP: 0.344, SLG: 0.422										3	0	0	0	0	2	0				
Bump Willis, S (1, 4) OBP: 0.359, SLG: 0.420										3	0	0	0	0	0	0				
Claudell Washington, L (1, 7) OBP: 0.326, SLG: 0.439 Kurt Bevacqua, R (9, PH) OBP: 0.349, SLG: 0.524						F7				2	0	0	0	0	0	0				
Tom Grieve, R (1, 9) OBP: 0.272, SLG: 0.332						F8				3	0	0	0	0	0	0				
Inning Stats	R: 0 E: 0 K: 1 S: 6	H: 1 LOB: 1 BB: 0 P: 6	R: 0 E: 0 K: 2 S: 7	H: 0 LOB: 0 BB: 0 P: 7	R: 0 E: 0 K: 0 S: 3	H: 0 LOB: 0 BB: 0 P: 3	R: 0 E: 0 K: 1 S: 5	H: 0 LOB: 0 BB: 0 P: 5	R: 0 E: 0 K: 1 S: 5	H: 0 LOB: 0 BB: 0 P: 5	R: 0 E: 0 K: 0 S: 3	H: 0 LOB: 0 BB: 0 P: 3	R: 0 E: 0 K: 1 S: 5	H: 0 LOB: 0 BB: 0 P: 5	R: 0 E: 0 K: 0 S: 3	H: 0 LOB: 0 BB: 0 P: 3	1B: 1 2B: 0 3B: 1 HR: 0	SF: 0 SAC: 0 DP: 0 HBP: 0	WP: 0 PB: 0 SB: 0 CS: 1	PA: 28
PITCHER Ron Guidry, L (1, 1) ERA: 3.13	IP: 9.0 WLS: W BF: 28 H: 2 R: 0 ER: 0 SO: 8 BB: 0 IBB: 0 HBP: 0 BLK: 0 WP: 0 HR: 0 S: 44 P: 44 ERA: 0.00 WHIP: 0.222															PITCHER				

Texas Rangers @ New York Yankees
Yankee Stadium, Bronx, NY
Sun Aug 28 1977, 3:33 AM EDT
Att: 37,714 - Unknown - 87 F

AB	28
R	0
H	2
RBI	0
BB	0
SO	8
LOB	2



Batter	1	2	3	4	5	6	7	8	9	AB	R	H	RBI	BB	SO	LOB	BOTTOM			
Mickey Rivers, L (1, 8) OBP: 0.354, SLG: 0.445	4-3					4-3				4	0	1	0	0	0	0				
Graig Nettles, L (1, 5) OBP: 0.323, SLG: 0.498										3	1	1	0	1	0	2				
Thurman Munson, R (1, 2) OBP: 0.340, SLG: 0.441										3	0	1	0	0	0	2				
Reggie Jackson, L (1, 9) OBP: 0.376, SLG: 0.536										2	0	1	1	1	0	1				
Chris Chambliss, L (1, 3) OBP: 0.340, SLG: 0.458										3	0	0	0	0	0	2				
Roy White, S (1, 7) OBP: 0.371, SLG: 0.429										3	0	1	0	0	0	0				
Carlos May, L (1, 10) OBP: 0.299, SLG: 0.318										3	0	0	0	0	1	1				
Willie Randolph, R (1, 4) OBP: 0.361, SLG: 0.415										2	0	0	0	1	0	0				
Bucky Dent, R (1, 6) OBP: 0.312, SLG: 0.378										2	0	0	0	1	0	1				
Inning Stats	R: 0 E: 0 K: 0 S: 2	H: 0 LOB: 0 BB: 1 P: 6	R: 0 E: 1 K: 0 S: 2	H: 0 LOB: 0 BB: 1 P: 6	R: 0 E: 0 K: 0 S: 4	H: 1 LOB: 2 BB: 1 P: 8	R: 0 E: 0 K: 0 S: 3	H: 1 LOB: 1 BB: 1 P: 7	R: 1 E: 0 K: 0 S: 5	H: 2 LOB: 1 BB: 0 P: 5	R: 0 E: 0 K: 1 S: 5	H: 0 LOB: 0 BB: 0 P: 5	R: 0 E: 0 K: 0 S: 3	H: 0 LOB: 0 BB: 0 P: 3	R: 0 E: 0 K: 0 S: 3	H: 0 LOB: 0 BB: 0 P: 3	1B: 4 2B: 0 3B: 1 HR: 0	SF: 0 SAC: 0 DP: 4 HBP: 0	WP: 0 PB: 0 SB: 0 CS: 1	PA: 30
PITCHER Dock Ellis, R (1, 1) ERA: 4.03	IP: 8.0 WLS: L BF: 29 H: 5 R: 1 ER: 1 SO: 1 BB: 4 IBB: 0 HBP: 0 BLK: 0 WP: 0 HR: 0 S: 27 P: 43 ERA: 1.12 WHIP: 1.125															PITCHER				

Texas Rangers @ New York Yankees
Yankee Stadium, Bronx, NY
Sun Aug 28 1977, 3:33 AM EDT
Att: 37,714 - Unknown - 87 F

AB	25
R	1
H	5
RBI	1
BB	4
SO	1
LOB	9



Batter	1	2	3	4	5	6	7	8	9	AB	R	H	RBI	BB	SO	LOB	TOP			
Mike Hargrove, L (1, 3) OBP: 0.318, SLG: 0.461	FC6 1B	PO 1-2	E7 SH1-3 SF8 1B		F7		1B BB			3	1	2	0	1	0	0	Texas Rangers @ Kansas City Royals Royals Stadium, Kansas City, MO Wed Aug 31 1977, 8:05 PM EDT Att: 25,223 - Unknown - 83 F			
Bump Wills, S (1, 4) OBP: 0.389, SLG: 0.416	K		SH1-3			1B BB	1-3 2-H	1B		2	0	1	1	1	1	1				
Claudell Washington, L (1, 7) OBP: 0.329, SLG: 0.441	FC6 1-2		SF8			1-3 1B		K		3	0	1	1	0	1	3				
Willie Horton, R (1, 10) OBP: 0.338, SLG: 0.429	F8		L6			1-3		4-3		4	0	0	0	0	2					
Jim Sundberg, R (1, 2) OBP: 0.370, SLG: 0.398		WP 5-3 WP 1B		L3 BB		F7		5-3		3	1	1	0	1	0	1				
Toby Harrah, R (1, 5) OBP: 0.385, SLG: 0.492		5-3		L3 1-2			HR	F7		4	1	1	1	0	0	2				
Juan Beniquez, R (1, 8) OBP: 0.342, SLG: 0.416		WP WP BB		K				5-3	CS HBP	2	0	0	0	1	1	0				
Dave May, L (1, 9) OBP: 0.313, SLG: 0.339		K			1-3			BB 1B BB	F5 1-2	3	1	0	0	1	1	3				
Bert Campaneris, R (1, 6) OBP: 0.316, SLG: 0.349			PO BB 2-3 3-H		F8			F7	K	3	0	0	0	1	1	1				
Inning Stats	R: 0 E: 0 K: 1 S: 6	H: 1 LOB: 1 BB: 0 P: 6	R: 1 E: 0 K: 1 S: 5	H: 1 LOB: 1 BB: 2 P: 13	R: 1 E: 1 K: 0 S: 4	H: 1 LOB: 0 BB: 0 P: 4	R: 0 E: 0 K: 1 S: 4	H: 0 LOB: 0 BB: 1 P: 8	R: 0 E: 0 K: 0 S: 3	H: 1 LOB: 1 BB: 1 P: 7	R: 2 E: 0 K: 1 S: 7	H: 2 LOB: 2 BB: 2 P: 15	R: 0 E: 0 K: 1 S: 3	H: 0 LOB: 0 BB: 0 P: 3	R: 0 E: 0 K: 1 S: 4	H: 0 LOB: 0 BB: 0 P: 5	1B: 5 2B: 1 3B: 0 HR: 1	SF: 1 SAC: 1 DP: 1 HBP: 1	WP: 2 PB: 0 SB: 0 CS: 1	PA: 37
PITCHER	IP WLS BF H R ER SO BB IBB HBP BLK WP HR S P ERA WHIP	IP WLS BF H R ER SO BB IBB HBP BLK WP HR S P ERA WHIP																		
Jim Colborn, R (1, 1) ERA: 3.6	6.0	W	24	5	3	2	3	4	0	0	0	0	2	1	26	42	3.00	1.500		
Doug Bird, R (7, 1) ERA: 4.4	3.0	S	12	1	1	1	2	2	0	1	0	0	0	0	13	22	3.00	1.000		

AB	27
R	4
H	6
RBI	3
BB	6
SO	5
LOB	13



Batter	1	2	3	4	5	6	7	8	9	AB	R	H	RBI	BB	SO	LOB	BOTTOM			
George Brett, L (1, 5) OBP: 0.377, SLG: 0.532	3-1		4-3		BB 1B	BB				3	1	1	0	1	0	0	Texas Rangers @ Kansas City Royals Royals Stadium, Kansas City, MO Wed Aug 31 1977, 8:05 PM EDT Att: 25,223 - Unknown - 83 F			
Hal McRae, R (1, 10) OBP: 0.352, SLG: 0.498	6-3		F9		1B BB	4-3				3	0	0	0	1	0	2				
Ralph LaCock, L (1, 3) OBP: 0.343, SLG: 0.409	G3		4-3		1-3 2-H 1B		F7			4	0	1	1	0	0	0				
Al Cowens, R (1, 9) OBP: 0.341, SLG: 0.499		BB 1B		5-3		F8	5-3			4	1	1	0	0	0	0				
Joe Lahoud, L (1, 7) OBP: 0.410, SLG: 0.406		F8 1B				1B 2B	F5			3	1	2	0	1	0	0				
Joe Zdeb, R (8, 7) OBP: 0.349, SLG: 0.402		1-2 BB				2B 2B				0	0	0	0	0	0	0				
Darrell Porter, L (1, 2) OBP: 0.346, SLG: 0.434		1-2 2-H 1B		F9		2-3 1B		1-3		4	1	2	1	0	0	1				
Amos Otis, R (1, 8) OBP: 0.346, SLG: 0.439		F8		F9		K		K		4	0	0	0	0	2	5				
Freddie Patek, R (1, 6) OBP: 0.316, SLG: 0.361		L9			5-3	1-H 2B	2B	CS HBP		3	1	1	2	0	0	2				
Frank White, R (1, 4) OBP: 0.287, SLG: 0.341		1-3			F9	2-H 2B		CS		3	0	1	1	0	0	2				
Inning Stats	R: 0 E: 0 K: 0 S: 3	H: 0 LOB: 0 BB: 0 P: 3	R: 1 E: 0 K: 0 S: 5	H: 2 LOB: 2 BB: 1 P: 9	R: 0 E: 0 K: 0 S: 3	H: 0 LOB: 0 BB: 0 P: 3	R: 0 E: 0 K: 0 S: 4	H: 1 LOB: 1 BB: 0 P: 4	R: 1 E: 0 K: 0 S: 4	H: 2 LOB: 2 BB: 1 P: 8	R: 3 E: 0 K: 1 S: 9	H: 4 LOB: 2 BB: 1 P: 13	R: 0 E: 0 K: 0 S: 3	H: 0 LOB: 0 BB: 0 P: 3	R: 0 E: 0 K: 1 S: 4	H: 0 LOB: 0 BB: 0 P: 5	1B: 5 2B: 4 3B: 0 HR: 0	SF: 0 SAC: 0 DP: 0 HBP: 1	WP: 0 PB: 0 SB: 0 CS: 1	PA: 36
PITCHER	IP WLS BF H R ER SO BB IBB HBP BLK WP HR S P ERA WHIP	IP WLS BF H R ER SO BB IBB HBP BLK WP HR S P ERA WHIP																		
Doyle Alexander, R (1, 1) ERA: 4.09	5.1	L	24	7	4	4	0	2	0	0	0	0	0	0	22	30	6.75	1.688		
Len Barker, R (6, 1) ERA: 3.96	2.2		11	2	1	1	2	1	0	1	0	0	0	0	13	18	3.38	1.125		

AB	31
R	5
H	9
RBI	5
BB	3
SO	2
LOB	12



Batter	1	2	3	4	5	6	7	8	9	AB	R	H	RBI	BB	SO	LOB	TOP										
Rick Burleson, R OBP: 0.341, SLG: 0.376 (1, 6)	0-0 6-3		0-0 F8		0-0 4-3		0-0 L9		0-0 1B 1B	5	0	1	1	0	0	0	Boston Red Sox @ Texas Rangers Arlington Stadium, Arlington, TX Fri Sep 02 1977, 8:05 PM EDT Att: 18,883 - Unknown - 90 F										
Bernie Carbo, L OBP: 0.394, SLG: 0.518 (1, 9)	0-0 4-3		4-0 1B 1B		0-3 K		0-3 K		0-0 1-2 2-H 1B	3	1	0	0	1	2	0											
Tommy Helms, R OBP: 0.294, SLG: 0.317 (9, PH)	0-0 4-3								0-0 1-2 2-H 1B	1	0	1	1	0	0	0											
Steve Dillard, R OBP: 0.273, SLG: 0.320 (9, PR)	0-0 4-3								0-0 1-2 2-H 1B	0	0	0	0	0	0	0											
Fred Lynn, L OBP: 0.317, SLG: 0.453 (1, 8)	0-0 1-3		0-0 1B 1B						0-0 F5	5	0	1	0	0	0	2											
Carl Yastrzemski, L OBP: 0.382, SLG: 0.503 (1, 7)		0-0 4-3	0-0 1B 1B						0-0 F9	4	0	2	1	0	0	0											
Jim Rice, R OBP: 0.371, SLG: 0.597 (1, 10)		4-0 FC5-4 BB	0-0 F8						0-0 F6	3	0	0	0	1	0	2											
George Scott, R OBP: 0.338, SLG: 0.522 (1, 3)		0-0 FC5-4 WP BB 1-2			0-0 6-3				0-0 1B	4	0	1	0	0	1	1											
Carlton Fisk, R OBP: 0.399, SLG: 0.481 (1, 2)		4-0 WP BB 1-2			0-0 1-3				0-3 K	2	1	0	0	2	1	2											
Butch Hobson, R OBP: 0.295, SLG: 0.503 (1, 5)		4-0 1-2 2-3 BB			0-3 K				0-0 K HR	3	1	1	1	1	2	1											
Denny Doyle, L OBP: 0.295, SLG: 0.325 (1, 4)		0-0 F7							0-0 1B 1B	3	0	0	0	0	0	3											
Bob Montgomery, R OBP: 0.324, SLG: 0.485 (9, PH)					0-0 4-3				0-0 1B 1B	1	1	1	0	0	0	0											
Inning Stats	R: 0 E: 0 K: 0 S: 3	H: 0 LOB: 0 BB: 0 P: 3	R: 0 E: 0 K: 0 S: 3	H: 0 LOB: 3 BB: 3 P: 15	R: 1 E: 0 K: 0 S: 4	H: 2 LOB: 1 BB: 1 P: 8	R: 0 E: 0 K: 1 S: 5	H: 0 LOB: 0 BB: 0 P: 5	R: 0 E: 0 K: 1 S: 7	H: 2 LOB: 2 BB: 0 P: 7	R: 1 E: 0 K: 1 S: 6	H: 1 LOB: 0 BB: 0 P: 6	R: 0 E: 0 K: 0 S: 3	H: 0 LOB: 0 BB: 0 P: 3	R: 2 E: 0 K: 2 S: 10	H: 3 LOB: 2 BB: 1 P: 14	1B: 7 2B: 0 3B: 0 HR: 1	SF: 0 SAC: 0 DP: 0 HBP: 0	WP: 1 PB: 0 SB: 0 CS: 0	PA: 39							
PITCHER	IP	WLS	BF	H	R	ER	SO	BB	IBB	HBP	BLK	WP	HR	S	P	ERA	WHIP										
Bert Blyleven, R ERA: 2.68 (1, 1)	5.0	W	20	2	1	1	2	4	0	0	0	1	0	20	36	1.80	1.200										
Nelson Briles, R ERA: 4.15 (6, 1)	2.0		9	3	1	1	2	0	0	0	0	0	1	13	13	4.50	1.500										
Roger Moret, L ERA: 4.39 (8, 1)	2.0	S	10	3	2	2	2	1	0	0	0	0	0	13	17	9.00	2.000										

Batter	1	2	3	4	5	6	7	8	9	AB	R	H	RBI	BB	SO	LOB	BOTTOM										
Mike Hargrove, L OBP: 0.321, SLG: 0.466 (1, 3)	4-0 SH1-3 BB		0-0 F9		0-0 FC1 1B E	0-0 1B 2-H		0-0 1B 2B		4	2	3	1	1	0	0	Boston Red Sox @ Texas Rangers Arlington Stadium, Arlington, TX Fri Sep 02 1977, 8:05 PM EDT Att: 18,883 - Unknown - 90 F										
Bump Wills, S OBP: 0.380, SLG: 0.417 (1, 4)	0-0 SH1-3 1-2		0-0 F5		0-0 E SF9 1B	0-0 6-3		0-0 G6-4-3 1B		4	1	2	1	0	0	1											
Claudell Washington, L OBP: 0.327, SLG: 0.436 (1, 7)	0-3 K				0-0 4-3			0-0 G6-4-3 1B		5	1	1	0	0	1	3											
Pat Putnam, L OBP: 0.500, SLG: 0.500 (1, 10)	0-0 F8				0-0 BB FC4-6 1B	0-0 F6		0-0 1B		4	1	2	0	0	0	3											
Jim Sundberg, R OBP: 0.371, SLG: 0.401 (1, 2)		0-0 5-3			0-0 FC4-6 BB 1B	0-0 SF9		0-0 4-3 1B		3	0	2	2	0	0	0											
Toby Harrah, R OBP: 0.386, SLG: 0.491 (1, 5)		0-0 4-3			4-0 FC4-6 BB 1B	0-0 F8		0-0 4-3 1B		3	0	1	0	1	0	1											
Ken Henderson, S OBP: 0.294, SLG: 0.368 (1, 9)		4-0 BB			0-0 FC4-6 WP 1-2 2-3 3-H			0-0 1B		3	0	1	1	1	0	4											
Juan Beniquez, R OBP: 0.343, SLG: 0.415 (1, 8)		0-0 L7			0-0 1-2 BB			0-0 SH1-3 1B		3	1	1	0	1	0	3											
Bert Campaneris, R OBP: 0.314, SLG: 0.347 (1, 6)					0-0 K	0-0 6-3		0-0 SH1-3 1B		3	0	0	0	0	1	3											
Inning Stats	R: 0 E: 0 K: 1 S: 5	H: 0 LOB: 1 BB: 1 P: 9	R: 0 E: 0 K: 0 S: 3	H: 0 LOB: 1 BB: 1 P: 7	R: 0 E: 0 K: 1 S: 5	H: 0 LOB: 0 BB: 0 P: 5	R: 1 E: 0 K: 0 S: 5	H: 2 LOB: 3 BB: 2 P: 13	R: 2 E: 1 K: 0 S: 6	H: 2 LOB: 1 BB: 0 P: 6	R: 1 E: 0 K: 0 S: 6	H: 3 LOB: 1 BB: 0 P: 5	R: 1 E: 0 K: 0 S: 6	H: 4 LOB: 2 BB: 0 P: 6	R: 1 E: 0 K: 0 S: 4	H: 2 LOB: 0 BB: 0 P: 4		1B: 12 2B: 1 3B: 0 HR: 0	SF: 1 SAC: 2 DP: 1 HBP: 0	WP: 1 PB: 0 SB: 0 CS: 0	PA: 39						
PITCHER	IP	WLS	BF	H	R	ER	SO	BB	IBB	HBP	BLK	WP	HR	S	P	ERA	WHIP										
Fergie Jenkins, R ERA: 3.7 (1, 1)	5.2	L	28	7	4	2	2	4	0	0	0	0	0	28	44	3.18	1.941										
Bob Stanley, R ERA: 4.19 (6, 1)	1.2		10	6	2	2	0	0	0	0	0	0	0	10	10	10.80	3.600										
Jim Willoughby, R ERA: 4.07 (8, 1)	0.2		1	0	0	0	0	0	0	0	0	0	0	1	1	0.00	0.000										



Batter	1	2	3	4	5	6	7	8	9	AB	R	H	RBI	BB	SO	LOB	TOP								
Rick Burleson, R (1, 6) OBP: 0.340, SLG: 0.376	0-0 4-3		0-0 F2			0-0 F9		0-0 E9	0-0 1-3	5	0	1	0	0	0	3									
Denny Doyle, L (1, 4) OBP: 0.295, SLG: 0.325	0-0					0-0		0-3 K		3	0	1	0	0	0	0									
Tommy Helms, R (8, PH) OBP: 0.290, SLG: 0.313	G5-4-3 1B					0-0 P8		0-3 K		1	0	0	0	0	1	1									
Steve Dillard, R (8, 4) OBP: 0.273, SLG: 0.320										0	0	0	0	0	0	0									
Fred Lynn, L (1, 8) OBP: 0.317, SLG: 0.449	0-0 G5-4-3 1-2					0-0 G3		0-0 E6 BB 1B SF8	1-0 HBP	3	1	0	0	0	0	1									
Carl Yastrzemski, L (1, 7) OBP: 0.382, SLG: 0.502		0-0 4-6-3				4-0 BB		0-0 BB	0-0 4-3	3	0	1	0	1	0	2									
Jim Rice, R (1, 10) OBP: 0.374, SLG: 0.603		0-0 HR				0-0 BB		4-0 1-2 BB 1B	0-0 1B	3	1	2	1	1	0	1									
Carlton Fisk, R (1, 2) OBP: 0.398, SLG: 0.479		0-0 6-3				0-0 F9		0-3 K	0-0 BB 1B	4	0	1	0	0	1	3									
George Scott, R (1, 3) OBP: 0.336, SLG: 0.519		0-0 F8				0-0 6-3		0-0 SF8	0-3 K	3	0	0	1	0	1	1									
Butch Hobson, R (1, 5) OBP: 0.294, SLG: 0.501			0-3 K			0-3 K		0-0 F8	0-0 BB 1B	4	0	1	0	0	2	2									
Rick Miller, L (1, 9) OBP: 0.348, SLG: 0.331			0-0 6-3			0-0 4-3		0-0 L6	4-0 1-2 2-3 BB	3	0	0	0	1	0	0									
Inning Stats	R: 0 E: 0 K: 0 S: 3	H: 1 LOB: 0 BB: 0 P: 3	R: 1 E: 0 K: 0 S: 4	H: 1 LOB: 0 BB: 0 P: 4	R: 0 E: 0 K: 1 S: 5	H: 0 LOB: 0 BB: 0 P: 5	R: 0 E: 0 K: 0 S: 3	H: 0 LOB: 0 BB: 0 P: 7	R: 0 E: 0 K: 1 S: 5	H: 0 LOB: 0 BB: 0 P: 5	R: 0 E: 0 K: 0 S: 3	H: 0 LOB: 0 BB: 0 P: 3	R: 1 E: 1 K: 1 S: 7	H: 1 LOB: 2 BB: 1 P: 11	R: 0 E: 1 K: 1 S: 6	H: 1 LOB: 2 BB: 0 P: 7	R: 0 E: 0 K: 1 S: 7	H: 3 LOB: 3 BB: 1 P: 11	1B: 5 2B: 1 3B: 0 HR: 1	SF: 1 SAC: 0 DP: 1 HBP: 1	WP: 0 PB: 0 SB: 0 CS: 0	PA: 37			
PITCHER	IP	WLS	BF	H	R	ER	SO	BB	IBB	HBP	BLK	WP	HR	S	P	ERA	WHIP								
Dock Ellis, R (1, 1) ERA: 3.9	7.1	L	28	4	2	1	3	2	0	0	0	0	1	32	40	1.23	0.818								
Darold Knowles, L (8, 1) ERA: 2.99	0.2		3	0	0	0	1	0	0	1	0	0	0	4	5	0.00	0.000								
Len Barker, R (9, 1) ERA: 3.86	0.2		5	3	0	0	1	1	0	0	0	0	0	6	10	0.00	6.000								
Adrian Devine, R (9, 1) ERA: 3.22	0.1		1	0	0	0	0	0	0	0	0	0	0	1	1	0.00	0.000								

Boston Red Sox @ Texas Rangers
Arlington Stadium, Arlington, TX
Sat Sep 03 1977, 8:05 PM EDT
Att: 36,852 - Unknown - 90 F

AB 32
R 2
H 7
RBI 2
BB 3
SO 5
LOB 14



Batter	1	2	3	4	5	6	7	8	9	AB	R	H	RBI	BB	SO	LOB	BOTTOM								
Mike Hargrove, L (1, 3) OBP: 0.318, SLG: 0.461	0-0 L5			0-0 F8		0-0 F8		0-3 K		4	0	0	0	0	1	0									
Bump Wills, S (1, 4) OBP: 0.380, SLG: 0.418	0-0 1-3			0-0 2B		0-0 1-3			0-0 4-3	4	1	1	0	0	0	0									
Claudell Washington, L (1, 7) OBP: 0.326, SLG: 0.436	0-0 L8			0-3 K				0-0 2B	0-3 K	4	0	1	0	0	2	1									
Pat Putnam, L (1, 10) OBP: 0.429, SLG: 0.571		0-0 3-1		0-0 2B		0-3 K		0-3 K	0-0 6-3	3	0	1	1	0	1	1									
Willie Horton, R (9, PH) OBP: 0.336, SLG: 0.428				2H 2B						1	0	0	0	0	0	0									
Jim Sundberg, R (1, 2) OBP: 0.371, SLG: 0.400		0-0 G6-4-3 1B		0-0 6-3		0-0 F2		0-0 F2		3	0	1	0	0	0	2									
Toby Harrah, R (1, 5) OBP: 0.386, SLG: 0.489		0-0 G6-4-3 1-2				0-0 F9		4-0 BB		2	0	0	0	1	0	1									
Dave May, L (1, 9) OBP: 0.313, SLG: 0.339			0-0 4-3			0-0 L3 1B		0-0 3-1		3	0	1	0	0	0	2									
Juan Beniquez, R (1, 8) OBP: 0.341, SLG: 0.412			0-0 6-3			0-0 L3 1-2		0-0 6-3		3	0	0	0	0	0	1									
Bert Campaneris, R (1, 6) OBP: 0.313, SLG: 0.345			0-0 6-3			0-0 4-3		0-0 F9		3	0	0	0	0	0	0									
Inning Stats	R: 0 E: 0 K: 0 S: 3	H: 0 LOB: 0 BB: 0 P: 3	R: 0 E: 0 K: 0 S: 3	H: 1 LOB: 0 BB: 0 P: 3	R: 0 E: 0 K: 0 S: 3	H: 0 LOB: 0 BB: 0 P: 3	R: 1 E: 0 K: 1 S: 7	H: 2 LOB: 1 BB: 0 P: 7	R: 0 E: 0 K: 0 S: 3	H: 0 LOB: 0 BB: 0 P: 3	R: 0 E: 0 K: 0 S: 3	H: 0 LOB: 0 BB: 0 P: 3	R: 0 E: 0 K: 1 S: 6	H: 1 LOB: 2 BB: 1 P: 10	R: 0 E: 0 K: 1 S: 5	H: 0 LOB: 0 BB: 0 P: 5	R: 0 E: 0 K: 1 S: 5	H: 0 LOB: 0 BB: 0 P: 5	1B: 2 2B: 4 3B: 0 HR: 0	SF: 0 SAC: 0 DP: 2 HBP: 0	WP: 0 PB: 0 SB: 0 CS: 0	PA: 31			
PITCHER	IP	WLS	BF	H	R	ER	SO	BB	IBB	HBP	BLK	WP	HR	S	P	ERA	WHIP								
Mike Paxton, R (1, 1) ERA: 3.76	6.0	W	21	5	1	1	1	0	0	0	0	0	0	23	23	1.50	0.833								
Bill Campbell, R (7, 1) ERA: 3.09	3.0	S	10	0	0	0	3	1	0	0	0	0	0	15	19	0.00	0.333								

Boston Red Sox @ Texas Rangers
Arlington Stadium, Arlington, TX
Sat Sep 03 1977, 8:05 PM EDT
Att: 36,852 - Unknown - 90 F

AB 30
R 1
H 5
RBI 1
BB 1
SO 4
LOB 8



Batter	1	2	3	4	5	6	7	8	9	AB	R	H	RBI	BB	SO	LOB	TOP				
Rick Burleson, R OBP: 0.342, SLG: 0.384 (1, 6)	0-0 HR		0-0 1B	0-0 6-3		0-0 CS 1B		0-0 4-3		5	2	3	2	0	0	1					
Denny Doyle, L OBP: 0.297, SLG: 0.326 (1, 4)	0-0 6-3		0-0 G3 1B	0-0 1-2		0-0 4-3		0-0 F7		5	1	2	1	0	0	1					
Fred Lynn, L OBP: 0.318, SLG: 0.449 (1, 8)	0-3 K		0-0 SF9 G3 1B	0-0 6-3			0-0 F2		0-0 3B 1B	5	1	2	1	0	1	1					
Carl Yastrzemski, L OBP: 0.384, SLG: 0.510 (1, 7)	0-0 1B		0-0 G3		0-0 6-3		0-0 WP 1B 2B		0-0 1H 1B 3B	5	2	3	1	0	0	2					
Jim Rice, R OBP: 0.376, SLG: 0.601 (1, 10)		0-0 E4 FC5-4	0-0 SF9 IBB		0-0 1B BB		0-0 K		0-0 1B	3	0	1	1	2	1	1					
Carlton Fisk, R OBP: 0.396, SLG: 0.477 (1, 2)		0-0 F8	0-0 SF9		0-0 L7		0-0 BB 1B		0-0 B2	4	0	1	2	0	0	3					
George Scott, R OBP: 0.336, SLG: 0.516 (1, 3)		0-3 K	0-0 4-3		0-0 1B		0-0 3H 4-0 BB 1B		0-3 K	4	0	1	0	1	2	4					
Butch Hobson, R OBP: 0.292, SLG: 0.496 (1, 5)		0-0 FC5-4		0-0 F4		0-0 K		0-0 FC6-4 BB		5	0	0	0	0	2	6					
Rick Miller, L OBP: 0.351, SLG: 0.348 (1, 9)			0-0 1B 3B	0-0 6-3 1B		0-0 F9		0-0 3-1		4	2	2	0	0	0	0					
Inning Stats	R: 1 E: 0 K: 1 S: 6	H: 2 LOB: 1 BB: 0 P: 6	R: 0 E: 1 K: 1 S: 6	H: 0 LOB: 1 BB: 0 P: 6	R: 3 E: 0 K: 0 S: 7	H: 4 LOB: 2 BB: 1 P: 11	R: 1 E: 0 K: 0 S: 5	H: 2 LOB: 1 BB: 0 P: 5	R: 0 E: 0 K: 1 S: 3	H: 1 LOB: 0 BB: 0 P: 3	R: 1 E: 0 K: 1 S: 7	H: 2 LOB: 2 BB: 1 P: 11	R: 0 E: 0 K: 0 S: 3	H: 0 LOB: 0 BB: 0 P: 3	R: 2 E: 0 K: 2 S: 10	H: 3 LOB: 1 BB: 0 P: 10	1B: 11 2B: 1 3B: 2 HR: 1	SF: 1 SAC: 0 DP: 0 HBP: 0	WP: 1 PB: 0 SB: 0 CS: 1	PA: 44	
PITCHER	IP	WLS	BF	H	R	ER	SO	BB	IBB	HBP	BLK	WP	HR	S	P	ERA	WHIP				
Gaylord Perry, R ERA: 3.25 (1, 1)	3.2	L	20	8	5	5	2	0	1	0	0	0	1	23	27	12.27	2.182				
Paul Lindblad, L ERA: 3.51 (4, 1)	2.2		11	3	1	1	1	1	0	0	0	0	0	12	16	3.38	1.500				
Len Barker, R ERA: 3.81 (7, 1)	0.1		3	1	0	0	1	1	0	0	0	1	0	4	8	0.00	6.000				
Adrian Devine, R ERA: 3.34 (7, 1)	2.1		10	3	2	2	2	0	0	0	0	0	0	14	14	7.71	1.286				

Boston Red Sox @ Texas Rangers
Arlington Stadium, Arlington, TX
Sun Sep 04 1977, 8:05 PM EDT
Att: 27,794 - Unknown - 90 F

AB 40
R 8
H 15
RBI 8
BB 3
SO 6
LOB 19



Batter	1	2	3	4	5	6	7	8	9	AB	R	H	RBI	BB	SO	LOB	BOTTOM				
Mike Hargrove, L OBP: 0.318, SLG: 0.459 (1, 3)	4-0 2B BB	0-0 E 1B		0-0 5-3			0-0 F7		0-3 K	4	0	1	1	1	1	1					
Bump Wills, S OBP: 0.361, SLG: 0.421 (1, PR)	0-0 BB	0-0 E 1B			0-3 K		0-0 K		0-0 K	1	0	1	0	0	0	0					
Sandy Alomar Sr., S OBP: 0.352, SLG: 0.344 (2, 4)		0-0 E 1B					0-0 K		0-0 K	2	0	1	1	0	1	0					
Kurt Bevacqua, R OBP: 0.378, SLG: 0.659 (8, 4)	1-3 2B	1-2 2H 1B					2H 3B		HR	2	1	2	2	0	0	0					
Claudell Washington, L OBP: 0.325, SLG: 0.436 (6, 8)	0-3 K	0-0 E6		0-3 K			0-3 K		0-0 1B	5	0	1	0	0	3	6					
Willie Horton, R OBP: 0.334, SLG: 0.423 (1, 10)	0-0 L7	0-0 F6		0-3 K			0-0 K		0-0 K	5	0	0	0	0	2	6					
Jim Sundberg, R OBP: 0.370, SLG: 0.397 (1, 2)	0-0 6-3		0-0 F8		0-0 5-3		0-0 5-3		0-0 1B BB	3	0	0	0	1	0	2					
Dave May, L OBP: 0.309, SLG: 0.335 (6, 7)		0-0 3-1		0-0 F9		0-0 L6		0-3 K		4	0	0	0	0	1	1					
Toby Harrah, R OBP: 0.387, SLG: 0.488 (1, 5)		1-0 1B HBP		0-0 6-3		0-0 F2		0-0 1B		3	1	1	0	0	0	0					
Juan Beniquez, R OBP: 0.339, SLG: 0.410 (6, 9)		0-0 F4		0-0 6-3			0-3 K		0-3 K	2	0	0	0	0	0	1					
Ken Henderson, S OBP: 0.291, SLG: 0.364 (7, PR)		0-0 F4		0-0 6-3			0-0 K		0-0 K	2	0	0	0	0	2	2					
Bert Campaneris, R OBP: 0.313, SLG: 0.346 (7, PH)		0-0 1B		0-0 6-3			0-0 K		0-0 3-1	2	1	1	0	0	0	0					
Pat Putnam, L OBP: 0.500, SLG: 0.750 (7, PR)		1-2 1B					0-0 3B			1	0	1	0	0	0	0					
Jim Mason, L OBP: 0.242, SLG: 0.252 (8, 6)		1-2 1B					0-0 2B			1	1	0	0	0	0	0					
Inning Stats	R: 0 E: 0 K: 1 S: 6	H: 1 LOB: 2 BB: 1 P: 10	R: 2 E: 1 K: 0 S: 7	H: 3 LOB: 3 BB: 0 P: 8	R: 0 E: 0 K: 0 S: 3	H: 0 LOB: 0 BB: 0 P: 3	R: 0 E: 0 K: 0 S: 3	H: 0 LOB: 0 BB: 0 P: 3	R: 0 E: 0 K: 0 S: 9	H: 0 LOB: 0 BB: 0 P: 9	R: 1 E: 0 K: 2 S: 9	H: 2 LOB: 2 BB: 0 P: 9	R: 0 E: 0 K: 2 S: 8	H: 1 LOB: 2 BB: 1 P: 12	R: 1 E: 0 K: 2 S: 9	H: 2 LOB: 1 BB: 0 P: 9	1B: 5 2B: 2 3B: 1 HR: 1	SF: 0 SAC: 0 DP: 0 HBP: 1	WP: 0 PB: 0 SB: 0 CS: 0	PA: 40	
PITCHER	IP	WLS	BF	H	R	ER	SO	BB	IBB	HBP	BLK	WP	HR	S	P	ERA	WHIP				
Luis Tiant, R ERA: 4.99 (3, 1)	5.1	W	19	2	1	1	5	1	0	0	0	0	0	28	32	1.69	0.562				
Rick Wise, R ERA: 4.65 (8, 1)	1.2	S	8	3	1	1	4	0	0	0	0	0	1	16	16	5.40	1.800				

Boston Red Sox @ Texas Rangers
Arlington Stadium, Arlington, TX
Sun Sep 04 1977, 8:05 PM EDT
Att: 27,794 - Unknown - 90 F

AB 37
R 4
H 9
RBI 4
BB 2
SO 10
LOB 19



Batter	1	2	3	4	5	6	7	8	9	AB	R	H	RBI	BB	SO	LOB	TOP		
Lew Beasley, L (1, 6) OBP: 0.273, SLG: 0.300 Bert Campaneris, R (1, 6) OBP: 0.317, SLG: 0.346	3-1		FC4-6 BB		P4		E8 1B		F8 HBP	1	0	0	0	0	0	0	1		
Dave May, L (1, 7) OBP: 0.307, SLG: 0.332	4-3		FC4-6 1B		4-3		FC6-4 1B		F8 1-2	5	0	1	0	0	0	4	1		
Claudell Washington, L (1, 8) OBP: 0.326, SLG: 0.435	CS 1B		1-2 1B		K		FC6-4 1-2		K	5	0	2	1	0	2	2	1		
Pat Putnam, L (1, 3) OBP: 0.333, SLG: 0.500	CS 1-2	6-3	4-3		4-1		F9			4	0	0	0	0	2		1		
Kurt Bevacqua, R (1, 4) OBP: 0.367, SLG: 0.625		F7			F3		4-3			4	0	1	0	0	0		1		
Willie Horton, R (1, 10) OBP: 0.335, SLG: 0.422 Eddie Miller, S (8, FR)		K			CS 1B		5-3		1B BB	3	0	1	0	1	1		1		
Jim Sundberg, R (1, 2) OBP: 0.371, SLG: 0.396			2B BB		K 1-2		L7		1-3 1B	3	1	1	0	1	1		1		
Toby Harrah, R (1, 5) OBP: 0.388, SLG: 0.490			1-3 1B 2B		L5		FC4-6 1B		F8	4	1	2	1	0	2		2		
Ken Henderson, S (1, 9) OBP: 0.290, SLG: 0.362			1-3 2-3		1B		FC4-6 1B E		F8	4	1	1	0	0	2		2		
Inning Stats	R: 0 E: 0 K: 0 S: 3	H: 1 LOB: 0 BB: 0 P: 3	R: 0 E: 0 K: 1 S: 5	H: 0 LOB: 0 BB: 0 P: 5	R: 2 E: 0 K: 0 S: 5	H: 2 LOB: 2 BB: 2 P: 13	R: 0 E: 0 K: 1 S: 5	H: 1 LOB: 1 BB: 0 P: 5	R: 0 E: 0 K: 1 S: 6	H: 1 LOB: 1 BB: 0 P: 6	R: 2 E: 1 K: 0 S: 6	H: 3 LOB: 1 BB: 0 P: 6	R: 0 E: 0 K: 0 S: 4	H: 1 LOB: 2 BB: 1 P: 8	R: 0 E: 0 K: 1 S: 5	H: 0 LOB: 1 BB: 0 P: 6	1B: 9 2B: 1 3B: 0 HR: 0	SF: 0 SAC: 0 DP: 0 HBP: 1	WP: 0 PA: 40
PITCHER	IP	WLS	BF	H	R	ER	SO	BB	IBB	HBP	BLK	WP	HR	S	P	ERA	WHIP		
Paul Thordogard, R (1, 1) ERA: 3.99	7.0	W	30	9	4	3	3	2	0	0	0	0	0	34	42	3.86	1.571		
Tom Johnson, R (8, 1) ERA: 2.9	1.2		8	1	0	0	0	1	0	1	0	0	0	6	11	0.00	1.200		
Tom Burgmeier, L (8, 1) ERA: 4.52	0.1	S	1	0	0	0	1	0	0	0	0	0	0	3	3	0.00	0.000		

Texas Rangers @ Minnesota Twins
 Metropolitan Stadium, Bloomington, MI
 Mon Sep 05 1977, 4:33 AM EDT
 Att: 9,067 - Unknown - 71 F

livebaseballscorecards.com

AB 35
R 4
H 10
RBI 2
BB 3
SO 4
LOB 15



Batter	1	2	3	4	5	6	7	8	9	AB	R	H	RBI	BB	SO	LOB	BOTTOM		
Lyman Bostock, L (1, 7) OBP: 0.392, SLG: 0.509	F8	4-3		E 1B 2H		F8				4	1	1	1	0	2		1		
Rod Carew, L (1, 3) OBP: 0.442, SLG: 0.576	F9 E 2B		F7	K		F8				4	1	1	0	0	1		1		
Butch Wynegar, S (1, 2) OBP: 0.352, SLG: 0.380	F9 2-3		HR	1B		F2				4	1	2	2	0	1		1		
Larry Hise, R (1, 8) OBP: 0.368, SLG: 0.534	E6 3H 1B		1B SF7	K		FC6-4 BB				3	1	2	1	1	1		1		
Rich Chiles, L (1, 9) OBP: 0.336, SLG: 0.368 Dan Ford, R (5, 9) OBP: 0.350, SLG: 0.446	4-3		1B		K		FC6-4 1-2			2	0	1	0	0	1		1		
Glenn Adams, L (1, 10) OBP: 0.370, SLG: 0.475 Craig Kusick, R (5, FH) OBP: 0.358, SLG: 0.426		F8	SF7		F9		F8			1	0	0	1	0	0		0		
Roy Smalley, S (1, 6) OBP: 0.315, SLG: 0.309		F7	F7		F7		K			4	0	0	0	0	1		1		
Mike Cabbage, L (1, 5) OBP: 0.325, SLG: 0.397		E4 1B		SH1-3 1B BB		K				3	1	0	0	1	1		0		
Bob Randall, R (1, 4) OBP: 0.274, SLG: 0.280		1-2 1B		SH1-3		F7				2	0	1	0	0	0		0		
Inning Stats	R: 1 E: 1 K: 0 S: 5	H: 2 LOB: 1 BB: 0 P: 5	R: 0 E: 1 K: 0 S: 5	H: 1 LOB: 2 BB: 0 P: 5	R: 2 E: 0 K: 0 S: 6	H: 3 LOB: 1 BB: 0 P: 6	R: 2 E: 1 K: 2 S: 9	H: 2 LOB: 1 BB: 1 P: 13	R: 0 E: 0 K: 1 S: 5	H: 0 LOB: 0 BB: 0 P: 5	R: 0 E: 0 K: 1 S: 5	H: 0 LOB: 0 BB: 0 P: 5	R: 0 E: 0 K: 1 S: 5	H: 0 LOB: 0 BB: 0 P: 5	R: 0 E: 0 K: 1 S: 5	H: 0 LOB: 0 BB: 0 P: 5	1B: 6 2B: 1 3B: 0 HR: 1	SF: 1 SAC: 1 DP: 0 HBP: 0	WP: 0 PA: 35
PITCHER	IP	WLS	BF	H	R	ER	SO	BB	IBB	HBP	BLK	WP	HR	S	P	ERA	WHIP		
Doyle Alexander, R (1, 1) ERA: 4.2	3.1	L	19	7	5	4	0	1	0	0	0	0	0	18	22	10.80	2.400		
Roger Moret, L (4, 1) ERA: 3.94	4.2		16	1	0	0	5	1	0	0	0	0	0	25	29	0.00	0.429		

Texas Rangers @ Minnesota Twins
 Metropolitan Stadium, Bloomington, MI
 Mon Sep 05 1977, 4:33 AM EDT
 Att: 9,067 - Unknown - 71 F

livebaseballscorecards.com

AB 31
R 5
H 8
RBI 5
BB 2
SO 5
LOB 8



Batter	1	2	3	4	5	6	7	8	9	AB	R	H	RBI	BB	SO	LOB	TOP					
Mike Hargrove, L (1, 3) OBP: 0.318, SLG: 0.456 Eddie Miller, S (9, FR)	4-0 E 1B BB	0-0 4-3	0-0 F5	0-0 F7	0-0 F7	0-0 F7	0-0 F7	0-0 F7	4-0 1B BB	3	1	0	0	2	0	0						
Bert Campaneris, R (1, 6) OBP: 0.316, SLG: 0.346 Dave May, L (9, FH) OBP: 0.307, SLG: 0.331	0-0 E3 S 1B E	0-0 F9	0-0 1B	0-0 P4	0-0 F7	0-0 F7	0-0 F7	0-0 F7	0-0 F7	4	1	1	0	0	0	1						
Claudell Washington, L (1, 8) OBP: 0.329, SLG: 0.437	0-0 SH1-3 1-2 2-H 1B	0-0 BB	0-3 2B 1B	0-0 5-3	0-0 5-3	0-0 5-3	0-0 5-3	0-0 5-3	0-0 1B	5	2	3	1	0	1	1						
Toby Harrah, R (1, 5) OBP: 0.388, SLG: 0.488	0-0 SH1-3 1-3 2-H	0-0 2B BB	4-0 2B 1-2 BB	0-0 5-3	0-0 5-3	0-0 5-3	0-0 5-3	0-0 5-3	0-0 F7	2	0	0	0	2	0	2						
Kurt Bevacqua, R (1, 4) OBP: 0.396, SLG: 0.673	0-0 BB 1B	0-0 BB 1B	0-0 1-3 2-H 2B	0-0 F8 2B	0-0 F8	0-0 F8	0-0 F8	0-0 F8	0-0 L7	4	0	3	2	0	0	1						
Willie Horton, R (1, 10) OBP: 0.337, SLG: 0.420	4-0 FC4-6 1-2 BB	4-0 FC4-6 1-2 BB	4-0 IBB	0-0 F8	0-0 F8	0-0 F8	0-0 F8	0-0 F8	0-0 4-3	2	0	0	0	2	0	1						
Jim Sundberg, R (1, 2) OBP: 0.367, SLG: 0.392	0-0 FC4-6 1-2	0-0 K	0-3 K	0-0 F9	0-0 F9	0-0 F9	0-0 F9	0-0 F9	0-3 K	4	0	0	0	0	2	5						
Ken Henderson, S (1, 9) OBP: 0.284, SLG: 0.354	0-0 4-3	0-0 4-3	0-3 K	0-0 L8	0-0 L8	0-0 L8	0-0 L8	0-0 L8	0-0 F8	4	0	0	0	0	1	3						
Tom Grieve, R (1, 7) OBP: 0.267, SLG: 0.325	0-3 K	0-3 K	0-0 F9	0-0 5-3	0-0 5-3	0-0 5-3	0-0 5-3	0-0 5-3	0-0 1-3	4	0	0	0	0	1	0						
Inning Stats	R: 3 E: 1 K: 0 S: 5	H: 2 LOB: 1 BB: 2 P: 13	R: 0 E: 0 K: 1 S: 5	H: 0 LOB: 0 BB: 0 P: 5	R: 1 E: 0 K: 2 S: 9	H: 2 LOB: 3 BB: 2 P: 17	R: 0 E: 0 K: 1 S: 6	H: 1 LOB: 1 BB: 0 P: 6	R: 0 E: 0 K: 0 S: 4	H: 0 LOB: 1 BB: 1 P: 4	R: 0 E: 0 K: 0 S: 3	H: 0 LOB: 0 BB: 0 P: 3	R: 0 E: 0 K: 0 S: 3	H: 0 LOB: 1 BB: 1 P: 7	R: 0 E: 0 K: 1 S: 5	H: 0 LOB: 0 BB: 1 P: 5	R: 0 E: 0 K: 0 S: 4	H: 1 LOB: 2 BB: 1 P: 8	1B: 5 2B: 2 3B: 0 HR: 0	SF: 0 SAC: 1 DP: 0 HBP: 0	WP: 0 PB: 0 SB: 1 CS: 0	PA: 40
PITCHER Dave Goltz, R (1, 1) ERA: 3.3	IP: 9.0 WLS: W BF: 40 H: 7 R: 4 ER: 2 SO: 5 BB: 5 IBB: 1 HBP: 0 BLK: 0 WP: 0 HR: 0 S: 44 P: 68 ERA: 2.00 WHIP: 1.333															PITCHER	IP: 9.0 WLS: W BF: 40 H: 7 R: 4 ER: 2 SO: 5 BB: 5 IBB: 1 HBP: 0 BLK: 0 WP: 0 HR: 0 S: 44 P: 68 ERA: 2.00 WHIP: 1.333					

Texas Rangers @ Minnesota Twins
Metropolitan Stadium, Bloomington, MI
Tue Sep 06 1977, 8:05 PM EDT
Att. 6,444 - Unknown - 66 F

livebaseballscores.com

AB 33
R 4
H 7
RBI 3
BB 6
SO 5
LOB 15



Batter	1	2	3	4	5	6	7	8	9	AB	R	H	RBI	BB	SO	LOB	BOTTOM			
Lyman Bostock, L (1, 7) OBP: 0.392, SLG: 0.513	0-0 G3	0-3 K	0-0 K	4-0 BB 1B BB	0-0 F2	0-0 F2	0-0 F2	0-0 HR	0-0 6-3	4	1	1	2	1	1	3				
Rod Carew, L (1, 3) OBP: 0.440, SLG: 0.572	0-0 4-3	0-0 G3	0-0 G3	0-0 BB 1B	0-0 F9	0-0 F9	0-0 F9	0-0 F9	0-0 6-3	5	0	1	1	0	0	0				
Butch Wynegar, S (1, 2) OBP: 0.353, SLG: 0.379	4-0 HR BB	0-0 F8	0-0 F8	0-0 FC6-4 BB	0-0 4-3	0-0 4-3	0-0 4-3	0-0 4-3	0-0 4-3	2	1	0	1	2	0	0				
Larry Hise, R (1, 8) OBP: 0.367, SLG: 0.537	0-0 HR	0-0 6-3	0-0 FC6-4	0-0 F2	0-0 F2	0-0 F2	0-0 F2	0-0 F2	0-0 F2	4	1	1	2	0	0	3				
Rich Chiles, L (1, 9) OBP: 0.337, SLG: 0.374 Dan Ford, R (5, 9) OBP: 0.350, SLG: 0.446	0-0 2B	0-0 K	0-0 L7	0-0 SH1-3 1B	0-0 5-3	0-0 5-3	0-0 5-3	0-0 5-3	0-0 5-3	2	0	1	0	0	0	0				
Glenn Adams, L (1, 10) OBP: 0.371, SLG: 0.475 Luis Gomez, R (5, FH) OBP: 0.278, SLG: 0.392 Randy Bass, L (7, FH)	0-3 K	0-0 K	0-0 HBP 1B BB	0-0 SH1-3 1B	0-0 4-3	0-0 4-3	0-0 4-3	0-0 4-3	0-0 4-3	2	1	1	0	0	1	1				
Roy Smalley, S (1, 6) OBP: 0.316, SLG: 0.311	0-0 F2	0-0 F2	0-0 BB HBP 1B	0-0 1B	0-0 1B	0-0 1B	0-0 1B	0-0 1B	0-0 1B	4	1	2	1	0	1	0				
Mike Cabbage, L (1, 5) OBP: 0.323, SLG: 0.395 Jerry Terrell, R (6, 5) OBP: 0.267, SLG: 0.273	0-0 4-3	0-0 4-3	0-3 K	0-0 K	0-0 K	0-0 K	0-0 K	0-0 K	0-0 K	2	0	0	0	0	1	2				
Bob Randall, R (1, 4) OBP: 0.278, SLG: 0.281	0-0 1B	0-0 1B	1-0 1B BB HBP	0-0 L7	0-0 L7	0-0 L7	0-0 L7	0-0 L7	0-0 SH1-3	2	1	1	0	0	0	2				
Inning Stats	R: 2 E: 0 K: 1 S: 7	H: 2 LOB: 1 BB: 1 P: 11	R: 0 E: 0 K: 1 S: 6	H: 1 LOB: 0 BB: 0 P: 6	R: 0 E: 0 K: 0 S: 3	H: 0 LOB: 0 BB: 0 P: 3	R: 3 E: 0 K: 1 S: 8	H: 3 LOB: 3 BB: 2 P: 17	R: 1 E: 0 K: 0 S: 6	H: 3 LOB: 2 BB: 0 P: 6	R: 0 E: 0 K: 0 S: 3	H: 0 LOB: 0 BB: 0 P: 3	R: 0 E: 0 K: 1 S: 5	H: 0 LOB: 0 BB: 0 P: 5	R: 1 E: 0 K: 0 S: 4	H: 2 LOB: 0 BB: 0 P: 4	1B: 8 2B: 1 3B: 0 HR: 2	SF: 0 SAC: 2 DP: 0 HBP: 1	WP: 0 PB: 0 SB: 0 CS: 1	PA: 38
PITCHER Bert Blyleven, R (1, 1) ERA: 2.83 Darold Knowles, L (4, 1) ERA: 3.1 Nelson Briles, R (5, 1) ERA: 4.1 Paul Lindblad, L (8, 1) ERA: 3.5	IP: 3.2 WLS: L BF: 21 H: 6 R: 5 ER: 5 SO: 3 BB: 3 IBB: 0 HBP: 0 BLK: 0 WP: 0 HR: 0 S: 23 P: 36 ERA: 12.27 WHIP: 2.455															PITCHER	IP: 3.2 WLS: L BF: 21 H: 6 R: 5 ER: 5 SO: 3 BB: 3 IBB: 0 HBP: 0 BLK: 0 WP: 0 HR: 0 S: 23 P: 36 ERA: 12.27 WHIP: 2.455			

Texas Rangers @ Minnesota Twins
Metropolitan Stadium, Bloomington, MI
Tue Sep 06 1977, 8:05 PM EDT
Att. 6,444 - Unknown - 66 F

livebaseballscores.com

AB 32
R 7
H 11
RBI 7
BB 3
SO 4
LOB 11



Batter	1	2	3	4	5	6	7	8	9	AB	R	H	RBI	BB	SO	LOB	TOP																
Mike Hargrove, L (1, 3) OBP: 0.318, SLG: 0.462	K		K														3 1 1 1 1 2 1																
Bert Campaneris, R (1, 6) OBP: 0.317, SLG: 0.345	6-3																1 0 0 0 0 0 0																
Jim Mason, L (3, FR) OBP: 0.240, SLG: 0.250			HBP														1 0 0 0 0 0 0																
Claudell Washington, L (1, 8) OBP: 0.326, SLG: 0.433	L8		G1														4 0 0 0 0 0 3																
Toby Harrah, R (1, 5) OBP: 0.388, SLG: 0.485		F7															3 1 0 0 1 0 0																
Kurt Bevacqua, R (1, 4) OBP: 0.386, SLG: 0.636		6-3															3 1 0 0 1 0 1																
Willie Horton, R (1, 10) OBP: 0.340, SLG: 0.432																	4 1 3 2 0 0 0																
Jim Sundberg, R (1, 2) OBP: 0.364, SLG: 0.388																	4 0 0 1 0 1 2																
Ken Henderson, S (1, 9) OBP: 0.284, SLG: 0.357																	4 0 1 0 0 2 2																
Tom Grieve, R (1, 7) OBP: 0.262, SLG: 0.318																	4 0 0 0 0 2 1																
Dave May, L (9, 7) OBP: 0.307, SLG: 0.331																	0 0 0 0 0 0 0																
Inning Stats	R: 0 E: 0 K: 1 S: 5	H: 0 LOB: 0 BB: 0 P: 5	R: 1 E: 0 K: 1 S: 6	H: 1 LOB: 0 BB: 0 P: 6	R: 0 E: 0 K: 2 S: 8	H: 1 LOB: 2 BB: 0 P: 9	R: 1 E: 0 K: 0 S: 4	H: 1 LOB: 1 BB: 1 P: 8	R: 1 E: 0 K: 1 S: 6	H: 1 LOB: 0 BB: 1 P: 6	R: 1 E: 0 K: 1 S: 6	H: 1 LOB: 1 BB: 1 P: 10	R: 0 E: 0 K: 0 S: 3	H: 0 LOB: 1 BB: 1 P: 7	R: 0 E: 0 K: 0 S: 3	H: 0 LOB: 0 BB: 0 P: 3	R: 0 E: 0 K: 1 S: 5	H: 0 LOB: 0 BB: 0 P: 5	1B: 1 2B: 2 3B: 0 HR: 2	SF: 0 SAC: 1 DP: 0 HBP: 1	WP: 0 PB: 0 SB: 0 CS: 0	PA: 36											
PITCHER	IP WLS BF H R ER SO BB IBB HBP BLK WP HR S P ERA WHIP																																
Ron Schueler, R (1, 1) ERA: 4.53	5.0	21	4	3	3	5	1	0	1	0	0	0	2	29	34	5.40	1.000																
Tom Johnson, R (6, 1) ERA: 2.88	4.0	L 15	1	1	1	2	2	0	0	0	0	0	0	17	25	2.25	0.750																

Texas Rangers @ Minnesota Twins
Metropolitan Stadium, Bloomington, MI
Wed Sep 07 1977, 8:05 PM EDT
Att: 6,811 - Unknown - 64 F

AB	31
R	4
H	5
RBI	4
BB	3
SO	7
LOB	10



Batter	1	2	3	4	5	6	7	8	9	AB	R	H	RBI	BB	SO	LOB	BOTTOM																
Lyman Bostock, L (1, 7) OBP: 0.391, SLG: 0.510	L5		G3														3 0 0 1 1 0 2																
Roy Smalley, S (1, 6) OBP: 0.314, SLG: 0.308	4-3																4 0 0 0 0 1 2																
Rod Carew, L (1, 3) OBP: 0.440, SLG: 0.571																	3 1 1 0 1 0 2																
Butch Wynegar, S (1, 2) OBP: 0.352, SLG: 0.380	6-3																4 0 1 0 0 0 2																
Rich Chiles, L (1, 9) OBP: 0.336, SLG: 0.376																	4 1 1 1 0 1 0																
Glenn Adams, L (1, 10) OBP: 0.369, SLG: 0.471																	4 0 1 1 0 1 0																
Larry Hisle, R (1, 8) OBP: 0.366, SLG: 0.535																	4 0 1 0 0 0 1																
Mike Cabbage, L (1, 5) OBP: 0.325, SLG: 0.399																	4 1 2 0 0 0 0																
Willie Norwood, R (9, FR) OBP: 0.154, SLG: 0.111																	0 0 0 0 0 0 0																
Bob Randall, R (1, 4) OBP: 0.282, SLG: 0.283																	2 0 1 0 1 0 0																
Randy Bass, L (9, PH)																	0 0 0 0 0 0 0																
Dan Ford, R (9, PH) OBP: 0.350, SLG: 0.445																	1 0 0 0 0 1 2																
Inning Stats	R: 0 E: 0 K: 0 S: 4	H: 1 LOB: 1 BB: 0 P: 4	R: 0 E: 0 K: 0 S: 3	H: 0 LOB: 0 BB: 0 P: 3	R: 0 E: 0 K: 0 S: 2	H: 0 LOB: 0 BB: 1 P: 6	R: 2 E: 0 K: 0 S: 5	H: 2 LOB: 1 BB: 1 P: 9	R: 1 E: 0 K: 1 S: 7	H: 2 LOB: 1 BB: 0 P: 7	R: 0 E: 0 K: 0 S: 3	H: 0 LOB: 0 BB: 0 P: 3	R: 0 E: 0 K: 0 S: 3	H: 0 LOB: 0 BB: 0 P: 3	R: 0 E: 0 K: 0 S: 3	H: 1 LOB: 2 BB: 1 P: 7	R: 0 E: 0 K: 3 S: 11	H: 2 LOB: 2 BB: 0 P: 11	1B: 5 2B: 3 3B: 0 HR: 0	SF: 0 SAC: 0 DP: 0 HBP: 0	WP: 0 PB: 0 SB: 2 CS: 1	PA: 36											
PITCHER	IP WLS BF H R ER SO BB IBB HBP BLK WP HR S P ERA WHIP																																
Dock Ellis, R (1, 1) ERA: 3.86	8.2	W 35	8	3	3	3	3	0	0	0	0	0	0	3	3	0.00	0.000																
Roger Moret, L (9, 1) ERA: 3.91	0.1	S 1	0	0	0	1	0	0	0	0	0	0	0	3	3	0.00	0.000																

Texas Rangers @ Minnesota Twins
Metropolitan Stadium, Bloomington, MI
Wed Sep 07 1977, 8:05 PM EDT
Att: 6,811 - Unknown - 64 F

AB	33
R	3
H	8
RBI	3
BB	3
SO	4
LOB	11



Batter	1	2	3	4	5	6	7	8	9	AB	R	H	RBI	BB	SO	LOB	TOP					
Mike Hargrove, L (1, 3) OBP: 0.315, SLG: 0.458	F8		4-3	L4			G3			4	0	0	0	0	0	2						
Sandy Alomar Sr., S (1, 6) OBP: 0.338, SLG: 0.328 Keith Smith, R (7, PH) OBP: 0.257, SLG: 0.313 Jim Mason, L (7, 6) OBP: 0.240, SLG: 0.250	5-3		F7		5-3		6-3			3	0	0	0	0	0	0						
Kurt Bevacqua, R (1, 9) OBP: 0.377, SLG: 0.661	HR		E6		F3		F7			4	1	1	1	0	0	0						
Toby Harrah, R (1, 5) OBP: 0.388, SLG: 0.490 Dave May, L (8, 9) OBP: 0.307, SLG: 0.331	5-3				F7		HR			3	1	1	1	0	0	0						
Willie Horton, R (1, 10) OBP: 0.342, SLG: 0.435		1B	F9				4-3			4	0	2	0	0	0	2						
Jim Sundberg, R (1, 2) OBP: 0.394, SLG: 0.386 John Ellis, R (7, 2) OBP: 0.274, SLG: 0.340	F8			3B		FC5-4	6-3			2	1	0	0	1	0	2						
Juan Beniquez, R (1, 8) OBP: 0.339, SLG: 0.413	F8			CS		FC6-4	K			4	0	1	1	0	1	2						
Bump Wills, S (1, 4) OBP: 0.360, SLG: 0.420				5-3		FC5-4	5-3			4	0	1	0	0	0	2						
Claudell Washington, L (1, 7) OBP: 0.326, SLG: 0.432 Tom Grève, R (6, 7) OBP: 0.259, SLG: 0.315	K						K			1	0	0	0	0	1	2						
Inning Stats	R: 1 E: 0 K: 0 S: 4	H: 1 LOB: 0 BB: 0 P: 4	R: 0 E: 0 K: 1 S: 7	H: 2 LOB: 2 BB: 0 P: 7	R: 0 E: 1 K: 0 S: 4	H: 0 LOB: 2 BB: 0 P: 5	R: 1 E: 0 K: 0 S: 3	H: 1 LOB: 1 BB: 1 P: 8	R: 0 E: 0 K: 0 S: 3	H: 0 LOB: 0 BB: 0 P: 3	R: 0 E: 0 K: 0 S: 4	H: 1 LOB: 1 BB: 0 P: 4	R: 0 E: 0 K: 1 S: 5	H: 0 LOB: 0 BB: 0 P: 5	R: 1 E: 0 K: 0 S: 4	H: 1 LOB: 0 BB: 0 P: 4	R: 0 E: 0 K: 1 S: 5	H: 0 LOB: 0 BB: 0 P: 5	1B: 2 2B: 1 3B: 1 HR: 2	SF: 0 SAC: 0 DP: 0 HBP: 2	WP: 0 PB: 0 SB: 0 CS: 2	PA: 36
PITCHER Tom House, L (1, 1) ERA: 4.63	IP: 9.0 WLS: W BF: 36 H: 6 R: 3 ER: 3 SO: 3 BB: 1 IBB: 0 HBP: 2 BLK: 0 WP: 0 HR: 2 S: 39 P: 45 ERA: 3.00 WHIP: 0.778															PITCHER	IP: WLS: BF: H: R: ER: SO: BB: IBB: HBP: BLK: WP: HR: S: P: ERA: WHIP:					

Texas Rangers @ Seattle Mariners
The Kingdome, Seattle, WA
Fri Sep 09 1977, 10:05 PM EDT
Att: 8,245 - Dome

AB	33
R	3
H	6
RBI	3
BB	1
SO	3
LOB	12



Batter	1	2	3	4	5	6	7	8	9	AB	R	H	RBI	BB	SO	LOB	BOTTOM			
Steve Braun, L (1, 10) OBP: 0.342, SLG: 0.308	G3		SH	E		L5		4-3		3	2	1	0	2	0	0				
Jose Bázex, R (1, 4) OBP: 0.328, SLG: 0.335	L4		SH	FC6		F3				3	1	0	0	0	0	2				
Dan Meyer, L (1, 3) OBP: 0.317, SLG: 0.431	F8		G6-3	4-3		L5				4	0	0	0	0	0	4				
Ruppert Jones, L (1, 8) OBP: 0.329, SLG: 0.477		HR		1B		G3				3	1	2	2	1	0	0				
Leroy Stanton, R (1, 9) OBP: 0.331, SLG: 0.499		HR		K		F8				4	1	2	2	0	1	1				
Juan Bernhardt, R (1, 5) OBP: 0.276, SLG: 0.367	5-3					FC6				4	1	2	0	0	0	2				
Craig Reynolds, L (1, 6) OBP: 0.270, SLG: 0.297				1B		FC6				3	1	2	0	1	0	1				
Skip Jutze, R (1, 2) OBP: 0.284, SLG: 0.354	F8			F3		G6-3		5-3		4	0	0	0	0	0	4				
Luis Delgado, S (1, 7) OBP: 0.200, SLG: 0.200	K					F8		K		4	1	1	1	0	2	1				
Inning Stats	R: 0 E: 0 K: 0 S: 3	H: 0 LOB: 0 BB: 0 P: 3	R: 2 E: 0 K: 1 S: 6	H: 1 LOB: 1 BB: 2 P: 14	R: 1 E: 0 K: 1 S: 7	H: 2 LOB: 1 BB: 0 P: 7	R: 5 E: 1 K: 0 S: 9	H: 5 LOB: 1 BB: 1 P: 13	R: 0 E: 0 K: 0 S: 3	H: 1 LOB: 0 BB: 0 P: 3	R: 0 E: 0 K: 0 S: 2	H: 0 LOB: 1 BB: 1 P: 6	R: 0 E: 0 K: 0 S: 4	H: 1 LOB: 1 BB: 0 P: 4	R: 0 E: 0 K: 1 S: 5	H: 0 LOB: 0 BB: 0 P: 5	1B: 7 2B: 3 3B: 0 HR: 1	SF: 0 SAC: 1 DP: 3 HBP: 0	WP: 1 PB: 0 SB: 0 CS: 0	PA: 37
PITCHER Gaylord Perry, R (1, 1) ERA: 3.38 Nelson Briles, R (4, 1) ERA: 4.13 Bobby Cuellar, R (8, 1) ERA:	IP: 3.1 WLS: L BF: 18 H: 6 R: 6 ER: 6 SO: 2 BB: 2 IBB: 0 HBP: 0 BLK: 0 WP: 1 HR: 1 S: 20 P: 28 ERA: 16.20 WHIP: 2.400															PITCHER	IP: WLS: BF: H: R: ER: SO: BB: IBB: HBP: BLK: WP: HR: S: P: ERA: WHIP:			

Texas Rangers @ Seattle Mariners
The Kingdome, Seattle, WA
Fri Sep 09 1977, 10:05 PM EDT
Att: 8,245 - Dome

AB	32
R	8
H	10
RBI	5
BB	4
SO	3
LOB	15



Batter	1	2	3	4	5	6	7	8	9	AB	R	H	RBI	BB	SO	LOB	TOP								
Mike Hargrove, L (1, 3) OBP: 0.314, SLG: 0.458										5	1	1	0	1	2	3									
Bump Wills, S (1, 4) OBP: 0.380, SLG: 0.418										4	2	1	0	1	1	3									
Claudell Washington, L (1, 8) OBP: 0.325, SLG: 0.430										5	1	1	1	0	0	5									
Toby Harrah, R (1, 5) OBP: 0.388, SLG: 0.489										3	0	1	2	1	0	0									
Ken Henderson, S (1, 9) OBP: 0.296, SLG: 0.362										3	0	2	2	2	0	0									
Willie Horton, R (1, 10) OBP: 0.340, SLG: 0.433										5	0	1	0	0	1	8									
Dave May, L (1, 7) OBP: 0.305, SLG: 0.332										5	0	1	0	0	0	6									
Jim Mason, L (1, 6) OBP: 0.231, SLG: 0.240										5	0	0	0	0	1	2									
Bill Fahey, L (1, 2) OBP: 0.241, SLG: 0.283										5	1	3	0	0	0	0									
Eddie Miller, S (9, PR)										0	0	0	0	0	0	0									
Jim Sundberg, R (9, 2) OBP: 0.364, SLG: 0.386										0	0	0	0	0	0	0									
Inning Stats	R: 1 E: 1 K: 1 S: 8	H: 2 LOB: 3 BB: 1 P: 12	R: 0 E: 0 K: 0 S: 4	H: 1 LOB: 2 BB: 1 P: 8	R: 0 E: 0 K: 0 S: 5	H: 2 LOB: 2 BB: 0 P: 5	R: 3 E: 1 K: 0 S: 6	H: 2 LOB: 1 BB: 1 P: 10	R: 0 E: 0 K: 0 S: 3	H: 0 LOB: 0 BB: 0 P: 3	R: 1 E: 1 K: 1 S: 7	H: 2 LOB: 3 BB: 2 P: 15	R: 0 E: 0 K: 2 S: 8	H: 1 LOB: 0 BB: 0 P: 8	R: 0 E: 0 K: 0 S: 4	H: 1 LOB: 1 BB: 0 P: 4	R: 0 E: 1 K: 1 S: 6	H: 0 LOB: 1 BB: 0 P: 6	1B: 7 2B: 4 3B: 0 HR: 0	SF: 1 SAC: 0 DP: 0 HBP: 0	WP: 0 PB: 0 SB: 2 CS: 0	PA: 46			
PITCHER	IP	WLS	BF	H	R	ER	SO	BB	IBB	HBP	BLK	WP	HR	S	P	ERA	WHIP								
Paul Mitchell, R (1, 1) ERA: 7.03	5.1	L	30	9	5	1	1	3	0	0	0	0	0	29	41	1.69	2.250								
Diego Segui, R (6, 1) ERA: 5.54	3.2		16	2	0	0	4	1	1	0	0	0	0	22	30	0.00	0.818								

Texas Rangers @ Seattle Mariners
The Kingdome, Seattle, WA
Sat Sep 10 1977, 10:05 PM EDT
Dome

AB	40
R	5
H	11
RBI	5
BB	5
SO	5
LOB	27



Batter	1	2	3	4	5	6	7	8	9	AB	R	H	RBI	BB	SO	LOB	BOTTOM								
Dave Collins, S (1, 7) OBP: 0.283, SLG: 0.294										5	0	1	0	0	0	1									
Jose Baez, R (1, 4) OBP: 0.323, SLG: 0.328										5	0	0	0	0	0	2									
Ruppert Jones, L (1, 8) OBP: 0.332, SLG: 0.477										2	1	1	0	2	0	1									
Leroy Stanton, R (1, 9) OBP: 0.333, SLG: 0.505										3	1	1	2	0	0	2									
Dan Meyer, L (1, 3) OBP: 0.316, SLG: 0.430										4	0	1	0	0	0	1									
Juan Bernhardt, R (1, 5) OBP: 0.272, SLG: 0.362										4	0	0	0	0	0	2									
Steve Braun, L (1, 10) OBP: 0.343, SLG: 0.306										2	0	0	0	2	0	1									
Craig Reynolds, L (1, 6) OBP: 0.272, SLG: 0.296										2	0	0	0	2	0	2									
Skip Jutze, R (1, 2) OBP: 0.276, SLG: 0.343										3	0	0	0	0	0	4									
Tommy Smith, L (9, PH) OBP: 0.259, SLG: 0.370										1	0	0	0	0	0	1									
Inning Stats	R: 0 E: 0 K: 0 S: 4	H: 1 LOB: 1 BB: 0 P: 4	R: 0 E: 0 K: 0 S: 3	H: 0 LOB: 2 BB: 2 P: 11	R: 0 E: 0 K: 0 S: 3	H: 0 LOB: 1 BB: 1 P: 7	R: 0 E: 1 K: 0 S: 4	H: 0 LOB: 2 BB: 1 P: 8	R: 2 E: 0 K: 0 S: 5	H: 2 LOB: 1 BB: 1 P: 9	R: 0 E: 0 K: 0 S: 3	H: 0 LOB: 0 BB: 0 P: 3	R: 0 E: 0 K: 0 S: 3	H: 1 LOB: 0 BB: 0 P: 3	R: 0 E: 0 K: 0 S: 3	H: 0 LOB: 1 BB: 0 P: 4	R: 0 E: 0 K: 0 S: 3	H: 0 LOB: 1 BB: 1 P: 7	1B: 3 2B: 0 3B: 0 HR: 1	SF: 0 SAC: 0 DP: 1 HBP: 1	WP: 0 PB: 0 SB: 1 CS: 0	PA: 38			
PITCHER	IP	WLS	BF	H	R	ER	SO	BB	IBB	HBP	BLK	WP	HR	S	P	ERA	WHIP								
Doyle Alexander, R (1, 1) ERA: 4.11	9.0	W	38	4	2	2	0	6	0	1	0	0	1	31	56	2.00	1.111								

Texas Rangers @ Seattle Mariners
The Kingdome, Seattle, WA
Sat Sep 10 1977, 10:05 PM EDT
Dome

AB	31
R	2
H	4
RBI	2
BB	6
SO	0
LOB	17



Batter	1	2	3	4	5	6	7	8	9	AB	R	H	RBI	BB	SO	LOB	TOP
Mike Hargrove, L (1, 3) OBP: 0.415, SLG: 0.465 Lew Beasley, L (9, FR) OBP: 0.261, SLG: 0.286	4-0 SF8 BLK BB	0-0 F5					0-0 F9		0-0 1-3 2B	4	2	1	1	0	1	0	
Juan Beniquez, R (1, 8) OBP: 0.339, SLG: 0.410 Eddie Miller, S (7, PH) Claudell Washington, L (7, 8) OBP: 0.325, SLG: 0.428	0-0 5-3		0-0 F4			0-0 F8	0-0 F9		0-0 1-3 2-3	1	0	0	0	0	0	1	
Kurt Bevacqua, R (1, 7) OBP: 0.371, SLG: 0.615 Dave May, L (8, 7) OBP: 0.304, SLG: 0.331	0-0 SF8		0-0 5-3			0-0 F8		4-0 BB 1B BB	0-0 3-1	2	0	0	1	1	0	0	
Toby Harrah, R (1, 5) OBP: 0.390, SLG: 0.491	0-0 2B		0-0 E6			0-0 6-3		0-0 F9		4	0	1	0	0	0	1	
John Ellis, R (1, 10) OBP: 0.265, SLG: 0.327	0-0 4-3		0-0 F4			0-0 4-3		0-0 F7		4	0	0	0	0	0	3	
Jim Sundberg, R (1, 2) OBP: 0.369, SLG: 0.397		4-0 6-3 WP 1B BB		0-0 4-3 6-3 1B		0-0 HR		0-0 BB 1B		3	2	3	1	1	0	0	
Bump Willis, S (1, 4) OBP: 0.361, SLG: 0.415	0-0 6-3		0-0 6-3			0-3 K		4-0 BB 1B		3	0	0	0	1	1	2	
Tom Grieve, R (1, 9) OBP: 0.259, SLG: 0.327	0-3 K		0-0 4-3			0-0 F8		0-3 K		4	0	0	0	0	2	5	
Sandy Alomar Sr., S (1, 6) OBP: 0.325, SLG: 0.314 Bill Fahey, L (9, PH) OBP: 0.256, SLG: 0.276	0-0 1B		0-3 K			0-0 F8		0-3 K		3	0	1	1	0	1	1	
Inning Stats	R: 1 E: 0 K: 0 S: 4	H: 1 LOB: 1 BB: 1 P: 8	R: 1 E: 0 K: 1 S: 6	H: 1 LOB: 1 BB: 1 P: 10	R: 0 E: 1 K: 0 S: 4	H: 0 LOB: 1 BB: 0 P: 4	R: 0 E: 0 K: 1 S: 6	H: 1 LOB: 0 BB: 0 P: 6	R: 1 E: 0 K: 0 S: 3	H: 1 LOB: 0 BB: 0 P: 3	R: 0 E: 0 K: 1 S: 6	H: 1 LOB: 3 BB: 2 P: 14	R: 0 E: 0 K: 1 S: 6	H: 1 LOB: 2 BB: 0 P: 6	1B: 3 2B: 2 3B: 0 HR: 2	SF: 1 SAC: 0 DP: 0 HBP: 0	WP: 1 PA: 39
PITCHER	IP WLS BF H R ER SO BB IBB HBP BLK WP HR S P ERA WHIP																
Rick Honeycutt, L (1, 1) ERA: 5.48	5.2	25	5	4	4	3	2	0	0	0	1	1	2	29	37	6.35	1.235
Enrique Romo, R (6, 1) ERA: 3.03	3.1	W 14	2	0	0	2	2	0	0	0	0	0	0	16	24	0.00	1.200

Texas Rangers @ Seattle Mariners
The Kingdome, Seattle, WA
Sun Sep 11 1977, 6:33 AM EDT
Att: 8,363 - Dome

AB	34
R	4
H	7
RBI	4
BB	4
SO	5
LOB	17



Batter	1	2	3	4	5	6	7	8	9	AB	R	H	RBI	BB	SO	LOB	BOTTOM		
Dave Collins, S (1, 7) OBP: 0.282, SLG: 0.291	0-0 6-3 1B		0-3 K			4-0 FC4-6 BB		0-0 5-3		3	0	1	0	1	1	1			
Jose Baez, R (1, 4) OBP: 0.322, SLG: 0.331	0-0 6-3		0-0 4-3 2B			0-0 FC4-6 1B 2B		0-3 K		4	1	1	0	0	1	3			
Ruppert Jones, L (1, 8) OBP: 0.329, SLG: 0.472	0-3 K		0-0 4-3			0-0 1-2 2B 1B		0-0 F5		4	1	1	1	0	1	2			
Leroy Stanton, R (1, 9) OBP: 0.336, SLG: 0.504 Luis Delgado, S (9, 9) OBP: 0.222, SLG: 0.222	1-0 HBP		0-0 L3			0-0 1-2 3H 2B		0-0 F6		3	0	1	2	0	0	1			
Dan Meyer, L (1, 3) OBP: 0.317, SLG: 0.434	0-0 1-3		0-0 1-3			4-0 1B IBB		0-0 HR		3	1	1	1	1	0	2			
Juan Bernhardt, R (1, 5) OBP: 0.286, SLG: 0.359		0-0 3-1 1B 2B		0-0 1-3		0-0 F7		0-0 F7		4	1	1	0	0	0	2			
Steve Braun, L (1, 10) OBP: 0.339, SLG: 0.303	0-0 3-1		0-0 4-3			0-0 F6		0-0 F7		4	0	0	0	0	0	1			
Jimmy Sexton, R (1, 6) OBP: 0.300, SLG: 0.483		0-0 CS 1B		0-0 4-3		0-0 FC4-6 SH1-4 1B 1B		0-0 1B 2B		4	2	4	1	0	0	0			
Kevin Pasley, R (1, 2) OBP: 0.333, SLG: 0.333	0-3 K		0-3 K			0-0 SH1-4 1B		0-0 F9		3	0	1	1	0	1	2			
Inning Stats	R: 0 E: 0 K: 1 S: 6	H: 1 LOB: 2 BB: 0 P: 7	R: 1 E: 0 K: 1 S: 6	H: 2 LOB: 0 BB: 0 P: 6	R: 0 E: 0 K: 1 S: 6	H: 1 LOB: 1 BB: 0 P: 6	R: 0 E: 0 K: 0 S: 3	H: 0 LOB: 0 BB: 0 P: 3	R: 3 E: 0 K: 0 S: 6	H: 3 LOB: 2 BB: 2 P: 14	R: 1 E: 0 K: 0 S: 4	H: 2 LOB: 1 BB: 0 P: 4	R: 0 E: 0 K: 1 S: 5	H: 0 LOB: 0 BB: 0 P: 5	R: 1 E: 0 K: 0 S: 5	H: 2 LOB: 1 BB: 0 P: 5	1B: 5 2B: 4 3B: 1 HR: 1	SF: 0 SAC: 1 DP: 0 HBP: 1	WP: 0 PA: 36
PITCHER	IP WLS BF H R ER SO BB IBB HBP BLK WP HR S P ERA WHIP																		
Adrian Devine, R (1, 1) ERA: 3.54	5.0	24	7	4	4	3	1	0	0	0	0	0	27	36	7.20	1.600			
Paul Lindblad, L (6, 1) ERA: 3.99	3.0	L 12	4	2	2	1	0	0	0	0	0	0	1	14	14	6.00	1.333		

Texas Rangers @ Seattle Mariners
The Kingdome, Seattle, WA
Sun Sep 11 1977, 6:33 AM EDT
Att: 8,363 - Dome

AB	32
R	6
H	11
RBI	6
BB	2
SO	4
LOB	14



Batter	1	2	3	4	5	6	7	8	9	AB	R	H	RBI	BB	SO	LOB	TOP								
Thad Bosley, L OBP: 0.396, SLG: 0.401 (1, 7)	0-3 K		0-0 3-1			4-0 1B BB		4-0 4-3	0-0 FC6-4	4	0	0	0	1	1	2									
Jerry Remy, L OBP: 0.326, SLG: 0.356 (1, 4)	0-0 3-1			0-0 F8		0-0 1-2 1B		4-0 BB		3	0	1	0	1	0	0									
Rance Mulliniks, L OBP: 0.338, SLG: 0.369 (1, 6)	0-0 3-1			0-0 G3-6-1 1B		0-0 P6		0-0 6-3		4	0	1	0	0	0	3									
Bobby Bonds, R OBP: 0.347, SLG: 0.540 (1, 9)		0-0 6-3 5-3 1B		0-0 G3-6-1		0-0 P3		4-0 2B 1B BB		3	1	1	0	1	0	1									
Don Baylor, R OBP: 0.342, SLG: 0.433 (1, 10)		0-0 5-3 1-2		0-0 5-3		0-0 F7		0-0 1-3 1B 2B		4	1	1	0	0	0	1									
Dave Chalk, R OBP: 0.342, SLG: 0.344 (1, 5)		0-0 6-3 2-3		0-3 K		0-0 1B 1B		0-0 1B SH5-4 1B		4	0	2	2	0	1	1									
Dave Kingman, R OBP: 0.273, SLG: 0.409 (1, 3)		0-3 K		0-3 K		0-0 1-2 1B		0-0 SH5-4 1B		3	0	1	0	0	2	1									
Ken Landreaux, L OBP: 0.091, SLG: 0.091 (1, 8)			0-0 1-3		0-3 K	0-3 K		0-0 2-3 1B FC6-4		4	0	1	0	0	2	2									
Terry Humphrey, R OBP: 0.287, SLG: 0.286 (8, PH)			0-3 K		0-0 4-3			0-0 6-3		2	0	0	0	0	1	0									
Danny Goodwin, L OBP: 0.258, SLG: 0.341 (8, 2)			0-3 K							1	0	0	0	0	0	0									
Andy Etchebarren, R OBP: 0.316, SLG: 0.294 (9, PH)			0-3 K							0	0	0	0	0	0	0									
Mario Guerrero, R OBP: 0.335, SLG: 0.402 (9, PH)			0-3 K							1	0	0	0	0	1	2									
Inning Stats	R: 0 E: 0 K: 1 S: 5	H: 0 LOB: 0 BB: 0 P: 5	R: 0 E: 0 K: 1 S: 6	H: 1 LOB: 1 BB: 0 P: 6	R: 0 E: 0 K: 1 S: 5	H: 0 LOB: 0 BB: 0 P: 5	R: 0 E: 0 K: 0 S: 3	H: 1 LOB: 0 BB: 0 P: 3	R: 0 E: 0 K: 2 S: 7	H: 0 LOB: 0 BB: 0 P: 7	R: 0 E: 0 K: 1 S: 6	H: 1 LOB: 2 BB: 1 P: 10	R: 0 E: 0 K: 1 S: 7	H: 2 LOB: 2 BB: 0 P: 7	R: 0 E: 0 K: 0 S: 3	H: 0 LOB: 1 BB: 1 P: 7	R: 2 E: 0 K: 1 S: 8	H: 3 LOB: 2 BB: 1 P: 12	1B: 7 2B: 1 3B: 0 HR: 0	SF: 0 SAC: 1 DP: 1 HBP: 0	WP: 0 PB: 0 SB: 0 CS: 0	PA: 37			
PITCHER	IP	WLS	BF	H	R	ER	SO	BB	IBB	HBP	BLK	WP	HR	S	P	ERA	WHIP								
Dock Ellis, R ERA: 3.79 (1, 1)	8.0	W	32	6	2	2	7	3	0	0	0	0	0	43	55	2.25	1.125								
Len Barker, R ERA: 3.41 (9, 1)	1.0	S	5	2	0	0	1	0	0	0	0	0	0	7	7	0.00	2.000								

California Angels @ Texas Rangers
Arlington Stadium, Arlington, TX
Mon Sep 12 1977, 8:05 PM EDT
Att: 5,258 - Unknown

AB 33
R 2
H 8
RBI 2
BB 3
SO 8
LOB 13



Batter	1	2	3	4	5	6	7	8	9	AB	R	H	RBI	BB	SO	LOB	BOTTOM								
Mike Hargrove, L OBP: 0.315, SLG: 0.464 (1, 3)	4-0 SH3-4 BB		0-3 K		0-0 1-2 2-H 3-H 1B		0-3 K			3	0	1	2	1	2	1									
Bert Campaneris, R OBP: 0.315, SLG: 0.343 (1, 6)	0-0 SH3-4 1-2			0-0 F9	0-0 4-3			0-0 P6		3	0	0	0	0	0	2									
Claudell Washington, L OBP: 0.323, SLG: 0.424 (1, 8)	0-3 K		0-3 K		0-3 K		0-3 K		0-3 K	4	0	0	0	0	4	1									
Toby Harrah, R OBP: 0.387, SLG: 0.486 (1, 5)	0-3 K		0-3 K		0-0 P4			0-0 1-3		4	0	0	0	0	2	1									
Willie Horton, R OBP: 0.339, SLG: 0.433 (1, 10)		0-0 6-3		0-3 K	0-0 K	0-0 2B 2B				3	1	1	0	0	1	0									
Dave May, L OBP: 0.307, SLG: 0.336 (1, 9) (6, 7)		4-0 G6-4-3 BB		0-0 G3	0-0 G3	0-0 2-H 2B				2	0	1	1	1	0	0									
Bump Wills, S OBP: 0.360, SLG: 0.415 (1, 4)		0-0 G6-4-3		0-0 HBP S 1B	0-0 F8					3	1	1	0	0	0	2									
Jim Sundberg, R OBP: 0.371, SLG: 0.397 (1, 2)			0-0 CS 1B		4-0 HBP 1B BB			0-0 F7		2	1	1	0	1	0	0									
Tom Grieve, R OBP: 0.261, SLG: 0.325 (1, 7)			0-3 K		1-0 1B			0-0 F7		1	0	0	0	0	1	1									
Ken Henderson, S OBP: 0.294, SLG: 0.360 (6, 9)			0-3 K		1-2 2-3 HBP			0-0 F7		1	0	0	0	0	0	0									
Inning Stats	R: 0 E: 0 K: 2 S: 7	H: 0 LOB: 1 BB: 1 P: 11	R: 0 E: 0 K: 0 S: 2	H: 0 LOB: 0 BB: 1 P: 6	R: 0 E: 0 K: 2 S: 7	H: 1 LOB: 0 BB: 0 P: 7	R: 0 E: 0 K: 2 S: 7	H: 0 LOB: 0 BB: 0 P: 7	R: 2 E: 0 K: 1 S: 7	H: 2 LOB: 2 BB: 1 P: 12	R: 1 E: 0 K: 1 S: 7	H: 2 LOB: 1 BB: 0 P: 7	R: 0 E: 0 K: 1 S: 5	H: 0 LOB: 0 BB: 0 P: 5	R: 0 E: 0 K: 1 S: 5	H: 0 LOB: 0 BB: 0 P: 5	R: 0 E: 0 K: 1 S: 5	H: 0 LOB: 0 BB: 0 P: 5	1B: 3 2B: 3 3B: 0 HR: 0	SF: 0 SAC: 1 DP: 2 HBP: 1	WP: 0 PB: 0 SB: 1 CS: 1	PA: 31			
PITCHER	IP	WLS	BF	H	R	ER	SO	BB	IBB	HBP	BLK	WP	HR	S	P	ERA	WHIP								
Nolan Ryan, R ERA: 2.66 (1, 1)	7.0	L	28	5	3	3	9	3	0	1	0	0	0	42	55	3.86	1.143								
Dyar Miller, R ERA: 3.74 (8, 1)	1.0		3	0	0	0	1	0	0	0	0	0	0	5	5	0.00	0.000								

California Angels @ Texas Rangers
Arlington Stadium, Arlington, TX
Mon Sep 12 1977, 8:05 PM EDT
Att: 5,258 - Unknown

AB 26
R 3
H 5
RBI 3
BB 3
SO 10
LOB 8



Batter	1	2	3	4	5	6	7	8	9	AB	R	H	RBI	BB	SO	LOB	TOP				
Thad Bosley, L (1, 7) OBP: 0.396, SLG: 0.408	F8		G4-6-3 1B		2-3		3B 2B	6-3		5	1	2	1	0	0	0	California Angels @ Texas Rangers Arlington Stadium, Arlington, TX Tue Sep 13 1977, 8:05 PM EDT Att: 5,922 - Unknown livebaseballscorecards.com				
Jerry Remy, L (1, 4) OBP: 0.326, SLG: 0.354			G4-6-3 1B		F8		6-3	F7		2	0	0	0	1	0	1					
Mario Guerrero, R (7, PH) OBP: 0.331, SLG: 0.398	G3 BB		G4-6-3 1-2 3-H		F8		6-3	F7		2	0	0	0	0	0	1					
Rance Mulliniks, L (1, 6) OBP: 0.336, SLG: 0.364	G3 1-2		K		K		3B BB			4	1	0	0	1	2	1					
Bobby Bonds, R (1, 9) OBP: 0.346, SLG: 0.540	K				5-3		3B 1B			5	1	1	2	0	2	1					
Rusty Torres, S (9, 9) OBP: 0.244, SLG: 0.278	K						1B 3B			0	0	0	0	0	0	0					
Don Baylor, R (1, 10) OBP: 0.342, SLG: 0.433			K		K		1B 1B			5	1	2	1	0	2	0					
Dave Chalk, R (1, 5) OBP: 0.343, SLG: 0.344	K		K		HR BB		1B 1B			3	2	1	1	1	1	1					
Dave Kingman, R (1, 3) OBP: 0.275, SLG: 0.425			F8				K			4	2	2	4	0	1	0					
Dan Briggs, L (9, 3) OBP: 0.241, SLG: 0.230							HR			0	0	0	0	0	0	0					
Ken Landreaux, L (1, 8) OBP: 0.267, SLG: 0.267					2B 1B		HR 1B			4	2	3	0	0	1	0					
Terry Humphrey, R (1, 2) OBP: 0.288, SLG: 0.291							K			2	1	1	0	0	0	1					
Tony Solaita, L (7, PH) OBP: 0.355, SLG: 0.422					FC6-4		HR			1	1	1	2	0	0	0					
Ike Hampton, S (7, 2) OBP: 0.333, SLG: 0.423			1B G4-6-3 2B		FC6-4		HR			1	0	0	0	0	1	0					
Inning Stats	R: 0 E: 0 K: 1 S: 5	H: 0 LOB: 1 BB: 1 P: 9	R: 0 E: 0 K: 2 S: 7	H: 0 LOB: 0 BB: 0 P: 7	R: 2 E: 0 K: 1 S: 7	H: 3 LOB: 0 BB: 0 P: 7	R: 2 E: 0 K: 1 S: 7	H: 2 LOB: 1 BB: 1 P: 11	R: 0 E: 0 K: 1 S: 5	H: 1 LOB: 0 BB: 0 P: 5	R: 8 E: 0 K: 2 S: 14	H: 7 LOB: 0 BB: 1 P: 18	R: 0 E: 0 K: 1 S: 5	H: 0 LOB: 0 BB: 0 P: 5	R: 0 E: 0 K: 0 S: 3	H: 0 LOB: 0 BB: 0 P: 3		1B: 7 2B: 2 3B: 1 HR: 3	SF: 0 SAC: 0 DP: 1 HBP: 0	WP: 0 PB: 0 SB: 1 CS: 1	PA: 41
PITCHER	IP	WLS	BF	H	R	ER	SO	BB	IBB	HBP	BLK	WP	HR	S	P	ERA	WHIP				
Gaylord Perry, R (1, 1) ERA: 3.57	6.1		28	9	7	7	8	2	0	0	0	0	2	42	50	9.95	1.737				
Jim Umberger, L (7, 1) ERA: 5.7	0.1	L	2	0	0	0	0	1	0	0	0	0	0	1	5	0.00	3.000				
Adrian Devine, R (7, 1) ERA: 3.82	0.0		3	3	3	3	0	0	0	0	0	0	0	3	3	∞	∞				
Bobby Cuellar, R (7, 1) ERA: 2.7	2.1		8	1	2	2	2	0	0	0	0	0	1	12	12	7.71	0.429				

Batter	1	2	3	4	5	6	7	8	9	AB	R	H	RBI	BB	SO	LOB	BOTTOM					
Mike Hargrove, L (1, 3) OBP: 0.316, SLG: 0.463	1-3						4-3			1	0	0	1	1	0	0	California Angels @ Texas Rangers Arlington Stadium, Arlington, TX Tue Sep 13 1977, 8:05 PM EDT Att: 5,922 - Unknown livebaseballscorecards.com					
Pat Putnam, L (7, PH) OBP: 0.286, SLG: 0.429		SF7 1-2 2-H		SH5-4 SH BB	FC6-4 HBP		4-3			1	0	0	0	0	0	0						
Bert Campaneris, R (1, 6) OBP: 0.315, SLG: 0.342		6-3		SH SH5-4	FC6-4 1-2		4-3			4	0	1	0	0	0	3						
Jim Sundberg, R (1, 2) OBP: 0.372, SLG: 0.397	4-0 1-2 BB		5-3	SH5-4 1-2 2-3		HR 1B	5-3			3	1	1	0	1	0	0						
Toby Harrah, R (1, 5) OBP: 0.387, SLG: 0.483		F9		1B S E BB	IBB	F9	6-3			3	1	0	0	2	0	3						
Willie Horton, R (1, 10) OBP: 0.338, SLG: 0.437	5-3		6-3	K		HR	G3			5	1	1	2	0	1	6						
Keith Smith, R (1, 7) OBP: 0.256, SLG: 0.306		L6		G3		F9	L3			4	1	1	0	0	0	3						
Dave May, L (8, PH) OBP: 0.306, SLG: 0.334			1B 1B	G3		F9	L3			1	0	0	0	0	0	0						
Kurt Bevacqua, R (1, 9) OBP: 0.378, SLG: 0.696			HR	1B 1B		HR				4	2	2	2	0	1	1						
Ken Henderson, S (7, 9) OBP: 0.293, SLG: 0.358			HR	1B 1B		HR				1	0	0	0	0	0	0						
Bump Wills, S (1, 4) OBP: 0.363, SLG: 0.421			S 1B SF7 1B	1B 1B		K	K			5	1	3	1	0	1	0						
Claudell Washington, L (1, 8) OBP: 0.321, SLG: 0.422			S 1B	F7		E6 HBP	L6			5	0	1	0	0	0	3						
Inning Stats	R: 0 E: 0 K: 0 S: 4	H: 1 LOB: 2 BB: 1 P: 8	R: 2 E: 0 K: 0 S: 6	H: 3 LOB: 1 BB: 0 P: 6	R: 2 E: 1 K: 0 S: 6	H: 2 LOB: 2 BB: 1 P: 10	R: 0 E: 1 K: 1 S: 6	H: 0 LOB: 2 BB: 2 P: 14	R: 0 E: 0 K: 2 S: 8	H: 0 LOB: 0 BB: 0 P: 9	R: 3 E: 0 K: 0 S: 7	H: 4 LOB: 1 BB: 0 P: 7	R: 0 E: 0 K: 0 S: 3	H: 0 LOB: 0 BB: 0 P: 3	R: 0 E: 0 K: 0 S: 3	H: 0 LOB: 0 BB: 0 P: 3		1B: 6 2B: 0 3B: 1 HR: 3	SF: 1 SAC: 2 DP: 0 HBP: 1	WP: 0 PB: 0 SB: 3 CS: 0	PA: 45	
PITCHER	IP	WLS	BF	H	R	ER	SO	BB	IBB	HBP	BLK	WP	HR	S	P	ERA		WHIP				
Balor Moore, L (1, 1) ERA: 6.75	5.2		34	9	7	5	3	3	1	1	0	0	3	35	52	7.94		2.118				
Mike Barlow, R (6, 1) ERA: 5.45	3.1	W	11	1	0	0	0	0	0	0	0	0	0	11	11	0.00	0.300					

Batter	1	2	3	4	5	6	7	8	9	AB	R	H	RBI	BB	SO	LOB	TOP			
Thad Bosley, L (1, 7) OBP: 0.387, SLG: 0.397	0-0 6-3			0-0 F8		0-0 FC4-6		0-0 G3		4	0	0	0	0	0	1				
Jerry Remy, L (1, 4) OBP: 0.325, SLG: 0.352	0-0 L4			0-0 3-1			4-0 FC1 1B BB		0-0 6-3	3	1	0	0	1	0	0				
Rance Mulliniks, L (1, 6) OBP: 0.333, SLG: 0.361 Mario Guerrero, R (4, 6) OBP: 0.328, SLG: 0.393	0-0 F8			0-0 F2			0-0 FC1 1B 1B		0-0 F9	2	0	0	0	0	0	0				
Bobby Bonds, R (1, 10) OBP: 0.346, SLG: 0.538		0-3 K			0-0 6-3 4-3 1B			0-0 F4		0-0 6-3	4	0	1	0	0	1	2			
Don Baylor, R (1, 9) OBP: 0.342, SLG: 0.433	0-0 F9			0-0 4-3			0-0 1B 1B				3	0	1	1	0	0	1			
Dave Chalk, R (1, 5) OBP: 0.343, SLG: 0.344	0-0 5-3			0-0 6-3			0-0 1B 1B				3	0	1	0	0	0	1			
Dave Kingman, R (1, 3) OBP: 0.273, SLG: 0.422			0-0 F5			0-3 K		0-0 6-3			3	0	0	0	0	1	2			
Ken Landreaux, L (1, 8) OBP: 0.222, SLG: 0.222			0-0 3-1			0-3 K		0-0 G3			3	0	0	0	0	1	0			
Terry Humphrey, R (1, 2) OBP: 0.290, SLG: 0.290 Danny Goodwin, L (8, PH) OBP: 0.259, SLG: 0.337 Andy Etchebarren, R (8, 2) OBP: 0.316, SLG: 0.294			0-0 4-3			4-0 FC4-6 BB		0-3 K			1	0	0	0	1	0	0			
Inning Stats	R: 0 E: 0 K: 0 S: 3	H: 0 LOB: 0 BB: 0 P: 3	R: 0 E: 0 K: 1 S: 5	H: 0 LOB: 0 BB: 0 P: 5	R: 0 E: 0 K: 0 S: 3	H: 0 LOB: 0 BB: 0 P: 3	R: 0 E: 0 K: 0 S: 3	H: 1 LOB: 0 BB: 0 P: 3	R: 0 E: 0 K: 2 S: 7	H: 0 LOB: 1 BB: 1 P: 11	R: 1 E: 1 K: 0 S: 5	H: 2 LOB: 2 BB: 1 P: 9	R: 0 E: 0 K: 1 S: 5	H: 0 LOB: 0 BB: 0 P: 5	R: 0 E: 0 K: 0 S: 3	H: 0 LOB: 0 BB: 0 P: 3	1B: 3 2B: 0 3B: 0 HR: 0	SF: 0 SAC: 0 DP: 0 HBP: 0	WP: 0 PB: 0 SB: 0 CS: 0	PA: 31
PITCHER Doyle Alexander, R (1, 1) ERA: 3.93	IP: 9.0 WLS: W BF: 31 H: 3 R: 1 ER: 0 SO: 4 BB: 2 IBB: 0 HBP: 0 BLK: 0 WP: 0 HR: 0 S: 37 P: 45 ERA: 0.00 WHIP: 0.556															PITCHER				

California Angels @ Texas Rangers
Arlington Stadium, Arlington, TX
Wed Sep 14 1977, 8:05 PM EDT
Att: 4,538 - Unknown

AB	29
R	1
H	3
RBI	1
BB	2
SO	4
LOB	8



Batter	1	2	3	4	5	6	7	8	9	AB	R	H	RBI	BB	SO	LOB	BOTTOM	
Bump Willis, S (1, 4) OBP: 0.360, SLG: 0.417	0-0 6-3		0-0 F4		0-0 F9			0-0 L6		4	0	0	0	0	0	2		
Ken Henderson, S (1, 8) OBP: 0.292, SLG: 0.361	0-0 5-3		0-0 6-3			0-0 1B SF9 2B		0-0 F8		4	1	1	0	0	0	1		
Jim Sundberg, R (1, 2) OBP: 0.373, SLG: 0.398	0-0 5-3			0-0 6-3		0-0 1B 2-3 1B		0-0 1B		4	0	2	0	0	0	0		
Toby Harrah, R (1, 5) OBP: 0.387, SLG: 0.482		0-0 1-3		4-0 L1-4 1B BB		0-0 SF9		0-0 1B		1	0	0	1	1	0	0		
Willie Horton, R (1, 10) OBP: 0.340, SLG: 0.438		0-3 K		0-0 1B		0-0 G1-4-3 1B				3	0	2	0	0	1	0		
Kurt Bevacqua, R (1, 9) OBP: 0.377, SLG: 0.681 Dave May, L (9, 9) OBP: 0.306, SLG: 0.334		0-0 CS 1B		0-0 L1-4		0-0 G1-4-3 1-2				3	0	1	0	0	0	4		
John Ellis, R (1, 3) OBP: 0.287, SLG: 0.354 Mike Hargrove, L (8, 3) OBP: 0.416, SLG: 0.463		0-0 CS	0-0 HR		0-3 K		0-0 6-3			3	1	1	1	0	1	0		
Keith Smith, R (1, 7) OBP: 0.262, SLG: 0.308			0-0 6-3		0-0 SH1-3 1B		0-0 F9			3	0	1	0	0	0	0		
Sandy Alomar Sr., S (1, 6) OBP: 0.329, SLG: 0.333 Jim Mason, L (8, 6) OBP: 0.231, SLG: 0.240			0-0 2B		0-0 SH1-3		0-0 F8			2	0	1	0	0	0	0		
Inning Stats	R: 0 E: 0 K: 0 S: 3	H: 1 LOB: 0 BB: 0 P: 3	R: 1 E: 0 K: 0 S: 5	H: 2 LOB: 1 BB: 0 P: 5	R: 0 E: 0 K: 0 S: 3	H: 1 LOB: 1 BB: 1 P: 7	R: 0 E: 0 K: 1 S: 6	H: 1 LOB: 1 BB: 0 P: 6	R: 1 E: 0 K: 0 S: 5	H: 3 LOB: 1 BB: 0 P: 5	R: 0 E: 0 K: 0 S: 3	H: 0 LOB: 0 BB: 0 P: 3	R: 0 E: 0 K: 0 S: 3	H: 1 LOB: 1 BB: 0 P: 3	1B: 6 2B: 3 3B: 0 HR: 1	SF: 1 SAC: 1 DP: 2 HBP: 0	WP: 0 PB: 0 SB: 0 CS: 1	PA: 31
PITCHER Ken Brett, L (1, 1) ERA: 4.41	IP: 8.0 WLS: L BF: 30 H: 9 R: 2 ER: 2 SO: 2 BB: 1 IBB: 0 HBP: 0 BLK: 0 WP: 0 HR: 1 S: 33 P: 37 ERA: 2.25 WHIP: 1.250															PITCHER		

California Angels @ Texas Rangers
Arlington Stadium, Arlington, TX
Wed Sep 14 1977, 8:05 PM EDT
Att: 4,538 - Unknown

AB	27
R	2
H	9
RBI	2
BB	1
SO	2
LOB	7



Batter	1	2	3	4	5	6	7	8	9	AB	R	H	RBI	BB	SO	LOB	TOP										
Thad Bosley, L OBP: 0.378, SLG: 0.387 (1, 7)										4	0	0	0	0	1	1	California Angels @ Texas Rangers Arlington Stadium, Arlington, TX Thu Sep 15 1977, 8:05 PM EDT Att: 5,497 - Unknown										
Jerry Remy, L OBP: 0.326, SLG: 0.353 Ron Jackson, R OBP: 0.303, SLG: 0.371 (1, 4) (1, 5)										1	1	1	0	0	0	0											
Bobby Bonds, R OBP: 0.345, SLG: 0.536 (1, 9)										4	0	1	1	0	2	2											
Tony Solaita, L OBP: 0.353, SLG: 0.418 (1, 3)										3	1	0	0	1	2	1											
Don Baylor, R OBP: 0.341, SLG: 0.438 (1, 10)										3	1	1	2	0	0	0											
Mario Guerrero, R OBP: 0.326, SLG: 0.390 (1, 6)										4	0	1	0	0	1	0											
Dave Chalk, R OBP: 0.342, SLG: 0.343 (1, 5) (1, 4)										4	0	1	1	0	0	0											
Ken Landreaux, L OBP: 0.227, SLG: 0.227 (1, 8)										4	0	1	0	0	0	2											
Andy Etchebarren, R OBP: 0.310, SLG: 0.288 Willie Aikens, L OBP: 0.300, SLG: 0.288 Terry Humphrey, R OBP: 0.280, SLG: 0.290 (1, 2) (7, PH) (7, 2)										2	0	0	0	0	1	0											
Inning Stats	R: 1 E: 0 K: 1 S: 6	H: 2 LOB: 0 BB: 0 P: 6	R: 0 E: 0 K: 0 S: 3	H: 0 LOB: 0 BB: 0 P: 3	R: 0 E: 0 K: 1 S: 5	H: 0 LOB: 0 BB: 0 P: 5	R: 2 E: 1 K: 0 S: 6	H: 3 LOB: 2 BB: 1 P: 10	R: 0 E: 0 K: 1 S: 5	H: 0 LOB: 1 BB: 1 P: 9	R: 1 E: 0 K: 1 S: 6	H: 1 LOB: 0 BB: 0 P: 6	R: 0 E: 0 K: 1 S: 7	H: 1 LOB: 1 BB: 0 P: 6	R: 0 E: 0 K: 1 S: 5	H: 0 LOB: 0 BB: 0 P: 5		1B: 6 2B: 0 3B: 0 HR: 1	SF: 1 SAC: 0 DP: 0 HBP: 0	WP: 0 PB: 0 SB: 1 CS: 1	PA: 35						
PITCHER	IP	WLS	BF	H	R	ER	SO	BB	IBB	HBP	BLK	WP	HR	S	P	ERA	WHIP										
Nelson Briles, R ERA: 4.24 Adrian Devine, R ERA: 3.7 (1, 1) (7, 1)	6.0	W	25	6	4	4	4	2	0	0	0	0	1	31	39	6.00	1.333										

AB	32
R	4
H	7
RBI	4
BB	2
SO	8
LOB	8



Batter	1	2	3	4	5	6	7	8	9	AB	R	H	RBI	BB	SO	LOB	BOTTOM										
Mike Hargrove, L OBP: 0.318, SLG: 0.468 (1, 3)										3	2	1	1	2	0	0	California Angels @ Texas Rangers Arlington Stadium, Arlington, TX Thu Sep 15 1977, 8:05 PM EDT Att: 5,497 - Unknown										
Bert Campaneris, R OBP: 0.315, SLG: 0.343 (1, 6)										5	1	2	0	0	1	2											
Dave May, L OBP: 0.309, SLG: 0.337 (1, 9)										4	0	2	1	0	0	0											
Toby Harrah, R OBP: 0.387, SLG: 0.480 (1, 5)										3	1	0	0	2	2	4											
Willie Horton, R OBP: 0.339, SLG: 0.437 (1, 10)										4	1	1	2	0	1	1											
Bump Willis, S OBP: 0.381, SLG: 0.418 (1, 4)										4	0	2	0	0	1	1											
Jim Sundberg, R OBP: 0.372, SLG: 0.395 (1, 2)										3	0	0	0	1	1	4											
Ken Henderson, S OBP: 0.305, SLG: 0.367 (1, 8)										2	1	2	1	2	0	0											
Lew Beasley, L OBP: 0.231, SLG: 0.250 (1, 7)										3	0	0	0	0	6												
Inning Stats	R: 4 E: 1 K: 1 S: 9	H: 4 LOB: 2 BB: 2 P: 17	R: 1 E: 0 K: 2 S: 8	H: 1 LOB: 0 BB: 0 P: 8	R: 0 E: 0 K: 1 S: 5	H: 0 LOB: 2 BB: 2 P: 13	R: 0 E: 0 K: 0 S: 3	H: 0 LOB: 0 BB: 0 P: 3	R: 0 E: 0 K: 0 S: 3	H: 0 LOB: 1 BB: 1 P: 9	R: 1 E: 0 K: 1 S: 7	H: 2 LOB: 2 BB: 1 P: 11	R: 0 E: 0 K: 0 S: 4	H: 1 LOB: 2 BB: 1 P: 8	R: 0 E: 0 K: 0 S: 4	H: 2 LOB: 1 BB: 0 P: 4		1B: 9 2B: 0 3B: 0 HR: 1	SF: 0 SAC: 2 DP: 1 HBP: 0	WP: 0 PB: 0 SB: 1 CS: 0	PA: 40						
PITCHER	IP	WLS	BF	H	R	ER	SO	BB	IBB	HBP	BLK	WP	HR	S	P	ERA	WHIP										
John Caneara, R ERA: 4.63 Mike Barlow, R ERA: 5.49 Dyar Miller, R ERA: 3.66 (1, 1) (6, 1) (7, 1)	4.2	L	24	5	5	5	5	5	0	0	0	0	0	29	49	9.64	2.143										

AB	31
R	6
H	10
RBI	5
BB	7
SO	6
LOB	18



Batter	1	2	3	4	5	6	7	8	9	AB	R	H	RBI	BB	SO	LOB	TOP										
Roy Smalley, S OBP: 0.320, SLG: 0.320 (1, 6)	5-3		P6			FC3-5 L8 1B	BB 1B		K	5	1	1	1	0	1	2											
Willie Norwood, R OBP: 0.224, SLG: 0.189 (1, 8) (7, 9)	K			L6		L8	1B BB		2B	4	2	2	1	1	1	0											
Dan Ford, R OBP: 0.344, SLG: 0.433 Rod Carew, L OBP: 0.444, SLG: 0.573 (7, PH) (7, 3)	K			5-3		L8	1B BB		2B	3	0	0	0	0	1	2											
Craig Kusick, R OBP: 0.371, SLG: 0.423 Sam Perlozzo, R (7, 4)		5-3		6-3		K	PB 1B BB		K	3	0	0	0	1	1	2											
Larry Wolfe, R OBP: 0.200, SLG: 0.200 (1, 5)		F2			L4		E7 BB		6-3	5	0	1	2	0	0	1											
Bob Gorinski, R OBP: 0.216, SLG: 0.308 (1, 7)		P4			K		FC4-6 BB			4	1	0	0	0	1	3											
Butch Wynegar, S OBP: 0.351, SLG: 0.374 (1, 2)				1-3			FC6-4 BB		L6	3	2	1	0	1	0	0											
Jerry Terrell, R OBP: 0.269, SLG: 0.273 (1, 10)			SH1-3 SF7 2B			FC3-5 SH BB	1B 2B		4-3	2	1	1	2	1	0	0											
Bob Randall, R OBP: 0.286, SLG: 0.293 Lyman Bostock, L OBP: 0.387, SLG: 0.503 (7, PH) (7, 8)			SF7			SH FC3-5 1B	K		4-3	0	1	0	1	0	0	0											
Inning Stats	R: 0 E: 0 K: 2 S: 7	H: 0 LOB: 0 BB: 7 P: 7	R: 0 E: 0 K: 0 S: 3	H: 0 LOB: 0 BB: 3 P: 3	R: 1 E: 0 K: 0 S: 4	H: 1 LOB: 0 BB: 4 P: 4	R: 0 E: 0 K: 0 S: 3	H: 0 LOB: 0 BB: 3 P: 3	R: 0 E: 0 K: 1 S: 5	H: 0 LOB: 0 BB: 0 P: 5	R: 1 E: 0 K: 1 S: 7	H: 1 LOB: 2 BB: 1 P: 11	R: 6 E: 1 K: 1 S: 10	H: 4 LOB: 2 BB: 3 P: 22	R: 0 E: 0 K: 0 S: 3	H: 0 LOB: 0 BB: 3 P: 3	R: 1 E: 0 K: 2 S: 9	H: 2 LOB: 1 BB: 9 P: 9	1B: 4 2B: 4 3B: 0 HR: 0	SF: 1 SAC: 2 DP: 0 HBP: 0	WP: 0 PB: 1 SB: 0 CS: 0	PA: 41					
PITCHER	IP	WLS	BF	H	R	ER	SO	BB	IBB	HBP	BLK	WP	HR	S	P	ERA	WHIP										
Roger Moret, L ERA: 3.79 (1, 1)	6.1	L	26	3	5	5	4	2	0	0	0	0	0	32	40	7.11	0.789										
Len Barker, R ERA: 3.99 (7, 1)	0.1		3	1	0	0	1	1	0	0	0	0	0	4	8	0.00	6.000										
Darold Knowles, L ERA: 3.28 (7, 1)	0.0		3	2	3	2	0	1	0	0	0	0	0	2	6	∞	∞										
Bobby Cuellar, R ERA: 2.45 (8, 1)	2.0		8	2	1	1	2	0	0	0	0	0	0	12	12	4.50	1.000										

Minnesota Twins @ Texas Rangers
Arlington Stadium, Arlington, TX
Fri Sep 16 1977, 8:05 PM EDT
Att: 20,632 - Unknown - 86 F

AB	34
R	9
H	8
RBI	9
BB	4
SO	7
LOB	12



Batter	1	2	3	4	5	6	7	8	9	AB	R	H	RBI	BB	SO	LOB	BOTTOM										
Mike Hargrove, L OBP: 0.319, SLG: 0.468 (1, 3)	SH5-3 FC BB		1B SH1-4 FC9-5 BB		K		6-3		1B 1B	3	3	1	0	2	1	0											
Bert Campaneris, R OBP: 0.317, SLG: 0.344 (1, 6)	SH5-3 1B		SH1-4		5-3		1-6-3		S 1B 1B	4	1	2	1	0	0	0											
Bump Wills, S OBP: 0.364, SLG: 0.419 (1, 4)	SH5-3		FC9-5 BB 1B		1B BB		1-3		G6-4-3 S 1B	3	0	2	1	1	0	0											
Toby Harrah, R OBP: 0.389, SLG: 0.479 (1, 5)	FC FC6		FC9-5 BB		1B				F7 G6-4-3 BB	3	0	1	1	2	0	1											
Willie Horton, R OBP: 0.339, SLG: 0.436 Eddie Miller, S (6, PH)	L8		FC9-5						G6-4-3 1B	3	0	1	1	0	0	4											
Tom Grieve, R OBP: 0.263, SLG: 0.332 (8, PH)			1-2 2-3 3-H			SH5-4 SF7 1B			1-2 2-3 3-H	2	1	1	0	0	0	2											
Ken Henderson, S OBP: 0.307, SLG: 0.373 (1, 8)	FC6		G3			SH5-4 1B			G3	5	0	2	1	0	0	5											
Jim Sundberg, R OBP: 0.369, SLG: 0.392 (1, 2)		F8			L8				F9	3	0	0	0	0	0	1											
Dave May, L OBP: 0.305, SLG: 0.333 (1, 9)		P4			5-3				4-3	3	0	0	1	0	0	1											
Lew Beasley, L OBP: 0.233, SLG: 0.250 (1, 7)		4-3			K2-3				1B 1B	4	1	1	0	0	1	2											
Inning Stats	R: 1 E: 0 K: 0 S: 5	H: 1 LOB: 2 BB: 1 P: 9	R: 0 E: 0 K: 0 S: 3	H: 0 LOB: 0 BB: 0 P: 3	R: 1 E: 0 K: 0 S: 4	H: 1 LOB: 2 BB: 2 P: 12	R: 0 E: 0 K: 1 S: 5	H: 0 LOB: 0 BB: 0 P: 5	R: 0 E: 0 K: 0 S: 3	H: 0 LOB: 0 BB: 0 P: 3	R: 1 E: 0 K: 0 S: 5	H: 2 LOB: 1 BB: 1 P: 5	R: 0 E: 0 K: 0 S: 3	H: 0 LOB: 0 BB: 0 P: 3	R: 1 E: 0 K: 0 S: 5	H: 2 LOB: 1 BB: 0 P: 5	R: 3 E: 0 K: 0 S: 6	H: 4 LOB: 1 BB: 1 P: 10	1B: 9 2B: 2 3B: 0 HR: 0	SF: 1 SAC: 3 DP: 1 HBP: 0	WP: 0 PB: 0 SB: 0 CS: 0	PA: 42					
PITCHER	IP	WLS	BF	H	R	ER	SO	BB	IBB	HBP	BLK	WP	HR	S	P	ERA	WHIP										
Pete Redfern, R ERA: 5.3 (1, 1)	2.2		14	2	2	2	0	3	0	0	0	0	0	11	23	6.75	1.875										
Ron Schueier, R ERA: 4.33 (3, 1)	2.1		8	1	0	0	2	1	0	0	0	0	0	11	15	0.00	0.857										
Tom Johnson, R ERA: 3.15 (6, 1)	4.0	W	20	8	5	5	0	1	0	0	0	0	0	19	23	11.25	2.250										

Minnesota Twins @ Texas Rangers
Arlington Stadium, Arlington, TX
Fri Sep 16 1977, 8:05 PM EDT
Att: 20,632 - Unknown - 86 F

AB	33
R	7
H	11
RBI	6
BB	5
SO	2
LOB	16



Batter	1	2	3	4	5	6	7	8	9	10	11	12	13	14	15	16	17	AB	R	H	RBI	BB	SO	LOB	TOP			
Lyman Bostock, L OBP: 0.387, SLG: 0.503 (1, 7)	E6 4-3 SH1-4		K		F7		SF8			SH1-4 BB		6-3			2B		1B	6	0	2	1	1	1	1				
Roy Smalley, S OBP: 0.317, SLG: 0.317 (1, 6)	SH1-4		K		4-3		F7			SH1-4			L6		1-3		F8	6	0	0	0	0	1	5				
Rod Carew, L OBP: 0.444, SLG: 0.572 (1, 3)	4-3		6-3				FC6-5 SH3-4 1B			4-3 WP 2B			L7			6-3		6	1	2	0	1	0	1				
Butch Wynegar, S OBP: 0.349, SLG: 0.370 (1, 2)	F9				G3		SH3-4			4-3			F7					5	0	0	0	1	0	4				
Rob Wilfong, L OBP: 0.317, SLG: 0.276 (16, PR)										G3-6-3 IBB								0	0	0	0	0	0	0				
Bud Bulling, R OBP: 0.275, SLG: 0.143 (16, 2)										4-3								0	0	0	0	0	0	0				
Rich Chiles, L OBP: 0.335, SLG: 0.381 (1, 10)																		3	1	1	0	0	0	1				
Craig Kusick, R OBP: 0.371, SLG: 0.423 (8, PH)																		0	0	0	0	0	0	0				
Randy Bass, L OBP: 0.154, SLG: 0.154 (114, PR)																		3	0	1	0	0	0	0				
Jerry Terrell, R OBP: 0.288, SLG: 0.271 (114, PR)																		1	0	0	0	0	1	1				
Glenn Adams, L OBP: 0.366, SLG: 0.461 (8, 9)																		4	0	0	0	0	1	2				
Willie Norwood, R OBP: 0.217, SLG: 0.182 (8, 9)																		2	0	0	0	0	2	2				
Mike Cubbage, L OBP: 0.326, SLG: 0.396 (1, 5)																		7	1	4	1	0	0	2				
Dan Ford, R OBP: 0.342, SLG: 0.432 (8, 9)																		6	1	1	0	0	2	2				
Bob Randall, R OBP: 0.286, SLG: 0.296 (1, 4)																		7	0	2	1	0	2	2				
Inning Stats	R: 0 E: 1 K: 0 S: 4	H: 0 LOB: 1 BB: 0 P: 4	R: 1 E: 0 K: 0 S: 5	H: 2 LOB: 1 BB: 0 P: 5	R: 0 E: 0 K: 0 S: 3	H: 0 LOB: 0 BB: 0 P: 3	R: 0 E: 0 K: 0 S: 3	H: 0 LOB: 0 BB: 0 P: 3	R: 1 E: 1 K: 0 S: 5	H: 3 LOB: 1 BB: 0 P: 5	R: 0 E: 0 K: 0 S: 3	H: 0 LOB: 0 BB: 0 P: 3	R: 0 E: 0 K: 1 S: 5	H: 0 LOB: 0 BB: 0 P: 5	R: 0 E: 0 K: 0 S: 3	H: 0 LOB: 0 BB: 0 P: 3	R: 0 E: 0 K: 2 S: 8	H: 1 LOB: 1 BB: 0 P: 8	R: 0 E: 0 K: 1 S: 7	H: 2 LOB: 2 BB: 0 P: 7	R: 0 E: 0 K: 1 S: 7	H: 2 LOB: 2 BB: 0 P: 7	1B: 8 2B: 5 3B: 1 HR: 0	SF: 1 SAC: 5 DP: 2 HBP: 0	WP: 2 PB: 0 SB: 1 CS: 1	PA: 65		
PITCHER	IP 7.0	WLS 2	BF 29	H 8	R 3	ER 3	SO 2	BB 0	IBB 0	HBP 0	BLK 0	WP 0	HR 1	S 33	P 33	ERA 3.86	WHIP 1.143											
Dock Ellis, R ERA: 3.0																												
Paul Lindblad, L ERA: 3.88																												
Len Barker, R ERA: 3.0																												
Batter	1	2	3	4	5	6	7	8	9	10	11	12	13	14	15	16	17	AB	R	H	RBI	BB	SO	LOB	BOTTOM			
Mike Harroove, L OBP: 0.319, SLG: 0.485 (10, PR)	G3		F8															3	0	0	0	2	0	1				
Sandy Alomar Sr., S OBP: 0.341, SLG: 0.347 (11, 3)																		3	0	2	0	0	1	0				
Bert Campaneris, R OBP: 0.316, SLG: 0.342 (1, 6)	4-3		5-3															5	0	1	1	0	0	2				
Tom Grieve, R OBP: 0.266, SLG: 0.354 (9, PR)																		4	1	2	1	0	0	1				
Eddie Miller, S OBP: 0.250, SLG: 0.293 (10, 7)																		0	1	0	0	0	0	0				
Keith Smith, R OBP: 0.250, SLG: 0.293 (10, 7)																		2	0	0	0	0	0	3				
Toby Harrah, R OBP: 0.389, SLG: 0.483 (1, 5)																		6	1	2	1	1	2	4				
Willie Horton, R OBP: 0.338, SLG: 0.432 (1, 10)																		6	0	1	0	1	1	5				
Bump Wills, S OBP: 0.383, SLG: 0.420 (1, 4)																		6	1	1	0	1	0	4				
Ken Henderson, S OBP: 0.387, SLG: 0.372 (9, PH)																		3	0	1	1	0	1	1				
Kurt Bevacqua, R OBP: 0.275, SLG: 0.882 (10, 9)																		2	0	0	0	1	1	1				
Bill Fahey, L OBP: 0.232, SLG: 0.273 (15, 2)																		1	0	0	0	0	1	0				
Jim Sundberg, R OBP: 0.369, SLG: 0.391 (14, PR)																		6	0	2	0	0	2	4				
Lew Beasley, L OBP: 0.226, SLG: 0.241 (15, 9)																		1	0	0	0	0	0	0				
Dave May, L OBP: 0.299, SLG: 0.326 (10, 8)																		7	1	0	0	0	1	5				
Inning Stats	R: 1 E: 0 K: 1 S: 6	H: 1 LOB: 1 BB: 0 P: 6	R: 0 E: 0 K: 1 S: 4	H: 0 LOB: 1 BB: 1 P: 8	R: 0 E: 0 K: 0 S: 4	H: 1 LOB: 1 BB: 0 P: 4	R: 1 E: 0 K: 0 S: 4	H: 2 LOB: 0 BB: 0 P: 4	R: 0 E: 0 K: 0 S: 3	H: 0 LOB: 0 BB: 0 P: 3	R: 0 E: 0 K: 1 S: 10	H: 2 LOB: 3 BB: 1 P: 14	R: 0 E: 0 K: 3 S: 9	H: 0 LOB: 0 BB: 0 P: 9	R: 0 E: 0 K: 0 S: 4	H: 1 LOB: 1 BB: 0 P: 4	R: 0 E: 0 K: 1 S: 6	H: 1 LOB: 1 BB: 0 P: 6	R: 0 E: 0 K: 0 S: 4	H: 1 LOB: 2 BB: 0 P: 8	R: 0 E: 0 K: 1 S: 5	H: 0 LOB: 0 BB: 0 P: 5	R: 1 E: 1 K: 0 S: 3	H: 1 LOB: 2 BB: 0 P: 3	1B: 8 2B: 3 3B: 1 HR: 2	SF: 0 SAC: 4 DP: 3 HBP: 0	WP: 0 PB: 0 SB: 1 CS: 2	PA: 65
PITCHER	IP 6.1	WLS 2	BF 25	H 3	R 3	ER 3	SO 3	BB 0	IBB 0	HBP 0	BLK 0	WP 0	HR 2	S 29	P 37	ERA 4.26	WHIP 1.263											
Dave Johnson, R ERA: 4.46																												
Ron Schueler, R ERA: 4.26																												
Tom Burgmeier, L ERA: 4.5																												
Gary Serun, R ERA: 3.66																												
Don Carithers, R ERA: 10.24																												

Minnesota Twins @ Texas Rangers
Arlington Stadium, Arlington, TX
Sat Sep 17 1977, 8:05 PM EDT
Att. 13,163 - Unknown - 92 F

AB 56
R 4
H 13
RBI 3
BB 3
SO 10
LOB 23



Minnesota Twins @ Texas Rangers
Arlington Stadium, Arlington, TX
Sat Sep 17 1977, 8:05 PM EDT
Att. 13,163 - Unknown - 92 F

AB 55
R 5
H 12
RBI 4
BB 6
SO 10
LOB 31



Batter	1	2	3	4	5	6	7	8	9	AB	R	H	RBI	BB	SO	LOB	TOP										
Lyman Bostock, L OBP: 0.387, SLG: 0.501 (1, 8)	F9		1B	4-3		1-2 BB		F7		4	1	1	0	1	0	2	Minnesota Twins @ Texas Rangers Arlington Stadium, Arlington, TX Sun Sep 18 1977, 4:33 AM EDT Unknown - 87 F										
Roy Smalley, S OBP: 0.316, SLG: 0.319 (1, 6)	L7		K		1B	F3		BB		5	1	2	1	0	1	3											
Rod Carew, L OBP: 0.447, SLG: 0.574 (1, 3)	1B		1B		FC4-6			F5		4	0	3	1	1	0	0											
Butch Wynegar, S OBP: 0.349, SLG: 0.371 (1, 2)	1B		1B		FC4-6			P6		5	0	2	1	0	0	4											
Rich Chiles, L OBP: 0.331, SLG: 0.376 (1, 9)	4-3		P6		G3			6-3		3	0	0	0	0	0	5											
Dan Ford, R OBP: 0.340, SLG: 0.430 (7, PH)										2	0	0	0	0	0	0											
Glenn Adams, L OBP: 0.373, SLG: 0.466 (1, 7)										2	0	2	0	1	0	0											
Willie Norwood, R OBP: 0.210, SLG: 0.175 (6, 8)										2	0	0	0	0	1	0											
Mike Cabbage, L OBP: 0.393, SLG: 0.393 (1, 5)	F9		K		4-3			E5		3	0	0	0	0	1	4											
Larry Wolfe, R OBP: 0.143, SLG: 0.143 (6, 5)										2	1	0	0	0	0	0											
Randy Bass, L OBP: 0.125, SLG: 0.125 (1, 10)										3	0	0	0	0	2	1											
Craig Kusick, R OBP: 0.373, SLG: 0.430 (8, PH)	K				K			F7		1	1	1	1	0	0	0											
Bob Randall, R OBP: 0.289, SLG: 0.297 (1, 4)	K				F8			BB		3	0	1	0	1	1	1											
Inning Stats	R: 0 E: 0 K: 0 S: 5	H: 2 LOB: 2 BB: 0 P: 5	R: 0 E: 0 K: 2 S: 8	H: 1 LOB: 1 BB: 0 P: 8	R: 1 E: 0 K: 2 S: 10	H: 3 LOB: 3 BB: 1 P: 14	R: 0 E: 0 K: 1 S: 5	H: 0 LOB: 0 BB: 0 P: 5	R: 1 E: 0 K: 0 S: 5	H: 3 LOB: 2 BB: 0 P: 5	R: 0 E: 0 K: 0 S: 4	H: 1 LOB: 2 BB: 1 P: 8	R: 0 E: 0 K: 0 S: 3	H: 0 LOB: 0 BB: 0 P: 3	R: 2 E: 1 K: 0 S: 6	H: 2 LOB: 3 BB: 2 P: 14	R: 0 E: 0 K: 1 S: 5	H: 0 LOB: 0 BB: 0 P: 5	1B: 10 2B: 2 3B: 0 HR: 0	SF: 0 SAC: 0 DP: 0 HBP: 0	WP: 0 PB: 1 CS: 0	PA: 43					
PITCHER	IP	WLS	BF	H	R	ER	SO	BB	IBB	HBP	BLK	WP	HR	S	P	ERA	WHIP										
Gaylord Perry, R ERA: 3.56 (1, 1)	5.2	W	27	10	2	2	5	1	0	0	0	0	0	36	40	3.18	1.941										
Roger Moret, L ERA: 3.65 (6, 1)	2.1		13	2	2	0	0	3	0	0	0	0	0	10	22	0.00	2.143										
Adrian Devine, R ERA: 3.67 (9, 1)	1.0	S	3	0	0	0	1	0	0	0	0	0	0	5	5	0.00	0.000										

AB	39
R	4
H	12
RBI	4
BB	4
SO	6
LOB	20



Batter	1	2	3	4	5	6	7	8	9	AB	R	H	RBI	BB	SO	LOB	BOTTOM										
Bump Willis, S OBP: 0.361, SLG: 0.417 (1, 4)	E6			P4		F9		K		4	1	0	0	1	1	2	Minnesota Twins @ Texas Rangers Arlington Stadium, Arlington, TX Sun Sep 18 1977, 4:33 AM EDT Unknown - 87 F										
Jim Mason, L OBP: 0.246, SLG: 0.252 (1, 6)	WP			4-3		K				2	1	1	1	2	1	0											
Claudell Washington, L OBP: 0.319, SLG: 0.416 (1, 8)	4-3			4-3		5-3				4	0	0	1	0	0	5											
Toby Harrah, R OBP: 0.392, SLG: 0.489 (1, 5)	6-3			HR		BB		G5-4-3		2	1	1	1	2	0	0											
Willie Horton, R OBP: 0.336, SLG: 0.429 (1, 10)	F8			K		K		G5-4-3		4	0	0	0	0	2	4											
Jim Sundberg, R OBP: 0.370, SLG: 0.393 (1, 2)						K		K		3	1	1	0	1	2	0											
Tom Grieve, R OBP: 0.361, SLG: 0.471 ERA: 4.28 (1, 9)						1B				4	1	3	0	0	1	1											
Eddie Miller, S (6, PR)										0	0	0	0	0	0	0											
Dave May, L OBP: 0.299, SLG: 0.326 (9, 9)						G4-6-3		E		0	0	0	0	0	0	0											
Pat Putnam, L OBP: 0.294, SLG: 0.471 ERA: 4.28 (1, 3)						1B		FC6-2		3	0	1	1	0	0	2											
Kurt Bevacqua, R OBP: 0.370, SLG: 0.653 (8, PH)						G4-6-3		P4		1	0	0	0	0	0	1											
Mike Hargrove, L OBP: 0.319, SLG: 0.465 (9, 3)										0	0	0	0	0	0	0											
Keith Smith, R OBP: 0.271, SLG: 0.295 (1, 7)						L7		FC6-2		3	0	1	0	1	0	2											
Inning Stats	R: 2 E: 1 K: 0 S: 5	H: 1 LOB: 0 BB: 0 P: 5	R: 1 E: 0 K: 1 S: 6	H: 2 LOB: 3 BB: 3 P: 18	R: 1 E: 0 K: 2 S: 8	H: 1 LOB: 1 BB: 1 P: 12	R: 0 E: 0 K: 1 S: 6	H: 1 LOB: 2 BB: 2 P: 14	R: 1 E: 0 K: 0 S: 4	H: 2 LOB: 3 BB: 0 P: 4	R: 0 E: 0 K: 1 S: 5	H: 0 LOB: 0 BB: 0 P: 5	R: 0 E: 0 K: 1 S: 4	H: 0 LOB: 0 BB: 1 P: 8	R: 0 E: 1 K: 1 S: 6	H: 1 LOB: 2 BB: 0 P: 6	R: 0 E: 0 K: 0 S: 3	H: 0 LOB: 0 BB: 0 P: 5	1B: 4 2B: 3 3B: 0 HR: 1	SF: 0 SAC: 0 DP: 2 HBP: 0	WP: 1 PB: 0 CS: 1	PA: 37					
PITCHER	IP	WLS	BF	H	R	ER	SO	BB	IBB	HBP	BLK	WP	HR	S	P	ERA	WHIP										
Paul Thordogard, R ERA: 4.28 (1, 1)	3.0	L	18	5	4	3	3	4	0	0	0	0	1	20	36	9.00	3.000										
Jim Shellenback, L ERA: 8.44 (4, 1)	2.0		9	2	1	1	1	2	0	0	0	0	0	9	17	4.50	2.000										
Jeff Holly, L ERA: 7.09 (6, 1)	3.0		10	1	0	0	3	1	0	0	0	0	0	15	19	0.00	0.667										

AB	30
R	5
H	8
RBI	4
BB	7
SO	7
LOB	17



Batter	1	2	3	4	5	6	7	8	9	AB	R	H	RBI	BB	SO	LOB	TOP		
Luis Gomez, R (1, 6) OBP: 0.259, SLG: 0.364 Rod Carew, L (9, PH) OBP: 0.446, SLG: 0.573	P4		F9			6-3		F9	K	4	0	0	0	0	0	1			
Willie Norwood, R (1, 8) OBP: 0.227, SLG: 0.295	K		4-3			HR		HR		4	2	2	3	0	1	0			
Dan Ford, R (1, 9) OBP: 0.344, SLG: 0.433	1B			G6-4-3		5-3		BB	1B	4	1	3	0	0	0	0			
Craig Kusick, R (1, 3) OBP: 0.372, SLG: 0.425	K		G6-4-3			5-3		1B	BB	3	1	0	0	1	1	2			
Larry Wolfe, R (1, 5) OBP: 0.273, SLG: 0.273			5-3			6-3		HR	1B	4	1	2	1	0	0	0			
Bob Gorinski, R (1, 7) OBP: 0.217, SLG: 0.333	6-3					F9				4	1	1	3	0	1	1			
Jerry Terrell, R (1, 10) OBP: 0.263, SLG: 0.266	F3					L8				4	0	0	0	0	0	1			
Sam Perlozzo, R (1, 4) OBP: 0.143, SLG: 0.143 Lyman Bostock, L (9, PH) OBP: 0.397, SLG: 0.500	6-3					6-3		2B	1B	3	1	1	0	0	0	1			
Bud Bulling, R (1, 2) OBP: 0.278, SLG: 0.194 Rich Chiles, L (9, PH) OBP: 0.330, SLG: 0.375			G3			F9		WP	HR	3	1	1	1	0	0	0			
Inning Stats	R: 0 E: 0 K: 2 S: 8	H: 1 LOB: 1 BB: 0 P: 8	R: 0 E: 0 K: 0 S: 4	H: 1 LOB: 1 BB: 0 P: 4	R: 0 E: 0 K: 0 S: 3	H: 0 LOB: 0 BB: 0 P: 3	R: 0 E: 0 K: 0 S: 3	H: 1 LOB: 0 BB: 0 P: 3	R: 0 E: 0 K: 1 S: 5	H: 0 LOB: 0 BB: 0 P: 5	R: 7 E: 0 K: 0 S: 9	H: 6 LOB: 0 BB: 1 P: 13	R: 0 E: 0 K: 1 S: 5	H: 0 LOB: 0 BB: 0 P: 5	1B: 6 2B: 1 3B: 0 HR: 3	SF: 0 SAC: 0 DP: 1 HBP: 0	WP: 1 PB: 0 CS: 0	PA: 37	
PITCHER	IP	WLS	BF	H	R	ER	SO	BB	IBB	HBP	BLK	WP	HR	S	P	ERA	WHIP		
Jim Umberger, L (1, 1) ERA: 6.4	7.2	W	29	7	4	4	3	0	0	0	0	1	2	35	35	4.70	0.913		
Paul Lindblad, L (8, 1) ERA: 4.04	0.1		5	3	4	4	0	1	0	0	0	0	1	4	8	108.00	12.000		
Adrian Devine, R (9, 1) ERA: 3.63	1.0	S	3	0	0	0	1	0	0	0	0	0	0	5	5	0.00	0.000		

Minnesota Twins @ Texas Rangers
Arlington Stadium, Arlington, TX
Sun Sep 18 1977, 4:38 AM EDT
Att: 10,575 - Unknown

AB 36
R 8
H 10
RBI 8
BB 1
SO 4
LOB 6



Batter	1	2	3	4	5	6	7	8	9	AB	R	H	RBI	BB	SO	LOB	BOTTOM		
Mike Hargrove, L (1, 3) OBP: 0.319, SLG: 0.472 Eddie Miller, S (8, PR)	6-3		F8		G3			S		5	1	2	2	0	0	0			
Pat Putnam, L (9, 3) OBP: 0.294, SLG: 0.471						HR		2B		0	0	0	0	0	0	0			
Bert Campaneris, R (1, 6) OBP: 0.318, SLG: 0.344	1B		K		FC4-6	1B		K		4	2	2	0	1	2	1			
Claudell Washington, L (1, 8) OBP: 0.320, SLG: 0.416	2-3				6-3	FC4-6		F7		5	1	2	0	0	0	3			
Toby Harrah, R (1, 5) OBP: 0.393, SLG: 0.488	2-3				4-3					3	1	1	2	1	0	2			
Bump Willis, S (1, 4) OBP: 0.362, SLG: 0.420	K				E7			K		4	2	2	1	0	2	3			
Kurt Bevacqua, R (1, 10) OBP: 0.365, SLG: 0.641			K		1B			HR		3	1	1	2	0	1	1			
Ken Henderson, S (1, 9) OBP: 0.306, SLG: 0.384			F7		HR			F7		4	1	1	2	0	1	2			
Dave May, L (1, 7) OBP: 0.299, SLG: 0.326 Keith Smith, R (9, PH) OBP: 0.296, SLG: 0.333			F7		L8					3	0	1	1	0	0	0			
Bill Fahey, L (1, 2) OBP: 0.220, SLG: 0.259			P6		L8			SH2-4		3	0	0	0	0	1	1			
Inning Stats	R: 1 E: 0 K: 1 S: 6	H: 1 LOB: 1 BB: 1 P: 10	R: 0 E: 0 K: 1 S: 5	H: 0 LOB: 0 BB: 0 P: 5	R: 0 E: 0 K: 1 S: 5	H: 0 LOB: 0 BB: 0 P: 5	R: 4 E: 1 K: 0 S: 6	H: 3 LOB: 1 BB: 1 P: 10	R: 0 E: 0 K: 2 S: 9	H: 2 LOB: 1 BB: 0 P: 9	R: 3 E: 0 K: 1 S: 9	H: 4 LOB: 1 BB: 0 P: 9	R: 1 E: 0 K: 1 S: 7	H: 2 LOB: 2 BB: 0 P: 7	1B: 8 2B: 3 3B: 0 HR: 2	SF: 1 SAC: 1 DP: 0 HBP: 0	WP: 0 PB: 0 CS: 0	PA: 39	
PITCHER	IP	WLS	BF	H	R	ER	SO	BB	IBB	HBP	BLK	WP	HR	S	P	ERA	WHIP		
Dave Goltz, R (1, 1) ERA: 3.39	5.2	L	26	7	6	6	4	2	0	0	0	0	1	15	15	21.60	3.600		
Tom Burgmeier, L (6, 1) ERA: 5.09	1.2		11	6	4	4	2	0	0	0	0	0	1	15	15	21.60	3.600		
Tom Johnson, R (8, 1) ERA: 3.14	0.2		2	0	0	0	1	0	0	0	0	0	0	4	4	0.00	0.000		

Minnesota Twins @ Texas Rangers
Arlington Stadium, Arlington, TX
Sun Sep 18 1977, 4:38 AM EDT
Att: 10,575 - Unknown

AB 35
R 10
H 13
RBI 10
BB 2
SO 7
LOB 13



Batter	1	2	3	4	5	6	7	8	9	AB	R	H	RBI	BB	SO	LOB	TOP					
Mike Hargrove, L (1, 3) OBP: 0.319, SLG: 0.474										4	1	1	1	0	1	2	<p>Texas Rangers @ California Angels Anaheim Stadium, Anaheim, CA</p> <p>Tue Sep 20 1977, 10:05 PM EDT Att: 9,415 - Unknown</p> <p>livebaseballscorecards.com</p>					
Bert Campaneris, R (1, 6) OBP: 0.318, SLG: 0.344										3	0	0	0	0	1							
Claudell Washington, L (1, 8) OBP: 0.320, SLG: 0.415										4	0	1	0	0	1	1						
Toby Harrah, R (1, 5) OBP: 0.392, SLG: 0.491										4	0	2	0	0	0	1						
Willie Horton, R (1, 10) OBP: 0.338, SLG: 0.428										4	0	1	0	0	1	3						
Tom Grievs, R (1, 9) OBP: 0.275, SLG: 0.359										4	0	1	0	0	1	3						
Jim Sundberg, R (1, 2) OBP: 0.367, SLG: 0.389										2	0	0	0	0	0	3						
John Ellis, R (7, PH) OBP: 0.270, SLG: 0.365										2	0	1	0	0	0	0						
Eddie Miller, S (9, PR)										0	0	0	0	0	0	0						
Bump Wills, S (1, 4) OBP: 0.360, SLG: 0.415										4	1	1	0	0	0	2						
Keith Smith, R (1, 7) OBP: 0.296, SLG: 0.347										3	0	0	0	0	0	2						
Inning Stats	R: 1 E: 1 K: 1 S: 6	H: 1 LOB: 0 BB: 0 P: 6	R: 0 E: 0 K: 1 S: 6	H: 1 LOB: 1 BB: 0 P: 6	R: 0 E: 0 K: 0 S: 2	H: 0 LOB: 0 BB: 0 P: 3	R: 0 E: 0 K: 0 S: 5	H: 2 LOB: 2 BB: 0 P: 5	R: 0 E: 0 K: 1 S: 5	H: 0 LOB: 0 BB: 0 P: 5	R: 0 E: 0 K: 1 S: 7	H: 2 LOB: 2 BB: 0 P: 7	R: 1 E: 1 K: 1 S: 7	H: 1 LOB: 1 BB: 0 P: 7	R: 0 E: 0 K: 0 S: 3	H: 0 LOB: 0 BB: 0 P: 3	R: 0 E: 0 K: 0 S: 4	H: 1 LOB: 1 BB: 0 P: 4	1B: 6 2B: 2 3B: 0 HR: 0	SF: 0 SAC: 1 DP: 1 HBP: 1	WP: 0 PB: 0 SB: 0 CS: 1	PA: 36
PITCHER Ken Brett, L (1, 1) ERA: 4.23	IP: 9.0 WLS: W BF: 36 H: 8 R: 2 ER: 0 SO: 5 BB: 0 IBB: 0 HBP: 1 BLK: 0 WP: 0 HR: 0 S: 45 P: 46 ERA: 0.00 WHIP: 0.889															PITCHER						

Batter	1	2	3	4	5	6	7	8	9	AB	R	H	RBI	BB	SO	LOB	BOTTOM			
Thad Bosley, L (1, 7) OBP: 0.376, SLG: 0.399										2	0	0	0	0	0	0	<p>Texas Rangers @ California Angels Anaheim Stadium, Anaheim, CA</p> <p>Tue Sep 20 1977, 10:05 PM EDT Att: 9,415 - Unknown</p> <p>livebaseballscorecards.com</p>			
Gil Flores, R (4, 7) OBP: 0.327, SLG: 0.372										2	0	0	0	0	2					
Dave Chalk, R (1, 4) OBP: 0.344, SLG: 0.353										4	2	3	1	0	0	0				
Bobby Bonds, R (1, 9) OBP: 0.350, SLG: 0.539										3	1	1	2	1	0	1				
Carlos May, L (1, 3) OBP: 0.302, SLG: 0.312										2	0	0	0	2	0	0				
Dan Briggs, L (8, 3) OBP: 0.241, SLG: 0.230										0	0	0	0	0	0	0				
Don Baylor, R (1, 10) OBP: 0.341, SLG: 0.430										4	0	0	0	0	0	5				
Mario Guerrero, R (1, 6) OBP: 0.328, SLG: 0.388										4	1	2	0	0	0	0				
Ron Jackson, R (1, 5) OBP: 0.307, SLG: 0.386										4	1	1	2	0	0	1				
Ken Landreaux, L (1, 8) OBP: 0.333, SLG: 0.419										3	0	2	0	1	0	0				
Terry Humphrey, R (1, 2) OBP: 0.288, SLG: 0.289										4	0	1	0	0	0	4				
Inning Stats	R: 0 E: 1 K: 0 S: 4	H: 1 LOB: 2 BB: 1 P: 8	R: 0 E: 0 K: 0 S: 4	H: 1 LOB: 1 BB: 0 P: 4	R: 1 E: 0 K: 0 S: 4	H: 1 LOB: 0 BB: 0 P: 4	R: 2 E: 0 K: 0 S: 5	H: 2 LOB: 1 BB: 1 P: 9	R: 2 E: 0 K: 0 S: 5	H: 2 LOB: 0 BB: 0 P: 5	R: 0 E: 0 K: 0 S: 4	H: 1 LOB: 1 BB: 0 P: 4	R: 0 E: 0 K: 0 S: 2	H: 0 LOB: 1 BB: 2 P: 10	R: 0 E: 0 K: 0 S: 4	H: 2 LOB: 1 BB: 0 P: 4	1B: 5 2B: 2 3B: 0 HR: 3	SF: 0 SAC: 0 DP: 3 HBP: 0	WP: 0 PB: 0 SB: 1 CS: 0	PA: 36
PITCHER Paul Lindblad, L (1, 1) ERA: 4.29	IP: 5.0 WLS: L BF: 24 H: 7 R: 5 ER: 5 SO: 0 BB: 2 IBB: 0 HBP: 0 BLK: 0 WP: 0 HR: 3 S: 22 P: 30 ERA: 9.00 WHIP: 1.800															PITCHER				
Bobby Cuellar, R (6, 1) ERA: 1.35	IP: 3.0 WLS: L BF: 12 H: 3 R: 0 ER: 0 SO: 0 BB: 2 IBB: 0 HBP: 0 BLK: 0 WP: 0 HR: 0 S: 10 P: 18 ERA: 0.00 WHIP: 1.667															PITCHER				

Batter	1	2	3	4	5	6	7	8	9	AB	R	H	RBI	BB	SO	LOB	TOP										
Mike Hargrove, L (1, 3) OBP: 0.321, SLG: 0.474	F6		F8			WP 1B	2B BB 1B	FC6-4 BB	G1-4-3 BB	4	2	2	0	2	0	0											
Bert Campaneris, R (1, 6) OBP: 0.316, SLG: 0.343	E5 BB SF9		F9			K	BB 1-3 2B	K	K	6	1	1	0	0	3	5											
Claudell Washington, L (1, 8) OBP: 0.320, SLG: 0.412	SF9 BB BLK BB		F7			6-3	BB IBB	FC6-4	G1-4-3	4	1	0	0	2	0	5											
Toby Harrah, R (1, 5) OBP: 0.396, SLG: 0.499	BLK BB					FC5-4 1B	1B	G4-6-3 BB	HR	2	1	2	2	3	0	0											
Willie Horton, R (1, 10) OBP: 0.338, SLG: 0.435	SF9					FC5-4 E 1B	1-2 2-H 1B	G4-6-3	HR	4	1	2	3	0	0	4											
Bump Willis, S (1, 4) OBP: 0.360, SLG: 0.415	F8					E9 1B	F7		F7	5	1	2	0	0	0	3											
Ken Henderson, S (1, 9) OBP: 0.318, SLG: 0.385			F8					G3		3	0	1	0	1	0	0											
Juan Beniquez, R (8, PR) OBP: 0.339, SLG: 0.410						IBB		BB BB 1B	HBP	0	0	0	0	0	0	0											
Jim Sundberg, R (1, 2) OBP: 0.368, SLG: 0.394	F8					K		HR	F4	4	1	1	1	1	1	4											
Dave May, L (1, 7) OBP: 0.302, SLG: 0.341			F8			4-3		HR		3	1	1	1	0	0	3											
Tom Grieve, R (7, PH) OBP: 0.273, SLG: 0.357								SF7	F9	1	0	0	1	0	0	1											
Inning Stats	R: 2 E: 1 K: 0 S: 4	H: 0 LOB: 1 BB: 2 P: 12	R: 0 E: 0 K: 0 S: 3	H: 0 LOB: 0 BB: 0 P: 3	R: 0 E: 0 K: 0 S: 3	H: 2 LOB: 3 BB: 1 P: 11	R: 1 E: 0 K: 1 S: 7	H: 2 LOB: 2 BB: 1 P: 11	R: 3 E: 0 K: 0 S: 6	H: 4 LOB: 2 BB: 2 P: 14	R: 1 E: 0 K: 1 S: 7	H: 2 LOB: 3 BB: 2 P: 15	R: 2 E: 0 K: 0 S: 5	H: 2 LOB: 1 BB: 0 P: 6	R: 0 E: 0 K: 1 S: 4	H: 0 LOB: 0 BB: 1 P: 8	1B: 7 2B: 1 3B: 0 HR: 4	SF: 2 SAC: 0 DP: 2 HBP: 1	WP: 1 PB: 0 CS: 0	PA: 48							
PITCHER	IP	WLS	BF	H	R	ER	SO	BB	IBB	HBP	BLK	WP	HR	S	P	ERA	WHIP										
John Caneira, R (1, 1) ERA: 5.82	5.1	L	27	6	5	3	2	3	1	0	1	1	2	27	43	5.06	1.688										
Mike Barlow, R (6, 1) ERA: 5.63	0.2		8	4	2	2	0	2	1	0	0	0	0	5	17	27.00	9.000										
Balor Moore, L (7, 1) ERA: 5.14	1.1		8	2	2	2	1	1	0	1	0	0	2	8	13	13.50	2.250										
Dyar Miller, R (8, 1) ERA: 3.67	0.2		2	0	0	0	0	0	0	0	0	0	0	2	2	0.00	0.000										
Dave LaRoche, L (9, 1) ERA: 3.33	1.0		3	0	0	0	1	1	0	0	0	0	0	4	8	0.00	1.000										

Texas Rangers @ California Angels
Anaheim Stadium, Anaheim, CA
Wed Sep 21 1977, 10:05 PM EDT
Att: 8,426 - Unknown

AB 36
R 9
H 12
RBI 8
BB 9
SO 4
LOB 25



Batter	1	2	3	4	5	6	7	8	9	AB	R	H	RBI	BB	SO	LOB	BOTTOM										
Thad Bosley, L (1, 7) OBP: 0.368, SLG: 0.390	1-3		F6			4-3		F7		4	0	0	0	0	0	2											
Ken Landreaux, L (1, 8) OBP: 0.306, SLG: 0.383	4-3		L6			6-3		4-3		4	0	0	0	0	0	2											
Carlos May, L (1, 10) OBP: 0.301, SLG: 0.307	FC5 1B BB		4-3			3-1			4-3	3	0	0	0	1	0	0											
Bobby Bonds, R (1, 9) OBP: 0.350, SLG: 0.537						F7		F9		4	0	1	0	0	0	0											
Mario Guerrero, R (1, 6) OBP: 0.327, SLG: 0.385	FC5					F7		G6-4-3 1B	F8	4	0	1	0	0	0	2											
Dave Chalk, R (1, 4) OBP: 0.342, SLG: 0.351			5-3			F7		G6-4-3		3	0	0	0	0	0	1											
Willie Aikens, L (1, 3) OBP: 0.298, SLG: 0.262			1-3			6-3			E 1B	3	0	1	0	0	0	0											
Ron Jackson, R (1, 5) OBP: 0.307, SLG: 0.397						4-3			E6	3	1	1	1	0	0	1											
Terry Humphrey, R (1, 2) OBP: 0.287, SLG: 0.287									1-2	2	0	0	0	0	1	0											
Danny Goodwin, L (8, PH) OBP: 0.253, SLG: 0.333			5-3						L8	1	0	0	0	0	0	2											
Ike Hampton, S (9, 2) OBP: 0.303, SLG: 0.375						K				0	0	0	0	0	0	0											
Inning Stats	R: 0 E: 0 K: 0 S: 4	H: 1 LOB: 2 BB: 1 P: 8	R: 1 E: 0 K: 0 S: 4	H: 1 LOB: 0 BB: 0 P: 4	R: 0 E: 0 K: 0 S: 3	H: 0 LOB: 0 BB: 0 P: 3	R: 0 E: 0 K: 1 S: 5	H: 0 LOB: 0 BB: 0 P: 5	R: 0 E: 0 K: 0 S: 3	H: 0 LOB: 0 BB: 0 P: 3	R: 0 E: 1 K: 0 S: 5	H: 1 LOB: 2 BB: 0 P: 5	R: 0 E: 0 K: 0 S: 3	H: 0 LOB: 0 BB: 0 P: 3	R: 0 E: 0 K: 0 S: 3	H: 0 LOB: 0 BB: 0 P: 3	1B: 3 2B: 0 3B: 0 HR: 1	SF: 0 SAC: 0 DP: 1 HBP: 0	WP: 0 PB: 0 CS: 0	PA: 32							
PITCHER	IP	WLS	BF	H	R	ER	SO	BB	IBB	HBP	BLK	WP	HR	S	P	ERA	WHIP										
Dock Ellis, R (1, 1) ERA: 3.67	9.0	W	32	4	1	1	1	1	0	0	0	0	1	33	37	1.00	0.556										

Texas Rangers @ California Angels
Anaheim Stadium, Anaheim, CA
Wed Sep 21 1977, 10:05 PM EDT
Att: 8,426 - Unknown

AB 31
R 1
H 4
RBI 1
BB 1
SO 1
LOB 10



Batter	1	2	3	4	5	6	7	8	9	AB	R	H	RBI	BB	SO	LOB	TOP			
Mike Hargrove, L (1, 3) OBP: 0.323, SLG: 0.476	6-3		FC6-4 SH 1B	IBB		G4-6-3		1-3 2B		4	1	2	1	1	0	1	Texas Rangers @ California Angels Anaheim Stadium, Anaheim, CA Thu Sep 22 1977, 10:05 PM EDT Att: 8,031 - Unknown			
Bert Campaneris, R (1, 6) OBP: 0.314, SLG: 0.341	E4 6-3 WP		SH FC6-4	F8		6-3		4-3		4	0	0	0	0	0	5				
Claudell Washington, L (1, 8) OBP: 0.319, SLG: 0.412	6-3		FC6-4 1B		P6		1B 2B	4-3		5	2	1	0	0	0	3				
Toby Harrah, R (1, 5) OBP: 0.397, SLG: 0.497	F8		1B S		1B FC6-4 BB		P6	K		4	1	1	2	1	1	2				
Willie Horton, R (1, 10) Eddie Miller, S (7, PR) OBP: 0.339, SLG: 0.435		4-3	F8					P4		4	0	2	1	0	0	1				
Tom Grieve, R (9, PH) OBP: 0.272, SLG: 0.356			1-2		FC6-4 1B		CS 1B			0	0	0	0	0	0	0				
Bump Wills, S (1, 4) OBP: 0.380, SLG: 0.414	4-3			G3 1B	FC6-4		1-3 1B			4	0	1	1	0	0	2				
Ken Henderson, S (1, 9) OBP: 0.317, SLG: 0.383	4-3			1-2 G3 1B				4-3		4	0	1	0	0	0	1				
Jim Sundberg, R (1, 2) OBP: 0.369, SLG: 0.398			1-3 1B 2B	P1		1B G4-6-3 1B		4-3		4	2	2	0	0	0	2				
Dave May, L (1, 7) OBP: 0.304, SLG: 0.343			1-3 2-3	G3		G4-6-3 1B		2B 1B		4	0	2	0	0	0	3				
Inning Stats	R: 0 E: 1 K: 0 S: 4	H: 0 LOB: 1 BB: 0 P: 4	R: 0 E: 0 K: 0 S: 3	H: 0 LOB: 0 BB: 0 P: 3	R: 3 E: 1 K: 0 S: 7	H: 3 LOB: 1 BB: 0 P: 7	R: 0 E: 0 K: 0 S: 5	H: 2 LOB: 3 BB: 1 P: 9	R: 1 E: 0 K: 0 S: 4	H: 1 LOB: 1 BB: 1 P: 8	R: 1 E: 0 K: 0 S: 4	H: 2 LOB: 1 BB: 0 P: 4	R: 1 E: 0 K: 0 S: 4	H: 2 LOB: 2 BB: 0 P: 5	R: 0 E: 0 K: 1 S: 5	H: 0 LOB: 0 BB: 0 P: 5	1B: 9 2B: 3 3B: 0 HR: 0	SF: 0 SAC: 1 DP: 1 HBP: 0	WP: 1 PB: 0 SB: 2 CS: 1	PA: 41
PITCHER	IP WLS BF H R ER SO BB IBB HBP BLK WP HR S P ERA WHIP																			
Paul Hartzell, R (1, 1) ERA: 3.5	8.0 L 38 12 6 4 0 1 0 0 0 0 0 0 5 44 4.50 1.625																			
Dyar Miller, R (9, 1) ERA: 3.64	1.0 3 0 0 0 1 0 0 0 0 0 0 0 5 5 0.00 0.000																			

AB	38
R	6
H	12
RBI	5
BB	2
SO	1
LOB	20



Batter	1	2	3	4	5	6	7	8	9	AB	R	H	RBI	BB	SO	LOB	BOTTOM	
Thad Bosley, L (1, 7) OBP: 0.361, SLG: 0.382	K			L6			K		K	4	0	0	0	0	3	1	Texas Rangers @ California Angels Anaheim Stadium, Anaheim, CA Thu Sep 22 1977, 10:05 PM EDT Att: 8,031 - Unknown	
Dave Chalk, R (1, 4) OBP: 0.340, SLG: 0.348	L6			P6		K				3	0	0	0	0	1	0		
Ken Landreaux, L (1, 8) OBP: 0.288, SLG: 0.360	F8			F8		K				3	0	0	0	0	1	0		
Bobby Bonds, R (1, 10) OBP: 0.348, SLG: 0.534		F7			K			5-3		3	0	0	0	0	1	0		
Don Baylor, R (1, 9) OBP: 0.339, SLG: 0.427		L4			F7			L7		3	0	0	0	0	0	0		
Mario Guerrero, R (1, 6) OBP: 0.322, SLG: 0.379		6-3			6-3			P4		3	0	0	0	0	0	0		
Ron Jackson, R (1, 5) OBP: 0.304, SLG: 0.392			E6 G6-3			F8		5-3		3	0	0	0	0	0	0		
Willie Aikens, L (1, 3) OBP: 0.289, SLG: 0.253			F9			5-3		K		3	0	0	0	0	1	1		
Andy Etchebarren, R (1, 2) Carlos May, L (9, PH) OBP: 0.303, SLG: 0.280			G6-3			5-3				2	0	0	0	0	0	1		
Inning Stats	R: 0 E: 0 K: 1 S: 5	H: 0 LOB: 0 BB: 0 P: 5	R: 0 E: 0 K: 0 S: 3	H: 0 LOB: 0 BB: 0 P: 3	R: 0 E: 1 K: 0 S: 3	H: 0 LOB: 0 BB: 0 P: 3	R: 0 E: 0 K: 0 S: 3	H: 0 LOB: 0 BB: 0 P: 3	R: 0 E: 0 K: 3 S: 9	H: 0 LOB: 0 BB: 0 P: 9	R: 0 E: 0 K: 0 S: 3	H: 0 LOB: 1 BB: 1 P: 11	R: 0 E: 0 K: 2 S: 7	H: 0 LOB: 1 BB: 1 P: 11	1B: 0 2B: 0 3B: 0 HR: 0	SF: 0 SAC: 0 DP: 1 HBP: 0		WP: 0 PB: 0 SB: 0 CS: 0
PITCHER	IP WLS BF H R ER SO BB IBB HBP BLK WP HR S P ERA WHIP																	
Bert Blyleven, R (1, 1) ERA: 2.72	9.0 W 28 0 0 0 7 1 0 0 0 0 0 0 41 45 0.00 0.111																	

AB	27
R	0
H	0
RBI	0
BB	1
SO	7
LOB	3



Batter	1	2	3	4	5	6	7	8	9	AB	R	H	RBI	BB	SO	LOB	TOP										
Mike Hargrove, L (1, 3) OBP: 0.322, SLG: 0.483	0-0 2B	0-0 HR		0-3 K		0-0 4-1		0-0 G3		5	1	2	3	0	1	3											
Bert Campaneris, R (1, 6) OBP: 0.312, SLG: 0.338	0-3 K	0-3 K		0-0 6-3			0-0 F8	0-0 S		4	0	0	0	0	2	1											
Dave May, L (8, PH) OBP: 0.306, SLG: 0.345										1	0	1	1	0	0	0											
Lew Beasley, L (8, PR) OBP: 0.226, SLG: 0.241										0	1	0	0	0	0	0											
Jim Mason, L (8, 6) OBP: 0.246, SLG: 0.252								2H 1B		0	0	0	0	0	0	0											
Claudell Washington, L (1, 7) OBP: 0.321, SLG: 0.412	4-0 BB		4-0 CS		0-3 K		0-0 F8	0-0 1B		3	0	1	1	2	1	0											
Toby Harrah, R (1, 5) OBP: 0.397, SLG: 0.494	0-0 F7		4-0 S		0-0 F8		4-0 1B	0-3 K		3	1	0	0	2	1	3											
Willie Horton, R (1, 10) OBP: 0.339, SLG: 0.434	0-0 L9		0-3 K		0-3 K		0-0 BB		0-0 6-3	4	0	1	0	0	2	3											
Eddie Miller, S (7, PR)										0	0	0	0	0	0	0											
Kurt Bevacqua, R (9, PH) OBP: 0.360, SLG: 0.633			1-2 K		0-3 K		1-3 1B		0-0 6-3	1	0	0	0	0	0	0											
Bump Willis, S (1, 4) OBP: 0.383, SLG: 0.415		4-0 F8		0-0 BB		0-0 E		4-0 S		3	1	2	1	2	0	0											
		HR		2H 1B		1B		1-2 BB																			
Jim Sundberg, R (1, 2) OBP: 0.367, SLG: 0.394		0-0 F3		4-0 BB		0-0 L7		0-3 K		4	0	0	0	1	1	5											
		1-2				1-3																					
Ken Henderson, S (1, 9) OBP: 0.316, SLG: 0.378		0-0 F8		0-0 4-1		0-0 F7		4-0 G3		3	1	0	0	1	0	4											
		2-3						1B																			
Juan Beniquez, R (1, 8) OBP: 0.340, SLG: 0.408		4-0 HR		0-0 F3		4-0 S		0-3 K		2	1	0	0	2	1	1											
		BB				BB																					
Inning Stats	R: 0 E: 0 K: 1 S: 6	H: 1 LOB: 2 BB: 1 P: 10	R: 3 E: 0 K: 1 S: 6	H: 1 LOB: 0 BB: 2 P: 14	R: 1 E: 0 K: 1 S: 5	H: 1 LOB: 2 BB: 3 P: 17	R: 0 E: 0 K: 1 S: 5	H: 0 LOB: 0 BB: 0 P: 5	R: 0 E: 0 K: 2 S: 7	H: 1 LOB: 2 BB: 1 P: 8	R: 0 E: 0 K: 1 S: 6	H: 1 LOB: 3 BB: 2 P: 14	R: 2 E: 0 K: 2 S: 9	H: 2 LOB: 1 BB: 1 P: 13	R: 0 E: 0 K: 0 S: 3	H: 0 LOB: 0 BB: 0 P: 3	1B: 5 2B: 1 3B: 0 HR: 1	SF: 0 SAC: 0 DP: 0 HBP: 0	WP: 0 PA: 43 PB: 0 SB: 4 CS: 1								
PITCHER	IP	WLS	BF	H	R	ER	SO	BB	IBB	HBP	BLK	WP	HR	S	P	ERA	WHIP										
Matt Keough, R (1, 1) ERA: 4.71	6.2		33	5	4	4	6	9	0	0	1	0	1	36	72	5.40	2.100										
Doug Bair, R (7, 1) ERA: 3.79	1.1	L	7	2	2	2	3	1	0	0	0	0	0	12	16	13.50	2.250										
Bob Lacey, L (9, 1) ERA: 3.19	1.0		3	0	0	0	0	0	0	0	0	0	0	3	3	0.00	0.000										

Texas Rangers @ Oakland Athletics
Oakland-Alameda County Coliseum, Oakland, CA
Fri Sep 23 1977, 7:05 PM PDT
Att: 1,798 - Unknown

AB 33
R 6
H 7
RBI 6
BB 10
SO 9
LOB 20





Batter	1	2	3	4	5	6	7	8	9	AB	R	H	RBI	BB	SO	LOB	BOTTOM										
Rodney Scott, S (1, 4) OBP: 0.338, SLG: 0.294	0-3 K	0-0 4-3			4-0 2-3		0-0 L6			3	1	1	0	1	1	0											
Rob Piccolo, R (1, 6) OBP: 0.212, SLG: 0.246	0-0 F8		0-0 E4		0-0 2-3		0-0 SH5-4			3	0	0	0	0	0	1											
Mitchell Page, L (1, 7) OBP: 0.409, SLG: 0.533	0-0 F7		0-3 K		4-0 1B		0-0 L6			3	0	0	0	1	1	2											
Larry Murray, S (8, 7)			1-2 K				2-3			0	0	0	0	0	0	0											
Mike Jorgensen, L (1, 3) OBP: 0.316, SLG: 0.322		0-0 E4		0-0 L5-4		0-0 1B		0-0 4-3		4	0	1	1	0	0	1											
		FC5-4		2-3		2H																					
Earl Williams, R (1, 10) OBP: 0.287, SLG: 0.395		0-0 FC5-4		0-3 K		0-0 4-3		0-0 F7		4	1	0	0	0	1	3											
		E																									
Manny Sanguillen, R (1, 2) OBP: 0.297, SLG: 0.346		0-0 F9		4-0 BB		0-0 F9		0-3 K		3	0	0	0	1	1	1											
Jeff Newman, R (9, 2) OBP: 0.240, SLG: 0.346										0	0	0	0	0	0	0											
Wayne Gross, L (1, 5) OBP: 0.354, SLG: 0.413		4-0 E		0-0 F6		4-0 FC5-4		0-0 F8		2	1	0	0	2	0	1											
		HR		1-2		BB																					
Jim Tyrone, R (1, 9) OBP: 0.301, SLG: 0.350		0-0 E5		0-0 G3		0-0 FC5-4		0-3 K		3	1	0	0	0	0	4											
Sheldon Mallory, L (9, PH) OBP: 0.293, SLG: 0.275		1-2 HR				1-2				1	0	0	0	0	1	0											
Tony Armas, R (1, 8) OBP: 0.281, SLG: 0.395		0-0 HR		0-3 K		0-0 FC6-4		0-0 6-3		4	1	1	4	0	1	1											
		1H				1-2																					
Inning Stats	R: 0 E: 0 K: 1 S: 5	H: 0 LOB: 0 BB: 0 P: 5	R: 4 E: 2 K: 0 S: 6	H: 1 LOB: 0 BB: 1 P: 10	R: 0 E: 1 K: 1 S: 5	H: 0 LOB: 0 BB: 1 P: 5	R: 0 E: 0 K: 1 S: 5	H: 0 LOB: 1 BB: 1 P: 9	R: 1 E: 0 K: 1 S: 6	H: 1 LOB: 2 BB: 2 P: 14	R: 0 E: 0 K: 0 S: 3	H: 0 LOB: 1 BB: 1 P: 7	R: 0 E: 0 K: 1 S: 3	H: 1 LOB: 0 BB: 0 P: 3	R: 0 E: 0 K: 1 S: 5	H: 0 LOB: 0 BB: 0 P: 5	R: 0 E: 0 K: 1 S: 5	H: 0 LOB: 0 BB: 0 P: 5	1B: 2 2B: 2 3B: 0 HR: 1	SF: 0 SAC: 1 DP: 2 HBP: 0	WP: 0 PA: 36 PB: 0 SB: 1 CS: 0						
PITCHER	IP	WLS	BF	H	R	ER	SO	BB	IBB	HBP	BLK	WP	HR	S	P	ERA	WHIP										
Gaylord Perry, R (1, 1) ERA: 3.46	9.0	W	36	3	5	1	6	5	0	0	0	0	1	43	63	1.00	0.889										

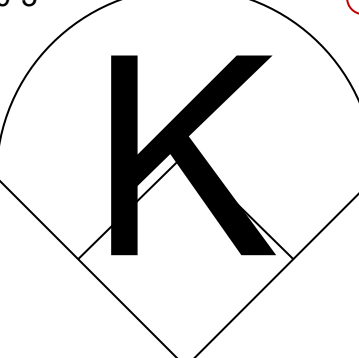
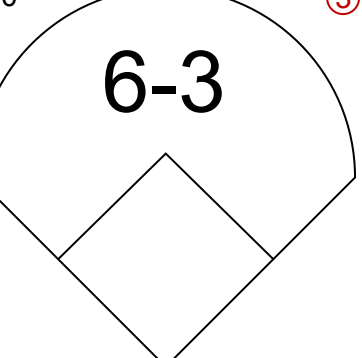
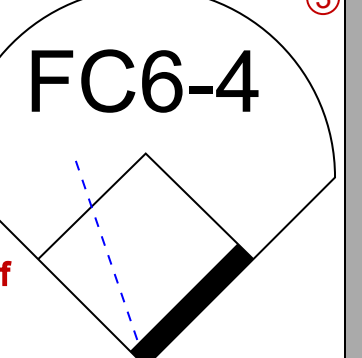
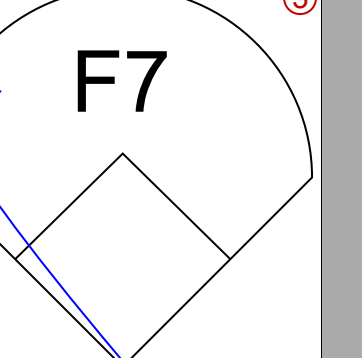
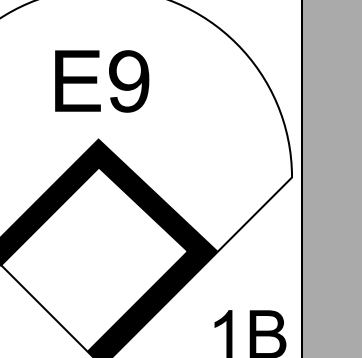
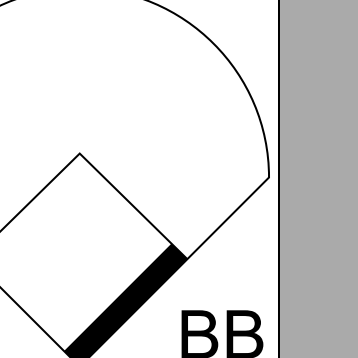
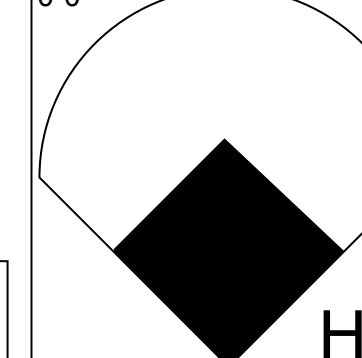
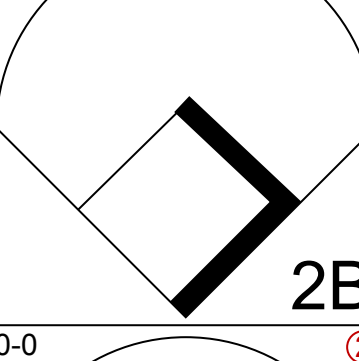

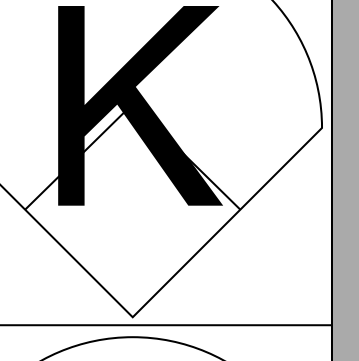
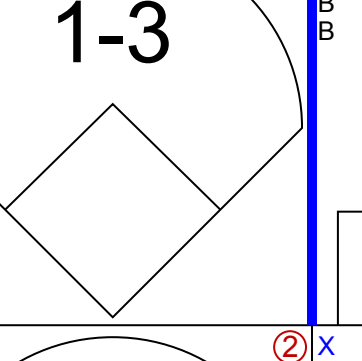
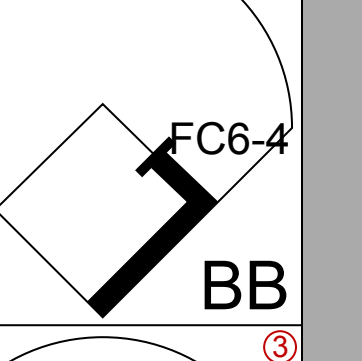
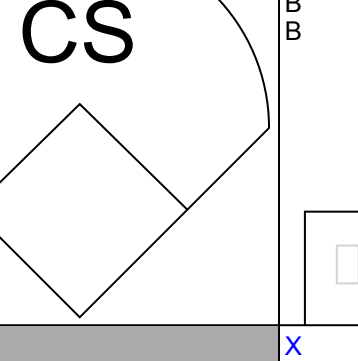
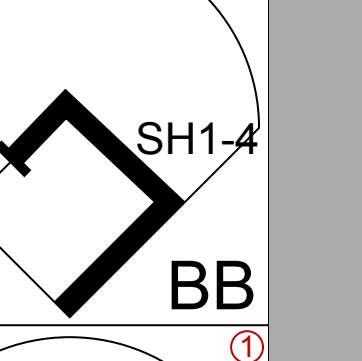
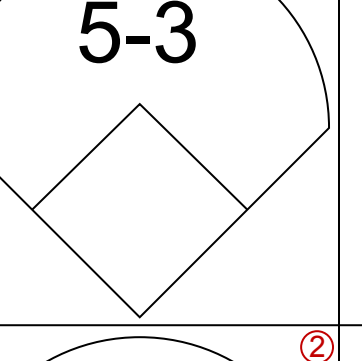

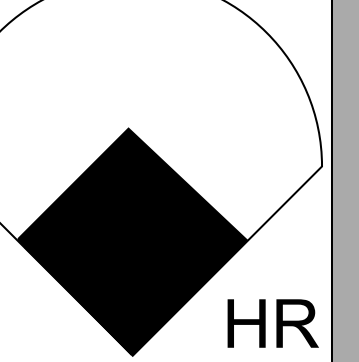
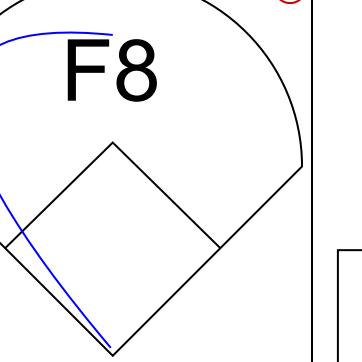
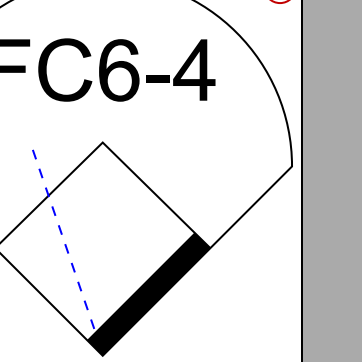
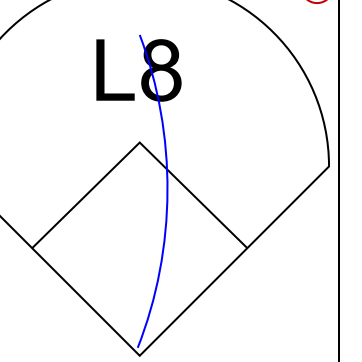
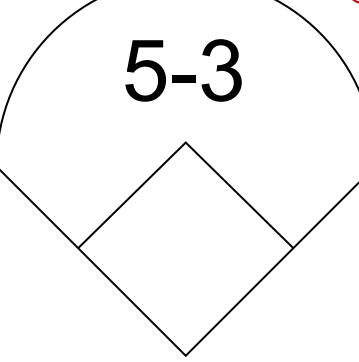

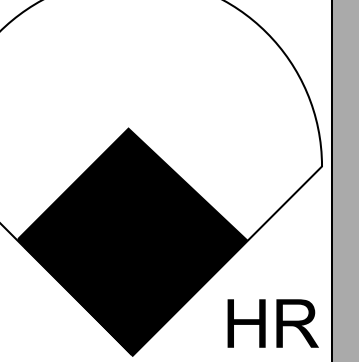
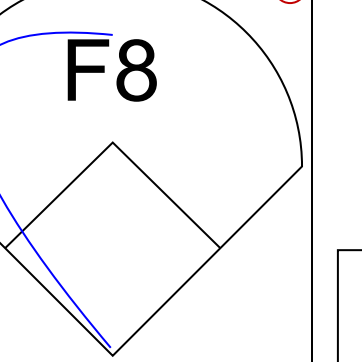
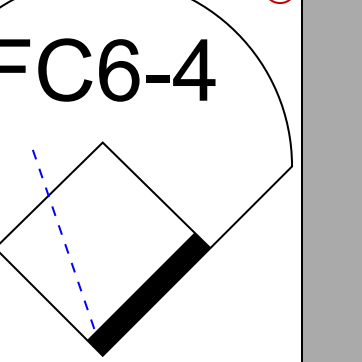
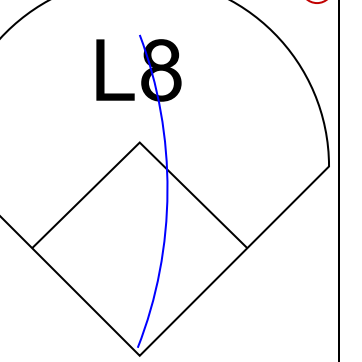
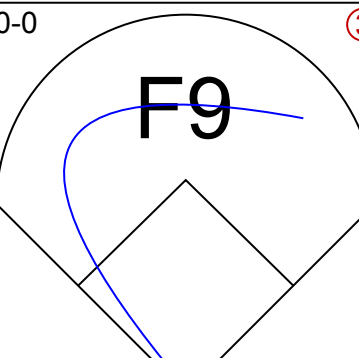
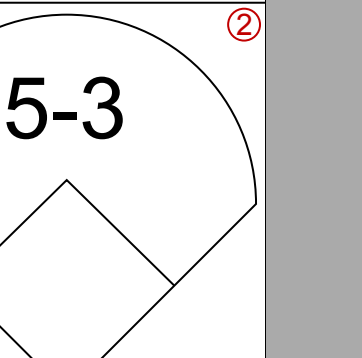
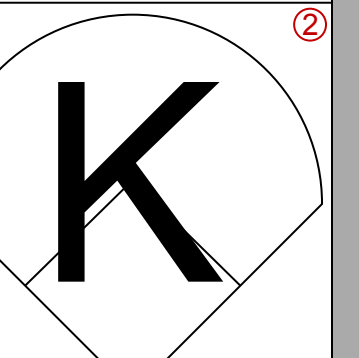
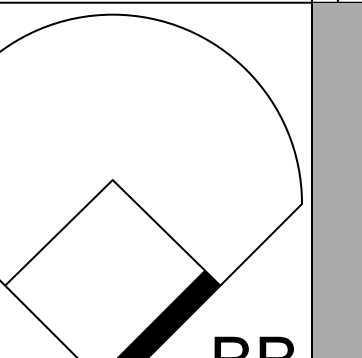
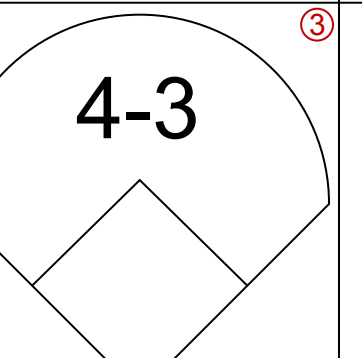
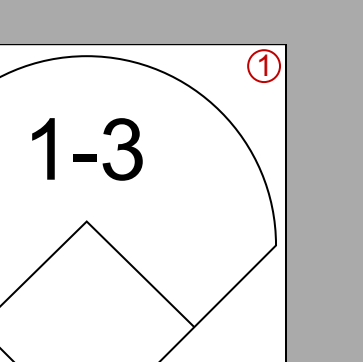
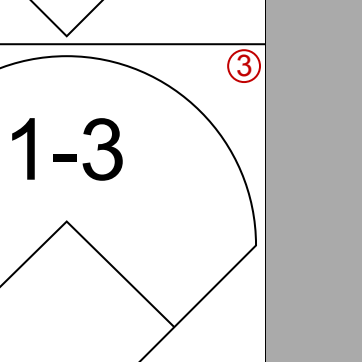
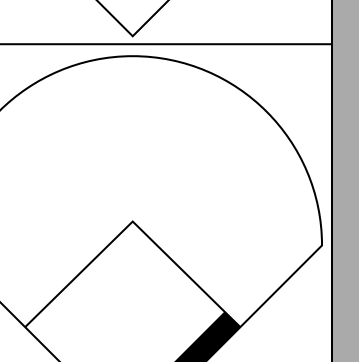
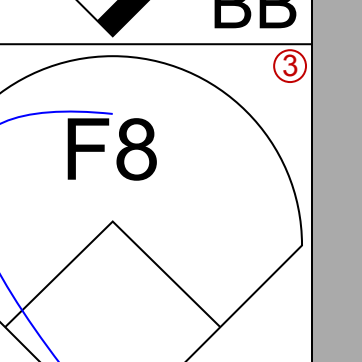
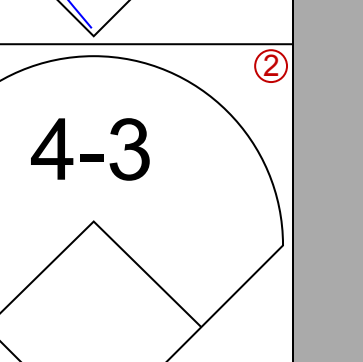
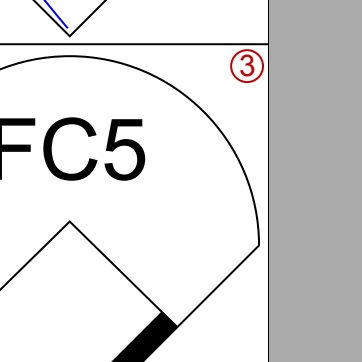

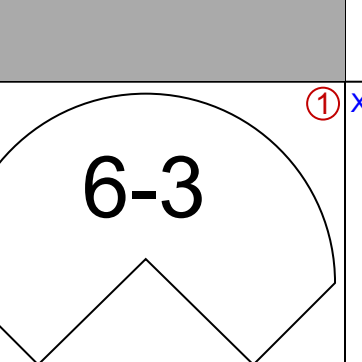

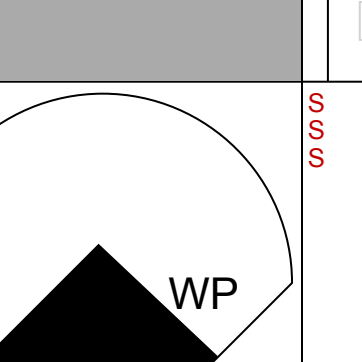
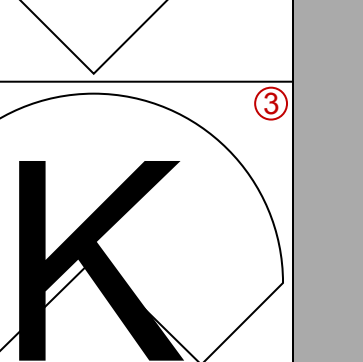
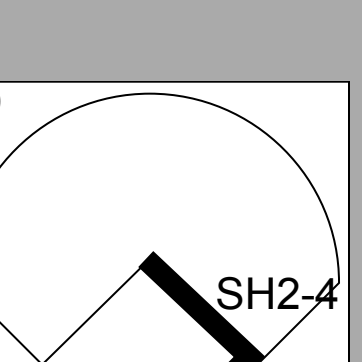

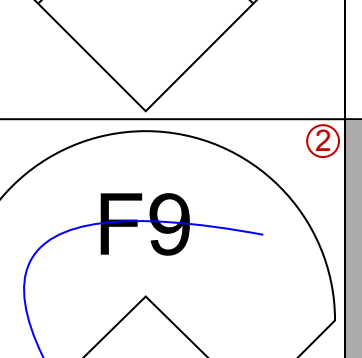

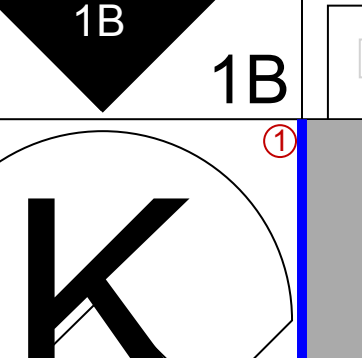

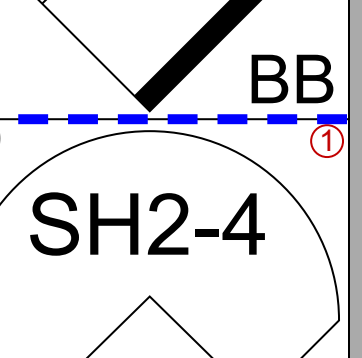
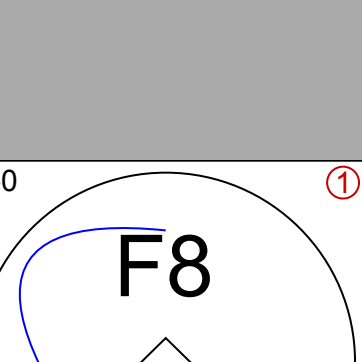
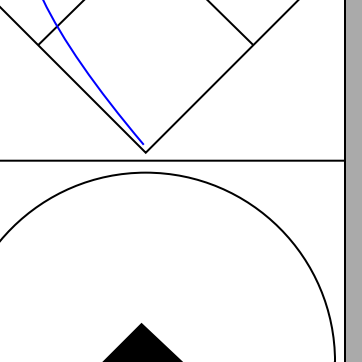
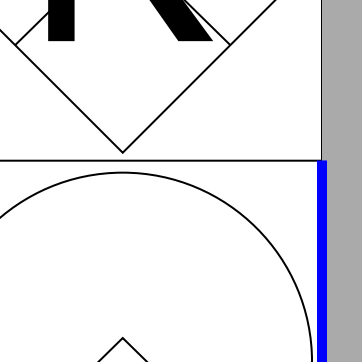
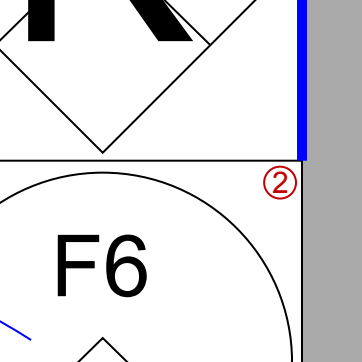
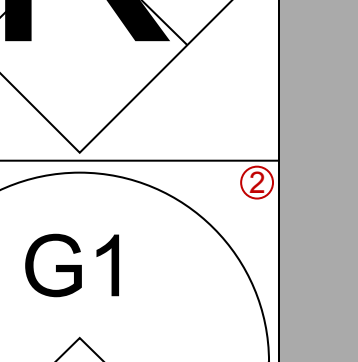
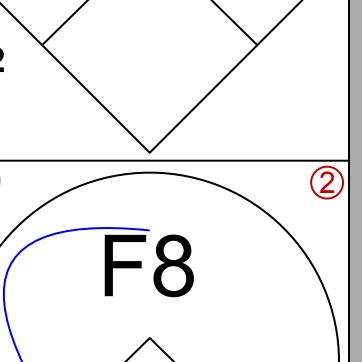
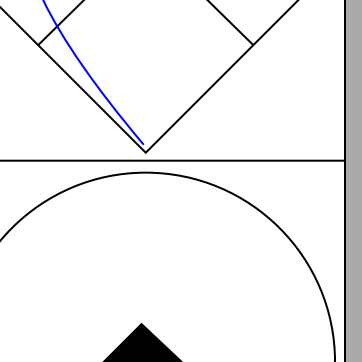
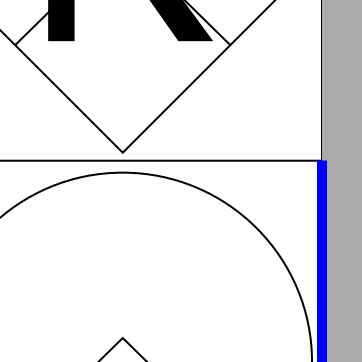
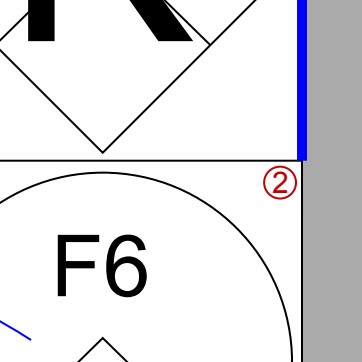
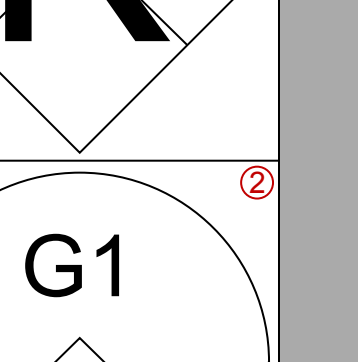
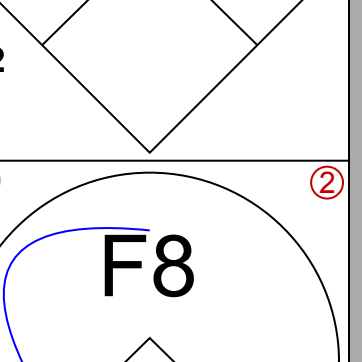

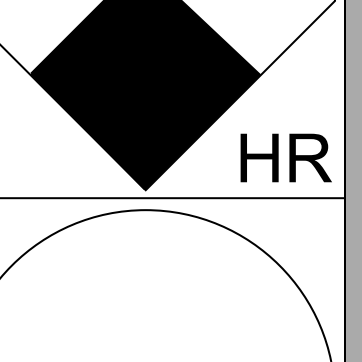
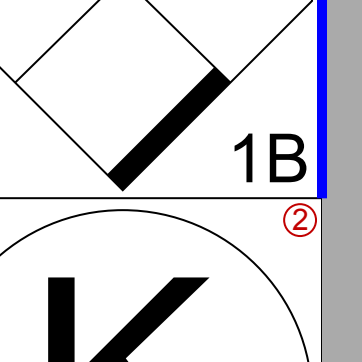
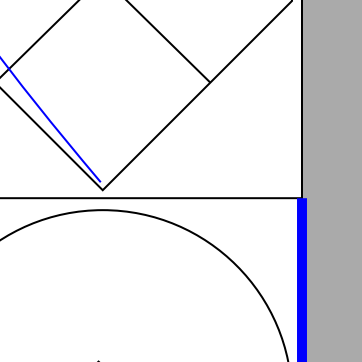
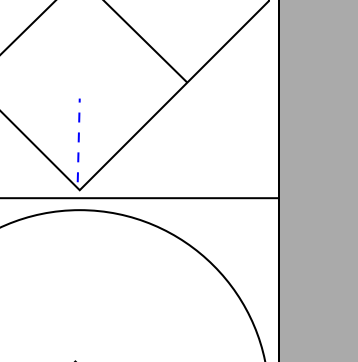
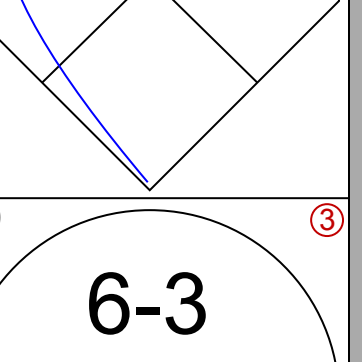
Texas Rangers @ Oakland Athletics
Oakland-Alameda County Coliseum, Oakland, CA
Fri Sep 23 1977, 7:05 PM PDT
Att: 1,798 - Unknown

AB 30
R 5
H 3
RBI 5
BB 5
SO 6
LOB 14



Batter	1	2	3	4	5	6	7	8	9	AB	R	H	RBI	BB	SO	LOB	TOP					
Mike Hargrove, L (1,3) OBP: 0.321, SLG: 0.480	5-3			5-3		SH 2B BB	F9			3	1	0	0	1	0	1	<p>Texas Rangers @ Oakland Athletics Oakland-Alameda County Coliseum, Oakland, CA</p> <p>Sat Sep 24 1977, 3:33 AM PDT Att: 2,036 - Unknown</p> <p>livebaseballscores.com</p> <p>AB 29 R 3 H 5 RBI 2 BB 3 SO 2 LOB 6</p> 					
Bert Campaneris, R (1,6) OBP: 0.310, SLG: 0.336	K			1-3		SH 2B		4-3		3	1	0	0	0	1	0						
Juan Beniquez, R (1,8) OBP: 0.341, SLG: 0.412	F8			CS BB 1B		CS 2B		L6		4	0	2	2	0	0	0						
Toby Harrah, R (1,5) OBP: 0.396, SLG: 0.491		K		4-0 BB		2-3 F4		F3		3	0	0	0	1	1	1						
Willie Horton, R (1,10) OBP: 0.338, SLG: 0.431	6-3			CS 2-3		F9		BB		3	0	0	0	1	0	0						
Jim Sundberg, R (1,2) OBP: 0.366, SLG: 0.393	F9					SH1-3 1B		F9		4	0	1	0	0	0	1						
Bump Willis, S (1,4) OBP: 0.363, SLG: 0.415				F4		SH1-3 1-2		FC5-4 1B		3	0	1	0	0	0	0						
Tom Grieve, R (1,9) OBP: 0.269, SLG: 0.351				F9		L5		L7		3	0	0	0	0	0	2						
Keith Smith, R (1,7) OBP: 0.298, SLG: 0.365				G3				SH 2B		3	1	1	0	0	0	1						
Inning Stats	R: 0 E: 0 K: 1 S: 5	H: 0 LOB: 0 BB: 0 P: 5	R: 0 E: 0 K: 1 S: 5	H: 0 LOB: 0 BB: 0 P: 5	R: 0 E: 0 K: 0 S: 3	H: 0 LOB: 0 BB: 0 P: 3	R: 0 E: 0 K: 0 S: 3	H: 1 LOB: 1 BB: 1 P: 7	R: 0 E: 0 K: 0 S: 4	H: 1 LOB: 1 BB: 0 P: 4	R: 3 E: 1 K: 0 S: 5	H: 2 LOB: 1 BB: 2 P: 13	R: 0 E: 0 K: 0 S: 4	H: 1 LOB: 0 BB: 0 P: 4	R: 0 E: 0 K: 0 S: 3	H: 0 LOB: 0 BB: 0 P: 3	R: 0 E: 0 K: 0 S: 3	H: 0 LOB: 0 BB: 0 P: 3	1B: 3 2B: 2 3B: 0 HR: 0	SF: 0 SAC: 0 DP: 0 HBP: 0	WP: 0 PB: 0 SB: 0 CS: 2	PA: 35
PITCHER Vida Blue, L (1,1) ERA: 3.79	IP: 9.0 WLS: L BF: 34 H: 5 R: 3 ER: 2 SO: 2 BB: 3 IBB: 0 HBP: 0 BLK: 0 WP: 0 HR: 0 S: 35 P: 47 ERA: 2.00 WHIP: 0.889															PITCHER						

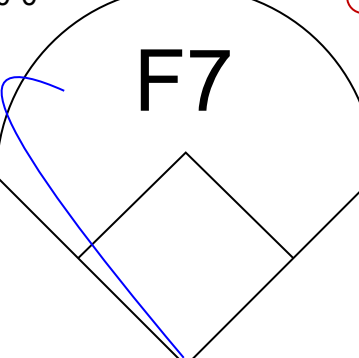
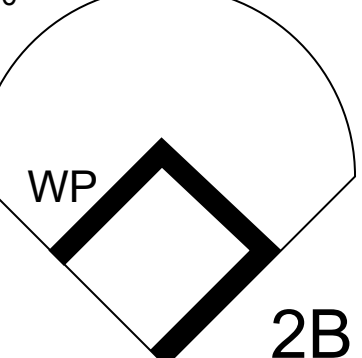
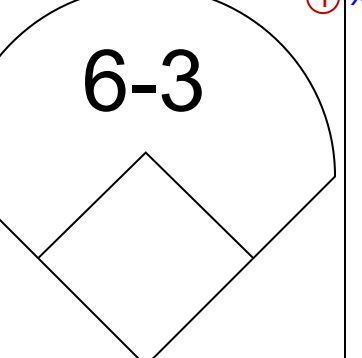
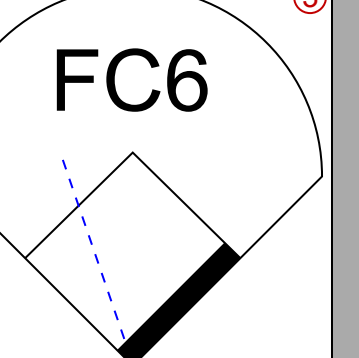
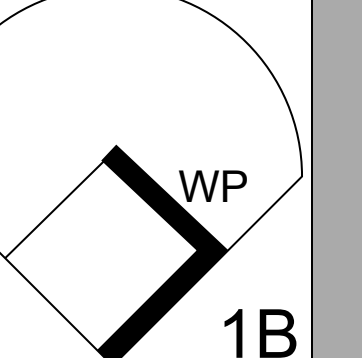
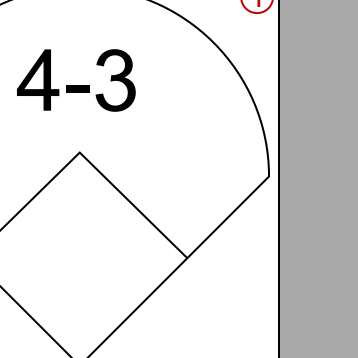
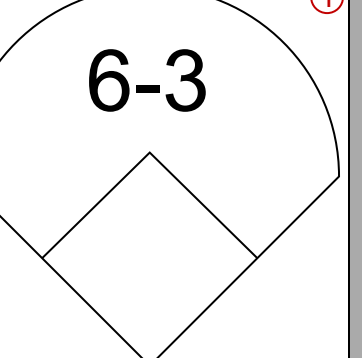
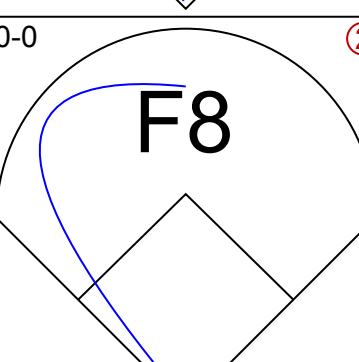
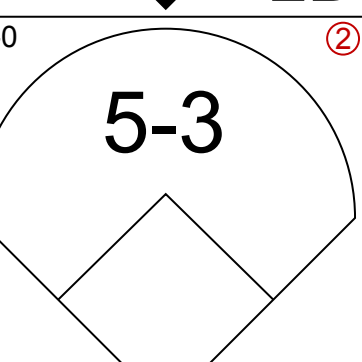
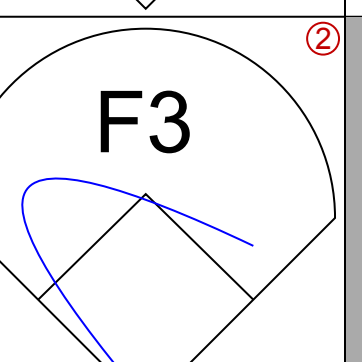
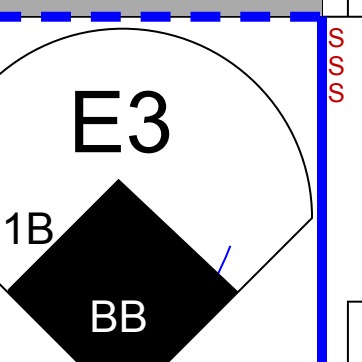
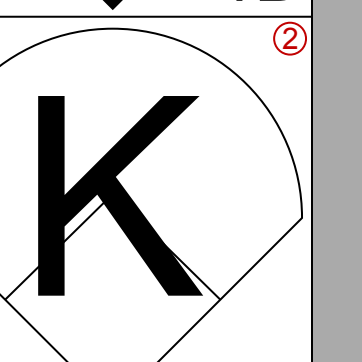
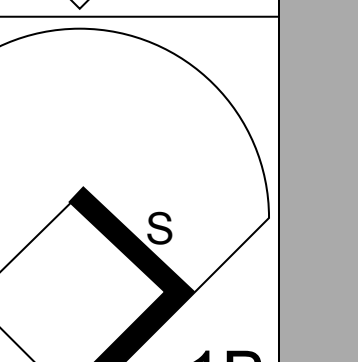
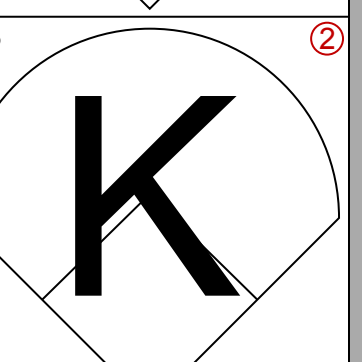
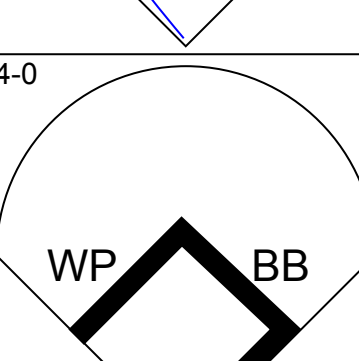
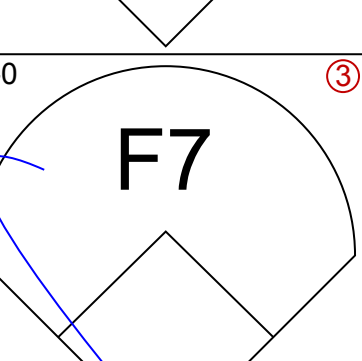
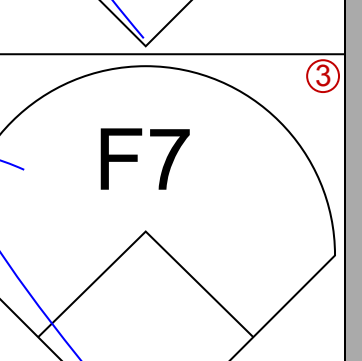
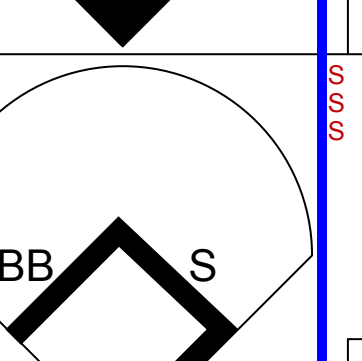
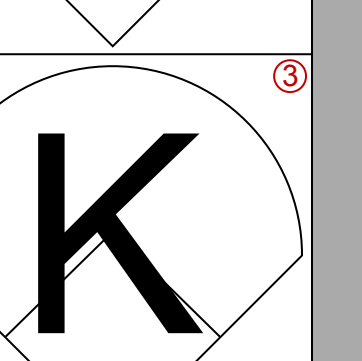
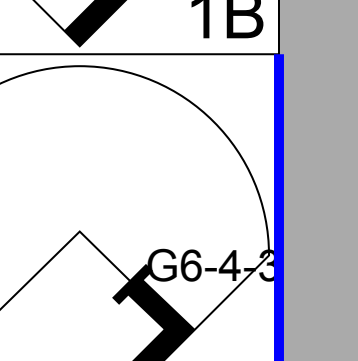
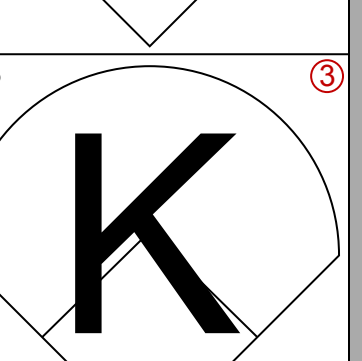
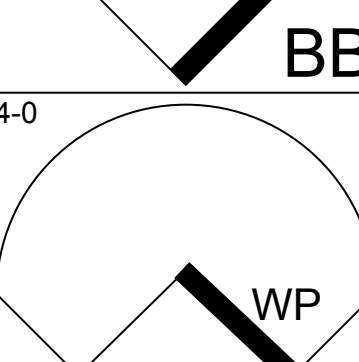
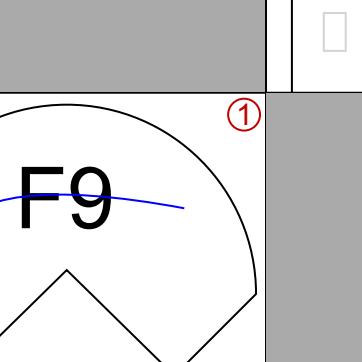
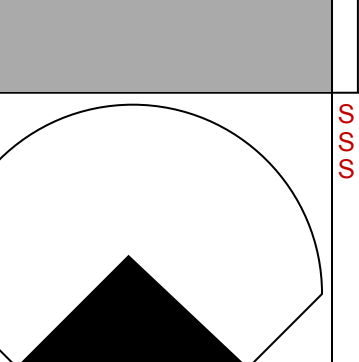
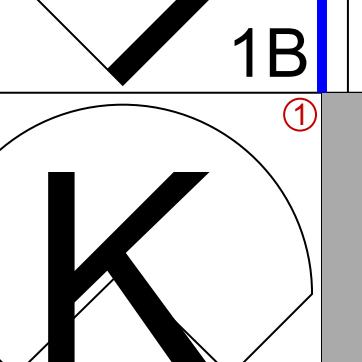
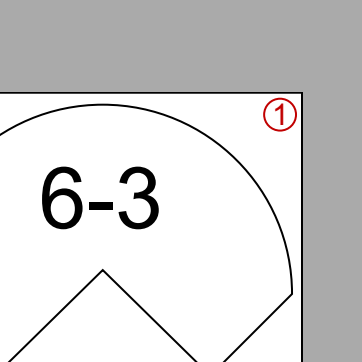
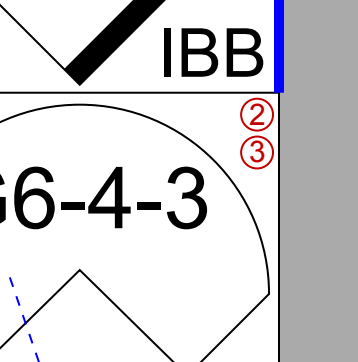
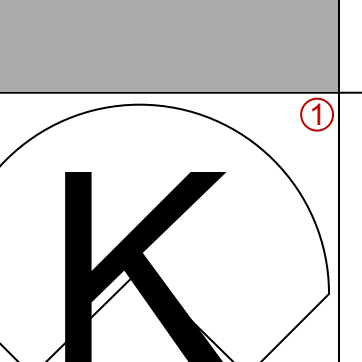
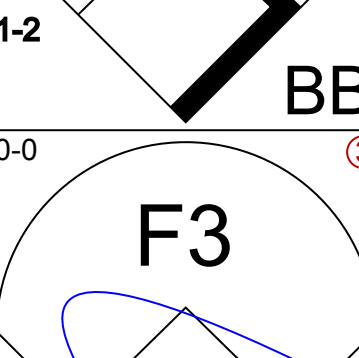
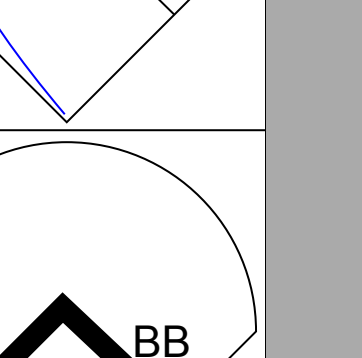
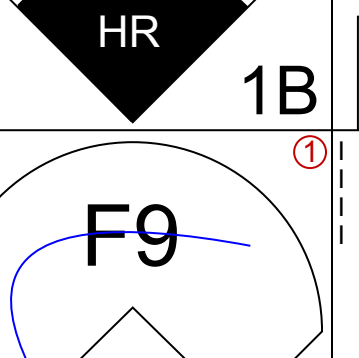
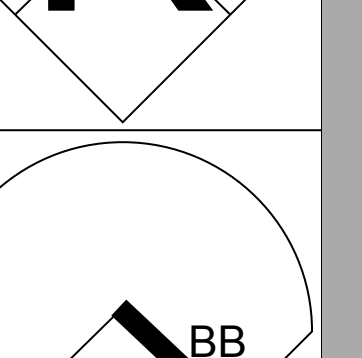
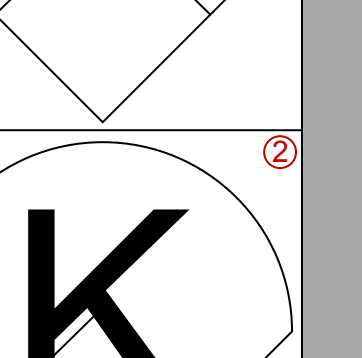
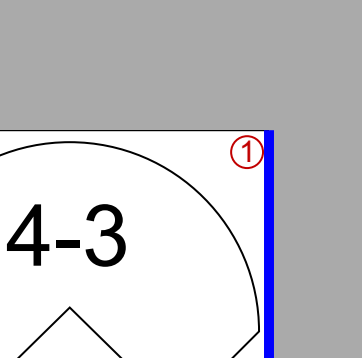
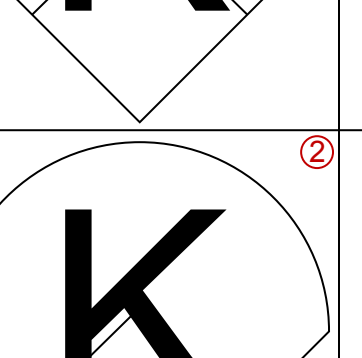
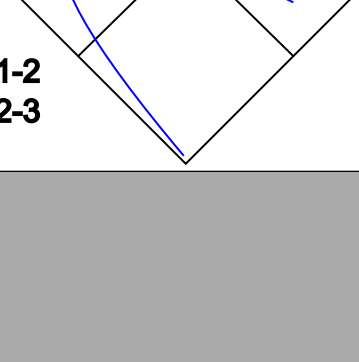
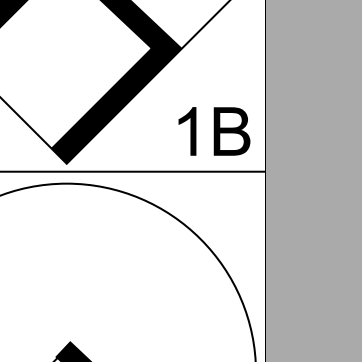
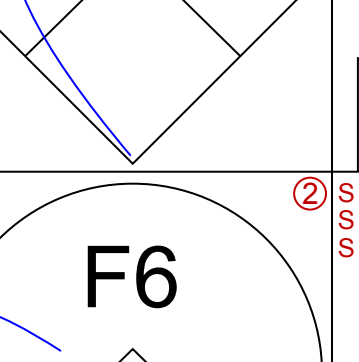

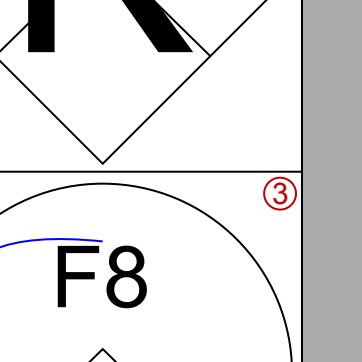
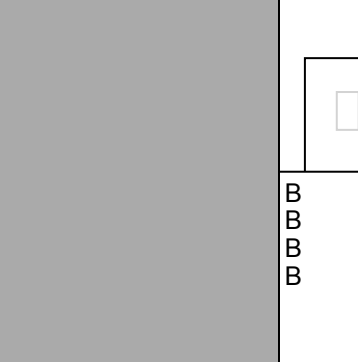


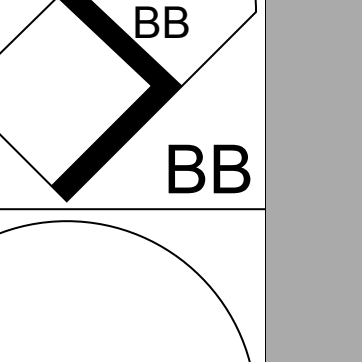
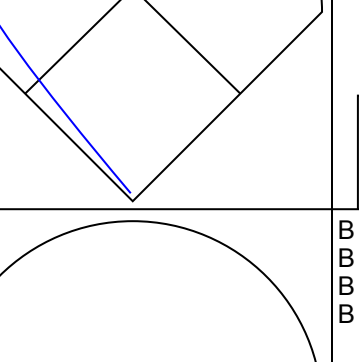
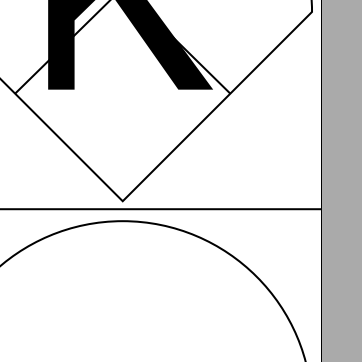
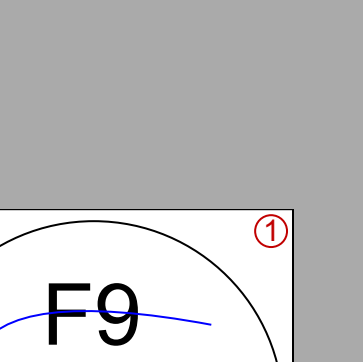
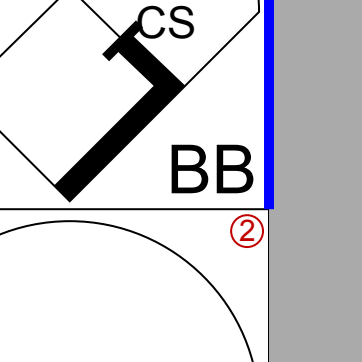
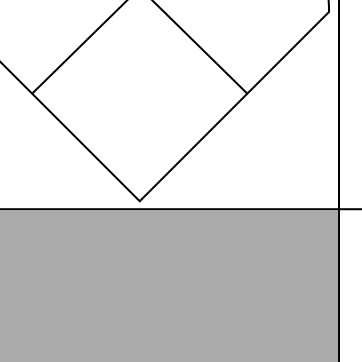


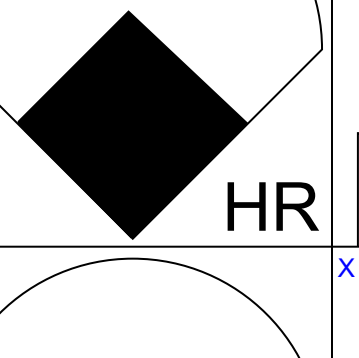
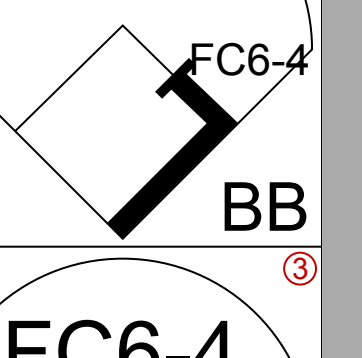
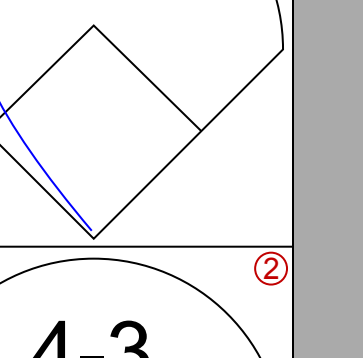
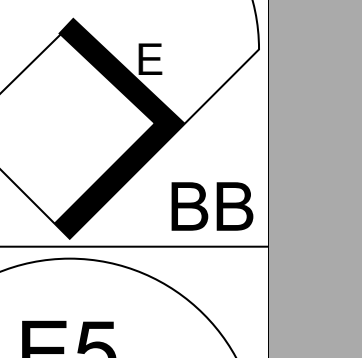


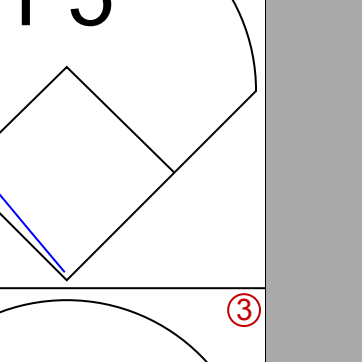
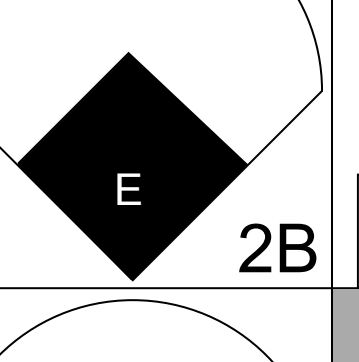
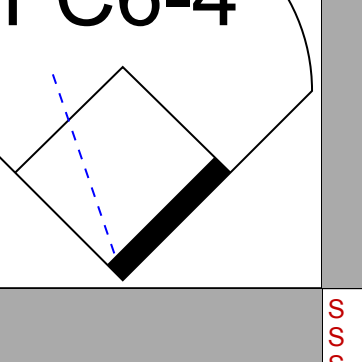
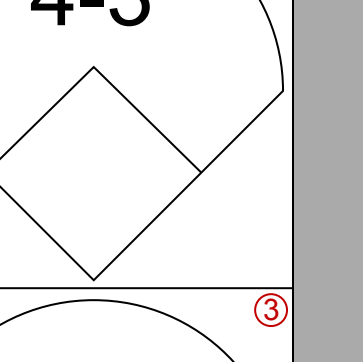
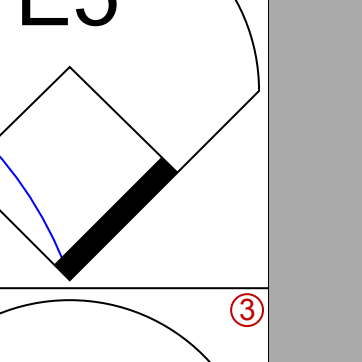

Batter	1	2	3	4	5	6	7	8	9	AB	R	H	RBI	BB	SO	LOB	BOTTOM					
Rodney Scott, S (1,4) OBP: 0.337, SLG: 0.293	1-3 1B	1-3			1-3			F6 1-2		4	0	1	0	0	0	2	<p>Texas Rangers @ Oakland Athletics Oakland-Alameda County Coliseum, Oakland, CA</p> <p>Sat Sep 24 1977, 3:33 AM PDT Att: 2,036 - Unknown</p> <p>livebaseballscores.com</p> <p>AB 32 R 1 H 6 RBI 1 BB 2 SO 4 LOB 15</p> 					
Rob Picciolo, R (1,6) OBP: 0.210, SLG: 0.244	1-3			6-3		4-3		K		3	0	0	0	0	0	1						
Jerry Tabb, L (8, PH) OBP: 0.274, SLG: 0.368	1-3									1	0	0	0	0	1	1						
Tim Hosley, R (9,2) OBP: 0.321, SLG: 0.254	1-2									0	0	0	0	0	0	0						
Mitchell Page, L (1,7) OBP: 0.408, SLG: 0.531	F7			F4		F8		F9 1B		4	0	1	0	0	0	1						
Mike Jorgensen, L (1,9) OBP: 0.320, SLG: 0.323	4-0 BB					6-3				2	0	1	0	1	0	0						
Larry Murray, S (7,9) OBP: 0.244, SLG: 0.237	FC4 BB					1B		K		1	0	0	0	0	1	1						
Earl Williams, R (1,3) OBP: 0.287, SLG: 0.394	FC4 1-2			5-3		F3		FC4-6 1B		4	0	1	0	0	0	3						
Matt Alexander, S (9, PR) OBP: 0.311, SLG: 0.268										0	0	0	0	0	0	0						
Manny Sanguillen, R (1,10) OBP: 0.297, SLG: 0.347		1B 2B			3-1		5-3		F9	4	1	1	0	0	0	2						
Wayne Gross, L (1,5) OBP: 0.351, SLG: 0.410		K			K		F8		FC4-6 1-2	4	0	0	0	0	2	3						
Tony Armas, R (1,8) OBP: 0.281, SLG: 0.395					F7		F9			3	0	1	1	0	0	0						
Jeff Newman, R (1,2) OBP: 0.243, SLG: 0.341										2	0	0	0	0	0	1						
Willie Crawford, L (8, PH) OBP: 0.306, SLG: 0.302										0	0	0	0	1	0	0						
Larry Lintz, S (9, PR) OBP: 0.316, SLG: 0.138									CS BB	0	0	0	0	0	0	0						
Inning Stats	R: 0 E: 0 K: 0 S: 4	H: 1 LOB: 2 BB: 1 P: 8	R: 1 E: 0 K: 1 S: 7	H: 2 LOB: 1 BB: 0 P: 7	R: 0 E: 0 K: 0 S: 4	H: 1 LOB: 0 BB: 0 P: 4	R: 0 E: 0 K: 1 S: 5	H: 0 LOB: 0 BB: 0 P: 5	R: 0 E: 0 K: 0 S: 3	H: 0 LOB: 0 BB: 0 P: 3	R: 0 E: 0 K: 0 S: 3	H: 0 LOB: 0 BB: 0 P: 3	R: 0 E: 0 K: 0 S: 3	H: 0 LOB: 1 BB: 0 P: 3	R: 0 E: 0 K: 1 S: 4	H: 0 LOB: 1 BB: 1 P: 8	R: 0 E: 0 K: 1 S: 7	H: 2 LOB: 2 BB: 0 P: 7	1B: 5 2B: 1 3B: 0 HR: 0	SF: 0 SAC: 0 DP: 0 HBP: 0	WP: 0 PB: 0 SB: 0 CS: 1	PA: 34
PITCHER Doyle Alexander, R (1,1) ERA: 3.7	IP: 9.0 WLS: W BF: 34 H: 6 R: 1 ER: 1 SO: 4 BB: 2 IBB: 0 HBP: 0 BLK: 0 WP: 0 HR: 0 S: 40 P: 48 ERA: 1.00 WHIP: 0.889															PITCHER						

Batter	1	2	3	4	5	6	7	8	9	10	11	12	13	14	AB	R	H	RBI	BB	SO	LOB	TOP								
Keith Smith, R OBP: 0.313, SLG: 0.414 (1, 7)															6	1	2	1	1	1	2									
Bert Campaneris, R OBP: 0.312, SLG: 0.339 Dave May, L OBP: 0.310, SLG: 0.345 (9, PH)															4	0	2	0	0	1	0									
Ken Henderson, S OBP: 0.315, SLG: 0.376 (14, PH)															1	0	0	0	0	0										
Juan Beniquez, R OBP: 0.339, SLG: 0.415 (1, 9)															6	1	1	1	0	1	4									
Toby Harrah, R OBP: 0.393, SLG: 0.486 (1, 5)															6	0	0	0	1	1	3									
Willie Horton, R OBP: 0.336, SLG: 0.428 (1, 10)															6	0	1	0	0	0	3									
Jim Sundberg, R OBP: 0.366, SLG: 0.391 (1, 2)															5	1	1	0	1	1	1									
Tom Grieve, R OBP: 0.264, SLG: 0.345 Jim Mason, L OBP: 0.244, SLG: 0.250 (9, 6)															4	0	0	0	0	3	1									
John Ellis, R OBP: 0.299, SLG: 0.398 Eddie Miller, S (7, PR)															3	1	2	1	0	0	0									
Mike Hargrove, L OBP: 0.419, SLG: 0.478 (7, 3)															0	0	0	0	0	0	0									
Sandy Alomar Sr., S OBP: 0.341, SLG: 0.346 Kurt Bevacqua, R OBP: 0.308, SLG: 0.338 Bump Wills, S OBP: 0.384, SLG: 0.414 (9, 4)															3	0	1	0	0	2	1									
Inning Stats	R: 0 E: 0 K: 1 S: 6	H: 1 LOB: 1 BB: 0 P: 6	R: 0 E: 0 K: 1 S: 5	H: 0 LOB: 0 BB: 0 P: 5	R: 0 E: 0 K: 1 S: 5	H: 0 LOB: 0 BB: 0 P: 5	R: 0 E: 0 K: 1 S: 6	H: 1 LOB: 1 BB: 0 P: 6	R: 1 E: 0 K: 2 S: 9	H: 2 LOB: 1 BB: 0 P: 9	R: 0 E: 0 K: 2 S: 8	H: 1 LOB: 1 BB: 0 P: 8	R: 0 E: 0 K: 0 S: 3	H: 0 LOB: 0 BB: 0 P: 7	R: 2 E: 1 K: 1 S: 8	H: 3 LOB: 2 BB: 1 P: 12	R: 0 E: 0 K: 1 S: 5	H: 0 LOB: 0 BB: 0 P: 5	R: 0 E: 0 K: 1 S: 4	H: 0 LOB: 1 BB: 2 P: 12	R: 0 E: 0 K: 0 S: 3	H: 0 LOB: 1 BB: 1 P: 7	R: 0 E: 0 K: 0 S: 3	H: 0 LOB: 0 BB: 0 P: 7	R: 1 E: 0 K: 0 S: 4	H: 1 LOB: 0 BB: 0 P: 4	1B: 7 2B: 1 HR: 3	SF: 0 SAC: 2 DP: 0 HBP: 0	WP: 1 PB: 0 SB: 1 CS: 1	PA: 59
PITCHER	IP	WLS	BF	H	R	ER	SO	BB	IBB	HBP	BLK	WP	HR	S	P	ERA	WHIP													
Pablo Torrealba, L ERA: 2.45	(1, 1)	8.2	37	10	4	3	9	0	0	0	0	0	0	54	58	3.12	1.269													
Doug Bair, R ERA: 3.92	(9, 1)	3.1	14	0	0	0	2	5	0	0	0	0	0	13	33	0.00	1.500													
Bob Lacey, L ERA: 3.21	(13, 1)	2.0	7	1	1	1	0	0	0	0	0	0	1	7	7	4.50	0.500													

Texas Rangers @ Oakland Athletics
Oakland-Alameda County Coliseum, Oakland, CA
Sun Sep 25 1977, 3:33 AM PDT
Unknown

AB 50
R 5
H 11
RBI 4
BB 6
SO 11
LOB 18

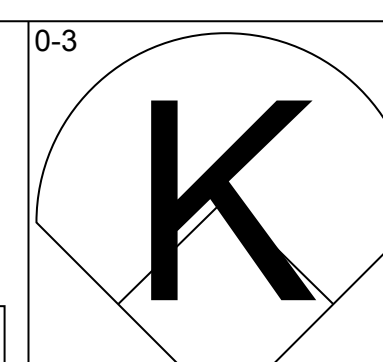
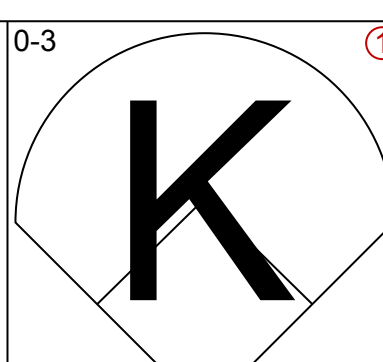
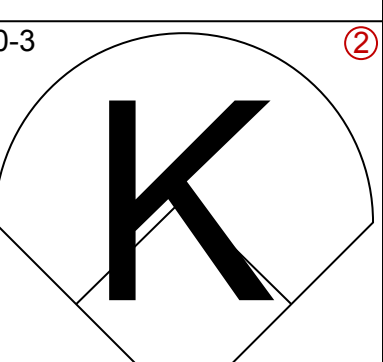
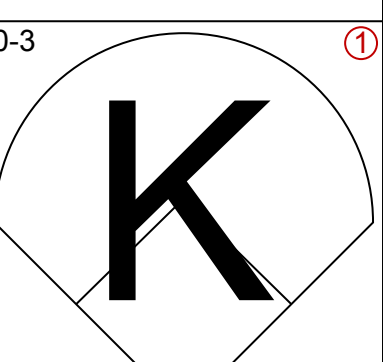
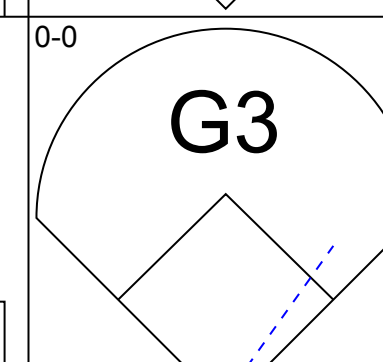
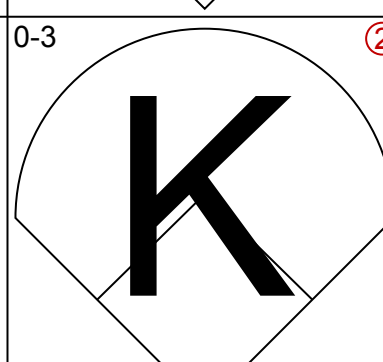
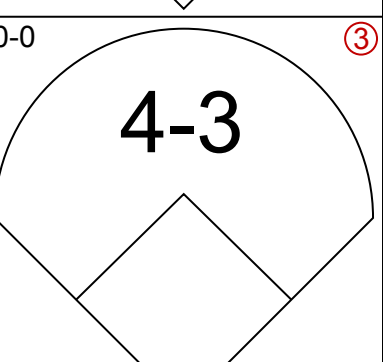
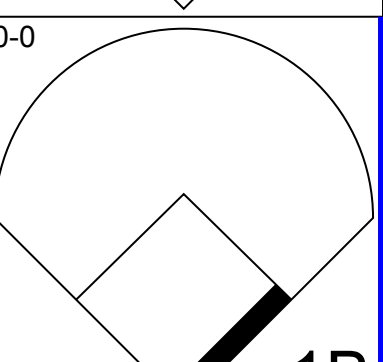
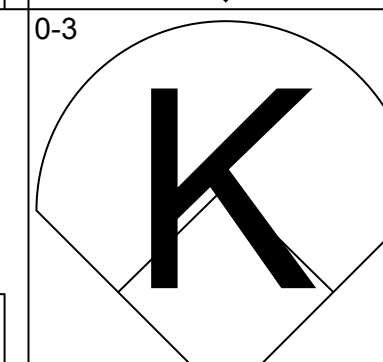
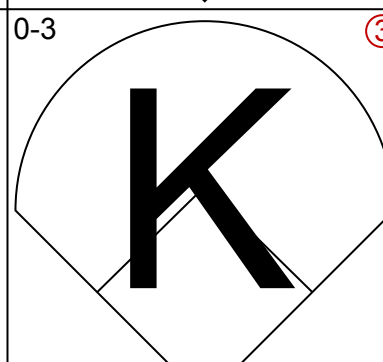
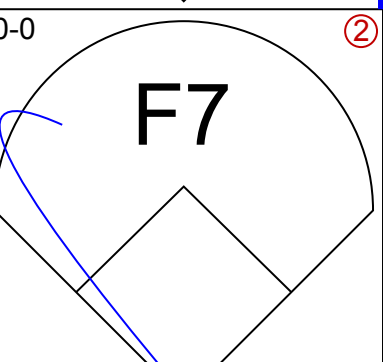


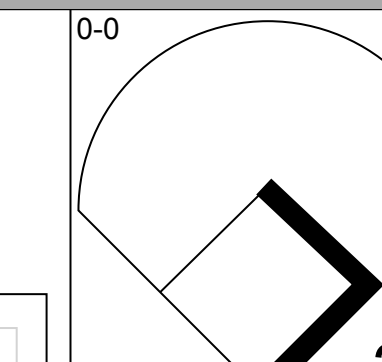
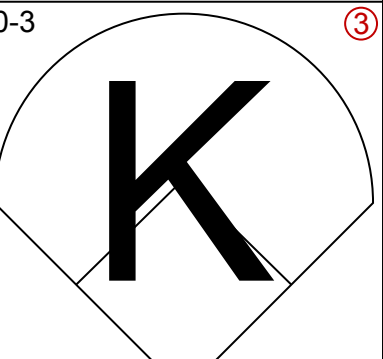
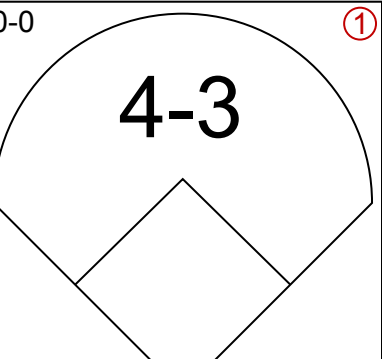
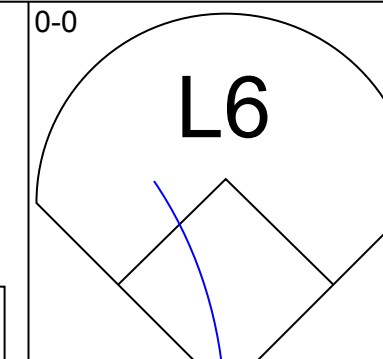
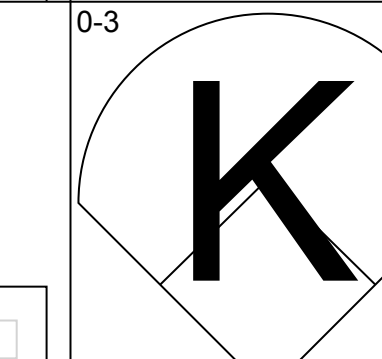
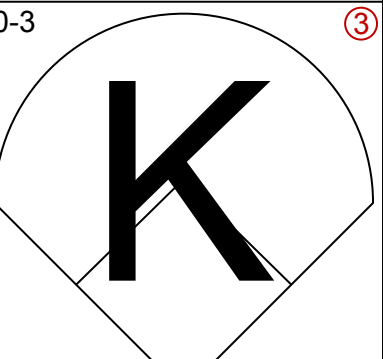
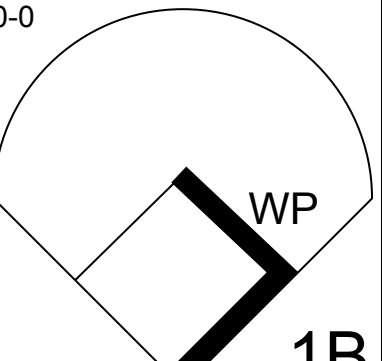
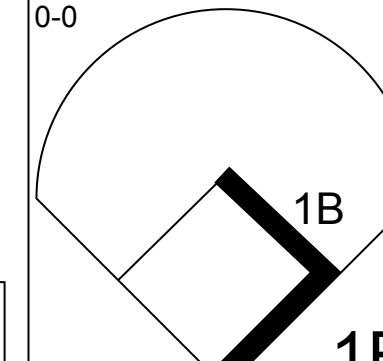
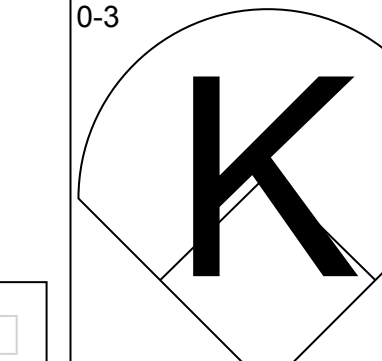
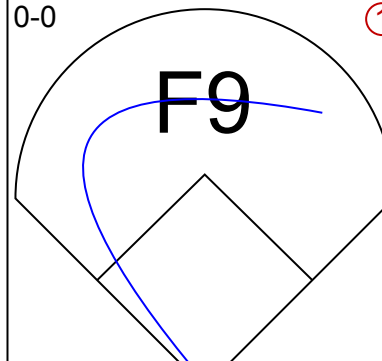
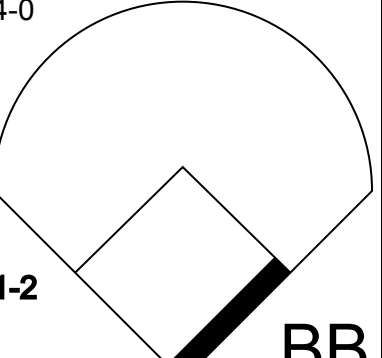
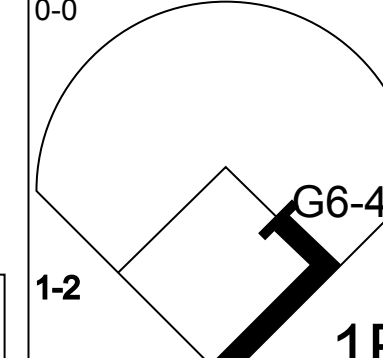
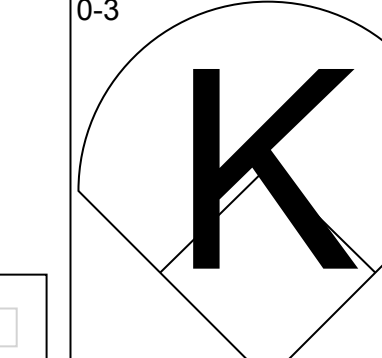
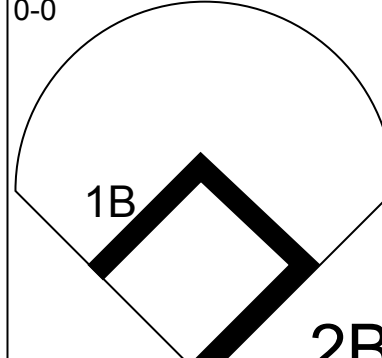


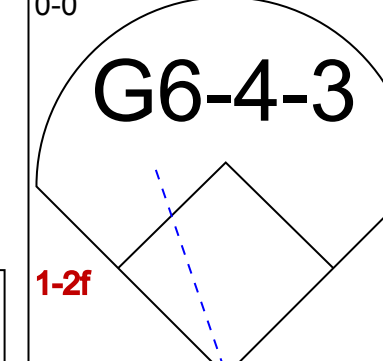
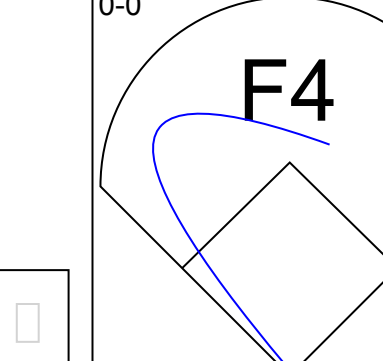
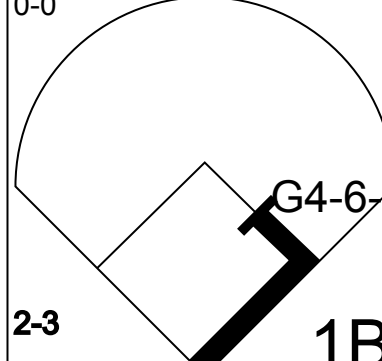



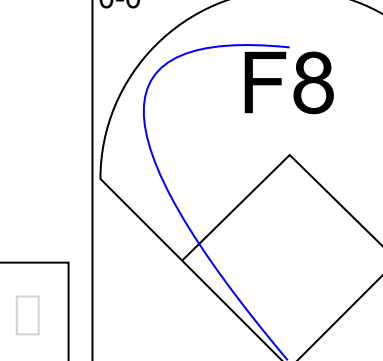
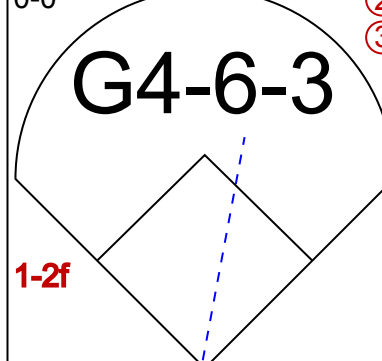

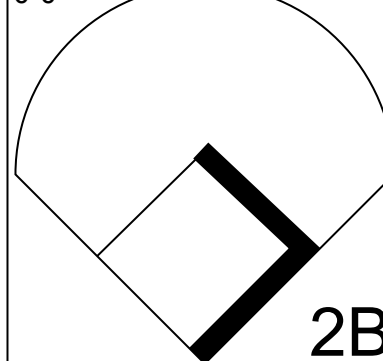
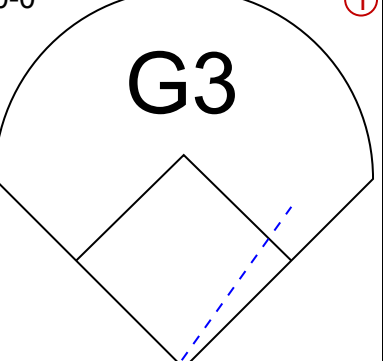
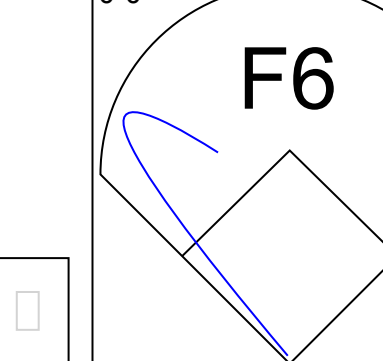

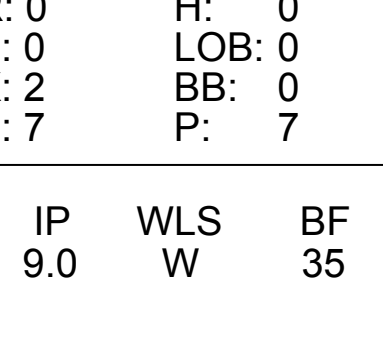
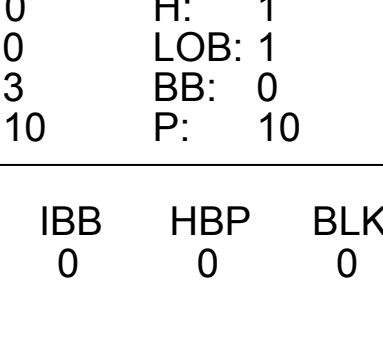
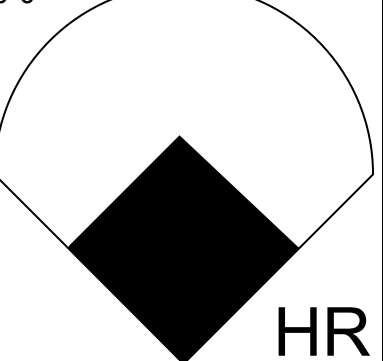
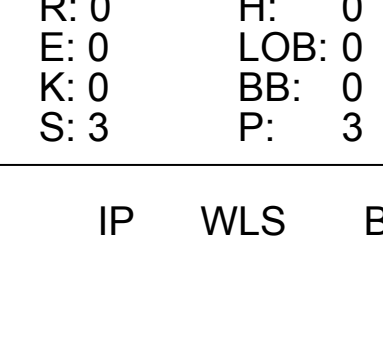
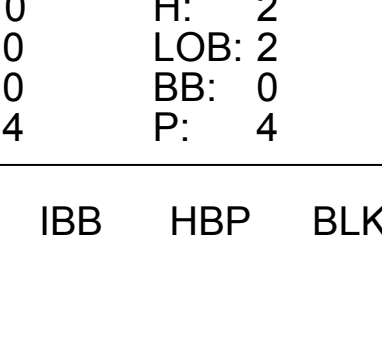
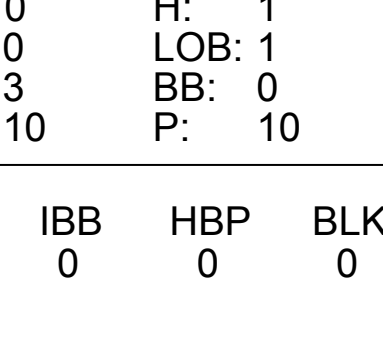
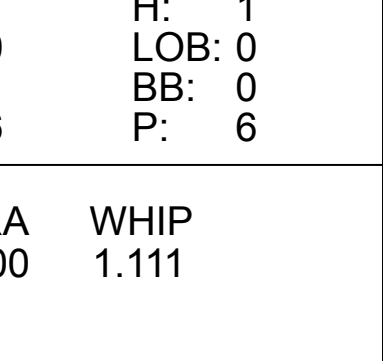



Batter	1	2	3	4	5	6	7	8	9	10	11	12	13	14	AB	R	H	RBI	BB	SO	LOB	BOTTOM						
Rob Piccolo, R OBP: 0.212, SLG: 0.247 (1, 6)															7	0	2	0	0	0	1							
Marty Perez, R OBP: 0.293, SLG: 0.322 Matt Alexander, S OBP: 0.311, SLG: 0.268 Rodney Scott, S OBP: 0.337, SLG: 0.294 (1, 4)															4	0	0	0	0	0	1							
Michelle Page, L OBP: 0.140, SLG: 0.130 Larry Murray, S OBP: 0.142, SLG: 0.128 (8, 7)															3	0	1	0	1	0	1							
Jim Tyrone, R OBP: 0.301, SLG: 0.346 (1, 9)															6	1	1	0	1	2	4							
Earl Williams, R OBP: 0.288, SLG: 0.391 Rich McKinney, R OBP: 0.237, SLG: 0.309 (1, 3)															5	0	1	0	1	1	3							
Tim Hosley, R OBP: 0.322, SLG: 0.240 Larry Lintz, S OBP: 0.316, SLG: 0.138 Willie Crawford, L OBP: 0.308, SLG: 0.301 (1, 10)															4	0	0	0	2	2	4							
Wayne Gross, L OBP: 0.354, SLG: 0.416 (1, 5)															3	1	1	3	3	0	0							
Jeff Newman, R OBP: 0.239, SLG: 0.341 (1, 2)															6	1	1	0	0	0	7							
Tony Armas, R OBP: 0.277, SLG: 0.388 (1, 8)															6	0	0	0	0	2	5							
Inning Stats	R: 0 E: 0 K: 0 S: 3	H: 0 LOB: 2 BB: 2 P: 11	R: 0 E: 0 K: 1 S: 5	H: 0 LOB: 0 BB: 0 P: 5	R: 0 E: 0 K: 1 S: 6	H: 1 LOB: 1 BB: 0 P: 6	R: 0 E: 0 K: 0 S: 6	H: 1 LOB: 3 BB: 2 P: 12	R: 0 E: 0 K: 0 S: 7	H: 0 LOB: 0 BB: 0 P: 7	R: 3 E: 1 K: 0 S: 9	H: 3 LOB: 1 BB: 2 P: 17	R: 0 E: 0 K: 3 S: 10	H: 1 LOB: 3 BB: 0 P: 10	R: 0 E: 0 K: 1 S: 5	H: 0 LOB: 0 BB: 0 P: 5	R: 0 E: 0 K: 0 S: 3	H: 1 LOB: 2 BB: 1 P: 7	R: 0 E: 0 K: 0 S: 3	H: 0 LOB: 2 BB: 2 P: 11	R: 0 E: 0 K: 2 S: 7	H: 0 LOB: 0 BB: 0 P: 7	R: 0 E: 0 K: 2 S: 7	H: 0 LOB: 0 BB: 0 P: 7	1B: 5 2B: 2 3B: 0 HR: 1	SF: 0 SAC: 0 DP: 1 HBP: 0	WP: 3 PB: 0 SB: 2 CS: 1	PA: 60
PITCHER	IP	WLS	BF	H	R	ER	SO	BB	IBB	HBP	BLK	WP	HR	S	P	ERA	WHIP											
Roger Morel, L ERA: 3.99	(1, 1)	6.0	28	5	3	2	2	4	0	0	0	0	0	28	44	3.00	1.500											
Len Barker, R ERA: 2.49	(7, 1)	8.0	32	3	1	0	10	3	2	0	0	1	0	47	67	0.00	0.750											

Texas Rangers @ Oakland Athletics
Oakland-Alameda County Coliseum, Oakland, CA
Sun Sep 25 1977, 3:33 AM PDT
Unknown

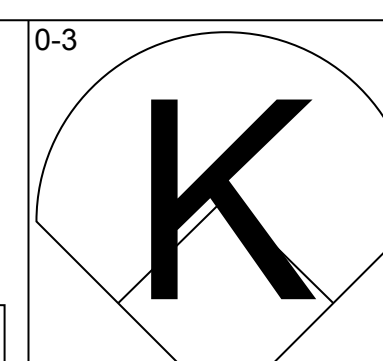
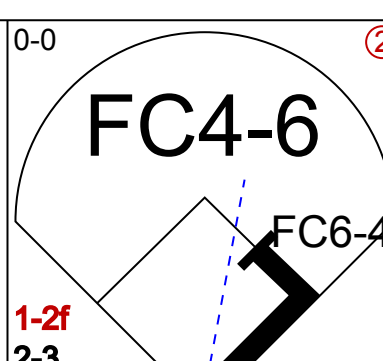
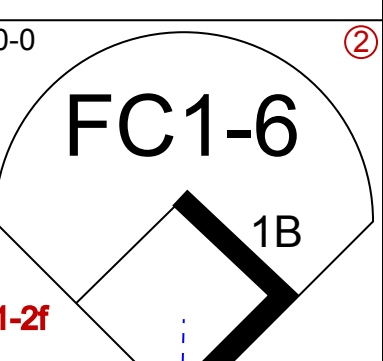
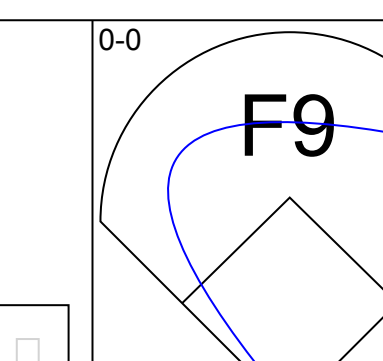
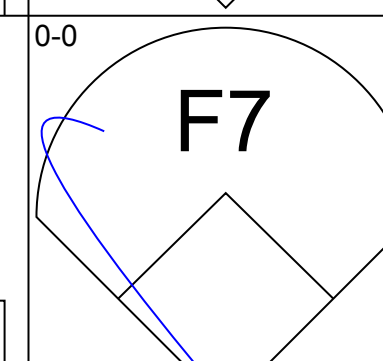
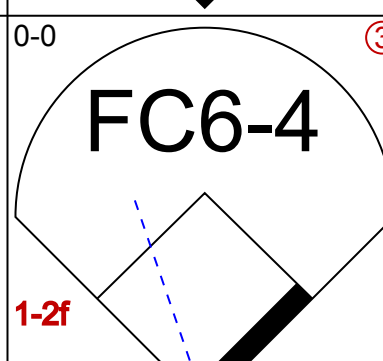
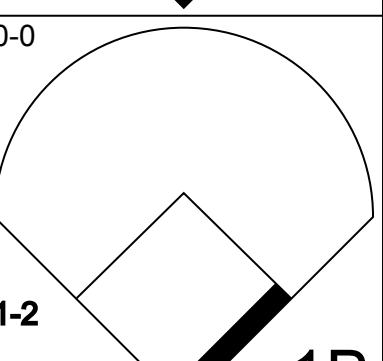
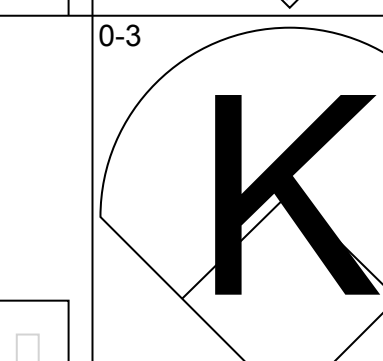
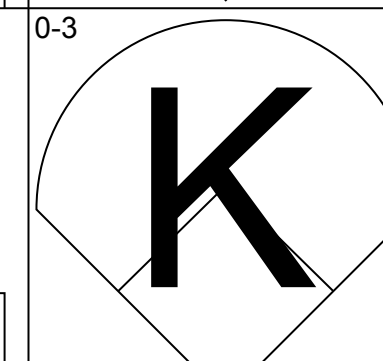
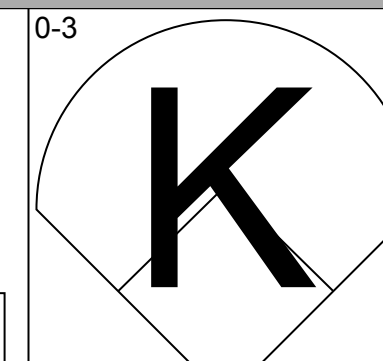
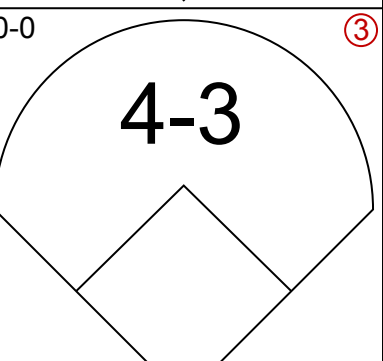

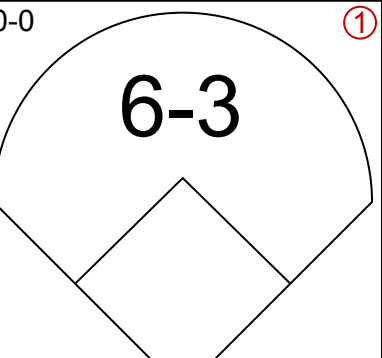
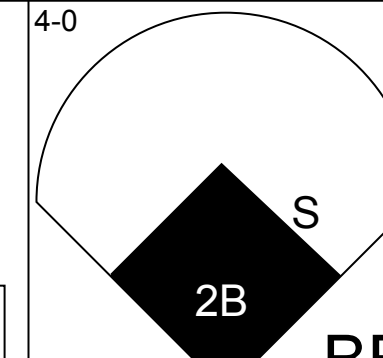
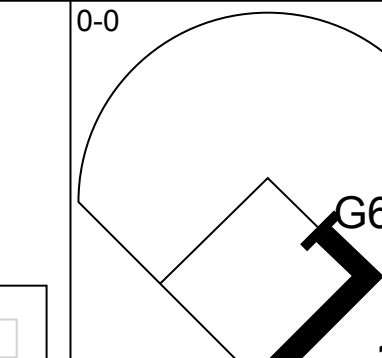
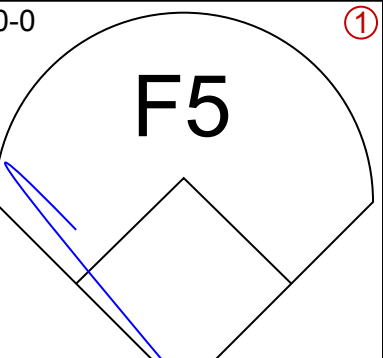
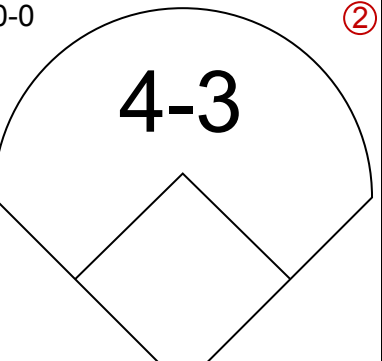
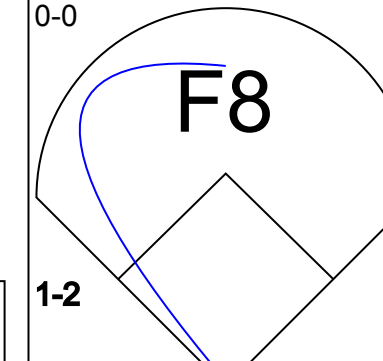
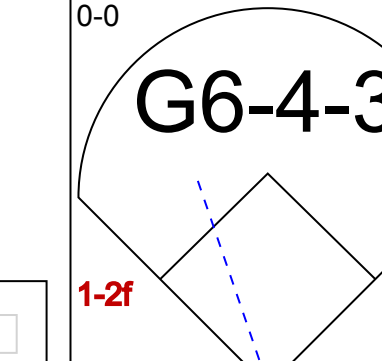
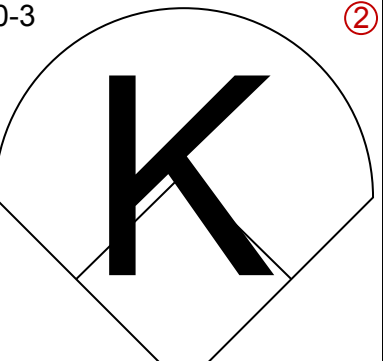
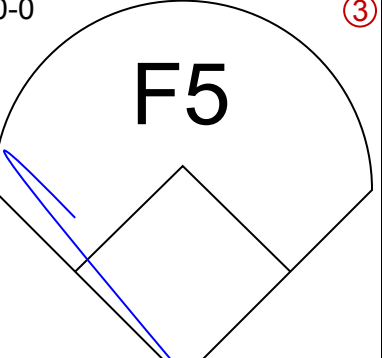
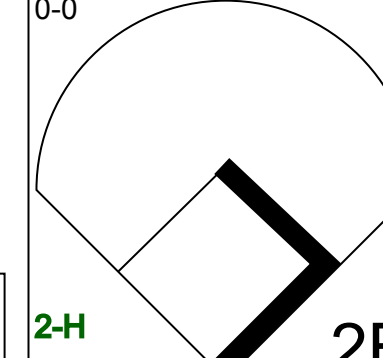
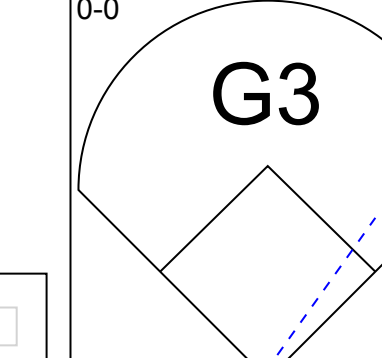
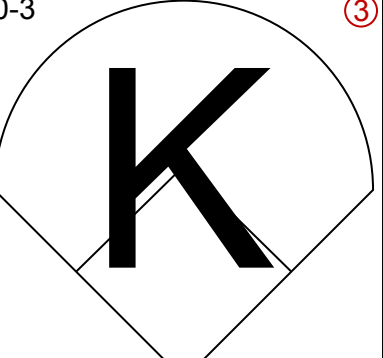
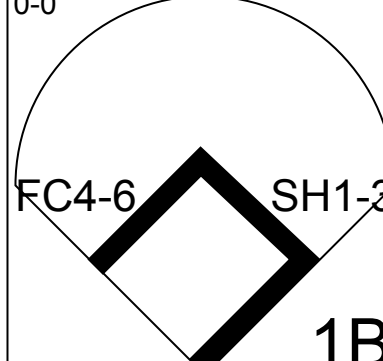
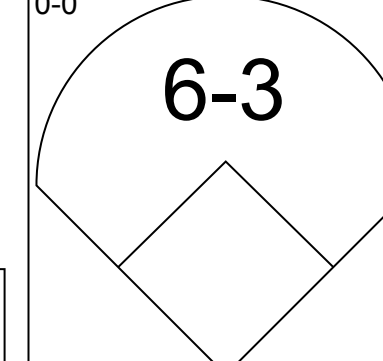
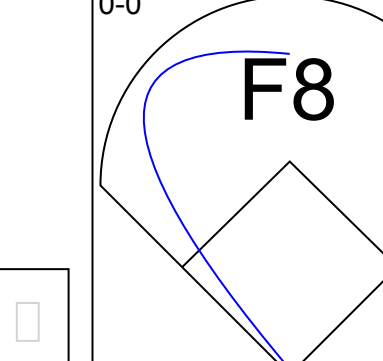
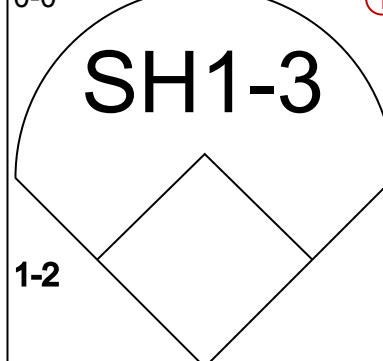
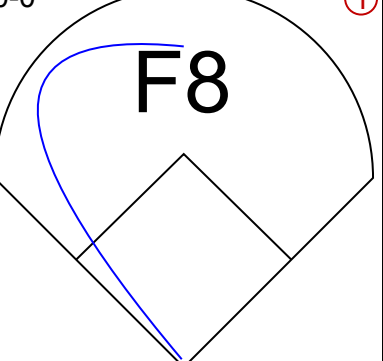
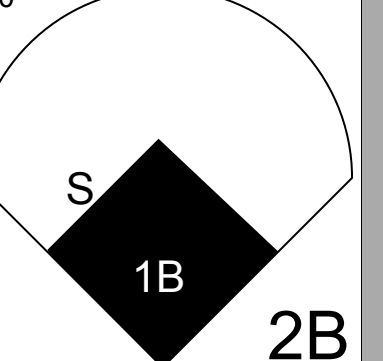
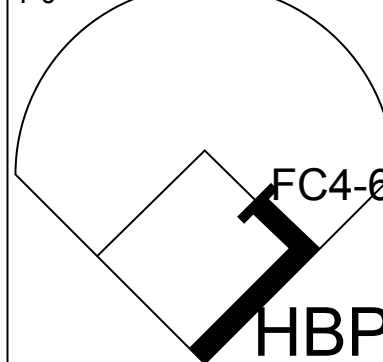
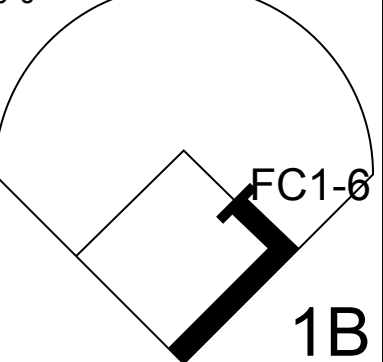
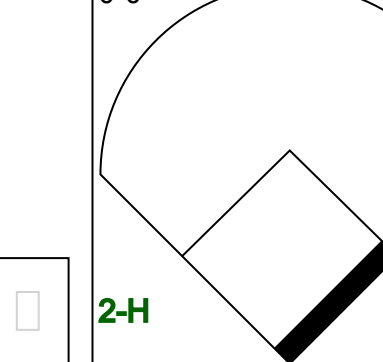
AB 51
R 4
H 8
RBI 3
BB 9
SO 12
LOB 28



Batter	1	2	3	4	5	6	7	8	9	AB	R	H	RBI	BB	SO	LOB	TOP					
Dave Collins, S (1, 7) OBP: 0.297, SLG: 0.311										4	0	0	0	0	4	1	Seattle Mariners @ Texas Rangers Arlington Stadium, Arlington, TX Wed Sep 28 1977, 8:05 PM EDT Att: 4,860 - Unknown					
Steve Braun, L (1, 10) OBP: 0.345, SLG: 0.310										4	0	1	0	0	1	1						
Julio Cruz, S (8, PR) OBP: 0.324, SLG: 0.283										4	0	1	0	0	2	2						
Dan Meyer, L (1, 3) OBP: 0.319, SLG: 0.443										4	0	0	0	0	2	2						
Leroy Stanton, R (1, 9) OBP: 0.338, SLG: 0.510										4	0	0	0	0	2	2						
Ruppert Jones, L (1, 8) OBP: 0.328, SLG: 0.461										4	0	2	0	0	1	1						
Bill Stein, R (1, 5) OBP: 0.297, SLG: 0.392										3	0	2	0	1	1	1						
Ray Fosse, R (1, 2) OBP: 0.305, SLG: 0.388										4	0	1	0	0	1	4						
Jimmy Sexton, R (9, PR) OBP: 0.286, SLG: 0.424										0	0	0	0	0	0	0						
Jose Baez, R (1, 4) OBP: 0.306, SLG: 0.320										3	0	0	0	0	1	2						
Bob Stinson, S (9, PH) OBP: 0.362, SLG: 0.400										1	0	0	0	0	0	2						
Craig Reynolds, L (1, 6) OBP: 0.277, SLG: 0.320										3	1	2	1	0	0	0						
Inning Stats	R: 0 E: 0 K: 2 S: 7	H: 0 LOB: 0 BB: 0 P: 7	R: 0 E: 0 K: 2 S: 8	H: 1 LOB: 2 BB: 1 P: 12	R: 0 E: 0 K: 3 S: 10	H: 1 LOB: 1 BB: 0 P: 10	R: 0 E: 0 K: 0 S: 4	H: 2 LOB: 1 BB: 0 P: 4	R: 1 E: 0 K: 1 S: 6	H: 1 LOB: 0 BB: 0 P: 6	R: 0 E: 0 K: 3 S: 10	H: 1 LOB: 1 BB: 0 P: 10	R: 0 E: 0 K: 0 S: 3	H: 0 LOB: 0 BB: 0 P: 3	R: 0 E: 0 K: 2 S: 8	H: 1 LOB: 1 BB: 0 P: 8	R: 0 E: 0 K: 0 S: 4	H: 2 LOB: 2 BB: 0 P: 4	1B: 5 2B: 3 3B: 0 HR: 1	SF: 0 SAC: 0 DP: 2 HBP: 0	WP: 1 PB: 0 SB: 0 CS: 0	PA: 35
PITCHER Gaylord Perry, R (1, 1) ERA: 3.37	IP: 9.0 WLS: W BF: 35 H: 9 R: 1 ER: 1 SO: 13 BB: 1 IBB: 0 HBP: 0 BLK: 0 WP: 1 HR: 1 S: 60 P: 64 ERA: 1.00 WHIP: 1.111															PITCHER						

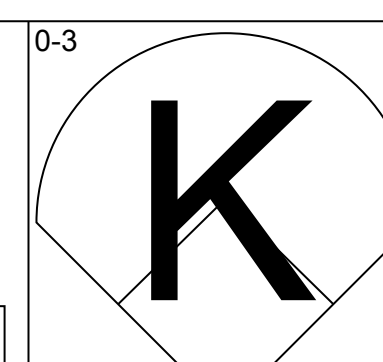
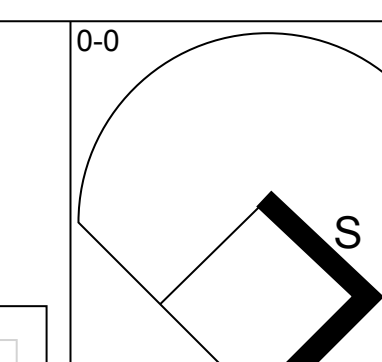
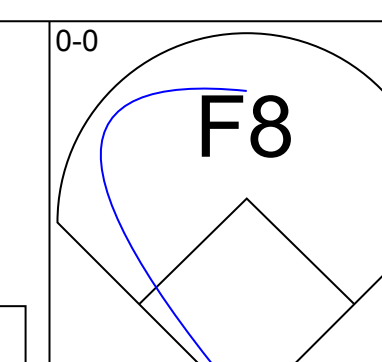
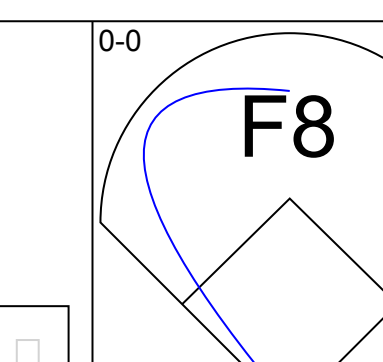
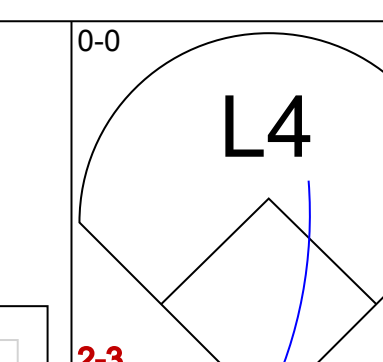
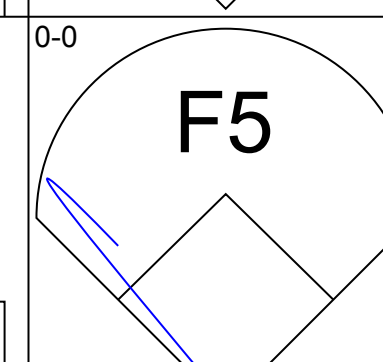
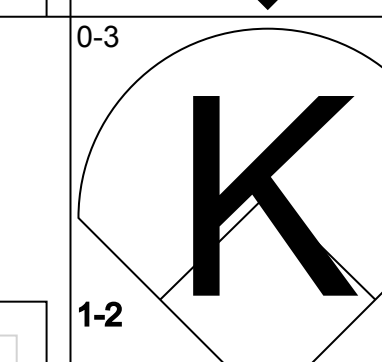
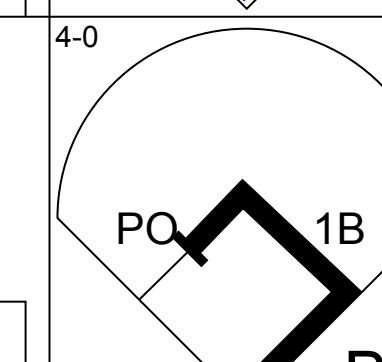
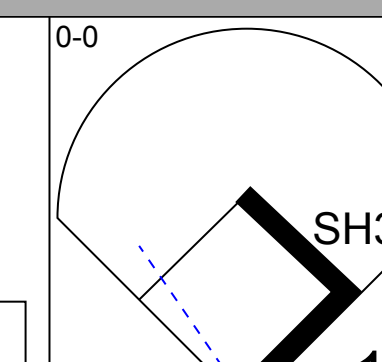
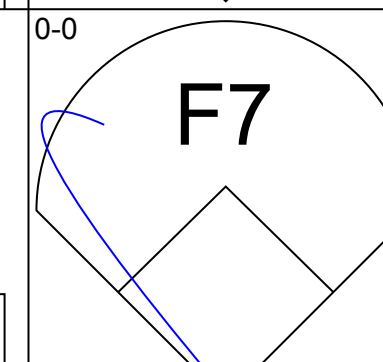
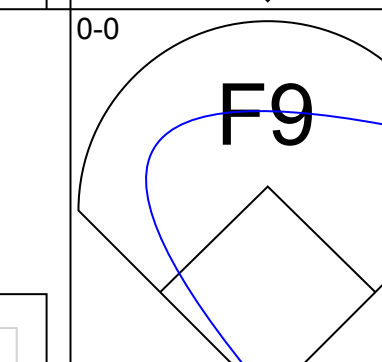
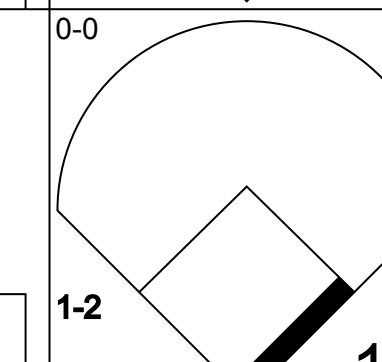
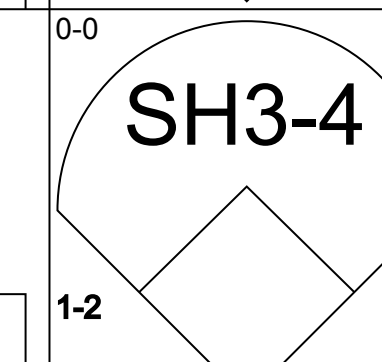
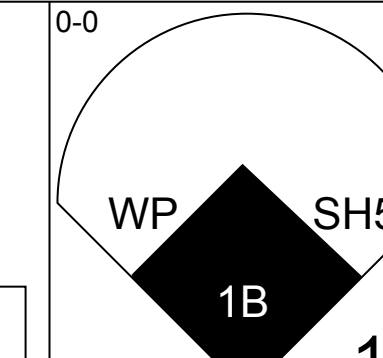
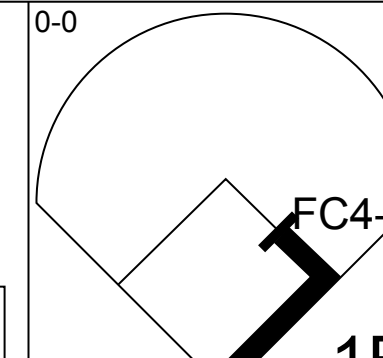
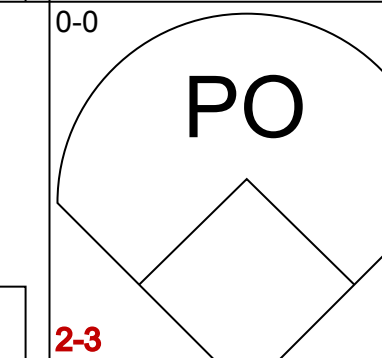
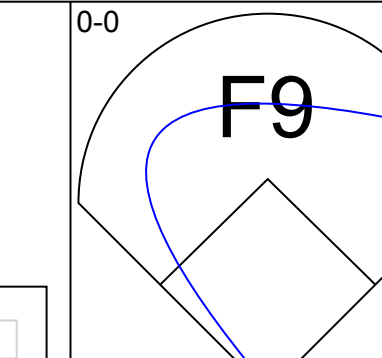
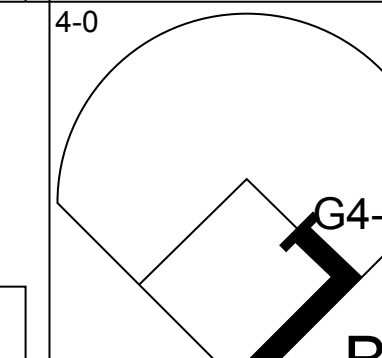
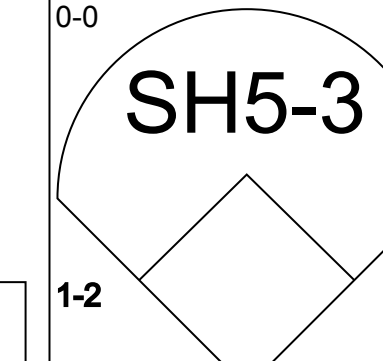
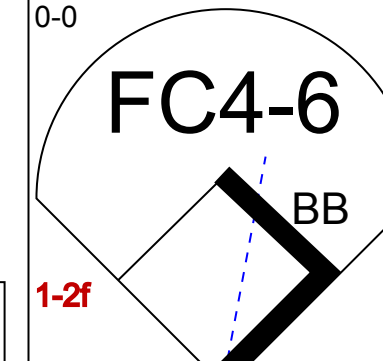
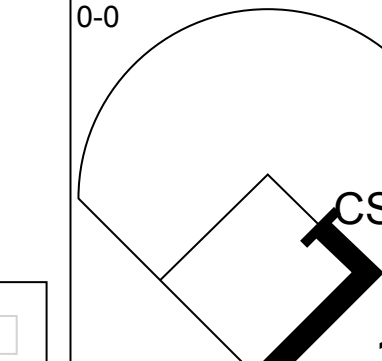
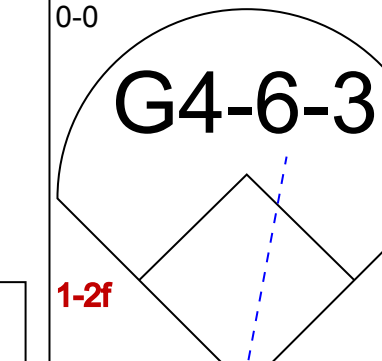
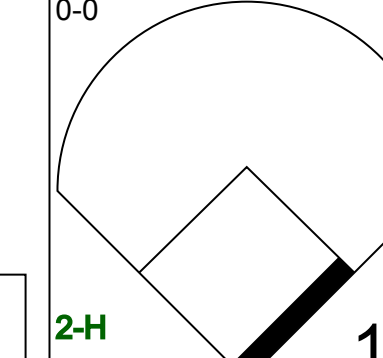
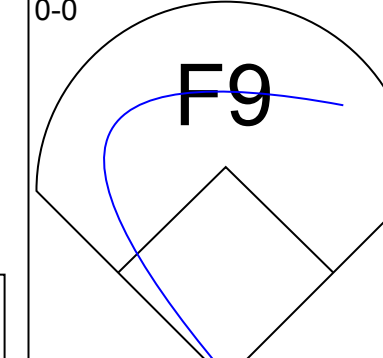
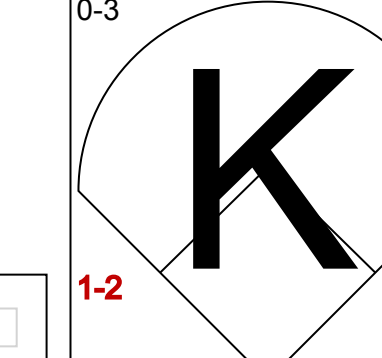
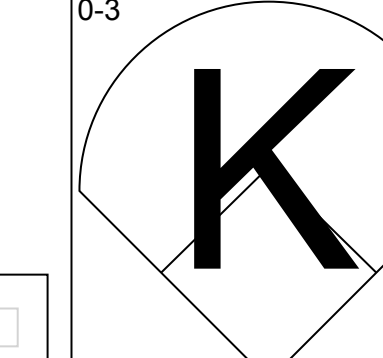
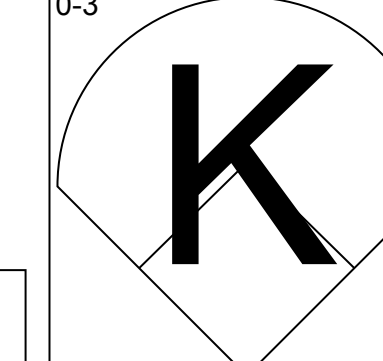
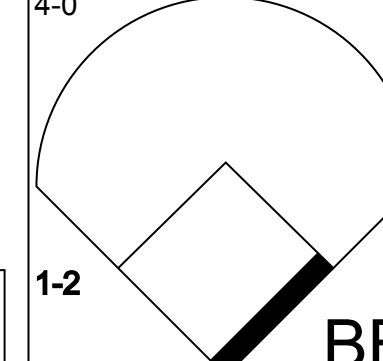

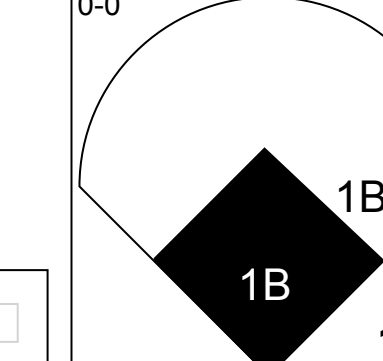
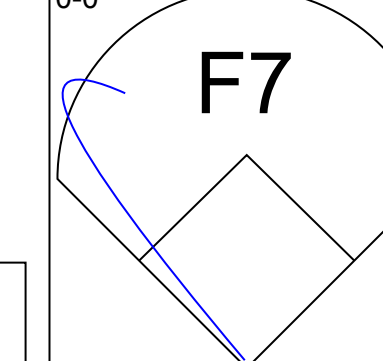
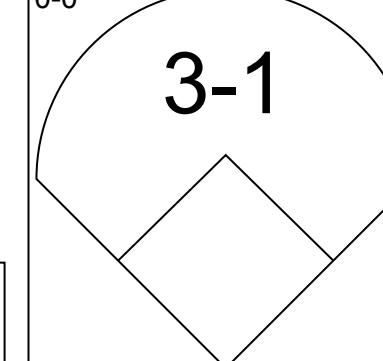

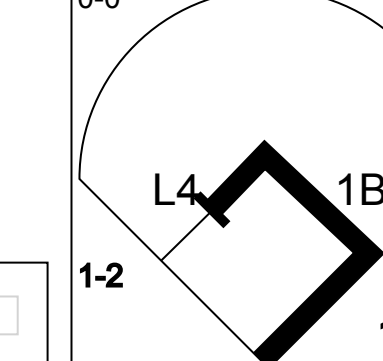
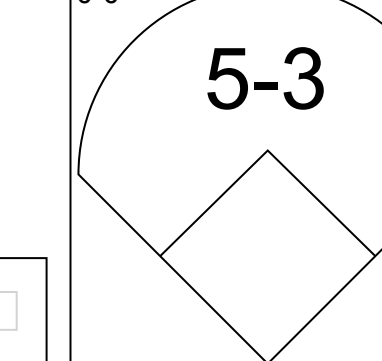
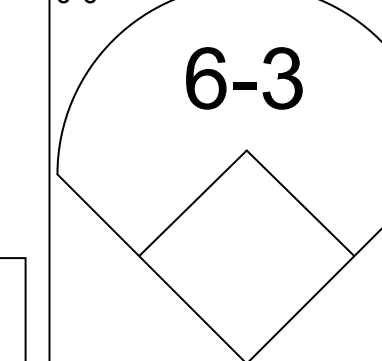
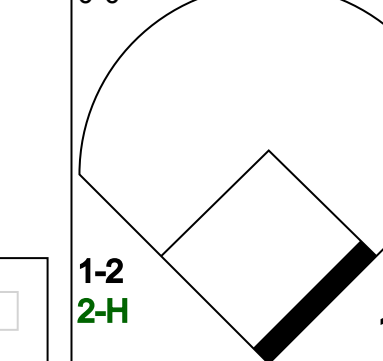
AB	34
R	1
H	9
RBI	1
BB	1
SO	13
LOB	16



Batter	1	2	3	4	5	6	7	8	9	AB	R	H	RBI	BB	SO	LOB	BOTTOM					
Mike Hargrove, L (1, 3) OBP: 0.318, SLG: 0.474										4	0	0	0	0	1	4	Seattle Mariners @ Texas Rangers Arlington Stadium, Arlington, TX Wed Sep 28 1977, 8:05 PM EDT Att: 4,860 - Unknown					
Bert Campaneris, R (1, 6) OBP: 0.311, SLG: 0.339										4	0	1	0	0	1	3						
Claudell Washington, L (1, 7) OBP: 0.320, SLG: 0.418										4	1	1	1	0	2	2						
Toby Harrah, R (1, 5) OBP: 0.394, SLG: 0.485										3	1	1	0	1	0	0						
Willie Horton, R (1, 10) OBP: 0.334, SLG: 0.425										4	0	0	0	0	1	2						
Bump Wills, S (1, 4) OBP: 0.382, SLG: 0.412										4	0	1	1	0	1	0						
Jim Sundberg, R (1, 2) OBP: 0.366, SLG: 0.390										3	0	1	0	0	0	1						
Juan Beniquez, R (1, 8) OBP: 0.340, SLG: 0.418										2	1	1	0	0	0	0						
Dave May, L (1, 9) OBP: 0.312, SLG: 0.344										2	0	2	1	0	0	0						
Inning Stats	R: 0 E: 0 K: 2 S: 7	H: 0 LOB: 0 BB: 0 P: 7	R: 0 E: 0 K: 0 S: 3	H: 0 LOB: 0 BB: 0 P: 3	R: 0 E: 0 K: 0 S: 4	H: 1 LOB: 2 BB: 0 P: 5	R: 1 E: 0 K: 1 S: 6	H: 1 LOB: 1 BB: 1 P: 10	R: 0 E: 0 K: 0 S: 5	H: 2 LOB: 2 BB: 0 P: 5	R: 0 E: 0 K: 0 S: 3	H: 1 LOB: 0 BB: 0 P: 3	R: 1 E: 0 K: 1 S: 7	H: 2 LOB: 1 BB: 0 P: 7	R: 1 E: 0 K: 2 S: 8	H: 1 LOB: 0 BB: 0 P: 8		R: 1 E: 0 K: 0 S: 8	H: 1 LOB: 0 BB: 0 P: 8	1B: 5 2B: 2 3B: 0 HR: 1	SF: 0 SAC: 1 DP: 1 HBP: 1	WP: 0 PB: 0 SB: 2 CS: 0
PITCHER Glenn Abbott, R (1, 1) ERA: 4.52	IP: 8.0 WLS: L BF: 33 H: 8 R: 3 ER: 2 SO: 6 BB: 1 IBB: 0 HBP: 1 BLK: 0 WP: 0 HR: 1 S: 43 P: 48 ERA: 2.25 WHIP: 1.125															PITCHER						


AB	30
R	3
H	8
RBI	3
BB	1
SO	6
LOB	12

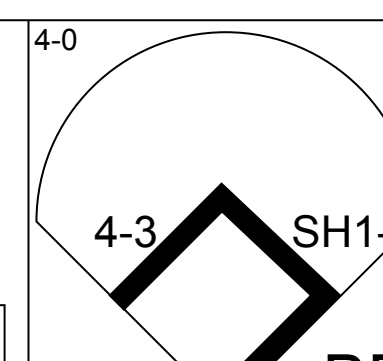
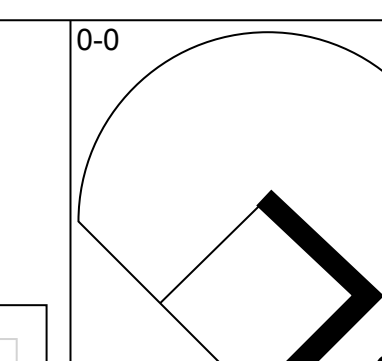
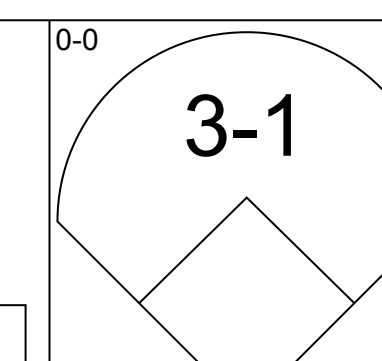
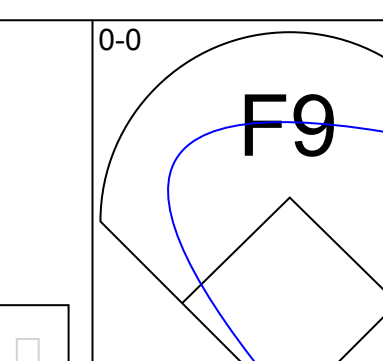
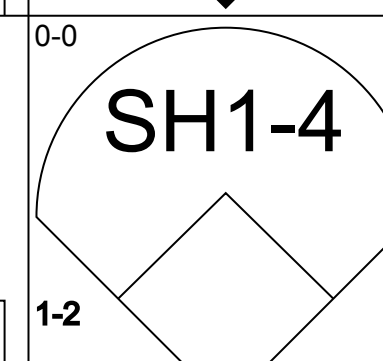
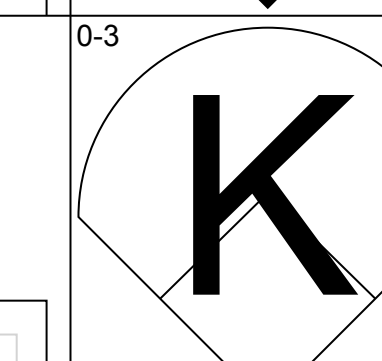
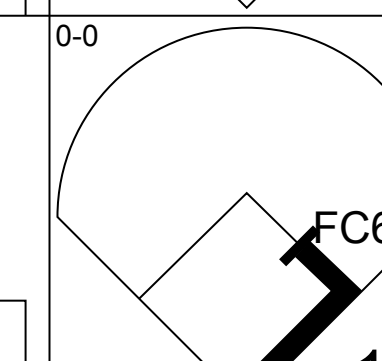
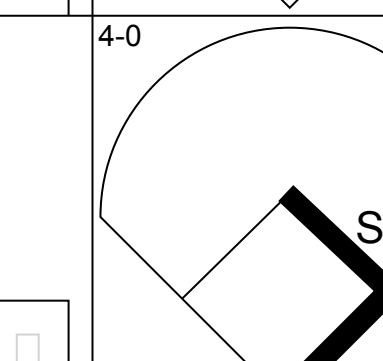
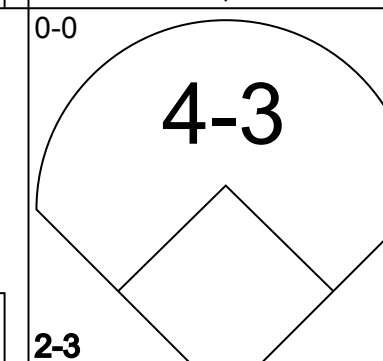
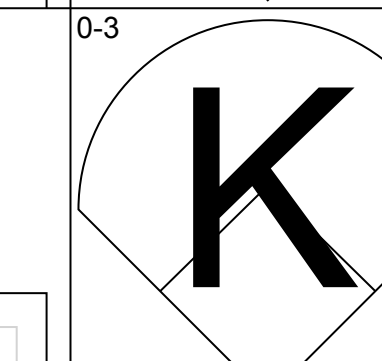
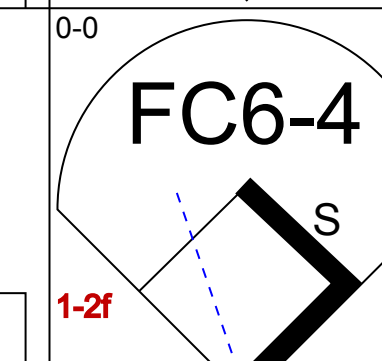
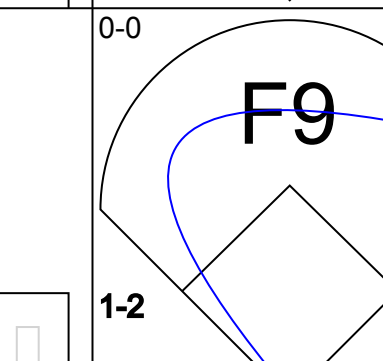
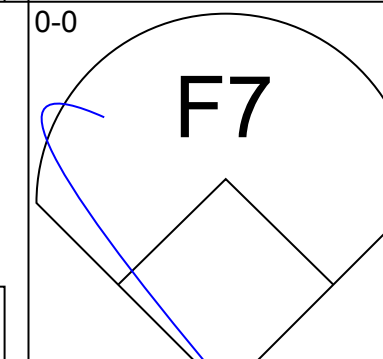
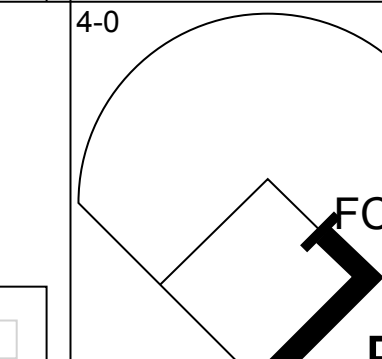
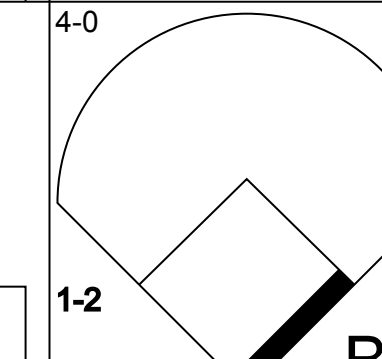
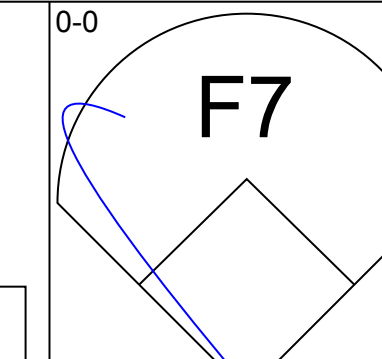
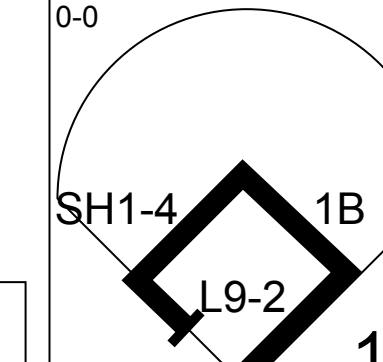
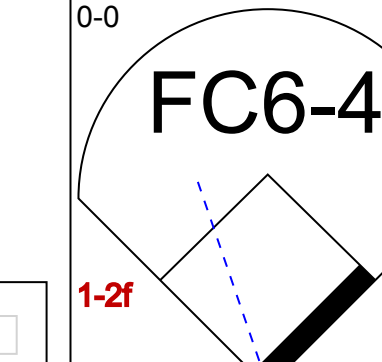
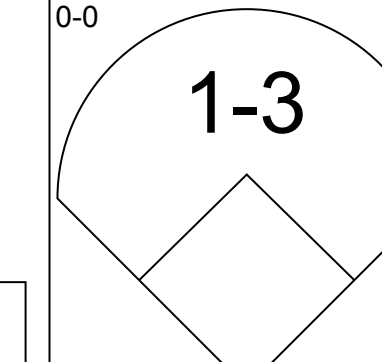
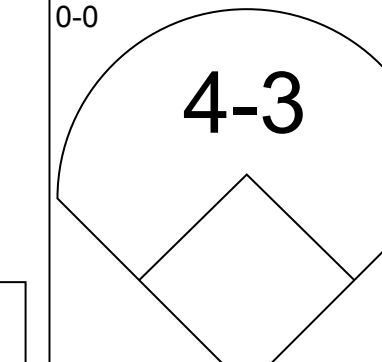
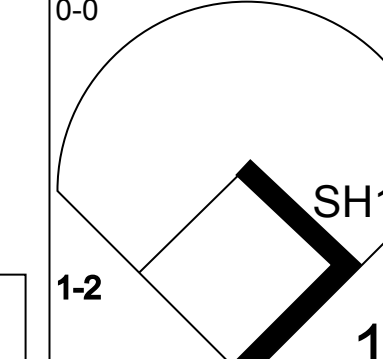
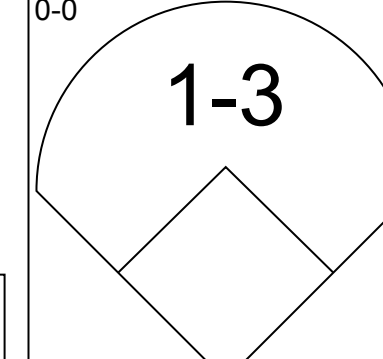
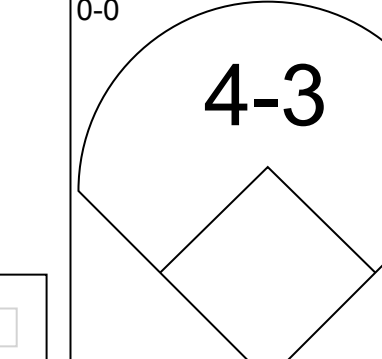
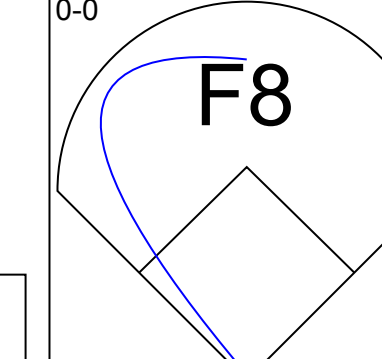
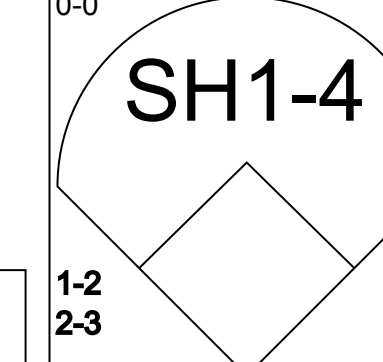
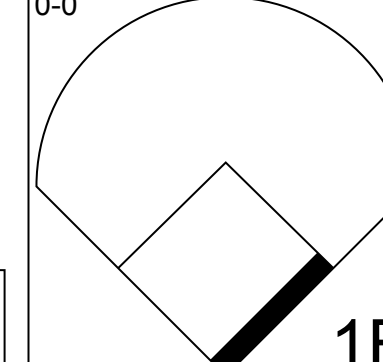
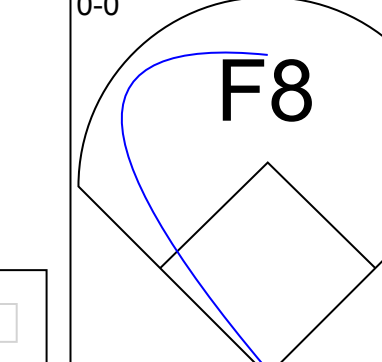
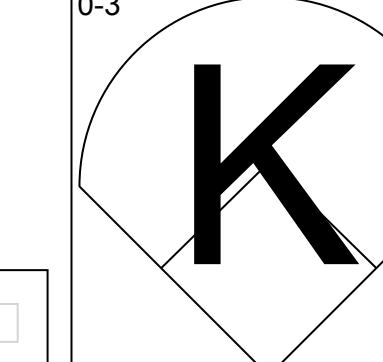
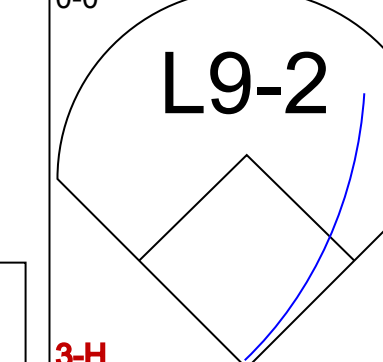
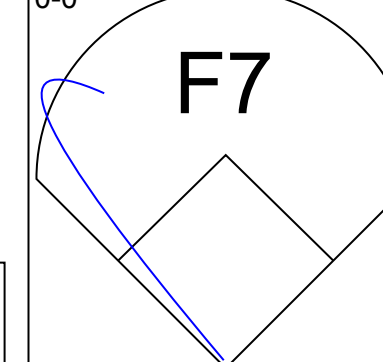
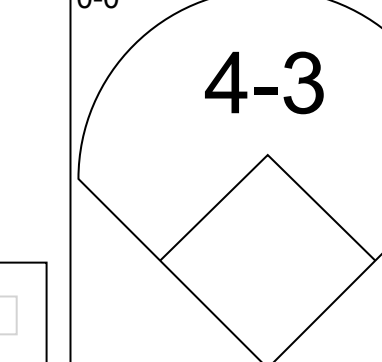
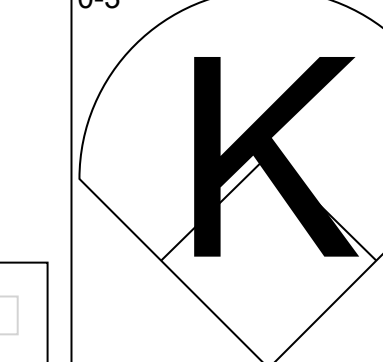
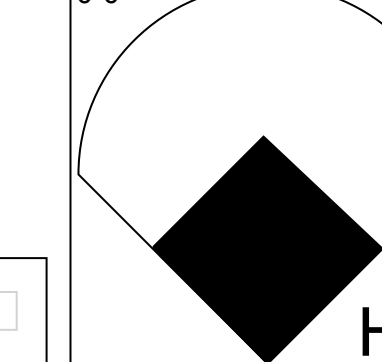
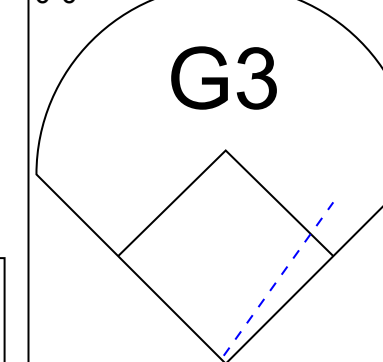

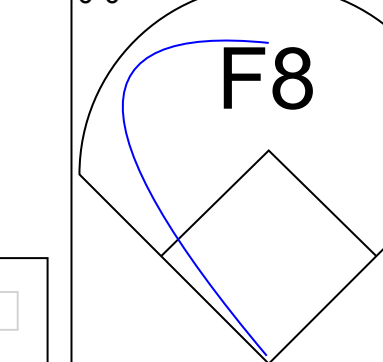


Batter	1	2	3	4	5	6	7	8	9	AB	R	H	RBI	BB	SO	LOB	TOP										
Dave Collins, S OBP: 0.296, SLG: 0.309 (1, 7)			 1B						 2-3	5	0	1	0	0	1	3											
Steve Braun, L OBP: 0.346, SLG: 0.310 (1, 10)			 1-2		 1B BB			 1B		3	0	1	0	1	1	1											
Dan Meyer, L OBP: 0.319, SLG: 0.442 (1, 3)					 1-2			 1-2		3	0	1	0	0	0	1											
Leroy Stanton, R OBP: 0.341, SLG: 0.511 Luis Delgado, S OBP: 0.273, SLG: 0.273 (8, 9)		 SH5-3 1B		 1B		 2-3		 BB		3	1	2	0	1	0	0											
Ruppert Jones, L OBP: 0.328, SLG: 0.461 (1, 8)	 1-2		 BB		 1B			 1-2		3	0	1	0	0	0	3											
Bill Stein, R OBP: 0.297, SLG: 0.391 (1, 5)	 2-H				 1-2					4	0	1	1	0	2	2											
Bob Stinson, S OBP: 0.364, SLG: 0.399 (1, 2)			 1-2					 1B		3	1	1	0	1	1	1											
Craig Reynolds, L OBP: 0.277, SLG: 0.320 (1, 6)								 1B		4	0	1	0	0	0	3											
Julio Cruz, S OBP: 0.327, SLG: 0.288 (1, 4)								 1-2 2-H		4	0	2	1	0	0	0											
Inning Stats	R: 0 E: 0 K: 1 S: 5	H: 0 LOB: 0 BB: 0 P: 5	R: 1 E: 0 K: 1 S: 7	H: 2 LOB: 1 BB: 0 P: 7	R: 0 E: 0 K: 1 S: 6	H: 1 LOB: 1 BB: 0 P: 6	R: 0 E: 0 K: 0 S: 4	H: 1 LOB: 2 BB: 1 P: 8	R: 0 E: 0 K: 1 S: 3	H: 1 LOB: 0 BB: 0 P: 7	R: 0 E: 0 K: 0 S: 4	H: 1 LOB: 1 BB: 0 P: 4	R: 0 E: 0 K: 0 S: 3	H: 1 LOB: 1 BB: 0 P: 7	R: 1 E: 0 K: 1 S: 7	H: 3 LOB: 1 BB: 0 P: 7	1B: 11 2B: 1 3B: 0 HR: 0	SF: 0 SAC: 2 DP: 2 HBP: 0	WP: 1 PB: 0 SB: 1 CS: 1	PA: 38							
PITCHER	IP	WLS	BF	H	R	ER	SO	BB	IBB	HBP	BLK	WP	HR	S	P	ERA	WHIP										
Doyle Alexander, R ERA: 3.65 (1, 1)	8.1	L	36	11	2	2	5	3	0	0	0	1	0	43	55	2.16	1.680										
Roger Moret, L ERA: 3.96 (9, 1)	0.2		1	0	0	0	0	0	0	0	0	0	0	1	1	0.00	0.000										

Seattle Mariners @ Texas Rangers
Arlington Stadium, Arlington, TX
Thu Sep 29 1977, 8:05 PM EDT
Att: 4,714 - Unknown

AB 32
R 2
H 11
RBI 2
BB 3
SO 5
LOB 14



Batter	1	2	3	4	5	6	7	8	9	AB	R	H	RBI	BB	SO	LOB	BOTTOM										
Mike Hargrove, L OBP: 0.318, SLG: 0.475 (1, 3)	 SH1-4 BB									3	0	1	0	1	0	0											
Bert Campaneris, R OBP: 0.313, SLG: 0.339 (1, 6)	 1-2		 FC6-4				 BB			2	0	1	0	1	1	1											
Claudell Washington, L OBP: 0.316, SLG: 0.415 (1, 7)	 2-3				 S		 1-2			4	0	0	0	0	1	4											
Toby Harrah, R OBP: 0.394, SLG: 0.483 (1, 5)			 BB		 1-2					2	0	0	0	2	0	1											
Willie Horton, R OBP: 0.333, SLG: 0.423 (1, 10)		 1B L9-2	 1-2							4	0	1	0	0	0	4											
Bump Wills, S OBP: 0.361, SLG: 0.411 (1, 4)	 1-2									4	0	1	0	0	0	0											
Jim Sundberg, R OBP: 0.365, SLG: 0.390 (1, 2)	 1-2 2-3								 0-3	3	0	1	0	0	1	0											
Juan Beniquez, R OBP: 0.337, SLG: 0.414 (1, 8)	 3-H								 0-3	4	0	0	0	0	1	3											
Dave May, L OBP: 0.311, SLG: 0.352 (1, 9)									 0-3	4	1	1	1	0	0	1											
Inning Stats	R: 0 E: 0 K: 0 S: 3	H: 0 LOB: 1 BB: 1 P: 7	R: 0 E: 0 K: 0 S: 4	H: 2 LOB: 1 BB: 0 P: 4	R: 1 E: 0 K: 2 S: 9	H: 2 LOB: 2 BB: 1 P: 13	R: 0 E: 0 K: 0 S: 4	H: 1 LOB: 1 BB: 0 P: 4	R: 0 E: 0 K: 0 S: 3	H: 0 LOB: 0 BB: 0 P: 3	R: 0 E: 0 K: 0 S: 3	H: 0 LOB: 1 BB: 1 P: 7	R: 0 E: 0 K: 0 S: 3	H: 0 LOB: 0 BB: 0 P: 3	R: 2 E: 0 K: 2 S: 7	H: 0 LOB: 0 BB: 0 P: 7	1B: 4 2B: 2 3B: 0 HR: 1	SF: 0 SAC: 2 DP: 1 HBP: 0	WP: 0 PB: 0 SB: 2 CS: 0	PA: 36							
PITCHER	IP	WLS	BF	H	R	ER	SO	BB	IBB	HBP	BLK	WP	HR	S	P	ERA	WHIP										
Paul Mitchell, R ERA: 6.41 (1, 1)	8.0	W	33	6	1	1	2	4	0	0	0	0	0	7	7	1.12	1.250										
Enrique Romo, R ERA: 2.89 (9, 1)	1.0	S	3	0	0	0	2	0	0	0	0	0	0	7	7	0.00	0.000										

Seattle Mariners @ Texas Rangers
Arlington Stadium, Arlington, TX
Thu Sep 29 1977, 8:05 PM EDT
Att: 4,714 - Unknown

AB 30
R 1
H 6
RBI 1
BB 4
SO 4
LOB 14



Batter	1	2	3	4	5	6	7	8	9	AB	R	H	RBI	BB	SO	LOB	TOP					
Rob Piccolo, R OBP: 0.212, SLG: 0.248 (1, 6)	0-0 1-3		0-3 K			0-3 K		0-0 F7		4	0	0	0	0	2	1						
Marty Perez, R OBP: 0.297, SLG: 0.310 (1, 4)	0-3 K			0-3 K		0-0 F8		0-0 4-3		4	0	0	0	0	2	1						
Mitchell Page, L OBP: 0.407, SLG: 0.525 (1, 7)	0-0 4-3			0-0 E S G3 1B			0-0 E4 1B SH3-4		0-0 G3	4	1	1	0	0	0	0						
Mike Jorgensen, L OBP: 0.327, SLG: 0.358 (1, 3)		0-3 K		0-0 G3			0-0 SH3-4		0-0 F8	3	0	0	1	0	1	0						
Jim Tyrone, R OBP: 0.299, SLG: 0.343 (1, 9)		0-0 S 1B		0-0 4-3			0-3 K		0-3 K	4	0	1	0	0	2	1						
Manny Sanguillen, R OBP: 0.300, SLG: 0.350 (1, 10)		0-0 F6				0-0 G4-6-3 1B				3	0	2	0	0	0	1						
Wayne Gross, L OBP: 0.355, SLG: 0.420 (1, 5)		0-0 G3				0-0 G4-6-3 1-2 1B		0-0 L9		3	0	0	0	0	0	4						
Tony Armas, R OBP: 0.276, SLG: 0.383 (1, 8)			0-0 6-3							2	0	0	0	0	0	0						
Larry Murray, S OBP: 0.245, SLG: 0.239 (6, 8)						0-0 F8				1	0	1	0	0	0	0						
Jeff Newman, R OBP: 0.245, SLG: 0.351 (1, 2)			0-3 K			0-0 6-3			0-0 FC6-4 1B	3	0	0	0	0	1	1						
Inning Stats	R: 0 E: 0 K: 1 S: 5	H: 0 LOB: 0 BB: 0 P: 5	R: 0 E: 0 K: 1 S: 6	H: 1 LOB: 1 BB: 0 P: 6	R: 0 E: 0 K: 2 S: 7	H: 0 LOB: 0 BB: 0 P: 7	R: 1 E: 0 K: 1 S: 6	H: 1 LOB: 0 BB: 0 P: 6	R: 0 E: 0 K: 0 S: 3	H: 1 LOB: 0 BB: 0 P: 3	R: 0 E: 0 K: 1 S: 5	H: 0 LOB: 0 BB: 0 P: 5	R: 0 E: 1 K: 1 S: 7	H: 1 LOB: 2 BB: 0 P: 7	R: 0 E: 0 K: 0 S: 4	H: 1 LOB: 1 BB: 0 P: 4	R: 0 E: 0 K: 1 S: 5	H: 0 LOB: 0 BB: 0 P: 5	1B: 5 2B: 0 3B: 0 HR: 0	SF: 0 SAC: 1 DP: 1 HBP: 0	WP: 0 PB: 0 SB: 2 CS: 0	PA: 32
PITCHER Dock Ellis, R ERA: 3.63 (1, 1)	IP: 9.0 WLS: W BF: 32 H: 5 R: 1 ER: 0 SO: 8 BB: 0 IBB: 0 HBP: 0 BLK: 0 WP: 0 HR: 0 S: 48 P: 48 ERA: 0.00 WHIP: 0.556															PITCHER						

Oakland Athletics @ Texas Rangers
Arlington Stadium, Arlington, TX
Fri Sep 30 1977, 8:05 PM EDT
Att: 7,471 - Unknown

livebaseballscores.com

AB 31
R 1
H 5
RBI 1
BB 0
SO 8
LOB 9



Batter	1	2	3	4	5	6	7	8	9	AB	R	H	RBI	BB	SO	LOB	BOTTOM					
Keith Smith, R OBP: 0.309, SLG: 0.403 (1, 7)	0-0 F3		0-3 K			0-0 F6		0-0 S 1B 1B		4	1	1	1	0	1	1						
Bert Campaneris, R OBP: 0.313, SLG: 0.339 (1, 6)	0-0 4-3		0-0 SH5-3		0-0 6-3		0-0 S 1B			3	0	1	2	0	0	0						
Juan Beniquez, R OBP: 0.336, SLG: 0.413 (1, 8)	0-0 1B		0-0 4-3			0-0 F9	0-0 F4			4	0	1	0	0	0	2						
Toby Harrah, R OBP: 0.393, SLG: 0.480 (1, 5)	0-0 4-3			0-0 5-3		0-0 F8	4-0 FC6-4 BB			3	0	0	0	1	0	1						
Willie Horton, R OBP: 0.336, SLG: 0.425 (1, 10)		0-0 CS 1B		0-0 1B		4-0 BB	0-0 FC6-4			3	0	2	0	1	0	2						
Jim Sundberg, R OBP: 0.365, SLG: 0.389 (1, 2)	0-0 F9		0-3 K			0-0 F3		0-0 FC5 1B		4	0	1	0	0	1	3						
Kurt Bevacqua, R OBP: 0.368, SLG: 0.625 (1, 3)		0-3 K						0-0 L5		3	0	1	0	0	1	1						
Mike Hargrove, L OBP: 0.419, SLG: 0.476 (8, 3)		1-2 K		1-2 1B				1-2 FC5 1B		1	0	1	0	0	0	0						
Bump Wills, S OBP: 0.362, SLG: 0.412 (1, 4)			0-0 S 1B		0-0 1-3			0-0 FC5		4	2	2	0	0	0	4						
Tom Grieve, R OBP: 0.269, SLG: 0.349 (1, 9)			0-0 S 1B			0-0 F7		0-0 S 1B		3	0	2	1	0	0	0						
Eddie Miller, S (7, PR)										0	1	0	0	0	0	0						
Dave May, L OBP: 0.310, SLG: 0.351 (8, 9)			1-H S 1B					1-2 S 1B		1	0	0	0	0	0	2						
Inning Stats	R: 0 E: 0 K: 0 S: 4	H: 1 LOB: 1 BB: 0 P: 4	R: 0 E: 0 K: 1 S: 5	H: 1 LOB: 0 BB: 0 P: 5	R: 1 E: 0 K: 1 S: 7	H: 2 LOB: 1 BB: 0 P: 7	R: 0 E: 0 K: 1 S: 7	H: 2 LOB: 0 BB: 0 P: 7	R: 0 E: 0 K: 0 S: 3	H: 0 LOB: 0 BB: 0 P: 3	R: 0 E: 0 K: 0 S: 3	H: 0 LOB: 1 BB: 1 P: 7	R: 3 E: 0 K: 0 S: 7	H: 4 LOB: 2 BB: 1 P: 11	R: 0 E: 0 K: 0 S: 4	H: 2 LOB: 1 BB: 0 P: 4	R: 0 E: 0 K: 0 S: 4	H: 2 LOB: 1 BB: 0 P: 4	1B: 12 2B: 1 3B: 0 HR: 0	SF: 0 SAC: 1 DP: 2 HBP: 0	WP: 0 PB: 0 SB: 4 CS: 1	PA: 36
PITCHER Pablo Torrealba, L ERA: 2.62 (1, 1)	IP: 6.1 WLS: L BF: 29 H: 10 R: 4 ER: 4 SO: 3 BB: 1 IBB: 0 HBP: 0 BLK: 0 WP: 0 HR: 0 S: 34 P: 38 ERA: 5.68 WHIP: 1.737															PITCHER						
Doug Bair, R ERA: 3.43 (7, 1)	0.2 3 0 0 0 0 1 0 0 0 0 0 2 6 0.00 1.500																					
Steve Dunning, R ERA: 3.93 (8, 1)	1.0 4 2 0 0 0 0 0 0 0 0 0 4 4 0.00 2.000																					

Oakland Athletics @ Texas Rangers
Arlington Stadium, Arlington, TX
Fri Sep 30 1977, 8:05 PM EDT
Att: 7,471 - Unknown

livebaseballscores.com

AB 33
R 4
H 12
RBI 4
BB 2
SO 3
LOB 16



Batter	1	2	3	4	5	6	7	8	9	AB	R	H	RBI	BB	SO	LOB	TOP								
Marty Perez, R OBP: 0.292, SLG: 0.313 (1, 4)	F8		F9		F8		G5-4-3 1B		2B 1B	5	1	2	1	0	0	1	Oakland Athletics @ Texas Rangers Arlington Stadium, Arlington, TX Sun Oct 02 1977, 4:33 AM EDT Att: 5,779 - Unknown								
Rob Piccolo, R OBP: 0.218, SLG: 0.258 Matt Alexander, S OBP: 0.304, SLG: 0.262 (1, 6) (9, FR)	6-3			2B 1B			G5-4-3 1B		2B 1B	5	1	3	2	0	0	2									
Jim Tyrone, R OBP: 0.300, SLG: 0.340 (1, 9)	6-3			K	F6				F3 1-3	5	0	0	0	0	1	3									
Mike Jorgensen, L OBP: 0.327, SLG: 0.381 (1, 7)		HR		F3		G3			HR	4	2	2	2	0	0	1									
Manny Sanguillen, R OBP: 0.302, SLG: 0.354 (1, 10)	F8					5-3			HR	4	0	2	1	0	0	0									
Jerry Tabb, L OBP: 0.269, SLG: 0.368 Tim Hosley, R OBP: 0.333, SLG: 0.231 (8, PH) (8, 3)							F8		BB 1B	3	0	1	0	0	1	1									
Rich McKinney, R OBP: 0.236, SLG: 0.303 (1, 5)	G5-4-3 1-2								BB 1B	3	1	0	0	1	0	3									
Larry Murray, S OBP: 0.257, SLG: 0.253 Tony Armas, R OBP: 0.274, SLG: 0.380 (9, PH)			6-3		E7 1B 2B		2B 1B BB		K	2	2	1	0	1	0	0									
Jeff Newman, R OBP: 0.244, SLG: 0.352 (1, 2)			K		F9		1B 2B		F7	4	0	1	0	0	1	1									
Inning Stats	R: 0 E: 0 K: 0 S: 3	H: 0 LOB: 0 BB: 0 P: 3	R: 1 E: 0 K: 0 S: 4	H: 2 LOB: 0 BB: 0 P: 4	R: 0 E: 0 K: 1 S: 5	H: 0 LOB: 0 BB: 0 P: 5	R: 1 E: 0 K: 2 S: 9	H: 2 LOB: 1 BB: 0 P: 9	R: 2 E: 1 K: 0 S: 5	H: 2 LOB: 1 BB: 1 P: 9	R: 0 E: 0 K: 0 S: 3	H: 0 LOB: 0 BB: 0 P: 3	R: 1 E: 0 K: 0 S: 4	H: 2 LOB: 1 BB: 1 P: 8	R: 1 E: 0 K: 0 S: 4	H: 2 LOB: 1 BB: 1 P: 8		R: 1 E: 0 K: 1 S: 7	H: 2 LOB: 1 BB: 0 P: 7	1B: 6 2B: 4 3B: 0 HR: 2	SF: 0 SAC: 0 DP: 3 HBP: 0	WP: 0 PB: 0 SB: 0 CS: 0	PA: 39		
PITCHER	IP	WLS	BF	H	R	ER	SO	BB	IBB	HBP	BLK	WP	HR	S	P	ERA	WHIP								
John Poloni, L ERA: 6.43 (1, 1)	5.0	W	21	6	4	4	3	1	0	0	0	0	1	26	30	7.20	1.400								
Roger Moret, L ERA: 3.73 (6, 1)	4.0	S	18	6	3	3	1	2	0	0	0	0	1	18	26	6.75	2.000								

AB 36
R 7
H 12
RBI 6
BB 3
SO 4
LOB 12



Batter	1	2	3	4	5	6	7	8	9	AB	R	H	RBI	BB	SO	LOB	BOTTOM								
Keith Smith, R OBP: 0.301, SLG: 0.388 (1, 7)	K		1B E 1B	4-3		F8		5-3		5	1	1	1	0	1	1	Oakland Athletics @ Texas Rangers Arlington Stadium, Arlington, TX Sun Oct 02 1977, 4:33 AM EDT Att: 5,779 - Unknown								
Eddie Miller, S OBP: 0.429, SLG: 0.333 (1, 8)	F9		E 1B		E 1B	4-3 BB		K		4	2	2	1	1	1	0									
Lew Beasley, L OBP: 0.257, SLG: 0.250 (1, 9)	E BB		F6		E9 1B	4-3				3	1	1	0	1	0	3									
Kurt Bevacqua, R OBP: 0.365, SLG: 0.604 (1, 5)	6-3		E2 2B		K	5-3				4	1	1	2	0	1	4									
Pat Putnam, L OBP: 0.333, SLG: 0.462 (1, 3)		K	F2		1B 1B IBB		L4-6 6-3 1B			3	1	1	0	1	1	0									
Bill Fahey, L OBP: 0.232, SLG: 0.279 (1, 2)	E6 G6-3		F7		1B 1B		6-3			4	0	1	2	0	0	1									
Ken Henderson, S OBP: 0.333, SLG: 0.377 Tom Grieve, R OBP: 0.273, SLG: 0.352 (1, 10) (5, PH)	G6-3			4-3		1B		E5		2	0	0	0	0	0	1									
Jim Mason, L OBP: 0.257, SLG: 0.254 (1, 6)			1B 1B BB		K		L4-6			2	1	0	0	2	1	4									
Sandy Alomar Sr., S OBP: 0.333, SLG: 0.337 Bump Wills, S OBP: 0.361, SLG: 0.410 (1, 4) (5, PH) (6, 4)			1B 1B		F8			3-1		2	1	1	0	0	0	1									
Inning Stats	R: 0 E: 1 K: 1 S: 5	H: 0 LOB: 1 BB: 1 P: 9	R: 0 E: 1 K: 1 S: 5	H: 0 LOB: 0 BB: 0 P: 5	R: 5 E: 1 K: 0 S: 7	H: 4 LOB: 0 BB: 1 P: 11	R: 0 E: 0 K: 0 S: 3	H: 0 LOB: 1 BB: 1 P: 7	R: 3 E: 1 K: 3 S: 13	H: 4 LOB: 2 BB: 1 P: 17	R: 0 E: 0 K: 0 S: 3	H: 0 LOB: 1 BB: 1 P: 7	R: 0 E: 1 K: 0 S: 4	H: 1 LOB: 1 BB: 0 P: 4	R: 0 E: 0 K: 1 S: 5	H: 0 LOB: 0 BB: 0 P: 5		1B: 8 2B: 2 3B: 0 HR: 0	SF: 0 SAC: 0 DP: 2 HBP: 0	WP: 0 PB: 0 SB: 0 CS: 0	PA: 38				
PITCHER	IP	WLS	BF	H	R	ER	SO	BB	IBB	HBP	BLK	WP	HR	S	P	ERA	WHIP								
Matt Keough, R ERA: 4.85 (1, 1)	4.0	L	21	6	7	6	2	3	0	0	0	0	0	22	34	13.50	2.250								
Rick Langford, R ERA: 4.02 (5, 1)	4.0		17	3	1	1	4	1	1	0	0	0	0	23	31	2.25	1.000								

AB 33
R 8
H 9
RBI 7
BB 5
SO 6
LOB 18

