



Texas Rangers - 1978

Batter	1	2	3	4	5	6	7	8	9	AB	R	H	RBI	BB	SO	LOB	TOP					
Willie Randolph, R OBP: 0.250, SLG: 0.250	F7		FC6-4			SH2-4 1B		K		4	0	1	0	0	1	1	<p>New York Yankees @ Texas Rangers Arlington Stadium, Arlington, TX Sat Apr 08 1978, 4:33 AM EST Att: 40,078 - Unknown</p> <p>livebaseballscorecards.com</p> <p>AB 30 R 1 H 8 RBI 1 BB 2 SO 6 LOB 13</p> 					
Mickey Rivers, L (1, 8)	6-3			5-3		SH2-4		6-3		3	0	0	0	0	0							
Thurman Munson, R (1, 10)	K			F7		IBB		6-3		3	0	0	0	1	1							
Reggie Jackson, L OBP: 0.500, SLG: 0.333		HBP		F8		F6		CS 1B		3	0	1	0	0	0							
Lou Piniella, R OBP: 0.500, SLG: 1.000	K				1B	F7		BB		3	1	1	0	1	1							
Cliff Johnson, R (1, 2)	K				K		1-3	F7		4	0	0	0	0	2							
Chris Chambliss, L OBP: 0.500, SLG: 0.500			6-3			G4-6-3 1B		F8		4	0	2	1	0	0							
Graig Nettles, L OBP: 0.333, SLG: 0.333			K			G4-6-3 1B				3	0	1	0	0	1							
Bucky Dent, R OBP: 0.667, SLG: 0.667						SH2-4 1B		F5		3	0	2	0	0	0							
Inning Stats	R: 0 E: 0 K: 1 S: 5	H: 0 LOB: 0 BB: 0 P: 5	R: 0 E: 0 K: 2 S: 6	H: 0 LOB: 0 BB: 0 P: 7	R: 0 E: 0 K: 1 S: 6	H: 1 LOB: 1 BB: 0 P: 6	R: 0 E: 0 K: 0 S: 3	H: 0 LOB: 0 BB: 0 P: 3	R: 1 E: 0 K: 1 S: 6	H: 2 LOB: 0 BB: 0 P: 6	R: 0 E: 0 K: 0 S: 5	H: 2 LOB: 3 BB: 1 P: 9	R: 0 E: 0 K: 0 S: 4	H: 2 LOB: 1 BB: 0 P: 4	R: 0 E: 0 K: 1 S: 5	H: 0 LOB: 0 BB: 0 P: 5	R: 0 E: 0 K: 0 S: 3	H: 1 LOB: 1 BB: 1 P: 7	1B: 7 2B: 0 3B: 1 HR: 0	SF: 0 SAC: 1 DP: 1 HBP: 1	WP: 0 PB: 0 CS: 2	PA: 34
PITCHER Jon Matlack, L ERA: 1.0	IP: 9.0 WLS: W BF: 34 H: 8 R: 1 ER: 1 SO: 6 BB: 1 IBB: 1 HBP: 1 BLK: 0 WP: 0 HR: 0 S: 43 P: 52 ERA: 1.00 WHIP: 1.000															PITCHER						

Batter	1	2	3	4	5	6	7	8	9	AB	R	H	RBI	BB	SO	LOB	BOTTOM					
Mike Hargrove, L OBP: 0.750, SLG: 0.667	1B		FC1 SH1-4 1B			FC6-4 BB		K		3	1	2	0	1	1	0	<p>New York Yankees @ Texas Rangers Arlington Stadium, Arlington, TX Sat Apr 08 1978, 4:33 AM EST Att: 40,078 - Unknown</p> <p>livebaseballscorecards.com</p> <p>AB 27 R 2 H 8 RBI 2 BB 2 SO 3 LOB 8</p> 					
Bert Campaneris, R (1, 6)	SH1-3		SH1-4			FC6-4 CS		F9		2	0	0	0	0	0							
Al Oliver, L OBP: 0.500, SLG: 0.500	1B		FC1 E			F4		CS 1B		4	0	2	0	0	0							
Richie Zisk, R OBP: 0.750, SLG: 1.500	1B		E8			5-3		CS		4	1	3	2	0	0							
Toby Harrah, R (1, 5)	6-3		6-3			K				3	0	0	0	0	1							
Kurt Bevacqua, R (1, 10)			4-3			F9		5-3		3	0	0	0	0	0							
Juan Beniquez, R (1, 8)			5-3			F8		5-3		3	0	0	0	0	0							
Bump Wills, S OBP: 0.667, SLG: 0.500						F5				2	0	1	0	1	0							
Jim Sundberg, R (1, 2)			F9			F9		K		3	0	0	0	0	1							
Inning Stats	R: 1 E: 0 K: 0 S: 5	H: 3 LOB: 1 BB: 0 P: 5	R: 0 E: 0 K: 0 S: 4	H: 1 LOB: 1 BB: 0 P: 4	R: 0 E: 1 K: 0 S: 5	H: 2 LOB: 2 BB: 0 P: 5	R: 0 E: 0 K: 0 S: 3	H: 0 LOB: 1 BB: 1 P: 7	R: 0 E: 0 K: 0 S: 2	H: 0 LOB: 0 BB: 1 P: 6	R: 0 E: 0 K: 1 S: 5	H: 0 LOB: 0 BB: 0 P: 5	R: 0 E: 0 K: 1 S: 5	H: 0 LOB: 0 BB: 0 P: 5	R: 0 E: 0 K: 1 S: 5	H: 1 LOB: 0 BB: 0 P: 5	R: 1 E: 0 K: 0 S: 1	H: 1 LOB: 0 BB: 0 P: 1	1B: 7 2B: 0 3B: 0 HR: 1	SF: 0 SAC: 2 DP: 0 HBP: 0	WP: 0 PB: 0 CS: 2	PA: 32
PITCHER Ron Guidry, L ERA: 1.29 Rich Gossage, R ERA: 9.0	IP: 7.0 WLS: L BF: 27 H: 6 R: 1 ER: 1 SO: 2 BB: 0 IBB: 0 HBP: 0 BLK: 0 WP: 0 HR: 0 S: 29 P: 37 ERA: 1.29 WHIP: 1.143															PITCHER						

Batter	1	2	3	4	5	6	7	8	9	AB	R	H	RBI	BB	SO	LOB	TOP					
Willie Randolph, R (1.4)	6-3		F8 1B	FC6-4		S 1B		BB 1B	L4	5	2	1	1	0	3							
Mickey Rivers, L (1.8)	4-3		F8 1-2		1-3			BB 1B		4	1	1	1	1	0	1						
Thurman Munson, R (1.10)			P3		L5				K	5	0	1	0	0	1	3						
Reggie Jackson, L (1.9)	4-3			FC3-6 1B	E 1B			BB 1B		5	2	4	1	0	0	1						
Chris Chambliss, L (1.3)		BB 1B		FC3-6 BB	E9 1B			BB 1B	FC4-6 1B	4	1	3	2	1	0	1						
Graig Nettles, L (1.5)	F7			F9	P6					5	0	1	0	0	0	6						
Roy White, S (1.7)		FC6-4 BB		FC3-6 1B		G4-3 BB			P4	3	0	1	1	2	0	4						
Cliff Johnson, R (1.2)	F2					G4-3 1B			F8	5	0	1	1	0	0	4						
Bucky Dent, R (1.6)	FC6-4								5-3	4	1	1	0	1	0	3						
Inning Stats	R: 0 E: 0 K: 0 S: 4	H: 1 LOB: 1 BB: 0 P: 4	R: 0 E: 0 K: 0 S: 4	H: 1 LOB: 2 BB: 1 P: 8	R: 0 E: 0 K: 0 S: 3	H: 1 LOB: 0 BB: 0 P: 3	R: 1 E: 0 K: 0 S: 5	H: 2 LOB: 3 BB: 2 P: 13	R: 0 E: 1 K: 0 S: 5	H: 2 LOB: 2 BB: 0 P: 5	R: 2 E: 0 K: 0 S: 5	H: 3 LOB: 1 BB: 1 P: 9	R: 2 E: 0 K: 1 S: 7	H: 3 LOB: 1 BB: 0 P: 6	R: 2 E: 0 K: 1 S: 7	H: 2 LOB: 2 BB: 2 P: 15	R: 0 E: 0 K: 0 S: 3	H: 0 LOB: 0 BB: 0 P: 3	1B: 12 2B: 3 3B: 0 HR: 0	SF: 0 SAC: 0 DP: 1 HBP: 0	WP: 0 PB: 0 CS: 0	PA: 46
PITCHER	IP	WLS	BF	H	R	ER	SO	BB	IBB	HBP	BLK	WP	HR	S	P	ERA	WHIP					
Doyle Alexander, R (1.1)	6.0	L	30	10	3	3	0	4	0	0	0	0	0	26	42	4.50	2.333					
Jim Umberger, L (7.1)	0.1		4	3	2	2	0	0	0	0	0	0	0	4	4	54.00	9.000					
Fergie Jenkins, R (7.1)	2.2		12	2	2	2	1	2	0	0	0	0	0	12	20	6.75	1.500					

New York Yankees @ Texas Rangers
Arlington Stadium, Arlington, TX
Sun Apr 09 1978, 4:33 AM EST
Att: 20,243 - Unknown

AB 40
R 7
H 15
RBI 7
BB 6
SO 1
LOB 26



Batter	1	2	3	4	5	6	7	8	9	AB	R	H	RBI	BB	SO	LOB	BOTTOM					
Mike Hargrove, L (1.3)	G3 SH1-3 1B		K			K			3-1	4	1	1	0	0	2	0						
Bert Campaneris, R (1.6)	SH1-3					F8			5-3	3	0	1	0	0	0	0						
Al Oliver, L (1.7)	G3		4-3			F7			F7	4	0	0	0	0	0	2						
Richie Zisk, R (1.10)	FC5-4 1B					P4			4-3	3	0	1	1	0	0	0						
Toby Harrah, R (1.5)	FC5-4					F7			F7	3	0	0	0	0	0	1						
Claudell Washington, L (1.9)		L5				F8			6-3	3	0	0	0	0	0	0						
Juan Beniquez, R (1.8)		G3				6-3			F8	3	0	0	0	0	0	0						
Bump Wills, S (1.4)		6-3				3-1			4-3	3	0	0	0	0	0	0						
Jim Sundberg, R (1.2)			1-3			5-3			F9	3	0	0	0	0	0	0						
Inning Stats	R: 1 E: 0 K: 0 S: 5	H: 2 LOB: 1 BB: 0 P: 5	R: 0 E: 0 K: 0 S: 3	H: 0 LOB: 0 BB: 0 P: 3	R: 0 E: 0 K: 1 S: 6	H: 1 LOB: 1 BB: 0 P: 6	R: 0 E: 0 K: 0 S: 3	H: 0 LOB: 0 BB: 0 P: 3	R: 0 E: 0 K: 0 S: 3	H: 0 LOB: 0 BB: 0 P: 3	R: 0 E: 0 K: 1 S: 5	H: 0 LOB: 0 BB: 0 P: 5	R: 0 E: 0 K: 0 S: 3	H: 0 LOB: 0 BB: 0 P: 3	R: 0 E: 0 K: 0 S: 3	H: 0 LOB: 0 BB: 0 P: 3	R: 0 E: 0 K: 0 S: 3	H: 0 LOB: 0 BB: 0 P: 3	1B: 3 2B: 0 3B: 0 HR: 0	SF: 0 SAC: 1 DP: 0 HBP: 0	WP: 0 PB: 0 CS: 0	PA: 30
PITCHER	IP	WLS	BF	H	R	ER	SO	BB	IBB	HBP	BLK	WP	HR	S	P	ERA	WHIP					
Ed Figueroa, R (1.1)	9.0	W	30	3	1	1	2	0	0	0	0	0	0	34	34	1.00	0.333					


New York Yankees @ Texas Rangers
Arlington Stadium, Arlington, TX
Sun Apr 09 1978, 4:33 AM EST
Att: 20,243 - Unknown

AB 29
R 1
H 3
RBI 1
BB 0
SO 2
LOB 3



Batter	1	2	3	4	5	6	7	8	9	AB	R	H	RBI	BB	SO	LOB	TOP																						
Willie Randolph, R (1,4) OBP: 0.397, SLG: 0.308	L4		6-3		4-3			1B		4	0	1	0	0	0	1	<p>New York Yankees @ Texas Rangers Arlington Stadium, Arlington, TX Mon Apr 10 1978, 7:05 PM EST Att: 14,299 - Unknown</p>																						
Mickey Rivers, L (1,8) OBP: 0.290, SLG: 0.111	F7		6-3			FC6-4		SF7		2	0	0	1	1	0	0																							
Thurman Munson, R (1,2) OBP: 0.231, SLG: 0.167	K			F7		FC6-4		1B		4	0	1	0	0	1	1																							
Reggie Jackson, L (1,9)		F8		K		G4-6-3		F9		4	0	0	0	0	1	3																							
Chris Chambliss, L (1,3) OBP: 0.538, SLG: 0.455		1B		F8				F8		3	0	0	0	1	0	0																							
Graig Nettles, L (1,5) OBP: 0.333, SLG: 0.273		1B				F8		G3		3	1	1	0	1	0	0																							
Roy White, S (1,7) OBP: 0.444, SLG: 0.286						F7		F7		4	0	1	0	0	0	3																							
Jim Spencer, L (1,10)								F8		2	0	0	0	0	1	3																							
Cliff Johnson, R (8,PH) OBP: 0.100, SLG: 0.100	K			E3						1	0	0	0	0	0	0																							
Bucky Dent, R (1,6) OBP: 0.455, SLG: 0.667			P4		SF8			1B		2	1	1	1	0	0	0																							
Inning Stats	R: 0 E: 0 K: 1 S: 5	H: 0 LOB: 0 BB: 0 P: 5	R: 0 E: 0 K: 1 S: 6	H: 1 LOB: 2 BB: 1 P: 10	R: 0 E: 0 K: 0 S: 3	H: 0 LOB: 0 BB: 0 P: 3	R: 0 E: 0 K: 1 S: 5	H: 0 LOB: 0 BB: 0 P: 5	R: 1 E: 1 K: 0 S: 4	H: 0 LOB: 1 BB: 1 P: 8	R: 0 E: 0 K: 0 S: 2	H: 0 LOB: 1 BB: 0 P: 6	R: 0 E: 0 K: 0 S: 3	H: 1 LOB: 1 BB: 0 P: 3	R: 1 E: 0 K: 0 S: 6	H: 3 LOB: 2 BB: 0 P: 6	R: 0 E: 0 K: 0 S: 3	H: 0 LOB: 0 BB: 0 P: 3	1B: 4 2B: 1 3B: 0 HR: 0	SF: 2 SAC: 0 DP: 1 HBP: 0	WP: 0 PB: 0 CS: 0	PA: 34																	
PITCHER	IP	WLS	BF	H	R	ER	SO	BB	IBB	HBP	BLK	WP	HR	S	P	ERA	WHIP	PITCHER				IP	WLS	BF	H	R	ER	SO	BB	IBB	HBP	BLK	WP	HR	S	P	ERA	WHIP	
Dock Ellis, R (1,1) ERA: 2.25	5.0	W	19	1	1	0	3	2	0	0	0	0	0	23	31	0.00	0.600					6.1	S	15	4	1	1	0	1	0	0	0	0	0	0	14	18	2.25	1.250
Roger Moret, L (6,1) ERA: 2.25																																							

AB	29
R	2
H	5
RBI	2
BB	3
SO	3
LOB	11



Batter	1	2	3	4	5	6	7	8	9	AB	R	H	RBI	BB	SO	LOB	BOTTOM																					
Mike Hargrove, L (1,3) OBP: 0.317, SLG: 0.300	G3					1-3		FC6-4		3	0	0	0	1	0	1	<p>New York Yankees @ Texas Rangers Arlington Stadium, Arlington, TX Mon Apr 10 1978, 7:05 PM EST Att: 14,299 - Unknown</p>																					
Bert Campaneris, R (1,6) OBP: 0.111, SLG: 0.111	FC1-5-4-1		6-3			F7		F2		4	1	0	0	0	0	1																						
Al Oliver, L (1,7) OBP: 0.333, SLG: 0.417	2B		6-3			HR		F2		4	2	2	0	0	0	0																						
Richie Zisk, R (1,10) OBP: 0.455, SLG: 1.000	K			5-3		HR		L3		4	1	1	2	0	1	2																						
Toby Harrah, R (1,5) OBP: 0.333, SLG: 0.375	1B					HR				2	1	2	1	1	0	0																						
Claudell Washington, L (1,9) OBP: 0.167, SLG: 0.167	1B		G5-4-3			E S				3	0	1	2	0	0	2																						
Juan Beniquez, R (1,8)	CS					F8		5-3		3	0	0	0	0	0	0																						
Bump Wills, S (1,4) OBP: 0.333, SLG: 0.250		4-3				4-3		CS		3	0	1	0	0	0	0																						
Jim Sundberg, R (1,2) OBP: 0.111, SLG: 0.111						P6		1B		3	0	1	0	0	0	0																						
Inning Stats	R: 3 E: 0 K: 1 S: 7	H: 3 LOB: 0 BB: 1 P: 11	R: 0 E: 0 K: 0 S: 3	H: 0 LOB: 0 BB: 0 P: 3	R: 0 E: 0 K: 0 S: 3	H: 0 LOB: 0 BB: 0 P: 3	R: 0 E: 0 K: 0 S: 3	H: 1 LOB: 0 BB: 0 P: 3	R: 0 E: 0 K: 0 S: 3	H: 0 LOB: 0 BB: 0 P: 3	R: 2 E: 0 K: 0 S: 5	H: 2 LOB: 1 BB: 1 P: 9	R: 0 E: 0 K: 0 S: 4	H: 2 LOB: 1 BB: 0 P: 4	R: 0 E: 0 K: 0 S: 3	H: 0 LOB: 0 BB: 0 P: 3	1B: 5 2B: 2 3B: 0 HR: 1	SF: 0 SAC: 0 DP: 1 HBP: 0	WP: 0 PB: 0 CS: 2	PA: 32																		
PITCHER	IP	WLS	BF	H	R	ER	SO	BB	IBB	HBP	BLK	WP	HR	S	P	ERA	WHIP	PITCHER				IP	WLS	BF	H	R	ER	SO	BB	IBB	HBP	BLK	WP	HR	S	P	ERA	WHIP
Dick Tidrow, R (1,1) ERA: 7.94	5.2	L	23	6	5	5	1	2	0	0	0	0	0	23	31	7.94	1.412					6.1	8	2	0	0	0	0	0	0	0	0	0	8	8	0.00	0.857	
Sparky Lyle, L (6,1) ERA: 2.25																																						



Batter	1	2	3	4	5	6	7	8	9	AB	R	H	RBI	BB	SO	LOB	TOP											
Ron LeFlore, R OBP: 0.350, SLG: 0.500	0-0 4-3		0-0 4-3	0-0 FC4-6		0-0 E6		0-0 1B		5	0	1	0	0	0	2												
Phil Mankowski, L OBP: 0.333, SLG: 0.545	0-0 G4-6-3 1B		0-0 4-3		0-0 G3	0-3 K		0-0 6-3		5	0	1	0	0	1	2												
Rusty Staub, L OBP: 0.421, SLG: 0.313	0-0 G4-6-3		0-0 F9		4-0 G3 1B BB	0-3 K		4-0 FC6-4 BB		3	1	0	0	2	1	2												
Jason Thompson, L OBP: 0.263, SLG: 0.500		0-0 F7		4-0 1-3 1B BB	0-0 G3		0-3 K	0-3 K		4	1	0	0	1	2	2												
Steve Kemp, L OBP: 0.500, SLG: 0.308		0-3 K		0-0 1-3	4-0 1B HR BB		0-3 K	0-0 FC6-4		4	1	0	0	1	2	2												
Tim Corcoran, L OBP: 0.636, SLG: 0.429		0-0 1B		0-0 2B 1B	0-0 1B HR		1-0 HBP	0-3 K		4	2	3	2	0	1	1												
Milt May, L OBP: 0.625, SLG: 1.500		0-0 BB 1B		0-0 1B 2B	0-0 HR		0-0 4-3			4	1	3	3	0	0	1												
Lou Whitaker, L OBP: 0.333, SLG: 0.300		4-0 1-2 BB		0-0 6-3	0-0 4-3		0-0 1-3	0-0 1-3		3	0	0	0	1	0	2												
Alan Trammell, R OBP: 0.375, SLG: 0.286		0-0 F9		0-0 FC4-6 1B		0-3 K		0-0 F8		4	0	1	1	0	1	3												
Inning Stats	R: 0 E: 0 K: 0 S: 3	H: 1 LOB: 0 BB: 0 P: 3	R: 0 E: 0 K: 1 S: 7	H: 2 LOB: 3 BB: 1 P: 11	R: 0 E: 0 K: 0 S: 3	H: 0 LOB: 0 BB: 0 P: 3	R: 2 E: 0 K: 0 S: 6	H: 3 LOB: 2 BB: 1 P: 10	R: 4 E: 0 K: 3 S: 10	H: 2 LOB: 0 BB: 0 P: 13	R: 0 E: 1 K: 3 S: 10	H: 0 LOB: 1 BB: 0 P: 10	R: 0 E: 0 K: 2 S: 7	H: 0 LOB: 1 BB: 0 P: 8	R: 0 E: 0 K: 0 S: 4	H: 1 LOB: 1 BB: 0 P: 4	R: 0 E: 0 K: 2 S: 7	H: 0 LOB: 1 BB: 1 P: 11	1B: 7 2B: 1 3B: 0 HR: 1	SF: 0 SAC: 0 DP: 1 HBP: 1	WP: 0 PB: 0 SB: 1 CS: 0	PA: 42						
PITCHER	IP	WLS	BF	H	R	ER	SO	BB	IBB	HBP	BLK	WP	HR	S	P	ERA	WHIP											
Doc Medich, R ERA: 11.57	(1, 1)	4.2	L	25	8	6	6	1	4	0	0	0	0	1	23	39	11.57	2.571										
Jim Umberger, L ERA: 3.95	(5, 1)	4.1		17	1	0	0	7	1	0	1	0	0	0	29	34	0.00	0.462										

Detroit Tigers @ Texas Rangers
Arlington Stadium, Arlington, TX
Tue Apr 11 1978, 7:05 PM EST
Att: 13,764 - Unknown

AB	36
R	6
H	9
RBI	6
BB	5
SO	8
LOB	17



Batter	1	2	3	4	5	6	7	8	9	AB	R	H	RBI	BB	SO	LOB	BOTTOM										
Mike Hargrove, L OBP: 0.313, SLG: 0.231	0-0 3-1		0-0 SF8			0-0 4-3		0-0 E3		3	0	0	1	0	0	2											
Bert Campaneris, R OBP: 0.083, SLG: 0.083	0-3 K		0-0 F8			0-0 6-3		0-0 F9		3	0	0	0	0	1	0											
John Lowenstein, L (8, FH)										1	0	0	0	0	0	3											
Jim Mason, L (9, 6)										0	0	0	0	0	0	0											
Al Oliver, L OBP: 0.375, SLG: 0.438	0-0 4-3			0-0 FC4-6 1B		0-0 G5-4-3 1B		0-0 4-3		4	0	2	0	0	0	0											
Richie Zisk, R OBP: 0.467, SLG: 1.133		0-0 F9 2B		0-0 F9		0-0 G5-4-3		0-0 HR		4	1	2	1	0	0	2											
Toby Harrah, R OBP: 0.231, SLG: 0.250		0-0 F9		0-0 FC4-6		0-0 4-3		0-0 5-3		4	0	0	0	0	0	2											
Claudell Washington, L OBP: 0.200, SLG: 0.111		0-3 K		0-0 CS		0-0 4-3		4-0 FC6-4 BB	0-0 F7	3	0	0	0	1	1	1											
Juan Beniquez, R		0-0 F8			0-0 6-3			0-0 FC6-4 1B		3	0	0	0	0	0	2											
Bump Wills, S OBP: 0.417, SLG: 0.364			0-0 G3 SF8 1B		0-0 5-3			0-0 E 1B		3	1	2	0	0	0	0											
Jim Sundberg, R OBP: 0.083, SLG: 0.083			0-0 G3			0-3 K		0-0 F6		3	0	0	0	0	1	3											
Inning Stats	R: 0 E: 0 K: 1 S: 5	H: 0 LOB: 0 BB: 0 P: 5	R: 0 E: 0 K: 1 S: 6	H: 1 LOB: 0 BB: 0 P: 6	R: 1 E: 0 K: 0 S: 4	H: 1 LOB: 0 BB: 0 P: 4	R: 0 E: 0 K: 0 S: 3	H: 1 LOB: 0 BB: 0 P: 3	R: 0 E: 0 K: 1 S: 5	H: 0 LOB: 0 BB: 0 P: 5	R: 0 E: 0 K: 0 S: 3	H: 1 LOB: 0 BB: 0 P: 3	R: 0 E: 1 K: 0 S: 5	H: 1 LOB: 3 BB: 1 P: 9	R: 1 E: 0 K: 0 S: 4	H: 1 LOB: 0 BB: 0 P: 4	1B: 4 2B: 1 3B: 0 HR: 1	SF: 1 SAC: 0 DP: 1 HBP: 0	WP: 0 PB: 0 SB: 1 CS: 1	PA: 34							
PITCHER	IP	WLS	BF	H	R	ER	SO	BB	IBB	HBP	BLK	WP	HR	S	P	ERA	WHIP										
Dave Rozema, R ERA: 2.0	(1, 1)	9.0	W	33	6	2	2	3	1	0	0	0	1	38	42	2.00	0.778										

Detroit Tigers @ Texas Rangers
Arlington Stadium, Arlington, TX
Tue Apr 11 1978, 7:05 PM EST
Att: 13,764 - Unknown


AB	31
R	2
H	6
RBI	2
BB	1
SO	3
LOB	15



Batter	1	2	3	4	5	6	7	8	9	AB	R	H	RBI	BB	SO	LOB	TOP											
Ron LeFlore, R OBP: 0.400, SLG: 0.522	0-0 CS 1B		0-0 5-3		0-0 1-2 1B		0-0 1-2 3-H 1B		0-0 1-3	5	0	3	1	0	0	0												
Steve Dillard, R OBP: 0.300, SLG: 0.222	0-0 1-3		0-3 K		0-0 1-3		0-3 K			4	0	0	0	0	2	5												
Rusty Staub, L OBP: 0.348, SLG: 0.250	0-0 4-3			0-0 F7		0-0 6-3		0-0 G3		4	0	0	0	0	2													
Jason Thompson, L OBP: 0.217, SLG: 0.409		0-0 6-3		0-0 6-3		0-3 K		0-0 4-3		4	0	0	0	1	0													
Steve Kemp, L OBP: 0.545, SLG: 0.375		0-0 1B 2B 1B		0-0 3-1		0-0 1B		4-0 BB		3	1	2	0	1	0	0												
Charlie Spikes, R OBP: 0.308, SLG: 0.308		0-0 1B 2B 1B		0-3 K		0-0 F4		0-3 K		4	0	1	0	0	2	2												
Lance Parrish, R OBP: 0.231, SLG: 0.417		0-3 K			0-0 HR		0-0 4-3		0-3 K	4	1	1	1	0	2	3												
Aurelio Rodriguez, R OBP: 0.444, SLG: 0.556		0-0 1B 2B		0-0 1B 1B		0-0 1B 1B		0-0 F4		4	1	3	1	0	0	0												
Mark Wagner, R OBP: 0.300, SLG: 0.444			0-0 5-3		0-0 L7		0-0 1B 1B		0-0 4-3	4	0	1	0	0	0	1												
Inning Stats	R: 0 E: 0 K: 0 S: 3	H: 1 LOB: 0 BB: 0 P: 3	R: 1 E: 0 K: 1 S: 7	H: 3 LOB: 2 BB: 0 P: 7	R: 0 E: 0 K: 1 S: 5	H: 0 LOB: 0 BB: 0 P: 5	R: 0 E: 0 K: 0 S: 3	H: 0 LOB: 0 BB: 0 P: 3	R: 1 E: 0 K: 1 S: 8	H: 3 LOB: 2 BB: 0 P: 8	R: 0 E: 0 K: 1 S: 6	H: 1 LOB: 1 BB: 0 P: 6	R: 1 E: 0 K: 1 S: 8	H: 3 LOB: 2 BB: 0 P: 8	R: 0 E: 0 K: 2 S: 7	H: 0 LOB: 1 BB: 1 P: 11	R: 0 E: 0 K: 0 S: 3	H: 0 LOB: 0 BB: 0 P: 3	1B: 9 2B: 1 3B: 0 HR: 1	SF: 0 SAC: 0 DP: 0 HBP: 0	WP: 0 PB: 0 SB: 0 CS: 1	PA: 37						
PITCHER	IP	WLS	BF	H	R	ER	SO	BB	IBB	HBP	BLK	WP	HR	S	P	ERA	WHIP											
Jon Matlack, L ERA: 2.2	(1, 1)	7.1	L	32	11	3	3	5	1	0	0	0	0	1	41	45	3.68	1.636										
Len Barker, R ERA:	(8, 1)	1.2		5	0	0	0	2	0	0	0	0	0	0	9	9	0.00	0.000										

Detroit Tigers @ Texas Rangers
Arlington Stadium, Arlington, TX
Wed Apr 12 1978, 7:05 PM EST
Att: 26,049 - Unknown


AB 36
R 3
H 11
RBI 3
BB 1
SO 7
LOB 13



Batter	1	2	3	4	5	6	7	8	9	AB	R	H	RBI	BB	SO	LOB	BOTTOM											
Mike Hargrove, L OBP: 0.300, SLG: 0.188	0-0 F7		0-0 F4		0-0 F8			4-0 BB		3	0	0	0	1	0	0												
Mike Jorgensen, L (8, FR)										0	0	0	0	0	0	0												
Bert Campaneris, R OBP: 0.125, SLG: 0.067	4-0 HR BB		0-0 4-3		0-0 1-4-3		0-0 G5-4-3 BB			3	1	0	0	1	0	1												
Al Oliver, L OBP: 0.350, SLG: 0.550	0-0 1-H HR		0-0 4-3		0-0 1-3		0-3 K			4	1	1	2	0	1	0												
Richie Zisk, R OBP: 0.421, SLG: 0.944	4-0 BB		0-0 6-3		0-0 G3		0-3 K			3	0	0	0	1	1	0												
Toby Harrah, R OBP: 0.235, SLG: 0.250	0-0 F8		0-3 K		0-0 F7		0-0 1B 1B			4	0	1	0	0	1	1												
Claudell Washington, L OBP: 0.286, SLG: 0.231	0-3 K		0-0 1B		0-0 6-3		0-0 1B 1B			4	0	2	0	0	1	1												
Juan Beniquez, R OBP: 0.125, SLG: 0.125		0-0 FC6-4 1B		0-0 5-3		0-0 1B 1B		0-0 4-3		4	0	2	0	0	0	3												
Bump Wills, S OBP: 0.333, SLG: 0.286		0-0 FC6-4 1B 1-2		0-0 F8		0-0 3-1				3	0	0	0	0	2													
Jim Sundberg, R OBP: 0.067, SLG: 0.067		0-0 G6-3		0-3 K		0-0 F9				3	0	0	0	0	1	1												
Inning Stats	R: 2 E: 0 K: 1 S: 6	H: 1 LOB: 1 BB: 2 P: 14	R: 0 E: 0 K: 0 S: 3	H: 1 LOB: 0 BB: 0 P: 3	R: 0 E: 0 K: 1 S: 6	H: 1 LOB: 0 BB: 0 P: 6	R: 0 E: 0 K: 1 S: 5	H: 0 LOB: 0 BB: 0 P: 5	R: 0 E: 0 K: 0 S: 3	H: 0 LOB: 0 BB: 0 P: 3	R: 0 E: 0 K: 0 S: 4	H: 1 LOB: 1 BB: 0 P: 4	R: 0 E: 0 K: 0 S: 2	H: 0 LOB: 1 BB: 1 P: 6	R: 0 E: 0 K: 2 S: 9	H: 2 LOB: 2 BB: 0 P: 9	1B: 5 2B: 0 3B: 0 HR: 1	SF: 0 SAC: 0 DP: 2 HBP: 0	WP: 0 PB: 0 SB: 1 CS: 0	PA: 34								
PITCHER	IP	WLS	BF	H	R	ER	SO	BB	IBB	HBP	BLK	WP	HR	S	P	ERA	WHIP											
Mark Fidrych, R ERA: 2.0	(1, 1)	9.0	W	34	6	2	2	5	3	0	0	0	0	1	41	53	2.00	1.000										

Detroit Tigers @ Texas Rangers
Arlington Stadium, Arlington, TX
Wed Apr 12 1978, 7:05 PM EST
Att: 26,049 - Unknown

AB 31
R 2
H 6
RBI 2
BB 3
SO 5
LOB 9




Batter	1	2	3	4	5	6	7	8	9	10	AB	R	H	RBI	BB	SO	LOB			
Mike Hargrove, L OBP: 0.280, SLG: 0.333 (1, 3)	F7		F5		F7			HR		4-3	5	1	1	1	0	0	0			
Bert Campaneris, R OBP: 0.143, SLG: 0.100 (1, 6)	G3		6-3			K		F8		WP 1B 1B	5	0	1	0	0	1	0			
Al Oliver, L OBP: 0.360, SLG: 0.500 (1, 7)						F9		F6		F9	4	0	1	0	1	0	1			
Richie Zisk, R OBP: 0.375, SLG: 0.783 (1, 10)	F9		F4			L5		K		WP 1B	5	0	1	0	0	1	2			
Toby Harrah, R OBP: 0.273, SLG: 0.381 (1, 5)					F9			F8 1B 2B		6-3	5	2	2	0	0	1	2			
Claudell Washington, L OBP: 0.278, SLG: 0.225 (1, 9)	F8		G3					F8			4	0	1	0	0	0	2			
Juan Beniquez, R OBP: 0.200, SLG: 0.211 (1, 8)			SF9		5-3			S 1B			3	0	2	2	0	0	0			
Bump Wills, S OBP: 0.263, SLG: 0.222 (1, 4)	F9				4-3			F8		F9	4	0	0	0	0	0	3			
Jim Sundberg, R OBP: 0.105, SLG: 0.263 (1, 2)					K			F7		F7	4	1	1	1	0	1	3			
Inning Stats	R: 0 E: 0 K: 0 S: 4	H: 1 LOB: 1 BB: 0 P: 4	R: 1 E: 0 K: 0 S: 4	H: 1 LOB: 0 BB: 0 P: 4	R: 1 E: 0 K: 0 S: 4	H: 1 LOB: 1 BB: 1 P: 8	R: 0 E: 0 K: 0 S: 3	H: 0 LOB: 0 BB: 0 P: 3	R: 0 E: 0 K: 1 S: 5	H: 0 LOB: 0 BB: 0 P: 5	R: 1 E: 0 K: 0 S: 5	H: 2 LOB: 1 BB: 0 P: 5	R: 1 E: 0 K: 1 S: 6	H: 1 LOB: 0 BB: 0 P: 6	R: 0 E: 0 K: 0 S: 5	H: 2 LOB: 2 BB: 0 P: 5	R: 0 E: 0 K: 1 S: 7	H: 2 LOB: 0 BB: 0 P: 7	1B: 6 2B: 2 3B: 0 HR: 2	SF: 1 SAC: 0 DP: 0 HBP: 0
PITCHER	IP 9.2	WLS 1	BF 40	H 10	R 4	ER 4	SO 3	BB 1	IBB 0	HBP 0	BLK 0	WP 0	HR 2	S 45	P 49	ERA 3.72	WHIP 1.138			
Dennis Eckenstey, R ERA: 3.24 Dick Drago, R ERA: 5.0	(1, 1)	(10, 1)	0.1	W	1	0	0	0	1	0	0	0	0	0	0	0.00	0.000			

TOP

Texas Rangers @ Boston Red Sox
Fenway Park, Boston, MA
Fri Apr 14 1978, 3:33 AM EST
Att: 34,747 - Unknown - 55 F

AB	39
R	4
H	10
RBI	4
BB	1
SO	4
LOB	13




WP: 1 PA: 41
PB: 0 SB: 1 CS: 0

Batter	1	2	3	4	5	6	7	8	9	10	AB	R	H	RBI	BB	SO	LOB			
Jerry Remy, L OBP: 0.429, SLG: 0.462 (1, 4)	B3		6-3 1B		CS BB	F7		6-3 PB 1B		SH1-4	4	1	2	0	1	0	2			
Rick Burleson, R OBP: 0.286, SLG: 0.400 (1, 6)	E3		6-3 1-2		BB 1B		BB 2B	6-3 1-3		4-3	6	0	2	0	0	0	3			
Jim Rice, R OBP: 0.429, SLG: 0.731 (1, 10)	F7		K		FC6 BB		BB BB	BB 1B			4	0	2	2	2	1	2			
Carl Yastrzemski, L OBP: 0.395, SLG: 0.200 (1, 7)	4-3				3-1 FC6		FC4-6 BB	F9			4	0	0	0	1	0	4			
Carlton Fisk, R OBP: 0.308, SLG: 0.542 (1, 2)			6-3		K		1B 3B	F4		G1-4-3 2B	5	1	2	0	0	1	3			
Fred Lynn, L OBP: 0.440, SLG: 0.696 (1, 8)					HR		F2	F8		G1-4-3 1B	4	1	2	1	1	0	4			
George Scott, R OBP: 0.360, SLG: 0.318 (1, 3)			K				1B 1B	FC4-6		G1-4-3	5	0	2	1	0	1	6			
Dwight Evans, R OBP: 0.240, SLG: 0.095 (1, 9)			1-3		F8		F8			P3	5	0	0	0	0	0	4			
Butch Hobson, R OBP: 0.280, SLG: 0.375 (1, 5)			K				F9			4-3 SH1-4 1B	5	2	3	1	0	1	0			
Inning Stats	R: 0 E: 1 K: 0 S: 4	H: 0 LOB: 1 BB: 0 P: 4	R: 0 E: 0 K: 1 S: 6	H: 1 LOB: 1 BB: 0 P: 6	R: 0 E: 0 K: 2 S: 8	H: 1 LOB: 1 BB: 0 P: 8	R: 1 E: 0 K: 1 S: 7	H: 2 LOB: 1 BB: 0 P: 7	R: 0 E: 0 K: 0 S: 3	H: 1 LOB: 2 BB: 2 P: 11	R: 1 E: 0 K: 0 S: 6	H: 3 LOB: 3 BB: 0 P: 6	R: 2 E: 0 K: 0 S: 6	H: 3 LOB: 1 BB: 0 P: 6	R: 0 E: 0 K: 0 S: 3	H: 1 LOB: 1 BB: 1 P: 7	R: 1 E: 0 K: 0 S: 4	H: 2 LOB: 1 BB: 0 P: 4	1B: 9 2B: 3 3B: 1 HR: 2	SF: 0 SAC: 1 DP: 1 HBP: 0
PITCHER	IP 6.0	WLS 3	BF 30	H 9	R 2	ER 2	SO 4	BB 3	IBB 0	HBP 0	BLK 0	WP 0	HR 1	S 35	P 47	ERA 3.00	WHIP 2.000			
Doyle Alexander, R ERA: 3.75 Len Barker, R ERA: 5.06	(1, 1)	(7, 1)	3.2	L	18	6	3	3	0	1	1	0	0	0	0	1	16	24	7.36	1.909

BOTTOM

Texas Rangers @ Boston Red Sox
Fenway Park, Boston, MA
Fri Apr 14 1978, 3:33 AM EST
Att: 34,747 - Unknown - 55 F

AB	42
R	5
H	15
RBI	5
BB	5
SO	4
LOB	28



WP: 0 PA: 48
PB: 1 SB: 0 CS: 1

Batter	1	2	3	4	5	6	7	8	9	AB	R	H	RBI	BB	SO	LOB	TOP								
Mike Hargrove, L (1, 3) OBP: 0.276, SLG: 0.333	3-1		G5-4-3 1B		SF7		F6			3	0	1	1	0	0	1									
Bert Campaneris, R (1, 6) OBP: 0.125, SLG: 0.087 John Lowenstein, L (8, PH) OBP: 0.500, SLG: 0.500	5-3		G5-4-3 1-2		F9			G4-6-3 1B		3	0	0	0	0	0	2									
Al Oliver, L (1, 7) OBP: 0.345, SLG: 0.571 Jim Mason, L (8, 6)	4-3			G3				G4-6-3 1-2		4	1	1	1	0	0	1									
Richie Zisk, R (1, 9) OBP: 0.393, SLG: 0.778		2B 2B		4-3		5-3		1B		4	1	2	0	0	0	0									
Toby Harrah, R (1, 5) OBP: 0.231, SLG: 0.320		5-3		F2		K		K		4	0	0	0	0	2	2									
Kurt Bevacqua, R (1, 10) OBP: 0.286, SLG: 0.857		F3 2H 2B				HR		5-3		4	1	2	2	0	1	0									
Juan Beniquez, R (1, 8) OBP: 0.208, SLG: 0.217		F3				FC5-4 1B		4-3		4	0	1	0	0	1	1									
Bump Wills, S (1, 4) OBP: 0.217, SLG: 0.182		F4				FC5-4 1B SF7		F8		4	1	0	0	0	0	2									
Jim Sundberg, R (1, 2) OBP: 0.182, SLG: 0.409			F9			1-3 1B				3	0	2	0	0	0	0									
Inning Stats	R: 0 E: 0 K: 0 S: 3	H: 0 LOB: 0 BB: 0 P: 3	R: 1 E: 0 K: 0 S: 5	H: 2 LOB: 1 BB: 0 P: 5	R: 0 E: 0 K: 0 S: 3	H: 1 LOB: 0 BB: 0 P: 3	R: 0 E: 0 K: 0 S: 3	H: 0 LOB: 0 BB: 0 P: 3	R: 2 E: 0 K: 0 S: 6	H: 3 LOB: 1 BB: 0 P: 6	R: 1 E: 0 K: 1 S: 6	H: 1 LOB: 0 BB: 0 P: 6	R: 0 E: 0 K: 0 S: 4	H: 1 LOB: 0 BB: 0 P: 4	R: 0 E: 0 K: 1 S: 6	H: 2 LOB: 1 BB: 0 P: 6	R: 0 E: 0 K: 2 S: 7	H: 0 LOB: 0 BB: 0 P: 7	1B: 5 2B: 2 3B: 1 HR: 2	SF: 1 SAC: 0 DP: 2 HBP: 0	WP: 0 PB: 0 SB: 0 CS: 0	PA: 35			
PITCHER	IP	WLS	BF	H	R	ER	SO	BB	IBB	HBP	BLK	WP	HR	S	P	ERA	WHIP								
Bill Lee, L (1, 1) ERA: 2.25	7.0	W	28	8	4	4	1	0	0	0	0	0	2	30	30	5.14	1.143								
Bob Stanley, R (8, 1) ERA:	1.0		4	2	0	0	1	0	0	0	0	0	0	6	6	0.00	2.000								
Jim Wright, R (9, 1) ERA:	1.0		3	0	0	0	2	0	0	0	0	0	0	7	7	0.00	0.000								

Texas Rangers @ Boston Red Sox
Fenway Park, Boston, MA
Sat Apr 15 1978, 3:33 AM EST
Att: 18,624 - Unknown - 55 F

AB 34
R 4
H 10
RBI 4
BB 0
SO 4
LOB 9



Batter	1	2	3	4	5	6	7	8	9	AB	R	H	RBI	BB	SO	LOB	BOTTOM								
Jerry Remy, L (1, 4) OBP: 0.424, SLG: 0.452	HR 1B	G3		FC6-4 1B		6-3	K			5	1	2	0	0	1	3									
Rick Burleson, R (1, 6) OBP: 0.273, SLG: 0.367	F8	F3		FC6-4 1-2			5-3	FC5-4 1B		5	0	1	0	0	0	2									
Jim Rice, R (1, 7) OBP: 0.455, SLG: 0.839	1H HR	2-3			E7 1B		1B 2B	FC5-4 1-2		5	2	3	2	0	0	1									
Carl Yastrzemski, L (1, 8) OBP: 0.387, SLG: 0.240	G3		1-3		1B 2H 1B		2B 2B 1B	F8		5	2	2	1	0	0	1									
Carlton Fisk, R (1, 2) OBP: 0.323, SLG: 0.552	F6		K		L4-3 1B 2H		2B 2B	L5		5	1	2	1	0	1	1									
George Scott, R (1, 3) OBP: 0.379, SLG: 0.292		2B BB	F2		L4-3 1-2		2B 1B IBB			2	2	0	0	2	0	1									
Bernie Carbo, L (1, 10) OBP: 0.750, SLG: 2.000		1H HR 2B			HR		K	1B 2B		4	2	3	4	0	1	0									
Dwight Evans, R (1, 9) OBP: 0.241, SLG: 0.120		E6 HR			G6-4-3 1B		P3	K		4	1	1	0	0	1	3									
Butch Hobson, R (1, 5) OBP: 0.345, SLG: 0.571		1H 2H HR			G6-4-3			2B		4	1	3	4	0	0	1									
Inning Stats	R: 2 E: 0 K: 0 S: 5	H: 2 LOB: 0 BB: 0 P: 5	R: 4 E: 1 K: 0 S: 6	H: 2 LOB: 0 BB: 1 P: 10	R: 0 E: 0 K: 1 S: 5	H: 0 LOB: 0 BB: 0 P: 5	R: 1 E: 0 K: 0 S: 5	H: 3 LOB: 1 BB: 0 P: 5	R: 1 E: 1 K: 0 S: 4	H: 3 LOB: 0 BB: 0 P: 4	R: 0 E: 0 K: 1 S: 6	H: 1 LOB: 1 BB: 0 P: 6	R: 4 E: 0 K: 2 S: 12	H: 5 LOB: 2 BB: 1 P: 16	R: 0 E: 0 K: 0 S: 4	H: 1 LOB: 1 BB: 0 P: 4	1B: 9 2B: 6 3B: 0 HR: 3	SF: 0 SAC: 0 DP: 2 HBP: 0	WP: 0 PB: 0 SB: 1 CS: 0	PA: 41					
PITCHER	IP	WLS	BF	H	R	ER	SO	BB	IBB	HBP	BLK	WP	HR	S	P	ERA	WHIP								
Dock Ellis, R (1, 1) ERA: 7.5	1.0	L	9	4	6	5	0	1	0	0	0	0	1	28	32	10.12	2.062								
Fergie Jenkins, R (2, 1) ERA: 9.0	5.1		25	11	6	6	2	0	1	0	0	0	0	11	11	0.00	1.200								
Steve Comer, R (7, 1) ERA:	1.2		7	2	0	0	2	0	0	0	0	0	0	11	11	0.00	1.200								

Texas Rangers @ Boston Red Sox
Fenway Park, Boston, MA
Sat Apr 15 1978, 3:33 AM EST
Att: 18,624 - Unknown - 55 F

AB 39
R 12
H 17
RBI 12
BB 2
SO 4
LOB 13



Batter	1	2	3	4	5	6	7	8	9	AB	R	H	RBI	BB	SO	LOB	TOP			
Mike Hargrove, L (1, 3) OBP: 0.342, SLG: 0.333										3	0	1	0	1	0	0	Texas Rangers @ Cleveland Indians Cleveland Municipal Stadium, Cleveland, OH Mon Apr 17 1978, 6:05 PM EST Att: 3,713 - Unknown - 43 F			
Bert Campaneris, R (1, 6) OBP: 0.097, SLG: 0.067										4	0	0	0	0	2					
Al Oliver, L (1, 7) OBP: 0.289, SLG: 0.459										4	0	0	0	1	2					
Richie Zisk, R (1, 9) OBP: 0.371, SLG: 0.697										3	0	0	0	1	1					
Toby Harrah, R (1, 5) OBP: 0.273, SLG: 0.387										2	0	1	0	1	0					
Kurt Bevacqua, R (1, 10) OBP: 0.200, SLG: 0.600										3	0	0	0	0	2					
Juan Beniquez, R (1, 8) OBP: 0.185, SLG: 0.192										3	0	0	0	0	1					
Bump Wills, S (1, 4) OBP: 0.267, SLG: 0.241										3	0	0	0	0	1					
Jim Sundberg, R (1, 2) OBP: 0.138, SLG: 0.321										3	0	0	0	1	0					
Inning Stats	R: 0 E: 0 K: 1 S: 6	H: 1 LOB: 1 BB: 0 P: 6	R: 0 E: 0 K: 0 S: 3	H: 0 LOB: 1 BB: 1 P: 7	R: 0 E: 0 K: 1 S: 5	H: 0 LOB: 1 BB: 1 P: 9	R: 0 E: 0 K: 0 S: 3	H: 0 LOB: 0 BB: 0 P: 3	R: 0 E: 0 K: 0 S: 3	H: 0 LOB: 0 BB: 0 P: 3	R: 0 E: 0 K: 1 S: 5	H: 1 LOB: 0 BB: 0 P: 5	R: 0 E: 0 K: 0 S: 3	H: 0 LOB: 0 BB: 0 P: 3	R: 0 E: 0 K: 0 S: 3	H: 0 LOB: 0 BB: 0 P: 3	1B: 2 2B: 1 3B: 0 HR: 0	SF: 0 SAC: 0 DP: 1 HBP: 0	WP: 0 PB: 0 SB: 1 CS: 0	PA: 30
PITCHER Rick Waits, L (1, 1) ERA: 0.75	IP: 9.0 WLS: W BF: 30	H: 2 R: 0 ER: 0 SO: 3	BB: 2 IBB: 0 HBP: 0 BLK: 0	WP: 0 HR: 0 S: 34 P: 42	ERA: 0.00 WHIP: 0.444	PITCHER										IP: 9.0 WLS: W BF: 30	H: 2 R: 0 ER: 0 SO: 3	BB: 2 IBB: 0 HBP: 0 BLK: 0	WP: 0 HR: 0 S: 34 P: 42	ERA: 0.00 WHIP: 0.444

AB 28
R 0
H 2
RBI 0
BB 2
SO 3
LOB 9



Batter	1	2	3	4	5	6	7	8	9	AB	R	H	RBI	BB	SO	LOB	BOTTOM			
Paul Dade, R (1, 9) OBP: 0.444, SLG: 0.618										4	1	2	0	0	1	Texas Rangers @ Cleveland Indians Cleveland Municipal Stadium, Cleveland, OH Mon Apr 17 1978, 6:05 PM EST Att: 3,713 - Unknown - 43 F				
Larvell Blanks, R (1, 6) OBP: 0.273, SLG: 0.333										4	1	1	1	0	3					
Buddy Bell, R (1, 5) OBP: 0.438, SLG: 0.581										4	1	2	1	0	2					
Andre Thornton, R (1, 3) OBP: 0.382, SLG: 0.577										3	1	0	0	1	2					
Willie Horton, R (1, 10) OBP: 0.303, SLG: 0.344										4	0	1	0	1	3					
Ted Cox, R (1, 7) OBP: 0.167, SLG: 0.167										4	1	1	1	0	1					
Ron Pruitt, R (1, 2) OBP: 0.333, SLG: 0.571										4	1	1	3	0	1					
Rick Manning, L (1, 8) OBP: 0.107, SLG: 0.143										3	0	0	0	1	0					
Duane Kuiper, L (1, 4) OBP: 0.182, SLG: 0.188										3	0	0	0	1	0					
Inning Stats	R: 0 E: 0 K: 0 S: 4	H: 1 LOB: 1 BB: 0 P: 4	R: 0 E: 0 K: 0 S: 3	H: 0 LOB: 0 BB: 0 P: 3	R: 0 E: 2 K: 1 S: 6	H: 0 LOB: 1 BB: 0 P: 6	R: 0 E: 0 K: 0 S: 3	H: 1 LOB: 0 BB: 0 P: 3	R: 0 E: 0 K: 0 S: 3	H: 0 LOB: 0 BB: 0 P: 3	R: 6 E: 1 K: 2 S: 12	H: 4 LOB: 0 BB: 1 P: 16	R: 0 E: 0 K: 1 S: 6	H: 1 LOB: 1 BB: 0 P: 6	R: 0 E: 0 K: 0 S: 4	H: 1 LOB: 1 BB: 0 P: 4	1B: 5 2B: 2 3B: 0 HR: 1	SF: 0 SAC: 0 DP: 1 HBP: 0	WP: 1 PB: 0 SB: 2 CS: 0	PA: 34
PITCHER Jon Matlack, L (1, 1) ERA: 2.01 Fergie Jenkins, R (7, 1) ERA: 7.2	IP: 6.0 WLS: L BF: 26	H: 6 R: 6 ER: 1 SO: 3	BB: 0 IBB: 0 HBP: 0 BLK: 0	WP: 1 HR: 1 S: 31 P: 35	ERA: 1.50 WHIP: 1.000	PITCHER										IP: 2.0 WLS: 8 BF: 2	H: 2 R: 0 ER: 0 SO: 1	BB: 0 IBB: 0 HBP: 0 BLK: 0	WP: 0 HR: 0 S: 10 P: 10	ERA: 0.00 WHIP: 1.000

AB 33
R 6
H 8
RBI 6
BB 1
SO 4
LOB 13



Batter	1	2	3	4	5	6	7	8	9	AB	R	H	RBI	BB	SO	LOB	TOP																					
Al Oliver, L OBP: 0.313, SLG: 0.435 (1, 7)	0-0 3-1		0-0 F8		4-0 WP SF8 BB		0-0 FC4-6 1B	0-0 L9		4	1	1	0	1	0	1																						
Bobby Thompson, S OBP: 0.556, SLG: 0.833 (1, 8)	0-0 G1-6-3 1B		4-0 BLK 3B BB		0-0 SF8 1-H		0-0 FC4-6 2B		0-0 G3 3B	3	3	2	1	1	0	1																						
John Lowenstein, L OBP: 0.583, SLG: 0.700 (1, 10)	0-0 G1-6-3 1-2		0-0 1-H 3B		0-0 1B		0-0 F7		0-0 G3	5	0	2	2	0	0	2																						
Richie Zisk, R OBP: 0.378, SLG: 0.650 (1, 9)		0-0 F9	1-0 HBP		0-0 FC3-6 1B		0-0 1B 2B		0-0 F7 3-H	4	1	2	1	0	0	0																						
Mike Jorgensen, L OBP: 0.600, SLG: 0.500 (1, 3)		4-0 F8 1B BB	0-0 F5		0-0 FC3-6 1-2		0-0 S 1B		0-0 1B	4	0	2	1	1	0	4																						
Kurt Bevacqua, R OBP: 0.188, SLG: 0.438 (1, 5)		0-0 1-2 1B		0-0 G3		0-0 P4	0-0 1-3		0-0 F8	5	0	1	0	0	0	2																						
John Ellis, R OBP: 0.250, SLG: 1.000 (1, 2)		0-0 F8 2-3		0-0 F9		0-0 HR		0-0 F8		4	1	1	1	0	0	2																						
Jim Mason, L (1, 6)		0-0 F7		0-3 K		0-0 G3		0-0 E7 1B		3	0	0	0	0	1	2																						
Toby Harrah, R OBP: 0.333, SLG: 0.568 (8, PH)										1	0	1	0	0	0	0																						
Sandy Alomar Sr., S (1, 4)										2	0	0	0	0	0	0																						
Mike Hargrove, L OBP: 0.341, SLG: 0.294 (8, PH)										1	0	0	0	0	1	0																						
Bump Wills, S OBP: 0.250, SLG: 0.212 (6, 4)			0-0 4-3		0-0 L4		0-3 K		0-0 F9	1	0	0	0	0	0	1																						
Inning Stats	R: 0 E: 0 K: 0 S: 3	H: 1 LOB: 0 BB: 0 P: 3	R: 0 E: 0 K: 0 S: 4	H: 1 LOB: 2 BB: 1 P: 8	R: 1 E: 0 K: 0 S: 4	H: 1 LOB: 2 BB: 1 P: 9	R: 0 E: 0 K: 1 S: 5	H: 0 LOB: 0 BB: 0 P: 5	R: 1 E: 0 K: 1 S: 6	H: 1 LOB: 0 BB: 0 P: 6	R: 2 E: 0 K: 0 S: 6	H: 3 LOB: 1 BB: 0 P: 6	R: 0 E: 1 K: 0 S: 4	H: 1 LOB: 1 BB: 0 P: 4	R: 1 E: 0 K: 0 S: 5	H: 2 LOB: 1 BB: 0 P: 5	1B: 8 2B: 1 3B: 2 HR: 1	SF: 1 SAC: 0 DP: 1 HBP: 1	WP: 2 PB: 0 SB: 1 CS: 0	PA: 42																		
PITCHER	IP	WLS	BF	H	R	ER	SO	BB	IBB	HBP	BLK	WP	HR	S	P	ERA	WHIP	PITCHER				IP	WLS	BF	H	R	ER	SO	BB	IBB	HBP	BLK	WP	HR	S	P	ERA	WHIP
Jim Slaton, R ERA: 6.35 (1, 1)	6.2	W	32	9	5	5	2	3	0	1	1	1	1	32	45	6.75	1.800																					
Steve Foucault, R ERA: 1.6 (7, 1)	2.1	S	10	3	1	1	0	0	0	0	0	0	0	10	10	3.86	1.286																					

Texas Rangers @ Detroit Tigers
Tiger Stadium, Detroit, MI
Sun Apr 23 1978, 3:33 AM EST
Unknown

AB 37
R 6
H 12
RBI 6
BB 3
SO 2
LOB 15



Batter	1	2	3	4	5	6	7	8	9	AB	R	H	RBI	BB	SO	LOB	BOTTOM																					
Ron LeFlore, R OBP: 0.439, SLG: 0.588 (1, 8)	0-0 F9	0-0 FC6-4 1-2		0-0 S E 1B	0-0 SH3-4 1B	0-0 6-3		0-0 4-3		6	2	2	0	0	0	2																						
Steve Dillard, R OBP: 0.273, SLG: 0.200 (1, 4)	0-0 F7		0-0 1B 2-3 1B	0-3 K	0-0 SH3-4		0-0 1-3			4	1	1	0	0	1	1																						
Rusty Staub, L OBP: 0.358, SLG: 0.383 (1, 10)	4-0 BB PB BB		0-0 2-3 1-2	0-0 E2 1B BB 1B	0-0 E 1B		0-0 2B 1B			4	2	3	3	1	0	1																						
Jason Thompson, L OBP: 0.442, SLG: 0.636 (1, 3)	4-0 1-2 BB		0-0 HBP 1B 1B	0-0 BB BB 1B	0-0 E3		0-0 2B			4	2	3	1	1	0	1																						
Steve Kemp, L OBP: 0.569, SLG: 0.514 (1, 7)	4-0 1-2 2-3 BB		0-0 HBP 1B 1B	4-0 BB BB	0-3 K		4-0 1B BB			2	1	1	1	3	1	2																						
Lance Parrish, R OBP: 0.208, SLG: 0.273 (1, 2)	0-3 K		0-0 F3	4-0 BB BB	0-0 4-3		0-0 1B			2	0	0	0	0	1	5																						
Mitt May, L OBP: 0.500, SLG: 0.955 (5, 2)			1-2 2-3 3-H	1-2 2-3 3-H	1-2 2-3 3-H		1-3 1B			2	0	1	1	1	0	2																						
Charlie Spikes, R ERA: 3.88 (1, 9)		1-0 FC6-4 HBP	1-0 1B HBP	0-0 SF7		0-0 1-3 1B		0-0 F7		0	0	0	0	0	0	0																						
Tim Corcoran, L OBP: 0.378, SLG: 0.273 (4, PH)			1-2 2-3 3-H	1-2 2-3 3-H	1-2 2-3 3-H		1-3 1B			2	0	1	1	0	0	2																						
Aurelio Rodriguez, R OBP: 0.462, SLG: 0.680 (1, 5)		0-0 F8	0-0 1-2 2-3 3-H	0-0 4-3		0-0 1-3		0-3 K		5	0	1	2	0	1	4																						
Mark Wagner, R OBP: 0.348, SLG: 0.381 (1, 6)		0-0 P4	0-0 L7		0-0 SH3-4 1B 1B		0-0 F7		0-0 6-3	5	1	1	0	0	0	4																						
Inning Stats	R: 0 E: 0 K: 1 S: 5	H: 0 LOB: 3 BB: 3 P: 17	R: 0 E: 0 K: 0 S: 3	H: 0 LOB: 1 BB: 0 P: 4	R: 3 E: 0 K: 0 S: 7	H: 4 LOB: 2 BB: 0 P: 8	R: 3 E: 1 K: 1 S: 8	H: 3 LOB: 2 BB: 2 P: 16	R: 2 E: 0 K: 0 S: 4	H: 3 LOB: 1 BB: 0 P: 4	R: 1 E: 0 K: 0 S: 5	H: 3 LOB: 2 BB: 1 P: 9	R: 0 E: 0 K: 1 S: 5	H: 0 LOB: 0 BB: 0 P: 5	R: 0 E: 0 K: 1 S: 5	H: 0 LOB: 0 BB: 0 P: 5	1B: 13 2B: 1 3B: 0 HR: 0	SF: 1 SAC: 1 DP: 0 HBP: 2	WP: 0 PB: 1 SB: 1 CS: 0	PA: 46																		
PITCHER	IP	WLS	BF	H	R	ER	SO	BB	IBB	HBP	BLK	WP	HR	S	P	ERA	WHIP	PITCHER				IP	WLS	BF	H	R	ER	SO	BB	IBB	HBP	BLK	WP	HR	S	P	ERA	WHIP
Jon Matlack, L ERA: 3.88 (1, 1)	3.1	L	23	7	6	6	2	4	0	2	0	21	39	16.20	3.300																							
Doc Medich, R ERA: 9.95 (4, 1)	3.2		20	7	3	3	1	2	0	0	0	0	20	28	7.36	2.455																						
Reggie Cleveland, R ERA: (8, 1)	1.0		3	0	0	0	1	0	0	0	0	0	5	5	0.00	0.000																						

Texas Rangers @ Detroit Tigers
Tiger Stadium, Detroit, MI
Sun Apr 23 1978, 3:33 AM EST
Unknown

AB 36
R 9
H 14
RBI 9
BB 6
SO 4
LOB 24



Batter	1	2	3	4	5	6	7	8	9	10	11	AB	R	H	RBI	BB	SO	LOB	TOP			
Mike Hargrove, L OBP: 0.306, SLG: 0.256 (1, 3)	K		F8		L4		K			6-3		5	0	0	0	0	2	0				
Bump Wills, S OBP: 0.244, SLG: 0.289 (1, 4)	G3		4-3		K			HR		K		5	1	1	1	0	2	0				
Al Oliver, L OBP: 0.302, SLG: 0.400 (1, 10)	1B	BB	5-3			F8		4-3		P6		4	0	0	0	1	0	0				
Richie Zisk, R OBP: 0.380, SLG: 0.689 (1, 9)				6-3		L7		L7			HR	5	1	2	1	0	0	0				
Toby Harrah, R OBP: 0.341, SLG: 0.537 (1, 5)	K				1B	BB		5-3				4	0	1	0	1	1	2				
Claudell Washington, L OBP: 0.298, SLG: 0.231 Kurt Bevacqua, R OBP: 0.176, SLG: 0.412 Bobby Thompson, S OBP: 0.556, SLG: 0.833 (1, 7)		4-3		FC1-4-6	2B		FC5-4		G3		5-3	4	0	1	0	0	0	1				
Juan Beniquez, R OBP: 0.189, SLG: 0.222 (1, 8)	F3				2B		1B		F9		G3	5	0	1	0	0	0	2				
Jim Sundberg, R OBP: 0.216, SLG: 0.324 (1, 2)						F9		6-3				3	0	1	0	1	0	2				
Bert Campaneris, R OBP: 0.538, SLG: 0.636 John Lowenstein, L OBP: 0.538, SLG: 0.636 Jim Mason, L (7, 6)	K					F9		4-3		G3		2	0	0	0	0	1	1				
Inning Stats	R: 0 E: 0 K: 2 S: 8	H: 1 LOB: 2 BB: 1 P: 12	R: 0 E: 0 K: 1 S: 6	H: 1 LOB: 1 BB: 0 P: 6	R: 0 E: 0 K: 0 S: 3	H: 0 LOB: 0 BB: 0 P: 3	R: 0 E: 0 K: 0 S: 5	H: 2 LOB: 2 BB: 0 P: 5	R: 0 E: 0 K: 1 S: 5	H: 0 LOB: 0 BB: 0 P: 5	R: 1 E: 0 K: 0 S: 4	H: 1 LOB: 0 BB: 0 P: 4	R: 0 E: 0 K: 0 S: 3	H: 0 LOB: 1 BB: 1 P: 7	R: 0 E: 0 K: 1 S: 5	H: 0 LOB: 0 BB: 0 P: 5	R: 1 E: 0 K: 0 S: 4	H: 1 LOB: 0 BB: 0 P: 4	1B: 4 2B: 1 3B: 0 HR: 2	SF: 0 SAC: 0 DP: 0 HBP: 0	WP: 0 PB: 0 SB: 0 CS: 0	PA: 43
PITCHER	IP 9.0	WLS 9.0	BF 36	H 6	R 1	ER 1	SO 5	BB 3	IBB 0	HBP 0	BLK 0	WP 0	HR 1	S 43	P 55	ERA 1.00	WHIP 1.000					
Dave Rozema, R ERA: 2.31 (1, 1)																						
Jim Crawford, L ERA: 5.14 (10, 1)	2.0	L	7	1	1	1	1	0	0	0	0	0	0	1	9	4.50	0.500					

Texas Rangers @ Detroit Tigers
Tiger Stadium, Detroit, MI
Sun Apr 23 1978, 3:38 AM EST
Att: 20,615 - Unknown

AB	40
R	2
H	7
RBI	2
BB	3
SO	6
LOB	9



Batter	1	2	3	4	5	6	7	8	9	10	11	AB	R	H	RBI	BB	SO	LOB	BOTTOM			
Ron LeFlore, R OBP: 0.403, SLG: 0.536 (1, 8)	F3		1-3		F8			6-3	F8			5	0	0	0	0	0	4				
Mickey Stanley, R OBP: 0.250, SLG: 0.250 Steve Kemp, L OBP: 0.577, SLG: 0.514 (1, 7)	1B		6-3		E3			P4		SH3-4	BB	4	1	1	0	0	0	1				
Rusty Staub, L OBP: 0.388, SLG: 0.380 (1, 10)	F7				4-3					SH3-4		3	0	1	0	1	0	3				
Jason Thompson, L OBP: 0.439, SLG: 0.604 (1, 3)	1B		F7			L8		L4			IBB	4	0	1	0	1	0	2				
John Wockenfuss, R OBP: 0.500, SLG: 0.500 Tim Corcoran, L OBP: 0.387, SLG: 0.292 (1, 9)				6-3		F7			WP	1B	K	3	0	1	1	0	0	0				
Aurelio Rodriguez, R OBP: 0.453, SLG: 0.621 Phil Mankowski, L OBP: 0.348, SLG: 0.429 (1, 5)	F9				K			4-3	FC5-2	1B		4	0	1	0	0	1	2				
Milt May, L OBP: 0.414, SLG: 0.778 (1, 2)		F8			4-3			G3				5	0	0	0	0	1	2				
Lou Whitaker, L OBP: 0.387, SLG: 0.393 Charlie Spikes, R OBP: 0.533, SLG: 0.200 Steve Dillard, R OBP: 0.261, SLG: 0.190 (1, 4)		6-3				K			FC5-2	1B		3	0	1	0	0	1	0				
Alan Trammell, R OBP: 0.333, SLG: 0.304 (1, 6)		F8						F8		FC5-2		5	0	1	0	0	0	4				
Inning Stats	R: 1 E: 0 K: 0 S: 6	H: 3 LOB: 2 BB: 0 P: 6	R: 0 E: 0 K: 0 S: 3	H: 0 LOB: 0 BB: 0 P: 3	R: 0 E: 0 K: 0 S: 4	H: 1 LOB: 1 BB: 0 P: 4	R: 0 E: 0 K: 1 S: 5	H: 0 LOB: 0 BB: 0 P: 5	R: 0 E: 0 K: 0 S: 3	H: 1 LOB: 0 BB: 0 P: 3	R: 0 E: 0 K: 0 S: 3	H: 0 LOB: 1 BB: 1 P: 7	R: 0 E: 0 K: 1 S: 5	H: 2 LOB: 3 BB: 1 P: 11	R: 0 E: 0 K: 1 S: 5	H: 0 LOB: 2 BB: 2 P: 13	R: 0 E: 0 K: 1 S: 5	H: 0 LOB: 0 BB: 0 P: 5	1B: 8 2B: 0 3B: 0 HR: 0	SF: 0 SAC: 1 DP: 0 HBP: 0	WP: 1 PB: 0 SB: 0 CS: 1	PA: 45
PITCHER	IP 9.0	WLS 9.0	BF 37	H 8	R 1	ER 1	SO 3	BB 1	IBB 1	HBP 0	BLK 0	WP 1	HR 0	S 41	P 49	ERA 1.00	WHIP 1.000					
Jim Umberger, L ERA: 3.14 (1, 1)																						
Len Barker, R ERA: 4.0 (10, 1)	2.0	W	8	0	0	0	2	1	1	0	0	0	0	10	18	0.00	0.500					

Texas Rangers @ Detroit Tigers
Tiger Stadium, Detroit, MI
Sun Apr 23 1978, 3:38 AM EST
Att: 20,615 - Unknown

AB	40
R	1
H	8
RBI	1
BB	4
SO	5
LOB	22




Batter	1	2	3	4	5	6	7	8	9	AB	R	H	RBI	BB	SO	LOB	TOP		
Tom Poquette, L (1, 7) OBP: 0.263, SLG: 0.706 Joe Zdeb, R (8, PH) OBP: 0.111, SLG: 0.333 (8, 7)	3-1		G3		4-3	HR		K		4	1	1	2	0	0	0	Kansas City Royals @ Texas Rangers Arlington Stadium, Arlington, TX Mon Apr 24 1978, 7:05 PM EST Att: 15,530 - Unknown		
Hal McRae, R (1, 10) OBP: 0.333, SLG: 0.667	F8		L7		P3	1B		F9		5	1	1	0	0	0				
George Brett, L (1, 5) OBP: 0.273, SLG: 0.392	E6			3-1	F2	1B			L4	5	0	1	1	0	0				
Al Cowens, R (1, 9) OBP: 0.420, SLG: 0.595				1B	BB	1B			1B	2	2	1	0	3	0				
Darrell Porter, L (1, 2) OBP: 0.471, SLG: 0.522	F8			1B	BB	1B		K		3	2	1	0	2	1				
Clint Hurdle, L (1, 3) OBP: 0.341, SLG: 0.395		G3		F5		1B	FC6		K	4	1	1	1	1	1				
Amos Otis, R (1, 8) OBP: 0.333, SLG: 0.579 Willie Wilson, S (7, 8) OBP: 0.263, SLG: 0.257	F8			2B	1B	1B	FC6-4		5-3	4	0	2	1	0	1				
Freddie Patek, R (1, 6) OBP: 0.256, SLG: 0.390	F8			1-2	2-3	1B				1	0	0	0	0	2				
Frank White, R (1, 4) OBP: 0.200, SLG: 0.189 Ralph LaCock, L (6, PH) Jerry Terrell, R (6, 4)	F7			5-3		1-2	3-H		F8	2	0	0	0	0	2				
						1-2	3-H			1	0	0	0	0	1				
						1-2	3-H			1	0	0	0	0	0				
Inning Stats	R: 0 E: 1 K: 0 S: 4	H: 0 LOB: 2 BB: 1 P: 8	R: 0 E: 0 K: 0 S: 3	H: 0 LOB: 0 BB: 0 P: 3	R: 0 E: 0 K: 0 S: 3	H: 0 LOB: 0 BB: 0 P: 3	R: 2 E: 0 K: 0 S: 6	H: 3 LOB: 2 BB: 1 P: 10	R: 0 E: 0 K: 2 S: 10	H: 0 LOB: 1 BB: 1 P: 11	R: 0 E: 0 K: 1 S: 5	H: 0 LOB: 1 BB: 0 P: 5	R: 0 E: 0 K: 1 S: 6	H: 1 LOB: 2 BB: 1 P: 10	1B: 6 2B: 2 3B: 0 HR: 1	SF: 0 SAC: 0 DP: 0 HBP: 0	WP: 0 PB: 0 SB: 1 CS: 0	PA: 43	
PITCHER	IP WLS BF H R ER SO BB IBB HBP BLK WP HR S P ERA WHIP	IP WLS BF H R ER SO BB IBB HBP BLK WP HR S P ERA WHIP	IP WLS BF H R ER SO BB IBB HBP BLK WP HR S P ERA WHIP	IP WLS BF H R ER SO BB IBB HBP BLK WP HR S P ERA WHIP	IP WLS BF H R ER SO BB IBB HBP BLK WP HR S P ERA WHIP	IP WLS BF H R ER SO BB IBB HBP BLK WP HR S P ERA WHIP	IP WLS BF H R ER SO BB IBB HBP BLK WP HR S P ERA WHIP	IP WLS BF H R ER SO BB IBB HBP BLK WP HR S P ERA WHIP	IP WLS BF H R ER SO BB IBB HBP BLK WP HR S P ERA WHIP	IP WLS BF H R ER SO BB IBB HBP BLK WP HR S P ERA WHIP	IP WLS BF H R ER SO BB IBB HBP BLK WP HR S P ERA WHIP	IP WLS BF H R ER SO BB IBB HBP BLK WP HR S P ERA WHIP	IP WLS BF H R ER SO BB IBB HBP BLK WP HR S P ERA WHIP	IP WLS BF H R ER SO BB IBB HBP BLK WP HR S P ERA WHIP	IP WLS BF H R ER SO BB IBB HBP BLK WP HR S P ERA WHIP	IP WLS BF H R ER SO BB IBB HBP BLK WP HR S P ERA WHIP	IP WLS BF H R ER SO BB IBB HBP BLK WP HR S P ERA WHIP	IP WLS BF H R ER SO BB IBB HBP BLK WP HR S P ERA WHIP	IP WLS BF H R ER SO BB IBB HBP BLK WP HR S P ERA WHIP
Dock Ellis, R (1, 1) ERA: 8.18	5.0	24	4	5	5	0	4	0	0	0	0	0	0	20	36	9.00	1.600		
Reggie Cleveland, R (6, 1) ERA: 9.0	0.2	L 5	3	2	2	1	0	0	0	0	0	1	7	7	27.00	4.500			
Paul Lindblad, L (6, 1) ERA:	3.1	14	2	1	1	4	2	0	0	0	0	0	0	20	28	2.70	1.200		

Batter	1	2	3	4	5	6	7	8	9	AB	R	H	RBI	BB	SO	LOB	BOTTOM			
Mike Hargrove, L (1, 3) OBP: 0.315, SLG: 0.256	4-3	F7		E		1B		K		4	0	1	0	1	1	2	Kansas City Royals @ Texas Rangers Arlington Stadium, Arlington, TX Mon Apr 24 1978, 7:05 PM EST Att: 15,530 - Unknown			
Bobby Thompson, S (1, 9) OBP: 0.429, SLG: 0.727	2B	F8		K		F9		4-3		5	1	1	0	0	1					
Al Oliver, L (1, 7) OBP: 0.328, SLG: 0.426	1B		F8		1B	4-3			BB	4	1	2	1	1	0					
Richie Zisk, R (1, 10) OBP: 0.364, SLG: 0.640	1B		K		5-3				F9	5	0	1	1	0	2					
Toby Harrah, R (1, 5) OBP: 0.347, SLG: 0.511	G6-4-3		6-3			F9		F8		4	0	1	0	1	0					
Juan Beniquez, R (1, 8) OBP: 0.190, SLG: 0.220	G6-4-3			1B		F7		E7		5	1	1	0	0	4					
Bump Wills, S (1, 4) OBP: 0.289, SLG: 0.333			S		1B			F8		4	2	3	0	0	1					
Jim Sundberg, R (1, 2) OBP: 0.268, SLG: 0.395	SH1-4			SH1-4		6-3				4	1	3	2	0	1					
Bert Campaneris, R (1, 6) OBP: 0.158, SLG: 0.086 John Lowenstein, L (6, PH) OBP: 0.500, SLG: 0.583 Jim Mason, L (7, 6)	SH1-4			SH1-4				F8		0	0	0	0	0	0					
								F9		1	0	0	0	0	0					
										1	0	0	0	0	1					
Inning Stats	R: 2 E: 0 K: 0 S: 6	H: 4 LOB: 1 BB: 0 P: 6	R: 1 E: 0 K: 0 S: 5	H: 2 LOB: 1 BB: 0 P: 5	R: 0 E: 0 K: 1 S: 5	H: 0 LOB: 0 BB: 0 P: 5	R: 3 E: 1 K: 1 S: 8	H: 3 LOB: 2 BB: 1 P: 16	R: 0 E: 0 K: 0 S: 4	H: 1 LOB: 1 BB: 0 P: 4	R: 0 E: 0 K: 1 S: 6	H: 0 LOB: 1 BB: 0 P: 6	R: 0 E: 0 K: 1 S: 6	H: 1 LOB: 1 BB: 0 P: 6	R: 0 E: 0 K: 0 S: 3	H: 1 LOB: 1 BB: 1 P: 7	1B: 10 2B: 2 3B: 1 HR: 0	SF: 0 SAC: 2 DP: 2 HBP: 0	WP: 0 PB: 0 SB: 2 CS: 0	PA: 42
PITCHER	IP WLS BF H R ER SO BB IBB HBP BLK WP HR S P ERA WHIP	IP WLS BF H R ER SO BB IBB HBP BLK WP HR S P ERA WHIP	IP WLS BF H R ER SO BB IBB HBP BLK WP HR S P ERA WHIP	IP WLS BF H R ER SO BB IBB HBP BLK WP HR S P ERA WHIP	IP WLS BF H R ER SO BB IBB HBP BLK WP HR S P ERA WHIP	IP WLS BF H R ER SO BB IBB HBP BLK WP HR S P ERA WHIP	IP WLS BF H R ER SO BB IBB HBP BLK WP HR S P ERA WHIP	IP WLS BF H R ER SO BB IBB HBP BLK WP HR S P ERA WHIP	IP WLS BF H R ER SO BB IBB HBP BLK WP HR S P ERA WHIP	IP WLS BF H R ER SO BB IBB HBP BLK WP HR S P ERA WHIP	IP WLS BF H R ER SO BB IBB HBP BLK WP HR S P ERA WHIP	IP WLS BF H R ER SO BB IBB HBP BLK WP HR S P ERA WHIP	IP WLS BF H R ER SO BB IBB HBP BLK WP HR S P ERA WHIP	IP WLS BF H R ER SO BB IBB HBP BLK WP HR S P ERA WHIP	IP WLS BF H R ER SO BB IBB HBP BLK WP HR S P ERA WHIP	IP WLS BF H R ER SO BB IBB HBP BLK WP HR S P ERA WHIP	IP WLS BF H R ER SO BB IBB HBP BLK WP HR S P ERA WHIP	IP WLS BF H R ER SO BB IBB HBP BLK WP HR S P ERA WHIP	IP WLS BF H R ER SO BB IBB HBP BLK WP HR S P ERA WHIP	
Jim Colborn, R (1, 1) ERA: 9.82	3.1	19	4	0	0	3	1	1	0	0	0	0	0	27	35	0.00	0.882			
Doug Bird, R (4, 1) ERA: 3.75	5.2	W 23	4	0	0	3	1	1	0	0	0	0	0	27	35	0.00	0.882			

Batter	1	2	3	4	5	6	7	8	9	AB	R	H	RBI	BB	SO	LOB	TOP
Willie Wilson, S (1, 8) OBP: 0.286, SLG: 0.308	0-0 4-3			0-0 B1-3			0-0 G3 1B		0-0 1B 2B	4	1	2	0	0	0	0	Kansas City Royals @ Texas Rangers Arlington Stadium, Arlington, TX Tue Apr 25 1978, 7:05 PM EST Att: 14,154 - Unknown
Hal McRae, R (1, 10) OBP: 0.328, SLG: 0.636	0-3 K			0-0 5-3			0-0 F7		0-0 HBP 2H 1B	4	0	1	1	0	1	1	
George Brett, L (1, 5) OBP: 0.254, SLG: 0.364	0-0 F8			0-0 4-3			0-0 G3		0-0 L9	4	0	0	0	0	0	2	
Al Cowens, R (1, 9) OBP: 0.407, SLG: 0.556 Jerry Terrell, R (9, PR)		0-3 K			0-3 K				1-0 HBP 1-2	3	0	0	0	0	2	1	
Darrell Porter, L (1, 2) OBP: 0.436, SLG: 0.480		0-3 K			0-0 F8				0-0 F8	4	0	0	0	0	1	2	
Tom Pogue, L (1, 7) OBP: 0.273, SLG: 0.650		0-0 4-3			0-0 F7				0-0 1B	3	0	1	0	0	0	0	
Clint Hurdle, L (1, 3) OBP: 0.340, SLG: 0.375				0-0 F9			0-0 F5		4-0 BB	2	0	0	0	1	0	0	
Freddie Patek, R (1, 6) OBP: 0.244, SLG: 0.372 Joe Lahoud, L (8, PH) U L Washington, S (8, 6) OBP: 0.667, SLG: 0.500				0-3 K			0-0 P4		0-3 K	2	0	0	0	0	1	0	
Frank White, R (1, 4) OBP: 0.190, SLG: 0.179 Ralph LaCock, L (9, PH)				0-0 L7			0-0 F7		0-0 G3	2	0	0	0	0	0	0	
Inning Stats	R: 0 E: 0 K: 1 S: 5	H: 0 LOB: 0 BB: 0 P: 5	R: 0 E: 0 K: 2 S: 7	H: 0 LOB: 0 BB: 0 P: 7	R: 0 E: 0 K: 1 S: 5	H: 0 LOB: 0 BB: 0 P: 5	R: 0 E: 0 K: 0 S: 3	H: 0 LOB: 0 BB: 0 P: 3	R: 0 E: 0 K: 0 S: 4	H: 1 LOB: 1 BB: 0 P: 4	R: 0 E: 0 K: 1 S: 5	H: 1 LOB: 1 BB: 1 P: 9	R: 1 E: 0 K: 0 S: 5	H: 2 LOB: 2 BB: 0 P: 6	1B: 3 2B: 1 3B: 0 HR: 0	SF: 0 SAC: 0 DP: 0 HBP: 1	
PITCHER Fergie Jenkins, R (1, 1) ERA: 4.03	IP: 9.0 WLS: W BF: 32 H: 4 R: 1 ER: 1 SO: 6 BB: 1 IBB: 0 HBP: 1 BLK: 0 WP: 0 HR: 0 S: 42 P: 47 ERA: 1.00 WHIP: 0.556																

Batter	1	2	3	4	5	6	7	8	9	AB	R	H	RBI	BB	SO	LOB	BOTTOM
Mike Hargrove, L (1, 3) OBP: 0.328, SLG: 0.326	0-0 HR	0-0 F8			4-0 BB BB		0-0 6-3			3	1	1	1	1	0	1	Kansas City Royals @ Texas Rangers Arlington Stadium, Arlington, TX Tue Apr 25 1978, 7:05 PM EST Att: 14,154 - Unknown
John Lowenstein, L (1, 10) OBP: 0.556, SLG: 0.571	0-0 HR	0-0 L6			4-0 BB 1-2 BB		4-0 PO BB			2	1	1	0	2	0	1	
Al Oliver, L (1, 7) OBP: 0.306, SLG: 0.397	0-0 P4			0-0 4-3			0-0 F8		0-0 PO 1-2	4	0	0	0	0	0	3	
Richie Zisk, R (1, 9) OBP: 0.356, SLG: 0.667	0-0 HR			0-3 K			0-0 F8		0-0 L8	4	1	1	2	0	1	2	
Toby Harrah, R (1, 5) OBP: 0.321, SLG: 0.469	0-0 P2			0-3 K			0-0 F8		0-3 K	4	0	0	0	0	2	2	
Bump Willis, S (1, 4) OBP: 0.271, SLG: 0.311	0-0 F7				0-0 G3				0-0 L6	3	0	0	0	0	0	0	
Jim Sundberg, R (1, 2) OBP: 0.295, SLG: 0.415					0-0 BB 1-3 1B		0-0 6-3			3	1	2	0	0	0	0	
Juan Beniquez, R (1, 8) OBP: 0.200, SLG: 0.250					0-0 F8 1-3 2B		0-0 F8			3	0	1	0	0	0	1	
Bert Campaneris, R (1, 6) OBP: 0.146, SLG: 0.081					0-0 SF7 3H				0-0 F8	2	0	0	1	0	1	1	
Inning Stats	R: 3 E: 0 K: 0 S: 6	H: 3 LOB: 0 BB: 0 P: 6	R: 1 E: 0 K: 0 S: 5	H: 2 LOB: 1 BB: 0 P: 5	R: 0 E: 0 K: 2 S: 6	H: 0 LOB: 0 BB: 0 P: 7	R: 0 E: 0 K: 1 S: 6	H: 1 LOB: 1 BB: 0 P: 6	R: 0 E: 0 K: 0 S: 3	H: 0 LOB: 2 BB: 2 P: 11	R: 0 E: 0 K: 0 S: 2	H: 0 LOB: 0 BB: 1 P: 6	R: 0 E: 0 K: 1 S: 5	H: 0 LOB: 0 BB: 0 P: 5	1B: 3 2B: 1 3B: 0 HR: 2	SF: 1 SAC: 0 DP: 0 HBP: 0	
PITCHER Dennis Leonard, R (1, 1) ERA: 3.38	IP: 8.0 WLS: L BF: 32 H: 6 R: 4 ER: 4 SO: 4 BB: 3 IBB: 0 HBP: 0 BLK: 0 WP: 0 HR: 2 S: 37 P: 49 ERA: 4.50 WHIP: 1.125																

AB 30
R 1
H 4
RBI 1
BB 1
SO 6
LOB 7



AB 28
R 4
H 6
RBI 4
BB 3
SO 4
LOB 11



livebaseballscores.com

livebaseballscores.com

Batter	1	2	3	4	5	6	7	8	9	AB	R	H	RBI	BB	SO	LOB	TOP			
Paul Dade, R OBP: 0.354, SLG: 0.516 (1, 9)	4-0 3-1-3 BB		0-0 F9		0-0 L6			0-0 5-3		3	0	0	0	1	0	0	Cleveland Indians @ Texas Rangers Arlington Stadium, Arlington, TX Wed Apr 26 1978, 7:05 PM EST Att: 9,915 - Unknown			
Johnny Grubb, L OBP: 0.407, SLG: 0.673 (1, 7)	0-0 3-1-3		0-3 K			0-0 P4		0-0 L7		0	0	0	0	0	0	0				
Buddy Bell, R OBP: 0.444, SLG: 0.600 (1, 5)	0-0 5-3		0-0 1B			0-0 5-3		0-0 2B		4	0	2	0	0	0	1				
Andre Thornton, R OBP: 0.409, SLG: 0.611 (1, 3)	0-0 P4		0-3 K			0-0 BB 1B		0-0 5-3		4	0	1	0	0	1	3				
Larvell Blanks, R OBP: 0.281, SLG: 0.371 (1, 6)		0-0 F7		0-0 6-3		0-0 FC6 BB		0-0 6-3		3	0	0	0	1	0	0				
Willie Horton, R OBP: 0.302, SLG: 0.451 Horace Speed, R OBP: 0.200, SLG: 0.200 (9, FR)		0-0 4-3		0-3 K		0-0 FC6		0-0 2B		4	0	1	0	0	1	2				
Ron Pruitt, R OBP: 0.306, SLG: 0.386 (1, 2)		0-0 1B 1B		0-0 1-4-3			0-0 F7		0-0 F7	4	0	1	0	0	0	1				
Rick Manning, L OBP: 0.208, SLG: 0.184 (1, 8)		0-0 FC4-6 1B		0-0 G3		0-0 P6		0-0 4-3		4	0	1	0	0	0	1				
Duane Kuiper, L OBP: 0.230, SLG: 0.233 (1, 4)		0-0 FC4-6		0-0 F7		0-0 F2				3	0	0	0	0	0	2				
Inning Stats	R: 0 E: 0 K: 0 S: 3	H: 0 LOB: 1 BB: 1 P: 7	R: 0 E: 0 K: 0 S: 5	H: 2 LOB: 2 BB: 0 P: 5	R: 0 E: 0 K: 1 S: 8	H: 1 LOB: 1 BB: 0 P: 8	R: 0 E: 0 K: 1 S: 5	H: 0 LOB: 0 BB: 0 P: 5	R: 0 E: 0 K: 0 S: 4	H: 1 LOB: 2 BB: 1 P: 8	R: 0 E: 0 K: 0 S: 3	H: 0 LOB: 0 BB: 0 P: 3	R: 0 E: 0 K: 0 S: 4	H: 1 LOB: 1 BB: 0 P: 4	R: 0 E: 0 K: 0 S: 4	H: 1 LOB: 1 BB: 0 P: 4	1B: 4 2B: 2 3B: 0 HR: 0	SF: 0 SAC: 0 DP: 0 HBP: 0	WP: 0 PB: 0 SB: 0 CS: 0	PA: 35
PITCHER Doyle Alexander, R ERA: 3.46 (1, 1)	IP: 9.0 WLS: W BF: 35 H: 6 R: 0 ER: 0 SO: 3 BB: 2 IBB: 0 HBP: 0 BLK: 0 WP: 0 HR: 0 S: 39 P: 47 ERA: 0.00 WHIP: 0.889															PITCHER				

Batter	1	2	3	4	5	6	7	8	9	AB	R	H	RBI	BB	SO	LOB	BOTTOM			
Mike Hargrove, L OBP: 0.355, SLG: 0.396 (1, 3)	4-0 L1-3 BB		0-0 HR		1-0 G4-6-3 HBP			0-0 G3		2	1	1	2	1	0	0	Cleveland Indians @ Texas Rangers Arlington Stadium, Arlington, TX Wed Apr 26 1978, 7:05 PM EST Att: 9,915 - Unknown			
John Lowenstein, L OBP: 0.455, SLG: 0.444 (1, 10)	0-0 F8		0-0 F8		0-0 G4-6-3			0-0 F5		4	0	0	0	0	0	2				
Al Oliver, L OBP: 0.292, SLG: 0.377 (1, 7)	0-0 L1-3		0-0 4-3			0-0 F9				3	0	0	0	0	0	1				
Richie Zisk, R OBP: 0.355, SLG: 0.702 (1, 9)		0-0 F9		0-0 HR		0-0 F8		0-0 F8		3	1	1	1	0	0	0				
Toby Harrah, R OBP: 0.304, SLG: 0.442 (1, 5)		0-3 K		0-0 F5		0-0 F9				3	0	0	0	0	1	0				
Bump Wills, S OBP: 0.294, SLG: 0.333 (1, 4)		0-0 S 1B		0-0 S 1B		0-3 K				3	0	2	0	0	1	0				
Jim Sundberg, R OBP: 0.277, SLG: 0.386 (1, 2)		0-0 4-3		0-0 L6		0-0 5-3				3	0	0	0	0	0	2				
Juan Beniquez, R OBP: 0.208, SLG: 0.255 (1, 8)			0-0 HR 1B		0-3 K		0-0 F8			3	1	1	0	0	1	1				
Bert Campaneris, R OBP: 0.136, SLG: 0.075 (1, 6)			0-0 F8		0-0 F9		0-3 K			3	0	0	0	0	1	1				
Inning Stats	R: 0 E: 0 K: 0 S: 2	H: 0 LOB: 0 BB: 1 P: 6	R: 0 E: 0 K: 1 S: 6	H: 1 LOB: 1 BB: 0 P: 6	R: 2 E: 0 K: 0 S: 5	H: 2 LOB: 1 BB: 0 P: 5	R: 1 E: 0 K: 1 S: 7	H: 2 LOB: 1 BB: 0 P: 7	R: 0 E: 0 K: 0 S: 2	H: 0 LOB: 0 BB: 0 P: 3	R: 0 E: 0 K: 0 S: 3	H: 0 LOB: 0 BB: 0 P: 3	R: 0 E: 0 K: 1 S: 5	H: 0 LOB: 0 BB: 0 P: 5	R: 0 E: 0 K: 1 S: 5	H: 0 LOB: 0 BB: 0 P: 5	1B: 3 2B: 1 3B: 0 HR: 2	SF: 0 SAC: 0 DP: 2 HBP: 1	WP: 0 PB: 0 SB: 2 CS: 0	PA: 29
PITCHER Rick Wise, R ERA: 2.86 (1, 1)	IP: 8.0 WLS: L BF: 29 H: 5 R: 3 ER: 3 SO: 4 BB: 1 IBB: 0 HBP: 1 BLK: 0 WP: 0 HR: 2 S: 35 P: 40 ERA: 3.38 WHIP: 0.750															PITCHER				

Batter	1	2	3	4	5	6	7	8	9	AB	R	H	RBI	BB	SO	LOB	TOP					
Paul Dade, R OBP: 0.348, SLG: 0.492 (1, 9)	4-3		5-3			BB	K			3	0	0	0	1	1	1	Cleveland Indians @ Texas Rangers Arlington Stadium, Arlington, TX Thu Apr 27 1978, 7:05 PM EST Att: 11,133 - Unknown					
Ted Cox, R OBP: 0.176, SLG: 0.125 Johnny Grubb, L OBP: 0.400, SLG: 0.660 (1, 7) (6, 7)	6-3			L4		L8		5-3		3	0	0	0	0	0	1						
Buddy Bell, R OBP: 0.448, SLG: 0.594 (1, 5)				F8		1B		F7		4	1	2	0	0	0	0						
Andre Thornton, R OBP: 0.400, SLG: 0.586 (1, 3)	K			F7		1B		P6		4	0	1	0	0	1	1						
Larvell Blanks, R OBP: 0.294, SLG: 0.379 (1, 6)					F3			K		4	0	2	1	0	1	0						
Willie Horton, R OBP: 0.316, SLG: 0.444 Tom Veryzer, R (9, FR)		G4-6-3				1B		1B		3	0	1	0	1	0	3						
Ron Pruitt, R OBP: 0.289, SLG: 0.362 Jim Norris, L (9, PH)					F8			K		3	0	0	0	0	1	1						
Horace Speed, R OBP: 0.250, SLG: 0.250 Rick Manning, L (9, PH)			K			FC6-4		F8		3	0	1	0	0	1	0						
Duane Kuiper, L OBP: 0.231, SLG: 0.234 (1, 4)			K			FC6-4				4	0	1	0	0	1	4						
Inning Stats	R: 0 E: 0 K: 1 S: 6	H: 1 LOB: 1 BB: 0 P: 6	R: 0 E: 0 K: 1 S: 5	H: 1 LOB: 0 BB: 0 P: 5	R: 0 E: 0 K: 2 S: 7	H: 0 LOB: 0 BB: 0 P: 7	R: 0 E: 0 K: 0 S: 3	H: 0 LOB: 0 BB: 0 P: 3	R: 0 E: 0 K: 0 S: 5	H: 2 LOB: 2 BB: 0 P: 5	R: 1 E: 0 K: 0 S: 5	H: 3 LOB: 2 BB: 1 P: 9	R: 0 E: 0 K: 1 S: 6	H: 1 LOB: 1 BB: 0 P: 6	R: 0 E: 0 K: 0 S: 3	H: 0 LOB: 0 BB: 0 P: 3		R: 0 E: 0 K: 2 S: 8	H: 1 LOB: 2 BB: 1 P: 12	1B: 9 2B: 0 3B: 0 HR: 0	SF: 0 SAC: 0 DP: 1 HBP: 0	WP: 0 PB: 0 SB: 0 CS: 0
PITCHER	IP	WLS	BF	H	R	ER	SO	BB	IBB	HBP	BLK	WP	HR	S	P	ERA	WHIP					
Jon Matlack, L ERA: 3.18 (1, 1)	8.1	W	33	8	1	1	6	2	0	0	0	0	0	43	51	1.08	1.200					
Len Barker, R ERA: 3.72 (9, 1)	0.2	S	3	1	0	0	1	0	0	0	0	0	0	5	5	0.00	1.500					

Batter	1	2	3	4	5	6	7	8	9	AB	R	H	RBI	BB	SO	LOB	BOTTOM				
Mike Hargrove, L OBP: 0.364, SLG: 0.462 (1, 3)	K								G3	4	1	2	2	0	1	1	Cleveland Indians @ Texas Rangers Arlington Stadium, Arlington, TX Thu Apr 27 1978, 7:05 PM EST Att: 11,133 - Unknown				
Juan Beniquez, R OBP: 0.192, SLG: 0.235 (1, 8)	G3			1B					E6	4	0	0	0	0	0	2					
Al Oliver, L OBP: 0.275, SLG: 0.354 (1, 7)	G3				4-3				K	4	0	0	0	0	1	1					
Richie Zisk, R OBP: 0.333, SLG: 0.656 (1, 9)			L4		2-3				K	4	0	0	0	0	1	1					
Toby Harrah, R OBP: 0.317, SLG: 0.426 (1, 5)									P5	2	0	0	0	2	0	0					
Kurt Bevacqua, R OBP: 0.150, SLG: 0.350 (1, 10)									F9	3	0	0	0	0	1	2					
Jim Sundberg, R OBP: 0.280, SLG: 0.426 (1, 2)									5-3	3	1	1	0	0	1	1					
Bump Wills, S OBP: 0.278, SLG: 0.314 (1, 4)									1-3	3	0	0	0	0	1	1					
Bert Campaneris, R OBP: 0.170, SLG: 0.116 (1, 6)									K	3	1	2	1	0	1	0					
Inning Stats	R: 0 E: 0 K: 1 S: 5	H: 0 LOB: 0 BB: 0 P: 5	R: 0 E: 0 K: 1 S: 5	H: 0 LOB: 1 BB: 1 P: 9	R: 0 E: 0 K: 1 S: 6	H: 1 LOB: 0 BB: 0 P: 6	R: 0 E: 0 K: 0 S: 3	H: 0 LOB: 1 BB: 1 P: 7	R: 0 E: 0 K: 0 S: 3	H: 0 LOB: 0 BB: 0 P: 5	R: 3 E: 1 K: 2 S: 11	H: 3 LOB: 1 BB: 0 P: 11	R: 0 E: 0 K: 1 S: 6	H: 1 LOB: 1 BB: 0 P: 6	R: 0 E: 0 K: 0 S: 3	H: 0 LOB: 0 BB: 0 P: 3		1B: 3 2B: 0 3B: 1 HR: 1	SF: 0 SAC: 0 DP: 0 HBP: 0	WP: 0 PB: 0 SB: 1 CS: 0	PA: 32
PITCHER	IP	WLS	BF	H	R	ER	SO	BB	IBB	HBP	BLK	WP	HR	S	P	ERA	WHIP				
Rick Waits, L ERA: 2.08 (1, 1)	8.0	L	32	5	3	3	7	2	0	0	0	0	1	44	52	3.38	0.875				

Batter	1	2	3	4	5	6	7	8	9	10	11	AB	R	H	RBI	BB	SO	LOB	TOP							
Jerry Remy, L OBP: 0.354, SLG: 0.370 (1, 4)												4	0	0	0	1	1	0								
Rick Burleson, R OBP: 0.296, SLG: 0.297 (1, 6)												5	0	1	0	0	0	1								
Jim Rice, R OBP: 0.364, SLG: 0.590 (1, 7)												4	1	0	0	1	1	2								
Carl Yastrzemski, L OBP: 0.403, SLG: 0.302 (1, 3)												5	1	2	1	0	0	1								
Carlton Fisk, R OBP: 0.397, SLG: 0.500 (1, 2)												5	1	2	1	0	1	1								
Fred Lynn, L OBP: 0.386, SLG: 0.516 (1, 8)												5	0	1	0	0	1	1								
Butch Hobson, R OBP: 0.355, SLG: 0.676 (1, 5)												5	1	2	1	0	1	1								
Dwight Evans, R OBP: 0.366, SLG: 0.328 (1, 9)												5	0	2	0	0	2	1								
Bob Bailey, R OBP: 0.287, SLG: 0.083 Bernie Carbo, L OBP: 0.333, SLG: 0.643 (9, PH)												3	0	0	0	0	0	3								
												2	0	0	0	0	1	3								
Inning Stats	R: 0 E: 0 K: 0 S: 3	H: 0 LOB: 1 BB: 1 P: 7	R: 0 E: 0 K: 2 S: 7	H: 0 LOB: 0 BB: 0 P: 7	R: 0 E: 0 K: 1 S: 5	H: 0 LOB: 0 BB: 0 P: 5	R: 0 E: 0 K: 0 S: 3	H: 0 LOB: 0 BB: 0 P: 3	R: 0 E: 0 K: 0 S: 5	H: 3 LOB: 2 BB: 0 P: 5	R: 2 E: 0 K: 0 S: 5	H: 2 LOB: 1 BB: 1 P: 9	R: 1 E: 0 K: 2 S: 8	H: 1 LOB: 0 BB: 0 P: 8	R: 0 E: 0 K: 1 S: 6	H: 1 LOB: 1 BB: 0 P: 6	R: 0 E: 1 K: 2 S: 8	H: 1 LOB: 1 BB: 0 P: 8	R: 0 E: 0 K: 0 S: 3	H: 1 LOB: 0 BB: 0 P: 3	R: 1 E: 2 K: 0 S: 6	H: 1 LOB: 2 BB: 0 P: 6	1B: 8 2B: 1 3B: 0 HR: 1	SF: 0 SAC: 0 DP: 0 HBP: 0	WP: 0 PB: 0 SB: 0 CS: 1	PA: 46
PITCHER	IP: 7.0 WLS: 0 BF: 28 ERA: 3.86	H: 6 R: 3 ER: 3 SO: 5	BB: 2 IBB: 0 HBP: 0 BLK: 0	WP: 0 HR: 1 S: 36 P: 44	ERA: 3.86 WHIP: 1.143																					
Jim Umberger, L ERA: 3.86 Reggie Cleveland, R ERA: 3.86	(1, 1) (8, 1)																									

Boston Red Sox @ Texas Rangers
Arlington Stadium, Arlington, TX
Fri Apr 28 1978, 7:05 PM EST
Att: 29,731 - Unknown

livebaseballscores.com

AB 43
R 4
H 10
RBI 3
BB 2
SO 8
LOB 14

Batter	1	2	3	4	5	6	7	8	9	10	11	AB	R	H	RBI	BB	SO	LOB	BOTTOM					
Mike Hargrove, L OBP: 0.366, SLG: 0.436 Mike Jorgensen, L OBP: 0.600, SLG: 0.500 (10, PR)												3	1	0	0	2	0	0						
Bump Wills, S OBP: 0.254, SLG: 0.286 (1, 4)												5	0	0	0	0	0	3						
Al Oliver, L OBP: 0.297, SLG: 0.362 (1, 7)												4	1	2	0	1	1	0						
Richie Zisk, R OBP: 0.338, SLG: 0.682 (1, 9)												5	1	2	4	0	0	1						
Toby Harrah, R OBP: 0.313, SLG: 0.414 (1, 5)												4	0	1	0	0	2	2						
Claudell Washington, L OBP: 0.268, SLG: 0.233 (1, 10)												4	0	1	0	0	0	1						
Jim Sundberg, R OBP: 0.278, SLG: 0.431 (1, 2)												4	1	1	0	0	0	1						
Juan Beniquez, R OBP: 0.196, SLG: 0.236 (1, 8)												4	0	1	0	0	0	1						
Bert Campaneris, R OBP: 0.180, SLG: 0.130 John Lowenstein, L OBP: 0.435, SLG: 0.421 Jim Mason, L (11, 6)												3	1	1	1	0	0	1						
												1	0	0	0	0	0	0						
												0	0	0	0	0	0	0						
Inning Stats	R: 0 E: 0 K: 0 S: 3	H: 0 LOB: 0 BB: 0 P: 3	R: 0 E: 0 K: 0 S: 3	H: 0 LOB: 0 BB: 0 P: 3	R: 0 E: 0 K: 0 S: 3	H: 0 LOB: 0 BB: 0 P: 3	R: 0 E: 0 K: 1 S: 5	H: 0 LOB: 0 BB: 0 P: 5	R: 0 E: 0 K: 1 S: 5	H: 2 LOB: 1 BB: 1 P: 4	R: 0 E: 0 K: 0 S: 4	H: 2 LOB: 1 BB: 0 P: 4	R: 0 E: 0 K: 0 S: 4	H: 1 LOB: 1 BB: 0 P: 4	R: 0 E: 0 K: 0 S: 3	H: 1 LOB: 0 BB: 0 P: 3	R: 0 E: 0 K: 0 S: 3	H: 0 LOB: 1 BB: 1 P: 7	R: 2 E: 0 K: 0 S: 2	H: 2 LOB: 0 BB: 0 P: 2	1B: 7 2B: 2 3B: 0 HR: 1	SF: 0 SAC: 0 DP: 1 HBP: 0	WP: 0 PB: 0 SB: 0 CS: 0	PA: 40
PITCHER	IP: 7.0 WLS: 1.0 BF: 27 ERA: 3.0	H: 5 R: 3 ER: 3 SO: 3	BB: 2 IBB: 0 HBP: 0 BLK: 0	WP: 0 HR: 0 S: 31 P: 39	ERA: 3.86 WHIP: 1.000																			
Luis Tiant, R ERA: 3.0 Tom Burgmeier, L ERA: 2.45 Dick Drago, R ERA: 2.19 Bill Campbell, R ERA: 11.37	(1, 1) (8, 1) (9, 1) (11, 1)																							

Boston Red Sox @ Texas Rangers
Arlington Stadium, Arlington, TX
Fri Apr 28 1978, 7:05 PM EST
Att: 29,731 - Unknown

livebaseballscores.com


AB 37
R 5
H 9
RBI 5
BB 3
SO 3
LOB 10

Batter	1	2	3	4	5	6	7	8	9	AB	R	H	RBI	BB	SO	LOB	TOP
Jerry Remy, L (1,4) OBP: 0.346, SLG: 0.364	1-3			F7		FC4-6 1B		CS 1B		4	0	1	0	0	0	2	Boston Red Sox @ Texas Rangers Arlington Stadium, Arlington, TX Sat Apr 29 1978, 7:05 PM EST Att: 34,101 - Unknown
Rick Burleson, R (1,6) OBP: 0.297, SLG: 0.299	F9			3-1		S 1B		1-2 BB		3	0	1	1	1	0	0	
Jim Rice, R (1,7) OBP: 0.359, SLG: 0.570	PO BB			6-3		K		F9		3	0	0	0	1	1	3	
Carl Yastrzemski, L (1,3) OBP: 0.407, SLG: 0.313	PO	G1-4-3 1B		G3				S 1B		4	0	2	0	0	0	0	
Carlton Fisk, R (1,2) OBP: 0.390, SLG: 0.478		G1-4-3		6-3				1-2 BB		3	0	0	0	1	0	1	
Fred Lynn, L (1,8) OBP: 0.365, SLG: 0.485		6-3		F7				F5		4	0	0	0	0	0	2	
George Scott, R (1,10) OBP: 0.406, SLG: 0.475				L9		F8		K		3	0	0	0	0	1	2	
Butch Hobson, R (1,5) OBP: 0.354, SLG: 0.658				K		FC4-6 1B BB		F9		2	1	0	0	1	1	2	
Dwight Evans, R (1,9) OBP: 0.365, SLG: 0.328				6-3		FC4-6 1B		4-3		3	0	1	0	0	0	0	
Inning Stats	R: 0 E: 0 K: 0 S: 2	H: 0 LOB: 0 BB: 1 P: 6	R: 0 E: 0 K: 0 S: 3	H: 1 LOB: 0 BB: 0 P: 3	R: 0 E: 0 K: 1 S: 5	H: 0 LOB: 0 BB: 0 P: 5	R: 0 E: 0 K: 0 S: 3	H: 0 LOB: 0 BB: 0 P: 3	R: 0 E: 0 K: 1 S: 6	H: 1 LOB: 2 BB: 1 P: 10	R: 0 E: 0 K: 0 S: 3	H: 1 LOB: 0 BB: 0 P: 3	R: 0 E: 0 K: 0 S: 3	H: 0 LOB: 0 BB: 0 P: 3	1B: 5 2B: 0 3B: 0 HR: 0	SF: 0 SAC: 0 DP: 1 HBP: 0	WP: 0 PA: 34 PB: 0 SB: 2 CS: 1
PITCHER Dock Ellis, R (1,1) ERA: 4.95	IP: 9.0 WLS: W BF: 33 H: 5 R: 1 ER: 1 SO: 3 BB: 4 IBB: 0 HBP: 0 BLK: 0 WP: 0 HR: 0 S: 35 P: 51 ERA: 1.00 WHIP: 1.000											PITCHER	IP: 9.0 WLS: W BF: 33 H: 5 R: 1 ER: 1 SO: 3 BB: 4 IBB: 0 HBP: 0 BLK: 0 WP: 0 HR: 0 S: 35 P: 51 ERA: 1.00 WHIP: 1.000				

Batter	1	2	3	4	5	6	7	8	9	AB	R	H	RBI	BB	SO	LOB	BOTTOM		
Mike Hargrove, L (1,3) OBP: 0.382, SLG: 0.458	F8			1B BB		4-3		1-1 2-H 2B		4	0	2	2	1	0	2	Boston Red Sox @ Texas Rangers Arlington Stadium, Arlington, TX Sat Apr 29 1978, 7:05 PM EST Att: 34,101 - Unknown		
Mike Jorgensen, L (8, FR) OBP: 0.600, SLG: 0.500						1B		FC6-4 BB		0	0	0	0	0	0	0			
Claudell Washington, L (1,10) OBP: 0.229, SLG: 0.206	F4			K		K		4-3		4	0	0	0	0	2	2			
Kurt Bevacqua, R (8, PH) OBP: 0.190, SLG: 0.350								BB		0	0	0	0	1	0	0			
Al Oliver, L (1,7) OBP: 0.291, SLG: 0.351	F7			1-2 1B		3-1		L9		5	0	1	0	0	0	3			
Richie Zisk, R (1,9) OBP: 0.342, SLG: 0.657				5-3		K		FC6-4		4	1	1	0	1	1	4			
Toby Harrah, R (1,5) OBP: 0.309, SLG: 0.403				1-3		K		6-3		4	0	1	0	0	1	1			
Bump Wills, S (1,4) OBP: 0.286, SLG: 0.305				S 1B		FC6-4 S HBP		4-3		3	1	2	0	0	0	2			
Jim Sundberg, R (1,2) OBP: 0.293, SLG: 0.426				1-2 BB		FC6-4		E5 SH3-4 2B		3	1	1	1	1	0	1			
Juan Beniquez, R (1,8) OBP: 0.186, SLG: 0.224				6-3		K		F8		3	0	0	0	0	1	5			
Bert Campaneris, R (1,6) OBP: 0.204, SLG: 0.160				K				SH3-4 2B		4	1	2	1	0	1	0			
Inning Stats	R: 0 E: 0 K: 0 S: 3	H: 0 LOB: 0 BB: 0 P: 3	R: 0 E: 0 K: 0 S: 4	H: 1 LOB: 2 BB: 1 P: 8	R: 0 E: 0 K: 3 S: 10	H: 1 LOB: 2 BB: 1 P: 14	R: 0 E: 0 K: 2 S: 7	H: 0 LOB: 1 BB: 0 P: 8	R: 0 E: 0 K: 1 S: 6	H: 1 LOB: 1 BB: 0 P: 6	R: 2 E: 0 K: 0 S: 4	H: 4 LOB: 2 BB: 0 P: 7	R: 0 E: 0 K: 0 S: 4	H: 1 LOB: 2 BB: 1 P: 8	R: 2 E: 1 K: 0 S: 6	H: 2 LOB: 2 BB: 1 P: 10	1B: 9 2B: 1 3B: 0 HR: 0	SF: 0 SAC: 1 DP: 0 HBP: 1	WP: 0 PA: 40 PB: 0 SB: 3 CS: 0
PITCHER Dennis Eckersley, R (1,1) ERA: 5.09	IP: 7.1 WLS: L BF: 37 H: 10 R: 4 ER: 3 SO: 6 BB: 3 IBB: 0 HBP: 1 BLK: 0 WP: 0 HR: 0 S: 45 P: 58 ERA: 3.68 WHIP: 1.773											PITCHER	IP: 7.1 WLS: L BF: 37 H: 10 R: 4 ER: 3 SO: 6 BB: 3 IBB: 0 HBP: 1 BLK: 0 WP: 0 HR: 0 S: 45 P: 58 ERA: 3.68 WHIP: 1.773						
Tom Burgmeier, L (8,1) ERA: 2.25	0.1	2	0	0	0	0	1	0	0	0	0	1	5	0.00	3.000				
Bob Stanley, R (8,1) ERA: 3.06	0.1	1	0	0	0	0	0	0	0	0	0	1	1	0.00	0.000				

Batter	1	2	3	4	5	6	7	8	9	AB	R	H	RBI	BB	SO	LOB	TOP					
Jerry Remy, L (1,4) OBP: 0.346, SLG: 0.358	6-3			F7		G6-3 1B		F9		4	0	1	0	0	0	0	Boston Red Sox @ Texas Rangers Arlington Stadium, Arlington, TX Sun Apr 30 1978, 4:33 AM EDT Att: 22,554 - Unknown					
Rick Burleson, R (1,6) OBP: 0.297, SLG: 0.288	F4			F9 BB		G6-3 1-2		1-4-3		3	1	0	0	1	0	1						
Jim Rice, R (1,7) OBP: 0.344, SLG: 0.551	6-3			SF9 1-H			P7	K		3	0	0	1	0	1	0						
Carl Yastrzemski, L (1,3)		G3					L9			3	0	1	0	0	0	0						
Carlton Fisk, R (1,2) OBP: 0.376, SLG: 0.458		K					F7			3	0	0	0	0	1	1						
Fred Lynn, L (1,8) OBP: 0.364, SLG: 0.479		L7					F4			3	0	1	0	0	0	0						
Bernie Carbo, L (1,10) OBP: 0.333, SLG: 0.588				F9			F7			3	0	1	0	0	0	0						
Butch Hobson, R (1,5) OBP: 0.341, SLG: 0.632				1-3			F4			3	0	0	0	0	0	2						
Dwight Evans, R (1,9) OBP: 0.351, SLG: 0.313				F3				B1		3	0	0	0	0	1	2						
Inning Stats	R: 0 E: 0 K: 0 S: 3	H: 0 LOB: 0 BB: 0 P: 3	R: 0 E: 0 K: 1 S: 5	H: 0 LOB: 0 BB: 0 P: 5	R: 0 E: 0 K: 0 S: 3	H: 0 LOB: 0 BB: 0 P: 3	R: 1 E: 1 K: 0 S: 4	H: 1 LOB: 1 BB: 1 P: 8	R: 0 E: 0 K: 0 S: 3	H: 0 LOB: 0 BB: 0 P: 3	R: 0 E: 0 K: 1 S: 5	H: 1 LOB: 0 BB: 0 P: 5	R: 0 E: 0 K: 0 S: 3	H: 0 LOB: 0 BB: 0 P: 3	R: 0 E: 0 K: 0 S: 4	H: 2 LOB: 1 BB: 0 P: 4	R: 0 E: 0 K: 1 S: 5	H: 0 LOB: 0 BB: 0 P: 5	1B: 4 2B: 1 3B: 0 HR: 0	SF: 1 SAC: 0 DP: 2 HBP: 0	WP: 0 PB: 0 SB: 0 CS: 0	PA: 30
PITCHER Fergie Jenkins, R (1,1) ERA: 2.87	IP: 9.0 WLS: W BF: 30 H: 4 R: 1 ER: 0 SO: 3 BB: 1 IBB: 0 HBP: 0 BLK: 0 WP: 0 HR: 0 S: 35 P: 39 ERA: 0.00 WHIP: 0.556															PITCHER						


Batter	1	2	3	4	5	6	7	8	9	AB	R	H	RBI	BB	SO	LOB	BOTTOM					
Mike Hargrove, L (1,3) OBP: 0.363, SLG: 0.429	F7		F9			F7		FC4-6 1-2		4	0	0	0	0	0	1	Boston Red Sox @ Texas Rangers Arlington Stadium, Arlington, TX Sun Apr 30 1978, 4:33 AM EDT Att: 22,554 - Unknown					
Bert Campaneris, R (1,6) OBP: 0.224, SLG: 0.170	6-3		S BB			6-3				3	1	1	0	1	0	0						
Al Oliver, L (1,7) OBP: 0.280, SLG: 0.338	6-3		F7 1-3			4-3		SH2-3 1-2		3	0	0	0	0	0	1						
Richie Zisk, R (1,9) OBP: 0.350, SLG: 0.662		6-3					K			4	0	2	1	0	1	0						
Bobby Thompson, S (9, PR) OBP: 0.425, SLG: 0.727										0	1	0	0	0	0	0						
Toby Harrah, R (1,5) OBP: 0.306, SLG: 0.385		6-3				F7 1-2		2-H 1B 2B		3	0	0	0	1	0	1						
Kurt Bevacqua, R (1,10) OBP: 0.208, SLG: 0.348										3	0	1	0	0	0	0						
John Lowenstein, L (9, FH) OBP: 0.458, SLG: 0.450		1B				F8		1-2 2-H 1B		1	0	1	1	0	0	0						
Jim Sundberg, R (1,2) OBP: 0.328, SLG: 0.474						L4-6 2B				3	0	3	0	0	0	0						
Juan Beniquez, R (1,8) OBP: 0.177, SLG: 0.213						L4-6 2-3		FC1-6 CS		3	0	0	0	0	0	4						
Bump Wills, S (1,4) OBP: 0.288, SLG: 0.306						6-3		FC4-6 1-2 1B		3	0	1	0	0	0	0						
Inning Stats	R: 0 E: 0 K: 0 S: 3	H: 0 LOB: 0 BB: 0 P: 3	R: 0 E: 0 K: 0 S: 5	H: 2 LOB: 2 BB: 0 P: 5	R: 0 E: 0 K: 0 S: 3	H: 0 LOB: 1 BB: 1 P: 7	R: 0 E: 0 K: 0 S: 3	H: 1 LOB: 0 BB: 0 P: 3	R: 0 E: 0 K: 0 S: 3	H: 1 LOB: 0 BB: 0 P: 3	R: 0 E: 0 K: 0 S: 3	H: 0 LOB: 0 BB: 0 P: 3	R: 0 E: 0 K: 1 S: 5	H: 0 LOB: 0 BB: 0 P: 5	R: 0 E: 0 K: 0 S: 4	H: 2 LOB: 1 BB: 0 P: 4	R: 2 E: 0 K: 0 S: 4	H: 3 LOB: 2 BB: 1 P: 8	1B: 7 2B: 3 3B: 0 HR: 0	SF: 0 SAC: 1 DP: 1 HBP: 0	WP: 0 PB: 0 SB: 1 CS: 1	PA: 33
PITCHER Bill Lee, L (1,1) ERA: 2.25	IP: 8.1 WLS: L BF: 30 H: 7 R: 1 ER: 1 SO: 1 BB: 1 IBB: 0 HBP: 0 BLK: 0 WP: 0 HR: 0 S: 31 P: 35 ERA: 1.08 WHIP: 0.960															PITCHER						
Bill Campbell, R (9,1) ERA: 12.79	IP: 0.0 WLS: L BF: 3 H: 2 R: 1 ER: 1 SO: 0 BB: 0 IBB: 1 HBP: 0 BLK: 0 WP: 0 HR: 0 S: 2 P: 6 ERA: * WHIP: *															PITCHER						




Batter	1	2	3	4	5	6	7	8	9	AB	R	H	RBI	BB	SO	LOB	TOP
Mike Hargrove, L (1, 3) OBP: 0.369, SLG: 0.448	F7		4-3 2B			1-3 2B 1B		6-3		4	1	2	0	0	0	0	Texas Rangers @ Baltimore Orioles Memorial Stadium, Baltimore, MD Wed May 03 1978, 7:05 PM EDT Att: 6,118 - Unknown
Bump Wills, S (1, 4) OBP: 0.286, SLG: 0.292	F7		4-3			1-3		1B BB		3	1	0	0	1	0	2	
Al Oliver, L (1, 7) John Lowenstein, L (5, 7) OBP: 0.274, SLG: 0.329 OBP: 0.462, SLG: 0.429	F7		4-3			2B HBP		K		2	0	0	0	0	0	1	
Richie Zisk, R (1, 9) OBP: 0.357, SLG: 0.667		K		6-3		1-3 2B		FC5-4 1B		4	0	2	2	0	1	0	
Claudell Washington, L (1, 10) OBP: 0.205, SLG: 0.184		K		K		K		FC5-4 1B		4	0	0	0	0	3	3	
Toby Harrah, R (1, 5) OBP: 0.303, SLG: 0.368		1B BB		F8		1-3			F5	3	0	0	0	1	0	2	
Jim Sundberg, R (1, 2) OBP: 0.323, SLG: 0.459		1B				K		1-3	6-3	4	0	1	0	0	1	0	
Juan Beniquez, R (1, 8) OBP: 0.182, SLG: 0.215		K				F5		K	K	4	0	1	0	0	2	2	
Bert Campaneris, R (1, 6) OBP: 0.213, SLG: 0.161			F7			G6-4-3 1B		K		3	0	0	0	0	1	1	
Inning Stats	R: 0 E: 0 K: 0 S: 3	H: 0 LOB: 0 BB: 0 P: 3	R: 0 E: 0 K: 3 S: 10	H: 1 LOB: 2 BB: 1 P: 14	R: 0 E: 0 K: 0 S: 4	H: 1 LOB: 1 BB: 0 P: 4	R: 0 E: 0 K: 1 S: 5	H: 0 LOB: 0 BB: 0 P: 5	R: 0 E: 0 K: 1 S: 5	H: 0 LOB: 0 BB: 0 P: 5	R: 1 E: 0 K: 1 S: 6	H: 1 LOB: 1 BB: 1 P: 10	R: 0 E: 0 K: 1 S: 5	H: 0 LOB: 0 BB: 0 P: 5	1B: 4 2B: 2 3B: 0 HR: 0	SF: 0 SAC: 0 DP: 1 HBP: 1	WP: 0 PA: 35 PB: 0 SB: 1 CS: 0
PITCHER	IP WLS BF H R ER SO BB IBB HBP BLK WP HR S P ERA WHIP																
Jim Palmer, R (1, 1) ERA: 1.4	6.0	24	5	1	1	6	1	0	1	0	0	0	34	39	1.50	1.000	
Don Stanhouse, R (7, 1) ERA: 0.69	3.0	L 11	1	1	1	3	1	0	0	0	0	0	16	20	3.00	0.667	

Batter	1	2	3	4	5	6	7	8	9	AB	R	H	RBI	BB	SO	LOB	BOTTOM		
Al Bumbry, L (1, 7) OBP: 0.347, SLG: 0.353	G3-6-3 BB		4-3			4-3		FC6		3	0	0	0	1	0	1	Texas Rangers @ Baltimore Orioles Memorial Stadium, Baltimore, MD Wed May 03 1978, 7:05 PM EDT Att: 6,118 - Unknown		
Billy Smith, S (1, 4) (9, 6) OBP: 0.304, SLG: 0.314	G3-6-3 1-2		F8			K		K		4	0	0	0	2	1				
Eddie Murray, S (1, 3) OBP: 0.309, SLG: 0.383	4-0 BB		F8			4-3		4-3		3	0	0	0	1	0	0			
Ken Singleton, S (1, 9) OBP: 0.450, SLG: 0.471	0-3 K				6-3		G1-6-3 1B		4-3	4	0	1	0	0	1	1			
Larry Harlow, L (1, 8) OBP: 0.458, SLG: 0.588		G3			4-0 CS BB		G1-6-3 1-2			2	0	0	0	1	0	1			
Lee May, R (1, 10) OBP: 0.304, SLG: 0.447		K			F2		F8			3	0	0	0	0	1	1			
Doug DeCinces, R (1, 5) OBP: 0.333, SLG: 0.395					CS		6-3		6-3	3	1	1	0	0	0	0			
Rick Dempsey, R (1, 2) OBP: 0.315, SLG: 0.286						F8		E6 FC6		3	0	1	1	0	0	0			
Kiko Garcia, R (1, 6) OBP: 0.250, SLG: 0.143 Terry Crowley, L (8, PH) OBP: 0.333, SLG: 0.333 Rich Dauer, R (9, 4) OBP: 0.161, SLG: 0.143								F2		2	0	0	0	0	1	1			
Inning Stats	R: 0 E: 0 K: 1 S: 4	H: 0 LOB: 1 BB: 2 P: 12	R: 1 E: 0 K: 1 S: 7	H: 2 LOB: 1 BB: 0 P: 7	R: 0 E: 0 K: 0 S: 3	H: 0 LOB: 0 BB: 0 P: 3	R: 0 E: 0 K: 0 S: 2	H: 0 LOB: 0 BB: 1 P: 6	R: 0 E: 0 K: 1 S: 5	H: 0 LOB: 0 BB: 0 P: 5	R: 0 E: 0 K: 1 S: 5	H: 1 LOB: 0 BB: 0 P: 3	R: 0 E: 1 K: 0 S: 4	H: 0 LOB: 1 BB: 0 P: 4	R: 0 E: 0 K: 1 S: 5	H: 0 LOB: 0 BB: 0 P: 5	1B: 2 2B: 1 3B: 0 HR: 0	SF: 0 SAC: 0 DP: 2 HBP: 0	WP: 0 PA: 32 PB: 0 SB: 0 CS: 1
PITCHER	IP WLS BF H R ER SO BB IBB HBP BLK WP HR S P ERA WHIP																		
Doyle Alexander, R (1, 1) ERA: 2.83	9.0	W 31	3	1	1	5	3	0	0	0	0	0	38	50	1.00	0.667			

AB	32
R	2
H	6
RBI	2
BB	2
SO	9
LOB	12



AB	28
R	1
H	3
RBI	1
BB	3
SO	5
LOB	7



Batter	1	2	3	4	5	6	7	8	9	AB	R	H	RBI	BB	SO	LOB	TOP					
Mike Hargrove, L (1, 3) OBP: 0.371, SLG: 0.458										5	0	2	0	0	1	1	Texas Rangers @ New York Yankees Yankee Stadium, Bronx, NY Fri May 05 1978, 7:05 PM EDT Att: 17,286 - Unknown - 44 F					
Bert Campaneris, R (1, 6) OBP: 0.258, SLG: 0.172										2	0	1	1	3	0	1						
Kurt Bevacqua, R (1, 10) OBP: 0.172, SLG: 0.286										5	0	0	0	0	1	8						
Richie Zisk, R (1, 9) OBP: 0.352, SLG: 0.683										4	1	1	1	0	1	2						
Jim Sundberg, R (1, 2) OBP: 0.333, SLG: 0.484										3	0	1	0	1	1	0						
Toby Harrah, R (1, 5) OBP: 0.288, SLG: 0.347										4	0	0	0	0	0	3						
Juan Beniquez, R (1, 8) John Lowenstein, L (5, 7) OBP: 0.500, SLG: 0.500										2	0	0	0	0	1	1						
Bobby Thompson, S (1, 7) (5, 8)										4	0	1	0	0	1	1						
Bump Wills, S (1, 4) OBP: 0.284, SLG: 0.290										4	0	1	0	0	3	2						
Inning Stats	R: 0 E: 0 K: 3 S: 10	H: 1 LOB: 1 BB: 0 P: 10	R: 0 E: 0 K: 1 S: 5	H: 0 LOB: 0 BB: 0 P: 5	R: 0 E: 0 K: 0 S: 4	H: 1 LOB: 2 BB: 1 P: 8	R: 0 E: 0 K: 1 S: 6	H: 1 LOB: 1 BB: 0 P: 6	R: 0 E: 0 K: 1 S: 5	H: 0 LOB: 0 BB: 0 P: 5	R: 0 E: 0 K: 0 S: 3	H: 0 LOB: 2 BB: 2 P: 11	R: 1 E: 0 K: 1 S: 6	H: 2 LOB: 2 BB: 2 P: 14	R: 1 E: 0 K: 1 S: 7	H: 2 LOB: 1 BB: 0 P: 7		R: 0 E: 0 K: 1 S: 6	H: 1 LOB: 1 BB: 0 P: 6	1B: 4 2B: 2 3B: 1 HR: 1	SF: 0 SAC: 0 DP: 1 HBP: 0	WP: 0 PB: 0 SB: 3 CS: 0
PITCHER	IP WLS BF H R ER SO BB IBB HBP BLK WP HR S P ERA WHIP																					
Ron Guidry, L (1, 1) ERA: 1.49	6.1 W 29 5 1 1 7 5 0 0 0 0 0 0 38 58 1.42 1.579																					
Rich Gossage, R (7, 1) ERA: 2.49	2.2 S 10 3 1 1 2 0 0 0 0 0 0 1 14 14 3.38 1.125																					

Batter	1	2	3	4	5	6	7	8	9	AB	R	H	RBI	BB	SO	LOB	BOTTOM					
Mickey Rivers, L (1, 8) OBP: 0.347, SLG: 0.404										5	0	1	0	0	2	4	Texas Rangers @ New York Yankees Yankee Stadium, Bronx, NY Fri May 05 1978, 7:05 PM EDT Att: 17,286 - Unknown - 44 F					
Willie Randolph, R (1, 4) OBP: 0.347, SLG: 0.345										3	2	1	0	1	0	1						
Thurman Munson, R (1, 2) OBP: 0.278, SLG: 0.322										4	1	3	2	0	0	0						
Reggie Jackson, L (1, 9) OBP: 0.320, SLG: 0.440										3	1	1	1	0	1	2						
Lou Piniella, R (1, 7) OBP: 0.400, SLG: 0.500										4	0	1	0	0	2	4						
Chris Chambliss, L (1, 3) OBP: 0.344, SLG: 0.318										3	0	1	1	1	1	2						
Graig Nettles, L (1, 5) OBP: 0.360, SLG: 0.315										3	0	0	0	1	0	3						
Cliff Johnson, R (1, 10) OBP: 0.233, SLG: 0.241										4	0	0	0	0	1	4						
Bucky Dent, R (1, 6) OBP: 0.256, SLG: 0.263										3	1	1	1	1	0	1						
Inning Stats	R: 1 E: 1 K: 2 S: 9	H: 2 LOB: 1 BB: 0 P: 9	R: 0 E: 0 K: 1 S: 5	H: 0 LOB: 0 BB: 0 P: 5	R: 3 E: 1 K: 1 S: 9	H: 4 LOB: 2 BB: 1 P: 13	R: 0 E: 0 K: 1 S: 5	H: 0 LOB: 0 BB: 0 P: 5	R: 0 E: 0 K: 1 S: 6	H: 1 LOB: 1 BB: 0 P: 6	R: 0 E: 0 K: 0 S: 3	H: 0 LOB: 1 BB: 1 P: 7	R: 0 E: 0 K: 0 S: 3	H: 1 LOB: 0 BB: 0 P: 3	R: 1 E: 0 K: 1 S: 6	H: 1 LOB: 3 BB: 2 P: 15		R: 0 E: 0 K: 1 S: 6	H: 1 LOB: 2 BB: 2 P: 15	1B: 7 2B: 2 3B: 0 HR: 0	SF: 0 SAC: 0 DP: 1 HBP: 1	WP: 0 PB: 0 SB: 0 CS: 0
PITCHER	IP WLS BF H R ER SO BB IBB HBP BLK WP HR S P ERA WHIP																					
Jon Matlack, L (1, 1) ERA: 3.27	7.1 L 33 9 5 3 7 2 0 0 1 0 0 0 44 53 3.68 1.500																					
Steve Comer, R (8, 1) ERA:	0.2 4 0 0 0 0 1 1 0 0 0 0 0 2 10 0.00 1.500																					

Batter	1	2	3	4	5	6	7	8	9	AB	R	H	RBI	BB	SO	LOB	TOP								
Mike Hargrove, L (1, 3) OBP: 0.362, SLG: 0.434	F7		F8		1-3	2B		F8		4	0	0	0	1	0	0	<p>Texas Rangers @ New York Yankees Yankee Stadium, Bronx, NY Sat May 06 1978, 3:33 AM EDT Att: 19,788 - Unknown - 48 F</p>								
Bump Wills, S (1, 4) OBP: 0.291, SLG: 0.311	FC5-4 1B		P4		F8	BB		1-3		5	0	2	2	0	0										
Al Oliver, L (1, 10) OBP: 0.303, SLG: 0.354	FC5-4 1B		BB		BB	BB		2B		3	0	2	0	2	0										
Richie Zisk, R (1, 9) OBP: 0.366, SLG: 0.674	FC5-4		BB		BB	BB		2B		4	2	2	0	1	0										
John Lowenstein, L (1, 7) OBP: 0.515, SLG: 0.538			BB		BB	BB		2B		4	3	2	0	1	1										
Juan Beniquez, R (9, 8) OBP: 0.176, SLG: 0.209			BB		BB	BB		2B		0	0	0	0	0	0										
Toby Harrah, R (1, 5) OBP: 0.306, SLG: 0.390	4-3		BB		BB	BB		2B		5	2	3	2	0	0										
Bobby Thompson, S (1, 8) OBP: 0.391, SLG: 0.556	SF8		BB		BB	BB		2B		3	1	1	2	1	0										
Jim Sundberg, R (1, 2) OBP: 0.338, SLG: 0.478	BB		BB		BB	BB		SF9		3	1	1	2	1	0										
Bert Campaneris, R (1, 6) OBP: 0.239, SLG: 0.159	F8		BB		BB	BB		1-3		5	0	0	0	0	1										
Inning Stats	R: 0 E: 0 K: 0 S: 4	H: 2 LOB: 2 BB: 0 P: 4	R: 1 E: 0 K: 0 S: 4	H: 1 LOB: 1 BB: 1 P: 8	R: 0 E: 0 K: 1 S: 5	H: 0 LOB: 2 BB: 2 P: 13	R: 0 E: 0 K: 0 S: 3	H: 0 LOB: 0 BB: 0 P: 3	R: 0 E: 0 K: 0 S: 3	H: 0 LOB: 0 BB: 0 P: 3	R: 5 E: 0 K: 0 S: 8	H: 5 LOB: 3 BB: 3 P: 20	R: 0 E: 0 K: 0 S: 4	H: 1 LOB: 1 BB: 0 P: 4	R: 0 E: 0 K: 1 S: 5	H: 0 LOB: 0 BB: 0 P: 5	R: 3 E: 0 K: 0 S: 6	H: 4 LOB: 1 BB: 1 P: 10	1B: 9 2B: 3 3B: 1 HR: 0	SF: 2 SAC: 0 DP: 0 HBP: 0	WP: 0 PB: 0 SB: 3 CS: 0	PA: 45			
PITCHER	IP	WLS	BF	H	R	ER	SO	BB	IBB	HBP	BLK	WP	HR	S	P	ERA	WHIP								
Dick Tidrow, R (1, 1) ERA: 3.89	5.1	L	25	6	5	5	1	4	0	0	0	0	0	23	39	8.44	1.875								
Sparky Lyle, L (6, 1) ERA: 2.12	0.2		6	2	1	1	0	2	0	0	0	0	0	4	12	13.50	6.000								
Ken Clay, R (7, 1) ERA: 5.14	3.0		14	5	3	3	1	1	0	0	0	0	0	15	19	9.00	2.000								

Batter	1	2	3	4	5	6	7	8	9	AB	R	H	RBI	BB	SO	LOB	BOTTOM								
Mickey Rivers, L (1, 8) OBP: 0.330, SLG: 0.383	F8		K		4-3		K	P6		5	0	0	0	0	2	2	<p>Texas Rangers @ New York Yankees Yankee Stadium, Bronx, NY Sat May 06 1978, 3:33 AM EDT Att: 19,788 - Unknown - 48 F</p>								
Willie Randolph, R (1, 4) OBP: 0.350, SLG: 0.333	S		K		E6		1B	E5		3	2	0	0	1	1										
Thurman Munson, R (1, 2) OBP: 0.284, SLG: 0.326	E8		BB		FC6-4		HBP	FC3-6		5	1	2	1	0	0										
Reggie Jackson, L (1, 9) OBP: 0.333, SLG: 0.474	G3		BB		FC6-4		1B	HR		4	2	2	2	1	0										
Lou Piniella, R (1, 7) OBP: 0.400, SLG: 0.491	1-3		BB		F8		2B	HR		5	0	2	1	0	0										
Chris Chambliss, L (1, 3) OBP: 0.347, SLG: 0.333			BB		FC6-4		1B	5-3		5	0	2	1	0	0										
Graig Nettles, L (1, 5) OBP: 0.344, SLG: 0.299	FC3-6		BB		K		F8	4-3		4	0	0	0	0	1										
Cliff Johnson, R (1, 10) OBP: 0.250, SLG: 0.232			BB		4-3		BB	F9		2	0	0	0	2	0										
Bucky Dent, R (1, 6) OBP: 0.244, SLG: 0.250	F9		BB		F9		P3	F9		4	0	0	0	0	0										
Inning Stats	R: 1 E: 1 K: 0 S: 4	H: 1 LOB: 1 BB: 1 P: 8	R: 0 E: 0 K: 1 S: 6	H: 1 LOB: 2 BB: 1 P: 10	R: 0 E: 0 K: 1 S: 6	H: 1 LOB: 2 BB: 1 P: 10	R: 0 E: 0 K: 1 S: 5	H: 0 LOB: 0 BB: 0 P: 5	R: 0 E: 1 K: 0 S: 4	H: 0 LOB: 1 BB: 0 P: 4	R: 0 E: 0 K: 0 S: 4	H: 1 LOB: 2 BB: 1 P: 8	R: 2 E: 0 K: 1 S: 8	H: 3 LOB: 2 BB: 0 P: 9	R: 0 E: 0 K: 0 S: 3	H: 0 LOB: 0 BB: 0 P: 3	R: 2 E: 2 K: 0 S: 5	H: 1 LOB: 0 BB: 0 P: 5	1B: 6 2B: 1 3B: 0 HR: 1	SF: 0 SAC: 0 DP: 0 HBP: 1	WP: 0 PB: 0 SB: 1 CS: 0	PA: 42			
PITCHER	IP	WLS	BF	H	R	ER	SO	BB	IBB	HBP	BLK	WP	HR	S	P	ERA	WHIP								
Jim Umberger, L (1, 1) ERA: 3.56	9.0	W	42	8	5	4	4	4	0	1	0	0	1	45	62	4.00	1.333								

Batter	1	2	3	4	5	6	7	8	9	AB	R	H	RBI	BB	SO	LOB	TOP								
Mike Hargrove, L OBP: 0.369, SLG: 0.422 (1, 3)	G3		4-3		3-1		F8		E7	5	0	1	0	0	0	0	Texas Rangers @ Milwaukee Brewers Milwaukee County Stadium, Milwaukee, WI Tue May 09 1978, 8:05 PM EDT Att. 4,790 - Unknown - 55 F								
Bert Campaneris, R OBP: 0.235, SLG: 0.153 (1, 6)	5-3		1B SF9		4-3		F9		L6-3	5	1	1	0	0	0	2									
Juan Beniquez, R OBP: 0.197, SLG: 0.216 (1, 8)	BB		1B SF9		4-3			F8		4	1	2	1	1	0	0									
Richie Zisk, R OBP: 0.369, SLG: 0.649 (1, 9)	BB		1B SF9				E3	1B	HR	4	2	2	1	0	0	1									
Jim Sundberg, R OBP: 0.349, SLG: 0.467 (1, 2)	BB		1B		6-3			1B		3	1	2	1	1	0	1									
Toby Harrah, R OBP: 0.287, SLG: 0.353 (1, 5)	F7		K		P5			K		4	0	0	0	0	2	7									
Al Oliver, L OBP: 0.306, SLG: 0.396 (1, 7)		4-3			F8			HR		4	1	2	4	0	0	0									
Kurt Bevacqua, R OBP: 0.152, SLG: 0.250 (1, 10)	F9				5-3		F9	F8		4	0	0	0	0	0	1									
Bump Willis, S OBP: 0.287, SLG: 0.288 (1, 4)	K				5-3		F8		E	3	1	0	0	1	1	0									
Inning Stats	R: 0 E: 0 K: 0 S: 4	H: 1 LOB: 3 BB: 2 P: 12	R: 0 E: 0 K: 1 S: 5	H: 0 LOB: 0 BB: 0 P: 5	R: 2 E: 0 K: 1 S: 8	H: 3 LOB: 1 BB: 0 P: 8	R: 0 E: 0 K: 0 S: 3	H: 0 LOB: 0 BB: 0 P: 3	R: 0 E: 0 K: 0 S: 3	H: 0 LOB: 0 BB: 0 P: 3	R: 1 E: 1 K: 0 S: 5	H: 1 LOB: 1 BB: 0 P: 5	R: 0 E: 0 K: 0 S: 3	H: 0 LOB: 0 BB: 0 P: 3	R: 3 E: 0 K: 1 S: 8	H: 3 LOB: 0 BB: 0 P: 8	R: 1 E: 1 K: 0 S: 4	H: 2 LOB: 1 BB: 1 P: 8	1B: 9 2B: 1 3B: 0 HR: 1	SF: 1 SAC: 0 DP: 1 HBP: 0	WP: 0 PB: 0 SB: 0 CS: 0	PA: 40			
PITCHER	IP	WLS	BF	H	R	ER	SO	BB	IBB	HBP	BLK	WP	HR	S	P	ERA	WHIP								
Mike Caldwell, L ERA: 3.31 (1, 1)	8.0	L	35	8	6	5	3	2	0	0	0	0	1	39	47	5.62	1.250								
Eduardo Rodriguez, R ERA: 1.74 (9, 1)	1.0		5	2	1	0	0	1	0	0	0	0	0	4	8	0.00	3.000								

AB	36
R	7
H	10
RBI	7
BB	3
SO	3
LOB	12



Batter	1	2	3	4	5	6	7	8	9	AB	R	H	RBI	BB	SO	LOB	BOTTOM								
Paul Molitor, R OBP: 0.308, SLG: 0.409 (1, 6)	S		K		F9		F8			4	0	1	0	0	1	0	Texas Rangers @ Milwaukee Brewers Milwaukee County Stadium, Milwaukee, WI Tue May 09 1978, 8:05 PM EDT Att. 4,790 - Unknown - 55 F								
Sal Bando, R OBP: 0.385, SLG: 0.436 (1, 5)	F8		1B					5-3		3	0	1	0	1	0	1									
Lenn Sakata, R OBP: 0.288, SLG: 0.224 (9, 4)			1B		BB					0	0	0	0	0	0	0									
Cecil Cooper, L OBP: 0.355, SLG: 0.596 (1, 3)	F5		F8		F7			6-3		4	0	0	0	0	0	3									
Larry Hisle, R OBP: 0.348, SLG: 0.556 (1, 7)	6-3		1B		F8			K		4	0	1	0	0	1	2									
Ben Oglivie, L OBP: 0.338, SLG: 0.466 (1, 10)		F6	F8			4-3			F9	4	0	0	0	0	0	2									
Sixto Lezcano, R OBP: 0.397, SLG: 0.561 (1, 9)		HR			5-3		6-3		PB	4	1	2	1	0	0	0									
Gorman Thomas, R OBP: 0.352, SLG: 0.472 (1, 8)		K			1B		K		P4	4	0	1	0	0	2	1									
Jim Gantner, L OBP: 0.267, SLG: 0.333 (1, 4)		BLK			F7			F7	G3	4	0	1	0	0	0	2									
Buck Martinez, R OBP: 0.283, SLG: 0.321 (1, 2)	F7				P6			6-3		3	0	0	0	0	0	2									
Inning Stats	R: 0 E: 0 K: 0 S: 4	H: 1 LOB: 1 BB: 0 P: 4	R: 1 E: 0 K: 1 S: 7	H: 2 LOB: 1 BB: 0 P: 7	R: 0 E: 0 K: 1 S: 7	H: 2 LOB: 2 BB: 0 P: 7	R: 0 E: 0 K: 0 S: 4	H: 1 LOB: 1 BB: 0 P: 4	R: 0 E: 0 K: 0 S: 3	H: 0 LOB: 0 BB: 1 P: 7	R: 0 E: 0 K: 1 S: 5	H: 0 LOB: 0 BB: 0 P: 5	R: 0 E: 0 K: 0 S: 3	H: 0 LOB: 0 BB: 0 P: 3	R: 0 E: 0 K: 1 S: 5	H: 0 LOB: 0 BB: 0 P: 5	R: 0 E: 0 K: 0 S: 4	H: 1 LOB: 1 BB: 0 P: 4	1B: 6 2B: 0 3B: 0 HR: 1	SF: 0 SAC: 0 DP: 0 HBP: 0	WP: 0 PB: 1 SB: 1 CS: 0	PA: 35			
PITCHER	IP	WLS	BF	H	R	ER	SO	BB	IBB	HBP	BLK	WP	HR	S	P	ERA	WHIP								
Fergie Jenkins, R ERA: 2.45 (1, 1)	9.0	W	35	7	1	1	4	1	0	0	0	0	1	42	46	1.00	0.889								

AB	34
R	1
H	7
RBI	1
BB	1
SO	4
LOB	13



Batter	1	2	3	4	5	6	7	8	9	AB	R	H	RBI	BB	SO	LOB	TOP								
Mike Hargrove, L (1, 3) OBP: 0.383, SLG: 0.424	4-0 E BB		4-0 HR BB		0-0 P6		0-0 1B			2	1	1	0	2	0	1									
Bump Wills, S (1, 4) OBP: 0.297, SLG: 0.333	0-3 K		0-0 HR		0-0 2B 1B		0-0 F7			4	2	2	2	0	1	2									
Al Oliver, L (1, 7) OBP: 0.304, SLG: 0.400	0-0 E4 G5-4-3		0-0 L7		0-0 2B			0-0 F9		4	0	1	2	0	0	1									
Richie Zisk, R (1, 9) OBP: 0.355, SLG: 0.622	0-0 G5-4-3			0-0 1-3	0-0 4-3			0-0 F9		4	0	0	0	0	0	3									
Claudell Washington, L (1, 10) OBP: 0.196, SLG: 0.167		0-3 K		0-0 6-3		0-0 1-3		0-3 K		4	0	0	0	0	2	0									
Jim Sundberg, R (1, 2) OBP: 0.356, SLG: 0.462		0-0 4-3		4-0 BB		0-0 6-3			0-0 L4-3 1B	3	0	1	0	1	0	0									
Juan Beniquez, R (1, 8) OBP: 0.188, SLG: 0.205		0-3 K		0-0 F8		0-0 6-3			0-0 L4-3 1-2	4	0	0	0	0	1	2									
Toby Harrah, R (1, 5) OBP: 0.286, SLG: 0.341			0-0 F9		4-0 FC6-4 BB		0-0 F8		0-0 P6	3	0	0	0	1	0	0									
Bert Campaneris, R (1, 6) OBP: 0.226, SLG: 0.147			0-0 6-3		0-0 FC6-4 1B 2B		0-0 6-3			3	1	0	0	0	0	1									
Inning Stats	R: 0 E: 1 K: 1 S: 5	H: 0 LOB: 1 BB: 1 P: 9	R: 0 E: 0 K: 2 S: 7	H: 0 LOB: 0 BB: 0 P: 7	R: 2 E: 0 K: 0 S: 4	H: 1 LOB: 0 BB: 1 P: 8	R: 0 E: 0 K: 0 S: 3	H: 0 LOB: 1 BB: 1 P: 7	R: 2 E: 0 K: 0 S: 5	H: 2 LOB: 1 BB: 1 P: 9	R: 0 E: 0 K: 0 S: 3	H: 0 LOB: 0 BB: 0 P: 3	R: 0 E: 0 K: 0 S: 4	H: 1 LOB: 1 BB: 0 P: 4	R: 0 E: 0 K: 1 S: 5	H: 0 LOB: 0 BB: 0 P: 5	R: 0 E: 0 K: 0 S: 3	H: 1 LOB: 0 BB: 0 P: 3	1B: 3 2B: 2 3B: 0 HR: 1	SF: 0 SAC: 0 DP: 2 HBP: 0	WP: 0 PB: 0 SB: 0 CS: 0	PA: 35			
PITCHER Lary Sorensen, R (1, 1) ERA: 4.3	IP: 9.0 WLS: L BF: 35	H: 5 R: 4 ER: 4 SO: 4	BB: 4 IBB: 0 HBP: 0 BLK: 0	WP: 0 HR: 1 S: 39 P: 55	ERA: 4.00 WHIP: 1.000																				

Texas Rangers @ Milwaukee Brewers
Milwaukee County Stadium, Milwaukee, WI
Wed May 10 1978, 8:05 PM EDT
Alt. 6,528 - Unknown - 58 F


AB 31
R 4
H 5
RBI 4
BB 4
SO 4
LOB 10



Batter	1	2	3	4	5	6	7	8	9	AB	R	H	RBI	BB	SO	LOB	BOTTOM								
Paul Molitor, R (1, 6) OBP: 0.305, SLG: 0.435	0-0 HR		0-0 F9			0-0 4-3		0-0 F8		4	1	1	1	0	0	0									
Sal Bando, R (1, 5) OBP: 0.385, SLG: 0.464	4-0 SH5-3 BB		0-0 F9			0-0 HR		0-0 6-3		3	1	1	1	1	0	0									
Cecil Cooper, L (1, 3) OBP: 0.354, SLG: 0.598	0-0 SH5-3 1-2		0-0 F9			0-0 L6-4 2B		0-3 K		3	0	1	0	0	1	0									
Larry Hisle, R (1, 7) OBP: 0.345, SLG: 0.544	0-0 G4-6-3 1B			0-0 1-3		0-0 L6-4 2-3			0-3 K	4	0	1	0	0	1	1									
Ben Oglivie, L (1, 10) OBP: 0.321, SLG: 0.442	0-0 G4-6-3 1-2			0-0 F2		0-0 4-3			0-0 F8	4	0	0	0	0	0	2									
Sixto Lezcano, R (1, 9) OBP: 0.403, SLG: 0.607		0-3 K		0-3 K		0-0 HR			0-0 1B	4	1	2	1	0	2	0									
Gorman Thomas, R (1, 8) OBP: 0.357, SLG: 0.462		4-0 BB			0-0 1-3		4-0 1B BB		0-3 K	2	0	0	0	2	1	1									
Buck Martinez, R (1, 2) OBP: 0.274, SLG: 0.310		0-3 K			0-0 F2		0-3 K			2	0	0	0	0	1	1									
Charlie Moore, R (7, PH) OBP: 0.320, SLG: 0.478					0-0 4-3					1	0	0	0	0	1	1									
Lenn Sakata, R (1, 4) OBP: 0.279, SLG: 0.217					0-0 6-3					2	0	0	0	0	0	1									
Jim Gantner, L (7, PH) OBP: 0.313, SLG: 0.375						0-0 4-3			0-0 1-3 1B	1	0	1	0	0	0	0									
Inning Stats	R: 1 E: 0 K: 0 S: 4	H: 2 LOB: 1 BB: 1 P: 8	R: 0 E: 0 K: 2 S: 7	H: 0 LOB: 1 BB: 1 P: 11	R: 0 E: 0 K: 0 S: 3	H: 0 LOB: 0 BB: 0 P: 3	R: 0 E: 0 K: 1 S: 5	H: 0 LOB: 0 BB: 0 P: 5	R: 0 E: 0 K: 0 S: 3	H: 0 LOB: 0 BB: 0 P: 3	R: 1 E: 0 K: 0 S: 4	H: 2 LOB: 0 BB: 0 P: 4	R: 1 E: 0 K: 1 S: 6	H: 2 LOB: 2 BB: 1 P: 10	R: 0 E: 0 K: 1 S: 5	H: 0 LOB: 0 BB: 0 P: 5	R: 0 E: 0 K: 2 S: 8	H: 1 LOB: 1 BB: 0 P: 8	1B: 3 2B: 2 3B: 0 HR: 3	SF: 0 SAC: 1 DP: 2 HBP: 0	WP: 0 PB: 0 SB: 0 CS: 0	PA: 34			
PITCHER Doyle Alexander, R (1, 1) ERA: 3.08	IP: 6.1 WLS: W BF: 25	H: 3 R: 3 ER: 3 SO: 3	BB: 3 IBB: 0 HBP: 0 BLK: 0	WP: 0 HR: 3 S: 28 P: 40	ERA: 4.26 WHIP: 1.263																				
PITCHER Reggie Cleveland, R (7, 1) ERA: 2.79	IP: 2.2 WLS: S BF: 9	H: 2 R: 0 ER: 0 SO: 4	BB: 0 IBB: 0 HBP: 0 BLK: 0	WP: 0 HR: 0 S: 17 P: 17	ERA: 0.00 WHIP: 0.750																				

Texas Rangers @ Milwaukee Brewers
Milwaukee County Stadium, Milwaukee, WI
Wed May 10 1978, 8:05 PM EDT
Alt. 6,528 - Unknown - 58 F

AB 30
R 3
H 7
RBI 3
BB 3
SO 7
LOB 7



Batter	1	2	3	4	5	6	7	8	9	AB	R	H	RBI	BB	SO	LOB	TOP
Al Bumbry, L (1, 8) OBP: 0.352, SLG: 0.376 Gary Roenicke, R (7, FR) OBP: 0.279, SLG: 0.194 (7, 7)	F7	3-1		F7			2B		P5	4	0	1	0	0	0	3	Baltimore Orioles @ Texas Rangers Arlington Stadium, Arlington, TX Fri May 12 1978, 8:05 PM EDT Att: 30,803 - Unknown
Mark Belanger, R (1, 6) OBP: 0.360, SLG: 0.387	1B BB		6-3 2B	6-3 2B	5-3 SH1-3 1B		1-3		F8	4	2	2	0	1	0	2	
Ken Singleton, S (1, 7) OBP: 0.455, SLG: 0.531 (7, 9)	1B		6-3	6-3	SH1-3		F9			3	0	1	0	0	0	2	
Eddie Murray, S (1, 3) OBP: 0.347, SLG: 0.495	1B		6-3 G6-4-3	6-3 G6-4-3	5-3				HR	4	1	3	3	0	0	1	
Lee May, R (1, 10) OBP: 0.304, SLG: 0.439	F3		G6-4-3	G6-4-3	K				F8	4	0	0	0	0	1	4	
Carlos Lopez, R (1, 9) OBP: 0.340, SLG: 0.357 (7, 8)	K			G5-4-3 1B			P3		4-3	4	0	1	0	0	1	2	
Doug DeCinces, R (1, 5) OBP: 0.299, SLG: 0.367			F7	G5-4-3 1-2	F7		F7		F3	4	0	0	0	0	0	1	
Rick Dempsey, R (1, 2) OBP: 0.322, SLG: 0.280				1B BB	P6				F7	3	0	1	0	1	0	0	
Rich Dauer, R (1, 4) OBP: 0.184, SLG: 0.176			FC5-4 1-2	FC5-4 1-2			F2			4	0	2	0	0	0	1	
Inning Stats	R: 1 E: 0 K: 1 S: 7	H: 2 LOB: 2 BB: 1 P: 11	R: 0 E: 0 K: 0 S: 4	H: 1 LOB: 1 BB: 0 P: 4	R: 1 E: 0 K: 0 S: 4	H: 2 LOB: 2 BB: 1 P: 8	R: 0 E: 0 K: 1 S: 6	H: 0 LOB: 0 BB: 0 P: 3	R: 0 E: 0 K: 0 S: 4	H: 1 LOB: 0 BB: 0 P: 4	R: 1 E: 0 K: 0 S: 4	H: 1 LOB: 0 BB: 0 P: 4	R: 0 E: 0 K: 0 S: 4	H: 1 LOB: 1 BB: 0 P: 4	1B: 8 2B: 2 3B: 0 HR: 1	SF: 0 SAC: 1 DP: 2 HBP: 0	WP: 0 PA: 38 PB: 0 SB: 0 CS: 0
PITCHER Jon Matlack, L (1, 1) ERA: 3.22	IP: 9.0 WLS: W BF: 38 H: 11 R: 3 ER: 3 SO: 2 BB: 2 IBB: 0 HBP: 0 BLK: 0 WP: 0 HR: 1 S: 40 P: 48 ERA: 3.00 WHIP: 1.444											PITCHER	IP: 9.0 WLS: W BF: 38 H: 11 R: 3 ER: 3 SO: 2 BB: 2 IBB: 0 HBP: 0 BLK: 0 WP: 0 HR: 1 S: 40 P: 48 ERA: 3.00 WHIP: 1.444				

Batter	1	2	3	4	5	6	7	8	9	AB	R	H	RBI	BB	SO	LOB	BOTTOM
Mike Hargrove, L (1, 3) OBP: 0.387, SLG: 0.420 Mike Jorgensen, L (7, FR) OBP: 0.500, SLG: 0.400 (8, 3)	F7		1B	1B	4-3		BB 2B BB	SF8		3	0	1	0	1	0	1	Baltimore Orioles @ Texas Rangers Arlington Stadium, Arlington, TX Fri May 12 1978, 8:05 PM EDT Att: 30,803 - Unknown
Bump Wills, S (1, 4) OBP: 0.302, SLG: 0.341	F8		F7		F8		BB 2B BB	1B 2B		4	2	1	0	1	0	2	
Al Oliver, L (1, 7) OBP: 0.318, SLG: 0.414	FC6-4 1B		1-2 1B		G3		SF8	HR 1B		4	1	3	2	0	0	1	
Richie Zisk, R (1, 9) OBP: 0.348, SLG: 0.631	FC6-4 1-2		F5		F8		P6	HR		5	1	1	2	0	0	4	
John Lowenstein, L (1, 10) OBP: 0.500, SLG: 0.548			4-3		4-3		2B 3B	K		4	1	1	0	1	1	0	
Juan Beniquez, R (1, 8) OBP: 0.226, SLG: 0.268			CS 1B		1B		PB 1B 2B			4	1	4	3	0	0	0	
Jim Sundberg, R (1, 2) OBP: 0.363, SLG: 0.457			1B BB		P4		G1-6-3 1B			3	0	1	1	1	0	4	
Toby Harrah, R (1, 5) OBP: 0.294, SLG: 0.341			1B		5-3		G1-6-3			3	1	1	0	1	0	2	
Bert Campaneris, R (1, 6) OBP: 0.241, SLG: 0.167			K		F8 4-3 1B		BB SF8 1B	SH1-3		3	1	2	0	0	1	2	
Inning Stats	R: 0 E: 0 K: 0 S: 4	H: 1 LOB: 1 BB: 0 P: 4	R: 0 E: 0 K: 1 S: 6	H: 2 LOB: 2 BB: 1 P: 10	R: 0 E: 0 K: 0 S: 4	H: 2 LOB: 1 BB: 0 P: 4	R: 0 E: 0 K: 0 S: 4	H: 3 LOB: 0 BB: 0 P: 5	R: 3 E: 0 K: 0 S: 5	H: 2 LOB: 3 BB: 3 P: 17	R: 4 E: 0 K: 1 S: 8	H: 3 LOB: 0 BB: 1 P: 12	1B: 10 2B: 3 3B: 1 HR: 1	SF: 2 SAC: 1 DP: 1 HBP: 0	WP: 0 PA: 41 PB: 1 SB: 2 CS: 1		
PITCHER Jim Palmer, R (1, 1) ERA: 2.91 Don Stanhouse, R (7, 1) ERA: 3.39 Tippy Martinez, L (8, 1) ERA: 8.62	IP: 6.0 WLS: L BF: 29 H: 11 R: 5 ER: 5 SO: 1 BB: 3 IBB: 0 HBP: 0 BLK: 0 WP: 0 HR: 0 S: 28 P: 40 ERA: 7.50 WHIP: 2.333											PITCHER	IP: 6.0 WLS: L BF: 29 H: 11 R: 5 ER: 5 SO: 1 BB: 3 IBB: 0 HBP: 0 BLK: 0 WP: 0 HR: 0 S: 28 P: 40 ERA: 7.50 WHIP: 2.333				

Batter	1	2	3	4	5	6	7	8	9	AB	R	H	RBI	BB	SO	LOB	TOP			
Larry Harlow, L (1, 8) OBP: 0.392, SLG: 0.469	F8		F7		K			1-4-3		4	0	0	0	0	1	0				
Mark Belanger, R (1, 6) OBP: 0.344, SLG: 0.367	6-3		4-3			4-3		6-3		4	0	0	0	0	0	0				
Ken Singleton, S (1, 7) OBP: 0.432, SLG: 0.500 Gary Roenicke, R (6, 7) OBP: 0.279, SLG: 0.194	K			F7		4-3		6-3		4	0	0	0	0	1	0				
Eddie Murray, S (1, 3) OBP: 0.352, SLG: 0.491		E5 1B		K		HR		4-3		3	2	1	0	1	1	0				
Lee May, R (1, 10) OBP: 0.319, SLG: 0.505		FC5-4 1B		HR		HR		E5		4	2	3	4	0	0	0				
Carlos Lopez, R (1, 9) OBP: 0.314, SLG: 0.326		FC5-4 1B		4-3		F9		K		4	0	0	0	0	1	2				
Rick Dempsey, R (1, 2) OBP: 0.319, SLG: 0.278		1-3 1B			P1			5-3		4	0	1	0	0	1	1				
Rich Dauer, R (1, 5) OBP: 0.195, SLG: 0.270		1-3			HR			6-3		3	1	1	1	0	0	1				
Billy Smith, S (1, 4) OBP: 0.282, SLG: 0.306			6-3		G3			F8		3	0	0	0	0	0	0				
Inning Stats	R: 0 E: 0 K: 1 S: 5	H: 0 LOB: 0 BB: 0 P: 5	R: 1 E: 1 K: 0 S: 5	H: 3 LOB: 1 BB: 0 P: 5	R: 0 E: 0 K: 0 S: 3	H: 0 LOB: 0 BB: 0 P: 3	R: 1 E: 0 K: 1 S: 6	H: 1 LOB: 0 BB: 1 P: 6	R: 1 E: 0 K: 0 S: 6	H: 1 LOB: 0 BB: 0 P: 6	R: 2 E: 0 K: 0 S: 4	H: 1 LOB: 0 BB: 1 P: 8	R: 0 E: 0 K: 0 S: 3	H: 0 LOB: 0 BB: 0 P: 3	R: 0 E: 0 K: 2 S: 8	H: 0 LOB: 1 BB: 0 P: 8	1B: 3 2B: 0 3B: 0 HR: 3	SF: 0 SAC: 0 DP: 0 HBP: 0	WP: 0 PB: 0 SB: 0 CS: 0	PA: 34
PITCHER	IP	WLS	BF	H	R	ER	SO	BB	IBB	HBP	BLK	WP	HR	S	P	ERA	WHIP			
Jim Umberger, L (1, 1) ERA: 4.21	6.0	L	24	6	5	5	3	1	0	0	0	0	3	29	33	7.50	1.167			
Doc Medich, R (7, 1) ERA: 8.04	3.0		10	0	0	0	2	0	0	0	0	0	0	14	14	0.00	0.000			

Baltimore Orioles @ Texas Rangers
Arlington Stadium, Arlington, TX
Sat May 13 1978, 8:05 PM EDT
Att: 32,700 - Unknown

AB 33
R 5
H 6
RBI 5
BB 1
SO 5
LOB 4



Batter	1	2	3	4	5	6	7	8	9	AB	R	H	RBI	BB	SO	LOB	BOTTOM					
Mike Hargrove, L (1, 3) OBP: 0.374, SLG: 0.402	4-3		F9			4-3		K		4	0	0	0	0	1	1						
Al Oliver, L (1, 7) OBP: 0.306, SLG: 0.398	P6			K		K		K		4	0	0	0	0	3	0						
Juan Beniquez, R (1, 8) OBP: 0.227, SLG: 0.279	4-3			K		6-3		6-3		4	0	1	0	0	1	0						
Richie Zisk, R (1, 9) OBP: 0.336, SLG: 0.607		6-3		5-3		6-3		6-3		4	0	0	0	0	0	1						
Jim Sundberg, R (1, 2) OBP: 0.358, SLG: 0.447		5-3			5-3 1B			F8		4	0	1	0	0	0	1						
Kurt Bevacqua, R (1, 10) OBP: 0.167, SLG: 0.235		BB			5-3			6-3		2	0	0	0	1	0	1						
Toby Harrah, R (1, 5) OBP: 0.295, SLG: 0.340		F8			5-3			2B 1B		3	1	1	0	0	0	2						
Bump Wills, S (1, 4) OBP: 0.303, SLG: 0.352			5-3		L7			2B		3	0	1	1	0	0	1						
Bert Campaneris, R (1, 6) OBP: 0.233, SLG: 0.160			5-3			5-3		F9		3	0	0	0	0	0	1						
Inning Stats	R: 0 E: 0 K: 0 S: 3	H: 0 LOB: 0 BB: 0 P: 3	R: 0 E: 0 K: 0 S: 3	H: 0 LOB: 1 BB: 1 P: 7	R: 0 E: 0 K: 0 S: 3	H: 0 LOB: 0 BB: 0 P: 3	R: 0 E: 0 K: 2 S: 7	H: 0 LOB: 0 BB: 0 P: 7	R: 0 E: 0 K: 0 S: 4	H: 1 LOB: 1 BB: 0 P: 4	R: 0 E: 0 K: 1 S: 5	H: 0 LOB: 0 BB: 0 P: 5	R: 0 E: 0 K: 0 S: 3	H: 0 LOB: 0 BB: 0 P: 3	R: 1 E: 0 K: 1 S: 7	H: 2 LOB: 1 BB: 0 P: 7	R: 0 E: 0 K: 1 S: 6	H: 1 LOB: 1 BB: 0 P: 6	1B: 2 2B: 2 3B: 0 HR: 0	SF: 0 SAC: 0 DP: 0 HBP: 0	WP: 0 PB: 0 SB: 0 CS: 0	PA: 32
PITCHER	IP	WLS	BF	H	R	ER	SO	BB	IBB	HBP	BLK	WP	HR	S	P	ERA	WHIP					
Scott McGregor, L (1, 1) ERA: 7.4	9.0	W	32	4	1	1	5	1	0	0	0	0	0	41	45	1.00	0.556					

Baltimore Orioles @ Texas Rangers
Arlington Stadium, Arlington, TX
Sat May 13 1978, 8:05 PM EDT
Att: 32,700 - Unknown

AB 31
R 1
H 4
RBI 1
BB 1
SO 5
LOB 8



Batter	1	2	3	4	5	6	7	8	9	AB	R	H	RBI	BB	SO	LOB	TOP			
Larry Harlow, L (1, 8) OBP: 0.372, SLG: 0.441	F9			F7		6-3		F7		4	0	0	0	0	0	3	Baltimore Orioles @ Texas Rangers Arlington Stadium, Arlington, TX Sun May 14 1978, 8:05 PM EDT Att: 16,440 - Unknown			
Mark Belanger, R (1, 6) OBP: 0.333, SLG: 0.354	L4			4-3			F8	P6		3	0	0	0	0	0	0				
Terry Crowley, L (8, PH) OBP: 0.364, SLG: 0.364										1	0	0	0	0	0	2				
Dave Skaggs, R (8, 2) OBP: 0.333, SLG: 0.200										0	0	0	0	0	0	0				
Ken Singleton, S (1, 9) OBP: 0.435, SLG: 0.493	F7			4-3						3	1	1	0	1	0	0				
Tippy Martinez, L (9, PR)										0	0	0	0	0	0	0				
Gary Roenicke, R (9, 7) OBP: 0.279, SLG: 0.194										0	0	0	0	0	0	0				
Eddie Murray, S (1, 3) OBP: 0.357, SLG: 0.500		G6-4-3 1B			F7					4	1	2	0	0	0	1				
Lee May, R (1, 10) OBP: 0.317, SLG: 0.522		G6-4-3 1-2			4-3					4	1	1	2	0	1	3				
Pat Kelly, L (1, 7) OBP: 0.360, SLG: 0.304					4-3					4	0	1	1	0	0	1				
Billy Smith, S (1, 4) OBP: 0.280, SLG: 0.303				6-3						4	0	1	0	0	0	2				
Rick Dempsey, R (1, 2) OBP: 0.330, SLG: 0.305				5-3						3	0	2	0	0	0	0				
Carlos Lopez, R (8, PR) OBP: 0.314, SLG: 0.326										0	0	0	0	0	0	0				
Kiko Garcia, R (8, 6) OBP: 0.313, SLG: 0.333										1	0	0	0	0	1	1				
Rich Dauer, R (1, 5) OBP: 0.186, SLG: 0.256				4-3						2	0	0	0	0	0	1				
Inning Stats	R: 0 E: 0 K: 0 S: 3	H: 0 LOB: 0 BB: 0 P: 3	R: 0 E: 0 K: 0 S: 3	H: 1 LOB: 0 BB: 0 P: 3	R: 0 E: 0 K: 0 S: 3	H: 0 LOB: 0 BB: 0 P: 3	R: 0 E: 0 K: 0 S: 3	H: 0 LOB: 0 BB: 0 P: 3	R: 0 E: 0 K: 0 S: 4	H: 1 LOB: 1 BB: 0 P: 4	R: 1 E: 0 K: 1 S: 7	H: 2 LOB: 2 BB: 1 P: 11	R: 0 E: 0 K: 1 S: 4	H: 1 LOB: 2 BB: 0 P: 4	R: 2 E: 0 K: 1 S: 8	H: 3 LOB: 1 BB: 0 P: 8	1B: 5 2B: 2 3B: 0 HR: 1	SF: 0 SAC: 1 DP: 1 HBP: 0	WP: 0 PB: 0 SB: 0 CS: 0	PA: 35
PITCHER Dock Ellis, R (1, 1) ERA: 3.46	IP: 9.0 WLS: L BF: 35 H: 8 R: 3 ER: 3 SO: 2 BB: 1 IBB: 0 HBP: 0 BLK: 0 WP: 0 HR: 1 S: 38 P: 42 ERA: 3.00 WHIP: 1.000															PITCHER				

Batter	1	2	3	4	5	6	7	8	9	AB	R	H	RBI	BB	SO	LOB	BOTTOM			
Mike Hargrove, L (1, 3) OBP: 0.367, SLG: 0.402	K			K						5	0	1	0	0	2	2	Baltimore Orioles @ Texas Rangers Arlington Stadium, Arlington, TX Sun May 14 1978, 8:05 PM EDT Att: 16,440 - Unknown			
Mike Jorgensen, L (9, PR) OBP: 0.500, SLG: 0.400		L7 1-2								0	0	0	0	0	0	0				
Juan Beniquez, R (1, 8) OBP: 0.247, SLG: 0.289	L5									4	1	2	0	1	0	0				
Toby Harrah, R (1, 5) OBP: 0.300, SLG: 0.330										3	0	0	0	2	0	4				
Richie Zisk, R (1, 9) OBP: 0.331, SLG: 0.586										4	0	0	0	1	2	7				
Jim Sundberg, R (1, 2) OBP: 0.350, SLG: 0.433										5	0	1	1	0	1	6				
Al Oliver, L (1, 7) OBP: 0.313, SLG: 0.411										4	0	2	0	0	0	0				
Kurt Bevacqua, R (1, 10) OBP: 0.175, SLG: 0.237										4	1	1	0	0	0	3				
Bump Wills, S (1, 4) OBP: 0.301, SLG: 0.347										4	0	1	0	0	3	1				
Bert Campaneris, R (1, 6) OBP: 0.237, SLG: 0.167										3	0	1	1	0	0	1				
John Lowenstein, L (9, PH) OBP: 0.512, SLG: 0.563										1	0	1	0	0	0	0				
Inning Stats	R: 0 E: 0 K: 1 S: 5	H: 0 LOB: 1 BB: 1 P: 9	R: 1 E: 0 K: 0 S: 6	H: 3 LOB: 2 BB: 0 P: 6	R: 1 E: 0 K: 1 S: 8	H: 3 LOB: 2 BB: 0 P: 8	R: 0 E: 0 K: 2 S: 7	H: 0 LOB: 0 BB: 0 P: 7	R: 0 E: 0 K: 0 S: 3	H: 0 LOB: 1 BB: 1 P: 7	R: 0 E: 0 K: 1 S: 6	H: 1 LOB: 2 BB: 0 P: 6	R: 0 E: 0 K: 1 S: 5	H: 0 LOB: 3 BB: 0 P: 5	R: 0 E: 0 K: 1 S: 7	H: 2 LOB: 3 BB: 1 P: 11	1B: 8 2B: 2 3B: 0 HR: 0	SF: 0 SAC: 0 DP: 0 HBP: 0	WP: 0 PB: 0 SB: 1 CS: 0	PA: 41
PITCHER Mike Flanagan, L (1, 1) ERA: 3.52	IP: 6.1 WLS: W BF: 30 H: 8 R: 2 ER: 2 SO: 5 BB: 3 IBB: 0 HBP: 0 BLK: 0 WP: 0 HR: 0 S: 37 P: 49 ERA: 2.84 WHIP: 1.737															PITCHER				
John Flinn, R (7, 1) ERA: 2.7	1.2 W 7 2 0 0 2 0 0 0 0 0 11 11 0.00 1.200																			
Don Stanhouse, R (9, 1) ERA: 3.18	1.0 S 4 0 0 0 1 0 1 0 0 0 5 9 0.00 0.000																			

AB 33
R 3
H 8
RBI 3
BB 1
SO 2
LOB 14



AB 37
R 2
H 10
RBI 2
BB 4
SO 8
LOB 24



livebaseballscores.com

livebaseballscores.com

Batter	1	2	3	4	5	6	7	8	9	AB	R	H	RBI	BB	SO	LOB	TOP									
Paul Moltzer, R OBP: 0.309, SLG: 0.415 (1, 4)	0-0 3-1			0-0 4-3 2B 1B		0-0 4-3		0-0 5-3		4	1	1	0	0	0	0	Milwaukee Brewers @ Texas Rangers Arlington Stadium, Arlington, TX Mon May 15 1978, 8:05 PM EDT Att: 11,622 - Unknown									
Sal Bando, R OBP: 0.386, SLG: 0.440 (1, 5)	0-0 F8			0-0 4-3 1-2		0-0 F8		0-0 F3		4	0	0	0	0	0	1										
Cecil Cooper, L OBP: 0.367, SLG: 0.600 (1, 3)	0-0 F9			0-0 1B 2B 2-H		0-0 4-3			4-0 E BB	3	2	1	1	1	0	0										
Larry Hisle, R OBP: 0.333, SLG: 0.517 Jim Wohlford, R OBP: 0.222, SLG: 0.231 (4, PH) (4, 7)		0-0 P6		0-0 G3-6-3 1B 2-H		0-3 K			0-0 E1 4-3 1-H WP	1	0	0	0	0	0	0										
Ben Oglivie, L OBP: 0.323, SLG: 0.489 (1, 10)		0-0 CS 1B		0-0 G3-6-3 1-2		0-0 G3			0-0 4-3	4	0	1	0	0	0	2										
Sixto Lezcano, R OBP: 0.384, SLG: 0.608 (1, 9)		0-3 K 1-2			0-0 HR		0-0 2B		0-3 K 3-H 4-0	4	1	2	1	0	2	1										
Gorman Thomas, R OBP: 0.358, SLG: 0.449 (1, 8)			0-0 CS 1B		0-0 L5		0-3 K			3	0	1	0	1	1	1										
Robin Yount, R OBP: 0.167, SLG: 0.167 (1, 6)			0-3 K 1-2		0-3 K			0-0 E8 G3	0-0 F9	4	1	0	0	0	2	2										
Charlie Moore, R OBP: 0.333, SLG: 0.433 Jim Gantner, L OBP: 0.260, SLG: 0.440 Buck Martinez, R OBP: 0.266, SLG: 0.300 (8, PH) (8, 2)			0-3 K		0-0 5-3			0-0 G3 3-H		2	0	0	0	0	1	0										
Inning Stats	R: 0 E: 0 K: 0 S: 3	H: 0 LOB: 0 BB: 0 P: 3	R: 0 E: 0 K: 1 S: 5	H: 1 LOB: 1 BB: 0 P: 5	R: 0 E: 0 K: 2 S: 7	H: 1 LOB: 0 BB: 0 P: 7	R: 2 E: 0 K: 0 S: 5	H: 3 LOB: 0 BB: 0 P: 5	R: 1 E: 0 K: 1 S: 6	H: 1 LOB: 0 BB: 0 P: 6	R: 0 E: 0 K: 0 S: 3	H: 0 LOB: 0 BB: 0 P: 3	R: 0 E: 0 K: 2 S: 8	H: 1 LOB: 1 BB: 0 P: 8	R: 1 E: 1 K: 0 S: 4	H: 0 LOB: 0 BB: 0 P: 4		R: 2 E: 1 K: 1 S: 6	H: 0 LOB: 1 BB: 2 P: 14	1B: 4 2B: 3 3B: 0 HR: 1	SF: 0 SAC: 0 DP: 2 HBP: 0	WP: 1 PB: 0 SB: 0 CS: 2	PA: 35			
PITCHER	IP	WLS	BF	H	R	ER	SO	BB	IBB	HBP	BLK	WP	HR	S	P	ERA	WHIP									
Fergie Jenkins, R ERA: 2.61 Len Barker, R ERA: 3.86 Reggie Cleveland, R ERA: 2.7	(1, 1)	8.0	W	29	7	4	3	6	0	0	0	0	1	41	41	3.38	0.875									
	(9, 1)	0.2	S	5	0	2	0	1	2	0	0	0	1	0	5	13	0.00	3.000								
	(9, 1)	0.1	S	1	0	0	0	0	0	0	0	0	0	0	1	1	0.00	0.000								

Batter	1	2	3	4	5	6	7	8	9	AB	R	H	RBI	BB	SO	LOB	BOTTOM									
Mike Hargrove, L OBP: 0.376, SLG: 0.410 (1, 3)	4-0 BB E 1B BB	0-0 2-H 2B	4-0 FC5-4 BB 1-2		0-0 F9		0-0 L3			3	1	1	1	2	0	0	Milwaukee Brewers @ Texas Rangers Arlington Stadium, Arlington, TX Mon May 15 1978, 8:05 PM EDT Att: 11,622 - Unknown									
Bert Campaneris, R OBP: 0.235, SLG: 0.169 (1, 6)	0-0 FC1 BB 1-2	0-0 6-3	0-0 FC5-4 1-2		0-0 FC6-4 1B			0-0 4-3		5	0	1	0	0	0	5										
Al Oliver, L OBP: 0.300, SLG: 0.393 (1, 7)	0-0 F5	0-0 L7		0-0 5-3	0-0 FC6-4 1-2			0-0 E1 4-3 1B		5	0	0	0	0	0	4										
Richie Zisk, R OBP: 0.349, SLG: 0.588 (1, 9)	4-0 1B 1-2 2-3 BB		0-0 2B 2B 1B	4-0 CS BB		0-0 F3		0-0 4-3 1B 1-2		3	1	2	0	2	0	0										
Jim Sundberg, R OBP: 0.362, SLG: 0.453 (1, 2)	0-0 1B		0-0 2B SF9 2B	0-0 3B 1B 1-2		0-0 1-3		0-0 4-3		5	2	3	1	0	0	2										
Juan Beniquez, R OBP: 0.255, SLG: 0.326 (1, 8)	0-3 K		0-0 SF9 2B 2-3 3-H	0-0 1B 3B 1-H		0-0 F9		0-0 F7		5	1	2	2	0	1	4										
Toby Harrah, R OBP: 0.307, SLG: 0.333 (1, 5)		4-0 1B BB	0-0 SF9 2-3 3-H	0-0 1B 1B 3-H		0-0 F2				2	1	1	2	1	0	0										
Kurt Bevacqua, R OBP: 0.195, SLG: 0.256 John Lowenstein, L OBP: 0.245, SLG: 0.676 (3, PH)		0-0 1-H 2B 1B	0-0 S BB	0-0 1B		0-0 HR				1	1	1	1	0	0	0										
Bump Willis, S OBP: 0.290, SLG: 0.333 (1, 4)		0-3 K	0-3 K		0-0 F7		0-0 F7			4	0	0	0	0	2	3										
Inning Stats	R: 1 E: 1 K: 1 S: 6	H: 1 LOB: 2 BB: 2 P: 14	R: 2 E: 0 K: 1 S: 7	H: 2 LOB: 1 BB: 1 P: 11	R: 2 E: 0 K: 1 S: 8	H: 3 LOB: 3 BB: 2 P: 16	R: 2 E: 0 K: 0 S: 5	H: 4 LOB: 1 BB: 1 P: 9	R: 0 E: 0 K: 0 S: 4	H: 1 LOB: 1 BB: 0 P: 4	R: 0 E: 0 K: 0 S: 3	H: 0 LOB: 0 BB: 0 P: 3	R: 1 E: 0 K: 0 S: 4	H: 1 LOB: 0 BB: 0 P: 4	R: 0 E: 1 K: 0 S: 5	H: 1 LOB: 2 BB: 0 P: 5		1B: 8 2B: 3 3B: 1 HR: 1	SF: 1 SAC: 0 DP: 0 HBP: 0	WP: 0 PB: 0 SB: 1 CS: 1	PA: 42					
PITCHER	IP	WLS	BF	H	R	ER	SO	BB	IBB	HBP	BLK	WP	HR	S	P	ERA	WHIP									
Bill Travers, L ERA: 18.0 Randy Stein, R ERA: 8.51 Bill Castro, R ERA:	(1, 1)	2.0	L	15	6	5	4	2	3	0	0	0	0	1	16	28	18.00	4.500								
	(3, 1)	5.0		22	6	3	3	1	3	0	0	0	0	1	21	33	5.40	1.800								
	(8, 1)	1.0		5	1	0	0	0	0	0	0	0	0	0	5	5	0.00	1.000								

AB	33
R	6
H	7
RBI	4
BB	2
SO	7
LOB	7



Batter	1	2	3	4	5	6	7	8	9	AB	R	H	RBI	BB	SO	LOB	TOP								
Paul Mollitor, R OBP: 0.313, SLG: 0.409										4	1	1	0	1	1	2									
Cecil Cooper, L OBP: 0.376, SLG: 0.593										3	1	1	0	2	1	0									
Sal Bando, R OBP: 0.396, SLG: 0.451										4	1	2	2	1	0	3									
Ben Oglivie, L OBP: 0.320, SLG: 0.478										4	0	1	0	0	1	3									
Sixto Lezcano, R OBP: 0.367, SLG: 0.584										3	0	0	1	0	1	2									
Dick Davis, R OBP: 0.333, SLG: 0.367										4	0	0	0	0	1	1									
Gorman Thomas, R OBP: 0.363, SLG: 0.446										3	0	1	0	1	1	1									
Robin Yount, R OBP: 0.200, SLG: 0.200										4	1	1	0	0	1	2									
Buck Martinez, R OBP: 0.279, SLG: 0.328										4	0	2	1	0	0	0									
Inning Stats	R: 1 E: 1 K: 0 S: 4	H: 1 LOB: 1 BB: 1 P: 8	R: 1 E: 0 K: 3 S: 11	H: 2 LOB: 1 BB: 0 P: 11	R: 0 E: 0 K: 3 S: 9	H: 0 LOB: 1 BB: 1 P: 13	R: 0 E: 0 K: 0 S: 3	H: 1 LOB: 0 BB: 0 P: 3	R: 1 E: 0 K: 0 S: 4	H: 2 LOB: 1 BB: 1 P: 8	R: 0 E: 0 K: 1 S: 5	H: 0 LOB: 1 BB: 1 P: 9	R: 0 E: 0 K: 0 S: 3	H: 0 LOB: 0 BB: 0 P: 3	R: 1 E: 0 K: 0 S: 5	H: 2 LOB: 1 BB: 0 P: 5	R: 0 E: 0 K: 0 S: 4	H: 1 LOB: 2 BB: 1 P: 8	1B: 7 2B: 2 3B: 0 HR: 0	SF: 1 SAC: 0 DP: 1 HBP: 0	WP: 0 PB: 0 SB: 1 CS: 1	PA: 39			
PITCHER Doyle Alexander, R ERA: 3.04	IP: 9.0 WLS: L BF: 39	H: 9 R: 4 ER: 3 SO: 7	BB: 5 IBB: 0 HBP: 0 BLK: 0	WP: 0 HR: 0 S: 48 P: 68	ERA: 3.00 WHIP: 1.556																				

Milwaukee Brewers @ Texas Rangers
Arlington Stadium, Arlington, TX
Tue May 16 1978, 8:05 PM EDT
Att: 11,351 - Unknown

AB 33
R 4
H 9
RBI 4
BB 5
SO 7
LOB 14



Batter	1	2	3	4	5	6	7	8	9	AB	R	H	RBI	BB	SO	LOB	BOTTOM								
Mike Hargrove, L OBP: 0.369, SLG: 0.400										5	1	1	0	0	1	1									
Bump Wills, S OBP: 0.297, SLG: 0.333										3	1	1	0	1	1	0									
Al Oliver, L OBP: 0.298, SLG: 0.388										4	0	1	1	0	0	1									
Richie Zisk, R OBP: 0.362, SLG: 0.590										3	1	2	0	1	1	0									
John Lowenstein, L OBP: 0.521, SLG: 0.658										4	0	1	1	0	0	4									
Jim Sundberg, R OBP: 0.358, SLG: 0.449										3	0	1	1	0	0	3									
Juan Beniquez, R OBP: 0.255, SLG: 0.316										3	0	0	0	1	0	3									
Toby Harrah, R OBP: 0.297, SLG: 0.320										4	0	0	0	0	0	3									
Bert Campaneris, R OBP: 0.228, SLG: 0.163										3	0	0	0	0	0	1									
Mike Jorgensen, L (9, PH) OBP: 0.444, SLG: 0.333										1	0	0	0	0	0	0									
Inning Stats	R: 0 E: 0 K: 1 S: 5	H: 0 LOB: 0 BB: 0 P: 5	R: 0 E: 0 K: 0 S: 5	H: 2 LOB: 2 BB: 0 P: 5	R: 1 E: 0 K: 0 S: 7	H: 4 LOB: 3 BB: 0 P: 7	R: 0 E: 0 K: 0 S: 3	H: 0 LOB: 1 BB: 1 P: 7	R: 2 E: 0 K: 0 S: 4	H: 1 LOB: 1 BB: 2 P: 12	R: 0 E: 0 K: 0 S: 3	H: 0 LOB: 0 BB: 0 P: 3	R: 0 E: 0 K: 1 S: 5	H: 0 LOB: 0 BB: 0 P: 5	R: 0 E: 0 K: 0 S: 3	H: 0 LOB: 0 BB: 0 P: 3	R: 0 E: 0 K: 1 S: 5	H: 0 LOB: 0 BB: 0 P: 5	1B: 6 2B: 1 3B: 0 HR: 0	SF: 1 SAC: 0 DP: 0 HBP: 0	WP: 0 PB: 0 SB: 0 CS: 0	PA: 37			
PITCHER Lary Sorensen, R ERA: 4.13	IP: 9.0 WLS: W BF: 37	H: 7 R: 3 ER: 3 SO: 3	BB: 3 IBB: 0 HBP: 0 BLK: 0	WP: 0 HR: 0 S: 40 P: 52	ERA: 3.00 WHIP: 1.111																				

Milwaukee Brewers @ Texas Rangers
Arlington Stadium, Arlington, TX
Tue May 16 1978, 8:05 PM EDT
Att: 11,351 - Unknown

AB 33
R 3
H 7
RBI 3
BB 3
SO 3
LOB 16



Batter	1	2	3	4	5	6	7	8	9	AB	R	H	RBI	BB	SO	LOB	TOP					
Steve Staggs, R (1, 4) OBP: 0.467, SLG: 0.400	K	K			F4		6-3			3	0	0	0	0	2	2	Oakland Athletics @ Texas Rangers Arlington Stadium, Arlington, TX Wed May 17 1978, 8:05 PM EDT Att: 15,635 - Unknown					
Jeff Newman, R (7, PH) OBP: 0.231, SLG: 0.462	K	K			F4		6-3			1	0	0	0	0	2							
Mike Edwards, R (7, 4) OBP: 0.293, SLG: 0.297	K	K			F4		6-3			0	0	0	0	0	0							
Dwayne Murphy, L (1, 8) OBP: 0.250, SLG: 0.120	K		1-3		K			K		4	0	0	0	0	3	1						
Mitchell Page, L (1, 7) OBP: 0.344, SLG: 0.321	3B		5-3-4	BB		3-1		4-3		3	1	1	0	1	0	0						
Mario Guerrero, R (1, 6) OBP: 0.309, SLG: 0.381	1B		5-3-4	BB		L8		L5		4	0	1	1	0	0	1						
Dave Revering, L (1, 3) OBP: 0.331, SLG: 0.361	5-3					F2		5-3		4	0	0	0	0	1	1						
Gary Alexander, R (1, 10) OBP: 0.344, SLG: 0.554		HR						K		3	1	2	0	0	0	0						
Miguel Dilone, S (7, PR) OBP: 0.276, SLG: 0.241								K		0	0	0	0	0	0	0						
Jerry Tabb, L (9, PH) OBP: 0.333, SLG: 0.200								K		1	0	0	0	0	1	0						
Wayne Gross, L (1, 5) OBP: 0.374, SLG: 0.421		HR						FC1-6		4	1	2	2	0	0	1						
Rob Piccolo, R (9, PR)		HR						FC1-6		0	0	0	0	0	0	0						
Jim Essian, R (1, 2) OBP: 0.326, SLG: 0.330								FC1-6		3	0	1	0	1	0	1						
Gary Thomasson, L (1, 9) OBP: 0.232, SLG: 0.291								FC4-6		3	0	1	0	0	0	2						
Inning Stats	R: 1 E: 0 K: 2 S: 9	H: 2 LOB: 1 BB: 0 P: 9	R: 2 E: 0 K: 1 S: 7	H: 2 LOB: 0 BB: 0 P: 7	R: 0 E: 0 K: 0 S: 2	H: 0 LOB: 0 BB: 1 P: 6	R: 0 E: 0 K: 1 S: 5	H: 0 LOB: 0 BB: 0 P: 5	R: 0 E: 0 K: 1 S: 6	H: 2 LOB: 2 BB: 0 P: 6	R: 0 E: 0 K: 0 S: 3	H: 0 LOB: 0 BB: 0 P: 3	R: 0 E: 0 K: 0 S: 4	H: 1 LOB: 1 BB: 1 P: 8	R: 0 E: 0 K: 1 S: 5	H: 0 LOB: 0 BB: 0 P: 5	R: 0 E: 0 K: 1 S: 6	H: 1 LOB: 1 BB: 0 P: 6	1B: 5 2B: 2 3B: 1 HR: 1	SF: 0 SAC: 0 DP: 1 HBP: 0	WP: 0 PB: 0 SB: 1 CS: 0	PA: 35
PITCHER Jon Matlack, L (1, 1) ERA: 3.19	IP: 9.0 WLS: W BF: 35 H: 8 R: 3 ER: 3 SO: 7 BB: 1 IBB: 1 HBP: 0 BLK: 0 WP: 0 HR: 1 S: 47 P: 55 ERA: 3.00 WHIP: 1.000															PITCHER	IP: 9.0 WLS: W BF: 35 H: 8 R: 3 ER: 3 SO: 7 BB: 1 IBB: 1 HBP: 0 BLK: 0 WP: 0 HR: 1 S: 47 P: 55 ERA: 3.00 WHIP: 1.000					

AB	33
R	3
H	8
RBI	3
BB	2
SO	7
LOB	11



Batter	1	2	3	4	5	6	7	8	9	AB	R	H	RBI	BB	SO	LOB	BOTTOM	
Mike Hargrove, L (1, 3) OBP: 0.358, SLG: 0.385	5-3	4-3			4-3		G4-6-3			4	0	0	0	0	0	2	Oakland Athletics @ Texas Rangers Arlington Stadium, Arlington, TX Wed May 17 1978, 8:05 PM EDT Att: 15,635 - Unknown	
Bert Campaneris, R (1, 6) OBP: 0.238, SLG: 0.179	1B		6-3		BB			5-3		3	1	1	0	1	0	0		
Al Oliver, L (1, 7) OBP: 0.305, SLG: 0.400	1B		5-3		F8			1B		4	2	2	1	0	0	2		
Richie Zisk, R (1, 9) OBP: 0.366, SLG: 0.580	1B	SF9			F8		F9	1B		2	1	0	0	2	0	0		
Jim Sundberg, R (1, 2) OBP: 0.372, SLG: 0.461	1B				K			1B		4	0	3	2	0	1	0		
Juan Beniquez, R (1, 8) OBP: 0.255, SLG: 0.317	SF9				CS		F4	G6-4-3		3	0	1	1	0	0	3		
Toby Harrah, R (1, 5) OBP: 0.289, SLG: 0.311	G3				5-3		F4			3	0	0	0	0	0	3		
Kurt Bevacqua, R (1, 10) OBP: 0.182, SLG: 0.238			6-3		F8			6-3		3	0	0	0	0	0	0		
Bump Wills, S (1, 4) OBP: 0.307, SLG: 0.337	F7							G4-6-3		2	0	1	0	1	0	0		
Inning Stats	R: 3 E: 0 K: 0 S: 6	H: 3 LOB: 1 BB: 1 P: 10	R: 0 E: 0 K: 0 S: 3	H: 0 LOB: 0 BB: 0 P: 3	R: 0 E: 0 K: 1 S: 5	H: 1 LOB: 0 BB: 0 P: 5	R: 0 E: 0 K: 0 S: 4	H: 1 LOB: 2 BB: 1 P: 8	R: 0 E: 0 K: 0 S: 2	H: 1 LOB: 1 BB: 1 P: 6	R: 0 E: 0 K: 0 S: 4	H: 2 LOB: 1 BB: 1 P: 8	R: 1 E: 0 K: 0 S: 4	H: 2 LOB: 1 BB: 1 P: 8	1B: 6 2B: 2 3B: 0 HR: 0	SF: 1 SAC: 0 DP: 2 HBP: 0		WP: 0 PB: 0 SB: 0 CS: 1
PITCHER John Henry Johnson, L (1, 1) ERA: 1.61	IP: 7.1 WLS: L BF: 31 H: 7 R: 4 ER: 4 SO: 4 BB: 1 IBB: 0 HBP: 0 BLK: 0 WP: 0 HR: 0 S: 29 P: 45 ERA: 4.91 WHIP: 1.364															PITCHER	IP: 7.1 WLS: L BF: 31 H: 7 R: 4 ER: 4 SO: 4 BB: 1 IBB: 0 HBP: 0 BLK: 0 WP: 0 HR: 0 S: 29 P: 45 ERA: 4.91 WHIP: 1.364	
PITCHER Elias Sosa, R (8, 1) ERA: 0.63	IP: 0.2 WLS: L BF: 2 H: 1 R: 0 ER: 0 SO: 0 BB: 0 IBB: 0 HBP: 0 BLK: 0 WP: 0 HR: 0 S: 2 P: 2 ERA: 0.00 WHIP: 1.500															PITCHER	IP: 0.2 WLS: L BF: 2 H: 1 R: 0 ER: 0 SO: 0 BB: 0 IBB: 0 HBP: 0 BLK: 0 WP: 0 HR: 0 S: 2 P: 2 ERA: 0.00 WHIP: 1.500	



Batter	1	2	3	4	5	6	7	8	9	AB	R	H	RBI	BB	SO	LOB	TOP				
Steve Stagg, R OBP: 0.510, SLG: 0.500 (1, 4)	0-0 4-3 3B		4-0 SH1-3 BB		0-0 CS 1B		0-0 1-2 1B			3	1	3	0	1	0	0					
Dwayne Murphy, L OBP: 0.285, SLG: 0.115 Jim Essian, R OBP: 0.325, SLG: 0.327 (7, PH) (7, 2)	0-0 6-3		0-0 SH1-3 1-2		0-0 CS 1-2	4-0 2B BB	0-0 6-3			1	1	0	0	1	0	1					
Mitchell Page, L OBP: 0.330, SLG: 0.307 (1, 7)	0-0 4-3		0-0 F8			0-3 K		0-0 F4		4	0	0	1	0	1	2					
Mario Guerrero, R OBP: 0.314, SLG: 0.399 (1, 6)	0-0 F4 3H		0-0 5-3			0-0 1H 2B		0-0 1B 2B		4	1	2	1	0	0	1					
Dave Revering, L OBP: 0.336, SLG: 0.365 Mike Edwards, R OBP: 0.293, SLG: 0.297 Rob Picciolo, R (8, 5)		0-0 BB 1B		0-0 6-3		0-3 K		0-0 2B		4	1	2	1	0	1	1					
Gary Alexander, R OBP: 0.333, SLG: 0.534 (1, 10)		0-3 K		0-0 F8		0-0 6-3		0-0 6-3 1-2		4	0	0	0	0	1	3					
Wayne Gross, L OBP: 0.370, SLG: 0.408 (8, 3)		4-0 1B BB		0-3 K			0-0 G3		0-0 F8	3	0	0	0	1	1	0					
Jeff Newman, R OBP: 0.313, SLG: 0.500 Miguel Dilone, S OBP: 0.276, SLG: 0.241 (7, 8) (7, 8)		0-0 L6-3 1B		0-0 F5		0-0 1B		0-3 K		3	0	2	1	0	0	0					
Jerry Tabb, L OBP: 0.286, SLG: 0.167 (9, PH)		1-2 2H 1B		0-3 K						1	0	0	0	0	1	0					
Gary Thomasson, L OBP: 0.222, SLG: 0.278 (1, 9)		0-0 L6-3								4	0	0	0	0	2	3					
Inning Stats	R: 1 E: 0 K: 0 S: 4	H: 1 LOB: 0 BB: 0 P: 4	R: 1 E: 0 K: 1 S: 6	H: 2 LOB: 1 BB: 1 P: 10	R: 0 E: 0 K: 0 S: 3	H: 0 LOB: 1 BB: 1 P: 7	R: 0 E: 0 K: 1 S: 5	H: 1 LOB: 0 BB: 0 P: 5	R: 1 E: 0 K: 2 S: 8	H: 1 LOB: 1 BB: 1 P: 12	R: 0 E: 0 K: 1 S: 7	H: 2 LOB: 2 BB: 0 P: 7	R: 1 E: 0 K: 0 S: 4	H: 2 LOB: 1 BB: 0 P: 4	R: 0 E: 0 K: 1 S: 5	H: 0 LOB: 0 BB: 0 P: 5	1B: 6 2B: 3 3B: 1 HR: 0	SF: 0 SAC: 1 DP: 1 HBP: 0	WP: 0 PB: 0 SB: 0 CS: 2	PA: 37	
PITCHER	IP WLS BF H R ER SO BB IBB HBP BLK WP HR S P ERA WHIP	IP WLS BF H R ER SO BB IBB HBP BLK WP HR S P ERA WHIP	IP WLS BF H R ER SO BB IBB HBP BLK WP HR S P ERA WHIP	IP WLS BF H R ER SO BB IBB HBP BLK WP HR S P ERA WHIP	IP WLS BF H R ER SO BB IBB HBP BLK WP HR S P ERA WHIP	IP WLS BF H R ER SO BB IBB HBP BLK WP HR S P ERA WHIP	IP WLS BF H R ER SO BB IBB HBP BLK WP HR S P ERA WHIP	IP WLS BF H R ER SO BB IBB HBP BLK WP HR S P ERA WHIP	IP WLS BF H R ER SO BB IBB HBP BLK WP HR S P ERA WHIP	IP WLS BF H R ER SO BB IBB HBP BLK WP HR S P ERA WHIP	IP WLS BF H R ER SO BB IBB HBP BLK WP HR S P ERA WHIP	IP WLS BF H R ER SO BB IBB HBP BLK WP HR S P ERA WHIP	IP WLS BF H R ER SO BB IBB HBP BLK WP HR S P ERA WHIP	IP WLS BF H R ER SO BB IBB HBP BLK WP HR S P ERA WHIP	IP WLS BF H R ER SO BB IBB HBP BLK WP HR S P ERA WHIP	IP WLS BF H R ER SO BB IBB HBP BLK WP HR S P ERA WHIP	IP WLS BF H R ER SO BB IBB HBP BLK WP HR S P ERA WHIP	IP WLS BF H R ER SO BB IBB HBP BLK WP HR S P ERA WHIP	IP WLS BF H R ER SO BB IBB HBP BLK WP HR S P ERA WHIP	IP WLS BF H R ER SO BB IBB HBP BLK WP HR S P ERA WHIP	IP WLS BF H R ER SO BB IBB HBP BLK WP HR S P ERA WHIP

Oakland Athletics @ Texas Rangers
Arlington Stadium, Arlington, TX
Thu May 18 1978, 8:05 PM EDT
Att: 21,257 - Unknown

AB 32
R 4
H 9
RBI 4
BB 3
SO 7
LOB 13



Batter	1	2	3	4	5	6	7	8	9	AB	R	H	RBI	BB	SO	LOB	BOTTOM				
Mike Hargrove, L OBP: 0.353, SLG: 0.377 Mike Jorgensen, L OBP: 0.444, SLG: 0.333 (8, PR) (9, 3)	0-0 F9	0-0 G3		0-0 F8 2-3		0-0 F7		0-0 1B		5	0	1	1	0	0	2					
Al Oliver, L OBP: 0.301, SLG: 0.387 (1, 7)	4-0 1B BB	0-0 F7		0-0 F7 1-2		0-0 1-3		0-3 K2-3		4	1	0	0	1	1	3					
Bobby Bonds, R OBP: 0.343, SLG: 0.383 (1, 10)	0-0 FC5-4 1B	0-0 F8			0-3 K	0-0 6-3				4	1	1	0	0	1	0					
Richie Zisk, R OBP: 0.370, SLG: 0.574 (1, 9)	0-0 FC5-4 1B		0-0 F8		4-0 1B BB		0-3 K			3	0	1	1	1	1	0					
Jim Sundberg, R OBP: 0.368, SLG: 0.453 (1, 2)	0-0 FC5-4 1B		0-0 L4		0-0 FC1-5-2 1B		0-0 1-3			4	2	1	0	0	0	2					
Bump Wills, S OBP: 0.305, SLG: 0.327 (1, 4)	4-0 BB 1B		0-0 4-3		0-0 FC1-5-2 1B		0-3 K			3	1	0	0	1	1	2					
Juan Beniquez, R OBP: 0.282, SLG: 0.343 (1, 8)	0-0 1B BB		0-0 FC3-2 1B		0-0 FC3-2 1B		0-0 CS 1B			4	0	4	4	0	0	0					
Toby Harrah, R OBP: 0.304, SLG: 0.315 (1, 5)	4-0 1B BB		0-0 F8 FC3-2 1B		0-0 F8 BB		0-0 F8			2	0	1	0	2	0	1					
Bert Campaneris, R OBP: 0.239, SLG: 0.173 (1, 6)	0-0 F7		0-0 FC3-2 1B		0-0 F8		4-0 S 1B BB			3	1	0	0	1	0	7					
Inning Stats	R: 3 E: 0 K: 0 S: 6	H: 3 LOB: 3 BB: 3 P: 18	R: 0 E: 0 K: 0 S: 3	H: 0 LOB: 0 BB: 0 P: 3	R: 0 E: 0 K: 0 S: 3	H: 0 LOB: 0 BB: 0 P: 3	R: 0 E: 0 K: 0 S: 5	H: 2 LOB: 2 BB: 0 P: 5	R: 2 E: 0 K: 1 S: 7	H: 2 LOB: 2 BB: 2 P: 15	R: 0 E: 0 K: 0 S: 3	H: 0 LOB: 0 BB: 0 P: 3	R: 0 E: 0 K: 2 S: 7	H: 0 LOB: 0 BB: 0 P: 7	R: 1 E: 0 K: 1 S: 6	H: 2 LOB: 1 BB: 1 P: 10	1B: 9 2B: 0 3B: 0 HR: 0	SF: 0 SAC: 0 DP: 0 HBP: 0	WP: 0 PB: 0 SB: 2 CS: 1	PA: 38	
PITCHER	IP WLS BF H R ER SO BB IBB HBP BLK WP HR S P ERA WHIP	IP WLS BF H R ER SO BB IBB HBP BLK WP HR S P ERA WHIP	IP WLS BF H R ER SO BB IBB HBP BLK WP HR S P ERA WHIP	IP WLS BF H R ER SO BB IBB HBP BLK WP HR S P ERA WHIP	IP WLS BF H R ER SO BB IBB HBP BLK WP HR S P ERA WHIP	IP WLS BF H R ER SO BB IBB HBP BLK WP HR S P ERA WHIP	IP WLS BF H R ER SO BB IBB HBP BLK WP HR S P ERA WHIP	IP WLS BF H R ER SO BB IBB HBP BLK WP HR S P ERA WHIP	IP WLS BF H R ER SO BB IBB HBP BLK WP HR S P ERA WHIP	IP WLS BF H R ER SO BB IBB HBP BLK WP HR S P ERA WHIP	IP WLS BF H R ER SO BB IBB HBP BLK WP HR S P ERA WHIP	IP WLS BF H R ER SO BB IBB HBP BLK WP HR S P ERA WHIP	IP WLS BF H R ER SO BB IBB HBP BLK WP HR S P ERA WHIP	IP WLS BF H R ER SO BB IBB HBP BLK WP HR S P ERA WHIP	IP WLS BF H R ER SO BB IBB HBP BLK WP HR S P ERA WHIP	IP WLS BF H R ER SO BB IBB HBP BLK WP HR S P ERA WHIP	IP WLS BF H R ER SO BB IBB HBP BLK WP HR S P ERA WHIP	IP WLS BF H R ER SO BB IBB HBP BLK WP HR S P ERA WHIP	IP WLS BF H R ER SO BB IBB HBP BLK WP HR S P ERA WHIP	IP WLS BF H R ER SO BB IBB HBP BLK WP HR S P ERA WHIP	IP WLS BF H R ER SO BB IBB HBP BLK WP HR S P ERA WHIP

Oakland Athletics @ Texas Rangers
Arlington Stadium, Arlington, TX
Thu May 18 1978, 8:05 PM EDT
Att: 21,257 - Unknown

AB 32
R 6
H 9
RBI 6
BB 6
SO 4
LOB 17



Batter	1	2	3	4	5	6	7	8	9	AB	R	H	RBI	BB	SO	LOB	TOP										
Mike Hargrove, L OBP: 0.361, SLG: 0.390 (1, 3)										4	1	2	1	1	0	1											
Al Oliver, L OBP: 0.297, SLG: 0.388 (1, 7)										5	0	1	1	0	0	4											
Bobby Bonds, R OBP: 0.355, SLG: 0.444 (1, 10)										5	2	3	1	0	0	4											
Richie Zisk, R OBP: 0.371, SLG: 0.575 (1, 9)										5	1	2	1	0	0	2											
Jim Sundberg, R OBP: 0.369, SLG: 0.455 (1, 2)										4	0	1	1	1	0	1											
Bump Willis, S OBP: 0.295, SLG: 0.315 (1, 4)										4	0	0	0	0	2	3											
Juan Beniquez, R OBP: 0.281, SLG: 0.333 (1, 8)										3	1	0	0	1	0	1											
Toby Harrah, R OBP: 0.310, SLG: 0.315 (1, 5)										3	0	1	0	1	0	1											
Bert Campaneris, R OBP: 0.239, SLG: 0.173 (2, PH)										0	0	0	0	0	0	0											
Jim Mason, L OBP: 0.222, SLG: 0.222 (2, 6)										4	0	2	0	0	1	3											
Inning Stats	R: 1 E: 0 K: 0 S: 5	H: 2 LOB: 2 BB: 1 P: 9	R: 1 E: 0 K: 1 S: 6	H: 1 LOB: 1 BB: 1 P: 10	R: 2 E: 0 K: 1 S: 8	H: 3 LOB: 2 BB: 1 P: 12	R: 0 E: 0 K: 0 S: 4	H: 1 LOB: 1 BB: 0 P: 4	R: 0 E: 0 K: 1 S: 5	H: 0 LOB: 0 BB: 0 P: 5	R: 0 E: 1 K: 0 S: 4	H: 2 LOB: 2 BB: 1 P: 8	R: 0 E: 0 K: 0 S: 3	H: 1 LOB: 0 BB: 0 P: 3	R: 0 E: 0 K: 0 S: 4	H: 1 LOB: 1 BB: 0 P: 4	R: 1 E: 0 K: 0 S: 4	H: 1 LOB: 0 BB: 0 P: 4	1B: 5 2B: 6 3B: 0 HR: 1	SF: 0 SAC: 0 DP: 2 HBP: 0	WP: 0 PB: 0 SB: 2 CS: 0	PA: 41					
PITCHER	IP	WLS	BF	H	R	ER	SO	BB	IBB	HBP	BLK	WP	HR	S	P	ERA	WHIP										
Dick Pole, R ERA: 5.68 (1, 1)	2.0		14	6	4	4	1	2	0	0	0	0	0	14	22	18.00	4.000										
Jim Todd, R ERA: 3.86 (3, 1)	3.0	L	14	3	0	0	2	2	0	0	0	0	0	16	24	0.00	1.667										
Tom House, L ERA: 4.11 (6, 1)	4.0	W	13	3	1	1	0	0	0	0	0	0	1	13	13	2.25	0.750										

Texas Rangers @ Seattle Mariners
The Kingdome, Seattle, WA
Fri May 19 1978, 10:05 PM EDT
Dome

AB 37
R 5
H 12
RBI 5
BB 4
SO 3
LOB 20

Batter	1	2	3	4	5	6	7	8	9	AB	R	H	RBI	BB	SO	LOB	BOTTOM										
Julio Cruz, S OBP: 0.385, SLG: 0.330 (1, 4)										4	0	1	0	0	0	1											
Craig Reynolds, L OBP: 0.394, SLG: 0.356 (1, 6)										4	0	0	1	1	0	1											
Steve Braun, L OBP: 0.288, SLG: 0.340 (1, 9)										4	0	0	0	0	0	1											
John Hale, L OBP: 0.235, SLG: 0.137 (8, 9)										0	0	0	0	0	0	0											
Leon Roberts, R OBP: 0.397, SLG: 0.603 (9, PH)										1	0	1	1	0	0	0											
Ruppert Jones, L OBP: 0.317, SLG: 0.283 (1, 8)										2	1	0	0	2	0	0											
Bruce Bochte, L OBP: 0.357, SLG: 0.385 (1, 7)										4	1	3	1	0	0	0											
Leroy Stanton, R OBP: 0.317, SLG: 0.245 (1, 10)										3	1	0	0	1	0	3											
Bill Stein, R OBP: 0.320, SLG: 0.364 (1, 5)										3	1	1	0	0	1	2											
Juan Bernhardt, R OBP: 0.348, SLG: 0.455 (1, 3)										4	0	1	0	0	1	5											
Larry Milbourne, S OBP: 0.297, SLG: 0.267 (9, PR)										0	1	0	0	0	0	0											
Bob Stinson, S OBP: 0.393, SLG: 0.394 (1, 2)										3	1	2	3	0	0	0											
Jose Baez, R OBP: 0.286, SLG: 0.233 (9, PH)										0	0	0	0	1	0	0											
Inning Stats	R: 0 E: 0 K: 0 S: 3	H: 0 LOB: 0 BB: 0 P: 3	R: 0 E: 0 K: 2 S: 8	H: 1 LOB: 2 BB: 1 P: 12	R: 0 E: 0 K: 0 S: 3	H: 0 LOB: 0 BB: 0 P: 3	R: 0 E: 0 K: 0 S: 4	H: 1 LOB: 1 BB: 0 P: 4	R: 2 E: 0 K: 0 S: 6	H: 3 LOB: 1 BB: 0 P: 6	R: 3 E: 0 K: 0 S: 5	H: 2 LOB: 1 BB: 2 P: 13	R: 0 E: 0 K: 0 S: 3	H: 0 LOB: 0 BB: 0 P: 3	R: 0 E: 0 K: 0 S: 3	H: 0 LOB: 0 BB: 0 P: 3	R: 1 E: 0 K: 0 S: 3	H: 2 LOB: 3 BB: 2 P: 11	1B: 5 2B: 4 3B: 0 HR: 0	SF: 0 SAC: 2 DP: 0 HBP: 0	WP: 0 PB: 0 SB: 1 CS: 0	PA: 39					
PITCHER	IP	WLS	BF	H	R	ER	SO	BB	IBB	HBP	BLK	WP	HR	S	P	ERA	WHIP										
Dock Ellis, R ERA: 4.09 (1, 1)	5.0		24	6	5	5	2	3	0	0	0	0	0	11	11	3.00	0.667										
Steve Corner, R ERA: 1.35 (6, 1)	3.0	L	11	2	1	1	0	0	0	0	0	0	0	11	11	0.00	0.000										
Paul Lindblad, L ERA: (9, 1)	0.1		3	0	0	0	0	0	2	0	0	0	0	1	9	0.00	0.000										
Len Barker, R ERA: 3.86 (9, 1)	0.0		1	1	0	0	0	0	0	0	0	0	0	1	1	∞	∞										

Texas Rangers @ Seattle Mariners
The Kingdome, Seattle, WA
Fri May 19 1978, 10:05 PM EDT
Dome

AB 32
R 6
H 9
RBI 6
BB 5
SO 2
LOB 13

Batter	1	2	3	4	5	6	7	8	9	AB	R	H	RBI	BB	SO	LOB	TOP										
Mike Hargrove, L (1, 3) OBP: 0.372, SLG: 0.405 Mike Jorgensen, L (7, PR) OBP: 0.400, SLG: 0.286 (7, 3)	0-0 4-3		0-0 2B		0-0 1B		4-0 2B		0-0 F8	3	1	2	0	1	0	0											
Al Oliver, L (1, 7) OBP: 0.296, SLG: 0.394	0-0 F8		0-0 F5		0-0 SF8		0-0 2B			3	0	1	1	0	0	1											
Bobby Bonds, R (1, 9) OBP: 0.351, SLG: 0.431	0-0 6-3		0-0 F8		0-0 1B		0-0 5-3			3	0	0	0	1	0	3											
Richie Zisk, R (1, 10) OBP: 0.367, SLG: 0.565		0-0 F9		0-0 6-3	0-0 1B			0-0 6-3		4	0	1	1	0	0	0											
Jim Sundberg, R (1, 2) OBP: 0.373, SLG: 0.456		0-0 F8		0-0 1B	0-0 6-3			0-0 1B		4	0	2	0	0	0	2											
Juan Beniquez, R (1, 8) OBP: 0.280, SLG: 0.357		0-0 HR		0-0 F7		0-0 F8		0-0 F7		4	1	1	1	0	0	2											
Toby Harrah, R (1, 5) OBP: 0.308, SLG: 0.307		0-0 6-3		0-0 F9		4-0 BB		0-0 F9		3	0	0	0	1	0	2											
Bump Wills, S (1, 4) OBP: 0.294, SLG: 0.339			0-0 HR		0-0 F7	0-0 G3-6-1		0-3 K		4	1	1	1	0	1	1											
Jim Mason, L (1, 6) OBP: 0.231, SLG: 0.308			0-0 F5		0-0 2B		0-0 4-3		0-0 4-3	4	1	1	0	0	0	0											
Inning Stats	R: 0 E: 0 K: 0 S: 3	H: 0 LOB: 0 BB: 0 P: 3	R: 1 E: 0 K: 0 S: 4	H: 1 LOB: 0 BB: 0 P: 4	R: 1 E: 0 K: 0 S: 5	H: 2 LOB: 1 BB: 0 P: 5	R: 0 E: 0 K: 0 S: 4	H: 1 LOB: 1 BB: 0 P: 4	R: 2 E: 0 K: 0 S: 6	H: 3 LOB: 2 BB: 1 P: 10	R: 0 E: 0 K: 0 S: 2	H: 0 LOB: 0 BB: 1 P: 6	R: 0 E: 0 K: 0 S: 3	H: 1 LOB: 2 BB: 1 P: 7	R: 0 E: 0 K: 0 S: 4	H: 1 LOB: 1 BB: 0 P: 4	R: 0 E: 0 K: 1 S: 5	H: 0 LOB: 0 BB: 0 P: 5	1B: 4 2B: 3 HR: 2	SF: 1 SAC: 0 DP: 1 HBP: 0	WP: 0 PA: 37 PB: 0 SB: 1 CS: 0						
PITCHER	IP	WLS	BF	H	R	ER	SO	BB	IBB	HBP	BLK	WP	HR	S	P	ERA	WHIP										
Paul Mitchell, R (1, 1) ERA: 3.48	4.2	L	21	6	4	4	0	1	0	0	0	0	2	20	24	7.71	1.500										
Steve Burke, R (5, 1) ERA: 3.95	3.1		13	3	0	0	0	2	0	0	0	0	0	11	19	0.00	1.500										
Enrique Romo, R (9, 1) ERA: 3.52	1.0		3	0	0	0	1	0	0	0	0	0	0	5	5	0.00	0.000										

Texas Rangers @ Seattle Mariners
The Kingdome, Seattle, WA
Fri May 19 1978, 10:05 PM EDT
Att: 8,933 - Dome

AB 33
R 4
H 9
RBI 4
BB 3
SO 1
LOB 11





Batter	1	2	3	4	5	6	7	8	9	AB	R	H	RBI	BB	SO	LOB	BOTTOM										
Julio Cruz, S (1, 4) OBP: 0.381, SLG: 0.328	0-0 1B		0-0 6-3		0-3 K		0-0 F7			4	1	1	0	0	1	0											
Craig Reynolds, L (1, 6) OBP: 0.365, SLG: 0.364	0-0 SF8		0-0 4-3		0-0 1B		0-0 F9			3	1	2	1	0	0	0											
Leon Roberts, R (1, 10) OBP: 0.390, SLG: 0.576	0-3 K		0-0 4-3		0-0 1B		0-0 F9			3	0	0	0	1	1	2											
Ruppert Jones, L (1, 8) OBP: 0.321, SLG: 0.284	0-0 1B		4-0 BB		0-0 1-3		0-0 G3			3	0	1	0	1	0	1											
Bruce Bochte, L (1, 7) OBP: 0.360, SLG: 0.384	0-0 1B		0-0 F7		4-0 BB		0-0 F9			3	0	1	0	1	0	2											
Bill Stein, R (1, 5) OBP: 0.312, SLG: 0.353	0-3 K		0-0 F8		0-0 FC6-4		0-0 K			4	0	0	0	0	2	3											
Juan Bernhardt, R (1, 3) OBP: 0.296, SLG: 0.385		0-0 L3		0-0 5-3		0-0 FC4-6		0-0 6-3		4	0	0	0	0	0	1											
John Hale, L (1, 9) OBP: 0.239, SLG: 0.145 Leroy Stanton, R (9, PH) OBP: 0.315, SLG: 0.243	0-3 K		0-0 1B		0-0 F8		0-0 F4			3	0	1	0	0	1	0											
Bill Plummer, R (1, 2) OBP: 0.333, SLG: 0.364 Bob Stinson, S (7, PH) OBP: 0.389, SLG: 0.389 (8, 2)	0-3 K		0-0 F9		0-0 3-1					2	0	0	0	0	1	1											
Inning Stats	R: 1 E: 0 K: 2 S: 10	H: 3 LOB: 2 BB: 0 P: 10	R: 0 E: 0 K: 2 S: 7	H: 0 LOB: 0 BB: 0 P: 7	R: 1 E: 0 K: 0 S: 4	H: 1 LOB: 1 BB: 1 P: 8	R: 0 E: 0 K: 0 S: 4	H: 1 LOB: 1 BB: 0 P: 4	R: 0 E: 0 K: 1 S: 5	H: 1 LOB: 0 BB: 0 P: 5	R: 0 E: 0 K: 0 S: 3	H: 0 LOB: 1 BB: 1 P: 7	R: 0 E: 0 K: 0 S: 3	H: 0 LOB: 0 BB: 0 P: 3	R: 0 E: 0 K: 0 S: 3	H: 0 LOB: 1 BB: 1 P: 7	R: 0 E: 0 K: 1 S: 5	H: 0 LOB: 0 BB: 0 P: 5	1B: 6 2B: 0 HR: 0	SF: 1 SAC: 0 DP: 1 HBP: 0	WP: 2 PA: 35 PB: 1 SB: 1 CS: 0						
PITCHER	IP	WLS	BF	H	R	ER	SO	BB	IBB	HBP	BLK	WP	HR	S	P	ERA	WHIP										
Doc Medich, R (1, 1) ERA: 6.26	7.1	W	30	6	2	2	5	3	0	0	0	0	0	37	49	2.46	1.227										
Paul Lindblad, L (8, 1) ERA:	1.2	S	5	0	0	0	1	0	0	0	0	0	0	7	7	0.00	0.000										

Texas Rangers @ Seattle Mariners
The Kingdome, Seattle, WA
Fri May 19 1978, 10:05 PM EDT
Att: 8,933 - Dome

AB 31
R 2
H 6
RBI 1
BB 3
SO 6
LOB 10



Batter	1	2	3	4	5	6	7	8	9	AB	R	H	RBI	BB	SO	LOB	TOP										
Mike Hargrove, L (1, 3) OBP: 0.373, SLG: 0.405	0-0 3-1		0-0 1B		0-0 1B		0-0 3-1		0-0 F8	5	0	2	0	0	0	0	<p>Texas Rangers @ Seattle Mariners The Kingdome, Seattle, WA Sat May 20 1978, 10:05 PM EDT Att: 34,835 - Dome</p> <p>livebaseballscorecards.com</p> <p>AB 34 R 3 H 9 RBI 3 BB 4 SO 2 LOB 13</p> 										
Al Oliver, L (1, 7) OBP: 0.299, SLG: 0.396 John Lowenstein, L (4, 7) OBP: 0.490, SLG: 0.610	0-0 1B		0-0 F6		0-0 L9		0-0 F8		0-3 K	2	0	1	0	0	0	1											
Bobby Bonds, R (1, 9) OBP: 0.364, SLG: 0.467	0-0 F3		0-0 1B		0-0 1B		0-0 HR		0-0 BB	3	1	2	1	1	0	1											
Richie Zisk, R (1, 10) OBP: 0.358, SLG: 0.548	0-0 1-3		0-0 G6-4-3		0-0 1B		0-0 F8		0-0 F9	4	0	0	0	0	0	4											
Jim Sundberg, R (1, 2) OBP: 0.369, SLG: 0.475		0-0 5-3		0-0 F7		0-0 HR		0-0 L3	4	1	1	1	0	0	0	0											
Juan Beniquez, R (1, 8) OBP: 0.287, SLG: 0.357		0-0 5-3 1B		0-0 F8		0-0 F8		0-0 6-3 BB	3	1	1	0	1	0	0	0											
Toby Harrah, R (1, 5) OBP: 0.314, SLG: 0.302		0-0 5-3		0-0 CS BB		0-0 S 1B BB		0-0 6-3	2	0	0	0	2	0	2	0											
Bump Wills, S (1, 4) OBP: 0.300, SLG: 0.345		0-0 1B		0-0 CS		0-0 1-3		0-0 F6	4	0	2	1	0	0	1	0											
Jim Mason, L (1, 6) OBP: 0.200, SLG: 0.267 Kurt Bevacqua, R (6, PH) OBP: 0.178, SLG: 0.233 Neilson Norman, S (6, 6) Mike Jorgensen, L (9, PH) OBP: 0.364, SLG: 0.250	0-0 3-1		0-0 3-1		0-0 4-3		0-0 F8		0-3 K	2	0	0	0	0	0	1											
Inning Stats	R: 0 E: 0 K: 0 S: 4	H: 1 LOB: 1 BB: 0 P: 4	R: 1 E: 0 K: 0 S: 5	H: 2 LOB: 1 BB: 0 P: 5	R: 0 E: 0 K: 0 S: 4	H: 2 LOB: 1 BB: 0 P: 4	R: 0 E: 0 K: 0 S: 2	H: 0 LOB: 0 BB: 1 P: 6	R: 0 E: 0 K: 0 S: 4	H: 1 LOB: 2 BB: 0 P: 4	R: 2 E: 0 K: 0 S: 6	H: 3 LOB: 2 BB: 1 P: 10	R: 0 E: 0 K: 0 S: 3	H: 0 LOB: 1 BB: 1 P: 7	R: 0 E: 0 K: 0 S: 3	H: 0 LOB: 1 BB: 0 P: 7		R: 0 E: 0 K: 2 S: 7	H: 0 LOB: 0 BB: 0 P: 7	1B: 7 2B: 0 3B: 0 HR: 2	SF: 0 SAC: 0 DP: 1 HBP: 0	WP: 0 PB: 0 SB: 4 CS: 1	PA: 39				
PITCHER	IP	WLS	BF	H	R	ER	SO	BB	IBB	HBP	BLK	WP	HR	S	P	ERA	WHIP										
Glenn Abbott, R (1, 1) ERA: 4.22	5.2		24	8	3	3	0	1	0	0	0	0	2	23	27	4.76	1.588										
Shane Rawley, L (6, 1) ERA: 4.02	1.0	W	6	1	0	0	0	2	0	0	0	0	0	4	12	0.00	3.000										
Enrique Romo, R (7, 1) ERA: 3.27	2.1	S	8	0	0	0	2	1	0	0	0	0	0	11	15	0.00	0.429										

Batter	1	2	3	4	5	6	7	8	9	AB	R	H	RBI	BB	SO	LOB	BOTTOM										
Julio Cruz, S (1, 4) OBP: 0.371, SLG: 0.317	0-0 6-3		0-0 F8		0-0 FC4-6 1B		0-3 K			4	1	0	0	0	1	1	<p>Texas Rangers @ Seattle Mariners The Kingdome, Seattle, WA Sat May 20 1978, 10:05 PM EDT Att: 34,835 - Dome</p> <p>livebaseballscorecards.com</p> <p>AB 35 R 7 H 14 RBI 5 BB 0 SO 7 LOB 11</p> 										
Craig Reynolds, L (1, 6) OBP: 0.373, SLG: 0.369	0-0 F8		0-3 K		0-0 S 1B		0-0 2B 1B			4	1	2	1	0	1	0											
Bruce Bochte, L (1, 7) OBP: 0.358, SLG: 0.387	0-0 F7		0-0 3-1		0-3 K		0-0 2B			4	0	1	1	0	1	1											
Ruppert Jones, L (1, 8) OBP: 0.325, SLG: 0.290		0-0 1B		0-0 S 1B		0-3 K		0-3 K	4	1	2	0	0	2	1	0											
Leon Roberts, R (1, 9) OBP: 0.407, SLG: 0.586 Larry Milbourne, S (8, PR) OBP: 0.267, SLG: 0.267 John Hale, L (9, 9) OBP: 0.239, SLG: 0.145		0-0 1B		0-3 K		0-0 HR 1B		0-0 2B E 1B	4	1	3	0	0	1	1	1											
Steve Braun, L (1, 10) OBP: 0.302, SLG: 0.421		0-0 FC3-6 2B		0-0 F9		0-0 HR		0-0 E7 1B SF7 2B	4	2	2	2	0	0	2	0											
Bill Stein, R (1, 5) OBP: 0.316, SLG: 0.365		0-0 1B		0-0 5-3		0-0 6-3		0-0 SF7 1B	4	0	2	0	0	0	1	0											
Juan Bernhardt, R (1, 3) OBP: 0.323, SLG: 0.414		0-0 1B		0-0 FC4-6 1B		0-0 F7		0-0 SF7	3	0	2	1	0	0	0	0											
Bob Stinson, S (1, 2) OBP: 0.376, SLG: 0.374		0-0 4-3		0-0 F8		0-3 K		0-0 4-3	4	0	0	0	0	1	4	0											
Inning Stats	R: 0 E: 0 K: 0 S: 3	H: 0 LOB: 0 BB: 0 P: 3	R: 1 E: 1 K: 0 S: 6	H: 4 LOB: 2 BB: 0 P: 6	R: 0 E: 0 K: 1 S: 5	H: 0 LOB: 0 BB: 0 P: 5	R: 0 E: 0 K: 1 S: 6	H: 1 LOB: 1 BB: 0 P: 6	R: 1 E: 0 K: 1 S: 7	H: 2 LOB: 1 BB: 0 P: 7	R: 2 E: 0 K: 1 S: 7	H: 2 LOB: 0 BB: 0 P: 7	R: 1 E: 0 K: 3 S: 11	H: 2 LOB: 1 BB: 0 P: 11	R: 2 E: 1 K: 0 S: 5	H: 3 LOB: 1 BB: 0 P: 5		1B: 10 2B: 3 3B: 0 HR: 1	SF: 1 SAC: 0 DP: 0 HBP: 0	WP: 0 PB: 0 SB: 3 CS: 0	PA: 36						
PITCHER	IP	WLS	BF	H	R	ER	SO	BB	IBB	HBP	BLK	WP	HR	S	P	ERA	WHIP										
Fergie Jenkins, R (1, 1) ERA: 3.42	7.0	L	33	13	7	7	7	0	0	0	0	0	0	47	47	9.00	1.857										
Reggie Cleveland, R (8, 1) ERA: 2.13	1.0		3	1	0	0	0	0	0	0	0	0	0	3	3	0.00	1.000										

Batter	1	2	3	4	5	6	7	8	9	AB	R	H	RBI	BB	SO	LOB	TOP								
Mike Hargrove, L (1, 3) OBP: 0.373, SLG: 0.400 Toby Harrah, R (9, PR) OBP: 0.314, SLG: 0.302 (9, 5)										4	0	1	0	1	1	1									
Al Oliver, L (1, 10) OBP: 0.302, SLG: 0.428										4	1	2	3	0	0	0									
Bobby Bonds, R (1, 9) OBP: 0.350, SLG: 0.445										5	0	0	0	0	2	3									
Richie Zisk, R (1, 7) OBP: 0.368, SLG: 0.572 Bobby Thompson, S (8, PR) OBP: 0.357, SLG: 0.478 (8, 7)										3	1	2	1	1	1	0									
John Lowenstein, L (1, 5) OBP: 0.491, SLG: 0.591 Mike Jorgensen, L (9, 3) OBP: 0.364, SLG: 0.250										3	0	1	0	1	0	1									
Jim Sundberg, R (1, 2) OBP: 0.381, SLG: 0.479										3	0	2	0	1	1	0									
Juan Beniquez, R (1, 8) OBP: 0.278, SLG: 0.345										4	0	0	0	0	0	6									
Bump Wills, S (1, 4) OBP: 0.291, SLG: 0.333										4	0	0	0	0	1	0									
Jim Mason, L (1, 6) OBP: 0.263, SLG: 0.278										3	1	1	0	1	0	0									
Inning Stats	R: 0 E: 0 K: 1 S: 5	H: 0 LOB: 0 BB: 0 P: 5	R: 1 E: 0 K: 1 S: 6	H: 1 LOB: 0 BB: 0 P: 6	R: 0 E: 0 K: 0 S: 3	H: 0 LOB: 0 BB: 0 P: 3	R: 1 E: 0 K: 2 S: 9	H: 2 LOB: 2 BB: 1 P: 13	R: 1 E: 0 K: 1 S: 6	H: 1 LOB: 1 BB: 1 P: 10	R: 0 E: 0 K: 0 S: 4	H: 2 LOB: 1 BB: 0 P: 4	R: 0 E: 0 K: 0 S: 3	H: 1 LOB: 0 BB: 0 P: 3	R: 1 E: 0 K: 1 S: 6	H: 1 LOB: 2 BB: 1 P: 14	R: 1 E: 0 K: 0 S: 4	H: 1 LOB: 2 BB: 1 P: 8	1B: 6 2B: 2 3B: 0 HR: 2	SF: 1 SAC: 0 DP: 2 HBP: 0	WP: 0 PB: 0 SB: 3 CS: 0	PA: 39			
PITCHER	IP	WLS	BF	H	R	ER	SO	BB	IBB	HBP	BLK	WP	HR	S	P	ERA	WHIP								
Byron McLaughlin, R (1, 1) ERA: 5.75	5.1	24	6	3	3	5	2	0	0	0	0	0	2	32	40	5.06	1.500								
Jim Todd, R (6, 1) ERA: 3.86	2.1	9	2	1	1	1	2	0	0	0	0	0	0	9	17	3.86	1.714								
Enrique Romo, R (8, 1) ERA: 3.44	1.0	L	4	0	1	0	1	0	0	0	0	0	0	3	7	9.00	1.000								
Shane Rawley, L (9, 1) ERA: 3.98	0.1		2	1	0	0	0	0	0	0	0	0	0	2	2	0.00	3.000								

Texas Rangers @ Seattle Mariners
The Kingdome, Seattle, WA
Sun May 21, 1978, 6:33 AM EDT
Att: 28,689 - Dome

AB	33
R	5
H	9
RBI	4
BB	5
SO	6
LOB	11



Batter	1	2	3	4	5	6	7	8	9	AB	R	H	RBI	BB	SO	LOB	BOTTOM								
Julio Cruz, S (1, 4) OBP: 0.361, SLG: 0.307										4	0	0	0	0	1	2									
Craig Reynolds, L (1, 6) OBP: 0.377, SLG: 0.368										3	0	1	0	1	0	0									
Bruce Bochte, L (1, 8) OBP: 0.352, SLG: 0.380										3	0	0	0	0	0	2									
Leon Roberts, R (1, 9) OBP: 0.388, SLG: 0.554										4	0	0	0	0	0	1									
Steve Braun, L (1, 7) OBP: 0.313, SLG: 0.417										3	0	1	0	1	0	0									
Bill Stein, R (1, 5) OBP: 0.311, SLG: 0.357										3	0	0	0	0	1	1									
Leroy Stanton, R (1, 10) OBP: 0.323, SLG: 0.264 Larry Milbourne, S (7, PR) OBP: 0.250, SLG: 0.250										3	1	2	0	0	0	1									
Juan Bernhardt, R (1, 3) OBP: 0.324, SLG: 0.387 Ruppert Jones, L (9, PH) OBP: 0.324, SLG: 0.288										2	1	0	0	1	0	1									
Bob Stinson, S (1, 2) OBP: 0.383, SLG: 0.441										3	2	2	4	0	0	2									
Inning Stats	R: 0 E: 1 K: 0 S: 3	H: 0 LOB: 0 BB: 0 P: 3	R: 0 E: 0 K: 0 S: 3	H: 0 LOB: 0 BB: 0 P: 3	R: 3 E: 0 K: 0 S: 5	H: 2 LOB: 0 BB: 1 P: 9	R: 0 E: 0 K: 1 S: 5	H: 0 LOB: 1 BB: 1 P: 9	R: 1 E: 0 K: 1 S: 6	H: 1 LOB: 1 BB: 1 P: 10	R: 0 E: 0 K: 0 S: 3	H: 0 LOB: 0 BB: 0 P: 3	R: 0 E: 0 K: 0 S: 3	H: 1 LOB: 2 BB: 0 P: 4	R: 0 E: 0 K: 1 S: 6	H: 1 LOB: 1 BB: 0 P: 6	1B: 3 2B: 3 3B: 0 HR: 2	SF: 0 SAC: 2 DP: 1 HBP: 0	WP: 0 PB: 0 SB: 1 CS: 1	PA: 35					
PITCHER	IP	WLS	BF	H	R	ER	SO	BB	IBB	HBP	BLK	WP	HR	S	P	ERA	WHIP								
Doyle Alexander, R (1, 1) ERA: 3.24	8.0	W	32	6	4	4	2	3	0	0	0	0	2	33	45	4.50	1.125								
Reggie Cleveland, R (9, 1) ERA: 1.98	1.0	S	3	0	0	0	1	0	0	0	0	0	0	5	5	0.00	0.000								

Texas Rangers @ Seattle Mariners
The Kingdome, Seattle, WA
Sun May 21, 1978, 6:33 AM EDT
Att: 28,689 - Dome

AB	30
R	4
H	6
RBI	4
BB	3
SO	3
LOB	12



Batter	1	2	3	4	5	6	7	8	9	AB	R	H	RBI	BB	SO	LOB	TOP		
Mike Hargrove, L OBP: 0.383, SLG: 0.414 Mike Jorgensen, L OBP: 0.364, SLG: 0.250	4-0 FC4-6 BB		0-0 1-3 2B		0-0 4-3			0-0 E 1B		3	0	2	0	1	0	0			
Al Oliver, L OBP: 0.301, SLG: 0.430	0-0 FC4-6 G6-4-3 1-2		0-0 4-3			0-0 2B		0-0 P4		4	0	1	0	0	0	4			
Bobby Bonds, R OBP: 0.339, SLG: 0.430	0-0 G6-4-3 1-2			0-0 5-3		0-0 F8		0-0 E4 S		4	0	0	0	0	0	3			
Richie Zisk, R OBP: 0.358, SLG: 0.556		0-0 6-3		0-0 P3		0-0 5-3		0-0 F3		4	0	0	0	0	0	3			
Jim Sundberg, R OBP: 0.384, SLG: 0.480		0-0 G4-6-3 1B		0-0 1B		0-0 F9		0-0 4-3		4	0	2	0	0	0	3			
Juan Beniquez, R OBP: 0.277, SLG: 0.341	0-0 G4-6-3 1-2		0-0 1B		0-0 1B				0-3 K	4	0	1	0	0	1	1			
Toby Harrah, R OBP: 0.305, SLG: 0.292			0-3 K		0-0 F8				0-0 6-3	4	0	0	0	0	1	2			
Bump Wills, S OBP: 0.283, SLG: 0.323			0-0 4-3		0-3 K				0-0 4-3	4	0	0	0	0	1	0			
Nelson Norman, S OBP: 0.333, SLG: 0.333			0-0 2B 1B		0-3 K					3	0	1	0	0	1	1			
Inning Stats	R: 0 E: 0 K: 0 S: 2	H: 0 LOB: 0 BB: 1 P: 6	R: 0 E: 0 K: 0 S: 3	H: 1 LOB: 0 BB: 0 P: 3	R: 0 E: 0 K: 1 S: 7	H: 2 LOB: 2 BB: 0 P: 7	R: 0 E: 0 K: 0 S: 5	H: 2 LOB: 2 BB: 0 P: 5	R: 0 E: 0 K: 2 S: 4	H: 1 LOB: 1 BB: 0 P: 4	R: 0 E: 1 K: 0 S: 4	H: 0 LOB: 1 BB: 0 P: 4	R: 0 E: 1 K: 0 S: 5	H: 1 LOB: 3 BB: 0 P: 5	R: 0 E: 0 K: 1 S: 5	H: 0 LOB: 0 BB: 0 P: 5	1B: 5 2B: 2 3B: 0 HR: 0	SF: 0 SAC: 0 DP: 2 HBP: 0	WP: 0 PA: 35 CS: 0
PITCHER Geoff Zahn, L ERA: 2.71 Mike Marshall, R ERA:	IP: 7.2 WLS: W BF: 31 H: 7 R: 0 ER: 0 SO: 3 BB: 1 IBB: 0 HBP: 0 BLK: 0 WP: 0 HR: 0 S: 36 P: 40 ERA: 0.00 WHIP: 1.043	IP: 1.1 WLS: S BF: 4 H: 0 R: 0 ER: 0 SO: 1 BB: 0 IBB: 0 HBP: 0 BLK: 0 WP: 0 HR: 0 S: 6 P: 6 ERA: 0.00 WHIP: 0.000																	

Texas Rangers @ Minnesota Twins
Metropolitan Stadium, Bloomington, MI
Mon May 22 1978, 8:05 PM EDT
Att. 6,108 - Unknown - 74 F

AB	34
R	0
H	7
RBI	0
BB	1
SO	4
LOB	17



Batter	1	2	3	4	5	6	7	8	9	AB	R	H	RBI	BB	SO	LOB	BOTTOM		
Willie Norwood, R OBP: 0.322, SLG: 0.438	0-0 1B FC6-4 2B		0-0 6-3		0-0 FC5-4 1-2			0-0 L8		4	1	1	0	0	0	4			
Rod Carew, L OBP: 0.467, SLG: 0.578	0-0 FC6-4 2-3 1B		0-0 3-1		0-0 F7		0-3 K			4	0	1	0	0	1	0			
Dan Ford, R OBP: 0.365, SLG: 0.468	0-0 FC6-4 L8-3 1-2 3-H		0-0 F8		0-0 WP 1B		0-0 6-3			4	0	1	1	0	0	1			
Craig Kusick, R OBP: 0.274, SLG: 0.266	0-0 L8-3 1-2		0-0 BB 1B		0-0 5-3 1-2		0-0 6-3			4	0	1	0	0	0	2			
Bombo Rivera, R OBP: 0.436, SLG: 0.413		4-0 1B FC6-4 BB		4-0 1-2 BB		4-0 BB		0-0 5-3		1	1	0	0	3	0	0			
Roy Smalley, S OBP: 0.337, SLG: 0.365		0-0 FC6-4 1-3 1B		0-0 F8		0-0 6-3		0-0 CS 1B		4	0	2	0	0	0	4			
Butch Wynegar, S OBP: 0.338, SLG: 0.362		0-0 FC6-4 5-3 1-2 3-H BB		4-0 FC5-4 BB		0-0 F9		0-0 F7 1-2		3	0	0	1	1	0	2			
Larry Wolfe, R OBP: 0.286, SLG: 0.294		4-0 5-3 BB		0-0 F7		0-0 F9		0-0 F9		2	0	0	0	1	0	1			
Bob Randall, R OBP: 0.316, SLG: 0.358		0-0 5-3		0-0 F8		0-0 2B				3	0	1	0	0	0	3			
Inning Stats	R: 1 E: 0 K: 0 S: 4	H: 2 LOB: 0 BB: 0 P: 4	R: 1 E: 0 K: 0 S: 4	H: 1 LOB: 2 BB: 2 P: 12	R: 0 E: 0 K: 0 S: 4	H: 1 LOB: 1 BB: 1 P: 8	R: 0 E: 0 K: 0 S: 3	H: 0 LOB: 1 BB: 1 P: 7	R: 0 E: 0 K: 0 S: 4	H: 1 LOB: 2 BB: 1 P: 8	R: 0 E: 0 K: 1 S: 5	H: 0 LOB: 0 BB: 0 P: 5	R: 0 E: 0 K: 0 S: 3	H: 1 LOB: 0 BB: 0 P: 3	R: 0 E: 0 K: 0 S: 3	H: 0 LOB: 0 BB: 0 P: 3	1B: 5 2B: 3 3B: 0 HR: 0	SF: 0 SAC: 0 DP: 1 HBP: 0	WP: 1 PA: 34 CS: 1
PITCHER Jon Matlack, L ERA: 3.07	IP: 8.0 WLS: L BF: 34 H: 7 R: 2 ER: 2 SO: 1 BB: 5 IBB: 0 HBP: 0 BLK: 0 WP: 1 HR: 0 S: 31 P: 51 ERA: 2.25 WHIP: 1.500																		

Texas Rangers @ Minnesota Twins
Metropolitan Stadium, Bloomington, MI
Mon May 22 1978, 8:05 PM EDT
Att. 6,108 - Unknown - 74 F


AB	29
R	2
H	7
RBI	2
BB	5
SO	1
LOB	17




Batter	1	2	3	4	5	6	7	8	9	AB	R	H	RBI	BB	SO	LOB	TOP					
Mike Hargrove, L (1, 3) OBP: 0.392, SLG: 0.410	4-0 1B BB		0-0 F7		4-0 BB		4-0 1B BB			1	0	0	0	3	0	0	Texas Rangers @ Minnesota Twins Metropolitan Stadium, Bloomington, MI Tue May 23 1978, 8:05 PM EDT Att. 6,791 - Unknown - 73 F					
Bobby Thompson, S (7, PR) OBP: 0.357, SLG: 0.478										0	0	0	0	0	0	0						
Mike Jorgensen, L (7, 3) OBP: 0.364, SLG: 0.250										0	0	0	0	0	0	0						
Al Oliver, L (1, 7) OBP: 0.306, SLG: 0.432	0-0 P6		0-0 5-3 1B		0-0 P6		0-0 1-2 2-3 1B			4	0	2	2	0	0	2						
Bobby Bonds, R (1, 9) OBP: 0.328, SLG: 0.415	0-0 F8		0-0 5-3 1-2		0-0 F9		0-0 5-3			4	0	0	0	0	0	4						
Richie Zisk, R (1, 10) OBP: 0.356, SLG: 0.548	0-0 1-3 BB 1B		0-0 5-3		0-0 F8		0-0 6-3			4	0	1	0	0	0	1						
John Lowenstein, L (1, 5) OBP: 0.475, SLG: 0.553	4-0 1-2 BB		0-0 F7		0-0 F7		0-0 F5			3	0	0	0	1	0	0						
Jim Sundberg, R (1, 2) OBP: 0.373, SLG: 0.465	0-3 K		0-0 5-3		0-0 F9		0-0 F8			4	0	0	0	0	1	3						
Bump Willis, S (1, 4) OBP: 0.282, SLG: 0.321		0-0 CS 1B		0-3 K		0-0 4-3		0-0 F7		4	0	1	0	0	1	0						
Juan Beniquez, R (1, 8) OBP: 0.284, SLG: 0.341		4-0 1-2 CS BB		0-3 K		0-0 BB 1B 1B		0-0 F8		3	1	1	0	1	1	0						
Jim Mason, L (1, 6) OBP: 0.261, SLG: 0.273		0-3 1-2 K		0-3 K		0-0 1-2 BB 1B		0-0 F7		4	1	1	0	0	2	1						
Inning Stats	R: 0 E: 0 K: 1 S: 6	H: 1 LOB: 3 BB: 2 P: 14	R: 0 E: 0 K: 1 S: 4	H: 1 LOB: 0 BB: 1 P: 8	R: 0 E: 0 K: 0 S: 4	H: 1 LOB: 1 BB: 0 P: 4	R: 0 E: 0 K: 1 S: 5	H: 0 LOB: 0 BB: 0 P: 5	R: 0 E: 0 K: 0 S: 7	H: 0 LOB: 1 BB: 1 P: 11	R: 0 E: 0 K: 0 S: 3	H: 0 LOB: 0 BB: 0 P: 3	R: 2 E: 0 K: 0 S: 6	H: 3 LOB: 2 BB: 1 P: 10	R: 0 E: 0 K: 0 S: 3	H: 0 LOB: 0 BB: 0 P: 3	R: 0 E: 0 K: 0 S: 3	H: 0 LOB: 0 BB: 0 P: 3	1B: 6 2B: 0 3B: 0 HR: 0	SF: 0 SAC: 0 DP: 0 HBP: 0	WP: 0 PB: 0 SB: 0 CS: 2	PA: 36
PITCHER Rogier Erickson, R (1, 1) ERA: 4.85	IP: 9.0 WLS: W BF: 36 H: 6 R: 2 ER: 2 SO: 5 BB: 5 IBB: 0 HBP: 0 BLK: 0 WP: 0 HR: 0 S: 41 P: 61 ERA: 2.00 WHIP: 1.222															PITCHER	IP: 9.0 WLS: W BF: 36 H: 6 R: 2 ER: 2 SO: 5 BB: 5 IBB: 0 HBP: 0 BLK: 0 WP: 0 HR: 0 S: 41 P: 61 ERA: 2.00 WHIP: 1.222					

Batter	1	2	3	4	5	6	7	8	9	AB	R	H	RBI	BB	SO	LOB	BOTTOM					
Willie Norwood, R (1, 7) OBP: 0.320, SLG: 0.429	0-0 6-3		0-0 F8		0-0 6-3		4-0 1-2 2-3 BB			3	0	0	0	1	0	0	Texas Rangers @ Minnesota Twins Metropolitan Stadium, Bloomington, MI Tue May 23 1978, 8:05 PM EDT Att. 6,791 - Unknown - 73 F					
Rod Carew, L (1, 3) OBP: 0.462, SLG: 0.570	0-0 4-3			0-0 F8 1B		0-0 5-3	0-0 1-3			4	0	1	0	0	0	3						
Dan Ford, R (1, 8) OBP: 0.375, SLG: 0.503				0-0 1-2 1B		0-3 K		0-0 4-3 3B 2B		4	2	3	1	0	1	0						
Craig Kusick, R (1, 10) OBP: 0.263, SLG: 0.254	0-3 K			0-3 K		0-0 G3		0-0 4-3		3	0	0	0	0	2	2						
Rich Chiles, L (8, PH) OBP: 0.339, SLG: 0.261								0-0 2-3		1	0	0	0	0	0	1						
Bombo Rivera, R (1, 9) OBP: 0.424, SLG: 0.400		0-0 5-3		0-0 F8 2-3		0-0 FC6-4 SH1-4 1B 1B		0-0 F4		4	1	1	0	0	0	3						
Roy Smalley, S (1, 6) OBP: 0.337, SLG: 0.360		0-0 L7		0-0 F9		0-0 SH1-4		4-0 3B BB		2	1	0	0	1	0	2						
Larry Wolfe, R (1, 5) OBP: 0.305, SLG: 0.302		0-0 CS 1B		0-0 6-3		4-0 FC6-4 BB		0-0 1-1 3-H 3B		2	0	1	0	1	0	0						
Mike Cabbage, L (8, PH) OBP: 0.390, SLG: 0.491								0-0 1-1 3-H 3B		1	0	1	2	0	0	0						
Bob Randall, R (1, 4) OBP: 0.311, SLG: 0.352		0-0 CS		0-0 F4		0-0 FC6-4 BB 1B		4-0 FC5-4 BB		2	0	0	0	0	0	0						
Jose Morales, R (7, PH) OBP: 0.360, SLG: 0.409								0-0 1-2 2-3		1	0	0	0	0	0	2						
Rob Wilfong, L (7, PR) OBP: 0.292, SLG: 0.211		1-2 CS		0-0 F4		0-0 BB 1B		0-0 FC5-4 BB		0	0	0	0	1	0	0						
Glenn Borgmann, R (1, 2) OBP: 0.367, SLG: 0.348				0-0 5-3		0-0 BB HR		0-0 FC5-4		4	1	2	2	0	0	2						
Inning Stats	R: 1 E: 0 K: 1 S: 6	H: 1 LOB: 0 BB: 0 P: 6	R: 0 E: 0 K: 0 S: 3	H: 1 LOB: 0 BB: 0 P: 3	R: 0 E: 0 K: 0 S: 3	H: 0 LOB: 0 BB: 0 P: 3	R: 0 E: 0 K: 1 S: 7	H: 2 LOB: 2 BB: 0 P: 7	R: 1 E: 0 K: 0 S: 4	H: 1 LOB: 0 BB: 0 P: 4	R: 0 E: 0 K: 1 S: 5	H: 0 LOB: 0 BB: 0 P: 5	R: 1 E: 0 K: 0 S: 5	H: 2 LOB: 3 BB: 2 P: 13	R: 2 E: 0 K: 0 S: 5	H: 2 LOB: 2 BB: 2 P: 13	R: 2 E: 0 K: 0 S: 5	H: 2 LOB: 2 BB: 2 P: 13	1B: 5 2B: 1 3B: 1 HR: 2	SF: 0 SAC: 1 DP: 0 HBP: 0	WP: 0 PB: 0 SB: 0 CS: 1	PA: 37
PITCHER Jim Umberger, L (1, 1) ERA: 4.44	IP: 7.0 WLS: L BF: 30 H: 4 R: 4 ER: 4 SO: 3 BB: 2 IBB: 0 HBP: 0 BLK: 0 WP: 0 HR: 2 S: 34 P: 42 ERA: 5.14 WHIP: 1.429															PITCHER Reggie Cleveland, R (8, 1) ERA: 2.45	IP: 1.0 WLS: 6 BF: 1 H: 1 R: 1 ER: 1 SO: 0 BB: 2 IBB: 0 HBP: 0 BLK: 0 WP: 0 HR: 0 S: 4 P: 12 ERA: 9.00 WHIP: 3.000					

AB 31
R 2
H 6
RBI 2
BB 5
SO 5
LOB 11



AB 31
R 5
H 9
RBI 5
BB 4
SO 3
LOB 15



Batter	1	2	3	4	5	6	7	8	9	10	11	AB	R	H	RBI	BB	SO	LOB	TOP	
John Lowenstein, L OBP: 0.483, SLG: 0.519	0-0 1B		0-0 6-3			0-0 F7		0-0 4-3			0-3 K	5	1	1	0	0	1	0		
Mike Hargrove, L OBP: 0.392, SLG: 0.401 Bobby Thompson, S (11, PR) OBP: 0.357, SLG: 0.478 Mike Jorgensen, L OBP: 0.364, SLG: 0.250	4-0 1B 1-2 BB		0-0 G3			0-0 3-1			0-0 F6		4-0 S BB	3	0	0	0	2	0	0	0	
Bobby Bonds, R OBP: 0.324, SLG: 0.402	0-3 K				0-0 L4				0-3 K		4-0 1B 1-2 BB	4	0	0	0	1	2	2		
Al Oliver, L OBP: 0.321, SLG: 0.440	0-0 1B 1-3 2-H				4-0 G5-4-3 BB			0-0 4-3		0-0 WP 1B	0-0 1B 1-3 2-H	4	0	3	2	1	0	0		
Richie Zisk, R OBP: 0.351, SLG: 0.536	0-0 L9-3				0-0 G5-4-3 BB				0-3 K		0-3 K	5	0	1	0	0	2	6		
Bump Wills, S OBP: 0.279, SLG: 0.338		0-3 K				0-0 HR			0-0 F5		0-3 K	5	1	1	1	0	3	3		
Jim Sundberg, R OBP: 0.370, SLG: 0.459		0-0 4-3			0-0 L6				0-0 L9		0-0 CS 1B	4	0	1	0	0	0	1		
Juan Beniquez, R OBP: 0.283, SLG: 0.333		0-0 L9			0-0 F7				0-0 5-3		4-0 1-2 BB	3	0	0	0	1	0	0		
Jim Mason, L OBP: 0.251, SLG: 0.240 Nelson Norman, S OBP: 0.250, SLG: 0.250			0-0 1-3		0-0 L9				0-0 F9		0-3 K	3	0	0	0	0	0	0		
Inning Stats	R: 1 E: 0 K: 1 S: 6	H: 2 LOB: 1 BB: 1 P: 10	R: 0 E: 0 K: 1 S: 5	H: 0 LOB: 0 BB: 0 P: 5	R: 0 E: 0 K: 0 S: 3	H: 0 LOB: 0 BB: 0 P: 3	R: 0 E: 0 K: 0 S: 2	H: 1 LOB: 0 BB: 0 P: 6	R: 0 E: 0 K: 0 S: 4	H: 0 LOB: 0 BB: 0 P: 3	R: 0 E: 0 K: 2 S: 8	H: 1 LOB: 1 BB: 2 P: 8	R: 0 E: 0 K: 3 S: 10	H: 1 LOB: 2 BB: 2 P: 18	R: 1 E: 0 K: 3 S: 10	H: 1 LOB: 2 BB: 2 P: 18	1B: 6 2B: 1 3B: 0 HR: 1	SF: 0 SAC: 0 DP: 2 HBP: 0	WP: 1 PB: 0 SB: 2 CS: 1	PA: 42
PITCHER	IP 9.0	WLS L	BF 10	H 2	R 1	ER 1	SO 5	BB 3	IBB 0	HBP 0	BLK 0	WP 0	HR 0	S 17	P 29	ERA 4.50	WHIP 2.500			

Texas Rangers @ Minnesota Twins
Metropolitan Stadium, Bloomington, MI
Wed May 24 1978, 8:05 PM EDT
Att: 7,598 - Unknown - 76 F

AB	37
R	3
H	7
RBI	3
BB	5
SO	9
LOB	13



Batter	1	2	3	4	5	6	7	8	9	10	11	AB	R	H	RBI	BB	SO	LOB	BOTTOM			
Rich Chiles, L OBP: 0.333, SLG: 0.260 Willie Norwood, R (10, PH) OBP: 0.318, SLG: 0.425	0-0 4-3		0-0 6-3		0-0 3-1					0-0 F4		4	0	1	0	0	0	2				
Rod Carew, L OBP: 0.455, SLG: 0.556	4-0 CS BB			0-0 3-1	0-0 4-3				0-0 6-3		0-0 4-3	4	0	0	0	1	0	2				
Dan Ford, R OBP: 0.370, SLG: 0.493	0-0 6-3			0-0 1-3		0-0 1-3 SH1-3 1B			0-3 K		0-0 6-3	5	0	1	0	0	1	1				
Mike Cabbage, L OBP: 0.400, SLG: 0.509 Jose Morales, R (8, PH) OBP: 0.353, SLG: 0.400 Larry Wolfe, R OBP: 0.300, SLG: 0.296		0-0 L6-4 2B		0-0 BB 1B		0-0 SH1-3			0-0 F8		0-0 F8	2	0	2	0	0	0	0				
Butch Wynegar, S OBP: 0.340, SLG: 0.354		0-0 F8		4-0 BB 1B		4-0 1-3 BB			0-0 F3		0-0 1-3	3	0	0	0	2	0	1				
Roy Smalley, S OBP: 0.328, SLG: 0.349		0-0 L6-4		0-0 G3		0-0 1-3			0-0 F6		0-0 L8	5	0	0	0	0	0	5				
Glenn Adams, L OBP: 0.226, SLG: 0.300 Bombo Rivera, R (9, PH) OBP: 0.417, SLG: 0.392			0-0 4-3		0-0 E 2B				0-0 5-3			3	1	1	0	0	0	2				
Hosken Powell, L OBP: 0.288, SLG: 0.284 Craig Kusick, R OBP: 0.273, SLG: 0.309 Mike Marshall, R			0-0 4-3		0-0 E8 3-1 1B				0-0 F8		0-0 HR	3	0	1	1	0	0	0				
Rob Wilfong, L OBP: 0.298, SLG: 0.227 Bob Randall, R OBP: 0.308, SLG: 0.349			0-0 1B		0-0 2-3				0-0 4-3		0-0 6-3	3	0	1	0	0	0	1				
Inning Stats	R: 0 E: 0 K: 0 S: 2	H: 0 LOB: 0 BB: 1 P: 6	R: 0 E: 0 K: 0 S: 3	H: 1 LOB: 0 BB: 0 P: 3	R: 0 E: 0 K: 0 S: 4	H: 1 LOB: 1 BB: 0 P: 4	R: 0 E: 0 K: 0 S: 4	H: 1 LOB: 2 BB: 1 P: 8	R: 1 E: 1 K: 0 S: 5	H: 1 LOB: 1 BB: 0 P: 5	R: 0 E: 0 K: 1 S: 5	H: 0 LOB: 0 BB: 0 P: 5	R: 1 E: 0 K: 0 S: 4	H: 1 LOB: 0 BB: 0 P: 4	R: 0 E: 0 K: 0 S: 3	H: 0 LOB: 0 BB: 0 P: 3	R: 0 E: 0 K: 0 S: 3	H: 0 LOB: 0 BB: 0 P: 3	1B: 5 2B: 3 3B: 0 HR: 1	SF: 0 SAC: 1 DP: 1 HBP: 0	WP: 0 PB: 0 SB: 0 CS: 1	PA: 42
PITCHER	IP 7.0	WLS W	BF 10	H 1	R 1	ER 1	SO 1	BB 3	IBB 0	HBP 0	BLK 0	WP 0	HR 0	S 12	P 12	ERA 3.00	WHIP 0.333					

Texas Rangers @ Minnesota Twins
Metropolitan Stadium, Bloomington, MI
Wed May 24 1978, 8:05 PM EDT
Att: 7,598 - Unknown - 76 F

AB	38
R	2
H	8
RBI	2
BB	3
SO	1
LOB	14



Batter	1	2	3	4	5	6	7	8	9	AB	R	H	RBI	BB	SO	LOB	TOP										
John Lowenstein, L (1, 5) OBP: 0.435, SLG: 0.509	0-3 K		0-3 K				0-0 3-1										5	0	1	2	0	2	1				
Mike Hargrove, L (1, 3) OBP: 0.388, SLG: 0.393	4-0 K		0-0 F8				0-0 G3																				
Toby Harrah, R (8, PH) OBP: 0.303, SLG: 0.289	1B 1B																										
Mike Jorgensen, L (8, 3) OBP: 0.364, SLG: 0.250	BB																										
Bobby Bonds, R (1, 9) OBP: 0.333, SLG: 0.405	1-3 1-2																										
Al Oliver, L (1, 10) OBP: 0.323, SLG: 0.435	1B 2-3																										
Richie Zisk, R (1, 7) OBP: 0.360, SLG: 0.539	1B																										
Bobby Thompson, S (8, PR) OBP: 0.345, SLG: 0.458	1-3 3-H																										
Bump Wills, S (1, 4) OBP: 0.278, SLG: 0.343	F7																										
Jim Sundberg, R (1, 2) OBP: 0.373, SLG: 0.463																											
Juan Beniquez, R (1, 8) OBP: 0.284, SLG: 0.328																											
Jim Mason, L (1, 6) OBP: 0.233, SLG: 0.214																											
Inning Stats	R: 1 E: 0 K: 1 S: 7	H: 2 LOB: 2 BB: 1 P: 11	R: 0 E: 0 K: 0 S: 3	H: 0 LOB: 0 BB: 0 P: 3	R: 0 E: 0 K: 1 S: 6	H: 1 LOB: 1 BB: 0 P: 6	R: 0 E: 0 K: 1 S: 6	H: 1 LOB: 1 BB: 0 P: 6	R: 0 E: 0 K: 0 S: 3	H: 0 LOB: 0 BB: 0 P: 3	R: 1 E: 0 K: 0 S: 4	H: 2 LOB: 0 BB: 0 P: 4	R: 0 E: 0 K: 0 S: 4	H: 1 LOB: 1 BB: 0 P: 4	R: 5 E: 1 K: 1 S: 7	H: 2 LOB: 3 BB: 4 P: 24	R: 0 E: 0 K: 2 S: 7	H: 0 LOB: 0 BB: 0 P: 7	1B: 7 2B: 2 3B: 0 HR: 0	SF: 1 SAC: 1 DP: 0 HBP: 1	WP: 0 PB: 0 SB: 2 CS: 1	PA: 41					
PITCHER	IP	WLS	BF	H	R	ER	SO	BB	IBB	HBP	BLK	WP	HR	S	P	ERA	WHIP										
Gary Serun, R (1, 1) ERA: 3.23	7.1	L	29	7	2	1	4	1	0	0	0	0	0	36	40	1.23	1.091										
Tom Johnson, R (8, 1) ERA: 4.85	0.0		4	1	2	2	0	2	0	1	0	0	0	1	10	∞	∞										
Greg Thayer, R (8, 1) ERA: 3.86	0.1		4	1	3	3	0	2	0	0	0	0	0	2	10	81.00	9.000										
Mac Scarce, L (8, 1) ERA: 3.52	1.1		4	0	0	0	2	0	0	0	0	0	0	8	8	0.00	0.000										

Texas Rangers @ Minnesota Twins
Metropolitan Stadium, Bloomington, MI
Thu May 25 1978, 4:33 AM EDT
Att. 7,644 - Unknown - 88 F

AB 33
R 7
H 9
RBI 6
BB 5
SO 6
LOB 12

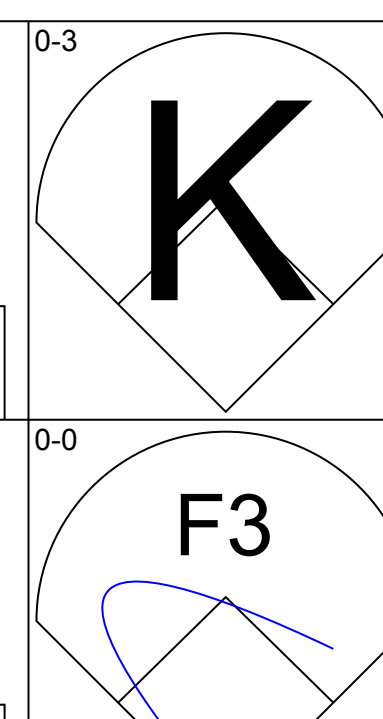
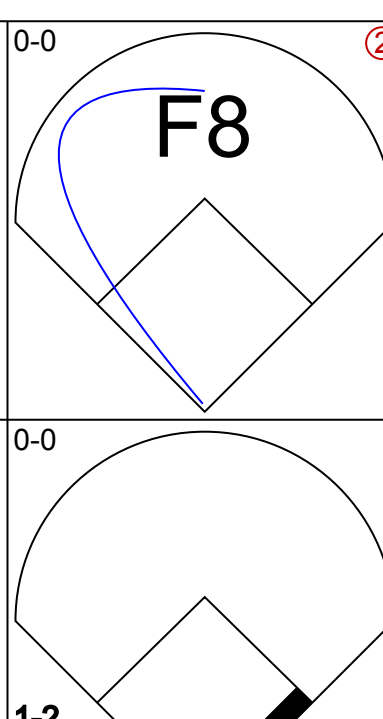
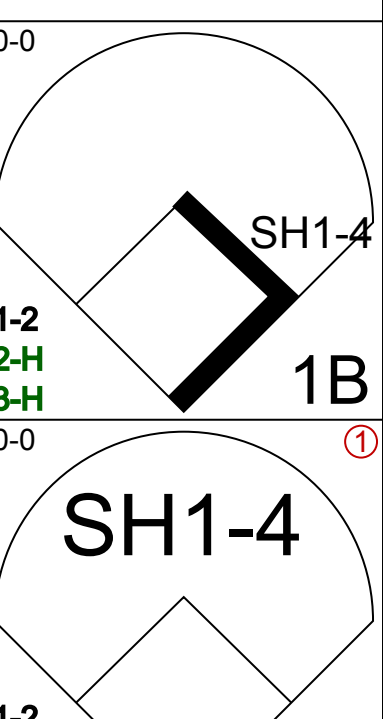
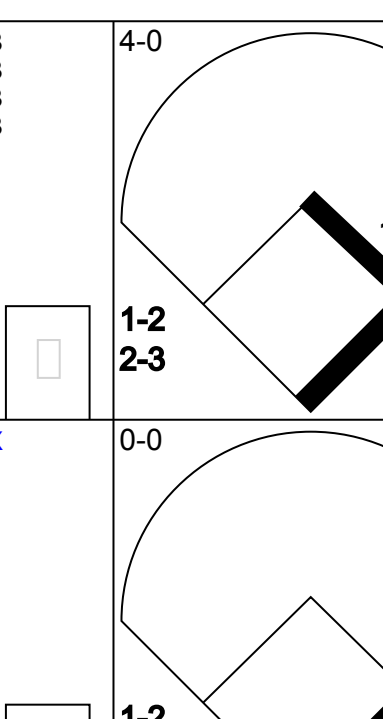
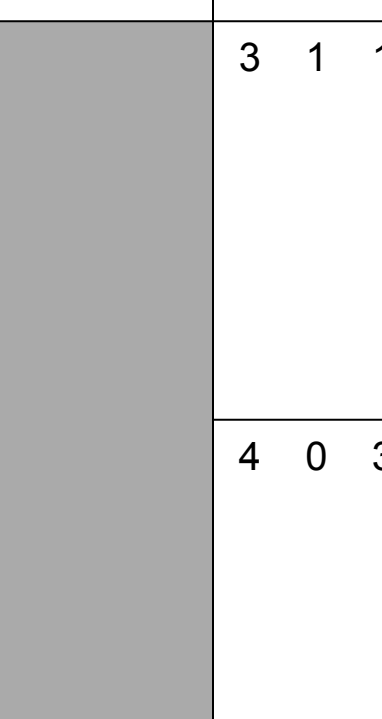
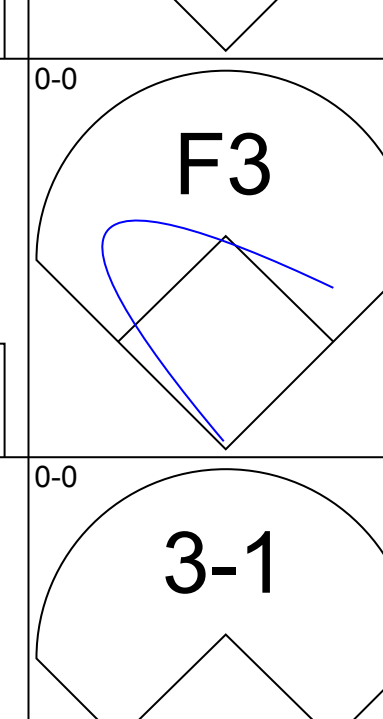
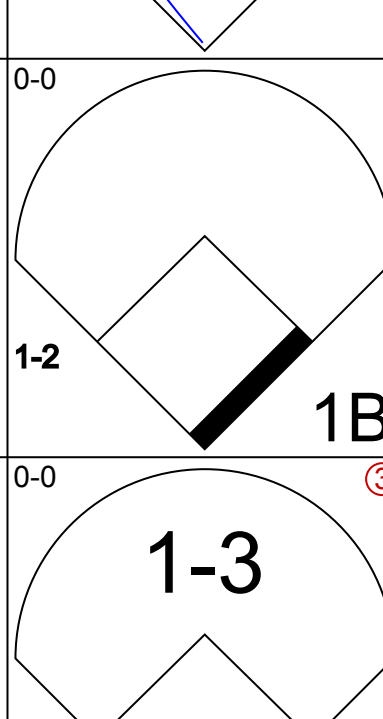
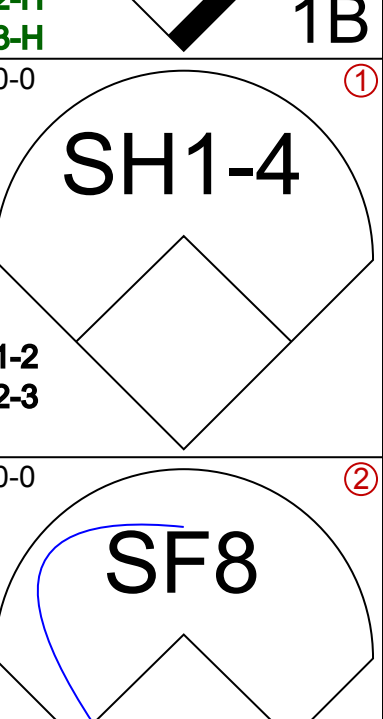
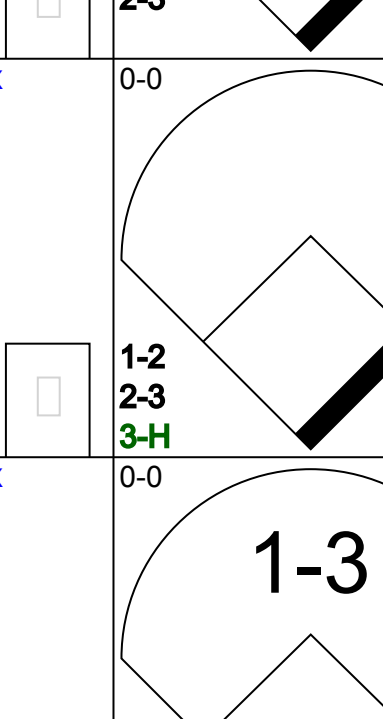

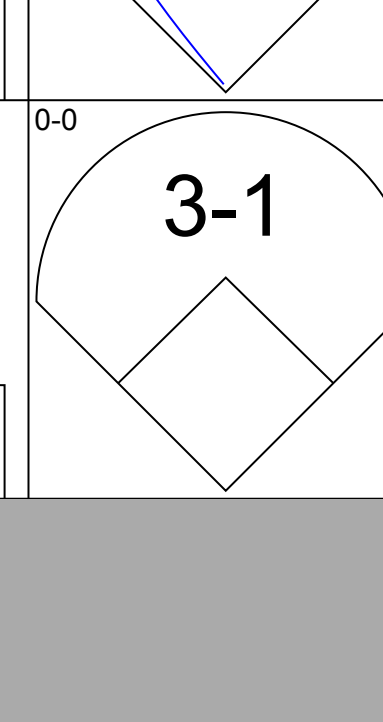
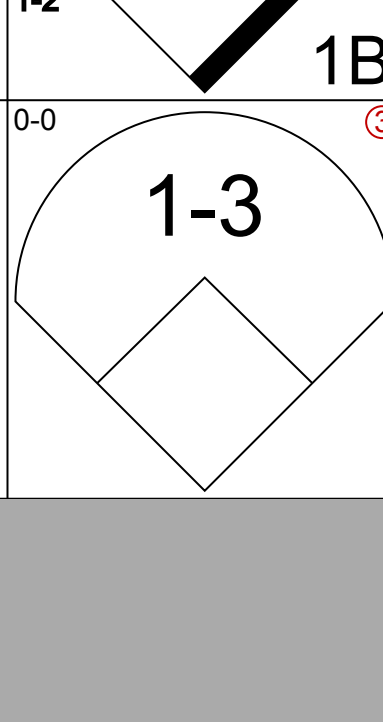
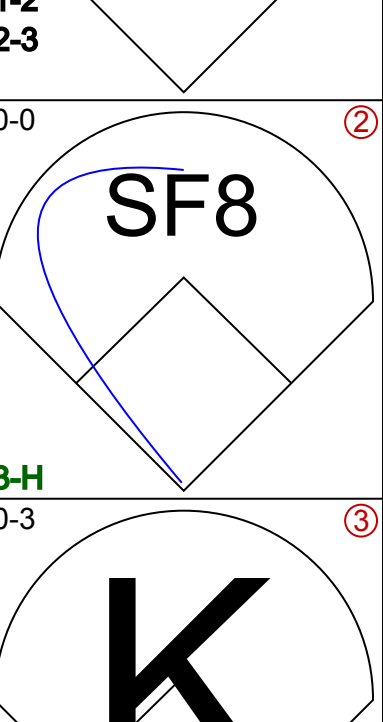
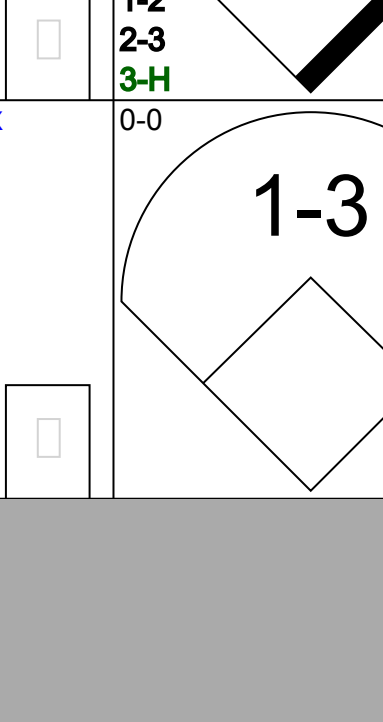
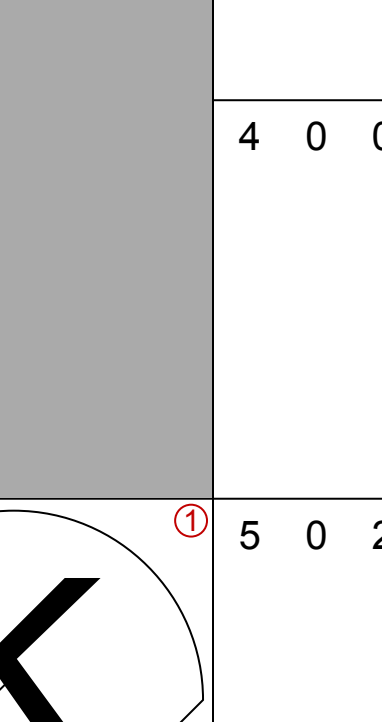
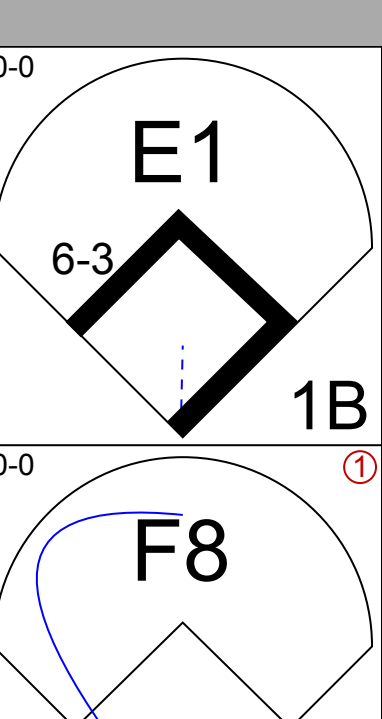
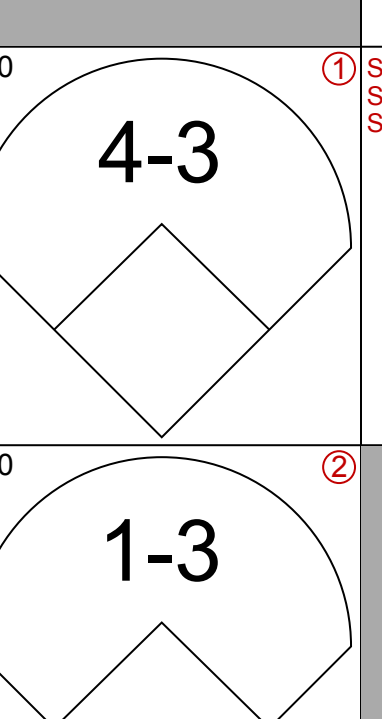
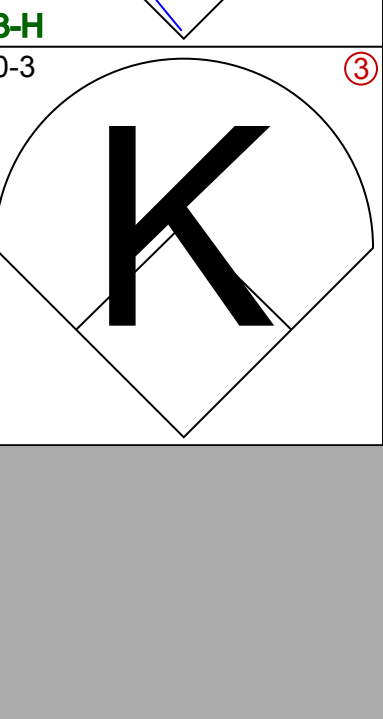

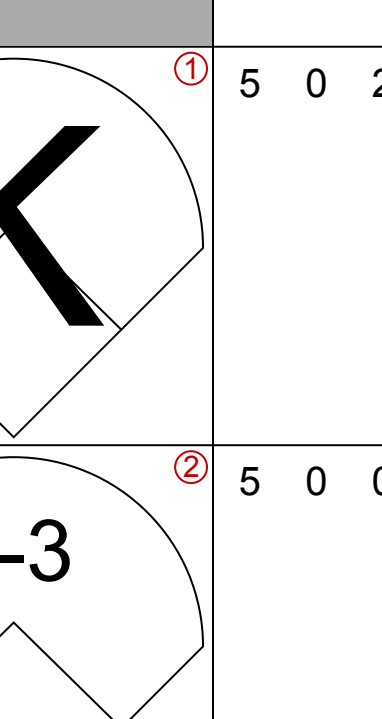
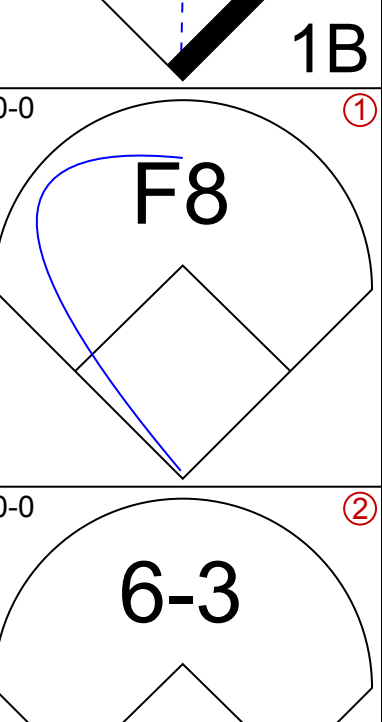
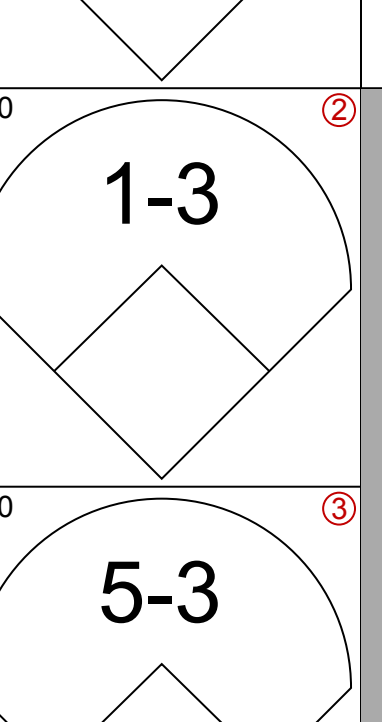
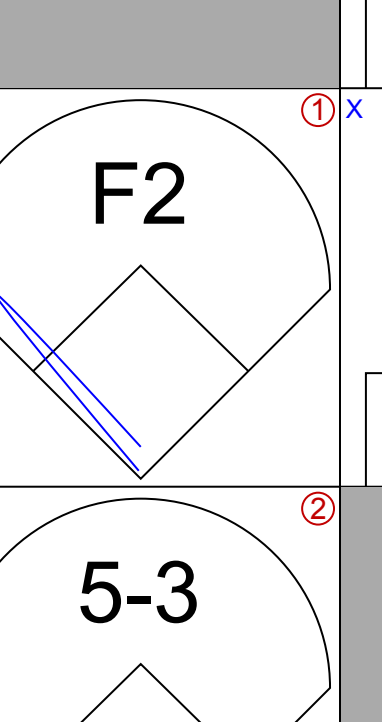
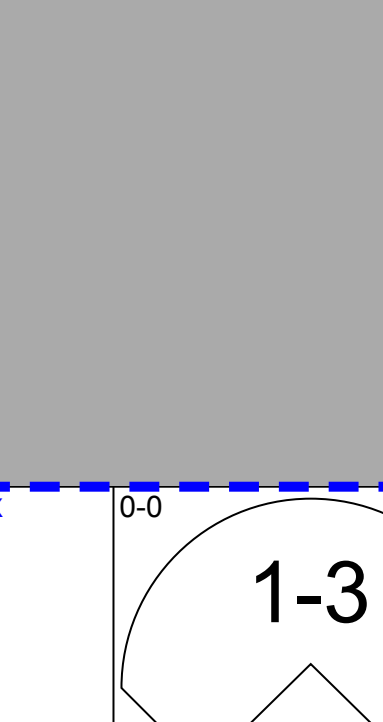
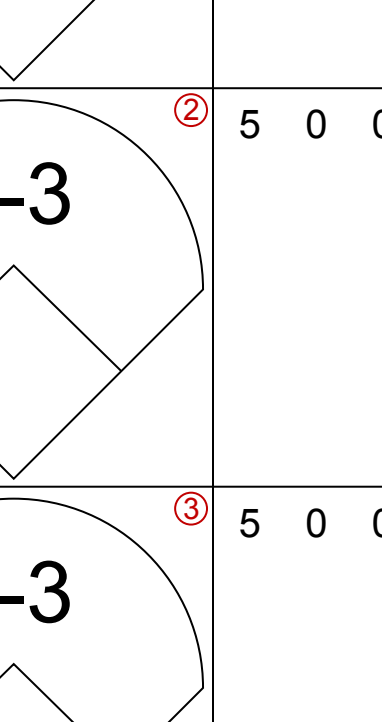
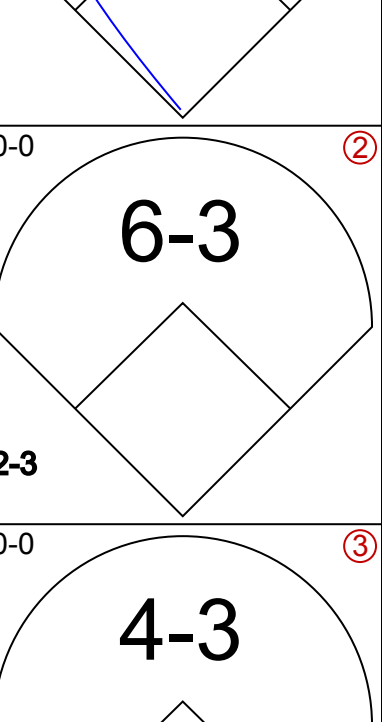
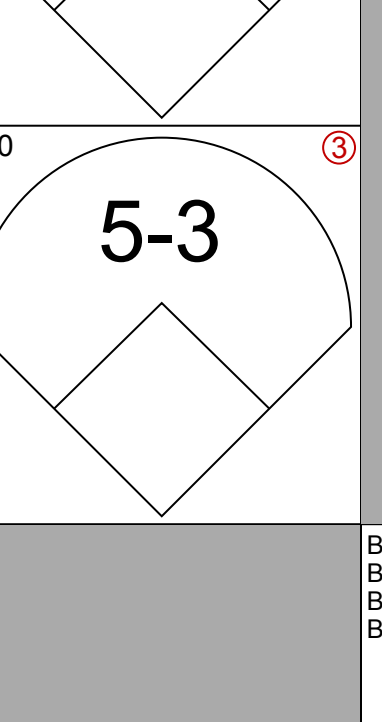
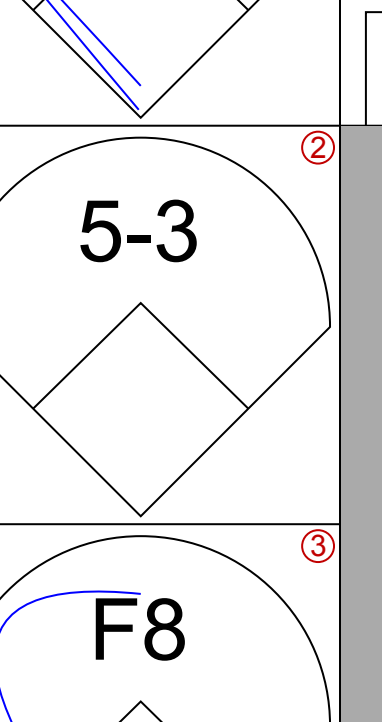
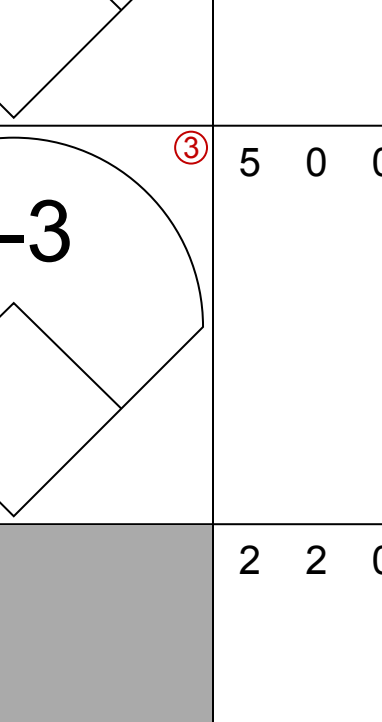
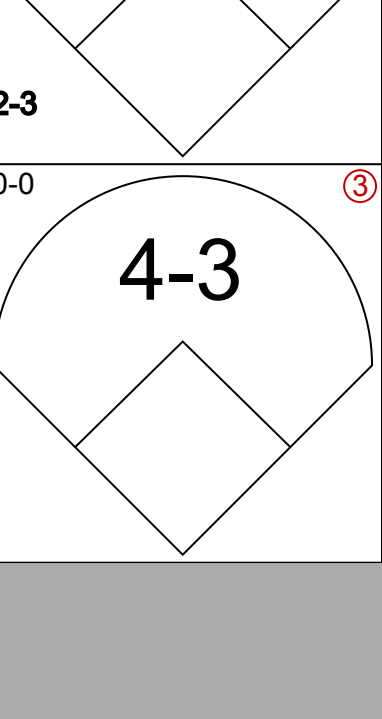
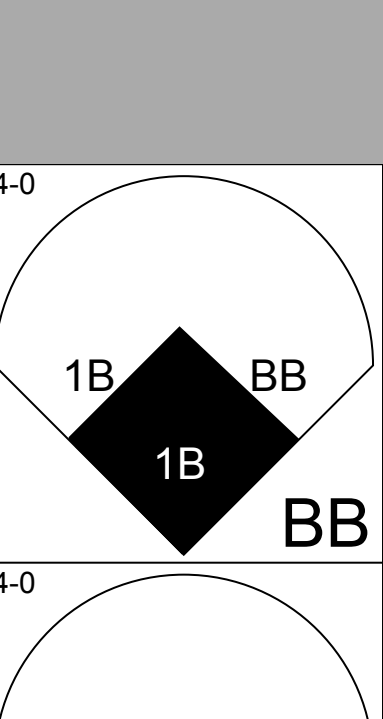
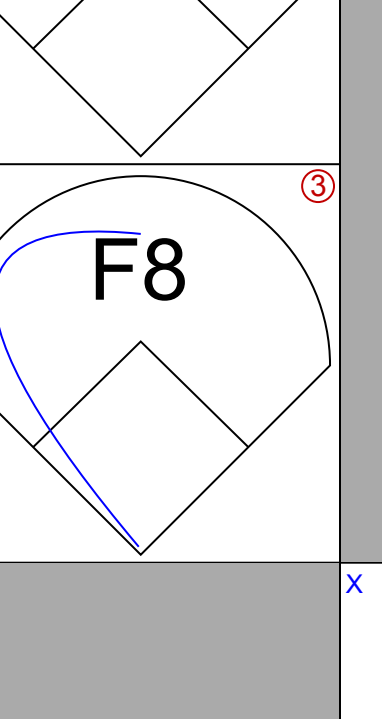

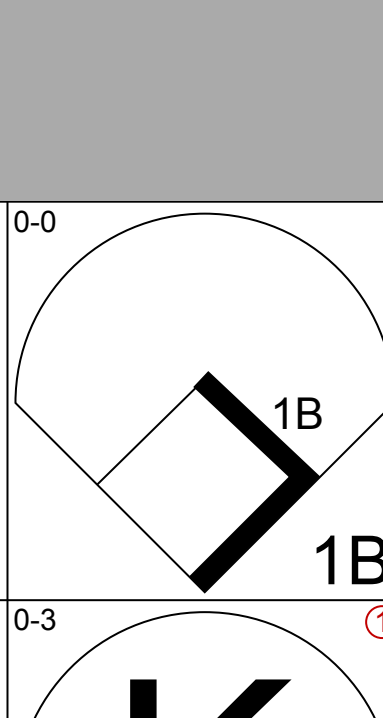
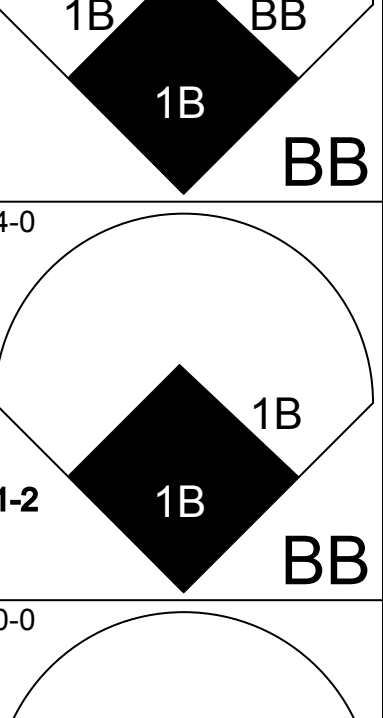
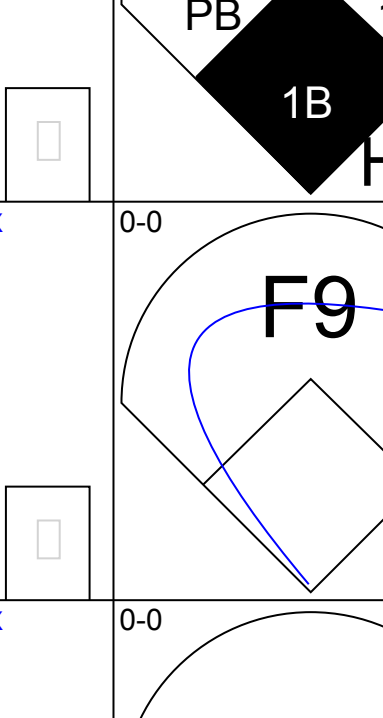

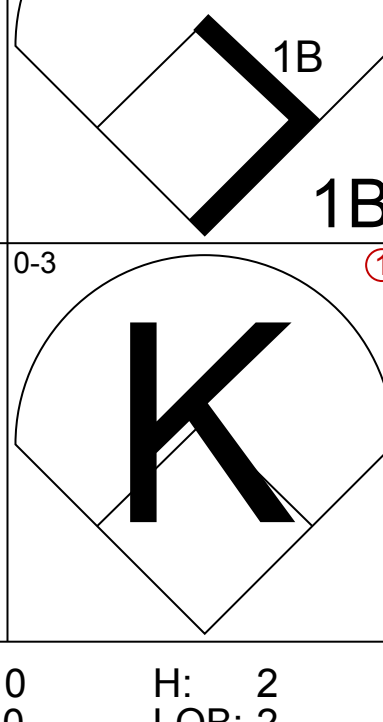
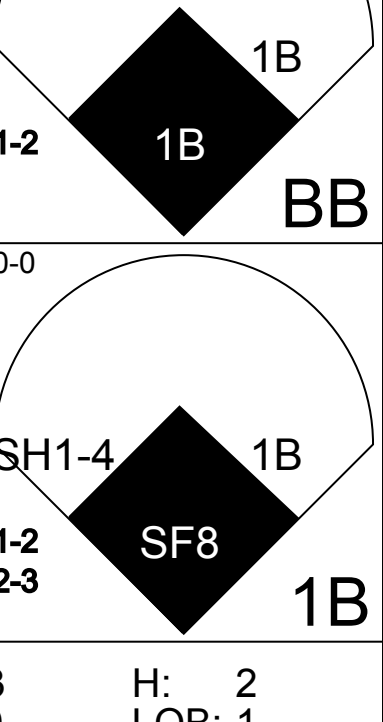
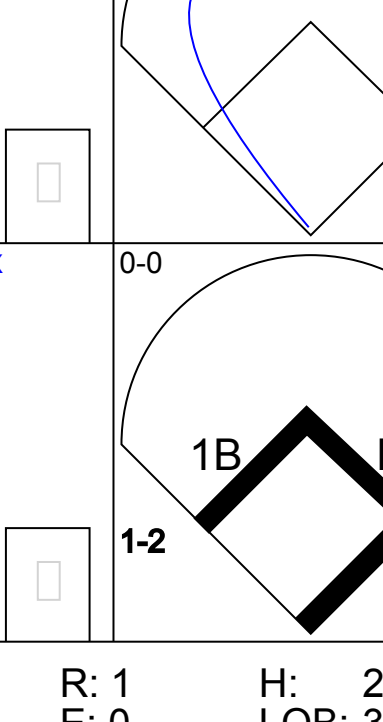



Batter	1	2	3	4	5	6	7	8	9	AB	R	H	RBI	BB	SO	LOB	BOTTOM										
Rich Chiles, L (1, 7) OBP: 0.313, SLG: 0.241	0-0 F9		0-0 F9														4	0	0	0	0	0	0				
Rod Carew, L (1, 3) OBP: 0.451, SLG: 0.545	0-0 F8		4-0 1B																								
Dan Ford, R (1, 8) OBP: 0.373, SLG: 0.493	0-0 CS		0-0 1-2																								
Mike Cabbage, L (1, 5) OBP: 0.395, SLG: 0.500	0-0 CS		0-0 F2																								
Glenn Adams, L (1, 10) OBP: 0.227, SLG: 0.298			0-0 F5																								
Butch Wynegar, S (1, 2) OBP: 0.338, SLG: 0.351			0-0 1B																								
Roy Smalley, S (1, 6) OBP: 0.328, SLG: 0.349			0-0 1B																								
Hosken Powell, L (1, 9) OBP: 0.270, SLG: 0.286			0-0 1-2																								
Rob Wilfong, L (1, 4) OBP: 0.276, SLG: 0.208			0-0 3-H																								
Craig Kusick, R (7, PH) OBP: 0.269, SLG: 0.304			0-3 K																								
Bob Randall, R (8, 4) OBP: 0.308, SLG: 0.349																											
Inning Stats	R: 0 E: 0 K: 0 S: 3	H: 1 LOB: 0 BB: 0 P: 3	R: 1 E: 0 K: 1 S: 8	H: 3 LOB: 2 BB: 0 P: 8	R: 0 E: 0 K: 1 S: 3	H: 1 LOB: 1 BB: 1 P: 7	R: 0 E: 1 K: 1 S: 6	H: 0 LOB: 1 BB: 0 P: 6	R: 0 E: 0 K: 0 S: 3	H: 0 LOB: 0 BB: 0 P: 3	R: 0 E: 0 K: 0 S: 4	H: 1 LOB: 1 BB: 0 P: 4	R: 0 E: 0 K: 0 S: 3	H: 0 LOB: 0 BB: 0 P: 3	R: 0 E: 0 K: 0 S: 3	H: 1 LOB: 0 BB: 0 P: 3	1B: 7 2B: 0 3B: 0 HR: 0	SF: 0 SAC: 0 DP: 1 HBP: 0	WP: 0 PB: 0 SB: 0 CS: 1	PA: 34							
PITCHER	IP	WLS	BF	H	R	ER	SO	BB	IBB	HBP	BLK	WP	HR	S	P	ERA	WHIP										
Fergie Jenkins, R (1, 1) ERA: 3.08	9.0	W	33	7	1	1	2	1	0	0	0	0	0	36	40	1.00	0.889										

Texas Rangers @ Minnesota Twins
Metropolitan Stadium, Bloomington, MI
Thu May 25 1978, 4:33 AM EDT
Att. 7,644 - Unknown - 88 F

AB 32
R 1
H 7
RBI 1
BB 1
SO 2
LOB 6

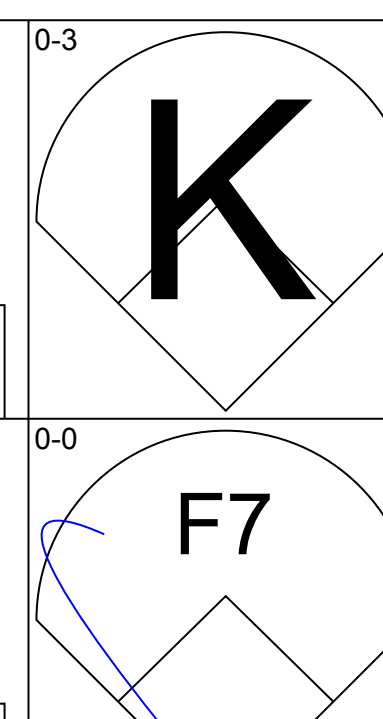
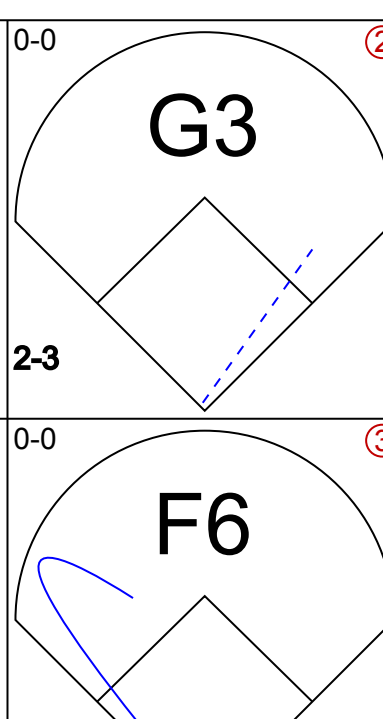
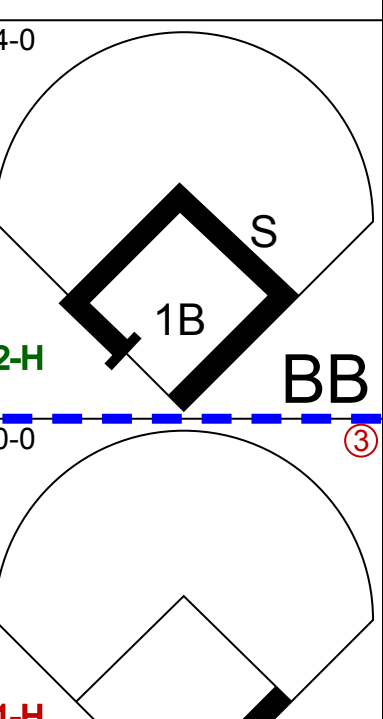

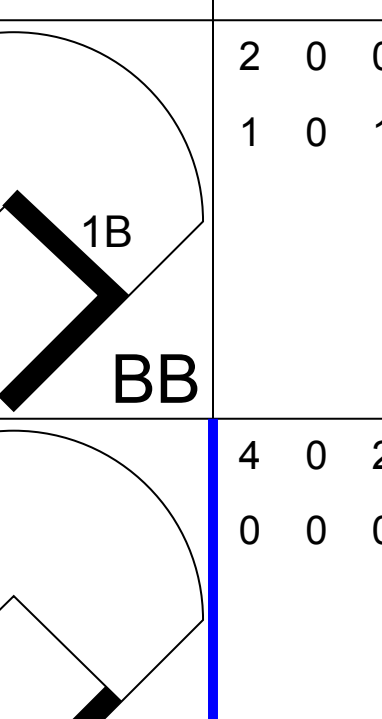
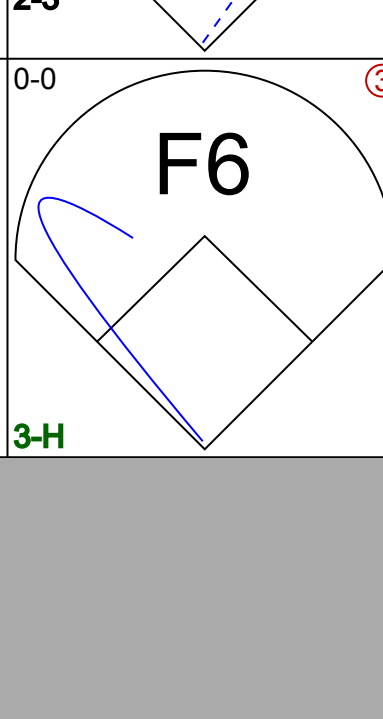
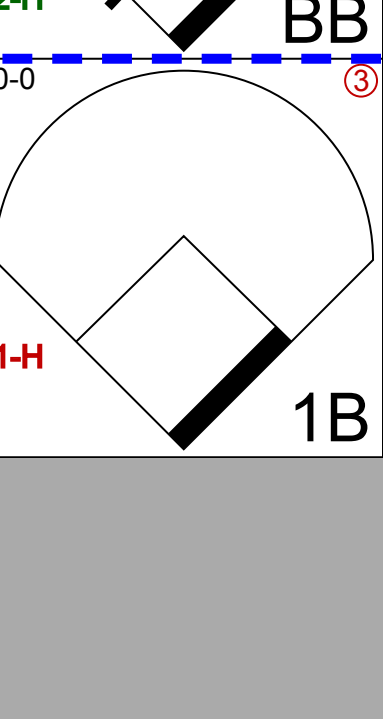

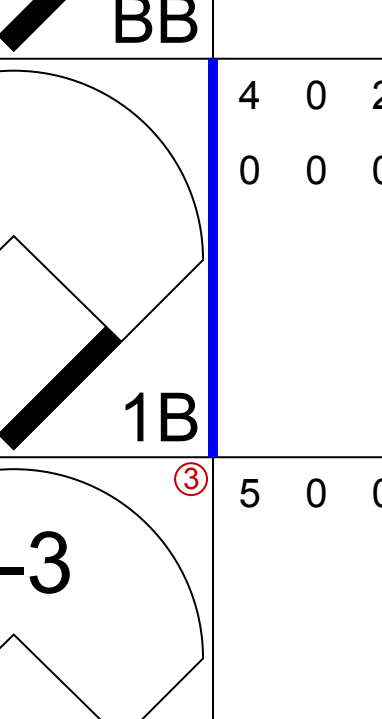
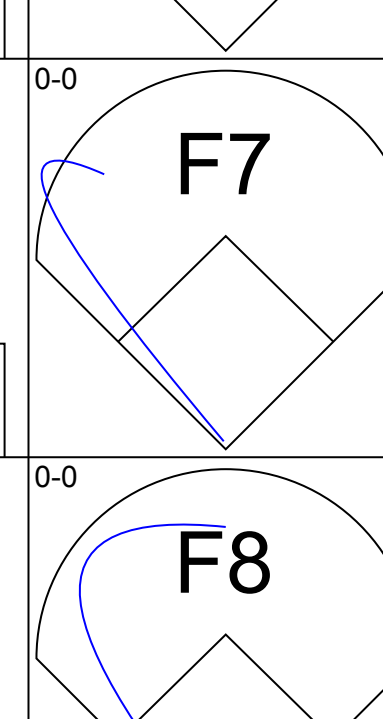
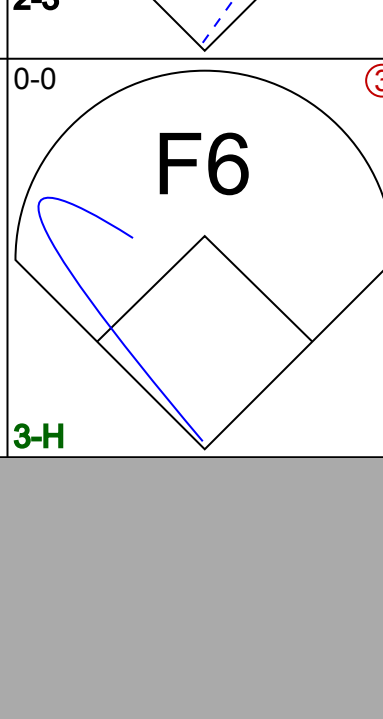
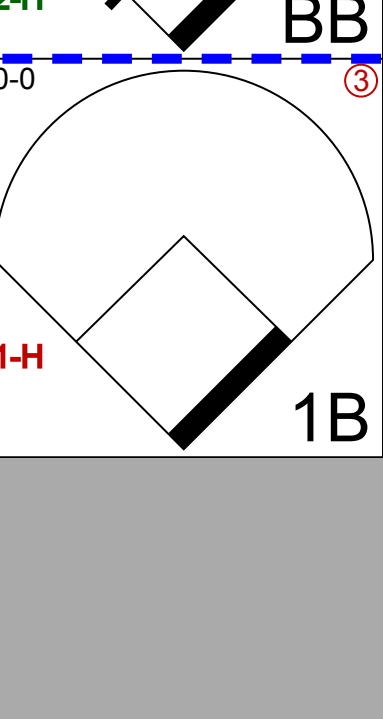



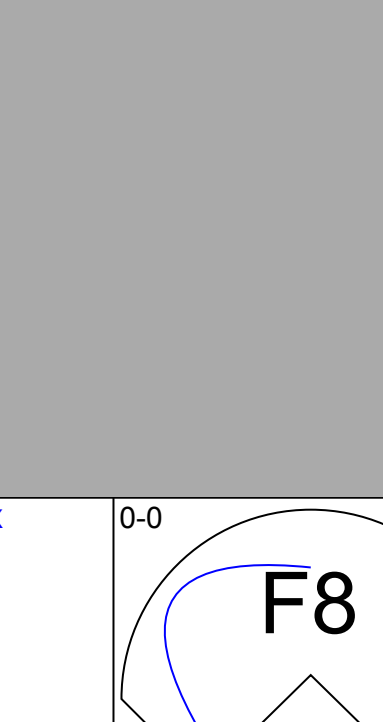
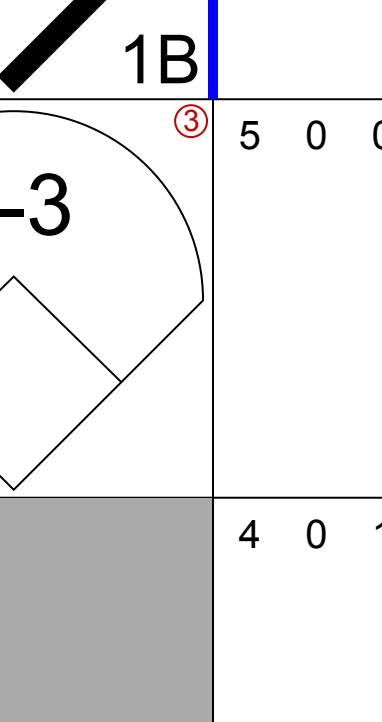
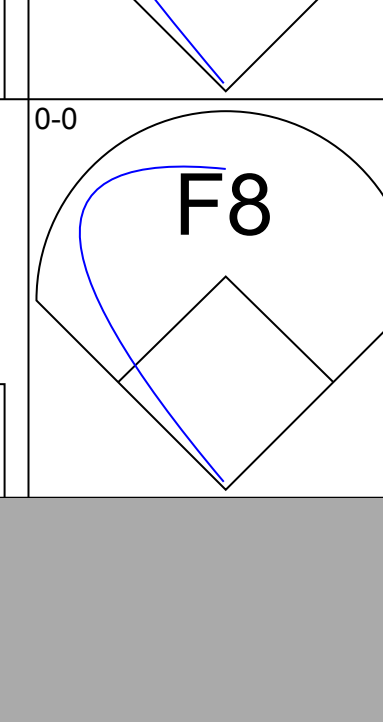
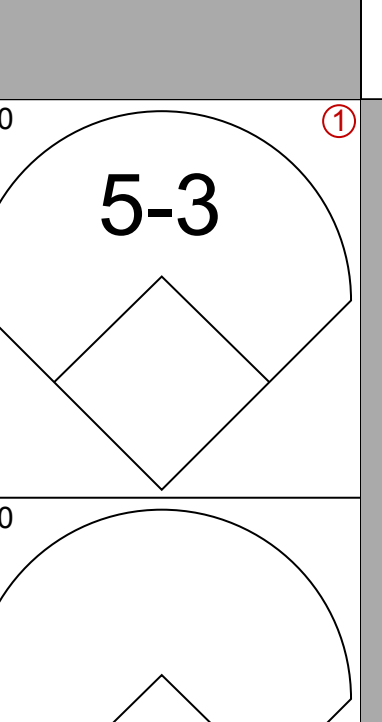
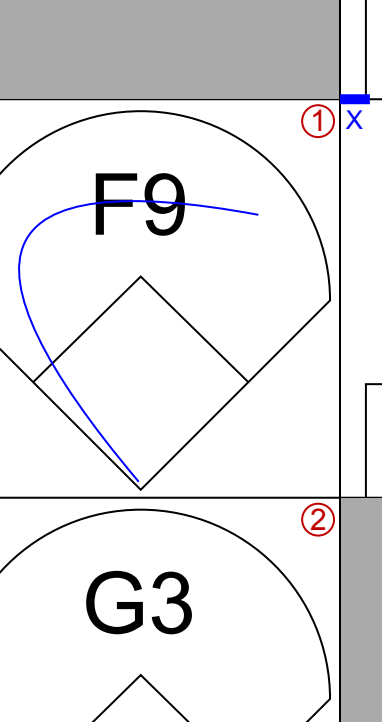
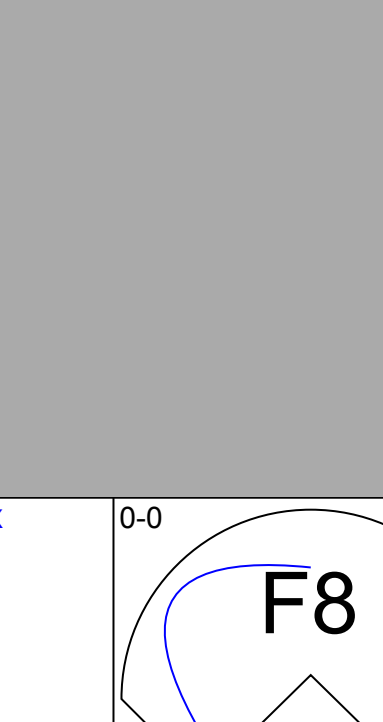
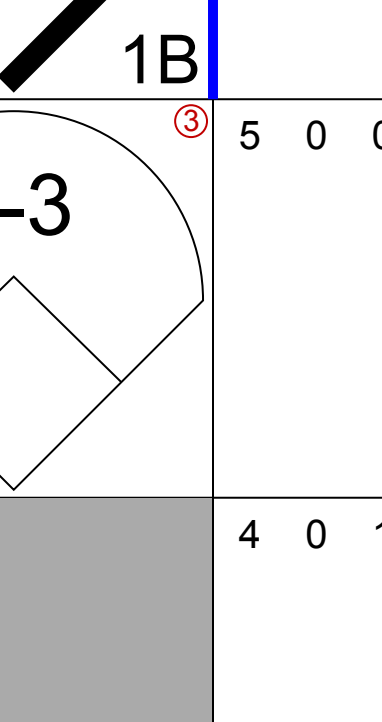
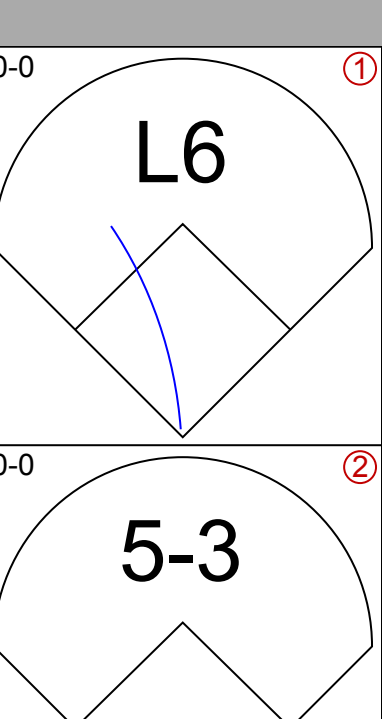
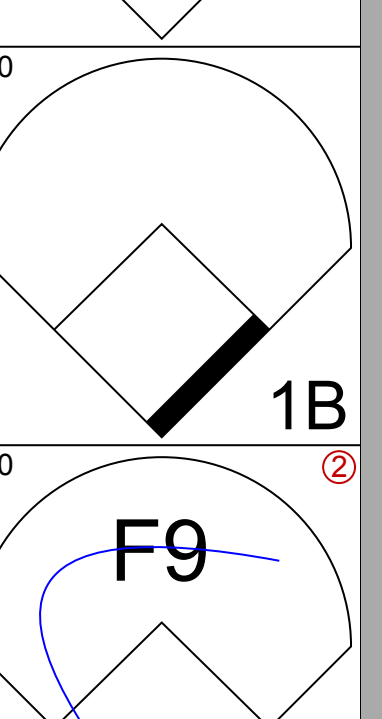
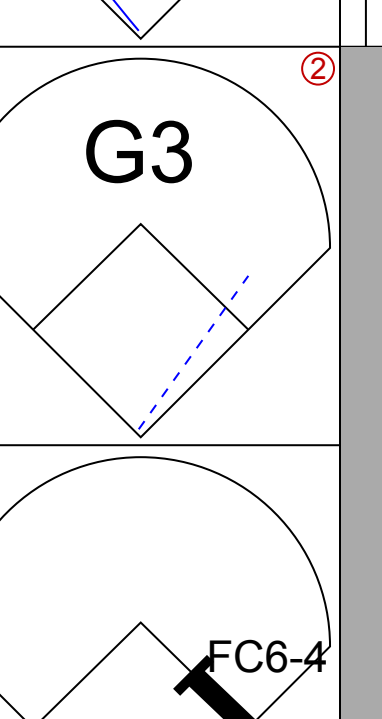
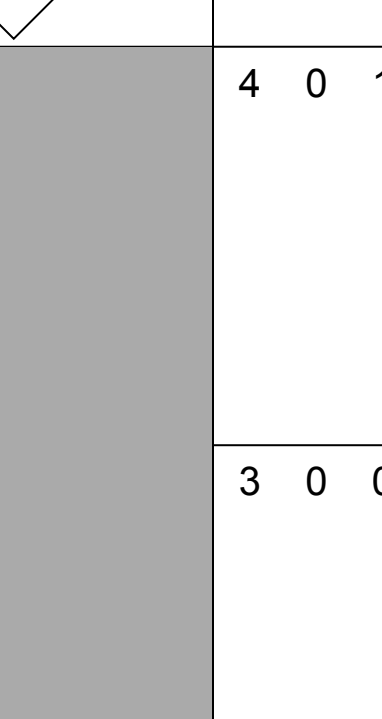
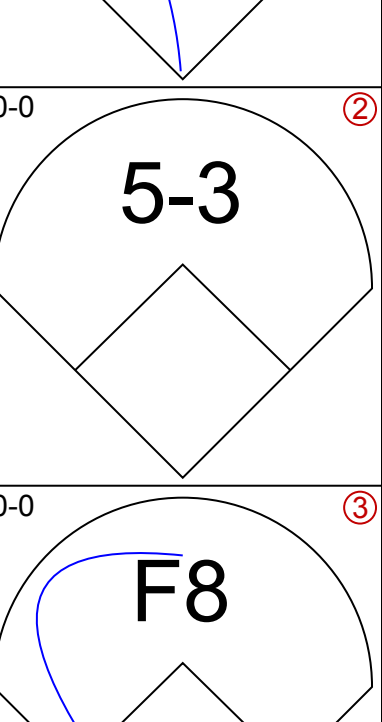
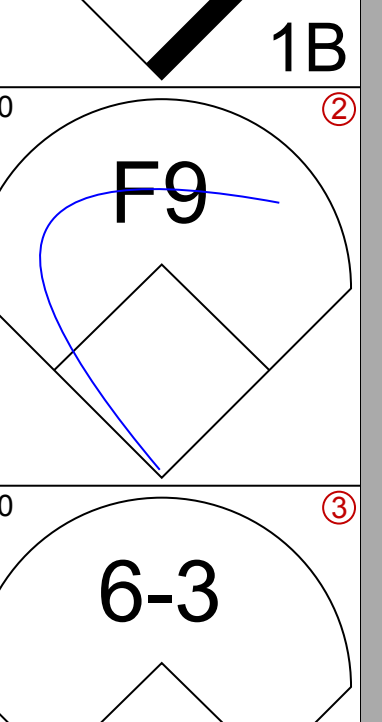
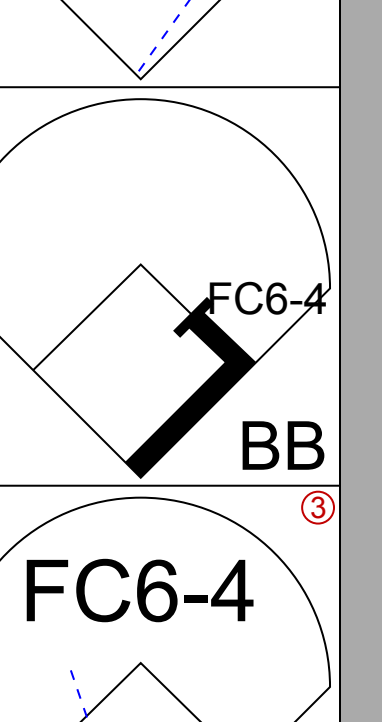
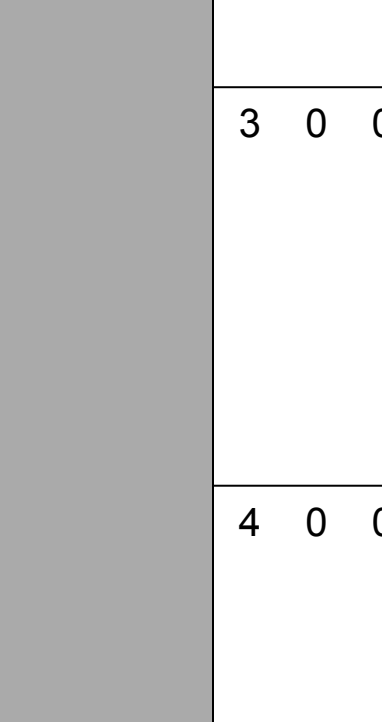
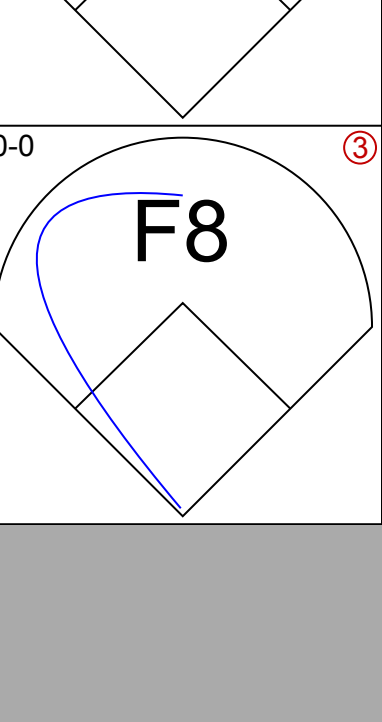
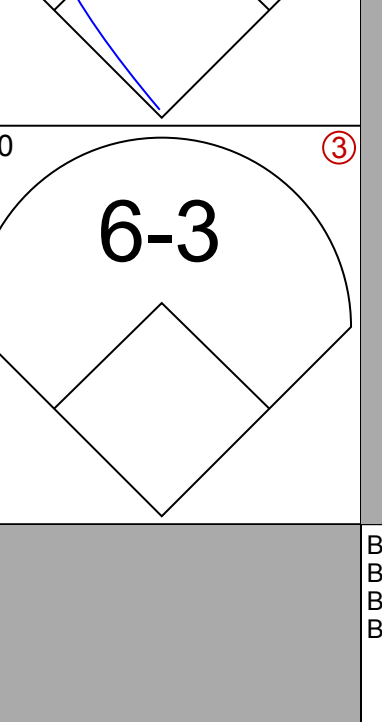
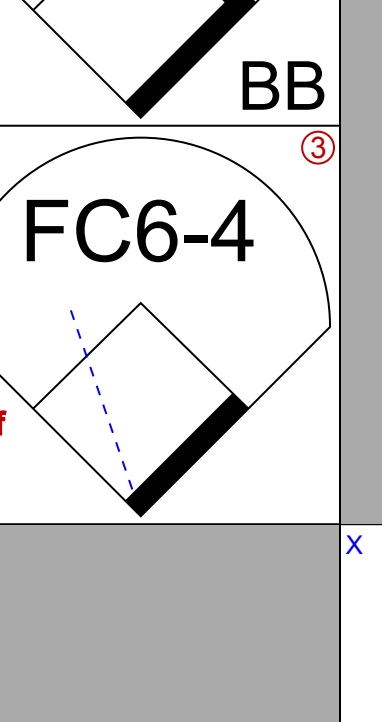

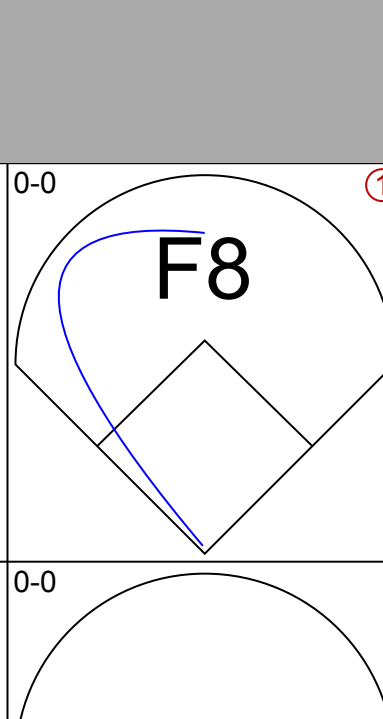
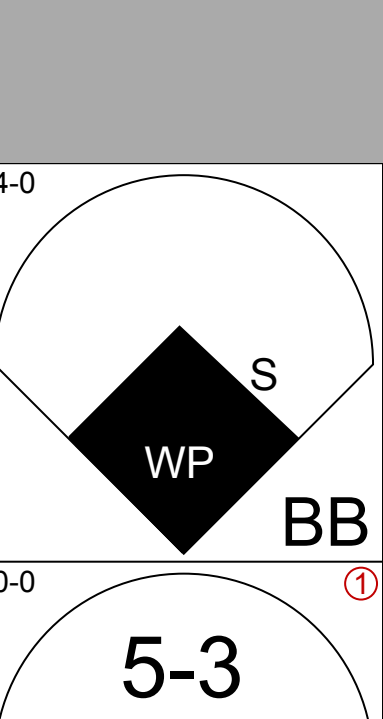

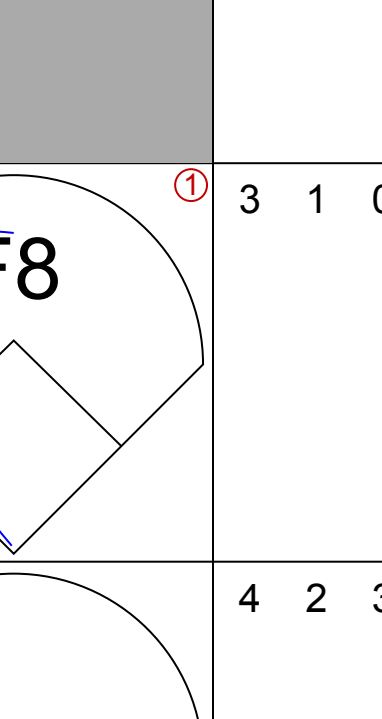
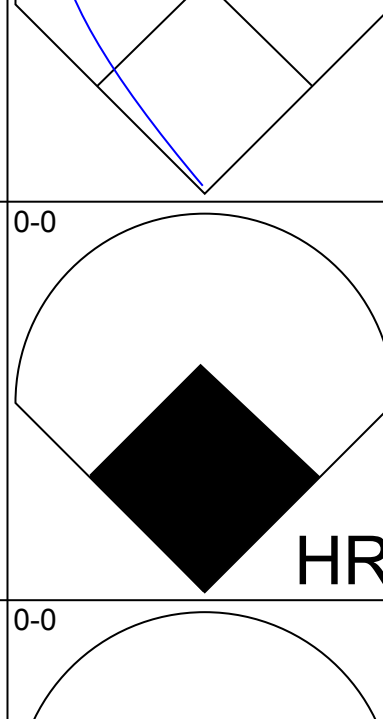
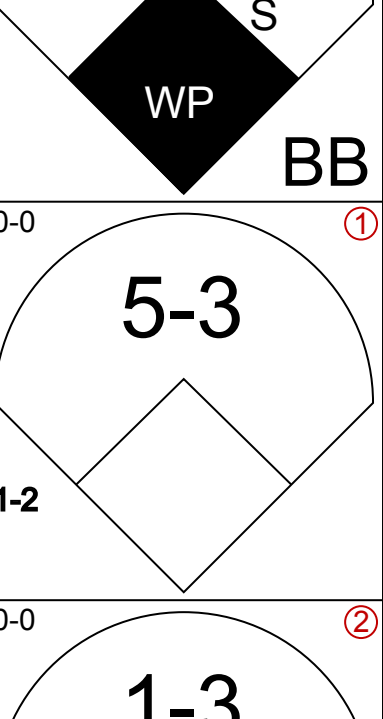

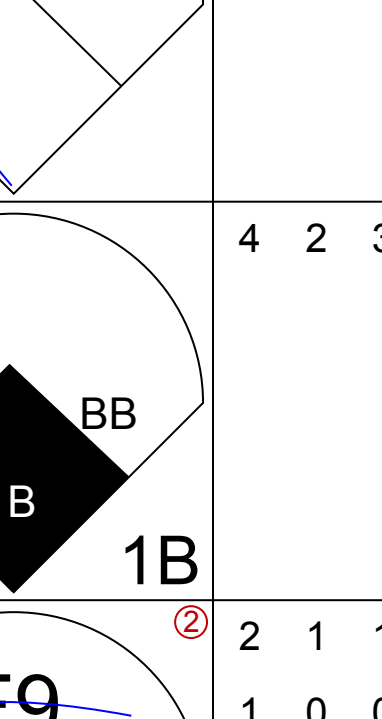
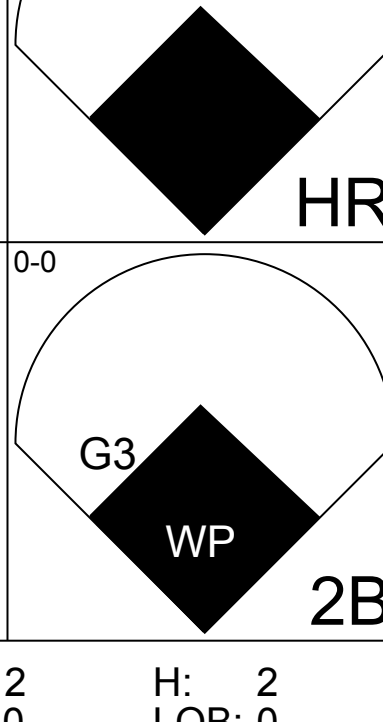
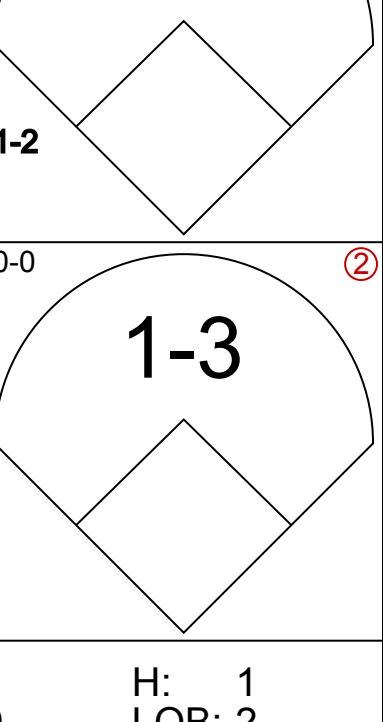

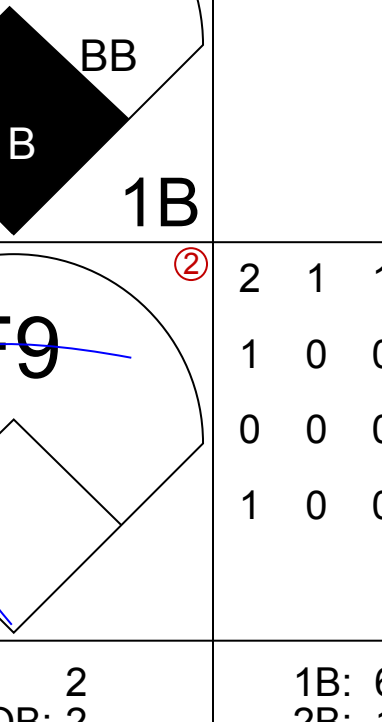
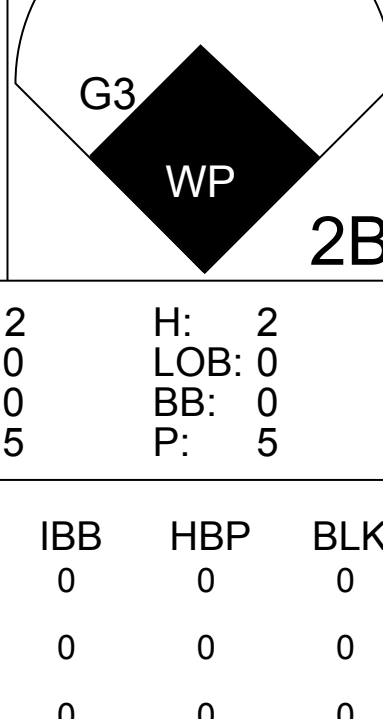
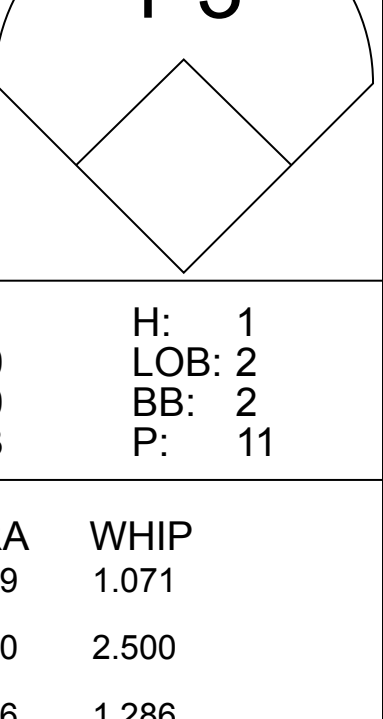
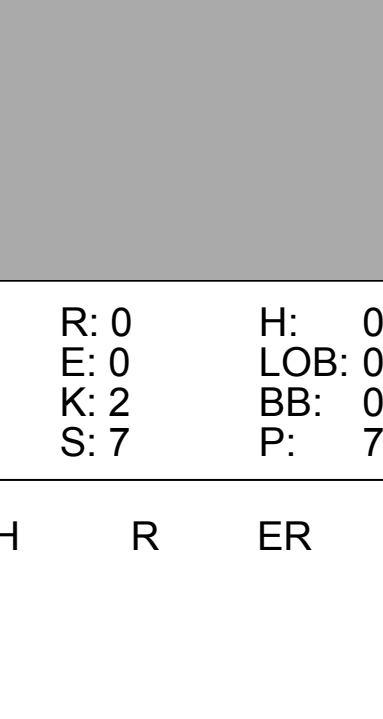
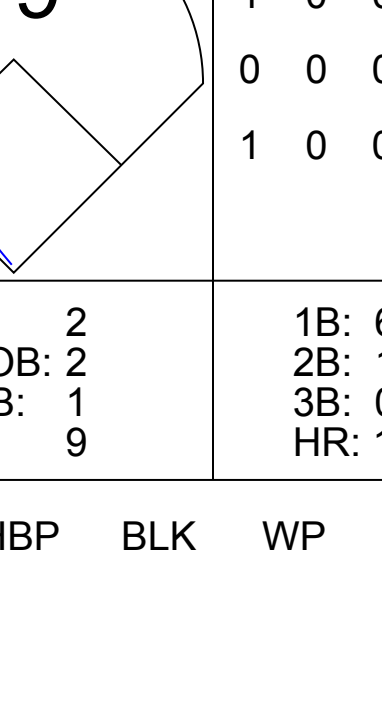
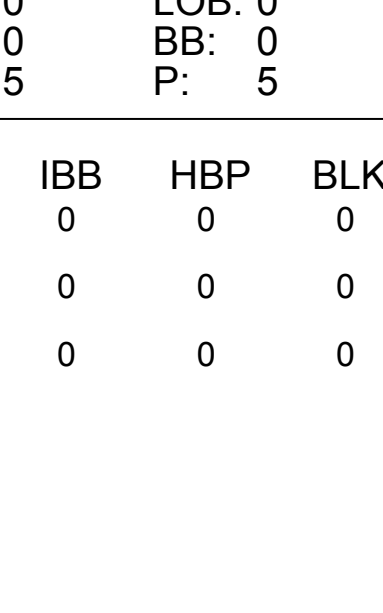


Batter	1	2	3	4	5	6	7	8	9	AB	R	H	RBI	BB	SO	LOB	TOP					
Julio Cruz, S OBP: 0.381, SLG: 0.311 (1, 4)											3	1	1	2	2	1	1					
Craig Reynolds, L OBP: 0.373, SLG: 0.380 (1, 6)											4	0	3	2	0	0	0					
Bruce Bochte, L OBP: 0.327, SLG: 0.361 (1, 7)											4	0	0	1	0	0	7					
Ruppert Jones, L OBP: 0.338, SLG: 0.341 (1, 8)											5	0	2	1	0	2	1					
Steve Braun, L OBP: 0.316, SLG: 0.420 (1, 10)											5	0	0	0	0	0	3					
Juan Bernhardt, R OBP: 0.351, SLG: 0.538 (1, 3)											5	0	0	0	0	0	1					
Bob Stinson, S OBP: 0.382, SLG: 0.407 (1, 2)											2	2	0	0	1	0	1					
Bill Stein, R OBP: 0.319, SLG: 0.361 (1, 5)											3	2	2	0	1	0	1					
John Hale, L OBP: 0.240, SLG: 0.155 (1, 9)											3	1	2	0	0	1	1					
Inning Stats	R: 0 E: 0 K: 1 S: 5	H: 0 LOB: 0 BB: 0 P: 5	R: 0 E: 1 K: 0 S: 4	H: 1 LOB: 1 BB: 0 P: 4	R: 0 E: 0 K: 1 S: 7	H: 2 LOB: 2 BB: 0 P: 7	R: 0 E: 0 K: 0 S: 3	H: 0 LOB: 0 BB: 0 P: 3	R: 3 E: 0 K: 1 S: 7	H: 2 LOB: 1 BB: 2 P: 15	R: 0 E: 0 K: 0 S: 3	H: 0 LOB: 0 BB: 0 P: 3	R: 2 E: 0 K: 0 S: 6	H: 3 LOB: 2 BB: 1 P: 10	R: 1 E: 0 K: 0 S: 5	H: 2 LOB: 3 BB: 1 P: 10	R: 0 E: 0 K: 1 S: 5	H: 0 LOB: 0 BB: 0 P: 5	1B: 10 2B: 0 3B: 0 HR: 0	SF: 1 SAC: 2 DP: 0 HBP: 1	WP: 0 PB: 1 SB: 0 CS: 0	PA: 42
PITCHER	IP	WLS	BF	H	R	ER	SO	BB	IBB	HBP	BLK	WP	HR	S	P	ERA	WHIP					
Doyle Alexander, R ERA: 3.62 (1, 1)	6.1	L	29	7	5	5	3	3	0	0	0	0	0	32	44	7.11	1.579					
Paul Lindblad, L ERA: 1.0 (7, 1)	0.2		3	1	0	0	0	0	0	0	0	0	0	3	3	0.00	1.500					
Reggie Cleveland, R ERA: 2.7 (8, 1)	2.0		10	2	1	1	1	1	0	1	0	0	0	10	15	4.50	1.500					

Seattle Mariners @ Texas Rangers
Arlington Stadium, Arlington, TX
Fri May 26 1978, 8:05 PM EDT
Att: 17,490 - Unknown

AB 34
R 6
H 10
RBI 6
BB 4
SO 4
LOB 16



Batter	1	2	3	4	5	6	7	8	9	AB	R	H	RBI	BB	SO	LOB	BOTTOM					
John Lowenstein, L OBP: 0.431, SLG: 0.492 (1, 5)											2	0	0	0	1	1	1					
Toby Harrah, R OBP: 0.313, SLG: 0.295 (7, PH) (8, 5)											1	0	1	0	1	0	0					
Mike Hargrove, L OBP: 0.394, SLG: 0.396 (1, 3)											4	0	2	1	1	0	0					
Bobby Thompson, S OBP: 0.345, SLG: 0.458 (8, FR)											0	0	0	0	0	0	0					
Bobby Bonds, R OBP: 0.322, SLG: 0.389 (1, 9)											5	0	0	0	0	0	5					
Al Oliver, L OBP: 0.322, SLG: 0.430 (1, 10)										4	0	1	0	0	0	0	0					
Richie Zisk, R OBP: 0.358, SLG: 0.529 (1, 7)										3	0	0	0	1	1	1	1					
Jim Sundberg, R OBP: 0.364, SLG: 0.450 (1, 2)										4	0	0	0	0	1	2	2					
Bump Wills, S OBP: 0.277, SLG: 0.336 (1, 4)											3	1	0	0	1	0	0					
Juan Beniquez, R OBP: 0.297, SLG: 0.363 (1, 8)											4	2	3	1	0	0	1					
Jim Mason, L OBP: 0.250, SLG: 0.267 (1, 6)											2	1	1	0	0	0	1					
Kurt Bevacqua, R OBP: 0.174, SLG: 0.227 (7, PH)											1	0	0	0	0	0	1					
Nelson Norman, S OBP: 0.250, SLG: 0.250 (8, 6)											0	0	0	0	0	0	0					
Mike Jorgensen, L OBP: 0.333, SLG: 0.222 (8, PH)											1	0	0	0	0	1	1					
Inning Stats	R: 0 E: 0 K: 1 S: 5	H: 0 LOB: 0 BB: 0 P: 5	R: 0 E: 0 K: 0 S: 3	H: 0 LOB: 0 BB: 0 P: 3	R: 2 E: 0 K: 0 S: 5	H: 2 LOB: 0 BB: 0 P: 5	R: 0 E: 0 K: 0 S: 4	H: 1 LOB: 1 BB: 0 P: 4	R: 1 E: 0 K: 0 S: 3	H: 1 LOB: 2 BB: 2 P: 11	R: 0 E: 0 K: 0 S: 3	H: 0 LOB: 1 BB: 1 P: 7	R: 0 E: 0 K: 0 S: 5	H: 2 LOB: 3 BB: 1 P: 9	R: 0 E: 0 K: 2 S: 7	H: 0 LOB: 0 BB: 0 P: 7	R: 1 E: 0 K: 0 S: 5	H: 2 LOB: 2 BB: 1 P: 9	1B: 6 2B: 1 3B: 0 HR: 1	SF: 0 SAC: 0 DP: 0 HBP: 0	WP: 3 PB: 0 SB: 2 CS: 0	PA: 39
PITCHER	IP	WLS	BF	H	R	ER	SO	BB	IBB	HBP	BLK	WP	HR	S	P	ERA	WHIP					
Byron McLoughlin, R ERA: 5.74 (1, 1)	4.2		19	3	3	3	1	2	0	0	0	0	0	19	27	5.79	1.071					
Shane Rawley, L ERA: 4.08 (5, 1)	2.0	W	10	3	0	0	0	2	0	0	0	0	0	8	16	0.00	2.500					
Enrique Romo, R ERA: 3.41 (7, 1)	2.1	S	10	2	1	1	2	1	0	0	0	0	0	13	17	3.86	1.286					

Seattle Mariners @ Texas Rangers
Arlington Stadium, Arlington, TX
Fri May 26 1978, 8:05 PM EDT
Att: 17,490 - Unknown

AB 34
R 4
H 8
RBI 2
BB 5
SO 3
LOB 13



Batter	1	2	3	4	5	6	7	8	9	AB	R	H	RBI	BB	SO	LOB	TOP										
Julio Cruz, S OBP: 0.380, SLG: 0.311 (1, 4)	F4		G3			G1-6-3 1B		SH3-4		3	0	1	0	0	0	1											
Craig Reynolds, L OBP: 0.369, SLG: 0.376 (1, 6)	K			1B		G1-6-3 1-2		K		4	0	1	0	0	2	3											
Juan Bernhardt, R OBP: 0.328, SLG: 0.500 (1, 3)	4-3			F4		F8		6-3		4	0	0	0	0	0	3											
Ruppert Jones, L OBP: 0.332, SLG: 0.333 (1, 8)		4-3		F7			K		1-3	4	0	0	0	0	1	1											
Leon Roberts, R OBP: 0.396, SLG: 0.527 (1, 9)		6-3		1B		G3 WP		1B		4	1	3	0	0	0	0											
Leroy Stanton, R OBP: 0.324, SLG: 0.264 (9, PR)				1B		G3		F8		4	0	1	0	0	1	3											
John Hale, L OBP: 0.240, SLG: 0.155 (9, PR)	K			6-3		2-3		1B		0	0	0	0	0	0	0											
Bob Robertson, R OBP: 0.133, SLG: 0.286 (1, 10)			5-3					F8		4	1	1	1	0	0	2											
Bill Stein, R OBP: 0.314, SLG: 0.354 (9, PH)			F9			3-H	HR			3	0	0	0	0	1	0											
Steve Braun, L OBP: 0.313, SLG: 0.414 (9, PH)				K				G3		1	0	0	0	0	0	3											
Bill Plummer, R OBP: 0.333, SLG: 0.316 (8, PR)				F7						2	0	1	0	1	0	0											
Larry Milbourne, S OBP: 0.231, SLG: 0.308 (8, PR)										0	0	0	0	0	0	0											
Bob Stinson, S OBP: 0.382, SLG: 0.407 (8, 2)								SH3-4 1B		0	0	0	0	0	0	0											
Inning Stats	R: 0 E: 0 K: 1 S: 5	H: 0 LOB: 0 BB: 0 P: 5	R: 0 E: 0 K: 1 S: 5	H: 0 LOB: 0 BB: 0 P: 5	R: 0 E: 0 K: 0 S: 3	H: 2 LOB: 1 BB: 1 P: 7	R: 0 E: 0 K: 0 S: 5	H: 0 LOB: 0 BB: 0 P: 5	R: 0 E: 0 K: 1 S: 3	H: 1 LOB: 0 BB: 0 P: 3	R: 2 E: 0 K: 1 S: 7	H: 2 LOB: 0 BB: 0 P: 7	R: 0 E: 0 K: 1 S: 6	H: 1 LOB: 2 BB: 0 P: 6	R: 0 E: 0 K: 0 S: 5	H: 2 LOB: 3 BB: 0 P: 5	1B: 6 2B: 1 3B: 0 HR: 1	SF: 0 SAC: 1 DP: 1 HBP: 0	WP: 1 PB: 0 SB: 0 CS: 0	PA: 35							
PITCHER	IP	WLS	BF	H	R	ER	SO	BB	IBB	HBP	BLK	WP	HR	S	P	ERA	WHIP										
Jon Matlack, L ERA: 2.97 (1, 1)	8.1	W	33	8	2	2	5	1	0	0	0	1	1	42	46	2.16	1.080										
Reggie Cleveland, R ERA: 2.6 (9, 1)	0.2	S	2	0	0	0	0	0	0	0	0	0	0	2	2	0.00	0.000										

Seattle Mariners @ Texas Rangers
Arlington Stadium, Arlington, TX
Sat May 27 1978, 8:05 PM EDT
Att: 23,019 - Unknown

AB 33
R 2
H 8
RBI 1
BB 1
SO 5
LOB 16



Batter	1	2	3	4	5	6	7	8	9	AB	R	H	RBI	BB	SO	LOB	BOTTOM										
Mike Hargrove, L OBP: 0.389, SLG: 0.396 (1, 3)	4-3 E 2B	F9		1-3		F6		F8		5	1	1	0	0	0	2											
Al Oliver, L OBP: 0.320, SLG: 0.422 (1, 7)	4-3			F9		E3 CS				3	0	0	0	0	0	1											
Bobby Bonds, R OBP: 0.327, SLG: 0.388 (1, 9)	4-0 E BB	F7				K				3	1	1	0	1	1	3											
Richie Zisk, R OBP: 0.350, SLG: 0.516 (1, 10)	F4	F9		F8				4-3		4	0	0	0	0	0	5											
Juan Beniquez, R OBP: 0.304, SLG: 0.370 (1, 8)	E5 BB			F9				6-3		3	1	2	1	0	0	0											
Bobby Thompson, S OBP: 0.333, SLG: 0.440 (6, 8)	1-H 3-H 1B					1B SF9				1	0	0	0	0	0	0											
Jim Sundberg, R OBP: 0.373, SLG: 0.455 (1, 2)	BB			1B		FC5-4 1B		F7		3	0	2	0	1	0	0											
Toby Harrah, R OBP: 0.318, SLG: 0.298 (1, 5)	FC6-4 1-2 2-3 BB			1B		SF9		F9		2	0	1	1	1	0	0											
Kurt Bevacqua, R OBP: 0.180, SLG: 0.250 (1, 4)	FC6-4			F7		F9				4	0	1	0	0	0	6											
Bump Wills, S OBP: 0.277, SLG: 0.336 (9, 4)	1-2 2-3 1B									0	0	0	0	0	0	0											
Nelson Norman, S OBP: 0.250, SLG: 0.250 (1, 6)				4-3		FC5-4 1-2		5-3		4	0	1	0	0	0	4											
Inning Stats	R: 2 E: 1 K: 0 S: 5	H: 2 LOB: 3 BB: 3 P: 17	R: 0 E: 0 K: 0 S: 4	H: 1 LOB: 2 BB: 0 P: 5	R: 0 E: 0 K: 0 S: 5	H: 2 LOB: 2 BB: 0 P: 5	R: 0 E: 0 K: 0 S: 4	H: 1 LOB: 1 BB: 0 P: 4	R: 1 E: 0 K: 0 S: 5	H: 2 LOB: 1 BB: 0 P: 5	R: 0 E: 1 K: 1 S: 5	H: 0 LOB: 1 BB: 0 P: 5	R: 0 E: 0 K: 0 S: 3	H: 0 LOB: 0 BB: 0 P: 3	R: 0 E: 0 K: 0 S: 4	H: 1 LOB: 1 BB: 0 P: 4	1B: 7 2B: 3 3B: 0 HR: 0	SF: 1 SAC: 0 DP: 1 HBP: 1	WP: 0 PB: 0 SB: 0 CS: 1	PA: 37							
PITCHER	IP	WLS	BF	H	R	ER	SO	BB	IBB	HBP	BLK	WP	HR	S	P	ERA	WHIP										
Tom House, L ERA: 3.46 (1, 1)	8.0	L	37	9	3	3	1	3	0	1	0	0	0	35	48	3.38	1.500										

Seattle Mariners @ Texas Rangers
Arlington Stadium, Arlington, TX
Sat May 27 1978, 8:05 PM EDT
Att: 23,019 - Unknown

AB 32
R 3
H 9
RBI 2
BB 3
SO 1
LOB 21



Batter	1	2	3	4	5	6	7	8	9	AB	R	H	RBI	BB	SO	LOB	TOP										
Hosken Powell, L (1,9) OBP: 0.258, SLG: 0.273 Bob Randall, R (8, PH) OBP: 0.315, SLG: 0.354	F2		F5			5-3		6-3		3	0	0	0	0	0	2											
Roy Smalley, S (1,6) OBP: 0.332, SLG: 0.365	F8					K				4	1	1	1	0	1	1											
Rod Carew, L (1,3) OBP: 0.448, SLG: 0.534	F9									4	0	0	0	0	0	0											
Mike Cubbage, L (1,5) OBP: 0.381, SLG: 0.479 Jose Morales, R (9, PH) OBP: 0.340, SLG: 0.391		K								3	0	0	0	0	1	0											
Glenn Adams, L (1,10) OBP: 0.238, SLG: 0.330 Craig Kuskick, R (9, PH) OBP: 0.277, SLG: 0.319										2	0	0	0	1	1	0											
Butch Wynegar, S (1,2) OBP: 0.319, SLG: 0.329	G3									3	0	0	0	0	0	1											
Rich Chiles, L (1,7) OBP: 0.299, SLG: 0.228 Bombo Rivera, R (8, PH) OBP: 0.446, SLG: 0.446			F7							2	0	0	0	0	0	0											
Willie Norwood, R (1,8) OBP: 0.299, SLG: 0.399										3	0	0	0	0	1	1											
Rob Wilfong, L (1,4) OBP: 0.344, SLG: 0.240 Dan Ford, R (8, PH) OBP: 0.381, SLG: 0.506										1	0	1	0	1	0	0											
Inning Stats	R: 0 E: 0 K: 0 S: 3	H: 0 LOB: 0 BB: 0 P: 3	R: 0 E: 0 K: 1 S: 5	H: 0 LOB: 0 BB: 0 P: 5	R: 0 E: 0 K: 0 S: 4	H: 1 LOB: 1 BB: 0 P: 4	R: 0 E: 0 K: 0 S: 3	H: 0 LOB: 0 BB: 0 P: 3	R: 0 E: 0 K: 1 S: 5	H: 0 LOB: 0 BB: 0 P: 5	R: 0 E: 0 K: 0 S: 3	H: 0 LOB: 1 BB: 1 P: 7	R: 0 E: 0 K: 1 S: 6	H: 1 LOB: 1 BB: 0 P: 6	R: 1 E: 0 K: 2 S: 8	H: 1 LOB: 0 BB: 0 P: 8	1B: 2 2B: 0 3B: 0 HR: 1	SF: 0 SAC: 0 DP: 0 HBP: 0	WP: 1 PB: 0 CS: 0	PA: 32							
PITCHER	IP	WLS	BF	H	R	ER	SO	BB	IBB	HBP	BLK	WP	HR	S	P	ERA	WHIP										
Dock Ellis, R (1,1) ERA: 3.26	7.0	W	24	1	0	0	3	2	0	0	0	1	0	28	36	0.00	0.429										
Roger Moret, L (8,1) ERA: 3.0	2.0		8	2	1	1	3	0	0	0	0	0	1	14	14	4.50	1.000										

Minnesota Twins @ Texas Rangers
Arlington Stadium, Arlington, TX
Mon May 29 1978, 8:05 PM EDT
Unknown - 92 F

AB 30
R 1
H 3
RBI 1
BB 2
SO 6
LOB 7



Batter	1	2	3	4	5	6	7	8	9	AB	R	H	RBI	BB	SO	LOB	BOTTOM										
Mike Hargrove, L (1,3) OBP: 0.386, SLG: 0.392 Mike Jorgensen, L (7,3) OBP: 0.308, SLG: 0.200	4-3									4	1	1	0	0	1	0											
Bump Willis, S (1,4) OBP: 0.300, SLG: 0.356 Kurt Bevacqua, R (9,4) OBP: 0.180, SLG: 0.250										3	3	3	0	2	0	0											
Bobby Bonds, R (1,9) OBP: 0.323, SLG: 0.381										5	0	1	0	0	1	5											
Al Oliver, L (1,7) OBP: 0.322, SLG: 0.445	4-3									3	1	2	4	0	0	1											
Richie Zisk, R (1,10) OBP: 0.346, SLG: 0.506										5	1	1	1	0	1	1											
Jim Sundberg, R (1,2) OBP: 0.380, SLG: 0.456										4	0	2	0	1	0	2											
Juan Beniquez, R (1,8) OBP: 0.322, SLG: 0.383										3	1	3	1	1	0	0											
Toby Harrah, R (1,5) OBP: 0.316, SLG: 0.297										4	0	1	1	0	2	6											
Jim Mason, L (1,6) OBP: 0.250, SLG: 0.242 Nelson Norman, S (7, PR) OBP: 0.250, SLG: 0.250										3	0	0	0	1	0	3											
Inning Stats	R: 0 E: 0 K: 1 S: 6	H: 1 LOB: 1 BB: 0 P: 6	R: 1 E: 1 K: 0 S: 4	H: 1 LOB: 1 BB: 1 P: 8	R: 3 E: 0 K: 1 S: 10	H: 5 LOB: 2 BB: 0 P: 10	R: 0 E: 0 K: 0 S: 3	H: 0 LOB: 1 BB: 1 P: 7	R: 1 E: 0 K: 2 S: 9	H: 2 LOB: 2 BB: 1 P: 13	R: 1 E: 0 K: 1 S: 5	H: 1 LOB: 1 BB: 1 P: 9	R: 0 E: 0 K: 0 S: 5	H: 2 LOB: 3 BB: 1 P: 9	R: 1 E: 0 K: 0 S: 5	H: 2 LOB: 1 BB: 0 P: 5	1B: 12 2B: 1 3B: 0 HR: 1	SF: 2 SAC: 0 DP: 1 HBP: 0	WP: 0 PB: 0 CS: 0	PA: 42							
PITCHER	IP	WLS	BF	H	R	ER	SO	BB	IBB	HBP	BLK	WP	HR	S	P	ERA	WHIP										
Gary Serun, R (1,1) ERA: 3.83	4.1	L	25	9	5	5	3	3	0	0	0	0	0	28	40	10.38	2.769										
Greg Thayer, R (5,1) ERA: 3.95	3.2		17	5	2	2	2	2	0	0	0	0	0	19	27	4.91	1.909										

Minnesota Twins @ Texas Rangers
Arlington Stadium, Arlington, TX
Mon May 29 1978, 8:05 PM EDT
Unknown - 92 F

AB 35
R 7
H 14
RBI 7
BB 5
SO 5
LOB 21



Batter	1	2	3	4	5	6	7	8	9	AB	R	H	RBI	BB	SO	LOB	TOP												
Roy Smalley, S (1,6) OBP: 0.335, SLG: 0.374	1-3	K			SH2-3		E 1B		1B 2B	4	2	2	1	0	1	0	Minnesota Twins @ Texas Rangers Arlington Stadium, Arlington, TX Mon May 29 1978, 8:05 PM EDT Att: 28,317 - Unknown												
Willie Norwood, R (1,7) OBP: 0.298, SLG: 0.395 Rod Carew, L (9, PH) OBP: 0.451, SLG: 0.537	1B	F8			F2		E6 1B		WP 1B	4	1	1	0	0	0	2													
Dan Ford, R (1,8) OBP: 0.381, SLG: 0.503	1B 2B			5-3	K		1-2 2-H 1B		F8	5	1	2	1	0	1	3													
Craig Kusick, R (1,3) OBP: 0.295, SLG: 0.342 Rich Chiles, L (9, 7) OBP: 0.299, SLG: 0.228	2B 1B			F4		FC1-5 2B			BB BB BB BB BB BB BB BB	4	1	2	1	1	0	2													
Bombo Rivera, R (1,9) OBP: 0.429, SLG: 0.417	2B SF7 IBB			5-3		FC1-5 5-3		K	F3	4	1	0	0	1	1	3													
Jose Morales, R (1,10) OBP: 0.351, SLG: 0.420					G6-4-3 1B		5-3		4-3	4	0	2	2	0	0	1													
Larry Wolfe, R (1,5) OBP: 0.309, SLG: 0.288	SF7			G6-4-3		P3		5-3		3	0	0	1	0	0	2													
Glenn Borgmann, R (1,2) OBP: 0.343, SLG: 0.357 Rob Wilfong, L (9, FR) OBP: 0.344, SLG: 0.240 Butch Wynegar, S (9, 2) OBP: 0.319, SLG: 0.329	5-3			K			5-3		SH1-4 2B 2B	4	0	1	0	0	1	1													
Bob Randall, R (1,4) OBP: 0.315, SLG: 0.353	1-3				SH2-3 1B		F9		SH1-4	3	0	1	0	0	0	0													
Inning Stats	R: 4 E: 0 K: 0 S: 7	H: 4 LOB: 1 BB: 1 P: 11	R: 0 E: 0 K: 1 S: 5	H: 0 LOB: 0 BB: 0 P: 5	R: 0 E: 0 K: 0 S: 3	H: 0 LOB: 0 BB: 0 P: 3	R: 0 E: 0 K: 1 S: 5	H: 1 LOB: 0 BB: 0 P: 5	R: 0 E: 0 K: 1 S: 6	H: 1 LOB: 1 BB: 0 P: 6	R: 0 E: 0 K: 0 S: 4	H: 1 LOB: 1 BB: 0 P: 4	R: 1 E: 1 K: 0 S: 6	H: 2 LOB: 2 BB: 0 P: 6	R: 0 E: 0 K: 1 S: 5	H: 0 LOB: 0 BB: 0 P: 5		R: 2 E: 0 K: 0 S: 6	H: 3 LOB: 2 BB: 1 P: 10	1B: 8 2B: 4 3B: 0 HR: 0	SF: 1 SAC: 2 DP: 1 HBP: 0	WP: 1 PB: 0 CS: 0	PA: 41						
PITCHER	IP WLS BF H R ER SO BB IBB HBP BLK WP HR S P ERA WHIP	0.1 L 6 4 4 4 0 0 1 0 0 0 0 5 9 108.00 12.000	8.0 31 7 3 2 4 0 0 0 0 0 0 0 39 39 2.25 0.875	0.2 4 1 0 0 0 1 0 0 0 1 0 3 7 0.00 3.000	PITCHER										IP WLS BF H R ER SO BB IBB HBP BLK WP HR S P ERA WHIP														
Jim Umberger, L (1,1) ERA: 5.12											0.1	L	6	4	4	4	0	0	1	0	0	0	1	0	3	7	0.00	3.000	
Doc Medich, R (1,1) ERA: 5.06											8.0	31	7	3	2	4	0	0	0	0	0	0	0	0	0	39	39	2.25	0.875
Paul Lindblad, L (9,1) ERA: 0.93											0.2	4	1	0	0	0	1	0	0	0	0	1	0	3	7	0.00	3.000		
Batter	1	2	3	4	5	6	7	8	9	AB	R	H	RBI	BB	SO	LOB	BOTTOM												
John Lowenstein, L (1,5) OBP: 0.421, SLG: 0.508	F5			K		2B 3B		F7		4	1	1	0	0	1	0	Minnesota Twins @ Texas Rangers Arlington Stadium, Arlington, TX Mon May 29 1978, 8:05 PM EDT Att: 28,317 - Unknown												
Mike Hargrove, L (1,3) OBP: 0.388, SLG: 0.397 Mike Jorgensen, L (8, FR) OBP: 0.308, SLG: 0.200	L6			F7		2B 2B		2B BB		3	1	1	1	1	0	0													
Bobby Bonds, R (1,9) OBP: 0.327, SLG: 0.399	F7			K		2B		2B		4	0	2	1	0	1	0													
Al Oliver, L (1,10) OBP: 0.315, SLG: 0.435		5-3			4-3	4-3		F9		4	0	0	0	0	0	4													
Richie Zisk, R (1,7) OBP: 0.339, SLG: 0.494		L6			F9		F8		K	4	0	0	0	0	1	0													
John Ellis, R (1,2) OBP: 0.250, SLG: 0.750		K			2B		F7		F7	4	0	1	0	0	1	0													
Bobby Thompson, S (1,8) OBP: 0.333, SLG: 0.429 Juan Benquez, R (9, PH) OBP: 0.320, SLG: 0.380				4-3	K				F6	3	0	1	0	0	1	1													
Bump Wills, S (1,4) OBP: 0.301, SLG: 0.356				4-3		G6-4-3 1B		F7		3	0	1	0	0	0	1													
Jim Mason, L (1,6) OBP: 0.237, SLG: 0.229 Kurt Bevacqua, R (8, PH) OBP: 0.176, SLG: 0.245 Nelson Norman, S (9, 6) OBP: 0.250, SLG: 0.250				K		G6-4-3		1-3		2	0	0	0	0	1	1													
Inning Stats	R: 0 E: 0 K: 0 S: 3	H: 0 LOB: 0 BB: 0 P: 3	R: 0 E: 0 K: 1 S: 5	H: 0 LOB: 0 BB: 0 P: 5	R: 0 E: 0 K: 1 S: 5	H: 0 LOB: 0 BB: 0 P: 5	R: 0 E: 0 K: 2 S: 7	H: 0 LOB: 0 BB: 0 P: 7	R: 0 E: 0 K: 1 S: 6	H: 1 LOB: 1 BB: 0 P: 6	R: 2 E: 0 K: 0 S: 6	H: 4 LOB: 1 BB: 0 P: 6	R: 0 E: 0 K: 0 S: 4	H: 1 LOB: 1 BB: 0 P: 4	R: 0 E: 0 K: 0 S: 4	H: 1 LOB: 3 BB: 1 P: 8		R: 0 E: 0 K: 1 S: 5	H: 0 LOB: 0 BB: 0 P: 5	1B: 2 2B: 4 3B: 1 HR: 0	SF: 0 SAC: 0 DP: 1 HBP: 0	WP: 0 PB: 0 CS: 0	PA: 34						
PITCHER	IP WLS BF H R ER SO BB IBB HBP BLK WP HR S P ERA WHIP	7.2 W 30 7 2 2 5 1 0 0 0 0 0 6 6 2.35 1.043	1.1 S 4 0 0 0 1 0 0 0 0 0 0 6 6 0.00 0.000	PITCHER										IP WLS BF H R ER SO BB IBB HBP BLK WP HR S P ERA WHIP															
Roger Erickson, R (1,1) ERA: 4.61											7.2	W	30	7	2	2	5	1	0	0	0	0	0	0	6	6	2.35	1.043	
Mike Marshall, R (8,1) ERA: 1.23											1.1	S	4	0	0	0	1	0	0	0	0	0	0	0	6	6	0.00	0.000	

Batter	1	2	3	4	5	6	7	8	9	AB	R	H	RBI	BB	SO	LOB	TOP								
Mike Cabbage, L (1, 5) OBP: 0.377, SLG: 0.472	F7		F5			G3				4	0	1	1	0	0	1									
Rod Carow, L (1, 3) OBP: 0.442, SLG: 0.525	1-3		K			4-3		F7		4	0	0	0	0	1	2									
Dan Ford, R (1, 8) OBP: 0.373, SLG: 0.491	K			F8		4-3		G3		4	0	0	0	0	1	1									
Butch Wynegar, S (1, 2) OBP: 0.323, SLG: 0.336		SH2-3 2B HBP		G3				F8		3	0	1	0	0	0	0									
Roy Smalley, S (1, 6) OBP: 0.340, SLG: 0.378		SH2-3 1-2		K				FC3-6 1B		3	0	2	0	0	1	0									
Hosken Powell, L (1, 9) OBP: 0.288, SLG: 0.292						1B G4-6-3 1B		FC3-6 1-2		3	1	2	0	0	0	1									
Bombo Rivera, R (7, PR) OBP: 0.437, SLG: 0.417		2B				1B		K		0	0	0	0	1	0	0									
Glenn Adams, L (1, 10) OBP: 0.238, SLG: 0.327		K				1B G4-6-3		K		4	0	1	0	0	2	5									
Rich Chiles, L (1, 7) OBP: 0.310, SLG: 0.233				SH1-3 HBP		G4-6-3 1-2 3-H		1B SH1-4		3	1	1	0	0	0	4									
Rob Wilfong, L (1, 4) OBP: 0.333, SLG: 0.231		SH1-3 1-2		K		K		SH1-4 1-2		1	0	0	0	0	1	0									
Inning Stats	R: 0 E: 0 K: 1 S: 5	H: 0 LOB: 0 BB: 0 P: 5	R: 0 E: 0 K: 1 S: 5	H: 1 LOB: 1 BB: 0 P: 6	R: 0 E: 0 K: 1 S: 5	H: 0 LOB: 0 BB: 0 P: 6	R: 0 E: 0 K: 1 S: 5	H: 0 LOB: 0 BB: 0 P: 5	R: 1 E: 0 K: 1 S: 6	H: 2 LOB: 0 BB: 0 P: 6	R: 0 E: 0 K: 0 S: 3	H: 0 LOB: 0 BB: 0 P: 3	R: 0 E: 0 K: 1 S: 6	H: 1 LOB: 1 BB: 0 P: 6	R: 1 E: 0 K: 0 S: 5	H: 2 LOB: 1 BB: 0 P: 5	R: 0 E: 0 K: 0 S: 4	H: 2 LOB: 1 BB: 1 P: 8	1B: 6 2B: 2 3B: 0 HR: 0	SF: 0 SAC: 0 DP: 2 HBP: 2	WP: 0 PB: 0 SB: 0 CS: 0	PA: 35			
PITCHER	IP	WLS	BF	H	R	ER	SO	BB	IBB	HBP	BLK	WP	HR	S	P	ERA	WHIP								
Fergie Jenkins, R (1, 1) ERA: 3.01	7.1	L	28	6	2	2	6	0	0	2	0	0	0	38	40	2.46	0.818								
Roger Moret, L (8, 1) ERA: 2.7	0.2		4	2	0	0	0	0	0	0	0	0	0	4	4	0.00	3.000								
Reggie Cleveland, R (9, 1) ERA: 2.45	1.0		3	0	0	0	0	1	0	0	0	0	0	2	6	0.00	1.000								

Minnesota Twins @ Texas Rangers
Arlington Stadium, Arlington, TX
Tue May 30 1978, 8:05 PM EDT
Att: 12,718 - Unknown - 90 F

AB 29
R 2
H 8
RBI 1
BB 1
SO 6
LOB 14



Batter	1	2	3	4	5	6	7	8	9	AB	R	H	RBI	BB	SO	LOB	BOTTOM								
Mike Hargrove, L (1, 3) OBP: 0.386, SLG: 0.390	2B HBP		3-1		3-1			F9		3	0	0	0	0	0	2									
Al Oliver, L (1, 7) OBP: 0.319, SLG: 0.436	L4					CS 1B		K		4	0	2	0	0	1	2									
Jim Sundberg, R (1, 2) OBP: 0.377, SLG: 0.457			1B		4-3			6-3		4	0	1	0	0	1	3									
Richie Zisk, R (1, 10) OBP: 0.342, SLG: 0.494						G6-4-3 1B		4-3		4	0	2	0	0	1	2									
Bobby Thompson, S (9, PR) OBP: 0.333, SLG: 0.429	K							1B		0	0	0	0	0	0	0									
Bobby Bonds, R (1, 9) OBP: 0.319, SLG: 0.388	F9				G6-4-3 1-2			F9		4	0	0	0	0	0	4									
Juan Beniquez, R (1, 8) OBP: 0.312, SLG: 0.370			F9		K			F8		4	0	0	0	0	1	1									
Toby Harrah, R (1, 5) OBP: 0.321, SLG: 0.298					G6-4-3 1B			E6		3	0	1	0	1	1	1									
Bump Wills, S (1, 4) OBP: 0.295, SLG: 0.349			G6-4-3 1-2		K			F4		3	0	0	0	0	1	3									
Nelson Norman, S (1, 6) OBP: 0.200, SLG: 0.200										2	0	0	0	0	0	1									
Kurt Bevacqua, R (8, PH) OBP: 0.192, SLG: 0.245			5-3							0	0	0	0	1	0	0									
Jim Mason, L (9, 6) OBP: 0.237, SLG: 0.229										0	0	0	0	0	0	0									
Inning Stats	R: 0 E: 0 K: 1 S: 6	H: 1 LOB: 2 BB: 0 P: 7	R: 0 E: 0 K: 0 S: 3	H: 1 LOB: 0 BB: 0 P: 3	R: 0 E: 0 K: 0 S: 4	H: 1 LOB: 1 BB: 0 P: 4	R: 0 E: 0 K: 1 S: 5	H: 1 LOB: 0 BB: 0 P: 5	R: 0 E: 0 K: 1 S: 5	H: 0 LOB: 0 BB: 0 P: 5	R: 0 E: 0 K: 0 S: 4	H: 0 LOB: 1 BB: 0 P: 4	R: 0 E: 0 K: 1 S: 5	H: 0 LOB: 1 BB: 1 P: 9	R: 0 E: 0 K: 0 S: 5	H: 0 LOB: 1 BB: 1 P: 9	R: 0 E: 0 K: 1 S: 6	H: 1 LOB: 1 BB: 0 P: 6	1B: 5 2B: 1 3B: 0 HR: 0	SF: 0 SAC: 0 DP: 2 HBP: 1	WP: 0 PB: 0 SB: 0 CS: 1	PA: 34			
PITCHER	IP	WLS	BF	H	R	ER	SO	BB	IBB	HBP	BLK	WP	HR	S	P	ERA	WHIP								
Geoff Zahn, L (1, 1) ERA: 2.42	8.0	W	30	5	0	0	5	2	0	1	0	0	0	37	46	0.00	0.875								
Mike Marshall, R (9, 1) ERA: 1.15	1.0	S	4	1	0	0	1	0	0	0	0	0	0	6	6	0.00	1.000								

Minnesota Twins @ Texas Rangers
Arlington Stadium, Arlington, TX
Tue May 30 1978, 8:05 PM EDT
Att: 12,718 - Unknown - 90 F

AB 31
R 0
H 6
RBI 0
BB 2
SO 6
LOB 19



Batter	1	2	3	4	5	6	7	8	9	AB	R	H	RBI	BB	SO	LOB	TOP										
Hosken Powell, L (1, 9) OBP: 0.270, SLG: 0.287 Bombo Rivera, R (6, PH) OBP: 0.425, SLG: 0.403 (6, 9)	4-0 FC3-6 SH SF8 BB		0-0 F9	0-0 4-1		0-3 K	0-0 5-3			2	1	0	0	1	0	2											
Roy Smalley, S (1, 6) OBP: 0.336, SLG: 0.376	0-0 SH FC3-6		0-0 G3 1B		0-0 F8	0-0 P4		0-0 L8		4	0	1	0	0	0	2											
Dan Ford, R (1, 8) OBP: 0.374, SLG: 0.506	0-0 FC3-6 E 1-2 2-3		0-0 G3 1B		0-0 1-3	0-0 HR 1-H 2-H		0-3 K		5	1	2	3	0	1	2											
Mike Cubbage, L (1, 5) OBP: 0.378, SLG: 0.488	0-0 SF8		0-0 G3		0-0 3B	0-0 F5		0-0 WP 1B		4	0	2	1	0	0	2											
Butch Wynegar, S (1, 2) OBP: 0.320, SLG: 0.338	0-0 F9		0-0 F2		0-0 6-3		0-0 2B	0-3 K		5	1	1	0	0	1	5											
Glenn Adams, L (1, 10) OBP: 0.255, SLG: 0.377		0-0 FC5-4 1B		0-0 L9		0-0 HR	0-0 FC1-5 2-H	0-0 1-3		5	1	3	2	0	0	0											
Craig Kusick, R (1, 3) OBP: 0.290, SLG: 0.325		0-0 FC5-4 CS 1-2		0-3 K		0-0 1B BB	0-0 FC1-5 2-3	0-0 6-3		4	1	0	0	1	1	2											
Rich Chiles, L (1, 7) OBP: 0.342, SLG: 0.266		4-0 1-2 BB		0-0 2B 1B		0-0 1B HR	0-0 F9			4	1	3	0	1	0	1											
Rob Wilfong, L (1, 4) OBP: 0.343, SLG: 0.286 Jose Morales, R (6, PH) OBP: 0.362, SLG: 0.431 Bob Randall, R (6, 4) OBP: 0.318, SLG: 0.364		0-0 G3		0-0 1-3 2B		0-0 HR 1B	0-0 1-3 2B	0-0 4-3		2	0	1	0	0	0	1											
Inning Stats	R: 1 E: 2 K: 0 S: 4	H: 0 LOB: 1 BB: 1 P: 8	R: 0 E: 0 K: 0 S: 3	H: 1 LOB: 1 BB: 1 P: 7	R: 0 E: 0 K: 0 S: 5	H: 2 LOB: 2 BB: 0 P: 5	R: 0 E: 0 K: 1 S: 7	H: 2 LOB: 2 BB: 0 P: 7	R: 0 E: 0 K: 0 S: 4	H: 1 LOB: 1 BB: 0 P: 4	R: 5 E: 0 K: 1 S: 9	H: 4 LOB: 0 BB: 1 P: 13	R: 1 E: 0 K: 0 S: 6	H: 3 LOB: 2 BB: 0 P: 6	R: 0 E: 2 K: 2 S: 8	H: 1 LOB: 1 BB: 0 P: 8	R: 0 E: 0 K: 0 S: 4	H: 1 LOB: 1 BB: 0 P: 4	1B: 8 2B: 4 3B: 1 HR: 2	SF: 1 SAC: 1 DP: 0 HBP: 0	WP: 1 PB: 0 SB: 0 CS: 1	PA: 45					
PITCHER	IP	WLS	BF	H	R	ER	SO	BB	IBB	HBP	BLK	WP	HR	S	P	ERA	WHIP										
Doyle Alexander, R (1, 1) ERA: 3.75	5.0		26	8	4	3	1	3	0	0	0	0	1	25	37	5.40	2.200										
Paul Lindblad, L (6, 1) ERA: 2.53	1.0		5	2	2	2	1	0	0	0	0	0	1	7	7	18.00	2.000										
Steve Comer, R (7, 1) ERA: 1.86	3.0	W	14	5	1	1	2	0	0	0	0	1	0	18	18	3.00	1.667										

Minnesota Twins @ Texas Rangers
Arlington Stadium, Arlington, TX
Thu Jun 01 1978, 8:05 PM EDT
Att: 16,084 - Cloudy - 82 F

AB 40
R 7
H 15
RBI 7
BB 3
SO 4
LOB 22



Batter	1	2	3	4	5	6	7	8	9	AB	R	H	RBI	BB	SO	LOB	BOTTOM										
Bobby Bonds, R (1, 9) OBP: 0.315, SLG: 0.382	0-3 K		0-0 1B FC4 1B	0-0 F8		0-3 K		0-0 6-3		5	1	1	0	0	2	1											
Mike Hargrove, L (1, 3) OBP: 0.386, SLG: 0.396	0-0 L4		0-0 FC4 1B		0-0 1B 2B	0-0 F8		0-0 F8		5	1	2	1	0	0	0											
Bump Wills, S (1, 4) OBP: 0.292, SLG: 0.340	0-0 L4		0-0 FC4 S 1-2 3-H		0-0 F9		4-0 2B BB	0-3 K		4	1	0	1	1	1	2											
Al Oliver, L (1, 10) OBP: 0.313, SLG: 0.426		0-0 F7	0-0 2-3		0-0 F8		0-0 F7			4	0	0	0	0	0	3											
Richie Zisk, R (1, 7) OBP: 0.350, SLG: 0.506 Bobby Thompson, S (7, PR) OBP: 0.333, SLG: 0.429 (8, 7)		0-0 1B 1B	0-0 F9		0-0 BB E 1B		0-0 HR 2B			4	1	3	2	0	0	1											
Jim Sundberg, R (1, 2) OBP: 0.380, SLG: 0.455		0-0 F9		0-0 2B 5-3 1B	0-0 E WP BB		0-3 K			3	2	1	0	1	1	2											
Juan Beniquez, R (1, 8) OBP: 0.329, SLG: 0.389		0-0 1B		0-0 S 2B	0-0 E8 WP 1B		4-0 HR BB			3	1	3	1	1	0	0											
Toby Harrah, R (1, 5) OBP: 0.319, SLG: 0.319		0-0 F8		0-0 5-3	0-0 1-3 2B		0-0 1-3			4	1	1	4	0	0	4											
Jim Mason, L (1, 6) OBP: 0.231, SLG: 0.222 Kurt Bevacqua, R (4, PH) OBP: 0.189, SLG: 0.240 Nelson Norman, S (5, 6) OBP: 0.167, SLG: 0.167			0-0 E4 1B 1B	0-0 5-3		0-0 6-3		0-3 K		1	1	0	0	0	0	0											
Inning Stats	R: 0 E: 0 K: 1 S: 5	H: 0 LOB: 0 BB: 0 P: 5	R: 0 E: 0 K: 0 S: 5	H: 2 LOB: 2 BB: 0 P: 5	R: 2 E: 1 K: 0 S: 6	H: 2 LOB: 1 BB: 0 P: 6	R: 1 E: 0 K: 0 S: 5	H: 2 LOB: 1 BB: 0 P: 5	R: 3 E: 0 K: 1 S: 5	H: 3 LOB: 1 BB: 1 P: 10	R: 0 E: 0 K: 1 S: 5	H: 0 LOB: 0 BB: 0 P: 5	R: 4 E: 0 K: 2 S: 9	H: 2 LOB: 1 BB: 2 P: 17	R: 0 E: 0 K: 1 S: 5	H: 0 LOB: 0 BB: 0 P: 5	1B: 7 2B: 3 3B: 0 HR: 1	SF: 0 SAC: 0 DP: 0 HBP: 0	WP: 1 PB: 0 SB: 3 CS: 0	PA: 39							
PITCHER	IP	WLS	BF	H	R	ER	SO	BB	IBB	HBP	BLK	WP	HR	S	P	ERA	WHIP										
Paul Thordogard, R (1, 1) ERA: 5.05	3.1		17	6	3	1	1	0	0	0	0	0	0	19	19	2.70	1.800										
Mae Scarce, L (4, 1) ERA: 4.22	1.1		5	1	1	1	0	0	0	0	0	0	0	5	5	6.75	0.750										
Tom Johnson, R (5, 1) ERA: 5.23	1.1		7	2	2	2	1	1	0	0	0	1	0	8	12	13.50	2.250										
Mike Marshall, R (7, 1) ERA: 3.06	2.0	L	10	2	4	4	3	2	0	0	0	0	1	14	22	18.00	2.000										

Minnesota Twins @ Texas Rangers
Arlington Stadium, Arlington, TX
Thu Jun 01 1978, 8:05 PM EDT
Att: 16,084 - Cloudy - 82 F

AB 36
R 10
H 11
RBI 9
BB 3
SO 5
LOB 15



Batter	1	2	3	4	5	6	7	8	9	AB	R	H	RBI	BB	SO	LOB	TOP			
Bobby Bonds, R OBP: 0.320, SLG: 0.381	0-3 K			4-0 1B SF9 BB		0-0 F7			0-0 1B	3	1	1	0	1	1	0				
Mike Hargrove, L OBP: 0.383, SLG: 0.393	0-0 4-3			0-0 SF9 1-3 1B			0-0 4-3		0-0 F6	4	0	1	0	0	0	1				
Bump Wills, S OBP: 0.287, SLG: 0.335	0-0 L9			0-0 SF9 1-2 3-H			0-3 K			2	0	0	1	0	1	0				
Al Oliver, L OBP: 0.308, SLG: 0.419			0-0 F8		0-0 FC1-5-6-4 2-3			0-3 K		3	0	0	0	0	1	1				
Richie Zisk, R OBP: 0.350, SLG: 0.503			0-0 G6-3 1B			0-0 F7			0-0 F9	3	0	1	0	0	0	0				
Jim Sundberg, R OBP: 0.379, SLG: 0.452			0-0 G6-3 1-2			0-0 G5-4-3 1B			0-0 5-3	3	0	1	0	0	0	1				
Juan Beniquez, R OBP: 0.323, SLG: 0.382				0-0 F8		0-0 G5-4-3 1-2			0-0 F8	3	0	0	0	0	0	1				
Toby Harrah, R OBP: 0.313, SLG: 0.312				0-0 F8			0-0 3-1		0-0 F3	3	0	0	0	0	0	0				
Jim Mason, L OBP: 0.220, SLG: 0.211							0-0 F5			2	0	0	0	0	0	0				
John Lowenstein, L (9, PH) OBP: 0.416, SLG: 0.500									0-0 F8	1	0	0	0	0	0	0				
Inning Stats	R: 0 E: 0 K: 1 S: 5	H: 0 LOB: 0 BB: 0 P: 5	R: 0 E: 0 K: 0 S: 3	H: 1 LOB: 0 BB: 0 P: 3	R: 0 E: 0 K: 0 S: 3	H: 0 LOB: 0 BB: 0 P: 3	R: 1 E: 0 K: 0 S: 3	H: 1 LOB: 0 BB: 1 P: 7	R: 0 E: 0 K: 0 S: 3	H: 0 LOB: 0 BB: 0 P: 3	R: 0 E: 0 K: 2 S: 7	H: 0 LOB: 0 BB: 0 P: 7	R: 0 E: 0 K: 0 S: 3	H: 0 LOB: 0 BB: 0 P: 3	R: 0 E: 0 K: 0 S: 4	H: 1 LOB: 1 BB: 0 P: 4	1B: 4 2B: 1 3B: 0 HR: 0	SF: 1 SAC: 0 DP: 3 HBP: 0	WP: 0 PB: 0 SB: 0 CS: 0	PA: 29
PITCHER Jesse Jefferson, R ERA: 3.99	IP: 9.0 WLS: W BF: 29 H: 4 R: 1 ER: 1 SO: 3 BB: 1 IBB: 0 HBP: 0 BLK: 0 WP: 0 HR: 0 S: 34 P: 38 ERA: 1.00 WHIP: 0.556																			

Texas Rangers @ Toronto Blue Jays
Exhibition Stadium, Toronto, ON
Fri Jun 02 1978, 7:05 PM EDT
Att: 25,273 - Unknown - 63 F

AB	27
R	1
H	4
RBI	1
BB	1
SO	3
LOB	4

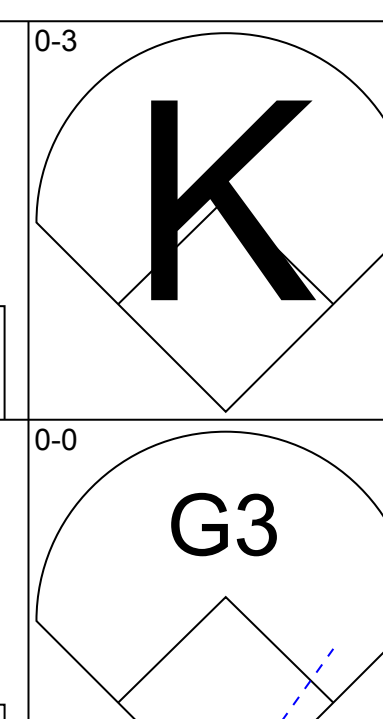
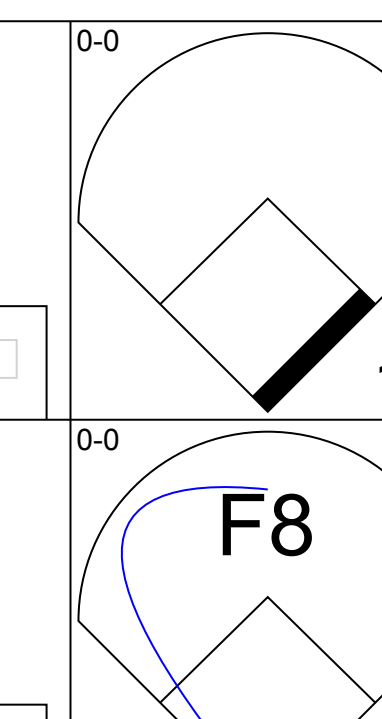
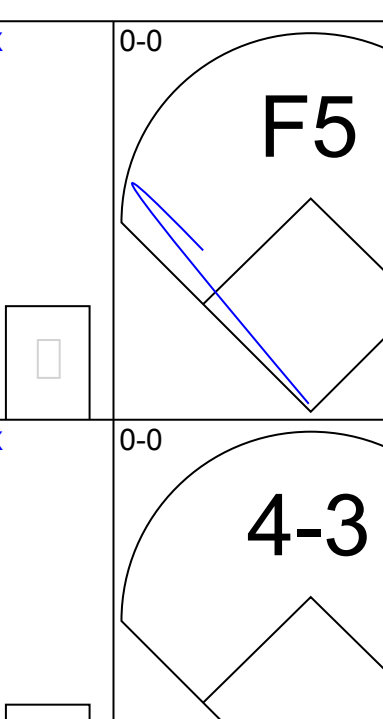
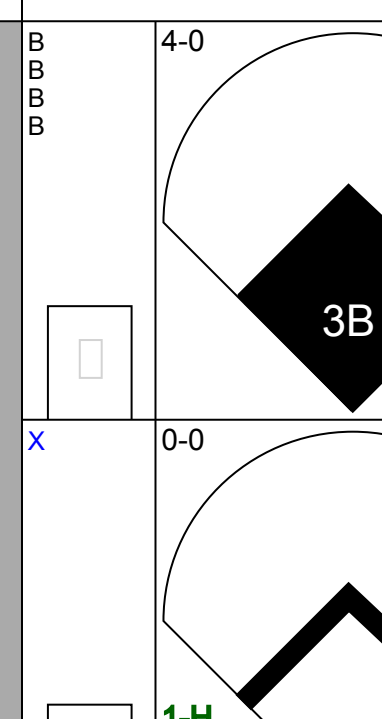
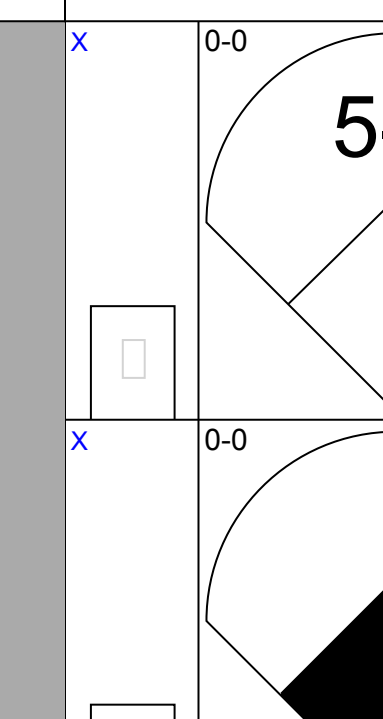
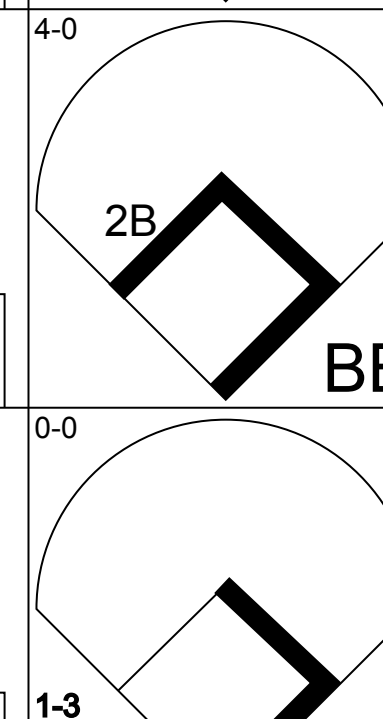
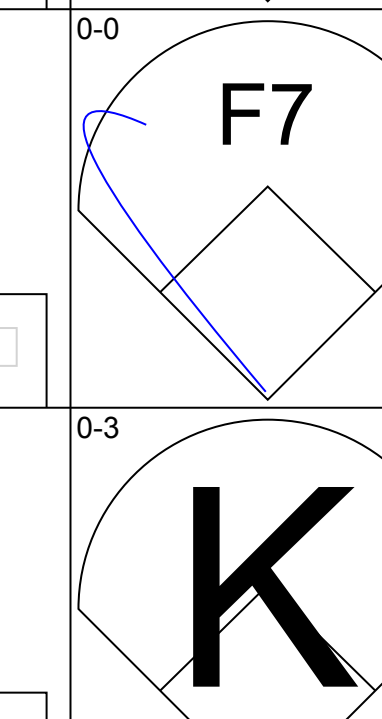
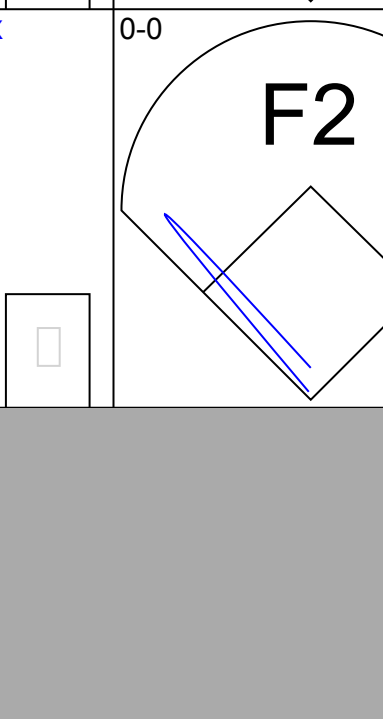
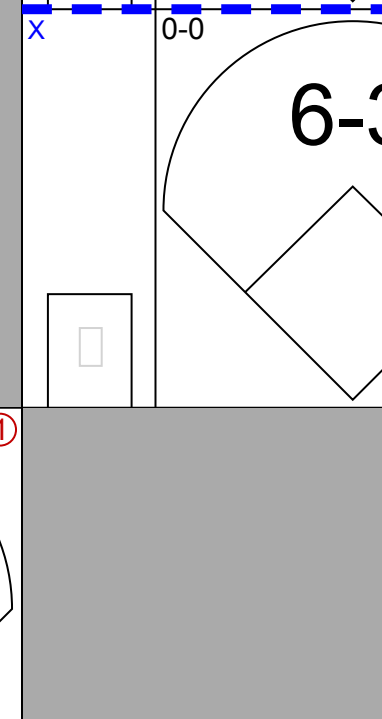
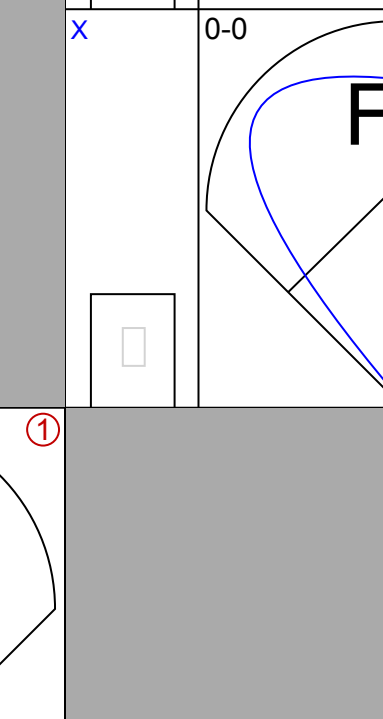
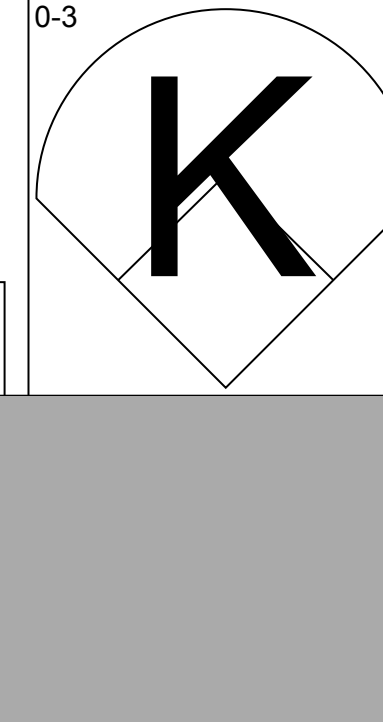



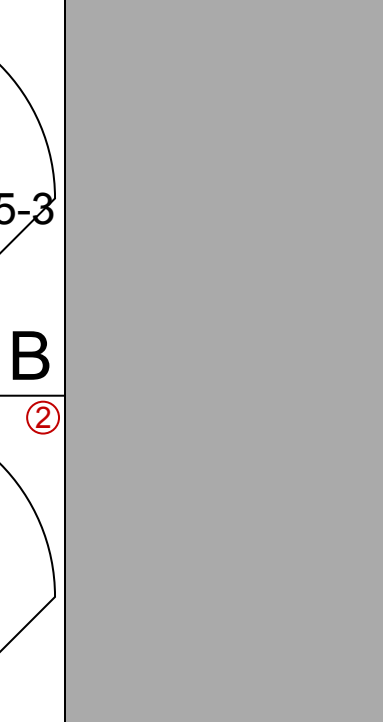



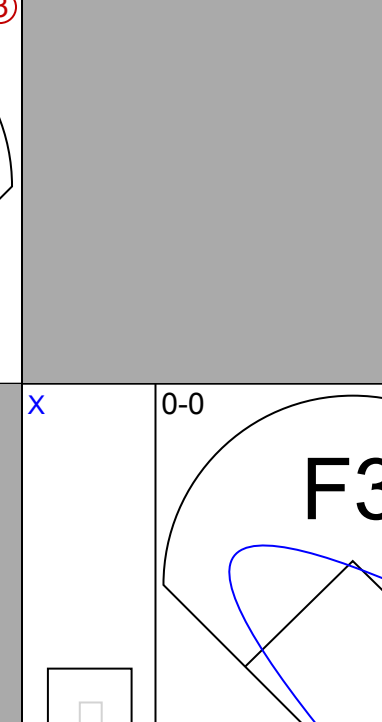
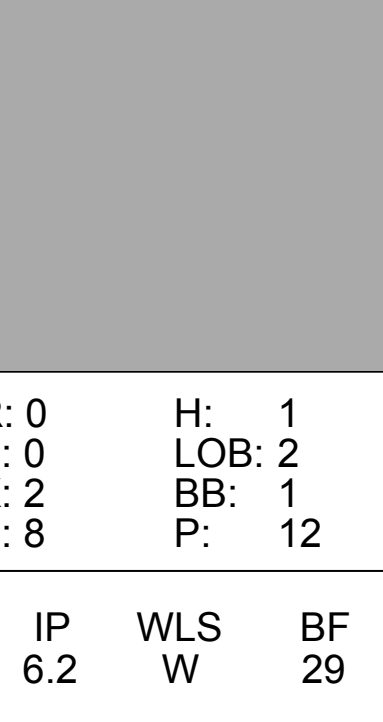
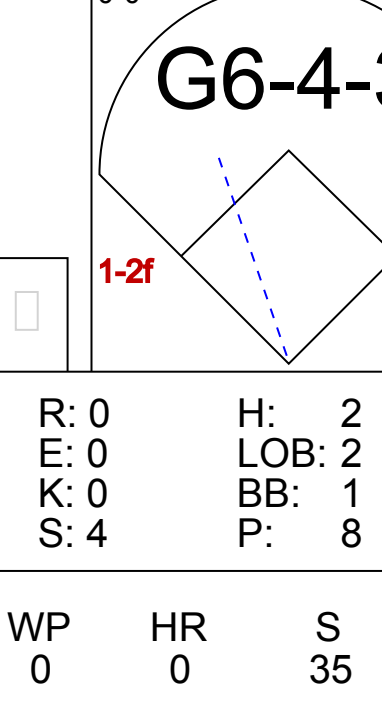
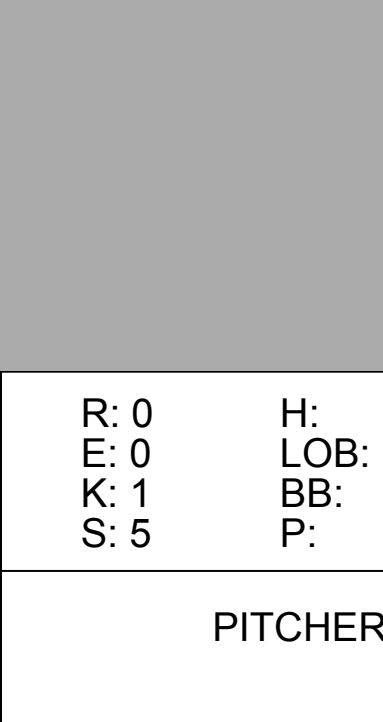
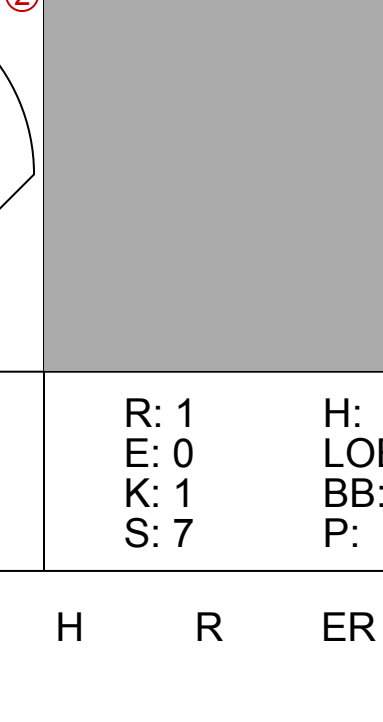
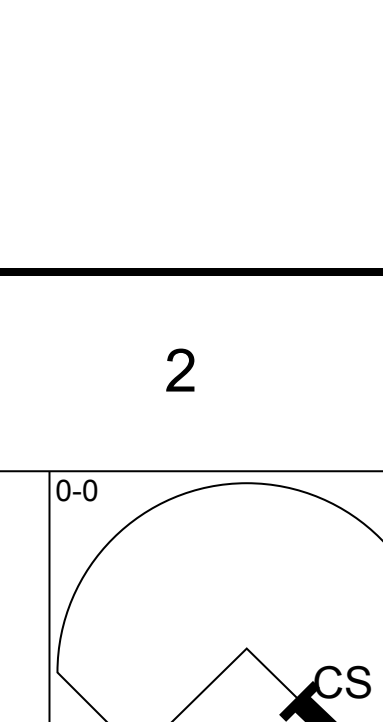
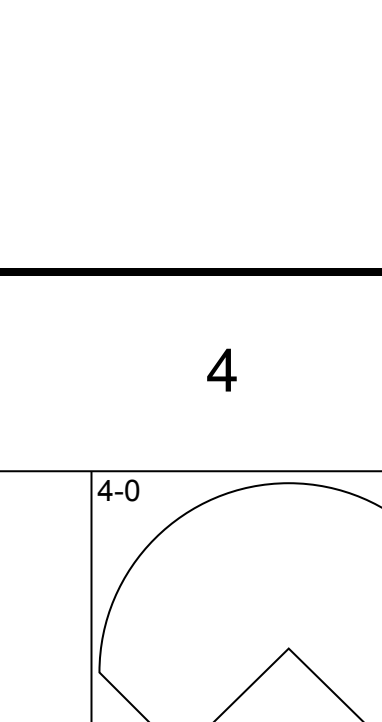
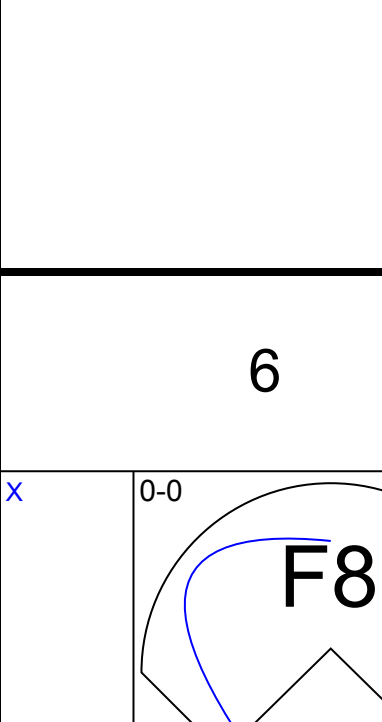
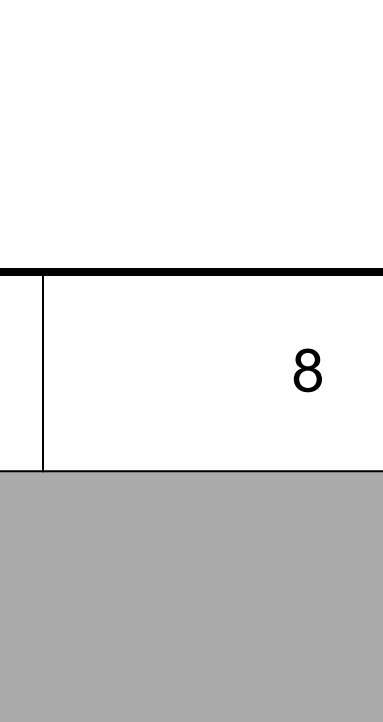
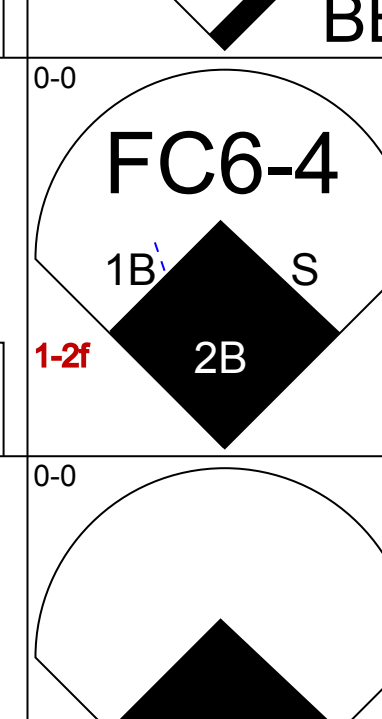
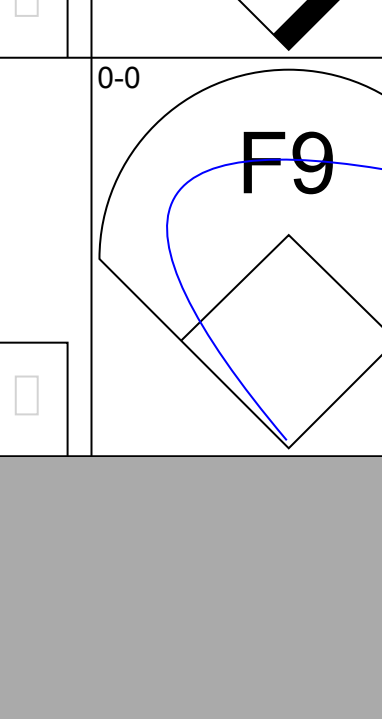

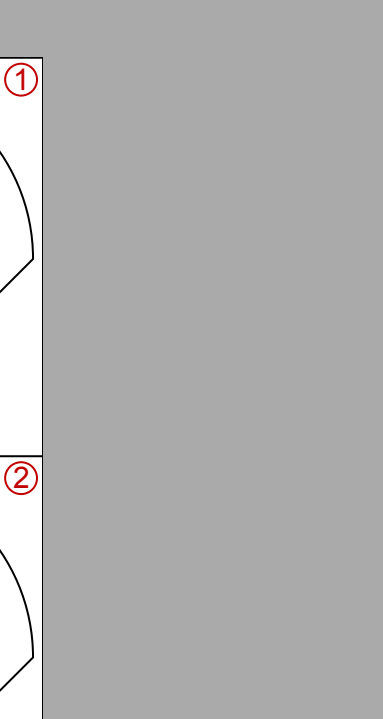
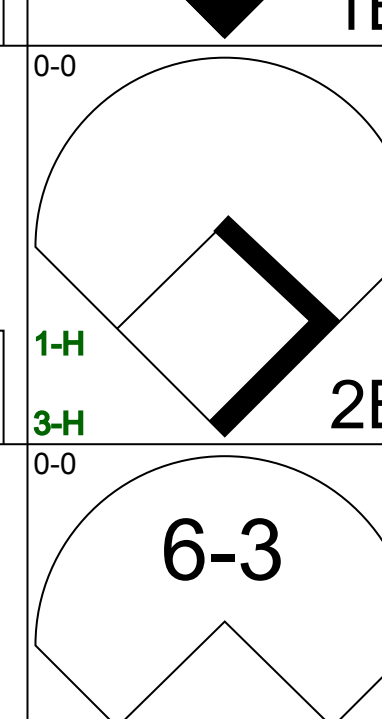


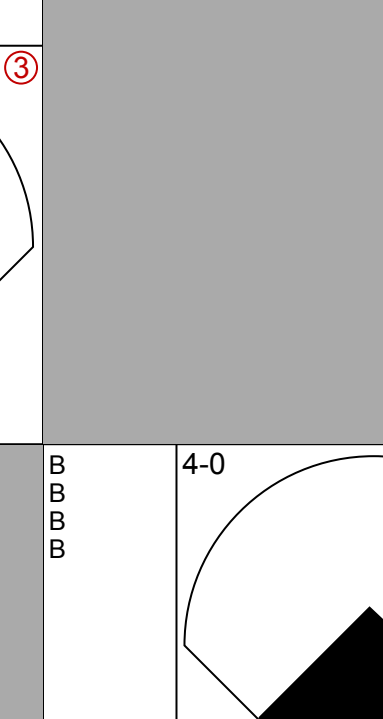
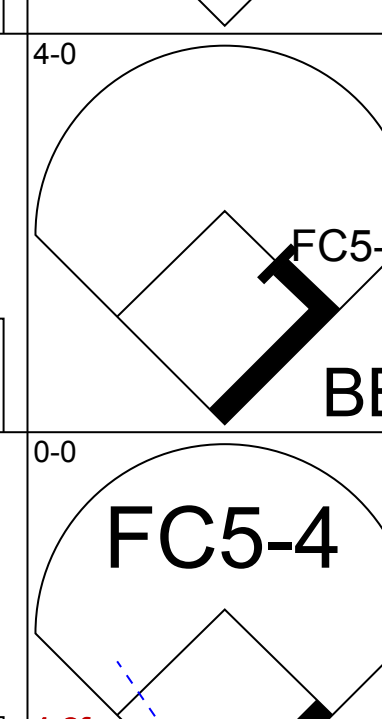
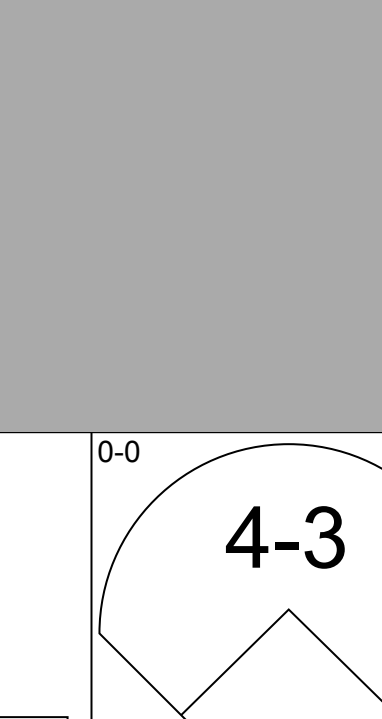
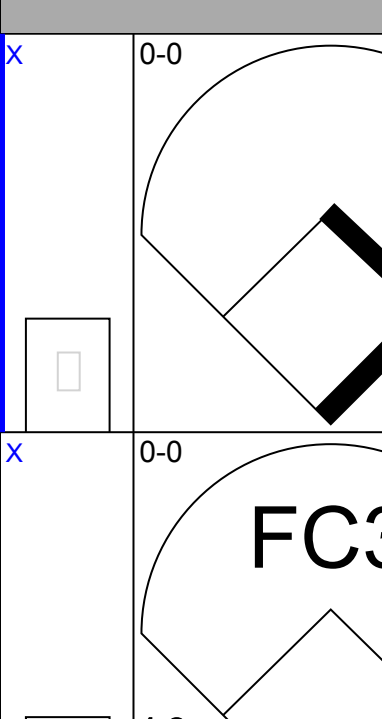
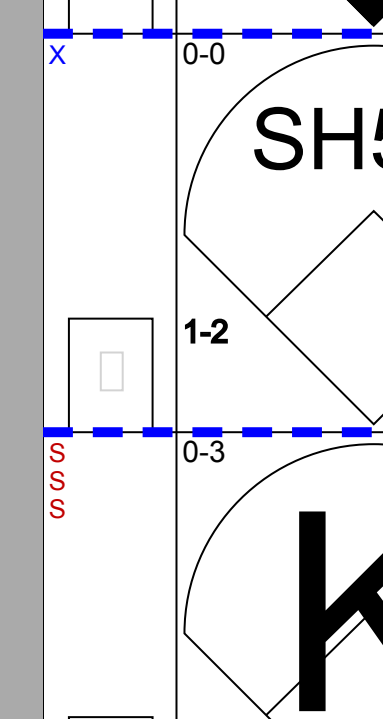


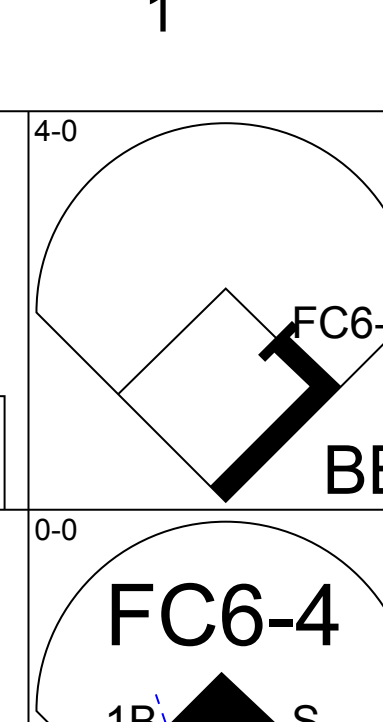
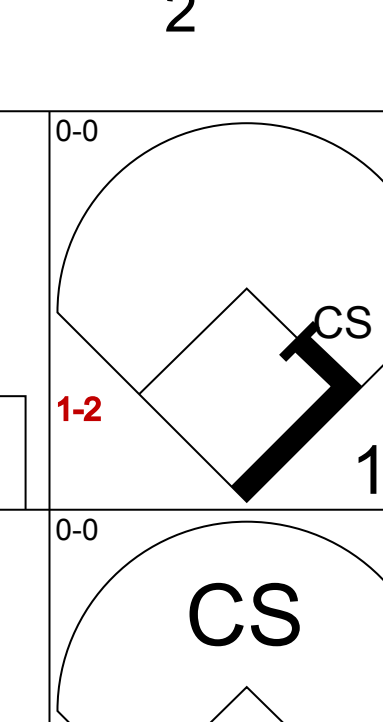
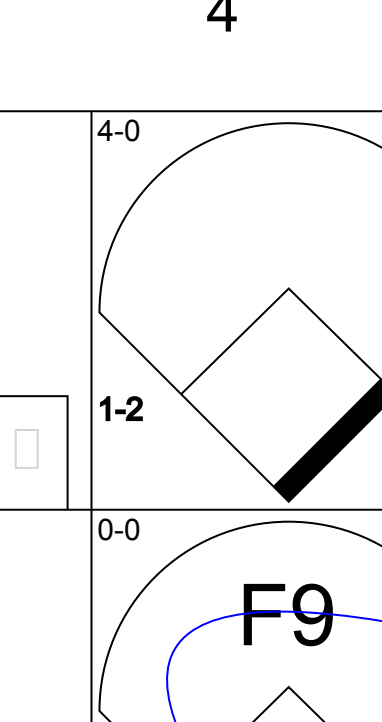
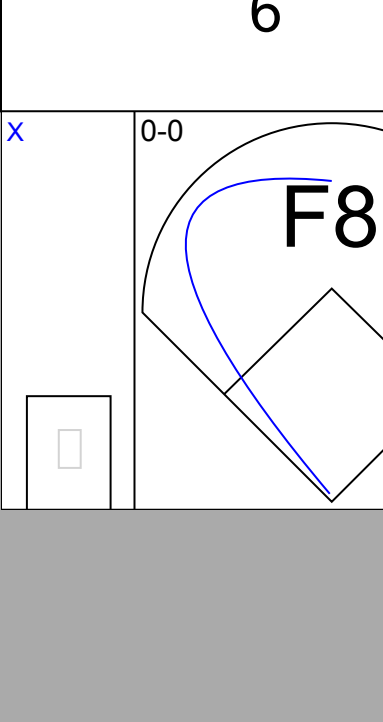
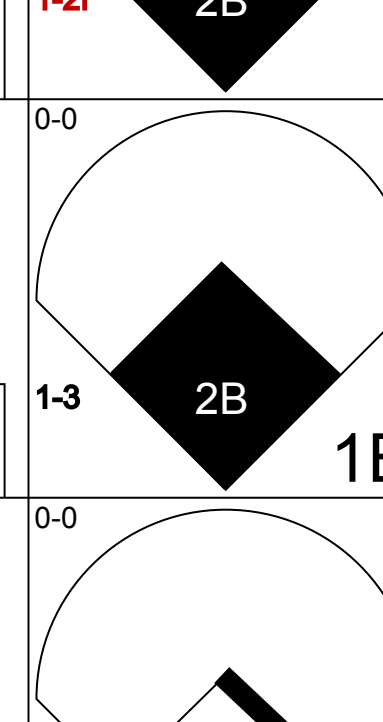

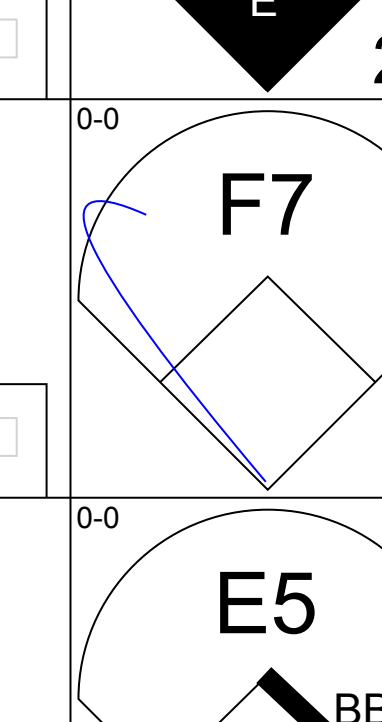

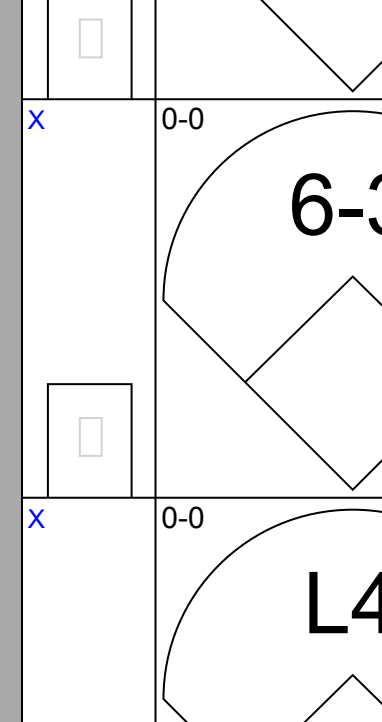
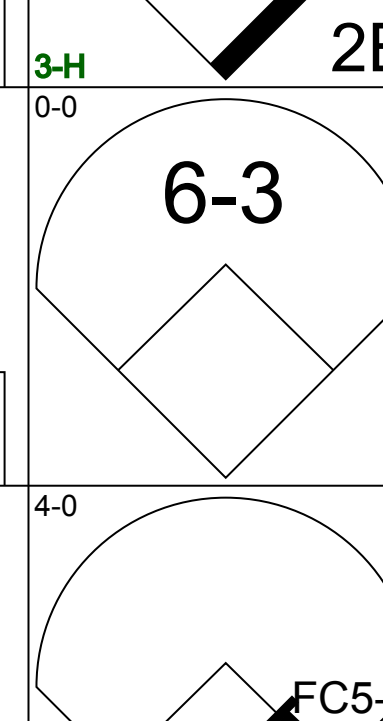
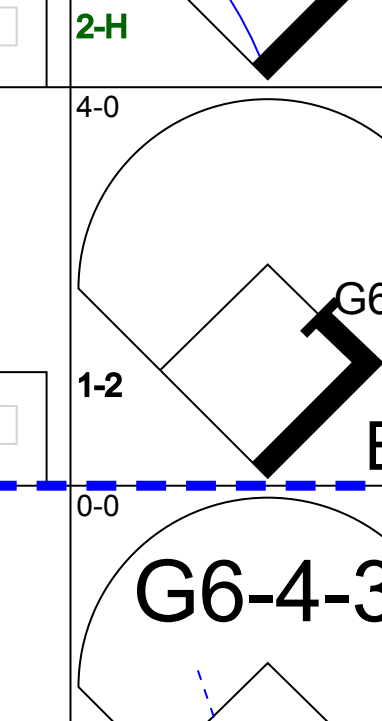
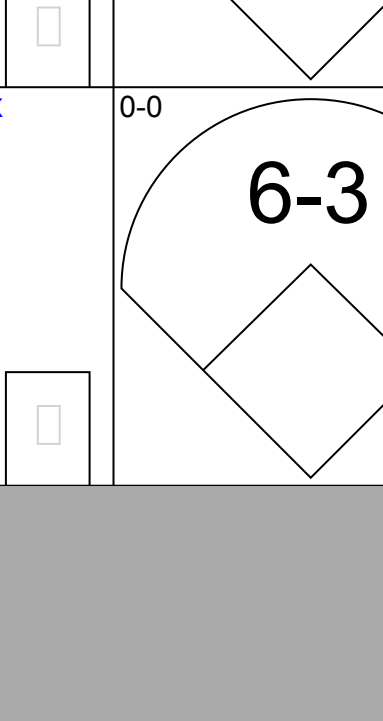

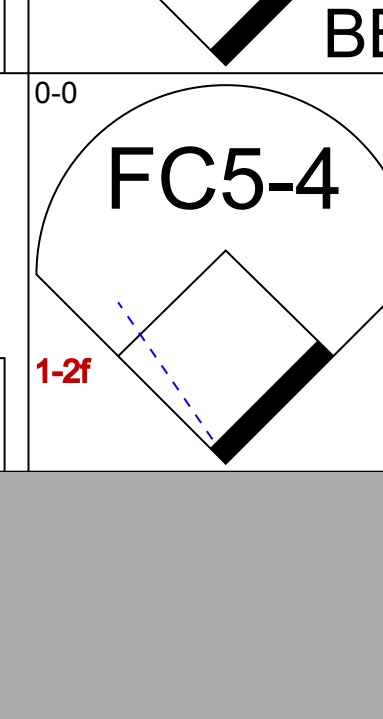



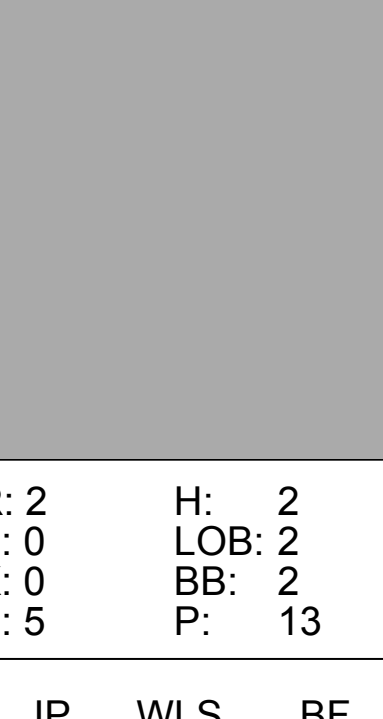
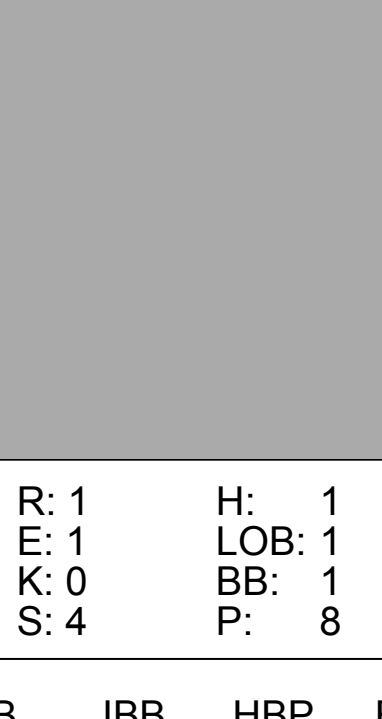
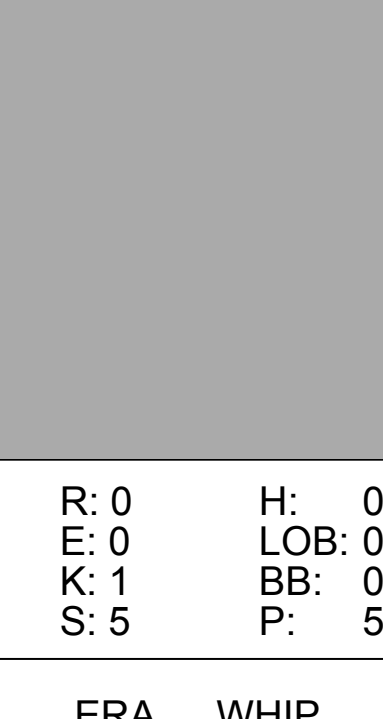
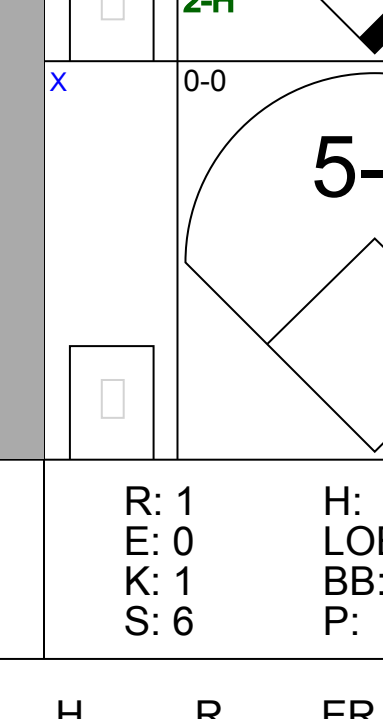
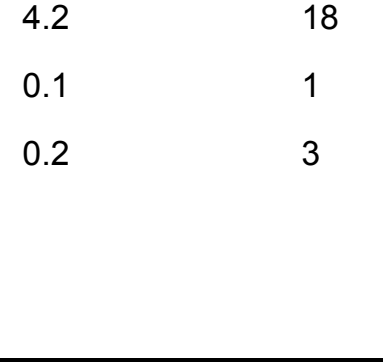

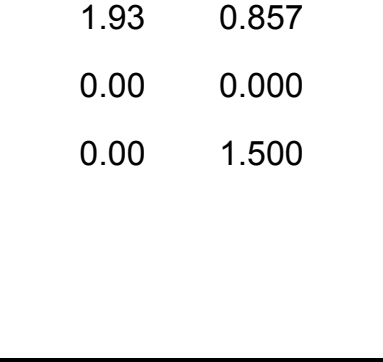

Batter	1	2	3	4	5	6	7	8	9	AB	R	H	RBI	BB	SO	LOB	BOTTOM			
Rick Rosetti, R OBP: 0.313, SLG: 0.392	0-0 CS 1B			0-0 1B 1B 2B	0-0 F4			0-3 K		4	1	2	0	0	1	1				
Bob Bailor, R OBP: 0.300, SLG: 0.314	4-0 L3 1-2 BB			0-0 1B 2-3 1B	0-0 1-3			0-0 6-3		3	1	1	0	1	0	1				
Roy Howell, L OBP: 0.291, SLG: 0.362	0-0 L3 1-2			0-0 1B 1-3 3-H PB 1B		0-0 4-3		0-0 G3		4	1	1	1	0	0	1				
Rico Carty, R OBP: 0.396, SLG: 0.512		0-0 4-3		0-0 K		0-0 1-6-3				3	0	0	0	0	1	2				
Otto Velez, R OBP: 0.346, SLG: 0.413		0-0 6-3		0-0 PB 1-3 3-H 1B		0-0 3-1				3	0	1	1	0	0	0				
John Mayberry, L OBP: 0.320, SLG: 0.430		0-3 K		0-0 F3 2-3 3-H			0-0 F6			3	0	0	0	0	1	1				
Dave McKay, S OBP: 0.276, SLG: 0.360			0-0 5-3		0-0 F3			0-0 2B		3	0	1	0	0	0	1				
Rick Cerone, R OBP: 0.301, SLG: 0.279			0-0 F8			0-0 SH3-4 1B		0-0 F8		3	0	1	0	0	0	1				
Luis Gomez, R OBP: 0.296, SLG: 0.277			0-0 F9		0-0 SH3-4 1-2		0-0 F9			2	0	0	0	0	0	1				
Inning Stats	R: 0 E: 0 K: 0 S: 2	H: 1 LOB: 0 BB: 1 P: 6	R: 0 E: 0 K: 1 S: 5	H: 0 LOB: 0 BB: 0 P: 5	R: 0 E: 0 K: 0 S: 3	H: 0 LOB: 0 BB: 0 P: 3	R: 3 E: 0 K: 1 S: 9	H: 4 LOB: 1 BB: 0 P: 9	R: 0 E: 0 K: 0 S: 4	H: 1 LOB: 1 BB: 0 P: 4	R: 0 E: 0 K: 0 S: 3	H: 0 LOB: 0 BB: 0 P: 3	R: 0 E: 0 K: 1 S: 4	H: 1 LOB: 1 BB: 0 P: 4	R: 0 E: 0 K: 1 S: 5	H: 0 LOB: 0 BB: 0 P: 5	1B: 5 2B: 3 3B: 0 HR: 0	SF: 0 SAC: 1 DP: 1 HBP: 0	WP: 0 PB: 1 SB: 0 CS: 1	PA: 30
PITCHER Jon Matlack, L ERA: 2.9	IP: 8.0 WLS: L BF: 30 H: 7 R: 3 ER: 2 SO: 3 BB: 1 IBB: 0 HBP: 0 BLK: 0 WP: 0 HR: 0 S: 35 P: 39 ERA: 2.25 WHIP: 1.000																			

Texas Rangers @ Toronto Blue Jays
Exhibition Stadium, Toronto, ON
Fri Jun 02 1978, 7:05 PM EDT
Att: 25,273 - Unknown - 63 F

AB	28
R	3
H	7
RBI	2
BB	1
SO	3
LOB	9



Batter	1	2	3	4	5	6	7	8	9	AB	R	H	RBI	BB	SO	LOB	TOP			
Toby Harrah, R OBP: 0.315, SLG: 0.310 (1, 5)										4	1	1	0	1	1	0	Texas Rangers @ Toronto Blue Jays Exhibition Stadium, Toronto, ON Sat Jun 03 1978, 7:05 PM EDT Att: 32,021 - Unknown - 63 F			
Al Oliver, L OBP: 0.310, SLG: 0.446 (1, 7)										5	1	2	2	0	0	1				
Bobby Bonds, R OBP: 0.316, SLG: 0.371 (1, 9)										4	0	0	0	1	0	2				
Richie Zisk, R OBP: 0.348, SLG: 0.503 (1, 10)										4	0	1	0	0	2	1				
Jim Sundberg, R OBP: 0.388, SLG: 0.456 (1, 2)										3	1	2	0	1	1	2				
Juan Beniquez, R OBP: 0.317, SLG: 0.374 (1, 8)										3	0	0	0	0	1	2				
Mike Hargrove, L OBP: 0.386, SLG: 0.392 Bobby Thompson, S OBP: 0.333, SLG: 0.429 Mike Jorgensen, L OBP: 0.308, SLG: 0.200 (8, PR) (8, 3)										3	0	1	1	1	1	1				
Kurt Bevacqua, R OBP: 0.211, SLG: 0.259 (1, 4)										4	0	2	0	0	0	1				
Nelson Norman, S OBP: 0.133, SLG: 0.133 John Lowenstein, L OBP: 0.410, SLG: 0.492 (9, PH) (9, 6)										3	0	0	0	0	0	4				
Inning Stats	R: 0 E: 0 K: 2 S: 8	H: 1 R: 1 ER: 1 SO: 5	R: 0 E: 0 K: 1 S: 6	H: 1 R: 1 ER: 1 SO: 6	R: 0 E: 0 K: 1 S: 6	H: 1 R: 1 ER: 1 SO: 6	R: 0 E: 0 K: 0 S: 4	H: 2 R: 0 ER: 0 SO: 8	R: 0 E: 0 K: 1 S: 5	H: 0 R: 0 ER: 0 SO: 3	R: 1 E: 0 K: 0 S: 4	H: 1 R: 0 ER: 0 SO: 8	R: 1 E: 0 K: 1 S: 7	H: 2 R: 0 ER: 0 SO: 7	R: 1 E: 0 K: 0 S: 4	H: 1 R: 0 ER: 0 SO: 4		1B: 6 2B: 1 3B: 1 HR: 1	SF: 0 SAC: 1 DP: 1 HBP: 0	WP: 0 PB: 0 SB: 1 CS: 0
PITCHER	IP	WLS	BF	H	R	ER	SO	BB	IBB	HBP	BLK	WP	HR	S	P	ERA	WHIP			
Tom Underwood, L ERA: 3.88 (1, 1)	6.2	W	29	6	1	1	5	4	0	0	0	0	0	35	51	1.35	1.500			
Tom Murphy, R ERA: 2.61 (7, 1)	2.1	S	10	3	2	2	1	0	0	0	0	0	1	12	12	7.71	1.286			

Batter	1	2	3	4	5	6	7	8	9	AB	R	H	RBI	BB	SO	LOB	BOTTOM			
Rick Bosetti, R OBP: 0.322, SLG: 0.393 (1, 8)										2	0	1	0	2	0	2	Texas Rangers @ Toronto Blue Jays Exhibition Stadium, Toronto, ON Sat Jun 03 1978, 7:05 PM EDT Att: 32,021 - Unknown - 63 F			
Bob Bailor, R OBP: 0.300, SLG: 0.318 (1, 9)										4	2	1	0	0	0	3				
Roy Howell, L OBP: 0.290, SLG: 0.359 (1, 5)										4	1	1	0	0	0	1				
Rico Carty, R OBP: 0.392, SLG: 0.511 (1, 10)										4	0	1	2	0	1	0				
Otto Velez, R OBP: 0.357, SLG: 0.396 (1, 7)										2	1	0	0	2	0	1				
Doug Ault, R OBP: 0.385, SLG: 0.364 Tom Hutton, L OBP: 0.306, SLG: 0.330 (6, PH) (7, 3)										1	0	0	0	1	0	2				
Dave McKay, S OBP: 0.267, SLG: 0.348 (1, 4)										4	0	0	0	0	1	4				
Rick Cerone, R OBP: 0.299, SLG: 0.278 (1, 2)										4	0	1	1	0	1	2				
Luis Gomez, R OBP: 0.306, SLG: 0.277 John Mayberry, L OBP: 0.318, SLG: 0.428 (6, PH) Tim Johnson, L OBP: 0.318, SLG: 0.263 (7, 6)										0	0	0	0	2	0	0				
Inning Stats	R: 2 E: 0 K: 0 S: 5	H: 2 R: 14 ER: 2 SO: 13	R: 0 E: 0 K: 0 S: 2	H: 1 R: 0 ER: 0 SO: 6	R: 1 E: 1 K: 0 S: 4	H: 1 R: 0 ER: 0 SO: 8	R: 0 E: 0 K: 0 S: 3	H: 0 R: 0 ER: 0 SO: 11	R: 0 E: 1 K: 1 S: 7	H: 1 R: 0 ER: 0 SO: 7	R: 0 E: 0 K: 0 S: 3	H: 0 R: 0 ER: 0 SO: 3	R: 1 E: 0 K: 1 S: 6	H: 1 R: 0 ER: 0 SO: 10	R: 1 E: 0 K: 1 S: 6	H: 1 R: 0 ER: 0 SO: 10		1B: 4 2B: 2 3B: 0 HR: 0	SF: 0 SAC: 1 DP: 1 HBP: 0	WP: 0 PB: 0 SB: 1 CS: 2
PITCHER	IP	WLS	BF	H	R	ER	SO	BB	IBB	HBP	BLK	WP	HR	S	P	ERA	WHIP			
Jim Umberger, L ERA: 5.23 (1, 1)	2.1	L	14	4	3	2	0	4	0	0	0	0	0	10	26	7.71	3.429			
Doc Medich, R ERA: 4.66 (3, 1)	4.2		18	1	1	1	2	3	0	0	0	0	0	19	31	1.93	0.857			
Roger Moret, L ERA: 2.93 (8, 1)	0.1		1	0	0	0	0	0	0	0	0	0	0	1	1	0.00	0.000			
Reggie Cleveland, R ERA: 2.37 (8, 1)	0.2		3	1	0	0	1	0	0	0	0	0	0	5	5	0.00	1.500			

Batter	1	2	3	4	5	6	7	8	9	AB	R	H	RBI	BB	SO	LOB	TOP			
Amos Otis, R OBP: 0.369, SLG: 0.542 (1, 8)	5-3		L1		1-3			K		4	0	0	0	0	1	2				
Tom Poquette, L OBP: 0.247, SLG: 0.386 (1, 7)	3-1				P6			3-1		4	0	0	0	0	0	0				
Hal McRae, R OBP: 0.329, SLG: 0.500 (1, 10)	L7				K			F8		4	0	0	0	0	2	0				
George Brett, L OBP: 0.379, SLG: 0.580 Willie Wilson, S OBP: 0.303, SLG: 0.324 (9, PR)			F8		HR			G3		4	1	2	1	0	0	0				
Darrell Porter, L OBP: 0.393, SLG: 0.488 (1, 2)					K					3	0	1	0	1	1	1				
Al Cowens, R OBP: 0.326, SLG: 0.414 Steve Braun, L OBP: 0.299, SLG: 0.395 (9, PH)					6-3					3	0	0	0	0	2	2				
Clint Hurdle, L OBP: 0.304, SLG: 0.373 (1, 3)					K					3	0	0	0	0	1	2				
Freddie Patek, R OBP: 0.302, SLG: 0.340 (1, 6)					P3					3	0	0	0	0	1	2				
Frank White, R OBP: 0.327, SLG: 0.390 (1, 4)					F8					3	0	1	0	0	0	0				
Inning Stats	R: 0 E: 0 K: 0 S: 3	H: 0 LOB: 0 BB: 0 P: 3	R: 0 E: 0 K: 1 S: 6	H: 1 LOB: 1 BB: 0 P: 6	R: 0 E: 0 K: 0 S: 3	H: 0 LOB: 0 BB: 0 P: 3	R: 1 E: 0 K: 2 S: 8	H: 1 LOB: 0 BB: 0 P: 8	R: 0 E: 1 K: 1 S: 7	H: 1 LOB: 2 BB: 0 P: 7	R: 0 E: 0 K: 2 S: 7	H: 0 LOB: 1 BB: 1 P: 11	R: 0 E: 0 K: 1 S: 5	H: 0 LOB: 0 BB: 0 P: 5	R: 0 E: 0 K: 1 S: 6	H: 1 LOB: 2 BB: 0 P: 6	1B: 3 2B: 0 3B: 0 HR: 1	SF: 0 SAC: 0 DP: 0 HBP: 0	WP: 0 PB: 0 SB: 1 CS: 0	PA: 33
PITCHER Fergie Jenkins, R ERA: 2.79 (1, 1)	IP: 9.0 WLS: W BF: 33 H: 4 R: 1 ER: 1 SO: 8 BB: 1 IBB: 0 HBP: 0 BLK: 0 WP: 0 HR: 1 S: 48 P: 52 ERA: 1.00 WHIP: 0.556																			

Kansas City Royals @ Texas Rangers
Arlington Stadium, Arlington, TX
Tue Jun 06 1978, 8:05 PM EDT
Att: 23,860 - Unknown

AB 32
R 1
H 4
RBI 1
BB 1
SO 8
LOB 11

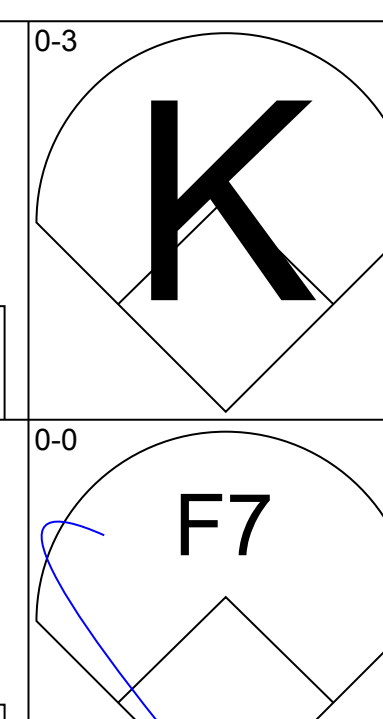
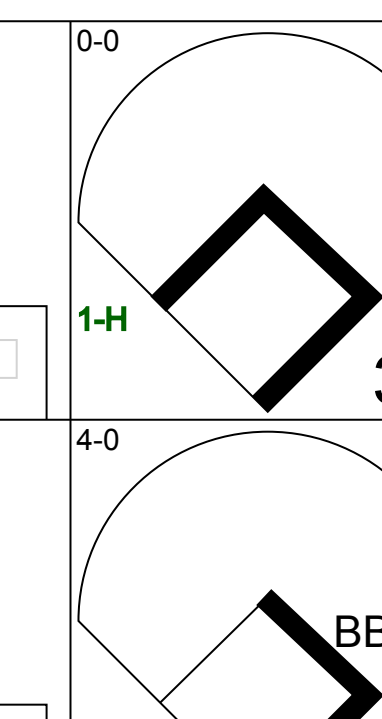
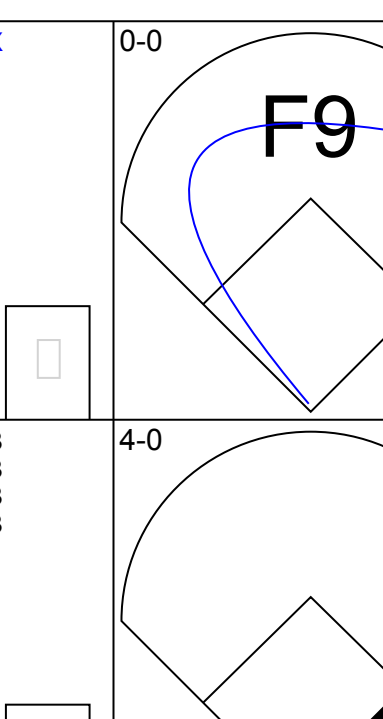
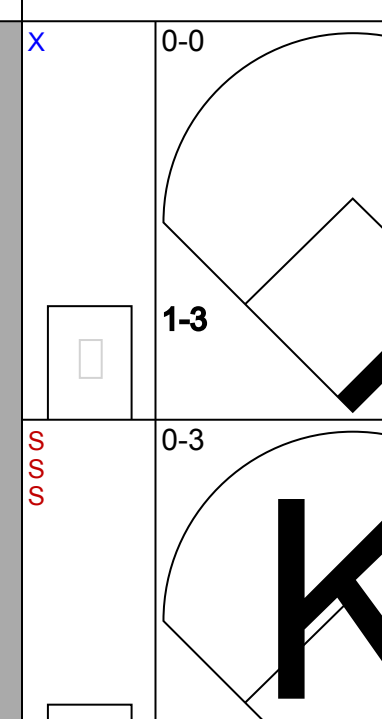
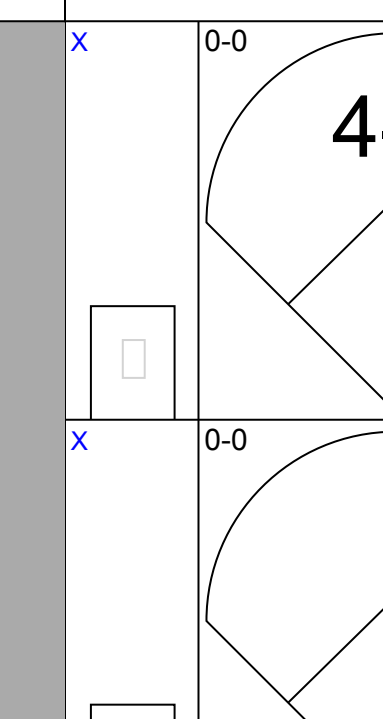
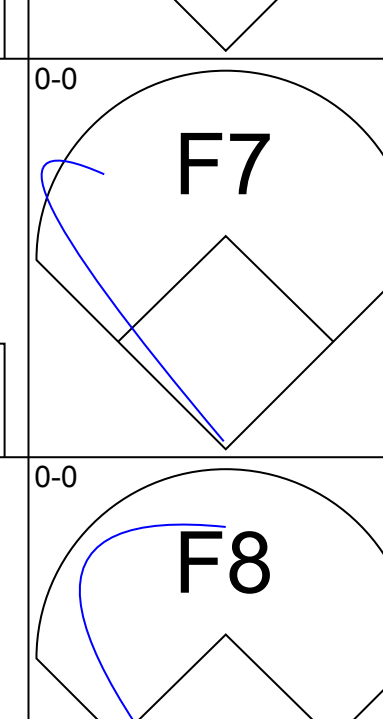
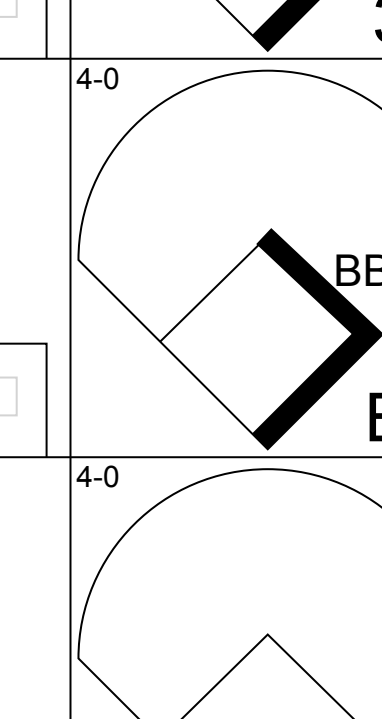
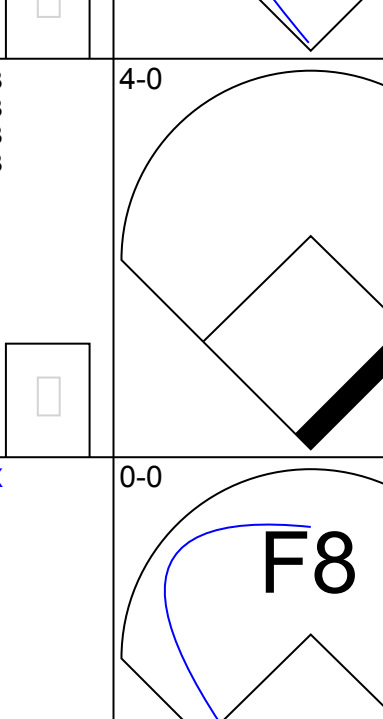
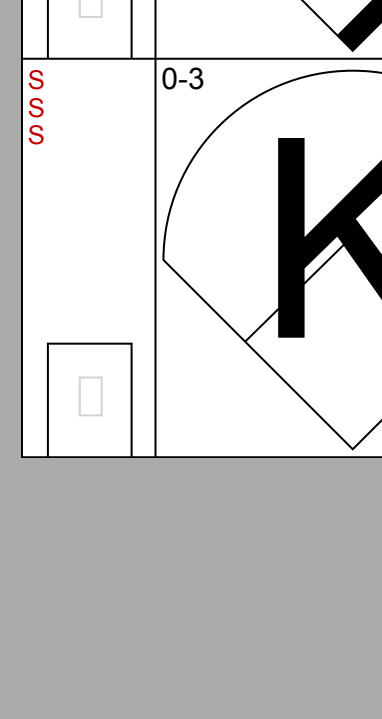
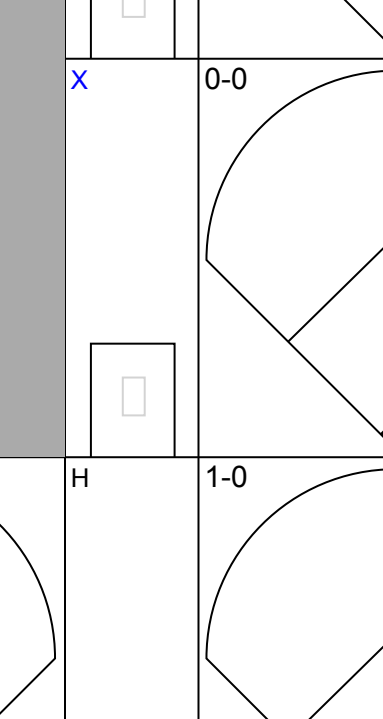
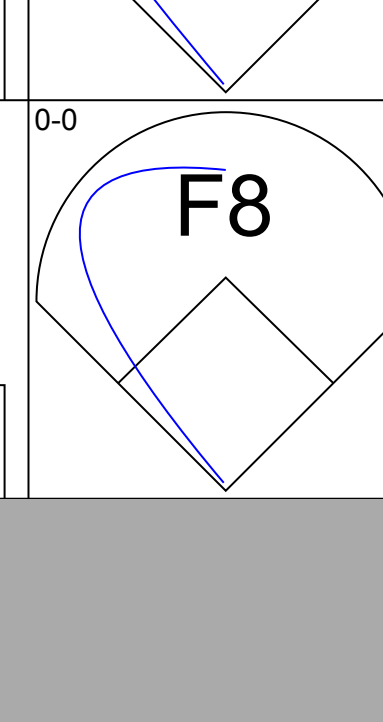
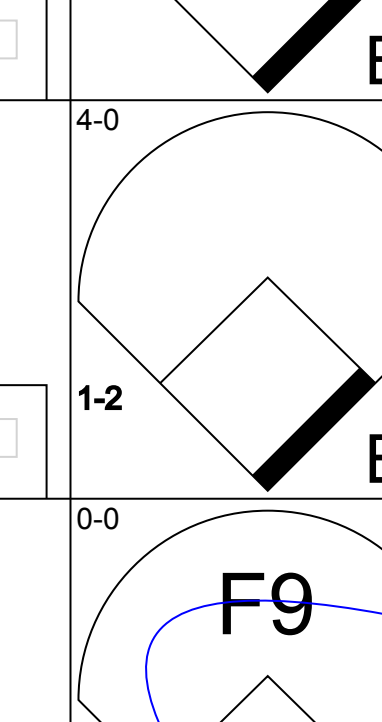
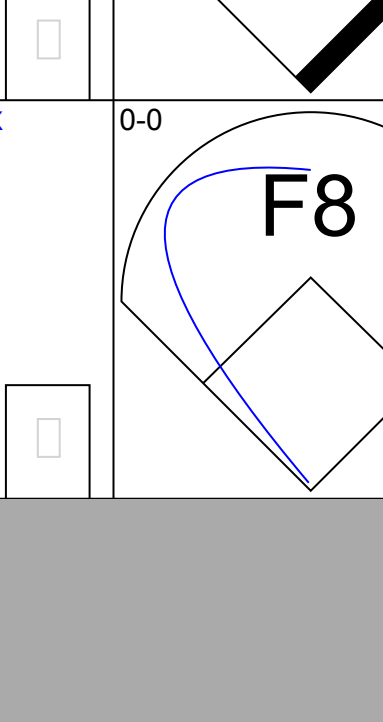
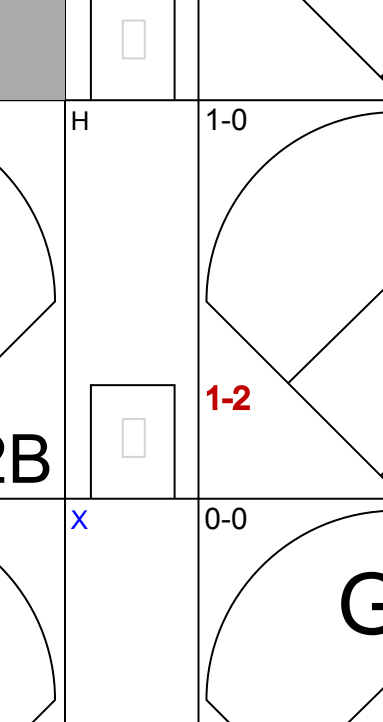

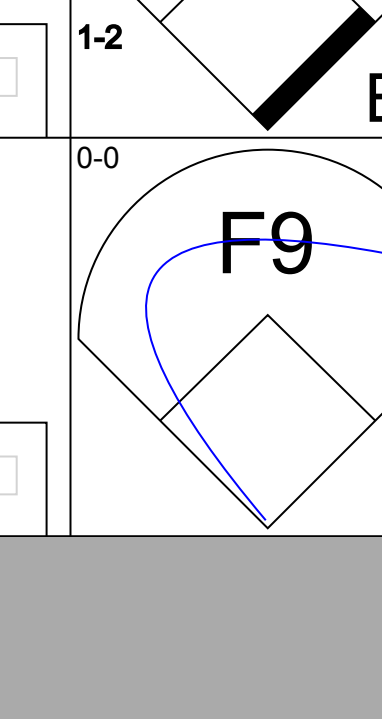

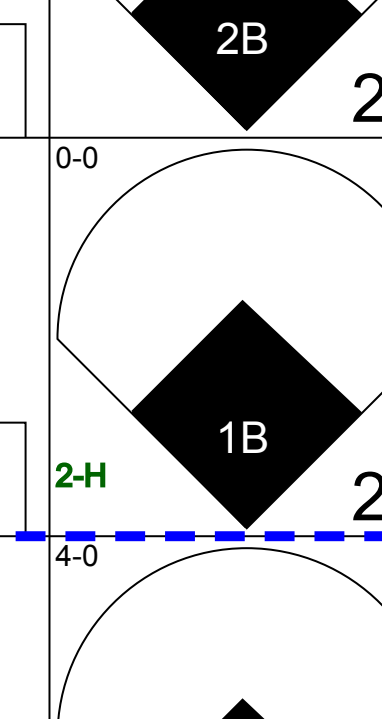
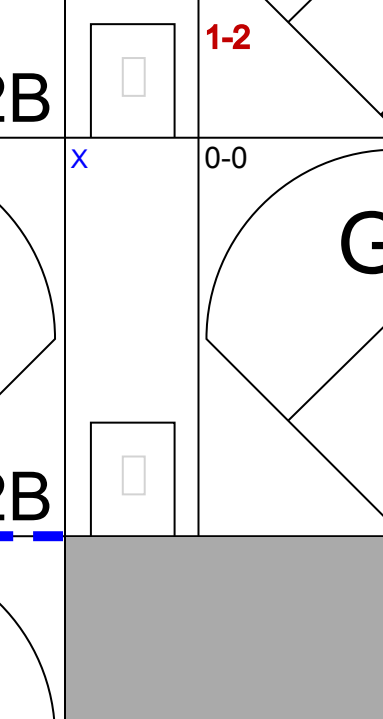
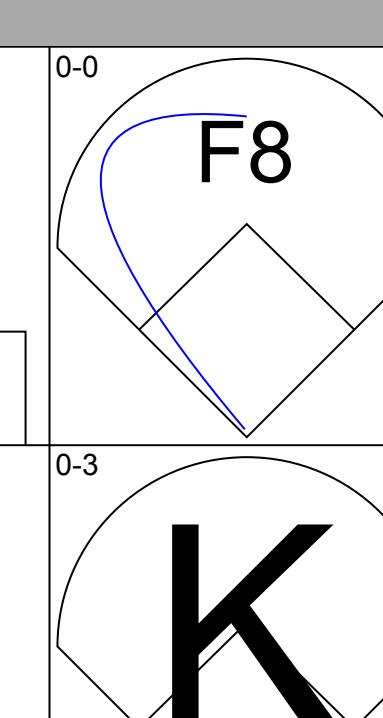
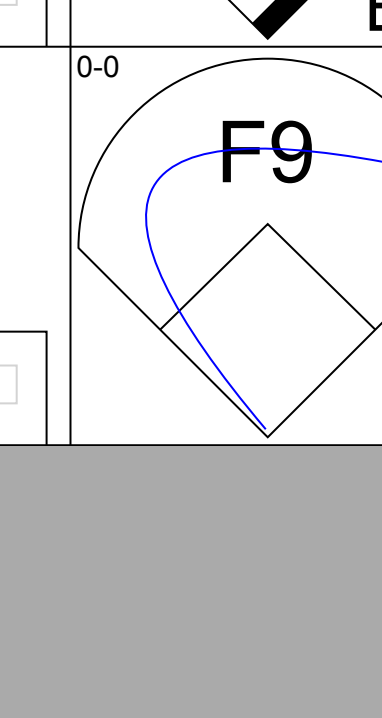
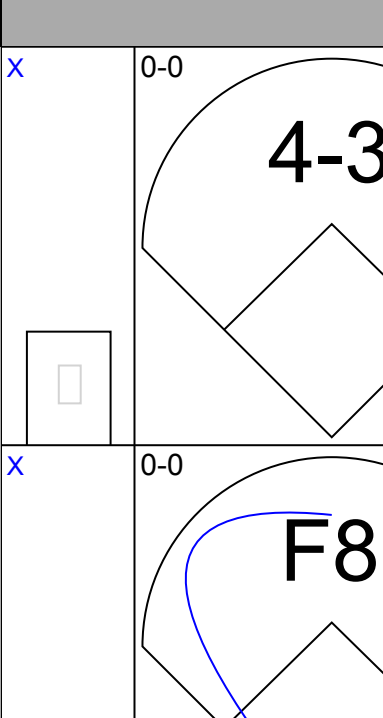
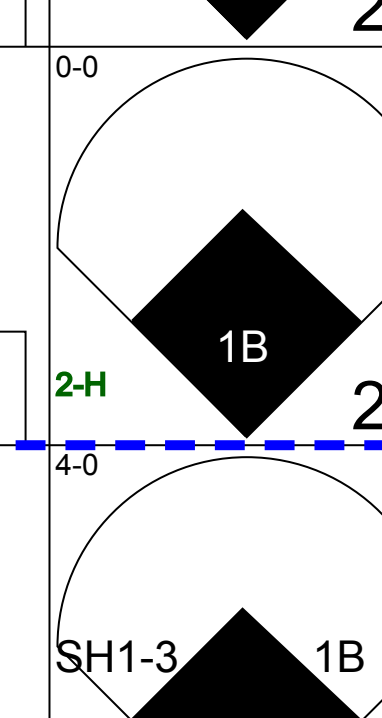
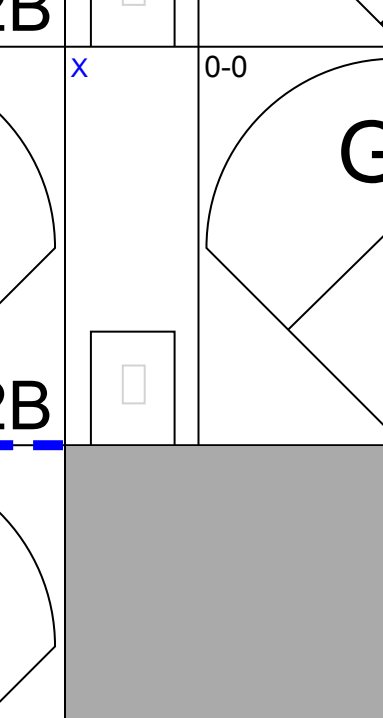
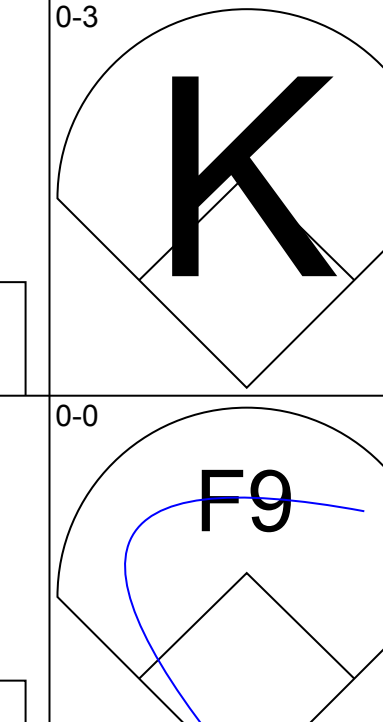
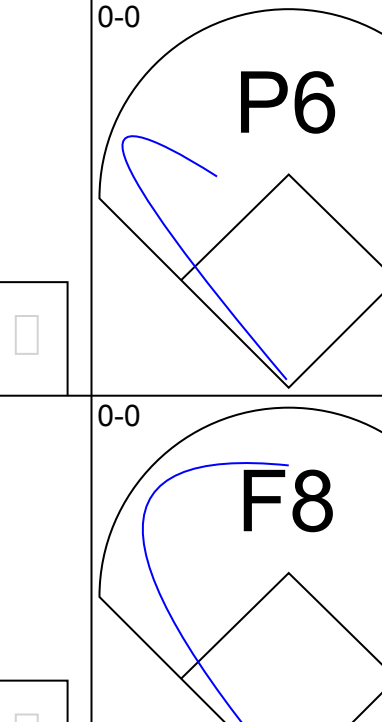
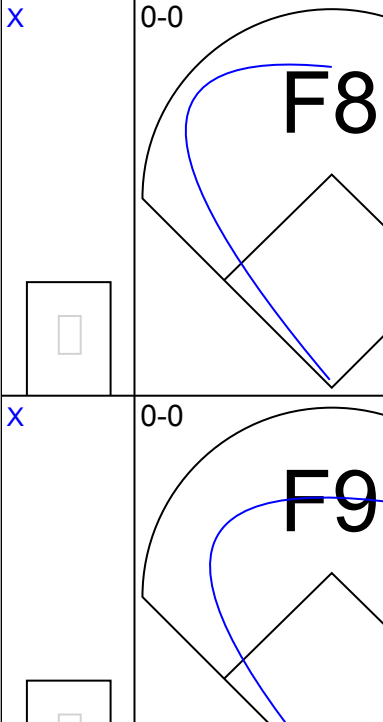
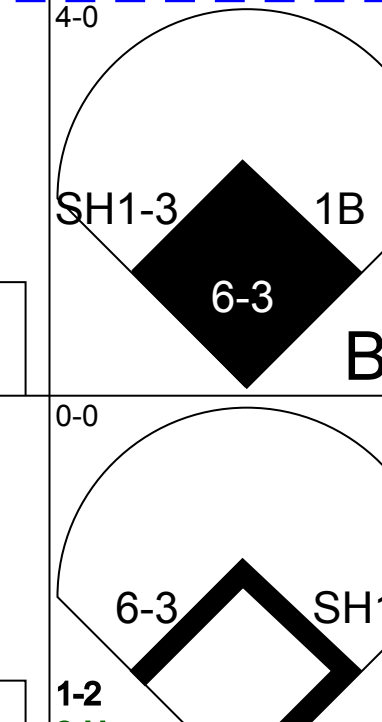
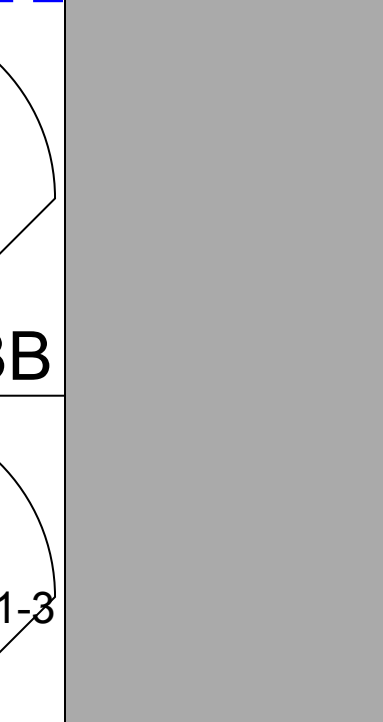
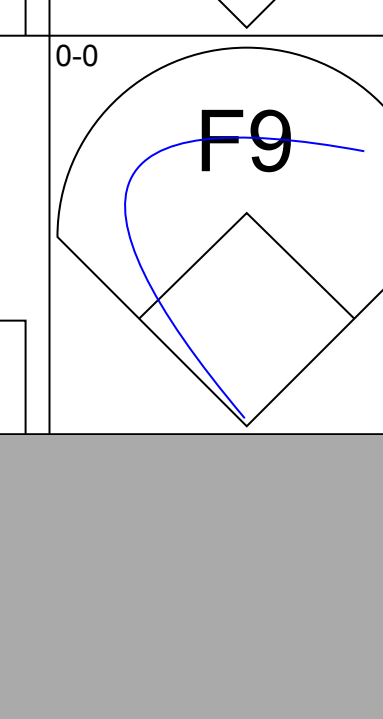
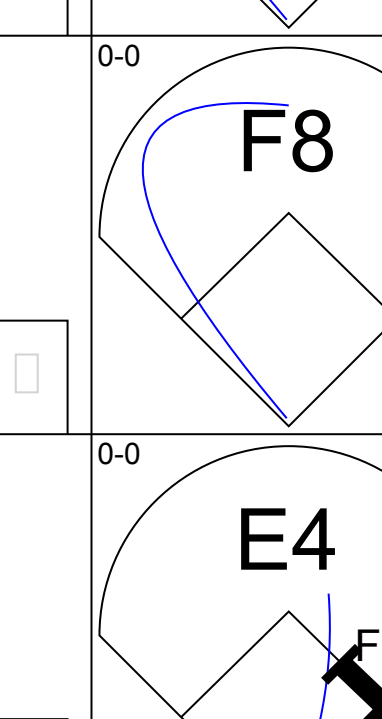
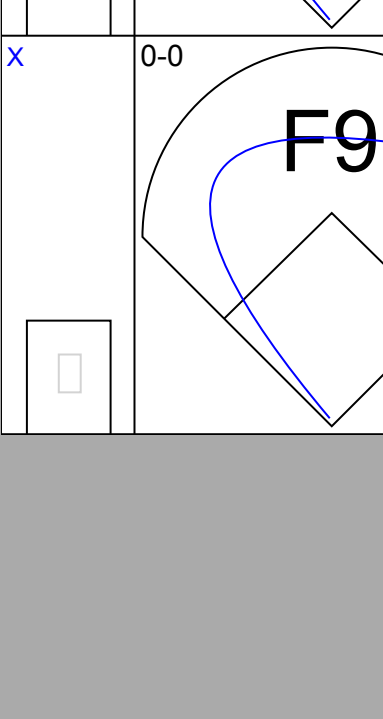
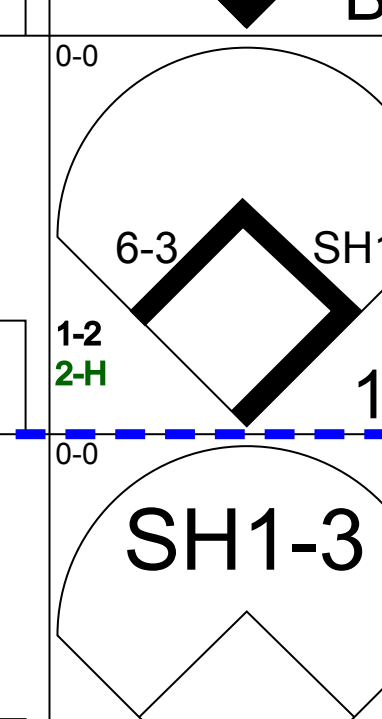
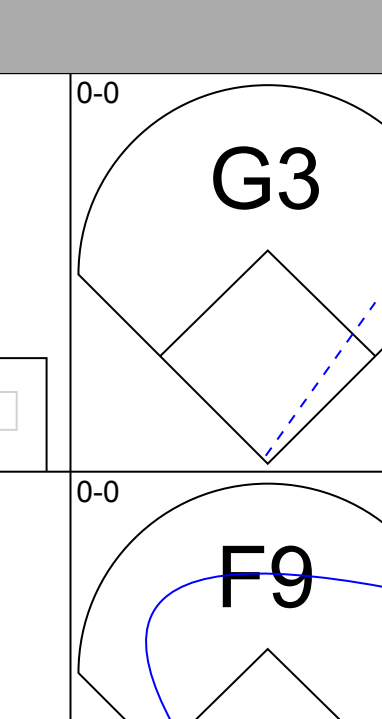
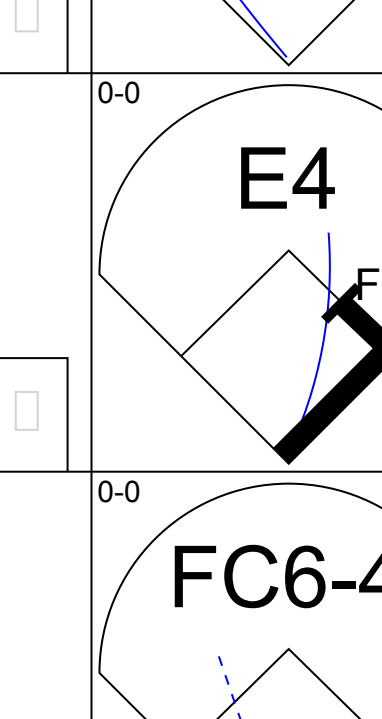
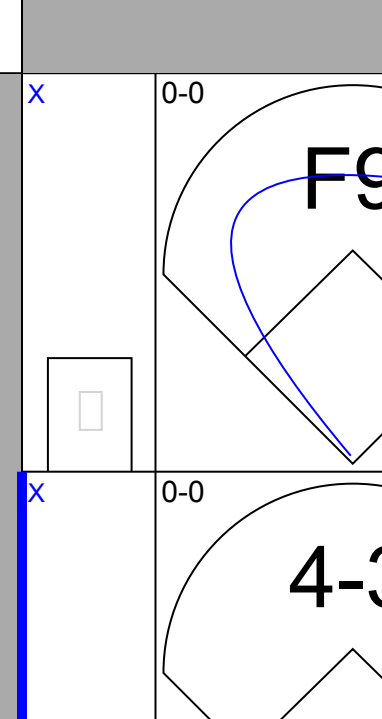
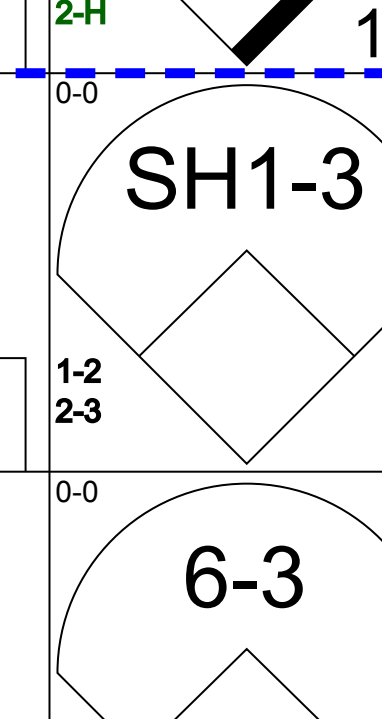
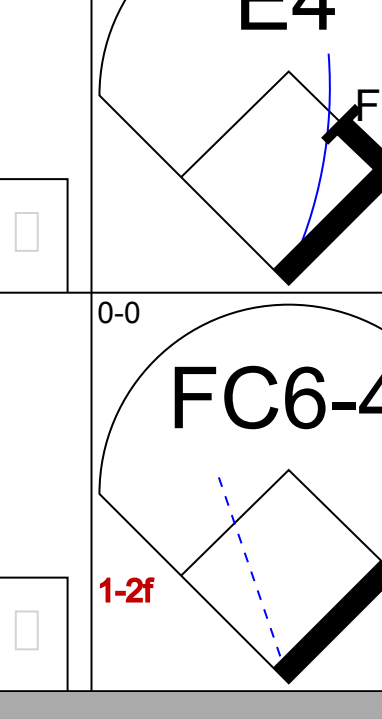
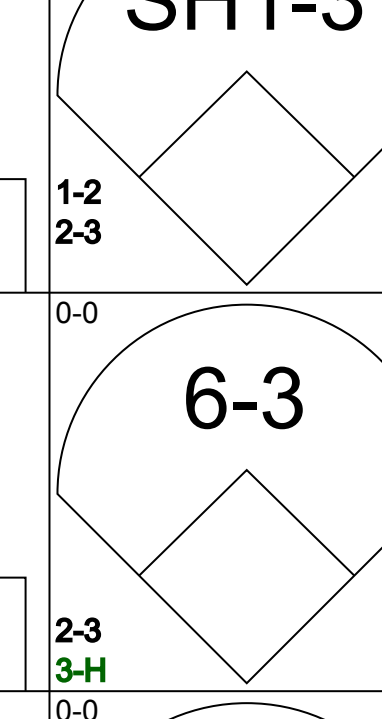
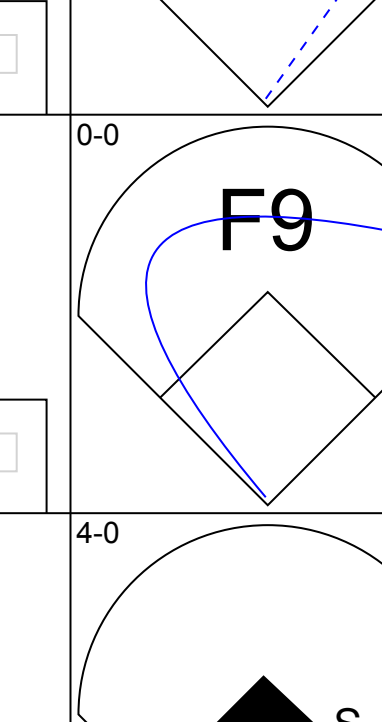
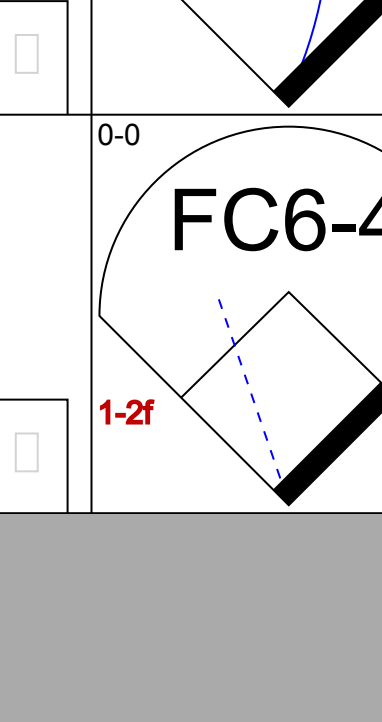
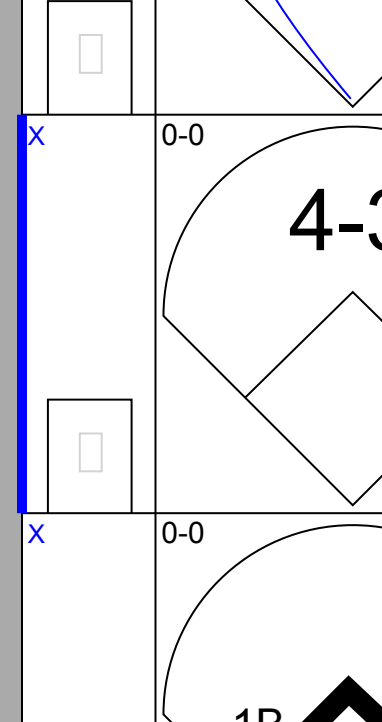
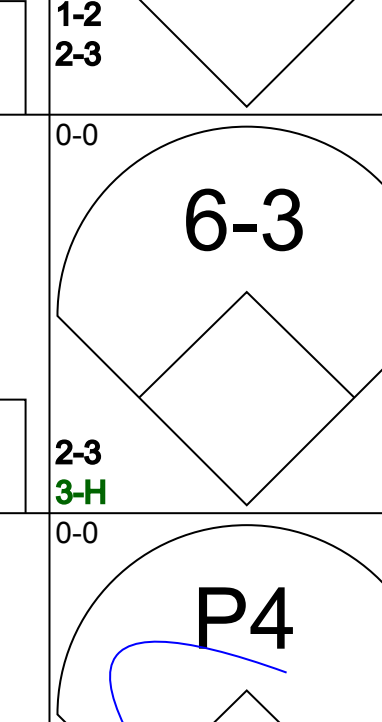
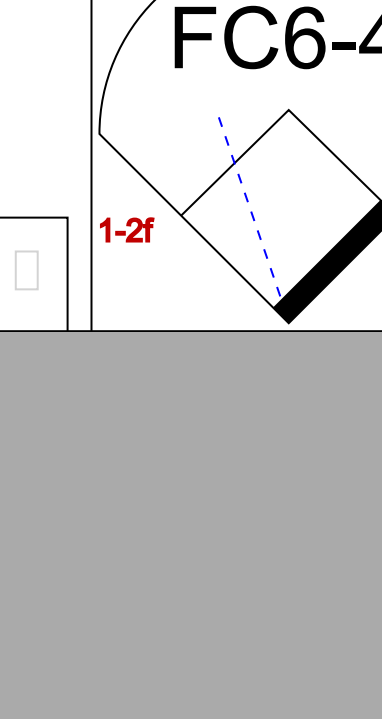
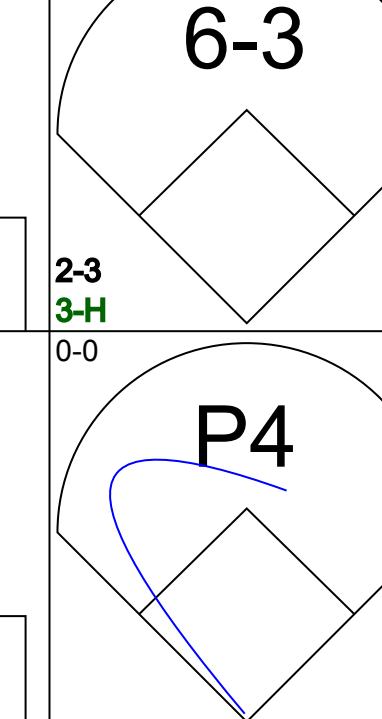
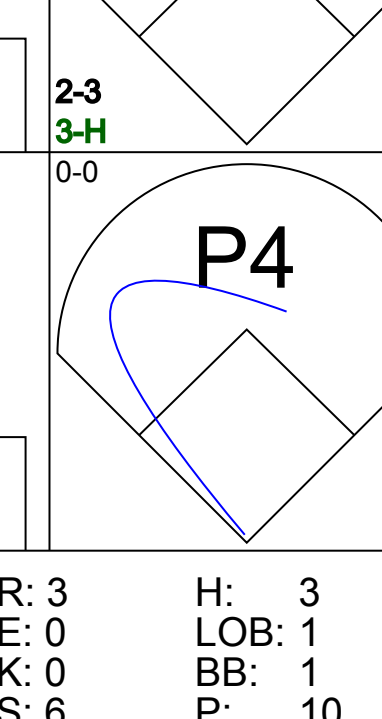
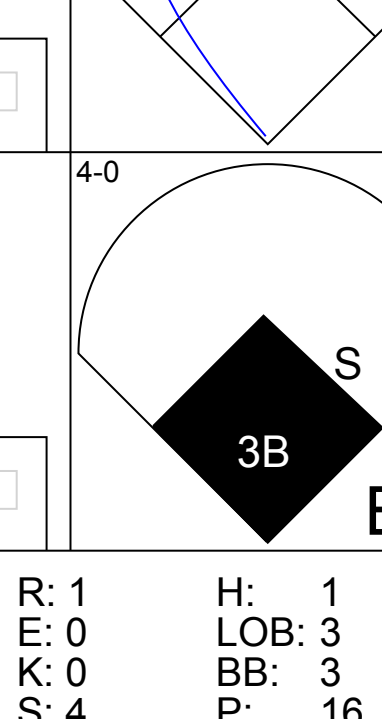
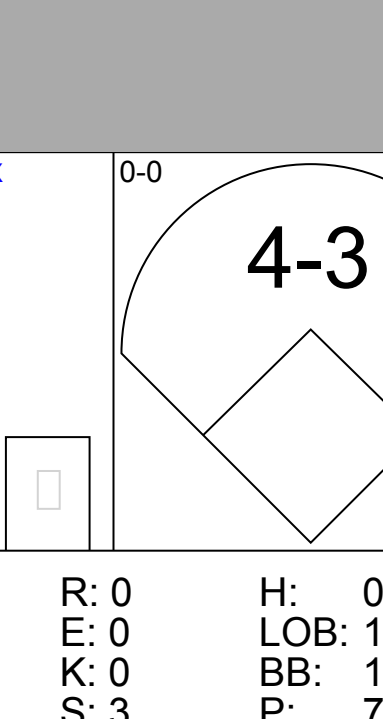
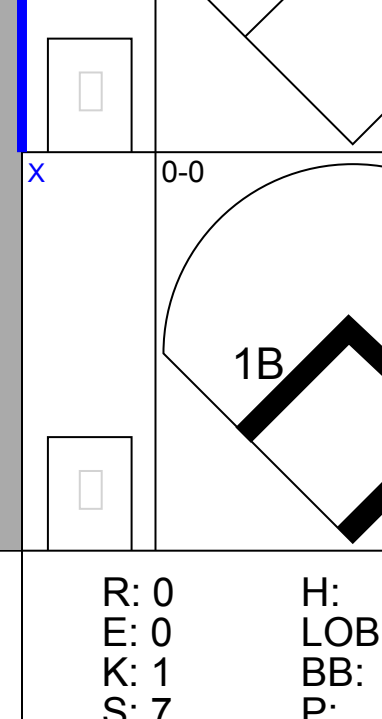
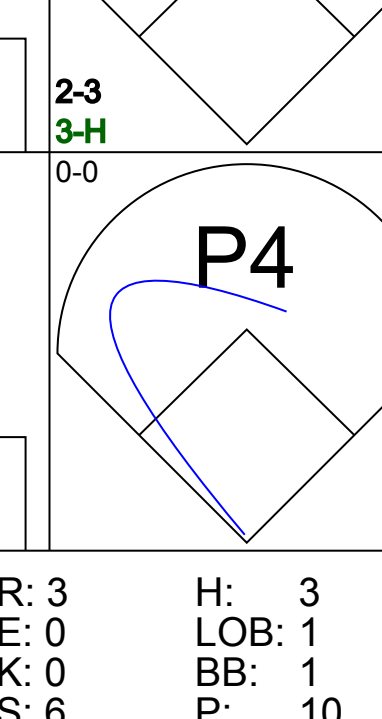


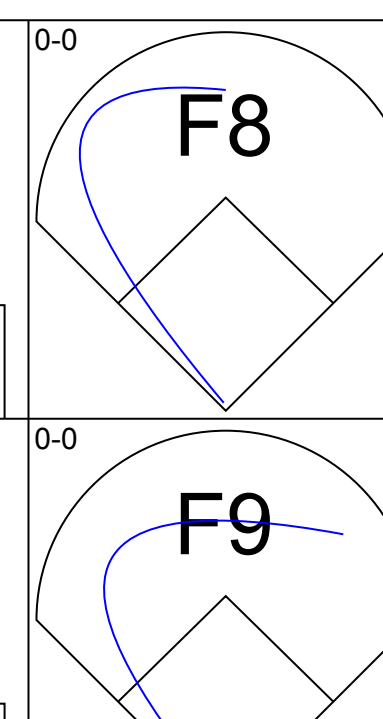
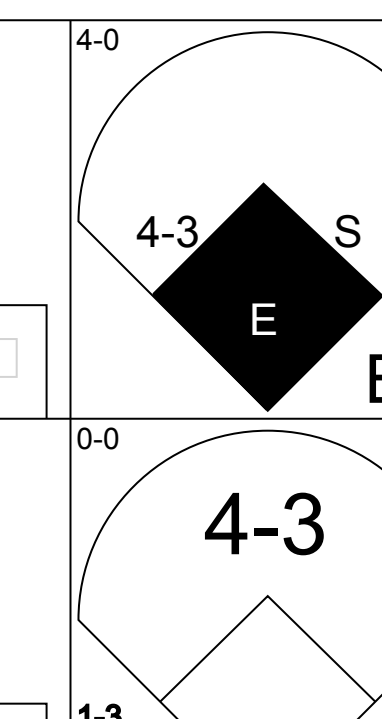
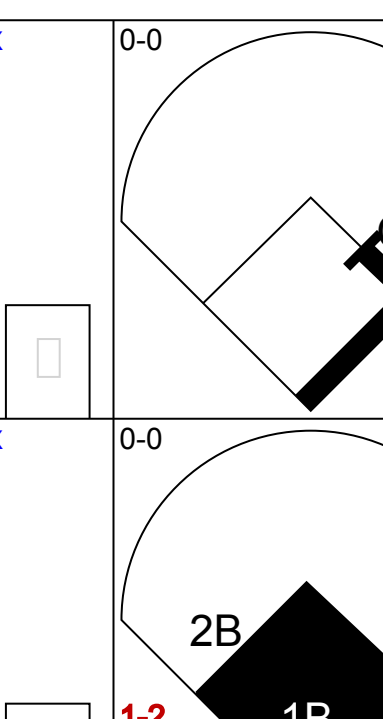
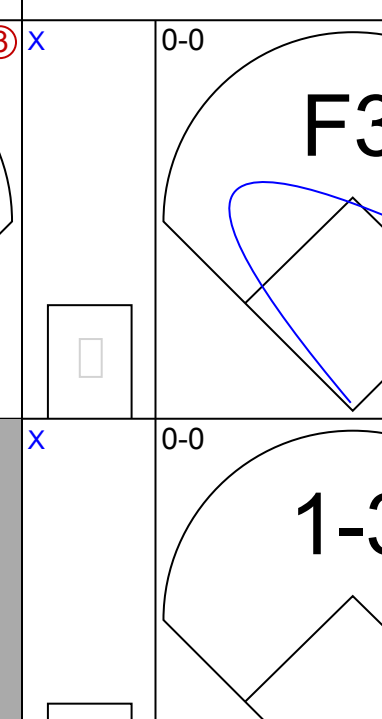
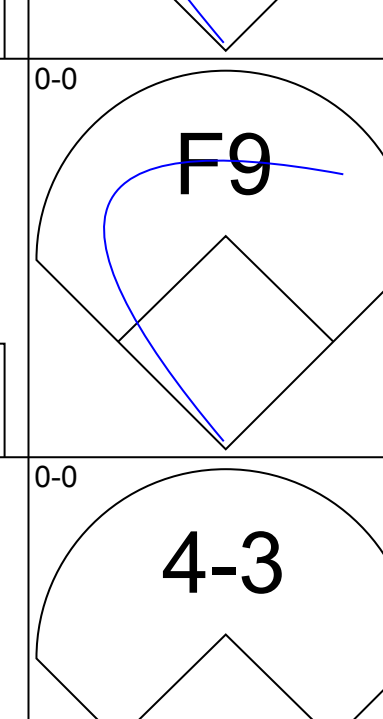
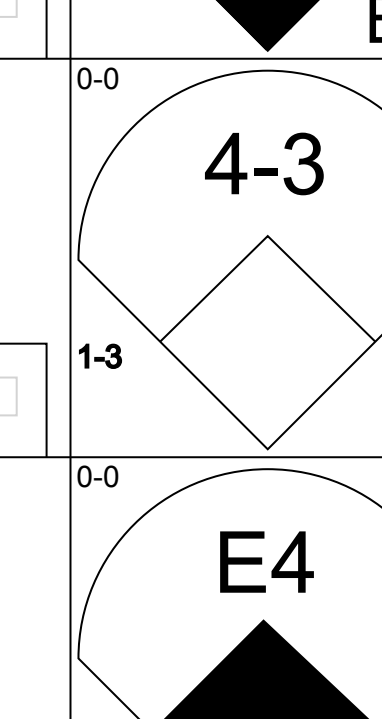
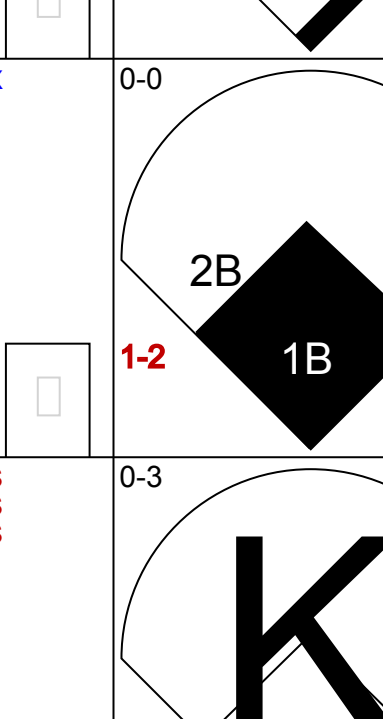
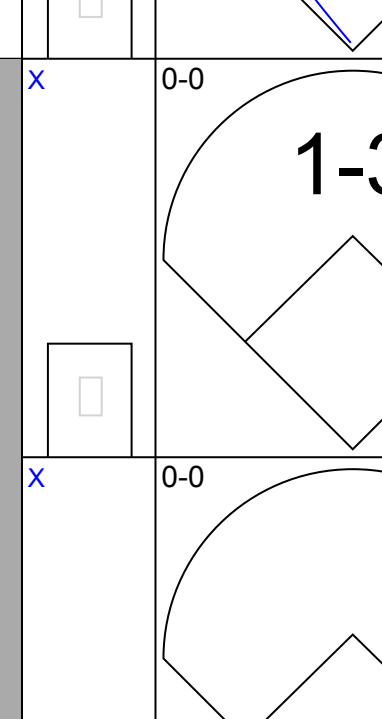
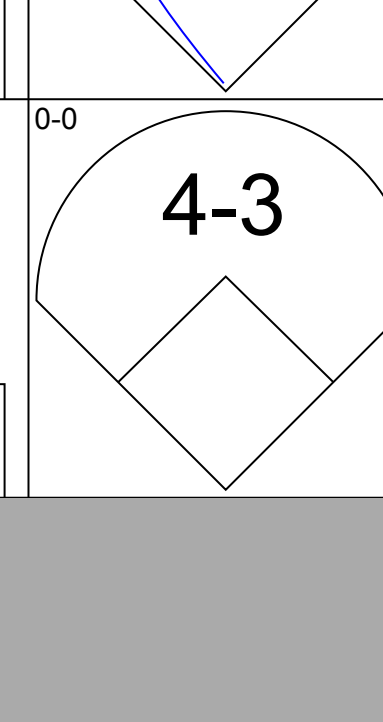
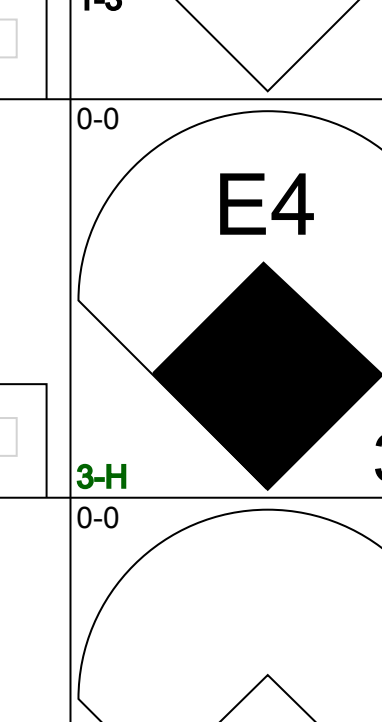
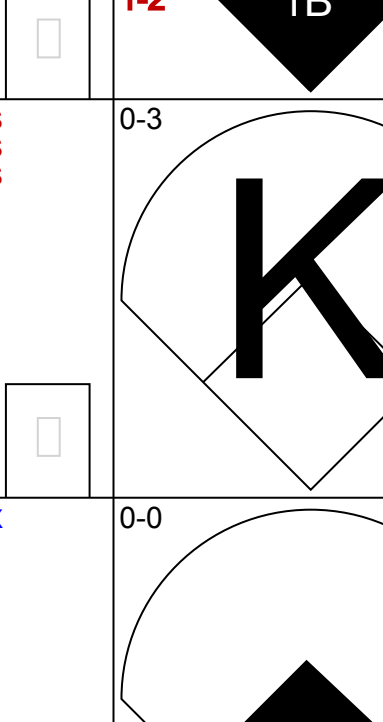
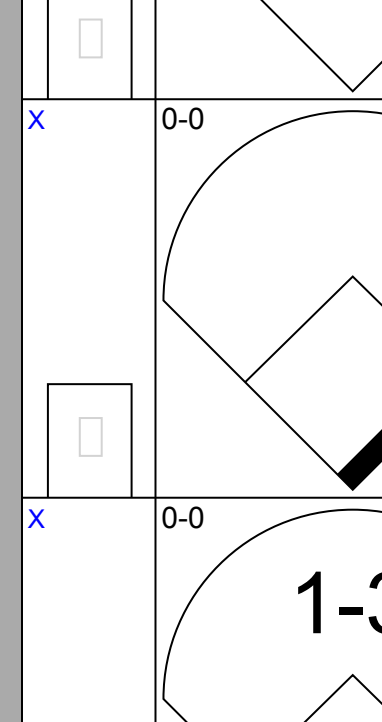
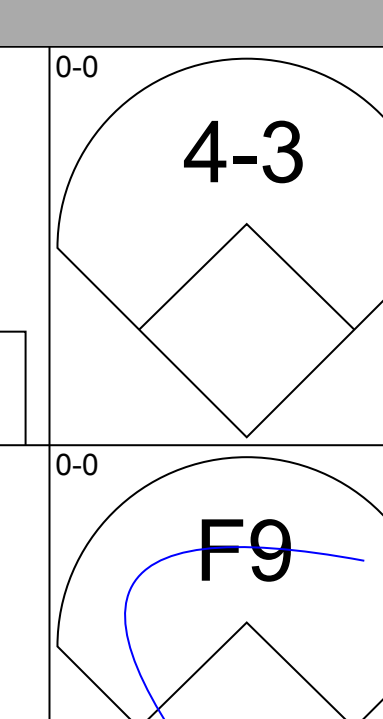
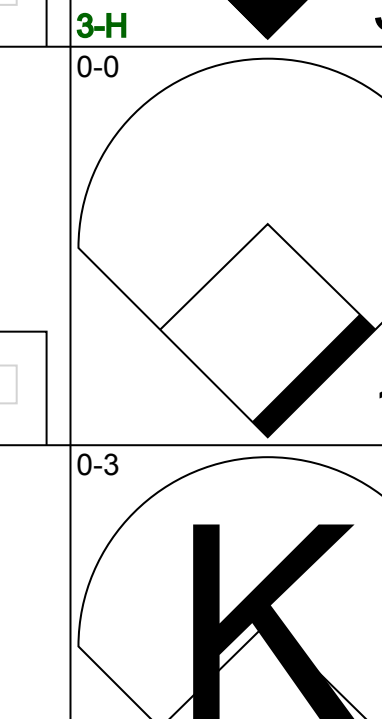
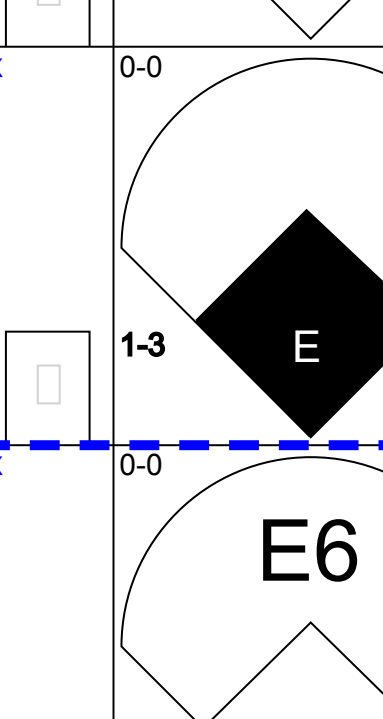
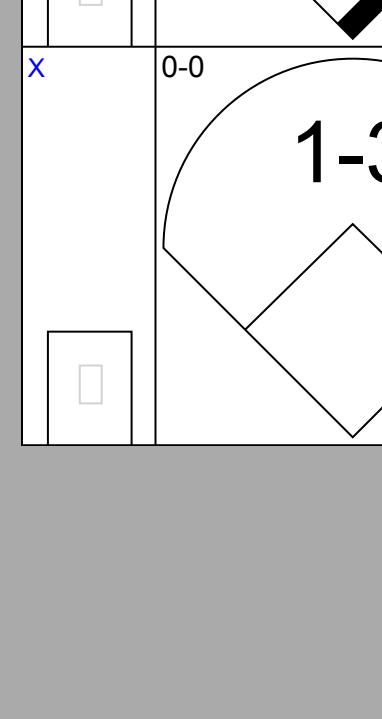
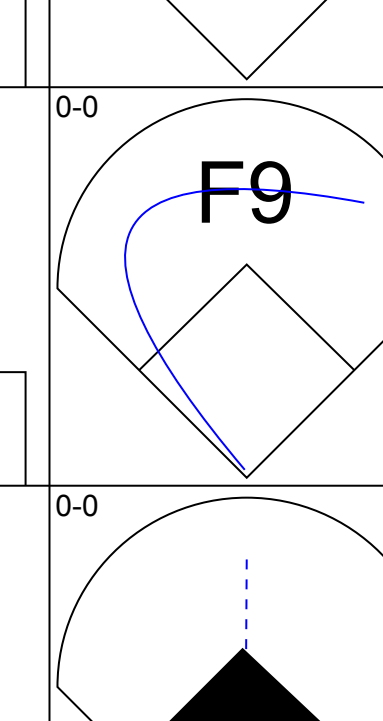
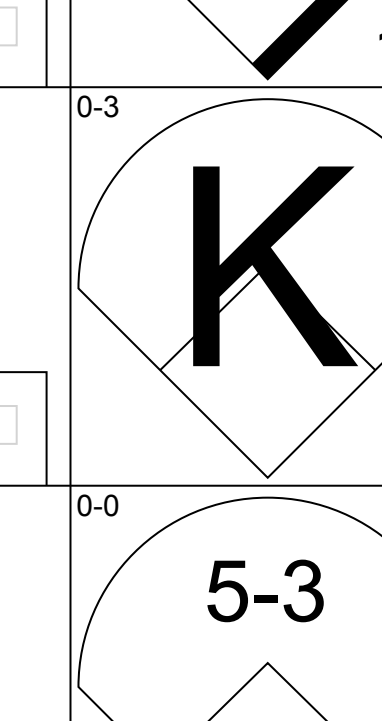
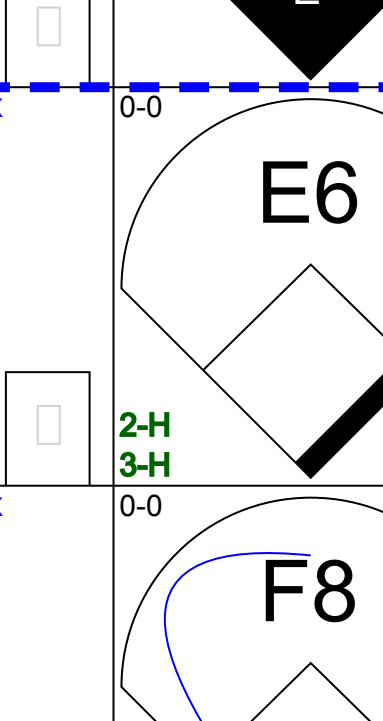
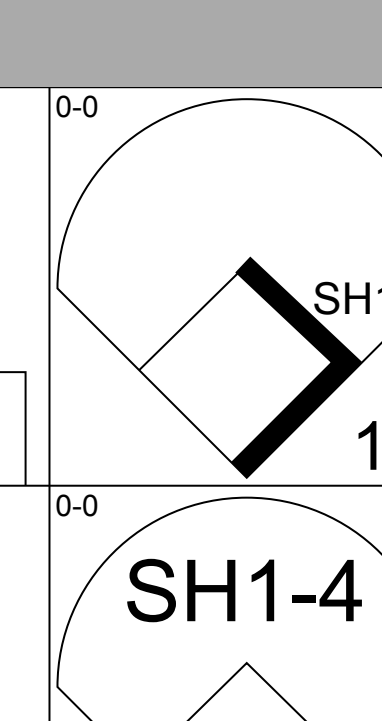
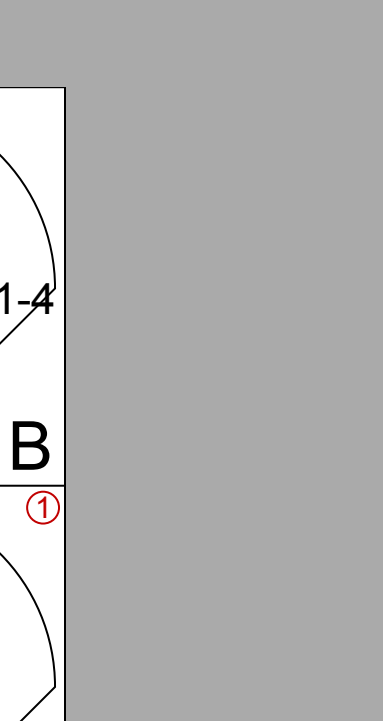
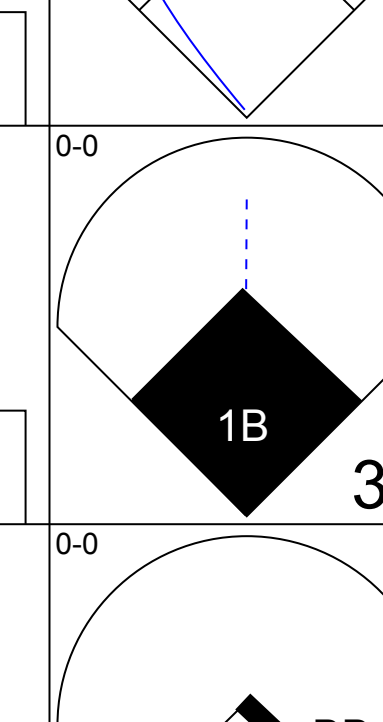
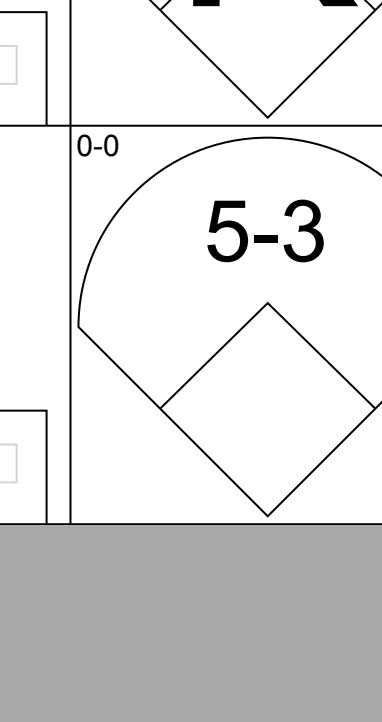
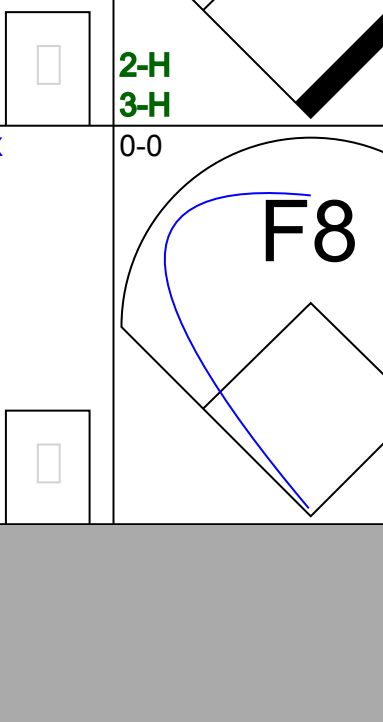
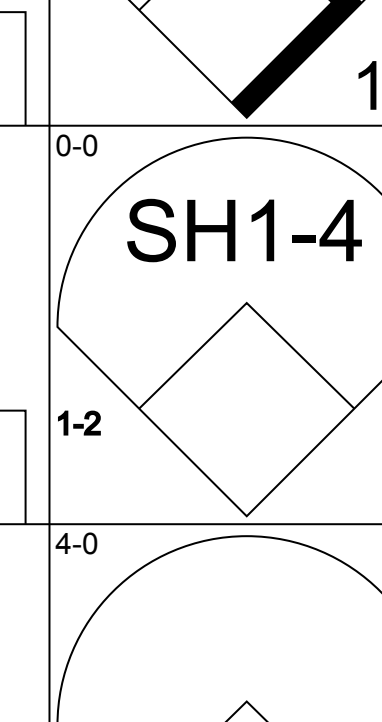
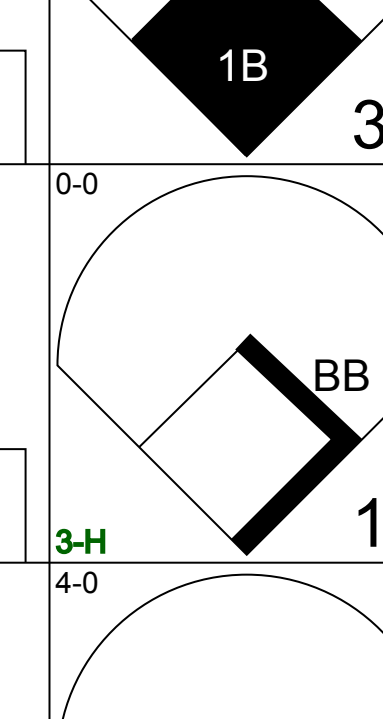
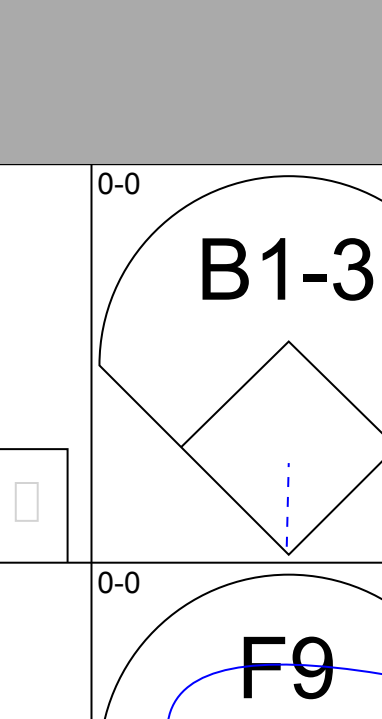
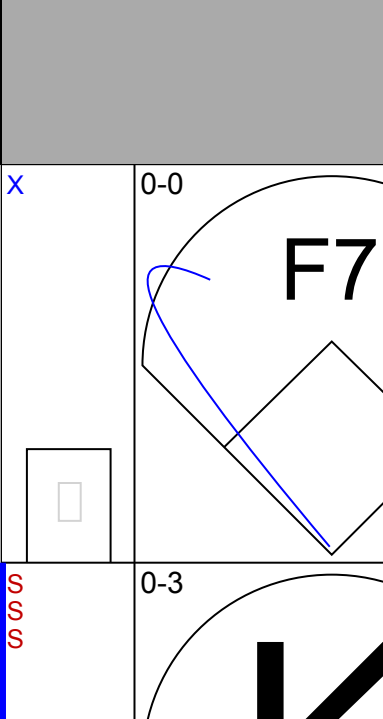
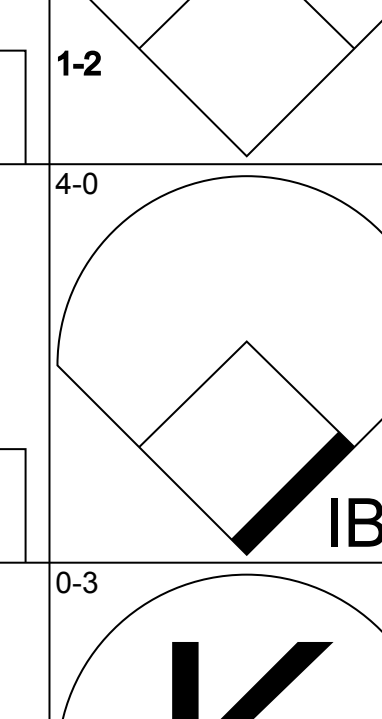
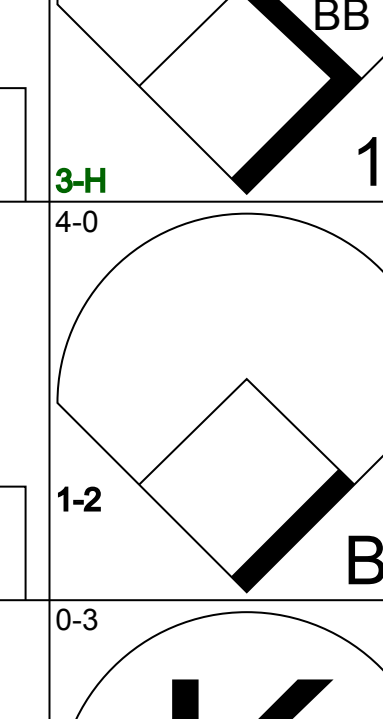
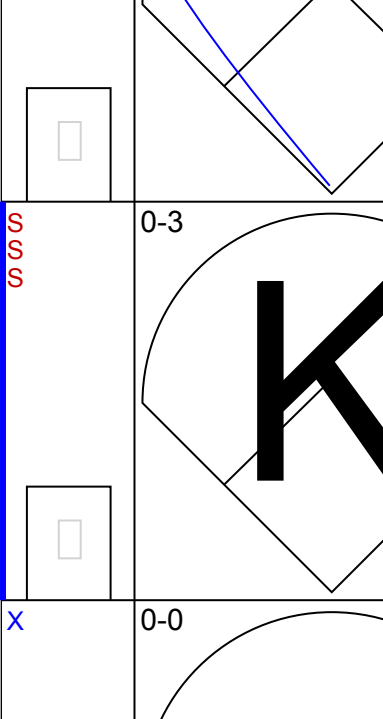
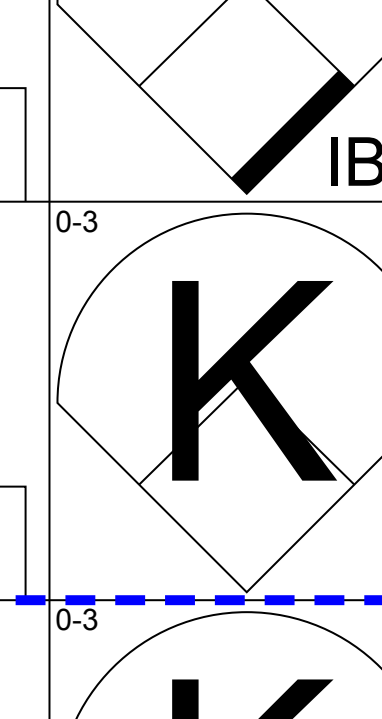
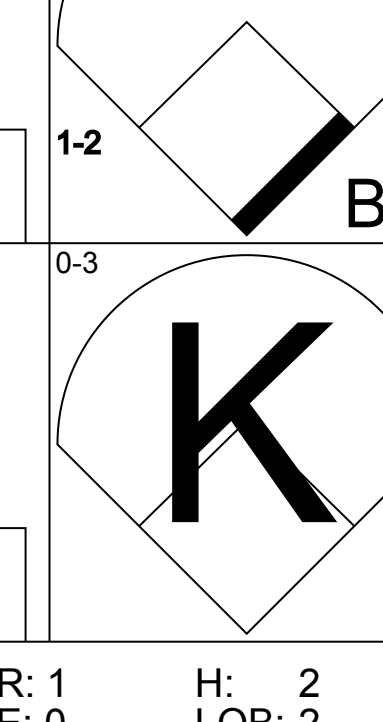
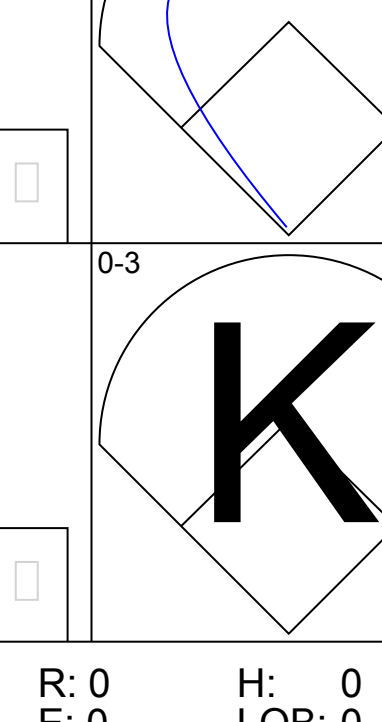
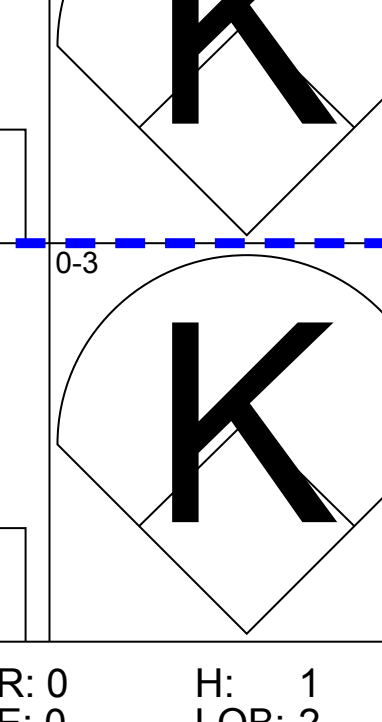
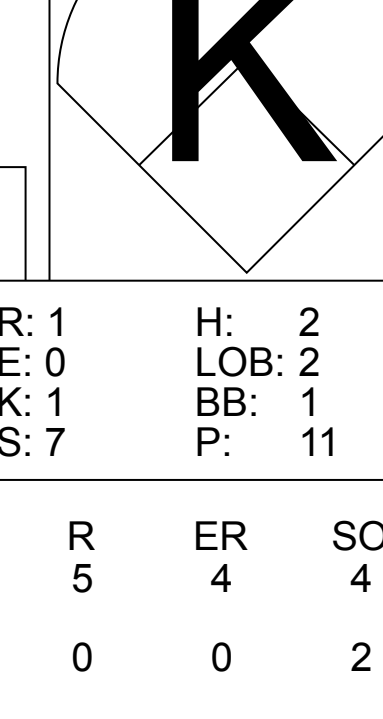
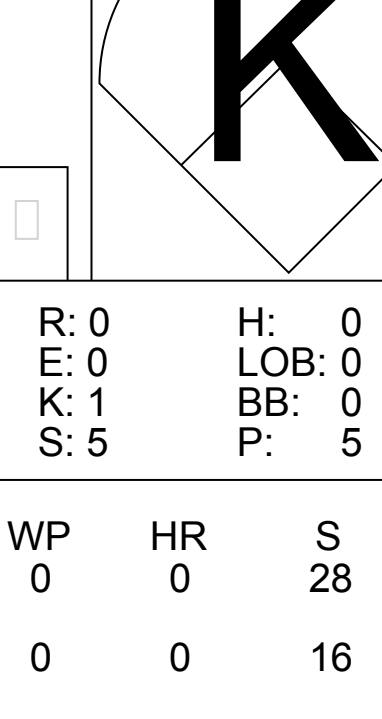
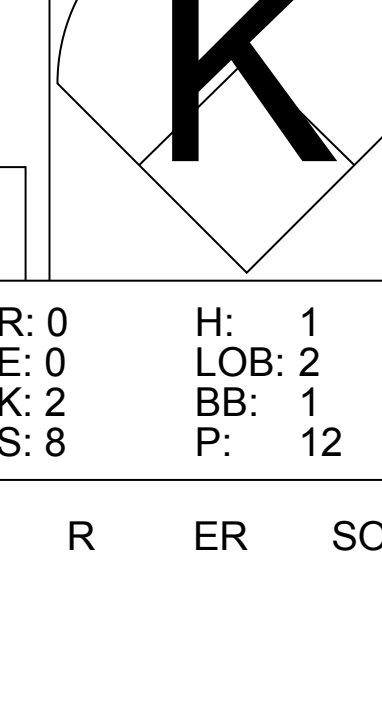

Batter	1	2	3	4	5	6	7	8	9	AB	R	H	RBI	BB	SO	LOB	BOTTOM			
Toby Harrah, R OBP: 0.330, SLG: 0.320 (1, 5)	G6-3		F9			6-3				3	0	1	0	0	0	1				
Jim Sundberg, R OBP: 0.381, SLG: 0.448 (1, 2)	G6-3				F8			6-3		3	0	0	0	0	0	2				
Mike Hargrove, L OBP: 0.385, SLG: 0.393 (1, 3)	6-3				K			F7		3	0	0	0	0	1	1				
Al Oliver, L OBP: 0.313, SLG: 0.448 (1, 7)					4-3			4-3		3	0	1	0	0	0	0				
Richie Zisk, R OBP: 0.351, SLG: 0.500 (1, 10)					G1-4-3			6-3		2	0	0	0	1	0	1				
Bobby Bonds, R OBP: 0.310, SLG: 0.380 (1, 9)					G1-4-3			5-3		3	1	1	1	0	0	1				
Juan Beniquez, R OBP: 0.316, SLG: 0.395 (1, 8)					HR			4-3		3	1	1	0	0	0	0				
Bump Wills, S OBP: 0.297, SLG: 0.335 (1, 4)					1B			F7		3	0	1	1	0	0	0				
Bert Campaneris, R OBP: 0.241, SLG: 0.178 (1, 6)					5-3			4-3		3	0	1	0	0	0	0				
Inning Stats	R: 0 E: 0 K: 0 S: 3	H: 1 LOB: 0 BB: 0 P: 3	R: 0 E: 0 K: 0 S: 2	H: 0 LOB: 0 BB: 1 P: 6	R: 1 E: 0 K: 0 S: 4	H: 2 LOB: 0 BB: 0 P: 4	R: 0 E: 0 K: 1 S: 5	H: 0 LOB: 0 BB: 0 P: 5	R: 1 E: 0 K: 0 S: 4	H: 1 LOB: 0 BB: 0 P: 4	R: 0 E: 0 K: 0 S: 4	H: 1 LOB: 1 BB: 0 P: 4	R: 0 E: 0 K: 0 S: 3	H: 0 LOB: 0 BB: 0 P: 3	R: 0 E: 0 K: 0 S: 3	H: 0 LOB: 0 BB: 0 P: 3	1B: 4 2B: 1 3B: 0 HR: 1	SF: 0 SAC: 0 DP: 3 HBP: 0	WP: 0 PB: 0 SB: 0 CS: 0	PA: 27
PITCHER Dennis Leonard, R ERA: 4.25 (1, 1)	IP: 8.0 WLS: L BF: 27 H: 6 R: 2 ER: 2 SO: 1 BB: 1 IBB: 0 HBP: 0 BLK: 0 WP: 0 HR: 1 S: 28 P: 32 ERA: 2.25 WHIP: 0.875																			

Kansas City Royals @ Texas Rangers
Arlington Stadium, Arlington, TX
Tue Jun 06 1978, 8:05 PM EDT
Att: 23,860 - Unknown

AB 26
R 2
H 6
RBI 2
BB 1
SO 1
LOB 6



Batter	1	2	3	4	5	6	7	8	9	AB	R	H	RBI	BB	SO	LOB	TOP			
Amos Otis, R OBP: 0.370, SLG: 0.550 (1, 8)										5	0	2	1	0	1	0	Kansas City Royals @ Texas Rangers Arlington Stadium, Arlington, TX Thu Jun 08 1978, 8:05 PM EDT Unknown			
Tom Pocquette, L OBP: 0.286, SLG: 0.384 (1, 7)										3	0	1	0	2	1	2				
Willie Wilson, S OBP: 0.303, SLG: 0.324 (9, FR)										0	0	0	0	0	0	0				
Hal McRae, R OBP: 0.335, SLG: 0.502 (1, 10)										3	1	1	0	1	0	1				
George Brett, L OBP: 0.373, SLG: 0.574 (1, 5)										5	1	1	1	0	0	4				
Darrell Porter, L OBP: 0.390, SLG: 0.479 (1, 2)										3	1	0	0	1	1	0				
Al Cowens, R OBP: 0.325, SLG: 0.410 (1, 9)										4	0	1	1	0	0	0				
Clint Hurdle, L OBP: 0.299, SLG: 0.365 (8, PH)										3	0	0	0	0	0	0				
John Wathan, R OBP: 0.328, SLG: 0.367 (8, 3)										0	0	0	0	0	0	0				
Freddie Patek, R OBP: 0.299, SLG: 0.335 (7, PH)										2	0	0	0	0	0	1				
Ralph LaCock, L OBP: 0.231, SLG: 0.250 (7, 6)										1	0	0	0	0	0	0				
U L Washington, S OBP: 0.417, SLG: 0.364 (8, PH)										0	0	0	0	0	0	0				
Steve Braun, L OBP: 0.295, SLG: 0.390 (8, 6)										1	0	0	1	0	0	1				
Jerry Terrell, R OBP: 0.245, SLG: 0.196 (8, 6)										0	0	0	0	0	0	0				
Frank White, R OBP: 0.331, SLG: 0.389 (1, 4)										3	1	1	0	1	0	1				
Inning Stats	R: 0 E: 0 K: 1 S: 5	H: 0 LOB: 0 BB: 0 P: 5	R: 0 E: 0 K: 1 S: 5	H: 0 LOB: 0 BB: 0 P: 5	R: 1 E: 0 K: 0 S: 4	H: 1 LOB: 3 BB: 3 P: 16	R: 0 E: 1 K: 0 S: 4	H: 0 LOB: 1 BB: 0 P: 4	R: 0 E: 0 K: 0 S: 3	H: 0 LOB: 0 BB: 0 P: 3	R: 0 E: 0 K: 1 S: 7	H: 2 LOB: 2 BB: 0 P: 7	R: 3 E: 0 K: 0 S: 6	H: 3 LOB: 1 BB: 1 P: 10	R: 0 E: 0 K: 0 S: 3	H: 1 LOB: 1 BB: 0 P: 4	1B: 4 2B: 2 3B: 1 HR: 0	SF: 0 SAC: 1 DP: 0 HBP: 1	WP: 0 PB: 0 SB: 1 CS: 1	PA: 40
PITCHER	IP WLS BF H R ER SO BB IBB HBP BLK WP HR S P ERA WHIP																			
Doyle Alexander, R ERA: 3.78 (1, 1)	7.0 W 31 5 3 3 3 4 0 0 0 0 0 0 0 33 49 3.86 1.286																			
Roger Moret, L ERA: 3.86 (8, 1)	0.0 2 1 0 0 0 1 0 0 0 0 0 0 0 1 5 = =																			
Reggie Cleveland, R ERA: 2.14 (8, 1)	2.0 S 7 1 1 1 0 0 0 0 1 0 0 0 0 6 7 4.50 0.500																			

Batter	1	2	3	4	5	6	7	8	9	AB	R	H	RBI	BB	SO	LOB	BOTTOM			
Toby Harrah, R OBP: 0.333, SLG: 0.320 (1, 5)										3	1	1	0	1	0	0	Kansas City Royals @ Texas Rangers Arlington Stadium, Arlington, TX Thu Jun 08 1978, 8:05 PM EDT Unknown			
Jim Sundberg, R OBP: 0.378, SLG: 0.443 (1, 2)										4	1	1	0	0	0	1				
Al Oliver, L OBP: 0.316, SLG: 0.459 (1, 7)										4	1	2	1	0	1	1				
Richie Zisk, R OBP: 0.353, SLG: 0.505 (1, 10)										4	1	2	0	0	0	1				
Bobby Bonds, R OBP: 0.314, SLG: 0.382 (1, 9)										4	0	2	1	0	1	1				
Juan Beniquez, R OBP: 0.316, SLG: 0.406 (1, 8)										3	1	1	0	0	0	2				
Mike Hargrove, L OBP: 0.387, SLG: 0.392 (1, 3)										3	0	1	1	1	0	0				
Kurt Bevacqua, R OBP: 0.220, SLG: 0.255 (6, PH)										1	0	0	0	1	0	0				
Bump Wills, S OBP: 0.293, SLG: 0.331 (7, 4)										2	0	0	0	0	2	2				
Bert Campaneris, R OBP: 0.243, SLG: 0.183 (1, 6)										3	0	1	0	0	2	2				
John Lowenstein, L OBP: 0.405, SLG: 0.485 (8, PH)										1	0	0	0	0	1	2				
Jim Mason, L OBP: 0.227, SLG: 0.220 (9, 6)										0	0	0	0	0	0	0				
Inning Stats	R: 0 E: 0 K: 0 S: 3	H: 0 LOB: 0 BB: 0 P: 3	R: 1 E: 0 K: 1 S: 7	H: 2 LOB: 1 BB: 1 P: 11	R: 2 E: 1 K: 1 S: 7	H: 2 LOB: 1 BB: 1 P: 11	R: 0 E: 0 K: 1 S: 5	H: 0 LOB: 0 BB: 0 P: 5	R: 2 E: 0 K: 1 S: 8	H: 4 LOB: 1 BB: 0 P: 8	R: 0 E: 0 K: 1 S: 5	H: 1 LOB: 0 BB: 0 P: 5	R: 0 E: 0 K: 2 S: 8	H: 1 LOB: 2 BB: 1 P: 12	R: 0 E: 0 K: 2 S: 8	H: 1 LOB: 1 BB: 1 P: 12	1B: 8 2B: 1 3B: 2 HR: 0	SF: 0 SAC: 1 DP: 0 HBP: 0	WP: 0 PB: 0 SB: 1 CS: 2	PA: 37
PITCHER	IP WLS BF H R ER SO BB IBB HBP BLK WP HR S P ERA WHIP																			
Andy Hassler, L ERA: 5.05 (1, 1)	4.2 L 22 4 0 0 2 0 1 0 0 0 0 0 16 20 0.00 1.333																			
Doug Bird, R ERA: 5.14 (5, 1)	3.0 13 4 0 0 2 0 0 0 0 0 0 0 3 3 0.00 0.000																			
Al Hrabosky, L ERA: 1.31 (8, 1)	0.1 1 0 0 0 1 0 0 0 0 0 0 0 3 3 0.00 0.000																			

Batter	1	2	3	4	5	6	7	8	9	10	11	12	13	AB	R	H	RBI	BB	SO	LOB	TOP						
Willie Wilson, S OBP: 0.298, SLG: 0.319 (1.8)	6-3		6-3		F9					SH1-4		5-3		5	0	1	0	0	0	1							
Hal McRae, R OBP: 0.339, SLG: 0.505 (1.10)	1B 2B		E6			K				F8			FC4-6 1B	5	1	2	0	1	1	1							
George Brett, L OBP: 0.365, SLG: 0.556 (1.5)	4-3		F7			4-3				F8			FC4-6 G6-4-3	6	0	1	0	0	0	4							
Al Cowens, R OBP: 0.325, SLG: 0.408 (1.8)	1B				WP S 1B								G6-4-3	6	0	2	1	0	1	2							
John Wathan, R OBP: 0.319, SLG: 0.354 (1.3)	K		5-3											5	1	1	0	0	2	2							
Joe Zdeb, R OBP: 0.278, SLG: 0.412 (1.7)		6-3				K				SH3-4 1B				4	0	0	0	0	2	2							
Frank White, R OBP: 0.327, SLG: 0.379 (1.4)	6-3		6-3			6-3				P4				4	0	0	0	1	0	3							
Darrell Porter, L OBP: 0.385, SLG: 0.470 (1.2)	F9										L8			5	0	1	1	0	1	2							
U L Washington, S OBP: 0.353, SLG: 0.313 (1.6)			F9										6-3	5	0	1	0	0	0	2							
Inning Stats	R: 1 E: 0 K: 1 S: 7	H: 2 LOB: 1 BB: 0 P: 7	R: 0 E: 0 K: 0 S: 3	H: 0 LOB: 0 BB: 0 P: 3	R: 0 E: 1 K: 0 S: 4	H: 0 LOB: 1 BB: 0 P: 4	R: 0 E: 0 K: 1 S: 6	H: 1 LOB: 1 BB: 0 P: 6	R: 0 E: 0 K: 1 S: 5	H: 0 LOB: 0 BB: 0 P: 5	R: 0 E: 0 K: 2 S: 7	H: 0 LOB: 0 BB: 0 P: 7	R: 0 E: 0 K: 0 S: 4	H: 1 LOB: 1 BB: 0 P: 4	R: 0 E: 0 K: 2 S: 7	H: 0 LOB: 0 BB: 0 P: 7	R: 0 E: 0 K: 0 S: 3	H: 1 LOB: 0 BB: 1 P: 3	R: 0 E: 0 K: 0 S: 3	H: 0 LOB: 0 BB: 0 P: 3	1B: 8 2B: 1 3B: 0 HR: 0	SF: 0 SAC: 2 DP: 1 HBP: 0	WP: 1 PB: 0 SB: 2 CS: 2	PA: 49			
PITCHER	IP 9.0	WLS 35	BF 7	H 2	R 0	ER 1	SO 5	BB 1	IBB 0	HBP 0	BLK 0	WP 1	HR 0	S 44	P 48	ERA 1.00	WHIP 0.889										
Jon Matlack, L ERA: 2.72 (1.1)	3.0	11	1	0	0	2	1	0	0	0	0	0	0	14	18	0.00	0.667										
Reggie Cleveland, R ERA: 1.88 (10.1)	1.0	W	3	1	0	0	0	0	0	0	0	0	0	3	3	0.00	1.000										
Steve Corrier, R ERA: 1.32 (13.1)																											

Kansas City Royals @ Texas Rangers
Arlington Stadium, Arlington, TX
Thu Jun 08 1978, 8:05 PM EDT
Att. 32,886 - Unknown

AB 45
R 2
H 9
RBI 2
BB 2
SO 7
LOB 19



Batter	1	2	3	4	5	6	7	8	9	10	11	12	13	AB	R	H	RBI	BB	SO	LOB	BOTTOM						
Toby Harrah, R OBP: 0.323, SLG: 0.308 (1.5)	5-3		F8			5-3	F8			5-3		P6		6	0	0	0	0	0	3							
Bump Wills, S OBP: 0.295, SLG: 0.327 (1.4)	WP S BB		F8			4-3		1-3		F3			SH SF9 1B	5	1	1	0	1	0	0							
Mike Hargrove, L OBP: 0.396, SLG: 0.393 (1.3)	WP BB					L3-6 BB				K			SH IBB	2	1	1	0	3	1	0							
Al Oliver, L OBP: 0.312, SLG: 0.448 (1.7)	F2				L3-6 BB		F7	G3					IBB	5	0	0	0	1	0	4							
Richie Zisk, R OBP: 0.395, SLG: 0.503 (1.10)	K				5-3								F8	3	1	1	0	1	1	2							
Bobby Thompson, S OBP: 0.314, SLG: 0.400 (9, PR)														2	0	0	0	0	1	3							
Bobby Bonds, R OBP: 0.316, SLG: 0.382 (1.9)		F8					F3			SH FC6-2 BB			SF9	3	0	1	1	1	0	0							
Jim Sundberg, R OBP: 0.379, SLG: 0.439 (1.2)	F8						F9			FC6-2 IBB				4	0	1	2	1	0	1							
Juan Beniquez, R OBP: 0.308, SLG: 0.394 (1.8)	P4						6-3			FC6-2 IBB			F9	5	0	0	0	0	0	5							
Bert Campaneris, R OBP: 0.246, SLG: 0.179 (1.6)													F8	2	0	0	0	1	0	0							
John Lowenstein, L OBP: 0.405, SLG: 0.465 (9, PH)														0	0	0	0	0	0	0							
Kurt Bevacqua, R OBP: 0.217, SLG: 0.250 (9, PH)														1	0	0	0	0	0	3							
Jim Mason, L OBP: 0.222, SLG: 0.214 (10, 6)														1	0	0	0	0	0	0							
Inning Stats	R: 0 E: 0 K: 1 S: 5	H: 0 LOB: 2 BB: 2 P: 13	R: 0 E: 0 K: 0 S: 3	H: 0 LOB: 0 BB: 0 P: 3	R: 0 E: 0 K: 0 S: 3	H: 0 LOB: 0 BB: 0 P: 3	R: 0 E: 0 K: 0 S: 3	H: 0 LOB: 0 BB: 1 P: 6	R: 0 E: 0 K: 0 S: 3	H: 1 LOB: 0 BB: 0 P: 3	R: 0 E: 0 K: 0 S: 3	H: 0 LOB: 2 BB: 2 P: 11	R: 0 E: 0 K: 1 S: 5	H: 1 LOB: 1 BB: 0 P: 6	R: 0 E: 0 K: 0 S: 3	H: 0 LOB: 0 BB: 0 P: 3	R: 0 E: 0 K: 0 S: 4	H: 1 LOB: 2 BB: 1 P: 8	R: 0 E: 0 K: 0 S: 3	H: 0 LOB: 0 BB: 0 P: 3	1B: 5 2B: 1 3B: 0 HR: 0	SF: 1 SAC: 2 DP: 1 HBP: 0	WP: 1 PB: 0 SB: 4 CS: 0	PA: 51			
PITCHER	IP 8.1	WLS 15	BF 3	H 2	R 0	ER 2	SO 1	BB 7	IBB 1	HBP 0	BLK 0	WP 1	HR 0	S 29	P 61	ERA 2.16	WHIP 1.200										
Rich Gale, R ERA: 3.38 (1.1)	4.0	L	15	2	1	1	2	0	1	0	0	0	0	18	22	2.25	0.500										
Al Hrabosky, L ERA: 1.46 (9, 1)	0.1		1	0	0	0	0	0	0	0	1	1	1	1	1	0.00	0.000										
Marty Pattin, R ERA: 3.6 (13.1)																											

Kansas City Royals @ Texas Rangers
Arlington Stadium, Arlington, TX
Thu Jun 08 1978, 8:05 PM EDT
Att. 32,886 - Unknown

AB 39
R 3
H 5
RBI 3
BB 9
SO 3
LOB 21



Batter	1	2	3	4	5	6	7	8	9	AB	R	H	RBI	BB	SO	LOB	TOP										
Ralph Garr, L (1,7) OBP: 0.314, SLG: 0.372	0-0 6-3		0-0 2H 3B			0-0 2B SF8 1B	0-0 F8		0-0 B1-3	5	1	2	1	0	0	0											
Bob Molinaro, L (1,9) OBP: 0.333, SLG: 0.352	0-0 F6		0-0 6-3			0-0 WP 1B 2B	4-0 S BB			3	1	1	0	1	0	1											
Jorge Orta, L (1,4) OBP: 0.329, SLG: 0.465	0-3 K			0-0 4-1		0-0 G3	4-0 1-2 BB			3	0	0	0	1	1	2											
Jim Breazeale, L (1,3) OBP: 0.379, SLG: 0.333 Lamar Johnson, R (7,PH) OBP: 0.294, SLG: 0.369		0-0 L4		4-0 BB		0-0 SF8	0-0 F7			1	0	0	1	1	0	0											
Henry Cruz, L (1,8) OBP: 0.321, SLG: 0.447		0-0 3-1		0-0 F9		4-0 3H WP 1B BB		0-0 K SH3-4 1B		3	1	1	0	1	0	1											
Ron Blomberg, L (1,10) OBP: 0.294, SLG: 0.385 Chet Lemon, R (8,PH) OBP: 0.353, SLG: 0.503		0-0 4-3		0-0 G3		4-0 1-2 2-3 1B IBB		0-0 SH3-4 1B		2	0	0	0	1	0	1											
Bill Nahorodny, R (1,2) OBP: 0.311, SLG: 0.395			0-0 6-3		0-0 6-3	0-0 1-2 2H 3H 1B		0-0 K 2-3		4	0	1	2	0	1	1											
Don Kessinger, S (1,6) OBP: 0.325, SLG: 0.326			0-0 4-3 3B 1B		0-0 4-3	0-0 1-3		0-0 CS 1B		4	1	2	0	0	0	2											
Eric Soderholm, R (1,5) OBP: 0.252, SLG: 0.304			0-0 4-3		0-0 4-3		0-0 4-3	0-0 1-2 F7		4	0	0	0	0	0	2											
Inning Stats	R: 0 E: 0 K: 1 S: 5	H: 0 LOB: 0 BB: 0 P: 5	R: 0 E: 0 K: 0 S: 3	H: 0 LOB: 0 BB: 0 P: 3	R: 1 E: 0 K: 0 S: 5	H: 2 LOB: 1 BB: 0 P: 5	R: 0 E: 0 K: 0 S: 3	H: 0 LOB: 1 BB: 1 P: 7	R: 0 E: 0 K: 0 S: 3	H: 0 LOB: 0 BB: 0 P: 3	R: 3 E: 0 K: 0 S: 6	H: 3 LOB: 2 BB: 2 P: 14	R: 0 E: 0 K: 0 S: 3	H: 0 LOB: 0 BB: 2 P: 11	R: 0 E: 0 K: 1 S: 5	H: 1 LOB: 0 BB: 0 P: 5	R: 0 E: 0 K: 0 S: 3	H: 1 LOB: 0 BB: 0 P: 3	1B: 5 2B: 1 3B: 1 HR: 0	SF: 1 SAC: 1 DP: 0 HBP: 0	WP: 1 PB: 0 SB: 1 CS: 1	PA: 37					
PITCHER	IP	WLS	BF	H	R	ER	SO	BB	IBB	HBP	BLK	WP	HR	S	P	ERA	WHIP										
Doc Medich, R (1,1) ERA: 4.78	6.2	L	29	5	4	4	1	3	1	0	0	1	0	27	43	5.40	1.200										
Jim Umberger, L (7,1) ERA: 5.17	0.2		4	1	0	0	0	1	0	0	0	0	0	3	7	0.00	3.000										
Steve Comer, R (8,1) ERA: 1.17	1.2		4	1	0	0	1	0	0	0	0	0	0	6	6	0.00	0.600										

Chicago White Sox @ Texas Rangers
Arlington Stadium, Arlington, TX

AB 30
R 4
H 7
RBI 4
BB 5
SO 2
LOB 12



livebaseballscorecards.com

Batter	1	2	3	4	5	6	7	8	9	AB	R	H	RBI	BB	SO	LOB	BOTTOM										
Toby Harrah, R (1,5) OBP: 0.325, SLG: 0.306	4-0 1B 1B BB		0-0 1-3		0-3 K		0-3 K		0-0 S 1B	4	1	1	0	1	2	2											
Juan Beniquez, R (1,8) OBP: 0.305, SLG: 0.389	0-0 1B SF8 1B		0-0 F7		0-0 F5		0-3 K		0-0 F4	5	1	1	0	0	1	2											
Al Oliver, L (1,7) OBP: 0.315, SLG: 0.463	0-0 1B 1-3 2H 1B		0-0 HR		0-0 F7		0-0 1-3			4	1	2	2	0	0	0											
Richie Zisk, R (1,10) OBP: 0.359, SLG: 0.503 Bobby Thompson, S (8,PR) OBP: 0.314, SLG: 0.400	0-0 SF8		4-0 BB		0-0 5-3		0-0 S 1B			2	0	1	1	1	0	0											
Bobby Bonds, R (1,9) OBP: 0.315, SLG: 0.379	0-0 3H 1-3 1B		0-3 K		0-3 K		0-3 K		0-0 1-2 K	4	0	1	0	0	3	2											
John Ellis, R (1,2) OBP: 0.188, SLG: 0.400	0-0 F9		0-0 6-3		0-0 F8		0-0 4-3			4	0	0	0	0	0	4											
Mike Hargrove, L (1,3) OBP: 0.398, SLG: 0.392		0-0 FC4-6 1B		0-0 L3		4-0 BB		0-3 K		3	0	1	0	1	1	0											
Kurt Bevacqua, R (1,4) OBP: 0.203, SLG: 0.233		0-0 F9		0-0 6-3		0-3 K		0-0 F9		4	0	0	0	0	1	2											
Jim Mason, L (1,6) OBP: 0.229, SLG: 0.222 John Lowenstein, L (8,PH) OBP: 0.413, SLG: 0.485 Bump Willis, S (8,PR) OBP: 0.295, SLG: 0.327		0-0 FC4-6		0-0 1B		0-0 F8		4-0 1B BB		3	0	1	0	0	0	1											
Inning Stats	R: 2 E: 0 K: 0 S: 5	H: 3 LOB: 1 BB: 1 P: 9	R: 0 E: 0 K: 0 S: 4	H: 1 LOB: 1 BB: 0 P: 4	R: 1 E: 0 K: 1 S: 6	H: 1 LOB: 1 BB: 1 P: 10	R: 0 E: 0 K: 1 S: 6	H: 1 LOB: 0 BB: 0 P: 6	R: 0 E: 0 K: 2 S: 7	H: 0 LOB: 1 BB: 1 P: 11	R: 0 E: 0 K: 2 S: 7	H: 0 LOB: 0 BB: 0 P: 7	R: 0 E: 0 K: 1 S: 6	H: 1 LOB: 2 BB: 0 P: 6	R: 0 E: 0 K: 1 S: 6	H: 1 LOB: 3 BB: 1 P: 10	1B: 7 2B: 0 3B: 0 HR: 1	SF: 1 SAC: 0 DP: 0 HBP: 0	WP: 0 PB: 0 SB: 2 CS: 0	PA: 38							
PITCHER	IP	WLS	BF	H	R	ER	SO	BB	IBB	HBP	BLK	WP	HR	S	P	ERA	WHIP										
Pablo Torrealba, L (1,1) ERA: 4.54	0.0		3	2	2	2	0	1	0	0	0	0	0	2	6												
Ron Schueler, R (1,1) ERA: 4.28	6.0	W	23	4	1	1	4	2	0	0	0	0	1	29	37	1.50	1.000										
Lerrin LaGrow, R (7,1) ERA: 4.34	3.0	S	12	2	0	0	4	1	0	0	0	0	0	19	23	0.00	1.000										

Chicago White Sox @ Texas Rangers
Arlington Stadium, Arlington, TX

AB 33
R 3
H 8
RBI 3
BB 4
SO 8
LOB 13



livebaseballscorecards.com

Batter	1	2	3	4	5	6	7	8	9	AB	R	H	RBI	BB	SO	LOB	TOP			
Ralph Garr, L (1, 7) OBP: 0.312, SLG: 0.369	G1		BB BB 2H 1B		4-3			F8		4	0	1	1	0	0	1	<p>Chicago White Sox @ Texas Rangers</p> <p>Arlington Stadium, Arlington, TX</p> <p>Sat Jun 10 1978, 8:05 PM EDT</p> <p>Att: 27,735 - Unknown - 96 F</p>			
Bob Molinaro, L (1, 9) OBP: 0.340, SLG: 0.344	5-3		S E BB 1-2		CS BB			4-3		2	1	0	0	2	0	0				
Jorge Orta, L (1, 4) OBP: 0.327, SLG: 0.458	5-3		FC4-6 BB 1-2 2-3		CS	1-3		F9		3	0	0	0	1	0	0				
Jim Breazeale, L (1, 3) OBP: 0.364, SLG: 0.321		2B 4-3 1B	FC4-6 2H 2H			F7		4-3		4	1	1	0	0	0	1				
Henry Cruz, L (1, 8) OBP: 0.316, SLG: 0.451		E 1-3 2B	F8			E3		5-3		4	0	1	0	0	0	1				
Ron Blomberg, L (1, 10) OBP: 0.292, SLG: 0.378 Alan Bannister, R (9, PR) OBP: 0.220, SLG: 0.231	4-3			K		G3		BB 1B		4	0	1	1	0	1	2				
Bill Nahorodny, R (1, 2) OBP: 0.309, SLG: 0.387	3H 0-3 K			F8				F9		3	0	0	0	1	1	1				
Don Kessinger, S (1, 6) OBP: 0.318, SLG: 0.320 Thad Bosley, L (9, PH) OBP: 0.322, SLG: 0.375	1-6-3			4-3				K		3	0	0	0	0	1	1				
Eric Soderholm, R (1, 5) OBP: 0.259, SLG: 0.313								F4		2	1	1	0	1	0	0				
Inning Stats	R: 0 E: 0 K: 0 S: 3	H: 0 LOB: 0 BB: 0 P: 3	R: 1 E: 1 K: 1 S: 7	H: 2 LOB: 1 BB: 0 P: 7	R: 2 E: 1 K: 0 S: 4	H: 2 LOB: 1 BB: 2 P: 12	R: 0 E: 0 K: 1 S: 5	H: 0 LOB: 0 BB: 0 P: 5	R: 0 E: 0 K: 0 S: 1	H: 0 LOB: 0 BB: 2 P: 9	R: 0 E: 1 K: 0 S: 4	H: 0 LOB: 1 BB: 0 P: 4	R: 0 E: 0 K: 1 S: 5	H: 0 LOB: 0 BB: 0 P: 5	R: 0 E: 0 K: 0 S: 3	H: 1 LOB: 2 BB: 1 P: 10		1B: 3 2B: 2 3B: 0 HR: 0	SF: 0 SAC: 0 DP: 0 HBP: 0	WP: 0 PB: 0 SB: 1 CS: 2
PITCHER Dock Ellis, R (1, 1) ERA: 3.45	IP: 9.0 WLS: W BF: 35 H: 5 R: 3 ER: 2 SO: 4 BB: 5 IBB: 0 HBP: 0 BLK: 0 WP: 0 HR: 0 S: 38 P: 58 ERA: 2.00 WHIP: 1.111															PITCHER				

Batter	1	2	3	4	5	6	7	8	9	AB	R	H	RBI	BB	SO	LOB	BOTTOM			
Toby Harrah, R (1, 5) OBP: 0.327, SLG: 0.309	K		K		F6	1-2 1B		S 1B		5	0	2	1	0	2	1	<p>Chicago White Sox @ Texas Rangers</p> <p>Arlington Stadium, Arlington, TX</p> <p>Sat Jun 10 1978, 8:05 PM EDT</p> <p>Att: 27,735 - Unknown - 96 F</p>			
Bump Wills, S (1, 4) OBP: 0.297, SLG: 0.343	G3		HR		4-3 BB	F8		F8		4	1	1	1	1	0	4				
Al Oliver, L (1, 7) OBP: 0.314, SLG: 0.459	4-3		BB 1B		4-3	F8		F8		4	0	1	0	0	0	4				
Richie Zisk, R (1, 10) OBP: 0.357, SLG: 0.495		K	1-2 BB		F7			6-3		3	0	0	0	1	1	2				
Mike Hargrove, L (1, 3) OBP: 0.400, SLG: 0.392		1B 1B	F8			HR BB		G3		3	1	1	0	1	0	2				
Bobby Bonds, R (1, 9) OBP: 0.313, SLG: 0.392		F5			F7	1H HR		F4		4	1	1	2	0	0	1				
Jim Sundberg, R (1, 2) OBP: 0.376, SLG: 0.434		1B			F8			6-3		4	0	1	0	0	0	0				
Juan Beniquez, R (1, 8) OBP: 0.304, SLG: 0.385		F7			K	1B 1B		5-3		4	1	1	0	0	1	2				
Jim Mason, L (1, 6) OBP: 0.269, SLG: 0.265			F9			4-3 BB 1B		1B 1B		4	0	3	0	0	0	0				
Inning Stats	R: 0 E: 0 K: 1 S: 5	H: 0 LOB: 0 BB: 0 P: 5	R: 0 E: 0 K: 1 S: 7	H: 2 LOB: 2 BB: 0 P: 7	R: 1 E: 0 K: 1 S: 7	H: 2 LOB: 2 BB: 1 P: 11	R: 0 E: 0 K: 1 S: 5	H: 0 LOB: 0 BB: 0 P: 5	R: 0 E: 0 K: 0 S: 4	H: 1 LOB: 2 BB: 1 P: 8	R: 3 E: 0 K: 0 S: 7	H: 4 LOB: 2 BB: 1 P: 11	R: 0 E: 0 K: 0 S: 3	H: 0 LOB: 0 BB: 0 P: 3	R: 0 E: 0 K: 0 S: 5	H: 2 LOB: 2 BB: 0 P: 5		1B: 9 2B: 0 3B: 0 HR: 2	SF: 0 SAC: 0 DP: 0 HBP: 0	WP: 0 PB: 0 SB: 1 CS: 0
PITCHER Steve Stone, R (1, 1) ERA: 3.59 Jim Willoughby, R (6, 1) ERA: 2.84	IP: 5.1 WLS: L BF: 27 H: 8 R: 4 ER: 4 SO: 4 BB: 3 IBB: 0 HBP: 0 BLK: 0 WP: 0 HR: 2 S: 32 P: 44 ERA: 6.75 WHIP: 2.062															PITCHER				

AB	30
R	3
H	5
RBI	2
BB	5
SO	4
LOB	9



Batter	1	2	3	4	5	6	7	8	9	AB	R	H	RBI	BB	SO	LOB	TOP										
Ralph Garr, L (1, 7) OBP: 0.304, SLG: 0.359	F7		F6		K		L3			4	0	0	0	0	1	3	Chicago White Sox @ Texas Rangers Arlington Stadium, Arlington, TX Sun Jun 11 1978, 8:05 PM EDT Att: 22,861 - Unknown - 91 F										
Alan Bannister, R (1, 8) OBP: 0.244, SLG: 0.256	F9		CS		1-3					4	0	2	1	0	0	1											
Henry Cruz, L (8, 8) OBP: 0.316, SLG: 0.451			2H 1B							0	0	0	0	0	0	0											
Chet Lemon, R (1, 10) OBP: 0.351, SLG: 0.497	5-3		CS		G4-6-3 1B		6-3			4	0	1	0	0	1	1											
Wayne Nordhagen, R (1, 9) OBP: 0.271, SLG: 0.404										3	0	0	0	0	0	1											
Bob Molinaro, L (8, PH) OBP: 0.337, SLG: 0.341		L6			G4-6-3 1-2		F7			1	0	0	0	0	1	1											
Lamar Johnson, R (1, 3) OBP: 0.298, SLG: 0.372							F4			4	0	2	0	0	0	1											
Bill Nahorodny, R (1, 2) OBP: 0.308, SLG: 0.383										4	0	1	0	0	0	1											
Jorge Orta, L (1, 4) OBP: 0.326, SLG: 0.454										4	1	1	0	0	0	3											
Don Kessinger, S (1, 6) OBP: 0.323, SLG: 0.331					6-3					4	0	2	0	0	1	0											
Eric Soderholm, R (1, 5) OBP: 0.267, SLG: 0.327										3	1	2	1	0	0	1											
Inning Stats	R: 0 E: 0 K: 0 S: 3	H: 0 LOB: 0 BB: 0 P: 3	R: 0 E: 1 K: 0 S: 4	H: 1 LOB: 1 BB: 0 P: 4	R: 1 E: 0 K: 0 S: 4	H: 2 LOB: 0 BB: 0 P: 4	R: 0 E: 0 K: 0 S: 5	H: 3 LOB: 2 BB: 0 P: 5	R: 0 E: 0 K: 1 S: 6	H: 2 LOB: 1 BB: 0 P: 6	R: 0 E: 0 K: 0 S: 3	H: 0 LOB: 0 BB: 0 P: 3	R: 1 E: 0 K: 0 S: 5	H: 2 LOB: 1 BB: 0 P: 5	R: 0 E: 0 K: 2 S: 8	H: 1 LOB: 1 BB: 0 P: 8	R: 0 E: 0 K: 1 S: 5	H: 0 LOB: 0 BB: 0 P: 5	1B: 9 2B: 2 3B: 0 HR: 0	SF: 0 SAC: 0 DP: 1 HBP: 0	WP: 0 PB: 0 SB: 1 CS: 1	PA: 36					
PITCHER	IP	WLS	BF	H	R	ER	SO	BB	IBB	HBP	BLK	WP	HR	S	P	ERA	WHIP										
Roger Moret, L (1, 1) ERA: 2.77	6.0		23	8	1	1	1	0	0	0	0	0	0	25	25	1.50	1.333										
Reggie Cleveland, R (7, 1) ERA: 2.0	3.0	L	12	3	1	1	3	0	0	0	0	0	0	18	18	3.00	1.000										

Batter	1	2	3	4	5	6	7	8	9	AB	R	H	RBI	BB	SO	LOB	BOTTOM										
Toby Harrah, R (1, 5) OBP: 0.320, SLG: 0.302	F8		F7		F5		5-3			4	0	0	0	0	0	3	Chicago White Sox @ Texas Rangers Arlington Stadium, Arlington, TX Sun Jun 11 1978, 8:05 PM EDT Att: 22,861 - Unknown - 91 F										
Bump Wills, S (1, 4) OBP: 0.291, SLG: 0.335	1-3		FC4-6 1-2		F6					4	0	0	0	0	1	2											
Al Oliver, L (1, 7) OBP: 0.317, SLG: 0.469										4	1	2	0	0	1	1											
Richie Zisk, R (1, 10) OBP: 0.355, SLG: 0.493	4-3									3	0	1	1	0	0	1											
Mike Hargrove, L (1, 3) OBP: 0.402, SLG: 0.394										4	0	2	0	0	0	1											
Bobby Thompson, S (8, PR) OBP: 0.314, SLG: 0.400										0	0	0	0	0	0	0											
Bobby Bonds, R (1, 9) OBP: 0.312, SLG: 0.389										4	0	1	0	0	2	2											
Jim Sundberg, R (1, 2) OBP: 0.374, SLG: 0.427										3	0	0	0	1	0	4											
Juan Beniquez, R (1, 8) OBP: 0.303, SLG: 0.383										4	0	1	0	0	0	4											
Jim Mason, L (1, 6) OBP: 0.278, SLG: 0.275										2	0	1	0	0	1	1											
Inning Stats	R: 0 E: 0 K: 0 S: 4	H: 1 LOB: 1 BB: 0 P: 4	R: 0 E: 0 K: 1 S: 6	H: 1 LOB: 1 BB: 0 P: 6	R: 0 E: 0 K: 1 S: 6	H: 1 LOB: 1 BB: 0 P: 6	R: 0 E: 0 K: 0 S: 4	H: 1 LOB: 1 BB: 0 P: 4	R: 0 E: 0 K: 1 S: 6	H: 0 LOB: 0 BB: 1 P: 6	R: 0 E: 0 K: 1 S: 5	H: 0 LOB: 1 BB: 1 P: 9	R: 0 E: 0 K: 1 S: 5	H: 0 LOB: 0 BB: 0 P: 5	R: 0 E: 0 K: 0 S: 4	H: 2 LOB: 2 BB: 0 P: 4	1B: 7 2B: 0 3B: 1 HR: 0	SF: 1 SAC: 1 DP: 1 HBP: 0	WP: 0 PB: 0 SB: 1 CS: 0	PA: 35							
PITCHER	IP	WLS	BF	H	R	ER	SO	BB	IBB	HBP	BLK	WP	HR	S	P	ERA	WHIP										
Francisco Barrios, R (1, 1) ERA: 3.58	8.0		33	8	1	1	5	1	0	0	0	0	0	42	46	1.12	1.125										
Lerrin LaGrew, R (8, 1) ERA: 4.2	1.0	S	2	0	0	0	0	0	0	0	0	0	0	2	2	0.00	0.000										

Batter	1	2	3	4	5	6	7	8	9	AB	R	H	RBI	BB	SO	LOB	TOP				
Toby Harrah, R OBP: 0.317, SLG: 0.299 (1, 5)			5-3		F8		4-1 S		P5	5	0	1	1	0	1	2	Texas Rangers @ Kansas City Royals Royals Stadium, Kansas City, MO Mon Jun 12 1978, 8:05 PM EDT Att: 38,146 - Unknown				
Bump Wills, S OBP: 0.289, SLG: 0.342 (1, 4)	SF8		F7		F8		4-1		4-1	5	1	1	0	0	0	3					
Bobby Bonds, R OBP: 0.310, SLG: 0.402 (1, 9)	SF8		HR		F9		5-3		F9	4	1	1	3	0	0	2					
Al Oliver, L OBP: 0.321, SLG: 0.484 (1, 7)	4-3		F8							4	1	2	1	0	0	0					
Richie Zisk, R OBP: 0.353, SLG: 0.486 (1, 10)	K				K		F8		HR	3	0	0	0	1	2	1					
Mike Hargrove, L OBP: 0.399, SLG: 0.396 (8, PR)					4-3		F8		FC3-6	4	0	1	0	0	0	2					
Mike Jorgensen, L OBP: 0.308, SLG: 0.200 (8, 3)									FC3-6	0	0	0	0	0	0	0					
Jim Sundberg, R OBP: 0.366, SLG: 0.418 (1, 2)					5-3					4	0	0	0	0	0	2					
Juan Beniquez, R OBP: 0.303, SLG: 0.378 (7, PR)							P4			2	0	0	0	0	0	1					
Bobby Thompson, S OBP: 0.333, SLG: 0.400 (7, 8)	5-3									0	1	0	0	1	0	0					
Bert Campaneris, R OBP: 0.262, SLG: 0.211 (1, 6)										3	2	2	1	1	0	2					
Inning Stats	R: 1 E: 0 K: 1 S: 6	H: 1 LOB: 0 BB: 0 P: 6	R: 0 E: 0 K: 1 S: 6	H: 1 LOB: 1 BB: 0 P: 6	R: 2 E: 0 K: 0 S: 5	H: 2 LOB: 0 BB: 0 P: 5	R: 0 E: 0 K: 1 S: 5	H: 0 LOB: 0 BB: 0 P: 5	R: 0 E: 0 K: 0 S: 3	H: 1 LOB: 1 BB: 0 P: 4	R: 2 E: 0 K: 0 S: 5	H: 2 LOB: 2 BB: 0 P: 6	R: 1 E: 0 K: 0 S: 4	H: 1 LOB: 2 BB: 2 P: 12	R: 0 E: 0 K: 0 S: 3	H: 0 LOB: 0 BB: 0 P: 3	1B: 3 2B: 1 3B: 2 HR: 2	SF: 1 SAC: 0 DP: 0 HBP: 1	WP: 0 PB: 0 SB: 1 CS: 0	PA: 39	
PITCHER	IP	WLS	BF	H	R	ER	SO	BB	IBB	HBP	BLK	WP	HR	S	P	ERA	WHIP				
Doug Bird, R ERA: 5.4 (1, 1)	7.0		30	7	5	5	3	1	0	1	0	0	1	34	39	6.43	1.143				
Steve Mingo, L ERA: 2.99 (8, 1)	0.1	L	3	1	1	1	0	1	0	0	0	0	1	2	6	27.00	6.000				
Marty Pattin, R ERA: 3.24 (8, 1)	1.2		6	0	0	0	0	0	1	0	0	0	0	5	9	0.00	0.000				

AB	34
R	6
H	8
RBI	6
BB	3
SO	3
LOB	15



Batter	1	2	3	4	5	6	7	8	9	AB	R	H	RBI	BB	SO	LOB	BOTTOM				
Tom Poquette, L OBP: 0.255, SLG: 0.372 (7, PR)	F7		F7		1-3					4	0	1	1	0	0	1	Texas Rangers @ Kansas City Royals Royals Stadium, Kansas City, MO Mon Jun 12 1978, 8:05 PM EDT Att: 38,146 - Unknown				
Freddie Patek, R OBP: 0.303, SLG: 0.340 (8, 6)										1	1	1	0	0	0	0					
Hal McRae, R OBP: 0.329, SLG: 0.476 (1, 10)	L1		F8							4	0	0	0	1	0	2					
George Brett, L OBP: 0.360, SLG: 0.541 (1, 5)	F8									3	0	1	1	1	0	0					
Amos Otis, R OBP: 0.366, SLG: 0.544 (1, 8)			F7		FC5					4	0	0	0	0	0	5					
Darrell Porter, L OBP: 0.386, SLG: 0.472 (1, 2)	K									4	1	2	0	0	1	0					
Clint Hurdle, L OBP: 0.301, SLG: 0.353 (8, PH)										2	2	1	1	1	0	0					
Al Cowens, R OBP: 0.319, SLG: 0.392 (9, 9)										0	0	0	0	1	0	0					
Ralph LaCock, L OBP: 0.300 (1, 3)										3	0	1	1	0	0	1					
John Wathan, R OBP: 0.320, SLG: 0.352 (8, PH)										1	0	0	0	0	0	2					
U L Washington, S OBP: 0.310, SLG: 0.259 (7, PH)										2	0	0	0	0	1	1					
Steve Braun, L OBP: 0.277, SLG: 0.361 (8, 7)										1	0	0	0	0	0	1					
Joe Zdeb, R OBP: 0.293, SLG: 0.410 (8, PH)										1	0	0	0	0	0	1					
Frank White, R OBP: 0.324, SLG: 0.392 (1, 4)										4	1	2	1	0	0	0					
Inning Stats	R: 0 E: 0 K: 0 S: 3	H: 0 LOB: 0 BB: 0 P: 3	R: 1 E: 0 K: 1 S: 6	H: 1 LOB: 1 BB: 1 P: 10	R: 0 E: 0 K: 0 S: 4	H: 1 LOB: 2 BB: 1 P: 8	R: 0 E: 0 K: 0 S: 3	H: 0 LOB: 0 BB: 0 P: 3	R: 0 E: 0 K: 0 S: 3	H: 0 LOB: 0 BB: 0 P: 3	R: 4 E: 0 K: 0 S: 8	H: 5 LOB: 3 BB: 1 P: 12	R: 0 E: 0 K: 0 S: 3	H: 1 LOB: 1 BB: 1 P: 7	R: 0 E: 0 K: 0 S: 3	H: 1 LOB: 0 BB: 0 P: 3	1B: 4 2B: 5 3B: 1 HR: 0	SF: 0 SAC: 0 DP: 2 HBP: 0	WP: 1 PB: 0 SB: 1 CS: 0	PA: 38	
PITCHER	IP	WLS	BF	H	R	ER	SO	BB	IBB	HBP	BLK	WP	HR	S	P	ERA	WHIP				
Fergie Jenkins, R ERA: 3.09 (1, 1)	6.2		28	6	5	5	2	2	0	0	0	0	0	30	38	6.75	1.200				
Steve Corner, R ERA: 1.15 (7, 1)	0.1	W	4	2	0	0	0	1	0	0	0	0	0	3	7	0.00	9.000				
Paul Lindblad, L ERA: 2.13 (8, 1)	2.0	S	6	1	0	0	0	1	0	0	0	1	0	5	9	0.00	1.000				

AB	34
R	5
H	9
RBI	5
BB	4
SO	2
LOB	14



Batter	1	2	3	4	5	6	7	8	9	AB	R	H	RBI	BB	SO	LOB	TOP			
Toby Harrah, R OBP: 0.316, SLG: 0.294 (1, 5)	0-0 5-3			0-0 6-3		0-0 F5			4-0 L6-4 BB	3	0	0	0	1	0	0	Texas Rangers @ Kansas City Royals Royals Stadium, Kansas City, MO Tue Jun 13 1978, 8:05 PM EDT Att: 22,103 - Unknown livebaseballscores.com			
Bump Wills, S OBP: 0.288, SLG: 0.337 (1, 4)	0-0 1-3			0-0 F8			0-3 K		4-0 BB	3	0	0	0	1	1	0				
Bobby Bonds, R OBP: 0.308, SLG: 0.396 (1, 9)	4-0 BB			0-0 6-3			0-3 K		0-0 L6-4	3	0	0	0	1	1	2				
Al Oliver, L OBP: 0.321, SLG: 0.491 (1, 8)	0-0 CS	0-0 1-3			0-0 4-3				0-0 3B	3	0	1	0	0	0	0				
Richie Zisk, R OBP: 0.353, SLG: 0.481 (1, 7)		4-0 BB		0-0 6-3			0-0 F7			2	0	0	0	1	0	1				
Mike Hargrove, L OBP: 0.398, SLG: 0.392 (1, 3)		0-0 G6-4-3		0-0 BB	4-0 BB				0-3 K	2	0	0	0	1	1	1				
John Lowenstein, L OBP: 0.410, SLG: 0.471 (1, 10)			4-0 BB	0-0 F9					0-3 K	2	0	0	0	1	1	1				
Jim Sundberg, R OBP: 0.361, SLG: 0.411 (1, 2)			0-0 G6-4-3		0-0 F7				0-0 6-3	3	0	0	0	0	0	1				
Bert Campaneris, R OBP: 0.256, SLG: 0.205 (1, 6)			0-0 6-3		0-0 6-3				0-0 G3	3	0	0	0	0	0	0				
Inning Stats	R: 0 E: 0 K: 0 S: 2	H: 0 LOB: 0 BB: 1 P: 6	R: 0 E: 0 K: 0 S: 2	H: 0 LOB: 0 BB: 1 P: 6	R: 0 E: 0 K: 0 S: 2	H: 0 LOB: 0 BB: 1 P: 6	R: 0 E: 0 K: 0 S: 3	H: 0 LOB: 1 BB: 0 P: 3	R: 0 E: 0 K: 0 S: 3	H: 0 LOB: 1 BB: 0 P: 3	R: 0 E: 0 K: 2 S: 8	H: 1 LOB: 1 BB: 0 P: 8	R: 0 E: 0 K: 2 S: 7	H: 0 LOB: 0 BB: 0 P: 7	R: 0 E: 0 K: 0 S: 2	H: 0 LOB: 1 BB: 2 P: 10	1B: 0 2B: 1 3B: 1 HR: 0	SF: 0 SAC: 0 DP: 3 HBP: 0	WP: 0 PB: 0 SB: 0 CS: 1	PA: 31
PITCHER Rich Gale, R ERA: 2.89 (1, 1)	IP: 9.0 WLS: W BF: 30 H: 1 R: 0 ER: 0 SO: 4 BB: 6 IBB: 0 HBP: 0 BLK: 0 WP: 0 HR: 0 S: 32 P: 56 ERA: 0.00 WHIP: 0.778															PITCHER				

Batter	1	2	3	4	5	6	7	8	9	AB	R	H	RBI	BB	SO	LOB	BOTTOM				
Tom Poquette, L OBP: 0.264, SLG: 0.392 (1, 7)	0-0 1-3			0-0 SF8						3	0	2	3	0	0	0	Texas Rangers @ Kansas City Royals Royals Stadium, Kansas City, MO Tue Jun 13 1978, 8:05 PM EDT Att: 22,103 - Unknown livebaseballscores.com				
Joe Zdeb, R OBP: 0.293, SLG: 0.410 (9, 7)			0-0 F9	0-0 2B		0-0 2H				0	0	0	0	0	0	0					
Hal McRae, R OBP: 0.328, SLG: 0.469 (1, 10)	0-0 L6		0-0 F9	0-0 BB	4-0 BB	0-0 2H				3	0	0	0	1	0	2					
George Brett, L OBP: 0.358, SLG: 0.540 (1, 5)	0-0 F5		0-0 F8	0-0 F3						4	0	1	0	0	0	4					
Amos Otis, R OBP: 0.364, SLG: 0.543 (1, 8)		0-0 F9		0-0 2B	0-0 P4					4	1	1	0	0	0	1					
Darrell Porter, L OBP: 0.388, SLG: 0.478 (1, 2)		0-0 2B		0-0 P6	0-0 1B					4	0	2	0	0	0	2					
Ralph LaCock, L OBP: 0.234, SLG: 0.318 (1, 3)		0-0 F8		0-0 1B	0-0 G3-6-3					4	1	1	1	0	1	3					
Al Cowens, R OBP: 0.318, SLG: 0.389 (1, 9)	0-3 K			0-0 1B	0-0 2B					4	1	1	0	0	1	1					
Freddie Patek, R OBP: 0.302, SLG: 0.338 (1, 6)			0-0 F9	0-0 1B	0-0 F9					4	0	1	1	0	1	0					
Frank White, R OBP: 0.333, SLG: 0.412 (1, 4)			0-0 2B	0-0 1B	0-0 2B					4	2	3	0	0	0	0					
Inning Stats	R: 0 E: 0 K: 0 S: 3	H: 0 LOB: 0 BB: 0 P: 3	R: 0 E: 0 K: 1 S: 6	H: 1 LOB: 0 BB: 0 P: 6	R: 1 E: 0 K: 0 S: 5	H: 2 LOB: 1 BB: 0 P: 5	R: 3 E: 0 K: 0 S: 8	H: 5 LOB: 3 BB: 1 P: 12	R: 0 E: 0 K: 0 S: 3	H: 1 LOB: 0 BB: 0 P: 3	R: 1 E: 0 K: 0 S: 5	H: 2 LOB: 1 BB: 0 P: 5	R: 0 E: 0 K: 1 S: 6	H: 1 LOB: 1 BB: 0 P: 6	R: 0 E: 0 K: 1 S: 5	H: 0 LOB: 0 BB: 0 P: 5		1B: 5 2B: 7 3B: 0 HR: 0	SF: 1 SAC: 0 DP: 1 HBP: 0	WP: 1 PB: 0 SB: 0 CS: 0	PA: 36
PITCHER Doyle Alexander, R ERA: 4.03 Jim Umberger, L ERA: 4.95 (7, 1)	IP: 6.0 WLS: L BF: 29 H: 11 R: 5 ER: 5 SO: 1 BB: 1 IBB: 0 HBP: 0 BLK: 0 WP: 1 HR: 0 S: 30 P: 34 ERA: 7.50 WHIP: 2.000															PITCHER					

Batter	1	2	3	4	5	6	7	8	9	AB	R	H	RBI	BB	SO	LOB	TOP								
Toby Harrah, R OBP: 0.315, SLG: 0.293 (1, 5)										4	0	1	0	0	1	2									
Bump Wills, S OBP: 0.283, SLG: 0.330 (1, 4)										4	0	0	0	0	0	3									
Bobby Bonds, R OBP: 0.303, SLG: 0.388 (1, 9)										4	0	0	0	0	2	0									
Al Oliver, L OBP: 0.318, SLG: 0.486 Bobby Thompson, S OBP: 0.316, SLG: 0.375 (4, PH) (4, 8)										1	0	0	0	0	0	0									
Richie Zisk, R OBP: 0.349, SLG: 0.474 (1, 7)										3	0	0	0	0	2	0									
Mike Hargrove, L OBP: 0.394, SLG: 0.386 (1, 3)										3	0	0	0	0	1	0									
John Lowenstein, L OBP: 0.407, SLG: 0.507 (1, 10)										3	1	1	1	0	0	0									
Jim Sundberg, R OBP: 0.361, SLG: 0.410 (1, 2)										3	0	1	0	0	0	0									
Bert Campaneris, R OBP: 0.258, SLG: 0.202 (1, 6)										2	0	0	0	1	0	1									
Inning Stats	R: 0 E: 1 K: 1 S: 5	H: 0 LOB: 0 BB: 0 P: 5	R: 0 E: 0 K: 0 S: 3	H: 0 LOB: 0 BB: 0 P: 3	R: 0 E: 1 K: 0 S: 4	H: 0 LOB: 1 BB: 0 P: 4	R: 0 E: 0 K: 2 S: 7	H: 0 LOB: 0 BB: 0 P: 8	R: 0 E: 0 K: 1 S: 5	H: 0 LOB: 0 BB: 0 P: 5	R: 0 E: 0 K: 0 S: 3	H: 1 LOB: 1 BB: 1 P: 7	R: 0 E: 0 K: 2 S: 7	H: 0 LOB: 0 BB: 0 P: 7	R: 1 E: 0 K: 2 S: 9	H: 2 LOB: 1 BB: 0 P: 9	R: 0 E: 0 K: 0 S: 3	H: 0 LOB: 0 BB: 0 P: 3	1B: 2 2B: 0 3B: 0 HR: 1	SF: 0 SAC: 0 DP: 2 HBP: 0	WP: 0 PB: 0 SB: 1 CS: 0	PA: 31			
PITCHER	IP	WLS	BF	H	R	ER	SO	BB	IBB	HBP	BLK	WP	HR	S	P	ERA	WHIP								
Ron Schueler, R ERA: 3.63 (1, 1)	7.1	W	26	3	1	1	7	1	0	0	0	0	0	39	44	1.23	0.545								
Jim Willoughby, R ERA: 2.99 (8, 1)	1.2	S	5	0	0	0	1	0	0	0	0	0	0	7	7	0.00	0.000								

Texas Rangers @ Chicago White Sox
Comiskey Park, Chicago, IL
Wed Jun 14 1978, 8:05 PM EDT
Att: 22,489 - Unknown - 62 F

AB 30
R 1
H 3
RBI 1
BB 1
SO 8
LOB 6

Batter	1	2	3	4	5	6	7	8	9	AB	R	H	RBI	BB	SO	LOB	BOTTOM								
Ralph Garr, L OBP: 0.318, SLG: 0.384 (1, 7)										3	2	2	0	1	1	0									
Alan Bannister, R OBP: 0.296, SLG: 0.320 Henry Cruz, L OBP: 0.311, SLG: 0.426 (8, 8)										4	2	3	2	0	0	1									
Chet Lemon, R OBP: 0.357, SLG: 0.485 (1, 10)										4	0	2	2	0	2	2									
Wayne Nordhagen, R OBP: 0.277, SLG: 0.400 (1, 9)										4	0	0	0	0	1	2									
Lamar Johnson, R OBP: 0.300, SLG: 0.370 (1, 3)										4	0	1	0	0	0	1									
Bill Nahorodny, R OBP: 0.304, SLG: 0.373 (1, 2)										4	0	1	0	0	1	1									
Jorge Orta, L OBP: 0.324, SLG: 0.444 (1, 4)										4	0	1	0	0	1	2									
Don Kessinger, S OBP: 0.302, SLG: 0.309 (1, 6)										4	0	0	0	0	0	3									
Greg Pryor, R OBP: 0.368, SLG: 0.355 (1, 5)										3	0	0	0	0	0	0									
Inning Stats	R: 1 E: 1 K: 0 S: 3	H: 1 LOB: 0 BB: 1 P: 7	R: 0 E: 1 K: 1 S: 6	H: 0 LOB: 1 BB: 0 P: 6	R: 2 E: 0 K: 1 S: 8	H: 3 LOB: 1 BB: 0 P: 8	R: 0 E: 0 K: 1 S: 5	H: 0 LOB: 0 BB: 0 P: 5	R: 0 E: 0 K: 2 S: 8	H: 1 LOB: 1 BB: 0 P: 8	R: 0 E: 0 K: 0 S: 4	H: 1 LOB: 1 BB: 0 P: 4	R: 1 E: 1 K: 1 S: 7	H: 2 LOB: 1 BB: 0 P: 7	R: 0 E: 0 K: 0 S: 5	H: 2 LOB: 2 BB: 0 P: 5	1B: 8 2B: 2 3B: 1 HR: 0	SF: 0 SAC: 0 DP: 1 HBP: 0	WP: 0 PB: 0 SB: 1 CS: 0	PA: 35					
PITCHER	IP	WLS	BF	H	R	ER	SO	BB	IBB	HBP	BLK	WP	HR	S	P	ERA	WHIP								
Jon Matlack, L ERA: 2.86 (1, 1)	8.0	L	35	10	4	4	6	1	0	0	0	0	0	46	50	4.50	1.375								

Texas Rangers @ Chicago White Sox
Comiskey Park, Chicago, IL
Wed Jun 14 1978, 8:05 PM EDT
Att: 22,489 - Unknown - 62 F

AB 34
R 4
H 10
RBI 4
BB 1
SO 6
LOB 12

Batter	1	2	3	4	5	6	7	8	9	AB	R	H	RBI	BB	SO	LOB	TOP								
Mike Hargrove, L (1, 3) OBP: 0.391, SLG: 0.383	F7			F4				F8		4	0	1	1	0	0	2	Texas Rangers @ Chicago White Sox Comiskey Park, Chicago, IL Thu Jun 15 1978, 8:05 PM EDT Att: 27,740 - Unknown - 76 F								
Bert Campaneris, R (1, 6) OBP: 0.280, SLG: 0.198 Kurt Bevacqua, R (9, PH) OBP: 0.200, SLG: 0.230	F8			K				F8		2	0	0	0	1	1	0									
John Lowenstein, L (1, 10) OBP: 0.389, SLG: 0.480	F8			K				F9		4	0	0	0	0	1	2									
Richie Zisk, R (1, 7) OBP: 0.351, SLG: 0.470		K			G5-4-3			6-3		2	0	0	0	2	1	0									
Bobby Bonds, R (1, 9) OBP: 0.297, SLG: 0.380		K			G5-4-3			F8		4	0	0	0	0	1	2									
Jim Sundberg, R (1, 2) OBP: 0.355, SLG: 0.403					F8			F9		3	0	0	0	0	0	0									
Toby Harrah, R (1, 5) OBP: 0.310, SLG: 0.288				F7				L5		3	0	0	0	0	1	0									
Sandy Alomar Sr., S (1, 4) OBP: 0.200, SLG: 0.200 Bumpy Wills, S (8, PR) OBP: 0.283, SLG: 0.330				4-3				F5		3	0	1	0	0	1	0									
Bobby Thompson, S (1, 8) OBP: 0.317, SLG: 0.400				F7				F5		3	1	1	0	0	0	1									
Inning Stats	R: 0 E: 0 K: 0 S: 3	H: 0 LOB: 0 BB: 0 P: 3	R: 0 E: 0 K: 2 S: 7	H: 0 LOB: 0 BB: 0 P: 7	R: 0 E: 0 K: 0 S: 3	H: 0 LOB: 0 BB: 0 P: 3	R: 0 E: 0 K: 2 S: 7	H: 0 LOB: 0 BB: 0 P: 7	R: 0 E: 0 K: 0 S: 2	H: 0 LOB: 0 BB: 1 P: 6	R: 1 E: 0 K: 2 S: 9	H: 2 LOB: 2 BB: 1 P: 13	R: 0 E: 0 K: 0 S: 3	H: 0 LOB: 0 BB: 0 P: 3	R: 0 E: 0 K: 0 S: 4	H: 1 LOB: 2 BB: 0 P: 4		R: 0 E: 0 K: 0 S: 3	H: 0 LOB: 1 BB: 1 P: 7	1B: 2 2B: 1 3B: 0 HR: 0	SF: 0 SAC: 0 DP: 1 HBP: 0	WP: 0 PB: 0 SB: 0 CS: 0	PA: 32		
PITCHER	IP	WLS	BF	H	R	ER	SO	BB	IBB	HBP	BLK	WP	HR	S	P	ERA	WHIP	PITCHER							
Steve Stone, R (1, 1) ERA: 3.38	8.0	W	28	3	1	1	6	2	0	0	0	0	0	38	46	1.12	0.625								
Lerrin LaGrow, R (9, 1) ERA: 3.9	1.0	S	4	0	0	0	0	1	0	0	0	0	0	3	7	0.00	1.000								

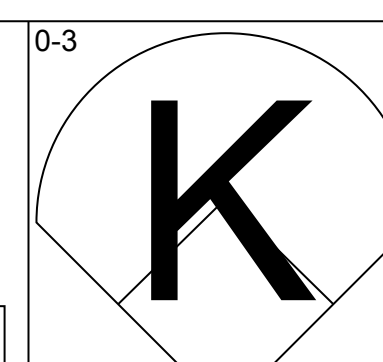
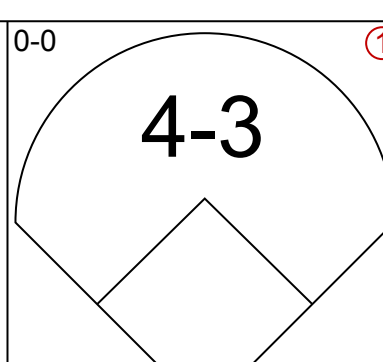
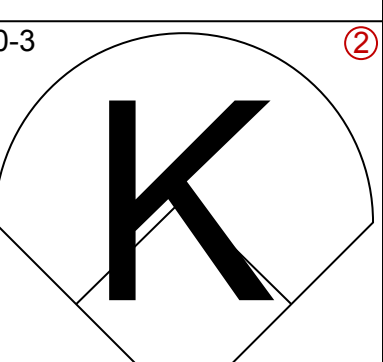
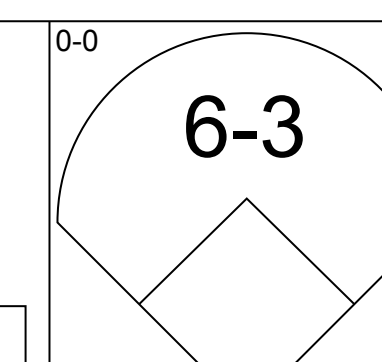
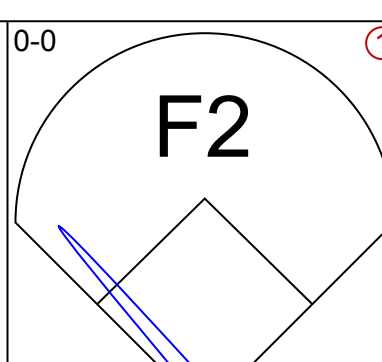

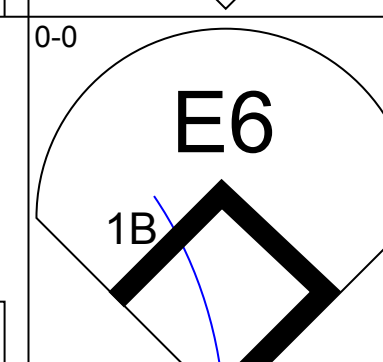
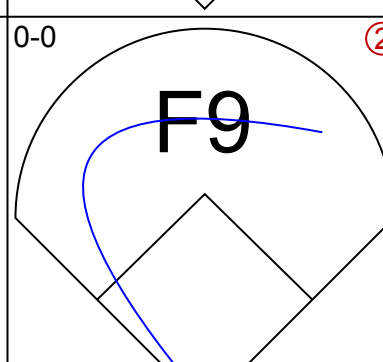
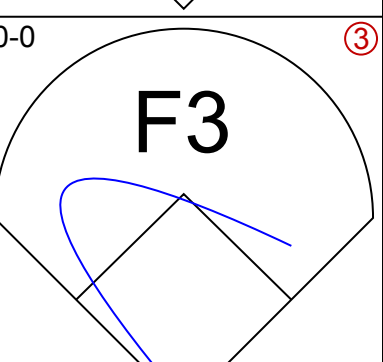
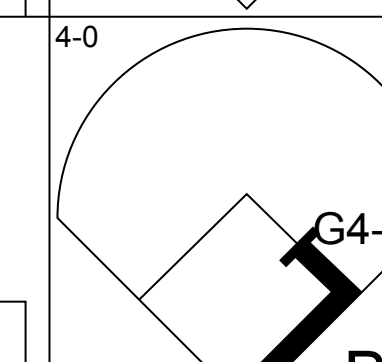
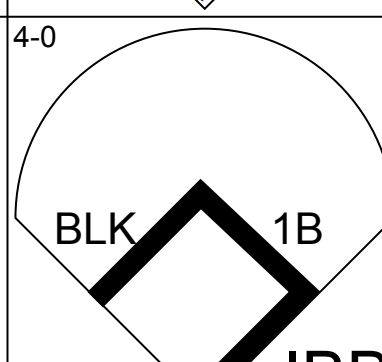
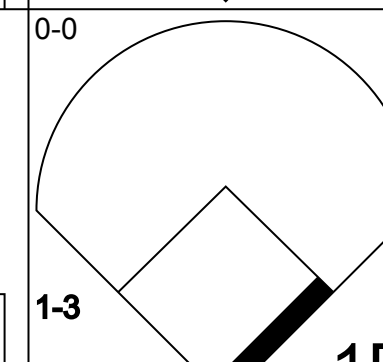
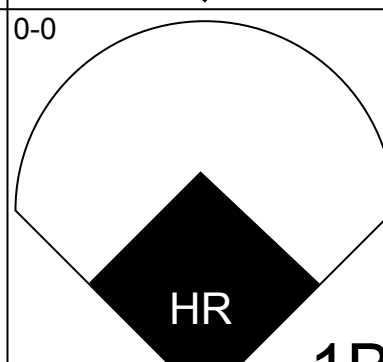
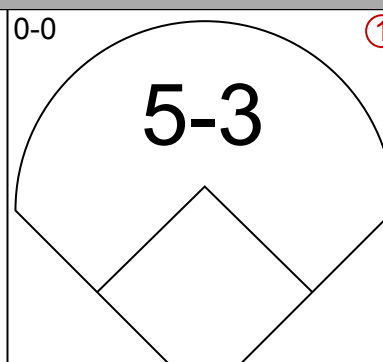
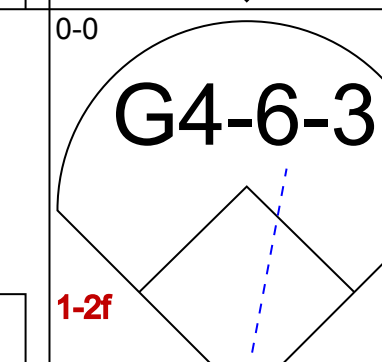
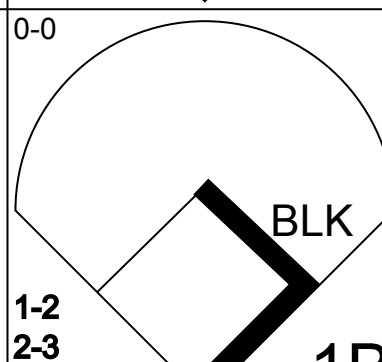
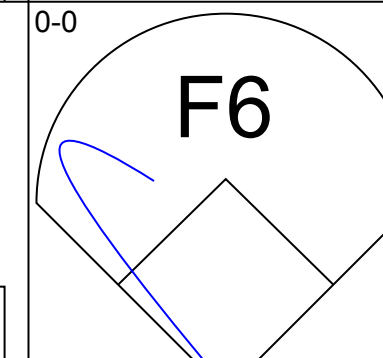
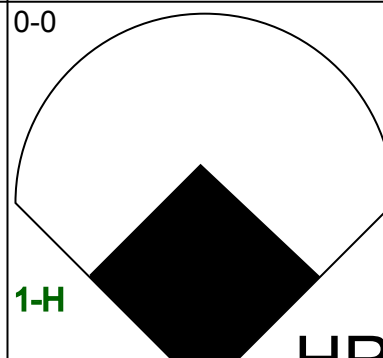
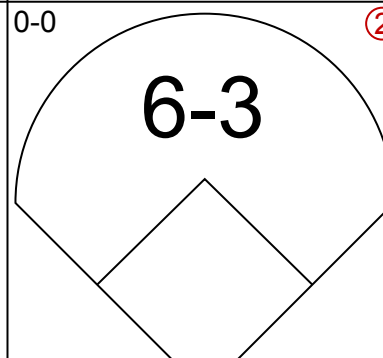
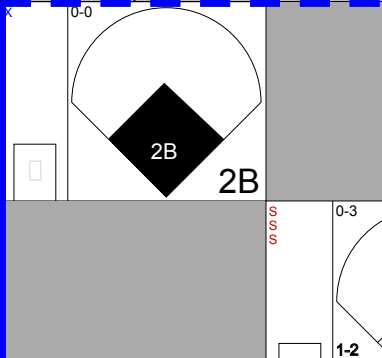
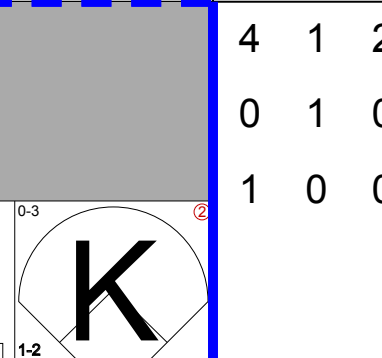
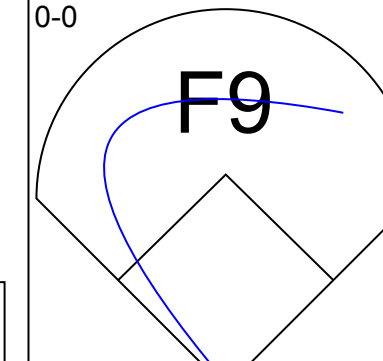
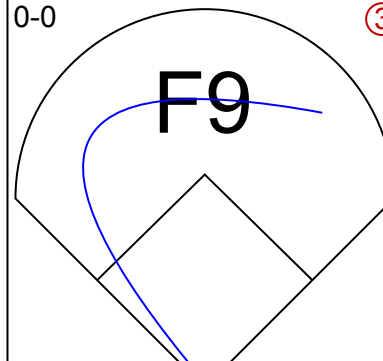
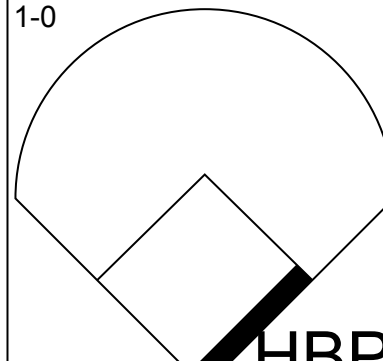
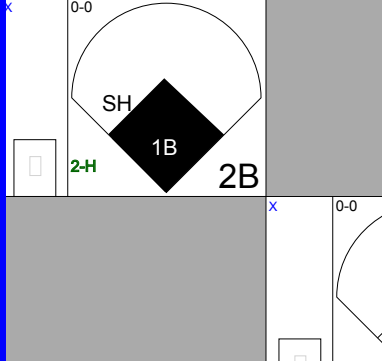
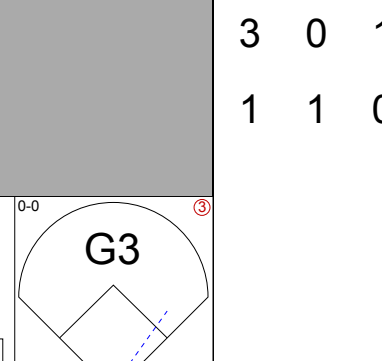
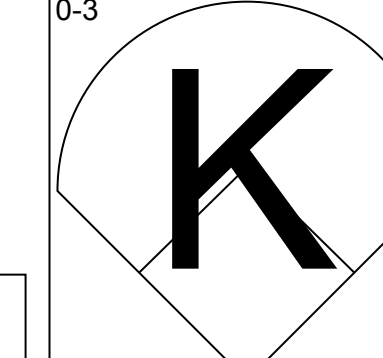
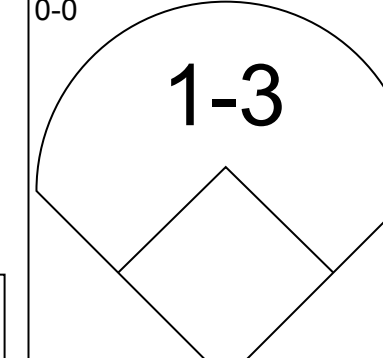
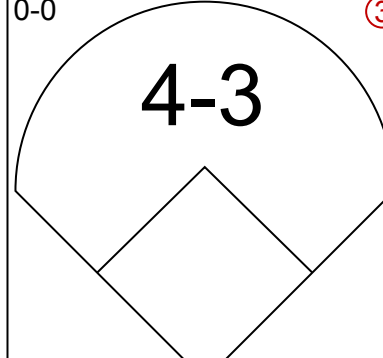
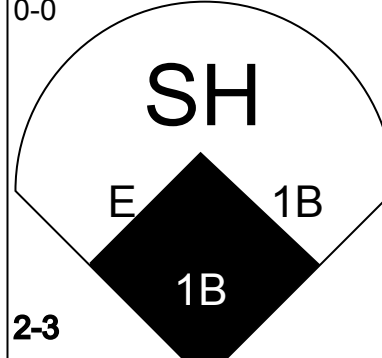
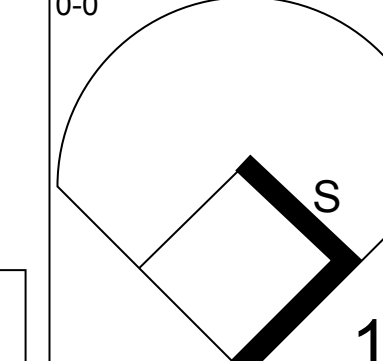
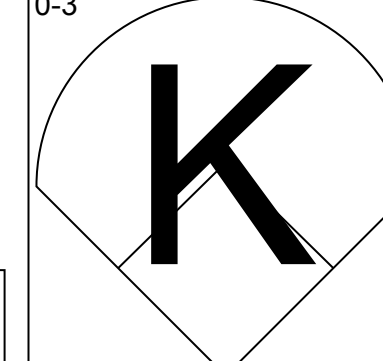
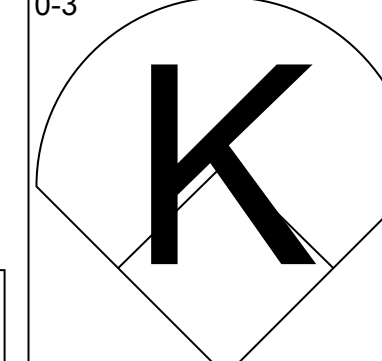
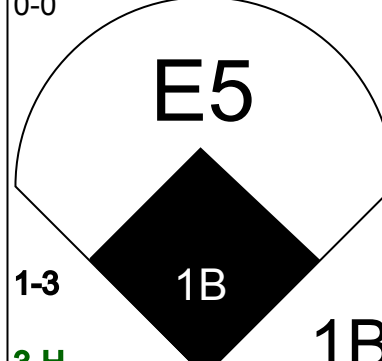
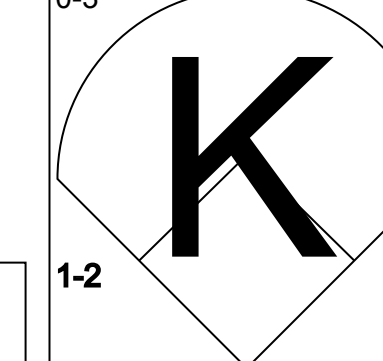
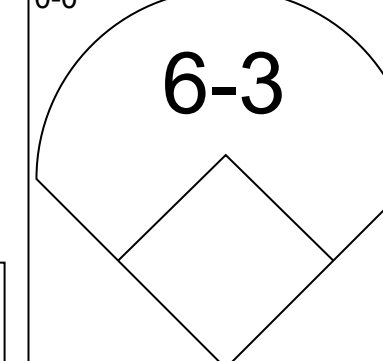
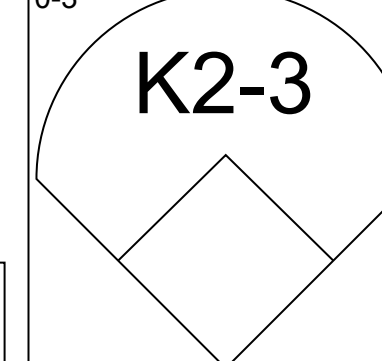
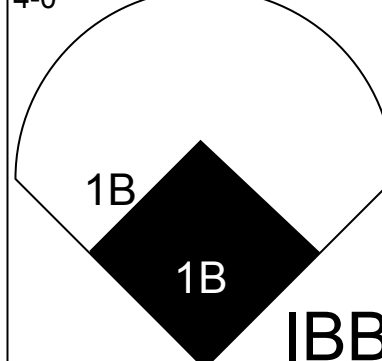
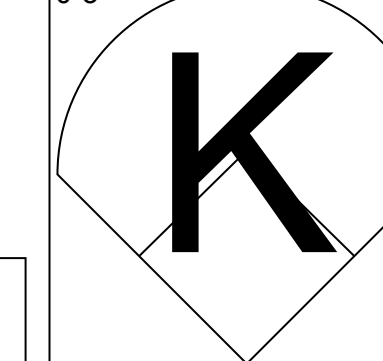
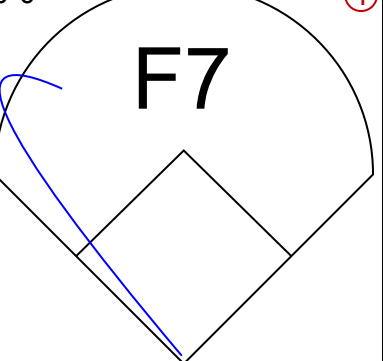
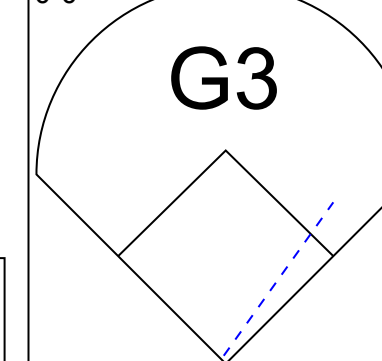
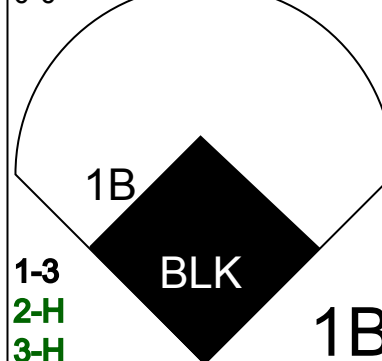
AB	29
R	1
H	3
RBI	1
BB	3
SO	6
LOB	7

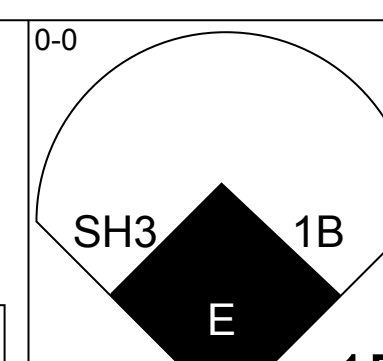
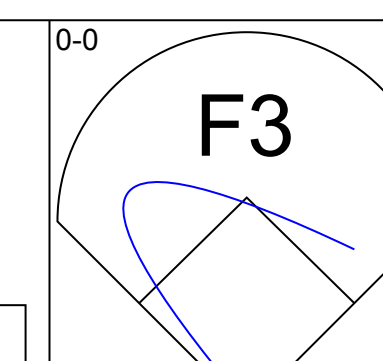
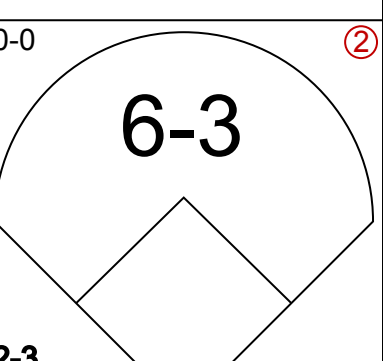
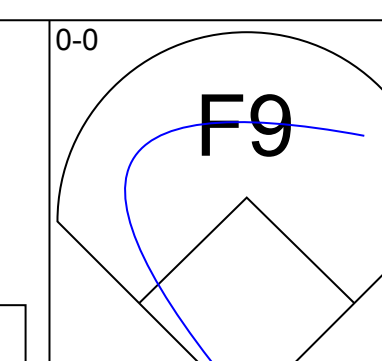

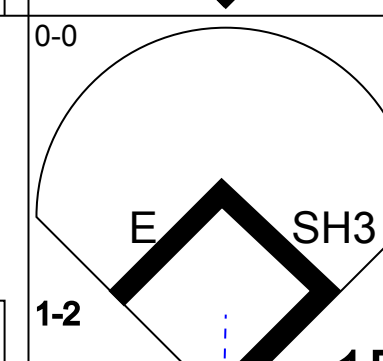
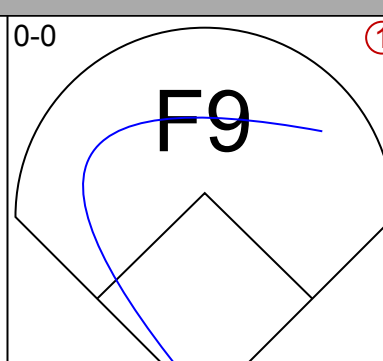
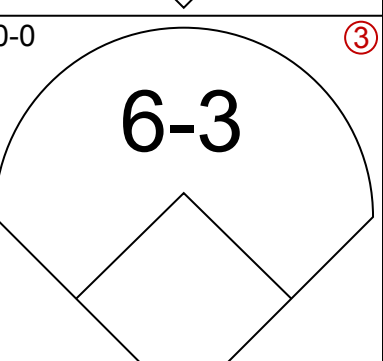
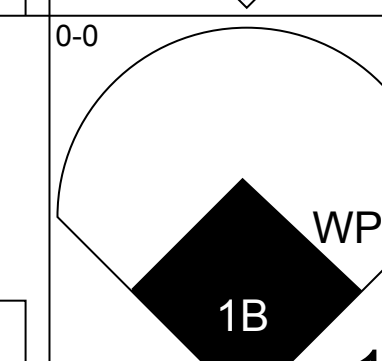

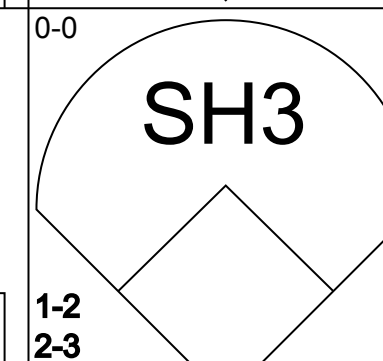
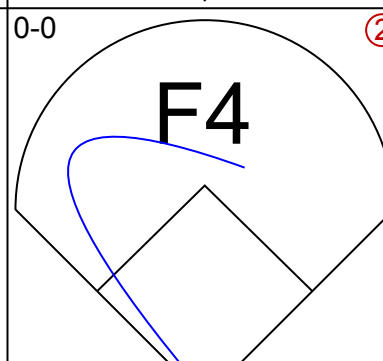
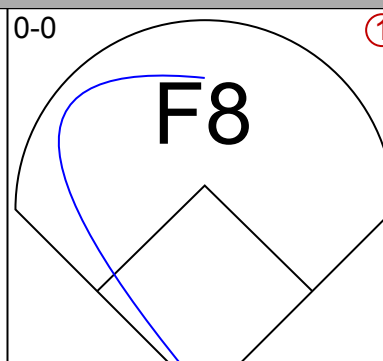
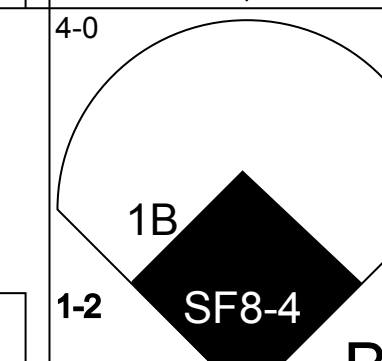

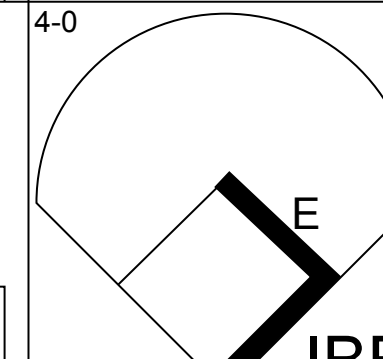
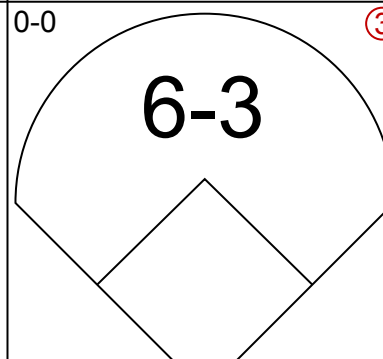
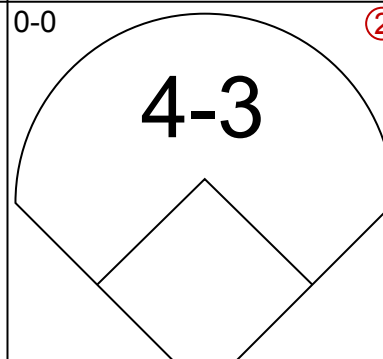
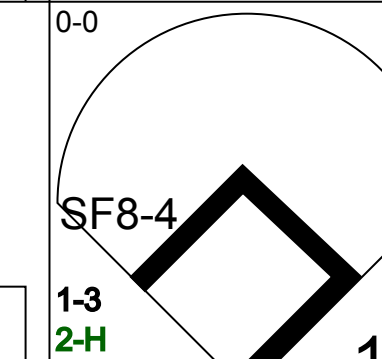

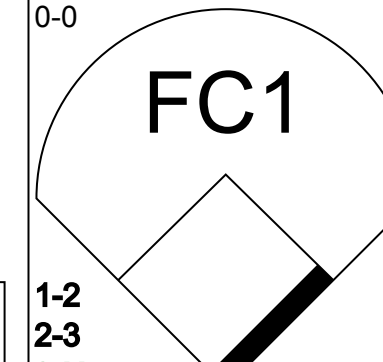
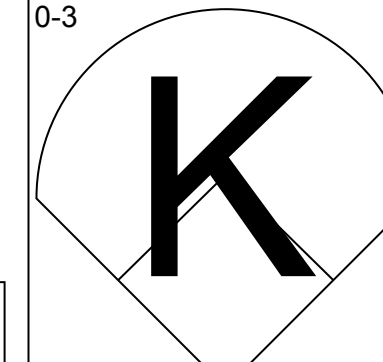
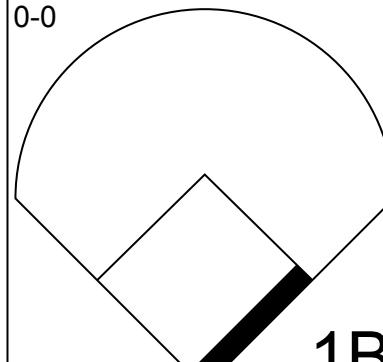
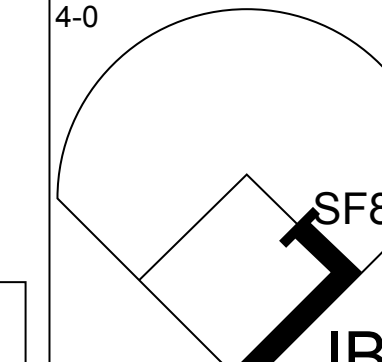

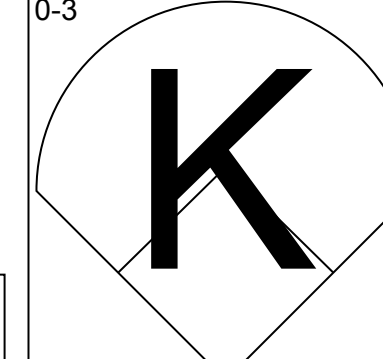
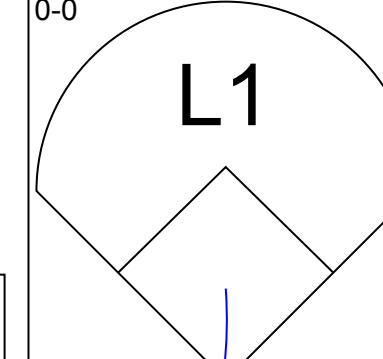
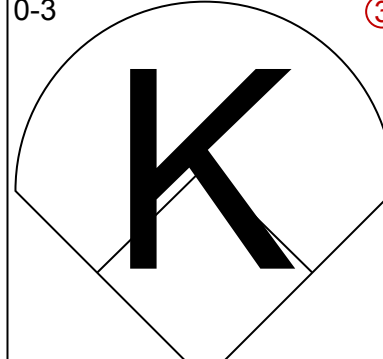
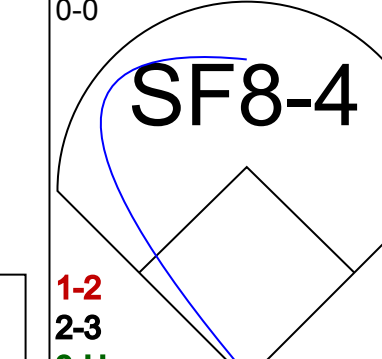

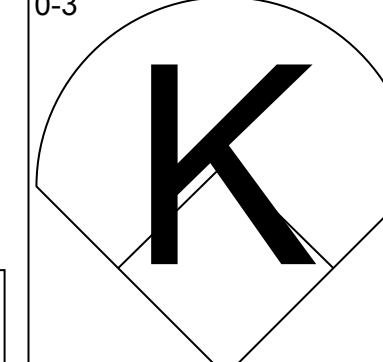
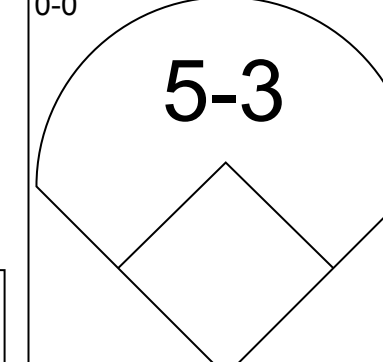

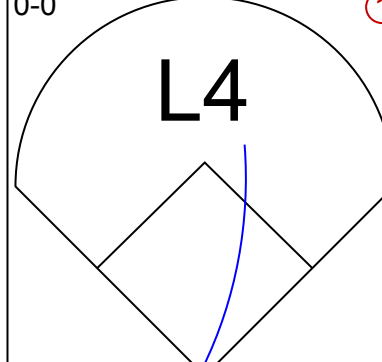
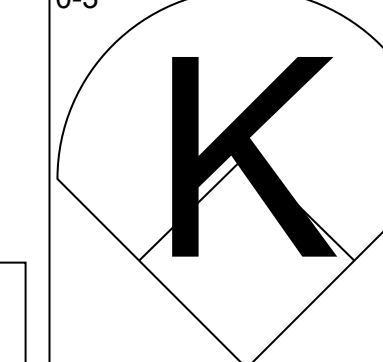
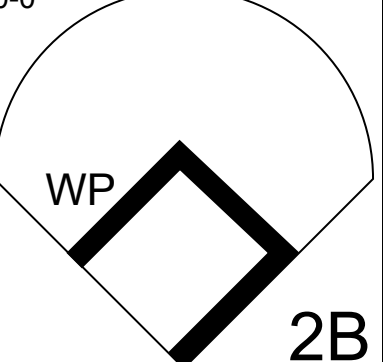
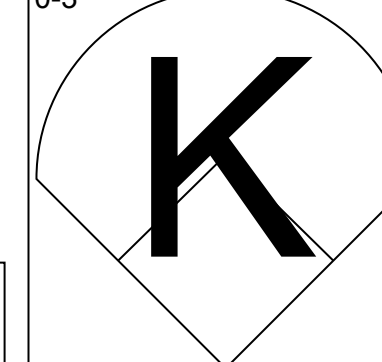
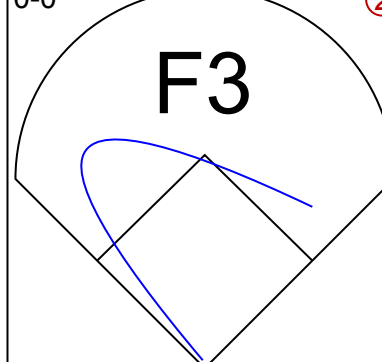
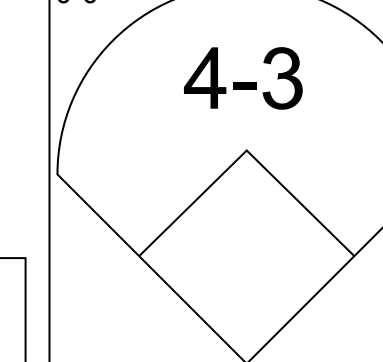
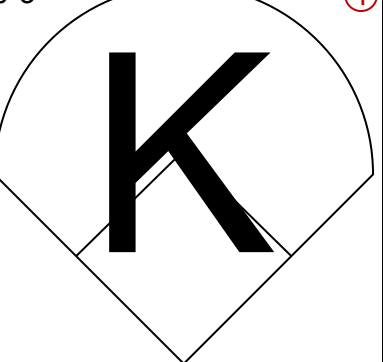
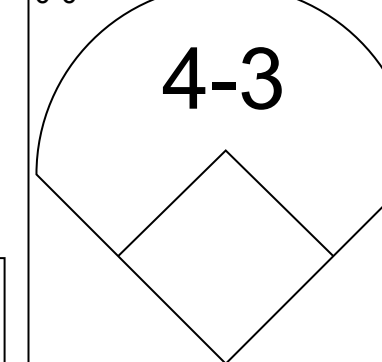
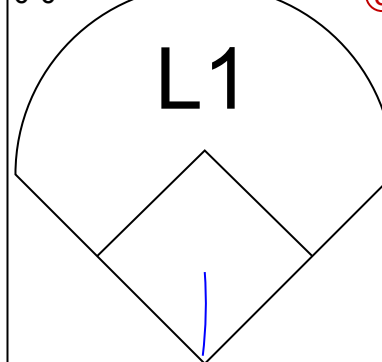


Batter	1	2	3	4	5	6	7	8	9	AB	R	H	RBI	BB	SO	LOB	BOTTOM									
Ralph Garr, L (1, 7) OBP: 0.311, SLG: 0.375	K		1-3		B2-3			G3		4	0	0	0	0	1	1	Texas Rangers @ Chicago White Sox Comiskey Park, Chicago, IL Thu Jun 15 1978, 8:05 PM EDT Att: 27,740 - Unknown - 76 F									
Thad Bosley, L (1, 9) OBP: 0.323, SLG: 0.362 Bob Molinaro, L (7, 9) OBP: 0.333, SLG: 0.337	6-3				K			F5		2	0	0	0	1	1	0										
Jorge Orta, L (1, 4) OBP: 0.318, SLG: 0.436	F8		4-3		3-1			4-3		4	0	0	0	0	0	1										
Jim Breazeale, L (1, 3) OBP: 0.351, SLG: 0.290 Henry Cruz, L (8, PR) OBP: 0.311, SLG: 0.426 Lamar Johnson, R (9, 3) OBP: 0.300, SLG: 0.370		K			6-3			F8		3	0	0	0	1	1	0										
Chet Lemon, R (1, 8) OBP: 0.360, SLG: 0.482		6-3			F8			BB		0	1	0	0	0	0	0										
Ron Blomberg, L (1, 10) OBP: 0.301, SLG: 0.419					F8			BB		3	1	1	0	1	0	0										
Bill Nahorodny, R (1, 2) OBP: 0.308, SLG: 0.376					HR			F8		4	1	2	2	0	0	1										
Don Kessinger, S (1, 6) OBP: 0.309, SLG: 0.311					1B			F8		4	0	2	1	0	0	2										
Greg Pryor, R (1, 5) OBP: 0.352, SLG: 0.338					1B			5-3		2	0	1	0	1	0	0										
Inning Stats	R: 0 E: 0 K: 1 S: 5	H: 0 LOB: 0 BB: 0 P: 5	R: 1 E: 0 K: 1 S: 8	H: 3 LOB: 2 BB: 0 P: 8	R: 0 E: 0 K: 0 S: 2	H: 0 LOB: 0 BB: 1 P: 6	R: 1 E: 0 K: 0 S: 5	H: 2 LOB: 2 BB: 1 P: 9	R: 0 E: 0 K: 1 S: 5	H: 0 LOB: 0 BB: 0 P: 5	R: 0 E: 0 K: 0 S: 3	H: 0 LOB: 0 BB: 0 P: 3	R: 0 E: 1 K: 0 S: 4	H: 0 LOB: 1 BB: 0 P: 4	R: 1 E: 0 K: 0 S: 4	H: 1 LOB: 2 BB: 2 P: 12		1B: 5 2B: 0 3B: 0 HR: 1	SF: 0 SAC: 0 DP: 0 HBP: 0	WP: 0 PB: 0 SB: 1 CS: 1	PA: 34					
PITCHER	IP	WLS	BF	H	R	ER	SO	BB	IBB	HBP	BLK	WP	HR	S	P	ERA	WHIP	PITCHER								
Doc Medich, R (1, 1) ERA: 4.59	7.2	L	33	6	3	3	3	4	0	0	0	0	0	1	35	51	3.52	1.304								
Reggie Cleveland, R (8, 1) ERA: 1.98	0.1		1	0	0	0	0	0	0	0	0	0	0	1	1	0.00	0.000									

AB	30
R	3
H	6
RBI	3
BB	4
SO	3
LOB	9



Batter	1	2	3	4	5	6	7	8	9	AB	R	H	RBI	BB	SO	LOB	TOP				
Willie Upshaw, L OBP: 0.345, SLG: 0.402 (1, 7)										5	0	0	0	0	2	2	<p>Toronto Blue Jays @ Texas Rangers Arlington Stadium, Arlington, TX Fri Jun 16 1978, 8:05 PM EDT Unknown</p> <p>livebaseballscores.com</p> 				
Bob Bailor, R OBP: 0.286, SLG: 0.315 (1, 8)										3	0	0	0	2	0	0					
Roy Howell, L OBP: 0.311, SLG: 0.372 (1, 5)										5	1	3	1	0	0	1					
Rico Carty, R OBP: 0.359, SLG: 0.471 Otto Velez, R OBP: 0.329, SLG: 0.348 Sam Ewing, L OBP: 0.184, SLG: 0.138 (1, 10)										4	1	2	2	0	0	2					
John Mayberry, L OBP: 0.319, SLG: 0.429 Luis Gomez, R OBP: 0.291, SLG: 0.258 (1, 3)										3	0	1	1	0	0	2					
Tom Hutton, L OBP: 0.312, SLG: 0.336 (1, 9)										3	1	0	0	0	1	1					
Dave McKay, S OBP: 0.266, SLG: 0.360 (1, 4)										4	1	2	1	0	2	0					
Tim Johnson, L OBP: 0.259, SLG: 0.208 Doug Ault, R OBP: 0.381, SLG: 0.343 (1, 6)										3	0	0	0	0	2	1					
Alan Ashby, S OBP: 0.301, SLG: 0.260 (1, 2)										4	1	1	2	0	1	1					
Inning Stats	R: 0 E: 1 K: 1 S: 7	H: 1 LOB: 2 BB: 0 P: 7	R: 0 E: 0 K: 3 S: 10	H: 1 LOB: 1 BB: 0 P: 10	R: 2 E: 0 K: 0 S: 5	H: 2 LOB: 0 BB: 0 P: 5	R: 0 E: 0 K: 1 S: 5	H: 0 LOB: 0 BB: 0 P: 5	R: 0 E: 0 K: 1 S: 5	H: 0 LOB: 0 BB: 0 P: 5	R: 0 E: 0 K: 2 S: 3	H: 0 LOB: 1 BB: 0 P: 4	R: 0 E: 0 K: 0 S: 2	H: 0 LOB: 0 BB: 0 P: 6	R: 6 E: 1 K: 1 S: 11	H: 5 LOB: 2 BB: 2 P: 19		1B: 6 2B: 2 3B: 0 HR: 1	SF: 0 SAC: 1 DP: 1 HBP: 1	WP: 0 PB: 0 SB: 1 CS: 0	PA: 41
PITCHER	IP	WLS	BF	H	R	ER	SO	BB	IBB	HBP	BLK	WP	HR	S	P	ERA		WHIP			
Dock Ellis, R ERA: 3.78 (1, 1)	8.0	L	34	7	6	6	8	1	0	1	0	0	1	48	53	6.75		1.000			
Dock Ellis, R ERA: 3.78 (9, 1)	8.0	L	34	7	6	6	8	1	0	1	0	0	1	48	53	6.75		1.000			
Paul Lindblad, L ERA: 3.46 (9, 1)	0.1		5	2	1	1	0	0	2	0	0	0	0	3	11	27.00	6.000				
Reggie Cleveland, R ERA: 1.93 (9, 1)	0.2		2	0	1	1	1	0	0	0	1	0	0	4	4	13.50	0.000				

Batter	1	2	3	4	5	6	7	8	9	AB	R	H	RBI	BB	SO	LOB	BOTTOM				
Toby Harrah, R OBP: 0.309, SLG: 0.287 (1, 5)										4	1	1	0	0	0	1	<p>Toronto Blue Jays @ Texas Rangers Arlington Stadium, Arlington, TX Fri Jun 16 1978, 8:05 PM EDT Unknown</p> <p>livebaseballscores.com</p> 				
Bert Campaneris, R OBP: 0.297, SLG: 0.208 (1, 6)										4	1	2	0	0	0	1					
Jim Sundberg, R OBP: 0.355, SLG: 0.399 (1, 10)										2	1	0	0	1	0	0					
Richie Zisk, R OBP: 0.353, SLG: 0.468 (1, 7)										3	0	1	1	1	0	0					
Bobby Bonds, R OBP: 0.301, SLG: 0.379 (1, 9)										3	0	1	0	1	1	2					
John Ellis, R OBP: 0.150, SLG: 0.333 Dock Ellis, S Paul Lindblad, L Reggie Cleveland, R (1, 2)										3	0	0	1	0	2	4					
Kurt Bevacqua, R OBP: 0.191, SLG: 0.219 Mike Hargrove, L OBP: 0.390, SLG: 0.382 (1, 3)										3	0	0	0	0	1	3					
Sandy Alomar Sr., S OBP: 0.222, SLG: 0.333 (1, 4)										4	0	1	0	0	2	0					
Bobby Thompson, S OBP: 0.289, SLG: 0.359 (1, 8)										4	0	0	0	0	1	1					
Inning Stats	R: 1 E: 1 K: 2 S: 10	H: 2 LOB: 3 BB: 1 P: 14	R: 0 E: 0 K: 1 S: 5	H: 0 LOB: 0 BB: 0 P: 5	R: 0 E: 0 K: 0 S: 3	H: 0 LOB: 0 BB: 0 P: 3	R: 0 E: 0 K: 1 S: 5	H: 0 LOB: 0 BB: 0 P: 5	R: 0 E: 0 K: 1 S: 6	H: 1 LOB: 1 BB: 0 P: 6	R: 0 E: 0 K: 1 S: 5	H: 1 LOB: 1 BB: 0 P: 6	R: 0 E: 0 K: 0 S: 4	H: 0 LOB: 1 BB: 2 P: 12	R: 0 E: 0 K: 0 S: 3	H: 0 LOB: 0 BB: 0 P: 3		1B: 5 2B: 2 3B: 0 HR: 0	SF: 1 SAC: 1 DP: 1 HBP: 0	WP: 2 PB: 0 SB: 0 CS: 0	PA: 36
PITCHER	IP	WLS	BF	H	R	ER	SO	BB	IBB	HBP	BLK	WP	HR	S	P	ERA		WHIP			
Tom Underwood, L ERA: 3.56 (1, 1)	8.0	W	33	6	3	2	7	1	2	0	0	0	0	44	56	2.25		0.875			
Mike Willis, L ERA: 5.11 (9, 1)	1.0		3	0	0	0	0	0	0	0	0	0	0	3	3	0.00		0.000			

Batter	1	2	3	4	5	6	7	8	9	AB	R	H	RBI	BB	SO	LOB	TOP					
Willie Upshaw, L (1.7) OBP: 0.350, SLG: 0.406										4	1	2	1	0	0	1	<p>Toronto Blue Jays @ Texas Rangers Arlington Stadium, Arlington, TX</p> <p>Fri Jun 16 1978, 8:05 PM EDT Att: 20,660 - Unknown</p> <p>livebaseballscores.com</p>					
Bob Bailor, R (1.8) OBP: 0.305, SLG: 0.331										4	1	3	2	0	0	1						
Roy Howell, L (1.5) OBP: 0.319, SLG: 0.377										2	0	1	1	1	0	1						
Rico Carty, R (1.10) OBP: 0.352, SLG: 0.460										4	0	0	0	0	2	5						
Otto Velez, R (1.9) OBP: 0.313, SLG: 0.329										4	0	0	0	0	0	1						
Doug Ault, R (1.3) OBP: 0.348, SLG: 0.308										4	0	0	0	0	2	1						
Tom Hutton, L (8.3) OBP: 0.312, SLG: 0.336										0	0	0	0	0	0	0						
Dave McKay, S (1.4) OBP: 0.265, SLG: 0.357										4	1	1	0	0	3	0						
Rick Cerone, R (1.2) OBP: 0.299, SLG: 0.265										3	1	1	0	0	0	0						
Luis Gomez, R (1.6) OBP: 0.291, SLG: 0.259										3	1	1	1	0	0	0						
Inning Stats	R: 2 E: 1 K: 1 S: 8	H: 3 LOB: 1 BB: 0 P: 8	R: 2 E: 1 K: 0 S: 6	H: 3 LOB: 2 BB: 0 P: 7	R: 0 E: 0 K: 2 S: 7	H: 0 LOB: 0 BB: 0 P: 7	R: 0 E: 0 K: 0 S: 3	H: 0 LOB: 0 BB: 0 P: 3	R: 0 E: 0 K: 1 S: 4	H: 1 LOB: 0 BB: 1 P: 8	R: 0 E: 0 K: 1 S: 5	H: 0 LOB: 0 BB: 0 P: 5	R: 1 E: 0 K: 0 S: 5	H: 2 LOB: 1 BB: 0 P: 5	R: 0 E: 0 K: 1 S: 5	H: 0 LOB: 0 BB: 0 P: 5	R: 0 E: 0 K: 1 S: 5	H: 0 LOB: 0 BB: 0 P: 5	1B: 6 2B: 4 3B: 0 HR: 0	SF: 0 SAC: 2 DP: 1 HBP: 1	WP: 0 PB: 0 SB: 0 CS: 0	PA: 37
PITCHER	IP WLS BF H R ER SO BB IBB HBP BLK WP HR S P ERA WHIP																					
Roger Moret, L (1.1) ERA: 4.91	1.2 L 12 6 4 4 1 0 0 0 1 0 0 0 13 14 21.60 3.600																					
Steve Comer, R (2.1) ERA: 1.23	6.1 21 3 1 1 5 1 0 0 0 0 0 0 30 34 1.42 0.632																					
Jim Umbarger, L (9.1) ERA: 4.89	1.0 3 0 0 0 1 0 0 0 0 0 0 0 5 5 0.00 0.000																					

Batter	1	2	3	4	5	6	7	8	9	AB	R	H	RBI	BB	SO	LOB	BOTTOM					
Mike Hargrove, L (1.10) OBP: 0.384, SLG: 0.374										4	0	0	0	0	0	2	<p>Toronto Blue Jays @ Texas Rangers Arlington Stadium, Arlington, TX</p> <p>Fri Jun 16 1978, 8:05 PM EDT Att: 20,660 - Unknown</p> <p>livebaseballscores.com</p>					
Bump Wills, S (1.4) OBP: 0.282, SLG: 0.328										4	0	1	0	0	2	0						
John Lowenstein, L (1.5) OBP: 0.383, SLG: 0.468										4	0	1	0	0	1	1						
Richie Zisk, R (1.7) OBP: 0.352, SLG: 0.464										4	0	1	0	0	2	0						
Bobby Bonds, R (1.9) OBP: 0.304, SLG: 0.396										4	2	2	1	0	0	1						
Jim Sundberg, R (1.2) OBP: 0.348, SLG: 0.391										4	0	0	0	0	1	1						
Mike Jorgensen, L (1.3) OBP: 0.294, SLG: 0.214										4	0	1	1	0	0	0						
Bobby Thompson, S (1.8) OBP: 0.292, SLG: 0.341										2	0	0	0	1	0	0						
Jim Mason, L (1.6) OBP: 0.263, SLG: 0.259										3	0	0	0	0	2	0						
Inning Stats	R: 0 E: 0 K: 1 S: 6	H: 1 LOB: 1 BB: 0 P: 6	R: 1 E: 1 K: 1 S: 7	H: 2 LOB: 2 BB: 1 P: 11	R: 0 E: 0 K: 1 S: 6	H: 1 LOB: 1 BB: 0 P: 6	R: 0 E: 0 K: 0 S: 3	H: 0 LOB: 0 BB: 0 P: 3	R: 0 E: 0 K: 0 S: 3	H: 0 LOB: 0 BB: 0 P: 3	R: 1 E: 0 K: 0 S: 4	H: 1 LOB: 0 BB: 0 P: 4	R: 0 E: 0 K: 0 S: 3	H: 0 LOB: 0 BB: 0 P: 3	R: 0 E: 0 K: 1 S: 6	H: 1 LOB: 1 BB: 0 P: 6		R: 0 E: 0 K: 0 S: 3	H: 0 LOB: 0 BB: 0 P: 3	1B: 5 2B: 0 3B: 0 HR: 1	SF: 0 SAC: 0 DP: 0 HBP: 0	WP: 0 PB: 0 SB: 1 CS: 0
PITCHER	IP WLS BF H R ER SO BB IBB HBP BLK WP HR S P ERA WHIP																					
Jesse Jefferson, R (1.1) ERA: 3.83	8.0 W 31 6 2 2 4 1 0 0 0 0 0 1 38 42 2.25 0.875																					
Tom Murphy, R (9.1) ERA: 3.95	1.0 S 3 0 0 0 0 0 0 0 0 0 0 0 3 3 0.00 0.000																					

Batter	1	2	3	4	5	6	7	8	9	AB	R	H	RBI	BB	SO	LOB	TOP																		
Willie Upshaw, L OBP: 0.355, SLG: 0.409	0-0 S 1B		0-0 F9			0-0 4-3		0-0 1-2 1B		4	1	2	0	0	0	0	<p>Toronto Blue Jays @ Texas Rangers Arlington Stadium, Arlington, TX Sat Jun 17 1978, 8:05 PM EDT Att: 30,033 - Unknown</p> <p>livebaseballscorecards.com</p>																		
Bob Bailor, R OBP: 0.300, SLG: 0.325	0-3 K		0-0 F7			0-0 F8		0-0 F9		4	0	0	0	0	1	3																			
Roy Howell, L OBP: 0.321, SLG: 0.379	0-0 2H 1B			0-3 K			0-0 G5-4-3 1B		0-0 E3 FC5-4	4	0	2	1	0	1	0																			
Rico Carty, R OBP: 0.345, SLG: 0.449	0-3 K			0-0 F3			0-0 G5-4-3 1-2		0-0 FC5-4 FC3-6	4	0	0	0	0	1	3																			
John Mayberry, L OBP: 0.314, SLG: 0.421	0-0 1-3			0-3 K			0-0 3-1		0-0 FC3-6	4	0	0	0	0	1	2																			
Tom Hutton, L OBP: 0.310, SLG: 0.341		0-0 F8			0-0 4-3			0-0 1B	0-0 4-3	4	1	1	0	0	0	1																			
Dave McKay, S OBP: 0.267, SLG: 0.357		0-0 F6			0-0 F8			0-0 2H 1B		3	0	1	1	0	0	0																			
Alan Ashby, S OBP: 0.291, SLG: 0.250		0-0 F8			0-0 3-1			0-0 F2		3	0	0	0	0	0	1																			
Luis Gomez, R OBP: 0.286, SLG: 0.254			0-3 K			0-0 F7		0-0 F4		3	0	0	0	0	1	1																			
Inning Stats	R: 1 E: 0 K: 2 S: 9	H: 2 LOB: 1 BB: 0 P: 9	R: 0 E: 0 K: 0 S: 3	H: 0 LOB: 0 BB: 0 P: 3	R: 0 E: 0 K: 1 S: 5	H: 0 LOB: 0 BB: 0 P: 5	R: 0 E: 0 K: 2 S: 7	H: 0 LOB: 0 BB: 0 P: 7	R: 0 E: 0 K: 0 S: 3	H: 0 LOB: 0 BB: 0 P: 3	R: 0 E: 0 K: 0 S: 3	H: 1 LOB: 0 BB: 0 P: 3	R: 1 E: 0 K: 0 S: 6	H: 3 LOB: 2 BB: 0 P: 6	R: 0 E: 1 K: 0 S: 4	H: 0 LOB: 1 BB: 0 P: 4	1B: 5 2B: 1 3B: 0 HR: 0	SF: 0 SAC: 0 DP: 1 HBP: 0	WP: 0 PB: 0 SB: 1 CS: 0	PA: 33															
PITCHER	IP WLS BF H R ER SO BB IBB HBP BLK WP HR S P ERA WHIP	IP WLS BF H R ER SO BB IBB HBP BLK WP HR S P ERA WHIP																	IP WLS BF H R ER SO BB IBB HBP BLK WP HR S P ERA WHIP																
Fergie Jenkins, R ERA: 2.99	(1, 1)	9.0	W	33	6	2	2	5	0	0	0	0	0	0	0	43	43	2.00	0.667																
Fergie Jenkins, R ERA: 2.99	(9, 1)	9.0	W	33	6	2	2	5	0	0	0	0	0	0	0	43	43	2.00	0.667																


Batter	1	2	3	4	5	6	7	8	9	AB	R	H	RBI	BB	SO	LOB	BOTTOM																		
Mike Hargrove, L OBP: 0.389, SLG: 0.379	0-0 SH1-4 1B		0-0 3-1		0-0 1B HR	4-0 1-2 BB		0-0 G4-6-3		3	1	2	0	1	0	0	<p>Toronto Blue Jays @ Texas Rangers Arlington Stadium, Arlington, TX Sat Jun 17 1978, 8:05 PM EDT Att: 30,033 - Unknown</p> <p>livebaseballscorecards.com</p>																		
Mike Jorgensen, L OBP: 0.263, SLG: 0.188	0-3 FC1-5-6 1B			0-3 K	0-0 F8			0-0 FC6-4 1B		4	1	2	0	0	1	4																			
Bert Campaneris, R OBP: 0.273, SLG: 0.218	0-0 SH1-4	0-0 S 1B		0-3 K	0-0 F8			0-0 FC6-4 1B		0	0	0	0	0	0	0																			
Jim Mason, L OBP: 0.263, SLG: 0.259	0-0 1-2 1B			0-0 K	0-0 F8			0-0 FC6-4 1B		5	2	2	0	0	1	3																			
John Lowenstein, L OBP: 0.384, SLG: 0.464	0-0 FC1-5-6 1B	0-0 3-1		0-0 K	0-0 F8			0-0 FC6-4 1B		3	4	2	3	2	0	1																			
Richie Zisk, R OBP: 0.360, SLG: 0.480	4-0 1B		0-0 K	0-0 K	0-0 F8			0-0 FC6-4 1B		0	0	0	0	0	0	0																			
Sandy Alomar Sr., S OBP: 0.222, SLG: 0.333	0-0 1B	0-0 BB		0-0 K	0-0 F8			0-0 FC6-4 1B		5	2	3	3	0	1	2																			
Bobby Bonds, R OBP: 0.311, SLG: 0.415	0-0 1B			0-0 K	0-0 F8			0-0 FC6-4 1B		0	0	0	0	0	0	0																			
Fergie Jenkins, R ERA: 2.99	(9, 1)			0-0 K	0-0 F8			0-0 FC6-4 1B		4	1	3	2	1	0	0																			
Jim Sundberg, R OBP: 0.359, SLG: 0.398	0-0 1-2 2H 1B			0-0 K	0-0 F8			0-0 FC6-4 1B		4	1	3	2	1	0	0																			
Toby Harrah, R OBP: 0.307, SLG: 0.281	0-3 K		0-0 G5-4-3		0-0 F7			0-0 F8		4	1	0	1	0	1	5																			
Bump Wills, S OBP: 0.290, SLG: 0.340		0-0 E8 SF7 1B		0-3 K		0-0 1B		0-0 F7		5	1	3	3	0	1	0																			
Bobby Thompson, S OBP: 0.302, SLG: 0.356	0-0 SF7			0-0 K		0-0 1B		0-0 F7		4	0	2	1	0	0	1																			
Inning Stats	R: 2 E: 0 K: 1 S: 8	H: 3 LOB: 2 BB: 1 P: 12	R: 1 E: 1 K: 0 S: 5	H: 2 LOB: 1 BB: 0 P: 5	R: 2 E: 0 K: 1 S: 7	H: 3 LOB: 0 BB: 0 P: 7	R: 3 E: 0 K: 2 S: 10	H: 3 LOB: 0 BB: 0 P: 10	R: 0 E: 0 K: 0 S: 5	H: 2 LOB: 3 BB: 1 P: 9	R: 4 E: 0 K: 1 S: 8	H: 3 LOB: 1 BB: 1 P: 13	R: 1 E: 0 K: 1 S: 7	H: 2 LOB: 2 BB: 1 P: 11	R: 0 E: 0 K: 0 S: 3	H: 1 LOB: 0 BB: 0 P: 3	1B: 16 2B: 1 3B: 0 HR: 2	SF: 1 SAC: 1 DP: 2 HBP: 1	WP: 0 PB: 1 SB: 2 CS: 0	PA: 46															
PITCHER	IP WLS BF H R ER SO BB IBB HBP BLK WP HR S P ERA WHIP	IP WLS BF H R ER SO BB IBB HBP BLK WP HR S P ERA WHIP																	IP WLS BF H R ER SO BB IBB HBP BLK WP HR S P ERA WHIP																
Jim Clancy, R ERA: 4.88	(1, 1)	2.0	L	14	7	5	5	1	1	0	0	0	0	0	0	15	19	22.50	4.000																
Dave Lemanczyk, R ERA: 8.39	(3, 1)	3.1		19	8	6	6	3	2	0	0	0	0	0	1	23	31	16.20	3.000																
Joe Coleman, R ERA: 2.43	(6, 1)	2.2		13	4	2	2	2	1	0	1	0	0	0	0	15	20	6.75	1.875																

Batter	1	2	3	4	5	6	7	8	9	AB	R	H	RBI	BB	SO	LOB	TOP			
Willie Upshaw, L (1, 7) OBP: 0.344, SLG: 0.395	0-0 5-3	0-0 3-1			0-0 G3		0-0 B1-3			4	0	0	0	0	0	2	<p>Toronto Blue Jays @ Texas Rangers</p> <p>Arlington Stadium, Arlington, TX</p> <p>Sun Jun 18 1978, 8:05 PM EDT</p> <p>Att: 24,645 - Unknown</p>			
Bob Bailor, R (1, 8) OBP: 0.299, SLG: 0.324	0-0 2B		0-0 F6		0-0 F6		0-0 5-3			4	1	1	0	0	0	0				
Roy Howell, L (1, 5) OBP: 0.324, SLG: 0.385	0-0 F7		0-0 E7		0-0 2B			0-0 4-3		4	0	2	0	0	0	1				
Rico Carty, R (1, 10) OBP: 0.348, SLG: 0.473	0-0 1-H		0-0 FC4-2		0-0 6-3			0-0 HR		4	1	2	2	0	0	2				
John Mayberry, L (1, 3) OBP: 0.317, SLG: 0.419	0-0 1-3		0-0 FC6		4-0 SH1-4			0-0 1B		3	0	1	0	1	0	2				
Tom Hutton, L (1, 9) OBP: 0.310, SLG: 0.336		0-0 F9		4-0 BB		0-0 SH1-4		0-0 F9		2	0	0	0	1	0	0				
Dave McKay, S (1, 4) OBP: 0.272, SLG: 0.360		0-0 1B		0-3 K		0-0 F8		0-0 L4-6		4	0	2	0	0	1	2				
Rick Cerone, R (1, 2) OBP: 0.297, SLG: 0.265		0-0 1B		0-0 L8		0-0 P1		0-0 6-3		4	0	1	0	0	0	3				
Luis Gomez, R (1, 6) OBP: 0.282, SLG: 0.250		0-0 F7		0-0 6-3			0-0 1-3		0-0 L4-6	3	0	0	0	0	0	3				
Sam Ewing, L (9, PH) OBP: 0.186, SLG: 0.133										1	0	0	0	0	0	1				
Tim Johnson, L (9, 6) OBP: 0.259, SLG: 0.208										0	0	0	0	0	0	0				
Inning Stats	R: 1 E: 0 K: 0 S: 5	H: 2 LOB: 1 BB: 0 P: 5	R: 0 E: 0 K: 0 S: 5	H: 2 LOB: 2 BB: 0 P: 5	R: 0 E: 1 K: 0 S: 4	H: 1 LOB: 1 BB: 0 P: 4	R: 0 E: 0 K: 1 S: 5	H: 0 LOB: 1 BB: 1 P: 9	R: 0 E: 0 K: 0 S: 4	H: 0 LOB: 1 BB: 0 P: 7	R: 0 E: 0 K: 0 S: 3	H: 0 LOB: 0 BB: 0 P: 3	R: 1 E: 0 K: 0 S: 4	H: 2 LOB: 0 BB: 0 P: 4	R: 0 E: 0 K: 0 S: 3	H: 1 LOB: 0 BB: 0 P: 3	1B: 6 2B: 3 3B: 0 HR: 1	SF: 0 SAC: 1 DP: 1 HBP: 0	WP: 0 PB: 0 SB: 0 CS: 0	PA: 36
PITCHER	IP WLS BF H R ER SO BB IBB HBP BLK WP HR S P ERA WHIP	IP WLS BF H R ER SO BB IBB HBP BLK WP HR S P ERA WHIP	IP WLS BF H R ER SO BB IBB HBP BLK WP HR S P ERA WHIP	IP WLS BF H R ER SO BB IBB HBP BLK WP HR S P ERA WHIP	IP WLS BF H R ER SO BB IBB HBP BLK WP HR S P ERA WHIP	IP WLS BF H R ER SO BB IBB HBP BLK WP HR S P ERA WHIP	IP WLS BF H R ER SO BB IBB HBP BLK WP HR S P ERA WHIP	IP WLS BF H R ER SO BB IBB HBP BLK WP HR S P ERA WHIP	IP WLS BF H R ER SO BB IBB HBP BLK WP HR S P ERA WHIP	IP WLS BF H R ER SO BB IBB HBP BLK WP HR S P ERA WHIP	IP WLS BF H R ER SO BB IBB HBP BLK WP HR S P ERA WHIP	IP WLS BF H R ER SO BB IBB HBP BLK WP HR S P ERA WHIP	IP WLS BF H R ER SO BB IBB HBP BLK WP HR S P ERA WHIP	IP WLS BF H R ER SO BB IBB HBP BLK WP HR S P ERA WHIP	IP WLS BF H R ER SO BB IBB HBP BLK WP HR S P ERA WHIP	IP WLS BF H R ER SO BB IBB HBP BLK WP HR S P ERA WHIP	IP WLS BF H R ER SO BB IBB HBP BLK WP HR S P ERA WHIP			

AB	33
R	2
H	9
RBI	2
BB	2
SO	1
LOB	16



Batter	1	2	3	4	5	6	7	8	9	AB	R	H	RBI	BB	SO	LOB	BOTTOM					
Mike Hargrove, L (1, 3) OBP: 0.387, SLG: 0.381	0-0 1-3		0-0 F9			0-0 6-3		0-0 4-3		4	1	1	0	0	0	0	<p>Toronto Blue Jays @ Texas Rangers</p> <p>Arlington Stadium, Arlington, TX</p> <p>Sun Jun 18 1978, 8:05 PM EDT</p> <p>Att: 24,645 - Unknown</p>					
Bert Campaneris, R (1, 6) OBP: 0.273, SLG: 0.219	0-0 1-3		0-0 F9			0-0 F9		0-0 1B		4	0	1	0	0	0	1						
Kurt Bevacqua, R (1, 10) OBP: 0.197, SLG: 0.224					0-0 F8			0-0 4-3		3	0	1	1	0	1	0						
John Lowenstein, L (6, PH) OBP: 0.380, SLG: 0.459					0-0 1B			0-0 K		1	0	0	0	0	0	1						
Richie Zisk, R (1, 7) OBP: 0.363, SLG: 0.480					0-0 F8			0-0 FC6-4		4	1	2	0	0	0	1						
Bobby Bonds, R (1, 9) OBP: 0.314, SLG: 0.421					0-0 1-3			0-0 1B		4	1	2	0	0	0	2						
Jim Sundberg, R (1, 2) OBP: 0.357, SLG: 0.392					0-0 F5			0-0 FC6-4		3	0	0	0	1	0	3						
Toby Harrah, R (1, 5) OBP: 0.301, SLG: 0.276					0-0 F7			0-0 K		4	0	0	0	0	1	4						
Bump Wills, S (1, 4) OBP: 0.298, SLG: 0.345					0-0 CS			0-0 F7		3	0	2	1	1	0	0						
Bobby Thompson, S (1, 8) OBP: 0.298, SLG: 0.347					0-0 CS			0-0 F7		4	0	1	1	0	1	0						
Inning Stats	R: 1 E: 0 K: 0 S: 5	H: 2 LOB: 1 BB: 0 P: 5	R: 0 E: 0 K: 0 S: 3	H: 1 LOB: 0 BB: 0 P: 3	R: 0 E: 0 K: 0 S: 3	H: 0 LOB: 0 BB: 0 P: 3	R: 0 E: 0 K: 0 S: 4	H: 1 LOB: 1 BB: 0 P: 4	R: 0 E: 0 K: 2 S: 7	H: 0 LOB: 0 BB: 0 P: 7	R: 0 E: 0 K: 1 S: 5	H: 0 LOB: 0 BB: 0 P: 5	R: 1 E: 0 K: 0 S: 5	H: 3 LOB: 1 BB: 0 P: 5	R: 0 E: 0 K: 0 S: 4	H: 1 LOB: 1 BB: 0 P: 4	R: 0 E: 0 K: 0 S: 4	H: 2 LOB: 2 BB: 2 P: 12	1B: 8 2B: 2 3B: 0 HR: 0	SF: 0 SAC: 0 DP: 0 HBP: 0	WP: 0 PB: 0 SB: 0 CS: 2	PA: 38
PITCHER	IP WLS BF H R ER SO BB IBB HBP BLK WP HR S P ERA WHIP	IP WLS BF H R ER SO BB IBB HBP BLK WP HR S P ERA WHIP	IP WLS BF H R ER SO BB IBB HBP BLK WP HR S P ERA WHIP	IP WLS BF H R ER SO BB IBB HBP BLK WP HR S P ERA WHIP	IP WLS BF H R ER SO BB IBB HBP BLK WP HR S P ERA WHIP	IP WLS BF H R ER SO BB IBB HBP BLK WP HR S P ERA WHIP	IP WLS BF H R ER SO BB IBB HBP BLK WP HR S P ERA WHIP	IP WLS BF H R ER SO BB IBB HBP BLK WP HR S P ERA WHIP	IP WLS BF H R ER SO BB IBB HBP BLK WP HR S P ERA WHIP	IP WLS BF H R ER SO BB IBB HBP BLK WP HR S P ERA WHIP	IP WLS BF H R ER SO BB IBB HBP BLK WP HR S P ERA WHIP	IP WLS BF H R ER SO BB IBB HBP BLK WP HR S P ERA WHIP	IP WLS BF H R ER SO BB IBB HBP BLK WP HR S P ERA WHIP	IP WLS BF H R ER SO BB IBB HBP BLK WP HR S P ERA WHIP	IP WLS BF H R ER SO BB IBB HBP BLK WP HR S P ERA WHIP	IP WLS BF H R ER SO BB IBB HBP BLK WP HR S P ERA WHIP	IP WLS BF H R ER SO BB IBB HBP BLK WP HR S P ERA WHIP					



Batter	1	2	3	4	5	6	7	8	9	AB	R	H	RBI	BB	SO	LOB	TOP			
Joe Wallis, S (1, 8) OBP: 0.357, SLG: 0.431 Miguel Dilone, S (5, 9) OBP: 0.319, SLG: 0.317	0-0 SH2-4 1B		0-0 5-3			0-0 F8		0-0 6-3		2	1	1	0	0	0	0				
Dell Alston, L (1, 7) OBP: 0.211, SLG: 0.167 Wayne Gross, L (9, 5) OBP: 0.335, SLG: 0.331	0-0 SH2-4 1-2		0-0 F9			0-0 6-3 S 1B		0-0 5-3		3	0	1	0	0	0	0				
Mario Guerrero, R (1, 6) OBP: 0.286, SLG: 0.358	0-3 K		0-0 5-3			0-0 6-3 1-3		0-0 FC4-6 1B		4	0	1	0	0	1	2				
Taylor Duncan, R (1, 5) OBP: 0.234, SLG: 0.340 Dwayne Murphy, L (9, 7) OBP: 0.244, SLG: 0.121	0-0 2H 1B		0-0 5-3			0-0 F3		0-0 F3		4	0	1	1	0	0	2				
Mitchell Page, L (1, 10) OBP: 0.351, SLG: 0.420	0-3 K		0-0 F5			0-0 F8		0-0 FC4-6 1-2		4	0	0	0	0	1	2				
Tony Armas, R (1, 9) OBP: 0.270, SLG: 0.267		0-0 6-3				0-3 K		0-0 F3		4	0	0	0	0	2	1				
Dave Revering, L (1, 3) OBP: 0.305, SLG: 0.402		0-0 F8				0-0 K		0-0 F7		3	0	0	0	0	1	0				
Jeff Newman, R (1, 2) OBP: 0.297, SLG: 0.443		0-0 1B				0-0 5-3		0-0 HR		3	1	2	1	0	0	0				
Rob Picciolo, R (1, 4) OBP: 0.222, SLG: 0.222 Mike Edwards, R (8, 4) OBP: 0.277, SLG: 0.265	0-0 F8		0-0 F8			0-0 F9		0-0 5-3		3	0	0	0	0	0	1				
Inning Stats	R: 1 E: 0 K: 2 S: 9	H: 2 LOB: 1 BB: 0 P: 9	R: 0 E: 0 K: 0 S: 4	H: 1 LOB: 1 BB: 0 P: 4	R: 0 E: 0 K: 0 S: 3	H: 0 LOB: 0 BB: 0 P: 3	R: 0 E: 0 K: 1 S: 5	H: 0 LOB: 0 BB: 0 P: 5	R: 0 E: 0 K: 0 S: 4	H: 1 LOB: 1 BB: 0 P: 4	R: 0 E: 0 K: 1 S: 5	H: 0 LOB: 0 BB: 0 P: 5	R: 1 E: 0 K: 0 S: 4	H: 1 LOB: 0 BB: 0 P: 4	R: 0 E: 0 K: 0 S: 4	H: 1 LOB: 1 BB: 0 P: 4	1B: 5 2B: 0 3B: 0 HR: 1	SF: 0 SAC: 1 DP: 0 HBP: 0	WP: 0 PB: 0 SB: 1 CS: 0	PA: 33
PITCHER Jon Matlack, L (1, 1) ERA: 2.79	IP: 9.0 WLS: L BF: 33	H: 6 R: 2 ER: 2 SO: 5	BB: 0 IBB: 0 HBP: 0 BLK: 0	WP: 0 HR: 1 S: 43 P: 43	ERA: 2.00 WHIP: 0.667															

Oakland Athletics @ Texas Rangers
Arlington Stadium, Arlington, TX
Mon Jun 19 1978, 8:05 PM EDT
Att: 17,029 - Unknown

AB 32
R 2
H 6
RBI 2
BB 0
SO 5
LOB 8



Batter	1	2	3	4	5	6	7	8	9	AB	R	H	RBI	BB	SO	LOB	BOTTOM			
Mike Hargrove, L (1, 3) OBP: 0.389, SLG: 0.380	0-0 F8		4-0 G6-4-3 BB					0-0 B1-6-4 1-2		3	0	1	1	1	0	1				
Bert Campaneris, R (1, 6) OBP: 0.295, SLG: 0.212	0-0 5-3		0-0 G6-4-3 1-2			0-0 F4		0-0 6-3		4	0	0	0	0	0	4				
Bump Willis, S (1, 4) OBP: 0.293, SLG: 0.338	0-0 F7			0-3 K		0-0 4-3		0-0 F8		4	0	0	0	0	1	0				
Richie Zisk, R (1, 7) OBP: 0.361, SLG: 0.474 Sandy Alomar Sr., S (9, PR) OBP: 0.222, SLG: 0.333		0-0 F6		0-0 F9		0-0 1-3		4-0 4-3 1B BB		3	0	0	0	1	0	0				
Bobby Bonds, R (1, 9) OBP: 0.317, SLG: 0.423		0-3 K		0-0 1B		0-0 6-3		0-0 4-3 1B		4	0	2	0	0	1	0				
Pat Putnam, L (1, 10)		0-0 F9		0-0 F8			0-0 F8	0-0 4-3		4	0	0	0	0	0	3				
Jim Sundberg, R (1, 2) OBP: 0.359, SLG: 0.388			4-0 SH3-4 BB BB			0-3 K		4-0 4-3 IBB		2	0	0	0	2	1	0				
Toby Harrah, R (1, 5) OBP: 0.305, SLG: 0.273			4-0 SH3-4 1-2 BB			4-0 1B S BB		0-0 6-3		2	1	0	0	2	0	3				
Bobby Thompson, S (1, 8) OBP: 0.288, SLG: 0.333			0-0 SH3-4 1-2 2-3			0-0 F9		0-0 E4 B1-6-4		2	0	0	0	0	0	1				
Inning Stats	R: 0 E: 0 K: 0 S: 3	H: 0 LOB: 0 BB: 0 P: 3	R: 0 E: 0 K: 1 S: 5	H: 0 LOB: 0 BB: 0 P: 5	R: 0 E: 0 K: 1 S: 6	H: 1 LOB: 1 BB: 0 P: 6	R: 1 E: 0 K: 1 S: 6	H: 1 LOB: 1 BB: 1 P: 10	R: 0 E: 0 K: 0 S: 3	H: 0 LOB: 0 BB: 0 P: 3	R: 0 E: 0 K: 0 S: 3	H: 0 LOB: 0 BB: 0 P: 3	R: 1 E: 1 K: 0 S: 3	H: 1 LOB: 0 BB: 0 P: 3	R: 0 E: 0 K: 0 S: 4	H: 1 LOB: 3 BB: 2 P: 12	1B: 3 2B: 0 3B: 0 HR: 0	SF: 0 SAC: 1 DP: 2 HBP: 0	WP: 0 PB: 0 SB: 1 CS: 0	PA: 35
PITCHER Steve Renko, R (1, 1) ERA: 2.28 Bob Lacey, L (8, 1) ERA: 2.49 Elias Sosa, R (9, 1) ERA: 3.06	IP: 7.0 WLS: W BF: 27	H: 2 R: 1 ER: 1 SO: 3	BB: 4 IBB: 0 HBP: 0 BLK: 0	WP: 0 HR: 0 S: 29 P: 45	ERA: 1.29 WHIP: 0.857															

Oakland Athletics @ Texas Rangers
Arlington Stadium, Arlington, TX
Mon Jun 19 1978, 8:05 PM EDT
Att: 17,029 - Unknown

AB 28
R 1
H 3
RBI 1
BB 6
SO 3
LOB 12



Batter	1	2	3	4	5	6	7	8	9	AB	R	H	RBI	BB	SO	LOB	TOP										
Miguel Dilone, S OBP: 0.324, SLG: 0.318 (1, 9)	F7		F8				SH5-4			3	0	1	1	1	0	0	Oakland Athletics @ Texas Rangers Arlington Stadium, Arlington, TX Tue Jun 20 1978, 8:05 PM EDT Att: 17,394 - Unknown										
Dell Alton, L OBP: 0.250, SLG: 0.217 (1, 7)	F6		2B 3B 1B			4-3	1B		F8	5	1	2	0	0	0	4											
Mario Guerrero, R OBP: 0.288, SLG: 0.363 (1, 6)	6-3		3B 2B				5-3		L5	5	1	2	0	0	0	4											
Dave Revering, L OBP: 0.304, SLG: 0.408 (1, 3)		F5		4-3				F2		4	0	1	2	0	0	1											
Mitchell Page, L OBP: 0.348, SLG: 0.416 (1, 10)		1B E 1B	F9			4-3		F8		4	1	1	0	0	0	1											
Taylor Duncan, R OBP: 0.240, SLG: 0.340 Jim Essian, R OBP: 0.333, SLG: 0.311 (1, 5) (7, 2)		FC6-4 E 1B	4-3			F9		6-3		3	0	1	0	0	0	1											
Jeff Newman, R Wayne Gross, L OBP: 0.286, SLG: 0.425 OBP: 0.338, SLG: 0.331 (1, 2) (7, 5)	E5 FC6-4			K		F4			BB BB HBP	3	0	0	1	0	1	1											
Tony Armas, R OBP: 0.269, SLG: 0.274 (1, 8)	FC6-4			F8			FC1-5 2B		K	4	0	1	0	0	1	3											
Rob Piccolo, R Tito Fuentes, S Mike Edwards, R Joe Wallis, S Steve Staggs, R OBP: 0.222, SLG: 0.222 OBP: 0.277, SLG: 0.285 OBP: 0.306, SLG: 0.431 OBP: 0.302, SLG: 0.321 (2, PH) (2, 4) (7, PR) (7, 4) (9, PH) (9, PR) (8, 4)	F9			6-3			FC1-5 E SH5-4 2-3		BB BB	0	0	0	0	0	0	0											
Inning Stats	R: 0 E: 0 K: 0 S: 3	H: 0 LOB: 0 BB: 0 P: 3	R: 1 E: 1 K: 0 S: 6	H: 2 LOB: 2 BB: 0 P: 6	R: 2 E: 0 K: 0 S: 6	H: 3 LOB: 1 BB: 0 P: 6	R: 0 E: 0 K: 1 S: 5	H: 0 LOB: 0 BB: 0 P: 5	R: 0 E: 0 K: 0 S: 4	H: 2 LOB: 1 BB: 0 P: 4	R: 0 E: 0 K: 0 S: 3	H: 0 LOB: 0 BB: 0 P: 3	R: 1 E: 1 K: 0 S: 5	H: 2 LOB: 1 BB: 0 P: 5	R: 0 E: 0 K: 0 S: 3	H: 0 LOB: 0 BB: 0 P: 3		R: 0 E: 0 K: 1 S: 5	H: 0 LOB: 3 BB: 2 P: 14	1B: 6 2B: 2 3B: 1 HR: 0	SF: 0 SAC: 1 DP: 0 HBP: 1	WP: 0 PB: 0 SB: 0 CS: 1	PA: 39				
PITCHER	IP	WLS	BF	H	R	ER	SO	BB	IBB	HBP	BLK	WP	HR	S	P	ERA	WHIP										
Doc Medich, R ERA: 4.88 (1, 1)	7.0		30	9	4	4	1	0	0	0	0	0	0	32	32	5.14	1.286										
Paul Lindblad, L ERA: 3.21 (8, 1)	1.0		4	0	0	0	0	0	0	1	0	0	0	3	4	0.00	0.000										
Reggie Cleveland, R ERA: 1.84 (9, 1)	0.1		3	0	0	0	1	2	0	0	0	0	0	3	11	0.00	6.000										
Jim Umberger, L ERA: 4.84 (9, 1)	0.2	W	2	0	0	0	0	0	0	0	0	0	0	2	2	0.00	0.000										

Batter	1	2	3	4	5	6	7	8	9	AB	R	H	RBI	BB	SO	LOB	BOTTOM										
Mike Hargrove, L OBP: 0.387, SLG: 0.375 Mike Jorgensen, L OBP: 0.300, SLG: 0.188 (1, 3) (7, PR) (8, 3)	4-3		FC3-6			F7	BB 1B IBB		SH1-4 1B BB	3	0	0	0	1	0	2	Oakland Athletics @ Texas Rangers Arlington Stadium, Arlington, TX Tue Jun 20 1978, 8:05 PM EDT Att: 17,394 - Unknown										
Bert Campaneris, R OBP: 0.280, SLG: 0.207 John Lowenstein, L OBP: 0.386, SLG: 0.465 Jim Mason, L OBP: 0.283, SLG: 0.259 (1, 6) (7, PH) (8, 6)	K		1-3			6-3	BB 1B		SH1-4	3	0	0	0	0	1	2											
Bump Willis, S OBP: 0.295, SLG: 0.333 (1, 4)	4-3			6-3		F8	BB 1B		1B IBB	3	0	0	0	2	0	0											
Richie Zisk, R OBP: 0.358, SLG: 0.468 (1, 7)		K		F9			5-3 K		1B	5	0	1	1	0	2	3											
Bobby Bonds, R OBP: 0.316, SLG: 0.417 (1, 9)	F4			K			1B S BB	1-3		3	1	0	0	1	1	0											
Pat Putnam, L OBP: 0.250, SLG: 0.250 Sandy Alomar Sr., S OBP: 0.222, SLG: 0.333 (1, 10) (8, PR)	4-3				K		1B 1B 6-3 1B	1B		4	1	2	0	0	1	0											
Jim Sundberg, R OBP: 0.370, SLG: 0.495 (1, 2)			FC3-6 BB 1B		1-3 2B		6-3 1B 1B	1-2 1B		4	1	4	1	0	0	0											
Toby Harrah, R OBP: 0.308, SLG: 0.274 (1, 5)			FC3-6 BB		1-3		6-3 1B 1B	F8		3	1	1	0	1	0	3											
Bobby Thompson, S OBP: 0.270, SLG: 0.309 (1, 8)			K		K		6-3 1B	F8		4	0	0	1	0	2	7											
Inning Stats	R: 0 E: 0 K: 1 S: 5	H: 0 LOB: 0 BB: 0 P: 5	R: 0 E: 0 K: 1 S: 5	H: 0 LOB: 0 BB: 0 P: 5	R: 0 E: 0 K: 1 S: 5	H: 0 LOB: 0 BB: 0 P: 5	R: 0 E: 0 K: 2 S: 8	H: 1 LOB: 1 BB: 0 P: 8	R: 0 E: 0 K: 0 S: 3	H: 0 LOB: 0 BB: 0 P: 3	R: 4 E: 0 K: 1 S: 9	H: 4 LOB: 3 BB: 3 P: 21	R: 0 E: 0 K: 0 S: 5	H: 2 LOB: 2 BB: 0 P: 5	R: 1 E: 0 K: 0 S: 2	H: 1 LOB: 2 BB: 2 P: 10		1B: 8 2B: 1 3B: 0 HR: 0	SF: 0 SAC: 1 DP: 0 HBP: 0	WP: 0 PB: 0 SB: 1 CS: 0	PA: 40						
PITCHER	IP	WLS	BF	H	R	ER	SO	BB	IBB	HBP	BLK	WP	HR	S	P	ERA	WHIP										
Matt Keough, R ERA: 2.06 (1, 1)	6.1		24	3	2	2	6	2	0	0	0	0	0	34	42	2.84	0.789										
Steve McCatty, R ERA (7, 1)	0.0		2	2	0	0	0	0	0	0	0	0	0	2	2												
Rick Langford, R ERA: 2.74 (7, 1)	0.1		4	1	2	2	0	1	1	0	0	0	0	2	10	54.00	6.000										
Dave Heaverlo, R ERA: 3.54 (7, 1)	1.2	L	10	3	1	1	1	1	0	0	0	0	0	10	18	5.40	2.400										

AB	35
R	4
H	9
RBI	4
BB	2
SO	2
LOB	18



Batter	1	2	3	4	5	6	7	8	9	AB	R	H	RBI	BB	SO	LOB	TOP										
Miguel Dilone, S OBP: 0.329, SLG: 0.323 (1, 9)										4	0	2	0	0	0	1											
Tito Fuentes, S OBP: 0.277, SLG: 0.265 (1, 4)										4	0	0	0	0	1	2											
Mike Edwards, R (8, 4)										0	0	0	0	0	0	0											
Dave Revere, L OBP: 0.299, SLG: 0.401 (1, 3)										4	0	0	0	0	0	1											
Mitchell Page, L OBP: 0.343, SLG: 0.407 (1, 10)										4	0	0	0	0	1	1											
Mario Guerrero, R OBP: 0.288, SLG: 0.362 Rob Picciolo, R OBP: 0.200, SLG: 0.200 (1, 6)										3	0	1	0	0	0	0											
(7, 6)										1	0	0	0	0	0	0											
Dell Alton, L OBP: 0.222, SLG: 0.222 (1, 7)										4	1	1	0	0	0	1											
Wayne Gross, L OBP: 0.341, SLG: 0.348 (1, 5)										3	1	1	2	1	0	0											
Jim Essian, R OBP: 0.332, SLG: 0.316 (1, 2)										4	0	1	0	0	0	2											
Tony Armas, R OBP: 0.263, SLG: 0.268 (1, 8)										3	0	0	0	0	1	1											
Inning Stats	R: 0 E: 0 K: 2 S: 8	H: 1 LOB: 1 BB: 0 P: 8	R: 0 E: 0 K: 0 S: 3	H: 0 LOB: 0 BB: 0 P: 3	R: 0 E: 0 K: 0 S: 4	H: 1 LOB: 1 BB: 0 P: 4	R: 0 E: 0 K: 0 S: 4	H: 1 LOB: 1 BB: 0 P: 4	R: 0 E: 0 K: 1 S: 6	H: 0 LOB: 0 BB: 0 P: 6	R: 2 E: 0 K: 0 S: 5	H: 2 LOB: 0 BB: 0 P: 5	R: 0 E: 0 K: 0 S: 3	H: 0 LOB: 0 BB: 1 P: 8	R: 0 E: 1 K: 0 S: 4	H: 0 LOB: 2 BB: 1 P: 8	1B: 4 2B: 1 3B: 0 HR: 1	SF: 0 SAC: 0 DP: 0 HBP: 0	WP: 0 PB: 0 SB: 1 CS: 0	PA: 35							
PITCHER	IP	WLS	BF	H	R	ER	SO	BB	IBB	HBP	BLK	WP	HR	S	P	ERA	WHIP										
Dock Ellis, R ERA: 3.68 (1, 1)	7.0	W	27	6	2	2	3	0	0	0	0	0	1	33	33	2.57	0.857										
Steve Comer, R ERA: 1.13 (8, 1)	2.0		8	0	0	0	0	1	0	0	0	0	0	7	11	0.00	0.500										

Oakland Athletics @ Texas Rangers
Arlington Stadium, Arlington, TX
Thu Jun 22 1978, 8:05 PM EDT
Att: 20,599 - Unknown

AB	34
R	2
H	6
RBI	2
BB	1
SO	3
LOB	9



Batter	1	2	3	4	5	6	7	8	9	AB	R	H	RBI	BB	SO	LOB	BOTTOM										
Mike Hargrove, L OBP: 0.384, SLG: 0.371 (1, 3)										5	1	1	0	0	0	4											
Bert Campaneris, R OBP: 0.280, SLG: 0.204 Jim Mason, L OBP: 0.263, SLG: 0.259 (1, 6)										2	1	0	1	1	0	0											
(8, 6)										0	0	0	0	0	0	0											
Bump Wills, S OBP: 0.298, SLG: 0.346 (1, 4)										4	2	2	2	0	2	0											
Richie Zisk, R OBP: 0.360, SLG: 0.467 John Lowenstein, L OBP: 0.386, SLG: 0.465 (1, 7)										3	1	1	1	1	1	0											
(8, 7)										0	0	0	0	0	0	0											
Bobby Bonds, R OBP: 0.319, SLG: 0.420 Mike Jorgensen, L OBP: 0.300, SLG: 0.188 (1, 9)										3	1	1	2	1	1	0											
(9, 9)										0	0	0	0	0	0	0											
Pat Putnam, L OBP: 0.250, SLG: 0.250 Sandy Alomar Sr., S OBP: 0.222, SLG: 0.333 (1, 10)										4	0	1	0	0	0	2											
(8, PR)										0	1	0	0	0	0	0											
Jim Sundberg, R OBP: 0.368, SLG: 0.402 (1, 2)										4	0	1	0	0	1	3											
Toby Harrah, R OBP: 0.311, SLG: 0.275 (1, 5)										3	0	1	1	1	1	1											
Bobby Thompson, S OBP: 0.269, SLG: 0.305 (1, 8)										4	1	1	0	0	0	3											
Inning Stats	R: 3 E: 0 K: 0 S: 5	H: 3 LOB: 1 BB: 2 P: 13	R: 0 E: 0 K: 0 S: 3	H: 0 LOB: 0 BB: 0 P: 3	R: 3 E: 1 K: 2 S: 10	H: 3 LOB: 1 BB: 1 P: 14	R: 1 E: 0 K: 1 S: 6	H: 1 LOB: 0 BB: 0 P: 6	R: 0 E: 0 K: 0 S: 3	H: 0 LOB: 1 BB: 1 P: 7	R: 0 E: 0 K: 2 S: 7	H: 0 LOB: 0 BB: 0 P: 7	R: 0 E: 1 K: 1 S: 8	H: 2 LOB: 2 BB: 0 P: 8	R: 1 E: 1 K: 1 S: 8	H: 2 LOB: 2 BB: 0 P: 8	1B: 7 2B: 1 3B: 1 HR: 0	SF: 1 SAC: 0 DP: 1 HBP: 0	WP: 0 PB: 0 SB: 4 CS: 0	PA: 37							
PITCHER	IP	WLS	BF	H	R	ER	SO	BB	IBB	HBP	BLK	WP	HR	S	P	ERA	WHIP										
Mike Morgan, R ERA: 7.3 (1, 1)	2.1	L	14	5	6	5	0	3	0	0	0	0	0	11	23	19.29	3.429										
Steve McCatty, R ERA: 7.35 (3, 1)	3.2		14	2	1	1	3	1	0	0	0	0	0	19	23	2.46	0.818										
Dave Heaverlo, R ERA: 3.43 (7, 1)	2.0		9	2	1	0	3	0	0	0	0	0	0	15	15	0.00	1.000										

Oakland Athletics @ Texas Rangers
Arlington Stadium, Arlington, TX
Thu Jun 22 1978, 8:05 PM EDT
Att: 20,599 - Unknown

AB	32
R	8
H	9
RBI	7
BB	4
SO	6
LOB	13



Batter	1	2	3	4	5	6	7	8	9	AB	R	H	RBI	BB	SO	LOB	TOP		
Rick Miller, L OBP: 0.364, SLG: 0.343 (1, 8)	0-0 1-3		0-0 2B			0-0 F7		0-0 G4-6-3		4	0	1	0	0	0	1			
Bobby Grich, R OBP: 0.330, SLG: 0.299 Dave Machemer, R OBP: 0.333, SLG: 0.571 (1, 4) (6, 4)	0-3 K		0-0 F8			0-0 4-3			0-0 6-3	3	0	0	0	0	1	1			
Lyman Bostock, L OBP: 0.335, SLG: 0.355 Ken Landreaux, L OBP: 0.282, SLG: 0.339 (1, 9) (7, 9)	0-0 2B		0-0 F8			0-0 1-3			0-0 F8	3	0	1	0	0	0	1			
Ron Fairly, L OBP: 0.336, SLG: 0.477 (1, 3)	0-0 F7			0-3 K					0-0 F9	4	0	0	0	0	1	1			
Don Baylor, R OBP: 0.330, SLG: 0.490 (1, 7)		0-3 K		0-0 F8					0-0 3-1 2B	3	0	1	0	0	1	0			
Tony Solaita, L OBP: 0.356, SLG: 0.311 (1, 10)		0-0 1B		0-3 K					0-0 3-1	3	0	1	0	0	1	1			
Ron Jackson, R OBP: 0.368, SLG: 0.448 (1, 5)		0-0 F8			0-0 F6				0-0 F5	3	0	0	0	0	0	2			
Dave Chalk, R OBP: 0.354, SLG: 0.295 Rance Mulliniks, L OBP: 0.238, SLG: 0.252 (1, 6) (6, 6)		0-0 F9			0-0 5-3				0-3 K	2	0	0	0	0	0	1			
Brian Downing, R OBP: 0.360, SLG: 0.325 (1, 2)			0-0 F4		0-3 K				0-0 G4-6-3 1B	3	0	1	0	0	1	0			
Inning Stats	R: 0 E: 0 K: 1 S: 6	H: 1 LOB: 1 BB: 0 P: 6	R: 0 E: 0 K: 1 S: 6	H: 1 LOB: 1 BB: 0 P: 6	R: 0 E: 0 K: 0 S: 4	H: 0 LOB: 0 BB: 0 P: 7	R: 0 E: 0 K: 1 S: 5	H: 0 LOB: 0 BB: 0 P: 5	R: 0 E: 0 K: 0 S: 3	H: 1 LOB: 1 BB: 0 P: 4	R: 0 E: 0 K: 1 S: 5	H: 1 LOB: 0 BB: 0 P: 5	R: 0 E: 0 K: 0 S: 3	H: 0 LOB: 0 BB: 0 P: 3	1B: 2 2B: 3 3B: 0 HR: 0	SF: 0 SAC: 0 DP: 1 HBP: 0	WP: 0 PB: 0 SB: 0 CS: 0	PA: 31	
PITCHER Fergie Jenkins, R ERA: 2.73 (1, 1)	IP: 9.0 WLS: W BF: 31	H: 5 R: 0 ER: 0 SO: 6	BB: 0 IBB: 0 HBP: 0 BLK: 0	WP: 0 HR: 0 S: 43 P: 43	ERA: 0.00 WHIP: 0.556														

California Angels @ Texas Rangers
Arlington Stadium, Arlington, TX
Fri Jun 23 1978, 8:05 PM EDT
Unknown

AB 31
R 0
H 5
RBI 0
BB 0
SO 6
LOB 8



Batter	1	2	3	4	5	6	7	8	9	AB	R	H	RBI	BB	SO	LOB	BOTTOM		
Mike Hargrove, L OBP: 0.583, SLG: 0.368 Sandy Alomar Sr., S OBP: 0.290, SLG: 0.300 (1, 3) (7, 3)	0-3 K		0-0 4-3		4-0 SH1-4 HR BB		0-0 F6			2	1	0	0	1	1	0			
Bert Campaneris, R OBP: 0.256, SLG: 0.201 Jim Mason, L OBP: 0.259, SLG: 0.255 (1, 6) (7, 6)	0-0 F9		0-0 F7		0-0 SH1-4		0-0 G3			2	0	0	0	0	0	0			
Bump Wills, S OBP: 0.302, SLG: 0.343 (1, 4)	0-3 K			4-0 E 1B HR BB	4-0 HR BB		0-0 3-1			2	2	0	0	2	1	0			
Richie Zisk, R OBP: 0.360, SLG: 0.465 John Lowenstein, L OBP: 0.392, SLG: 0.460 (1, 7) (7, 7)		0-0 F9		0-0 E HR 1B	0-0 F8		0-0 F5			3	1	1	0	0	0	2			
Bobby Bonds, R OBP: 0.327, SLG: 0.454 Mike Jorgensen, L OBP: 0.286, SLG: 0.176 (1, 9) (7, 9)		0-0 CS 1B		0-0 1H 2H HR	0-0 HR		0-0 4-3			3	2	3	6	0	0	0			
Pat Putnam, L OBP: 0.250, SLG: 0.250 (1, 10)		0-0 CS 2B 1B		0-0 F8	0-0 F6		0-0 G3			4	1	1	0	0	0	0			
Jim Sundberg, R OBP: 0.368, SLG: 0.406 (1, 2)		0-0 1H 2-3 2B		0-0 6-3		0-0 6-3				3	0	1	1	0	0	0			
Toby Harrah, R OBP: 0.311, SLG: 0.272 (1, 5)		0-3 K		4-0 S BB		0-0 F2				2	0	0	0	1	1	1			
Bobby Thompson, S OBP: 0.257, SLG: 0.290 (1, 8)			0-0 1-3		0-0 G3		0-0 F9			3	0	0	0	0	0	1			
Inning Stats	R: 0 E: 0 K: 2 S: 7	H: 0 LOB: 0 BB: 0 P: 7	R: 1 E: 0 K: 1 S: 7	H: 3 LOB: 1 BB: 0 P: 7	R: 0 E: 0 K: 0 S: 3	H: 0 LOB: 0 BB: 0 P: 3	R: 3 E: 1 K: 0 S: 5	H: 2 LOB: 1 BB: 2 P: 13	R: 3 E: 0 K: 0 S: 4	H: 1 LOB: 0 BB: 2 P: 12	R: 0 E: 0 K: 0 S: 3	H: 0 LOB: 0 BB: 0 P: 3	R: 0 E: 0 K: 0 S: 3	H: 0 LOB: 0 BB: 0 P: 3	1B: 3 2B: 1 3B: 0 HR: 2	SF: 0 SAC: 1 DP: 0 HBP: 0	WP: 0 PB: 0 SB: 1 CS: 2	PA: 33	
PITCHER Chris Knapp, R ERA: 4.24 Dyar Miller, R ERA: 1.93 (1, 1) (6, 1)	IP: 5.0 WLS: L BF: 24	H: 4 R: 7 ER: 7 SO: 3	BB: 4 IBB: 0 HBP: 0 BLK: 0	WP: 0 HR: 2 S: 26 P: 42	ERA: 12.60 WHIP: 2.000														

California Angels @ Texas Rangers
Arlington Stadium, Arlington, TX
Fri Jun 23 1978, 8:05 PM EDT
Unknown

AB 28
R 7
H 6
RBI 7
BB 4
SO 3
LOB 4



Batter	1	2	3	4	5	6	7	8	9	AB	R	H	RBI	BB	SO	LOB	TOP					
Rick Miller, L OBP: 0.360, SLG: 0.339 (1, 8)	F7		E6		F7			FC6-4		5	0	1	0	0	0	3						
Bobby Grich, R OBP: 0.331, SLG: 0.298 (1, 4)	F5		1-3						K	4	0	1	1	1	1	1						
Lyman Bostock, L OBP: 0.336, SLG: 0.356 (1, 9)	1B		4-3						F8	5	0	2	0	0	0	2						
Joe Rudi, R OBP: 0.255, SLG: 0.276 (1, 7)	FC6-4				F8				K	5	1	2	0	0	2	3						
Don Baylor, R OBP: 0.332, SLG: 0.500 (1, 10)	FC6-4				6-3					3	2	1	2	0	0	2						
Ron Fairly, L OBP: 0.327, SLG: 0.463 (1, 3)			F5		F8				F9	4	0	0	0	0	0	1						
Ron Jackson, R OBP: 0.351, SLG: 0.446 (1, 5)			5-3		F8					1	0	0	0	0	0	0						
Rance Mulliniks, L OBP: 0.240, SLG: 0.254 (4, 6)									1B	3	0	1	0	0	0	0						
Dave Chalk, R OBP: 0.357, SLG: 0.299 (1, 6)			F8						1B	4	0	2	1	0	0	0						
Terry Humphrey, R OBP: 0.253, SLG: 0.303 (8, PH)										3	1	1	0	0	0	1						
Tony Solaita, L OBP: 0.351, SLG: 0.306 (8, PH)			F4							1	0	0	0	0	0	2						
Brian Downing, R OBP: 0.360, SLG: 0.325 (8, 2)					F7					0	0	0	0	0	0	0						
Inning Stats	R: 0 E: 0 K: 0 S: 5	H: 2 LOB: 2 BB: 0 P: 5	R: 0 E: 0 K: 0 S: 3	H: 0 LOB: 0 BB: 0 P: 3	R: 0 E: 1 K: 0 S: 4	H: 0 LOB: 1 BB: 0 P: 4	R: 0 E: 0 K: 0 S: 3	H: 0 LOB: 0 BB: 0 P: 3	R: 0 E: 0 K: 0 S: 4	H: 1 LOB: 1 BB: 0 P: 4	R: 2 E: 0 K: 0 S: 4	H: 2 LOB: 0 BB: 1 P: 8	R: 1 E: 0 K: 1 S: 9	H: 4 LOB: 3 BB: 0 P: 9	R: 1 E: 0 K: 0 S: 5	H: 2 LOB: 2 BB: 0 P: 6	R: 0 E: 0 K: 2 S: 7	H: 0 LOB: 0 BB: 0 P: 7	1B: 10 2B: 9 3B: 0 HR: 1	SF: 0 SAC: 0 DP: 1 HBP: 1	WP: 0 PB: 0 SB: 0 CS: 0	PA: 40
PITCHER	IP WLS BF H R ER SO BB IBB HBP BLK WP HR S P ERA WHIP																					
Doyle Alexander, R ERA: 3.88 (1, 1)	6.2 W 29 8 3 3 0 1 0 0 0 0 1 28 32 4.05 1.350																					
Reggie Cleveland, R ERA: 1.99 (7, 1)	2.1 S 11 3 1 1 3 0 0 1 0 0 0 0 16 17 3.86 1.286																					

California Angels @ Texas Rangers
Arlington Stadium, Arlington, TX
Fri Jun 23 1978, 8:05 PM EDT
Att: 27,816 - Unknown

AB	38
R	4
H	11
RBI	4
BB	1
SO	3
LOB	15



Batter	1	2	3	4	5	6	7	8	9	AB	R	H	RBI	BB	SO	LOB	BOTTOM			
Mike Hargrove, L OBP: 0.388, SLG: 0.372 (1, 3)	F8									3	2	2	0	1	0	0				
Mike Jorgensen, L OBP: 0.318, SLG: 0.176 (7, PR)										0	2	0	0	1	0	0				
Bert Campaneris, R OBP: 0.296, SLG: 0.207 (1, 6)										1	1	1	0	0	0	0				
Jim Mason, L OBP: 0.271, SLG: 0.268 (7, PR)	1B									1	1	1	1	0	0	0				
Bump Wills, S OBP: 0.397, SLG: 0.349 (1, 4)										2	0	2	1	0	0	0				
Sandy Alomar Sr., S OBP: 0.182, SLG: 0.273 (4, 4)										1	0	0	0	0	0	1				
John Lowenstein, L OBP: 0.379, SLG: 0.455 (7, PH)										1	0	0	1	0	0	2				
Toby Harrah, R OBP: 0.310, SLG: 0.271 (8, 5)										1	0	0	0	0	0	1				
Richie Zisk, R OBP: 0.360, SLG: 0.466 (1, 7)	FC6-2									4	0	1	1	1	0	3				
Bobby Bonds, R OBP: 0.329, SLG: 0.457 (1, 9)	K									3	1	1	2	1	1	2				
Pat Putnam, L OBP: 0.250, SLG: 0.211 (1, 10)										3	0	0	0	1	0	1				
John Ellis, R OBP: 0.167, SLG: 0.318 (1, 2)										4	0	1	1	0	1	3				
Kurt Bevacqua, R OBP: 0.200, SLG: 0.239 (8, 4)										4	0	1	0	0	2	4				
Bobby Thompson, S OBP: 0.270, SLG: 0.292 (1, 8)										3	1	1	0	0	1	2				
Inning Stats	R: 1 E: 0 K: 1 S: 7	H: 2 LOB: 1 BB: 0 P: 7	R: 0 E: 0 K: 0 S: 4	H: 1 LOB: 1 BB: 0 P: 4	R: 1 E: 0 K: 2 S: 8	H: 2 LOB: 0 BB: 0 P: 4	R: 1 E: 0 K: 0 S: 4	H: 1 LOB: 1 BB: 1 P: 12	R: 1 E: 0 K: 0 S: 4	H: 1 LOB: 1 BB: 1 P: 8	R: 0 E: 0 K: 1 S: 5	H: 0 LOB: 0 BB: 0 P: 5	R: 3 E: 0 K: 1 S: 8	H: 3 LOB: 3 BB: 2 P: 17	R: 1 E: 0 K: 0 S: 3	H: 1 LOB: 1 BB: 1 P: 8	1B: 8 2B: 3 3B: 0 HR: 0	SF: 0 SAC: 2 DP: 1 HBP: 2	WP: 0 PB: 1 SB: 5 CS: 1	PA: 40
PITCHER	IP WLS BF H R ER SO BB IBB HBP BLK WP HR S P ERA WHIP																			
Tom Griffin, R ERA: 4.73 (1, 1)	4.2 L 22 7 4 3 3 2 0 0 0 0 0 0 10 19 5.79 1.929																			
Paul Hartzell, R ERA: 4.08 (5, 1)	1.2 11 3 3 3 1 0 2 1 0 0 0 0 7 12 5.40 1.200																			
Dyar Miller, R ERA: 2.05 (7, 1)	1.2 7 1 1 1 1 1 0 1 0 0 0 0 7 12 5.40 1.200																			

California Angels @ Texas Rangers
Arlington Stadium, Arlington, TX
Fri Jun 23 1978, 8:05 PM EDT
Att: 27,816 - Unknown

AB	31
R	8
H	11
RBI	7
BB	5
SO	5
LOB	19



Batter	1	2	3	4	5	6	7	8	9	AB	R	H	RBI	BB	SO	LOB	TOP			
Bobby Grich, R OBP: 0.330, SLG: 0.295 (1, 4)	F6		F4			FC6-4 BB		5-3		3	0	0	0	1	0	0				
Dave Chalk, R OBP: 0.355, SLG: 0.298 (1, 6)	K					FC6-4 1-2			5-3	4	0	1	0	0	1	1				
Lyman Bostock, L OBP: 0.331, SLG: 0.351 (1, 9)	3-1		4-3			F7			6-3	4	0	0	0	0	0	2				
Joe Rudi, R OBP: 0.250, SLG: 0.270 (1, 7)		K2-3		K		F9			K	4	0	0	0	0	3	1				
Don Baylor, R OBP: 0.329, SLG: 0.494 (1, 3)		6-3		F6					5-3	3	0	0	0	0	0	0				
Mery Rettenmund, R OBP: 0.375, SLG: 0.361 (1, 10)		E6 1B		F8					4-3	3	0	0	0	0	0	0				
Dave Machemer, R OBP: 0.333, SLG: 0.500 (1, 5)						F8			F9	3	0	1	0	0	0	0				
Rick Miller, L OBP: 0.354, SLG: 0.333 (1, 8)						6-3			1-4-3	3	0	0	0	0	1	2				
Brian Downing, R OBP: 0.352, SLG: 0.316 (1, 2)			L7			6-3			6-3	3	0	0	0	0	0	0				
Inning Stats	R: 0 E: 0 K: 1 S: 5	H: 0 LOB: 0 BB: 0 P: 5	R: 0 E: 1 K: 2 S: 9	H: 1 LOB: 2 BB: 0 P: 9	R: 0 E: 0 K: 0 S: 4	H: 1 LOB: 1 BB: 0 P: 4	R: 0 E: 0 K: 1 S: 5	H: 0 LOB: 0 BB: 0 P: 5	R: 0 E: 0 K: 0 S: 3	H: 0 LOB: 1 BB: 1 P: 7	R: 0 E: 0 K: 0 S: 3	H: 0 LOB: 0 BB: 0 P: 3	R: 0 E: 0 K: 0 S: 3	H: 0 LOB: 0 BB: 0 P: 3	R: 0 E: 0 K: 1 S: 5	H: 0 LOB: 0 BB: 0 P: 5	1B: 2 2B: 0 3B: 0 HR: 0	SF: 0 SAC: 0 DP: 0 HBP: 0	WP: 0 PB: 0 SB: 0 CS: 0	PA: 31
PITCHER Jon Matlack, L ERA: 2.88 (1, 1)	IP: 9.0 WLS: W BF: 31 H: 2 R: 0 ER: 0 SO: 5 BB: 1 IBB: 0 HBP: 0 BLK: 0 WP: 0 HR: 0 S: 40 P: 44 ERA: 0.00 WHIP: 0.333															PITCHER IP: WLS: BF: H: R: ER: SO: BB: IBB: HBP: BLK: WP: HR: S: P: ERA: WHIP:				

California Angels @ Texas Rangers
Arlington Stadium, Arlington, TX
Sat Jun 24 1978, 8:05 PM EDT
Att: 30,574 - Unknown

AB 30
R 0
H 2
RBI 0
BB 1
SO 5
LOB 6



Batter	1	2	3	4	5	6	7	8	9	AB	R	H	RBI	BB	SO	LOB	BOTTOM			
Mike Hargrove, L OBP: 0.388, SLG: 0.370 (1, 3)	1B SH1-4 1B		4-3	4-3				F8		4	0	1	0	1	0	2				
Bert Campaneris, R OBP: 0.297, SLG: 0.204 (1, 6)	SH1-4 1-2		K			S G3 SF8 HBP		L4		2	1	0	0	0	1	2				
Bump Wills, S OBP: 0.310, SLG: 0.348 (1, 4)						G3		F7		3	1	1	0	1	0	1				
Richie Zisk, R OBP: 0.366, SLG: 0.468 (1, 7)								5-3		3	0	2	1	1	0	0				
John Lowenstein, L OBP: 0.379, SLG: 0.455 (8, 7)										0	0	0	0	0	0	0				
Bobby Bonds, R OBP: 0.328, SLG: 0.453 (1, 9)	G6-4-3 1-2 2-3		FC5-4 1-2			SF8				2	0	0	1	1	0	4				
Pat Putnam, L OBP: 0.217, SLG: 0.182 (1, 10)										3	0	0	0	0	1	1				
Kurt Bevacqua, R OBP: 0.197, SLG: 0.236 (7, FH)		F8		4-3		K		F4		1	0	0	0	0	0	1				
Jim Sundberg, R OBP: 0.362, SLG: 0.398 (1, 2)		L5		5-3				F9		4	0	0	0	0	0	0				
Toby Harrah, R OBP: 0.317, SLG: 0.284 (1, 5)								F3		4	0	3	0	0	0	0				
Bobby Thompson, S OBP: 0.282, SLG: 0.338 (1, 8)		L4								3	1	1	1	1	0	2				
Inning Stats	R: 0 E: 0 K: 0 S: 4	H: 2 LOB: 2 BB: 1 P: 8	R: 0 E: 0 K: 0 S: 4	H: 1 LOB: 1 BB: 0 P: 4	R: 1 E: 0 K: 1 S: 7	H: 2 LOB: 1 BB: 0 P: 7	R: 0 E: 0 K: 0 S: 4	H: 1 LOB: 2 BB: 1 P: 8	R: 1 E: 1 K: 0 S: 4	H: 0 LOB: 2 BB: 1 P: 10	R: 0 E: 0 K: 0 S: 3	H: 1 LOB: 1 BB: 1 P: 7	R: 0 E: 0 K: 0 S: 4	H: 1 LOB: 0 BB: 0 P: 4	R: 1 E: 0 K: 0 S: 4	H: 1 LOB: 0 BB: 0 P: 4	1B: 6 2B: 1 3B: 0 HR: 1	SF: 1 SAC: 1 DP: 1 HBP: 1	WP: 0 PB: 0 SB: 3 CS: 0	PA: 37
PITCHER Dave Frost, R ERA: 3.0 (1, 1)	IP: 6.0 WLS: L BF: 29 H: 7 R: 2 ER: 2 SO: 2 BB: 4 IBB: 0 HBP: 1 BLK: 0 WP: 0 HR: 0 S: 28 P: 45 ERA: 3.00 WHIP: 1.833															PITCHER IP: WLS: BF: H: R: ER: SO: BB: IBB: HBP: BLK: WP: HR: S: P: ERA: WHIP:				
Dave LaRoche, L ERA: 3.63 (7, 1)	IP: 2.0 WLS: L BF: 8 H: 1 R: 1 ER: 1 SO: 0 BB: 1 IBB: 0 HBP: 0 BLK: 0 WP: 0 HR: 1 S: 7 P: 11 ERA: 4.50 WHIP: 1.000															PITCHER IP: WLS: BF: H: R: ER: SO: BB: IBB: HBP: BLK: WP: HR: S: P: ERA: WHIP:				

California Angels @ Texas Rangers
Arlington Stadium, Arlington, TX
Sat Jun 24 1978, 8:05 PM EDT
Att: 30,574 - Unknown

AB 29
R 3
H 8
RBI 3
BB 5
SO 2
LOB 13



Batter	1	2	3	4	5	6	7	8	9	AB	R	H	RBI	BB	SO	LOB	TOP			
Rick Miller, L OBP: 0.352, SLG: 0.331 (1, 8)										4	0	1	0	0	0	0				
Bobby Grich, R OBP: 0.332, SLG: 0.298 (1, 4)										4	0	2	0	0	0	1				
Lyman Bostock, L OBP: 0.330, SLG: 0.349 (1, 9)										4	0	1	0	0	1	2				
Ron Fairly, L OBP: 0.318, SLG: 0.450 (1, 3)										4	0	0	0	0	3					
Don Baylor, R OBP: 0.328, SLG: 0.494 (1, 10)										4	0	1	0	0	2					
Joe Rudi, R OBP: 0.250, SLG: 0.270 (1, 7)										4	0	1	0	0	3					
Dave Chalk, R OBP: 0.350, SLG: 0.294 (1, 5)										3	0	0	0	0	2					
Rance Mulliniks, L OBP: 0.242, SLG: 0.256 (1, 6)										3	0	1	0	0	0					
Brian Downing, R OBP: 0.345, SLG: 0.308 (1, 2)										3	0	0	0	1	2					
Inning Stats	R: 0 E: 0 K: 0 S: 4	H: 1 LOB: 1 BB: 0 P: 4	R: 0 E: 0 K: 0 S: 5	H: 2 LOB: 2 BB: 0 P: 5	R: 0 E: 0 K: 0 S: 3	H: 1 LOB: 1 BB: 0 P: 3	R: 0 E: 0 K: 0 S: 4	H: 0 LOB: 0 BB: 0 P: 4	R: 0 E: 0 K: 1 S: 5	H: 0 LOB: 0 BB: 0 P: 5	R: 0 E: 0 K: 0 S: 3	H: 0 LOB: 0 BB: 0 P: 3	R: 0 E: 0 K: 0 S: 5	H: 0 LOB: 0 BB: 0 P: 5	R: 0 E: 0 K: 0 S: 5	H: 2 LOB: 2 BB: 0 P: 5	1B: 6 2B: 1 3B: 0 HR: 0	SF: 0 SAC: 0 DP: 1 HBP: 0	WP: 0 PB: 0 SB: 0 CS: 0	PA: 33
PITCHER Doc Medich, R ERA: 4.03 (1, 1)	IP: 9.0 WLS: W BF: 33 H: 7 R: 0 ER: 0 SO: 2 BB: 0 IBB: 0 HBP: 0 BLK: 0 WP: 0 HR: 0 S: 37 P: 37 ERA: 0.00 WHIP: 0.778															PITCHER				

California Angels @ Texas Rangers
Arlington Stadium, Arlington, TX
Sun Jun 25 1978, 8:05 PM EDT
Att: 22,821 - Unknown

AB 33
R 0
H 7
RBI 0
BB 0
SO 2
LOB 15



Batter	1	2	3	4	5	6	7	8	9	AB	R	H	RBI	BB	SO	LOB	BOTTOM			
Mike Hargrove, L OBP: 0.392, SLG: 0.387 (1, 3)										5	0	3	3	0	0	2				
Mike Jorgensen, L OBP: 0.318, SLG: 0.176 (9, 3)										0	0	0	0	0	0	0				
Jim Mason, L OBP: 0.286, SLG: 0.262 (1, 6)										5	0	1	0	0	0	2				
Bump Wills, S OBP: 0.308, SLG: 0.345 (1, 4)										5	1	1	0	0	2					
Richie Zisk, R OBP: 0.364, SLG: 0.465 (1, 7)										4	1	1	0	0	2					
Bobby Bonds, R OBP: 0.335, SLG: 0.451 (1, 9)										1	1	0	0	3	0	0				
Pat Putnam, L OBP: 0.185, SLG: 0.154 (1, 10)										4	1	0	0	0	5					
Jim Sundberg, R OBP: 0.372, SLG: 0.411 (1, 2)										3	1	3	1	1	0	0				
Toby Harrah, R OBP: 0.324, SLG: 0.286 (1, 5)										2	1	1	2	2	1	1				
Bobby Thompson, S OBP: 0.268, SLG: 0.319 (1, 8)										4	1	0	1	0	1	7				
Inning Stats	R: 0 E: 0 K: 0 S: 4	H: 2 LOB: 1 BB: 0 P: 4	R: 0 E: 0 K: 0 S: 3	H: 1 LOB: 2 BB: 2 P: 11	R: 0 E: 0 K: 0 S: 4	H: 1 LOB: 1 BB: 0 P: 4	R: 1 E: 0 K: 0 S: 4	H: 1 LOB: 2 BB: 2 P: 12	R: 6 E: 1 K: 0 S: 8	H: 4 LOB: 1 BB: 2 P: 16	R: 0 E: 0 K: 0 S: 3	H: 0 LOB: 0 BB: 0 P: 3	R: 0 E: 0 K: 2 S: 8	H: 1 LOB: 1 BB: 0 P: 8	R: 0 E: 0 K: 0 S: 3	H: 0 LOB: 0 BB: 0 P: 3	1B: 7 2B: 2 3B: 1 HR: 0	SF: 0 SAC: 0 DP: 0 HBP: 0	WP: 1 PB: 0 SB: 0 CS: 2	PA: 39
PITCHER Don Aase, R ERA: 4.78 Paul Hartzell, R ERA: 3.53 (1, 1) (5, 1)	IP: 4.2 WLS: L BF: 26 H: 8 R: 6 ER: 4 SO: 4 BB: 6 IBB: 0 HBP: 0 BLK: 0 WP: 0 HR: 0 S: 20 P: 44 ERA: 7.71 WHIP: 2.786															PITCHER				

California Angels @ Texas Rangers
Arlington Stadium, Arlington, TX
Sun Jun 25 1978, 8:05 PM EDT
Att: 22,821 - Unknown

AB 33
R 7
H 10
RBI 7
BB 6
SO 2
LOB 21



Batter	1	2	3	4	5	6	7	8	9	AB	R	H	RBI	BB	SO	LOB	TOP										
Mike Hargrove, L (1, 3) OBP: 0.392, SLG: 0.382	4-0 BB		4-0 SH2-3 1B BB	3-1			0-0 F9		0-0 G3	3	1	0	0	2	0	3	<p>Texas Rangers @ Oakland Athletics Oakland-Alameda County Coliseum, Oakland, CA</p> <p>Tue Jun 27 1978, 7:05 PM PDT Att: 3,619 - Unknown</p> <p>livebaseballscorecards.com</p>										
Bert Campaneris, R (1, 6) OBP: 0.268, SLG: 0.207	0-3 K		0-0 SH2-3 1-2		0-0 6-3		0-0 CS 1B			3	0	1	0	0	1	1											
Bump Wills, S (1, 4) OBP: 0.311, SLG: 0.345	0-3 K		0-0 2-H 1B		0-0 F8		0-0 CS 1-2	4-0 E S SF7 BB		3	1	1	1	1	1	1											
Richie Zisk, R (1, 7) OBP: 0.363, SLG: 0.461	0-0 4-3		0-3 K		0-0 1B			0-0 1-3 1-3		4	0	1	0	0	1	3											
Bobby Bonds, R (1, 9) OBP: 0.333, SLG: 0.450		0-3 K		0-0 SH2-4 1B 1B		0-0 L5		0-0 SF7 3-H		3	1	1	1	0	1	1											
Pat Putnam, L (1, 10) OBP: 0.167, SLG: 0.138		0-3 K		0-0 SH2-4 1-2		0-0 3-1		0-0 1-3		3	0	0	0	0	1	0											
Jim Sundberg, R (1, 2) OBP: 0.374, SLG: 0.412		0-0 FC6-4 1B		0-0 2-H 1B		0-0 L4		0-3 K		4	0	2	1	0	1	0											
Toby Harrah, R (1, 5) OBP: 0.319, SLG: 0.281		0-0 FC6-4 1-2		0-0 L7		0-0 L8		0-0 F8		4	0	0	0	0	0	2											
Bobby Thompson, S (1, 8) OBP: 0.279, SLG: 0.320			0-0 4-3		4-0 BB		0-0 6-3		0-0 1B	3	0	1	0	1	0	0											
Inning Stats	R: 0 E: 0 K: 2 S: 7	H: 0 LOB: 1 BB: 1 P: 11	R: 0 E: 0 K: 2 S: 8	H: 1 LOB: 1 BB: 0 P: 8	R: 1 E: 0 K: 1 S: 6	H: 1 LOB: 1 BB: 1 P: 10	R: 1 E: 0 K: 0 S: 5	H: 2 LOB: 2 BB: 1 P: 9	R: 0 E: 0 K: 0 S: 4	H: 0 LOB: 0 BB: 0 P: 3	R: 0 E: 0 K: 0 S: 3	H: 1 LOB: 0 BB: 0 P: 3	R: 1 E: 0 K: 0 S: 3	H: 0 LOB: 0 BB: 1 P: 7	R: 0 E: 0 K: 1 S: 6	H: 1 LOB: 1 BB: 0 P: 6	1B: 7 2B: 0 3B: 0 HR: 0	SF: 1 SAC: 2 DP: 0 HBP: 0	WP: 0 PB: 0 SB: 1 CS: 1	PA: 38							
PITCHER	IP	WLS	BF	H	R	ER	SO	BB	IBB	HBP	BLK	WP	HR	S	P	ERA	WHIP										
Rick Langford, R (1, 1) ERA: 3.07	7.0	L	30	6	3	2	5	4	0	0	0	0	0	36	52	2.57	1.429										
Dave Heaverlo, R (8, 1) ERA: 3.27	2.0		7	1	0	0	1	0	0	0	0	0	0	9	9	0.00	0.500										

Batter	1	2	3	4	5	6	7	8	9	AB	R	H	RBI	BB	SO	LOB	BOTTOM										
Glenn Burke, R (1, 8) OBP: 0.250, SLG: 0.333	0-0 5-3		0-0 6-3			0-0 F7		0-0 5-3		4	0	0	0	0	0	1	<p>Texas Rangers @ Oakland Athletics Oakland-Alameda County Coliseum, Oakland, CA</p> <p>Tue Jun 27 1978, 7:05 PM PDT Att: 3,619 - Unknown</p> <p>livebaseballscorecards.com</p>										
Tito Fuentes, S (1, 4) OBP: 0.111, SLG: 0.148	0-0 E 1B		0-0 G3			0-0 5-3		0-0 6-3		4	1	1	0	0	0	0											
Mario Guerrero, R (1, 6) OBP: 0.301, SLG: 0.371	0-0 E5 1B 1-2				0-0 F3		0-0 F8		0-0 F7	4	0	0	0	0	0	1											
Mitchell Page, L (1, 10) OBP: 0.346, SLG: 0.423	0-0 CS 1-3 2-H 1B				0-0 G3		0-0 F2		0-0 1B	4	0	2	1	0	0	0											
Dave Revering, L (1, 3) OBP: 0.292, SLG: 0.391	0-0 L8				0-0 F8		0-0 CS 1B		0-0 F8	3	0	1	0	0	0	2											
Miguel Dilone, S (7, PR) OBP: 0.317, SLG: 0.311										0	0	0	0	0	0	0											
Jeff Newman, R (9, 3) OBP: 0.282, SLG: 0.400										1	0	0	0	0	0	1											
Jim Essian, R (1, 2) OBP: 0.346, SLG: 0.321		4-0 G6-3 BB			0-0 SH3-4 1B		0-0 F3 1-2			2	0	1	0	1	0	1											
Wayne Gross, L (1, 5) OBP: 0.341, SLG: 0.344		0-0 G6-3			0-0 SH3-4			4-0 G1-6-3 BB		1	0	0	0	1	0	1											
Rob Piccolo, R (8, PR) OBP: 0.200, SLG: 0.200		1-2			1-2					0	0	0	0	0	0	0											
Dell Alston, L (1, 7) OBP: 0.231, SLG: 0.211		0-0 4-3			0-0 6-3			0-0 G1-6-3 1-2		2	0	0	0	0	0	1											
Joe Wallis, S (8, PH) OBP: 0.351, SLG: 0.412								4-0 BB		1	0	0	0	0	0	1											
Tony Armas, R (1, 9) OBP: 0.265, SLG: 0.294			0-0 F8		0-3 K					2	0	0	0	1	1	1											
Inning Stats	R: 1 E: 1 K: 0 S: 5	H: 2 LOB: 1 BB: 0 P: 5	R: 0 E: 0 K: 0 S: 2	H: 0 LOB: 0 BB: 1 P: 6	R: 0 E: 0 K: 0 S: 3	H: 0 LOB: 0 BB: 0 P: 3	R: 0 E: 0 K: 0 S: 3	H: 0 LOB: 0 BB: 0 P: 3	R: 0 E: 0 K: 0 S: 3	H: 1 LOB: 1 BB: 0 P: 3	R: 0 E: 0 K: 0 S: 3	H: 0 LOB: 0 BB: 0 P: 3	R: 0 E: 0 K: 0 S: 2	H: 0 LOB: 2 BB: 2 P: 10	R: 0 E: 0 K: 0 S: 4	H: 1 LOB: 1 BB: 0 P: 4	1B: 5 2B: 0 3B: 0 HR: 0	SF: 0 SAC: 1 DP: 2 HBP: 0	WP: 0 PB: 0 SB: 0 CS: 2	PA: 32							
PITCHER	IP	WLS	BF	H	R	ER	SO	BB	IBB	HBP	BLK	WP	HR	S	P	ERA	WHIP										
Dock Ellis, R (1, 1) ERA: 3.38	8.0	W	28	4	1	0	1	3	0	0	0	0	0	27	39	0.00	0.875										
Reggie Cleveland, R (9, 1) ERA: 1.93	1.0	S	4	1	0	0	0	0	0	0	0	0	0	4	4	0.00	1.000										

Batter	1	2	3	4	5	6	7	8	9	10	11	12	13	14	15	AB	R	H	RBI	BB	SO	LOB	TOP									
Mike Hargrove, L OBP: 0.363, SLG: 0.381 (1, 3)																6	0	2	1	1	1	3										
Bert Campaneris, R Kurt Bevacqua, R Jim Mendenhall, R Sam Rice, R Sandy Kousser, R OBP: 0.325, SLG: 0.323 OBP: 0.294, SLG: 0.294 OBP: 0.300, SLG: 0.294 OBP: 0.310, SLG: 0.294 OBP: 0.310, SLG: 0.294 OBP: 0.310, SLG: 0.294 (1, 6) (7, 6) (14, 6) (14, 6) (14, 6)																2	0	0	0	0	1	1										
Bump Wills, S OBP: 0.307, SLG: 0.339 (1, 4)																	7	0	1	0	0	1	5									
Richie Zisk, R OBP: 0.302, SLG: 0.456 (1, 7)																	5	0	1	0	1	1										
Bobby Bonds, R OBP: 0.332, SLG: 0.440 (1, 9)																	5	0	0	0	2	2										
John Lowenstein, L OBP: 0.373, SLG: 0.430 (1, 10)																	5	0	0	0	2	1										
Jim Sundberg, R OBP: 0.303, SLG: 0.416 (1, 2)																	5	1	3	0	2	2										
Toby Harrah, R OBP: 0.319, SLG: 0.284 (1, 5)																	5	0	1	0	1	0	4									
Bobby Thompson, S OBP: 0.270, SLG: 0.308 Mike Jorgensen, L OBP: 0.300, SLG: 0.167 (9, 8) (9, 8)																	3	0	0	0	2	5										
																1	0	0	0	2	0											
Inning Stats	R: 0 E: 0 K: 2 S: 5	H: 1 LOB: 1 BB: 0 P: 8	R: 0 E: 0 K: 2 S: 7	H: 0 LOB: 0 BB: 1 P: 11	R: 0 E: 0 K: 1 S: 6	H: 1 LOB: 1 BB: 0 P: 6	R: 0 E: 0 K: 1 S: 5	H: 0 LOB: 3 BB: 3 P: 17	R: 0 E: 0 K: 0 S: 3	H: 0 LOB: 0 BB: 0 P: 3	R: 0 E: 1 K: 0 S: 3	H: 0 LOB: 0 BB: 0 P: 3	R: 1 E: 0 K: 1 S: 7	H: 2 LOB: 1 BB: 0 P: 7	R: 0 E: 0 K: 0 S: 3	H: 1 LOB: 1 BB: 1 P: 7	R: 0 E: 0 K: 1 S: 5	H: 0 LOB: 0 BB: 1 P: 9	R: 0 E: 0 K: 1 S: 5	H: 0 LOB: 0 BB: 0 P: 5	R: 0 E: 0 K: 1 S: 5	H: 0 LOB: 0 BB: 0 P: 5	R: 0 E: 0 K: 0 S: 3	H: 0 LOB: 3 BB: 3 P: 15	R: 0 E: 0 K: 0 S: 4	H: 2 LOB: 2 BB: 1 P: 8	R: 0 E: 0 K: 0 S: 4	H: 2 LOB: 2 BB: 1 P: 8	1B: 7 2B: 2 3B: 0 HR: 0	SF: 0 SAC: 3 DP: 2 HBP: 0	WP: 0 PB: 1 SB: 0 CS: 2	PA: 62

Texas Rangers @ Oakland Athletics
Oakland-Alameda County Coliseum, Oakland, CA
Wed Jun 28 1978, 7:05 PM PDT
Att. 2,346 - Unknown

AB 47
R 1
H 8
RBI 1
BB 12
SO 12
LOB 30

Batter	1	2	3	4	5	6	7	8	9	10	11	12	13	14	15	AB	R	H	RBI	BB	SO	LOB	BOTTOM							
Joe Wallis, S OBP: 0.338, SLG: 0.392 (1, 8)																	6	0	1	0	0	1	4							
Tito Fuentes, S OBP: 0.125, SLG: 0.129 Mike Edwards, R OBP: 0.280, SLG: 0.270 (1, 4) (10, PR) (11, 4)																	4	0	0	0	1	0	3							
Mitchell Page, L OBP: 0.248, SLG: 0.422 Miguel Dilone, S OBP: 0.317, SLG: 0.318 (1, 7) (7, 7)																	3	0	1	0	0	1								
Mario Guerrero, R OBP: 0.305, SLG: 0.368 (1, 6)																	5	0	1	0	1	0								
Dave Revere, L OBP: 0.289, SLG: 0.390 (1, 3)																	6	0	1	0	0	1	4							
Taylor Duncan, R OBP: 0.261, SLG: 0.406 Dell Alton, L OBP: 0.233, SLG: 0.214 (1, 10) (5, PR)																	2	0	1	0	0	0	0							
Wayne Gross, L OBP: 0.341, SLG: 0.344 Rob Picciolo, R OBP: 0.200, SLG: 0.200 (1, 5) (15, PR)																	6	0	2	0	0	2	2							
Jeff Newman, R OBP: 0.270, SLG: 0.381 Jim Essian, R OBP: 0.345, SLG: 0.320 (1, 2) (10, 2)																	4	0	0	1	0	1	1							
Tony Armas, R OBP: 0.263, SLG: 0.291 Glenn Burke, R OBP: 0.260, SLG: 0.333 (1, 9) (13, PR) (14, 9)																	5	0	1	0	0	0	1							
																0	0	0	0	1	0	0								
Inning Stats	R: 0 E: 0 K: 1 S: 5	H: 1 LOB: 1 BB: 0 P: 5	R: 0 E: 0 K: 0 S: 3	H: 0 LOB: 0 BB: 0 P: 3	R: 0 E: 0 K: 2 S: 7	H: 0 LOB: 0 BB: 0 P: 7	R: 0 E: 0 K: 0 S: 5	H: 2 LOB: 2 BB: 0 P: 6	R: 1 E: 1 K: 0 S: 6	H: 2 LOB: 2 BB: 0 P: 6	R: 0 E: 0 K: 0 S: 5	H: 0 LOB: 0 BB: 0 P: 5	R: 0 E: 0 K: 1 S: 6	H: 1 LOB: 1 BB: 1 P: 6	R: 0 E: 0 K: 0 S: 3	H: 0 LOB: 0 BB: 0 P: 3	R: 0 E: 0 K: 1 S: 5	H: 0 LOB: 0 BB: 0 P: 5	R: 0 E: 0 K: 1 S: 5	H: 1 LOB: 2 BB: 0 P: 6	R: 0 E: 0 K: 0 S: 2	H: 0 LOB: 0 BB: 1 P: 6	R: 0 E: 0 K: 0 S: 4	H: 0 LOB: 0 BB: 1 P: 6	R: 1 E: 0 K: 0 S: 4	H: 2 LOB: 2 BB: 1 P: 8	1B: 9 2B: 3 3B: 0 HR: 0	SF: 0 SAC: 2 DP: 2 HBP: 0	WP: 1 PB: 0 SB: 0 CS: 1	PA: 57

Texas Rangers @ Oakland Athletics
Oakland-Alameda County Coliseum, Oakland, CA
Wed Jun 28 1978, 7:05 PM PDT
Att. 2,346 - Unknown

AB 51
R 2
H 11
RBI 2
BB 3
SO 7
LOB 21

Batter	1	2	3	4	5	6	7	8	9	10	AB	R	H	RBI	BB	SO	LOB			
Mike Hargrove, L John Ellis, R Sandy Alomar Sr., S Pat Putnam, L Mike Jorgensen, L	4-0 SH SF7 BB	4-0 BB E BB	0-3 K		0-3 K			0-0 SH2-4 1B	0-0 F8		2	1	0	0	2	2	4			
Bert Campaneris, R Bump Wills, S Richie Zisk, R Bobby Bonds, R	0-0 SH E S	0-0 F7		6-3		0-0 E1 1B		0-0 SH2-4 1B		6-3	5	1	2	1	0	0	1			
Jim Sundberg, R Toby Harrah, R Kurt Bevacqua, R John Lowenstein, L Bobby Thompson, S	0-0 SF7	0-0 BB BB		3-1		0-3 K		0-0 SH2-4		1-3	3	0	0	1	1	1	1			
Tim Lincecum, R Mike Cameron, R Dustin Cooney, R Dustin Cooney, R Dustin Cooney, R	0-0 6-3	0-0 6-3		6-3		0-0 E1		0-0 IBB		F7	4	0	0	0	2	0	1			
Pat Burrell, R Bobby Bonds, R Jim Sundberg, R Toby Harrah, R Kurt Bevacqua, R John Lowenstein, L Bobby Thompson, S	0-0 F8	0-0 F3			0-0 BB FC5-2 1B	0-0 F8		0-3 K		F9	5	0	1	0	0	1	7			
Pat Burrell, R Bobby Bonds, R Jim Sundberg, R Toby Harrah, R Kurt Bevacqua, R John Lowenstein, L Bobby Thompson, S	0-0 F9	4-0 FC6-4 BB 1B	0-0 F9		4-0 FC5-2 BB 1B	0-0 K		0-0 F9			3	1	0	0	2	1	3			
Pat Burrell, R Bobby Bonds, R Jim Sundberg, R Toby Harrah, R Kurt Bevacqua, R John Lowenstein, L Bobby Thompson, S	0-0 FC6-4 BB 1B	0-0 FC6-4 BB 1B	0-0 FC6-4 BB 1B	0-0 FC5-2 BB 1B	0-0 FC5-2 BB 1B	0-0 FC5-2 BB 1B		0-0 FC1-6 1B			3	1	2	0	2	0	0			
Pat Burrell, R Bobby Bonds, R Jim Sundberg, R Toby Harrah, R Kurt Bevacqua, R John Lowenstein, L Bobby Thompson, S	0-0 FC6-4 WP 1B	0-0 FC6-4 WP 1B	0-0 FC6-4 WP 1B	0-0 FC5-2 FC5-2 BB 1B	0-0 FC5-2 FC5-2 BB 1B	0-0 FC5-2 FC5-2 BB 1B		0-0 FC1-6 1B			4	1	0	0	0	0	6			
Pat Burrell, R Bobby Bonds, R Jim Sundberg, R Toby Harrah, R Kurt Bevacqua, R John Lowenstein, L Bobby Thompson, S	0-0 FC6-4 WP 1B	0-0 FC6-4 WP 1B	0-0 FC6-4 WP 1B	0-0 FC5-2 FC5-2 BB 1B	0-0 FC5-2 FC5-2 BB 1B	0-0 FC5-2 FC5-2 BB 1B		0-0 FC1-6 1B			1	0	0	0	0	0	1			
Pat Burrell, R Bobby Bonds, R Jim Sundberg, R Toby Harrah, R Kurt Bevacqua, R John Lowenstein, L Bobby Thompson, S	0-0 FC6-4 WP 1B	0-0 FC6-4 WP 1B	0-0 FC6-4 WP 1B	0-0 FC5-2 FC5-2 BB 1B	0-0 FC5-2 FC5-2 BB 1B	0-0 FC5-2 FC5-2 BB 1B		0-0 FC1-6 1B			5	2	3	2	0	0	4			
Inning Stats	R: 2 E: 1 K: 0 S: 4	H: 0 LOB: 0 BB: 1 P: 8	R: 3 E: 1 K: 0 S: 4	H: 1 LOB: 3 BB: 5 P: 24	R: 1 E: 0 K: 1 S: 7	H: 2 LOB: 1 BB: 0 P: 7	R: 0 E: 0 K: 0 S: 3	H: 0 LOB: 0 BB: 0 P: 3	R: 0 E: 0 K: 1 S: 5	H: 0 LOB: 0 BB: 0 P: 5	R: 1 E: 0 K: 1 S: 8	H: 3 LOB: 3 BB: 1 P: 12	R: 0 E: 0 K: 0 S: 3	H: 1 LOB: 1 BB: 0 P: 4	R: 0 E: 0 K: 0 S: 3	H: 0 LOB: 0 BB: 0 P: 3	1B: 7 2B: 2 3B: 0 HR: 0	SF: 1 SAC: 2 DP: 0 HBP: 0	WP: 1 PA: 49 PB: 0 SB: 4 CS: 0	
PITCHER	IP	WLS	BF	H	R	ER	SO	BB	IBB	HBP	BLK	WP	HR	S	P	ERA	WHIP			
Tim Lincecum, R	1.1		10	1	5	3	0	4	0	0	0	0	0	6	22	20.25	3.750			
Steve McCatty, R	2.2		15	3	1	1	1	4	0	0	0	0	0	13	29	3.38	2.625			
Bob Lacey, L	3.0		13	4	1	1	3	0	0	0	0	0	0	19	19	3.00	1.333			
Dave Heaverlo, R	3.0	W	11	1	0	0	1	0	1	0	0	0	0	12	16	0.00	0.333			


TOP

Texas Rangers @ Oakland Athletics
Oakland-Alameda County Coliseum, Oakland, CA

Thu Jun 29 1978, 3:33 AM PDT
Att: 3,360 - Unknown

livebaseballscorecards.com

AB 37
R 7
H 9
RBI 4
BB 9
SO 5
LOB 29



WP: 1 PA: 49
PB: 0
SB: 4
CS: 0

Batter	1	2	3	4	5	6	7	8	9	10	AB	R	H	RBI	BB	SO	LOB			
Joe Wallis, S Glenn Burke, R Tito Fuentes, S Mitchell Page, L Dave Revering, L Taylor Duncan, R Mario Guerrero, R Wayne Gross, L Jeff Newman, R Miguel Dilone, S Tony Armas, R Dell Alston, L	0-0 HR	0-3 K		0-0 E 2B	0-0 1B			0-0 1-6-3 SH1-4 1B		4-0 FC4-2 IBB	5	2	4	2	0	1	2			
Joe Wallis, S Glenn Burke, R Tito Fuentes, S Mitchell Page, L Dave Revering, L Taylor Duncan, R Mario Guerrero, R Wayne Gross, L Jeff Newman, R Miguel Dilone, S Tony Armas, R Dell Alston, L	0-0 F7	0-0 1B		0-3 K	0-3 K			0-0 SH1-4		0-0 FC4-2	5	0	1	1	0	2	5			
Joe Wallis, S Glenn Burke, R Tito Fuentes, S Mitchell Page, L Dave Revering, L Taylor Duncan, R Mario Guerrero, R Wayne Gross, L Jeff Newman, R Miguel Dilone, S Tony Armas, R Dell Alston, L	0-0 S 1B	0-3 K		0-0 E3 1B 1B	0-0 1B 1B			0-0 1-6-3		0-0 SF9	5	1	2	2	0	1	4			
Joe Wallis, S Glenn Burke, R Tito Fuentes, S Mitchell Page, L Dave Revering, L Taylor Duncan, R Mario Guerrero, R Wayne Gross, L Jeff Newman, R Miguel Dilone, S Tony Armas, R Dell Alston, L	0-0 F7	0-0 E3		4-0 1B 1B BB	0-0 1B BB			0-0 4-3		0-0 4-3	4	1	0	0	1	0	3			
Joe Wallis, S Glenn Burke, R Tito Fuentes, S Mitchell Page, L Dave Revering, L Taylor Duncan, R Mario Guerrero, R Wayne Gross, L Jeff Newman, R Miguel Dilone, S Tony Armas, R Dell Alston, L	0-3 K	0-3 K		0-0 1B 1B	0-0 1B 1B			0-0 F6		0-0 F9	5	0	1	1	0	2	2			
Joe Wallis, S Glenn Burke, R Tito Fuentes, S Mitchell Page, L Dave Revering, L Taylor Duncan, R Mario Guerrero, R Wayne Gross, L Jeff Newman, R Miguel Dilone, S Tony Armas, R Dell Alston, L	0-0 F7	0-0 1B 1B		0-0 F7	0-0 1B 1B			0-0 F8		0-0 5-3	5	1	2	1	0	0	1			
Joe Wallis, S Glenn Burke, R Tito Fuentes, S Mitchell Page, L Dave Revering, L Taylor Duncan, R Mario Guerrero, R Wayne Gross, L Jeff Newman, R Miguel Dilone, S Tony Armas, R Dell Alston, L	0-0 F9	0-0 L3		0-0 G3	0-0 1B			0-0 K		0-0 F4	5	0	0	0	0	1	4			
Joe Wallis, S Glenn Burke, R Tito Fuentes, S Mitchell Page, L Dave Revering, L Taylor Duncan, R Mario Guerrero, R Wayne Gross, L Jeff Newman, R Miguel Dilone, S Tony Armas, R Dell Alston, L	0-0 1B 1B	0-0 1B 1B		0-0 E9 2B	0-0 F8			0-0 1B		0-0 FC4-2 3B	5	2	3	0	0	0	0			
Joe Wallis, S Glenn Burke, R Tito Fuentes, S Mitchell Page, L Dave Revering, L Taylor Duncan, R Mario Guerrero, R Wayne Gross, L Jeff Newman, R Miguel Dilone, S Tony Armas, R Dell Alston, L	0-0 1B 1B	0-0 1B 1B		0-0 F6	0-0 F8			0-3 K		4-0 FC4-2 IBB SF9 IBB	4	0	1	1	1	1	2			
Joe Wallis, S Glenn Burke, R Tito Fuentes, S Mitchell Page, L Dave Revering, L Taylor Duncan, R Mario Guerrero, R Wayne Gross, L Jeff Newman, R Miguel Dilone, S Tony Armas, R Dell Alston, L	0-0 1B 1B	0-0 1B 1B		0-0 F6	0-0 F8			0-0 K		0-0 FC4-2 IBB SF9 IBB	0	1	0	0	0	0	0			
Inning Stats	R: 1 E: 0 K: 1 S: 7	H: 2 LOB: 1 BB: 0 P: 7	R: 2 E: 0 K: 2 S: 11	H: 4 LOB: 2 BB: 0 P: 11	R: 0 E: 1 K: 1 S: 6	H: 0 LOB: 1 BB: 0 P: 6	R: 4 E: 2 K: 1 S: 10	H: 4 LOB: 2 BB: 1 P: 14	R: 0 E: 0 K: 1 S: 6	H: 1 LOB: 1 BB: 0 P: 6	R: 0 E: 0 K: 2 S: 8	H: 1 LOB: 1 BB: 0 P: 8	R: 0 E: 0 K: 0 S: 4	H: 0 LOB: 0 BB: 0 P: 4	R: 0 E: 0 K: 0 S: 3	H: 0 LOB: 0 BB: 0 P: 3	1B: 11 2B: 1 3B: 1 HR: 1	SF: 1 SAC: 1 DP: 0 HBP: 0	WP: 0 PA: 48 PB: 0 SB: 1 CS: 0	
PITCHER	IP	WLS	BF	H	R	ER	SO	BB	IBB	HBP	BLK	WP	HR	S	P	ERA	WHIP			
Fergie Jenkins, R	3.2		24	10	7	3	5	1	0	0	0	0	0	33	37	7.36	3.000			
Paul Lindblad, L	6.0	L	24	4	1	1	3	0	2	0	0	0	0	28	36	1.50	0.667			

BOTTOM

Texas Rangers @ Oakland Athletics
Oakland-Alameda County Coliseum, Oakland, CA

Thu Jun 29 1978, 3:33 AM PDT
Att: 3,360 - Unknown

livebaseballscorecards.com

AB 43
R 8
H 14
RBI 8
BB 3
SO 8
LOB 23




WP: 0 PA: 48
PB: 0
SB: 1
CS: 0

Batter	1	2	3	4	5	6	7	8	9	AB	R	H	RBI	BB	SO	LOB	TOP										
Mike Hargrove, L (1, 3) OBP: 0.391, SLG: 0.375	F9			6-3 SH3-4 1B		L4		F8	K	5	1	1	0	0	1	4											
Bert Campaneris, R (1, 6) OBP: 0.298, SLG: 0.208	6-3			SH3-4		K		6-3		2	0	0	0	0	1	1											
Pat Putnam, L (8, PH) OBP: 0.182, SLG: 0.129				1-2						1	0	0	0	0	0	0											
Jim Mason, L (8, 6) OBP: 0.258, SLG: 0.254										0	0	0	0	0	0	0											
Bump Wills, S (1, 4) OBP: 0.300, SLG: 0.329	K			6-3		4-3		F7		4	0	0	0	0	1	2											
Richie Zisk, R (1, 7) OBP: 0.363, SLG: 0.450		L6						5-3	BB 1B	4	1	2	1	0	0	0											
Bobby Bonds, R (1, 9) OBP: 0.329, SLG: 0.433				3-H 1B		F7		E5 BB	F7	4	0	1	0	0	0	2											
John Lowenstein, L (1, 10) OBP: 0.357, SLG: 0.408									F7	4	0	0	0	0	3	3											
Jim Sundberg, R (1, 2) OBP: 0.389, SLG: 0.412				F9					1B BB	2	0	1	0	2	0	0											
Toby Harrah, R (1, 5) OBP: 0.331, SLG: 0.291				F2		K			1B	2	0	0	0	2	1	1											
Bobby Thompson, S (1, 8) OBP: 0.289, SLG: 0.337									BB	3	0	1	0	0	2	3											
John Ellis, R (9, PH) OBP: 0.231, SLG: 0.375									1-2 2-3 BB	1	0	1	1	0	0	0											
Mike Jorgensen, L (9, PR) OBP: 0.360, SLG: 0.167				K		E6 1B		K	1-2 2-3 3-H 1B	0	0	0	0	0	0	0											
Inning Stats	R: 0 E: 0 K: 1 S: 5	H: 0 LOB: 0 BB: 0 P: 5	R: 0 E: 0 K: 1 S: 5	H: 1 LOB: 0 BB: 0 P: 5	R: 0 E: 0 K: 1 S: 5	H: 0 LOB: 0 BB: 0 P: 5	R: 1 E: 0 K: 0 S: 5	H: 2 LOB: 1 BB: 0 P: 5	R: 0 E: 0 K: 2 S: 7	H: 1 LOB: 1 BB: 0 P: 7	R: 0 E: 1 K: 1 S: 6	H: 1 LOB: 1 BB: 0 P: 6	R: 0 E: 1 K: 2 S: 8	H: 0 LOB: 2 BB: 2 P: 16	R: 0 E: 0 K: 0 S: 3	H: 0 LOB: 0 BB: 0 P: 3	R: 1 E: 0 K: 1 S: 7	H: 2 LOB: 2 BB: 2 P: 15	1B: 7 2B: 0 3B: 0 HR: 0	SF: 0 SAC: 1 DP: 0 HBP: 0	WP: 0 PB: 0 SB: 0 CS: 2	PA: 37					
PITCHER	IP	WLS	BF	H	R	ER	SO	BB	IBB	HBP	BLK	WP	HR	S	P	ERA	WHIP										
Don Aase, R (1, 1) ERA: 4.52	8.2	W	35	6	2	2	8	4	0	0	0	0	0	47	63	2.08	1.154										
Dyar Miller, R (9, 1) ERA: 1.89	0.0		1	1	0	0	0	0	0	0	0	0	0	1	1	∞	∞										
Dave LaRoche, L (9, 1) ERA: 3.35	0.1	S	1	0	0	0	1	0	0	0	0	0	0	3	3	0.00	0.000										

Texas Rangers @ California Angels
Anaheim Stadium, Anaheim, CA
Fri Jun 30 1978, 10:05 PM EDT
Att: 21,654 - Unknown

livebaseballscores.com

AB 32
R 2
H 7
RBI 2
BB 4
SO 9
LOB 16




Batter	1	2	3	4	5	6	7	8	9	AB	R	H	RBI	BB	SO	LOB	BOTTOM										
Bobby Grich, R (1, 4) OBP: 0.343, SLG: 0.315	FC3-6 BB		F8		2-3		1B BB	SF9		2	0	0	1	2	0	3											
Dave Chalk, R (1, 6) OBP: 0.350, SLG: 0.300	FC3-6		F8		4-3		F6	F9		5	0	0	0	0	0	8											
Rance Mulliniks, L (9, 6) OBP: 0.238, SLG: 0.252	1-2									0	0	0	0	0	0	0											
Lyman Bostock, L (1, 9) OBP: 0.347, SLG: 0.360	1-4-3						F7			4	0	2	2	0	0	1											
Don Baylor, R (1, 7) OBP: 0.328, SLG: 0.489	F8									4	0	1	0	0	1	5											
Ken Landreaux, L (8, 7) OBP: 0.276, SLG: 0.325			F3				E CS 1B	K		0	0	0	0	0	0	0											
Ron Jackson, R (1, 3) OBP: 0.367, SLG: 0.450		G6-3 1B			5-3				WP 1B	4	1	3	0	0	0	0											
Mery Rettenmund, R (1, 10) OBP: 0.375, SLG: 0.354		G6-3			K				E 1B SF9 BB	3	1	0	0	1	1	3											
Dave Machemer, R (1, 5) OBP: 0.368, SLG: 0.529					4-3					3	0	1	0	0	0	2											
Ron Fairly, L (8, 3) OBP: 0.305, SLG: 0.424							F9			1	0	0	0	0	1	2											
Rick Miller, L (1, 8) OBP: 0.351, SLG: 0.338		CS					F5			3	1	2	1	1	0	0											
Brian Downing, R (1, 2) OBP: 0.346, SLG: 0.313										3	1	2	0	1	0	1											
Inning Stats	R: 0 E: 0 K: 0 S: 3	H: 0 LOB: 1 BB: 1 P: 7	R: 0 E: 0 K: 0 S: 3	H: 2 LOB: 0 BB: 0 P: 3	R: 1 E: 0 K: 0 S: 5	H: 2 LOB: 2 BB: 1 P: 9	R: 0 E: 0 K: 1 S: 5	H: 0 LOB: 0 BB: 0 P: 5	R: 0 E: 0 K: 0 S: 4	H: 1 LOB: 1 BB: 0 P: 4	R: 0 E: 1 K: 0 S: 5	H: 2 LOB: 2 BB: 0 P: 5	R: 1 E: 1 K: 1 S: 7	H: 2 LOB: 1 BB: 1 P: 11	R: 2 E: 1 K: 1 S: 7	H: 2 LOB: 2 BB: 2 P: 15	1B: 11 2B: 0 3B: 0 HR: 0	SF: 1 SAC: 0 DP: 1 HBP: 0	WP: 1 PB: 0 SB: 0 CS: 2	PA: 39							
PITCHER	IP	WLS	BF	H	R	ER	SO	BB	IBB	HBP	BLK	WP	HR	S	P	ERA	WHIP										
Jim Umberger, L (1, 1) ERA: 4.68	6.0	L	26	8	2	2	1	2	0	0	0	0	0	26	34	3.00	1.667										
Reggie Cleveland, R (7, 1) ERA: 2.27	2.0		12	3	2	2	2	2	1	0	0	1	0	13	25	9.00	2.500										

Texas Rangers @ California Angels
Anaheim Stadium, Anaheim, CA
Fri Jun 30 1978, 10:05 PM EDT
Att: 21,654 - Unknown

livebaseballscores.com

AB 32
R 4
H 11
RBI 4
BB 5
SO 3
LOB 25



Batter	1	2	3	4	5	6	7	8	9	AB	R	H	RBI	BB	SO	LOB	TOP			
Mike Hargrove, L (1, 3) OBP: 0.391, SLG: 0.373											4	2	1	0	1	0	2			
Bert Campaneris, R (1, 6) OBP: 0.275, SLG: 0.226											5	1	3	0	0	0	0			
Toby Harrah, R (1, 5) OBP: 0.332, SLG: 0.293											5	0	2	3	0	1	1			
Richie Zisk, R (1, 7) OBP: 0.361, SLG: 0.457											5	1	1	1	0	1	5			
Bobby Bonds, R (1, 9) OBP: 0.328, SLG: 0.431											3	1	1	1	0	0	0			
Jim Sundberg, R (1, 2) OBP: 0.391, SLG: 0.411											3	0	1	0	1	0	1			
John Ellis, R (1, 10) OBP: 0.233, SLG: 0.333											3	0	0	0	1	0	1			
Kurt Bevacqua, R (1, 4) OBP: 0.200, SLG: 0.228											2	1	1	1	1	1	0			
Bobby Thompson, S (1, 8) OBP: 0.277, SLG: 0.322											4	0	0	0	0	1	4			
Inning Stats	R: 2 E: 0 K: 1 S: 8	H: 3 LOB: 1 BB: 0 P: 8	R: 0 E: 0 K: 1 S: 5	H: 0 LOB: 0 BB: 0 P: 5	R: 0 E: 0 K: 0 S: 3	H: 0 LOB: 0 BB: 0 P: 3	R: 2 E: 1 K: 1 S: 8	H: 3 LOB: 2 BB: 1 P: 12	R: 1 E: 0 K: 0 S: 5	H: 2 LOB: 2 BB: 1 P: 9	R: 1 E: 0 K: 0 S: 4	H: 1 LOB: 0 BB: 0 P: 4	R: 0 E: 0 K: 0 S: 2	H: 0 LOB: 1 BB: 2 P: 10	R: 0 E: 0 K: 0 S: 4	H: 1 LOB: 1 BB: 0 P: 4	1B: 8 2B: 1 3B: 0 HR: 1	SF: 2 SAC: 0 DP: 0 HBP: 0	WP: 0 PB: 0 SB: 0 CS: 1	PA: 40
PITCHER	IP WLS BF H R ER SO BB IBB HBP BLK WP HR S P ERA WHIP																			
Frank Tanana, L (1, 1) ERA: 2.98	7.0 L 32 9 6 6 4 2 0 0 0 0 0 1 38 46 7.71 1.571																			
Paul Hartzell, R (8, 1) ERA: 3.65	2.0 8 1 0 0 0 2 0 0 0 0 0 0 6 14 0.00 1.500																			

Texas Rangers @ California Angels
Anaheim Stadium, Anaheim, CA
Sat Jul 01 1978, 10:05 PM EDT
Att: 41,632 - Unknown

AB	34
R	6
H	10
RBI	6
BB	4
SO	4
LOB	14



Batter	1	2	3	4	5	6	7	8	9	AB	R	H	RBI	BB	SO	LOB	BOTTOM			
Ken Landreaux, L (1, 7) OBP: 0.277, SLG: 0.323										4	0	1	1	0	0	1				
Joe Rudi, R (9, FH) OBP: 0.249, SLG: 0.284										1	0	0	0	0	1	1				
Rick Miller, L (1, 8) OBP: 0.360, SLG: 0.351											4	1	3	0	0	1				
Lyman Bostock, L (1, 9) OBP: 0.346, SLG: 0.359											4	0	1	0	0	1	5			
Don Baylor, R (1, 10) OBP: 0.330, SLG: 0.485											2	0	0	0	1	0	3			
Ron Jackson, R (1, 5) OBP: 0.364, SLG: 0.447											4	0	1	1	0	0	4			
Ron Fairly, L (1, 3) OBP: 0.296, SLG: 0.413											4	0	0	0	0	0	3			
Ike Hampton, S (9, 3) OBP: 0.313, SLG: 0.571											0	0	0	0	0	0	0			
Bobby Grich, R (1, 4) OBP: 0.345, SLG: 0.313											2	1	0	0	2	0	1			
Dave Machemer, R (1, 6) OBP: 0.318, SLG: 0.450											3	1	0	0	0	0	2			
Merv Rettenmund, R (9, FH) OBP: 0.371, SLG: 0.350											1	0	0	0	0	0	0			
Brian Downing, R (1, 2) OBP: 0.355, SLG: 0.333											4	0	3	1	0	0	0			
Inning Stats	R: 0 E: 0 K: 0 S: 4	H: 1 LOB: 2 BB: 1 P: 8	R: 1 E: 0 K: 0 S: 4	H: 1 LOB: 1 BB: 1 P: 8	R: 1 E: 0 K: 0 S: 4	H: 2 LOB: 1 BB: 0 P: 5	R: 0 E: 0 K: 0 S: 3	H: 0 LOB: 0 BB: 0 P: 3	R: 0 E: 0 K: 0 S: 3	H: 0 LOB: 0 BB: 0 P: 3	R: 1 E: 0 K: 1 S: 8	H: 3 LOB: 3 BB: 1 P: 12	R: 0 E: 0 K: 0 S: 3	H: 1 LOB: 0 BB: 0 P: 3	R: 0 E: 0 K: 1 S: 6	H: 1 LOB: 1 BB: 0 P: 6	1B: 7 2B: 3 3B: 0 HR: 0	SF: 0 SAC: 0 DP: 3 HBP: 2	WP: 0 PB: 0 SB: 1 CS: 0	PA: 38
PITCHER	IP WLS BF H R ER SO BB IBB HBP BLK WP HR S P ERA WHIP																			
Doc Medich, R (1, 1) ERA: 4.05	6.1 W 28 6 3 3 0 3 0 0 0 0 0 0 23 37 4.26 1.421																			
Jon Matlack, L (7, 1) ERA: 2.52	2.2 S 10 3 0 0 2 0 0 0 0 0 0 0 14 14 0.00 1.125																			

Texas Rangers @ California Angels
Anaheim Stadium, Anaheim, CA
Sat Jul 01 1978, 10:05 PM EDT
Att: 41,632 - Unknown

AB	33
R	3
H	9
RBI	3
BB	3
SO	2
LOB	21



Batter	1	2	3	4	5	6	7	8	9	AB	R	H	RBI	BB	SO	LOB	TOP										
Mike Hargrove, L (1, 3) OBP: 0.388, SLG: 0.367	G3		F7	K					4-3	4	0	0	0	1	1	0	Texas Rangers @ California Angels Anaheim Stadium, Anaheim, CA Sun Jul 02 1978, 6:33 AM EDT Att: 19,236 - Unknown										
Bert Campaneris, R (1, 6) OBP: 0.279, SLG: 0.238 Jim Mason, L (1, 6) OBP: 0.257, SLG: 0.242	4-3 2B		1B BB	K					F9	1	0	1	0	0	0	0											
Toby Harrah, R (1, 5) OBP: 0.331, SLG: 0.292	4-3		BB 1B						F7	4	0	1	0	0	1	1											
Richie Zisk, R (1, 7) OBP: 0.366, SLG: 0.471	2-1		BB 1B						F8	4	1	3	2	0	0	0											
Bobby Bonds, R (1, 9) OBP: 0.327, SLG: 0.426			F8 BB						K	3	0	0	0	1	1	1											
Jim Sundberg, R (1, 2) OBP: 0.385, SLG: 0.404			K	K					1-3	4	0	0	0	0	3	4											
John Ellis, R (1, 10) OBP: 0.235, SLG: 0.323			1B 1B	F9					K	4	0	1	0	0	1	3											
Kurt Bevacqua, R (1, 4) OBP: 0.205, SLG: 0.232 Bump Willis, S (8, PH) OBP: 0.230, SLG: 0.328			1-2 1B	F9					6-3	3	0	1	0	0	0	0											
Bobby Thompson, S (1, 8) OBP: 0.286, SLG: 0.362	4-3			HR					BB 1B	1	0	0	0	0	1	0											
	G3									4	1	2	1	0	0	2											
Inning Stats	R: 0 E: 0 K: 0 S: 3	H: 1 LOB: 1 BB: 0 P: 3	R: 1 E: 0 K: 1 S: 8	H: 3 LOB: 2 BB: 0 P: 8	R: 1 E: 0 K: 1 S: 7	H: 2 LOB: 2 BB: 1 P: 15	R: 1 E: 0 K: 2 S: 8	H: 1 LOB: 0 BB: 0 P: 8	R: 0 E: 0 K: 1 S: 6	H: 1 LOB: 2 BB: 0 P: 6	R: 0 E: 0 K: 1 S: 5	H: 0 LOB: 0 BB: 0 P: 5	R: 0 E: 0 K: 2 S: 7	H: 0 LOB: 0 BB: 0 P: 7	R: 0 E: 0 K: 0 S: 3	H: 0 LOB: 0 BB: 0 P: 3	1B: 6 2B: 1 3B: 0 HR: 2	SF: 0 SAC: 0 DP: 0 HBP: 0	WP: 0 PB: 0 SB: 0 CS: 0	PA: 38							
PITCHER	IP	WLS	BF	H	R	ER	SO	BB	IBB	HBP	BLK	WP	HR	S	P	ERA	WHIP										
Ken Brett, L (1, 1) ERA: 5.86	2.1		14	6	2	2	1	1	0	0	0	0	1	14	18	7.71	3.000										
Tom Griffin, R (3, 1) ERA: 3.53	3.2		16	3	1	1	6	2	0	0	0	0	1	26	34	2.46	1.364										
Dyar Miller, R (7, 1) ERA: 1.79	3.0	W	9	0	0	0	3	0	0	0	0	0	0	15	15	0.00	0.000										

Batter	1	2	3	4	5	6	7	8	9	AB	R	H	RBI	BB	SO	LOB	BOTTOM										
Bobby Grich, R (1, 4) OBP: 0.346, SLG: 0.311 Dave Machemer, R (4, 4) OBP: 0.333, SLG: 0.455 Tony Solaita, L (9, PH) OBP: 0.355, SLG: 0.313	F3		1B BB							1	0	0	0	1	0	0	Texas Rangers @ California Angels Anaheim Stadium, Anaheim, CA Sun Jul 02 1978, 6:33 AM EDT Att: 19,236 - Unknown										
Rick Miller, L (1, 8) OBP: 0.363, SLG: 0.359	6-3		1B						1B	4	1	2	1	0	0	0											
Lyman Bostock, L (1, 9) OBP: 0.344, SLG: 0.358	E4 1B		1-2 1B						4-3	3	0	1	1	0	0	0											
Don Baylor, R (1, 10) OBP: 0.329, SLG: 0.482	1-2 1B		F9						F8	4	0	1	0	0	1	2											
Ron Jackson, R (1, 5) OBP: 0.367, SLG: 0.457			F8						4-3 SH3-4 1B	4	0	2	0	0	0	0											
Ron Fairly, L (1, 3) OBP: 0.299, SLG: 0.408			BB						4-3	2	0	0	0	1	0	1											
Joe Rudi, R (1, 7) OBP: 0.249, SLG: 0.283 Ken Landreaux, L (9, PR) OBP: 0.277, SLG: 0.323			F5						SH 1B	4	0	1	0	0	0	0											
Brian Downing, R (1, 2) OBP: 0.349, SLG: 0.326			F9						SH 1B IBB	3	0	0	0	0	0	2											
Jim Anderson, R (1, 6) OBP: 0.500, SLG: 0.667			F8						1B IBB	3	1	1	0	1	0	0											
									5-3																		
Inning Stats	R: 0 E: 1 K: 0 S: 4	H: 1 LOB: 2 BB: 0 P: 4	R: 0 E: 0 K: 0 S: 3	H: 0 LOB: 1 BB: 1 P: 7	R: 0 E: 0 K: 0 S: 4	H: 2 LOB: 2 BB: 1 P: 8	R: 0 E: 0 K: 0 S: 3	H: 0 LOB: 0 BB: 0 P: 3	R: 3 E: 0 K: 1 S: 8	H: 3 LOB: 0 BB: 0 P: 8	R: 0 E: 0 K: 0 S: 4	H: 1 LOB: 1 BB: 0 P: 4	R: 0 E: 0 K: 1 S: 5	H: 0 LOB: 0 BB: 0 P: 5	R: 0 E: 0 K: 0 S: 4	H: 1 LOB: 1 BB: 0 P: 4	R: 1 E: 1 K: 0 S: 3	H: 2 LOB: 3 BB: 1 P: 7	1B: 7 2B: 2 3B: 1 HR: 0	SF: 1 SAC: 2 DP: 0 HBP: 0	WP: 1 PB: 0 SB: 1 CS: 0	PA: 37					
PITCHER	IP	WLS	BF	H	R	ER	SO	BB	IBB	HBP	BLK	WP	HR	S	P	ERA	WHIP										
Dock Ellis, R (1, 1) ERA: 3.44	6.0		26	7	3	3	1	0	0	0	0	0	0	26	34	4.50	1.500										
Steve Comer, R (7, 1) ERA: 1.04	2.0	L	11	3	1	0	1	0	1	0	0	0	0	12	16	0.00	1.500										

AB	35
R	3
H	9
RBI	3
BB	3
SO	10
LOB	13



Batter	1	2	3	4	5	6	7	8	9	AB	R	H	RBI	BB	SO	LOB	TOP								
Mike Hargrove, L (1, 3) OBP: 0.390, SLG: 0.378 Sandy Alomar Sr., S (7, PR) OBP: 0.107, SLG: 0.250	0-0 HR	0-0 E3 BB		0-0 F9			4-0 SH1-4 2B BB		0-0 4-3	3	1	1	1	1	0	1									
Bert Campaneris, R (1, 6) OBP: 0.294, SLG: 0.239	0-0 1B	4-0 1-2 BB		0-0 F8			0-0 SH1-4 1-2		0-0 5-3	3	0	1	0	1	0	1									
Toby Harrah, R (1, 5) OBP: 0.332, SLG: 0.299	0-3 1-2 K	0-0 F4		0-0 1-6-3			0-0 FC8-5 2B		0-0 S 1B	5	0	2	1	0	1	4									
Richie Zisk, R (1, 7) OBP: 0.360, SLG: 0.463	0-3 K	0-3 K			0-0 F9		0-0 FC8-5		0-0 F8	5	0	0	0	0	2	6									
Bobby Bonds, R (1, 9) OBP: 0.326, SLG: 0.421	0-3 K		0-0 L5		0-0 F2			4-0 S BB		3	1	0	0	1	1	1									
Jim Sundberg, R (1, 2) OBP: 0.387, SLG: 0.401		1-0 HR HBP	4-0 FC5-4 BB		0-3 K			0-0 F8		2	1	0	0	1	1	1									
John Ellis, R (1, 10) OBP: 0.237, SLG: 0.400 Mike Jorgensen, L (6, PR) OBP: 0.360, SLG: 0.167		0-0 HR	0-0 FC5-4		0-0 F6			0-0 E5 1-3 1-H		4	1	1	2	0	0	1	AB 34								
Kurt Bevacqua, R (1, 4) OBP: 0.209, SLG: 0.247 Bump Willis, S (8, PH) OBP: 0.236, SLG: 0.327		0-0 HR E 2B	0-0 F8		0-0 6-3			0-0 1-3 2-3		3	1	1	0	0	0	1	R 6								
Bobby Thompson, S (1, 8) OBP: 0.284, SLG: 0.367		0-3 K		0-0 2B		0-3 K		0-3 K		1	0	0	0	0	0	1	H 7								
Inning Stats	R: 1 E: 0 K: 3 S: 11	H: 2 LOB: 1 BB: 0 P: 11	R: 3 E: 1 K: 2 S: 10	H: 2 LOB: 2 BB: 1 P: 15	R: 0 E: 0 K: 0 S: 3	H: 0 LOB: 1 BB: 1 P: 7	R: 0 E: 0 K: 0 S: 4	H: 1 LOB: 0 BB: 0 P: 4	R: 0 E: 0 K: 1 S: 5	H: 0 LOB: 0 BB: 0 P: 5	R: 0 E: 0 K: 0 S: 5	H: 0 LOB: 1 BB: 0 P: 5	R: 1 E: 0 K: 0 S: 3	H: 1 LOB: 1 BB: 1 P: 7	R: 1 E: 1 K: 1 S: 6	H: 0 LOB: 2 BB: 1 P: 10	R: 0 E: 0 K: 0 S: 4	H: 1 LOB: 0 BB: 0 P: 4	1B: 2 2B: 4 3B: 0 HR: 2	SF: 0 SAC: 1 DP: 1 HBP: 1	WP: 0 PB: 0 SB: 3 CS: 0	PA: 40			
PITCHER	IP	WLS	BF	H	R	ER	SO	BB	IBB	HBP	BLK	WP	HR	S	P	ERA	WHIP	PITCHER							
Ken Kravec, L (1, 1) ERA: 3.74	7.1		34	6	6	4	7	4	0	1	0	0	2	43	60	4.91	1.364								
Jim Willoughby, R (8, 1) ERA: 3.19	1.2	W	6	1	0	0	1	0	0	0	0	0	0	8	8	0.00	0.600								

Texas Rangers @ Chicago White Sox
Comiskey Park, Chicago, IL
Mon Jul 03 1978, 8:05 PM EDT
Att: 42,231 - Unknown - 70 F

AB 34
R 6
H 7
RBI 4
BB 4
SO 8
LOB 20



Batter	1	2	3	4	5	6	7	8	9	AB	R	H	RBI	BB	SO	LOB	BOTTOM								
Ralph Garr, L (1, 7) OBP: 0.314, SLG: 0.354 Ron Blomberg, L (8, PH) OBP: 0.268, SLG: 0.375 Henry Cruz, L (9, 7) OBP: 0.301, SLG: 0.391	0-0 S 2B 1B	0-0 1B 1B		0-0 G3-6-3 1B		0-0 F7		0-0 F7		4	1	3	0	0	0	1									
Chet Lemon, R (1, 8) OBP: 0.374, SLG: 0.517	0-0 F7	0-0 1B		0-0 G3-6-3 1-2		0-0 FC6-5 2-3			0-0 HR	5	1	2	3	0	0	3									
Claudell Washington, L (1, 9) OBP: 0.282, SLG: 0.375	0-0 5-3	0-0 4-3		0-0 1B		0-0 F7			0-0 1-3	5	0	1	0	0	0	3									
Lamar Johnson, R (1, 3) OBP: 0.317, SLG: 0.370 Bob Molinaro, L (9, PR) OBP: 0.352, SLG: 0.419	0-0 2B	4-0 BB		0-0 5-3		0-0 F7		4-0 BB	0-0 HR 1B	3	0	2	1	2	0	1									
Jorge Orta, L (1, 4) OBP: 0.341, SLG: 0.479	0-0 F9	0-0 F7			0-0 F7		0-0 F7		0-0 HR	5	1	1	2	0	0	5									
Wayne Nordhagen, R (1, 10) OBP: 0.310, SLG: 0.431		0-0 F9	0-3 K		0-0 F9		0-0 K			4	0	0	0	0	2	1									
Eric Soderholm, R (1, 5) OBP: 0.310, SLG: 0.398		0-0 2B 1B	0-0 S 1B		0-0 F9			0-0 G4-3 1B		4	1	3	0	0	0	0	AB 39								
Bill Nahorodny, R (1, 2) OBP: 0.297, SLG: 0.369		0-0 1B 2B	0-3 K		0-0 FC6-5 2B			0-0 G4-3 1-2		4	1	2	0	0	1	2	R 7								
Don Kessinger, S (1, 6) OBP: 0.312, SLG: 0.322		0-0 1B 1B	0-0 4-3		0-0 F7			0-0 1B		4	1	2	1	0	0	2	H 16								
Inning Stats	R: 1 E: 0 K: 0 S: 5	H: 2 LOB: 1 BB: 0 P: 5	R: 3 E: 0 K: 0 S: 8	H: 5 LOB: 3 BB: 1 P: 12	R: 0 E: 0 K: 2 S: 8	H: 1 LOB: 0 BB: 0 P: 8	R: 0 E: 0 K: 0 S: 4	H: 2 LOB: 1 BB: 0 P: 4	R: 0 E: 0 K: 0 S: 3	H: 0 LOB: 0 BB: 0 P: 3	R: 0 E: 0 K: 0 S: 4	H: 1 LOB: 1 BB: 0 P: 4	R: 0 E: 0 K: 1 S: 5	H: 0 LOB: 1 BB: 1 P: 9	R: 0 E: 0 K: 0 S: 4	H: 2 LOB: 1 BB: 0 P: 4	R: 3 E: 0 K: 0 S: 4	H: 3 LOB: 1 BB: 0 P: 4	1B: 11 2B: 3 3B: 0 HR: 2	SF: 0 SAC: 0 DP: 2 HBP: 0	WP: 0 PB: 0 SB: 2 CS: 0	PA: 41			
PITCHER	IP	WLS	BF	H	R	ER	SO	BB	IBB	HBP	BLK	WP	HR	S	P	ERA	WHIP	PITCHER							
Doyle Alexander, R (1, 1) ERA: 3.99	1.1		11	7	4	4	0	0	0	0	0	0	1	31	39	1.35	1.350								
Len Barker, R (2, 1) ERA: 2.86	6.2		27	7	1	1	3	2	0	0	0	0	1	31	39	1.35	1.350								
Reggie Cleveland, R (9, 1) ERA: 2.75	0.1	L	3	2	2	2	0	0	0	0	0	0	1	3	3	54.00	6.000								

Texas Rangers @ Chicago White Sox
Comiskey Park, Chicago, IL
Mon Jul 03 1978, 8:05 PM EDT
Att: 42,231 - Unknown - 70 F

AB 39
R 7
H 16
RBI 7
BB 2
SO 3
LOB 19



Batter	1	2	3	4	5	6	7	8	9	AB	R	H	RBI	BB	SO	LOB	TOP					
Mickey Rivers, L OBP: 0.292, SLG: 0.374	F8		FC4-6			SH1-3 1B		1-3		4	1	1	0	0	0	1	<p>New York Yankees @ Texas Rangers Arlington Stadium, Arlington, TX Wed Jul 05 1978, 8:05 PM EDT Att: 37,702 - Unknown - 102 F</p>					
Roy White, S OBP: 0.349, SLG: 0.393	F7		F9			SH1-3 1B		F8		3	0	0	0	0	0	1						
Thurman Munson, R OBP: 0.310, SLG: 0.381	K									4	0	3	1	0	1	0						
Lou Piniella, R OBP: 0.365, SLG: 0.398		PB 4-3 2B								4	1	1	0	0	0	3						
Chris Chambliss, L OBP: 0.341, SLG: 0.398		4-3								4	0	1	1	0	0	2						
Graig Nettles, L OBP: 0.330, SLG: 0.436		2H K								4	0	0	0	0	1	3						
Cliff Johnson, R OBP: 0.310, SLG: 0.330										3	0	0	0	0	0	0						
Bucky Dent, R OBP: 0.280, SLG: 0.314										3	0	0	0	0	0	0						
Damaso Garcia, R OBP: 0.250, SLG: 0.212										3	0	1	0	0	1	0						
Inning Stats	R: 0 E: 0 K: 1 S: 5	H: 0 LOB: 0 BB: 0 P: 5	R: 1 E: 0 K: 1 S: 6	H: 1 LOB: 0 BB: 0 P: 6	R: 0 E: 0 K: 0 S: 4	H: 1 LOB: 1 BB: 0 P: 4	R: 0 E: 0 K: 0 S: 4	H: 2 LOB: 1 BB: 0 P: 4	R: 0 E: 0 K: 0 S: 3	H: 0 LOB: 0 BB: 0 P: 3	R: 1 E: 0 K: 1 S: 5	H: 2 LOB: 1 BB: 0 P: 5	R: 0 E: 0 K: 0 S: 3	H: 0 LOB: 0 BB: 0 P: 3	R: 0 E: 0 K: 1 S: 5	H: 0 LOB: 0 BB: 0 P: 5	R: 0 E: 0 K: 0 S: 4	H: 1 LOB: 1 BB: 0 P: 4	1B: 6 2B: 1 3B: 0 HR: 0	SF: 0 SAC: 1 DP: 1 HBP: 0	WP: 1 PB: 1 SB: 1 CS: 0	PA: 33
PITCHER Jon Matlack, L ERA: 2.49	IP: 9.0 WLS: W BF: 33 H: 7 R: 2 ER: 2 SO: 3 BB: 0 IBB: 0 HBP: 0 BLK: 0 WP: 1 HR: 0 S: 39 P: 39 ERA: 2.00 WHIP: 0.778															PITCHER	IP: 9.0 WLS: W BF: 33 H: 7 R: 2 ER: 2 SO: 3 BB: 0 IBB: 0 HBP: 0 BLK: 0 WP: 1 HR: 0 S: 39 P: 39 ERA: 2.00 WHIP: 0.778					

Batter	1	2	3	4	5	6	7	8	9	AB	R	H	RBI	BB	SO	LOB	BOTTOM					
Bobby Bonds, R OBP: 0.324, SLG: 0.428	K									4	1	2	2	0	1	0	<p>New York Yankees @ Texas Rangers Arlington Stadium, Arlington, TX Wed Jul 05 1978, 8:05 PM EDT Att: 37,702 - Unknown - 102 F</p>					
Toby Harrah, R OBP: 0.331, SLG: 0.298	F8		L5							3	1	1	0	0	0	0						
Jim Sundberg, R OBP: 0.383, SLG: 0.404	4-3									4	0	1	0	0	0	3						
Richie Zisk, R OBP: 0.360, SLG: 0.459										4	0	2	1	0	1	1						
John Ellis, R OBP: 0.238, SLG: 0.385										4	0	1	0	0	2	3						
Kurt Bevacqua, R OBP: 0.200, SLG: 0.236										4	0	0	0	0	1	4						
Mike Hargrove, L OBP: 0.392, SLG: 0.372										2	0	0	0	0	0	0						
Bert Campaneris, R OBP: 0.282, SLG: 0.238										3	0	1	0	0	0	3						
Bobby Thompson, S OBP: 0.278, SLG: 0.356										3	1	1	0	0	0	0						
Inning Stats	R: 0 E: 0 K: 1 S: 5	H: 0 LOB: 0 BB: 0 P: 5	R: 0 E: 0 K: 0 S: 4	H: 2 LOB: 2 BB: 0 P: 5	R: 2 E: 0 K: 1 S: 8	H: 3 LOB: 1 BB: 0 P: 8	R: 0 E: 0 K: 0 S: 3	H: 1 LOB: 0 BB: 0 P: 3	R: 0 E: 0 K: 0 S: 4	H: 1 LOB: 1 BB: 0 P: 4	R: 0 E: 0 K: 1 S: 5	H: 0 LOB: 0 BB: 0 P: 5	R: 0 E: 0 K: 0 S: 3	H: 0 LOB: 0 BB: 0 P: 3	R: 1 E: 1 K: 2 S: 10	H: 2 LOB: 2 BB: 0 P: 10	R: 0 E: 0 K: 0 S: 4	H: 1 LOB: 1 BB: 0 P: 4	1B: 7 2B: 1 3B: 0 HR: 1	SF: 0 SAC: 1 DP: 0 HBP: 1	WP: 0 PB: 0 SB: 0 CS: 2	PA: 34
PITCHER Don Gullett, L ERA: 2.86 Rich Gossage, R ERA: 2.06	IP: 7.0 WLS: L BF: 29 H: 8 R: 3 ER: 3 SO: 3 BB: 0 IBB: 0 HBP: 1 BLK: 0 WP: 0 HR: 1 S: 34 P: 35 ERA: 3.86 WHIP: 1.143															PITCHER	IP: 8.1 WLS: L BF: 4 H: 1 R: 0 ER: 0 SO: 2 BB: 0 IBB: 0 HBP: 0 BLK: 0 WP: 0 HR: 0 S: 8 P: 8 ERA: 0.00 WHIP: 1.000					

Batter	1	2	3	4	5	6	7	8	9	AB	R	H	RBI	BB	SO	LOB	TOP					
Mickey Rivers, L OBP: 0.295, SLG: 0.375										5	1	2	0	0	0	3	New York Yankees @ Texas Rangers Arlington Stadium, Arlington, TX Thu Jul 06 1978, 8:05 PM EDT Att: 37,930 - Unknown - 100 F					
Roy White, S OBP: 0.345, SLG: 0.401										4	2	1	2	0	1	1						
Thurman Munson, R OBP: 0.308, SLG: 0.379										4	0	1	2	0	0	3						
Chris Chambliss, L OBP: 0.337, SLG: 0.393										4	0	0	0	0	1	1						
Jim Spencer, L OBP: 0.300, SLG: 0.487										0	0	0	0	0	0	0						
Graig Nettles, L OBP: 0.329, SLG: 0.433										4	1	1	0	0	2	0						
Reggie Jackson, L OBP: 0.342, SLG: 0.462										4	1	2	0	0	1	0						
Gary Thomasson, L OBP: 0.314, SLG: 0.418										3	1	2	1	1	0	0						
Bucky Dent, R OBP: 0.279, SLG: 0.317										4	1	1	0	0	0	3						
Fred Stanley, R OBP: 0.389, SLG: 0.350										2	0	0	0	2	0	0						
Inning Stats	R: 2 E: 0 K: 1 S: 7	H: 2 LOB: 0 BB: 0 P: 7	R: 2 E: 2 K: 0 S: 5	H: 1 LOB: 2 BB: 2 P: 13	R: 2 E: 1 K: 1 S: 7	H: 3 LOB: 0 BB: 0 P: 7	R: 1 E: 1 K: 0 S: 5	H: 1 LOB: 1 BB: 0 P: 6	R: 0 E: 0 K: 2 S: 7	H: 0 LOB: 0 BB: 0 P: 7	R: 0 E: 0 K: 1 S: 5	H: 0 LOB: 0 BB: 0 P: 5	R: 0 E: 0 K: 0 S: 4	H: 2 LOB: 1 BB: 0 P: 4	R: 0 E: 0 K: 0 S: 4	H: 1 LOB: 1 BB: 0 P: 4	1B: 7 2B: 2 3B: 1 HR: 0	SF: 2 SAC: 0 DP: 3 HBP: 0	WP: 0 PB: 0 SB: 0 CS: 0	PA: 39		
PITCHER	IP WLS BF H R ER SO BB IBB HBP BLK WP HR S P ERA WHIP																					
Doc Medich, R ERA: 4.22	1.1 L 9 3 4 2 1 2 0 0 0 0 0 0 9 17 13.50 3.750																					
Jim Umberger, L ERA: 4.54	3.2 16 4 3 1 3 0 0 0 0 0 0 0 22 22 2.46 1.091																					
Steve Comer, R ERA: 0.96	2.0 6 0 0 0 1 1 0 0 0 0 0 0 7 11 0.00 0.500																					
Len Barker, R ERA: 2.74	1.0 4 2 0 0 0 0 0 0 0 0 0 0 4 4 0.00 2.000																					
Paul Lindblad, L ERA: 2.57	1.0 4 1 0 0 0 0 0 0 0 0 0 0 4 4 0.00 1.000																					
Batter	1	2	3	4	5	6	7	8	9	AB	R	H	RBI	BB	SO	LOB	BOTTOM					
Bobby Bonds, R OBP: 0.325, SLG: 0.427										5	0	2	1	0	1	1	New York Yankees @ Texas Rangers Arlington Stadium, Arlington, TX Thu Jul 06 1978, 8:05 PM EDT Att: 37,930 - Unknown - 100 F					
Bump Wills, S OBP: 0.299, SLG: 0.321										5	0	1	0	0	0	3						
Jim Sundberg, R OBP: 0.362, SLG: 0.401										2	0	0	0	1	1	1						
John Ellis, R OBP: 0.250, SLG: 0.375										1	0	0	0	1	0	1						
Richie Zisk, R OBP: 0.356, SLG: 0.453										4	0	0	0	0	1	2						
Mike Hargrove, L OBP: 0.393, SLG: 0.373										2	0	1	0	0	0	0						
Mike Jorgensen, L OBP: 0.355, SLG: 0.174										2	0	0	0	0	0	1						
Toby Harrah, R OBP: 0.336, SLG: 0.298										0	0	0	0	2	0	0						
Kurt Bevacqua, R OBP: 0.206, SLG: 0.242										2	0	1	0	0	0	0						
Pat Putnam, L OBP: 0.184, SLG: 0.139										4	0	0	0	0	1	5						
Bert Campaneris, R OBP: 0.284, SLG: 0.253										2	1	1	0	0	0	0						
Jim Mason, L OBP: 0.254, SLG: 0.265										2	1	1	0	0	0	0						
Bobby Thompson, S OBP: 0.288, SLG: 0.358										2	0	1	1	0	0	1						
Inning Stats	R: 0 E: 0 K: 0 S: 3	H: 0 LOB: 0 BB: 0 P: 3	R: 0 E: 0 K: 1 S: 4	H: 0 LOB: 0 BB: 1 P: 8	R: 0 E: 0 K: 1 S: 6	H: 1 LOB: 1 BB: 0 P: 6	R: 0 E: 0 K: 0 S: 4	H: 1 LOB: 3 BB: 2 P: 12	R: 1 E: 0 K: 1 S: 7	H: 2 LOB: 1 BB: 0 P: 7	R: 0 E: 0 K: 0 S: 3	H: 0 LOB: 0 BB: 0 P: 3	R: 0 E: 0 K: 0 S: 4	H: 1 LOB: 2 BB: 0 P: 5	R: 0 E: 0 K: 1 S: 6	H: 1 LOB: 2 BB: 1 P: 10	R: 1 E: 0 K: 0 S: 5	H: 2 LOB: 1 BB: 0 P: 5	1B: 6 2B: 1 3B: 1 HR: 0	SF: 0 SAC: 1 DP: 0 HBP: 1	WP: 0 PB: 0 SB: 0 CS: 1	PA: 40
PITCHER	IP WLS BF H R ER SO BB IBB HBP BLK WP HR S P ERA WHIP																					
Dick Tidrow, R ERA: 3.92	9.0 W 39 8 2 2 4 4 0 0 1 0 0 0 42 59 2.00 1.333																					

Batter	1	2	3	4	5	6	7	8	9	AB	R	H	RBI	BB	SO	LOB	TOP										
Ron LeFlore, R (1, 8) OBP: 0.341, SLG: 0.382	0-3 K	0-3 K			0-0 4-3	0-0 1B 3B		0-0 1B		5	2	2	2	0	2	2	Detroit Tigers @ Texas Rangers Arlington Stadium, Arlington, TX Sat Jul 08 1978, 8:05 PM EDT Att: 22,993 - Unknown										
Lou Whitaker, L (1, 4) OBP: 0.391, SLG: 0.362	0-0 6-3		0-0 G3		0-0 BB 1B	0-0 1B		0-0 1-3		5	0	2	1	0	0	1											
Rusty Staub, L (1, 10) OBP: 0.362, SLG: 0.455	4-0 BB		0-0 F6		0-0 G3	0-0 1B		0-0 1B		4	0	2	1	1	0	1											
Jason Thompson, L (1, 3) OBP: 0.367, SLG: 0.521	0-3 K		4-0 BB		4-0 BB	0-3 K		0-3 K		3	0	0	0	2	3	4											
Steve Kemp, L (1, 7) OBP: 0.414, SLG: 0.385		0-0 HR	0-0 E3		4-0 1-2 BB	0-0 L7			0-0 5-3	4	1	1	1	1	0	3											
Milt May, L (1, 2) OBP: 0.306, SLG: 0.413		0-0 WP 2B	0-0 F8		0-0 F9			0-0 F8		5	0	1	0	0	0	5											
Phil Mankowski, L (1, 5) Aurelio Rodriguez, R (6, 5) OBP: 0.399, SLG: 0.395 OBP: 0.313, SLG: 0.412	0-0 1-3		0-0 G3		4-0 SH1-4 3B BB		0-0 F7		0-0 F9	2	1	0	0	1	0	1											
Tim Corcoran, L (1, 9) OBP: 0.294, SLG: 0.281	0-0 4-3		0-0 F8		0-0 SH1-4	0-3 K				3	0	0	0	0	1	1											
Alan Trammell, R (1, 6) OBP: 0.311, SLG: 0.336	4-0 BB		0-0 F8		4-0 3B BB		0-3 K			2	1	0	0	2	1	0											
Inning Stats	R: 0 E: 0 K: 2 S: 7	H: 0 LOB: 1 BB: 1 P: 11	R: 1 E: 0 K: 1 S: 7	H: 2 LOB: 2 BB: 1 P: 11	R: 0 E: 1 K: 0 S: 4	H: 0 LOB: 2 BB: 1 P: 8	R: 0 E: 0 K: 0 S: 3	H: 0 LOB: 0 BB: 0 P: 3	R: 0 E: 0 K: 0 S: 4	H: 1 LOB: 3 BB: 2 P: 12	R: 3 E: 0 K: 1 S: 8	H: 3 LOB: 2 BB: 2 P: 16	R: 0 E: 0 K: 1 S: 5	H: 0 LOB: 0 BB: 0 P: 5	R: 1 E: 0 K: 2 S: 9	H: 2 LOB: 1 BB: 0 P: 9		R: 0 E: 0 K: 0 S: 3	H: 0 LOB: 0 BB: 0 P: 3	1B: 5 2B: 1 3B: 1 HR: 1	SF: 0 SAC: 1 DP: 0 HBP: 0	WP: 1 PB: 0 SB: 1 CS: 0	PA: 43				
PITCHER	IP	WLS	BF	H	R	ER	SO	BB	IBB	HBP	BLK	WP	HR	S	P	ERA	WHIP										
Doyle Alexander, R (1, 1) ERA: 4.03	5.1	L	28	4	4	4	3	7	0	0	0	1	1	27	55	6.75	2.062										
Jon Matlack, L (6, 1) ERA: 2.49	3.2		15	4	1	1	4	0	0	0	0	0	0	23	23	2.46	1.091										

Batter	1	2	3	4	5	6	7	8	9	AB	R	H	RBI	BB	SO	LOB	BOTTOM										
Bobby Bonds, R (1, 9) OBP: 0.325, SLG: 0.433	0-3 K		0-0 CS S 1B		1-0 G4-6-3 HBP			0-3 K		3	0	1	1	0	2	0	Detroit Tigers @ Texas Rangers Arlington Stadium, Arlington, TX Sat Jul 08 1978, 8:05 PM EDT Att: 22,993 - Unknown										
Bump Wills, S (1, 4) OBP: 0.304, SLG: 0.341	0-0 1B		0-3 K		0-0 G4-6-3			0-0 G3		4	0	1	0	0	1	4											
Jim Sundberg, R (1, 2) OBP: 0.385, SLG: 0.408	0-0 1B		0-0 1-3		0-0 F8			0-0 F8		4	0	2	0	0	0	1											
Richie Zisk, R (1, 7) OBP: 0.350, SLG: 0.441	0-0 L9-3-4		0-3 K		0-0 G3			0-0 G3-6		4	0	0	0	0	1	3											
Mike Hargrove, L (1, 3) OBP: 0.393, SLG: 0.373		0-0 FC6-4 1B		0-0 6-3		0-0 F6		0-0 1B		4	0	2	0	0	0	0											
Toby Harrah, R (1, 5) OBP: 0.330, SLG: 0.290	0-0 F9		0-3 K		0-3 K			0-0 F9		4	0	0	0	0	2	2											
John Ellis, R (1, 10) OBP: 0.271, SLG: 0.409	0-0 FC6-4		0-0 HBP SH1-4 1B		0-0 5-3			0-0 F9		3	0	1	0	0	0	1											
Bert Campaneris, R (1, 6) OBP: 0.284, SLG: 0.253	0-0 L8		0-0 SH1-4		0-3 K					2	0	0	0	0	1	1											
Bobby Thompson, S (1, 8) OBP: 0.288, SLG: 0.366			0-0 1B 3B		4-0 HBP BB			0-0 4-3		2	1	1	0	1	0	0											
Inning Stats	R: 0 E: 0 K: 1 S: 6	H: 2 LOB: 1 BB: 0 P: 6	R: 0 E: 0 K: 0 S: 4	H: 1 LOB: 0 BB: 0 P: 4	R: 1 E: 0 K: 1 S: 6	H: 2 LOB: 0 BB: 0 P: 6	R: 0 E: 0 K: 2 S: 7	H: 0 LOB: 0 BB: 0 P: 7	R: 0 E: 0 K: 0 S: 3	H: 1 LOB: 2 BB: 1 P: 8	R: 0 E: 0 K: 0 S: 3	H: 0 LOB: 0 BB: 0 P: 3	R: 0 E: 0 K: 2 S: 7	H: 0 LOB: 0 BB: 0 P: 7	R: 0 E: 0 K: 1 S: 5	H: 0 LOB: 0 BB: 0 P: 5		R: 0 E: 0 K: 0 S: 4	H: 2 LOB: 1 BB: 0 P: 4	1B: 7 2B: 1 3B: 1 HR: 0	SF: 0 SAC: 1 DP: 3 HBP: 1	WP: 0 PB: 0 SB: 1 CS: 1	PA: 33				
PITCHER	IP	WLS	BF	H	R	ER	SO	BB	IBB	HBP	BLK	WP	HR	S	P	ERA	WHIP										
Milt Wilcox, R (1, 1) ERA: 3.85	9.0	W	33	8	1	1	7	1	0	1	0	0	0	45	50	1.00	1.000										

Batter	1	2	3	4	5	6	7	8	9	10	11	12	13	AB	R	H	RBI	BB	SO	LOB	TOP					
Ron LeFlore, R OBP: 0.336, SLG: 0.378 (1, 8)	K		6-3		FC9-6			F8 SH1-4 1B		K		FC6-4		6	0	1	0	0	2	4						
Lou Whitaker, L OBP: 0.356, SLG: 0.358 (1, 4)	G3 1B		F7				1-3	SH1-4		G3		CS	5-3	5	0	1	0	0	0	2						
Rusty Staub, L OBP: 0.360, SLG: 0.452 Steve Dillard, R OBP: 0.284, SLG: 0.286 John Wockenhus, R OBP: 0.333, SLG: 0.346 (1, 10)	G3		F7				F9	F8				1B	6-3	5	0	1	0	0	0	2						
Jason Thompson, L OBP: 0.363, SLG: 0.513 (1, 3)	K			HR	BB		F5	4-3			K		F7	5	1	0	0	1	2	3						
Steve Kemp, L OBP: 0.411, SLG: 0.392 (1, 7)		K						6-3			F8		K	5	1	1	2	0	2	1						
Milt May, L OBP: 0.306, SLG: 0.429 (1, 2)		F5					F9	HR			4-1			5	1	2	1	0	0	0						
Phil Mankowski, L OBP: 0.362, SLG: 0.390 Aurelio Rodriguez, R OBP: 0.312, SLG: 0.410 (1, 5)		F6						1B			G3		K	4	0	1	0	0	1	0						
Tim Corcoran, L OBP: 0.302, SLG: 0.297 (1, 9)											F9		4-3	5	0	3	0	0	0	0						
Alan Trammell, R OBP: 0.314, SLG: 0.336 (1, 6)													FC6-4 BB	3	0	1	0	1	1	3						
Inning Stats	R: 0 E: 0 K: 2 S: 8	H: 1 LOB: 1 BB: 0 P: 8	R: 0 E: 0 K: 1 S: 5	H: 0 LOB: 0 BB: 0 P: 5	R: 0 E: 0 K: 0 S: 4	H: 1 LOB: 1 BB: 0 P: 4	R: 2 E: 0 K: 1 S: 6	H: 1 LOB: 0 BB: 1 P: 10	R: 0 E: 0 K: 1 S: 5	H: 1 LOB: 0 BB: 0 P: 5	R: 0 E: 0 K: 0 S: 3	H: 0 LOB: 0 BB: 0 P: 3	R: 0 E: 0 K: 1 S: 6	H: 1 LOB: 1 BB: 0 P: 6	R: 0 E: 0 K: 0 S: 2	H: 0 LOB: 0 BB: 1 P: 6	R: 0 E: 0 K: 0 S: 3	H: 0 LOB: 0 BB: 0 P: 3	1B: 8 2B: 2 3B: 0 HR: 2	SF: 0 SAC: 2 DP: 2 HBP: 0	W/P: 0 PB: 0 SB: 0 CS: 1	PA: 50				
PITCHER	IP 10.0	WLS 38	BF 9	H 3	ER 3	SO 6	BB 1	IBB 0	HBP 0	BLK 0	WP 0	HR 2	S 49	P 53	ERA 2.70	WHIP 1.000										
Fergie Jenkins, R ERA: 2.83 Jim Lunsbarger, L ERA: 4.44 (1, 1)	3.0	W	11	2	0	0	3	1	0	0	0	0	16	20	0.00	1.000										

Detroit Tigers @ Texas Rangers
Arlington Stadium, Arlington, TX
Sun Jul 09 1978, 8:05 PM EDT
Att: 15,770 - Unknown

AB 45
R 3
H 11
RBI 3
BB 2
SO 9
LOB 17



Batter	1	2	3	4	5	6	7	8	9	10	11	12	13	AB	R	H	RBI	BB	SO	LOB	BOTTOM					
Bobby Bonds, R OBP: 0.326, SLG: 0.432 (1, 9)	G6-4-3 BB						1-3				5-3		4-3	5	0	2	0	1	0	2						
Bump Wills, S OBP: 0.296, SLG: 0.333 (1, 4)	G6-4-3		F7		K		F8			F3		4-3	6	0	0	0	0	1	3							
Jim Sundberg, R OBP: 0.361, SLG: 0.400 (1, 2)	F8		4-3		K		F3			FC3-6 BB		F8	5	0	0	0	1	1	2							
Mike Hargrove, L OBP: 0.394, SLG: 0.372 (1, 3)		4-3		SH2-4 1B BB	BB		F8			FC3-6 1-2 BB			4	2	1	0	2	0	1							
Mike Jorgensen, L OBP: 0.369, SLG: 0.160 (1, 7)				SH2-4 1B BB	BB		F8			4-3			2	1	0	0	3	0	1							
Toby Harrah, R OBP: 0.328, SLG: 0.286 (1, 5)		F9		SH2-4	1-3		K				F9		1B BB IBB	4	0	0	0	1	1	4						
John Ellis, R OBP: 0.288, SLG: 0.404 Sandy Alomar Sr., S OBP: 0.231, SLG: 0.308 Pat Putnam, R OBP: 0.176, SLG: 0.135 Kurt Bevacqua, R OBP: 0.214, SLG: 0.242 (1, 10)	F7									SH1-4 BB		F4	3	0	1	2	1	1	1							
Bert Campaneris, R OBP: 0.270, SLG: 0.249 John Lowenstein, L OBP: 0.301, SLG: 0.441 Jim Mason, L OBP: 0.270, SLG: 0.271 (1, 6)			F8		K		K			SH1-4			0	0	0	0	1	0	0							
Bobby Thompson, S OBP: 0.289, SLG: 0.365 Richie Zisk, R OBP: 0.348, SLG: 0.438 (8, 7)					FC4		4-3			F8		K	3	1	1	0	0	0	1							
Inning Stats	R: 0 E: 0 K: 0 S: 2	H: 0 LOB: 0 BB: 1 P: 6	R: 0 E: 0 K: 0 S: 3	H: 0 LOB: 1 BB: 1 P: 7	R: 1 E: 0 K: 0 S: 5	H: 2 LOB: 1 BB: 0 P: 5	R: 2 E: 0 K: 1 S: 6	H: 1 LOB: 1 BB: 2 P: 14	R: 0 E: 0 K: 2 S: 8	H: 1 LOB: 3 BB: 2 P: 16	R: 0 E: 0 K: 2 S: 7	H: 0 LOB: 0 BB: 0 P: 7	R: 0 E: 0 K: 0 S: 3	H: 0 LOB: 2 BB: 1 P: 7	R: 0 E: 0 K: 1 S: 5	H: 0 LOB: 1 BB: 1 P: 9	R: 0 E: 0 K: 0 S: 3	H: 0 LOB: 0 BB: 0 P: 3	R: 1 E: 0 K: 0 S: 3	H: 2 LOB: 3 BB: 2 P: 11	1B: 6 2B: 0 3B: 0 HR: 0	SF: 0 SAC: 3 DP: 1 HBP: 0	W/P: 0 PB: 1 SB: 1 CS: 0	PA: 53		
PITCHER	IP 3.1	WLS 16	BF 3	H 3	ER 2	SO 0	BB 4	IBB 0	HBP 0	BLK 0	WP 0	HR 0	S 12	P 28	ERA 5.40	WHIP 2.100										
Steve Baker, R ERA: 4.07 Jim Slaton, R ERA: 4.44 John Hillier, L ERA: 2.51 Steve Foucault, R ERA: 2.97 (4, 1)	8.2	L	33	2	1	1	7	5	0	0	0	0	42	62	1.04	0.808										
(13, 1)	0.1		3	0	0	0	0	1	1	0	0	1	9	0.00	3.000											
(13, 1)	0.0		1	1	0	0	0	0	0	0	0	0	1	1	=	=										


Detroit Tigers @ Texas Rangers
Arlington Stadium, Arlington, TX
Sun Jul 09 1978, 8:05 PM EDT
Att: 15,770 - Unknown

AB 39
R 4
H 6
RBI 3
BB 11
SO 7
LOB 19



Batter	1	2	3	4	5	6	7	8	9	AB	R	H	RBI	BB	SO	LOB	TOP								
Bobby Bonds, R (1, 9) OBP: 0.328, SLG: 0.442 Bobby Thompson, S (8, 9) OBP: 0.289, SLG: 0.365	0-3 K		0-0 F8	0-0 F8		0-0 HR		0-0 FC5-4 1B		5	1	2	1	0	1	0	Texas Rangers @ Boston Red Sox Fenway Park, Boston, MA Thu Jul 13 1978, 7:05 PM EDT Att: 33,995 - Unknown - 82 F								
Juan Beniquez, R (1, 8) OBP: 0.310, SLG: 0.405	0-0 HR		0-0 2B		0-0 1B	0-3 K		0-0 FC5-4 5-3 1B		5	3	3	1	0	1										
Jim Sundberg, R (1, 2) OBP: 0.378, SLG: 0.396	0-0 F4		0-3 K		0-0 FC6-5 1B		0-0 6-3	0-0 5-3		5	0	1	0	0	1										
Al Oliver, L (1, 10) OBP: 0.328, SLG: 0.507	0-0 HR		0-0 P7		0-0 FC6-5 1B		0-0 1B HR	0-0 FC5-4 1B		5	2	4	3	0	0										
Richie Zisk, R (1, 7) OBP: 0.346, SLG: 0.434	0-3 K			0-0 BB 1B	0-0 FC6-5		0-0 F8	0-0 FC5-4		5	1	1	0	0	1										
Mike Hargrove, L (1, 3) OBP: 0.394, SLG: 0.370 Mike Jorgensen, L (9, 3) OBP: 0.389, SLG: 0.160		0-0 6-3		4-0 1B SF9 BB	0-0 F7		0-0 HR		0-0 L3	4	2	1	0	1	0										
Toby Harrah, R (1, 5) OBP: 0.332, SLG: 0.314		0-0 HR		0-0 SF9 SF7 1B	0-0 4-3		0-0 HR		0-3 K	5	3	3	5	0	1										
Bump Wills, S (1, 4) OBP: 0.299, SLG: 0.343		0-0 1-3		0-0 SF9		0-0 1-3		0-0 2B		4	0	2	1	0	0										
Bert Campaneris, R (1, 6) OBP: 0.272, SLG: 0.243		0-0 F8		0-0 SF7		0-0 6-3	0-0 F3		0-0 F7	4	0	0	1	0	0										
Inning Stats	R: 2 E: 0 K: 2 S: 9	H: 2 LOB: 0 BB: 0 P: 9	R: 1 E: 0 K: 0 S: 4	H: 1 LOB: 0 BB: 0 P: 4	R: 0 E: 0 K: 1 S: 6	H: 1 LOB: 1 BB: 0 P: 6	R: 3 E: 0 K: 0 S: 5	H: 2 LOB: 0 BB: 1 P: 9	R: 1 E: 0 K: 0 S: 6	H: 3 LOB: 2 BB: 0 P: 6	R: 1 E: 0 K: 1 S: 6	H: 1 LOB: 0 BB: 0 P: 6	R: 3 E: 0 K: 0 S: 7	H: 4 LOB: 1 BB: 0 P: 7	R: 1 E: 0 K: 0 S: 5	H: 2 LOB: 1 BB: 0 P: 5		R: 0 E: 0 K: 1 S: 6	H: 1 LOB: 1 BB: 0 P: 6	1B: 9 2B: 3 3B: 0 HR: 5	SF: 2 SAC: 0 DP: 0 HBP: 0	WP: 0 PB: 0 SB: 0 CS: 0	PA: 45		
PITCHER	IP	WLS	BF	H	R	ER	SO	BB	IBB	HBP	BLK	WP	HR	S	P	ERA	WHIP								
Luis Tiant, R (1, 1) ERA: 3.26	3.0	L	15	5	5	5	3	1	0	0	0	0	3	20	24	15.00	2.000								
Bob Stanley, R (4, 1) ERA: 3.05	3.0		14	5	3	3	1	0	0	0	0	0	1	16	16	9.00	1.667								
Allen Ripley, R (7, 1) ERA: 5.15	3.0		16	7	4	4	1	0	0	0	0	0	1	18	18	12.00	2.333								

Batter	1	2	3	4	5	6	7	8	9	AB	R	H	RBI	BB	SO	LOB	BOTTOM								
Jerry Remy, L (1, 4) OBP: 0.303, SLG: 0.327	0-0 L8		0-0 CS 1B		0-0 F8			0-0 4-3 3B	0-0 4-3	5	1	2	1	0	0	2	Texas Rangers @ Boston Red Sox Fenway Park, Boston, MA Thu Jul 13 1978, 7:05 PM EDT Att: 33,995 - Unknown - 82 F								
Jack Brohamer, L (1, 5) OBP: 0.338, SLG: 0.400	0-0 1-3		0-0 P7			0-0 P7		0-0 4-3	0-3 K	5	0	0	1	0	1										
Jim Rice, R (1, 10) OBP: 0.376, SLG: 0.621	0-0 4-3			0-0 6-3		4-0 FC5-4 BB		0-0 6-3	0-0 F7	4	0	0	0	1	0										
Carl Yastrzemski, L (1, 7) OBP: 0.399, SLG: 0.441		0-0 BB SF8 1B		4-0 G6-4-3 BB		0-0 FC5-4 1B		0-0 F3		3	1	1	0	1	0										
Carlton Fisk, R (1, 2) OBP: 0.377, SLG: 0.529		0-0 BB 1B		0-0 G6-4-3		0-0 FC4-6 1B			0-0 HR	4	1	3	1	0	0										
Fred Lynn, L (1, 8) OBP: 0.406, SLG: 0.554		4-0 G6-4-3 BB		0-0 HR		0-0 FC4-6		4-0 HR BB		2	2	1	1	2	0										
George Scott, R (1, 3) OBP: 0.348, SLG: 0.456		0-0 SF8			0-0 2B		0-0 6-3		0-0 HR	3	1	2	3	0	0										
Dwight Evans, R (1, 9) OBP: 0.381, SLG: 0.515		3-H G6-4-3		0-0 K		0-3 K		0-0 E6 2B 4-3		4	1	0	0	0	2										
Frank Duffy, R (1, 6) OBP: 0.321, SLG: 0.327			0-0 F9		0-0 5-3		0-0 P7		0-0 4-3 2B	4	0	1	0	0	0										
Inning Stats	R: 0 E: 0 K: 0 S: 3	H: 0 LOB: 0 BB: 0 P: 3	R: 1 E: 0 K: 0 S: 4	H: 2 LOB: 1 BB: 1 P: 8	R: 0 E: 0 K: 0 S: 2	H: 0 LOB: 0 BB: 1 P: 6	R: 0 E: 0 K: 0 S: 4	H: 1 LOB: 2 BB: 1 P: 8	R: 0 E: 0 K: 1 S: 5	H: 0 LOB: 0 BB: 0 P: 5	R: 1 E: 0 K: 0 S: 4	H: 1 LOB: 0 BB: 0 P: 4	R: 4 E: 1 K: 1 S: 9	H: 3 LOB: 1 BB: 1 P: 13	1B: 4 2B: 2 3B: 1 HR: 3	SF: 1 SAC: 0 DP: 2 HBP: 0		WP: 0 PB: 0 SB: 0 CS: 1	PA: 39						
PITCHER	IP	WLS	BF	H	R	ER	SO	BB	IBB	HBP	BLK	WP	HR	S	P	ERA	WHIP								
Dock Ellis, R (1, 1) ERA: 3.92	8.0	W	34	9	6	6	2	4	0	0	0	0	3	34	50	6.75	1.625								
Steve Comer, R (9, 1) ERA: 0.0	1.0		5	1	1	0	1	0	0	0	0	0	0	7	7	0.00	1.000								



Batter	1	2	3	4	5	6	7	8	9	AB	R	H	RBI	BB	SO	LOB	TOP			
Bobby Bonds, R OBP: 0.330, SLG: 0.441 (1, 9)	0-0 4-3		0-0 F5		0-0 E S 1B	0-0 2H 3H 1B		0-0 1-2 F4		5	0	2	2	0	0	3				
Juan Beniquez, R OBP: 0.308, SLG: 0.400 (1, 8)	0-0 CS 1B		0-0 L7		0-3 K	0-0 F6		0-0 B1-3		5	0	1	0	0	1	3				
Jim Sundberg, R OBP: 0.379, SLG: 0.398 (1, 2)	0-0 1-2 2B		0-0 F6		4-0 FC5-4 BB		0-0 F2		0-0 F8	4	0	1	0	1	0	1				
Al Oliver, L OBP: 0.329, SLG: 0.502 (1, 10)	0-0 F9			0-0 P7	0-3 K		0-0 G6-4-3 1B		4-0 BB	4	0	1	0	1	1	3				
Richie Zisk, R OBP: 0.344, SLG: 0.429 (1, 7)		0-0 2-3		4-0 BB BB	0-0 FC5-4		0-0 G6-4-3		0-3 K	4	0	0	0	1	1	4				
Mike Hargrove, L OBP: 0.301, SLG: 0.375 Mike Jorgensen, L OBP: 0.389, SLG: 0.160 (8, PR) (8, 3)		4-0 FC6-4 BB		4-0 1-2 BB		4-0 5-3 1B BB		0-0 4-3 1B		1	1	1	0	3	0	0				
Toby Harrah, R OBP: 0.331, SLG: 0.313 (1, 5)		0-0 FC6-4 S		0-0 P9		0-0 5-3 1B BB		0-0 4-3		4	1	1	0	0	0	4				
Bump Wills, S OBP: 0.299, SLG: 0.342 (1, 4)		0-0 5-3		0-0 4-3		0-0 F7		0-0 S 1B		4	0	1	1	0	0	5				
Bert Campaneris, R OBP: 0.277, SLG: 0.265 Jim Mason, L OBP: 0.270, SLG: 0.271 (1, 6) (8, 6)			0-0 S 1B		0-0 HR		0-0 5-3		0-0 F3	4	1	2	1	0	0	4				
Inning Stats	R: 0 E: 0 K: 0 S: 4	H: 2 LOB: 1 BB: 0 P: 4	R: 0 E: 0 K: 0 S: 3	H: 0 LOB: 1 BB: 1 P: 7	R: 0 E: 0 K: 0 S: 4	H: 1 LOB: 1 BB: 0 P: 4	R: 0 E: 0 K: 0 S: 3	H: 0 LOB: 2 BB: 2 P: 11	R: 1 E: 0 K: 2 S: 9	H: 2 LOB: 2 BB: 1 P: 13	R: 0 E: 0 K: 0 S: 3	H: 1 LOB: 0 BB: 0 P: 3	R: 1 E: 0 K: 0 S: 5	H: 2 LOB: 1 BB: 0 P: 5	R: 0 E: 0 K: 1 S: 5	H: 0 LOB: 1 BB: 1 P: 9	1B: 7 2B: 2 3B: 0 HR: 1	SF: 0 SAC: 0 DP: 1 HBP: 0	WP: 0 PB: 0 SB: 4 CS: 1	PA: 41
PITCHER Mike Torrez, R ERA: 3.91 (1, 1)	IP: 9.0 WLS: L BF: 41	H: 10 R: 4 ER: 4 SO: 3	BB: 6 IBB: 0 HBP: 0 BLK: 0	WP: 0 HR: 1 S: 41 P: 65	ERA: 4.00 WHIP: 1.778															

Texas Rangers @ Boston Red Sox
Fenway Park, Boston, MA
Fri Jul 14, 1978, 7:05 PM EDT
Att: 32,899 - Unknown - 82 F

AB 35
R 4
H 10
RBI 4
BB 6
SO 3
LOB 27



Batter	1	2	3	4	5	6	7	8	9	AB	R	H	RBI	BB	SO	LOB	BOTTOM					
Jerry Remy, L OBP: 0.306, SLG: 0.332 (1, 4)	0-0 F9		0-0 1B		0-0 G4-6-3 1B		0-0 1-2 2-3 1B			4	0	3	0	0	0	0						
Jack Brohamer, L OBP: 0.336, SLG: 0.395 (1, 5)	0-0 1B		0-0 F2		0-0 G4-6-3		0-0 4-3			4	0	1	0	0	0	6						
Jim Rice, R OBP: 0.372, SLG: 0.614 (1, 10)	0-3 K		0-0 5-3		0-0 4-3		0-0 4-3		0-0 F2	4	0	0	0	0	1	1						
Carl Yastrzemski, L OBP: 0.397, SLG: 0.436 (1, 7)		4-0 FC4-6 BB BB		0-0 4-3		0-0 4-3		0-0 F6		3	0	0	0	1	0	0						
Carlton Fisk, R OBP: 0.376, SLG: 0.524 (1, 2)		4-0 FC4-6 BB		0-0 5-3		0-0 1-3		0-0 F8		3	0	0	0	1	0	0						
Fred Lynn, L OBP: 0.407, SLG: 0.562 (1, 8)		0-0 FC4-6 G6-4-3		0-3 K		4-0 FC5-4 BB		0-0 HR		3	1	1	1	1	1	2						
George Scott, R OBP: 0.342, SLG: 0.446 (1, 3)		0-0 G6-4-3		0-0 5-3		0-3 K		0-3 K		4	0	0	0	0	2	3						
Dwight Evans, R OBP: 0.382, SLG: 0.536 (1, 9)			0-0 HR		0-0 HR		0-0 FC5-4 1B 1B		0-0 F8	4	2	2	2	0	0	1						
Frank Duffy, R OBP: 0.339, SLG: 0.333 Bob Bailey, R OBP: 0.328, SLG: 0.412 (9, PH) (9, PH)			0-0 5-3		4-0 1B BB		0-0 1-2 1B		0-0 L9	2	0	1	0	1	0	0						
Inning Stats	R: 0 E: 0 K: 1 S: 5	H: 1 LOB: 0 BB: 0 P: 5	R: 0 E: 0 K: 0 S: 2	H: 0 LOB: 1 BB: 2 P: 10	R: 1 E: 0 K: 0 S: 5	H: 2 LOB: 1 BB: 0 P: 5	R: 0 E: 0 K: 1 S: 5	H: 0 LOB: 0 BB: 0 P: 5	R: 1 E: 0 K: 0 S: 4	H: 2 LOB: 1 BB: 1 P: 8	R: 0 E: 0 K: 0 S: 3	H: 0 LOB: 0 BB: 0 P: 3	R: 0 E: 0 K: 1 S: 7	H: 2 LOB: 3 BB: 1 P: 11	R: 0 E: 0 K: 0 S: 3	H: 0 LOB: 0 BB: 0 P: 3	R: 1 E: 0 K: 1 S: 6	H: 1 LOB: 0 BB: 0 P: 6	1B: 5 2B: 0 3B: 0 HR: 3	SF: 0 SAC: 0 DP: 2 HBP: 0	WP: 0 PB: 0 SB: 0 CS: 0	PA: 36
PITCHER Fergie Jenkins, R ERA: 2.87 Reggie Cleveland, R ERA: 2.92 (1, 1) (9, 1)	IP: 8.0 WLS: W BF: 33	H: 8 R: 3 ER: 3 SO: 3	BB: 4 IBB: 0 HBP: 0 BLK: 0	WP: 0 HR: 0 S: 5 P: 5	ERA: 3.38 WHIP: 1.500																	

Texas Rangers @ Boston Red Sox
Fenway Park, Boston, MA
Fri Jul 14, 1978, 7:05 PM EDT
Att: 32,899 - Unknown - 82 F

AB 32
R 3
H 8
RBI 3
BB 4
SO 4
LOB 13



Batter	1	2	3	4	5	6	7	8	9	AB	R	H	RBI	BB	SO	LOB	TOP										
Bobby Bonds, R (1, 9) OBP: 0.336, SLG: 0.439 Bobby Thompson, S (5, PR) OBP: 0.285, SLG: 0.359	0-3 K		4-0 CS BB		0-0 E5 1B		0-3 K		0-0 5-3	2	1	1	0	2	1	0											
Juan Beniquez, R (1, 8) OBP: 0.315, SLG: 0.400	0-0 F8		0-0 F9		0-0 E5 1B		0-0 1B		0-0 FC4-5-2 1B	5	2	2	1	1	0	2											
John Lowenstein, L (1, 7) OBP: 0.362, SLG: 0.450	0-0 HR		0-0 5-3		0-0 E5 1B		0-0 L6		0-0 1B	5	2	2	2	1	0	4											
Al Oliver, L (1, 10) OBP: 0.327, SLG: 0.496	0-0 4-3			0-0 F7	0-0 F5	0-0 G3		0-0 WP 1B 2B	0-0 P4	6	1	1	0	0	0	3											
Mike Hargrove, L (1, 3) OBP: 0.403, SLG: 0.378 Mike Jorgensen, L (6, PR) OBP: 0.378, SLG: 0.154		0-0 2B		0-0 1B	0-0 BB E 1B IBB	4-0 F9 BB		0-0 F8		2	2	2	0	2	0	0											
Kurt Bevacqua, R (1, 5) OBP: 0.252, SLG: 0.286		0-0 2B		0-0 1B	0-0 E6 BB 1B	4-0 BB		4-0 1B BB		3	1	2	2	2	0	2											
John Ellis, R (1, 2) OBP: 0.281, SLG: 0.385	0-0 P6		0-0 K	0-3 K	0-3 K	0-0 F9		0-0 G6-3 1B		5	0	1	1	0	2	8											
Bump Wills, S (1, 4) OBP: 0.297, SLG: 0.336	0-0 6-3		0-0 4-3	0-0 4-3	4-0 BB BB 1B	0-3 K		0-0 G6-3		4	1	0	1	1	1	8											
Bert Campaneris, R (1, 6) OBP: 0.283, SLG: 0.283	0-0 6-3				0-0 E5 1B		0-0 6-3		0-0 FC4-2 3B	5	1	3	2	0	0	1											
Inning Stats	R: 1 E: 0 K: 1 S: 6	H: 1 LOB: 0 BB: 0 P: 6	R: 1 E: 0 K: 0 S: 5	H: 2 LOB: 1 BB: 0 P: 5	R: 0 E: 0 K: 0 S: 2	H: 0 LOB: 0 BB: 1 P: 6	R: 0 E: 0 K: 1 S: 7	H: 2 LOB: 2 BB: 0 P: 7	R: 7 E: 2 K: 1 S: 10	H: 4 LOB: 3 BB: 5 P: 30	R: 0 E: 0 K: 1 S: 5	H: 0 LOB: 3 BB: 2 P: 13	R: 0 E: 0 K: 1 S: 6	H: 1 LOB: 1 BB: 0 P: 6	R: 1 E: 0 K: 0 S: 4	H: 2 LOB: 1 BB: 1 P: 8	R: 1 E: 0 K: 0 S: 5	H: 2 LOB: 1 BB: 0 P: 5	1B: 9 2B: 3 3B: 1 HR: 1	SF: 0 SAC: 0 DP: 1 HBP: 0	WP: 1 PB: 1 SB: 0 CS: 1	PA: 49					
PITCHER	IP	WLS	BF	H	R	ER	SO	BB	IBB	HBP	BLK	WP	HR	S	P	ERA	WHIP										
Jim Palmer, R (1, 1) ERA: 2.45	4.1	L	22	8	6	5	2	1	1	0	1	0	1	24	32	10.38	2.077										
John Flinn, R (5, 1) ERA: 8.04	0.1		7	1	3	0	1	3	1	0	0	0	0	5	21	0.00	12.000										
Earl Stephenson, L (5, 1) ERA: 4.15	4.1		20	5	2	2	2	3	0	0	0	1	0	21	33	4.15	1.846										

Texas Rangers @ Baltimore Orioles
Memorial Stadium, Baltimore, MD
Sat Jul 15 1978, 7:05 PM EDT
Att: 22,353 - Unknown

AB 40
R 11
H 14
RBI 9
BB 9
SO 5
LOB 30



Batter	1	2	3	4	5	6	7	8	9	AB	R	H	RBI	BB	SO	LOB	BOTTOM										
Larry Harlow, L (1, 8) OBP: 0.343, SLG: 0.359	0-0 4-3		0-0 1B		0-0 1-2 1B		4-0 1-2 BB		0-0 2B	4	0	3	0	1	0	0											
Rich Dauer, R (1, 4) OBP: 0.299, SLG: 0.375	0-0 5-3		0-0 F2		0-3 K		0-0 F9		0-0 F2	5	0	0	0	0	1	6											
Ken Singleton, S (1, 9) OBP: 0.414, SLG: 0.435	0-0 G3		0-0 4-3		0-3 K		0-0 F7			4	0	0	0	0	1	4											
Eddie Murray, S (1, 3) OBP: 0.338, SLG: 0.478		0-0 6-3		0-3 K		0-0 E4		0-0 4-3		4	0	0	0	0	1	0											
Lee May, R (1, 10) OBP: 0.287, SLG: 0.424		0-3 K		0-0 1B		0-0 F9		0-0 4-3		4	0	1	0	0	1	1											
Andres Mora, R (1, 7) OBP: 0.307, SLG: 0.433		0-0 FC6-4 1B		0-0 F4		0-0 F8		0-0 1B		4	0	2	0	0	0	2											
Doug DeCinces, R (1, 5) OBP: 0.330, SLG: 0.471		0-0 FC6-4		0-0 HR		0-0 1-3		0-0 F9		4	1	1	1	0	0	3											
Rick Dempsey, R (1, 2) OBP: 0.320, SLG: 0.371			0-0 G4-3 1B		4-0 FC4-8 BB		0-0 FC6-4 1B		0-0 B1-3	3	0	2	0	1	0	0											
Kiko Garcia, R (1, 6) OBP: 0.297, SLG: 0.391			0-0 G4-3		0-0 FC4-6 1B		0-0 FC6-4 BB		0-0 1-3	4	0	0	0	0	0	3											
Inning Stats	R: 0 E: 0 K: 0 S: 3	H: 0 LOB: 0 BB: 0 P: 3	R: 0 E: 0 K: 1 S: 6	H: 1 LOB: 1 BB: 0 P: 6	R: 0 E: 0 K: 0 S: 4	H: 2 LOB: 1 BB: 0 P: 4	R: 0 E: 0 K: 1 S: 6	H: 1 LOB: 1 BB: 0 P: 6	R: 1 E: 0 K: 2 S: 9	H: 2 LOB: 2 BB: 1 P: 13	R: 0 E: 1 K: 0 S: 4	H: 0 LOB: 1 BB: 0 P: 4	R: 0 E: 0 K: 0 S: 4	H: 1 LOB: 2 BB: 1 P: 8	R: 0 E: 0 K: 0 S: 4	H: 1 LOB: 1 BB: 0 P: 4	R: 0 E: 0 K: 0 S: 4	H: 1 LOB: 1 BB: 0 P: 4	1B: 7 2B: 1 3B: 0 HR: 1	SF: 0 SAC: 0 DP: 1 HBP: 0	WP: 0 PB: 0 SB: 0 CS: 0	PA: 38					
PITCHER	IP	WLS	BF	H	R	ER	SO	BB	IBB	HBP	BLK	WP	HR	S	P	ERA	WHIP										
Doc Medich, R (1, 1) ERA: 3.87	9.0	W	38	9	1	1	4	2	0	0	0	0	1	44	52	1.00	1.222										

Texas Rangers @ Baltimore Orioles
Memorial Stadium, Baltimore, MD
Sat Jul 15 1978, 7:05 PM EDT
Att: 22,353 - Unknown

AB 36
R 1
H 9
RBI 1
BB 2
SO 4
LOB 19



Batter	1	2	3	4	5	6	7	8	9	10	11	AB	R	H	RBI	BB	SO	LOB	TOP					
Bobby Bonds, R OBP: 0.335, SLG: 0.434 (1, 9)												4	0	2	1	0	1	0						
Juan Beniquez, R OBP: 0.323, SLG: 0.419 (1, 8)												5	1	3	1	0	0	1						
Jim Sundberg, R OBP: 0.383, SLG: 0.402 (1, 2)												5	0	1	0	0	0	3						
Al Oliver, L OBP: 0.320, SLG: 0.486 (1, 10)												4	0	0	0	0	1	2						
Richie Zisk, R OBP: 0.340, SLG: 0.423 (1, 7)												4	0	0	0	0	2	0						
Kurt Bevacqua, R OBP: 0.321, SLG: 0.271 (1, 5)												4	0	1	0	0	0	0						
Mike Hargrove, L OBP: 0.397, SLG: 0.375 (1, 3)												4	0	0	0	0	2	1						
Bert Campaneris, R OBP: 0.277, SLG: 0.276 (1, 6)												4	0	1	0	0	1	1						
Bump Wills, S OBP: 0.298, SLG: 0.337 (1, 4)												4	1	1	0	0	0	1						
Inning Stats	R: 0 E: 0 K: 1 S: 5	H: 1 LOB: 0 BB: 0 P: 5	R: 0 E: 0 K: 1 S: 5	H: 0 LOB: 0 BB: 0 P: 5	R: 0 E: 0 K: 1 S: 5	H: 0 LOB: 0 BB: 0 P: 5	R: 0 E: 0 K: 0 S: 4	H: 2 LOB: 1 BB: 0 P: 4	R: 0 E: 0 K: 0 S: 4	H: 1 LOB: 0 BB: 0 P: 3	R: 0 E: 0 K: 1 S: 5	H: 0 LOB: 0 BB: 0 P: 5	R: 0 E: 0 K: 1 S: 6	H: 1 LOB: 1 BB: 0 P: 6	R: 0 E: 0 K: 1 S: 4	H: 0 LOB: 0 BB: 0 P: 4	R: 0 E: 0 K: 1 S: 5	H: 0 LOB: 0 BB: 0 P: 5	R: 2 E: 0 K: 1 S: 7	H: 2 LOB: 0 BB: 0 P: 7	1B: 8 2B: 0 3B: 0 HR: 1	SF: 1 SAC: 0 DP: 1 HBP: 0	WP: 0 PB: 0 SB: 1 CS: 2	PA: 39
PITCHER Mike Flanagan, L ERA: 3.42 (1, 1)	IP: 11.0 WLS: 1 BF: 39 H: 9 R: 2 ER: 2 SO: 7 BB: 0 IBB: 0 HBP: 0 BLK: 0 WP: 0 HR: 1 S: 53 P: 53 ERA: 1.64 WHIP: 0.818																							

Texas Rangers @ Baltimore Orioles
Memorial Stadium, Baltimore, MD
Mon Jul 17 1978, 7:05 PM EDT
Att: 11,676 - Unknown

AB	38
R	2
H	9
RBI	2
BB	0
SO	7
LOB	9



Batter	1	2	3	4	5	6	7	8	9	10	11	AB	R	H	RBI	BB	SO	LOB	BOTTOM							
Larry Harlow, L OBP: 0.346, SLG: 0.355 (1, 8)												3	0	0	0	2	0	1								
Rich Dauer, R OBP: 0.266, SLG: 0.358 (1, 4)												5	0	0	0	0	0	2								
Eddie Murray, S OBP: 0.332, SLG: 0.471 (1, 3)												4	0	0	0	0	2	0								
Ken Singleton, S OBP: 0.409, SLG: 0.425 (1, 9)												3	0	1	0	1	1	0								
Pat Kelly, L OBP: 0.403, SLG: 0.363 (1, 7)												3	0	1	0	1	1	1								
Les May, R OBP: 0.283, SLG: 0.417 (1, 10)												4	0	0	0	0	2	4								
Doug DeCinces, R OBP: 0.322, SLG: 0.458 (1, 5)												4	0	1	0	0	1	3								
Rick Dempsey, R OBP: 0.322, SLG: 0.375 (1, 2)												4	0	1	0	0	1	2								
Mark Belanger, R OBP: 0.296, SLG: 0.253 (1, 6)												3	0	0	0	0	0	3								
Terry Crowley, L OBP: 0.370, SLG: 0.341 (11, PH)												1	0	0	0	0	0	0								
Inning Stats	R: 0 E: 0 K: 1 S: 5	H: 0 LOB: 0 BB: 0 P: 5	R: 0 E: 0 K: 2 S: 7	H: 0 LOB: 1 BB: 1 P: 11	R: 0 E: 0 K: 0 S: 3	H: 1 LOB: 0 BB: 0 P: 3	R: 0 E: 0 K: 1 S: 5	H: 0 LOB: 0 BB: 0 P: 5	R: 0 E: 0 K: 1 S: 6	H: 1 LOB: 2 BB: 1 P: 10	R: 0 E: 0 K: 1 S: 4	H: 0 LOB: 0 BB: 0 P: 8	R: 0 E: 0 K: 1 S: 4	H: 2 LOB: 1 BB: 0 P: 4	R: 0 E: 0 K: 0 S: 3	H: 0 LOB: 0 BB: 0 P: 7	R: 0 E: 0 K: 1 S: 5	H: 0 LOB: 0 BB: 0 P: 5	R: 0 E: 0 K: 1 S: 5	H: 0 LOB: 0 BB: 0 P: 5	R: 0 E: 0 K: 0 S: 3	H: 0 LOB: 0 BB: 0 P: 3	1B: 4 2B: 0 3B: 0 HR: 0	SF: 0 SAC: 0 DP: 2 HBP: 0	WP: 0 PB: 0 SB: 0 CS: 1	PA: 39
PITCHER Steve Carter, R ERA: 0.69 (1, 1)	IP: 9.0 WLS: 0 BF: 32 H: 4 R: 0 ER: 0 SO: 7 BB: 4 IBB: 0 HBP: 0 BLK: 0 WP: 0 HR: 0 S: 42 P: 58 ERA: 0.00 WHIP: 0.889																									
Reggie Cleveland, R ERA: 2.88 (10, 1)	IP: 2.0 WLS: 0 BF: 6 H: 4 R: 0 ER: 0 SO: 1 BB: 0 IBB: 0 HBP: 0 BLK: 0 WP: 0 HR: 0 S: 8 P: 8 ERA: 0.00 WHIP: 0.000																									

Texas Rangers @ Baltimore Orioles
Memorial Stadium, Baltimore, MD
Mon Jul 17 1978, 7:05 PM EDT
Att: 11,676 - Unknown


AB	34
R	0
H	4
RBI	0
BB	4
SO	8
LOB	16



Batter	1	2	3	4	5	6	7	8	9	AB	R	H	RBI	BB	SO	LOB	TOP						
Bobby Bonds, R OBP: 0.332, SLG: 0.430 Bobby Thompson, S OBP: 0.290, SLG: 0.359	(1, 9) 0-3 K		(2) 0-0 6-3			(1) 0-0 F8		(4-0) BB BB		3	0	0	0	0	1	0	Texas Rangers @ Baltimore Orioles Memorial Stadium, Baltimore, MD Tue Jul 18 1978, 7:05 PM EDT Att: 10,832 - Unknown						
Juan Beniquez, R OBP: 0.318, SLG: 0.411	(1, 8) 0-0 F9		(3) 0-0 F8			(2) 0-0 6-3		(0-0) BB 4-3		4	0	0	0	0	0	1							
Jim Sundberg, R OBP: 0.387, SLG: 0.405	(1, 2) 0-0 F7					(4-0) BB 2B				3	1	2	0	1	0	0							
Al Oliver, L OBP: 0.326, SLG: 0.494	(1, 10) 0-3 K					(0-0) BB 1B				4	0	3	1	0	1	0							
Richie Zisk, R OBP: 0.336, SLG: 0.418	(1, 7) 0-0 F8					(0-0) BB 2B				4	0	0	0	0	0	5							
Mike Hargrove, L OBP: 0.397, SLG: 0.374 John Ellis, R OBP: 0.276, SLG: 0.377	(1, 3) BB 1B					(0-0) BB 1B				3	0	1	0	0	0	2							
Kurt Bevacqua, R OBP: 0.242, SLG: 0.264	(1, 5) 4-0 BB					(0-0) BB 1B				3	0	0	0	1	0	2							
Bert Campaneris, R OBP: 0.278, SLG: 0.282	(1, 6) 0-0 F9					(0-0) BB 2B				3	0	1	0	0	1	2							
Bump Wills, S OBP: 0.295, SLG: 0.333	(1, 4) 0-0 6-3					(0-3) BB K				3	0	0	0	0	1	1							
Inning Stats	R: 0 E: 0 K: 1 S: 5	H: 0 LOB: 0 BB: 0 P: 5	R: 0 E: 0 K: 1 S: 6	H: 1 LOB: 2 BB: 1 P: 10	R: 0 E: 0 K: 0 S: 3	H: 0 LOB: 0 BB: 0 P: 3	R: 0 E: 0 K: 0 S: 4	H: 2 LOB: 1 BB: 0 P: 4	R: 0 E: 0 K: 1 S: 5	H: 1 LOB: 0 BB: 0 P: 5	R: 1 E: 0 K: 0 S: 4	H: 1 LOB: 1 BB: 1 P: 8	R: 0 E: 0 K: 1 S: 5	H: 0 LOB: 0 BB: 0 P: 5	R: 0 E: 0 K: 0 S: 2	H: 0 LOB: 0 BB: 1 P: 6		R: 0 E: 0 K: 1 S: 7	H: 2 LOB: 2 BB: 0 P: 7	1B: 5 2B: 2 3B: 0 HR: 0	SF: 0 SAC: 0 DP: 1 HBP: 0	WP: 0 PB: 0 SB: 1 CS: 0	PA: 34
PITCHER Scott McGregor, L ERA: 3.51	IP: 9.0 WLS: W BF: 34 H: 7 R: 1 ER: 1 SO: 5 BB: 3 IBB: 0 HBP: 0 BLK: 0 WP: 0 HR: 0 S: 41 P: 53 ERA: 1.00 WHIP: 1.111											PITCHER	IP: 9.0 WLS: W BF: 34 H: 7 R: 1 ER: 1 SO: 5 BB: 3 IBB: 0 HBP: 0 BLK: 0 WP: 0 HR: 0 S: 41 P: 53 ERA: 1.00 WHIP: 1.111										

Batter	1	2	3	4	5	6	7	8	9	AB	R	H	RBI	BB	SO	LOB	BOTTOM						
Larry Harlow, L OBP: 0.348, SLG: 0.354	(1, 8) 0-0 E1 2B					(0-3) BB K		(0-0) BB CS		3	2	1	0	1	1	2	Texas Rangers @ Baltimore Orioles Memorial Stadium, Baltimore, MD Tue Jul 18 1978, 7:05 PM EDT Att: 10,832 - Unknown						
Rick Dempsey, R OBP: 0.321, SLG: 0.373	(1, 2) 0-0 F9					(0-0) BB 1B				4	0	1	0	0	0	2							
Eddie Murray, S OBP: 0.334, SLG: 0.470	(1, 3) 0-0 F8					(4-0) BB 1B				3	0	1	0	1	0	2							
Ken Singleton, S OBP: 0.413, SLG: 0.432 Carlos Lopez, R OBP: 0.266, SLG: 0.303	(1, 9) BB 2B					(0-0) BB 1B				3	0	2	2	1	1	1							
Lee May, R OBP: 0.280, SLG: 0.412	(1, 10) 0-0 F9					(0-0) BB 1B				4	0	0	0	0	1	6							
Doug DeCinces, R OBP: 0.329, SLG: 0.466	(1, 5) 0-0 L7					(0-0) BB 2B				4	1	3	0	0	0	0							
Andres Mora, R OBP: 0.308, SLG: 0.426 Mike Anderson, R OBP: 0.266, SLG: 0.303	(1, 7) BB 1B					(0-0) BB 1B				4	1	1	0	0	1	3							
Rich Dauer, R OBP: 0.294, SLG: 0.369	(1, 4) 0-0 1B 2B					(0-0) BB 1B				4	1	3	1	0	0	1							
Mark Belanger, R OBP: 0.289, SLG: 0.254	(1, 6) 0-0 CS 1B					(0-3) BB 1B				3	0	1	2	1	1	2							
Inning Stats	R: 1 E: 1 K: 0 S: 5	H: 2 LOB: 1 BB: 0 P: 5	R: 2 E: 0 K: 0 S: 5	H: 3 LOB: 0 BB: 0 P: 5	R: 0 E: 0 K: 2 S: 8	H: 1 LOB: 1 BB: 0 P: 8	R: 0 E: 0 K: 0 S: 3	H: 1 LOB: 0 BB: 0 P: 3	R: 1 E: 0 K: 1 S: 6	H: 1 LOB: 2 BB: 2 P: 14	R: 1 E: 0 K: 1 S: 6	H: 2 LOB: 1 BB: 1 P: 10	R: 0 E: 0 K: 0 S: 3	H: 1 LOB: 2 BB: 1 P: 7	R: 0 E: 0 K: 1 S: 6	H: 2 LOB: 1 BB: 0 P: 6		R: 0 E: 0 K: 1 S: 6	H: 2 LOB: 1 BB: 0 P: 6	1B: 10 2B: 3 3B: 0 HR: 0	SF: 0 SAC: 0 DP: 1 HBP: 0	WP: 0 PB: 0 SB: 0 CS: 4	PA: 37
PITCHER Dock Ellis, R ERA: 4.11 Paul Lindblad, L ERA: 3.25	IP: 5.2 WLS: L BF: 27 H: 10 R: 5 ER: 5 SO: 3 BB: 3 IBB: 0 HBP: 0 BLK: 0 WP: 0 HR: 0 S: 30 P: 42 ERA: 7.94 WHIP: 2.294											PITCHER	IP: 5.2 WLS: L BF: 27 H: 10 R: 5 ER: 5 SO: 3 BB: 3 IBB: 0 HBP: 0 BLK: 0 WP: 0 HR: 0 S: 30 P: 42 ERA: 7.94 WHIP: 2.294										

AB 31
R 1
H 7
RBI 1
BB 3
SO 5
LOB 15



AB 32
R 5
H 13
RBI 5
BB 4
SO 5
LOB 19



Batter	1	2	3	4	5	6	7	8	9	AB	R	H	RBI	BB	SO	LOB	TOP					
Mike Hargrove, L (1, 3) OBP: 0.398, SLG: 0.372	L3		FC6 BB		HBP BB		F7			2	0	0	0	2	0	0	Texas Rangers @ Kansas City Royals Royals Stadium, Kansas City, MO Wed Jul 19 1978, 8:05 PM EDT Att: 28,420 - Unknown - 95 F					
Juan Beniquez, R (1, 8) OBP: 0.321, SLG: 0.407	CS BB		FC6 1-2		G4-6-3 HBP			6-3		2	0	0	0	1	0	1						
Jim Sundberg, R (1, 2) OBP: 0.385, SLG: 0.403	6-3 1-2			2B HR 1B	G4-6-3			F9		4	1	1	0	0	0	3						
Al Oliver, L (1, 7) OBP: 0.329, SLG: 0.498		CS 1B		HR 2B			K		P6	4	1	2	0	0	1	0						
Bobby Bonds, R (1, 10) OBP: 0.334, SLG: 0.440 Bobby Thompson, S (9, PR) OBP: 0.290, SLG: 0.359	K 1-2			HR			P3		G5-4-3 1B	4	1	2	3	0	1	1						
Richie Zisk, R (1, 9) OBP: 0.335, SLG: 0.422				F8			4-3		F8	4	0	1	0	0	0	1						
Kurt Bevacqua, R (1, 5) OBP: 0.242, SLG: 0.289				F3					G5-4-3 1-2	4	1	1	1	0	0	2						
Bump Wills, S (1, 4) OBP: 0.292, SLG: 0.330				6-3			4-3			3	0	0	0	0	1	0						
Bert Campaneris, R (1, 6) OBP: 0.274, SLG: 0.278				F7			F8		L6	3	0	0	0	0	0	0						
Inning Stats	R: 0 E: 0 K: 0 S: 2	H: 0 LOB: 0 BB: 1 P: 6	R: 0 E: 0 K: 1 S: 6	H: 2 LOB: 1 BB: 0 P: 6	R: 0 E: 0 K: 1 S: 5	H: 0 LOB: 1 BB: 1 P: 9	R: 3 E: 0 K: 0 S: 6	H: 3 LOB: 0 BB: 0 P: 6	R: 0 E: 0 K: 1 S: 5	H: 0 LOB: 1 BB: 1 P: 7	R: 0 E: 0 K: 1 S: 5	H: 0 LOB: 0 BB: 0 P: 5	R: 1 E: 0 K: 0 S: 4	H: 1 LOB: 0 BB: 0 P: 4	R: 0 E: 0 K: 0 S: 3	H: 0 LOB: 0 BB: 0 P: 3		R: 0 E: 0 K: 0 S: 3	H: 1 LOB: 1 BB: 0 P: 3	1B: 3 2B: 2 3B: 1 HR: 2	SF: 0 SAC: 0 DP: 3 HBP: 1	WP: 0 PB: 0 SB: 0 CS: 2
PITCHER Rich Gale, R (1, 1) ERA: 2.65	IP: 9.0 WLS: W BF: 34 H: 7 R: 4 ER: 4 SO: 3 BB: 3 IBB: 0 HBP: 1 BLK: 0 WP: 0 HR: 2 S: 36 P: 49 ERA: 4.00 WHIP: 1.111															PITCHER						

AB	30
R	4
H	7
RBI	4
BB	3
SO	3
LOB	8



Batter	1	2	3	4	5	6	7	8	9	AB	R	H	RBI	BB	SO	LOB	BOTTOM			
George Brett, L (1, 5) OBP: 0.353, SLG: 0.475	6-3		K		E3 SF7		G3			5	0	1	1	0	1	3	Texas Rangers @ Kansas City Royals Royals Stadium, Kansas City, MO Wed Jul 19 1978, 8:05 PM EDT Att: 28,420 - Unknown - 95 F			
Hal McRae, R (1, 10) OBP: 0.320, SLG: 0.431	F2		1B		SF7		4-3			4	1	1	1	0	0	2				
Ralph LaCock, L (1, 3) OBP: 0.298, SLG: 0.449	L8		1B 3B 2B		4-3		4-3		G3	5	1	1	1	0	0	3				
Amos Otis, R (1, 8) OBP: 0.363, SLG: 0.513		2B BB	3B 1B		5-3		F7		BB	3	2	1	0	2	0	0				
Darrell Porter, L (1, 2) OBP: 0.381, SLG: 0.443		1B SF8 2B	K				K		K	5	1	2	1	0	3	3				
Clint Hurdle, L (1, 9) OBP: 0.346, SLG: 0.379			1B 3B		K				K	5	1	3	2	0	2	2				
Tom Pogue, L (1, 7) OBP: 0.253, SLG: 0.340 Willie Wilson, S (3, PH) OBP: 0.306, SLG: 0.310 (4, 7)	SF8		1B 2B BB		L3		F8		4-3	0	0	0	1	0	0	0				
Freddie Patek, R (1, 6) OBP: 0.344, SLG: 0.354	E7		2B 1B		SF7				3B 1B	4	3	3	1	0	0	0				
Frank White, R (1, 4) OBP: 0.337, SLG: 0.398	F7		2B 2B		SF7 E					3	1	2	3	1	0	1				
Inning Stats	R: 0 E: 0 K: 0 S: 3	H: 0 LOB: 0 BB: 0 P: 3	R: 2 E: 1 K: 0 S: 5	H: 2 LOB: 1 BB: 1 P: 9	R: 7 E: 0 K: 2 S: 14	H: 7 LOB: 1 BB: 1 P: 18	R: 0 E: 0 K: 1 S: 6	H: 1 LOB: 1 BB: 0 P: 6	R: 1 E: 1 K: 0 S: 5	H: 1 LOB: 2 BB: 1 P: 9	R: 0 E: 0 K: 1 S: 6	H: 1 LOB: 1 BB: 0 P: 6	R: 1 E: 0 K: 0 S: 5	H: 2 LOB: 1 BB: 0 P: 5	R: 0 E: 0 K: 2 S: 7	H: 0 LOB: 1 BB: 1 P: 11		1B: 7 2B: 5 3B: 2 HR: 0	SF: 2 SAC: 0 DP: 0 HBP: 0	WP: 0 PB: 0 SB: 3 CS: 0
PITCHER Fergie Jenkins, R (1, 1) ERA: 3.2 Jim Umberger, L (3, 1) ERA: 4.6	IP: 2.2 WLS: L BF: 15 H: 6 R: 6 ER: 6 SO: 2 BB: 1 IBB: 0 HBP: 0 BLK: 0 WP: 0 HR: 0 S: 18 P: 22 ERA: 20.25 WHIP: 2.625															PITCHER				

AB	37
R	11
H	14
RBI	11
BB	4
SO	6
LOB	16



Batter	1	2	3	4	5	6	7	8	9	AB	R	H	RBI	BB	SO	LOB	TOP
Mike Hargrove, L (1, 3) OBP: 0.396, SLG: 0.373										4	0	1	0	0	0	2	
Juan Beniquez, R (1, 8) OBP: 0.315, SLG: 0.400										4	0	0	0	0	2	2	
Jim Sundberg, R (1, 2) OBP: 0.384, SLG: 0.401										4	0	1	1	0	1	1	
Al Oliver, L (1, 7) OBP: 0.331, SLG: 0.502										4	0	2	0	0	1	1	
Bobby Bonds, R (1, 10) OBP: 0.331, SLG: 0.435										4	0	0	0	0	0	3	
Richie Zisk, R (1, 9) OBP: 0.332, SLG: 0.417										4	0	0	0	0	1	1	
Toby Harrah, R (1, 5) OBP: 0.331, SLG: 0.311										2	0	0	0	1	0	0	
Bump Wills, S (1, 4) OBP: 0.293, SLG: 0.330										3	0	1	0	0	1	1	
Bert Campaneris, R (1, 6) OBP: 0.275, SLG: 0.284										3	1	1	0	0	0	1	
Inning Stats	R: 0 E: 0 K: 1 S: 7	H: 2 LOB: 2 BB: 0 P: 7	R: 0 E: 0 K: 2 S: 7	H: 0 LOB: 0 BB: 0 P: 7	R: 1 E: 0 K: 1 S: 7	H: 2 LOB: 1 BB: 0 P: 7	R: 0 E: 0 K: 0 S: 3	H: 0 LOB: 0 BB: 0 P: 3	R: 0 E: 0 K: 0 S: 3	H: 0 LOB: 1 BB: 1 P: 7	R: 0 E: 0 K: 0 S: 5	H: 0 LOB: 0 BB: 0 P: 5	R: 0 E: 0 K: 1 S: 6	H: 1 LOB: 1 BB: 0 P: 6	1B: 3 2B: 3 3B: 0 HR: 0	SF: 0 SAC: 0 DP: 1 HBP: 0	WP: 0 PA: 33 PB: 0 SB: 0 CS: 0
PITCHER Dennis Leonard, R (1, 1) ERA: 3.5	IP: 9.0 WLS: W BF: 33 H: 6 R: 1 ER: 1 SO: 6 BB: 1 IBB: 0 HBP: 0 BLK: 0 WP: 0 HR: 0 S: 44 P: 48 ERA: 1.00 WHIP: 0.778																

Texas Rangers @ Kansas City Royals
Royals Stadium, Kansas City, MO
Thu Jul 20 1978, 8:05 PM EDT
Att: 26,620 - Unknown - 90 F

AB 32
R 1
H 6
RBI 1
BB 1
SO 6
LOB 12

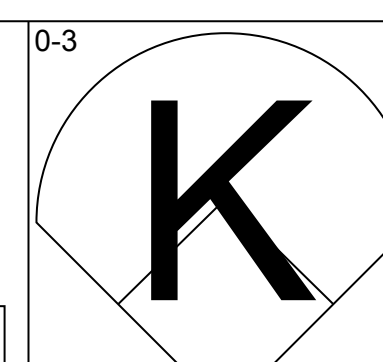
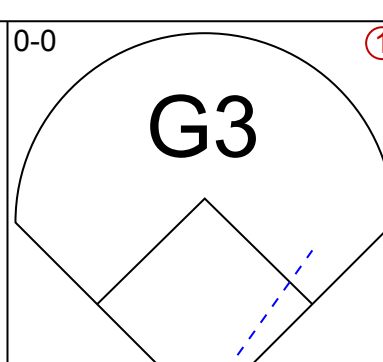
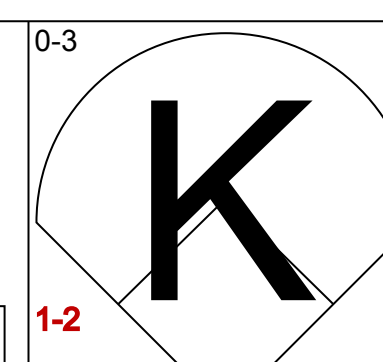
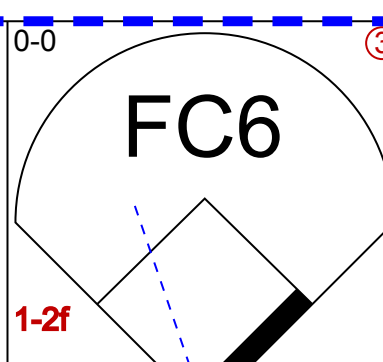
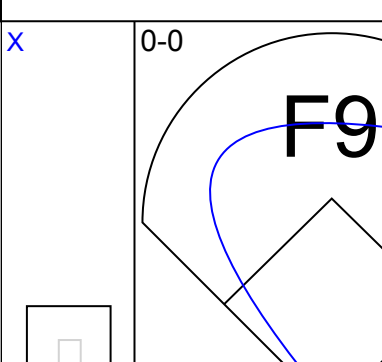
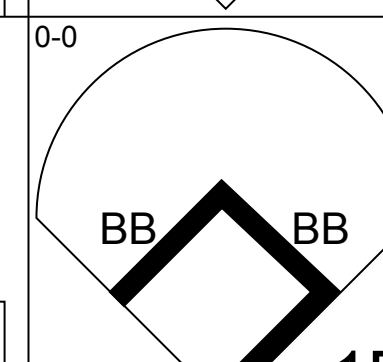
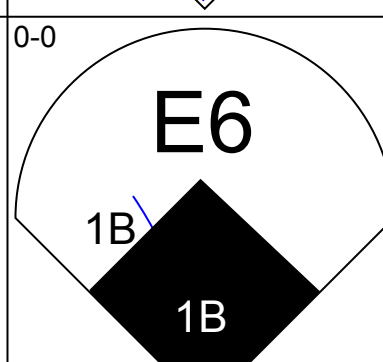
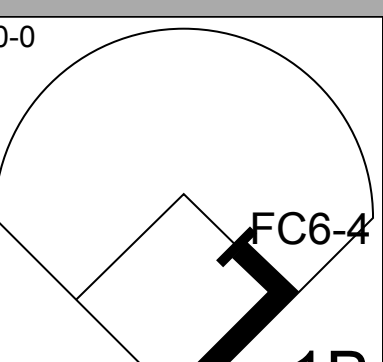
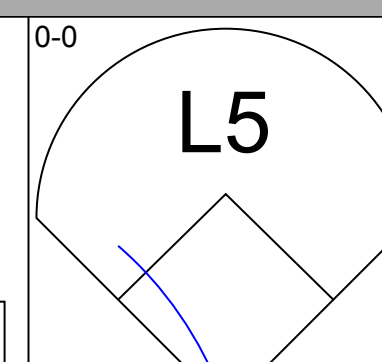
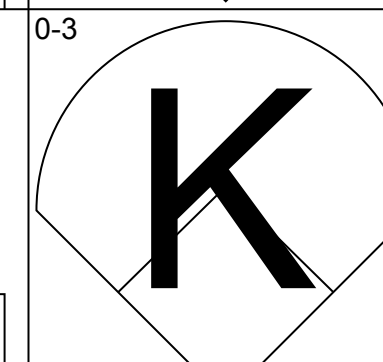
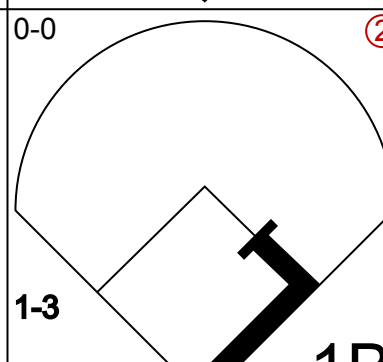
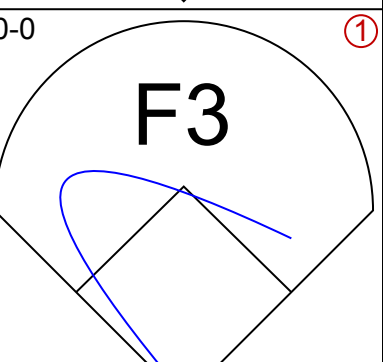
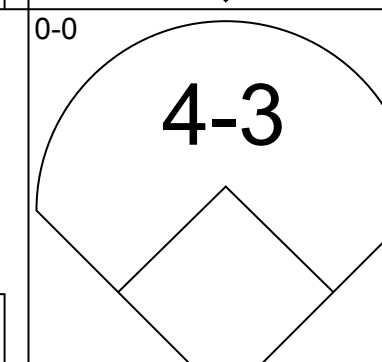
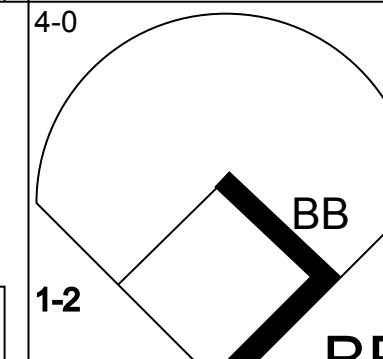
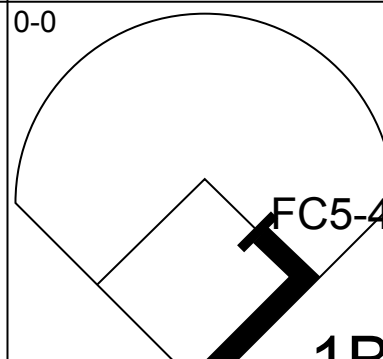
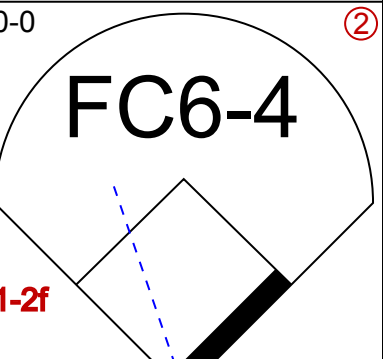
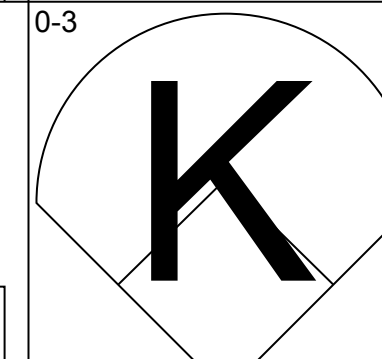
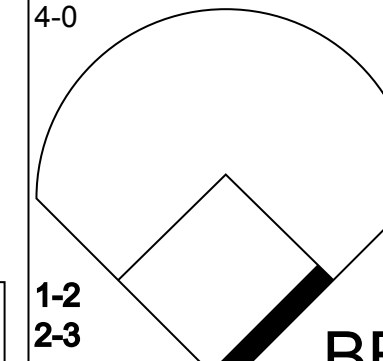
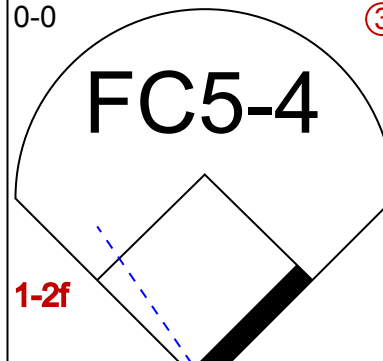
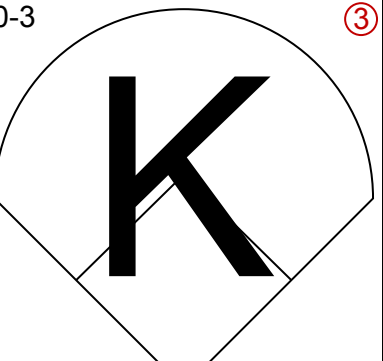
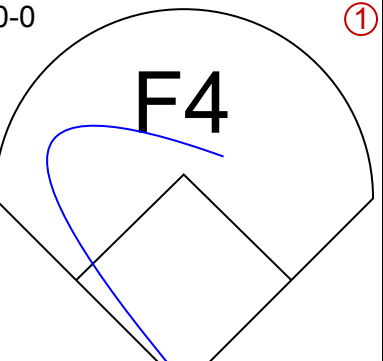
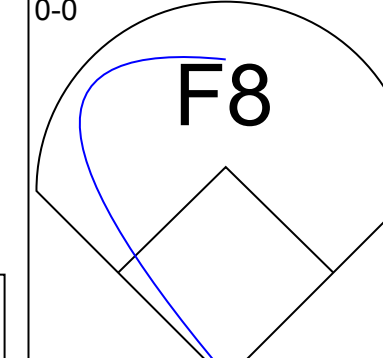
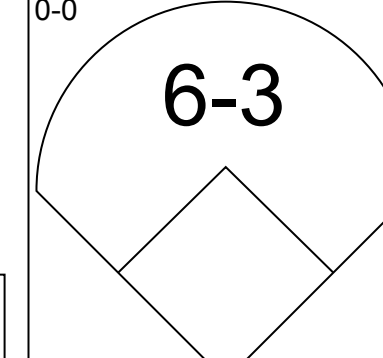
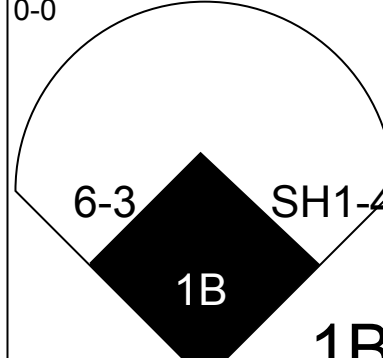
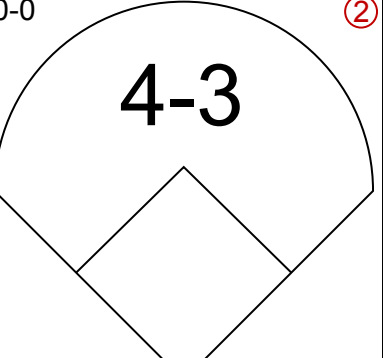
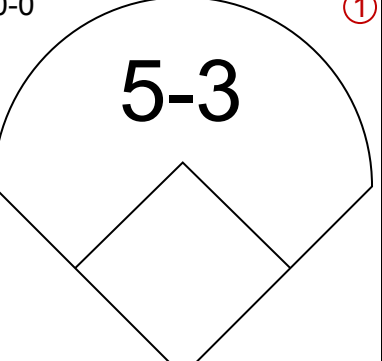
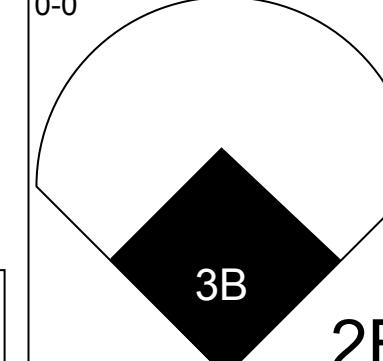
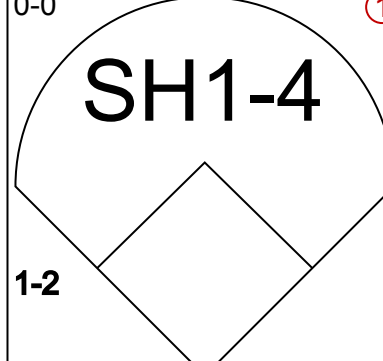
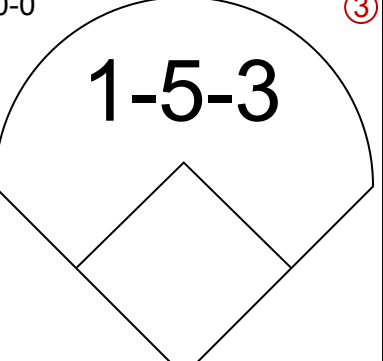
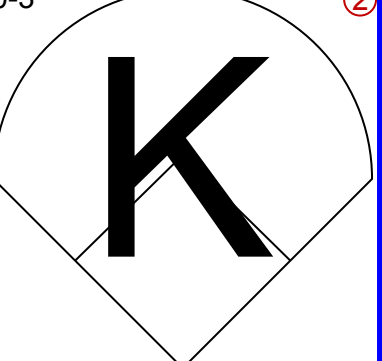
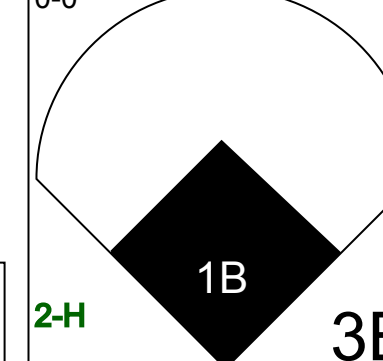
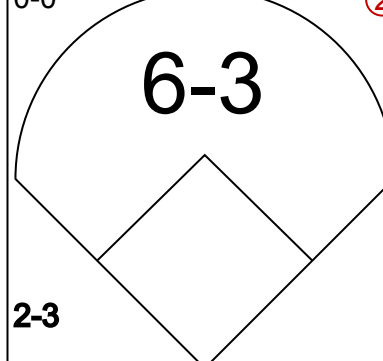
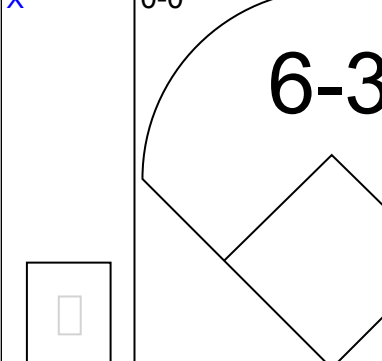
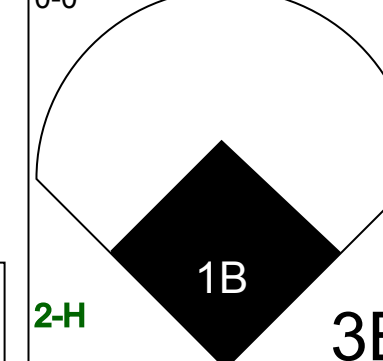
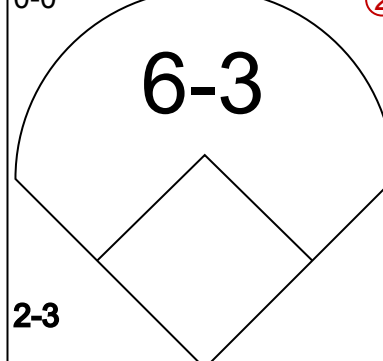
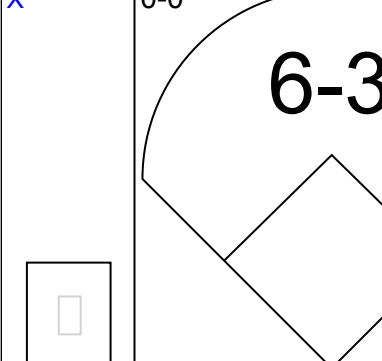
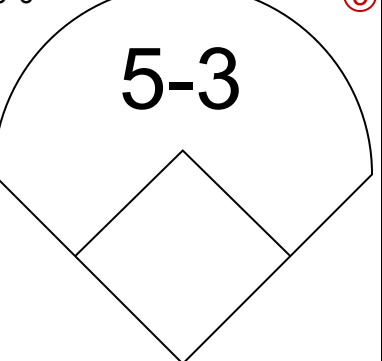
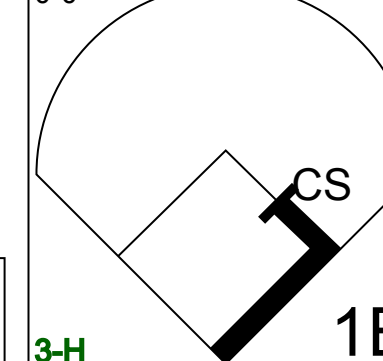
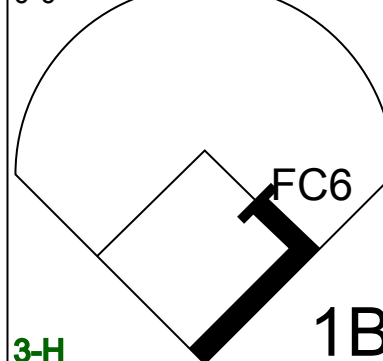
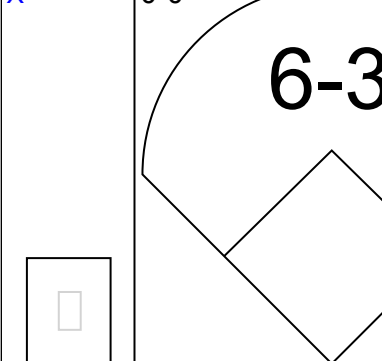


Batter	1	2	3	4	5	6	7	8	9	AB	R	H	RBI	BB	SO	LOB	BOTTOM				
George Brett, L (1, 5) OBP: 0.352, SLG: 0.479										4	1	1	0	0	0	0					
Hal McRae, R (1, 10) OBP: 0.322, SLG: 0.434										2	0	1	1	1	0	0					
Ralph LaCock, L (1, 3) OBP: 0.305, SLG: 0.451										4	0	2	0	0	0	1					
Amos Otis, R (1, 8) OBP: 0.362, SLG: 0.507										3	0	0	0	1	0	3					
Darrell Porter, L (1, 2) OBP: 0.379, SLG: 0.444										4	0	1	0	0	0	1					
Clint Hurdle, L (1, 9) OBP: 0.344, SLG: 0.377										4	0	1	0	0	1	2					
Willie Wilson, S (9, FR) OBP: 0.306, SLG: 0.310										0	1	0	0	0	0	0					
Tom Poquette, L (1, 7) OBP: 0.259, SLG: 0.344										4	0	2	0	0	0	1					
Freddie Patek, R (1, 6) OBP: 0.340, SLG: 0.350										3	0	0	0	0	0	2					
Steve Braun, L (9, PH) OBP: 0.338, SLG: 0.389										1	0	1	1	0	0	0					
Frank White, R (1, 4) OBP: 0.333, SLG: 0.394										3	0	0	0	0	0	0					
Inning Stats	R: 0 E: 0 K: 0 S: 4	H: 1 LOB: 1 BB: 0 P: 4	R: 0 E: 0 K: 1 S: 6	H: 1 LOB: 1 BB: 0 P: 6	R: 0 E: 0 K: 0 S: 4	H: 1 LOB: 1 BB: 0 P: 4	R: 0 E: 0 K: 0 S: 2	H: 0 LOB: 0 BB: 1 P: 6	R: 0 E: 0 K: 0 S: 3	H: 0 LOB: 0 BB: 0 P: 3	R: 0 E: 0 K: 0 S: 3	H: 1 LOB: 1 BB: 1 P: 7	R: 0 E: 0 K: 0 S: 4	H: 1 LOB: 1 BB: 0 P: 4	R: 1 E: 0 K: 0 S: 4	H: 1 LOB: 0 BB: 0 P: 4	R: 1 E: 0 K: 0 S: 5	H: 3 LOB: 2 BB: 0 P: 5	1B: 6 2B: 2 3B: 1 HR: 0	SF: 1 SAC: 0 DP: 1 HBP: 0	WP: 0 PA: 35 PB: 0 SB: 1 CS: 1
PITCHER Doyle Alexander, R (1, 1) ERA: 4.3	IP: 8.2 WLS: L BF: 35 H: 9 R: 2 ER: 2 SO: 1 BB: 2 IBB: 0 HBP: 0 BLK: 0 WP: 0 HR: 0 S: 35 P: 43 ERA: 2.08 WHIP: 1.269																				

Texas Rangers @ Kansas City Royals
Royals Stadium, Kansas City, MO
Thu Jul 20 1978, 8:05 PM EDT
Att: 26,620 - Unknown - 90 F

AB 32
R 2
H 9
RBI 2
BB 2
SO 1
LOB 10

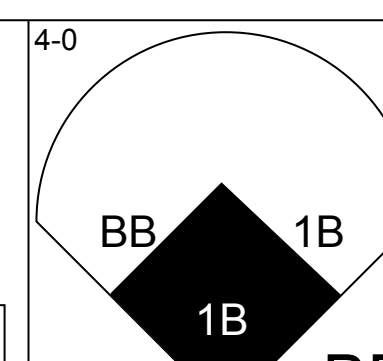
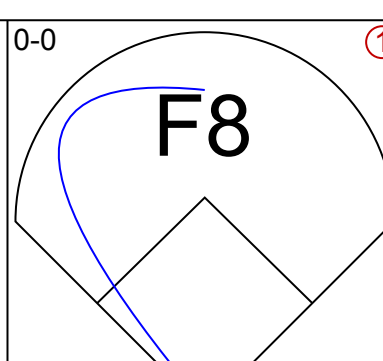
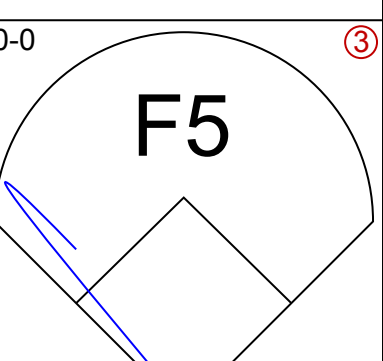
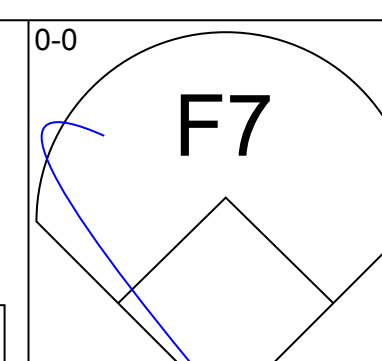
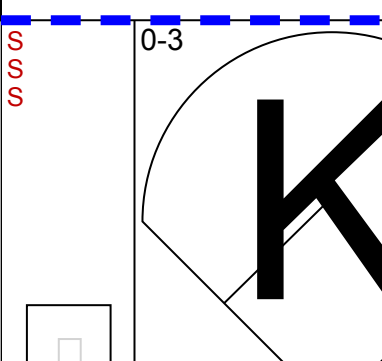
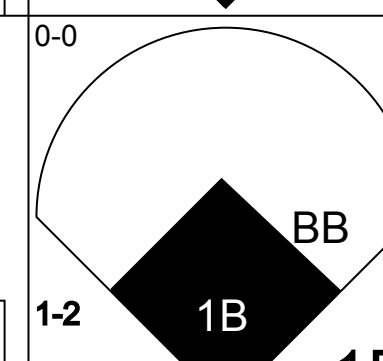
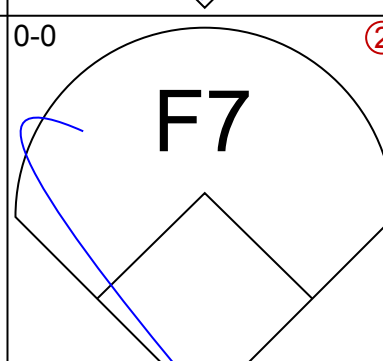
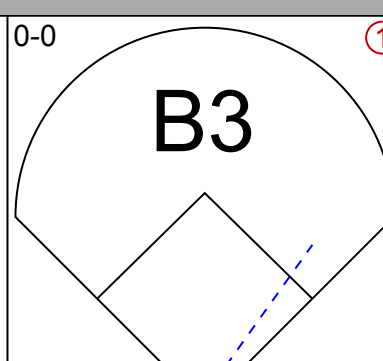
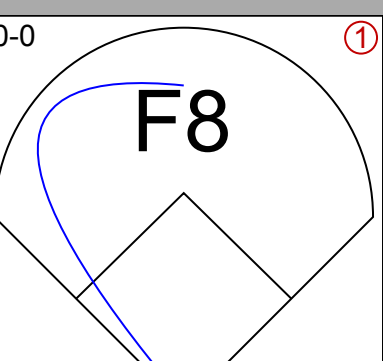
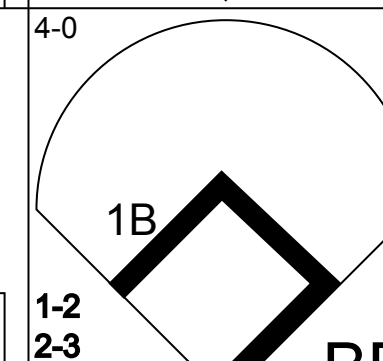
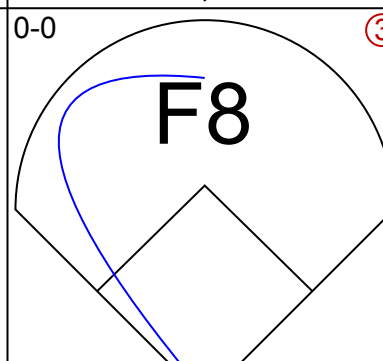
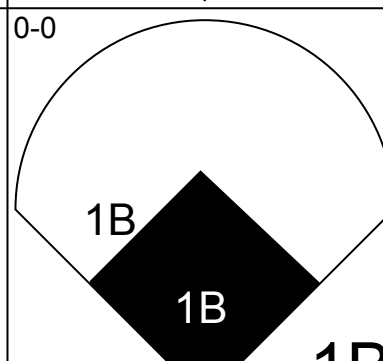
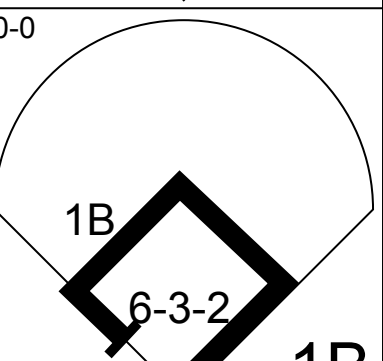
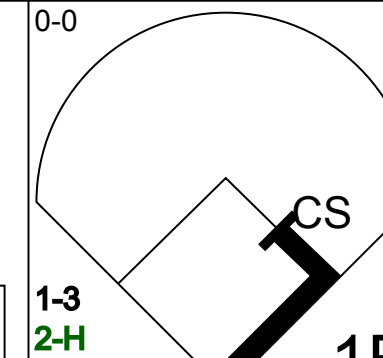
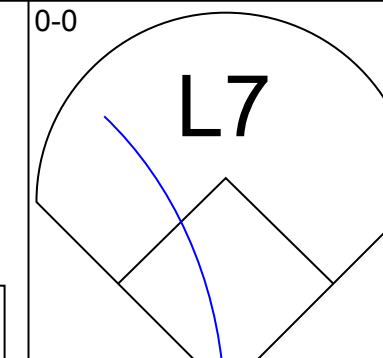
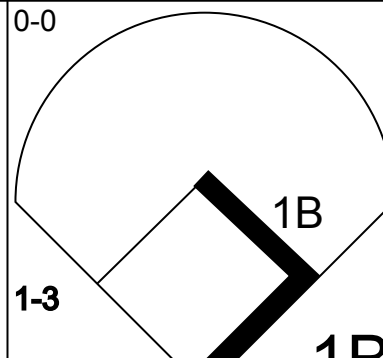
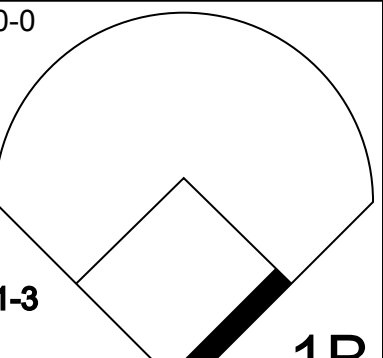
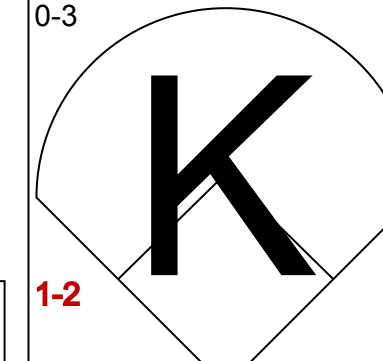
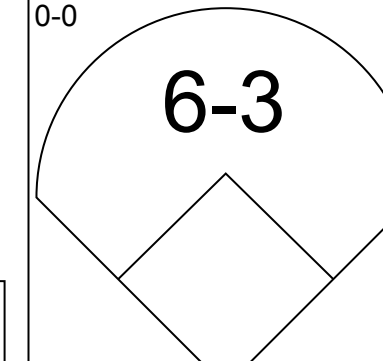
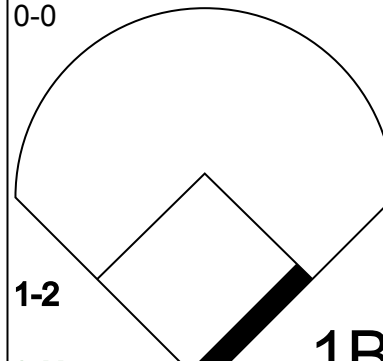
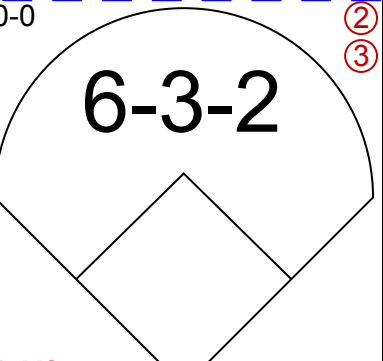
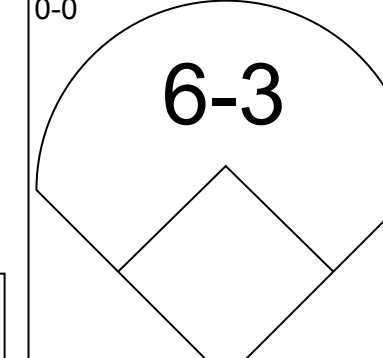
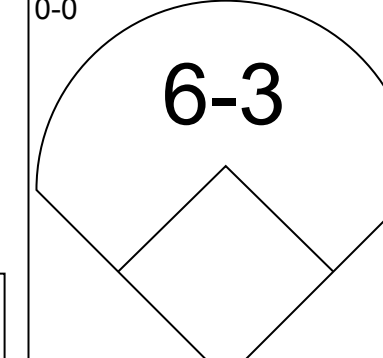
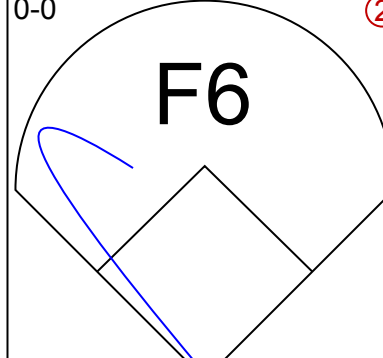
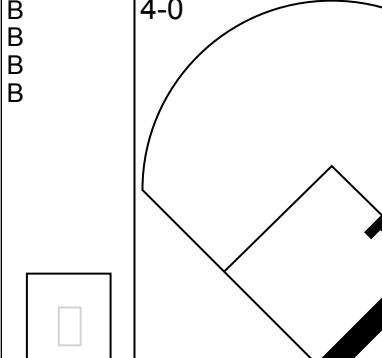
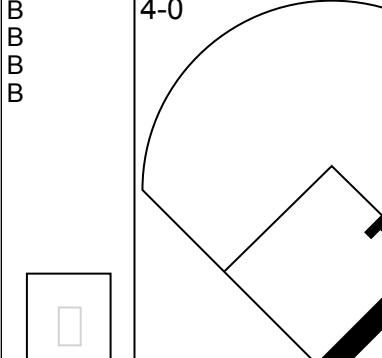
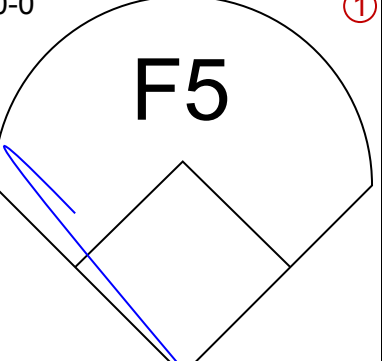
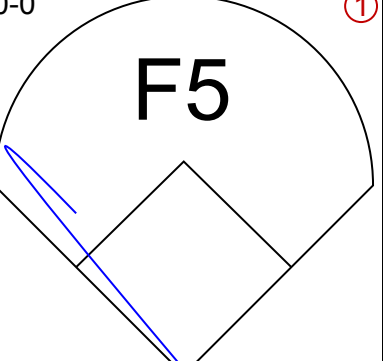
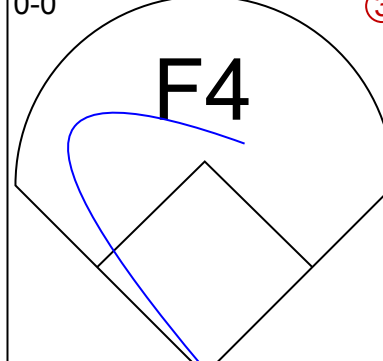
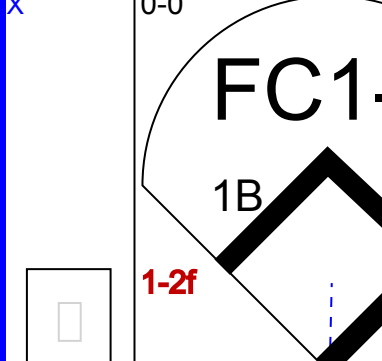
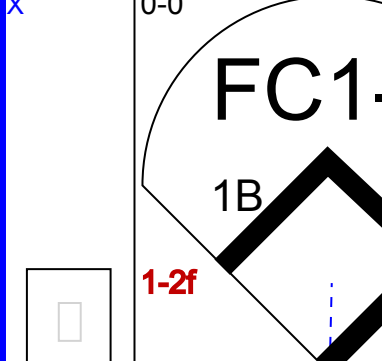
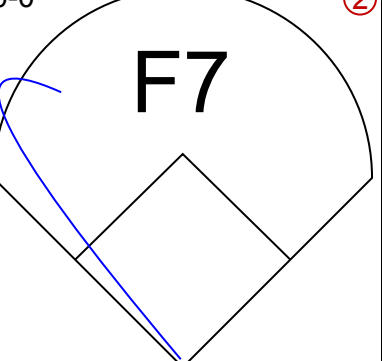
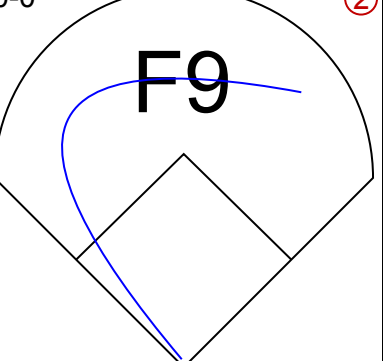
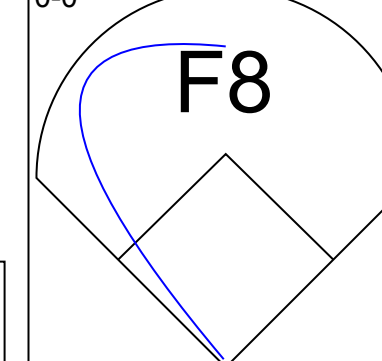
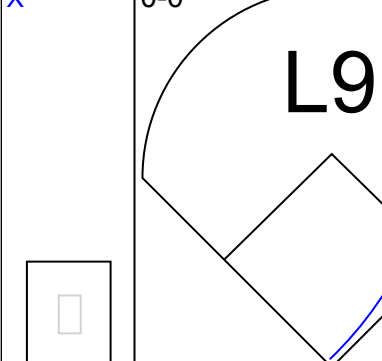
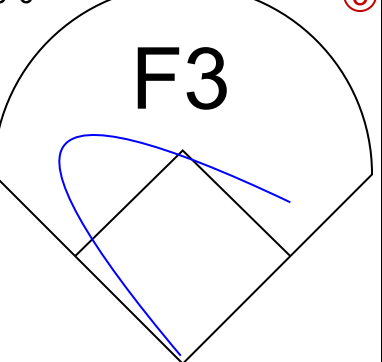
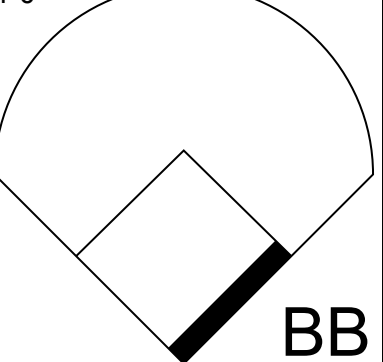
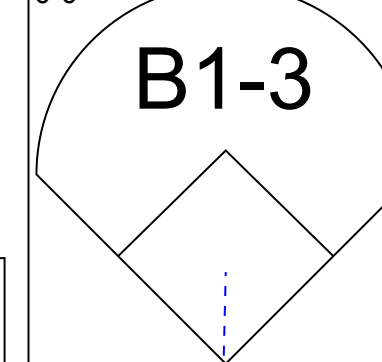
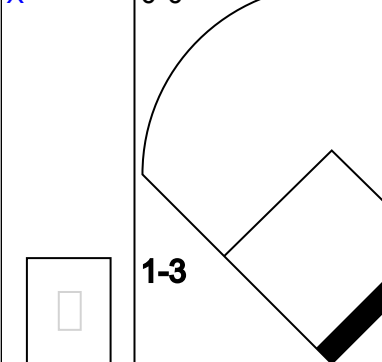


Batter	1	2	3	4	5	6	7	8	9	AB	R	H	RBI	BB	SO	LOB	TOP		
Paul Moltzer, R OBP: 0.322, SLG: 0.411 (1, 4)										5	0	0	0	0	2	2			
Don Money, R OBP: 0.367, SLG: 0.444 (1, 3)										4	1	2	0	0	0	0			
Ben Oglvie, L OBP: 0.349, SLG: 0.478 (1, 7)										4	0	1	0	0	1	2			
Larry Hisle, R OBP: 0.362, SLG: 0.563 (1, 10)										3	0	1	1	1	1	1			
Sixto Lezcano, R OBP: 0.403, SLG: 0.541 (1, 9)										3	0	0	0	1	1	2			
Robin Yount, R OBP: 0.308, SLG: 0.376 (1, 6)										4	1	1	0	0	0	3			
Gorman Thomas, R OBP: 0.354, SLG: 0.533 (1, 8)										3	1	1	0	0	0	0			
Jim Gantner, L OBP: 0.303, SLG: 0.300 (1, 5)										1	0	0	0	0	1	0			
Sal Bando, R OBP: 0.375, SLG: 0.423 (2, 5)										3	1	1	1	0	0	1			
Buck Martinez, R OBP: 0.244, SLG: 0.248 (1, 2)										4	0	2	2	0	0	0			
Inning Stats	R: 0 E: 0 K: 2 S: 8	H: 1 LOB: 3 BB: 2 P: 16	R: 0 E: 0 K: 1 S: 5	H: 0 LOB: 0 BB: 0 P: 5	R: 1 E: 1 K: 0 S: 5	H: 2 LOB: 1 BB: 0 P: 5	R: 2 E: 0 K: 1 S: 7	H: 3 LOB: 1 BB: 0 P: 7	R: 0 E: 0 K: 0 S: 6	H: 1 LOB: 1 BB: 0 P: 6	R: 0 E: 0 K: 0 S: 5	H: 0 LOB: 0 BB: 0 P: 5	R: 0 E: 0 K: 0 S: 3	H: 0 LOB: 0 BB: 0 P: 3	R: 0 E: 0 K: 0 S: 3	H: 0 LOB: 0 BB: 0 P: 3	1B: 7 2B: 2 3B: 1 HR: 0	SF: 0 SAC: 1 DP: 1 HBP: 0	WP: 0 PA: 37 PB: 0 SB: 0 CS: 1
PITCHER	IP	WLS	BF	H	R	ER	SO	BB	IBB	HBP	BLK	WP	HR	S	P	ERA	WHIP		
Doc Medich, R ERA: 3.93 (1, 1)	5.2	L	27	9	4	3	5	2	0	0	0	0	0	35	43	4.76	1.941		
Len Barker, R ERA: 2.61 (6, 1)	2.1		7	0	0	0	1	0	0	0	0	0	0	9	9	0.00	0.000		
Reggie Cleveland, R ERA: 2.81 (9, 1)	1.0		3	0	0	0	0	0	0	0	0	0	0	3	3	0.00	0.000		

Milwaukee Brewers @ Texas Rangers
Arlington Stadium, Arlington, TX
Fri Jul 21 1978, 8:05 PM EDT
Att: 28,419 - Unknown

AB 34
R 4
H 9
RBI 4
BB 2
SO 6
LOB 11



Batter	1	2	3	4	5	6	7	8	9	AB	R	H	RBI	BB	SO	LOB	BOTTOM		
Mike Hargrove, L OBP: 0.394, SLG: 0.369 (1, 3)										4	1	0	0	1	1	3			
Bert Campaneris, R OBP: 0.275, SLG: 0.283 (1, 6)										4	1	1	0	0	0	0			
Juan Beniquez, R OBP: 0.322, SLG: 0.404 (1, 8)										3	1	2	0	1	0	0			
Al Oliver, L OBP: 0.337, SLG: 0.506 (1, 7)										4	0	3	2	0	0	0			
Jim Sundberg, R OBP: 0.382, SLG: 0.399 (1, 2)										4	0	1	1	0	1	4			
Bobby Bonds, R OBP: 0.330, SLG: 0.431 (1, 9)										3	0	0	0	1	0	3			
Bobby Thompson, S OBP: 0.290, SLG: 0.359 (9, FR)										0	0	0	0	0	0	0			
John Ellis, R OBP: 0.262, SLG: 0.357 (1, 10)										3	0	0	0	0	0	2			
Jim Mason, L OBP: 0.282, SLG: 0.297 (9, PH)										1	0	0	0	0	0	1			
Kurt Bevacqua, R OBP: 0.234, SLG: 0.280 (1, 5)										4	0	0	0	0	0	1			
Bump Wills, S OBP: 0.295, SLG: 0.330 (1, 4)										3	0	1	0	1	0	0			
Inning Stats	R: 2 E: 0 K: 1 S: 6	H: 2 LOB: 1 BB: 2 P: 14	R: 0 E: 0 K: 0 S: 3	H: 0 LOB: 0 BB: 0 P: 3	R: 0 E: 0 K: 0 S: 3	H: 0 LOB: 0 BB: 0 P: 3	R: 0 E: 0 K: 0 S: 3	H: 0 LOB: 1 BB: 1 P: 7	R: 1 E: 0 K: 0 S: 6	H: 3 LOB: 2 BB: 0 P: 6	R: 0 E: 0 K: 0 S: 3	H: 0 LOB: 0 BB: 0 P: 3	R: 0 E: 0 K: 0 S: 4	H: 2 LOB: 1 BB: 0 P: 4	R: 0 E: 0 K: 1 S: 6	H: 1 LOB: 2 BB: 1 P: 10	1B: 8 2B: 2 3B: 0 HR: 0	SF: 0 SAC: 0 DP: 2 HBP: 0	WP: 0 PA: 37 PB: 0 SB: 0 CS: 1
PITCHER	IP	WLS	BF	H	R	ER	SO	BB	IBB	HBP	BLK	WP	HR	S	P	ERA	WHIP		
Bill Travers, L ERA: 4.9 (1, 1)	7.1	W	31	7	3	3	1	3	0	0	0	0	0	30	42	3.68	1.364		
Randy Stein, R ERA: 4.44 (8, 1)	1.1		5	1	0	0	0	1	0	0	0	0	0	4	8	0.00	1.500		
Bob McClure, L ERA: 3.92 (9, 1)	0.1	S	1	0	0	0	1	0	0	0	0	0	0	3	3	0.00	0.000		

Milwaukee Brewers @ Texas Rangers
Arlington Stadium, Arlington, TX
Fri Jul 21 1978, 8:05 PM EDT
Att: 28,419 - Unknown

AB 33
R 3
H 8
RBI 3
BB 4
SO 2
LOB 14



Batter	1	2	3	4	5	6	7	8	9	10	AB	R	H	RBI	BB	SO	LOB	TOP		
Paul Molitor, R OBP: 0.320, SLG: 0.498 (1.4)	5-3 1B		6-3		6-3			FC6-4 1B		K	5	0	1	0	0	1	1	Milwaukee Brewers @ Texas Rangers Arlington Stadium, Arlington, TX Sat Jul 22 1978, 8:05 PM EDT Att: 30,354 - Unknown AB 38 R 2 H 7 RBI 1 BB 3 SO 4 LOB 19		
Don Money, R OBP: 0.368, SLG: 0.444 (1.3)	5-3 1B		F6		F2		F8	F8		E 1-2 1B	5	0	2	0	0	0	1			
Sal Bando, R OBP: 0.373, SLG: 0.420 (1.5)	5-3 1-2		1B		K		FC6-4 1-2r	FC6-4		F9	5	0	1	0	0	1	4			
Larry Hisle, R OBP: 0.360, SLG: 0.567 (1.7)	K		F8		6-3					E4 1-3 2-H S	5	1	1	1	0	1	3			
Sixto Lezcano, R OBP: 0.406, SLG: 0.543 (1.9)					1-3					HR	3	0	1	0	2	0	0			
Dick Davis, R OBP: 0.287, SLG: 0.390 (1.10)			2B		F7					SH1-4 BB	4	0	0	0	0	0	4			
Robin Yount, R OBP: 0.307, SLG: 0.378 (1.6)			F9		6-3					1-2 SH1-4	4	0	0	0	0	0	4			
Robin Yount, R OBP: 0.307, SLG: 0.378 (1.6)			L1		5-3					F9	4	0	1	0	0	0	2			
Gorman Thomas, R OBP: 0.353, SLG: 0.526 (1.8)			BB							1-2 SH1-4	3	0	0	0	1	1	2			
Charlie Moore, R OBP: 0.297, SLG: 0.369 (1.2)			F8		F3					4-3	4	1	0	0	0	0	2			
Inning Stats	R: 0 E: 0 K: 1 S: 6	H: 1 LOB: 1 BB: 0 P: 6	R: 0 E: 0 K: 0 S: 4	H: 1 LOB: 2 BB: 1 P: 8	R: 0 E: 0 K: 0 S: 3	H: 1 LOB: 1 BB: 0 P: 4	R: 0 E: 0 K: 1 S: 5	H: 0 LOB: 0 BB: 0 P: 5	R: 0 E: 0 K: 0 S: 5	H: 1 LOB: 1 BB: 0 P: 4	R: 0 E: 0 K: 0 S: 4	H: 1 LOB: 1 BB: 1 P: 4	R: 1 E: 0 K: 1 S: 8	H: 1 LOB: 1 BB: 1 P: 8	R: 1 E: 2 K: 1 S: 8	H: 1 LOB: 3 BB: 1 P: 12	1B: 4 2B: 2 3B: 0 HR: 1	SF: 0 SAC: 1 DP: 0 HBP: 0	WP: 0 PB: 0 SB: 1 CS: 0	PA: 42
PITCHER	IP WLS BF H R ER SO BB IBB HBP BLK WP HR S P ERA WHIP	8.0 W 32 6 1 1 3 2 0 0 0 0 1 36 44 1.12 1.000	2.0 L 10 1 1 0 1 0 1 0 0 0 0 11 15 0.00 0.500																	

Batter	1	2	3	4	5	6	7	8	9	10	AB	R	H	RBI	BB	SO	LOB	BOTTOM		
Bobby Bonds, R OBP: 0.332, SLG: 0.432 (1.9)	SH2-3 1B		6-3		6-3			G4-6-3 1B			4	0	2	0	0	0	0	Milwaukee Brewers @ Texas Rangers Arlington Stadium, Arlington, TX Sat Jul 22 1978, 8:05 PM EDT Att: 30,354 - Unknown AB 33 R 1 H 6 RBI 1 BB 2 SO 1 LOB 13		
Bert Campaneris, R OBP: 0.275, SLG: 0.280 (1.6)	SH2-3 1-2		BB		F6			G4-6-3 1-2r			2	0	0	0	1	0	1			
Juan Beniquez, R OBP: 0.321, SLG: 0.401 (1.8)	5-3		F3					C6-3 1B		F8	4	0	1	0	0	0	2			
Al Oliver, L OBP: 0.332, SLG: 0.498 (1.7)	4-3				G3			F7		F8	4	0	0	0	0	0	2			
Jim Sundberg, R OBP: 0.394, SLG: 0.401 (1.2)			FC6-4 5-3 BB		6-3 2B			G6-3 1-2r		K	3	1	1	0	1	1	1			
Gary Gray, R (1.10)			5-3 1-2		6-3			6-3		6-3	4	0	0	0	0	0	2			
Kurt Bevacqua, R OBP: 0.242, SLG: 0.295 (1.5)			FC6-4 2-3		WP 2B			F8		6-3 1B	4	0	2	1	0	0	1			
Bump Wills, S OBP: 0.292, SLG: 0.326 (1.4)			5-3		L6			6-3		6-3	4	0	0	0	0	0	3			
Mike Hargrove, L OBP: 0.391, SLG: 0.365 John Ellis, R OBP: 0.258, SLG: 0.351 (10, PH)			G3		3-1			L3		6-3	3	0	0	0	0	0	0			
Inning Stats	R: 0 E: 0 K: 0 S: 4	H: 1 LOB: 1 BB: 0 P: 7	R: 0 E: 0 K: 0 S: 3	H: 0 LOB: 1 BB: 1 P: 7	R: 1 E: 0 K: 0 S: 5	H: 2 LOB: 1 BB: 0 P: 5	R: 0 E: 0 K: 0 S: 3	H: 1 LOB: 0 BB: 0 P: 3	R: 0 E: 0 K: 0 S: 3	H: 0 LOB: 0 BB: 0 P: 3	R: 0 E: 0 K: 0 S: 3	H: 1 LOB: 0 BB: 0 P: 3	R: 0 E: 0 K: 1 S: 5	H: 0 LOB: 0 BB: 0 P: 5	R: 0 E: 0 K: 0 S: 4	H: 1 LOB: 1 BB: 0 P: 4	1B: 4 2B: 2 3B: 0 HR: 0		SF: 0 SAC: 1 DP: 2 HBP: 0	WP: 1 PB: 0 SB: 0 CS: 0
PITCHER	IP WLS BF H R ER SO BB IBB HBP BLK WP HR S P ERA WHIP	10.0 W 36 6 1 1 1 2 0 0 0 1 0 36 44 0.90 0.800																		

Batter	1	2	3	4	5	6	7	8	9	AB	R	H	RBI	BB	SO	LOB	TOP									
Robin Yount, R OBP: 0.308, SLG: 0.377 (1, 6)										6	0	2	0	0	1	3										
Don Money, R OBP: 0.371, SLG: 0.445 (1, 4)										6	3	3	0	0	0	3										
Dave May, L OBP: 0.302, SLG: 0.326 (1, 10)										2	1	1	0	0	1	0										
Jim Wohlford, R OBP: 0.317, SLG: 0.364 (4, FH)										3	0	0	0	0	2	2										
Dick Davis, R OBP: 0.291, SLG: 0.394 (9, FH)										1	1	1	0	0	0	0										
Larry Hisle, R OBP: 0.368, SLG: 0.581 (1, 7)										5	3	4	4	1	1	0										
Ben Oglivie, L OBP: 0.352, SLG: 0.476 (1, 9)										5	2	2	2	1	1	3										
Sal Bando, R OBP: 0.376, SLG: 0.435 (1, 5)										5	4	3	5	1	0	1										
Gorman Thomas, R OBP: 0.362, SLG: 0.542 (1, 8)										4	3	3	2	2	0	1										
Tony Muser, L OBP: 0.167, SLG: 0.095 (1, 3)										4	0	1	2	1	1	2										
Buck Martinez, R OBP: 0.243, SLG: 0.247 (1, 2)										5	0	1	2	0	0	4										
Inning Stats	R: 0 E: 0 K: 1 S: 5	H: 1 LOB: 0 BB: 0 P: 5	R: 2 E: 0 K: 2 S: 9	H: 2 LOB: 0 BB: 0 P: 9	R: 6 E: 0 K: 0 S: 8	H: 5 LOB: 1 BB: 2 P: 16	R: 0 E: 0 K: 1 S: 7	H: 2 LOB: 2 BB: 0 P: 7	R: 2 E: 0 K: 1 S: 7	H: 2 LOB: 1 BB: 1 P: 11	R: 3 E: 0 K: 1 S: 8	H: 3 LOB: 1 BB: 1 P: 12	R: 1 E: 0 K: 0 S: 5	H: 2 LOB: 1 BB: 0 P: 5	R: 0 E: 0 K: 0 S: 3	H: 0 LOB: 2 BB: 2 P: 11	R: 3 E: 0 K: 1 S: 9	H: 4 LOB: 1 BB: 0 P: 9	1B: 16 2B: 2 3B: 0 HR: 3	SF: 0 SAC: 1 DP: 1 HBP: 0	WP: 2 PB: 0 SB: 0 CS: 0	PA: 53				
PITCHER	IP	WLS	BF	H	R	ER	SO	BB	IBB	HBP	BLK	WP	HR	S	P	ERA	WHIP									
Steve Comer, R ERA: 2.16 (1, 1)	2.2	L	15	7	7	3	3	1	0	0	0	0	1	20	24	23.62	3.000									
Paul Lindblad, L ERA: 3.99 (3, 1)	1.2		11	4	3	3	1	1	1	0	0	0	0	11	19	16.20	3.000									
Len Barker, R ERA: 4.15 (5, 1)	3.2		23	9	7	7	2	3	0	0	0	2	2	24	36	17.18	3.273									
Jim Umberger, L ERA: 4.54 (9, 1)	1.0		4	1	0	0	1	0	0	0	0	0	0	6	6	0.00	1.000									
Batter	1	2	3	4	5	6	7	8	9	AB	R	H	RBI	BB	SO	LOB	BOTTOM									
Bert Campaneris, R OBP: 0.274, SLG: 0.279 (1, 6)										5	0	1	0	0	0	2										
Juan Beniquez, R OBP: 0.323, SLG: 0.398 (1, 8)										4	1	1	1	1	0	1										
Jim Sundberg, R OBP: 0.365, SLG: 0.399 (1, 2)										2	1	0	0	2	2	1										
John Ellis, R OBP: 0.254, SLG: 0.345 (7, 2)										1	0	0	0	0	1	0										
Al Oliver, L OBP: 0.333, SLG: 0.500 (1, 7)										5	2	2	1	0	0	2										
Mike Jorgensen, L OBP: 0.308, SLG: 0.148 (9, 7)										0	0	0	0	0	0	0										
Bobby Bonds, R OBP: 0.339, SLG: 0.452 (1, 9)										3	2	3	3	1	0	0										
Bobby Thompson, S OBP: 0.288, SLG: 0.356 (8, 9)										1	0	0	0	0	0	0										
Kurt Bevacqua, R OBP: 0.248, SLG: 0.294 (1, 5)										4	0	1	2	1	0	3										
Gary Gray, R OBP: 0.333, SLG: 0.667 (1, 10)										5	1	3	1	0	1	2										
Bump Wills, S OBP: 0.288, SLG: 0.322 (1, 4)										4	0	0	0	0	0	4										
Jim Mason, L OBP: 0.276, SLG: 0.293 (8, 4)										1	0	0	0	0	0	1										
Mike Hargrove, L OBP: 0.392, SLG: 0.367 (1, 3)										4	1	2	0	0	0	0										
Inning Stats	R: 0 E: 0 K: 1 S: 5	H: 0 LOB: 0 BB: 0 P: 5	R: 0 E: 1 K: 0 S: 3	H: 0 LOB: 1 BB: 1 P: 7	R: 5 E: 0 K: 0 S: 9	H: 6 LOB: 2 BB: 1 P: 13	R: 0 E: 0 K: 1 S: 5	H: 0 LOB: 1 BB: 1 P: 9	R: 1 E: 0 K: 0 S: 5	H: 3 LOB: 1 BB: 0 P: 5	R: 0 E: 0 K: 0 S: 4	H: 1 LOB: 2 BB: 1 P: 8	R: 2 E: 0 K: 0 S: 6	H: 3 LOB: 1 BB: 0 P: 6	R: 0 E: 0 K: 1 S: 5	H: 0 LOB: 0 BB: 0 P: 5	R: 0 E: 0 K: 1 S: 5	H: 0 LOB: 1 BB: 1 P: 9	1B: 8 2B: 3 3B: 0 HR: 2	SF: 0 SAC: 0 DP: 2 HBP: 0	WP: 1 PB: 0 SB: 0 CS: 0	PA: 44				
PITCHER	IP	WLS	BF	H	R	ER	SO	BB	IBB	HBP	BLK	WP	HR	S	P	ERA	WHIP									
Jerry Augustine, L ERA: 4.79 (1, 1)	2.2		14	4	5	5	1	2	0	0	0	0	0	2	22	30	6.75	2.750								
Andy Reppogle, R ERA: 4.96 (3, 1)	4.0	W	22	9	3	3	1	2	0	0	0	0	2	22	30	6.75	2.750									
Randy Stein, R ERA: 4.32 (7, 1)	1.1		4	0	0	0	1	0	0	0	0	0	0	6	6	0.00	0.000									
Bill Castro, R ERA: 1.48 (9, 1)	1.0		4	0	0	0	1	1	0	0	0	0	0	5	9	0.00	1.000									

Milwaukee Brewers @ Texas Rangers
Arlington Stadium, Arlington, TX
Sun Jul 23 1978, 8:05 PM EDT
Att: 11,615 - Unknown

AB 46
R 17
H 21
RBI 17
BB 6
SO 7
LOB 19



Milwaukee Brewers @ Texas Rangers
Arlington Stadium, Arlington, TX
Sun Jul 23 1978, 8:05 PM EDT
Att: 11,615 - Unknown

AB 39
R 8
H 13
RBI 8
BB 5
SO 4
LOB 16



Batter	1	2	3	4	5	6	7	8	9	AB	R	H	RBI	BB	SO	LOB	TOP									
Larry Harlow, L OBP: 0.340, SLG: 0.345	K	K		2-3		FC6-4		K		6	0	1	1	0	3	1										
Rich Dauer, R OBP: 0.313, SLG: 0.390	K		1B			L5			1B	6	3	3	0	0	1	3										
Eddie Murray, S OBP: 0.348, SLG: 0.485	2B		1B					HR	1B	3	3	3	1	2	0	0										
Ken Singleton, S OBP: 0.416, SLG: 0.445	2B		1B						1B	2	1	1	1	3	1	0										
Carlos Lopez, R OBP: 0.276, SLG: 0.320	2B		1B						1B	0	1	0	0	0	0	0										
Lee May, R OBP: 0.279, SLG: 0.411	2B		K			P3			1B	4	1	1	2	1	2	5										
Pat Kelly, L OBP: 0.401, SLG: 0.397	2B		K			SF8			1B	4	1	3	4	0	1	2										
Mike Anderson, R	2B		K						1B	0	0	0	0	0	0	0										
Doug DeCinces, R OBP: 0.328, SLG: 0.482	F2		F9			F3			1-3	5	0	0	0	0	0	9										
Dave Skaggs, R OBP: 0.290, SLG: 0.172			F8			1-3			6-3	4	0	0	0	1	1	0										
Mark Belanger, R OBP: 0.282, SLG: 0.243	K					F2			6-3	3	0	0	1	1	1	0										
Inning Stats	R: 2 E: 0 K: 2 S: 8	H: 1 LOB: 2 BB: 3 P: 20	R: 0 E: 0 K: 2 S: 7	H: 0 LOB: 0 BB: 0 P: 7	R: 1 E: 0 K: 2 S: 10	H: 3 LOB: 2 BB: 0 P: 10	R: 0 E: 0 K: 0 S: 3	H: 0 LOB: 0 BB: 0 P: 3	R: 1 E: 0 K: 0 S: 4	H: 1 LOB: 2 BB: 2 P: 12	R: 0 E: 0 K: 1 S: 5	H: 0 LOB: 1 BB: 1 P: 9	R: 1 E: 0 K: 2 S: 9	H: 2 LOB: 1 BB: 0 P: 9	R: 0 E: 0 K: 1 S: 5	H: 0 LOB: 0 BB: 0 P: 5	R: 5 E: 0 K: 0 S: 8	H: 5 LOB: 2 BB: 2 P: 16	1B: 9 2B: 2 3B: 0 HR: 1	SF: 2 SAC: 0 DP: 0 HBP: 0	WP: 0 PB: 0 SB: 1 CS: 0	PA: 47				
PITCHER	IP	WLS	BF	H	R	ER	SO	BB	IBB	HBP	BLK	WP	HR	S	P	ERA	WHIP									
Fergie Jenkins, R ERA: 3.46	(1, 1)	8.0	L	39	9	7	7	10	6	0	0	0	0	1	53	77	7.88	1.875								
Reggie Cleveland, R ERA: 3.25	(9, 1)	0.2		6	2	2	2	0	0	2	0	0	0	0	4	12	27.00	3.000								
Jim Umberger, L ERA: 4.52	(9, 1)	0.1		2	1	1	1	0	0	0	0	0	0	0	2	2	27.00	3.000								

Baltimore Orioles @ Texas Rangers
Arlington Stadium, Arlington, TX
Mon Jul 24 1978, 8:05 PM EDT
Att: 11,732 - Unknown

AB	37
R	10
H	12
RBI	10
BB	8
SO	10
LOB	20




Batter	1	2	3	4	5	6	7	8	9	AB	R	H	RBI	BB	SO	LOB	BOTTOM									
Mike Hargrove, L OBP: 0.390, SLG: 0.363	K			P6					F7	4	0	0	0	0	1	1										
Juan Beniquez, R OBP: 0.324, SLG: 0.402	P4			2B		FC5			5-3	5	0	2	2	0	0	2										
Jim Sundberg, R OBP: 0.385, SLG: 0.400	4-3			1B		K2-3			2B	4	0	1	0	1	2	2										
Al Oliver, L OBP: 0.331, SLG: 0.495			6-3	4-3					1-3	5	1	1	0	0	0	3										
Bobby Bonds, R OBP: 0.340, SLG: 0.449			5-3			1B			F8	2	2	0	0	2	0	1										
Gary Gray, R OBP: 0.385, SLG: 0.615						2B			S	4	1	2	1	0	2	1										
Bobby Thompson, S OBP: 0.288, SLG: 0.356	K					1B			1B	0	0	0	0	0	0	0										
Kurt Bevacqua, R OBP: 0.295, SLG: 0.308						1B			G1-6-3	4	1	2	2	0	0	1										
Bump Wills, S OBP: 0.293, SLG: 0.323						2B			S	2	1	1	1	2	0	0										
Bert Campaneris, R OBP: 0.269, SLG: 0.274						K			5-3	4	0	0	0	0	1	5										
Inning Stats	R: 0 E: 0 K: 1 S: 5	H: 0 LOB: 0 BB: 0 P: 5	R: 0 E: 0 K: 1 S: 5	H: 0 LOB: 0 BB: 0 P: 5	R: 0 E: 0 K: 0 S: 3	H: 0 LOB: 0 BB: 0 P: 3	R: 0 E: 0 K: 0 S: 4	H: 2 LOB: 1 BB: 0 P: 4	R: 3 E: 0 K: 2 S: 10	H: 3 LOB: 2 BB: 1 P: 15	R: 1 E: 0 K: 1 S: 7	H: 2 LOB: 2 BB: 1 P: 11	R: 0 E: 0 K: 1 S: 5	H: 0 LOB: 0 BB: 0 P: 5	R: 1 E: 0 K: 0 S: 3	H: 1 LOB: 1 BB: 1 P: 7	R: 1 E: 0 K: 0 S: 4	H: 1 LOB: 2 BB: 2 P: 12	1B: 6 2B: 3 3B: 0 HR: 0	SF: 0 SAC: 0 DP: 1 HBP: 1	WP: 2 PB: 0 SB: 2 CS: 0	PA: 40				
PITCHER	IP	WLS	BF	H	R	ER	SO	BB	IBB	HBP	BLK	WP	HR	S	P	ERA	WHIP									
Dennis Martinez, R ERA: 5.08	(1, 1)	4.0		17	5	3	3	2	1	0	0	0	0	20	24	6.75	1.500									
Tippy Martinez, L ERA: 5.46	(5, 1)	3.0		13	2	1	1	4	1	0	1	0	2	0	19	24	3.00	1.000								
Don Stanhouse, R ERA: 3.23	(8, 1)	1.2	W	9	2	2	2	0	3	0	0	0	0	6	18	10.80	3.000									
Scott McGregor, L ERA: 3.88	(9, 1)	0.1	S	1	0	0	0	0	0	0	0	0	0	1	1	0.00	0.000									

Baltimore Orioles @ Texas Rangers
Arlington Stadium, Arlington, TX
Mon Jul 24 1978, 8:05 PM EDT
Att: 11,732 - Unknown

AB	34
R	6
H	9
RBI	6
BB	5
SO	6
LOB	16




Batter	1	2	3	4	5	6	7	8	9	AB	R	H	RBI	BB	SO	LOB	TOP			
Jerry Remy, L (1,4) OBP: 0.299, SLG: 0.329	0-0 4-3		0-0 F6			0-0 6-3		0-0 B5-3	4 0 0 0 0 0											
Fred Lynn, L (1,8) OBP: 0.400, SLG: 0.545	0-0 G3			0-0 4-3 2B		0-0 4-3		0-0 5-3	4 0 1 0 0 0											
Jim Rice, R (1,10) OBP: 0.373, SLG: 0.597	4-0 WP BB			0-0 6-3			0-0 P8		2 0 0 0 1 0 1											
Carl Yastrzemski, L (1,7) OBP: 0.394, SLG: 0.429	0-0 G3			0-0 4-3			0-0 G3		2 0 0 0 0 0 2											
Garry Hancock, L (5,7) OBP: 0.143, SLG: 0.143	1-2			2-3 4-3					1 0 0 0 0 0 0											
Carlton Fisk, R (1,2) OBP: 0.385, SLG: 0.546		0-0 L7		0-0 6-3			0-0 6-3		3 0 0 0 0 0 1											
Butch Hobson, R (1,5) OBP: 0.320, SLG: 0.449	0-3 K				0-0 G4-6-3 1B		0-3 K		3 0 1 0 0 2 0											
George Scott, R (1,3) OBP: 0.331, SLG: 0.427	0-0 1-3				0-0 G4-6-3 1-2		0-3 K		3 0 0 0 0 1 1								AB 28 R 0 H 2 RBI 0 BB 1 SO 5 LOB 5			
Dwight Evans, R (1,9) OBP: 0.356, SLG: 0.495			0-0 6-3		0-3 K		0-3 K		3 0 0 0 0 2 0											
Frank Duffy, R (1,6) OBP: 0.263, SLG: 0.270			0-0 6-3			0-0 6-3		0-0 G3	2 0 0 0 0 0 0											
Jack Brohamer, L (9,PH) OBP: 0.327, SLG: 0.381									1 0 0 0 0 0 0											
Inning Stats	R: 0 E: 0 K: 0 S: 3	H: 0 LOB: 1 BB: 1 P: 7	R: 0 E: 0 K: 1 S: 5	H: 0 LOB: 0 BB: 0 P: 5	R: 0 E: 0 K: 0 S: 3	H: 0 LOB: 0 BB: 0 P: 3	R: 0 E: 0 K: 0 S: 4	H: 1 LOB: 1 BB: 0 P: 4	R: 0 E: 0 K: 1 S: 5	H: 1 LOB: 0 BB: 0 P: 5	R: 0 E: 0 K: 0 S: 3	H: 0 LOB: 0 BB: 0 P: 3	R: 0 E: 0 K: 3 S: 9	H: 0 LOB: 0 BB: 0 P: 9	R: 0 E: 0 K: 0 S: 3	H: 0 LOB: 0 BB: 0 P: 3	1B: 1 2B: 1 3B: 0 HR: 0	SF: 0 SAC: 0 DP: 1 HBP: 0	WP: 1 PB: 0 SB: 0 CS: 0	PA: 29
PITCHER Doc Medich, R (1,1) ERA: 3.57	IP: 9.0 WLS: W BF: 29 H: 2 R: 0 ER: 0 SO: 5 BB: 1 IBB: 0 HBP: 0 BLK: 0 WP: 1 HR: 0 S: 38 P: 42 ERA: 0.00 WHIP: 0.333															PITCHER				

Boston Red Sox @ Texas Rangers
Arlington Stadium, Arlington, TX
Wed Jul 26 1978, 8:05 PM EDT
Att: 21,671 - Unknown - 95 F

AB 28
R 0
H 2
RBI 0
BB 1
SO 5
LOB 5



Batter	1	2	3	4	5	6	7	8	9	AB	R	H	RBI	BB	SO	LOB	BOTTOM			
Mike Hargrove, L (1,3) OBP: 0.396, SLG: 0.365	0-0 PB 1B		4-0 BB		0-3 K		4-0 IBB		2 0 1 0 2 1 0											
Juan Beniquez, R (1,8) OBP: 0.321, SLG: 0.408	0-0 B1		0-3 K		0-0 L6		0-0 F6		4 0 0 0 0 1 4											
Jim Sundberg, R (1,2) OBP: 0.387, SLG: 0.398	0-3 K		0-3 K			0-0 6-3		0-3 K	1 0 0 0 0 1 1											
John Ellis, R (2,2) OBP: 0.242, SLG: 0.328	1-2 K								3 0 0 0 0 2 1											
Al Oliver, L (1,7) OBP: 0.331, SLG: 0.488	4-0 BB		0-0 6-3			0-0 F8		0-0 HR 1B	3 1 1 0 1 0 1											
Bobby Bonds, R (1,9) OBP: 0.350, SLG: 0.462	0-3 K			0-0 S 1B		0-0 1B		1-H HR	4 1 3 2 0 1 2											
Gary Gray, R (1,10) OBP: 0.227, SLG: 0.364		0-0 E6		0-0 F4		0-0 6-3		0-0 E5 1-3	4 0 0 0 0 0 2											
John Lowenstein, L (8,FR) OBP: 0.363, SLG: 0.439									0 0 0 0 0 0 0											
Kurt Bevacqua, R (1,5) OBP: 0.255, SLG: 0.304	0-0 P9		0-0 1-3		0-0 1-3		0-0 SH1 1B		4 0 1 0 0 0 3								AB 31 R 2 H 6 RBI 2 BB 4 SO 7 LOB 20			
Bump Wills, S (1,4) OBP: 0.296, SLG: 0.321	0-0 F8		0-0 5-3				0-0 SH1		2 0 0 0 1 0 2											
Bert Campaneris, R (1,6) OBP: 0.265, SLG: 0.268	0-0 L9				0-0 F7		0-3 K		4 0 0 0 0 1 4											
Inning Stats	R: 0 E: 0 K: 2 S: 8	H: 1 LOB: 2 BB: 1 P: 12	R: 0 E: 1 K: 0 S: 4	H: 0 LOB: 1 BB: 0 P: 4	R: 0 E: 0 K: 2 S: 7	H: 0 LOB: 1 BB: 1 P: 11	R: 0 E: 0 K: 0 S: 4	H: 1 LOB: 0 BB: 0 P: 4	R: 0 E: 0 K: 1 S: 5	H: 0 LOB: 0 BB: 0 P: 5	R: 0 E: 0 K: 0 S: 4	H: 1 LOB: 1 BB: 0 P: 4	R: 0 E: 0 K: 1 S: 6	H: 1 LOB: 2 BB: 1 P: 10	R: 2 E: 1 K: 1 S: 8	H: 2 LOB: 2 BB: 1 P: 12	1B: 5 2B: 0 3B: 0 HR: 1	SF: 0 SAC: 1 DP: 0 HBP: 0	WP: 0 PB: 1 SB: 2 CS: 0	PA: 36
PITCHER Dennis Eckersley, R (1,1) ERA: 3.53	IP: 8.0 WLS: L BF: 36 H: 6 R: 2 ER: 2 SO: 7 BB: 2 IBB: 2 HBP: 0 BLK: 0 WP: 0 HR: 1 S: 46 P: 62 ERA: 2.25 WHIP: 1.000															PITCHER				

Boston Red Sox @ Texas Rangers
Arlington Stadium, Arlington, TX
Wed Jul 26 1978, 8:05 PM EDT
Att: 21,671 - Unknown - 95 F

AB 31
R 2
H 6
RBI 2
BB 4
SO 7
LOB 20



Batter	1	2	3	4	5	6	7	8	9	AB	R	H	RBI	BB	SO	LOB	TOP			
Jerry Remy, L (1,4) OBP: 0.296, SLG: 0.326	0-3 K		0-3 K		0-0 F7		0-0 F8			4	0	0	0	0	2	3				
Sam Bowen, R (1,8) OBP: 0.250, SLG: 0.571	0-3 K		0-0 HR		0-0 F5			0-0 1-3		4	1	1	1	0	1	1				
Jim Rice, R (1,7) OBP: 0.372, SLG: 0.594	0-3 K		0-0 FC6 1B		0-0 5-3			0-0 5-3		4	0	1	0	0	1	0				
Carlton Fisk, R (1,2)		0-0 F8	0-0 FC6 1-2		0-0 5-3			0-0 L5		4	0	0	0	0	0	1				
Butch Hobson, R (1,5)		0-0 F8		0-0 L6				0-0 F9		4	0	0	0	0	0	0				
Bob Bailey, R (1,10) OBP: 0.322, SLG: 0.441		0-0 1B		0-0 F9		0-0 1B BB		0-0 6-3		3	0	1	0	1	0	0				
Dwight Evans, R (1,9) OBP: 0.363, SLG: 0.498		0-0 FC6-4 1B		0-0 CS 1B		0-0 F5		0-0 FC4 1B		4	0	3	0	0	0	1				
Fred Kendall, R (1,3) OBP: 0.206, SLG: 0.250		0-0 FC6-4 1-2		0-0 CS 1-2	0-0 F9		0-0 F7	0-0 FC4 1-2		4	0	0	0	0	0	4				
Frank Duffy, R (1,6) OBP: 0.276, SLG: 0.283			0-0 6-3		0-0 1B			0-0 1-2 1B		3	0	2	0	0	0	0				
Inning Stats	R: 0 E: 0 K: 3 S: 9	H: 0 LOB: 0 BB: 0 P: 9	R: 0 E: 0 K: 0 S: 5	H: 2 LOB: 2 BB: 0 P: 5	R: 1 E: 0 K: 1 S: 7	H: 2 LOB: 1 BB: 0 P: 7	R: 0 E: 0 K: 0 S: 3	H: 1 LOB: 1 BB: 0 P: 3	R: 0 E: 0 K: 0 S: 4	H: 0 LOB: 0 BB: 0 P: 3	R: 0 E: 0 K: 0 S: 4	H: 1 LOB: 2 BB: 1 P: 8	R: 0 E: 0 K: 0 S: 3	H: 0 LOB: 0 BB: 0 P: 3	R: 0 E: 0 K: 0 S: 4	H: 1 LOB: 1 BB: 0 P: 4	1B: 7 2B: 0 3B: 0 HR: 1	SF: 0 SAC: 0 DP: 0 HBP: 0	WP: 0 PB: 0 SB: 0 CS: 1	PA: 36
PITCHER Jon Matlack, L (1,1) ERA: 2.24	IP: 9.0 WLS: W BF: 35 H: 8 R: 1 ER: 1 SO: 4 BB: 1 IBB: 0 HBP: 0 BLK: 0 WP: 0 HR: 1 S: 42 P: 46 ERA: 1.00 WHIP: 1.000																			

Boston Red Sox @ Texas Rangers
Arlington Stadium, Arlington, TX
Thu Jul 27 1978, 8:05 PM EDT
Att: 29,684 - Unknown

AB 34
R 1
H 8
RBI 1
BB 1
SO 4
LOB 10



Batter	1	2	3	4	5	6	7	8	9	AB	R	H	RBI	BB	SO	LOB	BOTTOM			
Mike Hargrove, L (1,3) OBP: 0.394, SLG: 0.372	0-0 F8		0-0 6-3		0-0 HR			0-3 K		4	1	1	1	0	1	0				
Juan Beniquez, R (1,8) OBP: 0.316, SLG: 0.402	0-0 F9			0-0 F2	0-0 F8			0-3 K		4	0	0	0	0	1	0				
Jim Sundberg, R (1,2) OBP: 0.385, SLG: 0.394	0-0 6-3			1-0 1B E HBP	0-0 5-3			0-0 F7		3	1	0	0	0	0	0				
Al Oliver, L (1,7) OBP: 0.331, SLG: 0.486		0-0 6-3		0-0 E 1B		0-0 F4				3	0	1	0	0	0	0				
Bobby Bonds, R (1,9) OBP: 0.350, SLG: 0.459		1-0 1B HBP		0-0 FC5 1-3 3-H		0-0 2-3				2	0	0	0	0	0	1				
Gary Gray, R (1,10) OBP: 0.240, SLG: 0.360		0-0 1-2 1B		0-0 F2		0-0 5-3				3	0	1	0	0	0	2				
Kurt Bevacqua, R (1,5) OBP: 0.250, SLG: 0.298		0-0 L6		0-0 F9			0-0 1-3			3	0	0	0	0	0	3				
Bump Wills, S (1,4) OBP: 0.296, SLG: 0.330			0-0 B2-3		0-0 HR		0-3 K			3	1	1	1	0	1	0				
Bert Campaneris, R (1,6) OBP: 0.262, SLG: 0.265			0-0 5-3		0-3 K		0-0 6-3			3	0	0	0	0	1	0				
Inning Stats	R: 0 E: 0 K: 0 S: 3	H: 0 LOB: 0 BB: 0 P: 3	R: 0 E: 0 K: 0 S: 3	H: 1 LOB: 1 BB: 0 P: 4	R: 0 E: 0 K: 0 S: 3	H: 0 LOB: 0 BB: 0 P: 3	R: 1 E: 1 K: 0 S: 5	H: 1 LOB: 2 BB: 0 P: 6	R: 2 E: 0 K: 1 S: 7	H: 2 LOB: 0 BB: 0 P: 7	R: 0 E: 0 K: 0 S: 3	H: 0 LOB: 0 BB: 0 P: 3	R: 0 E: 0 K: 1 S: 5	H: 0 LOB: 0 BB: 0 P: 5	R: 0 E: 0 K: 2 S: 7	H: 0 LOB: 0 BB: 0 P: 7	1B: 2 2B: 0 3B: 0 HR: 2	SF: 0 SAC: 0 DP: 0 HBP: 2	WP: 0 PB: 0 SB: 0 CS: 0	PA: 30
PITCHER Luis Tiant, R (1,1) ERA: 3.19	IP: 8.0 WLS: L BF: 30 H: 4 R: 3 ER: 2 SO: 4 BB: 0 IBB: 0 HBP: 2 BLK: 0 WP: 0 HR: 2 S: 36 P: 38 ERA: 2.25 WHIP: 0.500																			

Boston Red Sox @ Texas Rangers
Arlington Stadium, Arlington, TX
Thu Jul 27 1978, 8:05 PM EDT
Att: 29,684 - Unknown

AB 28
R 3
H 4
RBI 2
BB 0
SO 4
LOB 6



Batter	1	2	3	4	5	6	7	8	9	AB	R	H	RBI	BB	SO	LOB	TOP		
Mike Hargrove, L (1, 3) OBP: 0.395, SLG: 0.369 Mike Jorgensen, L (8, FR) OBP: 0.368, SLG: 0.148	4-0 SH5-3 BB		0-0 G3		0-0 F9			0-0 HR 1B		3	0	1	0	1	0	3	<p>Texas Rangers @ Chicago White Sox Comiskey Park, Chicago, IL Sat Jul 29 1978, 4:33 AM EDT Att: 27,662 - Unknown - 70 F</p> <p>livebaseballscores.com</p>		
Juan Beniquez, R (1, 8) OBP: 0.307, SLG: 0.389	0-0 SH5-3 1-2			0-3 K		0-0 F2		0-0 F9		3	0	0	0	0	1	1			
Jim Sundberg, R (1, 2) OBP: 0.384, SLG: 0.399	0-0 F2			0-0 6-3		0-0 3B		0-0 F9		4	0	1	0	0	0	2			
Al Oliver, L (1, 7) OBP: 0.338, SLG: 0.508	0-0 F5			0-0 3-1		0-0 F5		0-0 1-H HR		4	1	1	2	0	0	2			
Bobby Bonds, R (1, 9) OBP: 0.355, SLG: 0.480		0-3 K			0-0 1B 2B		0-3 K		4-0 BB	3	0	1	0	1	2	1			
John Lowenstein, L (1, 10) OBP: 0.381, SLG: 0.421		0-3 K			4-0 1B BB			0-0 G3	0-0 F7	3	0	0	0	1	1	1			
Kurt Bevacqua, R (1, 5) OBP: 0.242, SLG: 0.287		0-0 F9			0-3 K		0-0 F6		0-3 K	4	0	0	0	0	2	2			
Bump Wills, S (1, 4) OBP: 0.300, SLG: 0.333			0-3 K		0-0 1-2 2-3 1B		0-0 S 1B		0-0 G5-4-3 1B	4	0	3	0	0	1	0			
Bert Campaneris, R (1, 6) OBP: 0.254, SLG: 0.256			0-0 F8		0-3 K		0-0 L5		0-0 G5-4-3 1-2	4	0	0	0	0	1	5			
Inning Stats	R: 0 E: 0 K: 0 S: 3	H: 0 LOB: 1 BB: 1 P: 7	R: 0 E: 0 K: 2 S: 7	H: 0 LOB: 0 BB: 0 P: 7	R: 0 E: 0 K: 1 S: 5	H: 0 LOB: 0 BB: 0 P: 5	R: 0 E: 0 K: 1 S: 5	H: 2 LOB: 3 BB: 1 P: 5	R: 0 E: 0 K: 2 S: 9	H: 1 LOB: 1 BB: 0 P: 6	R: 0 E: 0 K: 0 S: 4	H: 1 LOB: 1 BB: 0 P: 4	R: 2 E: 0 K: 0 S: 5	H: 2 LOB: 1 BB: 1 P: 9	R: 0 E: 0 K: 1 S: 5	H: 1 LOB: 0 BB: 0 P: 5	1B: 4 2B: 1 3B: 1 HR: 1	SF: 0 SAC: 1 DP: 1 HBP: 0	WP: 0 PA: 36 PB: 0 SB: 1 CS: 0
PITCHER	IP WLS BF H R ER SO BB IBB HBP BLK WP HR S P ERA WHIP																		
Steve Stone, R (1, 1) ERA: 4.12	7.2 W 31 6 2 2 7 2 0 0 0 0 1 43 51 2.35 1.043																		
Jim Willoughby, R (8, 1) ERA: 3.51	1.1 5 1 0 0 1 1 0 0 0 0 0 6 10 0.00 1.500																		

Batter	1	2	3	4	5	6	7	8	9	AB	R	H	RBI	BB	SO	LOB	BOTTOM		
Thad Bosley, L (1, 8) OBP: 0.333, SLG: 0.365	0-0 SH5-3 HR 1B		0-0 6-3	0-0 S 1B		0-3 K		0-0 CS 1B		5	1	3	1	0	1	0	<p>Texas Rangers @ Chicago White Sox Comiskey Park, Chicago, IL Sat Jul 29 1978, 4:33 AM EDT Att: 27,662 - Unknown - 70 F</p> <p>livebaseballscores.com</p>		
Don Kessinger, S (1, 6) OBP: 0.325, SLG: 0.319	0-0 SH5-3 1-2		0-0 4-3	0-3 3-H K		0-0 5-3		0-0 CS		3	0	0	0	0	1	1			
Jorge Orta, L (1, 4) OBP: 0.347, SLG: 0.463	0-0 2-H HR		0-0 2B		0-0 1B 2B		1-0 1B 6-3 HBP			3	1	3	2	0	0	0			
Eric Soderholm, R (1, 5) OBP: 0.321, SLG: 0.447 Kevin Bell, R (8, 5) OBP: 0.273, SLG: 0.200	0-0 5-3		0-0 6-3		0-0 F3		0-0 6-3			4	0	0	0	0	0	3			
Ralph Garr, L (1, 7) OBP: 0.317, SLG: 0.349 Henry Cruz, L (8, 7) OBP: 0.292, SLG: 0.351	0-0 4-3			0-0 F3		0-0 2-3 1B		0-0 BB 1B		4	0	2	0	0	0	0			
Bob Molinaro, L (1, 10) OBP: 0.335, SLG: 0.412 Tom Spencer, R (5, FH) OBP: 0.364, SLG: 0.355		0-0 4-3 SF8 2B		4-0 1B 2B BB		0-0 F6		4-0 1-2 BB		1	2	1	0	1	0	0			
Claudell Washington, L (1, 9) OBP: 0.261, SLG: 0.345		0-0 4-3 2-3		0-0 1-3 2B 1B		0-0 4-3		0-3 K		4	1	1	0	0	1	6			
Lamar Johnson, R (1, 3) OBP: 0.307, SLG: 0.363		0-0 SF8		0-0 F7 1B 2B		0-0 F9		0-0 F8		3	1	1	3	0	0	0			
Mike Colbern, R (1, 2) OBP: 0.318, SLG: 0.333		3-H K		0-3 F7		0-0 F8		0-0 6-3		4	0	0	0	0	1	1			
Inning Stats	R: 2 E: 0 K: 0 S: 5	H: 2 LOB: 0 BB: 0 P: 5	R: 1 E: 0 K: 1 S: 6	H: 1 LOB: 0 BB: 0 P: 6	R: 0 E: 0 K: 0 S: 4	H: 1 LOB: 1 BB: 0 P: 4	R: 3 E: 0 K: 1 S: 8	H: 3 LOB: 1 BB: 1 P: 12	R: 0 E: 0 K: 0 S: 5	H: 2 LOB: 2 BB: 0 P: 5	R: 0 E: 0 K: 1 S: 5	H: 0 LOB: 0 BB: 0 P: 5	R: 0 E: 0 K: 1 S: 6	H: 1 LOB: 3 BB: 1 P: 11	R: 0 E: 0 K: 0 S: 3	H: 1 LOB: 0 BB: 0 P: 3	1B: 6 2B: 4 3B: 0 HR: 1	SF: 1 SAC: 1 DP: 0 HBP: 1	WP: 0 PA: 38 PB: 0 SB: 1 CS: 1
PITCHER	IP WLS BF H R ER SO BB IBB HBP BLK WP HR S P ERA WHIP																		
Fergie Jenkins, R (1, 1) ERA: 3.74	3.2 L 19 7 6 6 1 1 0 0 0 0 0 0 20 24 14.73 2.182																		
Paul Lindblad, L (4, 1) ERA: 3.44	3.1 15 3 0 0 3 1 0 1 0 0 0 19 24 0.00 1.200																		
Reggie Cleveland, R (8, 1) ERA: 3.04	1.0 3 1 0 0 0 0 0 0 0 0 0 3 3 0.00 1.000																		

Batter	1	2	3	4	5	6	7	8	9	AB	R	H	RBI	BB	SO	LOB	TOP			
Mike Hargrove, L (1, 3) OBP: 0.392, SLG: 0.362	4-0 FC6-4 BB		4-0 BB		0-0 F9		0-0 3-1			2	0	0	0	2	0	0				
Juan Beniquez, R (1, 8) OBP: 0.303, SLG: 0.380	0-0 FC6-4 1-2		0-0 F4		0-0 CS 1B			0-0 6-3		4	0	1	0	0	0	2				
Jim Sundberg, R (1, 2) OBP: 0.383, SLG: 0.397	0-0 F8			0-0 BB 1B	0-0 1-2 1B			0-0 F6		4	1	2	0	0	0	1				
Al Oliver, L (1, 7) OBP: 0.346, SLG: 0.519	0-3 K			0-0 F7	0-0 4-3			0-0 2B		4	0	1	0	0	1	3				
Bobby Bonds, R (1, 9) OBP: 0.352, SLG: 0.474		0-0 F9		4-0 BB 1-2 BB		0-0 F5		0-0 F9		3	0	0	0	1	0	1				
John Lowenstein, L (1, 10) OBP: 0.346, SLG: 0.395		0-0 F7		0-3 K		0-0 F8			0-0 G3	4	0	0	0	0	1	2				
Toby Harrah, R (1, 5) OBP: 0.332, SLG: 0.303		0-3 K		4-0 BB 1-2 2-3		0-0 5-3			4-0 G5-4-3 BB	2	0	0	0	2	1	0				
Bump Wills, S (1, 4) OBP: 0.306, SLG: 0.331			0-0 4-3	4-0 BB 1-2 2-3 3-H			0-0 F7		0-0 G5-4-3	3	0	0	1	1	0	1				
Bert Campaneris, R (1, 6) OBP: 0.249, SLG: 0.251			0-0 F2	0-0 F6			0-0 4-3			3	0	0	0	0	0	3				
Inning Stats	R: 0 E: 0 K: 1 S: 5	H: 0 LOB: 1 BB: 1 P: 9	R: 0 E: 0 K: 1 S: 5	H: 0 LOB: 0 BB: 0 P: 5	R: 0 E: 0 K: 0 S: 3	H: 0 LOB: 1 BB: 1 P: 7	R: 1 E: 0 K: 1 S: 6	H: 1 LOB: 3 BB: 3 P: 18	R: 0 E: 0 K: 0 S: 4	H: 2 LOB: 1 BB: 0 P: 4	R: 0 E: 0 K: 0 S: 3	H: 0 LOB: 0 BB: 0 P: 3	R: 0 E: 0 K: 0 S: 4	H: 1 LOB: 1 BB: 1 P: 4	R: 0 E: 0 K: 0 S: 2	H: 0 LOB: 0 BB: 1 P: 6	1B: 3 2B: 1 3B: 0 HR: 0	SF: 0 SAC: 0 DP: 1 HBP: 0	WP: 0 PB: 0 SB: 0 CS: 1	PA: 35
PITCHER Ed Figueroa, R (1, 1) ERA: 3.19	IP: 9.0 WLS: W BF: 35 H: 4 R: 1 ER: 1 SO: 3 BB: 6 IBB: 0 HBP: 0 BLK: 0 WP: 0 HR: 0 S: 35 P: 59 ERA: 1.00 WHIP: 1.111															PITCHER				

Texas Rangers @ New York Yankees
Yankee Stadium, Bronx, NY
Mon Jul 31 1978, 7:05 PM EDT
Att: 15,419 - Unknown - 64 F


AB 29
R 1
H 4
RBI 1
BB 6
SO 3
LOB 13





Batter	1	2	3	4	5	6	7	8	9	AB	R	H	RBI	BB	SO	LOB	BOTTOM			
Mickey Rivers, L (1, 8) OBP: 0.287, SLG: 0.379	0-0 HR	0-0 FC4-6 1-2 2-3		0-0 4-3		0-0 F8		0-3 K		5	1	1	1	0	1	4				
Willie Randolph, R (1, 4) OBP: 0.355, SLG: 0.343	0-0 6-3	0-0 2-4-5 3-H	0-0 2B	0-0 1B			0-0 6-3			4	0	2	0	0	0	0				
Thurman Munson, R (1, 2) OBP: 0.329, SLG: 0.398	0-0 2B 1B		0-0 2B 1B	0-0 F6			0-0 F8			4	2	2	0	0	0	1				
Reggie Jackson, L (1, 9) OBP: 0.355, SLG: 0.478	0-0 2B		4-0 2B BB		0-3 K		0-0 F9			3	0	1	1	1	1	0				
Lou Piniella, R (1, 7) OBP: 0.366, SLG: 0.445 Jay Johnstone, L (8, PR) OBP: 0.248, SLG: 0.247	0-0 6-3		0-0 2B		0-3 K			0-0 1B 1B 2B		4	0	2	1	0	1	1				
Chris Chambliss, L (1, 3) OBP: 0.329, SLG: 0.370	0-0 6-3		0-0 F5		0-3 K			0-0 1B 1B		4	1	1	0	0	1	3				
Graig Nettles, L (1, 5) OBP: 0.337, SLG: 0.432		0-0 4-3	4-0 FC6-4 BB			0-0 CS 1B		0-0 1B 1B		3	0	2	2	1	0	0				
Roy White, S (1, 10) OBP: 0.344, SLG: 0.413		0-0 FC4-6 2-4-5 1B	0-0 FC6-4 1-2			0-0 SF7 3B		0-0 G1-4-3		4	1	2	0	0	0	5				
Bucky Dent, R (1, 6) OBP: 0.292, SLG: 0.332 Brian Doyle, L (8, PR) OBP: 0.243, SLG: 0.243	0-0 FC4-6 1-2 1B		0-3 K			0-0 SF7		0-0 1B		3	0	2	1	0	1	0				
Inning Stats	R: 2 E: 0 K: 0 S: 6	H: 3 LOB: 1 BB: 0 P: 6	R: 0 E: 0 K: 0 S: 4	H: 2 LOB: 2 BB: 0 P: 4	R: 1 E: 0 K: 0 S: 5	H: 3 LOB: 3 BB: 2 P: 13	R: 0 E: 0 K: 1 S: 6	H: 1 LOB: 1 BB: 0 P: 6	R: 0 E: 0 K: 3 S: 9	H: 0 LOB: 0 BB: 0 P: 9	R: 1 E: 0 K: 0 S: 4	H: 2 LOB: 0 BB: 0 P: 4	R: 0 E: 0 K: 0 S: 3	H: 0 LOB: 0 BB: 0 P: 3	R: 2 E: 0 K: 1 S: 8	H: 4 LOB: 2 BB: 0 P: 8	1B: 9 2B: 4 3B: 1 HR: 1	SF: 1 SAC: 0 DP: 1 HBP: 0	WP: 1 PB: 0 SB: 0 CS: 1	PA: 37
PITCHER Doc Medich, R (1, 1) ERA: 3.75 Paul Lindblad, L (3, 1) ERA: 3.63	IP: 2.1 WLS: L BF: 15 H: 8 R: 3 ER: 3 SO: 3 BB: 1 IBB: 0 HBP: 0 BLK: 0 WP: 0 HR: 1 S: 13 P: 17 ERA: 11.57 WHIP: 3.857															PITCHER				

Texas Rangers @ New York Yankees
Yankee Stadium, Bronx, NY
Mon Jul 31 1978, 7:05 PM EDT
Att: 15,419 - Unknown - 64 F

AB 34
R 6
H 15
RBI 6
BB 2
SO 5
LOB 14



Batter	1	2	3	4	5	6	7	8	9	AB	R	H	RBI	BB	SO	LOB	TOP								
Mike Hargrove, L (1, 10) OBP: 0.391, SLG: 0.364	0-3 K		0-0 L4		0-0 F6			0-0 3-1 2B		4	0	1	0	0	1	1	<p>Texas Rangers @ New York Yankees Yankee Stadium, Bronx, NY Tue Aug 01 1978, 7:05 PM EDT Att: 18,485 - Unknown - 67 F</p> <p>livebaseballscores.com</p> <p>AB 31 R 1 H 4 RBI 1 BB 4 SO 6 LOB 13</p> 								
Bump Wills, S (1, 4) OBP: 0.306, SLG: 0.328	4-0 S BB		0-0 F8			0-0 4-3		0-0 3-1		3	0	0	0	1	0	1									
Jim Sundberg, R (1, 2) OBP: 0.382, SLG: 0.394	0-3 K			4-0 BB		0-0 F7		0-0 F8		3	0	0	0	1	1	2									
Al Oliver, L (1, 7) OBP: 0.345, SLG: 0.516	0-0 3-1			0-0 F8		0-0 1B			0-0 F8	4	0	1	0	0	0	2									
Bobby Bonds, R (1, 9) OBP: 0.351, SLG: 0.479		0-0 5-3		0-3 K		0-3 K			0-0 HR	4	1	1	1	0	2	2									
Toby Harrah, R (1, 5) OBP: 0.331, SLG: 0.300		4-0 BB		0-0 F4			0-0 F2		0-0 6-3	3	0	0	0	1	0	1									
Mike Jorgensen, L (1, 3) Kurt Bevacqua, R (0, PH) OBP: 0.341, SLG: 0.133 OBP: 0.247, SLG: 0.287		0-0 F8			0-0 F7		0-0 F8		4-0 FC6-4 BB	3	0	0	0	0	0	1									
Juan Beniquez, R (1, 8) OBP: 0.302, SLG: 0.382	0-3 K				0-0 2B		0-0 6-3		0-0 FC6-4	4	0	1	0	0	1	2									
Bert Campaneris, R (1, 6) OBP: 0.246, SLG: 0.248			0-3 K		0-0 F3			0-0 F7		3	0	0	0	0	1	1									
Inning Stats	R: 0 E: 0 K: 2 S: 7	H: 0 LOB: 1 BB: 1 P: 11	R: 0 E: 0 K: 1 S: 5	H: 0 LOB: 0 BB: 1 P: 9	R: 0 E: 0 K: 1 S: 5	H: 0 LOB: 0 BB: 0 P: 5	R: 0 E: 0 K: 1 S: 5	H: 0 LOB: 1 BB: 0 P: 9	R: 0 E: 0 K: 0 S: 4	H: 1 LOB: 1 BB: 0 P: 4	R: 0 E: 0 K: 0 S: 6	H: 1 LOB: 0 BB: 0 P: 6	R: 0 E: 0 K: 0 S: 3	H: 0 LOB: 0 BB: 0 P: 3	R: 0 E: 0 K: 0 S: 4	H: 1 LOB: 1 BB: 0 P: 4	R: 1 E: 0 K: 0 S: 4	H: 1 LOB: 1 BB: 1 P: 8	1B: 1 2B: 2 3B: 0 HR: 1	SF: 0 SAC: 0 DP: 0 HBP: 0	WP: 0 PB: 0 SB: 1 CS: 0	PA: 35			
PITCHER	IP	WLS	BF	H	R	ER	SO	BB	IBB	HBP	BLK	WP	HR	S	P	ERA	WHIP								
Catfish Hunter, R (1, 1) ERA: 5.36	8.0	W	30	3	0	0	6	3	0	0	0	0	0	39	51	0.00	0.750								
Sparky Lyle, L (0, 1) ERA: 3.45	1.0		5	1	1	1	0	1	0	0	0	0	1	4	8	9.00	2.000								

Batter	1	2	3	4	5	6	7	8	9	AB	R	H	RBI	BB	SO	LOB	BOTTOM								
Mickey Rivers, L (1, 8) OBP: 0.287, SLG: 0.378	0-0 5-3			0-0 S 1B		0-0 F8		0-0 F8		3	1	1	1	0	0	0	<p>Texas Rangers @ New York Yankees Yankee Stadium, Bronx, NY Tue Aug 01 1978, 7:05 PM EDT Att: 18,485 - Unknown - 67 F</p> <p>livebaseballscores.com</p> <p>AB 31 R 8 H 10 RBI 8 BB 5 SO 2 LOB 9</p> 								
Paul Blair, R (7, 8) OBP: 0.245, SLG: 0.296		0-0 SF8								1	0	0	0	0	0	0									
Willie Randolph, R (1, 4) OBP: 0.360, SLG: 0.351	4-0 1B E BB	3-H 1-H 2-H		4-0 S 1B BB		0-0 5-3				2	1	1	2	2	0	0									
Thurman Munson, R (1, 10) OBP: 0.330, SLG: 0.399	0-0 G6-3 1B	0-0 5-3		0-0 FC6-4 1B		0-0 L4				4	0	2	2	0	0	1									
Lou Piniella, R (1, 7) OBP: 0.362, SLG: 0.440	0-0 G6-3		0-3 K	0-0 FC6-4 BB		0-0 G3				3	0	0	0	0	1	3									
Jay Johnstone, L (7, 7) OBP: 0.245, SLG: 0.245	1-2 1-2			1-2 BB						1	0	0	0	0	0	0									
Reggie Jackson, L (1, 9) OBP: 0.362, SLG: 0.497		0-0 1B 3B	4-0 1B 2B BB	4-0 1-2 BB		0-0 HR				2	3	2	1	2	0	0									
Chris Chambliss, L (1, 3) OBP: 0.331, SLG: 0.371		0-0 FC6-5 BB 1B	0-0 1B	0-0 F7		0-0 4-3				4	0	2	1	0	0	2									
Jim Spencer, L (8, 3) OBP: 0.304, SLG: 0.484			1-3 1B	0-0 F7						0	0	0	0	0	0	0									
Graig Nettles, L (1, 5) OBP: 0.339, SLG: 0.434		4-0 1B FC6-5 SF8 BB	0-0 1B	0-0 2B		0-0 F5		0-3 K		3	1	1	1	1	1	0									
Cliff Johnson, R (1, 2) OBP: 0.312, SLG: 0.354		0-0 FC6-5 1B 3B	0-0 6-3		0-0 F8			0-0 6-3		4	1	0	0	0	0	3									
Bucky Dent, R (1, 6) OBP: 0.294, SLG: 0.333		0-0 1B		0-0 F7		0-0 4-3				2	1	1	0	0	0	0									
Brian Doyle, L (5, 6) OBP: 0.231, SLG: 0.231		1-2 2-3 3B 1B			0-0 4-3			0-0 1-3		2	0	0	0	0	0	0									
Inning Stats	R: 0 E: 1 K: 0 S: 3	H: 1 LOB: 1 BB: 1 P: 7	R: 4 E: 0 K: 0 S: 7	H: 4 LOB: 1 BB: 1 P: 11	R: 1 E: 0 K: 1 S: 6	H: 2 LOB: 1 BB: 1 P: 10	R: 2 E: 0 K: 0 S: 5	H: 2 LOB: 2 BB: 2 P: 13	R: 0 E: 0 K: 0 S: 3	H: 0 LOB: 0 BB: 0 P: 3	R: 0 E: 0 K: 0 S: 3	H: 0 LOB: 0 BB: 0 P: 3	R: 1 E: 0 K: 1 S: 6	H: 1 LOB: 0 BB: 0 P: 6	R: 0 E: 0 K: 0 S: 3	H: 0 LOB: 0 BB: 0 P: 3	R: 0 E: 0 K: 0 S: 3	H: 0 LOB: 0 BB: 0 P: 3	1B: 6 2B: 1 3B: 2 HR: 1	SF: 1 SAC: 0 DP: 1 HBP: 0	WP: 0 PB: 0 SB: 3 CS: 0	PA: 37			
PITCHER	IP	WLS	BF	H	R	ER	SO	BB	IBB	HBP	BLK	WP	HR	S	P	ERA	WHIP								
Jon Matlack, L (1, 1) ERA: 2.97	3.1	L	20	8	7	7	1	4	0	0	0	0	0	18	34	18.90	3.600								
Reggie Cleveland, R (4, 1) ERA: 2.84	2.2		10	1	0	0	0	1	0	0	0	0	0	9	13	0.00	0.750								
Paul Mirabella, L (7, 1) ERA: 0.23	1.0		4	1	1	1	1	0	0	0	0	0	1	6	6	9.00	1.000								
Steve Comar, R (8, 1) ERA: 2.2	1.0		3	0	0	0	0	0	0	0	0	0	0	3	3	0.00	0.000								

Batter	1	2	3	4	5	6	7	8	9	AB	R	H	RBI	BB	SO	LOB	TOP					
Jim Norris, L OBP: 0.353, SLG: 0.331 (1, 3)	0-0 4-3		0-0 3-1		0-0 4-3		0-3 K			4	0	0	0	0	1	4						
Rick Manning, L OBP: 0.316, SLG: 0.358 (1, 8)	0-0 6-3			0-0 1B		0-3 K		0-0 4-3		4	0	1	0	0	1	0						
Johnny Grubb, L OBP: 0.381, SLG: 0.472 (1, 7)	4-0 BB			0-0 F8		0-3 K		0-0 1B		0	0	0	0	0	0	0						
Gary Alexander, R OBP: 0.322, SLG: 0.467 (1, 2)	0-0 F8			0-0 F8		0-0 2B		0-0 G5-4-3		4	0	1	0	0	0	3						
Bernie Carbo, L OBP: 0.352, SLG: 0.361 (1, 10)		0-0 6-3		0-3 K		0-3 K			0-0 L4-3 1B	4	0	1	0	0	2	2						
Tom Verzyer, R OBP: 0.317, SLG: 0.369 (1, 6)		0-0 F3			0-0 L7			0-0 2B 1B	0-0 F9	4	0	1	0	0	0	1						
Duane Kuiper, L OBP: 0.311, SLG: 0.336 (1, 4)		0-0 F5			0-0 1B 1B			0-0 1-3 2B	0-0 L4-3	4	0	2	0	0	0	1						
Horace Speed, R OBP: 0.326, SLG: 0.276 (1, 9)			0-3 K		0-3 K		0-3 K			3	0	0	0	0	3	3						
Ted Cox, R OBP: 0.285, SLG: 0.242 (1, 5)			0-0 5-3		0-0 1-2 1B		0-0 5-3			3	0	1	0	0	0	2						
Inning Stats	R: 0 E: 0 K: 0 S: 3	H: 0 LOB: 1 BB: 1 P: 7	R: 0 E: 0 K: 0 S: 3	H: 0 LOB: 0 BB: 0 P: 3	R: 0 E: 0 K: 1 S: 5	H: 0 LOB: 0 BB: 0 P: 5	R: 0 E: 0 K: 1 S: 6	H: 1 LOB: 1 BB: 0 P: 6	R: 0 E: 0 K: 3 S: 10	H: 2 LOB: 2 BB: 0 P: 7	R: 0 E: 0 K: 3 S: 10	H: 1 LOB: 1 BB: 0 P: 10	R: 0 E: 0 K: 2 S: 9	H: 2 LOB: 2 BB: 0 P: 9	R: 0 E: 0 K: 0 S: 3	H: 1 LOB: 0 BB: 0 P: 3	R: 0 E: 0 K: 0 S: 3	H: 1 LOB: 0 BB: 0 P: 3	1B: 6 2B: 3 3B: 0 HR: 0	SF: 0 SAC: 0 DP: 2 HBP: 0	WP: 0 PB: 0 SB: 0 CS: 0	PA: 34
PITCHER Fergie Jenkins, R ERA: 3.52 (1, 1)	IP: 9.0 WLS: W BF: 34 H: 8 R: 0 ER: 0 SO: 8 BB: 1 IBB: 0 HBP: 0 BLK: 0 WP: 0 HR: 0 S: 49 P: 53 ERA: 0.00 WHIP: 1.000															PITCHER						

Cleveland Indians @ Texas Rangers
Arlington Stadium, Arlington, TX
Fri Aug 04 1978, 8:05 PM EDT
Att: 20,307 - Unknown


AB 30
R 0
H 7
RBI 0
BB 0
SO 7
LOB 16



Batter	1	2	3	4	5	6	7	8	9	AB	R	H	RBI	BB	SO	LOB	BOTTOM			
Mike Hargrove, L OBP: 0.391, SLG: 0.362 (1, 10)	0-3 K	4-0 1B 1B BB	0-3 K			0-0 1B		0-3 K		4	1	1	0	1	3	1				
Bump Wills, S OBP: 0.310, SLG: 0.333 (1, 4)	0-0 S 1B	0-0 S 1B 1B		0-3 K			0-0 BB 1B			4	2	3	1	0	1	0				
Jim Sundberg, R OBP: 0.383, SLG: 0.391 (1, 2)	0-3 K 1-2	4-0 WP 1B BB		0-0 F7			4-0 1B E BB			2	1	0	0	2	1	1				
Al Oliver, L OBP: 0.347, SLG: 0.516 (1, 7)	0-3 K	0-0 WP 1B		0-0 F7			0-0 E 1B			4	0	2	3	0	1	1				
Bobby Bonds, R OBP: 0.350, SLG: 0.477 (1, 9)		0-0 1B K			0-0 6-3		0-0 F4			4	1	1	0	0	1	3				
Mike Jorgensen, L OBP: 0.356, SLG: 0.125 (1, 3)		0-0 1B BB G1			4-0 G4-3 BB		0-0 F6			2	1	0	0	2	0	3				
Toby Harrah, R OBP: 0.330, SLG: 0.299 (1, 6)		0-0 S 1B 1B	0-3 K		0-0 G4-3		0-0 5-3			4	1	1	1	0	1	2				
Juan Beniquez, R OBP: 0.298, SLG: 0.377 (1, 8)		0-0 F4	0-0 F8			0-0 F9		0-0 F7		4	0	0	0	0	0	2				
Kurt Bevacqua, R OBP: 0.253, SLG: 0.288 (1, 5)		0-0 1B 1B	4-0 BB			0-0 F9		0-0 5-3		3	1	1	2	1	0	0				
Inning Stats	R: 0 E: 0 K: 3 S: 10	H: 1 LOB: 1 BB: 0 P: 10	R: 6 E: 0 K: 1 S: 10	H: 5 LOB: 2 BB: 3 P: 22	R: 0 E: 0 K: 2 S: 7	H: 0 LOB: 1 BB: 1 P: 11	R: 0 E: 0 K: 1 S: 5	H: 0 LOB: 0 BB: 0 P: 5	R: 0 E: 0 K: 0 S: 2	H: 0 LOB: 0 BB: 1 P: 6	R: 0 E: 0 K: 0 S: 3	H: 1 LOB: 1 BB: 0 P: 3	R: 2 E: 1 K: 0 S: 5	H: 2 LOB: 1 BB: 1 P: 9	R: 0 E: 0 K: 1 S: 5	H: 0 LOB: 0 BB: 0 P: 5	1B: 9 2B: 0 3B: 0 HR: 0	SF: 0 SAC: 0 DP: 1 HBP: 0	WP: 1 PB: 0 SB: 4 CS: 0	PA: 37
PITCHER Rick Wise, R ERA: 3.55 (1, 1)	IP: 1.1 WLS: L BF: 12 H: 5 R: 6 ER: 6 SO: 3 BB: 3 IBB: 0 HBP: 0 BLK: 0 WP: 1 HR: 0 S: 15 P: 27 ERA: 40.50 WHIP: 6.000															PITCHER				
Don Hood, L ERA: 4.99 (2, 1)	0.2 3 1 0 0 1 0 0 0 0 1 0 5 5 0.00 1.500																			
Dan Spillner, R ERA: 4.25 (3, 1)	4.0 15 2 2 1 3 3 0 0 0 0 0 18 30 2.25 1.250																			
Sid Monge, L ERA: 2.72 (7, 1)	2.0 7 1 0 0 1 0 0 0 0 0 0 9 9 0.00 0.500																			

Cleveland Indians @ Texas Rangers
Arlington Stadium, Arlington, TX
Fri Aug 04 1978, 8:05 PM EDT
Att: 20,307 - Unknown

AB 31
R 8
H 9
RBI 7
BB 6
SO 8
LOB 13



Batter	1	2	3	4	5	6	7	8	9	AB	R	H	RBI	BB	SO	LOB	TOP					
Paul Dade, R (1, 9) OBP: 0.336, SLG: 0.337	0-0 5-3		0-0 1B			0-3 K		0-0 F9		4	0	1	0	0	1	0	Cleveland Indians @ Texas Rangers Arlington Stadium, Arlington, TX Sun Aug 06 1978, 8:05 PM EDT Att: 15,004 - Unknown					
Duane Kuiper, L (1, 4) OBP: 0.315, SLG: 0.338	0-0 FC4-6 1B		0-0 1-2 1B			4-0 BB		0-0 1-3		3	0	2	0	1	0	0						
Tom Verzyer, R (1, 6) OBP: 0.314, SLG: 0.364	0-0 FC4-6 1-2		0-0 F8			0-3 K			0-0 E6 2B	4	1	0	0	0	1	4						
Gary Alexander, R (1, 10) OBP: 0.319, SLG: 0.462	0-3 K			0-0 CS 1B		0-0 F9			0-0 L7	4	0	1	0	0	1	3						
Ron Pruitt, R (1, 7) OBP: 0.308, SLG: 0.346		0-0 5-3		0-0 F7			0-0 F9		0-0 1B SF8 2B	4	1	1	1	0	0	1						
Johnny Grubb, L (9, 7) OBP: 0.378, SLG: 0.471				1-2						0	0	0	0	0	0	0						
Larvell Blanks, R (1, 5) OBP: 0.274, SLG: 0.333		0-0 F9		0-0 6-3			0-0 5-3		0-0 SF8 1B	4	0	1	0	0	0	0						
Ted Cox, R (1, 3) OBP: 0.293, SLG: 0.269		0-0 5-3			0-3 K		0-0 2B		0-0 SF8	3	0	1	1	0	1	0						
Horace Speed, R (1, 8) OBP: 0.309, SLG: 0.259			0-0 6-3		0-3 K		0-0 F7		0-0 F3	4	0	0	0	0	1	2						
Bo Diaz, R (1, 2) OBP: 0.245, SLG: 0.365			0-3 K		0-0 1-3			0-0 6-3		3	0	0	0	0	1	0						
Inning Stats	R: 0 E: 0 K: 1 S: 6	H: 1 LOB: 1 BB: 0 P: 6	R: 0 E: 0 K: 0 S: 3	H: 0 LOB: 0 BB: 0 P: 3	R: 0 E: 0 K: 1 S: 7	H: 2 LOB: 2 BB: 0 P: 7	R: 0 E: 0 K: 0 S: 3	H: 1 LOB: 0 BB: 0 P: 3	R: 0 E: 0 K: 2 S: 7	H: 0 LOB: 0 BB: 0 P: 7	R: 0 E: 0 K: 2 S: 7	H: 0 LOB: 1 BB: 1 P: 11	R: 0 E: 0 K: 0 S: 4	H: 1 LOB: 1 BB: 0 P: 4	R: 0 E: 0 K: 0 S: 3	H: 0 LOB: 0 BB: 0 P: 3	R: 2 E: 1 K: 0 S: 6	H: 2 LOB: 1 BB: 0 P: 6	1B: 5 2B: 2 3B: 0 HR: 0	SF: 1 SAC: 0 DP: 0 HBP: 0	WP: 0 PB: 0 SB: 0 CS: 1	PA: 35
PITCHER Jon Matlack, L (1, 1) ERA: 2.44	IP: 9.0 WLS: W BF: 35 H: 7 R: 2 ER: 0 SO: 6 BB: 1 IBB: 0 HBP: 0 BLK: 0 WP: 0 HR: 0 S: 46 P: 50 ERA: 0.00 WHIP: 0.889															PITCHER						

Batter	1	2	3	4	5	6	7	8	9	AB	R	H	RBI	BB	SO	LOB	BOTTOM					
Mike Hargrove, L (1, 3) OBP: 0.384, SLG: 0.356	0-0 3-1		0-0 F8	0-0 F8			0-0 F8		0-0 HR 1B	5	0	1	0	0	0	3	Cleveland Indians @ Texas Rangers Arlington Stadium, Arlington, TX Sun Aug 06 1978, 8:05 PM EDT Att: 15,004 - Unknown					
Mike Jorgensen, L (9, PR) OBP: 0.340, SLG: 0.135										0	1	0	0	0	0	0						
Bert Campaneris, R (1, 6) OBP: 0.250, SLG: 0.249	0-0 4-3		4-0 BB		0-0 6-3		0-0 E9 1B		0-0 HR	3	0	1	0	1	0	0						
Gary Gray, R (9, PH) OBP: 0.267, SLG: 0.467			1-2 BB						1-H	1	1	1	2	0	0	0						
Jim Sundberg, R (1, 2) OBP: 0.382, SLG: 0.388	0-0 6-3		4-0 BB		0-0 1B		0-0 6-3			3	0	1	0	1	0	1						
Al Oliver, L (1, 7) OBP: 0.347, SLG: 0.509		0-0 1B	0-0 L7		0-0 F8		0-0 4-3			4	0	1	0	0	0	5						
Bobby Bonds, R (1, 9) OBP: 0.345, SLG: 0.468	0-0 F8			0-0 5-3	0-0 1-2 1B			0-0 5-3		4	0	1	0	0	0	1						
Richie Zisk, R (1, 10) OBP: 0.333, SLG: 0.418	0-0 1-3 1B			0-0 BB E 1B	0-0 1-3		0-0 6-3		0-0 6-3	4	1	2	0	0	0	2						
Toby Harrah, R (1, 5) OBP: 0.333, SLG: 0.297	0-3 K			4-0 FC1-6 BB		0-0 6-3		0-0 6-3		3	0	0	0	1	1	1						
Juan Beniquez, R (1, 8) OBP: 0.300, SLG: 0.377			0-0 BB BB 1B	0-0 FC1-6		0-0 5-3			0-0 1B	4	0	2	0	0	0	1						
Bump Wills, S (1, 4) OBP: 0.309, SLG: 0.330			0-0 F8	4-0 BB		0-0 F8			0-0 5-3	2	0	0	0	1	0	1						
Kurt Bevacqua, R (9, PH) OBP: 0.259, SLG: 0.288										1	0	0	0	0	0	0						
Inning Stats	R: 0 E: 0 K: 0 S: 3	H: 0 LOB: 0 BB: 0 P: 3	R: 0 E: 0 K: 1 S: 6	H: 2 LOB: 1 BB: 0 P: 6	R: 0 E: 0 K: 0 S: 4	H: 1 LOB: 3 BB: 2 P: 12	R: 1 E: 1 K: 0 S: 4	H: 1 LOB: 2 BB: 2 P: 12	R: 0 E: 0 K: 0 S: 5	H: 2 LOB: 2 BB: 0 P: 5	R: 0 E: 0 K: 0 S: 3	H: 0 LOB: 0 BB: 0 P: 3	R: 0 E: 1 K: 0 S: 4	H: 1 LOB: 1 BB: 0 P: 4	R: 0 E: 0 K: 0 S: 3	H: 0 LOB: 0 BB: 0 P: 3	R: 2 E: 0 K: 0 S: 4	H: 3 LOB: 1 BB: 0 P: 4	1B: 9 2B: 0 3B: 0 HR: 1	SF: 0 SAC: 0 DP: 0 HBP: 0	WP: 0 PB: 0 SB: 0 CS: 0	PA: 38
PITCHER Rick Waits, L (1, 1) ERA: 2.72	IP: 8.2 WLS: L BF: 38 H: 10 R: 3 ER: 2 SO: 1 BB: 4 IBB: 0 HBP: 0 BLK: 0 WP: 0 HR: 1 S: 36 P: 52 ERA: 2.08 WHIP: 1.615															PITCHER						

Batter	1	2	3	4	5	6	7	8	9	AB	R	H	RBI	BB	SO	LOB	TOP							
Mike Hargrove, L (1, 3) OBP: 0.385, SLG: 0.357 Mike Jorgensen, L (5, FR) OBP: 0.346, SLG: 0.132 (5, 3)	G3		1B CS 1B		SH WP 1B	F4		S BB		2	0	1	0	0	0	0	1 0 0 0 1 0 0							
Bump Wills, S (1, 4) OBP: 0.315, SLG: 0.336	G3 S 1B		CS 1B		WP FC5-2-1 2B 1B		HR 1B	K		5	2	4	2	0	1	1	5 2 4 2 0 1 1							
Jim Sundberg, R (1, 2) OBP: 0.380, SLG: 0.394	G3		5-3		FC5-2-5-1 2B		HR	K		5	2	1	2	0	1	6	5 2 1 2 0 1 6							
Al Oliver, L (1, 10) OBP: 0.350, SLG: 0.508					G5-4-3 1B WP 1B			F7	F9	3	1	1	0	2	0	1	3 1 1 0 2 0 1							
Bobby Bonds, R (1, 9) OBP: 0.348, SLG: 0.480	F8				G5-4-3 1B			F9		5	1	3	3	0	0	2	5 1 3 3 0 0 2							
Richie Zisk, R (1, 7) OBP: 0.332, SLG: 0.415			F8		G5-4-3 1B			F7		5	1	1	0	0	0	5	5 1 1 0 0 0 5							
John Lowenstein, L (1, 5) OBP: 0.352, SLG: 0.414 Kurt Bevacqua, R (9, PH) OBP: 0.263, SLG: 0.299 (9, 5)	G3				K			F7		3	0	0	0	1	1	2	3 0 0 0 1 1 2							
Juan Beniquez, R (1, 8) OBP: 0.302, SLG: 0.380	1-3				SH 1B BB 1B		5-3		F9	5	1	2	1	0	0	1	1 0 1 0 0 0 0							
Toby Harrah, R (1, 6) OBP: 0.331, SLG: 0.293			6-3		SH 1B BB		K		1-3	4	1	0	0	1	1	3	5 1 2 1 0 0 1							
Inning Stats	R: 0 E: 0 K: 0 S: 4	H: 1 LOB: 2 BB: 1 P: 8	R: 0 E: 0 K: 0 S: 3	H: 0 LOB: 0 BB: 0 P: 3	R: 0 E: 0 K: 0 S: 4	H: 2 LOB: 1 BB: 0 P: 4	R: 1 E: 0 K: 1 S: 6	H: 2 LOB: 0 BB: 0 P: 6	R: 4 E: 0 K: 0 S: 7	H: 3 LOB: 2 BB: 2 P: 15	R: 0 E: 0 K: 1 S: 5	H: 0 LOB: 0 BB: 0 P: 5	R: 3 E: 0 K: 0 S: 7	H: 4 LOB: 2 BB: 1 P: 11	R: 0 E: 0 K: 2 S: 7	H: 0 LOB: 1 BB: 0 P: 11	R: 1 E: 0 K: 0 S: 5	H: 2 LOB: 1 BB: 0 P: 5	1B: 9 2B: 3 3B: 0 HR: 2	SF: 0 SAC: 1 DP: 1 HBP: 0	WP: 2 PA: 45 PB: 0 SB: 2 CS: 2			
PITCHER	IP WLS BF H R ER SO BB IBB HBP BLK WP HR S P ERA WHIP	IP WLS BF H R ER SO BB IBB HBP BLK WP HR S P ERA WHIP	IP WLS BF H R ER SO BB IBB HBP BLK WP HR S P ERA WHIP	IP WLS BF H R ER SO BB IBB HBP BLK WP HR S P ERA WHIP	IP WLS BF H R ER SO BB IBB HBP BLK WP HR S P ERA WHIP	IP WLS BF H R ER SO BB IBB HBP BLK WP HR S P ERA WHIP	IP WLS BF H R ER SO BB IBB HBP BLK WP HR S P ERA WHIP	IP WLS BF H R ER SO BB IBB HBP BLK WP HR S P ERA WHIP	IP WLS BF H R ER SO BB IBB HBP BLK WP HR S P ERA WHIP	IP WLS BF H R ER SO BB IBB HBP BLK WP HR S P ERA WHIP	IP WLS BF H R ER SO BB IBB HBP BLK WP HR S P ERA WHIP	IP WLS BF H R ER SO BB IBB HBP BLK WP HR S P ERA WHIP	IP WLS BF H R ER SO BB IBB HBP BLK WP HR S P ERA WHIP	IP WLS BF H R ER SO BB IBB HBP BLK WP HR S P ERA WHIP	IP WLS BF H R ER SO BB IBB HBP BLK WP HR S P ERA WHIP	IP WLS BF H R ER SO BB IBB HBP BLK WP HR S P ERA WHIP	IP WLS BF H R ER SO BB IBB HBP BLK WP HR S P ERA WHIP	IP WLS BF H R ER SO BB IBB HBP BLK WP HR S P ERA WHIP	IP WLS BF H R ER SO BB IBB HBP BLK WP HR S P ERA WHIP	IP WLS BF H R ER SO BB IBB HBP BLK WP HR S P ERA WHIP	IP WLS BF H R ER SO BB IBB HBP BLK WP HR S P ERA WHIP	IP WLS BF H R ER SO BB IBB HBP BLK WP HR S P ERA WHIP		
Dave Rozema, R (1, 1) ERA: 3.38 Jack Morris, R (5, 1) ERA: 4.38 Ed Glynn, L (7, 1) ERA: 1.93	4.0 L 20 7 5 5 1 2 0 0 0 1 0 20 28 11.25 2.250	2.2 15 5 3 3 1 1 1 0 0 1 1 15 23 10.12 2.250	2.1 10 2 1 1 2 1 0 0 0 0 1 13 17 3.86 1.286																					

Texas Rangers @ Detroit Tigers
Tiger Stadium, Detroit, MI
Tue Aug 08 1978, 7:05 PM EDT
Att: 20,951 - Unknown

AB 39
R 9
H 14
RBI 8
BB 5
SO 4
LOB 21



Batter	1	2	3	4	5	6	7	8	9	AB	R	H	RBI	BB	SO	LOB	BOTTOM						
Ron LeFlore, R (1, 8) OBP: 0.358, SLG: 0.384	6-3		1-2 1B		BB 1B 1B		K		2H 2B	5	1	3	1	0	1	0	5 1 3 1 0 1 0						
Lou Whitaker, L (1, 4) OBP: 0.345, SLG: 0.359	1B BB		K		1B BB			G3-6-3 1B	F7	3	1	1	0	2	1	3	3 1 1 0 2 1 3						
Rusty Staub, L (1, 10) OBP: 0.362, SLG: 0.465	1B 1-3 1B		F6		1-3 2H 1B			G3-6-3 1-2 1B		4	0	2	1	0	0	3	4 0 2 1 0 0 3						
Jason Thompson, L (1, 3) OBP: 0.369, SLG: 0.495	F5		1-3		4-3			FC4-6 BB		3	0	0	0	1	0	6	3 0 0 0 1 0 6						
Steve Kemp, L (1, 7) OBP: 0.395, SLG: 0.393	1-3 3H 1B				F5		F7	FC4-6 1-2		4	0	1	1	0	0	1	4 0 1 1 0 0 1						
Lance Parrish, R (1, 2) OBP: 0.276, SLG: 0.461			F7		F8		5-3		2B 2B	4	1	1	0	0	0	0	4 1 1 0 0 0 0						
Aurelio Rodriguez, R (1, 5) OBP: 0.292, SLG: 0.398			K		6-3		L6		F4	4	0	0	0	0	1	1	4 0 0 0 0 1 1						
Mickey Stanley, R (1, 9) OBP: 0.283, SLG: 0.340 Tim Corcoran, L (7, PH) OBP: 0.313, SLG: 0.303 (8, 9)	4-3				F9		G3		F8	2	0	0	0	0	0	0	2 0 0 0 0 0 0						
Alan Trammell, R (1, 6) OBP: 0.322, SLG: 0.319 Milt May, L (9, PH) OBP: 0.318, SLG: 0.407					K		F9		2B 2B	2	0	0	0	1	1	0	2 0 0 0 1 1 0						
Inning Stats	R: 1 E: 0 K: 0 S: 4	H: 2 LOB: 2 BB: 1 P: 8	R: 0 E: 0 K: 1 S: 5	H: 0 LOB: 0 BB: 0 P: 5	R: 0 E: 0 K: 1 S: 6	H: 1 LOB: 2 BB: 1 P: 10	R: 0 E: 0 K: 0 S: 3	H: 0 LOB: 0 BB: 0 P: 3	R: 1 E: 0 K: 1 S: 7	H: 2 LOB: 2 BB: 1 P: 11	R: 0 E: 0 K: 0 S: 3	H: 0 LOB: 0 BB: 0 P: 3	R: 0 E: 0 K: 1 S: 5	H: 0 LOB: 0 BB: 0 P: 5	R: 0 E: 0 K: 0 S: 3	H: 1 LOB: 1 BB: 1 P: 7	R: 2 E: 0 K: 0 S: 6	H: 3 LOB: 1 BB: 0 P: 6	1B: 6 2B: 3 3B: 0 HR: 0	SF: 0 SAC: 0 DP: 1 HBP: 0	WP: 0 PA: 38 PB: 0 SB: 0 CS: 0		
PITCHER	IP WLS BF H R ER SO BB IBB HBP BLK WP HR S P ERA WHIP	IP WLS BF H R ER SO BB IBB HBP BLK WP HR S P ERA WHIP	IP WLS BF H R ER SO BB IBB HBP BLK WP HR S P ERA WHIP	IP WLS BF H R ER SO BB IBB HBP BLK WP HR S P ERA WHIP	IP WLS BF H R ER SO BB IBB HBP BLK WP HR S P ERA WHIP	IP WLS BF H R ER SO BB IBB HBP BLK WP HR S P ERA WHIP	IP WLS BF H R ER SO BB IBB HBP BLK WP HR S P ERA WHIP	IP WLS BF H R ER SO BB IBB HBP BLK WP HR S P ERA WHIP	IP WLS BF H R ER SO BB IBB HBP BLK WP HR S P ERA WHIP	IP WLS BF H R ER SO BB IBB HBP BLK WP HR S P ERA WHIP	IP WLS BF H R ER SO BB IBB HBP BLK WP HR S P ERA WHIP	IP WLS BF H R ER SO BB IBB HBP BLK WP HR S P ERA WHIP	IP WLS BF H R ER SO BB IBB HBP BLK WP HR S P ERA WHIP	IP WLS BF H R ER SO BB IBB HBP BLK WP HR S P ERA WHIP	IP WLS BF H R ER SO BB IBB HBP BLK WP HR S P ERA WHIP	IP WLS BF H R ER SO BB IBB HBP BLK WP HR S P ERA WHIP	IP WLS BF H R ER SO BB IBB HBP BLK WP HR S P ERA WHIP	IP WLS BF H R ER SO BB IBB HBP BLK WP HR S P ERA WHIP	IP WLS BF H R ER SO BB IBB HBP BLK WP HR S P ERA WHIP	IP WLS BF H R ER SO BB IBB HBP BLK WP HR S P ERA WHIP	IP WLS BF H R ER SO BB IBB HBP BLK WP HR S P ERA WHIP	IP WLS BF H R ER SO BB IBB HBP BLK WP HR S P ERA WHIP	
Paul Mirabella, L (1, 1) ERA: 5.27 Doc Medich, R (6, 1) ERA: 3.78	5.0 W 22 4 2 2 1 3 0 0 0 0 0 25 37 3.60 1.600	4.0 S 16 4 2 2 1 1 0 0 0 0 0 17 21 4.50 1.250																					

Texas Rangers @ Detroit Tigers
Tiger Stadium, Detroit, MI
Tue Aug 08 1978, 7:05 PM EDT
Att: 20,951 - Unknown

AB 34
R 4
H 9
RBI 4
BB 4
SO 4
LOB 15



Batter	1	2	3	4	5	6	7	8	9	AB	R	H	RBI	BB	SO	LOB	TOP					
Mike Hargrove, L (1, 3) OBP: 0.382, SLG: 0.355	F8		9-2			SF9		SF9		2	0	0	2	0	0	2	<p>Texas Rangers @ Detroit Tigers Tiger Stadium, Detroit, MI Wed Aug 09 1978, 7:05 PM EDT Att: 30,167 - Unknown</p>					
Bump Willis, S (1, 4) OBP: 0.312, SLG: 0.332	6-3			G3		F9		4-3		4	0	0	0	0	1							
Jim Sundberg, R (1, 2) OBP: 0.378, SLG: 0.392	F3			K			FC6-4 1B		F8	4	0	1	0	0	1							
Al Oliver, L (1, 7) OBP: 0.349, SLG: 0.504		F8		3-1			FC6-4 1B		F8	4	0	1	0	0	0							
Bobby Bonds, R (1, 9) OBP: 0.349, SLG: 0.479		K			4-0	CS S	FC6-4 1B			3	0	1	0	1	2							
Richie Zisk, R (1, 10) OBP: 0.328, SLG: 0.410	F8			K		BB	G6-4-3			4	0	0	0	0	1							
John Lowenstein, L (1, 5) OBP: 0.352, SLG: 0.407			4-0		3-1				4-3	2	0	0	0	1	0							
Juan Beniquez, R (1, 8) OBP: 0.302, SLG: 0.380			0-3						F8	3	1	1	0	0	1							
Toby Harrah, R (1, 6) OBP: 0.337, SLG: 0.297			4-0							2	1	2	0	1	0							
Inning Stats	R: 0 E: 0 K: 0 S: 3	H: 0 LOB: 0 BB: 0 P: 3	R: 0 E: 0 K: 1 S: 5	H: 0 LOB: 0 BB: 0 P: 5	R: 0 E: 0 K: 1 S: 4	H: 0 LOB: 1 BB: 2 P: 12	R: 0 E: 0 K: 1 S: 5	H: 0 LOB: 0 BB: 0 P: 5	R: 0 E: 0 K: 1 S: 4	H: 0 LOB: 0 BB: 1 P: 8	R: 1 E: 1 K: 0 S: 4	H: 1 LOB: 0 BB: 0 P: 4	R: 0 E: 0 K: 0 S: 4	H: 2 LOB: 0 BB: 0 P: 4	R: 1 E: 0 K: 0 S: 5	H: 2 LOB: 1 BB: 0 P: 5	R: 0 E: 0 K: 0 S: 4	H: 1 LOB: 0 BB: 0 P: 4	1B: 6 2B: 1 3B: 0 HR: 0	SF: 2 SAC: 0 DP: 2 HBP: 0	WP: 0 PB: 0 SB: 3 CS: 1	PA: 33
PITCHER Kip Young, R (1, 1) ERA: 1.42	IP: 9.0 WLS: W BF: 33 H: 6 R: 2 ER: 1 SO: 4 BB: 3 IBB: 0 HBP: 0 BLK: 0 WP: 0 HR: 0 S: 38 P: 50 ERA: 1.00 WHIP: 1.000															PITCHER						

Batter	1	2	3	4	5	6	7	8	9	AB	R	H	RBI	BB	SO	LOB	BOTTOM			
Ron LeFlore, R (1, 8) OBP: 0.355, SLG: 0.381	E5		K		FC4-6		G3			4	0	0	0	0	1	2	<p>Texas Rangers @ Detroit Tigers Tiger Stadium, Detroit, MI Wed Aug 09 1978, 7:05 PM EDT Att: 30,167 - Unknown</p>			
Lou Whitaker, L (1, 4) OBP: 0.346, SLG: 0.358	K		4-3				4-3			4	0	1	1	0	1					
Rusty Staub, L (1, 10) OBP: 0.363, SLG: 0.467	3-1			4-3						3	1	1	0	1	0					
Jason Thompson, L (1, 3) OBP: 0.368, SLG: 0.493	3-1			4-3		G3				4	1	1	0	0	4					
Steve Kemp, L (1, 7) OBP: 0.396, SLG: 0.392		F5					F6			3	1	1	0	1	0					
Milt May, L (1, 2) OBP: 0.317, SLG: 0.404			G3		4-3		3-1			4	0	1	0	0	1					
Tim Corcoran, L (1, 9) OBP: 0.320, SLG: 0.324			G3							4	1	3	4	0	0					
Phil Mankowski, L (1, 5) OBP: 0.374, SLG: 0.404 Aurelio Rodriguez, R (8, PH) OBP: 0.295, SLG: 0.408						FC4-6 1B				3	1	2	0	0	1					
Alan Trammell, R (1, 6) OBP: 0.318, SLG: 0.315			K		FC2-6		F9			4	0	0	0	0	1					
Inning Stats	R: 0 E: 1 K: 1 S: 6	H: 0 LOB: 1 BB: 0 P: 6	R: 0 E: 0 K: 2 S: 7	H: 0 LOB: 0 BB: 0 P: 7	R: 0 E: 0 K: 0 S: 4	H: 1 LOB: 1 BB: 0 P: 4	R: 0 E: 0 K: 0 S: 6	H: 1 LOB: 1 BB: 0 P: 6	R: 0 E: 0 K: 1 S: 3	H: 0 LOB: 0 BB: 0 P: 3	R: 4 E: 0 K: 1 S: 8	H: 4 LOB: 0 BB: 1 P: 12	R: 0 E: 0 K: 0 S: 3	H: 0 LOB: 0 BB: 0 P: 3	R: 4 E: 0 K: 1 S: 8	H: 4 LOB: 0 BB: 1 P: 12	1B: 8 2B: 2 3B: 1 HR: 1	SF: 0 SAC: 0 DP: 1 HBP: 0	WP: 0 PB: 0 SB: 1 CS: 0	PA: 36
PITCHER Fergie Jenkins, R (1, 1) ERA: 3.45 Jim Umbrarger, L (8, 1) ERA: 5.07 Reggie Cleveland, R (8, 1) ERA: 2.92	IP: 7.0 WLS: L BF: 6 H: 4 R: 4 ER: 4 SO: 1 BB: 1 IBB: 0 HBP: 0 BLK: 0 WP: 0 HR: 1 S: 7 P: 11 ERA: 108.00 WHIP: 15.000															PITCHER				

AB	28
R	2
H	6
RBI	2
BB	3
SO	4
LOB	11

AB	34
R	5
H	11
RBI	5
BB	2
SO	5
LOB	17



Batter	1	2	3	4	5	6	7	8	9	AB	R	H	RBI	BB	SO	LOB	TOP			
Mike Hargrove, L (1, 3) OBP: 0.384, SLG: 0.357 Mike Jorgensen, L (8, FR) OBP: 0.340, SLG: 0.128	F7					3-1			F9	4	0	2	1	1	0	0				
Juan Beniquez, R (1, 8) OBP: 0.303, SLG: 0.390			F9	FC6-4		F7		HR		5	1	2	2	0	0	3				
Jim Sundberg, R (1, 2) OBP: 0.379, SLG: 0.392	G5-4-3		F9				4-3			5	0	2	0	0	0	2				
Al Oliver, L (1, 7) OBP: 0.353, SLG: 0.504		G3		HR						4	2	2	0	1	1	1				
Bobby Bonds, R (1, 9) OBP: 0.350, SLG: 0.488	F8			HR		F8				5	2	3	0	0	0	3				
Gary Gray, R (1, 10) OBP: 0.257, SLG: 0.429				6-3			4-3			5	0	1	0	0	1	4				
Kurt Bevacqua, R (1, 5) OBP: 0.273, SLG: 0.304										4	1	2	1	1	1	1				
Toby Harrah, R (1, 6) OBP: 0.341, SLG: 0.301			5-3							3	0	1	1	1	1	3				
Bump Wills, S (1, 4) OBP: 0.311, SLG: 0.329										4	1	0	0	1	1	4				
Inning Stats	R: 0 E: 0 K: 0 S: 3	H: 1 LOB: 0 BB: 0 P: 3	R: 0 E: 0 K: 1 S: 6	H: 1 LOB: 1 BB: 0 P: 6	R: 1 E: 0 K: 0 S: 4	H: 1 LOB: 1 BB: 1 P: 8	R: 3 E: 0 K: 0 S: 7	H: 4 LOB: 2 BB: 1 P: 11	R: 0 E: 0 K: 2 S: 8	H: 0 LOB: 0 BB: 0 P: 3	R: 2 E: 0 K: 1 S: 8	H: 3 LOB: 2 BB: 0 P: 9	R: 2 E: 0 K: 1 S: 8	H: 3 LOB: 1 BB: 0 P: 8	R: 0 E: 0 K: 0 S: 3	H: 0 LOB: 1 BB: 1 P: 7	1B: 10 2B: 2 3B: 0 HR: 2	SF: 0 SAC: 0 DP: 1 HBP: 1	WP: 1 PB: 1 SB: 2 CS: 0	PA: 46
PITCHER	IP	WLS	BF	H	R	ER	SO	BB	IBB	HBP	BLK	WP	HR	S	P	ERA	WHIP			
Rick Waits, L (1, 1) ERA: 2.89	3.1	L	17	7	4	4	1	1	0	0	0	1	1	18	22	10.80	2.400			
Don Hood, L (4, 1) ERA: 4.92	0.1		2	0	0	0	0	1	0	0	0	0	0	1	5	0.00	3.000			
Paul Reuschel, R (4, 1) ERA: 4.11	3.0		16	4	2	2	2	2	0	1	0	0	0	17	26	6.00	2.000			
Sid Monge, L (7, 1) ERA: 2.9	2.1		11	3	2	2	2	1	0	0	0	0	1	14	18	7.71	1.714			

Texas Rangers @ Cleveland Indians
Cleveland Municipal Stadium, Cleveland, OH

AB 40
R 8
H 14
RBI 8
BB 5
SO 5
LOB 22



WP: 1 PA: 46
PB: 1
SB: 2
CS: 0

Batter	1	2	3	4	5	6	7	8	9	AB	R	H	RBI	BB	SO	LOB	BOTTOM		
Rick Manning, L (1, 8) OBP: 0.316, SLG: 0.356 Paul Dade, R (8, FH) OBP: 0.334, SLG: 0.336	4-3	E3		K		E3		F7		4	0	1	0	0	1	3			
Johnny Grubb, L (1, 7) OBP: 0.379, SLG: 0.467		F8		4-3		K				5	0	1	0	0	1	6			
Buddy Bell, R (1, 5) OBP: 0.343, SLG: 0.427					5-3					5	0	2	0	0	1	0			
Andre Thornton, R (1, 3) OBP: 0.396, SLG: 0.529										4	0	2	0	1	1	0			
Gary Alexander, R (1, 10) OBP: 0.318, SLG: 0.465	1-3		FC5-4		FC6-4					4	0	0	0	0	1	6			
Ted Cox, R (1, 9) OBP: 0.299, SLG: 0.283		F4	G5-4-3		5-3					4	1	1	0	0	0	3			
Tom Verzyer, R (1, 6) OBP: 0.311, SLG: 0.355		K		6-3		4-3				4	0	1	0	0	1	0			
Duane Kuiper, L (1, 4) OBP: 0.315, SLG: 0.338 Larvell Blanks, R (8, 4) OBP: 0.272, SLG: 0.331						4-3		4-3		3	1	2	0	0	0	0			
Bo Diaz, R (1, 2) OBP: 0.258, SLG: 0.354					E3			6-3		4	0	2	1	0	0	2			
Inning Stats	R: 0 E: 0 K: 0 S: 4	H: 2 LOB: 2 BB: 1 P: 8	R: 1 E: 1 K: 1 S: 8	H: 3 LOB: 2 BB: 0 P: 8	R: 0 E: 0 K: 1 S: 4	H: 2 LOB: 1 BB: 0 P: 4	R: 0 E: 1 K: 1 S: 7	H: 1 LOB: 2 BB: 0 P: 7	R: 0 E: 0 K: 3 S: 9	H: 0 LOB: 0 BB: 0 P: 9	R: 0 E: 0 K: 0 S: 5	H: 2 LOB: 1 BB: 0 P: 5	R: 0 E: 0 K: 0 S: 3	H: 0 LOB: 0 BB: 0 P: 3	1B: 12 2B: 0 3B: 0 HR: 0	SF: 0 SAC: 0 DP: 1 HBP: 0	WP: 1 PB: 0 SB: 0 CS: 0	PA: 40	
PITCHER	IP	WLS	BF	H	R	ER	SO	BB	IBB	HBP	BLK	WP	HR	S	P	ERA	WHIP		
Jon Matlack, L (1, 1) ERA: 2.37	9.0	W	40	12	2	1	6	1	0	0	0	1	0	51	55	1.00	1.444		

Texas Rangers @ Cleveland Indians
Cleveland Municipal Stadium, Cleveland, OH

AB 39
R 2
H 12
RBI 1
BB 1
SO 6
LOB 23



WP: 1 PA: 40
PB: 0
SB: 0
CS: 0

Batter	1	2	3	4	5	6	7	8	9	AB	R	H	RBI	BB	SO	LOB	TOP					
Mike Hargrove, L (1, 3) OBP: 0.388, SLG: 0.362										3	0	2	1	0	0	1	Texas Rangers @ Cleveland Indians Cleveland Municipal Stadium, Cleveland, OH Sun Aug 13 1978, 3:33 AM EDT Unknown - 77 F					
Mike Jorgensen, L (7, PR) OBP: 0.327, SLG: 0.122										5	0	0	0	0	0	5						
Bump Wills, S (1, 4) OBP: 0.306, SLG: 0.324										5	0	0	0	0	0	5						
Jim Sundberg, R (1, 2) OBP: 0.382, SLG: 0.396										3	0	1	0	2	2	3						
Al Oliver, L (1, 10) OBP: 0.350, SLG: 0.499										4	0	0	0	0	0	3						
Bobby Bonds, R (1, 9) OBP: 0.346, SLG: 0.481										4	0	0	0	0	1	1						
Richie Zisk, R (1, 7) OBP: 0.332, SLG: 0.410										3	0	1	0	1	0	0						
Juan Beniquez, R (1, 8) OBP: 0.299, SLG: 0.383										4	0	0	0	0	0	3						
Kurt Bevacqua, R (1, 5) OBP: 0.283, SLG: 0.345										3	2	2	1	1	1	0						
Toby Harrah, R (1, 6) OBP: 0.344, SLG: 0.313										4	1	3	1	0	0	0						
Inning Stats	R: 0 E: 0 K: 0 S: 3	H: 1 LOB: 1 BB: 1 P: 7	R: 0 E: 0 K: 1 S: 5	H: 0 LOB: 0 BB: 0 P: 5	R: 0 E: 1 K: 1 S: 6	H: 1 LOB: 1 BB: 0 P: 6	R: 0 E: 0 K: 0 S: 4	H: 1 LOB: 2 BB: 1 P: 8	R: 2 E: 0 K: 0 S: 5	H: 2 LOB: 1 BB: 1 P: 9	R: 0 E: 0 K: 0 S: 3	H: 0 LOB: 0 BB: 0 P: 3	R: 1 E: 0 K: 1 S: 7	H: 2 LOB: 1 BB: 0 P: 7	R: 0 E: 0 K: 0 S: 4	H: 1 LOB: 1 BB: 0 P: 4	R: 0 E: 0 K: 1 S: 6	H: 1 LOB: 2 BB: 1 P: 10	1B: 5 2B: 2 3B: 1 HR: 1	SF: 1 SAC: 0 DP: 1 HBP: 0	WP: 0 PB: 0 SB: 0 CS: 0	PA: 39
PITCHER	IP WLS BF H R ER SO BB IBB HBP BLK WP HR S P ERA WHIP																					
Dave Freisleben, R (1, 1) ERA: 6.67	6.1 L 28 7 3 3 2 3 0 0 0 0 0 1 29 41 4.26 1.579																					
Sid Monge, L (7, 1) ERA: 2.79	2.1 10 2 0 0 1 1 0 0 0 0 0 0 11 15 0.00 1.286																					
Dan Spillner, R (9, 1) ERA: 4.03	0.1 1 0 0 0 1 0 0 0 0 0 0 0 3 3 0.00 0.000																					

Texas Rangers @ Cleveland Indians
 Cleveland Municipal Stadium, Cleveland, OH
 Sun Aug 13 1978, 3:33 AM EDT
 Unknown - 77 F

AB	34
R	3
H	9
RBI	3
BB	4
SO	4
LOB	18



Batter	1	2	3	4	5	6	7	8	9	AB	R	H	RBI	BB	SO	LOB	BOTTOM			
Jim Norris, L (1, 9) OBP: 0.358, SLG: 0.354										3	0	0	0	1	0	0	Texas Rangers @ Cleveland Indians Cleveland Municipal Stadium, Cleveland, OH Sun Aug 13 1978, 3:33 AM EDT Unknown - 77 F			
Buddy Bell, R (1, 5) OBP: 0.343, SLG: 0.426										4	0	1	0	0	1	0				
Johnny Grubb, L (1, 7) OBP: 0.379, SLG: 0.470										3	0	1	1	1	1	0				
Andre Thornton, R (1, 3) OBP: 0.395, SLG: 0.526										4	0	3	0	0	0	3				
Bernie Carbo, L (1, 10) OBP: 0.349, SLG: 0.350										4	0	0	0	0	0	3				
Gary Alexander, R (1, 2) OBP: 0.314, SLG: 0.459										4	0	0	0	0	1	1				
Rick Manning, L (1, 8) OBP: 0.313, SLG: 0.352										3	0	0	0	0	0	0				
Larryl Blanks, R (1, 4) OBP: 0.274, SLG: 0.337										3	1	1	0	0	1	0				
Tom Verzyer, R (1, 6) OBP: 0.310, SLG: 0.353										3	0	0	0	0	0	1				
Inning Stats	R: 0 E: 1 K: 1 S: 5	H: 0 LOB: 0 BB: 0 P: 5	R: 0 E: 0 K: 0 S: 3	H: 1 LOB: 0 BB: 0 P: 3	R: 0 E: 0 K: 1 S: 5	H: 0 LOB: 0 BB: 0 P: 5	R: 0 E: 0 K: 1 S: 5	H: 0 LOB: 0 BB: 0 P: 5	R: 1 E: 0 K: 0 S: 5	H: 2 LOB: 3 BB: 2 P: 13	R: 0 E: 0 K: 0 S: 3	H: 0 LOB: 0 BB: 0 P: 3	R: 0 E: 0 K: 0 S: 3	H: 0 LOB: 0 BB: 0 P: 3	R: 1 E: 1 K: 0 S: 5	H: 2 LOB: 1 BB: 0 P: 5		1B: 4 2B: 2 3B: 0 HR: 0	SF: 0 SAC: 0 DP: 2 HBP: 0	WP: 0 PB: 0 SB: 0 CS: 0
PITCHER	IP WLS BF H R ER SO BB IBB HBP BLK WP HR S P ERA WHIP																			
Doc Medich, R (1, 1) ERA: 3.67	5.2 W 21 4 1 1 4 2 0 0 0 0 0 0 27 35 1.59 1.059																			
Reggie Cleveland, R (6, 1) ERA: 2.75	3.1 S 12 2 1 0 0 0 0 0 0 0 0 0 12 12 0.00 0.600																			

Texas Rangers @ Cleveland Indians
 Cleveland Municipal Stadium, Cleveland, OH
 Sun Aug 13 1978, 3:33 AM EDT
 Unknown - 77 F

AB	31
R	1
H	6
RBI	1
BB	2
SO	4
LOB	8



Batter	1	2	3	4	5	6	7	8	9	AB	R	H	RBI	BB	SO	LOB	TOP			
Mike Hargrove, L (1, 3) OBP: 0.388, SLG: 0.362 Jim Sundberg, R (9, 2) OBP: 0.382, SLG: 0.396	0-0 4-3	0-0 1-H 1B			0-0 1B FC5-2	0-0 L3		0-0 4-3	5 0 2 1 0 0 2 0 0 0 0 0 0 0											
Bump Wills, S (1, 4) OBP: 0.388, SLG: 0.325 Kurt Bevacqua, R (7, FR) OBP: 0.283, SLG: 0.345	0-0 F9	0-0 F9			0-0 1B FC5-2		0-0 CS 1B	4 1 2 0 0 0 1 0 0 0 0 0 0 0												
John Lowenstein, L (1, 5) OBP: 0.343, SLG: 0.396	0-0 F7		0-0 4-3		0-0 1B FC5-2		0-3 K	4 1 0 0 0 1 3												
Al Oliver, L (1, 7) OBP: 0.355, SLG: 0.500		4-0 3B BB		0-0 CS 1B	0-0 1B 1-3		0-0 F7	3 1 2 1 1 0 1												
Bobby Bonds, R (1, 9) OBP: 0.347, SLG: 0.486		0-0 1B 3B	0-3 K		0-0 1B FC6-4		0-3 K	4 1 2 2 0 2 1												
Juan Beniquez, R (1, 8) OBP: 0.292, SLG: 0.382		0-0 1B SF7	0-0 CS	0-0 4-3	0-0 1B FC6-4		0-0 F7	4 1 1 1 0 0 2												
Gary Gray, R (1, 10) OBP: 0.256, SLG: 0.410		0-0 1B S		0-0 3-1		0-3 K	0-0 5-3	4 1 1 0 0 1 0												
John Ellis, R (1, 2) OBP: 0.243, SLG: 0.328 Mike Jorgensen, L (9, FR) OBP: 0.327, SLG: 0.122	0-0 SF7		0-0 6-3		0-0 1B		0-0 B5-3 1B	3 0 2 1 0 0 0 0 0 0 0 0 0 0												
Jim Mason, L (1, 6) OBP: 0.265, SLG: 0.278	0-0 F4				0-0 F9	0-3 K	0-0 B5-3 1B	4 0 0 0 0 1 3												
Inning Stats	R: 0 E: 0 K: 0 S: 3	H: 0 LOB: 0 BB: 0 P: 3	R: 4 E: 0 K: 0 S: 7	H: 4 LOB: 1 BB: 1 P: 11	R: 0 E: 0 K: 1 S: 5	H: 1 LOB: 0 BB: 0 P: 5	R: 0 E: 0 K: 0 S: 3	H: 0 LOB: 3 BB: 0 P: 3	R: 2 E: 0 K: 2 S: 8	H: 4 LOB: 2 BB: 0 P: 7	R: 0 E: 0 K: 1 S: 5	H: 1 LOB: 1 BB: 0 P: 5	R: 0 E: 0 K: 1 S: 5	H: 0 LOB: 0 BB: 0 P: 5	R: 0 E: 0 K: 0 S: 3	H: 1 LOB: 1 BB: 0 P: 3	1B: 11 2B: 2 3B: 1 HR: 0	SF: 1 SAC: 0 DP: 2 HBP: 0	WP: 0 PB: 0 SB: 2 CS: 2	PA: 38
PITCHER	IP WLS BF H R ER SO BB IBB HBP BLK WP HR S P ERA WHIP	IP WLS BF H R ER SO BB IBB HBP BLK WP HR S P ERA WHIP	IP WLS BF H R ER SO BB IBB HBP BLK WP HR S P ERA WHIP	IP WLS BF H R ER SO BB IBB HBP BLK WP HR S P ERA WHIP	IP WLS BF H R ER SO BB IBB HBP BLK WP HR S P ERA WHIP	IP WLS BF H R ER SO BB IBB HBP BLK WP HR S P ERA WHIP	IP WLS BF H R ER SO BB IBB HBP BLK WP HR S P ERA WHIP	IP WLS BF H R ER SO BB IBB HBP BLK WP HR S P ERA WHIP	IP WLS BF H R ER SO BB IBB HBP BLK WP HR S P ERA WHIP	IP WLS BF H R ER SO BB IBB HBP BLK WP HR S P ERA WHIP	IP WLS BF H R ER SO BB IBB HBP BLK WP HR S P ERA WHIP	IP WLS BF H R ER SO BB IBB HBP BLK WP HR S P ERA WHIP	IP WLS BF H R ER SO BB IBB HBP BLK WP HR S P ERA WHIP	IP WLS BF H R ER SO BB IBB HBP BLK WP HR S P ERA WHIP	IP WLS BF H R ER SO BB IBB HBP BLK WP HR S P ERA WHIP	IP WLS BF H R ER SO BB IBB HBP BLK WP HR S P ERA WHIP	IP WLS BF H R ER SO BB IBB HBP BLK WP HR S P ERA WHIP	IP WLS BF H R ER SO BB IBB HBP BLK WP HR S P ERA WHIP		
Rick Wise, R (1, 1) ERA: 3.61 Jim Kern, R (9, 1) ERA: 2.93	8.0 L 35 12 6 6 5 1 0 0 0 0 0 0 44 48 6.75 1.625	1.0 2 0 0 0 0 0 0 0 0 0 0 0 0 2 2 0.00 0.000																		

Texas Rangers @ Cleveland Indians
Cleveland Municipal Stadium, Cleveland, OH
Sun Aug 13 1978, 3:38 AM EDT
Att: 14,137 - Unknown

AB 35
R 6
H 12
RBI 6
BB 1
SO 5
LOB 13



Batter	1	2	3	4	5	6	7	8	9	AB	R	H	RBI	BB	SO	LOB	BOTTOM			
Paul Dade, R (1, 7) OBP: 0.341, SLG: 0.342 Johnny Grubb, L (4, FR) OBP: 0.379, SLG: 0.470	4-0 BB		4-0 BB	0-0 1-H 2B		0-0 1B		0-0 F8	1 0 1 2 2 0 0 2 0 1 0 0 0 2											
Tom Verzyer, R (1, 6) OBP: 0.311, SLG: 0.354	0-0 G4-6-3		0-0 G4-6-3	0-0 FC6-4		0-0 1B		0-0 SH3-4	5 0 2 0 0 0 4											
Buddy Bell, R (1, 5) OBP: 0.345, SLG: 0.427				5-3 FC6-4		0-0 1B		0-0 SH3-4	4 0 2 0 0 0 3											
Andre Thornton, R (1, 3) OBP: 0.393, SLG: 0.529	0-0 F9			0-0 HR	0-0 5-3		0-3 K2-3-2	0-0 5-3	5 1 1 1 0 1 3											
Gary Alexander, R (1, 10) OBP: 0.313, SLG: 0.454		0-3 K		4-0 BB 1B	0-3 K		0-3 K	0-3 K	4 1 0 0 1 4 1											
Larvell Blanks, R (1, 4) OBP: 0.279, SLG: 0.337	0-0 L4		0-0 BB	0-0 1B	0-0 4-3			4-0 SH3-4 BB	3 1 1 0 1 0 0											
Ted Cox, R (1, 9) OBP: 0.300, SLG: 0.284				0-3 K		0-0 L5		0-0 SH3-4	3 0 1 0 0 1 2											
Horace Speed, R (1, 8) OBP: 0.309, SLG: 0.253 Rick Manning, L (6, PH) OBP: 0.314, SLG: 0.353		0-3 K		4-0 1B 2B	0-0 1B	0-0 1B		0-0 6-3	1 1 0 0 1 1 1 2 0 1 0 0 0 1											
Bo Diaz, R (1, 2) OBP: 0.254, SLG: 0.343 Jim Norris, L (8, PH) OBP: 0.361, SLG: 0.354 Ron Pruitt, R (9, 2) OBP: 0.308, SLG: 0.346			0-0 F9	0-0 2B	0-0 F3			4-0 BB	3 1 1 2 0 0 1 0 0 0 0 1 0 0 0 0 0 0 0 0 0											
Inning Stats	R: 0 E: 0 K: 0 S: 3	H: 1 LOB: 1 BB: 1 P: 7	R: 0 E: 0 K: 2 S: 8	H: 1 LOB: 0 BB: 0 P: 8	R: 0 E: 0 K: 1 S: 2	H: 0 LOB: 1 BB: 1 P: 6	R: 5 E: 0 K: 1 S: 10	H: 5 LOB: 3 BB: 2 P: 18	R: 0 E: 0 K: 1 S: 5	H: 0 LOB: 0 BB: 0 P: 5	R: 0 E: 0 K: 2 S: 7	H: 1 LOB: 0 BB: 0 P: 7	R: 0 E: 0 K: 0 S: 3	H: 0 LOB: 2 BB: 2 P: 11	R: 0 E: 0 K: 1 S: 6	H: 1 LOB: 1 BB: 0 P: 6	1B: 9 2B: 2 3B: 0 HR: 1	SF: 0 SAC: 2 DP: 3 HBP: 0	WP: 0 PB: 0 SB: 0 CS: 0	PA: 41
PITCHER	IP WLS BF H R ER SO BB IBB HBP BLK WP HR S P ERA WHIP	IP WLS BF H R ER SO BB IBB HBP BLK WP HR S P ERA WHIP	IP WLS BF H R ER SO BB IBB HBP BLK WP HR S P ERA WHIP	IP WLS BF H R ER SO BB IBB HBP BLK WP HR S P ERA WHIP	IP WLS BF H R ER SO BB IBB HBP BLK WP HR S P ERA WHIP	IP WLS BF H R ER SO BB IBB HBP BLK WP HR S P ERA WHIP	IP WLS BF H R ER SO BB IBB HBP BLK WP HR S P ERA WHIP	IP WLS BF H R ER SO BB IBB HBP BLK WP HR S P ERA WHIP	IP WLS BF H R ER SO BB IBB HBP BLK WP HR S P ERA WHIP	IP WLS BF H R ER SO BB IBB HBP BLK WP HR S P ERA WHIP	IP WLS BF H R ER SO BB IBB HBP BLK WP HR S P ERA WHIP	IP WLS BF H R ER SO BB IBB HBP BLK WP HR S P ERA WHIP	IP WLS BF H R ER SO BB IBB HBP BLK WP HR S P ERA WHIP	IP WLS BF H R ER SO BB IBB HBP BLK WP HR S P ERA WHIP	IP WLS BF H R ER SO BB IBB HBP BLK WP HR S P ERA WHIP	IP WLS BF H R ER SO BB IBB HBP BLK WP HR S P ERA WHIP	IP WLS BF H R ER SO BB IBB HBP BLK WP HR S P ERA WHIP	IP WLS BF H R ER SO BB IBB HBP BLK WP HR S P ERA WHIP		
Paul Mirabella, L (1, 1) ERA: 6.75 Steve Corner, R (4, 1) ERA: 2.14 Len Barker, R (9, 1) ERA: 3.7	3.2 W 20 6 0 0 3 2 0 0 0 0 0 0 24 32 0.00 1.846	4.1 S 3 0 0 0 1 0 0 0 0 0 0 0 5 5 0.00 0.000																		

Texas Rangers @ Cleveland Indians
Cleveland Municipal Stadium, Cleveland, OH
Sun Aug 13 1978, 3:38 AM EDT
Att: 14,137 - Unknown

AB 33
R 5
H 11
RBI 5
BB 6
SO 7
LOB 18



Batter	1	2	3	4	5	6	7	8	9	AB	R	H	RBI	BB	SO	LOB	TOP			
Tom Spencer, R (1, 8) OBP: 0.289, SLG: 0.279	F8		F4		K2-3			6-3		4	0	0	0	0	1	3				
Thad Bosley, L (1, 9) OBP: 0.277, SLG: 0.267	5-3		F6			K		4-3		4	0	0	0	0	1	2				
Jorge Orta, L (1, 4) OBP: 0.352, SLG: 0.444	K			4-3		K		4-3		4	0	0	0	0	2	0				
Lamar Johnson, R (1, 10) OBP: 0.327, SLG: 0.386		F7		F4		5-3			FC4-6 1B	4	0	1	0	0	0	0				
Bob Molinaro, L (9, PR) OBP: 0.310, SLG: 0.380										0	0	0	0	0	0	0				
Ralph Garr, L (1, 7) OBP: 0.311, SLG: 0.361	6-3				2B			1B SH2-4 1B		4	0	2	0	0	0	1				
Mike Squires, L (1, 3) OBP: 0.625, SLG: 0.857				5-3				SH2-4 1-2		3	0	1	0	0	0	2				
Kevin Bell, R (1, 5) OBP: 0.278, SLG: 0.375										1	0	0	0	1	1	0				
Eric Soderholm, R (7, PH) OBP: 0.313, SLG: 0.434	CS		S 1B BB		K			G6-4-3 1B		1	0	1	0	0	0	0				
Greg Pryor, R (1, 6) OBP: 0.302, SLG: 0.305					F6			G6-4-3 1-2		3	0	1	0	0	0	2				
Mike Colbern, R (1, 2) OBP: 0.293, SLG: 0.375				K		PB 2B		K		3	0	1	0	0	2	2				
Inning Stats	R: 0 E: 0 K: 1 S: 5	H: 0 LOB: 0 BB: 0 P: 5	R: 0 E: 0 K: 0 S: 3	H: 1 LOB: 0 BB: 0 P: 3	R: 0 E: 0 K: 1 S: 6	H: 1 LOB: 2 BB: 1 P: 10	R: 0 E: 0 K: 0 S: 4	H: 1 LOB: 1 BB: 0 P: 4	R: 0 E: 0 K: 2 S: 8	H: 0 LOB: 0 BB: 0 P: 7	R: 0 E: 0 K: 0 S: 4	H: 2 LOB: 1 BB: 0 P: 4	R: 0 E: 0 K: 1 S: 5	H: 0 LOB: 0 BB: 0 P: 5	R: 0 E: 0 K: 0 S: 4	H: 1 LOB: 2 BB: 0 P: 4	1B: 5 2B: 2 3B: 0 HR: 0	SF: 0 SAC: 1 DP: 1 HBP: 0	WP: 1 PB: 1 CS: 2	PA: 34
PITCHER Jon Matlack, L (1, 1) ERA: 2.26	IP: 9.0 WLS: W BF: 33 H: 7 R: 0 ER: 0 SO: 7 BB: 1 IBB: 0 HBP: 0 BLK: 0 WP: 1 HR: 0 S: 46 P: 50 ERA: 0.00 WHIP: 0.889																			

Chicago White Sox @ Texas Rangers
Arlington Stadium, Arlington, TX
Tue Aug 15 1978, 8:05 PM EDT
Att: 18,665 - Unknown - 98 F

AB 31
R 0
H 7
RBI 0
BB 1
SO 7
LOB 12





Batter	1	2	3	4	5	6	7	8	9	AB	R	H	RBI	BB	SO	LOB	BOTTOM			
Mike Hargrove, L (1, 3) OBP: 0.388, SLG: 0.358	4-3					F8	F4			3	0	0	0	1	0	1				
Mike Jorgensen, L (9, 3) OBP: 0.327, SLG: 0.122			FC6-4 BB							0	0	0	0	0	0	0				
Bump Wills, S (1, 4) OBP: 0.309, SLG: 0.321	K		FC6-4 1-2			6-3 E BB		6-3 SH3 BB		2	0	0	0	2	1	1				
Jim Sundberg, R (1, 2) OBP: 0.385, SLG: 0.398	6-3			WP 2B		6-3 BB		SH3		2	0	1	0	1	0	0				
Al Oliver, L (1, 7) OBP: 0.352, SLG: 0.492		F5		F6		6-3		6-3 BB		3	0	0	0	1	0	3				
Bobby Bonds, R (1, 9) OBP: 0.350, SLG: 0.485		S BB		K		F7		6-3		3	0	0	0	1	1	5				
Richie Zisk, R (1, 10) OBP: 0.331, SLG: 0.414		K		F8				L3		4	1	1	1	0	1	4				
Kurt Bevacqua, R (1, 5) OBP: 0.278, SLG: 0.339		4-3				F7		F8		3	0	0	0	0	0	1				
Juan Beniquez, R (1, 8) OBP: 0.292, SLG: 0.375				K		F7		F4		3	0	0	0	0	1	0				
Toby Harrah, R (1, 6) OBP: 0.344, SLG: 0.314				F8		F5				2	0	0	0	1	0	0				
Inning Stats	R: 0 E: 0 K: 1 S: 5	H: 0 LOB: 0 BB: 0 P: 5	R: 0 E: 0 K: 1 S: 5	H: 0 LOB: 1 BB: 1 P: 9	R: 0 E: 0 K: 1 S: 5	H: 0 LOB: 1 BB: 1 P: 9	R: 0 E: 0 K: 1 S: 6	H: 1 LOB: 1 BB: 0 P: 6	R: 0 E: 0 K: 0 S: 3	H: 0 LOB: 0 BB: 0 P: 3	R: 0 E: 1 K: 0 S: 3	H: 0 LOB: 2 BB: 2 P: 11	R: 1 E: 0 K: 0 S: 4	H: 1 LOB: 1 BB: 1 P: 8	R: 0 E: 0 K: 0 S: 3	H: 0 LOB: 2 BB: 2 P: 11	1B: 0 2B: 1 3B: 0 HR: 1	SF: 0 SAC: 1 DP: 0 HBP: 0	WP: 1 PB: 0 SB: 1 CS: 0	PA: 33
PITCHER Steve Stone, R (1, 1) ERA: 4.24	IP: 8.0 WLS: L BF: 33 H: 2 R: 1 ER: 1 SO: 4 BB: 7 IBB: 0 HBP: 0 BLK: 0 WP: 1 HR: 1 S: 34 P: 62 ERA: 1.12 WHIP: 1.125																			

Chicago White Sox @ Texas Rangers
Arlington Stadium, Arlington, TX
Tue Aug 15 1978, 8:05 PM EDT
Att: 18,665 - Unknown - 98 F

AB 25
R 1
H 2
RBI 1
BB 7
SO 4
LOB 15



Batter	1	2	3	4	5	6	7	8	9	AB	R	H	RBI	BB	SO	LOB	TOP											
Bob Molinaro, L OBP: 0.307, SLG: 0.376 (1, 9)	3-1	FC4-6 1B 1-2 3-H CS						FC3-2 1B		5	0	1	2	0	1	4	Chicago White Sox @ Texas Rangers Arlington Stadium, Arlington, TX Wed Aug 16 1978, 8:05 PM EDT Att: 16,193 - Unknown AB 37 R 6 H 14 RBI 6 BB 5 SO 4 LOB 15 											
Don Kessinger, S OBP: 0.327, SLG: 0.318 (1, 6)	1B	1B					5-3	1B		4	1	3	2	1	0	0												
Jorge Orta, L OBP: 0.350, SLG: 0.441 (1, 4)	BB 1B	1B					FC4-6 BB	1B		5	0	1	0	0	1	5												
Lamar Johnson, R OBP: 0.328, SLG: 0.387 (1, 10)	BB 1B						4-3			5	0	2	1	0	0	0												
Ralph Garr, L OBP: 0.310, SLG: 0.359 Tom Spencer, R OBP: 0.283, SLG: 0.273 (1, 7) (8, 7)	F8						6-3			4	0	1	0	0	0	2												
Mike Squires, L OBP: 0.571, SLG: 0.706 (1, 3)	BB						6-3			1	0	0	0	0	0	0												
Eric Soderholm, R Kevin Bell, R (8, PR) (8, 5)	1-3						4-3			3	1	0	0	2	1	0												
Claudell Washington, L OBP: 0.274, SLG: 0.364 (1, 8)							4-3			4	0	2	0	0	0	3												
Bill Nahorodny, R OBP: 0.297, SLG: 0.368 Ron Blomberg, L OBP: 0.277, SLG: 0.355 Thad Bosley, L OBP: 0.277, SLG: 0.267 Mike Colbern, R OBP: 0.293, SLG: 0.375 (1, 2) (8, PH) (8, PR) (8, 2)							F7			4	0	0	0	0	0	3												
Inning Stats	R: 1 E: 0 K: 0 S: 6	H: 3 LOB: 3 BB: 1 P: 10	R: 1 E: 0 K: 1 S: 6	H: 2 LOB: 1 BB: 1 P: 10	R: 0 E: 0 K: 1 S: 5	H: 0 LOB: 0 BB: 0 P: 5	R: 0 E: 0 K: 1 S: 5	H: 1 LOB: 0 BB: 0 P: 5	R: 0 E: 0 K: 1 S: 6	H: 2 LOB: 2 BB: 1 P: 10	R: 0 E: 0 K: 0 S: 3	H: 0 LOB: 0 BB: 0 P: 3	R: 0 E: 1 K: 0 S: 3	H: 0 LOB: 0 BB: 0 P: 3	R: 3 E: 0 K: 0 S: 6	H: 3 LOB: 2 BB: 2 P: 14		R: 0 E: 1 K: 0 S: 3	H: 0 LOB: 0 BB: 0 P: 3	1B: 12 2B: 1 3B: 1 HR: 0	SF: 0 SAC: 0 DP: 1 HBP: 0	WP: 0 PB: 0 SB: 0 CS: 2	PA: 43					
PITCHER	IP	WLS	BF	H	R	ER	SO	BB	IBB	HBP	BLK	WP	HR	S	P	ERA		WHIP										
Doyle Alexander, R ERA: 4.32 (1, 1)	1.1	L	11	5	2	2	0	2	0	0	0	0	0	9	17	13.50		5.250										
Jim Umberger, L ERA: 4.53 (2, 1)	6.0		22	6	2	2	4	2	0	0	0	0	0	28	36	3.00		1.333										
Len Barker, R ERA: 3.98 (8, 1)	1.2		9	3	2	2	0	1	0	0	0	0	0	8	12	10.80	2.400											

Batter	1	2	3	4	5	6	7	8	9	AB	R	H	RBI	BB	SO	LOB	BOTTOM											
Mike Hargrove, L OBP: 0.388, SLG: 0.359 (1, 3)	F8									4	1	1	0	0	0	3	Chicago White Sox @ Texas Rangers Arlington Stadium, Arlington, TX Wed Aug 16 1978, 8:05 PM EDT Att: 16,193 - Unknown AB 30 R 2 H 7 RBI 2 BB 6 SO 6 LOB 19 											
Juan Beniquez, R OBP: 0.295, SLG: 0.376 (1, 8)	F4									4	0	2	0	0	0	0												
Jim Sundberg, R OBP: 0.383, SLG: 0.394 (1, 2)	6-3									4	0	0	1	1	1	2												
Al Oliver, L OBP: 0.349, SLG: 0.486 (1, 7)										4	0	0	0	0	1	3												
Bobby Bonds, R OBP: 0.349, SLG: 0.483 (1, 9)										4	1	1	0	0	2	3												
Richie Zisk, R OBP: 0.333, SLG: 0.413 (1, 10)										3	0	1	0	1	1	0												
Kurt Bevacqua, R OBP: 0.283, SLG: 0.341 (7, 4)										2	0	1	1	1	0	1												
Toby Harrah, R OBP: 0.348, SLG: 0.318 (7, 5)										2	0	1	0	2	0	1												
Bump Wills, S OBP: 0.308, SLG: 0.319 Gary Gray, R OBP: 0.250, SLG: 0.490 Bert Campaneris, R OBP: 0.253, SLG: 0.249 (1, 4) (6, PH) (7, 6)										2	0	0	0	0	0	4												
Inning Stats	R: 0 E: 0 K: 0 S: 3	H: 0 LOB: 0 BB: 0 P: 3	R: 1 E: 0 K: 0 S: 6	H: 3 LOB: 2 BB: 0 P: 6	R: 0 E: 0 K: 1 S: 5	H: 0 LOB: 2 BB: 1 P: 10	R: 0 E: 0 K: 0 S: 3	H: 0 LOB: 0 BB: 2 P: 11	R: 0 E: 0 K: 1 S: 6	H: 1 LOB: 2 BB: 1 P: 10	R: 1 E: 0 K: 2 S: 9	H: 2 LOB: 1 BB: 0 P: 9	R: 0 E: 0 K: 1 S: 4	H: 0 LOB: 0 BB: 1 P: 8	R: 0 E: 0 K: 1 S: 5	H: 1 LOB: 1 BB: 1 P: 9		1B: 5 2B: 3 3B: 0 HR: 0	SF: 1 SAC: 1 DP: 2 HBP: 1	WP: 0 PB: 0 SB: 0 CS: 0	PA: 39							
PITCHER	IP	WLS	BF	H	R	ER	SO	BB	IBB	HBP	BLK	WP	HR	S	P	ERA		WHIP										
Ross Baumgarten, L ERA: 3.0 (1, 1)	6.0		28	5	2	2	2	4	0	1	0	0	0	27	44	3.00		1.500										
Lerrin LaGrow, R ERA: 3.55 (7, 1)	3.0	S	11	2	0	0	4	2	0	0	0	0	0	17	25	0.00		1.333										

Batter	1	2	3	4	5	6	7	8	9	AB	R	H	RBI	BB	SO	LOB	TOP								
Ralph Garr, L OBP: 0.316, SLG: 0.369 Thad Bosley, L OBP: 0.277, SLG: 0.267	4-3		E	2B	2H	2B	CS	1B	G4-3	4	1	3	1	1	0	0									
Don Kessinger, S OBP: 0.326, SLG: 0.322	2B		E5	1B	1B	K	K	G4-3	5	1	2	0	0	2	3										
Mike Squires, L OBP: 0.560, SLG: 0.650	F7		1B	SF8	BB	G3	1B	1B		3	1	1	0	1	0	2									
Lamar Johnson, R OBP: 0.333, SLG: 0.389	BB		4-3	1B		F7	FC6-4	1B		3	0	2	1	1	0	0									
Eric Soderholm, R OBP: 0.312, SLG: 0.431 Kevin Bell, R OBP: 0.278, SLG: 0.375	F8		SF8			6-3	FC6-4			3	0	0	1	0	0	4									
Claudell Washington, L OBP: 0.270, SLG: 0.358		G3	4-3			F2		4-3		4	0	0	0	0	0	1									
Tom Spencer, R OBP: 0.280, SLG: 0.271		K	F2			6-3		CS	1B	4	0	1	0	0	1	1									
Greg Pryor, R OBP: 0.308, SLG: 0.306		BB		SH1-3	2B	1B	4-3	K		3	1	1	0	1	1	1									
Bill Nahorodny, R OBP: 0.294, SLG: 0.364	F9			SH1-3			K	K		3	0	0	0	0	2	1									
Inning Stats	R: 0 E: 0 K: 0 S: 4	H: 1 LOB: 2 BB: 1 P: 8	R: 0 E: 0 K: 1 S: 5	H: 0 LOB: 1 BB: 1 P: 9	R: 3 E: 1 K: 0 S: 6	H: 3 LOB: 1 BB: 1 P: 10	R: 1 E: 0 K: 1 S: 7	H: 2 LOB: 1 BB: 0 P: 7	R: 0 E: 0 K: 0 S: 3	H: 0 LOB: 0 BB: 0 P: 3	R: 0 E: 0 K: 1 S: 5	H: 0 LOB: 0 BB: 0 P: 5	R: 0 E: 0 K: 1 S: 7	H: 3 LOB: 2 BB: 0 P: 7	R: 0 E: 0 K: 1 S: 5	H: 1 LOB: 1 BB: 1 P: 5	R: 0 E: 0 K: 1 S: 4	H: 0 LOB: 0 BB: 1 P: 8	1B: 7 2B: 4 3B: 0 HR: 0	SF: 1 SAC: 1 DP: 2 HBP: 0	WP: 0 PB: 0 SB: 0 CS: 2	PA: 38			
PITCHER	IP	WLS	BF	H	R	ER	SO	BB	IBB	HBP	BLK	WP	HR	S	P	ERA	WHIP								
Paul Mirabella, L ERA: 7.4	3.1	L	19	6	4	4	1	3	0	0	0	0	0	18	30	10.80	2.700								
Steve Comer, R ERA: 1.94	5.2		19	4	0	0	5	1	0	0	0	0	0	28	32	0.00	0.882								

Chicago White Sox @ Texas Rangers
Arlington Stadium, Arlington, TX
Thu Aug 17 1978, 8:05 PM EDT
Att: 17,158 - Unknown - 103 F

AB 32
R 4
H 10
RBI 3
BB 4
SO 6
LOB 13



Batter	1	2	3	4	5	6	7	8	9	AB	R	H	RBI	BB	SO	LOB	BOTTOM								
Mike Hargrove, L OBP: 0.390, SLG: 0.359 Mike Jorgensen, L OBP: 0.327, SLG: 0.122	FC5	6-3	BB	BB	F5	F9	FC6-4	1B	FC6-4	3	0	1	0	2	0	3									
Juan Beniquez, R OBP: 0.291, SLG: 0.370	F8		K		L6		4-3	FC6-4	6-3	5	0	0	0	0	1	3									
Jim Sundberg, R OBP: 0.381, SLG: 0.392	6-3		FC4-6	1B	3-1		4-3	6-3		5	0	1	0	0	0	2									
Al Oliver, L OBP: 0.347, SLG: 0.481	FC5		FC4-6			L8		F7		4	0	0	0	1	0	5									
Bobby Bonds, R OBP: 0.348, SLG: 0.480		K		1B	S	BB	F8	5-3		3	0	0	0	1	1	1									
Richie Ziek, R OBP: 0.334, SLG: 0.411	F3		F8		F8	HR	BB	BB	BB	2	1	0	0	2	0	1									
Kurt Bevacqua, R OBP: 0.289, SLG: 0.343 John Lowenstein, L OBP: 0.339, SLG: 0.385		BB		BB	1B	K	BB	F7		2	0	1	0	1	1	1									
Toby Harrah, R OBP: 0.350, SLG: 0.328	F8			K		HR		BB		3	1	1	2	1	1	3									
Bump Willis, S OBP: 0.308, SLG: 0.317			5-3			K		K		3	0	0	0	1	2	2									
Inning Stats	R: 0 E: 0 K: 0 S: 3	H: 0 LOB: 1 BB: 1 P: 7	R: 0 E: 0 K: 1 S: 5	H: 0 LOB: 1 BB: 1 P: 9	R: 0 E: 0 K: 1 S: 6	H: 1 LOB: 2 BB: 1 P: 10	R: 0 E: 0 K: 1 S: 6	H: 1 LOB: 3 BB: 2 P: 14	R: 0 E: 0 K: 0 S: 3	H: 0 LOB: 1 BB: 1 P: 7	R: 2 E: 0 K: 2 S: 8	H: 1 LOB: 0 BB: 1 P: 12	R: 0 E: 0 K: 0 S: 3	H: 0 LOB: 0 BB: 0 P: 3	R: 0 E: 0 K: 1 S: 5	H: 0 LOB: 2 BB: 2 P: 13	R: 0 E: 0 K: 0 S: 4	H: 1 LOB: 2 BB: 0 P: 4	1B: 3 2B: 0 3B: 0 HR: 1	SF: 0 SAC: 0 DP: 0 HBP: 0	WP: 0 PB: 0 SB: 1 CS: 0	PA: 40			
PITCHER	IP	WLS	BF	H	R	ER	SO	BB	IBB	HBP	BLK	WP	HR	S	P	ERA	WHIP								
Ken Kravec, L ERA: 4.25	7.1	W	33	3	2	2	5	8	0	0	0	0	0	35	67	2.46	1.500								
Lerrin LaGrow, R ERA: 3.5	1.2	S	7	1	0	0	1	1	0	0	0	0	0	8	12	0.00	1.200								

Chicago White Sox @ Texas Rangers
Arlington Stadium, Arlington, TX
Thu Aug 17 1978, 8:05 PM EDT
Att: 17,158 - Unknown - 103 F

AB 31
R 2
H 4
RBI 2
BB 9
SO 6
LOB 22



Batter	1	2	3	4	5	6	7	8	9	AB	R	H	RBI	BB	SO	LOB	TOP			
Mike Hargrove, L (1, 3) OBP: 0.391, SLG: 0.359										3	1	1	0	1	0	2				
Juan Beniquez, R (1, 8) OBP: 0.297, SLG: 0.366										4	0	0	0	0	1	3				
Jim Sundberg, R (1, 2) OBP: 0.382, SLG: 0.391										3	1	1	0	0	0	2				
Al Oliver, L (1, 7) OBP: 0.343, SLG: 0.476										4	0	0	0	0	0	1				
Bobby Bonds, R (1, 9) OBP: 0.349, SLG: 0.482										4	1	2	0	0	0	1				
Richie Zisk, R (1, 10) OBP: 0.331, SLG: 0.407										4	1	0	0	0	1	3				
John Lowenstein, L (1, 5) OBP: 0.354, SLG: 0.400										2	0	2	1	2	0	0				
Toby Harrah, R (1, 6) OBP: 0.346, SLG: 0.324										4	0	0	1	0	0	5				
Bump Willis, S (1, 4) OBP: 0.309, SLG: 0.319										4	0	2	0	0	0	2				
Inning Stats	R: 2 E: 1 K: 0 S: 6	H: 2 LOB: 1 BB: 0 P: 6	R: 0 E: 0 K: 0 S: 4	H: 1 LOB: 1 BB: 0 P: 4	R: 0 E: 0 K: 1 S: 5	H: 0 LOB: 0 BB: 0 P: 5	R: 2 E: 1 K: 1 S: 8	H: 2 LOB: 1 BB: 0 P: 8	R: 0 E: 0 K: 0 S: 2	H: 1 LOB: 1 BB: 1 P: 7	R: 0 E: 0 K: 0 S: 3	H: 1 LOB: 0 BB: 0 P: 7	R: 0 E: 0 K: 0 S: 3	H: 0 LOB: 0 BB: 0 P: 3	R: 0 E: 0 K: 0 S: 2	H: 1 LOB: 0 BB: 1 P: 6	1B: 6 2B: 2 3B: 0 HR: 0	SF: 0 SAC: 0 DP: 3 HBP: 1	WP: 2 PB: 1 SB: 1 CS: 2	PA: 37
PITCHER	IP WLS BF H R ER SO BB IBB HBP BLK WP HR S P ERA WHIP																			
Rich Gale, R (1, 1) ERA: 2.62	8.2 L 36 8 4 0 2 3 0 1 0 2 0 36 49 0.00 1.269																			
Steve Mingori, L (9, 1) ERA: 2.69	0.1 0 0 0 0 0 0 0 0 0 0 0 0 0 0.00 0.000																			

Texas Rangers @ Kansas City Royals
Royals Stadium, Kansas City, MO
Fri Aug 18 1978, 8:05 PM EDT
Att: 40,112 - Unknown

AB 32
R 4
H 8
RBI 2
BB 3
SO 2
LOB 19



Batter	1	2	3	4	5	6	7	8	9	AB	R	H	RBI	BB	SO	LOB	BOTTOM					
George Brett, L (1, 5) OBP: 0.361, SLG: 0.485										5	1	1	1	0	0	2						
Hal McRae, R (1, 10) OBP: 0.336, SLG: 0.445										4	1	2	0	0	2	0						
Ralph LaCock, L (1, 3) OBP: 0.326, SLG: 0.447										3	0	1	1	1	0	1						
Darrell Porter, L (1, 2) OBP: 0.370, SLG: 0.426										4	0	1	0	0	0	1						
Clint Hurdle, L (1, 7) OBP: 0.360, SLG: 0.404										4	0	1	0	0	1	3						
Willie Wilson, S (8, PR) OBP: 0.303, SLG: 0.302										0	0	0	0	0	0	0						
Al Cowens, R (1, 9) OBP: 0.324, SLG: 0.413										4	0	0	0	0	0	1						
Amos Otis, R (1, 8) OBP: 0.364, SLG: 0.488										3	0	0	0	1	0	2						
Freddie Patek, R (1, 6) OBP: 0.342, SLG: 0.342										3	0	0	0	0	0	1						
Steve Braun, L (9, PH) OBP: 0.362, SLG: 0.386										1	0	0	0	0	0	0						
U L Washington, S (1, 4) OBP: 0.325, SLG: 0.295										3	1	2	0	0	1	0						
Tom Poquette, L (9, PH) OBP: 0.250, SLG: 0.319										1	0	0	0	0	0	0						
Inning Stats	R: 0 E: 0 K: 1 S: 6	H: 1 LOB: 2 BB: 1 P: 10	R: 0 E: 0 K: 0 S: 4	H: 1 LOB: 2 BB: 1 P: 8	R: 0 E: 0 K: 1 S: 5	H: 0 LOB: 0 BB: 0 P: 5	R: 0 E: 0 K: 0 S: 3	H: 0 LOB: 0 BB: 0 P: 3	R: 3 E: 2 K: 1 S: 9	H: 4 LOB: 1 BB: 0 P: 9	R: 0 E: 0 K: 0 S: 3	H: 0 LOB: 0 BB: 0 P: 3	R: 0 E: 0 K: 1 S: 6	H: 1 LOB: 1 BB: 0 P: 6	R: 0 E: 0 K: 0 S: 4	H: 1 LOB: 2 BB: 0 P: 4	R: 0 E: 0 K: 0 S: 3	H: 0 LOB: 0 BB: 0 P: 3	1B: 6 2B: 2 3B: 0 HR: 0	SF: 0 SAC: 0 DP: 0 HBP: 0	WP: 0 PB: 0 SB: 1 CS: 0	PA: 37
PITCHER	IP WLS BF H R ER SO BB IBB HBP BLK WP HR S P ERA WHIP																					
Doc Medich, R (1, 1) ERA: 3.54	9.0 W 37 8 3 2 4 2 0 0 0 0 0 43 51 2.00 1.111																					

Texas Rangers @ Kansas City Royals
Royals Stadium, Kansas City, MO
Fri Aug 18 1978, 8:05 PM EDT
Att: 40,112 - Unknown

AB 35
R 3
H 8
RBI 2
BB 2
SO 4
LOB 11



Batter	1	2	3	4	5	6	7	8	9	AB	R	H	RBI	BB	SO	LOB	TOP					
Mike Hargrove, L (1, 3) OBP: 0.392, SLG: 0.358	4-0 1B BB BB		0-0 1-3		0-0 1-3		0-0 4-3			3	0	1	0	1	0	0						
Bump Willis, S (1, 4) OBP: 0.309, SLG: 0.316	4-0 1B BB		0-3 K		0-3 K			0-0 4-3		3	0	0	0	1	2	2						
Juan Beniquez, R (1, 8) OBP: 0.287, SLG: 0.365	0-0 1B		0-3 K					0-0 F2		4	0	1	0	0	1	0						
Mike Jorgensen, L (8, 8) OBP: 0.327, SLG: 0.122	1-2 2-3 1B							0-0 F8		0	0	0	0	0	0	0						
Al Oliver, L (1, 10) OBP: 0.343, SLG: 0.476	0-0 F2			0-0 P5		0-0 6-3		0-0 2B		4	0	1	0	0	0	3						
Bobby Bonds, R (1, 9) OBP: 0.349, SLG: 0.480	0-0 F3			0-0 P4		0-0 1B 1B		0-3 K		4	0	1	0	0	1	4						
Richie Zisk, R (1, 7) OBP: 0.330, SLG: 0.405	0-0 5-3			0-0 F8		0-0 1B			0-0 F9	4	0	1	0	0	0	3						
Jim Sundberg, R (1, 2) OBP: 0.379, SLG: 0.387		0-0 5-3		0-3 K		0-3 K			0-0 F9	4	0	0	0	0	2	2						
Toby Harrah, R (1, 5) OBP: 0.345, SLG: 0.323		0-0 P6			0-0 1B 1B		0-0 5-3		0-0 5-3	4	0	1	0	0	0	0						
Bert Campaneris, R (1, 6) OBP: 0.250, SLG: 0.246		0-0 4-3		0-3 K			0-0 F8			3	0	0	0	0	1	1						
Inning Stats	R: 0 E: 0 K: 0 S: 4	H: 1 LOB: 3 BB: 2 P: 12	R: 0 E: 0 K: 0 S: 3	H: 0 LOB: 0 BB: 0 P: 3	R: 0 E: 0 K: 2 S: 7	H: 0 LOB: 0 BB: 0 P: 7	R: 0 E: 0 K: 0 S: 3	H: 0 LOB: 0 BB: 0 P: 3	R: 0 E: 0 K: 3 S: 11	H: 2 LOB: 2 BB: 0 P: 11	R: 0 E: 0 K: 1 S: 7	H: 0 LOB: 0 BB: 0 P: 7	R: 0 E: 0 K: 0 S: 3	H: 0 LOB: 0 BB: 0 P: 3	R: 0 E: 0 K: 1 S: 6	H: 1 LOB: 1 BB: 0 P: 6	R: 0 E: 0 K: 0 S: 3	H: 0 LOB: 0 BB: 0 P: 3	1B: 5 2B: 1 3B: 0 HR: 0	SF: 0 SAC: 0 DP: 0 HBP: 0	WP: 0 PB: 0 SB: 0 CS: 0	PA: 35
PITCHER Dennis Leonard, R (1, 1) ERA: 3.58	IP: 9.0 WLS: W BF: 35 H: 6 R: 0 ER: 0 SO: 7 BB: 2 IBB: 0 HBP: 0 BLK: 0 WP: 0 HR: 0 S: 47 P: 55 ERA: 0.00 WHIP: 0.889															PITCHER	IP: 9.0 WLS: W BF: 35 H: 6 R: 0 ER: 0 SO: 7 BB: 2 IBB: 0 HBP: 0 BLK: 0 WP: 0 HR: 0 S: 47 P: 55 ERA: 0.00 WHIP: 0.889					

Texas Rangers @ Kansas City Royals
Royals Stadium, Kansas City, MO
Sat Aug 19 1978, 4:33 AM EDT
Att: 37,604 - Unknown

AB 33
R 0
H 6
RBI 0
BB 2
SO 7
LOB 15



Batter	1	2	3	4	5	6	7	8	9	AB	R	H	RBI	BB	SO	LOB	BOTTOM			
George Brett, L (1, 5) OBP: 0.357, SLG: 0.479	0-0 F9		0-0 3-1		0-0 1-3		0-0 F7			4	0	0	0	0	0	3				
Hal McRae, R (1, 10) OBP: 0.333, SLG: 0.442	0-3 K		0-0 5-3			0-0 5-3		0-0 F8		4	0	0	0	0	1	0				
Ralph LaCock, L (1, 3) OBP: 0.333, SLG: 0.455	4-0 BB			0-0 HR 1B		0-0 F8		0-0 1B 2B		3	2	2	0	1	0	0				
Darrell Porter, L (1, 2) OBP: 0.369, SLG: 0.424	0-0 4-3			0-0 F9		0-0 G3		0-0 1B		4	0	1	1	0	0	2				
Clint Hurdle, L (1, 7) OBP: 0.361, SLG: 0.412		4-0 FC6-4 BB		0-0 1-H HR			0-0 F3	0-0 F8		3	1	1	2	1	0	1				
Willie Wilson, S (9, 7) OBP: 0.303, SLG: 0.302								0-0 F8		0	0	0	0	0	0	0				
Al Cowens, R (1, 9) OBP: 0.323, SLG: 0.411		0-0 F8		0-0 6-3			0-0 1B 1B 1B	0-3 K		4	0	1	0	0	1	2				
Amos Otis, R (1, 8) OBP: 0.361, SLG: 0.484		0-0 FC6-4		0-0 F9			0-0 F8			3	0	0	0	0	0	2				
Freddie Patek, R (1, 6) OBP: 0.342, SLG: 0.342		0-3 K			0-0 F7			0-0 1B 1B		3	0	1	0	0	1	1				
U L Washington, S (1, 4) OBP: 0.325, SLG: 0.296			0-0 G3		0-0 F9			0-0 1B 1B		3	0	1	0	0	0	0				
Inning Stats	R: 0 E: 0 K: 1 S: 5	H: 0 LOB: 1 BB: 1 P: 9	R: 0 E: 0 K: 1 S: 5	H: 0 LOB: 1 BB: 1 P: 9	R: 0 E: 0 K: 0 S: 3	H: 0 LOB: 0 BB: 0 P: 3	R: 2 E: 0 K: 0 S: 5	H: 2 LOB: 2 BB: 0 P: 5	R: 0 E: 0 K: 0 S: 3	H: 0 LOB: 0 BB: 0 P: 3	R: 0 E: 0 K: 0 S: 3	H: 0 LOB: 0 BB: 0 P: 3	R: 0 E: 0 K: 0 S: 6	H: 3 LOB: 3 BB: 0 P: 6	R: 1 E: 0 K: 1 S: 7	H: 2 LOB: 1 BB: 0 P: 7	1B: 5 2B: 1 3B: 0 HR: 1	SF: 0 SAC: 0 DP: 0 HBP: 0	WP: 0 PB: 0 SB: 0 CS: 0	PA: 33
PITCHER Fergie Jenkins, R (1, 1) ERA: 3.41	IP: 8.0 WLS: L BF: 33 H: 7 R: 3 ER: 3 SO: 3 BB: 2 IBB: 0 HBP: 0 BLK: 0 WP: 0 HR: 1 S: 37 P: 45 ERA: 3.38 WHIP: 1.125															PITCHER	IP: 8.0 WLS: L BF: 33 H: 7 R: 3 ER: 3 SO: 3 BB: 2 IBB: 0 HBP: 0 BLK: 0 WP: 0 HR: 1 S: 37 P: 45 ERA: 3.38 WHIP: 1.125			

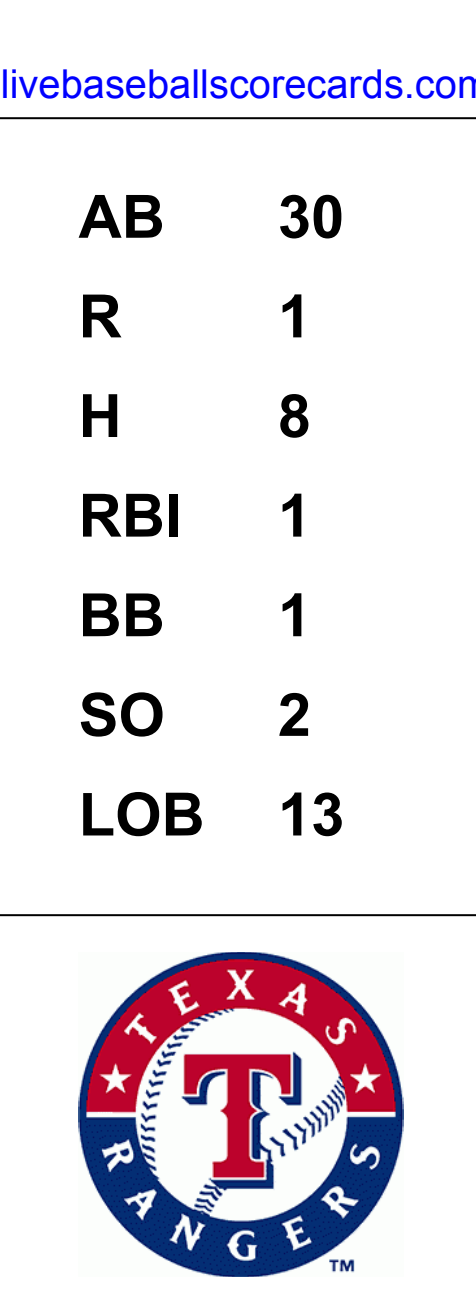
Texas Rangers @ Kansas City Royals
Royals Stadium, Kansas City, MO
Sat Aug 19 1978, 4:33 AM EDT
Att: 37,604 - Unknown

AB 31
R 3
H 7
RBI 3
BB 2
SO 3
LOB 11



Batter	1	2	3	4	5	6	7	8	9	AB	R	H	RBI	BB	SO	LOB	TOP			
Mike Hargrove, L (1, 3) OBP: 0.391, SLG: 0.356 Mike Jorgensen, L (8, 3) OBP: 0.327, SLG: 0.122	4-3		FC5 HBP		F5			4-3		3	0	0	0	0	0	1	Texas Rangers @ Kansas City Royals Royals Stadium, Kansas City, MO Sun Aug 20 1978, 4:33 AM EDT Att: 38,423 - Unknown			
Bert Campaneris, R (1, 6) OBP: 0.247, SLG: 0.242	6-3		FC5		1-3			K		4	0	0	1	0	1	3				
Juan Beniquez, R (1, 8) OBP: 0.287, SLG: 0.363	F7		9-5						F9	4	0	1	0	0	0	2				
Bobby Bonds, R (1, 9) OBP: 0.350, SLG: 0.480					F7				F9	4	0	2	0	0	0	1				
Richie Zisk, R (1, 7) OBP: 0.332, SLG: 0.406									CS 1B	4	0	2	0	0	0	1				
Jim Sundberg, R (1, 2) OBP: 0.378, SLG: 0.387									P4	4	0	2	0	0	0	1				
Gary Gray, R (1, 10) OBP: 0.233, SLG: 0.372									CS	3	0	1	0	0	0	2				
Toby Harrah, R (1, 5) OBP: 0.345, SLG: 0.321										3	0	0	0	0	0	3				
Kurt Bevacqua, R (1, 4) OBP: 0.294, SLG: 0.354 Bump Wills, S (8, 4) OBP: 0.309, SLG: 0.316										3	0	2	0	0	0	0		AB 30 R 1 H 8 RBI 1 BB 1 SO 2 LOB 13		
										0	0	0	0	0	0	0				
Inning Stats	R: 0 E: 0 K: 0 S: 3	H: 0 LOB: 0 BB: 0 P: 3	R: 0 E: 0 K: 0 S: 4	H: 2 LOB: 1 BB: 0 P: 4	R: 1 E: 0 K: 0 S: 3	H: 1 LOB: 1 BB: 1 P: 8	R: 0 E: 0 K: 0 S: 4	H: 1 LOB: 1 BB: 0 P: 4	R: 0 E: 0 K: 1 S: 6	H: 1 LOB: 0 BB: 0 P: 3	R: 0 E: 0 K: 0 S: 3	H: 1 LOB: 0 BB: 0 P: 3	R: 0 E: 0 K: 1 S: 5	H: 0 LOB: 0 BB: 0 P: 5	R: 0 E: 0 K: 0 S: 3	H: 1 LOB: 0 BB: 0 P: 3	1B: 7 2B: 2 3B: 0 HR: 0	SF: 0 SAC: 0 DP: 3 HBP: 1	WP: 0 PB: 0 SB: 0 CS: 2	PA: 33
PITCHER Paul Splittorf, L (1, 1) ERA: 3.32	IP: 9.0 WLS: W BF: 32 H: 8 R: 1 ER: 1 SO: 2 BB: 1 IBB: 0 HBP: 1 BLK: 0 WP: 0 HR: 0 S: 34 P: 39 ERA: 1.00 WHIP: 1.000															PITCHER				

Batter	1	2	3	4	5	6	7	8	9	AB	R	H	RBI	BB	SO	LOB	BOTTOM			
Freddie Patek, R (1, 6) OBP: 0.338, SLG: 0.338	F7		F9		FC5-4			P6		4	0	0	0	0	0	2	Texas Rangers @ Kansas City Royals Royals Stadium, Kansas City, MO Sun Aug 20 1978, 4:33 AM EDT Att: 38,423 - Unknown			
George Brett, L (1, 5) OBP: 0.358, SLG: 0.482	1-3				P4					4	0	2	0	0	0	1				
Hal McRae, R (1, 10) OBP: 0.331, SLG: 0.438	F7									4	0	0	0	0	1	2				
Al Cowens, R (1, 9) OBP: 0.322, SLG: 0.409										4	0	1	0	0	0	2				
Amos Otis, R (1, 8) OBP: 0.359, SLG: 0.480										3	0	0	0	0	0	2				
John Wathan, R (1, 2) OBP: 0.314, SLG: 0.392										3	1	1	1	0	0	1				
Clint Hurdle, L (1, 7) OBP: 0.359, SLG: 0.498 Willie Wilson, S (8, 7) OBP: 0.303, SLG: 0.302										3	1	0	0	0	2	0		AB 30 R 2 H 6 RBI 2 BB 0 SO 4 LOB 11		
										0	0	0	0	0	0	0				
Jerry Terrell, R (1, 3) OBP: 0.217, SLG: 0.198										2	0	1	0	0	0	0				
Frank White, R (1, 4) OBP: 0.321, SLG: 0.384										3	0	1	1	0	1	1				
Inning Stats	R: 0 E: 0 K: 0 S: 3	H: 0 LOB: 0 BB: 0 P: 3	R: 0 E: 0 K: 0 S: 3	H: 0 LOB: 0 BB: 0 P: 3	R: 0 E: 0 K: 2 S: 8	H: 1 LOB: 1 BB: 0 P: 8	R: 0 E: 0 K: 0 S: 4	H: 1 LOB: 1 BB: 0 P: 4	R: 2 E: 2 K: 0 S: 6	H: 2 LOB: 1 BB: 0 P: 6	R: 0 E: 0 K: 1 S: 6	H: 1 LOB: 1 BB: 0 P: 6	R: 0 E: 0 K: 1 S: 5	H: 0 LOB: 0 BB: 0 P: 5	R: 0 E: 0 K: 0 S: 4	H: 1 LOB: 1 BB: 0 P: 4	1B: 4 2B: 1 3B: 0 HR: 1	SF: 0 SAC: 1 DP: 0 HBP: 0	WP: 0 PB: 0 SB: 1 CS: 0	PA: 31
PITCHER Jon Matlack, L (1, 1) ERA: 2.21	IP: 8.0 WLS: L BF: 31 H: 6 R: 2 ER: 1 SO: 4 BB: 0 IBB: 0 HBP: 0 BLK: 0 WP: 0 HR: 1 S: 39 P: 39 ERA: 1.12 WHIP: 0.750															PITCHER				



Batter	1	2	3	4	5	6	7	8	9	AB	R	H	RBI	BB	SO	LOB	TOP					
Mike Hargrove, L (1, 3) OBP: 0.387, SLG: 0.352	6-3		6-3	F8		F7		G3		5	0	0	0	0	0	3						
Bump Wills, S (1, 4) OBP: 0.305, SLG: 0.313	G3		5-3		F8		6-3	F7		5	0	0	0	0	0	0						
Kurt Bevacqua, R (1, 5) OBP: 0.302, SLG: 0.374	BB			F9	HR		1B	F8		4	1	2	1	1	0	0						
Al Oliver, L (1, 7) OBP: 0.344, SLG: 0.487	1-3			2B	HR		F9			4	1	2	1	0	0	2						
Bobby Bonds, R (1, 9) OBP: 0.351, SLG: 0.487		HR		1B	HR	1B	F9	F7		4	2	2	1	0	0	1						
Richie Zisk, R (1, 10) OBP: 0.333, SLG: 0.407			G1-6-3	1B	HR	1B	F9	F7		4	1	2	0	0	0	0						
Jim Sundberg, R (1, 2) OBP: 0.380, SLG: 0.396		G1-6-3		HR		1B	FC6-4	F8		4	1	2	3	0	0	1						
Toby Harrah, R (1, 6) OBP: 0.347, SLG: 0.321			K	2B	BB	FC6-4	1-2			3	0	1	0	1	1	1						
Juan Beniquez, R (1, 8) OBP: 0.286, SLG: 0.365			F7		2B	K		F7		4	0	1	0	0	1	2						
Inning Stats	R: 0 E: 0 K: 0 S: 3	H: 0 LOB: 1 BB: 1 P: 7	R: 1 E: 0 K: 1 S: 6	H: 2 LOB: 0 BB: 0 P: 6	R: 0 E: 0 K: 0 S: 3	H: 0 LOB: 0 BB: 0 P: 3	R: 3 E: 0 K: 0 S: 7	H: 5 LOB: 2 BB: 1 P: 11	R: 2 E: 0 K: 0 S: 5	H: 2 LOB: 0 BB: 0 P: 5	R: 0 E: 0 K: 1 S: 6	H: 1 LOB: 1 BB: 0 P: 6	R: 0 E: 0 K: 0 S: 4	H: 1 LOB: 1 BB: 0 P: 4	R: 0 E: 0 K: 0 S: 4	H: 1 LOB: 1 BB: 0 P: 4	R: 0 E: 0 K: 0 S: 3	H: 0 LOB: 0 BB: 0 P: 3	1B: 6 2B: 2 3B: 0 HR: 4	SF: 0 SAC: 0 DP: 1 HBP: 0	WP: 0 PB: 0 SB: 1 CS: 0	PA: 39
PITCHER	IP	WLS	BF	H	R	ER	SO	BB	IBB	HBP	BLK	WP	HR	S	P	ERA	WHIP					
Balar Moore, L (1, 1) ERA: 4.89	4.1		22	9	6	6	1	2	0	0	0	0	4	22	30	12.46	2.538					
Tom Murphy, R (5, 1) ERA: 4.19	4.2	W	17	3	0	0	1	0	0	0	0	0	0	19	19	0.00	0.643					

Texas Rangers @ Toronto Blue Jays
Exhibition Stadium, Toronto, ON
Mon Aug 21 1978, 3:33 AM EDT
Att: 16,001 - Unknown - 72 F

AB	37
R	6
H	12
RBI	6
BB	2
SO	2
LOB	10



Batter	1	2	3	4	5	6	7	8	9	AB	R	H	RBI	BB	SO	LOB	BOTTOM					
Rick Bosetti, R (1, 8) OBP: 0.302, SLG: 0.352	6-3		K		E3			FC5-4		5	1	1	1	0	1	3						
Bob Bailor, R (1, 9) OBP: 0.305, SLG: 0.337	5-3			HR	F9	F7				4	1	1	0	0	0	3						
Roy Howell, L (1, 5) OBP: 0.322, SLG: 0.372	5-3			F3	G3			G6-3		4	0	1	1	0	0	2						
Willie Horton, R (1, 10) OBP: 0.321, SLG: 0.405		5-3		HR	BB	BB		K		4	2	2	3	0	1	1						
John Mayberry, L (1, 3) OBP: 0.341, SLG: 0.434		4-3		BB	BB	BB		G6-3		3	1	1	0	1	0	1						
Al Woods, L (1, 7) OBP: 0.281, SLG: 0.368		3-1		BB	BB					1	0	0	0	1	0	0						
Otto Velez, R (5, FH) OBP: 0.410, SLG: 0.459				BB	BB					0	0	0	0	1	0	0						
Willie Upshaw, L (6, 7) OBP: 0.300, SLG: 0.318				G4-6-3	BB			K		1	0	0	0	0	1	0						
Alan Ashby, S (1, 2) OBP: 0.353, SLG: 0.464			F8	G4-6-3						4	1	2	3	0	0	2						
Dave McKay, S (1, 4) OBP: 0.274, SLG: 0.346		5-3				6-3		4-3		4	1	1	0	0	0	0						
Tim Johnson, L (1, 6) OBP: 0.364, SLG: 0.292						F8				4	1	3	0	0	0	0						
Inning Stats	R: 0 E: 0 K: 0 S: 3	H: 0 LOB: 0 BB: 0 P: 3	R: 0 E: 0 K: 1 S: 6	H: 1 LOB: 1 BB: 0 P: 6	R: 2 E: 0 K: 0 S: 5	H: 3 LOB: 1 BB: 1 P: 9	R: 5 E: 1 K: 0 S: 7	H: 4 LOB: 2 BB: 2 P: 15	R: 0 E: 0 K: 0 S: 4	H: 1 LOB: 1 BB: 0 P: 4	R: 0 E: 0 K: 1 S: 5	H: 1 LOB: 0 BB: 0 P: 5	R: 1 E: 0 K: 1 S: 7	H: 2 LOB: 1 BB: 0 P: 7	R: 0 E: 0 K: 0 S: 4	H: 0 LOB: 0 BB: 0 P: 4	R: 0 E: 0 K: 0 S: 3	H: 0 LOB: 0 BB: 0 P: 3	1B: 9 2B: 1 3B: 0 HR: 2	SF: 0 SAC: 0 DP: 2 HBP: 0	WP: 0 PB: 0 SB: 0 CS: 0	PA: 37
PITCHER	IP	WLS	BF	H	R	ER	SO	BB	IBB	HBP	BLK	WP	HR	S	P	ERA	WHIP					
Dock Ellis, R (1, 1) ERA: 4.18	4.2	L	14	5	2	1	2	2	0	0	0	0	1	16	24	3.00	2.333					
Jim Umberger, L (5, 1) ERA: 4.95	3.0																					
Len Barker, R (8, 1) ERA: 3.95	0.1																					

Texas Rangers @ Toronto Blue Jays
Exhibition Stadium, Toronto, ON
Mon Aug 21 1978, 3:33 AM EDT
Att: 16,001 - Unknown - 72 F

AB	34
R	8
H	12
RBI	8
BB	3
SO	3
LOB	12



Batter	1	2	3	4	5	6	7	8	9	AB	R	H	RBI	BB	SO	LOB	TOP				
Toby Harrah, R OBP: 0.348, SLG: 0.321 (1, 6)										3	0	1	0	1	0	2	Texas Rangers @ Toronto Blue Jays Exhibition Stadium, Toronto, ON Tue Aug 22 1978, 3:33 AM EDT Att: 17,492 - Unknown - 73 F				
Bump Wills, S OBP: 0.305, SLG: 0.312 (1, 4)										4	1	1	0	0	2	3					
John Lowenstein, L OBP: 0.346, SLG: 0.389 (1, 5)										4	0	0	0	0	1	4					
Al Oliver, L OBP: 0.343, SLG: 0.485 (1, 7)										3	0	1	1	0	1	0					
Bobby Bonds, R OBP: 0.350, SLG: 0.484 (1, 9)										3	0	0	0	1	1	1					
Richie Zisk, R OBP: 0.333, SLG: 0.405 Bert Campaneris, R OBP: 0.247, SLG: 0.242 (9, PR)										4	0	1	0	0	1	1					
Juan Beniquez, R OBP: 0.286, SLG: 0.362 (1, 8)										3	0	0	0	1	0	3					
Mike Jorgensen, L OBP: 0.328, SLG: 0.136 Gary Gray, R OBP: 0.227, SLG: 0.364 (9, PH)										3	0	1	0	0	0	1					
John Ellis, R OBP: 0.247, SLG: 0.319 (1, 2)										2	0	0	0	1	0	1					
Inning Stats	R: 0 E: 0 K: 2 S: 7	H: 1 LOB: 0 BB: 0 P: 7	R: 0 E: 0 K: 1 S: 5	H: 0 LOB: 1 BB: 1 P: 9	R: 0 E: 0 K: 0 S: 3	H: 0 LOB: 0 BB: 0 P: 3	R: 1 E: 0 K: 0 S: 4	H: 1 LOB: 0 BB: 0 P: 4	R: 0 E: 0 K: 1 S: 5	H: 0 LOB: 2 BB: 2 P: 13	R: 0 E: 0 K: 0 S: 3	H: 0 LOB: 0 BB: 0 P: 3	R: 0 E: 0 K: 0 S: 4	H: 1 LOB: 2 BB: 1 P: 8	R: 0 E: 0 K: 2 S: 9	H: 2 LOB: 2 BB: 0 P: 9		1B: 5 2B: 0 3B: 0 HR: 0	SF: 1 SAC: 0 DP: 0 HBP: 0	WP: 0 PB: 0 SB: 2 CS: 1	PA: 35
PITCHER	IP	WLS	BF	H	R	ER	SO	BB	IBB	HBP	BLK	WP	HR	S	P	ERA	WHIP				
Jim Clancy, R ERA: 4.0 (1, 1)	8.1	W	33	5	1	1	6	4	0	0	0	0	0	41	57	1.08	1.080				
Victor Cruz, R ERA: 1.13 (9, 1)	0.2	S	2	0	0	0	1	0	0	0	0	0	0	4	4	0.00	0.000				

AB	30
R	1
H	5
RBI	1
BB	4
SO	7
LOB	18



Batter	1	2	3	4	5	6	7	8	9	AB	R	H	RBI	BB	SO	LOB	BOTTOM				
Rick Bosetti, R OBP: 0.301, SLG: 0.351 (1, 8)										4	0	1	0	0	0	0	Texas Rangers @ Toronto Blue Jays Exhibition Stadium, Toronto, ON Tue Aug 22 1978, 3:33 AM EDT Att: 17,492 - Unknown - 73 F				
Bob Bailor, R OBP: 0.307, SLG: 0.335 (1, 9)										4	0	0	0	0	0	1					
Roy Howell, L OBP: 0.324, SLG: 0.372 (1, 5)										3	1	1	0	1	0	1					
Willie Horton, R OBP: 0.321, SLG: 0.407 Willie Upshaw, L OBP: 0.300, SLG: 0.318 (7, PR)										3	0	1	1	0	0	2					
John Mayberry, L OBP: 0.341, SLG: 0.433 (1, 3)										3	0	1	0	0	0	1					
Al Woods, L OBP: 0.282, SLG: 0.376 (1, 7)										3	1	1	1	0	0	1					
Alan Ashby, S OBP: 0.353, SLG: 0.462 (1, 2)										3	0	1	0	0	0	1					
Dave McKay, S OBP: 0.274, SLG: 0.346 (1, 4)										3	0	1	1	0	0	1					
Tim Johnson, L OBP: 0.350, SLG: 0.279 (1, 6)										3	0	0	0	0	0	2					
Inning Stats	R: 0 E: 0 K: 0 S: 4	H: 1 LOB: 1 BB: 0 P: 4	R: 0 E: 0 K: 0 S: 4	H: 2 LOB: 1 BB: 0 P: 4	R: 0 E: 0 K: 0 S: 3	H: 0 LOB: 0 BB: 0 P: 3	R: 0 E: 0 K: 0 S: 3	H: 1 LOB: 0 BB: 0 P: 3	R: 0 E: 0 K: 0 S: 3	H: 0 LOB: 0 BB: 0 P: 3	R: 3 E: 0 K: 0 S: 6	H: 3 LOB: 2 BB: 1 P: 10	R: 0 E: 0 K: 0 S: 3	H: 0 LOB: 0 BB: 0 P: 3	R: 0 E: 0 K: 0 S: 3	H: 0 LOB: 0 BB: 0 P: 3		1B: 5 2B: 2 3B: 0 HR: 0	SF: 0 SAC: 0 DP: 1 HBP: 0	WP: 0 PB: 0 SB: 0 CS: 0	PA: 30
PITCHER	IP	WLS	BF	H	R	ER	SO	BB	IBB	HBP	BLK	WP	HR	S	P	ERA	WHIP				
Doc Medich, R ERA: 3.53 (1, 1)	8.0	L	30	7	3	3	0	1	0	0	0	0	0	29	33	3.38	1.000				

AB	29
R	3
H	7
RBI	3
BB	1
SO	0
LOB	10



Batter	1	2	3	4	5	6	7	8	9	AB	R	H	RBI	BB	SO	LOB	TOP					
Mike Hargrove, L (1, 3) OBP: 0.386, SLG: 0.351 Mike Jorgensen, L (7, 3) OBP: 0.328, SLG: 0.136	F8		FC5-4				G3-6-3			4	0	1	0	0	0	2						
Bump Wills, S (1, 4) OBP: 0.304, SLG: 0.311	B1-3		4-3							4	0	1	0	0	0	2						
Juan Beniquez, R (1, 8) OBP: 0.286, SLG: 0.364	F8									3	1	1	0	0	1	0						
Al Oliver, L (1, 7) OBP: 0.345, SLG: 0.488										4	1	2	0	0	1	1						
Bobby Bonds, R (1, 9) OBP: 0.347, SLG: 0.479										4	0	0	0	0	1	3						
Richie Zisk, R (1, 10) OBP: 0.334, SLG: 0.405										3	0	1	1	1	0	1						
Jim Sundberg, R (1, 2) OBP: 0.376, SLG: 0.392										4	0	0	0	0	1	3						
John Lowenstein, L (1, 5) OBP: 0.350, SLG: 0.384										2	0	0	0	2	0	0						
Toby Harrah, R (1, 6) OBP: 0.350, SLG: 0.321										3	0	1	0	1	0	1						
Inning Stats	R: 0 E: 0 K: 0 S: 3	H: 0 LOB: 0 BB: 0 P: 3	R: 0 E: 0 K: 3 S: 9	H: 0 LOB: 1 BB: 1 P: 13	R: 0 E: 0 K: 0 S: 2	H: 0 LOB: 1 BB: 2 P: 10	R: 1 E: 0 K: 1 S: 7	H: 2 LOB: 1 BB: 0 P: 7	R: 0 E: 0 K: 0 S: 4	H: 1 LOB: 1 BB: 0 P: 4	R: 1 E: 1 K: 0 S: 5	H: 2 LOB: 1 BB: 0 P: 5	R: 0 E: 0 K: 0 S: 3	H: 1 LOB: 0 BB: 0 P: 3	R: 0 E: 0 K: 0 S: 4	H: 1 LOB: 1 BB: 1 P: 4	R: 0 E: 0 K: 0 S: 3	H: 0 LOB: 1 BB: 1 P: 7	1B: 5 2B: 2 3B: 0 HR: 0	SF: 0 SAC: 1 DP: 1 HBP: 0	WP: 0 PB: 0 SB: 0 CS: 1	PA: 36
PITCHER Rogier Erickson, R (1, 1) ERA: 4.24	IP: 9.0 WLS: L BF: 36	H: 7 R: 2 ER: 1 SO: 4	BB: 4 IBB: 0 HBP: 0 BLK: 0	WP: 0 HR: 0 S: 40 P: 56	ERA: 1.00 WHIP: 1.222	PITCHER	IP: 9.0 WLS: L BF: 36	H: 7 R: 2 ER: 1 SO: 4	BB: 4 IBB: 0 HBP: 0 BLK: 0	WP: 0 HR: 0 S: 40 P: 56	ERA: 1.00 WHIP: 1.222											

Texas Rangers @ Minnesota Twins
Metropolitan Stadium, Bloomington, MI
Wed Aug 23 1978, 8:05 PM EDT
Att: 7,157 - Unknown - 86 F

AB 31
R 2
H 7
RBI 1
BB 4
SO 4
LOB 13



Batter	1	2	3	4	5	6	7	8	9	AB	R	H	RBI	BB	SO	LOB	BOTTOM					
Hosken Powell, L (1, 9) OBP: 0.322, SLG: 0.338	4-3		K							3	0	0	0	1	1	0						
Roy Smalley, S (1, 6) OBP: 0.382, SLG: 0.452										4	0	1	0	0	2	2						
Rod Carew, L (1, 3) OBP: 0.415, SLG: 0.449										4	0	1	0	0	0	1						
Dan Ford, R (1, 8) OBP: 0.353, SLG: 0.459										4	0	1	0	0	1	2						
Mike Cabbage, L (1, 5) OBP: 0.351, SLG: 0.420										4	0	0	0	0	0	1						
Glenn Adams, L (1, 10) OBP: 0.287, SLG: 0.385										4	0	0	0	0	0	1						
Rich Chiles, L (1, 7) OBP: 0.328, SLG: 0.338										3	0	1	0	0	1	0						
Butch Wynegar, S (1, 2) OBP: 0.327, SLG: 0.342										3	0	2	0	0	0	0						
Rob Wilfong, L (1, 4) OBP: 0.333, SLG: 0.310										3	0	0	0	0	1	3						
Inning Stats	R: 0 E: 0 K: 0 S: 4	H: 1 LOB: 1 BB: 0 P: 4	R: 0 E: 0 K: 0 S: 3	H: 0 LOB: 0 BB: 0 P: 3	R: 0 E: 0 K: 1 S: 5	H: 0 LOB: 0 BB: 0 P: 5	R: 0 E: 0 K: 2 S: 7	H: 1 LOB: 0 BB: 0 P: 7	R: 0 E: 0 K: 1 S: 7	H: 2 LOB: 2 BB: 0 P: 7	R: 0 E: 0 K: 1 S: 5	H: 0 LOB: 0 BB: 0 P: 5	R: 0 E: 0 K: 0 S: 3	H: 0 LOB: 0 BB: 0 P: 3	R: 0 E: 0 K: 1 S: 6	H: 1 LOB: 2 BB: 1 P: 10	R: 0 E: 0 K: 0 S: 4	H: 1 LOB: 1 BB: 0 P: 4	1B: 5 2B: 1 3B: 0 HR: 0	SF: 0 SAC: 0 DP: 0 HBP: 0	WP: 0 PB: 0 SB: 0 CS: 1	PA: 33
PITCHER Steve Comer, R (1, 1) ERA: 1.69	IP: 9.0 WLS: W BF: 33	H: 6 R: 0 ER: 0 SO: 6	BB: 1 IBB: 0 HBP: 0 BLK: 0	WP: 0 HR: 0 S: 44 P: 48	ERA: 0.00 WHIP: 0.778	PITCHER	IP: 9.0 WLS: W BF: 33	H: 6 R: 0 ER: 0 SO: 6	BB: 1 IBB: 0 HBP: 0 BLK: 0	WP: 0 HR: 0 S: 44 P: 48	ERA: 0.00 WHIP: 0.778											

Texas Rangers @ Minnesota Twins
Metropolitan Stadium, Bloomington, MI
Wed Aug 23 1978, 8:05 PM EDT
Att: 7,157 - Unknown - 86 F


AB 32
R 0
H 6
RBI 0
BB 1
SO 6
LOB 10



Batter	1	2	3	4	5	6	7	8	9	AB	R	H	RBI	BB	SO	LOB	TOP					
Freddie Patek, R OBP: 0.333, SLG: 0.331	5-3			6-3		1B		F9		4	0	1	0	0	0	1						
George Brett, L OBP: 0.351, SLG: 0.467	4-3			L1		F9		F8		4	0	0	0	0	0	1						
Amos Otis, R OBP: 0.354, SLG: 0.474	K			K		F7		6-3		4	0	0	0	0	2	1						
Al Cowens, R OBP: 0.327, SLG: 0.416		4-3			FC6-4 1B			6-3		3	0	1	0	1	0	0						
Hal McRae, R OBP: 0.332, SLG: 0.436		6-3 1B			F7			4-3		4	0	2	0	0	0	2						
John Wathan, R OBP: 0.311, SLG: 0.383		6-3			FC6-4 HR			G6-4-3		3	1	0	0	0	0	3						
Darrell Porter, L OBP: 0.367, SLG: 0.435				P6		HR		FC6-4 BB		2	1	1	2	1	0	0						
Frank White, R OBP: 0.322, SLG: 0.384				K		6-3		K		3	0	0	0	0	2	1						
Willie Wilson, S OBP: 0.298, SLG: 0.297				G3				FC6-4		3	0	0	0	0	0	1						
Inning Stats	R: 0 E: 0 K: 1 S: 5	H: 0 LOB: 0 BB: 0 P: 5	R: 0 E: 0 K: 0 S: 3	H: 1 LOB: 0 BB: 0 P: 3	R: 0 E: 0 K: 1 S: 5	H: 0 LOB: 0 BB: 0 P: 5	R: 0 E: 0 K: 1 S: 5	H: 0 LOB: 0 BB: 0 P: 5	R: 2 E: 0 K: 0 S: 5	H: 2 LOB: 0 BB: 0 P: 5	R: 0 E: 0 K: 0 S: 4	H: 1 LOB: 1 BB: 0 P: 4	R: 0 E: 0 K: 0 S: 3	H: 1 LOB: 0 BB: 0 P: 3	R: 0 E: 0 K: 1 S: 5	H: 0 LOB: 1 BB: 1 P: 9	R: 0 E: 0 K: 0 S: 3	H: 0 LOB: 1 BB: 1 P: 7	1B: 4 2B: 0 3B: 0 HR: 1	SF: 0 SAC: 0 DP: 1 HBP: 0	WP: 0 PB: 0 SB: 0 CS: 0	PA: 32
PITCHER Jon Matlack, L ERA: 2.2	IP: 9.0 WLS: W BF: 32 H: 5 R: 2 ER: 2 SO: 4 BB: 2 IBB: 0 HBP: 0 BLK: 0 WP: 0 HR: 1 S: 38 P: 46 ERA: 2.00 WHIP: 0.778																					

Kansas City Royals @ Texas Rangers
Arlington Stadium, Arlington, TX
Fri Aug 25 1978, 8:05 PM EDT
Att: 36,750 - Unknown


AB	30
R	2
H	5
RBI	2
BB	2
SO	4
LOB	10



Batter	1	2	3	4	5	6	7	8	9	AB	R	H	RBI	BB	SO	LOB	BOTTOM			
Mike Hargrove, L OBP: 0.382, SLG: 0.346	F8					BB 2B 1B		F8		4	1	1	0	0	0	2				
Mike Jorgensen, L OBP: 0.328, SLG: 0.136			P6							0	0	0	0	0	0	0				
Bump Wills, S OBP: 0.303, SLG: 0.313	G3			K		2B BB 1-2		2H 3B		3	1	1	1	1	1	0				
Kurt Bevacqua, R OBP: 0.300, SLG: 0.374	F7			F7		BB HR 1-3 2H		F7		4	1	1	1	0	0	1				
Al Oliver, L OBP: 0.345, SLG: 0.485		F8		4-3		BB HR IBB		G3		3	1	0	0	1	0	0				
Bobby Bonds, R OBP: 0.352, SLG: 0.484		K				G5-4-3 1B		6-3		3	1	1	1	1	1	0				
Richie Zisk, R OBP: 0.331, SLG: 0.408		K				1-2 2-3 3-H		K		4	1	1	4	0	2	1				
Jim Sundberg, R OBP: 0.373, SLG: 0.395				F7		1-H 2-H 3-H		5-3		3	0	0	0	0	0	0				
Juan Beniquez, R OBP: 0.286, SLG: 0.363						F8		SH1-3 3B 1B		3	1	2	0	0	0	0				
Toby Harrah, R OBP: 0.345, SLG: 0.316				F7		L5		SH1-3		2	0	0	0	0	0	1				
Inning Stats	R: 0 E: 0 K: 0 S: 3	H: 0 LOB: 0 BB: 0 P: 3	R: 0 E: 0 K: 2 S: 7	H: 0 LOB: 0 BB: 0 P: 7	R: 0 E: 0 K: 0 S: 4	H: 1 LOB: 1 BB: 0 P: 4	R: 0 E: 0 K: 1 S: 5	H: 0 LOB: 0 BB: 0 P: 5	R: 0 E: 0 K: 0 S: 3	H: 1 LOB: 0 BB: 0 P: 3	R: 6 E: 0 K: 0 S: 6	H: 3 LOB: 0 BB: 3 P: 18	R: 1 E: 0 K: 0 S: 5	H: 2 LOB: 1 BB: 0 P: 5	R: 0 E: 0 K: 1 S: 5	H: 0 LOB: 0 BB: 0 P: 5	1B: 4 2B: 1 3B: 1 HR: 1	SF: 0 SAC: 1 DP: 1 HBP: 0	WP: 0 PB: 0 SB: 0 CS: 0	PA: 33
PITCHER Rich Gale, R ERA: 2.86 Doug Bird, R ERA: 5.63	IP: 6.0 WLS: L BF: 25 H: 5 R: 2 ER: 1 SO: 1 BB: 0 IBB: 0 HBP: 0 BLK: 0 WP: 0 HR: 1 S: 28 P: 40 ERA: 9.00 WHIP: 1.167																			

Kansas City Royals @ Texas Rangers
Arlington Stadium, Arlington, TX
Fri Aug 25 1978, 8:05 PM EDT
Att: 36,750 - Unknown

AB	29
R	7
H	7
RBI	7
BB	3
SO	4
LOB	5



Batter	1	2	3	4	5	6	7	8	9	AB	R	H	RBI	BB	SO	LOB	TOP								
George Brett, L (1, 5) OBP: 0.348, SLG: 0.462	4-3		4-3			F7		4-3		4	0	0	0	0	0	1	Kansas City Royals @ Texas Rangers Arlington Stadium, Arlington, TX Sat Aug 26 1978, 8:05 PM EDT Att: 33,084 - Unknown								
Hal McRae, R (1, 10) OBP: 0.333, SLG: 0.440	K			E6		1B		1B		4	2	2	1	0	1	0									
Ralph LaCock, L (1, 3) OBP: 0.339, SLG: 0.452	1B			FC6-4		1B		1B		2	1	1	0	2	0	1									
Darrell Porter, L (1, 2) OBP: 0.369, SLG: 0.435	FC6-4			G3-6-3		E8		1B		4	0	2	2	0	0	2									
Al Cowens, R (1, 8) OBP: 0.323, SLG: 0.411										4	0	0	0	0	1	3									
U L Washington, S (8, 4) OBP: 0.322, SLG: 0.295		5-3				4-3		FC5-4		0	0	0	0	0	0	0									
Clint Hurdle, L (1, 9) OBP: 0.353, SLG: 0.397	4-3					4-3				3	0	0	0	1	0	0									
Tom Poquette, L (1, 7) OBP: 0.244, SLG: 0.311	1-3					6-3		1-3		4	0	0	0	0	0	1									
Freddie Patek, R (1, 6) OBP: 0.329, SLG: 0.328				6-3		4-3		P4		4	0	0	0	0	1	1									
Frank White, R (1, 4) OBP: 0.322, SLG: 0.385				5-3						2	1	1	0	0	0	0									
Steve Braun, L (8, PH) OBP: 0.356, SLG: 0.378						2B		1B		2	0	0	0	0	1	1									
Inning Stats	R: 0 E: 0 K: 1 S: 6	H: 1 LOB: 1 BB: 0 P: 6	R: 0 E: 0 K: 0 S: 3	H: 0 LOB: 0 BB: 0 P: 3	R: 0 E: 0 K: 0 S: 3	H: 0 LOB: 0 BB: 0 P: 3	R: 0 E: 1 K: 0 S: 5	H: 0 LOB: 0 BB: 0 P: 3	R: 0 E: 0 K: 0 S: 5	H: 0 LOB: 0 BB: 0 P: 5	R: 3 E: 1 K: 0 S: 6	H: 3 LOB: 1 BB: 1 P: 10	R: 0 E: 0 K: 0 S: 3	H: 0 LOB: 0 BB: 0 P: 3	R: 1 E: 0 K: 1 S: 7	H: 2 LOB: 2 BB: 1 P: 11	R: 0 E: 0 K: 1 S: 5	H: 0 LOB: 1 BB: 1 P: 9	1B: 4 2B: 2 3B: 0 HR: 0	SF: 0 SAC: 0 DP: 1 HBP: 0	WP: 0 PB: 0 SB: 0 CS: 0	PA: 36			
PITCHER	IP	WLS	BF	H	R	ER	SO	BB	IBB	HBP	BLK	WP	HR	S	P	ERA	WHIP								
Dock Ellis, R (1, 1) ERA: 4.14	7.2	W	31	6	4	3	3	2	0	0	0	0	0	35	43	3.52	1.043								
Len Barker, R (8, 1) ERA: 3.83	1.1	S	5	0	0	0	1	1	0	0	0	0	0	6	10	0.00	0.750								

Batter	1	2	3	4	5	6	7	8	9	AB	R	H	RBI	BB	SO	LOB	BOTTOM								
Toby Harrah, R (1, 6) OBP: 0.345, SLG: 0.323	HR					F7		F9		5	1	2	1	0	1	3	Kansas City Royals @ Texas Rangers Arlington Stadium, Arlington, TX Sat Aug 26 1978, 8:05 PM EDT Att: 33,084 - Unknown								
Bump Wills, S (1, 4) OBP: 0.307, SLG: 0.315	K				4-3		1B	S		4	1	2	0	1	1	1									
Kurt Bevacqua, R (1, 5) OBP: 0.302, SLG: 0.390	HR				K		FC5	G3		5	1	2	2	0	1	3									
Al Oliver, L (1, 7) OBP: 0.344, SLG: 0.482	4-3			G3		F8		G3		4	1	1	0	0	0	2									
Bobby Bonds, R (1, 9) OBP: 0.353, SLG: 0.483	6-3			K		E		FC5		3	1	1	0	1	1	0									
Richie Zisk, R (1, 10) OBP: 0.328, SLG: 0.404				F9		F8		FC5		4	1	0	1	0	0	4									
Jim Sundberg, R (1, 2) OBP: 0.376, SLG: 0.395				K		E		E9		2	1	1	1	2	1	0									
Juan Beniquez, R (1, 8) OBP: 0.283, SLG: 0.360				FC1-5		SF7		G3		3	1	0	1	0	0	3									
Mike Hargrove, L (1, 3) OBP: 0.383, SLG: 0.346										3	0	1	1	1	0	0									
Mike Jorgensen, L (9, 3) OBP: 0.328, SLG: 0.136				G3				F8		0	0	0	0	0	0	0									
Inning Stats	R: 2 E: 0 K: 1 S: 7	H: 2 LOB: 0 BB: 0 P: 7	R: 2 E: 1 K: 0 S: 5	H: 2 LOB: 2 BB: 2 P: 13	R: 0 E: 0 K: 1 S: 5	H: 0 LOB: 0 BB: 0 P: 5	R: 0 E: 0 K: 1 S: 5	H: 0 LOB: 0 BB: 0 P: 5	R: 0 E: 0 K: 2 S: 7	H: 0 LOB: 0 BB: 0 P: 7	R: 1 E: 1 K: 0 S: 5	H: 2 LOB: 3 BB: 2 P: 13	R: 3 E: 1 K: 0 S: 6	H: 3 LOB: 1 BB: 1 P: 10	R: 0 E: 0 K: 0 S: 4	H: 1 LOB: 1 BB: 0 P: 4	1B: 7 2B: 2 3B: 0 HR: 1	SF: 1 SAC: 0 DP: 0 HBP: 0	WP: 0 PB: 0 SB: 2 CS: 0	PA: 39					
PITCHER	IP	WLS	BF	H	R	ER	SO	BB	IBB	HBP	BLK	WP	HR	S	P	ERA	WHIP								
Larry Gura, L (1, 1) ERA: 2.92	1.2	L	11	4	4	3	1	2	0	0	0	0	0	25	33	6.23	0.923								
Marty Pattin, R (2, 1) ERA: 4.13	4.1		19	4	3	3	4	0	2	0	0	0	0	1	1	0.00	0.000								
Steve Mingo, L (7, 1) ERA: 2.65	0.1		1	0	0	0	0	0	0	0	0	0	0	1	1	0.00	0.000								
Steve Foucault, R (7, 1) ERA: 2.75	1.2		8	2	1	0	0	0	1	0	0	0	0	7	11	0.00	1.200								



Batter	1	2	3	4	5	6	7	8	9	AB	R	H	RBI	BB	SO	LOB	TOP										
Steve Braun, L (1, 7) OBP: 0.354, SLG: 0.375 Willie Wilson, S (8, 7) OBP: 0.298, SLG: 0.297	F8		E6					4-3		4	0	1	0	0	0	0	Kansas City Royals @ Texas Rangers Arlington Stadium, Arlington, TX Sun Aug 27 1978, 8:05 PM EDT Att: 25,242 - Unknown										
Hal McRae, R (1, 10) OBP: 0.332, SLG: 0.438	BB		G4-3-6					5-3		3	0	0	0	1	0	2											
George Brett, L (1, 5) OBP: 0.344, SLG: 0.457	K			6-3				4-3		4	0	0	0	0	1	2											
Darrell Porter, L (1, 2) OBP: 0.372, SLG: 0.456	L3				6-3			HR		4	2	3	2	0	0	1											
Ralph LaCock, L (1, 3) OBP: 0.333, SLG: 0.444			F9		L7			1-3		4	0	0	0	0	0	1											
Al Cowens, R (1, 9) OBP: 0.323, SLG: 0.409			F9		K			K		4	1	1	0	0	2	1											
Amos Otis, R (1, 8) OBP: 0.358, SLG: 0.484			1B CS BB		K			HR		3	1	2	2	1	1	0											
U L Washington, S (1, 6) OBP: 0.328, SLG: 0.301 Jery Terrell, R (2, 6) OBP: 0.213, SLG: 0.194 Clint Hurdle, L (9, PH) OBP: 0.354, SLG: 0.398 Freddie Patek, R (9, FR) OBP: 0.329, SLG: 0.328			1B CS		P4			K		1	0	1	0	0	0	0											
Frank White, R (1, 4) OBP: 0.319, SLG: 0.380			1-3 1B		6-3			6-3		4	0	0	0	0	1	2											
	CS		6-3		6-3			6-3		4	0	0	0	0	1	2											
Inning Stats	R: 0 E: 0 K: 1 S: 5	H: 0 LOB: 1 BB: 1 P: 9	R: 0 E: 0 K: 0 S: 3	H: 1 LOB: 1 BB: 1 P: 7	R: 0 E: 1 K: 0 S: 3	H: 0 LOB: 0 BB: 0 P: 3	R: 0 E: 0 K: 1 S: 6	H: 1 LOB: 1 BB: 0 P: 6	R: 0 E: 0 K: 1 S: 5	H: 0 LOB: 0 BB: 0 P: 5	R: 0 E: 0 K: 0 S: 3	H: 1 LOB: 0 BB: 0 P: 3	R: 2 E: 0 K: 2 S: 9	H: 2 LOB: 0 BB: 0 P: 9	R: 0 E: 0 K: 1 S: 3	H: 0 LOB: 2 BB: 0 P: 9	R: 2 E: 0 K: 1 S: 9	H: 4 LOB: 2 BB: 0 P: 9	1B: 5 2B: 1 3B: 0 HR: 3	SF: 0 SAC: 0 DP: 2 HBP: 0	WP: 0 PB: 0 SB: 3 CS: 2	PA: 37					
PITCHER	IP	WLS	BF	H	R	ER	SO	BB	IBB	HBP	BLK	WP	HR	S	P	ERA	WHIP										
Doc Medich, R (1, 1) ERA: 3.97	8.2	L	34	8	4	4	5	2	0	0	0	0	3	42	50	4.15	1.154										
Paul Mirabella, L (9, 1) ERA: 7.4	0.0		1	1	0	0	0	0	0	0	0	0	0	1	1	*	*										
Reggie Cleveland, R (9, 1) ERA: 2.73	0.1		1	0	0	0	1	0	0	0	0	0	0	3	3	0.00	0.000										

Batter	1	2	3	4	5	6	7	8	9	AB	R	H	RBI	BB	SO	LOB	BOTTOM										
Mike Hargrove, L (1, 3) OBP: 0.382, SLG: 0.344 Mike Jorgensen, L (9, 3) OBP: 0.328, SLG: 0.136	HBP		3-1		K			F8		3	0	0	0	0	1	1	Kansas City Royals @ Texas Rangers Arlington Stadium, Arlington, TX Sun Aug 27 1978, 8:05 PM EDT Att: 25,242 - Unknown										
Kurt Bevacqua, R (1, 5) OBP: 0.301, SLG: 0.387	F8		6-3					5-3		4	0	1	0	0	0	1											
Juan Beniquez, R (1, 8) OBP: 0.280, SLG: 0.356	K		K					F3		4	0	0	0	0	2	1											
Al Oliver, L (1, 7) OBP: 0.346, SLG: 0.490	4-3				4-3					4	1	2	1	0	0	1											
Bobby Bonds, R (1, 9) OBP: 0.352, SLG: 0.486					E6			F7		4	1	1	0	0	0	1											
Richie Ziek, R (1, 10) OBP: 0.330, SLG: 0.407 Bert Campaneris, R (9, FR) OBP: 0.247, SLG: 0.242					P4			4-3		4	0	2	0	0	1	1											
Jim Sundberg, R (1, 2) OBP: 0.375, SLG: 0.394					CS			4-3		4	0	1	0	0	0	1											
Toby Harrah, R (1, 6) OBP: 0.347, SLG: 0.325								K		4	0	2	0	0	2	3											
Bump Wills, S (1, 4) OBP: 0.305, SLG: 0.313 John Lowenstein, L (9, PH) OBP: 0.350, SLG: 0.384 Gary Gray, R (9, PH) OBP: 0.222, SLG: 0.356								F8		3	0	0	0	0	1	3											
					F7			K		0	0	0	0	0	0	0											
								K		1	0	0	0	0	1	2											
Inning Stats	R: 0 E: 0 K: 1 S: 5	H: 0 LOB: 1 BB: 0 P: 6	R: 1 E: 0 K: 1 S: 7	H: 2 LOB: 1 BB: 0 P: 7	R: 0 E: 0 K: 1 S: 5	H: 0 LOB: 0 BB: 0 P: 5	R: 0 E: 0 K: 0 S: 3	H: 0 LOB: 0 BB: 0 P: 3	R: 0 E: 0 K: 1 S: 6	H: 1 LOB: 1 BB: 0 P: 6	R: 0 E: 0 K: 0 S: 4	H: 1 LOB: 1 BB: 0 P: 4	R: 0 E: 0 K: 2 S: 8	H: 1 LOB: 1 BB: 0 P: 8	R: 0 E: 0 K: 0 S: 3	H: 1 LOB: 0 BB: 0 P: 3	R: 1 E: 0 K: 2 S: 10	H: 3 LOB: 2 BB: 0 P: 10	1B: 6 2B: 1 3B: 1 HR: 1	SF: 0 SAC: 0 DP: 0 HBP: 1	WP: 1 PB: 0 SB: 0 CS: 1	PA: 37					
PITCHER	IP	WLS	BF	H	R	ER	SO	BB	IBB	HBP	BLK	WP	HR	S	P	ERA	WHIP										
Dennis Leonard, R (1, 1) ERA: 3.52	8.2	W	35	9	2	2	7	0	0	1	0	0	1	48	49	2.08	1.038										
Al Hrabosky, L (9, 1) ERA: 2.66	0.1	S	1	0	0	0	1	0	0	0	0	0	0	3	3	0.00	0.000										

AB	34
R	4
H	9
RBI	4
BB	2
SO	6
LOB	9



AB	35
R	2
H	9
RBI	1
BB	0
SO	8
LOB	15



Batter	1	2	3	4	5	6	7	8	9	AB	R	H	RBI	BB	SO	LOB	TOP								
Rick Rosetti, R OBP: 0.303, SLG: 0.353 (1, 8)	0-0 6-3		0-0 5-3		0-0 1-3		0-3 K		0-0 BB 1B	5	0	1	0	0	1	1									
Bob Bailor, R OBP: 0.311, SLG: 0.334 (1, 5)	0-0 E 1B		0-0 6-3		0-0 6-3			0-0 4-3	0-0 BB 1B	4	1	1	0	1	0	1									
Al Woods, L OBP: 0.307, SLG: 0.430 (1, 7)	0-0 E8 1-H 2B		0-0 F8		0-0 6-3			4-0 1B BB	0-3 K	4	0	1	1	1	1	3									
Willie Horton, R OBP: 0.323, SLG: 0.408 (1, 10)	0-0 1-3			0-0 5-3		0-0 6-3		0-0 BB 1B		4	0	1	0	0	0	1									
John Mayberry, L OBP: 0.347, SLG: 0.439 (1, 3)	4-0 FC6-4 BB			0-3 K		0-0 HR		4-0 G5-4-3 BB		2	1	1	1	2	1	0									
Otto Velez, R OBP: 0.396, SLG: 0.458 (1, 9)	0-0 FC6-4 1-2f			0-3 K		0-0 1B		0-0 G5-4-3 1-2f		4	0	1	0	0	1	5									
Alan Ashby, S OBP: 0.346, SLG: 0.461 (1, 2)		0-0 G6-4-3 1B			0-0 HR	0-0 F8			0-3 K	4	1	2	1	0	1	1									
Dave McKay, S OBP: 0.269, SLG: 0.355 (1, 4)		0-0 G6-4-3 1-2f			0-0 G3 1B		0-0 G3		0-0 3-1	4	0	1	0	0	0	1									
Luis Gomez, R OBP: 0.294, SLG: 0.267 (1, 6)		0-0 F6			0-0 G3 1-2		0-0 1-3		0-0 BB 1B 1B	4	0	1	0	0	0	1									
Inning Stats	R: 1 E: 1 K: 0 S: 5	H: 2 LOB: 2 BB: 1 P: 9	R: 0 E: 0 K: 0 S: 3	H: 1 LOB: 0 BB: 0 P: 3	R: 0 E: 0 K: 2 S: 7	H: 0 LOB: 0 BB: 0 P: 3	R: 0 E: 0 K: 2 S: 7	H: 0 LOB: 0 BB: 0 P: 7	R: 1 E: 0 K: 0 S: 5	H: 2 LOB: 1 BB: 0 P: 5	R: 1 E: 0 K: 1 S: 5	H: 2 LOB: 1 BB: 0 P: 5	R: 0 E: 0 K: 1 S: 5	H: 0 LOB: 0 BB: 0 P: 5	R: 0 E: 0 K: 0 S: 3	H: 1 LOB: 2 BB: 2 P: 11	R: 0 E: 0 K: 2 S: 9	H: 2 LOB: 3 BB: 1 P: 13	1B: 7 2B: 1 3B: 0 HR: 2	SF: 0 SAC: 0 DP: 2 HBP: 0	WP: 0 PB: 0 SB: 0 CS: 0	PA: 39			
PITCHER	IP	WLS	BF	H	R	ER	SO	BB	IBB	HBP	BLK	WP	HR	S	P	ERA	WHIP								
Steve Comer, R ERA: 1.91 (1, 1)	6.0	W	25	7	3	3	2	1	0	0	0	0	2	28	32	4.50	1.333								
Len Barker, R ERA: 3.99 (7, 1)	3.0	S	14	3	0	0	3	3	0	0	0	0	0	17	29	0.00	2.000								

Toronto Blue Jays @ Texas Rangers
Arlington Stadium, Arlington, TX
Mon Aug 28 1978, 8:05 PM EDT
Att: 7,400 - Unknown

AB 35
R 3
H 10
RBI 3
BB 4
SO 5
LOB 14



Batter	1	2	3	4	5	6	7	8	9	AB	R	H	RBI	BB	SO	LOB	BOTTOM								
Toby Harrah, R OBP: 0.348, SLG: 0.333 (1, 6)	4-0 1B SF BB	0-0 HR		0-0 FC5-4 1-2f			0-0 SH2-3	0-0 F8		3	2	1	1	1	0	2									
Bump Willis, S OBP: 0.310, SLG: 0.326 (1, 4)	0-0 S SF 1B	0-0 1B			0-0 5-3		0-0 SH1-3 HR	0-0 HR		5	3	4	3	0	0	0									
Kurt Bevacqua, R OBP: 0.296, SLG: 0.381 (1, 5)	0-0 SF S 1B	0-0 F8			0-0 F4		0-0 SH1-3	0-3 K		3	1	0	1	0	1	1									
Al Oliver, L OBP: 0.349, SLG: 0.499 (1, 7)	0-0 1-H 2-H 1B		0-0 3-1		0-3 K		0-0 HR	0-0 FC6-4 1B		5	1	3	4	0	1	0									
Bobby Bonds, R OBP: 0.353, SLG: 0.484 (1, 9)	0-0 F8		4-0 CS BB			0-3 K	0-0 WP S 1B	0-0 FC6-4 1-2f		4	0	1	0	1	1	2									
Richie Zisk, R OBP: 0.331, SLG: 0.414 (1, 10)	0-3 K		0-3 K			0-0 HR	4-0 WP BB			3	1	1	1	1	2	2									
Jim Sundberg, R OBP: 0.372, SLG: 0.390 (1, 2)	0-0 5-3			0-0 5-3		0-3 K	0-0 F3			4	0	0	0	0	1	3									
Juan Beniquez, R OBP: 0.280, SLG: 0.355 (1, 8)		0-3 K		0-3 K		0-0 6-3		0-0 2B 1B		4	1	1	0	0	2	0									
Mike Hargrove, L OBP: 0.383, SLG: 0.345 (1, 3)		0-0 4-3			0-0 FC5-4 1B		4-0 SH2-3 1B BB	0-0 F8 HR		2	0	1	0	1	0	0									
Mike Jorgensen, L OBP: 0.339, SLG: 0.178 (7, PR) (8, 3)										1	2	1	1	0	0	0									
Inning Stats	R: 3 E: 1 K: 1 S: 8	H: 2 LOB: 1 BB: 1 P: 12	R: 1 E: 0 K: 1 S: 7	H: 2 LOB: 1 BB: 0 P: 7	R: 0 E: 0 K: 1 S: 4	H: 0 LOB: 1 BB: 1 P: 8	R: 0 E: 0 K: 1 S: 6	H: 1 LOB: 0 BB: 0 P: 6	R: 0 E: 0 K: 1 S: 5	H: 0 LOB: 0 BB: 0 P: 5	R: 1 E: 0 K: 2 S: 8	H: 1 LOB: 0 BB: 0 P: 8	R: 3 E: 0 K: 0 S: 6	H: 3 LOB: 3 BB: 2 P: 14	R: 3 E: 0 K: 1 S: 9	H: 4 LOB: 1 BB: 0 P: 9	1B: 8 2B: 2 3B: 0 HR: 4	SF: 1 SAC: 2 DP: 1 HBP: 0	WP: 1 PB: 0 SB: 3 CS: 1	PA: 41					
PITCHER	IP	WLS	BF	H	R	ER	SO	BB	IBB	HBP	BLK	WP	HR	S	P	ERA	WHIP								
Tom Underwood, L ERA: 4.19 (1, 1)	6.0	L	27	6	6	4	7	3	0	0	0	0	2	38	50	6.00	1.500								
Tom Murphy, R ERA: 4.11 (7, 1)	0.2		3	1	0	0	0	0	0	0	0	0	0	3	3	0.00	1.500								
Joe Coleman, R ERA: 3.73 (7, 1)	1.1		11	6	5	5	1	1	0	0	0	1	2	12	16	33.75	5.250								

Toronto Blue Jays @ Texas Rangers
Arlington Stadium, Arlington, TX
Mon Aug 28 1978, 8:05 PM EDT
Att: 7,400 - Unknown

AB 34
R 11
H 13
RBI 11
BB 4
SO 8
LOB 10



Batter	1	2	3	4	5	6	7	8	9	AB	R	H	RBI	BB	SO	LOB	TOP										
Rick Rosetti, R OBP: 0.308, SLG: 0.358 (1, 8)	F3		FC5-4 1B		CS 1B		FC5-4 1B		SH2-4 1B	5	0	4	0	0	0	0											
Bob Bailor, R OBP: 0.311, SLG: 0.333 (1, 5)	F BB 1B		FC5-4 HR		6-3		FC5-4 1B		SH2-4	4	3	1	0	0	0	3											
Otto Velez, R OBP: 0.403, SLG: 0.475 (1, 9)	E 1B BB		HR		4-3		1B 1B		F8	4	1	2	2	1	0	1											
Willie Horton, R OBP: 0.321, SLG: 0.405 (1, 10)	E5 1B		F8		3-1		BB 1B		K	5	0	1	1	0	1	3											
Doug Ault, R OBP: 0.341, SLG: 0.299 (1, 3)	1-3 2H 3H 1B		1B		K		1-2 BB			3	0	2	1	1	1	0											
Dave McKay, S OBP: 0.285, SLG: 0.354 (1, 4)	F7		K		E 1B		K			4	0	1	0	0	2	6											
Rick Cerone, R OBP: 0.291, SLG: 0.297 (1, 2)			F7		2-3		E5 1-2		K	4	0	0	0	0	1	1											
Al Woods, L OBP: 0.312, SLG: 0.432 (1, 7)			F7		K 1B		4-3		CS 1B	4	0	2	0	0	0	2											
Luis Gomez, R OBP: 0.291, SLG: 0.264 (1, 6)			F9		K 1-2		K		K 1-2	4	0	0	0	0	3	2											
Inning Stats	R: 1 E: 1 K: 0 S: 5	H: 2 LOB: 2 BB: 1 P: 9	R: 0 E: 0 K: 0 S: 3	H: 0 LOB: 0 BB: 0 P: 3	R: 2 E: 0 K: 1 S: 8	H: 3 LOB: 1 BB: 0 P: 8	R: 0 E: 0 K: 1 S: 5	H: 1 LOB: 1 BB: 0 P: 5	R: 0 E: 0 K: 0 S: 3	H: 1 LOB: 0 BB: 0 P: 3	R: 0 E: 1 K: 1 S: 7	H: 1 LOB: 2 BB: 0 P: 7	R: 1 E: 0 K: 2 S: 10	H: 3 LOB: 3 BB: 1 P: 14	R: 0 E: 0 K: 2 S: 7	H: 1 LOB: 1 BB: 0 P: 7	R: 0 E: 0 K: 1 S: 6	H: 1 LOB: 1 BB: 0 P: 6	1B: 12 2B: 1 3B: 0 HR: 1	SF: 0 SAC: 1 DP: 1 HBP: 0	WP: 0 PB: 0 SB: 0 CS: 2	PA: 40					
PITCHER	IP	WLS	BF	H	R	ER	SO	BB	IBB	HBP	BLK	WP	HR	S	P	ERA	WHIP										
Jon Matlack, L ERA: 2.3 (1, 1)	6.2	L	32	11	4	4	4	2	0	0	0	0	1	38	46	5.40	1.950										
Reggie Cleveland, R ERA: 2.62 (7, 1)	2.1		8	2	0	0	4	0	0	0	0	0	0	16	16	0.00	0.857										

Toronto Blue Jays @ Texas Rangers
Arlington Stadium, Arlington, TX
Tue Aug 29 1978, 8:05 PM EDT
Att: 9,483 - Unknown

AB	37
R	4
H	13
RBI	4
BB	2
SO	8
LOB	18



Batter	1	2	3	4	5	6	7	8	9	AB	R	H	RBI	BB	SO	LOB	BOTTOM										
Mike Hargrove, L OBP: 0.384, SLG: 0.345 (1, 3)	K		CS 1B		G3					3	0	1	0	1	1	1											
Mike Jorgensen, L OBP: 0.339, SLG: 0.178 (8, PR) (9, 3)										0	0	0	0	0	0	0											
Toby Harrah, R OBP: 0.350, SLG: 0.331 (1, 6)	2B FC5-2 BB		G5-4-3 BB		L6				G6-4-3 BB	2	0	0	0	2	0	1											
Kurt Bevacqua, R OBP: 0.295, SLG: 0.383 (1, 5)	FC5-2 1-3 2B		G5-4-3		K				F4	4	0	1	0	0	1	1											
Al Oliver, L OBP: 0.346, SLG: 0.494 (1, 7)	FC5-2				4-3				4-3	4	0	0	0	0	0	2											
Bobby Bonds, R OBP: 0.352, SLG: 0.480 (1, 9)	2-3 3H K				4-3				K	3	0	0	0	1	2	2											
Richie Zisk, R OBP: 0.330, SLG: 0.412 (1, 10)			K		6-3				F9	4	0	1	0	0	1	1											
Jim Sundberg, R OBP: 0.372, SLG: 0.390 (1, 2)					F9				G4-6-3	3	0	1	0	0	0	1											
Juan Beniquez, R OBP: 0.280, SLG: 0.363 (1, 8)			L5		B1-3				HR	3	1	1	1	0	0	1											
Bump Wills, S OBP: 0.310, SLG: 0.324 (1, 4)	F6								F8	2	0	0	0	1	0	1											
Inning Stats	R: 0 E: 0 K: 2 S: 8	H: 1 LOB: 2 BB: 1 P: 12	R: 0 E: 0 K: 1 S: 6	H: 1 LOB: 0 BB: 0 P: 6	R: 0 E: 0 K: 0 S: 2	H: 1 LOB: 0 BB: 1 P: 6	R: 0 E: 0 K: 0 S: 3	H: 0 LOB: 0 BB: 0 P: 3	R: 0 E: 0 K: 0 S: 3	H: 0 LOB: 0 BB: 1 P: 7	R: 0 E: 0 K: 1 S: 5	H: 0 LOB: 0 BB: 0 P: 5	R: 0 E: 0 K: 1 S: 5	H: 1 LOB: 0 BB: 0 P: 5	R: 1 E: 0 K: 0 S: 3	H: 1 LOB: 1 BB: 1 P: 7	R: 0 E: 0 K: 0 S: 3	H: 0 LOB: 1 BB: 1 P: 7	1B: 3 2B: 1 3B: 0 HR: 1	SF: 0 SAC: 0 DP: 3 HBP: 0	WP: 0 PB: 0 SB: 0 CS: 1	PA: 33					
PITCHER	IP	WLS	BF	H	R	ER	SO	BB	IBB	HBP	BLK	WP	HR	S	P	ERA	WHIP										
Balor Moore, L ERA: 4.69 (1, 1)	9.0	W	33	5	1	1	5	5	0	0	0	0	1	38	58	1.00	1.111										

Toronto Blue Jays @ Texas Rangers
Arlington Stadium, Arlington, TX
Tue Aug 29 1978, 8:05 PM EDT
Att: 9,483 - Unknown

AB	28
R	1
H	5
RBI	1
BB	5
SO	5
LOB	11



Batter	1	2	3	4	5	6	7	8	9	AB	R	H	RBI	BB	SO	LOB	TOP		
Mike Hargrove, L (1, 3) OBP: 0.383, SLG: 0.346	6-3		1B				F7		F8								4 1 1 1 0 0 0 1 0 1 0 0 0 0		
Mike Jorgensen, L (7, 3) OBP: 0.350, SLG: 0.196			1B						FC6								4 0 0 0 1 0 2		
Bump Willis, S (1, 4) OBP: 0.309, SLG: 0.321	F7		F8						FC6								4 1 2 1 0 0 1		
John Lowenstein, L (1, 5) OBP: 0.353, SLG: 0.387			2B				L9		F5								4 1 2 1 0 1 2		
Al Oliver, L (1, 7) OBP: 0.347, SLG: 0.496	1B		2B				4-3										4 0 1 1 0 0 1		
Bobby Bonds, R (1, 9) OBP: 0.351, SLG: 0.478			1B						6-3								4 0 0 0 0 0 2		
Richie Zisk, R (1, 10) OBP: 0.328, SLG: 0.408			2B						6-3								4 0 1 1 0 0 1		
Jim Sundberg, R (1, 2) OBP: 0.371, SLG: 0.388			F8						F7								4 0 1 0 0 0 0		
Toby Harrah, R (1, 6) OBP: 0.349, SLG: 0.339			1B														4 1 1 1 0 1 1		
Juan Beniquez, R (1, 8) OBP: 0.280, SLG: 0.361			2B						HR								4 1 1 0 0 1 0		
Inning Stats	R: 0 E: 0 K: 1 S: 6	H: 1 LOB: 1 BB: 0 P: 6	R: 0 E: 0 K: 0 S: 3	H: 0 LOB: 0 BB: 0 P: 3	R: 4 E: 0 K: 0 S: 8	H: 5 LOB: 1 BB: 0 P: 8	R: 0 E: 0 K: 2 S: 7	H: 0 LOB: 0 BB: 0 P: 7	R: 0 E: 0 K: 0 S: 3	H: 1 LOB: 1 BB: 0 P: 4	R: 0 E: 0 K: 0 S: 3	H: 0 LOB: 0 BB: 0 P: 3	R: 0 E: 0 K: 0 S: 4	H: 1 LOB: 1 BB: 0 P: 4	R: 1 E: 0 K: 0 S: 5	H: 2 LOB: 1 BB: 0 P: 5	1B: 7 2B: 2 3B: 0 HR: 1	SF: 0 SAC: 0 DP: 0 HBP: 0	WP: 0 PA: 38 PB: 0 SB: 1 CS: 0
PITCHER Lary Sorensen, R (1, 1) ERA: 3.27	IP: 9.0 WLS: L BF: 38 H: 10 R: 5 ER: 5 SO: 3 BB: 1 IBB: 0 HBP: 0 BLK: 0 WP: 0 HR: 1 S: 43 P: 47 ERA: 5.00 WHIP: 1.222															PITCHER			

Texas Rangers @ Milwaukee Brewers
Milwaukee County Stadium, Milwaukee, WI
Fri Sep 01 1978, 8:05 PM EDT
Att: 13,648 - Unknown - 72 F

AB 37
R 5
H 10
RBI 5
BB 1
SO 3
LOB 9



Batter	1	2	3	4	5	6	7	8	9	AB	R	H	RBI	BB	SO	LOB	BOTTOM		
Paul Molitor, R (1, 4) OBP: 0.311, SLG: 0.386	1B		6-3				F9		B1								3 1 0 0 1 0 2		
Don Money, R (1, 5) OBP: 0.356, SLG: 0.436	K		K						HR								4 2 2 2 0 2 1		
Cecil Cooper, L (1, 3) OBP: 0.364, SLG: 0.489	F7						1-4-3		4-3								4 0 0 0 0 1 1		
Larry Hise, R (1, 10) OBP: 0.365, SLG: 0.538							F7		K								4 0 1 1 0 1 0		
Ben Oglivie, L (1, 7) OBP: 0.371, SLG: 0.485							L6		F8								4 1 2 0 0 0 0		
Sixto Lezcano, R (1, 9) OBP: 0.383, SLG: 0.458									1B								4 0 2 0 0 0 1		
Robin Yount, R (1, 6) OBP: 0.333, SLG: 0.415									1B								4 0 1 1 0 0 2		
Gorman Thomas, R (1, 8) OBP: 0.352, SLG: 0.528									F9								4 0 1 0 0 0 4		
Buck Martinez, R (1, 2) OBP: 0.256, SLG: 0.281									1B								2 0 0 0 0 0 2		
Jim Wohlford, R (7, PH) OBP: 0.327, SLG: 0.423									1B								1 0 0 0 0 1 1		
Charlie Moore, R (8, 2) OBP: 0.300, SLG: 0.369									K								0 0 0 0 0 0 0		
Dave May, L (8, PH) OBP: 0.310, SLG: 0.342									1B								1 0 0 0 0 0 1		
Inning Stats	R: 1 E: 0 K: 1 S: 5	H: 1 LOB: 1 BB: 1 P: 9	R: 0 E: 0 K: 0 S: 4	H: 1 LOB: 1 BB: 0 P: 4	R: 0 E: 0 K: 1 S: 5	H: 0 LOB: 0 BB: 0 P: 5	R: 0 E: 0 K: 0 S: 3	H: 0 LOB: 0 BB: 0 P: 3	R: 0 E: 0 K: 0 S: 5	H: 2 LOB: 2 BB: 0 P: 5	R: 1 E: 0 K: 1 S: 6	H: 1 LOB: 1 BB: 0 P: 6	R: 0 E: 0 K: 1 S: 6	H: 1 LOB: 1 BB: 0 P: 6	R: 1 E: 0 K: 0 S: 5	H: 2 LOB: 1 BB: 0 P: 5	1B: 7 2B: 0 3B: 0 HR: 2	SF: 0 SAC: 0 DP: 0 HBP: 0	WP: 0 PA: 36 PB: 0 SB: 1 CS: 0
PITCHER Fergie Jenkins, R (1, 1) ERA: 3.32	IP: 8.0 WLS: W BF: 33 H: 9 R: 4 ER: 4 SO: 5 BB: 1 IBB: 0 HBP: 0 BLK: 0 WP: 0 HR: 2 S: 42 P: 46 ERA: 4.50 WHIP: 1.250															PITCHER Reggie Cleveland, R (8, 1) ERA: 2.58			

Texas Rangers @ Milwaukee Brewers
Milwaukee County Stadium, Milwaukee, WI
Fri Sep 01 1978, 8:05 PM EDT
Att: 13,648 - Unknown - 72 F

AB 35
R 4
H 9
RBI 4
BB 1
SO 5
LOB 15



Batter	1	2	3	4	5	6	7	8	9	AB	R	H	RBI	BB	SO	LOB	TOP								
Bill Sample, R (1, 4) OBP: 1.000, SLG: 1.000 Bump Wills, S (1, PR) OBP: 0.310, SLG: 0.323	0-0 4-3 S 1B	0-0 6-3 2H 3H 1B		0-3 K			0-0 G3 S SF8 1B	0-0 FC1-6 1-2		1	0	1	0	0	0	0	1								
Toby Harrah, R (1, 6) OBP: 0.345, SLG: 0.334	0-3 K	0-0 6-3 1-2			0-0 F7		0-0 G3 1-3	0-0 6-3		5	0	0	0	0	1	4	1								
Kurt Bevacqua, R (1, 5) OBP: 0.291, SLG: 0.378 John Lowenstein, L (7, PH) OBP: 0.354, SLG: 0.385	0-0 4-3 2-3	0-0 5-3			0-0 5-3		4-0 S 1B BB	0-0 F8		3	0	0	0	0	0	3	1								
Al Oliver, L (1, 7) OBP: 0.345, SLG: 0.494	0-0 6-3		0-0 3-1		0-0 S 1B		0-0 SF8	0-0 4-3		4	0	1	1	0	0	2	1								
Bobby Bonds, R (1, 9) OBP: 0.352, SLG: 0.475		4-0 HR BB	0-0 F9		0-0 F8 1-2		3-H 4-0 1B BB	0-0 6-3		3	1	0	0	2	0	1	1								
Richie Zisk, R (1, 10) OBP: 0.331, SLG: 0.419	0-0 1-H HR		0-0 1B		0-0 F8		0-0 1-3 2-H 1B			4	1	3	3	0	0	0	1								
Jim Sundberg, R (1, 2) OBP: 0.368, SLG: 0.385		0-0 F9	0-0 F9		0-0 K		0-0 4-3			4	0	0	0	0	1	3	1								
Juan Beniquez, R (1, 8) OBP: 0.282, SLG: 0.366		0-0 2B 1B 1B		0-3 K		0-0 2B		0-0 6-3		4	1	2	0	0	1	0	1								
Mike Hargrove, L (1, 3) OBP: 0.384, SLG: 0.348 Mike Jorgensen, L (8, PR) OBP: 0.350, SLG: 0.196	0-0 1-3 1B 2B		0-0 G3		0-0 K		0-0 K	4-0 FC1-6 BB		3	1	1	0	1	1	1	1								
										0	0	0	0	0	0	0	0								
Inning Stats	R: 0 E: 0 K: 1 S: 6	H: 1 LOB: 2 BB: 0 P: 6	R: 4 E: 0 K: 0 S: 7	H: 4 LOB: 1 BB: 1 P: 11	R: 0 E: 0 K: 0 S: 4	H: 1 LOB: 0 BB: 0 P: 4	R: 0 E: 0 K: 2 S: 7	H: 0 LOB: 0 BB: 0 P: 7	R: 0 E: 0 K: 0 S: 4	H: 1 LOB: 1 BB: 0 P: 4	R: 0 E: 0 K: 0 S: 8	H: 1 LOB: 0 BB: 0 P: 8	R: 2 E: 0 K: 0 S: 5	H: 2 LOB: 2 BB: 2 P: 13	R: 0 E: 0 K: 0 S: 3	H: 0 LOB: 0 BB: 1 P: 7	R: 0 E: 0 K: 0 S: 3	H: 0 LOB: 0 BB: 0 P: 3	1B: 7 2B: 2 3B: 0 HR: 1	SF: 1 SAC: 0 DP: 0 HBP: 0	WP: 0 PB: 0 SB: 4 CS: 0	PA: 41			
PITCHER	IP	WLS	BF	H	R	ER	SO	BB	IBB	HBP	BLK	WP	HR	S	P	ERA	WHIP								
Jerry Augustine, L (1, 1) ERA: 4.66	1.1		10	5	4	4	1	1	0	0	0	0	1	11	15	27.00	4.500								
Eduardo Rodriguez, R (2, 1) ERA: 4.74	5.1		23	5	2	2	4	2	0	0	0	0	0	29	37	3.38	1.312								
Bill Castro, R (7, 1) ERA: 1.67	2.1	W	8	0	0	0	0	1	0	0	0	0	0	7	11	0.00	0.429								

Texas Rangers @ Milwaukee Brewers
Milwaukee County Stadium, Milwaukee, WI
Sat Sep 02 1978, 8:05 PM EDT
Att: 17,795 - Unknown


AB 36
R 6
H 10
RBI 6
BB 4
SO 5
LOB 15



Batter	1	2	3	4	5	6	7	8	9	AB	R	H	RBI	BB	SO	LOB	BOTTOM									
Robin Yount, R (1, 6) OBP: 0.331, SLG: 0.413	0-0 FC5-4 1B		0-0 F8		0-0 5-3		P4 1-3			5	0	1	0	0	0	3	1									
Don Money, R (1, 4) OBP: 0.359, SLG: 0.440	0-0 FC5-4 G3 1-2		0-0 2B			0-0 SH2-4 1B	0-0 E9 1B	0-0 6-3		5	2	3	0	0	0	1	1									
Cecil Cooper, L (1, 3) OBP: 0.365, SLG: 0.487	0-0 G3 1-2		0-0 G3			0-0 2B SH2-4 FC3-6 1B	0-0 1B 1B	0-0 F5		5	2	2	1	0	0	2	1									
Larry Hise, R (1, 10) OBP: 0.364, SLG: 0.535	0-3 K		0-0 F9			0-0 SH2-4 1-2 2-3	0-0 1B FC5-2-6-5 1B	0-3 K		4	0	1	1	0	2	1	1									
Ben Oglivie, L (1, 7) OBP: 0.375, SLG: 0.499		0-3 K		0-0 HR		0-0 FC3-6 2B	0-0 1B 1B			4	2	3	3	0	1	0	1									
Sixto Lezcano, R (1, 9) OBP: 0.382, SLG: 0.455		0-3 K		0-3 K		0-0 FC3-6 IBB	0-0 FC5-2-5-6 1B			3	1	0	0	1	2	2	1									
Sal Bando, R (1, 5) OBP: 0.374, SLG: 0.444	0-0 F8		0-0 1-3			0-0 FC3-6 1-2 2-3 3-H	0-0 1B 1B			4	1	1	2	0	0	2	1									
Gorman Thomas, R (1, 8) OBP: 0.353, SLG: 0.535			0-0 HR		0-3 K		0-0 L6 1-2 2-H 1B			4	1	2	2	0	1	2	1									
Charlie Moore, R (1, 2) OBP: 0.304, SLG: 0.372		0-0 6-3		0-0 G3			0-0 1B 1B			4	1	2	1	0	0	0	1									
										1B: 11 2B: 2 3B: 0 HR: 2	SF: 0 SAC: 1 DP: 0 HBP: 0	WP: 0 PB: 0 SB: 0 CS: 0	PA: 40													
PITCHER	IP	WLS	BF	H	R	ER	SO	BB	IBB	HBP	BLK	WP	HR	S	P	ERA	WHIP									
Doc Medich, R (1, 1) ERA: 3.79	6.1		29	9	6	6	5	0	1	0	0	0	0	2	38	42	8.53	1.421								
Len Barker, R (7, 1) ERA: 3.97	0.0	L	2	2	0	0	0	0	0	0	0	0	0	2	2	-	-									
Reggie Cleveland, R (7, 1) ERA: 2.93	0.1		4	3	3	3	0	0	0	0	0	0	0	4	4	81.00	9.000									
Doyle Alexander, R (7, 1) ERA: 4.28	1.1		5	1	1	1	1	0	0	0	0	0	0	7	7	6.75	0.750									

Texas Rangers @ Milwaukee Brewers
Milwaukee County Stadium, Milwaukee, WI
Sat Sep 02 1978, 8:05 PM EDT
Att: 17,795 - Unknown

AB 38
R 10
H 15
RBI 10
BB 1
SO 6
LOB 13




Batter	1	2	3	4	5	6	7	8	9	AB	R	H	RBI	BB	SO	LOB	TOP																
Mike Hargrove, L (1, 3) OBP: 0.384, SLG: 0.347	F8		F9			F7			P6	2	0	0	0	1	0	1	Texas Rangers @ Milwaukee Brewers Milwaukee County Stadium, Milwaukee, WI Sun Sep 03 1978, 4:33 AM EDT Att: 14,014 - Unknown - 68 F																
Mike Jorgensen, L (5, PR) OBP: 0.344, SLG: 0.191										1	0	0	0	0	0	2																	
Pat Putnam, L (9, PH) OBP: 0.175, SLG: 0.132										1	0	0	0	0	0	0																	
Bump Wills, S (1, 4) OBP: 0.310, SLG: 0.320	K		1-3						P4	3	0	0	1	1	2	1																	
Bobby Bonds, R (9, PH) OBP: 0.351, SLG: 0.474										1	0	0	0	0	0	0																	
John Lowenstein, L (1, 5) OBP: 0.352, SLG: 0.381				4-3					G3	4	0	1	0	0	1	3																	
Al Oliver, L (1, 7) OBP: 0.344, SLG: 0.492	4-3									4	0	1	1	0	0	3																	
Richie Zisk, R (1, 10) OBP: 0.330, SLG: 0.417			F9							4	0	1	0	0	0	4																	
Bert Campaneris, R (8, PR) OBP: 0.247, SLG: 0.242				6-3		F8				0	0	0	0	0	0	0																	
Johnny Grubb, L (1, 9) OBP: 0.364, SLG: 0.448	K								P4	4	0	1	0	0	1	2																	
John Ellis, R (1, 2) OBP: 0.250, SLG: 0.319									F7	3	1	1	0	0	0	2																	
Juan Beniquez, R (1, 8) OBP: 0.282, SLG: 0.364			F8							4	1	1	0	0	1	3																	
Toby Harrah, R (1, 6) OBP: 0.348, SLG: 0.337									F7	3	1	2	0	1	0	0																	
Inning Stats	R: 0 E: 0 K: 1 S: 6	H: 1 LOB: 1 BB: 0 P: 6	R: 0 E: 0 K: 1 S: 5	H: 0 LOB: 0 BB: 0 P: 5	R: 0 E: 0 K: 0 S: 4	H: 1 LOB: 1 BB: 0 P: 4	R: 0 E: 0 K: 0 S: 4	H: 1 LOB: 1 BB: 0 P: 4	R: 3 E: 1 K: 1 S: 8	H: 3 LOB: 3 BB: 2 P: 16	R: 0 E: 0 K: 1 S: 6	H: 1 LOB: 2 BB: 1 P: 10	R: 0 E: 0 K: 1 S: 5	H: 0 LOB: 0 BB: 0 P: 5	R: 0 E: 0 K: 0 S: 4	H: 1 LOB: 2 BB: 0 P: 4	R: 0 E: 0 K: 0 S: 3	H: 0 LOB: 0 BB: 0 P: 3	1B: 8 2B: 0 3B: 0 HR: 0	SF: 0 SAC: 1 DP: 0 HBP: 0	WP: 0 PB: 0 SB: 5 CS: 0	PA: 38											
PITCHER	IP WLS BF H R ER SO BB IBB HBP BLK WP HR S P ERA WHIP																																
Andy Replogle, R (1, 1) ERA: 3.97	4.0	20	6	3	1	2	2	0	0	0	0	0	0	22	30	2.25	2.000																
Ed Farmer, R (5, 1) ERA:	5.0	18	2	0	0	3	1	0	0	0	0	0	0	23	27	0.00	0.600																

AB	34
R	3
H	8
RBI	2
BB	3
SO	5
LOB	21



Batter	1	2	3	4	5	6	7	8	9	AB	R	H	RBI	BB	SO	LOB	BOTTOM																
Paul Molitor, R (1, 4) OBP: 0.308, SLG: 0.382	K		4-3		F8				F9	5	0	0	0	0	1	4	Texas Rangers @ Milwaukee Brewers Milwaukee County Stadium, Milwaukee, WI Sun Sep 03 1978, 4:33 AM EDT Att: 14,014 - Unknown - 68 F																
Don Money, R (1, 10) OBP: 0.356, SLG: 0.438					F3				K	4	0	1	0	0	2	1																	
Sal Bando, R (1, 5) OBP: 0.375, SLG: 0.451					F7					4	1	2	1	0	0	1																	
Larry Hise, R (1, 7) OBP: 0.365, SLG: 0.535										4	0	2	0	0	0	2																	
Sixto Lezcano, R (1, 9) OBP: 0.363, SLG: 0.454										3	1	1	0	1	0	2																	
Cecil Cooper, L (1, 3) OBP: 0.363, SLG: 0.484										4	1	1	0	0	2	4																	
Robin Yount, R (1, 6) OBP: 0.330, SLG: 0.411										4	1	1	1	0	0	3																	
Gorman Thomas, R (1, 8) OBP: 0.354, SLG: 0.535										4	0	2	1	0	0	2																	
Buck Martinez, R (1, 2) OBP: 0.261, SLG: 0.286										3	0	2	1	0	0	1																	
Inning Stats	R: 0 E: 0 K: 1 S: 6	H: 1 LOB: 1 BB: 0 P: 6	R: 1 E: 0 K: 0 S: 4	H: 1 LOB: 1 BB: 1 P: 8	R: 0 E: 0 K: 0 S: 3	H: 0 LOB: 0 BB: 0 P: 3	R: 2 E: 0 K: 0 S: 7	H: 4 LOB: 2 BB: 0 P: 7	R: 1 E: 0 K: 2 S: 10	H: 3 LOB: 2 BB: 0 P: 10	R: 0 E: 0 K: 1 S: 6	H: 1 LOB: 1 BB: 0 P: 6	R: 0 E: 0 K: 1 S: 6	H: 1 LOB: 1 BB: 0 P: 6	R: 0 E: 0 K: 0 S: 4	H: 1 LOB: 1 BB: 0 P: 4		1B: 11 2B: 0 3B: 0 HR: 1	SF: 0 SAC: 1 DP: 0 HBP: 0	WP: 0 PB: 0 SB: 1 CS: 0	PA: 37												
PITCHER	IP WLS BF H R ER SO BB IBB HBP BLK WP HR S P ERA WHIP																																
Jon Matlack, L (1, 1) ERA: 2.4	6.0	29	10	4	4	4	1	0	0	0	0	0	0	10	40	6.00	1.833																
Doyle Alexander, R (7, 1) ERA: 4.22	2.0	8	2	0	0	1	0	0	0	0	0	0	0	10	10	0.00	1.000																

AB	35
R	4
H	12
RBI	4
BB	1
SO	5
LOB	20



Batter	1	2	3	4	5	6	7	8	9	AB	R	H	RBI	BB	SO	LOB	TOP					
Mike Hargrove, L (1, 3) OBP: 0.385, SLG: 0.348										4	0	2	0	0	0	1	Texas Rangers @ California Angels Anaheim Stadium, Anaheim, CA Mon Sep 04 1978, 10:05 PM EDT Att: 27,371 - Unknown					
Mike Jorgensen, L (8, FR) OBP: 0.344, SLG: 0.191										0	0	0	0	0	0	0						
Gary Gray, R (9, PH) OBP: 0.217, SLG: 0.348										1	0	0	0	0	1	1						
Juan Beniquez, R (1, 8) OBP: 0.281, SLG: 0.362										5	1	1	0	0	0	2						
Jim Sundberg, R (1, 2) OBP: 0.367, SLG: 0.390										4	2	1	1	0	1	5						
Al Oliver, L (1, 7) OBP: 0.346, SLG: 0.494										4	1	2	2	0	0	1						
Bobby Bonds, R (1, 9) OBP: 0.352, SLG: 0.487										4	2	2	3	0	1	1						
Richie Zisk, R (1, 10) OBP: 0.328, SLG: 0.413										4	0	0	0	0	1	2						
Toby Harrah, R (1, 6) OBP: 0.345, SLG: 0.333										4	0	0	0	0	0	1						
Bump Wills, S (1, 4) OBP: 0.310, SLG: 0.319										2	1	0	0	1	0	0						
Bill Sample, R (9, PH) OBP: 1.000, SLG: 1.000										1	0	1	0	0	0	0						
Kurt Bevacqua, R (1, 5) OBP: 0.292, SLG: 0.377										3	0	1	1	0	0	0						
Bert Campaneris, R (9, PH) OBP: 0.247, SLG: 0.242										0	0	0	0	0	0	0						
Inning Stats	R: 0 E: 0 K: 1 S: 6	H: 2 LOB: 1 BB: 0 P: 6	R: 0 E: 0 K: 1 S: 5	H: 0 LOB: 0 BB: 0 P: 5	R: 0 E: 0 K: 0 S: 3	H: 0 LOB: 0 BB: 0 P: 3	R: 0 E: 0 K: 0 S: 3	H: 0 LOB: 0 BB: 0 P: 3	R: 2 E: 0 K: 1 S: 7	H: 2 LOB: 1 BB: 1 P: 11	R: 1 E: 0 K: 0 S: 5	H: 2 LOB: 1 BB: 0 P: 5	R: 0 E: 0 K: 0 S: 3	H: 0 LOB: 0 BB: 0 P: 3	R: 4 E: 1 K: 0 S: 7	H: 3 LOB: 1 BB: 0 P: 7	R: 0 E: 0 K: 1 S: 6	H: 1 LOB: 1 BB: 0 P: 6	1B: 6 2B: 2 3B: 0 HR: 3	SF: 0 SAC: 1 DP: 1 HBP: 0	WP: 0 PB: 0 SB: 1 CS: 2	PA: 38
PITCHER	IP WLS BF H R ER SO BB IBB HBP BLK WP HR S P ERA WHIP																					
Don Aase, R (1, 1) ERA: 4.24	6.0 W 24 6 3 3 3 1 0 0 0 0 2 29 33 4.50 1.167																					
Tom Griffin, R (7, 1) ERA: 4.02	1.1 8 3 4 3 0 0 0 0 0 0 1 8 8 20.25 2.250																					
Dave LaRoche, L (8, 1) ERA: 2.16	1.2 S 6 1 0 0 1 0 0 0 0 0 0 8 8 0.00 0.600																					

Batter	1	2	3	4	5	6	7	8	9	AB	R	H	RBI	BB	SO	LOB	BOTTOM			
Rick Miller, L (1, 8) OBP: 0.348, SLG: 0.341										5	1	2	0	0	1	0	Texas Rangers @ California Angels Anaheim Stadium, Anaheim, CA Mon Sep 04 1978, 10:05 PM EDT Att: 27,371 - Unknown			
Carney Lansford, R (1, 5) OBP: 0.321, SLG: 0.387										4	1	2	0	0	0	1				
Lyman Bostock, L (1, 9) OBP: 0.357, SLG: 0.371										4	1	1	0	0	0	2				
Don Baylor, R (1, 10) OBP: 0.341, SLG: 0.472										4	1	1	1	0	0	5				
Joe Rudi, R (1, 7) OBP: 0.286, SLG: 0.407										4	1	1	1	0	0	1				
Ron Jackson, R (1, 3) OBP: 0.346, SLG: 0.429										4	1	1	0	0	0	3				
Brian Downing, R (1, 2) OBP: 0.356, SLG: 0.342										4	1	2	0	0	0	1				
Bobby Grich, R (1, 4) OBP: 0.340, SLG: 0.312										4	1	2	4	0	0	1				
Jim Anderson, R (1, 6) OBP: 0.244, SLG: 0.239										4	0	0	0	0	0	2				
Inning Stats	R: 0 E: 0 K: 0 S: 4	H: 2 LOB: 1 BB: 0 P: 4	R: 3 E: 0 K: 0 S: 7	H: 4 LOB: 1 BB: 0 P: 7	R: 0 E: 0 K: 0 S: 4	H: 1 LOB: 0 BB: 0 P: 4	R: 0 E: 0 K: 0 S: 3	H: 0 LOB: 0 BB: 0 P: 3	R: 4 E: 2 K: 0 S: 8	H: 2 LOB: 2 BB: 0 P: 9	R: 0 E: 0 K: 0 S: 3	H: 0 LOB: 0 BB: 0 P: 3	R: 1 E: 0 K: 0 S: 5	H: 2 LOB: 1 BB: 0 P: 5	R: 0 E: 0 K: 1 S: 5	H: 1 LOB: 0 BB: 0 P: 5		1B: 8 2B: 2 3B: 0 HR: 2	SF: 0 SAC: 0 DP: 1 HBP: 1	WP: 0 PB: 0 SB: 0 CS: 1
PITCHER	IP WLS BF H R ER SO BB IBB HBP BLK WP HR S P ERA WHIP																			
Dock Ellis, R (1, 1) ERA: 4.26	4.2 L 26 9 7 4 0 0 0 0 0 0 1 25 26 7.71 1.929																			
Len Barker, R (5, 1) ERA: 3.96	2.1 9 2 1 1 0 0 0 0 0 0 1 9 9 3.86 0.857																			
Jim Umberger, L (8, 1) ERA: 4.91	1.0 3 1 0 0 1 0 0 0 0 0 0 5 5 0.00 1.000																			

Batter	1	2	3	4	5	6	7	8	9	AB	R	H	RBI	BB	SO	LOB	TOP	
Mike Hargrove, L (1, 3) OBP: 0.383, SLG: 0.344 Mike Jorgensen, L (8, FR) OBP: 0.339, SLG: 0.188	6-3	3-1	BB E BB		G3-6-3			G6-3 1B		4	0	1	1	1	0	2		
Juan Beniquez, R (1, 8) OBP: 0.279, SLG: 0.358 Bobby Thompson, S (8, 8)	6-3	K	E5 BB			5-3		G6-3		5	0	0	0	0	1	5		
John Lowenstein, L (1, 5) OBP: 0.363, SLG: 0.388	1B	2B				G3		F7		3	2	1	1	2	0	2		
Al Oliver, L (1, 10) OBP: 0.349, SLG: 0.495	BB BB 1B					4-3				4	2	1	1	1	1	3		
Bobby Bonds, R (1, 9) OBP: 0.355, SLG: 0.492 Johnny Grubb, L (9, 9)	1B BB				F4			G6-4-3 BB		3	2	1	1	2	1	0		
Richie Zisk, R (1, 7) OBP: 0.326, SLG: 0.409 Bill Sample, R (9, 7)	PO 1B BB				SH1-3	6-3		G6-4-3		3	0	0	0	1	0	1		
Toby Harrah, R (1, 6) OBP: 0.349, SLG: 0.341	1B				F8			5-3		3	0	1	2	1	0	0		
John Ellis, R (1, 2) OBP: 0.286, SLG: 0.360	PO							1B 1B		3	2	3	2	1	0	0		
Bump Willis, S (1, 4) OBP: 0.310, SLG: 0.324					F7	FC4-2 BB		F7		4	1	1	0	0	0	4		
Inning Stats	R: 3 E: 0 K: 0 S: 5	H: 3 LOB: 1 BB: 2 P: 13	R: 0 E: 0 K: 1 S: 5	H: 0 LOB: 1 BB: 1 P: 9	R: 5 E: 1 K: 1 S: 8	H: 2 LOB: 3 BB: 5 P: 28	R: 0 E: 0 K: 0 S: 3	H: 0 LOB: 0 BB: 0 P: 3	R: 0 E: 0 K: 0 S: 3	H: 0 LOB: 0 BB: 1 P: 6	R: 1 E: 0 K: 0 S: 5	H: 3 LOB: 2 BB: 0 P: 5	R: 0 E: 0 K: 1 S: 5	H: 0 LOB: 0 BB: 0 P: 5	1B: 7 2B: 2 3B: 0 HR: 0	SF: 0 SAC: 1 DP: 3 HBP: 0	WP: 0 PB: 0 SB: 2 CS: 0	PA: 43
PITCHER	IP WLS BF H R ER SO BB IBB HBP BLK WP HR S P ERA WHIP																	
Paul Hartzell, R (1, 1) ERA: 3.53	2.0 L 14 4 6 6 1 5 0 0 0 0 0 0 11 31 27.00 4.500																	
Al Fitzmorris, R (3, 1) ERA: 3.24	5.0 20 2 2 0 1 3 1 0 0 0 0 0 18 34 0.00 1.000																	
Mike Barlow, R (8, 1) ERA: 4.5	2.0 8 3 1 1 1 0 0 0 0 0 0 0 10 10 4.50 1.500																	

Texas Rangers @ California Angels
Anaheim Stadium, Anaheim, CA
Wed Sep 06 1978, 10:05 PM EDT
Att: 19,115 - Unknown


AB 32
R 9
H 9
RBI 8
BB 9
SO 3
LOB 17



Batter	1	2	3	4	5	6	7	8	9	AB	R	H	RBI	BB	SO	LOB	BOTTOM					
Rick Miller, L (1, 8) OBP: 0.352, SLG: 0.343	FC5-4 BB	K			G4-6-3 1B			3-1		3	0	1	0	1	1	3						
Carney Lansford, R (1, 5) OBP: 0.322, SLG: 0.387	FC5-4 1B				6-3			F7		4	0	1	0	0	0	1						
Lyman Bostock, L (1, 9) OBP: 0.357, SLG: 0.368 Ken Landreaux, L (9, 9) OBP: 0.279, SLG: 0.326	K				4-3			G4-6-3 1B		4	0	0	0	0	1	3						
Don Baylor, R (1, 10) OBP: 0.339, SLG: 0.473	1B							F8		0	0	0	0	0	0	0						
Joe Rudi, R (1, 7) OBP: 0.280, SLG: 0.398	F3				1-3			K		4	1	2	1	0	1	1						
Joe Rudi, R (1, 7) OBP: 0.280, SLG: 0.398	F3				1-3			F3		4	0	0	0	0	1	2						
Ron Fairly, L (1, 3) OBP: 0.299, SLG: 0.361								K		4	0	1	0	0	1	0						
Bobby Grich, R (1, 4) OBP: 0.339, SLG: 0.307					F8			1-3		4	0	0	0	0	1	1						
Jim Anderson, R (1, 6) OBP: 0.274, SLG: 0.289								3-1 PB 2B		3	1	2	0	1	1	0						
Terry Humphrey, R (1, 2) OBP: 0.284, SLG: 0.300	K				F7			5-3		3	0	0	0	0	1	4						
Inning Stats	R: 0 E: 0 K: 1 S: 6	H: 1 LOB: 2 BB: 1 P: 10	R: 0 E: 0 K: 3 S: 10	H: 1 LOB: 2 BB: 1 P: 14	R: 1 E: 0 K: 0 S: 4	H: 1 LOB: 0 BB: 0 P: 4	R: 0 E: 0 K: 1 S: 6	H: 1 LOB: 1 BB: 0 P: 6	R: 0 E: 0 K: 0 S: 4	H: 2 LOB: 1 BB: 0 P: 4	R: 0 E: 0 K: 1 S: 5	H: 0 LOB: 0 BB: 0 P: 5	R: 1 E: 0 K: 0 S: 4	H: 1 LOB: 0 BB: 0 P: 4	R: 0 E: 0 K: 1 S: 5	H: 0 LOB: 0 BB: 0 P: 5	R: 0 E: 0 K: 1 S: 5	H: 0 LOB: 0 BB: 0 P: 5	1B: 4 2B: 2 3B: 0 HR: 1	SF: 0 SAC: 0 DP: 1 HBP: 0	WP: 0 PB: 1 SB: 0 CS: 0	PA: 35
PITCHER	IP WLS BF H R ER SO BB IBB HBP BLK WP HR S P ERA WHIP																					
Fergie Jenkins, R (1, 1) ERA: 3.22	9.0 W 35 7 2 1 8 2 0 0 0 0 1 49 57 1.00 1.000																					

Texas Rangers @ California Angels
Anaheim Stadium, Anaheim, CA
Wed Sep 06 1978, 10:05 PM EDT
Att: 19,115 - Unknown

AB 33
R 2
H 7
RBI 1
BB 2
SO 8
LOB 15



Batter	1	2	3	4	5	6	7	8	9	AB	R	H	RBI	BB	SO	LOB	TOP										
Mike Hargrove, L (1, 3) OBP: 0.386, SLG: 0.353 John Ellis, R (9, FH) OBP: 0.282, SLG: 0.355	0-0 HR		4-0 HR BB	0-0 1-3 1B			0-0 4-3		0-0 F4	3	2	1	1	0	0	0											
Juan Beniquez, R (1, 8) OBP: 0.279, SLG: 0.365	0-0 F4		0-0 HR	0-0 F9			0-0 1-3			4	1	1	3	0	0	2											
Toby Harrah, R (1, 6) OBP: 0.351, SLG: 0.341	4-0 CS BB		0-0 F8		0-0 F3				0-0 BB 1B	3	0	1	0	1	0	0											
Al Oliver, L (1, 7) OBP: 0.346, SLG: 0.491	0-3 K		0-3 K		0-0 4-3				0-3 K	4	0	0	0	0	3	2											
Bobby Bonds, R (1, 9) OBP: 0.354, SLG: 0.490		0-0 F4		0-0 BLK 1B					0-0 F7	4	1	1	0	0	0	1											
Richie Zisk, R (1, 10) OBP: 0.328, SLG: 0.408 La Rue Washington, R (8, PR)		0-0 5-3		0-0 BLK 1B 5-3					4-0 1-2 BB	3	1	1	1	1	0	0											
Jim Sundberg, R (1, 2) OBP: 0.366, SLG: 0.390		0-0 F7		0-0 5-3					0-3 K	4	0	0	0	0	1	3											
Kurt Bevacqua, R (1, 5) OBP: 0.286, SLG: 0.369			0-0 F4	0-0 F3					0-0 F8	4	0	0	0	0	0	1											
Bump Wills, S (1, 4) OBP: 0.312, SLG: 0.327			0-0 HR 2B	0-0 1B 3H					0-0 F9	4	1	2	1	0	0	0											
Inning Stats	R: 1 E: 0 K: 1 S: 5	H: 1 LOB: 0 BB: 1 P: 9	R: 0 E: 0 K: 0 S: 3	H: 0 LOB: 0 BB: 0 P: 3	R: 3 E: 0 K: 1 S: 7	H: 2 LOB: 0 BB: 1 P: 11	R: 2 E: 0 K: 0 S: 7	H: 4 LOB: 2 BB: 0 P: 7	R: 0 E: 0 K: 0 S: 3	H: 0 LOB: 0 BB: 0 P: 3	R: 0 E: 0 K: 0 S: 3	H: 0 LOB: 0 BB: 0 P: 3	R: 0 E: 0 K: 2 S: 8	H: 1 LOB: 2 BB: 1 P: 12	R: 0 E: 0 K: 0 S: 3	H: 0 LOB: 0 BB: 0 P: 3	1B: 5 2B: 1 3B: 0 HR: 2	SF: 0 SAC: 0 DP: 0 HBP: 0	WP: 0 PB: 0 SB: 0 CS: 1	PA: 37							
PITCHER	IP	WLS	BF	H	R	ER	SO	BB	IBB	HBP	BLK	WP	HR	S	P	ERA	WHIP										
Frank Tanana, L (1, 1) ERA: 3.35	3.2		18	6	6	6	2	2	0	0	2	0	2	20	28	14.73	2.182										
Dyar Miller, R (4, 1) ERA: 2.25	3.1	W	11	1	0	0	0	0	0	0	0	0	0	11	11	0.00	0.300										
Dave LaRoche, L (8, 1) ERA: 2.11	2.0	S	8	1	0	0	2	1	0	0	0	0	0	11	15	0.00	1.000										

Texas Rangers @ California Angels
Anaheim Stadium, Anaheim, CA
Thu Sep 07 1978, 10:05 PM EDT
Att: 15,815 - Unknown

AB	34
R	6
H	8
RBI	6
BB	3
SO	4
LOB	9



Batter	1	2	3	4	5	6	7	8	9	AB	R	H	RBI	BB	SO	LOB	BOTTOM										
Rick Miller, L (1, 8) OBP: 0.351, SLG: 0.342	0-0 F8		0-0 FC6-4				0-0 4-3 1B		0-0 F9	4	1	1	0	0	0	1											
Camey Lansford, R (1, 5) OBP: 0.322, SLG: 0.366	0-0 6-3			0-0 G4-6-3 1B			0-0 4-3		0-0 1-3	4	0	1	1	0	0	2											
Lyman Bostock, L (1, 9) OBP: 0.356, SLG: 0.367	0-0 F7			0-0 G4-6-3			0-0 4-3			4	1	1	2	0	0	1											
Don Baylor, R (1, 10) OBP: 0.338, SLG: 0.477		0-0 F3		0-0 F9			0-0 HR		0-0 F9	4	1	1	2	0	0	0											
Joe Rudi, R (1, 7) OBP: 0.282, SLG: 0.399		0-0 F8			0-0 F7		0-0 HR 1B		0-0 FC3-6 1B	4	1	2	0	0	0	0											
Ron Fairly, L (1, 3) OBP: 0.298, SLG: 0.373		0-0 5-3			0-0 6-3		0-0 HR		0-0 FC3-6 1B	4	1	1	2	0	0	1											
Brian Downing, R (1, 2) OBP: 0.357, SLG: 0.350			0-0 5-3		0-0 1-3		4-0 BB		0-0 FC6-4 1B	3	0	1	0	1	0	0											
Bobby Grich, R (1, 4) OBP: 0.340, SLG: 0.307			4-0 FC4-6 BB			0-0 K			0-0 FC6-4	3	1	1	0	1	1	3											
Jim Anderson, R (1, 6) OBP: 0.276, SLG: 0.291			0-0 FC4-6			0-0 K			0-0 F7	3	1	1	0	0	0	2											
Inning Stats	R: 0 E: 0 K: 0 S: 3	H: 0 LOB: 0 BB: 0 P: 3	R: 0 E: 0 K: 0 S: 3	H: 0 LOB: 0 BB: 0 P: 3	R: 0 E: 0 K: 0 S: 3	H: 1 LOB: 0 BB: 0 P: 3	R: 0 E: 0 K: 0 S: 3	H: 0 LOB: 0 BB: 0 P: 3	R: 7 E: 0 K: 1 S: 12	H: 7 LOB: 1 BB: 1 P: 16	R: 0 E: 0 K: 0 S: 3	H: 0 LOB: 0 BB: 0 P: 3	R: 0 E: 0 K: 0 S: 5	H: 2 LOB: 2 BB: 0 P: 5	R: 0 E: 0 K: 0 S: 5	H: 0 LOB: 0 BB: 0 P: 3	1B: 8 2B: 0 3B: 0 HR: 2	SF: 0 SAC: 0 DP: 1 HBP: 0	WP: 0 PB: 0 SB: 1 CS: 0	PA: 35							
PITCHER	IP	WLS	BF	H	R	ER	SO	BB	IBB	HBP	BLK	WP	HR	S	P	ERA	WHIP										
Doc Medich, R (1, 1) ERA: 3.9	5.1		21	5	4	4	0	1	0	0	0	0	2	24	24	6.75	1.125										
Reggie Cleveland, R (6, 1) ERA: 3.18	2.2	L	14	5	3	3	1	1	0	0	0	0	2	15	19	10.12	2.250										

Texas Rangers @ California Angels
Anaheim Stadium, Anaheim, CA
Thu Sep 07 1978, 10:05 PM EDT
Att: 15,815 - Unknown

AB	33
R	7
H	10
RBI	7
BB	2
SO	1
LOB	10



Batter	1	2	3	4	5	6	7	8	9	AB	R	H	RBI	BB	SO	LOB	TOP				
Mike Hargrove, L (1, 3) <small>OBP: 0.388, SLG: 0.355</small> Pat Putnam, L (7, 3) <small>OBP: 0.171, SLG: 0.128</small>										2	0	1	0	2	0	0	Texas Rangers @ Oakland Athletics Oakland-Alameda County Coliseum, Oakland, CA Fri Sep 08 1978, 7:05 PM PDT Att: 9,841 - Unknown				
Juan Beniquez, R (1, 8) <small>OBP: 0.281, SLG: 0.366</small> Bobby Thompson, S (7, 8) <small>OBP: 0.286, SLG: 0.353</small>										4	0	2	2	0	0	2					
Jim Sundberg, R (1, 2) <small>OBP: 0.363, SLG: 0.387</small> John Ellis, R (7, 2) <small>OBP: 0.279, SLG: 0.351</small>										4	0	0	0	0	1	4					
Al Oliver, L (1, 7) <small>OBP: 0.350, SLG: 0.495</small> Johnny Grubb, L (8, 7) <small>OBP: 0.364, SLG: 0.448</small>										4	1	3	0	0	0	1					
Bobby Bonds, R (1, 9) <small>OBP: 0.353, SLG: 0.487</small> John Lowenstein, L (8, 9) <small>OBP: 0.363, SLG: 0.388</small>										3	0	0	0	1	1	3					
Richie Zisk, R (1, 10) <small>OBP: 0.327, SLG: 0.414</small>										4	1	1	1	0	0	4					
Toby Harrah, R (1, 6) <small>OBP: 0.350, SLG: 0.340</small> Nelson Norman, S (8, 6) <small>OBP: 0.133, SLG: 0.133</small>											4	0	1	1	0	0		1			
Kurt Bevacqua, R (1, 5) <small>OBP: 0.286, SLG: 0.368</small> Sandy Alomar Sr., S (7, 5) <small>OBP: 0.214, SLG: 0.286</small>										3	1	1	0	0	0	0					
Bump Wills, S (1, 4) <small>OBP: 0.311, SLG: 0.327</small> La Rue Washington, R (8, 4) <small>OBP: 0.311, SLG: 0.327</small>										4	1	1	0	0	0	2					
Inning Stats	R: 0 E: 0 K: 1 S: 6	H: 1 LOB: 1 BB: 0 P: 6	R: 3 E: 0 K: 0 S: 7	H: 4 LOB: 2 BB: 1 P: 11	R: 0 E: 0 K: 1 S: 6	H: 1 LOB: 1 BB: 0 P: 6	R: 0 E: 0 K: 0 S: 3	H: 0 LOB: 1 BB: 1 P: 7	R: 0 E: 1 K: 0 S: 4	H: 0 LOB: 0 BB: 0 P: 3	R: 0 E: 0 K: 0 S: 3	H: 1 LOB: 0 BB: 0 P: 3	R: 1 E: 0 K: 0 S: 5	H: 2 LOB: 2 BB: 1 P: 9	R: 0 E: 0 K: 0 S: 3	H: 0 LOB: 0 BB: 0 P: 3		1B: 7 2B: 3 3B: 0 HR: 1	SF: 0 SAC: 0 DP: 1 HBP: 0	WP: 0 PB: 0 SB: 0 CS: 0	PA: 39
PITCHER	IP WLS BF H R ER SO BB IBB HBP BLK WP HR S P ERA WHIP	IP WLS BF H R ER SO BB IBB HBP BLK WP HR S P ERA WHIP	IP WLS BF H R ER SO BB IBB HBP BLK WP HR S P ERA WHIP	IP WLS BF H R ER SO BB IBB HBP BLK WP HR S P ERA WHIP	IP WLS BF H R ER SO BB IBB HBP BLK WP HR S P ERA WHIP	IP WLS BF H R ER SO BB IBB HBP BLK WP HR S P ERA WHIP	IP WLS BF H R ER SO BB IBB HBP BLK WP HR S P ERA WHIP	IP WLS BF H R ER SO BB IBB HBP BLK WP HR S P ERA WHIP	IP WLS BF H R ER SO BB IBB HBP BLK WP HR S P ERA WHIP	IP WLS BF H R ER SO BB IBB HBP BLK WP HR S P ERA WHIP	IP WLS BF H R ER SO BB IBB HBP BLK WP HR S P ERA WHIP	IP WLS BF H R ER SO BB IBB HBP BLK WP HR S P ERA WHIP	IP WLS BF H R ER SO BB IBB HBP BLK WP HR S P ERA WHIP	IP WLS BF H R ER SO BB IBB HBP BLK WP HR S P ERA WHIP	IP WLS BF H R ER SO BB IBB HBP BLK WP HR S P ERA WHIP	IP WLS BF H R ER SO BB IBB HBP BLK WP HR S P ERA WHIP	IP WLS BF H R ER SO BB IBB HBP BLK WP HR S P ERA WHIP	IP WLS BF H R ER SO BB IBB HBP BLK WP HR S P ERA WHIP	IP WLS BF H R ER SO BB IBB HBP BLK WP HR S P ERA WHIP	IP WLS BF H R ER SO BB IBB HBP BLK WP HR S P ERA WHIP	IP WLS BF H R ER SO BB IBB HBP BLK WP HR S P ERA WHIP

AB 36
R 4
H 10
RBI 4
BB 3
SO 2
LOB 19



Batter	1	2	3	4	5	6	7	8	9	AB	R	H	RBI	BB	SO	LOB	BOTTOM				
Mike Edwards, R (1, 4) <small>OBP: 0.308, SLG: 0.334</small>										4	5	3	0	1	0	0	Texas Rangers @ Oakland Athletics Oakland-Alameda County Coliseum, Oakland, CA Fri Sep 08 1978, 7:05 PM PDT Att: 9,841 - Unknown				
Glenn Burke, R (1, 8) <small>OBP: 0.277, SLG: 0.288</small>										3	2	3	2	1	0	0					
Rico Carty, R (1, 10) <small>OBP: 0.348, SLG: 0.518</small>										5	0	0	1	0	0	7					
Mitchell Page, L (1, 7) <small>OBP: 0.368, SLG: 0.468</small> Miguel Dilone, S (7, 7) <small>OBP: 0.301, SLG: 0.269</small>										4	1	3	5	0	0	2					
Jeff Newman, R (1, 3) <small>OBP: 0.291, SLG: 0.358</small>										4	0	0	1	0	1	4					
Taylor Duncan, R (1, 5) <small>OBP: 0.296, SLG: 0.351</small>										4	1	1	0	0	0	1					
Mario Guerrero, R (1, 6) <small>OBP: 0.305, SLG: 0.350</small>										3	0	0	0	0	1	0					
Joe Wallis, S (1, 9) <small>OBP: 0.329, SLG: 0.409</small>										4	1	1	0	0	2	0					
Bruce Robinson, L (1, 2) <small>OBP: 0.345, SLG: 0.364</small> Jim Essian, R (8, 2) <small>OBP: 0.331, SLG: 0.302</small>										4	1	0	1	0	0	1					
Inning Stats	R: 1 E: 0 K: 1 S: 7	H: 2 LOB: 1 BB: 0 P: 7	R: 0 E: 0 K: 1 S: 5	H: 0 LOB: 0 BB: 0 P: 5	R: 1 E: 0 K: 0 S: 6	H: 3 LOB: 2 BB: 0 P: 6	R: 0 E: 0 K: 1 S: 5	H: 0 LOB: 0 BB: 0 P: 5	R: 2 E: 2 K: 0 S: 9	H: 0 LOB: 1 BB: 1 P: 9	R: 0 E: 0 K: 0 S: 5	H: 0 LOB: 0 BB: 0 P: 5	R: 1 E: 0 K: 0 S: 4	H: 2 LOB: 0 BB: 0 P: 4	R: 0 E: 0 K: 0 S: 3	H: 0 LOB: 0 BB: 0 P: 3		1B: 9 2B: 1 3B: 0 HR: 1	SF: 0 SAC: 2 DP: 1 HBP: 0	WP: 0 PB: 0 SB: 1 CS: 0	PA: 40
PITCHER	IP WLS BF H R ER SO BB IBB HBP BLK WP HR S P ERA WHIP	IP WLS BF H R ER SO BB IBB HBP BLK WP HR S P ERA WHIP	IP WLS BF H R ER SO BB IBB HBP BLK WP HR S P ERA WHIP	IP WLS BF H R ER SO BB IBB HBP BLK WP HR S P ERA WHIP	IP WLS BF H R ER SO BB IBB HBP BLK WP HR S P ERA WHIP	IP WLS BF H R ER SO BB IBB HBP BLK WP HR S P ERA WHIP	IP WLS BF H R ER SO BB IBB HBP BLK WP HR S P ERA WHIP	IP WLS BF H R ER SO BB IBB HBP BLK WP HR S P ERA WHIP	IP WLS BF H R ER SO BB IBB HBP BLK WP HR S P ERA WHIP	IP WLS BF H R ER SO BB IBB HBP BLK WP HR S P ERA WHIP	IP WLS BF H R ER SO BB IBB HBP BLK WP HR S P ERA WHIP	IP WLS BF H R ER SO BB IBB HBP BLK WP HR S P ERA WHIP	IP WLS BF H R ER SO BB IBB HBP BLK WP HR S P ERA WHIP	IP WLS BF H R ER SO BB IBB HBP BLK WP HR S P ERA WHIP	IP WLS BF H R ER SO BB IBB HBP BLK WP HR S P ERA WHIP	IP WLS BF H R ER SO BB IBB HBP BLK WP HR S P ERA WHIP	IP WLS BF H R ER SO BB IBB HBP BLK WP HR S P ERA WHIP	IP WLS BF H R ER SO BB IBB HBP BLK WP HR S P ERA WHIP	IP WLS BF H R ER SO BB IBB HBP BLK WP HR S P ERA WHIP	IP WLS BF H R ER SO BB IBB HBP BLK WP HR S P ERA WHIP	IP WLS BF H R ER SO BB IBB HBP BLK WP HR S P ERA WHIP

AB 36
R 11
H 11
RBI 10
BB 2
SO 4
LOB 16



Batter	1	2	3	4	5	6	7	8	9	AB	R	H	RBI	BB	SO	LOB	TOP					
Mike Hargrove, L (1, 3) OBP: 0.389, SLG: 0.353 Mike Jorgensen, L (8, 3) OBP: 0.339, SLG: 0.188	G3			SH3 BB	F8			6-3 2-3		3	0	0	0	1	0	3	Texas Rangers @ Oakland Athletics Oakland-Alameda County Coliseum, Oakland, CA Sun Sep 10 1978, 3:38 AM PDT Att: 2,739 - Unknown livebaseballscorecards.com					
Bert Campaneris, R (1, 6) OBP: 0.247, SLG: 0.241 Johnny Grubb, L (8, PH) OBP: 0.365, SLG: 0.448 Nelson Norman, S (8, 6) OBP: 0.133, SLG: 0.133	K			SH3	F7			BB		2	0	0	0	0	1	0						
Bump Wills, S (1, 4) OBP: 0.314, SLG: 0.326	K			G4-6-3 BB	F8			F5		3	0	0	0	1	1	2						
Al Oliver, L (1, 7) OBP: 0.347, SLG: 0.490				G4-6-3 BB	F7					4	0	0	0	0	0	2						
Bobby Bonds, R (1, 10) OBP: 0.351, SLG: 0.481	B1-3				K			F9		4	0	0	0	0	1	0						
Richie Zisk, R (1, 9) OBP: 0.327, SLG: 0.414	4-3				1B 2B			4-3		4	1	1	0	0	0	0						
John Ellis, R (1, 2) OBP: 0.270, SLG: 0.338				K	K			F6		3	0	0	0	0	2	1						
Juan Beniquez, R (1, 8) OBP: 0.283, SLG: 0.367				CS 1B	BB 1B			6-3 SH1-4 1B		3	0	3	1	0	0	0						
Toby Harrah, R (1, 5) OBP: 0.350, SLG: 0.338	F9				BB			SH1-4		1	0	0	0	1	0	1						
Inning Stats	R: 0 E: 0 K: 2 S: 7	H: 0 LOB: 0 BB: 0 P: 7	R: 0 E: 0 K: 0 S: 3	H: 0 LOB: 0 BB: 0 P: 3	R: 0 E: 0 K: 1 S: 5	H: 1 LOB: 0 BB: 0 P: 5	R: 0 E: 0 K: 0 S: 2	H: 0 LOB: 1 BB: 2 P: 10	R: 1 E: 0 K: 2 S: 9	H: 2 LOB: 2 BB: 1 P: 13	R: 0 E: 0 K: 0 S: 3	H: 0 LOB: 0 BB: 0 P: 3	R: 0 E: 0 K: 0 S: 3	H: 0 LOB: 0 BB: 0 P: 3	R: 0 E: 0 K: 0 S: 4	H: 1 LOB: 2 BB: 1 P: 8	R: 0 E: 0 K: 0 S: 3	H: 0 LOB: 0 BB: 0 P: 3	1B: 3 2B: 1 3B: 0 HR: 0	SF: 0 SAC: 2 DP: 1 HBP: 0	WP: 0 PB: 0 SB: 0 CS: 1	PA: 33
PITCHER Pete Broberg, R (1, 1) ERA: 4.58	IP: 9.0 WLS: W BF: 33 H: 4 R: 1 ER: 1 SO: 5 BB: 4 IBB: 0 HBP: 0 BLK: 0 WP: 0 HR: 0 S: 39 P: 55 ERA: 1.00 WHIP: 0.889															PITCHER						

Batter	1	2	3	4	5	6	7	8	9	AB	R	H	RBI	BB	SO	LOB	BOTTOM					
Mike Edwards, R (1, 4) OBP: 0.307, SLG: 0.333 Glenn Burke, R (1, 8) OBP: 0.287, SLG: 0.310	L5-4 1B BB					FC3-5 2B		6-3		3	0	1	0	1	0	0	Texas Rangers @ Oakland Athletics Oakland-Alameda County Coliseum, Oakland, CA Sun Sep 10 1978, 3:38 AM PDT Att: 2,739 - Unknown livebaseballscorecards.com					
Rico Carty, R (1, 10) OBP: 0.346, SLG: 0.519 Darrell Woodard, R (9, PR)	1B				F9	FC3-5 G6-3		6-3		4	0	1	0	0	0	1						
Mitchell Page, L (1, 7) OBP: 0.370, SLG: 0.467	L5-4				L6	G6-3		1-3 1B		4	0	1	0	0	0	3						
Jeff Newman, R (1, 3) OBP: 0.296, SLG: 0.362	1B				G1	SH3-4 1B		1-3		3	0	1	0	1	0	1						
Taylor Duncan, R (1, 5) OBP: 0.301, SLG: 0.353	6-3				CS 1B	SH3-4 1B		1-3 1B		3	1	2	1	0	0	2						
Dell Alston, L (1, 9) OBP: 0.252, SLG: 0.236 Dave Revering, L (7, PH) OBP: 0.305, SLG: 0.409 Miguel Dilone, S (8, 9) OBP: 0.301, SLG: 0.269 Tim Hosley, R (9, PH) OBP: 0.667, SLG: 0.800					K2-3	F7		E 1B 1B		4	0	2	0	0	1	2						
Jim Essian, R (1, 2) OBP: 0.329, SLG: 0.300 Bruce Robinson, L (8, PH) OBP: 0.323, SLG: 0.339	SH2-3				K	F9		1-3 1B		1	0	0	0	0	1	0						
Rob Piccolo, R (1, 6) OBP: 0.224, SLG: 0.211 Wayne Gross, L (8, PH) OBP: 0.310, SLG: 0.331	3-1				F4	F9		3H 1B		2	0	0	0	0	0	1						
Inning Stats	R: 0 E: 0 K: 0 S: 3	H: 1 LOB: 2 BB: 2 P: 11	R: 0 E: 0 K: 0 S: 4	H: 1 LOB: 1 BB: 0 P: 4	R: 0 E: 0 K: 0 S: 3	H: 0 LOB: 0 BB: 0 P: 3	R: 0 E: 0 K: 1 S: 5	H: 1 LOB: 0 BB: 0 P: 5	R: 0 E: 0 K: 1 S: 5	H: 0 LOB: 0 BB: 0 P: 5	R: 0 E: 0 K: 0 S: 3	H: 1 LOB: 0 BB: 0 P: 3	R: 0 E: 0 K: 0 S: 4	H: 1 LOB: 1 BB: 0 P: 4	R: 0 E: 0 K: 0 S: 3	H: 0 LOB: 0 BB: 0 P: 3	R: 2 E: 1 K: 0 S: 6	H: 4 LOB: 2 BB: 0 P: 6	1B: 8 2B: 2 3B: 0 HR: 0	SF: 0 SAC: 2 DP: 2 HBP: 0	WP: 0 PB: 0 SB: 0 CS: 1	PA: 34
PITCHER Steve Comer, R (1, 1) ERA: 1.99	IP: 8.2 WLS: L BF: 34 H: 9 R: 2 ER: 1 SO: 2 BB: 2 IBB: 0 HBP: 0 BLK: 0 WP: 0 HR: 0 S: 36 P: 44 ERA: 1.04 WHIP: 1.269															PITCHER						

Batter	1	2	3	4	5	6	7	8	9	AB	R	H	RBI	BB	SO	LOB	TOP	
Rick Miller, L OBP: 0.350, SLG: 0.345 (1, 8)										4	0	1	0	0	1	0	California Angels @ Texas Rangers Arlington Stadium, Arlington, TX Mon Sep 11 1978, 8:05 PM EDT Att: 7,245 - Unknown	
Carney Lansford, R OBP: 0.331, SLG: 0.369 (1, 5)										4	0	1	0	0	0	0		
Lyman Bostock, L OBP: 0.358, SLG: 0.373 (1, 9)										3	0	0	0	1	0	2		
Don Baylor, R OBP: 0.340, SLG: 0.486 (1, 10)										3	0	0	0	0	1	3		
Ron Fairly, L OBP: 0.293, SLG: 0.360 (1, 3)										3	0	0	0	0	1	3		
Ken Landreaux, L OBP: 0.276, SLG: 0.321 (1, 7)										3	0	0	0	0	0	0		
Brian Downing, R OBP: 0.355, SLG: 0.345 (1, 2)										3	0	1	0	0	0	0		
Dave Chalk, R OBP: 0.325, SLG: 0.295 (1, 4)										3	0	0	0	0	1	1		
Jim Anderson, R OBP: 0.269, SLG: 0.284 (1, 6)										2	0	0	0	0	1	0		
Tony Solaita, L (8, PH) OBP: 0.343, SLG: 0.293										1	0	0	0	0	0	1		
Rance Mulliniks, L (8, 6) OBP: 0.238, SLG: 0.252										0	0	0	0	0	0	0		
Inning Stats	R: 0 E: 0 K: 1 S: 5	H: 0 LOB: 0 BB: 0 P: 5	R: 0 E: 0 K: 0 S: 3	H: 0 LOB: 0 BB: 0 P: 3	R: 0 E: 0 K: 0 S: 3	H: 2 LOB: 2 BB: 0 P: 5	R: 0 E: 0 K: 1 S: 5	H: 0 LOB: 0 BB: 0 P: 5	R: 0 E: 0 K: 2 S: 6	H: 0 LOB: 0 BB: 1 P: 10	R: 0 E: 0 K: 0 S: 4	H: 1 LOB: 1 BB: 0 P: 4	R: 0 E: 0 K: 0 S: 3	H: 0 LOB: 0 BB: 0 P: 3	1B: 3 2B: 0 3B: 0 HR: 0	SF: 0 SAC: 0 DP: 0 HBP: 0	WP: 0 PB: 0 SB: 0 CS: 1	PA: 31
PITCHER Fergie Jenkins, R (1, 1) ERA: 3.09	IP: 9.0 WLS: W BF: 30 H: 3 R: 0 ER: 0 SO: 5 BB: 1 IBB: 0 HBP: 0 BLK: 0 WP: 0 HR: 0 S: 39 P: 43 ERA: 0.00 WHIP: 0.444																	

Batter	1	2	3	4	5	6	7	8	9	AB	R	H	RBI	BB	SO	LOB	BOTTOM	
Toby Harrah, R OBP: 0.350, SLG: 0.335 (1, 6)										3	1	0	0	1	0	1	California Angels @ Texas Rangers Arlington Stadium, Arlington, TX Mon Sep 11 1978, 8:05 PM EDT Att: 7,245 - Unknown	
Bump Wills, S OBP: 0.313, SLG: 0.326 (1, 4)										4	0	1	0	0	0	3		
Mike Hargrove, L OBP: 0.368, SLG: 0.352 (1, 3)										4	0	1	1	0	0	3		
Mike Jorgensen, L OBP: 0.339, SLG: 0.188 (9, 3)										0	0	0	0	0	0	0		
Al Oliver, L OBP: 0.348, SLG: 0.492 (1, 7)										4	0	2	0	0	0	1		
Bobby Bonds, R OBP: 0.350, SLG: 0.479 (1, 9)										4	0	1	0	0	2	2		
Johnny Grubb, L OBP: 0.367, SLG: 0.449 (1, 10)										3	0	2	0	0	0	1		
Jim Sundberg, R OBP: 0.366, SLG: 0.387 (1, 2)										3	0	1	0	0	0	2		
Juan Beniquez, R OBP: 0.283, SLG: 0.367 (1, 8)										3	0	1	0	0	0	2		
Kurt Bevacqua, R OBP: 0.288, SLG: 0.369 (1, 5)										2	0	1	0	0	0	0		
Inning Stats	R: 0 E: 0 K: 0 S: 3	H: 1 LOB: 1 BB: 0 P: 4	R: 0 E: 0 K: 0 S: 4	H: 1 LOB: 2 BB: 1 P: 8	R: 0 E: 0 K: 1 S: 7	H: 2 LOB: 2 BB: 0 P: 7	R: 1 E: 0 K: 0 S: 5	H: 2 LOB: 1 BB: 0 P: 5	R: 0 E: 0 K: 0 S: 3	H: 0 LOB: 0 BB: 0 P: 3	R: 0 E: 0 K: 1 S: 6	H: 2 LOB: 1 BB: 0 P: 6	R: 0 E: 0 K: 0 S: 3	H: 0 LOB: 0 BB: 0 P: 3	1B: 9 2B: 1 3B: 0 HR: 0	SF: 0 SAC: 1 DP: 1 HBP: 0	WP: 0 PB: 0 SB: 0 CS: 2	PA: 32
PITCHER Paul Hartzell, R (1, 1) ERA: 3.39	IP: 8.0 WLS: L BF: 32 H: 10 R: 1 ER: 1 SO: 2 BB: 1 IBB: 0 HBP: 0 BLK: 0 WP: 0 HR: 0 S: 35 P: 39 ERA: 1.12 WHIP: 1.375																	

Batter	1	2	3	4	5	6	7	8	9	AB	R	H	RBI	BB	SO	LOB	TOP					
Rick Miller, L OBP: 0.348, SLG: 0.341 (1, 8)										4	1	0	0	1	0	1	California Angels @ Texas Rangers Arlington Stadium, Arlington, TX Tue Sep 12 1978, 8:05 PM EDT Att: 8,469 - Unknown livebaseballscorecards.com					
Carney Lansford, R OBP: 0.329, SLG: 0.387 (1, 5)										5	2	1	0	0	3	1						
Lyman Bostock, L OBP: 0.360, SLG: 0.377 (1, 9)										5	0	3	2	0	1	1						
Don Baylor, R OBP: 0.339, SLG: 0.484 (1, 10)										4	0	1	1	0	1	3						
Joe Rudi, R OBP: 0.283, SLG: 0.404 (1, 7)										4	1	1	0	0	0	4						
Ron Fairly, L OBP: 0.293, SLG: 0.371 (1, 3)										4	1	1	2	0	0	2						
Brian Downing, R OBP: 0.354, SLG: 0.344 (1, 2)										4	0	1	0	0	1	0						
Dave Chalk, R OBP: 0.322, SLG: 0.292 (1, 4)										4	0	0	0	0	0	2						
Jim Anderson, R OBP: 0.271, SLG: 0.286 (1, 6)										3	0	1	0	0	2	1						
Tony Solaita, L OBP: 0.339, SLG: 0.290 (8, PH)										1	0	0	0	0	0	1						
Rance Mulliniks, L OBP: 0.238, SLG: 0.252 (8, 6)										0	0	0	0	0	0	0						
Inning Stats	R: 2 E: 1 K: 0 S: 6	H: 3 LOB: 1 BB: 0 P: 6	R: 0 E: 0 K: 1 S: 5	H: 0 LOB: 0 BB: 0 P: 5	R: 0 E: 0 K: 1 S: 5	H: 0 LOB: 1 BB: 1 P: 9	R: 2 E: 0 K: 0 S: 6	H: 3 LOB: 1 BB: 0 P: 6	R: 0 E: 0 K: 1 S: 8	H: 1 LOB: 1 BB: 0 P: 8	R: 0 E: 0 K: 1 S: 6	H: 1 LOB: 1 BB: 0 P: 6	R: 1 E: 1 K: 0 S: 5	H: 1 LOB: 1 BB: 0 P: 5	R: 0 E: 0 K: 1 S: 6	H: 0 LOB: 1 BB: 0 P: 6	R: 0 E: 0 K: 2 S: 7	H: 0 LOB: 0 BB: 0 P: 7	1B: 6 2B: 2 3B: 0 HR: 1	SF: 0 SAC: 0 DP: 1 HBP: 0	WP: 0 PB: 1 SB: 0 CS: 0	PA: 39
PITCHER	IP WLS BF H R ER SO BB IBB HBP BLK WP HR S P ERA WHIP																					
Doc Medich, R ERA: 3.92 (1, 1)	6.1 W 30 9 5 3 5 1 0 0 0 0 0 1 39 43 4.26 1.579																					
Reggie Cleveland, R ERA: 3.05 (7, 1)	2.2 S 9 0 0 0 3 0 0 0 0 0 0 0 15 15 0.00 0.000																					

Batter	1	2	3	4	5	6	7	8	9	AB	R	H	RBI	BB	SO	LOB	BOTTOM			
Mike Hargrove, L OBP: 0.387, SLG: 0.349 (1, 3)										4	1	0	0	1	1	2	California Angels @ Texas Rangers Arlington Stadium, Arlington, TX Tue Sep 12 1978, 8:05 PM EDT Att: 8,469 - Unknown livebaseballscorecards.com			
Mike Jorgensen, L OBP: 0.339, SLG: 0.188 (9, 3)										0	0	0	0	0	0	0				
Juan Beniquez, R OBP: 0.283, SLG: 0.373 (1, 8)										4	1	1	2	0	2	1				
Al Oliver, L OBP: 0.352, SLG: 0.493 (1, 7)										3	1	2	1	1	1	0				
Richie Zisk, R OBP: 0.329, SLG: 0.416 (1, 10)										3	1	1	0	1	1	2				
Bobby Bonds, R OBP: 0.351, SLG: 0.484 (1, 9)										3	2	1	1	1	2	2				
Jim Sundberg, R OBP: 0.367, SLG: 0.390 (1, 2)										4	0	2	3	0	0	1				
Toby Harrah, R OBP: 0.347, SLG: 0.332 (1, 6)										4	0	0	0	0	0	3				
Kurt Bevacqua, R OBP: 0.286, SLG: 0.366 (1, 5)										2	0	0	0	0	0	2				
John Lowenstein, L OBP: 0.362, SLG: 0.379 (6, PH)										1	0	0	0	1	0	1				
Bump Wills, S OBP: 0.313, SLG: 0.323 (1, 4)										3	1	0	0	1	0	1				
Inning Stats	R: 0 E: 0 K: 2 S: 7	H: 0 LOB: 0 BB: 0 P: 7	R: 0 E: 0 K: 1 S: 6	H: 1 LOB: 2 BB: 1 P: 10	R: 1 E: 0 K: 1 S: 6	H: 1 LOB: 1 BB: 1 P: 10	R: 1 E: 0 K: 0 S: 4	H: 1 LOB: 0 BB: 0 P: 4	R: 5 E: 0 K: 0 S: 7	H: 4 LOB: 1 BB: 2 P: 15	R: 0 E: 0 K: 1 S: 5	H: 0 LOB: 0 BB: 0 P: 5	R: 0 E: 0 K: 2 S: 7	H: 0 LOB: 1 BB: 1 P: 11	R: 0 E: 0 K: 0 S: 3	H: 0 LOB: 1 BB: 1 P: 7	1B: 3 2B: 2 3B: 0 HR: 2	SF: 0 SAC: 0 DP: 0 HBP: 0	WP: 1 PB: 0 SB: 3 CS: 0	PA: 37
PITCHER	IP WLS BF H R ER SO BB IBB HBP BLK WP HR S P ERA WHIP																			
Frank Tanana, L ERA: 3.49 (1, 1)	4.1 L 21 5 5 5 4 3 0 0 0 0 0 2 26 38 10.38 1.846																			
Dyar Miller, R ERA: 2.33 (5, 1)	3.2 16 2 2 2 3 2 1 0 0 0 1 0 19 31 4.91 1.091																			

Batter	1	2	3	4	5	6	7	8	9	AB	R	H	RBI	BB	SO	LOB	TOP																	
Carney Lansford, R (1, 5) OBP: 0.331, SLG: 0.369	K			CS 1B		FC5 BB 2B		G4-6-3 1B		4	1	2	0	0	1	1	California Angels @ Texas Rangers Arlington Stadium, Arlington, TX Wed Sep 13 1978, 8:05 PM EDT Att: 7,565 - Unknown																	
Mery Rettenmund, R (1, 9) OBP: 0.415, SLG: 0.369	K			G3 1-2 2B		2B SF7 BB		F8		2	1	1	0	1	1	0																		
Rick Miller, L (6, 8) OBP: 0.347, SLG: 0.341	K			G3 1-2 2B		2B SF7 BB		F8		1	0	0	0	0	0	1																		
Lyman Bostock, L (1, 8) OBP: 0.360, SLG: 0.378	K			G3 2-3		2B		G4-6-3 1-2		4	0	1	2	0	1	2																		
Don Baylor, R (1, 10) OBP: 0.339, SLG: 0.481		F7		F2		FC4 IBB		F6		3	0	0	0	1	0	1																		
Joe Rudi, R (1, 7) OBP: 0.282, SLG: 0.406		F4		F9		SF7		1B 2B		3	0	1	1	0	0	0																		
Ken Landreaux, L (9, PR) OBP: 0.278, SLG: 0.321		F4		F9		SF7		1B 2B		0	1	0	0	0	0	0																		
Ron Jackson, R (1, 3) OBP: 0.341, SLG: 0.419		6-3		K		FC4 1-2		E 1B		4	0	1	1	0	1	2																		
Brian Downing, R (1, 2) OBP: 0.350, SLG: 0.340			K	6-3		F5		E1 2-3		4	0	0	0	0	1	1																		
Bobby Grich, R (1, 4) OBP: 0.346, SLG: 0.311			K			F7		K		2	0	0	0	1	1	0																		
Ron Fairly, L (9, PH) OBP: 0.392, SLG: 0.369			K			FC5-4 BB		K		1	0	0	0	0	1	3																		
Rance Mulliniks, L (9, 6) OBP: 0.238, SLG: 0.252			K			FC5-4 BB		K		0	0	0	0	0	0	0																		
Dave Chalk, R (1, 6) OBP: 0.320, SLG: 0.290			F9			FC5-4 BB E 2B		F7		3	1	0	0	0	0	1																		
Tony Solaita, L (9, PH) OBP: 0.336, SLG: 0.287			F9			FC5-4 BB E 2B		F7		1	0	0	0	0	0	3																		
Jim Anderson, R (9, 4) OBP: 0.271, SLG: 0.286			F9			FC5-4 BB E 2B		F7		0	0	0	0	0	0	0																		
Inning Stats	R: 0 E: 0 K: 3 S: 9	H: 0 LOB: 0 BB: 0 P: 9	R: 0 E: 0 K: 0 S: 3	H: 0 LOB: 0 BB: 0 P: 3	R: 0 E: 0 K: 2 S: 7	H: 0 LOB: 1 BB: 0 P: 7	R: 0 E: 0 K: 0 S: 4	H: 2 LOB: 1 BB: 0 P: 4	R: 0 E: 0 K: 1 S: 5	H: 0 LOB: 0 BB: 0 P: 5	R: 3 E: 1 K: 0 S: 5	H: 1 LOB: 2 BB: 3 P: 17	R: 0 E: 0 K: 0 S: 3	H: 0 LOB: 0 BB: 0 P: 3	R: 0 E: 0 K: 0 S: 3	H: 1 LOB: 0 BB: 0 P: 3	R: 1 E: 1 K: 1 S: 8	H: 2 LOB: 3 BB: 0 P: 8	1B: 3 2B: 3 3B: 0 HR: 0	SF: 1 SAC: 0 DP: 1 HBP: 0	WP: 0 PB: 0 SB: 0 CS: 1	PA: 36												
PITCHER	IP WLS BF H R ER SO BB IBB HBP BLK WP HR S P ERA WHIP																																	
Jon Matlack, L (1, 1) ERA: 2.45	8.1	34	6	4	2	6	2	1	0	0	0	0	0	0	43	55	2.16	0.960																
Reggie Cleveland, R (9, 1) ERA: 3.02	0.2	W	2	0	0	0	1	0	0	0	0	0	0	0	4	4	0.00	0.000																

Batter	1	2	3	4	5	6	7	8	9	AB	R	H	RBI	BB	SO	LOB	BOTTOM																		
Mike Hargrove, L (1, 3) OBP: 0.387, SLG: 0.348	1-3			FC6-4 BB			F8			2	0	0	0	2	0	0	California Angels @ Texas Rangers Arlington Stadium, Arlington, TX Wed Sep 13 1978, 8:05 PM EDT Att: 7,565 - Unknown																		
Mike Jorgensen, L (8, 3) OBP: 0.339, SLG: 0.188	1-3			FC6-4 BB			F8			0	0	0	0	0	0	0																			
Juan Beniquez, R (1, 8) OBP: 0.283, SLG: 0.379	F8			FC6-4 1-2		F5		HR		4	1	1	1	0	0	5																			
Bobby Bonds, R (1, 9) OBP: 0.352, SLG: 0.489	K			K		HR		CS BB		3	1	1	1	1	2	0																			
Al Oliver, L (1, 7) OBP: 0.351, SLG: 0.490				F8 CS BB		F8		CS		3	0	0	0	1	0	0																			
Richie Zisk, R (1, 10) OBP: 0.326, SLG: 0.412	K			F7		F3		F9		4	0	0	0	0	1	1																			
Jim Sundberg, R (1, 2) OBP: 0.364, SLG: 0.387	5-3			F5		F4		F7		4	0	0	0	0	1	1																			
John Lowenstein, L (1, 5) OBP: 0.362, SLG: 0.384						F8		F7		3	0	1	0	0	0	0																			
Bill Sample, R (9, PH) OBP: 0.667, SLG: 0.667						F8		F4		1	0	0	0	0	0	0																			
Bump Wills, S (1, 4) OBP: 0.316, SLG: 0.328				F8		BB S BB		WP HR 2B		3	2	2	0	1	0	1																			
Toby Harrah, R (1, 6) OBP: 0.350, SLG: 0.349	K			K		1-2 BB		2H HR		3	2	2	4	1	1	1																			
Inning Stats	R: 0 E: 0 K: 1 S: 5	H: 0 LOB: 0 BB: 0 P: 5	R: 0 E: 0 K: 1 S: 4	H: 0 LOB: 1 BB: 1 P: 8	R: 0 E: 0 K: 1 S: 6	H: 1 LOB: 2 BB: 1 P: 10	R: 0 E: 0 K: 1 S: 5	H: 0 LOB: 0 BB: 0 P: 5	R: 0 E: 0 K: 0 S: 3	H: 0 LOB: 3 BB: 3 P: 15	R: 1 E: 0 K: 0 S: 4	H: 1 LOB: 0 BB: 0 P: 4	R: 3 E: 0 K: 0 S: 5	H: 3 LOB: 1 BB: 1 P: 9	R: 0 E: 0 K: 0 S: 3	H: 0 LOB: 0 BB: 0 P: 3		R: 2 E: 0 K: 0 S: 3	H: 2 LOB: 0 BB: 0 P: 3	1B: 1 2B: 2 3B: 0 HR: 4	SF: 0 SAC: 0 DP: 0 HBP: 0	WP: 1 PB: 0 SB: 1 CS: 2	PA: 37												
PITCHER	IP WLS BF H R ER SO BB IBB HBP BLK WP HR S P ERA WHIP																																		
Chris Knapp, R (1, 1) ERA: 4.15	6.1	L	27	4	3	3	4	5	0	0	0	0	0	0	2	30	50	4.26	1.421																
Dave LaRoche, L (7, 1) ERA: 2.83	2.0	L	9	3	3	3	0	1	0	0	0	0	0	2	8	12	13.50	2.000																	

Batter	1	2	3	4	5	6	7	8	9	AB	R	H	RBI	BB	SO	LOB	TOP
Rick Miller, L OBP: 0.349, SLG: 0.345 (1, 8)										6	2	3	3	0	0	2	
Carney Lansford, R OBP: 0.331, SLG: 0.370 (1, 5)										4	1	1	1	1	1	1	
Lyman Bostock, L OBP: 0.361, SLG: 0.379 (1, 9)										6	1	3	3	0	0	2	
Don Baylor, R OBP: 0.337, SLG: 0.478 (1, 10)										6	1	1	1	0	0	4	
Joe Rudi, R OBP: 0.286, SLG: 0.413 (1, 7)										4	3	2	1	1	1	1	
Ron Jackson, R OBP: 0.344, SLG: 0.431 (1, 3)										5	2	3	2	0	0	0	
Brian Downing, R OBP: 0.353, SLG: 0.349 (1, 2)										5	2	3	3	0	0	1	
Bobby Grich, R OBP: 0.345, SLG: 0.311 (1, 4)										4	2	1	1	0	1	2	
Dave Chalk, R OBP: 0.319, SLG: 0.289 (1, 6)										5	2	1	1	0	0	4	
Inning Stats	R: 0 E: 0 K: 0 S: 4	H: 1 LOB: 1 BB: 0 P: 4	R: 1 E: 1 K: 1 S: 8	H: 2 LOB: 2 BB: 0 P: 8	R: 0 E: 0 K: 2 S: 8	H: 1 LOB: 0 BB: 0 P: 8	R: 1 E: 0 K: 0 S: 4	H: 1 LOB: 0 BB: 0 P: 4	R: 0 E: 0 K: 0 S: 3	H: 0 LOB: 0 BB: 0 P: 3	R: 0 E: 0 K: 0 S: 3	H: 0 LOB: 0 BB: 0 P: 3	R: 13 E: 2 K: 0 S: 15	H: 10 LOB: 1 BB: 2 P: 23	1B: 12 2B: 5 3B: 0 HR: 2	SF: 1 SAC: 1 DP: 1 HBP: 0	WP: 0 PA: 49 PB: 0 SB: 1 CS: 0
PITCHER	IP WLS BF H R ER SO BB IBB HBP BLK WP HR S P ERA WHIP																
Dock Ellis, R ERA: 4.2 (1, 1)	8.1 L 36 9 6 6 3 0 0 0 0 0 0 2 42 42 6.48 1.080																
Jim Umberger, L ERA: 5.2 (9, 1)	0.0 3 2 1 0 0 0 0 1 0 0 0 0 2 6 = =																
Reggie Cleveland, R ERA: 3.29 (9, 1)	0.0 2 1 1 0 0 0 0 1 0 0 0 0 1 5 = =																
Len Barker, R ERA: 4.83 (9, 1)	0.0 5 5 6 5 0 0 0 0 0 0 0 0 5 5 = =																
Danny Darwin, R ERA: 3.38 (9, 1)	0.2 3 1 2 2 0 0 0 0 0 0 0 0 3 3 27.00 1.500																

California Angels @ Texas Rangers
Arlington Stadium, Arlington, TX
Thu Sep 14 1978, 8:05 PM EDT
Att: 8,261 - Unknown

AB 45
R 16
H 18
RBI 16
BB 2
SO 3
LOB 17



Batter	1	2	3	4	5	6	7	8	9	AB	R	H	RBI	BB	SO	LOB	BOTTOM				
Mike Hargrove, L OBP: 0.387, SLG: 0.346 (1, 3)										3	0	0	0	1	0	0					
Mike Jorgensen, L OBP: 0.339, SLG: 0.188 (9, 3)										0	0	0	0	0	0	0					
Juan Beniquez, R OBP: 0.285, SLG: 0.378 (1, 8)										3	0	1	0	1	0	2					
Bobby Bonds, R OBP: 0.352, SLG: 0.486 (1, 9)										3	0	0	0	1	1	3					
Al Oliver, L OBP: 0.350, SLG: 0.490 (1, 7)										4	0	1	0	0	0	2					
Richie Zisk, R OBP: 0.327, SLG: 0.422 (1, 10)										4	1	2	1	0	0	1					
Jim Sundberg, R OBP: 0.363, SLG: 0.385 (1, 2)										4	0	1	0	0	0	1					
Toby Harrah, R OBP: 0.349, SLG: 0.347 (1, 6)										3	0	0	0	1	0	2					
Kurt Bevacqua, R OBP: 0.282, SLG: 0.361 (1, 5)										3	0	0	0	0	1	1					
Johnny Grubb, L OBP: 0.367, SLG: 0.448 (9, PH)										1	0	0	0	0	0	2					
Bump Wills, S OBP: 0.316, SLG: 0.326 (1, 4)										2	0	0	0	0	0	1					
Inning Stats	R: 0 E: 0 K: 0 S: 3	H: 1 LOB: 1 BB: 1 P: 7	R: 1 E: 0 K: 0 S: 5	H: 2 LOB: 1 BB: 0 P: 5	R: 0 E: 0 K: 1 S: 4	H: 0 LOB: 1 BB: 1 P: 8	R: 0 E: 1 K: 0 S: 4	H: 1 LOB: 1 BB: 0 P: 4	R: 0 E: 0 K: 0 S: 3	H: 0 LOB: 2 BB: 1 P: 8	R: 0 E: 0 K: 0 S: 3	H: 0 LOB: 0 BB: 0 P: 3	R: 0 E: 0 K: 0 S: 5	H: 0 LOB: 0 BB: 0 P: 5	R: 0 E: 0 K: 0 S: 3	H: 0 LOB: 0 BB: 0 P: 3	R: 0 E: 0 K: 0 S: 4	H: 1 LOB: 2 BB: 1 P: 8	1B: 2 2B: 5 3B: 0 HR: 1	SF: 0 SAC: 0 DP: 3 HBP: 1	WP: 0 PA: 35 PB: 0 SB: 1 CS: 1
PITCHER	IP WLS BF H R ER SO BB IBB HBP BLK WP HR S P ERA WHIP																				
Don Aase, R ERA: 3.98 (1, 1)	9.0 W 35 5 1 1 2 4 0 0 1 0 0 1 34 51 1.00 1.000																				

California Angels @ Texas Rangers
Arlington Stadium, Arlington, TX
Thu Sep 14 1978, 8:05 PM EDT
Att: 8,261 - Unknown

AB 30
R 1
H 5
RBI 1
BB 4
SO 2
LOB 15



Batter	1	2	3	4	5	6	7	8	9	AB	R	H	RBI	BB	SO	LOB	TOP			
Mike Edwards, R (1.4) OBP: 0.303, SLG: 0.328	0-0 4-3		0-0 FC6-5 CS		0-0 1B			0-0 6-3		4	0	1	0	0	0	1				
Dell Alton, L (1.9) OBP: 0.250, SLG: 0.255	0-3 K		0-0 CS	0-0 HR	0-0 F8			0-0 F8		4	1	1	1	0	1	1				
Mitchell Page, L (1.7) OBP: 0.368, SLG: 0.462 Miguel Dilone, S (9.7) OBP: 0.297, SLG: 0.265	4-0 BB			0-0 F8		0-0 CS 1B		0-0 CS 1B	0-0 WP 1B	3	0	2	0	1	0	0				
Rico Carty, R (1.10) OBP: 0.338, SLG: 0.502	0-0 F9			4-0 1B BB		0-0 F3	0-0 1-2	0-0 F8	0-0 5-3	3	0	0	0	1	0	3				
Dave Revering, L (1.3) OBP: 0.305, SLG: 0.410		0-0 F5		0-0 F7		0-0 F8		0-0 F8	0-0 F8	4	0	0	0	0	0	2				
Mario Guerrero, R (1.6) OBP: 0.306, SLG: 0.353	0-0 6-3			0-0 1B			0-0 1-3		0-0 4-3	4	0	1	0	0	0	1				
Wayne Gross, L (1.5) OBP: 0.306, SLG: 0.325	0-3 K			0-0 G3			0-0 F8			3	0	0	0	0	1	2				
Glenn Burke, R (1.8) OBP: 0.280, SLG: 0.305			0-0 FC6-5 6-3 1B		0-0 G3		0-0 6-3			3	0	1	0	0	0	0				
Bruce Robinson, L (1.2) OBP: 0.282, SLG: 0.294			0-0 6-3		0-0 6-3			0-0 G3		3	0	0	0	0	0	1				
Inning Stats	R: 0 E: 0 K: 1 S: 5	H: 0 LOB: 1 BB: 1 P: 9	R: 0 E: 0 K: 1 S: 5	H: 0 LOB: 0 BB: 0 P: 5	R: 0 E: 0 K: 0 S: 3	H: 1 LOB: 0 BB: 0 P: 3	R: 1 E: 0 K: 0 S: 5	H: 2 LOB: 2 BB: 1 P: 9	R: 0 E: 0 K: 0 S: 4	H: 1 LOB: 1 BB: 0 P: 4	R: 0 E: 0 K: 0 S: 3	H: 0 LOB: 0 BB: 0 P: 3	R: 0 E: 0 K: 0 S: 3	H: 0 LOB: 0 BB: 0 P: 3	R: 0 E: 0 K: 0 S: 4	H: 1 LOB: 1 BB: 0 P: 4	1B: 5 2B: 0 3B: 0 HR: 1	SF: 0 SAC: 0 DP: 0 HBP: 0	WP: 1 PB: 0 CS: 2	PA: 34
PITCHER Doyle Alexander, R (1.1) ERA: 3.94	IP: 9.0 WLS: L BF: 33	H: 6 R: 1 ER: 1 SO: 2	BB: 2 IBB: 0 HBP: 0 BLK: 0	WP: 1 HR: 1 S: 35 P: 43	ERA: 1.00 WHIP: 0.889															

Oakland Athletics @ Texas Rangers
Arlington Stadium, Arlington, TX
Fri Sep 15 1978, 8:05 PM EDT
Unknown

AB 31
R 1
H 6
RBI 1
BB 2
SO 2
LOB 11





Batter	1	2	3	4	5	6	7	8	9	AB	R	H	RBI	BB	SO	LOB	BOTTOM			
Mike Hargrove, L (1.3) OBP: 0.387, SLG: 0.346	4-0 G6-3 BB			0-0 SH3-4 1B		0-0 F9			0-0 G3	3	0	1	0	1	0	0				
Bump Wills, S (1.4) OBP: 0.316, SLG: 0.326	0-0 G6-3			0-0 SH3-4			0-0 SH3-4 1B		0-0 4-3	3	0	1	0	0	0	1				
Juan Beniquez, R (1.8) OBP: 0.284, SLG: 0.376	0-0 F8			0-3 K			0-0 SH3-4	0-0 1-2		2	0	0	0	0	1	1				
Al Oliver, L (1.10) OBP: 0.350, SLG: 0.489		0-0 CS 1B		0-0 5-3			0-3 K			3	0	1	0	0	1	2				
Bobby Bonds, R (1.9) OBP: 0.352, SLG: 0.485		0-3 K			0-0 CS 1B		0-3 K			3	0	1	0	0	2	2				
Johnny Grubb, L (1.7) OBP: 0.384, SLG: 0.445		0-0 3-1			0-0 4-3			0-0 F8		3	0	0	0	0	0	1				
John Ellis, R (1.2) OBP: 0.261, SLG: 0.325			0-0 6-3		0-0 F8			0-0 F8		3	0	0	0	0	0	0				
Toby Harrah, R (1.6) OBP: 0.347, SLG: 0.344			0-0 G3		0-0 F8			0-0 5-3		3	0	0	0	0	0	0				
Sandy Alomar Sr., S (1.5) OBP: 0.176, SLG: 0.235 Richey Zisk, R (9. PH) OBP: 0.327, SLG: 0.421			0-0 4-3		0-0 4-3			0-3 K		2	0	0	0	0	0	0				
Inning Stats	R: 0 E: 0 K: 0 S: 2	H: 0 LOB: 0 BB: 1 P: 6	R: 0 E: 0 K: 1 S: 5	H: 1 LOB: 0 BB: 0 P: 5	R: 0 E: 0 K: 0 S: 3	H: 0 LOB: 0 BB: 0 P: 3	R: 0 E: 0 K: 1 S: 6	H: 1 LOB: 1 BB: 0 P: 6	R: 0 E: 0 K: 0 S: 3	H: 1 LOB: 0 BB: 0 P: 3	R: 0 E: 0 K: 2 S: 8	H: 1 LOB: 1 BB: 0 P: 8	R: 0 E: 0 K: 0 S: 3	H: 0 LOB: 0 BB: 0 P: 3	R: 0 E: 0 K: 1 S: 5	H: 0 LOB: 0 BB: 0 P: 5	1B: 4 2B: 1 3B: 0 HR: 0	SF: 0 SAC: 2 DP: 2 HBP: 0	WP: 0 PB: 0 CS: 2	PA: 29
PITCHER Alan Wirth, R (1.1) ERA: 3.0	IP: 9.0 WLS: W BF: 29	H: 4 R: 0 ER: 0 SO: 5	BB: 1 IBB: 0 HBP: 0 BLK: 0	WP: 0 HR: 0 S: 38 P: 42	ERA: 0.00 WHIP: 0.556															

Oakland Athletics @ Texas Rangers
Arlington Stadium, Arlington, TX
Fri Sep 15 1978, 8:05 PM EDT
Unknown

AB 26
R 0
H 4
RBI 0
BB 1
SO 5
LOB 7



Batter	1	2	3	4	5	6	7	8	9	AB	R	H	RBI	BB	SO	LOB	TOP				
Mike Edwards, R (1,4) OBP: 0.391, SLG: 0.326 Mario Guerrero, R (4,6) OBP: 0.305, SLG: 0.351	F8			5-3		5-3		F9		2	0	0	0	0	0	0	Oakland Athletics @ Texas Rangers Arlington Stadium, Arlington, TX Fri Sep 15 1978, 8:05 PM EDT Att: 8,779 - Unknown AB 30 R 0 H 4 RBI 0 BB 2 SO 4 LOB 11 				
Dell Alton, L (1,9) OBP: 0.250, SLG: 0.250	K			3-1		BB		F8		3	0	0	0	1	1						
Mitchell Page, L (1,7) OBP: 0.365, SLG: 0.458	1-3			K		F8			F3	4	0	0	0	0	1						
Rico Carty, R (1,10) OBP: 0.338, SLG: 0.500		5-3			FC1-5 1B			F8		4	0	1	0	0	0						
Dave Revering, L (1,3) OBP: 0.306, SLG: 0.411	F4				F8 FC1-5 1-2 1B			BB 1B		4	0	2	0	0	0						
Wayne Gross, L (1,5) OBP: 0.307, SLG: 0.323	3-1				FC1-5 1-2 2-3f			BB		2	0	0	0	1	0	2					
Glenn Burke, R (1,8) OBP: 0.277, SLG: 0.302 Jeff Newman, R (7,PH) OBP: 0.288, SLG: 0.349			K		F8 2-3			F4		2	0	0	0	0	1	2					
Jim Essian, R (1,2) OBP: 0.330, SLG: 0.301 Tim Hosley, R (7,PH) OBP: 0.333, SLG: 0.364 Miguel Dilone, S (7,8) OBP: 0.297, SLG: 0.265					F7			K		2	0	1	0	0	0	2					
Rob Picciolo, R (1,6) OBP: 0.234, SLG: 0.222									6-3	2	0	0	0	0	0	0					
Taylor Duncan, R (8,PH) OBP: 0.297, SLG: 0.347									6-3	1	0	0	0	0	0	0					
Inning Stats	R: 0 E: 0 K: 1 S: 5	H: 0 LOB: 0 BB: 0 P: 5	R: 0 E: 0 K: 0 S: 3	H: 0 LOB: 0 BB: 0 P: 3	R: 0 E: 0 K: 1 S: 5	H: 1 LOB: 0 BB: 0 P: 5	R: 0 E: 0 K: 1 S: 5	H: 0 LOB: 0 BB: 0 P: 5	R: 0 E: 0 K: 0 S: 3	H: 2 LOB: 2 BB: 1 P: 7	R: 0 E: 0 K: 1 S: 6	H: 1 LOB: 2 BB: 1 P: 10	R: 0 E: 0 K: 0 S: 3	H: 0 LOB: 0 BB: 0 P: 3	R: 0 E: 0 K: 0 S: 3	H: 0 LOB: 0 BB: 0 P: 3		1B: 4 2B: 0 3B: 0 HR: 0	SF: 0 SAC: 0 DP: 0 HBP: 0	WP: 0 PB: 0 SB: 0 CS: 0	PA: 32
PITCHER Steve Comer, R (1,1) ERA: 1.81	IP: 9.0 WLS: W BF: 32 H: 4 R: 0 ER: 0 SO: 4 BB: 2 IBB: 0 HBP: 0 BLK: 0 WP: 0 HR: 0 S: 38 P: 46 ERA: 0.00 WHIP: 0.667																				

Batter	1	2	3	4	5	6	7	8	9	AB	R	H	RBI	BB	SO	LOB	BOTTOM				
John Lowenstein, L (1,5) OBP: 0.364, SLG: 0.389	F7		G3		3-1 2B	SH1-4		1B 1B BB		3	1	1	0	1	0	0	Oakland Athletics @ Texas Rangers Arlington Stadium, Arlington, TX Fri Sep 15 1978, 8:05 PM EDT Att: 8,779 - Unknown AB 31 R 5 H 8 RBI 5 BB 9 SO 5 LOB 26 				
Johnny Grubb, L (1,7) OBP: 0.387, SLG: 0.444	FC5 WP BB				F5	K		1B 1B		3	1	1	0	2	1	3					
Al Oliver, L (1,8) OBP: 0.350, SLG: 0.487	F9		L1		3-1			BLK 1B IBB		4	0	1	2	1	0	3					
Richie Zisk, R (1,9) OBP: 0.331, SLG: 0.423					BB E 1B	BB		BLK 1B		3	0	2	2	2	0	1					
Bobby Bonds, R (1,10) OBP: 0.350, SLG: 0.481	FC5 2-3f				K			K		4	0	0	0	1	2	5					
Jim Sundberg, R (1,2) OBP: 0.362, SLG: 0.382		L4			FC4 BB	L7		F8		4	0	0	0	1	0	6					
Mike Jorgensen, L (1,3) OBP: 0.348, SLG: 0.196		K						1B SH 1B		3	1	1	0	1	1	1					
Bump Wills, S (1,4) OBP: 0.318, SLG: 0.328					F6	SH1-4 1B SH		3-1		4	1	2	0	0	0	4					
Bert Campaneris, R (1,6) OBP: 0.245, SLG: 0.238		CS			5-3	SH SH1-4 1B		6-3		3	1	0	1	0	1	3					
Inning Stats	R: 0 E: 0 K: 0 S: 3	H: 0 LOB: 2 BB: 2 P: 11	R: 0 E: 0 K: 1 S: 5	H: 1 LOB: 0 BB: 0 P: 5	R: 0 E: 0 K: 2 S: 9	H: 1 LOB: 1 BB: 1 P: 7	R: 0 E: 1 K: 2 S: 9	H: 1 LOB: 3 BB: 1 P: 13	R: 0 E: 0 K: 1 S: 4	H: 1 LOB: 3 BB: 2 P: 12	R: 3 E: 1 K: 1 S: 9	H: 3 LOB: 1 BB: 0 P: 9	R: 0 E: 0 K: 0 S: 3	H: 0 LOB: 1 BB: 1 P: 7	R: 2 E: 0 K: 1 S: 7	H: 2 LOB: 2 BB: 2 P: 15		1B: 7 2B: 1 3B: 0 HR: 0	SF: 0 SAC: 2 DP: 0 HBP: 0	WP: 1 PB: 0 SB: 0 CS: 1	PA: 43
PITCHER Pete Broberg, R (1,1) ERA: 4.46 Elias Sosa, R (7,1) ERA: 2.52	IP: 6.0 WLS: L BF: 31 H: 6 R: 3 ER: 1 SO: 4 BB: 6 IBB: 0 HBP: 0 BLK: 0 WP: 1 HR: 0 S: 33 P: 57 ERA: 1.50 WHIP: 2.000																				

Batter	1	2	3	4	5	6	7	8	9	AB	R	H	RBI	BB	SO	LOB	TOP					
Dell Alton, L OBP: 0.244, SLG: 0.244 (1, 9)	G3		F5			K		4-3		4	0	0	0	0	1	1						
Glenn Burke, R OBP: 0.277, SLG: 0.301 (1, 8)	1B			6-3		F8			6-3	4	0	1	0	0	0	1						
Mitchell Page, L OBP: 0.364, SLG: 0.462 (1, 7)	F9			K			K		HR	4	1	1	1	1	0	2	1					
Rico Carty, R OBP: 0.338, SLG: 0.500 Dave Revere, L OBP: 0.305, SLG: 0.409 (7, PH)	1B			K			K		F9	2	0	1	0	0	1	0						
Mario Guerrero, R OBP: 0.306, SLG: 0.352 (1, 6)		L4			F9		1B		1B	4	0	2	0	0	0	0						
Wayne Gross, L OBP: 0.313, SLG: 0.330 (1, 5)		G5-4-3			F7		1B		1B	4	0	3	0	0	0	0						
Jeff Newman, R OBP: 0.284, SLG: 0.343 (1, 3)		G5-4-3			5-3		K		K	4	0	0	0	0	2	5						
Bruce Robinson, L OBP: 0.284, SLG: 0.296 (1, 2)			4-3			1B		G3		3	0	1	0	0	0	0						
Rob Picciolo, R OBP: 0.227, SLG: 0.215 Taylor Duncan, R OBP: 0.296, SLG: 0.346 (8, PH)			K			K		6-3		2	0	0	0	0	2	1						
Inning Stats	R: 0 E: 0 K: 0 S: 4	H: 2 LOB: 2 BB: 0 P: 4	R: 0 E: 0 K: 0 S: 3	H: 1 LOB: 0 BB: 0 P: 3	R: 0 E: 0 K: 1 S: 5	H: 0 LOB: 0 BB: 0 P: 5	R: 0 E: 0 K: 2 S: 7	H: 0 LOB: 0 BB: 0 P: 7	R: 0 E: 0 K: 0 S: 3	H: 0 LOB: 0 BB: 0 P: 3	R: 0 E: 0 K: 2 S: 8	H: 1 LOB: 1 BB: 0 P: 8	R: 0 E: 0 K: 3 S: 11	H: 2 LOB: 2 BB: 0 P: 11	R: 0 E: 0 K: 0 S: 3	H: 0 LOB: 0 BB: 0 P: 3	R: 1 E: 0 K: 1 S: 8	H: 3 LOB: 2 BB: 0 P: 8	1B: 8 2B: 0 3B: 0 HR: 1	SF: 0 SAC: 0 DP: 1 HBP: 0	WP: 1 PB: 0 SB: 1 CS: 0	PA: 34
PITCHER Fergie Jenkins, R ERA: 3.01 (1, 1)	IP: 9.0 WLS: W BF: 34 H: 9 R: 1 ER: 1 SO: 9 BB: 0 IBB: 0 HBP: 0 BLK: 0 WP: 1 HR: 1 S: 52 P: 52 ERA: 1.00 WHIP: 1.000															PITCHER Fergie Jenkins, R ERA: 3.01 (1, 1)	IP: 9.0 WLS: W BF: 34 H: 9 R: 1 ER: 1 SO: 9 BB: 0 IBB: 0 HBP: 0 BLK: 0 WP: 1 HR: 1 S: 52 P: 52 ERA: 1.00 WHIP: 1.000					

Oakland Athletics @ Texas Rangers
Arlington Stadium, Arlington, TX
Sat Sep 16 1978, 8:05 PM EDT
Att: 14,948 - Unknown

AB	34
R	1
H	9
RBI	1
BB	0
SO	9
LOB	9



Batter	1	2	3	4	5	6	7	8	9	AB	R	H	RBI	BB	SO	LOB	BOTTOM			
Mike Hargrove, L OBP: 0.388, SLG: 0.347 Mike Jorgensen, L OBP: 0.348, SLG: 0.204 (1, PR)	2B				4-3			K		1	0	1	0	0	0	0				
Juan Beniquez, R OBP: 0.281, SLG: 0.373 (1, 8)	1B	BLK			L7			F8		4	0	0	0	0	0	2				
Al Oliver, L OBP: 0.354, SLG: 0.492 (1, 7)	3B			5-3		1B		E		4	2	3	0	0	0	0				
Richie Zisk, R OBP: 0.331, SLG: 0.420 (1, 9)	3B			5-3		F6		E3		3	2	0	0	1	0	2				
Bobby Bonds, R OBP: 0.350, SLG: 0.481 Bill Sample, R OBP: 0.500, SLG: 0.500 (3, PH)	K			5-3		K		1B		1	0	0	0	0	1	3				
Jim Sundberg, R OBP: 0.363, SLG: 0.387 (1, 2)	3B				K		K		1B	4	1	2	4	0	2	1				
Bump Wills, S OBP: 0.319, SLG: 0.329 (1, 4)	G3				CS		F7		1B	4	1	2	1	0	0	2				
Toby Harrah, R OBP: 0.346, SLG: 0.343 (1, 6)			K		4-3		F7		1B	4	0	1	2	0	1	1				
Jim Mason, L OBP: 0.253, SLG: 0.265 (1, 5)		4-3			K		F6		K	4	0	0	0	0	2	1				
Inning Stats	R: 3 E: 0 K: 1 S: 8	H: 3 LOB: 1 BB: 1 P: 12	R: 0 E: 0 K: 1 S: 6	H: 1 LOB: 1 BB: 0 P: 6	R: 0 E: 0 K: 0 S: 3	H: 0 LOB: 0 BB: 0 P: 3	R: 0 E: 0 K: 1 S: 5	H: 1 LOB: 0 BB: 0 P: 5	R: 0 E: 0 K: 1 S: 5	H: 0 LOB: 0 BB: 0 P: 5	R: 0 E: 0 K: 2 S: 8	H: 1 LOB: 1 BB: 0 P: 8	R: 0 E: 0 K: 0 S: 3	H: 0 LOB: 0 BB: 0 P: 3	R: 5 E: 1 K: 2 S: 13	H: 5 LOB: 1 BB: 0 P: 13	1B: 9 2B: 1 3B: 1 HR: 0	SF: 0 SAC: 0 DP: 0 HBP: 0	WP: 0 PB: 0 SB: 0 CS: 1	PA: 36
PITCHER Matt Keough, R ERA: 3.26 Mike Norris, R ERA: 4.46 (8, 1)	IP: 7.2 WLS: L BF: 35 H: 11 R: 8 ER: 3 SO: 7 BB: 1 IBB: 0 HBP: 0 BLK: 0 WP: 0 HR: 0 S: 48 P: 52 ERA: 3.52 WHIP: 1.565															PITCHER Matt Keough, R ERA: 3.26 Mike Norris, R ERA: 4.46 (8, 1)	IP: 7.2 WLS: L BF: 35 H: 11 R: 8 ER: 3 SO: 7 BB: 1 IBB: 0 HBP: 0 BLK: 0 WP: 0 HR: 0 S: 48 P: 52 ERA: 3.52 WHIP: 1.565			

Oakland Athletics @ Texas Rangers
Arlington Stadium, Arlington, TX
Sat Sep 16 1978, 8:05 PM EDT
Att: 14,948 - Unknown

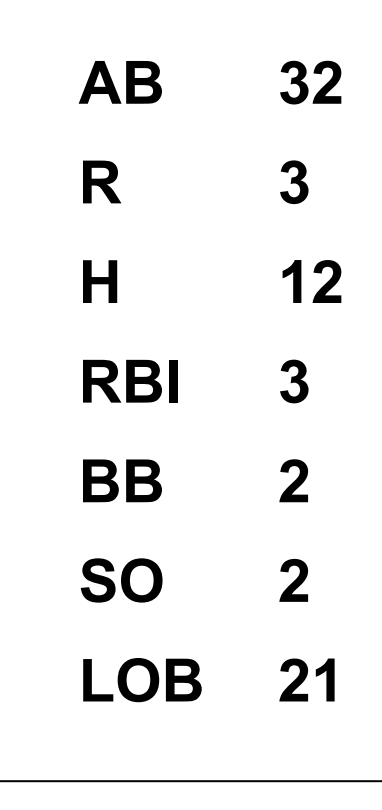
AB	35
R	8
H	11
RBI	8
BB	1
SO	8
LOB	13



Batter	1	2	3	4	5	6	7	8	9	AB	R	H	RBI	BB	SO	LOB	TOP			
Joe Wallis, S OBP: 0.317, SLG: 0.390	0-0 6-3		0-0 F3		0-0 F7			0-3 K		4	0	0	0	0	1	2	Oakland Athletics @ Texas Rangers Arlington Stadium, Arlington, TX Sun Sep 17 1978, 4:33 AM EDT Att: 6,564 - Unknown			
Glenn Burke, R OBP: 0.271, SLG: 0.295	0-3 K		0-0 3-1		0-0 1-6-3			0-0 E4		4	0	0	0	0	1	2				
Mario Guerrero, R OBP: 0.308, SLG: 0.354	0-0 1B			0-0 4-3		0-0 G5-4-3 1B		0-0 4-3		4	0	2	0	0	0	1				
Mitchell Page, L OBP: 0.362, SLG: 0.458	0-3 K			0-0 F8		0-0 G5-4-3 1-2			0-0 6-3	4	0	0	0	0	1	2				
Rico Carty, R OBP: 0.339, SLG: 0.506		0-0 1B		0-0 HR		0-0 6-3			0-3 K	4	1	2	1	0	1	0				
Dave Revere, L OBP: 0.303, SLG: 0.406		0-3 K		0-0 4-3			0-0 F8		0-0 F8	4	0	0	0	0	1	1				
Jeff Newman, R OBP: 0.339			0-3 K		0-0 F3		0-0 F8			3	0	0	0	0	1	1				
Wayne Gross, L OBP: 0.313, SLG: 0.330		0-3 K			0-0 1B		0-3 K			3	0	1	0	0	2	1				
Rob Picciolo, R OBP: 0.235, SLG: 0.224			0-0 4-3					0-3 K		2	0	1	0	0	0	0				
Taylor Duncan, R OBP: 0.295, SLG: 0.345					0-0 1-2 1B					1	0	0	0	0	1	0				
Darrell Woodard, R OBP: 0.313, SLG: 0.330										0	0	0	0	0	0	0				
Inning Stats	R: 0 E: 0 K: 2 S: 8	H: 1 LOB: 1 BB: 0 P: 8	R: 0 E: 0 K: 3 S: 10	H: 1 LOB: 1 BB: 0 P: 10	R: 0 E: 0 K: 0 S: 3	H: 0 LOB: 0 BB: 0 P: 3	R: 1 E: 0 K: 0 S: 4	H: 1 LOB: 2 BB: 0 P: 4	R: 0 E: 0 K: 1 S: 5	H: 2 LOB: 2 BB: 0 P: 5	R: 0 E: 0 K: 0 S: 3	H: 1 LOB: 0 BB: 0 P: 3	R: 0 E: 1 K: 1 S: 5	H: 0 LOB: 1 BB: 0 P: 8	R: 0 E: 0 K: 1 S: 5	H: 0 LOB: 0 BB: 0 P: 5	1B: 5 2B: 0 3B: 0 HR: 1	SF: 0 SAC: 0 DP: 1 HBP: 0	WP: 0 PB: 0 SB: 0 CS: 0	PA: 33
PITCHER Jon Matlack, L ERA: 2.4	IP: 9.0 WLS: W BF: 33 H: 6 R: 1 ER: 1 SO: 9 BB: 0 IBB: 0 HBP: 0 BLK: 0 WP: 0 HR: 1 S: 51 P: 51 ERA: 1.00 WHIP: 0.667																			

Batter	1	2	3	4	5	6	7	8	9	AB	R	H	RBI	BB	SO	LOB	BOTTOM			
Bump Willis, S OBP: 0.320, SLG: 0.330	0-0 1B 1B			0-0 3-1		0-0 FC6-2		0-0 F9		5	1	2	0	0	0	4	Oakland Athletics @ Texas Rangers Arlington Stadium, Arlington, TX Sun Sep 17 1978, 4:33 AM EDT Att: 6,564 - Unknown			
Johnny Grubb, L OBP: 0.389, SLG: 0.444	0-0 1B		0-0 F8		0-0 BB		0-3 K			2	1	1	0	1	0	0				
Bill Sample, R OBP: 0.429, SLG: 0.429	0-3 FC3 1B		0-0 CS		0-0 BB					1	0	0	0	0	1	2				
Al Oliver, L OBP: 0.351, SLG: 0.487	0-0 FC3 FC5-4 1B		0-0 F5		0-0 F9		0-0 5-3			4	0	0	0	0	0	4				
Richie Zisk, R OBP: 0.334, SLG: 0.423	0-0 FC5-4 1B		0-0 E 1B		0-0 CS 1B		0-0 6-3			4	1	3	2	0	0	0				
Juan Beniquez, R OBP: 0.283, SLG: 0.374	0-3 K		0-0 E5 1B		0-0 F7 1-2		0-0 1B			4	0	2	0	0	1	3				
Jim Sundberg, R OBP: 0.362, SLG: 0.386	0-0 FC5-4 1-2 2-3		0-0 1B		0-0 6-3		0-0 4-3			4	0	1	1	0	0	3				
Mike Jorgensen, L OBP: 0.356, SLG: 0.224	0-0 G3		0-0 6-3			0-0 SH3-4 FC6-2 1B		0-0 SH1-4 1B		4	0	2	0	0	0	4				
Toby Harrah, R OBP: 0.348, SLG: 0.344		0-0 6-3		0-0 3-1 SH2-4 1B		0-0 SH3-4 BB		0-0 SH1-4 1-2		2	0	1	0	1	0	0				
Jim Mason, L OBP: 0.250, SLG: 0.262			0-0 F9		0-0 SH2-4		0-0 SH3-4		0-0 F3	1	0	0	0	0	0	0				
Kurt Bevacqua, R OBP: 0.281, SLG: 0.360										1	0	0	0	0	0	1				
Nelson Norman, S OBP: 0.133, SLG: 0.133										0	0	0	0	0	0	0				
Inning Stats	R: 2 E: 0 K: 1 S: 9	H: 3 LOB: 2 BB: 0 P: 9	R: 0 E: 0 K: 0 S: 3	H: 1 LOB: 0 BB: 0 P: 3	R: 1 E: 1 K: 0 S: 6	H: 3 LOB: 2 BB: 0 P: 6	R: 0 E: 0 K: 0 S: 4	H: 1 LOB: 2 BB: 1 P: 8	R: 0 E: 0 K: 1 S: 6	H: 1 LOB: 1 BB: 1 P: 10	R: 0 E: 0 K: 0 S: 4	H: 1 LOB: 1 BB: 0 P: 4	R: 0 E: 0 K: 0 S: 4	H: 1 LOB: 1 BB: 0 P: 4	R: 0 E: 0 K: 0 S: 4	H: 1 LOB: 1 BB: 0 P: 4	1B: 12 2B: 0 3B: 0 HR: 0	SF: 0 SAC: 3 DP: 0 HBP: 0	WP: 0 PB: 0 SB: 0 CS: 2	PA: 38
PITCHER Rick Langford, R ERA: 3.28	IP: 4.0 WLS: L BF: 22 H: 9 R: 3 ER: 3 SO: 3 BB: 1 IBB: 0 HBP: 0 BLK: 0 WP: 0 HR: 0 S: 23 P: 27 ERA: 6.75 WHIP: 2.500																			
Mike Norris, R ERA: 4.35	IP: 1.0 WLS: L BF: 4 H: 1 R: 0 ER: 0 SO: 0 BB: 1 IBB: 0 HBP: 0 BLK: 0 WP: 0 HR: 0 S: 3 P: 7 ERA: 0.00 WHIP: 2.000																			
Bob Lacey, L ERA: 2.95	IP: 3.0 WLS: L BF: 11 H: 2 R: 0 ER: 0 SO: 1 BB: 0 IBB: 0 HBP: 0 BLK: 0 WP: 0 HR: 0 S: 13 P: 13 ERA: 0.00 WHIP: 0.667																			

AB 33
R 1
H 6
RBI 1
BB 0
SO 9
LOB 10



Batter	1	2	3	4	5	6	7	8	9	AB	R	H	RBI	BB	SO	LOB	TOP		
Bump Willis, S OBP: 0.319, SLG: 0.329 (1,4)	4-3		G4-6-3 1B		4-3		4-3			4	0	1	0	0	0	2			
Juan Beniquez, R OBP: 0.283, SLG: 0.375 (1,8)	F8 2B		G4-6-3 1-2			K		F8		4	0	1	0	0	1	1			
Al Oliver, L OBP: 0.350, SLG: 0.485 (1,7)	F8 2-3			6-3		HR 1B		F9		4	1	1	0	0	0	1			
Richie Zisk, R OBP: 0.333, SLG: 0.428 (1,10)	6-3			1-3		HR 1B		K		4	1	1	2	0	1	1			
Bobby Bonds, R OBP: 0.347, SLG: 0.477 (1,9)		6-3		F9		5-3			1-3	4	0	0	0	0	0	0			
Mike Jorgensen, L OBP: 0.351, SLG: 0.226 (1,3)	3-1					4-3			F7	4	0	1	0	0	0	0			
Jim Sundberg, R OBP: 0.365, SLG: 0.387 (9, PR)						K 1B				2	1	1	0	2	1	1			
Bert Campaneris, R OBP: 0.245, SLG: 0.238 (9, PR)										0	0	0	0	0	0	0			
Toby Harrah, R OBP: 0.349, SLG: 0.345 (1,6)	P3								F9	4	0	2	0	0	0	2			
Jim Mason, L OBP: 0.242, SLG: 0.253 (1,5)			3-1		L8					3	0	0	0	0	0	3			
Inning Stats	R: 0 E: 0 K: 0 S: 4	H: 1 LOB: 1 BB: 0 P: 4	R: 0 E: 0 K: 0 S: 3	H: 0 LOB: 1 BB: 1 P: 7	R: 0 E: 0 K: 0 S: 3	H: 1 LOB: 0 BB: 0 P: 3	R: 0 E: 0 K: 0 S: 3	H: 0 LOB: 0 BB: 0 P: 3	R: 0 E: 0 K: 1 S: 7	H: 2 LOB: 2 BB: 0 P: 7	R: 0 E: 0 K: 1 S: 5	H: 0 LOB: 0 BB: 0 P: 5	R: 0 E: 0 K: 0 S: 4	H: 1 LOB: 1 BB: 0 P: 4	R: 0 E: 0 K: 0 S: 4	H: 1 LOB: 1 BB: 0 P: 4	1B: 6 2B: 1 3B: 0 HR: 1	SF: 0 SAC: 0 DP: 2 HBP: 0	WP: 0 PA: 35 PB: 0 SB: 0 CS: 0
PITCHER Dave Goltz, R ERA: 2.47 (1,1)	IP: 9.0 WLS: W BF: 35 H: 8 R: 3 ER: 3 SO: 3 BB: 2 IBB: 0 HBP: 0 BLK: 0 WP: 0 HR: 1 S: 39 P: 47 ERA: 3.00 WHIP: 1.111															PITCHER			

Texas Rangers @ Minnesota Twins
Metropolitan Stadium, Bloomington, MI
Wed Sep 20 1978, 8:05 PM EDT
Att. 2,736 - Unknown - 54 F

AB 33
R 3
H 8
RBI 2
BB 2
SO 3
LOB 11



Batter	1	2	3	4	5	6	7	8	9	AB	R	H	RBI	BB	SO	LOB	BOTTOM		
Dave Edwards, R OBP: 0.476, SLG: 0.438 (1,7)	6-3	K		1B BB 1B BB		SF9 BB BB		K		3	1	0	1	2	2	2			
Roy Smalley, S OBP: 0.365, SLG: 0.448 (1,6)	G3		F8	1B BB 1B BB		SF9 BB BB		G3		3	0	0	1	2	0	0			
Rod Carew, L OBP: 0.412, SLG: 0.449 (1,3)	1B BB		4-3	1B BB 1B		K		1B		4	0	2	1	1	1	3			
Dan Ford, R OBP: 0.337, SLG: 0.424 (1,8)	1B		4-3	1B		SF9		1B		4	0	3	2	0	0	0			
Butch Wynegar, S OBP: 0.308, SLG: 0.312 (1,2)	4-3		K	4-3		F9		K		5	0	0	0	0	2	9			
Jose Morales, R OBP: 0.361, SLG: 0.404 (1,10)		K		HBP BB BB G3	4-3			F8		3	1	0	0	1	1	0			
Mike Cabbage, L OBP: 0.351, SLG: 0.409 (1,5)	E9 1B		G3	G3	K			FC5-4 1B		4	0	2	0	0	1	1			
Hosken Powell, L OBP: 0.322, SLG: 0.340 (1,9)				BB HBP BB BB	6-3			FC5-4		2	1	0	0	2	0	1			
Bob Randall, R OBP: 0.333, SLG: 0.330 (1,4)	F9			BB BB 1B HBP		BB BB 1B		P4		3	2	1	0	0	0	3			
Inning Stats	R: 0 E: 0 K: 0 S: 4	H: 1 LOB: 2 BB: 1 P: 8	R: 0 E: 1 K: 2 S: 8	H: 1 LOB: 2 BB: 1 P: 12	R: 0 E: 0 K: 0 S: 3	H: 0 LOB: 0 BB: 0 P: 3	R: 4 E: 0 K: 1 S: 7	H: 2 LOB: 3 BB: 4 P: 24	R: 0 E: 0 K: 1 S: 5	H: 0 LOB: 0 BB: 0 P: 5	R: 1 E: 0 K: 1 S: 6	H: 1 LOB: 2 BB: 2 P: 14	R: 0 E: 0 K: 2 S: 4	H: 1 LOB: 1 BB: 0 P: 4	R: 0 E: 0 K: 2 S: 9	H: 2 LOB: 2 BB: 0 P: 9	1B: 8 2B: 0 3B: 0 HR: 0	SF: 1 SAC: 0 DP: 0 HBP: 1	WP: 0 PA: 41 PB: 0 SB: 0 CS: 0
PITCHER Steve Comar, R ERA: 2.09 (1,1)	IP: 3.2 WLS: L BF: 21 H: 3 R: 4 ER: 4 SO: 3 BB: 6 IBB: 0 HBP: 0 BLK: 0 WP: 0 HR: 0 S: 20 P: 45 ERA: 9.82 WHIP: 2.455															PITCHER			
Len Barker, R ERA: 4.88 (4,1)	IP: 1.1 WLS: 8 BF: 2 H: 1 R: 1 ER: 1 SO: 1 BB: 2 IBB: 0 HBP: 0 BLK: 0 WP: 0 HR: 0 S: 8 P: 16 ERA: 6.75 WHIP: 3.000															PITCHER			
Reggie Cleveland, R ERA: 5.15 (6,1)	IP: 3.0 WLS: 12 BF: 3 H: 0 R: 0 ER: 0 SO: 3 BB: 0 IBB: 0 HBP: 0 BLK: 0 WP: 0 HR: 0 S: 18 P: 18 ERA: 0.00 WHIP: 1.000															PITCHER			

Texas Rangers @ Minnesota Twins
Metropolitan Stadium, Bloomington, MI
Wed Sep 20 1978, 8:05 PM EDT
Att. 2,736 - Unknown - 54 F


AB 31
R 5
H 8
RBI 5
BB 8
SO 7
LOB 19



Batter	1	2	3	4	5	6	7	8	9	AB	R	H	RBI	BB	SO	LOB	TOP			
Bobby Bonds, R (1, 9) OBP: 0.349, SLG: 0.476 Nelson Norman, S (8, 5) OBP: 0.133, SLG: 0.133	4-0 WP SH1-3 SF7 BB		4-0 S E BB		0-0 SH2-3 1B		0-0 5-3	0-0 F8		3	3	1	0	2	0	2				
Bump Wills, S (1, 4) OBP: 0.319, SLG: 0.329	0-0 SH1-3		0-0 BB 1B		0-0 SH2-3		0-0 F8		0-3 K	3	0	1	0	0	1	0				
Al Oliver, L (1, 7) OBP: 0.349, SLG: 0.483	0-0 SF7		0-0 F9		0-0 BLK 1B		0-0 L7		0-3 K	4	0	1	2	0	1	1				
Richie Zisk, R (1, 10) OBP: 0.335, SLG: 0.427 Bert Campaneris, R (8, PR) OBP: 0.245, SLG: 0.239 Pat Putnam, L (9, PH) OBP: 0.167, SLG: 0.125	0-0 6-3		4-0 BB		0-0 5-3			0-0 1B SH1-4 FC4 1B	0-0 4-3	3	0	1	0	1	0	1				
Jim Sundberg, R (1, 2) OBP: 0.365, SLG: 0.388		0-0 F8 2B	0-0 L5		0-0 6-3			0-0 SH1-4		3	0	1	0	0	0	3				
Juan Beniquez, R (1, 8) OBP: 0.285, SLG: 0.376		0-0 F8			0-0 F7		0-0 G6-4-3 1B	0-0 FC4 2B 1B		4	1	2	0	0	0	1				
Mike Jorgensen, L (1, 3) OBP: 0.346, SLG: 0.227		0-3 K			0-0 4-3 1B		0-0 G6-4-3 1-2 1B	0-0 FC4 2B		4	1	1	1	0	1	3				
Toby Harrah, R (1, 6) OBP: 0.349, SLG: 0.344		0-3 K			0-0 4-3		0-0 1B	0-0 F7		4	0	1	0	0	1	4				
Jim Mason, L (1, 5) OBP: 0.234, SLG: 0.244 Johnny Grubb, L (8, PH) OBP: 0.370, SLG: 0.448			0-0 F6		0-0 4-3		0-0 F7	0-0 1-1 2-H 2B		3	0	0	0	0	0	2				
Inning Stats	R: 1 E: 0 K: 0 S: 3	H: 0 LOB: 0 BB: 1 P: 7	R: 0 E: 0 K: 2 S: 8	H: 1 LOB: 1 BB: 0 P: 8	R: 1 E: 0 K: 0 S: 4	H: 1 LOB: 2 BB: 2 P: 12	R: 0 E: 0 K: 0 S: 4	H: 1 LOB: 1 BB: 0 P: 4	R: 1 E: 0 K: 0 S: 5	H: 2 LOB: 1 BB: 0 P: 5	R: 0 E: 0 K: 0 S: 3	H: 0 LOB: 0 BB: 0 P: 3	R: 0 E: 0 K: 0 S: 7	H: 3 LOB: 3 BB: 0 P: 7	R: 0 E: 0 K: 2 S: 7	H: 0 LOB: 0 BB: 0 P: 7	1B: 8 2B: 2 3B: 0 HR: 0	SF: 1 SAC: 3 DP: 1 HBP: 0	WP: 1 PB: 0 SB: 1 CS: 0	PA: 40
PITCHER	IP	WLS	BF	H	R	ER	SO	BB	IBB	HBP	BLK	WP	HR	S	P	ERA	WHIP			
Gary Serun, R (1, 1) ERA: 4.25 Stan Petrzanowski, R (8, 1) ERA: 4.79	7.2	L	36	10	6	6	2	3	0	0	1	1	0	37	49	7.04	1.696			

Texas Rangers @ Minnesota Twins
Metropolitan Stadium, Bloomington, MI
Thu Sep 21 1978, 8:05 PM EDT
Att. 3,312 - Unknown - 59 F


AB	33
R	6
H	10
RBI	5
BB	3
SO	4
LOB	17



Batter	1	2	3	4	5	6	7	8	9	AB	R	H	RBI	BB	SO	LOB	BOTTOM					
Dave Edwards, R (1, 7) OBP: 0.400, SLG: 0.350	0-3 K		0-0 G3		0-0 F9			0-0 5-3		4	0	0	0	0	1	0						
Bombo Rivera, R (1, 9) OBP: 0.361, SLG: 0.349	4-0 4-3 BB		0-0 5-3			0-3 K		0-3 K		3	0	0	0	1	2	0						
Rod Carew, L (1, 3) OBP: 0.412, SLG: 0.449	0-0 4-3			4-0 2B BB		0-0 WP 3B 1B		0-0 4-3		3	2	1	0	1	0	1						
Dan Ford, R (1, 8) OBP: 0.336, SLG: 0.427	0-0 F8			0-0 F7		0-0 F4			0-0 E4 3B	4	1	1	0	0	0	3						
Willie Norwood, R (1, 10) OBP: 0.302, SLG: 0.381		0-0 F9		0-0 1-H 2B		0-0 2-H 3B			0-0 P3	4	0	2	2	0	0	0						
Roy Smalley, S (1, 6) OBP: 0.386, SLG: 0.445		0-0 F4		0-0 F9		0-0 F6			0-0 F4	4	0	0	0	0	0	2						
Bob Randall, R (1, 4) OBP: 0.332, SLG: 0.329		0-0 1B		0-0 F2			0-0 F7		0-0 F9	4	0	1	0	0	0	1						
Larry Wolfe, R (1, 5) OBP: 0.333, SLG: 0.329		0-0 5-3			0-3 K		0-0 5-3			3	0	0	0	0	1	1						
Glenn Borgmann, R (1, 2) OBP: 0.311, SLG: 0.345			0-0 6-3		0-3 K		0-0 6-3			3	0	0	0	0	1	0						
Inning Stats	R: 0 E: 0 K: 1 S: 5	H: 0 LOB: 1 BB: 1 P: 9	R: 0 E: 0 K: 0 S: 4	H: 1 LOB: 0 BB: 0 P: 4	R: 0 E: 0 K: 0 S: 3	H: 0 LOB: 0 BB: 0 P: 3	R: 1 E: 0 K: 0 S: 4	H: 1 LOB: 1 BB: 1 P: 8	R: 0 E: 0 K: 2 S: 7	H: 0 LOB: 0 BB: 0 P: 7	R: 1 E: 0 K: 1 S: 7	H: 2 LOB: 1 BB: 0 P: 7	R: 0 E: 0 K: 0 S: 3	H: 0 LOB: 0 BB: 0 P: 3	R: 0 E: 0 K: 1 S: 5	H: 0 LOB: 0 BB: 0 P: 5	R: 1 E: 1 K: 0 S: 4	H: 1 LOB: 0 BB: 0 P: 4	1B: 2 2B: 1 3B: 2 HR: 0	SF: 0 SAC: 0 DP: 0 HBP: 0	WP: 1 PB: 0 SB: 0 CS: 0	PA: 34
PITCHER	IP	WLS	BF	H	R	ER	SO	BB	IBB	HBP	BLK	WP	HR	S	P	ERA	WHIP					
Jon Matlack, L (1, 1) ERA: 2.38	9.0	W	34	5	3	2	5	2	0	0	0	1	0	42	50	2.00	0.778					

Texas Rangers @ Minnesota Twins
Metropolitan Stadium, Bloomington, MI
Thu Sep 21 1978, 8:05 PM EDT
Att. 3,312 - Unknown - 59 F

AB	32
R	3
H	5
RBI	2
BB	2
SO	5
LOB	8



Batter	1	2	3	4	5	6	7	8	9	AB	R	H	RBI	BB	SO	LOB	TOP			
Julio Cruz, S OBP: 0.329, SLG: 0.278 (1,4)			6-3							4	0	1	0	0	1	1				
Craig Reynolds, L OBP: 0.336, SLG: 0.377 (1,6)			4-3 2B		FC3-6		4-3			4	1	1	0	0	0	2				
Ruppert Jones, L OBP: 0.319, SLG: 0.336 (1,8)			4-3		F9					4	0	0	0	0	2	2				
Leon Roberts, R OBP: 0.367, SLG: 0.511 (1,9)										4	1	2	1	0	1	0				
Bruce Bochte, L OBP: 0.342, SLG: 0.398 (1,10)			1-3							3	0	1	0	1	0	2				
Tom Paciorek, R OBP: 0.355, SLG: 0.470 (1,7)					G3		F9			3	0	0	0	1	0	2				
Bob Stinson, S OBP: 0.355, SLG: 0.412 (1,2)		FC3-6			4-3					3	0	0	0	0	1	3	AB 34			
Kevin Pasley, R OBP: 0.217, SLG: 0.244 (7,2)										1	0	1	0	0	0	0	R 2			
Dan Meyer, L OBP: 0.263, SLG: 0.329 (1,3)					6-3					4	0	1	1	0	0	1	H 7			
Juan Bernhardt, R OBP: 0.279, SLG: 0.333 (1,5)					1-6-3					4	0	1	1	0	0	1	RBI 2			
Inning Stats	R: 0 H: 0 E: 0 K: 2 S: 7	H: 0 LOB: 0 BB: 0 P: 7	R: 1 H: 2 E: 0 K: 0 S: 5	H: 2 LOB: 2 BB: 1 P: 9	R: 1 H: 2 E: 0 K: 0 S: 5	H: 2 LOB: 1 BB: 0 P: 5	R: 0 H: 0 E: 0 K: 0 S: 3	H: 0 LOB: 0 BB: 0 P: 3	R: 0 H: 0 E: 0 K: 2 S: 7	H: 0 LOB: 1 BB: 1 P: 11	R: 0 H: 1 E: 0 K: 0 S: 4	H: 1 LOB: 1 BB: 0 P: 4	R: 0 H: 1 E: 0 K: 1 S: 6	H: 1 LOB: 1 BB: 0 P: 6	R: 0 H: 1 E: 0 K: 0 S: 4	H: 1 LOB: 1 BB: 0 P: 4	1B: 5 2B: 2 3B: 0 HR: 0	SF: 0 SAC: 0 DP: 0 HBP: 1	WP: 0 PB: 1 SB: 0 CS: 0	PA: 37
PITCHER Doc Medich, R ERA: 3.81 (1,1)	IP: 9.0 WLS: W BF: 37 H: 7 R: 2 ER: 2 SO: 5 BB: 2 IBB: 0 HBP: 1 BLK: 0 WP: 0 HR: 0 S: 44 P: 53 ERA: 2.00 WHIP: 1.000															PITCHER				

Seattle Mariners @ Texas Rangers
Arlington Stadium, Arlington, TX
Fri Sep 22 1978, 8:05 PM EDT
Unknown

AB 34
R 2
H 7
RBI 2
BB 2
SO 5
LOB 16



Batter	1	2	3	4	5	6	7	8	9	AB	R	H	RBI	BB	SO	LOB	BOTTOM			
Bobby Bonds, R OBP: 0.348, SLG: 0.472 (1,9)					6-3					4	1	0	0	1	3	3				
Bump Wills, S OBP: 0.324, SLG: 0.339 (1,4)										3	3	3	2	1	0	0				
Sandy Alomar Sr., S OBP: 0.222, SLG: 0.278 (6,4)										1	0	1	0	0	0	0				
Al Oliver, L OBP: 0.353, SLG: 0.486 (1,10)										4	1	3	1	1	0	2				
Richie Zisk, R OBP: 0.333, SLG: 0.425 (1,7)										5	1	1	2	0	0	7				
Bobby Thompson, S OBP: 0.296, SLG: 0.353 (8,7)										0	0	0	0	0	0	0				
Juan Beniquez, R OBP: 0.288, SLG: 0.377 (1,8)										4	1	2	2	1	1	0				
John Ellis, R OBP: 0.276, SLG: 0.375 (1,2)										5	1	3	3	0	0	3				
Mike Jorgensen, L OBP: 0.337, SLG: 0.214 (1,3)			4-3							4	0	0	0	1	2	3	AB 38			
Toby Harrah, R OBP: 0.347, SLG: 0.343 (1,6)										5	1	1	0	0	4	3	R 10			
Jim Mason, L OBP: 0.245, SLG: 0.247 (1,5)										3	1	1	0	1	0	0	H 15			
Inning Stats	R: 9 H: 6 E: 1 K: 2 S: 14	H: 6 LOB: 3 BB: 5 P: 34	R: 0 H: 0 E: 0 K: 1 S: 5	H: 0 LOB: 0 BB: 0 P: 5	R: 1 H: 2 E: 0 K: 1 S: 6	H: 2 LOB: 0 BB: 0 P: 6	R: 0 H: 0 E: 0 K: 2 S: 7	H: 0 LOB: 1 BB: 1 P: 11	R: 0 H: 2 E: 0 K: 0 S: 5	H: 2 LOB: 2 BB: 0 P: 5	R: 0 H: 1 E: 0 K: 2 S: 8	H: 1 LOB: 1 BB: 0 P: 8	R: 0 H: 2 E: 0 K: 1 S: 7	H: 2 LOB: 1 BB: 0 P: 7	R: 0 H: 2 E: 0 K: 1 S: 6	H: 2 LOB: 1 BB: 0 P: 6	1B: 13 2B: 0 3B: 0 HR: 2	SF: 0 SAC: 0 DP: 2 HBP: 0	WP: 0 PB: 0 SB: 0 CS: 0	PA: 44
PITCHER Glenn Abbott, R ERA: 5.11 (1,1)	IP: 8 WLS: L BF: 30 H: 9 R: 3 ER: 2 SO: 8 BB: 4 IBB: 0 HBP: 0 BLK: 0 WP: 0 HR: 1 S: 42 P: 58 ERA: 3.00 WHIP: 2.167															PITCHER				
Mike Parrott, R ERA: 4.95 (1,1)	6.0 30 9 3 2 8 4 0 0 0 0 1 42 58 3.00 2.167																			
Shane Rawley, L ERA: 4.2 (7,1)	1.2 6 2 0 0 1 0 0 0 0 0 0 8 8 0.00 1.200																			

Seattle Mariners @ Texas Rangers
Arlington Stadium, Arlington, TX
Fri Sep 22 1978, 8:05 PM EDT
Unknown

AB 38
R 10
H 15
RBI 10
BB 6
SO 10
LOB 21



Batter	1	2	3	4	5	6	7	8	9	AB	R	H	RBI	BB	SO	LOB	TOP
Larry Milbourne, S (1, 4) OBP: 0.272, SLG: 0.320	0-0 1-3			0-3 K			0-0 G3 2B		0-0 F8	4	0	1	0	0	1	1	
Craig Reynolds, L (1, 6) OBP: 0.337, SLG: 0.376	0-0 F9			0-0 CS 1B			0-0 F2		0-0 F8	4	0	1	0	0	0	2	
Ruppert Jones, L (1, 8) OBP: 0.317, SLG: 0.334	0-0 6-3			0-3 K 1-2			0-0 G3 2-3			3	0	0	0	0	1	2	
Leon Roberts, R (1, 9) OBP: 0.365, SLG: 0.508		0-0 6-3			0-0 5-3				0-0 6-3	3	0	0	0	0	0	1	
Bob Robertson, R (1, 10) OBP: 0.314, SLG: 0.421		0-3 K			0-0 6-3				0-0 5-3	3	0	0	0	0	1	0	
Dan Meyer, L (1, 3) OBP: 0.261, SLG: 0.326		0-0 4-3			0-0 F6				0-0 4-3	3	0	0	0	0	0	0	
Bob Stinson, S (1, 2) OBP: 0.352, SLG: 0.408			0-0 F7			0-3 K			0-0 F8	3	0	0	0	0	1	0	
John Hale, L (1, 7) OBP: 0.293, SLG: 0.273			0-3 K			0-3 K			0-0 F4	3	0	0	0	0	2	0	
Juan Bernhardt, R (1, 5) OBP: 0.276, SLG: 0.329			0-0 1-3			0-0 6-3			0-0 2B	2	0	0	0	0	0	0	
Bruce Bochte, L (9, PH) OBP: 0.343, SLG: 0.401										1	0	1	0	0	0	0	
Charlie Beamon, L (9, PR)										0	0	0	0	0	0	0	
Inning Stats	R: 0 E: 0 K: 0 S: 3	H: 0 LOB: 0 BB: 0 P: 3	R: 0 E: 0 K: 1 S: 5	H: 0 LOB: 0 BB: 0 P: 5	R: 0 E: 0 K: 1 S: 5	H: 0 LOB: 1 BB: 0 P: 7	R: 0 E: 0 K: 2 S: 7	H: 0 LOB: 0 BB: 0 P: 3	R: 0 E: 0 K: 0 S: 4	H: 1 LOB: 1 BB: 0 P: 4	R: 0 E: 0 K: 0 S: 3	H: 0 LOB: 0 BB: 0 P: 3	R: 0 E: 0 K: 0 S: 4	H: 1 LOB: 1 BB: 0 P: 4	1B: 1 2B: 3 3B: 0 HR: 0	SF: 0 SAC: 0 DP: 1 HBP: 0	WP: 0 PA: 29 PB: 0 SB: 0 CS: 1
PITCHER Fergie Jenkins, R (1, 1) ERA: 2.89	IP: 9.0 WLS: W BF: 29 H: 3 R: 0 ER: 0 SO: 6 BB: 0 IBB: 0 HBP: 0 BLK: 0 WP: 0 HR: 0 S: 41 P: 41 ERA: 0.00 WHIP: 0.333																

Seattle Mariners @ Texas Rangers
Arlington Stadium, Arlington, TX
Fri Sep 22 1978, 8:05 PM EDT
Att: 7,861 - Unknown

AB 29
R 0
H 3
RBI 0
BB 0
SO 6
LOB 6

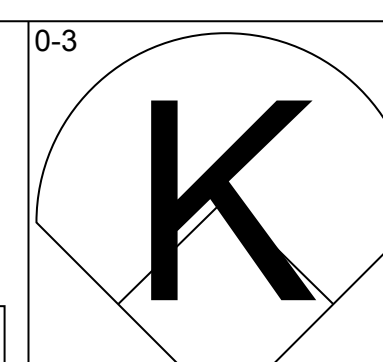
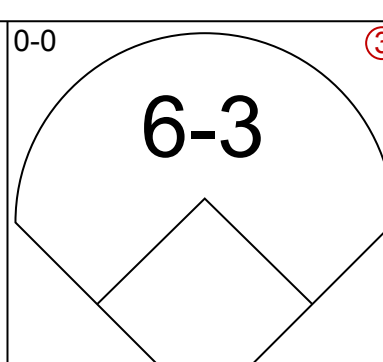
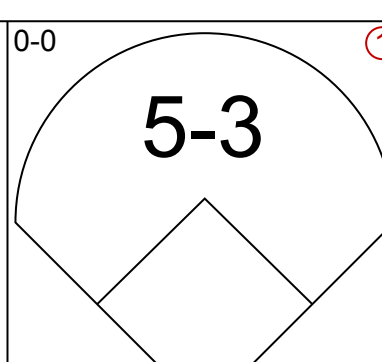
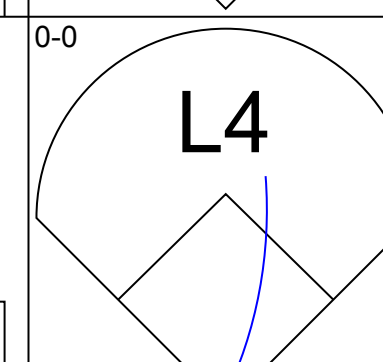
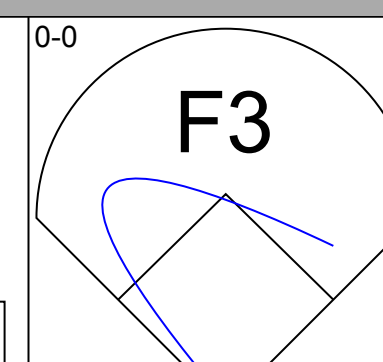
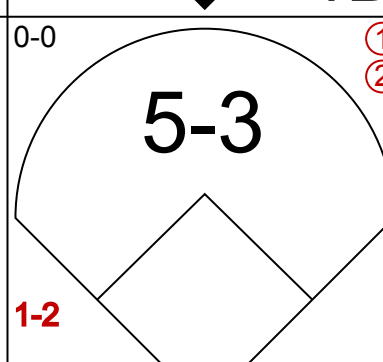
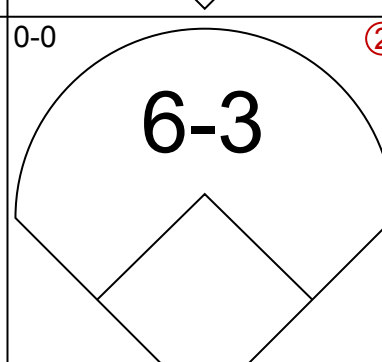
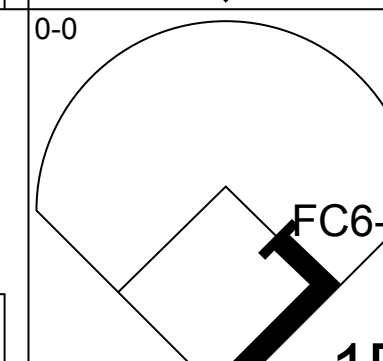
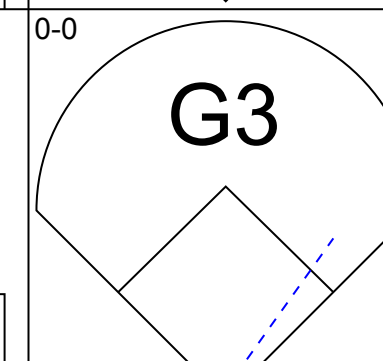
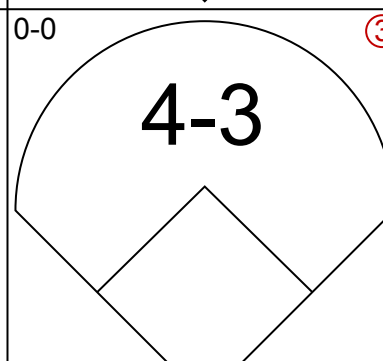
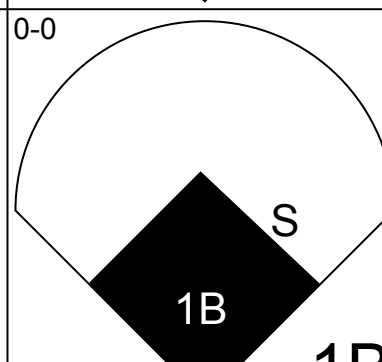
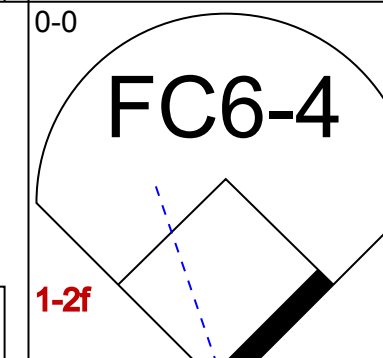
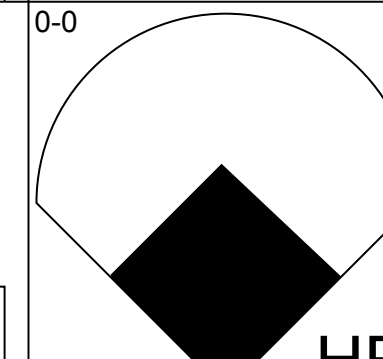
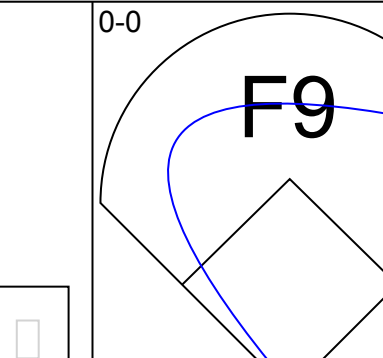
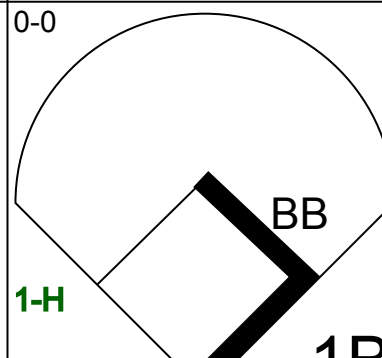
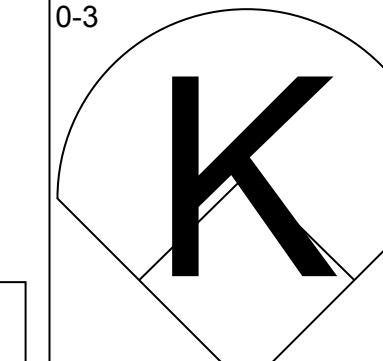
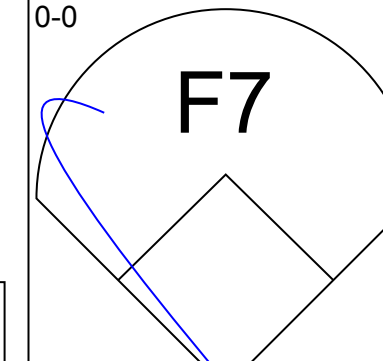
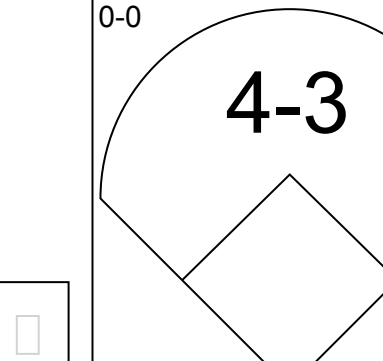
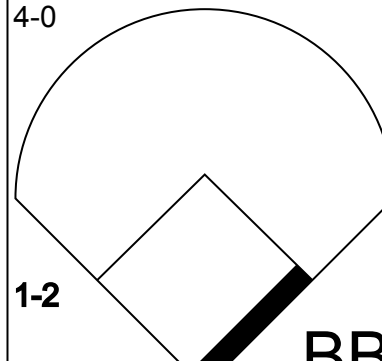
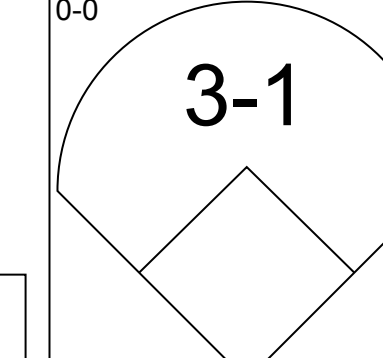
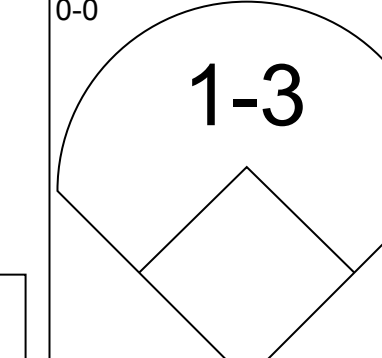
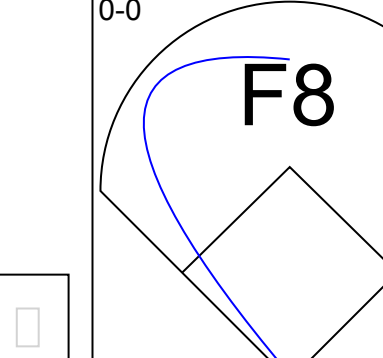
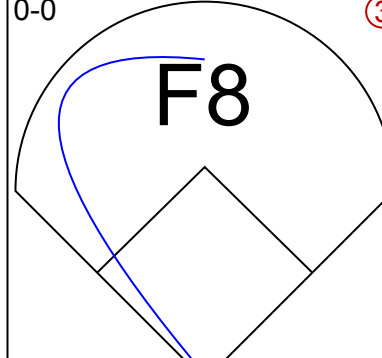
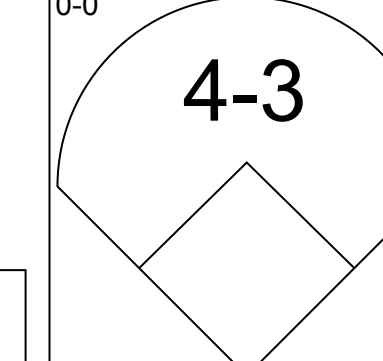
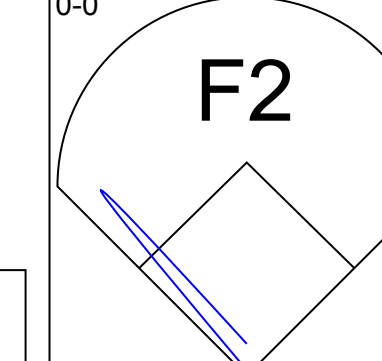
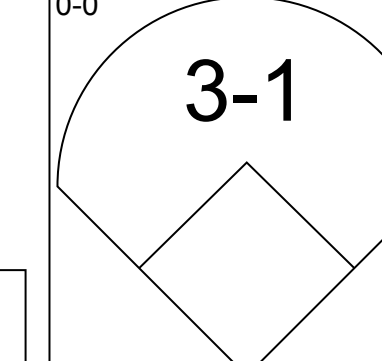
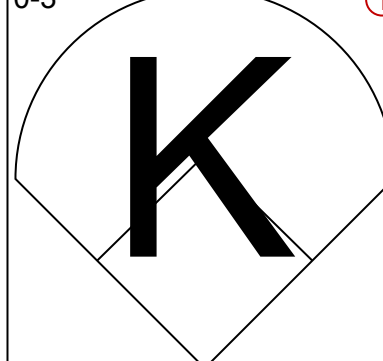
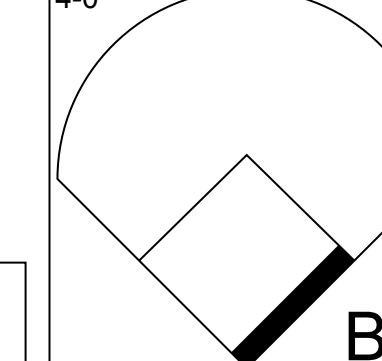
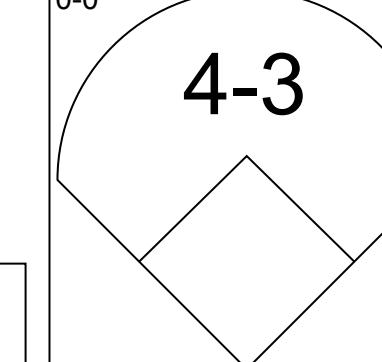
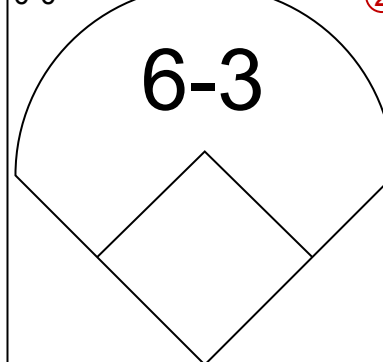
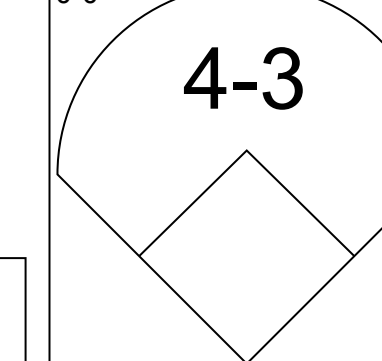
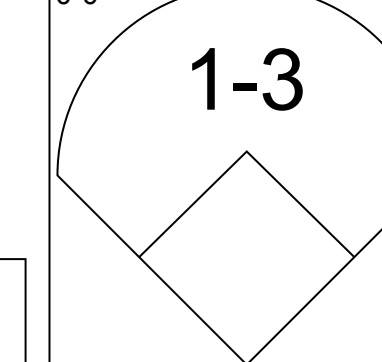


Batter	1	2	3	4	5	6	7	8	9	AB	R	H	RBI	BB	SO	LOB	BOTTOM		
Bobby Bonds, R (1, 10) OBP: 0.348, SLG: 0.471	0-0 F5		0-3 K		0-0 4-3			0-0 CS 1B		4	0	1	0	0	1	1			
Bump Wills, S (1, 4) OBP: 0.322, SLG: 0.337	0-0 4-3		0-0 4-3			0-0 B5-3		0-0 F7 1-2		4	0	0	0	0	0	1			
Al Oliver, L (1, 8) OBP: 0.351, SLG: 0.483	0-0 F9			0-0 6-3		0-0 F9				3	0	0	0	0	0	0			
Richie Zisk, R (1, 9) OBP: 0.335, SLG: 0.426		0-0 2B 1B		0-0 L6		0-0 1B				3	1	2	0	0	0	0			
Johnny Grubb, L (1, 7) OBP: 0.370, SLG: 0.446		0-0 F8		0-0 BB		0-0 4-3				2	0	0	0	1	0	2			
Jim Sundberg, R (1, 2) OBP: 0.363, SLG: 0.386		0-0 F9		0-3 K			0-0 6-3			3	0	0	0	0	1	2			
Pat Putnam, L (1, 3) OBP: 0.176, SLG: 0.163					0-0 G3				0-0 F9	3	0	1	1	0	0	0			
Mike Jorgensen, L (8, 3) OBP: 0.337, SLG: 0.214		1-H 2B								0	0	0	0	0	0	0			
Kurt Bevacqua, R (1, 5) OBP: 0.278, SLG: 0.355		0-0 L4					0-3 K		0-3 F8	3	0	0	0	0	1	1			
Nelson Norman, S (1, 6) OBP: 0.167, SLG: 0.222			0-0 F3				0-0 2B		0-0 6-3	3	0	1	0	0	0	0			
Inning Stats	R: 0 E: 0 K: 0 S: 3	H: 0 LOB: 0 BB: 0 P: 3	R: 1 E: 0 K: 0 S: 5	H: 2 LOB: 1 BB: 0 P: 5	R: 0 E: 0 K: 1 S: 5	H: 0 LOB: 0 BB: 0 P: 5	R: 0 E: 0 K: 1 S: 5	H: 0 LOB: 1 BB: 1 P: 9	R: 0 E: 0 K: 0 S: 4	H: 1 LOB: 1 BB: 0 P: 4	R: 0 E: 0 K: 0 S: 4	H: 1 LOB: 1 BB: 0 P: 4	R: 0 E: 0 K: 1 S: 5	H: 0 LOB: 0 BB: 0 P: 5	R: 0 E: 0 K: 0 S: 3	H: 1 LOB: 0 BB: 0 P: 3	1B: 3 2B: 2 3B: 0 HR: 0	SF: 0 SAC: 0 DP: 0 HBP: 0	WP: 0 PA: 29 PB: 0 SB: 0 CS: 1
PITCHER Byron McLoughlin, R (1, 1) ERA: 4.59	IP: 8.0 WLS: L BF: 29 H: 5 R: 1 ER: 1 SO: 3 BB: 1 IBB: 0 HBP: 0 BLK: 0 WP: 0 HR: 0 S: 34 P: 38 ERA: 1.12 WHIP: 0.750																		

Seattle Mariners @ Texas Rangers
Arlington Stadium, Arlington, TX
Fri Sep 22 1978, 8:05 PM EDT
Att: 7,861 - Unknown

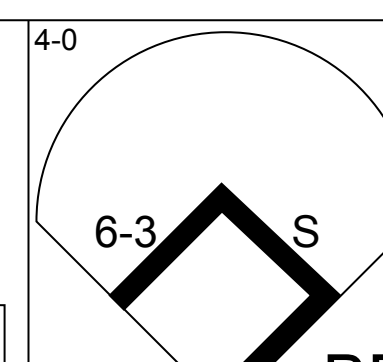
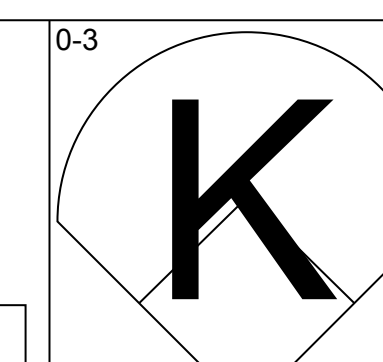
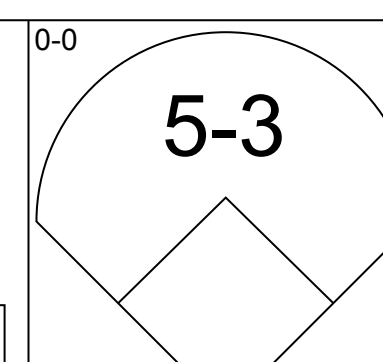
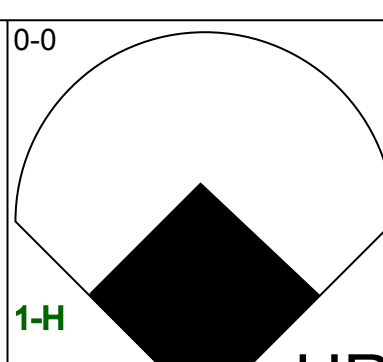
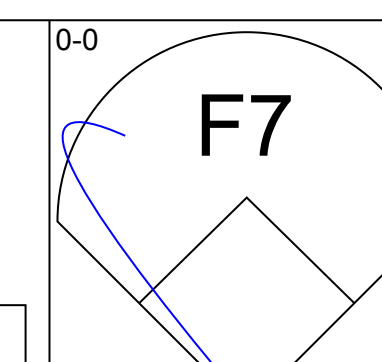
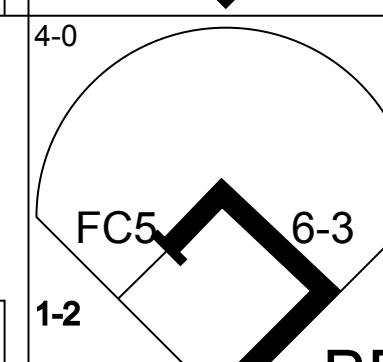
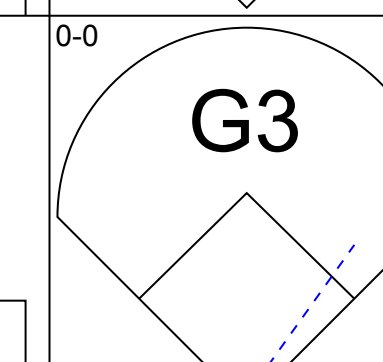
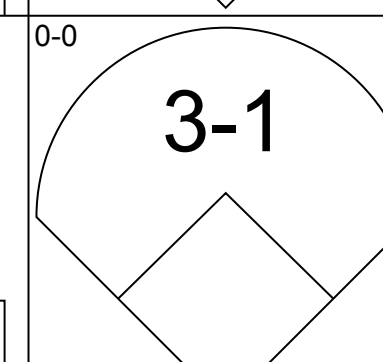
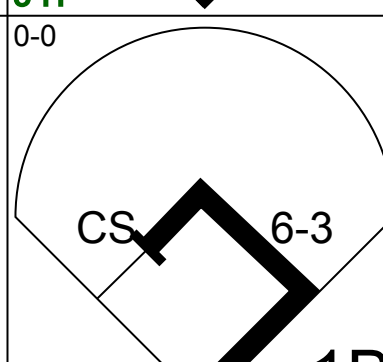
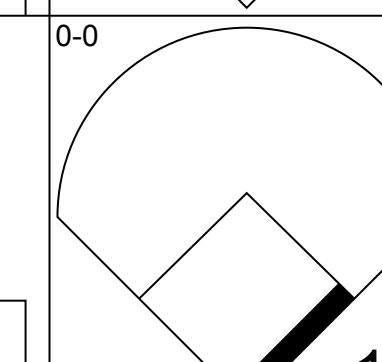
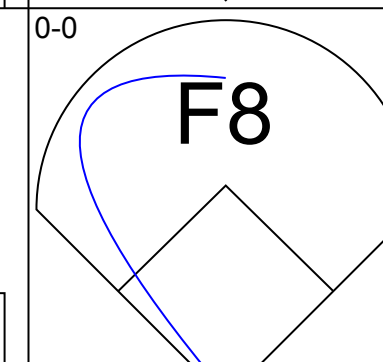
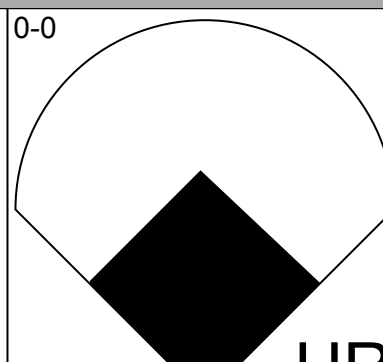
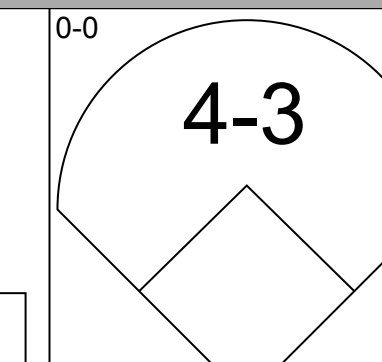
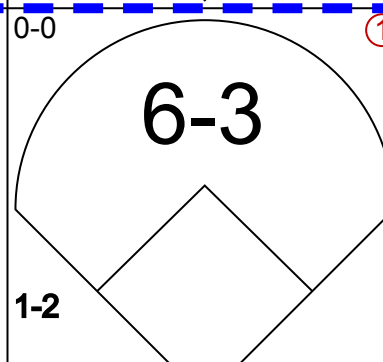
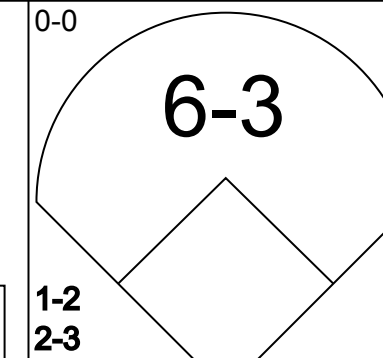
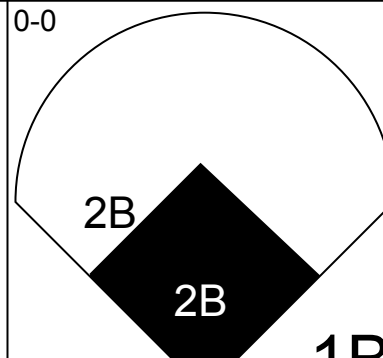
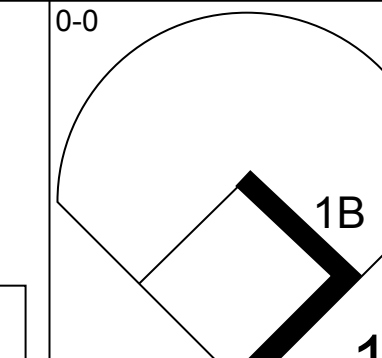
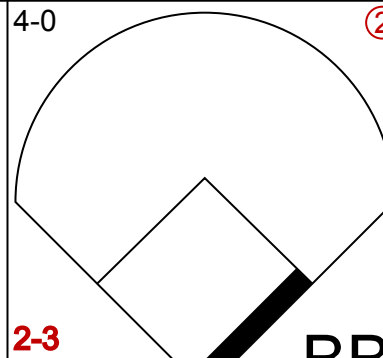
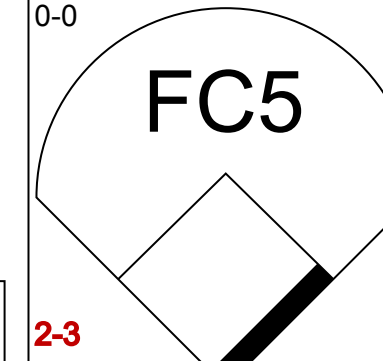
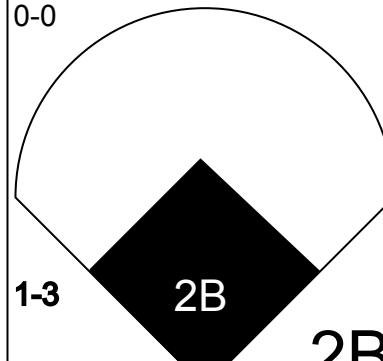
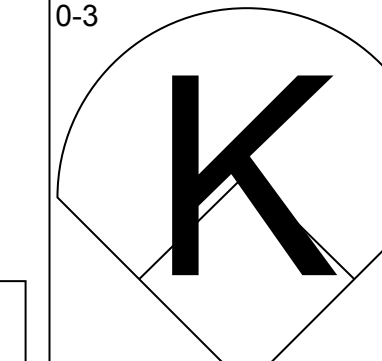
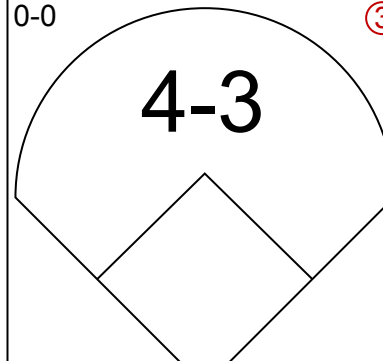

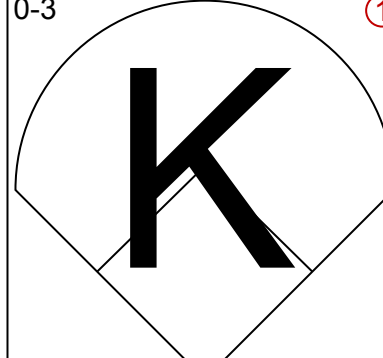
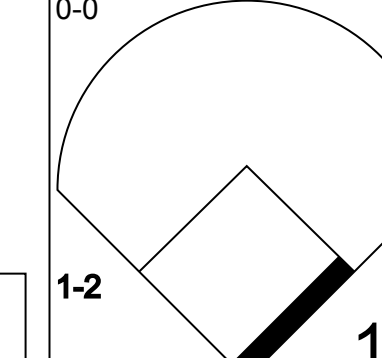

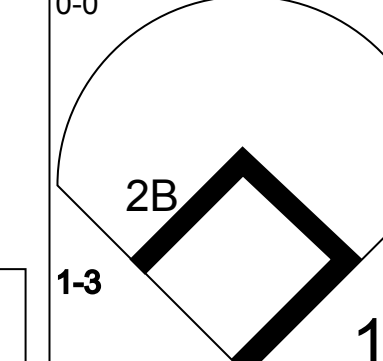
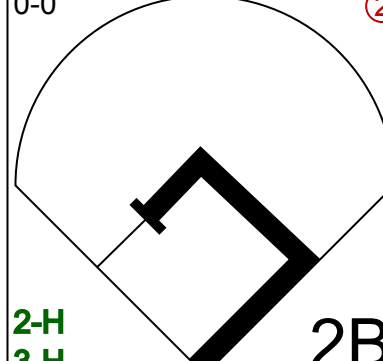
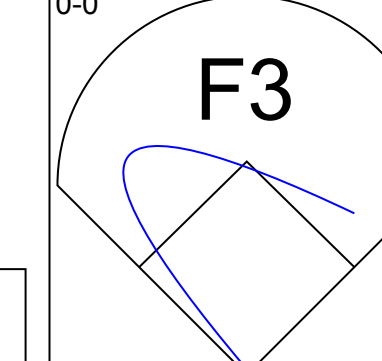
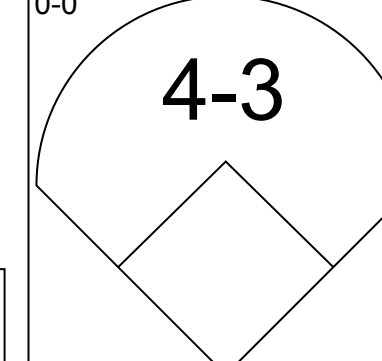
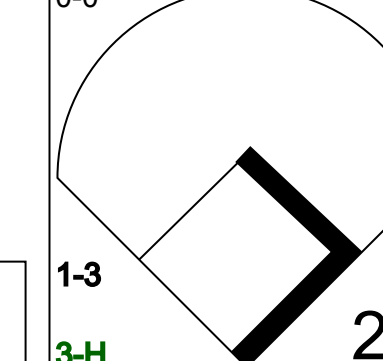
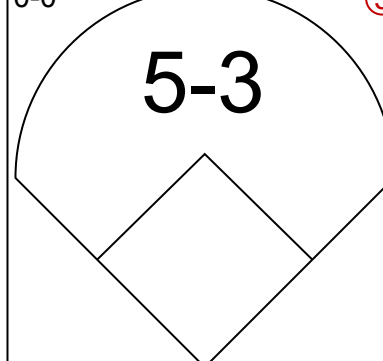

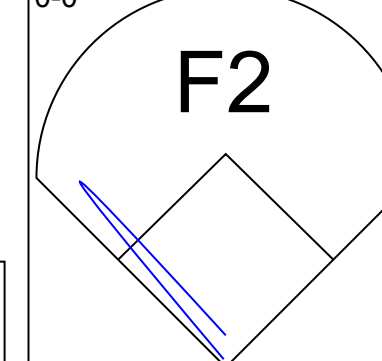
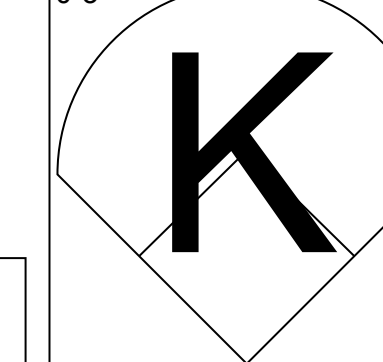


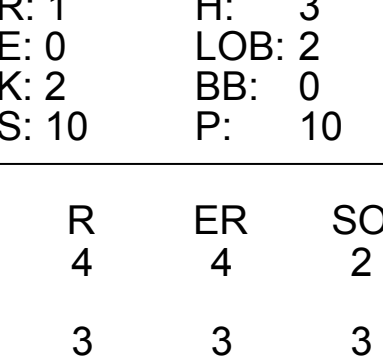
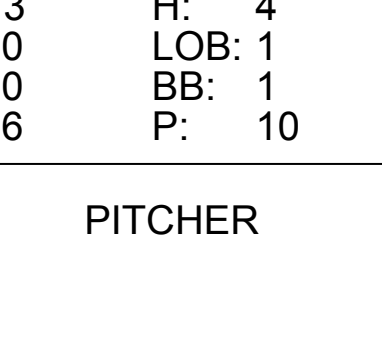




AB 28
R 1
H 5
RBI 1
BB 1
SO 3
LOB 7



Batter	1	2	3	4	5	6	7	8	9	AB	R	H	RBI	BB	SO	LOB	TOP										
Julio Cruz, S OBP: 0.328, SLG: 0.277 (1,4)										4	0	1	0	0	1	0	Seattle Mariners @ Texas Rangers Arlington Stadium, Arlington, TX Sat Sep 23 1978, 8:05 PM EDT Att: 10,526 - Unknown										
Craig Reynolds, L OBP: 0.335, SLG: 0.373 (1,6)										4	0	0	0	0	0	1											
Ruppert Jones, L OBP: 0.319, SLG: 0.336 (1,8)										4	1	2	0	0	0	0											
Leon Roberts, R OBP: 0.366, SLG: 0.515 (1,9)										4	1	2	2	0	0	1											
Bruce Bochte, L OBP: 0.343, SLG: 0.399 (1,10)										3	0	0	0	1	1	0											
Tom Paciorek, R OBP: 0.348, SLG: 0.462 (1,7)										4	0	0	0	0	0	2											
Dan Meyer, L OBP: 0.280, SLG: 0.324 (1,3)										3	0	0	0	0	0	0											
Bob Stinson, S OBP: 0.352, SLG: 0.406 (1,2)										2	0	0	0	1	1	0											
Larry Milbourne, S OBP: 0.269, SLG: 0.316 (1,5)										3	0	0	0	0	0	1											
Inning Stats	R: 0 E: 0 K: 1 S: 6	H: 1 LOB: 1 BB: 0 P: 6	R: 0 E: 0 K: 1 S: 5	H: 0 LOB: 0 BB: 0 P: 5	R: 0 E: 0 K: 1 S: 5	H: 0 LOB: 0 BB: 0 P: 5	R: 1 E: 0 K: 0 S: 4	H: 1 LOB: 0 BB: 0 P: 4	R: 0 E: 0 K: 0 S: 3	H: 0 LOB: 1 BB: 1 P: 7	R: 0 E: 0 K: 0 S: 3	H: 0 LOB: 0 BB: 0 P: 3	R: 0 E: 0 K: 0 S: 3	H: 0 LOB: 0 BB: 0 P: 3	R: 1 E: 0 K: 0 S: 5	H: 2 LOB: 2 BB: 1 P: 9	1B: 4 2B: 0 3B: 0 HR: 1	SF: 0 SAC: 0 DP: 0 HBP: 0	WP: 0 PB: 0 SB: 1 CS: 1	PA: 33							
PITCHER	IP	WLS	BF	H	R	ER	SO	BB	IBB	HBP	BLK	WP	HR	S	P	ERA	WHIP										
Doyle Alexander, R ERA: 3.84 (1,1)	7.0	W	24	3	1	1	3	1	0	0	0	0	1	29	33	1.29	0.571										
Reggie Cleveland, R ERA: 3.18 (8,1)	2.0		9	2	1	1	0	1	0	0	0	0	0	8	12	4.50	1.500										

AB	31
R	2
H	5
RBI	2
BB	2
SO	3
LOB	5



Batter	1	2	3	4	5	6	7	8	9	AB	R	H	RBI	BB	SO	LOB	BOTTOM										
Bobby Bonds, R OBP: 0.348, SLG: 0.475 (1,10)										4	1	1	3	1	1	2	Seattle Mariners @ Texas Rangers Arlington Stadium, Arlington, TX Sat Sep 23 1978, 8:05 PM EDT Att: 10,526 - Unknown										
Bump Willis, S OBP: 0.324, SLG: 0.338 (1,4)										4	0	2	0	1	0	2											
Al Oliver, L OBP: 0.350, SLG: 0.486 (1,7)										5	1	1	1	0	0	4											
Richie Zisk, R OBP: 0.337, SLG: 0.428 (1,9)										3	1	2	0	0	0	2											
Johnny Grubb, L OBP: 0.371, SLG: 0.446 (5, PR)										0	0	0	0	1	0	0											
Juan Beniquez, R OBP: 0.288, SLG: 0.379 (1,8)										4	1	1	0	0	1	4											
Jim Sundberg, R OBP: 0.364, SLG: 0.387 (1,2)										4	1	2	0	0	1	2											
Mike Jorgensen, L OBP: 0.344, SLG: 0.243 (1,3)										4	0	2	2	0	0	2											
Nelson Norman, S OBP: 0.227, SLG: 0.318 (1,6)										4	1	2	1	0	0	0											
Jim Mason, L OBP: 0.242, SLG: 0.245 (1,5)										1	0	0	0	0	1	2											
Kurt Bevacqua, R OBP: 0.278, SLG: 0.355 (4,5)										3	1	1	0	0	1	0											
Inning Stats	R: 0 E: 0 K: 0 S: 3	H: 0 LOB: 2 BB: 2 P: 11	R: 1 E: 0 K: 2 S: 10	H: 3 LOB: 0 BB: 0 P: 10	R: 3 E: 0 K: 1 S: 8	H: 4 LOB: 0 BB: 0 P: 8	R: 0 E: 0 K: 1 S: 5	H: 0 LOB: 0 BB: 0 P: 5	R: 0 E: 0 K: 1 S: 7	H: 2 LOB: 2 BB: 0 P: 7	R: 3 E: 0 K: 0 S: 6	H: 4 LOB: 1 BB: 1 P: 10	R: 0 E: 0 K: 0 S: 3	H: 0 LOB: 0 BB: 0 P: 3	R: 0 E: 0 K: 0 S: 4	H: 1 LOB: 1 BB: 0 P: 4	1B: 9 2B: 3 3B: 0 HR: 2	SF: 0 SAC: 0 DP: 0 HBP: 0	WP: 0 PB: 0 SB: 1 CS: 1	PA: 39							
PITCHER	IP	WLS	BF	H	R	ER	SO	BB	IBB	HBP	BLK	WP	HR	S	P	ERA	WHIP										
Paul Mitchell, R ERA: 4.18 (1,1)	2.0	L	14	6	4	4	2	2	0	0	0	0	1	16	24	18.00	4.000										
Jim Todd, R ERA: 4.01 (3,1)	3.0		15	7	3	3	3	0	0	0	0	0	1	21	21	9.00	2.333										
Tom House, L ERA: 4.88 (6,1)	3.0		10	1	0	0	0	1	0	0	0	0	0	9	13	0.00	0.667										

AB	36
R	7
H	14
RBI	7
BB	3
SO	5
LOB	20



Batter	1	2	3	4	5	6	7	8	9	AB	R	H	RBI	BB	SO	LOB	TOP
Julio Cruz, S OBP: 0.328, SLG: 0.277 (1, 4)										4	0	1	0	0	0	0	Seattle Mariners @ Texas Rangers Arlington Stadium, Arlington, TX Sun Sep 24 1978, 4:33 AM EDT Unknown
Craig Reynolds, L OBP: 0.333, SLG: 0.371 Juan Bernhardt, R OBP: 0.274, SLG: 0.327 (8, PH) (8, 5)										3	0	0	0	0	1	1	
Ruppert Jones, L OBP: 0.320, SLG: 0.342 (1, 8)										3	2	1	1	1	1	1	
Leon Roberts, R OBP: 0.365, SLG: 0.513 (1, 9)										3	0	1	1	0	1	1	
Bruce Bochte, L OBP: 0.343, SLG: 0.398 Charlie Beamon, L (7, PR) Leroy Stanton, R OBP: 0.262, SLG: 0.251 (9, PH)										3	0	1	0	0	1	0	
Tom Paciorek, R OBP: 0.347, SLG: 0.463 (1, 7)										4	0	1	0	0	1	1	
Dan Meyer, L OBP: 0.298, SLG: 0.322 (1, 3)										2	0	0	1	0	0	0	
Bob Stinson, S OBP: 0.349, SLG: 0.402 (1, 2)										3	0	0	0	0	0	2	
Larry Milbourne, S OBP: 0.265, SLG: 0.311 (8, 6) (1, 5)										3	0	0	0	0	0	0	
Inning Stats	R: 0 E: 0 K: 1 S: 6	H: 1 LOB: 1 BB: 0 P: 6	R: 0 E: 0 K: 0 S: 3	H: 0 LOB: 0 BB: 0 P: 3	R: 0 E: 0 K: 0 S: 3	H: 0 LOB: 0 BB: 1 P: 9	R: 0 E: 0 K: 0 S: 3	H: 0 LOB: 0 BB: 0 P: 3	R: 2 E: 0 K: 1 S: 8	H: 3 LOB: 2 BB: 0 P: 8	R: 0 E: 0 K: 3 S: 10	H: 1 LOB: 1 BB: 0 P: 10	1B: 3 2B: 1 3B: 0 HR: 1	SF: 2 SAC: 0 DP: 0 HBP: 0	WP: 1 PB: 0 SB: 1 CS: 0	PA: 33	
PITCHER	IP WLS BF H R ER SO BB IBB HBP BLK WP HR S P ERA WHIP																
Steve Comer, R ERA: 2.2 Paul Mirabella, L ERA: 6.75	(1, 1) (8, 1)	7.0 W 26 4 3 3 3 1 0 0 0 0 1 1 31 35 3.86 0.714															

AB	30
R	3
H	5
RBI	3
BB	1
SO	6
LOB	7



Batter	1	2	3	4	5	6	7	8	9	AB	R	H	RBI	BB	SO	LOB	BOTTOM			
Toby Harrah, R OBP: 0.346, SLG: 0.344 (1, 6)										4	1	1	0	0	1	0	Seattle Mariners @ Texas Rangers Arlington Stadium, Arlington, TX Sun Sep 24 1978, 4:33 AM EDT Unknown			
Bump Wills, S OBP: 0.328, SLG: 0.340 (1, 4)										2	1	2	0	1	0	0				
Johnny Grubb, L OBP: 0.372, SLG: 0.445 (1, 7)										3	1	1	0	1	1	2				
Al Oliver, L OBP: 0.354, SLG: 0.491 (1, 8)										3	0	3	3	1	0	0				
Richie Zisk, R OBP: 0.335, SLG: 0.424 (1, 9)										4	0	0	0	0	0	6				
Jim Sundberg, R OBP: 0.363, SLG: 0.388 (1, 2)										4	1	1	0	0	0	3				
Pat Putnam, L OBP: 0.191, SLG: 0.244 Bobby Bonds, R OBP: 0.349, SLG: 0.474 (6, PH)										2	1	1	1	0	0	1				
Mike Jorgensen, L OBP: 0.337, SLG: 0.237 Gary Gray, R OBP: 0.234, SLG: 0.348 Sandy Alomar Sr., S OBP: 0.222, SLG: 0.278 (8, PH) (8, PR) (9, 3)										2	0	0	1	0	0	0				
Jim Mason, L OBP: 0.238, SLG: 0.240 Kurt Bevacqua, R OBP: 0.276, SLG: 0.352 (6, PH) (7, 5)										2	0	0	0	0	1	0				
Inning Stats	R: 0 E: 0 K: 1 S: 6	H: 1 LOB: 2 BB: 1 P: 10	R: 1 E: 0 K: 1 S: 6	H: 1 LOB: 0 BB: 0 P: 6	R: 2 E: 0 K: 0 S: 5	H: 2 LOB: 1 BB: 1 P: 9	R: 1 E: 0 K: 0 S: 4	H: 1 LOB: 0 BB: 0 P: 4	R: 1 E: 0 K: 0 S: 5	H: 3 LOB: 1 BB: 0 P: 5	R: 0 E: 0 K: 0 S: 3	H: 0 LOB: 0 BB: 0 P: 3	R: 0 E: 0 K: 1 S: 4	H: 0 LOB: 1 BB: 1 P: 8	R: 0 E: 0 K: 0 S: 4	H: 1 LOB: 3 BB: 2 P: 12		1B: 5 2B: 4 3B: 0 HR: 1	SF: 0 SAC: 2 DP: 1 HBP: 0	WP: 0 PB: 0 SB: 0 CS: 1
PITCHER	IP WLS BF H R ER SO BB IBB HBP BLK WP HR S P ERA WHIP																			
Jim Colborn, R ERA: 5.09 Shane Rawley, L ERA: 4.05 Tom Brown, R ERA: 2.16	(1, 1) (5, 1) (8, 1)	4.0 L 21 7 5 5 2 2 1 0 0 0 0 0 0 13 25 0.00 1.091																		

AB	29
R	5
H	9
RBI	5
BB	5
SO	3
LOB	15



Batter	1	2	3	4	5	6	7	8	9	AB	R	H	RBI	BB	SO	LOB	TOP										
Julio Cruz, S OBP: 0.328, SLG: 0.278 (1,4)										5	0	2	0	0	1	1											
Craig Reynolds, L OBP: 0.332, SLG: 0.371 (1,6)										5	0	1	0	0	1	3											
Ruppert Jones, L OBP: 0.317, SLG: 0.339 (1,8)										4	0	0	0	0	3	3											
Leon Roberts, R OBP: 0.366, SLG: 0.513 (1,9)										4	0	2	0	0	2	2											
Leroy Stanton, R OBP: 0.265, SLG: 0.252 (1,10) Charlie Beamon, L (8, PR)										3	2	1	0	1	1	2											
Dan Meyer, L OBP: 0.260, SLG: 0.325 (1,3) Tom Paciorek, R OBP: 0.346, SLG: 0.461 (8, PH) (8, 3)										3	1	2	0	0	0	0											
John Hale, L OBP: 0.292, SLG: 0.273 (1,7)										4	0	1	1	0	1	3											
Larry Milbourne, S OBP: 0.269, SLG: 0.315 (1,5)										4	0	2	1	0	0	2											
Kevin Pasley, R OBP: 0.224, SLG: 0.271 (1,2) Bob Robertson, R OBP: 0.313, SLG: 0.419 (9, PH)										3	0	1	0	0	0	2											
Inning Stats	R: 0 E: 0 K: 3 S: 9	H: 0 LOB: 0 BB: 0 P: 9	R: 1 E: 0 K: 1 S: 6	H: 2 LOB: 1 BB: 1 P: 10	R: 0 E: 0 K: 2 S: 9	H: 2 LOB: 2 BB: 0 P: 9	R: 2 E: 0 K: 0 S: 6	H: 3 LOB: 1 BB: 0 P: 6	R: 0 E: 0 K: 1 S: 3	H: 0 LOB: 0 BB: 0 P: 3	R: 0 E: 0 K: 1 S: 6	H: 1 LOB: 1 BB: 0 P: 6	R: 0 E: 0 K: 1 S: 6	H: 1 LOB: 1 BB: 0 P: 6	R: 0 E: 0 K: 0 S: 4	H: 2 LOB: 1 BB: 0 P: 4	1B: 10 2B: 2 3B: 0 HR: 0	SF: 0 SAC: 0 DP: 1 HBP: 0	WP: 0 PB: 0 SB: 4 CS: 1	PA: 38							
PITCHER	IP	WLS	BF	H	R	ER	SO	BB	IBB	HBP	BLK	WP	HR	S	P	ERA	WHIP										
Danny Darwin, R ERA: 4.15 (1,1)	6.0	W	26	8	3	3	7	1	0	0	0	0	0	39	43	4.50	1.500										
Jim Umbarger, L ERA: 5.04 (7,1)	3.0	S	12	4	0	0	2	0	0	0	0	0	0	16	16	0.00	1.333										

Seattle Mariners @ Texas Rangers
Arlington Stadium, Arlington, TX
Sun Sep 24 1978, 4:38 AM EDT
Att: 6,955 - Unknown

AB	37
R	3
H	12
RBI	2
BB	1
SO	9
LOB	20



Batter	1	2	3	4	5	6	7	8	9	AB	R	H	RBI	BB	SO	LOB	BOTTOM										
Bobby Bonds, R OBP: 0.350, SLG: 0.473 (1,9)										3	2	1	0	1	2	4											
Sandy Alomar Sr., S OBP: 0.162, SLG: 0.227 (1,3) (7,4)										4	0	0	0	0	1	6											
Juan Beniquez, R OBP: 0.289, SLG: 0.383 (1,8)										3	2	1	1	1	1	0											
John Ellis, R OBP: 0.280, SLG: 0.374 (1,2) Greg Mahlberg, R (6,2)										3	0	1	1	0	0	2											
Bill Sample, R OBP: 0.500, SLG: 0.600 (1,7) Bobby Thompson, S OBP: 0.284, SLG: 0.350 (6,7)										3	0	2	2	0	0	1											
Kurt Bevacqua, R OBP: 0.272, SLG: 0.346 (1,5)										4	0	0	0	0	2	3											
Gary Gray, R OBP: 0.255, SLG: 0.380 (1,10)										4	0	2	0	0	1	0											
La Rue Washington, R (1,4) Mike Jorgensen, L OBP: 0.333, SLG: 0.234 (7,3)										3	0	0	0	0	1	2											
Nelson Norman, S OBP: 0.280, SLG: 0.360 (1,6)										3	0	2	0	0	0	0											
Inning Stats	R: 2 E: 0 K: 1 S: 7	H: 2 LOB: 1 BB: 1 P: 11	R: 0 E: 0 K: 2 S: 7	H: 0 LOB: 0 BB: 0 P: 7	R: 2 E: 0 K: 0 S: 5	H: 2 LOB: 1 BB: 1 P: 9	R: 0 E: 0 K: 2 S: 9	H: 2 LOB: 2 BB: 0 P: 9	R: 0 E: 0 K: 0 S: 4	H: 1 LOB: 1 BB: 0 P: 4	R: 0 E: 0 K: 1 S: 7	H: 2 LOB: 2 BB: 0 P: 7	R: 0 E: 0 K: 1 S: 5	H: 0 LOB: 0 BB: 0 P: 5	1B: 6 2B: 2 3B: 1 HR: 0	SF: 0 SAC: 0 DP: 0 HBP: 0	WP: 1 PB: 0 SB: 0 CS: 0	PA: 35									
PITCHER	IP	WLS	BF	H	R	ER	SO	BB	IBB	HBP	BLK	WP	HR	S	P	ERA	WHIP										
Rick Jones, L ERA: 5.68 (1,1)	5.1	L	27	9	4	4	5	2	0	0	0	1	0	35	43	6.75	2.062										
Enrique Romo, R ERA: 3.75 (6,1)	2.2		8	0	0	0	4	0	0	0	0	0	0	16	16	0.00	0.000										

Seattle Mariners @ Texas Rangers
Arlington Stadium, Arlington, TX
Sun Sep 24 1978, 4:38 AM EDT
Att: 6,955 - Unknown

AB	33
R	4
H	9
RBI	4
BB	2
SO	9
LOB	18



Batter	1	2	3	4	5	6	7	8	9	10	11	AB	R	H	RBI	BB	SO	LOB	TOP						
Bombo Rivera, R (1, 9) OBP: 0.354, SLG: 0.341 Hosken Powell, L (10, PH) OBP: 0.323, SLG: 0.339 (10, 9)	K		P4			4-3		F8		1B		4	0	0	0	0	1	2							
Rod Carew, L (1, 3) OBP: 0.412, SLG: 0.446	F7		1-2 2-3 BB			1B E 1B		F6		F7		4	1	1	0	1	0	1							
Dan Ford, R (1, 8) OBP: 0.331, SLG: 0.427	K		L4			F8		K		F8		5	0	0	0	0	2	5							
Willie Norwood, R (1, 7) OBP: 0.304, SLG: 0.382	K					3-1						5	1	3	0	0	1	0							
Jose Morales, R (1, 10) OBP: 0.367, SLG: 0.406 Glenn Adams, L (9, PH) OBP: 0.299, SLG: 0.399 Rob Wilfong, L (9, PR) OBP: 0.338, SLG: 0.323 (11, 4)	6-3					6-3		E5		1B		3	0	0	0	0	0	1							
Roy Smalley, S (1, 6) OBP: 0.361, SLG: 0.435	K					CS 1B		FC5		FC6-4 2-H 1B		5	0	1	0	0	2	4							
Bob Randall, R (1, 4) OBP: 0.332, SLG: 0.325 Rich Chiles, L (11, PH) OBP: 0.332, SLG: 0.345 Mike Marshall, R (11, 1)			BB 1B BB			CS		6-3		6-3		3	0	0	0	1	0	1							
Larry Wolfe, R (1, 5) OBP: 0.331, SLG: 0.328 Mike Cabbage, L (9, PH) OBP: 0.345, SLG: 0.399 (9, 5)	F3					F8		P3		K		3	0	0	0	0	0	1							
Butch Wynegar, S (1, 2) OBP: 0.305, SLG: 0.308			1-2 BB 1B			F8		L8		4-3		4	0	1	0	0	0	0							
Inning Stats	R: 0 E: 0 K: 2 S: 7	H: 0 LOB: 0 BB: 0 P: 7	R: 0 E: 0 K: 2 S: 7	H: 0 LOB: 0 BB: 0 P: 7	R: 0 E: 0 K: 1 S: 4	H: 1 LOB: 3 BB: 2 P: 12	R: 0 E: 0 K: 0 S: 3	H: 1 LOB: 0 BB: 0 P: 3	R: 0 E: 0 K: 0 S: 3	H: 0 LOB: 0 BB: 0 P: 3	R: 1 E: 0 K: 0 S: 6	H: 2 LOB: 2 BB: 0 P: 6	R: 0 E: 0 K: 1 S: 5	H: 0 LOB: 0 BB: 0 P: 5	R: 1 E: 0 K: 1 S: 7	H: 2 LOB: 2 BB: 0 P: 7	R: 0 E: 0 K: 0 S: 4	H: 1 LOB: 1 BB: 0 P: 4	R: 0 E: 0 K: 2 S: 8	H: 1 LOB: 1 BB: 0 P: 8	1B: 7 2B: 1 3B: 0 HR: 0	SF: 0 SAC: 0 DP: 0 HBP: 0	WP: 0 PB: 0 SB: 1 CS: 1	PA: 44	
PITCHER	IP WLS BF H R ER SO	IP WLS BF H R ER SO	IP WLS BF H R ER SO	IP WLS BF H R ER SO	IP WLS BF H R ER SO	IP WLS BF H R ER SO	IP WLS BF H R ER SO	IP WLS BF H R ER SO	IP WLS BF H R ER SO	IP WLS BF H R ER SO	IP WLS BF H R ER SO	IP WLS BF H R ER SO	IP WLS BF H R ER SO	IP WLS BF H R ER SO	IP WLS BF H R ER SO	IP WLS BF H R ER SO	IP WLS BF H R ER SO	IP WLS BF H R ER SO	IP WLS BF H R ER SO	IP WLS BF H R ER SO	IP WLS BF H R ER SO	ERA WHIP	ERA WHIP	ERA WHIP	
Jon Matlack, L (1, 1) ERA: 2.34 Reggie Cleveland, R (9, 1) ERA: 3.05	8.0 3.0	3.0 W	12 3	5 0	2 0	1 0	5 3	0 0	0 0	0 0	0 0	0 0	0 0	0 0	0 0	0 0	0 0	0 0	0 0	0 0	0 0	0 0	0.00 1.12	0.875 0.875	

Minnesota Twins @ Texas Rangers
Arlington Stadium, Arlington, TX
Mon Sep 25 1978, 8:05 PM EDT
Att: 6,404 - Cloudy - 78 F

AB 41
R 2
H 8
RBI 1
BB 2
SO 8
LOB 19



Batter	1	2	3	4	5	6	7	8	9	10	11	AB	R	H	RBI	BB	SO	LOB	BOTTOM						
Bobby Bonds, R (1, 10) OBP: 0.350, SLG: 0.480	K		K			F2		HR			4-3 1B 2B	5	2	2	1	0	2	0							
Bump Wills, S (1, 4) OBP: 0.329, SLG: 0.340	S BB		CS 1B			L9		F8			4-3	4	0	1	0	1	0	1							
Al Oliver, L (1, 7) OBP: 0.355, SLG: 0.492	F7		CS			F8		FC3-6 2B		F4		5	0	2	1	0	0	1							
Richie Zisk, R (1, 9) OBP: 0.334, SLG: 0.422	K		1-2			5-3		FC3-6 HBP		K		3	0	0	0	0	2	1							
Juan Beniquez, R (1, 8) OBP: 0.289, SLG: 0.381 Bobby Thompson, S (10, 8) OBP: 0.284, SLG: 0.350			CS 1B			K		FC3-6 G5-4-3		K		4	0	1	0	0	2	2							
Jim Sundberg, R (1, 2) OBP: 0.360, SLG: 0.385	6-3					5-3		G5-4-3		F9		4	0	0	0	0	0	3							
Mike Jorgensen, L (1, 3) OBP: 0.320, SLG: 0.222	E3					4-3		F9		F9		4	0	0	0	0	0	0							
Nelson Norman, S (1, 6) OBP: 0.299, SLG: 0.333 John Lowenstein, L (8, PH) OBP: 0.363, SLG: 0.386 Toby Harrah, R (9, 6) OBP: 0.346, SLG: 0.343	F7					K		3-1		6-3		2	0	0	0	0	1	1							
Jim Mason, L (1, 5) OBP: 0.233, SLG: 0.235 Johnny Grubb, L (8, PH) OBP: 0.374, SLG: 0.454 Kurt Bevacqua, R (9, 5) OBP: 0.271, SLG: 0.344	4-3					4-3		F7		HR		2	0	0	0	0	0	0							
Inning Stats	R: 0 E: 0 K: 2 S: 7	H: 0 LOB: 1 BB: 1 P: 11	R: 0 E: 1 K: 0 S: 4	H: 1 LOB: 1 BB: 0 P: 4	R: 0 E: 0 K: 1 S: 5	H: 1 LOB: 0 BB: 0 P: 5	R: 0 E: 0 K: 1 S: 5	H: 0 LOB: 0 BB: 0 P: 5	R: 0 E: 0 K: 0 S: 3	H: 1 LOB: 1 BB: 0 P: 4	R: 2 E: 0 K: 0 S: 5	H: 2 LOB: 0 BB: 0 P: 5	R: 0 E: 0 K: 2 S: 7	H: 0 LOB: 0 BB: 0 P: 7	R: 0 E: 0 K: 0 S: 3	H: 0 LOB: 0 BB: 0 P: 3	R: 1 E: 0 K: 0 S: 4	H: 2 LOB: 1 BB: 0 P: 4	1B: 3 2B: 2 3B: 0 HR: 2	SF: 0 SAC: 0 DP: 1 HBP: 1	WP: 0 PB: 0 SB: 1 CS: 2	PA: 40			
PITCHER	IP WLS BF H R ER SO	IP WLS BF H R ER SO	IP WLS BF H R ER SO	IP WLS BF H R ER SO	IP WLS BF H R ER SO	IP WLS BF H R ER SO	IP WLS BF H R ER SO	IP WLS BF H R ER SO	IP WLS BF H R ER SO	IP WLS BF H R ER SO	IP WLS BF H R ER SO	IP WLS BF H R ER SO	IP WLS BF H R ER SO	IP WLS BF H R ER SO	IP WLS BF H R ER SO	IP WLS BF H R ER SO	IP WLS BF H R ER SO	IP WLS BF H R ER SO	IP WLS BF H R ER SO	IP WLS BF H R ER SO	IP WLS BF H R ER SO	ERA WHIP	ERA WHIP	ERA WHIP	
Gary Serunian, R (1, 1) ERA: 4.16 Mike Marshall, R (9, 1) ERA: 2.39 Mike Marshall, R (11, 1) ERA: 2.39	8.0 2.2 2.2	L L	29 10	5 2	2 1	2 1	2 1	2 1	2 1	2 1	2 1	2	0	0	0	0	0	0	0	0	0	0	2.25 3.38 3.38	0.750 0.750 0.750	

Minnesota Twins @ Texas Rangers
Arlington Stadium, Arlington, TX
Mon Sep 25 1978, 8:05 PM EDT
Att: 6,404 - Cloudy - 78 F

AB 37
R 3
H 7
RBI 3
BB 1
SO 7
LOB 9



Batter	1	2	3	4	5	6	7	8	9	AB	R	H	RBI	BB	SO	LOB	TOP																
Mike Cabbage, L (1, 5) OBP: 0.344, SLG: 0.399										5	2	1	0	0	1	2																	
Roy Smalley, S (1, 6) OBP: 0.392, SLG: 0.438										4	1	2	2	1	0	0																	
Rod Carew, L (1, 3) OBP: 0.411, SLG: 0.442										4	0	0	0	1	0	2																	
Glenn Adams, L (1, 10) OBP: 0.299, SLG: 0.397 Jose Morales, R (9, PH) OBP: 0.356, SLG: 0.404										4	0	1	0	0	0	0																	
Hosken Powell, L (1, 9) OBP: 0.321, SLG: 0.337										5	0	1	1	0	0	2																	
Dan Ford, R (1, 8) OBP: 0.331, SLG: 0.426										4	1	1	0	1	0	2																	
Butch Wynegar, S (1, 2) Willie Norwood, R (9, PR) OBP: 0.304, SLG: 0.382 Glenn Borgmann, R (9, 2) OBP: 0.302, SLG: 0.336										3	0	2	0	1	0	0																	
Dave Edwards, R (1, 7) Bob Randall, R (9, PH) OBP: 0.366, SLG: 0.400 OBP: 0.332, SLG: 0.325										3	0	0	0	0	0	3																	
Rob Wilfong, L (1, 4) Rich Chiles, L (9, PH) OBP: 0.338, SLG: 0.323 OBP: 0.335, SLG: 0.345 Bombo Rivera, R (9, PR) OBP: 0.354, SLG: 0.341										3	0	1	0	0	1	0																	
Inning Stats	R: 0 E: 0 K: 1 S: 5	H: 0 LOB: 0 BB: 0 P: 5	R: 0 E: 0 K: 0 S: 3	H: 0 LOB: 2 BB: 11 P: 11	R: 0 E: 0 K: 0 S: 3	H: 0 LOB: 1 BB: 1 P: 7	R: 0 E: 0 K: 0 S: 3	H: 0 LOB: 0 BB: 0 P: 3	R: 0 E: 0 K: 0 S: 4	H: 1 LOB: 1 BB: 0 P: 4	R: 0 E: 0 K: 0 S: 3	H: 0 LOB: 0 BB: 0 P: 3	R: 0 E: 0 K: 0 S: 4	H: 1 LOB: 1 BB: 0 P: 4	R: 1 E: 0 K: 1 S: 8	H: 3 LOB: 2 BB: 0 P: 8	R: 5 E: 2 K: 1 S: 10	H: 4 LOB: 2 BB: 2 P: 18	1B: 7 2B: 2 3B: 0 HR: 0	SF: 0 SAC: 1 DP: 0 HBP: 0	WP: 0 PB: 0 SB: 0 CS: 0	PA: 42											
PITCHER	IP WLS BF H R ER SO BB IBB HBP BLK WP HR S P ERA WHIP																																
Doc Medich, R (1, 1) ERA: 3.74	8.0	33	6	2	2	2	3	0	0	0	0	0	0	34	46	2.25	1.125																
Paul Mirabella, L (9, 1) ERA: 7.15	0.0	L	1	1	0	0	0	0	0	0	0	0	0	1	1	=	=																
Reggie Cleveland, R (9, 1) ERA: 3.15	0.1	4	1	2	2	0	0	1	0	0	0	0	0	3	7	54.00	3.000																
Jim Umberger, L (9, 1) ERA: 6.04	0.0	1	0	0	0	0	0	1	0	0	0	0	0	4	=	=																	
Len Barker, R (9, 1) ERA: 4.82	0.2	3	1	2	0	1	0	0	0	0	0	0	0	5	5	0.00	1.500																

Minnesota Twins @ Texas Rangers
Arlington Stadium, Arlington, TX
Tue Sep 26 1978, 8:05 PM EDT
Att: 6,797 - Cloudy - 75 F

AB	36
R	6
H	9
RBI	3
BB	5
SO	3
LOB	14



Batter	1	2	3	4	5	6	7	8	9	AB	R	H	RBI	BB	SO	LOB	BOTTOM																
Bobby Bonds, R (1, 10) OBP: 0.349, SLG: 0.477										5	0	1	0	0	2	4																	
Jim Sundberg, R (1, 2) OBP: 0.358, SLG: 0.382										4	0	0	0	0	2	1																	
Al Oliver, L (1, 7) OBP: 0.358, SLG: 0.496										4	1	3	0	0	0	0																	
Richie Zisk, R (1, 9) OBP: 0.335, SLG: 0.427										3	1	1	2	1	0	1																	
Juan Beniquez, R (1, 8) OBP: 0.289, SLG: 0.379										3	0	0	0	1	0	2																	
Toby Harrah, R (1, 6) OBP: 0.349, SLG: 0.348										3	0	2	0	1	1	2																	
Bump Wills, S (1, 4) OBP: 0.328, SLG: 0.340										3	0	1	0	0	0	1																	
Sandy Alomar Sr., S (1, 3) OBP: 0.268, SLG: 0.217 Mike Jorgensen, L (9, 3) OBP: 0.316, SLG: 0.220										1	0	0	0	1	0	0																	
Nelson Norman, S (1, 5) OBP: 0.300, SLG: 0.367										3	0	2	0	0	1	2																	
Johnny Grubb, L (9, PH) OBP: 0.373, SLG: 0.453										1	0	0	0	0	0	0																	
Inning Stats	R: 0 E: 0 K: 0 S: 3	H: 1 LOB: 0 BB: 0 P: 3	R: 0 E: 0 K: 0 S: 3	H: 1 LOB: 0 BB: 0 P: 3	R: 0 E: 0 K: 0 S: 4	H: 1 LOB: 1 BB: 0 P: 4	R: 0 E: 0 K: 1 S: 5	H: 1 LOB: 1 BB: 1 P: 9	R: 0 E: 0 K: 1 S: 6	H: 1 LOB: 2 BB: 1 P: 10	R: 0 E: 0 K: 1 S: 6	H: 2 LOB: 1 BB: 0 P: 6	R: 2 E: 0 K: 1 S: 7	H: 2 LOB: 1 BB: 1 P: 11	R: 0 E: 0 K: 1 S: 5	H: 0 LOB: 0 BB: 0 P: 5	1B: 7 2B: 2 3B: 0 HR: 1	SF: 0 SAC: 2 DP: 2 HBP: 0	WP: 0 PB: 0 SB: 0 CS: 1	PA: 38													
PITCHER	IP WLS BF H R ER SO BB IBB HBP BLK WP HR S P ERA WHIP																																
Geoff Zahn, L (1, 1) ERA: 3.09	7.1	31	10	2	2	5	3	0	0	0	0	0	0	38	50	2.46	1.773																
Mike Marshall, R (8, 1) ERA: 2.34	1.2	W	6	0	0	0	1	1	0	0	0	0	0	7	11	0.00	0.600																

Minnesota Twins @ Texas Rangers
Arlington Stadium, Arlington, TX
Tue Sep 26 1978, 8:05 PM EDT
Att: 6,797 - Cloudy - 75 F

AB	31
R	2
H	10
RBI	2
BB	4
SO	6
LOB	13




Batter	1	2	3	4	5	6	7	8	9	AB	R	H	RBI	BB	SO	LOB	TOP																	
Mike Cabbage, L (1,5) OBP: 0.345, SLG: 0.400	4-3				4-3				6-3	4	0	2	0	0	0	0	Minnesota Twins @ Texas Rangers Arlington Stadium, Arlington, TX Wed Sep 27 1978, 8:05 PM EDT Att: 9,601 - Cloudy - 77 F																	
Willie Norwood, R (7, FR) OBP: 0.304, SLG: 0.382										0	1	0	0	0	0	0																		
Larry Wolfe, R (7,5) OBP: 0.330, SLG: 0.326										1	0	0	0	0	0	0																		
Hosken Powell, L (1,9) OBP: 0.321, SLG: 0.337										3	1	1	0	0	0	2																		
Bombo Rivera, R (9, PH) OBP: 0.357, SLG: 0.348										1	0	1	0	0	0	0																		
Roy Smalley, S (1,6) OBP: 0.365, SLG: 0.439										2	0	1	1	2	0	1																		
Dan Ford, R (1,8) OBP: 0.332, SLG: 0.427										5	0	2	2	0	1	4																		
Glenn Adams, L (1,10) OBP: 0.302, SLG: 0.398										2	2	1	0	1	1	1																		
Jose Morales, R (7, PH) OBP: 0.365, SLG: 0.402										1	0	0	0	0	1	2																		
Butch Wynegar, S (1,2) OBP: 0.309, SLG: 0.310										3	0	1	0	0	0	0																		
Craig Kusick, R (1,3) OBP: 0.310, SLG: 0.278										3	0	0	1	0	1	1																		
Rich Chiles, L (1,7) OBP: 0.335, SLG: 0.345										3	0	1	1	0	1	1																		
Dave Edwards, R (8, PH) OBP: 0.357, SLG: 0.389										1	0	0	0	0	1	0																		
Rob Wilfong, L (1,4) OBP: 0.343, SLG: 0.328										3	1	2	0	0	0	1																		
Bob Randall, R (9, PH) OBP: 0.331, SLG: 0.324										1	0	0	0	0	0	0																		
Inning Stats	R: 1 E: 0 K: 1 S: 7	H: 2 LOB: 1 BB: 0 P: 7	R: 0 E: 0 K: 1 S: 5	H: 0 LOB: 0 BB: 0 P: 5	R: 1 E: 0 K: 0 S: 5	H: 3 LOB: 1 BB: 0 P: 5	R: 1 E: 0 K: 1 S: 6	H: 1 LOB: 1 BB: 1 P: 10	R: 0 E: 0 K: 1 S: 5	H: 0 LOB: 1 BB: 1 P: 9	R: 1 E: 0 K: 0 S: 5	H: 3 LOB: 2 BB: 0 P: 5	R: 1 E: 1 K: 1 S: 7	H: 2 LOB: 0 BB: 0 P: 7	R: 0 E: 0 K: 1 S: 5	H: 0 LOB: 0 BB: 0 P: 5	R: 0 E: 0 K: 0 S: 4	H: 1 LOB: 2 BB: 1 P: 8	1B: 9 2B: 3 3B: 0 HR: 0	SF: 1 SAC: 3 DP: 1 HBP: 0	WP: 0 PB: 0 SB: 1 CS: 1	PA: 40												
PITCHER	IP WLS BF H R ER SO BB IBB HBP BLK WP HR S P ERA WHIP																																	
Fergie Jenkins, R (1,1) ERA: 3.0	6.1	W	31	11	5	5	4	2	0	0	0	0	0	0	37	45	7.11	2.053																
Paul Mirabella, L (7,1) ERA: 6.39	2.2	W	9	1	0	0	2	1	0	0	0	0	0	0	12	16	0.00	0.750																

Batter	1	2	3	4	5	6	7	8	9	AB	R	H	RBI	BB	SO	LOB	BOTTOM																		
Bobby Bonds, R (1,10) OBP: 0.349, SLG: 0.475	6-3				E5					3	3	0	0	2	0	1	Minnesota Twins @ Texas Rangers Arlington Stadium, Arlington, TX Wed Sep 27 1978, 8:05 PM EDT Att: 9,601 - Cloudy - 77 F																		
Juan Beniquez, R (1,8) OBP: 0.282, SLG: 0.380										4	2	2	2	1	0	1																			
Al Oliver, L (1,7) OBP: 0.358, SLG: 0.495										5	0	2	2	0	0	3																			
Richie Zisk, R (1,9) OBP: 0.333, SLG: 0.425										3	0	0	1	0	1	3																			
Nelson Norman, S (8,5) OBP: 0.290, SLG: 0.355										1	0	0	0	0	0	2																			
Toby Harrah, R (1,6) OBP: 0.350, SLG: 0.356										4	1	2	3	0	1	1																			
Bump Willis, S (1,4) OBP: 0.328, SLG: 0.339										4	0	1	1	0	2	0																			
Mike Jorgensen, L (1,3) OBP: 0.314, SLG: 0.212										3	0	0	0	1	0	2																			
Jim Sundberg, R (1,2) OBP: 0.359, SLG: 0.383										3	2	1	0	1	0	1																			
Jim Mason, L (1,5) OBP: 0.238, SLG: 0.240										2	0	1	1	0	0	0																			
Johnny Grubb, L (7, PH) OBP: 0.376, SLG: 0.458										2	2	2	0	0	0	0																			
Inning Stats	R: 0 E: 0 K: 0 S: 3	H: 0 LOB: 0 BB: 0 P: 3	R: 0 E: 0 K: 1 S: 5	H: 0 LOB: 0 BB: 0 P: 5	R: 0 E: 0 K: 0 S: 3	H: 0 LOB: 0 BB: 0 P: 3	R: 1 E: 1 K: 0 S: 5	H: 1 LOB: 1 BB: 0 P: 5	R: 1 E: 0 K: 1 S: 7	H: 2 LOB: 1 BB: 0 P: 7	R: 1 E: 0 K: 1 S: 8	H: 3 LOB: 2 BB: 0 P: 8	R: 5 E: 0 K: 1 S: 8	H: 3 LOB: 0 BB: 2 P: 16	R: 2 E: 0 K: 0 S: 4	H: 2 LOB: 2 BB: 3 P: 16		1B: 8 2B: 2 3B: 0 HR: 1	SF: 1 SAC: 0 DP: 0 HBP: 0	WP: 0 PB: 0 SB: 0 CS: 0	PA: 40														
PITCHER	IP WLS BF H R ER SO BB IBB HBP BLK WP HR S P ERA WHIP																																		
Roger Erickson, R (1,1) ERA: 3.98	5.2		24	6	3	2	3	0	0	0	0	0	0	0	30	30		3.18	1.059																
Stan Perzanowski, R (6,1) ERA: 5.24	0.1	L	4	1	3	3	0	2	0	0	0	0	0	2	10	81.00		9.000																	
Mike Marshall, R (7,1) ERA: 2.51	1.0		5	2	2	2	1	0	0	0	0	0	0	1	7	7	18.00	2.000																	
Tom Johnson, R (8,1) ERA: 5.51	1.0		7	2	2	2	0	3	0	0	0	0	0	4	16	18.00	5.000																		

Batter	1	2	3	4	5	6	7	8	9	AB	R	H	RBI	BB	SO	LOB	TOP					
Bobby Bonds, R (1, 10) OBP: 0.351, SLG: 0.478										4	2	2	0	1	1	1						
Juan Beniquez, R (1, 8) OBP: 0.282, SLG: 0.378										2	0	0	0	0	0	1						
Johnny Grubb, L (8, PH) OBP: 0.377, SLG: 0.458										0	0	0	0	1	0	0						
Al Oliver, L (1, 7) OBP: 0.359, SLG: 0.495										4	0	2	1	0	0	0						
Richie Zisk, R (1, 9) OBP: 0.332, SLG: 0.422										3	1	0	0	1	3	5						
John Ellis, R (1, 2) OBP: 0.282, SLG: 0.383										3	0	1	0	0	2	2						
Bert Campaneris, R (7, PR) OBP: 0.245, SLG: 0.238										0	1	0	0	0	0	0						
Jim Sundberg, R (7, 2) OBP: 0.358, SLG: 0.383										1	0	0	1	0	0	2						
Toby Harrah, R (1, 6) OBP: 0.349, SLG: 0.355										4	0	1	2	0	1	2						
Bump Willis, S (1, 4) OBP: 0.326, SLG: 0.337										3	0	0	0	0	0	0						
Sandy Alomar Sr., S (1, 3) OBP: 0.222, SLG: 0.231										3	0	1	0	0	1	1						
Mike Jorgensen, L (7, 3) OBP: 0.320, SLG: 0.221										1	0	1	0	0	0	0						
Nelson Norman, S (1, 5) OBP: 0.265, SLG: 0.324										3	0	0	0	0	0	2						
Inning Stats	R: 1 E: 0 K: 2 S: 8	H: 2 LOB: 2 BB: 0 P: 9	R: 0 E: 0 K: 1 S: 5	H: 0 LOB: 0 BB: 0 P: 5	R: 0 E: 0 K: 0 S: 3	H: 1 LOB: 0 BB: 0 P: 3	R: 0 E: 0 K: 2 S: 7	H: 0 LOB: 0 BB: 0 P: 7	R: 0 E: 0 K: 0 S: 4	H: 1 LOB: 1 BB: 0 P: 4	R: 0 E: 0 K: 0 S: 3	H: 0 LOB: 0 BB: 0 P: 3	R: 2 E: 0 K: 1 S: 7	H: 2 LOB: 2 BB: 1 P: 11	R: 1 E: 0 K: 1 S: 6	H: 1 LOB: 2 BB: 2 P: 14	R: 0 E: 0 K: 1 S: 6	H: 1 LOB: 1 BB: 0 P: 6	1B: 6 2B: 2 3B: 1 HR: 0	SF: 0 SAC: 2 DP: 2 HBP: 1	WP: 0 PB: 0 SB: 2 CS: 0	PA: 37
PITCHER	IP	WLS	BF	H	R	ER	SO	BB	IBB	HBP	BLK	WP	HR	S	P	ERA	WHIP					
Shane Rawley, L (1, 1) ERA: 4.12	7.0	L	28	6	4	4	6	2	0	1	0	0	0	37	46	5.14	1.143					
Enrique Romo, R (8, 1) ERA: 3.69	2.0		9	2	0	0	2	1	0	0	0	0	0	12	16	0.00	1.500					

Texas Rangers @ Seattle Mariners
The Kingdome, Seattle, WA
Thu Sep 28 1978, 10:05 PM EDT
Att: 4,768 - Dome

AB 31
R 4
H 8
RBI 4
BB 3
SO 8
LOB 16



Batter	1	2	3	4	5	6	7	8	9	AB	R	H	RBI	BB	SO	LOB	BOTTOM					
Julio Cruz, S (1, 4) OBP: 0.323, SLG: 0.272										4	0	0	0	0	2	1						
Craig Reynolds, L (1, 6) OBP: 0.331, SLG: 0.370										4	0	1	0	0	0	0						
Ruppert Jones, L (1, 8) OBP: 0.316, SLG: 0.343										4	0	0	0	0	3	1						
Leon Roberts, R (1, 9) OBP: 0.367, SLG: 0.521										3	1	1	0	1	0	1						
Bruce Bochte, L (1, 10) OBP: 0.342, SLG: 0.396										2	1	1	1	1	1	0						
Bob Robertson, R (9, PH) OBP: 0.322, SLG: 0.416										0	0	0	0	1	0	0						
Charlie Beamon, L (9, PR) OBP: 0.322, SLG: 0.416										0	0	0	0	0	0	0						
Dan Meyer, L (1, 3) OBP: 0.260, SLG: 0.322										3	1	1	0	1	1	2						
Bob Stinson, S (1, 2) OBP: 0.342, SLG: 0.394										3	0	0	1	0	0	4						
John Hale, L (1, 7) OBP: 0.289, SLG: 0.266										1	0	0	0	1	1	0						
Tom Paciorek, R (7, PH) OBP: 0.337, SLG: 0.449										1	0	0	0	0	0	0						
Larry Milbourne, S (1, 5) OBP: 0.263, SLG: 0.306										3	0	0	0	0	0	1						
Inning Stats	R: 0 E: 1 K: 1 S: 6	H: 1 LOB: 1 BB: 0 P: 6	R: 0 E: 0 K: 2 S: 7	H: 0 LOB: 0 BB: 0 P: 7	R: 0 E: 0 K: 2 S: 7	H: 0 LOB: 0 BB: 0 P: 7	R: 1 E: 0 K: 0 S: 4	H: 1 LOB: 2 BB: 2 P: 12	R: 0 E: 0 K: 0 S: 2	H: 0 LOB: 0 BB: 1 P: 6	R: 0 E: 0 K: 1 S: 5	H: 0 LOB: 0 BB: 0 P: 5	R: 2 E: 1 K: 0 S: 4	H: 1 LOB: 0 BB: 1 P: 8	R: 0 E: 0 K: 2 S: 7	H: 0 LOB: 0 BB: 0 P: 7	R: 0 E: 0 K: 0 S: 3	H: 1 LOB: 1 BB: 1 P: 7	1B: 3 2B: 3 3B: 0 HR: 0	SF: 1 SAC: 0 DP: 2 HBP: 0	WP: 1 PB: 0 SB: 1 CS: 0	PA: 34
PITCHER	IP	WLS	BF	H	R	ER	SO	BB	IBB	HBP	BLK	WP	HR	S	P	ERA	WHIP					
Doyle Alexander, R (1, 1) ERA: 3.86	6.0		24	3	3	3	6	4	0	0	0	0	0	32	48	4.50	1.167					
Jim Umbarger, L (7, 1) ERA: 4.86	3.0	W	10	1	0	0	2	1	0	0	0	1	0	13	17	0.00	0.667					

Texas Rangers @ Seattle Mariners
The Kingdome, Seattle, WA
Thu Sep 28 1978, 10:05 PM EDT
Att: 4,768 - Dome

AB 28
R 3
H 4
RBI 2
BB 5
SO 8
LOB 10



Batter	1	2	3	4	5	6	7	8	9	AB	R	H	RBI	BB	SO	LOB	TOP										
Bobby Bonds, R OBP: 0.352, SLG: 0.477 (1, 10)										4	1	2	2	2	1	2											
Bump Wills, S OBP: 0.328, SLG: 0.337 (1, 4)										3	1	1	1	2	2	2											
Johnny Grubb, L OBP: 0.379, SLG: 0.457 (1, 7)										3	2	1	1	2	1	3											
Al Oliver, L OBP: 0.358, SLG: 0.491 (1, 8)										4	1	0	0	1	0	3											
Richie Zisk, R OBP: 0.333, SLG: 0.421 (1, 9)										4	1	1	1	1	0	2											
Jim Sundberg, R OBP: 0.357, SLG: 0.383 (1, 2)										5	0	1	1	0	0	2											
Mike Jorgensen, L OBP: 0.324, SLG: 0.233 (1, 3)										4	2	1	0	1	0	1											
Toby Harrah, R OBP: 0.352, SLG: 0.365 (1, 6)										5	3	3	3	0	0	0											
Jim Mason, L OBP: 0.234, SLG: 0.235 (6, PH)										2	0	0	0	0	0	2											
Kurt Bevacqua, R OBP: 0.272, SLG: 0.344 (6, 5)										3	0	1	0	0	0	1											
Inning Stats	R: 2 E: 0 K: 1 S: 7	H: 2 LOB: 1 BB: 1 P: 11	R: 2 E: 0 K: 0 S: 5	H: 2 LOB: 2 BB: 2 P: 13	R: 0 E: 0 K: 0 S: 3	H: 0 LOB: 0 BB: 0 P: 3	R: 0 E: 0 K: 0 S: 3	H: 0 LOB: 2 BB: 1 P: 6	R: 0 E: 0 K: 0 S: 3	H: 0 LOB: 0 BB: 0 P: 3	R: 3 E: 1 K: 0 S: 5	H: 1 LOB: 1 BB: 2 P: 13	R: 1 E: 0 K: 2 S: 9	H: 2 LOB: 1 BB: 0 P: 9	R: 3 E: 0 K: 1 S: 8	H: 3 LOB: 1 BB: 1 P: 12	1B: 7 2B: 2 3B: 0 HR: 1	SF: 0 SAC: 0 DP: 0 HBP: 0	WP: 0 PB: 0 SB: 7 CS: 1	PA: 46							
PITCHER	IP	WLS	BF	H	R	ER	SO	BB	IBB	HBP	BLK	WP	HR	S	P	ERA	WHIP										
Mike Parrott, R ERA: 5.14 (1, 1)	1.2	L	11	4	4	4	1	2	0	0	0	0	0	11	19	21.60	3.600										
Tom House, L ERA: 4.56 (2, 1)	5.1		23	1	3	0	0	6	0	0	0	0	0	17	41	0.00	1.312										
Tom Brown, R ERA: 5.4 (8, 1)	1.2		11	5	4	4	2	1	0	0	0	0	1	14	18	21.60	3.600										
Jim Todd, R ERA: 3.99 (9, 1)	0.1		1	0	0	0	1	0	0	0	0	0	0	3	3	0.00	0.000										

Texas Rangers @ Seattle Mariners
The Kingdome, Seattle, WA
Fri Sep 29 1978, 10:05 PM EDT
Att: 5,998 - Dome


AB 37
R 11
H 10
RBI 9
BB 9
SO 4
LOB 18



Batter	1	2	3	4	5	6	7	8	9	AB	R	H	RBI	BB	SO	LOB	BOTTOM										
Julio Cruz, S OBP: 0.322, SLG: 0.272 (1, 4)										5	1	1	0	0	1	1											
Craig Reynolds, L OBP: 0.332, SLG: 0.371 (1, 6)										4	0	2	1	0	0	0											
Ruppert Jones, L OBP: 0.314, SLG: 0.341 (1, 8)										4	0	0	0	0	0	2											
Leon Roberts, R OBP: 0.366, SLG: 0.518 (1, 9)										3	0	0	0	1	0	1											
Bruce Bochte, L OBP: 0.341, SLG: 0.395 (1, 10)										4	1	1	0	0	0	1											
Dan Meyer, L OBP: 0.285, SLG: 0.328 (1, 3)										4	1	3	1	0	0	0											
Bob Stinson, S OBP: 0.346, SLG: 0.404 (1, 2)										4	0	3	1	0	0	2											
John Hale, L OBP: 0.288, SLG: 0.271 (1, 7)										4	1	1	0	0	0	4											
Larry Milbourne, S OBP: 0.258, SLG: 0.301 (1, 5)										4	0	0	0	0	0	4											
Inning Stats	R: 0 E: 0 K: 1 S: 6	H: 1 LOB: 1 BB: 0 P: 6	R: 0 E: 0 K: 0 S: 5	H: 2 LOB: 2 BB: 0 P: 5	R: 0 E: 0 K: 0 S: 3	H: 0 LOB: 0 BB: 0 P: 3	R: 2 E: 0 K: 0 S: 5	H: 3 LOB: 0 BB: 0 P: 5	R: 0 E: 0 K: 0 S: 4	H: 1 LOB: 1 BB: 0 P: 4	R: 0 E: 0 K: 0 S: 3	H: 1 LOB: 0 BB: 0 P: 3	R: 0 E: 0 K: 0 S: 3	H: 0 LOB: 0 BB: 0 P: 3	R: 0 E: 0 K: 0 S: 4	H: 1 LOB: 1 BB: 0 P: 4	1B: 8 2B: 3 3B: 1 HR: 0	SF: 0 SAC: 0 DP: 2 HBP: 0	WP: 0 PB: 0 SB: 2 CS: 0	PA: 37							
PITCHER	IP	WLS	BF	H	R	ER	SO	BB	IBB	HBP	BLK	WP	HR	S	P	ERA	WHIP										
Steve Comar, R ERA: 2.3 (1, 1)	7.0	W	30	10	4	3	1	1	0	0	0	0	0	31	35	3.86	1.571										
Reggie Cleveland, R ERA: 3.08 (8, 1)	2.0		7	1	0	0	0	0	0	0	0	0	0	7	7	0.00	0.500										


Texas Rangers @ Seattle Mariners
The Kingdome, Seattle, WA
Fri Sep 29 1978, 10:05 PM EDT
Att: 5,998 - Dome

AB 36
R 4
H 11
RBI 3
BB 1
SO 1
LOB 15



Batter	1	2	3	4	5	6	7	8	9	AB	R	H	RBI	BB	SO	LOB	TOP			
Bobby Bonds, R OBP: 0.354, SLG: 0.476 (1, 9)										3	1	1	1	2	1	1				
Bill Sample, R OBP: 0.467, SLG: 0.600 (1, 10)										5	1	2	0	0	1	3				
Toby Harrah, R OBP: 0.352, SLG: 0.362 (1, 6)										3	0	0	0	2	1	5				
Richie Zisk, R OBP: 0.333, SLG: 0.424 (1, 7)										5	0	2	1	0	1	2				
Jim Sundberg, R OBP: 0.359, SLG: 0.383 (1, 2)										3	0	1	0	2	1	2				
Kurt Bevacqua, R OBP: 0.271, SLG: 0.343 (1, 5)										4	0	1	1	0	0	4				
Johnny Grubb, L OBP: 0.380, SLG: 0.457 (9, PH)										0	0	0	0	1	0	0				
Nelson Norman, S OBP: 0.295, SLG: 0.324 (9, 5)										0	0	0	0	0	0	0				
Bump Willis, S OBP: 0.329, SLG: 0.345 (1, 4)										5	1	2	1	0	0	4				
Sandy Alomar Sr., S OBP: 0.233, SLG: 0.241 (1, 3)										3	1	1	0	0	1	1				
Mike Hargrove, L OBP: 0.388, SLG: 0.346 (8, PH)										1	0	0	0	0	0	0				
Pat Putnam, L OBP: 0.198, SLG: 0.239 (8, 3)										1	0	0	0	0	1	2				
Mike Jorgensen, L OBP: 0.321, SLG: 0.226 (1, 8)										3	0	0	0	1	1	1				
Inning Stats	R: 1 E: 0 K: 1 S: 6	H: 1 LOB: 2 BB: 2 P: 14	R: 1 E: 0 K: 1 S: 7	H: 2 LOB: 2 BB: 1 P: 11	R: 0 E: 0 K: 1 S: 5	H: 0 LOB: 0 BB: 0 P: 5	R: 0 E: 0 K: 1 S: 6	H: 1 LOB: 1 BB: 0 P: 6	R: 0 E: 0 K: 1 S: 6	H: 1 LOB: 2 BB: 1 P: 10	R: 1 E: 0 K: 0 S: 4	H: 2 LOB: 2 BB: 2 P: 12	R: 0 E: 0 K: 1 S: 6	H: 1 LOB: 2 BB: 1 P: 10	R: 0 E: 0 K: 1 S: 6	H: 1 LOB: 2 BB: 1 P: 10	1B: 5 2B: 4 3B: 0 HR: 1	SF: 0 SAC: 0 DP: 1 HBP: 0	WP: 0 PB: 0 SB: 2 CS: 0	PA: 44
PITCHER	IP	WLS	BF	H	R	ER	SO	BB	IBB	HBP	BLK	WP	HR	S	P	ERA	WHIP			
Rick Jones, L ERA: 5.84 (1, 1)	6.0	L	30	7	4	4	6	5	0	0	0	0	1	37	57	6.00	2.000			
Jim Todd, R ERA: 3.98 (7, 1)	3.0		14	3	0	0	2	3	0	0	0	0	0	15	27	0.00	2.000			


Texas Rangers @ Seattle Mariners
The Kingdome, Seattle, WA
Sat Sep 30 1978, 10:05 PM EDT
Att: 12,132 - Dome



AB 36
R 4
H 10
RBI 4
BB 8
SO 8
LOB 25

Batter	1	2	3	4	5	6	7	8	9	AB	R	H	RBI	BB	SO	LOB	BOTTOM			
Julio Cruz, S OBP: 0.320, SLG: 0.270 (1, 4)										4	0	0	0	0	0	2				
Craig Reynolds, L OBP: 0.332, SLG: 0.370 (1, 6)										4	1	1	0	0	0	1				
Tom Paciorek, R OBP: 0.336, SLG: 0.446 (1, 10)										4	0	1	0	0	1	0				
Leon Roberts, R OBP: 0.364, SLG: 0.515 (1, 9)										3	0	0	0	0	0	0				
Bob Robertson, R OBP: 0.325, SLG: 0.420 (8, 3)										1	0	1	1	0	0	0				
Leroy Stanton, R OBP: 0.265, SLG: 0.248 (1, 7)										3	0	0	0	1	1	2				
Dan Meyer, L OBP: 0.264, SLG: 0.327 (1, 3)										4	0	1	0	0	0	2				
Ruppert Jones, L OBP: 0.313, SLG: 0.340 (1, 8)										4	0	1	0	0	1	2				
Larry Milbourne, S OBP: 0.254, SLG: 0.296 (1, 5)										4	0	0	0	0	0	2				
Kevin Pasley, R OBP: 0.231, SLG: 0.294 (1, 2)										3	0	1	0	0	0	1				
Inning Stats	R: 0 E: 0 K: 1 S: 5	H: 0 LOB: 0 BB: 0 P: 5	R: 0 E: 0 K: 2 S: 8	H: 1 LOB: 1 BB: 0 P: 8	R: 0 E: 0 K: 0 S: 4	H: 1 LOB: 1 BB: 0 P: 4	R: 0 E: 0 K: 0 S: 4	H: 0 LOB: 1 BB: 0 P: 4	R: 0 E: 0 K: 0 S: 3	H: 0 LOB: 0 BB: 0 P: 3	R: 0 E: 0 K: 0 S: 3	H: 0 LOB: 2 BB: 1 P: 7	R: 1 E: 0 K: 0 S: 6	H: 3 LOB: 0 BB: 0 P: 6	R: 0 E: 0 K: 0 S: 3	H: 0 LOB: 0 BB: 0 P: 3	1B: 5 2B: 1 3B: 0 HR: 0	SF: 0 SAC: 0 DP: 0 HBP: 0	WP: 0 PB: 0 SB: 0 CS: 0	PA: 35
PITCHER	IP	WLS	BF	H	R	ER	SO	BB	IBB	HBP	BLK	WP	HR	S	P	ERA	WHIP			
Jon Matlack, L ERA: 2.3 (1, 1)	9.0	W	35	6	1	1	3	1	0	0	0	0	0	40	44	1.00	0.778			

Texas Rangers @ Seattle Mariners
The Kingdome, Seattle, WA
Sat Sep 30 1978, 10:05 PM EDT
Att: 12,132 - Dome



AB 34
R 1
H 6
RBI 1
BB 1
SO 3
LOB 12

Batter	1	2	3	4	5	6	7	8	9	AB	R	H	RBI	BB	SO	LOB	TOP								
Bobby Bonds, R OBP: 0.355, SLG: 0.480 (1, 9)	L6	K				BB BB			K	4	1	2	1	2	0		Texas Rangers @ Seattle Mariners The Kingdome, Seattle, WA Sun Oct 01 1978, 6:33 AM EDT Att: 5,807 - Dome								
Bump Wills, S OBP: 0.331, SLG: 0.347 (1, 4)	1B 2B		G3			BB BB			G3	3	2	1	0	2	0										
Al Oliver, L OBP: 0.358, SLG: 0.490 (1, 8)	1B BB		HR			BB BB			G4-6-3	4	2	1	0	1	0	2									
Richie Zisk, R OBP: 0.338, SLG: 0.432 (1, 7)	1B SF8		HR			BB BB				2	2	2	3	2	0	0									
Johnny Grubb, L OBP: 0.381, SLG: 0.460 (1, 10)	1B		K			BB BB			FC3-6	4	0	2	2	0	1	1									
Toby Harrah, R OBP: 0.349, SLG: 0.360 Nelson Norman, S OBP: 0.265, SLG: 0.324 (8, 6)	SF8		F4			BB BB			FC3-6	3	0	0	1	0	0	3									
Mike Jorgensen, L OBP: 0.319, SLG: 0.258 (1, 3)	F7					BB BB			G5-4-3	0	0	0	0	0	0	0									
Jim Sundberg, R OBP: 0.358, SLG: 0.380 (1, 2)		6-3				HR				4	1	1	1	0	0	1									
Jim Mason, L OBP: 0.227, SLG: 0.229 (1, 5)		G3				SH1-3 BB				3	1	0	0	1	1	0									
Jim Mason, L OBP: 0.227, SLG: 0.229 (1, 5)						SH1-3			K	3	0	0	0	0	1	0									
Inning Stats	R: 3 E: 0 K: 0 S: 6	H: 3 LOB: 1 BB: 1 P: 10	R: 0 E: 0 K: 1 S: 5	H: 0 LOB: 0 BB: 0 P: 5	R: 2 E: 0 K: 1 S: 7	H: 2 LOB: 0 BB: 0 P: 7	R: 0 E: 0 K: 0 S: 3	H: 0 LOB: 0 BB: 0 P: 3	R: 1 E: 0 K: 0 S: 3	H: 1 LOB: 2 BB: 3 P: 15	R: 3 E: 0 K: 0 S: 5	H: 2 LOB: 0 BB: 1 P: 9	R: 0 E: 0 K: 0 S: 2	H: 0 LOB: 0 BB: 1 P: 6	R: 0 E: 0 K: 2 S: 7	H: 0 LOB: 0 BB: 0 P: 7	R: 0 E: 0 K: 1 S: 4	H: 0 LOB: 0 BB: 1 P: 8	1B: 3 2B: 2 3B: 0 HR: 3	SF: 1 SAC: 1 DP: 2 HBP: 0	WP: 0 PB: 0 SB: 0 CS: 0	PA: 39			
PITCHER	IP	WLS	BF	H	R	ER	SO	BB	IBB	HBP	BLK	WP	HR	S	P	ERA	WHIP								
Glenn Abbott, R ERA: 5.27 (1, 1)	3.0	L	15	5	5	5	2	1	0	0	0	0	1	18	22	15.00	2.000								
Jim Colborn, R ERA: 5.24 (4, 1)	3.0		15	3	4	4	0	4	0	0	0	0	2	11	27	12.00	2.333								
Tom Brown, R ERA: 4.15 (7, 1)	3.0		9	0	0	0	3	2	0	0	0	0	0	13	21	0.00	0.667								

Batter	1	2	3	4	5	6	7	8	9	AB	R	H	RBI	BB	SO	LOB	BOTTOM								
Julio Cruz, S OBP: 0.319, SLG: 0.269 (1, 4)	F8		F6						F3	5	1	1	0	0	1	2	Texas Rangers @ Seattle Mariners The Kingdome, Seattle, WA Sun Oct 01 1978, 6:33 AM EDT Att: 5,807 - Dome								
Craig Reynolds, L OBP: 0.336, SLG: 0.374 (1, 6)	1B		1B						1B	5	0	4	1	0	0	0									
Ruppert Jones, L OBP: 0.312, SLG: 0.337 (1, 8)	K		F7						G4-6-3	4	0	0	0	1	1	4									
Bruce Bochte, L OBP: 0.342, SLG: 0.395 (1, 10)	K								F4	5	0	2	0	0	2	3									
Dan Meyer, L OBP: 0.264, SLG: 0.327 (1, 7)			F8							4	0	1	0	0	1	2									
Charlie Beamon, L OBP: 0.250, SLG: 0.182 (1, 3)										3	0	2	0	1	0	2									
John Hale, L OBP: 0.283, SLG: 0.265 (1, 9)										4	0	0	0	0	0	5									
Larry Milbourne, S OBP: 0.254, SLG: 0.295 (1, 5)										4	1	1	0	0	0	2									
Kevin Pasley, R OBP: 0.268, SLG: 0.389 (1, 2)			1-3							3	2	2	2	1	0	0									
Inning Stats	R: 0 E: 0 K: 2 S: 8	H: 1 LOB: 1 BB: 0 P: 8	R: 0 E: 0 K: 0 S: 4	H: 1 LOB: 1 BB: 0 P: 4	R: 0 E: 0 K: 0 S: 4	H: 1 LOB: 1 BB: 0 P: 4	R: 0 E: 0 K: 0 S: 4	H: 2 LOB: 1 BB: 0 P: 4	R: 2 E: 1 K: 0 S: 6	H: 3 LOB: 2 BB: 0 P: 6	R: 0 E: 0 K: 0 S: 3	H: 1 LOB: 0 BB: 0 P: 3	R: 2 E: 0 K: 3 S: 12	H: 3 LOB: 2 BB: 1 P: 16	R: 0 E: 0 K: 0 S: 3	H: 0 LOB: 2 BB: 2 P: 11		R: 0 E: 0 K: 0 S: 3	H: 1 LOB: 0 BB: 0 P: 3	1B: 11 2B: 1 3B: 0 HR: 1	SF: 0 SAC: 0 DP: 3 HBP: 0	WP: 0 PB: 0 SB: 1 CS: 0	PA: 40		
PITCHER	IP	WLS	BF	H	R	ER	SO	BB	IBB	HBP	BLK	WP	HR	S	P	ERA	WHIP								
Fergie Jenkins, R ERA: 3.04 (1, 1)	6.1	W	29	12	4	3	3	0	0	0	0	0	1	35	35	4.26	1.895								
Paul Mirabella, L ERA: 5.79 (7, 1)	2.2		11	1	0	0	2	3	0	0	0	0	0	12	24	0.00	1.500								