

# Texas Rangers - 1979

Batter	1	2	3	4	5	6	7	8	9	AB	R	H	RBI	BB	SO	LOB	TOP					
<b>Bump Wills, S</b> (1,4) OBP: 0.600, SLG: 0.750	0-0 HR 1B	0-0 F7					1-0 E HBP	0-0 1B 2B	0-3 K								4 3 2 0 0 1 2					
<b>Johnny Grubb, L</b> (1,7) OBP: 0.200, SLG: 0.800	0-0 HR	0-0 4-3					0-0 E8 SF8	0-0 P4	0-3 K								5 2 1 2 0 1 3					
<b>Al Oliver, L</b> (1,8) OBP: 0.200, SLG: 0.250	0-0 6-3						0-0 SF8	0-0 BB 2B 1B	0-0 3-1								4 1 1 2 0 0 0					
<b>Richie Zisk, R</b> (1,9) OBP: 0.250, SLG: 0.250	0-0 6-3 1B						0-0 1-3	0-0 P4	0-0 WP 1B								4 0 1 0 0 0 1					
<b>Bill Sample, R</b> (7,7) OBP: 1.000, SLG: 1.000							0-0 1-3	0-0 P4									1 0 1 0 0 0 0					
<b>Buddy Bell, R</b> (1,5)	0-0 6-3 1-2						0-0 E6 PB 1B	4-0 2B BB	0-0 F8								4 2 0 0 1 0 2					
<b>Oscar Gamble, L</b> (1,10) John Ellis, R (7,PH) Pat Putnam, L (7,PH) OBP: 1.000, SLG: 1.000	4-0 FC6-4 IBB						0-0 L4	0-3 K	0-0 2B								2 0 0 0 1 1 1					
<b>Jim Sundberg, R</b> (1,2) OBP: 0.250, SLG: 0.250	0-0 FC6-4 1-2						0-0 1-3	0-0 1B	0-0 6-3								2 0 1 2 0 0 1					
<b>Mike Jorgensen, L</b> (1,3)		0-0 4-3					0-0 G3	0-0 F9	4-0 SH3-4 BB								3 0 0 0 1 0 1					
<b>Nelson Norman, S</b> (1,6)		4-0 BB					0-0 F9	0-0 F9	0-0 SH3-4								2 0 0 0 1 0 1					
<b>Inning Stats</b>	R: 2 E: 0 K: 0 S: 6	H: 3 LOB: 2 BB: 1 P: 10	R: 0 E: 0 K: 0 S: 3	H: 0 LOB: 1 BB: 1 P: 7	R: 0 E: 0 K: 0 S: 3	H: 0 LOB: 0 BB: 0 P: 3	R: 0 E: 0 K: 0 S: 3	H: 0 LOB: 0 BB: 0 P: 3	R: 2 E: 1 K: 1 S: 4	H: 0 LOB: 0 BB: 0 P: 5	R: 1 E: 1 K: 1 S: 7	H: 1 LOB: 1 BB: 0 P: 7	R: 3 E: 0 K: 0 S: 6	H: 3 LOB: 1 BB: 1 P: 10	R: 0 E: 0 K: 2 S: 7	H: 0 LOB: 1 BB: 0 P: 11	R: 0 E: 0 K: 0 S: 4	H: 1 LOB: 1 BB: 0 P: 4	1B: 5 2B: 2 3B: 0 HR: 1	SF: 1 SAC: 1 DP: 0 HBP: 1	WP: 1 PB: 1 SB: 0 CS: 0	PA: 42
<b>PITCHER</b>	IP WLS BF H R ER SO BB IBB HBP BLK WP HR S P ERA WHIP																					
<b>Dave Rozema, R</b> (1,1) ERA: 3.38	5.1 L 25 4 5 2 1 1 1 1 0 0 0 1 24 33 3.38 0.938																					
<b>Sheldon Burnside, L</b> (6,1) ERA: 20.25	1.1 7 2 3 3 0 1 0 0 0 0 0 0 6 10 20.25 2.250																					
<b>Aurelio López, R</b> (7,1) ERA:	2.1 10 2 0 0 2 1 0 0 0 0 1 0 13 17 0.00 1.286																					

Texas Rangers @ Detroit Tigers  
Tiger Stadium, Detroit, MI  
Sat Apr 07 1979, 3:33 AM EST  
Att: 43,708 - Unknown

AB 35  
R 8  
H 8  
RBI 7  
BB 4  
SO 3  
LOB 15



Batter	1	2	3	4	5	6	7	8	9	AB	R	H	RBI	BB	SO	LOB	BOTTOM					
<b>Ron LeFlore, R</b> (1,8)	0-3 K		0-0 G4-6-3 1-2				0-0 1-3	0-0 E6 G1-6-3									4 0 0 0 0 1 1					
<b>Lou Whitaker, L</b> (1,4) OBP: 0.250, SLG: 0.750	0-0 6-3		0-0 3B				0-0 P6	0-0 G1-6-3 1-2									4 0 1 0 0 0 1					
<b>Jason Thompson, L</b> (1,3)	0-0 F5		0-0 F7				0-3 K	4-0 BB									3 0 0 0 1 1 1					
<b>Steve Kemp, L</b> (1,7) OBP: 0.500, SLG: 1.250		0-0 FC5-4 1B		0-0 HR			0-0 F7	0-0 F8									4 1 2 1 0 0 1					
<b>Jerry Morales, R</b> (1,9) OBP: 0.250, SLG: 0.500		0-0 FC5-4 1B E		0-0 4-3 2B			0-0 5-3	0-3 K	0-3 K								4 1 1 0 0 1 1					
<b>Lance Parrish, R</b> (1,2) OBP: 0.250, SLG: 0.250		0-0 E 1B 1B		0-0 5-3			0-0 1-3	0-0 E6 E 3-1									4 0 1 0 0 0 1					
<b>Phil Mankowski, L</b> (1,5) OBP: 0.500, SLG: 0.750		0-0 E9 1B		0-0 4-3			0-0 4-3	0-0 3-1 2B	0-0 3-1								4 0 2 1 0 0 2					
<b>Tim Corcoran, L</b> (1,10)		0-0 F8		0-3 K			0-0 3-1	0-0 E3									4 0 0 0 0 1 4					
<b>Alan Trammell, R</b> (1,6) Dan Gonzales, L (9,PH)		4-0 G4-6-3 BB		0-3 K			0-0 F9	0-0 F9									2 0 0 0 1 1 1					
<b>Inning Stats</b>	R: 0 E: 0 K: 1 S: 5	H: 0 LOB: 0 BB: 0 P: 5	R: 1 E: 1 K: 0 S: 5	H: 3 LOB: 1 BB: 0 P: 5	R: 0 E: 0 K: 0 S: 3	H: 1 LOB: 1 BB: 1 P: 7	R: 1 E: 0 K: 1 S: 7	H: 2 LOB: 1 BB: 0 P: 7	R: 0 E: 0 K: 1 S: 5	H: 0 LOB: 0 BB: 0 P: 5	R: 0 E: 0 K: 1 S: 5	H: 0 LOB: 0 BB: 0 P: 5	R: 0 E: 0 K: 0 S: 4	H: 1 LOB: 1 BB: 0 P: 4	R: 0 E: 1 K: 0 S: 3	H: 0 LOB: 2 BB: 1 P: 7	R: 0 E: 2 K: 1 S: 7	H: 0 LOB: 2 BB: 0 P: 7	1B: 3 2B: 2 3B: 1 HR: 1	SF: 0 SAC: 0 DP: 2 HBP: 0	WP: 0 PB: 0 SB: 0 CS: 0	PA: 36
<b>PITCHER</b>	IP WLS BF H R ER SO BB IBB HBP BLK WP HR S P ERA WHIP																					
<b>Fergie Jenkins, R</b> (1,1) ERA: 2.0	9.0 W 36 7 2 2 5 2 0 0 0 0 0 1 44 52 2.00 1.000																					

Texas Rangers @ Detroit Tigers  
Tiger Stadium, Detroit, MI  
Sat Apr 07 1979, 3:33 AM EST  
Att: 43,708 - Unknown

AB 34  
R 2  
H 7  
RBI 2  
BB 2  
SO 5  
LOB 15





Batter	1	2	3	4	5	6	7	8	9	AB	R	H	RBI	BB	SO	LOB	TOP										
<b>Toby Harrah, R</b> OBP: 0.283, SLG: 0.176 (1, 5)	0-0 6-3		0-0 5-3		4-0 1-3 BB		0-0 S E 1B		0-0 F9	4	0	1	0	1	0	1											
<b>Jim Norris, L</b> OBP: 0.474, SLG: 0.500 (1, 8)	0-0 4-3		0-0 F5		0-0 1-3		4-0 S BB		0-0 1-2 1B	4	0	1	0	1	0	2											
<b>Bobby Bonds, R</b> OBP: 0.283, SLG: 0.278 (1, 9)	0-0 F9			0-0 F8		4-0 BB	0-3 K		0-3 K	4	0	0	0	1	2	4											
<b>Andre Thornton, R</b> OBP: 0.235, SLG: 0.077 (1, 3)		0-3 K		0-0 1B		0-0 F9		0-0 F7		4	0	1	0	0	1	5											
<b>Gary Alexander, R</b> OBP: 0.294, SLG: 0.077 (1, 2)		4-0 E BB		0-0 1B		0-3 K		0-3 K		3	0	1	0	1	2	0											
<b>Wayne Cage, L</b> OBP: 0.214, SLG: 0.154 (1, 10)		0-3 K		0-0 F6		0-0 5-3		0-3 K		4	0	0	0	0	2	3											
<b>Ted Cox, R</b> OBP: 0.214, SLG: 0.083 (1, 7)		0-0 E6		0-0 F9				0-0 4-3		4	0	1	0	0	0	3											
<b>Duane Kuiper, L</b> OBP: 0.267, SLG: 0.333 (1, 4)		0-0 1-3			0-0 1-3 1B		0-0 5-3		0-0 1B	4	0	2	0	0	0	3											
<b>Tom Verzyer, R</b> OBP: 0.200, SLG: 0.214 (1, 6)			0-0 F7		0-0 1-3		0-0 5-3		0-3 K	4	0	0	0	0	1	2											
<b>Inning Stats</b>	R: 0 E: 0 K: 0 S: 3	H: 0 LOB: 0 BB: 0 P: 3	R: 0 E: 1 K: 2 S: 8	H: 0 LOB: 2 BB: 1 P: 12	R: 0 E: 0 K: 0 S: 3	H: 0 LOB: 0 BB: 0 P: 3	R: 0 E: 0 K: 0 S: 5	H: 2 LOB: 2 BB: 0 P: 5	R: 0 E: 0 K: 0 S: 4	H: 1 LOB: 3 BB: 2 P: 12	R: 0 E: 0 K: 1 S: 6	H: 1 LOB: 1 BB: 1 P: 6	R: 0 E: 1 K: 1 S: 6	H: 1 LOB: 2 BB: 1 P: 10	R: 0 E: 0 K: 2 S: 7	H: 0 LOB: 0 BB: 0 P: 7	R: 0 E: 0 K: 2 S: 9	H: 2 LOB: 2 BB: 0 P: 9	1B: 7 2B: 0 3B: 0 HR: 0	SF: 0 SAC: 0 DP: 0 HBP: 0	WP: 0 PB: 0 SB: 2 CS: 0	PA: 39					
<b>PITCHER</b>	IP	WLS	BF	H	R	ER	SO	BB	IBB	HBP	BLK	WP	HR	S	P	ERA	WHIP										
<b>Doyle Alexander, R</b> ERA: <b>Jim Kern, R</b> ERA:	(1, 1) 4.2		21	3	0	0	2	3	0	0	0	0	0	22	34	0.00	1.286										
	(5, 1)	W	18	4	0	0	6	1	0	0	0	0	0	29	33	0.00	1.154										

Cleveland Indians @ Texas Rangers  
Arlington Stadium, Arlington, TX  
Tue Apr 10 1979, 7:05 PM EST  
Att: 22,424 - Unknown

AB	35
R	0
H	7
RBI	0
BB	4
SO	8
LOB	23



Batter	1	2	3	4	5	6	7	8	9	AB	R	H	RBI	BB	SO	LOB	BOTTOM											
<b>Bump Willis, S</b> OBP: 0.333, SLG: 0.375 (1, 4)	0-0 F9		0-3 K		0-0 F7		0-0 1-3			4	0	0	0	0	1	3												
<b>Bill Sample, R</b> OBP: 0.200, SLG: 0.250 (1, 7)	0-0 5-3		0-0 SF7		0-0 5-3			0-0 5-3		3	0	0	1	0	0	0												
<b>Al Oliver, L</b> OBP: 0.333, SLG: 1.125 (1, 8)	0-0 HR		0-0 2H HR			0-0 F8		0-0 6-3		4	2	2	3	0	0	0												
<b>Johnny Grubb, L</b> OBP: 0.222, SLG: 0.556 (1, 9)	0-0 4-3		0-3 K			0-0 1-3		0-0 2B 1B		4	0	1	0	0	1	0												
<b>Buddy Bell, R</b> OBP: 0.222, SLG: 0.250 (1, 5)		0-3 K		0-0 F7		0-0 4-3		0-0 2B		4	0	1	0	0	1	0												
<b>Oscar Gamble, L</b> OBP: 0.500, SLG: 0.250 <b>John Ellis, R</b> (8, PH)		0-0 F4		0-0 FC6-4 1B		4-0 L6-3 BB		0-0 F8		2	0	1	0	1	0	0												
<b>Jim Sundberg, R</b> OBP: 0.143, SLG: 0.143 (1, 2)		0-0 6-3		0-0 FC6-4		0-0 L6-3				3	0	0	0	0	2													
<b>Mike Jorgensen, L</b> OBP: 0.429, SLG: 0.500 (1, 3)			0-0 E 1B SF7 1B		0-0 F3		0-0 1B 2B			3	2	2	0	0	0	1												
<b>Nelson Norman, S</b> OBP: 0.400, SLG: 0.250 <b>Pat Putnam, L</b> OBP: 0.667, SLG: 1.000 <b>Bert Campaneris, R</b> (7, PR) (8, 6)			0-0 E HR 1B		0-0 F9		0-0 1B			2	1	1	0	0	0	0												
<b>Inning Stats</b>	R: 1 E: 0 K: 0 S: 4	H: 1 LOB: 0 BB: 0 P: 4	R: 0 E: 0 K: 1 S: 5	H: 0 LOB: 0 BB: 0 P: 5	R: 3 E: 1 K: 2 S: 10	H: 3 LOB: 0 BB: 0 P: 10	R: 0 E: 0 K: 0 S: 4	H: 1 LOB: 1 BB: 0 P: 4	R: 0 E: 0 K: 0 S: 3	H: 0 LOB: 0 BB: 0 P: 3	R: 0 E: 0 K: 0 S: 3	H: 0 LOB: 0 BB: 0 P: 3	R: 1 E: 0 K: 0 S: 4	H: 2 LOB: 1 BB: 1 P: 8	R: 0 E: 0 K: 0 S: 5	H: 2 LOB: 2 BB: 0 P: 5	1B: 5 2B: 3 3B: 0 HR: 2	SF: 1 SAC: 0 DP: 1 HBP: 0	WP: 0 PB: 0 SB: 0 CS: 0	PA: 33								
<b>PITCHER</b>	IP	WLS	BF	H	R	ER	SO	BB	IBB	HBP	BLK	WP	HR	S	P	ERA	WHIP											
<b>Rick Wise, R</b> ERA: 7.36 <b>Paul Reuschel, R</b> ERA: 5.4 <b>Sid Monge, L</b> ERA:	(1, 1) 6.0	L	24	5	5	5	3	1	0	0	0	0	0	2	29	33	7.50	1.000										
	(7, 1)		8	4	0	0	0	0	0	0	0	0	0	8	8	0.00	2.400											
	(8, 1)		1	0	0	0	0	0	0	0	0	0	0	1	1	0.00	0.000											

Cleveland Indians @ Texas Rangers  
Arlington Stadium, Arlington, TX  
Tue Apr 10 1979, 7:05 PM EST  
Att: 22,424 - Unknown

AB	31
R	5
H	9
RBI	5
BB	1
SO	3
LOB	8





Batter	1	2	3	4	5	6	7	8	9	AB	R	H	RBI	BB	SO	LOB	TOP			
<b>Toby Harrah, R</b> OBP: 0.281, SLG: 0.150 (1, 5)	0-3 K		0-3 K						0-0 5-3	3	0	0	0	1	2	1	<b>Cleveland Indians @ Texas Rangers</b> Arlington Stadium, Arlington, TX Wed Apr 11 1979, 7:05 PM EST Att: 12,784 - Unknown			
<b>Rick Manning, L</b> (1, 8)	0-0 5-3			0-0 L5		0-0 L7			0-0 1-3	4	0	0	0	0	0	1				
<b>Bobby Bonds, R</b> OBP: 0.227, SLG: 0.238 (1, 9)	0-0 6-3			0-0 5-3					0-0 5-3	3	0	0	0	0	0	0				
<b>Andre Thornton, R</b> OBP: 0.200, SLG: 0.063 (1, 3)		0-0 5-3		0-3 K					0-3 K	3	0	0	0	0	2	0				
<b>Gary Alexander, R</b> OBP: 0.250, SLG: 0.063 (1, 2)		0-0 F9			0-3 K				0-0 F3	3	0	0	0	0	1	0				
<b>Jim Norris, L</b> OBP: 0.409, SLG: 0.421 (1, 10)		0-0 5-3			0-0 F8				0-0 1-3	3	0	0	0	0	0	0				
<b>Ted Cox, R</b> OBP: 0.235, SLG: 0.133 (1, 7)				0-0 1B		0-3 K			0-0 5-3	3	0	1	0	0	1	0				
<b>Duane Kuiper, L</b> OBP: 0.222, SLG: 0.278 (1, 4)				0-0 F5					0-0 4-3	3	0	0	0	0	0	1				
<b>Tom Verzyer, R</b> OBP: 0.167, SLG: 0.176 (1, 6)				0-0 F8					0-0 L7	3	0	0	0	0	0	1				
<b>Inning Stats</b>	R: 0 E: 0 K: 1 S: 5	H: 0 LOB: 0 BB: 0 P: 5	R: 0 E: 0 K: 0 S: 3	H: 0 LOB: 0 BB: 0 P: 3	R: 0 E: 0 K: 1 S: 6	H: 1 LOB: 1 BB: 0 P: 6	R: 0 E: 0 K: 1 S: 5	H: 0 LOB: 0 BB: 0 P: 5	R: 0 E: 0 K: 2 S: 7	H: 0 LOB: 0 BB: 0 P: 7	R: 0 E: 0 K: 1 S: 5	H: 0 LOB: 0 BB: 0 P: 5	R: 0 E: 0 K: 0 S: 3	H: 0 LOB: 0 BB: 0 P: 3	R: 0 E: 0 K: 0 S: 3	H: 0 LOB: 0 BB: 0 P: 3	1B: 1 2B: 0 3B: 0 HR: 0	SF: 0 SAC: 0 DP: 0 HBP: 0	WP: 0 PB: 0 SB: 0 CS: 0	PA: 29
<b>PITCHER</b>	IP	WLS	BF	H	R	ER	SO	BB	IBB	HBP	BLK	WP	HR	S	P	ERA	WHIP			
<b>Steve Comer, R</b> ERA: (1, 1)	7.0	W	23	1	0	0	6	1	0	0	0	0	0	34	38	0.00	0.286			
<b>Sparky Lyle, L</b> ERA: (8, 1)	2.0		6	0	0	0	0	0	0	0	0	0	0	6	6	0.00	0.000			

Batter	1	2	3	4	5	6	7	8	9	AB	R	H	RBI	BB	SO	LOB	BOTTOM			
<b>Bump Willis, S</b> OBP: 0.385, SLG: 0.417 (1, 4)	0-0 L4					0-0 3-1				4	1	2	0	0	0	0	<b>Cleveland Indians @ Texas Rangers</b> Arlington Stadium, Arlington, TX Wed Apr 11 1979, 7:05 PM EST Att: 12,784 - Unknown			
<b>Bill Sample, R</b> OBP: 0.333, SLG: 0.167 (1, 7)	0-0 5-3				4-0 FC6-4 BB	0-0 2B SF8 BB			0-0 F2	2	1	0	0	2	0	0				
<b>Al Oliver, L</b> OBP: 0.308, SLG: 0.917 (1, 8)	0-3 K			0-0 FC6-4 BB		0-0 2B			0-0 F7	4	0	1	1	0	1	1				
<b>Johnny Grubb, L</b> OBP: 0.154, SLG: 0.385 (1, 9)		0-0 6-3		0-0 G1-6-3 BB		0-0 F9			0-3 K	4	0	0	0	0	1	3				
<b>Buddy Bell, R</b> OBP: 0.308, SLG: 0.200 (1, 5)		1-0 BB SF9 HBP			0-0 F8	4-0 IBB			0-3 K	2	1	0	0	1	1	0				
<b>Oscar Gamble, L</b> OBP: 0.500, SLG: 0.200 <b>John Ellis, R</b> (5, FH)		0-0 E3 BB 1B			4-0 1B BB	0-0 SF8			0-0 F4	1	1	0	0	1	0	1				
<b>Jim Sundberg, R</b> OBP: 0.182, SLG: 0.100 (1, 2)		4-0 1B BB			0-0 F4	0-0 5-3			0-0 F6	3	0	0	0	1	0	3				
<b>Pat Putnam, L</b> OBP: 0.500, SLG: 0.800 <b>Mike Jorgensen, L</b> OBP: 0.429, SLG: 0.500 (9, 3)		0-0 SF9			0-0 1B				0-0 F7	2	0	1	1	0	0	0				
<b>Nelson Norman, S</b> OBP: 0.375, SLG: 0.286 (1, 6)		3-H 1B			0-3 K				0-0 6-3	3	0	1	1	0	1	2				
<b>Inning Stats</b>	R: 0 E: 0 K: 1 S: 5	H: 2 LOB: 2 BB: 1 P: 10	R: 0 E: 0 K: 0 S: 2	H: 0 LOB: 0 BB: 1 P: 6	R: 0 E: 0 K: 1 S: 6	H: 1 LOB: 2 BB: 1 P: 10	R: 2 E: 0 K: 0 S: 5	H: 2 LOB: 2 BB: 2 P: 13	R: 0 E: 0 K: 0 S: 3	H: 0 LOB: 0 BB: 0 P: 3	R: 0 E: 0 K: 1 S: 5	H: 0 LOB: 0 BB: 0 P: 5	R: 0 E: 0 K: 1 S: 5	H: 0 LOB: 0 BB: 0 P: 5	R: 0 E: 0 K: 1 S: 5	H: 0 LOB: 0 BB: 0 P: 5	1B: 4 2B: 1 3B: 0 HR: 0	SF: 2 SAC: 0 DP: 1 HBP: 1	WP: 0 PB: 0 SB: 0 CS: 0	PA: 34
<b>PITCHER</b>	IP	WLS	BF	H	R	ER	SO	BB	IBB	HBP	BLK	WP	HR	S	P	ERA	WHIP			
<b>Eric Wilkins, R</b> ERA: 4.5 (1, 1)	4.0	L	21	5	4	2	2	4	0	1	0	0	0	20	37	4.50	2.250			
<b>Don Hood, L</b> ERA: (5, 1)	0.1		2	0	0	0	0	0	1	0	0	0	0	1	5	0.00	0.000			
<b>Dan Spillner, R</b> ERA: (5, 1)	3.2		11	0	0	0	2	0	0	0	0	0	0	15	15	0.00	0.000			







Batter	1	2	3	4	5	6	7	8	9	AB	R	H	RBI	BB	SO	LOB	TOP										
Ron LeFlore, R OBP: 0.222, SLG: 0.278 (1, 10)	4-3	5-3			FC5-4 1B		4-3		F9	5	0	0	0	0	0	4											
Lou Whitaker, L OBP: 0.250, SLG: 0.375 (1, 4)	2B		G3				E			4	2	3	1	0	0	0											
Jerry Morales, R OBP: 0.235, SLG: 0.400 (1, 9)	4-3 1-H		F8		5-3		E6			4	0	1	1	0	0	2											
Steve Kemp, L OBP: 0.412, SLG: 0.750 (1, 7)	4-3		K				4-3			4	1	1	0	0	1	2											
Jason Thompson, L OBP: 0.375, SLG: 0.167 (1, 3)				P6				4-3		3	0	1	0	1	0	0											
Phil Mankowski, L OBP: 0.417, SLG: 0.444 (1, 5)	F3			G3		F7		P6		4	0	0	0	0	0	4											
Milt May, L (1, 2)		4-3		4-3		G3-6		3-1		4	0	0	0	0	0	1											
Lynn Jones, R OBP: 0.750, SLG: 0.667 (1, 8)					FC5-4 1B		4-3 1B		1-5-3	3	1	2	0	1	0	0											
Alan Trammell, R OBP: 0.385, SLG: 0.333 Lance Parrish, R OBP: 0.231, SLG: 0.231 (9, PH)		K			FC5-4 1B		1-3		P6	3	0	1	0	0	1	2											
<b>Inning Stats</b>	R: 1 E: 0 K: 0 S: 5	H: 2 LOB: 2 BB: 1 P: 9	R: 0 E: 0 K: 1 S: 5	H: 0 LOB: 1 BB: 1 P: 9	R: 0 E: 0 K: 1 S: 5	H: 0 LOB: 0 BB: 0 P: 5	R: 0 E: 0 K: 0 S: 3	H: 0 LOB: 0 BB: 0 P: 3	R: 0 E: 0 K: 0 S: 4	H: 2 LOB: 0 BB: 0 P: 4	R: 2 E: 1 K: 0 S: 6	H: 2 LOB: 1 BB: 0 P: 6	R: 0 E: 0 K: 0 S: 3	H: 0 LOB: 0 BB: 0 P: 3	R: 0 E: 0 K: 0 S: 3	H: 0 LOB: 0 BB: 0 P: 3	1B: 7 2B: 2 3B: 0 HR: 0	SF: 0 SAC: 0 DP: 2 HBP: 0	WP: 0 PA: 37 PB: 0 SB: 1 CS: 0								
<b>PITCHER</b>	IP	WLS	BF	H	R	ER	SO	BB	IBB	HBP	BLK	WP	HR	S	P	ERA	WHIP										
Dock Ellis, R ERA: 3.6 (1, 1)	5.0		23	7	2	2	2	2	0	0	0	0	0	25	33	3.60	1.800										
Jim Kern, R ERA: 1.17 (6, 1)	3.1	W	12	2	2	1	0	0	0	0	0	0	0	12	12	2.70	0.600										
Sparky Lyle, L ERA: (9, 1)	0.2	S	2	0	0	0	0	0	0	0	0	0	0	2	2	0.00	0.000										

**Detroit Tigers @ Texas Rangers**  
 Arlington Stadium, Arlington, TX  
 Fri Apr 13 1979, 7:05 PM EST  
 Att: 23,095 - Unknown



Batter	1	2	3	4	5	6	7	8	9	AB	R	H	RBI	BB	SO	LOB	BOTTOM										
Bump Willis, S OBP: 0.455, SLG: 0.389 (1, 4)	F7		4-3							4	1	2	0	0	0	0											
Bill Sample, R OBP: 0.438, SLG: 0.364 Pat Putnam, L OBP: 0.429, SLG: 0.667 (4, 3)	1B		5-3		F8		SH			2	1	1	0	0	0	0											
Al Oliver, L OBP: 0.381, SLG: 0.737 (1, 8)			6-3							3	0	1	1	1	0	2											
Buddy Bell, R OBP: 0.333, SLG: 0.235 (1, 5)	G3-6-1			5-3						3	0	1	2	1	0	1											
Oscar Gamble, L OBP: 0.500, SLG: 0.778 John Ellis, R OBP: 0.143, SLG: 0.167 (7, PH)		G3 1B		F8	P6		FC5-4			3	1	1	0	0	0	2											
Johnny Grubb, L OBP: 0.176, SLG: 0.313 (4, 7)		G3								3	0	0	0	1	2	1											
Jim Sundberg, R OBP: 0.211, SLG: 0.222 (1, 2)				FC6-4 1B						4	0	1	1	0	0	1											
Mike Jorgensen, L OBP: 0.250, SLG: 0.273 (4, 9)		K			4-3		L3			4	0	0	0	0	2	1											
Nelson Norman, S OBP: 0.500, SLG: 0.364 (1, 6)		FC6-4								2	2	1	0	1	0	1											
<b>Inning Stats</b>	R: 1 E: 0 K: 0 S: 4	H: 2 LOB: 0 BB: 0 P: 4	R: 1 E: 0 K: 1 S: 7	H: 2 LOB: 0 BB: 0 P: 7	R: 0 E: 0 K: 0 S: 3	H: 0 LOB: 0 BB: 0 P: 3	R: 0 E: 0 K: 0 S: 3	H: 0 LOB: 1 BB: 1 P: 7	R: 0 E: 0 K: 0 S: 5	H: 0 LOB: 0 BB: 0 P: 5	R: 1 E: 0 K: 0 S: 4	H: 1 LOB: 2 BB: 2 P: 12	R: 0 E: 0 K: 2 S: 7	H: 0 LOB: 0 BB: 0 P: 7	1B: 6 2B: 2 3B: 0 HR: 0	SF: 0 SAC: 1 DP: 2 HBP: 0	WP: 0 PA: 35 PB: 0 SB: 0 CS: 0										
<b>PITCHER</b>	IP	WLS	BF	H	R	ER	SO	BB	IBB	HBP	BLK	WP	HR	S	P	ERA	WHIP										
Dave Rozema, R ERA: 5.4 (1, 1)	4.2		22	7	4	4	1	2	0	0	0	0	0	22	30	7.71	1.929										
Sheldon Burnside, L ERA: 10.8 (5, 1)	2.0	L	9	1	1	1	1	1	1	0	0	0	0	9	17	4.50	1.000										
Bruce Taylor, R ERA: 45.0 (7, 1)	0.1		1	0	0	0	0	0	0	0	0	0	0	1	1	0.00	0.000										
John Hiller, L ERA: 1.93 (8, 1)	1.0		3	0	0	0	2	0	0	0	0	0	0	7	7	0.00	0.000										

**Detroit Tigers @ Texas Rangers**  
 Arlington Stadium, Arlington, TX  
 Fri Apr 13 1979, 7:05 PM EST  
 Att: 23,095 - Unknown







Batter	1	2	3	4	5	6	7	8	9	AB	R	H	RBI	BB	SO	LOB	TOP				
Ron LeFlore, R (1, 10) OBP: 0.261, SLG: 0.273										4	0	1	1	1	1	5	<b>Detroit Tigers @ Texas Rangers</b> Arlington Stadium, Arlington, TX Sat Apr 14 1979, 7:05 PM EST Att: 30,014 - Unknown				
Lou Whitaker, L (1, 4) OBP: 0.296, SLG: 0.316										3	2	0	0	2	0	2					
Steve Kemp, L (1, 7) OBP: 0.409, SLG: 0.714										5	0	2	2	0	0	4					
Jason Thompson, L (1, 3) OBP: 0.429, SLG: 0.267										3	0	1	1	2	0	1					
Jerry Morales, R (1, 9) OBP: 0.182, SLG: 0.300										5	0	0	0	0	0	7					
Lance Parrish, R (1, 2) OBP: 0.200, SLG: 0.200										2	0	0	0	0	2	0					
Mitt May, L (5, PH) (5, 2)										1	0	0	0	1	0	0					
John Wockenfuss, R (9, PH) OBP: 0.167, SLG: 0.667										1	0	0	0	0	0	0					
Lynn Jones, R (1, 8) OBP: 0.556, SLG: 0.429										4	1	1	0	1	0	2					
Aurelio Rodriguez, R (1, 5) OBP: 0.444, SLG: 0.667										5	1	2	1	0	0	1					
Alan Trammell, R (1, 6) OBP: 0.438, SLG: 0.400										3	1	2	0	0	0	1					
Tim Corcoran, L (7, PH)										0	0	0	0	1	0	0					
Mark Wagner, R (7, 6)										0	0	0	0	0	0	0					
<b>Inning Stats</b>	R: 0 E: 1 K: 0 S: 4	H: 0 LOB: 2 BB: 1 P: 8	R: 2 E: 0 K: 1 S: 7	H: 2 LOB: 2 BB: 2 P: 15	R: 0 E: 0 K: 1 S: 5	H: 0 LOB: 0 BB: 0 P: 5	R: 0 E: 0 K: 0 S: 4	H: 2 LOB: 1 BB: 0 P: 4	R: 1 E: 0 K: 0 S: 4	H: 1 LOB: 2 BB: 1 P: 12	R: 2 E: 1 K: 1 S: 8	H: 2 LOB: 2 BB: 1 P: 12	R: 0 E: 1 K: 0 S: 4	H: 1 LOB: 2 BB: 1 P: 8	R: 0 E: 0 K: 0 S: 3	H: 0 LOB: 0 BB: 0 P: 3	1B: 6 2B: 5 3B: 0 HR: 0	SF: 0 SAC: 0 DP: 2 HBP: 0	WP: 0 PB: 0 SB: 2 CS: 0	PA: 44	
<b>PITCHER</b>	IP	WLS	BF	H	R	ER	SO	BB	IBB	HBP	BLK	WP	HR	S	P	ERA	WHIP				
Doyle Alexander, R (1, 1) ERA: 2.7	5.1		27	6	4	3	2	4	1	0	0	0	0	26	46	5.06	1.875				
Ed Farmer, R (6, 1) ERA:	2.0		13	3	1	0	1	1	2	0	0	0	0	12	24	0.00	2.000				
Sparky Lyle, L (8, 1) ERA:	1.2	W	4	0	0	0	0	0	0	0	0	0	0	4	4	0.00	0.000				

Batter	1	2	3	4	5	6	7	8	9	AB	R	H	RBI	BB	SO	LOB	BOTTOM				
Bump Willis, S (1, 4) OBP: 0.462, SLG: 0.381										3	1	1	0	1	0	1	<b>Detroit Tigers @ Texas Rangers</b> Arlington Stadium, Arlington, TX Sat Apr 14 1979, 7:05 PM EST Att: 30,014 - Unknown				
Johnny Grubb, L (1, 7) OBP: 0.136, SLG: 0.238										5	0	0	1	0	1	3					
Al Oliver, L (1, 8) OBP: 0.462, SLG: 0.773										3	0	2	1	2	1	0					
Buddy Bell, R (1, 5) OBP: 0.346, SLG: 0.318										5	1	2	1	0	0	4					
Oscar Gamble, L (1, 10) OBP: 0.500, SLG: 0.636										2	1	0	0	2	0	1					
Jim Sundberg, R (1, 2) OBP: 0.217, SLG: 0.227										4	0	1	1	0	0	2					
Pat Putnam, L (1, 3) OBP: 0.455, SLG: 0.556										3	0	1	1	0	0	0					
Nelson Norman, S (1, 6) OBP: 0.500, SLG: 0.357										3	2	1	0	1	0	4					
Mike Jorgensen, L (1, 9) OBP: 0.333, SLG: 0.250										1	1	0	0	2	0	1					
Richie Zisk, R (8, PH) OBP: 0.400, SLG: 1.000										1	1	1	2	0	0	0					
<b>Inning Stats</b>	R: 0 E: 0 K: 0 S: 4	H: 1 LOB: 1 BB: 0 P: 4	R: 0 E: 0 K: 0 S: 3	H: 0 LOB: 0 BB: 0 P: 3	R: 2 E: 0 K: 0 S: 5	H: 2 LOB: 1 BB: 1 P: 9	R: 1 E: 0 K: 0 S: 4	H: 1 LOB: 1 BB: 1 P: 8	R: 2 E: 0 K: 0 S: 5	H: 3 LOB: 3 BB: 2 P: 14	R: 0 E: 0 K: 0 S: 2	H: 0 LOB: 0 BB: 1 P: 6	R: 0 E: 0 K: 1 S: 6	H: 1 LOB: 1 BB: 0 P: 6	R: 2 E: 0 K: 1 S: 6	H: 1 LOB: 2 BB: 3 P: 18	1B: 6 2B: 2 3B: 0 HR: 1	SF: 0 SAC: 1 DP: 1 HBP: 1	WP: 0 PB: 0 SB: 2 CS: 0	PA: 40	
<b>PITCHER</b>	IP	WLS	BF	H	R	ER	SO	BB	IBB	HBP	BLK	WP	HR	S	P	ERA	WHIP				
Mitt Wilcox, R (1, 1) ERA: 5.91	4.2		23	6	5	5	0	2	2	0	0	0	0	19	35	9.64	1.714				
Steve Baker, R (5, 1) ERA: 3.38	2.2	L	12	2	1	1	1	2	0	1	0	0	0	11	20	3.38	1.500				
John Hiller, L (8, 1) ERA: 3.38	0.2		5	1	1	1	1	2	0	0	0	0	1	5	13	13.50	4.500				

AB 36  
R 5  
H 9  
RBI 5  
BB 8  
SO 3  
LOB 23



AB 30  
R 7  
H 9  
RBI 7  
BB 8  
SO 2  
LOB 16

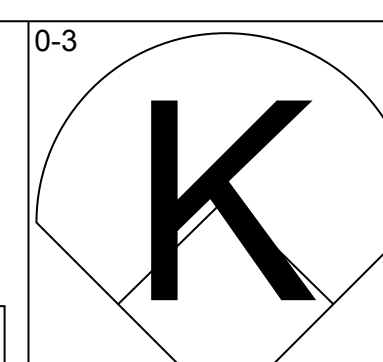
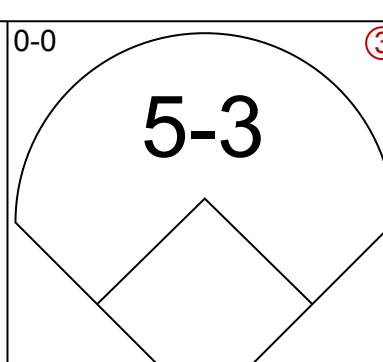
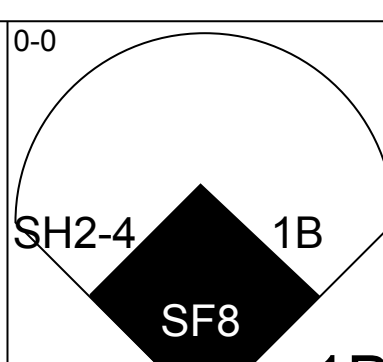
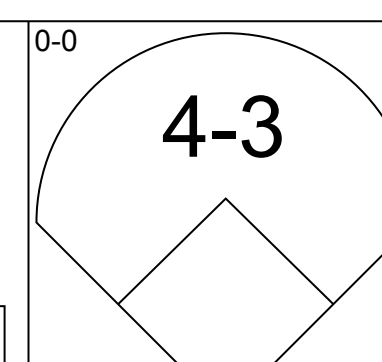
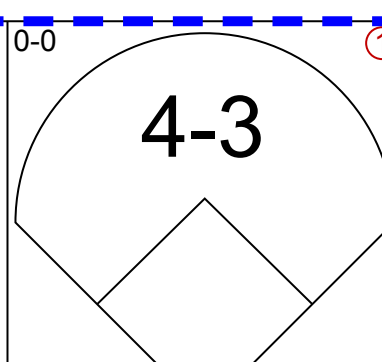
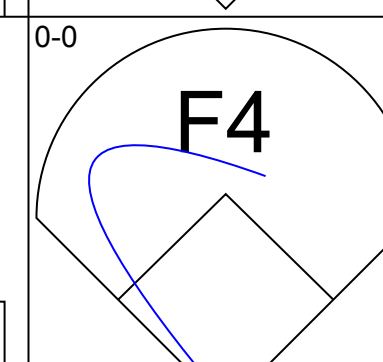
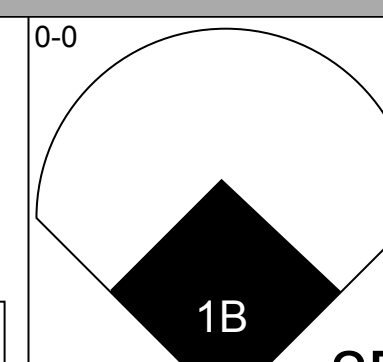
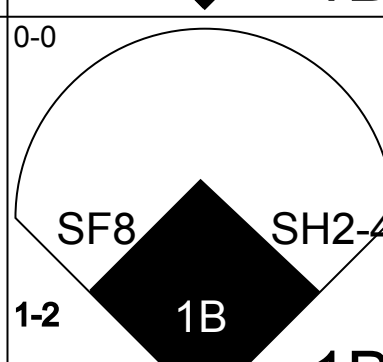
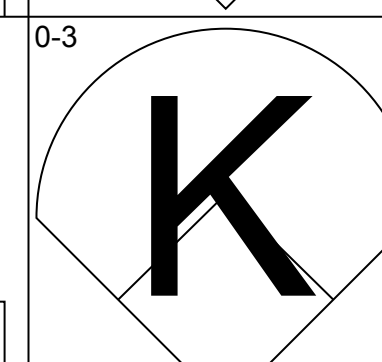
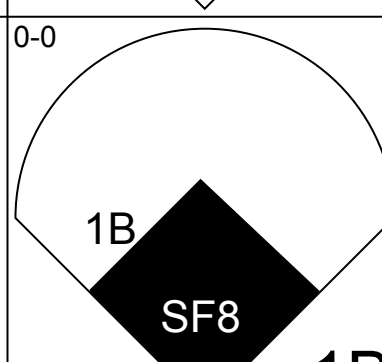
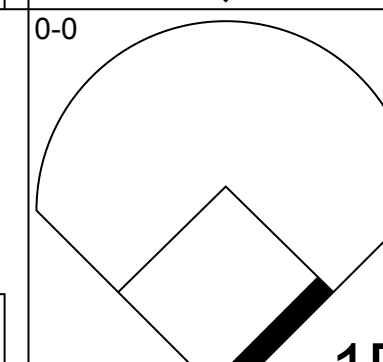
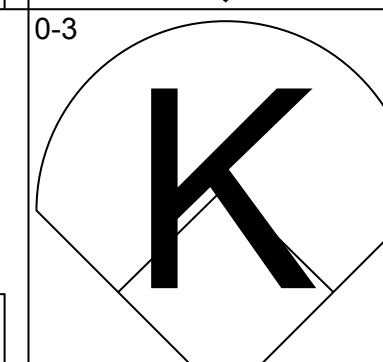
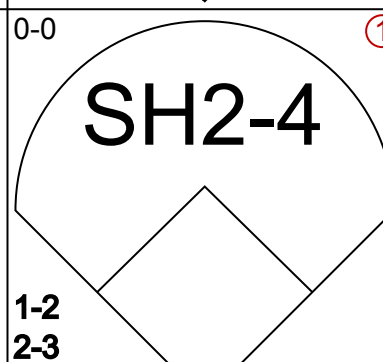
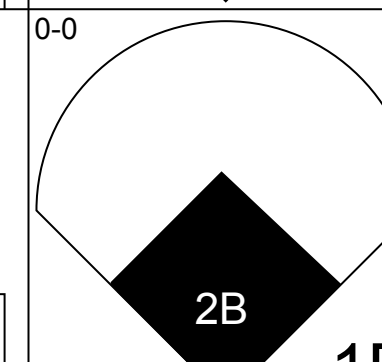
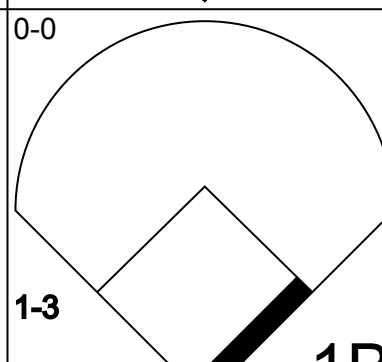
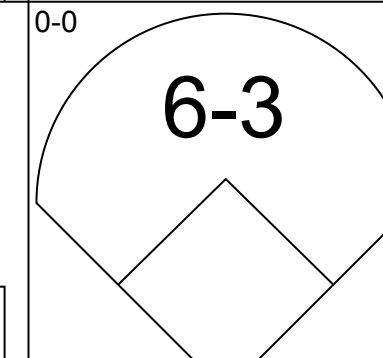
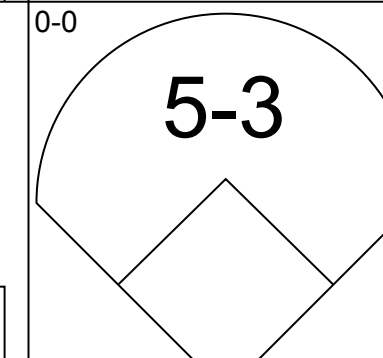
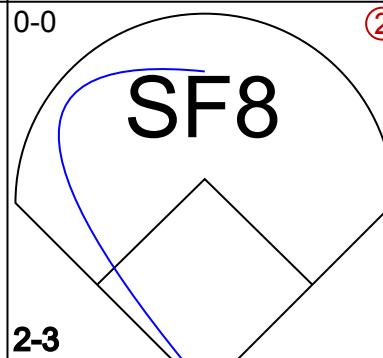
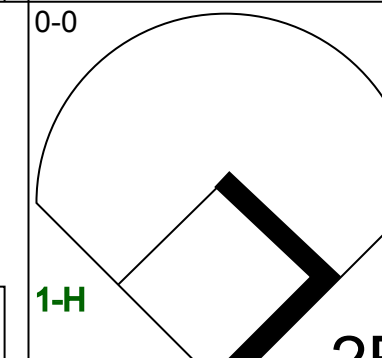
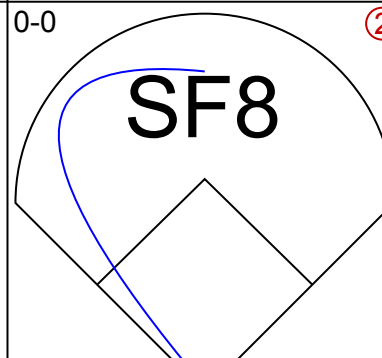

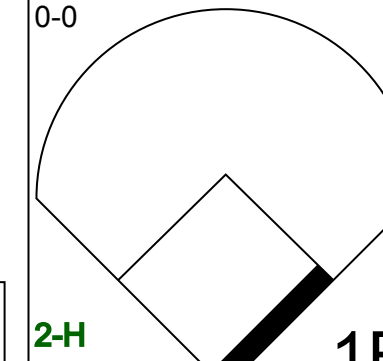
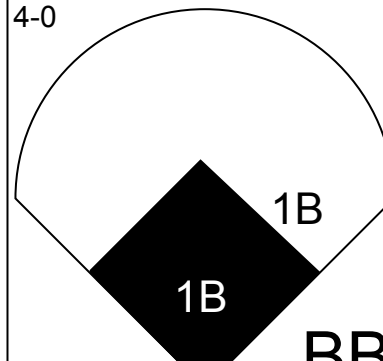
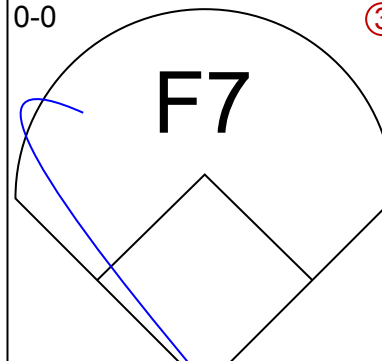

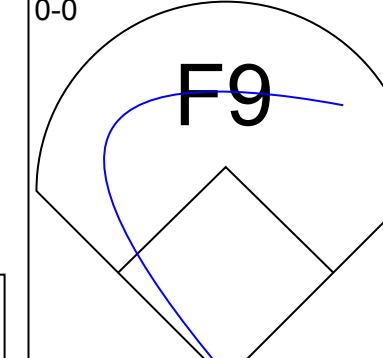
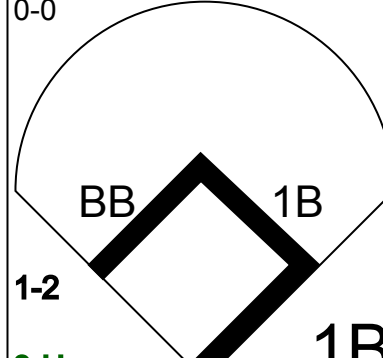
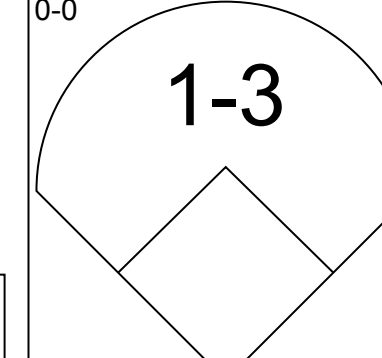


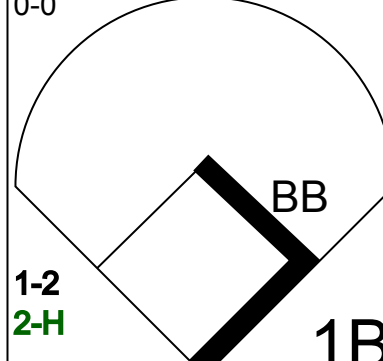



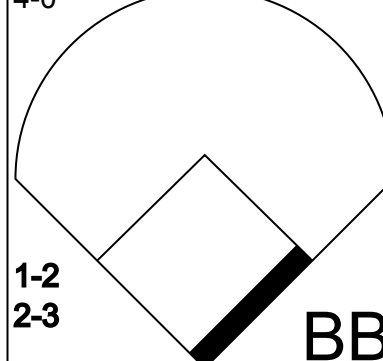



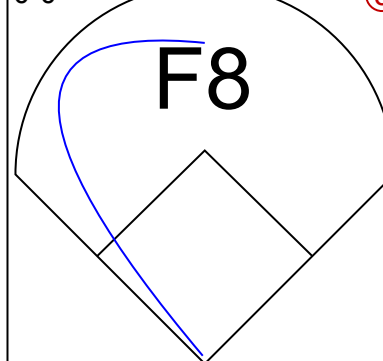



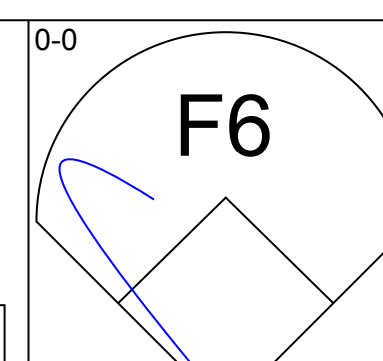
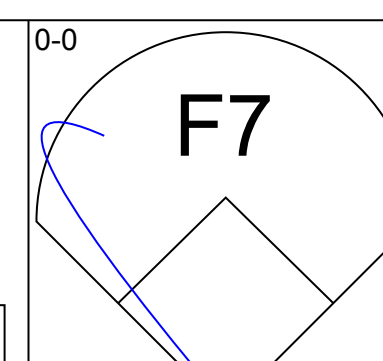
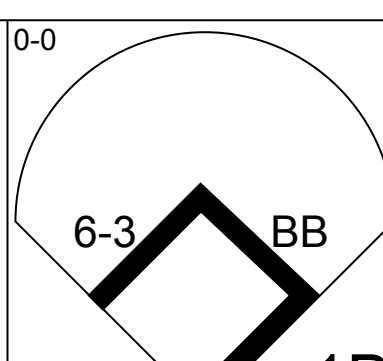
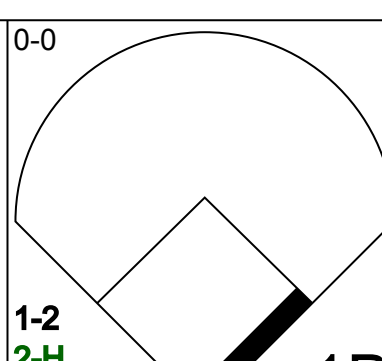
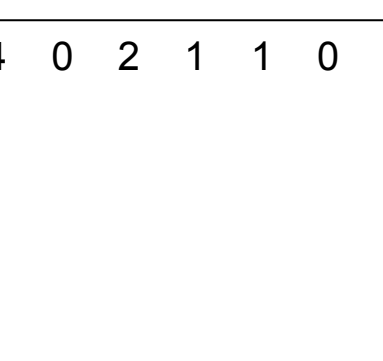
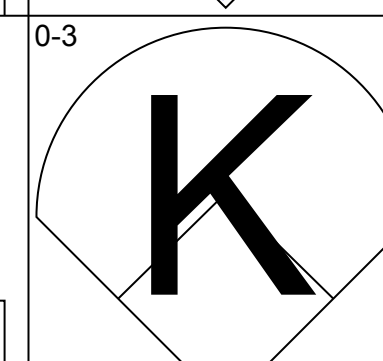
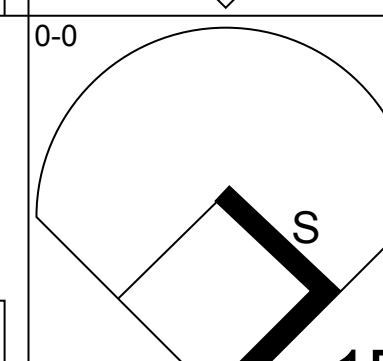
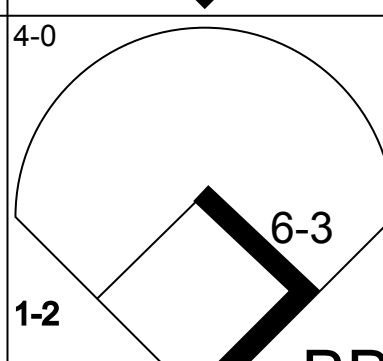
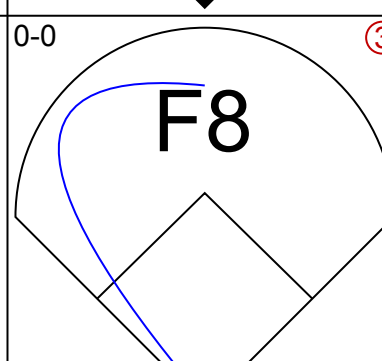

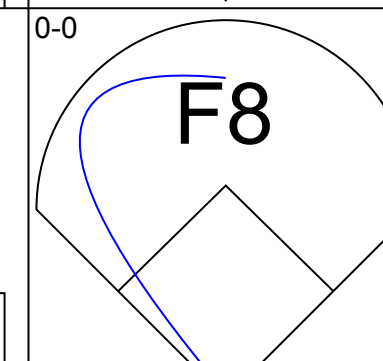
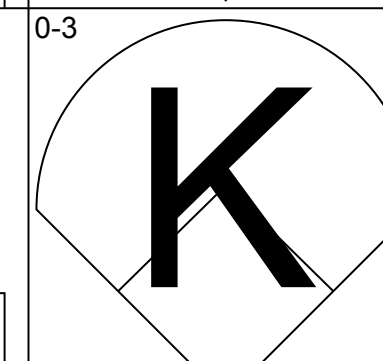
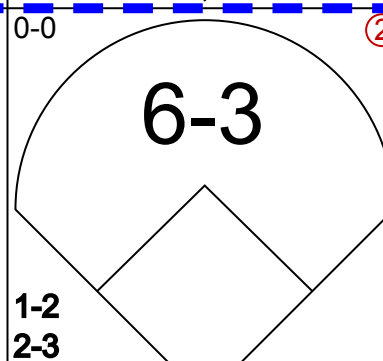


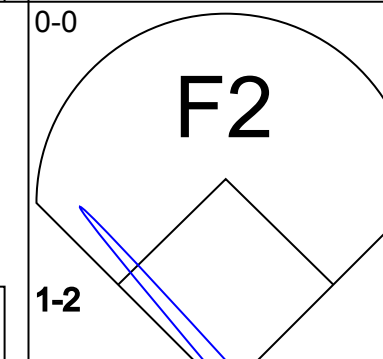
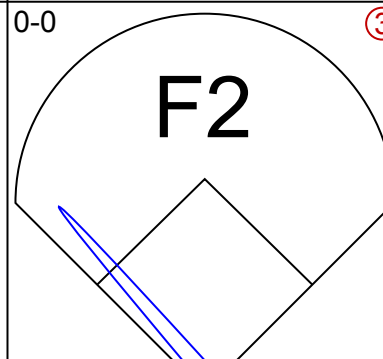


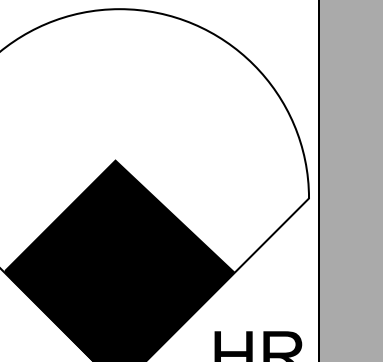





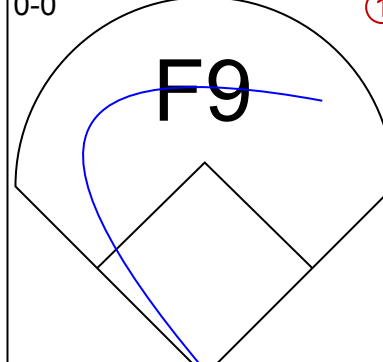
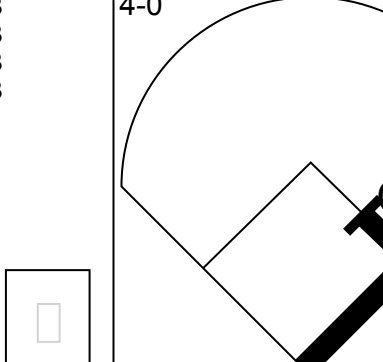
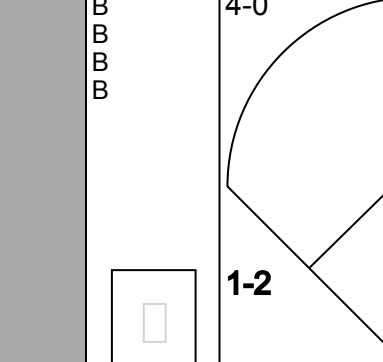

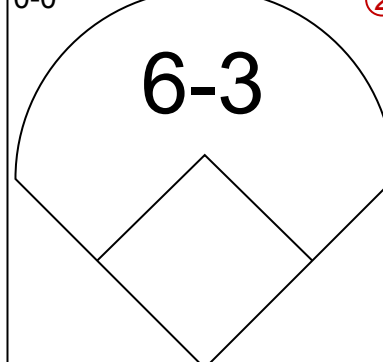
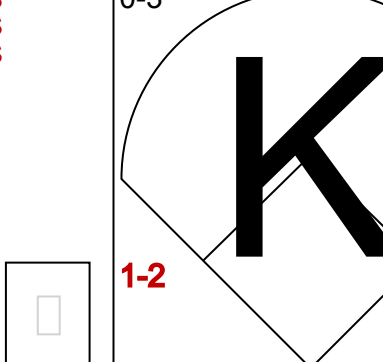
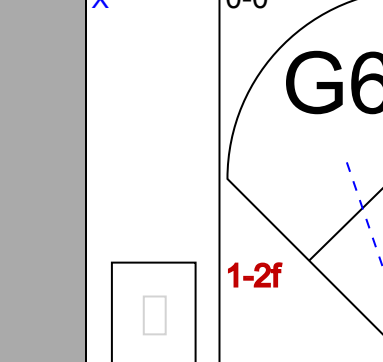



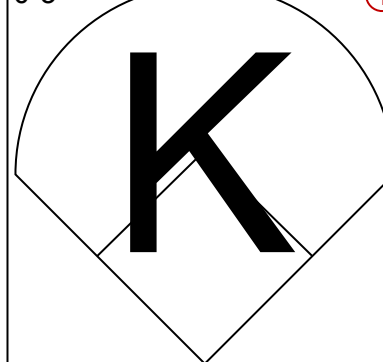




Batter	1	2	3	4	5	6	7	8	9	AB R H RBI BB SO LOB	TOP																	
Ron LeFlore, R (1, 10) OBP: 0.276, SLG: 0.259	F8		1B		F9		1B HR BB		F9	5 1 1 0 1 0 2	<b>Detroit Tigers @ Texas Rangers</b> Arlington Stadium, Arlington, TX Sun Apr 15 1979, 4:33 AM EST Att: 19,353 - Unknown																	
Lou Whitaker, L (1, 4) OBP: 0.346, SLG: 0.348	F7		1B		4-3		1B HR		1B BB	4 2 2 1 1 0 1																		
Steve Kemp, L (1, 7) OBP: 0.481, SLG: 0.840	1B		P6				HR		1B BB	4 2 3 3 1 0 2																		
Jason Thompson, L (1, 3) OBP: 0.385, SLG: 0.211	G3		F8		4-3		HR		1B BB	4 1 0 0 1 0 5																		
Jerry Morales, R (1, 9) OBP: 0.192, SLG: 0.333		P6		5-3		F2			1B BB	4 0 1 0 0 0 0																		
Tim Corcoran, L (9, PH) OBP: 0.333, SLG: 0.200									1B BB	1 1 1 1 0 0 0																		
Milt May, L (1, 2) OBP: 0.222, SLG: 0.250									1B BB	3 0 1 0 0 0 0																		
John Wockenfuss, R (7, 2) OBP: 0.143, SLG: 0.571	4-1					F8			1B BB	1 0 0 0 0 1 1																		
Phil Mankowski, L (9, PH) OBP: 0.462, SLG: 0.500									1B BB	1 1 1 2 0 0 0																		
Mark Wagner, R (9, 6)									1B BB	0 0 0 0 0 0 0																		
Lynn Jones, R (1, 8) OBP: 0.429, SLG: 0.333	K			6-3		5-3			1B BB	5 1 1 1 0 1 2																		
Aurelio Rodriguez, R (1, 5) OBP: 0.286, SLG: 0.429			K		F5		K		E6	5 1 0 0 0 2 4																		
Alan Trammell, R (1, 6) OBP: 0.526, SLG: 0.500									1B BB	3 1 3 0 0 0 0																		
Lance Parrish, R (9, PH) OBP: 0.235, SLG: 0.294			1B		4-3		1B BB		1B BB	2 0 1 3 0 0 0																		
<b>Inning Stats</b>	R: 0 E: 0 K: 0 S: 4	H: 1 LOB: 1 BB: 0 P: 4	R: 0 E: 0 K: 1 S: 5	H: 0 LOB: 0 BB: 0 P: 5	R: 1 E: 0 K: 1 S: 8	H: 3 LOB: 2 BB: 0 P: 8	R: 0 E: 0 K: 0 S: 4	H: 1 LOB: 1 BB: 0 P: 4	R: 0 E: 0 K: 0 S: 3	H: 0 LOB: 0 BB: 0 P: 3	R: 3 E: 0 K: 1 S: 7	H: 3 LOB: 1 BB: 1 P: 11	R: 0 E: 0 K: 1 S: 6	H: 1 LOB: 1 BB: 0 P: 6	R: 7 E: 1 K: 0 S: 9	H: 5 LOB: 1 BB: 2 P: 17	1B: 11 2B: 3 3B: 0 HR: 1	SF: 0 SAC: 0 DP: 0 HBP: 0	WP: 0 PB: 0 CS: 0	PA: 46								
<b>PITCHER</b>	IP WLS BF H R ER SO BB IBB HBP BLK WP HR S P ERA WHIP											IP WLS BF H R ER SO BB IBB HBP BLK WP HR S P ERA WHIP																
Steve Comer, R (1, 1) ERA: 1.98	6.2	29	8	3	3	3	2	0	0	0	0	0	0	33	41	4.05	1.500											
Sparky Lyle, L (7, 1) ERA: 5.14	2.0	L	11	3	4	4	1	2	0	0	0	0	0	1	11	19	18.00	2.500										
Jim Kern, R (9, 1) ERA: 2.35	0.0		5	4	4	1	0	0	0	0	0	0	0	5	5	∞	∞											
Dave Rajsich, L (9, 1) ERA:	0.1		1	0	0	0	0	0	0	0	0	0	0	1	1	0.00	0.000											


Batter	1	2	3	4	5	6	7	8	9	AB R H RBI BB SO LOB	BOTTOM																
Bump Willis, S (1, 4) OBP: 0.419, SLG: 0.320	G3		L4		F8 S	G6-4-3			F9	4 1 0 0 1 0 1	<b>Detroit Tigers @ Texas Rangers</b> Arlington Stadium, Arlington, TX Sun Apr 15 1979, 4:33 AM EST Att: 19,353 - Unknown																
Johnny Grubb, L (1, 7) OBP: 0.192, SLG: 0.250			P6		BB S				1B	3 1 1 0 1 1 0																	
Gary Gray, R (9, PH) OBP: 0.250, SLG: 0.250	4-3		1B		BB S				1B	1 0 1 0 0 0 0																	
Al Oliver, L (1, 8) OBP: 0.452, SLG: 0.704	4-3				1B HR				1B	5 1 2 0 0 0 3																	
Buddy Bell, R (1, 5) OBP: 0.387, SLG: 0.346					1B HR				1B	4 1 2 1 1 0 1																	
Oscar Gamble, L (1, 10) OBP: 0.365, SLG: 0.846					1B HR				1B	2 1 1 3 0 1 1																	
John Ellis, R (5, PH) OBP: 0.111, SLG: 0.125	K				HR				1B	2 0 0 0 0 0 2																	
Jim Sundberg, R (1, 2) OBP: 0.222, SLG: 0.200		F2		L5					5-3	3 0 0 0 1 0 0																	
Pat Putnam, L (1, 3) ERA: 3.5									1B	2 0 0 0 0 2 0																	
Bill Sample, R (6, PH) OBP: 0.444, SLG: 0.385		K		K		K			1B	2 0 1 0 0 1 3																	
Bert Campaneris, R (1, 6) OBP: 0.250, SLG: 0.250		1-3		K					1B	4 0 1 0 0 1 0																	
Mike Jorgensen, L (1, 9) OBP: 0.368, SLG: 0.500			L9						K	4 1 2 1 0 1 2																	
<b>Inning Stats</b>	R: 1 E: 0 K: 1 S: 7	H: 2 LOB: 1 BB: 0 P: 7	R: 0 E: 0 K: 1 S: 5	H: 0 LOB: 0 BB: 0 P: 5	R: 0 E: 0 K: 0 S: 3	H: 0 LOB: 0 BB: 0 P: 3	R: 3 E: 0 K: 2 S: 10	H: 3 LOB: 0 BB: 0 P: 10	R: 2 E: 0 K: 1 S: 6	H: 1 LOB: 3 BB: 4 P: 22	R: 0 E: 0 K: 0 S: 3	H: 1 LOB: 0 BB: 0 P: 3	R: 0 E: 0 K: 1 S: 5	H: 0 LOB: 0 BB: 0 P: 5	R: 0 E: 0 K: 1 S: 7	H: 2 LOB: 2 BB: 0 P: 7	R: 0 E: 0 K: 0 S: 4	H: 2 LOB: 1 BB: 0 P: 4	1B: 9 2B: 0 3B: 0 HR: 2	SF: 0 SAC: 0 DP: 1 HBP: 0	WP: 0 PB: 0 CS: 0	PA: 40					
<b>PITCHER</b>	IP WLS BF H R ER SO BB IBB HBP BLK WP HR S P ERA WHIP											IP WLS BF H R ER SO BB IBB HBP BLK WP HR S P ERA WHIP															
Kip Young, R (1, 1) ERA: 4.32	4.0		6	6	6	4	2	0	0	0	0	0	0	26	34	13.50	2.000										
Sheldon Burnside, L (5, 1) ERA: 4.32	5.0	W	20	5	0	0	3	2	0	0	0	0	0	24	32	0.00	1.400										




Batter	1	2	3	4	5	6	7	8	9	AB	R	H	RBI	BB	SO	LOB	TOP					
<b>Bump Wills, S</b> OBP: 0.389, SLG: 0.300 (1, 4)										5	1	1	0	0	1	0	<b>Texas Rangers @ Cleveland Indians</b> Cleveland Municipal Stadium, Cleveland, OH Tue Apr 17 1979, 3:33 AM EST Att: 6,910 - Unknown <a href="http://livebaseballscorecards.com">livebaseballscorecards.com</a>					
<b>Bill Sample, R</b> OBP: 0.478, SLG: 0.500 (1, 7)										5	3	3	0	0	1	0						
<b>Al Oliver, L</b> OBP: 0.486, SLG: 0.710 (1, 8)										4	1	3	0	0	1	1						
<b>Buddy Bell, R</b> OBP: 0.361, SLG: 0.379 (1, 5)										3	0	1	3	0	0	2						
<b>Richie Zisk, R</b> OBP: 0.500, SLG: 0.857 <b>Johnny Grubb, L</b> OBP: 0.214, SLG: 0.240 (1, 9) (6, 9)										2	1	1	1	1	0	0						
<b>John Ellis, R</b> OBP: 0.167, SLG: 0.182 <b>Mike Jorgensen, L</b> OBP: 0.350, SLG: 0.471 (1, 3) (6, PR) (6, 3)										3	0	1	1	0	0	1						
<b>Jim Sundberg, R</b> OBP: 0.226, SLG: 0.207 (1, 2)										4	0	1	1	0	1	0						
<b>Gary Gray, R</b> OBP: 0.333, SLG: 0.333 <b>Oscar Gamble, L</b> OBP: 0.500, SLG: 0.786 (1, 10) (6, PH)										2	0	1	0	0	0	0						
<b>Nelson Norman, S</b> OBP: 0.409, SLG: 0.278 (1, 6)										4	0	0	0	0	1	4						
<b>Inning Stats</b>	R: 0 E: 0 K: 1 S: 6	H: 1 LOB: 1 P: 6	R: 0 E: 0 K: 0 S: 3	H: 0 LOB: 0 BB: 3 P: 3	R: 0 E: 0 K: 0 S: 3	H: 0 LOB: 0 BB: 0 P: 3	R: 1 E: 0 K: 1 S: 7	H: 2 LOB: 1 BB: 0 P: 7	R: 0 E: 0 K: 0 S: 3	H: 1 LOB: 0 BB: 0 P: 3	R: 3 E: 0 K: 0 S: 7	H: 4 LOB: 3 BB: 2 P: 15	R: 1 E: 0 K: 1 S: 7	H: 2 LOB: 2 BB: 1 P: 11	R: 0 E: 0 K: 2 S: 7	H: 0 LOB: 0 BB: 0 P: 7		R: 1 E: 0 K: 0 S: 5	H: 2 LOB: 1 BB: 0 P: 5	1B: 10 2B: 2 3B: 0 HR: 0	SF: 2 SAC: 1 DP: 0 HBP: 0	WP: 0 PB: 0 SB: 0 CS: 1
<b>PITCHER</b>	IP WLS BF H R ER SO BB IBB HBP BLK WP HR S P ERA WHIP																					
<b>Rick Waits, L</b> ERA: 3.0 (1, 1)	5.2 L 25 8 4 4 2 1 0 0 0 0 0 0 28 32 6.35 1.588																					
<b>Dan Spillner, R</b> ERA: 1.04 (6, 1)	1.0 7 2 1 1 1 2 0 0 0 0 0 0 7 15 9.00 4.000																					
<b>Sid Monge, L</b> ERA: 1.23 (7, 1)	1.1 4 0 0 0 2 0 0 0 0 0 0 0 8 8 0.00 0.000																					
<b>Len Barker, R</b> ERA: 12.0 (9, 1)	1.0 5 2 1 1 0 0 0 0 0 0 0 0 5 5 9.00 2.000																					

Batter	1	2	3	4	5	6	7	8	9	AB	R	H	RBI	BB	SO	LOB	BOTTOM			
<b>Jim Norris, L</b> OBP: 0.375, SLG: 0.324 (1, 10)										4	0	2	1	1	0	0	<b>Texas Rangers @ Cleveland Indians</b> Cleveland Municipal Stadium, Cleveland, OH Tue Apr 17 1979, 3:33 AM EST Att: 6,910 - Unknown <a href="http://livebaseballscorecards.com">livebaseballscorecards.com</a>			
<b>Rick Manning, L</b> OBP: 0.348, SLG: 0.286 (1, 8)										3	0	1	0	2	1	2				
<b>Bobby Bonds, R</b> OBP: 0.282, SLG: 0.297 (1, 9)										4	0	1	0	0	1	3				
<b>Toby Harrah, R</b> OBP: 0.268, SLG: 0.297 (1, 5)										4	0	0	0	0	1	6				
<b>Andre Thornton, R</b> OBP: 0.189, SLG: 0.188 (1, 3)										4	1	1	1	0	2	3				
<b>Gary Alexander, R</b> OBP: 0.250, SLG: 0.100 (1, 2)										2	1	0	0	2	1	0				
<b>Duane Kuiper, L</b> OBP: 0.412, SLG: 0.387 (1, 4)										2	0	1	0	2	0	0				
<b>Ted Cox, R</b> OBP: 0.242, SLG: 0.138 (1, 7)										4	0	0	0	0	2	5				
<b>Tom Veryzer, R</b> OBP: 0.233, SLG: 0.222 <b>Paul Dade, R</b> (8, PH) <b>Dave Rosello, R</b> (9, 6) <b>Wayne Cage, L</b> OBP: 0.188, SLG: 0.133 (9, PH)										2	0	0	0	0	2	0				
<b>Inning Stats</b>	R: 0 E: 0 K: 1 S: 5	H: 0 LOB: 0 BB: 0 P: 5	R: 0 E: 0 K: 1 S: 5	H: 0 LOB: 0 BB: 0 P: 5	R: 0 E: 0 K: 1 S: 6	H: 1 LOB: 0 BB: 0 P: 6	R: 1 E: 0 K: 1 S: 5	H: 1 LOB: 1 BB: 1 P: 9	R: 0 E: 0 K: 1 S: 6	H: 1 LOB: 2 BB: 1 P: 10	R: 0 E: 0 K: 1 S: 4	H: 0 LOB: 1 BB: 2 P: 12	R: 0 E: 0 K: 3 S: 10	H: 1 LOB: 3 BB: 2 P: 18	R: 1 E: 0 K: 2 S: 9	H: 2 LOB: 2 BB: 1 P: 13		1B: 5 2B: 0 3B: 0 HR: 1	SF: 0 SAC: 0 DP: 1 HBP: 0	WP: 0 PB: 0 SB: 2 CS: 1
<b>PITCHER</b>	IP WLS BF H R ER SO BB IBB HBP BLK WP HR S P ERA WHIP																			
<b>Fergie Jenkins, R</b> ERA: 1.99 (1, 1)	5.1 W 20 3 1 1 6 2 0 0 0 0 0 0 25 45 2.46 1.69																			
<b>Jim Kern, R</b> ERA: 2.35 (6, 1)	3.2 S 18 3 1 1 6 5 0 0 0 0 0 0 25 45 2.46 2.182																			



Batter	1	2	3	4	5	6	7	8	9	AB	R	H	RBI	BB	SO	LOB	TOP				
<b>Bump Wills, S</b> OBP: 0.366, SLG: 0.273 (1, 4)	0-3 <b>K</b>		0-0 <b>G3</b>		4-0 <b>S</b> BB		0-0 <b>SF7</b>		0-0 <b>F3</b>	3	0	0	1	1	1	1	<b>Texas Rangers @ Cleveland Indians</b> Cleveland Municipal Stadium, Cleveland, OH Wed Apr 18 1979, 3:33 AM EST Att: 6,192 - Unknown  <b>AB</b> 33 <b>R</b> 4 <b>H</b> 8 <b>RBI</b> 4 <b>BB</b> 4 <b>SO</b> 11 <b>LOB</b> 17 				
<b>Bill Sample, R</b> OBP: 0.500, SLG: 0.500 (1, 7)	4-0 <b>1B</b> 4-3 BB		0-0 <b>3B</b>		0-3 <b>K</b>		0-3 <b>K</b>		0-3 <b>K</b>	2	2	1	0	1	1	1					
<b>Johnny Grubb, L</b> OBP: 0.207, SLG: 0.231 (5, 7)					1-2 <b>K</b>					1	0	0	0	0	1	1					
<b>Larvell Blanks, R</b> (9, PH)										1	0	0	0	0	1	1					
<b>Al Oliver, L</b> OBP: 0.513, SLG: 0.765 (1, 8)	0-0 <b>4-3</b> 1-3 1B		0-0 <b>5-3</b>		4-0 <b>1B</b>		0-3 <b>K</b>			3	1	2	1	1	1	1					
<b>Buddy Bell, R</b> OBP: 0.325, SLG: 0.333 (1, 5)	0-0 <b>4-3</b>		0-0 <b>5-3</b>		0-3 <b>K</b>					4	0	0	2	0	1	3					
<b>Richie Zisk, R</b> OBP: 0.417, SLG: 0.636 (1, 9)	0-3 <b>K</b>		0-3 <b>K</b>							4	0	1	0	0	3	1					
<b>Oscar Gamble, L</b> OBP: 0.478, SLG: 0.706 (1, 10)					0-0 <b>G3</b>		0-0 <b>FC4-6</b> 1B		4-0 <b>FC6-4</b> BB	3	0	1	0	0	0	1					
<b>John Ellis, R</b> OBP: 0.231, SLG: 0.182 (8, PH)					0-0 <b>F9</b>		0-0 <b>F8</b>		0-0 <b>FC6-4</b> BB	0	0	0	0	1	0	0					
<b>Dave Roberts, R</b> OBP: 0.250, SLG: 0.250 (8, PR)					0-0 <b>F9</b>		0-0 <b>F8</b>		0-0 <b>FC6-4</b> BB	0	0	0	0	0	0	0					
<b>Jim Sundberg, R</b> OBP: 0.229, SLG: 0.212 (1, 2)					0-0 <b>F9</b>		0-0 <b>F8</b>		0-0 <b>FC6-4</b> BB	4	0	1	0	0	0	2					
<b>Mike Jorgensen, L</b> OBP: 0.304, SLG: 0.400 (1, 3)					0-3 <b>K</b>		0-3 <b>K</b>		0-0 <b>WP</b> 1B	3	0	0	0	0	2	3					
<b>Gary Gray, R</b> OBP: 0.420, SLG: 0.429 (9, PH)					0-3 <b>K</b>		0-3 <b>K</b>		0-0 <b>WP</b> 1B	1	0	1	0	0	0	0					
<b>Nelson Norman, S</b> OBP: 0.375, SLG: 0.250 (1, 6)					0-0 <b>4-3</b>		0-0 <b>F7</b>		0-0 <b>F6</b>	2	0	0	0	0	0	1					
<b>Pat Putnam, L</b> OBP: 0.429, SLG: 0.583 (7, PR)					0-0 <b>4-3</b>		0-0 <b>F7</b>		0-0 <b>F6</b>	1	0	1	0	0	0	0					
<b>Bert Campaneris, R</b> OBP: 0.200, SLG: 0.200 (7, 6)					0-0 <b>4-3</b>		0-0 <b>F7</b>		0-0 <b>F6</b>	1	1	0	0	0	0	1					
<b>Inning Stats</b>	R: 1 E: 0 K: 2 S: 8	H: 1 LOB: 1 BB: 1 P: 12	R: 0 E: 0 K: 1 S: 6	H: 1 LOB: 1 BB: 0 P: 6	R: 2 E: 0 K: 1 S: 7	H: 2 LOB: 0 BB: 0 P: 7	R: 0 E: 0 K: 1 S: 5	H: 0 LOB: 0 BB: 0 P: 5	R: 0 E: 0 K: 2 S: 7	H: 2 LOB: 2 BB: 2 P: 15	R: 1 E: 0 K: 2 S: 8	H: 1 LOB: 1 BB: 0 P: 8	R: 0 E: 0 K: 1 S: 5	H: 0 LOB: 1 BB: 0 P: 9	R: 0 E: 0 K: 1 S: 6	H: 1 LOB: 1 BB: 0 P: 6	1B: 6 2B: 1 3B: 1 HR: 0	SF: 1 SAC: 0 DP: 1 HBP: 0	WP: 2 PB: 0 SB: 1 CS: 0	PA: 38	
<b>PITCHER</b>	IP	WLS	BF	H	R	ER	SO	BB	IBB	HBP	BLK	WP	HR	S	P	ERA	WHIP				
<b>Eric Wilkins, R</b> ERA: 5.4	6.0		27	7	4	4	7	2	1	0	0	0	0	38	50	6.00	1.500				
<b>Sid Monge, L</b> ERA: 0.67	3.0	W	11	1	0	0	4	1	0	0	0	2	0	18	22	0.00	0.667				

Batter	1	2	3	4	5	6	7	8	9	AB	R	H	RBI	BB	SO	LOB	BOTTOM				
<b>Jim Norris, L</b> OBP: 0.378, SLG: 0.316 (1, 7)	0-0 <b>1-3</b>		0-0 <b>1B</b> SF8		4-0 <b>FC1-6</b> BB		0-3 <b>K</b>		0-0 <b>F8</b>	4	1	1	0	1	1	0	<b>Texas Rangers @ Cleveland Indians</b> Cleveland Municipal Stadium, Cleveland, OH Wed Apr 18 1979, 3:33 AM EST Att: 6,192 - Unknown  <b>AB</b> 29 <b>R</b> 6 <b>H</b> 9 <b>RBI</b> 6 <b>BB</b> 9 <b>SO</b> 2 <b>LOB</b> 17 				
<b>Rick Manning, L</b> OBP: 0.321, SLG: 0.269 (1, 8)	0-0 <b>3-1</b>		0-0 <b>S</b> SF8 BB		0-0 <b>FC1-6</b> CS		0-0 <b>1-3</b>		0-0 <b>G3</b>	5	1	1	0	0	0	1					
<b>Bobby Bonds, R</b> OBP: 0.318, SLG: 0.308 (1, 9)	4-0 <b>S</b> BB		0-0 <b>SF8</b>		4-0 <b>PB</b> S BB		0-0 <b>6-3</b>		0-0 <b>CS</b> 1B	2	0	1	1	2	0	0					
<b>Toby Harrah, R</b> OBP: 0.289, SLG: 0.300 (1, 5)	0-0 <b>F8</b>		0-0 <b>F7</b>		4-0 <b>S</b> BB		0-0 <b>HR</b> 1B		0-0 <b>CS</b>	3	1	1	0	1	0	2					
<b>Andre Thornton, R</b> OBP: 0.195, SLG: 0.171 (1, 3)			0-0 <b>F8</b>		0-0 <b>5-3</b>		0-0 <b>L6</b>			3	1	0	0	1	0	3					
<b>Wayne Cage, L</b> OBP: 0.300, SLG: 0.176 (1, 10)			0-0 <b>2B</b> G5-2-3		4-0 <b>1B</b> BB		4-0 <b>E4</b> 1B CS		4-0 <b>HR</b> BB	2	0	1	0	2	0	0					
<b>Paul Dade, R</b> (7, PR)			0-0 <b>1B</b> BB		4-0 <b>1B</b> BB		1-2 <b>HR</b> BB			0	1	0	0	0	0	0					
<b>Gary Alexander, R</b> OBP: 0.325, SLG: 0.303 (1, 2)			0-0 <b>1B</b>		4-0 <b>1B</b> BB		0-0 <b>1B</b>		0-0 <b>HR</b> BB	3	1	3	4	1	0	0					
<b>Duane Kuiper, L</b> OBP: 0.421, SLG: 0.382 (1, 4)			1-3 <b>2B</b>		1-2 <b>2-3</b> 3-H		1-3 <b>1B</b>		1-2 <b>HR</b>	3	0	1	1	1	0	3					
<b>Tom Verzyer, R</b> OBP: 0.206, SLG: 0.194 (1, 6)			0-0 <b>G5-2-3</b>		0-0 <b>FC5-4</b>		0-0 <b>K</b>		0-0 <b>F8</b>	4	0	0	0	0	1	8					
<b>Inning Stats</b>	R: 0 E: 0 K: 0 S: 3	H: 0 LOB: 1 BB: 1 P: 7	R: 0 E: 0 K: 0 S: 4	H: 2 LOB: 2 BB: 1 P: 8	R: 3 E: 0 K: 0 S: 6	H: 3 LOB: 3 BB: 3 P: 18	R: 0 E: 0 K: 0 S: 2	H: 0 LOB: 2 BB: 3 P: 14	R: 0 E: 0 K: 1 S: 6	H: 1 LOB: 1 BB: 0 P: 6	R: 0 E: 0 K: 1 S: 5	H: 0 LOB: 0 BB: 0 P: 5	R: 3 E: 0 K: 0 S: 5	H: 2 LOB: 1 BB: 1 P: 9	R: 0 E: 0 K: 0 S: 3	H: 1 LOB: 0 BB: 0 P: 3		1B: 7 2B: 1 3B: 0 HR: 1	SF: 1 SAC: 0 DP: 1 HBP: 0	WP: 0 PB: 1 SB: 4 CS: 3	PA: 40
<b>PITCHER</b>	IP	WLS	BF	H	R	ER	SO	BB	IBB	HBP	BLK	WP	HR	S	P	ERA		WHIP			
<b>Doyle Alexander, R</b> ERA: 4.26	2.2		16	4	3	3	0	5	0	0	0	0	0	3	7	0.00	3.000				
<b>Dave Rajsich, L</b> ERA: 6.0	0.2		4	1	0	0	0	1	0	0	0	0	0	3	7	0.00	3.000				
<b>Doc Medich, R</b> ERA: 6.0	3.0	L	13	2	2	2	2	3	0	0	0	0	0	14	26	6.00	1.667				
<b>Sparky Lyle, L</b> ERA: 5.19	1.2		6	2	1	1	0	0	0	0	0	1	6	6	5.40	1.200					



Batter	1	2	3	4	5	6	7	8	9	AB	R	H	RBI	BB	SO	LOB	TOP								
<b>Bump Wills, S</b> (1, 4) OBP: 0.370, SLG: 0.250	0-0 5-3		4-0 BB		0-0 F8		4-0 FC6-4 BB		0-0 3-1	3	0	0	1	2	0	1									
<b>Bill Sample, R</b> (1, 7) OBP: 0.467, SLG: 0.435	0-0 F8		0-0 F3			4-0 2B BB	0-0 FC6-4		2-3 3-H 0-3 K	3	1	0	0	1	0	4									
<b>Nelson Norman, S</b> (7, 6) OBP: 0.375, SLG: 0.250										0	0	0	0	0	0	0									
<b>Pat Putnam, L</b> (9, PH) OBP: 0.400, SLG: 0.538										1	0	0	0	0	1	1									
<b>Al Oliver, L</b> (1, 8) OBP: 0.488, SLG: 0.737	0-0 4-3			0-0 6-3		0-0 6-3 2B	0-0 F7			4	1	1	1	0	0	2									
<b>Buddy Bell, R</b> (1, 5) OBP: 0.295, SLG: 0.297		0-0 F9		0-0 6-3		0-0 6-3		0-0 6-3		4	0	0	0	0	0	1									
<b>Richie Zisk, R</b> (1, 9) OBP: 0.375, SLG: 0.500		0-0 6-3		4-0 BB BB		0-0 6-3		0-0 F8		3	0	0	1	1	0	0									
<b>Oscar Gamble, L</b> (1, 10) OBP: 0.481, SLG: 0.650		0-0 6-3		4-0 FC6 BB		3-H 0-0 1B		0-0 G3		3	0	1	0	1	0	0									
<b>Jim Sundberg, R</b> (1, 2) OBP: 0.231, SLG: 0.194			0-0 5-3	0-0 FC6		0-0 F9			4-0 3-1 1B BB	3	1	0	0	1	0	3									
<b>Mike Jorgensen, L</b> (1, 3) OBP: 0.296, SLG: 0.375			0-0 E6 FC5-4		0-0 F7		0-0 F7		0-0 3-1 3-1 1B	4	0	1	0	0	0	0									
<b>Bert Campaneris, R</b> (1, 6) OBP: 0.143, SLG: 0.143			0-0 FC5-4 BB		0-3 K		0-0 FC6-4 2B		0-0 3-1	2	0	0	0	0	1	1									
<b>Johnny Grubb, L</b> (7, PH) OBP: 0.226, SLG: 0.286									1-2 2-3	2	0	1	0	0	0	2									
<b>Inning Stats</b>	R: 0 E: 0 K: 0 S: 3	H: 0 LOB: 0 BB: 0 P: 3	R: 0 E: 0 K: 0 S: 3	H: 0 LOB: 0 BB: 0 P: 3	R: 0 E: 1 K: 0 S: 4	H: 0 LOB: 2 BB: 1 P: 8	R: 0 E: 0 K: 0 S: 3	H: 0 LOB: 2 BB: 2 P: 11	R: 0 E: 0 K: 1 S: 5	H: 0 LOB: 0 BB: 0 P: 5	R: 2 E: 0 K: 0 S: 5	H: 2 LOB: 1 BB: 1 P: 9	R: 0 E: 0 K: 0 S: 4	H: 1 LOB: 2 BB: 1 P: 8	R: 0 E: 0 K: 0 S: 3	H: 0 LOB: 0 BB: 0 P: 3	R: 1 E: 0 K: 1 S: 6	H: 1 LOB: 1 BB: 1 P: 10	1B: 2 2B: 2 3B: 0 HR: 0	SF: 0 SAC: 0 DP: 0 HBP: 0	WP: 0 PB: 0 SB: 0 CS: 0	PA: 38			
<b>PITCHER</b>	IP	WLS	BF	H	R	ER	SO	BB	IBB	HBP	BLK	WP	HR	S	P	ERA	WHIP								
<b>Ed Figueroa, R</b> (1, 1) ERA: 5.46	8.0	W	35	4	3	3	1	6	0	0	0	0	0	31	55	3.38	1.250								
<b>Dick Tidrow, R</b> (9, 1) ERA: 3.52	1.0	S	3	0	0	0	1	0	0	0	0	0	0	5	5	0.00	0.000								

Texas Rangers @ New York Yankees  
Yankee Stadium, Bronx, NY  
Fri Apr 20 1979, 6:05 PM EST  
Att: 26,651 - Unknown

AB 32  
R 3  
H 4  
RBI 3  
BB 6  
SO 2  
LOB 15



Batter	1	2	3	4	5	6	7	8	9	AB	R	H	RBI	BB	SO	LOB	BOTTOM								
<b>Mickey Rivers, L</b> (1, 8) OBP: 0.293, SLG: 0.291	4-0 BB	0-0 1-H 2B		0-0 4-3			0-0 1B			3	0	2	1	1	0	0									
<b>Juan Beniquez, R</b> (7, PR) OBP: 0.400, SLG: 0.778										0	0	0	0	0	0	0									
<b>Willie Randolph, R</b> (1, 4) OBP: 0.366, SLG: 0.250	0-0 1B 1-2 1B	4-0 1B BB			4-0 1B BB		0-0 6-3 1B BB		0-0 6-3	2	2	1	0	2	0	1									
<b>Thurman Munson, R</b> (1, 2) OBP: 0.255, SLG: 0.271	0-0 G3-6-3 1-2 2-H 1B	0-0 1-2 2-H 1B			0-0 6-3		0-0 F9			4	0	2	2	0	0	2									
<b>Reggie Jackson, L</b> (1, 9) OBP: 0.390, SLG: 0.600	0-0 1-2 2-H 1B	0-0 L6			0-3 K			0-0 8-4 1B		4	0	2	1	0	1	3									
<b>Graig Nettles, L</b> (1, 5) OBP: 0.320, SLG: 0.467	0-0 G3-6-3 1-2 2-3 K			0-0 F7		0-0 1B 2-H		0-0 F9		4	0	1	1	0	0	3									
<b>Chris Chambliss, L</b> (1, 3) OBP: 0.245, SLG: 0.348	0-3 K			0-0 P4		0-0 4-3		0-0 8-4		4	0	0	0	0	1	3									
<b>Roy White, S</b> (1, 7) OBP: 0.333, SLG: 0.313		0-0 1-3		0-0 1-3		0-0 4-3				3	0	0	0	0	0	0									
<b>Jim Spencer, L</b> (1, 10) OBP: 0.316, SLG: 0.647		0-0 G3			0-0 G3		0-3 K			2	0	0	0	0	0	0									
<b>Cliff Johnson, R</b> (6, PH) OBP: 0.300, SLG: 0.412										1	0	0	0	0	1	0									
<b>Bucky Dent, R</b> (1, 6) OBP: 0.300, SLG: 0.351		0-0 2B 1B			0-0 4-3		0-0 F3			3	1	1	0	0	0	0									
<b>Inning Stats</b>	R: 2 E: 0 K: 1 S: 7	H: 3 LOB: 1 BB: 1 P: 11	R: 2 E: 0 K: 0 S: 6	H: 3 LOB: 2 BB: 1 P: 10	R: 0 E: 0 K: 0 S: 3	H: 0 LOB: 0 BB: 0 P: 3	R: 0 E: 0 K: 0 S: 3	H: 0 LOB: 0 BB: 0 P: 3	R: 1 E: 0 K: 1 S: 6	H: 1 LOB: 1 BB: 1 P: 10	R: 0 E: 0 K: 1 S: 5	H: 0 LOB: 0 BB: 0 P: 5	R: 0 E: 0 K: 0 S: 3	H: 1 LOB: 1 BB: 0 P: 3	R: 0 E: 0 K: 0 S: 3	H: 1 LOB: 0 BB: 0 P: 3	1B: 8 2B: 2 3B: 0 HR: 0	SF: 0 SAC: 0 DP: 2 HBP: 0	WP: 0 PB: 0 SB: 0 CS: 1	PA: 33					
<b>PITCHER</b>	IP	WLS	BF	H	R	ER	SO	BB	IBB	HBP	BLK	WP	HR	S	P	ERA	WHIP								
<b>Steve Comar, R</b> (1, 1) ERA: 4.0	4.1	L	21	6	5	5	1	3	0	0	0	0	0	20	32	10.38	2.077								
<b>Dave Rajsich, L</b> (5, 1) ERA:	3.2		12	3	0	0	2	0	0	0	0	0	0	16	16	0.00	0.818								

Texas Rangers @ New York Yankees  
Yankee Stadium, Bronx, NY  
Fri Apr 20 1979, 6:05 PM EST  
Att: 26,651 - Unknown

AB 30  
R 3  
H 9  
RBI 5  
BB 3  
SO 3  
LOB 12





Batter	1	2	3	4	5	6	7	8	9	AB	R	H	RBI	BB	SO	LOB	TOP		
<b>Bump Wills, S</b> (1,4) OBP: 0.373, SLG: 0.250	4-0 CS BB	4-3			3-1		4-3 S 1B		G3	4	0	1	0	1	0	0			
<b>Johnny Grubb, L</b> (1,7) OBP: 0.222, SLG: 0.250	4-3 1-2		G3		1B BB		4-3 1-3		K	4	0	0	0	1	1	2			
<b>Al Oliver, L</b> (1,8) OBP: 0.468, SLG: 0.690	FC6-4 1B		4-3		F7		3-1			4	0	1	0	0	0	2			
<b>Buddy Bell, R</b> (1,5) OBP: 0.313, SLG: 0.300	FC6-4 1-2		K		1B				G6-4-3 HBP	3	0	1	0	0	1	1			
<b>Richie Zisk, R</b> (1,9) OBP: 0.400, SLG: 0.471		1B 3B 1B		E SF8 1B BB	F8				G6-4-3 1-2	3	2	1	0	1	0	3			
<b>Oscar Gamble, L</b> (1,10) OBP: 0.516, SLG: 0.708		3B 1B		E9 SF8 1B	3-1				1B 2B	4	2	3	0	0	0	0			
<b>Jim Sundberg, R</b> (1,2) OBP: 0.256, SLG: 0.282		3B SF8		SF8 1B	F9				1B	3	1	2	4	0	0	0			
<b>Pat Putnam, L</b> (1,3) OBP: 0.333, SLG: 0.467		3B SF8		4-3	5-3				F5	2	0	0	1	0	0	1			
<b>Mike Jorgensen, L</b> (6,3) OBP: 0.296, SLG: 0.360		SF8 3-H		4-3	5-3				F5	1	0	0	0	0	0	1			
<b>Nelson Norman, S</b> (1,6) OBP: 0.321, SLG: 0.208		F9		1-3	3-1				4-3	4	0	0	0	0	0	1			
<b>Inning Stats</b>	R: 0 E: 0 K: 0 S: 3	H: 1 LOB: 1 BB: 1 P: 7	R: 3 E: 0 K: 0 S: 6	H: 3 LOB: 0 BB: 0 P: 6	R: 0 E: 0 K: 1 S: 5	H: 0 LOB: 0 BB: 0 P: 5	R: 1 E: 1 K: 0 S: 4	H: 1 LOB: 1 BB: 1 P: 8	R: 0 E: 0 K: 0 S: 4	H: 1 LOB: 1 BB: 0 P: 4	R: 1 E: 0 K: 0 S: 4	H: 2 LOB: 1 BB: 0 P: 5	R: 0 E: 0 K: 1 S: 5	H: 0 LOB: 0 BB: 0 P: 5	1B: 7 2B: 1 3B: 1 HR: 0	SF: 2 SAC: 0 DP: 1 HBP: 1	WP: 0 PB: 0 SB: 1 CS: 1	PA: 38	
<b>PITCHER</b>	IP	WLS	BF	H	R	ER	SO	BB	IBB	HBP	BLK	WP	HR	S	P	ERA	WHIP		
<b>Catfish Hunter, R</b> (1,1) ERA: 8.64	7.0	L	30	7	4	3	1	3	0	0	0	0	0	29	41	3.86	1.429		
<b>Ken Clay, R</b> (8,1) ERA: 2.77	2.0		8	2	1	1	1	0	0	1	0	0	0	9	10	4.50	1.000		

Texas Rangers @ New York Yankees  
Yankee Stadium, Bronx, NY  
Sat Apr 21 1979, 3:33 AM EST  
Att: 25,530 - Unknown

AB	32
R	5
H	9
RBI	5
BB	3
SO	2
LOB	11



Batter	1	2	3	4	5	6	7	8	9	AB	R	H	RBI	BB	SO	LOB	BOTTOM		
<b>Mickey Rivers, L</b> (1,8) OBP: 0.305, SLG: 0.339			K		K			F7		1	0	1	0	0	0	0			
<b>Jay Johnstone, L</b> (3,8) OBP: 0.238, SLG: 0.429										3	0	0	0	0	2	0			
<b>Willie Randolph, R</b> (1,4) OBP: 0.391, SLG: 0.250	3B 1-3		CS 1B			F9		F9		4	0	1	0	0	0	1			
<b>Thurman Munson, R</b> (1,2) OBP: 0.255, SLG: 0.269	1-3		F7			G3-6 1B		6-3		4	0	1	0	0	0	2			
<b>Reggie Jackson, L</b> (1,9) OBP: 0.378, SLG: 0.553	FC6 BB		CS 1-2		G3	G3-6 1-2			K	3	0	0	0	1	1	1			
<b>Graig Nettles, L</b> (1,5) OBP: 0.315, SLG: 0.449	FC6 1-2				G3 1B			3-1		4	0	1	0	0	0	2			
<b>Chris Chambliss, L</b> (1,3) OBP: 0.245, SLG: 0.340		G3		G3	1-2			F7		4	0	1	0	0	0	1			
<b>Roy White, S</b> (1,7) OBP: 0.364, SLG: 0.316		3-1		K				1B BB		3	0	1	0	1	1	1			
<b>Jim Spencer, L</b> (1,10) OBP: 0.348, SLG: 0.619			FC5-4 1B		1-3			FC5-4 1B		4	0	2	0	0	0	2			
<b>Bucky Dent, R</b> (1,6) OBP: 0.279, SLG: 0.325		FC5-4 1-2			F9			FC5-4 1-2		3	0	0	0	0	0	3			
<b>Inning Stats</b>	R: 0 E: 0 K: 0 S: 4	H: 1 LOB: 2 BB: 1 P: 8	R: 0 E: 0 K: 0 S: 4	H: 1 LOB: 1 BB: 0 P: 4	R: 0 E: 0 K: 1 S: 5	H: 1 LOB: 0 BB: 0 P: 5	R: 0 E: 0 K: 1 S: 6	H: 1 LOB: 1 BB: 0 P: 6	R: 0 E: 0 K: 0 S: 3	H: 1 LOB: 2 BB: 1 P: 8	R: 0 E: 0 K: 0 S: 4	H: 0 LOB: 0 BB: 0 P: 3	R: 0 E: 0 K: 0 S: 3	H: 2 LOB: 2 BB: 0 P: 7	1B: 7 2B: 0 3B: 1 HR: 0	SF: 0 SAC: 0 DP: 1 HBP: 0	WP: 0 PB: 0 SB: 0 CS: 1	PA: 36	
<b>PITCHER</b>	IP	WLS	BF	H	R	ER	SO	BB	IBB	HBP	BLK	WP	HR	S	P	ERA	WHIP		
<b>Fergie Jenkins, R</b> (1,1) ERA: 1.42	9.0	W	35	8	0	0	4	2	0	0	0	0	0	41	49	0.00	1.111		

Texas Rangers @ New York Yankees  
Yankee Stadium, Bronx, NY  
Sat Apr 21 1979, 3:33 AM EST  
Att: 25,530 - Unknown

AB	33
R	0
H	8
RBI	0
BB	2
SO	4
LOB	13





Batter	1	2	3	4	5	6	7	8	9	AB	R	H	RBI	BB	SO	LOB	TOP			
<b>Bump Willis, S</b> OBP: 0.364, SLG: 0.250 (1, 4)	4-3		G5-4-3		F8			CS 1B		4	0	1	0	0	0	2	<b>Texas Rangers @ New York Yankees</b> Yankee Stadium, Bronx, NY Sun Apr 22 1979, 3:33 AM EST Att: 35,250 - Unknown - 62 F <a href="http://livebaseballscorecards.com">livebaseballscorecards.com</a>			
<b>Bill Sample, R</b> OBP: 0.441, SLG: 0.407 (1, 7)	G1		1B		F8			F8		4	0	1	0	0	0	2				
<b>Al Oliver, L</b> OBP: 0.451, SLG: 0.674 (1, 8)	2B		K		F7			K		4	1	1	0	0	2	1				
<b>Buddy Bell, R</b> OBP: 0.308, SLG: 0.318 (1, 5)	2B				F9			F9		4	0	1	1	0	0	0				
<b>Richie Zisk, R</b> OBP: 0.375, SLG: 0.429 (1, 9)	F9				P3			F7		4	0	1	0	0	0	1				
<b>John Ellis, R</b> OBP: 0.188, SLG: 0.143 <b>Mike Jorgensen, L</b> OBP: 0.286, SLG: 0.360 (7, 3)										3	0	0	0	0	0	1				
<b>Jim Sundberg, R</b> OBP: 0.239, SLG: 0.262 (1, 2)										0	0	0	0	0	0	0				
<b>Gary Gray, R</b> OBP: 0.300, SLG: 0.300 (1, 10)										3	0	0	0	0	1	0				
<b>Nelson Norman, S</b> OBP: 0.355, SLG: 0.231 (1, 6)										2	0	1	0	1	1	0				
<b>Inning Stats</b>	R: 1 E: 0 K: 0 S: 5	H: 2 LOB: 1 BB: 0 P: 5	R: 0 E: 0 K: 0 S: 3	H: 0 LOB: 0 BB: 0 P: 3	R: 0 E: 0 K: 1 S: 6	H: 2 LOB: 1 BB: 0 P: 6	R: 0 E: 1 K: 0 S: 4	H: 1 LOB: 1 BB: 0 P: 4	R: 0 E: 0 K: 0 S: 3	H: 0 LOB: 1 BB: 1 P: 7	R: 0 E: 0 K: 1 S: 5	H: 0 LOB: 0 BB: 0 P: 5	R: 0 E: 0 K: 1 S: 5	H: 1 LOB: 0 BB: 0 P: 5	R: 0 E: 0 K: 1 S: 5	H: 0 LOB: 0 BB: 0 P: 5		1B: 4 2B: 2 3B: 0 HR: 0	SF: 0 SAC: 0 DP: 2 HBP: 0	WP: 0 PB: 0 SB: 1 CS: 1
<b>PITCHER</b> <b>Ron Guidry, L</b> ERA: 2.64 (1, 1)	IP: 9.0 WLS: W BF: 32 H: 6 R: 1 ER: 1 SO: 4 BB: 1 IBB: 0 HBP: 0 BLK: 0 WP: 0 HR: 0 S: 39 P: 43 ERA: 1.00 WHIP: 0.778																			

Batter	1	2	3	4	5	6	7	8	9	AB	R	H	RBI	BB	SO	LOB	BOTTOM			
<b>Willie Randolph, R</b> OBP: 0.354, SLG: 0.269 (1, 4)	4-3	F8		2B		4-3				4	0	1	0	0	0	2	<b>Texas Rangers @ New York Yankees</b> Yankee Stadium, Bronx, NY Sun Apr 22 1979, 3:33 AM EST Att: 35,250 - Unknown - 62 F <a href="http://livebaseballscorecards.com">livebaseballscorecards.com</a>			
<b>Roy White, S</b> OBP: 0.385, SLG: 0.318 (1, 7)	P6		HR	BB		G3				3	1	1	0	1	0	0				
<b>Thurman Munson, R</b> OBP: 0.271, SLG: 0.304 (1, 2)	6-3		1B	BB				1B		4	1	2	0	0	0	2				
<b>Reggie Jackson, L</b> OBP: 0.347, SLG: 0.500 (1, 9)		4-3	G4-6-3		F7			K		4	0	0	0	0	1	3				
<b>Graig Nettles, L</b> OBP: 0.362, SLG: 0.547 (1, 5)		1B WP	HR	1B				1B		4	2	4	3	0	0	0				
<b>Chris Chambliss, L</b> OBP: 0.246, SLG: 0.333 (1, 3)	1-3		HR	1B				1B		4	0	1	0	0	0	3				
<b>Jim Spencer, L</b> OBP: 0.375, SLG: 0.636 ERA: 4.22 <b>Lou Piniella, R</b> OBP: 0.160, SLG: 0.174 (3, PH)			FC5-4	1B				F7		1	1	1	0	0	0	0				
<b>Juan Beniquez, R</b> OBP: 0.357, SLG: 0.583 (1, 8)		1B	FC5-4	1B				1B		3	0	1	0	0	0	1				
<b>Juan Beniquez, R</b> OBP: 0.357, SLG: 0.583 (1, 8)		1B		6-3				L5		3	0	0	0	1	0	2				
<b>Bucky Dent, R</b> OBP: 0.277, SLG: 0.318 (1, 6)		1B		1-3				F9		4	0	1	2	0	1	0				
<b>Inning Stats</b>	R: 0 E: 0 K: 0 S: 3	H: 0 LOB: 0 BB: 0 P: 3	R: 2 E: 0 K: 0 S: 6	H: 3 LOB: 2 BB: 1 P: 10	R: 2 E: 0 K: 0 S: 6	H: 4 LOB: 1 BB: 0 P: 6	R: 0 E: 0 K: 0 S: 4	H: 1 LOB: 2 BB: 1 P: 8	R: 0 E: 0 K: 1 S: 5	H: 0 LOB: 0 BB: 0 P: 5	R: 1 E: 0 K: 1 S: 6	H: 2 LOB: 0 BB: 0 P: 6	R: 0 E: 0 K: 0 S: 3	H: 0 LOB: 0 BB: 0 P: 3	R: 0 E: 0 K: 0 S: 3	H: 0 LOB: 0 BB: 0 P: 3	1B: 9 2B: 3 3B: 0 HR: 1	SF: 0 SAC: 0 DP: 2 HBP: 0	WP: 1 PB: 0 SB: 0 CS: 0	PA: 36
<b>PITCHER</b> <b>Dock Ellis, R</b> ERA: 7.04 <b>Dave Rajsich, L</b> ERA: 4.22 <b>Ed Farmer, R</b> ERA: 2.7 <b>Sparky Lyle, L</b> ERA: 4.22	IP: 2.2 WLS: L BF: 15 H: 7 R: 4 ER: 4 SO: 4 BB: 1 IBB: 0 HBP: 0 BLK: 0 WP: 1 HR: 1 S: 14 P: 18 ERA: 13.50 WHIP: 3.000																			



Batter	1	2	3	4	5	6	7	8	9	AB	R	H	RBI	BB	SO	LOB	TOP										
Alfredo Griffin, S OBP: 0.281, SLG: 0.118 Otto Velez, R OBP: 0.316, SLG: 0.353 Luis Gomez, R (8, 6)	0-0 1B E 1B		0-0 L7			4-0 FC5-4 BB		0-0 G4-6-3 1-2		2	0	1	0	1	0	0											
Bob Bailor, R OBP: 0.333, SLG: 0.358 (1, 9)	0-3 K 1-2		0-0 6-3			0-0 FC5-4 1-2			0-3 K	4	0	0	0	0	2	2											
Rick Bosetti, R OBP: 0.259, SLG: 0.333 (1, 8)	0-0 G6-4-3 1B 2-3			0-0 4-3		0-0 F7			0-3 K	4	0	1	0	0	1	1											
Rico Carty, R OBP: 0.413, SLG: 0.440 (1, 10)	0-0 G6-4-3 1-2			4-0 G4-6-3 BB		0-0 G4-6-3 1B			0-0 6-3	3	0	1	0	1	0	2											
John Mayberry, L OBP: 0.459, SLG: 0.520 (1, 3)		4-0 BB		0-0 G4-6-3 1-2		0-0 F2				2	0	0	0	1	0	2											
Al Woods, L OBP: 0.391, SLG: 0.488 (1, 7)		0-0 P4			0-0 E4 G6-4-3			0-0 G4-6-3 1-2		3	0	0	0	0	0	2											
Roy Howell, L OBP: 0.241, SLG: 0.306 (1, 5)		0-0 F2			0-0 G6-4-3 1-2			4-0 E BB		2	0	0	0	1	0	2											
Dave McKay, S OBP: 0.255, SLG: 0.264 (1, 4)		0-3 K			0-0 3-1			0-0 F7		3	0	0	0	0	1	2											
Rick Cerone, R OBP: 0.368, SLG: 0.458 (1, 2)			0-0 F9			0-0 F9		0-0 E4 G4-6-3 1-2		3	0	0	0	0	0	1											
<b>Inning Stats</b>	R: 0 E: 1 K: 1 S: 6	H: 2 LOB: 1 BB: 0 P: 6	R: 0 E: 0 K: 1 S: 5	H: 0 LOB: 1 BB: 1 P: 9	R: 0 E: 0 K: 0 S: 3	H: 0 LOB: 0 BB: 0 P: 3	R: 0 E: 0 K: 0 S: 2	H: 0 LOB: 0 BB: 1 P: 6	R: 0 E: 1 K: 0 S: 3	H: 0 LOB: 0 BB: 0 P: 3	R: 0 E: 0 K: 0 S: 3	H: 1 LOB: 0 BB: 0 P: 3	R: 0 E: 1 K: 0 S: 3	H: 0 LOB: 1 BB: 1 P: 7	R: 0 E: 0 K: 2 S: 7	H: 0 LOB: 0 BB: 0 P: 7	1B: 3 2B: 0 3B: 0 HR: 0	SF: 0 SAC: 0 DP: 5 HBP: 0	WP: 0 PB: 0 SB: 0 CS: 0	PA: 31							
<b>PITCHER</b>	IP	WLS	BF	H	R	ER	SO	BB	IBB	HBP	BLK	WP	HR	S	P	ERA	WHIP										
Doyle Alexander, R ERA: 2.7 Jim Kern, R ERA: 2.09	7.1	W	27	3	0	0	2	4	0	0	0	0	0	27	43	0.00	0.955										

Toronto Blue Jays @ Texas Rangers  
Arlington Stadium, Arlington, TX  
Mon Apr 23 1979, 7:05 PM EST  
Att: 12,661 - Unknown

AB	27
R	0
H	3
RBI	0
BB	4
SO	4
LOB	16



Batter	1	2	3	4	5	6	7	8	9	AB	R	H	RBI	BB	SO	LOB	BOTTOM										
Bump Willis, S OBP: 0.339, SLG: 0.229 (1, 4)	0-0 F7			0-0 4-3			0-0 F7			4	0	0	0	0	1	2											
Bill Sample, R OBP: 0.421, SLG: 0.367 (1, 7)	4-0 1B E BB		0-3 K		0-0 F8		0-0 L8			3	1	0	0	1	1	1											
Al Oliver, L OBP: 0.455, SLG: 0.660 (1, 8)	0-0 E 1-3 1B		0-0 FC6-4 1B		0-0 G3			0-0 3-1		4	1	2	0	0	0	0											
Buddy Bell, R OBP: 0.304, SLG: 0.354 (1, 5)	0-0 E4 1B SF7		0-0 L7		0-0 6-3			0-0 SF8 3B		4	2	1	1	0	0	2											
Richie Zisk, R OBP: 0.393, SLG: 0.417 (1, 9)	0-0 1-3 3-H 1B		0-0 FC6-4 1-2		0-0 F8			4-0 HBP SF8 BB		3	0	1	1	1	0	1											
Oscar Gamble, L OBP: 0.500, SLG: 0.692 John Ellis, R OBP: 0.176, SLG: 0.143 (8, FH)	0-0 SF7			0-0 F7 1B SF9 1B		0-0 F8		0-0 SF8 1-2 3-H 4-0		2	1	1	1	0	0	0											
Jim Sundberg, R OBP: 0.260, SLG: 0.267 (1, 2)	0-0 6-3			0-0 F7 1-2 1B		0-0 4-3			0-0 HBP IBB	3	0	1	0	1	0	1											
Pat Putnam, L OBP: 0.300, SLG: 0.412 Mike Jorgensen, L OBP: 0.333, SLG: 0.385 (7, 3)		0-0 F5		0-0 F7 1-2 2-3			0-0 SH1-4 1B	0-0 1-2 2-3 HBP		2	0	0	0	0	0	2											
Nelson Norman, S OBP: 0.324, SLG: 0.214 (1, 6)		0-0 F8		0-0 SF9 3-H			0-0 SH1-4 1-2	0-0 F8		2	0	0	1	0	0	3											
<b>Inning Stats</b>	R: 3 E: 1 K: 0 S: 6	H: 2 LOB: 1 BB: 1 P: 10	R: 0 E: 0 K: 1 S: 5	H: 0 LOB: 0 BB: 0 P: 5	R: 0 E: 0 K: 1 S: 6	H: 1 LOB: 1 BB: 0 P: 6	R: 1 E: 0 K: 0 S: 5	H: 2 LOB: 1 BB: 0 P: 5	R: 0 E: 0 K: 0 S: 3	H: 0 LOB: 0 BB: 0 P: 3	R: 0 E: 0 K: 0 S: 3	H: 0 LOB: 0 BB: 0 P: 3	R: 0 E: 0 K: 0 S: 4	H: 1 LOB: 1 BB: 0 P: 4	R: 1 E: 0 K: 0 S: 4	H: 1 LOB: 3 BB: 2 P: 13	1B: 6 2B: 0 3B: 1 HR: 0	SF: 3 SAC: 1 DP: 0 HBP: 1	WP: 0 PB: 0 SB: 0 CS: 0	PA: 36							
<b>PITCHER</b>	IP	WLS	BF	H	R	ER	SO	BB	IBB	HBP	BLK	WP	HR	S	P	ERA	WHIP										
Jim Clancy, R ERA: 4.98 Balor Moore, L ERA: 5.79	7.1	L	32	7	5	4	2	2	0	0	0	0	0	34	42	4.91	1.227										

Toronto Blue Jays @ Texas Rangers  
Arlington Stadium, Arlington, TX  
Mon Apr 23 1979, 7:05 PM EST  
Att: 12,661 - Unknown

AB	28
R	5
H	7
RBI	5
BB	3
SO	2
LOB	12





Batter	1	2	3	4	5	6	7	8	9	AB	R	H	RBI	BB	SO	LOB	TOP				
Alfredo Griffin, S OBP: 0.294, SLG: 0.145	0-0 WP 1B		0-0 3-4-1		0-0 4-3			0-0 CS 1B		4	0	2	0	0	0	2					
Bob Bailor, R OBP: 0.326, SLG: 0.339	0-0 5-3		0-0 6-3			0-0 P6		4-0 G5-4-3 BB		3	0	0	0	1	0	3					
Rick Bosetti, R OBP: 0.259, SLG: 0.317	0-3 K			0-0 4-3		4-0 6-3 BB		0-0 G5-4-3		3	0	0	0	1	1	1					
Rico Carty, R OBP: 0.388, SLG: 0.407		0-0 P4		0-0 6-3		0-0 6-3			0-0 F8	4	0	0	0	0	0	1					
John Mayberry, L OBP: 0.446, SLG: 0.500		0-0 F3		0-0 F8					0-0 4-3	4	0	1	0	0	0	0					
Al Woods, L OBP: 0.388, SLG: 0.465		0-0 4-3			4-0 S 2B BB			0-0 SH5-3 1B	0-0 4-3	2	1	0	0	1	0	0					
Roy Howell, L OBP: 0.263, SLG: 0.333			0-0 F7		0-0 SH1-3 SH6-3 2B			4-0 IBB		2	1	1	1	1	0	0					
Dave McKay, S OBP: 0.263, SLG: 0.291			0-0 3-4-1 2B		0-0 SH1-3			0-3 K		2	0	1	0	0	1	2					
Rick Cerone, R OBP: 0.373, SLG: 0.449			4-0 3-4-1 BB		0-0 SH6-3			0-0 F7		1	0	0	1	1	0	2					
<b>Inning Stats</b>	R: 0 E: 0 K: 1 S: 5	H: 1 LOB: 0 BB: 0 P: 5	R: 0 E: 0 K: 0 S: 3	H: 0 LOB: 0 BB: 0 P: 3	R: 0 E: 0 K: 0 S: 4	H: 1 LOB: 2 BB: 1 P: 8	R: 0 E: 0 K: 0 S: 3	H: 0 LOB: 0 BB: 0 P: 3	R: 2 E: 0 K: 0 S: 4	H: 1 LOB: 0 BB: 1 P: 8	R: 0 E: 0 K: 0 S: 2	H: 0 LOB: 0 BB: 1 P: 6	R: 0 E: 0 K: 1 S: 6	H: 1 LOB: 2 BB: 1 P: 10	R: 0 E: 0 K: 0 S: 2	H: 0 LOB: 0 BB: 1 P: 3	1B: 3 2B: 2 3B: 0 HR: 0	SF: 0 SAC: 3 DP: 1 HBP: 0	WP: 1 PB: 0 SB: 1 CS: 1	PA: 33	
<b>PITCHER</b>	IP WLS BF H R ER SO BB IBB HBP BLK WP HR S P ERA WHIP	7.1 L 29 5 2 2 2 4 1 0 0 1 0 28 48 2.46 1.227	8.1 L 4 0 0 0 0 0 0 0 0 0 0 4 4 0.00 0.000																		

Toronto Blue Jays @ Texas Rangers  
Arlington Stadium, Arlington, TX  
Tue Apr 24 1979, 7:05 PM EST  
Att: 14,411 - Unknown

AB	25
R	2
H	5
RBI	2
BB	5
SO	2
LOB	11



Batter	1	2	3	4	5	6	7	8	9	AB	R	H	RBI	BB	SO	LOB	BOTTOM	
Bump Willis, S OBP: 0.317, SLG: 0.212	0-0 6-3		0-0 E4 FC6-4		0-0 F8			0-0 4-3		4	0	0	0	0	0	2		
Bill Sample, R OBP: 0.381, SLG: 0.324	0-0 1-3		0-0 P4			0-0 F8		0-3 K		4	0	0	0	0	1	2		
Al Oliver, L OBP: 0.424, SLG: 0.611	0-0 L9		0-0 FC6-4			0-3 K		0-0 6-3		4	0	0	0	0	1	2		
Buddy Bell, R OBP: 0.283, SLG: 0.327		0-0 5-3		0-3 K		0-0 6-3		0-0 F8		4	0	0	0	0	1	0		
Richie Zisk, R OBP: 0.355, SLG: 0.370		0-0 E6 FC4-6		0-0 6-3			0-0 F7			3	0	0	0	0	0	0		
Oscar Gamble, L OBP: 0.459, SLG: 0.621		0-0 FC4-6		0-0 F8			0-0 P3			3	0	0	0	0	0	1		
Jim Sundberg, R OBP: 0.245, SLG: 0.250		0-0 FC4-6			0-0 5-3			0-0 5-3		3	0	0	0	0	0	1		
Pat Putnam, L OBP: 0.348, SLG: 0.421			0-0 E 1B		4-0 BB			0-0 4-3		2	0	1	0	1	0	0		
Nelson Norman, S OBP: 0.306, SLG: 0.200			0-3 K					0-0 F5		2	0	0	0	0	1	2		
Johnny Grubb, L OBP: 0.216, SLG: 0.242										1	0	0	0	0	0	0		
Bert Campaneris, R OBP: 0.143, SLG: 0.143										0	0	0	0	0	0	0		
<b>Inning Stats</b>	R: 0 E: 0 K: 0 S: 3	H: 0 LOB: 1 BB: 0 P: 3	R: 0 E: 1 K: 0 S: 4	H: 0 LOB: 1 BB: 0 P: 4	R: 0 E: 1 K: 1 S: 7	H: 1 LOB: 2 BB: 0 P: 7	R: 0 E: 0 K: 1 S: 5	H: 0 LOB: 0 BB: 0 P: 5	R: 0 E: 0 K: 0 S: 3	H: 0 LOB: 0 BB: 0 P: 3	R: 0 E: 0 K: 0 S: 3	H: 0 LOB: 0 BB: 0 P: 3	R: 0 E: 0 K: 1 S: 5	H: 0 LOB: 0 BB: 0 P: 5	1B: 1 2B: 0 3B: 0 HR: 0	SF: 0 SAC: 0 DP: 0 HBP: 0	WP: 0 PB: 0 SB: 0 CS: 0	PA: 31
<b>PITCHER</b>	IP WLS BF H R ER SO BB IBB HBP BLK WP HR S P ERA WHIP	9.0 W 31 1 0 0 4 1 0 0 0 0 0 38 42 0.00 0.222																

Toronto Blue Jays @ Texas Rangers  
Arlington Stadium, Arlington, TX  
Tue Apr 24 1979, 7:05 PM EST  
Att: 14,411 - Unknown

AB	30
R	0
H	1
RBI	0
BB	1
SO	4
LOB	10









Batter	1	2	3	4	5	6	7	8	9	AB	R	H	RBI	BB	SO	LOB	TOP					
Bill Sample, R OBP: 0.373, SLG: 0.310 (1, 7)										4	0	2	0	0	0	1	<p><b>Texas Rangers @ Chicago White Sox</b> Comiskey Park, Chicago, IL Fri Apr 27 1979, 7:05 PM EST Att: 12,056 - Cloudy - 38 F</p>					
Buddy Bell, R OBP: 0.290, SLG: 0.317 (1, 5)										3	0	1	0	1	1	1						
Al Oliver, L OBP: 0.426, SLG: 0.581 Mike Jorgensen, L OBP: 0.382, SLG: 0.448 (1, 8)										4	0	0	0	0	0	3						
Richie Zisk, R OBP: 0.333, SLG: 0.371 (1, 9)										4	0	1	0	0	0	2						
John Ellis, R OBP: 0.190, SLG: 0.167 (1, 3)										4	0	1	0	0	1	3						
Gary Gray, R OBP: 0.286, SLG: 0.231 (1, 10)										3	0	0	0	1	0	1						
Jim Sundberg, R OBP: 0.250, SLG: 0.241 Dave Roberts, R OBP: 0.200, SLG: 0.200 (1, 2)										2	0	0	0	1	0	0						
Bump Wills, S OBP: 0.286, SLG: 0.186 (1, 4)										3	0	0	0	0	1	3						
Nelson Norman, S OBP: 0.308, SLG: 0.212 (1, 6)										3	0	1	0	0	0	0						
<b>Inning Stats</b>	R: 0 E: 0 K: 0 S: 4	H: 1 LOB: 2 BB: 1 P: 8	R: 0 E: 0 K: 0 S: 3	H: 0 LOB: 0 BB: 0 P: 3	R: 0 E: 0 K: 0 S: 3	H: 1 LOB: 0 BB: 0 P: 3	R: 0 E: 0 K: 1 S: 6	H: 3 LOB: 2 BB: 0 P: 14	R: 0 E: 0 K: 1 S: 5	H: 1 LOB: 0 BB: 0 P: 5	R: 0 E: 0 K: 0 S: 3	H: 0 LOB: 0 BB: 0 P: 3	R: 0 E: 0 K: 0 S: 3	H: 0 LOB: 0 BB: 0 P: 3	R: 0 E: 0 K: 0 S: 4	H: 1 LOB: 1 BB: 0 P: 4		R: 0 E: 0 K: 2 S: 8	H: 1 LOB: 1 BB: 0 P: 8	1B: 6 2B: 0 3B: 0 HR: 0	SF: 0 SAC: 0 DP: 1 HBP: 0	WP: 0 PB: 0 SB: 1 CS: 1
<b>PITCHER</b> Ross Baumgarten, L ERA: 2.53 (1, 1)	IP: 9.0 WLS: W BF: 34 H: 6 R: 0 ER: 0 SO: 4 BB: 3 IBB: 0 HBP: 0 BLK: 0 WP: 0 HR: 0 S: 39 P: 51 ERA: 0.00 WHIP: 1.000															<b>PITCHER</b>						

Batter	1	2	3	4	5	6	7	8	9	AB	R	H	RBI	BB	SO	LOB	BOTTOM			
Ralph Garr, L OBP: 0.340, SLG: 0.404 Thad Bosley, L OBP: 0.444, SLG: 0.375 (1, 7)										4	0	1	0	0	1	2	<p><b>Texas Rangers @ Chicago White Sox</b> Comiskey Park, Chicago, IL Fri Apr 27 1979, 7:05 PM EST Att: 12,056 - Cloudy - 38 F</p>			
Claudell Washington, L OBP: 0.314, SLG: 0.418 Junior Moore, R OBP: 0.423, SLG: 0.476 (1, 9)										5	3	2	3	0	0	4				
Chet Lemon, R OBP: 0.451, SLG: 0.613 Rusty Torres, S (1, 8)										2	1	2	3	2	0	0				
Mike Squires, L OBP: 0.395, SLG: 0.514 (1, 3)										4	1	1	0	1	1	2				
Alan Bannister, R OBP: 0.466, SLG: 0.565 (1, 4)										3	2	2	1	2	0	1				
Jorge Orta, L OBP: 0.382, SLG: 0.279 (1, 10)										4	1	2	0	1	0	4				
Eric Soderholm, R OBP: 0.377, SLG: 0.391 (1, 5)										5	0	2	2	0	0	2				
Mary Foley, L OBP: 0.275, SLG: 0.324 (1, 2)										4	1	1	0	1	0	2				
Greg Pryor, R OBP: 0.375, SLG: 0.457 (1, 6)										5	2	2	1	0	0	4				
<b>Inning Stats</b>	R: 0 E: 0 K: 0 S: 2	H: 0 LOB: 0 BB: 1 P: 6	R: 1 E: 0 K: 0 S: 4	H: 2 LOB: 1 BB: 1 P: 8	R: 1 E: 0 K: 1 S: 7	H: 2 LOB: 3 BB: 2 P: 15	R: 3 E: 1 K: 0 S: 7	H: 3 LOB: 1 BB: 0 P: 7	R: 1 E: 0 K: 0 S: 3	H: 1 LOB: 0 BB: 1 P: 7	R: 3 E: 0 K: 0 S: 6	H: 3 LOB: 1 BB: 1 P: 10	R: 0 E: 0 K: 1 S: 7	H: 2 LOB: 3 BB: 1 P: 11	R: 2 E: 1 K: 1 S: 8	H: 2 LOB: 2 BB: 1 P: 12		1B: 12 2B: 2 3B: 0 HR: 1	SF: 0 SAC: 0 DP: 2 HBP: 0	WP: 0 PB: 0 SB: 1 CS: 1
<b>PITCHER</b> Doyle Alexander, R ERA: 3.24 Doc Medich, R ERA: 9.0 Ed Farmer, R ERA: 4.15 (1, 1)	IP: 5.0 WLS: L BF: 26 H: 4 R: 6 ER: 3 SO: 1 BB: 4 IBB: 1 HBP: 0 BLK: 0 WP: 0 HR: 0 S: 23 P: 43 ERA: 5.40 WHIP: 2.400															<b>PITCHER</b>				



Batter	1	2	3	4	5	6	7	8	9	AB	R	H	RBI	BB	SO	LOB	TOP		
<b>Bill Sample, R</b> OBP: 0.400, SLG: 0.302 (1, 7)										1	1	0	0	2	0	0	<b>Texas Rangers @ Chicago White Sox</b> Comiskey Park, Chicago, IL Sat Apr 28 1979, 7:05 PM EST Att: 15,703 - Unknown - 37 F		
<b>Buddy Bell, R</b> OBP: 0.276, SLG: 0.302 (1, 5)										3	0	0	0	0	0	3			
<b>Al Oliver, L</b> OBP: 0.417, SLG: 0.554 (1, 8)										3	0	0	0	1	0	2			
<b>Oscar Gamble, L</b> OBP: 0.435, SLG: 0.541 (1, 10)										3	0	1	1	1	0	3			
<b>Richie Zisk, R</b> OBP: 0.302, SLG: 0.333 (1, 9)										4	0	0	0	0	2	4			
<b>Jim Sundberg, R</b> OBP: 0.250, SLG: 0.228 (1, 2)											3	0	0	0	1	0			
<b>Mike Jorgensen, L</b> OBP: 0.368, SLG: 0.515 (1, 3)											4	1	1	1	0	2			
<b>Bump Willis, S</b> OBP: 0.274, SLG: 0.177 (9, PH)											3	0	0	0	0	2			
<b>Johnny Grubb, L</b> OBP: 0.231, SLG: 0.257 (8, PH)											1	0	0	0	0	0			
<b>Nelson Norman, S</b> OBP: 0.293, SLG: 0.200 (8, PH)										2	0	0	0	0	0	0			
<b>Pat Putnam, L</b> OBP: 0.360, SLG: 0.429 (8, PH)										1	0	1	0	0	0	0			
<b>Bert Campaneris, R</b> OBP: 0.200, SLG: 0.111 (8, 6)										0	0	0	0	0	0	0			
<b>Inning Stats</b>	R: 0 E: 0 K: 0 S: 2	H: 0 LOB: 0 BB: 1 P: 6	R: 0 E: 0 K: 0 S: 3	H: 0 LOB: 2 BB: 2 P: 11	R: 1 E: 1 K: 0 S: 4	H: 1 LOB: 2 BB: 1 P: 8	R: 1 E: 0 K: 1 S: 6	H: 1 LOB: 0 BB: 0 P: 6	R: 0 E: 0 K: 0 S: 3	H: 0 LOB: 0 BB: 0 P: 3	R: 0 E: 0 K: 0 S: 3	H: 0 LOB: 0 BB: 0 P: 3	R: 0 E: 0 K: 0 S: 4	H: 1 LOB: 3 BB: 1 P: 9	R: 0 E: 0 K: 0 S: 3	H: 0 LOB: 0 BB: 0 P: 3	1B: 2 2B: 0 3B: 0 HR: 1	SF: 0 SAC: 1 DP: 1 HBP: 1	WP: 0 PA: 35 PB: 0 SB: 1 CS: 0
<b>PITCHER</b>	IP	WLS	BF	H	R	ER	SO	BB	IBB	HBP	BLK	WP	HR	S	P	ERA	WHIP		
<b>Francisco Barros, R</b> ERA: 3.98 (1, 1)	7.0	W	28	3	2	1	2	4	0	1	0	0	1	27	44	1.29	1.000		
<b>Mike Proby, R</b> ERA: 3.38 (8, 1)	2.0	S	7	0	0	0	0	0	1	0	0	0	0	6	10	0.00	0.000		

AB	28
R	2
H	3
RBI	2
BB	5
SO	2
LOB	16



Batter	1	2	3	4	5	6	7	8	9	AB	R	H	RBI	BB	SO	LOB	BOTTOM		
<b>Thad Bosley, L</b> OBP: 0.308, SLG: 0.250 (1, 9)										4	0	0	0	0	0	2	<b>Texas Rangers @ Chicago White Sox</b> Comiskey Park, Chicago, IL Sat Apr 28 1979, 7:05 PM EST Att: 15,703 - Unknown - 37 F		
<b>Ralph Garr, L</b> OBP: 0.340, SLG: 0.420 (8, 7)										3	1	1	0	0	0	0			
<b>Rusty Torres, S</b> (8, 7)										1	0	0	0	0	0	0			
<b>Chet Lemon, R</b> OBP: 0.453, SLG: 0.615 (1, 8)										3	1	1	0	1	1	1			
<b>Mike Squires, L</b> OBP: 0.381, SLG: 0.474 (1, 3)										3	1	0	0	1	0	3			
<b>Alan Bannister, R</b> OBP: 0.474, SLG: 0.563 (1, 4)										2	0	1	1	1	0	1			
<b>Jorge Orta, L</b> OBP: 0.362, SLG: 0.267 (1, 10)										2	0	0	1	0	0	1			
<b>Eric Soderholm, R</b> OBP: 0.375, SLG: 0.389 (1, 5)										3	0	1	0	0	1	1			
<b>Mary Foley, L</b> OBP: 0.256, SLG: 0.300 (1, 2)										3	0	0	0	0	0	2			
<b>Greg Pryor, R</b> OBP: 0.373, SLG: 0.449 (1, 6)										3	0	1	0	0	0	0			
<b>Inning Stats</b>	R: 0 E: 0 K: 1 S: 5	H: 0 LOB: 0 BB: 0 P: 5	R: 1 E: 0 K: 1 S: 5	H: 0 LOB: 1 BB: 2 P: 13	R: 0 E: 0 K: 0 S: 3	H: 0 LOB: 0 BB: 0 P: 3	R: 1 E: 1 K: 0 S: 4	H: 2 LOB: 0 BB: 0 P: 4	R: 0 E: 0 K: 0 S: 3	H: 0 LOB: 0 BB: 0 P: 3	R: 1 E: 1 K: 0 S: 4	H: 1 LOB: 1 BB: 1 P: 8	R: 0 E: 0 K: 0 S: 5	H: 2 LOB: 2 BB: 0 P: 5	R: 0 E: 1 K: 0 S: 3	H: 0 LOB: 0 BB: 0 P: 3	1B: 3 2B: 3 3B: 0 HR: 0	SF: 1 SAC: 0 DP: 1 HBP: 0	WP: 1 PA: 32 PB: 0 SB: 1 CS: 1
<b>PITCHER</b>	IP	WLS	BF	H	R	ER	SO	BB	IBB	HBP	BLK	WP	HR	S	P	ERA	WHIP		
<b>Steve Comer, R</b> ERA: 3.09 (1, 1)	6.2	L	27	5	3	1	2	3	0	0	0	0	0	28	40	1.35	1.200		
<b>Sparky Lyle, L</b> ERA: 2.93 (7, 1)	1.1		4	0	0	0	0	0	0	0	0	0	0	4	4	0.00	0.000		

AB	27
R	3
H	5
RBI	2
BB	3
SO	2
LOB	11





Batter	1	2	3	4	5	6	7	8	9	AB	R	H	RBI	BB	SO	LOB	TOP								
Bill Sample, R (1, 7) OBP: 0.433, SLG: 0.348	4-0 CS BB		4-0 CS BB			4-3 ①		0-0 2B 2B	0-0 FC5-4 1B	3	1	2	2	2	0	0									
Buddy Bell, R (1, 5) OBP: 0.273, SLG: 0.309	0-3 K 1-2		0-0 5-3 1-2			0-0 F8		0-0 1B 2B	0-0 FC5-4 1B	5	2	1	2	0	1	4									
Al Oliver, L (1, 8) OBP: 0.416, SLG: 0.543	0-0 G3				0-0 F7			0-0 1B	0-0 E3 1B	5	0	2	2	0	0	0									
Richie Zisk, R (1, 9) OBP: 0.292, SLG: 0.318		0-0 E4 BLK E			0-0 6-3			0-0 F4	0-0 E3 1B	5	1	1	1	0	0	1									
John Ellis, R (1, 3) OBP: 0.167, SLG: 0.143		0-3 K			0-0 F7			0-0 F9		3	0	0	0	0	1	1									
Mike Jorgensen, L (7, 3) OBP: 0.375, SLG: 0.543		1-2 K							0-0 E3 1B	2	1	1	0	0	0	2									
Gary Gray, R (1, 10) OBP: 0.294, SLG: 0.250		0-0 6-3							0-3 K	3	1	1	0	0	1	1									
Pat Putnam, L (9, PH) OBP: 0.360, SLG: 0.429										0	0	0	0	0	0	0									
Dave Roberts, R (9, PH) OBP: 0.167, SLG: 0.167										1	0	0	0	0	1	1									
Jim Sundberg, R (1, 2) OBP: 0.250, SLG: 0.220		0-0 E5 2-H							0-0 SF8 1B	2	1	0	1	1	0	0									
Bump Wills, S (1, 4) OBP: 0.273, SLG: 0.182		0-0 F9							0-0 1-3 BB 1B BB	4	1	1	1	0	0	1									
Nelson Norman, S (1, 6) OBP: 0.311, SLG: 0.211			0-0 F8						0-0 2B 1B	3	2	1	0	1	0	0									
									0-0 FC5-4 1B BB																
<b>Inning Stats</b>	R: 0 E: 0 K: 1 S: 4	H: 0 LOB: 0 BB: 1 P: 8	R: 1 E: 2 K: 1 S: 7	H: 0 LOB: 1 BB: 0 P: 7	R: 0 E: 0 K: 0 S: 2	H: 0 LOB: 0 BB: 1 P: 6	R: 0 E: 0 K: 0 S: 3	H: 0 LOB: 0 BB: 0 P: 3	R: 1 E: 0 K: 0 S: 4	H: 1 LOB: 0 BB: 0 P: 4	R: 0 E: 0 K: 0 S: 3	H: 0 LOB: 0 BB: 0 P: 3	R: 0 E: 0 K: 1 S: 5	H: 0 LOB: 0 BB: 0 P: 5	R: 3 E: 0 K: 0 S: 7	H: 4 LOB: 1 BB: 0 P: 7	R: 5 E: 1 K: 1 S: 10	H: 5 LOB: 2 BB: 2 P: 18	1B: 7 2B: 3 3B: 0 HR: 0	SF: 1 SAC: 0 DP: 0 HBP: 0	WP: 1 PB: 0 SB: 1 CS: 2	PA: 41			
<b>PITCHER</b>	IP	WLS	BF	H	R	ER	SO	BB	IBB	HBP	BLK	WP	HR	S	P	ERA	WHIP								
Rich Wortham, L (1, 1) ERA: 3.47	7.2	L	28	3	4	3	3	2	0	0	0	1	0	32	40	3.52	0.652								
Lerrin LaGrow, R (8, 1) ERA: 10.05	0.1		4	3	2	2	0	0	0	0	0	0	0	4	4	54.00	9.000								
Mark Esser, L (9, 1) ERA: 16.2	0.1		4	1	0	0	1	2	0	0	0	0	0	4	12	0.00	9.000								
Dewey Robinson, R (9, 1) ERA: 6.17	0.2		5	3	4	4	0	0	0	0	0	0	0	5	5	54.00	4.500								

**Texas Rangers @ Chicago White Sox**  
Comiskey Park, Chicago, IL  
Sun Apr 29 1979, 4:33 AM EDT  
Att: 9,366 - Cloudy - 42 F

AB	36
R	10
H	10
RBI	9
BB	4
SO	4
LOB	11



Batter	1	2	3	4	5	6	7	8	9	AB	R	H	RBI	BB	SO	LOB	BOTTOM								
Thad Bosley, L (1, 9) OBP: 0.294, SLG: 0.250	0-0 4-3 ①		0-0 SH5-3 1B						0-0 F7	4	0	1	0	0	0	2									
Ralph Garr, L (1, 7) OBP: 0.339, SLG: 0.415	0-0 2-3 ②		0-0 SH5-3 1-2 1B						0-0 F7	3	0	1	0	0	0	1									
Chet Lemon, R (1, 8) OBP: 0.456, SLG: 0.600	4-0 BB		0-0 6-3 ②						0-0 5-3 ①	2	0	0	0	2	0	1									
Mike Squires, L (1, 3) OBP: 0.348, SLG: 0.429	0-0 4-3 ③		0-0 1-4-3 ③						0-0 F7 ②	4	0	0	0	0	0	5									
Alan Bannister, R (1, 4) OBP: 0.450, SLG: 0.529			0-0 F7 ①						0-0 1-3 ①	4	0	0	0	0	0	0									
Jorge Orta, L (1, 10) OBP: 0.339, SLG: 0.245			0-0 3-1 ②						0-0 4-3 ②	4	0	0	0	0	1	0									
Eric Soderholm, R (1, 5) OBP: 0.369, SLG: 0.373			4-0 BB						0-0 F9 ②	3	0	0	0	1	0	0									
Mary Foley, L (1, 2) OBP: 0.277, SLG: 0.302			0-0 FC6-4 1B						0-0 F6 ③	3	0	1	0	1	0	0									
Greg Pryor, R (1, 6) OBP: 0.370, SLG: 0.462			0-0 FC6-4 1-2						0-0 F9 ①	3	0	1	0	0	0	3									
									0-0 1B 2B																
<b>Inning Stats</b>	R: 0 E: 0 K: 0 S: 3	H: 0 LOB: 1 BB: 1 P: 7	R: 0 E: 0 K: 0 S: 4	H: 1 LOB: 2 BB: 1 P: 8	R: 0 E: 0 K: 0 S: 4	H: 1 LOB: 1 BB: 0 P: 4	R: 0 E: 0 K: 0 S: 3	H: 0 LOB: 0 BB: 0 P: 3	R: 0 E: 0 K: 0 S: 5	H: 2 LOB: 3 BB: 1 P: 9	R: 0 E: 0 K: 0 S: 3	H: 0 LOB: 0 BB: 0 P: 3	R: 0 E: 0 K: 0 S: 3	H: 0 LOB: 1 BB: 1 P: 7	R: 0 E: 0 K: 0 S: 3	H: 0 LOB: 0 BB: 0 P: 3	R: 0 E: 0 K: 1 S: 5	H: 0 LOB: 0 BB: 0 P: 5	1B: 3 2B: 1 3B: 0 HR: 0	SF: 0 SAC: 1 DP: 0 HBP: 0	WP: 0 PB: 0 SB: 0 CS: 0	PA: 35			
<b>PITCHER</b>	IP	WLS	BF	H	R	ER	SO	BB	IBB	HBP	BLK	WP	HR	S	P	ERA	WHIP								
Dock Ellis, R (1, 1) ERA: 3.77	6.2	W	28	4	0	0	0	4	0	0	0	0	0	24	40	0.00	1.200								
Jim Kern, R (7, 1) ERA: 2.2	2.1	S	7	0	0	0	1	0	0	0	0	0	0	9	9	0.00	0.000								

**Texas Rangers @ Chicago White Sox**  
Comiskey Park, Chicago, IL  
Sun Apr 29 1979, 4:33 AM EDT  
Att: 9,366 - Cloudy - 42 F

AB	30
R	0
H	4
RBI	0
BB	4
SO	1
LOB	12





Batter	1	2	3	4	5	6	7	8	9	AB	R	H	RBI	BB	SO	LOB	TOP								
Bill Sample, R OBP: 0.431, SLG: 0.340 (1, 7)										4	2	1	0	1	0	1									
Buddy Bell, R OBP: 0.272, SLG: 0.319 (1, 5)										4	0	1	0	0	1	2									
Al Oliver, L OBP: 0.420, SLG: 0.534 (1, 8)										3	1	1	1	1	0	1									
Oscar Gamble, L OBP: 0.460, SLG: 0.526 (1, 10)										1	1	0	1	3	0	1									
Richie Zisk, R OBP: 0.288, SLG: 0.313 (1, 9)										4	0	1	2	0	0	3									
Jim Sundberg, R OBP: 0.236, SLG: 0.210 (1, 2)										3	1	0	1	0	0	0									
Mike Jorgensen, L OBP: 0.349, SLG: 0.500 (1, 3)										3	0	0	0	0	2	1									
Bump Wills, S OBP: 0.284, SLG: 0.214 (1, 4)										4	2	2	1	0	0	0									
Nelson Norman, S OBP: 0.313, SLG: 0.220 (1, 6)										3	1	1	1	0	0	0									
<b>Inning Stats</b>	R: 1 E: 0 K: 1 S: 6	H: 2 LOB: 0 BB: 0 P: 6	R: 0 E: 0 K: 1 S: 5	H: 0 LOB: 0 BB: 0 P: 5	R: 5 E: 1 K: 1 S: 8	H: 2 LOB: 1 BB: 3 P: 20	R: 0 E: 0 K: 0 S: 4	H: 1 LOB: 0 BB: 0 P: 4	R: 0 E: 0 K: 0 S: 2	H: 0 LOB: 0 BB: 1 P: 6	R: 2 E: 1 K: 0 S: 5	H: 1 LOB: 0 BB: 0 P: 5	R: 0 E: 0 K: 0 S: 3	H: 1 LOB: 1 BB: 1 P: 7	R: 0 E: 0 K: 0 S: 3	H: 0 LOB: 0 BB: 0 P: 3	R: 0 E: 0 K: 0 S: 3	H: 0 LOB: 0 BB: 0 P: 3	1B: 5 2B: 3 3B: 0 HR: 0	SF: 1 SAC: 3 DP: 3 HBP: 0	WP: 0 PB: 0 SB: 2 CS: 0	PA: 38			
<b>PITCHER</b>	IP	WLS	BF	H	R	ER	SO	BB	IBB	HBP	BLK	WP	HR	S	P	ERA	WHIP								
Rich Gale, R ERA: 7.67 (1, 1)	2.1		14	4	6	4	2	2	1	0	0	0	0	15	27	15.43	2.571								
Steve Busby, R ERA: 0.95 (3, 1)	6.2	L	24	3	2	0	1	1	1	0	0	0	0	24	32	0.00	0.600								

Texas Rangers @ Kansas City Royals  
Royals Stadium, Kansas City, MO  
Mon Apr 30 1979, 8:05 PM EDT  
Att: 23,634 - Unknown - 52 F

AB 29  
R 8  
H 7  
RBI 7  
BB 5  
SO 3  
LOB 9



Batter	1	2	3	4	5	6	7	8	9	AB	R	H	RBI	BB	SO	LOB	BOTTOM								
George Brett, L OBP: 0.327, SLG: 0.432 (1, 5)										4	1	1	0	1	0	1									
Hal McRae, R OBP: 0.340, SLG: 0.410 (1, 10)										5	0	0	1	0	1	3									
Amos Otis, R OBP: 0.407, SLG: 0.414 (1, 8)										5	2	2	0	0	2	2									
Darrell Porter, L OBP: 0.483, SLG: 0.563 (1, 2)										4	1	1	0	1	0	2									
Al Cowens, R OBP: 0.409, SLG: 0.532 (1, 9)										4	1	2	3	1	0	0									
Ralph LaCock, L OBP: 0.395, SLG: 0.448 John Wathan, R OBP: 0.346, SLG: 0.458 (8, PH)										3	1	2	0	1	0	1									
Clint Hurdle, L OBP: 0.394, SLG: 0.462 Frank White, R OBP: 0.360, SLG: 0.487 (8, PH)										3	1	2	2	1	0	1									
Freddie Patek, R OBP: 0.384, SLG: 0.373 Jamie Quirk, L (8, PH)										3	0	1	0	0	2	2									
U L Washington, S OBP: 0.500, SLG: 0.750 (1, 4)										4	0	2	0	0	0	2									
<b>Inning Stats</b>	R: 1 E: 0 K: 0 S: 4	H: 1 LOB: 0 BB: 0 P: 4	R: 0 E: 0 K: 1 S: 5	H: 0 LOB: 2 BB: 2 P: 13	R: 2 E: 0 K: 0 S: 5	H: 2 LOB: 1 BB: 1 P: 9	R: 1 E: 0 K: 1 S: 7	H: 2 LOB: 1 BB: 0 P: 7	R: 2 E: 0 K: 1 S: 8	H: 4 LOB: 1 BB: 0 P: 8	R: 0 E: 0 K: 2 S: 8	H: 1 LOB: 2 BB: 1 P: 12	R: 0 E: 0 K: 0 S: 3	H: 1 LOB: 0 BB: 0 P: 3	R: 0 E: 0 K: 0 S: 3	H: 0 LOB: 0 BB: 0 P: 3	R: 1 E: 0 K: 1 S: 7	H: 2 LOB: 2 BB: 1 P: 11	1B: 5 2B: 4 3B: 3 HR: 2	SF: 1 SAC: 0 DP: 1 HBP: 0	WP: 0 PB: 0 SB: 0 CS: 1	PA: 44			
<b>PITCHER</b>	IP	WLS	BF	H	R	ER	SO	BB	IBB	HBP	BLK	WP	HR	S	P	ERA	WHIP								
Fergie Jenkins, R ERA: 2.88 (1, 1)	4.2		24	4	0	0	2	1	0	0	0	0	0	16	20	0.00	1.500								
Jim Kern, R ERA: 1.53 (8, PH)	3.1	W	13	4	0	0	2	1	0	0	0	0	0	16	20	0.00	1.500								
Sparky Lyle, L ERA: 3.31 (9, 1)	1.0	S	6	2	1	1	1	1	0	0	0	0	0	7	11	9.00	3.000								

Texas Rangers @ Kansas City Royals  
Royals Stadium, Kansas City, MO  
Mon Apr 30 1979, 8:05 PM EDT  
Att: 23,634 - Unknown - 52 F

AB 37  
R 7  
H 13  
RBI 7  
BB 5  
SO 6  
LOB 16





Batter	1	2	3	4	5	6	7	8	9	AB	R	H	RBI	BB	SO	LOB	TOP		
Bill Sample, R OBP: 0.420, SLG: 0.352 Bert Campaneris, R OBP: 0.200, SLG: 0.111	F7		2B			F8		G5-4-3		4	0	1	0	0	0	1			
Buddy Bell, R OBP: 0.299, SLG: 0.303	F9		4-3			F8		F8		4	0	0	0	0	0	2			
Al Oliver, L OBP: 0.412, SLG: 0.519	5-3			4-1					4-3	4	0	1	0	0	0	0			
Richie Zisk, R OBP: 0.286, SLG: 0.308		F3		F8		G5-4-3			1B	4	1	1	0	0	0	1			
John Ellis, R OBP: 0.179, SLG: 0.160		F8		F8					F8	4	0	1	0	0	0	1			
Gary Gray, R OBP: 0.283, SLG: 0.222 Oscar Gamble, L OBP: 0.462, SLG: 0.525					F9					2	0	0	0	0	1	0			
Jim Sundberg, R OBP: 0.253, SLG: 0.250 Mike Jorgensen, L OBP: 0.341, SLG: 0.487			2B		F8				F2	2	1	1	0	1	0	0			
Bump Wills, S OBP: 0.274, SLG: 0.205			F8		F8					3	1	0	1	0	0	1			
Nelson Norman, S OBP: 0.300, SLG: 0.209 Johnny Grubb, L OBP: 0.250, SLG: 0.278			K			4-3				2	0	0	0	0	1	1			
<b>Inning Stats</b>	R: 0 E: 0 K: 0 S: 3	H: 0 LOB: 0 BB: 0 P: 3	R: 0 E: 0 K: 1 S: 5	H: 0 LOB: 0 BB: 0 P: 5	R: 0 E: 0 K: 1 S: 6	H: 1 LOB: 2 BB: 1 P: 10	R: 0 E: 0 K: 0 S: 3	H: 0 LOB: 0 BB: 0 P: 3	R: 0 E: 0 K: 0 S: 3	H: 0 LOB: 0 BB: 0 P: 3	R: 0 E: 0 K: 0 S: 4	H: 2 LOB: 1 BB: 0 P: 4	R: 2 E: 1 K: 0 S: 5	H: 2 LOB: 0 BB: 0 P: 5	R: 1 E: 0 K: 0 S: 5	H: 2 LOB: 1 BB: 0 P: 5	1B: 5 2B: 1 3B: 1 HR: 0	SF: 0 SAC: 0 DP: 2 HBP: 0	WP: 2 PA: 34 PB: 2 SB: 0 CS: 0
<b>PITCHER</b>	IP	WLS	BF	H	R	ER	SO	BB	IBB	HBP	BLK	WP	HR	S	P	ERA	WHIP		
Paul Splittorf, L ERA: 3.55 Marty Pattin, R ERA: 2.57	5.0	W	17	1	0	0	2	1	0	0	0	0	0	20	24	0.00	0.400		
	4.0	S	17	6	3	2	0	0	0	0	0	1	0	17	17	4.50	1.500		

Texas Rangers @ Kansas City Royals  
Royals Stadium, Kansas City, MO  
Tue May 01 1979, 8:05 PM EDT  
Att: 20,767 - Unknown - 73 F

AB 33  
R 3  
H 7  
RBI 2  
BB 1  
SO 2  
LOB 9



Batter	1	2	3	4	5	6	7	8	9	AB	R	H	RBI	BB	SO	LOB	BOTTOM		
Frank White, R OBP: 0.352, SLG: 0.506	HR	F7		5-3		F9		F9		5	1	1	1	0	0	0			
George Brett, L OBP: 0.333, SLG: 0.435	F8			4-3						4	1	2	0	0	0	0			
Amos Otis, R OBP: 0.412, SLG: 0.419	E9		S	K		K				4	2	2	0	0	2	1			
Al Cowens, R OBP: 0.413, SLG: 0.525	F7		1B						4-3	3	2	1	0	1	0	2			
Hal McRae, R OBP: 0.337, SLG: 0.395	FC4-6		P6			F7		K		3	0	0	0	1	1	3			
Darrell Porter, L OBP: 0.494, SLG: 0.595	FC4-6		1B			HR		F7		3	2	1	3	1	0	2			
John Wathan, R OBP: 0.370, SLG: 0.480 Ralph LaCock, L OBP: 0.379, SLG: 0.459	1B		1B			G3		1-3	WP	1	0	1	1	0	0	0			
Freddie Patek, R OBP: 0.377, SLG: 0.366	F8		1B			F3		1-3		4	0	1	1	0	0	3			
Willie Wilson, S OBP: 0.333, SLG: 0.286		6-3		5-3		1-3		SF9		3	0	0	1	0	0	1			
<b>Inning Stats</b>	R: 3 E: 1 K: 0 S: 7	H: 4 LOB: 2 BB: 1 P: 11	R: 0 E: 0 K: 0 S: 3	H: 0 LOB: 0 BB: 0 P: 3	R: 3 E: 0 K: 0 S: 5	H: 3 LOB: 1 BB: 2 P: 13	R: 0 E: 0 K: 1 S: 5	H: 0 LOB: 0 BB: 0 P: 5	R: 2 E: 0 K: 0 S: 5	H: 2 LOB: 0 BB: 0 P: 5	R: 0 E: 0 K: 1 S: 6	H: 1 LOB: 1 BB: 0 P: 6	R: 0 E: 0 K: 1 S: 5	H: 0 LOB: 0 BB: 0 P: 5	R: 1 E: 0 K: 0 S: 4	H: 1 LOB: 0 BB: 0 P: 4	1B: 9 2B: 0 3B: 0 HR: 2	SF: 1 SAC: 0 DP: 0 HBP: 0	WP: 1 PA: 37 PB: 0 SB: 3 CS: 0
<b>PITCHER</b>	IP	WLS	BF	H	R	ER	SO	BB	IBB	HBP	BLK	WP	HR	S	P	ERA	WHIP		
Jon Matlack, L ERA: 23.14 Doc Medich, R ERA: 8.52 Ed Farmer, R ERA: 5.06	2.1	L	15	5	6	6	0	3	0	0	0	0	1	12	24	23.14	3.429		
	4.2		18	5	2	2	3	0	0	0	0	0	1	24	24	3.86	1.071		
	1.0		4	1	1	1	0	0	0	0	0	1	0	4	4	9.00	1.000		

Texas Rangers @ Kansas City Royals  
Royals Stadium, Kansas City, MO  
Tue May 01 1979, 8:05 PM EDT  
Att: 20,767 - Unknown - 73 F

AB 33  
R 9  
H 11  
RBI 9  
BB 3  
SO 3  
LOB 12





Batter	1	2	3	4	5	6	7	8	9	AB	R	H	RBI	BB	SO	LOB	TOP					
Bill Sample, R OBP: 0.425, SLG: 0.351 (1, 7)										3	0	1	1	1	0	1						
Johnny Grubb, L OBP: 0.244, SLG: 0.268 (1, 10)										5	1	1	0	0	0	6						
Al Oliver, L OBP: 0.416, SLG: 0.568 (1, 8)										4	1	2	1	0	0	2						
Buddy Bell, R OBP: 0.258, SLG: 0.313 (1, 5)										4	0	1	1	0	0	2						
Richie Zisk, R OBP: 0.267, SLG: 0.286 (1, 9)										4	0	0	0	0	1	2						
Jim Sundberg, R OBP: 0.233, SLG: 0.250 (1, 2)										4	0	1	0	0	0	1						
Pat Putnam, L OBP: 0.345, SLG: 0.440 Mike Jorgensen, L OBP: 0.341, SLG: 0.487 (8, 3)										4	1	1	0	0	0	1						
Bump Wills, S OBP: 0.284, SLG: 0.221 (1, 4)										4	0	2	0	0	0	1						
Nelson Norman, S OBP: 0.302, SLG: 0.217 (1, 6)										3	0	1	0	0	0	2						
<b>Inning Stats</b>	R: 1 E: 0 K: 0 S: 5	H: 3 LOB: 1 BB: 0 P: 5	R: 0 E: 1 K: 0 S: 5	H: 2 LOB: 3 BB: 1 P: 9	R: 0 E: 1 K: 1 S: 6	H: 0 LOB: 1 BB: 0 P: 6	R: 1 E: 0 K: 0 S: 4	H: 2 LOB: 1 BB: 0 P: 5	R: 1 E: 0 K: 0 S: 4	H: 1 LOB: 0 BB: 0 P: 4	R: 0 E: 0 K: 0 S: 3	H: 0 LOB: 0 BB: 0 P: 3	R: 0 E: 0 K: 0 S: 4	H: 1 LOB: 0 BB: 0 P: 4	R: 0 E: 0 K: 0 S: 4	H: 0 LOB: 0 BB: 0 P: 3	R: 0 E: 0 K: 0 S: 4	H: 1 LOB: 1 BB: 0 P: 4	1B: 6 2B: 4 3B: 0 HR: 1	SF: 0 SAC: 2 DP: 2 HBP: 0	WP: 0 PB: 0 SB: 1 CS: 0	PA: 38
<b>PITCHER</b> Dennis Leonard, R ERA: 3.06 (1, 1)	IP: 9.0 WLS: L BF: 38 H: 10 R: 3 ER: 3 SO: 1 BB: 1 IBB: 0 HBP: 0 BLK: 0 WP: 0 HR: 1 S: 39 P: 43 ERA: 3.00 WHIP: 1.222																					

Texas Rangers @ Kansas City Royals  
Royals Stadium, Kansas City, MO  
Wed May 02 1979, 8:05 PM EDT  
Att: 20,155 - Unknown - 64 F

AB 35  
R 3  
H 10  
RBI 3  
BB 1  
SO 1  
LOB 18



Batter	1	2	3	4	5	6	7	8	9	AB	R	H	RBI	BB	SO	LOB	BOTTOM					
Frank White, R OBP: 0.333, SLG: 0.477 (1, 4)										5	1	0	0	0	0	2						
George Brett, L OBP: 0.336, SLG: 0.433 (1, 5)										5	0	2	0	0	0	0						
Amos Otis, R OBP: 0.427, SLG: 0.449 (1, 8)										4	0	3	1	0	0	0						
Darrell Porter, L OBP: 0.474, SLG: 0.571 (1, 2)										3	0	0	1	1	0	1						
Al Cowens, R OBP: 0.396, SLG: 0.500 (1, 9)										4	0	0	0	0	0	3						
Ralph LaCock, L OBP: 0.386, SLG: 0.444 Willie Wilson, S OBP: 0.333, SLG: 0.286 (8, FR) (9, 7)										2	0	0	0	2	0	0						
Hal McRae, R OBP: 0.333, SLG: 0.490 (1, 10)										4	0	1	0	0	0	3						
Clint Hurdle, L OBP: 0.391, SLG: 0.455 John Wathan, R OBP: 0.337, SLG: 0.462 (8, PH) (9, 3)										3	1	1	0	0	0	1						
Freddie Patek, R OBP: 0.380, SLG: 0.370 Steve Braun, L OBP: 0.400, SLG: 0.250 U L Washington, S OBP: 0.500, SLG: 0.750 Joe Zdeb, R OBP: 0.143, SLG: 0.143 (8, PH) (9, 3)										1	0	0	0	0	0	1						
<b>Inning Stats</b>	R: 0 E: 0 K: 0 S: 4	H: 1 LOB: 1 BB: 0 P: 4	R: 0 E: 0 K: 0 S: 3	H: 0 LOB: 0 BB: 0 P: 3	R: 1 E: 0 K: 0 S: 5	H: 3 LOB: 2 BB: 0 P: 5	R: 0 E: 0 K: 0 S: 3	H: 0 LOB: 1 BB: 1 P: 7	R: 1 E: 0 K: 0 S: 6	H: 3 LOB: 3 BB: 1 P: 10	R: 0 E: 0 K: 0 S: 4	H: 1 LOB: 1 BB: 0 P: 4	R: 0 E: 0 K: 0 S: 3	H: 0 LOB: 0 BB: 0 P: 3	R: 0 E: 1 K: 0 S: 4	H: 0 LOB: 2 BB: 1 P: 8	R: 0 E: 0 K: 0 S: 3	H: 0 LOB: 0 BB: 0 P: 3	1B: 6 2B: 2 3B: 0 HR: 0	SF: 0 SAC: 0 DP: 0 HBP: 0	WP: 0 PB: 0 SB: 1 CS: 0	PA: 38
<b>PITCHER</b> Steve Comer, R ERA: 2.97 Sparky Lyle, L ERA: 3.0 (8, 1)	IP: 7.1 WLS: W BF: 33 H: 8 R: 2 ER: 2 SO: 0 BB: 3 IBB: 0 HBP: 0 BLK: 0 WP: 0 HR: 0 S: 30 P: 42 ERA: 2.46 WHIP: 1.500																					

Texas Rangers @ Kansas City Royals  
Royals Stadium, Kansas City, MO  
Wed May 02 1979, 8:05 PM EDT  
Att: 20,155 - Unknown - 64 F

AB 35  
R 2  
H 8  
RBI 2  
BB 3  
SO 0  
LOB 14





Batter	1	2	3	4	5	6	7	8	9	AB	R	H	RBI	BB	SO	LOB	TOP															
Ralph Garr, L (1, 7) OBP: 0.328, SLG: 0.383	1-3	K		FC1-2			6-3		F7	4	0	0	1	0	1	3	<p>Chicago White Sox @ Texas Rangers</p> <p>Arlington Stadium, Arlington, TX</p> <p>Fri May 04 1979, 4:33 AM EDT</p> <p>Unknown</p>															
Wayne Nordhagen, R (9, PH) OBP: 0.355, SLG: 0.296										1	0	0	0	0	0	1																
Don Kessinger, S (9, 6) OBP: 0.182, SLG: 0.273										0	0	0	0	0	0	0																
Claudell Washington, L (1, 9) OBP: 0.336, SLG: 0.398	K		F5		G3		1-3		1B 1-2 2B	5	1	1	0	0	1	0																
Chet Lemon, R (1, 8) OBP: 0.455, SLG: 0.609	HR		K		5-3			K	1B 1-3 2-H	5	2	2	2	0	0	0																
Eric Soderholm, R (1, 5) OBP: 0.366, SLG: 0.381			6-3		4-3			5-3		0	0	0	0	0	0	0																
Alan Bannister, R (1, 4) OBP: 0.461, SLG: 0.520	FC6-4			HBP BB SF8 BB		F9		1B		3	1	1	0	2	0	1																
Jorge Orta, L (1, 10) OBP: 0.338, SLG: 0.232		L6		HBP BB SF8 HBP BB		K		1B	F5	4	1	1	0	1	1	2																
Mike Squires, L (1, 3) OBP: 0.340, SLG: 0.383										1	0	0	0	1	0	0																
Junior Moore, R (8, PH) OBP: 0.407, SLG: 0.455										1	0	0	0	0	0	2																
Lamar Johnson, R (8, 3) OBP: 0.395, SLG: 0.529										0	0	0	0	0	0	0																
Greg Pryor, R (1, 6) OBP: 0.393, SLG: 0.500			F9		SF8					3	1	2	1	0	0	1																
Thad Bosley, L (9, PR) OBP: 0.234, SLG: 0.250										0	0	0	0	0	0	0																
Mary Foley, L (1, 2) OBP: 0.259, SLG: 0.271										2	0	0	1	1	0	2																
Rusty Torres, S (9, PR)										0	1	0	0	0	0	0																
Bill Nahorodny, R (9, 2) OBP: 0.344, SLG: 0.536										0	0	0	0	0	0	0																
<b>Inning Stats</b>	R: 1 E: 0 K: 1 S: 7	H: 2 LOB: 1 BB: 7	R: 0 E: 0 K: 1 S: 5	H: 0 LOB: 2 BB: 13	R: 0 E: 0 K: 1 S: 5	H: 0 LOB: 0 BB: 5	R: 2 E: 0 K: 0 S: 3	H: 0 LOB: 1 BB: 2	R: 0 E: 0 K: 1 S: 5	H: 0 LOB: 0 BB: 3	R: 1 E: 0 K: 0 S: 4	H: 1 LOB: 0 BB: 4	R: 0 E: 0 K: 1 S: 7	H: 2 LOB: 2 BB: 7	R: 3 E: 0 K: 0 S: 7	H: 4 LOB: 2 BB: 11	1B: 6 2B: 2 3B: 0 HR: 1	SF: 2 SAC: 0 DP: 0 HBP: 1	WP: 0 PB: 0 SB: 1 CS: 0	PA: 42												
<b>PITCHER</b>	IP WLS BF H R ER SO BB IBB HBP BLK WP HR S P ERA WHIP																															
Doyle Alexander, R (1, 1) ERA: 3.66	7.0	29	3	4	4	4	4	0	1	0	0	1	32	49	5.14	1.000																
Jim Kern, R (8, 1) ERA: 2.14	1.1	7	3	1	1	1	0	0	0	0	0	0	9	9	6.75	2.250																
Sparky Lyle, L (9, 1) ERA: 3.86	0.2	L 6	3	2	2	0	0	1	0	0	0	0	5	9	27.00	4.500																

Batter	1	2	3	4	5	6	7	8	9	AB	R	H	RBI	BB	SO	LOB	BOTTOM																
Bill Sample, R (1, 7) OBP: 0.410, SLG: 0.355	E 2B	L4		6-3		F4			4-3	5	1	1	0	0	0	3	<p>Chicago White Sox @ Texas Rangers</p> <p>Arlington Stadium, Arlington, TX</p> <p>Fri May 04 1979, 4:33 AM EDT</p> <p>Unknown</p>																
Buddy Bell, R (1, 5) OBP: 0.245, SLG: 0.294	E3 HR	F9			F7		F3		6-3	5	1	0	0	0	1																		
Al Oliver, L (1, 8) OBP: 0.398, SLG: 0.541	4-3		F7		F7		F8			4	0	0	0	0	1																		
Oscar Gamble, L (1, 10) OBP: 0.482, SLG: 0.535	HR BB		FC6-4 1B		FC5-4 1B		G1			3	1	2	0	1	0	0																	
Richie Zisk, R (1, 9) OBP: 0.266, SLG: 0.333	1-H 2-H HR		F3		FC5-4			K		4	1	1	3	0	1	2																	
Jim Sundberg, R (1, 2) OBP: 0.253, SLG: 0.239	F5		FC6-4			F7		PB HBP		3	0	0	0	0	1																		
Pat Putnam, L (1, 3) OBP: 0.333, SLG: 0.414	F4			S 1B		F8		F9		4	0	1	0	0	0	1																	
Bump Wills, S (1, 4) OBP: 0.272, SLG: 0.210		4-3		F4		E3 3B		F7		4	1	0	0	0	2																		
Nelson Norman, S (1, 6) OBP: 0.321, SLG: 0.286				F6						3	0	2	1	0	0	1																	
Johnny Grubb, L (9, PH) OBP: 0.239, SLG: 0.262		S 1B				2-H 3B		K		1	0	0	0	0	1	0																	
<b>Inning Stats</b>	R: 4 E: 1 K: 0 S: 6	H: 2 LOB: 0 BB: 1 P: 10	R: 0 E: 0 K: 0 S: 4	H: 1 LOB: 1 BB: 0 P: 4	R: 0 E: 0 K: 0 S: 4	H: 1 LOB: 1 BB: 0 P: 4	R: 0 E: 0 K: 0 S: 4	H: 1 LOB: 1 BB: 0 P: 4	R: 1 E: 1 K: 0 S: 5	H: 1 LOB: 1 BB: 0 P: 5	R: 0 E: 0 K: 0 S: 3	H: 0 LOB: 0 BB: 0 P: 3	R: 0 E: 0 K: 1 S: 5	H: 0 LOB: 1 BB: 0 P: 6	R: 0 E: 0 K: 1 S: 5	H: 0 LOB: 0 BB: 0 P: 5		1B: 4 2B: 1 3B: 1 HR: 1	SF: 0 SAC: 0 DP: 0 HBP: 1	WP: 0 PB: 1 SB: 2 CS: 0	PA: 38												
<b>PITCHER</b>	IP WLS BF H R ER SO BB IBB HBP BLK WP HR S P ERA WHIP																																
Francisco Barrios, R (1, 1) ERA: 3.58	8.0	W 35	7	5	3	1	1	0	0	0	0	0	35	40	3.38	1.000																	
Mike Proby, R (9, 1) ERA: 3.25	1.0	S 3	0	0	0	1	0	0	0	0	0	5	5	0.00	0.000																		



Batter	1	2	3	4	5	6	7	8	9	AB	R	H	RBI	BB	SO	LOB	TOP										
Ralph Garr, L OBP: 0.343, SLG: 0.444 Thad Bosley, L OBP: 0.263, SLG: 0.222	(1, 7) X 0-0 FC4-6 1B		(1, 7) X 0-0 1-H HR	(1, 7) X 0-0 F7		(1, 7) X 0-3 K		(1, 7) X 0-3 K	(1, 7) X 0-3 K	3	1	2	2	0	0	2											
Claudell Washington, L OBP: 0.300, SLG: 0.419	(1, 9) X 0-0 FC4-6 CS 1-2		(1, 9) X 0-0 4-3		(1, 9) X 0-0 HR		(1, 9) X 0-0 FC4 1-2		(1, 9) X 0-3 K	5	1	1	1	0	1	2											
Chet Lemon, R OBP: 0.456, SLG: 0.615	(1, 8) X 0-0 F4 1-2			(1, 8) X 0-0 1B 1B	(1, 8) X 0-0 2B		(1, 8) X 0-3 K			4	1	2	0	0	1	1											
Eric Soderholm, R OBP: 0.361, SLG: 0.375	(1, 5)	(1, 5) X 0-0 1-3		(1, 5) X 0-0 1-2 1B	(1, 5) X 0-3 K		(1, 5) X 0-0 F9			0	1	0	0	0	0	0											
Alan Bannister, R OBP: 0.452, SLG: 0.500	(1, 4)	(1, 4) X 0-0 6-3		(1, 4) X 0-0 F9 1B	(1, 4) X 4-0 BB		(1, 4) X 0-0 F9			3	0	0	0	1	0	2											
Jorge Orta, L OBP: 0.333, SLG: 0.233	(1, 10)	(1, 10) X 0-3 K		(1, 10) X 0-0 1B 1B 1-3 2-H	(1, 10) X 0-0 F7		(1, 10) X 0-0 4-3			4	1	1	1	0	1	2											
Lamar Johnson, R OBP: 0.405, SLG: 0.526	(1, 3)		(1, 3) X 0-0 F9	(1, 3) X 0-0 1B 1-2 3-H	(1, 3) X 0-0 G3		(1, 3) X 0-0 G4-6-3 1B			4	0	2	1	0	0	2											
Greg Pryor, R OBP: 0.415, SLG: 0.516	(1, 6)		(1, 6) X 0-0 FC5-4 1B	(1, 6) X 0-0 1-2 2-3 1B	(1, 6) X 0-0 FC5-4 1B		(1, 6) X 0-0 G4-6-3 1-2			4	0	3	0	0	0	1											
Bill Nahorodny, R OBP: 0.306, SLG: 0.484	(1, 2)		(1, 2) X 0-0 FC5-4 HR 1-2	(1, 2) X 0-0 SF7	(1, 2) X 0-0 FC5-4 FC4 1-2		(1, 2) X 0-0 6-3			3	1	0	1	0	0	2											
<b>Inning Stats</b>	R: 0 E: 0 K: 0 S: 3	H: 1 LOB: 0 BB: 0 P: 3	R: 0 E: 0 K: 1 S: 5	H: 0 LOB: 0 BB: 0 P: 5	R: 2 E: 0 K: 0 S: 5	H: 2 LOB: 0 BB: 0 P: 5	R: 3 E: 0 K: 0 S: 8	H: 5 LOB: 2 BB: 0 P: 8	R: 1 E: 0 K: 1 S: 7	H: 2 LOB: 2 BB: 1 P: 11	R: 0 E: 0 K: 1 S: 6	H: 1 LOB: 1 BB: 0 P: 6	R: 0 E: 0 K: 1 S: 5	H: 0 LOB: 0 BB: 0 P: 5	R: 0 E: 0 K: 0 S: 3	H: 1 LOB: 0 BB: 0 P: 3	R: 0 E: 0 K: 2 S: 7	H: 0 LOB: 0 BB: 0 P: 7	1B: 9 2B: 1 3B: 0 HR: 2	SF: 1 SAC: 0 DP: 1 HBP: 0	WP: 0 PB: 0 SB: 0 CS: 1	PA: 38					
<b>PITCHER</b>	IP	WLS	BF	H	R	ER	SO	BB	IBB	HBP	BLK	WP	HR	S	P	ERA	WHIP										
Fergie Jenkins, R ERA: 3.59	(1, 1)	4.0	21	10	6	6	1	0	0	0	0	0	2	23	23	13.50	2.500										
Ed Farmer, R ERA: 2.61	(5, 1)	5.0	W	17	2	0	0	5	1	0	0	0	0	26	30	0.00	0.600										

Chicago White Sox @ Texas Rangers  
Arlington Stadium, Arlington, TX  
Fri May 04 1979, 8:05 PM EDT  
Att: 24,200 - Unknown

AB 32  
R 6  
H 11  
RBI 6  
BB 1  
SO 5  
LOB 15



Batter	1	2	3	4	5	6	7	8	9	AB	R	H	RBI	BB	SO	LOB	BOTTOM										
Bill Sample, R OBP: 0.402, SLG: 0.364 Oscar Gamble, L OBP: 0.491, SLG: 0.535 Larvell Blanks, R	(1, 7) X 0-0 F9		(1, 7) X 0-0 F7		(1, 7) X 0-0 BB 2B		(1, 7) X 0-0 5-3	(1, 7) X 4-0 FC5-4 BB 1-2 2-3		4	0	1	0	0	0	1											
Buddy Bell, R OBP: 0.273, SLG: 0.299	(1, 5) X 4-0 G4-6-3 BB		(1, 5) X 0-0		(1, 5) X 4-0 BB BB		(1, 5) X 4-0 1B BB 2-3	(1, 5) X 0-0 FC5-4 1B 1-2 2-3 3-H		2	1	1	1	3	0	2											
Al Oliver, L OBP: 0.408, SLG: 0.539	(1, 8) X 0-0 G4-6-3 1-2		(1, 8) X 0-0 6-3		(1, 8) X 4-0 1-2 2-3 BB		(1, 8) X 0-0 1B 1B 1-3 3-H	(1, 8) X 0-0 1B 1B 1-3 3-H		4	0	2	2	1	0	2											
Richie Zisk, R OBP: 0.261, SLG: 0.323	(1, 9)	(1, 9) X 0-0 5-3		(1, 9) X 0-0 F9	(1, 9) X 0-0 4-3		(1, 9) X 0-0 1B 1B 1-3 3-H	(1, 9) X 0-0 F2		5	0	1	1	0	0	5											
John Ellis, R OBP: 0.226, SLG: 0.214 Pat Putnam, L OBP: 0.314, SLG: 0.387	(1, 3) X 0-0 F8		(1, 3) X 0-0 F8		(1, 3) X 0-0 FC4-6 1B		(1, 3) X 0-0 G5-4-3 1B	(1, 3) X 0-3 K		3	0	2	0	0	0	0											
Gary Gray, R OBP: 0.333, SLG: 0.273	(1, 10)	(1, 10) X 0-0 1B 1B		(1, 10) X 0-0 L8		(1, 10) X 0-0 F3		(1, 10) X 4-0 FC4-6 1B BB	(1, 10) X 0-0 BB 2B 1B	4	2	2	0	1	0	2											
Jim Sundberg, R OBP: 0.273, SLG: 0.243	(1, 2)	(1, 2) X 0-0 1B		(1, 2) X 0-0 FC4-6		(1, 2) X 0-0 G5-4-3		(1, 2) X 4-0 FC4-6 BB	(1, 2) X 4-0 BB 2B BB	3	1	1	0	2	0	2											
Bump Wills, S OBP: 0.271, SLG: 0.212 Mike Jorgensen, L OBP: 0.356, SLG: 0.525	(1, 4) X 0-0 F7		(1, 4) X 0-0 F7		(1, 4) X 0-3 K		(1, 4) X 0-0 PB 1B 1B	(1, 4) X 0-0 FC4-6 1B 1-2 2-3 3-H	(1, 4) X 0-0 FC5-4 1B 1-2 2-3 3-H	4	2	1	0	0	1	4											
Nelson Norman, S OBP: 0.305, SLG: 0.269 Johnny Grubb, L OBP: 0.255, SLG: 0.279	(1, 6) X 0-0 4-3		(1, 6) X 0-0 4-3		(1, 6) X 0-0 1-3		(1, 6) X 0-0 4-3	(1, 6) X 0-0 FC5-4 BB 1-2 2-3 3-H	(1, 6) X 0-0 1B 1B 1-2 2-3 3-H	3	0	0	0	0	0	1											
<b>Inning Stats</b>	R: 0 E: 0 K: 0 S: 2	H: 0 LOB: 0 BB: 1 P: 6	R: 0 E: 0 K: 0 S: 5	H: 2 LOB: 2 BB: 0 P: 5	R: 0 E: 0 K: 0 S: 4	H: 1 LOB: 1 BB: 0 P: 4	R: 0 E: 0 K: 0 S: 4	H: 1 LOB: 1 BB: 0 P: 4	R: 0 E: 0 K: 1 S: 6	H: 1 LOB: 3 BB: 2 P: 14	R: 0 E: 0 K: 0 S: 3	H: 1 LOB: 0 BB: 0 P: 3	R: 2 E: 0 K: 0 S: 6	H: 3 LOB: 2 BB: 1 P: 10	R: 3 E: 0 K: 0 S: 5	H: 2 LOB: 2 BB: 3 P: 17	R: 2 E: 0 K: 1 S: 5	H: 2 LOB: 1 BB: 1 P: 9	1B: 11 2B: 2 3B: 0 HR: 0	SF: 0 SAC: 0 DP: 2 HBP: 0	WP: 1 PB: 1 SB: 0 CS: 0	PA: 44					
<b>PITCHER</b>	IP	WLS	BF	H	R	ER	SO	BB	IBB	HBP	BLK	WP	HR	S	P	ERA	WHIP										
Ross Baumgarten, L ERA: 2.57	(1, 1)	6.2	30	8	2	2	1	4	0	0	0	0	0	28	44	2.70	1.800										
Mike Proly, R ERA: 4.68	(7, 1)	1.0	9	3	3	3	0	3	0	0	0	1	0	6	18	27.00	6.000										
Lerrin LaGrow, R ERA: 10.8	(8, 1)	0.2	L	5	2	2	2	1	1	0	0	0	0	6	10	27.00	4.500										

Chicago White Sox @ Texas Rangers  
Arlington Stadium, Arlington, TX  
Fri May 04 1979, 8:05 PM EDT  
Att: 24,200 - Unknown

AB 36  
R 7  
H 13  
RBI 7  
BB 8  
SO 2  
LOB 21





Batter	1	2	3	4	5	6	7	8	9	AB	R	H	RBI	BB	SO	LOB	TOP										
George Brett, L OBP: 0.320, SLG: 0.400 (1, 5)	4-3		E4 FC4-6	K		SF9 WP 1B 1B		G3		5	1	1	1	0	1	1	<b>Kansas City Royals @ Texas Rangers</b> Arlington Stadium, Arlington, TX Mon May 07 1979, 8:05 PM EDT Att: 14,242 - Unknown - 80 F										
Hal McRae, R OBP: 0.331, SLG: 0.433 (1, 10)	F8		FC4-6 BB 1B			SF9 FC5-4 1B		2B 1B		4	0	2	1	0	0	1											
Amos Otis, R OBP: 0.415, SLG: 0.462 (1, 8)	5-3					F7 1B E 1B		1B 2B		5	2	3	1	0	0	1											
Darrell Porter, L OBP: 0.470, SLG: 0.565 (1, 2)		1B BB 1B				F8 1B E 1B		HR 1B		3	2	2	1	2	0	1											
Al Cowens, R OBP: 0.377, SLG: 0.490 (1, 9)		G6-4-3 1B 1B				FC5-4 E5 FC6-4		HR		5	1	2	2	0	0	5											
Ralph LaCock, L OBP: 0.370, SLG: 0.432 John Wathan, R OBP: 0.314, SLG: 0.424 (6, 3) (6, 3)		G6-4-3 1B 1B				5-3 FC6-4		P4		3	1	2	1	0	0	0											
Clint Hurdle, L OBP: 0.367, SLG: 0.431 Willie Wilson, S OBP: 0.276, SLG: 0.231 (1, 7) (7, 7)	G6-4-3					1B WP 2B		1-3		4	1	1	0	0	0	2											
Freddie Patek, R OBP: 0.340, SLG: 0.330 (1, 6)	5-3					WP SF9 1B		G3		5	2	2	0	0	0	1											
U L Washington, S OBP: 0.333, SLG: 0.556 (1, 4)			F8			P5		K		5	0	1	1	0	1	3											
<b>Inning Stats</b>	R: 0 E: 0 K: 0 S: 3	H: 0 LOB: 0 BB: 0 P: 3	R: 1 E: 0 K: 0 S: 4	H: 2 LOB: 1 BB: 1 P: 8	R: 0 E: 1 K: 0 S: 5	H: 1 LOB: 3 BB: 1 P: 9	R: 1 E: 0 K: 1 S: 7	H: 2 LOB: 1 BB: 0 P: 7	R: 0 E: 0 K: 0 S: 4	H: 1 LOB: 1 BB: 0 P: 4	R: 5 E: 1 K: 0 S: 10	H: 6 LOB: 2 BB: 0 P: 10	R: 0 E: 0 K: 0 S: 3	H: 0 LOB: 0 BB: 0 P: 3	R: 3 E: 0 K: 0 S: 6	H: 4 LOB: 0 BB: 0 P: 6		R: 0 E: 0 K: 1 S: 5	H: 0 LOB: 0 BB: 0 P: 5	1B: 12 2B: 3 3B: 0 HR: 1	SF: 1 SAC: 0 DP: 1 HBP: 0	WP: 1 PB: 0 SB: 0 CS: 0	PA: 45				
<b>PITCHER</b>	IP	WLS	BF	H	R	ER	SO	BB	IBB	HBP	BLK	WP	HR	S	P	ERA	WHIP										
Steve Comer, R ERA: 3.83 (1, 1)	5.1		28	10	6	6	1	2	0	0	0	0	0	28	36	10.12	2.250										
Doc Medich, R ERA: 5.25 (6, 1)	0.1	L	4	2	1	0	0	0	0	0	0	1	0	4	4	0.00	6.000										
Dave Rajsich, L ERA: 2.53 (6, 1)	1.2		5	0	0	0	0	0	0	0	0	0	0	5	5	0.00	0.000										
Dock Ellis, R ERA: 5.4 (8, 1)	0.1		2	2	0	0	0	0	0	0	0	0	0	2	2	0.00	6.000										
Sparky Lyle, L ERA: 4.29 (8, 1)	1.1		6	2	3	3	1	0	0	0	0	0	1	8	8	20.25	1.500										

Batter	1	2	3	4	5	6	7	8	9	AB	R	H	RBI	BB	SO	LOB	BOTTOM										
Bump Wills, S OBP: 0.287, SLG: 0.278 (1, 4)	2B 2B					FC1-5		P4		5	1	2	0	0	0	2	<b>Kansas City Royals @ Texas Rangers</b> Arlington Stadium, Arlington, TX Mon May 07 1979, 8:05 PM EDT Att: 14,242 - Unknown - 80 F										
Johnny Grubb, L OBP: 0.284, SLG: 0.367 Larvell Blanks, R (9, 6)	FC1 2H 2B					F9 HR		F8		5	1	2	2	0	0	3											
Al Oliver, L OBP: 0.366, SLG: 0.471 (1, 8)	FC1 1B FC8-6					6-3 F8		E4 FC1-6		5	1	0	0	0	1	3											
Richie Zisk, R OBP: 0.280, SLG: 0.316 (1, 9)	FC8-6 1B					1B FC5-4 1B		B5-3 BB		4	1	2	0	1	0	1											
Pat Putnam, L OBP: 0.317, SLG: 0.459 (1, 10)	FC8-6 3B					FC5-4 1B		B5-3		5	2	2	2	0	0	3											
Buddy Bell, R OBP: 0.285, SLG: 0.307 (1, 5)	3B					FC5-4 WP		1B 1B		5	0	3	2	0	0	2											
Mike Jorgensen, L OBP: 0.340, SLG: 0.489 (1, 3)	K					K		1B		4	0	1	0	0	2	3											
Jim Sundberg, R OBP: 0.273, SLG: 0.247 (1, 2)		K				6-3		FC1-5 SH 1B		4	0	1	0	0	1	2											
Nelson Norman, S OBP: 0.284, SLG: 0.250 Bill Sample, R OBP: 0.407, SLG: 0.356 (8, 7) (9, 7)		K				6-3		SH FC1-5		2	0	0	0	0	1	0											
<b>Inning Stats</b>	R: 3 E: 0 K: 1 S: 9	H: 4 LOB: 1 BB: 0 P: 9	R: 0 E: 0 K: 2 S: 8	H: 1 LOB: 1 BB: 0 P: 8	R: 1 E: 0 K: 1 S: 7	H: 2 LOB: 1 BB: 0 P: 7	R: 0 E: 0 K: 0 S: 3	H: 0 LOB: 0 BB: 0 P: 3	R: 2 E: 0 K: 1 S: 8	H: 3 LOB: 1 BB: 0 P: 8	R: 0 E: 0 K: 0 S: 5	H: 1 LOB: 2 BB: 0 P: 5	R: 0 E: 0 K: 0 S: 4	H: 2 LOB: 2 BB: 1 P: 8	R: 0 E: 0 K: 0 S: 3	H: 0 LOB: 0 BB: 0 P: 3		R: 0 E: 1 K: 0 S: 4	H: 0 LOB: 1 BB: 0 P: 4	1B: 8 2B: 3 3B: 1 HR: 2	SF: 0 SAC: 1 DP: 1 HBP: 0	WP: 1 PB: 0 SB: 0 CS: 0	PA: 42				
<b>PITCHER</b>	IP	WLS	BF	H	R	ER	SO	BB	IBB	HBP	BLK	WP	HR	S	P	ERA	WHIP										
Dennis Leonard, R ERA: 3.86 (1, 1)	4.1		22	9	6	6	4	0	0	0	0	0	2	30	30	12.46	2.077										
Eduardo Rodriguez, R ERA: 4.76 (5, 1)	2.1	W	12	4	0	0	1	1	0	0	0	1	0	13	17	0.00	2.143										
Marty Pattin, R ERA: 2.61 (7, 1)	2.1	S	8	0	0	0	0	0	0	0	0	0	0	8	8	0.00	0.000										







Batter	1	2	3	4	5	6	7	8	9	AB	R	H	RBI	BB	SO	LOB	TOP					
Steve Braun, L OBP: 0.455, SLG: 0.700 (1, 7)										5	2	3	1	0	0	1						
George Brett, L OBP: 0.311, SLG: 0.384 (1, 5)										5	2	1	0	0	1	3						
Amos Otis, R OBP: 0.400, SLG: 0.451 (1, 8)										4	0	1	1	0	1	2						
Darrell Porter, L OBP: 0.472, SLG: 0.570 (1, 2)										4	0	2	1	0	0	1						
Hal McRae, R OBP: 0.325, SLG: 0.409 (1, 10)										4	0	0	0	0	2	3						
Ralph LaCock, L OBP: 0.360, SLG: 0.407 (1, 3)										4	0	0	0	0	1	2						
Clint Hurdle, L OBP: 0.366, SLG: 0.400 (1, 9)										2	0	0	0	2	0	0						
Willie Wilson, S OBP: 0.276, SLG: 0.231 (8, 9)										0	0	0	0	0	0	0						
Freddie Patek, R OBP: 0.337, SLG: 0.326 (1, 6)										3	0	0	0	0	0	1						
U L Washington, S OBP: 0.250, SLG: 0.333 (1, 4)										3	0	0	0	1	1	1						
<b>Inning Stats</b>	R: 2 E: 1 K: 2 S: 10	H: 3 LOB: 1 BB: 0 P: 10	R: 0 E: 0 K: 0 S: 3	H: 0 LOB: 1 BB: 1 P: 7	R: 0 E: 1 K: 0 S: 4	H: 1 LOB: 3 BB: 2 P: 4	R: 0 E: 0 K: 1 S: 6	H: 1 LOB: 0 BB: 0 P: 14	R: 0 E: 1 K: 2 S: 8	H: 0 LOB: 1 BB: 0 P: 8	R: 0 E: 0 K: 0 S: 3	H: 0 LOB: 0 BB: 0 P: 3	R: 1 E: 1 K: 0 S: 4	H: 1 LOB: 0 BB: 0 P: 4	R: 0 E: 0 K: 0 S: 3	H: 0 LOB: 0 BB: 0 P: 3	R: 1 E: 0 K: 1 S: 6	H: 1 LOB: 0 BB: 0 P: 6	1B: 5 2B: 1 3B: 0 HR: 1	SF: 0 SAC: 1 DP: 1 HBP: 0	WP: 0 PB: 0 SB: 1 CS: 0	PA: 38
<b>PITCHER</b> Fergie Jenkins, R ERA: 3.34 (1, 1)	IP: 9.0 WLS: L BF: 38	H: 7 R: 4 ER: 2 SO: 6	BB: 3 IBB: 0 HBP: 0 BLK: 0	WP: 0 HR: 1 S: 47 P: 59	ERA: 2.00 WHIP: 1.111																	

**Kansas City Royals @ Texas Rangers**  
 Arlington Stadium, Arlington, TX  
 Wed May 09 1979, 8:05 PM EDT  
 Att: 18,324 - Unknown

AB	34
R	4
H	7
RBI	3
BB	3
SO	6
LOB	14



Batter	1	2	3	4	5	6	7	8	9	AB	R	H	RBI	BB	SO	LOB	BOTTOM					
Johnny Grubb, L OBP: 0.246, SLG: 0.340 (1, 7)										3	0	0	0	0	0	1						
Dave Chalk, R OBP: 1.000, SLG: 1.000 (7, PH)										1	0	1	0	0	0	0						
Larvell Blanks, R (7, PR) (8, 6)										1	0	0	0	0	0	0						
Buddy Bell, R OBP: 0.279, SLG: 0.330 (1, 5)										5	1	1	0	0	0	2						
Al Oliver, L OBP: 0.380, SLG: 0.477 (1, 8)										5	0	4	1	0	0	0						
Richie Zisk, R OBP: 0.286, SLG: 0.310 (1, 9)										5	1	2	0	0	1	3						
Pat Putnam, L OBP: 0.289, SLG: 0.415 (1, 10)										3	0	0	0	0	0	2						
Gary Gray, R OBP: 0.314, SLG: 0.273 (8, PH)										1	0	0	0	0	0	1						
Mike Jorgensen, L OBP: 0.340, SLG: 0.468 (1, 3)										2	0	0	0	1	1	2						
John Ellis, R OBP: 0.302, SLG: 0.450 (8, PH) (9, 3)										1	1	1	0	0	0	0						
Jim Sundberg, R OBP: 0.280, SLG: 0.301 (1, 2)										4	0	1	0	0	1	1						
Bump Wills, S OBP: 0.293, SLG: 0.279 (1, 4)										4	0	2	2	0	1	0						
Nelson Norman, S OBP: 0.282, SLG: 0.250 (1, 6)										2	0	1	0	0	0	2						
Bill Sample, R OBP: 0.402, SLG: 0.346 (7, PH) (8, 7)										1	0	0	0	1	0	2						
<b>Inning Stats</b>	R: 0 E: 0 K: 1 S: 6	H: 1 LOB: 0 BB: 0 P: 6	R: 0 E: 0 K: 1 S: 6	H: 1 LOB: 2 BB: 1 P: 10	R: 0 E: 0 K: 0 S: 4	H: 1 LOB: 0 BB: 0 P: 4	R: 0 E: 0 K: 0 S: 3	H: 0 LOB: 0 BB: 0 P: 3	R: 0 E: 0 K: 0 S: 3	H: 1 LOB: 0 BB: 0 P: 3	R: 0 E: 0 K: 1 S: 7	H: 2 LOB: 2 BB: 0 P: 7	R: 0 E: 0 K: 1 S: 6	H: 1 LOB: 2 BB: 1 P: 10	R: 0 E: 0 K: 0 S: 7	H: 4 LOB: 2 BB: 0 P: 7	R: 1 E: 0 K: 0 S: 4	H: 2 LOB: 0 BB: 0 P: 4	1B: 12 2B: 1 3B: 0 HR: 0	SF: 0 SAC: 0 DP: 2 HBP: 0	WP: 0 PB: 0 SB: 1 CS: 0	PA: 40
<b>PITCHER</b> Rich Gale, R ERA: 5.09 (1, 1)	IP: 6.2 WLS: W BF: 26	H: 6 R: 0 ER: 0 SO: 4	BB: 1 IBB: 0 HBP: 0 BLK: 0	WP: 0 HR: 0 S: 33 P: 37	ERA: 0.00 WHIP: 1.050																	
Al Hrabosky, L ERA: 3.5 (7, 1)	IP: 1.0 WLS: S BF: 9	H: 5 R: 2 ER: 2 SO: 0	BB: 1 IBB: 0 HBP: 0 BLK: 0	WP: 0 HR: 0 S: 8 P: 12	ERA: 18.00 WHIP: 6.000																	
Renie Martin, R ERA: 6.75 (8, 1)	IP: 1.1 WLS: S BF: 5	H: 2 R: 1 ER: 1 SO: 0	BB: 0 IBB: 0 HBP: 0 BLK: 0	WP: 0 HR: 0 S: 5 P: 5	ERA: 6.75 WHIP: 1.500																	

**Kansas City Royals @ Texas Rangers**  
 Arlington Stadium, Arlington, TX  
 Wed May 09 1979, 8:05 PM EDT  
 Att: 18,324 - Unknown

AB	38
R	3
H	13
RBI	3
BB	2
SO	4
LOB	16





Batter	1	2	3	4	5	6	7	8	9	AB	R	H	RBI	BB	SO	LOB	TOP										
Bill Sample, R (1, 7) OBP: 0.406, SLG: 0.366										4	1	2	1	0	0	1											
Buddy Bell, R (1, 5) OBP: 0.272, SLG: 0.321										3	0	0	0	0	0	2											
Al Oliver, L (1, 8) OBP: 0.376, SLG: 0.470										4	0	1	1	0	0	0											
Richie Zisk, R (1, 9) OBP: 0.284, SLG: 0.307										4	0	1	0	0	1	0											
Pat Putnam, L (1, 3) OBP: 0.286, SLG: 0.400										4	0	1	0	0	0	1											
Mike Jorgensen, L (9, PR) OBP: 0.340, SLG: 0.468										0	0	0	0	0	0	0											
Johnny Grubb, L (1, 10) OBP: 0.282, SLG: 0.339										3	1	1	0	1	1	1											
Jim Sundberg, R (1, 2) OBP: 0.279, SLG: 0.299										4	1	1	0	0	0	2											
Bump Wills, S (1, 4) OBP: 0.308, SLG: 0.276										1	0	0	0	3	0	0											
Nelson Norman, S (1, 6) OBP: 0.267, SLG: 0.235										4	0	0	1	0	0	6											
<b>Inning Stats</b>	R: 1 E: 0 K: 0 S: 4	H: 1 LOB: 0 BB: 0 P: 4	R: 0 E: 0 K: 0 S: 3	H: 0 LOB: 0 BB: 0 P: 3	R: 0 E: 0 K: 0 S: 2	H: 0 LOB: 0 BB: 1 P: 6	R: 0 E: 0 K: 1 S: 5	H: 0 LOB: 0 BB: 0 P: 5	R: 2 E: 0 K: 0 S: 5	H: 2 LOB: 2 BB: 2 P: 13	R: 0 E: 0 K: 0 S: 6	H: 2 LOB: 1 BB: 0 P: 6	R: 0 E: 0 K: 0 S: 3	H: 0 LOB: 0 BB: 0 P: 3	R: 0 E: 0 K: 0 S: 5	H: 2 LOB: 3 BB: 1 P: 9	1B: 6 2B: 1 3B: 0 HR: 0	SF: 0 SAC: 1 DP: 1 HBP: 0	WP: 0 PB: 0 SB: 1 CS: 0	PA: 36							
<b>PITCHER</b>	IP	WLS	BF	H	R	ER	SO	BB	IBB	HBP	BLK	WP	HR	S	P	ERA	WHIP										
Jim Clancy, R (1, 1) ERA: 4.4	6.1	L	25	5	3	3	2	3	0	0	0	0	0	26	38	4.26	1.263										
Jesse Jefferson, R (7, 1) ERA: 3.52	2.2		11	2	0	0	0	0	1	0	0	0	0	10	14	0.00	0.750										

Texas Rangers @ Toronto Blue Jays  
Exhibition Stadium, Toronto, ON  
Fri May 11 1979, 7:05 PM EDT  
Att: 12,153 - Unknown - 72 F

AB 31  
R 3  
H 7  
RBI 3  
BB 4  
SO 2  
LOB 13



Batter	1	2	3	4	5	6	7	8	9	AB	R	H	RBI	BB	SO	LOB	BOTTOM										
Alfredo Griffin, S (1, 6) OBP: 0.297, SLG: 0.263										4	1	2	0	0	0	0											
Bob Bailor, R (1, 9) OBP: 0.315, SLG: 0.308										4	0	2	0	0	0	1											
Rick Bosetti, R (1, 8) OBP: 0.305, SLG: 0.405										4	0	0	0	0	0	3											
Rico Carty, R (1, 10) OBP: 0.375, SLG: 0.480										2	0	0	1	0	0	0											
Otto Velez, R (1, 7) OBP: 0.361, SLG: 0.547										3	0	0	0	0	0	1											
Bob Robertson, R (1, 3) OBP: 0.143, SLG: 0.308										3	0	0	0	0	0	0											
Roy Howell, L (1, 5) OBP: 0.336, SLG: 0.379										3	0	2	0	0	0	0											
Dave McKay, S (1, 4) OBP: 0.243, SLG: 0.238										3	0	0	0	0	0	2											
Rick Cerone, R (1, 2) OBP: 0.315, SLG: 0.347										3	0	0	0	0	0	1											
<b>Inning Stats</b>	R: 1 E: 0 K: 0 S: 5	H: 2 LOB: 1 BB: 0 P: 5	R: 0 E: 0 K: 0 S: 3	H: 1 LOB: 0 BB: 0 P: 3	R: 0 E: 0 K: 0 S: 3	H: 0 LOB: 0 BB: 0 P: 3	R: 0 E: 0 K: 0 S: 3	H: 0 LOB: 0 BB: 0 P: 3	R: 0 E: 0 K: 0 S: 3	H: 1 LOB: 0 BB: 0 P: 3	R: 0 E: 0 K: 0 S: 3	H: 0 LOB: 0 BB: 0 P: 3	R: 0 E: 0 K: 0 S: 3	H: 0 LOB: 0 BB: 0 P: 3	R: 0 E: 0 K: 0 S: 3	H: 0 LOB: 0 BB: 0 P: 3	1B: 6 2B: 1 3B: 0 HR: 0	SF: 1 SAC: 0 DP: 2 HBP: 0	WP: 0 PB: 0 SB: 1 CS: 1	PA: 30							
<b>PITCHER</b>	IP	WLS	BF	H	R	ER	SO	BB	IBB	HBP	BLK	WP	HR	S	P	ERA	WHIP										
Jon Matlack, L (1, 1) ERA: 4.86	9.0	W	30	6	1	1	0	0	0	0	0	0	0	30	30	1.00	0.667										

Texas Rangers @ Toronto Blue Jays  
Exhibition Stadium, Toronto, ON  
Fri May 11 1979, 7:05 PM EDT  
Att: 12,153 - Unknown - 72 F

AB 29  
R 1  
H 6  
RBI 1  
BB 0  
SO 0  
LOB 8





Batter	1	2	3	4	5	6	7	8	9	AB	R	H	RBI	BB	SO	LOB	TOP								
Bill Sample, R OBP: 0.390, SLG: 0.349 (1, 7)										4	0	0	0	0	0	1									
Buddy Bell, R OBP: 0.279, SLG: 0.330 (1, 5)										3	0	2	1	0	0	0									
Al Oliver, L OBP: 0.372, SLG: 0.479 (1, 8)										4	1	1	0	0	0	2									
Richie Zisk, R OBP: 0.273, SLG: 0.293 (1, 9)										4	0	0	0	0	0	2									
Pat Putnam, L OBP: 0.302, SLG: 0.429 La Rue Washington, R (9, PR)										4	0	2	1	0	1	0									
Mike Jorgensen, L OBP: 0.357, SLG: 0.469 (1, 3)										2	0	1	0	1	0	0									
Jim Sundberg, R OBP: 0.278, SLG: 0.327 (1, 2)										4	1	1	1	0	0	4									
Bump Wills, S OBP: 0.301, SLG: 0.269 (1, 4)										3	0	0	0	0	1	1									
Nelson Norman, S OBP: 0.269, SLG: 0.254 (1, 6)										3	1	1	0	0	0	0									
<b>Inning Stats</b>	R: 0 E: 0 K: 0 S: 3	H: 1 LOB: 0 BB: 0 P: 3	R: 0 E: 0 K: 1 S: 5	H: 0 LOB: 1 BB: 1 P: 9	R: 0 E: 0 K: 0 S: 3	H: 0 LOB: 0 BB: 0 P: 3	R: 0 E: 0 K: 0 S: 3	H: 1 LOB: 1 BB: 0 P: 3	R: 0 E: 0 K: 0 S: 4	H: 1 LOB: 0 BB: 0 P: 4	R: 1 E: 0 K: 0 S: 4	H: 1 LOB: 0 BB: 0 P: 4	R: 0 E: 0 K: 0 S: 3	H: 0 LOB: 0 BB: 0 P: 3	R: 1 E: 0 K: 0 S: 6	H: 1 LOB: 2 BB: 0 P: 6	R: 1 E: 0 K: 0 S: 6	H: 3 LOB: 2 BB: 0 P: 6	1B: 4 2B: 2 3B: 1 HR: 1	SF: 1 SAC: 1 DP: 1 HBP: 0	WP: 0 PB: 0 SB: 0 CS: 1	PA: 34			
<b>PITCHER</b>	IP	WLS	BF	H	R	ER	SO	BB	IBB	HBP	BLK	WP	HR	S	P	ERA	WHIP								
Dave Lemanczyk, R ERA: 3.0 (1, 1)	8.2	L	33	8	3	3	2	1	0	0	0	0	1	36	40	3.12	1.038								
Dave Freisleben, R ERA: 6.28 (9, 1)	0.1		1	0	0	0	0	0	0	0	0	0	0	1	1	0.00	0.000								

Texas Rangers @ Toronto Blue Jays  
Exhibition Stadium, Toronto, ON  
Sat May 12 1979, 3:33 AM EDT  
Att: 14,109 - Unknown - 72 F

AB	31
R	3
H	8
RBI	3
BB	1
SO	2
LOB	10



Batter	1	2	3	4	5	6	7	8	9	AB	R	H	RBI	BB	SO	LOB	BOTTOM								
Alfredo Griffin, S OBP: 0.288, SLG: 0.254 Bob Robertson, R OBP: 0.133, SLG: 0.286 (9, PH)										4	0	0	0	0	0	2									
Bob Bailor, R OBP: 0.321, SLG: 0.322 (1, 9)										4	1	2	0	0	0	1									
Rick Bosetti, R OBP: 0.296, SLG: 0.392 (1, 8)										4	0	0	0	0	1	2									
Rico Carty, R OBP: 0.371, SLG: 0.465 Ted Wilborn, S (8, PR)										3	0	0	0	1	0	2									
John Mayberry, L OBP: 0.419, SLG: 0.500 (1, 3)										3	0	2	0	1	0	0									
Roy Howell, L OBP: 0.333, SLG: 0.374 (1, 5)										4	0	1	1	0	2	3									
Al Woods, L OBP: 0.350, SLG: 0.380 Otto Velez, R OBP: 0.355, SLG: 0.537 (9, PH)										3	0	0	0	0	0	2									
Dave McKay, S OBP: 0.243, SLG: 0.248 (1, 4)										4	0	1	0	0	0	0									
Rick Cerone, R OBP: 0.322, SLG: 0.356 (1, 2)										3	0	1	0	1	0	1									
<b>Inning Stats</b>	R: 0 E: 0 K: 0 S: 4	H: 1 LOB: 1 BB: 0 P: 4	R: 0 E: 0 K: 1 S: 5	H: 0 LOB: 0 BB: 0 P: 5	R: 0 E: 0 K: 0 S: 3	H: 0 LOB: 0 BB: 0 P: 3	R: 1 E: 0 K: 0 S: 6	H: 3 LOB: 2 BB: 0 P: 6	R: 0 E: 0 K: 0 S: 4	H: 1 LOB: 1 BB: 0 P: 4	R: 0 E: 0 K: 0 S: 4	H: 1 LOB: 1 BB: 0 P: 4	R: 0 E: 0 K: 2 S: 7	H: 0 LOB: 2 BB: 2 P: 15	R: 0 E: 0 K: 1 S: 6	H: 1 LOB: 1 BB: 0 P: 6	1B: 4 2B: 3 3B: 0 HR: 0	SF: 0 SAC: 0 DP: 0 HBP: 0	WP: 0 PB: 0 SB: 0 CS: 0	PA: 37					
<b>PITCHER</b>	IP	WLS	BF	H	R	ER	SO	BB	IBB	HBP	BLK	WP	HR	S	P	ERA	WHIP								
Steve Comer, R ERA: 3.44 (1, 1)	7.2	W	31	6	1	1	2	2	0	0	0	0	0	33	41	1.17	1.043								
Jim Kern, R ERA: 1.53 (8, 1)	0.0		1	0	0	0	0	1	0	0	0	0	0	0	4	∞	∞								
Sparky Lyle, L ERA: 4.03 (8, 1)	1.1	S	5	1	0	0	2	0	0	0	0	0	0	9	9	0.00	0.750								

Texas Rangers @ Toronto Blue Jays  
Exhibition Stadium, Toronto, ON  
Sat May 12 1979, 3:33 AM EDT  
Att: 14,109 - Unknown - 72 F

AB	34
R	1
H	7
RBI	1
BB	3
SO	4
LOB	14





Batter	1	2	3	4	5	6	7	8	9	AB	R	H	RBI	BB	SO	LOB	TOP			
Bill Sample, R (1, 7) OBP: 0.380, SLG: 0.337 Larvell Blanks, R (7, 6) Gary Gray, R (8, PH) OBP: 0.306, SLG: 0.265 Dave Chalk, R (8, 6) OBP: 1.000, SLG: 1.000																	3 0 0 0 0 1 1			
Buddy Bell, R (1, 5) OBP: 0.286, SLG: 0.336																	4 0 2 0 0 0 1			
Al Oliver, L (1, 8) OBP: 0.376, SLG: 0.480																	4 0 2 0 0 0 2			
Richie Zisk, R (1, 9) OBP: 0.272, SLG: 0.284																	3 0 0 0 1 1 4			
Pat Putnam, L (1, 10) OBP: 0.298, SLG: 0.415																	4 1 1 0 0 0 4			
Mike Jorgensen, L (1, 3) OBP: 0.387, SLG: 0.491																	4 0 2 0 0 0 0			
Jim Sundberg, R (1, 2) OBP: 0.289, SLG: 0.317																	3 0 0 1 0 2 1			
Bump Wills, S (1, 4) OBP: 0.294, SLG: 0.261																	3 0 0 0 0 0 2			
Nelson Norman, S (1, 6) OBP: 0.275, SLG: 0.260 Johnny Grubb, L (7, PH) OBP: 0.258, SLG: 0.333																	2 0 1 0 0 0 1			
<b>Inning Stats</b>	R: 0 E: 1 K: 1 S: 7	H: 2 LOB: 2 BB: 0 P: 7	R: 0 E: 0 K: 1 S: 6	H: 1 LOB: 1 BB: 0 P: 6	R: 0 E: 0 K: 0 S: 4	H: 1 LOB: 0 BB: 0 P: 4	R: 1 E: 0 K: 0 S: 4	H: 2 LOB: 0 BB: 0 P: 4	R: 0 E: 0 K: 0 S: 2	H: 0 LOB: 0 BB: 1 P: 6	R: 0 E: 0 K: 1 S: 5	H: 0 LOB: 0 BB: 0 P: 5	R: 0 E: 0 K: 2 S: 8	H: 1 LOB: 1 BB: 0 P: 8	R: 0 E: 0 K: 0 S: 3	H: 0 LOB: 0 BB: 0 P: 3	1B: 7 2B: 1 3B: 0 HR: 0	SF: 1 SAC: 0 DP: 2 HBP: 0	WP: 0 PB: 0 SB: 0 CS: 1	PA: 34
<b>PITCHER</b> Mark Lemongello, R (1, 1) ERA: 5.54	IP: 9.0 WLS: W BF: 34 H: 8 R: 1 ER: 1 SO: 5 BB: 1 IBB: 0 HBP: 0 BLK: 0 WP: 0 HR: 0 S: 43 P: 47 ERA: 1.00 WHIP: 1.000															<b>PITCHER</b>	IP: 9.0 WLS: W BF: 34 H: 8 R: 1 ER: 1 SO: 5 BB: 1 IBB: 0 HBP: 0 BLK: 0 WP: 0 HR: 0 S: 43 P: 47 ERA: 1.00 WHIP: 1.000			

Texas Rangers @ Toronto Blue Jays  
Exhibition Stadium, Toronto, ON  
Sun May 13 1979, 3:33AM EDT  
Unknown - 58 F

AB 32  
R 1  
H 8  
RBI 1  
BB 1  
SO 5  
LOB 16



Batter	1	2	3	4	5	6	7	8	9	AB	R	H	RBI	BB	SO	LOB	BOTTOM			
Alfredo Griffin, S (1, 6) OBP: 0.294, SLG: 0.287																	4 2 2 0 0 0 1			
Bob Bailor, R (1, 9) OBP: 0.319, SLG: 0.320																	4 0 1 1 0 1 2			
Roy Howell, L (1, 5) OBP: 0.349, SLG: 0.359 Tim Johnson, L (9, 5) OBP: 0.111, SLG: 0.111																	4 0 0 1 0 1 2			
Rico Carty, R (1, 10) OBP: 0.375, SLG: 0.471																	3 0 1 0 1 0 1			
John Mayberry, L (1, 3) OBP: 0.417, SLG: 0.505																	3 0 1 1 0 0 1			
Rick Rosetti, R (1, 8) OBP: 0.290, SLG: 0.383																	3 0 0 0 0 0 1			
Al Woods, L (1, 7) OBP: 0.319, SLG: 0.366																	3 0 0 0 0 0 1			
Dave McKay, S (1, 4) OBP: 0.254, SLG: 0.252																	2 1 1 0 1 0 0			
Bob Davis, R (1, 2) Otto Velez, R (7, PH) OBP: 0.349, SLG: 0.527 Rick Cerone, R (8, 2) OBP: 0.322, SLG: 0.356																	1 0 0 0 0 0 0			
<b>Inning Stats</b>	R: 0 E: 0 K: 2 S: 7	H: 0 LOB: 0 BB: 0 P: 7	R: 0 E: 0 K: 0 S: 4	H: 1 LOB: 1 BB: 0 P: 4	R: 1 E: 0 K: 0 S: 4	H: 1 LOB: 1 BB: 1 P: 8	R: 0 E: 0 K: 0 S: 3	H: 0 LOB: 0 BB: 0 P: 3	R: 0 E: 0 K: 0 S: 4	H: 0 LOB: 2 BB: 1 P: 8	R: 0 E: 0 K: 0 S: 4	H: 1 LOB: 1 BB: 0 P: 4	R: 0 E: 0 K: 0 S: 4	H: 1 LOB: 0 BB: 0 P: 4	R: 1 E: 0 K: 0 S: 4	H: 1 LOB: 0 BB: 0 P: 4	1B: 2 2B: 3 3B: 1 HR: 0	SF: 0 SAC: 1 DP: 0 HBP: 0	WP: 0 PB: 0 SB: 0 CS: 1	PA: 31
<b>PITCHER</b> Doyle Alexander, R (1, 1) ERA: 3.66 Sparky Lyle, L (8, 1) ERA: 3.91	IP: 7.1 WLS: L BF: 29 H: 6 R: 3 ER: 3 SO: 2 BB: 2 IBB: 0 HBP: 0 BLK: 0 WP: 0 HR: 0 S: 31 P: 39 ERA: 3.68 WHIP: 1.091															<b>PITCHER</b>	IP: 7.1 WLS: L BF: 29 H: 6 R: 3 ER: 3 SO: 2 BB: 2 IBB: 0 HBP: 0 BLK: 0 WP: 0 HR: 0 S: 31 P: 39 ERA: 3.68 WHIP: 1.091			

Texas Rangers @ Toronto Blue Jays  
Exhibition Stadium, Toronto, ON  
Sun May 13 1979, 3:33AM EDT  
Unknown - 58 F

AB 28  
R 3  
H 6  
RBI 3  
BB 2  
SO 2  
LOB 10





Batter	1	2	3	4	5	6	7	8	9	AB	R	H	RBI	BB	SO	LOB	TOP								
Johnny Grubb, L OBP: 0.273, SLG: 0.333 Bill Sample, R OBP: 0.385, SLG: 0.337	G3		BB 1B		4-3			2B BB	G6-4-3 BB	3	1	1	0	1	0	1									
Buddy Bell, R OBP: 0.290, SLG: 0.341	5-3		BB 1B					1B 2B	G6-4-3 BB	4	1	1	2	1	0	1									
Al Oliver, L OBP: 0.365, SLG: 0.465	6-3		6-3				F4	6-3		4	0	0	0	0	0	5									
Richie Zisk, R OBP: 0.271, SLG: 0.276			F8		F9		5-3	1B BB		3	1	0	0	1	0	0									
John Ellis, R OBP: 0.298, SLG: 0.432 Jim Sundberg, R OBP: 0.269, SLG: 0.317	K		F7				F8	1B HR 1B		4	0	1	1	0	1	0									
Pat Putnam, L OBP: 0.295, SLG: 0.404	1-3		3-1				1-3	HR 1B		4	1	1	1	0	0	0									
Mike Jorgensen, L OBP: 0.359, SLG: 0.526			F3		G3		3-1	HR		4	1	1	3	0	0	0									
Larry Blanks, R OBP: 0.400, SLG: 0.400 Bump Willis, S OBP: 0.291, SLG: 0.259			BB 1B		5-3			HR		3	0	2	0	0	0	0									
Nelson Norman, S OBP: 0.277, SLG: 0.276	L5							SH1-4	5-3	3	0	1	0	0	0	1									
<b>Inning Stats</b>	R: 0 E: 0 K: 0 S: 3	H: 0 LOB: 0 BB: 0 P: 3	R: 0 E: 0 K: 1 S: 5	H: 0 LOB: 0 BB: 0 P: 5	R: 0 E: 0 K: 0 S: 5	H: 2 LOB: 3 BB: 1 P: 9	R: 0 E: 0 K: 0 S: 3	H: 0 LOB: 0 BB: 0 P: 3	R: 0 E: 0 K: 0 S: 4	H: 1 LOB: 1 BB: 0 P: 4	R: 0 E: 0 K: 0 S: 3	H: 0 LOB: 0 BB: 0 P: 3	R: 0 E: 0 K: 0 S: 3	H: 0 LOB: 0 BB: 0 P: 3	R: 7 E: 0 K: 0 S: 8	H: 5 LOB: 1 BB: 2 P: 16	R: 0 E: 0 K: 0 S: 2	H: 0 LOB: 0 BB: 1 P: 6	1B: 5 2B: 2 3B: 0 HR: 1	SF: 0 SAC: 1 DP: 1 HBP: 0	WP: 0 PB: 0 SB: 1 CS: 0	PA: 38			
<b>PITCHER</b>	IP	WLS	BF	H	R	ER	SO	BB	IBB	HBP	BLK	WP	HR	S	P	ERA	WHIP								
Phil Huffman, R ERA: 6.97	7.1	L	29	5	4	4	1	2	0	0	0	0	0	29	37	4.91	0.955								
Mike Willis, L ERA: 7.47	0.1		2	0	0	0	0	1	0	0	0	0	0	1	5	0.00	3.000								
Tom Buskey, R ERA:	0.0		2	2	0	0	0	0	0	0	0	0	0	2	2	∞	∞								
Balor Moore, L ERA: 8.4	1.1		5	1	3	3	0	1	0	0	0	0	1	4	8	20.25	1.500								

Texas Rangers @ Toronto Blue Jays  
Exhibition Stadium, Toronto, ON  
Sun May 13 1979, 3:38 AM EDT  
Att: 16,531 - Unknown

AB	33
R	7
H	8
RBI	7
BB	4
SO	1
LOB	9



Batter	1	2	3	4	5	6	7	8	9	AB	R	H	RBI	BB	SO	LOB	BOTTOM								
Alfredo Griffin, S OBP: 0.302, SLG: 0.290 Bob Robertson, R OBP: 0.188, SLG: 0.286 Luis Gomez, R OBP: 0.200, SLG: 0.200	4-3 9-2 BB		SH3-4		K			HR 1B	BB	2	1	1	0	1	1	2									
Bob Bailor, R OBP: 0.321, SLG: 0.318	4-3		1-2 2-3		1-3			HR BB	F8	4	1	1	1	1	0	5									
Otto Velez, R OBP: 0.358, SLG: 0.569	9-2		2-3 3-H		K		G4-3 BB	HR		3	1	1	3	1	1	2									
Rico Carty, R OBP: 0.363, SLG: 0.454			5-3		F7		G4-3	K		4	0	0	0	0	1	1									
John Mayberry, L OBP: 0.412, SLG: 0.491			BB		F8		G3	F8		3	0	0	0	1	0	0									
Rick Rosetti, R OBP: 0.289, SLG: 0.380			F8		K		K	1B FC5-4	1B	4	1	1	0	0	2	1									
Al Woods, L OBP: 0.326, SLG: 0.372			F7		SH1-3 1B		F9	F8		4	0	2	0	0	0	1									
Dave McKay, S OBP: 0.256, SLG: 0.255			SH3-4 WP 1B		SH1-3 1B		F6	K		3	1	1	0	0	1	2									
Rick Cerone, R OBP: 0.328, SLG: 0.350			1B SH3-4 BB		BB		F7	FC5-4 BB		2	0	0	1	2	0	1									
<b>Inning Stats</b>	R: 0 E: 0 K: 0 S: 2	H: 0 LOB: 1 BB: 1 P: 6	R: 0 E: 0 K: 0 S: 3	H: 0 LOB: 1 BB: 1 P: 7	R: 1 E: 0 K: 1 S: 6	H: 2 LOB: 1 BB: 1 P: 10	R: 0 E: 0 K: 1 S: 5	H: 0 LOB: 0 BB: 0 P: 5	R: 0 E: 0 K: 0 S: 2	H: 0 LOB: 0 BB: 1 P: 6	R: 0 E: 0 K: 1 S: 5	H: 0 LOB: 0 BB: 0 P: 5	R: 0 E: 0 K: 1 S: 7	H: 2 LOB: 0 BB: 1 P: 11	R: 1 E: 0 K: 1 S: 7	H: 2 LOB: 2 BB: 1 P: 11	1B: 6 2B: 1 3B: 0 HR: 1	SF: 0 SAC: 2 DP: 2 HBP: 0	WP: 1 PB: 0 SB: 1 CS: 0	PA: 38					
<b>PITCHER</b>	IP	WLS	BF	H	R	ER	SO	BB	IBB	HBP	BLK	WP	HR	S	P	ERA	WHIP								
Ed Farmer, R ERA: 4.5	7.1	W	30	5	4	4	4	6	0	0	0	0	0	10	14	6.75	2.250								
Jim Kern, R ERA: 1.76	1.1		7	2	1	1	2	1	0	0	0	0	0	1	1	0.00	0.000								
Sparky Lyle, L ERA: 3.86	0.1	S	1	0	0	0	0	0	0	0	0	0	0	1	1	0.00	0.000								

Texas Rangers @ Toronto Blue Jays  
Exhibition Stadium, Toronto, ON  
Sun May 13 1979, 3:38 AM EDT  
Att: 16,531 - Unknown

AB	29
R	5
H	7
RBI	5
BB	7
SO	6
LOB	15





Batter	1	2	3	4	5	6	7	8	9	AB	R	H	RBI	BB	SO	LOB	TOP								
Johnny Grubb, L OBP: 0.268, SLG: 0.323 (1, 7)	0-0 4-3		0-0 1-3		0-0 F8	0-0 1B		0-0 F5		5	0	1	1	0	0	1	<b>Texas Rangers @ Minnesota Twins</b> Metropolitan Stadium, Bloomington, MI Mon May 14 1979, 8:05 PM EDT Att. 6,406 - Unknown - 56 F								
Buddy Bell, R OBP: 0.306, SLG: 0.367 (1, 5)	0-0 2B		0-0 L6-4		0-0 6-3	0-0 2B		0-0 1B		5	1	4	1	0	0	2									
Al Oliver, L OBP: 0.366, SLG: 0.458 (1, 10)	4-0 2B		0-0 E4		0-0 6-3		0-0 FC6	0-0 1B		4	0	1	0	1	0	3									
Richie Zisk, R OBP: 0.277, SLG: 0.291 (1, 9)	0-0 1B		0-0 L6-4		0-0 4-3		0-0 FC6	0-0 2B	0-0 SH2-4	5	2	2	1	0	0	4									
Pat Putnam, L OBP: 0.313, SLG: 0.450 (1, 3)	0-0 F5			0-0 1B		0-0 2B		0-0 SH2-4	0-0 SH2-4	3	2	2	0	0	0	2									
John Ellis, R OBP: 0.313, SLG: 0.467 (7, PH)										1	0	1	1	0	0	0									
Dave Roberts, R OBP: 0.167, SLG: 0.167 (7, PR)										0	0	0	0	0	0	0									
Mike Jorgensen, L OBP: 0.358, SLG: 0.517 (7, PH)	0-0 F7			0-0 F8		0-0 FC1-6		0-0 F9	0-0 4-3	3	0	1	1	0	0	3									
Bill Sample, R OBP: 0.378, SLG: 0.330 (7, 7)										2	0	0	0	0	0	2									
Jim Sundberg, R OBP: 0.282, SLG: 0.318 (1, 2)		4-0 G6-3		4-0 1B		0-0 FC1-6	0-0 F8		0-0 1B	3	1	1	1	2	0	2									
Laryell Blanks, R OBP: 0.400, SLG: 0.333 (1, 4)		0-0 F9		0-0 G6-4-3		0-0 F8		4-0 FC1-6	0-0 4-3	4	0	1	1	1	0	3									
Nelson Norman, S OBP: 0.271, SLG: 0.269 (6, PH)		0-0 G6-3		0-0 G6-4-3		4-0 1B		0-0 FC1-6		2	0	0	0	0	0	3									
Bump Willis, S OBP: 0.295, SLG: 0.257 (6, 4)						1-2 BB				1	1	0	0	1	0	1									
<b>Inning Stats</b>	R: 1 E: 0 K: 0 S: 5	H: 2 LOB: 2 BB: 1 P: 9	R: 0 E: 0 K: 0 S: 2	H: 0 LOB: 0 BB: 1 P: 6	R: 0 E: 1 K: 0 S: 4	H: 1 LOB: 1 BB: 0 P: 4	R: 1 E: 0 K: 0 S: 4	H: 2 LOB: 1 BB: 1 P: 8	R: 0 E: 0 K: 0 S: 4	H: 1 LOB: 1 BB: 0 P: 4	R: 2 E: 0 K: 0 S: 6	H: 3 LOB: 2 BB: 1 P: 10	R: 1 E: 1 K: 0 S: 5	H: 2 LOB: 2 BB: 0 P: 5	R: 1 E: 0 K: 0 S: 4	H: 1 LOB: 1 BB: 1 P: 8	R: 1 E: 0 K: 0 S: 5	H: 2 LOB: 1 BB: 0 P: 5	1B: 9 2B: 6 3B: 0 HR: 0	SF: 0 SAC: 1 DP: 3 HBP: 0	WP: 1 PB: 0 SB: 1 CS: 0	PA: 44			
<b>PITCHER</b>	IP	WLS	BF	H	R	ER	SO	BB	IBB	HBP	BLK	WP	HR	S	P	ERA	WHIP								
Roger Erickson, R ERA: 7.9 (1, 1)	5.0		24	8	4	4	0	3	0	0	0	0	0	21	33	7.20	2.200								
Mike Bacsik, R ERA: 1.04 (6, 1)	1.0		5	1	0	0	0	1	0	0	0	0	0	4	8	0.00	2.000								
Ken Brett, L ERA: 5.4 (7, 1)	0.1		3	2	1	1	0	0	0	0	0	0	0	3	3	27.00	6.000								
Mike Marshall, R ERA: 1.19 (7, 1)	2.2	L	12	3	2	2	0	1	0	0	0	1	0	11	15	6.75	1.500								

Batter	1	2	3	4	5	6	7	8	9	AB	R	H	RBI	BB	SO	LOB	BOTTOM								
Mike Cabbage, L OBP: 0.333, SLG: 0.326 (1, 5)	0-0 CS		4-0 G3		0-0 SH1-4	0-0 1B		0-0 K	0-3 K	4	1	3	0	1	1	0	<b>Texas Rangers @ Minnesota Twins</b> Metropolitan Stadium, Bloomington, MI Mon May 14 1979, 8:05 PM EDT Att. 6,406 - Unknown - 56 F								
Roy Smalley, S OBP: 0.475, SLG: 0.650 (1, 6)	0-0 2B		0-0 SH1-3		0-0 SH1-4	0-0 1B		0-0 F8		3	1	2	1	0	0	0									
Ken Landreaux, L OBP: 0.376, SLG: 0.492 (1, 7)	0-0 2B		0-0 G3		0-0 F8	0-0 4-3		0-0 4-3		5	0	1	1	0	0	4									
Glenn Adams, L OBP: 0.320, SLG: 0.427 (1, 10)	0-0 F8		0-0 G1		0-0 BB		0-0 L3			3	0	1	1	0	0	2									
Jose Morales, R OBP: 0.350, SLG: 0.353 (7, PH)					2-0 1B					1	0	0	0	0	0	0									
Butch Wynegar, S OBP: 0.406, SLG: 0.464 (1, 2)	4-0 IBB			0-0 HR	4-0 BB		4-0 G1-4-3			1	1	1	0	3	0	0									
Ron Jackson, R OBP: 0.323, SLG: 0.457 (1, 3)	0-0 F4			0-0 HR	0-3 K		0-0 G1-4-3			4	1	1	2	0	1	5									
Rob Wilfong, L OBP: 0.394, SLG: 0.494 (1, 4)		0-0 F7		0-0 4-3		0-3 K		0-3 K		4	0	0	0	0	2	0									
Willie Norwood, R OBP: 0.312, SLG: 0.453 (1, 8)		0-0 5-3		0-3 K		0-0 F7		0-3 K		4	0	0	0	0	2	0									
Rick Sofield, L OBP: 0.323, SLG: 0.259 (1, 9)		0-0 F7		0-3 K		0-0 1B		0-3 K		3	1	1	0	0	1	0									
Bombo Rivera, R OBP: 0.306, SLG: 0.333 (7, 9)						0-0 1B				1	0	0	0	0	1	0									
<b>Inning Stats</b>	R: 1 E: 0 K: 0 S: 5	H: 3 LOB: 2 BB: 1 P: 9	R: 0 E: 0 K: 0 S: 3	H: 0 LOB: 0 BB: 0 P: 3	R: 0 E: 0 K: 0 S: 3	H: 0 LOB: 1 BB: 1 P: 7	R: 2 E: 0 K: 2 S: 9	H: 2 LOB: 0 BB: 0 P: 9	R: 1 E: 0 K: 1 S: 7	H: 2 LOB: 2 BB: 1 P: 11	R: 1 E: 0 K: 1 S: 8	H: 3 LOB: 3 BB: 0 P: 8	R: 0 E: 0 K: 3 S: 9	H: 0 LOB: 0 BB: 0 P: 9	R: 0 E: 0 K: 1 S: 5	H: 0 LOB: 0 BB: 0 P: 5	1B: 7 2B: 2 3B: 0 HR: 1	SF: 0 SAC: 2 DP: 1 HBP: 0	WP: 0 PB: 0 SB: 0 CS: 1	PA: 39					
<b>PITCHER</b>	IP	WLS	BF	H	R	ER	SO	BB	IBB	HBP	BLK	WP	HR	S	P	ERA	WHIP								
Fergie Jenkins, R ERA: 3.75 (1, 1)	5.2		28	9	5	5	4	2	1	0	0	0	0	2	2	0.00	3.000								
Dave Rajsich, L ERA: 2.45 (6, 1)	0.1		2	1	0	0	0	0	0	0	0	0	0	2	2	0.00	3.000								
Jim Kern, R ERA: 1.6 (7, 1)	3.0	W	9	0	0	0	4	1	0	0	0	0	0	16	20	0.00	0.333								



Batter	1	2	3	4	5	6	7	8	9	AB	R	H	RBI	BB	SO	LOB	TOP								
Johnny Grubb, L (1.7) OBP: 0.289, SLG: 0.377	4-0 CS BB		0-0 4-3		0-0 1-H HR			0-0 4-3 2B 1B	0-0 4-3	4	2	2	2	1	0	0									
Buddy Bell, R (1.5) OBP: 0.297, SLG: 0.353	0-3 K		0-0 F7		0-0 L5			0-0 F7	0-0 4-3	5	0	0	0	0	1	2									
Al Oliver, L (1.8) OBP: 0.363, SLG: 0.474	0-0 G2			0-0 4-1				0-0 4-3 HR		4	1	1	1	0	0	1									
Richie Zisk, R (1.9) OBP: 0.276, SLG: 0.299		0-3 K		0-0 F8				0-0 F9	0-0 1B 2B	4	1	1	1	0	1	0									
Pat Putnam, L (1.10) OBP: 0.309, SLG: 0.438		0-3 K		0-0 3-1				0-0 F8	0-0 2B 1B	4	1	1	1	0	1	0									
Mike Jorgensen, L (1.3) OBP: 0.380, SLG: 0.524		0-0 1B			0-0 G4-6-3 1B			0-0 F2	0-0 2B 1B BB	3	2	2	0	1	0	0									
Jim Sundberg, R (1.2) OBP: 0.297, SLG: 0.342		0-0 1B			0-0 G4-6-3 1B			0-0 F3	0-0 1B 2B	4	1	3	1	0	0	0									
Bump Willis, S (1.4) OBP: 0.288, SLG: 0.250		0-0 F7			0-0 G4-6-3			0-3 K	0-0 1B	3	0	0	0	0	1	4									
John Ellis, R (8, PH) OBP: 0.327, SLG: 0.478					1-2 2-3				2-H 3-H	1	0	1	2	0	0	0									
Dave Chalk, R (8, 4) OBP: 1.000, SLG: 1.000										0	0	0	0	0	0	0									
Larvell Blanks, R (1.6) OBP: 0.417, SLG: 0.364			0-0 6-3							2	1	1	1	0	0	0									
Nelson Norman, S (6, 6) OBP: 0.264, SLG: 0.263					3-H HR 1B			0-0 F4	0-0 G3	2	0	0	0	0	0	0									
<b>Inning Stats</b>	R: 0 E: 0 K: 1 S: 4	H: 0 LOB: 0 BB: 1 P: 8	R: 0 E: 0 K: 2 S: 9	H: 2 LOB: 2 BB: 0 P: 9	R: 0 E: 0 K: 0 S: 3	H: 0 LOB: 0 BB: 0 P: 3	R: 0 E: 0 K: 0 S: 3	H: 0 LOB: 0 BB: 0 P: 3	R: 3 E: 0 K: 0 S: 6	H: 4 LOB: 0 BB: 0 P: 6	R: 1 E: 0 K: 0 S: 4	H: 1 LOB: 0 BB: 0 P: 4	R: 0 E: 0 K: 1 S: 5	H: 0 LOB: 0 BB: 0 P: 5	R: 5 E: 0 K: 0 S: 7	H: 5 LOB: 1 BB: 1 P: 11	R: 0 E: 0 K: 0 S: 3	H: 0 LOB: 0 BB: 0 P: 3	1B: 8 2B: 2 3B: 0 HR: 2	SF: 0 SAC: 0 DP: 1 HBP: 0	WP: 0 PB: 0 SB: 0 CS: 1	PA: 38			
<b>PITCHER</b>	IP	WLS	BF	H	R	ER	SO	BB	IBB	HBP	BLK	WP	HR	S	P	ERA	WHIP								
Pete Redfern, R (1.1) ERA: 3.38	5.0		21	7	4	4	3	1	0	0	0	0	2	26	30	7.20	1.600								
Mike Bacsik, R (6, 1) ERA: 3.97	2.2		12	3	4	4	1	1	0	0	0	0	0	13	17	13.50	1.500								
Mike Marshall, R (8, 1) ERA: 1.42	0.1	L	2	2	1	1	0	0	0	0	0	0	0	2	2	27.00	6.000								
Ken Brett, L (9, 1) ERA: 4.7	1.0		3	0	0	0	0	0	0	0	0	0	0	3	3	0.00	0.000								

Texas Rangers @ Minnesota Twins  
Metropolitan Stadium, Bloomington, MI  
Tue May 15 1979, 8:05 PM EDT  
Att. 7,499 - Unknown - 65 F

AB 36  
R 9  
H 12  
RBI 9  
BB 2  
SO 4  
LOB 7



Batter	1	2	3	4	5	6	7	8	9	AB	R	H	RBI	BB	SO	LOB	BOTTOM								
Willie Norwood, R (1.8) OBP: 0.321, SLG: 0.480	0-0 6-3			0-0 6-3		0-0 BB 1B		0-0 F8		6	2	3	2	0	0	0									
Roy Smalley, S (1.6) OBP: 0.487, SLG: 0.674	0-0 E FC4-6 1B			0-0 E1		0-0 2B 1B		0-0 HR	0-0 F6	6	3	4	1	0	0	2									
Ken Landreaux, L (1.7) OBP: 0.381, SLG: 0.485	4-0 FC4-6 E BB			0-0 F8		0-0 2B BB		0-3 K	0-0 FC5	4	0	1	0	2	1	3									
Ron Jackson, R (1.3) OBP: 0.326, SLG: 0.471	0-0 E6 FC4-6			0-0 FC5		0-0 F8 1B 2B		0-0 F5		5	1	2	2	0	0	4									
Butch Wynegar, S (1.2) OBP: 0.413, SLG: 0.460	0-0 FC4-6				0-0 F8			0-0 F5		3	0	1	1	2	0	3									
Dave Edwards, R (8, PR) OBP: 0.200, SLG: 0.200					2-3 3-H			0-0 BB		0	0	0	0	0	0	0									
Glenn Borgmann, R (9, 2) OBP: 0.429, SLG: 0.500	1-2 2-3 3-H			0-0 FC1-6 1B		0-0 FC6-4 1BB		0-0 BB		0	0	0	0	0	0	0									
Glenn Adams, L (1.10) OBP: 0.320, SLG: 0.424	0-0 G3			0-0 FC1-6		0-0 F9		0-0 F7		3	0	1	1	0	0	3									
Jose Morales, R (6, PH) OBP: 0.333, SLG: 0.333				1-2 5-3		0-0 1B		0-0 F7		2	0	0	0	0	0	4									
Rob Wilfong, L (1.4) OBP: 0.392, SLG: 0.483		4-0 HR BB		0-0 5-3		0-0 F8		0-0 FC6-4		2	1	0	0	1	0	2									
Bob Randall, R (6, PH) OBP: 0.344, SLG: 0.345				1-2		1-2				2	0	0	0	0	0	4									
Bombo Rivera, R (1.9) OBP: 0.278, SLG: 0.300		0-3 K		0-0 F8		0-0 F9		0-3 K		5	0	0	0	0	2	3									
John Castino, R (1.5) OBP: 0.434, SLG: 0.511		0-0 F4		0-0 4-3		0-0 F7		0-0 IHR	0-0 FC5 1B	5	1	2	1	0	0	1									
<b>Inning Stats</b>	R: 1 E: 1 K: 0 S: 5	H: 1 LOB: 2 BB: 1 P: 9	R: 2 E: 0 K: 1 S: 8	H: 3 LOB: 2 BB: 1 P: 12	R: 0 E: 0 K: 0 S: 4	H: 1 LOB: 1 BB: 0 P: 4	R: 0 E: 1 K: 0 S: 4	H: 0 LOB: 1 BB: 0 P: 4	R: 1 E: 0 K: 0 S: 5	H: 2 LOB: 1 BB: 0 P: 5	R: 2 E: 0 K: 0 S: 6	H: 3 LOB: 3 BB: 2 P: 14	R: 2 E: 0 K: 2 S: 9	H: 2 LOB: 0 BB: 0 P: 9	R: 0 E: 0 K: 0 S: 3	H: 0 LOB: 1 BB: 1 P: 7	R: 0 E: 0 K: 0 S: 5	H: 2 LOB: 2 BB: 0 P: 5	1B: 9 2B: 2 3B: 0 HR: 3	SF: 0 SAC: 0 DP: 0 HBP: 0	WP: 0 PB: 0 SB: 0 CS: 0	PA: 48			
<b>PITCHER</b>	IP	WLS	BF	H	R	ER	SO	BB	IBB	HBP	BLK	WP	HR	S	P	ERA	WHIP								
Dock Ellis, R (1.1) ERA: 6.08	5.1		29	9	6	5	1	2	0	0	0	0	0	0	4	8.44	2.062								
Dave Rajsich, L (6, 1) ERA: 2.45	0.0		1	0	0	0	0	1	0	0	0	0	0	0	4	∞	∞								
Sparky Lyle, L (6, 1) ERA: 4.1	3.0	W	16	5	2	2	2	1	1	0	0	0	1	18	26	6.00	2.000								
Jim Kern, R (9, 1) ERA: 1.57	0.2	S	2	0	0	0	0	0	0	0	0	0	0	2	2	0.00	0.000								

Texas Rangers @ Minnesota Twins  
Metropolitan Stadium, Bloomington, MI  
Tue May 15 1979, 8:05 PM EDT  
Att. 7,499 - Unknown - 65 F

AB 43  
R 8  
H 14  
RBI 8  
BB 5  
SO 3  
LOB 29






Batter	1	2	3	4	5	6	7	8	9	AB	R	H	RBI	BB	SO	LOB	TOP					
Johnny Grubb, L OBP: 0.309, SLG: 0.419 (1, 7)	0-0 4-3		0-0 1B 2B		0-0 2B	0-0 1B		0-0 3-1	5 1 3 1 0 0 0													
Buddy Bell, R OBP: 0.301, SLG: 0.362 (1, 5)	0-0 5-3		0-0 1-3		0-0 F7	0-0 FC5-4 1B		0-0 2B	5 0 2 1 0 0 3													
Al Oliver, L OBP: 0.358, SLG: 0.464 (1, 8)	0-0 1-3		0-0 1B		0-0 F7	0-0 FC5-4		0-0 2B	5 0 1 2 0 0 3													
Richie Zisk, R OBP: 0.281, SLG: 0.304 (1, 9)		0-0 6-3	0-0 6-3		0-0 1B 2B	0-0 1B	0-0 6-3	0-0 FC4 1B	5 1 2 0 0 0 1													
Pat Putnam, L OBP: 0.301, SLG: 0.420 (1, 10)		0-0 F8		0-0 F8	0-0 1B 2B	0-3 K		0-0 FC4	5 1 1 0 0 1 2													
Mike Jorgensen, L OBP: 0.373, SLG: 0.522 (1, 3)		0-0 1-3		0-0 G3	0-0 G3 2B	0-0 4-3			4 1 1 2 0 0 0													
Jim Sundberg, R OBP: 0.288, SLG: 0.330 (1, 2)			0-0 3-1	0-0 6-3	0-0 G3	0-3 K			4 0 0 0 0 1 1								AB 40 R 8 H 13 RBI 8 BB 1 SO 2 LOB 10					
Bump Wills, S OBP: 0.294, SLG: 0.252 (1, 4)			0-0 1B 2B		0-0 F7	4-0 2B BB		0-0 F7	3 2 1 0 1 0 0													
Larvell Blanks, R OBP: 0.467, SLG: 0.500 (6, PR)			0-0 2B 1B		0-0 6-3	0-0 1B 2B		0-0 F9	3 1 2 2 0 0 0													
Nelson Norman, S OBP: 0.261, SLG: 0.259 (6, PR)			0-0 1B						1 1 0 0 0 0 0													
<b>Inning Stats</b>	R: 0 E: 0 K: 0 S: 3	H: 0 LOB: 0 BB: 0 P: 3	R: 0 E: 0 K: 0 S: 3	H: 0 LOB: 0 BB: 0 P: 3	R: 3 E: 0 K: 0 S: 7	H: 4 LOB: 1 BB: 0 P: 7	R: 0 E: 0 K: 0 S: 3	H: 0 LOB: 0 BB: 0 P: 3	R: 0 E: 0 K: 0 S: 4	H: 1 LOB: 1 BB: 0 P: 4	R: 0 E: 0 K: 0 S: 5	H: 0 LOB: 0 BB: 0 P: 5	R: 0 E: 0 K: 1 S: 5	H: 0 LOB: 0 BB: 0 P: 5	R: 0 E: 0 K: 0 S: 5	H: 2 LOB: 2 BB: 0 P: 5	1B: 8 2B: 5 3B: 0 HR: 0	SF: 0 SAC: 0 DP: 0 HBP: 0	WP: 0 PB: 0 SB: 1 CS: 0	PA: 41		
<b>PITCHER</b>	IP WLS BF H R ER SO BB IBB HBP BLK WP HR S P ERA WHIP	IP WLS BF H R ER SO BB IBB HBP BLK WP HR S P ERA WHIP	IP WLS BF H R ER SO BB IBB HBP BLK WP HR S P ERA WHIP	IP WLS BF H R ER SO BB IBB HBP BLK WP HR S P ERA WHIP	IP WLS BF H R ER SO BB IBB HBP BLK WP HR S P ERA WHIP	IP WLS BF H R ER SO BB IBB HBP BLK WP HR S P ERA WHIP	IP WLS BF H R ER SO BB IBB HBP BLK WP HR S P ERA WHIP	IP WLS BF H R ER SO BB IBB HBP BLK WP HR S P ERA WHIP	IP WLS BF H R ER SO BB IBB HBP BLK WP HR S P ERA WHIP	IP WLS BF H R ER SO BB IBB HBP BLK WP HR S P ERA WHIP	IP WLS BF H R ER SO BB IBB HBP BLK WP HR S P ERA WHIP	IP WLS BF H R ER SO BB IBB HBP BLK WP HR S P ERA WHIP	IP WLS BF H R ER SO BB IBB HBP BLK WP HR S P ERA WHIP	IP WLS BF H R ER SO BB IBB HBP BLK WP HR S P ERA WHIP	IP WLS BF H R ER SO BB IBB HBP BLK WP HR S P ERA WHIP	IP WLS BF H R ER SO BB IBB HBP BLK WP HR S P ERA WHIP	IP WLS BF H R ER SO BB IBB HBP BLK WP HR S P ERA WHIP	IP WLS BF H R ER SO BB IBB HBP BLK WP HR S P ERA WHIP	IP WLS BF H R ER SO BB IBB HBP BLK WP HR S P ERA WHIP	IP WLS BF H R ER SO BB IBB HBP BLK WP HR S P ERA WHIP	IP WLS BF H R ER SO BB IBB HBP BLK WP HR S P ERA WHIP	IP WLS BF H R ER SO BB IBB HBP BLK WP HR S P ERA WHIP

Texas Rangers @ Minnesota Twins  
Metropolitan Stadium, Bloomington, MI  
Wed May 16 1979, 8:05 PM EDT  
Att. 6,121 - Unknown - 72 F


livebaseballscorecards.com




Batter	1	2	3	4	5	6	7	8	9	AB	R	H	RBI	BB	SO	LOB	BOTTOM						
Bob Randall, R OBP: 0.343, SLG: 0.344 (1, 4)	0-0 5-3		0-0 6-5-3		0-0 1B		0-3 K		0-3 K	3 0 1 1 0 0 0													
Rob Wilfong, L OBP: 0.384, SLG: 0.472 (7, PH)			0-0 F9		0-0 F7		0-0 FC6-4 1B		0-0 4-1	2 0 0 0 0 2 1													
Roy Smalley, S OBP: 0.484, SLG: 0.664 (1, 6)	0-0 G1-4-3 1B		0-0 F9		0-0 F7		0-0 FC6-4 1B		0-0 4-1	5 0 2 0 0 0 3													
Willie Norwood, R OBP: 0.316, SLG: 0.469 (1, 8)	0-0 G1-4-3			0-0 5-3		0-0 1B 3B	0-3 K		0-3 K	5 1 1 0 0 2 3													
Ron Jackson, R OBP: 0.316, SLG: 0.456 (1, 3)		0-0 6-3		0-0 1-3		0-3 K	0-0 FC6-4			4 0 0 0 0 1 2													
Jose Morales, R OBP: 0.326, SLG: 0.325 (1, 10)		0-0 G3		0-0 4-3		0-0 F3		0-0 G4-3 1B	4 0 1 0 0 0 1														
Butch Wynegar, S OBP: 0.415, SLG: 0.462 (1, 2)		0-0 E 1B			0-0 1-3	0-0 1B 3B		0-0 G4-3	4 1 2 0 0 0 1														
Ken Landreaux, L OBP: 0.397, SLG: 0.507 (1, 7)		4-0 BB BB		0-0 1B	0-0 1B	0-0 1B PB		4-0 BB	2 2 2 2 2 0 0								AB 36 R 4 H 10 RBI 3 BB 3 SO 6 LOB 17						
Bombo Rivera, R OBP: 0.298, SLG: 0.308 (1, 9)		0-0 L7		0-0 1B	0-0 1B	4-0 BB		0-0 F5	2 0 1 0 1 0 2														
Glenn Adams, L OBP: 0.317, SLG: 0.420 (8, PH)				0-0 F9	0-0 F9	0-3 K			1 0 0 0 0 0 1														
John Castillo, R OBP: 0.404, SLG: 0.469 (1, 5)			0-0 F9		0-0 F9	0-3 K		0-0 E6	4 0 0 0 0 1 3														
<b>Inning Stats</b>	R: 0 E: 0 K: 0 S: 3	H: 1 LOB: 0 BB: 0 P: 3	R: 0 E: 1 K: 0 S: 4	H: 1 LOB: 2 BB: 1 P: 8	R: 0 E: 0 K: 0 S: 3	H: 0 LOB: 0 BB: 0 P: 3	R: 0 E: 0 K: 0 S: 3	H: 0 LOB: 0 BB: 0 P: 3	R: 1 E: 0 K: 0 S: 6	H: 3 LOB: 2 BB: 0 P: 6	R: 3 E: 0 K: 2 S: 10	H: 3 LOB: 1 BB: 1 P: 14	R: 0 E: 0 K: 2 S: 8	H: 1 LOB: 1 BB: 0 P: 8	R: 0 E: 0 K: 0 S: 3	H: 1 LOB: 1 BB: 1 P: 7	R: 0 E: 1 K: 2 S: 8	H: 0 LOB: 1 BB: 0 P: 8	1B: 9 2B: 0 3B: 1 HR: 0	SF: 0 SAC: 0 DP: 2 HBP: 0	WP: 0 PB: 1 SB: 0 CS: 0	PA: 39	
<b>PITCHER</b>	IP WLS BF H R ER SO BB IBB HBP BLK WP HR S P ERA WHIP	IP WLS BF H R ER SO BB IBB HBP BLK WP HR S P ERA WHIP	IP WLS BF H R ER SO BB IBB HBP BLK WP HR S P ERA WHIP	IP WLS BF H R ER SO BB IBB HBP BLK WP HR S P ERA WHIP	IP WLS BF H R ER SO BB IBB HBP BLK WP HR S P ERA WHIP	IP WLS BF H R ER SO BB IBB HBP BLK WP HR S P ERA WHIP	IP WLS BF H R ER SO BB IBB HBP BLK WP HR S P ERA WHIP	IP WLS BF H R ER SO BB IBB HBP BLK WP HR S P ERA WHIP	IP WLS BF H R ER SO BB IBB HBP BLK WP HR S P ERA WHIP	IP WLS BF H R ER SO BB IBB HBP BLK WP HR S P ERA WHIP	IP WLS BF H R ER SO BB IBB HBP BLK WP HR S P ERA WHIP	IP WLS BF H R ER SO BB IBB HBP BLK WP HR S P ERA WHIP	IP WLS BF H R ER SO BB IBB HBP BLK WP HR S P ERA WHIP	IP WLS BF H R ER SO BB IBB HBP BLK WP HR S P ERA WHIP	IP WLS BF H R ER SO BB IBB HBP BLK WP HR S P ERA WHIP	IP WLS BF H R ER SO BB IBB HBP BLK WP HR S P ERA WHIP	IP WLS BF H R ER SO BB IBB HBP BLK WP HR S P ERA WHIP	IP WLS BF H R ER SO BB IBB HBP BLK WP HR S P ERA WHIP	IP WLS BF H R ER SO BB IBB HBP BLK WP HR S P ERA WHIP	IP WLS BF H R ER SO BB IBB HBP BLK WP HR S P ERA WHIP	IP WLS BF H R ER SO BB IBB HBP BLK WP HR S P ERA WHIP	IP WLS BF H R ER SO BB IBB HBP BLK WP HR S P ERA WHIP	IP WLS BF H R ER SO BB IBB HBP BLK WP HR S P ERA WHIP


Texas Rangers @ Minnesota Twins  
Metropolitan Stadium, Bloomington, MI  
Wed May 16 1979, 8:05 PM EDT  
Att. 6,121 - Unknown - 72 F

livebaseballscorecards.com





Batter	1	2	3	4	5	6	7	8	9	AB	R	H	RBI	BB	SO	LOB	TOP									
Bill Sample, R (1, 7) OBP: 0.381, SLG: 0.333	0-0 FC6-4 1B	0-0 1-3			0-0 F5		0-0 F7		0-0 1B	2	0	1	0	0	0	0	<p><b>Texas Rangers @ Seattle Mariners</b> The Kingdome, Seattle, WA Fri May 18 1979, 10:05 PM EDT Att: 5,948 - Dome</p> <p>livebaseballscores.com</p> <p>AB 35 R 5 H 7 RBI 5 BB 4 SO 2 LOB 17</p> 									
Mike Jorgensen, L (5, FH) OBP: 0.364, SLG: 0.507										2	0	0	0	0	0	0										
Dave Chalk, R (9, FH) OBP: 1.000, SLG: 1.000										1	0	1	0	0	0	0										
Buddy Bell, R (1, 5) OBP: 0.297, SLG: 0.352	0-0 FC6-4 1B		0-0 F8		4-0 FC5 WP BB		0-0 F8		0-0 F8	4	1	0	0	1	0	3										
Al Oliver, L (1, 8) OBP: 0.365, SLG: 0.462	4-0 1B 1-2 2B BB		0-0 1-3		4-0 E 1B IBB			0-0 2B 6-3 1B	0-0 F5	3	2	1	0	2	0	2										
Richie Zisk, R (1, 9) OBP: 0.296, SLG: 0.353	0-0 1-2 2H 2B 1B		0-0 HR		0-0 FC5 1-2 2-3			0-0 1-3 2B		4	2	3	2	0	0	2										
John Ellis, R (1, 3) OBP: 0.321, SLG: 0.480	0-0 6-3 1H 2H 2B		0-0 6-3		0-0 F9			0-0 L5		4	0	1	2	0	0	5										
Jim Sundberg, R (1, 2) OBP: 0.276, SLG: 0.319	0-0 6-3				0-0 F8			0-0 6-3		4	0	0	1	0	0	2										
Sparky Lyle, L (8, 1)	0-0 2-3									0	0	0	0	0	0	0										
Dave Roberts, R (1, 10) OBP: 0.100, SLG: 0.100	0-3 K				0-0 F9			0-0 L5		4	0	0	0	0	2	2										
Bump Wills, S (1, 4) OBP: 0.293, SLG: 0.246		0-0 F7			0-0 1-3				4-0 F8 1B BB	3	0	0	0	1	0	0										
Larvell Blanks, R (1, 6) OBP: 0.368, SLG: 0.389		0-0 F7			0-0 F8				0-0 F9	4	0	0	0	0	0	1										
<b>Inning Stats</b>	R: 3 E: 0 K: 1 S: 8	H: 3 LOB: 1 BB: 1 P: 12	R: 0 E: 0 K: 0 S: 3	H: 0 LOB: 0 BB: 0 P: 3	R: 1 E: 0 K: 0 S: 4	H: 1 LOB: 0 BB: 0 P: 4	R: 0 E: 0 K: 0 S: 3	H: 0 LOB: 0 BB: 0 P: 3	R: 0 E: 0 K: 0 S: 3	H: 0 LOB: 0 BB: 0 P: 12	R: 0 E: 0 K: 0 S: 3	H: 0 LOB: 0 BB: 0 P: 3	R: 0 E: 0 K: 1 S: 7	H: 2 LOB: 1 BB: 0 P: 7	R: 0 E: 0 K: 0 S: 4	H: 1 LOB: 2 BB: 1 P: 8		1B: 4 2B: 2 3B: 0 HR: 1	SF: 0 SAC: 0 DP: 0 HBP: 0	WP: 1 PB: 0 SB: 0 CS: 0	PA: 39					
<b>PITCHER</b>	IP	WLS	BF	H	R	ER	SO	BB	IBB	HBP	BLK	WP	HR	S	P	ERA		WHIP								
Rick Honeycutt, L (1, 1) ERA: 6.89	0.1		5	3	3	3	0	1	0	0	0	0	0	4	8	81.00		12.000								
John Montague, R (1, 1) ERA: 3.0	6.2	W	26	3	2	2	1	1	1	0	0	1	1	26	34	2.70	0.600									
Shane Rawley, L (8, 1) ERA: 5.48	2.0		8	1	0	0	1	1	0	0	0	0	0	9	13	0.00	1.000									

Batter	1	2	3	4	5	6	7	8	9	AB	R	H	RBI	BB	SO	LOB	BOTTOM									
Julio Cruz, S (1, 4) OBP: 0.301, SLG: 0.210	0-0 F6	4-0 S 1B BB		0-0 F7		4-0 3-1 S SF7 BB	0-0 6-3			3	2	0	0	2	0	1	<p><b>Texas Rangers @ Seattle Mariners</b> The Kingdome, Seattle, WA Fri May 18 1979, 10:05 PM EDT Att: 5,948 - Dome</p> <p>livebaseballscores.com</p> <p>AB 36 R 13 H 13 RBI 13 BB 7 SO 2 LOB 15</p> 									
Ruppert Jones, L (1, 8) OBP: 0.331, SLG: 0.433	0-0 HR	0-0 1H 1B			0-0 F5	0-0 3-1 1-3	0-0 F7			5	1	2	2	0	0	1										
Bruce Bochte, L (1, 3) OBP: 0.423, SLG: 0.500	0-0 1B									4	2	3	1	0	0	1										
Joe Simpson, L (7, PR) OBP: 0.244, SLG: 0.372	0-0 1B 2B	0-0 F7			0-0 1B 2B	0-0 SF7	0-0 HR 1B			0	1	0	0	0	0	0										
Willie Horton, R (1, 10) OBP: 0.373, SLG: 0.539	0-0 1B			0-0 F9	0-0 2B 1B	4-0 2B 1B BB BB	0-0 HR 1B			4	3	3	2	1	0	0										
Dan Meyer, L (1, 7) OBP: 0.316, SLG: 0.396	0-0 FC4-6 1B			0-0 L3	0-0 1B 2B	0-0 BB BB 1B	0-0 F7			5	2	3	2	0	0	1										
Leon Roberts, R (1, 9) OBP: 0.333, SLG: 0.422	0-0 F3				0-0 5-3	4-0 2B BB		0-0 F8		3	1	0	0	1	1	4										
John Hale, L (8, 7) OBP: 0.385, SLG: 0.200						1-2 2-3 2B BB				1	0	0	0	0	0	0										
Bill Stein, R (1, 5) OBP: 0.307, SLG: 0.313	0-0 FC4-6 1-2			4-0 F7 6-3 BB	4-0 1B IBB	4-0 1-2 2-3 3H 2B BB		0-0 F9		2	1	0	1	3	0	2										
Larry Cox, R (1, 2) OBP: 0.412, SLG: 0.540		0-0 5-3		0-0 6-3	0-0 1-3 2H 3H 1B	0-0 1-2 2H 3H 2B		0-0 F8		5	0	2	5	0	0	1										
Mario Mendoza, R (1, 6) OBP: 0.193, SLG: 0.226		0-3 K		0-0 F7	0-0 1-3	0-0 6-3				4	0	0	0	0	1	4										
<b>Inning Stats</b>	R: 2 E: 0 K: 0 S: 7	H: 4 LOB: 2 BB: 0 P: 7	R: 1 E: 1 K: 1 S: 6	H: 1 LOB: 1 BB: 1 P: 10	R: 0 E: 0 K: 1 S: 5	H: 0 LOB: 0 BB: 0 P: 5	R: 0 E: 0 K: 0 S: 3	H: 0 LOB: 1 BB: 1 P: 7	R: 3 E: 0 K: 0 S: 7	H: 4 LOB: 2 BB: 1 P: 11	R: 5 E: 0 K: 0 S: 5	H: 2 LOB: 1 BB: 4 P: 21	R: 2 E: 0 K: 0 S: 5	H: 2 LOB: 1 BB: 0 P: 5	R: 0 E: 0 K: 0 S: 3	H: 0 LOB: 0 BB: 0 P: 3		1B: 8 2B: 3 3B: 0 HR: 2	SF: 1 SAC: 0 DP: 0 HBP: 0	WP: 0 PB: 0 SB: 0 CS: 0	PA: 44					
<b>PITCHER</b>	IP	WLS	BF	H	R	ER	SO	BB	IBB	HBP	BLK	WP	HR	S	P	ERA		WHIP								
Steve Comer, R (1, 1) ERA: 4.11	4.2	L	26	9	6	6	2	2	0	0	0	0	0	4	12	27.00		3.000								
Ed Farmer, R (5, 1) ERA: 5.48	1.0		6	1	3	3	0	2	0	0	0	0	0	4	12	27.00		3.750								
Doc Medich, R (6, 1) ERA: 7.43	1.1		9	3	4	4	0	2	0	0	0	0	1	7	15	27.00	3.750									
Sparky Lyle, L (8, 1) ERA: 3.95	1.0		3	0	0	0	0	0	0	0	0	0	0	3	3	0.00	0.000									



Batter	1	2	3	4	5	6	7	8	9	AB	R	H	RBI	BB	SO	LOB	TOP	
<b>Bump Wills, S</b> OBP: 0.299, SLG: 0.256 (1, 4)	0-0 6-3		0-0 4-3 2B		0-0 F9			4-0 1B BB		3	0	1	0	1	0	0	<b>Texas Rangers @ Seattle Mariners</b> The Kingdome, Seattle, WA Sat May 19 1979, 10:05 PM EDT Att: 13,109 - Dome	
<b>Buddy Bell, R</b> OBP: 0.309, SLG: 0.363 (1, 5)	0-0 BB 1B		0-0 F7			0-0 G6-4-3 1B		0-0 G4-6-3 1B		4	0	3	0	0	0	1		
<b>Al Oliver, L</b> OBP: 0.356, SLG: 0.449 (1, 8)	0-3 K		0-0 4-3 2-3			0-3 K		0-0 G4-6-3 1-2		4	0	0	0	0	2	5		
<b>Richie Zisk, R</b> OBP: 0.295, SLG: 0.345 (1, 9)	4-0 FC5-4 BB		0-0 F8			0-0 G6-4-3 1-2			0-3 K	3	0	0	0	1	1	2		
<b>John Ellis, R</b> OBP: 0.321, SLG: 0.472 <b>Bill Sample, R</b> OBP: 0.377, SLG: 0.330 (7, PR) (7, 7)	0-0 FC5-4 1-2			0-0 F8			0-0 E 1B		0-3 K	3	0	1	0	0	0	2		
<b>Gary Gray, R</b> OBP: 0.275, SLG: 0.237 (1, 10)		0-0 5-3		0-0 F8			0-0 F7		0-3 K	4	0	0	0	0	1	1		
<b>Jim Sundberg, R</b> OBP: 0.273, SLG: 0.311 (1, 2)		0-0 6-3		0-3 K			0-0 FC5 G5-4-3 1-2			3	0	0	0	0	1	1		
<b>Nelson Norman, S</b> OBP: 0.267, SLG: 0.277 <b>Larvell Blanks, R</b> OBP: 0.350, SLG: 0.368 (7, PH) (7, 6)		0-0 2B			0-0 1-3		0-0 G5-4-3 1-2			2	0	1	0	0	0	0		
<b>Dave Roberts, R</b> OBP: 0.077, SLG: 0.077 (1, 7) (7, 3)	0-0 4-3			0-0 L6				0-3 K		3	0	0	0	0	1	1		
<b>Inning Stats</b>	R: 0 E: 0 K: 1 S: 6	H: 1 LOB: 2 BB: 1 P: 10	R: 0 E: 0 K: 0 S: 4	H: 1 LOB: 1 BB: 0 P: 4	R: 0 E: 0 K: 1 S: 4	H: 0 LOB: 0 BB: 0 P: 4	R: 0 E: 0 K: 0 S: 5	H: 0 LOB: 0 BB: 0 P: 5	R: 0 E: 0 K: 1 S: 5	H: 1 LOB: 2 BB: 0 P: 4	R: 0 E: 1 K: 0 S: 4	H: 1 LOB: 1 BB: 1 P: 9	R: 0 E: 0 K: 3 S: 9	H: 0 LOB: 0 BB: 0 P: 9	1B: 4 2B: 2 3B: 0 HR: 0	SF: 0 SAC: 0 DP: 3 HBP: 0		WP: 0 PB: 0 SB: 0 CS: 0
<b>PITCHER</b> <b>Floyd Bannister, L</b> ERA: 3.96 (1, 1)	IP: 9.0 WLS: W BF: 33 H: 6 R: 0 ER: 0 SO: 7 BB: 2 IBB: 0 HBP: 0 BLK: 0 WP: 0 HR: 0 S: 45 P: 53 ERA: 0.00 WHIP: 0.889																	

Batter	1	2	3	4	5	6	7	8	9	AB	R	H	RBI	BB	SO	LOB	BOTTOM	
<b>Julio Cruz, S</b> OBP: 0.306, SLG: 0.238 (1, 4)	0-0 HR		0-0 FC3-6 1B		0-0 4-3			0-3 K		4	1	2	1	0	1	0	<b>Texas Rangers @ Seattle Mariners</b> The Kingdome, Seattle, WA Sat May 19 1979, 10:05 PM EDT Att: 13,109 - Dome	
<b>Ruppert Jones, L</b> OBP: 0.341, SLG: 0.458 (1, 8)	4-0 E SF9 BB		0-0 FC3-6 4-3 1-2			0-0 SH4-3 1B		0-0 IHR		3	2	2	1	1	0	1		
<b>Bruce Bochte, L</b> OBP: 0.414, SLG: 0.492 <b>Joe Simpson, L</b> OBP: 0.244, SLG: 0.372 (1, 3) (9, 9)	0-0 SF9 1-H		0-0 4-3 1-2			0-0 SH4-3 1-2		0-0 F9		2	0	0	1	0	0	1		
<b>Willie Horton, R</b> OBP: 0.365, SLG: 0.525 (1, 10)	0-0 F4		0-3 K			0-3 K		0-0 F9		4	0	0	0	0	2	2		
<b>Dan Meyer, L</b> OBP: 0.317, SLG: 0.389 (1, 7) (9, 3)	0-0 1-3			0-0 G3		4-0 IBB				2	0	0	0	1	0	0		
<b>Leon Roberts, R</b> OBP: 0.333, SLG: 0.442 <b>John Hale, L</b> OBP: 0.385, SLG: 0.200 (1, 9) (9, 7)		0-0 HR		0-3 K		0-3 K				3	1	1	1	0	2	2		
<b>Bill Stein, R</b> OBP: 0.300, SLG: 0.304 (1, 5)	0-3 K		0-0 5-3				0-3 K			3	0	0	0	0	2	0		
<b>Larry Cox, R</b> OBP: 0.389, SLG: 0.509 (1, 2)	0-0 F9				0-0 5-3		0-0 4-3			3	0	0	0	0	0	0		
<b>Mario Mendoza, R</b> OBP: 0.188, SLG: 0.220 (1, 6)	0-0 6-3				0-0 F3		0-0 F8			3	0	0	0	0	0	0		
<b>Inning Stats</b>	R: 2 E: 0 K: 0 S: 4	H: 1 LOB: 0 BB: 1 P: 8	R: 1 E: 0 K: 1 S: 6	H: 1 LOB: 0 BB: 0 P: 6	R: 0 E: 0 K: 1 S: 6	H: 0 LOB: 0 BB: 0 P: 6	R: 0 E: 0 K: 1 S: 5	H: 0 LOB: 0 BB: 0 P: 5	R: 0 E: 0 K: 2 S: 8	H: 1 LOB: 2 BB: 1 P: 12	R: 0 E: 1 K: 1 S: 5	H: 0 LOB: 0 BB: 0 P: 5	R: 1 E: 0 K: 1 S: 6	H: 1 LOB: 0 BB: 0 P: 6	1B: 2 2B: 0 3B: 0 HR: 3	SF: 1 SAC: 1 DP: 0 HBP: 0		WP: 0 PB: 0 SB: 1 CS: 0
<b>PITCHER</b> <b>Fergie Jenkins, R</b> ERA: 3.71 (1, 1)	IP: 8.0 WLS: L BF: 31 H: 5 R: 4 ER: 3 SO: 7 BB: 1 IBB: 1 HBP: 0 BLK: 0 WP: 0 HR: 2 S: 43 P: 51 ERA: 3.38 WHIP: 0.750																	



Batter	1	2	3	4	5	6	7	8	9	AB	R	H	RBI	BB	SO	LOB	TOP				
Johnny Grubb, L OBP: 0.314, SLG: 0.462 (1, 7)	L4			HR	SF7			K		4	1	2	3	0	1	0					
Buddy Bell, R OBP: 0.311, SLG: 0.364 (1, 5)	K			HBP 1B	FC4	F8			F8	5	1	2	0	0	1	2					
Al Oliver, L OBP: 0.345, SLG: 0.434 (1, 8)	G3			F8	FC4			K		5	0	0	0	0	1	2					
Richie Zisk, R OBP: 0.299, SLG: 0.341 (1, 9)		4-3		HBP 1B		6-3		G3 1B		4	0	1	0	1	0	0					
Pat Putnam, L OBP: 0.320, SLG: 0.429 John Ellis, R OBP: 0.328, SLG: 0.473 (6, PH)				1B		4-3		G3 1B		1	0	1	0	0	0	0					
Mike Jorgensen, L OBP: 0.370, SLG: 0.507 (1, 3)	G3			HBP 1B				G3		4	1	2	1	0	0	3					
Jim Sundberg, R OBP: 0.273, SLG: 0.304 (1, 2)			4-3	4-3		HBP 1B		F3		3	1	0	0	1	0	4					
Bump Wills, S OBP: 0.304, SLG: 0.252 (1, 4)		4-3			S SF7	HBP 1B		4-3		2	2	0	0	2	0	0					
Larvell Blanks, R OBP: 0.348, SLG: 0.364 Nelson Norman, S OBP: 0.264, SLG: 0.274 (6, 6)	K				6-3	1B		F9		3	0	1	2	0	1	1					
<b>Inning Stats</b>	R: 0 E: 0 K: 1 S: 5	H: 0 LOB: 0 BB: 0 P: 5	R: 0 E: 0 K: 0 S: 3	H: 1 LOB: 0 BB: 0 P: 3	R: 0 E: 0 K: 1 S: 5	H: 0 LOB: 0 BB: 0 P: 5	R: 2 E: 0 K: 0 S: 5	H: 3 LOB: 2 BB: 1 P: 10	R: 1 E: 0 K: 0 S: 4	H: 1 LOB: 1 BB: 1 P: 8	R: 3 E: 0 K: 0 S: 6	H: 3 LOB: 2 BB: 2 P: 14	R: 0 E: 0 K: 1 S: 5	H: 0 LOB: 0 BB: 0 P: 5	R: 0 E: 0 K: 0 S: 3	H: 0 LOB: 0 BB: 0 P: 3	1B: 9 2B: 0 3B: 0 HR: 1	SF: 1 SAC: 0 DP: 0 HBP: 1	WP: 0 PB: 0 SB: 1 CS: 1	PA: 40	
<b>PITCHER</b>	IP	WLS	BF	H	R	ER	SO	BB	IBB	HBP	BLK	WP	HR	S	P	ERA	WHIP				
Mike Parrott, R ERA: 2.87 (1, 1)	4.1		18	4	3	3	2	2	0	1	0	0	1	19	28	6.23	1.385				
Shane Rawley, L ERA: 6.25 (5, 1)	1.1	L	10	4	3	3	0	2	0	0	0	0	0	8	16	20.25	4.500				
Byron McLaughlin, R ERA: 5.76 (6, 1)	3.1		12	2	0	0	2	0	0	0	0	0	0	16	16	0.00	0.600				

Texas Rangers @ Seattle Mariners  
The Kingdome, Seattle, WA  
Sun May 20 1979, 6:33 AM EDT  
Att: 10,054 - Dome

AB	34
R	6
H	10
RBI	6
BB	4
SO	4
LOB	12



Batter	1	2	3	4	5	6	7	8	9	AB	R	H	RBI	BB	SO	LOB	BOTTOM					
Julio Cruz, S OBP: 0.309, SLG: 0.243 (1, 4)	K			4-3					F7	5	0	2	0	0	1	0						
Ruppert Jones, L OBP: 0.343, SLG: 0.466 Joe Simpson, L OBP: 0.229, SLG: 0.348 (4, 8)	K			F7		6-3			E6	2	1	1	0	0	1	0						
Bruce Bochte, L OBP: 0.413, SLG: 0.488 (1, 3)	1B			2B					F7	5	1	2	1	0	0	1						
Willie Horton, R OBP: 0.366, SLG: 0.519 (1, 10)	1B			1B		6-3		K		4	1	1	0	1	2	1						
Dan Meyer, L OBP: 0.306, SLG: 0.375 (1, 7)	K			FC3 1B		1-3		F8		4	1	0	0	0	1	4						
Leon Roberts, R OBP: 0.331, SLG: 0.437 (1, 9)		K		1B		6-3			F8	4	0	1	1	0	1	0						
Larry Milbourne, S OBP: 0.304, SLG: 0.311 (9, 6)				1B					6-3	4	0	2	2	0	0	0						
Larry Cox, R OBP: 0.397, SLG: 0.500 (1, 2)				1B						3	0	1	0	1	0	2						
Mario Mendoza, R OBP: 0.191, SLG: 0.216 John Hale, L OBP: 0.357, SLG: 0.182 Bill Stein, R OBP: 0.300, SLG: 0.304 (8, PH)	L9-3			F9					K	2	0	0	0	1	0	4						
<b>Inning Stats</b>	R: 0 E: 0 K: 3 S: 11	H: 2 LOB: 2 BB: 0 P: 11	R: 0 E: 0 K: 1 S: 5	H: 1 LOB: 1 BB: 1 P: 9	R: 4 E: 1 K: 0 S: 8	H: 5 LOB: 2 BB: 1 P: 12	R: 0 E: 0 K: 0 S: 3	H: 0 LOB: 0 BB: 0 P: 3	R: 0 E: 0 K: 0 S: 3	H: 0 LOB: 0 BB: 0 P: 3	R: 0 E: 0 K: 0 S: 4	H: 1 LOB: 2 BB: 1 P: 8	R: 0 E: 0 K: 1 S: 5	H: 0 LOB: 0 BB: 0 P: 5	R: 0 E: 0 K: 1 S: 6	H: 1 LOB: 1 BB: 0 P: 6	R: 0 E: 1 K: 1 S: 6	H: 0 LOB: 1 BB: 0 P: 6	1B: 9 2B: 2 3B: 0 HR: 0	SF: 0 SAC: 0 DP: 1 HBP: 0	WP: 0 PB: 0 SB: 1 CS: 1	PA: 40
<b>PITCHER</b>	IP	WLS	BF	H	R	ER	SO	BB	IBB	HBP	BLK	WP	HR	S	P	ERA	WHIP					
Doyle Alexander, R ERA: 3.8 (1, 1)	5.2	W	28	9	4	3	4	3	0	0	0	0	0	33	45	4.76	2.118					
Jim Kern, R ERA: 1.33 (6, 1)	3.1	S	12	1	0	0	3	0	0	0	0	0	0	18	18	0.00	0.300					

Texas Rangers @ Seattle Mariners  
The Kingdome, Seattle, WA  
Sun May 20 1979, 6:33 AM EDT  
Att: 10,054 - Dome

AB	37
R	4
H	10
RBI	4
BB	3
SO	7
LOB	15





Batter	1	2	3	4	5	6	7	8	9	AB	R	H	RBI	BB	SO	LOB	TOP										
<b>Bob Randall, R</b> (1, 4) OBP: 0.295, SLG: 0.275 <b>Hosken Powell, L</b> (9, PH) OBP: 0.636, SLG: 0.909	6-3	F8			G4-3		F3			4	0	0	0	0	0	3											
<b>Bombo Rivera, R</b> (1, 9) OBP: 0.308, SLG: 0.333 <b>Glenn Adams, L</b> (9, PH) OBP: 0.313, SLG: 0.402 <b>Glenn Borgmann, R</b> (9, 2) OBP: 0.429, SLG: 0.590	G3		1B	2B	5-3			K	9-2	4	1	1	0	0	1	0											
<b>Roy Smalley, S</b> (1, 6) OBP: 0.472, SLG: 0.629	K		6-3			F8		F8		4	0	0	0	0	1	1											
<b>Ron Jackson, R</b> (1, 3) OBP: 0.338, SLG: 0.500						F7		F9		4	1	2	1	0	0	0											
<b>Jose Morales, R</b> (1, 10) OBP: 0.346, SLG: 0.348										4	2	2	0	0	0	2											
<b>Butch Wynegar, S</b> (1, 2) OBP: 0.413, SLG: 0.444 <b>Rob Wilfong, L</b> (9, PR) OBP: 0.393, SLG: 0.500										4	1	2	1	0	0	1											
<b>Ken Landreaux, L</b> (1, 7) OBP: 0.385, SLG: 0.480										4	0	1	0	0	1	2											
<b>Dave Edwards, R</b> (1, 8) OBP: 0.125, SLG: 0.125 <b>Willie Norwood, R</b> (9, PH) OBP: 0.236, SLG: 0.434										3	0	0	0	0	0	2											
<b>John Castino, R</b> (1, 5) OBP: 0.403, SLG: 0.444										4	0	3	2	0	0	0											
<b>Inning Stats</b>	R: 0 E: 0 K: 1 S: 5	H: 0 LOB: 0 BB: 0 P: 5	R: 3 E: 1 K: 0 S: 7	H: 4 LOB: 1 BB: 0 P: 7	R: 1 E: 0 K: 0 S: 4	H: 2 LOB: 0 BB: 0 P: 4	R: 0 E: 0 K: 1 S: 5	H: 0 LOB: 0 BB: 0 P: 5	R: 0 E: 0 K: 0 S: 3	H: 1 LOB: 1 BB: 0 P: 3	R: 0 E: 0 K: 0 S: 4	H: 1 LOB: 1 BB: 0 P: 4	R: 0 E: 1 K: 0 S: 4	H: 0 LOB: 1 BB: 0 P: 4	R: 0 E: 0 K: 1 S: 5	H: 0 LOB: 0 BB: 0 P: 5	R: 0 E: 0 K: 0 S: 3	R: 0 E: 0 K: 0 S: 4	H: 0 LOB: 0 BB: 0 P: 4	R: 0 E: 0 K: 1 S: 5	H: 0 LOB: 0 BB: 0 P: 5	R: 3 E: 0 K: 0 S: 7	H: 5 LOB: 2 BB: 0 P: 7	1B: 10 2B: 4 3B: 0 HR: 0	SF: 0 SAC: 0 DP: 4 HBP: 0	WP: 0 PB: 1 CS: 0	PA: 38
<b>PITCHER</b>	IP	WLS	BF	H	R	ER	SO	BB	IBB	HBP	BLK	WP	HR	S	P	ERA	WHIP										
<b>Jon Matlack, L</b> (1, 1) ERA: 4.4	8.0		32	9	5	3	3	0	0	0	0	0	0	38	38	3.38	1.125										
<b>Sparky Lyle, L</b> (9, 1) ERA: 4.55	0.1	L	4	3	1	1	0	0	0	0	0	0	0	4	4	27.00	9.000										
<b>Jim Kern, R</b> (9, 1) ERA: 1.31	0.2		2	1	1	1	0	0	0	0	0	0	0	2	2	13.50	1.500										

Minnesota Twins @ Texas Rangers  
Arlington Stadium, Arlington, TX  
Mon May 21 1979, 8:05 PM EDT  
Att: 11,601 - Unknown - 75 F

AB 38  
R 7  
H 13  
RBI 6  
BB 0  
SO 3  
LOB 14



Batter	1	2	3	4	5	6	7	8	9	AB	R	H	RBI	BB	SO	LOB	BOTTOM										
<b>Johnny Grubb, L</b> (1, 7) OBP: 0.308, SLG: 0.446										5	0	1	0	0	0	6											
<b>Buddy Bell, R</b> (1, 5) OBP: 0.308, SLG: 0.359										5	0	1	0	0	0	1											
<b>Al Oliver, L</b> (1, 10) OBP: 0.341, SLG: 0.427										5	0	1	0	0	0	2											
<b>Richie Zisk, R</b> (1, 9) OBP: 0.295, SLG: 0.336										5	1	1	0	0	1	3											
<b>Pat Putnam, L</b> (1, 3) OBP: 0.329, SLG: 0.486 <b>John Ellis, R</b> (9, PH) OBP: 0.322, SLG: 0.464										4	2	2	1	0	0	1											
<b>Mike Jorgensen, L</b> (1, 8) OBP: 0.385, SLG: 0.539										3	1	1	2	0	1	0											
<b>Jim Sundberg, R</b> (1, 2) OBP: 0.272, SLG: 0.310										4	2	1	1	0	0	0											
<b>Bump Wills, S</b> (1, 4) OBP: 0.316, SLG: 0.262										3	0	2	1	1	0	0											
<b>Larvell Blanks, R</b> (1, 6) OBP: 0.385, SLG: 0.375 <b>Nelson Norman, S</b> (6, PR) OBP: 0.272, SLG: 0.274										2	0	1	1	1	0	0											
<b>Inning Stats</b>	R: 0 E: 0 K: 0 S: 3	H: 1 LOB: 0 BB: 0 P: 3	R: 2 E: 1 K: 0 S: 6	H: 2 LOB: 2 BB: 1 P: 10	R: 0 E: 0 K: 0 S: 4	H: 1 LOB: 1 BB: 0 P: 4	R: 0 E: 0 K: 1 S: 5	H: 0 LOB: 0 BB: 0 P: 5	R: 0 E: 0 K: 0 S: 3	H: 0 LOB: 0 BB: 0 P: 3	R: 3 E: 0 K: 0 S: 7	H: 4 LOB: 2 BB: 1 P: 11	R: 0 E: 0 K: 0 S: 3	H: 1 LOB: 0 BB: 0 P: 3	R: 1 E: 0 K: 0 S: 5	H: 2 LOB: 2 BB: 1 P: 9	R: 0 E: 1 K: 1 S: 6	H: 0 LOB: 1 BB: 0 P: 6	1B: 7 2B: 3 3B: 0 HR: 2	SF: 1 SAC: 0 DP: 2 HBP: 0	WP: 1 PB: 0 CS: 0	PA: 41					
<b>PITCHER</b>	IP	WLS	BF	H	R	ER	SO	BB	IBB	HBP	BLK	WP	HR	S	P	ERA	WHIP										
<b>Paul Hartzell, R</b> (1, 1) ERA: 5.9	5.2		26	8	5	4	1	1	0	0	0	1	1	9	17	6.35	1.588										
<b>Pete Reedfern, R</b> (6, 1) ERA: 3.33	2.1	W	11	3	1	1	0	2	0	0	1	1	1	9	17	3.86	2.143										
<b>Mike Marshall, R</b> (9, 1) ERA: 1.52	1.0	S	4	0	0	0	1	0	0	0	0	0	0	6	6	0.00	0.000										

Minnesota Twins @ Texas Rangers  
Arlington Stadium, Arlington, TX  
Mon May 21 1979, 8:05 PM EDT  
Att: 11,601 - Unknown - 75 F

AB 37  
R 6  
H 11  
RBI 6  
BB 3  
SO 2  
LOB 14









Batter	1	2	3	4	5	6	7	8	9	AB	R	H	RBI	BB	SO	LOB	TOP					
Mike Cabbage, L (1, 10) OBP: 0.327, SLG: 0.312	1-3		4-3				4-3			3	0	0	0	1	0	1	<b>Minnesota Twins @ Texas Rangers</b> Arlington Stadium, Arlington, TX Wed May 23 1979, 8:05 PM EDT Att: 17,909 - Unknown - 79 F					
Roy Smalley, S (1, 6) OBP: 0.455, SLG: 0.698	F9			6-3	4-3			4-3		4	0	0	0	0	0	1						
Ken Landreaux, L (1, 8) OBP: 0.384, SLG: 0.481	4-1			FC6-4 1B 2B		4-3		G1-6-3 1B		4	1	2	0	0	0	0						
Glenn Adams, L (1, 7) OBP: 0.325, SLG: 0.412		F8		FC6-4 1B		4-3		G1-6-3 1-2		4	0	1	0	0	0	1						
Ron Jackson, R (1, 3) OBP: 0.340, SLG: 0.513				FC6-4 2B		F7			K2-3	4	0	1	0	0	1	2						
Hosken Powell, L (1, 9) OBP: 0.250, SLG: 0.789		F3					FC3-6 4-3 BB		F8	3	1	1	1	1	0	1						
Butch Wynegar, S (1, 2) OBP: 0.411, SLG: 0.432		G3		6-3			FC3-6 1-2 BB			3	0	1	0	1	0	3						
Rob Wilfong, L (1, 4) OBP: 0.374, SLG: 0.471			K		1-3		FC3-6 4-3 1-2 2-3		F7	4	0	0	0	0	1	3						
John Castino, R (1, 5) OBP: 0.380, SLG: 0.414			1-3				4-3			3	0	0	1	0	1	1						
<b>Inning Stats</b>	R: 0 E: 0 K: 0 S: 3	H: 0 LOB: 0 BB: 0 P: 3	R: 0 E: 0 K: 0 S: 4	H: 1 LOB: 1 BB: 0 P: 4	R: 0 E: 0 K: 1 S: 5	H: 0 LOB: 0 BB: 0 P: 5	R: 1 E: 0 K: 0 S: 6	H: 3 LOB: 2 BB: 0 P: 6	R: 0 E: 0 K: 1 S: 5	H: 0 LOB: 1 BB: 1 P: 9	R: 0 E: 0 K: 0 S: 3	H: 0 LOB: 0 BB: 0 P: 3	R: 1 E: 0 K: 0 S: 3	H: 0 LOB: 1 BB: 2 P: 11	R: 0 E: 0 K: 0 S: 3	H: 1 LOB: 0 BB: 0 P: 3		R: 0 E: 0 K: 1 S: 6	H: 1 LOB: 1 BB: 0 P: 6	1B: 5 2B: 1 3B: 0 HR: 0	SF: 0 SAC: 0 DP: 1 HBP: 0	WP: 0 PB: 0 CS: 0
<b>PITCHER</b> Fergie Jenkins, R (1, 1) ERA: 3.52	IP: 9.0 WLS: W BF: 35 H: 6 R: 2 ER: 2 SO: 3 BB: 3 IBB: 0 HBP: 0 BLK: 0 WP: 0 HR: 0 S: 38 P: 50 ERA: 2.00 WHIP: 1.000															<b>PITCHER</b>						

AB	32
R	2
H	6
RBI	2
BB	3
SO	3
LOB	13



Batter	1	2	3	4	5	6	7	8	9	AB	R	H	RBI	BB	SO	LOB	BOTTOM			
Johnny Grubb, L (1, 7) OBP: 0.319, SLG: 0.453							K			3	0	2	0	0	0	0	<b>Minnesota Twins @ Texas Rangers</b> Arlington Stadium, Arlington, TX Wed May 23 1979, 8:05 PM EDT Att: 17,909 - Unknown - 79 F			
Richie Zisk, R (7, PH) OBP: 0.285, SLG: 0.323										1	0	0	0	0	1	1				
Bill Sample, R (8, 7) OBP: 0.376, SLG: 0.330										0	0	0	0	0	0	0				
Buddy Bell, R (1, 5) OBP: 0.311, SLG: 0.374	CS 1B	FC5-4 1B								3	1	0	0	1	0	2				
Al Oliver, L (1, 8) OBP: 0.351, SLG: 0.491	HR BB									4	3	3	4	0	0	0				
John Ellis, R (1, 10) OBP: 0.328, SLG: 0.460	HR 1B									4	1	1	0	0	1	0				
Pat Putnam, L (1, 3) OBP: 0.337, SLG: 0.526	HR									4	1	2	2	0	0	0				
Mike Jorgensen, L (1, 9) OBP: 0.359, SLG: 0.554	4-3									4	1	1	1	0	0	1				
Jim Sundberg, R (1, 2) OBP: 0.268, SLG: 0.311	K									3	0	0	0	0	1	0				
Bump Wills, S (1, 4) OBP: 0.323, SLG: 0.267		F7								2	0	0	0	1	0	0				
Larvell Blanks, R (1, 6) OBP: 0.323, SLG: 0.310		4-3								2	0	0	0	0	1	0				
Nelson Norman, S (7, 6) OBP: 0.272, SLG: 0.274							SH3-4			0	0	0	0	0	0	0				
<b>Inning Stats</b>	R: 4 E: 0 K: 1 S: 8	H: 4 LOB: 0 BB: 1 P: 12	R: 0 E: 0 K: 0 S: 4	H: 1 LOB: 1 BB: 0 P: 4	R: 0 E: 0 K: 1 S: 5	H: 0 LOB: 0 BB: 0 P: 5	R: 1 E: 0 K: 1 S: 6	H: 1 LOB: 0 BB: 0 P: 6	R: 1 E: 0 K: 0 S: 4	H: 1 LOB: 0 BB: 0 P: 4	R: 0 E: 0 K: 0 S: 3	H: 0 LOB: 0 BB: 0 P: 3	R: 0 E: 0 K: 1 S: 5	H: 0 LOB: 1 BB: 1 P: 9	R: 1 E: 0 K: 0 S: 4	H: 2 LOB: 0 BB: 0 P: 4	1B: 4 2B: 0 3B: 0 HR: 5	SF: 0 SAC: 1 DP: 1 HBP: 0	WP: 0 PB: 0 CS: 1	PA: 33
<b>PITCHER</b> Dave Goltz, R (1, 1) ERA: 4.71	IP: 5.0 WLS: L BF: 22 H: 7 R: 6 ER: 6 SO: 3 BB: 1 IBB: 0 HBP: 0 BLK: 0 WP: 0 HR: 4 S: 27 P: 31 ERA: 10.80 WHIP: 1.600															<b>PITCHER</b>				
Ken Brett, L (6, 1) ERA: 3.48	1.1	5	0	0	0	0	1	0	0	0	0	4	8	0.00	0.750					
Mike Bacsik, R (7, 1) ERA: 4.15	1.2	6	2	1	1	1	0	0	0	0	1	8	8	5.40	1.200					

AB	30
R	7
H	9
RBI	7
BB	2
SO	4
LOB	4





Batter	1	2	3	4	5	6	7	8	9	AB	R	H	RBI	BB	SO	LOB	TOP			
<b>Julio Cruz, S</b> OBP: 0.321, SLG: 0.266 (1,4)										5	0	2	1	0	1	1	<b>Seattle Mariners @ Texas Rangers</b> Arlington Stadium, Arlington, TX Fri May 25 1979, 8:05 PM EDT Unknown			
<b>Ruppert Jones, L</b> OBP: 0.344, SLG: 0.454 (1,8)										4	0	0	0	1	1	3				
<b>Bruce Bochte, L</b> OBP: 0.425, SLG: 0.538 (1,3)										3	0	1	1	1	0	1				
<b>Willie Horton, R</b> OBP: 0.361, SLG: 0.525 (1,10)										4	0	1	0	0	2	4				
<b>Dan Meyer, L</b> OBP: 0.315, SLG: 0.389 (1,7)										4	1	1	0	0	1	1				
<b>Leon Roberts, R</b> OBP: 0.351, SLG: 0.449 (1,9)										4	1	3	0	0	0	0				
<b>Larry Milbourne, S</b> OBP: 0.323, SLG: 0.383 (1,5)										4	0	1	0	0	1	5				
<b>Larry Cox, R</b> OBP: 0.377, SLG: 0.452 (1,2)										3	1	1	1	1	0	2				
<b>Mario Mendoza, R</b> OBP: 0.208, SLG: 0.226 (1,6)										3	0	0	0	1	1	2				
<b>Inning Stats</b>	R: 0 E: 0 K: 0 S: 3	H: 0 LOB: 0 BB: 0 P: 3	R: 0 E: 0 K: 0 S: 4	H: 2 LOB: 1 BB: 0 P: 4	R: 1 E: 0 K: 3 S: 10	H: 1 LOB: 2 BB: 2 P: 18	R: 2 E: 0 K: 1 S: 8	H: 3 LOB: 0 BB: 1 P: 12	R: 0 E: 0 K: 0 S: 4	H: 1 LOB: 1 BB: 0 P: 4	R: 0 E: 0 K: 2 S: 8	H: 1 LOB: 1 BB: 0 P: 8	R: 0 E: 0 K: 0 S: 4	H: 2 LOB: 2 BB: 0 P: 4	R: 0 E: 0 K: 0 S: 3	H: 0 LOB: 0 BB: 0 P: 3	1B: 9 2B: 1 3B: 0 HR: 0	SF: 0 SAC: 0 DP: 2 HBP: 0	WP: 0 PB: 0 SB: 1 CS: 0	PA: 38
<b>PITCHER</b>	IP WLS BF H R ER SO BB IBB HBP BLK WP HR S P ERA WHIP																			
<b>Doyle Alexander, R</b> ERA: 4.07 (1,1)	3.2 L 19 6 3 3 4 3 0 0 0 0 0 0 24 36 7.36 2.455																			
<b>Dave Rajsich, L</b> ERA: 1.65 (4,1)	5.1 19 4 0 0 3 1 0 0 0 0 0 0 24 28 0.00 0.938																			

AB	34
R	3
H	10
RBI	3
BB	4
SO	7
LOB	19



Batter	1	2	3	4	5	6	7	8	9	AB	R	H	RBI	BB	SO	LOB	BOTTOM					
<b>Johnny Grubb, L</b> OBP: 0.316, SLG: 0.444 (1,7)										4	0	1	0	0	0	0	<b>Seattle Mariners @ Texas Rangers</b> Arlington Stadium, Arlington, TX Fri May 25 1979, 8:05 PM EDT Unknown					
<b>Buddy Bell, R</b> OBP: 0.326, SLG: 0.386 (1,5)										3	0	3	0	1	0	0						
<b>Al Oliver, L</b> OBP: 0.348, SLG: 0.485 (1,8)										4	0	1	0	0	0	4						
<b>Richie Zisk, R</b> OBP: 0.291, SLG: 0.324 (1,9)										3	1	1	0	1	0	3						
<b>Pat Putnam, L</b> OBP: 0.333, SLG: 0.512 (1,10)										4	0	1	0	0	1	2						
<b>Bill Sample, R</b> OBP: 0.376, SLG: 0.330 (9, PR)										0	0	0	0	0	0	0						
<b>Mike Jorgensen, L</b> OBP: 0.358, SLG: 0.581 (1,3)										3	1	1	1	0	1	0						
<b>John Ellis, R</b> OBP: 0.324, SLG: 0.453 (9, PH)										1	0	0	0	0	0	1						
<b>Jim Sundberg, R</b> OBP: 0.261, SLG: 0.302 (1,2)										4	0	0	0	0	1	1						
<b>Bump Wills, S</b> OBP: 0.317, SLG: 0.261 (1,4)										3	0	0	0	0	1	0						
<b>Larvell Blanks, R</b> OBP: 0.303, SLG: 0.290 (1,6)										2	0	0	0	0	0	0						
<b>Nelson Norman, S</b> OBP: 0.272, SLG: 0.274 (7,6)										0	0	0	0	0	0	0						
<b>Dave Chalk, R</b> OBP: 0.333, SLG: 0.333 (9,6)										1	0	0	0	0	0	0						
<b>Inning Stats</b>	R: 0 E: 0 K: 0 S: 4	H: 2 LOB: 1 BB: 0 P: 4	R: 0 E: 0 K: 3 S: 9	H: 0 LOB: 0 BB: 0 P: 9	R: 0 E: 0 K: 1 S: 5	H: 0 LOB: 0 BB: 0 P: 5	R: 0 E: 0 K: 0 S: 4	H: 1 LOB: 1 BB: 0 P: 4	R: 0 E: 0 K: 0 S: 3	H: 0 LOB: 0 BB: 0 P: 3	R: 0 E: 0 K: 0 S: 3	H: 0 LOB: 1 BB: 1 P: 7	R: 1 E: 0 K: 0 S: 3	H: 1 LOB: 0 BB: 1 P: 7	R: 0 E: 0 K: 0 S: 5	H: 2 LOB: 2 BB: 0 P: 5	R: 1 E: 0 K: 0 S: 4	H: 2 LOB: 1 BB: 0 P: 4	1B: 7 2B: 0 3B: 0 HR: 1	SF: 0 SAC: 0 DP: 2 HBP: 0	WP: 0 PB: 0 SB: 0 CS: 2	PA: 34
<b>PITCHER</b>	IP WLS BF H R ER SO BB IBB HBP BLK WP HR S P ERA WHIP																					
<b>Mike Parrott, R</b> ERA: 2.64 (1,1)	6.2 W 24 4 1 1 4 2 0 0 0 0 0 0 0 8 8 1.35 0.900																					
<b>Byron McLoughlin, R</b> ERA: 5.81 (7,1)	1.1 8 4 1 1 0 0 0 0 0 0 0 0 8 8 6.75 3.000																					
<b>Shane Rawley, L</b> ERA: 5.29 (9,1)	1.0 S 2 0 0 0 0 0 0 0 0 0 0 0 2 2 0.00 0.000																					

AB	32
R	2
H	8
RBI	1
BB	2
SO	4
LOB	11






Batter	1	2	3	4	5	6	7	8	9	AB	R	H	RBI	BB	SO	LOB	TOP										
<b>Julio Cruz, S</b> OBP: 0.318, SLG: 0.264 (1, 4)										5	0	1	0	0	0	2											
<b>Ruppert Jones, L</b> OBP: 0.356, SLG: 0.464 (1, 8)										3	1	2	0	2	0	0											
<b>Bruce Bochte, L</b> OBP: 0.419, SLG: 0.527 (1, 3)										5	1	1	1	0	0	3											
<b>Willie Horton, R</b> OBP: 0.357, SLG: 0.516 (1, 10)										5	0	1	1	0	1	4											
<b>Dan Meyer, L</b> OBP: 0.333, SLG: 0.403 (1, 5)										3	1	3	1	1	0	0											
<b>Leon Roberts, R</b> OBP: 0.348, SLG: 0.463 (1, 9)										4	1	1	2	0	1	5											
<b>Tom Paciorek, R</b> <b>Joe Simpson, L</b> OBP: 0.250, SLG: 0.380 (8, 7)										4	0	0	0	0	1	1											
<b>Bob Stinson, S</b> OBP: 0.354, SLG: 0.346 (1, 2)										3	1	0	0	1	0	0											
<b>Mario Mendoza, R</b> OBP: 0.211, SLG: 0.228 (1, 6)										3	0	1	0	0	0	0											
<b>Inning Stats</b>	R: 0 E: 0 K: 0 S: 4	H: 2 LOB: 1 BB: 0 P: 4	R: 2 E: 0 K: 0 S: 6	H: 3 LOB: 1 BB: 0 P: 6	R: 1 E: 1 K: 0 S: 5	H: 2 LOB: 1 BB: 0 P: 5	R: 0 E: 0 K: 0 S: 3	H: 0 LOB: 0 BB: 0 P: 3	R: 1 E: 0 K: 0 S: 4	H: 1 LOB: 2 BB: 2 P: 12	R: 0 E: 0 K: 0 S: 3	H: 0 LOB: 0 BB: 0 P: 3	R: 0 E: 0 K: 3 S: 10	H: 1 LOB: 1 BB: 0 P: 10	R: 1 E: 0 K: 0 S: 4	H: 1 LOB: 2 BB: 2 P: 12	1B: 8 2B: 2 3B: 0 HR: 1	SF: 0 SAC: 1 DP: 1 HBP: 0	WP: 1 PB: 0 SB: 2 CS: 1	PA: 40							
<b>PITCHER</b>	IP	WLS	BF	H	R	ER	SO	BB	IBB	HBP	BLK	WP	HR	S	P	ERA	WHIP										
<b>Dock Ellis, R</b> ERA: 5.88 (1, 1)	7.0	L	30	8	4	3	0	1	1	0	0	1	1	28	36	3.86	1.286										
<b>Jim Kern, R</b> ERA: 1.24 (8, 1)	1.0		4	1	0	0	3	0	0	0	0	0	0	10	10	0.00	1.000										
<b>Sparky Lyle, L</b> ERA: 4.71 (9, 1)	1.0		6	1	1	1	0	2	0	0	0	0	0	4	12	9.00	3.000										

Seattle Mariners @ Texas Rangers  
Arlington Stadium, Arlington, TX  
Fri May 25 1979, 8:05 PM EDT  
Att: 26,765 - Unknown

AB 35  
R 5  
H 10  
RBI 5  
BB 4  
SO 3  
LOB 15



Batter	1	2	3	4	5	6	7	8	9	AB	R	H	RBI	BB	SO	LOB	BOTTOM										
<b>Bill Sample, R</b> OBP: 0.372, SLG: 0.337 (1, 7)										4	1	1	0	0	0	1											
<b>Buddy Bell, R</b> OBP: 0.319, SLG: 0.376 (1, 5)										4	0	0	0	0	0	2											
<b>Al Oliver, L</b> OBP: 0.346, SLG: 0.479 (1, 8)										4	1	1	0	0	0	0											
<b>Richie Zisk, R</b> OBP: 0.303, SLG: 0.357 (1, 9)										4	1	3	1	0	0	0											
<b>John Ellis, R</b> OBP: 0.319, SLG: 0.441 (1, 3)										4	0	1	1	0	0	2											
<b>Gary Gray, R</b> OBP: 0.273, SLG: 0.238 (1, 10)										4	0	1	0	0	1	2											
<b>Bump Wills, S</b> OBP: 0.309, SLG: 0.254 (1, 4)										4	0	0	0	0	0	1											
<b>Nelson Norman, S</b> OBP: 0.266, SLG: 0.267 (7, PH)										2	0	0	0	0	0	0											
<b>Dave Chalk, R</b> OBP: 0.286, SLG: 0.286 (8, 6)										1	0	0	0	0	0	1											
<b>Dave Roberts, R</b> OBP: 0.125, SLG: 0.125 (1, 2)										3	0	1	0	0	0	1											
<b>Inning Stats</b>	R: 2 E: 1 K: 0 S: 6	H: 3 LOB: 1 BB: 0 P: 6	R: 0 E: 0 K: 0 S: 3	H: 0 LOB: 0 BB: 0 P: 3	R: 0 E: 0 K: 0 S: 5	H: 2 LOB: 2 BB: 0 P: 5	R: 0 E: 0 K: 0 S: 3	H: 0 LOB: 0 BB: 0 P: 3	R: 0 E: 0 K: 0 S: 3	H: 1 LOB: 1 BB: 0 P: 3	R: 0 E: 0 K: 0 S: 3	H: 0 LOB: 0 BB: 0 P: 3	R: 0 E: 0 K: 0 S: 4	H: 1 LOB: 1 BB: 0 P: 4	R: 0 E: 0 K: 0 S: 3	H: 0 LOB: 0 BB: 0 P: 3	R: 1 E: 0 K: 1 S: 6	H: 1 LOB: 0 BB: 0 P: 6	1B: 6 2B: 1 3B: 0 HR: 1	SF: 0 SAC: 0 DP: 1 HBP: 0	WP: 1 PB: 0 SB: 0 CS: 1	PA: 34					
<b>PITCHER</b>	IP	WLS	BF	H	R	ER	SO	BB	IBB	HBP	BLK	WP	HR	S	P	ERA	WHIP										
<b>Rick Honeycutt, L</b> ERA: 5.8 (1, 1)	9.0	W	34	8	3	2	1	0	0	0	0	1	1	36	36	2.00	0.889										

Seattle Mariners @ Texas Rangers  
Arlington Stadium, Arlington, TX  
Fri May 25 1979, 8:05 PM EDT  
Att: 26,765 - Unknown

AB 34  
R 3  
H 8  
RBI 2  
BB 0  
SO 1  
LOB 10





Batter	1	2	3	4	5	6	7	8	9	AB	R	H	RBI	BB	SO	LOB	TOP	
<b>Julio Cruz, S</b> OBP: 0.312, SLG: 0.258 (1,4)	L4		F4			F6		K		4	0	0	0	0	1	0		
<b>Ruppert Jones, L</b> OBP: 0.348, SLG: 0.453 (1,8)	F7		1-3			K		F7		4	0	0	0	0	1	0		
<b>Bruce Bochte, L</b> OBP: 0.420, SLG: 0.526 (1,3)	K			FC4-6 1B		1B		K		4	0	2	0	0	2	0		
<b>Willie Horton, R</b> OBP: 0.355, SLG: 0.511 (1,10)		2B 1B 1B		K		K		F3		4	1	1	0	0	2	2		
<b>Leon Roberts, R</b> OBP: 0.352, SLG: 0.470 (1,9)		1B 1-3 2B		K			1-4-3 1B	F7		4	0	2	0	0	1	1		
<b>Dan Meyer, L</b> OBP: 0.333, SLG: 0.401 (1,5)		G5-4-3 1B		FC4-6 1-2			1-4-3 1-2			3	0	1	1	0	0	2		
<b>Tom Paciorek, R</b> OBP: 0.333, SLG: 0.491 (1,7)		L7				K				3	0	0	0	0	1	3		
<b>Larry Cox, R</b> OBP: 0.363, SLG: 0.434 (1,2)		G5-4-3 1-2				F8		K		3	0	0	0	0	1	3		
<b>Mario Mendoza, R</b> OBP: 0.207, SLG: 0.225 (1,6)										2	0	0	0	0	0	0		
<b>Larry Milbourne, S</b> OBP: 0.317, SLG: 0.377 (8,6)			F7			F3		F2		1	0	0	0	0	0	0		
<b>Inning Stats</b>	R: 0 E: 0 K: 1 S: 5	H: 0 LOB: 0 BB: 0 P: 5	R: 1 E: 0 K: 0 S: 5	H: 3 LOB: 1 BB: 0 P: 5	R: 0 E: 0 K: 0 S: 3	H: 0 LOB: 0 BB: 0 P: 3	R: 0 E: 0 K: 2 S: 8	H: 1 LOB: 1 BB: 0 P: 8	R: 0 E: 0 K: 1 S: 6	H: 1 LOB: 1 BB: 0 P: 6	R: 0 E: 0 K: 1 S: 5	H: 0 LOB: 0 BB: 0 P: 5	R: 0 E: 0 K: 1 S: 5	H: 0 LOB: 0 BB: 0 P: 5	1B: 5 2B: 1 3B: 0 HR: 0	SF: 0 SAC: 0 DP: 1 HBP: 0	WP: 0 PB: 0 SB: 0 CS: 0	PA: 32
<b>PITCHER</b> <b>Jon Matlack, L</b> ERA: 3.63 (1,1)	IP: 9.0 WLS: W BF: 32 H: 6 R: 1 ER: 1 SO: 9 BB: 0 IBB: 0 HBP: 0 BLK: 0 WP: 0 HR: 0 S: 50 P: 50 ERA: 1.00 WHIP: 0.667											<b>PITCHER</b>	IP: 9.0 WLS: W BF: 32 H: 6 R: 1 ER: 1 SO: 9 BB: 0 IBB: 0 HBP: 0 BLK: 0 WP: 0 HR: 0 S: 50 P: 50 ERA: 1.00 WHIP: 0.667					

Seattle Mariners @ Texas Rangers  
Arlington Stadium, Arlington, TX  
Sat May 26 1979, 8:05 PM EDT  
Att: 20,649 - Unknown

AB 32  
R 1  
H 6  
RBI 1  
BB 0  
SO 9  
LOB 11



Batter	1	2	3	4	5	6	7	8	9	AB	R	H	RBI	BB	SO	LOB	BOTTOM			
<b>Johnny Grubb, L</b> OBP: 0.314, SLG: 0.447 (1,7)	4-3		F6		SH1-3 FC4-2 2B		F7			4	0	1	1	0	0	1				
<b>Buddy Bell, R</b> OBP: 0.314, SLG: 0.370 (1,5)	6-3		F9		SH1-3 2-3		1-3 1-2			3	0	0	0	0	0	1				
<b>Al Oliver, L</b> OBP: 0.344, SLG: 0.480 (1,8)	E6 1B			1B 2B	FC4-2 3H		F9			4	1	1	0	0	0	1				
<b>Richie Zisk, R</b> OBP: 0.301, SLG: 0.354 (1,9)				6-3	F9		6-3			4	0	1	0	0	0	2				
<b>Pat Putnam, L</b> OBP: 0.330, SLG: 0.494 (1,10)					F7		G3			3	0	0	0	0	1	3				
<b>Bill Sample, R</b> OBP: 0.372, SLG: 0.337 (8,PR)	K						HBP			0	0	0	0	0	0	0				
<b>Mike Jorgensen, L</b> OBP: 0.354, SLG: 0.562 (1,3)		4-3		1B BB			F9			3	0	0	0	1	0	1				
<b>Jim Sundberg, R</b> OBP: 0.283, SLG: 0.303 (1,2)		6-3			FC6-4 1-3 2H 1B		F9			3	0	1	1	0	0	0				
<b>Nelson Norman, S</b> OBP: 0.258, SLG: 0.258 (1,6)		K			FC6-4 1-2		5-3			3	0	0	0	0	1	2				
<b>Bump Willis, S</b> OBP: 0.315, SLG: 0.262 (1,4)				5-3						3	1	2	0	0	0	0				
<b>Inning Stats</b>	R: 0 E: 1 K: 1 S: 7	H: 1 LOB: 2 BB: 0 P: 7	R: 0 E: 0 K: 1 S: 5	H: 0 LOB: 0 BB: 0 P: 5	R: 0 E: 0 K: 0 S: 3	H: 0 LOB: 0 BB: 0 P: 3	R: 1 E: 0 K: 0 S: 5	H: 2 LOB: 2 BB: 1 P: 9	R: 1 E: 0 K: 0 S: 5	H: 2 LOB: 1 BB: 0 P: 5	R: 0 E: 0 K: 0 S: 3	H: 0 LOB: 0 BB: 0 P: 3	R: 0 E: 0 K: 0 S: 4	H: 1 LOB: 1 BB: 0 P: 4	R: 0 E: 0 K: 0 S: 3	H: 0 LOB: 1 BB: 0 P: 4	1B: 4 2B: 2 3B: 0 HR: 0	SF: 0 SAC: 1 DP: 0 HBP: 1	WP: 0 PB: 0 SB: 1 CS: 0	PA: 33
<b>PITCHER</b> <b>Glenn Abbott, R</b> ERA: 5.14 (1,1)	IP: 8.0 WLS: L BF: 33 H: 6 R: 2 ER: 2 SO: 2 BB: 1 IBB: 0 HBP: 1 BLK: 0 WP: 0 HR: 0 S: 35 P: 40 ERA: 2.25 WHIP: 0.875											<b>PITCHER</b>	IP: 8.0 WLS: L BF: 33 H: 6 R: 2 ER: 2 SO: 2 BB: 1 IBB: 0 HBP: 1 BLK: 0 WP: 0 HR: 0 S: 35 P: 40 ERA: 2.25 WHIP: 0.875							

Seattle Mariners @ Texas Rangers  
Arlington Stadium, Arlington, TX  
Sat May 26 1979, 8:05 PM EDT  
Att: 20,649 - Unknown

AB 30  
R 2  
H 6  
RBI 2  
BB 1  
SO 2  
LOB 11





Batter	1	2	3	4	5	6	7	8	9	AB	R	H	RBI	BB	SO	LOB	TOP										
<b>Julio Cruz, S</b> OBP: 0.313, SLG: 0.271 (1, 4)										3	1	1	0	0	2	2	<b>Seattle Mariners @ Texas Rangers</b> Arlington Stadium, Arlington, TX Sun May 27 1979, 8:05 PM EDT Att: 17,320 - Unknown										
<b>Ruppert Jones, L</b> OBP: 0.347, SLG: 0.448 (1, 8)										4	1	1	2	0	0	2											
<b>Bruce Bochte, L</b> OBP: 0.422, SLG: 0.526 (1, 3)										4	0	2	0	0	2	0											
<b>Willie Horton, R</b> OBP: 0.353, SLG: 0.505 (1, 10)										4	0	1	0	0	0	2											
<b>Dan Meyer, L</b> OBP: 0.331, SLG: 0.397 (1, 5)										4	0	1	0	0	0	1											
<b>Leon Roberts, R</b> OBP: 0.344, SLG: 0.459 (1, 9)										4	0	0	0	0	2	1											
<b>Tom Paciorek, R</b> OBP: 0.333, SLG: 0.483 (1, 7)										3	0	1	0	0	0	0											
<b>Larry Cox, R</b> OBP: 0.361, SLG: 0.443 (1, 2)										3	0	1	0	0	1	0											
<b>Mario Mendoza, R</b> OBP: 0.212, SLG: 0.229 (8, PH)										2	1	1	0	0	0	0											
<b>Larry Milbourne, S</b> OBP: 0.328, SLG: 0.377 (8, 6)										0	0	0	0	1	0	0											
<b>Inning Stats</b>	R: 2 E: 0 K: 0 S: 5	H: 3 LOB: 0 BB: 0 P: 5	R: 0 E: 0 K: 2 S: 7	H: 0 LOB: 0 BB: 0 P: 7	R: 0 E: 0 K: 1 S: 5	H: 1 LOB: 0 BB: 0 P: 3	R: 0 E: 0 K: 0 S: 3	H: 0 LOB: 0 BB: 0 P: 3	R: 1 E: 0 K: 1 S: 6	H: 1 LOB: 0 BB: 0 P: 6	R: 0 E: 0 K: 0 S: 3	H: 1 LOB: 0 BB: 0 P: 3	R: 0 E: 0 K: 1 S: 6	H: 2 LOB: 2 BB: 1 P: 10	R: 0 E: 0 K: 2 S: 8	H: 1 LOB: 1 BB: 0 P: 8	1B: 7 2B: 2 3B: 1 HR: 0	SF: 0 SAC: 1 DP: 3 HBP: 0	WP: 1 PB: 0 SB: 0 CS: 0	PA: 33							
<b>PITCHER</b>	IP	WLS	BF	H	R	ER	SO	BB	IBB	HBP	BLK	WP	HR	S	P	ERA	WHIP										
<b>Steve Comer, R</b> ERA: 4.0 (1, 1)	7.1	W	26	8	3	3	4	0	0	0	0	1	0	34	34	3.68	1.091										
<b>Jim Kern, R</b> ERA: 1.19 (8, 1)	1.2	S	7	1	0	0	3	1	0	0	0	0	0	12	16	0.00	1.200										

Batter	1	2	3	4	5	6	7	8	9	AB	R	H	RBI	BB	SO	LOB	BOTTOM										
<b>Johnny Grubb, L</b> OBP: 0.330, SLG: 0.454 (8, PH)										3	1	2	0	1	0	1	<b>Seattle Mariners @ Texas Rangers</b> Arlington Stadium, Arlington, TX Sun May 27 1979, 8:05 PM EDT Att: 17,320 - Unknown										
<b>John Ellis, R</b> OBP: 0.315, SLG: 0.435 (8, PR)										1	0	0	0	0	0	1											
<b>Bill Sample, R</b> OBP: 0.372, SLG: 0.337 (9, 7)										0	0	0	0	0	0	0											
<b>Buddy Bell, R</b> OBP: 0.321, SLG: 0.379 (1, 5)										4	0	3	2	0	0	1											
<b>Al Oliver, L</b> OBP: 0.335, SLG: 0.466 (1, 8)										5	0	0	0	0	1	7											
<b>Richie Zisk, R</b> OBP: 0.294, SLG: 0.345 (1, 9)										4	1	0	0	0	0	4											
<b>Pat Putnam, L</b> OBP: 0.337, SLG: 0.500 (1, 10)										3	1	1	0	1	0	0											
<b>Mike Jorgensen, L</b> OBP: 0.359, SLG: 0.549 (1, 3)										2	0	0	1	2	0	1											
<b>Jim Sundberg, R</b> OBP: 0.288, SLG: 0.315 (1, 2)										4	1	2	2	0	1	2											
<b>Nelson Norman, S</b> OBP: 0.267, SLG: 0.261 (1, 6)										3	1	1	0	1	0	1											
<b>Bump Willis, S</b> OBP: 0.326, SLG: 0.275 (1, 4)										4	2	3	1	0	1	3											
<b>Inning Stats</b>	R: 3 E: 0 K: 1 S: 7	H: 2 LOB: 3 BB: 4 P: 23	R: 0 E: 0 K: 0 S: 3	H: 2 LOB: 0 BB: 0 P: 3	R: 0 E: 0 K: 0 S: 4	H: 1 LOB: 1 BB: 0 P: 4	R: 1 E: 0 K: 1 S: 8	H: 3 LOB: 2 BB: 0 P: 8	R: 0 E: 0 K: 0 S: 5	H: 0 LOB: 1 BB: 1 P: 9	R: 0 E: 0 K: 0 S: 3	H: 0 LOB: 0 BB: 0 P: 3	R: 0 E: 0 K: 0 S: 7	H: 3 LOB: 2 BB: 0 P: 7	R: 3 E: 1 K: 0 S: 7	H: 3 LOB: 2 BB: 0 P: 7	1B: 10 2B: 2 3B: 0 HR: 0	SF: 1 SAC: 0 DP: 1 HBP: 0	WP: 1 PB: 0 SB: 1 CS: 2	PA: 39							
<b>PITCHER</b>	IP	WLS	BF	H	R	ER	SO	BB	IBB	HBP	BLK	WP	HR	S	P	ERA	WHIP										
<b>Paul Mitchell, R</b> ERA: 5.2 (1, 1)	0.2	L	7	2	3	3	0	3	0	0	0	0	0	4	16	40.50	7.500										
<b>Shane Rawley, L</b> ERA: 4.88 (1, 1)	6.2		29	10	4	2	3	2	0	0	0	1	0	33	41	2.70	1.800										
<b>Byron McLaughlin, R</b> ERA: 5.68 (8, 1)	0.2		3	0	0	0	0	0	0	0	0	0	0	3	3	0.00	0.000										

AB	31
R	3
H	9
RBI	2
BB	1
SO	7
LOB	8



AB	33
R	7
H	12
RBI	6
BB	5
SO	3
LOB	21










Batter	1	2	3	4	5	6	7	8	9	10	AB	R	H	RBI	BB	SO	LOB	TOP							
Jerry Remy, L OBP: 0.376, SLG: 0.389 (1.4)	0-0 5-3 1B		0-0 G3			0-0 4-3	0-0 FC5		0-0 FC4-6		5	1	1	0	0	0	6								
Stan Papi, R OBP: 0.231, SLG: 0.385 (1.6)	0-0 5-3		0-3 K			0-0 L7		0-0 F8		0-0 6-3	5	0	0	0	0	1	2								
Fred Lynn, L OBP: 0.401, SLG: 0.610 (1.8)	0-0 1B CS		0-0 6-3			0-0	0-0	0-3 K		0-0	5	0	3	1	0	1	1								
Jim Rice, R OBP: 0.399, SLG: 0.503 (1.7)	0-0 1B					0-0 F9		0-0	0-0 5-3		5	0	1	0	0	0	2								
Carl Yastrzemski, L OBP: 0.363, SLG: 0.484 (1.3)	0-0 P8		0-0 G3			0-0	4-0 FC5-4 BB		0-0 FC5 SH1-4 1B		4	0	1	0	1	0	3								
Carlton Fisk, R OBP: 0.100, SLG: 0.100 (9.2)	0-0 CS	0-0 5-3		0-0 5-3			0-0 FC5-4 1B		0-0 SH1-4		3	1	0	0	0	0	1								
Butch Hobson, R OBP: 0.294, SLG: 0.470 (1.5)		0-0 1-3			0-0 5-3		0-0 FC5 1B		4-0 BB FC5 IBB		3	0	1	1	1	0	0								
Dwight Evans, R OBP: 0.315, SLG: 0.418 (1.9)		0-3 K			0-0 1-3		4-0 BB BB		0-0 FC5 BB		3	0	0	0	1	1	2								
Gary Allenson, R OBP: 0.296, SLG: 0.292 Jack Brohamer, L OBP: 0.354, SLG: 0.395 Mike O'Berry, R OBP: 0.143, SLG: 0.143 Jim Dwyer, L OBP: 0.290, SLG: 0.276 Dick Drago, R (9.1)			4-0 G3 BB		0-0 F5		0-0 L6		4-0 BB FC4-6 BB		1	0	0	0	1	0	0								
<b>Inning Stats</b>	R: 1 E: 0 K: 0 S: 5	H: 3 LOB: 1 BB: 0 P: 5	R: 0 E: 0 K: 1 S: 5	H: 0 LOB: 0 BB: 0 P: 5	R: 0 E: 0 K: 1 S: 5	H: 0 LOB: 1 BB: 1 P: 9	R: 0 E: 0 K: 0 S: 3	H: 0 LOB: 0 BB: 0 P: 3	R: 0 E: 0 K: 0 S: 4	H: 1 LOB: 1 BB: 0 P: 4	R: 1 E: 1 K: 0 S: 4	H: 1 LOB: 2 BB: 2 P: 12	R: 0 E: 0 K: 1 S: 5	H: 0 LOB: 0 BB: 0 P: 5	R: 0 E: 0 K: 0 S: 4	H: 1 LOB: 3 BB: 2 P: 12	R: 0 E: 0 K: 0 S: 4	H: 1 LOB: 1 BB: 0 P: 4	1B: 6 2B: 1 3B: 0 HR: 0	SF: 0 SAC: 1 DP: 0 HBP: 0	WP: 0 PB: 0 SB: 0 CS: 1	PA: 42			
<b>PITCHER</b>	IP 6.0	WLS 3	BF 23	H 4	R 2	ER 1	SO 2	BB 2	IBB 0	HBP 0	BLK 0	WP 0	HR 0	S 25	P 33	ERA 1.50	WHIP 1.000								
Dock Ellis, R ERA: 4.91 Jim Kern, R ERA: 1.09	(1.1)	4.0	W	18	3	0	0	1	2	1	0	0	0	0	0	17	29	0.00	1.250						

**Boston Red Sox @ Texas Rangers**  
Arlington Stadium, Arlington, TX  
Wed May 30 1979, 8:05 PM EDT  
Att: 16,618 - Unknown


AB	35
R	2
H	7
RBI	2
BB	5
SO	3
LOB	19



Batter	1	2	3	4	5	6	7	8	9	10	AB	R	H	RBI	BB	SO	LOB	BOTTOM						
Johnny Grubb, L OBP: 0.348, SLG: 0.481 (1.7)	4-0 WP BB		4-0 CS BB		0-0 HR		0-0 F9		0-0 G6-4-3		3	1	1	1	2	0	1							
Buddy Bell, R OBP: 0.322, SLG: 0.387 (1.5)	0-0 F8		0-0 F9		0-0 1B 2B		0-0 5-3		0-0 6-3		5	1	1	0	0	0	2							
Al Oliver, L OBP: 0.350, SLG: 0.503 (1.8)	0-0 F7		0-0 1B		0-0 1B		0-0 1B			0-0 SH3 1B	5	1	4	1	0	0	1							
John Ellis, R OBP: 0.308, SLG: 0.419 Bill Sample, R OBP: 0.369, SLG: 0.333 (10, PH)	0-0 L7		0-3 K		0-0 6-3		0-0 1B		0-0 1B	0-0 SH3	4	0	1	0	0	1	2							
Pat Putnam, L OBP: 0.330, SLG: 0.474 (1.3)		0-3 K		0-0 K 1B	0-0 G3		0-0 4-3		0-0 1B	4-0 IBB	4	0	1	0	1	1	2							
Richie Zisk, R OBP: 0.308, SLG: 0.348 (1.9)		4-0 1B BB		0-0 1B	0-0 1B		4-0 FC1-6 BB		0-0 F8	0-0 1B	3	0	2	1	2	0	0							
Jim Sundberg, R OBP: 0.273, SLG: 0.318 (1.2)		0-0 1B		0-3 K	0-0 K		0-0 FC1-6 FC4-6		0-0 4-3		4	0	1	0	0	1	3							
Nelson Norman, S OBP: 0.266, SLG: 0.253 (1.6)		0-0 F3		0-0 1B	0-0 1B		0-0 FC4-6		0-0 6-3		4	0	1	0	0	0	3							
Bump Wills, S OBP: 0.328, SLG: 0.280 (1.4)		0-0 L4		0-3 K	0-0 K		0-0 4-3		0-0 G6-4-3 1B		4	0	1	0	0	1	5							
<b>Inning Stats</b>	R: 0 E: 0 K: 0 S: 3	H: 0 LOB: 1 BB: 1 P: 7	R: 0 E: 0 K: 1 S: 6	H: 1 LOB: 2 BB: 1 P: 10	R: 0 E: 0 K: 1 S: 5	H: 1 LOB: 1 BB: 1 P: 9	R: 0 E: 0 K: 2 S: 9	H: 3 LOB: 2 BB: 0 P: 9	R: 2 E: 0 K: 0 S: 5	H: 3 LOB: 0 BB: 1 P: 5	R: 0 E: 0 K: 0 S: 3	H: 2 LOB: 2 BB: 0 P: 5	R: 0 E: 0 K: 0 S: 3	H: 0 LOB: 0 BB: 0 P: 3	R: 0 E: 0 K: 0 S: 3	H: 1 LOB: 0 BB: 0 P: 3	R: 1 E: 0 K: 0 S: 3	H: 2 LOB: 2 BB: 1 P: 7	1B: 11 2B: 1 3B: 0 HR: 1	SF: 0 SAC: 1 DP: 1 HBP: 0	WP: 1 PB: 0 SB: 0 CS: 1	PA: 42		
<b>PITCHER</b>	IP 6.2	WLS 0.1	BF 31	H 10	R 2	ER 2	SO 4	BB 4	IBB 0	HBP 0	BLK 0	WP 1	HR 1	S 35	P 51	ERA 2.70	WHIP 2.100							
Mike Torrez, R ERA: 4.52 Bill Campbell, R ERA: 3.44 Dick Drago, R ERA: 2.65 Dick Drago, R ERA: 2.65	(1.1)	0.1	L	10	3	1	1	0	0	1	0	0	0	0	9	13	3.86	1.286						

**Boston Red Sox @ Texas Rangers**  
Arlington Stadium, Arlington, TX  
Wed May 30 1979, 8:05 PM EDT  
Att: 16,618 - Unknown

AB	36
R	3
H	13
RBI	3
BB	5
SO	4
LOB	19





Batter	1	2	3	4	5	6	7	8	9	10	11	12	AB	R	H	RBI	BB	SO	LOB	TOP											
Jerry Remy, L OBP: 0.374, SLG: 0.387 (1.4)	4-3		K							F8			6	1	2	1	0	1	3												
Rick Burleson, R OBP: 0.307, SLG: 0.320 (1.6)	F9			6-3						6-3			6	0	0	0	0	0	2												
Fred Lynn, L OBP: 0.401, SLG: 0.610 (1.8)	2B			FC5-4 1B						4-3			5	0	2	0	0	0	1												
Jim Rice, R OBP: 0.404, SLG: 0.526 (1.7)	5-3			FC5-4 BB						HR			4	1	2	2	1	0	1												
Carlton Fisk, R OBP: 0.080, SLG: 0.080 (1.10)		F8		FC5-4 FC6-4						6-3			5	0	0	0	0	0	3												
Carl Yastrzemski, L OBP: 0.373, SLG: 0.470 (1.3)	3-1			FC6-4									5	0	0	0	0	0	2												
Butch Hobson, R OBP: 0.282, SLG: 0.450 (1.5)	5-3												5	0	0	0	0	0	0												
Dwight Evans, R OBP: 0.317, SLG: 0.417 (1.9)													5	0	2	0	0	0	1												
Gary Atkinson, R OBP: 0.294, SLG: 0.283 (1.2)													3	0	0	0	1	1	2												
George Scott, R OBP: 0.291, SLG: 0.372 (12, PH)													0	0	0	0	1	0	0												
Jim Dwyer, L OBP: 0.290, SLG: 0.276 (12, PR)													0	1	0	0	0	0	0												
Mike O'Berry, R OBP: 0.143, SLG: 0.143 (12.2)													0	0	0	0	0	0	0												
<b>Inning Stats</b>	R: 0 E: 0 K: 4	H: 1 LOB: 1 BB: 0 P: 4	R: 0 E: 0 K: 3	H: 0 LOB: 0 BB: 3 P: 3	R: 0 E: 0 K: 2	H: 1 LOB: 1 BB: 0 P: 7	R: 0 E: 0 K: 0	H: 1 LOB: 2 BB: 0 P: 8	R: 0 E: 0 K: 0	H: 0 LOB: 0 BB: 0 P: 3	R: 1 E: 0 K: 5	H: 2 LOB: 1 BB: 0 P: 5	R: 0 E: 1 K: 0	H: 0 LOB: 2 BB: 1 P: 8	R: 0 E: 0 K: 4	H: 1 LOB: 0 BB: 0 P: 4	R: 0 E: 0 K: 0	H: 0 LOB: 0 BB: 0 P: 3	R: 0 E: 0 K: 3	H: 0 LOB: 0 BB: 0 P: 3	R: 1 E: 0 K: 4	H: 1 LOB: 1 BB: 0 P: 8	1B: 5 2B: 3 3B: 0 HR: 1	SF: 0 SAC: 0 DP: 1 HBP: 0	WP: 0 PB: 0 SB: 2 CS: 1	PA: 47					
<b>PITCHER</b>	IP WLS BF H R ER SO BB IBB HBP BLK WP HR S P ERA WHIP																														
Jon Matlack, L ERA: 3.33 (1.1)	9.0	36	7	2	2	2	2	2	2	0	0	0	0	0	0	10	14	3.00	0.667												
Sparky Lyle, L ERA: 4.28 (10.1)	3.0	L	11	1	1	1	0	1	0	0	0	0	0	0	0	10	14	3.00	0.667												
Sparky Lyle, L ERA: 4.28 (12.1)	3.0	L	11	1	1	1	0	1	0	0	0	0	0	0	10	14	3.00	0.667													

**Boston Red Sox @ Texas Rangers**  
Arlington Stadium, Arlington, TX  
Thu May 31 1979, 8:05 PM EDT  
Att. 13,600 - Unknown

AB 44  
R 3  
H 8  
RBI 3  
BB 3  
SO 2  
LOB 15



Batter	1	2	3	4	5	6	7	8	9	10	11	12	AB	R	H	RBI	BB	SO	LOB	BOTTOM										
Johnny Grubb, L OBP: 0.350, SLG: 0.514 (1.7)	HR												5	1	2	1	0	1	5											
Dave Roberts, R OBP: 0.125, SLG: 0.125 (10.2)													0	0	0	0	0	0	0											
Mike Jorgensen, L OBP: 0.361, SLG: 0.547 (11, PH)													1	0	0	0	0	0	3											
Sparky Lyle, L (12.1)													0	0	0	0	0	0	0											
Buddy Bell, R OBP: 0.322, SLG: 0.385 (1.5)	1B												6	0	2	0	0	1	4											
Al Oliver, L OBP: 0.340, SLG: 0.487 (1.8)	F2												6	0	0	0	0	1	4											
John Ellis, R OBP: 0.286, SLG: 0.388 (1.10)	K												6	0	0	0	0	2	4											
Pat Putnam, L OBP: 0.312, SLG: 0.446 (1.3)	F8												6	0	0	0	0	1	4											
Richie Zisk, R OBP: 0.299, SLG: 0.338 (1.9)													5	0	0	0	0	1	0											
Jim Sundberg, R OBP: 0.284, SLG: 0.331 (1.2)													3	0	2	0	1	0	0											
Bill Sample, R OBP: 0.374, SLG: 0.340 (9, PR) (10.7)													1	1	1	0	0	0	0											
Nelson Norman, S OBP: 0.268, SLG: 0.248 (1.6)													2	0	0	0	1	2	2											
Larvell Blanks, R OBP: 0.314, SLG: 0.333 (9, PH) (10.6)													2	0	1	0	0	0	1											
Bump Wills, S OBP: 0.337, SLG: 0.288 (1.4)	5-3												3	0	2	1	1	0	1											
<b>Inning Stats</b>	R: 1 E: 0 K: 7	H: 2 LOB: 1 BB: 0 P: 7	R: 0 E: 0 K: 2	H: 0 LOB: 1 BB: 1 P: 11	R: 0 E: 0 K: 2	H: 2 LOB: 2 BB: 0 P: 9	R: 0 E: 0 K: 1	H: 2 LOB: 2 BB: 0 P: 7	R: 0 E: 0 K: 1	H: 0 LOB: 0 BB: 0 P: 5	R: 0 E: 0 K: 3	H: 0 LOB: 0 BB: 0 P: 3	R: 0 E: 0 K: 0	H: 0 LOB: 1 BB: 0 P: 4	R: 0 E: 0 K: 5	H: 2 LOB: 3 BB: 0 P: 9	R: 0 E: 0 K: 5	H: 0 LOB: 0 BB: 0 P: 6	1B: 6 2B: 3 3B: 0 HR: 1	SF: 0 SAC: 1 DP: 0 HBP: 0	WP: 0 PB: 0 SB: 1 CS: 0	PA: 50								
<b>PITCHER</b>	IP WLS BF H R ER SO BB IBB HBP BLK WP HR S P ERA WHIP																													
Dennis Eckersley, R ERA: 3.24 (1.1)	8.1	34	7	2	2	7	2	0	0	0	0	0	0	1	46	54	2.16	1.080												
Bill Campbell, R ERA: 3.1 (9.1)	2.0	11	3	0	0	1	0	0	0	0	0	0	0	0	12	16	0.00	1.500												
Dirk Drape, R ERA: 2.52 (11.1)	1.2	W	5	0	0	0	1	0	0	0	0	0	0	0	7	7	0.00	0.000												

**Boston Red Sox @ Texas Rangers**  
Arlington Stadium, Arlington, TX  
Thu May 31 1979, 8:05 PM EDT  
Att. 13,600 - Unknown

AB 46  
R 2  
H 10  
RBI 2  
BB 3  
SO 9  
LOB 28





Batter	1	2	3	4	5	6	7	8	9	AB	R	H	RBI	BB	SO	LOB	TOP			
<b>Al Bumbry, L</b> (1, 8) OBP: 0.341, SLG: 0.384	4-0 CS BB			0-0 2B 1B		4-0 L8-3 BB		0-0 4-3		2	1	1	0	2	0	2	<b>Baltimore Orioles @ Texas Rangers</b> Arlington Stadium, Arlington, TX Fri Jun 01 1979, 8:05 PM EDT Att: 18,761 - Unknown			
<b>Rich Dauer, R</b> (1, 5) OBP: 0.330, SLG: 0.386	0-0 F7			0-0 4-3 1-H 2B		0-0 L8-3			0-0 F9	4	0	1	1	0	0	2				
<b>Ken Singleton, S</b> (1, 9) OBP: 0.433, SLG: 0.598	0-0 L3			0-0 4-3					0-0	4	1	2	1	0	0	1				
<b>Eddie Murray, S</b> (1, 3) OBP: 0.356, SLG: 0.396		0-0 F8		0-3 K		0-0 G3-6-3 1B			0-0 4-3	4	0	0	0	0	1	2				
<b>Gary Roenicke, R</b> (1, 7) OBP: 0.397, SLG: 0.538		0-3 K		0-0 3-1		0-3 K			0-3 K	4	0	0	0	0	3	1				
<b>Lee May, R</b> (1, 10) OBP: 0.341, SLG: 0.535		0-3 K			0-0 6-3				0-0 5-3	3	0	0	0	0	1	0				
<b>Billy Smith, S</b> (1, 4) OBP: 0.283, SLG: 0.325			0-0 4-1		0-0 F8			4-0 1B BB		2	0	0	0	1	0	0				
<b>Kiko Garcia, R</b> (1, 6) OBP: 0.298, SLG: 0.342			0-0 F9		0-0 F9			0-0 1B		2	0	0	0	0	0	0				
<b>Terry Crowley, L</b> (8, PH) OBP: 0.421, SLG: 0.667			0-0 F9		0-0 F9			0-0 1-3 1B		1	0	1	0	0	0	0				
<b>Mark Belanger, R</b> (8, PH) OBP: 0.242, SLG: 0.204			0-0 F9		0-0 F9			0-3 K		0	0	0	0	0	0	0				
<b>Rick Dempsey, R</b> (1, 2) OBP: 0.358, SLG: 0.359			0-0 6-3		0-0 3-1					2	0	0	0	0	0	0				
<b>John Lowenstein, L</b> (8, PH) OBP: 0.460, SLG: 0.600			0-0 6-3							1	0	0	0	0	1	2				
<b>Dave Skaggs, R</b> (8, 2) OBP: 0.308, SLG: 0.265										0	0	0	0	0	0	0				
<b>Inning Stats</b>	R: 0 E: 0 K: 0 S: 2	H: 0 LOB: 0 BB: 1 P: 6	R: 0 E: 0 K: 2 S: 7	H: 0 LOB: 0 BB: 0 P: 7	R: 0 E: 0 K: 0 S: 3	H: 0 LOB: 0 BB: 0 P: 3	R: 1 E: 0 K: 1 S: 7	H: 2 LOB: 1 BB: 0 P: 7	R: 0 E: 0 K: 0 S: 3	H: 0 LOB: 0 BB: 0 P: 3	R: 0 E: 0 K: 1 S: 5	H: 1 LOB: 0 BB: 0 P: 5	R: 0 E: 0 K: 1 S: 6	H: 1 LOB: 2 BB: 1 P: 10	R: 1 E: 0 K: 1 S: 6	H: 1 LOB: 0 BB: 0 P: 6	1B: 3 2B: 2 3B: 0 HR: 1	SF: 0 SAC: 0 DP: 2 HBP: 0	WP: 0 PA: 32 PB: 0 SB: 0 CS: 1	
<b>PITCHER</b>	IP	WLS	BF	H	R	ER	SO	BB	IBB	HBP	BLK	WP	HR	S	P	ERA	WHIP			
<b>Steve Comer, R</b> (1, 1) ERA: 3.74	7.1	W	26	4	1	1	4	3	0	0	0	0	0	31	43	1.23	0.955			
<b>Jim Kern, R</b> (8, 1) ERA: 1.24	1.2	S	6	1	1	1	2	0	0	0	0	0	1	10	10	5.40	0.600			

Batter	1	2	3	4	5	6	7	8	9	AB	R	H	RBI	BB	SO	LOB	BOTTOM			
<b>Johnny Grubb, L</b> (1, 7) OBP: 0.355, SLG: 0.509	0-0 F9			4-0 2B BB		0-3 K				3	0	1	0	1	1	0	<b>Baltimore Orioles @ Texas Rangers</b> Arlington Stadium, Arlington, TX Fri Jun 01 1979, 8:05 PM EDT Att: 18,761 - Unknown			
<b>Buddy Bell, R</b> (1, 5) OBP: 0.321, SLG: 0.388	0-0 6-3	0-0 F9		0-0 1-3 2-H 2B					0-0 6-3	4	0	1	1	0	0	2				
<b>Al Oliver, L</b> (1, 8) OBP: 0.343, SLG: 0.487	0-0 1B		0-0 CS 1B	0-0 F7					0-0 3-1	4	0	2	0	0	0	2				
<b>John Ellis, R</b> (1, 10) OBP: 0.273, SLG: 0.369	0-3 K		0-3 K	0-0 F7					0-0 L4	4	0	0	0	0	2	2				
<b>Pat Putnam, L</b> (1, 3) OBP: 0.319, SLG: 0.442		0-0 6-3	0-3 K	4-0 FC3-4 BB					0-0 FC1-4 1B	3	0	1	0	1	1	0				
<b>Richie Ziek, R</b> (1, 9) OBP: 0.298, SLG: 0.354		0-0 E5 5-3 1B		0-0 HR					0-0 FC1-4 FC6-4	4	2	1	1	0	0	2				
<b>Jim Sundberg, R</b> (1, 2) OBP: 0.283, SLG: 0.329		0-0 5-3 1B		0-0 F8	0-0 F9				0-0 FC6-4 FC4-6	4	1	1	0	0	0	2				
<b>Nelson Norman, S</b> (1, 6) OBP: 0.267, SLG: 0.240		0-0 5-3		4-0 2B BB					0-0 F8 FC4-6	3	1	0	0	1	0	3				
<b>Bump Willis, S</b> (1, 4) OBP: 0.337, SLG: 0.288		0-0 1B		0-0 4-3					0-0 F3	3	0	1	2	0	0	1				
<b>Inning Stats</b>	R: 0 E: 0 K: 1 S: 6	H: 1 LOB: 1 BB: 0 P: 6	R: 2 E: 1 K: 0 S: 7	H: 3 LOB: 2 BB: 0 P: 7	R: 0 E: 0 K: 2 S: 7	H: 1 LOB: 0 BB: 0 P: 7	R: 2 E: 0 K: 0 S: 5	H: 2 LOB: 2 BB: 2 P: 13	R: 0 E: 0 K: 0 S: 3	H: 0 LOB: 1 BB: 1 P: 7	R: 0 E: 0 K: 1 S: 5	H: 0 LOB: 0 BB: 0 P: 5	R: 0 E: 0 K: 0 S: 3	H: 0 LOB: 0 BB: 0 P: 3	R: 0 E: 0 K: 0 S: 4	H: 1 LOB: 1 BB: 0 P: 4		1B: 6 2B: 1 3B: 0 HR: 1	SF: 0 SAC: 0 DP: 0 HBP: 0	WP: 0 PA: 35 PB: 0 SB: 0 CS: 1
<b>PITCHER</b>	IP	WLS	BF	H	R	ER	SO	BB	IBB	HBP	BLK	WP	HR	S	P	ERA	WHIP			
<b>Steve Stone, R</b> (1, 1) ERA: 4.15	3.2	L	20	7	4	2	3	2	0	0	0	0	0	24	32	4.91	2.455			
<b>Scott McGregor, L</b> (4, 1) ERA: 5.4	4.1		15	1	0	0	1	1	0	0	0	0	0	16	20	0.00	0.462			



Batter	1	2	3	4	5	6	7	8	9	AB	R	H	RBI	BB	SO	LOB	TOP								
<b>Al Bumby, L</b> OBP: 0.343, SLG: 0.385 (1, 8)										5	0	2	2	0	2	1	<b>Baltimore Orioles @ Texas Rangers</b> Arlington Stadium, Arlington, TX Sat Jun 02 1979, 8:05 PM EDT Att: 26,362 - Unknown								
<b>Rich Dauer, R</b> OBP: 0.327, SLG: 0.381 (1, 5)									5	0	1	0	0	0	3										
<b>Pat Kelly, L</b> OBP: 0.469, SLG: 0.541 (1, 10) <b>Benny Ayala, R</b> OBP: 0.333, SLG: 0.444 (9, PH)										4	0	0	0	0	2										
<b>Ken Singleton, S</b> OBP: 0.434, SLG: 0.612 (1, 9)									4	1	2	1	0	0	0										
<b>Eddie Murray, S</b> OBP: 0.350, SLG: 0.388 (1, 3)									4	0	0	0	0	2	1										
<b>Gary Roenicke, R</b> OBP: 0.413, SLG: 0.562 (1, 7)										4	1	4	0	0	0										
<b>Billy Smith, S</b> OBP: 0.274, SLG: 0.314 (1, 4) <b>John Lowenstein, L</b> OBP: 0.460, SLG: 0.600 (8, PH) <b>Lee May, R</b> OBP: 0.339, SLG: 0.531 (8, PH) <b>Mark Belanger, R</b> OBP: 0.242, SLG: 0.204 (8, 6)										3	0	0	0	0	1	2									
<b>Kiko Garcia, R</b> OBP: 0.312, SLG: 0.383 (1, 6) (8, 4)										4	3	3	2	0	0	1									
<b>Dave Skaggs, R</b> OBP: 0.333, SLG: 0.297 (1, 2)										3	0	2	0	0	0	0									
<b>Inning Stats</b>	R: 0 E: 0 K: 1 S: 5	H: 0 LOB: 0 BB: 0 P: 5	R: 1 E: 0 K: 0 S: 5	H: 2 LOB: 1 BB: 0 P: 5	R: 0 E: 0 K: 1 S: 5	H: 0 LOB: 0 BB: 0 P: 5	R: 0 E: 0 K: 1 S: 5	H: 0 LOB: 0 BB: 0 P: 5	R: 1 E: 0 K: 0 S: 6	H: 4 LOB: 2 BB: 0 P: 6	R: 0 E: 0 K: 0 S: 3	H: 1 LOB: 0 BB: 0 P: 3	R: 2 E: 0 K: 1 S: 9	H: 4 LOB: 2 BB: 0 P: 9	R: 0 E: 0 K: 2 S: 8	H: 1 LOB: 1 BB: 0 P: 8		R: 1 E: 0 K: 0 S: 5	H: 2 LOB: 1 BB: 0 P: 5	1B: 11 2B: 1 3B: 0 HR: 2	SF: 0 SAC: 1 DP: 1 HBP: 0	WP: 0 PB: 0 SB: 0 CS: 0	PA: 39		
<b>PITCHER</b>	IP	WLS	BF	H	R	ER	SO	BB	IBB	HBP	BLK	WP	HR	S	P	ERA	WHIP								
<b>Fergie Jenkins, R</b> ERA: 3.57 (1, 1)	7.0		30	11	4	4	4	0	0	0	0	0	2	38	38	5.14	1.571								
<b>Ed Farmer, R</b> ERA: 5.32 (8, 1)	0.2		3	1	0	0	1	0	0	0	0	0	0	5	5	0.00	1.500								
<b>Sparky Lyle, L</b> ERA: 4.37 (8, 1)	1.1	L	6	2	1	1	1	0	0	0	0	0	0	8	8	6.75	1.500								

Batter	1	2	3	4	5	6	7	8	9	AB	R	H	RBI	BB	SO	LOB	BOTTOM								
<b>Johnny Grubb, L</b> OBP: 0.359, SLG: 0.504 (1, 7) (9, 9)										3	1	1	0	1	1	3	<b>Baltimore Orioles @ Texas Rangers</b> Arlington Stadium, Arlington, TX Sat Jun 02 1979, 8:05 PM EDT Att: 26,362 - Unknown								
<b>Gary Holle, R</b> (9, PH)										1	0	0	0	0	0	0									
<b>Buddy Bell, R</b> OBP: 0.327, SLG: 0.390 (1, 5)										4	1	2	0	1	0	0									
<b>Al Oliver, L</b> OBP: 0.344, SLG: 0.483 (1, 8) BB										4	1	1	0	1	1	3									
<b>John Ellis, R</b> OBP: 0.272, SLG: 0.364 (1, 10)									4	1	1	2	0	2	1										
<b>Pat Putnam, L</b> OBP: 0.316, SLG: 0.435 (1, 3)									4	0	1	1	0	1	1										
<b>Richie Ziek, R</b> OBP: 0.297, SLG: 0.347 (1, 9) <b>Bill Sample, R</b> OBP: 0.374, SLG: 0.340 (8, FR) (9, 7)									3	0	0	0	1	0	1										
<b>Jim Sundberg, R</b> OBP: 0.288, SLG: 0.329 (1, 2)									3	0	1	0	1	0	0										
<b>Nelson Norman, S</b> OBP: 0.261, SLG: 0.234 (1, 6) <b>Oscar Gamble, L</b> OBP: 0.491, SLG: 0.535 (8, PH) <b>Larvell Blanks, R</b> OBP: 0.306, SLG: 0.324 (9, 6)										3	0	0	0	0	0	0									
<b>Bump Willis, S</b> OBP: 0.340, SLG: 0.285 (1, 4)									2	0	0	0	1	0	0										
<b>Inning Stats</b>	R: 4 E: 0 K: 0 S: 6	H: 4 LOB: 0 BB: 1 P: 10	R: 0 E: 0 K: 1 S: 4	H: 0 LOB: 0 BB: 1 P: 8	R: 0 E: 0 K: 2 S: 8	H: 1 LOB: 1 BB: 0 P: 8	R: 0 E: 0 K: 0 S: 4	H: 1 LOB: 2 BB: 0 P: 5	R: 0 E: 0 K: 0 S: 3	H: 0 LOB: 0 BB: 0 P: 3	R: 0 E: 0 K: 0 S: 4	H: 1 LOB: 2 BB: 1 P: 8	R: 0 E: 0 K: 0 S: 3	H: 0 LOB: 2 BB: 2 P: 11	R: 0 E: 0 K: 1 S: 5	H: 0 LOB: 1 BB: 1 P: 9	1B: 7 2B: 0 3B: 0 HR: 0	SF: 0 SAC: 0 DP: 1 HBP: 1	WP: 0 PB: 0 SB: 1 CS: 0	PA: 39					
<b>PITCHER</b>	IP	WLS	BF	H	R	ER	SO	BB	IBB	HBP	BLK	WP	HR	S	P	ERA	WHIP								
<b>Dennis Martinez, R</b> ERA: 3.33 (1, 1)	7.2		29	3	0	0	4	4	0	1	0	0	0	32	49	0.00	0.913								
<b>Sammy Stewart, R</b> ERA: 2.21 (8, 1)	0.2	W	2	0	0	0	0	0	0	0	0	0	0	2	2	0.00	0.000								
<b>Tippy Martinez, L</b> ERA: 3.98 (9, 1)	0.2	S	3	0	0	0	1	1	0	0	0	0	0	4	8	0.00	1.500								

AB	38
R	5
H	14
RBI	5
BB	0
SO	6
LOB	12





Batter	1	2	3	4	5	6	7	8	9	AB	R	H	RBI	BB	SO	LOB	TOP								
<b>Al Bumbry, L</b> OBP: 0.341, SLG: 0.379 (1, 8)										3	0	1	1	0	1		<b>Baltimore Orioles @ Texas Rangers</b> Arlington Stadium, Arlington, TX Sun Jun 03 1979, 8:05 PM EDT Att: 21,851 - Unknown								
<b>Rich Dauer, R</b> OBP: 0.320, SLG: 0.373 (1, 5)										4	0	0	0	0	2										
<b>John Lowenstein, L</b> OBP: 0.448, SLG: 0.574 (1, 7)										4	0	1	0	0	1	0									
<b>Ken Singleton, S</b> OBP: 0.435, SLG: 0.610 (1, 9)										4	1	2	0	0	1										
<b>Lee May, R</b> OBP: 0.331, SLG: 0.518 (1, 10)										4	0	0	0	0	2										
<b>Eddie Murray, S</b> OBP: 0.348, SLG: 0.385 (1, 3)										4	0	1	0	0	1										
<b>Billy Smith, S</b> OBP: 0.276, SLG: 0.307 (1, 4)										2	0	0	0	1	0	0									
<b>Pat Kelly, L</b> OBP: 0.422, SLG: 0.553 (9, PH)									1	0	1	1	0	0	0										
<b>Kiko Garcia, R</b> OBP: 0.318, SLG: 0.395 (1, 6)										4	1	2	0	0	1	3									
<b>Dave Skaggs, R</b> OBP: 0.341, SLG: 0.308 (1, 2)										2	0	1	0	0	0	0									
<b>Terry Crowley, L</b> OBP: 0.400, SLG: 0.625 (7, PH)										1	0	0	0	0	1										
<b>Rick Dempsey, R</b> OBP: 0.355, SLG: 0.356 (7, 2)										1	0	0	0	0	2										
<b>Inning Stats</b>	R: 0 E: 0 K: 0 S: 3	H: 1 LOB: 1 BB: 1 P: 7	R: 0 E: 0 K: 0 S: 3	H: 0 LOB: 1 BB: 1 P: 7	R: 0 E: 0 K: 0 S: 3	H: 0 LOB: 0 BB: 0 P: 3	R: 0 E: 0 K: 0 S: 4	H: 1 LOB: 1 BB: 0 P: 4	R: 1 E: 0 K: 0 S: 5	H: 2 LOB: 1 BB: 0 P: 5	R: 0 E: 0 K: 0 S: 3	H: 0 LOB: 0 BB: 0 P: 3	R: 0 E: 0 K: 0 S: 4	H: 1 LOB: 1 BB: 0 P: 4	R: 0 E: 0 K: 1 S: 5	H: 0 LOB: 0 BB: 0 P: 5	R: 1 E: 0 K: 1 S: 8	H: 3 LOB: 2 BB: 0 P: 8	1B: 7 2B: 1 3B: 0 HR: 0	SF: 0 SAC: 0 DP: 0 HBP: 0	WP: 0 PB: 0 SB: 1 CS: 1	PA: 36			
<b>PITCHER</b>	IP	WLS	BF	H	R	ER	SO	BB	IBB	HBP	BLK	WP	HR	S	P	ERA	WHIP								
<b>Doyle Alexander, R</b> ERA: 3.72 (1, 1)	7.0	W	27	5	1	1	0	2	0	0	0	0	0	25	33	1.29	1.000								
<b>Jim Kern, R</b> ERA: 1.36 (8, 1)	2.0	S	9	3	1	1	2	0	0	0	0	0	0	13	13	4.50	1.500								

Batter	1	2	3	4	5	6	7	8	9	AB	R	H	RBI	BB	SO	LOB	BOTTOM								
<b>Johnny Grubb, L</b> OBP: 0.371, SLG: 0.538 (1, 7)										4	3	3	1	0	0	0	<b>Baltimore Orioles @ Texas Rangers</b> Arlington Stadium, Arlington, TX Sun Jun 03 1979, 8:05 PM EDT Att: 21,851 - Unknown								
<b>Buddy Bell, R</b> OBP: 0.323, SLG: 0.384 (1, 5)										3	0	0	0	0	1										
<b>Al Oliver, L</b> OBP: 0.347, SLG: 0.483 (1, 8)										4	0	2	1	0	0	0									
<b>Pat Putnam, L</b> OBP: 0.314, SLG: 0.429 (1, 3)										4	0	1	1	0	1	1									
<b>Richie Zisk, R</b> OBP: 0.296, SLG: 0.341 (1, 9)										3	0	0	0	1	1	3									
<b>John Ellis, R</b> OBP: 0.271, SLG: 0.359 (1, 10)										4	1	1	0	0	1	1									
<b>Bill Sample, R</b> OBP: 0.374, SLG: 0.340 (8, FR)										0	0	0	0	0	0	0									
<b>Jim Sundberg, R</b> OBP: 0.287, SLG: 0.333 (1, 2)										4	0	1	1	0	0	1									
<b>Nelson Norman, S</b> OBP: 0.270, SLG: 0.239 (1, 6)										2	0	1	0	1	1	1									
<b>Bump Willis, S</b> OBP: 0.335, SLG: 0.280 (1, 4)										3	0	0	0	0	2										
<b>Inning Stats</b>	R: 0 E: 0 K: 0 S: 3	H: 0 LOB: 0 BB: 0 P: 3	R: 1 E: 0 K: 1 S: 6	H: 1 LOB: 1 BB: 1 P: 10	R: 1 E: 0 K: 1 S: 8	H: 3 LOB: 2 BB: 0 P: 8	R: 0 E: 0 K: 1 S: 5	H: 0 LOB: 1 BB: 1 P: 9	R: 1 E: 0 K: 0 S: 5	H: 2 LOB: 1 BB: 0 P: 5	R: 0 E: 0 K: 0 S: 4	H: 1 LOB: 1 BB: 0 P: 4	R: 1 E: 0 K: 1 S: 6	H: 1 LOB: 0 BB: 0 P: 6	R: 0 E: 0 K: 0 S: 3	H: 1 LOB: 1 BB: 0 P: 3	1B: 7 2B: 1 3B: 0 HR: 1	SF: 0 SAC: 1 DP: 1 HBP: 0	WP: 0 PB: 0 SB: 1 CS: 0	PA: 34					
<b>PITCHER</b>	IP	WLS	BF	H	R	ER	SO	BB	IBB	HBP	BLK	WP	HR	S	P	ERA	WHIP								
<b>Jim Palmer, R</b> ERA: 2.95 (1, 1)	8.0	L	34	9	4	4	4	2	0	0	0	0	1	40	48	4.50	1.375								

AB	34
R	2
H	8
RBI	2
BB	2
SO	2
LOB	13









Batter	1	2	3	4	5	6	7	8	9	AB	R	H	RBI	BB	SO	LOB	TOP					
Johnny Grubb, L OBP: 0.380, SLG: 0.563	F9		1B					4-3 1B 2B	F8	5	1	3	1	0	0	1	<b>Texas Rangers @ Boston Red Sox</b> Fenway Park, Boston, MA Tue Jun 05 1979, 7:05 PM EDT Att: 27,670 - Unknown - 68 F  <b>AB 37</b> <b>R 3</b> <b>H 11</b> <b>RBI 3</b> <b>BB 0</b> <b>SO 5</b> <b>LOB 14</b>					
Buddy Bell, R OBP: 0.319, SLG: 0.377	FC4 1B		F4					K		4	0	2	0	0	1	2						
Al Oliver, L OBP: 0.344, SLG: 0.479	FC4 1-2			F9	4-3			4-3		4	0	0	0	0	0	3						
Richie Zisk, R OBP: 0.299, SLG: 0.343	K			F8				F9		4	0	1	1	0	1	1						
Pat Putnam, L OBP: 0.302, SLG: 0.408		F7		1B	4-3			4-3		4	0	1	0	0	0	1						
John Ellis, R OBP: 0.279, SLG: 0.390										4	0	2	0	0	1	0						
Bill Sample, R OBP: 0.374, SLG: 0.340	K							F7	1-3 1B	0	1	0	0	0	0	0						
Jim Sundberg, R OBP: 0.281, SLG: 0.324					L3				1-3 1B	4	0	0	0	0	1	3						
Bump Wills, S OBP: 0.337, SLG: 0.290			1-3					K		4	1	1	0	0	1	2						
Larvell Blanks, R OBP: 0.300, SLG: 0.316										3	0	0	0	0	0	1						
Oscar Gamble, L OBP: 0.500, SLG: 0.545			F3					F7		1	0	1	1	0	0	0						
Nelson Norman, S OBP: 0.264, SLG: 0.232								F7	3-H 1B	0	0	0	0	0	0	0						
<b>Inning Stats</b>	R: 0 E: 0 K: 1 S: 6	H: 1 LOB: 1 BB: 0 P: 6	R: 0 E: 0 K: 1 S: 5	H: 0 LOB: 0 BB: 0 P: 5	R: 0 E: 0 K: 0 S: 4	H: 1 LOB: 1 BB: 0 P: 4	R: 0 E: 0 K: 0 S: 5	H: 2 LOB: 2 BB: 0 P: 5	R: 1 E: 1 K: 0 S: 5	H: 3 LOB: 1 BB: 0 P: 5	R: 0 E: 0 K: 0 S: 3	H: 0 LOB: 0 BB: 0 P: 3	R: 0 E: 0 K: 2 S: 7	H: 0 LOB: 0 BB: 0 P: 7	R: 1 E: 0 K: 1 S: 7	H: 2 LOB: 1 BB: 0 P: 7	R: 1 E: 0 K: 0 S: 5	H: 2 LOB: 1 BB: 0 P: 5	1B: 10 2B: 1 3B: 0 HR: 0	SF: 0 SAC: 0 DP: 0 HBP: 0	WP: 0 PB: 0 SB: 0 CS: 0	PA: 37
<b>PITCHER</b> Dennis Eckersley, R ERA: 3.21	IP: 9.0 WLS: W BF: 37 H: 11 R: 3 ER: 3 SO: 5 BB: 0 IBB: 0 HBP: 0 BLK: 0 WP: 0 HR: 0 S: 47 P: 47 ERA: 3.00 WHIP: 1.222																					

Batter	1	2	3	4	5	6	7	8	9	AB	R	H	RBI	BB	SO	LOB	BOTTOM			
Rick Burleson, R OBP: 0.299, SLG: 0.328	K	E1	F3		5-3			FC5		5	0	0	0	0	1	4	<b>Texas Rangers @ Boston Red Sox</b> Fenway Park, Boston, MA Tue Jun 05 1979, 7:05 PM EDT Att: 27,670 - Unknown - 68 F  <b>AB 35</b> <b>R 9</b> <b>H 12</b> <b>RBI 8</b> <b>BB 5</b> <b>SO 7</b> <b>LOB 17</b>			
Larry Wolfe, R OBP: 0.321, SLG: 0.150	HR BB	F4		K		K		G4-6-3 BB		3	1	0	0	2	2	2				
Fred Lynn, L OBP: 0.396, SLG: 0.598	1-H HR	L8		2B BB		4-3		G4-6-3 1-2		4	2	1	2	1	0	3				
Jim Rice, R OBP: 0.398, SLG: 0.551	F8	K		1-H 2B		K		HR		5	1	2	2	0	2	2				
Carlton Fisk, R OBP: 0.234, SLG: 0.319	1B 3B		HR 1B		1B			6-3		5	2	3	0	0	0	0				
Carl Yastrzemski, L OBP: 0.365, SLG: 0.503			HR		K			1B SF9 BB		3	2	2	3	1	1	2				
Butch Hobson, R OBP: 0.291, SLG: 0.489	F8		F8		1-3			FC5 1B		4	0	1	0	0	0	3				
Dwight Evans, R OBP: 0.328, SLG: 0.410		2B E 1B			2B			5-3		3	1	2	0	1	0	0				
Gary Allenson, R OBP: 0.296, SLG: 0.320			5-3		K			SF9		3	0	1	1	0	1	1				
<b>Inning Stats</b>	R: 3 E: 0 K: 1 S: 8	H: 3 LOB: 1 BB: 1 P: 12	R: 1 E: 1 K: 1 S: 8	H: 2 LOB: 2 BB: 0 P: 8	R: 2 E: 0 K: 0 S: 6	H: 3 LOB: 1 BB: 0 P: 6	R: 1 E: 0 K: 2 S: 9	H: 2 LOB: 2 BB: 1 P: 13	R: 0 E: 0 K: 1 S: 5	H: 0 LOB: 0 BB: 0 P: 5	R: 0 E: 0 K: 2 S: 7	H: 0 LOB: 0 BB: 0 P: 7	R: 1 E: 0 K: 0 S: 4	H: 1 LOB: 2 BB: 2 P: 12	R: 1 E: 0 K: 0 S: 3	H: 1 LOB: 0 BB: 1 P: 7		1B: 5 2B: 3 3B: 1 HR: 3	SF: 1 SAC: 0 DP: 1 HBP: 0	WP: 0 PB: 0 SB: 0 CS: 0
<b>PITCHER</b> Jon Matlack, L ERA: 3.81	IP: 1.0 WLS: L BF: 9 H: 5 R: 4 ER: 4 SO: 3 BB: 1 IBB: 0 HBP: 0 BLK: 0 WP: 1 HR: 1 S: 10 P: 14 ERA: 27.00 WHIP: 6.000																			
<b>PITCHER</b> Doc Medich, R ERA: 8.84	IP: 6.0 WLS: L BF: 28 H: 6 R: 4 ER: 4 SO: 6 BB: 3 IBB: 0 HBP: 0 BLK: 0 WP: 0 HR: 1 S: 37 P: 49 ERA: 6.00 WHIP: 1.500																			
<b>PITCHER</b> Sparky Lyle, L ERA: 4.5	IP: 1.0 WLS: L BF: 4 H: 1 R: 1 ER: 1 SO: 0 BB: 1 IBB: 0 HBP: 0 BLK: 0 WP: 0 HR: 1 S: 3 P: 7 ERA: 9.00 WHIP: 2.000																			



Batter	1	2	3	4	5	6	7	8	9	AB	R	H	RBI	BB	SO	LOB	TOP			
<b>Bump Willis, S</b> OBP: 0.337, SLG: 0.291 (1, 4)	0-0 HR 1B		0-0 4-3		0-0 F8			0-0 SH1-3		3	1	1	0	0	0	1				
<b>Johnny Grubb, L</b> OBP: 0.384, SLG: 0.583 (1, 7)	0-0 1-H HR		0-0 F7			0-0 6-3 1B		0-0 F8		4	1	2	2	0	0	2				
<b>Al Oliver, L</b> OBP: 0.342, SLG: 0.472 (1, 8)	4-0 FC6-4 BB			0-3 K		0-0 F7		0-0 4-3		3	0	0	0	1	1	3				
<b>Buddy Bell, R</b> OBP: 0.314, SLG: 0.370 (1, 5)	0-0 FC6-4 G6-3 1-2			0-0 6-3		0-0 6-3			0-3 K	4	0	0	0	0	1	2				
<b>Oscar Gamble, L</b> OBP: 0.468, SLG: 0.500 (1, 10)	0-0 G6-3 1-2			0-3 K		0-0 F8			0-0 6-3	4	0	0	0	0	1	2				
<b>Richie Zisk, R</b> OBP: 0.298, SLG: 0.341 (8, PR)			0-0 5-3		0-3 K				0-0 L5	4	0	1	0	0	1	0				
<b>Bill Sample, R</b> OBP: 0.374, SLG: 0.340 (9, PR)									0-0 1B	0	0	0	0	0	0	0				
<b>Pat Putnam, L</b> OBP: 0.301, SLG: 0.427 (1, 3)			0-0 1-3		0-0 HR				0-0 F7	4	1	1	1	0	0	1				
<b>Jim Sundberg, R</b> OBP: 0.276, SLG: 0.318 (1, 2)			0-0 F7		0-0 G3				0-0 6-3	3	0	0	0	0	0	0				
<b>Nelson Norman, S</b> OBP: 0.268, SLG: 0.237 (8, PH)									0-0 SH1-3 1B	2	0	1	0	0	0	0				
<b>John Ellis, R</b> OBP: 0.266, SLG: 0.396 (8, PR)			0-0 6-3							1	0	1	0	0	0	0				
<b>Larryell Blanks, R</b> OBP: 0.300, SLG: 0.316 (8, 6)										0	0	0	0	0	0	0				
<b>Inning Stats</b>	R: 2 E: 0 K: 0 S: 4	H: 2 LOB: 0 BB: 1 P: 8	R: 0 E: 0 K: 0 S: 3	H: 0 LOB: 0 BB: 0 P: 3	R: 0 E: 0 K: 2 S: 7	H: 0 LOB: 0 BB: 0 P: 7	R: 1 E: 1 K: 1 S: 7	H: 2 LOB: 1 BB: 0 P: 7	R: 0 E: 0 K: 0 S: 4	H: 1 LOB: 1 BB: 0 P: 4	R: 0 E: 0 K: 0 S: 3	H: 0 LOB: 0 BB: 0 P: 3	R: 0 E: 0 K: 1 S: 6	H: 1 LOB: 2 BB: 0 P: 6	R: 0 E: 0 K: 1 S: 6	H: 1 LOB: 1 BB: 0 P: 6	1B: 5 2B: 0 3B: 0 HR: 2	SF: 0 SAC: 1 DP: 1 HBP: 0	WP: 0 PB: 0 SB: 0 CS: 0	PA: 34
<b>PITCHER</b> <b>Lary Sorensen, R</b> ERA: 2.77 (1, 1)	IP: 9.0 WLS: W BF: 34 H: 7 R: 3 ER: 3 SO: 4 BB: 1 IBB: 0 HBP: 0 BLK: 0 WP: 0 HR: 2 S: 41 P: 45 ERA: 3.00 WHIP: 0.889															<b>PITCHER</b>				

Texas Rangers @ Milwaukee Brewers  
Milwaukee County Stadium, Milwaukee, WI  
Wed Jun 06 1979, 8:05 PM EDT  
Att: 15,347 - Unknown - 67 F

AB 32  
R 3  
H 7  
RBI 3  
BB 1  
SO 4  
LOB 11



Batter	1	2	3	4	5	6	7	8	9	AB	R	H	RBI	BB	SO	LOB	BOTTOM			
<b>Paul Molitor, R</b> OBP: 0.364, SLG: 0.443 (1, 4)	0-0 6-3		0-0 5-3		4-0 2B BB		0-0 F8			3	1	0	0	1	0	0				
<b>Jim Gantner, L</b> OBP: 0.329, SLG: 0.301 (1, 6)	1-0 HBP		0-0 B3		0-0 4-3		0-0 1B			3	0	1	0	0	0	1				
<b>Cecil Cooper, L</b> OBP: 0.394, SLG: 0.534 (1, 3)	0-3 K		0-0 1B		0-0 2B 2H		0-0 1B			4	1	3	1	0	1	1				
<b>Sixto Lezcano, R</b> OBP: 0.420, SLG: 0.540 (1, 9)	0-3 K		0-0 F8		0-0 1B 2H		0-0 G6-4-3			4	0	1	1	0	1	4				
<b>Ben Oglivie, L</b> OBP: 0.318, SLG: 0.452 (1, 10)			0-0 HR 2B		0-0 F6		0-0 L9		4-0 CS BB	3	1	1	0	1	0	1				
<b>Gorman Thomas, R</b> OBP: 0.397, SLG: 0.481 (1, 8)			0-0 HR		0-0 4-3		0-0 1-3		0-0 F7	4	1	1	2	0	0	1				
<b>Sal Bando, R</b> OBP: 0.344, SLG: 0.315 (1, 5)			0-0 6-3		0-0 1B		4-0 BB		0-3 K	3	0	1	0	1	1	1				
<b>Jim Wohlford, R</b> OBP: 0.320, SLG: 0.370 (1, 7)			0-0 6-3		0-0 5-3		0-0 F6			3	0	0	0	0	0	2				
<b>Buck Martinez, R</b> OBP: 0.235, SLG: 0.303 (1, 2)			0-0 F8		0-3 K		0-0 L5			3	0	0	0	0	1	1				
<b>Inning Stats</b>	R: 0 E: 0 K: 2 S: 7	H: 0 LOB: 1 BB: 0 P: 8	R: 2 E: 0 K: 0 S: 5	H: 2 LOB: 0 BB: 0 P: 5	R: 0 E: 0 K: 0 S: 4	H: 1 LOB: 1 BB: 0 P: 4	R: 0 E: 0 K: 0 S: 4	H: 1 LOB: 1 BB: 0 P: 4	R: 2 E: 0 K: 1 S: 7	H: 2 LOB: 1 BB: 1 P: 11	R: 0 E: 0 K: 0 S: 3	H: 0 LOB: 1 BB: 1 P: 7	R: 0 E: 0 K: 0 S: 4	H: 2 LOB: 1 BB: 0 P: 4	R: 0 E: 0 K: 1 S: 4	H: 0 LOB: 0 BB: 1 P: 8	1B: 5 2B: 2 3B: 0 HR: 1	SF: 0 SAC: 0 DP: 1 HBP: 1	WP: 0 PB: 0 SB: 0 CS: 1	PA: 34
<b>PITCHER</b> <b>Steve Comer, R</b> ERA: 3.89 (7, 1)	IP: 6.1 WLS: L BF: 29 H: 7 R: 4 ER: 4 SO: 3 BB: 2 IBB: 0 HBP: 1 BLK: 0 WP: 0 HR: 1 S: 32 P: 41 ERA: 5.68 WHIP: 1.421															<b>PITCHER</b>				
<b>Dave Rajsich, L</b> ERA: 2.76 (7, 1)	0.0 1 1 0 0 0 0 0 0 0 0 0 1 1 ∞ ∞																			
<b>Jim Kern, R</b> ERA: 1.32 (7, 1)	1.2 4 0 0 0 0 1 1 0 0 0 0 5 9 0.00 0.600																			

Texas Rangers @ Milwaukee Brewers  
Milwaukee County Stadium, Milwaukee, WI  
Wed Jun 06 1979, 8:05 PM EDT  
Att: 15,347 - Unknown - 67 F

AB 30  
R 4  
H 8  
RBI 4  
BB 3  
SO 4  
LOB 12





Batter	1	2	3	4	5	6	7	8	9	AB	R	H	RBI	BB	SO	LOB	TOP					
Johnny Grubb, L OBP: 0.377, SLG: 0.569 (1, 7)	6-3		K			4-3	F7		E	5	0	1	0	0	1	1	<b>Texas Rangers @ Milwaukee Brewers</b> Milwaukee County Stadium, Milwaukee, WI Thu Jun 07 1979, 4:33 AM EDT Att: 12,368 - Unknown <a href="http://livebaseballscorecards.com">livebaseballscorecards.com</a>					
Buddy Bell, R OBP: 0.311, SLG: 0.367 (1, 5)	6-3		K			F9		1B 2B	F8	5	1	1	0	0	1	1						
Al Oliver, L OBP: 0.350, SLG: 0.484 Bill Sample, R OBP: 0.376, SLG: 0.343 (6, PR) (6, 7)	HR			4-3		HR		1-2 2B	E5	3	1	3	0	0	0	0						
John Ellis, R OBP: 0.303, SLG: 0.476 Larvell Blanks, R OBP: 0.293, SLG: 0.308 (8, PR) (1, 10)	HR			5-3		HR		1-2 2B	4-3	4	2	3	6	0	0	1						
Pat Putnam, L OBP: 0.299, SLG: 0.422 (1, 3)	F7			4-3				1-3		4	0	1	0	0	0	2						
Richie Zisk, R OBP: 0.297, SLG: 0.335 (1, 9)		5-3		F8		K		G6-4-3 IBB		3	0	0	0	1	1	2						
Jim Sundberg, R OBP: 0.276, SLG: 0.317 (1, 2)	L8				6-3			SH1-3 1B	G6-4-3	4	0	1	0	0	0	2						
Nelson Norman, S OBP: 0.269, SLG: 0.256 (1, 6)	F9				1-3			SH1-3	4-3	3	1	1	0	0	0	0						
Bump Willis, S OBP: 0.330, SLG: 0.284 (1, 4)			B2-3		4-3			4-3	4-3	4	0	0	1	0	0	1						
<b>Inning Stats</b>	R: 2 E: 0 K: 0 S: 5	H: 2 LOB: 0 BB: 0 P: 5	R: 0 E: 0 K: 0 S: 3	H: 0 LOB: 0 BB: 0 P: 3	R: 0 E: 0 K: 2 S: 7	H: 0 LOB: 0 BB: 0 P: 7	R: 0 E: 0 K: 0 S: 4	H: 1 LOB: 1 BB: 0 P: 4	R: 0 E: 0 K: 0 S: 3	H: 0 LOB: 0 BB: 0 P: 3	R: 2 E: 0 K: 1 S: 8	H: 3 LOB: 1 BB: 0 P: 8	R: 0 E: 0 K: 0 S: 4	H: 1 LOB: 0 BB: 0 P: 4	R: 2 E: 0 K: 0 S: 5	H: 3 LOB: 1 BB: 1 P: 9		R: 1 E: 1 K: 0 S: 6	H: 2 LOB: 2 BB: 0 P: 6	1B: 7 2B: 2 3B: 1 HR: 2	SF: 0 SAC: 1 DP: 1 HBP: 0	WP: 0 PB: 0 SB: 0 CS: 0
<b>PITCHER</b>	IP WLS BF H R ER SO BB IBB HBP BLK WP HR S P ERA WHIP	7.0 L 30 9 6 6 3 0 0 0 0 0 2 36 36 7.71 1.286	2.0 L 10 3 1 1 0 0 1 0 0 0 0 9 13 4.50 1.500																			

Batter	1	2	3	4	5	6	7	8	9	AB	R	H	RBI	BB	SO	LOB	BOTTOM	
Paul Moltzer, R OBP: 0.358, SLG: 0.434 (1, 4)	6-3		K			5-3			4-3	4	0	0	0	0	1	0	<b>Texas Rangers @ Milwaukee Brewers</b> Milwaukee County Stadium, Milwaukee, WI Thu Jun 07 1979, 4:33 AM EDT Att: 12,368 - Unknown <a href="http://livebaseballscorecards.com">livebaseballscorecards.com</a>	
Jim Gantner, L OBP: 0.326, SLG: 0.325 (1, 6)	4-3			L7			6-3		3-1	4	1	1	0	0	0	0		
Cecil Cooper, L OBP: 0.394, SLG: 0.532 (1, 3)				3-1			6-3			3	0	1	1	0	0	0		
Sixto Lezcano, R OBP: 0.413, SLG: 0.530 (1, 9)	K			K			K			3	0	0	0	0	3	1		
Ben Oglivie, L OBP: 0.313, SLG: 0.444 (1, 10)		F8			F2		F8			3	0	0	0	0	0	0		
Gorman Thomas, R OBP: 0.362, SLG: 0.473 (1, 8)		K			F7			F7		3	0	0	0	0	1	0		
Sal Bando, R OBP: 0.340, SLG: 0.309 (1, 5)		K			5-3			5-3		3	0	0	0	0	1	0		
Jim Wohlford, R OBP: 0.302, SLG: 0.347 (1, 7)			L7			L8		5-3		3	0	0	0	0	0	0		
Buck Martinez, R OBP: 0.229, SLG: 0.294 Charlie Moore, R OBP: 0.430, SLG: 0.431 (9, PH) (1, 2)			K		5-3				K	2	0	0	0	0	1	0		
<b>Inning Stats</b>	R: 0 E: 0 K: 1 S: 6	H: 1 LOB: 1 BB: 0 P: 6	R: 0 E: 0 K: 2 S: 7	H: 0 LOB: 0 BB: 0 P: 7	R: 0 E: 0 K: 1 S: 5	H: 0 LOB: 0 BB: 0 P: 5	R: 0 E: 0 K: 0 S: 3	H: 0 LOB: 0 BB: 0 P: 3	R: 1 E: 0 K: 1 S: 6	H: 1 LOB: 0 BB: 0 P: 6	R: 0 E: 0 K: 0 S: 3	H: 0 LOB: 0 BB: 0 P: 3	R: 0 E: 0 K: 1 S: 5	H: 0 LOB: 0 BB: 0 P: 5	1B: 1 2B: 0 3B: 1 HR: 0	SF: 0 SAC: 0 DP: 0 HBP: 0		WP: 0 PB: 0 SB: 0 CS: 0
<b>PITCHER</b>	IP WLS BF H R ER SO BB IBB HBP BLK WP HR S P ERA WHIP	9.0 W 29 2 1 1 8 0 0 0 0 0 0 45 45 1.00 0.222																



Batter	1	2	3	4	5	6	7	8	9	AB	R	H	RBI	BB	SO	LOB	TOP			
<b>Bump Wills, S</b> OBP: 0.329, SLG: 0.283 (1,4)										4	0	1	0	0	2	0	<b>Texas Rangers @ Baltimore Orioles</b> Memorial Stadium, Baltimore, MD Fri Jun 08 1979, 7:05 PM EDT Att: 47,539 - Unknown			
<b>Bill Sample, R</b> OBP: 0.372, SLG: 0.339 (1,7)										4	0	1	0	0	0	1				
<b>Buddy Bell, R</b> OBP: 0.310, SLG: 0.364 (1,5)										4	0	1	0	0	0	2				
<b>John Ellis, R</b> OBP: 0.292, SLG: 0.459 (1,10)										4	0	0	0	0	1	3				
<b>Richie Zisk, R</b> OBP: 0.293, SLG: 0.330 (1,9)										3	0	0	0	0	0	1				
<b>Gary Holte, R</b> (1,3)										2	0	0	0	1	0	0				
<b>Jim Sundberg, R</b> OBP: 0.272, SLG: 0.312 (1,2)										3	0	0	0	0	0	1				
<b>Nelson Norman, S</b> OBP: 0.273, SLG: 0.261 (8, PH)										2	0	1	0	0	1	0				
<b>Larvell Blanks, R</b> OBP: 0.310, SLG: 0.308 (8, 6)										0	0	0	0	1	0	0				
<b>Dave Roberts, R</b> OBP: 0.111, SLG: 0.111 (1, 8)										2	0	0	0	0	0	2				
<b>Dave Chalk, R</b> OBP: 0.250, SLG: 0.250 (8, PH)										1	0	0	0	0	0	1				
<b>Johnny Grubb, L</b> OBP: 0.377, SLG: 0.569 (8, 8)										0	0	0	0	0	0	0				
<b>Inning Stats</b>	R: 0 E: 0 K: 0 S: 4	H: 1 LOB: 1 BB: 0 P: 4	R: 0 E: 0 K: 0 S: 3	H: 0 LOB: 0 BB: 0 P: 3	R: 0 E: 0 K: 2 S: 7	H: 0 LOB: 0 BB: 0 P: 7	R: 0 E: 0 K: 1 S: 6	H: 1 LOB: 1 BB: 0 P: 6	R: 0 E: 0 K: 1 S: 6	H: 1 LOB: 1 BB: 0 P: 6	R: 0 E: 0 K: 0 S: 3	H: 0 LOB: 0 BB: 0 P: 3	R: 0 E: 0 K: 0 S: 2	H: 0 LOB: 0 BB: 1 P: 6	R: 0 E: 0 K: 0 S: 3	H: 0 LOB: 0 BB: 0 P: 3	1B: 4 2B: 0 3B: 0 HR: 0	SF: 0 SAC: 0 DP: 2 HBP: 0	WP: 0 PB: 0 SB: 1 CS: 0	PA: 31
<b>PITCHER</b> <b>Mike Flanagan, L</b> ERA: 3.29 (1,1)	IP: 9.0 WLS: W BF: 31 H: 4 R: 0 ER: 0 SO: 4 BB: 2 IBB: 0 HBP: 0 BLK: 0 WP: 0 HR: 0 S: 37 P: 45 ERA: 0.00 WHIP: 0.667																			

Batter	1	2	3	4	5	6	7	8	9	AB	R	H	RBI	BB	SO	LOB	BOTTOM	
<b>Al Bumbry, L</b> OBP: 0.332, SLG: 0.364 (1,8)										3	0	0	1	0	0	0	<b>Texas Rangers @ Baltimore Orioles</b> Memorial Stadium, Baltimore, MD Fri Jun 08 1979, 7:05 PM EDT Att: 47,539 - Unknown	
<b>John Lowenstein, L</b> OBP: 0.431, SLG: 0.542 (1,9)										4	0	1	0	0	1	2		
<b>Ken Singleton, S</b> OBP: 0.428, SLG: 0.578 (1,10)										4	0	1	0	0	1	0		
<b>Doug DeCinces, R</b> OBP: 0.293, SLG: 0.380 (1,5)										4	0	0	0	0	0	2		
<b>Gary Roenicke, R</b> OBP: 0.424, SLG: 0.584 (1,7)										2	1	1	0	2	0	0		
<b>Eddie Murray, S</b> OBP: 0.350, SLG: 0.382 (1,3)										2	1	0	0	2	0	4		
<b>Rich Dauer, R</b> OBP: 0.323, SLG: 0.365 (1,4)										2	1	1	1	0	0	0		
<b>Kiko Garcia, R</b> OBP: 0.308, SLG: 0.374 (1,6)										2	0	0	0	1	1	1		
<b>Mark Belanger, R</b> OBP: 0.245, SLG: 0.198 (8, 6)										0	0	0	0	0	0	0		
<b>Dave Skaggs, R</b> OBP: 0.340, SLG: 0.295 (1,2)										2	0	0	1	1	1	1		
<b>Inning Stats</b>	R: 0 E: 0 K: 0 S: 3	H: 0 LOB: 0 BB: 0 P: 3	R: 0 E: 0 K: 0 S: 2	H: 0 LOB: 0 BB: 1 P: 6	R: 0 E: 0 K: 0 S: 3	H: 0 LOB: 0 BB: 0 P: 3	R: 0 E: 0 K: 1 S: 5	H: 0 LOB: 0 BB: 0 P: 5	R: 0 E: 0 K: 1 S: 5	H: 0 LOB: 1 BB: 1 P: 11	R: 0 E: 0 K: 0 S: 5	H: 2 LOB: 3 BB: 1 P: 9	R: 0 E: 0 K: 0 S: 5	H: 2 LOB: 3 BB: 1 P: 9	1B: 4 2B: 0 3B: 0 HR: 0	SF: 1 SAC: 1 DP: 1 HBP: 0	WP: 0 PB: 0 SB: 0 CS: 0	PA: 33
<b>PITCHER</b> <b>Doyle Alexander, R</b> ERA: 3.69 (1,1)	IP: 7.2 WLS: L BF: 32 H: 4 R: 3 ER: 3 SO: 4 BB: 6 IBB: 0 HBP: 0 BLK: 0 WP: 0 HR: 0 S: 34 P: 58 ERA: 3.52 WHIP: 1.304																	
<b>Sparky Lyle, L</b> ERA: 4.46 (8,1)	IP: 0.1 WLS: 1 BF: 1 H: 0 R: 0 ER: 0 SO: 0 BB: 0 IBB: 0 HBP: 0 BLK: 0 WP: 0 HR: 0 S: 1 P: 1 ERA: 0.00 WHIP: 0.000																	



Batter	1	2	3	4	5	6	7	8	9	AB	R	H	RBI	BB	SO	LOB	TOP								
<b>Johnny Grubb, L</b> (1, 8) OBP: 0.381, SLG: 0.564										3	0	1	0	1	0	0	<b>Texas Rangers @ Baltimore Orioles</b> Memorial Stadium, Baltimore, MD Sat Jun 09 1979, 7:05 PM EDT Att: 30,806 - Unknown								
<b>Buddy Bell, R</b> (1, 5) OBP: 0.313, SLG: 0.371										4	0	2	0	0	0	1									
<b>Al Oliver, L</b> (1, 7) OBP: 0.345, SLG: 0.475										4	0	0	0	0	0	3									
<b>John Ellis, R</b> (1, 10) <b>Bill Sample, R</b> (9, PR) OBP: 0.372, SLG: 0.339										4	0	0	0	0	0	0									
<b>Pat Putnam, L</b> (1, 3) OBP: 0.312, SLG: 0.485										4	2	3	3	0	0	0									
<b>Richie Zisk, R</b> (1, 9) OBP: 0.287, SLG: 0.323										4	0	0	0	0	1	2									
<b>Jim Sundberg, R</b> (1, 2) OBP: 0.276, SLG: 0.312										3	0	1	0	1	0	1									
<b>Nelson Norman, S</b> (1, 6) OBP: 0.269, SLG: 0.256 <b>Oscar Gamble, L</b> (7, PH) OBP: 0.460, SLG: 0.490 <b>Larryell Blanks, R</b> (7, PH) OBP: 0.310, SLG: 0.308 <b>Gary Holle, R</b> (9, PH) OBP: 0.400, SLG: 0.500										2	0	0	0	0	0	1									
<b>Bump Wills, S</b> (1, 4) OBP: 0.327, SLG: 0.283										4	0	1	0	0	0	2									
<b>Inning Stats</b>	R: 0 E: 0 K: 0 S: 2	H: 0 LOB: 0 BB: 1 P: 6	R: 0 E: 0 K: 0 S: 3	H: 0 LOB: 0 BB: 0 P: 3	R: 0 E: 0 K: 0 S: 4	H: 2 LOB: 1 BB: 0 P: 4	R: 0 E: 0 K: 0 S: 3	H: 0 LOB: 0 BB: 0 P: 3	R: 1 E: 0 K: 1 S: 6	H: 2 LOB: 0 BB: 0 P: 6	R: 0 E: 0 K: 0 S: 4	H: 1 LOB: 1 BB: 0 P: 4	R: 0 E: 0 K: 0 S: 4	H: 1 LOB: 2 BB: 1 P: 8	R: 0 E: 0 K: 0 S: 4	H: 1 LOB: 1 BB: 0 P: 4		R: 2 E: 1 K: 0 S: 6	H: 2 LOB: 2 BB: 0 P: 6	1B: 4 2B: 3 3B: 0 HR: 2	SF: 0 SAC: 0 DP: 1 HBP: 0	WP: 0 PB: 0 SB: 0 CS: 1	PA: 36		
<b>PITCHER</b>	IP	WLS	BF	H	R	ER	SO	BB	IBB	HBP	BLK	WP	HR	S	P	ERA	WHIP								
<b>Steve Stone, R</b> (1, 1) ERA: 3.86	8.0	W	30	7	1	1	1	2	0	0	0	0	1	30	38	1.12	1.125								
<b>Don Stanhouse, R</b> (9, 1) ERA: 2.93	1.0	S	6	2	2	1	0	0	0	0	0	0	1	6	6	9.00	2.000								

AB	34
R	3
H	9
RBI	3
BB	2
SO	1
LOB	12



Batter	1	2	3	4	5	6	7	8	9	AB	R	H	RBI	BB	SO	LOB	BOTTOM								
<b>Al Bumby, L</b> (1, 8) OBP: 0.326, SLG: 0.357										4	0	0	0	0	1	1	<b>Texas Rangers @ Baltimore Orioles</b> Memorial Stadium, Baltimore, MD Sat Jun 09 1979, 7:05 PM EDT Att: 30,806 - Unknown								
<b>Rich Dauer, R</b> (1, 4) OBP: 0.317, SLG: 0.358 <b>Mark Belanger, R</b> (8, 6) OBP: 0.248, SLG: 0.198										4	0	0	0	0	1	0									
<b>Eddie Murray, S</b> (1, 3) OBP: 0.356, SLG: 0.391										3	2	2	0	1	0	0									
<b>Ken Singleton, S</b> (1, 9) OBP: 0.437, SLG: 0.584 <b>John Lowenstein, L</b> (8, PR) OBP: 0.431, SLG: 0.542										3	1	3	0	1	0	0									
<b>Gary Roenicke, R</b> (1, 7) OBP: 0.420, SLG: 0.574										4	1	1	1	0	1	5									
<b>Lee May, R</b> (1, 10) OBP: 0.333, SLG: 0.505										4	0	2	2	0	0	3									
<b>Doug DeCinces, R</b> (1, 5) OBP: 0.292, SLG: 0.373										4	0	1	1	0	1	4									
<b>Kiko Garcia, R</b> (1, 6) OBP: 0.301, SLG: 0.366										3	0	0	0	0	2										
<b>Rick Dempsey, R</b> (1, 2) OBP: 0.337, SLG: 0.331										2	0	0	0	1	0	0									
<b>Inning Stats</b>	R: 0 E: 0 K: 0 S: 3	H: 0 LOB: 0 BB: 0 P: 3	R: 0 E: 0 K: 0 S: 4	H: 1 LOB: 1 BB: 0 P: 4	R: 0 E: 0 K: 1 S: 4	H: 0 LOB: 1 BB: 1 P: 8	R: 2 E: 0 K: 2 S: 10	H: 4 LOB: 1 BB: 0 P: 10	R: 0 E: 0 K: 0 S: 3	H: 0 LOB: 0 BB: 0 P: 3	R: 2 E: 0 K: 0 S: 6	H: 3 LOB: 2 BB: 1 P: 10	R: 0 E: 0 K: 0 S: 3	H: 0 LOB: 0 BB: 0 P: 3	R: 0 E: 0 K: 1 S: 6	H: 1 LOB: 2 BB: 1 P: 10		1B: 8 2B: 2 3B: 0 HR: 0	SF: 0 SAC: 0 DP: 1 HBP: 0	WP: 0 PB: 0 SB: 0 CS: 1	PA: 34				
<b>PITCHER</b>	IP	WLS	BF	H	R	ER	SO	BB	IBB	HBP	BLK	WP	HR	S	P	ERA	WHIP								
<b>Dock Ellis, R</b> (1, 1) ERA: 5.98	5.2	L	25	8	4	4	3	1	0	0	0	0	0	29	37	6.35	1.588								
<b>Sparky Lyle, L</b> (6, 1) ERA: 4.19	2.1		9	1	0	0	1	1	0	0	0	0	0	10	14	0.00	0.857								





Batter	1	2	3	4	5	6	7	8	9	AB	R	H	RBI	BB	SO	LOB	TOP					
Johnny Grubb, L (1,9) OBP: 0.373, SLG: 0.552	F8		SH1-3		G4-6-3			F8		3	0	0	0	0	0	1	<p><b>Texas Rangers @ Baltimore Orioles</b> Memorial Stadium, Baltimore, MD Sun Jun 10 1979, 3:33 AM EDT Att: 22,658 - Unknown</p>					
Bill Sample, R (1,7) OBP: 0.383, SLG: 0.336	5-3		BB			1B		SF7		1	2	0	0	3	0	0						
Al Oliver, L (1,8) OBP: 0.339, SLG: 0.471	5-3		SF9			E3		SF7		2	0	0	2	0	0	1						
Pat Putnam, L (1,3) OBP: 0.310, SLG: 0.478		F7	4-1			L5-4-3		4-1		4	0	1	1	0	0	2						
Buddy Bell, R (1,5) OBP: 0.308, SLG: 0.365		6-3			F8					4	0	0	0	0	0	2						
Oscar Gamble, L (1,10) OBP: 0.470, SLG: 0.558 Dave Roberts, R (9,PH) OBP: 0.158, SLG: 0.158					F9					3	1	2	1	0	0	0						
Jim Sundberg, R (1,2) OBP: 0.277, SLG: 0.313								1B		1	0	1	0	0	0	0						
Laryell Blanks, R (1,6) OBP: 0.356, SLG: 0.341 Nelson Norman, S (7,6) OBP: 0.287, SLG: 0.254										2	1	2	0	1	0	0						
Bump Willis, S (1,4) OBP: 0.323, SLG: 0.278										1	0	0	0	0	0	2						
										3	0	1	0	0	0	0						
<b>Inning Stats</b>	R: 0 E: 0 K: 0 S: 3	H: 0 LOB: 0 BB: 0 P: 3	R: 1 E: 0 K: 0 S: 4	H: 1 LOB: 0 BB: 0 P: 4	R: 1 E: 0 K: 0 S: 5	H: 1 LOB: 2 BB: 1 P: 9	R: 0 E: 0 K: 0 S: 3	H: 0 LOB: 0 BB: 0 P: 3	R: 0 E: 0 K: 0 S: 2	H: 0 LOB: 0 BB: 1 P: 6	R: 1 E: 1 K: 0 S: 3	H: 1 LOB: 0 BB: 1 P: 7	R: 0 E: 0 K: 0 S: 4	H: 2 LOB: 1 BB: 0 P: 4	R: 1 E: 0 K: 0 S: 3	H: 0 LOB: 0 BB: 1 P: 7	R: 0 E: 0 K: 0 S: 5	H: 2 LOB: 2 BB: 0 P: 5	1B: 6 2B: 0 3B: 1 HR: 1	SF: 2 SAC: 2 DP: 2 HBP: 0	WP: 0 PB: 0 SB: 1 CS: 0	PA: 36
<b>PITCHER</b> Dennis Martinez, R (1,1) ERA: 3.04	IP: 9.0 WLS: W BF: 36 H: 7 R: 4 ER: 3 SO: 0 BB: 4 IBB: 0 HBP: 0 BLK: 0 WP: 0 HR: 1 S: 32 P: 48 ERA: 3.00 WHIP: 1.222															<b>PITCHER</b>						

AB	27
R	4
H	7
RBI	4
BB	4
SO	0
LOB	13



Batter	1	2	3	4	5	6	7	8	9	AB	R	H	RBI	BB	SO	LOB	BOTTOM					
Mark Belanger, R (1,6) OBP: 0.246, SLG: 0.196 Kiko Garcia, R (3,6) OBP: 0.295, SLG: 0.358 Terry Crowley, L (9,PH) OBP: 0.391, SLG: 0.579	5-3		5-3		F9			4-3		1	0	0	0	0	0	0	<p><b>Texas Rangers @ Baltimore Orioles</b> Memorial Stadium, Baltimore, MD Sun Jun 10 1979, 3:33 AM EDT Att: 22,658 - Unknown</p>					
Benny Avila, R (1,7) OBP: 0.385, SLG: 0.923	5-3									4	2	2	2	0	0	0						
Ken Singleton, S (1,9) OBP: 0.430, SLG: 0.573	K				6-3			5-3		4	0	0	0	0	1	0						
Eddie Murray, S (1,3) OBP: 0.358, SLG: 0.395		1-3								3	1	1	0	1	0	0						
Gary Roenicke, R (1,8) OBP: 0.427, SLG: 0.573 Al Bumbry, L (9,PR) OBP: 0.326, SLG: 0.357										2	0	1	0	2	0	0						
Lee May, R (1,10) OBP: 0.333, SLG: 0.503										0	1	0	0	0	0	0						
Doug DeCinces, R (1,5) OBP: 0.300, SLG: 0.384										3	1	1	0	0	0	2						
Rich Dauer, R (1,4) OBP: 0.317, SLG: 0.357 Pat Kelly, L (9,PH) OBP: 0.426, SLG: 0.575										3	0	1	0	0	0	1						
Dave Skaggs, R (1,2) OBP: 0.321, SLG: 0.277 John Lowenstein, L (9,PH) OBP: 0.438, SLG: 0.542										1	0	0	0	0	0	2						
										3	0	0	0	0	0	0						
<b>Inning Stats</b>	R: 0 E: 0 K: 1 S: 5	H: 0 LOB: 0 BB: 0 P: 5	R: 0 E: 0 K: 0 S: 3	H: 1 LOB: 1 BB: 1 P: 7	R: 0 E: 0 K: 0 S: 3	H: 1 LOB: 0 BB: 0 P: 3	R: 1 E: 0 K: 0 S: 5	H: 2 LOB: 2 BB: 1 P: 9	R: 0 E: 0 K: 0 S: 3	H: 0 LOB: 0 BB: 0 P: 3	R: 1 E: 0 K: 0 S: 4	H: 1 LOB: 0 BB: 0 P: 4	R: 0 E: 0 K: 0 S: 4	H: 1 LOB: 1 BB: 0 P: 4	R: 0 E: 0 K: 0 S: 3	H: 0 LOB: 0 BB: 0 P: 3	R: 3 E: 1 K: 0 S: 4	H: 2 LOB: 2 BB: 3 P: 16	1B: 4 2B: 2 3B: 0 HR: 2	SF: 0 SAC: 1 DP: 3 HBP: 0	WP: 0 PB: 0 SB: 0 CS: 0	PA: 37
<b>PITCHER</b> Jon Matlack, L (1,1) ERA: 3.75 Jim Kern, R (9,1) ERA: 1.63	IP: 8.0 WLS: L BF: 6 H: 7 R: 3 ER: 3 SO: 0 BB: 2 IBB: 0 HBP: 0 BLK: 0 WP: 0 HR: 2 S: 31 P: 39 ERA: 3.38 WHIP: 1.125															<b>PITCHER</b>						





Batter	1	2	3	4	5	6	7	8	9	AB	R	H	RBI	BB	SO	LOB	TOP																			
Paul Moltor, R OBP: 0.358, SLG: 0.445	L7				F8				F4	4	0	1	1	1	0	0	<b>Milwaukee Brewers @ Texas Rangers</b> Arlington Stadium, Arlington, TX Tue Jun 12 1979, 8:05 PM EDT Att: 15,743 - Unknown																			
Sal Bando, R OBP: 0.335, SLG: 0.303	6-3	K					F9		K	4	0	0	0	1	2	3																				
Cecil Cooper, L OBP: 0.384, SLG: 0.515	F7		4-3		F9		F7		1B	5	0	1	0	0	0	3																				
Dick Davis, R OBP: 0.283, SLG: 0.379		5-3	F4		5-3			FC1-5	F3	5	0	1	0	0	0	2																				
Ben Oglivie, L OBP: 0.314, SLG: 0.448		3-1	1-3			9-6-4		FC1-5		4	1	2	0	0	0	0																				
Sixto Lezcano, R OBP: 0.413, SLG: 0.517	E5				FC1-6		F2	FC1-5		4	2	1	0	0	0	3																				
Robin Yount, R OBP: 0.282, SLG: 0.348				FC1-6		9-6-4		K		4	1	1	0	0	1	4																				
Gorman Thomas, R OBP: 0.367, SLG: 0.482				K						4	1	3	4	0	1	1																				
Buck Martinez, R OBP: 0.230, SLG: 0.306				F2				K	F6	4	1	1	1	0	1	3																				
<b>Inning Stats</b>	R: 0 E: 0 K: 0 S: 3	H: 0 LOB: 0 BB: 0 P: 3	R: 4 E: 1 K: 1 S: 10	H: 4 LOB: 1 BB: 0 P: 10	R: 0 E: 0 K: 0 S: 3	H: 0 LOB: 0 BB: 0 P: 3	R: 0 E: 1 K: 1 S: 6	H: 1 LOB: 1 BB: 0 P: 6	R: 0 E: 0 K: 0 S: 3	H: 0 LOB: 1 BB: 1 P: 7	R: 0 E: 0 K: 0 S: 3	H: 1 LOB: 0 BB: 1 P: 10	R: 2 E: 0 K: 1 S: 8	H: 3 LOB: 1 BB: 0 P: 8	R: 0 E: 1 K: 1 S: 6	H: 1 LOB: 1 BB: 0 P: 6	1B: 5 2B: 6 3B: 1 HR: 0	SF: 0 SAC: 0 DP: 1 HBP: 0	WP: 0 PA: 40 PB: 0 SB: 0 CS: 0																	
<b>PITCHER</b>	IP	WLS	BF	H	R	ER	SO	BB	IBB	HBP	BLK	WP	HR	S	P	ERA	WHIP	<b>PITCHER</b>		IP	WLS	BF	H	R	ER	SO	BB	IBB	HBP	BLK	WP	HR	S	P	ERA	WHIP
Steve Comer, R ERA: 3.62	(1, 1)	6.1	28	7	4	0	3	2	0	0	0	0	0	0	32	40	0.00	1.421																		
Jim Kern, R ERA: 1.95	(7, 1)	2.2	W	12	4	2	2	0	0	0	0	0	0	0	16	16	6.75	1.500																		

AB	38
R	6
H	11
RBI	6
BB	2
SO	5
LOB	19



Batter	1	2	3	4	5	6	7	8	9	AB	R	H	RBI	BB	SO	LOB	BOTTOM																			
Johnny Grubb, L OBP: 0.364, SLG: 0.537	F7		G3		F9	G4-6-3			SH	4	0	0	0	0	0	2	<b>Milwaukee Brewers @ Texas Rangers</b> Arlington Stadium, Arlington, TX Tue Jun 12 1979, 8:05 PM EDT Att: 15,743 - Unknown																			
Dave Roberts, R OBP: 0.158, SLG: 0.158									IBB	0	1	0	0	0	0	0																				
Bill Sample, R OBP: 0.391, SLG: 0.374			E5		FC4-6		6-3		1B	5	1	3	2	0	0	0																				
Al Oliver, L OBP: 0.340, SLG: 0.467	F7		F8		FC4-6				1B	4	1	1	0	1	0	2																				
Pat Putnam, L OBP: 0.309, SLG: 0.471	F8		F4				G6-4-3		1B	4	0	1	0	0	0	2																				
Richie Zisk, R OBP: 0.296, SLG: 0.321					1B		G6-4-3		F3	1	0	0	0	0	0	3																				
Buddy Bell, R OBP: 0.318, SLG: 0.387										5	2	4	3	0	0	0																				
Oscar Gamble, L OBP: 0.443, SLG: 0.518		3-1			F8		4-3		F7	4	0	0	0	0	0	3																				
Jim Sundberg, R OBP: 0.276, SLG: 0.311		F8			5-3				4-3	4	0	1	0	0	0	1																				
Larry Blanks, R OBP: 0.375, SLG: 0.349					E6				SH5-3	2	1	1	0	1	0	0																				
Bump Willis, S OBP: 0.323, SLG: 0.279										3	0	1	0	0	0	2																				
John Ellis, R OBP: 0.268, SLG: 0.442		4-3			F8					0	0	0	0	0	0	0																				
Nelson Norman, S OBP: 0.267, SLG: 0.254										0	1	0	0	0	0	0																				
<b>Inning Stats</b>	R: 1 E: 0 K: 0 S: 4	H: 1 LOB: 0 BB: 0 P: 4	R: 1 E: 0 K: 0 S: 5	H: 2 LOB: 1 BB: 0 P: 5	R: 0 E: 1 K: 0 S: 4	H: 0 LOB: 1 BB: 0 P: 4	R: 1 E: 1 K: 0 S: 5	H: 1 LOB: 1 BB: 0 P: 5	R: 1 E: 0 K: 0 S: 6	H: 3 LOB: 2 BB: 0 P: 6	R: 0 E: 0 K: 0 S: 4	H: 2 LOB: 1 BB: 0 P: 4	R: 0 E: 0 K: 0 S: 3	H: 1 LOB: 0 BB: 0 P: 3	R: 0 E: 0 K: 0 S: 3	H: 0 LOB: 0 BB: 0 P: 3	R: 3 E: 1 K: 0 S: 4	H: 2 LOB: 3 BB: 2 P: 13	1B: 10 2B: 0 3B: 0 HR: 2	SF: 0 SAC: 2 DP: 2 HBP: 1	WP: 0 PA: 41 PB: 0 SB: 0 CS: 0															
<b>PITCHER</b>	IP	WLS	BF	H	R	ER	SO	BB	IBB	HBP	BLK	WP	HR	S	P	ERA	WHIP	<b>PITCHER</b>		IP	WLS	BF	H	R	ER	SO	BB	IBB	HBP	BLK	WP	HR	S	P	ERA	WHIP
Lary Sorensen, R ERA: 2.98	(1, 1)	8.0	L	37	10	7	5	0	1	0	0	0	0	1	40	5.62	1.375																			
Bill Castro, R ERA: 1.42	(9, 1)	0.0		1	1	0	0	0	0	0	0	0	0	1	1	∞	∞																			
Jerry Augustine, L ERA: 2.5	(9, 1)	0.1		3	1	0	0	0	1	0	0	0	0	2	6	0.00	3.000																			

AB	36
R	7
H	12
RBI	5
BB	2
SO	0
LOB	15





Batter	1	2	3	4	5	6	7	8	9	AB	R	H	RBI	BB	SO	LOB	TOP				
Paul Moltis, R (1, 4) OBP: 0.359, SLG: 0.444	F9			1B	F5		F3		1B	5	1	2	0	0	0	3					
Sal Bando, R (1, 5) OBP: 0.345, SLG: 0.323	G4-6-3 BB			1B	4-3		4-3		5-3	4	1	2	1	1	0	1					
Cecil Cooper, L (1, 10) OBP: 0.379, SLG: 0.506	G4-6-3			1B	4-3		K		F7	4	0	0	1	0	1	2					
Gorman Thomas, R (1, 8) OBP: 0.365, SLG: 0.483				1B	5-3		F6		1B	4	1	1	0	0	0	1					
Jim Gantner, L (8, 5) OBP: 0.333, SLG: 0.325				1B	5-3				2B	0	0	0	0	0	0	0					
Ben Oglivie, L (1, 3) OBP: 0.318, SLG: 0.446	1-3			1B	4-3					3	1	1	0	1	0	1					
Sixto Lezcano, R (1, 9) OBP: 0.420, SLG: 0.522	F9			1B						4	1	3	1	0	0	0					
Robin Yount, R (1, 6) OBP: 0.278, SLG: 0.342				1B	5-3		F7		G5-4-3	4	0	0	0	0	0	4					
Jim Wohlford, R (1, 7) OBP: 0.271, SLG: 0.309				1B	F9		1-3		4-3	4	0	0	0	0	0	2					
Charlie Moore, R (1, 2) OBP: 0.444, SLG: 0.457				1B	6-3				1B	4	0	3	1	0	0	0					
<b>Inning Stats</b>	R: 0 E: 0 K: 0 S: 2	H: 0 LOB: 0 BB: 1 P: 6	R: 0 E: 0 K: 0 S: 3	H: 0 LOB: 0 BB: 0 P: 3	R: 0 E: 0 K: 0 S: 3	H: 0 LOB: 0 BB: 0 P: 3	R: 1 E: 0 K: 0 S: 5	H: 2 LOB: 1 BB: 0 P: 5	R: 1 E: 0 K: 0 S: 5	H: 2 LOB: 1 BB: 0 P: 5	R: 0 E: 0 K: 1 S: 5	H: 0 LOB: 0 BB: 0 P: 5	R: 1 E: 0 K: 0 S: 6	H: 3 LOB: 2 BB: 0 P: 6	R: 2 E: 0 K: 0 S: 5	H: 3 LOB: 1 BB: 0 P: 9	R: 0 E: 0 K: 0 S: 4	H: 2 LOB: 1 BB: 0 P: 4	1B: 10 2B: 1 HR: 1	SF: 0 SAC: 0 DP: 2 HBP: 0	WP: 0 PA: 38 PB: 0 SB: 2 CS: 0
<b>PITCHER</b>	IP WLS BF H R ER SO BB IBB HBP BLK WP HR S P ERA WHIP																				
Fergie Jenkins, R (1, 1) ERA: 3.45	7.1 L 33 10 5 4 1 1 1 0 0 0 1 33 41 4.91 1.500																				
Sparky Lyle, L (8, 1) ERA: 4.02	1.2 5 2 0 0 0 0 0 0 0 0 0 5 5 0.00 1.200																				

Milwaukee Brewers @ Texas Rangers  
Arlington Stadium, Arlington, TX  
Wed Jun 13 1979, 8:05 PM EDT  
Att: 14,566 - Unknown

AB	36
R	5
H	12
RBI	4
BB	2
SO	1
LOB	14



Batter	1	2	3	4	5	6	7	8	9	AB	R	H	RBI	BB	SO	LOB	BOTTOM				
Johnny Grubb, L (1, 9) OBP: 0.361, SLG: 0.530	4-3		1B			F7		G3		4	1	1	0	0	0	0					
Bill Sample, R (1, 7) OBP: 0.387, SLG: 0.370	K		1B			B1-3		F7		4	0	1	1	0	1	0					
Al Oliver, L (1, 8) OBP: 0.339, SLG: 0.474	4-3		1B			1B		3-1		3	1	1	1	0	0	0					
Pat Putnam, L (1, 3) OBP: 0.307, SLG: 0.465		L7	CS	4-3		1B		4-3		4	0	1	1	0	0	0					
Buddy Bell, R (1, 5) OBP: 0.321, SLG: 0.388		1B		6-3		F3		1B		4	1	2	0	0	0	1					
John Ellis, R (1, 10) OBP: 0.287, SLG: 0.436		L5		F3		1-3		1B		4	0	1	0	0	0	1					
Dave Chalk, R (9, FR) OBP: 0.250, SLG: 0.250								1B		0	0	0	0	0	0	0					
Jim Sundberg, R (1, 2) OBP: 0.273, SLG: 0.307						5-3				3	0	0	0	0	1	1					
Oscar Gamble, L (9, PH) OBP: 0.443, SLG: 0.518										0	0	0	0	0	0	0					
Richie Zisk, R (9, PH) OBP: 0.289, SLG: 0.325										1	0	1	1	0	0	0					
Dave Roberts, R (9, FR) OBP: 0.158, SLG: 0.158										0	0	0	0	0	0	0					
Larryell Blanks, R (1, 6) OBP: 0.360, SLG: 0.333										2	0	0	0	0	0	0					
Nelson Norman, S (7, 6) OBP: 0.272, SLG: 0.260										1	0	1	0	0	0	0					
Gary Holte, R (9, PH) OBP: 0.333, SLG: 0.400										1	0	0	0	0	0	1					
Bump Wills, S (1, 4) OBP: 0.323, SLG: 0.280										3	1	1	0	0	0	1					
<b>Inning Stats</b>	R: 0 E: 0 K: 1 S: 5	H: 1 LOB: 0 BB: 0 P: 6	R: 0 E: 0 K: 1 S: 6	H: 1 LOB: 0 BB: 0 P: 6	R: 2 E: 0 K: 0 S: 5	H: 3 LOB: 0 BB: 0 P: 5	R: 0 E: 0 K: 0 S: 3	H: 0 LOB: 0 BB: 0 P: 3	R: 0 E: 0 K: 0 S: 3	H: 0 LOB: 0 BB: 0 P: 3	R: 1 E: 0 K: 0 S: 5	H: 2 LOB: 1 BB: 0 P: 5	R: 0 E: 0 K: 0 S: 4	H: 1 LOB: 1 BB: 0 P: 4	R: 0 E: 0 K: 0 S: 3	H: 0 LOB: 0 BB: 0 P: 3	R: 1 E: 0 K: 0 S: 5	H: 3 LOB: 1 BB: 0 P: 5	1B: 9 2B: 0 3B: 1 HR: 0	SF: 1 SAC: 0 DP: 0 HBP: 0	WP: 1 PA: 36 PB: 0 SB: 0 CS: 1
<b>PITCHER</b>	IP WLS BF H R ER SO BB IBB HBP BLK WP HR S P ERA WHIP																				
Moose Haas, R (1, 1) ERA: 5.67	8.1 W 33 9 4 4 2 0 0 0 0 0 1 0 37 37 4.32 1.080																				
Jerry Augustine, L (9, 1) ERA: 2.48	0.1 1 1 0 0 0 0 0 0 0 0 0 1 1 0.00 3.000																				
Reggie Cleveland, R (9, 1) ERA: 4.11	0.1 S 1 0 0 0 0 0 0 0 0 0 0 1 1 0.00 0.000																				

Milwaukee Brewers @ Texas Rangers  
Arlington Stadium, Arlington, TX  
Wed Jun 13 1979, 8:05 PM EDT  
Att: 14,566 - Unknown

AB	34
R	4
H	10
RBI	4
BB	0
SO	2
LOB	5





Batter	1	2	3	4	5	6	7	8	9	AB	R	H	RBI	BB	SO	LOB	TOP			
Paul Moltitor, R OBP: 0.360, SLG: 0.447 (1, 4)										5	1	2	0	0	0	1				
Sal Bando, R OBP: 0.346, SLG: 0.335 (1, 5)										5	0	2	2	0	0	2				
Cecil Cooper, L OBP: 0.372, SLG: 0.496 (1, 10)										5	0	0	0	0	3	3				
Gorman Thomas, R OBP: 0.369, SLG: 0.480 (1, 8)										3	1	1	0	2	1	2				
Ben Oglivie, L OBP: 0.316, SLG: 0.458 (1, 3)										4	1	1	2	0	1	3				
Sixto Lezcano, R OBP: 0.421, SLG: 0.519 (1, 9)										3	1	1	0	1	1	1				
Robin Yount, R OBP: 0.285, SLG: 0.349 (1, 6)										4	0	3	0	0	0	1	AB 37			
Jim Wohlford, R OBP: 0.270, SLG: 0.305 (1, 7)										4	1	1	0	0	1	4	R 6			
Buck Martinez, R OBP: 0.244, SLG: 0.329 (1, 2)										4	1	2	2	0	1	0	H 13			
<b>Inning Stats</b>	R: 0 E: 0 K: 1 S: 5	H: 0 LOB: 0 BB: 0 P: 5	R: 0 E: 0 K: 0 S: 4	H: 2 LOB: 2 BB: 1 P: 8	R: 2 E: 0 K: 2 S: 10	H: 3 LOB: 1 BB: 0 P: 10	R: 2 E: 0 K: 0 S: 6	H: 3 LOB: 1 BB: 0 P: 6	R: 2 E: 0 K: 1 S: 7	H: 2 LOB: 1 BB: 1 P: 11	R: 0 E: 0 K: 1 S: 4	H: 0 LOB: 1 BB: 1 P: 8	R: 0 E: 0 K: 1 S: 5	H: 1 LOB: 0 BB: 0 P: 5	R: 0 E: 0 K: 2 S: 8	H: 1 LOB: 1 BB: 0 P: 8	1B: 9 2B: 3 3B: 1 HR: 1	SF: 0 SAC: 0 DP: 2 HBP: 0	WP: 0 PB: 0 SB: 0 CS: 2	PA: 40
<b>PITCHER</b>	IP	WLS	BF	H	R	ER	SO	BB	IBB	HBP	BLK	WP	HR	S	P	ERA	WHIP			
Doyle Alexander, R ERA: 4.05 (1, 1)	3.1	L	18	8	4	4	3	1	0	0	0	0	0	23	27	10.80	2.700			
Ed Farmer, R ERA: 4.36 (4, 1)	5.2		22	5	2	2	5	2	0	0	0	0	1	30	38	3.18	1.235			

Milwaukee Brewers @ Texas Rangers  
Arlington Stadium, Arlington, TX  
Thu Jun 14 1979, 8:05 PM EDT  
Att: 13,403 - Unknown

AB 37  
R 6  
H 13  
RBI 6  
BB 3  
SO 8  
LOB 17



Batter	1	2	3	4	5	6	7	8	9	AB	R	H	RBI	BB	SO	LOB	BOTTOM			
Bill Sample, R OBP: 0.377, SLG: 0.358 (1, 7)										4	0	0	0	0	1	2				
Buddy Bell, R OBP: 0.320, SLG: 0.390 (1, 5)										4	0	1	0	0	0	0				
Al Oliver, L OBP: 0.337, SLG: 0.470 (1, 8)										4	0	1	0	0	0	1				
Richie Zisk, R OBP: 0.284, SLG: 0.318 (1, 9)										4	0	0	0	0	1	2				
John Ellis, R OBP: 0.286, SLG: 0.455 (1, 10)										4	2	1	1	0	1	0				
Jim Sundberg, R OBP: 0.272, SLG: 0.310 (1, 2)										4	0	1	0	0	0	0				
Pat Putnam, L OBP: 0.306, SLG: 0.459 (1, 3)										4	0	1	1	0	1	1				
Laryell Blanks, R OBP: 0.346, SLG: 0.319 Nelson Norman, S OBP: 0.277, SLG: 0.266 Gary Holle, R OBP: 0.286, SLG: 0.333 (1, 6)										2	0	0	0	0	0	1				
Bump Wills, S OBP: 0.322, SLG: 0.279 (1, 4)										1	0	1	0	0	0	0				
<b>Inning Stats</b>	R: 0 E: 0 K: 1 S: 6	H: 1 LOB: 1 BB: 0 P: 6	R: 0 E: 0 K: 0 S: 3	H: 0 LOB: 0 BB: 0 P: 3	R: 0 E: 0 K: 0 S: 3	H: 0 LOB: 0 BB: 0 P: 3	R: 1 E: 0 K: 1 S: 7	H: 1 LOB: 1 BB: 0 P: 7	R: 0 E: 0 K: 1 S: 6	H: 1 LOB: 1 BB: 0 P: 6	R: 1 E: 0 K: 1 S: 8	H: 3 LOB: 2 BB: 0 P: 8	R: 0 E: 0 K: 0 S: 3	H: 0 LOB: 0 BB: 0 P: 3	R: 0 E: 1 K: 0 S: 5	H: 1 LOB: 2 BB: 0 P: 5	1B: 4 2B: 2 3B: 0 HR: 1	SF: 0 SAC: 0 DP: 0 HBP: 0	WP: 0 PB: 1 SB: 0 CS: 0	PA: 36
<b>PITCHER</b>	IP	WLS	BF	H	R	ER	SO	BB	IBB	HBP	BLK	WP	HR	S	P	ERA	WHIP			
Bill Travers, L ERA: 2.82 (1, 1)	9.0	W	36	7	2	1	4	0	0	0	0	0	1	44	44	1.00	0.778			

Milwaukee Brewers @ Texas Rangers  
Arlington Stadium, Arlington, TX  
Thu Jun 14 1979, 8:05 PM EDT  
Att: 13,403 - Unknown

AB 36  
R 2  
H 7  
RBI 2  
BB 0  
SO 4  
LOB 11





Batter	1	2	3	4	5	6	7	8	9	AB	R	H	RBI	BB	SO	LOB	TOP			
Willie Randolph, R OBP: 0.338, SLG: 0.339	F8		FC5-4		6-3			E8 1B	K	5	1	1	1	0	1	1	<b>New York Yankees @ Texas Rangers</b> Arlington Stadium, Arlington, TX Fri Jun 15 1979, 8:05 PM EDT Att: 35,452 - Unknown			
Roy White, S OBP: 0.283, SLG: 0.228	F4		1-3			F4		F9		4	0	0	0	0	2					
Thurman Munson, R OBP: 0.345, SLG: 0.378	K			4-3 WP	2B	F8		HR		4	2	2	1	0	1					
Lou Piniella, R OBP: 0.333, SLG: 0.464		1-3		4-3		F8				4	1	1	2	0	1					
Graig Nettles, L OBP: 0.366, SLG: 0.457				WP	1B		FC5-4 1B	F7		4	0	3	0	0	0					
Darryl Jones, R OBP: 0.333, SLG: 0.556	K			5-3		K			2B	4	0	1	0	0	2					
Chris Chambliss, L OBP: 0.297, SLG: 0.450	K			G3		FC5-4 FC6-4		6-3		4	0	0	0	0	1					
Juan Beniquez, R OBP: 0.290, SLG: 0.386			F9		F9	FC6-4			K	4	0	0	0	0	1					
Bucky Dent, R OBP: 0.311, SLG: 0.297				FC5-4 1B		F4			5-3	4	1	2	0	0	0					
<b>Inning Stats</b>	R: 0 E: 0 K: 1 S: 5	H: 0 LOB: 0 BB: 0 P: 5	R: 0 E: 0 K: 2 S: 8	H: 1 LOB: 1 BB: 0 P: 8	R: 0 E: 0 K: 0 S: 4	H: 1 LOB: 1 BB: 0 P: 4	R: 1 E: 0 K: 0 S: 5	H: 2 LOB: 0 BB: 0 P: 5	R: 0 E: 0 K: 0 S: 3	H: 0 LOB: 0 BB: 0 P: 3	R: 0 E: 0 K: 1 S: 6	H: 1 LOB: 1 BB: 0 P: 6	R: 4 E: 1 K: 0 S: 8	H: 5 LOB: 1 BB: 0 P: 8	R: 0 E: 0 K: 2 S: 7	H: 0 LOB: 0 BB: 0 P: 7	1B: 6 2B: 3 3B: 0 HR: 1	SF: 0 SAC: 0 DP: 0 HBP: 0	WP: 1 PB: 0 CS: 0	PA: 37
<b>PITCHER</b>	IP WLS BF H R ER SO BB IBB HBP BLK WP HR S P ERA WHIP																			
Jon Matlack, L ERA: 3.99	(1, 1) 7.2 W 33 10 5 5 4 0 0 0 0 0 1 1 41 41 5.87 1.304																			
Jim Kern, R ERA: 1.82	(8, 1) 1.1 4 0 0 0 2 0 0 0 0 0 0 0 8 8 0.00 0.000																			

AB	37
R	5
H	10
RBI	4
BB	0
SO	6
LOB	12





Batter	1	2	3	4	5	6	7	8	9	AB	R	H	RBI	BB	SO	LOB	BOTTOM			
Johnny Grubb, L OBP: 0.357, SLG: 0.519	F9			F9	1B	K		K		5	1	1	2	0	2	0	<b>New York Yankees @ Texas Rangers</b> Arlington Stadium, Arlington, TX Fri Jun 15 1979, 8:05 PM EDT Att: 35,452 - Unknown			
Bill Sample, R OBP: 0.373, SLG: 0.354	5-3			F6	E1 HR	E6				4	1	1	1	0	0					
Al Oliver, L OBP: 0.340, SLG: 0.488										4	2	2	2	0	0					
Dave Roberts, R OBP: 0.158, SLG: 0.158	3-1			1B	HR	1-3				0	0	0	0	0	0					
Pat Putnam, L OBP: 0.317, SLG: 0.467		1-4-3			BB	1B				4	1	3	1	0	0					
Buddy Bell, R OBP: 0.319, SLG: 0.388		6-3		2H	1B	WP				4	1	1	0	0	2					
Oscar Gamble, L OBP: 0.446, SLG: 0.500					WP	BB				2	0	0	0	2	0					
Jim Sundberg, R OBP: 0.272, SLG: 0.311				6-3	1B	SF7				3	1	1	1	0	0					
Nelson Norman, S OBP: 0.270, SLG: 0.258				K	FC3-5					4	1	0	0	0	1					
Bump Wills, S OBP: 0.321, SLG: 0.279				K						4	1	1	0	0	3					
<b>Inning Stats</b>	R: 0 E: 0 K: 0 S: 3	H: 0 LOB: 0 BB: 0 P: 3	R: 0 E: 0 K: 0 S: 3	H: 0 LOB: 0 BB: 0 P: 3	R: 0 E: 0 K: 2 S: 7	H: 0 LOB: 0 BB: 0 P: 7	R: 1 E: 0 K: 0 S: 5	H: 2 LOB: 1 BB: 0 P: 5	R: 3 E: 1 K: 0 S: 10	H: 7 LOB: 1 BB: 2 P: 18	R: 0 E: 1 K: 2 S: 8	H: 0 LOB: 1 BB: 0 P: 8	R: 0 E: 0 K: 0 S: 4	H: 1 LOB: 1 BB: 0 P: 4	R: 0 E: 0 K: 2 S: 7	H: 0 LOB: 0 BB: 0 P: 7	1B: 8 2B: 1 3B: 0 HR: 1	SF: 1 SAC: 0 DP: 0 HBP: 0	WP: 1 PB: 0 CS: 0	PA: 37
<b>PITCHER</b>	IP WLS BF H R ER SO BB IBB HBP BLK WP HR S P ERA WHIP																			
Ed Figueroa, R ERA: 4.57	(1, 1) 4.1 L 21 7 7 7 2 1 0 0 0 0 1 0 24 28 14.54 1.846																			
Jim Kaat, L ERA: 3.27	(5, 1) 3.2 16 3 2 2 4 1 0 0 0 0 1 0 23 27 4.91 1.091																			

AB	34
R	9
H	10
RBI	7
BB	2
SO	6
LOB	8

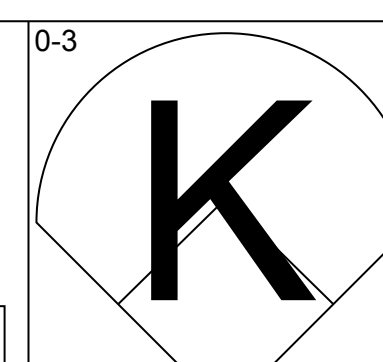
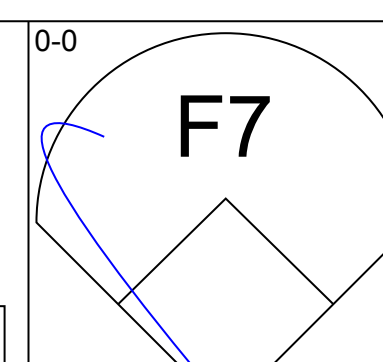
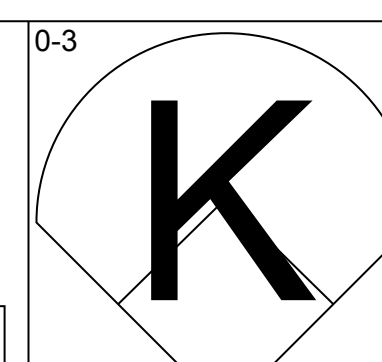
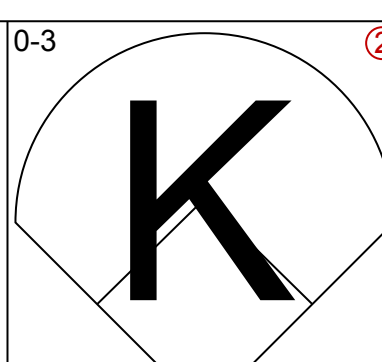

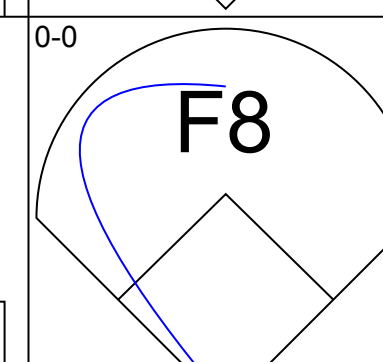
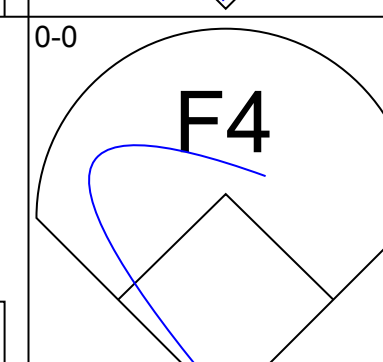
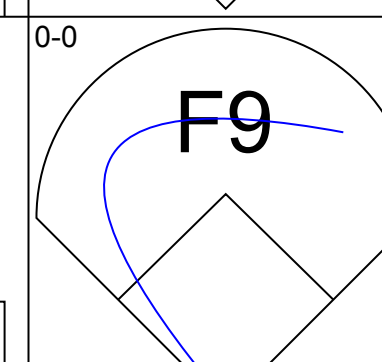
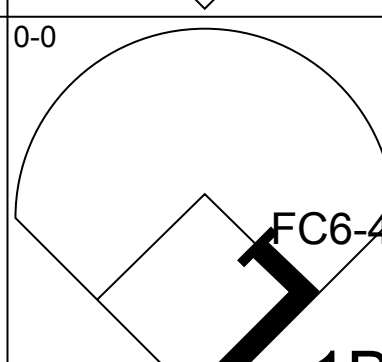
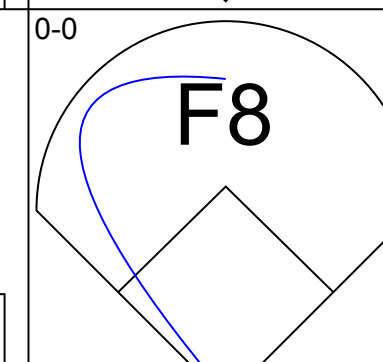
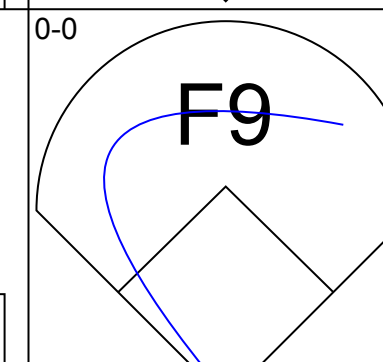
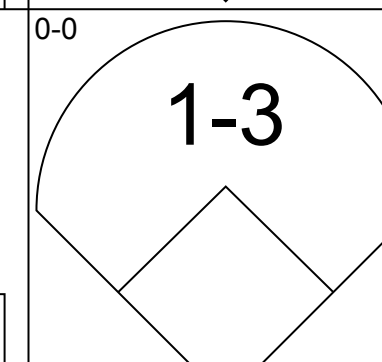
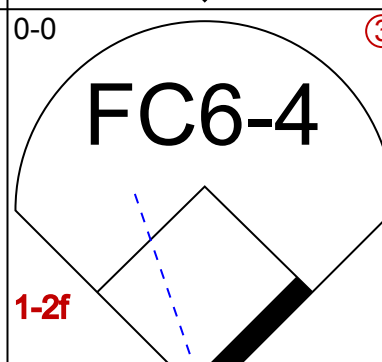
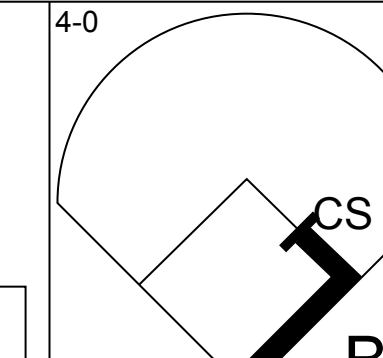
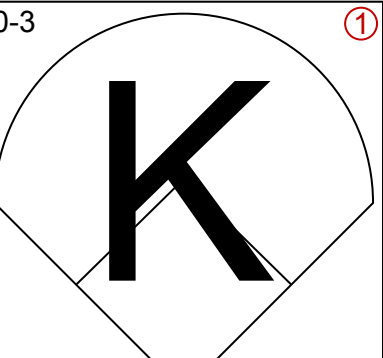
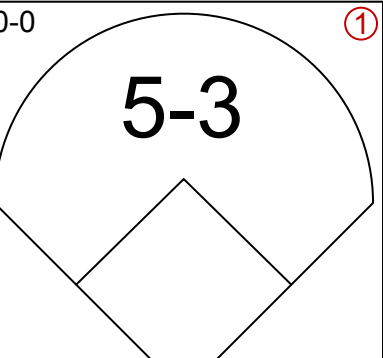
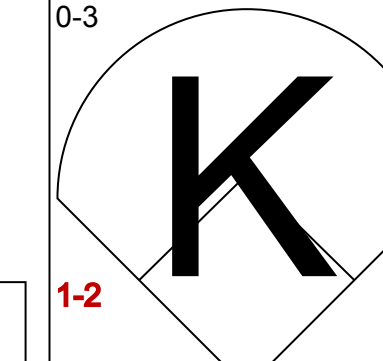
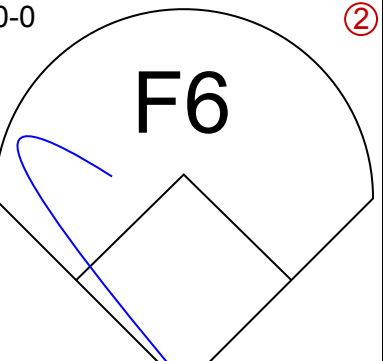
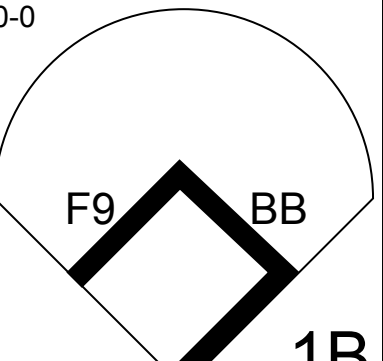

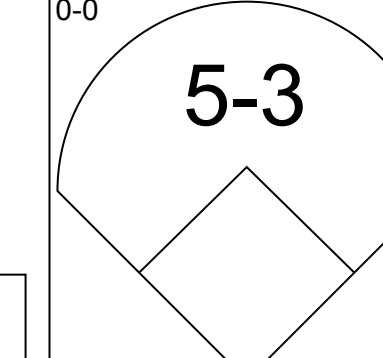
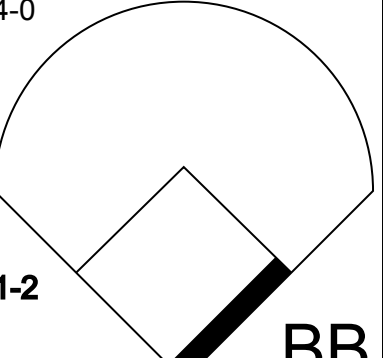
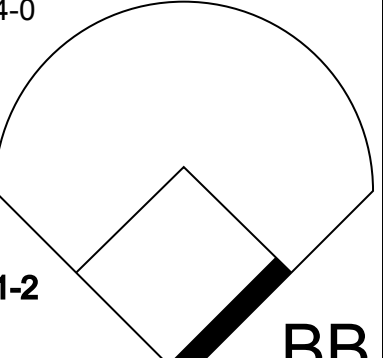
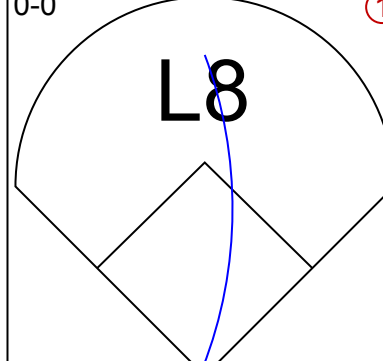
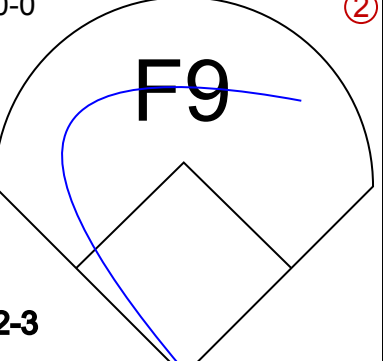
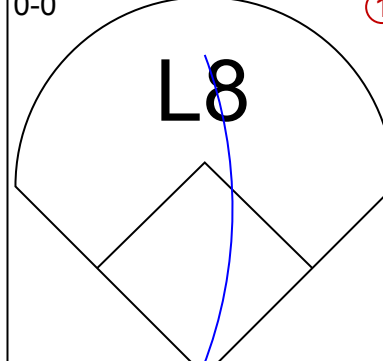
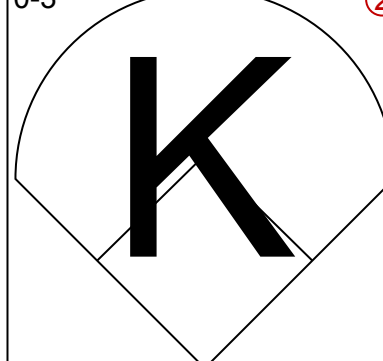
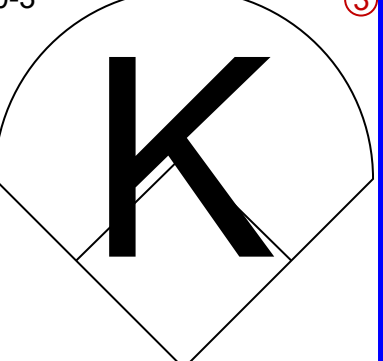
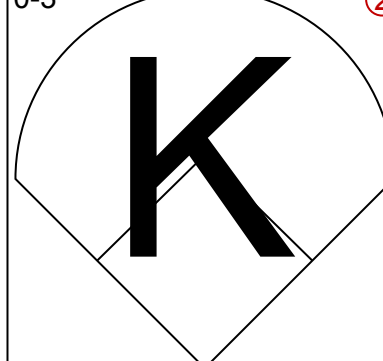


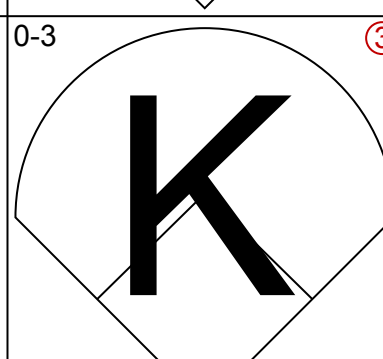
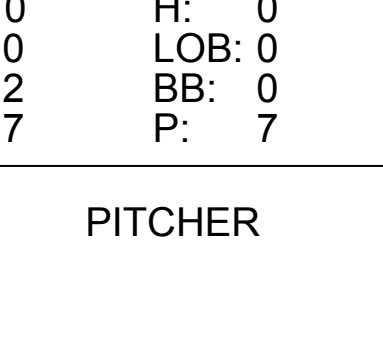
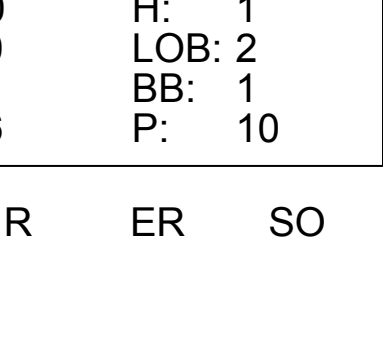
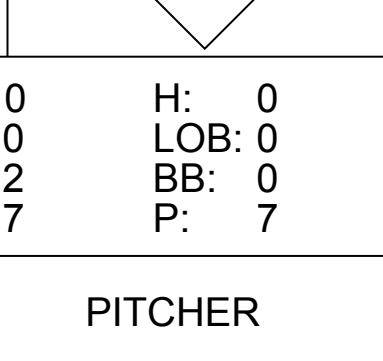






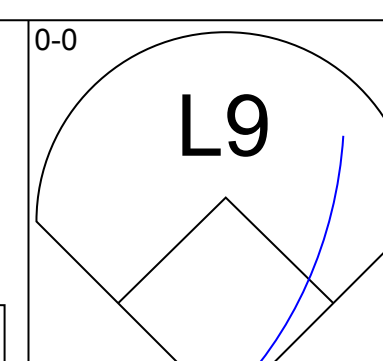
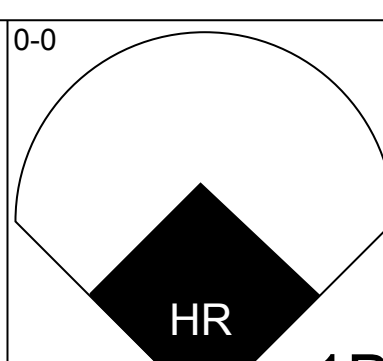
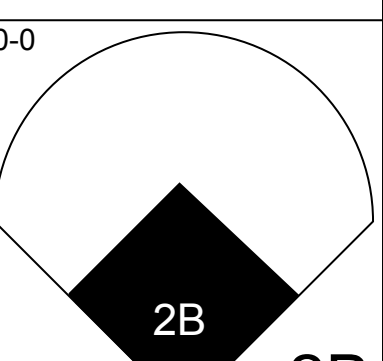
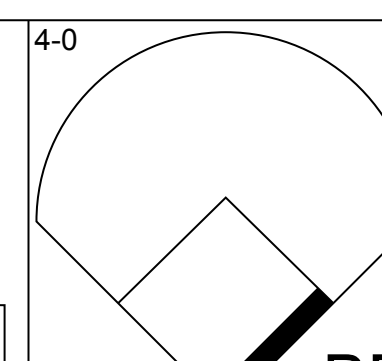

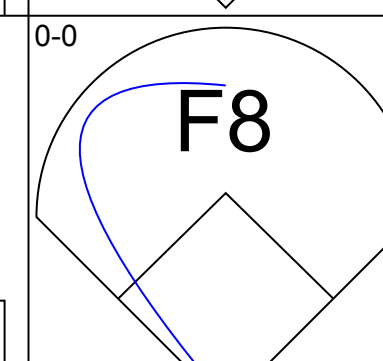
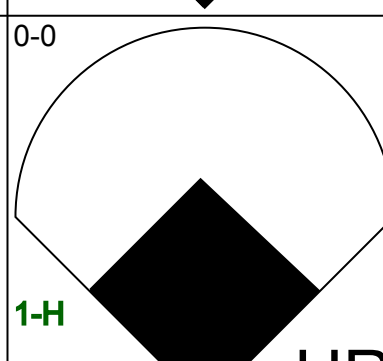
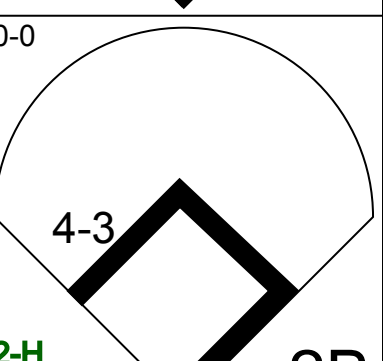
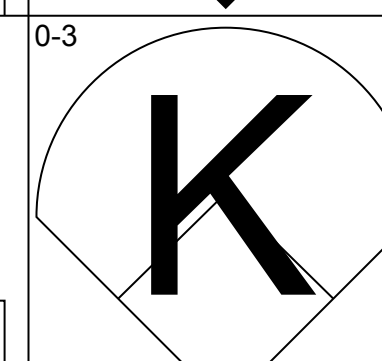
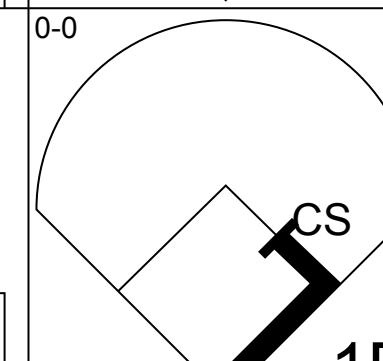
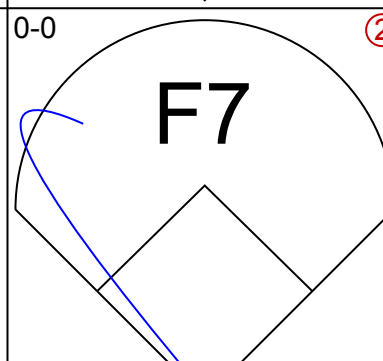
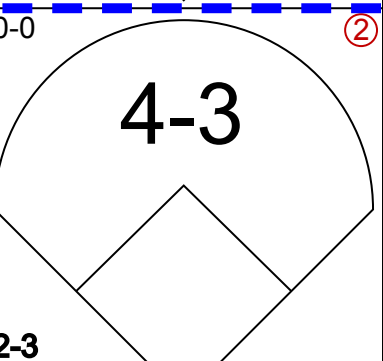
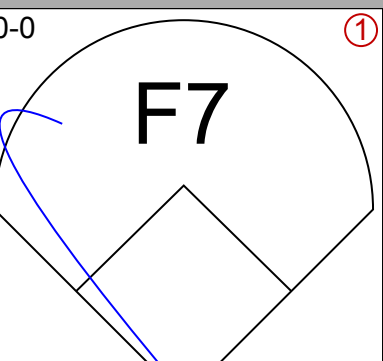
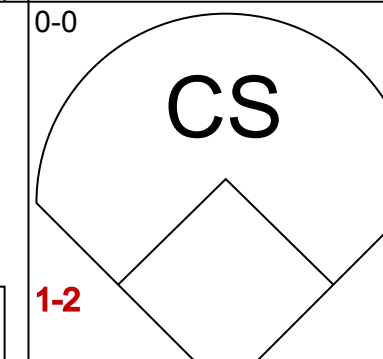
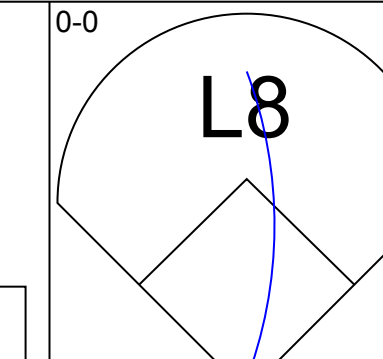
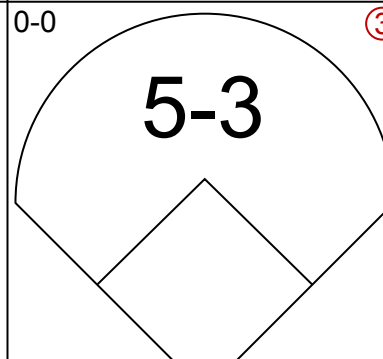
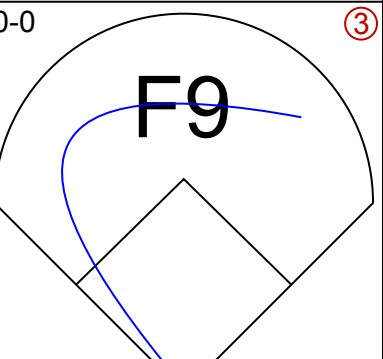
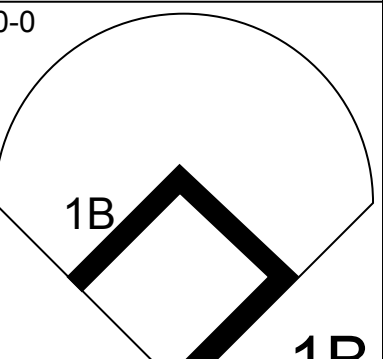
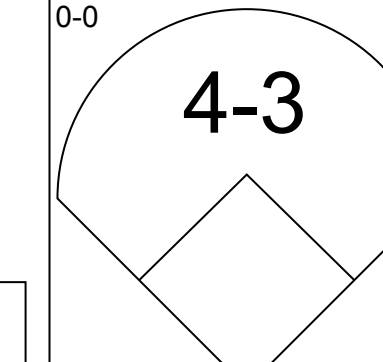
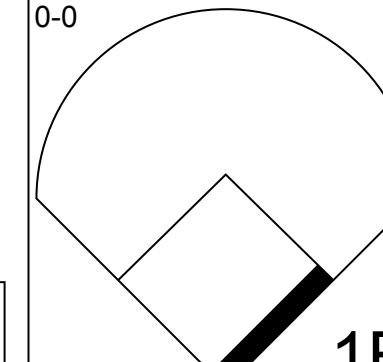
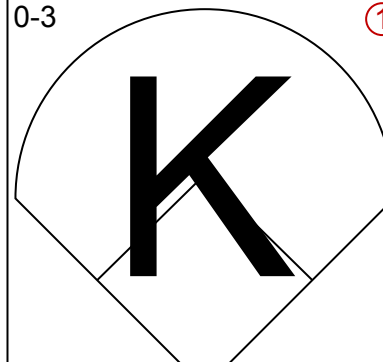
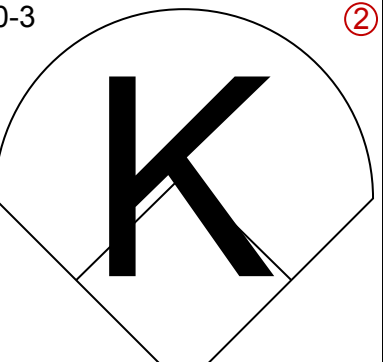
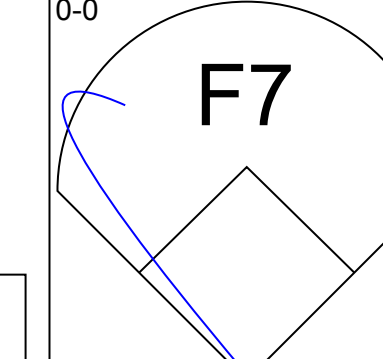
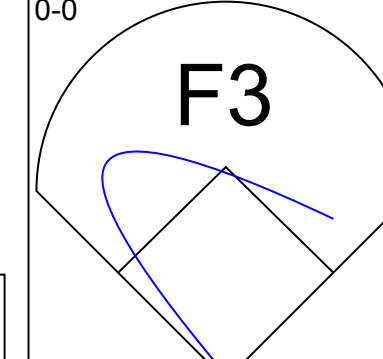
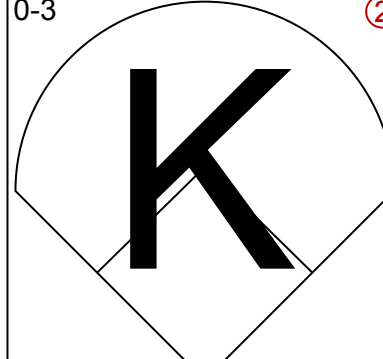
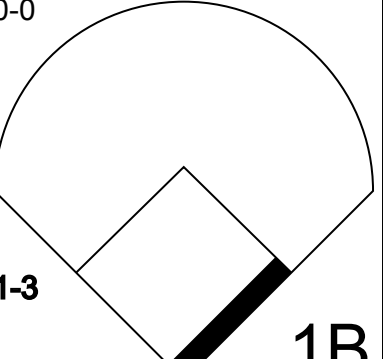
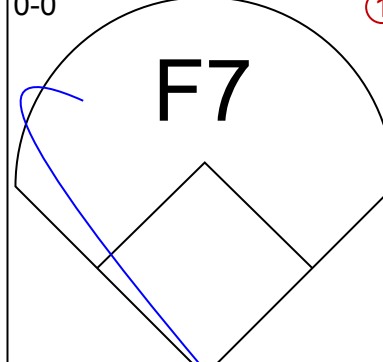
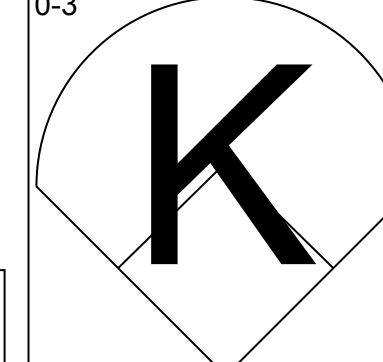
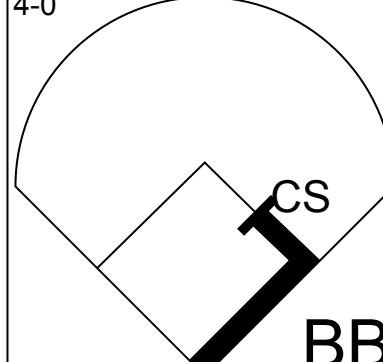
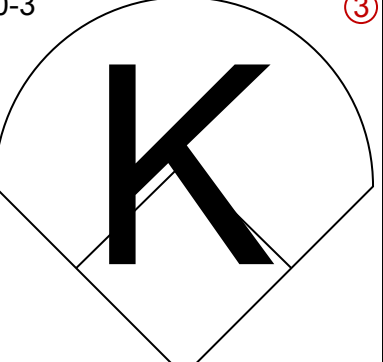
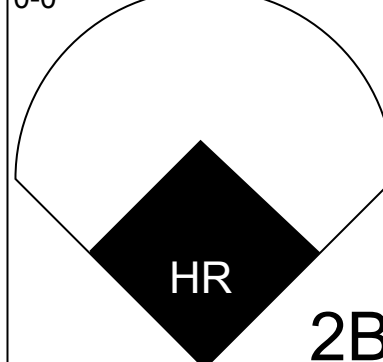
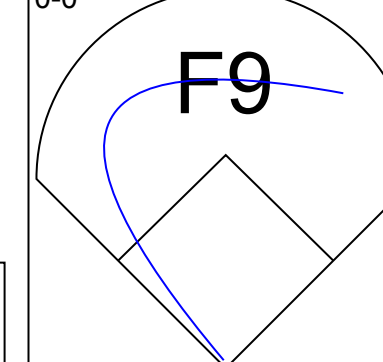
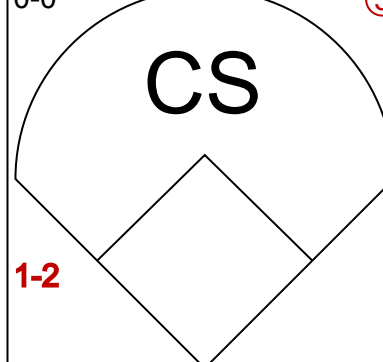
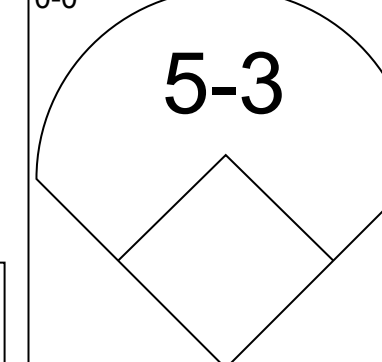
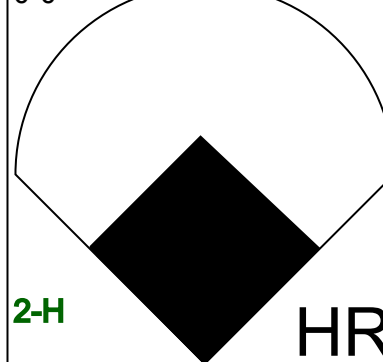
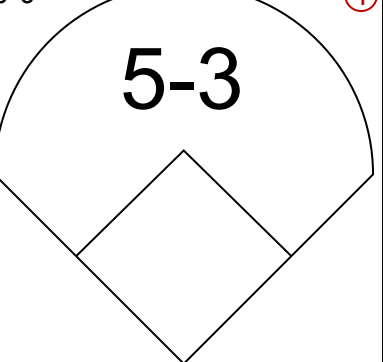
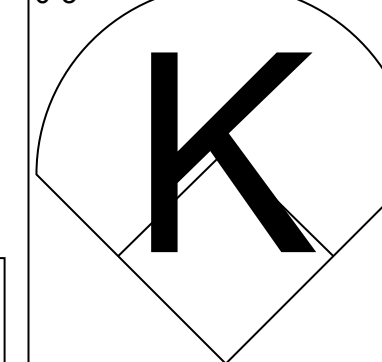


Batter	1	2	3	4	5	6	7	8	9	AB	R	H	RBI	BB	SO	LOB	TOP			
Mickey Rivers, L OBP: 0.319, SLG: 0.409	0-0 1B		4-0 BB	0-0 F7			0-0 1B		0-0 F4	0	0	0	0	0	0	0	<p><b>New York Yankees @ Texas Rangers</b> Arlington Stadium, Arlington, TX Sun Jun 17 1979, 8:05 PM EDT Att: 37,405 - Unknown</p> <p>livebaseballscores.com</p> <p>AB 30 R 3 H 5 RBI 2 BB 4 SO 2 LOB 18</p> 			
Willie Randolph, R OBP: 0.344, SLG: 0.347	4-0 HR BB		0-0 5-3 1B	0-0 5-3			1-0 HBP		0-0 E 3B	3	2	2	0	1	0	2				
Thurman Munson, R OBP: 0.336, SLG: 0.378	0-0 HR		0-3 K				0-3 K		0-0 E6	5	1	1	2	0	2	4				
Graig Nettles, L OBP: 0.365, SLG: 0.448	0-0 G3		0-0 5-3 1-2 2-3				4-0 BB		0-0 L3	4	0	0	0	1	0	3				
Chris Chambliss, L OBP: 0.299, SLG: 0.450	0-0 2B		4-0 IBB				0-0 F8		0-0 4-3	3	0	1	0	1	0	3				
Lou Piniella, R OBP: 0.330, SLG: 0.455	0-0 5-3		0-0 F8				0-0 1-3		0-0 F8	4	0	0	0	0	0	4				
Jim Spencer, L OBP: 0.339, SLG: 0.469			0-0 4-3				0-0 FC1-5 2B		0-0 L3	4	0	1	0	0	0	0				
Juan Beniquez, R OBP: 0.297, SLG: 0.411	0-0 F8		0-0 FC1-5 BB				0-0 F4		0-0 6-3	3	0	0	0	1	0	0				
Bucky Dent, R OBP: 0.308, SLG: 0.311	0-0 6-3		0-0 FC1-5				0-0 F7		0-0 F4	4	0	0	0	0	0	2				
<b>Inning Stats</b>	R: 2 E: 1 K: 0 S: 5	H: 3 LOB: 1 BB: 1 P: 9	R: 0 E: 0 K: 0 S: 3	H: 0 LOB: 0 BB: 0 P: 3	R: 0 E: 0 K: 1 S: 6	H: 1 LOB: 3 BB: 2 P: 14	R: 0 E: 0 K: 0 S: 4	H: 1 LOB: 2 BB: 1 P: 8	R: 0 E: 0 K: 0 S: 3	H: 0 LOB: 0 BB: 0 P: 3	R: 0 E: 0 K: 1 S: 6	H: 1 LOB: 3 BB: 1 P: 11	R: 0 E: 0 K: 0 S: 3	H: 0 LOB: 0 BB: 0 P: 3	R: 1 E: 1 K: 0 S: 5	H: 1 LOB: 1 BB: 0 P: 5	1B: 3 2B: 2 3B: 1 HR: 1	SF: 0 SAC: 0 DP: 0 HBP: 1	WP: 0 PB: 0 SB: 0 CS: 1	PA: 40
<b>PITCHER</b> Steve Comer, R ERA: 3.48	IP: 9.0 WLS: W BF: 40 H: 7 R: 3 ER: 2 SO: 2 BB: 4 IBB: 1 HBP: 1 BLK: 0 WP: 0 HR: 1 S: 38 P: 59 ERA: 2.00 WHIP: 1.222															<b>PITCHER</b>				

Batter	1	2	3	4	5	6	7	8	9	AB	R	H	RBI	BB	SO	LOB	BOTTOM	
Johnny Grubb, L OBP: 0.337, SLG: 0.488	0-0 4-3		0-0 F7				0-0 6-3		0-0 4-3	5	0	0	0	0	0	3	<p><b>New York Yankees @ Texas Rangers</b> Arlington Stadium, Arlington, TX Sun Jun 17 1979, 8:05 PM EDT Att: 37,405 - Unknown</p> <p>livebaseballscores.com</p> <p>AB 34 R 6 H 13 RBI 6 BB 2 SO 3 LOB 10</p> 	
Bill Sample, R OBP: 0.377, SLG: 0.378	0-0 HR 2B		0-0 F5				0-0 6-3		0-0 L3-6 SH 1B	4	1	2	0	0	0	1		
Buddy Bell, R OBP: 0.320, SLG: 0.411	0-0 HR		0-0 HR				0-0 6-3		0-0 SH HR	3	3	2	3	0	0	0		
Pat Putnam, L OBP: 0.314, SLG: 0.481	0-3 K		0-0 F5				0-0 4-3		0-0 L3-6	4	0	0	0	0	1	2		
Oscar Gamble, L OBP: 0.463, SLG: 0.547	4-0 1B BB		0-0 F8				0-0 FC6-4 1B		0-0 HR	3	2	2	2	1	0	0		
Richie Zisk, R OBP: 0.283, SLG: 0.316	0-0 1B		0-0 2B 1B				0-0 FC6-4		0-0 4-3	4	0	2	0	0	0	1		
Jim Sundberg, R OBP: 0.284, SLG: 0.318	0-0 1B		0-0 2B				0-3 K		4-0 G5-4-3 BB	3	0	2	1	1	1	0		
Nelson Norman, S OBP: 0.264, SLG: 0.252	0-0 4-3		0-0 F5				0-3 K		0-0 G5-4-3	4	0	0	0	0	1	3		
Bump Wills, S OBP: 0.322, SLG: 0.282			0-0 F7				0-0 E3 1B		0-0 1B	4	0	3	0	0	0	0		
<b>Inning Stats</b>	R: 3 E: 0 K: 1 S: 9	H: 4 LOB: 2 BB: 1 P: 13	R: 0 E: 0 K: 0 S: 3	H: 0 LOB: 0 BB: 0 P: 3	R: 1 E: 0 K: 0 S: 5	H: 3 LOB: 2 BB: 0 P: 5	R: 0 E: 0 K: 0 S: 4	H: 1 LOB: 1 BB: 0 P: 4	R: 0 E: 0 K: 2 S: 8	H: 1 LOB: 1 BB: 0 P: 8	R: 2 E: 0 K: 0 S: 5	H: 2 LOB: 0 BB: 0 P: 5	R: 0 E: 0 K: 0 S: 3	H: 1 LOB: 1 BB: 1 P: 7	1B: 8 2B: 3 3B: 0 HR: 3	SF: 0 SAC: 1 DP: 2 HBP: 0	WP: 0 PB: 0 SB: 1 CS: 0	PA: 37
<b>PITCHER</b> Caffish Hunter, R ERA: 5.91 Ken Clay, R ERA: 5.13	IP: 3.0 WLS: L BF: 16 H: 7 R: 4 ER: 4 SO: 1 BB: 4 IBB: 4 HBP: 4 BLK: 1 WP: 0 HR: 2 S: 17 P: 21 ERA: 12.00 WHIP: 2.667															<b>PITCHER</b>		



Batter	1	2	3	4	5	6	7	8	9	AB	R	H	RBI	BB	SO	LOB	TOP					
Johnny Grubb, L (1, 8) OBP: 0.330, SLG: 0.476										4	0	0	0	0	3	0	<p><b>Texas Rangers @ California Angels</b> Anaheim Stadium, Anaheim, CA Mon Jun 18 1979, 10:05 PM EDT Att: 37,096 - Unknown</p> <p>livebaseballscores.com</p> <p>AB 28 R 0 H 2 RBI 0 BB 2 SO 10 LOB 6</p> 					
Bill Sample, R (1, 7) OBP: 0.374, SLG: 0.374										4	0	1	0	0	0	0						
Buddy Bell, R (1, 5) OBP: 0.316, SLG: 0.405										4	0	0	0	0	0	1						
Pat Putnam, L (1, 3) OBP: 0.314, SLG: 0.475										2	0	0	0	1	1	0						
Oscar Gamble, L (1, 10) OBP: 0.459, SLG: 0.537										3	0	1	0	0	1	1						
Richie Zisk, R (1, 9) OBP: 0.283, SLG: 0.313										2	0	0	0	1	0	0						
Jim Sundberg, R (1, 2) OBP: 0.280, SLG: 0.313										3	0	0	0	0	0	2						
Nelson Norman, S (1, 6) OBP: 0.260, SLG: 0.248										2	0	0	0	0	1	0						
Eric Soderholm, R (8, PH) OBP: 0.312, SLG: 0.393										1	0	0	0	0	1	2						
Larry Blanks, R (8, 6) OBP: 0.346, SLG: 0.319										0	0	0	0	0	0	0						
Bump Wills, S (1, 4) OBP: 0.318, SLG: 0.279										3	0	0	0	0	3	0						
<b>Inning Stats</b>	R: 0 E: 0 K: 1 S: 5	H: 0 LOB: 0 BB: 0 P: 5	R: 0 E: 0 K: 1 S: 4	H: 0 LOB: 0 BB: 1 P: 8	R: 0 E: 0 K: 1 S: 5	H: 0 LOB: 0 BB: 0 P: 5	R: 0 E: 0 K: 0 S: 3	H: 0 LOB: 0 BB: 0 P: 3	R: 0 E: 0 K: 1 S: 5	H: 0 LOB: 0 BB: 0 P: 5	R: 0 E: 0 K: 2 S: 7	H: 0 LOB: 0 BB: 0 P: 7	R: 0 E: 0 K: 1 S: 5	H: 0 LOB: 0 BB: 0 P: 5	R: 0 E: 0 K: 1 S: 6	H: 1 LOB: 2 BB: 1 P: 10	R: 0 E: 0 K: 2 S: 8	H: 1 LOB: 1 BB: 0 P: 8	1B: 2 2B: 1 3B: 0 HR: 0	SF: 0 SAC: 0 DP: 1 HBP: 0	WP: 0 PB: 0 SB: 0 CS: 1	PA: 30
<b>PITCHER</b> Nolan Ryan, R (1, 1) ERA: 2.56	IP: 9.0 WLS: W BF: 30	H: 2 R: 0 ER: 0 SO: 10	BB: 2 IBB: 0 HBP: 0 BLK: 0	WP: 0 HR: 0 S: 48 P: 56	ERA: 0.00 WHIP: 0.444	<b>PITCHER</b>										IP: 9.0 WLS: W BF: 30	H: 2 R: 0 ER: 0 SO: 10	BB: 2 IBB: 0 HBP: 0 BLK: 0	WP: 0 HR: 0 S: 48 P: 56	ERA: 0.00 WHIP: 0.444		

Batter	1	2	3	4	5	6	7	8	9	AB	R	H	RBI	BB	SO	LOB	BOTTOM							
Bert Campaneris, R (1, 6) OBP: 0.279, SLG: 0.246										3	2	2	0	1	0	0	<p><b>Texas Rangers @ California Angels</b> Anaheim Stadium, Anaheim, CA Mon Jun 18 1979, 10:05 PM EDT Att: 37,096 - Unknown</p> <p>livebaseballscores.com</p> <p>AB 32 R 5 H 10 RBI 5 BB 2 SO 7 LOB 9</p> 							
Carney Lansford, R (1, 5) OBP: 0.355, SLG: 0.472										4	1	2	3	0	1	1								
Dan Ford, R (1, 9) OBP: 0.367, SLG: 0.465										4	0	1	0	0	0	1								
Don Baylor, R (1, 7) OBP: 0.389, SLG: 0.511										4	0	1	0	0	0	1								
Willie Aikens, L (1, 3) OBP: 0.398, SLG: 0.568										4	0	1	0	0	2	1								
Brian Downing, R (1, 10) OBP: 0.414, SLG: 0.525										4	0	1	0	0	1	1								
Larry Harlow, L (1, 8) OBP: 0.375, SLG: 0.294										3	0	0	0	1	2	3								
Bobby Grich, R (1, 4) OBP: 0.386, SLG: 0.599										3	1	1	0	0	0	1								
Tom Donohue, R (1, 2) OBP: 0.302, SLG: 0.431										3	1	1	2	0	1	0								
<b>Inning Stats</b>	R: 0 E: 0 K: 0 S: 3	H: 1 LOB: 0 BB: 0 P: 3	R: 0 E: 0 K: 0 S: 3	H: 0 LOB: 0 BB: 0 P: 3	R: 4 E: 0 K: 0 S: 7	H: 4 LOB: 0 BB: 0 P: 7	R: 0 E: 0 K: 1 S: 6	H: 1 LOB: 1 BB: 0 P: 6	R: 1 E: 0 K: 0 S: 5	H: 2 LOB: 1 BB: 0 P: 5	R: 0 E: 0 K: 2 S: 6	H: 0 LOB: 1 BB: 1 P: 10	R: 0 E: 0 K: 2 S: 7	H: 0 LOB: 1 BB: 1 P: 11	R: 0 E: 0 K: 2 S: 9	H: 2 LOB: 2 BB: 0 P: 9		1B: 5 2B: 3 3B: 0 HR: 2	SF: 0 SAC: 0 DP: 0 HBP: 0	WP: 0 PB: 0 SB: 0 CS: 2	PA: 36			
<b>PITCHER</b> Fergie Jenkins, R (1, 1) ERA: 3.71	IP: 4.1 WLS: L	BF: 20	H: 8 R: 5 ER: 5 SO: 1	BB: 0 IBB: 0 HBP: 0 BLK: 0	WP: 0 HR: 2 S: 22 P: 22	ERA: 10.38 WHIP: 1.846	<b>PITCHER</b>										IP: 4.1 WLS: L	BF: 20	H: 8 R: 5 ER: 5 SO: 1	BB: 0 IBB: 0 HBP: 0 BLK: 0	WP: 0 HR: 2 S: 22 P: 22	ERA: 10.38 WHIP: 1.846		
<b>PITCHER</b> Doyle Alexander, R (5, 1) ERA: 3.54	IP: 3.2	WLS: L	BF: 14	H: 2 R: 0 ER: 0 SO: 6	BB: 2 IBB: 0 HBP: 0 BLK: 0	WP: 0 HR: 0 S: 24 P: 32	ERA: 0.00 WHIP: 1.091	<b>PITCHER</b>										IP: 3.2	WLS: L	BF: 14	H: 2 R: 0 ER: 0 SO: 6	BB: 2 IBB: 0 HBP: 0 BLK: 0	WP: 0 HR: 0 S: 24 P: 32	ERA: 0.00 WHIP: 1.091



Batter	1	2	3	4	5	6	7	8	9	AB	R	H	RBI	BB	SO	LOB	TOP				
<b>Bump Wills, S</b> OBP: 0.321, SLG: 0.279 (1, 4)	4-0 CS BB		5-3				G1-4-3			3	0	1	0	1	0	1					
<b>Johnny Grubb, L</b> OBP: 0.323, SLG: 0.466 (1, 8)	3-1		K					4-3		4	0	0	0	0	2	3					
<b>Buddy Bell, R</b> OBP: 0.315, SLG: 0.402 (1, 5)	6-3			1B SF8	F7			F7		4	1	1	0	0	0	2					
<b>Pat Putnam, L</b> OBP: 0.318, SLG: 0.476 (1, 3)		1B 1B		1B	L7			K		4	0	2	0	0	1	2					
<b>Oscar Gamble, L</b> OBP: 0.461, SLG: 0.543 <b>Bill Sample, R</b> OBP: 0.374, SLG: 0.374 (9, PR) (9, 7)		1B		SF8			F8	HBP WP CS 1B		3	0	2	1	0	0	0					
<b>John Ellis, R</b> OBP: 0.275, SLG: 0.437 (1, 10)		1B		3-H F8	F8		5-3	F8		4	0	0	0	0	0	4					
<b>Richie Zisk, R</b> OBP: 0.283, SLG: 0.308 (9, 9)				F3			K	HBP 1-2 IBB		3	0	0	0	1	2	3					
<b>Jim Sundberg, R</b> OBP: 0.284, SLG: 0.313 (1, 2)					2B 1B		4-3	1-2 2-3 HBP		3	1	1	0	0	1	2					
<b>Larvell Blanks, R</b> OBP: 0.364, SLG: 0.347 <b>Nelson Norman, S</b> OBP: 0.258, SLG: 0.246 (7, PR) (7, 6)			5-3		F7 1-H 2B		G1-4-3 BB	3-H K		2	0	1	1	1	0	0					
<b>Inning Stats</b>	R: 0 E: 0 K: 0 S: 2	H: 0 LOB: 0 BB: 1 P: 6	R: 0 E: 0 K: 2 S: 9	H: 2 LOB: 2 BB: 0 P: 9	R: 0 E: 0 K: 1 S: 5	H: 0 LOB: 0 BB: 0 P: 5	R: 1 E: 0 K: 0 S: 5	H: 2 LOB: 1 BB: 0 P: 5	R: 1 E: 0 K: 1 S: 8	H: 3 LOB: 2 BB: 0 P: 8	R: 0 E: 0 K: 0 S: 5	H: 0 LOB: 1 BB: 1 P: 6	R: 0 E: 0 K: 1 S: 5	H: 0 LOB: 0 BB: 0 P: 5	R: 0 E: 0 K: 1 S: 5	H: 1 LOB: 3 BB: 1 P: 10	1B: 7 2B: 2 3B: 0 HR: 0	SF: 1 SAC: 0 DP: 2 HBP: 1	WP: 1 PB: 0 SB: 1 CS: 2	PA: 36	
<b>PITCHER</b>	IP	WLS	BF	H	R	ER	SO	BB	IBB	HBP	BLK	WP	HR	S	P	ERA	WHIP				
<b>Jim Barr, R</b> ERA: 3.89	(1, 1)	8.1	L	34	8	2	2	6	2	1	0	0	0	43	55	2.16	1.200				
<b>Mark Clear, R</b> ERA: 2.73	(9, 1)	0.2		2	0	0	0	1	0	0	1	0	0	3	4	0.00	0.000				

Texas Rangers @ California Angels  
Anaheim Stadium, Anaheim, CA  
Tue Jun 19 1979, 10:05 PM EDT  
Att: 26,553 - Unknown

AB	31
R	2
H	8
RBI	2
BB	3
SO	7
LOB	20



Batter	1	2	3	4	5	6	7	8	9	AB	R	H	RBI	BB	SO	LOB	BOTTOM					
<b>Bert Campaneris, R</b> OBP: 0.278, SLG: 0.241 (1, 6)	K		6-3			6-3 BB		K		3	0	0	0	1	2	1						
<b>Carney Lansford, R</b> OBP: 0.354, SLG: 0.467 (1, 5)	K			K		6-3		BB		3	0	0	0	1	2	1						
<b>Dan Ford, R</b> OBP: 0.365, SLG: 0.461 (1, 9)	K			G5-4-3 1B		6-3		K		4	0	1	0	0	2	2						
<b>Don Baylor, R</b> OBP: 0.384, SLG: 0.504 (1, 7)		F5		G5-4-3	F8			L3		4	0	0	0	0	0	2						
<b>Brian Downing, R</b> OBP: 0.415, SLG: 0.522 (1, 10)		5-3			K		1B	BB		3	0	1	0	1	1	0						
<b>Bobby Grich, R</b> OBP: 0.384, SLG: 0.606 (1, 4)		K			HR		B3	L4		4	1	1	1	0	1	2						
<b>Willie Aikens, L</b> OBP: 0.390, SLG: 0.554 (1, 3)			K		K		F7	F6		4	0	0	0	0	2	2						
<b>Tom Donohue, R</b> OBP: 0.321, SLG: 0.481 (1, 2)					S 1B		F8			3	0	2	0	0	0	1						
<b>Larry Harlow, L</b> OBP: 0.364, SLG: 0.284 (1, 8)			K		K			4-3		3	0	0	0	0	2	2						
<b>Inning Stats</b>	R: 0 E: 0 K: 3 S: 9	H: 0 LOB: 0 BB: 0 P: 9	R: 0 E: 0 K: 1 S: 5	H: 0 LOB: 0 BB: 0 P: 5	R: 0 E: 0 K: 2 S: 8	H: 1 LOB: 1 BB: 0 P: 8	R: 0 E: 0 K: 1 S: 5	H: 1 LOB: 0 BB: 0 P: 5	R: 1 E: 0 K: 3 S: 11	H: 2 LOB: 1 BB: 0 P: 11	R: 0 E: 0 K: 0 S: 3	H: 0 LOB: 1 BB: 1 P: 7	R: 0 E: 0 K: 0 S: 4	H: 1 LOB: 1 BB: 0 P: 4	R: 0 E: 0 K: 2 S: 7	H: 0 LOB: 1 BB: 1 P: 11	R: 0 E: 0 K: 0 S: 3	H: 0 LOB: 1 BB: 1 P: 7	1B: 3 2B: 0 3B: 1 HR: 1	SF: 0 SAC: 0 DP: 1 HBP: 0	WP: 0 PB: 0 SB: 1 CS: 0	PA: 34
<b>PITCHER</b>	IP	WLS	BF	H	R	ER	SO	BB	IBB	HBP	BLK	WP	HR	S	P	ERA	WHIP					
<b>John Henry Johnson, L</b> ERA: 4.22	(1, 1)	5.0	W	18	4	1	1	10	0	0	0	0	0	38	38	1.80	0.800					
<b>Jim Kern, R</b> ERA: 1.69	(6, 1)	4.0	S	16	1	0	0	2	3	0	0	0	0	17	29	0.00	1.000					

Texas Rangers @ California Angels  
Anaheim Stadium, Anaheim, CA  
Tue Jun 19 1979, 10:05 PM EDT  
Att: 26,553 - Unknown

AB	31
R	1
H	5
RBI	1
BB	3
SO	12
LOB	13





Batter	1	2	3	4	5	6	7	8	9	AB	R	H	RBI	BB	SO	LOB	TOP								
<b>Bump Wills, S</b> OBP: 0.319, SLG: 0.278 (1,4)	0-0 6-3		0-0 1-3		0-0 L7		0-0 1B		0-0 P9	5	0	1	0	0	0	3									
<b>Johnny Grubb, L</b> OBP: 0.320, SLG: 0.458 (1,8)	0-0 G3			0-0 2B 1B	0-3 K		0-0 F6		0-0 L9	5	1	1	0	0	1	3									
<b>Buddy Bell, R</b> OBP: 0.314, SLG: 0.400 (1,5)	0-3 K			0-0 F8	0-0 F4				0-0 HR 1B	4	1	1	0	0	1	2									
<b>Pat Putnam, L</b> OBP: 0.322, SLG: 0.500 (1,3)		0-0 F7		0-0 1B 2B	0-0 3-1			0-0 HR 1H		4	2	2	2	0	0	0									
<b>Oscar Gamble, L</b> OBP: 0.473, SLG: 0.562 (1,9)		0-0 CS 1B		4-0 1B BB	0-0 L8 2B			0-0 L3		3	0	2	0	1	0	0									
<b>John Ellis, R</b> OBP: 0.297, SLG: 0.423 (1,10)	0-3 K			0-0 L6	0-0 L8			0-0 6-3		4	0	0	0	0	1	5									
<b>Richie Zisk, R</b> OBP: 0.282, SLG: 0.307 (1,7)			0-0 F7	0-0 FC5-4 1B		0-0 4-3		0-3 K		4	0	1	2	0	1	1									
<b>Jim Sundberg, R</b> OBP: 0.283, SLG: 0.312 (1,2)			0-0 F8	0-0 FC5-4			0-0 L7		0-0 1B	4	0	1	0	0	0	2									
<b>La Rue Washington, R</b> (9, PR)				0-0 1-2						0	0	0	0	0	0	0									
<b>Larvell Blanks, R</b> OBP: 0.362, SLG: 0.333 (1,6)			4-0 BB		0-0 E6		0-0 F9		0-0 F3	2	0	0	0	1	0	0									
<b>Nelson Norman, S</b> OBP: 0.259, SLG: 0.246 (7,6)										0	0	0	0	0	0	0									
<b>Eric Soderholm, R</b> OBP: 0.310, SLG: 0.392 (9, PH)										1	0	0	0	0	0	1									
<b>Inning Stats</b>	R: 0 E: 0 K: 1 S: 5	H: 0 LOB: 0 BB: 0 P: 5	R: 0 E: 0 K: 1 S: 5	H: 1 LOB: 1 BB: 0 P: 5	R: 0 E: 0 K: 0 S: 3	H: 0 LOB: 1 BB: 1 P: 7	R: 2 E: 0 K: 0 S: 6	H: 3 LOB: 2 BB: 1 P: 10	R: 0 E: 1 K: 1 S: 6	H: 0 LOB: 1 BB: 0 P: 6	R: 0 E: 0 K: 0 S: 4	H: 1 LOB: 1 BB: 0 P: 4	R: 0 E: 0 K: 0 S: 4	H: 1 LOB: 0 BB: 0 P: 4	R: 2 E: 0 K: 1 S: 7	H: 2 LOB: 0 BB: 0 P: 7	R: 0 E: 0 K: 0 S: 4	H: 1 LOB: 1 BB: 0 P: 4	1B: 6 2B: 3 3B: 0 HR: 1	SF: 0 SAC: 0 DP: 1 HBP: 0	WP: 0 PB: 0 SB: 0 CS: 1	PA: 38			
<b>PITCHER</b>	IP	WLS	BF	H	R	ER	SO	BB	IBB	HBP	BLK	WP	HR	S	P	ERA	WHIP								
<b>Dave Frost, R</b> ERA: 4.64 (1,1)	7.0	W	31	8	4	4	3	2	0	0	0	0	1	35	43	5.14	1.429								
<b>Mark Clear, R</b> ERA: 2.64 (8,1)	2.0	S	7	1	0	0	1	0	0	0	0	0	0	9	9	0.00	0.500								

Texas Rangers @ California Angels  
Anaheim Stadium, Anaheim, CA  
Wed Jun 20 1979, 10:05 PM EDT  
Att: 26,895 - Unknown

AB 36  
R 4  
H 9  
RBI 4  
BB 2  
SO 4  
LOB 17



Batter	1	2	3	4	5	6	7	8	9	AB	R	H	RBI	BB	SO	LOB	BOTTOM								
<b>Bert Campaneris, R</b> OBP: 0.284, SLG: 0.248 (1,6)	0-0 F9		0-0 1B S		0-0 S SF7 1B	0-0 FC6-4				4	1	2	1	0	0	2									
<b>Mery Rettenmund, R</b> OBP: 0.394, SLG: 0.317 (1,9)	0-0 5-3		0-0 2B 1B		4-0 4-3 SF7 BB		0-3 K			3	1	1	0	1	1	0									
<b>Larry Harlow, L</b> OBP: 0.364, SLG: 0.284 (8,8)			0-0 2B 1B		1-3 1-3 SF7 BB		0-0 K			0	0	0	0	0	0	0									
<b>Dan Ford, R</b> OBP: 0.360, SLG: 0.455 (1,8)	0-0 L6		0-0 FC5-2-5 2B		0-0 SF7		0-0 5-3			3	1	0	1	0	0	2									
<b>Don Baylor, R</b> OBP: 0.385, SLG: 0.507 (1,7)		0-0 CS 1B	0-0 1-2 3H 2B		0-0 4-3		0-0 1-4-3			4	0	2	2	0	0	1									
<b>Brian Downing, R</b> OBP: 0.413, SLG: 0.531 (1,10)	0-0 F4			0-0 HR	0-0 5-3			0-0 F4		4	1	1	1	0	0	2									
<b>Bobby Grich, R</b> OBP: 0.382, SLG: 0.598 (1,4)	4-0 BB		0-0 K		0-3 K		0-0 5-3		0-0 F9	3	0	0	0	1	1	0									
<b>Ike Hampton, S</b> OBP: 0.500, SLG: 0.500 (1,3)	0-0 5-3			0-0 1B		0-0 1B		0-0 5-3		4	0	2	0	0	0	1									
<b>Tom Donohue, R</b> OBP: 0.322, SLG: 0.464 (1,2)			1-0 SH1-4 1B		0-3 K		0-0 F8			2	1	0	0	0	1	2									
<b>Jim Anderson, R</b> OBP: 0.292, SLG: 0.200 (1,5)			0-0 SH1-4		0-0 5-3		0-0 FC6-4 1B			2	0	1	0	0	0	1									
<b>Inning Stats</b>	R: 0 E: 0 K: 0 S: 3	H: 0 LOB: 0 BB: 0 P: 3	R: 0 E: 0 K: 0 S: 3	H: 1 LOB: 1 BB: 1 P: 7	R: 3 E: 0 K: 0 S: 5	H: 3 LOB: 1 BB: 0 P: 6	R: 1 E: 0 K: 2 S: 9	H: 2 LOB: 1 BB: 0 P: 9	R: 1 E: 0 K: 0 S: 4	H: 1 LOB: 1 BB: 1 P: 8	R: 0 E: 0 K: 0 S: 5	H: 2 LOB: 2 BB: 0 P: 5	R: 0 E: 0 K: 1 S: 5	H: 0 LOB: 0 BB: 0 P: 5	R: 0 E: 0 K: 0 S: 3	H: 0 LOB: 0 BB: 0 P: 3	1B: 7 2B: 1 3B: 0 HR: 1	SF: 1 SAC: 1 DP: 0 HBP: 1	WP: 0 PB: 0 SB: 3 CS: 1	PA: 34					
<b>PITCHER</b>	IP	WLS	BF	H	R	ER	SO	BB	IBB	HBP	BLK	WP	HR	S	P	ERA	WHIP								
<b>Jon Matlack, L</b> ERA: 4.31 (1,1)	5.2	L	27	9	5	5	2	2	0	0	0	0	1	28	37	7.94	1.941								
<b>Doc Medich, R</b> ERA: 8.27 (6,1)	1.1		4	0	0	0	1	0	0	0	0	0	0	6	6	0.00	0.000								
<b>Sparky Lyle, L</b> ERA: 3.86 (8,1)	1.0		3	0	0	0	0	0	0	0	0	0	0	3	3	0.00	0.000								

Texas Rangers @ California Angels  
Anaheim Stadium, Anaheim, CA  
Wed Jun 20 1979, 10:05 PM EDT  
Att: 26,895 - Unknown

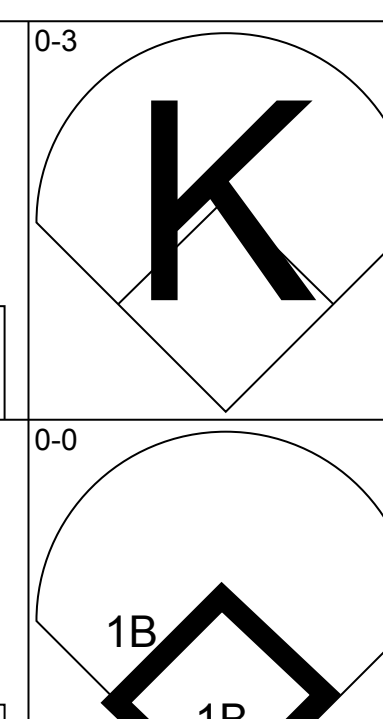
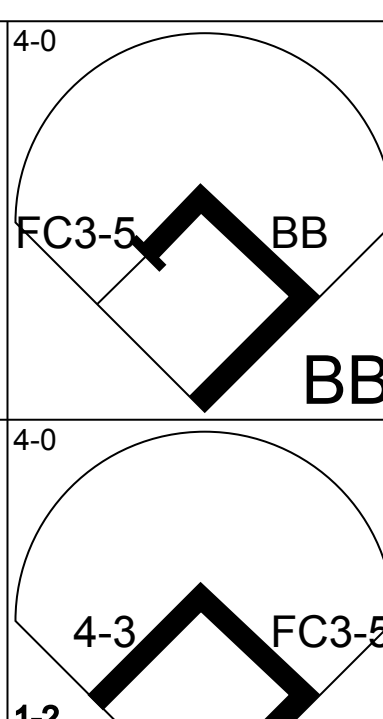
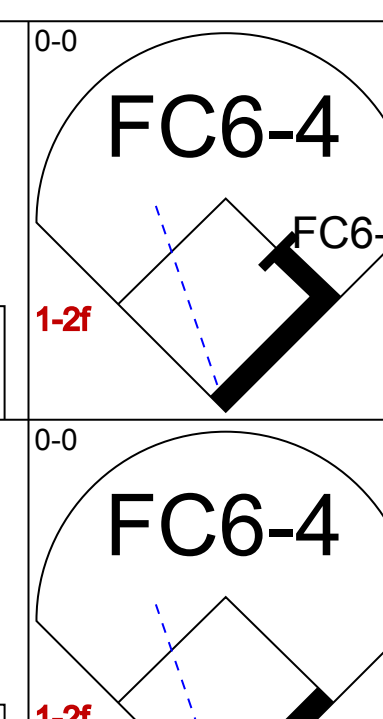
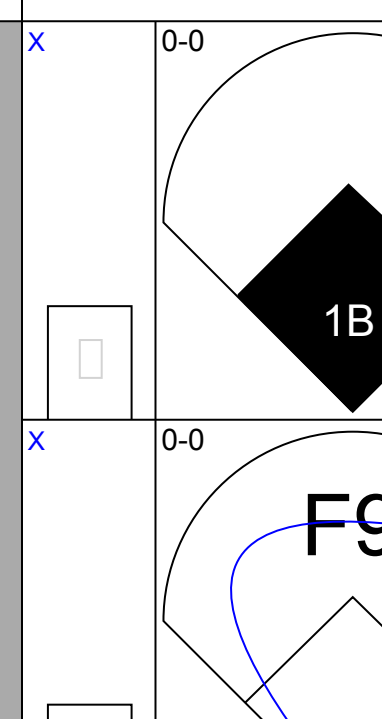
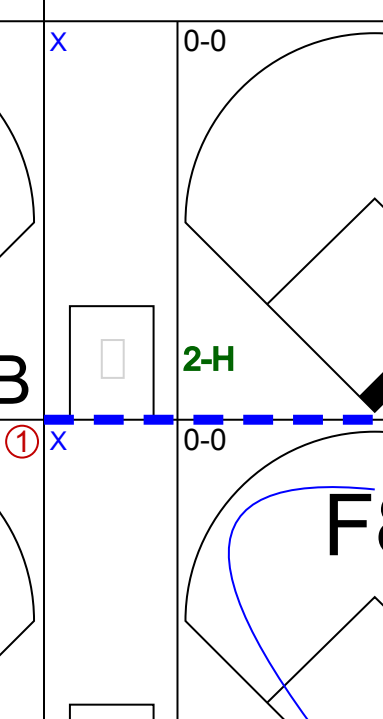
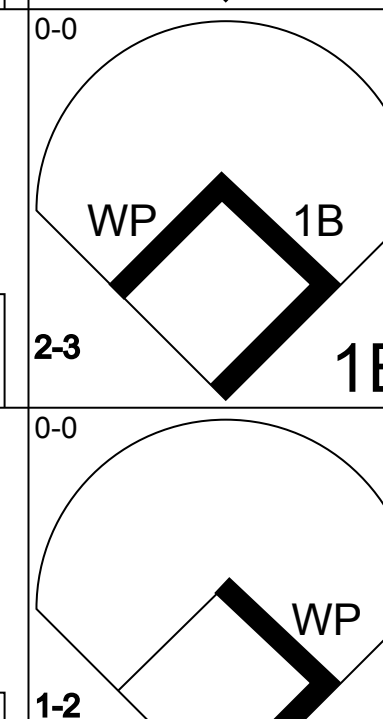
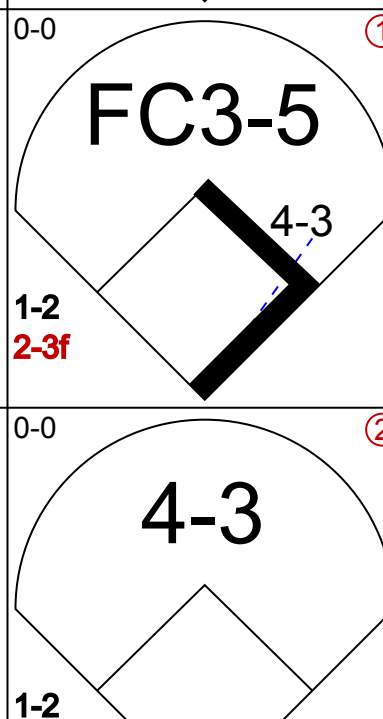

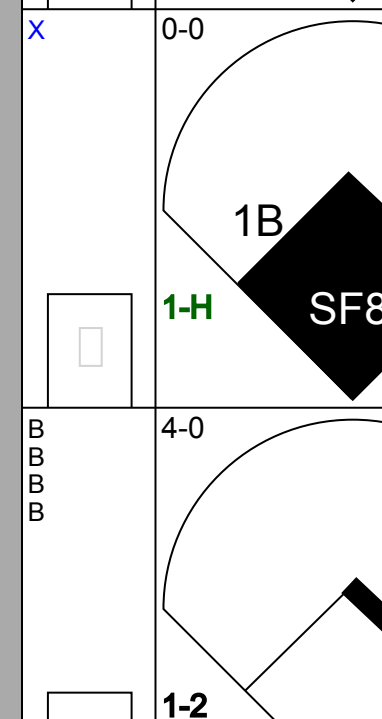
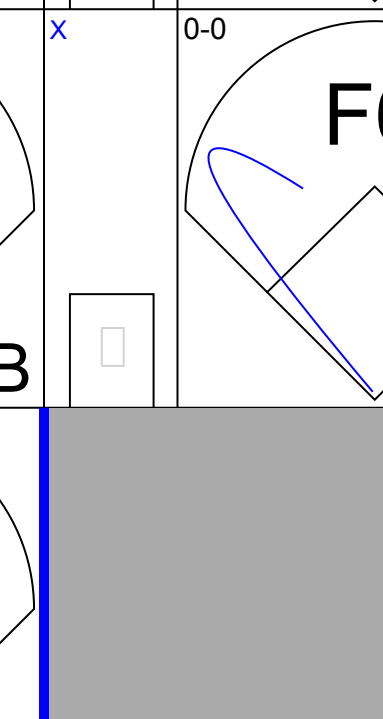
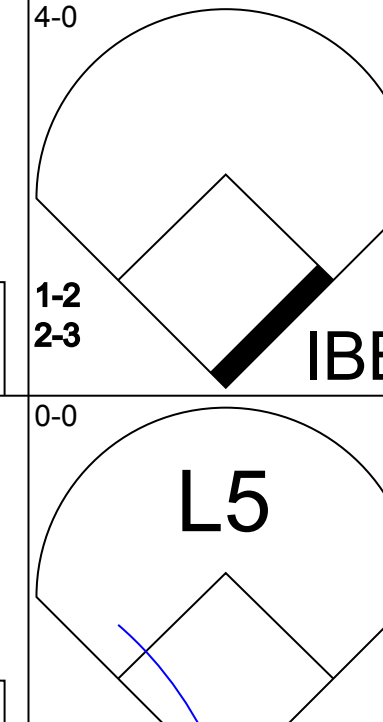
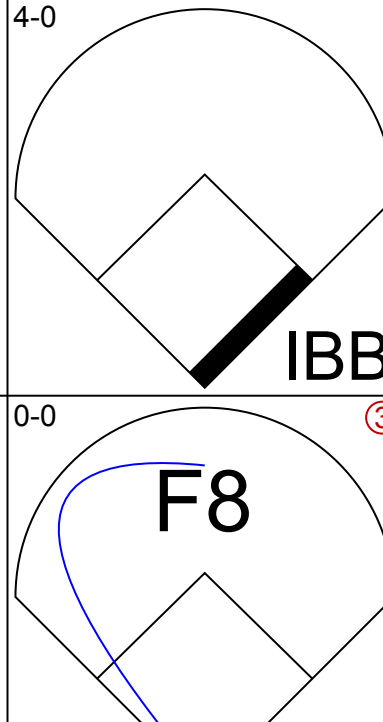
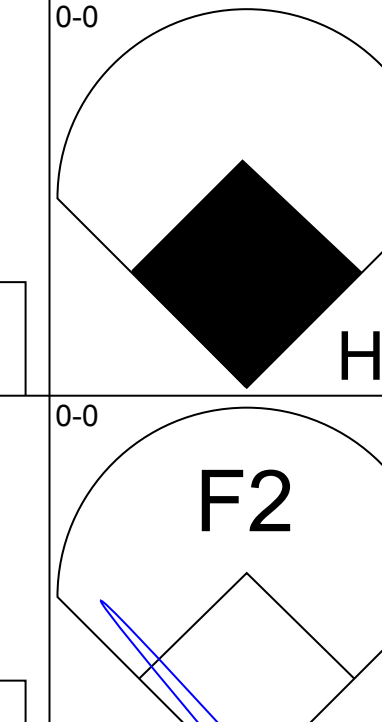
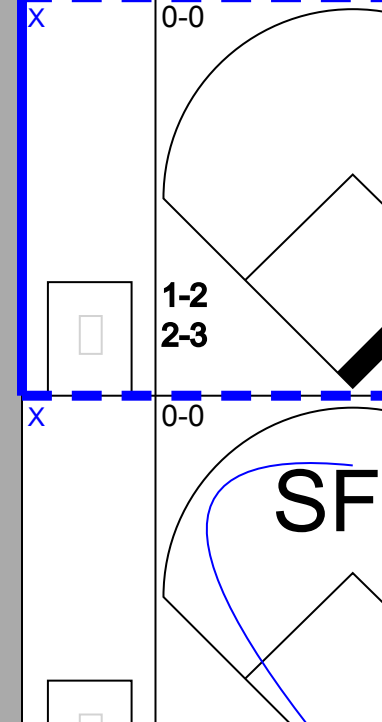
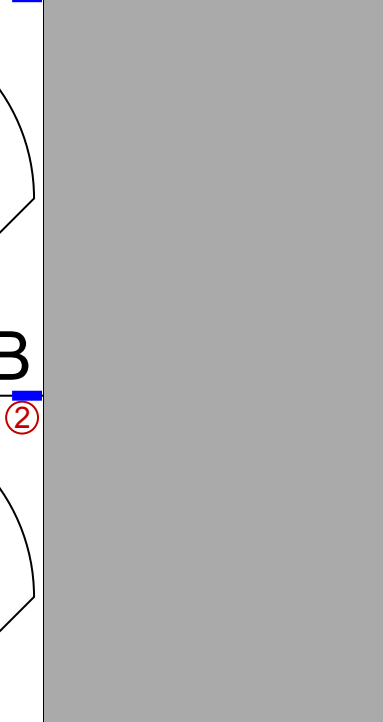



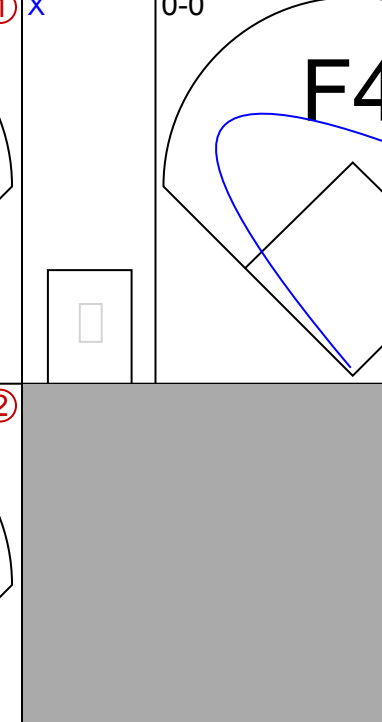
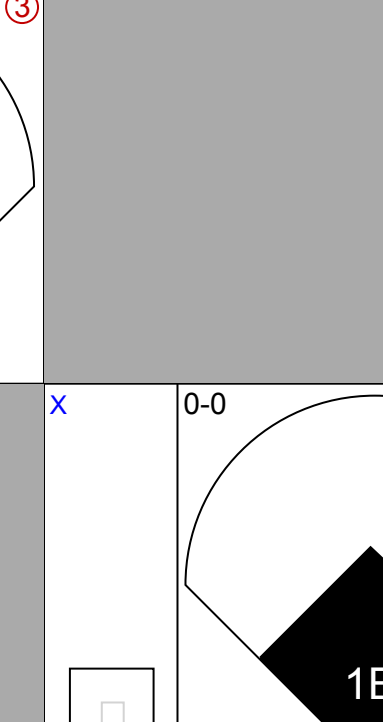

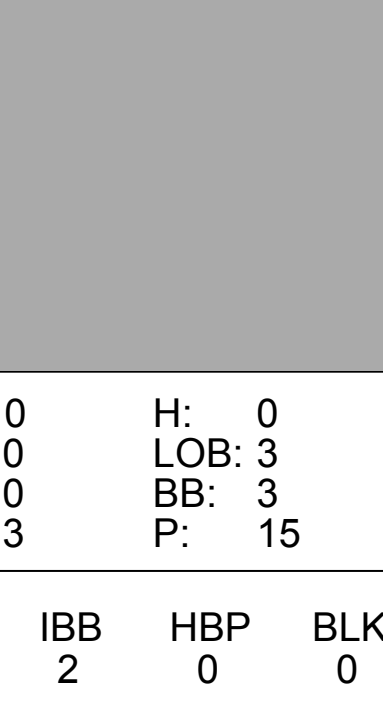
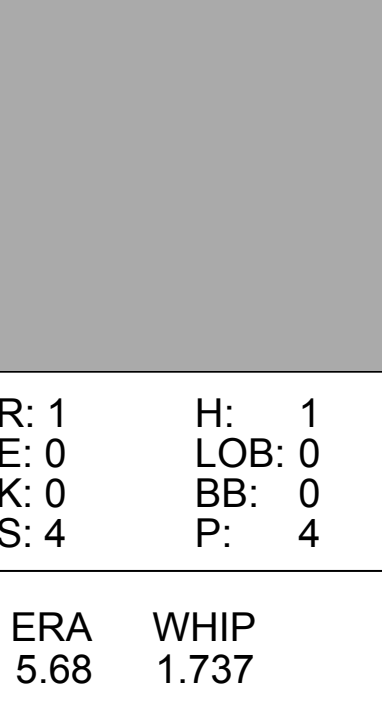
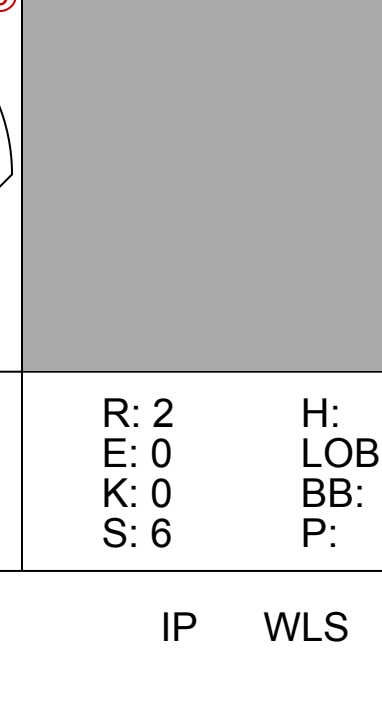
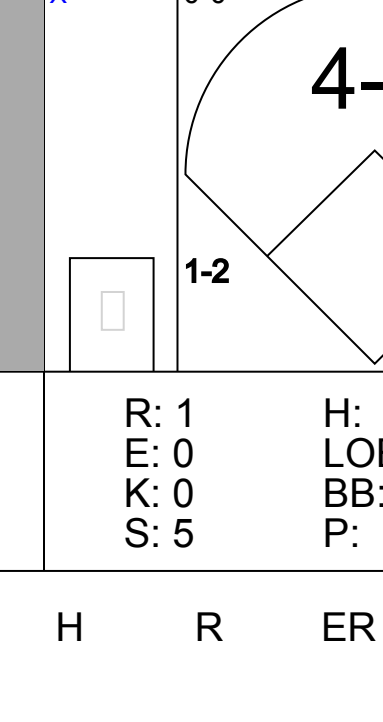
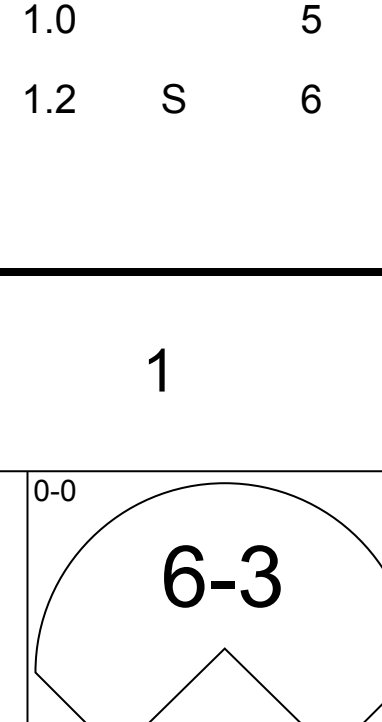
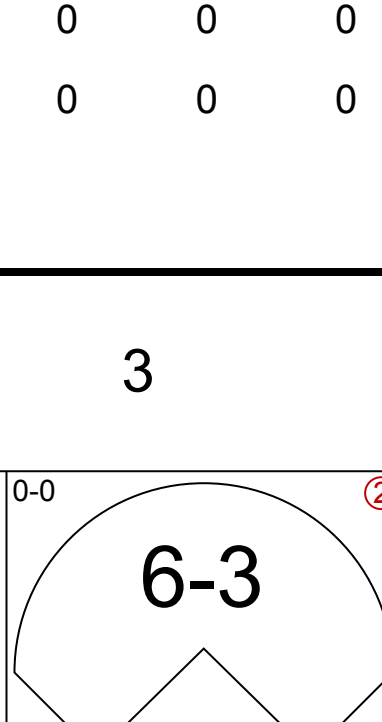
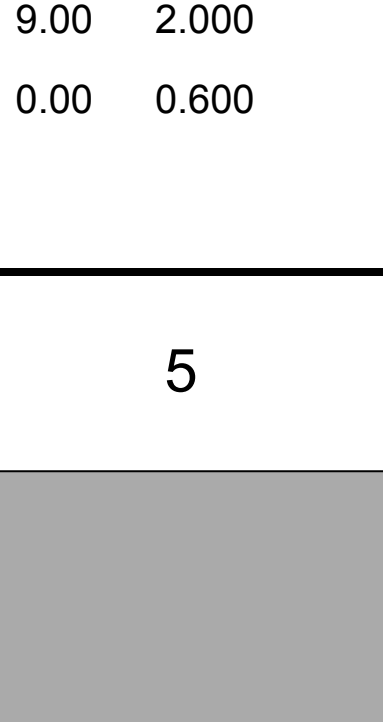
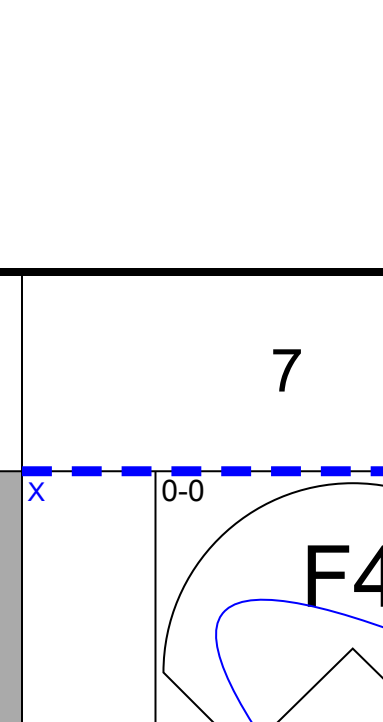
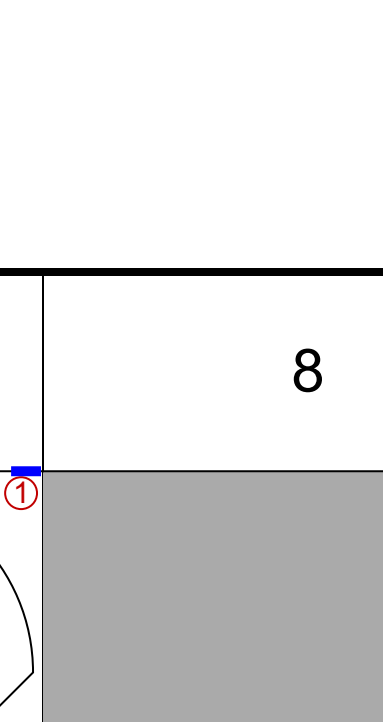
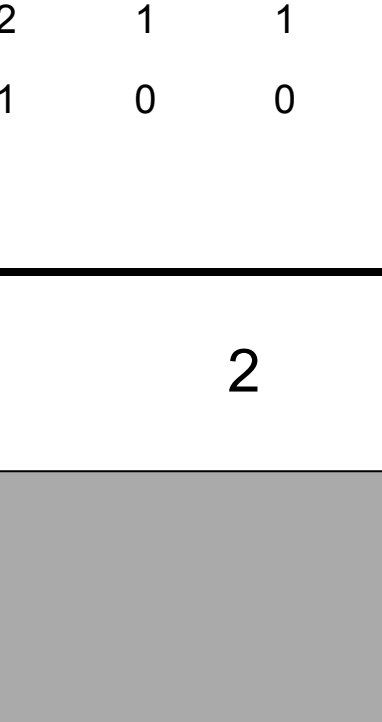
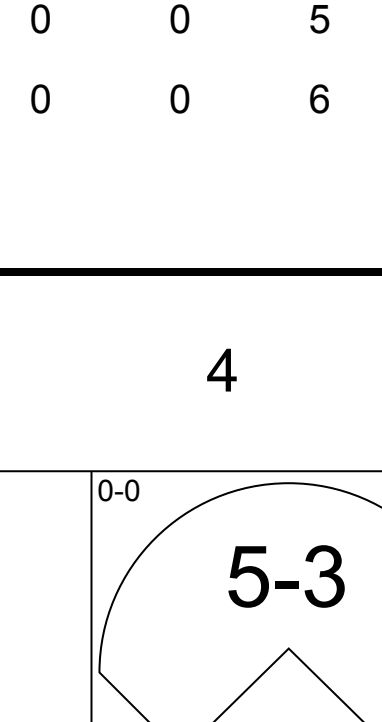
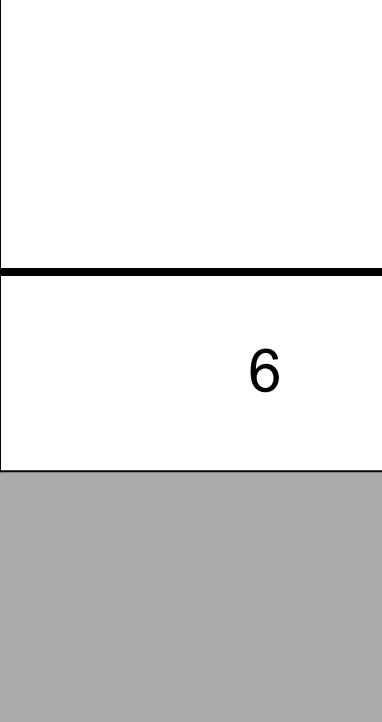
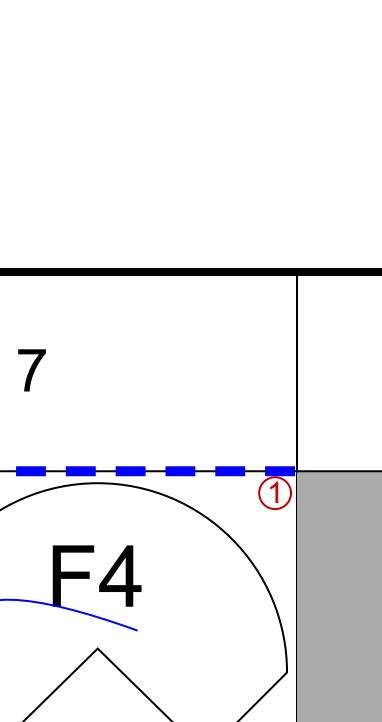
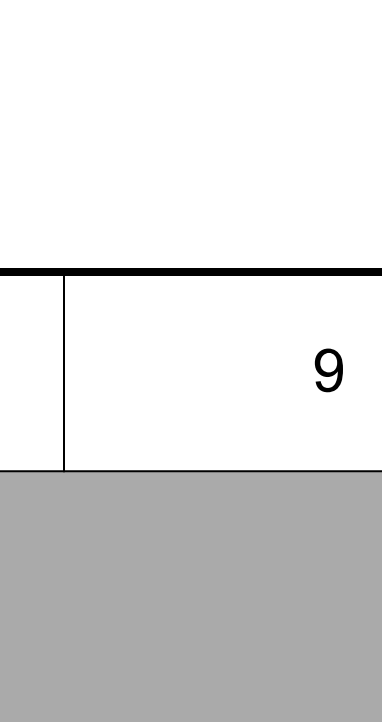



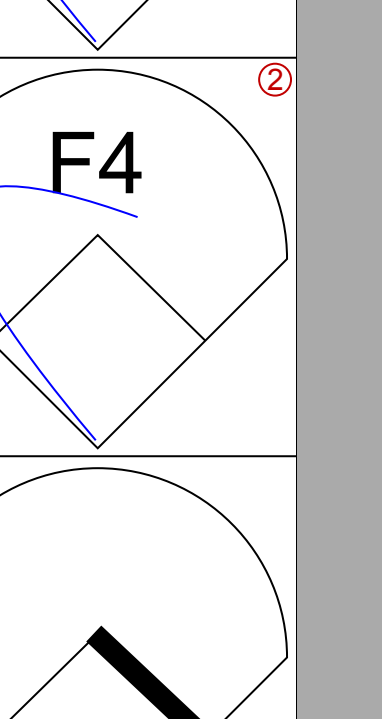

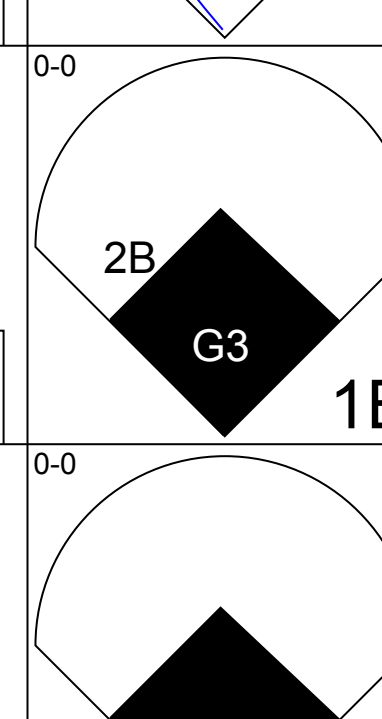
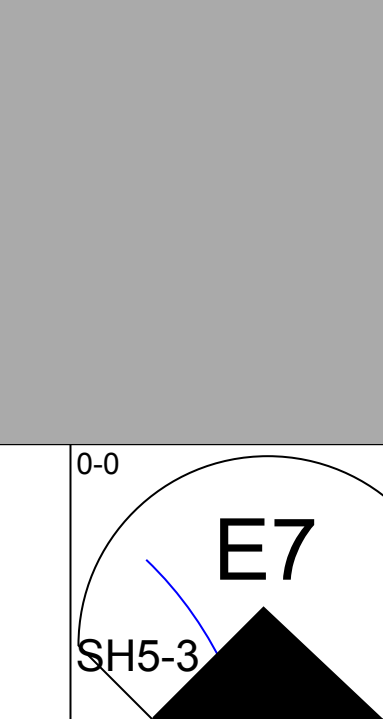
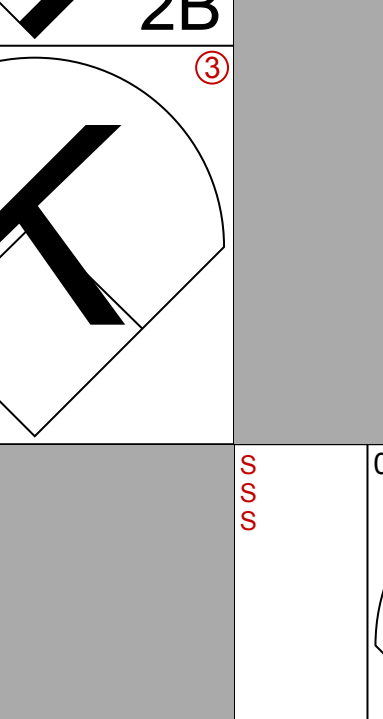
AB 29  
R 5  
H 9  
RBI 5  
BB 2  
SO 3  
LOB 11

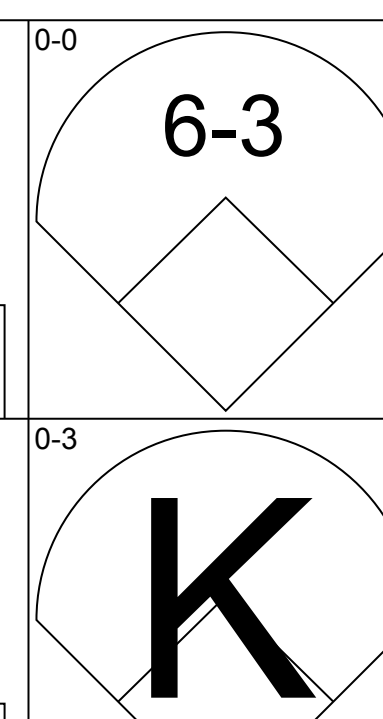
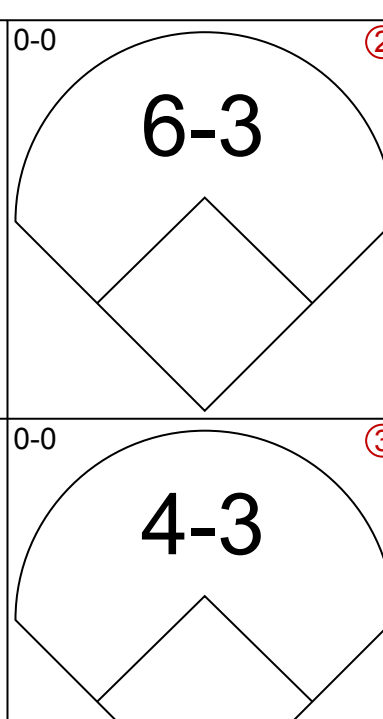
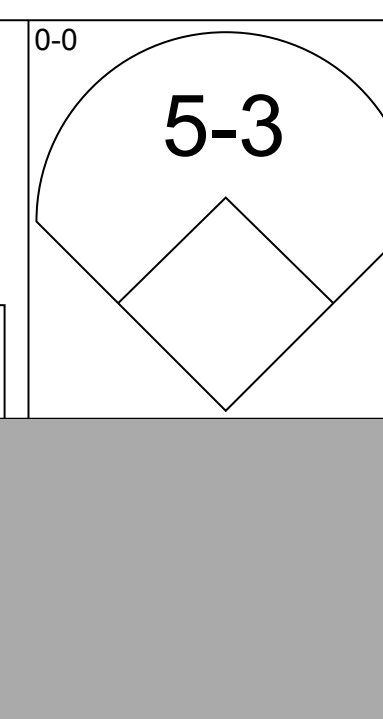
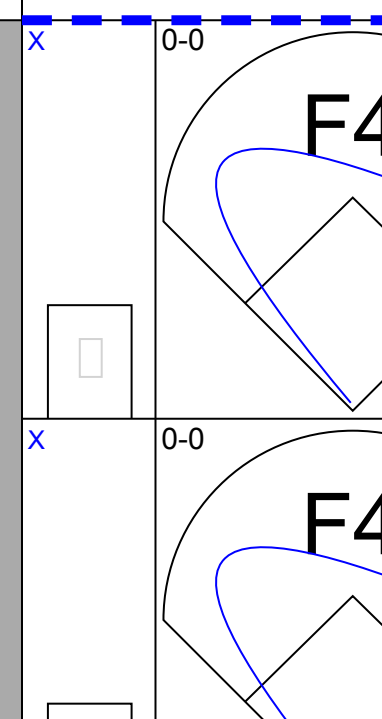
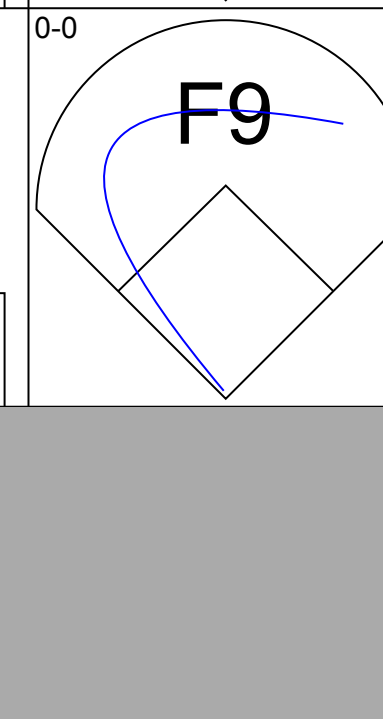

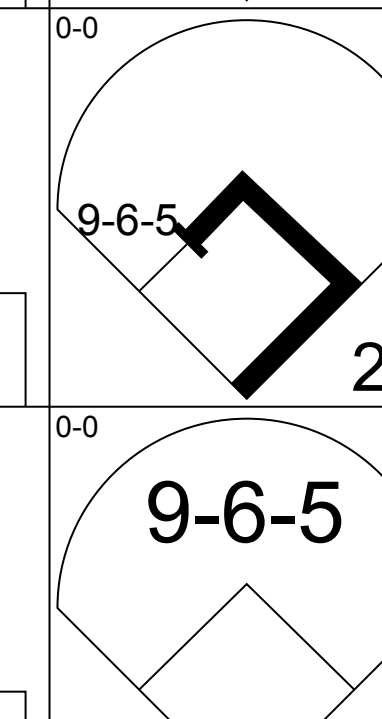
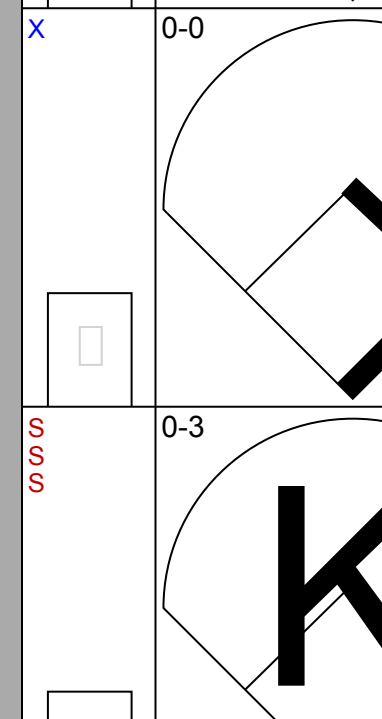

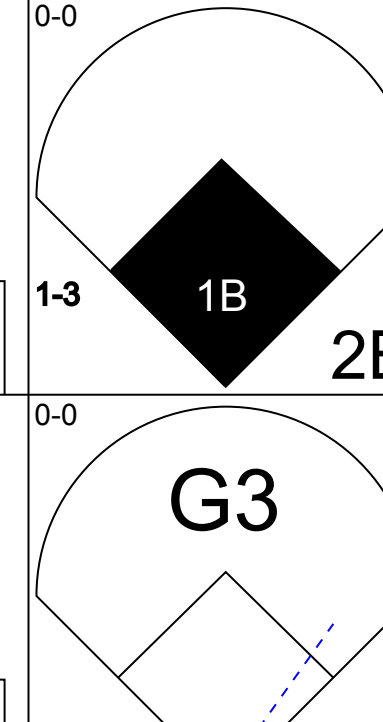


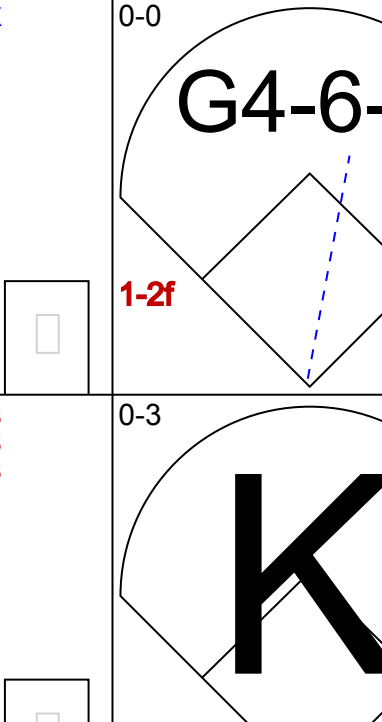
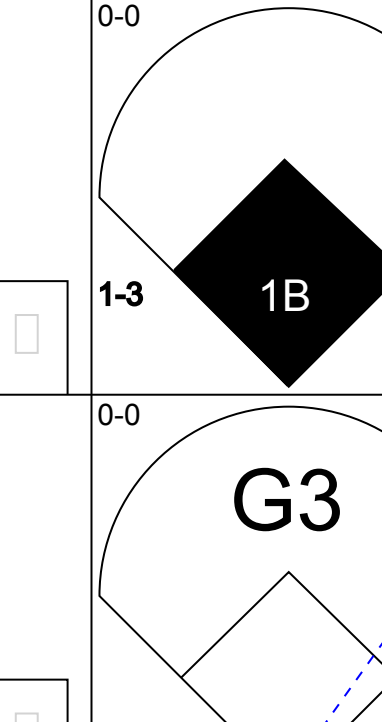



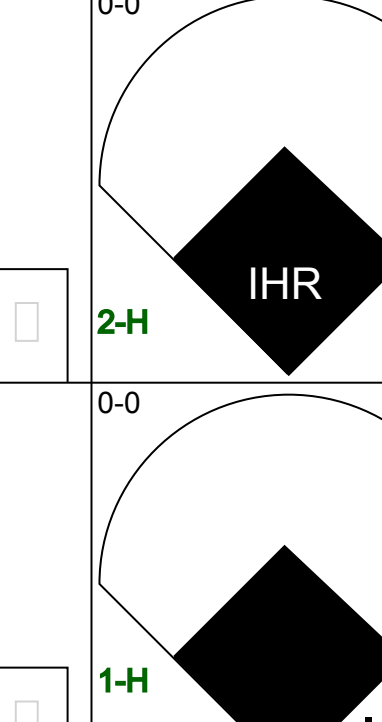
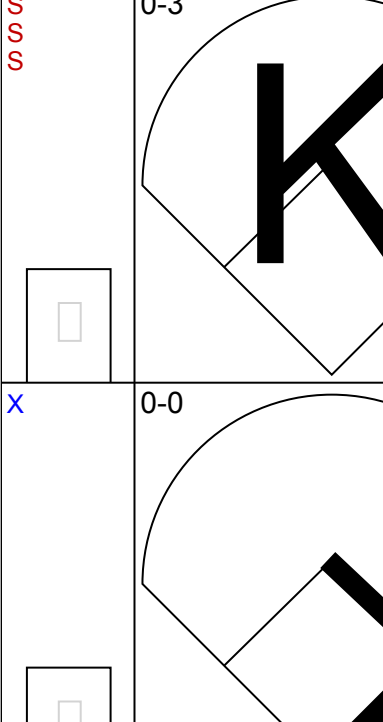


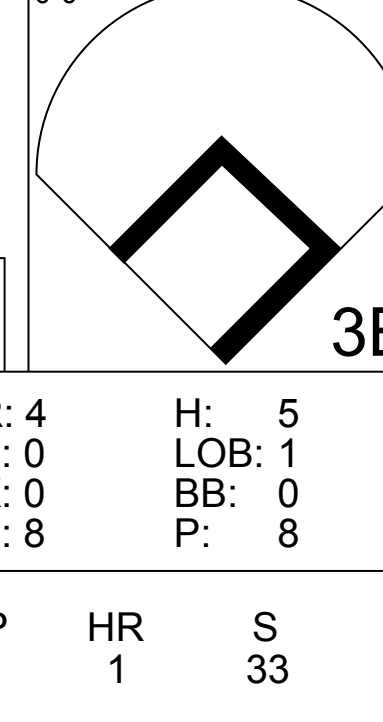
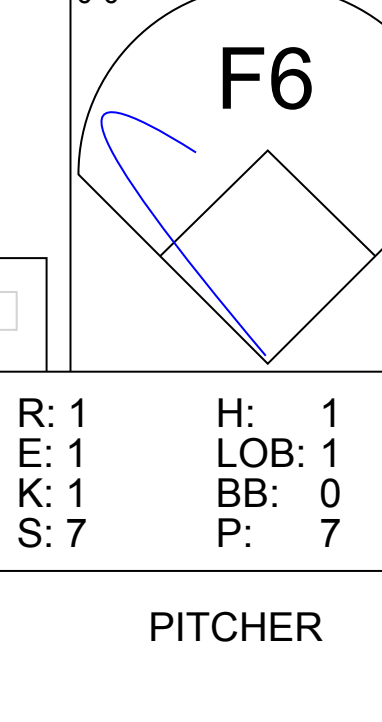

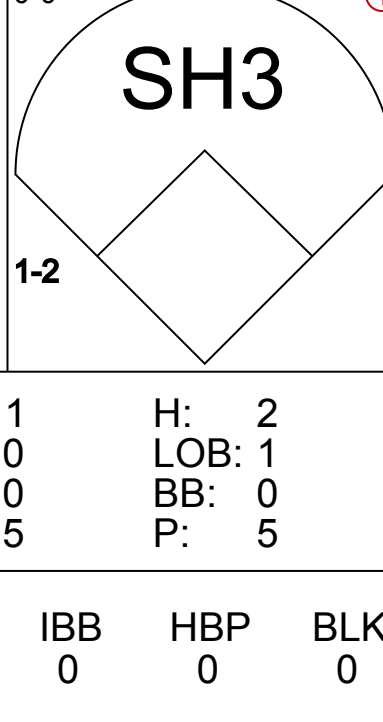
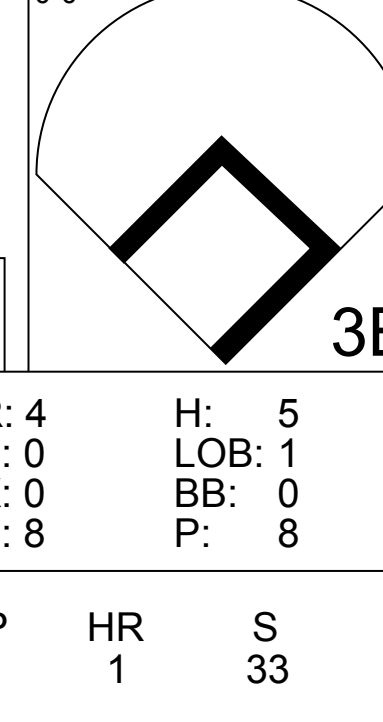
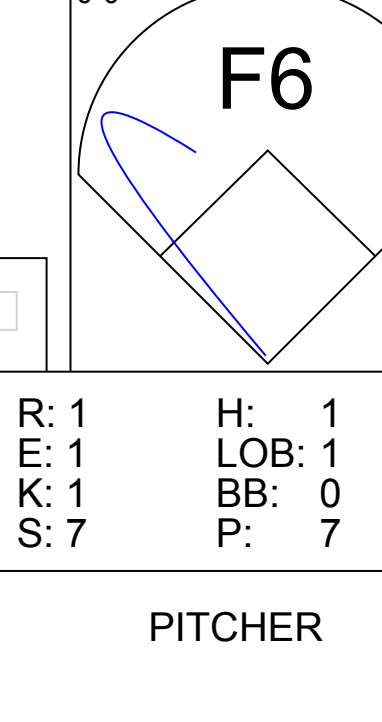















Batter	1	2	3	4	5	6	7	8	9	AB	R	H	RBI	BB	SO	LOB	TOP					
Johnny Grubb, L OBP: 0.319, SLG: 0.447 (1, 8)										4	1	2	1	1	1	1	<b>Texas Rangers @ Oakland Athletics</b> Oakland-Alameda County Coliseum, Oakland, CA Fri Jun 22 1979, 7:05 PM PDT Att: 1,865 - Unknown <a href="http://livebaseballscorecards.com">livebaseballscorecards.com</a>					
Buddy Bell, R OBP: 0.312, SLG: 0.396 (1, 5)										4	0	1	0	1	0	3						
Pat Putnam, L OBP: 0.326, SLG: 0.492 (1, 3)										5	1	2	1	0	0	3						
John Ellis, R OBP: 0.278, SLG: 0.423 Dave Roberts, R OBP: 0.150, SLG: 0.150 (7, PR) (7, 2)										3	0	1	0	1	0	2						
Oscar Gamble, L OBP: 0.505, SLG: 0.628 Bill Sample, R OBP: 0.382, SLG: 0.383 (7, PH) (7, 7)										1	1	1	1	2	0	0						
Eric Soderholm, R OBP: 0.307, SLG: 0.384 (1, 10)										4	0	0	1	0	0	7						
Richie Zisk, R OBP: 0.287, SLG: 0.309 (7, 9)										5	0	1	0	0	0	3						
Bump Wills, S OBP: 0.319, SLG: 0.284 (1, 4)										4	2	1	0	0	0	1						
Larvell Blanks, R OBP: 0.338, SLG: 0.310 (1, 6)										4	0	1	1	0	0	1						
<b>Inning Stats</b>	R: 0 E: 0 K: 1 S: 7	H: 3 LOB: 3 BB: 1 P: 11	R: 0 E: 0 K: 0 S: 3	H: 0 LOB: 0 BB: 0 P: 3	R: 0 E: 0 K: 0 S: 3	H: 0 LOB: 3 BB: 3 P: 15	R: 1 E: 0 K: 0 S: 5	H: 2 LOB: 1 BB: 0 P: 5	R: 1 E: 0 K: 0 S: 4	H: 1 LOB: 0 BB: 0 P: 4	R: 0 E: 0 K: 0 S: 3	H: 0 LOB: 0 BB: 0 P: 3	R: 2 E: 0 K: 0 S: 6	H: 3 LOB: 2 BB: 1 P: 10	R: 1 E: 0 K: 0 S: 5	H: 2 LOB: 1 BB: 0 P: 5	R: 0 E: 0 K: 0 S: 4	H: 1 LOB: 1 BB: 0 P: 4	1B: 9 2B: 2 3B: 0 HR: 1	SF: 1 SAC: 0 DP: 0 HBP: 0	WP: 2 PB: 1 SB: 0 CS: 0	PA: 43
<b>PITCHER</b>	IP WLS BF H R ER SO BB IBB HBP BLK WP HR S P ERA WHIP																					
Rick Langford, R ERA: 6.12 (1, 1)	6.1 W 31 8 4 4 1 3 2 0 0 2 1 28 48 5.68 1.737																					
Bob Lacey, L ERA: 5.11 (7, 1)	0.0 1 1 0 0 0 0 0 0 0 0 0 1 1 ∞ ∞																					
Jim Todd, R ERA: 7.68 (7, 1)	1.0 5 2 1 1 0 0 0 0 0 0 0 5 5 9.00 2.000																					
Dave Heaverlo, R ERA: 2.94 (8, 1)	1.2 S 6 1 0 0 0 0 0 0 0 0 0 6 6 0.00 0.600																					

Batter	1	2	3	4	5	6	7	8	9	AB	R	H	RBI	BB	SO	LOB	BOTTOM					
Mike Edwards, R OBP: 0.278, SLG: 0.283 (1, 4)										4	0	0	0	0	0	2	<b>Texas Rangers @ Oakland Athletics</b> Oakland-Alameda County Coliseum, Oakland, CA Fri Jun 22 1979, 7:05 PM PDT Att: 1,865 - Unknown <a href="http://livebaseballscorecards.com">livebaseballscorecards.com</a>					
Dave Chalk, R OBP: 0.250, SLG: 0.261 (1, 6)										4	0	0	0	0	1	1						
Wayne Gross, L OBP: 0.378, SLG: 0.445 (1, 5)										4	0	2	0	0	0	0						
Jeff Newman, R OBP: 0.255, SLG: 0.427 (1, 3)										4	1	2	0	0	1	2						
Mitchell Page, L OBP: 0.319, SLG: 0.340 (1, 10)										4	2	1	0	0	1	1						
Mike Heath, R OBP: 0.438, SLG: 0.786 (1, 2)										3	0	0	1	0	1	1						
Tony Armas, R OBP: 0.256, SLG: 0.359 (1, 8)										4	2	2	2	0	2	1						
Larry Murray, S OBP: 0.281, SLG: 0.287 (1, 9)										3	1	3	3	0	0	0						
Derek Bryant, R OBP: 0.225, SLG: 0.227 (1, 7)										2	0	1	0	0	0	1						
<b>Inning Stats</b>	R: 0 E: 0 K: 1 S: 5	H: 0 LOB: 0 BB: 0 P: 5	R: 0 E: 0 K: 1 S: 5	H: 1 LOB: 0 BB: 0 P: 5	R: 1 E: 0 K: 0 S: 5	H: 2 LOB: 1 BB: 0 P: 5	R: 4 E: 0 K: 0 S: 8	H: 5 LOB: 1 BB: 0 P: 8	R: 0 E: 0 K: 0 S: 3	H: 1 LOB: 0 BB: 0 P: 3	R: 1 E: 0 K: 1 S: 7	H: 1 LOB: 1 BB: 0 P: 7	R: 0 E: 0 K: 1 S: 6	H: 1 LOB: 1 BB: 0 P: 6	R: 0 E: 0 K: 2 S: 7	H: 0 LOB: 0 BB: 0 P: 7	R: 0 E: 0 K: 2 S: 7	H: 0 LOB: 0 BB: 0 P: 7	1B: 4 2B: 5 3B: 1 HR: 2	SF: 0 SAC: 2 DP: 2 HBP: 0	WP: 0 PB: 0 SB: 0 CS: 0	PA: 34
<b>PITCHER</b>	IP WLS BF H R ER SO BB IBB HBP BLK WP HR S P ERA WHIP																					
Steve Comer, R ERA: 3.7 (1, 1)	6.0 L 27 10 6 5 3 0 0 0 0 0 0 1 33 33 7.50 1.667																					
Doyle Alexander, R ERA: 3.73 (7, 1)	2.0 7 1 0 0 3 0 0 0 0 0 0 0 13 13 0.00 0.500																					




Batter	1	2	3	4	5	6	7	8	9	10	AB	R	H	RBI	BB	SO	LOB											
<b>Bump Wills, S</b> OBP: 0.321, SLG: 0.290 (1, 4)	F8		F9		F7		2B			HR	5	1	2	2	0	0	0											
<b>Buddy Bell, R</b> OBP: 0.314, SLG: 0.394 (1, 5)	F8		1B		L6		IBB			F8	4	0	1	0	1	0	1											
<b>Pat Putnam, L</b> OBP: 0.220, SLG: 0.481 <b>Dave Roberts, R</b> OBP: 0.190, SLG: 0.333 (10, PH) (10, 3)	4-3		F6		4-3		4-3			HR	4	0	0	0	0	0	3											
<b>Eric Soderholm, R</b> OBP: 0.309, SLG: 0.382 (1, 10)		HR	F4		F9					6-3	4	2	1	0	1	0	1											
<b>Oscar Gamble, L</b> OBP: 0.519, SLG: 0.675 (1, 9)		HR			1B		FC1-6			F8	5	1	4	3	0	0	0											
<b>Bill Sample, R</b> OBP: 0.382, SLG: 0.379 (1, 7)	F8		1B		1B		FC1-6			5-3	4	1	1	0	1	0	1											
<b>Johnny Grubb, L</b> OBP: 0.316, SLG: 0.442 <b>Richie Zisk, R</b> OBP: 0.290, SLG: 0.309 <b>La Rue Washington, R</b> (7, PR) (7, 8)	K		B5-8-6-8		1B		1B			6-3	2	0	0	0	0	1	2											
<b>Jim Sundberg, R</b> OBP: 0.279, SLG: 0.306 (1, 2)	FC4		1B		F8		F8			6-3	5	0	1	0	0	0	4											
<b>Nelson Norman, S</b> OBP: 0.253, SLG: 0.241 <b>John Ellis, R</b> OBP: 0.263, SLG: 0.428 <b>Larvell Blanks, R</b> OBP: 0.333, SLG: 0.305 (7, PR) (7, 6)	FC4		1B		F2		2B			6-3	2	0	0	0	0	0	1											
<b>Inning Stats</b>	R: 0 E: 0 K: 0 S: 3	H: 0 LOB: 0 BB: 0 P: 3	R: 2 E: 0 K: 1 S: 7	H: 2 LOB: 1 BB: 1 P: 11	R: 0 E: 0 K: 0 S: 4	H: 1 LOB: 1 BB: 0 P: 4	R: 0 E: 0 K: 0 S: 3	H: 2 LOB: 0 BB: 0 P: 3	R: 0 E: 0 K: 0 S: 3	H: 0 LOB: 0 BB: 0 P: 3	R: 3 E: 0 K: 0 S: 6	H: 3 LOB: 2 BB: 2 P: 14	R: 0 E: 0 K: 0 S: 3	H: 0 LOB: 0 BB: 0 P: 3	R: 0 E: 0 K: 0 S: 3	H: 0 LOB: 0 BB: 0 P: 3	R: 3 E: 0 K: 0 S: 7	H: 4 LOB: 2 BB: 1 P: 11	1B: 9 2B: 1 3B: 1 HR: 2	SF: 0 SAC: 0 DP: 0 HBP: 0	WP: 1 PA: 44							
<b>PITCHER</b>	IP	WLS	BF	H	R	ER	SO	BB	IBB	HBP	BLK	WP	HR	S	P	ERA	WHIP											
<b>Mike Norris, R</b> ERA: 5.22 (1, 1)	1.0		5	1	2	2	0	1	0	0	0	0	0	1	4	8	18.00	2.000										
<b>Craig Minetto, L</b> ERA: 5.17 (2, 1)	5.2		22	6	3	3	1	1	0	0	0	0	0	23	27	4.76	1.235											
<b>Bob Lacey, L</b> ERA: 5.4 (7, 1)	2.2	L	14	5	3	3	0	0	1	0	0	1	1	13	17	10.12	1.875											
<b>Jim Todd, R</b> ERA: 7.56 (10, 1)	0.2		3	0	0	0	0	1	0	0	0	0	0	2	6	0.00	1.500											

**TOP**

**Texas Rangers @ Oakland Athletics**  
Oakland-Alameda County Coliseum, Oakland, CA

Sat Jun 23 1979, 3:33 AM PDT  
Att: 2,512 - Unknown

AB	40
R	8
H	12
RBI	8
BB	4
SO	1
LOB	15




Batter	1	2	3	4	5	6	7	8	9	10	AB	R	H	RBI	BB	SO	LOB										
<b>Mike Edwards, R</b> OBP: 0.276, SLG: 0.296 (1, 4)	HR		1-3		L6		F7			F4	5	1	1	1	0	0	0										
<b>Dave Chalk, R</b> OBP: 0.241, SLG: 0.250 (1, 6)	E4		F7		F9		1B			K	5	1	1	0	0	1	0										
<b>Wayne Gross, L</b> OBP: 0.375, SLG: 0.437 (1, 5) (9, 3)	F4		G3				4-3			K	4	1	0	0	1	1	2										
<b>Jeff Newman, R</b> OBP: 0.251, SLG: 0.420 (1, 3) (9, 2)	5-3				K		SH3-4			5-3	4	0	0	0	0	2	1										
<b>Mitchell Page, L</b> OBP: 0.320, SLG: 0.351 (1, 10)	HR		E1		1B		1B			6-3	4	1	1	2	1	0	0										
<b>Mike Heath, R</b> OBP: 0.450, SLG: 0.706 <b>Miguel Dilone, S</b> OBP: 0.237, SLG: 0.275 <b>Milt Ramirez, R</b> OBP: 0.203, SLG: 0.179 (1, 2) (8, PR) (9, 5)	3-1		F9		F9		1B			E	3	0	1	0	1	0	1										
<b>Tony Armas, R</b> OBP: 0.267, SLG: 0.383 (1, 8)			F8		1B		SF9			2B	3	0	2	2	0	0	0										
<b>Larry Murray, S</b> OBP: 0.280, SLG: 0.283 (1, 9)	K		K		F3		4-3			4-3	3	0	0	0	1	1	4										
<b>Derek Bryant, R</b> OBP: 0.214, SLG: 0.215 (1, 7)	5-3				F9		F8			4-3	4	0	0	0	0	0	2										
<b>Inning Stats</b>	R: 3 E: 1 K: 0 S: 6	H: 2 LOB: 0 BB: 0 P: 6	R: 0 E: 0 K: 1 S: 5	H: 0 LOB: 0 BB: 0 P: 5	R: 0 E: 0 K: 0 S: 3	H: 0 LOB: 0 BB: 0 P: 3	R: 0 E: 0 K: 0 S: 3	H: 1 LOB: 2 BB: 0 P: 7	R: 0 E: 0 K: 0 S: 4	H: 1 LOB: 1 BB: 0 P: 4	R: 1 E: 0 K: 0 S: 4	H: 1 LOB: 2 BB: 2 P: 12	R: 0 E: 0 K: 2 S: 7	H: 0 LOB: 0 BB: 0 P: 7	R: 0 E: 0 K: 2 S: 7	H: 0 LOB: 0 BB: 0 P: 7	R: 0 E: 0 K: 2 S: 7	H: 0 LOB: 0 BB: 0 P: 7	1B: 3 2B: 1 3B: 0 HR: 2	SF: 1 SAC: 1 DP: 0 HBP: 0	WP: 0 PA: 42						
<b>PITCHER</b>	IP	WLS	BF	H	R	ER	SO	BB	IBB	HBP	BLK	WP	HR	S	P	ERA	WHIP										
<b>Fergie Jenkins, R</b> ERA: 3.65 (1, 1)	6.2		29	5	4	2	2	1	1	0	0	0	0	31	39	2.70	0.900										
<b>Sparky Lyle, L</b> ERA: 3.61 (7, 1)	1.0		6	1	1	0	0	1	1	0	0	0	0	4	12	0.00	2.000										
<b>Jim Kern, R</b> ERA: 1.61 (8, 1)	2.1	W	7	0	0	0	4	0	0	0	0	0	0	15	15	0.00	0.000										

**BOTTOM**

**Texas Rangers @ Oakland Athletics**  
Oakland-Alameda County Coliseum, Oakland, CA

Sat Jun 23 1979, 3:33 AM PDT  
Att: 2,512 - Unknown

AB	36
R	5
H	6
RBI	5
BB	4
SO	6
LOB	10





Batter	1	2	3	4	5	6	7	8	9	AB	R	H	RBI	BB	SO	LOB	TOP			
<b>Bump Wills, S</b> OBP: 0.322, SLG: 0.293 (1, 4)										5	1	2	0	0	1	0				
<b>Buddy Bell, R</b> OBP: 0.316, SLG: 0.394 (1, 5)										3	1	1	0	1	0	1				
<b>Pat Putnam, L</b> OBP: 0.318, SLG: 0.476 (1, 3)										4	1	1	2	0	1	1				
<b>John Ellis, R</b> OBP: 0.289, SLG: 0.458 (1, 10)										4	1	2	3	0	0	1				
<b>Oscar Gamble, L</b> OBP: 0.527, SLG: 0.671 <b>La Rue Washington, R</b> (9, 8)										2	0	1	0	2	0	0				
<b>Bill Sample, R</b> OBP: 0.376, SLG: 0.372 (1, 7)										3	0	0	0	0	0	2				
<b>Johnny Grubb, L</b> OBP: 0.319, SLG: 0.440 (9, 9)										3	0	1	0	1	0	0				
<b>Jim Sundberg, R</b> OBP: 0.275, SLG: 0.301 (1, 2)										4	0	0	0	0	1	3				
<b>Larvell Blanks, R</b> OBP: 0.333, SLG: 0.306 <b>Nelson Norman, S</b> OBP: 0.252, SLG: 0.239 (6, 6)										3	1	1	0	0	0	3				
<b>Inning Stats</b>	R: 0 E: 0 K: 1 S: 5	H: 1 LOB: 0 BB: 0 P: 5	R: 0 E: 0 K: 1 S: 6	H: 1 LOB: 3 BB: 2 P: 14	R: 0 E: 0 K: 0 S: 3	H: 0 LOB: 1 BB: 1 P: 7	R: 0 E: 0 K: 0 S: 3	H: 0 LOB: 0 BB: 0 P: 3	R: 5 E: 0 K: 0 S: 9	H: 7 LOB: 2 BB: 0 P: 9	R: 0 E: 0 K: 0 S: 3	H: 0 LOB: 0 BB: 0 P: 3	R: 0 E: 0 K: 0 S: 2	H: 0 LOB: 0 BB: 1 P: 6	R: 0 E: 0 K: 1 S: 5	H: 0 LOB: 0 BB: 0 P: 5	1B: 7 2B: 1 3B: 0 HR: 1	SF: 0 SAC: 1 DP: 2 HBP: 0	WP: 0 PB: 0 SB: 0 CS: 0	PA: 37
<b>PITCHER</b> <b>Matt Keough, R</b> ERA: 5.56 (1, 1)	IP: 9.0 WLS: L BF: 37 H: 9 R: 5 ER: 5 SO: 3 BB: 3 IBB: 1 HBP: 0 BLK: 0 WP: 0 HR: 1 S: 39 P: 55 ERA: 5.00 WHIP: 1.333																			

Texas Rangers @ Oakland Athletics  
Oakland-Alameda County Coliseum, Oakland, CA  
Sun Jun 24 1979, 3:33 AM PDT  
Unknown

AB 32  
R 5  
H 9  
RBI 5  
BB 4  
SO 3  
LOB 11



Batter	1	2	3	4	5	6	7	8	9	AB	R	H	RBI	BB	SO	LOB	BOTTOM					
<b>Rickey Henderson, R</b> OBP: 0.500, SLG: 0.750 (1, 7)										4	0	2	0	0	0	0						
<b>Dave Chalk, R</b> OBP: 0.303, SLG: 0.290 (1, 6)										3	0	2	0	1	0	1						
<b>Wayne Gross, L</b> OBP: 0.373, SLG: 0.434 (1, 5)										4	1	1	0	0	0	4						
<b>Jeff Newman, R</b> OBP: 0.247, SLG: 0.412 (1, 3)										4	0	0	0	0	1	5						
<b>Mike Heath, R</b> OBP: 0.417, SLG: 0.600 (1, 2)										3	0	0	0	1	0	2						
<b>Mitchell Page, L</b> OBP: 0.326, SLG: 0.354 (1, 10)										3	0	2	1	1	0	2						
<b>Tony Armas, R</b> OBP: 0.267, SLG: 0.369 (1, 8)										3	0	0	0	1	0	3						
<b>Mike Edwards, R</b> OBP: 0.271, SLG: 0.290 (1, 4)										4	0	0	0	0	0	1						
<b>Larry Murray, S</b> OBP: 0.275, SLG: 0.277 (1, 9)										4	0	0	0	0	1	0						
<b>Inning Stats</b>	R: 0 E: 0 K: 0 S: 4	H: 2 LOB: 1 BB: 0 P: 4	R: 0 E: 0 K: 0 S: 2	H: 0 LOB: 1 BB: 2 P: 10	R: 0 E: 0 K: 0 S: 4	H: 1 LOB: 1 BB: 0 P: 4	R: 0 E: 0 K: 0 S: 4	H: 1 LOB: 0 BB: 0 P: 4	R: 0 E: 0 K: 0 S: 3	H: 0 LOB: 0 BB: 0 P: 3	R: 1 E: 0 K: 0 S: 4	H: 1 LOB: 2 BB: 2 P: 12	R: 0 E: 0 K: 1 S: 5	H: 0 LOB: 0 BB: 0 P: 5	R: 0 E: 0 K: 1 S: 7	H: 2 LOB: 2 BB: 0 P: 7	R: 0 E: 0 K: 0 S: 3	H: 0 LOB: 0 BB: 0 P: 3	1B: 6 2B: 2 3B: 0 HR: 0	SF: 0 SAC: 0 DP: 1 HBP: 0	WP: 0 PB: 0 SB: 1 CS: 1	PA: 36
<b>PITCHER</b> <b>John Henry Johnson, L</b> ERA: 4.0 (1, 1)	IP: 7.0 WLS: W BF: 29 H: 6 R: 1 ER: 1 SO: 1 BB: 4 IBB: 0 HBP: 0 BLK: 0 WP: 0 HR: 0 S: 27 P: 43 ERA: 1.29 WHIP: 1.429																					
<b>Jim Kern, R</b> ERA: 1.57 (8, 1)	IP: 2.0 WLS: W BF: 7 H: 1 R: 0 ER: 0 SO: 1 BB: 0 IBB: 0 HBP: 0 BLK: 0 WP: 0 HR: 0 S: 9 P: 9 ERA: 0.00 WHIP: 0.500																					

Texas Rangers @ Oakland Athletics  
Oakland-Alameda County Coliseum, Oakland, CA  
Sun Jun 24 1979, 3:33 AM PDT  
Unknown

AB 32  
R 1  
H 7  
RBI 1  
BB 4  
SO 2  
LOB 18





Batter	1	2	3	4	5	6	7	8	9	AB	R	H	RBI	BB	SO	LOB	TOP		
<b>Bump Willis, S</b> OBP: 0.320, SLG: 0.288 (1, 4)	F7	F8			F9			F8	SF8 1B	4	1	0	0	1	0	2	<b>Texas Rangers @ Oakland Athletics</b> Oakland-Alameda County Coliseum, Oakland, CA Sun Jun 24 1979, 3:38 AM PDT Att: 4,752 - Unknown <a href="http://livebaseballscorecards.com">livebaseballscorecards.com</a>		
<b>Bill Sample, R</b> OBP: 0.379, SLG: 0.371 <b>Oscar Gamble, L</b> OBP: 0.532, SLG: 0.674 <b>Jim Sundberg, R</b> OBP: 0.275, SLG: 0.301 (9, 2)	1B 4-3 1B		F8			B1-3		HR 5-3 BB	SF8 1B	3	2	1	0	1	0	0			
<b>Buddy Bell, R</b> OBP: 0.314, SLG: 0.392 (1, 5)	4-3 1B		F8			5-3		5-3	SF8	4	0	1	1	0	0	1			
<b>John Ellis, R</b> OBP: 0.294, SLG: 0.455 <b>Johnny Grubb, L</b> OBP: 0.316, SLG: 0.438 (8, 9) (9, 7)	4-3 1B		F9			F9		HR BB	G3	3	0	1	0	1	0	0			
<b>Richie Zisk, R</b> OBP: 0.286, SLG: 0.305 <b>Pat Putnam, L</b> OBP: 0.322, SLG: 0.495 (8, 3) (8, 3)	4-3			6-3			5-3	HR		3	0	0	1	0	0	2			
<b>Eric Soderholm, R</b> OBP: 0.304, SLG: 0.375 (1, 10)	F7			F9			5-3	4-3		4	0	0	0	0	0	3			
<b>Dave Roberts, R</b> OBP: 0.240, SLG: 0.333 (9, 9)				F8					F8	3	0	1	0	1	0	0			
<b>La Rue Washington, R</b> OBP: 0.333, SLG: 0.333 (1, 8)						5-3			S 1B	4	1	2	0	0	0	1			
<b>Nelson Norman, S</b> OBP: 0.258, SLG: 0.247 (1, 6)							6-3		1B	4	1	2	1	0	0	3			
<b>Inning Stats</b>	R: 1 E: 0 K: 0 S: 6	H: 3 LOB: 2 BB: 0 P: 6	R: 0 E: 0 K: 0 S: 4	H: 1 LOB: 1 BB: 0 P: 4	R: 0 E: 0 K: 0 S: 3	H: 0 LOB: 0 BB: 0 P: 3	R: 0 E: 0 K: 0 S: 3	H: 0 LOB: 0 BB: 0 P: 3	R: 0 E: 0 K: 0 S: 3	H: 1 LOB: 2 BB: 1 P: 8	R: 3 E: 0 K: 0 S: 4	H: 1 LOB: 1 BB: 2 P: 12	R: 3 E: 0 K: 0 S: 6	H: 3 LOB: 2 BB: 1 P: 10	1B: 9 2B: 0 3B: 0 HR: 1	SF: 1 SAC: 0 DP: 0 HBP: 0		WP: 0 PB: 0 SB: 1 CS: 1	PA: 40
<b>PITCHER</b>	IP	WLS	BF	H	R	ER	SO	BB	IBB	HBP	BLK	WP	HR	S	P	ERA	WHIP		
<b>Dave Hamilton, L</b> ERA: 3.72	7.2	L	31	6	3	3	0	3	0	0	0	0	0	28	40	3.52	1.174		
<b>Dave Heaverlo, R</b> ERA: 3.59	0.2		7	4	4	4	0	0	1	0	0	0	1	6	10	54.00	6.000		
<b>Jim Todd, R</b> ERA: 7.44	0.2		2	0	0	0	0	0	0	0	0	0	0	2	2	0.00	0.000		

Batter	1	2	3	4	5	6	7	8	9	AB	R	H	RBI	BB	SO	LOB	BOTTOM			
<b>Rickey Henderson, R</b> OBP: 0.250, SLG: 0.375 (1, 7)	6-3		FC4			F8		F7		4	0	0	0	0	0	3	<b>Texas Rangers @ Oakland Athletics</b> Oakland-Alameda County Coliseum, Oakland, CA Sun Jun 24 1979, 3:38 AM PDT Att: 4,752 - Unknown <a href="http://livebaseballscorecards.com">livebaseballscorecards.com</a>			
<b>Derek Bryant, R</b> OBP: 0.216, SLG: 0.217 (1, 9)	F9		FC6-4			L4		1B		4	0	1	1	0	0	2				
<b>Wayne Gross, L</b> OBP: 0.371, SLG: 0.430 (1, 3)	G3		F8			F9		1B		4	0	1	1	0	0	2				
<b>Jeff Newman, R</b> OBP: 0.247, SLG: 0.409 (1, 2)		1B		K			6-3	K		4	0	1	0	0	2	2				
<b>Mitchell Page, L</b> OBP: 0.325, SLG: 0.353 (1, 10)	F7			F7			CS 1B	F8		4	0	1	0	0	0	3				
<b>Tony Armas, R</b> OBP: 0.287, SLG: 0.379 (1, 8)				K					G6-4-3 1B	3	0	2	0	1	1	0				
<b>Mike Heath, R</b> OBP: 0.357, SLG: 0.500 (1, 5)	4-3				4-3				G6-4-3 1B	4	0	0	0	0	1	3				
<b>Mike Edwards, R</b> OBP: 0.270, SLG: 0.289 (1, 4)			5-3			5-3		1B	L5	4	1	1	0	0	0	0				
<b>Rob Picciolo, R</b> OBP: 0.207, SLG: 0.276 (1, 6)			FC6-4 E 1B			4-3		1B		3	1	2	0	0	0	0				
<b>Inning Stats</b>	R: 0 E: 0 K: 0 S: 3	H: 0 LOB: 0 BB: 0 P: 3	R: 0 E: 0 K: 0 S: 4	H: 2 LOB: 1 BB: 0 P: 4	R: 0 E: 1 K: 0 S: 5	H: 1 LOB: 2 BB: 0 P: 5	R: 0 E: 0 K: 2 S: 7	H: 0 LOB: 0 BB: 0 P: 7	R: 0 E: 0 K: 0 S: 3	H: 0 LOB: 0 BB: 0 P: 3	R: 0 E: 0 K: 1 S: 5	H: 1 LOB: 1 BB: 1 P: 9	R: 2 E: 0 K: 1 S: 9	H: 4 LOB: 2 BB: 0 P: 9	R: 0 E: 0 K: 0 S: 3	H: 1 LOB: 0 BB: 0 P: 3		1B: 9 2B: 0 3B: 0 HR: 0	SF: 0 SAC: 0 DP: 1 HBP: 0	WP: 0 PB: 0 SB: 0 CS: 1
<b>PITCHER</b>	IP	WLS	BF	H	R	ER	SO	BB	IBB	HBP	BLK	WP	HR	S	P	ERA	WHIP			
<b>Doc Medich, R</b> ERA: 6.83	7.0	W	27	6	2	2	3	1	0	0	0	0	0	3	3	0.00	1.000			
<b>Sparky Lyle, L</b> ERA: 3.59	0.1		3	2	0	0	0	0	0	0	0	0	0	3	3	0.00	6.000			
<b>Jim Kern, R</b> ERA: 1.53	1.2	S	5	1	0	0	1	0	0	0	0	0	0	7	7	0.00	0.600			







Batter	1	2	3	4	5	6	7	8	9	AB	R	H	RBI	BB	SO	LOB	TOP			
Larry Harlow, L (1, 8) OBP: 0.350, SLG: 0.265										4	0	0	0	0	1	1	<b>California Angels @ Texas Rangers</b> Arlington Stadium, Arlington, TX Wed Jun 27 1979, 8:05 PM EDT Att: 28,899 - Unknown			
Carney Lansford, R (1, 5) OBP: 0.358, SLG: 0.471										3	1	1	1	1	1	1				
Dan Ford, R (1, 9) OBP: 0.350, SLG: 0.447										4	1	1	0	0	0	1				
Don Baylor, R (1, 10) OBP: 0.365, SLG: 0.468										3	0	0	0	1	0	2				
Willie Aikens, L (1, 3) OBP: 0.382, SLG: 0.541										2	0	0	0	2	0	0				
Brian Downing, R (1, 2) OBP: 0.407, SLG: 0.522										4	0	2	1	0	1	1				
Joe Rudi, R (1, 7) OBP: 0.282, SLG: 0.355										4	0	0	0	0	3	4				
Bobby Grich, R (1, 4) OBP: 0.398, SLG: 0.599										2	0	0	0	2	1	1				
Jim Anderson, R (1, 6) OBP: 0.267, SLG: 0.308										2	0	0	0	0	0	3				
<b>Inning Stats</b>	R: 1 E: 0 K: 1 S: 5	H: 1 LOB: 0 BB: 1 P: 9	R: 0 E: 0 K: 2 S: 7	H: 0 LOB: 0 BB: 0 P: 7	R: 0 E: 0 K: 1 S: 5	H: 0 LOB: 1 BB: 1 P: 9	R: 1 E: 0 K: 1 S: 7	H: 2 LOB: 3 BB: 2 P: 15	R: 0 E: 0 K: 0 S: 3	H: 0 LOB: 0 BB: 0 P: 7	R: 0 E: 0 K: 1 S: 5	H: 0 LOB: 0 BB: 1 P: 5	R: 0 E: 0 K: 0 S: 2	H: 0 LOB: 0 BB: 1 P: 6	R: 0 E: 0 K: 1 S: 6	H: 1 LOB: 1 BB: 0 P: 6	1B: 3 2B: 0 3B: 0 HR: 1	SF: 0 SAC: 1 DP: 1 HBP: 0	WP: 0 PB: 0 SB: 0 CS: 1	PA: 36
<b>PITCHER</b>	IP WLS BF H R ER SO BB IBB HBP BLK WP HR S P ERA WHIP																			
Steve Comer, R (1, 1) ERA: 3.59	8.1 W 33 4 2 2 6 5 1 0 0 0 1 39 63 2.16 1.080																			
Jim Kern, R (9, 1) ERA: 1.51	0.2 S 2 0 0 0 1 0 0 0 0 0 0 4 4 0.00 0.000																			

Batter	1	2	3	4	5	6	7	8	9	AB	R	H	RBI	BB	SO	LOB	BOTTOM			
Bump Wills, S (1, 4) OBP: 0.319, SLG: 0.285										3	1	1	0	1	2	0	<b>California Angels @ Texas Rangers</b> Arlington Stadium, Arlington, TX Wed Jun 27 1979, 8:05 PM EDT Att: 28,899 - Unknown			
Buddy Bell, R (1, 5) OBP: 0.316, SLG: 0.396										3	1	1	0	1	0	2				
Oscar Gamble, L (1, 9) OBP: 0.538, SLG: 0.692										2	1	2	3	2	0	0				
Pat Putnam, L (1, 3) OBP: 0.329, SLG: 0.497										4	0	1	0	0	1	3				
Eric Soderholm, R (1, 10) OBP: 0.303, SLG: 0.377										4	0	1	0	0	0	1				
Bill Sample, R (1, 7) OBP: 0.386, SLG: 0.391										2	1	0	0	2	0	1				
Johnny Grubb, L (1, 8) OBP: 0.311, SLG: 0.433										4	0	1	1	0	1	2				
Dave Roberts, R (1, 2) OBP: 0.207, SLG: 0.286										4	0	0	0	0	2	3				
Larvell Blanks, R (1, 6) OBP: 0.329, SLG: 0.303										2	0	0	0	0	0	0				
Al Oliver, L (6, PH) OBP: 0.337, SLG: 0.483										1	0	0	0	0	0	1				
Nelson Norman, S (7, 6) OBP: 0.258, SLG: 0.247										0	0	0	0	0	0	0				
<b>Inning Stats</b>	R: 1 E: 1 K: 1 S: 6	H: 2 LOB: 0 BB: 0 P: 6	R: 0 E: 0 K: 0 S: 4	H: 1 LOB: 1 BB: 0 P: 4	R: 2 E: 0 K: 1 S: 7	H: 2 LOB: 1 BB: 1 P: 11	R: 0 E: 0 K: 2 S: 7	H: 0 LOB: 0 BB: 0 P: 7	R: 0 E: 0 K: 1 S: 6	H: 1 LOB: 2 BB: 1 P: 10	R: 1 E: 0 K: 1 S: 6	H: 1 LOB: 1 BB: 1 P: 10	R: 0 E: 0 K: 0 S: 2	H: 0 LOB: 2 BB: 2 P: 10	R: 0 E: 0 K: 0 S: 3	H: 0 LOB: 1 BB: 1 P: 7	1B: 3 2B: 4 3B: 0 HR: 1	SF: 0 SAC: 0 DP: 1 HBP: 0	WP: 0 PB: 0 SB: 0 CS: 0	PA: 35
<b>PITCHER</b>	IP WLS BF H R ER SO BB IBB HBP BLK WP HR S P ERA WHIP																			
Nolan Ryan, R (1, 1) ERA: 2.96	8.0 L 35 7 4 3 6 5 1 0 0 0 1 41 65 3.38 1.500																			



Batter	1	2	3	4	5	6	7	8	9	AB	R	H	RBI	BB	SO	LOB	TOP					
<b>Bobby Grich, R</b> OBP: 0.399, SLG: 0.597 <b>Dickie Thon, R</b> OBP: 0.368, SLG: 0.389	0-3 K		4-0 FC4 BB			0-3 K		0-0 5-3		1	0	0	0	1	1	0						
<b>Carney Lansford, R</b> OBP: 0.357, SLG: 0.478	0-0 P8		0-0 FC4			0-0 HR			0-0 L6	4	1	1	1	0	0	2						
<b>Dan Ford, R</b> OBP: 0.347, SLG: 0.442 <b>Willie Davis, L</b> OBP: 0.296, SLG: 0.270	0-3 K			0-0 5-3		0-3 K			0-0 2B WP 1B	3	0	0	0	0	2	0						
<b>Don Baylor, R</b> OBP: 0.366, SLG: 0.481		0-0 5-3		0-0 F7					0-0 WP SF8 2B	4	2	2	1	0	0	0						
<b>Willie Aikens, L</b> OBP: 0.376, SLG: 0.532		0-0 F8		0-3 K					0-0 SF8	3	0	0	1	0	1	0						
<b>Brian Downing, R</b> OBP: 0.404, SLG: 0.518 <b>Tom Donohue, R</b> OBP: 0.274, SLG: 0.386		0-0 F3			0-3 K				0-0 5-3	2	0	0	0	0	1	0						
<b>Joe Rudi, R</b> OBP: 0.277, SLG: 0.349			0-3 K		0-0 6-3				0-0 F8	3	0	0	0	0	1	0						
<b>Larry Harlow, L</b> OBP: 0.341, SLG: 0.257			0-0 1-3		0-3 K				0-0 G3	3	0	0	0	0	1	0						
<b>Jim Anderson, R</b> OBP: 0.273, SLG: 0.310						0-0 F4			0-0 F7	3	0	1	0	0	0	0						
<b>Inning Stats</b>	R: 0 E: 0 K: 2 S: 7	H: 0 LOB: 0 BB: 0 P: 7	R: 0 E: 0 K: 0 S: 3	H: 0 LOB: 0 BB: 0 P: 3	R: 0 E: 0 K: 1 S: 6	H: 1 LOB: 2 BB: 1 P: 10	R: 0 E: 0 K: 1 S: 5	H: 0 LOB: 0 BB: 0 P: 5	R: 0 E: 0 K: 2 S: 7	H: 0 LOB: 0 BB: 0 P: 7	R: 1 E: 0 K: 2 S: 8	H: 1 LOB: 0 BB: 0 P: 8	R: 1 E: 0 K: 0 S: 4	H: 1 LOB: 0 BB: 0 P: 4	R: 0 E: 0 K: 0 S: 3	H: 0 LOB: 0 BB: 0 P: 3	R: 2 E: 0 K: 0 S: 5	H: 2 LOB: 0 BB: 0 P: 5	1B: 2 2B: 1 3B: 0 HR: 2	SF: 1 SAC: 0 DP: 0 HBP: 0	WP: 1 PB: 0 SB: 0 CS: 0	PA: 33
<b>PITCHER</b> <b>Fergie Jenkins, R</b> ERA: 3.68	IP: 9.0 WLS: W BF: 33 H: 5 R: 4 ER: 4 SO: 8 BB: 1 IBB: 0 HBP: 0 BLK: 0 WP: 1 HR: 2 S: 48 P: 52 ERA: 4.00 WHIP: 0.667															<b>PITCHER</b>						

California Angels @ Texas Rangers  
Arlington Stadium, Arlington, TX  
Thu Jun 28 1979, 8:05 PM EDT  
Att: 29,101 - Unknown

AB 31  
R 4  
H 5  
RBI 3  
BB 1  
SO 8  
LOB 2



Batter	1	2	3	4	5	6	7	8	9	AB	R	H	RBI	BB	SO	LOB	BOTTOM	
<b>Bump Wills, S</b> OBP: 0.326, SLG: 0.298				0-0 4-3		0-0 3-1				6	1	4	2	0	0	2		
<b>Buddy Bell, R</b> OBP: 0.313, SLG: 0.394				0-0 P7			0-3 K	0-0 SF8		4	0	1	2	0	1	3		
<b>Oscar Gamble, L</b> OBP: 0.533, SLG: 0.691 <b>La Rue Washington, R</b> OBP: 0.333, SLG: 0.333					0-0 F8			0-0 F4		3	1	1	1	0	0	3		
<b>Pat Putnam, L</b> OBP: 0.335, SLG: 0.495	0-0 FC1-5 1B	0-0 2B E 1B			0-0 1-3				0-0 BB FC5-4 1B	3	2	1	0	1	0	2		
<b>Eric Soderholm, R</b> OBP: 0.313, SLG: 0.392	0-0 1B 1B	0-0 1B 1B	0-0 E 2B		0-0 F8				0-0 FC5-4 BB	4	2	3	0	1	0	1		
<b>Bill Sample, R</b> OBP: 0.381, SLG: 0.385	0-0 1B 1B	0-0 E6 1B		0-3 K		0-0 4-3			0-0 FC5-4	5	2	1	4	0	1	4		
<b>Johnny Grubb, L</b> OBP: 0.313, SLG: 0.432	0-0 1B 1B	0-0 1B 1B			0-0 G3				0-0 G3 F8	5	2	2	1	0	0	3		
<b>Dave Roberts, R</b> OBP: 0.294, SLG: 0.364	0-0 2B 1B	0-0 1B 1B			0-0 F9				0-0 FC6-4 1B SF8 1B	5	2	4	2	0	0	0		
<b>Nelson Norman, S</b> OBP: 0.262, SLG: 0.258	0-0 2B SF9 1B	0-0 F4			0-0 4-3 2B				0-0 FC6-4 1B F7	5	1	2	1	0	0	4		
<b>Inning Stats</b>	R: 8 E: 0 K: 0 S: 12	H: 9 LOB: 1 BB: 0 P: 12	R: 4 E: 1 K: 0 S: 9	H: 5 LOB: 2 BB: 0 P: 9	R: 0 E: 0 K: 1 S: 5	H: 0 LOB: 1 BB: 0 P: 6	R: 0 E: 0 K: 0 S: 4	H: 1 LOB: 1 BB: 0 P: 4	R: 0 E: 0 K: 0 S: 4	H: 1 LOB: 1 BB: 0 P: 4	R: 1 E: 0 K: 1 S: 6	H: 1 LOB: 2 BB: 2 P: 14	R: 1 E: 0 K: 0 S: 5	H: 2 LOB: 1 BB: 0 P: 5	1B: 16 2B: 4 3B: 0 HR: 0	SF: 2 SAC: 0 DP: 0 HBP: 1	WP: 0 PB: 0 SB: 0 CS: 0	PA: 48
<b>PITCHER</b> <b>Jim Barr, R</b> ERA: 4.67 <b>Ralph Gething, L</b> ERA: 81.0 <b>Steve Eddy, R</b> ERA: 6.43	IP: 0.1 WLS: L BF: 6 H: 5 R: 5 ER: 5 SO: 0 BB: 0 IBB: 0 HBP: 0 BLK: 0 WP: 0 HR: 0 S: 6 P: 6 ERA: 135.00 WHIP: 15.000	IP: 0.2 WLS: L BF: 10 H: 7 R: 7 ER: 6 SO: 0 BB: 0 IBB: 0 HBP: 0 BLK: 0 WP: 0 HR: 0 S: 10 P: 10 ERA: 81.00 WHIP: 10.500	IP: 7.0 WLS: L BF: 32 H: 8 R: 2 ER: 2 SO: 2 BB: 0 IBB: 0 HBP: 1 BLK: 0 WP: 0 HR: 0 S: 33 P: 42 ERA: 2.57 WHIP: 1.429															<b>PITCHER</b>

California Angels @ Texas Rangers  
Arlington Stadium, Arlington, TX  
Thu Jun 28 1979, 8:05 PM EDT  
Att: 29,101 - Unknown

AB 43  
R 14  
H 20  
RBI 13  
BB 2  
SO 2  
LOB 23









Batter	1	2	3	4	5	6	7	8	9	AB	R	H	RBI	BB	SO	LOB	TOP								
Rickey Henderson, R OBP: 0.344, SLG: 0.259	(1, 8) 0-3 K		X 0-0 F9		X 0-0 F4		X 0-0 SH1-4		X 0-0 SH3-4	3	0	0	0	0	1	2									
Dave Chalk, R OBP: 0.431, SLG: 0.300	(1, 5) 0-0 5-3		X 0-0 1B		X 4-0 BB		X 4-0 BB		X 4-0 BB	2	0	1	1	3	0	0									
Jim Essian, R OBP: 0.298, SLG: 0.385	(1, 2) 0-0 4-3		X 0-0 4-3		X 0-0 F8		X 0-0 SF7		X 0-3 K	4	0	0	1	0	1	5									
Jeff Newman, R OBP: 0.257, SLG: 0.417	(1, 3)		X 0-3 K		X 0-0 F8		X 0-0 6-3		X 0-3 K	5	0	1	0	0	2	2									
Mitchell Page, L OBP: 0.316, SLG: 0.353	(1, 10)		X 0-0 F8		X 0-0 4-3		X 0-0 E6		X 0-0 F6	4	0	0	0	0	0	2									
Tony Armas, R OBP: 0.300, SLG: 0.380	(1, 9) (6, 7)		X 0-0 FC6-4 1B		X 0-3 K		X 4-0 IBB		X 0-3 K	3	0	1	0	1	2	0									
Derek Bryant, R OBP: 0.204, SLG: 0.189	(1, 7)		X 0-0 FC6-4 1B		X 0-0 4-3		X 0-0 F9		X 0-3 K	2	0	0	0	0	0	1									
Mario Guerrero, R OBP: 0.221, SLG: 0.241	(6, PH)		X 0-0 FC6-4 1-2		X 0-0 4-3		X 0-0 F9		X 0-3 K	1	0	0	0	0	0	2									
Larry Murray, S OBP: 0.277, SLG: 0.272	(6, 9)		X 0-0 FC6-4 1-2		X 0-0 4-3		X 0-0 F9		X 0-3 K	1	0	0	0	0	1	0									
Mike Edwards, R OBP: 0.282, SLG: 0.305	(1, 4)		X 0-0 SH5-4 1B 2B		X 0-0 2B 1B		X 0-0 F8		X 0-0 5-3	4	2	2	0	0	0	2									
Rob Picciolo, R OBP: 0.231, SLG: 0.319	(1, 6)		X 0-0 SH5-4 2-3		X 0-0 2B		X 0-0 SH1-4 SF7 2B		X 0-0 SH3-4 1B	3	1	3	1	0	0	0									
<b>Inning Stats</b>	R: 0 E: 0 K: 1 S: 5	H: 0 LOB: 0 BB: 0 P: 5	R: 0 E: 0 K: 1 S: 6	H: 1 LOB: 1 BB: 0 P: 6	R: 1 E: 0 K: 0 S: 5	H: 2 LOB: 1 BB: 0 P: 5	R: 0 E: 0 K: 1 S: 5	H: 0 LOB: 0 BB: 0 P: 5	R: 1 E: 0 K: 0 S: 5	H: 2 LOB: 2 BB: 1 P: 9	R: 0 E: 1 K: 0 S: 4	H: 0 LOB: 2 BB: 1 P: 8	R: 1 E: 0 K: 0 S: 5	H: 2 LOB: 2 BB: 1 P: 9	R: 0 E: 0 K: 2 S: 7	H: 0 LOB: 0 BB: 0 P: 7	R: 0 E: 0 K: 2 S: 8	H: 1 LOB: 2 BB: 1 P: 12	1B: 5 2B: 3 3B: 0 HR: 0	SF: 1 SAC: 3 DP: 0 HBP: 0	WP: 0 PB: 0 SB: 0 CS: 0	PA: 40			
<b>PITCHER</b>	IP	WLS	BF	H	R	ER	SO	BB	IBB	HBP	BLK	WP	HR	S	P	ERA	WHIP								
John Henry Johnson, L ERA: 4.02	(1, 1)	0.0	0	0	0	0	0	0	0	0	0	0	0	0	0	∞	∞								
Jim Kern, R ERA: 1.45	(7, 1)	2.2	W	12	2	0	0	4	2	0	0	0	0	18	26	0.00	1.500								

Oakland Athletics @ Texas Rangers  
Arlington Stadium, Arlington, TX  
Sat Jun 30 1979, 8:05 PM EDT  
Att: 22,439 - Unknown

livebaseballscores.com

AB 32  
R 3  
H 8  
RBI 3  
BB 4  
SO 7  
LOB 16



Batter	1	2	3	4	5	6	7	8	9	AB	R	H	RBI	BB	SO	LOB	BOTTOM									
Bump Willis, S OBP: 0.337, SLG: 0.312	(1, 4) 0-0 F9-3 1B		X 4-0 BB BB		X 0-0 2B		X 0-0 F9		X 4-0 IBB	3	0	2	2	2	0	0										
Bill Sample, R OBP: 0.374, SLG: 0.373	(1, 7) 0-0 F9-3 1-2		X 4-0 BB BB		X 0-0 F3		X 0-0 5-3		X 0-0 4-3	4	0	0	0	1	0	6										
Buddy Bell, R OBP: 0.320, SLG: 0.395	(1, 5) 0-3 K		X 4-0 FC5-4 1-2 2-3 BB		X 0-3 K		X 0-0 WP 1B		X 0-0 6-3	4	0	1	0	1	2	0										
John Ellis, R OBP: 0.281, SLG: 0.434	(1, 3)		X 0-0 F9		X 0-0 5-3		X 0-3 K		X 0-0 WP 1B 2B	3	0	0	0	0	0	3										
Jim Sundberg, R OBP: 0.295, SLG: 0.307	(7, 2)		X 0-0 FC5-4 1-2		X 0-0 5-3		X 0-0 K		X 0-0 WP 1B 2B	2	1	1	0	0	1	1										
Eric Soderholm, R OBP: 0.304, SLG: 0.381	(1, 10)		X 0-3 K		X 0-0 F8		X 0-0 G3		X 4-0 1B SH3 1B BB	3	0	0	0	0	1	0										
Oscar Gamble, L OBP: 0.531, SLG: 0.663	(8, PH)		X 0-0 K		X 0-0 F8		X 0-0 G3		X 4-0 1B SH3 1B BB	0	1	0	0	2	0	0										
Richie Ziek, R OBP: 0.294, SLG: 0.307	(1, 9)		X 4-0 BB		X 0-0 BB BB 2B 1B		X 0-0 5-3		X 0-0 SH3 1-2 BB	2	1	1	0	2	0	0										
La Rue Washington, R OBP: 0.273, SLG: 0.273	(1, 8)		X 0-0 F7		X 0-0 F7		X 4-0 BB		X 0-0 WP 1B 1-2 2-3 3-4 1B	2	0	0	0	0	0	2										
Johnny Grubb, L OBP: 0.322, SLG: 0.438	(6, PH)		X 0-0 F7		X 0-0 F7		X 4-0 BB		X 0-0 WP 1B 1-2 2-3 3-4 1B	1	0	1	0	1	0	0										
Al Oliver, L OBP: 0.340, SLG: 0.486	(8, PR)		X 0-0 F7		X 0-0 F7		X 4-0 BB		X 0-0 WP 1B 1-2 2-3 3-4 1B	1	0	1	1	0	0	0										
Dave Roberts, R OBP: 0.300, SLG: 0.324	(1, 2)		X 0-3 K		X 4-0 BB BB 2B BB		X 0-0 F8		X 0-0 WP 1B 1-2 2-3 3-4 1B	1	1	0	0	1	1	0										
Pat Putnam, L OBP: 0.339, SLG: 0.495	(6, PH)		X 0-0 K		X 4-0 BB BB 2B BB		X 0-0 F8		X 0-0 WP 1B 1-2 2-3 3-4 1B	2	0	1	1	0	0	1										
Nelson Norman, S OBP: 0.262, SLG: 0.253	(1, 6)		X 0-0 F7		X 4-0 2B BB		X 0-3 K		X 0-0 F8	2	0	0	0	1	1	1										
Larvell Blanks, R OBP: 0.312, SLG: 0.294	(8, PH)		X 0-0 F7		X 4-0 2B BB		X 0-3 K		X 0-0 F8	1	0	0	0	0	0	2										
<b>Inning Stats</b>	R: 0 E: 0 K: 1 S: 5	H: 1 LOB: 0 BB: 0 P: 5	R: 0 E: 0 K: 1 S: 5	H: 0 LOB: 1 BB: 1 P: 9	R: 0 E: 0 K: 1 S: 5	H: 0 LOB: 3 BB: 3 P: 17	R: 2 E: 0 K: 0 S: 5	H: 2 LOB: 2 BB: 2 P: 13	R: 0 E: 0 K: 1 S: 5	H: 0 LOB: 0 BB: 0 P: 5	R: 0 E: 0 K: 1 S: 5	H: 0 LOB: 1 BB: 1 P: 9	R: 0 E: 0 K: 1 S: 6	H: 1 LOB: 1 BB: 0 P: 6	R: 1 E: 0 K: 0 S: 5	H: 2 LOB: 3 BB: 2 P: 13	R: 1 E: 0 K: 0 S: 3	H: 2 LOB: 3 BB: 2 P: 11	1B: 6 2B: 3 3B: 0 HR: 0	SF: 0 SAC: 1 DP: 1 HBP: 0	WP: 3 PB: 0 SB: 0 CS: 0	PA: 43				
<b>PITCHER</b>	IP	WLS	BF	H	R	ER	SO	BB	IBB	HBP	BLK	WP	HR	S	P	ERA	WHIP									
Dave Hamilton, L ERA: 3.81	(1, 1)	3.2		19	3	2	2	3	6	0	0	0	0	11	15	0.00	0.429									
Dave Heaverlo, R ERA: 3.75	(4, 1)	2.1		8	0	0	0	2	1	0	0	0	0	9	13	6.75	3.000									
Rick Langford, R ERA: 6.5	(7, 1)	1.1		8	3	1	1	1	1	0	0	0	1	0	9	13	6.75	3.000								
Jim Todd, R ERA: 7.51	(8, 1)	1.0	L	8	2	1	1	0	1	2	0	0	2	0	5	17	9.00	3.000								

Oakland Athletics @ Texas Rangers  
Arlington Stadium, Arlington, TX  
Sat Jun 30 1979, 8:05 PM EDT  
Att: 22,439 - Unknown

livebaseballscores.com

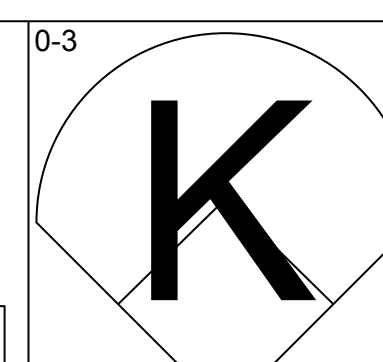
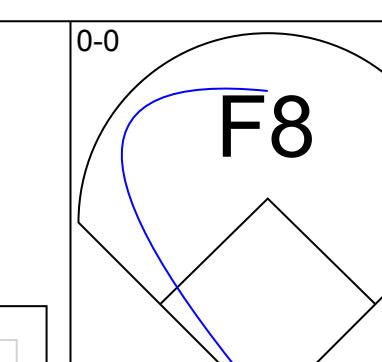
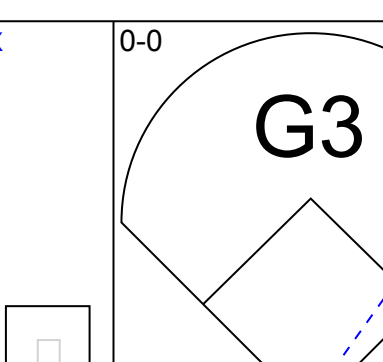
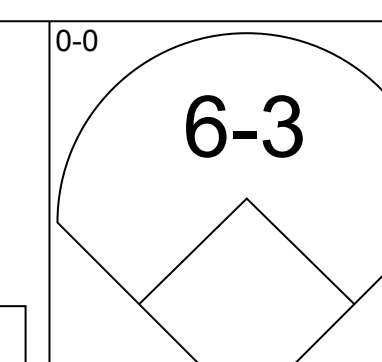
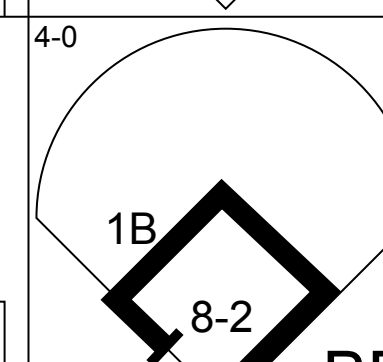
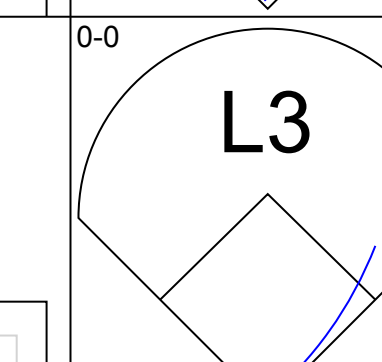
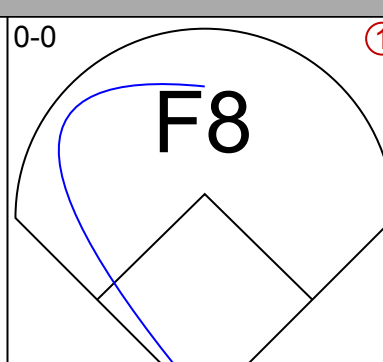
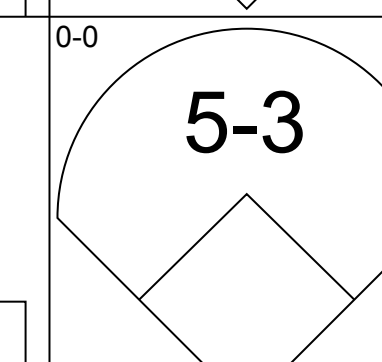
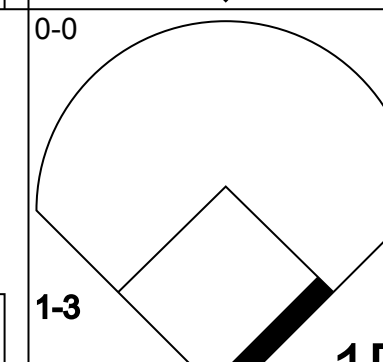
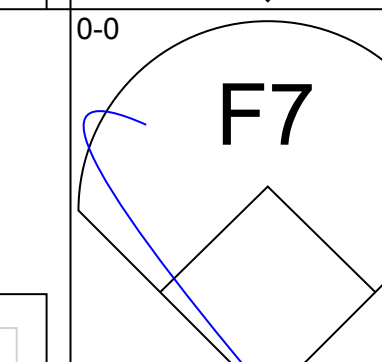
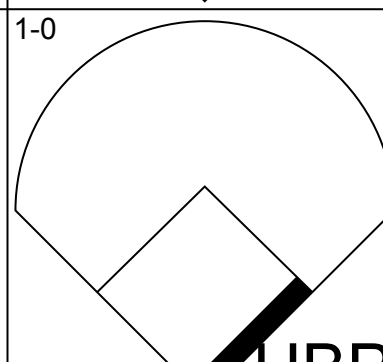
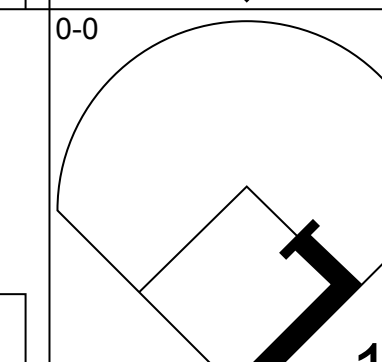
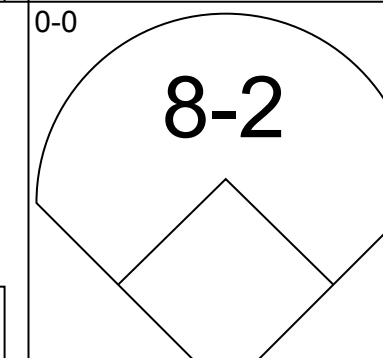
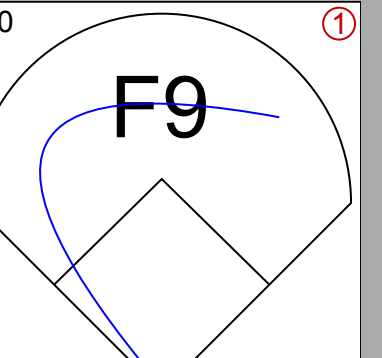
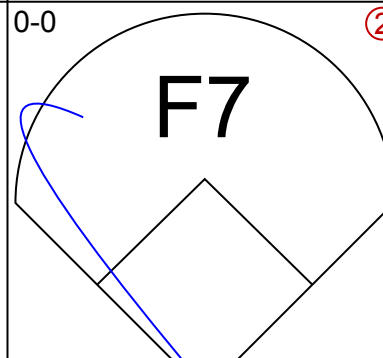
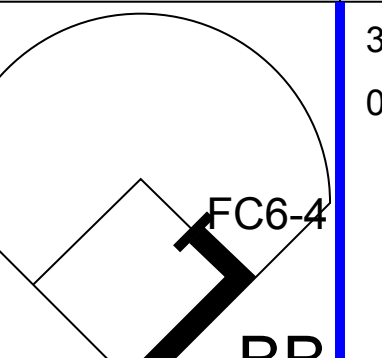
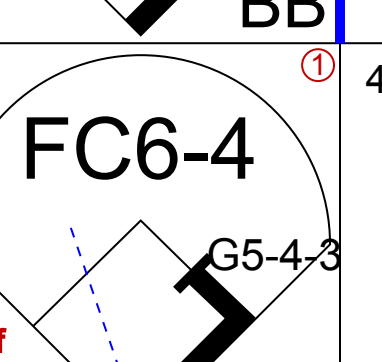
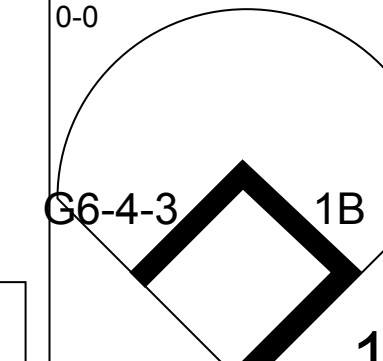
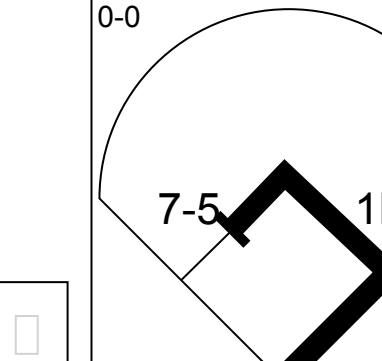
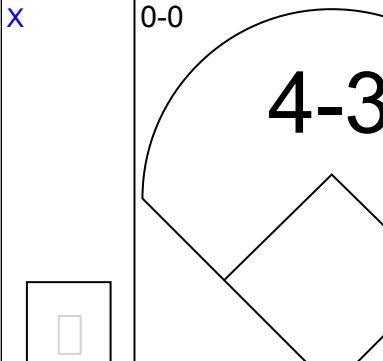
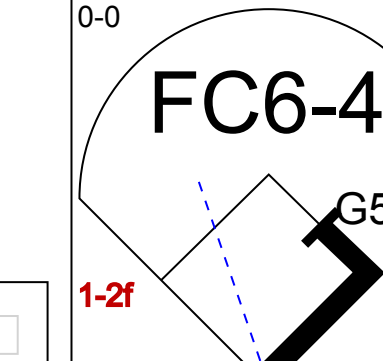
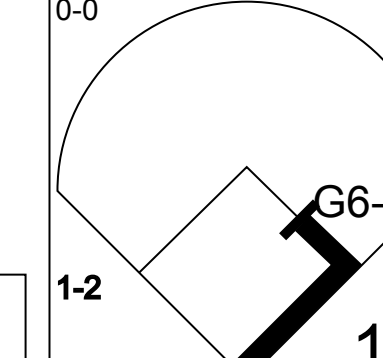
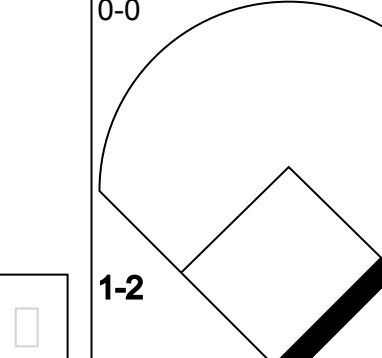
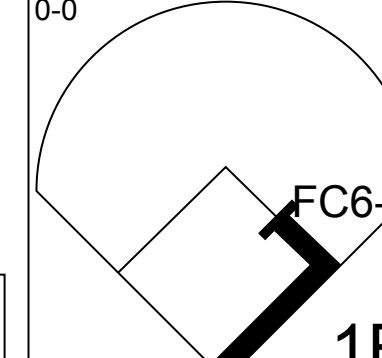
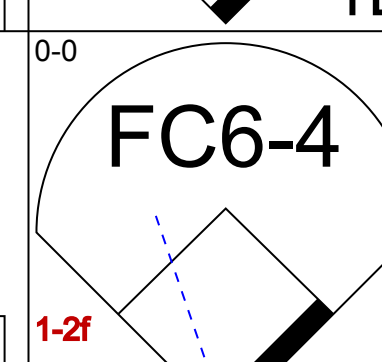
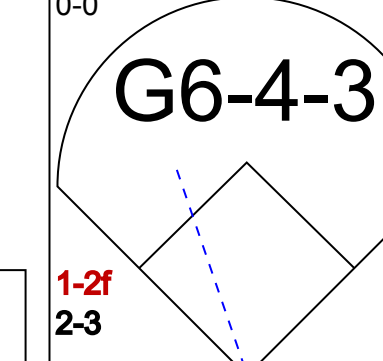
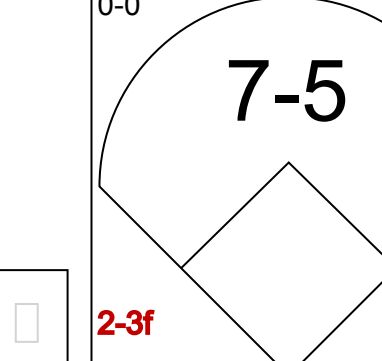
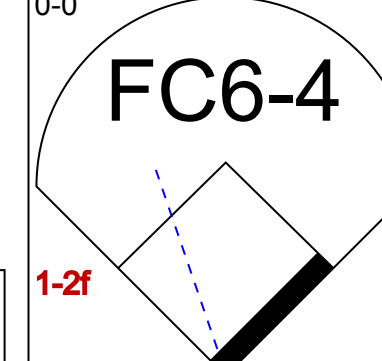
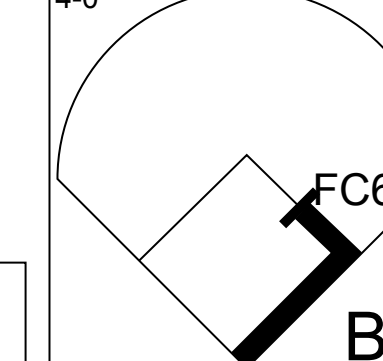

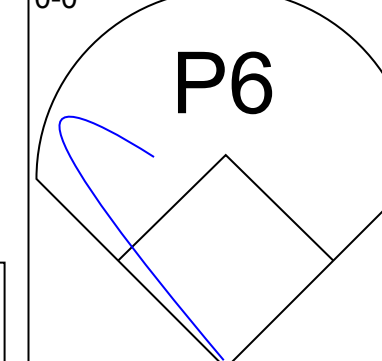
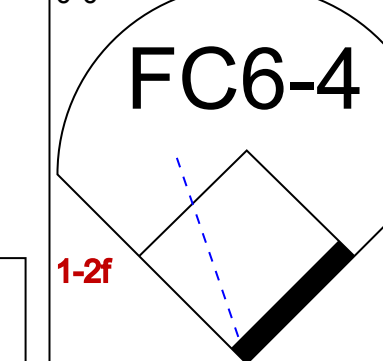
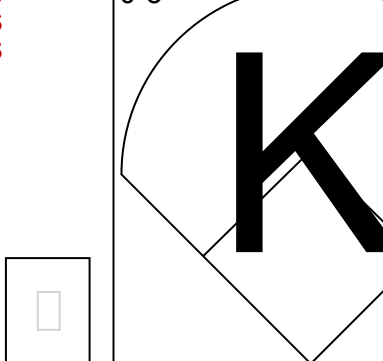
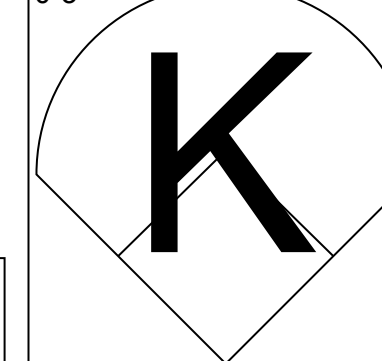
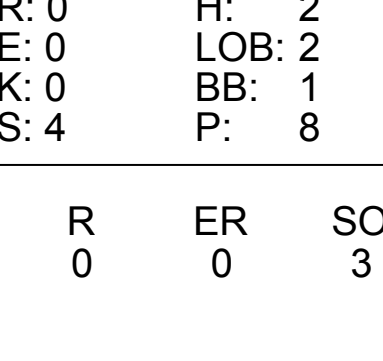
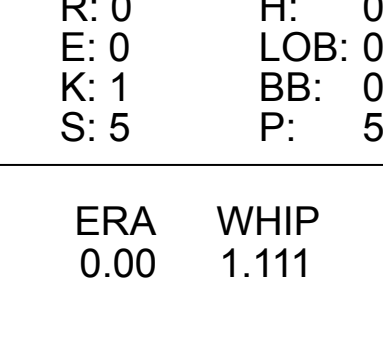
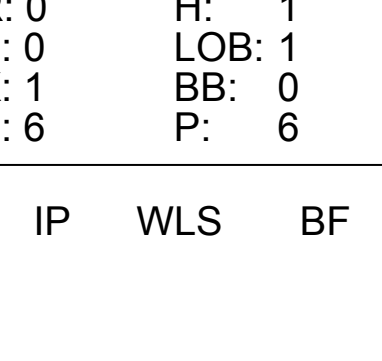
AB 31  
R 4  
H 8  
RBI 4  
BB 11  
SO 6  
LOB 16





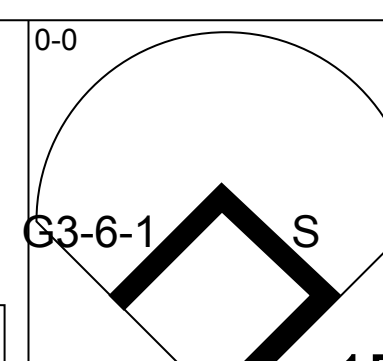
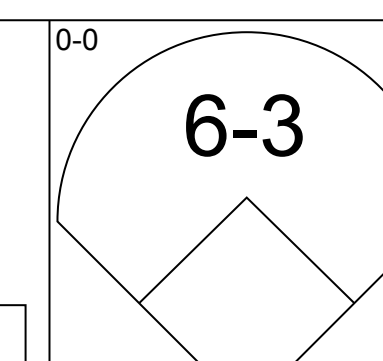
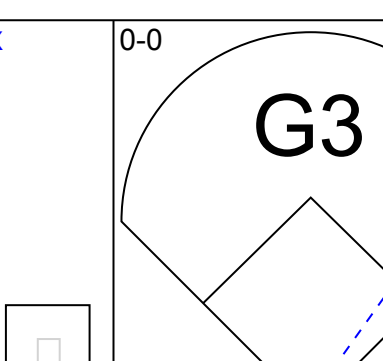
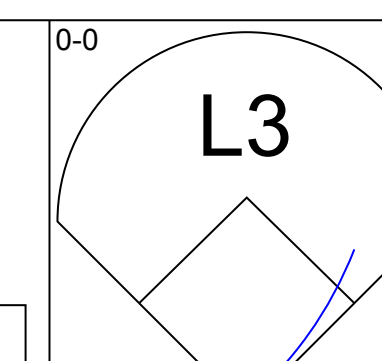
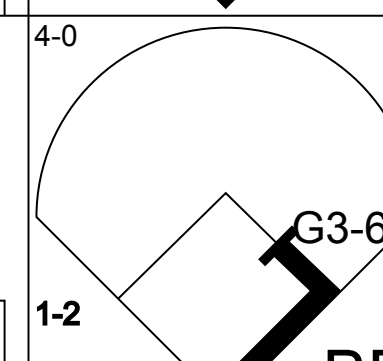
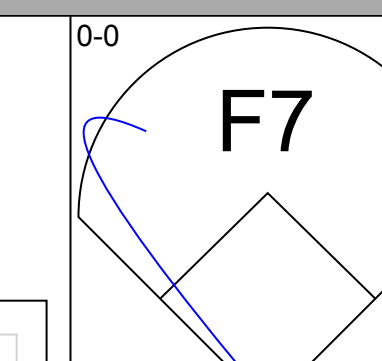
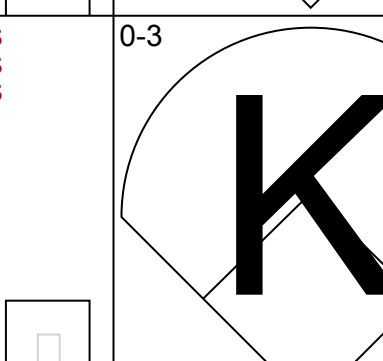
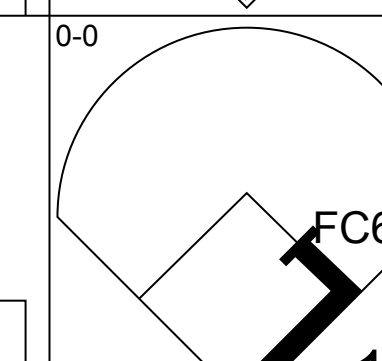
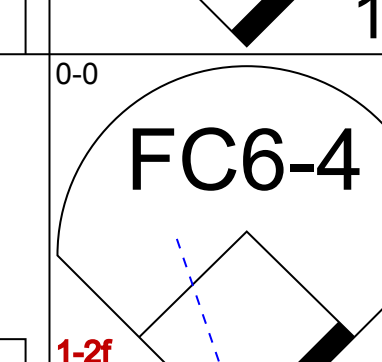
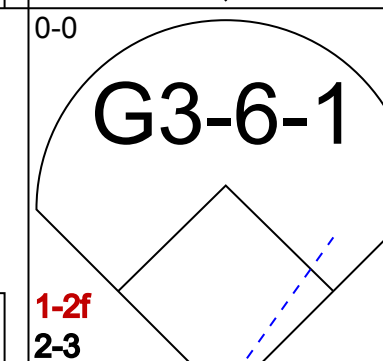
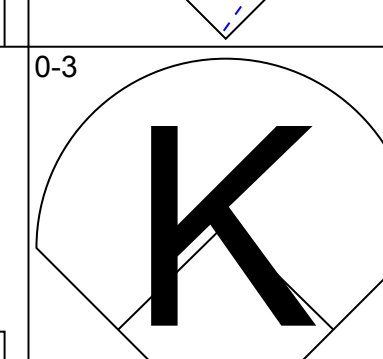
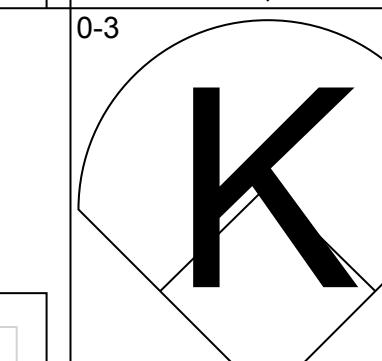
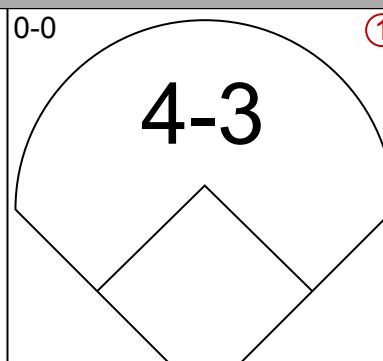
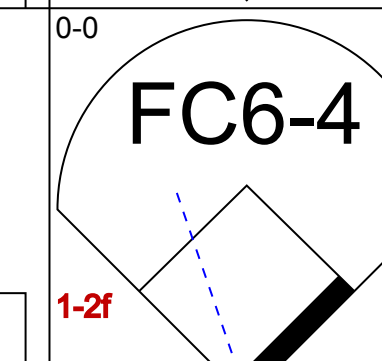
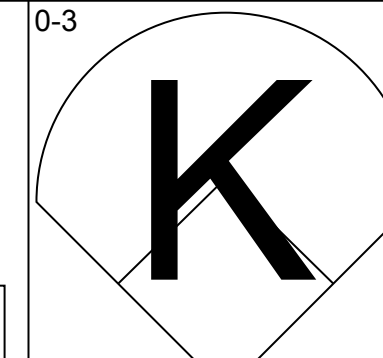
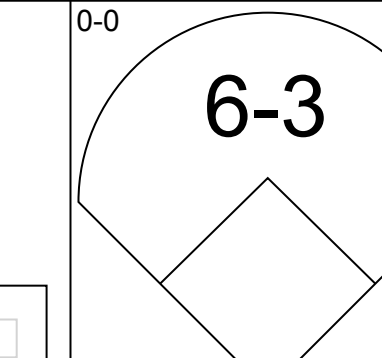
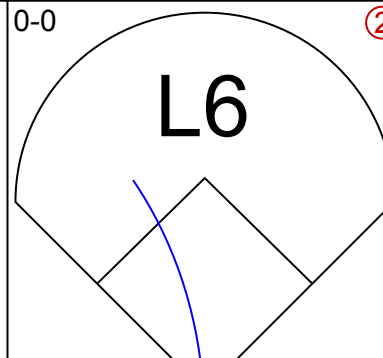
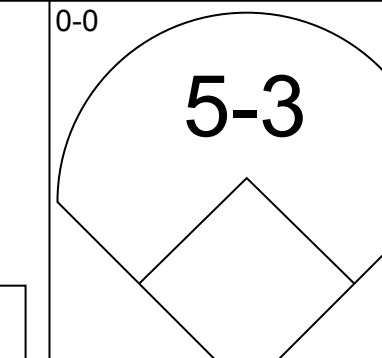
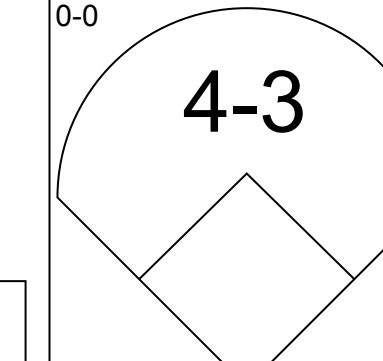
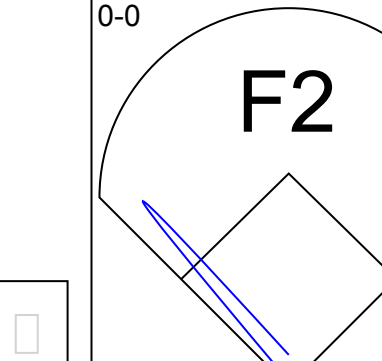
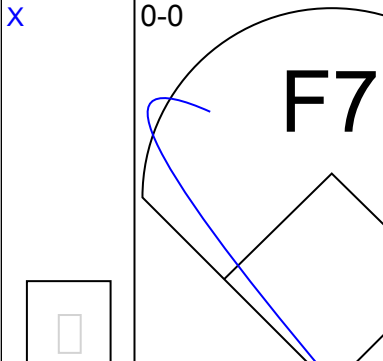
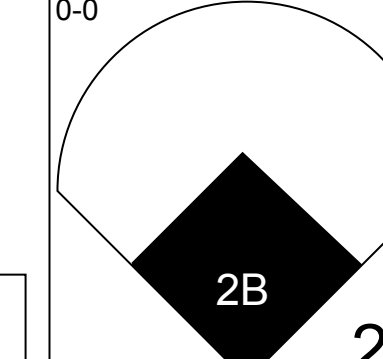
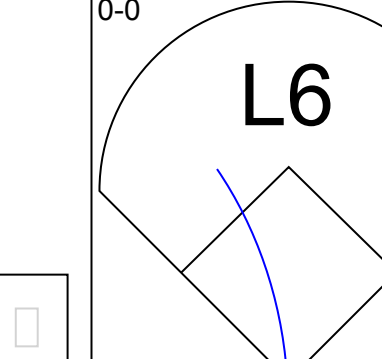
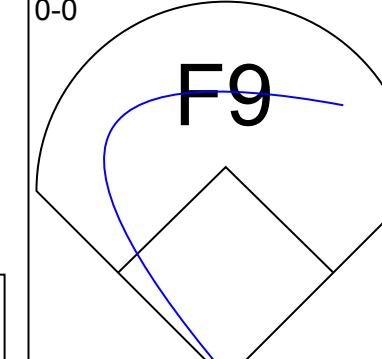
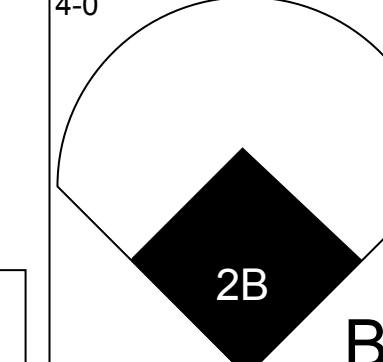
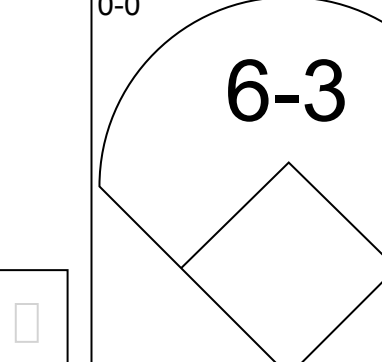
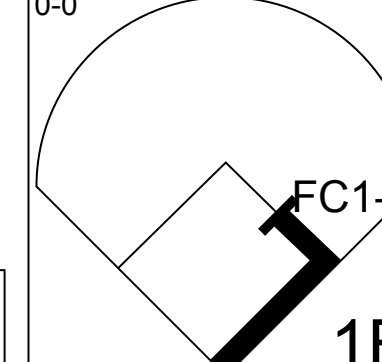
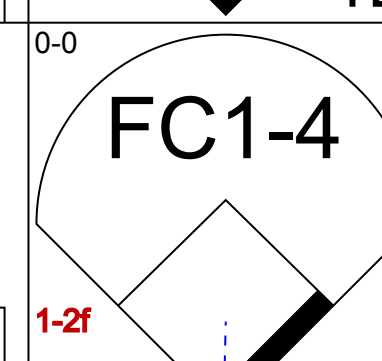
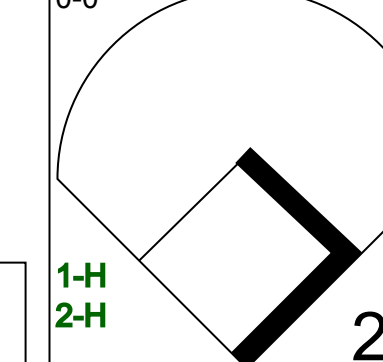
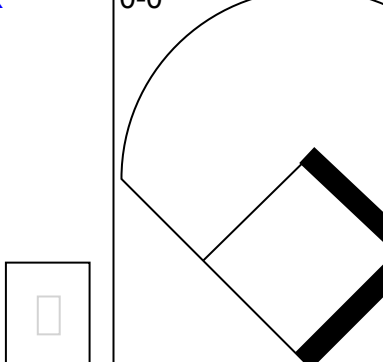
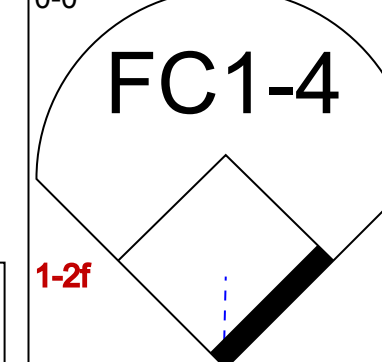
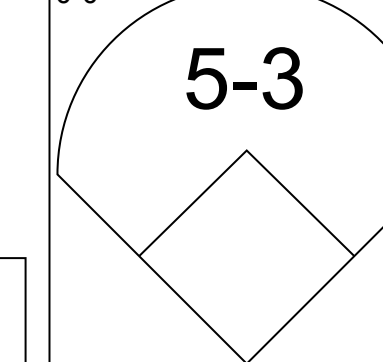
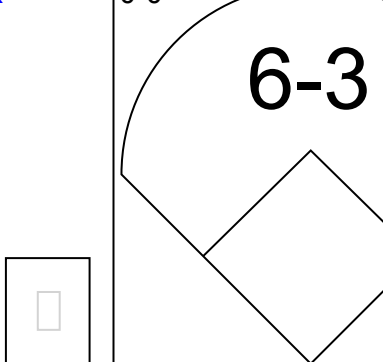
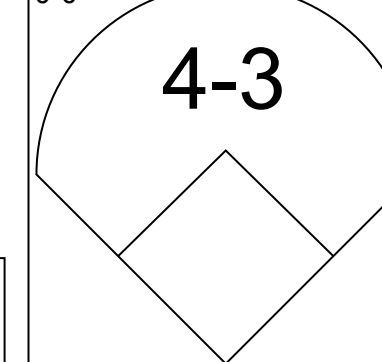
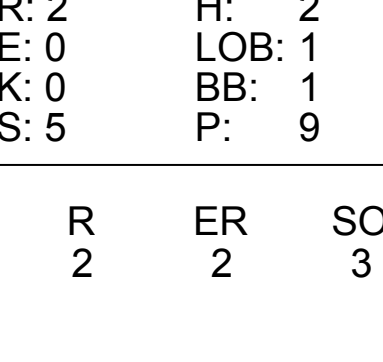
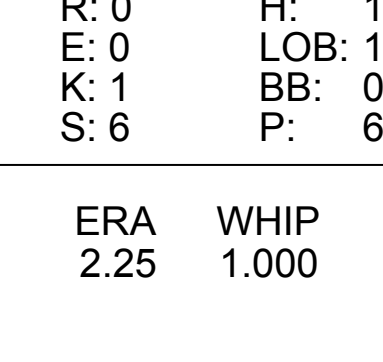





Batter	1	2	3	4	5	6	7	8	9	AB	R	H	RBI	BB	SO	LOB	TOP					
<b>Al Bumbry, L</b> OBP: 0.338, SLG: 0.362 (1, 8)										4	0	0	0	0	1	0	<b>Baltimore Orioles @ Texas Rangers</b> Arlington Stadium, Arlington, TX Mon Jul 02 1979, 8:05 PM EDT Att: 17,383 - Unknown					
<b>Kiko Garcia, R</b> OBP: 0.329, SLG: 0.407 (1, 6)										3	0	0	0	1	0	0						
<b>Pat Kelly, L</b> OBP: 0.458, SLG: 0.617 (1, 7)										3	0	2	0	0	0	0						
<b>Ken Singleton, S</b> OBP: 0.424, SLG: 0.542 (1, 9)										3	0	0	0	1	0	3						
<b>Wayne Krenchicki, L</b> OBP: 0.182, SLG: 0.273 (9, PR)									0	0	0	0	0	0	0	0						
<b>Eddie Murray, S</b> OBP: 0.352, SLG: 0.410 (1, 3)									4	0	2	0	0	0	0	2						
<b>Doug DeCinces, R</b> OBP: 0.343, SLG: 0.444 (1, 5)									4	0	3	0	0	0	1							
<b>Lee May, R</b> OBP: 0.322, SLG: 0.476 (1, 10)									3	0	0	0	0	0	0	5						
<b>Gary Roenicke, R</b> OBP: 0.429, SLG: 0.536 (7, PR)									0	0	0	0	0	0	0	0						
<b>Rich Dauer, R</b> OBP: 0.324, SLG: 0.383 (1, 4)									2	0	0	0	1	0	1							
<b>Dave Skaggs, R</b> OBP: 0.298, SLG: 0.250 (1, 2)									2	0	0	0	0	1	2							
<b>Terry Crowley, L</b> OBP: 0.414, SLG: 0.522 (7, PH)									1	0	0	0	0	1	1							
<b>Rick Dempsey, R</b> OBP: 0.341, SLG: 0.383 (7, 2)									0	0	0	0	0	0	0							
<b>Inning Stats</b>	R: 0 E: 0 K: 1 S: 5	H: 1 LOB: 1 BB: 1 P: 9	R: 0 E: 0 K: 0 S: 4	H: 2 LOB: 2 BB: 1 P: 8	R: 0 E: 0 K: 0 S: 3	H: 0 LOB: 0 BB: 0 P: 3	R: 0 E: 0 K: 0 S: 4	H: 2 LOB: 1 BB: 0 P: 4	R: 0 E: 0 K: 1 S: 5	H: 0 LOB: 0 BB: 0 P: 5	R: 0 E: 0 K: 0 S: 3	H: 0 LOB: 1 BB: 0 P: 4	R: 0 E: 0 K: 1 S: 6	H: 1 LOB: 1 BB: 0 P: 6	R: 0 E: 0 K: 0 S: 3	H: 1 LOB: 1 BB: 0 P: 3	R: 0 E: 0 K: 0 S: 2	H: 0 LOB: 1 BB: 1 P: 6	1B: 7 2B: 2 3B: 0 HR: 0	SF: 0 SAC: 0 DP: 4 HBP: 1	WP: 0 PB: 0 SB: 0 CS: 0	PA: 33
<b>PITCHER</b> <b>Steve Comer, R</b> ERA: 3.33 (1, 1)	IP: 9.0 WLS: W BF: 33	H: 7 R: 0 ER: 0 SO: 3	BB: 3 IBB: 0 HBP: 1 BLK: 0	WP: 0 HR: 0 S: 35 P: 48	ERA: 0.00 WHIP: 1.111												ERA: 0.00 WHIP: 1.111					

AB	29
R	0
H	7
RBI	0
BB	3
SO	3
LOB	15



Batter	1	2	3	4	5	6	7	8	9	AB	R	H	RBI	BB	SO	LOB	BOTTOM					
<b>Bump Wills, S</b> OBP: 0.338, SLG: 0.318 (1, 4)										4	0	1	0	0	0	2	<b>Baltimore Orioles @ Texas Rangers</b> Arlington Stadium, Arlington, TX Mon Jul 02 1979, 8:05 PM EDT Att: 17,383 - Unknown					
<b>Bill Sample, R</b> OBP: 0.371, SLG: 0.383 (1, 7)										3	0	1	0	1	1							
<b>Oscar Gamble, L</b> OBP: 0.526, SLG: 0.670 (1, 9)										4	0	0	0	0	1	3						
<b>Buddy Bell, R</b> OBP: 0.317, SLG: 0.399 (1, 5)										4	0	0	0	0	1	2						
<b>Pat Putnam, L</b> OBP: 0.336, SLG: 0.484 (1, 3)										3	0	0	0	0	0	0						
<b>Richie Ziek, R</b> OBP: 0.293, SLG: 0.310 (1, 10)										3	1	1	0	0	0	0						
<b>Johnny Grubb, L</b> OBP: 0.328, SLG: 0.434 (1, 8)										2	1	1	0	1	0	0						
<b>Jim Sundberg, R</b> OBP: 0.292, SLG: 0.320 (1, 2)										3	0	2	2	0	0	1						
<b>Larvell Blanks, R</b> OBP: 0.296, SLG: 0.278 (1, 6)										2	0	0	0	0	0	2						
<b>Al Oliver, L</b> OBP: 0.338, SLG: 0.484 (7, PH)									1	0	0	0	0	0	1							
<b>Nelson Norman, S</b> OBP: 0.266, SLG: 0.253 (8, 6)									0	0	0	0	0	0	0	0						
<b>Inning Stats</b>	R: 0 E: 0 K: 1 S: 5	H: 1 LOB: 1 BB: 1 P: 9	R: 2 E: 0 K: 0 S: 5	H: 2 LOB: 1 BB: 1 P: 9	R: 0 E: 0 K: 1 S: 5	H: 0 LOB: 0 BB: 0 P: 5	R: 0 E: 0 K: 0 S: 3	H: 0 LOB: 0 BB: 0 P: 3	R: 0 E: 0 K: 1 S: 6	H: 1 LOB: 1 BB: 0 P: 6	R: 0 E: 0 K: 0 S: 3	H: 0 LOB: 0 BB: 0 P: 3	R: 0 E: 0 K: 0 S: 4	H: 1 LOB: 1 BB: 0 P: 4	R: 0 E: 0 K: 0 S: 4	H: 1 LOB: 1 BB: 0 P: 4	R: 0 E: 0 K: 0 S: 2	H: 0 LOB: 1 BB: 1 P: 6	1B: 3 2B: 3 3B: 0 HR: 0	SF: 0 SAC: 0 DP: 1 HBP: 0	WP: 0 PB: 0 SB: 1 CS: 0	PA: 31
<b>PITCHER</b> <b>Dennis Martinez, R</b> ERA: 3.56 (1, 1)	IP: 8.0 WLS: L BF: 31	H: 6 R: 2 ER: 2 SO: 3	BB: 2 IBB: 0 HBP: 0 BLK: 0	WP: 0 HR: 0 S: 35 P: 43	ERA: 2.25 WHIP: 1.000												ERA: 2.25 WHIP: 1.000					





Batter	1	2	3	4	5	6	7	8	9	AB	R	H	RBI	BB	SO	LOB	TOP					
<b>Al Bumby, L</b> OBP: 0.333, SLG: 0.357 (1, 8)	0-0 4-3		0-0 F7			0-0 4-3			0-0 F8	4	0	0	0	0	0	0						
<b>Billy Smith, S</b> OBP: 0.279, SLG: 0.350 (1, 6)	0-3 K			0-3 K		0-0 P6			0-0 3-1	4	0	0	0	0	2	0						
<b>Ken Singleton, S</b> OBP: 0.422, SLG: 0.536 (1, 10)	0-0 5-3			0-3 K		0-3 K			4-0 BB	3	0	0	0	1	2	0						
<b>Gary Roenicke, R</b> OBP: 0.426, SLG: 0.528 (1, 7)		0-0 P4		4-0 BB				0-0 5-3	0-0 1-3	3	0	0	0	1	0	1						
<b>Eddie Murray, S</b> OBP: 0.352, SLG: 0.407 (1, 3)		4-0 FC1-6 BB		0-0 F8				0-0 3-1		2	0	0	0	1	0	1						
<b>John Lowenstein, L</b> OBP: 0.396, SLG: 0.548 (1, 9)		0-0 FC1-6 S				0-0 FC6-4 1B			0-3 K	3	0	1	0	0	1	1						
<b>Doug DeCinces, R</b> OBP: 0.337, SLG: 0.436 (1, 5)		0-0 3-1				0-0 FC6-4 1-2		0-3 K		3	0	0	0	0	1	2						
<b>Rich Dauer, R</b> OBP: 0.320, SLG: 0.379 (1, 4)			0-0 P4			0-0 F7		0-3 K		3	0	0	0	0	1	1						
<b>Rick Dempsey, R</b> OBP: 0.336, SLG: 0.377 (1, 2)			0-3 K			0-3 K		0-3 K		3	0	0	0	0	3	1						
<b>Inning Stats</b>	R: 0 E: 0 K: 1 S: 5	H: 0 LOB: 0 BB: 0 P: 5	R: 0 E: 0 K: 0 S: 3	H: 0 LOB: 1 BB: 1 P: 7	R: 0 E: 0 K: 1 S: 5	H: 0 LOB: 0 BB: 0 P: 5	R: 0 E: 0 K: 2 S: 7	H: 0 LOB: 1 BB: 1 P: 11	R: 0 E: 0 K: 1 S: 6	H: 1 LOB: 1 BB: 0 P: 6	R: 0 E: 0 K: 1 S: 5	H: 0 LOB: 0 BB: 0 P: 5	R: 0 E: 0 K: 1 S: 5	H: 0 LOB: 0 BB: 0 P: 5	R: 0 E: 0 K: 3 S: 9	H: 0 LOB: 0 BB: 0 P: 9	R: 0 E: 0 K: 0 S: 3	H: 0 LOB: 1 BB: 1 P: 7	1B: 1 2B: 0 3B: 0 HR: 0	SF: 0 SAC: 0 DP: 0 HBP: 0	WP: 0 PB: 0 SB: 1 CS: 0	PA: 31
<b>PITCHER</b> <b>Fergie Jenkins, R</b> ERA: 3.44 (1, 1)	IP: 9.0 WLS: W BF: 31 H: 1 R: 0 ER: 0 SO: 10 BB: 3 IBB: 0 HBP: 0 BLK: 0 WP: 0 HR: 0 S: 48 P: 60 ERA: 0.00 WHIP: 0.444															<b>PITCHER</b>						

Baltimore Orioles @ Texas Rangers  
Arlington Stadium, Arlington, TX  
Tue Jul 03 1979, 8:05 PM EDT  
Att: 27,981 - Unknown

AB 28  
R 0  
H 1  
RBI 0  
BB 3  
SO 10  
LOB 7



Batter	1	2	3	4	5	6	7	8	9	AB	R	H	RBI	BB	SO	LOB	BOTTOM					
<b>Bump Wills, S</b> OBP: 0.337, SLG: 0.314 (1, 4)	0-0 F9		4-0 SH1-3 2B BB		0-0 F3		0-3 K			3	1	0	0	1	1	0						
<b>Bill Sample, R</b> OBP: 0.371, SLG: 0.383 (1, 7)	0-0 F9		0-0 SH1-3 1-2		0-0 6-3 1B		0-0 F7			3	0	1	0	0	0	0						
<b>Oscar Gamble, L</b> OBP: 0.525, SLG: 0.673 (1, 9)	0-0 F7		0-0 2B 2H		0-0 6-3 1B		0-0 G3			4	1	2	1	0	0	0						
<b>Buddy Bell, R</b> OBP: 0.316, SLG: 0.400 (1, 5)		0-0 5-3	0-0 2B 2H		0-0 6-3 1B			0-0 4-3		4	0	1	1	0	0	2						
<b>Pat Putnam, L</b> OBP: 0.333, SLG: 0.479 (1, 3)		0-0 G3	0-0 4-3		0-0 F8			0-0 WP 1B		2	0	0	0	0	0	1						
<b>John Ellis, R</b> OBP: 0.278, SLG: 0.422 (5, PH)										1	0	0	0	0	0	2						
<b>Mike Jorgensen, L</b> OBP: 0.363, SLG: 0.540 (6, 3)										1	0	1	0	0	0	0						
<b>Richie Ziek, R</b> OBP: 0.292, SLG: 0.309 (1, 10)		0-0 E 2B 1B	0-0 F7		0-0 6-3		0-0 5-3		0-0 1-2	4	1	1	0	0	0	2						
<b>Johnny Grubb, L</b> OBP: 0.539, SLG: 0.432 (1, 8)		0-0 E9 2B 1B		0-0 4-3		0-0 F9		0-0 6-3		3	1	1	0	0	0	0						
<b>Eric Soderholm, R</b> OBP: 0.393, SLG: 0.379 (8, PH)										1	0	0	0	0	0	1						
<b>La Rue Washington, R</b> OBP: 0.273, SLG: 0.273 (9, 8)										0	0	0	0	0	0	0						
<b>Jim Sundberg, R</b> OBP: 0.296, SLG: 0.328 (1, 2)		0-0 2B 2H		0-3 K		0-0 FC6-4 1B				3	0	2	2	0	1	0						
<b>Nelson Norman, S</b> OBP: 0.262, SLG: 0.248 (1, 6)		0-0 1-3 2B 3H		0-0 G2		0-0 FC6-4 1-2				3	0	0	0	0	0	2						
<b>Inning Stats</b>	R: 0 E: 0 K: 0 S: 3	H: 0 LOB: 0 BB: 0 P: 3	R: 2 E: 1 K: 0 S: 6	H: 3 LOB: 1 BB: 0 P: 6	R: 2 E: 0 K: 0 S: 5	H: 2 LOB: 1 BB: 1 P: 9	R: 0 E: 0 K: 1 S: 5	H: 0 LOB: 0 BB: 0 P: 5	R: 0 E: 0 K: 0 S: 5	H: 2 LOB: 2 BB: 0 P: 5	R: 0 E: 0 K: 0 S: 4	H: 1 LOB: 1 BB: 0 P: 4	R: 0 E: 0 K: 1 S: 5	H: 0 LOB: 0 BB: 0 P: 5	R: 0 E: 0 K: 0 S: 4	H: 1 LOB: 1 BB: 0 P: 4	R: 0 E: 0 K: 0 S: 3	H: 0 LOB: 1 BB: 0 P: 7	1B: 6 2B: 3 3B: 0 HR: 0	SF: 0 SAC: 1 DP: 0 HBP: 0	WP: 1 PB: 0 SB: 0 CS: 0	PA: 34
<b>PITCHER</b> <b>Steve Stone, R</b> ERA: 3.94 (1, 1)	IP: 2.1 WLS: L BF: 13 H: 5 R: 4 ER: 3 SO: 3 BB: 1 IBB: 0 HBP: 0 BLK: 0 WP: 0 HR: 0 S: 12 P: 16 ERA: 11.57 WHIP: 2.571															<b>PITCHER</b>						
<b>Scott McGregor, L</b> ERA: 4.11 (3, 1)	IP: 5.2 WLS: L BF: 21 H: 4 R: 0 ER: 0 SO: 2 BB: 0 IBB: 0 HBP: 0 BLK: 0 WP: 1 HR: 0 S: 25 P: 25 ERA: 0.00 WHIP: 0.706															<b>PITCHER</b>						

Baltimore Orioles @ Texas Rangers  
Arlington Stadium, Arlington, TX  
Tue Jul 03 1979, 8:05 PM EDT  
Att: 27,981 - Unknown

AB 32  
R 4  
H 9  
RBI 4  
BB 1  
SO 2  
LOB 10





Batter	1	2	3	4	5	6	7	8	9	AB	R	H	RBI	BB	SO	LOB	TOP								
<b>Al Bumbry, L</b> OBP: 0.334, SLG: 0.366 (1, 8)	0-0 5-3		0-0 HR	0-0 FC6-4		0-3 K			4-0 2B BB	4	1	1	2	1	1	3									
<b>Kiko Garcia, R</b> OBP: 0.324, SLG: 0.400 (1, 6)	0-3 K		0-3 K		0-0 4-3		0-0 5-3		0-0 1-3 2B	4	0	0	0	0	2	0									
<b>Pat Kelly, L</b> OBP: 0.466, SLG: 0.639 (9, PH)										1	0	1	0	0	0	0									
<b>Ken Singleton, S</b> OBP: 0.425, SLG: 0.532 (1, 10)	0-3 K		4-0 BB		4-0 2-3 1B BB		4-0 FC6-4 BB		0-3 K	2	1	0	0	3	2	2									
<b>Eddie Murray, S</b> OBP: 0.350, SLG: 0.410 (1, 3)		0-0 4-3 3B		0-0 F8		0-0 2-3		0-3 K	0-3 K	5	1	1	0	0	2	5									
<b>Doug DeCinces, R</b> OBP: 0.333, SLG: 0.429 (1, 5)		0-0 4-3		0-0 G3		0-0 1B		0-0 FC6-4	0-0 5-3	5	0	1	2	0	0	3									
<b>John Lowenstein, L</b> OBP: 0.391, SLG: 0.531 (1, 9)	0-0 3-H F7		0-0 L6		0-0 F7				4-0 BB	3	0	0	0	1	0	1									
<b>Gary Roenicke, R</b> OBP: 0.423, SLG: 0.538 (1, 7)	0-0 F8			0-0 HR		0-3 K		0-3 K		4	1	1	1	0	2	1									
<b>Billy Smith, S</b> OBP: 0.286, SLG: 0.350 (1, 4)			0-3 K	4-0 1B BB		0-0 1B		0-3 K		3	0	1	0	1	2	1									
<b>Rick Dempsey, R</b> OBP: 0.341, SLG: 0.387 (1, 2)			0-0 K	0-0 1B BB		0-3 K		0-3 K		3	1	2	0	0	1	1									
<b>Terry Crowley, L</b> OBP: 0.400, SLG: 0.500 (8, PH)										1	0	0	0	0	1	1									
<b>Dave Skaggs, R</b> OBP: 0.258, SLG: 0.250 (8, 2)			0-0 HR 2B	1-2 1B		0-3 K		0-3 K		0	0	0	0	0	0	0									
<b>Inning Stats</b>	R: 0 E: 0 K: 2 S: 7	H: 0 LOB: 0 BB: 0 P: 7	R: 1 E: 0 K: 0 S: 4	H: 1 LOB: 0 BB: 0 P: 4	R: 2 E: 0 K: 2 S: 9	H: 2 LOB: 1 BB: 1 P: 13	R: 1 E: 0 K: 0 S: 5	H: 2 LOB: 2 BB: 1 P: 9	R: 1 E: 0 K: 0 S: 4	H: 1 LOB: 1 BB: 1 P: 8	R: 0 E: 0 K: 3 S: 10	H: 1 LOB: 1 BB: 0 P: 10	R: 0 E: 0 K: 1 S: 5	H: 0 LOB: 1 BB: 1 P: 9	R: 0 E: 0 K: 3 S: 9	H: 0 LOB: 1 BB: 1 P: 13	R: 0 E: 0 K: 2 S: 8	H: 1 LOB: 2 BB: 1 P: 12	1B: 3 2B: 2 3B: 1 HR: 2	SF: 0 SAC: 0 DP: 0 HBP: 0	WP: 0 PB: 0 SB: 0 CS: 0	PA: 41			
<b>PITCHER</b>	IP	WLS	BF	H	R	ER	SO	BB	IBB	HBP	BLK	WP	HR	S	P	ERA	WHIP								
<b>Danny Darwin, R</b> ERA: 4.43 (1, 1)	5.0	W	24	6	5	5	4	3	0	0	0	0	2	29	41	9.00	1.800								
<b>Jim Kern, R</b> ERA: 1.35 (6, 1)	4.0	S	17	2	0	0	9	3	0	0	0	0	0	32	44	0.00	1.250								

Baltimore Orioles @ Texas Rangers  
Arlington Stadium, Arlington, TX  
Wed Jul 04 1979, 8:05 PM EDT  
Att: 41,097 - Unknown

AB 35  
R 5  
H 8  
RBI 5  
BB 6  
SO 13  
LOB 18



Batter	1	2	3	4	5	6	7	8	9	AB	R	H	RBI	BB	SO	LOB	BOTTOM								
<b>Bump Wills, S</b> OBP: 0.345, SLG: 0.331 (1, 4)	0-0 HR 1B	0-0 2B 1B	0-0 1-1 2-H 1B			0-0 1-H SF9 3B			4	3	4	2	0	0	0										
<b>Bill Sample, R</b> OBP: 0.373, SLG: 0.403 (1, 7)	0-0 1-H HR	0-0 1-2 2B 1B		0-3 K		0-0 SF9			3	2	2	3	0	1	0										
<b>Buddy Bell, R</b> OBP: 0.318, SLG: 0.401 (1, 5)	0-0 1B F	0-0 P6		0-0 G6-3 1B		0-0 6-3			4	1	2	0	0	0	2										
<b>John Ellis, R</b> OBP: 0.287, SLG: 0.436 (1, 3)	0-0 E8	0-0		0-0 G6-3		0-0 1-3			2	0	2	2	0	0	0										
<b>Mike Jorgensen, L</b> OBP: 0.357, SLG: 0.529 (6, 9)	0-0 FC6-5 1-H 1B	0-0 1-H 2-H 2B		0-0 1-2		0-0 1-3			2	0	0	0	0	0	1										
<b>Eric Soderholm, R</b> OBP: 0.301, SLG: 0.376 (1, 10)	0-0 FC6-5 2-3 1B	0-0 L5		0-0 4-3		0-0 L4			2	0	0	0	0	0	2										
<b>Oscar Gamble, L</b> OBP: 0.517, SLG: 0.661 (5, PH)	0-0 FC6-5 FC5-4 2-3 1B			0-0 4-3		0-0 L4			2	0	0	0	0	0	0										
<b>Richie Zisk, R</b> OBP: 0.290, SLG: 0.307 (1, 9)	0-0 FC5-4 1-2 2B		0-0 F8		0-0 G4-6-3 1B		0-0 CS		2	1	0	0	0	0	1										
<b>Pat Putnam, L</b> OBP: 0.339, SLG: 0.484 (6, 3)									2	0	2	0	0	0	0										
<b>Jim Sundberg, R</b> OBP: 0.299, SLG: 0.335 (1, 2)	0-0 1-H 2B		0-0 WP 1B 1B		0-0 G4-6-3		0-0 CS	0-3 K	4	1	2	1	0	1	1										
<b>Larry Blanks, R</b> OBP: 0.286, SLG: 0.267 (1, 6)	0-0 6-3					0-0 F9		0-0 6-3	3	0	0	0	0	0	2										
<b>Nelson Norman, S</b> OBP: 0.250, SLG: 0.247 (7, 6)			0-0 F3					0-0 6-3	1	0	0	0	0	0	0										
<b>La Rue Washington, R</b> OBP: 0.308, SLG: 0.250 (1, 8)		0-0 F9				0-0 3B 1B		0-0 3-1	1	0	0	0	1	0	0										
<b>Johnny Grubb, L</b> OBP: 0.329, SLG: 0.433 (6, PH)									2	1	1	0	0	0	0										
<b>Inning Stats</b>	R: 4 E: 1 K: 0 S: 8	H: 5 LOB: 1 BB: 0 P: 8	R: 2 E: 0 K: 0 S: 6	H: 3 LOB: 1 BB: 0 P: 6	R: 1 E: 0 K: 0 S: 4	H: 2 LOB: 2 BB: 1 P: 8	R: 0 E: 0 K: 1 S: 5	H: 1 LOB: 0 BB: 0 P: 5	R: 0 E: 0 K: 0 S: 3	H: 1 LOB: 0 BB: 0 P: 3	R: 2 E: 0 K: 0 S: 5	H: 2 LOB: 0 BB: 0 P: 5	R: 0 E: 0 K: 0 S: 3	H: 1 LOB: 0 BB: 0 P: 3	R: 0 E: 0 K: 1 S: 5	H: 0 LOB: 0 BB: 0 P: 5	R: 0 E: 0 K: 1 S: 5	H: 0 LOB: 0 BB: 0 P: 5	1B: 11 2B: 2 3B: 1 HR: 1	SF: 1 SAC: 0 DP: 2 HBP: 0	WP: 1 PB: 0 SB: 0 CS: 1	PA: 37			
<b>PITCHER</b>	IP	WLS	BF	H	R	ER	SO	BB	IBB	HBP	BLK	WP	HR	S	P	ERA	WHIP								
<b>Mike Flanagan, L</b> ERA: 3.91 (1, 1)	0.2	L	7	5	4	4	0	0	0	0	0	0	1	7	7	54.00	7.500								
<b>Tippy Martinez, L</b> ERA: 3.75 (1, 1)	2.0		11	4	3	3	0	1	0	0	0	1	0	10	14	13.50	2.500								
<b>Sammy Stewart, R</b> ERA: 2.76 (3, 1)	4.1		15	6	2	2	1	0	0	0	0	0	0	17	17	4.15	1.385								
<b>Don Stanhouse, R</b> ERA: 2.43 (8, 1)	1.0		3	0	0	0	1	0	0	0	0	0	0	5	5	0.00	0.000								

Baltimore Orioles @ Texas Rangers  
Arlington Stadium, Arlington, TX  
Wed Jul 04 1979, 8:05 PM EDT  
Att: 41,097 - Unknown

AB 34  
R 9  
H 15  
RBI 8  
BB 1  
SO 2  
LOB 9





Batter	1	2	3	4	5	6	7	8	9	AB	R	H	RBI	BB	SO	LOB	TOP								
Alfredo Griffin, S OBP: 0.324, SLG: 0.327 (1, 6)	L9		K		F3		F4			4	0	0	0	0	1	1	<b>Toronto Blue Jays @ Texas Rangers</b> Arlington Stadium, Arlington, TX Fri Jul 06 1979, 8:05 PM EDT Att: 19,539 - Unknown								
Rick Bosetti, R OBP: 0.282, SLG: 0.343 (1, 8)	1B		K		SF7			E	G1-3	2	1	1	1	1	1	0									
Otto Velez, R OBP: 0.371, SLG: 0.520 Joe Cannon, L OBP: 0.220, SLG: 0.280 (6, PR) (8, 9)	F9			G6-4-3	F5			E6	G1-3	4	0	1	0	0	0	2									
Rico Carty, R OBP: 0.339, SLG: 0.382 (1, 10)	FC6			G6-4-3		6-3		G1-3		4	0	1	1	0	0	2									
Roy Howell, L OBP: 0.335, SLG: 0.414 (1, 5)	FC6			WP	HR	K		K		4	1	1	0	0	2	3									
John Mayberry, L OBP: 0.372, SLG: 0.472 (1, 3)		G3		HR	BB			F6		2	1	0	0	1	0	0									
Rick Cerone, R OBP: 0.299, SLG: 0.294 (1, 2)	F8			HR	BB		HBP			4	1	2	3	0	0	1									
Danny Ainge, R OBP: 0.299, SLG: 0.321 (1, 4)	K			HR		5-3		L6-3		4	0	0	0	0	1	1									
Bob Bailor, R OBP: 0.288, SLG: 0.251 (1, 7)			F9		E6		F7			3	1	0	0	0	0	0									
<b>Inning Stats</b>	R: 0 E: 0 K: 0 S: 4	H: 1 LOB: 2 BB: 1 P: 8	R: 0 E: 0 K: 1 S: 5	H: 0 LOB: 0 BB: 0 P: 5	R: 0 E: 0 K: 2 S: 7	H: 0 LOB: 0 BB: 0 P: 7	R: 3 E: 0 K: 0 S: 5	H: 3 LOB: 0 BB: 1 P: 9	R: 1 E: 1 K: 0 S: 4	H: 0 LOB: 0 BB: 0 P: 4	R: 0 E: 0 K: 0 S: 5	H: 0 LOB: 1 BB: 0 P: 6	R: 0 E: 0 K: 1 S: 6	H: 0 LOB: 0 BB: 0 P: 3	R: 1 E: 1 K: 1 S: 6	H: 1 LOB: 1 BB: 0 P: 6	R: 0 E: 0 K: 0 S: 3	H: 1 LOB: 1 BB: 0 P: 3	1B: 4 2B: 2 3B: 0 HR: 1	SF: 1 SAC: 0 DP: 2 HBP: 1	WP: 1 PB: 0 SB: 0 CS: 0	PA: 35			
<b>PITCHER</b>	IP	WLS	BF	H	R	ER	SO	BB	IBB	HBP	BLK	WP	HR	S	P	ERA	WHIP								
John Henry Johnson, L ERA: 3.97 Sparky Lyle, L ERA: 3.55	(1, 1)	8.0	L	32	5	5	3	5	2	0	1	1	1	39	48	3.38	0.875								
(9, 1)	1.0	S	3	1	0	0	0	0	0	0	0	0	0	3	3	0.00	1.000								

Batter	1	2	3	4	5	6	7	8	9	AB	R	H	RBI	BB	SO	LOB	BOTTOM								
Bump Willis, S OBP: 0.347, SLG: 0.333 (1, 4)	1-3		G6-3						1B	4	1	2	0	0	0	2	<b>Toronto Blue Jays @ Texas Rangers</b> Arlington Stadium, Arlington, TX Fri Jul 06 1979, 8:05 PM EDT Att: 19,539 - Unknown								
Bill Sample, R OBP: 0.371, SLG: 0.400 (1, 7)	6-3			G3		L8-4		1B	1B	4	0	1	0	0	0	2									
Buddy Bell, R OBP: 0.318, SLG: 0.399 (1, 5)	K			F9						4	0	1	1	0	1	0									
John Ellis, R OBP: 0.282, SLG: 0.428 Pat Putnam, L OBP: 0.336, SLG: 0.482 (9, PH)	F4			4-3				K		3	0	0	0	0	0	0									
Eric Soderholm, R OBP: 0.305, SLG: 0.379 Oscar Gamble, L OBP: 0.514, SLG: 0.655 (9, PH)	5-3				G6-4-3			K		3	0	2	0	0	0	0									
Richie Ziek, R OBP: 0.287, SLG: 0.303 Johnny Grubb, L OBP: 0.328, SLG: 0.431 (9, PH)	K			K				F9		3	0	0	0	0	2	2									
Jim Sundberg, R OBP: 0.296, SLG: 0.331 (1, 2)			K		G6-4-3					3	0	0	0	0	1	1									
Larry Blanks, R OBP: 0.287, SLG: 0.269 Nelson Norman, S OBP: 0.250, SLG: 0.247 (9, 6)				1B		5-3				3	0	1	0	0	0	0									
Dave Roberts, R OBP: 0.302, SLG: 0.325 (1, 8)				1B		E6		L6		3	0	1	0	0	0	0									
<b>Inning Stats</b>	R: 0 E: 0 K: 1 S: 5	H: 0 LOB: 0 BB: 0 P: 5	R: 0 E: 0 K: 1 S: 5	H: 0 LOB: 0 BB: 0 P: 5	R: 0 E: 0 K: 1 S: 6	H: 2 LOB: 1 BB: 0 P: 6	R: 0 E: 0 K: 0 S: 3	H: 0 LOB: 0 BB: 0 P: 3	R: 0 E: 1 K: 0 S: 4	H: 1 LOB: 1 BB: 0 P: 4	R: 0 E: 0 K: 0 S: 4	H: 1 LOB: 1 BB: 0 P: 4	R: 0 E: 0 K: 0 S: 3	H: 0 LOB: 0 BB: 0 P: 3	R: 1 E: 0 K: 2 S: 10	H: 3 LOB: 2 BB: 0 P: 10	1B: 8 2B: 1 3B: 0 HR: 0	SF: 0 SAC: 0 DP: 3 HBP: 0	WP: 0 PB: 0 SB: 0 CS: 0	PA: 33					
<b>PITCHER</b>	IP	WLS	BF	H	R	ER	SO	BB	IBB	HBP	BLK	WP	HR	S	P	ERA	WHIP								
Tom Underwood, L ERA: 3.65 Tom Buskey, R ERA: 2.97	(1, 1)	8.0	W	30	8	1	1	4	0	0	0	0	0	7	7	0.00	0.000								
(9, 1)	1.0	S	3	0	0	0	2	0	0	0	0	0	0	7	7	0.00	0.000								



Batter	1	2	3	4	5	6	7	8	9	AB	R	H	RBI	BB	SO	LOB	TOP										
Alfredo Griffin, S OBP: 0.320, SLG: 0.323	0-0 4-3		0-0 4-3			0-0 L6			0-0 F9	4	0	0	0	0	0	0											
Rick Bosetti, R OBP: 0.279, SLG: 0.339	0-3 K			0-0 F9			0-0 6-3		0-0 F6	4	0	0	0	0	1	0											
Al Woods, L OBP: 0.332, SLG: 0.390	0-0 6-3			0-0 F7			0-0 F8			3	0	0	0	0	0	0											
Rico Carty, R OBP: 0.339, SLG: 0.380		0-0 F4		0-0 4-3			4-0 BB			2	0	0	0	1	0	0											
Roy Howell, L OBP: 0.331, SLG: 0.409		0-0 5-3			0-0 F9		0-0 4-3			3	0	0	0	0	0	1											
John Mayberry, L OBP: 0.372, SLG: 0.471		0-0 FC5-4 1B			0-0 F6			0-0 4-3		3	0	1	0	0	0	0											
Rick Cerone, R OBP: 0.295, SLG: 0.290		0-0 FC5-4 1-2		0-0 5-3			0-0 F7			3	0	0	0	0	0	1											
Danny Ainge, R OBP: 0.294, SLG: 0.315			0-0 F4			0-3 K		0-0 G3		3	0	0	0	0	1	0											
Joe Cannon, L OBP: 0.208, SLG: 0.264			0-3 K			0-0 L4		0-3 K		3	0	0	0	0	2	0											
<b>Inning Stats</b>	R: 0 E: 0 K: 1 S: 5	H: 0 LOB: 0 BB: 0 P: 5	R: 0 E: 0 K: 0 S: 4	H: 1 LOB: 1 BB: 0 P: 4	R: 0 E: 0 K: 1 S: 5	H: 0 LOB: 0 BB: 0 P: 5	R: 0 E: 0 K: 0 S: 3	H: 0 LOB: 0 BB: 0 P: 3	R: 0 E: 0 K: 1 S: 5	H: 0 LOB: 0 BB: 0 P: 5	R: 0 E: 0 K: 0 S: 3	H: 0 LOB: 1 BB: 1 P: 7	R: 0 E: 0 K: 0 S: 3	H: 0 LOB: 0 BB: 0 P: 3	R: 0 E: 0 K: 1 S: 5	H: 0 LOB: 0 BB: 0 P: 5	1B: 1 2B: 0 3B: 0 HR: 0	SF: 0 SAC: 0 DP: 0 HBP: 0	WP: 0 PB: 0 SB: 0 CS: 0	PA: 29							
<b>PITCHER</b>	IP	WLS	BF	H	R	ER	SO	BB	IBB	HBP	BLK	WP	HR	S	P	ERA	WHIP										
Doc Medich, R ERA: 5.27	(1, 1)	6.2	W	22	1	0	0	3	1	0	0	0	0	27	31	0.00	0.300										
Jim Kern, R ERA: 1.34	(7, 1)	2.1	S	7	0	0	0	1	0	0	0	0	0	9	9	0.00	0.000										

Toronto Blue Jays @ Texas Rangers  
Arlington Stadium, Arlington, TX  
Sat Jul 07 1979, 8:05 PM EDT  
Att: 23,935 - Unknown

AB	28
R	0
H	1
RBI	0
BB	1
SO	4
LOB	2



Batter	1	2	3	4	5	6	7	8	9	AB	R	H	RBI	BB	SO	LOB	BOTTOM										
Bump Willis, S OBP: 0.349, SLG: 0.333	0-0 G4-3 1B		1-0 S HBP		0-0 6-3		0-0 4-1			3	0	1	0	0	0	1											
Johnny Grubb, L OBP: 0.331, SLG: 0.430	4-0 G4-3 1-2 BB		0-0 4-3 1-2			0-0 SH1-4 1B 4-3 1B	0-0 F7			3	1	1	0	1	0	1											
Oscar Gamble, L OBP: 0.514, SLG: 0.647	0-0 G4-3 1-2 2-3			4-0 FC5-4 BB		0-0 4-3 SH1-4 WP 1B		0-0 4-3		3	1	1	0	1	0	2											
Pat Putnam, L OBP: 0.333, SLG: 0.475	0-0 G3			0-0 F7		0-0 SH1-4		0-3 K		3	0	0	0	0	1	2											
Buddy Bell, R OBP: 0.314, SLG: 0.395		0-3 K		0-0 FC5-4 1-2		0-0 4-3		0-0 6-3		4	0	0	1	0	1	2											
Al Oliver, L OBP: 0.338, SLG: 0.482		0-0 5-3		0-0 G3		0-0 1B 1B				3	0	1	0	0	0	1											
Mike Jorgensen, L OBP: 0.364, SLG: 0.533		0-3 K			0-0 5-3 1B	0-0 1B 1-2 1B				3	0	2	0	0	1	0											
Jim Sundberg, R OBP: 0.297, SLG: 0.331			0-3 K		0-0 F6	0-0 1B 1-2 1B				3	0	1	0	0	1	1											
Nelson Norman, S OBP: 0.256, SLG: 0.242			0-0 1-6-3		0-0 5-3 1-2		0-0 4-3			3	0	0	0	0	0	1											
<b>Inning Stats</b>	R: 0 E: 0 K: 0 S: 3	H: 1 LOB: 1 BB: 1 P: 7	R: 0 E: 0 K: 2 S: 7	H: 0 LOB: 0 BB: 0 P: 7	R: 0 E: 0 K: 1 S: 5	H: 0 LOB: 1 BB: 0 P: 6	R: 0 E: 0 K: 0 S: 3	H: 0 LOB: 1 BB: 1 P: 7	R: 0 E: 0 K: 0 S: 4	H: 1 LOB: 1 BB: 0 P: 4	R: 2 E: 0 K: 0 S: 7	H: 5 LOB: 2 BB: 0 P: 7	R: 0 E: 0 K: 0 S: 3	H: 0 LOB: 0 BB: 0 P: 3	R: 0 E: 0 K: 1 S: 5	H: 0 LOB: 0 BB: 0 P: 5	1B: 7 2B: 0 3B: 0 HR: 0	SF: 0 SAC: 1 DP: 1 HBP: 1	WP: 1 PB: 0 SB: 0 CS: 0	PA: 32							
<b>PITCHER</b>	IP	WLS	BF	H	R	ER	SO	BB	IBB	HBP	BLK	WP	HR	S	P	ERA	WHIP										
Dave Lemanczyk, R ERA: 3.09	(1, 1)	8.0	L	32	7	2	2	4	2	0	1	0	0	37	46	2.25	1.125										

Toronto Blue Jays @ Texas Rangers  
Arlington Stadium, Arlington, TX  
Sat Jul 07 1979, 8:05 PM EDT  
Att: 23,935 - Unknown

AB	28
R	2
H	7
RBI	1
BB	2
SO	4
LOB	11





Batter	1	2	3	4	5	6	7	8	9	AB	R	H	RBI	BB	SO	LOB	TOP					
Alfredo Griffin, S OBP: 0.318, SLG: 0.320 (1, 6)	0-0 6-3		0-0 1-3			0-0 SH3-4		0-0 F8		3	0	0	0	0	0	0	<p>Toronto Blue Jays @ Texas Rangers</p> <p>Arlington Stadium, Arlington, TX</p> <p>Sun Jul 08 1979, 8:05 PM EDT</p> <p>Att: 17,489 - Unknown</p>					
Rick Bosetti, R OBP: 0.279, SLG: 0.338 (1, 8)	0-0 5-3		0-0 CS 1B			1-2 F9		0-3 K		4	0	1	0	0	1	1						
Roy Howell, L OBP: 0.330, SLG: 0.403 (1, 5)	0-0 F6		0-0 CS	0-0 G3		4-0 2B BB		0-0 4-3		3	1	0	0	1	0	0						
Rico Carty, R OBP: 0.337, SLG: 0.381 (1, 10)		0-0 F9		0-0 F7		3-H 1-H 2B		0-0 5-3		4	0	1	1	0	0	0						
John Mayberry, L OBP: 0.370, SLG: 0.468 (1, 3)		0-3 K		0-0 5-3		0-0 L3		0-0 1B		4	0	1	0	0	1	1						
Bob Bailor, R OBP: 0.288, SLG: 0.251 (9, PR)										0	0	0	0	0	0	0						
Al Woods, L OBP: 0.332, SLG: 0.394 (1, 7)		0-0 1B 2B			0-0 1-3			0-0 4-3		3	1	1	0	0	0	0						
Otto Velez, R OBP: 0.368, SLG: 0.516 (9, PH)								0-0 F8		1	0	0	0	0	0	1						
Rick Cerone, R OBP: 0.296, SLG: 0.290 (1, 2)		0-0 2-H 1B			0-0 F7			0-0 L5		3	0	1	1	0	0	0						
Joe Cannon, L OBP: 0.196, SLG: 0.250 (1, 9)		0-0 F9			0-0 4-3			0-0 6-3		3	0	0	0	0	0	1						
Danny Ainge, R OBP: 0.295, SLG: 0.315 (1, 4)			0-0 F7			0-0 F9 SH3-4 WP 1B		0-0 5-3		3	1	1	0	0	0	0						
<b>Inning Stats</b>	R: 0 E: 0 K: 0 S: 3	H: 0 LOB: 0 BB: 0 P: 3	R: 1 E: 0 K: 1 S: 7	H: 2 LOB: 1 BB: 0 P: 7	R: 0 E: 0 K: 0 S: 3	H: 1 LOB: 0 BB: 0 P: 3	R: 0 E: 0 K: 0 S: 3	H: 0 LOB: 0 BB: 0 P: 3	R: 0 E: 0 K: 0 S: 5	H: 2 LOB: 1 BB: 1 P: 9	R: 0 E: 0 K: 0 S: 3	H: 0 LOB: 0 BB: 0 P: 3	R: 0 E: 0 K: 1 S: 5	H: 0 LOB: 0 BB: 0 P: 5	R: 0 E: 0 K: 0 S: 4	H: 1 LOB: 1 BB: 0 P: 4	1B: 4 2B: 2 3B: 0 HR: 0	SF: 0 SAC: 1 DP: 0 HBP: 0	WP: 1 PB: 0 SB: 0 CS: 1	PA: 34		
<b>PITCHER</b>	IP WLS BF H R ER SO BB IBB HBP BLK WP HR S P ERA WHIP	8.2 W 32 6 3 3 2 1 0 0 0 1 0 35 39 3.12 0.808	(9, 1) S 1 0 0 0 0 0 0 0 0 0 0 0 1 1 0.00 0.000																			

AB	31
R	3
H	6
RBI	2
BB	1
SO	2
LOB	4



Batter	1	2	3	4	5	6	7	8	9	AB	R	H	RBI	BB	SO	LOB	BOTTOM				
Bump Willis, S OBP: 0.347, SLG: 0.332 (1, 4)	0-0 B1-3		0-0 G5-4-3			0-0 G4-6-3 1B HR		0-0 F8		4	1	1	0	0	0	1	<p>Toronto Blue Jays @ Texas Rangers</p> <p>Arlington Stadium, Arlington, TX</p> <p>Sun Jul 08 1979, 8:05 PM EDT</p> <p>Att: 17,489 - Unknown</p>				
Bill Sample, R OBP: 0.373, SLG: 0.399 (1, 7)	0-0 5-3			4-0 G5-4-3 BB		0-0 G4-6-3 1B		0-0 F4		3	0	1	0	1	0	0					
Buddy Bell, R OBP: 0.314, SLG: 0.393 (1, 5)	0-0 5-3			0-0 G5-4-3		0-0 G4-6-3		0-0 1B		4	0	1	0	0	0	3					
Richie Zisk, R OBP: 0.290, SLG: 0.300 (1, 9)		0-0 F7		4-0 FC6-4 BB		4-0 HR BB		0-0 L4		2	1	0	0	2	0	1					
John Ellis, R OBP: 0.282, SLG: 0.444 (1, 3)		0-0 E6 1B		0-0 FC6-4		0-0 HR				3	2	1	3	0	0	1					
Mike Jorgensen, L OBP: 0.364, SLG: 0.533 (7, 3)				0-0 FC6-4		1-H 3-H HR				0	0	0	0	0	0	0					
Eric Soderholm, R OBP: 0.309, SLG: 0.382 (1, 10)		0-0 G5-4-3 2-H 1B			0-0 SH2-4 1B		0-3 K			3	0	2	1	0	1	0					
Jim Sundberg, R OBP: 0.295, SLG: 0.328 (1, 2)		0-0 G5-4-3			0-0 SH2-4			0-0 F9		2	0	0	0	0	0	1					
Dave Roberts, R OBP: 0.304, SLG: 0.310 (1, 8)			4-0 FC1-6 BB		0-0 F7			0-0 6-3		2	0	0	0	1	0	1					
Johnny Grubb, L OBP: 0.331, SLG: 0.430 (9, 8)				0-0 FC1-6 G5-4-3		0-0 6-3		0-0 F4		0	0	0	0	0	0	0					
Nelson Norman, S OBP: 0.251, SLG: 0.238 (1, 6)										3	0	0	0	0	0	2					
<b>Inning Stats</b>	R: 0 E: 0 K: 0 S: 3	H: 0 LOB: 0 BB: 0 P: 3	R: 1 E: 1 K: 0 S: 4	H: 1 LOB: 0 BB: 0 P: 4	R: 0 E: 0 K: 0 S: 2	H: 0 LOB: 1 BB: 1 P: 6	R: 0 E: 0 K: 0 S: 2	H: 0 LOB: 2 BB: 2 P: 10	R: 0 E: 0 K: 1 S: 4	H: 1 LOB: 1 BB: 0 P: 4	R: 3 E: 0 K: 1 S: 7	H: 3 LOB: 0 BB: 1 P: 11	R: 0 E: 0 K: 0 S: 3	H: 0 LOB: 0 BB: 0 P: 3	R: 0 E: 0 K: 0 S: 4	H: 1 LOB: 1 BB: 0 P: 4	1B: 5 2B: 0 3B: 0 HR: 1	SF: 0 SAC: 1 DP: 4 HBP: 0	WP: 0 PB: 0 SB: 0 CS: 0	PA: 31	
<b>PITCHER</b>	IP WLS BF H R ER SO BB IBB HBP BLK WP HR S P ERA WHIP	8.0 L 31 6 4 3 1 4 0 0 0 0 1 29 45 3.38 1.250																			

AB	26
R	4
H	6
RBI	4
BB	4
SO	1
LOB	10





Batter	1	2	3	4	5	6	7	8	9	AB	R	H	RBI	BB	SO	LOB	TOP										
<b>Bump Willis, S</b> OBP: 0.345, SLG: 0.333 (1, 4)	F9		F8		SF8 2B		5-3		K	5	1	1	1	0	1	1	<b>Texas Rangers @ Chicago White Sox</b> Comiskey Park, Chicago, IL Mon Jul 09 1979, 8:05 PM EDT Att: 22,279 - Unknown  <a href="http://livebaseballscorecards.com">livebaseballscorecards.com</a>										
<b>Bill Sample, R</b> OBP: 0.374, SLG: 0.411 (1, 7)	5-3			HR	1B BB		K		K	4	1	1	1	1	2	1											
<b>Buddy Bell, R</b> OBP: 0.316, SLG: 0.395 (1, 5)				F4	SF8				BLK 1-3 1B	3	0	2	2	0	0	0											
<b>Richie Zisk, R</b> OBP: 0.290, SLG: 0.301 (8, PH)									1-3	3	0	1	0	0	0	1											
<b>Oscar Gamble, L</b> OBP: 0.510, SLG: 0.641 (8, 9)	F7			6-3	1B				1-2	1	0	0	0	0	0	1											
<b>John Ellis, R</b> OBP: 0.283, SLG: 0.442 (8, PH)									5-3	3	0	1	0	0	1	2											
<b>Pat Putnam, L</b> OBP: 0.333, SLG: 0.475 (8, PH)									5-3	0	0	0	0	0	0	0											
<b>Jim Sundberg, R</b> OBP: 0.294, SLG: 0.327 (8, 2)									2-3	1	0	0	0	0	0	1											
<b>Eric Soderholm, R</b> OBP: 0.309, SLG: 0.379 (8, PH)										0	0	0	0	0	0	0											
<b>Johnny Grubb, L</b> OBP: 0.333, SLG: 0.430 (8, PH)										0	0	0	0	1	0	0											
<b>Dave Roberts, R</b> OBP: 0.311 (8, PH)										3	1	1	0	0	0	1											
<b>Mike Jorgensen, L</b> OBP: 0.361, SLG: 0.528 (8, 3)	G5-4-3				1B 2B 1B				1-3	1	0	0	0	0	2												
<b>La Rue Washington, R</b> OBP: 0.250, SLG: 0.200 (8, PH)										3	0	0	0	0	0	1											
<b>Al Oliver, L</b> OBP: 0.341, SLG: 0.488 (8, PH)										1	0	1	0	0	0	0											
<b>Nelson Norman, S</b> OBP: 0.253, SLG: 0.240 (8, PH)										3	1	1	0	0	0	0											
<b>Larvell Blanks, R</b> OBP: 0.284, SLG: 0.266 (8, PH)										1	0	0	0	0	0	1											
<b>Inning Stats</b>	R: 0 E: 0 K: 0 S: 4	H: 1 LOB: 1 BB: 0 P: 4	R: 0 E: 0 K: 0 S: 2	H: 0 LOB: 0 BB: 1 P: 6	R: 0 E: 0 K: 0 S: 3	H: 0 LOB: 0 BB: 0 P: 3	R: 1 E: 0 K: 0 S: 5	H: 2 LOB: 1 BB: 0 P: 5	R: 3 E: 0 K: 0 S: 9	H: 4 LOB: 2 BB: 1 P: 13	R: 0 E: 0 K: 0 S: 3	H: 0 LOB: 0 BB: 0 P: 3	R: 0 E: 0 K: 1 S: 5	H: 0 LOB: 0 BB: 0 P: 5	R: 0 E: 0 K: 0 S: 4	H: 1 LOB: 2 BB: 1 P: 8	R: 0 E: 0 K: 2 S: 8	H: 1 LOB: 1 BB: 0 P: 8	R: 0 E: 0 K: 0 S: 8	H: 1 LOB: 1 BB: 0 P: 8	1B: 6 2B: 2 3B: 0 HR: 1	SF: 1 SAC: 0 DP: 1 HBP: 0	WP: 0 PA: 38 PB: 0 SB: 1 CS: 0				
<b>PITCHER</b>	IP	WLS	BF	H	R	ER	SO	BB	IBB	HBP	BLK	WP	HR	S	P	ERA	WHIP										
<b>Ross Baumgarten, L</b> ERA: 3.69 (1, 1)	7.0	W	30	8	4	4	2	2	0	0	0	0	1	32	40	5.14	1.429										
<b>Ed Farmer, R</b> ERA: 5.51 (8, 1)	0.1		1	0	0	0	0	0	0	0	0	0	0	1	1	0.00	0.000										
<b>Guy Hoffman, L</b> ERA: 3.0 (8, 1)	0.1		1	0	0	0	0	0	0	0	1	0	0	1	1	0.00	0.000										
<b>Randy Scarbery, R</b> ERA: 3.53 (8, 1)	1.1	S	6	1	0	0	2	1	0	0	0	0	0	9	13	0.00	1.500										


Batter	1	2	3	4	5	6	7	8	9	AB	R	H	RBI	BB	SO	LOB	BOTTOM											
<b>Alan Bannister, R</b> OBP: 0.390, SLG: 0.426 (1, 4)	1B S 1B BB		F7							3	1	1	0	1	0	1	<b>Texas Rangers @ Chicago White Sox</b> Comiskey Park, Chicago, IL Mon Jul 09 1979, 8:05 PM EDT Att: 22,279 - Unknown  <a href="http://livebaseballscorecards.com">livebaseballscorecards.com</a>											
<b>Ralph Carr, L</b> OBP: 0.344, SLG: 0.426 (7, PH)										3	1	2	0	0	0	1												
<b>Rusty Torres, S</b> OBP: 0.382, SLG: 0.403 (8, 7)	1B BB SF7 1B			4-3	2B					0	0	0	0	0	0	0												
<b>Jorge Orta, L</b> OBP: 0.327, SLG: 0.340 (1, 10)										3	1	1	0	1	1	3												
<b>Lamar Johnson, R</b> OBP: 0.373, SLG: 0.472 (1, 3)										4	1	2	1	0	0	3												
<b>Chet Lemon, R</b> OBP: 0.390, SLG: 0.486 (1, 8)										3	1	1	2	0	0	1												
<b>Claudell Washington, L</b> OBP: 0.323, SLG: 0.445 (1, 9)	K									3	0	0	0	1	1	2												
<b>Greg Pryor, R</b> OBP: 0.336, SLG: 0.346 (7, 5)										3	0	1	1	0	0	2												
<b>Mitt May, L</b> OBP: 0.314, SLG: 0.427 (1, 2)										4	0	1	0	0	0	2												
<b>Kevin Bell, R</b> OBP: 0.192, SLG: 0.125 (6, PH)										1	0	0	0	1	1	0												
<b>Mike Squires, L</b> OBP: 0.288, SLG: 0.295 (7, 6)										1	0	0	0	0	0	1												
<b>Don Kessinger, S</b> OBP: 0.238, SLG: 0.278 (7, 6)										1	0	0	0	0	0	2												
<b>Inning Stats</b>	R: 2 E: 0 K: 1 S: 7	H: 2 LOB: 2 BB: 2 P: 15	R: 0 E: 0 K: 1 S: 5	H: 0 LOB: 0 BB: 0 P: 5	R: 0 E: 0 K: 0 S: 4	H: 1 LOB: 1 BB: 0 P: 4	R: 0 E: 0 K: 0 S: 3	H: 0 LOB: 0 BB: 0 P: 3	R: 0 E: 0 K: 0 S: 2	H: 0 LOB: 0 BB: 1 P: 6	R: 3 E: 0 K: 0 S: 5	H: 3 LOB: 1 BB: 1 P: 10	R: 0 E: 1 K: 1 S: 6	H: 1 LOB: 1 BB: 0 P: 6	R: 0 E: 0 K: 0 S: 5	H: 2 LOB: 2 BB: 0 P: 5		1B: 7 2B: 2 3B: 0 HR: 0	SF: 1 SAC: 1 DP: 3 HBP: 1	WP: 0 PA: 36 PB: 0 SB: 1 CS: 0								
<b>PITCHER</b>	IP	WLS	BF	H	R	ER	SO	BB	IBB	HBP	BLK	WP	HR	S	P	ERA		WHIP										
<b>Fergie Jenkins, R</b> ERA: 3.61 (1, 1)	6.0	L	28	7	5	5	2	3	1	0	0	0	0	27	44	7.50		1.667										
<b>Sparky Lyle, L</b> ERA: 3.4 (7, 1)	2.0		8	2	0	0	1	0	0	0	0	0	0	10	10	0.00	1.000											



Batter	1	2	3	4	5	6	7	8	9	AB	R	H	RBI	BB	SO	LOB	TOP										
<b>Bump Willis, S</b> OBP: 0.346, SLG: 0.344 (1, 4)										5	1	2	1	0	0	3											
<b>Bill Sample, R</b> OBP: 0.376, SLG: 0.420 <b>Johnny Grubb, L</b> OBP: 0.332, SLG: 0.428 (1, 7) (9, PH)										3	1	1	0	1	1	2											
<b>Buddy Bell, R</b> OBP: 0.314, SLG: 0.393 (1, 5) (8, 6)											5	0	1	1	0	0											
<b>John Ellis, R</b> OBP: 0.293, SLG: 0.449 <b>Mike Jorgensen, L</b> OBP: 0.356, SLG: 0.523 (1, 3) (7, PR) (7, 3)											4	0	3	0	0	0											
<b>Eric Soderholm, R</b> OBP: 0.306, SLG: 0.375 (1, 10)											0	0	0	0	0	0											
<b>Richie Ziek, R</b> OBP: 0.293, SLG: 0.313 (1, 9)										3	1	1	1	1	0	1											
<b>Jim Sundberg, R</b> OBP: 0.296, SLG: 0.327 (1, 2)										3	0	1	0	1	1	3											
<b>Dave Roberts, R</b> OBP: 0.294, SLG: 0.298 <b>Pat Putnam, L</b> OBP: 0.332, SLG: 0.473 <b>La Rue Washington, R</b> OBP: 0.290, SLG: 0.200 (1, 8) (8, PH) (8, PR) (8, 5)										2	0	0	0	0	1	3											
<b>Larvell Blanks, R</b> OBP: 0.286, SLG: 0.259 <b>Nelson Norman, S</b> OBP: 0.253, SLG: 0.240 (1, 6) (6, PR)										2	0	0	0	1	0	1											
<b>Al Oliver, L</b> OBP: 0.340, SLG: 0.486 (8, 8)										1	0	0	0	0	0	1											
<b>Inning Stats</b>	R: 2 E: 0 K: 2 S: 11	H: 4 LOB: 3 BB: 1 P: 15	R: 0 E: 0 K: 0 S: 3	H: 0 LOB: 1 BB: 1 P: 7	R: 0 E: 0 K: 0 S: 3	H: 0 LOB: 0 BB: 0 P: 3	R: 0 E: 0 K: 0 S: 4	H: 1 LOB: 1 BB: 0 P: 4	R: 0 E: 0 K: 1 S: 4	H: 1 LOB: 2 BB: 1 P: 11	R: 0 E: 0 K: 0 S: 4	H: 1 LOB: 2 BB: 0 P: 4	R: 0 E: 0 K: 0 S: 3	H: 0 LOB: 0 BB: 0 P: 7	R: 0 E: 0 K: 0 S: 3	H: 0 LOB: 0 BB: 0 P: 3	1B: 6 2B: 0 3B: 1 HR: 2	SF: 0 SAC: 2 DP: 0 HBP: 0	WP: 1 PB: 0 SB: 0 CS: 0	PA: 40							
<b>PITCHER</b>	IP	WLS	BF	H	R	ER	SO	BB	IBB	HBP	BLK	WP	HR	S	P	ERA	WHIP										
<b>Rich Wortham, L</b> ERA: 4.84 <b>Ed Farmer, R</b> ERA: 5.29	(1, 1) (8, 1)	7.0 S	34 6	9 0	3 0	3 0	3 0	3 0	1 0	0 0	0 0	1 0	2 6	36 6	52 6	3.86 0.00	1.714 0.000										

Texas Rangers @ Chicago White Sox  
Comiskey Park, Chicago, IL  
Tue Jul 10 1979, 8:05 PM EDT  
Att: 18,761 - Unknown


AB 31  
R 3  
H 9  
RBI 3  
BB 4  
SO 3  
LOB 16



Batter	1	2	3	4	5	6	7	8	9	AB	R	H	RBI	BB	SO	LOB	BOTTOM										
<b>Alan Bannister, R</b> OBP: 0.387, SLG: 0.424 <b>Don Kessinger, S</b> OBP: 0.238, SLG: 0.278 (1, 4) (9, 6)										4	0	1	3	0	0	1											
<b>Junior Moore, R</b> OBP: 0.318, SLG: 0.323 <b>Ralph Garr, L</b> OBP: 0.342, SLG: 0.424 <b>Rusty Torres, S</b> OBP: 0.389, SLG: 0.403 (1, 7) (7, PH) (8, 7)										1	0	0	0	2	1	0											
<b>Chet Lemon, R</b> OBP: 0.390, SLG: 0.482 (1, 8)										3	0	0	0	1	0	4											
<b>Lamar Johnson, R</b> OBP: 0.367, SLG: 0.464 <b>Milt May, L</b> OBP: 0.314, SLG: 0.427 (1, 3) (8, 2)										4	0	0	0	0	0	4											
<b>Wayne Nordhagen, R</b> OBP: 0.325, SLG: 0.441 <b>Jorge Orta, L</b> OBP: 0.330, SLG: 0.344 (1, 10) (8, PH)										3	0	0	0	0	1	3											
<b>Claudell Washington, L</b> OBP: 0.323, SLG: 0.444 (1, 9)										3	1	1	0	0	1	0											
<b>Greg Pryor, R</b> OBP: 0.338, SLG: 0.344 (1, 6) (9, 4)										2	2	0	0	2	0	1											
<b>Mike Colbern, R</b> OBP: 0.316, SLG: 0.333 <b>Jim Morrison, R</b> (1, 2) (7, PR) (8, 5)										2	0	1	0	1	0	1											
<b>Kevin Bell, R</b> OBP: 0.214, SLG: 0.154 <b>Mike Squires, L</b> OBP: 0.295, SLG: 0.295 (1, 5) (7, PH) (8, 3)										2	0	1	1	0	0	1											
<b>Inning Stats</b>	R: 0 E: 0 K: 0 S: 3	H: 0 LOB: 2 BB: 2 P: 11	R: 1 E: 0 K: 0 S: 5	H: 2 LOB: 1 BB: 0 P: 5	R: 0 E: 0 K: 1 S: 6	H: 1 LOB: 1 BB: 0 P: 6	R: 0 E: 0 K: 1 S: 5	H: 0 LOB: 0 BB: 0 P: 5	R: 0 E: 0 K: 1 S: 5	H: 0 LOB: 1 BB: 2 P: 13	R: 3 E: 1 K: 0 S: 4	H: 0 LOB: 1 BB: 2 P: 13	R: 0 E: 0 K: 0 S: 5	H: 2 LOB: 3 BB: 3 P: 17	1B: 5 2B: 0 3B: 0 HR: 0	SF: 1 SAC: 2 DP: 0 HBP: 1	WP: 0 PB: 0 SB: 0 CS: 0	PA: 39									
<b>PITCHER</b>	IP	WLS	BF	H	R	ER	SO	BB	IBB	HBP	BLK	WP	HR	S	P	ERA	WHIP										
<b>John Henry Johnson, L</b> ERA: 3.92 <b>Jim Kern, R</b> ERA: 1.53 <b>Sparky Lyle, L</b> ERA: 5.38	(1, 1) (7, 1) (8, 1)	6.0 L	25 13	3 2	2 4	2 2	3 0	4 4	0 0	0 1	0 0	0 0	0 8	27 25	43 25	3.00 10.80	1.167 3.600										

Texas Rangers @ Chicago White Sox  
Comiskey Park, Chicago, IL  
Tue Jul 10 1979, 8:05 PM EDT  
Att: 18,761 - Unknown

AB 27  
R 6  
H 5  
RBI 4  
BB 8  
SO 3  
LOB 18













Batter	1	2	3	4	5	6	7	8	9	AB	R	H	RBI	BB	SO	LOB	TOP							
<b>Bump Willis, S</b> (1,4) OBP: 0.340, SLG: 0.335										5	0	1	0	0	0	3								
<b>Buddy Bell, R</b> (1,5) OBP: 0.321, SLG: 0.395										5	0	1	1	0	0	2								
<b>Al Oliver, L</b> (1,8) OBP: 0.337, SLG: 0.483										5	1	2	0	0	0	1								
<b>Oscar Gamble, L</b> (1,10) OBP: 0.516, SLG: 0.631										4	2	2	1	1	0	2								
<b>Pat Putnam, L</b> (1,3) OBP: 0.331, SLG: 0.474										4	2	1	2	1	1	1								
<b>Johnny Grubb, L</b> (1,9) OBP: 0.331, SLG: 0.422										2	1	0	0	1	0	0								
<b>Richie Zisk, R</b> (7,PH) OBP: 0.301, SLG: 0.319										2	1	0	0	0	0	1								
<b>Mike Jorgensen, L</b> (1,7) OBP: 0.358, SLG: 0.518										2	1	0	0	0	0	0								
<b>Bill Sample, R</b> (7,PH) OBP: 0.370, SLG: 0.412										3	1	1	0	0	1	0								
<b>Jim Sundberg, R</b> (1,2) OBP: 0.300, SLG: 0.333										4	0	2	0	0	0	3								
<b>Nelson Norman, S</b> (1,6) OBP: 0.253, SLG: 0.247										4	1	2	2	0	0	2								
<b>Inning Stats</b>	R: 0 E: 0 K: 0 S: 3	H: 1 LOB: 0 BB: 0 P: 3	R: 2 E: 0 K: 1 S: 7	H: 2 LOB: 1 BB: 1 P: 11	R: 1 E: 0 K: 0 S: 5	H: 2 LOB: 1 BB: 0 P: 5	R: 3 E: 0 K: 0 S: 6	H: 3 LOB: 1 BB: 1 P: 10	R: 0 E: 0 K: 1 S: 5	H: 0 LOB: 0 BB: 0 P: 5	R: 0 E: 0 K: 0 S: 4	H: 1 LOB: 1 BB: 0 P: 4	R: 3 E: 1 K: 0 S: 6	H: 2 LOB: 1 BB: 1 P: 10	R: 0 E: 0 K: 0 S: 5	H: 2 LOB: 2 BB: 0 P: 5	R: 0 E: 0 K: 0 S: 3	H: 0 LOB: 0 BB: 0 P: 3	1B: 9 2B: 2 3B: 1 HR: 1	SF: 0 SAC: 0 DP: 1 HBP: 0	WP: 1 PB: 0 SB: 0 CS: 0	PA: 43		
<b>PITCHER</b>	IP	WLS	BF	H	R	ER	SO	BB	IBB	HBP	BLK	WP	HR	S	P	ERA	WHIP							
<b>Dennis Leonard, R</b> (1,1) ERA: 4.5	6.2	L	32	10	8	6	2	3	0	0	0	0	1	33	45	8.10	1.950							
<b>Al Hrabosky, L</b> (7,1) ERA: 4.5	0.0		2	1	1	0	0	0	0	0	0	1	0	2	2	∞	∞							
<b>Bill Paschall, R</b> (7,1) ERA: 6.59	2.1		9	2	0	0	0	0	0	0	0	0	0	9	9	0.00	0.857							

Texas Rangers @ Kansas City Royals  
 Royals Stadium, Kansas City, MO  
 Fri Jul 13 1979, 8:05 PM EDT  
 Att: 30,139 - Unknown

AB 40  
 R 9  
 H 13  
 RBI 7  
 BB 3  
 SO 2  
 LOB 15



Batter	1	2	3	4	5	6	7	8	9	AB	R	H	RBI	BB	SO	LOB	BOTTOM							
<b>Willie Wilson, S</b> (1,7) OBP: 0.353, SLG: 0.430										5	1	1	0	0	0	4								
<b>Steve Braun, L</b> (1,10) OBP: 0.354, SLG: 0.381										3	0	1	0	0	0	0								
<b>U L Washington, S</b> (7,PH) OBP: 0.303, SLG: 0.338										2	0	0	0	0	0	1								
<b>Amos Otis, R</b> (1,8) OBP: 0.385, SLG: 0.455										5	0	1	0	0	1	1								
<b>George Brett, L</b> (1,5) OBP: 0.383, SLG: 0.525										4	1	1	1	1	0	2								
<b>Darrell Porter, L</b> (1,2) OBP: 0.427, SLG: 0.490										4	2	3	0	0	0	2								
<b>Jamie Quirk, L</b> (9,2) OBP: 0.345, SLG: 0.393										1	0	0	0	0	0	1								
<b>Al Cowens, R</b> (1,9) OBP: 0.363, SLG: 0.454										3	0	1	1	0	0	1								
<b>Ralph LaCock, L</b> (1,3) OBP: 0.336, SLG: 0.376										2	0	0	0	1	0	3								
<b>George Scott, R</b> (6,PH) OBP: 0.323, SLG: 0.373										1	0	0	0	0	0	2								
<b>Frank White, R</b> (1,4) OBP: 0.310, SLG: 0.429										3	0	2	2	0	0	2								
<b>Freddie Patek, R</b> (1,6) OBP: 0.272, SLG: 0.272										3	0	0	0	1	0	5								
<b>Inning Stats</b>	R: 0 E: 0 K: 1 S: 5	H: 0 LOB: 0 BB: 0 P: 5	R: 2 E: 0 K: 0 S: 5	H: 2 LOB: 2 BB: 2 P: 13	R: 0 E: 0 K: 0 S: 3	H: 0 LOB: 0 BB: 0 P: 3	R: 1 E: 0 K: 0 S: 4	H: 1 LOB: 1 BB: 0 P: 5	R: 0 E: 0 K: 0 S: 5	H: 2 LOB: 2 BB: 0 P: 5	R: 0 E: 0 K: 0 S: 4	H: 1 LOB: 2 BB: 1 P: 8	R: 0 E: 0 K: 0 S: 3	H: 0 LOB: 0 BB: 0 P: 3	R: 0 E: 0 K: 0 S: 5	H: 2 LOB: 2 BB: 0 P: 5	R: 1 E: 0 K: 0 S: 5	H: 2 LOB: 1 BB: 0 P: 5	1B: 7 2B: 3 3B: 0 HR: 0	SF: 1 SAC: 0 DP: 0 HBP: 1	WP: 0 PB: 0 SB: 0 CS: 0	PA: 41		
<b>PITCHER</b>	IP	WLS	BF	H	R	ER	SO	BB	IBB	HBP	BLK	WP	HR	S	P	ERA	WHIP							
<b>Steve Comer, R</b> (1,1) ERA: 3.38	5.1	W	24	5	3	3	1	0	0	0	0	0	0	23	32	5.06	1.312							
<b>Sparky Lyle, L</b> (6,1) ERA: 3.32	3.2	S	17	5	1	1	0	1	0	0	0	0	0	16	20	2.46	1.636							

Texas Rangers @ Kansas City Royals  
 Royals Stadium, Kansas City, MO  
 Fri Jul 13 1979, 8:05 PM EDT  
 Att: 30,139 - Unknown

AB 36  
 R 4  
 H 10  
 RBI 4  
 BB 3  
 SO 1  
 LOB 24






Batter	1	2	3	4	5	6	7	8	9	AB	R	H	RBI	BB	SO	LOB	TOP								
<b>Bump Wills, S</b> (1, 4) OBP: 0.343, SLG: 0.346										5	1	3	0	0	1	3	<b>Texas Rangers @ Kansas City Royals</b> Royals Stadium, Kansas City, MO Sat Jul 14 1979, 8:05 PM EDT Att: 39,282 - Unknown - 89 F								
<b>Buddy Bell, R</b> (1, 5) OBP: 0.322, SLG: 0.403										5	1	2	4	0	1	2									
<b>Al Oliver, L</b> (1, 8) OBP: 0.332, SLG: 0.476										4	0	0	1	0	1	3									
<b>Oscar Gamble, L</b> (1, 10) OBP: 0.506, SLG: 0.616										3	0	0	0	0	0	1									
<b>Richie Zisk, R</b> (7, PH) OBP: 0.303, SLG: 0.319										0	0	0	0	1	0	0									
<b>Pat Putnam, L</b> (1, 3) OBP: 0.331, SLG: 0.472										3	2	1	0	0	0	0									
<b>Bill Sample, R</b> (7, PH) OBP: 0.368, SLG: 0.410										1	0	0	0	0	0	2									
<b>Johnny Grubb, L</b> (1, 9) OBP: 0.333, SLG: 0.428										4	1	2	1	0	0	0									
<b>Mike Jorgensen, L</b> (1, 7) OBP: 0.354, SLG: 0.504										3	1	0	0	1	0	1									
<b>Jim Sundberg, R</b> (1, 2) OBP: 0.299, SLG: 0.332										4	1	1	1	0	1	1									
<b>Nelson Norman, S</b> (1, 6) OBP: 0.247, SLG: 0.242										4	0	0	0	0	2	3									
<b>Inning Stats</b>	R: 1 E: 0 K: 0 S: 4	H: 2 LOB: 0 BB: 0 P: 4	R: 5 E: 0 K: 2 S: 11	H: 4 LOB: 0 BB: 1 P: 15	R: 1 E: 1 K: 0 S: 5	H: 1 LOB: 1 BB: 0 P: 5	R: 0 E: 0 K: 0 S: 4	H: 1 LOB: 1 BB: 0 P: 4	R: 0 E: 0 K: 0 S: 3	H: 0 LOB: 0 BB: 0 P: 3	R: 0 E: 0 K: 2 S: 7	H: 0 LOB: 0 BB: 0 P: 7	R: 0 E: 0 K: 0 S: 4	H: 1 LOB: 2 BB: 1 P: 8	R: 0 E: 0 K: 0 S: 3	H: 0 LOB: 0 BB: 0 P: 3	R: 0 E: 0 K: 2 S: 7	H: 0 LOB: 0 BB: 0 P: 7	1B: 5 2B: 3 3B: 0 HR: 1	SF: 0 SAC: 0 DP: 1 HBP: 0	WP: 0 PB: 1 SB: 0 CS: 0	PA: 38			
<b>PITCHER</b>	IP	WLS	BF	H	R	ER	SO	BB	IBB	HBP	BLK	WP	HR	S	P	ERA	WHIP								
<b>Rich Gale, R</b> (1, 1) ERA: 5.39	1.2	L	11	6	6	6	1	1	0	0	0	0	1	12	16	32.40	4.200								
<b>Larry Gura, L</b> (2, 1) ERA: 5.33	5.0		20	3	1	0	3	1	0	0	0	0	0	25	29	0.00	0.800								
<b>Dan Quisenberry, R</b> (7, 1) ERA:	2.1		7	0	0	0	2	0	0	0	0	0	0	11	11	0.00	0.000								

Batter	1	2	3	4	5	6	7	8	9	AB	R	H	RBI	BB	SO	LOB	BOTTOM								
<b>Willie Wilson, S</b> (1, 7) OBP: 0.350, SLG: 0.430										5	1	1	0	0	1	4	<b>Texas Rangers @ Kansas City Royals</b> Royals Stadium, Kansas City, MO Sat Jul 14 1979, 8:05 PM EDT Att: 39,282 - Unknown - 89 F								
<b>George Brett, L</b> (1, 5) OBP: 0.378, SLG: 0.518										5	0	0	0	0	1	2									
<b>Amos Otis, R</b> (1, 8) OBP: 0.382, SLG: 0.451										5	0	1	1	0	3	1									
<b>Darrell Porter, L</b> (1, 2) OBP: 0.428, SLG: 0.488										3	0	1	0	1	0	1									
<b>Jamie Quirk, L</b> (1, 10) OBP: 0.333, SLG: 0.375										4	0	1	0	0	1	2									
<b>Ralph LaCock, L</b> (1, 3) OBP: 0.345, SLG: 0.391										4	2	3	0	0	0	2									
<b>Al Cowens, R</b> (1, 9) OBP: 0.358, SLG: 0.447										4	0	0	0	0	1	3									
<b>Frank White, R</b> (1, 4) OBP: 0.304, SLG: 0.423										3	0	0	1	0	1	2									
<b>Freddie Patek, R</b> (1, 6) OBP: 0.281, SLG: 0.291										3	0	3	1	0	0	0									
<b>Steve Braun, L</b> (9, PH) OBP: 0.360, SLG: 0.388										1	0	1	0	0	0	0									
<b>Inning Stats</b>	R: 1 E: 0 K: 0 S: 6	H: 3 LOB: 2 BB: 0 P: 6	R: 0 E: 0 K: 1 S: 6	H: 1 LOB: 0 BB: 0 P: 6	R: 0 E: 0 K: 1 S: 5	H: 0 LOB: 1 BB: 1 P: 9	R: 0 E: 0 K: 1 S: 7	H: 2 LOB: 1 BB: 0 P: 7	R: 0 E: 0 K: 0 S: 6	H: 1 LOB: 1 BB: 0 P: 6	R: 1 E: 0 K: 2 S: 5	H: 2 LOB: 1 BB: 0 P: 5	R: 0 E: 0 K: 0 S: 4	H: 0 LOB: 0 BB: 0 P: 7	R: 0 E: 0 K: 0 S: 3	H: 1 LOB: 1 BB: 0 P: 4	R: 0 E: 0 K: 2 S: 8	H: 1 LOB: 1 BB: 0 P: 8	1B: 6 2B: 5 3B: 0 HR: 0	SF: 1 SAC: 0 DP: 0 HBP: 0	WP: 0 PB: 0 SB: 0 CS: 0	PA: 39			
<b>PITCHER</b>	IP	WLS	BF	H	R	ER	SO	BB	IBB	HBP	BLK	WP	HR	S	P	ERA	WHIP								
<b>Fergie Jenkins, R</b> (1, 1) ERA: 3.64	6.0	W	28	9	3	3	4	1	0	0	0	0	0	35	39	4.50	1.667								
<b>Jim Kern, R</b> (7, 1) ERA: 1.46	3.0	S	11	2	0	0	4	0	0	0	0	0	0	19	19	0.00	0.667								

**AB 36**  
**R 7**  
**H 9**  
**RBI 7**  
**BB 2**  
**SO 6**  
**LOB 16**



**AB 37**  
**R 3**  
**H 11**  
**RBI 3**  
**BB 1**  
**SO 8**  
**LOB 17**





Batter	1	2	3	4	5	6	7	8	9	AB	R	H	RBI	BB	SO	LOB	TOP			
<b>Bump Willis, S</b> OBP: 0.342, SLG: 0.353 (1, 4)	F7		IHR			F9		F8		4	1	1	1	0	0	0	<b>Texas Rangers @ Kansas City Royals</b> Royals Stadium, Kansas City, MO Sun Jul 15 1979, 4:33 AM EDT Att: 28,904 - Unknown - 84 F <a href="http://livebaseballscorecards.com">livebaseballscorecards.com</a>			
<b>Buddy Bell, R</b> OBP: 0.323, SLG: 0.412 (1, 5)	P4		HR			F9		FC6-4 1B		4	1	2	1	0	0	0				
<b>Al Oliver, L</b> OBP: 0.328, SLG: 0.469 (1, 8)	G3		6-3			F9		F8		4	0	0	0	0	0	1				
<b>John Ellis, R</b> OBP: 0.287, SLG: 0.465 <b>Dave Roberts, R</b> OBP: 0.294, SLG: 0.298 (9, PR)		K			P4			4-3		4	0	0	0	0	0	1				
<b>Richie Zisk, R</b> OBP: 0.299, SLG: 0.314 (1, 9)		5-3			F8			6-3		4	0	0	0	0	0	1				
<b>Bill Sample, R</b> OBP: 0.368, SLG: 0.409 (1, 7)					K			P4		3	0	1	0	0	1	0				
<b>Eric Soderholm, R</b> OBP: 0.304, SLG: 0.372 <b>Mike Jorgensen, L</b> OBP: 0.354, SLG: 0.504 (8, 3)						F9		F8		3	0	0	0	0	0	1				
<b>Jim Sundberg, R</b> OBP: 0.300, SLG: 0.343 (1, 2)										3	1	1	1	0	1	0				
<b>Nelson Norman, S</b> OBP: 0.245, SLG: 0.239 <b>Larvell Blanks, R</b> OBP: 0.280, SLG: 0.253 (8, PH)										2	0	0	0	0	0	0				
<b>Inning Stats</b>	R: 0 E: 0 K: 1 S: 3	H: 0 LOB: 0 BB: 0 P: 3	R: 0 E: 0 K: 1 S: 6	H: 1 LOB: 1 BB: 0 P: 6	R: 2 E: 0 K: 0 S: 5	H: 2 LOB: 0 BB: 0 P: 5	R: 0 E: 0 K: 1 S: 5	H: 0 LOB: 0 BB: 0 P: 5	R: 0 E: 0 K: 0 S: 3	H: 0 LOB: 0 BB: 0 P: 3	R: 0 E: 0 K: 0 S: 3	H: 0 LOB: 0 BB: 0 P: 3	R: 1 E: 0 K: 0 S: 4	H: 1 LOB: 0 BB: 0 P: 4	R: 0 E: 0 K: 0 S: 4	H: 1 LOB: 1 BB: 0 P: 4		1B: 2 2B: 0 3B: 0 HR: 3	SF: 0 SAC: 0 DP: 0 HBP: 0	WP: 0 PB: 0 SB: 0 CS: 0
<b>PITCHER</b> <b>Paul Splittorf, L</b> ERA: 3.97 (1, 1)	IP: 9.0 WLS: W BF: 32 H: 5 R: 3 ER: 3 SO: 3 BB: 0 IBB: 0 HBP: 0 BLK: 0 WP: 0 HR: 2 S: 38 P: 38 ERA: 3.00 WHIP: 0.556																			

Batter	1	2	3	4	5	6	7	8	9	AB	R	H	RBI	BB	SO	LOB	BOTTOM			
<b>Frank White, R</b> OBP: 0.299, SLG: 0.416 (1, 4)	K		F8		1-3		P4			4	0	0	0	0	1	2	<b>Texas Rangers @ Kansas City Royals</b> Royals Stadium, Kansas City, MO Sun Jul 15 1979, 4:33 AM EDT Att: 28,904 - Unknown - 84 F <a href="http://livebaseballscorecards.com">livebaseballscorecards.com</a>			
<b>George Brett, L</b> OBP: 0.374, SLG: 0.513 (1, 5)	F7				F7		F9		F2	4	0	0	0	0	0	0				
<b>Amos Otis, R</b> OBP: 0.381, SLG: 0.447 (1, 8)	F8				F7		2B		K	3	1	0	0	1	1	0				
<b>George Scott, R</b> OBP: 0.322, SLG: 0.376 (1, 3)		F8			F7		1B 2B		K	4	1	1	1	0	1	0				
<b>Al Cowens, R</b> OBP: 0.356, SLG: 0.444 (1, 9)		F7			K		1B		5-3	4	0	1	0	0	1	0				
<b>Darrell Porter, L</b> OBP: 0.427, SLG: 0.487 (1, 10)		P6			F7		1B			3	0	1	1	0	0	0				
<b>John Wathan, R</b> OBP: 0.287, SLG: 0.351 (1, 2)					1-3		1B 2B		K	3	1	1	0	0	1	2				
<b>Willie Wilson, S</b> OBP: 0.353, SLG: 0.432 (1, 7)							L6			3	1	2	0	0	0	2				
<b>Todd Cruz, R</b> OBP: 0.237, SLG: 0.315 (1, 6)		P5					F3			3	0	1	2	0	0	1				
<b>Inning Stats</b>	R: 0 E: 0 K: 1 S: 5	H: 0 LOB: 0 BB: 0 P: 5	R: 0 E: 0 K: 0 S: 3	H: 0 LOB: 0 BB: 0 P: 3	R: 0 E: 0 K: 0 S: 4	H: 1 LOB: 1 BB: 0 P: 4	R: 0 E: 0 K: 0 S: 3	H: 0 LOB: 0 BB: 0 P: 3	R: 2 E: 0 K: 1 S: 8	H: 3 LOB: 1 BB: 1 P: 12	R: 0 E: 0 K: 0 S: 3	H: 0 LOB: 0 BB: 0 P: 3	R: 0 E: 0 K: 2 S: 7	H: 0 LOB: 0 BB: 0 P: 7	R: 0 E: 0 K: 0 S: 4	H: 0 LOB: 0 BB: 0 P: 4		1B: 5 2B: 2 3B: 0 HR: 0	SF: 0 SAC: 0 DP: 0 HBP: 0	WP: 0 PB: 0 SB: 0 CS: 0
<b>PITCHER</b> <b>John Henry Johnson, L</b> ERA: 4.05 <b>Danny Darwin, R</b> ERA: 4.05 (6, 1)	IP: 5.1 WLS: L BF: 24 H: 7 R: 4 ER: 4 SO: 2 BB: 1 IBB: 0 HBP: 0 BLK: 0 WP: 0 HR: 0 S: 27 P: 31 ERA: 6.75 WHIP: 1.500																			



Batter	1	2	3	4	5	6	7	8	9	AB	R	H	RBI	BB	SO	LOB	TOP			
Ralph Garr, L (1, 10) OBP: 0.343, SLG: 0.454	0-0 3B 2B		0-0 2H HR		0-0 FC6-4 1B	0-0 L6		0-0 L9		5	2	3	2	0	0	1				
Jorge Orta, L (1, 4) OBP: 0.337, SLG: 0.360	0-0		0-0 3-1		0-0 FC6-4 1B	0-0		0-0 G3		5	1	2	2	0	0	1				
Don Kessinger, S (8, 6) OBP: 0.255, SLG: 0.287	0-0 2H 3B		0-0		1-2 HR	0-0 2H 2B				0	0	0	0	0	0	0				
Claudell Washington, L (1, 9) OBP: 0.321, SLG: 0.462	0-3 K		0-3 K		0-0 1-2 HR	0-0 1B			0-0 F7	5	1	1	0	0	3	2				
Lamar Johnson, R (1, 3) OBP: 0.364, SLG: 0.456	0-0 5-3		0-0 5-3		0-0 1-2 HR	0-0 1B		4-0 5-3 BB		4	2	1	3	1	0	1				
Mike Squires, L (9, 3) OBP: 0.297, SLG: 0.297	0-0		0-0		0-0 1-2 HR	0-0 BB		0-0 F8		0	0	0	0	0	0	0				
Alan Bannister, R (1, 7) OBP: 0.375, SLG: 0.417	0-0 6-3		0-0		0-0 F9	0-0 2B		0-0 5-3		5	0	1	0	0	0	2				
Rusty Torres, S (9, 7) OBP: 0.392, SLG: 0.483	0-0		0-0		0-0 2B	0-0		0-0 E7		0	0	0	0	0	0	0				
Chet Lemon, R (1, 8) OBP: 0.386, SLG: 0.468	0-3 K		0-3 K		0-0 F9	0-0 1B		0-0 1-3		5	0	1	1	0	2	2				
Greg Pryor, R (1, 6) OBP: 0.336, SLG: 0.344	0-3 K		0-0 1B		0-0 1B	0-0 1-3		0-0 F9		4	0	1	0	0	1	2				
Milt May, L (1, 2) OBP: 0.336, SLG: 0.491	0-0 F9		0-0		0-0 1-2 1B	0-0 B1-3		0-0 HR		4	1	2	1	0	0	0				
Jim Morrison, R (1, 5) OBP: 0.348, SLG: 0.450	0-0		0-0 HR 2B		0-0 F6	0-0 E 2B 1B		0-0 F9		4	2	2	0	0	0	2				
<b>Inning Stats</b>	R: 1 E: 0 K: 1 S: 7	H: 2 LOB: 1 BB: 0 P: 7	R: 0 E: 0 K: 2 S: 7	H: 0 LOB: 0 BB: 0 P: 7	R: 2 E: 0 K: 1 S: 7	H: 2 LOB: 0 BB: 0 P: 7	R: 0 E: 0 K: 1 S: 7	H: 2 LOB: 2 BB: 0 P: 7	R: 3 E: 0 K: 0 S: 7	H: 4 LOB: 1 BB: 0 P: 7	R: 1 E: 1 K: 1 S: 3	H: 2 LOB: 0 BB: 1 P: 7	R: 1 E: 0 K: 0 S: 4	H: 1 LOB: 0 BB: 0 P: 4	R: 0 E: 1 K: 0 S: 4	H: 0 LOB: 1 BB: 0 P: 4	1B: 6 2B: 4 3B: 1 HR: 3	SF: 0 SAC: 0 DP: 0 HBP: 0	WP: 0 PB: 0 SB: 0 CS: 1	PA: 42
<b>PITCHER</b>	IP WLS BF H R ER SO BB IBB HBP BLK WP HR S P ERA WHIP																	IP WLS BF H R ER SO BB IBB HBP BLK WP HR S P ERA WHIP		
Danny Darwin, R (1, 1) ERA: 4.7	4.0	19	7	4	4	5	0	0	0	0	0	0	0	0	1	29	29	9.00	1.750	
Dave Rajsich, L (5, 1) ERA: 3.33	0.1	4	3	2	2	0	0	0	0	0	0	0	0	0	1	4	4	54.00	9.000	
Doyle Alexander, R (5, 1) ERA: 4.25	4.2	19	4	3	3	1	1	0	0	0	0	0	0	1	20	24	5.79	1.071		

Chicago White Sox @ Texas Rangers  
Arlington Stadium, Arlington, TX  
Thu Jul 19 1979, 4:33 AM EDT  
Unknown - 84 F

AB 41  
R 9  
H 14  
RBI 9  
BB 1  
SO 6  
LOB 13



Batter	1	2	3	4	5	6	7	8	9	AB	R	H	RBI	BB	SO	LOB	BOTTOM					
Bump Willis, S (1, 4) OBP: 0.346, SLG: 0.358	0-0 1B 2B	4-0 E4 BB		0-0 G3		0-0 1B		0-0 G3		4	1	2	0	1	0	1						
Buddy Bell, R (1, 5) OBP: 0.324, SLG: 0.412	0-0 1B E 2-3 1B	0-0 E4 1-3 1B		0-0 F9		0-0 1B		0-3 K		5	2	2	1	0	1	2						
Al Oliver, L (1, 8) OBP: 0.325, SLG: 0.465	0-0 E1		0-0 1-3		0-3 K		0-3 K		0-0 3-1	2	1	0	0	0	0	3						
Mike Jorgensen, R (3, 8) OBP: 0.305, SLG: 0.500	0-0		0-0		0-0		0-0		0-0	1	0	0	0	0	1	0						
Dave Roberts, R (5, PH) OBP: 0.288, SLG: 0.292	0-0		0-0		0-0		0-0		0-0	1	0	0	0	0	1	2						
Pat Putnam, L (6, PH) OBP: 0.328, SLG: 0.470	1-2 1B		0-0		0-0		0-0		0-0	1	0	0	0	0	0	0						
John Ellis, R (1, 10) OBP: 0.300, SLG: 0.468	0-0 6-3 1B	0-0 1B		0-0 F3		4-0 FC4-6 BB		4-0 BB BB		3	1	2	2	2	0	0						
Richie Zisk, R (1, 9) OBP: 0.301, SLG: 0.313	0-0 1-2 2-3 3H 1B	0-0 F8		0-0 BB		0-0 F9		0-0 F8		4	0	1	2	1	0	3						
Bill Sample, R (1, 7) OBP: 0.364, SLG: 0.404	0-3 K		0-0 F9		0-0 F6		0-0 FC4-6		4-0 1B 1B BB	3	0	0	0	0	1	3						
Johnny Grubb, L (7, PH) OBP: 0.335, SLG: 0.426	0-0		0-0		0-0 F6		1-2 1B		0-0 1B 1B BB	1	0	0	0	1	0	1						
Eric Soderholm, R (1, 3) OBP: 0.301, SLG: 0.367	0-0 6-3		0-3 K		0-0 6-3		0-0 4-3		0-0 1B 1B	3	0	0	0	0	1	2						
Oscar Gamble, L (7, PH) OBP: 0.506, SLG: 0.614	0-0		0-0		0-0		0-0		0-0 1-2 2-3 1B	2	0	1	1	0	0	1						
Jim Sundberg, R (1, 2) OBP: 0.307, SLG: 0.352	4-0 IBB		0-0 6-3		0-0 FC6-4 1B		0-0 G3		0-0 1-2 2-3 1B	4	0	3	0	1	0	0						
Nelson Norman, S (1, 6) OBP: 0.243, SLG: 0.237	0-0 F2		0-0		0-0 F8		0-0 FC6-4 1B		0-0 F8	2	0	0	0	0	0	3						
Larvell Blanks, R (6, PH) OBP: 0.271, SLG: 0.244	0-0		0-0		0-0		0-0 K		0-3 K	3	1	0	0	0	1	5						
<b>Inning Stats</b>	R: 3 E: 1 K: 1 S: 10	H: 4 LOB: 3 BB: 1 P: 14	R: 1 E: 1 K: 0 S: 4	H: 1 LOB: 1 BB: 1 P: 8	R: 0 E: 0 K: 1 S: 5	H: 0 LOB: 0 BB: 0 P: 5	R: 0 E: 0 K: 0 S: 3	H: 0 LOB: 0 BB: 0 P: 3	R: 0 E: 0 K: 1 S: 5	H: 0 LOB: 1 BB: 1 P: 9	R: 1 E: 0 K: 1 S: 8	H: 3 LOB: 2 BB: 0 P: 8	R: 0 E: 0 K: 0 S: 3	H: 0 LOB: 1 BB: 1 P: 7	R: 0 E: 0 K: 1 S: 6	H: 1 LOB: 1 BB: 0 P: 6	R: 1 E: 0 K: 1 S: 7	H: 2 LOB: 3 BB: 2 P: 15	1B: 9 2B: 2 3B: 0 HR: 0	SF: 0 SAC: 0 DP: 0 HBP: 0	WP: 0 PB: 0 SB: 0 CS: 0	PA: 45
<b>PITCHER</b>	IP WLS BF H R ER SO BB IBB HBP BLK WP HR S P ERA WHIP																	IP WLS BF H R ER SO BB IBB HBP BLK WP HR S P ERA WHIP				
Steve Trout, L (1, 1) ERA: 3.34	6.0	31	8	5	4	4	3	1	0	0	0	0	0	0	35	51	6.00	1.833				
Randy Scarbery, R (7, 1) ERA: 4.2	2.2	12	2	1	1	1	2	0	0	0	0	0	0	12	20	3.38	1.500					
Ed Farmer, R (9, 1) ERA: 4.76	0.1	2	1	0	0	1	0	0	0	0	0	0	0	4	4	0.00	3.000					

Chicago White Sox @ Texas Rangers  
Arlington Stadium, Arlington, TX  
Thu Jul 19 1979, 4:33 AM EDT  
Unknown - 84 F

AB 39  
R 6  
H 11  
RBI 6  
BB 6  
SO 6  
LOB 26





Batter	1	2	3	4	5	6	7	8	9	AB	R	H	RBI	BB	SO	LOB	TOP								
Ralph Garr, L (1, 10) Wayne Nordhagen, R (9, PH) OBP: 0.341, SLG: 0.463 OBP: 0.320, SLG: 0.432	4-3		F5		4-3		4-3		2B	4	1	1	2	0	0	0	1 0 1 1 2 0 0 0								
Jorge Orta, L (1, 4) Don Kessinger, S (8, 6) OBP: 0.344, SLG: 0.381 OBP: 0.261, SLG: 0.287	4-3		1B		5-3				1B	4	2	3	0	0	0	0	4 2 3 0 0 0 0 0								
Claudell Washington, L (1, 9) Rusty Torres, S (4, 9) OBP: 0.319, SLG: 0.459 OBP: 0.381, SLG: 0.467	4-3		K		L3				K	2	0	0	0	0	1	2	2 0 0 0 0 0 1 2								
Lamar Johnson, R (1, 3) Mike Squires, L (8, PR) OBP: 0.370, SLG: 0.461 OBP: 0.297, SLG: 0.297	1B		1B		F5				1B	4	0	3	2	0	0	0	4 0 3 2 0 0 0 0								
Alan Bannister, R (1, 7)	4-3		1B		1B				1B	4	0	2	0	0	0	2	0 0 0 0 0 0 0 0								
Chet Lemon, R (1, 8) OBP: 0.384, SLG: 0.475		5-3		G6-4-3					F6	4	1	1	1	0	0	4	4 0 2 0 0 0 0 2								
Greg Pryor, R (1, 6) OBP: 0.331, SLG: 0.339	4-3		F9		4-3				K	4	0	0	0	0	1	3	4 1 1 1 0 0 0 4								
Mitt May, L (1, 2) OBP: 0.341, SLG: 0.487	G3				HR				FC1-6	3	1	1	0	1	0	0	4 0 0 0 0 0 1 3								
Jim Morrison, R (1, 5) OBP: 0.296, SLG: 0.375			K		K				FC1-6	4	0	0	0	0	2	2	3 1 1 0 1 0 0 0								
<b>Inning Stats</b>	R: 1 E: 0 K: 0 S: 5	H: 2 LOB: 1 BB: 0 P: 5	R: 0 E: 0 K: 0 S: 3	H: 0 LOB: 0 BB: 0 P: 3	R: 0 E: 0 K: 2 S: 8	H: 1 LOB: 1 BB: 0 P: 8	R: 0 E: 0 K: 0 S: 4	H: 2 LOB: 1 BB: 0 P: 4	R: 2 E: 0 K: 1 S: 6	H: 1 LOB: 0 BB: 1 P: 10	R: 1 E: 0 K: 0 S: 4	H: 2 LOB: 0 BB: 0 P: 4	R: 0 E: 0 K: 0 S: 3	H: 0 LOB: 0 BB: 0 P: 3	R: 1 E: 1 K: 2 S: 10	H: 2 LOB: 2 BB: 0 P: 10	R: 0 E: 0 K: 0 S: 4	H: 2 LOB: 2 BB: 1 P: 8	1B: 7 2B: 3 3B: 1 HR: 2	SF: 0 SAC: 0 DP: 2 HBP: 0	WP: 0 PB: 0 SB: 0 CS: 1	PA: 39			
<b>PITCHER</b>	IP	WLS	BF	H	R	ER	SO	BB	IBB	HBP	BLK	WP	HR	S	P	ERA	WHIP								
Fergie Jenkins, R (1, 1) ERA: 3.76	7.1	L	32	10	5	5	4	1	0	0	0	0	2	39	43	6.14	1.500								
Jim Kern, R (8, 1) ERA: 1.47	0.2		2	0	0	0	1	0	0	0	0	0	0	4	4	0.00	0.000								
Sparky Lyle, L (9, 1) ERA: 3.26	1.0	S	5	2	0	0	0	0	1	0	0	0	0	4	8	0.00	2.000								

Chicago White Sox @ Texas Rangers  
Arlington Stadium, Arlington, TX  
Thu Jul 19 1979, 8:05 PM EDT  
Att: 26,687 - Unknown

AB 37  
R 5  
H 12  
RBI 5  
BB 2  
SO 5  
LOB 17



Batter	1	2	3	4	5	6	7	8	9	AB	R	H	RBI	BB	SO	LOB	BOTTOM								
Bump Willis, S (1, 4) OBP: 0.345, SLG: 0.355	F7				5-3				6-3	3	0	0	0	0	0	0	3 0 0 0 0 0 0 0								
Buddy Bell, R (1, 5) OBP: 0.324, SLG: 0.418	F9		K		6-3				HR	4	1	1	1	0	1	3	4 1 1 1 0 1 1 3								
Oscar Gamble, L (1, 9) Eric Soderholm, R (8, PH) Johnny Grubb, L (8, PH) OBP: 0.497, SLG: 0.600 OBP: 0.301, SLG: 0.367 OBP: 0.333, SLG: 0.424	K		F6		F5			F7		3	0	0	0	0	1	0	3 0 0 0 0 0 1 0								
John Ellis, R (1, 10) OBP: 0.299, SLG: 0.461		HR	F8		K			4-3		3	1	0	0	0	1	0	0 0 0 0 0 0 0 0								
Richie Zisk, R (1, 7) OBP: 0.303, SLG: 0.327		HR	6-3					F8		4	1	2	2	0	0	0	4 1 2 2 0 0 0 0								
Bill Sample, R (1, 8) Al Oliver, L (9, PH) OBP: 0.363, SLG: 0.403 OBP: 0.324, SLG: 0.464	FC1-5		1B		F4			6-3		3	0	1	0	0	0	1	3 0 1 0 0 0 0 1								
Pat Putnam, L (1, 3) OBP: 0.332, SLG: 0.481	HBP		BB		HR			F8		3	1	1	1	1	0	0	1 0 0 0 0 0 0 0								
Dave Roberts, R (1, 2) OBP: 0.273, SLG: 0.275	FC1-5		HBP		5-3			F3		3	0	0	0	0	0	2	3 0 0 0 0 0 0 2								
Nelson Norman, S (1, 6) OBP: 0.239, SLG: 0.233	F6				K			F8		3	0	0	0	0	1	2	3 0 0 0 0 0 1 2								
<b>Inning Stats</b>	R: 0 E: 0 K: 1 S: 5	H: 0 LOB: 0 BB: 0 P: 5	R: 2 E: 0 K: 1 S: 7	H: 2 LOB: 3 BB: 1 P: 13	R: 0 E: 0 K: 0 S: 3	H: 0 LOB: 0 BB: 0 P: 3	R: 1 E: 0 K: 1 S: 6	H: 1 LOB: 0 BB: 0 P: 6	R: 0 E: 0 K: 0 S: 3	H: 0 LOB: 0 BB: 0 P: 3	R: 0 E: 0 K: 1 S: 5	H: 1 LOB: 0 BB: 0 P: 5	R: 0 E: 0 K: 0 S: 3	H: 0 LOB: 0 BB: 0 P: 3	R: 1 E: 0 K: 0 S: 4	H: 1 LOB: 0 BB: 0 P: 4	R: 0 E: 0 K: 0 S: 3	H: 0 LOB: 0 BB: 0 P: 3	1B: 2 2B: 0 3B: 0 HR: 3	SF: 0 SAC: 0 DP: 0 HBP: 2	WP: 0 PB: 0 SB: 0 CS: 1	PA: 34			
<b>PITCHER</b>	IP	WLS	BF	H	R	ER	SO	BB	IBB	HBP	BLK	WP	HR	S	P	ERA	WHIP								
Ken Kravec, L (1, 1) ERA: 3.61	7.1	W	29	5	4	4	4	1	0	2	0	0	3	34	40	4.91	0.818								
Ed Farmer, R (8, 1) ERA: 4.63	1.2	S	5	0	0	0	0	0	0	0	0	0	0	5	5	0.00	0.000								

Chicago White Sox @ Texas Rangers  
Arlington Stadium, Arlington, TX  
Thu Jul 19 1979, 8:05 PM EDT  
Att: 26,687 - Unknown

AB 31  
R 4  
H 5  
RBI 4  
BB 1  
SO 4  
LOB 8





Batter	1	2	3	4	5	6	7	8	9	AB	R	H	RBI	BB	SO	LOB	TOP					
Alan Bannister, R OBP: 0.372, SLG: 0.415 (1, 7)	0-0 4-3		0-0 SF9			0-0 G3		0-0 6-3		3	0	0	1	0	0	0	<b>Chicago White Sox @ Texas Rangers</b> Arlington Stadium, Arlington, TX Fri Jul 20 1979, 8:05 PM EDT Att: 21,901 - Unknown					
Jorge Orta, L OBP: 0.350, SLG: 0.382 Don Kessinger, S OBP: 0.261, SLG: 0.287 (1, 4) (8, 6)	0-0 F6		0-0 3H			4-0 CS BB		4-0 BB		2	0	1	0	2	0	0						
Chet Lemon, R OBP: 0.383, SLG: 0.481 (1, 8)	0-0 5-3		0-0 F8			0-0 1-2 HR		0-0 F9		4	1	1	1	0	0	3						
Lamar Johnson, R OBP: 0.372, SLG: 0.459 Mike Squires, L OBP: 0.297, SLG: 0.297 (1, 3) (9, 3)		0-0 F8		0-0 G6-4-3 1B		4-0 BB		0-0 F5		3	0	1	0	1	0	0						
Wayne Nordhagen, R OBP: 0.311, SLG: 0.418 (1, 10)	0-0 F4		0-0 G6-4-3			0-0 F7		0-0 F9		4	0	0	0	0	0	2						
Rusty Torres, S OBP: 0.367, SLG: 0.448 (1, 9)	0-0 6-3		0-3 K			0-0 F8		0-3 K		4	0	0	0	0	2	0						
Greg Pryor, R OBP: 0.334, SLG: 0.343 (8, 4)			0-0 1B SH1-4 SF9 1B		0-0 4-3		0-0 CS 1B			3	1	2	0	0	0	0						
Mike Colbern, R OBP: 0.269, SLG: 0.280 (1, 2)			0-0 SH1-4		0-3 K		0-3 K			2	0	0	0	0	2	1						
Kevin Bell, R OBP: 0.273, SLG: 0.200 (1, 5)			0-0 1B 2-3 1B		0-3 K		0-0 F9			3	0	1	0	0	1	0						
<b>Inning Stats</b>	R: 0 E: 0 K: 0 S: 3	H: 0 LOB: 0 BB: 0 P: 3	R: 0 E: 0 K: 0 S: 3	H: 0 LOB: 0 BB: 0 P: 3	R: 1 E: 0 K: 0 S: 6	H: 3 LOB: 2 BB: 0 P: 6	R: 0 E: 0 K: 1 S: 5	H: 1 LOB: 0 BB: 0 P: 5	R: 0 E: 0 K: 2 S: 7	H: 0 LOB: 0 BB: 0 P: 7	R: 1 E: 0 K: 0 S: 3	H: 1 LOB: 1 BB: 2 P: 11	R: 0 E: 0 K: 1 S: 5	H: 1 LOB: 1 BB: 0 P: 5	R: 0 E: 0 K: 0 S: 3	H: 0 LOB: 1 BB: 1 P: 7		R: 0 E: 0 K: 1 S: 5	H: 0 LOB: 0 BB: 0 P: 5	1B: 5 2B: 1 3B: 0 HR: 1	SF: 1 SAC: 1 DP: 2 HBP: 0	WP: 0 PB: 0 SB: 0 CS: 2
<b>PITCHER</b> John Henry Johnson, L ERA: 3.91 (1, 1)	IP: 9.0 WLS: L BF: 33	H: 6 R: 2 ER: 2 SO: 5	BB: 3 IBB: 0 HBP: 0 BLK: 0	WP: 0 HR: 1 S: 40 P: 52	ERA: 2.00 WHIP: 1.000	<b>PITCHER</b>																

Batter	1	2	3	4	5	6	7	8	9	AB	R	H	RBI	BB	SO	LOB	BOTTOM					
Bump Willis, S OBP: 0.347, SLG: 0.357 (1, 4)	0-0 CS E 1B		0-0 4-3			0-0 SH1-3 1B		0-0 G6-3		4	0	2	0	0	0	2	<b>Chicago White Sox @ Texas Rangers</b> Arlington Stadium, Arlington, TX Fri Jul 20 1979, 8:05 PM EDT Att: 21,901 - Unknown					
Bill Sample, R OBP: 0.380, SLG: 0.399 Johnny Grubb, L OBP: 0.332, SLG: 0.423 (1, 8) (8, PH) (9, 8)	0-0 F8		0-0 6-3		0-0 SH1-3		0-0 4-3			2	0	0	0	0	0	1						
Buddy Bell, R OBP: 0.320, SLG: 0.414 (1, 5)	0-0 6-3		0-0 6-3		0-0 F3		0-0 5-3			4	0	0	0	0	0	3						
John Ellis, R OBP: 0.293, SLG: 0.452 (1, 10)		0-0 5-3		0-0 F8		0-3 K2-3		0-0 6-3		4	0	0	0	0	1	0						
Richie Zisk, R OBP: 0.309, SLG: 0.342 (1, 7)		0-0 WP 1B		0-0 HR		4-0 G3-6-3 BB		0-3 K		3	1	2	1	1	1	0						
Oscar Gamble, L OBP: 0.497, SLG: 0.591 Dave Roberts, R OBP: 0.273, SLG: 0.275 (1, 9) (9, FR)		4-0 S BB		0-0 G3		0-0 G3-6-3		4-0 G1-4-3 BB		2	0	0	0	2	0	1						
Jim Sundberg, R OBP: 0.308, SLG: 0.352 Mike Jorgensen, L OBP: 0.352, SLG: 0.500 Eric Soderholm, R OBP: 0.300, SLG: 0.366 (1, 2) (9, PH) (9, PH)		0-3 K		0-0 5-3		0-0 1B SH1-4 1B		0-0 G1-4-3		3	0	1	0	0	1	2						
Pat Putnam, L OBP: 0.333, SLG: 0.479 (1, 3)		4-0 FC6 BB		0-0 4-3		0-0 SH1-4		0-0 G1-4-3		1	0	0	0	1	0	0						
Nelson Norman, S OBP: 0.242, SLG: 0.236 Al Oliver, L OBP: 0.327, SLG: 0.465 Larvell Blanks, R OBP: 0.271, SLG: 0.244 (1, 6) (7, PH) (8, 6)		0-0 FC6		0-0 SH1-3 1B		0-0 SH1-4 1B		0-0 G6-3 1B		2	0	1	0	0	0	3						
<b>Inning Stats</b>	R: 0 E: 1 K: 0 S: 3	H: 1 LOB: 0 BB: 0 P: 3	R: 0 E: 0 K: 1 S: 6	H: 1 LOB: 3 BB: 2 P: 14	R: 0 E: 0 K: 0 S: 3	H: 0 LOB: 0 BB: 0 P: 3	R: 1 E: 0 K: 0 S: 4	H: 1 LOB: 0 BB: 0 P: 4	R: 0 E: 0 K: 1 S: 4	H: 2 LOB: 2 BB: 0 P: 5	R: 0 E: 0 K: 1 S: 4	H: 0 LOB: 1 BB: 1 P: 8	R: 0 E: 0 K: 0 S: 4	H: 2 LOB: 1 BB: 0 P: 4	R: 0 E: 0 K: 0 S: 3	H: 0 LOB: 0 BB: 0 P: 3		R: 0 E: 0 K: 1 S: 4	H: 0 LOB: 1 BB: 1 P: 8	1B: 6 2B: 0 3B: 0 HR: 1	SF: 0 SAC: 2 DP: 3 HBP: 0	WP: 2 PB: 0 SB: 1 CS: 1
<b>PITCHER</b> Rich Wortham, L ERA: 4.97 Ed Farmer, R ERA: 4.48 Guy Hoffman, L ERA: 1.17 (1, 1) (7, 1) (9, 1)	IP: 6.1 WLS: W BF: 26	H: 6 R: 1 ER: 1 SO: 2	BB: 3 IBB: 0 HBP: 0 BLK: 0	WP: 1 HR: 1 S: 27 P: 39	ERA: 1.42 WHIP: 1.421	<b>PITCHER</b>																



Batter	1	2	3	4	5	6	7	8	9	AB	R	H	RBI	BB	SO	LOB	TOP	
Willie Wilson, S (1, 7) OBP: 0.346, SLG: 0.425										4	1	1	0	0	0	0	<b>Kansas City Royals @ Texas Rangers</b> Arlington Stadium, Arlington, TX Sat Jul 21 1979, 8:05 PM EDT Att: 36,258 - Unknown	
George Brett, L (1, 5) OBP: 0.372, SLG: 0.595										4	0	1	0	0	1	1		
Al Cowens, R (1, 9) OBP: 0.365, SLG: 0.450										4	0	0	1	0	0	1		
Darrell Porter, L (1, 2) OBP: 0.423, SLG: 0.486										3	0	1	0	0	0	0		
Amos Otis, R (1, 8) OBP: 0.378, SLG: 0.450										3	0	0	0	0	2	3		
Ralph LaCock, L (1, 10) OBP: 0.338, SLG: 0.382										3	0	1	0	0	0	3		
George Scott, R (1, 3) OBP: 0.317, SLG: 0.365										3	0	0	0	0	1	1		
Frank White, R (1, 4) OBP: 0.296, SLG: 0.403										2	0	0	0	0	0	0		
Steve Braun, L (8, PH) OBP: 0.362, SLG: 0.350										1	0	0	0	0	1	0		
U L Washington, S (8, 4) OBP: 0.301, SLG: 0.336										0	0	0	0	0	0	0		
Todd Cruz, R (1, 6) OBP: 0.226, SLG: 0.296										2	0	0	0	0	0	0		
Jamie Quirk, L (8, PH) OBP: 0.314, SLG: 0.353										1	0	0	0	0	1	0		
Freddie Patek, R (8, 6) OBP: 0.281, SLG: 0.291										0	0	0	0	0	0	0		
<b>Inning Stats</b>	R: 1 E: 0 K: 1 S: 6	H: 1 LOB: 0 BB: 0 P: 6	R: 0 E: 0 K: 2 S: 7	H: 1 LOB: 1 BB: 0 P: 7	R: 0 E: 0 K: 0 S: 3	H: 0 LOB: 0 BB: 0 P: 3	R: 0 E: 0 K: 0 S: 3	H: 0 LOB: 0 BB: 0 P: 3	R: 0 E: 0 K: 1 S: 7	H: 2 LOB: 2 BB: 0 P: 7	R: 0 E: 0 K: 2 S: 7	H: 0 LOB: 0 BB: 0 P: 7	R: 0 E: 0 K: 0 S: 3	H: 0 LOB: 0 BB: 0 P: 3	1B: 4 2B: 2 3B: 0 HR: 0	SF: 0 SAC: 0 DP: 2 HBP: 0	WP: 1 PB: 0 SB: 1 CS: 1	PA: 30
<b>PITCHER</b>	IP WLS BF H R ER SO BB IBB HBP BLK WP HR S P ERA WHIP																	
Doc Medich, R (1, 1) ERA: 4.37	6.0 W 22 4 1 1 3 0 0 0 0 1 0 28 28 1.50 0.667																	
Jim Kern, R (7, 1) ERA: 1.42	3.0 S 8 0 0 0 3 0 0 0 0 0 0 14 14 0.00 0.000																	

Batter	1	2	3	4	5	6	7	8	9	AB	R	H	RBI	BB	SO	LOB	BOTTOM			
Bump Willis, S (1, 4) OBP: 0.350, SLG: 0.358										4	0	2	1	1	0	0	<b>Kansas City Royals @ Texas Rangers</b> Arlington Stadium, Arlington, TX Sat Jul 21 1979, 8:05 PM EDT Att: 36,258 - Unknown			
Bill Sample, R (1, 8) OBP: 0.358, SLG: 0.401										4	1	1	0	0	0	5				
Johnny Grubb, L (8, PH) OBP: 0.331, SLG: 0.421										1	0	0	0	0	0	1				
Buddy Bell, R (1, 5) OBP: 0.326, SLG: 0.418										4	1	3	1	1	1	1				
John Ellis, R (1, 10) OBP: 0.288, SLG: 0.443										4	0	0	0	0	1	5				
Richie Zisk, R (1, 7) OBP: 0.312, SLG: 0.344										4	0	2	1	0	0	1				
Oscar Gamble, L (1, 9) OBP: 0.497, SLG: 0.582										2	1	0	0	1	0	1				
Jim Sundberg, R (1, 2) OBP: 0.310, SLG: 0.355										3	1	1	0	1	0	3				
Pat Putnam, L (1, 3) OBP: 0.337, SLG: 0.479										2	0	1	0	1	0	0				
Eric Soderholm, R (7, PH) OBP: 0.299, SLG: 0.365										1	0	0	0	0	0	2				
Mike Jorgensen, L (8, 3) OBP: 0.352, SLG: 0.500										0	0	0	0	0	0	0				
Nelson Norman, S (1, 6) OBP: 0.242, SLG: 0.236										4	0	1	1	0	1	2				
<b>Inning Stats</b>	R: 0 E: 0 K: 0 S: 3	H: 1 LOB: 0 BB: 0 P: 3	R: 0 E: 0 K: 0 S: 3	H: 0 LOB: 0 BB: 0 P: 3	R: 1 E: 0 K: 1 S: 7	H: 2 LOB: 3 BB: 2 P: 15	R: 0 E: 0 K: 0 S: 6	H: 3 LOB: 3 BB: 1 P: 10	R: 0 E: 0 K: 1 S: 6	H: 1 LOB: 2 BB: 0 P: 7	R: 0 E: 0 K: 0 S: 5	H: 0 LOB: 0 BB: 0 P: 3	R: 2 E: 0 K: 0 S: 5	H: 3 LOB: 2 BB: 2 P: 13	R: 0 E: 0 K: 1 S: 6	H: 1 LOB: 1 BB: 0 P: 6	1B: 9 2B: 2 3B: 0 HR: 0	SF: 0 SAC: 0 DP: 0 HBP: 1	WP: 0 PB: 0 SB: 1 CS: 0	PA: 39
<b>PITCHER</b>	IP WLS BF H R ER SO BB IBB HBP BLK WP HR S P ERA WHIP																			
Paul Spittorff, L (1, 1) ERA: 4.68	6.1 L 31 9 4 4 2 3 0 0 1 0 0 0 0 31 44 5.68 1.895																			
Steve Busby, R (7, 1) ERA: 3.44	0.1 3 1 0 0 0 1 1 0 0 0 0 0 1 9 0.00 6.000																			
Steve Mingo, L (7, 1) ERA: 3.99	0.2 3 1 0 0 0 0 0 0 0 0 0 0 3 3 0.00 1.500																			
Eduardo Rodriguez, R (8, 1) ERA: 4.95	0.2 2 0 0 0 0 1 0 0 0 1 0 0 0 4 4 0.00 0.000																			

AB	30
R	1
H	4
RBI	1
BB	0
SO	6
LOB	9



AB	33
R	4
H	11
RBI	4
BB	5
SO	3
LOB	21





Batter	1	2	3	4	5	6	7	8	9	AB	R	H	RBI	BB	SO	LOB	TOP					
Willie Wilson, S OBP: 0.349, SLG: 0.426 (1, 7)										6	1	3	1	0	0	3	<b>Kansas City Royals @ Texas Rangers</b> Arlington Stadium, Arlington, TX Sun Jul 22 1979, 8:05 PM EDT Att: 29,863 - Unknown					
Steve Braun, L OBP: 0.355, SLG: 0.375 (1, 10)										4	0	0	0	1	0	3						
Amos Otis, R OBP: 0.378, SLG: 0.450 (1, 8)										4	1	1	0	1	0	4						
George Brett, L OBP: 0.377, SLG: 0.530 (1, 5)										4	3	3	5	1	0	2						
Darrell Porter, L OBP: 0.420, SLG: 0.480 (1, 2)										4	0	0	0	1	1	3						
Al Cowens, R OBP: 0.366, SLG: 0.447 (1, 9)										4	1	1	0	1	1	1						
Ralph LaCock, L OBP: 0.348, SLG: 0.389 (1, 3)										3	1	3	0	1	0	0						
Jerry Terrell, R OBP: 0.385, SLG: 0.538 (9, PH)										0	0	0	0	0	0	0						
George Scott, R OBP: 0.317, SLG: 0.365 (9, 3)										4	0	1	0	1	1	5						
Frank White, R OBP: 0.298, SLG: 0.400 (1, 4)										4	0	1	0	1	1	5						
Freddie Patek, R OBP: 0.279, SLG: 0.288 (1, 6)										2	0	0	0	0	1	3						
Jamie Quirk, L OBP: 0.306, SLG: 0.343 (6, PH)										1	0	0	0	0	0	2						
U L Washington, S OBP: 0.303, SLG: 0.338 (6, 6)										2	0	1	0	0	1	2						
<b>Inning Stats</b>	R: 2 E: 0 K: 1 S: 7	H: 2 LOB: 0 BB: 0 P: 7	R: 0 E: 0 K: 1 S: 6	H: 1 LOB: 2 BB: 1 P: 10	R: 0 E: 0 K: 0 S: 3	H: 0 LOB: 1 BB: 1 P: 7	R: 0 E: 0 K: 0 S: 3	H: 0 LOB: 1 BB: 1 P: 7	R: 2 E: 0 K: 0 S: 5	H: 2 LOB: 0 BB: 0 P: 5	R: 1 E: 1 K: 1 S: 8	H: 2 LOB: 3 BB: 1 P: 12	R: 1 E: 0 K: 2 S: 9	H: 2 LOB: 2 BB: 1 P: 13	R: 0 E: 0 K: 0 S: 4	H: 1 LOB: 2 BB: 1 P: 8	R: 1 E: 0 K: 0 S: 5	H: 3 LOB: 2 BB: 1 P: 9	1B: 9 2B: 1 3B: 0 HR: 3	SF: 0 SAC: 2 DP: 0 HBP: 0	WP: 0 PB: 0 SB: 1 CS: 0	PA: 47
<b>PITCHER</b>	IP WLS BF H R ER SO BB IBB HBP BLK WP HR S P ERA WHIP	IP WLS BF H R ER SO BB IBB HBP BLK WP HR S P ERA WHIP																				
Steve Comer, R ERA: 3.5 (1, 1)	5.2 29 7 5 4 3 4 0 0 0 0 0 2 31 47 6.35 1.941																					
Bob Babcock, R ERA: 6.75 (6, 1)	1.1 7 2 1 1 2 1 0 0 0 0 0 1 10 14 6.75 2.250																					
Sparky Lyle, L ERA: 6.75 (8, 1)	1.1 L 9 3 1 1 0 0 2 0 0 0 0 0 7 15 6.75 2.250																					
Jim Kern, R ERA: 1.41 (9, 1)	0.2 2 1 0 0 0 0 0 0 0 0 0 0 2 2 0.00 1.500																					
Batter	1	2	3	4	5	6	7	8	9	AB	R	H	RBI	BB	SO	LOB	BOTTOM					
Bump Willis, S OBP: 0.348, SLG: 0.356 (1, 4)										5	1	1	0	0	0	2	<b>Kansas City Royals @ Texas Rangers</b> Arlington Stadium, Arlington, TX Sun Jul 22 1979, 8:05 PM EDT Att: 29,863 - Unknown					
Bill Sample, R OBP: 0.361, SLG: 0.403 (1, 8)										4	2	2	0	0	0	0						
Mike Jorgensen, L OBP: 0.349, SLG: 0.496 (9, PH)										1	0	0	0	0	0	0						
Buddy Bell, R OBP: 0.325, SLG: 0.415 (1, 5)										5	1	1	1	0	0	1						
John Ellis, R OBP: 0.293, SLG: 0.443 (1, 10)										2	0	1	1	1	1	0						
Al Oliver, R OBP: 0.328, SLG: 0.469 (7, PH)										2	0	1	0	0	0	0						
Richie Zisk, R OBP: 0.317, SLG: 0.361 (1, 7)										4	1	3	3	0	0	1						
Oscar Gamble, L OBP: 0.492, SLG: 0.572 (1, 9)										4	1	1	0	0	0	4						
Jim Sundberg, R OBP: 0.313, SLG: 0.356 (1, 2)										2	0	1	0	1	0	0						
Pat Putnam, L OBP: 0.337, SLG: 0.477 (1, 3)										3	0	1	1	0	1	1						
Nelson Norman, S OBP: 0.238, SLG: 0.232 (1, 6)										3	0	0	0	0	0	1						
Johnny Grubb, L OBP: 0.330, SLG: 0.419 (8, PH)										1	0	0	0	0	1	1						
Larry Blanks, R OBP: 0.271, SLG: 0.244 (9, 6)										0	0	0	0	0	0	0						
<b>Inning Stats</b>	R: 1 E: 0 K: 0 S: 5	H: 2 LOB: 2 BB: 1 P: 9	R: 0 E: 0 K: 0 S: 2	H: 0 LOB: 0 BB: 1 P: 6	R: 0 E: 0 K: 0 S: 3	H: 0 LOB: 0 BB: 0 P: 3	R: 1 E: 0 K: 1 S: 6	H: 1 LOB: 0 BB: 0 P: 6	R: 3 E: 0 K: 1 S: 10	H: 5 LOB: 2 BB: 0 P: 10	R: 0 E: 0 K: 0 S: 4	H: 1 LOB: 1 BB: 0 P: 4	R: 0 E: 0 K: 0 S: 4	H: 1 LOB: 1 BB: 0 P: 4	R: 1 E: 0 K: 1 S: 7	H: 2 LOB: 1 BB: 0 P: 7	R: 0 E: 0 K: 0 S: 3	H: 0 LOB: 0 BB: 0 P: 3	1B: 10 2B: 1 3B: 0 HR: 1	SF: 0 SAC: 2 DP: 0 HBP: 0	WP: 0 PB: 0 SB: 0 CS: 1	PA: 40
<b>PITCHER</b>	IP WLS BF H R ER SO BB IBB HBP BLK WP HR S P ERA WHIP	IP WLS BF H R ER SO BB IBB HBP BLK WP HR S P ERA WHIP																				
Larry Gura, L ERA: 5.48 (1, 1)	4.2 22 7 5 5 2 2 0 0 0 0 0 0 1 24 32 9.64 1.929																					
Marty Patin, R ERA: 4.74 (5, 1)	0.0 1 1 0 0 0 0 0 0 0 0 0 0 1 1 0.00 0.600																					
Steve Mingo, L ERA: 3.79 (5, 1)	1.2 6 1 0 0 0 0 0 0 0 0 0 0 6 6 0.00 0.600																					
Dan Quisenberry, R ERA: 0.87 (7, 1)	2.2 W 11 3 1 1 1 0 0 0 0 0 0 0 13 13 3.38 1.125																					



Batter	1	2	3	4	5	6	7	8	9	AB	R	H	RBI	BB	SO	LOB	TOP											
Willie Wilson, S OBP: 0.353, SLG: 0.430	0-3 K		4-0 F8 S 1B BB	0-0 6-3		0-0 CS 1B		0-0 2H 2B		4	1	2	1	1	1	0	<b>Kansas City Royals @ Texas Rangers</b> Arlington Stadium, Arlington, TX Mon Jul 23 1979, 8:05 PM EDT Att: 24,141 - Unknown											
Steve Braun, L OBP: 0.380, SLG: 0.383 George Scott, R OBP: 0.316, SLG: 0.363	4-0 WP BB		0-0 P4		0-0 SH1-3 1B 2B	0-0 F9 1-2		0-3 K		3	1	1	0	1	0	2												
Amos Otis, R OBP: 0.374, SLG: 0.445	0-3 K		0-0 F8		0-0 SH1-3 2-3		0-0 5-3		0-3 K	4	0	0	0	0	2	2												
George Brett, L OBP: 0.380, SLG: 0.533	0-3 K		0-0 1B 1B		0-0 S 1B		0-0 2B		0-0 F9	5	1	3	2	0	1	1												
Darrell Porter, L OBP: 0.423, SLG: 0.478		4-0 1B BB	0-0 1B 1B		0-0 1-2 BB		0-0 F8		0-0 P5	3	0	1	0	2	0	1												
Ralph LaCock, L OBP: 0.346, SLG: 0.387		0-0 F8	0-0 FC6-4 1B		0-0 L3		0-0 1-3			4	0	1	1	0	0	4												
Al Cowens, R OBP: 0.364, SLG: 0.442		0-0 F8	0-0 FC6-4 1B		0-3 K		4-0 SH1-3 2B BB			3	1	0	0	1	1	5												
Frank White, R OBP: 0.303, SLG: 0.416		0-0 1-3 1B		0-0 6-3		0-0 HR		0-0 SH1-3		3	1	2	1	0	0	0												
Freddie Patek, R OBP: 0.274, SLG: 0.283		0-0 1-3		0-0 5-3		0-0 1-3		0-0 F8		4	0	0	0	0	0	3												
<b>Inning Stats</b>	R: 0 E: 0 K: 3 S: 9	H: 0 LOB: 1 BB: 1 P: 13	R: 0 E: 0 K: 0 S: 4	H: 1 LOB: 2 BB: 1 P: 8	R: 2 E: 0 K: 0 S: 6	H: 3 LOB: 2 BB: 1 P: 10	R: 0 E: 0 K: 0 S: 3	H: 0 LOB: 0 BB: 0 P: 3	R: 1 E: 0 K: 1 S: 7	H: 2 LOB: 2 BB: 1 P: 11	R: 0 E: 0 K: 0 S: 4	H: 1 LOB: 1 BB: 0 P: 4	R: 1 E: 0 K: 1 S: 6	H: 1 LOB: 1 BB: 1 P: 10	R: 0 E: 0 K: 1 S: 5	H: 0 LOB: 0 BB: 0 P: 5	1B: 6 2B: 3 3B: 0 HR: 1	SF: 0 SAC: 2 DP: 0 HBP: 0	WP: 1 PB: 0 SB: 2 CS: 1	PA: 41								
<b>PITCHER</b>	IP	WLS	BF	H	R	ER	SO	BB	IBB	HBP	BLK	WP	HR	S	P	ERA	WHIP											
Fergie Jenkins, R ERA: 3.83	(1, 1)	6.1	L	31	9	4	4	4	4	0	0	0	1	1	35	51	5.68	2.053										
Dave Rajsich, L ERA: 3.51	(7, 1)	1.1		6	1	1	1	0	1	0	0	0	0	0	5	9	6.75	1.500										
Danny Darwin, R ERA: 4.5	(8, 1)	1.1		4	0	0	0	2	0	0	0	0	0	0	8	8	0.00	0.000										

Batter	1	2	3	4	5	6	7	8	9	AB	R	H	RBI	BB	SO	LOB	BOTTOM										
Bump Willis, S OBP: 0.344, SLG: 0.352	0-0 4-3		0-0 6-3			0-0 F7		0-0 5-3		4	0	0	0	0	0	1	<b>Kansas City Royals @ Texas Rangers</b> Arlington Stadium, Arlington, TX Mon Jul 23 1979, 8:05 PM EDT Att: 24,141 - Unknown										
Buddy Bell, R OBP: 0.326, SLG: 0.423	0-0 HR			0-0 F8		0-0 FC4-6 1B		0-0 5-3		4	1	2	1	0	0	0											
Al Oliver, L OBP: 0.330, SLG: 0.470	0-0 G4-3 1B			0-0 4-3		0-0 FC4-6 1-2			0-0 1B HR	4	1	2	0	0	0	2											
Richie Zisk, R OBP: 0.316, SLG: 0.359	0-0 G4-3 1-2			0-0 3-1			0-0 6-3		0-0 1B HR	4	1	1	0	0	0	1											
Pat Putnam, L OBP: 0.340, SLG: 0.490		0-0 F9			0-0 P4		0-0 FC4-6 1B		0-0 1H 2H HR	4	1	2	3	0	0	0											
Oscar Gamble, L OBP: 0.483, SLG: 0.560 John Ellis, R OBP: 0.292, SLG: 0.441		0-0 F7			0-0 F5		0-0 FC4-6 1B		0-3 K	3	0	0	0	0	0	1											
Jim Sundberg, R OBP: 0.313, SLG: 0.354		0-0 5-3			0-3 K		0-0 1-2 1B		0-0 5-3	4	0	1	0	0	1	0											
Johnny Grubb, L OBP: 0.330, SLG: 0.418 Eric Soderholm, R OBP: 0.301, SLG: 0.367 Dave Roberts, R OBP: 0.273, SLG: 0.275			0-0 F7			0-0 1B 1B		0-0 K		3	0	1	0	0	1	2											
Nelson Norman, S OBP: 0.236, SLG: 0.230 Mike Jorgensen, L OBP: 0.346, SLG: 0.491 Larvell Blanks, R OBP: 0.271, SLG: 0.244 Bill Sample, R OBP: 0.360, SLG: 0.401			0-3 K			0-3 K		0-0 4-3		2	0	0	0	0	2	1											
<b>Inning Stats</b>	R: 1 E: 0 K: 0 S: 4	H: 2 LOB: 0 BB: 0 P: 4	R: 0 E: 0 K: 0 S: 3	H: 0 LOB: 0 BB: 0 P: 3	R: 0 E: 0 K: 1 S: 5	H: 0 LOB: 0 BB: 0 P: 5	R: 0 E: 0 K: 0 S: 3	H: 0 LOB: 0 BB: 0 P: 3	R: 0 E: 0 K: 1 S: 7	H: 2 LOB: 2 BB: 0 P: 7	R: 0 E: 0 K: 1 S: 7	H: 2 LOB: 2 BB: 0 P: 7	R: 0 E: 0 K: 0 S: 3	H: 0 LOB: 0 BB: 0 P: 3	R: 3 E: 0 K: 1 S: 9	H: 4 LOB: 1 BB: 0 P: 9	1B: 8 2B: 0 3B: 0 HR: 2	SF: 0 SAC: 0 DP: 1 HBP: 0	WP: 0 PB: 0 SB: 0 CS: 0	PA: 36							
<b>PITCHER</b>	IP	WLS	BF	H	R	ER	SO	BB	IBB	HBP	BLK	WP	HR	S	P	ERA	WHIP										
Dennis Leonard, R ERA: 4.25	(1, 1)	8.0	W	32	9	4	4	4	0	0	0	0	2	40	40	4.50	1.125										
Al Hrabosky, L ERA: 4.43	(9, 1)	0.2		3	1	0	0	1	0	0	0	0	0	5	5	0.00	1.500										
Dan Quisenberry, R ERA: 0.84	(9, 1)	0.1	S	1	0	0	0	0	0	0	0	0	0	1	1	0.00	0.000										

AB	34
R	5
H	10
RBI	5
BB	5
SO	6
LOB	19





Batter	1	2	3	4	5	6	7	8	9	AB	R	H	RBI	BB	SO	LOB	TOP								
<b>Bump Wills, S</b> OBP: 0.348, SLG: 0.354 (1, 4)										4	2	2	0	1	0	0	<b>Texas Rangers @ Toronto Blue Jays</b> Exhibition Stadium, Toronto, ON Wed Jul 25 1979, 7:05 PM EDT Att: 24,705 - Unknown <a href="http://livebaseballscorecards.com">livebaseballscorecards.com</a>								
<b>Buddy Bell, R</b> OBP: 0.323, SLG: 0.418 (1, 5) (7, 6)										5	0	0	0	0	1	3									
<b>Al Oliver, L</b> OBP: 0.331, SLG: 0.469 (1, 8)										5	0	2	1	0	0	2									
<b>Pat Putnam, L</b> OBP: 0.342, SLG: 0.502 (1, 3)										4	1	2	2	0	0	2									
<b>Oscar Gamble, L</b> OBP: 0.473, SLG: 0.545 (1, 10)										4	0	0	0	0	0	2									
<b>Richie Zisk, R</b> OBP: 0.319, SLG: 0.366 (1, 7)										3	0	1	0	1	0	0									
<b>Johnny Grubb, L</b> OBP: 0.332, SLG: 0.417 (1, 9)										3	0	1	0	1	0	1									
<b>Jim Sundberg, R</b> OBP: 0.315, SLG: 0.357 (1, 2)										3	0	1	0	1	1	3									
<b>Nelson Norman, S</b> OBP: 0.234, SLG: 0.228 (7, PH)										2	0	0	0	0	0	3									
<b>Mike Jorgensen, L</b> OBP: 0.344, SLG: 0.487 (7, 5)										1	0	0	0	0	0	0									
<b>Eric Soderholm, R</b> OBP: 0.300, SLG: 0.366 (7, 5)										1	0	0	0	0	1	2									
<b>Inning Stats</b>	R: 1 E: 0 K: 1 S: 6	H: 1 LOB: 1 BB: 1 P: 10	R: 0 E: 0 K: 0 S: 4	H: 1 LOB: 1 BB: 0 P: 4	R: 0 E: 0 K: 0 S: 4	H: 1 LOB: 1 BB: 0 P: 4	R: 0 E: 0 K: 0 S: 3	H: 0 LOB: 2 BB: 2 P: 11	R: 1 E: 1 K: 0 S: 5	H: 2 LOB: 1 BB: 0 P: 5	R: 0 E: 0 K: 0 S: 3	H: 1 LOB: 1 BB: 0 P: 3	R: 0 E: 0 K: 0 S: 4	H: 1 LOB: 1 BB: 0 P: 4	R: 1 E: 0 K: 2 S: 9	H: 2 LOB: 2 BB: 1 P: 13	R: 0 E: 0 K: 0 S: 3	H: 0 LOB: 0 BB: 0 P: 3	1B: 6 2B: 1 3B: 1 HR: 1	SF: 0 SAC: 0 DP: 1 HBP: 0	WP: 0 PB: 0 SB: 2 CS: 0	PA: 39			
<b>PITCHER</b>	IP	WLS	BF	H	R	ER	SO	BB	IBB	HBP	BLK	WP	HR	S	P	ERA	WHIP								
<b>Dave Stieb, R</b> ERA: 2.98 (1, 1)	7.1	W	33	9	3	2	1	3	0	0	0	0	1	32	44	2.46	1.636								
<b>Tom Buskey, R</b> ERA: 2.9 (8, 1)	1.2	S	6	0	0	0	2	1	0	0	0	0	0	9	13	0.00	0.600								

Batter	1	2	3	4	5	6	7	8	9	AB	R	H	RBI	BB	SO	LOB	BOTTOM								
<b>Alfredo Griffin, S</b> OBP: 0.308, SLG: 0.310 (1, 6)										4	1	1	0	0	0	1	<b>Texas Rangers @ Toronto Blue Jays</b> Exhibition Stadium, Toronto, ON Wed Jul 25 1979, 7:05 PM EDT Att: 24,705 - Unknown <a href="http://livebaseballscorecards.com">livebaseballscorecards.com</a>								
<b>Danny Ainge, R</b> OBP: 0.292, SLG: 0.303 (1, 4)										4	0	0	0	0	2	1									
<b>Roy Howell, L</b> OBP: 0.328, SLG: 0.416 (1, 5)										3	1	0	0	0	1	1									
<b>Rico Carty, R</b> OBP: 0.332, SLG: 0.367 (1, 10)										2	1	1	0	2	0	0									
<b>Bob Bailor, R</b> OBP: 0.291, SLG: 0.252 (8, PR)										0	1	0	0	0	0	0									
<b>Otto Velez, R</b> OBP: 0.385, SLG: 0.564 (1, 9)										3	1	2	3	1	1	0									
<b>Joe Cannon, L</b> OBP: 0.179, SLG: 0.224 (8, PR) (9, 9)										0	1	0	0	0	0	0									
<b>John Mayberry, L</b> OBP: 0.370, SLG: 0.462 (1, 3)										4	0	0	0	0	0	5									
<b>Rick Bosetti, R</b> OBP: 0.282, SLG: 0.355 (1, 8)										4	1	2	3	0	0	0									
<b>Rick Cerone, R</b> OBP: 0.299, SLG: 0.305 (1, 2)										4	1	1	0	0	0	2									
<b>Al Woods, L</b> OBP: 0.343, SLG: 0.395 (1, 7)										3	0	1	1	0	0	0									
<b>Inning Stats</b>	R: 3 E: 0 K: 1 S: 7	H: 2 LOB: 0 BB: 1 P: 11	R: 1 E: 0 K: 0 S: 4	H: 1 LOB: 0 BB: 0 P: 4	R: 0 E: 0 K: 1 S: 5	H: 0 LOB: 0 BB: 0 P: 5	R: 0 E: 0 K: 1 S: 5	H: 0 LOB: 0 BB: 0 P: 5	R: 0 E: 0 K: 0 S: 4	H: 1 LOB: 2 BB: 1 P: 8	R: 1 E: 0 K: 0 S: 4	H: 2 LOB: 0 BB: 0 P: 4	R: 3 E: 0 K: 1 S: 7	H: 2 LOB: 2 BB: 1 P: 12	R: 0 E: 0 K: 0 S: 3	H: 0 LOB: 0 BB: 0 P: 3	1B: 3 2B: 3 3B: 0 HR: 2	SF: 0 SAC: 0 DP: 1 HBP: 1	WP: 2 PB: 0 SB: 0 CS: 0	PA: 35					
<b>PITCHER</b>	IP	WLS	BF	H	R	ER	SO	BB	IBB	HBP	BLK	WP	HR	S	P	ERA	WHIP								
<b>John Henry Johnson, L</b> ERA: 4.05 (1, 1)	6.1	L	27	6	5	5	3	1	1	0	0	0	0	31	39	7.11	1.105								
<b>Danny Darwin, R</b> ERA: 5.18 (7, 1)	1.0		5	1	3	3	1	1	0	1	0	0	0	5	10	27.00	2.000								
<b>Sparky Lyle, L</b> ERA: 3.3 (8, 1)	0.2		3	1	0	0	0	0	0	0	0	0	0	3	3	0.00	1.500								



Batter	1	2	3	4	5	6	7	8	9	AB	R	H	RBI	BB	SO	LOB	TOP								
<b>Bump Willis, S</b> OBP: 0.343, SLG: 0.349 (1, 4)	G3		F3		6-3		G6-4-3		F5	5	0	0	0	0	0	3									
<b>Bill Sample, R</b> OBP: 0.354, SLG: 0.394 (1, 8)	1-3		K		6-3			K	K	4	0	0	0	0	2	1									
<b>Mike Jorgensen, L</b> OBP: 0.341, SLG: 0.483 (9, PH)										1	0	0	0	0	1	1									
<b>Buddy Bell, R</b> OBP: 0.324, SLG: 0.429 (1, 6)	5-3		K					HR		4	1	2	1	0	1	1									
<b>Richie Zisk, R</b> OBP: 0.321, SLG: 0.378 (1, 7)					F4	F7		HR	HR	4	1	2	1	0	0	1									
<b>John Ellis, R</b> OBP: 0.292, SLG: 0.440 (1, 10)					F9			HR		3	0	1	0	0	0	0									
<b>Al Oliver, L</b> OBP: 0.333, SLG: 0.470 (8, PH)								1B		1	0	1	0	0	0	0									
<b>Eric Soderholm, R</b> OBP: 0.301, SLG: 0.365 (1, 5)										3	0	1	0	0	0	2									
<b>Oscar Gamble, L</b> OBP: 0.470, SLG: 0.541 (8, 9)								F7		1	0	0	0	0	0	1									
<b>Pat Putnam, L</b> OBP: 0.337, SLG: 0.494 (1, 3)			K		F8			K		4	0	0	0	0	3	4									
<b>Jim Sundberg, R</b> OBP: 0.314, SLG: 0.356 (1, 2)			F8					F8	5-3	4	1	1	0	0	0	2									
<b>Dave Roberts, R</b> OBP: 0.310, SLG: 0.358 (8, 5)										2	1	2	2	1	0	0									
<b>Johnny Grubb, L</b> OBP: 0.335, SLG: 0.419 (9, PH)								G6-4-3		1	0	1	0	0	0	0									
<b>Inning Stats</b>	R: 0 E: 0 K: 0 S: 3	H: 0 LOB: 0 BB: 0 P: 3	R: 0 E: 0 K: 1 S: 7	H: 2 LOB: 2 BB: 0 P: 7	R: 0 E: 0 K: 2 S: 8	H: 1 LOB: 1 BB: 0 P: 8	R: 0 E: 0 K: 0 S: 4	H: 1 LOB: 1 BB: 0 P: 4	R: 2 E: 0 K: 1 S: 6	H: 3 LOB: 1 BB: 0 P: 6	R: 0 E: 0 K: 1 S: 5	H: 0 LOB: 0 BB: 0 P: 5	R: 0 E: 0 K: 0 S: 2	H: 0 LOB: 0 BB: 0 P: 6	R: 2 E: 0 K: 2 S: 10	H: 3 LOB: 1 BB: 0 P: 10	R: 0 E: 0 K: 1 S: 6	H: 1 LOB: 1 BB: 0 P: 6	1B: 7 2B: 1 3B: 0 HR: 3	SF: 0 SAC: 0 DP: 1 HBP: 0	WP: 0 PB: 0 SB: 0 CS: 0	PA: 38			
<b>PITCHER</b>	IP	WLS	BF	H	R	ER	SO	BB	IBB	HBP	BLK	WP	HR	S	P	ERA	WHIP								
<b>Tom Underwood, L</b> ERA: 3.67 (1, 1)	7.1	W	31	9	4	4	5	1	0	0	0	0	3	40	44	4.91	1.364								
<b>Dave Freisleben, R</b> ERA: 5.06 (8, 1)	1.2		7	2	0	0	2	0	0	0	0	0	0	11	11	0.00	1.200								

Texas Rangers @ Toronto Blue Jays  
Exhibition Stadium, Toronto, ON  
Thu Jul 26 1979, 7:05 PM EDT  
Att: 14,605 - Unknown

AB	37
R	4
H	11
RBI	4
BB	1
SO	7
LOB	16



Batter	1	2	3	4	5	6	7	8	9	AB	R	H	RBI	BB	SO	LOB	BOTTOM								
<b>Alfredo Griffin, S</b> OBP: 0.304, SLG: 0.306 (1, 6)	4-3	F7		FC1-5		F8		G3		5	0	0	0	0	0	4									
<b>Danny Ainge, R</b> OBP: 0.295, SLG: 0.307 (1, 4)				FC1-5		WP		5-3		4	1	2	2	1	0	2									
<b>Roy Howell, L</b> OBP: 0.323, SLG: 0.409 (1, 5)	G4-6-3					BB				5	0	0	0	0	1	5									
<b>Rico Carty, R</b> OBP: 0.333, SLG: 0.370 (1, 10)		1B	HR	F9		E1				3	2	1	0	1	0	0									
<b>John Mayberry, L</b> OBP: 0.371, SLG: 0.466 (1, 3)				6-3		F9				4	1	2	1	0	0	1									
<b>Otto Velez, R</b> OBP: 0.396, SLG: 0.610 (8, 9)										3	2	3	4	1	0	0									
<b>Joe Cannon, L</b> OBP: 0.179, SLG: 0.224 (8, 9)										0	0	0	0	0	0	0									
<b>Al Woods, L</b> OBP: 0.339, SLG: 0.389 (1, 7)										4	0	0	0	0	0	3									
<b>Rick Bosetti, R</b> OBP: 0.287, SLG: 0.359 (1, 8)										4	1	3	1	0	0	0									
<b>Rick Cerone, R</b> OBP: 0.302, SLG: 0.311 (1, 2)										4	1	2	0	0	1	2									
<b>Inning Stats</b>	R: 0 E: 0 K: 0 S: 3	H: 1 LOB: 0 BB: 0 P: 3	R: 5 E: 0 K: 0 S: 9	H: 6 LOB: 1 BB: 0 P: 9	R: 0 E: 0 K: 0 S: 4	H: 1 LOB: 1 BB: 0 P: 4	R: 0 E: 0 K: 0 S: 5	H: 2 LOB: 2 BB: 0 P: 5	R: 1 E: 1 K: 1 S: 7	H: 1 LOB: 2 BB: 1 P: 11	R: 1 E: 0 K: 0 S: 4	H: 1 LOB: 0 BB: 0 P: 4	R: 1 E: 0 K: 0 S: 3	H: 1 LOB: 0 BB: 0 P: 3	R: 0 E: 0 K: 0 S: 3	H: 0 LOB: 0 BB: 0 P: 3	1B: 8 2B: 3 3B: 0 HR: 2	SF: 0 SAC: 0 DP: 1 HBP: 0	WP: 1 PB: 0 SB: 0 CS: 0	PA: 39					
<b>PITCHER</b>	IP	WLS	BF	H	R	ER	SO	BB	IBB	HBP	BLK	WP	HR	S	P	ERA	WHIP								
<b>Doc Medich, R</b> ERA: 4.79 (5, 1)	0.1	1	0	0	0	0	0	0	0	0	0	0	0	1	1	0.00	0.000								
<b>Dave Rajsich, L</b> ERA: 3.46 (5, 1)	2.1	11	3	2	2	2	2	2	0	0	0	1	1	13	21	7.71	2.143								
<b>Doyle Alexander, R</b> ERA: 4.35 (8, 1)	1.0	3	0	0	0	0	0	0	0	0	0	0	0	3	3	0.00	0.000								

Texas Rangers @ Toronto Blue Jays  
Exhibition Stadium, Toronto, ON  
Thu Jul 26 1979, 7:05 PM EDT  
Att: 14,605 - Unknown

AB	36
R	8
H	13
RBI	8
BB	3
SO	2
LOB	17





Batter	1	2	3	4	5	6	7	8	9	AB	R	H	RBI	BB	SO	LOB	TOP
<b>Rick Burleson, R</b> (1, 6) OBP: 0.320, SLG: 0.377 <b>Stan Papi, R</b> (4, 6) OBP: 0.188, SLG: 0.313	0-0 5-3		4-0 FC5-4 BB		0-0 F2		0-0 FC6-4 1B	0-3 K		1	0	0	0	1	0	0	
<b>Jack Brohamer, L</b> (1, 4) OBP: 0.322, SLG: 0.348 <b>Larry Wolfe, R</b> (4, 4) OBP: 0.351, SLG: 0.393	0-3 K		0-0 F3		0-0 5-3		0-0 FC6-4 1-2f	0-0 F3		2	0	0	0	0	1	1	
<b>Fred Lynn, L</b> (1, 8) OBP: 0.410, SLG: 0.622 <b>Tom Poquette, L</b> (4, 8) OBP: 0.303, SLG: 0.240	0-0 1B		0-0 F7		4-0 BB BB		0-0 6-3			2	0	1	0	0	0	1	
<b>Jim Rice, R</b> (1, 7) OBP: 0.381, SLG: 0.577	0-0 5-3		0-0 FC5-4 1-2f		0-0 F7		0-3 K			4	0	0	0	0	1	3	
<b>Carl Yastrzemski, L</b> (1, 3) OBP: 0.380, SLG: 0.506 <b>Jim Dwyer, L</b> (4, 3) OBP: 0.352, SLG: 0.419		0-0 HBP 1B		0-0 F8		4-0 1-2 BB	4-0 HR BB			2	0	1	0	0	0	0	
<b>Bob Watson, R</b> (1, 10) OBP: 0.374, SLG: 0.437		1-0 1-2 HBP		4-0 FC5-4 BB		0-0 L8	0-0 1-H HR			2	1	1	2	1	0	2	
<b>Carlton Fisk, R</b> (1, 2) OBP: 0.309, SLG: 0.465		0-0 F7		0-0 FC5-4 1-2f		0-0 F4	0-0 F8			4	0	0	0	0	0	5	
<b>Butch Hobson, R</b> (1, 5) OBP: 0.288, SLG: 0.475 <b>Gary Allenson, R</b> (7, 5) OBP: 0.276, SLG: 0.315		0-0 F8		0-0 4-3		0-0 F9	0-3 K			3	0	0	0	0	0	3	
<b>Dwight Evans, R</b> (1, 9) OBP: 0.375, SLG: 0.479	0-3 K			0-0 6-3		0-3 K	0-0 1B			4	0	1	0	0	2	2	
<b>Inning Stats</b>	R: 0 E: 0 K: 1 S: 6	H: 1 LOB: 1 BB: 0 P: 6	R: 0 E: 0 K: 1 S: 6	H: 1 LOB: 2 BB: 0 P: 7	R: 0 E: 0 K: 0 S: 3	H: 0 LOB: 1 BB: 1 P: 7	R: 0 E: 0 K: 0 S: 3	H: 0 LOB: 0 BB: 0 P: 3	R: 0 E: 0 K: 1 S: 6	H: 1 LOB: 1 BB: 0 P: 6	R: 2 E: 0 K: 1 S: 6	H: 1 LOB: 0 BB: 1 P: 10	R: 0 E: 0 K: 2 S: 8	H: 1 LOB: 1 BB: 0 P: 8	1B: 4 2B: 0 3B: 0 HR: 1	SF: 0 SAC: 0 DP: 0 HBP: 1	WP: 0 PA: 38
<b>PITCHER</b> <b>Steve Comar, R</b> (1, 1) ERA: 3.41	IP: 9.0 WLS: W BF: 38 H: 5 R: 2 ER: 2 SO: 6 BB: 5 IBB: 0 HBP: 1 BLK: 0 WP: 0 HR: 1 S: 44 P: 65 ERA: 2.00 WHIP: 1.111																

**Boston Red Sox @ Texas Rangers**  
Arlington Stadium, Arlington, TX  
Fri Jul 27 1979, 8:05 PM EDT  
Att: 27,970 - Unknown - 93 F

AB 32  
R 2  
H 5  
RBI 2  
BB 5  
SO 6  
LOB 20



Batter	1	2	3	4	5	6	7	8	9	AB	R	H	RBI	BB	SO	LOB	BOTTOM		
<b>Bump Wills, S</b> (1, 4) OBP: 0.345, SLG: 0.351 <b>Nelson Norman, S</b> (3, 6) OBP: 0.240, SLG: 0.234	0-0 1B 2B	0-0 SH1-3	0-0 1-3		0-0 FC5-4 1B		0-0 G5-4-3 1B			1	1	1	0	0	0	0			
<b>Buddy Bell, R</b> (1, 5) OBP: 0.326, SLG: 0.432 <b>Eric Soderholm, R</b> (7, PH) OBP: 0.300, SLG: 0.364	0-0 1B 2B	0-0 2B	0-0 6-3		0-0 FC5-4 1-2f		0-0 G5-4-3 1-2f			4	2	2	1	0	0	1			
<b>Al Oliver, L</b> (1, 8) OBP: 0.338, SLG: 0.476	0-0 2B 1-2 2-3	0-0 2B		0-0 G3		0-3 K FC3-6	0-0 1B			5	2	3	1	0	1	0			
<b>Pat Putnam, L</b> (1, 3) OBP: 0.339, SLG: 0.496 <b>Mike Jorgensen, L</b> (7, PH) OBP: 0.336, SLG: 0.479	0-0 1B 2B	4-0 2B		0-0 F8		0-0 FC3-6 FC5-4 1-2f	0-0 F9			3	2	1	2	1	0	1			
<b>Richie Zisk, R</b> (1, 7) OBP: 0.322, SLG: 0.382	0-0 6-3	0-0 3-1 1B		0-0 1B		0-0 FC5-4 1B	0-0 F7			5	2	2	3	0	0	2			
<b>Oscar Gamble, L</b> (1, 10) OBP: 0.486, SLG: 0.536	0-0 1-3 2B	0-0 3-1 2B		0-0 G3		0-0 1B	0-3 K			5	0	2	1	0	1	2			
<b>Johnny Grubb, L</b> (1, 9) OBP: 0.343, SLG: 0.431	0-0 1-3 1B	0-0 FC6-4 1B		0-0 4-3 1B		0-0 2B	0-0 FC6-4 1B			5	1	4	2	0	0	1			
<b>Jim Sundberg, R</b> (1, 2) OBP: 0.312, SLG: 0.351	0-0 6-3	0-0 FC6-4 1-2f		0-0 5-3		4-0 BB 1B	0-0 FC6-4 1-2f			4	0	0	0	1	0	4			
<b>Larvell Blanks, R</b> (1, 6) OBP: 0.270, SLG: 0.244		0-0 SH1-3 2B		0-0 5-3		0-0 4-3 2-3	0-0 FC6-4 1-2f			4	1	1	0	0	0	4			
<b>Inning Stats</b>	R: 4 E: 0 K: 0 S: 8	H: 5 LOB: 1 BB: 0 P: 8	R: 5 E: 0 K: 0 S: 8	H: 5 LOB: 1 BB: 1 P: 12	R: 0 E: 0 K: 0 S: 3	H: 0 LOB: 0 BB: 0 P: 3	R: 0 E: 0 K: 0 S: 4	H: 1 LOB: 1 BB: 0 P: 4	R: 1 E: 0 K: 0 S: 5	H: 2 LOB: 1 BB: 0 P: 5	R: 1 E: 0 K: 1 S: 8	H: 2 LOB: 3 BB: 1 P: 12	R: 0 E: 0 K: 1 S: 4	H: 2 LOB: 1 BB: 0 P: 4	R: 0 E: 0 K: 1 S: 6	H: 1 LOB: 1 BB: 0 P: 6	1B: 13 2B: 5 3B: 0 HR: 0	SF: 0 SAC: 1 DP: 1 HBP: 0	WP: 1 PA: 44
<b>PITCHER</b> <b>Bob Stanley, R</b> (1, 1) ERA: 3.92 <b>Joel Finch, R</b> (2, 1) ERA: 5.14	IP: 1.1 WLS: L BF: 13 H: 10 R: 3 ER: 3 SO: 2 BB: 1 IBB: 0 HBP: 0 BLK: 0 WP: 1 HR: 0 S: 34 P: 38 ERA: 4.05 WHIP: 1.650																		

**Boston Red Sox @ Texas Rangers**  
Arlington Stadium, Arlington, TX  
Fri Jul 27 1979, 8:05 PM EDT  
Att: 27,970 - Unknown - 93 F

AB 41  
R 11  
H 18  
RBI 11  
BB 2  
SO 2  
LOB 17






Batter	1	2	3	4	5	6	7	8	9	AB	R	H	RBI	BB	SO	LOB	TOP			
<b>Rick Burleson, R</b> OBP: 0.316, SLG: 0.372 (1, 6)	F9		F9	F7			5-3		F6	5	0	0	0	0	0	5				
<b>Jim Dwyer, L</b> OBP: 0.382, SLG: 0.426 <b>Dwight Evans, R</b> OBP: 0.375, SLG: 0.479 (1, 9)	F9						F9			4	0	1	1	0	1	0				
<b>Fred Lynn, L</b> OBP: 0.414, SLG: 0.622 (1, 8)										2	0	1	0	2	1	0				
<b>Jim Rice, R</b> OBP: 0.378, SLG: 0.571 (1, 10)										4	0	0	0	0	1	4				
<b>Carl Yastrzemski, L</b> OBP: 0.376, SLG: 0.500 (1, 7)										4	0	0	0	0	1	1				
<b>Bob Watson, R</b> OBP: 0.399, SLG: 0.431 (1, 3)										4	0	0	0	0	0	0				
<b>Carlton Fisk, R</b> OBP: 0.314, SLG: 0.466 (1, 2)										4	0	2	0	0	0	0				
<b>Jack Brohamer, L</b> OBP: 0.327, SLG: 0.348 (1, 4)										3	0	1	0	1	0	1				
<b>Butch Hobson, R</b> OBP: 0.291, SLG: 0.477 (1, 5)										3	1	1	0	1	2	2				
<b>Inning Stats</b>	R: 0 E: 0 K: 1 S: 6	H: 1 LOB: 1 BB: 0 P: 6	R: 0 E: 0 K: 1 S: 5	H: 0 LOB: 0 BB: 0 P: 5	R: 1 E: 0 K: 0 S: 5	H: 2 LOB: 2 BB: 1 P: 9	R: 0 E: 0 K: 0 S: 4	H: 1 LOB: 3 BB: 2 P: 12	R: 0 E: 0 K: 1 S: 5	H: 0 LOB: 1 BB: 0 P: 9	R: 0 E: 0 K: 1 S: 6	H: 1 LOB: 1 BB: 0 P: 6	R: 0 E: 0 K: 1 S: 3	H: 0 LOB: 0 BB: 0 P: 3	R: 0 E: 0 K: 1 S: 6	H: 1 LOB: 1 BB: 0 P: 6	1B: 4 2B: 2 3B: 0 HR: 0	SF: 0 SAC: 0 DP: 0 HBP: 0	WP: 0 PB: 0 SB: 1 CS: 0	PA: 37
<b>PITCHER</b> <b>Fergie Jenkins, R</b> ERA: 3.69 (1, 1)	IP: 9.0 WLS: L BF: 37	H: 6 R: 1 ER: 1 SO: 6	BB: 4 IBB: 0 HBP: 0 BLK: 0	WP: 0 HR: 0 S: 45 P: 61	ERA: 1.00 WHIP: 1.111															

**Boston Red Sox @ Texas Rangers**  
Arlington Stadium, Arlington, TX  
Sat Jul 28 1979, 8:05 PM EDT  
Att: 35,207 - Unknown - 94 F


AB	33
R	1
H	6
RBI	1
BB	4
SO	6
LOB	13



Batter	1	2	3	4	5	6	7	8	9	AB	R	H	RBI	BB	SO	LOB	BOTTOM					
<b>Johnny Grubb, L</b> OBP: 0.352, SLG: 0.438 <b>Dave Roberts, R</b> OBP: 0.310, SLG: 0.358 (1, 9)	1B									3	0	3	0	1	0	0						
<b>Buddy Bell, R</b> OBP: 0.325, SLG: 0.430 (1, 5)										4	0	1	0	0	0	5						
<b>Al Oliver, L</b> OBP: 0.333, SLG: 0.470 (1, 8)										4	0	0	0	0	0	5						
<b>Pat Putnam, L</b> OBP: 0.338, SLG: 0.492 (1, 3)										4	0	1	0	0	0	0						
<b>Richie Zisk, R</b> OBP: 0.321, SLG: 0.383 (1, 7)										4	0	1	0	0	0	1						
<b>Oscar Gamble, L</b> OBP: 0.459, SLG: 0.523 (1, 10)										4	0	0	0	0	1	2						
<b>Larvell Blanks, R</b> OBP: 0.265, SLG: 0.239 <b>Mike Jorgensen, L</b> OBP: 0.336, SLG: 0.475 <b>Eric Soderholm, R</b> OBP: 0.299, SLG: 0.363 (1, 4)										2	0	0	0	0	0	2						
<b>Jim Sundberg, R</b> OBP: 0.315, SLG: 0.352 <b>John Ellis, R</b> OBP: 0.291, SLG: 0.438 (1, 2)										1	0	0	0	0	0	0						
<b>Nelson Norman, S</b> OBP: 0.238, SLG: 0.232 <b>Bill Sample, R</b> OBP: 0.353, SLG: 0.392 (1, 6)										2	0	0	0	0	1	1						
<b>Inning Stats</b>	R: 0 E: 0 K: 0 S: 3	H: 2 LOB: 0 BB: 0 P: 3	R: 0 E: 0 K: 1 S: 6	H: 1 LOB: 1 BB: 0 P: 6	R: 0 E: 0 K: 1 S: 7	H: 2 LOB: 2 BB: 0 P: 7	R: 0 E: 0 K: 0 S: 5	H: 1 LOB: 2 BB: 0 P: 5	R: 0 E: 0 K: 0 S: 4	H: 1 LOB: 1 BB: 0 P: 4	R: 0 E: 0 K: 0 S: 3	H: 0 LOB: 0 BB: 0 P: 3	R: 0 E: 0 K: 1 S: 5	H: 0 LOB: 2 BB: 2 P: 13	R: 0 E: 0 K: 1 S: 3	H: 0 LOB: 0 BB: 0 P: 3	R: 0 E: 0 K: 0 S: 3	H: 0 LOB: 0 BB: 0 P: 3	1B: 6 2B: 1 3B: 1 HR: 0	SF: 0 SAC: 0 DP: 0 HBP: 0	WP: 0 PB: 0 SB: 0 CS: 0	PA: 35
<b>PITCHER</b> <b>Dennis Eckersley, R</b> ERA: 2.96 (1, 1)	IP: 9.0 WLS: W BF: 35	H: 7 R: 0 ER: 0 SO: 3	BB: 2 IBB: 0 HBP: 0 BLK: 0	WP: 0 HR: 0 S: 39 P: 47	ERA: 0.00 WHIP: 1.000																	

**Boston Red Sox @ Texas Rangers**  
Arlington Stadium, Arlington, TX  
Sat Jul 28 1979, 8:05 PM EDT  
Att: 35,207 - Unknown - 94 F

AB	33
R	0
H	7
RBI	0
BB	2
SO	3
LOB	19






Batter	1	2	3	4	5	6	7	8	9	AB	R	H	RBI	BB	SO	LOB	TOP			
<b>Rick Burleson, R</b> OBP: 0.315, SLG: 0.371 (1, 6)	0-3 K		0-0 SF8 1B		0-0 F8		0-0 L6			4	0	1	1	0	1	2				
<b>Carlton Fisk, R</b> OBP: 0.307, SLG: 0.458 (1, 2)	0-0 4-3		0-0 SF8		0-0 FC6-4		0-0 F9			3	0	0	1	0	0	2				
<b>Fred Lynn, L</b> OBP: 0.415, SLG: 0.618 (1, 8)	0-0 F8		0-0 FC5-4 IBB			4-0 2B 4-3 BB		0-0 F9		2	1	0	0	2	0	0				
<b>Jim Rice, R</b> OBP: 0.379, SLG: 0.573 (1, 10)		0-0 G1-4-3 1B	0-0 FC5-4			0-0 4-3 2B		0-0 F6		4	0	2	0	0	0	2				
<b>Carl Yastrzemski, L</b> OBP: 0.372, SLG: 0.494 (1, 7)	0-0 F2			0-0 F9		0-0 4-3		0-0 4-3		4	0	0	1	0	0	2				
<b>Bob Watson, R</b> OBP: 0.398, SLG: 0.427 (1, 3)	0-0 G1-4-3			0-0 5-3		0-0 G5-4-3 BB			0-0 6-3	3	0	0	0	1	0	1				
<b>Butch Hobson, R</b> OBP: 0.291, SLG: 0.474 (1, 5)			0-0 1B SH1-3 1B		0-0 6-3		0-0 G5-4-3		0-0 F8	4	1	1	0	0	0	2	AB 28			
<b>Dwight Evans, R</b> OBP: 0.375, SLG: 0.478 (1, 9)			0-0 SH1-3		0-0 F9			0-0 SH3 1B	0-0 6-3	3	0	1	0	0	0	0	R 3			
<b>Larry Wolfe, R</b> OBP: 0.367, SLG: 0.403 (1, 4)			0-0 1B SF8 1B		4-0 FC6-4 BB			0-0 SH3		1	1	1	0	1	0	0	H 6			
<b>Inning Stats</b>	R: 0 E: 0 K: 1 S: 5	H: 0 LOB: 0 BB: 0 P: 5	R: 0 E: 0 K: 0 S: 3	H: 1 LOB: 0 BB: 0 P: 3	R: 2 E: 0 K: 0 S: 6	H: 3 LOB: 2 BB: 1 P: 10	R: 0 E: 0 K: 0 S: 3	H: 0 LOB: 0 BB: 0 P: 3	R: 0 E: 0 K: 0 S: 3	H: 0 LOB: 1 BB: 1 P: 7	R: 1 E: 0 K: 0 S: 3	H: 1 LOB: 1 BB: 2 P: 11	R: 0 E: 0 K: 0 S: 4	H: 1 LOB: 0 BB: 0 P: 4	R: 0 E: 0 K: 0 S: 3	H: 0 LOB: 0 BB: 0 P: 3	1B: 5 2B: 1 3B: 0 HR: 0	SF: 1 SAC: 2 DP: 2 HBP: 0	WP: 0 PA: 35 PB: 0 SB: 0 CS: 0	
<b>PITCHER</b>	IP	WLS	BF	H	R	ER	SO	BB	IBB	HBP	BLK	WP	HR	S	P	ERA	WHIP			
<b>Doyle Alexander, R</b> ERA: 4.4 (1, 1)	5.1	L	24	5	3	3	1	3	1	0	0	0	0	22	38	5.06	1.500			
<b>Sparky Lyle, L</b> ERA: 3.11 (6, 1)	3.2		11	1	0	0	0	0	0	0	0	0	0	11	11	0.00	0.273			

**Boston Red Sox @ Texas Rangers**  
Arlington Stadium, Arlington, TX  
Sun Jul 29 1979, 8:05 PM EDT  
Att: 22,298 - Unknown


AB 28  
R 3  
H 6  
RBI 3  
BB 4  
SO 1  
LOB 11



Batter	1	2	3	4	5	6	7	8	9	AB	R	H	RBI	BB	SO	LOB	BOTTOM			
<b>Johnny Grubb, L</b> OBP: 0.349, SLG: 0.431 (1, 9)	0-3 K	4-0 BB		0-3 K			0-3 K		0-0 F7	4	0	0	0	1	3	1				
<b>Buddy Bell, R</b> OBP: 0.327, SLG: 0.431 (1, 5)	0-0 1B	0-0 5-3			0-0 6-3		0-0 G4-6-3 1B			4	0	2	0	0	0	2				
<b>Al Oliver, L</b> OBP: 0.335, SLG: 0.473 (1, 8)	0-3 K		0-0 2B		0-0 G4-6-3 1B		0-0 G4-6-3			4	0	2	0	0	1	2				
<b>Pat Putnam, L</b> OBP: 0.337, SLG: 0.489 (1, 3)	0-0 1B		0-0 F6		0-0 G4-6-3			0-0 F4		4	0	1	0	0	0	2				
<b>Richie Zisk, R</b> OBP: 0.323, SLG: 0.385 (1, 7)	0-0 F4		0-0 F9			0-0 2B 5-3 1B		0-0 G5-3 WP 1B		4	1	2	0	0	0	3				
<b>Oscar Gamble, L</b> OBP: 0.480, SLG: 0.525 (1, 10)		0-3 K	0-0 4-3			0-0 2B		4-0 1-2 BB		3	0	1	0	1	1	1				
<b>Jim Sundberg, R</b> OBP: 0.315, SLG: 0.361 (1, 2)		0-0 HR		0-0 5-3		0-0 5-3		0-0 G5-3		4	1	1	2	0	0	3	AB 35			
<b>Dave Roberts, R</b> OBP: 0.300, SLG: 0.345 (6, PH)	0-3 K			0-0 F8		0-0 P7			0-3 K	2	0	0	0	0	1	0	RBI 2			
<b>Mike Jorgensen, L</b> OBP: 0.333, SLG: 0.471 (7, 4)										1	0	0	0	0	0	1	BB 2			
<b>Larry Blanks, R</b> OBP: 0.265, SLG: 0.239 (9, PH)										0	0	0	0	0	0	0	SO 7			
<b>Bill Sample, R</b> OBP: 0.352, SLG: 0.391 (9, PH)										1	0	0	0	0	1	0	LOB 16			
<b>Nelson Norman, S</b> OBP: 0.243, SLG: 0.238 (9, PH)		0-0 S 1B		0-0 1B		0-0 1-6-3			0-0 F7	3	0	2	0	0	0	1				
<b>Inning Stats</b>	R: 0 E: 0 K: 2 S: 9	H: 2 LOB: 2 BB: 0 P: 9	R: 1 E: 0 K: 2 S: 9	H: 2 LOB: 1 BB: 1 P: 13	R: 0 E: 0 K: 0 S: 4	H: 1 LOB: 1 BB: 0 P: 4	R: 0 E: 0 K: 1 S: 6	H: 1 LOB: 0 BB: 0 P: 6	R: 0 E: 0 K: 0 S: 3	H: 1 LOB: 1 BB: 0 P: 3	R: 1 E: 0 K: 0 S: 5	H: 2 LOB: 1 BB: 0 P: 5	R: 0 E: 0 K: 1 S: 5	H: 1 LOB: 1 BB: 1 P: 7	R: 0 E: 0 K: 1 S: 5	H: 0 LOB: 0 BB: 0 P: 5	1B: 8 2B: 2 3B: 0 HR: 1	SF: 0 SAC: 0 DP: 3 HBP: 0	WP: 1 PA: 37 PB: 0 SB: 1 CS: 0	
<b>PITCHER</b>	IP	WLS	BF	H	R	ER	SO	BB	IBB	HBP	BLK	WP	HR	S	P	ERA	WHIP			
<b>Mike Torrez, R</b> ERA: 4.62 (1, 1)	7.1	W	33	11	2	2	6	2	0	0	0	0	0	43	51	2.46	1.773			
<b>Dick Drago, R</b> ERA: 3.4 (8, 1)	1.2	S	4	0	0	0	1	0	0	0	0	0	0	6	6	0.00	0.000			

**Boston Red Sox @ Texas Rangers**  
Arlington Stadium, Arlington, TX  
Sun Jul 29 1979, 8:05 PM EDT  
Att: 22,298 - Unknown

AB 35  
R 2  
H 11  
RBI 2  
BB 2  
SO 7  
LOB 16









Batter	1	2	3	4	5	6	7	8	9	AB	R	H	RBI	BB	SO	LOB	TOP		
Ron LeFlore, R (1, 8) OBP: 0.350, SLG: 0.373 Al Greene, L (7, 9) OBP: 0.158, SLG: 0.333	4-3		L9		G4-6-3 1B		6-3		F6	4	0	1	0	0	0	1			
Lou Whitaker, L (1, 4) OBP: 0.391, SLG: 0.369 Tom Brookens, R (8, 4) OBP: 0.306, SLG: 0.492	K		G6-4-3 BB		G4-6-3 1-2		3-1		F8	3	0	0	0	1	1	1			
Steve Kemp, L (1, 7) OBP: 0.413, SLG: 0.537	2B		G6-4-3 1-2		FC4-6 1B				3B 1B	4	1	3	0	0	0	2			
Jason Thompson, L (1, 3) OBP: 0.362, SLG: 0.382	BB			4-3 1B		FC4-6 1B		F7		3	0	2	0	1	0	1			
Champ Summers, L (1, 10) OBP: 0.395, SLG: 0.524	3-1			4-3 1B		FC4-6 1-2		HR 3B		4	1	1	1	0	0	5			
Lance Parrish, R (1, 2) OBP: 0.358, SLG: 0.473 Ed Putman, R (6, 2) OBP: 0.417, SLG: 0.818		5-3		K		F3		HR		3	0	0	0	0	1	3			
Jerry Morales, R (1, 9) OBP: 0.264, SLG: 0.382		5-3		HBP		1-3		F5		3	0	0	0	0	0	2			
Aurelio Rodriguez, R (1, 5) OBP: 0.283, SLG: 0.383		1-3		K			6-3		F8	4	0	0	0	0	1	2			
Alan Trammell, R (1, 6) OBP: 0.319, SLG: 0.334 Mark Wagner, R (7, 6) OBP: 0.368, SLG: 0.369			E3 BB		L3		F7			3	0	0	0	0	0	0			
<b>Inning Stats</b>	R: 0 E: 0 K: 1 S: 6	H: 1 LOB: 2 BB: 1 P: 10	R: 0 E: 0 K: 0 S: 3	H: 0 LOB: 0 BB: 0 P: 3	R: 0 E: 1 K: 0 S: 3	H: 0 LOB: 1 BB: 1 P: 7	R: 0 E: 0 K: 2 S: 8	H: 1 LOB: 2 BB: 0 P: 9	R: 0 E: 0 K: 0 S: 5	H: 1 LOB: 0 BB: 0 P: 3	R: 0 E: 0 K: 0 S: 3	H: 0 LOB: 0 BB: 0 P: 3	R: 0 E: 0 K: 0 S: 6	H: 3 LOB: 0 BB: 0 P: 6	R: 0 E: 0 K: 0 S: 4	H: 1 LOB: 1 BB: 0 P: 4	1B: 6 2B: 1 3B: 1 HR: 1	SF: 0 SAC: 0 DP: 2 HBP: 1	WP: 0 PA: 38 PB: 0 SB: 0 CS: 0
<b>PITCHER</b> Doc Medich, R (1, 1) ERA: 4.56	IP: 9.0 WLS: W BF: 38 H: 9 R: 3 ER: 3 SO: 3 BB: 2 IBB: 0 HBP: 1 BLK: 0 WP: 0 HR: 1 S: 41 P: 50 ERA: 3.00 WHIP: 1.222															<b>PITCHER</b>			

Detroit Tigers @ Texas Rangers  
Arlington Stadium, Arlington, TX  
Tue Jul 31 1979, 8:05 PM EDT  
Att: 12,218 - Unknown

AB 35  
R 3  
H 9  
RBI 3  
BB 2  
SO 3  
LOB 19



Batter	1	2	3	4	5	6	7	8	9	AB	R	H	RBI	BB	SO	LOB	BOTTOM		
Mickey Rivers, L (1, 8) OBP: 0.317, SLG: 0.416	G4-6-3 1B		1-3 1B	5-3	F9		4-3			5	0	2	0	0	0	2			
Buddy Bell, R (1, 5) OBP: 0.325, SLG: 0.430 Eric Soderholm, R (7, 5) OBP: 0.300, SLG: 0.361	G4-6-3 1-2		SF8 3-H		1B 2B	WP 1B	6-3			3	2	2	1	0	0	1			
Al Oliver, L (1, 7) OBP: 0.341, SLG: 0.477 Bill Sample, R (7, PH) OBP: 0.350, SLG: 0.389			F8		2B 1B	2B 1B	6-3			4	2	3	1	0	0	1			
Richie Zisk, R (1, 9) OBP: 0.327, SLG: 0.393	4-3			1B 2B	SF8 1B 2B	K		F9		5	2	2	1	0	1	2			
Pat Putnam, L (1, 3) OBP: 0.338, SLG: 0.485 Mike Jorgensen, L (6, PR) OBP: 0.331, SLG: 0.467		F6		2B 1B	SF8 2B 1B	BB 1B	6-3			2	1	1	2	1	0	0			
Johnny Grubb, L (1, 10) OBP: 0.350, SLG: 0.434 John Ellis, R (5, PH) OBP: 0.295, SLG: 0.439		K		2B 2B	4-3 2B 1B	WP 1B		K		2	1	1	0	0	1	0			
Jim Sundberg, R (1, 2) OBP: 0.321, SLG: 0.363		L9		2B IBB	4-3 2B BB	L8				2	1	0	0	2	0	2			
Dave Roberts, R (1, 4) OBP: 0.318, SLG: 0.367			L7		1-2 2B	4-3 BB				3	0	1	2	1	0	2			
Nelson Norman, S (1, 6) OBP: 0.250, SLG: 0.255			1B SF8	6-3	2B	4-3 2B				4	1	2	2	0	0	4			
<b>Inning Stats</b>	R: 0 E: 0 K: 0 S: 4	H: 2 LOB: 1 BB: 0 P: 4	R: 0 E: 0 K: 1 S: 5	H: 0 LOB: 0 BB: 0 P: 5	R: 1 E: 0 K: 0 S: 5	H: 2 LOB: 1 BB: 0 P: 5	R: 3 E: 0 K: 0 S: 6	H: 4 LOB: 1 BB: 1 P: 10	R: 5 E: 0 K: 0 S: 8	H: 5 LOB: 1 BB: 1 P: 12	R: 2 E: 0 K: 1 S: 8	H: 3 LOB: 2 BB: 2 P: 16	R: 0 E: 0 K: 0 S: 3	H: 0 LOB: 0 BB: 0 P: 3	R: 0 E: 0 K: 1 S: 5	H: 0 LOB: 0 BB: 0 P: 5	1B: 9 2B: 7 3B: 0 HR: 0	SF: 2 SAC: 0 DP: 1 HBP: 0	WP: 2 PA: 42 PB: 0 SB: 0 CS: 0
<b>PITCHER</b> Dan Petry, R (1, 1) ERA: 2.95 Mike Chris, L (4, 1) ERA: 27.0 Steve Baker, R (5, 1) ERA: 6.53 Jack Billingham, R (7, 1) ERA: 3.62	IP: 3.1 WLS: L BF: 17 H: 8 R: 4 ER: 4 SO: 1 BB: 0 IBB: 0 HBP: 0 BLK: 0 WP: 0 HR: 0 S: 18 P: 22 ERA: 10.80 WHIP: 2.400															<b>PITCHER</b>			

Detroit Tigers @ Texas Rangers  
Arlington Stadium, Arlington, TX  
Tue Jul 31 1979, 8:05 PM EDT  
Att: 12,218 - Unknown

AB 36  
R 11  
H 16  
RBI 11  
BB 4  
SO 3  
LOB 14





Batter	1	2	3	4	5	6	7	8	9	AB	R	H	RBI	BB	SO	LOB	TOP										
Ron LeFlore, R OBP: 0.391, SLG: 0.375 (1, 8)	6-3		1B		G6-4-3		1B			4	0	2	1	0	0	2	<b>Detroit Tigers @ Texas Rangers</b> Arlington Stadium, Arlington, TX Wed Aug 01 1979, 8:05 PM EDT Att: 13,803 - Unknown										
Lou Whitaker, L OBP: 0.396, SLG: 0.364 (1, 4)	G3		K			F8	K			4	0	0	0	0	2	3											
Steve Kemp, L OBP: 0.409, SLG: 0.531 (1, 7)	E6			3-1		F7		K		4	0	0	0	0	1	0											
Jason Thompson, L OBP: 0.360, SLG: 0.380 (1, 3)	1-3			G6-4-3 1B		K		K		4	0	1	0	0	2	1											
Champ Summers, L OBP: 0.392, SLG: 0.516 Lynn Jones, R OBP: 0.346, SLG: 0.374 (1, 9) (8, 9)	L6		G6-4-3			FC5 1B BB		K		3	0	0	0	1	1	1											
Lance Parrish, R OBP: 0.357, SLG: 0.469 (1, 2)	F7				5-3		F9		F2-4 BB	3	0	0	0	1	0	1											
Al Greene, L OBP: 0.217, SLG: 0.333 (1, 10)	F7				BB 1B BB		FC5 1B		F2-4	3	2	1	0	1	0	1											
Tom Brookens, R OBP: 0.303, SLG: 0.468 (1, 5)			K		BB 1B BB		FC5 1B		K	3	1	0	0	1	2	2											
Alan Trammell, R OBP: 0.322, SLG: 0.338 (1, 6)	6-3				1-2 2-H 1B		1-2 2-H 1B			3	0	2	2	0	0	0											
<b>Inning Stats</b>	R: 0 E: 1 K: 0 S: 4	H: 0 LOB: 1 BB: 0 P: 4	R: 0 E: 0 K: 0 S: 3	H: 0 LOB: 0 BB: 0 P: 3	R: 0 E: 0 K: 2 S: 8	H: 1 LOB: 1 BB: 0 P: 8	R: 0 E: 0 K: 0 S: 3	H: 1 LOB: 0 BB: 0 P: 3	R: 1 E: 0 K: 0 S: 3	H: 1 LOB: 1 BB: 2 P: 11	R: 0 E: 0 K: 1 S: 5	H: 0 LOB: 0 BB: 0 P: 5	R: 2 E: 0 K: 1 S: 8	H: 3 LOB: 2 BB: 1 P: 12	R: 0 E: 0 K: 3 S: 9	H: 0 LOB: 0 BB: 0 P: 9		R: 0 E: 0 K: 1 S: 4	H: 0 LOB: 0 BB: 1 P: 8	1B: 6 2B: 1 3B: 0 HR: 0	SF: 0 SAC: 0 DP: 3 HBP: 0	WP: 0 PB: 0 SB: 1 CS: 0	PA: 35				
<b>PITCHER</b>	IP	WLS	BF	H	R	ER	SO	BB	IBB	HBP	BLK	WP	HR	S	P	ERA	WHIP										
Steve Comer, R ERA: 3.44 (1, 1)	6.2	W	28	6	3	3	3	3	0	0	0	0	0	31	43	4.05	1.350										
Jim Kern, R ERA: 1.34 (7, 1)	2.1	S	7	0	0	0	5	1	0	0	0	0	0	16	20	0.00	0.429										

Batter	1	2	3	4	5	6	7	8	9	AB	R	H	RBI	BB	SO	LOB	BOTTOM										
Mickey Rivers, L OBP: 0.316, SLG: 0.414 (1, 8)	F8		6-3 1B		F8		4-3			4	0	1	1	0	0	1	<b>Detroit Tigers @ Texas Rangers</b> Arlington Stadium, Arlington, TX Wed Aug 01 1979, 8:05 PM EDT Att: 13,803 - Unknown										
Buddy Bell, R OBP: 0.326, SLG: 0.433 (1, 5)			6-3				1-3			4	0	2	1	0	0	1											
Al Oliver, L OBP: 0.337, SLG: 0.471 (1, 7)	K		F7		4-3		6-3			4	0	0	0	0	1	3											
Richie Zisk, R OBP: 0.326, SLG: 0.391 (1, 9)	6-3			F9		E 3B 1B		F9		4	1	1	0	0	0	1											
Pat Putnam, L OBP: 0.333, SLG: 0.478 (1, 3)		L6		K		F5		K		4	0	0	0	0	2	1											
Johnny Grubb, L OBP: 0.349, SLG: 0.429 (1, 10)		4-3		FC6-4 BB		E4 3B		F7		3	1	0	0	1	0	1											
Jim Sundberg, R OBP: 0.322, SLG: 0.369 (1, 2)		F9		FC6-4						3	0	1	2	0	0	1											
Dave Roberts, R OBP: 0.333, SLG: 0.387 (1, 4)			SH3 1B 2B		SH3-4 1B BB		F4			2	2	1	0	1	0	1											
Nelson Norman, S OBP: 0.249, SLG: 0.253 (1, 6)			SH3		SH3-4		K			1	0	0	0	0	1	1											
<b>Inning Stats</b>	R: 0 E: 0 K: 1 S: 6	H: 1 LOB: 1 BB: 0 P: 6	R: 0 E: 0 K: 0 S: 3	H: 0 LOB: 0 BB: 0 P: 3	R: 1 E: 0 K: 0 S: 5	H: 2 LOB: 1 BB: 0 P: 5	R: 0 E: 0 K: 1 S: 5	H: 0 LOB: 1 BB: 1 P: 9	R: 1 E: 0 K: 0 S: 4	H: 1 LOB: 1 BB: 1 P: 8	R: 2 E: 1 K: 1 S: 8	H: 2 LOB: 1 BB: 0 P: 8	R: 0 E: 0 K: 0 S: 3	H: 0 LOB: 0 BB: 0 P: 3	R: 0 E: 0 K: 1 S: 5	H: 0 LOB: 0 BB: 0 P: 5		1B: 3 2B: 2 3B: 1 HR: 0	SF: 0 SAC: 2 DP: 0 HBP: 0	WP: 0 PB: 0 SB: 0 CS: 0	PA: 33						
<b>PITCHER</b>	IP	WLS	BF	H	R	ER	SO	BB	IBB	HBP	BLK	WP	HR	S	P	ERA	WHIP										
Milt Wilcox, R ERA: 4.86 (1, 1)	8.0	L	33	6	4	3	4	2	0	0	0	0	0	39	47	3.38	1.000										











Batter	1	2	3	4	5	6	7	8	9	AB	R	H	RBI	BB	SO	LOB	TOP								
Mickey Rivers, L OBP: 0.314, SLG: 0.407	F8		1B		4-3		F8		F3	5	1	1	0	0	0	2									
Buddy Bell, R OBP: 0.327, SLG: 0.441	F8		1B		F9		F8			4	0	1	1	0	0	2									
Al Oliver, L OBP: 0.345, SLG: 0.472	1B		1B			F6				4	0	3	1	0	0	0									
Richie Zisk, R OBP: 0.328, SLG: 0.392	K		1B			K				3	0	1	0	1	2	1									
Pat Putnam, L OBP: 0.330, SLG: 0.482		F6						F9		3	0	1	0	0	1	2									
Bill Sample, R OBP: 0.345, SLG: 0.383			K							1	0	0	0	0	0	2									
Mike Jorgensen, L OBP: 0.326, SLG: 0.452	L6									2	0	0	0	1	1	1									
John Ellis, R OBP: 0.297, SLG: 0.449						K				1	0	0	0	0	1	2									
Jim Sundberg, R OBP: 0.332, SLG: 0.378					G4-6-3					4	0	1	0	0	1	3									
Dave Roberts, R OBP: 0.329, SLG: 0.413			K		K					4	0	0	0	0	2	1									
Nelson Norman, S OBP: 0.247, SLG: 0.251										2	1	1	0	0	0	0									
Eric Soderholm, R OBP: 0.301, SLG: 0.360			1B		4-3					1	0	0	0	1	0	0									
<b>Inning Stats</b>	R: 0 E: 0 K: 1 S: 6	H: 1 LOB: 1 BB: 0 P: 6	R: 0 E: 0 K: 1 S: 5	H: 0 LOB: 0 BB: 0 P: 5	R: 2 E: 0 K: 2 S: 11	H: 5 LOB: 2 BB: 0 P: 11	R: 0 E: 0 K: 1 S: 4	H: 0 LOB: 0 BB: 1 P: 8	R: 0 E: 0 K: 0 S: 3	H: 0 LOB: 0 BB: 0 P: 3	R: 0 E: 0 K: 2 S: 8	H: 1 LOB: 1 BB: 0 P: 8	R: 0 E: 0 K: 0 S: 4	H: 1 LOB: 2 BB: 1 P: 8	R: 0 E: 0 K: 1 S: 6	H: 0 LOB: 0 BB: 0 P: 3	R: 0 E: 0 K: 0 S: 3	H: 0 LOB: 0 BB: 0 P: 3	1B: 9 2B: 0 3B: 0 HR: 0	SF: 0 SAC: 0 DP: 1 HBP: 0	WP: 0 PB: 0 SB: 1 CS: 0	PA: 37			
<b>PITCHER</b>	IP	WLS	BF	H	R	ER	SO	BB	IBB	HBP	BLK	WP	HR	S	P	ERA	WHIP								
Len Barker, R ERA: 5.26	(1, 1)	7.0	W	29	8	2	7	2	0	0	0	0	0	41	49	2.57	1.429								
Sid Monge, L ERA: 2.28	(8, 1)	2.0		8	1	0	0	1	0	0	0	0	0	9	13	0.00	1.000								

Texas Rangers @ Cleveland Indians  
Cleveland Municipal Stadium, Cleveland, OH  
Sun Aug 05 1979, 3:33 AM EDT  
Unknown - 78 F

AB 34  
R 2  
H 9  
RBI 2  
BB 3  
SO 8  
LOB 16



Batter	1	2	3	4	5	6	7	8	9	AB	R	H	RBI	BB	SO	LOB	BOTTOM									
Mike Hargrove, L OBP: 0.355, SLG: 0.348	F2			SH1-4						3	0	2	0	0	0	0										
Rick Manning, L OBP: 0.327, SLG: 0.313	HR	F8		1-4-3		F8				4	1	1	1	0	0	3										
Bobby Bonds, R OBP: 0.371, SLG: 0.469	HR	5-3				G6-4-3				3	1	1	1	1	0	2										
Andre Thornton, R OBP: 0.346, SLG: 0.450	K		F3	F7			F5			4	0	0	0	0	1	3										
Cliff Johnson, R OBP: 0.348, SLG: 0.506	HR		F3			F7	F3			4	1	1	3	0	0	0										
Toby Harrah, R OBP: 0.400, SLG: 0.430	BB		F8				F8			3	0	1	0	1	0	0										
Ron Hassey, L OBP: 0.303, SLG: 0.310				1B		G3				3	1	1	0	1	0	1										
Duane Kuiper, L OBP: 0.312, SLG: 0.285	1-3			SH1-4			G3			3	1	1	0	1	0	2										
Tom Verzyer, R OBP: 0.280, SLG: 0.250		F9		1-4-3						4	1	1	1	0	0	2										
<b>Inning Stats</b>	R: 3 E: 0 K: 1 S: 7	H: 2 LOB: 2 BB: 3 P: 19	R: 0 E: 0 K: 0 S: 4	H: 1 LOB: 1 BB: 0 P: 4	R: 0 E: 0 K: 0 S: 3	H: 0 LOB: 0 BB: 0 P: 3	R: 3 E: 0 K: 0 S: 7	H: 4 LOB: 1 BB: 0 P: 7	R: 0 E: 0 K: 0 S: 4	H: 1 LOB: 2 BB: 1 P: 8	R: 0 E: 0 K: 0 S: 3	H: 1 LOB: 0 BB: 0 P: 3	R: 0 E: 0 K: 0 S: 3	H: 0 LOB: 0 BB: 0 P: 3	R: 0 E: 0 K: 0 S: 3	H: 0 LOB: 0 BB: 0 P: 3	1B: 7 2B: 1 3B: 0 HR: 1	SF: 0 SAC: 1 DP: 1 HBP: 0	WP: 0 PB: 0 SB: 0 CS: 0	PA: 36						
<b>PITCHER</b>	IP	WLS	BF	H	R	ER	SO	BB	IBB	HBP	BLK	WP	HR	S	P	ERA	WHIP									
Doc Medich, R ERA: 4.78	(1, 1)	8.0	L	36	9	6	6	1	3	1	0	0	0	1	34	50	6.75	1.500								

Texas Rangers @ Cleveland Indians  
Cleveland Municipal Stadium, Cleveland, OH  
Sun Aug 05 1979, 3:33 AM EDT  
Unknown - 78 F

AB 31  
R 6  
H 9  
RBI 6  
BB 4  
SO 1  
LOB 13









Batter	1	2	3	4	5	6	7	8	9	AB	R	H	RBI	BB	SO	LOB	TOP			
Mickey Rivers, L OBP: 0.305, SLG: 0.394 (1, 8)	L3		5-3		4-3		4-3			4	0	0	0	0	0	1				
Buddy Bell, R OBP: 0.332, SLG: 0.449 (1, 6)	CS 1B		2B		1-3			F8		4	1	2	0	0	0	0				
Al Oliver, L OBP: 0.353, SLG: 0.477 (1, 7)	K		2B		4-3					4	0	2	1	0	1	1				
Richie Zisk, R OBP: 0.332, SLG: 0.407 (1, 9)	CS 1-2	FC6-5 1-3 1B	5-3			K		F5		4	0	1	0	0	1	2				
Pat Putnam, L OBP: 0.327, SLG: 0.478 (1, 3)		1-3 1-2		6-3		F7		F9		4	0	0	0	0	0	2				
John Ellis, R OBP: 0.307, SLG: 0.458 Bill Sample, R OBP: 0.345, SLG: 0.383 (9, PR)	FC6-5 1B			F6 1B		6-3			G5-4-3 1B	4	0	2	0	0	0	1				
Eric Soderholm, R OBP: 0.302, SLG: 0.359 (1, 5)	FC5-4 1-2 1B			1-2 1B			K		G5-4-3 1-2 1B	4	0	2	0	0	1	1				
Jim Sundberg, R OBP: 0.328, SLG: 0.373 (1, 2)	FC5-4 1-2			F8 2-3		F8		F8	1-3	4	0	0	0	0	0	5				
Larvell Blanks, R OBP: 0.268, SLG: 0.270 (1, 4)			5-3	K						3	0	1	0	0	1	2				
<b>Inning Stats</b>	R: 0 E: 0 K: 1 S: 5	H: 1 LOB: 0 BB: 0 P: 5	R: 0 E: 0 K: 0 S: 5	H: 2 LOB: 2 BB: 0 P: 5	R: 1 E: 0 K: 0 S: 5	H: 2 LOB: 1 BB: 0 P: 5	R: 0 E: 0 K: 1 S: 7	H: 2 LOB: 2 BB: 0 P: 7	R: 0 E: 0 K: 0 S: 3	H: 0 LOB: 0 BB: 0 P: 3	R: 0 E: 0 K: 1 S: 6	H: 1 LOB: 1 BB: 0 P: 6	R: 0 E: 0 K: 0 S: 4	H: 1 LOB: 1 BB: 0 P: 4	R: 0 E: 0 K: 0 S: 3	H: 1 LOB: 1 BB: 0 P: 3	1B: 7 2B: 3 3B: 0 HR: 0	SF: 0 SAC: 0 DP: 1 HBP: 0	WP: 0 PB: 0 SB: 0 CS: 1	PA: 36
<b>PITCHER</b> Milt Wilcox, R ERA: 4.6 (1, 1)	IP: 9.0 WLS: W BF: 35 H: 10 R: 1 ER: 1 SO: 4 BB: 0 IBB: 0 HBP: 0 BLK: 0 WP: 0 HR: 0 S: 43 P: 43 ERA: 1.00 WHIP: 1.111																			

Texas Rangers @ Detroit Tigers  
Tiger Stadium, Detroit, MI  
Tue Aug 07 1979, 7:05 PM EDT  
Unknown - 92 F

AB	35
R	1
H	10
RBI	1
BB	0
SO	4
LOB	15



Batter	1	2	3	4	5	6	7	8	9	AB	R	H	RBI	BB	SO	LOB	BOTTOM			
Ron LeFlore, R OBP: 0.350, SLG: 0.380 (1, 8)	L9		K			F9		4-3		4	0	0	0	0	1	2				
Lou Whitaker, L OBP: 0.385, SLG: 0.367 (1, 4)	L7		F4						HR BB	3	1	1	0	1	0	0				
Steve Kemp, L OBP: 0.411, SLG: 0.548 (1, 7)	4-3			4-3		L8			HR	4	1	1	2	0	0	1				
Jason Thompson, L OBP: 0.355, SLG: 0.382 (1, 3)		HR		F6		E5 G3-6				3	1	1	1	0	0	0				
Champ Summers, L OBP: 0.386, SLG: 0.497 (1, 10)	1-3			F7		L8				3	0	0	0	0	0	1				
Jerry Morales, R OBP: 0.280, SLG: 0.376 (1, 9)					6-3	G3-6				3	0	1	0	0	0	1				
Lance Parrish, R OBP: 0.345, SLG: 0.451 (1, 2)	F8				F8			L7		3	0	0	0	0	0	1				
Aurelio Rodriguez, R OBP: 0.283, SLG: 0.380 Tom Brookens, R OBP: 0.289, SLG: 0.431 (8, PR) (9, 5)	F7				F8			SH3-4 1B		3	0	1	0	0	0	1				
Alan Trammell, R OBP: 0.319, SLG: 0.330 (1, 6)			K			5-3		SH3-4 1-2		2	0	0	0	0	1	0				
<b>Inning Stats</b>	R: 0 E: 0 K: 0 S: 3	H: 0 LOB: 0 BB: 0 P: 3	R: 1 E: 0 K: 0 S: 5	H: 2 LOB: 1 BB: 0 P: 5	R: 0 E: 0 K: 2 S: 7	H: 0 LOB: 0 BB: 0 P: 7	R: 0 E: 0 K: 0 S: 3	H: 0 LOB: 0 BB: 0 P: 3	R: 0 E: 0 K: 0 S: 4	H: 1 LOB: 1 BB: 0 P: 4	R: 0 E: 1 K: 0 S: 3	H: 0 LOB: 0 BB: 0 P: 3	R: 0 E: 0 K: 0 S: 4	H: 1 LOB: 2 BB: 0 P: 4	R: 2 E: 0 K: 0 S: 1	H: 1 LOB: 0 BB: 1 P: 5	1B: 2 2B: 1 3B: 0 HR: 2	SF: 0 SAC: 1 DP: 1 HBP: 0	WP: 0 PB: 0 SB: 0 CS: 0	PA: 30
<b>PITCHER</b> Steve Comer, R ERA: 3.34 Jim Kern, R ERA: 1.49 (8, 1)	IP: 7.1 WLS: L BF: 4 H: 1 R: 2 ER: 2 SO: 0 BB: 1 IBB: 0 HBP: 0 BLK: 0 WP: 0 HR: 1 S: 30 P: 30 ERA: 1.23 WHIP: 3.000																			

Texas Rangers @ Detroit Tigers  
Tiger Stadium, Detroit, MI  
Tue Aug 07 1979, 7:05 PM EDT  
Unknown - 92 F

AB	28
R	3
H	5
RBI	3
BB	1
SO	2
LOB	7





Batter	1	2	3	4	5	6	7	8	9	AB	R	H	RBI	BB	SO	LOB	TOP											
Mickey Rivers, L OBP: 0.301, SLG: 0.390	G3		F9		F9		K			4	0	0	0	0	1	3												
Buddy Bell, R OBP: 0.331, SLG: 0.454	6-3		HR			6-3		L9		4	1	1	1	0	0	0												
Al Oliver, L OBP: 0.352, SLG: 0.475	4-3		F7			L6		2B 1B		4	0	1	0	0	0	0												
Richie Zisk, R OBP: 0.336, SLG: 0.421		FC4-6 BB		4-3		HR		2B		3	1	2	1	1	0	0												
Pat Putnam, L OBP: 0.323, SLG: 0.471	FC4-6 F8 1B			F9		K		F5		4	0	0	0	0	1	3												
John Ellis, R OBP: 0.308, SLG: 0.458				6-3				F8		2	0	1	0	0	0	0												
Jim Sundberg, R OBP: 0.329, SLG: 0.374		1B					G3 5-3 1B			2	0	1	0	0	0	2												
Eric Soderholm, R OBP: 0.302, SLG: 0.358		F8				FC4-6 1B		5-3		4	0	1	0	0	0	3												
Bill Sample, R OBP: 0.340, SLG: 0.377		K				FC4-6		G3		4	0	0	0	0	1	4												
Larvell Blanks, R OBP: 0.270, SLG: 0.265				5-3						2	0	0	0	1	0	1												
Mike Jorgensen, L OBP: 0.329, SLG: 0.453						F7		4-3		1	0	0	0	0	0	0												
<b>Inning Stats</b>	R: 0 E: 0 K: 0 S: 3	H: 0 LOB: 0 BB: 0 P: 3	R: 0 E: 0 K: 1 S: 6	H: 1 LOB: 2 BB: 1 P: 10	R: 1 E: 0 K: 0 S: 4	H: 1 LOB: 0 BB: 0 P: 4	R: 0 E: 0 K: 0 S: 3	H: 0 LOB: 0 BB: 0 P: 3	R: 0 E: 0 K: 1 S: 6	H: 1 LOB: 1 BB: 0 P: 4	R: 1 E: 0 K: 0 S: 6	H: 1 LOB: 2 BB: 1 P: 6	R: 0 E: 0 K: 1 S: 5	H: 2 LOB: 2 BB: 0 P: 5	R: 0 E: 0 K: 0 S: 3	H: 0 LOB: 0 BB: 0 P: 3	1B: 4 2B: 1 3B: 0 HR: 2	SF: 0 SAC: 0 DP: 0 HBP: 0	WP: 0 PB: 0 SB: 1 CS: 0	PA: 36								
<b>PITCHER</b>	IP	WLS	BF	H	R	ER	SO	BB	IBB	HBP	BLK	WP	HR	S	P	ERA	WHIP											
Jack Billingham, R ERA: 3.53	(1, 1)	6.0	W	24	5	2	2	2	1	0	0	0	0	2	27	31	3.00	1.000										
Aurelio Lopez, R ERA: 2.45	(7, 1)	3.0	S	12	2	0	0	1	1	0	0	0	0	0	13	17	0.00	1.000										

Texas Rangers @ Detroit Tigers  
Tiger Stadium, Detroit, MI  
Tue Aug 07 1979, 7:05 PM EDT  
Att: 27,009 - Unknown

AB	34
R	2
H	7
RBI	2
BB	2
SO	3
LOB	16



Batter	1	2	3	4	5	6	7	8	9	AB	R	H	RBI	BB	SO	LOB	BOTTOM											
Ron LeFlore, R OBP: 0.348, SLG: 0.377	K		5-3		6-3		F9	FC5-4 1B		5	0	1	1	0	1	0												
Alan Trammell, R OBP: 0.320, SLG: 0.329	6-3			S 1B		S 3B BB		F8 FC5-4		4	2	1	0	1	0	3												
Steve Kemp, L OBP: 0.412, SLG: 0.548	3-1			HR 1B		L7		HR 1B		4	2	2	1	0	0	1												
Jerry Morales, R OBP: 0.263, SLG: 0.398		F4		HR 1B		K		HR 1B		4	2	2	4	0	1	1												
John Wockenfuss, R OBP: 0.315, SLG: 0.570		F3		F6				1B BB		3	1	1	1	1	0	0												
Lynn Jones, R OBP: 0.336, SLG: 0.356		1B CS BB		6-3		FC1 FC5-4 3B		BB 1B BB 1B		3	1	1	0	1	0	1												
Tom Brookens, R OBP: 0.288, SLG: 0.421				6-3		FC5-4 1B		K		4	0	1	0	0	1	4												
Ed Putman, R OBP: 0.333, SLG: 0.563		CS		5-3				1B BB 1B		3	0	0	0	0	1	0												
Lance Parrish, R OBP: 0.347, SLG: 0.453				5-3				1B BB 1B		1	0	1	1	0	0	0												
Mark Wagner, R OBP: 0.367, SLG: 0.367				4-3				1B BB		3	0	0	0	0	0	0												
Champ Summers, L OBP: 0.368, SLG: 0.497								1B BB		0	0	0	0	1	0	0												
Lou Whitaker, L OBP: 0.385, SLG: 0.367								1B BB		0	0	0	0	0	0	0												
<b>Inning Stats</b>	R: 0 E: 0 K: 1 S: 5	H: 0 LOB: 0 BB: 0 P: 5	R: 0 E: 0 K: 0 S: 3	H: 1 LOB: 1 BB: 1 P: 7	R: 0 E: 0 K: 0 S: 3	H: 0 LOB: 0 BB: 0 P: 3	R: 3 E: 0 K: 0 S: 6	H: 3 LOB: 0 BB: 0 P: 6	R: 0 E: 0 K: 0 S: 3	H: 0 LOB: 0 BB: 0 P: 3	R: 1 E: 1 K: 1 S: 7	H: 1 LOB: 2 BB: 1 P: 11	R: 0 E: 0 K: 1 S: 5	H: 0 LOB: 0 BB: 0 P: 5	R: 4 E: 0 K: 1 S: 10	H: 5 LOB: 3 BB: 2 P: 18	1B: 7 2B: 0 3B: 1 HR: 2	SF: 0 SAC: 0 DP: 0 HBP: 0	WP: 0 PB: 0 SB: 3 CS: 1	PA: 39								
<b>PITCHER</b>	IP	WLS	BF	H	R	ER	SO	BB	IBB	HBP	BLK	WP	HR	S	P	ERA	WHIP											
Dave Rajsich, L ERA: 4.05	(1, 1)	5.2	L	23	5	4	4	2	2	0	0	0	0	1	25	33	6.35	1.235										
Sparky Lyle, L ERA: 3.66	(6, 1)	2.0		12	4	4	4	2	1	0	0	0	0	1	15	19	18.00	2.500										
Bob Babcock, R ERA: 9.0	(8, 1)	0.1		3	1	0	0	0	1	0	0	0	0	0	2	6	0.00	6.000										

Texas Rangers @ Detroit Tigers  
Tiger Stadium, Detroit, MI  
Tue Aug 07 1979, 7:05 PM EDT  
Att: 27,009 - Unknown

AB	34
R	8
H	10
RBI	8
BB	4
SO	4
LOB	10


















Batter	1	2	3	4	5	6	7	8	9	AB	R	H	RBI	BB	SO	LOB	TOP								
Mike Hargrove, L (1, 7) OBP: 0.364, SLG: 0.352	G3		6-3		5-3 2B BB		PB BB	4-0 1-2 BB		2	1	0	0	3	0	0	<b>Cleveland Indians @ Texas Rangers</b> Arlington Stadium, Arlington, TX Fri Aug 10 1979, 8:05 PM EDT Att: 17,832 - Unknown								
Rick Manning, L (1, 8) OBP: 0.331, SLG: 0.317	4-0 BB		1-3		5-3 1-2		K 1-2	4-3		4	0	0	0	1	1	5									
Bobby Bonds, R (1, 9) OBP: 0.373, SLG: 0.466 Jim Norris, L (5, PR) OBP: 0.332, SLG: 0.361 (5, 9)	F3			K	2B HBP		K		F9 WP 1B	2	0	0	0	0	1	1									
Andre Thornton, R (1, 3) OBP: 0.341, SLG: 0.445	F9			1B BB	1B 2B		F8		F9	4	2	1	2	1	0	3									
Cliff Johnson, R (1, 10) OBP: 0.338, SLG: 0.483	F8			K	1B			1B BB	K2-3	4	1	1	1	1	2	2									
Toby Harrah, R (1, 5) OBP: 0.395, SLG: 0.422	F8			1B	K			K	K	5	1	1	1	0	3	3									
Ron Hassey, L (1, 2) OBP: 0.313, SLG: 0.322	2B			1B			F9	1B 1B		4	0	3	1	0	0	0									
Duane Kuiper, L (1, 4) OBP: 0.312, SLG: 0.290	4-3			F8			F7	K		4	0	0	0	0	1	4									
Tom Verzyer, R (1, 6) OBP: 0.276, SLG: 0.245			5-3		5-3		5-3	1B 1B		4	0	1	1	0	0	0									
<b>Inning Stats</b>	R: 0 E: 0 K: 0 S: 3	H: 0 LOB: 1 BB: 1 P: 7	R: 0 E: 0 K: 0 S: 4	H: 1 LOB: 1 BB: 0 P: 4	R: 0 E: 0 K: 0 S: 3	H: 0 LOB: 0 BB: 0 P: 3	R: 2 E: 1 K: 2 S: 9	H: 2 LOB: 1 BB: 1 P: 13	R: 3 E: 0 K: 1 S: 7	H: 2 LOB: 1 BB: 1 P: 12	R: 0 E: 0 K: 0 S: 3	H: 0 LOB: 0 BB: 0 P: 3	R: 0 E: 0 K: 2 S: 7	H: 0 LOB: 1 BB: 1 P: 11	R: 1 E: 0 K: 2 S: 9	H: 2 LOB: 2 BB: 2 P: 17	R: 0 E: 0 K: 2 S: 8	H: 1 LOB: 1 BB: 0 P: 8	1B: 6 2B: 2 3B: 0 HR: 0	SF: 0 SAC: 0 DP: 0 HBP: 1	WP: 1 PB: 1 SB: 0 CS: 0	PA: 42			
<b>PITCHER</b>	IP	WLS	BF	H	R	ER	SO	BB	IBB	HBP	BLK	WP	HR	S	P	ERA	WHIP								
Danny Darwin, R (1, 1) ERA: 4.97	6.0	L	28	5	5	4	3	4	0	1	0	0	0	29	46	6.00	1.500								
Dave Raisch, L (7, 1) ERA: 4.11	1.2		9	2	1	1	4	2	0	0	0	0	0	15	23	5.40	2.400								
Jerry Don Gleaton, L (8, 1) ERA: 5.08	0.1		1	0	0	0	0	0	0	0	0	0	0	1	1	0.00	0.000								
Sparky Lyle, L (9, 1) ERA: 3.41	1.0		4	1	0	0	2	0	0	0	0	1	0	8	8	0.00	1.000								

Batter	1	2	3	4	5	6	7	8	9	AB	R	H	RBI	BB	SO	LOB	BOTTOM								
Mickey Rivers, L (1, 8) OBP: 0.303, SLG: 0.394	K		1B 1B		6-3		K		4-3	5	1	1	0	0	2	1	<b>Cleveland Indians @ Texas Rangers</b> Arlington Stadium, Arlington, TX Fri Aug 10 1979, 8:05 PM EDT Att: 17,832 - Unknown								
Buddy Bell, R (1, 6) OBP: 0.334, SLG: 0.453	4-3		1B 1B		1B 1B		K			4	0	2	0	0	1	0									
Al Oliver, L (1, 7) OBP: 0.355, SLG: 0.482	1B		F8		1B		4-3			4	0	2	0	0	0	2									
Richie Zisk, R (1, 9) OBP: 0.350, SLG: 0.422	6-3		1B		K			G6-4-3 1B		4	0	2	1	0	1	3									
Pat Putnam, L (1, 10) OBP: 0.328, SLG: 0.470			FC6-4 1B		F4		F9		G6-4-3 1B	3	0	1	0	1	0	3									
Eric Soderholm, R (1, 5) OBP: 0.309, SLG: 0.395			FC6-4 1B		G5-4-3		G6-4-3 2B		G6-4-3	4	0	1	0	0	0	5									
Mike Jorgensen, L (1, 3) OBP: 0.312, SLG: 0.418			K		G3		K		3-1	4	0	0	0	0	2	2									
Jim Sundberg, R (1, 2) OBP: 0.328, SLG: 0.373			1B		5-3		FC6-5 2-3		FC6-4 1B	4	0	2	0	0	0	1									
Larvell Blanks, R (1, 4) OBP: 0.266, SLG: 0.248 Bill Sample, R (9, PH) OBP: 0.340, SLG: 0.375			4-3		F6		F9		FC6-4	3	0	0	0	0	0	3									
<b>Inning Stats</b>	R: 0 E: 0 K: 1 S: 6	H: 1 LOB: 1 BB: 0 P: 6	R: 0 E: 0 K: 1 S: 7	H: 2 LOB: 2 BB: 0 P: 7	R: 1 E: 0 K: 0 S: 5	H: 3 LOB: 2 BB: 1 P: 9	R: 0 E: 0 K: 0 S: 3	H: 0 LOB: 0 BB: 0 P: 3	R: 0 E: 0 K: 1 S: 7	H: 2 LOB: 2 BB: 0 P: 7	R: 0 E: 0 K: 2 S: 7	H: 1 LOB: 1 BB: 0 P: 6	R: 0 E: 0 K: 0 S: 3	H: 0 LOB: 0 BB: 0 P: 7	R: 0 E: 0 K: 0 S: 3	H: 1 LOB: 0 BB: 0 P: 3	R: 0 E: 0 K: 0 S: 4	H: 1 LOB: 1 BB: 0 P: 4	1B: 10 2B: 1 3B: 0 HR: 0	SF: 0 SAC: 0 DP: 2 HBP: 0	WP: 0 PB: 0 SB: 0 CS: 0	PA: 37			
<b>PITCHER</b>	IP	WLS	BF	H	R	ER	SO	BB	IBB	HBP	BLK	WP	HR	S	P	ERA	WHIP								
Len Barker, R (1, 1) ERA: 4.81	9.0	W	37	11	1	1	6	0	0	0	0	0	0	48	52	1.00	1.222								






Batter	1	2	3	4	5	6	7	8	9	AB	R	H	RBI	BB	SO	LOB	TOP										
Mike Hargrove, L (1,7) OBP: 0.369, SLG: 0.366	0-0 CS 1B			0-0 HR		4-0 BB		0-0 F9		3	1	2	1	1	0	0											
Rick Manning, L (1,8) OBP: 0.328, SLG: 0.314	0-3 K			0-0 G3		0-0 F7			0-0 6-3	4	0	0	0	0	1	2											
Toby Harrah, R (1,6) OBP: 0.391, SLG: 0.418	0-0 6-3			0-0 5-3			0-0 5-3		0-0 F8	4	0	0	0	0	0	0											
Andre Thornton, R (1,3) OBP: 0.343, SLG: 0.444		0-0 F4		0-0 4-3			0-0 2B 3-1 1B		4-0 BB	3	1	1	0	1	0	0											
Cliff Johnson, R (1,10) OBP: 0.337, SLG: 0.483		0-0 6-3			0-3 K		0-0 3-1 2B		0-0 F4	4	0	1	0	0	1	1											
Jim Norris, L (1,9) OBP: 0.329, SLG: 0.357		0-0 F8			0-0 F7		0-0 3-1			3	0	0	1	0	0	1											
Gary Alexander, R (1,2) OBP: 0.306, SLG: 0.396			0-3 K				2-3 3-H 0-3 K			2	0	0	0	0	2	0											
Ron Hassey, L (7,PH) OBP: 0.311, SLG: 0.320					0-3 K					1	0	0	0	0	1	1											
Duane Kuiper, L (1,4) OBP: 0.312, SLG: 0.290			0-0 G6-4-3 1B			0-0 4-3		0-0 6-3		3	0	1	0	0	0	0											
Ted Cox, R (1,5) OBP: 0.281, SLG: 0.315			0-0 G6-4-3			0-0 6-3		0-3 K		2	0	0	0	0	0	1											
Dell Alston, L (8,PH) OBP: 0.360, SLG: 0.395										1	0	0	0	0	1	0											
Dave Rosello, R (8,5) OBP: 0.300, SLG: 0.571										0	0	0	0	0	0	0											
<b>Inning Stats</b>	R: 0 E: 0 K: 1 S: 5	H: 1 LOB: 0 BB: 0 P: 5	R: 0 E: 0 K: 0 S: 3	H: 0 LOB: 0 BB: 0 P: 3	R: 0 E: 0 K: 1 S: 5	H: 1 LOB: 0 BB: 0 P: 5	R: 1 E: 0 K: 0 S: 4	H: 1 LOB: 0 BB: 0 P: 4	R: 0 E: 0 K: 2 S: 7	H: 0 LOB: 1 BB: 1 P: 7	R: 1 E: 0 K: 1 S: 7	H: 2 LOB: 1 BB: 0 P: 7	R: 0 E: 0 K: 1 S: 5	H: 0 LOB: 0 BB: 0 P: 5	R: 0 E: 0 K: 0 S: 3	H: 0 LOB: 1 BB: 1 P: 7	1B: 3 2B: 2 3B: 0 HR: 1	SF: 0 SAC: 0 DP: 2 HBP: 0	WP: 0 PB: 0 SB: 0 CS: 1	PA: 32							
<b>PITCHER</b>	IP	WLS	BF	H	R	ER	SO	BB	IBB	HBP	BLK	WP	HR	S	P	ERA	WHIP										
Brian Allard, R (1,1) ERA: 4.32	6.1	W	23	5	2	2	4	1	0	0	0	0	1	30	34	2.84	0.947										
Jim Kern, R (7,1) ERA: 1.39	2.2	S	9	0	0	0	2	1	0	0	0	0	0	12	16	0.00	0.375										

Cleveland Indians @ Texas Rangers  
Arlington Stadium, Arlington, TX  
Sat Aug 11 1979, 8:05 PM EDT  
Att: 21,902 - Unknown


AB 30  
R 2  
H 5  
RBI 2  
BB 2  
SO 6  
LOB 6



Batter	1	2	3	4	5	6	7	8	9	AB	R	H	RBI	BB	SO	LOB	BOTTOM										
Mickey Rivers, L (1,8) OBP: 0.300, SLG: 0.390	0-0 6-3		0-3 K		0-0 F8		0-0 G3			4	0	0	0	0	1	0											
Buddy Bell, R (1,6) OBP: 0.333, SLG: 0.453	0-0 1B 2B		0-0 6-3		0-0 5-3		0-0 F9			4	1	1	0	0	0	0											
Al Oliver, L (1,7) OBP: 0.360, SLG: 0.483	0-0 L6-3 1B		0-0 2B 1B		0-0 G3			4-0 1B SF9 BB		3	2	2	1	1	0	0											
Richie Zisk, R (1,9) OBP: 0.352, SLG: 0.426	0-0 L6-3		0-0 1B 2B		0-0 1B		0-0 S 1B		0-0 F3	4	1	2	0	0	0	2											
John Ellis, R (1,10) OBP: 0.314, SLG: 0.452		0-0 F8		0-0 S 1B		0-0 F9		0-0 1B		4	0	2	2	0	0	1											
La Rue Washington, R (8,PH) OBP: 0.250, SLG: 0.200			2-H 3-H 1B		1-2 1B		1-3 1B			0	0	0	0	0	0	0											
Pat Putnam, L (1,3) OBP: 0.328, SLG: 0.467		0-0 F6		0-0 F5		4-0 BB		0-0 SF9		2	0	0	0	1	0	1											
Bill Sample, R (8,PH) OBP: 0.339, SLG: 0.375										0	0	0	1	0	0	0											
Mike Jorgensen, L (9,3) OBP: 0.312, SLG: 0.418			1-2 1B					3-H 0-0 F8		0	0	0	0	0	0	0											
Eric Soderholm, R (1,5) OBP: 0.309, SLG: 0.396		0-0 2B		0-0 F9		0-0 F7		0-0 F8		4	0	1	0	0	0	3											
Jim Sundberg, R (1,2) OBP: 0.325, SLG: 0.370		0-0 F8		0-0 4-3		0-0 F7				3	0	0	0	0	0	3											
Larvell Blanks, R (1,4) OBP: 0.267, SLG: 0.276			0-0 HR		0-0 F8		0-0 5-3			3	1	1	1	0	0	0											
<b>Inning Stats</b>	R: 1 E: 0 K: 0 S: 4	H: 2 LOB: 0 BB: 0 P: 4	R: 0 E: 0 K: 0 S: 4	H: 1 LOB: 1 BB: 0 P: 4	R: 3 E: 0 K: 1 S: 9	H: 4 LOB: 1 BB: 0 P: 9	R: 0 E: 0 K: 0 S: 3	H: 0 LOB: 0 BB: 0 P: 3	R: 0 E: 0 K: 0 S: 4	H: 1 LOB: 2 BB: 1 P: 8	R: 0 E: 0 K: 0 S: 3	H: 0 LOB: 0 BB: 0 P: 3	R: 1 E: 0 K: 0 S: 4	H: 1 LOB: 1 BB: 1 P: 8	R: 0 E: 0 K: 0 S: 3	H: 0 LOB: 0 BB: 0 P: 3	1B: 5 2B: 4 3B: 0 HR: 1	SF: 1 SAC: 0 DP: 1 HBP: 0	WP: 0 PB: 0 SB: 2 CS: 0	PA: 34							
<b>PITCHER</b>	IP	WLS	BF	H	R	ER	SO	BB	IBB	HBP	BLK	WP	HR	S	P	ERA	WHIP										
Mike Paxton, R (1,1) ERA: 5.89	5.1	L	24	8	4	4	1	1	0	0	0	0	1	25	29	6.75	1.688										
Victor Cruz, R (6,1) ERA: 3.69	0.2		2	0	0	0	0	0	0	0	0	0	0	2	2	0.00	0.000										
Sid Monge, L (7,1) ERA: 2.33	2.0		8	1	1	1	0	1	0	0	0	0	0	7	11	4.50	1.000										

Cleveland Indians @ Texas Rangers  
Arlington Stadium, Arlington, TX  
Sat Aug 11 1979, 8:05 PM EDT  
Att: 21,902 - Unknown

AB 31  
R 5  
H 9  
RBI 5  
BB 2  
SO 1  
LOB 10






Batter	1	2	3	4	5	6	7	8	9	AB	R	H	RBI	BB	SO	LOB	TOP										
Mike Hargrove, L (1.7) OBP: 0.371, SLG: 0.380	0-3 K	0-0 2H HR	0-0 F3		0-0 2B		4-0 FC4-6 BB	0-0 G3		5	1	2	3	1	1	2											
Rick Manning, L (1.8) OBP: 0.329, SLG: 0.313	4-0 BB	0-0 FC5-4 1B		0-0 4-3	0-0 F8		0-0 FC4-6 1-2 2-3			4	0	1	0	1	0	4											
Bobby Bonds, R (1.9) OBP: 0.373, SLG: 0.463	4-0 BB	0-0 FC5-4 1-2		4-0 E BB		0-0 F7		0-3 K		3	0	0	0	2	1	1											
Andre Thornton, R (1.3) OBP: 0.345, SLG: 0.444	0-0 F8		0-0 1B HBP SF7 1B	0-0 E9		4-0 CS BB		4-0 1B BB		3	1	1	0	2	0	3											
Cliff Johnson, R (1.10) OBP: 0.338, SLG: 0.478	0-0 1-4-3		1-0 1B HBP SF8 1B	0-0 F9		0-3 K		0-0 1B		4	1	1	0	0	1	5											
Toby Harrah, R (1.5) OBP: 0.389, SLG: 0.415		0-0 6-3	0-0 SF8 1B	0-0 F9			0-0 F3	0-0 F7		5	0	1	0	0	0	4											
Ron Hassey, L (1.2) OBP: 0.321, SLG: 0.352		0-0 HR	0-0 SF7		4-0 SH5-3 2B		0-0 BB 1B	0-0 F9		3	2	2	2	1	0	2											
Duane Kuiper, L (1.4) OBP: 0.314, SLG: 0.292		0-0 6-3 HR 1B	0-0 SF8 1B		0-0 SH5-3		0-0 F3		0-0 5-3	4	1	2	0	0	0	1											
Tom Verzyer, R (1.6) OBP: 0.275, SLG: 0.245	0-0 6-3		0-0 SF8		0-0 F7		0-0 BB 1B		0-0 6-3	4	0	1	1	0	0	2											
<b>Inning Stats</b>	R: 0 E: 0 K: 1 S: 5	H: 0 LOB: 2 BB: 2 P: 13	R: 3 E: 0 K: 0 S: 7	H: 4 LOB: 1 BB: 0 P: 7	R: 2 E: 0 K: 0 S: 6	H: 3 LOB: 2 BB: 0 P: 7	R: 0 E: 1 K: 0 S: 4	H: 0 LOB: 2 BB: 1 P: 8	R: 1 E: 0 K: 0 S: 4	H: 1 LOB: 1 BB: 1 P: 8	R: 0 E: 0 K: 1 S: 5	H: 2 LOB: 3 BB: 1 P: 9	R: 0 E: 0 K: 1 S: 6	H: 1 LOB: 2 BB: 1 P: 10	R: 0 E: 0 K: 0 S: 3	H: 0 LOB: 0 BB: 0 P: 3	1B: 8 2B: 1 3B: 0 HR: 2	SF: 2 SAC: 1 DP: 0 HBP: 1	WP: 0 PB: 0 SB: 0 CS: 1	PA: 46							
<b>PITCHER</b>	IP	WLS	BF	H	R	ER	SO	BB	IBB	HBP	BLK	WP	HR	S	P	ERA	WHIP										
Steve Comer, R (1.1) ERA: 3.57	2.0	L	15	6	5	5	1	2	0	1	0	0	2	14	23	22.50	4.000										
John Henry Johnson, L (3.1) ERA: 4.79	4.2		22	4	1	1	1	4	0	0	0	0	0	20	36	1.93	1.714										
Jerry Don Gleaton, L (7.1) ERA: 4.76	0.1		1	0	0	0	0	0	0	0	0	0	0	1	1	0.00	0.000										
Sparky Lyle, L (8.1) ERA: 3.31	2.0		8	1	0	0	1	1	0	0	0	0	0	9	13	0.00	1.000										

Cleveland Indians @ Texas Rangers  
Arlington Stadium, Arlington, TX  
Sun Aug 12 1979, 8:05 PM EDT  
Att: 14,346 - Unknown


AB 35  
R 6  
H 11  
RBI 6  
BB 7  
SO 3  
LOB 24



Batter	1	2	3	4	5	6	7	8	9	AB	R	H	RBI	BB	SO	LOB	BOTTOM										
Bump Willis, S (1.4) OBP: 0.346, SLG: 0.353	0-3 K		4-0 S BB		0-0 1B 2B		0-0 1-3 2H			3	1	1	1	1	1	0											
Mickey Rivers, L (1.8) OBP: 0.299, SLG: 0.387	4-0 S BB		0-0 G3		0-0 SF8		0-0 F5			2	0	0	1	1	0	1											
Al Oliver, L (1.7) OBP: 0.364, SLG: 0.487	4-0 G4-6-3 BB			0-0 2B	0-0 2H 1B			0-0 F8		3	0	2	1	1	0	0											
Buddy Bell, R (1.6) OBP: 0.331, SLG: 0.449	0-0 G4-6-3			0-0 F8	0-0 F9			0-0 5-3		4	0	0	0	0	0	4											
Richie Zisk, R (1.9) OBP: 0.350, SLG: 0.423		0-3 K		0-3 K		0-3 K		0-0 4-3		2	0	0	0	0	2	1											
Mike Jorgensen, L (5.9) OBP: 0.308, SLG: 0.413				0-3 K		0-3 K				2	0	0	0	0	1	0											
John Ellis, R (1.10) OBP: 0.313, SLG: 0.449		0-0 6-3							0-0 1B	4	0	1	0	0	2	1											
La Rue Washington, R (9. PR) OBP: 0.250, SLG: 0.200										0	0	0	0	0	0	0											
Pat Putnam, L (1.3) OBP: 0.328, SLG: 0.472		0-0 3-1							0-0 F8	3	0	1	0	0	0	0											
Bill Sample, R (9. PH) OBP: 0.338, SLG: 0.374									0-0 F8	1	0	0	0	0	0	1											
Eric Soderholm, R (1.5) OBP: 0.308, SLG: 0.392			0-0 5-3		4-0 1B 2B		0-3 K		0-0 F4	3	1	0	0	1	1	2											
Jim Sundberg, R (1.2) OBP: 0.324, SLG: 0.369			0-3 K		0-0 2B SF8 1B			0-0 F9		4	1	1	0	0	1	1											
<b>Inning Stats</b>	R: 0 E: 0 K: 1 S: 4	H: 0 LOB: 1 BB: 2 P: 12	R: 0 E: 0 K: 1 S: 5	H: 0 LOB: 0 BB: 0 P: 5	R: 0 E: 0 K: 1 S: 5	H: 0 LOB: 1 BB: 1 P: 9	R: 0 E: 0 K: 2 S: 8	H: 1 LOB: 1 BB: 0 P: 8	R: 3 E: 0 K: 0 S: 6	H: 3 LOB: 1 BB: 1 P: 10	R: 0 E: 0 K: 3 S: 10	H: 1 LOB: 1 BB: 0 P: 10	R: 0 E: 0 K: 0 S: 3	H: 0 LOB: 0 BB: 0 P: 3	R: 0 E: 0 K: 0 S: 3	H: 0 LOB: 0 BB: 0 P: 3	R: 0 E: 0 K: 0 S: 4	H: 1 LOB: 1 BB: 0 P: 4	1B: 3 2B: 2 3B: 1 HR: 0	SF: 1 SAC: 0 DP: 1 HBP: 0	WP: 0 PB: 0 SB: 2 CS: 0	PA: 36					
<b>PITCHER</b>	IP	WLS	BF	H	R	ER	SO	BB	IBB	HBP	BLK	WP	HR	S	P	ERA	WHIP										
Dan Spillner, R (1.1) ERA: 4.12	8.0	W	33	6	3	3	8	4	0	0	0	0	0	45	61	3.38	1.250										
Sid Monge, L (9.1) ERA: 2.3	1.0	S	3	0	0	0	0	0	0	0	0	0	0	3	3	0.00	0.000										

Cleveland Indians @ Texas Rangers  
Arlington Stadium, Arlington, TX  
Sun Aug 12 1979, 8:05 PM EDT  
Att: 14,346 - Unknown

AB 31  
R 3  
H 6  
RBI 3  
BB 4  
SO 8  
LOB 11





Batter	1	2	3	4	5	6	7	8	9	AB	R	H	RBI	BB	SO	LOB	TOP					
<b>Bump Wills, S</b> (1, 4) OBP: 0.344, SLG: 0.350	F4			K		SH3		F8		3	0	0	0	0	1	0						
<b>Mickey Rivers, L</b> (1, 8) OBP: 0.299, SLG: 0.392	K					K		6-3		0	0	0	0	0	0	0						
<b>Al Oliver, L</b> (1, 7) OBP: 0.360, SLG: 0.482	4-3			7-2		K		K		4	0	0	0	0	2	2						
<b>Buddy Bell, R</b> (1, 6) OBP: 0.330, SLG: 0.448		F6			5-3			F8		4	1	1	0	0	0	0						
<b>Richie Zisk, R</b> (1, 9) OBP: 0.349, SLG: 0.421		L9			6-3		L8			4	0	1	0	0	0	1						
<b>La Rue Washington, R</b> (9, PR) OBP: 0.250, SLG: 0.200								WP		0	0	0	0	0	0	0						
<b>John Ellis, R</b> (1, 10) OBP: 0.312, SLG: 0.449		5-3			2B		K			4	0	1	0	0	2	2						
<b>Eric Soderholm, R</b> (1, 5) OBP: 0.311, SLG: 0.396			5-3							2	0	1	1	1	0	0						
<b>Nelson Norman, S</b> (7, PR) OBP: 0.245, SLG: 0.249										0	1	0	0	0	0	0						
<b>Willie Montanez, L</b> (9, PH) OBP: 0.276, SLG: 0.316					BB					1	0	0	0	0	1	2						
<b>Pat Putnam, L</b> (1, 3) OBP: 0.326, SLG: 0.469			F2							2	0	0	0	0	0	2						
<b>Bill Sample, R</b> (7, PH) OBP: 0.340, SLG: 0.380					4-3					1	0	1	1	0	0	0						
<b>Mike Jorgensen, L</b> (7, 3) OBP: 0.308, SLG: 0.413										0	0	0	0	0	0	0						
<b>Jim Sundberg, R</b> (1, 2) OBP: 0.324, SLG: 0.368			F7							3	0	1	0	0	0	1						
<b>Inning Stats</b>	R: 0 E: 0 K: 1 S: 5	H: 0 LOB: 0 BB: 0 P: 5	R: 0 E: 0 K: 0 S: 3	H: 0 LOB: 0 BB: 0 P: 3	R: 0 E: 0 K: 0 S: 3	H: 0 LOB: 0 BB: 0 P: 3	R: 0 E: 0 K: 1 S: 5	H: 1 LOB: 0 BB: 0 P: 5	R: 0 E: 0 K: 0 S: 4	H: 1 LOB: 2 BB: 1 P: 8	R: 0 E: 0 K: 2 S: 8	H: 1 LOB: 1 BB: 0 P: 8	R: 2 E: 0 K: 1 S: 8	H: 3 LOB: 1 BB: 0 P: 8	R: 0 E: 0 K: 1 S: 5	H: 0 LOB: 0 BB: 0 P: 5	R: 0 E: 0 K: 2 S: 8	H: 1 LOB: 2 BB: 0 P: 8	1B: 3 2B: 4 3B: 1 HR: 0	SF: 0 SAC: 1 DP: 1 HBP: 0	WP: 1 PB: 0 SB: 0 CS: 0	PA: 34
<b>PITCHER</b> <b>Ron Guidry, L</b> (1, 1) ERA: 2.6	IP: 9.0 WLS: W BF: 34 H: 7 R: 2 ER: 2 SO: 8 BB: 1 IBB: 0 HBP: 0 BLK: 0 WP: 1 HR: 0 S: 49 P: 53 ERA: 2.00 WHIP: 0.889															<b>PITCHER</b>						

Texas Rangers @ New York Yankees  
Yankee Stadium, Bronx, NY  
Mon Aug 13 1979, 7:05 PM EDT  
Att: 24,977 - Unknown - 73 F


AB 28  
R 2  
H 6  
RBI 2  
BB 1  
SO 6  
LOB 10



Batter	1	2	3	4	5	6	7	8	9	AB	R	H	RBI	BB	SO	LOB	BOTTOM			
<b>Bobby Brown, S</b> (1, 8) OBP: 0.279, SLG: 0.281	K		G3		F8			F7		4	0	0	0	0	1	0				
<b>Willie Randolph, R</b> (1, 4) OBP: 0.376, SLG: 0.376	1B		6-3		5-3			S		2	1	0	0	2	0	0				
<b>Oscar Gamble, L</b> (1, 7) OBP: 0.461, SLG: 0.551										4	1	3	2	0	0	0				
<b>Lenny Randle, S</b> (6, PR) OBP: 0.167, SLG: 0.167										0	0	0	0	0	0	0				
<b>Reggie Jackson, L</b> (1, 9) OBP: 0.376, SLG: 0.535	G4-6-3		L6							4	0	0	0	0	2	3				
<b>Chris Chambliss, L</b> (1, 3) OBP: 0.321, SLG: 0.462		3-1			F7			6-3		3	0	0	0	0	0	0				
<b>Graig Nettles, L</b> (1, 5) OBP: 0.331, SLG: 0.391					F4			K		3	1	1	1	0	1	0				
<b>Jim Spencer, L</b> (1, 10) OBP: 0.349, SLG: 0.531								3-1		2	0	1	0	1	0	0				
<b>Brad Gulden, L</b> (1, 2) OBP: 0.150, SLG: 0.158		F8			F9			G3		3	0	0	0	0	0	2				
<b>Bucky Dent, R</b> (1, 6) OBP: 0.290, SLG: 0.288		6-3			L6			L7		3	0	0	0	0	0	1				
<b>Inning Stats</b>	R: 0 E: 0 K: 1 S: 5	H: 1 LOB: 1 BB: 1 P: 9	R: 1 E: 0 K: 0 S: 4	H: 1 LOB: 1 BB: 1 P: 8	R: 1 E: 0 K: 0 S: 4	H: 1 LOB: 0 BB: 0 P: 4	R: 0 E: 0 K: 0 S: 4	H: 1 LOB: 1 BB: 0 P: 4	R: 0 E: 0 K: 1 S: 5	H: 0 LOB: 0 BB: 0 P: 5	R: 0 E: 0 K: 1 S: 5	H: 0 LOB: 0 BB: 0 P: 5	R: 0 E: 0 K: 1 S: 6	H: 0 LOB: 1 BB: 1 P: 10	R: 1 E: 0 K: 1 S: 6	H: 1 LOB: 1 BB: 1 P: 10	1B: 3 2B: 0 3B: 0 HR: 2	SF: 0 SAC: 0 DP: 1 HBP: 0	WP: 0 PB: 0 SB: 1 CS: 0	PA: 31
<b>PITCHER</b> <b>Fergie Jenkins, R</b> (1, 1) ERA: 3.79	IP: 7.2 WLS: L BF: 30 H: 5 R: 3 ER: 3 SO: 3 BB: 3 IBB: 0 HBP: 0 BLK: 0 WP: 0 HR: 2 S: 33 P: 45 ERA: 3.52 WHIP: 1.043															<b>PITCHER</b>				
<b>Sparky Lyle, L</b> (8, 1) ERA: 3.3	IP: 0.1 WLS: L BF: 1 H: 0 R: 0 ER: 0 SO: 1 BB: 0 IBB: 0 HBP: 0 BLK: 0 WP: 0 HR: 0 S: 3 P: 3 ERA: 0.00 WHIP: 0.000															<b>PITCHER</b>				

Texas Rangers @ New York Yankees  
Yankee Stadium, Bronx, NY  
Mon Aug 13 1979, 7:05 PM EDT  
Att: 24,977 - Unknown - 73 F

AB 28  
R 3  
H 5  
RBI 3  
BB 3  
SO 4  
LOB 6





Batter	1	2	3	4	5	6	7	8	9	AB	R	H	RBI	BB	SO	LOB	TOP					
<b>Bump Wills, S</b> OBP: 0.341, SLG: 0.347 (1, 4)	K		K			FC1-6 F9 CS 1-2		1-3		4	0	0	0	0	2	2	<b>Texas Rangers @ New York Yankees</b> Yankee Stadium, Bronx, NY Tue Aug 14 1979, 7:05 PM EDT Att: 24,125 - Unknown					
<b>Mickey Rivers, L</b> OBP: 0.298, SLG: 0.393 (1, 8)	F3		F8			F9				0	1	0	0	0	0	0						
<b>Buddy Bell, R</b> OBP: 0.330, SLG: 0.452 (1, 5)	F9			4-3		L6				4	1	1	2	0	0	1						
<b>Al Oliver, L</b> OBP: 0.361, SLG: 0.481 (1, 7)		1B G3-6-3 BB					F8	F7		3	1	1	0	1	0	0						
<b>Richie Zisk, R</b> OBP: 0.348, SLG: 0.418 (1, 9)		F8		K			2B 1B BB		F9	3	1	0	0	1	1	2						
<b>Willie Montanez, L</b> OBP: 0.276, SLG: 0.316 (1, 10)					4-3		F6		K	4	0	1	0	0	1	1						
<b>Pat Putnam, L</b> OBP: 0.326, SLG: 0.470 (1, 3)		G3-6-3 1B			F4		1B 2B		F8	4	1	1	0	0	0	1						
<b>Jim Sundberg, R</b> OBP: 0.327, SLG: 0.371 (1, 2)					F8		2H 3H 1B			3	0	2	2	0	0	0						
<b>Nelson Norman, S</b> OBP: 0.246, SLG: 0.250 (1, 6)			B3			FC1-6 1B		K		3	0	1	0	0	1	1						
<b>Inning Stats</b>	R: 0 E: 0 K: 1 S: 5	H: 0 LOB: 0 BB: 0 P: 5	R: 1 E: 0 K: 0 S: 3	H: 1 LOB: 0 BB: 1 P: 7	R: 0 E: 0 K: 1 S: 6	H: 1 LOB: 1 BB: 0 P: 6	R: 0 E: 0 K: 1 S: 5	H: 1 LOB: 1 BB: 0 P: 5	R: 0 E: 0 K: 0 S: 3	H: 0 LOB: 0 BB: 0 P: 3	R: 0 E: 0 K: 0 S: 4	H: 1 LOB: 1 BB: 0 P: 4	R: 2 E: 0 K: 0 S: 4	H: 2 LOB: 1 BB: 1 P: 8	R: 2 E: 0 K: 1 S: 7	H: 2 LOB: 0 BB: 0 P: 7	R: 0 E: 0 K: 1 S: 5	H: 0 LOB: 0 BB: 0 P: 5	1B: 5 2B: 3 3B: 0 HR: 1	SF: 0 SAC: 0 DP: 2 HBP: 0	WP: 0 PB: 0 SB: 0 CS: 2	PA: 34
<b>PITCHER</b>	IP	WLS	BF	H	R	ER	SO	BB	IBB	HBP	BLK	WP	HR	S	P	ERA	WHIP					
<b>Luis Tiant, R</b> ERA: 3.87 (1, 1)	8.0	W	31	8	5	5	4	2	0	0	0	0	1	37	45	5.62	1.250					
<b>Rich Gossage, R</b> ERA: 4.5 (9, 1)	1.0	S	3	0	0	0	1	0	0	0	0	0	0	5	5	0.00	0.000					

Batter	1	2	3	4	5	6	7	8	9	AB	R	H	RBI	BB	SO	LOB	BOTTOM					
<b>Bobby Murcer, L</b> OBP: 0.347, SLG: 0.383 (1, 8) (9, 7)	K		BB 1B		4-3		HR	HR		5	3	3	3	0	1	0	<b>Texas Rangers @ New York Yankees</b> Yankee Stadium, Bronx, NY Tue Aug 14 1979, 7:05 PM EDT Att: 24,125 - Unknown					
<b>Willie Randolph, R</b> OBP: 0.376, SLG: 0.374 (1, 4)	L9		1B BB		F9		1-3	BB 1B BB		3	0	0	0	2	0	0						
<b>Oscar Gamble, L</b> OBP: 0.344, SLG: 0.556 (1, 7) <b>Fred Stanley, R</b> OBP: 0.250, SLG: 0.222 (9, 6)	1B		F2		1B WP		BB	BB 1B		4	1	3	0	1	0	2						
<b>Reggie Jackson, L</b> OBP: 0.382, SLG: 0.538 (1, 9)					WP		F7	BB	1-2 2-3 BB	4	0	3	1	1	0	1						
<b>Chris Chambliss, L</b> OBP: 0.322, SLG: 0.459 (1, 3)	5-3			1B	1B		K	L4		4	0	1	0	1	1	6						
<b>Graig Nettles, L</b> OBP: 0.328, SLG: 0.387 (1, 5)		L8		L9	4-3			F4		4	0	0	0	0	0	3						
<b>Jim Spencer, L</b> OBP: 0.344, SLG: 0.523 (1, 10) <b>Lou Piniella, R</b> OBP: 0.335, SLG: 0.449 (6, PH)		F5		K		G3		E9 1B 2B		3	0	0	0	0	1	1						
<b>Brad Gulden, L</b> OBP: 0.174, SLG: 0.182 (1, 2) <b>Roy White, S</b> OBP: 0.260, SLG: 0.247 (8, PH) <b>Jerry Narron, L</b> OBP: 0.256, SLG: 0.300 (9, 2)		F8			1B		4-3		HR 1B	3	0	1	0	0	0	0						
<b>Bucky Dent, R</b> OBP: 0.288, SLG: 0.285 (1, 6) <b>Bobby Brown, S</b> OBP: 0.275, SLG: 0.277 (8, PH) (9, 8)			F9		1-3		1-3	K		3	0	0	0	0	0	2						
<b>Inning Stats</b>	R: 0 E: 0 K: 1 S: 7	H: 2 LOB: 2 BB: 0 P: 7	R: 0 E: 0 K: 0 S: 3	H: 0 LOB: 0 BB: 0 P: 3	R: 1 E: 0 K: 0 S: 4	H: 2 LOB: 2 BB: 1 P: 8	R: 0 E: 0 K: 1 S: 7	H: 2 LOB: 2 BB: 0 P: 7	R: 1 E: 0 K: 0 S: 5	H: 2 LOB: 2 BB: 1 P: 9	R: 0 E: 0 K: 0 S: 3	H: 0 LOB: 0 BB: 0 P: 3	R: 1 E: 0 K: 1 S: 6	H: 1 LOB: 1 BB: 1 P: 10	R: 3 E: 1 K: 1 S: 9	H: 4 LOB: 3 BB: 2 P: 17	R: 0 E: 0 K: 1 S: 5	H: 0 LOB: 0 BB: 0 P: 5	1B: 10 2B: 1 3B: 0 HR: 2	SF: 0 SAC: 0 DP: 0 HBP: 0	WP: 1 PB: 0 SB: 0 CS: 0	PA: 41
<b>PITCHER</b>	IP	WLS	BF	H	R	ER	SO	BB	IBB	HBP	BLK	WP	HR	S	P	ERA	WHIP					
<b>Doc Medich, R</b> ERA: 4.84 (1, 1)	6.1		29	9	3	3	2	2	0	0	0	0	0	31	39	4.26	1.737					
<b>Sparky Lyle, L</b> ERA: 3.5 (7, 1)	1.0		6	2	2	2	1	1	0	0	0	0	0	7	11	18.00	3.000					
<b>Jim Kern, R</b> ERA: 1.47 (8, 1)	0.1	L	5	2	1	1	1	2	0	0	0	0	1	5	13	27.00	12.000					
<b>Dave Rajsich, L</b> ERA: 4.08 (8, 1)	0.1		1	0	0	0	0	0	0	0	0	0	0	1	1	0.00	0.000					

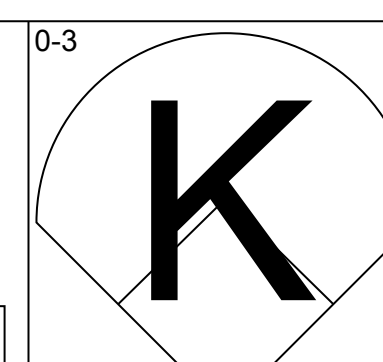
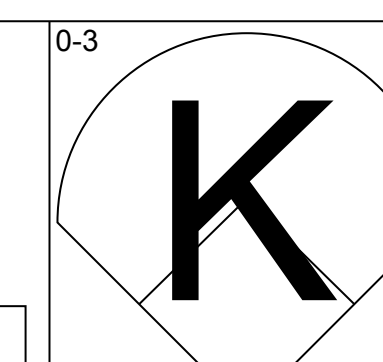
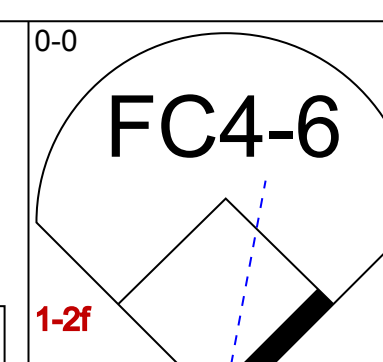
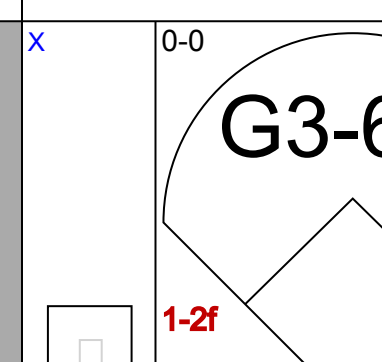
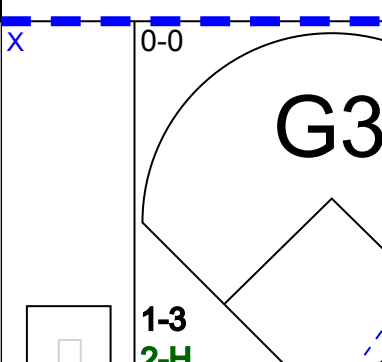
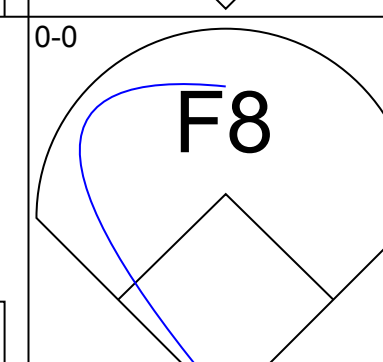
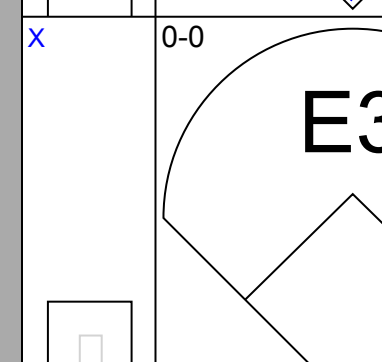
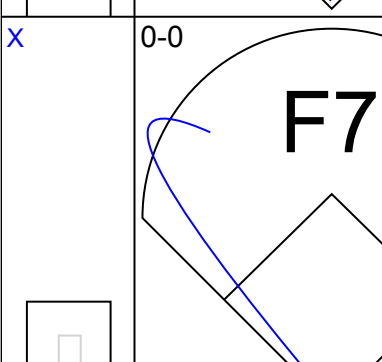
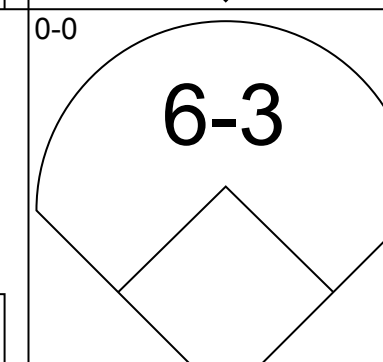
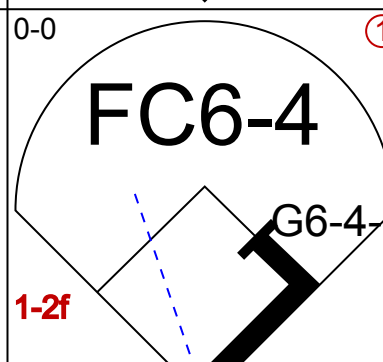
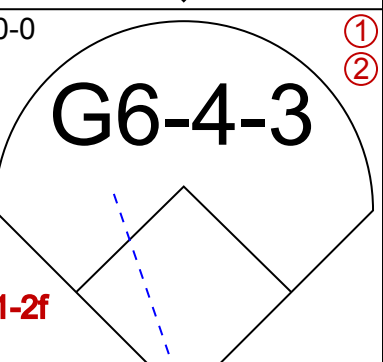
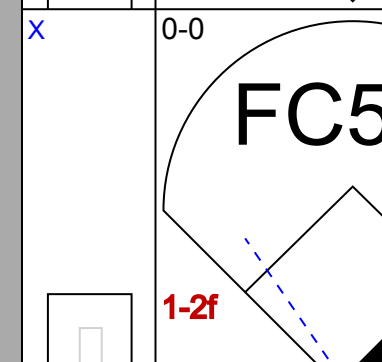
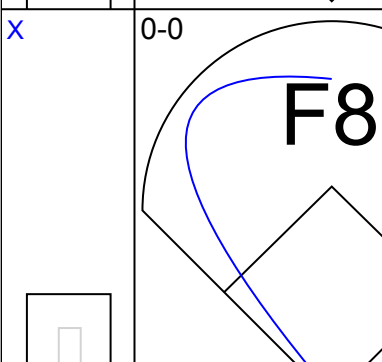
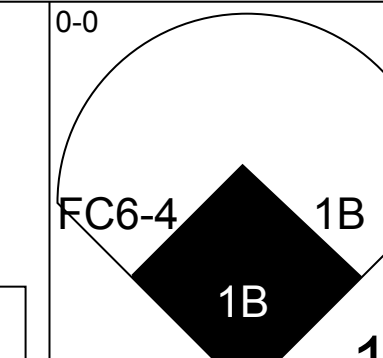
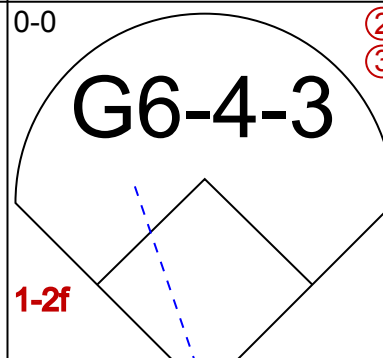
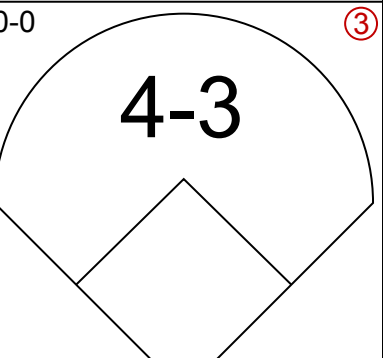
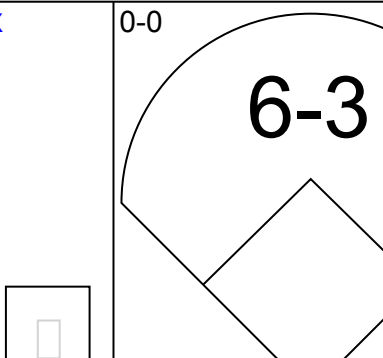
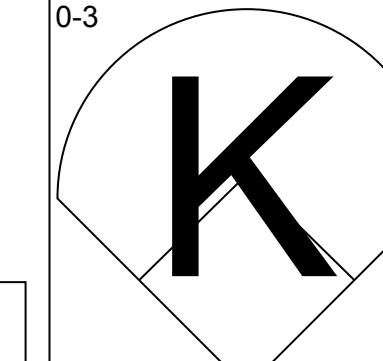
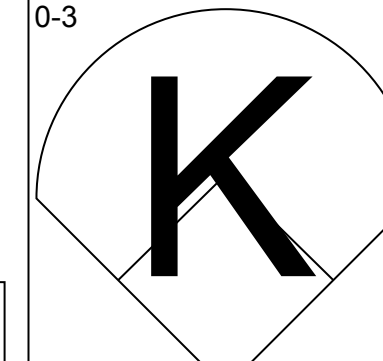
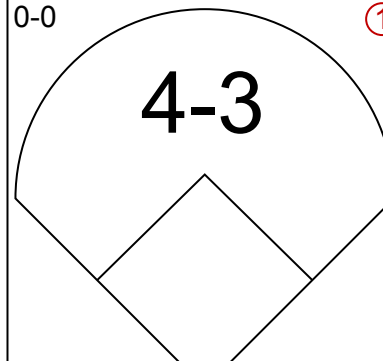
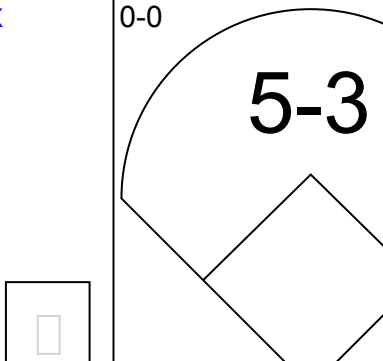
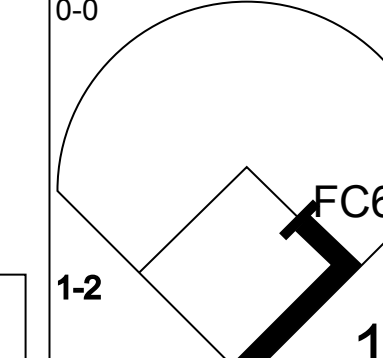
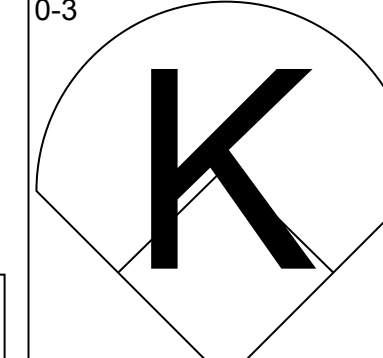
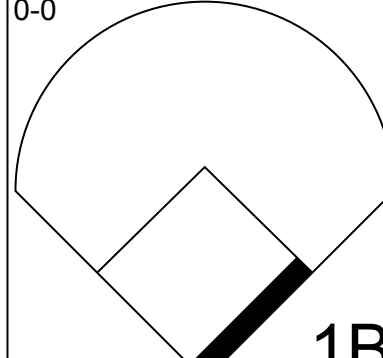
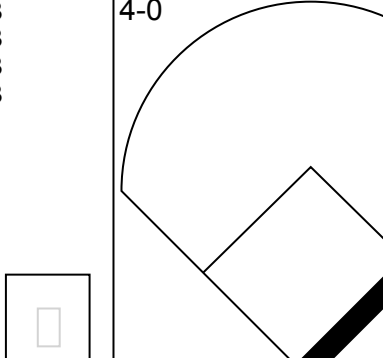
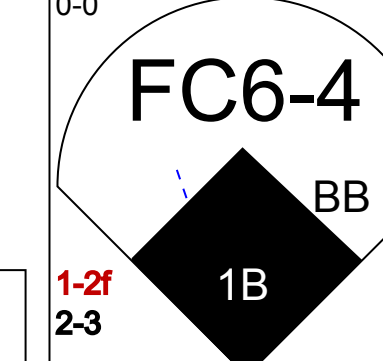
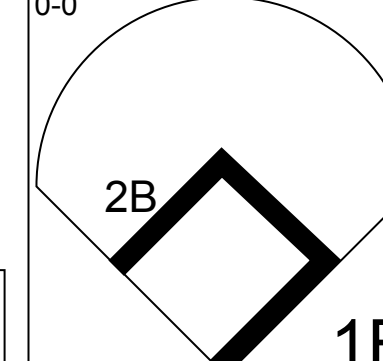
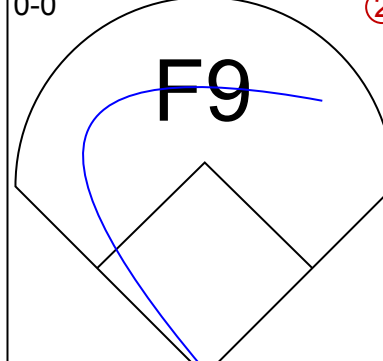
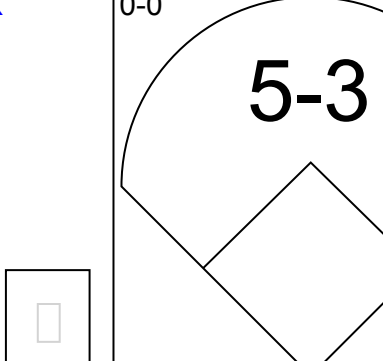
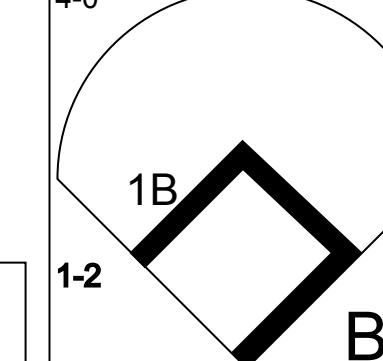
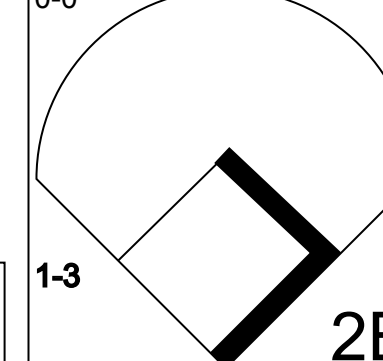
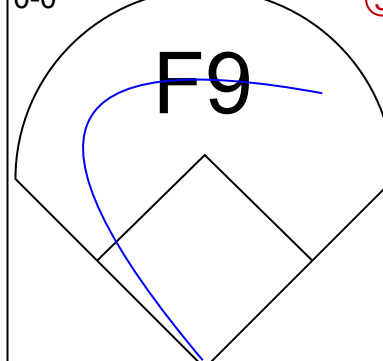
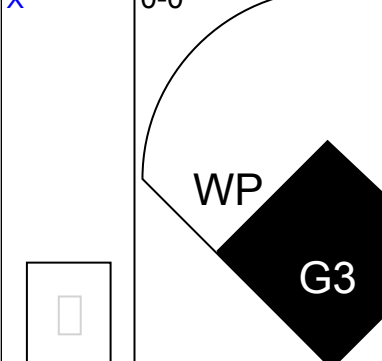
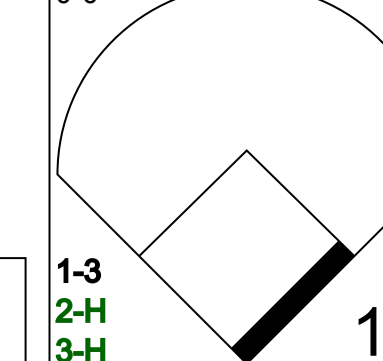
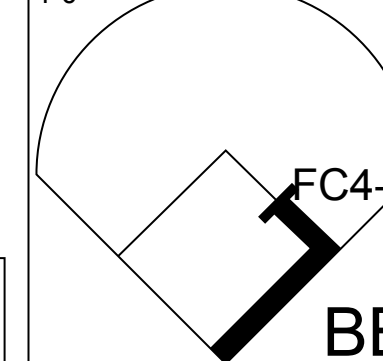
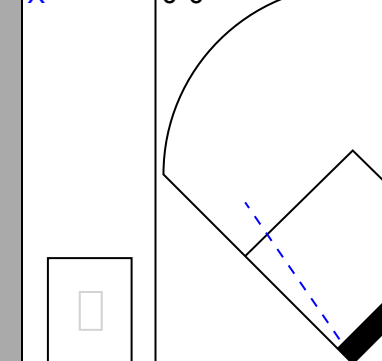
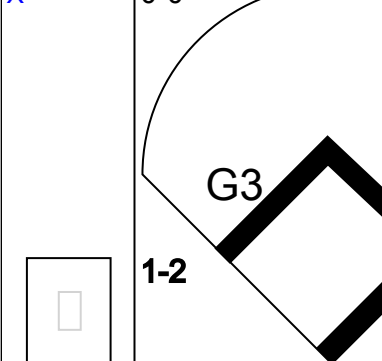
AB	28
R	5
H	7
RBI	4
BB	2
SO	5
LOB	8



AB	36
R	6
H	13
RBI	5
BB	5
SO	4
LOB	16



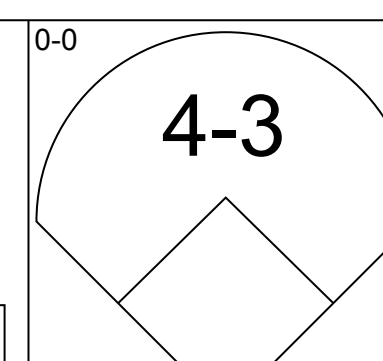
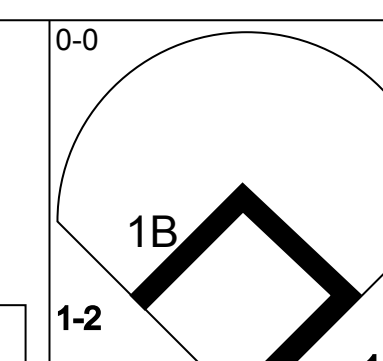
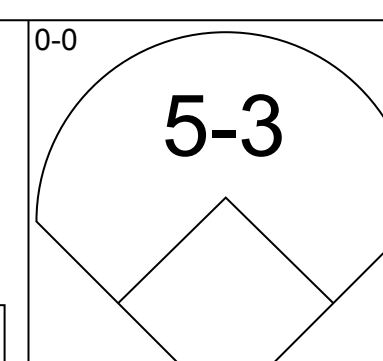
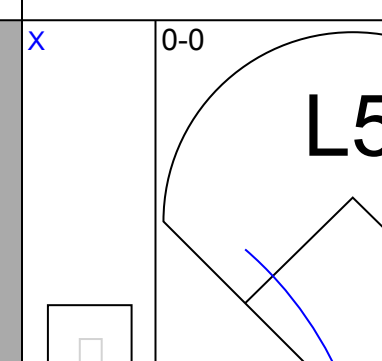
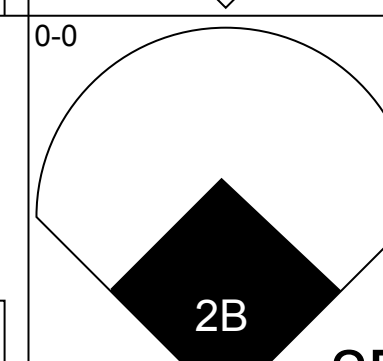
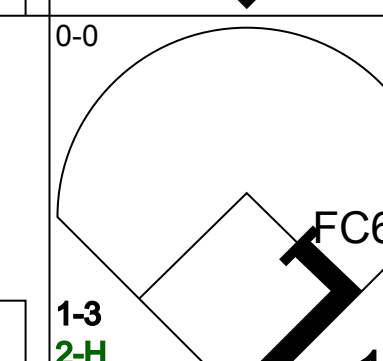
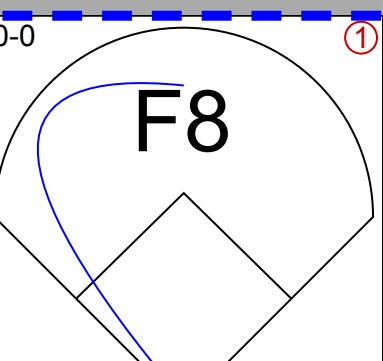
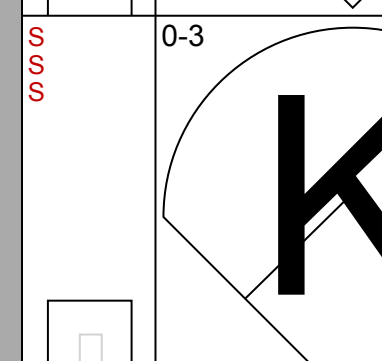
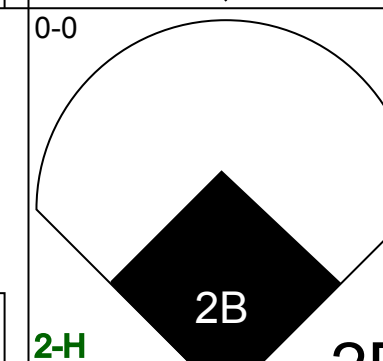
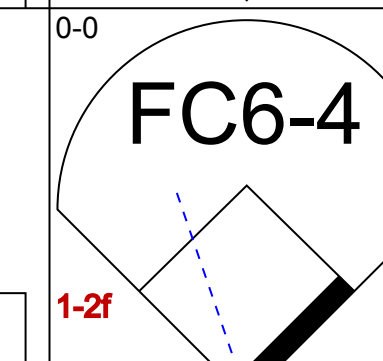
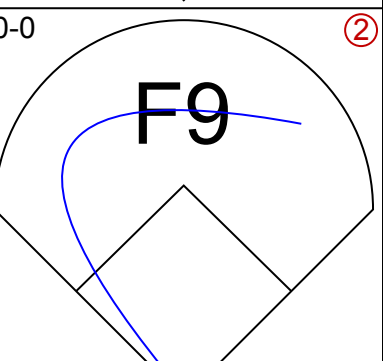
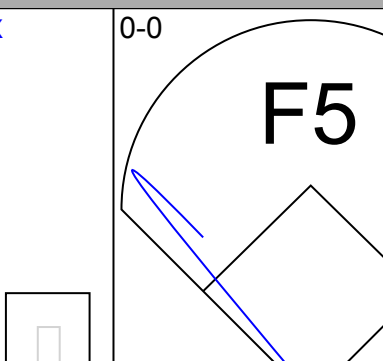
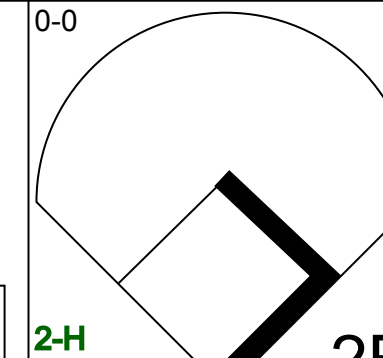
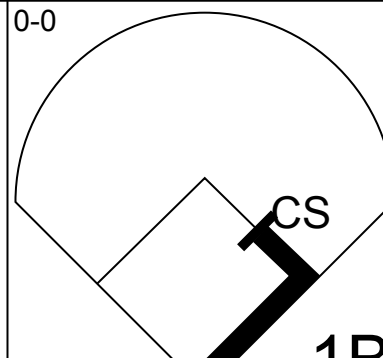
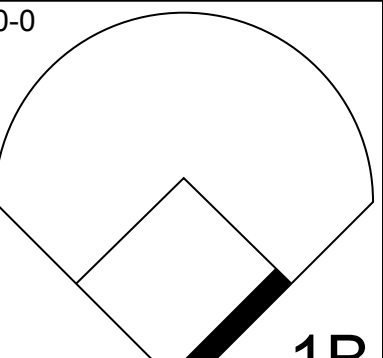
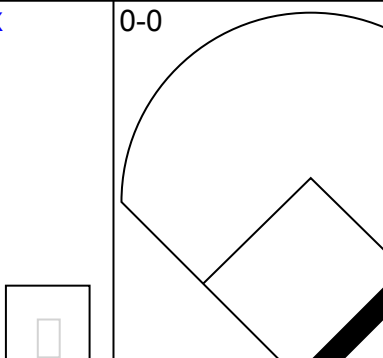
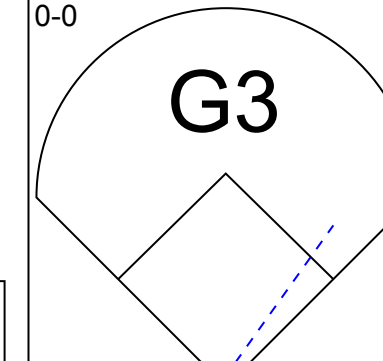
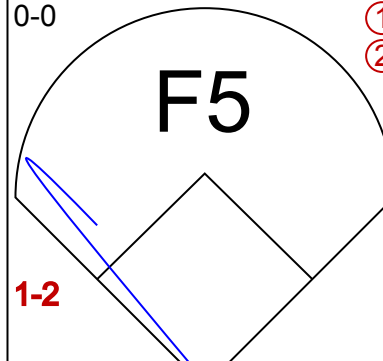
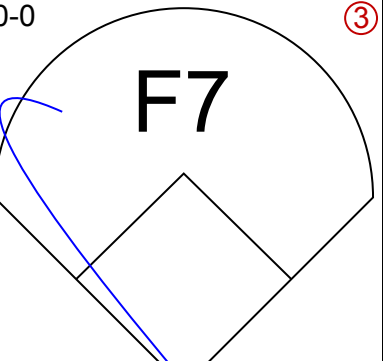
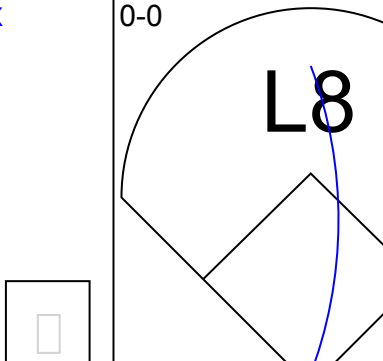
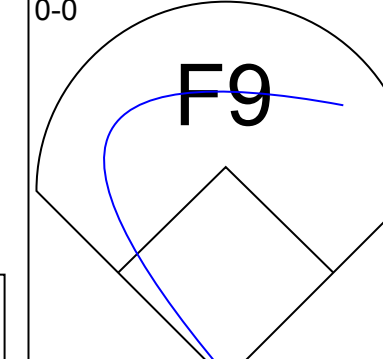
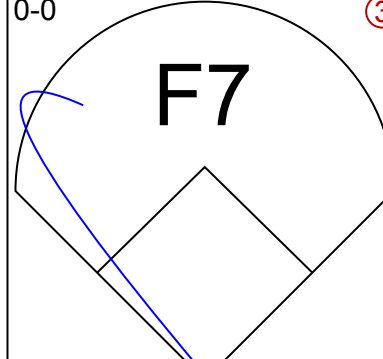
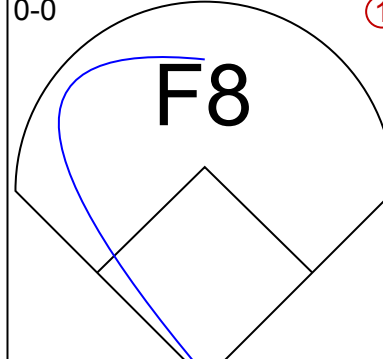
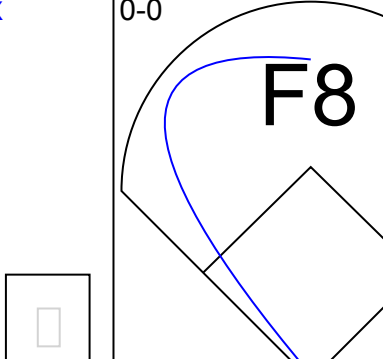
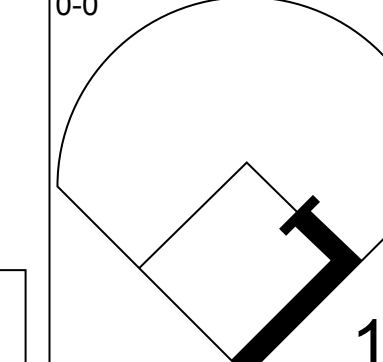
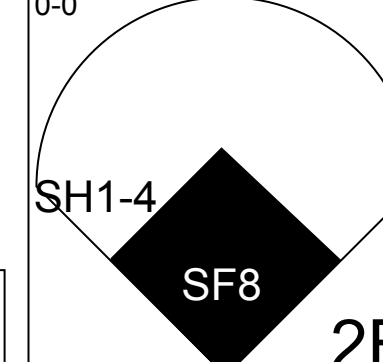
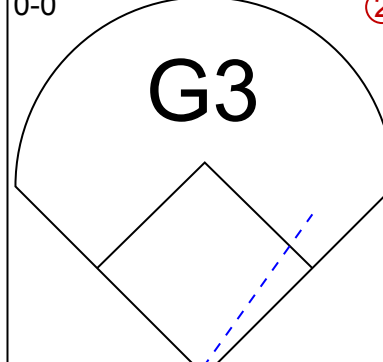
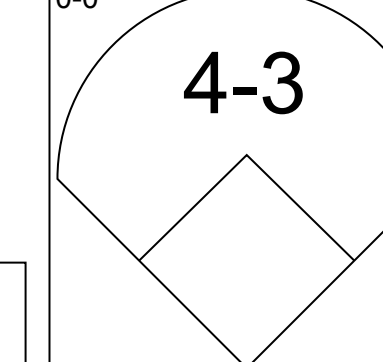
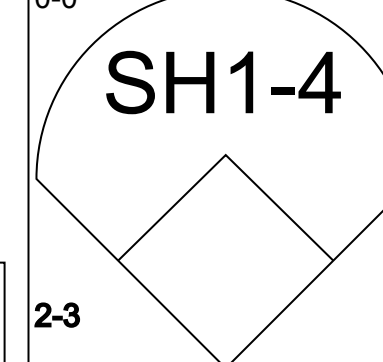
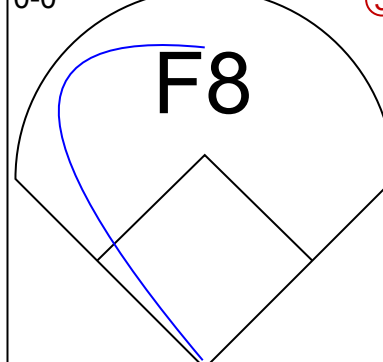
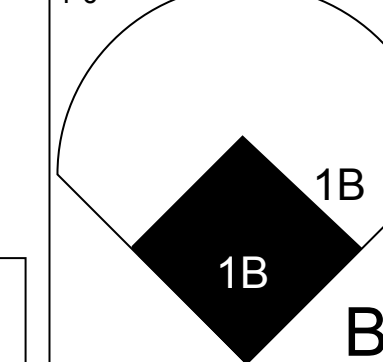
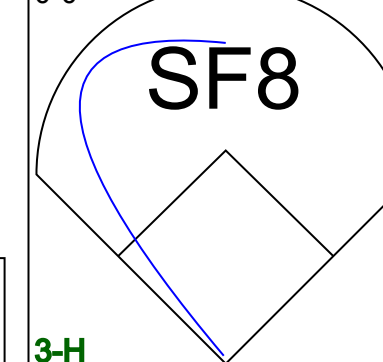
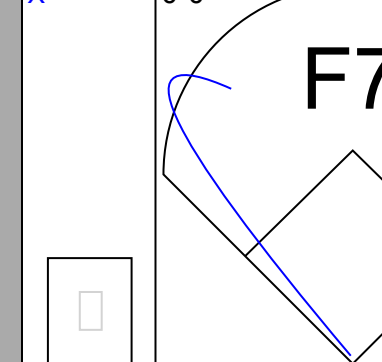


Batter	1	2	3	4	5	6	7	8	9	AB	R	H	RBI	BB	SO	LOB	TOP					
<b>Bump Wills, S</b> OBP: 0.337, SLG: 0.342 (1, 4)										5	0	0	1	0	2	7						
<b>Mickey Rivers, L</b> OBP: 0.297, SLG: 0.390 (1, 8)										0	0	0	0	0	0	0						
<b>Buddy Bell, R</b> OBP: 0.326, SLG: 0.448 (1, 6)										5	0	0	0	0	0	4						
<b>Al Oliver, L</b> OBP: 0.360, SLG: 0.478 (1, 7)										4	1	1	0	0	0	1						
<b>Richie Zisk, R</b> OBP: 0.345, SLG: 0.414 (1, 9)										4	0	0	0	0	2	1						
<b>John Ellis, R</b> OBP: 0.318, SLG: 0.452 <b>Mike Jorgensen, L</b> OBP: 0.308, SLG: 0.413 (8, 3)										3	0	2	0	1	1	0						
<b>Eric Soderholm, R</b> OBP: 0.310, SLG: 0.394 (1, 5)										4	1	1	0	0	0	4						
<b>Bill Sample, R</b> OBP: 0.346, SLG: 0.388 (1, 10)										3	1	2	0	1	0	1						
<b>Jim Sundberg, R</b> OBP: 0.333, SLG: 0.376 (1, 2)										3	0	3	2	1	0	0						
<b>Inning Stats</b>	R: 0 E: 0 K: 1 S: 5	H: 0 LOB: 0 BB: 0 P: 5	R: 2 E: 0 K: 2 S: 10	H: 3 LOB: 2 BB: 1 P: 14	R: 0 E: 0 K: 0 S: 3	H: 1 LOB: 0 BB: 0 P: 3	R: 0 E: 0 K: 2 S: 9	H: 2 LOB: 3 BB: 1 P: 13	R: 0 E: 1 K: 0 S: 3	H: 0 LOB: 0 BB: 0 P: 3	R: 0 E: 0 K: 0 S: 4	H: 1 LOB: 1 BB: 0 P: 4	R: 0 E: 1 K: 0 S: 4	H: 1 LOB: 1 BB: 0 P: 4	R: 0 E: 0 K: 0 S: 3	H: 0 LOB: 1 BB: 1 P: 7	R: 1 E: 0 K: 0 S: 5	H: 2 LOB: 1 BB: 0 P: 5	1B: 9 2B: 1 3B: 0 HR: 0	SF: 0 SAC: 0 DP: 3 HBP: 0	WP: 1 PB: 0 SB: 0 CS: 0	PA: 39
<b>PITCHER</b>	IP	WLS	BF	H	R	ER	SO	BB	IBB	HBP	BLK	WP	HR	S	P	ERA	WHIP					
<b>Tommy John, L</b> ERA: 2.91	(1, 1)	8.0	W	36	10	3	3	5	3	0	0	0	0	43	55	3.38	1.625					
<b>Rich Gossage, R</b> ERA: 4.32	(9, 1)	1.0	S	3	0	0	0	0	0	0	0	0	1	0	3	0.00	0.000					

Texas Rangers @ New York Yankees  
Yankee Stadium, Bronx, NY  
Wed Aug 15 1979, 7:05 PM EDT  
Att: 25,905 - Unknown - 64 F

AB	31
R	3
H	9
RBI	3
BB	3
SO	5
LOB	18



Batter	1	2	3	4	5	6	7	8	9	AB	R	H	RBI	BB	SO	LOB	BOTTOM					
<b>Willie Randolph, R</b> OBP: 0.377, SLG: 0.372 (1, 4)										4	0	1	0	0	0	0						
<b>Bobby Murcer, L</b> OBP: 0.348, SLG: 0.388 (1, 8)										4	1	2	1	0	1	0						
<b>Lou Piniella, R</b> OBP: 0.334, SLG: 0.450 (1, 7)										4	1	1	1	0	0	2						
<b>Reggie Jackson, L</b> OBP: 0.389, SLG: 0.547 (1, 9)										4	0	4	1	0	0	0						
<b>Chris Chambliss, L</b> OBP: 0.319, SLG: 0.455 (1, 3)										4	0	0	0	0	0	4						
<b>Graig Nettles, L</b> OBP: 0.325, SLG: 0.383 (1, 5)										4	0	0	0	0	0	2						
<b>Roy White, S</b> OBP: 0.267, SLG: 0.261 (1, 10)										3	1	2	0	0	0	0						
<b>Brad Gulden, L</b> OBP: 0.160, SLG: 0.167 (1, 2)										2	0	0	0	0	0	0						
<b>Bucky Dent, R</b> OBP: 0.288, SLG: 0.284 (1, 6)										1	1	0	1	1	0	0						
<b>Inning Stats</b>	R: 2 E: 0 K: 0 S: 6	H: 3 LOB: 1 BB: 0 P: 6	R: 1 E: 0 K: 0 S: 5	H: 3 LOB: 2 BB: 1 P: 9	R: 0 E: 0 K: 0 S: 3	H: 1 LOB: 0 BB: 0 P: 3	R: 1 E: 0 K: 0 S: 4	H: 1 LOB: 0 BB: 0 P: 4	R: 0 E: 0 K: 0 S: 4	H: 0 LOB: 0 BB: 0 P: 3	R: 0 E: 0 K: 1 S: 5	H: 0 LOB: 0 BB: 0 P: 5	R: 0 E: 0 K: 0 S: 4	H: 1 LOB: 1 BB: 0 P: 4	R: 0 E: 0 K: 0 S: 4	H: 1 LOB: 1 BB: 0 P: 4	R: 1 E: 0 K: 0 S: 5	H: 2 LOB: 1 BB: 0 P: 5	1B: 6 2B: 4 3B: 0 HR: 0	SF: 1 SAC: 1 DP: 0 HBP: 0	WP: 0 PB: 0 SB: 0 CS: 1	PA: 33
<b>PITCHER</b>	IP	WLS	BF	H	R	ER	SO	BB	IBB	HBP	BLK	WP	HR	S	P	ERA	WHIP					
<b>Jerry Don Gleaton, L</b> ERA: 6.53	(1, 1)	4.0	L	19	8	4	4	0	0	0	0	0	0	18	22	9.00	2.250					
<b>John Henry Johnson, L</b> ERA: 4.67	(5, 1)	4.0		14	2	0	0	1	0	0	0	0	0	16	16	0.00	0.500					

Texas Rangers @ New York Yankees  
Yankee Stadium, Bronx, NY  
Wed Aug 15 1979, 7:05 PM EDT  
Att: 25,905 - Unknown - 64 F

AB	30
R	4
H	10
RBI	4
BB	1
SO	1
LOB	8





Batter	1	2	3	4	5	6	7	8	9	AB	R	H	RBI	BB	SO	LOB	TOP		
<b>Bump Wills, S</b> OBP: 0.338, SLG: 0.344	0-0 BB 1B		0-0 G3		0-0 F8			0-0 FC6-4 1B		4	1	2	0	0	0	1	<b>Texas Rangers @ Milwaukee Brewers</b> Milwaukee County Stadium, Milwaukee, WI Thu Aug 16 1979, 8:05 PM EDT Att: 14,559 - Unknown <a href="http://livebaseballscorecards.com">livebaseballscorecards.com</a>		
<b>Mickey Rivers, L</b> OBP: 0.297, SLG: 0.387	4-0 1B BB		0-0 F9		0-0 F8		0-0 F3		3	0	0	0	1	0	1				
<b>Al Oliver, L</b> OBP: 0.357, SLG: 0.473	0-0 F7		0-3 K		0-0 F8		0-0 FC6-4		4	0	0	0	0	1	3				
<b>Buddy Bell, R</b> OBP: 0.328, SLG: 0.448	0-0 1-2 2H 1B			0-0 FC5-4 1B		0-3 K		0-0 4-3		4	0	2	1	0	1	0			
<b>Richie Zisk, R</b> OBP: 0.344, SLG: 0.410	0-0 F7		0-0 FC5-4 L5-3		0-0 6-3		0-0 1B BB		3	0	0	0	1	0	3				
<b>Willie Montanez, L</b> OBP: 0.276, SLG: 0.315	0-0 G3		0-0 L5-3		0-3 K		0-0 1-3 1B		4	0	1	0	0	1	3				
<b>Eric Soderholm, R</b> OBP: 0.310, SLG: 0.393		0-3 K		0-0 F2		0-0 FC4 1B		0-0 F8		4	0	1	0	0	1	2			
<b>Pat Putnam, L</b> OBP: 0.325, SLG: 0.467		0-0 CS 1B		0-3 K		0-0 FC4		0-0 L1		4	0	1	0	0	1	3			
<b>Jim Sundberg, R</b> OBP: 0.333, SLG: 0.375	0-0 1-2 F6			0-0 1B				0-0 F7		3	0	1	0	0	0	1			
<b>Inning Stats</b>	R: 1 E: 0 K: 0 S: 5	H: 2 LOB: 2 BB: 1 P: 9	R: 0 E: 0 K: 1 S: 5	H: 1 LOB: 0 BB: 0 P: 5	R: 0 E: 0 K: 1 S: 5	H: 0 LOB: 0 BB: 0 P: 5	R: 0 E: 0 K: 0 S: 3	H: 1 LOB: 0 BB: 0 P: 3	R: 0 E: 0 K: 1 S: 6	H: 1 LOB: 1 BB: 0 P: 6	R: 0 E: 0 K: 1 S: 6	H: 1 LOB: 1 BB: 0 P: 6	R: 0 E: 0 K: 0 S: 4	H: 1 LOB: 2 BB: 1 P: 8	R: 0 E: 0 K: 0 S: 4	H: 1 LOB: 2 BB: 1 P: 8	1B: 8 2B: 1 3B: 0 HR: 0	SF: 0 SAC: 0 DP: 1 HBP: 0	WP: 0 PA: 35 SB: 0 CS: 1
<b>PITCHER</b> <b>Lary Sorensen, R</b> ERA: 3.69	IP: 9.0 WLS: W BF: 35 H: 8 R: 1 ER: 1 SO: 5 BB: 2 IBB: 0 HBP: 0 BLK: 0 WP: 0 HR: 0 S: 43 P: 51 ERA: 1.00 WHIP: 1.111															<b>PITCHER</b>			

Batter	1	2	3	4	5	6	7	8	9	AB	R	H	RBI	BB	SO	LOB	BOTTOM		
<b>Robin Yount, R</b> OBP: 0.298, SLG: 0.373	0-0 F8	0-0 FC4-6			0-0 FC5-2 1B 1-2 1B		0-0 4-3			4	0	1	0	0	0	1	<b>Texas Rangers @ Milwaukee Brewers</b> Milwaukee County Stadium, Milwaukee, WI Thu Aug 16 1979, 8:05 PM EDT Att: 14,559 - Unknown <a href="http://livebaseballscorecards.com">livebaseballscorecards.com</a>		
<b>Don Money, R</b> OBP: 0.321, SLG: 0.352	4-0 2B BB	0-0 L5			0-0 F4		0-0 5-3		3	1	0	0	1	0	3				
<b>Cecil Cooper, L</b> OBP: 0.378, SLG: 0.516	0-0 1-3 2B		0-0 F8		0-0 FC5-2 1B 1-2 2-3		0-0 2B		4	1	3	0	0	0	0				
<b>Gorman Thomas, R</b> OBP: 0.342, SLG: 0.501	0-0 4-3 PB 2B		0-0 F4		0-0 FC5-2		0-0 F5		4	1	1	2	0	0	4				
<b>Ben Oglivie, L</b> OBP: 0.318, SLG: 0.495	0-0 4-3		0-3 K		0-0 3-1			0-0 F6		4	0	0	0	0	1	4			
<b>Sixto Lezcano, R</b> OBP: 0.418, SLG: 0.555	0-0 1B			0-0 6-3		0-0 E S SF7 1B		0-0 G5-4-3 1B		4	1	3	0	0	0				
<b>Sal Bando, R</b> OBP: 0.336, SLG: 0.361	0-0 6-3			0-0 4-3		0-0 1-3 1B		0-0 G5-4-3		4	0	0	0	0	0	3			
<b>Paul Molitor, R</b> OBP: 0.360, SLG: 0.458		0-0 FC4-6 1B		0-0 1-3		0-0 SF7		0-0 F8		2	0	1	1	0	0	0			
<b>Buck Martinez, R</b> OBP: 0.283, SLG: 0.384		0-0 F9			0-0 1B FC5-2 1B		0-0 F8		3	0	1	0	0	0	1				
<b>Inning Stats</b>	R: 3 E: 0 K: 0 S: 6	H: 3 LOB: 1 BB: 1 P: 10	R: 0 E: 0 K: 0 S: 4	H: 1 LOB: 1 BB: 0 P: 4	R: 0 E: 0 K: 1 S: 5	H: 0 LOB: 0 BB: 0 P: 5	R: 0 E: 0 K: 0 S: 3	H: 0 LOB: 0 BB: 0 P: 3	R: 0 E: 0 K: 0 S: 6	H: 3 LOB: 3 BB: 0 P: 6	R: 1 E: 0 K: 0 S: 4	H: 1 LOB: 1 BB: 0 P: 4	R: 0 E: 0 K: 0 S: 4	H: 1 LOB: 1 BB: 0 P: 4	R: 0 E: 0 K: 0 S: 3	H: 1 LOB: 0 BB: 0 P: 3	1B: 7 2B: 3 3B: 0 HR: 0	SF: 1 SAC: 0 DP: 1 HBP: 0	WP: 0 PA: 34 SB: 1 CS: 0
<b>PITCHER</b> <b>Brian Allard, R</b> ERA: 3.86	IP: 8.0 WLS: L BF: 34 H: 10 R: 4 ER: 3 SO: 1 BB: 1 IBB: 0 HBP: 0 BLK: 0 WP: 0 HR: 0 S: 35 P: 39 ERA: 3.38 WHIP: 1.375															<b>PITCHER</b>			



Batter	1	2	3	4	5	6	7	8	9	AB	R	H	RBI	BB	SO	LOB	TOP			
Bill Sample, R OBP: 0.343, SLG: 0.385 Bump Wills, S OBP: 0.339, SLG: 0.345	F4			F3		FC5-4 1B		G3		2	0	0	0	0	0	0	<b>Texas Rangers @ Milwaukee Brewers</b> Milwaukee County Stadium, Milwaukee, WI Fri Aug 17 1979, 8:05 PM EDT Att: 24,074 - Unknown			
Buddy Bell, R OBP: 0.327, SLG: 0.446	K			G1-6-3 1B		FC5-4 1-2		6-3		4	0	1	0	0	1	4				
Pat Putnam, L OBP: 0.327, SLG: 0.477	K2-3			G1-6-3 1-2						4	1	2	1	0	1	1				
John Ellis, R OBP: 0.314, SLG: 0.445			F3		K				HR	4	0	0	0	0	2	1				
Mike Jorgensen, L OBP: 0.307, SLG: 0.404			CS BB		L7					3	0	0	0	1	1	1				
Jim Sundberg, R OBP: 0.330, SLG: 0.371	F9			5-3						4	0	0	0	0	0	2				
La Rue Washington, R Al Oliver, L OBP: 0.355, SLG: 0.471			F5			L9		4-3		1	0	0	0	0	0	0				
Laryell Blanks, R OBP: 0.265, SLG: 0.274 Mickey Rivers, L OBP: 0.300, SLG: 0.390			F8			1B 1B		G3 1B 1B		1	0	0	0	0	0	0				
Nelson Norman, S OBP: 0.245, SLG: 0.249 Eric Soderholm, R OBP: 0.311, SLG: 0.393			4-3			F3		G3 1B		1	0	0	0	0	0	0				
<b>Inning Stats</b>	R: 0 E: 0 K: 2 S: 7	H: 0 LOB: 0 BB: 7	R: 0 E: 0 K: 0 S: 2	H: 0 LOB: 0 BB: 1 P: 6	R: 0 E: 0 K: 0 S: 3	H: 1 LOB: 0 BB: 0 P: 3	R: 0 E: 0 K: 1 S: 5	H: 0 LOB: 0 BB: 0 P: 5	R: 0 E: 0 K: 0 S: 5	H: 2 LOB: 2 BB: 0 P: 5	R: 1 E: 0 K: 2 S: 8	H: 1 LOB: 0 BB: 0 P: 8	R: 0 E: 0 K: 0 S: 5	H: 2 LOB: 2 BB: 0 P: 5	R: 0 E: 0 K: 0 S: 4	H: 1 LOB: 1 BB: 0 P: 4		1B: 6 2B: 0 3B: 0 HR: 1	SF: 0 SAC: 0 DP: 1 HBP: 0	WP: 1 PB: 0 SB: 0 CS: 1
<b>PITCHER</b> Moose Haas, R ERA: 5.1	IP: 9.0 WLS: W BF: 33 H: 7 R: 1 ER: 1 SO: 5 BB: 1 IBB: 0 HBP: 0 BLK: 0 WP: 1 HR: 1 S: 42 P: 46 ERA: 1.00 WHIP: 0.889																			

Batter	1	2	3	4	5	6	7	8	9	AB	R	H	RBI	BB	SO	LOB	BOTTOM			
Robin Yount, R OBP: 0.300, SLG: 0.375	1B FC6-4 2B		4-3		1-3		WP S 2B BB			3	2	1	0	1	0	0	<b>Texas Rangers @ Milwaukee Brewers</b> Milwaukee County Stadium, Milwaukee, WI Fri Aug 17 1979, 8:05 PM EDT Att: 24,074 - Unknown			
Don Money, R OBP: 0.323, SLG: 0.359	FC6-4 1B		K		2B		5-3			4	0	2	0	0	1	1				
Cecil Cooper, L OBP: 0.379, SLG: 0.518	FC6-4 G3 BB 1-2 3-H		1B		6-3		2B			4	0	2	2	0	0	2				
Gorman Thomas, R OBP: 0.343, SLG: 0.502	G3 BB		F9			4-3 1B 2B		F7		3	1	1	0	1	0	2				
Ben Oglivie, L OBP: 0.315, SLG: 0.490	G3			K		4-3		4-3		4	0	0	0	0	1	4				
Sixto Lezcano, R OBP: 0.419, SLG: 0.563	F6			HR		3B 1B		K		4	2	2	2	0	1	2				
Sal Bando, R OBP: 0.333, SLG: 0.358		K		K		F3		6-3		4	0	0	0	0	2	1				
Paul Molitor, R OBP: 0.361, SLG: 0.468		4-3 3B		5-3		1-H 3B		4-3		4	0	2	1	0	0	0				
Charlie Moore, R OBP: 0.382, SLG: 0.452		4-3			L9		F7			3	0	0	0	0	0	2				
<b>Inning Stats</b>	R: 1 E: 0 K: 0 S: 5	H: 2 LOB: 2 BB: 1 P: 9	R: 0 E: 0 K: 1 S: 5	H: 1 LOB: 1 BB: 0 P: 5	R: 0 E: 0 K: 1 S: 6	H: 1 LOB: 0 BB: 0 P: 6	R: 1 E: 0 K: 2 S: 8	H: 1 LOB: 0 BB: 0 P: 8	R: 0 E: 0 K: 0 S: 4	H: 1 LOB: 1 BB: 0 P: 4	R: 2 E: 0 K: 0 S: 6	H: 3 LOB: 1 BB: 0 P: 6	R: 1 E: 0 K: 0 S: 4	H: 1 LOB: 1 BB: 1 P: 8	R: 0 E: 0 K: 1 S: 5	H: 0 LOB: 0 BB: 0 P: 5		1B: 3 2B: 4 3B: 2 HR: 1	SF: 0 SAC: 0 DP: 0 HBP: 0	WP: 1 PB: 0 SB: 1 CS: 0
<b>PITCHER</b> Steve Comer, R ERA: 3.7 Jim Kern, R ERA: 1.44	IP: 6.0 WLS: L BF: 28 H: 9 R: 5 ER: 5 SO: 4 BB: 2 IBB: 0 HBP: 0 BLK: 0 WP: 0 HR: 1 S: 34 P: 42 ERA: 7.50 WHIP: 1.833																			

AB	32
R	1
H	7
RBI	1
BB	1
SO	5
LOB	12

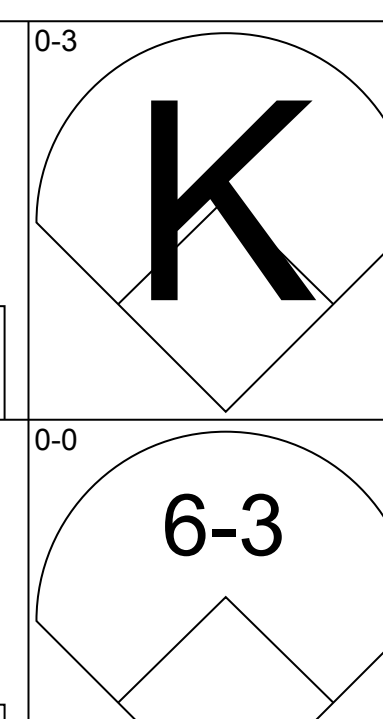
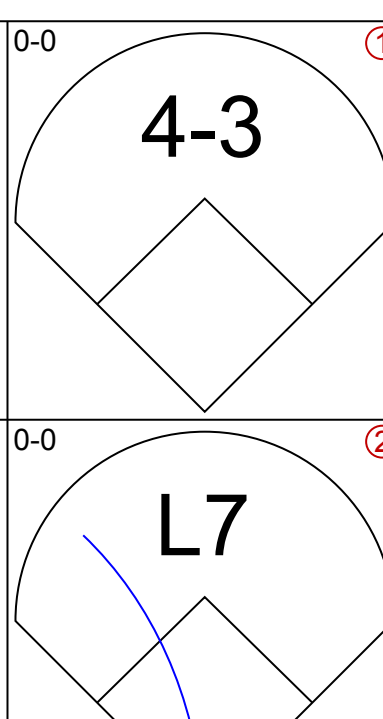
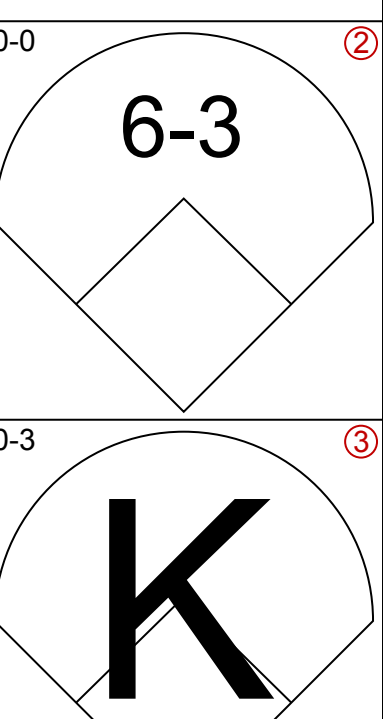
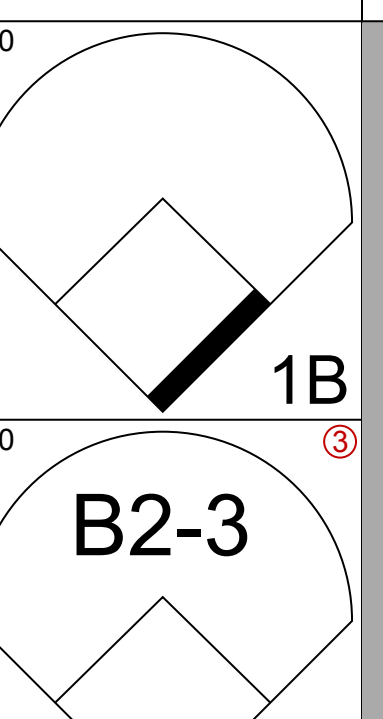
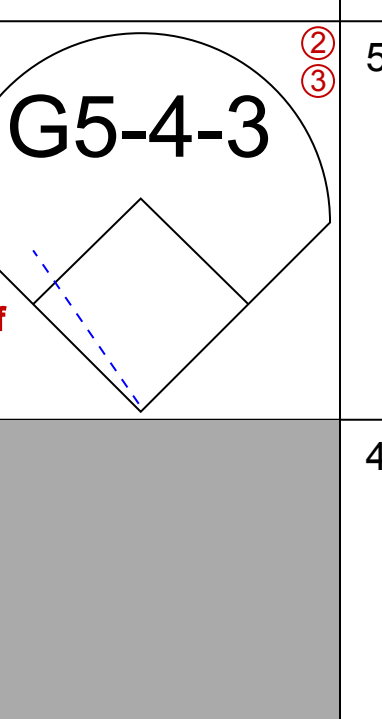
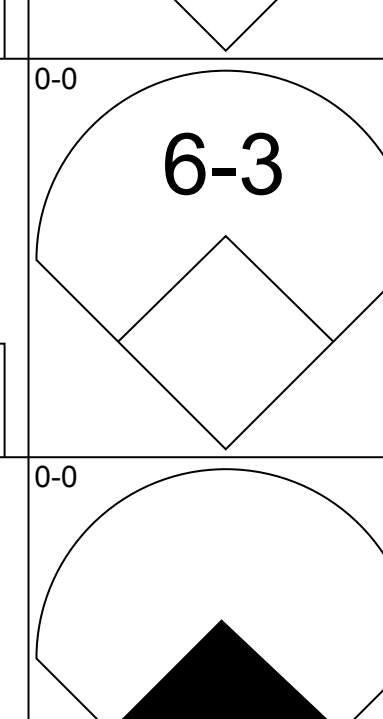
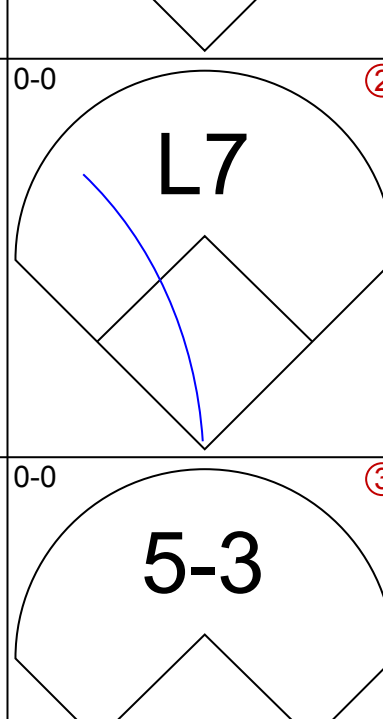
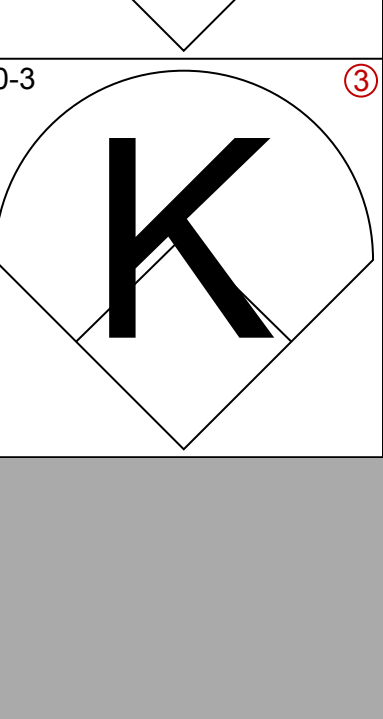
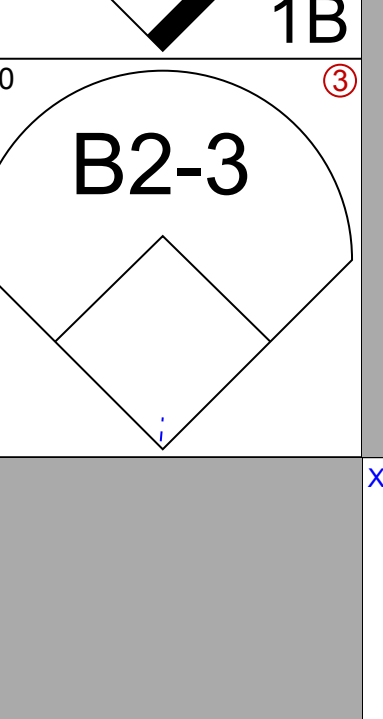
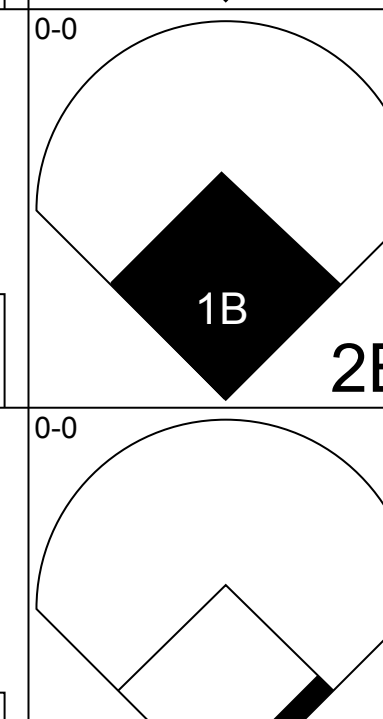
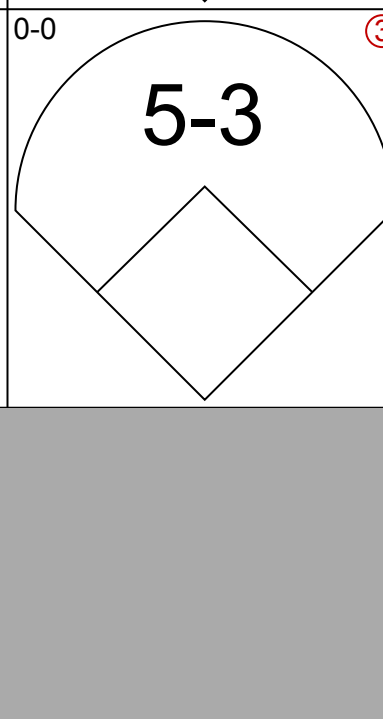
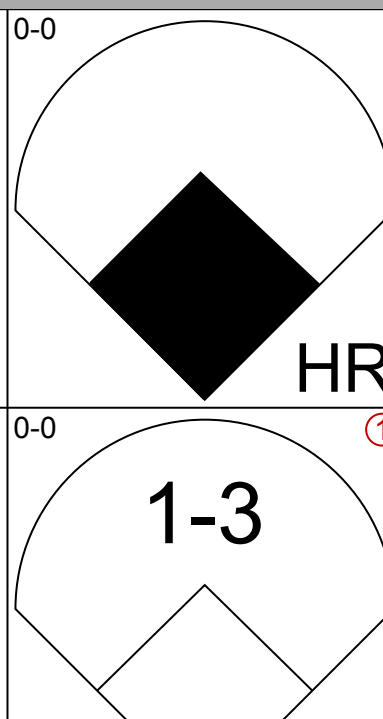
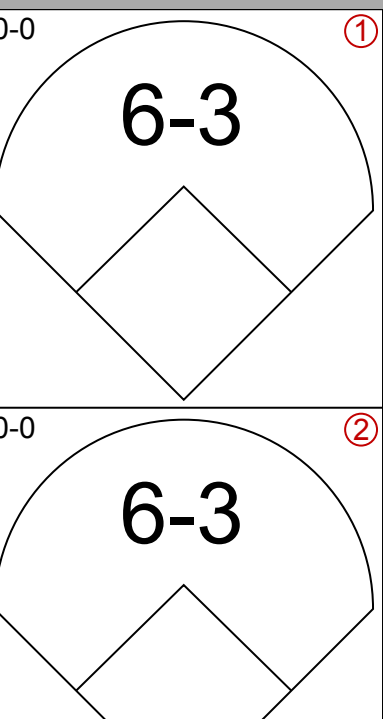
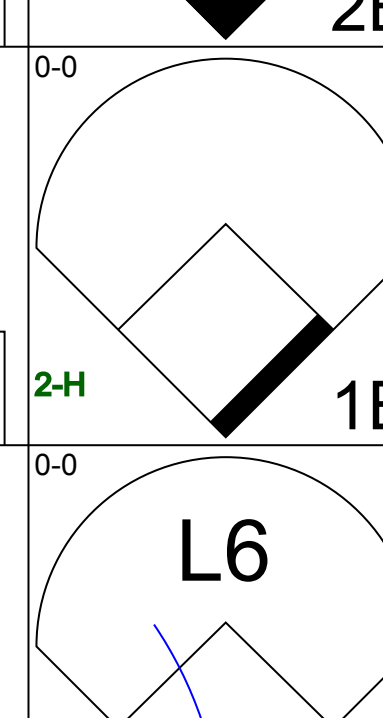
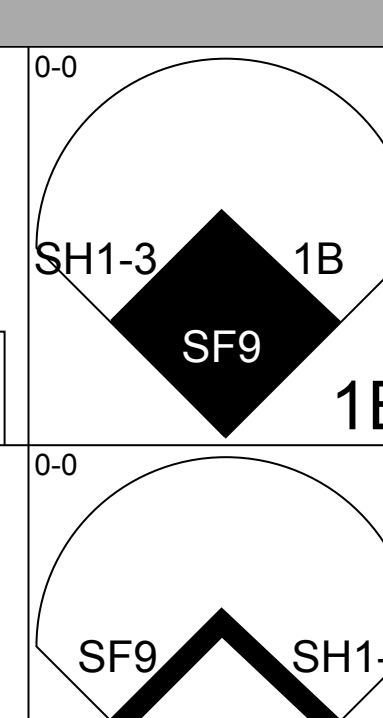
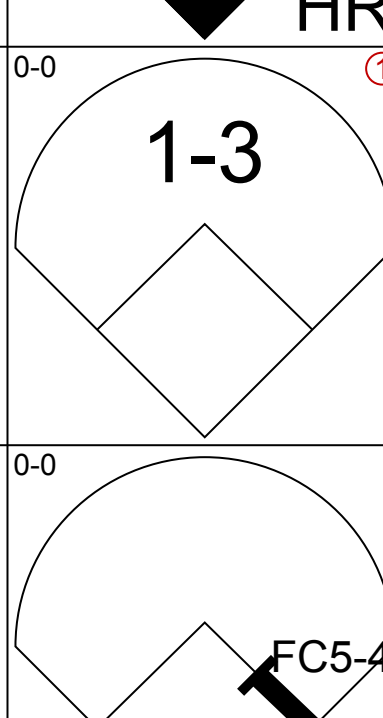
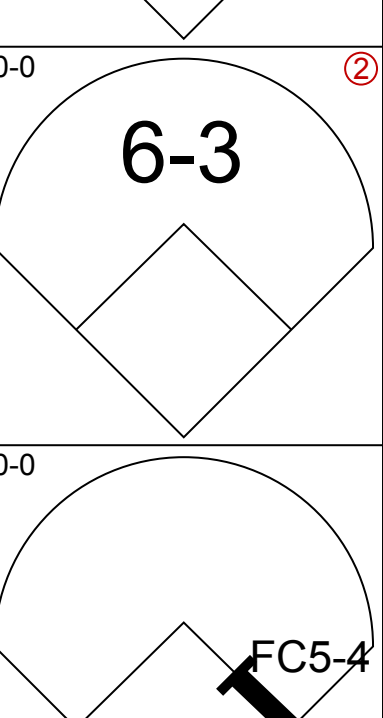
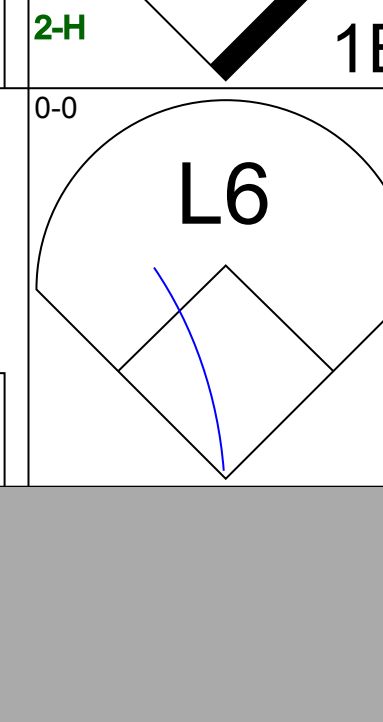
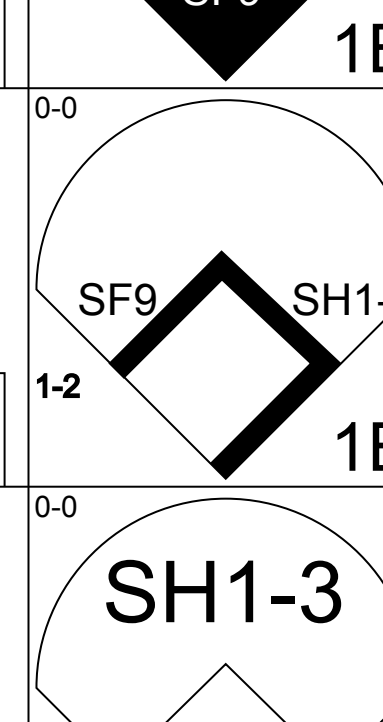
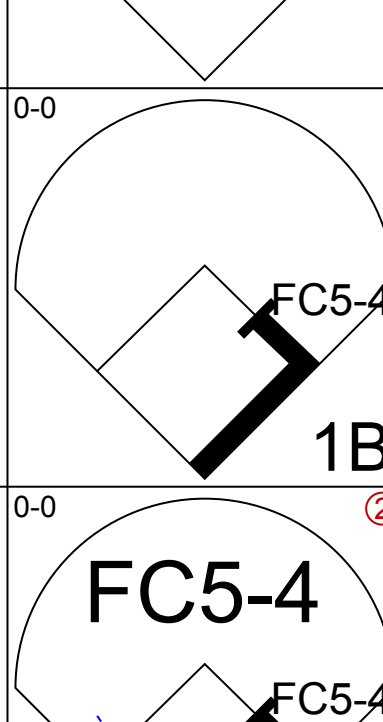
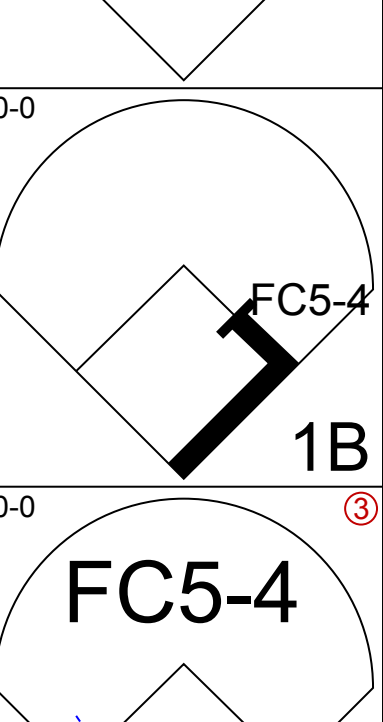
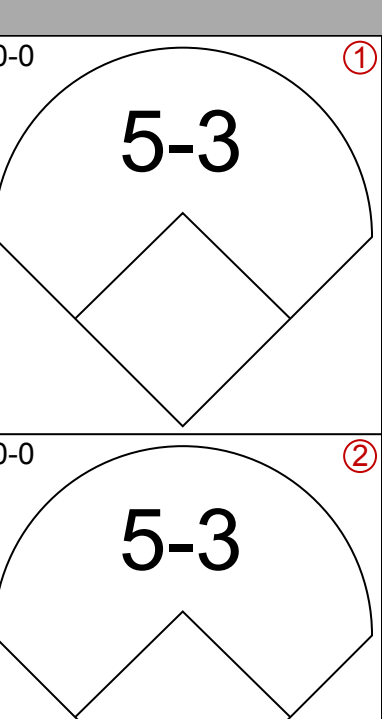
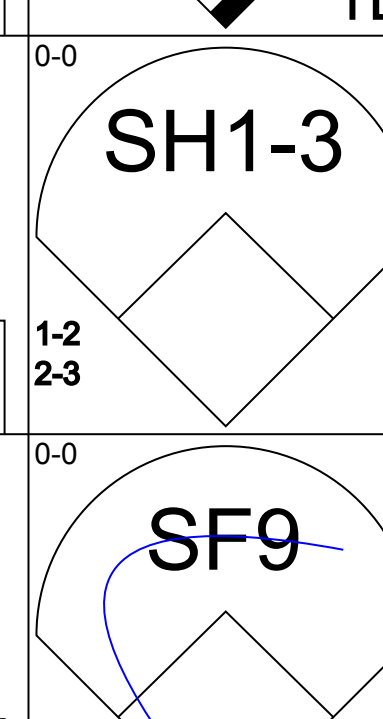
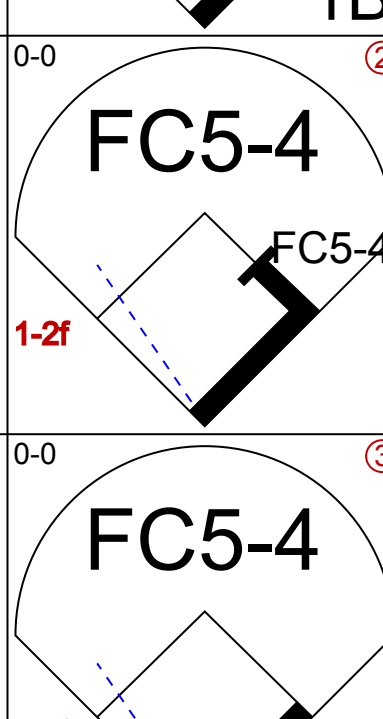
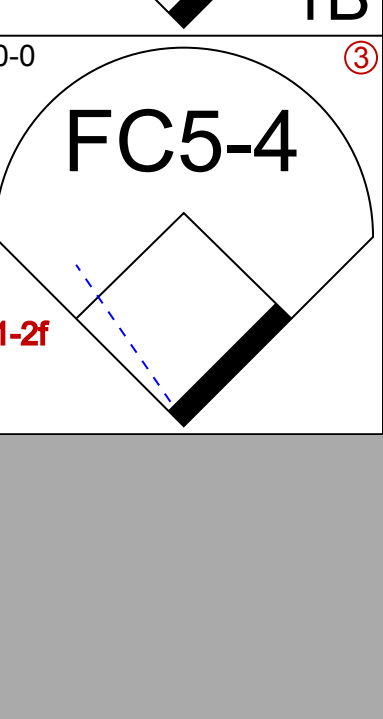
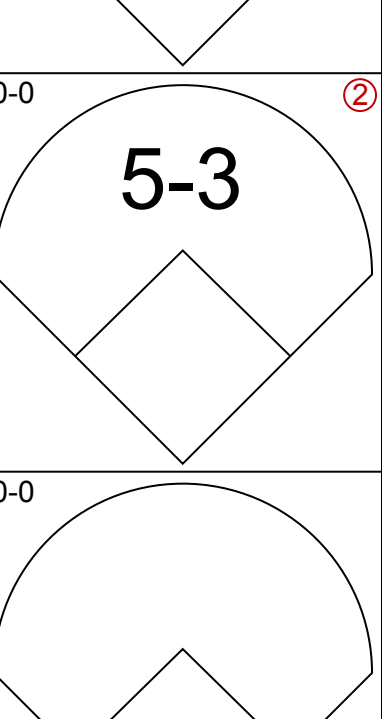
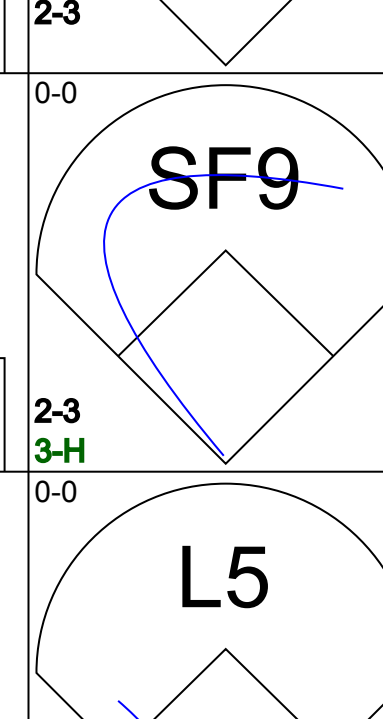
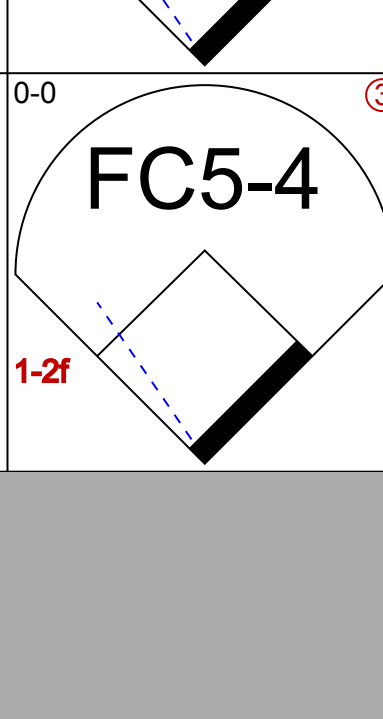
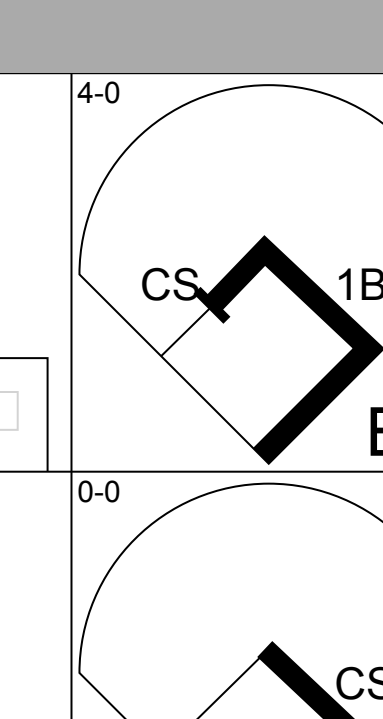
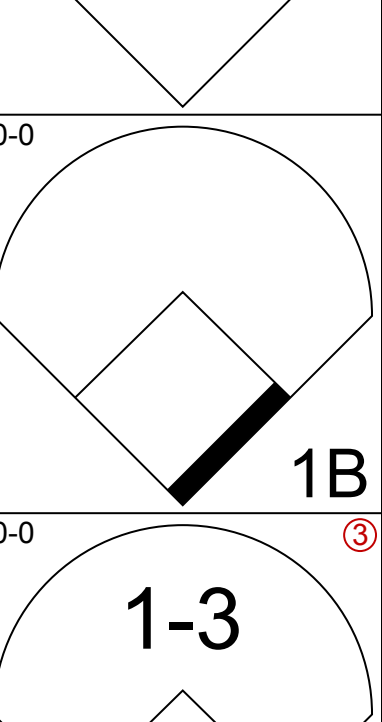
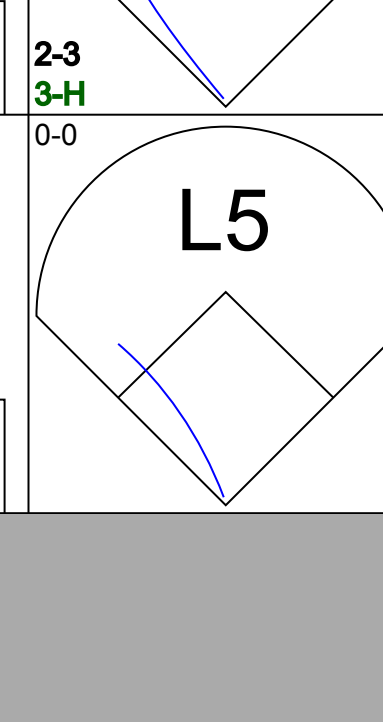
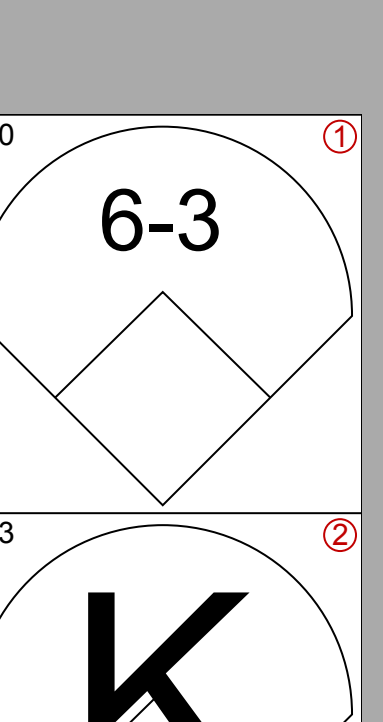
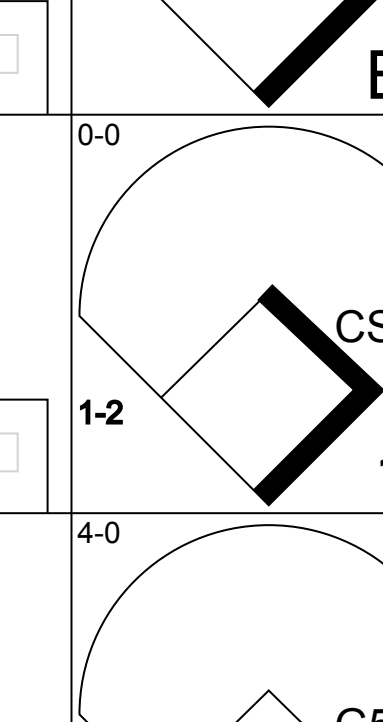

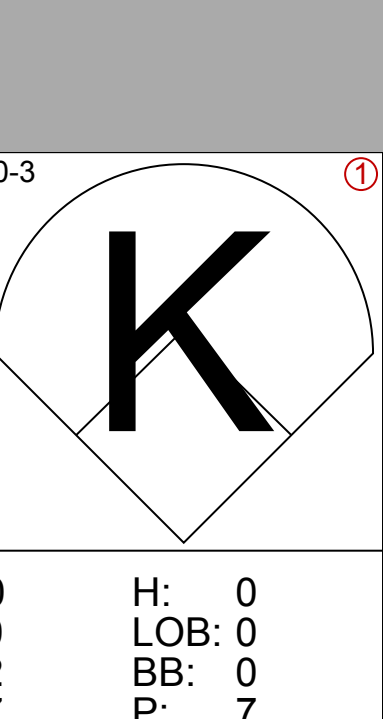
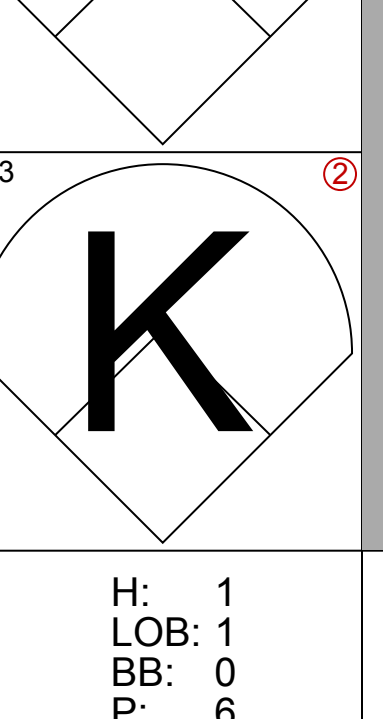
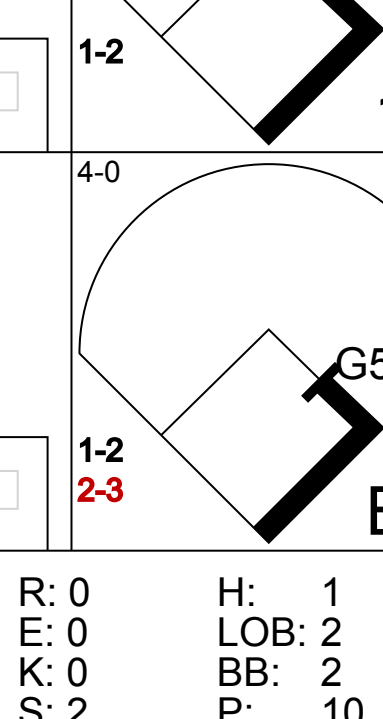


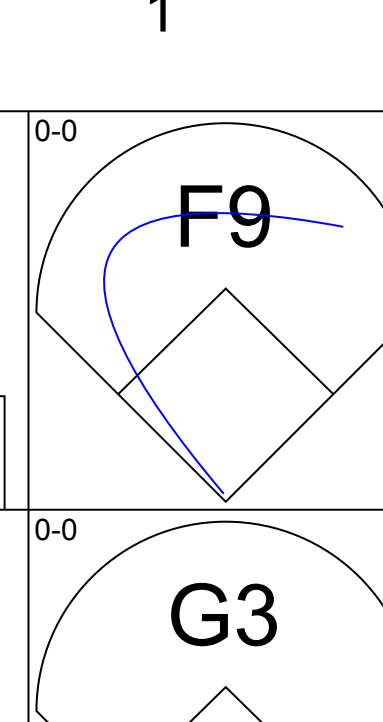
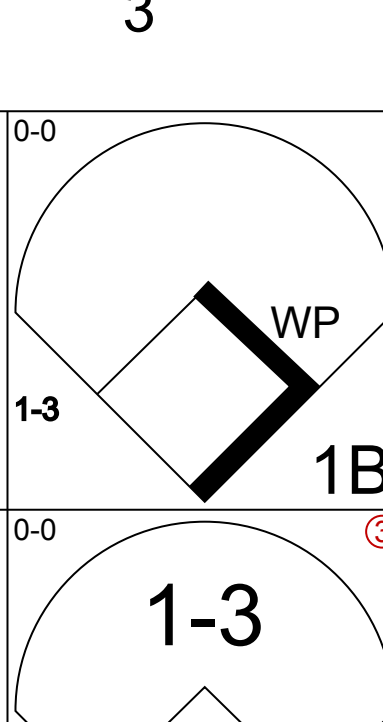
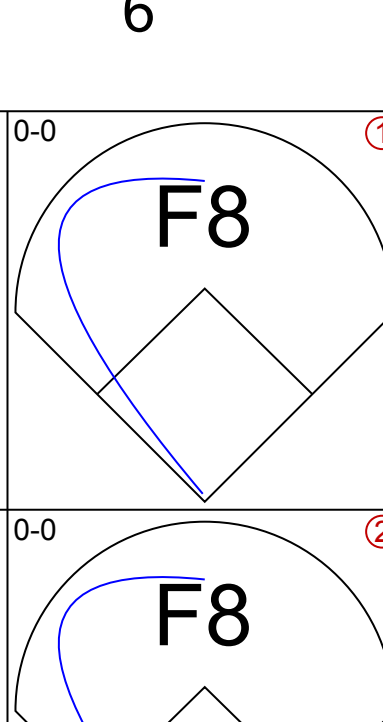
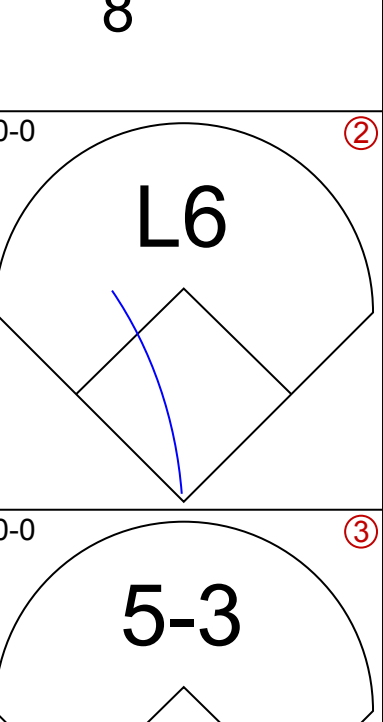
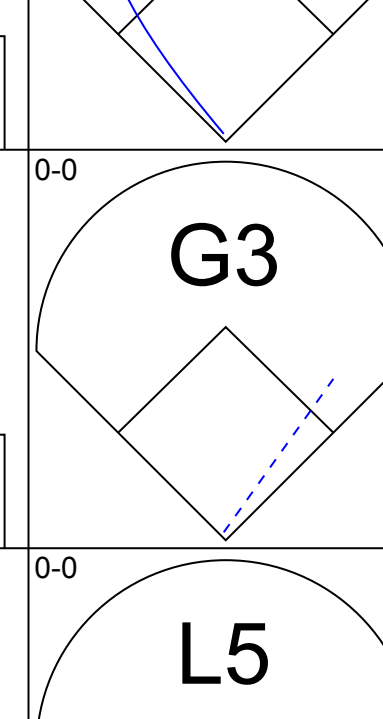
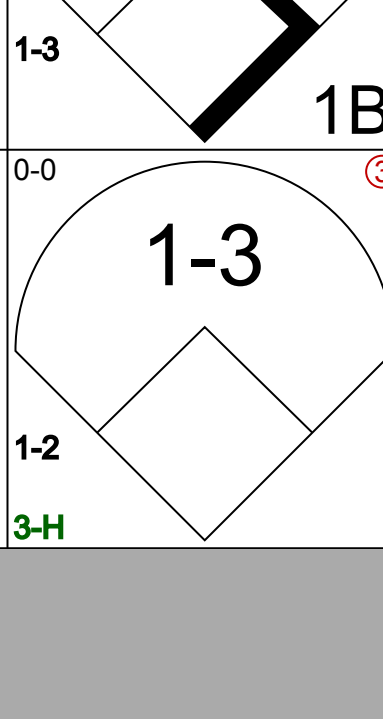
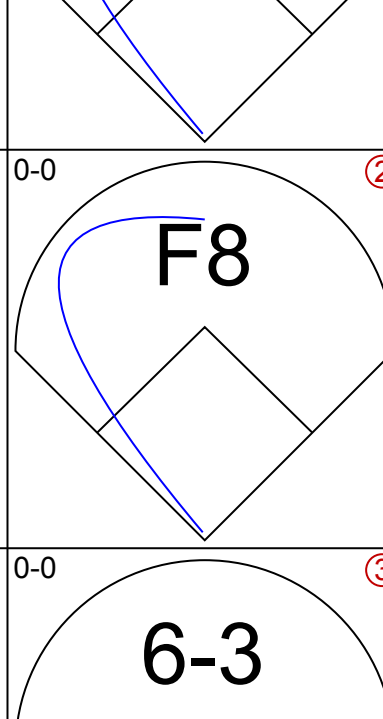
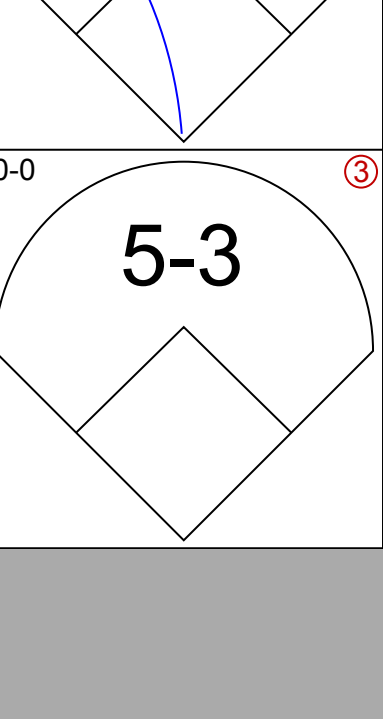
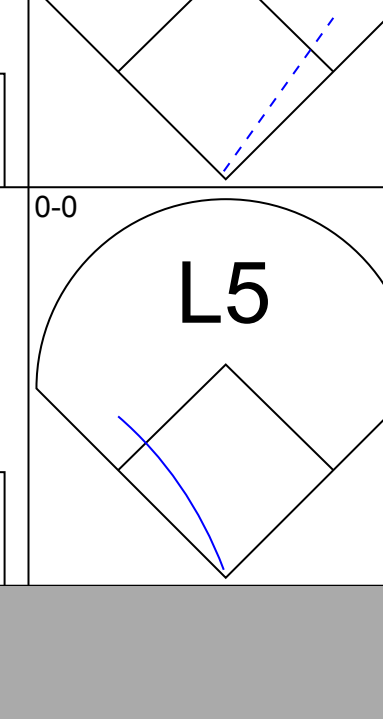
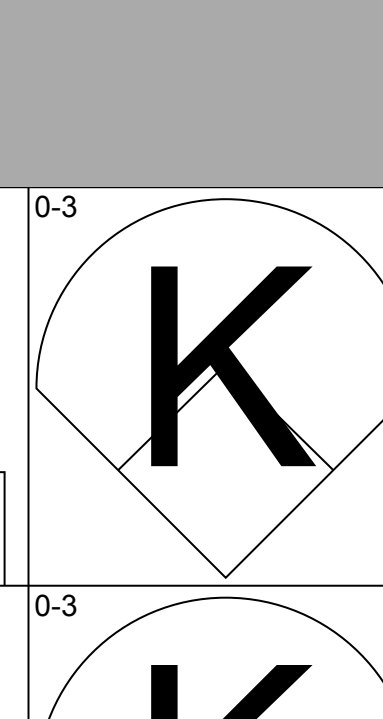
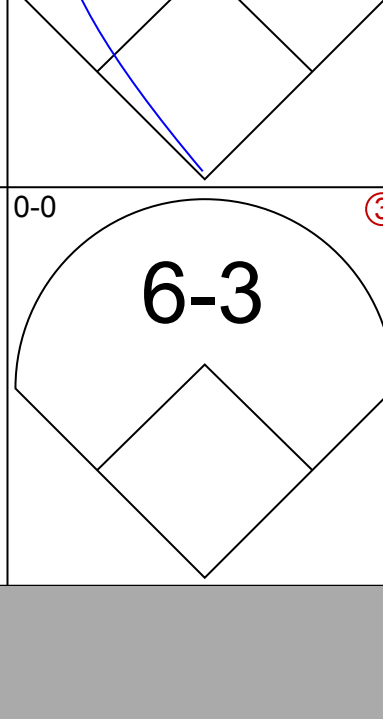
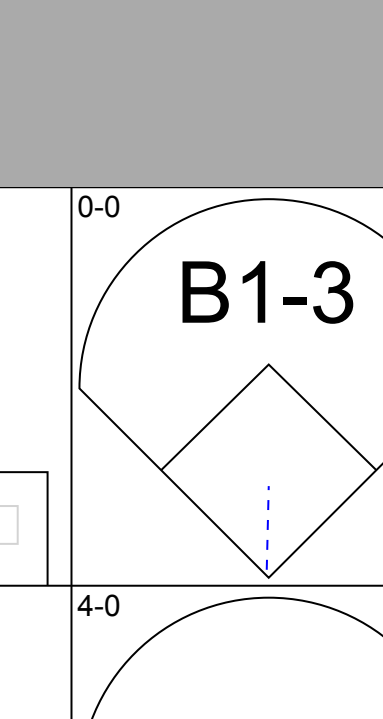
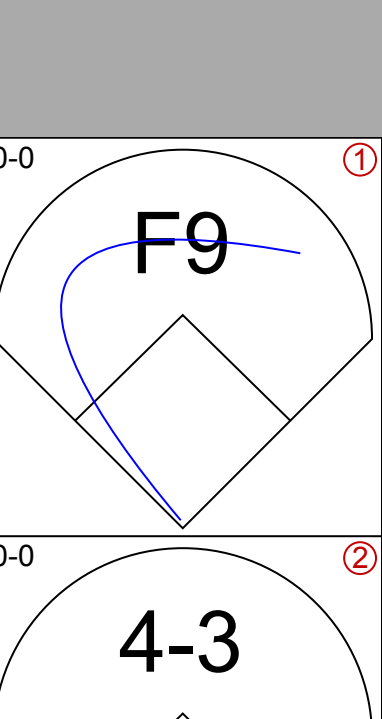
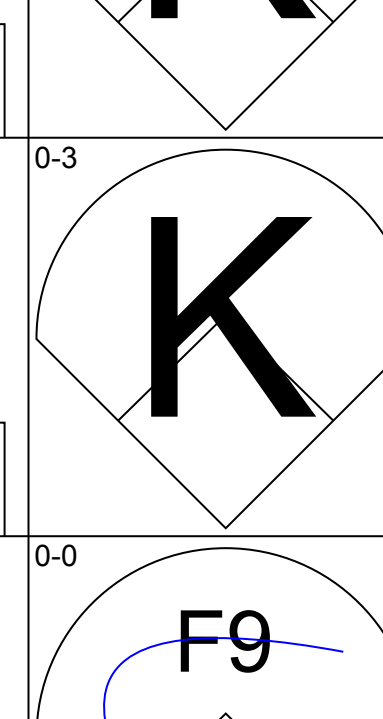
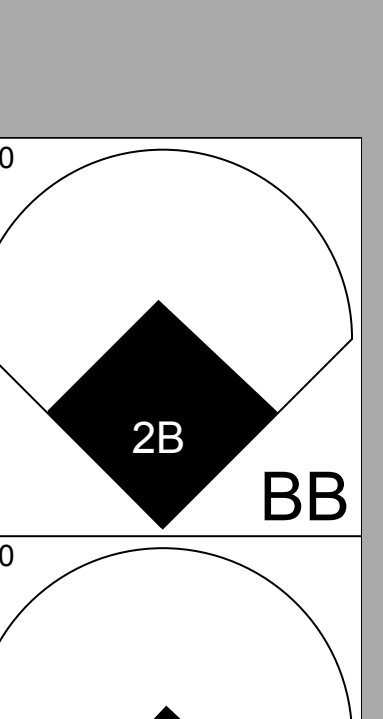
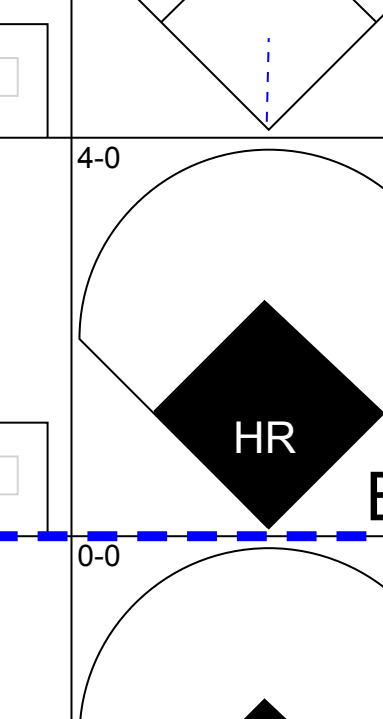
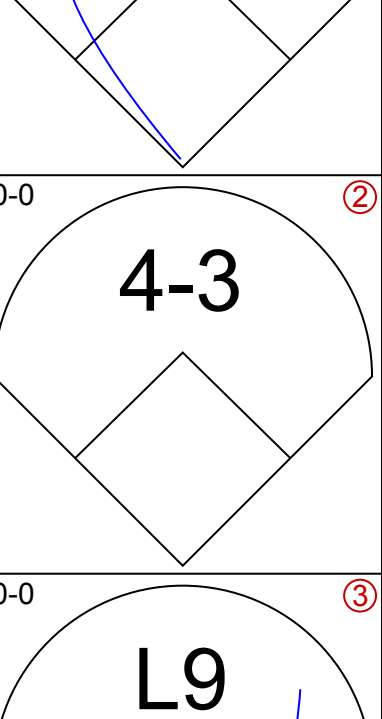
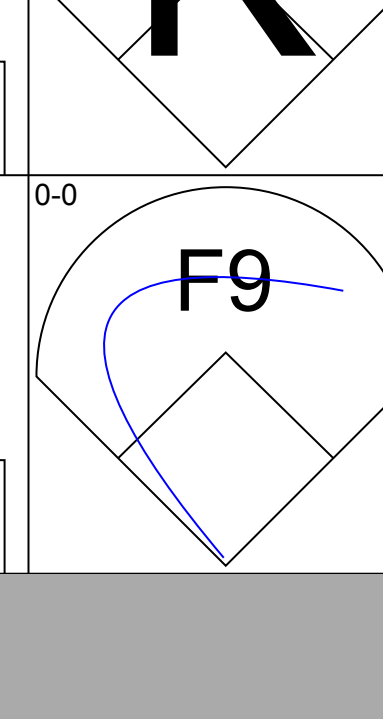
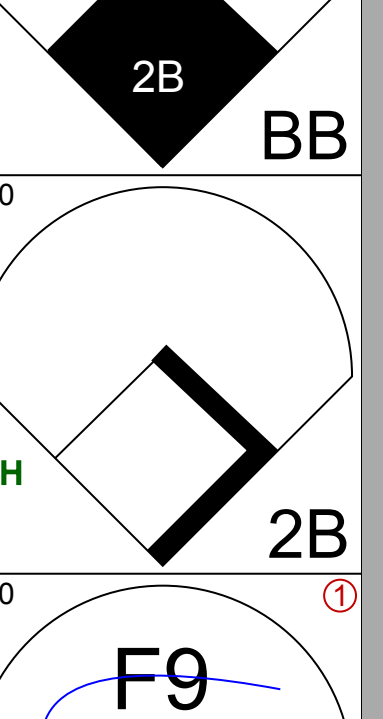
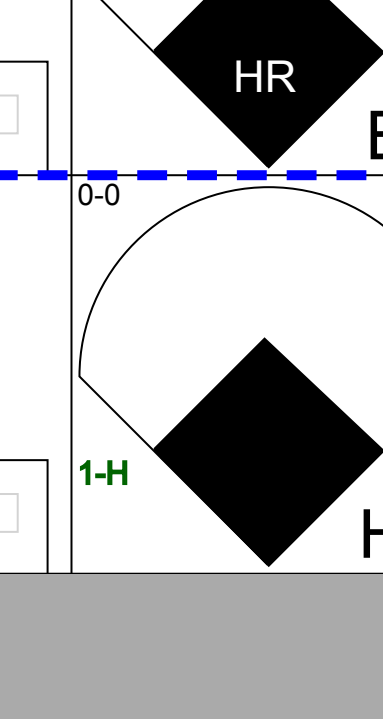

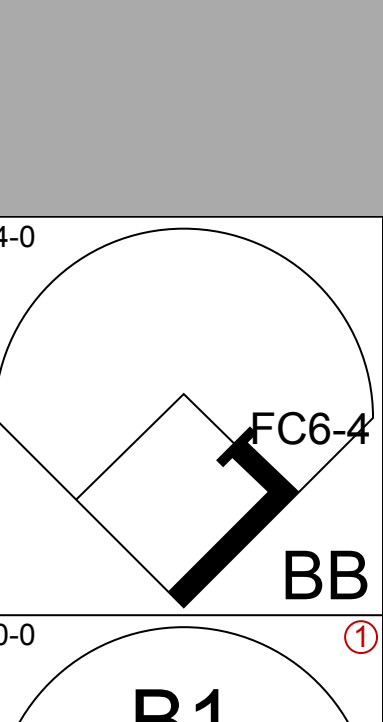
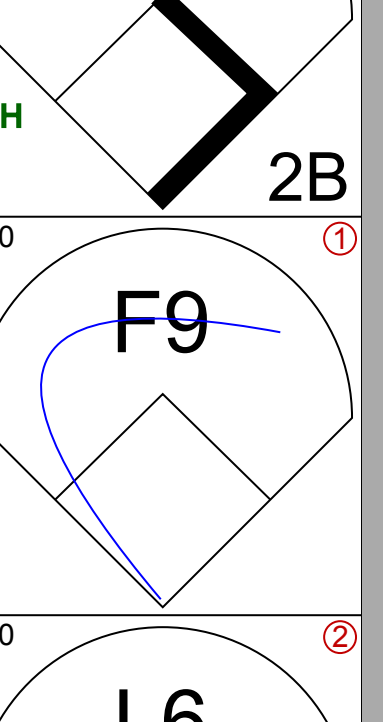
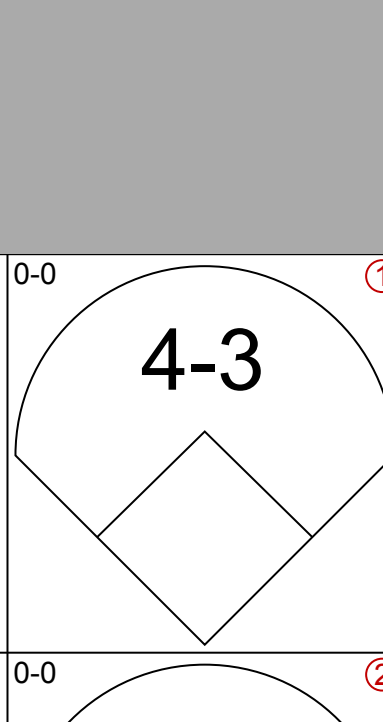
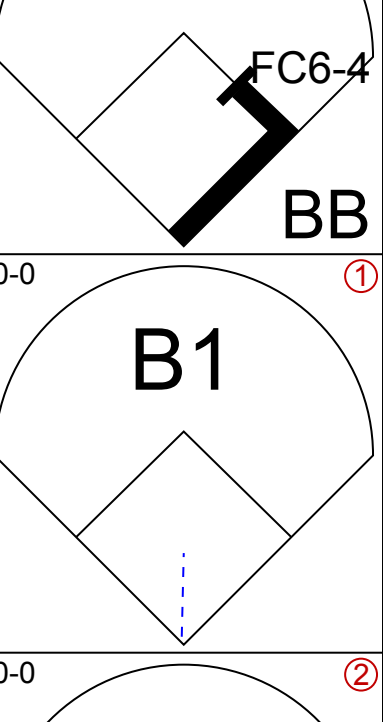
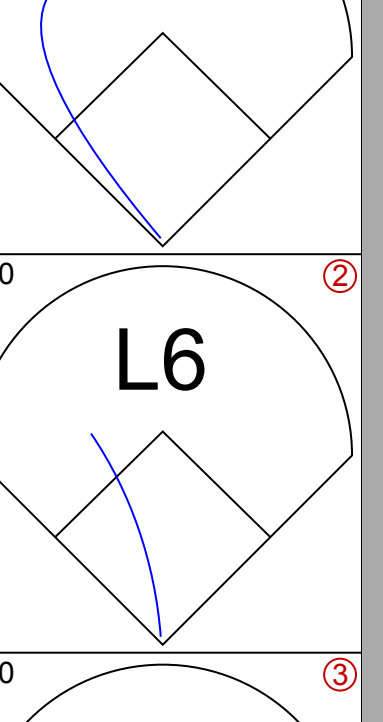
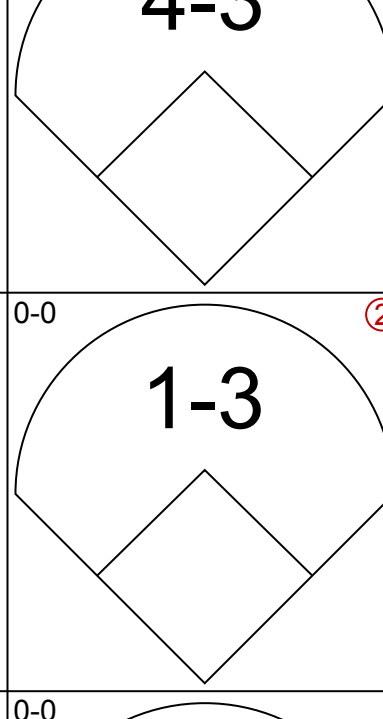
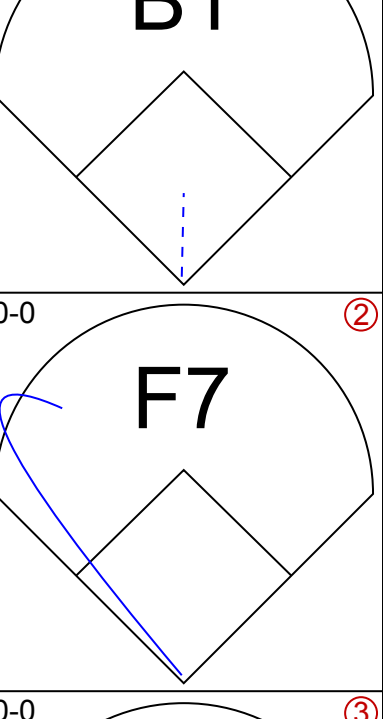
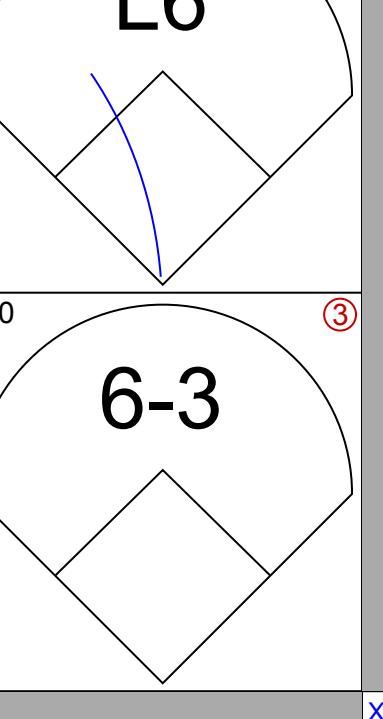
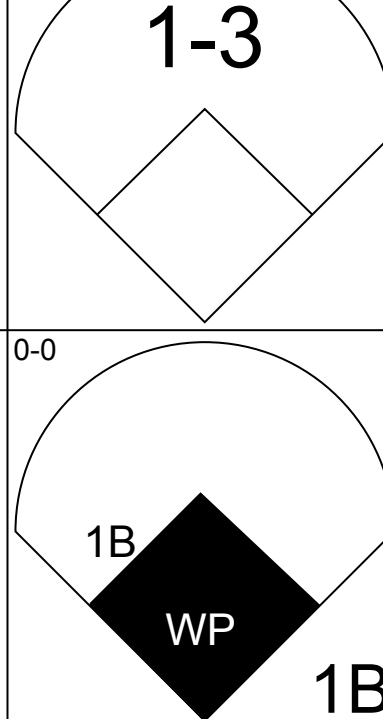
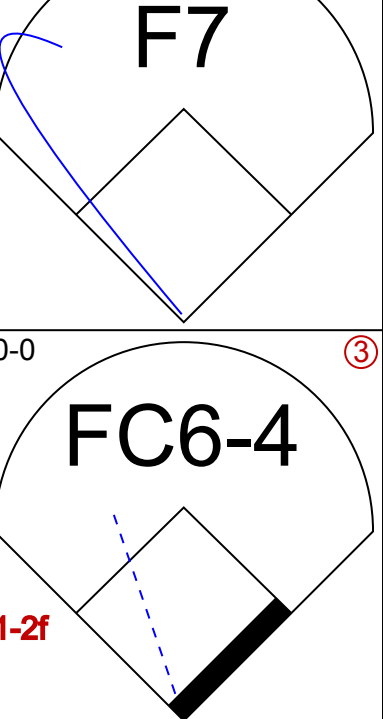
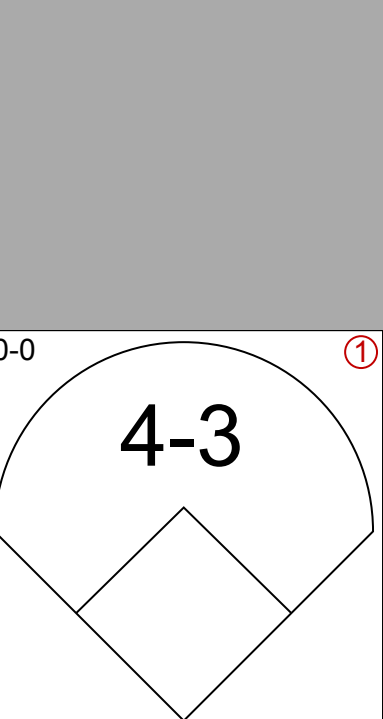


Batter	1	2	3	4	5	6	7	8	9	AB	R	H	RBI	BB	SO	LOB	TOP										
<b>Bump Willis, S</b> OBP: 0.337, SLG: 0.341 (1, 4)	F8	FC4-6 SF8 2B		F8			WP S BB	K		4	1	0	1	1	1	4	<b>Texas Rangers @ Milwaukee Brewers</b> Milwaukee County Stadium, Milwaukee, WI Sat Aug 18 1979, 8:05 PM EDT Att: 49,172 - Unknown  livebaseballscores.com										
<b>Mickey Rivers, L</b> OBP: 0.299, SLG: 0.389 (1, 8)	2B	SF8		G3			B2	F6		4	1	1	1	0	0	3											
<b>Al Oliver, L</b> OBP: 0.358, SLG: 0.476 (1, 7)	1B	WP 2B		K					4-3	4	0	2	2	1	1	0											
<b>Buddy Bell, R</b> OBP: 0.326, SLG: 0.446 (1, 5)	F4	F9			F9		F6		1B 2B	5	1	1	0	0	0	4											
<b>Pat Putnam, L</b> OBP: 0.326, SLG: 0.474 (1, 3)	3-1			E1 1B	F4		F6		BB 1B	4	0	1	0	0	0	3											
<b>Eric Soderholm, R</b> OBP: 0.313, SLG: 0.395 (9, PH)									BB 1B	1	0	1	1	0	0	0											
<b>Mike Jorgensen, L</b> OBP: 0.307, SLG: 0.404 (9, 3)									2H 1B	0	0	0	0	0	0	0											
<b>Richie Zisk, R</b> OBP: 0.344, SLG: 0.410 (1, 9)		1B 1B		1B				F9	K	5	1	2	0	0	2	1											
<b>Willie Montanez, L</b> OBP: 0.278, SLG: 0.318 (8, PH)		1B 1B				F9				3	1	2	0	0	0	0											
<b>Bill Sample, R</b> OBP: 0.348, SLG: 0.393 (8, PH)		FC4-6 1B		G4-6-3 1B			WP 1B 2B		BB 1B	2	1	2	0	0	0	0											
<b>Jim Sundberg, R</b> OBP: 0.333, SLG: 0.371 (1, 2)		FC4-6 SF8 1B		L5		1-3			BB 1B	3	1	1	1	2	0	3											
<b>Nelson Norman, S</b> OBP: 0.248, SLG: 0.252 (1, 6)		FC4-6 1B		G4-6-3					FC3-6 BB	5	0	2	1	0	0	6											
<b>Inning Stats</b>	R: 1 E: 0 K: 0 S: 5	H: 2 LOB: 1 BB: 0 P: 5	R: 4 E: 0 K: 0 S: 8	H: 5 LOB: 1 BB: 0 P: 8	R: 0 E: 1 K: 0 S: 5	H: 3 LOB: 2 BB: 0 P: 5	R: 0 E: 0 K: 1 S: 5	H: 0 LOB: 0 BB: 0 P: 5	R: 0 E: 0 K: 0 S: 3	H: 0 LOB: 0 BB: 0 P: 3	R: 0 E: 0 K: 0 S: 3	H: 0 LOB: 0 BB: 0 P: 11	R: 1 E: 0 K: 1 S: 7	H: 2 LOB: 2 BB: 1 P: 11	R: 1 E: 0 K: 1 S: 8	H: 3 LOB: 3 BB: 1 P: 12	1B: 11 2B: 4 3B: 0 HR: 0	SF: 1 SAC: 0 DP: 1 HBP: 0	WP: 3 PB: 0 SB: 0 CS: 1	PA: 45							
<b>PITCHER</b>	IP	WLS	BF	H	R	ER	SO	BB	IBB	HBP	BLK	WP	HR	S	P	ERA	WHIP										
<b>Jim Slaton, R</b> ERA: 3.17 (1, 1)	1.2	L	12	7	5	5	0	0	0	0	0	0	0	12	12	27.00	4.200										
<b>Bob McClure, L</b> ERA: 4.45 (2, 1)	6.2		29	7	2	2	3	3	0	0	0	3	0	32	44	2.70	1.500										
<b>Bob Galasso, R</b> ERA: 4.42 (9, 1)	0.2		4	1	0	0	1	1	0	0	0	0	0	5	9	0.00	3.000										

Batter	1	2	3	4	5	6	7	8	9	AB	R	H	RBI	BB	SO	LOB	BOTTOM										
<b>Robin Yount, R</b> OBP: 0.301, SLG: 0.374 (1, 6)	F9	5-3		FC5-4 BB			FC5-2 SH3-4 1B		F8	4	0	1	0	1	0	0	<b>Texas Rangers @ Milwaukee Brewers</b> Milwaukee County Stadium, Milwaukee, WI Sat Aug 18 1979, 8:05 PM EDT Att: 49,172 - Unknown  livebaseballscores.com										
<b>Don Money, R</b> OBP: 0.330, SLG: 0.375 (1, 4)	1B BB			FC5-4			SH3-4		2B 1B	3	2	2	1	1	0	2											
<b>Cecil Cooper, L</b> OBP: 0.379, SLG: 0.519 (1, 3)	1B 1B			HR			FC5-2			5	0	2	0	0	0	2											
<b>Gorman Thomas, R</b> OBP: 0.342, SLG: 0.499 (1, 8)	1B			1-3			K		K	5	0	1	1	0	3	4											
<b>Ben Oglivie, L</b> OBP: 0.315, SLG: 0.487 (1, 7)	1B			K2-3			3-1		L6	4	0	1	0	0	1	0											
<b>Sixto Lezcano, R</b> OBP: 0.419, SLG: 0.570 (1, 9)	K						HR		1B	4	1	2	1	0	1	3											
<b>Sal Bando, R</b> OBP: 0.330, SLG: 0.354 (1, 5)	5-3			F7			L7		L6	4	0	0	0	0	0	4											
<b>Paul Molitor, R</b> OBP: 0.358, SLG: 0.463 (1, 10)				F8			K		K	4	0	0	0	0	2	1											
<b>Charlie Moore, R</b> OBP: 0.384, SLG: 0.452 (1, 2)	F7						SH3-4 1B FC5-2		5-3	4	0	2	0	0	0	0											
<b>Inning Stats</b>	R: 1 E: 0 K: 1 S: 8	H: 3 LOB: 3 BB: 1 P: 12	R: 0 E: 0 K: 0 S: 3	H: 0 LOB: 0 BB: 0 P: 3	R: 1 E: 0 K: 1 S: 6	H: 1 LOB: 0 BB: 0 P: 6	R: 1 E: 0 K: 1 S: 7	H: 2 LOB: 2 BB: 1 P: 11	R: 0 E: 0 K: 1 S: 5	H: 0 LOB: 0 BB: 0 P: 5	R: 0 E: 0 K: 0 S: 3	H: 0 LOB: 0 BB: 0 P: 3	R: 0 E: 0 K: 1 S: 7	H: 1 LOB: 1 BB: 0 P: 6	R: 0 E: 0 K: 1 S: 7	H: 2 LOB: 2 BB: 0 P: 7		R: 0 E: 0 K: 1 S: 6	H: 1 LOB: 1 BB: 0 P: 6	R: 0 E: 0 K: 1 S: 7	H: 2 LOB: 2 BB: 0 P: 7	1B: 8 2B: 1 3B: 0 HR: 2	SF: 0 SAC: 1 DP: 0 HBP: 0	WP: 0 PB: 0 SB: 0 CS: 0	PA: 40		
<b>PITCHER</b>	IP	WLS	BF	H	R	ER	SO	BB	IBB	HBP	BLK	WP	HR	S	P	ERA	WHIP										
<b>Fergie Jenkins, R</b> ERA: 3.81 (1, 1)	6.0	W	28	8	3	3	4	2	0	0	0	0	0	34	42	4.50	1.667										
<b>Jim Kern, R</b> ERA: 1.4 (7, 1)	3.0	S	12	3	0	0	3	0	0	0	0	0	0	18	18	0.00	1.000										



Batter	1	2	3	4	5	6	7	8	9	AB	R	H	RBI	BB	SO	LOB	TOP				
<b>Bump Willis, S</b> OBP: 0.336, SLG: 0.339 (1, 4)										5	0	1	0	0	1	2	<b>Texas Rangers @ Milwaukee Brewers</b> Milwaukee County Stadium, Milwaukee, WI Sun Aug 19 1979, 4:33 AM EDT Att: 37,376 - Unknown - 68 F				
<b>Mickey Rivers, L</b> OBP: 0.296, SLG: 0.385 (1, 8)										4	0	0	0	0	1	1					
<b>Buddy Bell, R</b> OBP: 0.327, SLG: 0.454 (1, 5)										4	2	2	1	0	0	0					
<b>Richie Zisk, R</b> OBP: 0.346, SLG: 0.411 (1, 9)										4	1	2	1	0	0	0					
<b>John Ellis, R</b> OBP: 0.318, SLG: 0.447 <b>Mike Jorgensen, L</b> (6, PR) OBP: 0.311, SLG: 0.408 (6, 3)										3	0	2	0	0	0	1					
<b>Bill Sample, R</b> OBP: 0.344, SLG: 0.389 (1, 7)										3	0	0	0	0	0	2					
<b>Eric Soderholm, R</b> OBP: 0.312, SLG: 0.393 <b>La Rue Washington, R</b> (9, PR) OBP: 0.235, SLG: 0.188 (9, 3)										2	0	0	1	1	0	1					
<b>Jim Sundberg, R</b> OBP: 0.335, SLG: 0.372 (1, 2)										4	0	2	0	0	0	1					
<b>Nelson Norman, S</b> OBP: 0.248, SLG: 0.249 (1, 6)										3	0	0	0	1	2	1					
<b>Inning Stats</b>	R: 1 E: 0 K: 1 S: 7	H: 2 LOB: 1 BB: 0 P: 7	R: 0 E: 0 K: 0 S: 4	H: 1 LOB: 1 BB: 0 P: 4	R: 0 E: 0 K: 0 S: 3	H: 0 LOB: 0 BB: 0 P: 3	R: 1 E: 0 K: 0 S: 5	H: 2 LOB: 1 BB: 0 P: 5	R: 0 E: 0 K: 2 S: 7	H: 0 LOB: 0 BB: 0 P: 7	R: 1 E: 0 K: 0 S: 5	H: 2 LOB: 1 BB: 0 P: 5	R: 0 E: 0 K: 1 S: 6	H: 1 LOB: 1 BB: 0 P: 6	R: 0 E: 0 K: 0 S: 4	H: 1 LOB: 1 BB: 0 P: 4		R: 0 E: 0 K: 0 S: 2	H: 1 LOB: 2 BB: 2 P: 10	1B: 8 2B: 1 3B: 0 HR: 1	SF: 1 SAC: 1 DP: 1 HBP: 0
<b>PITCHER</b> <b>Mike Caldwell, L</b> ERA: 3.39 (1, 1)	IP: 9.0 WLS: W BF: 37 H: 10 R: 3 ER: 3 SO: 4 BB: 2 IBB: 0 HBP: 0 BLK: 0 WP: 0 HR: 1 S: 43 P: 51 ERA: 3.00 WHIP: 1.333															<b>PITCHER</b>					

Batter	1	2	3	4	5	6	7	8	9	AB	R	H	RBI	BB	SO	LOB	BOTTOM				
<b>Robin Yount, R</b> OBP: 0.300, SLG: 0.373 (1, 6)										4	0	1	0	0	0	0	<b>Texas Rangers @ Milwaukee Brewers</b> Milwaukee County Stadium, Milwaukee, WI Sun Aug 19 1979, 4:33 AM EDT Att: 37,376 - Unknown - 68 F				
<b>Don Money, R</b> OBP: 0.325, SLG: 0.369 (1, 5)										4	0	0	0	0	0	1					
<b>Cecil Cooper, L</b> OBP: 0.376, SLG: 0.514 (1, 3)										4	0	0	0	0	1	0					
<b>Gorman Thomas, R</b> OBP: 0.343, SLG: 0.496 (1, 8)										2	2	0	0	2	1	0					
<b>Ben Oglivie, L</b> OBP: 0.316, SLG: 0.497 (1, 7)										4	1	2	3	0	0	0					
<b>Sixto Lezcano, R</b> OBP: 0.419, SLG: 0.567 (1, 9)										2	0	0	0	1	0	1					
<b>Paul Molitor, R</b> OBP: 0.356, SLG: 0.460 (1, 10)										3	0	0	0	0	0	2					
<b>Jim Gantner, L</b> OBP: 0.335, SLG: 0.357 (1, 4)										3	0	0	0	0	0	2					
<b>Charlie Moore, R</b> OBP: 0.384, SLG: 0.451 (1, 2)										3	1	1	0	0	0	1					
<b>Inning Stats</b>	R: 0 E: 0 K: 0 S: 3	H: 0 LOB: 0 BB: 0 P: 3	R: 0 E: 0 K: 0 S: 3	H: 0 LOB: 0 BB: 0 P: 3	R: 1 E: 0 K: 0 S: 5	H: 2 LOB: 1 BB: 0 P: 5	R: 0 E: 0 K: 2 S: 7	H: 0 LOB: 0 BB: 0 P: 7	R: 0 E: 0 K: 0 S: 3	H: 0 LOB: 1 BB: 1 P: 7	R: 0 E: 0 K: 0 S: 3	H: 0 LOB: 0 BB: 0 P: 3	R: 1 E: 0 K: 0 S: 4	H: 1 LOB: 1 BB: 1 P: 8	R: 0 E: 0 K: 0 S: 3	H: 0 LOB: 0 BB: 0 P: 3		R: 2 E: 0 K: 0 S: 2	H: 1 LOB: 0 BB: 1 P: 6	1B: 2 2B: 1 3B: 0 HR: 1	SF: 0 SAC: 0 DP: 0 HBP: 0
<b>PITCHER</b> <b>Doc Medich, R</b> ERA: 4.7 <b>Sparky Lyle, L</b> ERA: 3.63 (9, 1)	IP: 8.1 WLS: L BF: 31 H: 3 R: 3 ER: 3 SO: 2 BB: 3 IBB: 0 HBP: 0 BLK: 0 WP: 0 HR: 0 S: 32 P: 44 ERA: 3.24 WHIP: 0.720															<b>PITCHER</b>					



Batter	1	2	3	4	5	6	7	8	9	AB	R	H	RBI	BB	SO	LOB	TOP			
<b>Bump Wills, S</b> OBP: 0.335, SLG: 0.338 (1, 4)	F6		5-3			B1-3		1B		4	0	1	0	0	0	0	<b>Texas Rangers @ Baltimore Orioles</b> Memorial Stadium, Baltimore, MD Mon Aug 20 1979, 7:05 PM EDT Att: 21,042 - Unknown <a href="http://livebaseballscores.com">livebaseballscores.com</a>			
<b>Mickey Rivers, L</b> OBP: 0.298, SLG: 0.384 (1, 8)	4-3			1-3 HBP		1B		F2		3	0	1	0	0	0	1				
<b>Buddy Bell, R</b> OBP: 0.327, SLG: 0.452 (1, 6)	WP BB			1-3		F8			F9	3	0	0	0	1	0	2				
<b>Al Oliver, L</b> OBP: 0.354, SLG: 0.471 (1, 7)	K			K		F6			4-3	4	0	0	0	0	2	3				
<b>Richie Zisk, R</b> OBP: 0.343, SLG: 0.407 (1, 9)		K		4-3					K	4	0	0	0	0	2	1				
<b>John Ellis, R</b> OBP: 0.318, SLG: 0.446 <b>Mike Jorgensen, L</b> OBP: 0.311, SLG: 0.408 (7, 3)	K					FC6-4 1B			5-3	3	0	1	0	0	1	0				
<b>Bill Sample, R</b> OBP: 0.341, SLG: 0.384 (1, 10)	1-3					FC6-4 1-2			K	3	0	0	0	0	1	1				
<b>Eric Soderholm, R</b> OBP: 0.309, SLG: 0.389 (1, 5)			F9			F9			F9	3	0	0	0	0	0	1				
<b>Jim Sundberg, R</b> OBP: 0.333, SLG: 0.370 (1, 2)			K			FC6-4 1-2			F9	3	0	0	0	0	1	1				
<b>Inning Stats</b>	R: 0 E: 0 K: 1 S: 5	H: 0 LOB: 1 BB: 1 P: 9	R: 0 E: 0 K: 2 S: 7	H: 0 LOB: 0 BB: 0 P: 7	R: 0 E: 0 K: 1 S: 5	H: 0 LOB: 0 BB: 0 P: 5	R: 0 E: 0 K: 1 S: 5	H: 0 LOB: 1 BB: 0 P: 6	R: 0 E: 0 K: 0 S: 4	H: 1 LOB: 1 BB: 0 P: 4	R: 0 E: 0 K: 0 S: 4	H: 0 LOB: 0 BB: 0 P: 5	R: 0 E: 0 K: 0 S: 4	H: 1 LOB: 1 BB: 0 P: 4	R: 0 E: 0 K: 1 S: 5	H: 0 LOB: 0 BB: 0 P: 5		1B: 3 2B: 0 3B: 0 HR: 0	SF: 0 SAC: 0 DP: 0 HBP: 1	WP: 1 PB: 0 SB: 0 CS: 0
<b>PITCHER</b> <b>Mike Flanagan, L</b> ERA: 3.21 (1, 1)	IP: 9.0 WLS: W BF: 32 H: 3 R: 0 ER: 0 SO: 7 BB: 1 IBB: 0 HBP: 1 BLK: 0 WP: 1 HR: 0 S: 44 P: 49 ERA: 0.00 WHIP: 0.444																			

Batter	1	2	3	4	5	6	7	8	9	AB	R	H	RBI	BB	SO	LOB	BOTTOM			
<b>Al Bumbry, L</b> OBP: 0.331, SLG: 0.366 (1, 8)	F8		4-3		5-3		F8			4	0	0	0	0	0	0	<b>Texas Rangers @ Baltimore Orioles</b> Memorial Stadium, Baltimore, MD Mon Aug 20 1979, 7:05 PM EDT Att: 21,042 - Unknown <a href="http://livebaseballscores.com">livebaseballscores.com</a>			
<b>Mark Belanger, R</b> OBP: 0.295, SLG: 0.237 (1, 6)	HR 1B		2B BB		1-3 BB		F8			2	2	1	0	2	0	0				
<b>Ken Singleton, S</b> OBP: 0.403, SLG: 0.555 (1, 9)	1-H HR		2B		1-3 1-2		F8			4	1	2	3	0	0	1				
<b>Eddie Murray, S</b> OBP: 0.361, SLG: 0.456 (1, 3)	3-1		IBB		4-3		F3			3	0	0	0	1	0	1				
<b>Lee May, R</b> OBP: 0.307, SLG: 0.450 (1, 10)	K		K			K		F3		4	0	0	0	0	3	2				
<b>Doug DeCinces, R</b> OBP: 0.326, SLG: 0.379 (1, 5)		6-3	F6			F7				3	0	0	0	0	0	2				
<b>Gary Roenicke, R</b> OBP: 0.397, SLG: 0.529 (1, 7)		5-3			CS 1B					3	0	2	0	0	0	0				
<b>Rich Dauer, R</b> OBP: 0.300, SLG: 0.355 (1, 4)		2B			G6-4-3 BB			F3		2	0	1	0	1	0	1				
<b>Rick Dempsey, R</b> OBP: 0.311, SLG: 0.353 (1, 2)	F7		G6-4-3 1-2					F3		3	0	0	0	0	0	2				
<b>Inning Stats</b>	R: 2 E: 0 K: 1 S: 7	H: 2 LOB: 0 BB: 0 P: 7	R: 0 E: 0 K: 0 S: 4	H: 1 LOB: 1 BB: 0 P: 4	R: 1 E: 0 K: 1 S: 6	H: 1 LOB: 2 BB: 2 P: 14	R: 0 E: 0 K: 0 S: 2	H: 1 LOB: 0 BB: 1 P: 6	R: 0 E: 0 K: 0 S: 3	H: 0 LOB: 1 BB: 1 P: 7	R: 0 E: 0 K: 1 S: 6	H: 1 LOB: 1 BB: 0 P: 6	R: 0 E: 0 K: 0 S: 3	H: 0 LOB: 0 BB: 0 P: 3	R: 0 E: 0 K: 0 S: 3	H: 0 LOB: 0 BB: 0 P: 3		1B: 2 2B: 3 3B: 0 HR: 1	SF: 0 SAC: 0 DP: 1 HBP: 0	WP: 0 PB: 0 SB: 0 CS: 1
<b>PITCHER</b> <b>Brian Allard, R</b> ERA: 3.7 (1, 1)	IP: 8.0 WLS: L BF: 32 H: 6 R: 3 ER: 3 SO: 3 BB: 3 IBB: 1 HBP: 0 BLK: 0 WP: 0 HR: 1 S: 34 P: 50 ERA: 3.38 WHIP: 1.125																			



Batter	1	2	3	4	5	6	7	8	9	AB	R	H	RBI	BB	SO	LOB	TOP					
<b>Bump Wills, S</b> (1,4) OBP: 0.332, SLG: 0.335	G3		6-3		F7		K			4	0	0	0	0	1	1	<b>Texas Rangers @ Baltimore Orioles</b> Memorial Stadium, Baltimore, MD Tue Aug 21 1979, 7:05 PM EDT Att: 14,891 - Unknown					
<b>Mickey Rivers, L</b> (1,8) OBP: 0.300, SLG: 0.385	1B		K		F9			1B		4	0	2	0	0	1	0						
<b>Al Oliver, L</b> (1,7) OBP: 0.353, SLG: 0.469	1B		F7		1-3			1-3		4	0	1	0	0	0	1						
<b>Richie Zisk, R</b> (1,9) OBP: 0.344, SLG: 0.415	L8			2B	1B			4-3		4	1	2	1	0	0	3						
<b>Buddy Bell, R</b> (1,5) OBP: 0.328, SLG: 0.460		HR		L8		HR		F3		4	1	2	1	0	0	2						
<b>Pat Putnam, L</b> (1,3) OBP: 0.322, SLG: 0.468			F8		F8		6-3	2B		4	0	0	0	0	0	2						
<b>Mike Jorgensen, L</b> (9,3) OBP: 0.311, SLG: 0.408							2-3		1-3	0	0	0	0	0	0	0						
<b>Willie Montanez, L</b> (1,10) OBP: 0.278, SLG: 0.319			1-3				K		G3	4	0	1	0	0	1	1						
<b>Jim Sundberg, R</b> (1,2) OBP: 0.332, SLG: 0.367			E6		5-3			CS	1-3	3	0	0	0	1	0	2						
<b>Nelson Norman, S</b> (1,6) OBP: 0.245, SLG: 0.246			4-3		6-3					3	0	0	0	0	1	2						
<b>Inning Stats</b>	R: 0 E: 0 K: 0 S: 4	H: 2 LOB: 1 BB: 0 P: 4	R: 1 E: 1 K: 0 S: 5	H: 1 LOB: 1 BB: 0 P: 5	R: 0 E: 0 K: 1 S: 5	H: 0 LOB: 0 BB: 0 P: 5	R: 0 E: 0 K: 0 S: 5	H: 2 LOB: 2 BB: 0 P: 5	R: 0 E: 0 K: 0 S: 3	H: 0 LOB: 0 BB: 0 P: 3	R: 1 E: 0 K: 1 S: 7	H: 2 LOB: 1 BB: 0 P: 7	R: 0 E: 0 K: 2 S: 6	H: 0 LOB: 1 BB: 1 P: 10	R: 0 E: 0 K: 0 S: 4	H: 1 LOB: 1 BB: 0 P: 4	R: 0 E: 0 K: 0 S: 3	H: 0 LOB: 0 BB: 0 P: 3	1B: 4 2B: 3 3B: 0 HR: 2	SF: 0 SAC: 0 DP: 1 HBP: 0	WP: 0 PB: 0 SB: 0 CS: 1	PA: 35
<b>PITCHER</b> <b>Dennis Martinez, R</b> (1,1) ERA: 3.62	IP: 9.0 WLS: L BF: 35 H: 8 R: 2 ER: 2 SO: 4 BB: 1 IBB: 0 HBP: 0 BLK: 0 WP: 0 HR: 2 S: 42 P: 46 ERA: 2.00 WHIP: 1.000																					

Batter	1	2	3	4	5	6	7	8	9	AB	R	H	RBI	BB	SO	LOB	BOTTOM					
<b>Al Bumbry, L</b> (1,8) OBP: 0.331, SLG: 0.365	WP		K		G4-6-3			4-3		4	0	1	0	0	1	2	<b>Texas Rangers @ Baltimore Orioles</b> Memorial Stadium, Baltimore, MD Tue Aug 21 1979, 7:05 PM EDT Att: 14,891 - Unknown					
<b>Mark Belanger, R</b> (1,6) OBP: 0.297, SLG: 0.231	K			E5		6-3		L5		4	0	0	0	0	1	1						
<b>Ken Singleton, S</b> (1,9) OBP: 0.401, SLG: 0.552	F5			1-3		3-1		E	BB	3	0	0	0	1	0	1						
<b>Eddie Murray, S</b> (1,3) OBP: 0.362, SLG: 0.455	F7			E	1B	BB		E5		3	1	1	0	1	0	2						
<b>Doug DeCinces, R</b> (1,5) OBP: 0.326, SLG: 0.378		L7			1B			5-3		4	0	1	1	0	1	3						
<b>Pat Kelly, L</b> (1,7) OBP: 0.380, SLG: 0.509		F8			F6			G3		4	0	0	0	0	0	1						
<b>Terry Crowley, L</b> (1,10) OBP: 0.400, SLG: 0.478		4-3			4-3			K		4	0	1	0	0	1	0						
<b>Rich Dauer, R</b> (1,4) OBP: 0.300, SLG: 0.354			F7					FC6-4	1B	2	0	0	0	1	0	1						
<b>Billy Smith, S</b> (9,PH) OBP: 0.295, SLG: 0.372					1B	BB		L5		1	0	0	0	0	1	0						
<b>Dave Skaggs, R</b> (1,2) OBP: 0.287, SLG: 0.253			K					FC6-4		3	0	1	0	0	1	1						
<b>Inning Stats</b>	R: 0 E: 0 K: 1 S: 6	H: 1 LOB: 1 BB: 0 P: 6	R: 0 E: 0 K: 0 S: 3	H: 0 LOB: 0 BB: 0 P: 3	R: 0 E: 0 K: 2 S: 7	H: 0 LOB: 0 BB: 0 P: 7	R: 1 E: 1 K: 0 S: 4	H: 1 LOB: 1 BB: 1 P: 8	R: 0 E: 0 K: 0 S: 3	H: 1 LOB: 1 BB: 1 P: 7	R: 0 E: 0 K: 0 S: 4	H: 1 LOB: 1 BB: 0 P: 4	R: 0 E: 0 K: 0 S: 4	H: 1 LOB: 1 BB: 0 P: 4	R: 0 E: 1 K: 1 S: 6	H: 0 LOB: 2 BB: 1 P: 10	R: 0 E: 0 K: 2 S: 7	H: 0 LOB: 0 BB: 0 P: 7	1B: 5 2B: 0 3B: 0 HR: 0	SF: 0 SAC: 0 DP: 1 HBP: 0	WP: 1 PB: 0 SB: 1 CS: 0	PA: 35
<b>PITCHER</b> <b>Steve Comer, R</b> (1,1) ERA: 3.6	IP: 7.2 WLS: W BF: 31 H: 5 R: 1 ER: 1 SO: 3 BB: 3 IBB: 0 HBP: 0 BLK: 0 WP: 1 HR: 0 S: 34 P: 46 ERA: 1.17 WHIP: 1.043																					
<b>Jim Kern, R</b> (8,1) ERA: 1.35	IP: 1.1 WLS: S BF: 4 H: 0 R: 0 ER: 0 SO: 3 BB: 0 IBB: 0 HBP: 0 BLK: 0 WP: 0 HR: 0 S: 10 P: 10 ERA: 0.00 WHIP: 0.000																					

AB	34
R	2
H	8
RBI	2
BB	1
SO	4
LOB	14



AB	32
R	1
H	5
RBI	1
BB	3
SO	6
LOB	12









Batter	1	2	3	4	5	6	7	8	9	AB	R	H	RBI	BB	SO	LOB	TOP							
Paul Moltzer, R OBP: 0.361, SLG: 0.468										6	2	2	0	0	1	5	<b>Milwaukee Brewers @ Texas Rangers</b> Arlington Stadium, Arlington, TX Fri Aug 24 1979, 8:05 PM EDT Att: 23,505 - Unknown							
Sal Bando, R OBP: 0.333, SLG: 0.356										3	3	2	1	2	0	0								
Cecil Cooper, L OBP: 0.373, SLG: 0.506										5	0	1	1	0	2	4								
Gorman Thomas, R OBP: 0.341, SLG: 0.500										5	1	1	3	0	2	3								
Ben Oglivie, L OBP: 0.321, SLG: 0.501										5	2	3	0	0	1	1								
Sixto Lezcano, R OBP: 0.426, SLG: 0.572										2	1	1	1	3	0	0								
Don Money, R OBP: 0.321, SLG: 0.363										4	0	1	3	1	1	4								
Dick Davis, R OBP: 0.308, SLG: 0.455										5	0	1	0	0	0	3								
Charlie Moore, R OBP: 0.375, SLG: 0.437										4	0	0	0	1	0	3								
<b>Inning Stats</b>	R: 1 E: 0 K: 0 S: 5	H: 2 LOB: 1 BB: 0 P: 5	R: 0 E: 1 K: 0 S: 4	H: 0 LOB: 2 BB: 1 P: 8	R: 3 E: 0 K: 2 S: 9	H: 2 LOB: 1 BB: 2 P: 17	R: 1 E: 0 K: 1 S: 6	H: 1 LOB: 1 BB: 1 P: 10	R: 1 E: 0 K: 1 S: 8	H: 3 LOB: 2 BB: 0 P: 8	R: 0 E: 0 K: 2 S: 7	H: 0 LOB: 0 BB: 0 P: 7	R: 0 E: 0 K: 1 S: 5	H: 0 LOB: 1 BB: 1 P: 9	R: 3 E: 0 K: 0 S: 7	H: 4 LOB: 2 BB: 1 P: 11	R: 0 E: 0 K: 0 S: 2	H: 0 LOB: 0 BB: 1 P: 6	1B: 8 2B: 2 3B: 1 HR: 1	SF: 0 SAC: 0 DP: 0 HBP: 0	WP: 1 PB: 2 SB: 1 CS: 1	PA: 47		
<b>PITCHER</b>	IP WLS BF H R ER SO BB IBB HBP BLK WP HR S P ERA WHIP																							
Doc Medich, R ERA: 5.05	(1, 1) 4.0	L 24	7 6 6 3	4 0 0 0	0 0 0 0	0 0 26 42	13.50 2.750																	
Danny Darwin, R ERA: 4.4	(5, 1) 3.1	L 13	2 1 1 4	1 0 0 0	0 0 20 24	2.70 0.900																		
Jim Kern, R ERA: 1.52	(8, 1) 1.2	9 3 2 2 0	2 0 0 0	1 1 7 15	10.80 3.000																			

Batter	1	2	3	4	5	6	7	8	9	AB	R	H	RBI	BB	SO	LOB	BOTTOM						
Mickey Rivers, L OBP: 0.302, SLG: 0.396										5	2	2	0	0	0	2	<b>Milwaukee Brewers @ Texas Rangers</b> Arlington Stadium, Arlington, TX Fri Aug 24 1979, 8:05 PM EDT Att: 23,505 - Unknown						
Buddy Bell, R OBP: 0.329, SLG: 0.466										5	0	2	0	0	1	1							
Al Oliver, L OBP: 0.355, SLG: 0.468										3	0	1	2	0	0	0							
Richie Zisk, R OBP: 0.348, SLG: 0.427										5	0	2	0	0	0	3							
Willie Montanez, L OBP: 0.274, SLG: 0.314										3	0	0	0	0	0	3							
John Ellis, R OBP: 0.312, SLG: 0.439										2	0	0	0	0	1	3							
Pat Putnam, L OBP: 0.326, SLG: 0.470										4	1	2	0	0	1	2							
Bump Wills, S OBP: 0.335, SLG: 0.345										4	2	4	1	0	0	0							
Jim Sundberg, R OBP: 0.330, SLG: 0.372										4	1	1	3	0	1	3							
Nelson Norman, S OBP: 0.245, SLG: 0.246										3	0	0	0	0	1	1							
Mike Jorgensen, L OBP: 0.309, SLG: 0.405										1	0	0	0	0	0	2							
Larvell Blanks, R OBP: 0.265, SLG: 0.274										0	0	0	0	0	0	0							
<b>Inning Stats</b>	R: 1 E: 0 K: 0 S: 6	H: 3 LOB: 2 BB: 0 P: 6	R: 0 E: 0 K: 1 S: 5	H: 1 LOB: 1 BB: 0 P: 5	R: 1 E: 0 K: 0 S: 5	H: 2 LOB: 1 BB: 0 P: 5	R: 3 E: 0 K: 0 S: 6	H: 3 LOB: 0 BB: 0 P: 6	R: 0 E: 0 K: 2 S: 8	H: 1 LOB: 0 BB: 0 P: 8	R: 0 E: 0 K: 1 S: 6	H: 1 LOB: 2 BB: 0 P: 7	R: 0 E: 0 K: 0 S: 5	H: 2 LOB: 2 BB: 0 P: 5	R: 0 E: 0 K: 1 S: 6	H: 1 LOB: 1 BB: 0 P: 6	1B: 10 2B: 3 3B: 0 HR: 2	SF: 1 SAC: 0 DP: 1 HBP: 1	WP: 1 PB: 0 SB: 0 CS: 1	PA: 41			
<b>PITCHER</b>	IP WLS BF H R ER SO BB IBB HBP BLK WP HR S P ERA WHIP																						
Jim Slaton, R ERA: 3.37	(1, 1) 3.0	17	9 5 5 1	0 0 0 0	0 0 19 19	15.00 3.000																	
Bob McClure, L ERA: 4.3	(4, 1) 3.2	14	2 1 1 2	0 0 1 0	0 1 17 18	2.46 0.545																	
Bob Galasso, R ERA: 4.17	(7, 1) 2.1	W 10	3 0 0 2	0 0 0 0	1 0 14 14	0.00 1.286																	

AB	39
R	9
H	12
RBI	9
BB	7
SO	7
LOB	23



AB	39
R	6
H	14
RBI	6
BB	0
SO	5
LOB	20





Batter	1	2	3	4	5	6	7	8	9	AB	R	H	RBI	BB	SO	LOB	TOP
Paul Moltitor, R OBP: 0.364, SLG: 0.470 (1, 4)	1-3		HR	CS	F9		6-3		1B	5	1	3	1	0	0	0	<b>Milwaukee Brewers @ Texas Rangers</b> Arlington Stadium, Arlington, TX Sat Aug 25 1979, 8:05 PM EDT Att: 16,181 - Unknown
Sal Bando, R OBP: 0.331, SLG: 0.354 (1, 5)	1B		B2		F9			4-3	5-3	5	1	1	0	0	0	3	
Cecil Cooper, L OBP: 0.375, SLG: 0.515 (1, 3)	E		HR					K		4	1	3	2	0	1	0	
Gorman Thomas, R OBP: 0.342, SLG: 0.499 (1, 8)	E		F6		F3			BB		3	0	1	1	1	0	1	
Ben Oglivie, L OBP: 0.322, SLG: 0.507 (1, 7)	E3		HR			L3		BB		3	1	1	1	1	0	2	
Sixto Lezcano, R OBP: 0.422, SLG: 0.566 (1, 9)	G6-4-3		6-3			1-3		BB		4	0	0	0	0	1	5	
Don Money, R OBP: 0.316, SLG: 0.357 (1, 10)		K		K		6-3			L8	4	0	0	0	0	2	0	
Robin Yount, R OBP: 0.299, SLG: 0.370 (1, 6)		F8		5-3			K		F8	4	0	0	0	0	1	0	
Charlie Moore, R OBP: 0.370, SLG: 0.431 (1, 2)		L8		E6			K		E5	4	1	0	0	0	1	0	
<b>Inning Stats</b>	R: 1 E: 1 K: 0 S: 6	H: 3 LOB: 2 BB: 0 P: 6	R: 0 E: 0 K: 1 S: 5	H: 0 LOB: 0 BB: 0 P: 5	R: 3 E: 0 K: 0 S: 6	H: 3 LOB: 0 BB: 0 P: 6	R: 0 E: 1 K: 1 S: 5	H: 2 LOB: 1 BB: 0 P: 4	R: 0 E: 0 K: 2 S: 7	H: 0 LOB: 0 BB: 0 P: 7	R: 0 E: 0 K: 2 S: 7	H: 0 LOB: 2 BB: 2 P: 15	R: 1 E: 1 K: 0 S: 5	H: 1 LOB: 1 BB: 0 P: 5	1B: 7 2B: 0 3B: 0 HR: 2	SF: 0 SAC: 0 DP: 1 HBP: 0	
<b>PITCHER</b>	IP WLS BF H R ER SO BB IBB HBP BLK WP HR S P ERA WHIP																
Brian Allard, R ERA: 4.61 (1, 1)	3.0 L 15 6 4 4 1 0 0 0 0 0 2 17 17 12.00 2.000																
Dave Rajsich, L ERA: 3.46 (4, 1)	6.0 23 3 1 0 5 2 0 0 0 0 0 0 31 39 0.00 0.833																

Batter	1	2	3	4	5	6	7	8	9	AB	R	H	RBI	BB	SO	LOB	BOTTOM				
Bump Willis, S OBP: 0.334, SLG: 0.345 (1, 4)	6-3		F3			1B	6-3			4	1	1	0	0	0	1	<b>Milwaukee Brewers @ Texas Rangers</b> Arlington Stadium, Arlington, TX Sat Aug 25 1979, 8:05 PM EDT Att: 16,181 - Unknown				
Mickey Rivers, L OBP: 0.300, SLG: 0.392 (1, 8)	G3			6-3		5-3		F6		4	0	0	0	0	0	1					
Buddy Bell, R OBP: 0.330, SLG: 0.466 (1, 6)	4-3			G4-6-3		FC3-6		5-3		4	0	2	0	0	0	0					
Al Oliver, L OBP: 0.354, SLG: 0.466 (1, 7)		G6-4-3		G4-6-3		FC3-6		3-1		4	0	1	1	0	0	2					
Richie Zisk, R OBP: 0.348, SLG: 0.425 (1, 9)		G6-4-3			FC5-4	1-3		K		4	0	1	0	0	1	2					
John Ellis, R OBP: 0.311, SLG: 0.437 (1, 3)		FC6-4			F8		1-3		F4	4	0	1	0	0	0	1					
Eric Soderholm, R OBP: 0.310, SLG: 0.386 (1, 5)		FC6-4				FC5-4		6-3		3	0	1	0	1	0	1					
Nelson Norman, S OBP: 0.245, SLG: 0.246 (9, PR)						BB			1B	0	0	0	0	0	0	0					
Bill Sample, R OBP: 0.340, SLG: 0.386 (1, 10)				4-3		FC5-4			F8	4	1	1	0	0	0	3					
Jim Sundberg, R OBP: 0.330, SLG: 0.374 (1, 2)			6-3			F9				3	0	1	1	0	0	2					
<b>Inning Stats</b>	R: 0 E: 0 K: 0 S: 3	H: 0 LOB: 0 BB: 0 P: 3	R: 0 E: 0 K: 0 S: 4	H: 2 LOB: 1 BB: 0 P: 4	R: 0 E: 0 K: 0 S: 3	H: 0 LOB: 0 BB: 0 P: 3	R: 0 E: 0 K: 0 S: 3	H: 1 LOB: 0 BB: 0 P: 3	R: 0 E: 0 K: 0 S: 4	H: 1 LOB: 2 BB: 1 P: 8	R: 1 E: 0 K: 0 S: 5	H: 2 LOB: 1 BB: 0 P: 5	R: 1 E: 0 K: 0 S: 5	H: 2 LOB: 1 BB: 0 P: 5	R: 0 E: 0 K: 0 S: 3	H: 0 LOB: 0 BB: 0 P: 3	R: 0 E: 0 K: 1 S: 6	H: 1 LOB: 1 BB: 0 P: 6	1B: 7 2B: 2 3B: 0 HR: 0	SF: 0 SAC: 0 DP: 2 HBP: 0	WP: 0 PA: 35 PB: 0 SB: 1 CS: 0
<b>PITCHER</b>	IP WLS BF H R ER SO BB IBB HBP BLK WP HR S P ERA WHIP																				
Mike Caldwell, L ERA: 3.33 (1, 1)	9.0 W 35 9 2 2 1 1 0 0 0 0 0 0 36 40 2.00 1.111																				



Batter	1	2	3	4	5	6	7	8	9	AB	R	H	RBI	BB	SO	LOB	TOP					
Paul Moltitor, R OBP: 0.360, SLG: 0.465 (1,4)	B5-3		L9		6-3		5-3		F6	5	0	0	0	0	0	0						
Sal Bando, R OBP: 0.335, SLG: 0.356 (1,10)	G3 WP HR 1B		2B 1B BB		HR 1B		6-3			3	3	2	0	1	0	0						
Cecil Cooper, L OBP: 0.375, SLG: 0.519 (1,3)	G3		F8		HR		L4			4	1	1	2	0	0	2						
Gorman Thomas, R OBP: 0.345, SLG: 0.510 (1,8)	HR		1B 2B		6-3				G3 1B	4	1	3	2	0	0	0						
Ben Oglivie, L OBP: 0.322, SLG: 0.505 (1,7)	G2		1B						G3	4	0	1	1	0	0	1						
Sixto Lezcano, R OBP: 0.421, SLG: 0.563 (1,9)		E5 FC6-4		G3		E FC5-4 1B			K	4	1	1	0	0	1	1						
Don Money, R OBP: 0.312, SLG: 0.352 (1,5)		FC6-4		F8		E4 FC5-4			F8	4	0	0	0	0	0	3						
Robin Yount, R OBP: 0.297, SLG: 0.367 (1,6)		F3		5-3		FC5-4			5-3	4	0	0	1	0	0	2						
Buck Martinez, R OBP: 0.280, SLG: 0.373 (1,2)		F6		5-3		K			4-3	4	0	0	0	0	1	2						
<b>Inning Stats</b>	R: 2 E: 0 K: 0 S: 5	H: 2 LOB: 0 BB: 0 P: 5	R: 0 E: 1 K: 0 S: 4	H: 0 LOB: 1 BB: 0 P: 4	R: 1 E: 0 K: 0 S: 4	H: 2 LOB: 2 BB: 1 P: 8	R: 0 E: 0 K: 0 S: 3	H: 0 LOB: 0 BB: 0 P: 3	R: 2 E: 0 K: 0 S: 5	H: 2 LOB: 0 BB: 0 P: 5	R: 1 E: 1 K: 1 S: 7	H: 1 LOB: 1 BB: 0 P: 7	R: 0 E: 0 K: 0 S: 3	H: 0 LOB: 0 BB: 0 P: 3	R: 0 E: 0 K: 1 S: 6	H: 1 LOB: 1 BB: 0 P: 6	R: 0 E: 0 K: 0 S: 3	H: 0 LOB: 0 BB: 0 P: 3	1B: 5 2B: 1 3B: 0 HR: 2	SF: 0 SAC: 0 DP: 0 HBP: 0	WP: 1 PB: 0 SB: 0 CS: 0	PA: 37
<b>PITCHER</b> Steve Comer, R ERA: 3.66 (1,1)	IP: 9.0 WLS: L BF: 37 H: 8 R: 6 ER: 5 SO: 2 BB: 1 IBB: 0 HBP: 0 BLK: 0 WP: 1 HR: 2 S: 40 P: 44 ERA: 5.00 WHIP: 1.000															<b>PITCHER</b>						

Milwaukee Brewers @ Texas Rangers  
Arlington Stadium, Arlington, TX  
Sun Aug 26 1979, 8:05 PM EDT  
Att: 9,076 - Unknown

AB 36  
R 6  
H 8  
RBI 6  
BB 1  
SO 2  
LOB 11



Batter	1	2	3	4	5	6	7	8	9	AB	R	H	RBI	BB	SO	LOB	BOTTOM			
Bump Wills, S OBP: 0.330, SLG: 0.340 (1,4)	K		F3		F9		L7		4-3	5	0	0	0	0	1	4				
Jim Sundberg, R OBP: 0.330, SLG: 0.371 (1,2)			F9		FC5-2-5-2-6-1-5				F8	3	0	0	0	1	0	2				
Buddy Bell, R OBP: 0.332, SLG: 0.471 (1,6)	F3		HR		6-3				1B BB	3	1	1	2	1	0	2				
Richie Zisk, R OBP: 0.349, SLG: 0.425 (1,9)	4-3		FC5-4 BB				F9		1B	3	0	1	0	1	0	1				
John Ellis, R OBP: 0.307, SLG: 0.430 (1,10)		F2	FC5-4				F9		F9	4	0	0	0	0	0	3				
Al Oliver, L OBP: 0.351, SLG: 0.462 (1,7)		F7			6-3		F7		3-1	4	0	0	0	0	0	2				
Eric Soderholm, R OBP: 0.312, SLG: 0.388 (1,5)		FC5-4 1B			G6-4-3 1B		F8		5-3	4	0	2	0	0	0	0				
Pat Putnam, L OBP: 0.322, SLG: 0.464 (1,3)		FC5-4			G6-4-3		F7		1-3	4	0	0	0	0	0	2				
Bill Sample, R OBP: 0.348, SLG: 0.399 (1,8)			HR 1B		F9 2B					4	1	4	0	0	0	0				
<b>Inning Stats</b>	R: 0 E: 0 K: 1 S: 5	H: 0 LOB: 1 BB: 1 P: 9	R: 0 E: 0 K: 0 S: 4	H: 1 LOB: 0 BB: 0 P: 4	R: 2 E: 0 K: 0 S: 5	H: 2 LOB: 1 BB: 1 P: 9	R: 0 E: 0 K: 0 S: 3	H: 1 LOB: 0 BB: 0 P: 3	R: 0 E: 0 K: 0 S: 4	H: 1 LOB: 1 BB: 0 P: 4	R: 0 E: 0 K: 0 S: 3	H: 0 LOB: 0 BB: 0 P: 3	R: 0 E: 0 K: 0 S: 4	H: 1 LOB: 2 BB: 1 P: 8	R: 0 E: 0 K: 0 S: 4	H: 1 LOB: 1 BB: 0 P: 4	1B: 6 2B: 1 3B: 0 HR: 1	SF: 0 SAC: 0 DP: 1 HBP: 0	WP: 0 PB: 0 SB: 0 CS: 0	PA: 37
<b>PITCHER</b> Bill Travers, L ERA: 3.63 (1,1)	IP: 9.0 WLS: W BF: 37 H: 8 R: 2 ER: 2 SO: 1 BB: 3 IBB: 0 HBP: 0 BLK: 0 WP: 0 HR: 1 S: 36 P: 48 ERA: 2.00 WHIP: 1.222															<b>PITCHER</b>				

Milwaukee Brewers @ Texas Rangers  
Arlington Stadium, Arlington, TX  
Sun Aug 26 1979, 8:05 PM EDT  
Att: 9,076 - Unknown

AB 34  
R 2  
H 8  
RBI 2  
BB 3  
SO 1  
LOB 16







Batter	1	2	3	4	5	6	7	8	9	AB	R	H	RBI	BB	SO	LOB	TOP										
<b>Bobby Murcer, L</b> OBP: 0.343, SLG: 0.393 (1, 8)										5	0	1	0	0	1	7	<b>New York Yankees @ Texas Rangers</b> Arlington Stadium, Arlington, TX Mon Aug 27 1979, 8:05 PM EDT Att: 24,922 - Unknown										
<b>Willie Randolph, R</b> OBP: 0.377, SLG: 0.375 (1, 4)										5	2	3	0	0	1	3											
<b>Oscar Gamble, L</b> OBP: 0.470, SLG: 0.576 (1, 7)										5	1	2	4	0	1	2											
<b>Reggie Jackson, L</b> OBP: 0.378, SLG: 0.528 (1, 9)										5	0	0	0	0	4	3											
<b>Chris Chambliss, L</b> OBP: 0.324, SLG: 0.440 (1, 10)										4	0	0	0	1	0	0											
<b>Graig Nettles, L</b> OBP: 0.327, SLG: 0.392 (1, 5)										4	1	1	1	0	0	0											
<b>Jim Spencer, L</b> OBP: 0.357, SLG: 0.559 (1, 3)										4	1	2	0	0	0	2											
<b>Brad Gulden, L</b> OBP: 0.213, SLG: 0.163 (1, 2)										3	1	1	0	1	1	0											
<b>Bucky Dent, R</b> OBP: 0.293, SLG: 0.282 (1, 6)										2	1	2	0	0	0	0											
<b>Fred Stanley, R</b> OBP: 0.266, SLG: 0.344 (7, 6)										1	0	0	0	0	1	0											
<b>Inning Stats</b>	R: 0 E: 0 K: 1 S: 6	H: 1 LOB: 1 BB: 0 P: 6	R: 1 E: 1 K: 0 S: 6	H: 2 LOB: 2 BB: 0 P: 6	R: 1 E: 0 K: 1 S: 7	H: 2 LOB: 2 BB: 1 P: 11	R: 4 E: 0 K: 1 S: 8	H: 3 LOB: 0 BB: 0 P: 9	R: 1 E: 0 K: 2 S: 9	H: 3 LOB: 2 BB: 1 P: 13	R: 0 E: 0 K: 1 S: 5	H: 0 LOB: 0 BB: 0 P: 5	R: 0 E: 0 K: 1 S: 5	H: 0 LOB: 0 BB: 0 P: 5	R: 0 E: 0 K: 1 S: 6	H: 1 LOB: 1 BB: 0 P: 6	R: 0 E: 0 K: 1 S: 5	H: 0 LOB: 0 BB: 0 P: 5	1B: 10 2B: 1 3B: 0 HR: 1	SF: 1 SAC: 0 DP: 0 HBP: 1	WP: 1 PB: 0 CS: 0	PA: 42					
<b>PITCHER</b>	IP	WLS	BF	H	R	ER	SO	BB	IBB	HBP	BLK	WP	HR	S	P	ERA	WHIP										
<b>Fergie Jenkins, R</b> ERA: 4.15 (1, 1)	4.0	L	25	10	7	6	3	1	0	1	0	1	1	29	34	13.50	2.750										
<b>Danny Darwin, R</b> ERA: 4.32 (5, 1)	1.0		4	1	0	0	2	1	0	0	1	0	0	7	11	0.00	2.000										
<b>Sparky Lyle, L</b> ERA: 3.42 (6, 1)	4.0		13	1	0	0	4	0	0	0	0	0	0	21	21	0.00	0.250										

Batter	1	2	3	4	5	6	7	8	9	AB	R	H	RBI	BB	SO	LOB	BOTTOM										
<b>Bump Willis, S</b> OBP: 0.330, SLG: 0.338 (1, 4)										3	1	0	0	1	0	0	<b>New York Yankees @ Texas Rangers</b> Arlington Stadium, Arlington, TX Mon Aug 27 1979, 8:05 PM EDT Att: 24,922 - Unknown										
<b>Bill Sample, R</b> OBP: 0.344, SLG: 0.393 (1, 8)										4	1	0	0	0	1	1											
<b>Al Oliver, L</b> OBP: 0.356, SLG: 0.468 (1, 7)										5	1	4	3	0	0	1											
<b>Buddy Bell, R</b> OBP: 0.331, SLG: 0.470 (1, 6)										4	0	1	0	0	0	3											
<b>Richie Zisk, R</b> OBP: 0.348, SLG: 0.423 (1, 9)										4	0	1	0	0	0	4											
<b>John Ellis, R</b> OBP: 0.314, SLG: 0.434 (1, 10)										2	0	2	1	1	0	0											
<b>Mickey Rivers, L</b> OBP: 0.299, SLG: 0.391 (8, FH)										1	0	0	0	0	1	0											
<b>Eric Soderholm, R</b> OBP: 0.309, SLG: 0.384 (1, 5)										3	0	0	0	0	0	6											
<b>Willie Montanez, L</b> OBP: 0.273, SLG: 0.313 (6, FH)										1	0	0	0	0	0	0											
<b>Nelson Norman, S</b> OBP: 0.245, SLG: 0.246 (9, 6)										0	0	0	0	0	0	0											
<b>Jim Sundberg, R</b> OBP: 0.327, SLG: 0.368 (1, 2)										4	0	0	0	0	0	1											
<b>Pat Putnam, L</b> OBP: 0.322, SLG: 0.462 (1, 3)										4	1	1	0	0	1	0											
<b>Inning Stats</b>	R: 1 E: 1 K: 0 S: 5	H: 1 LOB: 1 BB: 0 P: 5	R: 0 E: 0 K: 0 S: 3	H: 1 LOB: 0 BB: 0 P: 3	R: 3 E: 0 K: 0 S: 8	H: 4 LOB: 2 BB: 0 P: 8	R: 0 E: 0 K: 1 S: 5	H: 0 LOB: 0 BB: 0 P: 5	R: 0 E: 0 K: 0 S: 3	H: 2 LOB: 3 BB: 1 P: 9	R: 0 E: 0 K: 0 S: 4	H: 1 LOB: 1 BB: 0 P: 4	R: 0 E: 0 K: 1 S: 5	H: 0 LOB: 0 BB: 0 P: 5	R: 0 E: 0 K: 1 S: 5	H: 0 LOB: 1 BB: 1 P: 9	1B: 8 2B: 1 3B: 0 HR: 0	SF: 0 SAC: 2 DP: 1 HBP: 0	WP: 0 PB: 0 CS: 0	PA: 39							
<b>PITCHER</b>	IP	WLS	BF	H	R	ER	SO	BB	IBB	HBP	BLK	WP	HR	S	P	ERA	WHIP										
<b>Tommy John, L</b> ERA: 2.93 (1, 1)	7.0	W	32	9	4	3	1	1	0	0	0	0	0	33	37	3.86	1.429										
<b>Ron Davis, R</b> ERA: 3.06 (8, 1)	2.0	S	7	0	0	0	2	1	0	0	0	0	0	10	14	0.00	0.500										



Batter	1	2	3	4	5	6	7	8	9	AB	R	H	RBI	BB	SO	LOB	TOP																
Willie Randolph, R (1, 4) OBP: 0.377, SLG: 0.373	FC6-4 BB		1B BB		F9	6-3			1-3	3	1	0	0	2	0	2	<p><b>New York Yankees @ Texas Rangers</b> Arlington Stadium, Arlington, TX Tue Aug 28 1979, 8:05 PM EDT Att: 23,339 - Unknown</p> <p>AB 33 R 2 H 7 RBI 2 BB 4 SO 6 LOB 18</p> 																
Lenny Randle, S (1, 8) OBP: 0.226, SLG: 0.200	K		F8		G3 BB 1B			1-3	5	0	1	0	0	1	2																		
Lou Piniella, R (1, 9) OBP: 0.336, SLG: 0.445	F7		1B 1-2 SF9 1B		G3 BB			6-3	3	1	1	0	1	0	1																		
Chris Chambliss, L (1, 3) OBP: 0.325, SLG: 0.440	FC6-4 1-2		SF9 1B		G3			1B	4	0	2	1	0	0	3																		
George Scott, R (1, 10) OBP: 0.311, SLG: 0.368 Oscar Gamble, L (7, PH) OBP: 0.468, SLG: 0.573	K		SF9 1-2 3-H		K			4-3	2	0	0	1	0	2	2																		
Graig Nettles, L (1, 5) OBP: 0.327, SLG: 0.390 Fred Stanley, R (8, 5) OBP: 0.266, SLG: 0.344	1B 1B		G3		F8			3-1	4	0	1	0	0	0	1																		
Roy White, S (1, 7) OBP: 0.268, SLG: 0.265	1B		F9		E7 S			F7	4	0	2	0	0	0	0																		
Bucky Dent, R (1, 6) OBP: 0.293, SLG: 0.280	F2		F4		BB			F6	3	0	0	0	1	0	2																		
Jerry Narron, L (1, 2) OBP: 0.220, SLG: 0.253 Brad Gulden, L (6, 2) OBP: 0.208, SLG: 0.159	K		F8		K			K	3	0	0	0	0	2	4																		
<b>Inning Stats</b>	R: 0 E: 0 K: 1 S: 5	H: 0 LOB: 1 BB: 1 P: 9	R: 0 E: 0 K: 2 S: 9	H: 2 LOB: 2 BB: 0 P: 9	R: 2 E: 0 K: 0 S: 5	H: 2 LOB: 1 BB: 1 P: 9	R: 0 E: 0 K: 0 S: 3	H: 0 LOB: 0 BB: 0 P: 3	R: 0 E: 0 K: 1 S: 6	H: 1 LOB: 2 BB: 1 P: 10	R: 0 E: 0 K: 0 S: 4	H: 1 LOB: 1 BB: 0 P: 4	R: 0 E: 0 K: 0 S: 3	H: 0 LOB: 0 BB: 0 P: 3	R: 0 E: 0 K: 1 S: 5	H: 0 LOB: 0 BB: 0 P: 5		1B: 7 2B: 0 3B: 0 HR: 0	SF: 1 SAC: 0 DP: 0 HBP: 0	WP: 0 PB: 0 SB: 1 CS: 0	PA: 38												
<b>PITCHER</b>	IP WLS BF H R ER SO BB IBB HBP BLK WP HR S P ERA WHIP																																
John Henry Johnson, L (1, 1) ERA: 4.62	5.1	25	6	2	2	4	3	0	0	0	0	0	0	30	42	3.38	1.688																
Jim Kern, R (6, 1) ERA: 1.47	3.2	W 13	1	0	0	2	1	0	0	0	0	0	0	16	20	0.00	0.545																

Batter	1	2	3	4	5	6	7	8	9	AB	R	H	RBI	BB	SO	LOB	BOTTOM																
Mickey Rivers, L (1, 8) OBP: 0.298, SLG: 0.394	F3		F5		G3			F8		5	0	1	2	0	0	3	<p><b>New York Yankees @ Texas Rangers</b> Arlington Stadium, Arlington, TX Tue Aug 28 1979, 8:05 PM EDT Att: 23,339 - Unknown</p> <p>AB 36 R 10 H 13 RBI 9 BB 2 SO 1 LOB 16</p> 																
Bump Willis, S (1, 4) OBP: 0.326, SLG: 0.334	6-3		B1-3		G3			F8		5	0	0	0	0	0	4																	
Al Oliver, L (1, 7) OBP: 0.363, SLG: 0.483	WP S 1B				HR			1B 1B		4	3	4	1	1	0	0																	
Richie Zisk, R (1, 9) OBP: 0.344, SLG: 0.418	6-3		F4		F8			FC5-4 BB		5	0	0	0	0	0	5																	
Buddy Bell, R (1, 5) OBP: 0.334, SLG: 0.472			F9		PB 1B E 1B			HR IBB		3	3	2	0	1	0	0																	
Willie Montanez, L (1, 10) OBP: 0.275, SLG: 0.322	4-3		4-3		E PB 1B 1B			HR		4	2	2	4	0	0	1																	
Pat Putnam, L (1, 3) OBP: 0.321, SLG: 0.461	SF9		SH1-4 1B		FC 3B			K		3	1	1	1	0	1	1																	
Jim Sundberg, R (1, 2) OBP: 0.328, SLG: 0.369	5-3		SH1-4 1B		SH1-4 1B			6-3		4	1	2	1	0	0	0																	
Nelson Norman, S (1, 6) OBP: 0.246, SLG: 0.247	6-3		SH1-4 1B		SH1-4 1B			BB 1B		3	0	1	0	0	0	2																	
<b>Inning Stats</b>	R: 0 E: 0 K: 0 S: 4	H: 1 LOB: 1 BB: 0 P: 4	R: 1 E: 0 K: 0 S: 4	H: 1 LOB: 0 BB: 0 P: 4	R: 0 E: 0 K: 0 S: 3	H: 0 LOB: 0 BB: 0 P: 3	R: 1 E: 0 K: 0 S: 4	H: 1 LOB: 0 BB: 0 P: 4	R: 0 E: 0 K: 0 S: 5	H: 2 LOB: 2 BB: 0 P: 5	R: 5 E: 1 K: 0 S: 9	H: 5 LOB: 1 BB: 0 P: 9	R: 3 E: 0 K: 1 S: 7	H: 2 LOB: 0 BB: 1 P: 11	R: 0 E: 0 K: 0 S: 4	H: 1 LOB: 2 BB: 1 P: 8		1B: 8 2B: 2 3B: 1 HR: 2	SF: 1 SAC: 1 DP: 0 HBP: 0	WP: 1 PB: 1 SB: 1 CS: 0	PA: 40												
<b>PITCHER</b>	IP WLS BF H R ER SO BB IBB HBP BLK WP HR S P ERA WHIP																																
Ken Clay, R (1, 1) ERA: 4.86	5.1	L 23	7	4	4	0	0	0	0	0	0	0	0	23	23	6.75	1.312																
Jim Kaat, L (6, 1) ERA: 3.1	0.0	2	1	0	0	0	0	0	0	0	0	0	0	2	2	∞	∞																
Ron Davis, R (6, 1) ERA: 3.18	0.2	4	2	3	0	0	0	0	0	0	0	0	0	4	4	0.00	3.000																
Don Hood, L (7, 1) ERA: 3.31	2.0	11	3	3	3	1	1	1	0	0	0	1	11	19	13.50	2.000																	



Batter	1	2	3	4	5	6	7	8	9	AB	R	H	RBI	BB	SO	LOB	TOP					
Willie Randolph, R (1, 4) OBP: 0.375, SLG: 0.373	0-3 K	0-0 1-H 2B		0-0 FC6-4		0-0 F7		0-0 F8		5	0	1	1	0	1	2						
Lenny Randle, S (1, 8) OBP: 0.222, SLG: 0.176	0-0 L4	0-0 F7			4-0 2B 1B BB	0-0 F7		0-0 1-3		4	1	0	0	1	0	2						
Lou Piniella, R (1, 9) OBP: 0.333, SLG: 0.439	0-0 F2	0-0 F7			0-0 F8		0-0 F9		0-0 5-3	5	0	0	0	0	0	2						
Chris Chambliss, L (1, 3) OBP: 0.324, SLG: 0.440		0-0 E5 1B HR	0-0 L8		0-0 1B 2B		0-0 F3		0-0 G3	5	1	1	0	0	0	0						
Roy White, S (1, 7) OBP: 0.276, SLG: 0.266		0-0 1-2 HR 1B	0-0 L8		4-0 1B BB		4-0 BB		0-0 6-3	3	1	1	0	2	0	0						
George Scott, R (1, 10) OBP: 0.312, SLG: 0.379		0-0 1-2 HR	0-3 K		0-0 1-2 2-3 3-H 1B		0-0 F6			2	1	1	3	0	1	0						
Oscar Gamble, L (5, PH) OBP: 0.468, SLG: 0.572		1-H 2-H HR								2	0	1	1	0	0	1						
Bucky Dent, R (1, 6) OBP: 0.295, SLG: 0.288		0-0 4-3 3B		0-3 K		0-0 F4		0-0 SH3 1B		4	2	2	0	0	1	3						
Fred Stanley, R (1, 5) OBP: 0.269, SLG: 0.333		0-0 4-3		4-0 FC6-4 BB		0-0 F3		0-0 SH3		2	0	0	1	1	0	3						
Brad Gulden, L (1, 2) OBP: 0.231, SLG: 0.188		0-0 3-H 2B 1B		0-3 K		0-0 4-3		0-0 2-H 1B		4	1	2	1	0	1	1						
<b>Inning Stats</b>	R: 0 E: 0 K: 1 S: 5	H: 0 LOB: 0 BB: 0 P: 5	R: 5 E: 1 K: 0 S: 9	H: 5 LOB: 1 BB: 0 P: 9	R: 0 E: 0 K: 1 S: 5	H: 0 LOB: 0 BB: 0 P: 5	R: 0 E: 0 K: 2 S: 7	H: 0 LOB: 1 BB: 1 P: 11	R: 1 E: 0 K: 0 S: 5	H: 2 LOB: 3 BB: 2 P: 13	R: 0 E: 0 K: 0 S: 3	H: 0 LOB: 0 BB: 0 P: 3	R: 0 E: 0 K: 0 S: 3	H: 0 LOB: 1 BB: 1 P: 7	R: 1 E: 0 K: 0 S: 5	H: 2 LOB: 1 BB: 0 P: 5	R: 0 E: 0 K: 0 S: 3	H: 0 LOB: 0 BB: 0 P: 3	1B: 5 2B: 2 3B: 1 HR: 1	SF: 0 SAC: 1 DP: 0 HBP: 0	WP: 0 PB: 0 CS: 0	PA: 41
<b>PITCHER</b>	IP	WLS	BF	H	R	ER	SO	BB	IBB	HBP	BLK	WP	HR	S	P	ERA	WHIP					
Dave Rajsich, L (1, 1) ERA: 4.22	1.1	L	10	5	5	4	1	0	0	0	0	0	1	12	12	27.00	3.750					
Danny Darwin, R (2, 1) ERA: 4.15	6.2		28	4	2	2	3	4	0	0	0	0	0	30	46	2.70	1.200					
Sparky Lyle, L (9, 1) ERA: 3.38	1.0		3	0	0	0	0	0	0	0	0	0	0	3	3	0.00	0.000					

New York Yankees @ Texas Rangers  
Arlington Stadium, Arlington, TX  
Wed Aug 29 1979, 8:05 PM EDT  
Att: 18,117 - Unknown

AB 36  
R 7  
H 9  
RBI 7  
BB 4  
SO 4  
LOB 14



Batter	1	2	3	4	5	6	7	8	9	AB	R	H	RBI	BB	SO	LOB	BOTTOM					
Mickey Rivers, L (1, 8) OBP: 0.299, SLG: 0.394	0-0 E4	0-0 F7		0-0 1-3		0-0 1B		0-0 E1 1B		5	0	2	0	0	0	0						
Bump Wills, S (1, 4) OBP: 0.327, SLG: 0.333	0-0 4-3 2B 1B	4-0 BB 1B BB		0-0 6-3		0-0 5-3		0-0 G3		4	1	1	0	1	0	3						
Al Oliver, L (1, 7) OBP: 0.366, SLG: 0.483	0-3 K	0-0 1-2 BB 1B		4-0 BB BB		0-0 F8		0-0 2B 1B		4	1	2	0	1	1	2						
Richie Zisk, R (1, 9) OBP: 0.345, SLG: 0.415	4-0 1-2 2-3 2B BB	4-0 1-2 2-3 BB BB		0-0 L7		0-0 F9		0-3 K		3	1	0	0	2	1	2						
Buddy Bell, R (1, 5) OBP: 0.334, SLG: 0.479	0-0 4-3	0-0 L8			0-0 F7		0-0 HR		0-0 G3 2B	5	1	2	3	0	0	5						
John Ellis, R (1, 10) OBP: 0.316, SLG: 0.439	0-0 1B				0-0 F9		0-0 6-3		0-0 1-H G3 2B	4	0	2	2	0	0	0						
Pat Putnam, L (9, PH) OBP: 0.320, SLG: 0.460	2-H 3-H 2B			0-0 FC6-4 1B				0-0 2-3		1	0	0	0	0	0	1						
Willie Montanez, L (1, 3) OBP: 0.274, SLG: 0.321	0-0 2-3 1B		0-3 K		0-0 6-3			0-0 F8		5	0	1	0	0	1	2						
Jim Sundberg, R (1, 2) OBP: 0.328, SLG: 0.368	0-3 K		0-3 K		0-0 F8			0-0 E 1B		4	0	1	0	0	2	3						
Nelson Norman, S (1, 6) OBP: 0.244, SLG: 0.244		0-0 F9		0-0 FC6-4		0-0 4-3		0-0 F7		3	0	0	0	0	0	1						
Eric Soderholm, R (7, 5) OBP: 0.309, SLG: 0.383				1-2						1	0	0	0	0	0	1						
<b>Inning Stats</b>	R: 3 E: 1 K: 2 S: 11	H: 3 LOB: 2 BB: 1 P: 15	R: 0 E: 0 K: 0 S: 4	H: 1 LOB: 3 BB: 2 P: 12	R: 0 E: 0 K: 2 S: 8	H: 1 LOB: 1 BB: 0 P: 8	R: 0 E: 0 K: 0 S: 3	H: 0 LOB: 1 BB: 1 P: 7	R: 0 E: 0 K: 0 S: 4	H: 1 LOB: 0 BB: 0 P: 4	R: 1 E: 0 K: 0 S: 4	H: 1 LOB: 0 BB: 0 P: 4	R: 0 E: 1 K: 0 S: 5	H: 2 LOB: 2 BB: 0 P: 5	R: 1 E: 0 K: 1 S: 7	H: 2 LOB: 1 BB: 0 P: 7	1B: 8 2B: 2 3B: 0 HR: 1	SF: 0 SAC: 0 DP: 0 HBP: 0	WP: 0 PB: 0 CS: 0	PA: 43		
<b>PITCHER</b>	IP	WLS	BF	H	R	ER	SO	BB	IBB	HBP	BLK	WP	HR	S	P	ERA	WHIP					
Ron Guidry, L (1, 1) ERA: 2.71	8.1		41	11	5	2	5	4	0	0	0	0	1	47	63	2.16	1.800					
Rich Gossage, R (9, 1) ERA: 3.41	0.2	S	2	0	0	0	0	0	0	0	0	0	0	2	2	0.00	0.000					

New York Yankees @ Texas Rangers  
Arlington Stadium, Arlington, TX  
Wed Aug 29 1979, 8:05 PM EDT  
Att: 18,117 - Unknown

AB 39  
R 4  
H 11  
RBI 5  
BB 4  
SO 5  
LOB 20





Batter	1	2	3	4	5	6	7	8	9	AB	R	H	RBI	BB	SO	LOB	TOP					
Mickey Rivers, L OBP: 0.300, SLG: 0.394										5	1	2	1	0	0	2						
Bump Wills, S OBP: 0.330, SLG: 0.333										3	1	1	0	2	0	2						
Al Oliver, L OBP: 0.366, SLG: 0.488										4	2	1	2	1	0	5						
Richie Zisk, R OBP: 0.345, SLG: 0.418										4	0	2	2	0	1	1						
Buddy Bell, R OBP: 0.333, SLG: 0.478										5	1	1	0	0	0	2						
Willie Montanez, L OBP: 0.276, SLG: 0.322										4	0	2	1	0	0	1						
Pat Putnam, L OBP: 0.319, SLG: 0.457										4	1	1	0	0	1	1						
Jim Sundberg, R OBP: 0.327, SLG: 0.365										3	0	0	0	0	2	1						
Nelson Norman, S OBP: 0.244, SLG: 0.244										4	0	1	0	0	1	4						
<b>Inning Stats</b>	R: 2 E: 0 K: 0 S: 5	H: 2 LOB: 0 BB: 0 P: 5	R: 0 E: 0 K: 2 S: 8	H: 1 LOB: 1 BB: 0 P: 8	R: 0 E: 1 K: 1 S: 5	H: 0 LOB: 1 BB: 1 P: 9	R: 2 E: 0 K: 0 S: 6	H: 3 LOB: 3 BB: 1 P: 11	R: 0 E: 0 K: 0 S: 3	H: 0 LOB: 0 BB: 0 P: 3	R: 0 E: 0 K: 2 S: 9	H: 2 LOB: 2 BB: 0 P: 9	R: 1 E: 0 K: 0 S: 4	H: 2 LOB: 0 BB: 0 P: 4	R: 0 E: 0 K: 0 S: 3	H: 0 LOB: 0 BB: 0 P: 3	R: 1 E: 0 K: 0 S: 4	H: 1 LOB: 1 BB: 1 P: 8	1B: 8 2B: 2 3B: 0 HR: 1	SF: 1 SAC: 0 DP: 1 HBP: 1	WP: 0 PB: 0 SB: 2 CS: 0	PA: 41
<b>PITCHER</b>	IP WLS BF H R ER SO BB IBB HBP BLK WP HR S P ERA WHIP	IP WLS BF H R ER SO BB IBB HBP BLK WP HR S P ERA WHIP																				
Dennis Eckersley, R ERA: 2.95	(1, 1)	6.0	L	31	10	5	5	5	2	0	1	0	0	0	1	38	47	7.50	2.000			
Bill Campbell, R ERA: 3.78	(7, 1)	3.0		10	1	1	1	0	1	0	0	0	0	0	0	9	13	3.00	0.667			

Texas Rangers @ Boston Red Sox  
Fenway Park, Boston, MA  
Thu Aug 30 1979, 7:05 PM EDT  
Att: 32,399 - Unknown - 80 F

AB	36
R	6
H	11
RBI	6
BB	3
SO	5
LOB	19



Batter	1	2	3	4	5	6	7	8	9	AB	R	H	RBI	BB	SO	LOB	BOTTOM					
Rick Burleson, R OBP: 0.327, SLG: 0.382										3	0	0	0	0	0	0						
Tom Pocuette, L OBP: 0.336, SLG: 0.339										2	0	1	0	1	0	1						
Carl Yastrzemski, L OBP: 0.349, SLG: 0.465										3	0	0	0	0	0	3						
Jim Rice, R OBP: 0.379, SLG: 0.591										3	0	0	0	0	0	1						
Bob Watson, R OBP: 0.374, SLG: 0.466										3	0	1	0	0	1	0						
Butch Hobson, R OBP: 0.295, SLG: 0.483										3	0	0	0	0	0	1						
Jim Dwyer, L OBP: 0.361, SLG: 0.406										3	0	0	0	0	0	1						
Stan Papi, R OBP: 0.223, SLG: 0.297										2	0	0	0	0	1	0						
Fred Lynn, L OBP: 0.432, SLG: 0.660										1	0	0	0	0	0	0						
Gary Allenson, R OBP: 0.267, SLG: 0.313										2	0	0	0	0	0	0						
Carlton Fisk, R OBP: 0.300, SLG: 0.453										1	0	0	0	0	0	0						
<b>Inning Stats</b>	R: 0 E: 0 K: 0 S: 2	H: 0 LOB: 0 BB: 1 P: 6	R: 0 E: 0 K: 1 S: 5	H: 0 LOB: 0 BB: 0 P: 5	R: 0 E: 0 K: 1 S: 5	H: 0 LOB: 0 BB: 0 P: 5	R: 0 E: 0 K: 0 S: 3	H: 1 LOB: 0 BB: 0 P: 3	R: 0 E: 0 K: 0 S: 3	H: 0 LOB: 0 BB: 0 P: 3	R: 0 E: 0 K: 0 S: 3	H: 0 LOB: 0 BB: 0 P: 3	R: 0 E: 0 K: 0 S: 3	H: 0 LOB: 0 BB: 0 P: 3	R: 0 E: 0 K: 0 S: 3	H: 1 LOB: 0 BB: 0 P: 3	R: 0 E: 0 K: 0 S: 3	H: 0 LOB: 0 BB: 0 P: 3	1B: 2 2B: 1 3B: 0 HR: 0	SF: 0 SAC: 0 DP: 3 HBP: 1	WP: 0 PB: 0 SB: 0 CS: 0	PA: 28
<b>PITCHER</b>	IP WLS BF H R ER SO BB IBB HBP BLK WP HR S P ERA WHIP	IP WLS BF H R ER SO BB IBB HBP BLK WP HR S P ERA WHIP																				
Doc Medich, R ERA: 4.64	(1, 1)	9.0	W	28	2	0	0	2	1	0	1	0	0	0	0	30	35	0.00	0.333			

Texas Rangers @ Boston Red Sox  
Fenway Park, Boston, MA  
Thu Aug 30 1979, 7:05 PM EDT  
Att: 32,399 - Unknown - 80 F

AB	26
R	0
H	2
RBI	0
BB	1
SO	2
LOB	7









Batter	1	2	3	4	5	6	7	8	9	AB	R	H	RBI	BB	SO	LOB	TOP								
Mickey Rivers, L OBP: 0.304, SLG: 0.396 (1, 8)	F4		FC5-4 1B		FC3-6 BB		1B 1B		K	4	1	2	0	1	1	0									
Bump Wills, S OBP: 0.331, SLG: 0.335 (1, 4)	2B SF8 1B		K		FC3-6 FC5 1-2 2-H		F7		B5-3	5	1	1	0	0	1	3									
Al Oliver, L OBP: 0.368, SLG: 0.487 (1, 7)	SF8 2B 2B		F7		BB		F8			3	1	1	0	1	0	2									
Buddy Bell, R OBP: 0.330, SLG: 0.473 (1, 5)	SF8		FC5-4		FC5		1B			3	0	1	2	0	0	3									
Willie Montanez, L OBP: 0.277, SLG: 0.331 (1, 10)	2B				F8		HR		L8	4	1	2	2	0	0	1									
Richie Zisk, R OBP: 0.343, SLG: 0.416 (1, 9)	6-3				6-3		6-3			4	0	1	0	0	0	1									
Pat Putnam, L OBP: 0.320, SLG: 0.461 (1, 3)			3-1		4-3		1B		G6-4-3 1B	4	0	1	0	0	0	1									
Greg Mahberg, R OBP: 0.250, SLG: 0.250 (1, 2)	F8				BB E 1B		F8		K	4	1	1	0	0	1	1									
Nelson Norman, S OBP: 0.243, SLG: 0.243 (1, 6)	4-3				F8		K		6-3	4	0	0	0	0	1	2									
<b>Inning Stats</b>	R: 2 E: 0 K: 0 S: 6	H: 3 LOB: 1 BB: 0 P: 6	R: 0 E: 0 K: 0 S: 3	H: 0 LOB: 1 BB: 0 P: 3	R: 0 E: 0 K: 1 S: 6	H: 1 LOB: 1 BB: 0 P: 6	R: 0 E: 0 K: 0 S: 3	H: 0 LOB: 0 BB: 0 P: 3	R: 1 E: 1 K: 0 S: 4	H: 1 LOB: 2 BB: 2 P: 12	R: 1 E: 0 K: 1 S: 7	H: 2 LOB: 1 BB: 0 P: 7	R: 1 E: 0 K: 0 S: 5	H: 2 LOB: 1 BB: 0 P: 5	R: 0 E: 0 K: 1 S: 5	H: 1 LOB: 0 BB: 0 P: 5	R: 0 E: 0 K: 1 S: 5	H: 0 LOB: 0 BB: 0 P: 5	1B: 7 2B: 2 3B: 0 HR: 1	SF: 1 SAC: 0 DP: 1 HBP: 0	WP: 0 PB: 0 SB: 0 CS: 0	PA: 38			
<b>PITCHER</b>	IP	WLS	BF	H	R	ER	SO	BB	IBB	HBP	BLK	WP	HR	S	P	ERA	WHIP								
Bob Stanley, R ERA: 4.23 (1, 1)	5.1		25	7	4	3	1	2	0	0	0	0	1	25	33	5.06	1.688								
Dick Drago, R ERA: 2.95 (6, 1)	3.2	L	13	3	1	1	3	0	0	0	0	0	0	19	19	2.46	0.818								

Texas Rangers @ Boston Red Sox  
Fenway Park, Boston, MA  
Sat Sep 01 1979, 3:33 AM EDT  
Att: 28,930 - Unknown - 88 F

AB	35
R	5
H	10
RBI	4
BB	2
SO	4
LOB	14



Batter	1	2	3	4	5	6	7	8	9	AB	R	H	RBI	BB	SO	LOB	BOTTOM								
Rick Burleson, R OBP: 0.323, SLG: 0.377 (1, 6)	L5	L7		SF9		K			FC5-4 FC6	4	0	0	1	0	1	5									
Tom Pocuette, L OBP: 0.319, SLG: 0.344 (1, 9)	6-3	L4		F7			F7		F5	5	0	0	0	0	0	5									
Fred Lynn, L OBP: 0.432, SLG: 0.657 (1, 8)	G3			G3 BB		F7		4-3	FC6	4	0	0	0	1	0	2									
Jim Rice, R OBP: 0.382, SLG: 0.589 (1, 10)		1B 1B 1B		F8		E HBP		L3		3	1	1	0	0	0	1									
Carl Yastrzemski, L OBP: 0.348, SLG: 0.468 (1, 7)		1B 1B 1B		G3		F8		4-3		4	1	1	0	0	0	2									
Bob Watson, R OBP: 0.376, SLG: 0.465 (1, 3)		FC5-4 1B 1B		F8		E4		L4		4	0	1	1	0	0	2									
Butch Hobson, R OBP: 0.298, SLG: 0.493 (1, 5)		FC5-4 1B				K		F8		4	1	2	2	0	1	2									
Stan Papi, R OBP: 0.218, SLG: 0.296 (1, 4)		FC5-4 BB							FC5-4 1B	3	1	1	0	0	0	2									
Carlton Fisk, R OBP: 0.303, SLG: 0.455 (9, PH)		1-2 2-3		SH1-3 SF9					FC5-4 1B	1	0	1	0	0	0	0									
Mike O'Berry, R OBP: 0.318, SLG: 0.368 (1, 2)		BB		SH1-3					FC5-4 1B	2	0	1	0	1	1	0									
Gary Allenson, R OBP: 0.267, SLG: 0.313 (9, PR)		BB		2-3					FC5-4 1B	0	0	0	0	0	0	0									
<b>Inning Stats</b>	R: 0 E: 0 K: 0 S: 3	H: 4 LOB: 3 BB: 1 P: 11	R: 0 E: 0 K: 0 S: 3	H: 0 LOB: 1 BB: 1 P: 7	R: 2 E: 0 K: 0 S: 5	H: 2 LOB: 0 BB: 0 P: 5	R: 0 E: 1 K: 2 S: 7	H: 0 LOB: 0 BB: 0 P: 7	R: 0 E: 0 K: 0 S: 3	H: 0 LOB: 0 BB: 0 P: 3	R: 0 E: 0 K: 0 S: 5	H: 2 LOB: 2 BB: 0 P: 5	R: 0 E: 0 K: 0 S: 5	H: 0 LOB: 0 BB: 0 P: 3	R: 0 E: 0 K: 0 S: 5	H: 2 LOB: 2 BB: 0 P: 5	1B: 6 2B: 1 3B: 0 HR: 1	SF: 1 SAC: 1 DP: 0 HBP: 1	WP: 0 PB: 0 SB: 0 CS: 0	PA: 39					
<b>PITCHER</b>	IP	WLS	BF	H	R	ER	SO	BB	IBB	HBP	BLK	WP	HR	S	P	ERA	WHIP								
Fergie Jenkins, R ERA: 4.19 (1, 1)	2.0		11	4	2	2	0	1	0	0	0	0	0	10	14	9.00	2.500								
John Henry Johnson, L ERA: 4.71 (3, 1)	1.0		6	2	2	2	0	1	0	0	0	0	1	5	9	18.00	3.000								
Danny Darwin, R ERA: 3.88 (4, 1)	5.0	W	19	2	0	0	3	0	0	1	0	0	0	24	25	0.00	0.400								
Jim Kern, R ERA: 1.46 (9, 1)	1.0	S	3	0	0	0	0	0	0	0	0	0	0	3	3	0.00	0.000								

Texas Rangers @ Boston Red Sox  
Fenway Park, Boston, MA  
Sat Sep 01 1979, 3:33 AM EDT  
Att: 28,930 - Unknown - 88 F

AB	34
R	4
H	8
RBI	4
BB	2
SO	3
LOB	21













Batter	1	2	3	4	5	6	7	8	9	AB	R	H	RBI	BB	SO	LOB	TOP														
Mickey Rivers, L OBP: 0.308, SLG: 0.404	0-0 1-3 1B	0-0 3-1 1B		0-0 F6			0-0 1B	0-0 FC6-4		5	2	3	0	0	0	2															
Bump Wills, S OBP: 0.338, SLG: 0.347	4-0 1-3 1B	0-0 3-1			0-3 K		0-0 1B		0-0 CS	4	2	2	1	1	1	1															
Al Oliver, L OBP: 0.365, SLG: 0.480	0-0 1-3	0-0 L7			0-0 1B		0-0 WP	0-0 1B	4-0 FC4-6	4	0	2	0	1	0	3															
Buddy Bell, R OBP: 0.330, SLG: 0.468	0-0 2B		0-0 F7		0-0 F9		0-0 WP	0-0 1B	0-0 FC4-6	5	1	2	3	0	0	2															
Willie Montanez, L OBP: 0.277, SLG: 0.340	0-3 K		0-0 F9		0-3 K		4-0 G4-6-3		0-0 F8	3	0	0	0	0	2	2															
John Ellis, R OBP: 0.322, SLG: 0.445							1-2 2-3 IBB			1	0	0	0	1	0	1															
Pat Putnam, L OBP: 0.323, SLG: 0.464	0-0 2B		0-0 F7			4-0 G4-6-3		0-0 G4-6-3		2	0	1	1	1	0	0															
Richie Zisk, R OBP: 0.342, SLG: 0.423							1-2 2-3 BB			1	0	0	0	0	0	3															
Johnny Grubb, L OBP: 0.350, SLG: 0.421	4-0 IBB			4-0 SH3-4			0-0 F7		0-0 G3	1	0	0	0	2	0	1															
Mike Jorgensen, L OBP: 0.307, SLG: 0.403										1	0	0	0	0	0	0															
Greg Mahberg, R OBP: 0.250, SLG: 0.357	0-0 3-1			0-0 SH3-4			0-0 G4-6-3		0-0 6-3	3	0	0	0	0	0	3															
Nelson Norman, S OBP: 0.246, SLG: 0.250		0-0 L7		0-0 1-3					0-0 4-3	4	0	1	0	0	0	1															
<b>Inning Stats</b>	R: 3 E: 0 K: 1 S: 8	H: 3 LOB: 2 BB: 2 P: 16	R: 0 E: 0 K: 0 S: 4	H: 1 LOB: 1 BB: 0 P: 4	R: 0 E: 0 K: 0 S: 3	H: 0 LOB: 0 BB: 0 P: 3	R: 0 E: 0 K: 0 S: 3	H: 0 LOB: 1 BB: 1 P: 7	R: 0 E: 0 K: 2 S: 8	H: 1 LOB: 0 BB: 0 P: 8	R: 0 E: 0 K: 0 S: 2	H: 0 LOB: 0 BB: 1 P: 6	R: 2 E: 0 K: 0 S: 6	H: 4 LOB: 2 BB: 1 P: 10	R: 0 E: 0 K: 0 S: 4	H: 1 LOB: 1 BB: 0 P: 4	R: 0 E: 0 K: 0 S: 3	H: 1 LOB: 1 BB: 1 P: 7	1B: 9 2B: 2 3B: 0 HR: 0	SF: 0 SAC: 1 DP: 2 HBP: 0	WP: 1 PB: 0 SB: 1 CS: 1	PA: 41									
<b>PITCHER</b>	IP WLS BF L	H R ER E	SO BB IBB HBP BLK	WP HR S P	ERA WHIP	<b>PITCHER</b>										IP WLS BF L	H R ER E	SO BB IBB HBP BLK	WP HR S P	ERA WHIP											
Mike Parrott, R ERA: 3.66	6.1	9	5	3	3	1	0	0	0	0	0	33	49	7.11	1.895																
Shane Rawley, L ERA: 4.28	2.2	2	0	0	1	1	0	0	1	0	8	16	0.00	1.125																	

Texas Rangers @ Seattle Mariners  
The Kingdome, Seattle, WA  
Tue Sep 04 1979, 10:05 PM EDT  
Att: 5,759 - Dome

AB 34  
R 5  
H 11  
RBI 5  
BB 6  
SO 3  
LOB 19



Batter	1	2	3	4	5	6	7	8	9	AB	R	H	RBI	BB	SO	LOB	BOTTOM														
Julio Cruz, S OBP: 0.355, SLG: 0.312	0-0 4-3		0-0 L8		0-0 FC4-6		0-0 F7			4	1	0	0	0	0	2															
Ruppert Jones, L OBP: 0.353, SLG: 0.463	0-3 K		0-0 F7		4-0 3B		0-0 L5			3	1	0	0	1	1	1															
Bruce Bochte, L OBP: 0.389, SLG: 0.484	0-0 G3		4-0 BB		0-0 F1			0-0 F8		3	0	0	0	1	0	2															
Willie Horton, R OBP: 0.318, SLG: 0.461		0-0 3-1	0-0 L4		0-0 L4		0-3 K			4	0	2	2	0	1	2															
Dan Meyer, L OBP: 0.326, SLG: 0.483		0-0 F8		0-0 4-3	0-0 F2			0-0 F8		4	0	0	0	0	0	2															
Tom Paciorek, R OBP: 0.362, SLG: 0.449		1-0 3-1		4-0 S		0-0 6-3			0-3 K	2	0	0	0	1	1	0															
Joe Simpson, L OBP: 0.312, SLG: 0.356		0-0 3-1		0-0 F8		0-0 3-1			0-0 4-3	4	0	0	0	0	0	3															
Larry Cox, R OBP: 0.272, SLG: 0.321		0-0 F2		0-0 1-3		0-0 5-3				3	0	0	0	0	0	3															
Charlie Beamon, L OBP: 0.111, SLG: 0.167										1	0	0	0	0	0	0															
Mario Mendoza, R OBP: 0.227, SLG: 0.263			0-0 BB		0-0 FC4-6			0-0 5-3		3	0	2	0	0	0	0															
<b>Inning Stats</b>	R: 0 E: 0 K: 1 S: 5	H: 0 LOB: 0 BB: 0 P: 5	R: 0 E: 0 K: 0 S: 4	H: 1 LOB: 2 BB: 0 P: 5	R: 0 E: 0 K: 0 S: 4	H: 1 LOB: 1 BB: 1 P: 8	R: 0 E: 0 K: 0 S: 3	H: 0 LOB: 1 BB: 1 P: 7	R: 2 E: 0 K: 0 S: 5	H: 2 LOB: 1 BB: 1 P: 9	R: 0 E: 0 K: 0 S: 3	H: 0 LOB: 0 BB: 0 P: 3	R: 0 E: 0 K: 1 S: 5	H: 0 LOB: 0 BB: 0 P: 5	R: 0 E: 0 K: 1 S: 5	H: 0 LOB: 0 BB: 0 P: 5	R: 0 E: 0 K: 1 S: 5	H: 0 LOB: 0 BB: 0 P: 5	1B: 2 2B: 1 3B: 1 HR: 0	SF: 0 SAC: 0 DP: 0 HBP: 1	WP: 0 PB: 0 SB: 2 CS: 0	PA: 35									
<b>PITCHER</b>	IP WLS BF W	H R ER E	SO BB IBB HBP BLK	WP HR S P	ERA WHIP	<b>PITCHER</b>										IP WLS BF W	H R ER E	SO BB IBB HBP BLK	WP HR S P	ERA WHIP											
Steve Comer, R ERA: 3.83	9.0	4	2	2	3	3	0	1	0	0	0	37	50	2.00	0.778																

Texas Rangers @ Seattle Mariners  
The Kingdome, Seattle, WA  
Tue Sep 04 1979, 10:05 PM EDT  
Att: 5,759 - Dome

AB 31  
R 2  
H 4  
RBI 2  
BB 3  
SO 3  
LOB 15





Batter	1	2	3	4	5	6	7	8	9	AB	R	H	RBI	BB	SO	LOB	TOP										
Mickey Rivers, L OBP: 0.306, SLG: 0.400 (1, 8)	F7		F5			F8		F9		4	0	0	0	0	0	4	<b>Texas Rangers @ Seattle Mariners</b> The Kingdome, Seattle, WA Wed Sep 05 1979, 10:05 PM EDT Att.: 5,112 - Dome										
Bump Wills, S OBP: 0.335, SLG: 0.344 (1, 4)	6-3		FC5			4-3		4-3		4	0	0	0	0	0	4											
Al Oliver, L OBP: 0.362, SLG: 0.476 (1, 7)	4-3			6-3		6-3			F7	4	0	0	0	0	0	0											
Buddy Bell, R OBP: 0.328, SLG: 0.465 (8, 6)		4-3		F8			F8		6-3	4	0	0	0	0	0	0											
Richie Zisk, R OBP: 0.343, SLG: 0.424 Bill Sample, R OBP: 0.346, SLG: 0.398 (9, PR)		4-0		5-3			K			3	0	1	0	1	1	0											
Willie Montanez, L OBP: 0.276, SLG: 0.340 (1, 10)		G4-6-3							2B	0	0	0	0	0	0	0											
Pat Putnam, L OBP: 0.330, SLG: 0.468 La Rue Washington, R OBP: 0.235, SLG: 0.188 Eric Soderholm, R OBP: 0.313, SLG: 0.394 (8, 5)										4	0	1	0	0	0	2											
Greg Mahlberg, R OBP: 0.235, SLG: 0.333 Johnny Grubb, L OBP: 0.352, SLG: 0.421 Jim Sundberg, R OBP: 0.328, SLG: 0.365 (8, 2)										3	0	2	0	0	0	1											
Nelson Norman, S OBP: 0.244, SLG: 0.248 Mike Jorgensen, L OBP: 0.305, SLG: 0.400 (8, 3)										0	0	0	0	0	0	0											
										0	0	0	0	0	0	0											
<b>Inning Stats</b>	R: 0 E: 0 K: 0 S: 3	H: 0 LOB: 0 BB: 0 P: 3	R: 0 E: 0 K: 0 S: 2	H: 0 LOB: 0 BB: 1 P: 6	R: 0 E: 1 K: 0 S: 5	H: 1 LOB: 2 BB: 0 P: 5	R: 0 E: 0 K: 0 S: 3	H: 0 LOB: 0 BB: 0 P: 3	R: 0 E: 0 K: 1 S: 6	H: 1 LOB: 1 BB: 0 P: 6	R: 0 E: 0 K: 0 S: 3	H: 0 LOB: 0 BB: 0 P: 3	R: 0 E: 0 K: 1 S: 5	H: 0 LOB: 0 BB: 0 P: 5	R: 0 E: 0 K: 1 S: 6	H: 1 LOB: 2 BB: 1 P: 10	R: 0 E: 0 K: 0 S: 4	H: 1 LOB: 1 BB: 0 P: 4	1B: 2 2B: 2 3B: 0 HR: 0	SF: 0 SAC: 1 DP: 1 HBP: 0	WP: 0 PB: 0 SB: 0 CS: 0	PA: 33					
<b>PITCHER</b>	IP	WLS	BF	H	R	ER	SO	BB	IBB	HBP	BLK	WP	HR	S	P	ERA	WHIP										
Rob Dressler, R ERA: 5.16 Byron McLaughlin, R ERA: 4.38 (1, 1)	7.0	W	26	3	0	0	2	2	0	0	0	0	0	28	36	0.00	0.714										
	2.0	S	7	1	0	0	1	0	0	0	0	0	0	9	9	0.00	0.500										

Batter	1	2	3	4	5	6	7	8	9	AB	R	H	RBI	BB	SO	LOB	BOTTOM										
Julio Cruz, S OBP: 0.397, SLG: 0.315 (1, 4)	3-1		4-3			K		K		3	1	1	0	1	2	0	<b>Texas Rangers @ Seattle Mariners</b> The Kingdome, Seattle, WA Wed Sep 05 1979, 10:05 PM EDT Att.: 5,112 - Dome										
Ruppert Jones, L OBP: 0.354, SLG: 0.461 (1, 8)	3-1		4-3				1-3			2	0	0	0	2	0	2											
Bruce Bochte, L OBP: 0.386, SLG: 0.480 (1, 3)	F4		F7			1-3		G4-6-3		4	0	0	0	0	0	4											
Willie Horton, R OBP: 0.318, SLG: 0.459 (1, 10)									F3	4	0	1	1	0	1	2											
Dan Meyer, L OBP: 0.329, SLG: 0.482 Bill Stein, R OBP: 0.286, SLG: 0.373 (9, 5)										1	0	0	0	2	0	0											
Tom Paciorek, R OBP: 0.362, SLG: 0.446 Charlie Beamon, L OBP: 0.111, SLG: 0.167 Leon Roberts, R OBP: 0.353, SLG: 0.447 (9, 7)										0	0	0	0	0	0	0											
Joe Simpson, L OBP: 0.315, SLG: 0.355 (1, 9)										2	0	0	0	1	1	3											
Bob Stinson, S OBP: 0.342, SLG: 0.349 (1, 2)										0	0	0	0	0	0	0											
Mario Mendoza, R OBP: 0.226, SLG: 0.261 (1, 6)										0	0	0	0	0	0	0											
										0	0	0	0	0	0	0											
<b>Inning Stats</b>	R: 1 E: 0 K: 0 S: 4	H: 1 LOB: 2 BB: 2 P: 12	R: 0 E: 0 K: 1 S: 5	H: 1 LOB: 0 BB: 0 P: 5	R: 0 E: 0 K: 1 S: 6	H: 1 LOB: 1 BB: 0 P: 6	R: 0 E: 0 K: 1 S: 5	H: 0 LOB: 1 BB: 1 P: 10	R: 0 E: 0 K: 1 S: 5	H: 0 LOB: 1 BB: 1 P: 9	R: 0 E: 0 K: 0 S: 3	H: 0 LOB: 2 BB: 2 P: 11	R: 0 E: 0 K: 1 S: 4	H: 0 LOB: 0 BB: 1 P: 8	R: 0 E: 0 K: 1 S: 5	H: 0 LOB: 2 BB: 2 P: 13	1B: 2 2B: 1 3B: 0 HR: 0	SF: 0 SAC: 1 DP: 1 HBP: 1	WP: 0 PB: 0 SB: 0 CS: 0	PA: 35							
<b>PITCHER</b>	IP	WLS	BF	H	R	ER	SO	BB	IBB	HBP	BLK	WP	HR	S	P	ERA	WHIP										
Fergie Jenkins, R ERA: 4.09 Sparky Lyle, L ERA: 3.24 (1, 1)	7.2	L	33	3	1	1	5	7	1	1	0	0	0	34	67	1.17	1.304										
	0.1		2	0	0	0	1	1	0	0	0	0	0	3	7	0.00	3.000										







Batter	1	2	3	4	5	6	7	8	9	AB	R	H	RBI	BB	SO	LOB	TOP								
Mickey Rivers, L OBP: 0.308, SLG: 0.407 (1,8)	4-3		G3	1B	L9			F9		5	0	1	2	0	0	3	<b>Texas Rangers @ Minnesota Twins</b> Metropolitan Stadium, Bloomington, MI Sat Sep 08 1979, 8:05 PM EDT Att: 15,382 - Unknown - 71 F								
Bump Wills, S OBP: 0.335, SLG: 0.343 (1,4)	L8		FC5-2	1B	SF7		K	1-4-3		4	0	1	1	0	1	0									
Al Oliver, L OBP: 0.366, SLG: 0.481 (1,7)			FC5-2	1B						1	0	1	0	0	0	0									
Bill Sample, R OBP: 0.351, SLG: 0.401 (2,7)	1B		FC6-4	1B				1B		3	0	2	0	1	0	2									
Buddy Bell, R OBP: 0.326, SLG: 0.460 (1,5)	F7		FC6-4	1B	F9			F9		5	0	1	0	0	0	6									
John Ellis, R OBP: 0.315, SLG: 0.436 (1,10)				E4				F9		2	0	0	0	0	1	0									
Pat Putnam, L OBP: 0.325, SLG: 0.474 (5, PH)				HR						3	1	1	1	0	0	3									
Richie Zisk, R OBP: 0.343, SLG: 0.419 (1,9)	G6-3		1B	1B	K			F8		3	1	0	0	2	2	0									
Willie Montanez, L OBP: 0.279, SLG: 0.342 (1,3)	G6-3		1B	1B	F8			F7		5	1	1	0	0	0	1									
Jim Sundberg, R OBP: 0.335, SLG: 0.372 (1,2)			SH	1B	1B			1B		4	2	4	1	1	0	0									
Nelson Norman, S OBP: 0.247, SLG: 0.252 (1,6)			SH	1B	1B			FC4-6		4	1	2	1	0	0	2									
<b>Inning Stats</b>	R: 0 E: 0 K: 0 S: 4	H: 1 LOB: 1 BB: 0 P: 4	R: 0 E: 0 K: 1 S: 4	H: 0 LOB: 0 BB: 1 P: 8	R: 1 E: 0 K: 0 S: 6	H: 2 LOB: 2 BB: 0 P: 6	R: 4 E: 1 K: 0 S: 8	H: 5 LOB: 2 BB: 1 P: 12	R: 1 E: 0 K: 1 S: 8	H: 3 LOB: 2 BB: 0 P: 8	R: 0 E: 0 K: 1 S: 5	H: 0 LOB: 1 BB: 1 P: 9	R: 0 E: 0 K: 0 S: 3	H: 0 LOB: 1 BB: 1 P: 7	R: 0 E: 0 K: 0 S: 5	H: 2 LOB: 2 BB: 0 P: 5	R: 0 E: 0 K: 1 S: 6	H: 1 LOB: 1 BB: 0 P: 6	1B: 12 2B: 1 3B: 0 HR: 1	SF: 1 SAC: 1 DP: 1 HBP: 0	WP: 0 PB: 0 SB: 0 CS: 1	PA: 45			
<b>PITCHER</b>	IP	WLS	BF	H	R	ER	SO	BB	IBB	HBP	BLK	WP	HR	S	P	ERA	WHIP								
Jerry Koosman, L ERA: 3.46 (1, 1)	4.0	L	22	8	5	5	1	2	0	0	0	0	0	22	30	11.25	2.500								
Paul Thordogard, R ERA: 9.0 (5, 1)	1.0		6	3	1	1	1	0	0	0	0	0	1	8	8	9.00	3.000								
Mike Bacsik, R ERA: 4.82 (6, 1)	3.0		13	2	0	0	1	2	0	0	0	0	0	13	21	0.00	1.333								
Pete Redfern, R ERA: 3.41 (9, 1)	1.0		4	1	0	0	1	0	0	0	0	0	0	6	6	0.00	1.000								

AB	39
R	6
H	14
RBI	6
BB	4
SO	4
LOB	17



Batter	1	2	3	4	5	6	7	8	9	AB	R	H	RBI	BB	SO	LOB	BOTTOM								
Mike Cabbage, L OBP: 0.368, SLG: 0.352 (1,5)	4-3		BB		F5				K	3	0	0	0	2	1	2	<b>Texas Rangers @ Minnesota Twins</b> Metropolitan Stadium, Bloomington, MI Sat Sep 08 1979, 8:05 PM EDT Att: 15,382 - Unknown - 71 F								
Rob Wilfong, L OBP: 0.349, SLG: 0.450 (1,4)	6-3		4-3		F9		BB	F5		4	0	0	0	0	0	4									
Roy Smalley, S OBP: 0.373, SLG: 0.468 (1,6)	F5				6-3			K	K	4	0	0	0	0	2	2									
Ken Landreaux, L OBP: 0.352, SLG: 0.437 (1,8)			G3		1B			F4		4	1	1	0	0	0	0									
Butch Wynegar, S OBP: 0.359, SLG: 0.346 (1,2)	4-3				FC6-4			1B		4	0	2	0	0	0	0									
Ron Jackson, R OBP: 0.329, SLG: 0.425 (1,3)			BB		FC6-4			F6		3	0	0	1	1	0	2									
Danny Goodwin, L OBP: 0.339, SLG: 0.504 (1,10)			K		L7			2B		4	1	1	0	0	1	2									
Hosken Powell, L OBP: 0.371, SLG: 0.393 (1,9)								1B		4	0	3	0	0	0	0									
Dave Edwards, R OBP: 0.332, SLG: 0.432 (1,7)			K		FC4-6			6-3		3	0	0	1	1	1	2									
<b>Inning Stats</b>	R: 0 E: 0 K: 0 S: 3	H: 0 LOB: 0 BB: 0 P: 3	R: 0 E: 0 K: 1 S: 5	H: 0 LOB: 1 BB: 1 P: 9	R: 0 E: 0 K: 1 S: 5	H: 1 LOB: 1 BB: 1 P: 9	R: 1 E: 0 K: 0 S: 5	H: 2 LOB: 1 BB: 0 P: 5	R: 0 E: 0 K: 0 S: 4	H: 1 LOB: 1 BB: 0 P: 4	R: 0 E: 0 K: 1 S: 6	H: 1 LOB: 1 BB: 0 P: 6	R: 1 E: 0 K: 1 S: 7	H: 2 LOB: 2 BB: 1 P: 11	R: 0 E: 0 K: 0 S: 3	H: 0 LOB: 0 BB: 0 P: 3		R: 0 E: 0 K: 1 S: 5	H: 0 LOB: 1 BB: 1 P: 9	1B: 6 2B: 1 3B: 0 HR: 0	SF: 0 SAC: 0 DP: 0 HBP: 0	WP: 0 PB: 0 SB: 0 CS: 0	PA: 37		
<b>PITCHER</b>	IP	WLS	BF	H	R	ER	SO	BB	IBB	HBP	BLK	WP	HR	S	P	ERA	WHIP								
Doc Medich, R ERA: 4.4 (1, 1)	6.1	W	28	7	2	2	3	3	0	0	0	0	0	31	43	2.84	1.579								
Jim Kern, R ERA: 1.42 (7, 1)	2.2	S	9	0	0	0	2	1	0	0	0	0	0	12	16	0.00	0.375								

AB	33
R	2
H	7
RBI	2
BB	4
SO	5
LOB	14









Batter	1	2	3	4	5	6	7	8	9	AB	R	H	RBI	BB	SO	LOB	TOP																				
Larry Milbourne, S OBP: 0.314, SLG: 0.358	0-3 K			0-0 G3		0-0 F8		0-0 1B		4	1	1	0	0	1	0	Seattle Mariners @ Texas Rangers Arlington Stadium, Arlington, TX Mon Sep 10 1979, 8:05 PM EDT Att: 6,790 - Unknown																				
Ruppert Jones, L OBP: 0.352, SLG: 0.453	4-0 G3-6-1 BB			0-0 F9		0-3 K		0-0 CS 1B		3	0	1	1	1	1	0																					
Bruce Bochte, L OBP: 0.386, SLG: 0.484	0-0 G3-6-1			0-0 F7			0-0 SH1-4 SF9 1B	0-0 CS 1B		4	1	1	0	0	0	1																					
Willie Horton, R OBP: 0.316, SLG: 0.458		0-3 K			0-0 HR		0-0 SF9 SH1-4 E 1B	0-0 P4		4	2	2	1	0	1	2																					
Dan Meyer, L OBP: 0.330, SLG: 0.481		0-0 G3			0-0 4-1		0-0 SH1-4		0-0 F8	3	0	0	0	0	0	0																					
Leon Roberts, R OBP: 0.354, SLG: 0.452		0-0 6-3			0-0 HR		0-0 SF9		4-0 CS BB	2	1	1	2	1	0	0																					
Joe Simpson, L OBP: 0.316, SLG: 0.354			0-0 4-3		0-0 3-1		0-0 E6		0-3 K	4	0	0	0	0	1	1																					
Larry Cox, R OBP: 0.266, SLG: 0.311			0-0 E1		0-0 1-3		0-0 F8			3	0	0	0	0	0	1																					
Mario Mendoza, R OBP: 0.222, SLG: 0.256			0-0 F9-3			0-0 5-3		0-0 F8		3	0	0	0	0	0	1																					
<b>Inning Stats</b>	R: 0 E: 0 K: 1 S: 4	H: 0 LOB: 0 BB: 1 P: 8	R: 0 E: 0 K: 1 S: 5	H: 0 LOB: 0 BB: 0 P: 5	R: 0 E: 1 K: 0 S: 3	H: 0 LOB: 0 BB: 0 P: 3	R: 0 E: 0 K: 0 S: 3	H: 0 LOB: 0 BB: 0 P: 3	R: 2 E: 0 K: 0 S: 5	H: 2 LOB: 0 BB: 0 P: 5	R: 0 E: 0 K: 1 S: 5	H: 0 LOB: 0 BB: 0 P: 5	R: 2 E: 2 K: 0 S: 6	H: 1 LOB: 1 BB: 0 P: 6	R: 1 E: 0 K: 0 S: 5	H: 3 LOB: 1 BB: 1 P: 5	R: 0 E: 0 K: 1 S: 4	H: 0 LOB: 1 BB: 1 P: 8	1B: 3 2B: 2 3B: 1 HR: 2	SF: 1 SAC: 1 DP: 3 HBP: 0	WP: 0 PB: 0 SB: 0 CS: 3	PA: 34															
<b>PITCHER</b>	IP	WLS	BF	H	R	ER	SO	BB	IBB	HBP	BLK	WP	HR	S	P	ERA	WHIP	<b>PITCHER</b>		IP	WLS	BF	H	R	ER	SO	BB	IBB	HBP	BLK	WP	HR	S	P	ERA	WHIP	
Fergie Jenkins, R ERA: 4.08	(1, 1)	7.1	L	29	5	5	3	3	1	0	0	0	0	2	34	38	3.68	0.818																			
Dave Rajsich, L ERA: 4.06	(8, 1)	1.2		5	1	0	0	1	1	0	0	0	0	0	6	10	0.00	1.200																			

AB	30
R	5
H	6
RBI	4
BB	2
SO	4
LOB	6



Batter	1	2	3	4	5	6	7	8	9	AB	R	H	RBI	BB	SO	LOB	BOTTOM																				
Mickey Rivers, L OBP: 0.311, SLG: 0.407	0-0 FC4-6 1B		0-0 1-3			0-0 FC3-6 1B	0-0 F3			4	0	2	0	0	0	2	Seattle Mariners @ Texas Rangers Arlington Stadium, Arlington, TX Mon Sep 10 1979, 8:05 PM EDT Att: 6,790 - Unknown																				
Bump Willis, S OBP: 0.331, SLG: 0.338	0-0 FC4-6 1-2			0-0 6-3		0-0 FC3-6 1B S		0-0 1-3		4	1	0	0	0	0	2																					
Buddy Bell, R OBP: 0.328, SLG: 0.460	0-0 4-3			0-0 6-3		0-0 1B		0-0 F9		4	0	1	0	0	0	1																					
Willie Montanez, L OBP: 0.280, SLG: 0.343		4-0 G4-6-3 BB		0-0 L6		0-0 G4-6-3 1B		0-0 F9		3	0	1	1	1	0	0																					
Pat Putnam, L OBP: 0.323, SLG: 0.468		0-0 G4-6-3			0-0 F7	0-0 G4-6-3			4-0 E BB	3	0	0	0	1	0	3																					
Johnny Grubb, L OBP: 0.352, SLG: 0.427		0-0 G3			0-3 K		0-0 F7		0-3 K	4	0	0	0	0	2	1																					
Bill Sample, R OBP: 0.356, SLG: 0.409			0-0 FC1-6-5-6 SH1 1B		0-0 E		0-0 G1 1B		0-0 E5 FC6-4	4	1	3	0	0	0	1																					
Jim Sundberg, R OBP: 0.335, SLG: 0.372			0-0 SH1		0-0 E4		0-0 G1		0-3 K	2	0	0	0	0	0	2																					
Richie Zisk, R OBP: 0.343, SLG: 0.418			0-0 FC1-6-5-6		0-0 G3		0-0 G3		0-0 FC6-4	1	0	0	0	0	1	2																					
Nelson Norman, S OBP: 0.246, SLG: 0.251					0-0 G3		0-0 G3			2	0	0	0	0	0	3																					
Al Oliver, L OBP: 0.367, SLG: 0.480										1	0	1	1	0	0	0																					
Eric Soderholm, R OBP: 0.313, SLG: 0.394										0	0	0	0	0	0	0																					
John Ellis, R OBP: 0.314, SLG: 0.434										1	0	0	0	0	0	2																					
<b>Inning Stats</b>	R: 0 E: 0 K: 0 S: 3	H: 1 LOB: 0 BB: 0 P: 3	R: 0 E: 0 K: 0 S: 2	H: 0 LOB: 0 BB: 1 P: 6	R: 0 E: 0 K: 0 S: 4	H: 1 LOB: 0 BB: 0 P: 4	R: 0 E: 0 K: 0 S: 3	H: 0 LOB: 0 BB: 0 P: 3	R: 0 E: 0 K: 1 S: 7	H: 1 LOB: 2 BB: 0 P: 7	R: 1 E: 0 K: 0 S: 5	H: 3 LOB: 1 BB: 0 P: 5	R: 1 E: 0 K: 0 S: 5	H: 2 LOB: 1 BB: 0 P: 5	R: 0 E: 0 K: 0 S: 3	H: 0 LOB: 0 BB: 0 P: 3	R: 0 E: 1 K: 2 S: 8	H: 0 LOB: 2 BB: 1 P: 12	1B: 7 2B: 1 3B: 0 HR: 0	SF: 0 SAC: 1 DP: 2 HBP: 0	WP: 0 PB: 0 SB: 1 CS: 0	PA: 36															
<b>PITCHER</b>	IP	WLS	BF	H	R	ER	SO	BB	IBB	HBP	BLK	WP	HR	S	P	ERA	WHIP	<b>PITCHER</b>		IP	WLS	BF	H	R	ER	SO	BB	IBB	HBP	BLK	WP	HR	S	P	ERA	WHIP	
Rob Dressler, R ERA: 4.88	(1, 1)	6.2	W	27	8	2	2	1	1	0	0	0	0	28	32	2.70	1.350																				
Byron McLoughlin, R ERA: 4.28	(7, 1)	2.1	S	9	0	0	0	2	1	0	0	0	0	12	16	0.00	0.429																				

AB	33
R	2
H	8
RBI	2
BB	2
SO	3
LOB	19





Batter	1	2	3	4	5	6	7	8	9	AB	R	H	RBI	BB	SO	LOB	TOP								
<b>Julio Cruz, S</b> OBP: 0.356, SLG: 0.311 (1,4)	0-0 4-3		0-0 WP 1B		0-0 1-3		4-0 1-2 BB		0-0 F9	4	1	1	0	1	0	2	<b>Seattle Mariners @ Texas Rangers</b> Arlington Stadium, Arlington, TX Tue Sep 11 1979, 8:05 PM EDT Att: 6,473 - Unknown <a href="http://livebaseballscorecards.com">livebaseballscorecards.com</a>								
<b>Ruppert Jones, L</b> OBP: 0.352, SLG: 0.454 (1,8)	0-0 1-3		0-0 F8		0-0 S 1B		0-3 K		0-0 1-3 2-H 2B	5	0	2	1	0	1	3									
<b>Bruce Bochte, L</b> OBP: 0.388, SLG: 0.487 (1,3)	0-0 BB 1B		0-0 1B 2-H 1B		0-0 F9				0-3 4-3 2B	5	0	3	1	0	1	3									
<b>Willie Horton, R</b> OBP: 0.317, SLG: 0.457 (1,10)	4-0 1-2 BB		0-0 G3-6-3 1B		0-0 F8				0-3 K	3	0	1	0	1	1	1									
<b>Dan Meyer, L</b> OBP: 0.327, SLG: 0.477 (1,5)	0-0 F2		0-0 G3-6-3 1-2		0-0 F7				0-0 4-3	4	0	0	0	0	0	5									
<b>Leon Roberts, R</b> OBP: 0.351, SLG: 0.448 (1,7)		0-0 F8		0-3 K		0-0 F7			0-3 K	4	0	0	0	0	2	1									
<b>Rod Craig, S</b> OBP: 0.500, SLG: 0.500 (1,9)		0-0 4-3		0-0 P6			0-0 WP 1B		0-0 1B 2B	4	1	2	0	0	0	0									
<b>Larry Milbourne, S</b> OBP: 0.314, SLG: 0.357 (9, PH) <b>Bobby Valentine, R</b> OBP: 0.394, SLG: 0.512		0-0 1B		0-0 F8			0-0 F7		0-0 2B 1-2 1B	3	0	1	0	0	0	1									
<b>Larry Cox, R</b> OBP: 0.264, SLG: 0.309 (1,2) <b>Charlie Beamon, L</b> OBP: 0.150, SLG: 0.200 (7, PH) <b>Bob Stinson, S</b> OBP: 0.338, SLG: 0.344 (9, PH) <b>Tom Paciorek, R</b> OBP: 0.358, SLG: 0.449		0-3 K		0-0 F9			0-0 F8		0-3 K	2	0	0	0	0	1	1									
<b>Inning Stats</b>	R: 0 E: 0 K: 0 S: 4	H: 1 LOB: 2 BB: 1 P: 8	R: 0 E: 0 K: 1 S: 6	H: 1 LOB: 1 BB: 0 P: 6	R: 1 E: 0 K: 0 S: 5	H: 3 LOB: 1 BB: 0 P: 5	R: 0 E: 0 K: 1 S: 5	H: 0 LOB: 0 BB: 0 P: 5	R: 0 E: 0 K: 0 S: 4	H: 1 LOB: 1 BB: 0 P: 4	R: 0 E: 0 K: 0 S: 3	H: 0 LOB: 0 BB: 0 P: 3	R: 0 E: 0 K: 1 S: 6	H: 1 LOB: 2 BB: 1 P: 10	R: 0 E: 0 K: 2 S: 8	H: 1 LOB: 1 BB: 0 P: 8		R: 1 E: 0 K: 2 S: 10	H: 3 LOB: 2 BB: 0 P: 10	1B: 9 2B: 2 3B: 0 HR: 0	SF: 0 SAC: 0 DP: 1 HBP: 0	WP: 2 PB: 0 SB: 1 CS: 0	PA: 39		
<b>PITCHER</b>	IP	WLS	BF	H	R	ER	SO	BB	IBB	HBP	BLK	WP	HR	S	P	ERA	WHIP								
<b>Doyle Alexander, R</b> ERA: 4.46 (1,1)	6.2	W	28	7	1	1	2	2	0	0	0	2	0	30	38	1.35	1.350								
<b>Sparky Lyle, L</b> ERA: 3.18 (7,1)	2.1	S	11	4	1	1	5	0	0	0	0	0	0	21	21	3.86	1.714								


Batter	1	2	3	4	5	6	7	8	9	AB	R	H	RBI	BB	SO	LOB	BOTTOM								
<b>Mickey Rivers, L</b> OBP: 0.310, SLG: 0.412 (1,8)	0-0 HR		0-0 F7		0-0 F8		0-0 1-3			4	1	1	1	0	0	0	<b>Seattle Mariners @ Texas Rangers</b> Arlington Stadium, Arlington, TX Tue Sep 11 1979, 8:05 PM EDT Att: 6,473 - Unknown <a href="http://livebaseballscorecards.com">livebaseballscorecards.com</a>								
<b>Bump Wills, S</b> OBP: 0.331, SLG: 0.335 (1,4)	0-3 K		4-0 G4-3 BB		0-0 6-3		0-0 5-3			3	0	0	0	1	1	0									
<b>Buddy Bell, R</b> OBP: 0.327, SLG: 0.458 (1,5)	4-0 1B SF8 BB		0-0 G4-3 1-2		0-0 F8		0-0 F3			3	1	0	0	1	0	1									
<b>Willie Montanez, L</b> OBP: 0.280, SLG: 0.342 (1,10)	0-0 1-3 1B				0-0 F9				0-0 6-3	4	0	1	0	0	0	0									
<b>Richie Zisk, R</b> OBP: 0.344, SLG: 0.422 (1,9)	0-0 SF8				0-0 2B 1B		0-0 1B 2B		0-0 6-3	3	2	2	1	0	0	0									
<b>Pat Putnam, L</b> OBP: 0.323, SLG: 0.464 (1,3)	0-0 G3				0-0 F8		4-0 1B 1B IBB		0-0 F7	3	1	0	0	1	0	2									
<b>Bill Sample, R</b> OBP: 0.358, SLG: 0.415 (1,7)		0-0 F7		0-0 1-H 2B		0-0 E8 1-3 2-H 1B				3	0	2	2	0	0	0									
<b>Jim Sundberg, R</b> OBP: 0.335, SLG: 0.372 (1,2)		0-0 F3		0-3 K		0-0 1-2 1B				3	0	1	1	0	1	1									
<b>Nelson Norman, S</b> OBP: 0.244, SLG: 0.248 (1,6)		0-0 F9			0-0 6-3		3-H 0-0 F2			3	0	0	0	0	0	2									
<b>Inning Stats</b>	R: 2 E: 0 K: 1 S: 7	H: 2 LOB: 1 BB: 1 P: 11	R: 0 E: 0 K: 0 S: 3	H: 0 LOB: 0 BB: 0 P: 3	R: 0 E: 0 K: 0 S: 2	H: 0 LOB: 0 BB: 1 P: 6	R: 1 E: 0 K: 1 S: 7	H: 2 LOB: 1 BB: 0 P: 7	R: 0 E: 0 K: 0 S: 3	H: 0 LOB: 0 BB: 0 P: 3	R: 2 E: 1 K: 0 S: 6	H: 3 LOB: 2 BB: 1 P: 10	R: 0 E: 0 K: 0 S: 3	H: 0 LOB: 0 BB: 0 P: 3	R: 0 E: 0 K: 0 S: 3	H: 0 LOB: 0 BB: 0 P: 3		1B: 4 2B: 2 3B: 0 HR: 1	SF: 1 SAC: 0 DP: 1 HBP: 0	WP: 0 PB: 0 SB: 0 CS: 0	PA: 33				
<b>PITCHER</b>	IP	WLS	BF	H	R	ER	SO	BB	IBB	HBP	BLK	WP	HR	S	P	ERA	WHIP								
<b>Roy Branch, R</b> ERA: 7.94 (1,1)	5.2	L	26	7	5	5	2	2	1	0	0	0	1	27	39	7.94	1.588								
<b>Rich Hinton, L</b> ERA: 5.64 (6,1)	2.1		7	0	0	0	0	0	0	0	0	0	0	7	7	0.00	0.000								



Batter	1	2	3	4	5	6	7	8	9	AB	R	H	RBI	BB	SO	LOB	TOP										
<b>Julio Cruz, S</b> OBP: 0.397, SLG: 0.313 (1, 4)										5	0	2	1	0	2	2											
<b>Ruppert Jones, L</b> OBP: 0.351, SLG: 0.452 (1, 8)										3	0	0	0	1	0	2											
<b>Bruce Bochte, L</b> OBP: 0.387, SLG: 0.487 <b>Bob Stinson, S</b> OBP: 0.338, SLG: 0.344 (1, 3) (7, 2)											4	1	1	0	0	3											
<b>Willie Horton, R</b> OBP: 0.317, SLG: 0.456 (1, 10)											4	1	1	0	0	0											
<b>Dan Meyer, L</b> OBP: 0.326, SLG: 0.476 (1, 5)											4	0	1	1	0	0											
<b>Rod Craig, S</b> OBP: 0.375, SLG: 0.375 (1, 9)											4	0	1	0	0	1											
<b>Joe Simpson, L</b> OBP: 0.319, SLG: 0.361 (1, 7)										4	0	2	1	0	0	2											
<b>Larry Milbourne, S</b> OBP: 0.314, SLG: 0.356 (1, 6)										4	1	1	0	0	0	2											
<b>Larry Cox, R</b> OBP: 0.263, SLG: 0.308 <b>Charlie Beamon, L</b> OBP: 0.182, SLG: 0.227 (1, 2) (7, PH) (7, 3)										1	0	0	0	0	0	0											
<b>Inning Stats</b>	R: 0 E: 0 K: 1 S: 5	H: 0 LOB: 0 BB: 0 P: 5	R: 0 E: 0 K: 0 S: 4	H: 1 LOB: 1 BB: 0 P: 4	R: 1 E: 0 K: 0 S: 4	H: 2 LOB: 1 BB: 1 P: 8	R: 0 E: 0 K: 0 S: 4	H: 1 LOB: 1 BB: 0 P: 4	R: 0 E: 0 K: 0 S: 6	H: 1 LOB: 1 BB: 0 P: 4	R: 0 E: 0 K: 1 S: 5	H: 0 LOB: 0 BB: 0 P: 5	R: 0 E: 0 K: 1 S: 6	H: 1 LOB: 1 BB: 0 P: 6	R: 0 E: 0 K: 1 S: 6	H: 0 LOB: 0 BB: 0 P: 5	1B: 8 2B: 2 3B: 0 HR: 0	SF: 0 SAC: 1 DP: 1 HBP: 0	WP: 0 PB: 0 SB: 0 CS: 0	PA: 37							
<b>PITCHER</b>	IP	WLS	BF	H	R	ER	SO	BB	IBB	HBP	BLK	WP	HR	S	P	ERA	WHIP										
<b>Doc Medich, R</b> ERA: 4.34 <b>Jim Kern, R</b> ERA: 1.4	(1, 1) (9, 1)	8.0 1.0	W 4	33 1	9 0	3 0	3 1	2 0	1 0	0 0	0 0	0 0	0 0	36 6	40 6	3.38 0.00	1.250 1.000										

Seattle Mariners @ Texas Rangers  
Arlington Stadium, Arlington, TX  
Wed Sep 12 1979, 8:05 PM EDT  
Att: 6,258 - Unknown


AB	35
R	3
H	10
RBI	3
BB	1
SO	3
LOB	15



Batter	1	2	3	4	5	6	7	8	9	AB	R	H	RBI	BB	SO	LOB	BOTTOM										
<b>Mickey Rivers, L</b> OBP: 0.310, SLG: 0.411 <b>Johnny Grubb, L</b> OBP: 0.350, SLG: 0.423 (1, 8) (7, PH) (8, 7)										4	0	1	0	0	0	2											
<b>Bump Willis, S</b> OBP: 0.333, SLG: 0.337 (1, 4)										4	3	2	1	1	0	1											
<b>Buddy Bell, R</b> OBP: 0.330, SLG: 0.461 <b>Eric Soderholm, R</b> OBP: 0.313, SLG: 0.393 (1, 5) (7, 5)										4	2	3	2	0	0	0											
<b>John Ellis, R</b> OBP: 0.317, SLG: 0.439 <b>La Rue Washington, R</b> OBP: 0.278, SLG: 0.235 (1, 10) (6, PR)										4	1	2	2	0	1	1											
<b>Richie Zisk, R</b> OBP: 0.344, SLG: 0.427 (1, 9)										4	1	1	1	1	2	4											
<b>Bill Sample, R</b> OBP: 0.359, SLG: 0.413 (1, 7) (8, 8)										4	2	1	0	1	0	0											
<b>Willie Montanez, L</b> OBP: 0.281, SLG: 0.349 (1, 3)										5	1	2	5	0	1	3											
<b>Jim Sundberg, R</b> OBP: 0.337, SLG: 0.374 <b>Greg Maitland, R</b> OBP: 0.235, SLG: 0.333 (1, 2) (9, 2)										5	1	3	0	0	0	0											
<b>Nelson Norman, S</b> OBP: 0.249, SLG: 0.252 (1, 6)										4	1	2	0	1	0	1											
<b>Inning Stats</b>	R: 0 E: 0 K: 0 S: 3	H: 0 LOB: 0 BB: 0 P: 3	R: 0 E: 0 K: 2 S: 7	H: 0 LOB: 0 BB: 0 P: 7	R: 0 E: 0 K: 1 S: 5	H: 0 LOB: 0 BB: 0 P: 5	R: 5 E: 0 K: 1 S: 10	H: 5 LOB: 1 BB: 1 P: 14	R: 0 E: 0 K: 0 S: 4	H: 2 LOB: 1 BB: 0 P: 4	R: 6 E: 1 K: 0 S: 11	H: 8 LOB: 3 BB: 1 P: 15	R: 2 E: 1 K: 0 S: 6	H: 2 LOB: 2 BB: 1 P: 10	R: 0 E: 0 K: 1 S: 6	H: 1 LOB: 2 BB: 1 P: 10	1B: 14 2B: 2 3B: 0 HR: 2	SF: 0 SAC: 0 DP: 0 HBP: 0	WP: 1 PB: 0 SB: 0 CS: 1	PA: 46							
<b>PITCHER</b>	IP	WLS	BF	H	R	ER	SO	BB	IBB	HBP	BLK	WP	HR	S	P	ERA	WHIP										
<b>Rick Honeycutt, L</b> ERA: 4.09 <b>Jim Lewis, R</b> ERA: 6.75 <b>Randy Stein, R</b> ERA: 6.02 <b>Wayne Twitchell, R</b> ERA: 5.16 <b>Shane Rawley, L</b> ERA: 4.04	(1, 1) (5, 1) (6, 1) (7, 1) (8, 1)	4.0 1.1 0.2 1.0 1.0	L 9 7 7 5	18 6 4 2 1	5 6 2 2 0	5 4 0 0 0	5 3 0 0 1	4 0 0 0 1	0 0 1 0 0	0 0 0 0 0	0 0 0 0 0	0 0 0 0 0	0 1 0 0 0	25 9 6 6 6	29 9 10 10 10	11.25 20.25 0.00 0.00 0.00	1.250 4.500 7.500 3.000 2.000										

Seattle Mariners @ Texas Rangers  
Arlington Stadium, Arlington, TX  
Wed Sep 12 1979, 8:05 PM EDT  
Att: 6,258 - Unknown

AB	42
R	13
H	18
RBI	13
BB	4
SO	5
LOB	17









Batter	1	2	3	4	5	6	7	8	9	AB	R	H	RBI	BB	SO	LOB	TOP								
<b>Rick Sofield, L</b> OBP: 0.356, SLG: 0.312 (1, 7)										4	0	1	0	0	1	0	<b>Minnesota Twins @ Texas Rangers</b> Arlington Stadium, Arlington, TX Fri Sep 14 1979, 8:05 PM EDT Att: 10,082 - Unknown - 71 F								
<b>Rob Wilfong, L</b> OBP: 0.356, SLG: 0.469 (1, 4)										3	1	2	1	1	0	2									
<b>Danny Goodwin, L</b> OBP: 0.331, SLG: 0.514 (1, 10)										4	1	1	1	0	1	2									
<b>Ken Landreaux, L</b> OBP: 0.351, SLG: 0.444 (1, 8)										3	1	1	1	1	0	0									
<b>Roy Smalley, S</b> OBP: 0.364, SLG: 0.459 (1, 6)										4	0	1	0	0	0	2									
<b>Ron Jackson, R</b> OBP: 0.337, SLG: 0.428 (1, 3)										4	0	0	0	0	0	1									
<b>Hosken Powell, L</b> OBP: 0.356, SLG: 0.371 (1, 9)										2	0	0	0	1	0	0									
<b>Bombo Rivera, R</b> OBP: 0.328, SLG: 0.396 (0, PH)										1	0	0	0	0	0	0									
<b>Butch Wynegar, S</b> OBP: 0.357, SLG: 0.341 (1, 2)										4	0	0	0	0	0	1									
<b>John Castino, R</b> OBP: 0.334, SLG: 0.383 (1, 5)										4	0	0	0	0	1	1									
<b>Inning Stats</b>	R: 0 E: 0 K: 1 S: 6	H: 1 LOB: 2 BB: 1 P: 10	R: 0 E: 0 K: 0 S: 3	H: 0 LOB: 0 BB: 0 P: 3	R: 0 E: 0 K: 0 S: 3	H: 0 LOB: 1 BB: 1 P: 7	R: 0 E: 0 K: 0 S: 3	H: 0 LOB: 0 BB: 0 P: 3	R: 0 E: 0 K: 0 S: 4	H: 1 LOB: 2 BB: 1 P: 8	R: 1 E: 0 K: 0 S: 4	H: 1 LOB: 0 BB: 0 P: 4	R: 0 E: 0 K: 0 S: 3	H: 0 LOB: 0 BB: 0 P: 3	R: 2 E: 0 K: 1 S: 8	H: 3 LOB: 1 BB: 0 P: 8	R: 0 E: 0 K: 1 S: 5	H: 0 LOB: 0 BB: 0 P: 5	1B: 2 2B: 1 3B: 0 HR: 3	SF: 0 SAC: 0 DP: 0 HBP: 0	WP: 1 PB: 0 SB: 1 CS: 0	PA: 36			
<b>PITCHER</b>	IP	WLS	BF	H	R	ER	SO	BB	IBB	HBP	BLK	WP	HR	S	P	ERA	WHIP								
<b>Fergie Jenkins, R</b> ERA: 4.06 (1, 1)	7.2	W	32	6	3	3	2	3	0	0	0	1	3	33	45	3.52	1.174								
<b>Sparky Lyle, L</b> ERA: 3.07 (8, 1)	1.1	S	4	0	0	0	1	0	0	0	0	0	0	6	6	0.00	0.000								

AB	33
R	3
H	6
RBI	3
BB	3
SO	3
LOB	9



Batter	1	2	3	4	5	6	7	8	9	AB	R	H	RBI	BB	SO	LOB	BOTTOM								
<b>Mickey Rivers, L</b> OBP: 0.313, SLG: 0.424 (1, 8)										5	3	5	2	0	0	0	<b>Minnesota Twins @ Texas Rangers</b> Arlington Stadium, Arlington, TX Fri Sep 14 1979, 8:05 PM EDT Att: 10,082 - Unknown - 71 F								
<b>Bump Willis, S</b> OBP: 0.334, SLG: 0.335 (1, 4)										4	0	1	0	1	0	1									
<b>Buddy Bell, R</b> OBP: 0.328, SLG: 0.462 (1, 5)										5	1	1	0	0	0	5									
<b>Willie Montanez, L</b> OBP: 0.283, SLG: 0.350 (1, 10)										3	1	2	1	1	0	0									
<b>Richie Zisk, R</b> OBP: 0.345, SLG: 0.426 (1, 9)										4	0	1	0	0	1	3									
<b>Pat Putnam, L</b> OBP: 0.325, SLG: 0.471 (1, 3)										4	0	2	0	0	0	2									
<b>Bill Sample, R</b> OBP: 0.367, SLG: 0.418 (1, 7)										3	0	2	0	1	0	1									
<b>Jim Sundberg, R</b> OBP: 0.336, SLG: 0.371 (1, 2)										3	0	0	1	1	0	3									
<b>Nelson Norman, S</b> OBP: 0.248, SLG: 0.250 (1, 6)										4	0	1	0	0	1	5									
<b>Inning Stats</b>	R: 3 E: 0 K: 0 S: 7	H: 4 LOB: 3 BB: 2 P: 15	R: 1 E: 0 K: 0 S: 5	H: 3 LOB: 0 BB: 0 P: 5	R: 0 E: 0 K: 1 S: 6	H: 2 LOB: 1 BB: 0 P: 6	R: 0 E: 0 K: 1 S: 6	H: 1 LOB: 2 BB: 1 P: 10	R: 0 E: 0 K: 0 S: 4	H: 1 LOB: 1 BB: 0 P: 4	R: 1 E: 0 K: 0 S: 4	H: 1 LOB: 0 BB: 0 P: 4	R: 0 E: 0 K: 0 S: 3	H: 1 LOB: 0 BB: 0 P: 3	R: 0 E: 0 K: 0 S: 4	H: 2 LOB: 2 BB: 1 P: 8	1B: 12 2B: 1 3B: 0 HR: 2	SF: 0 SAC: 0 DP: 3 HBP: 0	WP: 1 PB: 0 SB: 1 CS: 1	PA: 39					
<b>PITCHER</b>	IP	WLS	BF	H	R	ER	SO	BB	IBB	HBP	BLK	WP	HR	S	P	ERA	WHIP								
<b>Dave Goltz, R</b> ERA: 4.12 (1, 1)	0.1	L	5	4	3	3	0	0	0	0	0	0	0	1	5	81.00	12.000								
<b>Kevin Stanfield, L</b> ERA: (1, 1)	0.1		1	0	0	0	0	0	0	0	0	0	0	1	1	0.00	0.000								
<b>Mike Bacsik, R</b> ERA: 4.87 (1, 1)	1.1		8	3	1	1	0	2	0	0	0	0	0	6	14	6.75	3.750								
<b>Gary Serun, R</b> ERA: 6.57 (3, 1)	6.0		25	8	1	1	2	2	0	0	0	1	1	27	35	1.50	1.667								

AB	35
R	5
H	15
RBI	4
BB	4
SO	2
LOB	20





Batter	1	2	3	4	5	6	7	8	9	AB	R	H	RBI	BB	SO	LOB	TOP								
Roy Smalley, S OBP: 0.363, SLG: 0.459	K	F4			K			K	F8	6	1	1	3	0	3	5	<b>Minnesota Twins @ Texas Rangers</b> Arlington Stadium, Arlington, TX Sat Sep 15 1979, 8:05 PM EDT Att: 20,619 - Unknown - 70 F								
Rob Wilfong, L OBP: 0.356, SLG: 0.470	F6		4-3					1-3	SF9	5	0	2	3	0	0	0									
Danny Goodwin, L OBP: 0.331, SLG: 0.507 Gary Ward, R (5, FH) Mike Cubbage, L (9, FH) OBP: 0.367, SLG: 0.347			F7	4-3	4-3			K		2	0	0	0	1	0	1									
Ken Landreaux, L OBP: 0.353, SLG: 0.447			3-1					1B	E	6	2	3	0	0	1	1									
Hosken Powell, L OBP: 0.355, SLG: 0.371	F7			4-3	E8				K	6	1	2	2	0	1	4									
Butch Wynegar, S OBP: 0.350, SLG: 0.341		G3								3	2	1	0	2	1	0									
Ron Jackson, R OBP: 0.334, SLG: 0.425		F9		F7	SH1-4			F8	E6	4	0	0	0	0	0	3									
Dave Edwards, R OBP: 0.335, SLG: 0.426								L7	1-3	4	2	2	2	1	0	3									
John Castino, R OBP: 0.338, SLG: 0.388				E6				1-3		4	2	2	0	1	0	2									
<b>Inning Stats</b>	R: 0 E: 0 K: 1 S: 6	H: 1 LOB: 2 BB: 1 P: 10	R: 0 E: 0 K: 0 S: 5	H: 2 LOB: 2 BB: 0 P: 5	R: 0 E: 0 K: 0 S: 3	H: 0 LOB: 0 BB: 0 P: 3	R: 4 E: 1 K: 0 S: 7	H: 3 LOB: 1 BB: 1 P: 11	R: 4 E: 1 K: 1 S: 9	H: 4 LOB: 2 BB: 2 P: 17	R: 0 E: 0 K: 2 S: 7	H: 0 LOB: 0 BB: 0 P: 7	R: 0 E: 0 K: 0 S: 3	H: 0 LOB: 0 BB: 0 P: 3	R: 2 E: 1 K: 2 S: 11	H: 2 LOB: 3 BB: 1 P: 15		R: 1 E: 1 K: 1 S: 7	H: 1 LOB: 2 BB: 1 P: 11	1B: 9 2B: 3 3B: 1 HR: 0	SF: 1 SAC: 1 DP: 0 HBP: 0	WP: 0 PB: 1 SB: 0 CS: 0	PA: 50		
<b>PITCHER</b>	IP	WLS	BF	H	R	ER	SO	BB	IBB	HBP	BLK	WP	HR	S	P	ERA	WHIP								
Doyle Alexander, R ERA: 4.46	4.0	L	23	8	6	2	1	2	0	0	0	0	0	23	31	4.50	2.500								
Danny Darwin, R ERA: 4.09	0.1		4	1	1	1	0	1	1	0	0	0	0	2	10	27.00	6.000								
Dave Rajsich, L ERA: 3.75	3.2		17	3	3	1	5	1	0	0	0	0	0	26	30	2.46	1.091								
Larry McCall, R ERA: 9.0	1.0		6	1	1	1	1	1	0	0	0	0	0	7	11	9.00	2.000								

Batter	1	2	3	4	5	6	7	8	9	AB	R	H	RBI	BB	SO	LOB	BOTTOM								
Mickey Rivers, L OBP: 0.316, SLG: 0.426	F8	F7								5	0	3	0	0	0	2	<b>Minnesota Twins @ Texas Rangers</b> Arlington Stadium, Arlington, TX Sat Sep 15 1979, 8:05 PM EDT Att: 20,619 - Unknown - 70 F								
Bump Wills, S OBP: 0.335, SLG: 0.339	E6		4-3	4-3			L4-3			5	1	2	0	0	0	2									
Buddy Bell, R OBP: 0.327, SLG: 0.460			4-3				F8			5	0	1	0	0	0	3									
John Ellis, R OBP: 0.321, SLG: 0.444 La Rue Washington, R OBP: 0.316, SLG: 0.278 Al Oliver, L OBP: 0.367, SLG: 0.479							F7			4	1	2	1	0	0	1									
Richie Zisk, R OBP: 0.344, SLG: 0.431		6-3	5-3					K		4	1	1	1	0	1	2									
Bill Sample, R OBP: 0.369, SLG: 0.419		G3						E6		4	0	2	1	0	0	1									
Willie Montanez, L OBP: 0.283, SLG: 0.350			6-3					FC3-6		4	1	1	0	0	0	3									
Jim Sundberg, R OBP: 0.335, SLG: 0.370				5-3				K		4	0	1	0	0	1	2									
Nelson Norman, S OBP: 0.248, SLG: 0.251 Pat Putnam, L OBP: 0.324, SLG: 0.470							F9			3	0	1	1	0	1	0									
<b>Inning Stats</b>	R: 0 E: 1 K: 0 S: 4	H: 1 LOB: 1 BB: 0 P: 4	R: 1 E: 0 K: 0 S: 6	H: 3 LOB: 2 BB: 0 P: 6	R: 2 E: 0 K: 0 S: 6	H: 3 LOB: 1 BB: 0 P: 6	R: 0 E: 0 K: 0 S: 4	H: 1 LOB: 1 BB: 0 P: 4	R: 1 E: 0 K: 0 S: 4	H: 2 LOB: 1 BB: 0 P: 4	R: 0 E: 0 K: 1 S: 5	H: 0 LOB: 0 BB: 0 P: 5	R: 0 E: 0 K: 0 S: 3	H: 1 LOB: 0 BB: 0 P: 3	R: 0 E: 1 K: 2 S: 9	H: 1 LOB: 2 BB: 0 P: 9		R: 0 E: 0 K: 0 S: 5	H: 2 LOB: 2 BB: 0 P: 5	1B: 10 2B: 4 3B: 0 HR: 1	SF: 0 SAC: 0 DP: 1 HBP: 0	WP: 0 PB: 0 SB: 0 CS: 0	PA: 40		
<b>PITCHER</b>	IP	WLS	BF	H	R	ER	SO	BB	IBB	HBP	BLK	WP	HR	S	P	ERA	WHIP								
Geoff Zahn, L ERA: 3.62	7.0	W	31	12	4	4	4	0	0	0	0	0	0	13	33	5.14	1.714								
Pete Redfern, R ERA: 3.15	2.0		9	2	0	0	2	0	0	0	0	0	0	13	13	0.00	1.000								



Batter	1	2	3	4	5	6	7	8	9	AB	R	H	RBI	BB	SO	LOB	TOP											
Hosken Powell, L OBP: 0.352, SLG: 0.367 Bombo Rivera, R OBP: 0.326, SLG: 0.394	0-0 4-3	0-0 FC4 1B 2B		0-3 K			0-3 K			3	1	0	0	0	1	1												
Rob Wilfong, L OBP: 0.355, SLG: 0.468	0-3 K	0-0 2B 2B 1B		0-0 4-3			0-0 F7			4	1	1	0	0	1	0												
Danny Goodwin, L OBP: 0.340, SLG: 0.521 Jesus Vega, R (5, PH)	0-0 1B	0-0 2B 2B			0-0 4-3			0-0 F9		2	1	2	2	0	0	0												
Ken Landreaux, L OBP: 0.354, SLG: 0.451	0-0 F6	0-0 2B 2B			0-0 F5			0-0 2B		4	0	2	2	0	0	1												
Roy Smalley, S OBP: 0.360, SLG: 0.456		0-0 F8			0-0 F9			0-0 F6		4	0	0	0	0	0	2												
Butch Wynegar, S OBP: 0.359, SLG: 0.342		0-0 E3 BB 1B E		0-0 L1-4 2B		0-0 F7		0-0 F7		4	1	1	0	0	0	1												
Rick Sofield, L OBP: 0.354, SLG: 0.321 Dave Edwards, R OBP: 0.330, SLG: 0.419		0-0 BB E 1B		0-0 F6		0-0 F8		0-3 K		1	1	1	0	0	0	0												
Ron Jackson, R OBP: 0.334, SLG: 0.422		4-0 1B E 2B BB		0-0 L1-4		0-0 F9		0-3 K		3	1	0	0	1	1	1												
John Castillo, R OBP: 0.334, SLG: 0.383	0-3 K			0-0 5-3			0-0 1-3		0-0 F5	4	0	0	0	0	1	3												
<b>Inning Stats</b>	R: 0 E: 0 K: 1 S: 6	H: 1 LOB: 1 BB: 0 P: 6	R: 6 E: 2 K: 1 S: 11	H: 4 LOB: 1 BB: 1 P: 15	R: 0 E: 0 K: 0 S: 3	H: 1 LOB: 0 BB: 0 P: 3	R: 0 E: 0 K: 1 S: 5	H: 0 LOB: 0 BB: 0 P: 5	R: 0 E: 0 K: 0 S: 3	H: 0 LOB: 0 BB: 0 P: 3	R: 0 E: 0 K: 0 S: 5	H: 0 LOB: 0 BB: 0 P: 5	R: 0 E: 0 K: 0 S: 4	H: 1 LOB: 1 BB: 0 P: 4	R: 0 E: 0 K: 2 S: 7	H: 0 LOB: 0 BB: 0 P: 7	1B: 3 2B: 5 3B: 0 HR: 0	SF: 0 SAC: 0 DP: 1 HBP: 0	WP: 0 PB: 0 CS: 0	PA: 36								
<b>PITCHER</b>	IP	WLS	BF	H	R	ER	SO	BB	IBB	HBP	BLK	WP	HR	S	P	ERA	WHIP											
Doc Medich, R ERA: 4.28	(1, 1)	1.2	L	13	5	6	0	2	1	0	0	0	0	0	16	20	0.00	3.600										
John Henry Johnson, L ERA: 4.53	(2, 1)	6.1		20	2	0	2	0	0	0	0	0	0	24	24	0.00	0.316											
Danny Darwin, R ERA: 4.04	(9, 1)	1.0		3	0	0	2	0	0	0	0	0	0	7	7	0.00	0.000											

Minnesota Twins @ Texas Rangers  
Arlington Stadium, Arlington, TX  
Sun Sep 16 1979, 8:05 PM EDT  
Att. 6,853 - Unknown - 70 F

AB 35  
R 6  
H 7  
RBI 4  
BB 1  
SO 6  
LOB 10



Batter	1	2	3	4	5	6	7	8	9	AB	R	H	RBI	BB	SO	LOB	BOTTOM											
Mickey Rivers, L OBP: 0.313, SLG: 0.423	0-0 F7		0-0 L8		0-0 FC4-6 1-2		0-0 4-3			4	0	0	0	0	0	4												
Bump Willis, S OBP: 0.336, SLG: 0.339	0-0 G3		4-0 BB		0-0 BB		0-0 G4-6-3 1B		0-0 F8	3	0	1	0	1	0	0												
Al Oliver, L OBP: 0.366, SLG: 0.476	4-0 BB		0-0 F7			0-0 G4-6-3 1-2		0-0 5-3		3	0	0	0	1	0	3												
Buddy Bell, R OBP: 0.326, SLG: 0.458	0-0 F8			0-0 6-3		0-0 F3		0-0 1B WP 1B		4	1	1	0	0	0	1												
Willie Montanez, L OBP: 0.286, SLG: 0.359		0-0 G6-4-3 1B		0-0 F8			0-0 HR	0-0 WP 1-2 1B		4	1	3	1	0	0	0												
Bill Sample, R OBP: 0.367, SLG: 0.417		0-0 G6-4-3 1-2		0-0 F8			0-0 4-3 1B 1B	0-0 F8 1-3 2-H		4	0	1	0	0	0	2												
Pat Putnam, L OBP: 0.348, SLG: 0.469 John Ellis, R OBP: 0.320, SLG: 0.443		0-0 F8			0-0 6-3		0-0 4-3 1B		0-0 6-3	3	0	1	0	0	0	0												
Jim Sundberg, R OBP: 0.335, SLG: 0.369			0-0 F7		0-0 FC4-6 1B		0-0 F7		0-0 F4	4	0	1	0	0	0	2												
Nelson Norman, S OBP: 0.250, SLG: 0.252 Johnny Grubb, L OBP: 0.348, SLG: 0.420 Eric Soderholm, R OBP: 0.315, SLG: 0.393			0-0 BB 1B		0-0 F8		0-0 4-3		0-3 K	2	0	1	0	0	0	1												
<b>Inning Stats</b>	R: 0 E: 0 K: 0 S: 3	H: 0 LOB: 1 BB: 1 P: 7	R: 0 E: 0 K: 0 S: 3	H: 1 LOB: 0 BB: 0 P: 3	R: 0 E: 0 K: 0 S: 4	H: 1 LOB: 2 BB: 1 P: 8	R: 0 E: 0 K: 0 S: 3	H: 0 LOB: 0 BB: 0 P: 3	R: 0 E: 0 K: 0 S: 3	H: 1 LOB: 0 BB: 0 P: 3	R: 1 E: 0 K: 0 S: 6	H: 3 LOB: 2 BB: 0 P: 6	R: 1 E: 0 K: 0 S: 5	H: 2 LOB: 1 BB: 0 P: 5	R: 0 E: 0 K: 1 S: 5	H: 0 LOB: 0 BB: 0 P: 5	1B: 8 2B: 0 3B: 0 HR: 1	SF: 0 SAC: 0 DP: 2 HBP: 0	WP: 2 PB: 0 CS: 0	PA: 36								
<b>PITCHER</b>	IP	WLS	BF	H	R	ER	SO	BB	IBB	HBP	BLK	WP	HR	S	P	ERA	WHIP											
Roger Erickson, R ERA: 5.69	(1, 1)	7.0	W	28	7	1	1	0	2	0	0	0	0	26	34	1.29	1.286											
Darrell Jackson, L ERA: 4.19	(8, 1)	2.0		8	2	1	1	1	0	0	0	0	1	0	10	10	4.50	1.000										

Minnesota Twins @ Texas Rangers  
Arlington Stadium, Arlington, TX  
Sun Sep 16 1979, 8:05 PM EDT  
Att. 6,853 - Unknown - 70 F

AB 34  
R 2  
H 9  
RBI 1  
BB 2  
SO 1  
LOB 15





Batter	1	2	3	4	5	6	7	8	9	AB	R	H	RBI	BB	SO	LOB	TOP			
Mickey Rivers, L OBP: 0.312, SLG: 0.420										5	1	1	0	0	0	3				
Bump Wills, S OBP: 0.336, SLG: 0.339										3	2	1	1	1	0	0				
Al Oliver, L OBP: 0.368, SLG: 0.478										4	1	2	1	1	0	2				
Buddy Bell, R OBP: 0.328, SLG: 0.458										3	0	1	2	2	1	3				
Willie Montanez, L OBP: 0.288, SLG: 0.358										4	0	1	0	1	1	3				
Richie Zisk, R OBP: 0.342, SLG: 0.427										4	0	0	0	0	1	5				
Pat Putnam, L OBP: 0.325, SLG: 0.477										4	1	2	2	0	1	0				
Jim Sundberg, R OBP: 0.336, SLG: 0.370										4	0	2	0	0	0	2				
Nelson Norman, S OBP: 0.251, SLG: 0.256										3	1	1	0	0	0	1				
<b>Inning Stats</b>	R: 2 E: 0 K: 0 S: 5	H: 3 LOB: 1 BB: 1 P: 9	R: 1 E: 0 K: 0 S: 5	H: 2 LOB: 3 BB: 2 P: 13	R: 0 E: 0 K: 0 S: 3	H: 1 LOB: 0 BB: 0 P: 3	R: 0 E: 0 K: 0 S: 3	H: 0 LOB: 0 BB: 0 P: 3	R: 2 E: 1 K: 1 S: 8	H: 2 LOB: 2 BB: 1 P: 12	R: 0 E: 0 K: 2 S: 7	H: 0 LOB: 0 BB: 0 P: 7	R: 0 E: 0 K: 1 S: 6	H: 1 LOB: 1 BB: 0 P: 6	R: 0 E: 0 K: 0 S: 3	H: 1 LOB: 1 BB: 1 P: 7	1B: 8 2B: 2 3B: 0 HR: 1	SF: 1 SAC: 1 DP: 2 HBP: 0	WP: 0 PA: 41 PB: 0 SB: 0 CS: 0	
<b>PITCHER</b>	IP WLS BF H R ER SO BB IBB HBP BLK WP HR S P ERA WHIP	IP WLS BF H R ER SO BB IBB HBP BLK WP HR S P ERA WHIP																		
Mike Morgan, R ERA: 5.84	(1, 1) 1.2 L 11 5 3 3 0 2 0 0 0 0 1 9 17 16.20 4.200	(2, 1) 3.0 14 3 2 0 1 2 0 0 0 0 0 14 22 0.00 1.667	(5, 1) 4.1 16 3 1 1 3 1 0 0 0 0 0 21 25 2.08 0.923																	

Texas Rangers @ Oakland Athletics  
Oakland-Alameda County Coliseum, Oakland, CA  
Mon Sep 17 1979, 7:05 PM PDT  
Att: 2,636 - Unknown

AB	34
R	6
H	11
RBI	6
BB	5
SO	4
LOB	19



Batter	1	2	3	4	5	6	7	8	9	AB	R	H	RBI	BB	SO	LOB	BOTTOM		
Rickey Henderson, R OBP: 0.342, SLG: 0.342										4	2	3	1	1	0	1			
Dwayne Murphy, L OBP: 0.386, SLG: 0.373										5	0	0	0	0	2	4			
Dave Revering, L OBP: 0.347, SLG: 0.486										2	0	1	1	2	1	0			
Jeff Newman, R OBP: 0.264, SLG: 0.396										4	0	1	0	0	1	3			
Wayne Gross, L OBP: 0.328, SLG: 0.363										3	0	0	0	1	0	3			
Jim Essian, R OBP: 0.303, SLG: 0.388										3	1	0	0	1	0	3			
Mike Heath, R OBP: 0.315, SLG: 0.336										4	0	0	0	0	0	1			
Dave Chalk, R OBP: 0.321, SLG: 0.271										4	0	2	1	0	0	0			
Rob Picciolo, R OBP: 0.270, SLG: 0.330										4	0	0	0	0	1	2			
<b>Inning Stats</b>	R: 1 E: 0 K: 1 S: 6	H: 1 LOB: 1 BB: 1 P: 10	R: 0 E: 0 K: 0 S: 3	H: 0 LOB: 0 BB: 0 P: 3	R: 0 E: 0 K: 1 S: 5	H: 1 LOB: 1 BB: 1 P: 9	R: 0 E: 0 K: 0 S: 3	H: 0 LOB: 0 BB: 0 P: 3	R: 1 E: 0 K: 0 S: 5	H: 2 LOB: 2 BB: 1 P: 9	R: 0 E: 0 K: 0 S: 4	H: 1 LOB: 1 BB: 0 P: 4	R: 0 E: 0 K: 2 S: 8	H: 1 LOB: 1 BB: 0 P: 8	R: 1 E: 0 K: 1 S: 6	H: 1 LOB: 2 BB: 2 P: 14	1B: 4 2B: 2 3B: 0 HR: 1	SF: 0 SAC: 0 DP: 0 HBP: 0	WP: 0 PA: 38 PB: 0 SB: 0 CS: 1
<b>PITCHER</b>	IP WLS BF H R ER SO BB IBB HBP BLK WP HR S P ERA WHIP	IP WLS BF H R ER SO BB IBB HBP BLK WP HR S P ERA WHIP																	
Steve Comer, R ERA: 3.69	(1, 1) 6.0 W 24 4 2 2 2 3 0 0 0 0 1 25 37 3.00 1.167	(7, 1) 3.0 S 14 3 1 1 3 2 0 0 0 0 0 18 26 3.00 1.667																	

Texas Rangers @ Oakland Athletics  
Oakland-Alameda County Coliseum, Oakland, CA  
Mon Sep 17 1979, 7:05 PM PDT  
Att: 2,636 - Unknown

AB	33
R	3
H	7
RBI	3
BB	5
SO	5
LOB	17





Batter	1	2	3	4	5	6	7	8	9	AB	R	H	RBI	BB	SO	LOB	TOP																			
Mickey Rivers, L OBP: 0.314, SLG: 0.422	F9		2B		SH1-3 1B	FC5 1B		F8	F7	5	2	1	1	0	5		<b>Texas Rangers @ Oakland Athletics</b> Oakland-Alameda County Coliseum, Oakland, CA Tue Sep 18 1979, 7:05 PM PDT Att: 750 - Unknown <a href="http://livebaseballscorecards.com">livebaseballscorecards.com</a>																			
Bump Willis, S OBP: 0.336, SLG: 0.341	F7		K		SH1-3	FC5			1B	4	1	1	0	0	1	3																				
Al Oliver, L OBP: 0.372, SLG: 0.484	K		E		4-3 1B				E FC4 1B	5	2	4	3	0	1	0																				
Buddy Bell, R OBP: 0.327, SLG: 0.456		G3	E1		4-3				E9 HBP 1B	5	1	1	1	0	0	3																				
Willie Montanez, L OBP: 0.287, SLG: 0.356	F8		F7						FC4 HBP BB	5	0	1	2	0	0	3																				
Richie Zisk, R OBP: 0.342, SLG: 0.424	F9			5-3 BB	K				L6 HBP BB	3	0	0	0	2	1	1																				
Pat Putnam, L OBP: 0.326, SLG: 0.475			3B		F8			K		4	1	1	1	0	2	1																				
Jim Sundberg, R OBP: 0.337, SLG: 0.373			2B		5-3	F3			K	4	1	1	1	1	1	4																				
Nelson Norman, S OBP: 0.253, SLG: 0.259			K		4-3				F7	5	1	2	0	0	1	5																				
<b>Inning Stats</b>	R: 0 E: 0 K: 1 S: 5	H: 0 LOB: 0 BB: 0 P: 5	R: 0 E: 0 K: 0 S: 3	H: 0 LOB: 0 BB: 0 P: 3	R: 3 E: 1 K: 2 S: 11	H: 3 LOB: 2 BB: 1 P: 15	R: 0 E: 0 K: 0 S: 3	H: 0 LOB: 1 BB: 1 P: 7	R: 2 E: 0 K: 1 S: 8	H: 3 LOB: 1 BB: 0 P: 8	R: 1 E: 0 K: 0 S: 7	H: 2 LOB: 1 BB: 0 P: 7	R: 0 E: 0 K: 0 S: 3	H: 1 LOB: 0 BB: 0 P: 3	R: 0 E: 0 K: 1 S: 6	H: 1 LOB: 2 BB: 1 P: 10	R: 3 E: 1 K: 1 S: 9	H: 3 LOB: 3 BB: 1 P: 14	1B: 9 2B: 3 3B: 1 HR: 0	SF: 0 SAC: 1 DP: 0 HBP: 1	WP: 0 PB: 1 SB: 1 CS: 1	PA: 46														
<b>PITCHER</b>	IP	WLS	BF	H	R	ER	SO	BB	IBB	HBP	BLK	WP	HR	S	P	ERA	WHIP	<b>PITCHER</b>		IP	WLS	BF	H	R	ER	SO	BB	IBB	HBP	BLK	WP	HR	S	P	ERA	WHIP
Steve McCatty, R ERA: 4.04	8.0	L	39	12	8	8	6	3	0	0	0	0	0	48	60	9.00	1.875																			
Dave Heaverlo, R ERA: 4.2	1.0		7	1	1	1	1	1	0	1	0	0	0	7	12	9.00	2.000																			

Batter	1	2	3	4	5	6	7	8	9	AB	R	H	RBI	BB	SO	LOB	BOTTOM																			
Rickey Henderson, R OBP: 0.343, SLG: 0.349	HR		F9		F8		5-3			5	1	2	2	0	0	1	<b>Texas Rangers @ Oakland Athletics</b> Oakland-Alameda County Coliseum, Oakland, CA Tue Sep 18 1979, 7:05 PM PDT Att: 750 - Unknown <a href="http://livebaseballscorecards.com">livebaseballscorecards.com</a>																			
Dwayne Murphy, L OBP: 0.382, SLG: 0.368	K		F8			G3		1-3	3-1	5	0	0	0	0	1	2																				
Dave Revering, L OBP: 0.348, SLG: 0.493	HR		F9					4-3		4	1	2	2	0	0	0																				
Jeff Newman, R OBP: 0.264, SLG: 0.395	K				1B			F8	F5	4	0	1	0	0	1	1																				
Wayne Gross, L OBP: 0.331, SLG: 0.365	G3				1B					3	1	2	0	1	0	0																				
Dave Chalk, R OBP: 0.315, SLG: 0.265			1-3		L1-3			F7		4	0	0	0	0	5																					
Mitchell Page, L OBP: 0.326, SLG: 0.338					G3			F7		3	1	1	0	1	0	1																				
Mike Heath, R OBP: 0.313, SLG: 0.333			FC6-4						1B	2	0	0	0	0	1	1																				
Larry Murray, S OBP: 0.275, SLG: 0.275					K				F7	1	0	0	0	0	1	0																				
Jim Essian, R OBP: 0.302, SLG: 0.386										1	0	0	0	0	2																					
Rob Picciolo, R OBP: 0.272, SLG: 0.335			K		L6					4	1	2	1	0	1	1																				
<b>Inning Stats</b>	R: 2 E: 0 K: 2 S: 9	H: 2 LOB: 0 BB: 0 P: 9	R: 0 E: 0 K: 1 S: 5	H: 0 LOB: 1 BB: 1 P: 9	R: 0 E: 0 K: 0 S: 3	H: 0 LOB: 0 BB: 0 P: 3	R: 0 E: 0 K: 0 S: 4	H: 2 LOB: 1 BB: 0 P: 4	R: 0 E: 0 K: 1 S: 5	H: 0 LOB: 0 BB: 0 P: 5	R: 0 E: 0 K: 0 S: 4	H: 1 LOB: 2 BB: 1 P: 8	R: 0 E: 0 K: 1 S: 6	H: 1 LOB: 0 BB: 0 P: 6	R: 0 E: 0 K: 0 S: 3	R: 3 E: 0 K: 0 S: 7	H: 4 LOB: 1 BB: 0 P: 7	1B: 7 2B: 2 3B: 1 HR: 1	SF: 0 SAC: 0 DP: 1 HBP: 0	WP: 0 PB: 0 SB: 0 CS: 0	PA: 38															
<b>PITCHER</b>	IP	WLS	BF	H	R	ER	SO	BB	IBB	HBP	BLK	WP	HR	S	P	ERA	WHIP	<b>PITCHER</b>		IP	WLS	BF	H	R	ER	SO	BB	IBB	HBP	BLK	WP	HR	S	P	ERA	WHIP
Fergie Jenkins, R ERA: 4.1	8.2	W	37	10	5	5	5	2	0	0	0	0	0	45	53	5.19	1.385																			
Sparky Lyle, L ERA: 3.05	0.1		1	0	0	0	0	0	0	0	0	0	0	1	1	0.00	0.000																			

AB 40  
R 9  
H 13  
RBI 9  
BB 4  
SO 7  
LOB 25



AB 36  
R 5  
H 10  
RBI 5  
BB 2  
SO 5  
LOB 14













Batter	1	2	3	4	5	6	7	8	9	AB	R	H	RBI	BB	SO	LOB	TOP			
Mickey Rivers, L (1, 8) OBP: 0.320, SLG: 0.423										4	0	1	0	0	1	0	<p><b>Texas Rangers @ California Angels</b> Anaheim Stadium, Anaheim, CA Sat Sep 22 1979, 6:33 AM EDT Att: 33,730 - Unknown</p> <p>livebaseballscores.com</p>			
Bump Wills, S (1, 4) OBP: 0.341, SLG: 0.346										4	0	1	0	0	0	1				
Al Oliver, L (1, 7) OBP: 0.370, SLG: 0.476										4	0	1	0	0	0	1				
Buddy Bell, R (1, 5) OBP: 0.329, SLG: 0.457										4	0	0	0	0	1	2				
Willie Montanez, L (1, 3) OBP: 0.292, SLG: 0.368									4	1	2	1	0	1	2					
Pat Putnam, L (1, 10) OBP: 0.326, SLG: 0.469									4	0	0	0	0	0	1					
Richie Zisk, R (1, 9) OBP: 0.341, SLG: 0.419										2	0	0	0	1	1	0				
Jim Sundberg, R (1, 2) OBP: 0.336, SLG: 0.367										3	0	0	0	0	0	2				
Nelson Norman, S (1, 6) OBP: 0.251, SLG: 0.260									2	0	0	0	0	0	0	0				
Mike Jorgensen, L (8, PH) OBP: 0.300, SLG: 0.392									1	0	0	0	0	0	0	0				
Eric Soderholm, R (8, 5) OBP: 0.315, SLG: 0.393									0	0	0	0	0	0	0	0				
<b>Inning Stats</b>	R: 0 E: 0 K: 0 S: 5	H: 2 LOB: 2 BB: 0 P: 5	R: 0 E: 0 K: 1 S: 5	H: 0 LOB: 0 BB: 0 P: 5	R: 0 E: 0 K: 0 S: 3	H: 0 LOB: 0 BB: 0 P: 3	R: 1 E: 0 K: 1 S: 6	H: 1 LOB: 0 BB: 0 P: 6	R: 0 E: 0 K: 0 S: 3	H: 0 LOB: 0 BB: 0 P: 3	R: 0 E: 0 K: 1 S: 4	H: 1 LOB: 2 BB: 1 P: 8	R: 0 E: 0 K: 0 S: 4	H: 1 LOB: 1 BB: 0 P: 4	R: 0 E: 0 K: 1 S: 5	H: 0 LOB: 0 BB: 0 P: 5	1B: 3 2B: 1 3B: 0 HR: 1	SF: 0 SAC: 0 DP: 0 HBP: 0	WP: 0 PB: 0 SB: 0 CS: 0	PA: 33
<b>PITCHER</b> Chris Knapp, R (1, 1) ERA: 5.88	IP: 9.0 WLS: W BF: 33	H: 5 R: 1 ER: 1 SO: 4	BB: 1 IBB: 0 HBP: 0 BLK: 0	WP: 0 HR: 1 S: 40 P: 44	ERA: 1.00 WHIP: 0.667	<b>PITCHER</b>										IP: 9.0 WLS: W BF: 33	H: 5 R: 1 ER: 1 SO: 4	BB: 1 IBB: 0 HBP: 0 BLK: 0	WP: 0 HR: 1 S: 40 P: 44	ERA: 1.00 WHIP: 0.667

Batter	1	2	3	4	5	6	7	8	9	AB	R	H	RBI	BB	SO	LOB	BOTTOM			
Rick Miller, L (1, 8) OBP: 0.364, SLG: 0.363										4	0	1	0	0	1	3	<p><b>Texas Rangers @ California Angels</b> Anaheim Stadium, Anaheim, CA Sat Sep 22 1979, 6:33 AM EDT Att: 33,730 - Unknown</p> <p>livebaseballscores.com</p>			
Camey Lansford, R (1, 5) OBP: 0.332, SLG: 0.432										3	0	0	0	0	0	2				
Ralph Garr, L (1, 10) OBP: 0.309, SLG: 0.400										3	0	0	0	0	1	1				
Merv Rettenmund, R (7, PH) OBP: 0.364, SLG: 0.333										4	0	2	0	0	0	2				
Don Baylor, R (1, 7) OBP: 0.373, SLG: 0.538										0	0	0	0	0	0	0				
Bobby Clark, R (9, 7) OBP: 0.376, SLG: 0.524										4	0	1	0	0	0	2				
Rod Carew, L (1, 3) OBP: 0.416, SLG: 0.393										4	0	1	0	0	0	2				
Brian Downing, R (1, 2) OBP: 0.416, SLG: 0.466										4	1	1	0	0	0	2				
Bobby Grich, R (1, 4) OBP: 0.369, SLG: 0.543										4	1	2	1	0	0	1				
Larry Harlow, L (1, 9) OBP: 0.344, SLG: 0.282										2	1	1	0	1	0	0				
Jim Anderson, R (1, 6) OBP: 0.308, SLG: 0.369										3	0	0	1	0	0	3				
<b>Inning Stats</b>	R: 0 E: 0 K: 0 S: 5	H: 2 LOB: 2 BB: 0 P: 5	R: 0 E: 0 K: 0 S: 3	H: 0 LOB: 0 BB: 0 P: 3	R: 0 E: 0 K: 1 S: 5	H: 0 LOB: 0 BB: 0 P: 5	R: 1 E: 1 K: 0 S: 5	H: 1 LOB: 1 BB: 0 P: 5	R: 0 E: 0 K: 0 S: 5	H: 2 LOB: 2 BB: 0 P: 5	R: 2 E: 1 K: 1 S: 7	H: 1 LOB: 2 BB: 1 P: 12	R: 0 E: 0 K: 0 S: 5	H: 2 LOB: 2 BB: 0 P: 5	R: 0 E: 0 K: 1 S: 5	H: 0 LOB: 0 BB: 0 P: 5	1B: 4 2B: 3 3B: 0 HR: 1	SF: 0 SAC: 2 DP: 0 HBP: 1	WP: 0 PB: 0 SB: 0 CS: 0	PA: 36
<b>PITCHER</b> Steve Comer, R (1, 1) ERA: 3.63	IP: 6.0 WLS: L BF: 27	H: 6 R: 3 ER: 3 SO: 1	BB: 1 IBB: 0 HBP: 1 BLK: 0	WP: 0 HR: 1 S: 27 P: 32	ERA: 1.50 WHIP: 1.167	<b>PITCHER</b>										IP: 6.0 WLS: L BF: 27	H: 6 R: 3 ER: 3 SO: 1	BB: 1 IBB: 0 HBP: 1 BLK: 0	WP: 0 HR: 1 S: 27 P: 32	ERA: 1.50 WHIP: 1.167
<b>PITCHER</b> Sparky Lyle, L (7, 1) ERA: 2.99	IP: 2.0 WLS: L BF: 9	H: 2 R: 0 ER: 0 SO: 1	BB: 0 IBB: 0 HBP: 0 BLK: 0	WP: 0 HR: 0 S: 11 P: 11	ERA: 0.00 WHIP: 1.000	<b>PITCHER</b>										IP: 2.0 WLS: L BF: 9	H: 2 R: 0 ER: 0 SO: 1	BB: 0 IBB: 0 HBP: 0 BLK: 0	WP: 0 HR: 0 S: 11 P: 11	ERA: 0.00 WHIP: 1.000



Batter	1	2	3	4	5	6	7	8	9	AB	R	H	RBI	BB	SO	LOB	TOP			
Mickey Rivers, L OBP: 0.320, SLG: 0.422	0-0 4-3			0-0 F6		0-0 G3		0-0 1B		4	0	1	0	0	0	0	<b>Texas Rangers @ California Angels</b> Anaheim Stadium, Anaheim, CA Sun Sep 23 1979, 6:33 AM EDT Att: 41,498 - Unknown <a href="http://livebaseballscorecards.com">livebaseballscorecards.com</a>			
Bump Willis, S OBP: 0.341, SLG: 0.347	0-0 F7			0-0 B1-3			0-0 1B SF8 2B	0-3 K		4	1	1	0	0	1	2				
Al Oliver, L OBP: 0.373, SLG: 0.478	0-0 4-3			0-0 FC4-6 1B			0-0 2-3 1B	0-0 G4-6-3 1B		4	0	3	0	0	0	0				
Buddy Bell, R OBP: 0.328, SLG: 0.454		0-0 F9		0-0 FC4-6 1-2			0-0 L6	0-0 F7		4	0	0	0	0	0	4				
Willie Montanez, L OBP: 0.290, SLG: 0.366		0-0 6-3			0-0 F7		0-0 SF8	0-0 G4-6-3 1-2		3	0	0	1	0	0	1				
John Ellis, R OBP: 0.318, SLG: 0.438		0-3 K			0-3 K		3-H 0-3 K			3	0	0	0	0	3	1				
Bill Sample, R OBP: 0.362, SLG: 0.413			0-0 5-3		0-0 G3			0-0 4-3		3	0	0	0	0	0	0				
Jim Sundberg, R OBP: 0.335, SLG: 0.364			0-3 K			0-0 6-3		0-0 F7		3	0	0	0	0	1	0				
Nelson Norman, S OBP: 0.252, SLG: 0.261			0-0 F8			0-0 4-3		0-0 1B 1B		3	0	1	0	0	0	0				
<b>Inning Stats</b>	R: 0 E: 0 K: 0 S: 3	H: 0 LOB: 0 BB: 0 P: 3	R: 0 E: 0 K: 1 S: 5	H: 0 LOB: 0 BB: 0 P: 5	R: 0 E: 0 K: 1 S: 5	H: 1 LOB: 1 BB: 0 P: 4	R: 0 E: 0 K: 1 S: 5	H: 0 LOB: 0 BB: 0 P: 5	R: 0 E: 0 K: 0 S: 3	H: 0 LOB: 0 BB: 0 P: 3	R: 1 E: 0 K: 1 S: 7	H: 2 LOB: 1 BB: 0 P: 7	R: 0 E: 0 K: 1 S: 7	H: 2 LOB: 2 BB: 0 P: 7	R: 0 E: 0 K: 0 S: 3	H: 1 LOB: 0 BB: 0 P: 3		1B: 5 2B: 1 3B: 0 HR: 0	SF: 1 SAC: 0 DP: 1 HBP: 0	WP: 0 PB: 0 CS: 0
<b>PITCHER</b> Dave Frost, R ERA: 3.48	IP: 9.0 WLS: W BF: 32 H: 6 R: 1 ER: 1 SO: 5 BB: 0 IBB: 0 HBP: 0 BLK: 0 WP: 0 HR: 0 S: 42 P: 42 ERA: 1.00 WHIP: 0.667															<b>PITCHER</b>				

Batter	1	2	3	4	5	6	7	8	9	AB	R	H	RBI	BB	SO	LOB	BOTTOM			
Rick Miller, L OBP: 0.363, SLG: 0.361	0-0 F7		0-3 K		0-0 HR 1B	0-3 K				4	1	1	0	0	2	1	<b>Texas Rangers @ California Angels</b> Anaheim Stadium, Anaheim, CA Sun Sep 23 1979, 6:33 AM EDT Att: 41,498 - Unknown <a href="http://livebaseballscorecards.com">livebaseballscorecards.com</a>			
Carney Lansford, R OBP: 0.331, SLG: 0.436	0-0 5-3			0-0 E5	0-0 HR	0-3 K				4	1	1	3	0	1	0				
Ralph Garr, L OBP: 0.305, SLG: 0.395	0-0 G3			0-3 K	0-0 F8		0-0 F9			4	0	0	0	0	1	1				
Don Baylor, R OBP: 0.373, SLG: 0.536		0-0 4-3		4-0 1-2 BB	4-0 HBP FC6-4 BB		0-0 F7			2	1	0	0	2	0	0				
Rod Carew, L OBP: 0.415, SLG: 0.390		0-0 F8		0-3 K	4-0 FC6-4 HBP 1-2 BB		0-0 F7			3	0	0	0	1	1	2				
Brian Downing, R OBP: 0.415, SLG: 0.463		0-0 F9		0-3 K	1-6 FC6-4 HBP 1-2 2-3		0-0 F3			3	0	0	0	0	1	2				
Bobby Grich, R OBP: 0.368, SLG: 0.542			0-0 F9		0-0 2B FC6-4		0-3 K			4	1	1	1	0	1	2				
Larry Harlow, L OBP: 0.347, SLG: 0.286			0-0 1B		0-0 K		0-3 K			4	1	2	1	0	2	2				
Jim Anderson, R OBP: 0.308, SLG: 0.369			0-3 K		0-0 1B HR 1B	0-3 K				3	1	1	1	0	2	1				
<b>Inning Stats</b>	R: 0 E: 0 K: 0 S: 3	H: 0 LOB: 0 BB: 0 P: 3	R: 0 E: 0 K: 2 S: 8	H: 1 LOB: 1 BB: 0 P: 8	R: 0 E: 1 K: 3 S: 10	H: 0 LOB: 2 BB: 1 P: 14	R: 6 E: 0 K: 1 S: 10	H: 5 LOB: 2 BB: 2 P: 19	R: 0 E: 0 K: 3 S: 9	H: 0 LOB: 0 BB: 0 P: 9	R: 0 E: 0 K: 0 S: 3	H: 0 LOB: 0 BB: 0 P: 3	R: 0 E: 0 K: 2 S: 7	H: 0 LOB: 0 BB: 0 P: 7	R: 0 E: 0 K: 0 S: 3	H: 0 LOB: 0 BB: 0 P: 3		1B: 4 2B: 1 3B: 0 HR: 1	SF: 0 SAC: 0 DP: 0 HBP: 1	WP: 0 PB: 1 CS: 0
<b>PITCHER</b> Fergie Jenkins, R ERA: 4.21 Dave Rajsich, L ERA: 3.91 Danny Darwin, R ERA: 3.84	IP: 4.0 WLS: L BF: 20 H: 6 R: 5 ER: 5 SO: 5 BB: 1 IBB: 0 HBP: 0 BLK: 0 WP: 0 HR: 1 S: 29 P: 33 ERA: 11.25 WHIP: 1.750															<b>PITCHER</b>				



Batter	1	2	3	4	5	6	7	8	9	AB	R	H	RBI	BB	SO	LOB	TOP
Rickey Henderson, R OBP: 0.344, SLG: 0.344 (1, 7)										4	1	1	0	0	0	0	<b>Oakland Athletics @ Texas Rangers</b> Arlington Stadium, Arlington, TX Tue Sep 25 1979, 8:05 PM EDT Att: 6,322 - Unknown <a href="http://livebaseballscorecards.com">livebaseballscorecards.com</a>
Dwayne Murphy, L OBP: 0.380, SLG: 0.369 (1, 8)										4	1	1	1	0	2	0	
Dave Revering, L OBP: 0.342, SLG: 0.491 (1, 10)										4	0	2	1	0	0	0	
Jeff Newman, R OBP: 0.270, SLG: 0.400 (1, 3)										4	1	3	0	0	0	1	
Wayne Gross, L OBP: 0.330, SLG: 0.359 (1, 5)										4	0	1	0	0	0	2	
Joe Wallis, S OBP: 0.229, SLG: 0.117 (1, 9)										4	0	0	0	0	0	4	
Jim Essian, R OBP: 0.300, SLG: 0.376 (1, 2)										3	0	0	0	1	1	2	
Mike Edwards, R OBP: 0.272, SLG: 0.290 (1, 4)										3	0	1	1	0	0	0	
Rob Picciolo, R OBP: 0.268, SLG: 0.336 (1, 6)										3	0	0	0	0	1	0	
<b>Inning Stats</b>	R: 2 E: 0 K: 0 S: 5	H: 3 LOB: 0 BB: 0 P: 5	R: 0 E: 0 K: 1 S: 5	H: 0 LOB: 0 BB: 0 P: 5	R: 0 E: 0 K: 1 S: 5	H: 2 LOB: 1 BB: 0 P: 4	R: 0 E: 0 K: 0 S: 3	H: 0 LOB: 0 BB: 0 P: 3	R: 1 E: 0 K: 0 S: 4	H: 2 LOB: 2 BB: 1 P: 8	R: 0 E: 0 K: 2 S: 7	H: 0 LOB: 0 BB: 0 P: 7	R: 0 E: 0 K: 0 S: 5	H: 2 LOB: 2 BB: 0 P: 5	1B: 8 2B: 1 3B: 0 HR: 0	SF: 0 SAC: 0 DP: 1 HBP: 0	WP: 0 PA: 34 PB: 0 SB: 1 CS: 0
<b>PITCHER</b>	IP WLS BF H R ER SO BB IBB HBP BLK WP HR S P ERA WHIP																
Doc Medich, R ERA: 4.08 (1, 1)	6.2	25	6	3	3	2	1	0	0	0	0	0	0	28	32	4.05	1.050
Jim Kern, R ERA: 1.99 (7, 1)	2.1	9	3	0	0	2	0	0	0	0	0	0	0	13	13	0.00	1.286

Batter	1	2	3	4	5	6	7	8	9	AB	R	H	RBI	BB	SO	LOB	BOTTOM
Mickey Rivers, L OBP: 0.319, SLG: 0.421 (1, 8)										4	1	1	1	0	0	3	<b>Oakland Athletics @ Texas Rangers</b> Arlington Stadium, Arlington, TX Tue Sep 25 1979, 8:05 PM EDT Att: 6,322 - Unknown <a href="http://livebaseballscorecards.com">livebaseballscorecards.com</a>
Bump Willis, S OBP: 0.340, SLG: 0.345 (1, 4)										3	0	0	0	1	0	2	
Al Oliver, L OBP: 0.370, SLG: 0.474 (1, 7)										4	0	0	0	0	0	1	
Willie Montanez, L OBP: 0.288, SLG: 0.363 (1, 3)										4	0	0	0	0	1	0	
Richie Zisk, R OBP: 0.342, SLG: 0.419 (8, PR)										3	1	1	0	1	0	0	
Bill Sample, R OBP: 0.362, SLG: 0.413 (9, 9)										0	1	0	0	0	0	0	
Pat Putnam, L OBP: 0.327, SLG: 0.468 (8, PH)										3	1	1	0	0	0	0	
John Ellis, R OBP: 0.318, SLG: 0.437 (8, PH)										1	0	0	0	0	1	1	
Eric Soderholm, R OBP: 0.317, SLG: 0.394 (1, 5)										4	0	2	1	0	0	2	
La Rue Washington, R OBP: 0.316, SLG: 0.278 (8, PR)										0	0	0	0	0	0	0	
Buddy Bell, R OBP: 0.328, SLG: 0.454 (9, 5)										0	0	0	0	0	0	0	
Jim Sundberg, R OBP: 0.338, SLG: 0.365 (1, 2)										2	1	1	1	2	1	1	
Nelson Norman, S OBP: 0.258, SLG: 0.267 (1, 6)										4	0	3	1	0	1	2	
<b>Inning Stats</b>	R: 0 E: 0 K: 0 S: 3	H: 4 LOB: 2 BB: 1 P: 11	R: 0 E: 0 K: 0 S: 3	H: 0 LOB: 0 BB: 0 P: 3	R: 0 E: 0 K: 0 S: 4	H: 1 LOB: 2 BB: 1 P: 8	R: 0 E: 0 K: 1 S: 5	H: 0 LOB: 0 BB: 0 P: 5	R: 0 E: 0 K: 1 S: 6	H: 1 LOB: 0 BB: 1 P: 6	R: 1 E: 1 K: 0 S: 3	H: 1 LOB: 0 BB: 1 P: 7	R: 1 E: 0 K: 2 S: 9	H: 2 LOB: 2 BB: 1 P: 13	1B: 9 2B: 0 3B: 0 HR: 0	SF: 0 SAC: 0 DP: 1 HBP: 0	WP: 1 PA: 36 PB: 0 SB: 1 CS: 0
<b>PITCHER</b>	IP WLS BF H R ER SO BB IBB HBP BLK WP HR S P ERA WHIP																
Brian Kingman, R ERA: 4.3 (1, 1)	6.1	29	7	4	3	2	3	0	0	0	0	0	0	30	42	4.26	1.579
Craig Minetto, L ERA: 5.59 (7, 1)	1.1	4	1	1	1	1	0	0	0	0	0	0	0	6	6	6.75	0.750
Mike Norris, R ERA: 4.8 (8, 1)	0.1	3	1	0	0	1	0	1	0	0	0	0	0	4	8	0.00	3.000



Batter	1	2	3	4	5	6	7	8	9	AB	R	H	RBI	BB	SO	LOB	TOP			
Rickey Henderson, R OBP: 0.340, SLG: 0.340	L9		4-3		F7			4-3		4	0	0	0	0	0	1				
Dwayne Murphy, L OBP: 0.381, SLG: 0.367	E4		BB			L9-3 BB		G3		2	0	0	0	2	0	0				
Dave Revering, L OBP: 0.339, SLG: 0.487	F5		F4			F9		4-3		4	0	0	0	0	0	3				
Jeff Newman, R OBP: 0.270, SLG: 0.405	4-3				F7		L9-3 1-2		HR	4	1	1	1	0	0	2				
Wayne Gross, L OBP: 0.331, SLG: 0.367		HR			1-3			F5		4	1	2	1	0	0	0				
Joe Wallis, S OBP: 0.216, SLG: 0.109	4-3				F7			F2		4	0	0	0	0	0	1				
Mike Heath, R OBP: 0.305, SLG: 0.324		F7				F3				3	0	1	0	0	0	0				
Mike Edwards, R OBP: 0.270, SLG: 0.288		K				5-3			1B	3	0	0	0	0	2	1				
Rob Picciolo, R OBP: 0.268, SLG: 0.336			F2						4-3	3	0	1	0	0	0	0				
<b>Inning Stats</b>	R: 0 E: 1 K: 0 S: 4	H: 0 LOB: 1 BB: 0 P: 4	R: 1 E: 0 K: 1 S: 6	H: 1 LOB: 0 BB: 0 P: 6	R: 0 E: 0 K: 0 S: 3	H: 0 LOB: 1 BB: 1 P: 7	R: 0 E: 0 K: 0 S: 3	H: 0 LOB: 0 BB: 0 P: 3	R: 0 E: 0 K: 0 S: 2	H: 0 LOB: 0 BB: 1 P: 6	R: 0 E: 0 K: 1 S: 6	H: 1 LOB: 1 BB: 0 P: 6	R: 0 E: 0 K: 0 S: 3	H: 0 LOB: 0 BB: 0 P: 3	R: 1 E: 0 K: 0 S: 4	H: 2 LOB: 0 BB: 0 P: 4	1B: 3 2B: 1 3B: 0 HR: 2	SF: 0 SAC: 0 DP: 2 HBP: 0	WP: 0 PB: 0 SB: 0 CS: 0	PA: 33
<b>PITCHER</b> Steve Comer, R ERA: 3.57	IP: 9.0 WLS: W BF: 33	H: 5 R: 2 ER: 2 SO: 2	BB: 2 IBB: 0 HBP: 0 BLK: 0	WP: 0 HR: 2 S: 35 P: 43	ERA: 2.00 WHIP: 0.778															

Oakland Athletics @ Texas Rangers  
Arlington Stadium, Arlington, TX  
Wed Sep 26 1979, 8:05 PM EDT  
Att: 6,369 - Unknown

AB 31  
R 2  
H 5  
RBI 2  
BB 2  
SO 2  
LOB 8



Batter	1	2	3	4	5	6	7	8	9	AB	R	H	RBI	BB	SO	LOB	BOTTOM			
Mickey Rivers, L OBP: 0.319, SLG: 0.425	K		FC3-6 1-2 2-3			3-1	HR			4	1	1	2	0	1	2				
Bump Willis, S OBP: 0.338, SLG: 0.343	L4		4-3			K	4-3			4	0	0	0	0	1	2				
Al Oliver, L OBP: 0.367, SLG: 0.470	1-4-3				L9	4-3		4-3		4	0	0	0	0	0	0				
Buddy Bell, R OBP: 0.327, SLG: 0.453		F6			F8		BB 1B	F4		4	1	1	0	0	0	0				
Willie Montanez, L OBP: 0.288, SLG: 0.361		F8			1-6-3		G3 1B BB	F8		3	1	0	0	1	0	0				
Richie Zisk, R OBP: 0.342, SLG: 0.418		L9				F8		1B G3 SF8 1B		3	1	1	1	0	0	0				
Pat Putnam, L OBP: 0.327, SLG: 0.467			FC1-5 1B		5-3		G3			3	0	1	0	0	0	2				
Jim Sundberg, R OBP: 0.341, SLG: 0.368			FC3-6 FC1-5 1B				HR 1B			2	1	2	1	1	0	0				
Nelson Norman, S OBP: 0.256, SLG: 0.265			FC1-5 FC3-6		L7		SF8			2	0	0	1	0	0	3				
<b>Inning Stats</b>	R: 0 E: 0 K: 1 S: 5	H: 0 LOB: 0 BB: 0 P: 5	R: 0 E: 0 K: 0 S: 3	H: 0 LOB: 0 BB: 0 P: 3	R: 0 E: 0 K: 0 S: 3	H: 0 LOB: 2 BB: 0 P: 5	R: 0 E: 0 K: 0 S: 3	H: 0 LOB: 0 BB: 0 P: 3	R: 0 E: 0 K: 1 S: 5	H: 0 LOB: 0 BB: 0 P: 5	R: 5 E: 0 K: 0 S: 7	H: 4 LOB: 0 BB: 1 P: 11	R: 0 E: 0 K: 0 S: 3	H: 0 LOB: 0 BB: 0 P: 3	R: 0 E: 0 K: 0 S: 4	H: 0 LOB: 0 BB: 0 P: 4	1B: 5 2B: 0 3B: 0 HR: 1	SF: 1 SAC: 0 DP: 0 HBP: 0	WP: 0 PB: 0 SB: 0 CS: 0	PA: 32
<b>PITCHER</b> Rick Langford, R ERA: 4.28	IP: 8.0 WLS: L BF: 32	H: 6 R: 5 ER: 5 SO: 2	BB: 2 IBB: 0 HBP: 0 BLK: 0	WP: 0 HR: 1 S: 34 P: 42	ERA: 5.62 WHIP: 1.000															

Oakland Athletics @ Texas Rangers  
Arlington Stadium, Arlington, TX  
Wed Sep 26 1979, 8:05 PM EDT  
Att: 6,369 - Unknown

AB 29  
R 5  
H 6  
RBI 5  
BB 2  
SO 2  
LOB 9





Batter	1	2	3	4	5	6	7	8	9	AB	R	H	RBI	BB	SO	LOB	TOP					
Rickey Henderson, R OBP: 0.340, SLG: 0.339 (1, 7)	F3		F7			G1-6-3 1B		6-3		4	0	1	0	0	0	0	<b>Oakland Athletics @ Texas Rangers</b> Arlington Stadium, Arlington, TX Thu Sep 27 1979, 8:05 PM EDT Att: 6,360 - Unknown <a href="http://livebaseballscorecards.com">livebaseballscorecards.com</a>					
Dwayne Murphy, L OBP: 0.380, SLG: 0.366 (1, 8)	4-3		4-3			G1-6-3 1-2		G3-6 1B		4	0	1	0	0	0	1						
Dave Revering, L OBP: 0.339, SLG: 0.485 (1, 10)	F8			F9		FC5-4 1B		G3-6 1-2		4	0	1	0	0	0	1						
Jeff Newman, R OBP: 0.268, SLG: 0.402 (1, 3)		F9		4-3		FC5-4 1-2		F9		4	0	0	0	0	0	1						
Wayne Gross, L OBP: 0.337, SLG: 0.372 (1, 5)		2B BB					1B 2B		HR 1B	2	2	0	2	0	0	0						
Joe Wallis, S OBP: 0.218, SLG: 0.162 (1, 9)		K		F7			6-3		HR	4	1	1	2	0	1	3						
Jim Essian, R OBP: 0.299, SLG: 0.378 (1, 2)		1-3 2B			F7		F7		6-3	4	0	1	0	0	0	1						
Dave Chalk, R OBP: 0.312, SLG: 0.263 (1, 4)		F8			5-3		2H 1B		F8	4	0	1	1	0	0	2						
Rob Picciolo, R OBP: 0.266, SLG: 0.333 (1, 6)			K			F9		L9		3	0	0	0	0	1	1						
<b>Inning Stats</b>	R: 0 E: 0 K: 0 S: 3	H: 0 LOB: 0 BB: 0 P: 3	R: 0 E: 0 K: 1 S: 6	H: 1 LOB: 2 BB: 1 P: 10	R: 0 E: 0 K: 1 S: 5	H: 0 LOB: 0 BB: 0 P: 5	R: 0 E: 0 K: 0 S: 3	H: 0 LOB: 1 BB: 1 P: 7	R: 0 E: 0 K: 0 S: 4	H: 2 LOB: 1 BB: 0 P: 4	R: 1 E: 0 K: 0 S: 5	H: 2 LOB: 1 BB: 0 P: 5	R: 0 E: 0 K: 0 S: 3	H: 1 LOB: 0 BB: 0 P: 3	R: 2 E: 0 K: 0 S: 5	H: 2 LOB: 0 BB: 0 P: 5	1B: 5 2B: 2 3B: 0 HR: 1	SF: 0 SAC: 0 DP: 2 HBP: 0	WP: 0 PB: 0 SB: 0 CS: 0	PA: 35		
<b>PITCHER</b>	IP	WLS	BF	H	R	ER	SO	BB	IBB	HBP	BLK	WP	HR	S	P	ERA	WHIP			ERA	WHIP	
Larry McCall, R ERA: 2.16 Sparky Lyle, L ERA: 3.13	(1, 1)	7.1	W	29	6	1	1	2	2	0	0	0	0	0	31	39	1.23	1.091			1.23	1.091
(8, 1)	1.2	S	6	2	2	2	0	0	0	0	0	0	1	6	6	10.80	1.200			10.80	1.200	

Batter	1	2	3	4	5	6	7	8	9	AB	R	H	RBI	BB	SO	LOB	BOTTOM					
Mickey Rivers, L OBP: 0.320, SLG: 0.426 (1, 8)	G3		FC6-4 S 1B			L4		SH1 1B		4	0	2	0	0	0	0	<b>Oakland Athletics @ Texas Rangers</b> Arlington Stadium, Arlington, TX Thu Sep 27 1979, 8:05 PM EDT Att: 6,360 - Unknown <a href="http://livebaseballscorecards.com">livebaseballscorecards.com</a>					
Bump Willis, S OBP: 0.340, SLG: 0.343 (1, 4)			FC6-4 1-2 BB		K		SH1			2	0	1	0	1	1	0						
Al Oliver, L OBP: 0.366, SLG: 0.467 (1, 7)		F8		FC6-4 1-2 2-3		1B S E BB		2-3		3	1	0	0	1	0	4						
Buddy Bell, R OBP: 0.327, SLG: 0.451 (1, 5)		F6		F3		1B E 1B		F8		4	1	1	0	0	0	4						
Willie Montanez, L OBP: 0.290, SLG: 0.362 (1, 3)				F7		E4 3-1 1B E				4	1	2	1	0	0	1						
Richie Ziek, R OBP: 0.341, SLG: 0.423 (1, 9)		K				E6 1-2 2H 3H 1B		K		4	1	1	1	0	2	3						
Pat Putnam, L OBP: 0.324, SLG: 0.462 (1, 10)		K				3-1		F6		4	0	0	0	0	2	4						
Jim Sundberg, R OBP: 0.341, SLG: 0.367 (1, 2)		F9		5-3		1B		1-3		4	0	1	1	0	0	2						
Nelson Norman, S OBP: 0.254, SLG: 0.263 (1, 6)			3-1		1-3	4-3				3	0	0	0	0	0	1						
<b>Inning Stats</b>	R: 0 E: 0 K: 0 S: 4	H: 1 LOB: 1 BB: 0 P: 4	R: 0 E: 0 K: 2 S: 8	H: 1 LOB: 1 BB: 0 P: 8	R: 0 E: 0 K: 0 S: 4	H: 1 LOB: 2 BB: 1 P: 8	R: 1 E: 0 K: 1 S: 6	H: 1 LOB: 0 BB: 0 P: 6	R: 0 E: 0 K: 1 S: 5	H: 0 LOB: 0 BB: 0 P: 5	R: 3 E: 2 K: 0 S: 6	H: 2 LOB: 1 BB: 1 P: 10	R: 0 E: 0 K: 0 S: 4	H: 1 LOB: 1 BB: 0 P: 4	R: 0 E: 0 K: 1 S: 6	H: 1 LOB: 1 BB: 0 P: 6	1B: 7 2B: 0 3B: 0 HR: 1	SF: 0 SAC: 1 DP: 0 HBP: 0	WP: 0 PB: 0 SB: 2 CS: 0	PA: 35		
<b>PITCHER</b>	IP	WLS	BF	H	R	ER	SO	BB	IBB	HBP	BLK	WP	HR	S	P	ERA	WHIP			ERA	WHIP	
Matt Keough, R ERA: 5.04	(1, 1)	8.0	L	35	8	4	2	5	2	0	0	0	0	1	43	51	2.25	1.250			2.25	1.250



Batter	1	2	3	4	5	6	7	8	9	AB	R	H	RBI	BB	SO	LOB	TOP			
Rick Miller, L (1, 8) OBP: 0.365, SLG: 0.363	G3			G3			G3		FC5 1B	4	0	1	0	0	0	0	<b>California Angels @ Texas Rangers</b> Arlington Stadium, Arlington, TX Fri Sep 28 1979, 8:05 PM EDT Att: 11,965 - Unknown			
Carney Lansford, R (1, 5) OBP: 0.329, SLG: 0.431	K			6-3			4-3 1B		FC5 1B	4	0	1	0	0	1	2				
Ralph Carr, L (1, 10) OBP: 0.305, SLG: 0.393	G3			G3			4-3 1-2		6-3	4	0	0	0	0	0	3				
Don Baylor, R (1, 7) OBP: 0.369, SLG: 0.527					K		F3			3	0	0	0	0	1	1				
Rod Carew, L (1, 3) OBP: 0.420, SLG: 0.393					F7				4-3	3	0	1	0	0	0	0				
Brian Downing, R (1, 2) OBP: 0.416, SLG: 0.460									4-0 BB	2	0	0	0	0	1	1				
Bobby Grich, R (1, 4) OBP: 0.354, SLG: 0.534					6-3				G6-4-3 BB	3	0	0	0	0	0	1				
Dickie Thon, R (8, 4) OBP: 0.390, SLG: 0.389									G6-4-3 1-2	0	0	0	0	0	0	0				
Larry Harlow, L (1, 9) OBP: 0.342, SLG: 0.284							B2-3		F7	3	0	1	0	0	0	0				
Jim Anderson, R (1, 6) OBP: 0.297, SLG: 0.354										2	0	0	0	0	0	1				
Willie Davis, L (9, PH) OBP: 0.263, SLG: 0.296									FC5 1B	1	0	1	0	0	0	0				
<b>Inning Stats</b>	R: 0 E: 0 K: 1 S: 5	H: 0 LOB: 0 BB: 0 P: 5	R: 0 E: 0 K: 0 S: 3	H: 1 LOB: 0 BB: 0 P: 3	R: 0 E: 0 K: 0 S: 3	H: 1 LOB: 0 BB: 0 P: 3	R: 0 E: 0 K: 0 S: 3	H: 0 LOB: 0 BB: 0 P: 3	R: 0 E: 0 K: 1 S: 5	H: 0 LOB: 0 BB: 0 P: 5	R: 0 E: 0 K: 0 S: 4	H: 1 LOB: 1 BB: 0 P: 4	R: 0 E: 0 K: 0 S: 2	H: 0 LOB: 0 BB: 1 P: 6	R: 0 E: 0 K: 0 S: 5	H: 2 LOB: 2 BB: 0 P: 5	1B: 5 2B: 1 3B: 0 HR: 0	SF: 0 SAC: 0 DP: 3 HBP: 0	WP: 0 PB: 0 SB: 0 CS: 0	PA: 30
<b>PITCHER</b> Fergie Jenkins, R (1, 1) ERA: 4.07	IP: 9.0 WLS: W BF: 30 H: 5 R: 0 ER: 0 SO: 2 BB: 1 IBB: 0 HBP: 0 BLK: 0 WP: 0 HR: 0 S: 33 P: 37 ERA: 0.00 WHIP: 0.667																			


Batter	1	2	3	4	5	6	7	8	9	AB	R	H	RBI	BB	SO	LOB	BOTTOM			
Mickey Rivers, L (1, 8) OBP: 0.318, SLG: 0.422	L6			K			FC5-4 1B			4	1	0	0	0	1	3	<b>California Angels @ Texas Rangers</b> Arlington Stadium, Arlington, TX Fri Sep 28 1979, 8:05 PM EDT Att: 11,965 - Unknown			
Bump Wills, S (1, 4) OBP: 0.341, SLG: 0.348	2B			F8			2B			4	2	2	1	0	1	1				
Al Oliver, L (1, 7) OBP: 0.367, SLG: 0.470	1B			K			L9			2	1	1	1	0	1	0				
Johnny Grubb, L (4, 7) OBP: 0.349, SLG: 0.425	2B						2B			2	0	1	2	0	0	0				
Buddy Bell, R (1, 5) OBP: 0.326, SLG: 0.450	BB						4-3			4	0	1	1	0	0	1				
Willie Montanez, L (1, 3) OBP: 0.293, SLG: 0.363	BB						G3			2	0	1	0	2	0	0				
Richie Zisk, R (1, 9) OBP: 0.339, SLG: 0.419	BB						BB			4	0	0	0	0	2	4				
Bill Sample, R (9, 9) OBP: 0.362, SLG: 0.413	G5-4-3						K			0	0	0	0	0	0	0				
Pat Putnam, L (1, 10) OBP: 0.321, SLG: 0.458							F6			4	0	0	0	0	0	1				
Jim Sundberg, R (1, 2) OBP: 0.342, SLG: 0.367							F5			2	1	1	0	1	0	0				
Nelson Norman, S (1, 6) OBP: 0.255, SLG: 0.264							6-3			2	0	1	0	0	0	0				
<b>Inning Stats</b>	R: 2 E: 0 K: 0 S: 5	H: 3 LOB: 1 BB: 1 P: 9	R: 0 E: 0 K: 0 S: 3	H: 0 LOB: 0 BB: 0 P: 3	R: 0 E: 0 K: 2 S: 7	H: 0 LOB: 0 BB: 0 P: 7	R: 0 E: 0 K: 1 S: 5	H: 0 LOB: 1 BB: 1 P: 9	R: 0 E: 0 K: 1 S: 6	H: 1 LOB: 1 BB: 0 P: 6	R: 3 E: 0 K: 0 S: 7	H: 4 LOB: 1 BB: 0 P: 7	R: 0 E: 0 K: 0 S: 3	H: 0 LOB: 0 BB: 0 P: 3	R: 0 E: 0 K: 0 S: 5	H: 0 LOB: 0 BB: 0 P: 3	1B: 5 2B: 2 3B: 1 HR: 0	SF: 0 SAC: 1 DP: 1 HBP: 0	WP: 0 PB: 0 SB: 0 CS: 0	PA: 34
<b>PITCHER</b> Nolan Ryan, R (1, 1) ERA: 3.6	IP: 5.0 WLS: L BF: 20 H: 3 R: 2 ER: 2 SO: 4 BB: 3 IBB: 0 HBP: 0 BLK: 0 WP: 0 HR: 0 S: 25 P: 37 ERA: 3.60 WHIP: 1.200																			
Don Asase, R (6, 1) ERA: 4.81	IP: 2.0 WLS: L BF: 11 H: 5 R: 3 ER: 3 SO: 1 BB: 0 IBB: 0 HBP: 0 BLK: 0 WP: 0 HR: 0 S: 13 P: 13 ERA: 13.50 WHIP: 2.500																			
John Montague, R (8, 1) ERA: 5.55	IP: 1.0 WLS: L BF: 3 H: 0 R: 0 ER: 0 SO: 0 BB: 0 IBB: 0 HBP: 0 BLK: 0 WP: 0 HR: 0 S: 3 P: 3 ERA: 0.00 WHIP: 0.000																			



Batter	1	2	3	4	5	6	7	8	9	AB	R	H	RBI	BB	SO	LOB	TOP										
<b>Rick Miller, L</b> OBP: 0.366, SLG: 0.364 (1, 8)										4	0	2	0	0	0	2											
<b>Carney Lansford, R</b> OBP: 0.329, SLG: 0.433 <b>Jim Anderson, R</b> OBP: 0.300, SLG: 0.357 (1, 5) (7, 5)										4	1	2	1	0	0	2											
<b>Dan Ford, R</b> OBP: 0.333, SLG: 0.464 <b>Larry Hartow, L</b> OBP: 0.345, SLG: 0.292 <b>Merv Rettenmund, R</b> OBP: 0.360, SLG: 0.329 <b>Bobby Clark, R</b> OBP: 0.370, SLG: 0.500 (1, 9) (2, 9) (4, FH) (4, 9)										1	0	0	0	0	0	1											
<b>Don Baylor, R</b> OBP: 0.368, SLG: 0.524 (1, 7)										4	0	0	0	0	0	6											
<b>Rod Carew, L</b> OBP: 0.419, SLG: 0.391 (1, 3)										4	0	1	1	0	1	1											
<b>Bobby Grich, R</b> OBP: 0.385, SLG: 0.533 <b>Dickie Thon, R</b> OBP: 0.390, SLG: 0.389 (1, 4) (8, 4)										3	0	1	1	1	1	2											
<b>Rance Mulliniks, L</b> OBP: 0.192, SLG: 0.191 (1, 6)										4	0	1	0	0	0	2											
<b>Willie Davis, L</b> OBP: 0.288, SLG: 0.321 <b>Brian Harper, R</b> (6, FH)										2	1	2	0	0	0	0											
<b>Tom Donohue, R</b> OBP: 0.259, SLG: 0.355 (1, 2)										3	0	0	0	0	0	2											
<b>Inning Stats</b>	R: 1 E: 0 K: 0 S: 5	H: 3 LOB: 2 BB: 0 P: 6	R: 0 E: 0 K: 0 S: 5	H: 2 LOB: 2 BB: 0 P: 5	R: 1 E: 0 K: 0 S: 5	H: 2 LOB: 1 BB: 0 P: 5	R: 1 E: 1 K: 1 S: 8	H: 2 LOB: 2 BB: 0 P: 8	R: 0 E: 0 K: 1 S: 4	H: 0 LOB: 0 BB: 1 P: 8	R: 0 E: 0 K: 1 S: 5	H: 0 LOB: 0 BB: 0 P: 5	R: 0 E: 0 K: 1 S: 5	H: 0 LOB: 0 BB: 0 P: 5	R: 0 E: 0 K: 1 S: 5	H: 0 LOB: 0 BB: 1 P: 9	1B: 9 2B: 2 3B: 0 HR: 0	SF: 0 SAC: 2 DP: 1 HBP: 1	WP: 0 PB: 0 SB: 0 CS: 0	PA: 40							
<b>PITCHER</b>	IP	WLS	BF	H	R	ER	SO	BB	IBB	HBP	BLK	WP	HR	S	P	ERA	WHIP										
<b>Doc Medich, R</b> ERA: 4.17 (1, 1)	3.1		20	9	3	3	0	0	0	0	0	0	0	19	20	8.10	2.700										
<b>Dave Rajsich, L</b> ERA: 3.52 (4, 1)	5.1	W	18	2	0	0	5	1	0	0	0	0	0	27	31	0.00	0.562										
<b>Jim Kern, R</b> ERA: 1.57 (9, 1)	0.1	S	2	0	0	0	0	1	0	0	0	0	0	1	5	0.00	3.000										

California Angels @ Texas Rangers  
Arlington Stadium, Arlington, TX  
Sat Sep 29 1979, 8:05 PM EDT  
Att: 19,167 - Unknown

AB 35  
R 3  
H 11  
RBI 3  
BB 2  
SO 5  
LOB 20



Batter	1	2	3	4	5	6	7	8	9	AB	R	H	RBI	BB	SO	LOB	BOTTOM										
<b>Mickey Rivers, L</b> OBP: 0.319, SLG: 0.424 (1, 8)										5	1	2	2	0	2	2											
<b>Bump Wills, S</b> OBP: 0.341, SLG: 0.351 (1, 4)										4	0	1	1	1	1	1											
<b>Buddy Bell, R</b> OBP: 0.327, SLG: 0.450 (1, 5)										5	0	2	0	0	0	4											
<b>Willie Montanez, L</b> OBP: 0.297, SLG: 0.372 (1, 3)										3	2	3	1	0	0	0											
<b>Richie Zisk, R</b> OBP: 0.338, SLG: 0.418 (1, 9)										4	1	1	0	0	1	3											
<b>Johnny Grubb, L</b> OBP: 0.349, SLG: 0.422 <b>Bill Sample, R</b> OBP: 0.361, SLG: 0.412 (1, 7) (7, FH) (8, 7)										2	0	0	0	1	0	0											
<b>Pat Putnam, L</b> OBP: 0.318, SLG: 0.454 (1, 10)										4	0	0	0	0	1	2											
<b>Jim Sundberg, R</b> OBP: 0.345, SLG: 0.368 (1, 2)										2	1	1	1	2	0	0											
<b>Nelson Norman, S</b> OBP: 0.258, SLG: 0.265 (1, 6)										3	1	1	0	1	1	1											
<b>Inning Stats</b>	R: 0 E: 0 K: 1 S: 5	H: 0 LOB: 0 BB: 0 P: 5	R: 1 E: 0 K: 1 S: 6	H: 1 LOB: 0 BB: 0 P: 6	R: 1 E: 0 K: 0 S: 5	H: 2 LOB: 1 BB: 0 P: 5	R: 2 E: 0 K: 1 S: 7	H: 3 LOB: 1 BB: 1 P: 11	R: 0 E: 0 K: 1 S: 6	H: 1 LOB: 2 BB: 0 P: 7	R: 2 E: 1 K: 1 S: 6	H: 1 LOB: 1 BB: 2 P: 14	R: 0 E: 0 K: 0 S: 4	H: 2 LOB: 1 BB: 0 P: 4	R: 0 E: 0 K: 1 S: 6	H: 1 LOB: 3 BB: 2 P: 14	1B: 8 2B: 1 3B: 1 HR: 1	SF: 0 SAC: 0 DP: 1 HBP: 1	WP: 0 PB: 1 SB: 0 CS: 0	PA: 39							
<b>PITCHER</b>	IP	WLS	BF	H	R	ER	SO	BB	IBB	HBP	BLK	WP	HR	S	P	ERA	WHIP										
<b>Dave Frost, R</b> ERA: 3.57 (1, 1)	4.0	L	18	6	4	4	3	1	0	0	0	0	0	12	21	4.50	2.000										
<b>Mark Clear, R</b> ERA: 3.63 (5, 1)	2.0		11	2	2	1	2	2	0	1	0	0	0	4	4	0.00	2.000										
<b>Dave LaRoche, L</b> ERA: 5.57 (7, 1)	1.0		4	2	0	0	0	0	0	0	0	0	0	4	4	0.00	2.000										
<b>Mike Barlow, R</b> ERA: 5.13 (8, 1)	1.0		6	1	0	0	1	2	0	0	0	0	0	6	14	0.00	3.000										

California Angels @ Texas Rangers  
Arlington Stadium, Arlington, TX  
Sat Sep 29 1979, 8:05 PM EDT  
Att: 19,167 - Unknown

AB 33  
R 6  
H 11  
RBI 5  
BB 5  
SO 6  
LOB 14

