

Texas Rangers - 1982

Batter	1	2	3	4	5	6	7	8	9	AB R H RBI BB SO LOB	TOP											
George Wright, S (1, 8) OBP: 0.800, SLG: 1.750	0-3 K		0-0 HR	0-0 1B		0-0 1B 2B		4-0 BB BB BB CS BB		4 2 3 3 1 1 0												
Lee Mazzilli, S (1, 7) OBP: 0.400, SLG: 0.400	0-0 G4-6-3 1B		0-0 5-3	0-0 F4		0-0 4-3		0-0 1-2 1B		5 0 2 0 0 0 3												
Buddy Bell, R (1, 5) OBP: 0.600, SLG: 1.800	0-0 G4-6-3 1-2f		0-0 HR		0-0 HR	0-0 1B		0-3 1-2 K		5 2 3 3 0 1 2												
Larry Parrish, R (1, 9) OBP: 0.200, SLG: 0.200		0-0 E 1B	0-0 F7		0-0 6-3	0-0 F6		0-0 6-3		5 1 1 0 0 0 1												
Lamar Johnson, R (1, 3) Pat Putnam, L (6, 3)		0-0 E6 1B	0-0 6-3		0-0 5-3		4-0 SH1-4 BB		0-0 4-3	3 0 0 0 0 0 1 1 0 0 0 1 0 0												
Jim Sundberg, R (1, 2) OBP: 0.750, SLG: 0.667		0-0 FC4-6 1B		0-0 5-3	4-0 BB		0-0 SH1-4		0-0 2B 1B	3 1 2 1 1 0 0												
Mike Richardt, R (1, 10) OBP: 0.200, SLG: 0.400		0-0 FC4-6 E S 1-2f		0-0 L7	0-0 F4		0-0 F4		0-0 1-H 2B	5 0 1 1 0 0 3												
Mark Wagner, R (1, 6) OBP: 0.400, SLG: 0.250		4-0 1-3 BB		0-0 1B 1B		0-0 F7	0-0 F8		0-0 6-3	4 1 1 0 1 0 2												
Doug Flynn, R (1, 4) OBP: 0.500, SLG: 0.750		0-0 F8		0-0 1B 1B		0-0 2B 2B		0-0 F4-3		4 1 2 0 0 0 2												
Inning Stats	R: 0 E: 0 K: 1 S: 5	H: 1 LOB: 0 BB: 0 P: 5	R: 1 E: 1 K: 0 S: 5	H: 2 LOB: 2 BB: 1 P: 9	R: 2 E: 0 K: 0 S: 5	H: 2 LOB: 0 BB: 0 P: 5	R: 1 E: 0 K: 0 S: 6	H: 3 LOB: 2 BB: 0 P: 6	R: 1 E: 0 K: 0 S: 4	H: 1 LOB: 1 BB: 1 P: 8	R: 2 E: 0 K: 0 S: 6	H: 3 LOB: 1 BB: 0 P: 6	R: 0 E: 0 K: 0 S: 3	H: 0 LOB: 1 BB: 1 P: 7	R: 0 E: 0 K: 1 S: 5	H: 1 LOB: 1 BB: 1 P: 9	R: 1 E: 0 K: 0 S: 5	H: 2 LOB: 1 BB: 0 P: 5	1B: 9 2B: 3 3B: 0 HR: 3	SF: 0 SAC: 1 DP: 1 HBP: 0	WP: 0 PB: 0 SB: 2 CS: 1	PA: 44
PITCHER	IP WLS BF H R ER SO BB IBB HBP BLK WP HR S P ERA WHIP																					
Rick Waits, L (1, 1) ERA: 7.71	4.2 L 24 9 5 4 1 2 0 0 0 0 0 3 24 32 7.71 2.357																					
Tom Brennan, R (5, 1) ERA: 7.71	2.1 11 3 2 2 0 1 0 0 0 0 0 0 10 14 7.71 1.714																					
Ed Whitson, R (8, 1) ERA: 4.5	2.0 9 3 1 1 1 1 0 0 0 0 0 0 10 14 4.50 2.000																					

Texas Rangers @ Cleveland Indians
Cleveland Municipal Stadium, Cleveland, OH

Sat Apr 10 1982, 3:33 AM EST
Att. 62,443 - Unknown - 38 F

livebaseballscorecards.com

AB	39
R	8
H	15
RBI	8
BB	4
SO	2
LOB	14



Batter	1	2	3	4	5	6	7	8	9	AB R H RBI BB SO LOB	TOP										
George Wright, S (1, 8) OBP: 0.667, SLG: 1.286	0-3 K		0-0 2B			0-0 6-3		4-0 PB 1B BB		3 0 1 0 1 1 0											
Lee Mazzilli, S (1, 7) OBP: 0.222, SLG: 0.222	0-0 F7		0-0 F8			0-0 F8		0-0 F8		4 0 0 0 0 0 2											
Buddy Bell, R (1, 5) OBP: 0.444, SLG: 1.111	0-3 K			0-0 5-3		0-0 5-3		0-0 PB 1B		4 0 1 0 0 1 0											
Larry Parrish, R (1, 9) OBP: 0.286, SLG: 0.167 Leon Roberts, R (4, 9)		0-0 L5		1-0 G1-6-3 HBP			0-0 F9	0-0 F8		1 0 0 0 0 0 0 2 0 0 0 0 0 2											
Pat Putnam, L (1, 3) OBP: 0.500, SLG: 0.400		0-0 FC6-4 1B		0-0 G1-6-3 1-2f			0-0 1B 1B		0-0 4-3	4 0 2 0 0 0 1											
Jim Sundberg, R (1, 2) OBP: 0.750, SLG: 1.143		0-0 F7			0-0 1B		0-0 1B 1B		0-0 HR	4 1 3 1 0 0 1											
Mike Richardt, R (1, 10) OBP: 0.111, SLG: 0.222		0-0 FC6-4 1-2f			0-0 F8		0-0 F3		0-0 F8	4 0 0 0 0 0 4											
Mark Wagner, R (1, 6) OBP: 0.333, SLG: 0.250			0-0 1-3		0-3 K		0-0 G3		0-0 1B	4 0 1 0 0 1 3											
Doug Flynn, R (1, 4) OBP: 0.250, SLG: 0.375			0-0 F4-3		0-0 F4			0-0 F4-3	0-0 F4-3	4 0 0 0 0 0 2											
Inning Stats	R: 0 E: 0 K: 2 S: 7	H: 0 LOB: 0 BB: 0 P: 7	R: 0 E: 0 K: 0 S: 4	H: 1 LOB: 1 BB: 0 P: 4	R: 0 E: 0 K: 0 S: 2	H: 0 LOB: 1 BB: 0 P: 3	R: 0 E: 0 K: 1 S: 6	H: 1 LOB: 1 BB: 0 P: 6	R: 0 E: 0 K: 0 S: 3	H: 0 LOB: 0 BB: 0 P: 3	R: 0 E: 0 K: 0 S: 5	H: 2 LOB: 2 BB: 0 P: 5	R: 0 E: 0 K: 0 S: 4	H: 1 LOB: 2 BB: 1 P: 8	R: 1 E: 0 K: 0 S: 5	H: 2 LOB: 1 BB: 0 P: 5	1B: 6 2B: 1 3B: 0 HR: 1	SF: 0 SAC: 0 DP: 1 HBP: 1	WP: 0 PB: 1 SB: 0 CS: 0	PA: 36	
PITCHER Len Barker, R (1, 1) ERA: 1.0	IP: 9.0 WLS: W BF: 36 H: 8 R: 1 ER: 1 SO: 3 BB: 1 IBB: 0 HBP: 1 BLK: 0 WP: 0 HR: 1 S: 40 P: 45 ERA: 1.00 WHIP: 1.000																			PITCHER	IP: 9.0 WLS: W BF: 36 H: 8 R: 1 ER: 1 SO: 3 BB: 1 IBB: 0 HBP: 1 BLK: 0 WP: 0 HR: 1 S: 40 P: 45 ERA: 1.00 WHIP: 1.000

Texas Rangers @ Cleveland Indians
Cleveland Municipal Stadium, Cleveland, OH

Sun Apr 11 1982, 3:33 AM EST
Att: 3,821 - Unknown - 35 F

livebaseballscorecards.com

AB	34
R	1
H	8
RBI	1
BB	1
SO	3
LOB	15



Batter	1	2	3	4	5	6	7	8	9
Von Hayes, L OBP: 0.333, SLG: 0.333 (1, 7)	0-0 F8		0-0 1B	0-0 1B	0-0 1B		0-3 K		
Toby Harrah, R OBP: 0.625, SLG: 1.000 (1, 5) Mike Fischlin, R (6, 5)	0-3 K		0-0 1B	0-0 1B	0-0 1B		4-0 BB		
Mike Hargrove, L OBP: 0.444, SLG: 0.167 (1, 3)	0-0 F4-3		0-0 1B	4-0 BB	0-0 1B		0-0 F9		
Andre Thornton, R (1, 10)		0-0 F8	0-0 F8	0-3 K	0-0 SF7		0-0 FC4-6		
Bake McBride, L OBP: 0.857, SLG: 1.167 (1, 9) Alan Bannister, R OBP: 1.000, SLG: 1.000 (5, PH) (6, 9)		4-0 BB		0-0 2B				0-0 1B	
Ron Hassey, L OBP: 0.222, SLG: 0.125 (1, 2)		0-0 FC6		4-0 BB				0-0 F7	
Rick Manning, L OBP: 0.222, SLG: 0.222 (1, 8)		0-0 F8		0-0 BB	0-0 1B			0-0 E8	
Jack Perconte, L OBP: 0.444, SLG: 0.625 (1, 4)			4-0 1B	0-0 1B	0-0 3B		0-0 F9		
Jerry Dybzinski, R OBP: 0.286, SLG: 0.286 (1, 6)			0-0 1B	0-0 1B	0-0 1B		0-0 L7		

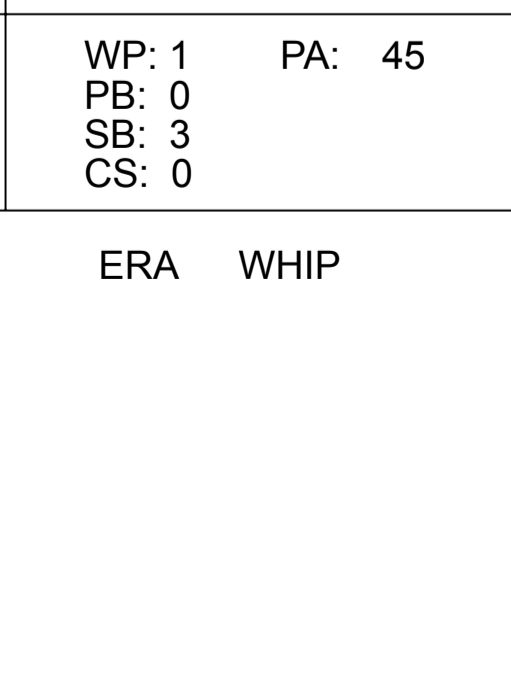
Inning Stats	R: 0	H: 0	E: 0	K: 1	S: 5	R: 0	H: 0	E: 0	K: 0	S: 3	R: 2	H: 2	E: 0	K: 0	S: 5	R: 4	H: 5	E: 0	K: 1	S: 9	R: 6	H: 5	E: 2	K: 1	S: 12	R: 0	H: 0	E: 0	K: 0	S: 3	R: 0	H: 0	E: 1	K: 0	S: 5	R: 1	H: 2	E: 1	K: 0	S: 5
	LOB: 0	BB: 0	LOB: 1	BB: 1	LOB: 0	BB: 1	LOB: 2	BB: 2	LOB: 0	BB: 1	LOB: 1	BB: 1	LOB: 2	BB: 1	LOB: 2	LOB: 0	BB: 0	LOB: 1	BB: 1	LOB: 0	BB: 1	LOB: 0	BB: 0	LOB: 1	BB: 1	LOB: 0	BB: 0	LOB: 1	BB: 0	LOB: 0	BB: 0	LOB: 1	BB: 1	LOB: 1	BB: 0	LOB: 0	BB: 0	LOB: 1	BB: 0	LOB: 1

AB	R	H	RBI	BB	SO	LOB
5	3	2	1	0	1	1
4	1	3	4	0	1	0
0	0	0	0	1	0	0
4	0	1	1	1	0	2
4	0	0	1	0	1	4
2	2	2	0	1	0	0
1	1	1	0	1	0	0
4	0	0	0	1	1	5
5	1	2	0	0	0	3
4	3	1	2	1	0	2
5	2	2	2	0	0	2

WP	HR	S	P	ERA	WHIP
1	0	1	1	14.73	2.455
0	0	2	1	40.50	7.500
0	0	1	1	5.40	1.800
0	0	1	1	0.00	1.000
0	0	1	1	0.00	2.000

TEXAS RANGERS @ CLEVELAND INDIANS
CLEVELAND MUNICIPAL STADIUM, CLEVELAND, OH
 Sun Apr 11 1982, 3:33 AM EST
 Att. 3,821 - Unknown - 35 F

AB	38
R	13
H	14
RBI	11
BB	6
SO	4
LOB	19



New York Yankees @ Texas Rangers
 Arlington Stadium, Arlington, TX

Mon Apr 12 1982, 7:05 PM EST
 Att: 32,563 - Unknown

AB	38
R	10
H	14
RBI	9
BB	2
SO	3
LOB	9



WP: 0	PA: 45
PB: 0	
SB: 0	
CS: 0	

Batter	1	2	3	4	5	6	7	8	9	AB	R	H	RBI	BB	SO	LOB
Willie Randolph, R (1, 4) OBP: 0.455, SLG: 0.625	0-0 F8	0-0 HR		4-0 1B BB		0-0 1-3		0-0 F4-3		4	1	1	3	1	0	0
Jerry Mumphrey, S (1, 8) OBP: 0.286, SLG: 0.231	0-0 5-3	0-0 F8		0-0 1-3 2-3 1B		0-0 1-3		0-0 E 1B		5	1	2	2	0	0	0
Ken Griffey, L (1, 9) OBP: 0.400, SLG: 0.444	0-0 2B		0-0 F8	0-0 G3		0-0 1B		0-0 F8		5	0	2	0	0	0	3
Dave Winfield, R (1, 7) OBP: 0.308, SLG: 0.769	0-0 F9		0-0 5-3		0-0 HR	0-3 K		0-0 E9 2B		5	2	1	1	0	1	2
Lou Piniella, R (1, 10) OBP: 0.625, SLG: 0.714		0-0 FC6-4 1B	0-3 K		0-3 K		0-0 2B 1B	0-0 2B		5	1	3	1	0	2	0
Bob Watson, R (1, 3) OBP: 0.100, SLG: 0.200		0-0 FC6-4 1B		0-0 5-3	0-0 F3		0-0 2B	0-0 F4-3		5	1	1	1	0	0	2
Graig Nettles, L (1, 5) OBP: 0.385, SLG: 0.538		0-0 1B HR		0-0 F4	0-0 2B		0-0 F7		0-0 1-3	5	1	2	0	0	0	1
Rick Cerone, R (1, 2) OBP: 0.400, SLG: 0.333		0-0 HR		0-0 BB E 1B	4-0 BB BB BB		0-0 5-3		0-0 L5	4	2	2	1	1	0	1
Bucky Dent, R (1, 6) OBP: 0.125, SLG: 0.125		0-0 F4		0-0 E5	0-0 5-3		0-0 P3		0-0 5-3	0	1	0	0	0	0	0

Inning Stats	R: 0	H: 1	E: 0	K: 0	S: 4	P: 4	R: 4	H: 4	E: 0	K: 0	S: 7	P: 7	R: 0	H: 0	E: 0	K: 1	S: 5	P: 5	R: 2	H: 2	E: 1	K: 0	S: 6	P: 10	R: 1	H: 2	E: 0	K: 1	S: 7	P: 11	R: 0	H: 1	E: 0	K: 1	S: 6	P: 6	R: 1	H: 2	E: 0	K: 0	S: 5	P: 5	R: 2	H: 2	E: 1	K: 0	S: 6	P: 6	R: 0	H: 0	E: 0	K: 0	S: 3	P: 3	1B: 8	SF: 0	2B: 4	SAC: 0	3B: 0	DP: 0	HR: 2	HBP: 0	WP: 0	PA: 45
--------------	------	------	------	------	------	------	------	------	------	------	------	------	------	------	------	------	------	------	------	------	------	------	------	-------	------	------	------	------	------	-------	------	------	------	------	------	------	------	------	------	------	------	------	------	------	------	------	------	------	------	------	------	------	------	------	-------	-------	-------	--------	-------	-------	-------	--------	-------	--------

PITCHER	IP	WLS	BF	H	R	ER	SO	BB	IBB	HBP	BLK	WP	HR	S	P	ERA	WHIP
Frank Tanana, L (1, 1) ERA: 9.82	3.2	L	20	7	6	4	1	1	0	0	0	0	1	21	25	9.82	2.182
Jon Matlack, L (4, 1) ERA: 3.38	5.1		25	7	4	2	2	1	0	0	0	0	1	28	32	3.38	1.500

PITCHER	IP	WLS	BF	H	R	ER	SO	BB	IBB	HBP	BLK	WP	HR	S	P	ERA	WHIP
---------	----	-----	----	---	---	----	----	----	-----	-----	-----	----	----	---	---	-----	------

Batter	1	2	3	4	5	6	7	8	9	AB R H RBI BB SO LOB	TOP	
Willie Randolph, R (1, 4) OBP: 0.500, SLG: 0.500	4-0 F8 BB			0-3 K		0-0 2B 1B		0-3 K		3 1 1 0 1 2 0	New York Yankees @ Texas Rangers Arlington Stadium, Arlington, TX Wed Apr 14 1982, 7:05 PM EST Att. 16,227 - Unknown - 80 F	
Jerry Mumphrey, S (1, 8) OBP: 0.217, SLG: 0.227	0-0 F6			0-0 1-3		0-0 1B 1H 2B		0-0 F8		4 0 1 1 0 0 1		
Ken Griffey, L (1, 9) OBP: 0.421, SLG: 0.412	0-0 F8 1-2			0-0 WP 1B		0-0 2-3 1B		4-0 2B BB		3 0 2 0 1 0 1		
Oscar Gamble, L (1, 10) OBP: 0.200, SLG: 0.400			0-3 K	0-3 K 1-2		0-0 F9		0-0 1-3 2B		4 0 1 0 0 2 3		
Dave Winfield, R (1, 7) OBP: 0.286, SLG: 0.619			0-0 F2		0-0 6-3		0-0 F4	0-3 K		4 0 0 0 0 1 2		
Dave Revering, L (1, 3) OBP: 0.100, SLG: 0.100			0-0 F2		0-0 F9		0-0 1B 1B	0-0 3-1		4 0 1 0 0 0 0		
Roy Smalley, S (1, 6) OBP: 0.240, SLG: 0.143			0-0 F8		0-0 F8		0-0 F5	0-0 P5		4 0 0 0 0 0 1		
Larry Milbourne, S (1, 5) OBP: 0.125, SLG: 0.125			0-0 6-3		0-0 1-3		0-0 1-2 FC6-4 1B	0-3 K		4 0 1 0 0 1 0		
Rick Cerone, R (1, 2) OBP: 0.353, SLG: 0.467			0-0 F7		0-3 K		0-0 FC6-4 1-2			3 0 0 0 0 1 2		
Inning Stats	R: 0 H: 0 E: 0 LOB: 0 K: 0 BB: 1 S: 2 P: 6	R: 0 H: 0 E: 0 LOB: 0 K: 1 BB: 0 S: 5 P: 5	R: 0 H: 0 E: 0 LOB: 0 K: 0 BB: 0 S: 3 P: 3	R: 0 H: 1 E: 0 LOB: 1 K: 2 BB: 0 S: 8 P: 8	R: 0 H: 0 E: 0 LOB: 0 K: 0 BB: 0 S: 3 P: 3	R: 1 H: 3 E: 0 LOB: 2 K: 1 BB: 0 S: 8 P: 8	R: 0 H: 2 E: 0 LOB: 2 K: 0 BB: 0 S: 5 P: 5	R: 0 H: 1 E: 0 LOB: 2 K: 2 BB: 1 S: 8 P: 12	R: 0 H: 0 E: 0 LOB: 0 K: 1 BB: 0 S: 5 P: 5	1B: 5 SF: 0 2B: 2 SAC: 0 3B: 0 DP: 0 HR: 0 HBP: 0	WP: 1 PA: 35 PB: 0 SB: 0 CS: 0	
PITCHER Charlie Hough, R (1, 1) ERA: 2.0	IP WLS BF H R ER SO BB IBB HBP BLK WP HR S P ERA WHIP	9.0 W 35 7 1 1 7 2 0 0 0 1 0 47 55 1.00 1.000										

livebaseballscorecards.com

AB	33
R	1
H	7
RBI	1
BB	2
SO	7
LOB	10



BOTTOM

Texas Rangers @ Milwaukee Brewers
Milwaukee County Stadium, Milwaukee, WI

Fri Apr 16 1982, 4:33 AM EST
Att: 49,887 - Unknown

livebaseballscorecards.com

AB	32
R	1
H	4
RBI	1
BB	1
SO	4
LOB	8



WP:	0	PA:	33
PB:	0		
SB:	0		
CS:	0		

AB R H RBI BB SO LOB

4 1 1 0 0 1 2
3 0 0 0 0 0 2
1 0 0 0 0 0 1

4 0 1 1 0 1 1

3 0 0 0 1 0 1

4 0 0 0 0 0 1

4 0 0 0 0 0 0

3 0 0 0 0 1 0

3 0 0 0 0 1 0

3 0 2 0 0 0 0

1B: 4 SF: 0
2B: 0 SAC: 0
3B: 0 DP: 2
HR: 0 HBP: 0

Batter	1	2	3	4	5	6	7	8	9	10
Paul Molitor, R OBP: 0.472, SLG: 0.385 (1, 5)	F9			G3 1B		K			B3	
Charlie Moore, R OBP: 0.382, SLG: 0.455 Kevin Bass, S (9, 9)	F8			1-3		G3			F5	
Cecil Cooper, L OBP: 0.457, SLG: 0.485 (1, 3)	F4-3			G3		G3		F4-6-3 1B	K	
Ted Simmons, S (1, 2)		F4-3		G3		F4-6-3		F4-6-3 1B	G4-6-3 BB	
Ben Oglivie, L OBP: 0.324, SLG: 0.500 (1, 7)		F6			G3	F6		F6	G4-6-3	
Gorman Thomas, R OBP: 0.375, SLG: 0.308 (1, 8)		6-3			F3			5-3	F3	
Roy Howell, L OBP: 0.111, SLG: 0.222 (1, 10)			F7		1-3			K		
Jim Gantner, L OBP: 0.250, SLG: 0.167 (1, 4)			F4-3			F8		K		
Ed Romero, R OBP: 0.500, SLG: 0.400 (1, 6)			F7							

Inning Stats	R: 0	H: 0	R: 0	H: 0	R: 0	H: 0	R: 1	H: 1	R: 0	H: 0	R: 0	H: 1	R: 0	H: 0	R: 0	H: 1	R: 0	H: 1	R: 0	H: 1	R: 0	H: 0	R: 0	H: 1	R: 0	H: 0	R: 0	H: 0	1B: 4	SF: 0
	E: 0	LOB: 0	E: 0	LOB: 0	E: 0	LOB: 0	E: 0	LOB: 0	E: 0	LOB: 0	E: 0	LOB: 0	E: 0	LOB: 0	E: 0	LOB: 1	E: 0	LOB: 0	E: 0	LOB: 0	E: 0	LOB: 0	E: 0	LOB: 1	E: 0	LOB: 0	E: 0	LOB: 0	2B: 0	SAC: 0
	K: 0	BB: 0	K: 0	BB: 0	K: 0	BB: 0	K: 0	BB: 0	K: 0	BB: 0	K: 1	BB: 0	K: 0	BB: 0	K: 0	BB: 0	K: 0	BB: 0	K: 2	BB: 0	K: 1	BB: 0	K: 1	BB: 0	K: 0	BB: 1	K: 0	BB: 0	3B: 0	DP: 2
	S: 3	P: 3	S: 3	P: 3	S: 3	P: 3	S: 4	P: 4	S: 3	P: 3	S: 6	P: 6	S: 3	P: 3	S: 7	P: 7	S: 6	P: 6	S: 2	P: 6	S: 2	P: 6	S: 2	P: 6	S: 2	P: 6	S: 2	P: 6	HR: 0	HBP: 0

PITCHER	IP	WLS	BF	H	R	ER	SO	BB	IBB	HBP	BLK	WP	HR	S	P	ERA	WHIP
Dave Schmidt, R ERA: 6.35 (1, 1)	5.0		16	1	1	1	0	0	0	0	0	0	0	16	16	1.80	0.200
Danny Darwin, R ERA: (6, 1)	5.0	W	17	3	0	0	4	1	0	0	0	0	0	24	28	0.00	0.800

PITCHER	IP	WLS	BF	H	R	ER	SO	BB	IBB	HBP	BLK	WP	HR	S	P	ERA	WHIP
Dave Schmidt, R ERA: 6.35 (1, 1)	5.0		16	1	1	1	0	0	0	0	0	0	0	16	16	1.80	0.200
Danny Darwin, R ERA: (6, 1)	5.0	W	17	3	0	0	4	1	0	0	0	0	0	24	28	0.00	0.800

Batter	1	2	3	4	5	6	7	8	9	AB R H RBI BB SO LOB	TOP
George Wright, S (1, 8) OBP: 0.394, SLG: 0.567	4-0 CS BB		0-0 5-3		0-0 1-2 PB 1B		0-3 1-2 K		0-0 1-H 1B 3B	4 1 2 1 1 1 1	
Lee Mazzilli, S (1, 7) OBP: 0.345, SLG: 0.296	0-3 K			4-0 CS 1B BB	0-3 1-2 2-3 K		0-0 F7		0-0 1B	4 0 1 1 1 2 4	
Buddy Bell, R (1, 5) OBP: 0.394, SLG: 0.581	0-0 F4 1-2			0-0 1-2 CS 1B		0-0 6-3	0-3 K		0-0 1B	5 0 2 0 0 1 2	
Leon Roberts, R (1, 9)		0-0 F6		0-3 1-2 2-3 K		0-0 E5 HR		0-0 L9		4 1 0 0 0 1 2	
Lamar Johnson, R (1, 3) OBP: 0.500, SLG: 0.818 Pat Putnam, L (8, PH) OBP: 0.400, SLG: 0.438 (8, 3)		0-0 G1-3 2B		4-0 BB BB		0-0 1-H HR		0-3 K		2 2 2 2 1 0 0 1 0 0 0 0 1 0	
Jim Sundberg, R (1, 2) OBP: 0.483, SLG: 0.593		0-0 G1-3		0-0 F8 2-H		0-0 6-3 1B		0-0 CS 1B		4 0 2 1 0 0 2	
Mike Richardt, R (1, 10) OBP: 0.172, SLG: 0.185		0-0 F5			0-3 K	0-0 6-3		0-0 CS	0-0 F9	4 0 0 0 0 1 1	
Mark Wagner, R (1, 6) OBP: 0.346, SLG: 0.348			0-0 F8		0-0 E6 PB 1B	0-0 L5			0-3 K	4 0 0 0 0 1 1	
Doug Flynn, R (1, 4) OBP: 0.160, SLG: 0.208			0-0 F7		0-0 F8		0-0 S 1B		0-0 3B 1B	4 1 2 0 0 0 1	
Inning Stats	R: 0 E: 0 K: 1 S: 4 H: 0 LOB: 0 BB: 1 P: 8	R: 1 E: 0 K: 0 S: 4 H: 1 LOB: 0 BB: 0 P: 4	R: 0 E: 0 K: 0 S: 3 H: 0 LOB: 0 BB: 0 P: 3	R: 0 E: 0 K: 1 S: 5 H: 1 LOB: 2 BB: 2 P: 13	R: 0 E: 1 K: 2 S: 9 H: 1 LOB: 2 BB: 0 P: 9	R: 2 E: 1 K: 0 S: 6 H: 2 LOB: 1 BB: 0 P: 6	R: 0 E: 0 K: 2 S: 8 H: 1 LOB: 1 BB: 0 P: 8	R: 0 E: 0 K: 1 S: 5 H: 1 LOB: 0 BB: 0 P: 5	R: 2 E: 0 K: 1 S: 8 H: 4 LOB: 1 BB: 0 P: 8	1B: 8 2B: 1 3B: 1 HR: 1 SF: 0 SAC: 0 DP: 0 HBP: 0	WP: 0 PB: 1 SB: 1 CS: 4 PA: 40
PITCHER Bob McClure, L (1, 1) ERA: 3.65 Dwight Bernard, R (6, 1) ERA: 6.14	IP 5.1 WLS L BF 24 H 5 R 3 ER 2 SO 4 BB 3 IBB 0 HBP 0 BLK 0 WP 0 HR 1 S 29 P 41 ERA 3.38 WHIP 1.500	IP 3.2 WLS L BF 15 H 6 R 2 ER 2 SO 4 BB 0 IBB 0 HBP 0 BLK 0 WP 0 HR 0 S 23 P 23 ERA 4.91 WHIP 1.636	PITCHER IP WLS BF H R ER SO BB IBB HBP BLK WP HR S P ERA WHIP								

Texas Rangers @ Milwaukee Brewers
Milwaukee County Stadium, Milwaukee, WI
Sat Apr 17 1982, 4:33 AM EST
Att: 10,107 - Unknown

livebaseballscorecards.com

AB 36
R 5
H 11
RBI 5
BB 3
SO 8
LOB 14



Batter	1	2	3	4	5	6	7	8	9	AB R H RBI BB SO LOB	TOP									
George Wright, S (1, 8) OBP: 0.395, SLG: 0.629	0-0 E2 2B 1B	0-3 K		0-0 F5			0-0 G3	0-0 HR		5 2 2 3 0 1 2										
Lee Mazzilli, S (1, 7) OBP: 0.353, SLG: 0.344	0-0 1B 2B		0-0 F8	0-3 K			0-0 1B 1B	0-0 F6		5 1 2 1 0 1 1										
Buddy Bell, R (1, 5) OBP: 0.421, SLG: 0.583	0-0 FC3-6 1B		0-0 5-3		0-0 1-3		0-0 1-2 1B	0-0 FC4 1B		5 0 3 1 0 0 0										
Pat Putnam, L (1, 3) OBP: 0.400, SLG: 0.400	0-0 FC3-6 1B		0-0 E 2B 1B		4-0 5-3 BB		0-3 K	0-0 FC4		4 2 1 0 1 1 4										
Jim Sundberg, R (1, 2) OBP: 0.441, SLG: 0.531	0-0 CS 1B		0-0 E5 2B 1B		0-0 5-3		0-0 L7		0-0 6-3	5 1 1 1 0 0 4										
Mike Richardt, R (1, 10) OBP: 0.206, SLG: 0.226	0-3 K		0-0 E5 2B		0-0 4-3			4-0 1B BB	0-0 5-3	4 1 1 2 1 1 2										
Leon Roberts, R (1, 9) OBP: 0.077, SLG: 0.167		0-0 SH5-3 2B	0-3 K		0-0 6-3			0-0 B2	0-3 K	5 0 1 0 0 2 2										
Mark Wagner, R (1, 6) OBP: 0.379, SLG: 0.385		0-0 SH5-3 2B		0-0 SH1-3 1B		0-0 F6		0-0 1B HR 1B		3 1 2 0 0 0 0										
Doug Flynn, R (1, 4) OBP: 0.179, SLG: 0.222		0-0 F9		0-0 SH1-3		0-0 F6-3		0-0 1-3 2-H HR 1B		3 1 1 1 0 0 1										
Inning Stats	R: 3 E: 2 K: 1 S: 8	H: 4 LOB: 0 BB: 0 P: 8	R: 0 E: 0 K: 1 S: 6	H: 1 LOB: 1 BB: 0 P: 6	R: 2 E: 2 K: 1 S: 8	H: 2 LOB: 1 BB: 0 P: 8	R: 0 E: 0 K: 1 S: 6	H: 1 LOB: 1 BB: 0 P: 6	R: 0 E: 0 K: 0 S: 3	H: 0 LOB: 0 BB: 0 P: 3	R: 0 E: 0 K: 1 S: 7	H: 2 LOB: 2 BB: 0 P: 7	R: 4 E: 0 K: 0 S: 7	H: 4 LOB: 1 BB: 1 P: 11	R: 0 E: 0 K: 1 S: 5	H: 0 LOB: 0 BB: 0 P: 5	1B: 10 2B: 3 3B: 0 HR: 1	SF: 0 SAC: 2 DP: 0 HBP: 0	WP: 0 PB: 0 SB: 0 CS: 1	PA: 43
PITCHER	IP WLS BF H R ER SO BB IBB HBP BLK WP HR S P ERA WHIP																			
Pete Vuckovich, R (1, 1) ERA: 5.51	7.0 L 33 10 6 3 5 2 0 0 0 0 0 0 41 49 3.86 1.714																			
Doug Jones, R (8, 1) ERA: 10.13	0.1 3 2 0 0 0 0 0 0 0 0 0 0 3 3 0.00 6.000																			
Jamie Easterly, L (8, 1) ERA: 2.45	1.2 7 2 3 3 1 0 0 0 0 0 0 1 9 9 16.20 1.200																			

Texas Rangers @ Milwaukee Brewers
Milwaukee County Stadium, Milwaukee, WI
 Sun Apr 18 1982, 4:33 AM EST
 Att. 25,264 - Unknown

AB	39
R	9
H	14
RBI	9
BB	2
SO	6
LOB	16



Batter	1	2	3	4	5	6	7	8	9	AB	R	H	RBI	BB	SO	LOB
Paul Molitor, R OBP: 0.422, SLG: 0.343 (1, 6)	0-0 6-3	0-0 1-2 1B		0-0 6-3		0-0 6-3		0-0 F7		5	0	1	0	0	0	0
Charlie Moore, R OBP: 0.371, SLG: 0.441 (1, 2) Ned Yost, R OBP: 0.444, SLG: 0.500 (2, 2)	0-0 1-3	0-0 5-3			0-0 G3		0-0 6-3	0-0 1B 2B 1B		1	0	0	0	0	0	0
Cecil Cooper, L OBP: 0.455, SLG: 0.476 (1, 3)	0-3 K		0-0 F6-4-3 1B		0-0 2B 1B		0-0 1B 1B 1B	0-0 2B 1B		5	2	4	0	0	1	0
Ted Simmons, S OBP: 0.269, SLG: 0.217 (1, 10) Kevin Bass, S (7, PR) Robin Yount, R OBP: 0.556, SLG: 0.938 (8, PH)	0-0 G3		0-0 F6-4-3 1-2		0-0 F9		0-0 1-2 1B 1B	0-0 1-3 2-H 2B		4	0	1	0	0	0	3
Gorman Thomas, R OBP: 0.463, SLG: 0.375 (1, 8)		4-0 HR BB	0-0 FC5 BB 1B		4-0 2B 1-2 BB		0-0 1-2 2-3 1B 1B	0-0 F6		3	1	2	0	2	0	2
Ben Oglivie, L OBP: 0.395, SLG: 0.667 (1, 7)		0-0 1-H HR	4-0 1-2 BB		0-0 1-3 2-H 2B		0-3 K		0-0 F9	4	1	2	3	1	1	3
Don Money, R OBP: 0.308, SLG: 0.538 (1, 5)		0-0 5-3	0-0 FC5 2-3f		0-0 5-3		0-0 1-2 2-H 3-H 1B		0-0 F7	5	0	1	2	0	0	4
Mark Brouhard, R OBP: 0.313, SLG: 0.214 (1, 9)		0-0 5-3		0-0 F5		0-0 5-3	0-0 F4		0-0 5-3	5	0	0	0	0	0	2
Ed Romero, R OBP: 0.308, SLG: 0.250 (1, 4)		0-0 1B 1B		0-0 F7		0-0 L7		0-3 K		4	0	1	0	0	1	0

Inning Stats	R: 0	H: 0	E: 0	K: 1	S: 6	H: 0	LOB: 1	BB: 0	P: 6	R: 2	H: 3	E: 0	K: 0	S: 6	H: 2	LOB: 2	BB: 1	P: 10	R: 0	H: 2	E: 0	K: 0	S: 4	R: 1	H: 2	E: 0	K: 0	S: 5	R: 0	H: 0	E: 0	K: 0	S: 3	R: 2	H: 4	E: 0	K: 1	S: 9	R: 1	H: 3	E: 0	K: 1	S: 8	R: 0	H: 0	E: 0	K: 0	S: 3	1B: 11	SF: 0	2B: 2	SAC: 0	3B: 0	DP: 1	HR: 1	HBP: 0	WP: 0	PA: 44
--------------	------	------	------	------	------	------	--------	-------	------	------	------	------	------	------	------	--------	-------	-------	------	------	------	------	------	------	------	------	------	------	------	------	------	------	------	------	------	------	------	------	------	------	------	------	------	------	------	------	------	------	--------	-------	-------	--------	-------	-------	-------	--------	-------	--------

PITCHER	IP	WLS	BF	H	R	ER	SO	BB	IBB	HBP	BLK	WP	HR	S	P	ERA	WHIP
Rick Honeycutt, L ERA: 7.07 (1, 1)	6.1		31	9	5	5	1	3	0	0	0	0	1	30	42	7.11	1.895
Danny Darwin, R ERA: (7, 1)	0.2	W	4	2	0	0	1	0	0	0	0	0	0	6	6	0.00	3.000
Jon Matlack, L ERA: 3.68 (8, 1)	2.0		9	3	1	1	1	0	0	0	0	0	0	11	11	4.50	1.500

BOTTOM

Texas Rangers @ Milwaukee Brewers
Milwaukee County Stadium, Milwaukee, WI
Sun Apr 18 1982, 4:33 AM EST
Att. 25,264 - Unknown

livebaseballscores.com

AB	41
R	6
H	14
RBI	6
BB	3
SO	3
LOB	16



Batter	1	2	3	4	5	6	7	8	9	AB R H RBI BB SO LOB
Miguel Dilone, S (1, 7) OBP: 0.188, SLG: 0.167	0-0 F7			F9 5-3		0-0 BB 1B		0-3 K		5 0 1 0 0 1 1
Toby Harrah, R (1, 5) OBP: 0.548, SLG: 0.806	0-0 L7			0-0 1B 2B 1B	0-0 HR 1B	4-0 1-2 2-3 BB		0-0 5-3		4 2 2 0 1 0 0
Mike Hargrove, L (1, 3) OBP: 0.381, SLG: 0.281	0-0 F3			0-0 2B 1-3 1B 1B	0-0 L7	0-0 F8			0-0 FC5-4 1B	5 1 2 0 0 0 4
Andre Thornton, R (1, 10) OBP: 0.405, SLG: 0.763		0-0 F8		0-0 1B 1-3 2B	0-0 HR 1-H		0-0 F5		0-3 K	5 2 2 3 0 1 1
Bake McBride, L (1, 9) OBP: 0.524, SLG: 0.579		0-0 F8		0-0 1B 1B	0-0 L9		0-0 2B 1B		0-0 FC5-4	3 1 1 2 0 0 0 2 1 1 0 0 0 1
Rod Craig, S (7, PH) OBP: 0.500, SLG: 0.500				2-H 3-H				1-2f		
Ron Hassey, L (1, 2) OBP: 0.300, SLG: 0.368		0-0 F4-3		0-0 1B 1B	0-0 L8		0-0 F4-3 1-H 2B		0-0 G3	5 1 2 2 0 0 1
Rick Manning, L (1, 8) OBP: 0.385, SLG: 0.378			0-0 F6	0-0 F4-3 1B 1B		0-0 F2	0-0 F4-3			4 1 1 0 0 0 1
Jack Perconte, L (1, 4) OBP: 0.259, SLG: 0.346			0-3 K	0-0 F4-3		0-0 5-3	0-0 L6			4 0 0 0 0 1 3
Jerry Dybzinski, R (1, 6) OBP: 0.344, SLG: 0.414			0-0 6-3	0-0 1B		0-0 BB 1B 1B		0-0 5-3		4 0 2 2 0 0 0

TOP	
AB	41
R	9
H	14
RBI	9
BB	1
SO	3
LOB	12
	

Cleveland Indians @ Texas Rangers
 Arlington Stadium, Arlington, TX
 Tue Apr 20 1982, 7:05 PM EST
 Att. 10,352 - Unknown

Inning Stats	R: 0	H: 0	E: 0	K: 0	S: 3	P: 3	R: 0	H: 0	E: 0	K: 0	S: 3	P: 3	R: 0	H: 0	E: 0	K: 1	S: 5	P: 5	R: 6	H: 7	E: 0	K: 0	S: 10	P: 10	R: 2	H: 2	E: 0	K: 0	S: 5	P: 5	R: 0	H: 2	E: 0	K: 0	S: 5	P: 9	R: 1	H: 2	E: 0	K: 0	S: 5	P: 5	R: 0	H: 0	E: 0	K: 1	S: 5	P: 5	R: 0	H: 1	E: 0	K: 1	S: 6	P: 6	1B: 11	SF: 0	2B: 2	SAC: 0	3B: 0	DP: 0	HR: 1	HBP: 0	WP: 0	PA: 42
--------------	------	------	------	------	------	------	------	------	------	------	------	------	------	------	------	------	------	------	------	------	------	------	-------	-------	------	------	------	------	------	------	------	------	------	------	------	------	------	------	------	------	------	------	------	------	------	------	------	------	------	------	------	------	------	------	--------	-------	-------	--------	-------	-------	-------	--------	-------	--------

PITCHER	IP	WLS	BF	H	R	ER	SO	BB	IBB	HBP	BLK	WP	HR	S	P	ERA	WHIP
Charlie Hough, R (1, 1) ERA: 4.22	3.1	L	16	6	6	6	1	0	0	0	0	0	0	18	18	16.20	1.800
Paul Mirabella, L (4, 1) ERA: 6.75	2.1		13	5	2	2	0	1	0	0	0	0	1	12	16	7.71	2.571
Jon Mattack, L (6, 1) ERA: 3.38	3.1		13	3	1	1	2	0	0	0	0	0	0	17	17	2.70	0.900

PITCHER	IP	WLS	BF	H	R	ER	SO	BB	IBB	HBP	BLK	WP	HR	S	P	ERA	WHIP
---------	----	-----	----	---	---	----	----	----	-----	-----	-----	----	----	---	---	-----	------

Batter	1	2	3	4	5	6	7	8	9	AB	R	H	RBI	BB	SO	LOB
George Wright, S OBP: 0.372, SLG: 0.564 (1, 8)	0-3 K		0-3 K		4-0 2B BB		0-3 K		0-3 K	4	1	0	0	1	4	0
Lee Mazzilli, S OBP: 0.389, SLG: 0.344 Bill Sample, R OBP: 0.571, SLG: 0.400 (1, 7) (5, 7)	4-0 CS BB		4-0 BB		0-0 2B 1B		0-0 FC5-4 1B		0-0 E9 1B	0	0	0	0	2	0	0
Buddy Bell, R OBP: 0.419, SLG: 0.585 (1, 5)	0-3 K		0-0 L4		0-0 1B 2B		0-0 FC5-4		0-0 1B	5	1	2	2	0	1	3
Larry Parrish, R OBP: 0.310, SLG: 0.259 (1, 9)		0-0 1-3		0-0 3-1		0-0 1B		0-0 1-3	0-0 F3	5	0	1	1	0	0	2
Pat Putnam, L OBP: 0.400, SLG: 0.348 (1, 3)		4-0 BB BB		0-0 F5		0-3 K		4-0 BB 2B BB	0-0 G3	3	1	0	0	2	1	3
Jim Sundberg, R OBP: 0.447, SLG: 0.514 (1, 2)		0-0 F9		0-0 FC5-4 1B		0-0 6-3		4-0 2B 1-2 BB		3	0	1	0	1	0	1
Mike Richardt, R OBP: 0.211, SLG: 0.206 (1, 10)		4-0 BB 1-2		0-0 FC5-4		0-0 L4		0-0 F4		3	0	0	0	1	0	3
Mark Wagner, R OBP: 0.364, SLG: 0.400 (1, 6)		0-3 K		0-0 L8		0-3 K		0-0 1-3 2-H 2B		4	0	1	1	0	2	2
Doug Flynn, R OBP: 0.161, SLG: 0.200 Bill Stein, R OBP: 0.500, SLG: 1.000 (1, 4) (8, PH) (9, 4)			0-0 F5		0-0 F6-3		0-0 F1-3		0-3 K	3	0	0	0	0	0	0
										1	0	0	0	0	1	2

Inning Stats	R: 0	H: 0	E: 0	K: 2	S: 6	R: 0	H: 0	E: 0	K: 1	S: 5	R: 0	H: 0	E: 0	K: 1	S: 5	R: 3	H: 3	E: 0	K: 1	S: 8	R: 0	H: 0	E: 0	K: 1	S: 5	R: 0	H: 1	E: 0	K: 1	S: 6	R: 1	H: 1	E: 0	K: 1	S: 6	R: 0	H: 1	E: 1	K: 1	S: 7	1B: 5	SF: 0	2B: 2	SAC: 0	3B: 0	DP: 0	HR: 0	HBP: 0	WP: 0	PA: 41								
PITCHER	IP	WLS	BF	H	R	ER	SO	BB	IBB	HBP	BLK	WP	HR	S	P	ERA	WHIP													IP	WLS	BF	H	R	ER	SO	BB	IBB	HBP	BLK	WP	HR	S	P	ERA	WHIP												
Bert Blyleven, R ERA: 2.57 Ed Whitson, R ERA: 2.25	(1, 1)	7.0	30	5	3	3	7	5	0	0	0	0	0	39	59	3.86	1.429													(8, 1)	2.0	11	2	1	1	2	2	0	0	0	0	0	13	21	4.50	2.000												

BOTTOM

Cleveland Indians @ Texas Rangers

Arlington Stadium, Arlington, TX

Tue Apr 20 1982, 7:05 PM EST

Att. 10,352 - Unknown

livebaseballscorecards.com

AB	34
R	4
H	7
RBI	4
BB	7
SO	9
LOB	16



Batter	1	2	3	4	5	6	7	8	9
George Wright, S (1, 8) OBP: 0.383, SLG: 0.571	0-3 K	4-0 BB		0-0 1B 2B		0-3 K			
Bill Sample, R (1, 7) OBP: 0.455, SLG: 0.250	4-0 BB	0-0 F8		0-3 K		0-0 5-3			
Buddy Bell, R (1, 5) OBP: 0.426, SLG: 0.568	4-0 BB		0-0 F9	0-0 1B		0-0 6-3			
Larry Parrish, R (1, 9) OBP: 0.303, SLG: 0.290	0-0 G5-4-3		0-0 SF9	0-0 5-3		0-0 F5			
Leon Roberts, R (8, 9) OBP: 0.077, SLG: 0.167									
Lamar Johnson, R (1, 3) OBP: 0.500, SLG: 0.786		0-0 1B 2B	4-0 SF9		0-0 E4				
Pat Putnam, L (8, 3) OBP: 0.400, SLG: 0.348									
Jim Sundberg, R (1, 2) OBP: 0.439, SLG: 0.486		0-0 4-3	4-0 BB		0-0 SH1-3			0-0 5-3	
Mike Richardt, R (1, 10) OBP: 0.214, SLG: 0.216		0-0 G3	0-0 SF9		0-0 CS			0-3 K	
Mark Wagner, R (1, 6) OBP: 0.378, SLG: 0.455		4-0 BB	0-0 5-3		0-0 F9			0-0 3B	
Doug Flynn, R (1, 4) OBP: 0.171, SLG: 0.206		0-0 BB		0-0 F6-3		0-0 F3		0-0 F4-3	

AB	R	H	RBI	BB	SO	LOB
3	1	1	0	1	2	0
3	0	0	0	1	1	4
3	0	1	1	1	0	0
4	1	1	0	0	0	3
0	0	0	0	0	0	0
3	2	1	0	1	0	0
0	0	0	0	0	0	0
2	0	0	0	1	0	1
3	0	1	2	0	1	1
3	0	1	0	1	0	3
4	0	1	1	0	0	1

BOTTOM

Cleveland Indians @ Texas Rangers
Arlington Stadium, Arlington, TX
Wed Apr 21 1982, 7:05 PM EST
Att. 8,457 - Unknown

livebaseballscorecards.com

AB	28
R	4
H	7
RBI	4
BB	6
SO	4
LOB	13



1B: 3	SF: 1	WP: 0	PA: 36
2B: 3	SAC: 1	PB: 0	
3B: 1	DP: 1	SB: 0	
HR: 0	HBP: 0	CS: 1	

Inning Stats	R: 0	H: 0	E: 0	K: 1	S: 4	H: 0	LOB: 1	BB: 2	P: 12	R: 1	H: 2	E: 0	K: 0	S: 5	H: 1	LOB: 2	BB: 2	P: 13	R: 1	H: 2	E: 0	K: 1	S: 7	H: 1	LOB: 0	BB: 0	P: 4	R: 0	H: 0	E: 0	K: 1	S: 5	H: 0	LOB: 0	BB: 0	P: 5	R: 0	H: 0	E: 0	K: 0	S: 3	H: 1	LOB: 1	BB: 0	P: 6
PITCHER	IP	WLS	BF	H	R	ER	SO	BB	IBB	HBP	BLK	WP	HR	S	P	ERA	WHIP																												
Rick Waits, L (1, 1) ERA: 8.59	2.1	L	15	3	2	2	1	6	0	0	0	0	0	11	35	7.71	3.857																												
Tom Brennan, R (3, 1) ERA: 6.43	3.2		14	3	2	1	2	0	0	0	0	0	0	18	18	2.46	0.818																												
Dan Spillner, R (7, 1) ERA: 1.08	2.0		7	1	0	0	1	0	0	0	0	0	0	9	9	0.00	0.500																												
PITCHER	IP	WLS	BF	H	R	ER	SO	BB	IBB	HBP	BLK	WP	HR	S	P	ERA	WHIP																												

Batter	1	2	3	4	5	6	7	8	9	AB R H RBI BB SO LOB	TOP	
Alan Bannister, R (1, 4) <small>OBP: 0.462, SLG: 0.476</small> <small>(9, 7)</small>	4-0 BB	0-0 F2 BB		0-0 F8 BB		0-0 BB 2-3 1B		0-0 6-3 BB		4 1 1 0 1 0 1		
Toby Harrah, R (1, 5) <small>OBP: 0.538, SLG: 0.721</small>	0-0 1-2 1B		0-0 F7 BB	4-0 BB		4-0 BB 1-2 BB		0-0 1-3 BB		3 0 1 0 2 0 0		
Mike Hargrove, L (1, 3) <small>OBP: 0.442, SLG: 0.333</small>	0-0 G3 1-2 2-3		4-0 BB	0-0 F7 BB		0-0 F8 BB		0-0 BB		4 1 1 0 1 0 6		
Andre Thornton, R (1, 10) <small>OBP: 0.442, SLG: 0.705</small>	4-0 IBB		0-0 1-2 1B		0-0 5-3 BB		4-0 BB	0-0 F2 BB		3 1 1 0 2 0 1		
Joe Charboneau, R (1, 7) <small>OBP: 0.389, SLG: 0.308</small> Bake McBride, L (9, PH) <small>OBP: 0.444, SLG: 0.480</small> Jack Perconte, L (9, 4) <small>OBP: 0.226, SLG: 0.300</small>	0-0 SF9 3-H		0-0 1-3 2-H 2-H		0-0 F8 BB		0-0 FC5-4 1-2f	0-0 1-3		3 1 1 2 0 0 1 1 0 1 0 0 0 0 0 0 0 0 0 0 0		
Von Hayes, L (1, 9) <small>OBP: 0.182, SLG: 0.190</small>	0-0 F4 BB		0-0 G3 BB		0-3 K BB		0-0 FC3-6 1-2f	0-0 FC1-5-2 1-3 3-H		5 0 0 0 0 1 7		
Rick Manning, L (1, 8) <small>OBP: 0.396, SLG: 0.422</small>		0-0 1-3 1B	0-0 2-H 3-H 3B		0-0 1B 3-1 1B		0-0 6-3 BB	4-0 1-2 BB	0-0 F7 BB	4 0 2 2 1 0 2		
Chris Bando, S (1, 2) <small>OBP: 0.296, SLG: 0.174</small>		0-0 1-3 1-2	0-3 K BB		0-0 1B 3-1 1B		0-0 F3 BB			4 0 1 0 0 1 4		
Jerry Dybzinski, R (1, 6) <small>OBP: 0.333, SLG: 0.371</small>		0-0 6-3 2-3		0-0 F4 BB		0-0 3-1 1-2		0-3 K BB		4 0 0 0 0 1 2		
Inning Stats	R: 1 H: 1 E: 0 LOB: 2 K: 0 BB: 2 S: 4 P: 12	R: 0 H: 1 E: 0 LOB: 1 K: 0 BB: 0 S: 4 P: 4	R: 3 H: 3 E: 0 LOB: 1 K: 1 BB: 1 S: 8 P: 12	R: 0 H: 0 E: 0 LOB: 1 K: 0 BB: 1 S: 3 P: 7	R: 0 H: 0 E: 0 LOB: 0 K: 1 BB: 0 S: 5 P: 5	R: 0 H: 2 E: 0 LOB: 3 K: 0 BB: 1 S: 5 P: 9	R: 0 H: 0 E: 0 LOB: 2 K: 0 BB: 2 S: 3 P: 11	R: 0 H: 0 E: 0 LOB: 0 K: 1 BB: 0 S: 5 P: 5	R: 0 H: 2 E: 0 LOB: 2 K: 0 BB: 0 S: 5 P: 5	1B: 7 SF: 1 2B: 1 SAC: 0 3B: 1 DP: 0 HR: 0 HBP: 0	WP: 0 PA: 43 PB: 0 SB: 2 CS: 0	
PITCHER Frank Tanana, L (1, 1) <small>ERA: 5.51</small> Danny Darwin, R (8, 1) <small>ERA:</small>	IP WLS BF H R ER SO BB IBB HBP BLK WP HR S P ERA WHIP 7.0 L 35 7 4 4 2 6 1 0 0 0 0 0 32 60 5.14 1.857	IP WLS BF H R ER SO BB IBB HBP BLK WP HR S P ERA WHIP 2.0 8 2 0 0 1 0 0 0 0 0 0 0 10 10 0.00 1.000										

Cleveland Indians @ Texas Rangers
 Arlington Stadium, Arlington, TX
 Thu Apr 22 1982, 7:05 PM EST
 Att. 8,954 - Unknown

AB	35
R	4
H	9
RBI	4
BB	7
SO	3
LOB	24



livebaseballscorecards.com

Batter	1	2	3	4	5	6	7	8	9	AB R H RBI BB SO LOB
George Wright, S (1, 8) OBP: 0.365, SLG: 0.522	4-0 BB E BB		0-0 G3			0-3 K	0-0 4-3		0-0 4-3	4 1 0 1 1 1 3
Bill Sample, R (1, 7) OBP: 0.333, SLG: 0.167	0-0 F7		0-0 5-3			0-0 F8	0-0 F9			4 0 0 0 0 0 3
Buddy Bell, R (1, 5) OBP: 0.431, SLG: 0.543	4-0 E 1-2 BB		0-0 F8			4-0 BB		0-0 F3		2 0 0 0 2 0 0
Larry Parrish, R (1, 9) Wayne Tolleson, S (8, PR) Leon Roberts, R (9, 9) OBP: 0.297, SLG: 0.286 OBP: 0.077, SLG: 0.167	0-0 E6 1-3 2-H			0-3 K		0-0 F3		0-0 CS 1B		4 0 1 0 0 1 2 0 0 0 0 0 0 0 0 0 0 0 0 0 0
Pat Putnam, L (1, 3) OBP: 0.441, SLG: 0.360	0-3 K			4-0 G5-4-3 BB			4-0 1B BB 1B	0-0 1-2 1B		2 1 1 0 2 1 2
Jim Sundberg, R (1, 2) OBP: 0.422, SLG: 0.450	0-0 F8			0-0 G5-4-3 1-2f			4-0 1B 1B 4-3 BB	0-3 K		3 1 0 0 1 1 4
Mike Richardt, R (1, 10) OBP: 0.239, SLG: 0.244		0-3 K			0-0 G4-6-3 1B		0-0 4-3 1B 1-2 2-3 1B		0-0 5-3	4 0 2 0 0 1 0
Mark Wagner, R (1, 6) Lamar Johnson, R (9, PH) OBP: 0.350, SLG: 0.417 OBP: 0.529, SLG: 0.800		0-0 6-3			0-0 G4-6-3 1-2f		0-0 F5		0-0 1B	3 0 0 0 0 0 4 1 0 1 0 0 0 0
Doug Flynn, R (1, 4) Bill Stein, R (7, PH) OBP: 0.162, SLG: 0.194 OBP: 0.500, SLG: 0.750		0-0 F1-3			0-0 F6-3		0-0 4-3 1B 1-2 2-3 3-H		0-0 L7	2 0 0 0 0 0 0 2 0 1 1 0 0 1


Inning Stats	R: 1 E: 1 K: 1 S: 6	H: 0 LOB: 2 BB: 2 P: 14	R: 0 E: 0 K: 1 S: 5	H: 0 LOB: 0 BB: 0 P: 5	R: 0 E: 0 K: 0 S: 3	H: 0 LOB: 0 BB: 1 P: 3	R: 0 E: 0 K: 1 S: 4	H: 0 LOB: 0 BB: 1 P: 8	R: 0 E: 0 K: 0 S: 3	H: 1 LOB: 0 BB: 0 P: 3	R: 0 E: 0 K: 1 S: 5	H: 0 LOB: 1 BB: 1 P: 9	R: 2 E: 0 K: 0 S: 5	H: 2 LOB: 2 BB: 2 P: 13	R: 0 E: 0 K: 1 S: 6	H: 2 LOB: 1 BB: 0 P: 6	R: 0 E: 0 K: 0 S: 4	H: 1 LOB: 1 BB: 0 P: 4	1B: 6 2B: 0 3B: 0 HR: 0	SF: 0 SAC: 0 DP: 2 HBP: 0	WP: 0 PB: 0 SB: 0 CS: 1	PA: 37 ERA WHIP
PITCHER	IP WLS BF H R ER SO BB IBB HBP BLK WP HR S P ERA WHIP																					
Len Barker, R (1, 1) ERA: 2.05	6.0 W 25 2 3 2 4 6 0 0 0 0 0 0 27 51 3.00 1.333																					
Dan Spillner, R (7, 1) ERA: 0.79	3.0 S 12 4 0 0 1 0 0 0 0 0 0 0 14 14 0.00 1.333																					

Cleveland Indians @ Texas Rangers
Arlington Stadium, Arlington, TX
Thu Apr 22 1982, 7:05 PM EST
Att. 8,954 - Unknown

AB	31
R	3
H	6
RBI	2
BB	6
SO	5
LOB	19



WP: 0	PA: 37
ERA	WHIP

Batter	1	2	3	4	5	6	7	8	9	AB R H RBI BB SO LOB	TOP	
Paul Molitor, R (1, 5) OBP: 0.466, SLG: 0.455	4-0 2B SF8 BB		0-3 K		4-0 1-2 2-3 BB F6-4-3		0-0 1-2 F6-4-3			2 1 0 0 2 1 2		
Charlie Moore, R (1, 9) OBP: 0.354, SLG: 0.413	0-0 SF8 1-3 2B		0-0 5-3		0-0 1-2 F6-4-3			0-0 F8		4 0 1 0 0 0 3		
Cecil Cooper, L (1, 3) OBP: 0.436, SLG: 0.529	0-0 SF8 2-3 3-H			0-0 3-1		0-0 F4		0-0 2B		3 0 1 1 0 0 0		
Ben Oglivie, L (1, 7) OBP: 0.364, SLG: 0.612	0-3 K		0-3 K		0-0 E3 FC5-4		0-0 F8			4 0 0 0 0 2 2		
Ted Simmons, S (1, 2) OBP: 0.263, SLG: 0.257	0-0 F9		0-0 L8		0-0 FC5-4 1-2f		0-0 6-3			4 0 0 0 0 0 3		
Gorman Thomas, R (1, 8) OBP: 0.434, SLG: 0.372		0-3 K		0-0 WP 1B 2B		0-3 K		0-0 SH5-4 1B		4 1 2 0 0 2 1		
Don Money, R (1, 10) OBP: 0.412, SLG: 0.533 Kevin Bass, S (7, PR)		4-0 CS BB		0-0 BB 1B 1B 2-H		4-0 F4-3 BB		0-0 SH5-4 1-2		1 0 1 1 2 0 0 0 0 0 0 0 0 0	AB 29 R 2 H 6 RBI 2 BB 4 SO 7 LOB 16	
Robin Yount, R (1, 6) OBP: 0.455, SLG: 0.750		0-3 K 1-2		0-0 F7		0-0 F4-3		0-0 5-3		4 0 0 0 0 1 4		
Jim Gantner, L (1, 4) OBP: 0.326, SLG: 0.222			0-3 K		0-0 BB 1B 1-2		1-0 F6-4-3 HBP		0-0 L8	3 0 1 0 0 1 1		
Inning Stats	R: 1 E: 0 K: 1 S: 6 H: 1 LOB: 1 BB: 1 P: 10	R: 0 E: 0 K: 2 S: 6 H: 0 LOB: 0 BB: 1 P: 10	R: 0 E: 0 K: 2 S: 7 H: 0 LOB: 0 BB: 0 P: 7	R: 0 E: 0 K: 1 S: 5 H: 0 LOB: 0 BB: 0 P: 5	R: 1 E: 0 K: 0 S: 5 H: 3 LOB: 2 BB: 1 P: 9	R: 0 E: 1 K: 1 S: 6 H: 0 LOB: 1 BB: 0 P: 6	R: 0 E: 0 K: 0 S: 2 H: 0 LOB: 2 BB: 1 P: 7	R: 0 E: 0 K: 0 S: 4 H: 1 LOB: 1 BB: 0 P: 4	R: 0 E: 0 K: 0 S: 4 H: 1 LOB: 1 BB: 0 P: 4	1B: 3 2B: 3 3B: 0 HR: 0 SF: 1 SAC: 1 DP: 2 HBP: 1	WP: 1 PB: 0 SB: 0 CS: 1 PA: 36	
PITCHER Rick Honeycutt, L (1, 1) ERA: 5.09	IP 9.0 WLS L BF 36 H 6 R 2 ER 2 SO 7 BB 4 IBB 0 HBP 1 BLK 0 WP 1 HR 0 S 45 P 62 ERA 2.00 WHIP 1.111	PITCHER										IP WLS BF H R ER SO BB IBB HBP BLK WP HR S P ERA WHIP

Milwaukee Brewers @ Texas Rangers
Arlington Stadium, Arlington, TX
Fri Apr 23 1982, 7:05 PM EST
Att. 13,818 - Unknown

livebaseballscorecards.com

Milwaukee Brewers @ Texas Rangers
 Arlington Stadium, Arlington, TX
 Sat Apr 24 1982, 7:05 PM EST
 Att. 13,695 - Unknown

livebaseballscorecards.com

AB	33
R	4
H	10
RBI	4
BB	1
SO	4
LOB	6



WP:	0	PA:	37
PB:	0		
SB:	0		
CS:	2		

Batter	1	2	3	4	5	6	7	8	9	AB R H RBI BB SO LOB	TOP		
Paul Molitor, R (1, 5) OBP: 0.435, SLG: 0.417	0-0 P5	0-0 F4-3			0-0 F7		0-0 F	0-0 6-3		5 0 0 0 0 0 2			
Charlie Moore, R (1, 9) OBP: 0.346, SLG: 0.388	0-3 K		0-0 F8		4-0 2B BB			0-0 5-3		3 0 0 0 1 1 0			
Cecil Cooper, L (1, 3) OBP: 0.458, SLG: 0.564	0-0 1B		0-0 FC4-6 1B		0-0 2B			0-0 F4-3		4 0 3 0 0 0 0			
Ben Oglivie, L (1, 7) OBP: 0.339, SLG: 0.566	0-3 K		0-0 F8		0-0 F8			0-0 G3		4 0 0 0 0 1 2			
Ted Simmons, S (1, 2) OBP: 0.286, SLG: 0.308		0-0 SH5-3 HR 1B	0-0 FC4-6		0-0 6-3			0-0 1B 2B		4 2 2 0 0 0 1			
Gorman Thomas, R (1, 8) OBP: 0.429, SLG: 0.370		0-0 SH5-3 1-2		0-3 K	0-3 K			0-0 1B SF8 1B		3 1 1 1 0 2 0			
Roy Howell, L (1, 10) OBP: 0.190, SLG: 0.350		0-0 HR 2-H		0-0 L7			0-0 F8	0-0 CS 1B		4 1 2 2 0 0 0			
Robin Yount, R (1, 6) OBP: 0.423, SLG: 0.696		0-0 F7		0-0 F3			0-0 FC3-6 1B	0-0 SF8		3 0 1 1 0 0 0			
Jim Gantner, L (1, 4) OBP: 0.326, SLG: 0.231		0-0 1B			0-0 F7		0-0 FC3-6 CS	0-0 CS		3 0 1 0 0 0 1			
Inning Stats	R: 0 H: 1 E: 0 LOB: 1 K: 2 BB: 0 S: 8 P: 8	R: 2 H: 3 E: 0 LOB: 1 K: 0 BB: 0 S: 6 P: 6	R: 0 H: 1 E: 0 LOB: 1 K: 0 BB: 0 S: 4 P: 4	R: 0 H: 0 E: 0 LOB: 0 K: 1 BB: 0 S: 5 P: 5	R: 0 H: 1 E: 0 LOB: 2 K: 0 BB: 1 S: 3 P: 7	R: 0 H: 0 E: 0 LOB: 0 K: 1 BB: 0 S: 5 P: 5	R: 0 H: 1 E: 0 LOB: 0 K: 0 BB: 0 S: 3 P: 3	R: 0 H: 0 E: 0 LOB: 0 K: 0 BB: 0 S: 3 P: 3	R: 2 H: 3 E: 0 LOB: 0 K: 0 BB: 0 S: 5 P: 5	1B: 7 SF: 1 2B: 2 SAC: 1 3B: 0 DP: 0 HR: 1 HBP: 0	WP: 0 PA: 37 PB: 0 SB: 0 CS: 2		
PITCHER	IP WLS BF H R ER SO BB IBB HBP BLK WP HR S P ERA WHIP											PITCHER	IP WLS BF H R ER SO BB IBB HBP BLK WP HR S P ERA WHIP
Dave Schmidt, R (1, 1) ERA: 5.14	8.1 L 35 10 4 4 4 4 1 0 0 0 0 1 41 45 4.32 1.320												
Steve Comer, R (9, 1) ERA: 1.0	0.2 1 0 0 0 0 0 0 0 0 0 0 0 1 1 0.00 0.000												

Batter	1	2	3	4	5	6	7	8	9	AB R H RBI BB SO LOB
George Wright, S (1, 8) OBP: 0.333, SLG: 0.463	0-0 G3		0-0 L5			0-3 K		0-0 G3		4 0 0 0 0 1 0
Lee Mazzilli, S (1, 7) OBP: 0.390, SLG: 0.333	0-0 S 1B			0-0 4-3		0-0 G3		4-0 S 1B BB		3 1 1 0 1 0 0
Buddy Bell, R (1, 5) OBP: 0.424, SLG: 0.509	0-0 F9 1-2			4-0 E BB BB		0-0 1B		0-0 5-3 1-2		3 0 1 0 1 0 2
Larry Parrish, R (1, 9) OBP: 0.267, SLG: 0.238	0-3 K			4-0 E1 1-2 BB		0-3 K		0-0 4-3 2-3		3 0 0 0 1 2 3
Pat Putnam, L (1, 3) OBP: 0.390, SLG: 0.313		0-3 K		0-0 E1 1-2 2-3		0-3 K		0-0 1B		4 0 1 1 0 2 2
Mike Richardt, R (1, 10) OBP: 0.208, SLG: 0.208		0-0 5-3		0-0 F8		0-0 F8		0-0 F8 3-H		4 0 0 0 0 0 3
Bob Johnson, R (1, 2)		0-0 F7			0-3 K		0-0 6-3			3 0 0 0 0 1 0
Mark Wagner, R (1, 6) OBP: 0.348, SLG: 0.405			0-0 5-3		0-3 K		0-0 6-3			3 0 0 0 0 1 0
Doug Flynn, R (1, 4) OBP: 0.146, SLG: 0.175			0-0 F9		0-0 F6-3		0-0 5-3			2 0 0 0 0 0 0
Bill Stein, R (8, PH) OBP: 0.333, SLG: 0.500										1 0 0 0 0 0 0

Inning Stats	R: 0	H: 1	E: 0	LOB: 1	K: 1	S: 6	P: 6	R: 0	H: 0	E: 0	LOB: 0	K: 1	S: 5	P: 5	R: 0	H: 0	E: 1	LOB: 2	K: 0	S: 3	P: 11	R: 0	H: 0	E: 0	LOB: 0	K: 2	S: 7	P: 7	R: 0	H: 1	E: 0	LOB: 1	K: 2	S: 8	P: 8	R: 0	H: 0	E: 0	LOB: 0	K: 1	S: 5	P: 5	R: 0	H: 0	E: 0	LOB: 0	K: 0	S: 3	P: 3	R: 1	H: 1	E: 0	LOB: 1	K: 0	S: 4	P: 8	1B: 3	SF: 0	2B: 0	SAC: 0	3B: 0	DP: 0	HR: 0	HBP: 0	WP: 0	PA: 33
PITCHER Pete Vuckovich, R (1, 1) ERA: 3.91	IP	WLS	BF	H	R	ER	SO	BB	IBB	HBP	BLK	WP	HR	S	P	ERA	WHIP	IP	WLS	BF	H	R	ER	SO	BB	IBB	HBP	BLK	WP	HR	S	P	ERA	WHIP	IP	WLS	BF	H	R	ER	SO	BB	IBB	HBP	BLK	WP	HR	S	P	ERA	WHIP															

BOTTOM

Milwaukee Brewers @ Texas Rangers
Arlington Stadium, Arlington, TX
Sat Apr 24 1982, 7:05 PM EST
Att. 13,695 - Unknown

livebaseballscores.com

AB	30
R	1
H	3
RBI	1
BB	3
SO	7
LOB	10



Milwaukee Brewers @ Texas Rangers
 Arlington Stadium, Arlington, TX
 Sun Apr 25 1982, 4:33 AM EDT
 Att: 36,866 - Unknown

livebaseballscorecards.com

AB	45
R	11
H	16
RBI	11
BB	4
SO	6
LOB	25



WP:	0	PA:	49
PB:	0		
SB:	1		
CS:	0		

Batter	1	2	3	4	5	6	7	8	9	AB R H RBI BB SO LOB	TOP																
Charlie Moore, R (1, 9) OBP: 0.345, SLG: 0.389	0-0 2B	0-0 FC6-4 1B		4-0 FC5-4 BB		0-0 E5 1B		0-0 1-3	0-0 3-1	5 2 1 0 1 0 3																	
Robin Yount, R (1, 6) OBP: 0.469, SLG: 0.690	0-0 1-3	0-0 1B		0-0 FC5-4 FC6		0-0 1B		0-0 2B	0-0 1B	6 1 4 2 0 0 2																	
Cecil Cooper, L (1, 3) OBP: 0.462, SLG: 0.590	0-0 2B	0-0 5-3		0-0 FC6		0-0 1B		0-0 E	0-0 E6	6 1 3 3 0 0 4																	
Ben Oglivie, L (1, 7) OBP: 0.323, SLG: 0.517	0-0 F4		0-0 5-3		0-0 F8	0-0 P5		4-0 E	0-0 L9	5 1 0 0 1 0 5																	
Gorman Thomas, R (1, 8) Kevin Bass, S (8, 8)	0-3 K		0-0 5-3		0-0 F8	0-3 K		0-3 K		5 0 0 0 0 3 5 0 0 0 0 0 0 0																	
Roy Howell, L (1, 10) OBP: 0.308, SLG: 0.435		4-0 1B	4-0 HR		0-0 1B		0-0 F4	0-0 E7		3 2 2 2 2 0 0																	
Don Money, R (1, 5) OBP: 0.455, SLG: 0.700		0-0 FC6-4 1B	0-0 HR		0-0 F8		0-0 1B	0-0 F4		5 2 3 2 0 0 2																	
Jim Gantner, L (1, 4) OBP: 0.333, SLG: 0.318		0-0 FC6-4 1B	0-0 5-3			0-0 1-3	0-3 K		0-0 HR	5 1 2 2 0 1 1																	
Ned Yost, R (1, 2) OBP: 0.357, SLG: 0.385		0-0 B2		0-3 K		0-0 E	0-0 F9		0-3 K	5 1 1 0 0 2 3																	
Inning Stats	R: 1 E: 0 K: 1 S: 7	H: 2 LOB: 1 BB: 0 P: 7	R: 2 E: 0 K: 0 S: 6	H: 3 LOB: 2 BB: 1 P: 10	R: 2 E: 0 K: 0 S: 4	H: 1 LOB: 0 BB: 1 P: 8	R: 0 E: 0 K: 1 S: 5	H: 0 LOB: 1 BB: 1 P: 9	R: 0 E: 0 K: 0 S: 4	H: 1 LOB: 1 BB: 0 P: 4	R: 2 E: 1 K: 1 S: 9	H: 3 LOB: 2 BB: 0 P: 9	R: 0 E: 0 K: 1 S: 6	H: 1 LOB: 1 BB: 0 P: 6	R: 3 E: 1 K: 1 S: 8	H: 3 LOB: 1 BB: 1 P: 12	R: 1 E: 1 K: 1 S: 8	H: 2 LOB: 2 BB: 0 P: 8	1B: 10 2B: 4 3B: 0 HR: 2	SF: 0 SAC: 0 DP: 0 HBP: 0	WP: 0 PB: 0 SB: 1 CS: 0	PA: 49					
PITCHER	IP WLS BF H R ER SO BB IBB HBP BLK WP HR S P ERA WHIP																										
Charlie Hough, R (1, 1) ERA: 5.55	3.0		17	6	5	5	1	2	0	0	0	0	1	17	25	15.00	2.667										
Jon Matlack, L (4, 1) ERA: 3.38	2.2	L	14	4	2	1	1	1	0	0	0	0	0	15	19	3.38	1.875										
Danny Darwin, R (6, 1) ERA: 2.7	3.1		18	6	4	4	4	0	1	0	0	0	1	25	29	10.80	1.800										

Batter	1	2	3	4	5	6	7	8	9	AB R H RBI BB SO LOB
George Wright, S (1, 8) OBP: 0.354, SLG: 0.466	1-0 BLK HR HBP	0-0 P6			0-0 BB 2B 1B	0-0 6-3			0-0 G6-4-3 BB 1B	4 2 2 0 0 0 0
Lee Mazzilli, S (1, 7) OBP: 0.413, SLG: 0.410	0-0 1-H HR		0-3 K		4-0 2B BB	0-0 F7			4-0 1-2 G6-4-3 BB	3 2 1 2 2 1 0
Buddy Bell, R (1, 5) OBP: 0.438, SLG: 0.526	4-0 BB 1B BB		0-0 FC6-4 1B		0-0 BB 1B 2B		0-0 F8		0-0 G6-4-3 1-2f 2-3	4 1 2 2 1 0 2
Larry Parrish, R (1, 9) OBP: 0.260, SLG: 0.217	0-0 F8		0-0 F7		4-0 BB 1B BB		0-0 F8		0-0 F8	4 1 0 0 1 0 3
Lamar Johnson, R (1, 3) OBP: 0.476, SLG: 0.684	0-0 BB 1-2 1B		0-0 FC6-4 1-2f		0-0 P3		0-0 5-3			4 0 1 0 0 0 3
Jim Sundberg, R (1, 2) OBP: 0.423, SLG: 0.422	4-0 1-2 2-3 BB			0-0 6-3	4-0 1B BB			0-0 G6-4-3 1B 1B		2 0 1 0 2 0 0
Mike Richardt, R (1, 10) OBP: 0.228, SLG: 0.231	0-0 G6-4-3 1-2f			0-0 5-3	0-0 1B			0-0 1-2 G6-4-3 1B 1B		4 0 2 2 0 0 3
Mark Wagner, R (1, 6) OBP: 0.327, SLG: 0.378		0-0 6-3		0-0 1-3	0-3 K			0-0 G6-4-3 1-2f 2-3		3 0 0 0 0 1 2
Pat Putnam, L (8, PH) OBP: 0.381, SLG: 0.303										1 0 0 0 0 0 2
Mario Mendoza, R (9, 6)										0 0 0 0 0 0 0
Doug Flynn, R (1, 4) OBP: 0.136, SLG: 0.163		0-0 B2-3			0-0 F4	0-0 F6-3		0-0 5-3		3 0 0 0 0 0 0
Bill Stein, R (8, PH) OBP: 0.286, SLG: 0.429										1 0 0 0 0 0 1

Inning Stats	R: 2	H: 2	E: 0	LOB: 2	K: 0	P: 13	R: 0	H: 0	E: 0	LOB: 0	K: 0	P: 3	R: 0	H: 0	E: 0	LOB: 0	K: 0	P: 3	R: 0	H: 0	E: 0	LOB: 0	K: 0	P: 3	R: 0	H: 2	E: 0	LOB: 1	K: 0	P: 4	R: 0	H: 1	E: 0	LOB: 1	K: 0	P: 7	1B: 7	SF: 0	2B: 1	SAC: 0	3B: 0	DP: 3	HR: 1	HBP: 1	WP: 0	PA: 40
PITCHER	IP	WLS	BF	H	R	ER	SO	BB	IBB	HBP	BLK	WP	HR	S	P	ERA	WHIP																			ERA	WHIP									
Bob McClure, L (1, 1) ERA: 5.94	4.1		22	5	6	6	1	4	0	1	1	0	0	19	36	12.46	2.077																													
Dwight Bernard, R (5, 1) ERA: 4.5	2.2	W	12	3	0	0	1	1	0	0	0	0	0	13	17	0.00	1.500																													
Rollie Fingers, R (8, 1) ERA: 3.0	2.0	S	6	1	0	0	0	1	0	0	0	0	0	5	9	0.00	1.000																													

BOTTOM

Milwaukee Brewers @ Texas Rangers
Arlington Stadium, Arlington, TX
Sun Apr 25 1982, 4:33 AM EDT
Att. 36,866 - Unknown

livebaseballscorecards.com

AB	33
R	6
H	9
RBI	6
BB	6
SO	2
LOB	16



Batter	1	2	3	4	5	6	7	8	9	AB R H RBI BB SO LOB	TOP						
George Wright, S (1, 8) OBP: 0.357, SLG: 0.460	0-0 BB SF8 1B	0-0 F6		0-0 E 1B		0-0 F7			0-0 G3	5 1 2 0 0 0 1							
Lee Mazzilli, S (1, 10) OBP: 0.392, SLG: 0.386	0-0 BB 1B	0-0 F7		0-0 F8		0-0 4-3			0-0 6-3	5 0 1 0 0 0 2							
Buddy Bell, R (1, 5) OBP: 0.426, SLG: 0.500	4-0 BB		0-0 6-3		0-0 5-3		0-3 K			3 0 0 0 1 1 0							
Larry Parrish, R (1, 9) OBP: 0.259, SLG: 0.208	0-0 SF8		4-0 4-3 2B BB		0-0 5-3		0-0 1-4-3			2 1 0 1 1 0 0							
Pat Putnam, L (1, 3) OBP: 0.370, SLG: 0.297	0-0 L7		0-0 4-3		0-0 1B 1B		0-0 G3			4 1 1 0 0 0 3							
Jim Sundberg, R (1, 2) OBP: 0.446, SLG: 0.469	0-0 F8		0-0 2B		0-0 1B 1B			0-0 G5-4-3 1B		4 0 3 1 0 0 2							
Mike Richardt, R (1, 7) OBP: 0.246, SLG: 0.304		0-0 HR	0-0 5-3		0-0 1B			0-0 F9		4 1 2 2 0 0 2							
Mario Mendoza, R (1, 6) Bill Stein, R (7, 4) OBP: 0.250, SLG: 0.375		0-0 4-3		0-0 4-3	0-0 1-3 2-H 1B	0-0 1-3		0-0 G5-4-3		3 0 0 0 0 0 2 1 0 0 0 0 0 1							
Doug Flynn, R (1, 4) OBP: 0.149, SLG: 0.174 Johnny Grubb, L (9, PH)		0-0 1B		0-0 F4-3		0-0 F7			0-0 1-3	3 0 1 0 0 0 0 1 0 0 0 0 0 0							
Inning Stats	R: 1 H: 2 E: 0 LOB: 2 K: 0 BB: 1 S: 5 P: 9	R: 1 H: 2 E: 0 LOB: 1 K: 0 BB: 0 S: 5 P: 5	R: 1 H: 1 E: 0 LOB: 1 K: 0 BB: 1 S: 4 P: 8	R: 0 H: 1 E: 1 LOB: 1 K: 0 BB: 0 S: 4 P: 4	R: 1 H: 3 E: 0 LOB: 2 K: 0 BB: 0 S: 6 P: 6	R: 0 H: 0 E: 0 LOB: 0 K: 0 BB: 0 S: 3 P: 3	R: 0 H: 0 E: 0 LOB: 0 K: 1 BB: 0 S: 5 P: 5	R: 0 H: 1 E: 0 LOB: 0 K: 0 BB: 0 S: 3 P: 3	R: 0 H: 0 E: 0 LOB: 0 K: 0 BB: 0 S: 3 P: 3	1B: 8 SF: 1 2B: 1 SAC: 0 3B: 0 DP: 1 HR: 1 HBP: 0	WP: 0 PA: 38 PB: 0 SB: 0 CS: 0						
PITCHER	IP WLS BF H R ER SO BB IBB HBP BLK WP HR S P ERA WHIP																
Mark Bomback, R (1, 1) ERA: 8.02	4.2	W	25	9	4	4	0	2	0	0	0	0	1	23	31	7.71	2.357
Dale Murray, R (5, 1) ERA: 3.05	4.1	W	13	1	0	0	1	0	0	0	0	0	0	15	15	0.00	0.231

Texas Rangers @ Toronto Blue Jays
Exhibition Stadium, Toronto, ON
Tue Apr 27 1982, 7:05 PM EDT
Att. 10,101 - Unknown

livebaseballscorecards.com

AB	35
R	4
H	10
RBI	4
BB	2
SO	1
LOB	13



BOTTOM

Texas Rangers @ Toronto Blue Jays
Exhibition Stadium, Toronto, ON

Wed Apr 28 1982, 7:05 PM EDT
Att. 10,109 - Unknown

livebaseballscorecards.com

AB	32
R	6
H	8
RBI	5
BB	0
SO	5
LOB	6



1B:	8	SF:	0	WP:	0	PA:	33
2B:	0	SAC:	1	PB:	0		
3B:	0	DP:	0	SB:	1		
HR:	0	HBP:	0	CS:	0		

PITCHER	IP	WLS	BF	H	R	ER	SO	BB	IBB	HBP	BLK	WP	HR	S	P	ERA	WHIP
Frank Tanana, L	(1, 1)	6.1	27	6	6	5	3	0	0	0	0	0	0	33	33	7.11	0.947
Danny Darwin, R	(7, 1)	1.2	6	2	0	0	2	0	0	0	0	0	0	10	10	0.00	1.200

Batter	1	2	3	4	5	6	7	8	9	AB	R	H	RBI	BB	SO	LOB		
Damaso Garcia, R OBP: 0.383, SLG: 0.360 (1, 4)	0-3 K		0-0 F9		0-0 E5		0-0 1B			4	0	1	0	0	1	1		
Garth Iorg, R OBP: 0.421, SLG: 0.568 Rance Mulliniks, L OBP: 0.325, SLG: 0.459 (1, 5) (7, PH) (8, 5)	0-0 E8			0-0 F8	0-0 6-3		0-0 1B			3	0	0	0	0	0	1		
Lloyd Moseby, L OBP: 0.242, SLG: 0.281 (1, 8)	0-0 G2			0-0 5-3		0-0 F2	0-3 K			4	0	0	0	0	1	2		
Otto Velez, R OBP: 0.389, SLG: 0.214 Al Woods, L OBP: 0.269, SLG: 0.174 (1, 10) (8, PH)	0-0 F5			0-0 5-3		0-0 F8		0-0 F4		3	0	0	0	0	0	1		
Barry Bonnell, R OBP: 0.405, SLG: 0.500 (1, 7)		0-0 F4			0-0 SH5-3 1B 1B	0-0 5-3		0-0 F4-3		4	1	1	0	0	0	0		
Jesse Barfield, R OBP: 0.333, SLG: 0.414 (1, 9)		0-0 F7			0-0 SH5-3 1B 1B		0-0 6-3	0-3 K		4	1	1	0	0	1	0		
Buck Martinez, R OBP: 0.348, SLG: 0.409 Hosken Powell, L OBP: 0.250, SLG: 0.296 Ernie Whitt, L OBP: 0.362, SLG: 0.561 (1, 2) (7, PR) (8, 2)		0-3 K			0-0 SH5-3		0-0 1B 1B			2	0	1	0	0	1	0		
Willie Upshaw, L OBP: 0.310, SLG: 0.434 Wayne Nordhagen, R OBP: 0.309, SLG: 0.245 Tony Johnson, R John Mayberry, L OBP: 0.382, SLG: 0.500 (1, 3) (5, PH) (5, PR) (6, 3)			0-3 K		0-0 S E 1B		0-0 1B 1B 1B			1	0	0	0	0	1	0		
Alfredo Griffin, S OBP: 0.302, SLG: 0.333 (1, 6)			0-0 F8		0-0 F7		0-0 1B 1B			3	1	1	1	0	0	1		
Inning Stats	R: 0 E: 1 K: 1 S: 6	H: 0 LOB: 1 BB: 0 P: 6	R: 0 E: 0 K: 1 S: 5	H: 0 LOB: 0 BB: 0 P: 5	R: 0 E: 0 K: 1 S: 5	H: 0 LOB: 0 BB: 0 P: 5	R: 0 E: 0 K: 0 S: 3	H: 0 LOB: 0 BB: 0 P: 3	R: 0 E: 0 K: 0 S: 3	H: 0 LOB: 0 BB: 0 P: 3	R: 3 E: 1 K: 1 S: 9	H: 5 LOB: 1 BB: 0 P: 9	R: 0 E: 0 K: 1 S: 5	H: 0 LOB: 0 BB: 0 P: 5	1B: 8 2B: 0 3B: 0 HR: 0	SF: 0 SAC: 1 DP: 0 HBP: 0	WP: 0 PB: 0 SB: 1 CS: 0	PA: 33

PITCHER	IP	WLS	BF	H	R	ER	SO	BB	IBB	HBP	BLK	WP	HR	S	P	ERA	WHIP
Frank Tanana, L	(1, 1)	6.1	27	6	6	5	3	0	0	0	0	0	0	33	33	7.11	0.947
Danny Darwin, R	(7, 1)	1.2	6	2	0	0	2	0	0	0	0	0	0	10	10	0.00	1.200

Batter	1	2	3	4	5	6	7	8	9	AB R H RBI BB SO LOB	TOP								
George Wright, S (1, 8) OBP: 0.354, SLG: 0.465	0-0 P2		0-0 4-3		0-0 G6-3		0-0 L7			4 0 0 0 0 0 2									
Lee Mazzilli, S (1, 10) OBP: 0.400, SLG: 0.481	0-0 2B		0-0 4-3			4-0 FC6-4 BB		0-0 F7		3 0 1 0 1 0 1									
Buddy Bell, R (1, 5) OBP: 0.434, SLG: 0.530	1-0 G6-4-3 HBP		4-0 S BB			0-0 FC6-4 FC6-4 1-2f		0-3 K		2 0 0 0 1 1 1									
Lamar Johnson, R (1, 3) OBP: 0.423, SLG: 0.583	0-0 G6-4-3 1-2f		0-3 K			0-0 FC6-4 BB 1B		0-0 6-3		4 1 0 0 0 1 5									
Jim Sundberg, R (1, 2) OBP: 0.438, SLG: 0.436		0-0 5-3		0-0 G6-3 1B		4-0 1B BB		0-0 F4		3 0 1 0 1 0 0									
Johnny Grubb, L (1, 7) OBP: 0.500, SLG: 0.250		4-0 BB		0-0 G6-3 1-2f		0-0 FC5-4 1B		4-0 BB		2 0 1 1 2 0 1									
Larry Parrish, R (1, 9) OBP: 0.226, SLG: 0.179		0-0 F4		0-0 5-3		0-0 FC5-4 1-2f		0-0 F8		4 0 0 0 0 0 4									
Mark Wagner, R (1, 6) OBP: 0.321, SLG: 0.354		0-0 1-3			4-0 FC6-4 BB		0-0 1-3		0-0 5-3	3 0 0 0 1 0 2									
Doug Flynn, R (1, 4) OBP: 0.151, SLG: 0.173			0-0 4-3 4-3 1B		0-0 FC6-4 G6-3 1-2f		0-0 F5			3 0 1 0 0 0 1									
Inning Stats	R: 0 E: 0 K: 0 S: 3	H: 1 LOB: 1 BB: 0 P: 4	R: 0 E: 0 K: 0 S: 3	H: 0 LOB: 1 BB: 1 P: 7	R: 0 E: 0 K: 1 S: 6	H: 1 LOB: 2 BB: 1 P: 10	R: 0 E: 0 K: 0 S: 2	H: 0 LOB: 0 BB: 1 P: 6	R: 0 E: 0 K: 0 S: 3	H: 0 LOB: 0 BB: 0 P: 3	R: 0 E: 0 K: 1 S: 5	H: 0 LOB: 0 BB: 0 P: 5	R: 0 E: 0 K: 0 S: 3	H: 0 LOB: 1 BB: 1 P: 7	1B: 3 2B: 1 3B: 0 HR: 0	SF: 0 SAC: 0 DP: 3 HBP: 1	WP: 0 PB: 0 SB: 1 CS: 0	PA: 35	
PITCHER Mike Torrez, R (1, 1) ERA: 3.33	IP 9.0	WLS W	BF 35	H 4	R 1	ER 1	SO 2	BB 6	IBB 0	HBP 1	BLK 0	WP 0	HR 0	S 32	P 57	ERA 1.00	WHIP 1.111		
PITCHER	IP	WLS	BF	H	R	ER	SO	BB	IBB	HBP	BLK	WP	HR	S	P	ERA	WHIP		

Texas Rangers @ Boston Red Sox
Fenway Park, Boston, MA
Fri Apr 30 1982, 7:05 PM EDT
Att. 19,370 - Unknown

livebaseballscorecards.com

AB 28
R 1
H 4
RBI 1
BB 6
SO 2
LOB 17



Batter	1	2	3	4	5	6	7	8	9
Jerry Remy, L OBP: 0.325, SLG: 0.319 (1, 4)	0-0 F9 1B	0-0 E3 F6-4-3		0-0 SF7	0-0 FC4-6		1-0 1B HBP	0-0 FC6-4	
Dwight Evans, R OBP: 0.348, SLG: 0.297 (1, 9)	4-0 1B BB	0-0 F6-4-3		0-3 K		0-3 K	0-0 F8		
Jim Rice, R OBP: 0.430, SLG: 0.386 (1, 7)	0-0 F9	0-0 F8		4-0 BB BB		4-0 1B BB	0-0 BB 1B		
Carl Yastrzemski, L OBP: 0.427, SLG: 0.606 (1, 10)	0-0 WP 1B		0-3 K	4-0 BB		0-0 F7	4-0 BB		
Glenn Hoffman, R OBP: 0.373, SLG: 0.519 (1, 6)	4-0 IBB		0-0 F7	0-0 F4		0-0 1B 1B	0-0 F8		
Dave Stapleton, R OBP: 0.250, SLG: 0.303 (1, 3)	0-3 K		0-3 K		0-0 1B 1B	0-0 FC3-6 1B		0-0 BB 1B	
Rick Miller, L OBP: 0.356, SLG: 0.333 (1, 8)	0-0 F5			0-0 1B 2B 1B	0-0 F8	0-0 FC3-6		0-3 K	
Rich Gedman, L OBP: 0.304, SLG: 0.364 (1, 2)		0-0 E 2B		0-0 2B E 1B	0-0 FC4-6 1B		0-0 6-3	0-0 F8	
Wade Boggs, L OBP: 0.286, SLG: 0.222 (1, 5)		0-0 E3 F6-4-3		0-0 E9 SF7 2B	0-0 F7		4-0 HBP 1B BB	4-0 FC6-4 BB	

Inning Stats	R: 1	H: 2	E: 0	K: 1	S: 7	LOB: 3	BB: 2	P: 15	R: 1	H: 1	E: 2	K: 0	S: 5	LOB: 1	BB: 0	P: 5	R: 0	H: 0	E: 0	K: 2	S: 7	LOB: 0	BB: 0	P: 7	R: 3	H: 3	E: 1	K: 1	S: 8	LOB: 2	BB: 2	P: 16	R: 0	H: 2	E: 0	K: 0	S: 5	LOB: 2	BB: 0	P: 5	R: 1	H: 1	E: 0	K: 0	S: 4	LOB: 3	BB: 2	P: 13	R: 0	H: 1	E: 0	K: 1	S: 6	LOB: 2	BB: 1	P: 10
1B: 10	SF: 1	WP: 1	PA: 46																																																					
2B: 2	SAC: 0	PB: 0																																																						
3B: 0	DP: 1	SB: 1																																																						
HR: 0	HBP: 1	CS: 0																																																						

PITCHER	IP	WLS	BF	H	R	ER	SO	BB	IBB	HBP	BLK	WP	HR	S	P	ERA	WHIP
Charlie Hough, R ERA: 5.79 (1, 1)	3.2	L	22	6	5	3	4	3	1	0	0	1	0	26	42	7.36	2.455
Dave Schmidt, R ERA: 5.06 (4, 1)	2.0		11	4	1	1	1	1	0	0	0	0	0	12	16	4.50	2.500
Paul Mirabella, L ERA: 5.63 (6, 1)	2.1		13	2	1	1	1	3	0	1	0	0	0	11	24	3.86	2.143

BOTTOM

Texas Rangers @ Boston Red Sox
Fenway Park, Boston, MA
Fri Apr 30 1982, 7:05 PM EDT
Att. 19,370 - Unknown

livebaseballscorecards.com

AB	36
R	7
H	12
RBI	5
BB	8
SO	6
LOB	31




Batter	1	2	3	4	5	6	7	8	9	10	11	12	AB R H RBI BB SO LOB	TOP																			
George Wright, S OBP: 0.360, SLG: 0.474 (1, 8)	0-3 K		0-0 FC5 BB 1B		0-0 1B 2B	0-3 K			0-0 FC1-4 1B		0-0 5-3	0-3 K	7 1 3 0 0 3 4																				
Lee Mazzilli, S OBP: 0.403, SLG: 0.466 (1, 10)	0-0 CS 1B		4-0 1-2 BB		0-0 1B 1B		0-0 4-3		0-0 FC1-4 1B 1-2f 1B		0-3 K	0-0 G3	6 2 2 1 1 1 4																				
Buddy Bell, R OBP: 0.427, SLG: 0.514 (1, 5) (12, 6)	0-0 F8 1-2		0-0 F4		0-0 L9		0-3 K		0-0 1B 1-3 1B		0-0 1B		6 0 2 0 0 1 4																				
Lamar Johnson, R OBP: 0.438, SLG: 0.567 (1, 3)		0-3 K	0-0 FC5 2-3f		0-0 1B 1-2 1B		0-0 1B		0-0 1B 1-2 FC5-4 1B		0-0 1-3		6 0 3 1 0 1 3																				
Jim Sundberg, R OBP: 0.443, SLG: 0.508 (1, 2)		0-0 2B		0-0 HR	0-0 1-2 2-H 1B		0-0 5-3		0-0 FC5-4 1-2f			0-3 K	6 1 3 2 0 1 3																				
Bill Sample, R OBP: 0.375, SLG: 0.350 (1, 7)		4-0 BB		0-0 5-3	0-0 FC6-4 1-2f		0-0 5-3		0-0 K			0-0 1B 2B	5 1 1 0 1 1 2																				
Larry Parrish, R OBP: 0.224, SLG: 0.197 Leon Roberts, R OBP: 0.143, SLG: 0.167 (1, 9) (10, 9)		0-3 K		0-0 F2		0-0 6-3		0-3 K		0-0 2B		4-0 1B 1B BB	5 0 1 0 0 2 2 0 0 0 0 1 0 0	AB 53 R 5 H 18 RBI 5 BB 3 SO 15 LOB 26																			
Mark Wagner, R OBP: 0.304, SLG: 0.333 Johnny Grubb, L OBP: 0.429, SLG: 0.200 Mario Mendoza, R OBP: 0.143, SLG: 0.143 Pat Putnam, L OBP: 0.373, SLG: 0.310 (1, 6) (8, PH) (8, 6) (12, PH) (12, 5)		0-3 K		0-0 5-3		0-3 K		0-0 6-3		0-3 K		0-0 1B	3 0 0 0 0 2 2 1 0 0 0 0 0 0 1 0 0 0 0 1 1 1 0 1 0 0 0 0																				
Doug Flynn, R OBP: 0.161, SLG: 0.182 Bill Stein, R OBP: 0.273, SLG: 0.364 (1, 4) (9, PH) (9, 4)			0-0 F8		0-0 F6-3	0-0 E5 1B			0-3 K		0-3 K		0-0 1B 1-2 2-3 3-H	3 0 1 0 0 0 0 3 0 1 1 0 2 1																			
Inning Stats	R: 0 E: 0 K: 1 S: 5	H: 1 LOB: 0 BB: 0 P: 5	R: 0 E: 0 K: 3 S: 10	H: 1 LOB: 2 BB: 1 P: 14	R: 0 E: 0 K: 0 S: 4	H: 1 LOB: 0 BB: 1 P: 8	R: 1 E: 0 K: 0 S: 4	H: 1 LOB: 0 BB: 0 P: 4	R: 2 E: 1 K: 2 S: 7	H: 4 LOB: 2 BB: 0 P: 7	R: 0 E: 0 K: 1 S: 6	H: 1 LOB: 1 BB: 0 P: 6	R: 0 E: 0 K: 1 S: 5	H: 0 LOB: 0 BB: 0 P: 5	R: 1 E: 0 K: 1 S: 8	H: 3 LOB: 2 BB: 0 P: 8	R: 0 E: 0 K: 3 S: 10	H: 1 LOB: 1 BB: 0 P: 10	R: 0 E: 0 K: 1 S: 6	H: 1 LOB: 1 BB: 0 P: 6	R: 0 E: 0 K: 2 S: 10	H: 3 LOB: 3 BB: 1 P: 14	1B: 13 2B: 4 3B: 0 HR: 1	SF: 0 SAC: 0 DP: 0 HBP: 0	WP: 0 PB: 0 SB: 0 CS: 1	PA: 56							
PITCHER	IP WLS BF H R ER SO BB IBB HBP BLK WP HR S P ERA WHIP																																
Bob Ojeda, L ERA: 5.26 (1, 1)	4.2		8	3	3	4	2	0	0	0	0	0	0	0	0	29	37	5.79	2.143														
Bob Stanley, R ERA: 5.74 (5, 1)	4.0		5	1	1	5	0	0	0	0	0	0	0	0	0	27	27	2.25	1.250														
Mark Clear, R ERA: 1.8 (9, 1)	3.1	W	16	5	1	1	6	1	0	0	0	0	0	0	0	27	31	2.70	1.800														

Texas Rangers @ Boston Red Sox
Fenway Park, Boston, MA
Sat May 01 1982, 3:33 AM EDT
Att. 32,764 - Unknown

livebaseballscorecards.com



Batter	1	2	3	4	5	6	7	8	9	10	11	12	AB	R	H	RBI	BB	SO	LOB
Jerry Remy, L OBP: 0.313, SLG: 0.312 (1, 4)	0-3 K	0-3 K		0-0 SF7			0-0 1B		0-0 4-3		0-0 G6-4-3		5	0	1	1	0	2	3
Dwight Evans, R OBP: 0.347, SLG: 0.313 (1, 9)	0-3 K		0-0 6-3	0-0 5-3			0-3 K		0-0 2B			0-0 1B 1B FC6-4	6	1	2	0	0	2	2
Jim Rice, R OBP: 0.402, SLG: 0.355 (1, 7)	0-0 6-3		0-0 6-3		0-0 5-3		0-0 F9		0-0 F9			0-0 F7	6	0	0	0	0	0	3
Tony Perez, R OBP: 0.357, SLG: 0.435 Julio Valdez, S (8, PR) Wade Boggs, L OBP: 0.304, SLG: 0.250 (10, PH)		0-0 HR		0-0 3B			0-0 F9		4-0 FC1-6 BB		0-0 F9	0-0 1B 1B E	3	1	2	1	1	0	0
Carney Lansford, R OBP: 0.364, SLG: 0.379 (1, 5)		0-0 5-3	0-0 6-3		0-0 F4-3			0-0 FC1-6 FC3-6 1B		0-0 WP 1B		0-0 FC6-4 1B	6	0	2	0	0	0	2
Dave Stapleton, R OBP: 0.256, SLG: 0.305 (1, 3)		0-0 2B SF8 1B		0-0 E6 1B		0-0 F7		0-0 FC3-6 1B		0-0 F8		0-0 FC6-4	6	2	2	1	0	0	2
Glenn Hoffman, R OBP: 0.364, SLG: 0.512 (1, 6)		0-0 1-3 2B		0-0 F9		0-0 F8		0-0 FC3-6 1B		0-3 K			5	0	1	0	0	1	4
Gary Allenson, R OBP: 0.333, SLG: 0.406 (1, 2)		0-0 SF8		4-0 1B SF7 BB		0-0 F8		0-3 K			0-0 6-3		3	1	0	1	1	1	2
Reid Nichols, R OBP: 0.333, SLG: 0.250 Carl Yastrzemski, L OBP: 0.421, SLG: 0.597 Rick Miller, L OBP: 0.365, SLG: 0.343 (10, 8)		4-0 BB		0-0 1-3 2-H 1B		0-0 6-3		0-0 F8		0-0 F8		0-0 G6-4-3 1B	2	0	1	1	1	0	0

BOTTOM	
Texas Rangers @ Boston Red Sox Fenway Park, Boston, MA Sat May 01 1982, 3:33 AM EDT Att: 32,764 - Unknown	
AB 46 R 6 H 13 RBI 5 BB 3 SO 6 LOB 18	

Inning Stats	R: 0	H: 0	E: 0	K: 2	S: 7	LOB: 0	BB: 0	P: 7	R: 2	H: 3	E: 0	K: 1	S: 8	LOB: 2	BB: 1	P: 12	R: 0	H: 1	E: 0	K: 0	S: 4	LOB: 1	BB: 0	P: 4	R: 2	H: 1	E: 1	K: 0	S: 5	LOB: 1	BB: 1	P: 9	R: 0	H: 0	E: 0	K: 0	S: 3	LOB: 0	BB: 0	P: 3	R: 0	H: 0	E: 0	K: 0	S: 3	LOB: 0	BB: 0	P: 3	R: 0	H: 1	E: 0	K: 1	S: 6	LOB: 1	BB: 0	P: 6	R: 0	H: 1	E: 0	K: 1	S: 6	LOB: 2	BB: 1	P: 10	R: 0	H: 1	E: 0	K: 0	S: 4	LOB: 1	BB: 0	P: 4	R: 0	H: 1	E: 0	K: 1	S: 6	LOB: 0	BB: 0	P: 6	R: 0	H: 1	E: 0	K: 0	S: 6	LOB: 1	BB: 0	P: 6	R: 0	H: 1	E: 0	K: 0	S: 3	LOB: 0	BB: 0	P: 3	R: 2	H: 3	E: 1	K: 0	S: 5	LOB: 3	BB: 0	P: 5	1B: 9	SF: 2	2B: 2	SAC: 0	3B: 1	DP: 1	HR: 1	HBP: 0	WP: 1	PA: 51
PITCHER	IP	WLS	BF	H	R	ER	SO	BB	IBB	HBP	BLK	WP	HR	S	P	ERA	WHIP																																																																																																	
Rick Honeycutt, L ERA: 4.45 (1, 1)	7.1		33	7	4	2	4	3	0	0	0	0	0	1	38	2.46	1.364																																																																																																	
Steve Comer, R ERA: 1.72 (8, 1)	4.0	L	16	5	2	1	2	0	0	0	0	1	0	20	20	2.25	1.250																																																																																																	
Danny Darwin, R ERA: 2.35 (12, 1)	0.1		2	1	0	0	0	0	0	0	0	0	0	2	2	0.00	3.000																																																																																																	

Batter	1	2	3	4	5	6	7	8	9	AB R H RBI BB SO LOB	TOP									
George Wright, S (1, 8) OBP: 0.374, SLG: 0.476	0-0 F6	0-0 4-3			0-0 4-3 1B		4-0 G3 BB		0-0 1B	4 0 2 0 1 0 3										
Lee Mazzilli, S (1, 10) OBP: 0.375, SLG: 0.429	0-0 F9		0-0 F7		0-0 4-3 1-2		0-0 G3 1-2		0-0 4-3	5 0 0 0 0 0 3										
Buddy Bell, R (1, 5) OBP: 0.419, SLG: 0.493	4-0 BB		0-0 6-3		0-0 L8		0-0 F9			3 0 0 0 1 0 2										
Johnny Grubb, L (1, 9) OBP: 0.364, SLG: 0.333	0-0 F7		0-0 2B			0-0 F4		0-0 3-1		4 0 1 0 0 0 1										
Jim Sundberg, R (1, 2) OBP: 0.432, SLG: 0.492		0-0 F6	0-3 K			0-0 4-3		0-0 FC6-4 1B		4 0 1 0 0 1 1										
Pat Putnam, L (1, 3) OBP: 0.382, SLG: 0.326		0-0 1B 1B 1B		0-0 F8		0-0 BB 1B		0-0 F9		4 0 2 0 0 0 1										
Bill Sample, R (1, 7) OBP: 0.393, SLG: 0.348		0-0 1B 1-2 1B		0-3 K		4-0 BB 1-2 BB		0-0 FC6-4 1-2		3 0 1 0 1 1 1										
Mark Wagner, R (1, 6) OBP: 0.288, SLG: 0.315		0-3 K		0-3 K		0-0 F8			0-0 F5	3 0 0 0 0 2 4										
Lamar Johnson, R (9, PH) OBP: 0.424, SLG: 0.548										1 0 0 0 0 0 0										
Doug Flynn, R (1, 4) OBP: 0.169, SLG: 0.190		0-0 1B				0-0 F4-3		0-3 K		3 0 1 0 0 1 0										
Bill Stein, R (9, PH) OBP: 0.250, SLG: 0.333		1-2 2-3 1B							0-0 F8	1 0 0 0 0 0 0										
Inning Stats	R: 0 E: 0 K: 0 S: 3	H: 0 LOB: 1 BB: 1 P: 7	R: 0 E: 0 K: 1 S: 8	H: 3 LOB: 3 BB: 0 P: 8	R: 0 E: 0 K: 1 S: 6	H: 1 LOB: 1 BB: 0 P: 6	R: 0 E: 0 K: 2 S: 7	H: 0 LOB: 0 BB: 0 P: 7	R: 0 E: 0 K: 0 S: 4	H: 1 LOB: 1 BB: 0 P: 4	R: 0 E: 0 K: 1 S: 5	H: 0 LOB: 1 BB: 1 P: 9	R: 0 E: 0 K: 1 S: 4	H: 1 LOB: 1 BB: 0 P: 4	R: 0 E: 0 K: 0 S: 4	H: 1 LOB: 1 BB: 0 P: 4	1B: 7 2B: 1 3B: 0 HR: 0	SF: 0 SAC: 0 DP: 0 HBP: 0	WP: 0 PB: 0 SB: 0 CS: 0	PA: 38
PITCHER Dennis Eckersley, R (1, 1) ERA: 2.65	IP: 9.0 WLS: W BF: 38 H: 8 R: 0 ER: 0 SO: 5 BB: 3 IBB: 0 HBP: 0 BLK: 0 WP: 0 HR: 0 S: 45 P: 57 ERA: 0.00 WHIP: 1.222																			

Texas Rangers @ Boston Red Sox
Fenway Park, Boston, MA
Sun May 02 1982, 3:33 AM EDT
Att. 21,011 - Unknown

livebaseballscorecards.com

AB 35
R 0
H 8
RBI 0
BB 3
SO 5
LOB 16



Batter	1	2	3	4	5	6	7	8	9	AB	R	H	RBI	BB	SO	LOB
Jerry Remy, L OBP: 0.322, SLG: 0.321 (1, 4)	0-0 1B 1B	0-3 K		0-0 1B			0-0 F7			4	1	2	0	0	1	0
Dwight Evans, R OBP: 0.343, SLG: 0.310 (1, 9)	0-0 1B 1-2 SF9	0-3 K		0-0 F8			0-0 5-3			4	1	1	0	0	1	1
Jim Rice, R OBP: 0.406, SLG: 0.363 (1, 7)	0-0 1-3 2-H FC4-6 1B	0-0 F9			0-0 F3		0-0 1B			4	0	2	1	0	0	0
Carl Yastrzemski, L OBP: 0.400, SLG: 0.571 (1, 10)	0-0 SF9		0-3 K		0-0 F7		0-0 F9			3	0	0	1	0	1	1
Carney Lansford, R OBP: 0.358, SLG: 0.371 (1, 5)	0-0 FC4-6 1B 1-2		0-0 F3		0-0 F5			0-0 1B 1B		4	1	1	0	0	0	1
Dave Stapleton, R OBP: 0.267, SLG: 0.314 (1, 3)	0-0 1-2 3B 1B		0-0 2B 1B			0-0 F7		0-0 F8		4	2	2	0	0	0	1
Glenn Hoffman, R OBP: 0.380, SLG: 0.547 (1, 6)	0-0 1-2 2-H 3B 1B		0-0 1-H 2B			0-0 F4-3 2B		0-3 K		4	1	3	2	0	1	1
Rich Gedman, L OBP: 0.320, SLG: 0.417 (1, 2)	0-0 1-H 2-H 3B			0-3 K		0-0 F4-3		0-0 1-2 1B		4	0	2	2	0	1	1
Rick Miller, L OBP: 0.346, SLG: 0.324 (1, 8)	0-3 K			0-0 F8		0-3 K		0-0 F8		4	0	0	0	0	2	4

Inning Stats	R: 5	H: 6	LOB: 1	K: 11	S: 11	R: 0	H: 0	LOB: 0	K: 2	S: 7	R: 1	H: 2	LOB: 1	K: 1	S: 6	R: 0	H: 0	LOB: 0	K: 0	S: 3	R: 0	H: 1	LOB: 1	K: 1	S: 6	R: 0	H: 1	LOB: 1	K: 0	S: 4	R: 0	H: 2	LOB: 2	K: 1	S: 7
	E: 0	P: 11	BB: 0			E: 0	P: 7	BB: 0			E: 0	P: 6	BB: 0			E: 0	P: 3	BB: 0			E: 0	P: 4	E: 0	P: 7	BB: 0			E: 0	P: 7	BB: 0					

PITCHER	IP	WLS	BF	H	R	ER	SO	BB	IBB	HBP	BLK	WP	HR	S	P	ERA	WHIP
Doc Medich, R ERA: 12.46 (1, 1)	0.2	L	8	6	5	5	0	0	0	0	0	0	0	8	8	67.50	9.000
Jon Matlack, L ERA: 2.61 (1, 1)	7.1		28	7	1	1	7	0	0	0	0	0	0	42	42	1.23	0.955

BOTTOM

Texas Rangers @ Boston Red Sox
Fenway Park, Boston, MA
 Sun May 02 1982, 3:33 AM EDT
 Att. 21,011 - Unknown

AB	35
R	6
H	13
RBI	6
BB	0
SO	7
LOB	10



WP	PA	ERA	WHIP
0	36		

1B	SF	WP	PA
10	1	0	36
2B	SAC	PB	
2	0	0	
3B	DP	SB	
1	0	0	
HR	HBP	CS	
0	0	0	

Batter	1	2	3	4	5	6	7	8	9	AB R H RBI BB SO LOB	TOP															
George Wright, S (1, 8) OBP: 0.375, SLG: 0.506	0-0 HR		0-0 FC3-6 G3 1-2f		0-0 2-H 1B		0-0 FC6-4 1-2f 2-3		0-0 G3	5 1 2 2 0 0 4	<p>Texas Rangers @ Detroit Tigers Tiger Stadium, Detroit, MI Tue May 04 1982, 7:05 PM EDT Att: 19,525 - Unknown</p>															
Lee Mazzilli, S (1, 10) OBP: 0.355, SLG: 0.403	0-0 4-3		0-0 G3 1-3		0-0 F5		0-0 G3			4 0 0 0 0 0 4																
Buddy Bell, R (1, 5) OBP: 0.411, SLG: 0.474	4-0 FC5-4 BB		0-0 F8			0-0 5-3		0-0 4-3		3 0 0 0 1 0 1																
Pat Putnam, L (1, 3) OBP: 0.373, SLG: 0.380	0-0 F7			0-0 6-3		0-0 HR		0-0 F6		4 1 1 1 0 0 1																
Jim Sundberg, R (1, 2) OBP: 0.423, SLG: 0.478	0-0 FC5-4 1-2f			0-0 5-3		0-0 F9		0-0 1B		4 0 1 0 0 0 1																
Larry Parrish, R (1, 9) OBP: 0.211, SLG: 0.185		0-3 K		0-0 4-3		0-0 F7		0-3 K		4 0 0 0 0 2 1																
Johnny Grubb, L (8, 9) OBP: 0.364, SLG: 0.333										0 0 0 0 0 0 0																
Bill Sample, R (1, 7) OBP: 0.406, SLG: 0.346		0-0 F7			0-0 F9		4-0 FC6-4 SH3-4 BB		0-0 6-3 SH2-3 1B	3 0 1 0 1 0 0																
Mark Wagner, R (1, 6) OBP: 0.295, SLG: 0.321		0-0 F4			0-0 F6-3 1B		0-0 SH3-4 1-2		0-0 SH2-3 1-2	2 1 1 0 0 0 0																
Lamar Johnson, R (9, PH) OBP: 0.424, SLG: 0.548										0 0 0 0 0 0 0																
Doug Flynn, R (1, 4) OBP: 0.194, SLG: 0.200			0-0 FC3-6 1B		0-0 F6-3 1-2		4-0 FC6-4 BB		0-0 6-3 2-3	2 0 1 0 1 0 1																
Bill Stein, R (8, 4) OBP: 0.231, SLG: 0.308										1 0 0 0 0 0 1																
Inning Stats	R: 1 E: 0 K: 0 S: 4	H: 1 LOB: 1 BB: 1 P: 8	R: 0 E: 0 K: 1 S: 5	H: 0 LOB: 0 BB: 0 P: 5	R: 0 E: 0 K: 0 S: 4	H: 1 LOB: 1 BB: 0 P: 4	R: 0 E: 0 K: 0 S: 3	H: 0 LOB: 0 BB: 0 P: 3	R: 1 E: 0 K: 0 S: 5	H: 2 LOB: 1 BB: 0 P: 5	R: 1 E: 0 K: 0 S: 4	H: 1 LOB: 0 BB: 0 P: 4	R: 0 E: 0 K: 0 S: 3	H: 0 LOB: 2 BB: 2 P: 11	R: 0 E: 0 K: 1 S: 6	H: 1 LOB: 1 BB: 0 P: 6	R: 0 E: 0 K: 0 S: 4	H: 1 LOB: 1 BB: 0 P: 4	1B: 5 2B: 0 3B: 0 HR: 2	SF: 0 SAC: 2 DP: 0 HBP: 0	WP: 0 PB: 0 SB: 0 CS: 0	PA: 37				
PITCHER	IP WLS BF H R ER SO BB IBB HBP BLK WP HR S P ERA WHIP																									
Larry Pashnick, R (1, 1) ERA: 2.9	6.0	24	5	3	3	1	1	0	0	0	0	2	25	29	4.50	1.000										
Dave Rozema, R (7, 1) ERA: 1.33	3.0	W	13	2	0	0	1	2	0	0	0	0	13	21	0.00	1.333										

livebaseballscorecards.com

AB	32
R	3
H	7
RBI	3
BB	3
SO	2
LOB	14



Batter	1	2	3	4	5	6	7	8	9
Chet Lemon, R OBP: 0.378, SLG: 0.328 (1, 9)	0-0 L7		0-0 FC6-4		0-3 K			4-0 SH1-4 E BB	
Enos Cabell, R OBP: 0.371, SLG: 0.532 (1, 3)	4-0 BB		0-0 FC6-4		0-0 5-3			0-0 SH1-4	
Kirk Gibson, L OBP: 0.344, SLG: 0.416 (1, 8)	0-0 F8			0-0 F8		0-0 1B		4-0 FC5-4 IBB	
Larry Herndon, R OBP: 0.330, SLG: 0.393 (1, 7)	0-0 F8			0-0 F9		0-0 F4		0-0 FC5-4	
Lance Parrish, R OBP: 0.229, SLG: 0.485 (1, 2)		0-0 E6 CS		0-0 HR		0-0 F7		0-3 K	
John Wockenfuss, R OBP: 0.338, SLG: 0.250 (1, 10)		0-0 F7		4-0 2B BB		0-0 5-3			
Tom Brookens, R OBP: 0.294, SLG: 0.277 (1, 5)		0-0 F8		0-0 E5 2B			0-0 6-3		
Alan Trammell, R OBP: 0.282, SLG: 0.289 (1, 6)			0-0 F4	0-0 F7			0-0 6-3		
Lou Whitaker, L OBP: 0.301, SLG: 0.325 (1, 4)			0-0 FC6-4 1B		0-0 G3		0-0 F7		

Inning Stats	R: 0	H: 0	E: 0	K: 0	S: 3	LOB: 1	BB: 1	P: 7
	R: 0	H: 0	E: 1	K: 0	S: 3 <td>LOB: 0</td> <td>BB: 0</td> <td>P: 3 </td>	LOB: 0	BB: 0	P: 3
	R: 0	H: 1	E: 0	K: 0	S: 4 <td>LOB: 1</td> <td>BB: 0</td> <td>P: 4 </td>	LOB: 1	BB: 0	P: 4
	R: 3	H: 2	E: 1	K: 0	S: 5 <td>LOB: 0</td> <td>BB: 1</td> <td>P: 9 </td>	LOB: 0	BB: 1	P: 9
	R: 0	H: 0	E: 0	K: 1	S: 5 <td>LOB: 0</td> <td>BB: 0</td> <td>P: 5 </td>	LOB: 0	BB: 0	P: 5
	R: 0	H: 1	E: 0	K: 0	S: 4 <td>LOB: 1</td> <td>BB: 0</td> <td>P: 4 </td>	LOB: 1	BB: 0	P: 4
	R: 0	H: 0	E: 0	K: 0	S: 3 <td>LOB: 0</td> <td>BB: 0</td> <td>P: 3 </td>	LOB: 0	BB: 0	P: 3
	R: 1	H: 0	E: 1	K: 1	S: 5 <td>LOB: 1</td> <td>BB: 2</td> <td>P: 13 </td>	LOB: 1	BB: 2	P: 13

PITCHER										PITCHER																								
IP	WLS	BF	H	R	ER	SO	BB	IBB	HBP	BLK	WP	HR	S	P	ERA	WHIP	IP	WLS	BF	H	R	ER	SO	BB	IBB	HBP	BLK	WP	HR	S	P	ERA	WHIP	
Frank Tanana, L (1, 1)	7.0		27	4	3	2	1	2	0	0	0	1	27	35	2.57	0.857																		
Danny Darwin, R (8, 1)	1.0	L	5	0	1	0	1	1	0	0	0	0	5	13	0.00	1.000																		

BOTTOM

AB	R	H	RBI	BB	SO	LOB
3	1	0	0	1	1	1
2	0	0	0	1	0	1
3	0	1	0	1	0	1
4	0	0	0	0	0	3
4	1	1	1	0	1	2
2	1	0	0	1	0	2
3	1	1	1	0	0	1
3	0	0	0	0	0	0
3	0	1	0	0	0	0


AB	27
R	4
H	4
RBI	2
BB	4
SO	2
LOB	11



WP: 0	PA: 32
PB: 0	
SB: 0	
CS: 1	

Texas Rangers @ Detroit Tigers
Tiger Stadium, Detroit, MI
 Tue May 04 1982, 7:05 PM EDT
 Att. 19,525 - Unknown

livebaseballscorecards.com

Batter	1	2	3	4	5	6	7	8	9	AB R H RBI BB SO LOB	TOP					
George Wright, S (1, 8) OBP: 0.356, SLG: 0.478	0-0 L7		0-0 L7		0-3 K		0-0 G4-6-3		0-0 F2	5 0 0 0 0 1 4						
Lee Mazzilli, S (1, 10) OBP: 0.350, SLG: 0.386	0-0 5-3		0-0 F8			4-0 2B BB		0-0 B1-3		3 1 0 0 1 0 1						
Buddy Bell, R (1, 5) OBP: 0.436, SLG: 0.561	0-0 HR			0-0 4-3 1B 2B		0-0 G3 SH3 2B		0-0 2B CS 1B		4 3 4 2 0 0 0						
Pat Putnam, L (1, 3) OBP: 0.365, SLG: 0.389	0-0 F8			0-0 4-3		0-0 G3		0-0 CS 2B		4 0 1 0 0 0 2						
Jim Sundberg, R (1, 2) OBP: 0.444, SLG: 0.493		0-0 G5-4-3 1B		0-0 S 1B		0-0 SH3		4-0 CS IBB		2 0 2 2 1 0 0						
Bill Stein, R (1, 4) OBP: 0.176, SLG: 0.235		0-0 G5-4-3		0-3 K		0-0 F5		0-0 1-3		4 0 0 0 0 1 5						
Bill Sample, R (1, 7) OBP: 0.417, SLG: 0.367		0-0 F3		0-3 K			0-0 FC4-6 1B		0-0 4-3 1B	4 0 2 0 0 1 1	AB 34 R 4 H 11 RBI 4 BB 2 SO 4 LOB 16					
Larry Parrish, R (1, 9) OBP: 0.205, SLG: 0.179			0-3 K		0-0 4-3		0-0 FC4-6 1B		0-0 4-3	2 0 0 0 0 1 0						
Johnny Grubb, L (5, 9) OBP: 0.308, SLG: 0.273							0-0 1-2		0-0 1-2	2 0 0 0 0 0 2						
Mark Wagner, R (1, 6) OBP: 0.313, SLG: 0.356			0-0 2B		0-0 L8		0-0 G4-6-3 1B		0-0 F7	3 0 2 0 0 0 0						
Lamar Johnson, R (9, PH) OBP: 0.412, SLG: 0.531										1 0 0 0 0 0 1						
Inning Stats	R: 1 H: 1 E: 0 LOB: 0 K: 0 BB: 0 S: 4 P: 4	R: 0 H: 1 E: 0 LOB: 0 K: 0 BB: 0 S: 3 P: 3	R: 0 H: 1 E: 0 LOB: 1 K: 1 BB: 0 S: 6 P: 6	R: 1 H: 2 E: 0 LOB: 1 K: 2 BB: 0 S: 9 P: 9	R: 0 H: 0 E: 0 LOB: 0 K: 1 BB: 0 S: 5 P: 5	R: 2 H: 1 E: 0 LOB: 0 K: 0 BB: 1 S: 4 P: 8	R: 0 H: 2 E: 0 LOB: 1 K: 0 BB: 0 S: 4 P: 4	R: 0 H: 2 E: 0 LOB: 2 K: 0 BB: 1 S: 4 P: 8	R: 0 H: 1 E: 0 LOB: 1 K: 0 BB: 0 S: 4 P: 4	1B: 6 SF: 0 2B: 4 SAC: 1 3B: 0 DP: 2 HR: 1 HBP: 0	WP: 0 PA: 37 PB: 0 SB: 1 CS: 3					
PITCHER	IP WLS BF H R ER SO BB IBB HBP BLK WP HR S P ERA WHIP															
Milt Wilcox, R (1, 1) ERA: 4.26	6.1	27	8	4	4	4	1	0	0	0	0	1	34	38	5.68	1.421
Elias Sosa, R (7, 1) ERA: 1.42	2.2	W	10	3	0	0	0	1	0	0	0	0	9	13	0.00	1.125

Texas Rangers @ Detroit Tigers
Tiger Stadium, Detroit, MI
Wed May 05 1982, 7:05 PM EDT
Att. 14,811 - Unknown

livebaseballscorecards.com

Batter	1	2	3	4	5	6	7	8	9
Chet Lemon, R OBP: 0.384, SLG: 0.352 (1, 9)	0-0 FC5-4 1B		0-0 5-3			0-0 PB 3B 2B		0-0 F3	
Enos Cabell, R OBP: 0.366, SLG: 0.531 (1, 3)	0-0 FC5-4 CS 1-2f			0-0 F3		0-3 K		0-0 1B 1B 2B	
Kirk Gibson, L OBP: 0.351, SLG: 0.444 (1, 8)	0-3 K 1-2			0-0 3-1		0-0 2-H 3B		0-0 1B 1B 1B	
Jerry Turner, L OBP: 0.308, SLG: 0.351 (1, 10)		0-0 F9		0-0 G3		0-0 F7		0-0 1B E 1B	
Larry Herndon, R OBP: 0.346, SLG: 0.424 (1, 7)		4-0 BB			0-0 1B 3B	0-0 F8		0-0 E7 1B	
Lance Parrish, R OBP: 0.231, SLG: 0.459 (1, 2)		0-0 F4			0-0 E S WP 1B		0-0 5-3	0-0 5-3	
Lou Whitaker, L OBP: 0.302, SLG: 0.325 (1, 4)		0-0 F8			0-0 F9		0-0 FC6-4 1B		
Tom Brookens, R OBP: 0.296, SLG: 0.280 (1, 5)			0-0 CS 1B		0-0 F4		0-0 F8		
Alan Trammell, R OBP: 0.273, SLG: 0.278 (1, 6)			0-0 5-3		0-0 F8		0-0 FC6-4		

AB	R	H	RBI	BB	SO	LOB
4	1	2	0	0	0	0
4	1	1	0	0	1	2
4	1	2	1	0	1	1
4	1	1	1	0	0	1
3	1	2	1	1	0	1
4	1	1	1	0	0	1
3	0	1	0	0	0	2
3	0	1	0	0	0	2
3	0	0	0	0	0	2

BOTTOM

Texas Rangers @ Detroit Tigers
Tiger Stadium, Detroit, MI
Wed May 05 1982, 7:05 PM EDT
Att. 14,811 - Unknown

AB	32
R	6
H	11
RBI	4
BB	1
SO	2
LOB	12



Inning Stats		R: 0	H: 1	R: 0	H: 0	R: 0	H: 1	R: 0	H: 0	R: 2	H: 2	R: 1	H: 2	R: 0	H: 1	R: 3	H: 4
		E: 0	LOB: 1	E: 0	LOB: 1	E: 0	LOB: 0	E: 0	LOB: 0	E: 0	LOB: 0	E: 0	LOB: 1	E: 0	LOB: 1	E: 1	LOB: 0
		K: 1	BB: 0	K: 0	BB: 1	K: 0	BB: 0	K: 0	BB: 0	K: 0	BB: 0	K: 1	BB: 0	K: 0	BB: 0	K: 0	BB: 0
		S: 5	P: 5	S: 3	P: 7	S: 3	P: 3	S: 3	P: 3	S: 5	P: 5	S: 7	P: 7	S: 4	P: 4	S: 6	P: 6

PITCHER															PITCHER																			
IP	WLS	BF	H	R	ER	SO	BB	IBB	HBP	BLK	WP	HR	S	P	ERA	WHIP	IP	WLS	BF	H	R	ER	SO	BB	IBB	HBP	BLK	WP	HR	S	P	ERA	WHIP	
Charlie Hough, R (1, 1)	5.1		21	6	3	2	1	0	0	0	1	0	24	28	3.38	1.312																		
Steve Comer, R (6, 1)	2.2	L	12	5	3	2	0	0	0	0	0	0	12	12	6.75	1.875																		

1B: 7	SF: 0	WP: 1	PA: 33
2B: 3	SAC: 0	PB: 1	
3B: 2	DP: 1	SB: 1	
HR: 0	HBP: 0	CS: 2	

Batter	1	2	3	4	5	6	7	8	9	AB R H RBI BB SO LOB	TOP											
Jerry Remy, L (1, 4) OBP: 0.333, SLG: 0.330	0-3 K	0-0 1-3		0-0 1-2 3-H 1B		0-0 1B		0-0 1B		5 0 3 1 0 1 2												
Dwight Evans, R (1, 9) OBP: 0.359, SLG: 0.313	0-0 2B 6-3 1B		0-0 F3	0-0 6-3		0-3 K		0-0 4-3		5 1 1 0 0 1 4												
Jim Rice, R (1, 7) OBP: 0.386, SLG: 0.388	0-0 1-3 2B		0-0 6-3		0-0 6-3		0-0 HR		0-0 F7	5 1 2 1 0 0 0												
Tony Perez, R (1, 10) OBP: 0.364, SLG: 0.519	0-0 6-3		0-0 5-3		0-0 HR		0-0 F9		4-0 BB G1-6-3	4 1 1 2 1 0 1												
Carney Lansford, R (1, 5) OBP: 0.347, SLG: 0.349	0-0 F9			0-0 F9	0-0 4-3		0-0 1B		0-0 G1-6-3 1-2f	5 0 1 0 0 0 2												
Dave Stapleton, R (1, 3) OBP: 0.283, SLG: 0.392		0-3 K		0-0 2B 2B	0-0 2B		0-0 F8			4 1 2 0 0 1 1												
Glenn Hoffman, R (1, 6) OBP: 0.346, SLG: 0.495		0-0 6-3		0-0 1B 2B	0-0 6-3		0-0 5-3			4 1 1 1 0 0 2												
Gary Allenson, R (1, 2) OBP: 0.350, SLG: 0.417		0-0 BB 1B		0-0 1B 1B		0-0 F8		0-0 5-3		4 0 2 0 0 0 0												
Reid Nichols, R (1, 8) OBP: 0.308, SLG: 0.182		4-0 BB		0-3 K		0-0 6-3		0-3 K		3 0 0 0 1 2 2												
Inning Stats	R: 1 E: 0 K: 1 S: 7	H: 2 LOB: 1 BB: 0 P: 7	R: 0 E: 0 K: 1 S: 6	H: 1 LOB: 2 BB: 1 P: 10	R: 0 E: 0 K: 0 S: 3	H: 0 LOB: 0 BB: 0 P: 3	R: 2 E: 0 K: 1 S: 9	H: 4 LOB: 2 BB: 0 P: 9	R: 1 E: 0 K: 0 S: 5	H: 2 LOB: 1 BB: 0 P: 5	R: 0 E: 0 K: 1 S: 6	H: 1 LOB: 1 BB: 0 P: 6	R: 1 E: 0 K: 0 S: 5	H: 2 LOB: 1 BB: 0 P: 5	R: 0 E: 0 K: 1 S: 6	H: 1 LOB: 1 BB: 0 P: 6	R: 0 E: 0 K: 0 S: 2	H: 0 LOB: 0 BB: 1 P: 6	1B: 7 2B: 4 3B: 0 HR: 2	SF: 0 SAC: 0 DP: 1 HBP: 0	WP: 0 PB: 0 SB: 0 CS: 0	PA: 41
PITCHER	IP WLS BF H R ER SO BB IBB HBP BLK WP HR S P ERA WHIP																					
Rick Honeycutt, L (1, 1) ERA: 4.95	6.0 L 30 11 5 5 4 1 0 0 0 0 2 37 41 7.50 2.000																					
Dave Schmidt, R (7, 1) ERA: 4.26	3.0 11 2 0 0 1 1 0 0 0 0 0 12 16 0.00 1.000																					

Boston Red Sox @ Texas Rangers
Arlington Stadium, Arlington, TX
Thu May 06 1982, 8:05 PM EDT
Att. 8,737 - Unknown

livebaseballscorecards.com

AB	39
R	5
H	13
RBI	5
BB	2
SO	5
LOB	14



Batter	1	2	3	4	5	6	7	8	9	AB	R	H	RBI	BB	SO	LOB
George Wright, S (1, 8) OBP: 0.352, SLG: 0.479	0-0 5-3			0-0 5-3 HR		0-0 4-3		0-0 G3		4	1	1	0	0	0	0
Lee Mazzilli, S (1, 10) OBP: 0.333, SLG: 0.365	0-0 6-3			0-0 F7		0-0 F7		0-3 K		4	0	0	0	0	1	1
Buddy Bell, R (1, 5) OBP: 0.429, SLG: 0.547	0-0 F3			0-0 5-3		0-0 1B			0-0 4-3	4	0	1	0	0	0	1
Lamar Johnson, R (1, 3) OBP: 0.421, SLG: 0.600		0-0 6-3		0-0 HR		0-0 1-3			4-0 BB G1-6-3	3	1	1	2	1	0	1
Jim Sundberg, R (1, 2) OBP: 0.424, SLG: 0.467		0-0 5-3		0-0 F8			0-0 6-3		0-0 G1-6-3	4	0	0	0	0	0	1
Leon Roberts, R (1, 9) OBP: 0.176, SLG: 0.267 (4, 7)		0-0 6-3			0-0 FC4-6 2B		0-3 K			3	0	1	0	0	1	0
Bill Stein, R (1, 4) OBP: 0.250, SLG: 0.263			0-0 F9		4-0 BB BB BB FC4-6 BB		0-0 1B			2	0	1	0	1	0	0
Bill Sample, R (1, 7) OBP: 0.405, SLG: 0.355			0-0 5-3		0-0 FC4-6 BB G5-4-3		0-3 K			1	0	0	0	0	0	0
Larry Parrish, R (4, 9) OBP: 0.205, SLG: 0.179					1-2f 2-3					0	0	0	0	0	0	0
Johnny Grubb, L (5, PH) OBP: 0.267, SLG: 0.231 (6, 9)										2	0	0	0	0	1	3
Mark Wagner, R (1, 6) OBP: 0.303, SLG: 0.344			0-0 F4		0-0 G5-4-3					2	0	0	0	0	0	2
Mickey Rivers, L (8, PH)										1	0	0	0	0	0	0
Mario Mendoza, R (9, 6) OBP: 0.143, SLG: 0.143								0-0 1-3		0	0	0	0	0	0	0

Inning Stats	R: 0	H: 0	E: 0	K: 0	S: 3	P: 3	R: 0	H: 0	E: 0	K: 0	S: 3	P: 3	R: 0	H: 0	E: 0	K: 0	S: 3	P: 3	R: 2	H: 2	E: 0	K: 0	S: 5	P: 5	R: 0	H: 1	E: 0	K: 0	S: 3	P: 7	R: 0	H: 1	E: 0	K: 0	S: 4	P: 4	R: 0	H: 1	E: 0	K: 2	S: 8	P: 8	R: 0	H: 0	E: 0	K: 1	S: 5	P: 5	R: 0	H: 0	E: 0	K: 0	S: 2	P: 6	1B: 2	2B: 2	3B: 0	HR: 1	SF: 0	SAC: 0	DP: 2	HBP: 0	WP: 0	PA: 32
PITCHER	IP	WLS	BF	H	R	ER	SO	BB	IBB	HBP	BLK	WP	HR	S	P	ERA	WHIP																																															
Bob Ojeda, L (1, 1) ERA: 5.16	4.0		16	3	2	2	0	1	0	0	0	0	0	15	19	4.50	1.000																																															
Bob Stanley, R (5, 1) ERA: 3.65	5.0	W	16	2	0	0	3	1	0	0	0	0	0	21	25	0.00	0.600																																															

BOTTOM

Boston Red Sox @ Texas Rangers
Arlington Stadium, Arlington, TX

Thu May 06 1982, 8:05 PM EDT
Att. 8,737 - Unknown

livebaseballscorecards.com

AB	30
R	2
H	5
RBI	2
BB	2
SO	3
LOB	9



Batter	1	2	3	4	5	6	7	8	9	AB R H RBI BB SO LOB	TOP
Jerry Remy, L (1, 4) OBP: 0.343, SLG: 0.333	4-0 PB 1B BB		X 0-0 1B		X 0-0 F8			X 0-0 SH1-3		2 0 1 0 1 0 0	
Dwight Evans, R (1, 9) OBP: 0.364, SLG: 0.320	0-0 F7		X 0-0 1B		X 0-0 G6-4-3		X 0-0 G6-4-3	0-3 K		4 0 2 0 0 1 2	
Jim Rice, R (1, 7) OBP: 0.373, SLG: 0.373	0-3 K		X 0-0 1B		X 0-0 G5-4-3		X 0-0 G6-4-3	0-0 F8		4 0 0 0 0 1 4	
Tony Perez, R (1, 10) OBP: 0.405, SLG: 0.548 Reid Nichols, R (9, PR) OBP: 0.308, SLG: 0.182	0-0 PB 1B			X 0-0 1-3		X 0-0 1B		X 0-0 FC6-4		4 0 3 0 0 0 0 0 0 0 0 0 0 0	
Carney Lansford, R (1, 5) OBP: 0.353, SLG: 0.360	4-0 FC6-4 BB			X 0-0 2B		X 0-3 K		X 0-0 FC6-4		3 0 1 0 1 1 2	
Dave Stapleton, R (1, 3) OBP: 0.282, SLG: 0.387	0-0 FC6-4			X 0-0 F8		X 0-0 4-3		X 0-0 BB FC5		4 0 1 0 0 0 4	
Glenn Hoffman, R (1, 6) OBP: 0.351, SLG: 0.495		X 0-0 G4-6-3		X 0-0 F8		X 0-0 G6-4-3		X 0-0 FC5		4 0 2 0 0 0 3	
Rich Gedman, L (1, 2) OBP: 0.344, SLG: 0.443		0-3 K		X 0-0 G4-6-3		X 0-0 G6-4-3		4-0 BB		3 0 1 0 1 1 2	
Rick Miller, L (1, 8) OBP: 0.337, SLG: 0.353		X 0-0 G4-6-3		X 0-0 G4-6-3		X 0-0 G4-6-3		X 0-0 SH1-3		4 0 1 0 0 1 5	
Inning Stats	R: 0 H: 1 E: 0 LOB: 3 K: 1 BB: 2 S: 6 P: 14	R: 0 H: 1 E: 0 LOB: 0 K: 1 BB: 0 S: 5 P: 5	R: 0 H: 2 E: 0 LOB: 0 K: 0 BB: 0 S: 3 P: 3	R: 0 H: 1 E: 0 LOB: 1 K: 0 BB: 0 S: 4 P: 4	R: 0 H: 1 E: 0 LOB: 0 K: 0 BB: 0 S: 3 P: 3	R: 0 H: 2 E: 0 LOB: 1 K: 1 BB: 0 S: 6 P: 6	R: 0 H: 1 E: 0 LOB: 0 K: 0 BB: 0 S: 3 P: 3	R: 0 H: 1 E: 0 LOB: 1 K: 1 BB: 0 S: 6 P: 6	R: 0 H: 2 E: 0 LOB: 3 K: 1 BB: 1 S: 7 P: 11	1B: 11 SF: 0 2B: 1 SAC: 1 3B: 0 DP: 5 HR: 0 HBP: 0	WP: 0 PA: 36 PB: 1 SB: 0 CS: 0
PITCHER	IP WLS BF H R ER SO BB IBB HBP BLK WP HR S P ERA WHIP										
Doc Medich, R (1, 1) ERA: 7.97	7.1 W 28 10 0 0 3 2 0 0 0 0 0 0 32 40 0.00 1.636										
Danny Darwin, R (8, 1) ERA: 2.0	1.2 S 8 2 0 0 2 1 0 0 0 0 0 0 11 15 0.00 1.800										

Boston Red Sox @ Texas Rangers
Arlington Stadium, Arlington, TX
Fri May 07 1982, 8:05 PM EDT
Att. 14,338 - Unknown

livebaseballscorecards.com

AB 32
R 0
H 12
RBI 0
BB 3
SO 5
LOB 22



Batter	1	2	3	4	5	6	7	8	9
George Wright, S OBP: 0.339, SLG: 0.460 (1, 9)	0-3 K ①		0-0 F7 ②		0-0 F8 ③			0-0 F1 ②	
Lee Mazzilli, S OBP: 0.318, SLG: 0.346 (1, 8)	0-0 F6 ②		0-0 F7 ③			0-0 F8 ①		0-0 4-3 ③	
Buddy Bell, R OBP: 0.426, SLG: 0.539 (1, 5)	0-0 1B			0-0 5-3 ①		0-0 6-3 ②			
Pat Putnam, L OBP: 0.348, SLG: 0.368 (1, 3)	0-3 K ③			0-0 4-3 ②		0-0 F8 ③			
Lamar Johnson, R OBP: 0.415, SLG: 0.568 (1, 10)		0-0 F5 ①		4-0 FC4-6 BB		0-0 6-3 ①			
Johnny Grubb, L OBP: 0.333, SLG: 0.313 (1, 7)		0-0 1B		0-0 FC4-6 1-2f		0-0 SH1-3 1B			
Bob Johnson, R OBP: 0.143, SLG: 0.571 (1, 2)		0-0 F3 ②			0-0 HR	0-0 SH1-3 ②			
Bill Stein, R OBP: 0.217, SLG: 0.227 (1, 4)		0-0 F9 ③			0-0 F8 ①	0-0 4-3 ③			
Mark Wagner, R OBP: 0.290, SLG: 0.328 (1, 6)			0-0 F4 ①		0-0 6-3 ②		0-3 K ①		

Inning Stats	R: 0	H: 1	E: 0	K: 2	S: 8	LOB: 1	BB: 0	P: 8
	R: 0	H: 1	E: 0	K: 0	S: 4	LOB: 1	BB: 0	P: 4
	R: 0	H: 0	E: 0	K: 0	S: 3	LOB: 0	BB: 0	P: 3
	R: 0	H: 0	E: 0	K: 0	S: 3	LOB: 1	BB: 1	P: 7
	R: 1	H: 1	E: 0	K: 0	S: 4	LOB: 0	BB: 0	P: 4
	R: 0	H: 0	E: 0	K: 0	S: 3	LOB: 0	BB: 0	P: 3
	R: 0	H: 1	E: 0	K: 0	S: 4	LOB: 1	BB: 0	P: 4
	R: 0	H: 0	E: 0	K: 1	S: 5	LOB: 0	BB: 0	P: 5

PITCHER	IP	WLS	BF	H	R	ER	SO	BB	IBB	HBP	BLK	WP	HR	S	P	ERA	WHIP
Dennis Eckersley, R ERA: 2.38 (1, 1)	8.0	L	29	4	1	1	3	1	0	0	0	0	1	34	38	1.12	0.625

BOTTOM

AB	R	H	RBI	BB	SO	LOB
4	0	0	0	0	1	0
4	0	0	0	0	0	0
3	0	1	0	0	0	0
3	0	0	0	0	1	1
2	0	0	0	1	0	0
3	0	2	0	0	0	1
2	1	1	1	0	0	1
3	0	0	0	0	0	2
3	0	0	0	0	1	0

AB	27
R	1
H	4
RBI	1
BB	1
SO	3
LOB	5



WP	PA	ERA	WHIP
0	29		

Boston Red Sox @ Texas Rangers
Arlington Stadium, Arlington, TX
 Fri May 07 1982, 8:05 PM EDT
 Att. 14,338 - Unknown

livebaseballscorecards.com

Batter	1	2	3	4	5	6	7	8	9	AB R H RBI BB SO LOB	TOP						
Jerry Remy, L (1, 4) OBP: 0.342, SLG: 0.343	0-3 K		0-0 2B			0-0 SH 2B 6-3		0-0 5-3		3 1 1 0 0 1 0							
Dwight Evans, R (1, 9) OBP: 0.360, SLG: 0.327	0-0 5-3		0-3 K			0-0 2B		0-0 6-3		4 0 1 1 0 1 1							
Jim Rice, R (1, 7) OBP: 0.361, SLG: 0.358	0-3 K			0-0 5-3		0-0 6-3			0-0 5-3	4 0 0 1 0 1 1							
Tony Perez, R (1, 10) OBP: 0.390, SLG: 0.514		0-0 5-3		0-0 6-3		0-0 F8			0-0 1B	4 0 1 0 0 0 1							
Carney Lansford, R (1, 5) OBP: 0.349, SLG: 0.355		0-0 1B		0-0 F8		0-0 6-3			0-3 K	4 0 1 0 0 1 2							
Dave Stapleton, R (1, 3) OBP: 0.272, SLG: 0.373		0-0 F7			0-0 5-3		0-0 F7		0-0 F7	4 0 0 0 0 0 2							
Glenn Hoffman, R (1, 6) OBP: 0.351, SLG: 0.491		0-3 K			0-0 F9		0-0 1B G6-3			3 0 1 0 0 1 1							
Gary Allenson, R (1, 2) OBP: 0.326, SLG: 0.385			0-0 1-3		0-0 F7		0-0 1-2 G6-3			3 0 0 0 0 0 1							
Reid Nichols, R (1, 8) OBP: 0.313, SLG: 0.214			0-3 K			0-0 SH 2B 1B		0-0 F8		3 1 1 0 0 1 0							
Inning Stats	R: 0 E: 0 K: 2 S: 7	H: 0 LOB: 0 BB: 0 P: 7	R: 0 E: 0 K: 1 S: 6	H: 1 LOB: 1 BB: 0 P: 6	R: 0 E: 0 K: 2 S: 8	H: 1 LOB: 1 BB: 0 P: 8	R: 0 E: 0 K: 0 S: 3	H: 0 LOB: 0 BB: 0 P: 3	R: 0 E: 0 K: 0 S: 3	H: 1 LOB: 0 BB: 0 P: 3	R: 0 E: 0 K: 1 S: 6	H: 1 LOB: 1 BB: 0 P: 6	1B: 4 2B: 2 3B: 0 HR: 0	SF: 0 SAC: 1 DP: 1 HBP: 0	WP: 0 PB: 0 SB: 0 CS: 0	PA: 33	
PITCHER Jon Matlack, L (1, 1) ERA: 2.12	IP: 9.0 WLS: L BF: 33 H: 6 R: 2 ER: 1 SO: 6 BB: 0 IBB: 0 HBP: 0 BLK: 0 WP: 0 HR: 0 S: 45 P: 45 ERA: 1.00 WHIP: 0.667																
PITCHER	IP	WLS	BF	H	R	ER	SO	BB	IBB	HBP	BLK	WP	HR	S	P	ERA	WHIP

Boston Red Sox @ Texas Rangers
Arlington Stadium, Arlington, TX
Sat May 08 1982, 8:05 PM EDT
Att: 18,950 - Unknown

livebaseballscorecards.com

AB 32
R 2
H 6
RBI 2
BB 0
SO 6
LOB 9



Batter	1	2	3	4	5	6	7	8	9	AB	R	H	RBI	BB	SO	LOB
George Wright, S (1, 8) OBP: 0.327, SLG: 0.442	0-0 G3		0-0 G6-4-3			0-0 5-3		0-3 K		4	0	0	0	0	1	4
Bill Stein, R (1, 4) OBP: 0.185, SLG: 0.192	0-0 6-3			0-3 K		0-3 K			0-0 F8	4	0	0	0	0	2	0
Buddy Bell, R (1, 5) OBP: 0.410, SLG: 0.516	0-0 F8			0-3 K		0-0 1-3			0-0 1-3	4	0	0	0	0	1	0
Pat Putnam, L (1, 3) OBP: 0.343, SLG: 0.377		0-0 F7		0-0 1B 2B			0-0 F7		0-0 4-3	4	1	1	0	0	0	0
Lamar Johnson, R (1, 10) OBP: 0.432, SLG: 0.564		0-3 K		0-0 1B			4-0 CS BB			2	0	1	1	1	1	0
Jim Sundberg, R (1, 2) OBP: 0.409, SLG: 0.449		0-0 F7		0-3 K			0-3 K			3	0	0	0	0	2	2
Johnny Grubb, L (1, 7) OBP: 0.429, SLG: 0.474			0-0 FC1-5 1B			0-0 CS 1B				3	0	3	0	0	0	0
Bill Sample, R (8, PR) OBP: 0.405, SLG: 0.355										0	0	0	0	0	0	0
Larry Parrish, R (9, 9) OBP: 0.205, SLG: 0.179										0	0	0	0	0	0	0
Leon Roberts, R (1, 9) OBP: 0.200, SLG: 0.278			0-0 FC1-5 1B			0-0 F9			0-0 3-1	3	0	1	0	0	0	2
Mark Wagner, R (1, 6) OBP: 0.278, SLG: 0.313			0-0 FC1-5			0-0 6-3			0-3 K	3	0	0	0	0	1	5

Inning Stats	R: 0	H: 0	E: 0	LOB: 0	K: 0	S: 3	P: 3	R: 0	H: 0	E: 0	LOB: 0	K: 1	S: 5	R: 0	H: 2	E: 0	LOB: 1	K: 0	S: 4	R: 1	H: 2	E: 0	LOB: 1	K: 3	S: 11	R: 0	H: 1	E: 0	LOB: 0	K: 0	S: 3	R: 0	H: 0	E: 0	LOB: 0	K: 1	S: 5	R: 0	H: 0	E: 0	LOB: 0	K: 1	S: 8	R: 0	H: 1	E: 0	LOB: 2	K: 2	S: 8	R: 0	H: 0	E: 0	LOB: 0	K: 0	S: 3	1B: 4	SF: 0	2B: 2	SAC: 0	3B: 0	DP: 1	HR: 0	HBP: 0	WP: 0	PA: 31
--------------	------	------	------	--------	------	------	------	------	------	------	--------	------	------	------	------	------	--------	------	------	------	------	------	--------	------	-------	------	------	------	--------	------	------	------	------	------	--------	------	------	------	------	------	--------	------	------	------	------	------	--------	------	------	------	------	------	--------	------	------	-------	-------	-------	--------	-------	-------	-------	--------	-------	--------

PITCHER	IP	WLS	BF	H	R	ER	SO	BB	IBB	HBP	BLK	WP	HR	S	P	ERA	WHIP
Chuck Rainey, R (1, 1) ERA: 1.99	7.1	W	26	6	1	1	6	1	0	0	0	0	0	37	41	1.23	0.955
Mark Clear, R (8, 1) ERA: 1.66	1.2	S	5	0	0	0	2	0	0	0	0	0	0	9	9	0.00	0.000

BOTTOM

Boston Red Sox @ Texas Rangers
Arlington Stadium, Arlington, TX

Sat May 08 1982, 8:05 PM EDT
Att. 18,950 - Unknown

livebaseballscorecards.com

AB	30
R	1
H	6
RBI	1
BB	1
SO	8
LOB	13



Batter	1	2	3	4	5	6	7	8	9	AB R H RBI BB SO LOB	TOP											
Jerry Remy, L (1, 4) OBP: 0.330, SLG: 0.330	0-0 F7		0-0 L4			0-0 F5		0-0 F8		4 0 0 0 0 0 1	Boston Red Sox @ Texas Rangers Arlington Stadium, Arlington, TX Sun May 09 1982, 4:33 AM EDT Att. 12,789 - Unknown											
Dwight Evans, R (1, 9) OBP: 0.364, SLG: 0.321	0-3 K		0-0 6-3			4-0 1B 2B BB		4-0 BB		2 1 0 0 2 1 1												
Jim Rice, R (1, 7) OBP: 0.365, SLG: 0.364	0-0 1B			0-3 K		0-0 2B 1-2 1B		0-3 K		4 0 2 0 0 2 1												
Tony Perez, R (1, 10) OBP: 0.378, SLG: 0.513	0-0 F4			0-0 F8		0-0 1-3 2-H 2B		0-0 1-3		4 0 1 1 0 0 2												
Carney Lansford, R (1, 5) OBP: 0.345, SLG: 0.344		0-0 6-3		0-0 5-3		4-0 BB		0-0 F8		3 0 0 0 1 0 0												
Dave Stapleton, R (1, 3) OBP: 0.263, SLG: 0.360		0-0 5-3			0-0 L5	0-0 6-3		0-0 4-3		4 0 0 0 0 0 3												
Glenn Hoffman, R (1, 6) OBP: 0.339, SLG: 0.473		0-3 K			0-0 F8		0-0 F7		0-0 3-1	4 0 0 0 0 1 0												
Gary Allenson, R (1, 2) OBP: 0.326, SLG: 0.381			0-0 SH1-3 1B		0-0 5-3		0-0 4-3		0-0 4-3	3 0 1 0 0 0 0												
Rick Miller, L (1, 8) OBP: 0.330, SLG: 0.345			0-0 SH1-3			0-0 4-3	0-0 F9			2 0 0 0 0 0 0												
Inning Stats	R: 0 E: 0 K: 1 S: 6	H: 1 LOB: 1 BB: 0 P: 6	R: 0 E: 0 K: 1 S: 5	H: 0 LOB: 0 BB: 0 P: 5	R: 0 E: 0 K: 0 S: 4	H: 1 LOB: 1 BB: 0 P: 4	R: 0 E: 0 K: 1 S: 5	H: 0 LOB: 0 BB: 0 P: 5	R: 0 E: 0 K: 0 S: 3	H: 0 LOB: 0 BB: 0 P: 3	R: 1 E: 0 K: 0 S: 5	H: 2 LOB: 3 BB: 2 P: 13	R: 0 E: 0 K: 0 S: 3	H: 0 LOB: 0 BB: 0 P: 3	R: 0 E: 0 K: 1 S: 5	H: 0 LOB: 1 BB: 1 P: 9	R: 0 E: 0 K: 0 S: 3	H: 0 LOB: 0 BB: 0 P: 3	1B: 3 2B: 1 3B: 0 HR: 0	SF: 0 SAC: 1 DP: 0 HBP: 0	WP: 0 PB: 0 SB: 0 CS: 0	PA: 34
PITCHER	IP WLS BF H R ER SO BB IBB HBP BLK WP HR S P ERA WHIP																					
Frank Tanana, L (1, 1) ERA: 4.38	7.1 L 28 4 1 1 3 2 0 0 0 0 0 0 32 40 1.23 0.818																					
Danny Darwin, R (8, 1) ERA: 1.83	1.2 6 0 0 0 1 1 0 0 0 0 0 0 7 11 0.00 0.600																					

AB	30
R	1
H	4
RBI	1
BB	3
SO	4
LOB	8



livebaseballscorecards.com

Batter	1	2	3	4	5	6	7	8	9	AB R H RBI BB SO LOB
George Wright, S (1, 8) OBP: 0.322, SLG: 0.440	0-3 K		0-0 F7		0-0 2B		0-3 K		0-3 K	5 0 1 0 0 3 1
Bill Stein, R (1, 4) OBP: 0.194, SLG: 0.200	0-0 BB 1B 1B		0-0 G3		0-3 K		0-0 F9			4 0 1 0 0 1 2
Buddy Bell, R (1, 5) OBP: 0.422, SLG: 0.521	0-0 BB 1-2 1B		0-0 6-3		4-0 IBB			0-0 FC1-6 1B		3 0 2 0 1 0 0
Lamar Johnson, R (1, 10) OBP: 0.396, SLG: 0.512 Bill Sample, R (8, PR) OBP: 0.405, SLG: 0.355	0-0 F2			0-0 L6	0-0 6-3			0-0 FC1-6 CS 1-2f		4 0 0 0 0 0 6 0 0 0 0 0 0 0
Jim Sundberg, R (1, 2) OBP: 0.435, SLG: 0.469	4-0 BB 1-2 2-3 BB			0-0 FC5-4 1B		0-0 SH5-3 1B		0-0 1-2 1B		3 0 3 0 1 0 0
Leon Roberts, R (1, 7) OBP: 0.174, SLG: 0.238 (7, 9)	0-0 L7			0-0 FC5-4 1-2f		0-0 SH5-3 1-2		0-0 F7		3 0 0 0 0 0 5
Bob Johnson, R (1, 3) OBP: 0.222, SLG: 0.500 Pat Putnam, L (6, PH) OBP: 0.333, SLG: 0.365 (7, 3)		4-0 BB CS BB		0-0 F7		0-0 4-3		0-0 4-3		1 0 0 0 1 0 1 2 0 0 0 0 0 1
Larry Parrish, R (1, 9) OBP: 0.213, SLG: 0.188 Johnny Grubb, L (6, PH) OBP: 0.435, SLG: 0.524 (7, 7)		0-3 K			0-0 FC6-4 1B	0-0 4-3		0-0 2B		2 0 1 0 0 1 1 2 0 1 0 0 0 1
Mark Wagner, R (1, 6) OBP: 0.267, SLG: 0.300 Lee Mazzilli, S (9, PH) OBP: 0.315, SLG: 0.342		0-0 F3			0-0 FC6-4 2B 1-2f		0-0 5-3		0-3 K	3 0 0 0 0 0 2 1 0 0 0 0 1 1

Inning Stats	R: 0 E: 0 K: 1 S: 7	H: 2 LOB: 3 BB: 1 P: 11	R: 0 E: 0 K: 1 S: 4	H: 0 LOB: 0 BB: 1 P: 8	R: 0 E: 0 K: 0 S: 3	H: 0 LOB: 0 BB: 0 P: 3	R: 0 E: 0 K: 0 S: 4	H: 1 LOB: 1 BB: 0 P: 4	R: 0 E: 0 K: 1 S: 7	H: 2 LOB: 3 BB: 1 P: 11	R: 0 E: 0 K: 0 S: 4	H: 1 LOB: 1 BB: 0 P: 4	R: 0 E: 0 K: 1 S: 5	H: 0 LOB: 0 BB: 0 P: 5	R: 0 E: 0 K: 0 S: 4	H: 2 LOB: 1 BB: 0 P: 4	R: 0 E: 0 K: 2 S: 8	H: 1 LOB: 1 BB: 0 P: 8	1B: 7 2B: 2 3B: 0 HR: 0	SF: 0 SAC: 1 DP: 0 HBP: 0	WP: 0 PB: 0 SB: 0 CS: 2	PA: 37 ERA WHIP
PITCHER	IP	WLS	BF	H	R	ER	SO	BB	IBB	HBP	BLK	WP	HR	S	P	ERA	WHIP					
John Tudor, L (1, 1) ERA: 3.49	4.2		21	5	0	0	3	2	1	0	0	0	0	24	36	0.00	1.500					
Bob Stanley, R (5, 1) ERA: 3.18	3.2	W	14	4	0	0	1	0	0	0	0	0	0	16	16	0.00	1.091					
Mark Clear, R (9, 1) ERA: 1.61	0.2	S	2	0	0	0	2	0	0	0	0	0	0	6	6	0.00	0.000					

BOTTOM

Boston Red Sox @ Texas Rangers
Arlington Stadium, Arlington, TX
Sun May 09 1982, 4:33 AM EDT
Att. 12,789 - Unknown

livebaseballscores.com

AB	33
R	0
H	9
RBI	0
BB	3
SO	6
LOB	21



Batter	1	2	3	4	5	6	7	8	9	AB R H RBI BB SO LOB	TOP
Eddie Miller, S (1, 9) OBP: 0.296, SLG: 0.050 John Wockenfuss, R (9, 2) OBP: 0.338, SLG: 0.258	1-0 CS HBP	0-0 5-3			1-0 K HBP		0-0 F8		0-3 K	3 0 0 0 0 1 4 0 0 0 0 0 0 0	
Enos Cabell, R (1, 5) OBP: 0.336, SLG: 0.474	0-0 F4		0-0 F7		0-3 K		0-0 1-3		0-0 L8	5 0 0 0 0 1 5	
Kirk Gibson, L (1, 8) OBP: 0.364, SLG: 0.452	4-0 HR BB		0-0 2B		0-0 F5			0-0 B3		3 1 1 0 1 0 0	
Mike Ivie, R (1, 10) OBP: 0.375, SLG: 0.429	0-0 HR		0-0 F7		0-0 1B			0-0 F5		4 1 2 2 0 0 1	
Richie Hebner, L (1, 3) OBP: 0.326, SLG: 0.302 Tom Brookens, R (8, 5) OBP: 0.309, SLG: 0.353	4-0 FC6-4 BB		0-0 6-3		0-0 F8			0-0 F4		3 0 0 0 1 0 2 0 0 0 0 0 0 0	
Larry Herndon, R (1, 7) OBP: 0.339, SLG: 0.393	0-0 FC6-4			0-3 K2-3		0-3 K			0-0 F9	4 0 0 0 0 2 2	
Lou Whitaker, L (1, 4) OBP: 0.320, SLG: 0.358		0-3 K		0-0 E8 2B		0-0 F8			0-0 1B E 1B	4 1 2 0 0 1 1	
Lance Parrish, R (1, 2) OBP: 0.255, SLG: 0.438 Lynn Jones, R (9, PR) OBP: 0.214, SLG: 0.167		4-0 BB		0-3 K			0-0 F7		0-0 E 1B	3 0 1 0 1 1 1 0 0 0 0 0 0 0	
Alan Trammell, R (1, 6) OBP: 0.250, SLG: 0.264		0-3 K		0-0 4-3			0-0 E6		0-0 E4	4 0 0 0 0 1 3	
Inning Stats	R: 2 H: 1 E: 0 LOB: 1 K: 0 BB: 2 S: 3 P: 12	R: 0 H: 0 E: 0 LOB: 1 K: 2 BB: 1 S: 7 P: 11	R: 0 H: 1 E: 0 LOB: 1 K: 0 BB: 0 S: 4 P: 4	R: 0 H: 1 E: 1 LOB: 1 K: 2 BB: 0 S: 8 P: 8	R: 0 H: 0 E: 0 LOB: 0 K: 1 BB: 0 S: 4 P: 5	R: 0 H: 1 E: 0 LOB: 1 K: 1 BB: 0 S: 6 P: 6	R: 0 H: 0 E: 1 LOB: 1 K: 0 BB: 0 S: 4 P: 4	R: 0 H: 0 E: 0 LOB: 0 K: 0 BB: 0 S: 3 P: 3	R: 1 H: 2 E: 1 LOB: 2 K: 1 BB: 0 S: 8 P: 8	1B: 3 SF: 0 2B: 2 SAC: 0 3B: 0 DP: 0 HR: 1 HBP: 2	WP: 0 PA: 38 PB: 0 SB: 0 CS: 1
PITCHER Charlie Hough, R (1, 1) ERA: 4.68	IP WLS BF H R ER SO BB IBB HBP BLK WP HR S P ERA WHIP										
	9.0 L 38 6 3 2 7 3 0 2 0 0 0 1 47 61 2.00 1.000										

Detroit Tigers @ Texas Rangers
Arlington Stadium, Arlington, TX
Mon May 10 1982, 8:05 PM EDT
Att. 9,027 - Unknown

livebaseballscorecards.com

AB 33
R 3
H 6
RBI 2
BB 3
SO 7
LOB 19



Batter	1	2	3	4	5	6	7	8	9	AB	R	H	RBI	BB	SO	LOB						
George Wright, S OBP: 0.311, SLG: 0.425 (1, 8)	0-0 L8		0-0 4-3		0-0 FC4-6 1B			0-0 G3		4	0	0	0	0	0	1						
Jim Sundberg, R OBP: 0.448, SLG: 0.482 (1, 2)	0-0 FC9-6 1B		0-3 K		0-0 1-2 1B			0-0 F9 1B		4	0	3	0	0	1	0						
Buddy Bell, R OBP: 0.425, SLG: 0.520 (1, 5)	0-0 FC9-6 1B		0-0 1B		0-0 F7			0-0 1-2 1B		4	1	2	0	0	0	3						
Johnny Grubb, L OBP: 0.407, SLG: 0.480 (1, 7)	0-0 1B		0-0 4-3		0-0 L7			0-0 F9		4	0	1	0	0	0	3						
Lamar Johnson, R OBP: 0.385, SLG: 0.489 (1, 10)	0-0 1-3 2-H 1B		0-0 F6		0-0 5-3			0-0 4-3		4	0	1	1	0	0	2						
Pat Putnam, L OBP: 0.316, SLG: 0.343 (1, 3)	0-0 4-3		0-0 3-1		0-0 F7			0-0 F8		4	0	0	0	0	0	2						
Leon Roberts, R OBP: 0.185, SLG: 0.240 (1, 9)		0-0 FC5-4 1B		0-0 6-3		0-3 K		0-0 5-3		4	0	1	0	0	1	0						
Bill Stein, R OBP: 0.200, SLG: 0.182 (1, 4)		0-0 FC5-4 G1-6-3 1B		4-0 BB BB		0-0 6-3		0-0 F8		3	0	0	0	1	0	1						
Mark Wagner, R OBP: 0.260, SLG: 0.292 (1, 6)		0-0 G1-6-3		0-0 FC1-6 BB		0-0 F8				2	0	0	0	0	0	2						
Lee Mazzilli, S OBP: 0.311, SLG: 0.338 (7, PH)		0-0 FC1-6 FC4-6								1	0	0	0	0	0	0						
Mario Mendoza, R OBP: 0.143, SLG: 0.143 (8, 6)										0	0	0	0	0	0	0						
Inning Stats	R: 1 E: 0 K: 0 S: 6	H: 3 LOB: 2 BB: 0 P: 6	R: 0 E: 0 K: 0 S: 3	H: 1 LOB: 0 BB: 0 P: 3	R: 0 E: 0 K: 1 S: 6	H: 1 LOB: 1 BB: 0 P: 6	R: 0 E: 0 K: 0 S: 3	H: 0 LOB: 0 BB: 0 P: 3	R: 0 E: 0 K: 0 S: 3	H: 0 LOB: 0 BB: 0 P: 3	R: 0 E: 0 K: 1 S: 5	H: 0 LOB: 0 BB: 0 P: 5	R: 0 E: 0 K: 0 S: 5	H: 2 LOB: 2 BB: 0 P: 5	R: 0 E: 0 K: 0 S: 3	H: 0 LOB: 0 BB: 0 P: 3	1B: 8 2B: 0 3B: 0 HR: 0	SF: 0 SAC: 0 DP: 1 HBP: 0	WP: 0 PB: 0 SB: 0 CS: 0	PA: 35		
PITCHER Milt Wilcox, R ERA: 3.54 (1, 1)	IP 9.0	WLS W	BF 35	H 8	R 1	ER 1	SO 2	BB 1	IBB 0	HBP 0	BLK 0	WP 0	HR 0	S 38	P 42	ERA 1.00	WHIP 1.000				ERA 1.000	WHIP

BOTTOM

Detroit Tigers @ Texas Rangers
Arlington Stadium, Arlington, TX
Mon May 10 1982, 8:05 PM EDT
Att. 9,027 - Unknown

livebaseballscorecards.com

AB	34
R	1
H	8
RBI	1
BB	1
SO	2
LOB	14



Batter	1	2	3	4	5	6	7	8	9	AB R H RBI BB SO LOB	TOP													
Garth Iorg, R (1, 4) OBP: 0.329, SLG: 0.425	0-0 5-3		0-0 1-3		0-0 SF7			0-0 2B FC5-4 1B		3 1 1 1 0 0 1														
Rance Mulliniks, L (1, 5) OBP: 0.351, SLG: 0.406	0-0 4-3		0-0 4-3		0-3 K			0-0 FC5-4 2B		4 0 1 0 0 1 2														
Lloyd Moseby, L (1, 8) OBP: 0.269, SLG: 0.327	0-0 4-3		0-0 P5					4-0 FC5-4 IBB		3 0 0 0 1 0 1														
Willie Upshaw, L (1, 3) OBP: 0.355, SLG: 0.510		0-0 HR		4-0 BB BB				0-0 FC5-4		3 1 1 2 1 1 2														
Dave Revering, L (1, 10) OBP: 0.237, SLG: 0.269 Wayne Nordhagen, R (8, PH) OBP: 0.353, SLG: 0.342		4-0 L3 BB		4-0 G4-6-3 BB				0-0 K		1 0 0 0 2 0 0 1 0 0 0 0 1 2														
Hosken Powell, L (1, 9) OBP: 0.245, SLG: 0.298		0-0 L3		0-0 G4-6-3				0-0 F8		4 0 0 0 0 0 2														
Al Woods, L (1, 7) OBP: 0.250, SLG: 0.209		0-0 2B						0-0 F2		4 0 1 0 0 0 0														
Ernie Whitt, L (1, 2) OBP: 0.371, SLG: 0.557		0-0 P4						0-0 F9		4 1 1 0 0 0 1														
Alfredo Griffin, S (1, 6) OBP: 0.262, SLG: 0.294			0-0 4-3 1-3 1B					0-0 F8		3 0 2 0 0 0 0														
Inning Stats	R: 0 E: 0 K: 0 S: 3	H: 0 LOB: 0 BB: 0 P: 3	R: 1 E: 0 K: 0 S: 4	H: 2 LOB: 1 BB: 1 P: 8	R: 0 E: 0 K: 0 S: 4	H: 1 LOB: 1 BB: 0 P: 4	R: 0 E: 0 K: 0 S: 1	H: 0 LOB: 0 BB: 2 P: 9	R: 1 E: 0 K: 1 S: 7	H: 2 LOB: 1 BB: 0 P: 7	R: 0 E: 0 K: 1 S: 5	H: 0 LOB: 0 BB: 0 P: 5	R: 0 E: 0 K: 0 S: 3	H: 0 LOB: 0 BB: 0 P: 3	R: 1 E: 0 K: 1 S: 7	H: 2 LOB: 2 BB: 1 P: 11	R: 0 E: 0 K: 0 S: 3	H: 0 LOB: 0 BB: 0 P: 3	1B: 4 2B: 3 3B: 0 HR: 1	SF: 1 SAC: 0 DP: 2 HBP: 0	WP: 0 PB: 0 SB: 0 CS: 0	PA: 35		
PITCHER	IP	WLS	BF	H	R	ER	SO	BB	IBB	HBP	BLK	WP	HR	S	P	ERA	WHIP							
Doc Medich, R (1, 1) ERA: 6.83	7.1		28	6	3	3	2	3	0	0	0	0	1	29	41	3.68	1.227							
Steve Comer, R (8, 1) ERA: 2.45	0.0		2	1	0	0	0	0	1	0	0	0	0	1	5	∞	∞							
Rick Honeycutt, L (8, 1) ERA: 4.91	0.1		1	0	0	0	0	0	0	0	0	0	0	1	1	0.00	0.000							
Danny Darwin, R (8, 1) ERA: 1.71	1.1	W	4	0	0	0	1	0	0	0	0	0	0	6	6	0.00	0.000							

Toronto Blue Jays @ Texas Rangers
Arlington Stadium, Arlington, TX
Thu May 13 1982, 8:05 PM EDT
Att. 6,819 - Unknown

livebaseballscorecards.com

AB	30
R	3
H	7
RBI	3
BB	4
SO	3
LOB	11



Batter	1	2	3	4	5	6	7	8	9	AB R H RBI BB SO LOB
Bill Sample, R (1, 7) OBP: 0.357, SLG: 0.306	0-0 4-3 1B		0-0 FC5-4 1B		0-0 F9		0-0 P4		0-0 E6 3-H	5 0 0 0 0 0 4
Lee Mazzilli, S (1, 10) OBP: 0.319, SLG: 0.337	0-0 P4		0-0 1-3 3-H 1B			4-0 L9 1B FC3-6 BB		0-0 4-3		3 1 1 1 1 0 0
Buddy Bell, R (1, 5) OBP: 0.419, SLG: 0.510	0-0 6-3		0-0 F8			0-0 1-2 FC3-6 1B		0-0 F7		4 0 1 0 0 0 2
Johnny Crubb, L (1, 9) OBP: 0.387, SLG: 0.448		0-0 6-3		0-0 1-3		0-0 L9 2-3		0-0 E 1B		4 0 1 0 0 0 2
Jim Sundberg, R (1, 2) OBP: 0.430, SLG: 0.461		0-0 F8		0-0 6-3		0-0 FC3-6 1-2f 3-H CS		0-0 E6 1-3		4 0 0 1 0 0 2
Lamar Johnson, R (1, 3) OBP: 0.357, SLG: 0.451		0-0 1-3		0-0 L1		0-0 CS 1-2	0-0 5-3 6-9	0-3 K		4 0 0 0 0 1 2
Bill Stein, R (1, 4) OBP: 0.256, SLG: 0.250			4-0 FC2-5 1B BB		0-0 E7 1B		0-0 BLK 1B 2B		0-0 E6 FC4-6	3 1 2 0 1 0 0
George Wright, S (1, 8) OBP: 0.317, SLG: 0.427			0-0 FC5-4 FC2-5 1-2 1B		0-0 6-3		0-0 E 1B 2-H		0-0 FC4-6 E S	4 2 2 1 0 0 2
Mark Wagner, R (1, 6) OBP: 0.250, SLG: 0.280			0-0 FC2-5 1-2 2-3f		0-0 F9		0-0 F8 1-2		0-3 K 1-3	3 0 0 0 0 0 4
Pat Putnam, L (9, PH) OBP: 0.312, SLG: 0.338										1 0 0 0 0 1 1


Inning Stats	R: 0	H: 0	E: 0	LOB: 0	K: 0	BB: 0	S: 3	P: 3	R: 0	H: 0	E: 0	LOB: 0	K: 0	BB: 0	S: 3	P: 3	R: 1	H: 2	E: 0	LOB: 2	K: 0	BB: 1	S: 5	P: 9	R: 0	H: 0	E: 0	LOB: 0	K: 0	BB: 0	S: 3	P: 3	R: 0	H: 1	E: 1	LOB: 1	K: 0	BB: 0	S: 4	P: 4	R: 1	H: 1	E: 0	LOB: 0	K: 0	BB: 1	S: 3	P: 7	R: 1	H: 2	E: 1	LOB: 1	K: 0	BB: 0	S: 5	P: 5	R: 0	H: 1	E: 1	LOB: 2	K: 1	BB: 0	S: 7	P: 7	R: 1	H: 0	E: 2	LOB: 1	K: 1	BB: 0	S: 6	P: 6	R: 0	H: 0	E: 0	LOB: 0	K: 0	BB: 0	S: 6	P: 6	1B: 6	SF: 0	2B: 1	SAC: 0	3B: 0	DP: 0	HR: 0	HBP: 0	WP: 0	PA: 38
PITCHER Dave Stieb, R (1, 1) ERA: 3.22	IP	WLS	BF	H	R	ER	SO	BB	IBB	HBP	BLK	WP	HR	S	P	ERA	WHIP																			PITCHER	IP	WLS	BF	H	R	ER	SO	BB	IBB	HBP	BLK	WP	HR	S	P	ERA	WHIP																																					


BOTTOM

Toronto Blue Jays @ Texas Rangers
Arlington Stadium, Arlington, TX

Thu May 13 1982, 8:05 PM EDT
Att. 6,819 - Unknown

AB	35
R	4
H	7
RBI	3
BB	2
SO	2
LOB	19



Batter	1	2	3	4	5	6	7	8	9	10	11	AB R H RBI BB SO LOB	BOTTOM														
George Wright, S (1, 8) Lamar Johnson, R (8, PH) Doug Flynn, R (9, 4)	B3			G3		F8		K	1B		SF9	3 0 0 0 0 0 0 1 0 0 0 0 1 2 1 0 1 2 0 0 0	<p>Toronto Blue Jays @ Texas Rangers Arlington Stadium, Arlington, TX Fri May 14 1982, 8:05 PM EDT Att. 10,972 - Unknown</p> <p>livebaseballscorecards.com</p> <table border="1"> <tr><td>AB</td><td>38</td></tr> <tr><td>R</td><td>4</td></tr> <tr><td>H</td><td>9</td></tr> <tr><td>RBI</td><td>4</td></tr> <tr><td>BB</td><td>4</td></tr> <tr><td>SO</td><td>3</td></tr> <tr><td>LOB</td><td>18</td></tr> </table> 	AB	38	R	4	H	9	RBI	4	BB	4	SO	3	LOB	18
AB	38																										
R	4																										
H	9																										
RBI	4																										
BB	4																										
SO	3																										
LOB	18																										
Lee Mazzilli, S (1, 10)	3-1			K		BB		1B	F7			4 0 1 1 1 1 2															
Buddy Bell, R (1, 5) (10, 6)	L8			1-3		5-3		HBP 1B		F4		5 0 1 0 0 0 1															
Johnny Grubb, L (1, 7) (10, 9)		L3				L7		SH2-4 1B	HBP	3-1		4 0 1 0 0 0 0															
Jim Sundberg, R (1, 2) OBP: 0.423, SLG: 0.452		6-3				FC4-6 1B		SH2-4	F6	K		4 1 1 0 0 1 3															
Larry Parrish, R (1, 9) (10, 5)		F4				FC4-6 1B		6-3		1B 1B	2B SF9 BB	4 2 2 0 1 0 1															
Pat Putnam, L (1, 3) (10, 7)				F7		FC4-6		F9		F6	2B	5 0 1 1 0 0 3															
Bill Stein, R (1, 4) Bill Sample, R (8, PR) Leon Roberts, R (9, 8)				L4		F6		SH3-4 1B BB			IBB	2 0 0 0 1 0 1 0 1 0 0 0 0 0 1 0 1 0 1 0 0															
Mark Wagner, R (1, 6) Bob Johnson, R (9, PH)				F9		L6		SH3-4 1-2	F4		F5	2 0 0 0 0 0 0 2 0 0 0 0 0 5															
Inning Stats	R: 0 H: 0 E: 0 LOB: 0 K: 0 BB: 0 S: 3 P: 3	R: 0 H: 0 E: 0 LOB: 0 K: 0 BB: 0 S: 3 P: 3	R: 0 H: 0 E: 0 LOB: 0 K: 0 BB: 0 S: 3 P: 3	R: 0 H: 0 E: 0 LOB: 0 K: 1 BB: 0 S: 5 P: 5	R: 1 H: 2 E: 0 LOB: 1 K: 0 BB: 0 S: 5 P: 5	R: 0 H: 0 E: 0 LOB: 1 K: 0 BB: 1 S: 3 P: 7	R: 0 H: 1 E: 0 LOB: 1 K: 0 BB: 0 S: 4 P: 4	R: 1 H: 2 E: 0 LOB: 3 K: 1 BB: 1 S: 7 P: 12	R: 1 H: 3 E: 0 LOB: 2 K: 0 BB: 0 S: 6 P: 6	R: 0 H: 0 E: 0 LOB: 0 K: 1 BB: 0 S: 5 P: 5	R: 1 H: 1 E: 0 LOB: 2 K: 0 BB: 2 S: 3 P: 11	1B: 8 SF: 1 2B: 1 SAC: 2 3B: 0 DP: 0 HR: 0 HBP: 1	WP: 0 PA: 46 PB: 0 SB: 0 CS: 0														
PITCHER	IP WLS BF H R ER SO BB IBB HBP BLK WP HR S P ERA WHIP																										
Luis Leal, R (1, 1) ERA: 3.13	7.0	26	3	2	2	1	2	0	0	0	0	0	0	26	34	2.57	0.714										
Joey McLaughlin, R (8, 1) ERA: 3.72	1.1	9	4	1	1	1	0	0	1	0	0	0	0	10	11	6.75	3.000										
Roy Lee Jackson, R (9, 1) ERA: 3.71	2.1	L 11	2	1	1	1	1	1	0	0	0	0	0	11	19	3.86	1.286										

Batter	1	2	3	4	5	6	7	8	9	AB R H RBI BB SO LOB	TOP									
Damaso Garcia, R (1, 4) OBP: 0.364, SLG: 0.398	0-3 K	0-0 3-1			0-0 HR 2B		0-0 5-3		0-0 CS 1B	5 1 2 1 0 1 3										
Garth Iorg, R (1, 5) OBP: 0.325, SLG: 0.425	0-0 3B 1B		0-0 G3		0-0 F8		0-3 K		0-0 3-H F4-3 1-2	3 1 1 0 0 0 1 2 0 0 0 0 1 2										
Barry Bonnell, R (1, 8) OBP: 0.481, SLG: 0.649	0-0 1-H E 3B		0-0 F9		0-0 HR			0-0 F4-3		4 2 2 3 0 0 0										
Wayne Nordhagen, R (1, 7) OBP: 0.337, SLG: 0.337	0-0 E6 F4-6-3		0-0 6-3		0-0 5-3			0-0 1B 1B		3 0 0 1 0 0 0 1 0 1 0 0 0 0										
Lloyd Moseby, L (8, PH) OBP: 0.282, SLG: 0.340	0-0 3-H F4-6-3 1-2																			
Otto Velez, R (1, 10) OBP: 0.362, SLG: 0.333	0-0 F4-6-3 1-2				0-3 K		0-3 K		0-0 F8	3 0 0 0 0 2 1 1 0 0 0 0 0 1										
Dave Revering, L (8, PH) OBP: 0.242, SLG: 0.273																				
Jesse Barfield, R (1, 9) OBP: 0.337, SLG: 0.448					1-0 FC4-6 HBP		0-0 5-3		0-0 1-3 1B	3 0 2 0 0 0 0										
Buck Martinez, R (1, 2) OBP: 0.333, SLG: 0.404					0-0 FC4-6 1-2f		0-0 L7		0-0 G3	3 0 0 0 0 0 2 1 0 0 0 0 0 2										
Ernie Whitt, L (8, PH) OBP: 0.370, SLG: 0.547																				
Willie Upshaw, L (1, 3) OBP: 0.362, SLG: 0.509					0-0 F4-3				0-0 E7 1B 1B	4 1 2 0 0 0 1										
Alfredo Griffin, S (1, 6) OBP: 0.250, SLG: 0.297					0-0 F9				0-3 K	4 0 1 0 0 1 3										
					0-0 B1-4				0-0 3B											
Inning Stats	R: 2 E: 1 K: 1 S: 7	H: 2 LOB: 0 BB: 0 P: 7	R: 0 E: 0 K: 0 S: 5	H: 2 LOB: 2 BB: 0 P: 5	R: 0 E: 0 K: 0 S: 3	H: 0 LOB: 0 BB: 0 P: 3	R: 0 E: 0 K: 1 S: 5	H: 0 LOB: 1 BB: 0 P: 6	R: 2 E: 0 K: 0 S: 5	H: 2 LOB: 0 BB: 0 P: 5	R: 0 E: 0 K: 1 S: 6	H: 1 LOB: 1 BB: 0 P: 6	R: 0 E: 0 K: 0 S: 5	H: 2 LOB: 2 BB: 0 P: 5	R: 1 E: 1 K: 1 S: 6	H: 2 LOB: 0 BB: 0 P: 6	1B: 6 2B: 2 3B: 2 HR: 1	SF: 0 SAC: 0 DP: 1 HBP: 1	WP: 0 PB: 0 SB: 0 CS: 1	PA: 38
PITCHER	IP WLS BF H R ER SO BB IBB HBP BLK WP HR S P ERA WHIP																			
Frank Tanana, L (1, 1) ERA: 4.57	6.1 L 27 7 4 4 3 0 0 1 0 0 1 32 33 5.68 1.105																			
Dave Schmidt, R (7, 1) ERA: 3.74	2.2 11 4 1 0 2 0 0 0 0 0 0 15 15 0.00 1.500																			

Toronto Blue Jays @ Texas Rangers
Arlington Stadium, Arlington, TX
Sat May 15 1982, 8:05 PM EDT
Att: 14,405 - Unknown

livebaseballscorecards.com

AB	37
R	5
H	11
RBI	5
BB	0
SO	5
LOB	16



Batter	1	2	3	4	5	6	7	8	9	AB	R	H	RBI	BB	SO	LOB
George Wright, S OBP: 0.308, SLG: 0.407 (1, 8)	0-3 K		0-3 K			4-0 BB 1B SF9 BB	0-0 FC6-4			3	1	0	0	1	2	1
Lee Mazzilli, S OBP: 0.340, SLG: 0.344 (1, 10)	0-0 G3		4-0 FC6-4 BB			0-0 SF9 BB 1-2 4-3 1B		0-0 E1 F7 1B		3	1	2	0	1	0	0
Buddy Bell, R OBP: 0.405, SLG: 0.482 (1, 5)	0-0 6-3		0-0 FC6-4			4-0 4-3 SF9 1-2 2-3 BB		0-3 K		3	0	0	0	1	1	2
Johnny Crubb, L OBP: 0.350, SLG: 0.389 (1, 7)		0-0 E4 1B		0-3 K		0-0 SF9		0-0 F7		3	0	0	1	0	1	1
Larry Parrish, R OBP: 0.229, SLG: 0.197 (1, 9)		0-3 K		0-0 F7		0-0 4-3		0-0 F8		3	0	0	1	0	1	2
Leon Roberts, R OBP: 0.233, SLG: 0.259 (8, 9)										1	0	0	0	0	0	1
Pat Putnam, L OBP: 0.302, SLG: 0.338 (1, 3)		0-0 1-2 1B		0-0 G3		0-0 3-1			0-0 F8	4	0	1	0	0	0	1
Bob Johnson, R OBP: 0.133, SLG: 0.286 (1, 2)		0-0 F3				0-0 L9		0-3 K		4	0	0	0	0	2	2
Doug Flynn, R OBP: 0.206, SLG: 0.215 (1, 4)		0-0 F4-3				0-0 F9		0-0 FC6-4 1B		4	0	1	0	0	0	2
Mario Mendoza, R OBP: 0.111, SLG: 0.111 (1, 6)			0-3 K			0-0 5-3		0-3 K		2	0	0	0	0	1	0
Lamar Johnson, R OBP: 0.345, SLG: 0.434 (7, PH)										1	0	0	0	0	1	1
Mark Wagner, R OBP: 0.244, SLG: 0.273 (8, 6)										0	0	0	0	0	0	0

Inning Stats	R: 0	H: 0	E: 0	K: 1	S: 5	R: 0	H: 1	E: 1	K: 1	S: 7	R: 0	H: 0	E: 0	K: 2	S: 7	R: 0	H: 0	E: 0	K: 1	S: 5	R: 0	H: 0	E: 0	K: 0	S: 3	R: 2	H: 1	E: 0	K: 0	S: 4	R: 0	H: 1	E: 0	K: 2	S: 8	R: 0	H: 1	E: 1	K: 1	S: 6	R: 0	H: 0	E: 0	K: 1	S: 5	1B: 4	2B: 0	3B: 0	HR: 0	SF: 1	SAC: 0	DP: 0	HBP: 0	WP: 0	PB: 0	SB: 0	CS: 0
--------------	------	------	------	------	------	------	------	------	------	------	------	------	------	------	------	------	------	------	------	------	------	------	------	------	------	------	------	------	------	------	------	------	------	------	------	------	------	------	------	------	------	------	------	------	------	-------	-------	-------	-------	-------	--------	-------	--------	-------	-------	-------	-------

PITCHER	IP	WLS	BF	H	R	ER	SO	BB	IBB	HBP	BLK	WP	HR	S	P	ERA	WHIP	PITCHER	IP	WLS	BF	H	R	ER	SO	BB	IBB	HBP	BLK	WP	HR	S	P	ERA	WHIP																
Jim Clancy, R ERA: 4.85 (1, 1)	9.0	W	35	4	2	2	9	3	0	0	0	0	0	50	62	2.00	0.778																																		

BOTTOM

Toronto Blue Jays @ Texas Rangers
Arlington Stadium, Arlington, TX
Sat May 15 1982, 8:05 PM EDT
Att. 14,405 - Unknown

livebaseballscorecards.com

AB	31
R	2
H	4
RBI	2
BB	3
SO	9
LOB	13



WP: 0	PA: 35
PB: 0	
SB: 0	
CS: 0	

Batter	1	2	3	4	5	6	7	8	9	10	AB R H RBI BB SO LOB	TOP											
Damaso Garcia, R (1, 4) OBP: 0.365, SLG: 0.394	0-0 F8		0-0 1B			0-0 6-3		0-0 F6		4-0 S BB	4 0 1 0 1 0 1												
Rance Mulliniks, L (1, 5) OBP: 0.329, SLG: 0.368	0-0 F8		0-0 F9			0-0 F2		4-0 FC4-6 BB		0-3 K	4 0 0 0 1 1 2												
Lloyd Moseby, L (1, 8) OBP: 0.272, SLG: 0.327	0-0 F8			0-3 K		0-0 F5		0-0 FC4-6 WP BB 1-2 SF8			4 1 0 0 0 1 1												
Willie Upshaw, L (1, 3) OBP: 0.375, SLG: 0.514		0-0 PB F4-3 1B		0-0 1B		0-0 L8		4-0 1B 1-3 BB			3 0 2 0 1 0 0												
Dave Revering, L (1, 10) OBP: 0.227, SLG: 0.259		0-0 F4-3 1-2		0-0 F6		0-0 F9		0-0 SF8			3 0 0 1 0 0 2												
Hosken Powell, L (1, 9) OBP: 0.259, SLG: 0.327		0-0 F7		0-0 F8		0-0 F6		0-0 3-H			4 0 1 0 0 0 2												
Jesse Barfield, R (9, 9) OBP: 0.337, SLG: 0.448		2-3						1-2 1B			0 0 0 0 0 0 0												
Al Woods, L (1, 7) OBP: 0.235, SLG: 0.196		0-0 6-3			0-3 K		0-3 K	0-3 K			3 0 0 0 0 2 1												
Barry Bonnell, R (9, PH) OBP: 0.475, SLG: 0.640											1 0 0 0 0 1 2												
Ernie Whitt, L (1, 2) OBP: 0.351, SLG: 0.515			0-0 G3		0-3 K		0-0 F8		0-0 F4		4 0 0 0 0 1 0												
Alfredo Griffin, S (1, 6) OBP: 0.250, SLG: 0.296			0-0 L8		0-0 5-3		0-0 1B		0-0 F4-3		4 0 1 0 0 0 0												
Inning Stats	R: 0 E: 0 K: 0 S: 3	H: 0 LOB: 0 BB: 0 P: 3	R: 0 E: 0 K: 0 S: 4	H: 1 LOB: 1 BB: 0 P: 4	R: 0 E: 0 K: 1 S: 6	H: 1 LOB: 1 BB: 0 P: 6	R: 0 E: 0 K: 2 S: 7	H: 0 LOB: 0 BB: 0 P: 7	R: 0 E: 0 K: 0 S: 3	H: 0 LOB: 0 BB: 0 P: 3	R: 0 E: 0 K: 1 S: 6	H: 1 LOB: 1 BB: 0 P: 6	R: 1 E: 0 K: 1 S: 6	H: 1 LOB: 2 BB: 2 P: 14	R: 0 E: 0 K: 1 S: 5	H: 0 LOB: 1 BB: 1 P: 9	1B: 5 2B: 0 3B: 0 HR: 0	SF: 1 SAC: 0 DP: 0 HBP: 0	WP: 1 PB: 1 SB: 1 CS: 0	PA: 38			
PITCHER	IP WLS BF H R ER SO BB IBB HBP BLK WP HR S P ERA WHIP																						
Charlie Hough, R (1, 1) ERA: 3.93	8.0																						
Danny Darwin, R (9, 1) ERA: 1.96	2.0	W	10	1	1	1	2	3	0	0	0	1	0	11	23	4.50	2.000						

Toronto Blue Jays @ Texas Rangers
Arlington Stadium, Arlington, TX
Sun May 16 1982, 4:33 AM EDT
Att. 29,303 - Unknown

livebaseballscorecards.com

AB 34
R 1
H 5
RBI 1
BB 3
SO 6
LOB 11



Toronto Blue Jays @ Texas Rangers
 Arlington Stadium, Arlington, TX
 Sun May 16 1982, 4:33 AM EDT
 Att: 29,303 - Unknown

livebaseballscorecards.com

AB 32
 R 1
 H 6
 RBI 2
 BB 4
 SO 7
 LOB 12



WP: 0 PA: 37
 PB: 0
 SB: 2
 CS: 1

Batter	1	2	3	4	5	6	7	8	9	10	AB	R	H	RBI	BB	SO	LOB
George Wright, S (1, 8) OBP: 0.312, SLG: 0.422	F2			K		L4		3B		1B	5	0	2	2	0	1	0
Lee Mazzilli, S (1, 10) OBP: 0.346, SLG: 0.344	K			BB		1B		K			3	0	1	0	1	2	1
Buddy Bell, R (1, 5) OBP: 0.392, SLG: 0.466	6-3			K		K		5-3			4	0	0	0	0	2	3
Johnny Grubb, L (1, 7) OBP: 0.341, SLG: 0.375		6-3		K			1B		F7		4	0	1	0	0	1	1
Jim Sundberg, R (1, 2) OBP: 0.417, SLG: 0.438		G3			F6		BB		F4		3	0	0	0	1	0	0
Lamar Johnson, R (1, 3) Pat Putnam, L (9, 3) OBP: 0.328, SLG: 0.411 OBP: 0.299, SLG: 0.333		K			F8		FC6-4-5		4-3		3	0	0	0	0	1	2
Leon Roberts, R (1, 9) OBP: 0.294, SLG: 0.300								F8			3	0	2	0	1	0	1
Doug Flynn, R (1, 4) OBP: 0.197, SLG: 0.206					F4-3				F1-3		3	0	0	0	0	0	2
Mark Wagner, R (1, 6) Bill Stein, R (10, PH) OBP: 0.247, SLG: 0.266 OBP: 0.256, SLG: 0.231						4-3		3B		5-3	2	1	0	0	1	0	1

Inning Stats	R: 0	H: 0	E: 0	K: 1	S: 5	R: 0	H: 0	E: 0	K: 1	S: 5	R: 0	H: 1	E: 0	K: 0	S: 3	R: 0	H: 0	E: 0	K: 3	S: 9	R: 0	H: 1	E: 0	K: 1	S: 4	R: 0	H: 1	E: 0	K: 1	S: 6	R: 0	H: 1	E: 0	K: 0	S: 3	R: 1	H: 1	E: 0	K: 1	S: 6	R: 0	H: 0	E: 0	K: 0	S: 3	R: 1	H: 1	E: 0	K: 0	S: 3	R: 1	H: 1	E: 0	K: 0	S: 3
--------------	------	------	------	------	------	------	------	------	------	------	------	------	------	------	------	------	------	------	------	------	------	------	------	------	------	------	------	------	------	------	------	------	------	------	------	------	------	------	------	------	------	------	------	------	------	------	------	------	------	------	------	------	------	------	------

PITCHER	IP	WLS	BF	H	R	ER	SO	BB	IBB	HBP	BLK	WP	HR	S	P	ERA	WHIP
Jim Gott, R (1, 1) ERA: 1.47	6.0		23	4	0	0	6	2	0	0	0	0	0	33	41	0.00	1.000
Joey McLaughlin, R (7, 1) ERA: 3.63	3.0		10	1	1	1	1	1	0	0	0	0	0	11	15	3.00	0.667
Roy Lee Jackson, R (10, 1) ERA: 4.08	0.2	L	4	1	1	1	0	1	0	0	0	0	0	3	7	13.50	3.000

Batter	1	2	3	4	5	6	7	8	9	AB R H RBI BB SO LOB	TOP									
George Wright, S (1, 8) OBP: 0.308, SLG: 0.429	0-0 4-3		0-0 3-1		0-0 L7			0-0 F9	0-0 2B 3B	5 1 1 3 0 0 0										
Lee Mazzilli, S (1, 10) OBP: 0.357, SLG: 0.378	0-0 2B		0-0 CS 1B		0-3 K			0-0 G3	0-0 2B	5 0 3 1 0 1 0										
Buddy Bell, R (1, 5) (7, 6) OBP: 0.378, SLG: 0.446	0-0 1-3		0-0 F7 1-2			0-0 4-3		0-0 5-3	0-3 K	5 0 0 0 0 1 3										
Johnny Grubb, L (1, 7) OBP: 0.354, SLG: 0.386	0-0 4-3			0-0 FC8-6 1B		0-0 FC4-6 1B			0-0 4-3	4 0 2 0 0 0 1										
Jim Sundberg, R (1, 2) OBP: 0.411, SLG: 0.440		0-0 1-3		0-0 FC8-6 FC6-4 BB 1-2f		0-0 F8			0-0 1B 2B	4 1 1 0 0 0 2										
Lamar Johnson, R (1, 3) OBP: 0.354, SLG: 0.424		0-0 2B 1B		4-0 FC6-4 BB 1-2		0-0 FC4-6 1-2f			0-0 BB BB 3B 1B	3 2 2 1 1 0 1										
Leon Roberts, R (1, 9) OBP: 0.289, SLG: 0.273		0-3 K		0-0 FC6-4 1-2f 2-3			1-0 FC1-6 HBP		0-0 P4	3 0 0 0 0 1 4										
Doug Flynn, R (1, 4) OBP: 0.203, SLG: 0.225		0-0 1-H 2B		0-3 K			0-0 FC1-6 G6-4-3 1-2f		4-0 BB BB 3B BB	3 0 1 1 0 1 3 0 1 0 0 1 0 0										
Bill Stein, R (9, PH) OBP: 0.273, SLG: 0.231																				
Mario Mendoza, R (1, 6) OBP: 0.091, SLG: 0.091		0-0 4-3				0-0 1-3			4-0 BB BB 3B BB	2 0 0 0 0 0 1 1 1 0 0 1 0 1										
Larry Parrish, R (7, PH) (7, 5) OBP: 0.235, SLG: 0.195																				
Inning Stats	R: 0 E: 0 K: 0 S: 4	H: 1 LOB: 1 BB: 0 P: 4	R: 1 E: 0 K: 1 S: 7	H: 2 LOB: 1 BB: 0 P: 7	R: 0 E: 0 K: 1 S: 3	H: 1 LOB: 2 BB: 1 P: 10	R: 0 E: 0 K: 1 S: 5	H: 0 LOB: 0 BB: 0 P: 5	R: 0 E: 0 K: 0 S: 4	H: 1 LOB: 1 BB: 0 P: 4	R: 0 E: 0 K: 0 S: 2	H: 0 LOB: 0 BB: 0 P: 3	R: 0 E: 0 K: 0 S: 3	H: 0 LOB: 0 BB: 0 P: 3	R: 5 E: 0 K: 1 S: 9	H: 4 LOB: 1 BB: 2 P: 17	1B: 5 2B: 4 3B: 1 HR: 0	SF: 0 SAC: 0 DP: 1 HBP: 1	WP: 0 PB: 0 SB: 0 CS: 1	PA: 39
PITCHER	IP WLS BF H R ER SO BB IBB HBP BLK WP HR S P ERA WHIP																			IP WLS BF H R ER SO BB IBB HBP BLK WP HR S P ERA WHIP
Dennis Lamp, R (1, 1) ERA: 4.6	8.2 W 37 9 6 6 3 3 0 1 0 0 0 0 39 52 6.23 1.385																			
Salome Barojas, R (9, 1) ERA: 2.22	0.1 S 2 1 0 0 1 0 0 0 0 0 0 4 4 0.00 3.000																			

Texas Rangers @ Chicago White Sox
Comiskey Park, Chicago, IL
Mon May 17 1982, 8:05 PM EDT
Att. 12,951 - Unknown

livebaseballscorecards.com

AB	35
R	6
H	10
RBI	6
BB	3
SO	4
LOB	16



Batter	1	2	3	4	5	6	7	8	9
Ron LeFlore, R (1, 8) OBP: 0.370, SLG: 0.478 Rudy Law, L (9, 8) OBP: 0.296, SLG: 0.462	0-0 6-3		0-0 F4-3 S 1B	0-3 K		0-3 K		0-3 K	
Tony Bernazard, S (1, 4) OBP: 0.320, SLG: 0.355	0-0 F8		0-3 K	0-0 F4-3			0-0 F4-3		
Steve Kemp, L (1, 7) OBP: 0.401, SLG: 0.403	0-0 6-3		4-0 F4-3 1B BB		0-0 F4-3		0-0 K 1B		
Greg Luzinski, R (1, 10) OBP: 0.340, SLG: 0.441		0-0 2B 1B	0-0 F4-3	1-2 2-3	4-0 HR IBB		0-3 K		
Tom Paciorek, R (1, 3) OBP: 0.369, SLG: 0.467 Mike Squires, L (8, 3) OBP: 0.421, SLG: 0.353		0-0 1B 2B	4-0 1B IBB		0-0 F8			0-0 SH2-3 S 1B	
Carlton Fisk, R (1, 2) OBP: 0.370, SLG: 0.360 Marc Hill, R (8, 2) OBP: 0.286, SLG: 0.462		0-0 F4	0-0 1B	1-3 2-H 3-H	0-0 HR			0-0 SH2-3	
Harold Baines, L (1, 9) OBP: 0.296, SLG: 0.360		0-0 F8 E 1B	0-0 F4-3		0-0 F4-3			0-0 3B 1B	
Jim Morrison, R (1, 5) OBP: 0.327, SLG: 0.540		0-0 F8		0-0 F8		0-0 6-3		0-0 3B	
Bill Almon, R (1, 6) OBP: 0.384, SLG: 0.480		0-0 F8		0-0 S 1B		0-3 K		0-3 K	

Inning Stats	R: 0	H: 0	E: 0	K: 0	S: 3	LOB: 0	BB: 0	P: 3
	R: 2	H: 3	E: 1	K: 0	S: 6	LOB: 1	BB: 0	P: 6
	R: 2	H: 2	E: 0	K: 1	S: 7	LOB: 2	BB: 2	P: 15
	R: 0	H: 1	E: 0	K: 1	S: 6	LOB: 1	BB: 0	P: 6
	R: 2	H: 1	E: 0	K: 0	S: 4	LOB: 0	BB: 1	P: 8
	R: 0	H: 0	E: 0	K: 2	S: 7	LOB: 0	BB: 0	P: 7
	R: 0	H: 1	E: 0	K: 1	S: 5	LOB: 0	BB: 0	P: 5
	R: 2	H: 3	E: 0	K: 2	S: 10	LOB: 1	BB: 0	P: 10

PITCHER	IP	WLS	BF	H	R	ER	SO	BB	IBB	HBP	BLK	WP	HR	S	P	ERA	WHIP
Rick Honeycutt, L (1, 1) ERA: 5.49	2.2	L	15	5	4	4	1	1	1	0	0	0	0	15	23	13.50	2.250
Dave Schmidt, R (3, 1) ERA: 4.44	4.2		20	6	4	4	4	0	1	0	0	0	1	27	31	7.71	1.286
Paul Mirabella, L (8, 1) ERA: 4.5	0.2		2	0	0	0	2	0	0	0	0	0	0	6	6	0.00	0.000

AB R H RBI BB SO LOB

5 1 1 0 0 3 2
0 0 0 0 0 0 0

4 0 0 0 0 1 2

3 1 1 0 1 0 0

3 2 1 0 1 1 3

2 1 1 0 1 0 1
1 1 1 0 0 0 0

3 1 2 4 0 0 2
0 0 0 0 0 0 0

4 1 2 3 0 0 2

4 0 1 1 0 0 1

4 0 1 0 0 2 2

AB 33
R 8
H 11
RBI 8
BB 3
SO 7
LOB 15

WP: 0 PA: 37
PB: 0
SB: 3
CS: 0

1B: 8 SF: 0
2B: 1 SAC: 1
3B: 1 DP: 0
HR: 1 HBP: 0

TEXAS RANGERS @ CHICAGO WHITE SOX
Comiskey Park, Chicago, IL
Mon May 17 1982, 8:05 PM EDT
Att. 12,951 - Unknown



livebaseballscorecards.com

Batter	1	2	3	4	5	6	7	8	9	AB R H RBI BB SO LOB	TOP																													
George Wright, S (1, 8) OBP: 0.299, SLG: 0.416	0-0 G3		0-0 G3			0-0 P2		0-0 G3		4 0 0 0 0 0 0																														
Lee Mazzilli, S (1, 10) OBP: 0.362, SLG: 0.370	4-0 BB		0-0 F9			4-0 1B 1B BB		0-0 3-1		2 1 0 0 2 0 0																														
Buddy Bell, R (1, 5) OBP: 0.381, SLG: 0.448	0-0 F9			0-0 E6 F9 G3		0-0 1B 1-2 1B		0-0 FC5-4 1B		4 0 2 0 0 0 1																														
Johnny Grubb, L (1, 7) OBP: 0.346, SLG: 0.375	0-0 F7			0-0 G3		0-0 FC6-4 1B		0-0 F6		4 0 1 1 0 0 3																														
Jim Sundberg, R (1, 2) OBP: 0.405, SLG: 0.462		0-0 HR		0-0 F9		0-0 FC6-4 1-2f		0-0 P2		4 1 1 1 0 0 3																														
Lamar Johnson, R (1, 3) OBP: 0.348, SLG: 0.413		0-0 6-3		0-0 F6			0-0 G6-4-3 1B		0-0 FC5-4		4 0 1 0 0 0 2																													
Larry Parrish, R (1, 9) OBP: 0.227, SLG: 0.188		0-3 K			0-3 K		0-0 G6-4-3			3 0 0 0 0 2 1																														
Doug Flynn, R (1, 4) OBP: 0.197, SLG: 0.219		0-0 F2			0-0 F3		0-0 6-3			2 0 0 0 0 0 0																														
Bill Stein, R (7, PH) OBP: 0.267, SLG: 0.225										1 0 0 0 0 0 0																														
Mario Mendoza, R (1, 6) OBP: 0.077, SLG: 0.077			0-0 F9		0-3 K			0-3 K		2 0 0 0 0 1 0																														
Randy Bass, L (8, PH) OBP: 0.257, SLG: 0.290										1 0 0 0 0 1 0																														
Mark Wagner, R (8, 6) OBP: 0.247, SLG: 0.266										0 0 0 0 0 0 0																														
Inning Stats	R: 0 E: 0 K: 0 S: 3	H: 0 LOB: 1 BB: 1 P: 7	R: 1 E: 0 K: 1 S: 6	H: 1 LOB: 0 BB: 0 P: 6	R: 0 E: 0 K: 0 S: 3	H: 0 LOB: 0 BB: 0 P: 3	R: 0 E: 1 K: 0 S: 4	H: 0 LOB: 1 BB: 0 P: 4	R: 0 E: 0 K: 2 S: 7	H: 0 LOB: 0 BB: 0 P: 7	R: 1 E: 0 K: 0 S: 4	H: 2 LOB: 1 BB: 1 P: 8	R: 0 E: 0 K: 0 S: 3	H: 1 LOB: 0 BB: 0 P: 3	R: 0 E: 0 K: 1 S: 5	H: 0 LOB: 0 BB: 0 P: 5	R: 0 E: 0 K: 0 S: 4	H: 1 LOB: 1 BB: 0 P: 4	1B: 4 2B: 0 3B: 0 HR: 1	SF: 0 SAC: 0 DP: 1 HBP: 0	WP: 0 PB: 0 SB: 0 CS: 0	PA: 33																		
PITCHER LaMarr Hoyt, R (1, 1) ERA: 1.53	IP 9.0	WLS W	BF 33	H 5	R 2	ER 2	SO 4	BB 2	IBB 0	HBP 0	BLK 0	WP 0	HR 1	S 39	P 47	ERA 2.00	WHIP 0.778						PITCHER	IP 9.0	WLS W	BF 33	H 5	R 2	ER 2	SO 4	BB 2	IBB 0	HBP 0	BLK 0	WP 0	HR 1	S 39	P 47	ERA 2.00	WHIP 0.778

Texas Rangers @ Chicago White Sox
 Comiskey Park, Chicago, IL
 Tue May 18 1982, 8:05 PM EDT
 Att. 11,633 - Unknown - 71 F

livebaseballscorecards.com

AB 31
R 2
H 5
RBI 2
BB 2
SO 4
LOB 10



Batter	1	2	3	4	5	6	7	8	9
Ron LeFlore, R OBP: 0.373, SLG: 0.486 Rudy Law, L OBP: 0.286, SLG: 0.444 (1, 8) (7, PH) (8, 8)	0-3 K		0-0 B2		0-0 E7 1B	0-0 F8 1B 2B	0-3 K		
Tony Bernazard, S OBP: 0.316, SLG: 0.350 (1, 4)	0-0 F8		0-0 F8		0-0 1B 2B 1B	0-0 F8	0-0 E6 BB 1B		
Steve Kemp, L OBP: 0.408, SLG: 0.402 (1, 7)	0-0 F7		0-0 F4		0-0 2B E 1B	4-0 BB 1B IBB	4-0 1B BB		
Greg Luzinski, R OBP: 0.354, SLG: 0.457 (1, 10)		0-3 K		4-0 2B 1B BB	0-0 1B 2B	0-0 BB 1B	0-0 1B		
Tom Paciorek, R OBP: 0.358, SLG: 0.452 Mike Squires, L OBP: 0.400, SLG: 0.333 (1, 3) (7, 3)		0-0 P6		0-0 F9	0-0 6-3	0-3 K	0-0 F9		
Harold Baines, L OBP: 0.309, SLG: 0.375 Jerry Hairston, S OBP: 0.095, SLG: 0.250 (1, 9) (8, 9)		0-0 FC6-4 1B		0-0 1B 2B	0-0 F6	4-0 1B 2B BB		0-3 K	
Carlton Fisk, R OBP: 0.372, SLG: 0.362 Marc Hill, R OBP: 0.286, SLG: 0.462 (1, 2) (9, 2)		0-0 FC6-4 1-2f		0-0 1B	0-0 1B	0-0 F8		0-0 F8	
Jim Morrison, R OBP: 0.325, SLG: 0.524 Aurelio Rodriguez, R OBP: 0.167, SLG: 0.063 (1, 5) (8, 5)			4-0 1B BB	0-0 L8	0-0 F4-3		0-0 F9	0-3 K	
Bill Almon, R OBP: 0.397, SLG: 0.490 Vance Law, R OBP: 0.400, SLG: 0.353 (1, 6) (8, 6)			0-0 1B	0-0 F8		0-0 2B 1B	0-0 E S 1B 1B		

Inning Stats	R: 0 E: 0 K: 1 S: 5	H: 0 LOB: 0 BB: 0 P: 5	R: 0 E: 0 K: 1 S: 6	H: 1 LOB: 1 BB: 0 P: 6	R: 0 E: 0 K: 0 S: 4	H: 1 LOB: 2 BB: 1 P: 8	R: 2 E: 0 K: 0 S: 5	H: 2 LOB: 1 BB: 1 P: 9	R: 4 E: 2 K: 0 S: 8	H: 5 LOB: 1 BB: 0 P: 8	R: 2 E: 0 K: 1 S: 8	H: 3 LOB: 3 BB: 2 P: 16	R: 2 E: 1 K: 1 S: 8	H: 2 LOB: 2 BB: 1 P: 12	R: 0 E: 0 K: 2 S: 7	H: 0 LOB: 0 BB: 0 P: 7
1B: 11 2B: 3 3B: 0 HR: 0	SF: 0 SAC: 0 DP: 0 HBP: 0	WP: 0 PB: 0 SB: 1 CS: 0	PA: 44													

PITCHER	IP	WLS	BF	H	R	ER	SO	BB	IBB	HBP	BLK	WP	HR	S	P	ERA	WHIP
Doc Medich, R ERA: 7.67 (1, 1)	4.0	L	22	8	6	6	2	2	0	0	0	0	0	24	32	13.50	2.500
Steve Comer, R ERA: 3.18 (5, 1)	2.2		18	6	4	2	2	2	1	0	0	0	0	19	31	6.75	3.000
Paul Mirabella, L ERA: 3.97 (7, 1)	1.1		4	0	0	0	2	0	0	0	0	0	0	8	8	0.00	0.000


BOTTOM

Texas Rangers @ Chicago White Sox
Comiskey Park, Chicago, IL

Tue May 18 1982, 8:05 PM EDT
Att. 11,633 - Unknown - 71 F

livebaseballscorecards.com

AB	39
R	10
H	14
RBI	9
BB	5
SO	6
LOB	24



Batter	1	2	3	4	5	6	7	8	9	AB R H RBI BB SO LOB	TOP																	
George Wright, S (1, 8) OBP: 0.303, SLG: 0.444	0-0 4-3	0-0 HR		0-0 F6			0-0 4-3 SF7 2B		0-0 1-3	5 2 2 3 0 0 2																		
Lee Mazzilli, S (1, 10) OBP: 0.358, SLG: 0.365	0-3 K	0-0 G3			0-0 FC5-4 1B		0-0 4-3			4 0 1 0 0 1 1																		
Buddy Bell, R (1, 5) OBP: 0.378, SLG: 0.441	4-0 BB		0-0 5-3		0-0 FC5-4 1-2f		0-0 SF7			2 0 0 1 1 0 1																		
Randy Bass, L (1, 3) OBP: 0.231, SLG: 0.257	0-3 K		0-0 P5		0-0 F7 1-2		0-0 L9			4 0 0 0 0 1 2																		
Jim Sundberg, R (1, 7) OBP: 0.408, SLG: 0.458		0-0 1B FC6-5 1B	0-0 F7		4-0 BB		0-0 5-3			3 1 1 0 1 0 0																		
Johnny Grubb, L (1, 9) OBP: 0.370, SLG: 0.400		0-0 FC6-5 1-3 1B		0-0 G6-4-3 1B		0-3 K		0-0 G6-4-3 1B		2 0 2 0 0 0 0																		
Larry Parrish, R (5, PH) OBP: 0.233, SLG: 0.195										2 0 1 0 0 1 2																		
Bob Johnson, R (1, 2) OBP: 0.158, SLG: 0.235		4-0 5-3 HR BB		0-0 G6-4-3 1-2f		0-0 P2		0-0 G6-4-3 1-2f		3 1 0 0 1 0 2																		
Doug Flynn, R (1, 4) OBP: 0.200, SLG: 0.221		0-0 FC6-5 1-2 2-3f 3-H HR		0-0 1B 1B		0-0 F9		0-0 F4-3		4 1 1 1 0 0 2																		
Mario Mendoza, R (1, 6) OBP: 0.118, SLG: 0.118		0-0 5-3 1-2 2-3		0-0 1B		0-0 5-3		0-3 K		4 0 1 0 0 1 2																		
Inning Stats	R: 0 E: 0 K: 2 S: 7	H: 0 LOB: 1 BB: 1 P: 11	R: 4 E: 0 K: 0 S: 6	H: 3 LOB: 0 BB: 1 P: 10	R: 0 E: 0 K: 0 S: 3	H: 0 LOB: 0 BB: 0 P: 3	R: 0 E: 0 K: 0 S: 5	H: 3 LOB: 2 BB: 0 P: 5	R: 0 E: 0 K: 1 S: 6	H: 1 LOB: 2 BB: 1 P: 10	R: 0 E: 0 K: 0 S: 3	H: 0 LOB: 0 BB: 0 P: 3	R: 1 E: 0 K: 0 S: 4	H: 1 LOB: 0 BB: 0 P: 4	R: 0 E: 0 K: 0 S: 3	H: 1 LOB: 0 BB: 0 P: 3	R: 0 E: 0 K: 1 S: 5	H: 0 LOB: 0 BB: 0 P: 5	1B: 7 2B: 1 3B: 0 HR: 1	SF: 1 SAC: 0 DP: 2 HBP: 0	WP: 0 PB: 0 SB: 1 CS: 0	PA: 37						
PITCHER	IP WLS BF H R ER SO BB IBB HBP BLK WP HR S P ERA WHIP																											
Richard Dotson, R (1, 1) ERA: 3.72	4.2		23	7	4	4	2	3	0	0	0	0	0	1	24	36	7.71	2.143										
Kevin Hickey, L (5, 1) ERA: 3.08	1.2		6	1	1	1	1	0	0	0	0	0	0	0	8	8	5.40	0.600										
Salome Barojas, R (7, 1) ERA: 2.0	2.2	W	8	1	0	0	1	0	0	0	0	0	0	0	10	10	0.00	0.375										

Texas Rangers @ Chicago White Sox
 Comiskey Park, Chicago, IL
 Wed May 19 1982, 8:05 PM EDT
 Att. 12,220 - Unknown - 79 F

livebaseballscorecards.com

AB	33
R	5
H	9
RBI	5
BB	3
SO	4
LOB	14



Batter	1	2	3	4	5	6	7	8	9	AB R H RBI BB SO LOB	TOP									
George Wright, S (1, 8) OBP: 0.301, SLG: 0.438	0-0 F5			0-0 1B		0-0 3-1			0-0 3-1	4 0 1 0 0 0 0										
Mike Richardt, R (1, 4) OBP: 0.246, SLG: 0.313	0-0 F4			0-0 F9				L1-4-3 2B	0-0 6-3	4 0 1 0 0 0 1										
Buddy Bell, R (1, 5) OBP: 0.370, SLG: 0.431	0-0 F9			0-0 F7			L1-4-3-4 2-3			3 0 0 0 0 0 2										
Randy Bass, L (1, 10) OBP: 0.214, SLG: 0.237		0-0 4-3		0-0 6-3			0-0 F9			3 0 0 0 0 0 1										
Johnny Grubb, L (1, 7) OBP: 0.368, SLG: 0.396		0-0 3-1			0-0 4-3			G6-4-3 1B		3 0 1 0 0 0 0										
Jim Sundberg, R (1, 2) OBP: 0.407, SLG: 0.455		0-0 F7			0-0 F7			G6-4-3 1-2 1B		3 0 1 0 0 0 0										
Pat Putnam, L (1, 3) OBP: 0.289, SLG: 0.321			0-3 K		0-0 F9			G6-4-3 1-2 2-3		3 0 0 0 0 1 2										
Larry Parrish, R (1, 9) OBP: 0.226, SLG: 0.188			0-3 K			0-0 3-1			0-0 6-3	3 0 0 0 0 1 1										
Doug Flynn, R (1, 6) Lamar Johnson, R (9, PH) OBP: 0.195, SLG: 0.215 OBP: 0.343, SLG: 0.406			0-0 F7			0-0 F3			0-0 4-3	2 0 0 0 0 0 0 1 0 0 0 0 0 0										
Inning Stats	R: 0 E: 0 K: 0 S: 3	H: 0 LOB: 0 BB: 0 P: 3	R: 0 E: 0 K: 0 S: 3	H: 0 LOB: 0 BB: 0 P: 3	R: 0 E: 0 K: 2 S: 7	H: 0 LOB: 0 BB: 0 P: 7	R: 0 E: 0 K: 0 S: 4	H: 1 LOB: 1 BB: 0 P: 4	R: 0 E: 0 K: 0 S: 3	H: 0 LOB: 0 BB: 0 P: 3	R: 0 E: 0 K: 0 S: 3	H: 1 LOB: 0 BB: 0 P: 3	R: 0 E: 0 K: 0 S: 4	H: 2 LOB: 1 BB: 0 P: 4	R: 0 E: 0 K: 0 S: 3	H: 0 LOB: 0 BB: 0 P: 3	1B: 3 2B: 2 3B: 0 HR: 0	SF: 0 SAC: 0 DP: 2 HBP: 0	WP: 0 PB: 0 SB: 0 CS: 0	PA: 29
PITCHER	IP WLS BF H R ER SO BB IBB HBP BLK WP HR S P ERA WHIP																			
Dennis Leonard, R (1, 1) ERA: 5.14	6.2 W 21 2 0 0 2 0 0 0 0 0 0 0 25 25 0.00 0.300																			
Dan Quisenberry, R (7, 1) ERA: 1.19	2.1 S 8 2 0 0 0 0 0 0 0 0 0 0 8 8 0.00 0.857																			

Texas Rangers @ Kansas City Royals
Royals Stadium, Kansas City, MO
Fri May 21 1982, 8:05 PM EDT
Att. 31,212 - Unknown - 69 F

livebaseballscorecards.com

AB	29
R	0
H	4
RBI	0
BB	0
SO	2
LOB	7



Batter	1	2	3	4	5	6	7	8	9
Willie Wilson, S OBP: 0.375, SLG: 0.528 (1, 7)	0-0 F9	0-0 CS 2-H 1B			0-0 FC4-9-6		0-3 K		
John Wathan, R OBP: 0.348, SLG: 0.360 (1, 2)	0-0 F4	0-0 F	0-0 5-3		0-0 F8			0-0 4-3 S SF9 1B	
George Brett, L OBP: 0.374, SLG: 0.516 (1, 5)	4-0 2B BB		0-0 L4			0-0 1B 2B		0-0 4-3	
Amos Otis, R OBP: 0.359, SLG: 0.519 (1, 8)	0-0 2B		0-0 L5			0-3 K		0-0 SF9	
Hal McRae, R OBP: 0.403, SLG: 0.591 (1, 10)	4-0 IBB			0-0 F4		4-0 1B IBB		0-0 3-H 0-0 1B	
Willie Aikens, L OBP: 0.303, SLG: 0.309 (1, 3)	0-0 F9			0-3 K		0-0 1B		0-3 K	
Jerry Martin, R OBP: 0.347, SLG: 0.450 (1, 9)		0-0 F6-3		0-0 F8		0-3 K			
Frank White, R OBP: 0.316, SLG: 0.450 (1, 4)		0-0 1B 2B			0-0 5-3		0-0 5-3		
Onix Concepcion, R OBP: 0.368, SLG: 0.426 (1, 6)		0-0 F7			0-0 1B		0-0 F8		

Inning Stats	R: 1	H: 1	E: 0	K: 0	S: 4	LOB: 2	BB: 2	P: 12
	R: 1	H: 2	E: 0	K: 0	S: 4	LOB: 0	BB: 0	P: 4
	R: 0	H: 0	E: 0	K: 0	S: 3	LOB: 0	BB: 0	P: 3
	R: 0	H: 0	E: 0	K: 1	S: 5	LOB: 0	BB: 0	P: 5
	R: 0	H: 1	E: 0	K: 0	S: 4	LOB: 1	BB: 0	P: 4
	R: 0	H: 2	E: 0	K: 2	S: 8	LOB: 2	BB: 1	P: 12
	R: 0	H: 0	E: 0	K: 1	S: 5	LOB: 0	BB: 0	P: 5
	R: 1	H: 2	E: 0	K: 1	S: 7	LOB: 1	BB: 0	P: 7

PITCHER	IP	WLS	BF	H	R	ER	SO	BB	IBB	HBP	BLK	WP	HR	S	P	ERA	WHIP
Frank Tanana, L ERA: 4.44 (1, 1)	7.1	L	31	7	3	3	4	1	2	0	0	0	0	35	47	3.68	1.091
Dave Schmidt, R ERA: 4.39 (8, 1)	0.1		2	1	0	0	0	0	0	0	0	0	0	2	2	0.00	3.000
Paul Mirabella, L ERA: 3.86 (8, 1)	0.1		1	0	0	0	1	0	0	0	0	0	0	3	3	0.00	0.000

AB R H RBI BB SO LOB

4	0	1	1	0	1	1
5	1	1	0	0	0	2
3	1	1	0	1	0	1
3	0	1	2	0	1	1
2	0	1	0	2	0	0
4	0	1	0	0	2	3
3	0	0	0	0	1	2
3	1	1	0	0	0	0
3	0	1	0	0	0	1

AB	30
R	3
H	8
RBI	3
BB	3
SO	5
LOB	11



Texas Rangers @ Kansas City Royals
 Royals Stadium, Kansas City, MO
 Fri May 21 1982, 8:05 PM EDT
 Att: 31,212 - Unknown - 69 F

WP	HR	S	P	ERA	WHIP
0	0	0	0	0	0

Batter	1	2	3	4	5	6	7	8	9	10	11	12	AB R H RBI BB SO LOB	TOP											
George Wright, S (1, 8) OBP: 0.315, SLG: 0.454	0-0 CS 1B		0-0 1B			0-0 1B SF8 2B		0-0 L5			0-0 3-1	0-0 1B CS 1B	6 1 4 1 0 0 1												
Mike Richardt, R (1, 4) OBP: 0.253, SLG: 0.314	0-0 F9		0-0 L8			0-0 G6-4-3 1B		0-0 L8			0-0 L7	0-0 1B CS 1B	6 0 2 0 0 0 3												
Buddy Bell, R (1, 5) OBP: 0.362, SLG: 0.422	0-0 5-3 1-2				0-0 F9	0-0 SF8				0-0 F9	0-0 1B	0-0 F6	5 0 1 1 0 0 3												
Lamar Johnson, R (1, 10) OBP: 0.333, SLG: 0.391		0-0 L7			0-3 K	0-0 G6-4-3 1-2f				0-0 1-3			5 0 1 0 0 1 1												
Jim Sundberg, R (1, 2) OBP: 0.406, SLG: 0.461		0-0 F7			0-0 2B		0-0 F4			0-0 E1 1B			5 0 2 0 0 0 2												
Leon Roberts, R (1, 7) OBP: 0.302, SLG: 0.316		0-0 2B			0-0 F4		0-0 F3			0-0 F7		0-0 1B SH SF7 1B	5 1 2 0 0 0 2												
Larry Parrish, R (1, 9) OBP: 0.216, SLG: 0.180		0-0 P2				0-0 L9				0-3 K		0-0 SH 1B	4 0 0 0 0 1 1	AB 45											
Mario Mendoza, R (12, PH) OBP: 0.118, SLG: 0.118							0-0 F8					1-2 1B	0 1 0 0 0 0 0	R 3											
Bob Johnson, R (1, 3) OBP: 0.130, SLG: 0.190			0-3 K			0-0 F3				0-3 K		0-0 1B CS 1B	4 0 0 0 0 2 0	H 14											
Johnny Grubb, L (12, PH) OBP: 0.379, SLG: 0.407						0-0 F7						1-2 2-3 1B	1 0 1 0 0 0 0	RBI 3											
Doug Flynn, R (1, 6) OBP: 0.198, SLG: 0.217			0-0 F6-3				0-0 F7					0-0 SF7	4 0 1 0 0 0 0	BB 0											
Randy Bass, L (12, PH) OBP: 0.209, SLG: 0.237												3-H	0 0 0 1 0 0 0	SO 4											
Pat Putnam, L (12, 3) OBP: 0.289, SLG: 0.321													0 0 0 0 0 0 0	LOB 13											
Inning Stats	R: 0 E: 0 K: 0 S: 3	H: 1 LOB: 1 BB: 0 P: 3	R: 0 E: 0 K: 0 S: 4	H: 1 LOB: 1 BB: 0 P: 4	R: 0 E: 0 K: 1 S: 6	H: 1 LOB: 1 BB: 0 P: 6	R: 0 E: 0 K: 1 S: 6	H: 1 LOB: 1 BB: 0 P: 6	R: 0 E: 0 K: 0 S: 3	H: 0 LOB: 0 BB: 0 P: 3	R: 0 E: 0 K: 0 S: 4	H: 1 LOB: 1 BB: 0 P: 4	R: 0 E: 0 K: 1 S: 5	H: 2 LOB: 2 BB: 0 P: 5	R: 0 E: 0 K: 0 S: 7	H: 2 LOB: 2 BB: 0 P: 5	R: 2 E: 0 K: 0 S: 7	H: 4 LOB: 2 BB: 0 P: 7	1B: 11 2B: 3 3B: 0 HR: 0	SF: 2 SAC: 1 DP: 1 HBP: 0	WP: 0 PB: 0 SB: 0 CS: 3	PA: 48			
PITCHER	IP WLS BF H R ER SO BB IBB HBP BLK WP HR S P ERA WHIP																								
Larry Gura, L (1, 1) ERA: 3.66	10.0																								
Dan Quisenberry, R (11, 1) ERA: 1.67	2.0	L	12	6	2	2	0	0	0	0	0	0	0	0	0	0	0	0	0	0	0	0	0	0	

Texas Rangers @ Kansas City Royals
Royals Stadium, Kansas City, MO
Sat May 22 1982, 8:05 PM EDT
Att. 28,839 - Unknown - 67 F

livebaseballscorecards.com



Batter	1	2	3	4	5	6	7	8	9	10	11	12	AB	R	H	RBI	BB	SO	LOB					
Willie Wilson, S OBP: 0.377, SLG: 0.517 (1, 7)	0-0 F6-3		0-0 F6-3			0-0 G3 S 2-3 1B		0-0 5-3			0-0 S S 1B		5	0	2	0	0	0	0					
John Wathan, R OBP: 0.349, SLG: 0.357 (1, 2)	0-0 4-3 S 1B			0-0 F6-3		4-0 G3 1-2 BB			0-0 F6-3		0-0 1-3		4	0	1	0	1	0	1					
George Brett, L OBP: 0.368, SLG: 0.500 (1, 5)	0-0 4-3			0-3 K		0-0 G3			0-3 K		4-0 IBB		4	0	0	1	1	2	3					
Willie Aikens, L OBP: 0.301, SLG: 0.306 (1, 3) Dennis Werth, R OBP: 0.333, SLG: 0.143 (9, PR) Lee May, R OBP: 0.447, SLG: 0.706 (11, PH) (12, 3)	0-0 1-5-3			0-0 F5		0-0 F5			0-0 1B		0-0 F8 2-3		4	0	1	0	0	0	3					
Amos Otis, R OBP: 0.347, SLG: 0.500 (1, 8)		0-3 K			0-0 F7			0-3 K		0-0 F7		0-0 L8		5	0	0	0	2	3					
Hal McRae, R OBP: 0.390, SLG: 0.570 (1, 10)		0-0 F6-3			0-0 F6			0-0 F8		0-0 F8		0-0 5-3		5	0	0	0	0	0					
Jerry Martin, R OBP: 0.336, SLG: 0.433 (1, 9)		0-0 F9			0-0 F7			0-0 F9		0-0 F7		0-0 F7		5	0	0	0	0	0					
Frank White, R OBP: 0.319, SLG: 0.449 (1, 4)			0-0 F3			0-0 1B SH3 G3 1B		0-3 K		0-0 FC6-4 1B		0-0 F6		5	1	2	0	0	1					
Onix Concepcion, R OBP: 0.350, SLG: 0.404 (1, 6)			0-0 1-3			0-0 SH3		0-0 F9		0-0 FC6-4				3	0	0	0	0	1					
Inning Stats	R: 0 E: 0 K: 0 S: 4	H: 1 LOB: 1 BB: 0 P: 4	R: 0 E: 0 K: 1 S: 5	H: 0 LOB: 0 BB: 0 P: 5	R: 0 E: 0 K: 1 S: 5	H: 0 LOB: 0 BB: 0 P: 5	R: 0 E: 0 K: 0 S: 3	H: 0 LOB: 0 BB: 0 P: 3	R: 1 E: 0 K: 0 S: 5	H: 2 LOB: 2 BB: 1 P: 9	R: 0 E: 0 K: 1 S: 5	H: 0 LOB: 0 BB: 0 P: 5	R: 0 E: 0 K: 1 S: 6	H: 1 LOB: 1 BB: 0 P: 6	R: 0 E: 0 K: 0 S: 4	H: 1 LOB: 1 BB: 0 P: 4	R: 0 E: 0 K: 0 S: 4	H: 1 LOB: 2 BB: 1 P: 8	R: 0 E: 0 K: 0 S: 3	H: 0 LOB: 0 BB: 0 P: 3	1B: 6 2B: 0 3B: 0 HR: 0	SF: 0 SAC: 1 DP: 0 HBP: 0	WP: 0 PB: 0 SB: 4 CS: 0	PA: 44
PITCHER Charlie Hough, R ERA: 3.32 (1, 1)	IP: 12.0 WLS: W BF: 44 H: 6 R: 1 ER: 1 SO: 5 BB: 1 IBB: 1 HBP: 0 BLK: 0 WP: 0 HR: 0 S: 52 P: 60 ERA: 0.75 WHIP: 0.583																							

BOTTOM

Texas Rangers @ Kansas City Royals
 Royals Stadium, Kansas City, MO
 Sat May 22 1982, 8:05 PM EDT
 Att: 28,839 - Unknown - 67 F

livebaseballscorecards.com

AB	41
R	1
H	6
RBI	1
BB	2
SO	5
LOB	13



Batter	1	2	3	4	5	6	7	8	9	AB R H RBI BB SO LOB	TOP											
Al Bumbry, L (1, 8) OBP: 0.331, SLG: 0.331	0-0 F7		0-0 SH1-3 1B	0-0 1-3		0-0 1B 2B		0-0 1B		5 1 3 1 0 0 0												
Lenn Sakata, R (1, 4) OBP: 0.313, SLG: 0.327	0-0 1B E SF8 1B		0-0 SH1-3		0-0 5-3	0-0 2-3 1B		0-0 F4		4 1 2 0 0 0 1												
Dan Ford, R (1, 9) OBP: 0.240, SLG: 0.350	0-0 E6 SF8 1B		0-0 5-3		0-0 G1-6-3 1B	0-0 F8		0-0 5-3		5 0 1 0 0 0 5												
Ken Singleton, S (1, 10) OBP: 0.372, SLG: 0.340	0-0 1-2 2-3 1B		0-0 2-H HR 1B		0-0 G1-6-3 1-2f	4-0 FC1-6 BB		0-3 K		4 1 2 1 1 1 1												
John Lowenstein, L (1, 7) OBP: 0.423, SLG: 0.759	0-0 SF8		0-0 1-H HR		0-0 HR 1B	0-0 FC1-6 HR		4-0 1B BB 1B BB		3 4 2 3 1 0 1												
Gary Roenicke, R (1, 3) OBP: 0.421, SLG: 0.632	0-3 K		0-0 1B		0-0 HR 1B	0-0 HR		4-0 1B 1-2 1B BB		4 2 3 4 1 1 2												
Rick Dempsey, R (1, 2) OBP: 0.361, SLG: 0.344		0-3 K	0-0 F4		0-0 2B 2B	0-0 5-3		0-0 1B 1-2 2-3 1B		5 1 2 0 0 1 1												
Cal Ripken Jr., R (1, 5) OBP: 0.271, SLG: 0.406		0-0 F8		0-3 K		0-0 F8	0-0 F4-3	0-0 1-2 2-H 3-H 1B		5 0 1 1 0 1 1												
Bobby Bonner, R (1, 6) OBP: 0.229, SLG: 0.217		0-0 F8		0-0 F7		0-0 F7		0-0 6-3	0-0 6-3	5 0 0 0 0 0 3												
Inning Stats	R: 1 E: 1 K: 1 S: 8	H: 2 LOB: 2 BB: 0 P: 8	R: 0 E: 0 K: 1 S: 5	H: 0 LOB: 0 BB: 0 P: 5	R: 3 E: 0 K: 1 S: 7	H: 4 LOB: 1 BB: 0 P: 7	R: 0 E: 0 K: 1 S: 5	H: 0 LOB: 0 BB: 0 P: 5	R: 0 E: 0 K: 0 S: 3	H: 1 LOB: 0 BB: 0 P: 3	R: 3 E: 0 K: 0 S: 8	H: 5 LOB: 2 BB: 0 P: 8	R: 2 E: 0 K: 0 S: 4	H: 1 LOB: 0 BB: 1 P: 8	R: 0 E: 0 K: 0 S: 4	H: 1 LOB: 1 BB: 0 P: 4	R: 1 E: 0 K: 1 S: 6	H: 2 LOB: 2 BB: 2 P: 14	1B: 11 2B: 2 3B: 0 HR: 3	SF: 1 SAC: 1 DP: 1 HBP: 0	WP: 0 PB: 0 SB: 0 CS: 0	PA: 45
PITCHER	IP WLS BF H R ER SO BB IBB HBP BLK WP HR S P ERA WHIP																					
Doc Medich, R (1, 1) ERA: 7.86	2.2 L 15 6 4 3 2 0 0 0 0 0 0 1 19 19 10.12 2.250																					
Dave Schmidt, R (3, 1) ERA: 4.85	3.0 13 5 3 3 1 0 0 0 0 0 0 1 15 15 9.00 1.667																					
Steve Comer, R (6, 1) ERA: 3.91	2.1 11 3 2 2 0 1 0 0 0 0 0 1 10 14 7.71 1.714																					
Danny Darwin, R (9, 1) ERA: 2.3	1.0 6 2 1 1 1 2 0 0 0 0 0 0 6 14 9.00 4.000																					

Baltimore Orioles @ Texas Rangers
 Arlington Stadium, Arlington, TX
 Tue May 25 1982, 8:05 PM EDT
 Att: 12,021 - Unknown

livebaseballscorecards.com

AB	40
R	10
H	16
RBI	10
BB	3
SO	4
LOB	15



Batter	1	2	3	4	5	6	7	8	9	AB R H RBI BB SO LOB	TOP	
Lenn Sakata, R OBP: 0.308, SLG: 0.330 (1, 6) X	0-0 4-3	0-0 P4			0-0 F9		0-0 1B 2B		0-0 F6-3	5 0 1 0 0 0 2		
Rich Dauer, R OBP: 0.347, SLG: 0.412 (1, 4) X	0-0 3-1	0-0 FC6-4			0-0 1-3		0-0 FC6-4 1B			4 0 1 0 0 0 2		
Gary Roenicke, R OBP: 0.423, SLG: 0.626 (1, 8) H	1-0 HBP					0-0 G3	0-0 F8			1 0 0 0 0 1 0		
Al Bumbry, L OBP: 0.328, SLG: 0.327 (3, 8)										2 0 0 0 0 0 2		
Eddie Murray, S OBP: 0.439, SLG: 0.587 (1, 3) X	0-0 5-3				0-0 F8	0-3 K	0-0 FC6-4			4 0 0 0 0 1 3		
Benny Ayala, R OBP: 0.421, SLG: 0.722 (1, 7) X		0-0 1B 1B			0-0 P3	0-0 2B 2B		0-0 F2		4 2 2 0 0 0 0		
Dan Ford, R OBP: 0.247, SLG: 0.362 (1, 9) X		0-0 1B FC6-4 1B			0-0 5-3	0-0 2B		0-0 F9		4 1 2 1 0 0 0		
Ken Singleton, S OBP: 0.380, SLG: 0.342 (1, 10) X		0-0 FC6-4 1B			4-0 G5-4-3 BB	4-0 BB		0-0 F6-3		2 0 1 1 2 0 0		
Cal Ripken Jr., R OBP: 0.284, SLG: 0.394 (1, 5) X		0-0 FC6-4 1B			0-0 G5-4-3	0-0 F7		0-0 P4		4 0 0 1 0 0 4		
Rick Dempsey, R OBP: 0.357, SLG: 0.340 (1, 2) X		0-0 FC6-4 1B			0-0 F2		0-0 F8		0-0 F7	4 0 1 0 0 0 0		
Inning Stats	R: 0 H: 0 E: 0 LOB: 1 K: 0 BB: 0 S: 3 P: 4	R: 2 H: 4 E: 0 LOB: 2 K: 0 BB: 0 S: 7 P: 7	R: 0 H: 0 E: 0 LOB: 0 K: 1 BB: 0 S: 5 P: 5	R: 0 H: 0 E: 0 LOB: 0 K: 0 BB: 1 S: 2 P: 6	R: 0 H: 0 E: 0 LOB: 0 K: 0 BB: 0 S: 3 P: 3	R: 1 H: 2 E: 0 LOB: 2 K: 1 BB: 1 S: 7 P: 11	R: 0 H: 2 E: 0 LOB: 2 K: 0 BB: 0 S: 5 P: 5	R: 0 H: 0 E: 0 LOB: 0 K: 0 BB: 0 S: 3 P: 3	R: 0 H: 0 E: 0 LOB: 0 K: 0 BB: 0 S: 3 P: 3	1B: 5 SF: 0 2B: 3 SAC: 0 3B: 0 DP: 1 HR: 0 HBP: 1	WP: 0 PA: 37 PB: 0 SB: 0 CS: 0	
PITCHER	IP WLS BF H R ER SO BB IBB HBP BLK WP HR S P ERA WHIP											
Jon Matlack, L ERA: 2.77 (1, 1)	5.2 W 25 6 3 3 2 2 0 1 0 0 0 0 26 35 4.76 1.412											
Steve Comer, R ERA: 3.81 (6, 1)	0.2 4 2 0 0 0 0 0 0 0 0 0 0 4 4 0.00 3.000											
Paul Mirabella, L ERA: 3.14 (7, 1)	2.2 S 8 0 0 0 0 0 0 0 0 0 0 0 8 8 0.00 0.000											

Baltimore Orioles @ Texas Rangers
Arlington Stadium, Arlington, TX
Wed May 26 1982, 8:05 PM EDT
Att. 8,929 - Unknown

livebaseballscorecards.com

AB	34
R	3
H	8
RBI	3
BB	2
SO	2
LOB	13



Batter	1	2	3	4	5	6	7	8	9	AB	R	H	RBI	BB	SO	LOB												
George Wright, S OBP: 0.301, SLG: 0.428 (1, 8)	0-0 4-3	0-3 K		0-0 F8		0-0 6-3				4	0	0	0	0	1	3												
Mike Richardt, R OBP: 0.287, SLG: 0.333 (1, 4)	0-0 2B		0-0 F8	0-0 F8		0-0 PO				4	1	3	1	0	0	1												
Buddy Bell, R OBP: 0.352, SLG: 0.408 (1, 5)	0-0 2B		0-0 E4		4-0 HR	0-0 PO		0-0 6-3		3	1	1	1	1	0	1												
Randy Bass, L OBP: 0.236, SLG: 0.300 (1, 3)	0-3 K		0-0 F8		0-0 F9			0-0 6-3		4	0	0	0	0	1	4												
Pat Putnam, L OBP: 0.269, SLG: 0.321 (8, 3)										0	0	0	0	0	0	0												
Johnny Grubb, L OBP: 0.362, SLG: 0.419 (1, 9)	4-0 BB		0-3 K		0-0 HR			0-3 K		3	1	1	2	1	2	2												
Jim Sundberg, R OBP: 0.393, SLG: 0.440 (1, 2)	0-0 F8		0-0 5-3		0-0 F8				0-0 6-3	4	0	0	0	0	0	4												
Lamar Johnson, R OBP: 0.333, SLG: 0.388 (1, 10)		0-0 P5		0-0 1-3	0-0 6-3			0-0 F8		4	1	1	0	0	0	0												
Leon Roberts, R OBP: 0.309, SLG: 0.306 (1, 7)		0-0 F9		0-0 1-3		0-0 SH1-4		0-0 P4		4	1	1	0	0	0	1												
Doug Flynn, R OBP: 0.240, SLG: 0.261 (1, 6)		0-0 1B		0-0 1B		0-0 SH1-4				2	0	2	1	0	0	0												
Inning Stats	R: 1 E: 0 K: 1 S: 7	H: 2 LOB: 2 BB: 1 P: 11	R: 0 E: 0 K: 1 S: 6	H: 1 LOB: 1 BB: 0 P: 6	R: 0 E: 1 K: 1 S: 7	H: 1 LOB: 2 BB: 0 P: 7	R: 1 E: 0 K: 0 S: 5	H: 2 LOB: 1 BB: 0 P: 5	R: 2 E: 0 K: 0 S: 4	H: 1 LOB: 0 BB: 1 P: 8	R: 1 E: 0 K: 0 S: 4	H: 2 LOB: 0 BB: 0 P: 4	R: 0 E: 0 K: 1 S: 5	H: 0 LOB: 0 BB: 0 P: 5	R: 0 E: 0 K: 0 S: 3	H: 0 LOB: 0 BB: 0 P: 3	1B: 6 2B: 2 3B: 0 HR: 1	SF: 0 SAC: 1 DP: 0 HBP: 0	WP: 0 PB: 0 SB: 2 CS: 0	PA: 36								
PITCHER	IP WLS L	WLS L	H R	ER SO	BB IBB	HBP BLK	WP HR	S P	ERA WHIP	PITCHER										IP WLS L	H R	ER SO	BB IBB	HBP BLK	WP HR	S P	ERA WHIP	
Dennis Martinez, R ERA: 4.42 (1, 1)	4.1		7	4	4	3	2	0	8.31																			
Storm Davis, R ERA: 1.59 (5, 1)	3.2		2	1	1	1	0	0	2.46																			

BOTTOM

Baltimore Orioles @ Texas Rangers
Arlington Stadium, Arlington, TX
Wed May 26 1982, 8:05 PM EDT
Att. 8,929 - Unknown

livebaseballscorecards.com

AB	32
R	5
H	9
RBI	5
BB	2
SO	4
LOB	16



Batter	1	2	3	4	5	6	7	8	9	AB R H RBI BB SO LOB	TOP		
Al Bumbry, L (1, 8) OBP: 0.318, SLG: 0.317	0-0 F8	0-0 F6-3		0-0 F4		0-0 F4-6-3		0-0 4-3		5 0 0 0 0 0 4			
Rich Dauer, R (1, 4) OBP: 0.355, SLG: 0.414	0-0 HR 1B		0-0 L7		0-0 BB 1B		0-0 F1-6-3	4-0 BB BB BB BB G5-4-3 BB	4 1 2 0 1 0 0				
Ken Singleton, S (1, 10) OBP: 0.376, SLG: 0.344	0-3 K		0-0 1B 2B		0-3 K		0-0 1-3	0-0 G5-4-3 1-2f	5 1 1 0 0 2 3				
Eddie Murray, S (1, 3) OBP: 0.453, SLG: 0.633	0-0 1-H HR		0-0 2B 1B		0-0 1-2 1B		0-3 K	0-0 2B	5 2 4 3 0 1 0				
Dan Ford, R (1, 9) OBP: 0.265, SLG: 0.393	0-0 F8		0-0 1-3 2B		4-0 1-2 2-3 BB		0-0 1B 2B	0-0 2-H 2B	4 1 3 1 1 0 0				
Benny Ayala, R (1, 7) OBP: 0.429, SLG: 0.684		0-0 1-3	4-0 F6-4-3 IBB		0-3 K		0-0 2-3 1B E 1B	4-0 FC6-4 IBB	1 0 0 0 1 0 0 2 1 1 0 1 1 3				
John Lowenstein, L (5, PH) OBP: 0.430, SLG: 0.753													
Cal Ripken Jr., R (1, 5) OBP: 0.261, SLG: 0.388		0-0 2-3	0-0 F6-4-3		0-3 K		0-0 1-2 3-H 1B FC5-4 1B	0-0 FC6-4 1-2f	5 0 1 1 0 1 8				
Rick Dempsey, R (1, 2) OBP: 0.353, SLG: 0.337		0-0 2B 1B		0-0 F7		0-0 F6-3		0-0 B2	4 0 1 0 0 0 2				
Lenn Sakata, R (1, 6) OBP: 0.315, SLG: 0.339		0-0 1-3 2B		0-0 F8		1-0 F4-6-3 HBP		0-0 FC5-4 1-2f 2-H	3 0 1 0 0 0 1				
Inning Stats	R: 2 E: 0 K: 1 S: 7 H: 2 LOB: 0 BB: 0 P: 7	R: 0 E: 0 K: 0 S: 5 H: 2 LOB: 2 BB: 0 P: 5	R: 1 E: 0 K: 0 S: 5 H: 3 LOB: 2 BB: 1 P: 9	R: 0 E: 0 K: 0 S: 3 H: 0 LOB: 0 BB: 0 P: 3	R: 0 E: 0 K: 3 S: 11 H: 2 LOB: 3 BB: 1 P: 15	R: 0 E: 0 K: 0 S: 2 H: 0 LOB: 0 BB: 0 P: 3	R: 0 E: 0 K: 1 S: 5 H: 0 LOB: 0 BB: 0 P: 5	R: 2 E: 1 K: 0 S: 6 H: 3 LOB: 1 BB: 0 P: 6	R: 1 E: 0 K: 0 S: 4 H: 2 LOB: 2 BB: 2 P: 12	1B: 7 2B: 6 3B: 0 HR: 1 SF: 0 SAC: 0 DP: 3 HBP: 1	WP: 0 PB: 0 SB: 0 CS: 0 PA: 43		
PITCHER	IP WLS BF H R ER SO BB IBB HBP BLK WP HR S P ERA WHIP											PITCHER	IP WLS BF H R ER SO BB IBB HBP BLK WP HR S P ERA WHIP
Frank Tanana, L (1, 1) ERA: 4.75	2.1 L 15 7 3 3 1 0 0 1 0 0 0 1 16 20 11.57 3.000												
Dave Schmidt, R (3, 1) ERA: 4.46	4.2 18 4 2 1 4 1 0 1 0 0 0 0 24 29 1.93 1.071												
Steve Comer, R (8, 1) ERA: 3.86	2.0 10 3 1 1 0 1 1 0 0 0 0 0 8 16 4.50 2.000												

Baltimore Orioles @ Texas Rangers
Arlington Stadium, Arlington, TX
Thu May 27 1982, 8:05 PM EDT
Att. 9,785 - Unknown

livebaseballscorecards.com

AB	38
R	6
H	14
RBI	5
BB	4
SO	5
LOB	21



Batter	1	2	3	4	5	6	7	8	9	AB	R	H	RBI	BB	SO	LOB
Bill Sample, R OBP: 0.326, SLG: 0.275 (1, 7)	0-0 F9		0-0 F8			0-0 F3		0-3 K		4	0	0	0	0	1	0
George Wright, S OBP: 0.300, SLG: 0.424 (1, 8)	0-0 F4			0-0 1-6-3		0-0 1B 1B		0-0 F5		4	0	1	0	0	0	1
Buddy Bell, R OBP: 0.367, SLG: 0.420 (1, 5)	0-0 1B			4-0 F8 BB		0-0 1B			0-0 G1-6-3 1B	3	0	3	0	1	0	0
Randy Bass, L OBP: 0.220, SLG: 0.278 (1, 3)	0-0 5-3			0-0 F8		0-0 4-3			0-0 G1-6-3	4	0	0	0	0	0	5
Johnny Grubb, L OBP: 0.356, SLG: 0.424 (1, 9)		0-0 5-3		0-0 1-3			0-0 F8		0-0 2B	4	0	1	0	0	0	1
Jim Sundberg, R OBP: 0.382, SLG: 0.426 (1, 2)		0-0 F6			0-0 6-3		0-0 G3		0-0 F8	4	0	0	0	0	0	1
Lamar Johnson, R OBP: 0.322, SLG: 0.373 (1, 10)		0-0 6-3			0-0 F8		0-3 K			3	0	0	0	0	1	0
Mike Richardt, R OBP: 0.278, SLG: 0.321 (1, 4)			0-0 F7		0-0 6-3			0-0 F8		3	0	0	0	0	0	0
Doug Flynn, R OBP: 0.232, SLG: 0.253 (1, 6)			0-0 F6-3			0-0 F6-3		0-0 F7		3	0	0	0	0	0	0

Inning Stats	R: 0	H: 1	E: 0	LOB: 1	K: 0	S: 4	P: 4	R: 0	H: 0	E: 0	LOB: 0	K: 0	S: 3	P: 3	R: 0	H: 0	E: 0	LOB: 0	K: 0	S: 3	P: 3	R: 0	H: 0	E: 0	LOB: 1	K: 0	S: 3	P: 7	R: 0	H: 0	E: 0	LOB: 0	K: 0	S: 3	P: 3	R: 0	H: 2	E: 0	LOB: 2	K: 0	S: 5	P: 5	R: 0	H: 0	E: 0	LOB: 0	K: 1	S: 5	P: 5	R: 0	H: 0	E: 0	LOB: 1	K: 1	S: 6	P: 6	R: 0	H: 2	E: 0	LOB: 1	K: 0	S: 4	P: 4	1B: 4	SF: 0	2B: 1	SAC: 0	3B: 0	DP: 1	HR: 0	HBP: 0	WP: 0	PA: 33
PITCHER Sammy Stewart, R ERA: 3.43 (1, 1)	IP	WLS	BF	H	R	ER	SO	BB	IBB	HBP	BLK	WP	HR	S	P	ERA	WHIP	IP	WLS	BF	H	R	ER	SO	BB	IBB	HBP	BLK	WP	HR	S	P	ERA	WHIP	IP	WLS	BF	H	R	ER	SO	BB	IBB	HBP	BLK	WP	HR	S	P	ERA	WHIP																						


BOTTOM

Baltimore Orioles @ Texas Rangers
Arlington Stadium, Arlington, TX

Thu May 27 1982, 8:05 PM EDT
Att. 9,785 - Unknown

livebaseballscorecards.com

AB	32
R	0
H	5
RBI	0
BB	1
SO	2
LOB	8



Batter	1	2	3	4	5	6	7	8	9	AB R H RBI BB SO LOB	TOP																						
Willie Wilson, S (1, 7) OBP: 0.349, SLG: 0.468	0-3 K		0-0 F6-3		0-3 K		0-0 G3			4 0 0 0 0 2 2	Kansas City Royals @ Texas Rangers Arlington Stadium, Arlington, TX Fri May 28 1982, 8:05 PM EDT Att. 11,721 - Unknown - 85 F																						
John Wathan, R (1, 2) OBP: 0.324, SLG: 0.322	0-3 K		0-0 5-3		0-0 FC1-4 FC6-4		0-0 4-3			4 0 0 0 0 1 2																							
George Brett, L (1, 5) OBP: 0.355, SLG: 0.463	0-3 K			0-0 1B F4-6-3 1B	0-0 FC6-4		0-0 G3			4 1 1 0 0 1 1																							
Amos Otis, R (1, 8) OBP: 0.355, SLG: 0.487		0-0 F4		0-0 F4-6-3 1B 1B		0-0 5-3		0-0 F7		4 1 1 0 0 0 0																							
Hal McRae, R (1, 10) OBP: 0.392, SLG: 0.558		0-0 2B		0-0 F4-6-3 1B		0-0 1B		0-0 F5		4 0 3 0 0 0 0																							
Willie Aikens, L (1, 3) OBP: 0.307, SLG: 0.314		0-0 L4		0-0 F4-6-3		0-0 F8		0-0 F9		4 0 0 0 0 0 4																							
Jerry Martin, R (1, 9) OBP: 0.352, SLG: 0.452		4-0 BB		0-0 1B		0-0 1B		0-0 2-3		3 0 2 1 1 0 0																							
Frank White, R (1, 4) OBP: 0.325, SLG: 0.448	0-3 K		0-0 F3		0-0 PB 1B		0-0 F4			4 0 1 0 0 1 3																							
Onix Concepcion, R (1, 6) OBP: 0.329, SLG: 0.395			0-0 5-3		0-0 FC1-4 1B		0-0 F7			3 0 1 0 0 0 1																							
Inning Stats	R: 0 E: 0 K: 3 S: 9	H: 0 LOB: 0 BB: 0 P: 9	R: 0 E: 0 K: 1 S: 6	H: 1 LOB: 2 BB: 1 P: 10	R: 0 E: 0 K: 0 S: 3	H: 0 LOB: 0 BB: 0 P: 3	R: 2 E: 0 K: 0 S: 6	H: 4 LOB: 1 BB: 0 P: 6	R: 0 E: 0 K: 1 S: 6	H: 1 LOB: 1 BB: 0 P: 6	R: 0 E: 0 K: 0 S: 4	H: 2 LOB: 1 BB: 0 P: 4	R: 0 E: 0 K: 0 S: 4	H: 1 LOB: 1 BB: 0 P: 4	R: 0 E: 0 K: 0 S: 3	H: 0 LOB: 0 BB: 0 P: 3	R: 0 E: 0 K: 0 S: 3	H: 0 LOB: 0 BB: 0 P: 3	1B: 8 2B: 1 3B: 0 HR: 0	SF: 0 SAC: 0 DP: 1 HBP: 0	WP: 0 PB: 1 SB: 0 CS: 0	PA: 35											
PITCHER Charlie Hough, R (1, 1) ERA: 3.15	IP 9.0	WLS W	BF 35	H 9	R 2	ER 2	SO 5	BB 1	IBB 0	HBP 0	BLK 0	WP 0	HR 0	S 44	P 48	ERA 2.00	WHIP 1.111																
											PITCHER	IP	WLS	BF	H	R	ER	SO	BB	IBB	HBP	BLK	WP	HR	S	P	ERA	WHIP					

livebaseballscorecards.com

AB	34
R	2
H	9
RBI	1
BB	1
SO	5
LOB	13



Batter	1	2	3	4	5	6	7	8	9	AB	R	H	RBI	BB	SO	LOB
Bill Sample, R OBP: 0.333, SLG: 0.289 (1, 7)	0-0 WP 1B 1B	0-0 F7		0-0 5-3			0-3 K	0-0 1B		5	1	2	1	0	1	1
George Wright, S OBP: 0.303, SLG: 0.420 (1, 8)	0-0 WP 1B 1B	0-0 G3		0-3 K			1-0 1-3 HBP	0-0 5-3		4	1	1	0	0	1	2
Buddy Bell, R OBP: 0.358, SLG: 0.409 (1, 5)	0-0 F7		0-0 6-3		0-0 5-3		0-0 1-3			4	0	0	0	0	0	3
Randy Bass, L OBP: 0.222, SLG: 0.263 (1, 3)	4-0 1B 1B BB		0-3 K		0-0 F9		0-0 4-3			3	1	0	0	1	1	1
Johnny Grubb, L OBP: 0.377, SLG: 0.486 (1, 9)	0-0 1B 6-3 1B		0-0 BB 1B		0-0 HR			0-0 F3		4	2	3	3	0	0	0
Jim Sundberg, R OBP: 0.392, SLG: 0.427 (1, 2)	0-0 6-3 1B		4-0 BB 1B		0-0 6-3			4-0 BLK HR BB		2	1	1	1	2	0	0
Lamar Johnson, R OBP: 0.330, SLG: 0.414 (1, 10)	0-0 6-3		0-0 L8			0-0 G6-4-3 1B		0-0 HR		4	1	2	3	0	0	3
Mike Richardt, R OBP: 0.287, SLG: 0.314 (1, 4)	0-0 4-3		4-0 SH3-4 BB		0-0 G6-4-3		4-0 F4-3 WP 1B BB			2	1	0	0	2	0	2
Doug Flynn, R OBP: 0.225, SLG: 0.245 (1, 6)		0-0 F6-3		0-0 SH3-4		0-0 F8		0-0 F4-3		3	0	0	0	0	0	1

Inning Stats	R: 4	H: 4	LOB: 1	K: 0	S: 7	P: 11	R: 0	H: 0	LOB: 0	K: 0	S: 3	R: 0	H: 1	LOB: 2	K: 1	S: 6	R: 0	H: 0	LOB: 1	K: 1	S: 5	R: 1	H: 1	LOB: 0	K: 0	S: 4	R: 0	H: 1	LOB: 0	K: 0	S: 3	R: 0	H: 0	LOB: 1	K: 1	S: 5	R: 3	H: 2	LOB: 1	K: 0	S: 5	R: 7	H: 9	LOB: 13	SF: 0	SAC: 1	DP: 1	HBP: 1	WP: 2	PA: 38
--------------	------	------	--------	------	------	-------	------	------	--------	------	------	------	------	--------	------	------	------	------	--------	------	------	------	------	--------	------	------	------	------	--------	------	------	------	------	--------	------	------	------	------	--------	------	------	------	------	---------	-------	--------	-------	--------	-------	--------

PITCHER	IP	WLS	BF	H	R	ER	SO	BB	IBB	HBP	BLK	WP	HR	S	P	ERA	WHIP
Dave Frost, R ERA: 4.82 (1, 1)	6.0	L	27	7	5	5	2	3	0	0	0	1	1	28	40	7.50	1.667
Grant Jackson, L ERA: 4.33 (7, 1)	2.0		11	2	3	3	1	2	0	1	1	1	1	10	19	13.50	2.000

BOTTOM

Kansas City Royals @ Texas Rangers
Arlington Stadium, Arlington, TX
Fri May 28 1982, 8:05 PM EDT
Att: 11,721 - Unknown - 85 F

livebaseballscores.com

AB	31
R	8
H	9
RBI	8
BB	5
SO	3
LOB	13



Kansas City Royals @ Texas Rangers
 Arlington Stadium, Arlington, TX

Sat May 29 1982, 8:05 PM EDT
 Att. 19,532 - Unknown - 92 F

AB	45
R	14
H	19
RBI	13
BB	6
SO	7
LOB	21



AB R H RBI BB SO LOB

6	1	1	0	0	2	4	
4	2	0	0	2	0	2	
6	2	2	2	0	2	2	
0	0	0	0	0	0	0	
4	2	2	1	1	0	0	
1	1	1	0	0	0	0	
5	2	5	3	1	0	0	
5	2	3	3	1	1	2	
4	1	1	2	1	0	4	
3	0	1	0	0	1	3	
2	0	0	1	0	0	4	
5	1	3	1	0	1	0	
1B: 18	SF: 1	2B: 0	SAC: 0	3B: 1	DP: 1	HR: 0	HBP: 0

Batter	1	2	3	4	5	6	7	8	9
Willie Wilson, S (1, 7) OBP: 0.337, SLG: 0.447	0-3 K		0-0 E 1B 1B			0-0 4-3	0-0 4-3	0-0 5-3	
John Wathan, R (1, 2) OBP: 0.325, SLG: 0.315	0-0 F6-3		0-0 E5 1B 1B	0-0 F7		0-0 4-3	4-0 BB		4-0 1B BB
George Brett, L (1, 5) OBP: 0.355, SLG: 0.458	0-3 K2-3		0-0 1B 1B	0-0 4-3		0-0 1B BB			0-3 K
Greg Pryor, R (9, 5) OBP: 0.410, SLG: 0.596			1-3 3-H 1B			3-H 1B			
Amos Otis, R (1, 8) OBP: 0.362, SLG: 0.487		0-0 CS 1B	0-0 1B 3B 1B	0-0 L5		4-0 BB 1B BB		0-0 L9	0-0 1B 5-3 1B
Cesar Geronimo, L (8, 8) OBP: 0.429, SLG: 0.696			1-2 3-H 1B			1-2 BB BB			1-3 5-3 1B
Hal McRae, R (1, 10) OBP: 0.412, SLG: 0.571		4-0 1B BB	0-0 1B 3B 1B		0-0 G4-3 1B	0-0 BB BB 1B		0-0 1B E 1B	0-0 1B 5-3 1B
Jerry Martin, R (1, 9) OBP: 0.363, SLG: 0.470		0-3 K	0-0 1B SF8 3B		0-0 G4-3 1B	4-0 BB BB		0-0 E 3-1 1B	0-0 5-3
Willie Aikens, L (1, 3) OBP: 0.308, SLG: 0.311		0-0 FC6-4 1B	0-0 SF8		0-0 G4-3	4-0 BB BB		0-0 E3 3-1 1B	0-0 5-3
Frank White, R (1, 4) OBP: 0.325, SLG: 0.446		0-0 FC6-4	0-0 SF8		0-3 K	0-0 1-3		0-0 3-1	
U L Washington, S (6, PH) OBP: 0.254, SLG: 0.231		0-0 FC6-4	0-0 1B		0-0 K	0-0 1-3		0-0 3-1	
Onix Concepcion, R (1, 6) OBP: 0.345, SLG: 0.407			0-0 K			0-0 4-3 1B		0-0 F9	0-0 2-H 1B

Inning Stats	R: 0	H: 0	E: 0	K: 2	S: 7	R: 0	H: 2	E: 0	K: 1	S: 6	R: 6	H: 7	E: 1	K: 2	S: 15	R: 0	H: 0	E: 0	K: 0	S: 3	R: 0	H: 2	E: 0	K: 1	S: 6	R: 3	H: 3	E: 0	K: 0	S: 6	R: 0	H: 0	E: 0	K: 0	S: 3	R: 3	H: 3	E: 1	K: 0	S: 7	R: 2	H: 2	E: 0	K: 1	S: 7

PITCHER	IP	WLS	BF	H	R	ER	SO	BB	IBB	HBP	BLK	WP	HR	S	P	ERA	WHIP
Rick Honeycutt, L (1, 1) ERA: 5.62	2.2	L	16	7	6	4	4	1	0	0	0	0	0	23	27	13.50	3.000
John Butcher, R (3, 1) ERA: 9.0	3.0		18	7	3	3	2	3	0	0	0	0	0	19	31	9.00	3.333
Steve Comer, R (6, 1) ERA: 3.86	2.1		12	3	3	1	0	1	0	0	0	0	0	11	15	3.86	1.714
Danny Darwin, R (9, 1) ERA: 2.86	1.0		6	2	2	2	1	1	0	0	0	0	0	7	11	18.00	3.000

Batter	1	2	3	4	5	6	7	8	9	AB R H RBI BB SO LOB
Bill Sample, R (1, 7) OBP: 0.309, SLG: 0.265	0-0 L5		0-0 B2			0-0 6-3			0-0 6-3	4 0 0 0 0 0 1
George Wright, S (1, 8) OBP: 0.302, SLG: 0.412	4-0 G6-4-3 BB			0-0 5-3		0-0 F6			0-0 L8	3 0 0 0 1 0 1
Buddy Bell, R (1, 5) OBP: 0.356, SLG: 0.405	0-0 G6-4-3 1-2f			0-0 1B		0-0 L8			0-3 K	4 0 1 0 0 1 2
Lamar Johnson, R (1, 10) OBP: 0.330, SLG: 0.411		0-0 G1-4-3 1B		0-0 L6		0-3 K				3 0 1 0 0 1 1
Jim Sundberg, R (1, 2) OBP: 0.384, SLG: 0.418		0-0 G1-4-3 1-2f		0-0 F8		0-0 L7				3 0 0 0 0 0 2
Dave Hostetter, R (1, 3)		0-0 F9		0-0 F9		0-3 K				3 0 0 0 0 1 0
Larry Parrish, R (1, 9) OBP: 0.220, SLG: 0.196			0-0 6-3 F6-3 2B		0-0 5-3			0-0 F7		3 1 1 0 0 0 0
Mike Richardt, R (1, 4) OBP: 0.278, SLG: 0.303			0-0 6-3 2-3		0-0 F8			0-0 F9		3 0 0 0 0 0 1
Doug Flynn, R (1, 6) OBP: 0.229, SLG: 0.257			0-0 F6-3 3-H			0-0 2B		0-0 F8		3 0 1 1 0 0 0

Inning Stats	R: 0	H: 0	E: 0	K: 0	S: 2	LOB: 0	BB: 1	P: 6	R: 0	H: 1	E: 0	K: 0	S: 3	LOB: 0	BB: 0	P: 3	R: 0	H: 1	E: 0	K: 0	S: 4	LOB: 1	BB: 0	P: 4	R: 0	H: 0	E: 0	K: 0	S: 3	LOB: 0	BB: 0	P: 3	R: 0	H: 1	E: 0	K: 0	S: 4	LOB: 1	BB: 0	P: 4	R: 0	H: 0	E: 0	K: 2	S: 7	LOB: 0	BB: 0	P: 7	R: 0	H: 0	E: 0	K: 0	S: 3	LOB: 0	BB: 0	P: 3	R: 0	H: 0	E: 0	K: 1	S: 5	LOB: 0	BB: 0	P: 5	1B: 2	SF: 0	2B: 2	SAC: 0	3B: 0	DP: 2	HR: 0	HBP: 0	WP: 0	PA: 30
--------------	------	------	------	------	------	--------	-------	------	------	------	------	------	------	--------	-------	------	------	------	------	------	------	--------	-------	------	------	------	------	------	------	--------	-------	------	------	------	------	------	------	--------	-------	------	------	------	------	------	------	--------	-------	------	------	------	------	------	------	--------	-------	------	------	------	------	------	------	--------	-------	------	-------	-------	-------	--------	-------	-------	-------	--------	-------	--------

PITCHER	IP	WLS	BF	H	R	ER	SO	BB	IBB	HBP	BLK	WP	HR	S	P	ERA	WHIP
Paul Splittorf, L (1, 1) ERA: 3.15	8.0	W	27	4	1	1	2	1	0	0	0	0	0	30	34	1.12	0.625
Don Hood, L (9, 1) ERA:	1.0		3	0	0	0	1	0	0	0	0	0	0	5	5	0.00	0.000

BOTTOM

Kansas City Royals @ Texas Rangers
Arlington Stadium, Arlington, TX

Sat May 29 1982, 8:05 PM EDT
Att. 19,532 - Unknown - 92 F

livebaseballscorecards.com

AB	29
R	1
H	4
RBI	1
BB	1
SO	3
LOB	8



Batter	1	2	3	4	5	6	7	8	9	AB R H RBI BB SO LOB	TOP											
Willie Wilson, S (1, 7) OBP: 0.355, SLG: 0.483	0-0 F4-3		0-0 SH5-3 1B		0-0 WP 3B			0-0 F4-6-3 1B		4 1 3 0 0 0 0	Kansas City Royals @ Texas Rangers Arlington Stadium, Arlington, TX Sun May 30 1982, 4:33 AM EDT Att. 13,575 - Unknown livebaseballscorecards.com											
Onix Concepcion, R (1, 6) OBP: 0.333, SLG: 0.393	0-0 F4		0-0 SH5-3 1-2 2-3		0-0 F9			0-0 F4-6-3 1-2		3 0 0 0 0 0 1												
George Brett, L (1, 5) OBP: 0.347, SLG: 0.446	0-0 L8		0-0 2-3		0-3 K			0-0 F7		4 0 0 0 0 1 2												
Amos Otis, R (1, 8) OBP: 0.354, SLG: 0.475		0-0 F8	0-3 K		0-0 F4			0-0 F9		4 0 0 0 0 1 2												
Hal McRae, R (1, 10) OBP: 0.414, SLG: 0.567		4-0 BB BB		0-0 5-3		0-0 F4-6-3 1B		0-0 F9		3 0 1 0 1 0 0												
Willie Aikens, L (1, 3) OBP: 0.306, SLG: 0.303		4-0 BB 1-2 BB		0-0 F7		0-0 F4-6-3 1-2		0-0 F7		3 0 0 0 1 0 1												
Jerry Martin, R (1, 9) OBP: 0.363, SLG: 0.468		0-0 F6		0-0 1B		0-0 F8				3 0 1 0 0 0 2												
Frank White, R (1, 4) OBP: 0.318, SLG: 0.437		0-0 F2		0-0 1-3		0-3 K				3 0 0 0 0 1 3												
Jamie Quirk, L (1, 2) OBP: 0.300, SLG: 0.345			0-0 SH5-3 1B 1B		0-0 F4-3		0-0 F4-3			3 0 1 0 0 0 0												
Inning Stats	R: 0 E: 0 K: 0 S: 3	H: 0 LOB: 0 BB: 0 P: 3	R: 0 E: 0 K: 0 S: 3	H: 0 LOB: 2 BB: 2 P: 11	R: 0 E: 0 K: 1 S: 7	H: 2 LOB: 2 BB: 0 P: 7	R: 0 E: 0 K: 0 S: 4	H: 1 LOB: 1 BB: 0 P: 4	R: 1 E: 0 K: 1 S: 6	H: 1 LOB: 0 BB: 0 P: 6	R: 0 E: 0 K: 0 S: 3	H: 1 LOB: 0 BB: 0 P: 3	R: 0 E: 0 K: 1 S: 5	H: 0 LOB: 0 BB: 0 P: 5	R: 0 E: 0 K: 0 S: 3	H: 1 LOB: 0 BB: 0 P: 3	R: 0 E: 0 K: 0 S: 3	H: 0 LOB: 0 BB: 0 P: 3	1B: 5 2B: 0 3B: 1 HR: 0	SF: 0 SAC: 1 DP: 2 HBP: 0	WP: 1 PB: 0 SB: 0 CS: 0	PA: 33
PITCHER Doc Medich, R (1, 1) ERA: 6.44	IP: 9.0 WLS: W BF: 33 H: 6 R: 1 ER: 1 SO: 3 BB: 2 IBB: 0 HBP: 0 BLK: 0 WP: 1 HR: 0 S: 37 P: 45 ERA: 1.00 WHIP: 0.889											PITCHER	IP: WLS: BF: H: R: ER: SO: BB: IBB: HBP: BLK: WP: HR: S: P: ERA: WHIP:									

AB	30
R	1
H	6
RBI	0
BB	2
SO	3
LOB	11



Batter	1	2	3	4	5	6	7	8	9	AB R H RBI BB SO LOB	TOP																																			
Bill Sample, R OBP: 0.338, SLG: 0.448 (1, 7) (7, 8)	0-0 5-3		0-0 HR		0-0 F9 SH2-4 1B		0-0 F8		0-0 5-3	5 1 2 1 0 0 1																																				
George Wright, S OBP: 0.291, SLG: 0.397 Lamar Johnson, R OBP: 0.327, SLG: 0.407 Larry Parrish, R OBP: 0.225, SLG: 0.234 (1, 8) (7, PH) (7, 9)	0-0 6-3		0-0 4-3		0-0 SH2-4 1-2		0-0 F8		0-0 HR	2 0 0 0 0 0 0 1 0 0 0 0 0 1 1 1 1 1 0 0 0																																				
Buddy Bell, R OBP: 0.358, SLG: 0.411 (1, 5)	0-0 6-3		0-0 1B		0-0 F9 2-3			0-0 1-3	0-0 1B	5 0 2 0 0 0 1																																				
Randy Bass, L OBP: 0.225, SLG: 0.308 (1, 10)		0-0 HR	0-0 F7		0-0 4-3			0-0 4-3	0-0 F7	5 1 1 1 0 0 3																																				
Johnny Grubb, L OBP: 0.372, SLG: 0.462 (1, 9) (7, 7)		0-0 5-3 3B 1B		0-0 1B 1B		0-0 4-3		0-0 E6	0-3 K	5 1 2 0 0 1 1																																				
Jim Sundberg, R OBP: 0.374, SLG: 0.406 (1, 2)		0-0 5-3 1-2		0-3 K		0-0 6-3		0-0 F4		4 0 0 0 0 1 3																																				
Dave Hostetter, R OBP: 0.455, SLG: 1.000 (1, 3)		0-0 CS 2-H 3B		0-3 K		0-0 4-3			0-0 1B HR 2B	4 1 2 1 0 1 1																																				
Doug Flynn, R OBP: 0.241, SLG: 0.262 Bill Stein, R OBP: 0.298, SLG: 0.262 (1, 4) (9, PH)	0-0 F6-3 3-H			0-0 1-3 1B		0-0 F4-3			0-0 HR 1B	3 0 1 0 0 0 1 1 1 1 0 0 0 0																																				
Mark Wagner, R OBP: 0.258, SLG: 0.276 Leon Roberts, R OBP: 0.321, SLG: 0.380 (1, 6) (9, PH)			0-0 6-3		0-0 F9		0-0 1B		0-0 HR 1-H 3-H	3 0 1 0 0 0 2 1 1 1 3 0 0 0																																				
Inning Stats	R: 0 E: 0 K: 0 S: 3	H: 0 LOB: 0 BB: 0 P: 3	R: 2 E: 0 K: 0 S: 5	H: 3 LOB: 0 BB: 0 P: 5	R: 1 E: 0 K: 0 S: 5	H: 2 LOB: 1 BB: 0 P: 5	R: 0 E: 0 K: 2 S: 9	H: 2 LOB: 2 BB: 0 P: 9	R: 0 E: 0 K: 0 S: 4	H: 1 LOB: 1 BB: 0 P: 4	R: 0 E: 0 K: 0 S: 3	H: 0 LOB: 0 BB: 0 P: 3	R: 0 E: 0 K: 0 S: 4	H: 1 LOB: 1 BB: 0 P: 4	R: 0 E: 1 K: 0 S: 4	H: 0 LOB: 1 BB: 0 P: 4	R: 4 E: 0 K: 1 S: 10	H: 5 LOB: 1 BB: 0 P: 10	1B: 8 2B: 1 3B: 1 HR: 4	SF: 0 SAC: 1 DP: 0 HBP: 0	WP: 0 PB: 0 SB: 0 CS: 1	PA: 41																								
PITCHER	IP	WLS	BF	H	R	ER	SO	BB	IBB	HBP	BLK	WP	HR	S	P	ERA	WHIP	PITCHER										IP	WLS	BF	H	R	ER	SO	BB	IBB	HBP	BLK	WP	HR	S	P	ERA	WHIP		
Dennis Martinez, R ERA: 4.54 (1, 1)	8.0	W	35	11	5	5	2	0	0	0	0	0	2	39	39	5.62	1.375																													
Tim Stoddard, R ERA: 5.02 (9, 1)	0.1		4	3	2	2	0	0	0	0	0	0	2	4	4	54.00	9.000																													
Tippy Martinez, L ERA: 5.4 (9, 1)	0.2	S	2	0	0	0	1	0	0	0	0	0	0	4	4	0.00	0.000																													

Texas Rangers @ Baltimore Orioles
 Memorial Stadium, Baltimore, MD
 Mon May 31 1982, 7:05 PM EDT
 Att. 13,344 - Unknown - 86 F

livebaseballscorecards.com

AB	40
R	7
H	14
RBI	7
BB	0
SO	3
LOB	14



Batter	1	2	3	4	5	6	7	8	9	AB	R	H	RBI	BB	SO	LOB
Al Bumbry, L OBP: 0.313, SLG: 0.317 (1, 8)	0-0 F7		0-0 F4-3	0-0 F4-3		0-0 E7		0-0 SH1-4		4	0	1	1	0	0	3
Rich Dauer, R OBP: 0.347, SLG: 0.402 (1, 4)	0-0 F7		0-0 6-3		4-0 FC6-4	0-0 6-3		0-0 HR		4	1	1	1	1	0	1
Ken Singleton, S OBP: 0.367, SLG: 0.345 (1, 10)	0-0 6-3		0-0 F9		0-3 K		4-0 BB	0-0 HR		4	1	1	2	1	1	1
Eddie Murray, S OBP: 0.433, SLG: 0.600 (1, 3)		0-0 5-3		0-0 F8	0-0 FC6-4		0-0 F8	0-0 F7		5	0	0	0	0	0	2
Dan Ford, R OBP: 0.262, SLG: 0.386 (1, 9)		0-0 2B		0-0 BB	0-3 K		0-0 F4	0-3 K		5	2	2	0	0	2	2
Benny Ayala, R OBP: 0.440, SLG: 0.783 (1, 7)		0-0 F4		0-0 SF9		0-3 K				3	0	1	0	0	1	1
John Lowenstein, L OBP: 0.429, SLG: 0.713 (7, 7)				1-2 BB			1-2 BB			1	0	1	0	0	0	0
Cal Ripken Jr., R OBP: 0.280, SLG: 0.394 (1, 5)		0-0 1B		4-0 SF9		0-0 1B	4-0 FC5-4			2	2	2	1	2	0	0
Rick Dempsey, R OBP: 0.346, SLG: 0.361 (1, 2)		0-0 1B		0-0 SF9		0-0 F9	0-0 FC5-4			3	0	1	2	0	0	4
Lenn Sakata, R OBP: 0.341, SLG: 0.372 (1, 6)		0-0 F7		1-2 2-3 3-H	4-0 IBB	0-0 E		0-0 SH1-4		3	2	2	0	1	0	1

Inning Stats	R: 0	H: 0	E: 0	K: 0	S: 3	P: 3	R: 2	H: 3	E: 0	K: 0	S: 6	R: 0	H: 0	E: 0	K: 0	S: 3	R: 1	H: 2	E: 0	K: 0	S: 5	R: 0	H: 0	E: 0	K: 2	S: 7	R: 2	H: 3	E: 1	K: 1	S: 8	R: 0	H: 1	E: 0	K: 0	S: 4	R: 3	H: 3	E: 0	K: 1	S: 8
	LOB: 0	BB: 0		LOB: 1	BB: 0	P: 6	LOB: 0	BB: 0	P: 3	LOB: 3	BB: 2	LOB: 1	BB: 1	P: 11	LOB: 1	BB: 0	LOB: 1	BB: 0	P: 8	LOB: 3	BB: 2	P: 12	LOB: 0	BB: 0	P: 8	LOB: 0	BB: 0	P: 8	LOB: 0	BB: 0	P: 8	LOB: 0	BB: 0	P: 8	LOB: 0	BB: 0	P: 8	LOB: 0	BB: 0	P: 8	

PITCHER	IP	WLS	BF	H	R	ER	SO	BB	IBB	HBP	BLK	WP	HR	S	P	ERA	WHIP
Jon Matlack, L ERA: 3.31 (1, 1)	5.2	L	28	8	5	5	3	2	1	0	0	0	0	31	43	7.94	1.765
Steve Comer, R ERA: 4.22 (6, 1)	1.2		10	3	2	2	0	2	0	0	0	0	0	8	16	10.80	3.000
Danny Darwin, R ERA: 3.1 (8, 1)	0.2		3	1	1	1	1	0	0	0	0	0	1	5	5	13.50	1.500


BOTTOM

Texas Rangers @ Baltimore Orioles
Memorial Stadium, Baltimore, MD

Mon May 31 1982, 7:05 PM EDT
Att: 13,344 - Unknown - 86 F

livebaseballscorecards.com

AB	34
R	8
H	12
RBI	7
BB	5
SO	4
LOB	15



WP: 0	PA: 41
PB: 0	
SB: 2	
CS: 0	

Batter	1	2	3	4	5	6	7	8	9	AB R H RBI BB SO LOB	TOP			
Ron LeFlore, R OBP: 0.337, SLG: 0.398 (1, 8) X	0-0 		0-3 			0-0 			0-0 	4 0 0 0 0 1 0				
Tony Bernazard, S OBP: 0.335, SLG: 0.372 (1, 4) X	0-0 			0-0 			0-0 		0-0 	4 1 1 0 0 0 0				
Steve Kemp, L OBP: 0.404, SLG: 0.395 (1, 7) B B B	4-0 			0-0 			0-0 		0-0 	3 1 1 1 1 0 0				
Greg Luzinski, R OBP: 0.361, SLG: 0.474 (1, 10) S S S	0-3 			0-0 			0-3 		0-0 	4 0 0 0 0 2 4				
Tom Paciorek, R OBP: 0.367, SLG: 0.461 (1, 3)		0-0 			0-0 			0-0 	0-0 	4 1 1 2 0 0 2				
Harold Baines, L OBP: 0.301, SLG: 0.378 (1, 9)		0-0 			0-0 			0-0 	0-0 	4 0 0 0 0 0 2				
Carlton Fisk, R OBP: 0.351, SLG: 0.354 (1, 2)		0-3 			0-0 					3 0 0 0 0 1 0				
Jim Morrison, R OBP: 0.282, SLG: 0.444 (1, 5)			0-3 			0-0 			0-0 	3 0 0 0 0 1 0				
Bill Almon, R OBP: 0.352, SLG: 0.419 (1, 6)			0-0 			0-0 			0-0 	3 0 0 0 0 0 0				
Inning Stats	R: 0 E: 0 K: 1 S: 5 H: 0 LOB: 1 BB: 1 P: 9	R: 0 E: 0 K: 1 S: 5 H: 0 LOB: 0 BB: 0 P: 5	R: 0 E: 0 K: 2 S: 7 H: 0 LOB: 0 BB: 0 P: 7	R: 0 E: 0 K: 0 S: 3 H: 0 LOB: 0 BB: 0 P: 3	R: 0 E: 0 K: 0 S: 3 H: 0 LOB: 0 BB: 0 P: 3	R: 0 E: 0 K: 0 S: 3 H: 0 LOB: 0 BB: 0 P: 3	R: 0 E: 1 K: 1 S: 7 H: 1 LOB: 2 BB: 0 P: 7	R: 0 E: 0 K: 0 S: 3 H: 0 LOB: 0 BB: 0 P: 3	R: 3 E: 1 K: 0 S: 6 H: 2 LOB: 0 BB: 0 P: 6	1B: 1 2B: 0 3B: 1 HR: 1 SF: 0 SAC: 0 DP: 0 HBP: 0	WP: 0 PB: 0 SB: 0 CS: 0 PA: 33			
PITCHER Charlie Hough, R ERA: 2.93 Paul Mirabella, L ERA: 3.07	IP WLS BF H R ER SO BB IBB HBP BLK WP HR S P ERA WHIP	8.2 W 32 3 3 1 5 1 0 0 0 0 1 41 45 1.04 0.462	0.1 S 1 0 0 0 0 0 0 0 0 0 0 0 1 1 0.00 0.000											

Chicago White Sox @ Texas Rangers
Arlington Stadium, Arlington, TX
Fri Jun 04 1982, 8:05 PM EDT
Att. 16,523 - Unknown

livebaseballscorecards.com

AB 32
R 3
H 3
RBI 3
BB 1
SO 5
LOB 8



Batter	1	2	3	4	5	6	7	8	9	AB	R	H	RBI	BB	SO	LOB
--------	---	---	---	---	---	---	---	---	---	----	---	---	-----	----	----	-----

Bill Sample, R (1, 8) <small>OBP: 0.347, SLG: 0.462</small> George Wright, S (5, 8) <small>OBP: 0.293, SLG: 0.398</small>	0-0 4-3 	0-0 			0-0 	0-0 F8 				2	0	1	0	0	0	0
Jim Sundberg, R (1, 2) <small>OBP: 0.374, SLG: 0.403</small>	4-0 	0-3 K 			0-0 	0-0 	0-0 1-3 			3	1	1	0	1	1	1
Buddy Bell, R (1, 5) <small>OBP: 0.359, SLG: 0.406</small>	0-0 		0-0 6-3 		0-0 	0-0 	0-3 K 			4	2	2	1	0	1	0
Randy Bass, L (1, 10) <small>OBP: 0.253, SLG: 0.329</small>	0-0 		0-0 		0-0 	0-0 	0-0 			4	0	4	2	0	0	0
Johnny Grubb, L (1, 7) <small>OBP: 0.372, SLG: 0.447</small>	0-0 FC4-6 		0-0 P6 		0-0 	0-0 	0-0 F7 			4	0	1	1	0	0	3
Dave Hostetler, R (1, 3) <small>OBP: 0.474, SLG: 0.941</small>	0-0 		0-3 K 		4-0 	0-0 	0-3 K 			3	0	1	0	1	2	1
Larry Parrish, R (1, 9) <small>OBP: 0.218, SLG: 0.225</small>	0-0 6-3 			0-0 6-3 	0-0 G4-6-3 		0-0 5-3 			4	0	0	0	0	0	5
Doug Flynn, R (1, 4) <small>OBP: 0.233, SLG: 0.252</small>		0-3 K 		0-0 F1-3 		0-0 	0-0 F1-3 			4	0	1	0	0	1	0
Mark Wagner, R (1, 6) <small>OBP: 0.250, SLG: 0.266</small>		0-0 F7 		0-0 5-3 		0-0 G6-4-3 				3	0	0	0	0	0	1

Inning Stats	R: 2	H: 3	E: 0	LOB: 2	K: 0	BB: 1	S: 6	P: 10	R: 0	H: 1	E: 0	LOB: 1	K: 2	BB: 0	S: 8	P: 8	R: 0	H: 1	E: 0	LOB: 1	K: 1	BB: 0	S: 6	P: 6	R: 0	H: 5	E: 0	LOB: 2	K: 0	BB: 1	S: 6	P: 10	R: 0	H: 1	E: 0	LOB: 0	K: 0	BB: 0	S: 3	P: 3	R: 0	H: 1	E: 0	LOB: 0	K: 1	BB: 0	S: 5	P: 5	R: 0	H: 0	E: 0	LOB: 0	K: 1	BB: 0	S: 5	P: 5
--------------	------	------	------	--------	------	-------	------	-------	------	------	------	--------	------	-------	------	------	------	------	------	--------	------	-------	------	------	------	------	------	--------	------	-------	------	-------	------	------	------	--------	------	-------	------	------	------	------	------	--------	------	-------	------	------	------	------	------	--------	------	-------	------	------

PITCHER	IP	WLS	BF	H	R	ER	SO	BB	IBB	HBP	BLK	WP	HR	S	P	ERA	WHIP
LaMarr Hoyt, R (1, 1) <small>ERA: 2.18</small>	4.1	L	24	10	4	4	3	2	0	0	0	0	0	28	36	8.31	2.769
Dennis Lamp, R (5, 1) <small>ERA: 4.22</small>	3.2		11	2	0	0	2	0	0	0	0	0	0	15	15	0.00	0.545

BOTTOM

Chicago White Sox @ Texas Rangers
 Arlington Stadium, Arlington, TX
 Fri Jun 04 1982, 8:05 PM EDT
 Att. 16,523 - Unknown

AB	33
R	4
H	12
RBI	4
BB	2
SO	5
LOB	11



WP	PA	3B	DP	HR	SF	SAC	DP	HBP	CS
0	35	0	2	0	0	0	0	0	0

Batter	1	2	3	4	5	6	7	8	9	AB R H RBI BB SO LOB	TOP																													
Ron LeFlore, R OBP: 0.330, SLG: 0.390 (1, 8) X	0-0 E6 F6-4-3		0-0 F9			0-3 K		0-0 1-3		4 0 0 0 0 1 1																														
Tony Bernazard, S OBP: 0.338, SLG: 0.372 (1, 4) X	0-0 F6-4-3 1-2			0-0 E S 9-2 1B		4-0 BB		0-0 G3		3 0 1 0 1 0 1																														
Steve Kemp, L OBP: 0.396, SLG: 0.386 (1, 7) S S S	0-3 K			0-0 E S 1-3 1B		0-0 F8			0-0 F8	4 0 0 0 0 1 2																														
Greg Luzinski, R OBP: 0.359, SLG: 0.467 (1, 10)		0-0 6-3		0-0 9-2		0-0 F9			4-0 CS BB	3 0 0 0 1 0 2																														
Rudy Law, L OBP: 0.325, SLG: 0.447 (9, PR)				1-2 3-H						0 0 0 0 0 0 0																														
Tom Paciorek, R OBP: 0.366, SLG: 0.458 (1, 3)		0-0 6-3		0-0 1B		0-0 5-3			0-0 P6 1-2	3 0 1 0 0 0 0																														
Mike Squires, L OBP: 0.270, SLG: 0.235 (7, 3)				2-H						1 0 0 0 0 0 1																														
Carlton Fisk, R OBP: 0.351, SLG: 0.349 (1, 2)		0-0 5-3			0-0 6-3		4-0 HR BB			2 1 0 0 1 0 0																														
Harold Baines, L OBP: 0.307, SLG: 0.396 (1, 9) B B B B					0-3 K		0-0 HR			2 1 1 2 1 1 0																														
Aurelio Rodriguez, R OBP: 0.182, SLG: 0.053 (1, 5) X			4-0 F4-3 SH1-4 BB		0-0 6-3		0-0 6-3			2 0 0 0 0 0 0																														
Bill Almon, R OBP: 0.345, SLG: 0.411 (1, 6) X			0-0 SH1-4 1-2		0-0 6-3		0-3 K		0-0 5-3	3 0 0 0 0 1 1																														
			0-0 F4-3 2-3																																					
Inning Stats	R: 0 E: 1 K: 1 S: 5	H: 0 LOB: 0 BB: 0 P: 5	R: 0 E: 0 K: 0 S: 3	H: 0 LOB: 0 BB: 0 P: 3	R: 0 E: 0 K: 0 S: 3	H: 0 LOB: 1 BB: 1 P: 7	R: 0 E: 1 K: 0 S: 4	H: 2 LOB: 2 BB: 0 P: 4	R: 0 E: 0 K: 1 S: 5	H: 0 LOB: 0 BB: 0 P: 5	R: 0 E: 0 K: 2 S: 7	H: 0 LOB: 1 BB: 1 P: 11	R: 2 E: 0 K: 0 S: 4	H: 1 LOB: 0 BB: 1 P: 8	R: 0 E: 0 K: 0 S: 3	H: 0 LOB: 0 BB: 0 P: 3	R: 0 E: 0 K: 0 S: 2	H: 0 LOB: 1 BB: 1 P: 6	1B: 2 2B: 1 3B: 0 HR: 1	SF: 0 SAC: 1 DP: 2 HBP: 0	WP: 0 PB: 0 SB: 2 CS: 1	PA: 32																		
PITCHER Rick Honeycutt, L ERA: 5.06 (1, 1)	IP 9.0	WLS L	BF 32	H 3	R 2	ER 2	SO 4	BB 4	IBB 0	HBP 0	BLK 0	WP 0	HR 1	S 36	P 52	ERA 2.00	WHIP 0.778						PITCHER	IP 9.0	WLS L	BF 32	H 3	R 2	ER 2	SO 4	BB 4	IBB 0	HBP 0	BLK 0	WP 0	HR 1	S 36	P 52	ERA 2.00	WHIP 0.778

Chicago White Sox @ Texas Rangers
Arlington Stadium, Arlington, TX
Sat Jun 05 1982, 8:05 PM EDT
Att. 18,557 - Unknown - 91 F

livebaseballscorecards.com

AB	27
R	2
H	3
RBI	2
BB	4
SO	4
LOB	8



Batter	1	2	3	4	5	6	7	8	9	AB R H RBI BB SO LOB	TOP																									
Ron LeFlore, R (1, 8) OBP: 0.329, SLG: 0.387	0-3 K		0-3 K		0-0 F9		0-0 CS 1B			4 0 1 0 0 2 1																										
Tony Bernazard, S (1, 4) OBP: 0.332, SLG: 0.365	0-0 F9		0-0 F4-3			0-0 F8	0-0 CS 1-2	0-3 K		4 0 0 0 0 1 0																										
Steve Kemp, L (1, 7) OBP: 0.398, SLG: 0.394	0-0 2B			0-0 F4-3		0-0 F5-4-3 1B		0-3 K		4 0 2 0 0 1 0																										
Greg Luzinski, R (1, 10) OBP: 0.357, SLG: 0.463	0-0 F4			0-0 1B		0-0 F5-4-3 1-2		0-3 K		4 0 1 0 0 1 2																										
Tom Paciorek, R (1, 3) OBP: 0.366, SLG: 0.456		0-0 G3		0-0 F9			0-0 BB SH 1B		0-0 F8	3 1 1 0 0 0 1																										
Vance Law, R (7, 5) OBP: 0.357, SLG: 0.320										0 0 0 0 0 0 0																										
Rudy Law, L (9, PH) OBP: 0.317, SLG: 0.436										1 0 0 0 0 0 0																										
Harold Baines, L (1, 9) OBP: 0.310, SLG: 0.411		0-0 HR		0-0 F8			4-0 BB SH BB 1-2		0-3 K	3 2 1 1 1 1 1																										
Carlton Fisk, R (1, 2) OBP: 0.344, SLG: 0.341		0-0 F2			0-0 F7		0-0 SH SF8 1-H 2-H		0-0 F8	3 1 0 0 0 0 0																										
Aurelio Rodriguez, R (1, 5) OBP: 0.208, SLG: 0.143		0-0 F4			0-0 2B		0-0 F8			2 0 1 0 0 0 0																										
Jerry Hairston, S (7, PH) OBP: 0.192, SLG: 0.333										1 0 0 0 0 0 1																										
Mike Squires, L (7, 3) OBP: 0.270, SLG: 0.235										0 0 0 0 0 0 0																										
Bill Almon, R (1, 6) OBP: 0.339, SLG: 0.405			0-0 6-3		0-0 L6		0-0 SF8 3-H			2 0 0 1 0 0 1																										
Inning Stats	R: 0 E: 0 K: 1 S: 6	H: 1 LOB: 1 BB: 0 P: 6	R: 1 E: 0 K: 0 S: 4	H: 1 LOB: 0 BB: 0 P: 4	R: 0 E: 0 K: 1 S: 5	H: 0 LOB: 0 BB: 0 P: 5	R: 0 E: 0 K: 0 S: 4	H: 1 LOB: 1 BB: 0 P: 4	R: 0 E: 0 K: 0 S: 3	H: 1 LOB: 0 BB: 0 P: 3	R: 3 E: 1 K: 0 S: 5	H: 2 LOB: 0 BB: 1 P: 9	R: 0 E: 0 K: 3 S: 9	H: 0 LOB: 0 BB: 0 P: 9	R: 0 E: 0 K: 1 S: 5	H: 0 LOB: 0 BB: 0 P: 5	1B: 4 2B: 2 3B: 0 HR: 1	SF: 1 SAC: 1 DP: 1 HBP: 0	WP: 0 PB: 0 SB: 0 CS: 1	PA: 35																
PITCHER	IP WLS BF H R ER SO BB IBB HBP BLK WP HR S P ERA WHIP																																			
Doc Medich, R (1, 1) ERA: 5.84	6.0	24	6	3	1	2	1	0	0	0	0	0	1	27	31	1.50	1.167																			
Dave Schmidt, R (7, 1) ERA: 4.1	3.0	W	10	1	1	0	4	0	0	0	0	0	0	18	18	0.00	0.333																			

Chicago White Sox @ Texas Rangers
Arlington Stadium, Arlington, TX
Sun Jun 06 1982, 8:05 PM EDT
Att. 12,177 - Unknown - 91 F

livebaseballscorecards.com

AB	31
R	4
H	7
RBI	2
BB	1
SO	6
LOB	7



Batter	1	2	3	4	5	6	7	8	9	AB R H RBI BB SO LOB	TOP									
Julio Cruz, S (1, 4) OBP: 0.326, SLG: 0.281	0-0 L6			0-0 F9	0-0 5-3		0-0 S 1B		0-0 FC6-4 BB 4-3 1-2f	5 0 1 0 0 0 3										
Paul Serna, R (1, 5) OBP: 0.240, SLG: 0.365	0-0 F6			0-0 F9		0-0 E5	0-3 K		0-0 4-3	5 0 0 0 0 1 2										
Bruce Bochte, L (1, 7) OBP: 0.408, SLG: 0.387	0-0 F4-3			0-0 F7		0-0 F4-3 1B		0-0 3-1	4-0 BB IBB	4 1 1 0 1 0 0										
Richie Zisk, R (1, 10) OBP: 0.341, SLG: 0.346		0-0 6-3			0-0 1B BB 1B	0-0 F4-3		4-0 3B BB	4-0 BB	3 2 1 0 2 0 1										
Al Cowens, R (1, 9) OBP: 0.338, SLG: 0.490		0-0 6-3			4-0 1B BB 1B	4-0 1B BB E		0-0 1-H WP 3B	0-0 F5	3 3 1 1 2 0 3										
Gary Gray, R (1, 3) OBP: 0.393, SLG: 0.551		0-3 K			0-0 F9	0-0 E8 1-H 2-H 1B		0-3 K		4 0 1 1 0 2 3										
Todd Cruz, R (1, 6) OBP: 0.275, SLG: 0.385			0-0 F8		0-0 1B 1-2 2-3 1B	0-0 6-3		0-0 1B		4 0 2 0 0 0 1										
Dave Henderson, R (1, 8) OBP: 0.368, SLG: 0.508			0-0 F4-3		0-3 K		0-3 K	0-3 K		4 0 0 0 0 3 4										
Bud Bulling, R (1, 2) OBP: 0.289, SLG: 0.263			0-0 6-3		0-0 1B 1-3 2-H 3-H		0-0 1-3		0-0 FC6-4 1B	4 0 2 2 0 0 0										
Inning Stats	R: 0 E: 0 K: 0 S: 3	H: 0 LOB: 0 BB: 0 P: 3	R: 0 E: 0 K: 1 S: 5	H: 0 LOB: 0 BB: 0 P: 5	R: 0 E: 0 K: 0 S: 3	H: 0 LOB: 0 BB: 0 P: 3	R: 0 E: 0 K: 0 S: 3	H: 0 LOB: 0 BB: 0 P: 3	R: 2 E: 2 K: 0 S: 5	H: 2 LOB: 1 BB: 1 P: 9	R: 0 E: 0 K: 2 S: 8	H: 1 LOB: 1 BB: 0 P: 8	R: 2 E: 0 K: 2 S: 9	H: 2 LOB: 1 BB: 1 P: 13	R: 0 E: 0 K: 0 S: 4	H: 1 LOB: 3 BB: 2 P: 12	1B: 8 2B: 0 3B: 1 HR: 0	SF: 0 SAC: 0 DP: 0 HBP: 0	WP: 1 PB: 0 SB: 1 CS: 0	PA: 41
PITCHER	IP WLS BF H R ER SO BB IBB HBP BLK WP HR S P ERA WHIP																			
Jon Matlack, L (1, 1) ERA: 3.45	5.2 L 24 5 4 3 2 2 0 0 0 0 0 0 26 34 4.76 1.235																			
Danny Darwin, R (6, 1) ERA: 3.48	2.0 10 3 2 2 3 1 0 0 0 1 0 15 19 9.00 2.000																			
Steve Comer, R (8, 1) ERA: 4.05	1.1 7 1 0 0 1 1 1 0 0 0 0 7 15 0.00 1.500																			

Seattle Mariners @ Texas Rangers
Arlington Stadium, Arlington, TX
Mon Jun 07 1982, 8:05 PM EDT
Att. 8,484 - Unknown

livebaseballscorecards.com

AB 36
R 6
H 9
RBI 4
BB 5
SO 6
LOB 17



Batter	1	2	3	4	5	6	7	8	9	AB R H RBI BB SO LOB
George Wright, S (1, 8) OBP: 0.287, SLG: 0.391 Bill Sample, R (9, PH) OBP: 0.342, SLG: 0.455	0-0 4-3 ①			0-3 K ①			0-0 F8 ①		0-0 F2 ②	3 0 0 0 0 1 0 1 0 0 0 0 0 0
Jim Sundberg, R (1, 2) OBP: 0.358, SLG: 0.390	0-0 6-3 ②			0-0 F8 ②			0-0 3-1 ②		0-0 6-3 ③	4 0 0 0 0 0 0
Buddy Bell, R (1, 5) OBP: 0.362, SLG: 0.400	0-0 F8 ③			0-0 5-3 ③			0-0 1B ③			3 0 1 0 0 0 0
Randy Bass, L (1, 10) OBP: 0.244, SLG: 0.308		0-0 1-3 ①			0-0 5-3 ①		0-3 K ③			3 0 0 0 0 1 1
Johnny Grubb, L (1, 9) OBP: 0.366, SLG: 0.429		0-0 4-3 ②			0-0 4-3 ②			0-0 6-3 ①		3 0 0 0 0 0 0
Dave Hostetler, R (1, 3) OBP: 0.500, SLG: 0.840		0-3 K ③			0-0 F9 ③			0-0 1B ③		3 0 1 0 0 1 0
Leon Roberts, R (1, 7) OBP: 0.299, SLG: 0.344			0-3 K ①			0-0 F8 ①		0-3 K ②		3 0 0 0 0 2 1
Doug Flynn, R (1, 4) OBP: 0.225, SLG: 0.242 Mike Richardt, R (8, PH) OBP: 0.276, SLG: 0.300 (9, 4)			0-0 F3 ②			0-0 F5-3 ②		0-0 6-3 ③		2 0 0 0 0 0 0 1 0 0 0 0 0 1
Mark Wagner, R (1, 6) OBP: 0.264, SLG: 0.279 Bill Stein, R (9, PH) OBP: 0.292, SLG: 0.256			0-0 F8 ③			0-0 L6 ③			0-0 1-3 ①	2 0 0 0 0 0 0 1 0 0 0 0 0 0

Inning Stats	R: 0 E: 0 K: 0 S: 3	H: 0 LOB: 0 BB: 0 P: 3	R: 0 E: 0 K: 1 S: 5	H: 0 LOB: 0 BB: 0 P: 5	R: 0 E: 0 K: 1 S: 5	H: 0 LOB: 0 BB: 0 P: 5	R: 0 E: 0 K: 0 S: 3	H: 0 LOB: 0 BB: 0 P: 3	R: 0 E: 0 K: 1 S: 6	H: 1 LOB: 1 BB: 0 P: 6	R: 0 E: 0 K: 1 S: 6	H: 1 LOB: 1 BB: 0 P: 6	R: 0 E: 0 K: 0 S: 3	H: 0 LOB: 0 BB: 0 P: 3	1B: 2 2B: 0 3B: 0 HR: 0	SF: 0 SAC: 0 DP: 0 HBP: 0
--------------	------------------------------	---------------------------------	------------------------------	---------------------------------	------------------------------	---------------------------------	------------------------------	---------------------------------	------------------------------	---------------------------------	------------------------------	---------------------------------	------------------------------	---------------------------------	----------------------------------	------------------------------------


PITCHER	IP	WLS	BF	H	R	ER	SO	BB	IBB	HBP	BLK	WP	HR	S	P	ERA	WHIP
Gene Nelson, R (1, 1) ERA: 3.36	9.0	W	29	2	0	0	5	0	0	0	0	0	0	39	39	0.00	0.222

BOTTOM

Seattle Mariners @ Texas Rangers
Arlington Stadium, Arlington, TX

Mon Jun 07 1982, 8:05 PM EDT
Att. 8,484 - Unknown

AB	29
R	0
H	2
RBI	0
BB	0
SO	5
LOB	3



WP	PA	ERA	WHIP
0	29		

Batter	1	2	3	4	5	6	7	8	9	10	11	12	13	14	AB	R	H	RBI	BB	SO	LOB	TOP			
Julio Cruz, S OBP: 0.326, SLG: 0.279 (1, 4)	0-0 F7		0-0 5-3			0-0 F8			0-0 5-3		4-0 IBB		0-0 1-2 1B		5	0	1	0	1	0	1				
Paul Serna, R OBP: 0.241, SLG: 0.359 Manny Castillo, S OBP: 0.289, SLG: 0.284 (11, PH)	0-0 1-3			0-0 F6			0-3 K		0-0 CS 1B		0-0 G3		0-0 F8		4	0	1	0	0	1	0				
Bruce Bochte, L OBP: 0.397, SLG: 0.375 (1, 7)	0-3 K			0-0 F8			0-0 F5		0-0 F4-3				0-0 6-3		6	0	0	0	0	2	1				
Richie Zisk, R OBP: 0.346, SLG: 0.370 (1, 10)		0-0 5-3		0-0 F4-3			0-0 HR		0-3 K				0-0 1B		6	1	3	1	0	1	0				
Al Cowens, R OBP: 0.329, SLG: 0.477 (1, 9)		0-0 5-3				0-0 F8			0-0 6-3		0-0 F9		0-0 F8		6	1	0	0	0	0	2				
Gary Gray, R OBP: 0.390, SLG: 0.529 Joe Simpson, L OBP: 0.287, SLG: 0.297 (8, PR)		0-0 F9				0-0 F4-3		4-0 SH1-4 BB		0-0 CS 1B		0-0 F8		4-0 2B BB	2	0	0	0	1	0	0				
Todd Cruz, R OBP: 0.278, SLG: 0.395 (1, 6)			0-0 6-3 2B			0-0 G3		0-0 SH1-4		0-0 CS	0-0 F2		0-3 K		5	0	2	1	0	1	0				
Dave Henderson, R OBP: 0.352, SLG: 0.484 (8, 7)			0-3 K			0-0 F8		0-0 F4		0-0 CS 1B		0-0 F4		4-0 2B	3	0	0	0	0	1	3				
Bobby Brown, S OBP: 0.291, SLG: 0.308 (11, PH)				0-0 K			0-0 F8		0-0 F4		0-0 CS 1B		0-0 F4		2	0	1	0	1	0	0				
Bud Bulling, R OBP: 0.279, SLG: 0.253 Rick Sweet, S OBP: 0.474, SLG: 0.625 (11, PH)			0-0 6-3			0-0 F4-3		0-0 6-3		0-3 K		4-0 1B BB	0-3 K		3	0	0	0	0	0	3				
Inning Stats	R: 0 E: 0 S: 5	H: 0 LOB: 0 BB: 5	R: 0 E: 0 K: 3	H: 0 LOB: 0 BB: 3	R: 0 E: 0 K: 3	H: 1 LOB: 1 BB: 6	R: 0 E: 0 K: 3	H: 0 LOB: 0 BB: 3	R: 0 E: 0 K: 3	H: 0 LOB: 0 BB: 3	R: 1 E: 0 K: 6	H: 1 LOB: 0 BB: 6	R: 0 E: 0 K: 5	H: 1 LOB: 2 BB: 10	R: 0 E: 0 K: 4	H: 1 LOB: 1 BB: 4	R: 0 E: 0 K: 6	H: 1 LOB: 2 BB: 17	R: 1 E: 0 K: 9	H: 2 LOB: 3 BB: 17	1B: 6 2B: 2 3B: 0 HR: 1	SF: 0 SAC: 1 DP: 0 HBP: 0	WP: 0 PB: 0 SB: 1 CS: 2	PA: 55	
PITCHER	IP	WLS	BF	H	R	ER	SO	BB	IBB	HBP	BLK	WP	HR	S	P	ERA	WHIP								
Frank Tanana, L ERA: 3.8 (1, 1)	9.0		30	3	1	1	3	1	0	0	0	0	1	35	39	1.00	0.444								
Dave Schmidt, R ERA: 3.73 (10, 1)	3.2		16	4	0	0	3	1	1	0	0	0	0	20	28	0.00	1.364								
Paul Mirabella, L ERA: 3.38 (13, 1)	1.1	L	8	2	1	1	2	1	1	0	0	0	0	10	18	6.75	2.250								

Seattle Mariners @ Texas Rangers
Arlington Stadium, Arlington, TX
Tue Jun 08 1982, 8:05 PM EDT
Att: 8,971 - Unknown

livebaseballscores.com

AB	48
R	2
H	9
RBI	2
BB	5
SO	8
LOB	19



Batter	1	2	3	4	5	6	7	8	9	10	11	AB R H RBI BB SO LOB	TOP														
Bobby Brown, S (1, 8) OBP: 0.286, SLG: 0.301	0-3 K		x 0-0 G3			x 0-0 B3		x 0-0 1B 4-3 1B		x 0-0 F9		5 1 1 0 0 1 1															
Manny Castillo, S (1, 5) OBP: 0.298, SLG: 0.294	0-0 4-3			x 0-0 6-3		x 0-0 CS 1B		x 0-0 WP 4-3 1-3 1B			x 0-0 SH3 1B	5 1 3 0 0 0 0															
Bruce Bochte, L (1, 7) OBP: 0.390, SLG: 0.367	0-0 F5			x 0-0 3-1		x 0-0 4-3 1-2		x 0-0 4-3 1-2 3-H			x 0-0 SH3 1-2	4 0 0 1 0 0 2															
Richie Zisk, R (1, 10) OBP: 0.347, SLG: 0.388 Lenny Randle, S (11, PR) OBP: 0.224, SLG: 0.200		x 0-0 6-3		x 0-0 F8			x 0-0 HR	x 0-0 4-3 2-3			x 0-0 1B CS 1B	5 1 2 2 0 0 1 0 0 0 0 0 0 0															
Al Cowens, R (1, 9) OBP: 0.335, SLG: 0.480		x 0-0 1B			x 0-0 S 1B		x 0-3 K		x 0-0 6-3		x 0-0 1B	5 0 3 0 0 1 0															
Gary Gray, R (1, 3) OBP: 0.397, SLG: 0.527 Joe Simpson, L (9, PR) OBP: 0.285, SLG: 0.295		x 0-0 F7			x 0-0 FC1-4-6-5-6 1-3 1B		x 0-0 1B 1B		x 0-0 8-3 1B		x 0-0 1-3 3-H	4 0 2 0 0 0 1 1 0 0 0 0 0 3															
Rick Sweet, S (1, 2) OBP: 0.476, SLG: 0.611			x 0-0 F8		x 0-0 E 1B		x 0-0 1-2 G4-6-3 1B		x 0-0 8-3 1-2f			4 1 2 0 0 0 1															
Todd Cruz, R (1, 6) OBP: 0.277, SLG: 0.393			x 0-0 SH5-3 1B		x 0-0 E7 1-H 1B		x 0-0 G4-6-3 1-2f			x 0-0 5-3		4 0 1 0 0 0 2															
Julio Cruz, S (1, 4) OBP: 0.322, SLG: 0.275			x 0-0 SH5-3 1-2		x 0-0 G3			x 0-0 L6		x 0-3 K		3 0 0 0 0 1 1															
Inning Stats	R: 0 E: 0 K: 1 S: 5	H: 0 LOB: 0 BB: 0 P: 5	R: 0 E: 0 K: 0 S: 3	H: 1 LOB: 0 BB: 0 P: 3	R: 0 E: 0 K: 0 S: 4	H: 1 LOB: 1 BB: 0 P: 4	R: 0 E: 0 K: 0 S: 3	H: 0 LOB: 0 BB: 0 P: 3	R: 1 E: 1 K: 0 S: 5	H: 2 LOB: 1 BB: 0 P: 5	R: 0 E: 0 K: 0 S: 3	H: 1 LOB: 1 BB: 0 P: 3	R: 1 E: 0 K: 1 S: 7	H: 3 LOB: 1 BB: 0 P: 7	R: 1 E: 0 K: 0 S: 5	H: 2 LOB: 1 BB: 0 P: 5	R: 0 E: 0 K: 0 S: 3	H: 1 LOB: 1 BB: 0 P: 3	R: 0 E: 0 K: 1 S: 5	H: 0 LOB: 0 BB: 0 P: 5	R: 1 E: 0 K: 0 S: 5	H: 3 LOB: 2 BB: 0 P: 5	1B: 13 2B: 2 3B: 0 HR: 1	SF: 0 SAC: 2 DP: 3 HBP: 0	WP: 1 PB: 0 SB: 1 CS: 2	PA: 42	
PITCHER	IP	WLS	BF	H	R	ER	SO	BB	IBB	HBP	BLK	WP	HR	S	P	ERA	WHIP										
Charlie Hough, R (1, 1) ERA: 2.89	7.1		28	9	3	2	2	0	0	0	0	0	1	32	32	2.46	1.227										
Danny Darwin, R (8, 1) ERA: 3.48	0.0		1	1	0	0	0	0	0	0	0	0	0	1	1	∞	∞										
Paul Mirabella, L (8, 1) ERA: 3.31	0.1		1	0	0	0	0	0	0	0	0	0	0	1	1	0.00	0.000										
Steve Comer, R (8, 1) ERA: 3.93	3.1	L	12	4	1	1	1	0	0	0	0	1	0	14	14	2.70	1.200										

Seattle Mariners @ Texas Rangers
Arlington Stadium, Arlington, TX
Wed Jun 09 1982, 8:05 PM EDT
Att: 8,459 - Unknown

AB	40
R	4
H	14
RBI	3
BB	0
SO	3
LOB	12



1B	13	SF	0
2B	2	SAC	2
3B	0	DP	3
HR	1	HBP	0

WP	1	PA	42
PB	0		
SB	1		
CS	2		

livebaseballscorecards.com

BOTTOM

Seattle Mariners @ Texas Rangers
Arlington Stadium, Arlington, TX

Wed Jun 09 1982, 8:05 PM EDT
Att: 8,459 - Unknown

livebaseballscorecards.com

AB	40
R	3
H	9
RBI	3
BB	2
SO	6
LOB	11



WP:0	PA: 43
PB:0	
SB:0	
CS:0	

AB	R	H	RBI	BB	SO	LOB
5	1	1	1	0	2	3
5	0	2	1	0	0	0
4	0	0	0	1	1	1
4	0	1	0	0	0	1
1	0	0	0	0	0	3
5	0	0	0	0	0	1
5	0	1	0	0	1	0
2	0	0	0	1	2	1
2	1	0	0	0	0	0
3	1	1	0	0	0	1
1	0	0	0	0	0	0
3	0	3	1	0	0	0

Batter	1	2	3	4	5	6	7	8	9	10	11
Bill Sample, R OBP: 0.333, SLG: 0.434 (1, 8) (8, 7)	0-3 K		0-0 E 1B		0-0 G6-4-3 1-2f		0-3 K			0-0 F4	
Mike Richardt, R OBP: 0.279, SLG: 0.302 (1, 4) X	0-0 6-3		0-0 1-H 5-3 1B			0-0 F8				0-0 BB 1-2 1B	
Buddy Bell, R OBP: 0.358, SLG: 0.390 (1, 5) S.S.	0-3 K		0-0 1-2 5-3			0-0 6-3				4-0 BB BB BB 1-2 2-3 BB	
Johnny Grubb, L OBP: 0.361, SLG: 0.412 (8, 9) Leon Roberts, R OBP: 0.286, SLG: 0.326 (10, PH) (11, 9)		0-0 4-3	0-0 F7			0-0 1B				0-0 F7	
Jim Sundberg, R OBP: 0.350, SLG: 0.378 (1, 2) X		0-0 6-3		0-0 F3		0-0 F5				0-0 F9	0-0 F8
Lamar Johnson, R OBP: 0.315, SLG: 0.379 (1, 10) X		0-0 1B		0-0 6-3			0-0 F7			0-3 K	0-0 5-3
Dave Hostetler, R OBP: 0.436, SLG: 0.656 George Wright, S OBP: 0.281, SLG: 0.380 (7, PR) (8, 8) S.S.	0-3 K		0-0 SH1-4 1B		0-3 K		4-0 BB BB BB 5-3 1B BB			0-0 F3	0-0 4-3
Larry Parrish, R OBP: 0.220, SLG: 0.227 Bill Stein, R OBP: 0.275, SLG: 0.239 (8, 3) X			0-0 SH1-4 1B		0-0 F9		0-0 5-3			0-0 6-3	
Mark Wagner, R OBP: 0.274, SLG: 0.288 (1, 6) X			0-0 SH1-4 1-2 1B		0-0 G6-4-3 1B		0-0 2-H 1B			0-0 BB 1B 1B	

PITCHER	IP	WLS	BF	H	R	ER	SO	BB	IBB	HBP	BLK	WP	HR	S	P	ERA	WHIP
Jim Beattie, R ERA: 2.86 (1, 1)	6.2		27	7	3	2	4	1	0	0	0	0	0	34	38	2.70	1.200
Larry Andersen, R ERA: 5.88 (7, 1)	2.2		9	1	0	0	2	0	0	0	0	0	0	13	13	0.00	0.375
Ed Vande Berg, L ERA: 1.75 (10, 1)	1.2	W	7	1	0	0	0	1	0	0	0	0	0	6	10	0.00	1.200

Inning	1	2	3	4	5	6	7	8	9	10	11
R:0	0	0	2	0	0	0	1	0	0	0	0
H:0	0	1	3	0	1	1	1	0	0	2	0
E:0	0	0	1	0	0	0	0	0	0	0	0
K:2	0	0	0	1	0	0	1	0	1	0	0
S:7	7	6	6	5	3	4	6	3	5	5	3

Inning	1	2	3	4	5	6	7	8	9	10	11
R:0	0	0	0	0	0	0	0	0	0	0	0
H:0	0	0	0	0	0	0	0	0	0	0	0
E:0	0	0	0	0	0	0	0	0	0	0	0
K:0	0	0	0	0	0	0	0	0	0	0	0
S:7	7	6	6	5	3	4	6	3	5	5	3

Inning	1	2	3	4	5	6	7	8	9	10	11
R:0	0	0	0	0	0	0	0	0	0	0	0
H:0	0	0	0	0	0	0	0	0	0	0	0
E:0	0	0	0	0	0	0	0	0	0	0	0
K:0	0	0	0	0	0	0	0	0	0	0	0
S:7	7	6	6	5	3	4	6	3	5	5	3

Inning	1	2	3	4	5	6	7	8	9	10	11
R:0	0	0	0	0	0	0	0	0	0	0	0
H:0	0	0	0	0	0	0	0	0	0	0	0
E:0	0	0	0	0	0	0	0	0	0	0	0
K:0	0	0	0	0	0	0	0	0	0	0	0
S:7	7	6	6	5	3	4	6	3	5	5	3

Batter	1	2	3	4	5	6	7	8	9	AB R H RBI BB SO LOB	TOP											
Gary Ward, R (1, 9) OBP: 0.271, SLG: 0.362	0-0 6-3	0-0 L5		0-0 E6			0-0 6-3		0-0 6-3	5 0 0 0 0 0 1												
Ron Washington, R (1, 6) OBP: 0.320, SLG: 0.406	0-0 1B		0-0 1-3	0-0 6-3			0-0 F7			4 1 1 0 0 0 1												
Tom Brunansky, R (1, 8) OBP: 0.353, SLG: 0.560	0-0 1B		0-0 HR		4-0 FC5-4		0-0 5-3			3 1 2 1 1 0 0												
Kent Hrbek, L (1, 3) OBP: 0.385, SLG: 0.646	0-3 K		0-0 PB		0-3 K			0-3 K		4 0 1 0 0 3 3												
Jesus Vega, R (1, 10) OBP: 0.295, SLG: 0.386	0-0 1B		0-0 5-3		0-0 FC5-4			0-0 F4-3		4 0 2 1 0 0 2												
Mickey Hatcher, R (1, 7) OBP: 0.281, SLG: 0.331	0-0 1-3		0-0 K		0-0 F4			0-0 F4-3		4 0 0 0 0 1 5												
Larry Milbourne, S (1, 4) OBP: 0.244, SLG: 0.235		0-0 6-3		0-0 6-3			0-0 5-3		0-0 F4-3	4 0 0 0 0 0 1												
Gary Gaetti, R (1, 5) OBP: 0.266, SLG: 0.429		0-0 1-3		0-0 HR			0-0 5-3		0-0 F4	3 1 1 1 0 0 0												
Randy Johnson, L (9, PH) OBP: 0.351, SLG: 0.508										1 0 0 0 0 0 0												
Tim Laudner, R (1, 2) OBP: 0.308, SLG: 0.267		0-0 1B		0-0 6-3			0-0 6-3		0-3 K	3 0 1 0 0 0 0												
Dave Engle, R (9, PH) OBP: 0.269, SLG: 0.345										1 0 0 0 0 1 0												
Inning Stats	R: 1 E: 0 K: 1 S: 8	H: 3 LOB: 2 BB: 0 P: 8	R: 0 E: 0 K: 0 S: 4	H: 1 LOB: 1 BB: 0 P: 4	R: 1 E: 0 K: 1 S: 7	H: 2 LOB: 1 BB: 0 P: 7	R: 1 E: 1 K: 0 S: 5	H: 1 LOB: 1 BB: 0 P: 5	R: 0 E: 0 K: 1 S: 5	H: 0 LOB: 1 BB: 1 P: 9	R: 0 E: 0 K: 0 S: 3	H: 0 LOB: 0 BB: 0 P: 3	R: 0 E: 0 K: 0 S: 3	H: 0 LOB: 0 BB: 0 P: 3	R: 0 E: 0 K: 1 S: 6	H: 1 LOB: 1 BB: 0 P: 6	R: 0 E: 0 K: 1 S: 5	H: 0 LOB: 0 BB: 0 P: 5	1B: 5 2B: 1 3B: 0 HR: 2	SF: 0 SAC: 0 DP: 0 HBP: 0	WP: 0 PB: 1 SB: 0 CS: 0	PA: 37
PITCHER	IP WLS BF H R ER SO BB IBB HBP BLK WP HR S P ERA WHIP																					
Rick Honeycutt, L (1, 1) ERA: 4.86	8.0 W 34 8 3 3 4 1 0 0 0 0 2 41 45 3.38 1.125																					
Dave Schmidt, R (9, 1) ERA: 3.64	1.0 S 3 0 0 0 1 0 0 0 0 0 0 5 5 0.00 0.000																					

Minnesota Twins @ Texas Rangers
Arlington Stadium, Arlington, TX
Sat Jun 12 1982, 8:05 PM EDT
Att. 18,464 - Unknown

livebaseballscorecards.com

AB	36
R	3
H	8
RBI	3
BB	1
SO	5
LOB	13



Batter	1	2	3	4	5	6	7	8	9	AB R H RBI BB SO LOB	TOP											
Gary Ward, R OBP: 0.269, SLG: 0.358 (1, 9) X	0-0 G5-3 1B		0-0 F8		0-3 K		0-3 K		0-0 F4	5 0 1 0 0 2 1												
Ron Washington, R OBP: 0.324, SLG: 0.410 (1, 6) X	0-0 F9			0-0 1B SF8 2B		0-0 F4-3	4-0 1B BB			3 1 1 0 1 0 1												
Tom Brunansky, R OBP: 0.367, SLG: 0.563 (1, 8) X	0-0 1-2 1B		0-0 F8		1-0 1B HBP		0-0 1-3 1B			3 1 2 0 0 0 1												
Kent Hrbek, L OBP: 0.387, SLG: 0.644 (1, 3) X	0-0 G5-3 2-3f		0-0 2-3 1B		0-0 1-2 2B 1B		0-0 F4-3			4 1 2 0 0 0 4												
Randy Johnson, L OBP: 0.355, SLG: 0.519 (1, 10) X		0-0 F9-5 2B		0-0 SF8		0-0 2B SF8 1B		0-0 F9		3 1 2 2 0 0 0												
Mickey Hatcher, R OBP: 0.280, SLG: 0.336 (1, 7) X		0-0 F9-5 2-3		0-0 3-H F2		0-0 SF8 1-3 2-H 2B		0-0 5-3		4 0 1 1 0 0 2												
Gary Gaetti, R OBP: 0.260, SLG: 0.421 (1, 5) X		0-0 F4			0-0 F7	0-0 SF8		0-0 5-3		3 0 0 1 0 0 0												
John Castino, R OBP: 0.263, SLG: 0.282 (1, 4) X			0-0 6-3		4-0 WP BB	0-0 5-3		0-0 6-3		3 0 0 0 1 0 1												
Tim Laudner, R OBP: 0.286, SLG: 0.245 (1, 2) X			0-0 F5		0-0 F9		0-0 F4		0-0 F7	4 0 0 0 0 0 1												
Inning Stats	R: 0 E: 0 K: 0 S: 4	H: 2 LOB: 1 BB: 0 P: 4	R: 0 E: 0 K: 0 S: 3	H: 1 LOB: 0 BB: 0 P: 3	R: 0 E: 0 K: 0 S: 3	H: 0 LOB: 0 BB: 0 P: 3	R: 1 E: 0 K: 0 S: 5	H: 2 LOB: 1 BB: 0 P: 5	R: 0 E: 0 K: 1 S: 5	H: 0 LOB: 1 BB: 1 P: 9	R: 3 E: 0 K: 0 S: 6	H: 3 LOB: 1 BB: 0 P: 7	R: 0 E: 0 K: 1 S: 6	H: 1 LOB: 2 BB: 1 P: 10	R: 0 E: 0 K: 0 S: 3	H: 0 LOB: 0 BB: 0 P: 3	R: 0 E: 0 K: 0 S: 3	H: 0 LOB: 0 BB: 0 P: 3	1B: 6 2B: 4 3B: 0 HR: 0	SF: 2 SAC: 0 DP: 2 HBP: 1	WP: 1 PB: 0 SB: 0 CS: 0	PA: 37
PITCHER	IP WLS BF H R ER SO BB IBB HBP BLK WP HR S P ERA WHIP																					
Doc Medich, R ERA: 5.79 (1, 1)	6.2 W 30 9 4 4 2 2 0 1 0 0 1 0 31 40 5.40 1.650																					
Paul Mirabella, L ERA: 3.24 (7, 1)	0.1 1 0 0 0 0 0 0 0 0 0 0 0 1 1 0.00 0.000																					
Steve Comer, R ERA: 3.72 (8, 1)	2.0 6 0 0 0 0 0 0 0 0 0 0 0 6 6 0.00 0.000																					

Minnesota Twins @ Texas Rangers
Arlington Stadium, Arlington, TX
Sun Jun 13 1982, 4:33 AM EDT
Att. 15,973 - Unknown

livebaseballscorecards.com

AB	32
R	4
H	9
RBI	4
BB	2
SO	2
LOB	11



Batter	1	2	3	4	5	6	7	8	9
George Wright, S OBP: 0.288, SLG: 0.397 (1, 8)									
Doug Flynn, R OBP: 0.241, SLG: 0.257 (1, 4)									
Buddy Bell, R OBP: 0.356, SLG: 0.383 Bill Stein, R OBP: 0.283, SLG: 0.250 (1, 5) (5, 5)									
Lamar Johnson, R OBP: 0.342, SLG: 0.411 (1, 10)									
Dave Hostetter, R OBP: 0.435, SLG: 0.769 (1, 3)									
Leon Roberts, R OBP: 0.297, SLG: 0.338 (1, 7)									
Larry Parrish, R OBP: 0.216, SLG: 0.222 (1, 9)									
Don Werner, R OBP: 0.364, SLG: 0.222 (1, 2)									
Mark Wagner, R OBP: 0.274, SLG: 0.282 (1, 6)									

Inning Stats	R: 7	H: 8	E: 0	LOB: 2	K: 0	P: 18	R: 1	H: 2	E: 0	LOB: 0	K: 0	P: 4	R: 0	H: 0	E: 0	LOB: 0	K: 0	P: 3	R: 0	H: 1	E: 0	LOB: 1	K: 1	P: 6	R: 1	H: 2	E: 0	LOB: 2	K: 0	P: 9	R: 0	H: 0	E: 0	LOB: 0	K: 1	P: 5	R: 0	H: 3	E: 0	LOB: 1	K: 0	P: 5
--------------	------	------	------	--------	------	-------	------	------	------	--------	------	------	------	------	------	--------	------	------	------	------	------	--------	------	------	------	------	------	--------	------	------	------	------	------	--------	------	------	------	------	------	--------	------	------

PITCHER	IP	WLS	BF	H	R	ER	SO	BB	IBB	HBP	BLK	WP	HR	S	P	ERA	WHIP
Jack O'Connor, L ERA: 12.91 (1, 1)	0.2	L	9	6	7	7	0	2	0	0	0	0	1	7	15	94.50	12.000
John Pacella, R ERA: 4.91 (1, 1)	4.1		20	7	2	2	1	1	0	0	0	0	0	21	25	4.15	1.846
Paul Boris, R ERA: 5.74 (6, 1)	3.0		11	3	1	1	1	0	0	0	0	0	0	13	13	3.00	1.000

BOTTOM

Minnesota Twins @ Texas Rangers
Arlington Stadium, Arlington, TX

Sun Jun 13 1982, 4:33 AM EDT
Att. 15,973 - Unknown

AB	R	H	RBI	BB	SO	LOB
4	2	3	2	0	0	0
5	0	2	2	0	0	3
2	0	0	0	1	0	2
2	0	1	0	0	0	0
5	2	3	1	0	0	2
4	1	2	2	0	1	1
4	2	2	0	0	0	1
4	1	1	0	0	1	1
3	1	1	0	1	0	0
3	1	1	2	1	0	0

AB	36
R	10
H	16
RBI	9
BB	3
SO	2
LOB	10

1B: 13	SF: 1	WP: 0	PA: 40
2B: 1	SAC: 0	PB: 0	
3B: 1	DP: 2	SB: 1	
HR: 1	HBP: 0	CS: 0	

PITCHER	IP	WLS	BF	H	R	ER	SO	BB	IBB	HBP	BLK	WP	HR	S	P	ERA	WHIP
---------	----	-----	----	---	---	----	----	----	-----	-----	-----	----	----	---	---	-----	------

Batter	1	2	3	4	5	6	7	8	9	AB R H RBI BB SO LOB	TOP		
George Wright, S (1, 8) OBP: 0.284, SLG: 0.392 Terry Bogener, L (8, PH) (8, 8)	0-3 K		0-3 K		0-3 K			0-0 L9		3 0 0 0 0 3 3 1 0 0 0 0 0 0			
Doug Flynn, R (1, 4) OBP: 0.241, SLG: 0.257 (8, 6)	0-0 G6-3 1B			0-0 F8	0-0 F4			0-0 F5-3		4 0 1 0 0 0 2			
Buddy Bell, R (1, 5) OBP: 0.349, SLG: 0.376 (1, 5)	0-0 G6-3 1-2f			0-0 F9				0-0 L4	0-0 5-3	4 0 0 0 0 0 2			
Johnny Grubb, L (1, 7) OBP: 0.353, SLG: 0.388 (1, 7)		0-3 K		0-3 K				0-0 L4	0-0 F7	4 0 0 0 0 2 1			
Lamar Johnson, R (1, 10) OBP: 0.339, SLG: 0.400 (1, 10)		0-0 5-3		4-0 BB				0-0 F8	0-0 3-1	3 0 0 0 1 0 0			
Jim Sundberg, R (1, 2) OBP: 0.337, SLG: 0.363 (1, 2)		0-3 K		0-0 F3			0-0 5-3			3 0 0 0 0 1 2			
Dave Hostetler, R (1, 3) OBP: 0.408, SLG: 0.714 (1, 3)			0-0 5-3		0-0 F9		0-3 K			3 0 0 0 0 1 0			
Larry Parrish, R (1, 9) OBP: 0.227, SLG: 0.233 (1, 9)			0-0 FC6-4 1B		0-0 E 1B		0-0 5-3			3 0 2 0 0 0 0			
Mark Wagner, R (1, 6) OBP: 0.270, SLG: 0.277 Bill Stein, R (8, PH) OBP: 0.278, SLG: 0.245 (8, 4)	0-0 FC6-4 E 1-2f		0-0 E 1-2f		0-0 E4			0-0 5-3		2 0 0 0 0 0 2 1 0 0 0 0 0 0			
Inning Stats	R: 0 H: 1 E: 0 LOB: 0 K: 1 BB: 0 S: 5 P: 5	R: 0 H: 0 E: 0 LOB: 0 K: 2 BB: 0 S: 7 P: 7	R: 0 H: 1 E: 1 LOB: 1 K: 1 BB: 0 S: 6 P: 6	R: 0 H: 0 E: 1 LOB: 2 K: 1 BB: 1 S: 6 P: 10	R: 0 H: 1 E: 1 LOB: 2 K: 1 BB: 0 S: 7 P: 7	R: 0 H: 0 E: 0 LOB: 0 K: 0 BB: 0 S: 3 P: 3	R: 0 H: 0 E: 0 LOB: 0 K: 1 BB: 0 S: 5 P: 5	R: 0 H: 0 E: 0 LOB: 0 K: 0 BB: 0 S: 3 P: 3	R: 0 H: 0 E: 0 LOB: 0 K: 0 BB: 0 S: 3 P: 3	1B: 3 SF: 0 2B: 0 SAC: 0 3B: 0 DP: 1 HR: 0 HBP: 0	WP: 0 PA: 32 PB: 0 SB: 0 CS: 0		
PITCHER	IP WLS BF H R ER SO BB IBB HBP BLK WP HR S P ERA WHIP											PITCHER	IP WLS BF H R ER SO BB IBB HBP BLK WP HR S P ERA WHIP
Jim Beattie, R (1, 1) ERA: 2.61	6.0 W 23 3 0 0 6 1 0 0 0 0 0 0 34 38 0.00 0.667												
Mike Stanton, R (7, 1) ERA: 2.12	3.0 S 9 0 0 0 1 0 0 0 0 0 0 0 11 11 0.00 0.000												

Texas Rangers @ Seattle Mariners
The Kingdome, Seattle, WA
Mon Jun 14 1982, 10:05 PM EDT
Att. 10,795 - Dome

livebaseballscorecards.com

AB	31
R	0
H	3
RBI	0
BB	1
SO	7
LOB	12



Batter	1	2	3	4	5	6	7	8	9	AB	R	H	RBI	BB	SO	LOB
Julio Cruz, S OBP: 0.315, SLG: 0.280 (1, 4)	0-0 F8	0-0 FC6-4			0-0 FC1-6		0-0 F7			4	0	0	0	0	0	3
Manny Castillo, S OBP: 0.289, SLG: 0.302 (1, 5)	0-0 1-3		0-0 F7		0-0 F4-3		0-0 F8			4	0	0	0	0	0	2
Bruce Bochte, L OBP: 0.390, SLG: 0.377 (1, 7)	4-0 1B BB		0-0 F8			0-0 HR		0-0 L3		3	2	1	1	1	0	0
Richie Zisk, R OBP: 0.362, SLG: 0.390 (1, 10)	0-0 1B 1B		0-0 F6			0-0 FC4-5 2B		0-0 5-3		4	0	2	0	0	0	0
Al Cowens, R OBP: 0.340, SLG: 0.494 (1, 9)	0-0 1B			0-0 1-3		0-0 FC4-5		0-0 HR		4	1	2	2	0	0	1
Gary Gray, R OBP: 0.355, SLG: 0.471 (1, 3)	0-0 F5			0-0 G3 2B		0-0 F5-4-3		0-0 1B		4	0	2	0	0	0	3
Paul Serna, R OBP: 0.227, SLG: 0.333 (1, 6)		0-0 F4-3		0-0 G3			0-0 F3	0-0 4-3		4	0	0	0	0	0	2
Dave Henderson, R OBP: 0.341, SLG: 0.547 (1, 8)		0-0 F4-3		0-3 K			0-0 HR			3	1	1	1	0	1	1
Bud Bulling, R OBP: 0.299, SLG: 0.273 (1, 2)		4-0 FC6-4 BB			0-0 FC1-6 1B		0-0 E3			2	0	1	0	1	0	0

Inning Stats	R: 1	H: 2	E: 0	LOB: 2	K: 0	BB: 1	S: 5	P: 9	R: 0	H: 0	E: 0	LOB: 1	K: 0	BB: 1	S: 3	P: 7	R: 0	H: 0	E: 0	LOB: 0	K: 0	BB: 0	S: 3	P: 3	R: 0	H: 1	E: 0	LOB: 1	K: 1	BB: 0	S: 6	P: 6	R: 0	H: 1	E: 0	LOB: 0	K: 0	BB: 0	S: 3	P: 3	R: 1	H: 2	E: 0	LOB: 0	K: 0	BB: 0	S: 4	P: 4	R: 1	H: 1	E: 1	LOB: 1	K: 0	BB: 0	S: 5	P: 5	R: 1	H: 2	E: 0	LOB: 1	K: 0	BB: 0	S: 5	P: 5
1B: 4	SF: 0	2B: 3	SAC: 0	3B: 0	DP: 2	HR: 3	HBP: 0	WP: 0	PA: 34																																																							

PITCHER	IP	WLS	BF	H	R	ER	SO	BB	IBB	HBP	BLK	WP	HR	S	P	ERA	WHIP
Jon Mattack, L (1, 1)	7.1	L	30	7	3	3	1	2	0	0	0	0	2	30	38	3.68	1.227
Danny Darwin, R (8, 1)	0.2		4	2	1	1	0	0	0	0	0	0	1	4	4	13.50	3.000

BOTTOM

Texas Rangers @ Seattle Mariners
The Kingdome, Seattle, WA
Mon Jun 14 1982, 10:05 PM EDT
Att. 10,795 - Dome

livebaseballscores.com

AB	32
R	4
H	9
RBI	4
BB	2
SO	1
LOB	12



Batter	1	2	3	4	5	6	7	8	9	AB R H RBI BB SO LOB	TOP	
Terry Bogener, L (1, 8) George Wright, S (6, 8) OBP: 0.282, SLG: 0.388	0-0 E6 1B		0-0 L8 1B		4-0 1B FC6-4 1B BB		0-3 K 1-2	0-0 3-1		2 1 0 0 1 0 0 2 0 0 0 0 1 2		
Doug Flynn, R (1, 4) OBP: 0.247, SLG: 0.262	0-3 K		0-0 S 2B 1B		0-0 FC6-4 1B 1-2 1B		0-0 F8		0-3 K	5 1 2 0 0 2 2		
Buddy Bell, R (1, 5) OBP: 0.363, SLG: 0.392	0-0 G4-6-3 1B 1-2		0-0 1B 1-H 2B		0-0 FC6-4 1B 1-2 2-3 1B		4-0 1B IBB		0-0 FC6-4 1B	4 0 4 1 1 0 0		
Johnny Grubb, L (1, 7) Leon Roberts, R (5, PH) OBP: 0.356, SLG: 0.385 OBP: 0.286, SLG: 0.324	0-0 G4-6-3 1-2f		4-0 BB		0-0 FC6-4 1-2f 2-3 3-H		0-0 1-3		0-3 K	1 0 0 0 1 0 2 3 0 0 1 0 1 5		
Lamar Johnson, R (1, 10) OBP: 0.333, SLG: 0.392		0-0 F9	0-0 F9		0-0 F9			0-0 SH1-4 HR 1B	0-0 FC6-4 1-2f	5 1 1 0 0 0 5		
Jim Sundberg, R (1, 2) OBP: 0.332, SLG: 0.356		0-0 1-3		0-0 6-3		0-0 6-3		0-0 SH1-4 1-2		3 0 0 0 0 0 0		
Dave Hostetter, R (1, 3) OBP: 0.415, SLG: 0.826		0-0 HR		0-3 K		0-0 6-3		0-0 HR 2-H		4 2 2 3 0 1 0		
Larry Parrish, R (1, 9) OBP: 0.227, SLG: 0.228		0-3 K		0-3 K		0-3 K		4-0 S BB		3 0 0 0 1 3 0		
Mark Wagner, R (1, 6) OBP: 0.277, SLG: 0.285			0-0 1B		0-0 L6		0-0 PB 1B	0-0 F8 1-2		4 0 2 0 0 0 1		
Inning Stats	R: 0 E: 1 K: 1 S: 6 H: 1 LOB: 1 BB: 0 P: 6	R: 1 E: 0 K: 1 S: 6 H: 1 LOB: 0 BB: 0 P: 6	R: 1 E: 0 K: 0 S: 5 H: 3 LOB: 2 BB: 1 P: 9	R: 0 E: 0 K: 2 S: 7 H: 0 LOB: 0 BB: 0 P: 7	R: 1 E: 0 K: 0 S: 5 H: 2 LOB: 2 BB: 1 P: 9	R: 0 E: 0 K: 1 S: 5 H: 0 LOB: 0 BB: 0 P: 5	R: 0 E: 0 K: 1 S: 6 H: 1 LOB: 2 BB: 1 P: 10	R: 2 E: 0 K: 0 S: 5 H: 2 LOB: 1 BB: 1 P: 9	R: 0 E: 0 K: 2 S: 8 H: 1 LOB: 1 BB: 0 P: 8	1B: 8 2B: 1 3B: 0 HR: 2 SF: 0 SAC: 1 DP: 1 HBP: 0	WP: 0 PB: 1 SB: 2 CS: 0 PA: 41	
PITCHER	IP WLS BF H R ER SO BB IBB HBP BLK WP HR S P ERA WHIP											
Mike Moore, R (1, 1) ERA: 6.89	4.1 L 21 7 3 3 4 2 0 0 0 0 0 1 27 35 6.23 2.077											
Bryan Clark, L (5, 1) ERA: 1.69	2.1 9 1 0 0 2 0 1 0 0 0 0 0 12 16 0.00 0.429											
Larry Andersen, R (7, 1) ERA: 5.68	2.1 11 3 2 2 2 1 0 0 0 0 0 1 14 18 7.71 1.714											

Texas Rangers @ Seattle Mariners
The Kingdome, Seattle, WA
Tue Jun 15 1982, 10:05 PM EDT
Att. 9,900 - Dome

livebaseballscorecards.com

AB	36
R	5
H	11
RBI	5
BB	4
SO	8
LOB	17



Batter	1	2	3	4	5	6	7	8	9	AB	R	H	RBI	BB	SO	LOB
Julio Cruz, S OBP: 0.321, SLG: 0.298 (1, 4)	0-0 F5		4-0 1B BB		0-0 HR	0-0 1B		0-0 F6		4	1	2	1	1	0	1
Manny Castillo, S OBP: 0.292, SLG: 0.305 (1, 5)	0-0 F7		0-0 1B		0-0 L9 BB 1B	0-0 F8			0-0 F6	5	0	2	0	0	0	1
Bruce Bochte, L OBP: 0.390, SLG: 0.375 (1, 7)	0-0 1B		0-0 F7		0-0 F5			0-0 F8		4	0	1	0	1	0	3
Joe Simpson, L OBP: 0.280, SLG: 0.289 (9, PR)									4-0 F4-6-3 BB	0	0	0	0	0	0	0
Richie Zisk, R OBP: 0.358, SLG: 0.382 (1, 10)	0-0 F5			0-0 F7	4-0 BB 1-2 BB			0-3 K	0-0 F4-6-3	4	0	0	0	1	1	2
Al Cowens, R OBP: 0.342, SLG: 0.506 (1, 9)		0-0 6-3		0-0 1B	0-0 L9			0-0 HR		4	1	2	1	0	0	2
Gary Gray, R OBP: 0.363, SLG: 0.465 (1, 3)		0-0 F8		0-0 1B	4-0 2-3 1-3 1B			0-0 5-3		3	0	1	0	1	0	0
Dave Henderson, R OBP: 0.326, SLG: 0.519 (1, 8)		0-0 1-3		0-0 2-3	0-0 F8				0-0 F7	4	0	0	0	0	0	5
Bud Bulling, R OBP: 0.300, SLG: 0.267 (1, 2)			0-0 F9	4-0 BB		0-0 F3		0-0 F4-3		2	0	0	0	1	0	0
Rick Sweet, S OBP: 0.479, SLG: 0.600 (8, PH) (9, 2)										1	0	0	0	0	0	0
Paul Serna, R OBP: 0.228, SLG: 0.322 (1, 6)			0-0 F4	0-0 F2		0-0 5-3		1-0 HBP		3	0	0	0	0	0	3

Inning Stats	R: 0	H: 1	E: 0	K: 0	S: 4	LOB: 1	BB: 0	P: 4	R: 0	H: 0	E: 0	K: 0	S: 3	LOB: 0	BB: 0	P: 3	R: 0	H: 1	E: 0	K: 0	S: 4	LOB: 2	BB: 1	P: 8	R: 0	H: 2	E: 0	K: 0	S: 5	LOB: 3	BB: 1	P: 9	R: 1	H: 2	E: 0	K: 0	S: 5	LOB: 3	BB: 2	P: 13	R: 0	H: 1	E: 0	K: 0	S: 4	LOB: 1	BB: 0	P: 4	R: 1	H: 1	E: 0	K: 1	S: 6	LOB: 0	BB: 0	P: 6	R: 0	H: 0	E: 0	K: 0	S: 3	LOB: 1	BB: 0	P: 4	R: 0	H: 0	E: 0	K: 0	S: 2	LOB: 1	BB: 1	P: 6	1B: 6	SF: 0	2B: 0	SAC: 0	3B: 0	DP: 1	HR: 2	HBP: 1	WP: 0	PA: 40
PITCHER	IP	WLS	BF	H	R	ER	SO	BB	IBB	HBP	BLK	WP	HR	S	P	ERA	WHIP																																																																	
Frank Tanana, L ERA: 3.59 (1, 1)	6.2	W	31	7	1	1	1	4	0	0	0	0	1	29	45	1.35	1.650																																																																	
Steve Comer, R ERA: 3.73 (7, 1)	2.1	S	9	1	1	1	0	1	0	1	0	0	1	7	12	3.86	0.857																																																																	

BOTTOM

Texas Rangers @ Seattle Mariners
The Kingdome, Seattle, WA
Tue Jun 15 1982, 10:05 PM EDT
Att: 9,900 - Dome

livebaseballscores.com

AB	34
R	2
H	8
RBI	2
BB	5
SO	1
LOB	17



Batter	1	2	3	4	5	6	7	8	9	AB R H RBI BB SO LOB	TOP	
Terry Bogener, L (1, 8) X	0-0 F4		0-0 FC6-4 1-2f 2-3			0-0 L7		0-3 K		4 0 0 0 0 1 4		
Doug Flynn, R (1, 4) X Bill Stein, R (8, PH) OBP: 0.291, SLG: 0.260 George Wright, S (8, PR) OBP: 0.282, SLG: 0.388 Mike Richardt, R (8, 4) OBP: 0.279, SLG: 0.302	0-0 F6-3		0-0 F4-3 1-2			0-0 F9		0-0 1B		3 0 0 0 0 0 2 1 0 1 1 0 0 0 0 0 0 0 0 0 0 0 0 0 0 0 0 0		
Buddy Bell, R (1, 5) S S S	0-3 K				0-0 1-3		0-0 F9	0-3 K		4 0 0 0 0 2 2		
Johnny Grubb, L (1, 7) OBP: 0.361, SLG: 0.389		0-0 FC4-5 WP 1B			0-0 L3		0-0 F8		0-0 G6-3 1B	4 0 2 0 0 0 0		
Lamar Johnson, R (1, 10) OBP: 0.331, SLG: 0.387		0-0 FC4-5 1-3 G6-4-3			0-3 K		0-0 FC6-4 1B		0-0 G6-3 1-2f	4 0 1 0 0 1 2		
Dave Hostetter, R (1, 3) OBP: 0.386, SLG: 0.760		0-0 G6-4-3 1-2f			0-3 K		0-0 FC6-4 1-2f		0-0 F7	4 0 0 0 0 1 2		
Jim Sundberg, R (1, 2) OBP: 0.332, SLG: 0.373			0-0 HR		0-0 5-3		0-0 F8			3 1 1 1 0 0 0	AB 32 R 2 H 8 RBI 2 BB 1 SO 5 LOB 12	
Larry Parrish, R (1, 9) OBP: 0.237, SLG: 0.238			0-0 FC6-4 1B 1B		0-0 F8		0-0 BB 1B 1B			3 1 2 0 0 0 0		
Mark Wagner, R (1, 6) OBP: 0.286, SLG: 0.288			0-0 FC6-4 1-2 1B		0-0 F8		4-0 BB 1B BB			2 0 1 0 1 0 0		
Inning Stats	R: 0 H: 0 E: 0 LOB: 0 K: 1 BB: 0 S: 5 P: 5	R: 0 H: 1 E: 0 LOB: 0 K: 0 BB: 0 S: 3 P: 3	R: 1 H: 3 E: 0 LOB: 1 K: 0 BB: 0 S: 5 P: 5	R: 0 H: 0 E: 0 LOB: 0 K: 1 BB: 0 S: 5 P: 5	R: 0 H: 0 E: 0 LOB: 0 K: 1 BB: 0 S: 5 P: 5	R: 0 H: 0 E: 0 LOB: 0 K: 0 BB: 0 S: 3 P: 3	R: 0 H: 1 E: 0 LOB: 1 K: 0 BB: 0 S: 4 P: 4	R: 1 H: 2 E: 0 LOB: 2 K: 2 BB: 1 S: 9 P: 13	R: 0 H: 1 E: 0 LOB: 0 K: 0 BB: 0 S: 3 P: 3	1B: 7 SF: 0 2B: 0 SAC: 0 3B: 0 DP: 3 HR: 1 HBP: 0	WP: 1 PA: 33 PB: 0 SB: 0 CS: 0	
PITCHER	IP WLS BF H R ER SO BB IBB HBP BLK WP HR S P ERA WHIP											
Gaylord Perry, R (1, 1) ERA: 3.64	7.1 W 27 6 2 2 3 1 0 0 0 1 1 32 36 2.46 0.955											
Bill Caudill, R (8, 1) ERA: 1.85	1.2 S 6 2 0 0 2 0 0 0 0 0 0 10 10 0.00 1.200											

Texas Rangers @ Seattle Mariners
The Kingdome, Seattle, WA
Wed Jun 16 1982, 10:05 PM EDT
Att. 10,066 - Dome

livebaseballscorecards.com



Batter	1	2	3	4	5	6	7	8	9	AB R H RBI BB SO LOB	TOP											
Terry Bogener, L (1, 8) George Wright, S (5, 8) OBP: 0.279, SLG: 0.384	0-0 L6		0-3 K	1-0 HBP		0-0 G6-4-3		0-0 F2		2 0 0 0 0 1 2 2 0 0 0 0 0 2												
Johnny Grubb, L (1, 9) OBP: 0.354, SLG: 0.375	0-0 6-3		4-0 2B BB	0-0 6-3		0-0 4-3		0-0 4-3		4 1 0 0 1 0 3												
Buddy Bell, R (1, 5) OBP: 0.362, SLG: 0.394	0-0 F4		0-0 F9 1B 2B		0-0 1B 5-3 1B		0-0 FC5-4 BB 1B		0-0 1-3	5 2 3 3 0 0 0												
Lamar Johnson, R (1, 10) OBP: 0.326, SLG: 0.375		0-0 F9	0-0 F9		0-0 F7		4-0 FC5-4 BB		0-3 K	4 0 0 0 1 1 2												
Dave Hostetter, R (1, 3) OBP: 0.387, SLG: 0.722		0-0 F4	0-0 1B		0-0 5-3		0-3 K		4-0 BB	4 0 1 1 1 1 3												
Jim Sundberg, R (1, 2) OBP: 0.333, SLG: 0.370		4-0 BB	0-3 K		0-0 1B		0-0 FC5-4		0-0 F3	4 0 1 0 1 1 4												
Mike Richardt, R (1, 7) OBP: 0.278, SLG: 0.300	0-0 F8			0-0 6-3	0-0 1B		0-0 5-3			4 0 1 1 0 0 3												
Doug Flynn, R (1, 4) OBP: 0.242, SLG: 0.257			0-0 1B 2B 1B	0-0 F6-3	0-0 F3			0-0 F6-3		4 1 1 0 0 0 2												
Mark Wagner, R (1, 6) OBP: 0.307, SLG: 0.305			0-0 2B 1B	0-0 HBP 1B		4-0 G6-4-3 BB		0-0 1B		3 1 3 0 1 0 0												
Inning Stats	R: 0 E: 0 K: 0 S: 3	H: 0 LOB: 0 BB: 0 P: 3	R: 0 E: 0 K: 0 S: 3	H: 0 LOB: 1 BB: 1 P: 7	R: 4 E: 0 K: 2 S: 11	H: 4 LOB: 1 BB: 1 P: 15	R: 0 E: 0 K: 0 S: 4	H: 1 LOB: 2 BB: 0 P: 5	R: 1 E: 0 K: 0 S: 6	H: 3 LOB: 2 BB: 0 P: 6	R: 0 E: 0 K: 0 S: 2	H: 0 LOB: 0 BB: 1 P: 6	R: 0 E: 0 K: 1 S: 6	H: 1 LOB: 2 BB: 1 P: 10	R: 0 E: 0 K: 0 S: 4	H: 1 LOB: 1 BB: 0 P: 4	R: 0 E: 0 K: 1 S: 5	H: 0 LOB: 1 BB: 1 P: 9	1B: 9 2B: 1 3B: 0 HR: 0	SF: 0 SAC: 0 DP: 1 HBP: 1	WP: 0 PB: 0 SB: 2 CS: 0	PA: 42
PITCHER	IP WLS BF H R ER SO BB IBB HBP BLK WP HR S P ERA WHIP																					
Gene Nelson, R (1, 1) ERA: 3.55	4.2 L 25 8 5 5 2 2 0 1 0 0 0 0 26 35 9.64 2.143																					
Bryan Clark, L (5, 1) ERA: 1.5	3.1 13 2 0 0 1 2 0 0 0 0 0 0 13 21 0.00 1.200																					
Ed Vande Berg, L (9, 1) ERA: 1.91	1.0 4 0 0 0 0 1 1 0 0 0 0 0 5 9 0.00 1.000																					

Texas Rangers @ Seattle Mariners
The Kingdome, Seattle, WA
Thu Jun 17 1982, 10:05 PM EDT
Att. 8,446 - Dome

livebaseballscorecards.com

AB 36
R 5
H 10
RBI 5
BB 5
SO 4
LOB 21



Batter	1	2	3	4	5	6	7	8	9	AB	R	H	RBI	BB	SO	LOB
Julio Cruz, S OBP: 0.322, SLG: 0.310 (1, 4)	0-0 FC5-4 1B		0-3 K		0-0 1-3			0-0 6-3		4	0	1	0	0	1	1
Manny Castillo, S OBP: 0.289, SLG: 0.306 (1, 5)	0-0 FC5-4 BB 1-2f		0-0 F4-3 1-2			0-0 1-3		0-0 F4-3 1B		4	0	1	0	0	0	2
Bruce Bochte, L OBP: 0.396, SLG: 0.378 (1, 7)	4-0 1-2 BB			0-0 1-3 F4-3 2B		0-0 F7		0-0 F4-3 1-2		3	1	1	0	1	0	1
Bobby Brown, S OBP: 0.281, SLG: 0.287 (9, 7)										0	0	0	0	0	0	0
Richie Zisk, R OBP: 0.355, SLG: 0.378 (1, 10)	0-3 K			0-0 1-3 2-3		0-0 1B 1B		0-0 5-3		4	0	1	0	0	1	4
Al Cowens, R OBP: 0.343, SLG: 0.500 (1, 9)	0-0 G3			0-0 F4-3 3-H		0-0 1B 1B			0-0 F6-4-3 1B	4	0	2	1	0	0	2
Jim Maler, R OBP: 0.290, SLG: 0.358 (1, 3)		0-0 6-3		0-0 1B		0-0 5-3			0-0 F6-4-3 1-2	4	0	1	0	0	0	3
Dave Henderson, R OBP: 0.351, SLG: 0.506 (1, 8)		4-0 F5-4-3 BB		0-0 1-3			0-0 F9		4-0 F6-4-3 BB	2	0	0	0	2	0	1
Bud Bulling, R OBP: 0.288, SLG: 0.255 (1, 2)		0-0 F5-4-3 1-2			0-0 F7		0-0 6-3		0-0 FC6-4 1-2f	4	0	0	0	0	0	2
Paul Serna, R OBP: 0.235, SLG: 0.323 (1, 6)			0-0 F4-3 1B		0-0 6-3		0-0 6-3			3	0	1	0	0	0	0

Inning Stats	R: 0	H: 1	R: 0	H: 0	R: 0	H: 1	R: 0	H: 0	R: 0	H: 2	R: 0	H: 0	R: 0	H: 1	R: 0	H: 1	1B: 7	SF: 0	WP: 0	PA: 35
	E: 0	LOB: 2	E: 0	LOB: 0	E: 0	LOB: 1	E: 0	LOB: 0	E: 0	LOB: 2	E: 0	LOB: 0	E: 0	LOB: 1	E: 0	LOB: 1	2B: 1	SAC: 0	PB: 0	
	K: 1	BB: 1	K: 0	BB: 1	K: 0	BB: 0	K: 0	BB: 0	K: 0	BB: 0	K: 0	BB: 0	K: 0	BB: 0	K: 0	BB: 1	3B: 0	DP: 3	SB: 0	
	S: 6	P: 10	S: 2	P: 6	S: 5	P: 5	S: 3	P: 3	S: 5	P: 5	S: 3	P: 3	S: 4	P: 4	S: 3	P: 7	HR: 0	HBP: 0	CS: 0	

PITCHER	IP	WLS	BF	H	R	ER	SO	BB	IBB	HBP	BLK	WP	HR	S	P	ERA	WHIP	PITCHER	IP	WLS	BF	H	R	ER	SO	BB	IBB	HBP	BLK	WP	HR	S	P	ERA	WHIP	
Rick Honeycutt, L ERA: 4.4 (1, 1)	9.0	W	35	8	1	1	2	3	0	0	0	0	0	36	48	1.00	1.222																			

BOTTOM

Texas Rangers @ Seattle Mariners
The Kingdome, Seattle, WA
Thu Jun 17 1982, 10:05 PM EDT
Att: 8,446 - Dome

livebaseballscorecards.com

AB	32
R	1
H	8
RBI	1
BB	3
SO	2
LOB	16



Batter	1	2	3	4	5	6	7	8	9	AB R H RBI BB SO LOB	TOP	
Terry Bogener, L (1, 8) OBP: 0.200, SLG: 0.308 George Wright, S (7, 8) OBP: 0.279, SLG: 0.384	0-0 F9		0-0 HR			0-3 K	0-0 4-3			4 1 1 1 0 1 0 0 0 0 0 0 0 0		
Johnny Grubb, L (1, 9) OBP: 0.351, SLG: 0.371	0-0 F7		0-3 K			0-0 2B 1B		0-0 F6		4 1 1 1 0 0 1 0		
Buddy Bell, R (1, 5) OBP: 0.360, SLG: 0.396	0-3 K			0-0 F4		0-0 1B 2B		0-3 K		4 1 1 1 0 2 0		
Lamar Johnson, R (1, 10) OBP: 0.331, SLG: 0.379		0-0 F9		0-0 1B		0-0 F8 1B		0-0 F3		4 0 2 1 0 0 0		
Dave Hostetter, R (1, 3) OBP: 0.394, SLG: 0.696		4-0 BB		0-0 F4		4-0 IBB		0-0 F8		2 0 0 0 2 0 1		
Mike Richardt, R (1, 7) OBP: 0.268, SLG: 0.288 Leon Roberts, R (9, 7) OBP: 0.286, SLG: 0.324		0-0 F8		0-0 F9		0-0 F8		0-3 K		4 0 0 0 0 1 4 0 0 0 0 0 0 0		
Mark Wagner, R (1, 6) OBP: 0.298, SLG: 0.295		0-3 K			0-0 6-3	0-0 F4		0-3 K		4 0 0 0 0 2 3		
Doug Flynn, R (1, 4) OBP: 0.244, SLG: 0.271			0-0 F9		0-0 CS 3B		0-0 F9			3 0 1 0 0 0 0		
Don Werner, R (1, 2) OBP: 0.286, SLG: 0.167			0-0 F9		0-0 6-3		0-0 F4			3 0 0 0 0 0 1		
Inning Stats	R: 0 H: 0 E: 0 LOB: 0 K: 1 BB: 0 S: 5 P: 5	R: 0 H: 0 E: 0 LOB: 1 K: 1 BB: 1 S: 5 P: 9	R: 1 H: 1 E: 0 LOB: 0 K: 1 BB: 0 S: 6 P: 6	R: 0 H: 1 E: 0 LOB: 1 K: 0 BB: 0 S: 4 P: 4	R: 0 H: 1 E: 0 LOB: 0 K: 0 BB: 0 S: 3 P: 3	R: 2 H: 3 E: 0 LOB: 2 K: 1 BB: 1 S: 8 P: 12	R: 0 H: 0 E: 0 LOB: 0 K: 0 BB: 0 S: 3 P: 3	R: 0 H: 0 E: 0 LOB: 0 K: 1 BB: 0 S: 5 P: 5	R: 0 H: 0 E: 0 LOB: 0 K: 2 BB: 0 S: 7 P: 7	1B: 3 SF: 0 2B: 1 SAC: 0 3B: 1 DP: 0 HR: 1 HBP: 0	WP: 0 PA: 34 PB: 0 SB: 0 CS: 1	
PITCHER Bobby Castillo, R (1, 1) ERA: 4.24 Terry Felton, R (8, 1) ERA: 4.12	IP WLS BF H R ER SO BB IBB HBP BLK WP HR S P ERA WHIP	7.0 L 28 6 3 3 4 1 1 0 0 0 1 34 42 3.86 1.000	2.0 6 0 0 0 3 0 0 0 0 0 0 0 12 12 0.00 0.000	PITCHER IP WLS BF H R ER SO BB IBB HBP BLK WP HR S P ERA WHIP								

Texas Rangers @ Minnesota Twins
 Hubert H. Humphrey Metrodome, Minneapolis, MN
 Fri Jun 18 1982, 8:05 PM EDT
 Att. 9,614 - Dome

livebaseballscorecards.com

AB	32
R	3
H	6
RBI	3
BB	2
SO	7
LOB	9



Batter	1	2	3	4	5	6	7	8	9	AB	R	H	RBI	BB	SO	LOB
Ron Washington, R (1, 6) OBP: 0.310, SLG: 0.393	0-0 5-3	0-0 F6-4-3			0-0 FC4-6		0-0 FC6	0-0 L5		5	0	0	0	0	0	6
Bobby Mitchell, L (1, 8) OBP: 0.290, SLG: 0.271	0-0 FC4-6 1B		0-0 G3		0-0 L9		0-0 FC4-5 1B		0-0 F4-3	5	0	1	0	0	0	2
Tom Brunansky, R (1, 9) OBP: 0.372, SLG: 0.564	0-0 FC4-6 1B		0-0 F9			1-0 F4-3 HBP	0-0 FC6-4 1B		0-0 F9	4	0	1	0	0	0	1
Kent Hrbek, L (1, 3) OBP: 0.397, SLG: 0.636	0-0 1-2 1B		0-0 F9			0-0 F4-3	0-0 L7		4-0 IBB	4	0	1	0	1	0	3
Randy Johnson, L (1, 10) OBP: 0.352, SLG: 0.507	0-3 K			0-0 F4-3		4-0 BB	0-0 FC6-4		0-0 5-3	2	0	0	0	1	1	2
Jesus Vega, R (7, PH) OBP: 0.294, SLG: 0.393										2	0	0	0	0	0	3
Gary Ward, R (1, 7) OBP: 0.269, SLG: 0.351		0-0 BB S 1B		0-0 F7		0-3 K		4-0 SH3-4 BB		3	0	1	0	1	1	2
Gary Gaetti, R (1, 5) OBP: 0.260, SLG: 0.415		0-0 F2		0-0 5-3		0-0 F8		0-0 SH3-4		3	0	0	0	0	0	3
John Castino, R (1, 4) OBP: 0.257, SLG: 0.268		4-0 BB BB 1-2 BB		0-0 5-3		0-0 5-3	0-0 FC6 1B E 1B	0-0 5-3		3	1	1	0	1	0	1
Tim Laudner, R (1, 2) OBP: 0.302, SLG: 0.255		4-0 BB BB 1-2 2-3 BB		0-0 5-3		0-0 FC4-6 1B	0-0 E E 1B	4-0 BB		2	1	2	0	1	0	0
Larry Milbourne, S (8, PH) OBP: 0.248, SLG: 0.233										0	0	0	0	1	0	0
Sal Butera, R (9, 2) OBP: 0.370, SLG: 0.279										0	0	0	0	0	0	0

Inning Stats	R: 0	H: 2	E: 0	K: 1	S: 7	LOB: 2	BB: 0	P: 7	R: 0	H: 1	E: 0	K: 0	S: 3	LOB: 2	BB: 2	P: 11	R: 0	H: 0	E: 0	K: 0	S: 3	LOB: 0	BB: 0	P: 3	R: 0	H: 0	E: 0	K: 0	S: 3	LOB: 0	BB: 0	P: 3	R: 0	H: 1	E: 0	K: 0	S: 4	LOB: 1	BB: 0	P: 4	R: 0	H: 0	E: 0	K: 1	S: 5	LOB: 2	BB: 1	R: 2	H: 3	E: 1	K: 0	S: 7	LOB: 2	BB: 0	P: 7	R: 0	H: 0	E: 0	K: 0	S: 3	LOB: 2	BB: 2	P: 11	R: 0	H: 0	E: 0	K: 0	S: 3	LOB: 1	BB: 1	P: 7	1B: 7	2B: 0	3B: 0	HR: 0	SF: 0	SAC: 1	DP: 1	HBP: 1	WP: 0	PB: 0	SB: 1	CS: 0	PA: 41
--------------	------	------	------	------	------	--------	-------	------	------	------	------	------	------	--------	-------	-------	------	------	------	------	------	--------	-------	------	------	------	------	------	------	--------	-------	------	------	------	------	------	------	--------	-------	------	------	------	------	------	------	--------	-------	------	------	------	------	------	--------	-------	------	------	------	------	------	------	--------	-------	-------	------	------	------	------	------	--------	-------	------	-------	-------	-------	-------	-------	--------	-------	--------	-------	-------	-------	-------	--------

PITCHER	IP	WLS	BF	H	R	ER	SO	BB	IBB	HBP	BLK	WP	HR	S	P	ERA	WHIP
Doc Medich, R (1, 1) ERA: 5.34	6.1	W	30	7	2	1	2	3	0	1	0	0	0	30	43	1.42	1.579
Paul Mirabella, L (7, 1) ERA: 3.57	0.1		1	0	0	0	0	0	0	0	0	0	0	1	1	0.00	0.000
Steve Comer, R (7, 1) ERA: 3.53	2.1	S	10	0	0	0	0	2	1	0	0	0	0	7	19	0.00	0.857

BOTTOM

Texas Rangers @ Minnesota Twins
 Hubert H. Humphrey Metrodome, Minneapolis, MN
 Fri Jun 18 1982, 8:05 PM EDT
 Att: 9,614 - Dome

livebaseballscorecards.com

AB	33
R	2
H	7
RBI	0
BB	6
SO	2
LOB	23



Batter	1	2	3	4	5	6	7	8	9	AB R H RBI BB SO LOB	TOP	
Terry Bogener, L (1, 8) OBP: 0.211, SLG: 0.294 George Wright, S (7, 8) OBP: 0.278, SLG: 0.382	0-0 1B 1B		0-0 3-1		0-0 L7		0-3 K		0-0 F2	4 0 1 0 0 1 1 1 0 0 0 0 0 0		
Johnny Grubb, L (1, 9) OBP: 0.348, SLG: 0.367	0-3 K		0-0 1-3		0-0 L8		0-0 HR 1B			4 1 1 0 0 1 2		
Buddy Bell, R (1, 5) OBP: 0.367, SLG: 0.429	0-0 G5-4-3 1-2 1B		0-0 F9			0-0 HR	0-0 HR			4 2 3 3 0 0 0		
Lamar Johnson, R (1, 10) OBP: 0.329, SLG: 0.397	0-0 G5-4-3 1-2f			0-0 HR		0-0 F9	0-0 F8			4 1 1 1 0 0 2		
Dave Hosteter, R (1, 3) OBP: 0.400, SLG: 0.767		0-0 6-3 3B		0-0 F8		0-0 HR		0-3 K		4 2 2 1 0 1 0		
Jim Sundberg, R (1, 2) OBP: 0.332, SLG: 0.378		0-0 6-3		0-0 F8		0-0 3B		0-0 F9		4 0 1 1 0 0 0		
Mike Richardt, R (1, 7) OBP: 0.259, SLG: 0.278		0-0 3-H		0-0 F8		0-0 L5		0-0 4-3		4 0 0 0 0 0 1		
Mark Wagner, R (1, 6) OBP: 0.297, SLG: 0.294		0-0 1B		0-0 F3		0-0 F3			0-0 4-3	4 0 1 0 0 0 1		
Doug Flynn, R (1, 4) OBP: 0.244, SLG: 0.270		0-0 F9		0-0 F9		0-0 1B		0-0 F9	0-0 F6-3	4 0 1 0 0 0 1		
Inning Stats	R: 0 H: 2 E: 0 LOB: 1 K: 1 BB: 0 S: 6 P: 6	R: 1 H: 2 E: 0 LOB: 1 K: 0 BB: 0 S: 5 P: 5	R: 0 H: 0 E: 0 LOB: 0 K: 0 BB: 0 S: 3 P: 3	R: 1 H: 1 E: 0 LOB: 0 K: 0 BB: 0 S: 4 P: 4	R: 0 H: 1 E: 0 LOB: 1 K: 0 BB: 0 S: 4 P: 4	R: 2 H: 3 E: 0 LOB: 1 K: 0 BB: 0 S: 6 P: 6	R: 2 H: 2 E: 0 LOB: 0 K: 1 BB: 0 S: 7 P: 7	R: 0 H: 0 E: 0 LOB: 0 K: 1 BB: 0 S: 5 P: 5	R: 0 H: 0 E: 0 LOB: 0 K: 0 BB: 0 S: 3 P: 3	1B: 5 SF: 0 2B: 0 SAC: 0 3B: 2 DP: 1 HR: 4 HBP: 0	WP: 0 PA: 37 PB: 0 SB: 0 CS: 0	
PITCHER Pete Redfern, R (1, 1) ERA: 6.6 John Pacella, R (6, 1) ERA: 4.78	IP WLS BF H R ER SO BB IBB HBP BLK WP HR S P ERA WHIP											
	5.1 L 24 9 4 4 1 0 0 0 0 0 3 26 26 6.75 1.688											
	3.2 13 2 2 2 2 0 0 0 0 0 1 17 17 4.91 0.545											

Texas Rangers @ Minnesota Twins
 Hubert H. Humphrey Metrodome, Minneapolis, MN
 Sat Jun 19 1982, 8:05 PM EDT
 Att. 8,486 - Dome

livebaseballscorecards.com

AB	37
R	6
H	11
RBI	6
BB	0
SO	3
LOB	8



Batter	1	2	3	4	5	6	7	8	9	AB R H RBI BB SO LOB	TOP									
George Wright, S (1, 8) OBP: 0.282, SLG: 0.385	0-0 F3		0-0 F4			0-0 G6-4-3 1B		0-0 FC4-6 1B		4 0 2 1 0 0 0	Texas Rangers @ Minnesota Twins Hubert H. Humphrey Metrodome, Minneapolis, MN Sun Jun 20 1982, 4:33 AM EDT Att. 19,010 - Dome livebaseballscorecards.com									
Mike Richardt, R (1, 7) Terry Bogener, L (8, PH) OBP: 0.252, SLG: 0.270 OBP: 0.200, SLG: 0.278	0-0 F8			0-0 F9		0-0 G6-4-3		0-0 FC4-6		3 0 0 0 0 0 2 1 0 0 0 0 0 1										
Buddy Bell, R (1, 5) OBP: 0.365, SLG: 0.424	0-0 6-3			0-0 F9		4-0 BB		0-0 F3		3 0 0 0 1 0 1										
Lamar Johnson, R (1, 10) OBP: 0.320, SLG: 0.386		0-0 F7		0-0 F4		0-0 F7		0-0 F8		4 0 0 0 0 0 3										
Dave Hostetter, R (1, 3) OBP: 0.392, SLG: 0.730		4-0 BB			0-0 F4		0-3 K		0-3 K	3 0 0 0 1 2 0										
Jim Sundberg, R (1, 2) OBP: 0.350, SLG: 0.376		0-0 F8			0-0 5-3		0-0 1B 1B		0-3 K	4 0 1 0 0 1 1										
Larry Parrish, R (1, 9) Johnny Grubb, L (9, PH) OBP: 0.232, SLG: 0.233 OBP: 0.353, SLG: 0.372		0-3 K			0-3 K		0-3 K		0-0 1B	3 0 0 0 0 3 2 1 0 1 0 0 0 0										
Mark Wagner, R (1, 6) OBP: 0.302, SLG: 0.300			0-0 6-3			0-0 1B 1B		0-0 FC4-6 1B		4 1 2 0 0 1 1										
Doug Flynn, R (1, 4) OBP: 0.246, SLG: 0.272			0-0 F9			0-0 G6-4-3 1B 1B		0-0 FC4-6		3 0 1 0 0 0 2										
Inning Stats	R: 0 E: 0 K: 0 S: 3	H: 0 LOB: 0 BB: 0 P: 3	R: 0 E: 0 K: 1 S: 5	H: 0 LOB: 1 BB: 1 P: 9	R: 0 E: 0 K: 0 S: 3	H: 0 LOB: 0 BB: 0 P: 3	R: 0 E: 0 K: 1 S: 5	H: 0 LOB: 0 BB: 0 P: 5	R: 1 E: 0 K: 0 S: 5	H: 3 LOB: 2 BB: 1 P: 9		R: 0 E: 0 K: 2 S: 9	H: 2 LOB: 2 BB: 0 P: 9	R: 0 E: 0 K: 3 S: 4	H: 1 LOB: 1 BB: 0 P: 4	R: 0 E: 0 K: 3 S: 10	H: 1 LOB: 1 BB: 0 P: 10	1B: 7 2B: 0 3B: 0 HR: 0	SF: 0 SAC: 0 DP: 1 HBP: 0	WP: 0 PB: 0 SB: 0 CS: 0
PITCHER	IP WLS BF H R ER SO BB IBB HBP BLK WP HR S P ERA WHIP																			
Brad Havens, L (1, 1) ERA: 4.74	7.0 W 28 6 1 1 4 2 0 0 0 0 0 0 34 42 1.29 1.143																			
Ron Davis, R (8, 1) ERA: 4.62	2.0 S 7 1 0 0 3 0 0 0 0 0 0 0 13 13 0.00 0.500																			

Texas Rangers @ Minnesota Twins
 Hubert H. Humphrey Metrodome, Minneapolis, MN
 Sun Jun 20 1982, 4:33 AM EDT
 Att. 19,010 - Dome

AB	33
R	1
H	7
RBI	1
BB	2
SO	7
LOB	13



Batter	1	2	3	4	5	6	7	8	9	AB	R	H	RBI	BB	SO	LOB
Ron Washington, R (1, 6) OBP: 0.316, SLG: 0.400	0-0 FC5 1B 1B		0-0 HR 1B	0-0 FC6-4 1-2f			0-0 L3			4	1	2	0	0	0	3
Dave Engle, R (1, 10) OBP: 0.286, SLG: 0.371	0-0 G5-3 FC5 1-2 1B		0-0 HR 1B			0-0 F4	0-0 1B			4	1	3	2	0	0	0
Tom Brunansky, R (1, 9) OBP: 0.366, SLG: 0.544	0-0 FC5 1-2 2-3f		0-0 F7			0-0 1B 1B	0-3 K			4	0	1	0	0	1	3
Jesus Vega, R (1, 3) OBP: 0.286, SLG: 0.379	0-0 G5-3 2-3f			0-0 F8	0-0 F5-4-3 1B		0-0 F3			4	0	1	0	0	0	2
Gary Ward, R (1, 7) OBP: 0.277, SLG: 0.385		0-0 6-3		0-0 1B 2B	0-0 F5-4-3		0-0 HR			4	2	2	1	0	0	2
Tim Laudner, R (1, 2) OBP: 0.324, SLG: 0.279		0-0 F7		0-0 6-3		0-3 K	0-0 6-3			4	0	0	0	0	1	1
Gary Gaetti, R (1, 5) OBP: 0.260, SLG: 0.410		0-3 K		4-0 1B 1B IBB		0-0 F9	0-0 5-3			3	0	0	0	1	1	0
Bobby Mitchell, L (1, 8) OBP: 0.289, SLG: 0.270			0-0 F4-3	0-0 1B 1-2 2-H 1B		0-3 K				3	0	1	1	0	1	0
Larry Milbourne, S (1, 4) OBP: 0.250, SLG: 0.236			0-0 F7	0-0 FC6-4 1-2 2-3 1B			0-0 F2			3	0	1	0	0	0	0

Inning Stats	R: 0	H: 2	E: 0	LOB: 1	K: 0	BB: 0	S: 4	P: 4
	R: 0	H: 0	E: 0	LOB: 0	K: 1	BB: 0	S: 5	P: 5
	R: 2	H: 2	E: 0	LOB: 0	K: 0	BB: 0	S: 5	P: 5
	R: 1	H: 3	E: 0	LOB: 3	K: 0	BB: 1	S: 6	P: 10
	R: 0	H: 2	E: 0	LOB: 1	K: 0	BB: 0	S: 4	P: 4
	R: 0	H: 0	E: 0	LOB: 0	K: 2	BB: 0	S: 7	P: 7
	R: 0	H: 1	E: 0	LOB: 1	K: 1	BB: 0	S: 6	P: 6
	R: 1	H: 1	E: 0	LOB: 0	K: 0	BB: 0	S: 4	P: 4

PITCHER	IP	WLS	BF	H	R	ER	SO	BB	IBB	HBP	BLK	WP	HR	S	P	ERA	WHIP
Frank Tanana, L (1, 1) ERA: 3.76	3.2	L	18	7	3	3	1	0	0	0	0	0	1	19	23	7.36	1.909
John Butcher, R (4, 1) ERA: 5.4	4.1		16	4	1	1	3	0	0	0	0	0	1	22	22	2.08	0.923

BOTTOM

Texas Rangers @ Minnesota Twins
 Hubert H. Humphrey Metrodome, Minneapolis, MN
 Sun Jun 20 1982, 4:33 AM EDT
 Att. 19,010 - Dome

AB	33
R	4
H	11
RBI	4
BB	1
SO	4
LOB	11



1B: 8	SF: 0	WP: 0	PA: 34
2B: 1	SAC: 0	PB: 0	
3B: 0	DP: 2	SB: 0	
HR: 2	HBP: 0	CS: 0	

Batter	1	2	3	4	5	6	7	8	9
Brian Downing, R (1, 7) OBP: 0.337, SLG: 0.462	0-0 SH2-3 1B		4-0 PB 2B BB		0-0 1-3		0-0 6-3	0-0 1-3 3-H 1B 2B	
Rod Carew, L (1, 3) OBP: 0.423, SLG: 0.394	0-0 SH2-3		0-3 K2-3		0-3 K			F4-3 BB 1B	
Doug DeCinces, R (1, 5) OBP: 0.318, SLG: 0.432	0-3 K2-3		0-0 1B 2B		0-3 K			F4-3 BB 1B	
Reggie Jackson, L (1, 9) OBP: 0.355, SLG: 0.447	0-3 K		0-0 2-H 3-H 1B			0-0 G3		F4-3 BB 1B	
Bobby Clark, R (9, 9) OBP: 0.225, SLG: 0.300								1-3 2-H 3-H 1B	
Bobby Grich, R (1, 4) OBP: 0.378, SLG: 0.461		0-0 6-3	0-0 F	0-0 F8 FC1-2 1B		0-0 F8		SF9 BB 1B	
Fred Lynn, L (1, 8) OBP: 0.365, SLG: 0.421		4-0 CS BB		0-0 FC1-2 1B		0-0 1-3		L9	
Don Baylor, R (1, 10) OBP: 0.287, SLG: 0.401		0-0 F5		0-0 F8			0-0 SH2-4 1B	0-0 SF9	
Tim Foli, R (1, 6) OBP: 0.307, SLG: 0.369			4-0 PB 2B BB	0-0 FC1-2			0-0 SH2-4 1B	0-0 1B 2B 1B	
Joe Ferguson, R (1, 2) OBP: 0.229, SLG: 0.206			0-0 F9	0-0 F7			0-0 5-3	0-0 2B 1B 1B	

Inning Stats	R: 0 E: 0 K: 2 S: 8	H: 1 LOB: 1 BB: 0 P: 8	R: 0 E: 0 K: 0 S: 2	H: 0 LOB: 0 BB: 1 P: 6	R: 3 E: 0 K: 1 S: 6	H: 2 LOB: 0 BB: 2 P: 14	R: 0 E: 0 K: 0 S: 5	H: 2 LOB: 2 BB: 0 P: 5	R: 0 E: 0 K: 2 S: 7	H: 0 LOB: 0 BB: 0 P: 7	R: 0 E: 0 K: 0 S: 3	H: 0 LOB: 0 BB: 0 P: 3	R: 0 E: 0 K: 0 S: 4	H: 1 LOB: 1 BB: 0 P: 4	R: 7 E: 0 K: 0 S: 9	H: 6 LOB: 3 BB: 4 P: 25
--------------	------------------------------	---------------------------------	------------------------------	---------------------------------	------------------------------	----------------------------------	------------------------------	---------------------------------	------------------------------	---------------------------------	------------------------------	---------------------------------	------------------------------	---------------------------------	------------------------------	----------------------------------

PITCHER	IP	WLS	BF	H	R	ER	SO	BB	IBB	HBP	BLK	WP	HR	S	P	ERA	WHIP
Charlie Hough, R (1, 1) ERA: 3.44	7.1	L	33	8	6	6	5	4	0	0	0	0	0	38	54	7.36	1.636
Paul Mirabella, L (8, 1) ERA: 4.08	0.0		1	0	0	0	0	1	0	0	0	0	0	4		∞	∞
Steve Comer, R (8, 1) ERA: 4.09	0.2		8	4	4	4	0	1	1	0	0	0	0	6	14	54.00	7.500


BOTTOM

Texas Rangers @ California Angels
Anaheim Stadium, Anaheim, CA

Mon Jun 21 1982, 10:05 PM EDT
Att. 23,475 - Unknown

AB	R	H	RBI	BB	SO	LOB
4	2	2	1	1	0	1
3	1	1	0	1	2	2
5	2	3	4	0	2	1
4	0	1	1	1	1	3
0	0	0	0	0	0	0
5	1	1	0	1	0	4
2	1	1	1	2	0	0
3	0	1	1	0	0	3
2	2	1	1	1	0	2
4	1	1	1	0	0	4

AB	32
R	10
H	12
RBI	10
BB	7
SO	5
LOB	20



1B	10	SF	1	WP	0	PA	42
2B	2	SAC	2	PB	1		
3B	0	DP	0	SB	0		
HR	0	HBP	0	CS	2		

livebaseballscorecards.com

Batter	1	2	3	4	5	6	7	8	9	AB R H RBI BB SO LOB	TOP											
Bill Sample, R (1, 7) OBP: 0.351, SLG: 0.466	0-0 1B 3B	0-0 FC4-6 1B		0-3 K		0-0 5-3		4-0 S BB		4 1 2 0 1 1 0												
Terry Bogener, L (1, 8) OBP: 0.172, SLG: 0.222 George Wright, S (8, 8) OBP: 0.282, SLG: 0.385	0-0 1B 1B	0-0 FC4-6 S 1-2f			0-0 G3	0-0 F8		0-0 4-3 1-2		5 1 1 1 0 0 3 0 0 0 0 0 0 0												
Buddy Bell, R (1, 5) OBP: 0.360, SLG: 0.422	0-0 1B 1-2 1B	0-0 6-3			0-0 BB 1B 2B	0-0 6-3			0-0 5-3	5 1 2 0 0 0 1												
Johnny Grubb, L (1, 9) OBP: 0.379, SLG: 0.398	0-0 BB 1-3 2-H 1B		0-0 5-3 1B		4-0 BB 1B BB		0-0 3-1		0-0 BB 1B	4 1 3 1 1 0 0												
Lamar Johnson, R (1, 10) OBP: 0.321, SLG: 0.374	0-3 K		0-0 5-3 1-2		4-0 E 1B 1-2 2-3 BB		0-0 F9		4-0 G6-4-3 BB	3 0 0 0 2 1 3												
Dave Hostetter, R (1, 3) OBP: 0.349, SLG: 0.639	0-3 K		0-3 K		0-3 K		0-0 1-3		0-0 G6-4-3 1-2f	5 0 0 0 0 3 8												
Jim Sundberg, R (1, 2) OBP: 0.336, SLG: 0.374	4-0 FC5-4 1-2 BB		0-3 K		0-0 E 1B 1-2 2-H 3-H			4-0 F6-4-3 FC BB		2 0 1 2 2 1 1												
Mark Wagner, R (1, 6) OBP: 0.299, SLG: 0.297	0-0 FC5-4 1-2f			0-3 K	0-0 E6 1-2 2-3			0-0 FC F6-4-3		4 0 0 0 0 1 6												
Doug Flynn, R (1, 4) OBP: 0.234, SLG: 0.259		0-0 F6		0-0 F4-3	0-0 F5-3			0-0 F6-4-3 1-2 2-3		4 0 0 0 0 0 5												
Inning Stats	R: 2 E: 0 K: 2 S: 11	H: 4 LOB: 3 BB: 1 P: 15	R: 0 E: 0 K: 0 S: 4	H: 1 LOB: 1 BB: 0 P: 4	R: 0 E: 0 K: 2 S: 8	H: 1 LOB: 1 BB: 0 P: 8	R: 0 E: 0 K: 2 S: 7	H: 0 LOB: 0 BB: 0 P: 7	R: 2 E: 1 K: 1 S: 8	H: 2 LOB: 3 BB: 2 P: 16	R: 0 E: 0 K: 0 S: 3	H: 0 LOB: 0 BB: 0 P: 3	R: 0 E: 0 K: 0 S: 3	H: 0 LOB: 0 BB: 0 P: 3	R: 0 E: 0 K: 0 S: 3	H: 0 LOB: 2 BB: 2 P: 11	R: 0 E: 0 K: 0 S: 3	H: 1 LOB: 1 BB: 1 P: 7	1B: 7 2B: 1 3B: 1 HR: 0	SF: 0 SAC: 0 DP: 2 HBP: 0	WP: 0 PB: 0 SB: 2 CS: 0	PA: 42
PITCHER	IP WLS BF H R ER SO BB IBB HBP BLK WP HR S P ERA WHIP																					
Bruce Kison, R (1, 1) ERA: 3.74	2.0 L 13 6 2 2 2 2 1 0 0 0 0 0 0 16 20 9.00 3.500																					
Dave Goltz, R (3, 1) ERA: 3.45	5.0 20 2 2 2 5 2 0 0 0 0 0 0 28 36 3.60 0.800																					
Doug Corbett, R (8, 1) ERA: 5.74	2.0 9 1 0 0 0 3 0 0 0 0 0 0 6 18 0.00 2.000																					

Texas Rangers @ California Angels
Anaheim Stadium, Anaheim, CA

Tue Jun 22 1982, 10:05 PM EDT
Att: 25,634 - Unknown

AB	36
R	4
H	9
RBI	4
BB	6
SO	7
LOB	27



WP: 0	PA: 42
PB: 0	
SB: 2	
CS: 0	

ERA	WHIP

livebaseballscorecards.com

Batter	1	2	3	4	5	6	7	8	9
Brian Downing, R OBP: 0.336, SLG: 0.459 (1, 7)	0-0 1-3		0-0 6-3		0-0 6-3			0-0 1B	
Rod Carew, L OBP: 0.417, SLG: 0.387 (1, 3)	0-0 F3-4-1		0-0 F7		0-0 1-3			0-0 L9	
Don Baylor, R OBP: 0.294, SLG: 0.414 (1, 10)	0-0 2B		0-0 1-3			0-0 6-3 2B		0-0 1-2 1B	
Reggie Jackson, L OBP: 0.350, SLG: 0.439 (1, 9)	0-3 K			0-3 K		0-0 F5		0-0 F8	
Bobby Grich, R OBP: 0.376, SLG: 0.455 (1, 4)		4-0 1B FC1-2 BB		0-0 L9		0-0 6-3		0-3 K	
Doug DeCinces, R OBP: 0.320, SLG: 0.430 (1, 5)		0-0 FC1-2 1B		4-0 BB		0-0 L7		0-0 6-3	
Fred Lynn, L OBP: 0.360, SLG: 0.414 (1, 8)		0-3 K		0-0 F4-3			0-0 6-3	0-0 G3	
Tim Foli, R OBP: 0.306, SLG: 0.367 (1, 6)		0-0 FC1-2 FC6-4			0-0 5-3		0-0 F4-6-3 1B	0-0 F4-3	
Joe Ferguson, R OBP: 0.237, SLG: 0.243 (1, 2)		0-0 FC6-4			0-0 2B		0-0 F4-6-3		

AB	R	H	RBI	BB	SO	LOB
4	0	1	0	0	0	1
4	0	0	0	0	0	2
4	0	3	0	0	0	0
4	0	0	0	0	2	4
3	0	0	0	1	1	3
3	0	1	0	1	0	1
4	0	0	0	0	1	3
4	0	1	0	0	0	2
3	0	1	0	0	0	3

BOTTOM

Texas Rangers @ California Angels
Anaheim Stadium, Anaheim, CA
 Tue Jun 22 1982, 10:05 PM EDT
 Att. 25,634 - Unknown

livebaseballscorecards.com

AB	33
R	0
H	7
RBI	0
BB	2
SO	4
LOB	19



Inning Stats	R: 0	H: 1	E: 0	LOB: 1	K: 1	BB: 0	S: 6	P: 6									
PITCHER Rick Honeycutt, L ERA: 3.93 (1, 1)	IP: 9.0	WLS: W	BF: 35	H: 7	R: 0	ER: 0	SO: 4	BB: 2	IBB: 0	HBP: 0	BLK: 0	WP: 0	HR: 0	S: 41	P: 49	ERA: 0.00	WHIP: 1.000

WP: 0	PA: 35
PB: 0	CS: 0
SB: 0	
CS: 0	

Batter	1	2	3	4	5	6	7	8	9	AB R H RBI BB SO LOB	TOP	
Bill Sample, R (1, 7) OBP: 0.363, SLG: 0.467	0-0 G4-6-3 1B		0-0 6-3 1B		0-0 F9		4-0 G4-6-3 BB		0-0 1-3	4 0 2 0 1 0 0		
Terry Bogener, L (1, 8) OBP: 0.152, SLG: 0.194	0-0 G4-6-3 1-2f		0-0 6-3 1-2			0-0 G3	0-0 G4-6-3 1-2f			4 0 0 0 0 0 5		
Buddy Bell, R (1, 5) OBP: 0.358, SLG: 0.432	0-0 6-3		0-0 L7			0-0 F8		0-0 HR		4 1 1 1 0 0 1		
Johnny Grubb, L (1, 9) OBP: 0.378, SLG: 0.397 Leon Roberts, R (8, PH) OBP: 0.282, SLG: 0.319 (8, 9)		0-0 6-3		0-0 4-3		0-0 1B 1B		0-0 F8		3 0 1 0 0 0 0 1 0 0 0 0 0 0		
Lamar Johnson, R (1, 10) OBP: 0.319, SLG: 0.371		0-0 E4 1B		0-0 5-3		0-0 1B 1B		0-0 5-3		4 0 1 0 0 0 0		
Dave Hostetter, R (1, 3) OBP: 0.356, SLG: 0.711		0-0 F8		0-0 HR		0-0 F2		0-0 HR		4 2 2 2 0 0 3		
Jim Sundberg, R (1, 2) OBP: 0.339, SLG: 0.374		0-0 1-2 1B		0-0 5-3			4-0 BB 1B BB	0-0 6-3		3 0 1 0 1 0 0		
Mark Wagner, R (1, 6) OBP: 0.298, SLG: 0.296		0-3 K			0-0 L4		0-0 BB 1B	0-3 K		4 0 1 0 0 2 2		
Doug Flynn, R (1, 4) OBP: 0.230, SLG: 0.254 Bill Stein, R (9, PH) OBP: 0.286, SLG: 0.255			0-0 F5-3		0-0 F4-3		0-3 K	0-0 6-3		3 0 0 0 0 1 2 1 0 0 0 0 0 0		
Inning Stats	R: 0 H: 1 E: 0 LOB: 0 K: 0 BB: 0 S: 3 P: 3	R: 0 H: 1 E: 1 LOB: 2 K: 1 BB: 0 S: 7 P: 7	R: 0 H: 1 E: 0 LOB: 1 K: 0 BB: 0 S: 4 P: 4	R: 1 H: 1 E: 0 LOB: 0 K: 0 BB: 0 S: 4 P: 4	R: 0 H: 0 E: 0 LOB: 0 K: 0 BB: 0 S: 3 P: 3	R: 0 H: 2 E: 0 LOB: 2 K: 0 BB: 0 S: 5 P: 5	R: 0 H: 1 E: 0 LOB: 2 K: 1 BB: 2 S: 5 P: 13	R: 2 H: 2 E: 0 LOB: 0 K: 0 BB: 0 S: 5 P: 5	R: 0 H: 0 E: 0 LOB: 0 K: 1 BB: 0 S: 5 P: 5	1B: 6 SF: 0 2B: 0 SAC: 0 3B: 0 DP: 2 HR: 3 HBP: 0	WP: 0 PA: 37 PB: 0 SB: 0 CS: 0	
PITCHER	IP WLS BF H R ER SO BB IBB HBP BLK WP HR S P ERA WHIP											
Ken Forsch, R (1, 1) ERA: 3.14	7.0 W 30 8 2 2 2 2 2 0 0 0 0 2 32 40 2.57 1.429											
Andy Hassler, L (8, 1) ERA: 1.93	0.2 3 1 1 1 0 0 0 0 0 0 0 1 3 3 13.50 1.500											
Doug Corbett, R (8, 1) ERA: 5.56	1.1 S 4 0 0 0 1 0 0 0 0 0 0 0 6 6 0.00 0.000											

Texas Rangers @ California Angels
Anaheim Stadium, Anaheim, CA
Wed Jun 23 1982, 10:05 PM EDT
Att. 25,207 - Unknown

livebaseballscorecards.com

AB	35
R	3
H	9
RBI	3
BB	2
SO	3
LOB	13



Batter	1	2	3	4	5	6	7	8	9
Brian Downing, R (1, 7) OBP: 0.337, SLG: 0.454 Juan Beniquez, R (9, 7) OBP: 0.336, SLG: 0.324	4-0 S BB	0-0 FC6-4 BB 1-2f 2-3		0-0 G5-3 2-3f		4-0 BB 1-2 BB		0-0 F9	
Rod Carew, L (1, 3) OBP: 0.413, SLG: 0.380	0-0 1-3 1-2	4-0 FC6-4 BB 1-2			0-3 K	0-0 G3		0-0 F8	
Don Baylor, R (1, 10) OBP: 0.296, SLG: 0.411	4-0 BB	0-0 FC6-4 1-2f			0-0 F9		0-0 HR 1B	0-0 F2	
Reggie Jackson, L (1, 9) OBP: 0.352, SLG: 0.454 Bobby Clark, R (8, 9) OBP: 0.225, SLG: 0.300	0-3 K		0-3 K		0-0 1B		0-0 HR 1-H		
Fred Lynn, L (1, 8) OBP: 0.358, SLG: 0.411	0-0 F8		0-0 6-3		0-0 F8		0-0 1B SH3-4 1B		
Doug DeCinces, R (1, 5) OBP: 0.319, SLG: 0.427		0-0 6-3	0-0 F8		0-0 6-3		0-0 SH3-4 1B 1-3		
Rob Wilfong, L (1, 4) OBP: 0.255, SLG: 0.215		0-0 1B 1B		0-0 G5-3 SH1-4 1B		0-0 1B 3B	0-3 K		
Tim Foli, R (1, 6) OBP: 0.312, SLG: 0.372		0-0 FC6-4 1B 1-3 1B		0-0 SH1-4 1-2		0-0 FC6-4 1B 3-H	0-0 SH3-4 1-2 3-H		
Joe Ferguson, R (1, 2) OBP: 0.262, SLG: 0.250		0-0 FC6-4 1-2 1B 3-H		4-0 BB		0-0 FC6-4 BB 1-2f	0-3 K		

Inning Stats	R: 0	H: 0	E: 0	K: 1	S: 5	R: 1	H: 3	E: 0	K: 0	S: 6	R: 0	H: 0	E: 0	K: 1	S: 5	R: 0	H: 1	E: 0	K: 1	S: 6	R: 1	H: 2	E: 0	K: 0	S: 5	R: 3	H: 4	E: 0	K: 2	S: 11	R: 0	H: 0	E: 0	K: 0	S: 3
	LOB: 2	BB: 2	P: 13			LOB: 3	BB: 1	P: 10			LOB: 1	BB: 1	P: 7			LOB: 1	BB: 0	P: 6			LOB: 1	BB: 1	P: 9			LOB: 1	BB: 0	P: 11			LOB: 0	BB: 0	P: 3		

PITCHER	IP	WLS	BF	H	R	ER	SO	BB	IBB	HBP	BLK	WP	HR	S	P	ERA	WHIP
Doc Medich, R (1, 1) ERA: 5.4	6.0	L	31	9	4	4	3	5	0	0	0	0	1	32	52	6.00	2.333
Paul Mirabella, L (7, 1) ERA: 4.5	0.1		3	2	0	0	1	0	0	0	0	0	0	5	5	0.00	6.000
Danny Darwin, R (7, 1) ERA: 3.25	1.2		5	0	1	1	1	0	0	0	0	0	0	7	7	5.40	0.000

BOTTOM

Texas Rangers @ California Angels
Anaheim Stadium, Anaheim, CA

Wed Jun 23 1982, 10:05 PM EDT
Att. 25,207 - Unknown

AB	R	H	RBI	BB	SO	LOB
3	0	0	0	2	0	4
0	0	0	0	0	0	0
4	0	0	0	1	1	3
4	1	1	0	1	0	3
4	1	2	2	0	2	2
0	0	0	0	0	0	0
4	1	1	0	0	0	3
4	0	1	0	0	0	0
4	2	3	0	0	1	2
2	0	2	2	0	0	0
3	0	1	1	1	1	2

AB	32
R	5
H	11
RBI	5
BB	5
SO	5
LOB	19

livebaseballscorecards.com



WP	PA
0	39
PB	0
SB	1
CS	0

Batter	1	2	3	4	5	6	7	8	9	AB R H RBI BB SO LOB	TOP		
Rickey Henderson, R OBP: 0.414, SLG: 0.385 (1, 7) X	0-0 F4 ①			X 0-0 1B ①		X 0-0 5-3 ②		X 0-0 F4-3 ①	4 0 1 0 0 0 0				
Dwayne Murphy, L OBP: 0.326, SLG: 0.373 (1, 8) X	0-0 F4-3 ②			0-0 K ②		X 0-0 L8 ③		0-3 K ②	4 0 0 0 0 2 0				
Cliff Johnson, R OBP: 0.302, SLG: 0.387 (1, 3) X	0-0 F4 ③			X 0-0 HR		X 0-0 5-3 ①		X 0-0 F5 ③	4 1 1 1 0 0 0				
Tony Armas, R OBP: 0.272, SLG: 0.389 (1, 9)		0-3 K ①		X 0-0 1B		X 0-0 F7 ②			3 0 1 0 0 1 0				
Jeff Burroughs, R OBP: 0.347, SLG: 0.424 (1, 10)		0-3 K ②		X 0-0 1-3 ③		X 0-0 E8			3 0 0 0 0 1 1				
Mickey Klutts, R OBP: 0.250, SLG: 0.258 (1, 5)		0-0 F8 ③			0-3 K ①		X 0-0 F8 ③		3 0 0 0 0 1 1				
Mike Heath, R OBP: 0.302, SLG: 0.327 (1, 2)			X 0-0 F9 ①		0-3 K ②		X 0-0 F7 ①		3 0 0 0 0 1 0				
Davey Lopes, R OBP: 0.298, SLG: 0.325 (1, 4)			X 0-0 6-3 ②		X 0-0 5-3 ③		X 0-0 L7 ②		3 0 0 0 0 0 0				
Fred Stanley, R OBP: 0.299, SLG: 0.185 (1, 6)			X 0-0 5-3 ③			X 0-0 F8 ①		X 0-0 F3 ③	2 0 0 0 0 0 0				
Joe Rudi, R OBP: 0.357, SLG: 0.327 (8, PH)									1 0 0 0 0 0 0				
Tony Phillips, S OBP: 0.319, SLG: 0.256 (8, 6)									0 0 0 0 0 0 0				
Inning Stats	R: 0 H: 0 E: 0 LOB: 0 K: 0 BB: 0 S: 3 P: 3	R: 0 H: 0 E: 0 LOB: 0 K: 2 BB: 0 S: 7 P: 7	R: 0 H: 0 E: 0 LOB: 0 K: 0 BB: 0 S: 3 P: 3	R: 1 H: 3 E: 0 LOB: 1 K: 1 BB: 0 S: 7 P: 7	R: 0 H: 0 E: 0 LOB: 0 K: 2 BB: 0 S: 7 P: 7	R: 0 H: 0 E: 0 LOB: 0 K: 0 BB: 0 S: 3 P: 3	R: 0 H: 0 E: 1 LOB: 1 K: 0 BB: 0 S: 4 P: 4	R: 0 H: 0 E: 0 LOB: 0 K: 0 BB: 0 S: 3 P: 3	R: 0 H: 0 E: 0 LOB: 0 K: 1 BB: 0 S: 5 P: 5	1B: 2 SF: 0 2B: 0 SAC: 0 3B: 0 DP: 0 HR: 1 HBP: 0	WP: 0 PA: 30 PB: 0 SB: 0 CS: 0		
PITCHER	IP WLS BF H R ER SO BB IBB HBP BLK WP HR S P ERA WHIP											PITCHER	IP WLS BF H R ER SO BB IBB HBP BLK WP HR S P ERA WHIP
Jon Matlack, L ERA: 3.28 (1, 1)	8.2 W 29 3 1 1 6 0 0 0 0 0 0 1 41 41 1.04 0.346												
Danny Darwin, R ERA: 3.22 (9, 1)	0.1 S 1 0 0 0 0 0 0 0 0 0 0 0 1 1 0.00 0.000												

Oakland Athletics @ Texas Rangers
Arlington Stadium, Arlington, TX
Thu Jun 24 1982, 8:05 PM EDT
Att. 14,764 - Unknown

livebaseballscorecards.com

AB 30
R 1
H 3
RBI 1
BB 0
SO 6
LOB 2



Batter	1	2	3	4	5	6	7	8	9	AB	R	H	RBI	BB	SO	LOB
Bill Sample, R (1, 7) OBP: 0.377, SLG: 0.484	0-0 1B SF9	4-0 1B BB			0-0 1B 2B		0-0 5-3			3	2	2	0	1	0	0
Johnny Grubb, L (1, 9) OBP: 0.382, SLG: 0.400	0-0 1B 1-3	0-0 F8			0-0 L4		0-0 FC5-4 1B			4	0	2	0	0	0	4
Buddy Bell, R (1, 5) OBP: 0.357, SLG: 0.430	0-0 SF9		0-0 CS 1B		0-0 F8		0-0 FC5-4 FC6-4			3	0	1	1	0	0	2
Dave Hostetter, R (1, 3) OBP: 0.363, SLG: 0.700	0-0 1B G5-4-3		0-3 K		0-0 1B 1B		0-0 FC6-4			4	0	2	1	0	1	2
Lamar Johnson, R (1, 10) OBP: 0.317, SLG: 0.368	0-0 G5-4-3		0-0 F8		0-0 1B			0-0 F4		4	0	1	0	0	0	3
Mark Wagner, R (1, 6) OBP: 0.291, SLG: 0.288		0-0 4-3		0-3 K	0-0 6-3			0-0 5-3		4	0	0	0	0	1	2
George Wright, S (1, 8) OBP: 0.277, SLG: 0.378		0-3 K BB 1B		0-0 F8		0-0 4-3		0-0 3-1		4	0	0	0	0	1	0
Don Werner, R (1, 2) OBP: 0.412, SLG: 0.333		0-0 BB 1B		0-0 1B		0-0 F4-6-3 1B				3	0	3	0	0	0	0
Doug Flynn, R (1, 4) OBP: 0.227, SLG: 0.250		0-0 F7		0-3 K		0-0 F4-6-3				3	0	0	0	0	1	4
Inning Stats	R: 1 E: 0 K: 0 S: 5	H: 3 LOB: 1 BB: 0 P: 5	R: 0 E: 0 K: 1 S: 7	H: 1 LOB: 3 BB: 1 P: 11	R: 0 E: 0 K: 1 S: 5	H: 1 LOB: 0 BB: 0 P: 5	R: 0 E: 0 K: 2 S: 8	H: 1 LOB: 1 BB: 0 P: 8	R: 1 E: 0 K: 0 S: 6	H: 3 LOB: 2 BB: 0 P: 6	R: 0 E: 0 K: 0 S: 3	H: 1 LOB: 0 BB: 0 P: 3	R: 0 E: 0 K: 0 S: 4	H: 1 LOB: 1 BB: 0 P: 4	R: 0 E: 0 K: 0 S: 3	H: 0 LOB: 0 BB: 0 P: 3
PITCHER Rick Langford, R (1, 1) ERA: 4.16	IP: 8.0 WLS: L BF: 34	H: 11 R: 2 ER: 2 SO: 4	BB: 1 IBB: 0 HBP: 0 BLK: 0	WP: 0 HR: 0 S: 41 P: 45	ERA: 2.25 WHIP: 1.500											

BOTTOM

Oakland Athletics @ Texas Rangers
Arlington Stadium, Arlington, TX
Thu Jun 24 1982, 8:05 PM EDT
Att. 14,764 - Unknown

livebaseballscores.com

AB	32
R	2
H	11
RBI	2
BB	1
SO	4
LOB	17



WP: 0	PA: 34
PB: 1	SB: 0
CS: 1	

Batter	1	2	3	4	5	6	7	8	9	AB R H RBI BB SO LOB	TOP									
Rickey Henderson, R OBP: 0.416, SLG: 0.387 (1, 7)	0-0 CS S 1B		0-0 SH1 S 1B		H 1-0 1-2 2B HBP	0-0 5-3		X 0-0 L7		4 1 2 0 0 0 2										
Dwayne Murphy, L OBP: 0.329, SLG: 0.377 (1, 8)	0-3 K 1-2		0-0 SH1 1-3		X 0-0 1-H 2-H 2B	4-0 E BB		X 0-0 FC6-4 1-2f		3 1 1 2 1 1 3										
Cliff Johnson, R OBP: 0.305, SLG: 0.390 (1, 10)	1-0 HBP		0-3 K		X 0-0 1B FC2 2B	0-3 K		X 0-0 E6 5-3 1B		4 1 1 1 0 2 2										
Tony Armas, R OBP: 0.271, SLG: 0.385 (1, 9)	0-3 K 2-3		0-0 L8		X 0-0 FC2 1-3 1B		S 0-3 K	X 0-0 5-3		5 1 1 0 0 2 4										
Jeff Newman, R OBP: 0.271, SLG: 0.393 (1, 2)		X 0-0 F4-3		X 0-0 F4	X 0-0 1-3		S 0-3 K	X 0-3 K		5 0 0 0 0 2 3										
Mickey Klutts, R OBP: 0.247, SLG: 0.254 (1, 5)		X 0-0 F9		X 0-0 F9	X 0-0 FC2 1B		X 0-0 6-3	X 0-0 1B		5 0 1 1 0 0 2										
Joe Rudi, R OBP: 0.359, SLG: 0.324 Wayne Gross, L OBP: 0.382, SLG: 0.329 (1, 3) (5, PH) (5, 3)		B 4-0 1B BB		X 0-0 F6	X 0-0 1-2 3-H 1B		X 0-0 F8	X 0-0 F6		1 0 0 0 1 0 0 3 0 1 1 0 0 1	AB 38 R 6 H 11 RBI 6 BB 2 SO 7 LOB 21									
Davey Lopes, R OBP: 0.301, SLG: 0.333 (1, 4)		X 0-0 FC6 1B			1B 2B F7		X 0-0 E6 1B			4 1 2 0 0 0 2										
Fred Stanley, R OBP: 0.307, SLG: 0.200 (1, 6)		X 0-0 FC6			X 0-0 2B 1B HBP	X 0-0 F9		X 0-0 FC6-4 1B		4 1 2 1 0 0 2										
Inning Stats	R: 0 E: 0 K: 2 S: 7	H: 1 LOB: 2 BB: 0 P: 8	R: 0 E: 0 K: 0 S: 4	H: 1 LOB: 2 BB: 1 P: 8	R: 0 E: 0 K: 1 S: 6	H: 0 LOB: 0 BB: 0 P: 3	R: 5 E: 0 K: 0 S: 9	H: 6 LOB: 2 BB: 0 P: 10	R: 0 E: 1 K: 1 S: 5	H: 0 LOB: 1 BB: 1 P: 9	R: 0 E: 0 K: 2 S: 7	H: 0 LOB: 0 BB: 0 P: 7	R: 0 E: 1 K: 0 S: 5	H: 1 LOB: 2 BB: 0 P: 5	R: 1 E: 1 K: 1 S: 7	H: 1 LOB: 1 BB: 0 P: 7	1B: 8 2B: 4 3B: 0 HR: 0	SF: 0 SAC: 1 DP: 1 HBP: 2	WP: 0 PB: 0 SB: 2 CS: 1	PA: 43
PITCHER	IP WLS BF H R ER SO BB IBB HBP BLK WP HR S P ERA WHIP																			
Frank Tanana, L ERA: 4.01 (1, 1)	4.0 L 20 6 4 4 3 1 0 2 0 0 0 23 29 9.00 1.750																			
Dave Schmidt, R ERA: 3.47 (5, 1)	4.2 22 5 2 1 4 1 0 0 0 0 0 29 33 1.93 1.286																			
Paul Mirabella, L ERA: 4.42 (9, 1)	0.1 1 0 0 0 0 0 0 0 0 0 0 1 1 0.00 0.000																			

Oakland Athletics @ Texas Rangers
Arlington Stadium, Arlington, TX
Fri Jun 25 1982, 8:05 PM EDT
Att. 16,663 - Unknown

livebaseballscorecards.com



Batter	1	2	3	4	5	6	7	8	9	AB R H RBI BB SO LOB	TOP
Rickey Henderson, R OBP: 0.417, SLG: 0.389 (1, 7) X	0-0 L5		0-0 F9			0-0 BB 1-2 1B		0-0 4-3 S 2-3 1B		4 0 2 0 0 0 0	
Dwayne Murphy, L OBP: 0.331, SLG: 0.373 (1, 8) B B B	4-0 SH1-3 BB			0-0 F6		4-0 F6-4-3 1-2 2-3 BB		0-0 4-3		2 0 0 1 2 0 1	
Dan Meyer, L OBP: 0.274, SLG: 0.387 (1, 3) X	0-0 SH1-3			0-0 L7		0-0 SF7		0-0 F6-3		2 0 0 1 0 0 1	
Tony Armas, R OBP: 0.271, SLG: 0.382 (1, 9) X	0-0 5-3			0-0 S 1B		0-0 F6-4-3 1-2			0-0 F9	4 0 1 0 0 0 3	
Wayne Gross, L OBP: 0.355, SLG: 0.322 (1, 5) X		0-0 4-3		0-0 F7 1-2			0-0 F8		0-0 F7	4 0 0 0 0 0 1	
Jeff Burroughs, R OBP: 0.329, SLG: 0.397 (1, 10) X		0-0 5-3			0-0 F5		0-0 F6-3		0-0 F6	4 0 0 0 0 0 0	
Mike Heath, R OBP: 0.295, SLG: 0.319 (1, 2) X		0-0 F2			0-0 F8		0-0 L5			3 0 0 0 0 0 0	
Davey Lopes, R OBP: 0.297, SLG: 0.328 (1, 4) X			0-0 5-3		0-0 L4			0-0 F6-3		3 0 0 0 0 0 0	
Fred Stanley, R OBP: 0.317, SLG: 0.218 (1, 6) X			0-0 F8			4-0 BB SF7 1B BB		0-0 1B 4-3 2B		2 2 1 0 1 0 0	
Inning Stats	R: 0 H: 0 E: 0 LOB: 1 K: 0 BB: 1 S: 3 P: 7	R: 0 H: 0 E: 0 LOB: 0 K: 0 BB: 0 S: 3 P: 3	R: 0 H: 0 E: 0 LOB: 0 K: 0 BB: 0 S: 3 P: 3	R: 0 H: 1 E: 0 LOB: 1 K: 0 BB: 0 S: 4 P: 4	R: 0 H: 0 E: 0 LOB: 0 K: 0 BB: 0 S: 3 P: 3	R: 1 H: 1 E: 0 LOB: 1 K: 0 BB: 2 S: 3 P: 11	R: 0 H: 0 E: 0 LOB: 0 K: 0 BB: 0 S: 3 P: 3	R: 1 H: 2 E: 0 LOB: 1 K: 0 BB: 0 S: 5 P: 5	R: 0 H: 0 E: 0 LOB: 0 K: 0 BB: 0 S: 3 P: 3	1B: 3 SF: 1 2B: 1 SAC: 1 3B: 0 DP: 1 HR: 0 HBP: 0	WP: 0 PA: 33 PB: 0 SB: 2 CS: 0
PITCHER Charlie Hough, R (1, 1) ERA: 3.36 Steve Comer, R (6, 1) ERA: 3.94	IP WLS BF H R ER SO BB IBB HBP BLK WP HR S P ERA WHIP										
	5.0 W 20 2 1 1 0 3 0 0 0 0 0 0 17 29 1.80 1.000										
	4.0 S 13 2 1 1 0 0 0 0 0 0 0 0 0 13 13 2.25 0.500										

Oakland Athletics @ Texas Rangers
Arlington Stadium, Arlington, TX
Sat Jun 26 1982, 8:05 PM EDT
Att. 30,728 - Unknown

livebaseballscorecards.com

AB 28
R 2
H 4
RBI 2
BB 3
SO 0
LOB 6



Batter	1	2	3	4	5	6	7	8	9	AB	R	H	RBI	BB	SO	LOB			
Bill Sample, R OBP: 0.368, SLG: 0.495 (1, 7)	0-0 F9	0-0 P3			0-0 6-3		0-0 HR			4	1	1	2	0	0	2			
Terry Bogener, L OBP: 0.132, SLG: 0.167 (1, 10)	0-0 F6	0-0 4-3			0-0 F9		0-0 4-3			4	0	0	0	0	0	2			
Buddy Bell, R OBP: 0.364, SLG: 0.450 (1, 5)	0-0 HR 2B				0-0 F7		4-0 FC6-4 BB			3	2	2	1	1	0	0			
Dave Hostetter, R OBP: 0.354, SLG: 0.690 (1, 3)	0-0 HR 2-H				0-3 K		0-0 FC6-4 1-2f			4	1	1	2	0	1	1			
Johnny Grubb, L OBP: 0.381, SLG: 0.401 (1, 9)	0-0 2B				0-3 K		0-0 G3			4	0	1	0	0	2	0			
Jim Sundberg, R OBP: 0.336, SLG: 0.366 (1, 2)	0-0 F7				0-0 5-3		0-0 1B			4	0	1	0	0	0	1			
Mike Richardt, R OBP: 0.252, SLG: 0.270 (1, 4)					0-0 6-3		0-0 5-3			4	0	1	0	0	0	1			
George Wright, S OBP: 0.276, SLG: 0.374 (1, 8)					0-0 4-3		0-0 FC1-6 1B			3	0	1	0	0	0	1			
Doug Flynn, R OBP: 0.226, SLG: 0.249 (1, 6)					0-0 F5-3		0-0 FC1-6 HR 1-2f			3	1	1	0	0	0	1			
Inning Stats	R: 2 E: 0 K: 0 S: 6	H: 3 LOB: 1 BB: 0 P: 6	R: 0 E: 0 K: 0 S: 5	H: 2 LOB: 2 BB: 0 P: 5	R: 1 E: 0 K: 2 S: 8	H: 1 LOB: 0 BB: 0 P: 8	R: 0 E: 0 K: 0 S: 3	H: 0 LOB: 0 BB: 0 P: 3	R: 0 E: 0 K: 0 S: 4	H: 1 LOB: 1 BB: 0 P: 4	R: 2 E: 0 K: 0 S: 5	H: 2 LOB: 1 BB: 1 P: 9	R: 0 E: 0 K: 1 S: 5	H: 0 LOB: 0 BB: 0 P: 5	1B: 4 2B: 2 3B: 0 HR: 3	SF: 0 SAC: 0 DP: 0 HBP: 0	WP: 0 PB: 0 SB: 0 CS: 0	PA: 34	
PITCHER	IP WLS L	WLS L	H R	R ER	SO BB	IBB HBP	BLK WP	HR S	P ERA	WHIP	IP WLS	BF L	H R	ER SO	BB IBB	HBP BLK	WP HR	S P	ERA WHIP
Matt Keough, R ERA: 5.5 (1, 1)	7.0		9	5	5	2	1	3	6.43	1.429									
Fernando Arroyo, R ERA: 4.07 (8, 1)	1.0		0	0	0	1	0	5	0.00	0.000									

BOTTOM

Oakland Athletics @ Texas Rangers
Arlington Stadium, Arlington, TX
Sat Jun 26 1982, 8:05 PM EDT
Att. 30,728 - Unknown

livebaseballscorecards.com

AB	33
R	5
H	9
RBI	5
BB	1
SO	3
LOB	9



Batter	1	2	3	4	5	6	7	8	9	AB	R	H	RBI	BB	SO	LOB	TOP								
Rickey Henderson, R OBP: 0.415, SLG: 0.391 (1, 7)	0-0 F6-3		0-0 5-3			0-0 HR 2B	0-0 E5			4	1	1	0	0	0	1									
Dwayne Murphy, L OBP: 0.333, SLG: 0.392 (1, 8)	0-0 5-3			0-0 1B SF9 2B		0-0 HR	0-0 CS	0-0 F7		4	2	2	2	0	0	0									
Cliff Johnson, R OBP: 0.309, SLG: 0.392 (1, 10)	0-0 FC4 1B			0-0 FC4 1B		0-3 K		0-0 5-3		4	0	2	0	0	1	0									
Tony Armas, R OBP: 0.266, SLG: 0.378 (1, 9)	0-0 FC4 1-2f			0-0 SF9		0-0 F6-3		0-3 K		3	0	0	1	0	1	1									
Jeff Newman, R OBP: 0.264, SLG: 0.383 (1, 2)		0-0 F6-3		0-0 9-4-3 1-2f		0-0 5-3			0-0 F8	4	0	0	0	0	0	1									
Mickey Klutts, R OBP: 0.237, SLG: 0.243 (1, 5)		0-0 F7			0-0 F8		0-0 5-3		0-0 G3	3	0	0	0	0	0	0									
Wayne Gross, L OBP: 0.353, SLG: 0.320 (9, PH)										1	0	0	0	0	0	0									
Joe Rudi, R OBP: 0.351, SLG: 0.315 (1, 3)			0-0 5-3		0-0 5-3		0-0 F6		0-0 4-3	3	0	0	0	0	0	0									
Dan Meyer, L OBP: 0.273, SLG: 0.385 (9, PH)										1	0	0	0	0	0	0									
Davey Lopes, R OBP: 0.302, SLG: 0.338 (1, 4)			0-0 5-3		0-0 1B		0-0 S 2B			3	1	2	0	0	0	0									
Fred Stanley, R OBP: 0.311, SLG: 0.213 (1, 6)			0-0 1-5-3		0-0 5-3		0-0 E CS 2B			2	0	0	0	0	0	1									
Jeff Burroughs, R OBP: 0.338, SLG: 0.422 (7, PH)										1	0	1	1	0	0	0									
Tony Phillips, S OBP: 0.319, SLG: 0.256 (7, 6)										0	0	0	0	0	0	0									
Inning Stats	R: 0 E: 0 K: 0 S: 4	H: 1 LOB: 1 BB: 0 P: 4	R: 0 E: 0 K: 0 S: 3	H: 0 LOB: 0 BB: 0 P: 3	R: 0 E: 0 K: 0 S: 3	H: 0 LOB: 0 BB: 0 P: 3	R: 1 E: 0 K: 0 S: 4	H: 2 LOB: 0 BB: 0 P: 4	R: 0 E: 0 K: 0 S: 4	H: 1 LOB: 1 BB: 0 P: 4	R: 2 E: 0 K: 1 S: 7	H: 2 LOB: 0 BB: 0 P: 7	R: 1 E: 1 K: 0 S: 5	H: 2 LOB: 1 BB: 0 P: 5	R: 0 E: 0 K: 1 S: 5	H: 0 LOB: 0 BB: 0 P: 5	R: 0 E: 0 K: 0 S: 3	H: 0 LOB: 0 BB: 0 P: 3	1B: 3 2B: 5 3B: 0 HR: 1	SF: 1 SAC: 0 DP: 1 HBP: 0	WP: 0 PB: 0 SB: 1 CS: 1	PA: 35			
PITCHER	IP	WLS	BF	H	R	ER	SO	BB	IBB	HBP	BLK	WP	HR	S	P	ERA	WHIP								
Rick Honeycutt, L ERA: 4.03 (1, 1)	7.0	W	28	8	4	4	1	0	0	0	0	0	1	30	30	5.14	1.143								
Danny Darwin, R ERA: 3.05 (8, 1)	2.0		6	0	0	0	1	0	0	0	0	0	0	8	8	0.00	0.000								

Oakland Athletics @ Texas Rangers
Arlington Stadium, Arlington, TX
Sun Jun 27 1982, 8:05 PM EDT
Att. 15,464 - Unknown

livebaseballscorecards.com

AB	33
R	4
H	8
RBI	4
BB	0
SO	2
LOB	4



Batter	1	2	3	4	5	6	7	8	9
Bill Sample, R OBP: 0.370, SLG: 0.491 (1, 7)	0-0 SH1-3 1B		0-0 FC5-4 1B	0-0 5-3		0-3 K		0-0 F8	
Terry Bogener, L OBP: 0.167, SLG: 0.200 (1, 10)	0-0 SH1-3 1-2		0-0 FC5-4 1B	0-0 6-3		0-0 G3		0-0 SF8 1B	
Buddy Bell, R OBP: 0.361, SLG: 0.445 (1, 5)	0-0 5-3		0-0 FC5-4 1B 1-2f 2-3		0-3 K	0-0 1-3		0-0 1B 1-3 1B	
Dave Hostetter, R OBP: 0.375, SLG: 0.747 (1, 3)	0-0 BB 1B 2-H		0-0 2B 1B 1-2 3-H		0-0 HR		0-0 1B 2B	0-0 SF8 3-H	
Johnny Grubb, L OBP: 0.400, SLG: 0.421 (1, 9)	4-0 1B BB		0-0 1B 2B 1-3 2-H		0-0 1B 2B		4-0 1B BB	0-0 1B 1-2	
Jim Sundberg, R OBP: 0.342, SLG: 0.371 (1, 2)	0-0 1B 1-2 2-H		0-0 1B 1B		0-0 2B 1B 1-2		0-0 F9 1B	0-3 K	
Mike Richardt, R OBP: 0.260, SLG: 0.277 (1, 4)		0-0 5-3	0-0 G4-3 1B 1-2 2-H 3-H		0-0 F4		0-0 1B 1-2 2-H		
George Wright, S OBP: 0.275, SLG: 0.376 (1, 8)		0-0 6-3	0-0 G4-3		0-0 2B		0-0 L7		
Doug Flynn, R OBP: 0.221, SLG: 0.243 (1, 6)		0-0 F5-3		0-0 F4-3		0-0 F8		0-0 F4-3	

Inning Stats	R: 1	H: 3	E: 0	K: 0	S: 5	LOB: 2	BB: 1	P: 9	R: 0	H: 0	E: 0	K: 0	S: 3	LOB: 0	BB: 0	P: 3	R: 4	H: 6	E: 0	K: 0	S: 8	LOB: 1	BB: 0	P: 8	R: 0	H: 0	E: 0	K: 0	S: 3	LOB: 0	BB: 0	P: 3	R: 3	H: 4	E: 0	K: 1	S: 9	LOB: 1	BB: 0	P: 9	R: 0	H: 0	E: 0	K: 1	S: 5	LOB: 0	BB: 0	P: 5	R: 1	H: 2	E: 0	K: 0	S: 5	LOB: 2	BB: 1	P: 9	R: 1	H: 3	E: 0	K: 1	S: 8	LOB: 2	BB: 0	P: 8
--------------	------	------	------	------	------	--------	-------	------	------	------	------	------	------	--------	-------	------	------	------	------	------	------	--------	-------	------	------	------	------	------	------	--------	-------	------	------	------	------	------	------	--------	-------	------	------	------	------	------	------	--------	-------	------	------	------	------	------	------	--------	-------	------	------	------	------	------	------	--------	-------	------

PITCHER	IP	WLS	BF	H	R	ER	SO	BB	IBB	HBP	BLK	WP	HR	S	P	ERA	WHIP
Brian Kingman, R ERA: 3.6 (1, 1)	2.1	L	14	7	5	5	0	1	0	0	0	0	0	13	17	19.29	3.429
Fernando Arroyo, R ERA: 4.78 (3, 1)	2.0		10	5	3	3	1	0	0	0	0	0	1	12	12	13.50	2.500
Bo McLaughlin, R ERA: 5.31 (5, 1)	3.2		18	6	2	2	2	1	0	0	0	0	0	21	25	4.91	1.909

BOTTOM

Oakland Athletics @ Texas Rangers
Arlington Stadium, Arlington, TX

Sun Jun 27 1982, 8:05 PM EDT
Att. 15,464 - Unknown

AB	R	H	RBI	BB	SO	LOB
5	2	2	0	0	1	0
4	1	2	0	0	0	0
5	1	1	0	0	1	3
4	3	4	4	0	0	0
3	2	3	1	2	0	0
5	1	3	0	0	1	4
4	0	2	3	0	0	2
4	0	1	2	0	0	4
4	0	0	0	0	0	3

AB	38
R	10
H	18
RBI	10
BB	2
SO	3
LOB	16

WP: 0 PA: 42
PB: 0
SB: 0
CS: 0



PITCHER	IP	WLS	BF	H	R	ER	SO	BB	IBB	HBP	BLK	WP	HR	S	P	ERA	WHIP
---------	----	-----	----	---	---	----	----	----	-----	-----	-----	----	----	---	---	-----	------

Batter	1	2	3	4	5	6	7	8	9	AB R H RBI BB SO LOB	TOP										
Rob Wilfong, L (1, 7) ^x OBP: 0.250, SLG: 0.211 Juan Beniquez, R (5, 7) OBP: 0.333, SLG: 0.360	0-0 L9			0-0 F9	0-0 SH5-3		0-0 FC5-2			2 0 0 0 0 0 0											
Rod Carew, L (1, 3) ^x OBP: 0.407, SLG: 0.380	0-0 F8			0-0 1-3	0-0 5-3		0-0 4-3			4 0 0 0 0 0 4											
Don Baylor, R (1, 10) ^x OBP: 0.305, SLG: 0.428	0-0 F8			0-0 BB 2B 1B	0-0 F4-6-3 1B		0-0 F9			4 1 2 0 0 0 0											
Reggie Jackson, L (1, 9) OBP: 0.347, SLG: 0.446 Bobby Clark, R (8, 9) OBP: 0.283, SLG: 0.348		0-0 G3		4-0 2B 1-2 BB	0-0 F4-6-3 1-2		0-0 F7			3 0 0 0 1 0 1											
Fred Lynn, L (1, 8) OBP: 0.360, SLG: 0.433		0-0 CS 1B		0-0 1-3 2-H 2B	0-0 5-3		0-0 4-3			4 0 2 1 0 0 0											
Bobby Grich, R (1, 4) OBP: 0.377, SLG: 0.460		0-0 K 1-2		0-0 F7			4-0 SH1-4 FC5-2 1B BB		0-0 F8	3 0 0 0 1 1 3											
Doug DeCinces, R (1, 5) OBP: 0.317, SLG: 0.442			0-0 F6-3		0-0 SH3-4 1B 2B		0-0 FC5-2 SH1-4 1-2 1B		0-0 F6-3	4 1 2 0 0 0 0											
Tim Foli, R (1, 6) OBP: 0.304, SLG: 0.360			0-0 F8		0-0 SH3-4 2-3		0-0 SH1-4 1-2 2-3		0-0 F7	2 0 0 0 0 0 0											
Bob Boone, R (1, 2) OBP: 0.352, SLG: 0.354			0-0 F6-3		0-0 SH5-3 3-H 1B		4-0 FC5-2 IBB			2 0 1 1 1 0 0											
Inning Stats	R: 0 E: 0 K: 0 S: 3	H: 0 LOB: 0 BB: 0 P: 3	R: 0 E: 0 K: 1 S: 5	H: 1 LOB: 1 BB: 0 P: 5	R: 0 E: 0 K: 0 S: 3	H: 0 LOB: 0 BB: 0 P: 3	R: 1 E: 0 K: 0 S: 5	H: 2 LOB: 2 BB: 1 P: 9	R: 1 E: 0 K: 0 S: 5	H: 2 LOB: 1 BB: 0 P: 5	R: 0 E: 0 K: 0 S: 3	H: 1 LOB: 0 BB: 0 P: 3	R: 0 E: 0 K: 0 S: 3	H: 0 LOB: 0 BB: 0 P: 3	R: 0 E: 0 K: 0 S: 3	H: 0 LOB: 0 BB: 0 P: 3	1B: 5 2B: 3 3B: 0 HR: 0	SF: 0 SAC: 3 DP: 2 HBP: 0	WP: 0 PB: 0 SB: 0 CS: 1	PA: 35	
PITCHER Doc Medich, R (1, 1) ERA: 5.0	IP: 9.0 WLS: L BF: 35 H: 7 R: 2 ER: 2 SO: 1 BB: 2 IBB: 1 HBP: 0 BLK: 0 WP: 0 HR: 0 S: 34 P: 46 ERA: 2.00 WHIP: 1.000																				

California Angels @ Texas Rangers
 Arlington Stadium, Arlington, TX
 Tue Jun 29 1982, 8:05 PM EDT
 Att: 15,749 - Unknown

livebaseballscorecards.com

AB 29
 R 2
 H 7
 RBI 2
 BB 3
 SO 1
 LOB 11



Batter	1	2	3	4	5	6	7	8	9	AB R H RBI BB SO LOB	TOP
Brian Downing, R (1, 7) OBP: 0.342, SLG: 0.471 Juan Beniquez, R (8, 7) OBP: 0.333, SLG: 0.360	0-0 F6-3		0-0 5-3		0-0 SH1-4 1B		0-0 1B 2B	0-3 K		5 1 2 0 0 1 2 0 0 0 0 0 0 0	
Doug DeCinces, R (1, 5) OBP: 0.316, SLG: 0.440	0-0 5-3		0-0 F6 1B		0-0 SH1-4 1-2		0-0 2-H 1B		0-0 5-3	4 0 1 1 0 0 1	
Don Baylor, R (1, 10) OBP: 0.309, SLG: 0.429	0-0 CS 1B		0-0 1-2 3-H 1B		4-0 IBB		0-3 K		0-0 5-3	4 0 2 1 1 1 1	
Reggie Jackson, L (1, 9) OBP: 0.346, SLG: 0.443 Bobby Clark, R (7, 9) OBP: 0.277, SLG: 0.340	0-0 F 1-2	0-3 K	0-0 F4		0-3 K		0-0 1-2 1B		0-3 K	5 0 1 0 0 2 5 1 0 0 0 0 1 0	
Bobby Grich, R (1, 4) OBP: 0.375, SLG: 0.457		0-0 1B		0-0 F6-3		0-3 K		0-3 K		4 0 1 0 0 2 4	
Fred Lynn, L (1, 8) OBP: 0.359, SLG: 0.442		0-3 K		0-0 HR		0-0 F7		0-0 F9		4 1 1 1 0 1 3	
Rod Carew, L (1, 3) OBP: 0.408, SLG: 0.386		0-3 K		0-0 1B 1B		0-0 F8		0-0 SH3-4 2B		4 0 2 0 0 1 1	
Tim Lincecum, R (1, 6) OBP: 0.312, SLG: 0.366			4-0 E SH1-3 1B BB		0-0 1-2 F6-4-3 1B		0-0 1B		0-0 SH3-4 2-3	2 1 2 0 1 0 0	
Bob Boone, R (1, 2) OBP: 0.348, SLG: 0.349			0-0 SH1-3 1-2		0-0 F6-4-3 1-2		0-0 F6-3		0-3 K	3 0 0 0 0 1 4	

California Angels @ Texas Rangers
Arlington Stadium, Arlington, TX
Wed Jun 30 1982, 8:05 PM EDT
Att. 14,133 - Unknown

livebaseballscorecards.com

AB	36
R	3
H	12
RBI	3
BB	2
SO	10
LOB	21



Inning Stats	R: 0	H: 1	R: 0	H: 1	R: 1	H: 1	R: 0	H: 1	R: 0	H: 1	R: 1	H: 3	R: 0	H: 1	R: 0	H: 1	R: 0	H: 0	1B: 9	SF: 0	WP: 0	PA: 41
E: 0	LOB: 0	E: 0	LOB: 1	E: 1	LOB: 2	E: 0	LOB: 1	E: 0	LOB: 1	E: 0	LOB: 2	E: 0	LOB: 2	E: 0	LOB: 1	E: 0	LOB: 0	E: 0	LOB: 0	2B: 2	SAC: 3	PB: 0
K: 0	BB: 0	K: 3	BB: 0	K: 0	BB: 1	K: 0	BB: 0	K: 2	BB: 0	K: 2	BB: 1	K: 2	BB: 0	K: 2	BB: 0	K: 1	BB: 0	K: 1	BB: 0	3B: 0	DP: 1	SB: 0
S: 3	P: 3	S: 10	P: 10	S: 5	P: 9	S: 5	P: 5	S: 8	P: 12	S: 4	P: 4	S: 10	P: 10	S: 8	P: 8	S: 5	P: 5	S: 5	P: 5	HR: 1	HBP: 0	CS: 1

PITCHER	IP	WLS	BF	H	R	ER	SO	BB	IBB	HBP	BLK	WP	HR	S	P	ERA	WHIP	PITCHER	IP	WLS	BF	H	R	ER	SO	BB	IBB	HBP	BLK	WP	HR	S	P	ERA	WHIP
Jon Matlack, L (1, 1) ERA: 3.25	6.1		32	11	3	2	6	1	1	0	0	0	1	41	49	2.84	1.895	Dave Schmidt, R (7, 1) ERA: 3.28	2.2	W	9	1	0	0	4	0	0	0	0	0	17	17	0.00	0.375	

Batter	1	2	3	4	5	6	7	8	9	AB R H RBI BB SO LOB	TOP	
Brian Downing, R (1, 7) OBP: 0.344, SLG: 0.470	0-0 E8 SH3-4 4-3 1B		4-0 BB BB BB			0-0 F8		0-0 F6-3		3 1 1 0 1 0 0		
Juan Beniquez, R (1, 9) OBP: 0.333, SLG: 0.359	0-0 SH3-4 2-3		0-3 K			0-0 5-3		0-0 1B		3 0 1 0 0 1 1		
Doug DeCinces, R (1, 5) OBP: 0.315, SLG: 0.440	0-0 4-3 3-H				0-0 5-3		0-0 1B 2B		0-0 1-3	4 1 1 1 0 0 1		
Don Baylor, R (1, 10) OBP: 0.312, SLG: 0.433	0-0 F2				0-0 2B		0-0 1B 2-H		0-0 F5	4 0 2 1 0 0 0		
Bobby Grich, R (1, 4) OBP: 0.370, SLG: 0.449					0-0 F8		0-3 K		0-0 5-3	4 0 0 0 0 1 2		
Joe Ferguson, R (1, 2) OBP: 0.255, SLG: 0.229					0-0 F6-3				0-3 K	4 0 0 0 0 2 1		
Ron Jackson, R (1, 3) OBP: 0.286, SLG: 0.308										3 0 0 0 0 1 0		
Tim Foli, R (1, 6) OBP: 0.312, SLG: 0.365					0-0 1B		0-0 F8		0-0 F6-3	3 0 1 0 0 0 0		
Mick Kelleher, R (7, 6)										0 0 0 0 0 0 0		
Bobby Clark, R (1, 8) OBP: 0.260, SLG: 0.320					0-0 F6-3		0-0 1-3		0-3 K	3 0 0 0 0 1 0		
Inning Stats	R: 1 H: 1 E: 1 LOB: 0 K: 0 BB: 0 S: 4 P: 4	R: 0 H: 0 E: 0 LOB: 0 K: 1 BB: 0 S: 5 P: 5	R: 0 H: 1 E: 0 LOB: 1 K: 1 BB: 1 S: 5 P: 9	R: 0 H: 1 E: 0 LOB: 1 K: 0 BB: 0 S: 4 P: 4	R: 0 H: 0 E: 0 LOB: 0 K: 0 BB: 0 S: 3 P: 3	R: 1 H: 2 E: 0 LOB: 1 K: 1 BB: 0 S: 7 P: 7	R: 0 H: 0 E: 0 LOB: 0 K: 1 BB: 0 S: 5 P: 5	R: 0 H: 1 E: 0 LOB: 1 K: 1 BB: 0 S: 6 P: 6	R: 0 H: 0 E: 0 LOB: 0 K: 1 BB: 0 S: 5 P: 5	1B: 4 SF: 0 2B: 2 SAC: 1 3B: 0 DP: 0 HR: 0 HBP: 0	WP: 0 PA: 33 PB: 0 SB: 0 CS: 0	
PITCHER Frank Tanana, L (1, 1) ERA: 3.72	IP WLS BF H R ER SO BB IBB HBP BLK WP HR S P ERA WHIP	9.0 W 33 6 2 1 6 1 0 0 0 0 0 0 44 48 1.00 0.778										

California Angels @ Texas Rangers
Arlington Stadium, Arlington, TX
Thu Jul 01 1982, 8:05 PM EDT
Att. 15,963 - Unknown

livebaseballscorecards.com

AB 31
R 2
H 6
RBI 2
BB 1
SO 6
LOB 5



Batter	1	2	3	4	5	6	7	8	9
Bill Sample, R OBP: 0.391, SLG: 0.525 (1, 7)	0-0 F6		0-0 F6	0-0 2B		0-0 1B		0-0 F7	
Lee Mazzilli, S OBP: 0.336, SLG: 0.333 (1, 8) George Wright, S OBP: 0.274, SLG: 0.370 (5, 8)	0-0 1-3		0-0 4-3	0-3 K		0-0 E6		0-3 K	
Buddy Bell, R OBP: 0.360, SLG: 0.440 (1, 5)	0-0 6-3			0-0 1B	0-0 1B	0-0 1B		0-0 1-3	
Dave Hostetter, R OBP: 0.371, SLG: 0.699 (1, 3)		0-0 3-1 1B		0-0 SH3-4 1B	0-0 G6-4-3 1B		0-0 S 1B		
Johnny Grubb, L OBP: 0.397, SLG: 0.412 (1, 9)		0-0 3-1		0-0 1B	0-0 G6-4-3 1B		0-3 K		
Jim Sundberg, R OBP: 0.343, SLG: 0.365 (1, 2)		4-0 FC1-6 BB		0-0 SH3-4	0-0 G6-4-3		0-0 F6		
Lamar Johnson, R OBP: 0.313, SLG: 0.351 (1, 10)		0-3 K		0-0 1B	0-0 6-3		0-0 S 1B		
Mike Richardt, R OBP: 0.259, SLG: 0.275 (1, 4)		0-0 FC1-6		0-0 SH3-4 2B		0-0 5-3		0-0 6-3	
Doug Flynn, R OBP: 0.231, SLG: 0.253 (1, 6)			0-0 F6-3	0-0 SH3-4		0-0 F5-3		0-0 F5-3	


AB	R	H	RBI	BB	SO	LOB
5	0	2	1	0	0	0
3	0	0	0	0	1	1
2	0	0	0	0	1	1
4	2	2	0	0	0	2
4	2	4	0	0	0	0
4	1	2	2	0	1	2
2	0	0	0	1	0	3
4	1	2	2	0	1	3
4	1	1	1	0	0	3
3	0	0	1	0	0	0

BOTTOM

California Angels @ Texas Rangers
Arlington Stadium, Arlington, TX

Thu Jul 01 1982, 8:05 PM EDT
Att. 15,963 - Unknown

AB	35
R	7
H	13
RBI	7
BB	1
SO	4
LOB	15



Inning Stats	R: 0	H: 0	E: 0	K: 0	S: 3	H: 0	LOB: 0	BB: 0	P: 3	R: 0	H: 1	E: 0	K: 1	S: 6	H: 1	LOB: 2	BB: 1	P: 10	R: 0	H: 0	E: 0	K: 0	S: 3	R: 5	H: 6	E: 0	K: 1	S: 11	R: 1	H: 3	E: 0	K: 0	S: 5	R: 0	H: 1	E: 1	K: 0	S: 5	R: 1	H: 2	E: 0	K: 1	S: 7	R: 0	H: 0	E: 0	K: 1	S: 5	R: 0	H: 0	E: 0	K: 1	S: 5
PITCHER	IP	WLS	BF	H	R	ER	SO	BB	IBB	HBP	BLK	WP	HR	S	P	ERA	WHIP																																				
Mike Witt, R ERA: 3.55 (1, 1)	3.2	L	19	7	5	5	1	1	0	0	0	0	0	20	24	12.27	2.182																																				
Luis Sanchez, R ERA: 3.4 (4, 1)	3.0		15	6	2	2	2	0	0	0	0	0	0	19	19	6.00	2.000																																				
Bruce Kison, R ERA: 3.67 (7, 1)	1.1		4	0	0	0	1	0	0	0	0	0	0	6	6	0.00	0.000																																				

WP	PA	ERA	WHIP
0	38		
0			
2			
0			

Batter	1	2	3	4	5	6	7	8	9	AB R H RBI BB SO LOB	TOP											
Bill Sample, R OBP: 0.384, SLG: 0.536 (1, 8) X	0-0 HR	0-0 5-3		0-0 8-2 3-H		0-3 K		0-0 6-3		5 1 1 1 0 1 2												
Jim Sundberg, R OBP: 0.344, SLG: 0.371 (1, 2) X	0-0 6-3		0-0 WP 2B		0-0 F3		0-0 E5 CS	0-0 1B		5 0 2 0 0 0 0												
Buddy Bell, R OBP: 0.358, SLG: 0.440 (1, 5) X	0-0 F7		0-0 F4 2-3		0-0 BB FC6-4 2B		0-0 F6 1-2	0-0 F9		5 1 1 0 0 0 3												
Dave Hostetler, R OBP: 0.380, SLG: 0.698 (1, 3) X	0-0 1B 2B		0-0 P1		4-0 FC6-4 BB BB		4-0 3B BB	0-3 K		3 2 1 0 2 1 1												
Johnny Grubb, L OBP: 0.408, SLG: 0.426 (1, 7) B B B	4-0 1B BB		1-0 HBP		4-0 FC6-4 BB 1-2 2-3		0-0 1B 3B	0-0 6-3		2 1 1 1 2 0 0												
Lamar Johnson, R OBP: 0.321, SLG: 0.358 (1, 10) X	0-0 1-2 2-H 1B		0-0 F9		0-0 FC6-4 1-2 2-3 3-H		0-0 1B 1B	0-0 HR 1B		5 1 3 3 0 0 4												
Larry Parrish, R OBP: 0.245, SLG: 0.269 (1, 9) S S	0-3 K			0-0 CS 1B		0-3 K	0-0 1-2 1B	0-0 HR		5 1 3 2 0 2 4												
Mike Richardt, R OBP: 0.264, SLG: 0.274 (1, 4) X		0-0 F3		0-0 1B 8-2 1B		0-0 6-3	0-3 K	4-0 BB		4 0 1 0 1 1 2												
Doug Flynn, R OBP: 0.230, SLG: 0.251 (1, 6) X		0-0 F6-3		0-0 1-3 1B		0-0 F5-3		0-0 F6	0-0 F5-3	5 0 1 0 0 0 1												
Inning Stats	R: 2 E: 0 K: 1 S: 8	H: 3 LOB: 2 BB: 1 P: 12	R: 0 E: 0 K: 0 S: 3	H: 0 LOB: 0 BB: 0 P: 3	R: 0 E: 0 K: 0 S: 4	H: 1 LOB: 2 BB: 0 P: 5	R: 0 E: 0 K: 0 S: 4	H: 3 LOB: 1 BB: 0 P: 4	R: 1 E: 0 K: 1 S: 6	H: 1 LOB: 2 BB: 2 P: 14	R: 0 E: 0 K: 1 S: 5	H: 0 LOB: 0 BB: 0 P: 5	R: 2 E: 1 K: 1 S: 8	H: 3 LOB: 2 BB: 1 P: 12	R: 0 E: 0 K: 0 S: 4	H: 1 LOB: 1 BB: 0 P: 4	R: 2 E: 0 K: 1 S: 7	H: 2 LOB: 1 BB: 1 P: 11	1B: 8 2B: 4 3B: 1 HR: 2	SF: 0 SAC: 0 DP: 1 HBP: 1	WP: 1 PB: 0 SB: 0 CS: 2	PA: 45
PITCHER	IP WLS BF H R ER SO BB IBB HBP BLK WP HR S P ERA WHIP																					
Brian Kingman, R ERA: 3.93 (1, 1)	4.1 L 23 8 3 3 1 3 0 1 0 1 1 21 34 6.23 2.538																					
Bo McLaughlin, R ERA: 5.32 (5, 1)	2.1 11 3 2 2 2 1 0 0 0 0 0 14 18 7.71 1.714																					
Fernando Arroyo, R ERA: 4.41 (7, 1)	2.1 11 3 2 2 2 1 0 0 0 0 0 1 14 18 7.71 1.714																					

Texas Rangers @ Oakland Athletics
 Oakland-Alameda County Coliseum, Oakland, CA
 Fri Jul 02 1982, 7:05 PM PDT
 Att. 12,779 - Unknown

AB	39
R	7
H	14
RBI	7
BB	5
SO	5
LOB	17



Batter	1	2	3	4	5	6	7	8	9	AB R H RBI BB SO LOB	TOP	
Bill Sample, R (1, 8) OBP: 0.380, SLG: 0.535	0-0 G3		0-0 1B 2B		0-0 F8			0-0 F7		4 1 1 0 0 0 0		
Jim Sundberg, R (1, 2) OBP: 0.339, SLG: 0.364	0-0 4-3		0-3 K		0-0 6-3			0-0 F8		4 0 0 0 0 1 1		
Buddy Bell, R (1, 5) OBP: 0.359, SLG: 0.449	0-0 HR		4-0 1B BB				0-0 1-3		0-0 1-3	3 1 1 1 1 0 0		
Dave Hostetter, R (1, 3) OBP: 0.376, SLG: 0.682	0-0 6-3		0-0 1B		0-0 F4			0-0 F7		4 0 1 1 0 0 0		
Johnny Grubb, L (1, 7) OBP: 0.404, SLG: 0.421		0-0 1B E 1B	0-0 F7		0-0 G3			0-0 F8		4 1 1 0 0 0 2		
Lamar Johnson, R (1, 10) OBP: 0.321, SLG: 0.358		0-0 1B		0-0 5-3			0-0 6-3			3 0 1 0 0 0 0		
Larry Parrish, R (1, 9) OBP: 0.240, SLG: 0.263		0-0 1B		0-0 5-3			0-0 F6			3 0 0 0 0 0 2		
Mark Wagner, R (1, 6) OBP: 0.279, SLG: 0.276		0-0 E6		0-0 4-3			0-0 F9			3 0 0 0 0 0 0		
Doug Flynn, R (1, 4) OBP: 0.227, SLG: 0.248			0-0 F4-3		0-0 F8			0-0 F9		3 0 0 0 0 0 0		
Inning Stats	R: 1 H: 1 E: 0 LOB: 0 K: 0 BB: 0 S: 4 P: 4	R: 1 H: 2 E: 1 LOB: 1 K: 0 BB: 0 S: 4 P: 4	R: 1 H: 2 E: 0 LOB: 2 K: 1 BB: 1 S: 7 P: 11	R: 0 H: 0 E: 0 LOB: 0 K: 0 BB: 0 S: 3 P: 3	R: 0 H: 0 E: 0 LOB: 0 K: 0 BB: 0 S: 3 P: 3	R: 0 H: 0 E: 0 LOB: 0 K: 0 BB: 0 S: 3 P: 3	R: 0 H: 0 E: 0 LOB: 0 K: 0 BB: 0 S: 3 P: 3	R: 0 H: 0 E: 0 LOB: 0 K: 0 BB: 0 S: 3 P: 3	R: 0 H: 0 E: 0 LOB: 0 K: 0 BB: 0 S: 3 P: 3	R: 0 H: 0 E: 0 LOB: 0 K: 0 BB: 0 S: 3 P: 3	1B: 3 SF: 0 2B: 1 SAC: 0 3B: 0 DP: 1 HR: 1 HBP: 0	WP: 0 PA: 32 PB: 0 SB: 0 CS: 0
PITCHER Rick Langford, R (1, 1) ERA: 4.07	IP WLS BF H R ER SO BB IBB HBP BLK WP HR S P ERA WHIP	9.0 W 32 5 3 2 1 1 0 0 0 0 0 1 33 37 2.00 0.667										

Texas Rangers @ Oakland Athletics
Oakland-Alameda County Coliseum, Oakland, CA
Sat Jul 03 1982, 3:33 AM PDT
Att: 19,270 - Unknown

livebaseballscorecards.com

AB	31
R	3
H	5
RBI	2
BB	1
SO	1
LOB	5



Batter	1	2	3	4	5	6	7	8	9	AB R H RBI BB SO LOB	TOP	
Bill Sample, R (1, 8) <small>OBP: 0.388, SLG: 0.530</small> <small>(8, 7)</small>	4-0 1B BB	4-0 1-2 BB		0-0 L5	0-0 F8		0-0 F8			3 1 1 0 2 0 0		
Jim Sundberg, R (1, 2) <small>OBP: 0.336, SLG: 0.373</small> <small>(1, 2)</small>	0-0 F8	0-3 K		0-0 HR	0-0 5-3		0-0 F8			5 1 1 1 0 1 6		
Buddy Bell, R (1, 5) <small>OBP: 0.363, SLG: 0.450</small> <small>(1, 5)</small>	4-0 1B BB 1-2	0-0 F9		0-0 WP FC1-2 1B		0-0 F3		0-0 1B		4 0 2 0 1 0 3		
Dave Hostetter, R (1, 3) <small>OBP: 0.377, SLG: 0.667</small> <small>(1, 3)</small>	0-0 F8		0-0 WP HR 1B	4-0 FC1-2 BB HR BB		0-0 L4		0-3 K		4 2 1 0 1 1 3		
Johnny Grubb, L (1, 7) <small>OBP: 0.404, SLG: 0.417</small> <small>(8, 9)</small>	0-0 1B 1-H 2-H		0-0 F7	4-0 FC1-2 HR BB		0-0 1-3		0-0 F5		4 1 1 1 1 0 2		
Lamar Johnson, R (1, 10) Leon Roberts, R (8, PH) <small>OBP: 0.330, SLG: 0.376</small> <small>OBP: 0.278, SLG: 0.315</small>		0-0 HR	4-0 HR BB	0-0 FC1-2 HR		1-0 G6-4-3 E WP HBP		0-0 4-3		2 4 1 1 1 0 3 1 0 0 0 0 0 1		
Larry Parrish, R (1, 9) George Wright, S (8, 8) <small>OBP: 0.253, SLG: 0.314</small> <small>OBP: 0.273, SLG: 0.368</small>		4-0 1B SH1-4 BB	0-0 HR 1-H 2-H	0-0 HR 1-H 2-H 3-H		0-0 E4 G6-4-3		0-0 F2		3 2 2 7 1 0 1 1 0 0 0 0 0 0		
Mark Wagner, R (1, 6) <small>OBP: 0.273, SLG: 0.269</small>		0-0 SH1-4	0-3 K	0-3 K		0-0 G6-4-3		0-0 6-3		4 0 0 0 0 2 2		
Doug Flynn, R (1, 4) <small>OBP: 0.231, SLG: 0.248</small> <small>(1, 4)</small>		0-0 BB 1B 2-3	0-0 F8		0-0 F6		4-0 1B BB 3-H		0-0 F6-3		4 0 1 0 1 0 0	
Inning Stats	R: 1 H: 1 E: 0 LOB: 2 K: 0 BB: 2 S: 3 P: 11	R: 1 H: 2 E: 0 LOB: 3 K: 1 BB: 2 S: 7 P: 15	R: 3 H: 2 E: 0 LOB: 0 K: 1 BB: 1 S: 7 P: 11	R: 5 H: 3 E: 0 LOB: 0 K: 1 BB: 2 S: 8 P: 16	R: 0 H: 0 E: 0 LOB: 0 K: 0 BB: 0 S: 3 P: 3	R: 0 H: 0 E: 0 LOB: 0 K: 0 BB: 0 S: 3 P: 3	R: 1 H: 1 E: 1 LOB: 2 K: 0 BB: 1 S: 4 P: 9	R: 0 H: 1 E: 0 LOB: 1 K: 1 BB: 0 S: 6 P: 6	R: 0 H: 0 E: 0 LOB: 0 K: 0 BB: 0 S: 3 P: 3	1B: 6 SF: 0 2B: 0 SAC: 1 3B: 0 DP: 1 HR: 4 HBP: 1	WP: 4 PA: 45 PB: 0 SB: 1 CS: 0	
PITCHER Matt Keough, R (1, 1) <small>ERA: 5.39</small> Fernando Arroyo, R (4, 1) <small>ERA: 5.25</small> Bo McLaughlin, R (7, 1) <small>ERA: 5.05</small>	IP WLS BF H R ER SO BB IBB HBP BLK WP HR S P ERA WHIP 3.1 L 20 6 6 6 2 5 0 0 0 1 3 19 39 16.20 3.300											

Texas Rangers @ Oakland Athletics
 Oakland-Alameda County Coliseum, Oakland, CA
 Sun Jul 04 1982, 7:05 PM PDT
 Att: 42,052 - Unknown

AB	35
R	11
H	10
RBI	10
BB	8
SO	4
LOB	21



WP: 4 PA: 45
 PB: 0
 SB: 1
 CS: 0

Batter	1	2	3	4	5	6	7	8	9	AB R H RBI BB SO LOB	TOP											
Damaso Garcia, R (1, 4) OBP: 0.346, SLG: 0.408	0-0 6-3			0-0 F6-4-3 1B		0-0 3B 1B	0-0 FC5-2			4 1 2 0 0 0 3	Toronto Blue Jays @ Texas Rangers Arlington Stadium, Arlington, TX Mon Jul 05 1982, 8:05 PM EDT Att. 29,126 - Unknown livebaseballscorecards.com											
Garth Iorg, R (1, 5) OBP: 0.317, SLG: 0.403	0-3 K			0-3 K		0-0 1B 3B	0-0 F8			4 1 1 1 0 2 4												
Barry Bonnell, R (1, 7) OBP: 0.387, SLG: 0.484	0-3 K			0-0 F6-4-3		0-0 F4		0-0 F5		4 0 0 0 0 1 2												
Jesse Barfield, R (1, 9) OBP: 0.320, SLG: 0.398		4-0 BB BB BB		0-0 F5-4-3 BB	0-0 2B 1B	0-0 1B		0-0 F3		3 0 2 1 1 0 0												
Buck Martinez, R (1, 2) OBP: 0.331, SLG: 0.411		0-0 F5-4-3		0-0 F4	0-0 F4	0-0 F7		0-0 1B		2 0 0 0 0 0 2												
Ernie Whitt, L (6, PH) OBP: 0.333, SLG: 0.429		1-2								2 0 1 0 0 0 1												
Willie Upshaw, L (1, 3) OBP: 0.350, SLG: 0.502		0-0 F8		0-0 F8			4-0 SH1-4 FC5-2 BLK BB	0-0 F5		3 0 0 0 1 0 2												
Tony Johnson, R (1, 10) OBP: 0.308, SLG: 0.362			0-0 6-3		0-0 2B		4-0 FC5-2 SH1-4 BB	0-0 F4-3		2 0 1 0 0 0 0												
Dave Revering, L (7, PH) OBP: 0.299, SLG: 0.333					1-3		1-2			1 0 0 0 1 0 0												
Lloyd Moseby, L (1, 8) OBP: 0.281, SLG: 0.371			0-0 F4-3		0-0 1-3		0-0 SH1-4	0-3 K		3 0 0 0 0 1 2												
Alfredo Griffin, S (1, 6) OBP: 0.245, SLG: 0.278			0-0 5-3				4-0 5-3	0-0 6-3		2 0 0 0 0 0 0												
Rance Mulliniks, L (7, PH) OBP: 0.323, SLG: 0.329							FC5-2 IBB			1 0 0 0 1 0 0												
Inning Stats	R: 0 E: 0 K: 2 S: 7	H: 0 LOB: 0 BB: 0 P: 7	R: 0 E: 0 K: 0 S: 2	H: 0 LOB: 0 BB: 1 P: 6	R: 0 E: 0 K: 0 S: 3	H: 0 LOB: 0 BB: 0 P: 3	R: 0 E: 0 K: 1 S: 5	H: 1 LOB: 0 BB: 0 P: 5	R: 0 E: 0 K: 1 S: 5	H: 2 LOB: 2 BB: 0 P: 5	R: 2 E: 0 K: 0 S: 6	H: 3 LOB: 1 BB: 0 P: 6	R: 0 E: 0 K: 0 S: 3	H: 0 LOB: 3 BB: 3 P: 15	R: 0 E: 0 K: 0 S: 4	H: 1 LOB: 1 BB: 0 P: 4	R: 0 E: 0 K: 1 S: 5	H: 0 LOB: 0 BB: 0 P: 5	1B: 5 2B: 1 3B: 1 HR: 0	SF: 0 SAC: 1 DP: 2 HBP: 0	WP: 0 PB: 0 SB: 0 CS: 0	PA: 36
PITCHER	IP WLS BF H R ER SO BB IBB HBP BLK WP HR S P ERA WHIP																					
Jon Matlack, L (1, 1) ERA: 3.24	5.2 W 22 6 2 2 3 1 0 0 0 0 0 0 27 31 3.18 1.235																					
Danny Darwin, R (6, 1) ERA: 2.81	3.1 S 14 1 0 0 1 2 1 0 1 0 0 0 13 25 0.00 0.900																					



Batter	1	2	3	4	5	6	7	8	9
Bill Sample, R OBP: 0.384, SLG: 0.522 (1, 8)	0-0 F8		0-0 1B FC6-4 1B		0-0 E5			0-0 F9	
Doug Flynn, R OBP: 0.236, SLG: 0.252 (1, 4)	0-0 F6-3		0-0 1B FC6-4 1B		0-0 F9			0-0 1B S	
Buddy Bell, R OBP: 0.362, SLG: 0.447 (1, 5)	0-0 F8		0-0 FC6-4 1B			0-0 1B S		0-0 6-3 1-2	
Dave Hostetter, R OBP: 0.366, SLG: 0.644 (1, 3)		0-3 K	0-0 F8			0-3 K		0-3 K	
Johnny Grubb, L OBP: 0.403, SLG: 0.416 (1, 7)		0-0 G3		0-0 1B L9-3		0-0 3-1			
George Wright, S OBP: 0.273, SLG: 0.368 (7, 7)									
Lamar Johnson, R OBP: 0.325, SLG: 0.370 (1, 10)		0-0 6-3		0-0 L7		0-0 4-3			
Larry Parrish, R OBP: 0.255, SLG: 0.310 (1, 9)			1-0 FC2-6 HBP	0-0 L9-3			0-0 1-3		
Don Werner, R OBP: 0.350, SLG: 0.278 (1, 2)			0-0 FC2-6 1B		0-0 4-3		0-0 F9		
Mark Wagner, R OBP: 0.274, SLG: 0.271 (1, 6)			0-0 1B 1B		0-3 K		0-0 L8		

Inning Stats	R: 0	H: 0	R: 0	H: 0	R: 3	H: 3	R: 0	H: 1	R: 0	H: 0	R: 0	H: 1	R: 0	H: 1	R: 0	H: 1
	E: 0	LOB: 0	E: 0	LOB: 0	E: 0	LOB: 1	E: 0	LOB: 0	E: 1	LOB: 1	E: 0	LOB: 1	E: 0	LOB: 0	E: 0	LOB: 1
	K: 0	BB: 0	K: 1	BB: 0	K: 0	BB: 0	K: 0	BB: 0	K: 1	BB: 0	K: 0	BB: 0	K: 0	BB: 0	K: 1	BB: 0
	S: 3	P: 3	S: 5	P: 5	S: 6	P: 7	S: 3	P: 3	S: 6	P: 6	S: 3	P: 6	S: 3	P: 3	S: 6	P: 6

PITCHER	IP	WLS	BF	H	R	ER	SO	BB	IBB	HBP	BLK	WP	HR	S	P	ERA	WHIP
Luis Leal, R ERA: 3.82 (1, 1)	8.0	L	31	6	3	3	4	0	0	1	0	0	0	38	39	3.38	0.750

AB R H RBI BB SO LOB

4	1	1	1	0	0	0
4	0	2	1	0	0	1
4	0	1	1	0	0	2
4	0	0	0	0	3	3
3	0	1	0	0	0	1
0	0	0	0	0	0	0
3	0	0	0	0	0	2
2	0	0	0	0	0	1
3	1	0	0	0	0	1
3	1	1	0	0	1	0

1B: 6	SF: 0	WP: 0	PA: 31
2B: 1	SAC: 0	PB: 0	
3B: 0	DP: 1	SB: 2	
HR: 0	HBP: 1	CS: 0	

ERA	WHIP

Toronto Blue Jays @ Texas Rangers
Arlington Stadium, Arlington, TX
Mon Jul 05 1982, 8:05 PM EDT
Att. 29,126 - Unknown

livebaseballscorecards.com

AB	30
R	3
H	6
RBI	3
BB	0
SO	4
LOB	11



Batter	1	2	3	4	5	6	7	8	9	AB R H RBI BB SO LOB	TOP											
Damaso Garcia, R (1, 4) OBP: 0.344, SLG: 0.411	0-0 F2		0-0 FC3 FC1		0-0 F7		0-0 9-2 3B		0-0 1-3	5 0 1 2 0 0 1												
Garth Iorg, R (1, 5) OBP: 0.310, SLG: 0.394	0-0 G3		0-0 FC1		0-0 6-3		0-0 9-2 3-H			4 0 0 0 0 0 3												
Barry Bonnell, R (1, 7) OBP: 0.385, SLG: 0.480	0-0 6-3		0-0 L5		0-0 5-3			0-0 SH3-4 1B		4 0 1 0 0 0 2												
Jesse Barfield, R (1, 9) OBP: 0.321, SLG: 0.402		0-0 F8		0-0 5-3		0-0 F4-3 1B 2B		0-0 SH3-4 1-2		3 1 1 0 0 0 0												
Buck Martinez, R (1, 2) OBP: 0.328, SLG: 0.400		0-0 F4		4-0 1B S BB		0-0 6-3		0-3 K		3 1 0 0 1 1 2												
Willie Upshaw, L (1, 3) OBP: 0.352, SLG: 0.500		0-0 F5		0-0 1B 1B		0-0 F4-3 2-3		4-0 IBB		3 0 1 1 1 0 1												
Tony Johnson, R (1, 10) OBP: 0.327, SLG: 0.380 Dave Revere, L (8, PH) OBP: 0.297, SLG: 0.331			0-0 F5	0-0 FC6-4 1B		0-0 CS 1B		0-3 K		3 0 2 1 0 0 0 1 0 0 0 0 1 2												
Lloyd Moseby, L (1, 8) OBP: 0.285, SLG: 0.373			0-0 1B FC3 1B	0-0 F8		0-0 CS 1-2	0-0 SH5-4 3B 1B		0-3 K	4 2 2 0 0 1 2												
Alfredo Griffin, S (1, 6) OBP: 0.245, SLG: 0.278			0-0 FC3 FC1 1B	0-0 FC6-4			0-0 SH5-4		0-0 F5	3 0 1 0 0 0 2												
Inning Stats	R: 0 E: 0 K: 0 S: 3	H: 0 LOB: 0 BB: 0 P: 3	R: 0 E: 0 K: 0 S: 3	H: 0 LOB: 0 BB: 0 P: 3	R: 1 E: 0 K: 0 S: 6	H: 2 LOB: 2 BB: 0 P: 6	R: 1 E: 0 K: 0 S: 5	H: 2 LOB: 2 BB: 1 P: 9	R: 0 E: 0 K: 0 S: 3	H: 0 LOB: 0 BB: 0 P: 3	R: 1 E: 0 K: 0 S: 4	H: 2 LOB: 0 BB: 0 P: 4	R: 1 E: 0 K: 0 S: 4	H: 2 LOB: 0 BB: 0 P: 4	R: 0 E: 0 K: 2 S: 8	H: 1 LOB: 2 BB: 1 P: 12	R: 0 E: 0 K: 1 S: 5	H: 0 LOB: 0 BB: 0 P: 5	1B: 7 2B: 2 3B: 1 HR: 0	SF: 0 SAC: 2 DP: 1 HBP: 0	WP: 0 PB: 0 SB: 1 CS: 1	PA: 38
PITCHER	IP WLS BF H R ER SO BB IBB HBP BLK WP HR S P ERA WHIP																					
Frank Tanana, L (1, 1) ERA: 3.84	6.1 L 28 8 4 4 0 1 0 0 0 0 0 0 27 31 5.68 1.421																					
Dave Schmidt, R (7, 1) ERA: 2.95	2.2 9 1 0 0 3 0 1 0 0 0 0 0 14 18 0.00 0.375																					

Toronto Blue Jays @ Texas Rangers
Arlington Stadium, Arlington, TX
Tue Jul 06 1982, 8:05 PM EDT
Att. 9,657 - Unknown

livebaseballscorecards.com

AB	33
R	4
H	9
RBI	4
BB	2
SO	3
LOB	15



Batter	1	2	3	4	5	6	7	8	9	AB	R	H	RBI	BB	SO	LOB
Bill Sample, R OBP: 0.387, SLG: 0.521 (1, 8)	0-0 WP 5-3 1B		0-0 4-3			0-0 F8		0-0 6-3 1B		4	0	2	0	0	0	0
Jim Sundberg, R OBP: 0.331, SLG: 0.367 (1, 2)	0-0 5-3 1-2		0-0 5-3			0-0 4-3		0-0 6-3 1-2		4	0	0	0	0	0	2
Buddy Bell, R OBP: 0.361, SLG: 0.448 (1, 5)	0-0 F2		0-0 F9			0-0 HR 2B		0-0 L9		4	1	1	0	0	0	2
Dave Hostetter, R OBP: 0.362, SLG: 0.656 (1, 3)	0-0 5-3 2-3			0-0 L7		0-0 HR		0-0 6-3		4	1	1	2	0	0	2
Johnny Grubb, L OBP: 0.400, SLG: 0.408 (1, 7)		0-0 F7		0-0 1-3		4-0 BB			0-3 K	3	0	0	0	1	1	0
Lamar Johnson, R OBP: 0.323, SLG: 0.373 (1, 10)		0-0 1B 2B		0-3 K		0-3 K			0-3 K	4	1	1	0	0	3	1
Larry Parrish, R OBP: 0.255, SLG: 0.308 (1, 9)		0-0 2-H 1B			0-0 5-3				0-3 K	4	0	1	1	0	1	0
Doug Flynn, R OBP: 0.233, SLG: 0.249 (1, 4)		0-0 F8			0-0 F1-3				0-3 K	3	0	0	0	0	1	1
Mark Wagner, R OBP: 0.269, SLG: 0.266 (1, 6)		0-3 K			0-0 6-3				0-3 K	3	0	0	0	0	2	1

Inning Stats	R: 0	H: 1	E: 0	K: 0	S: 4	H: 1	LOB: 1	BB: 0	P: 4	R: 1	H: 2	E: 0	K: 1	S: 7	H: 2	LOB: 1	BB: 0	P: 7	R: 0	H: 0	E: 0	K: 0	S: 3	H: 0	LOB: 0	BB: 0	P: 3	R: 0	H: 0	E: 0	K: 1	S: 5	H: 0	LOB: 0	BB: 0	P: 5	R: 0	H: 0	E: 0	K: 0	S: 3	R: 2	H: 2	E: 0	K: 1	S: 7	H: 2	LOB: 1	BB: 1	P: 11	R: 0	H: 0	E: 0	K: 2	S: 7	H: 0	LOB: 0	BB: 0	P: 7	R: 0	H: 1	E: 0	K: 0	S: 4	H: 1	LOB: 1	BB: 0	P: 4	R: 0	H: 0	E: 0	K: 3	S: 9	H: 0	LOB: 0	BB: 0	P: 9	1B: 3	SF: 0	2B: 2	SAC: 0	3B: 0	DP: 0	HR: 1	HBP: 0	WP: 1	PA: 34
--------------	------	------	------	------	------	------	--------	-------	------	------	------	------	------	------	------	--------	-------	------	------	------	------	------	------	------	--------	-------	------	------	------	------	------	------	------	--------	-------	------	------	------	------	------	------	------	------	------	------	------	------	--------	-------	-------	------	------	------	------	------	------	--------	-------	------	------	------	------	------	------	------	--------	-------	------	------	------	------	------	------	------	--------	-------	------	-------	-------	-------	--------	-------	-------	-------	--------	-------	--------

PITCHER	IP	WLS	BF	H	R	ER	SO	BB	IBB	HBP	BLK	WP	HR	S	P	ERA	WHIP
Jim Gott, R ERA: 4.5 (1, 1)	5.2		23	5	3	3	2	1	0	0	0	1	1	26	30	4.76	1.059
Dale Murray, R ERA: 3.56 (6, 1)	3.1	W	11	1	0	0	6	0	0	0	0	0	0	23	23	0.00	0.300

BOTTOM

Toronto Blue Jays @ Texas Rangers
Arlington Stadium, Arlington, TX
Tue Jul 06 1982, 8:05 PM EDT
Att. 9,657 - Unknown

AB	33
R	3
H	6
RBI	3
BB	1
SO	8
LOB	9



Batter	1	2	3	4	5	6	7	8	9	AB R H RBI BB SO LOB	TOP											
Jerry Remy, L (1, 4) OBP: 0.351, SLG: 0.318	0-0 F7	0-0 G3		0-0 CS	0-0 HR	0-0 F5	0-0 2B		0-0 F8	6 1 2 2 0 0 3	Boston Red Sox @ Texas Rangers Arlington Stadium, Arlington, TX Wed Jul 07 1982, 8:05 PM EDT Att: 12,653 - Unknown											
Dwight Evans, R (1, 9) OBP: 0.398, SLG: 0.455	0-0 E6		0-0 5-3		0-0 HR	4-0 BB	0-0 F2			4 1 1 2 1 0 1												
Jim Rice, R (1, 7) OBP: 0.368, SLG: 0.470	0-0 F8		4-0 BB		0-0 HR	0-3 K		0-0 F8		4 1 1 1 1 1 3												
Carl Yastrzemski, L (1, 10) OBP: 0.374, SLG: 0.496	0-0 BB		0-3 K		0-0 1B		0-0 6-3	0-3 K		5 0 2 0 0 2 1												
Wade Boggs, L (1, 5) OBP: 0.430, SLG: 0.451	4-0 BB		0-0 1B		0-0 1B		0-0 F4-3	0-0 5-3		4 1 3 0 1 0 0												
Rich Gedman, L (1, 2) OBP: 0.316, SLG: 0.417	0-0 L7		0-0 F4-3		0-0 F7		0-0 F4-3		0-0 F4-6-3	5 0 1 0 0 0 7												
Dave Stapleton, R (1, 3) OBP: 0.285, SLG: 0.377		0-0 G3		0-0 6-3	0-0 F9		0-0 1B		0-0 F4-6-3	5 1 1 1 0 0 2												
Glenn Hoffman, R (1, 6) OBP: 0.299, SLG: 0.356		0-0 G3		0-0 F6		0-0 6-3	4-0 1B		0-0 1B	4 2 2 0 1 0 0												
Rick Miller, L (1, 8) OBP: 0.340, SLG: 0.330		0-0 G3		0-0 CS		0-0 E6	0-0 E7		0-0 1B	5 1 3 2 0 0 1												
Inning Stats	R: 0 E: 1 K: 0 S: 5	H: 1 LOB: 3 BB: 1 P: 9	R: 0 E: 0 K: 0 S: 4	H: 1 LOB: 1 BB: 0 P: 4	R: 0 E: 0 K: 1 S: 6	H: 1 LOB: 2 BB: 1 P: 10	R: 0 E: 0 K: 0 S: 3	H: 1 LOB: 0 BB: 0 P: 3	R: 3 E: 0 K: 0 S: 7	H: 5 LOB: 1 BB: 0 P: 7	R: 0 E: 1 K: 1 S: 6	H: 0 LOB: 2 BB: 1 P: 10	R: 4 E: 1 K: 0 S: 7	H: 4 LOB: 1 BB: 1 P: 11	R: 0 E: 0 K: 1 S: 5	H: 0 LOB: 0 BB: 0 P: 5	R: 1 E: 0 K: 0 S: 5	H: 3 LOB: 1 BB: 0 P: 5	1B: 11 2B: 3 3B: 0 HR: 2	SF: 0 SAC: 0 DP: 1 HBP: 0	WP: 0 PB: 0 SB: 0 CS: 1	PA: 47
PITCHER	IP WLS BF H R ER SO BB IBB HBP BLK WP HR S P ERA WHIP																					
Charlie Hough, R (1, 1) ERA: 3.22	4.0 L 22 8 3 3 1 2 0 0 0 0 0 2 22 30 6.75 2.500																					
Paul Mirabella, L (5, 1) ERA: 5.4	5.0 24 8 5 5 2 1 1 0 0 0 0 0 26 34 9.00 1.800																					

livebaseballscorecards.com

AB	42
R	8
H	16
RBI	8
BB	4
SO	3
LOB	18



Batter	1	2	3	4	5	6	7	8	9	AB R H RBI BB SO LOB
Bill Sample, R OBP: 0.388, SLG: 0.510 (1, 8)	4-0 BB 4-3		0-0 F4		4-0 BB 1-2 2-3			0-0 5-3	0-0 F9	3 0 0 0 2 0 1
Jim Sundberg, R OBP: 0.328, SLG: 0.361 (1, 2)	0-0 4-3 1-2		0-0 F7		0-0 L6			0-3 K	4-0 BB	4 0 0 0 1 1 5
Buddy Bell, R OBP: 0.358, SLG: 0.444 (1, 5)	0-0 F8			0-0 F9			0-0 FC4-6 1B	0-0 F7	0-3 K	5 0 1 0 0 1 2
Dave Hostetter, R OBP: 0.359, SLG: 0.640 (1, 3)	0-0 F9			0-0 F3			0-0 F8		4-0 BB HBP HR BB	3 1 0 0 1 0 2
Johnny Grubb, L OBP: 0.397, SLG: 0.401 (1, 7)		0-3 K		0-0 4-3			0-0 FC4-6		1-0 BB HR HBP BB	3 1 0 0 0 1 1
Lamar Johnson, R OBP: 0.322, SLG: 0.367 (1, 10)		0-0 5-3			0-0 L7		0-0 6-3		4-0 HR BB	3 1 0 0 1 0 1
Larry Parrish, R OBP: 0.261, SLG: 0.333 (1, 9)		0-0 6-3			0-0 FC5-4 1B		0-0 5-3		0-0 HR 1-H 2-H 3-H	4 1 2 4 0 0 0
Doug Flynn, R OBP: 0.230, SLG: 0.245 Bill Stein, R OBP: 0.317, SLG: 0.333 (9, PH)			0-0 F3		0-0 FC5-4 BB 1B 1-2		0-0 F8		0-0 HR	3 0 0 0 0 0 1 1 1 1 1 0 0 0
Mark Wagner, R OBP: 0.270, SLG: 0.267 Lee Mazzilli, S OBP: 0.333, SLG: 0.330 (9, PH)			0-0 E6		0-0 BB 1-2 1B		0-0 5-3		0-3 K	3 0 1 0 0 0 0 1 0 0 0 0 1 0

Inning Stats	R: 0	H: 0	E: 0	K: 3	S: 3	R: 0	H: 0	E: 0	K: 1	S: 5	R: 0	H: 0	E: 0	K: 0	S: 4	R: 0	H: 2	E: 0	K: 0	S: 5	R: 0	H: 1	E: 0	K: 0	S: 4	R: 0	H: 0	E: 0	K: 0	S: 3	R: 0	H: 0	E: 0	K: 1	S: 5	R: 5	H: 2	E: 0	K: 2	S: 9	1B: 3	2B: 0	3B: 0	SF: 0	SAC: 0	DP: 0	HBP: 1	WP: 0	PA: 39							
PITCHER	IP	WLS	BF	H	R	ER	SO	BB	IBB	HBP	BLK	WP	HR	S	P	ERA	WHIP													PITCHER	IP	WLS	BF	H	R	ER	SO	BB	IBB	HBP	BLK	WP	HR	S	P	ERA	WHIP									
Mike Torrez, R ERA: 6.35 (1, 1)	8.0		32	3	2	2	2	3	0	1	0	0	0	32	45	2.25	0.750																																							
Mark Clear, R ERA: 2.39 (9, 1)	1.0		7	2	3	3	2	2	0	0	0	0	2	9	17	27.00	4.000																																							

BOTTOM

Boston Red Sox @ Texas Rangers
Arlington Stadium, Arlington, TX
Wed Jul 07 1982, 8:05 PM EDT
Att. 12,653 - Unknown

livebaseballscorecards.com

AB	33
R	5
H	5
RBI	5
BB	5
SO	4
LOB	13



Batter	1	2	3	4	5	6	7	8	9	AB R H RBI BB SO LOB	TOP											
Jerry Remy, L (1, 4) OBP: 0.354, SLG: 0.320	0-0 F7			0-0 6-3		0-0 2B FC6-4 1B		0-0 1B 1B	4-0 BB BB BB BB	4 2 2 1 1 0 0	Boston Red Sox @ Texas Rangers Arlington Stadium, Arlington, TX Thu Jul 08 1982, 8:05 PM EDT Att. 14,066 - Unknown livebaseballscorecards.com											
Dwight Evans, R (1, 9) OBP: 0.401, SLG: 0.461	0-0 6-3			0-0 1B		0-0 FC6-4 1-3 2B		0-0 L9 1B 1B	0-3 BB	5 0 3 0 0 1 2												
Jim Rice, R (1, 7) OBP: 0.370, SLG: 0.469	0-3 K			0-0 F9		4-0 FC6-4 IBB		0-0 1B		3 0 1 1 1 1 1												
Tony Perez, R (1, 10) OBP: 0.331, SLG: 0.393		0-0 6-3		0-0 5-3		0-0 FC6-4 BB		0-3 K		4 0 0 1 0 1 5												
Wade Boggs, L (1, 5) OBP: 0.433, SLG: 0.447		0-0 F6-4-3 1B			0-0 F4-3	4-0 1-2 BB		0-0 L9		3 0 1 0 1 0 2												
Dave Stapleton, R (1, 3) OBP: 0.282, SLG: 0.372		0-0 F6-4-3 1-2			0-0 F9	0-0 F8		0-3 K		4 0 0 0 0 1 6												
Rich Gedman, L (1, 2) OBP: 0.315, SLG: 0.414			0-3 K		0-0 F4-3		0-3 K		0-0 4-3 SH1-3 1B	4 0 1 0 0 2 0												
Glenn Hoffman, R (1, 6) OBP: 0.299, SLG: 0.359		0-0 6-3				0-0 L9 1B 2B		0-0 5-3		3 1 1 0 0 0 0												
Reid Nichols, R (1, 8) OBP: 0.295, SLG: 0.386 Carl Yastrzemski, L (9, PH) OBP: 0.373, SLG: 0.494 Rick Miller, L (9, 8) OBP: 0.340, SLG: 0.330			0-0 6-3			0-0 L9		0-3 K	0-0 4-3	3 0 0 0 0 1 1 1 0 0 0 0 0 1 0 0 0 0 0 0 0												
Inning Stats	R: 0 E: 0 K: 1 S: 5	H: 0 LOB: 0 BB: 0 P: 5	R: 0 E: 0 K: 0 S: 3	H: 1 LOB: 0 BB: 0 P: 3	R: 0 E: 0 K: 1 S: 5	H: 0 LOB: 0 BB: 0 P: 5	R: 0 E: 0 K: 0 S: 4	H: 1 LOB: 1 BB: 0 P: 4	R: 0 E: 0 K: 0 S: 3	H: 0 LOB: 0 BB: 0 P: 3	R: 2 E: 0 K: 0 S: 6	H: 3 LOB: 3 BB: 2 P: 14	R: 0 E: 0 K: 2 S: 7	H: 0 LOB: 0 BB: 0 P: 7	R: 1 E: 0 K: 2 S: 10	H: 3 LOB: 2 BB: 0 P: 10	R: 0 E: 0 K: 1 S: 6	H: 1 LOB: 2 BB: 1 P: 10	1B: 7 2B: 2 3B: 0 HR: 0	SF: 0 SAC: 1 DP: 1 HBP: 0	WP: 0 PB: 0 SB: 0 CS: 0	PA: 38
PITCHER	IP WLS BF H R ER SO BB IBB HBP BLK WP HR S P ERA WHIP											PITCHER	IP WLS BF H R ER SO BB IBB HBP BLK WP HR S P ERA WHIP									
Rick Honeycutt, L (1, 1) ERA: 4.28	7.0 L 30 8 3 3 4 1 1 0 0 0 0 36 44 3.86 1.286																					
Dan Boitano, R (8, 1) ERA:	2.0 8 1 0 0 3 1 0 0 0 0 0 0 13 17 0.00 1.000																					



Batter	1	2	3	4	5	6	7	8	9	AB R H RBI BB SO LOB	TOP																									
Lou Whitaker, L (1, 4) OBP: 0.308, SLG: 0.349	0-3 K			0-0 F9	4-0 BB		0-0 F6-3			3 0 0 0 1 1 0	Detroit Tigers @ Texas Rangers Arlington Stadium, Arlington, TX Fri Jul 09 1982, 4:33 AM EDT Unknown																									
Rick Leach, L (1, 3) OBP: 0.254, SLG: 0.381	0-0 4-1		0-0 E3 2B	0-3 K		0-3 K			4 0 0 0 0 2 2																											
Larry Herndon, R (1, 7) OBP: 0.345, SLG: 0.530	0-0 5-3		0-0 F8		0-0 F8	0-0 F9			4 0 0 0 0 0 1																											
Lance Parrish, R (1, 2) OBP: 0.391, SLG: 0.563		0-0 F6-3	0-0 F6-3	0-0 2B	0-0 BB 1B	0-0 F9			4 1 2 0 0 0 0																											
Mike Ivie, R (1, 10) OBP: 0.315, SLG: 0.515		0-0 F6-3	0-0 5-3	4-0 BB 1B	0-0 F9				3 0 0 0 1 0 2																											
Jerry Turner, L (1, 9) Chet Lemon, R (8, 8) OBP: 0.234, SLG: 0.310 OBP: 0.350, SLG: 0.320		0-3 K	0-0 G3	4-0 BB 1B	0-3 K				3 0 0 0 1 2 0 0 0 0 0 0 0 0																											
Tom Brookens, R (1, 5) OBP: 0.327, SLG: 0.377			0-0 F8	0-0 F6-3	0-0 1B				4 0 1 1 0 0 0																											
Lynn Jones, R (1, 8) OBP: 0.313, SLG: 0.333			0-0 5-3	0-0 BB 2B	0-0 F8				4 1 1 0 0 0 3																											
Alan Trammell, R (1, 6) OBP: 0.274, SLG: 0.286			0-0 G3	0-0 BB 1B	0-0 F3				4 0 1 1 0 0 3																											
Inning Stats	R: 0 E: 0 K: 1 S: 5	H: 0 LOB: 0 BB: 0 P: 5	R: 0 E: 0 K: 1 S: 5	H: 0 LOB: 0 BB: 0 P: 5	R: 0 E: 1 K: 0 S: 5	H: 1 LOB: 2 BB: 0 P: 5	R: 1 E: 0 K: 1 S: 7	H: 2 LOB: 2 BB: 1 P: 11	R: 1 E: 0 K: 0 S: 5	H: 2 LOB: 3 BB: 2 P: 13		R: 0 E: 0 K: 1 S: 5	H: 0 LOB: 0 BB: 0 P: 5	R: 0 E: 0 K: 0 S: 3	H: 0 LOB: 0 BB: 0 P: 3	R: 0 E: 0 K: 0 S: 3	H: 0 LOB: 0 BB: 0 P: 3	1B: 3 2B: 2 3B: 0 HR: 0	SF: 0 SAC: 0 DP: 0 HBP: 0	WP: 0 PB: 0 SB: 0 CS: 0	PA: 36															
PITCHER	IP WLS BF H R ER SO BB IBB HBP BLK WP HR S P ERA WHIP																																			
John Butcher, R (1, 1) ERA: 4.7	5.1	22	4	2	2	3	1	0	0	0	0	0	0	27	31	3.38	0.938																			
Danny Darwin, R (6, 1) ERA: 2.58	3.2	W	14	1	0	0	2	2	0	0	0	0	0	16	24	0.00	0.818																			

AB	33
R	2
H	5
RBI	2
BB	3
SO	5
LOB	11



livebaseballscorecards.com

Batter	1	2	3	4	5	6	7	8	9	AB R H RBI BB SO LOB	TOP		
Lou Whitaker, L (1, 4) OBP: 0.307, SLG: 0.348	0-0 1B		0-0 4-3			0-0 4-3		0-0 F8		4 0 1 0 0 0 0			
Rick Leach, L (1, 3) OBP: 0.254, SLG: 0.373	0-0 F7			0-0 L8		0-0 G3		0-0 1B		4 0 1 0 0 0 0			
Larry Herndon, R (1, 7) OBP: 0.347, SLG: 0.529	0-0 1B			0-0 1B 1B		0-0 L4		0-0 F6		4 0 2 0 0 0 1			
Lance Parrish, R (1, 2) OBP: 0.393, SLG: 0.562	0-0 5-3			0-0 FC6-4 1B			0-0 1B 1B 1B	0-3 K		4 0 2 0 0 1 2			
Mike Ivie, R (1, 10) OBP: 0.309, SLG: 0.503		0-3 K		0-0 F4			0-0 F8		0-3 K	4 0 0 0 0 2 3			
Enos Cabell, R (1, 5) OBP: 0.300, SLG: 0.358 (7, 9)		0-0 F6		0-0 FC6-4			0-0 1B 1B		0-0 2-3 1B	4 1 2 0 0 0 2			
Chet Lemon, R (1, 8) OBP: 0.348, SLG: 0.319		0-0 F6-4			0-0 1-3		0-0 1-2 2-3 1B		0-0 2-3	4 0 1 0 0 0 2			
Tom Brookens, R (1, 6) OBP: 0.326, SLG: 0.373 (7, 5)			0-0 F8		0-0 G3		0-0 F8		0-0 1B	4 0 1 1 0 0 3			
Lynn Jones, R (1, 9) OBP: 0.305, SLG: 0.325 Richie Hebner, L (7, PH) OBP: 0.363, SLG: 0.414 Alan Trammell, R (7, 6) OBP: 0.274, SLG: 0.286 Jerry Turner, L (9, PH) OBP: 0.231, SLG: 0.307			0-0 F8		0-0 F6-3		0-0 F9		0-3 K	2 0 0 0 0 0 0 1 0 0 0 0 0 3 0 0 0 0 0 0 0 1 0 0 0 0 1 1			
Inning Stats	R: 0 H: 2 E: 0 LOB: 1 K: 0 BB: 0 S: 4 P: 4	R: 0 H: 0 E: 1 LOB: 0 K: 1 BB: 0 S: 5 P: 5	R: 0 H: 0 E: 0 LOB: 0 K: 0 BB: 0 S: 3 P: 3	R: 0 H: 2 E: 0 LOB: 2 K: 0 BB: 0 S: 5 P: 5	R: 0 H: 0 E: 0 LOB: 0 K: 0 BB: 0 S: 3 P: 3	R: 0 H: 0 E: 0 LOB: 0 K: 0 BB: 0 S: 3 P: 3	R: 0 H: 3 E: 0 LOB: 3 K: 0 BB: 0 S: 6 P: 6	R: 0 H: 1 E: 0 LOB: 1 K: 1 BB: 0 S: 6 P: 6	R: 1 H: 2 E: 0 LOB: 1 K: 2 BB: 0 S: 9 P: 9	1B: 10 SF: 0 2B: 1 SAC: 0 3B: 0 DP: 1 HR: 0 HBP: 0	WP: 0 PA: 36 PB: 0 SB: 1 CS: 0		
PITCHER Doc Medich, R (1, 1) ERA: 4.72 Dave Schmidt, R (7, 1) ERA: 2.97	IP WLS BF H R ER SO BB IBB HBP BLK WP HR S P ERA WHIP	6.1 W 25 7 0 0 1 0 0 0 0 0 0 0 27 27 0.00 1.105	2.2 S 11 3 1 1 3 0 0 0 0 0 0 0 17 17 3.38 1.125	PITCHER IP WLS BF H R ER SO BB IBB HBP BLK WP HR S P ERA WHIP									

Detroit Tigers @ Texas Rangers
Arlington Stadium, Arlington, TX
Fri Jul 09 1982, 8:05 PM EDT
Att. 19,183 - Unknown

livebaseballscorecards.com

AB 36
R 1
H 10
RBI 1
BB 0
SO 4
LOB 17



Batter	1	2	3	4	5	6	7	8	9
Bill Sample, R OBP: 0.378, SLG: 0.516 (1, 7) X	0-0 6-3 ①		0-0 2-H 1B ②			0-0 HR ①	0-0 F4 ②		
Lee Mazzilli, S OBP: 0.321, SLG: 0.317 (1, 10) X	0-0 3-1 ②		0-0 F5 ③			0-0 L4 ①	0-0 F8 ③		
Buddy Bell, R OBP: 0.357, SLG: 0.449 (1, 5) X	0-0 5-3 ③				0-0 F8 ①	0-0 4-3 ②		0-0 F7 ①	
Dave Hostetter, R OBP: 0.373, SLG: 0.627 (1, 3)		0-0 6-3 ①		4-0 BB ②		0-0 E 1B ②		0-0 BB 2B 1B ②	
Larry Parrish, R OBP: 0.250, SLG: 0.313 (1, 9)		0-0 F4 ②		0-3 K ②		0-0 E5 1-2 ②		4-0 BB 2B BB ②	
Mike Richardt, R OBP: 0.258, SLG: 0.275 (1, 4)		0-0 6-3 ③		0-3 K ③		0-0 F7 ③		0-0 1-H 2-H 2B ②	
George Wright, S OBP: 0.273, SLG: 0.363 (1, 8)			0-0 SH3-4 1B 1B ①			0-0 F8 ①	4-0 BB 1B SH1-4 BB ①	0-0 F8 ③	
Don Werner, R OBP: 0.333, SLG: 0.263 (1, 2)			0-0 SH3-4 1-2 ①			0-0 6-3 ②	0-0 SH1-4 1-2 ①		
Doug Flynn, R OBP: 0.227, SLG: 0.242 (1, 6)			0-0 F8 ②			0-0 F4-3 ③	0-0 2-3 1B ③		

Inning Stats	R: 0	H: 0	E: 0	K: 0	S: 3	R: 0	H: 0	E: 0	K: 0	S: 3	R: 1	H: 2	E: 0	K: 0	S: 5	R: 0	H: 0	E: 0	K: 2	S: 7	R: 0	H: 0	E: 0	K: 0	S: 3	R: 1	H: 2	E: 1	K: 0	S: 6	R: 0	H: 1	E: 0	K: 0	S: 4	R: 1	H: 2	E: 0	K: 0	S: 4
	0	0	0	0	3	0	0	0	0	3	1	2	0	0	5	0	0	0	2	7	0	0	0	0	3	1	2	1	2	6	0	1	0	0	4	1	2	0	0	4

PITCHER	IP	WLS	BF	H	R	ER	SO	BB	IBB	HBP	BLK	WP	HR	S	P	ERA	WHIP
Larry Pashnick, R ERA: 3.99 (1, 1)	6.0	L	25	4	2	2	2	2	0	0	0	0	1	27	35	3.00	1.000
Elias Sosa, R ERA: 4.04 (7, 1)	2.0		9	3	1	1	0	1	0	0	0	0	0	8	12	4.50	2.000

AB R H RBI BB SO LOB

4	1	2	2	0	0	2
4	0	0	0	0	0	3
4	0	0	0	0	0	0
3	1	2	0	1	0	0
3	0	0	0	1	1	2
4	0	1	1	0	1	3
3	1	1	0	1	0	1
1	0	0	0	0	0	0
3	0	1	0	0	0	1

1B: 5	SF: 0	WP: 0	PA: 34
2B: 1	SAC: 2	PB: 0	
3B: 0	DP: 0	SB: 0	
HR: 1	HBP: 0	CS: 0	

PITCHER	IP	WLS	BF	H	R	ER	SO	BB	IBB	HBP	BLK	WP	HR	S	P	ERA	WHIP
---------	----	-----	----	---	---	----	----	----	-----	-----	-----	----	----	---	---	-----	------

Detroit Tigers @ Texas Rangers
Arlington Stadium, Arlington, TX
Fri Jul 09 1982, 8:05 PM EDT
Att. 19,183 - Unknown

livebaseballscorecards.com

AB	29
R	3
H	7
RBI	3
BB	3
SO	2
LOB	12



Batter	1	2	3	4	5	6	7	8	9	AB R H RBI BB SO LOB
Bill Sample, R OBP: 0.384, SLG: 0.516 (1, 7)	0-0 1B HR 1B	0-0 1B		1-0 G6-4-3 HBP		0-3 K			0-0 F6	4 1 2 0 0 1 0
Lee Mazzilli, S OBP: 0.338, SLG: 0.354 (1, 10)	0-0 1-3 S HR 1B	0-0 1-2 1B		0-0 G6-4-3 1-2f			4-0 S BB		0-0 HR	4 2 3 1 1 0 1
Buddy Bell, R OBP: 0.356, SLG: 0.446 (1, 5)	0-3 1-2 K	0-0 F9			0-0 5-3 1B		0-0 1-3			4 1 1 0 0 1 5
Dave Hostetter, R OBP: 0.376, SLG: 0.618 (1, 3)	4-0 HR IBB	0-0 F9			0-0 5-3		4-0 G6-4-3 IBB			2 1 0 0 2 0 3
Larry Parrish, R OBP: 0.261, SLG: 0.341 (1, 9)	0-0 1-H 2-H 3-H HR		0-0 FC6-4 1B		0-0 FC5-4 1B		0-0 G6-4-3 1-2f			4 1 3 5 0 0 2
George Wright, S OBP: 0.273, SLG: 0.361 (1, 8)	0-0 4-3		0-0 FC6-4 1-3 1-2f		0-0 FC5-4 PB 1-2f			0-0 E L5 1B		4 0 1 0 0 0 2
Mike Richardt, R OBP: 0.258, SLG: 0.274 (1, 4)	0-0 1B		0-0 1-3 2-3		0-0 F9 1-2			0-0 F8		4 0 1 0 0 0 3
Don Werner, R OBP: 0.320, SLG: 0.261 (1, 2)	0-3 K		0-0 6-3			0-3 K		0-0 L5 1B		4 0 1 0 0 2 2
Doug Flynn, R OBP: 0.224, SLG: 0.239 Bill Stein, R OBP: 0.284, SLG: 0.295 (8, PH) (9, 6)		0-0 F5-3		0-0 F5-3		0-3 K		0-0 L5		3 0 0 0 0 1 0 1 0 0 0 0 0 2

Inning Stats	R: 4 E: 0 K: 2 S: 11	H: 4 LOB: 1 BB: 1 P: 15	R: 0 E: 0 K: 0 S: 5	H: 2 LOB: 2 BB: 0 P: 5	R: 0 E: 1 K: 0 S: 4	H: 1 LOB: 1 BB: 0 P: 4	R: 0 E: 0 K: 0 S: 2	H: 0 LOB: 0 BB: 0 P: 3	R: 1 E: 0 K: 0 S: 5	H: 2 LOB: 1 BB: 0 P: 5	R: 0 E: 0 K: 3 S: 9	H: 0 LOB: 0 BB: 0 P: 9	R: 0 E: 0 K: 0 S: 2	H: 0 LOB: 1 BB: 2 P: 10	R: 0 E: 1 K: 0 S: 4	H: 2 LOB: 2 BB: 0 P: 4	R: 1 E: 0 K: 0 S: 2	H: 1 LOB: 0 BB: 0 P: 2	1B: 10 2B: 0 3B: 0 HR: 2	SF: 0 SAC: 0 DP: 2 HBP: 1	WP: 0 PB: 1 SB: 2 CS: 0	PA: 38
--------------	-------------------------------	----------------------------------	------------------------------	---------------------------------	------------------------------	---------------------------------	------------------------------	---------------------------------	------------------------------	---------------------------------	------------------------------	---------------------------------	------------------------------	----------------------------------	------------------------------	---------------------------------	------------------------------	---------------------------------	-----------------------------------	------------------------------------	----------------------------------	--------

PITCHER	IP	WLS	BF	H	R	ER	SO	BB	IBB	HBP	BLK	WP	HR	S	P	ERA	WHIP
Milt Wilcox, R ERA: 3.62 (1, 1)	1.0		8	4	4	4	2	0	1	0	0	0	1	11	15	36.00	4.000
Dave Rucker, L ERA: 6.23 (2, 1)	4.0		17	5	1	1	0	0	0	1	0	0	0	16	17	2.25	1.250
Dave Tobik, R ERA: 2.65 (6, 1)	3.1	L	13	3	1	1	3	1	1	0	0	0	1	17	25	2.70	1.200

BOTTOM

Detroit Tigers @ Texas Rangers
Arlington Stadium, Arlington, TX
Sat Jul 10 1982, 4:33 AM EDT
Unknown

livebaseballscorecards.com

AB	34
R	6
H	12
RBI	6
BB	3
SO	5
LOB	20



Batter	1	2	3	4	5	6	7	8	9	AB R H RBI BB SO LOB	TOP													
Lou Whitaker, L (1, 4) OBP: 0.314, SLG: 0.354	0-0 F9		0-0 2B 1B		0-0 SH2-4 1B	0-0 2-H 1B			0-3 K	5 1 3 2 0 1 0														
Rick Leach, L (1, 3) OBP: 0.253, SLG: 0.357	0-0 F9		4-0 2B BB		0-0 SH2-4 1-2	0-3 K			0-0 4-3	3 0 0 0 1 1 1														
Larry Herndon, R (1, 7) OBP: 0.340, SLG: 0.516	0-0 5-3		0-3 K		0-0 F3			0-0 1-3	0-0 F6-3	5 0 0 0 0 1 3														
Mike Ivie, R (1, 10) OBP: 0.316, SLG: 0.506		0-0 F2	0-0 1-3 2-H 2B		1-0 FC5-4 HBP			0-0 F6		3 0 1 1 0 0 0														
Jerry Turner, L (1, 9) Lynn Jones, R (3, PH) OBP: 0.292, SLG: 0.310	0-0 F9		0-0 L8		0-0 FC5-4 1-2f			0-0 1B		1 0 0 0 0 0 0 3 0 1 0 0 0 4														
Chet Lemon, R (1, 8) OBP: 0.349, SLG: 0.342	0-3 K			0-0 HR		0-0 F8 2B		0-0 5-3		4 2 2 1 0 1 1														
Tom Brookens, R (1, 5) OBP: 0.326, SLG: 0.367			0-0 1B SF8 1B	0-0 F4		0-0 F8 2-3		0-0 F9		4 1 1 0 0 0 1														
Bill Fahey, L (1, 2) OBP: 0.167, SLG: 0.208			0-0 1B PB 1B	0-0 4-3		0-0 1B 2B		0-0 F1		4 2 2 1 0 0 0														
Alan Trammell, R (1, 6) OBP: 0.274, SLG: 0.304			0-0 SF8 3-H	0-0 F7		0-0 F7		0-3 K		3 0 0 1 0 1 1														
Inning Stats	R: 0 E: 0 K: 0 S: 3	H: 0 LOB: 0 BB: 0 P: 3	R: 0 E: 0 K: 1 S: 5	H: 0 LOB: 0 BB: 0 P: 5	R: 3 E: 0 K: 1 S: 9	H: 4 LOB: 2 BB: 1 P: 13	R: 1 E: 0 K: 0 S: 4	H: 1 LOB: 0 BB: 0 P: 4	R: 0 E: 0 K: 0 S: 4	H: 1 LOB: 2 BB: 0 P: 5	R: 2 E: 0 K: 1 S: 8	H: 3 LOB: 1 BB: 0 P: 8	R: 0 E: 0 K: 0 S: 4	H: 1 LOB: 1 BB: 0 P: 4	R: 0 E: 0 K: 1 S: 5	H: 0 LOB: 0 BB: 0 P: 5	R: 0 E: 0 K: 1 S: 5	H: 0 LOB: 0 BB: 0 P: 5	R: 0 E: 0 K: 1 S: 5	H: 0 LOB: 0 BB: 0 P: 5	1B: 6 2B: 3 3B: 0 HR: 1	SF: 1 SAC: 1 DP: 0 HBP: 1	WP: 0 PB: 1 SB: 0 CS: 0	PA: 39
PITCHER	IP WLS BF H R ER SO BB IBB HBP BLK WP HR S P ERA WHIP																							
Charlie Hough, R (1, 1) ERA: 3.38	2.2 L 13 4 3 3 2 1 0 0 0 0 0 0 16 20 10.12 1.875																							
Paul Mirabella, L (3, 1) ERA: 5.88	2.2 13 4 3 3 0 0 0 0 1 0 0 1 12 13 10.12 1.500																							
Dan Boitano, R (6, 1) ERA: 1.29	3.2 13 2 0 0 3 0 0 0 0 0 0 0 19 19 0.00 0.545																							

Detroit Tigers @ Texas Rangers
 Arlington Stadium, Arlington, TX
 Sat Jul 10 1982, 8:05 PM EDT
 Att: 42,163 - Unknown

livebaseballscorecards.com

AB 35
R 6
H 10
RBI 6
BB 1
SO 5
LOB 11



Batter	1	2	3	4	5	6	7	8	9	AB R H RBI BB SO LOB
Bill Sample, R (1, 7) OBP: 0.381, SLG: 0.515	0-0 F7 ①			0-0 F2 ①		0-0 2B		0-0 FC5-4 ②		4 0 1 0 0 0 1
Lee Mazzilli, S (1, 10) OBP: 0.329, SLG: 0.344	0-0 4-3 ②			0-0 F3 ②		0-0 F8 ②		0-0 4-3 ③		4 0 0 0 0 0 2
Buddy Bell, R (1, 5) OBP: 0.355, SLG: 0.444	0-0 5-3 ③			0-0 FC5-4 1B		0-3 K		0-0 L7 ①		4 0 1 0 0 1 1
Dave Hostetter, R (1, 3) OBP: 0.373, SLG: 0.607		0-3 K ①		0-0 FC5-4 ③		0-0 1B		0-0 F9 ②		4 0 1 0 0 1 1
Larry Parrish, R (1, 9) OBP: 0.261, SLG: 0.339		0-0 L7 ②			0-0 L4-6 1B	0-3 K ①		0-0 L7 ③		4 0 1 0 0 1 1
Jim Sundberg, R (1, 2) OBP: 0.331, SLG: 0.360		0-3 K ③			0-0 1B	0-3 K ②				3 0 1 0 0 2 1
Mike Richardt, R (1, 4) OBP: 0.259, SLG: 0.275			0-0 G4-6-3 1B		0-0 L4-6 ①	0-0 F5 ③				3 0 1 0 0 0 3
George Wright, S (1, 8) OBP: 0.275, SLG: 0.361			0-0 G4-6-3 ①		0-0 F7 ③			0-0 FC5-4 1B		3 0 1 0 0 0 2
Doug Flynn, R (1, 6) OBP: 0.221, SLG: 0.236			0-3 K ③			0-0 F6 ①		0-0 F9 ①		3 0 0 0 0 1 1

Inning Stats	R: 0	H: 0	E: 0	K: 0	S: 3	R: 0	H: 0	E: 0	K: 2	S: 7	R: 0	H: 1	E: 0	K: 1	S: 5	R: 0	H: 1	E: 0	K: 0	S: 4	R: 0	H: 2	E: 0	K: 0	S: 4	R: 0	H: 1	E: 0	K: 1	S: 6	R: 0	H: 1	E: 0	K: 2	S: 8	R: 0	H: 1	E: 0	K: 0	S: 4	R: 0	H: 0	E: 0	K: 0	S: 3	1B: 6	SF: 0	2B: 2	SAC: 0	3B: 0	DP: 2	HR: 0	HBP: 0	WP: 0	PA: 32
PITCHER Jack Morris, R (1, 1) ERA: 4.37	IP	WLS	BF	H	R	ER	SO	BB	IBB	HBP	BLK	WP	HR	S	P	ERA	WHIP	IP	WLS	BF	H	R	ER	SO	BB	IBB	HBP	BLK	WP	HR	S	P	ERA	WHIP	IP	WLS	BF	H	R	ER	SO	BB	IBB	HBP	BLK	WP	HR	S	P	ERA	WHIP				

DETROIT TIGERS @ TEXAS RANGERS
Arlington Stadium, Arlington, TX
Sat Jul 10 1982, 8:05 PM EDT
Att. 42,163 - Unknown

livebaseballscorecards.com

AB	32
R	0
H	7
RBI	0
BB	0
SO	6
LOB	13



Batter	1	2	3	4	5	6	7	8	9	AB R H RBI BB SO LOB	TOP																
Lou Whitaker, L (1, 4) OBP: 0.315, SLG: 0.354	0-0 FC4-6 1B		0-0 F7			0-3 K		0-0 1B FC1-5-2 1B	0-3 K	5 0 2 0 0 2 1																	
Tom Brookens, R (1, 5) OBP: 0.328, SLG: 0.368	0-0 FC4-6 F4-6-3 1-2f			0-0 5-3		0-0 1B 1B		0-0 1B FC1-5-2 1B	0-0 L9	5 2 2 0 0 0 2																	
Larry Herndon, R (1, 7) OBP: 0.339, SLG: 0.513	0-0 F4-6-3 1-2			0-0 F6-3		0-0 1B 1B		0-0 1B FC1-5-2 E		4 1 1 0 0 0 3																	
Lance Parrish, R (1, 2) OBP: 0.393, SLG: 0.558		0-0 F9		0-0 2B		0-0 1B FC6-4 1B		4-0 E IBB		3 0 2 1 1 0 0																	
Mike Ivie, R (1, 10) OBP: 0.310, SLG: 0.494		0-0 F7		0-0 F5		0-0 1B FC6-4		0-3 K		4 0 0 0 0 1 6																	
John Wockenfuss, R (1, 3) OBP: 0.370, SLG: 0.368		4-0 BB				0-0 1B G5-4-3		0-0 E9		2 0 1 0 1 0 0																	
Richie Hebner, L (8, PH) OBP: 0.359, SLG: 0.408								1-2 2-H 3-H		1 0 0 0 0 0 1																	
Chet Lemon, R (1, 8) OBP: 0.344, SLG: 0.336		0-0 FC5-4				0-0 G5-4-3		0-0 F7		4 0 0 0 0 0 4																	
Lynn Jones, R (1, 9) OBP: 0.290, SLG: 0.307			0-0 F4		0-0 4-3		0-0 1B		0-0 4-3	4 0 1 0 0 0 0																	
Alan Trammell, R (1, 6) OBP: 0.274, SLG: 0.303			0-0 F6-3			0-0 5-3	0-0 5-3		0-0 1B	4 0 1 0 0 0 1																	
Inning Stats	R: 0 E: 0 K: 0 S: 3	H: 1 LOB: 0 BB: 0 P: 3	R: 0 E: 0 K: 0 S: 3	H: 0 LOB: 1 BB: 1 P: 7	R: 0 E: 0 K: 0 S: 3	H: 0 LOB: 0 BB: 0 P: 3	R: 0 E: 0 K: 0 S: 4	H: 1 LOB: 1 BB: 0 P: 4	R: 0 E: 0 K: 0 S: 3	H: 1 LOB: 0 BB: 0 P: 3	R: 1 E: 0 K: 1 S: 8	H: 3 LOB: 2 BB: 0 P: 8	R: 0 E: 0 K: 0 S: 4	H: 1 LOB: 1 BB: 0 P: 4	R: 2 E: 1 K: 1 S: 8	H: 2 LOB: 2 BB: 1 P: 12	R: 0 E: 0 K: 1 S: 6	H: 1 LOB: 1 BB: 0 P: 6	1B: 9 2B: 1 3B: 0 HR: 0	SF: 0 SAC: 0 DP: 2 HBP: 0	WP: 0 PB: 0 SB: 1 CS: 0	PA: 38					
PITCHER	IP WLS BF H R ER SO BB IBB HBP BLK WP HR S P ERA WHIP																										
Frank Tanana, L (1, 1) ERA: 3.68	7.0	28	8	2	1	1	1	1	0	0	0	0	0	29	33	1.29	1.286										
Danny Darwin, R (8, 1) ERA: 2.37	2.0	L	10	2	1	0	2	0	1	0	0	0	0	13	17	0.00	1.000										

Detroit Tigers @ Texas Rangers
 Arlington Stadium, Arlington, TX
 Sun Jul 11 1982, 8:05 PM EDT
 Att. 16,987 - Unknown

livebaseballscorecards.com

AB 36
R 3
H 10
RBI 1
BB 2
SO 3
LOB 18



Batter	1	2	3	4	5	6	7	8	9	AB	R	H	RBI	BB	SO	LOB
Bill Sample, R (1, 7) OBP: 0.378, SLG: 0.509	0-0 5-3			0-0 1B 2B 1B	0-0 1-4-3			0-0 6-3		4	1	1	0	0	0	0
Lee Mazzilli, S (1, 10) OBP: 0.327, SLG: 0.341	0-0 F8			0-0 1-2 2B 1B		0-3 K			0-0 F7	4	1	1	0	0	1	0
Buddy Bell, R (1, 5) OBP: 0.353, SLG: 0.444	0-3 K			0-0 1-H 2-H 2B		0-0 6-3			0-0 6-3	4	0	1	2	0	1	0
Dave Hostetter, R (1, 3) OBP: 0.364, SLG: 0.590		0-0 6-3		0-3 K		0-3 K			0-0 F8	4	0	0	0	0	2	1
Larry Parrish, R (1, 9) OBP: 0.257, SLG: 0.333		0-3 K		0-3 K			0-3 K			3	0	0	0	0	3	1
George Wright, S (1, 8) OBP: 0.274, SLG: 0.358		0-0 5-3		4-0 IBB			0-0 5-3			2	0	0	0	1	0	0
Mike Richardt, R (1, 4) OBP: 0.255, SLG: 0.270			0-0 5-3	0-0 6-3			0-0 F4			3	0	0	0	0	0	2
Don Werner, R (1, 2) OBP: 0.296, SLG: 0.240			0-0 1-3		0-0 6-3			0-0 4-3		2	0	0	0	0	0	0
Jim Sundberg, R (8, PH) OBP: 0.330, SLG: 0.359										1	0	0	0	0	0	0
Doug Flynn, R (1, 6) OBP: 0.219, SLG: 0.234			0-0 F4-3		0-0 F5-3			0-0 F8		2	0	0	0	0	0	0
Bill Stein, R (8, PH) OBP: 0.279, SLG: 0.290										1	0	0	0	0	0	0

Inning Stats	R: 0	H: 0	R: 0	H: 0	R: 0	H: 0	R: 0	H: 0	R: 0	H: 0	R: 0	H: 0	R: 0	H: 0	R: 0	H: 0	1B: 2	SF: 0	WP: 0	PA: 31
	E: 0	LOB: 0	E: 0	LOB: 0	E: 0	LOB: 0	E: 0	LOB: 0	E: 0	LOB: 0	E: 0	LOB: 0	E: 0	LOB: 0	E: 0	LOB: 0	2B: 1	SAC: 0	PB: 0	
	K: 1	BB: 0	K: 1	BB: 0	K: 0	BB: 0	K: 2	BB: 0	K: 1	BB: 0	K: 0	BB: 0	K: 0	BB: 0	K: 0	BB: 0	3B: 0	DP: 0	SB: 0	
	S: 5	P: 5	S: 5	P: 5	S: 3	P: 3	S: 10	P: 14	S: 3	P: 3	S: 7	P: 7	S: 5	P: 5	S: 3	P: 3	HR: 0	HBP: 0	CS: 0	

PITCHER	IP	WLS	BF	H	R	ER	SO	BB	IBB	HBP	BLK	WP	HR	S	P	ERA	WHIP										
Jerry Ujdur, R (1, 1) ERA: 3.67	9.0	W	31	3	2	2	7	0	1	0	0	0	0	44	48	2.00	0.333										

BOTTOM

Detroit Tigers @ Texas Rangers
Arlington Stadium, Arlington, TX
Sun Jul 11 1982, 8:05 PM EDT
Att. 16,987 - Unknown

livebaseballscorecards.com

AB	30
R	2
H	3
RBI	2
BB	1
SO	7
LOB	4



Batter	1	2	3	4	5	6	7	8	9	AB R H RBI BB SO LOB
Bill Sample, R (1, 7) OBP: 0.381, SLG: 0.509	0-0 F8		0-0 S 1B			0-0 G6-3 1B		0-0 F9		4 0 2 0 0 0 1
Lee Mazzilli, S (1, 8) OBP: 0.325, SLG: 0.333	0-3 K		4-0 1-2 BB			0-0 G6-3 1-2f		0-0 F8		3 0 0 0 1 1 2
Buddy Bell, R (1, 5) OBP: 0.352, SLG: 0.440	0-0 5-3		0-0 F8			4-0 BB		0-0 FC6-4 1-2f		3 0 0 0 1 0 3

Dave Hostetter, R (1, 3) OBP: 0.361, SLG: 0.588		0-0 F6		0-0 6-3		0-3 K		0-0 1B 1B 2B		4 1 1 0 0 1 1
Mickey Rivers, L (1, 10) OBP: 0.200, SLG: 0.200		0-0 1B		0-0 6-3		0-0 4-3		0-0 F9		4 0 1 0 0 0 1
Larry Parrish, R (1, 9) OBP: 0.262, SLG: 0.343		0-0 F5		0-0 5-3		0-0 2B		0-0 1B 2-3 1B		4 0 2 0 0 0 1

Jim Sundberg, R (1, 2) OBP: 0.329, SLG: 0.357		0-0 1-3		0-0 F8		0-0 L9		0-0 1-3 3-H 1B		4 0 1 1 0 0 2
Mike Richardt, R (1, 4) OBP: 0.250, SLG: 0.265 Lamar Johnson, R (9, PH) OBP: 0.313, SLG: 0.356		0-0 1-3		0-0 6-3		0-0 F8		0-3 K		3 0 0 0 0 0 1 1 0 0 0 0 1 2
Doug Flynn, R (1, 6) OBP: 0.218, SLG: 0.232 Bill Stein, R (8, PH) OBP: 0.286, SLG: 0.297 (8, 6)		0-0 F5-3		0-0 F4-3		0-0 FC6-4 1B		0-0 F9		2 0 0 0 0 0 0 2 0 1 0 0 0 2

Inning Stats	R: 0 E: 0 K: 1 S: 5	H: 0 LOB: 0 BB: 0 P: 5	R: 0 E: 0 K: 0 S: 4	H: 1 LOB: 1 BB: 0 P: 4	R: 0 E: 0 K: 0 S: 4	H: 1 LOB: 2 BB: 1 P: 8	R: 0 E: 0 K: 0 S: 3	H: 0 LOB: 0 BB: 0 P: 3	R: 0 E: 0 K: 0 S: 3	H: 0 LOB: 0 BB: 0 P: 3	R: 0 E: 0 K: 1 S: 5	H: 1 LOB: 1 BB: 1 P: 9	R: 0 E: 0 K: 0 S: 4	H: 1 LOB: 1 BB: 0 P: 4	R: 0 E: 0 K: 0 S: 4	H: 1 LOB: 1 BB: 0 P: 4	R: 1 E: 0 K: 1 S: 8	H: 3 LOB: 2 BB: 0 P: 8	1B: 6 2B: 2 3B: 0 HR: 0	SF: 0 SAC: 0 DP: 1 HBP: 0	WP: 0 PB: 0 SB: 1 CS: 0	PA: 36
--------------	------------------------------	---------------------------------	------------------------------	---------------------------------	------------------------------	---------------------------------	------------------------------	---------------------------------	------------------------------	---------------------------------	------------------------------	---------------------------------	------------------------------	---------------------------------	------------------------------	---------------------------------	------------------------------	---------------------------------	----------------------------------	------------------------------------	----------------------------------	--------


PITCHER	IP	WLS	BF	H	R	ER	SO	BB	IBB	HBP	BLK	WP	HR	S	P	ERA	WHIP
Dave Stieb, R (1, 1) ERA: 3.78	9.0	W	36	8	1	1	3	2	0	0	0	0	0	40	48	1.00	1.111

TOP

Texas Rangers @ Toronto Blue Jays
Exhibition Stadium, Toronto, ON

Thu Jul 15 1982, 7:05 PM EDT
Att. 14,123 - Unknown

AB	34
R	1
H	8
RBI	1
BB	2
SO	3
LOB	16



Batter	1	2	3	4	5	6	7	8	9	AB	R	H	RBI	BB	SO	LOB
Damaso Garcia, R OBP: 0.337, SLG: 0.405 (1, 4)	0-0 5-3		0-0 1-3 HR	0-0 F6-3		0-0 P2				4	1	1	1	0	0	2
Garth Iorg, R OBP: 0.324, SLG: 0.405 (1, 5)	0-0 4-3 2B		0-0 1-3	0-0 F8			0-0 F8			4	0	1	0	0	0	2
Barry Bonnell, R OBP: 0.363, SLG: 0.460 (1, 10)	0-0 4-3		0-0 3-H HR		0-0 F6-3		0-0 G3			4	1	1	2	0	0	1
Jesse Barfield, R OBP: 0.335, SLG: 0.455 (1, 9)	0-0 F6-3		0-0 HR		0-3 K		0-0 F6-4 1B			4	1	2	1	0	1	1
Leon Roberts, R OBP: 0.277, SLG: 0.312 (1, 7)		0-3 K	0-0 1B		0-3 K		0-0 F6-4			4	0	1	0	0	2	1
Willie Upshaw, L OBP: 0.349, SLG: 0.498 (1, 3)		0-0 FC6-5 2B	0-0 1- 1B			0-0 G3		0-0 F8		4	0	2	0	0	0	0
Buck Martinez, R OBP: 0.309, SLG: 0.403 (1, 2)		0-0 FC6-5	0-0 F8			0-0 HR		0-3 K		4	1	1	1	0	1	2
Lloyd Moseby, L OBP: 0.287, SLG: 0.366 (1, 8)		0-3 K		0-0 F7		1-0 HBP		0-0 1B		3	0	1	0	0	1	1
Alfredo Griffin, S OBP: 0.271, SLG: 0.318 (1, 6)			0-0 2B	0-0 F6-3 2B		0-0 F8		0-3 K		4	1	2	0	0	1	2

Inning Stats	R: 0	H: 1	E: 0	K: 4	LOB: 1	BB: 0	P: 4	R: 0	H: 1	E: 0	K: 2	LOB: 1	BB: 0	P: 8	R: 4	H: 6	E: 0	K: 0	LOB: 1	BB: 0	P: 8	R: 0	H: 1	E: 0	K: 0	LOB: 0	BB: 0	P: 7	R: 1	H: 1	E: 0	K: 0	LOB: 1	BB: 0	P: 5	R: 0	H: 1	E: 0	K: 2	LOB: 1	BB: 0	P: 8
	0	1	0	4	1	0	4	0	1	0	2	1	0	8	0	6	0	0	1	0	0	8	0	1	0	0	0	7	1	1	0	0	1	5	0	1	0	0	0	8		

PITCHER	IP	WLS	BF	H	R	ER	SO	BB	IBB	HBP	BLK	WP	HR	S	P	ERA	WHIP
Rick Honeycutt, L ERA: 4.51 (1, 1)	2.2	L	15	8	4	4	2	0	0	0	0	0	2	19	19	13.50	3.000
Dan Boitano, R ERA: 1.74 (3, 1)	3.1		13	2	1	1	2	0	0	1	0	0	1	16	17	2.70	0.600
Dave Schmidt, R ERA: 2.82 (7, 1)	1.0		4	1	0	0	0	0	0	0	0	0	0	4	4	0.00	1.000
Danny Darwin, R ERA: 2.32 (8, 1)	1.0		4	1	0	0	2	0	0	0	0	0	0	8	8	0.00	1.000


BOTTOM

Texas Rangers @ Toronto Blue Jays
Exhibition Stadium, Toronto, ON

Thu Jul 15 1982, 7:05 PM EDT
Att. 14,123 - Unknown

livebaseballscorecards.com

AB	35
R	5
H	12
RBI	5
BB	0
SO	6
LOB	12



1B	2B	3B	HR	SF	SAC	DP	HBP	WP	PA
4	4	1	3	0	0	0	1	0	36

Batter	1	2	3	4	5	6	7	8	9	AB R H RBI BB SO LOB	TOP
Bill Sample, R (1, 7) OBP: 0.373, SLG: 0.497	0-3 			0-0 		0-0 			0-3 	4 0 0 0 0 2 1	
Lee Mazzilli, S (1, 8) OBP: 0.323, SLG: 0.338	0-3 			0-0 			0-0 		0-0 	4 0 1 0 0 1 1	
Buddy Bell, R (1, 5) OBP: 0.354, SLG: 0.439	0-0 			0-0 			4-0 		0-0 	3 0 1 0 1 0 1	
Dave Hostetter, R (1, 3) OBP: 0.358, SLG: 0.576				0-3 			0-3 		4-0 	3 0 0 0 1 3 2	
Mickey Rivers, L (1, 10) OBP: 0.111, SLG: 0.111					0-0 		0-0 		0-0 	4 0 0 0 0 1 4	
Larry Parrish, R (1, 9) OBP: 0.258, SLG: 0.337					0-0 			0-0 		3 0 0 0 0 0 0	
Jim Sundberg, R (1, 2) OBP: 0.325, SLG: 0.353				0-3 		0-0 		0-0 		3 0 0 0 0 1 0	
Mike Richardt, R (1, 4) OBP: 0.247, SLG: 0.261 Bill Stein, R (8, PH) OBP: 0.282, SLG: 0.292 (8, 4)				0-0 		0-0 		0-0 		2 0 0 0 0 0 0 1 0 0 0 0 0 0	
Doug Flynn, R (1, 6) OBP: 0.216, SLG: 0.230 Lamar Johnson, R (9, PH) OBP: 0.316, SLG: 0.359				0-0 		0-0 		0-0 		2 0 0 0 0 0 0 1 0 1 0 0 0 0	
Inning Stats	R: 0 H: 0 E: 0 LOB: 0 K: 2 BB: 0 S: 7 P: 7	R: 0 H: 0 E: 0 LOB: 0 K: 2 BB: 0 S: 7 P: 7	R: 0 H: 0 E: 0 LOB: 0 K: 1 BB: 0 S: 5 P: 5	R: 0 H: 1 E: 0 LOB: 1 K: 1 BB: 0 S: 6 P: 6	R: 0 H: 0 E: 0 LOB: 0 K: 0 BB: 0 S: 3 P: 3	R: 0 H: 0 E: 0 LOB: 0 K: 0 BB: 0 S: 3 P: 3	R: 0 H: 0 E: 0 LOB: 1 K: 1 BB: 1 S: 5 P: 9	R: 0 H: 0 E: 0 LOB: 0 K: 0 BB: 0 S: 3 P: 3	R: 0 H: 2 E: 0 LOB: 3 K: 1 BB: 1 S: 7 P: 11	1B: 2 SF: 0 2B: 1 SAC: 0 3B: 0 DP: 0 HR: 0 HBP: 0	WP: 0 PA: 32 PB: 0 SB: 0 CS: 0
PITCHER Jim Clancy, R (1, 1) ERA: 3.37 Joey McLaughlin, R (9, 1) ERA: 3.04	IP WLS BF H R ER SO BB IBB HBP BLK WP HR S P ERA WHIP 8.2 W 31 3 0 0 8 2 0 0 0 0 0 0 45 53 0.00 0.577 0.1 1 0 0 0 0 0 0 0 0 0 0 0 1 1 0.00 0.000										

Texas Rangers @ Toronto Blue Jays
 Exhibition Stadium, Toronto, ON
 Fri Jul 16 1982, 7:05 PM EDT
 Att. 13,359 - Unknown

livebaseballscorecards.com

AB 30
R 0
H 3
RBI 0
BB 2
SO 8
LOB 9



BOTTOM

Texas Rangers @ Toronto Blue Jays
 Exhibition Stadium, Toronto, ON

Fri Jul 16 1982, 7:05 PM EDT
 Att. 13,359 - Unknown

livebaseballscorecards.com

AB	32
R	6
H	9
RBI	4
BB	3
SO	4
LOB	13



WP: 0	PA: 36
PB: 2	
SB: 4	
CS: 0	

AB	R	H	RBI	BB	SO	LOB
3	1	1	0	1	0	0
3	1	1	0	1	0	1
4	1	1	0	0	1	1
4	0	2	1	0	0	2
4	1	1	1	0	0	3
4	0	1	1	0	1	2
3	1	1	0	1	1	2
3	0	0	1	0	1	1
4	1	1	0	0	0	1

Batter	1	2	3	4	5	6	7	8	9
Damaso Garcia, R (1, 4) OBP: 0.339, SLG: 0.404	0-0 F9	0-0 E S PB 1B		4-0 S BB		0-0 F7			
Dave Revere, L (1, 10) OBP: 0.299, SLG: 0.333	0-0 L9	4-0 1-H BB		0-0 G3			0-0 FC3-6 1B FC4-6 1B		
Lloyd Moseby, L (1, 8) OBP: 0.286, SLG: 0.364	0-0 E4 1B	0-3 K			0-0 F4		0-0 FC3-6 1B		
Willie Upshaw, L (1, 3) OBP: 0.351, SLG: 0.498	0-0 1-H 1B		0-0 BLK 1B		0-0 G3		0-0 FC3-6 1B FC4-6		
Hosken Powell, L (1, 9) OBP: 0.297, SLG: 0.364	0-0 4-3		0-0 F7		0-0 2B		0-0 FC4-6 1-2f 2-3		
Al Woods, L (1, 7) OBP: 0.250, SLG: 0.290		0-0 F3	0-3 K	0-0 1-2 K	0-0 2B		0-0 FC4-6 1-2f 3-H		0-0 4-3
Ernie Whitt, L (1, 2) OBP: 0.325, SLG: 0.436		0-0 SF8 3B	0-3 K	0-3 K	0-0 L9		4-0 FC3-6 BB		
Rance Mullinix, L (1, 5) OBP: 0.316, SLG: 0.323		0-0 SF8	0-3 K	0-3 K		0-0 F7	0-0 FC3-6 G5-4-3		
Alfredo Griffin, S (1, 6) OBP: 0.271, SLG: 0.317		0-0 1B PB 1B	0-0 F9	0-0 F9		1-3	0-0 G5-4-3		

Inning Stats	R: 1	H: 1	E: 1	K: 0	S: 5	H: 1	LOB: 1	BB: 0	P: 5	R: 3	H: 3	E: 1	K: 1	S: 8	H: 1	LOB: 1	BB: 1	P: 12	R: 0	H: 0	E: 0	K: 2	S: 8	H: 0	LOB: 1	BB: 1	P: 9	R: 1	H: 2	E: 0	K: 0	S: 5	H: 0	LOB: 0	BB: 0	P: 3	R: 1	H: 2	E: 0	K: 0	S: 5	H: 0	LOB: 0	BB: 0	P: 5	R: 0	H: 0	E: 0	K: 0	S: 2	H: 0	LOB: 0	BB: 1	P: 6
--------------	------	------	------	------	------	------	--------	-------	------	------	------	------	------	------	------	--------	-------	-------	------	------	------	------	------	------	--------	-------	------	------	------	------	------	------	------	--------	-------	------	------	------	------	------	------	------	--------	-------	------	------	------	------	------	------	------	--------	-------	------

PITCHER	IP	WLS	BF	H	R	ER	SO	BB	IBB	HBP	BLK	WP	HR	S	P	ERA	WHIP
Charlie Hough, R (1, 1) ERA: 3.4	1.2	L	11	4	4	1	0	1	0	0	0	0	0	10	14	5.40	3.000
Jon Matlack, L (2, 1) ERA: 3.46	3.1		14	3	1	1	4	1	0	0	1	0	0	21	25	2.70	1.200
Paul Mirabella, L (6, 1) ERA: 5.59	3.0		11	2	1	1	0	1	0	0	0	0	0	10	14	3.00	1.000

PITCHER	IP	WLS	BF	H	R	ER	SO	BB	IBB	HBP	BLK	WP	HR	S	P	ERA	WHIP
---------	----	-----	----	---	---	----	----	----	-----	-----	-----	----	----	---	---	-----	------

Batter	1	2	3	4	5	6	7	8	9	AB R H RBI BB SO LOB	TOP					
Bill Sample, R (1, 7) OBP: 0.369, SLG: 0.486	0-0 L7	4-0 BB		0-0 F7			0-3 K		0-3 K	4 0 0 0 1 2 2						
Lee Mazzilli, S (1, 8) OBP: 0.321, SLG: 0.331	4-0 1B BB	0-0 F7		0-0 4-3			0-0 F7			3 0 0 0 1 0 2						
Buddy Bell, R (1, 5) OBP: 0.351, SLG: 0.435	0-0 F9	0-0 F8			0-0 4-3			4-0 BB		3 0 0 0 0 0 3						
Bill Stein, R (5, 5) OBP: 0.292, SLG: 0.292								BB BB BB		0 0 0 0 1 0 0						
Dave Hostetler, R (1, 3) OBP: 0.356, SLG: 0.568	0-0 1-3 1B	0-0 F2			0-0 6-3			0-0 G4-6-3 BB		4 0 1 0 0 0 3						
Mickey Rivers, L (1, 10) OBP: 0.077, SLG: 0.077	0-0 G3			0-0 F8		0-0 F2		0-0 4-3		4 0 0 0 0 0 2						
Larry Parrish, R (1, 9) OBP: 0.258, SLG: 0.335		0-0 1B HR 1B		0-3 K			0-0 F9		0-0 6-3	4 1 1 0 0 1 0						
Don Werner, R (1, 2) OBP: 0.355, SLG: 0.379		0-0 1-3 HR 1B		0-0 2B			0-0 F8		0-0 PB 2B	4 1 3 0 0 0 0	AB 33					
Mike Richardt, R (1, 4) OBP: 0.253, SLG: 0.281		0-0 1-H HR 3-H		0-3 K			0-3 K		4-0 BB	3 1 1 3 1 2 1	R 3					
Doug Flynn, R (1, 6) OBP: 0.216, SLG: 0.234		0-0 2B		0-0 F6-3			0-0 F6-3		0-0 F9	4 0 1 0 0 0 2	H 7					
Inning Stats	R: 0 H: 1 E: 0 LOB: 2 K: 0 BB: 1 S: 4 P: 8	R: 3 H: 4 E: 0 LOB: 2 K: 0 BB: 1 S: 7 P: 11	R: 0 H: 1 E: 0 LOB: 1 K: 2 BB: 0 S: 8 P: 8	R: 0 H: 0 E: 0 LOB: 0 K: 0 BB: 0 S: 3 P: 3	R: 0 H: 0 E: 0 LOB: 0 K: 0 BB: 0 S: 3 P: 3	R: 0 H: 0 E: 0 LOB: 0 K: 1 BB: 0 S: 5 P: 5	R: 0 H: 0 E: 0 LOB: 0 K: 1 BB: 0 S: 5 P: 5	R: 0 H: 0 E: 0 LOB: 0 K: 0 BB: 1 S: 2 P: 6	R: 0 H: 1 E: 0 LOB: 2 K: 1 BB: 1 S: 6 P: 10	1B: 3 SF: 0 2B: 3 SAC: 0 3B: 0 DP: 1 HR: 1 HBP: 0	WP: 0 PA: 37 PB: 1 SB: 0 CS: 0					
PITCHER	IP WLS BF H R ER SO BB IBB HBP BLK WP HR S P ERA WHIP															
Luis Leal, R (1, 1) ERA: 4.08	1.0	9	5	3	3	0	1	0	0	0	0	1	8	12	27.00	6.000
Roy Lee Jackson, R (2, 1) ERA: 3.06	6.0	W	20	1	0	0	4	1	0	0	0	0	27	31	0.00	0.333
Dale Murray, R (8, 1) ERA: 3.45	1.0		3	0	0	0	0	1	0	0	0	0	2	6	0.00	1.000
Joey McLaughlin, R (9, 1) ERA: 2.98	1.0		5	1	0	0	1	1	0	0	0	0	6	10	0.00	2.000

Texas Rangers @ Toronto Blue Jays
Exhibition Stadium, Toronto, ON
Sat Jul 17 1982, 3:33 AM EDT
Att: 17,080 - Unknown

livebaseballscorecards.com




Batter	1	2	3	4	5	6	7	8	9
Damaso Garcia, R (1, 4) OBP: 0.337, SLG: 0.404	0-0 1B	0-0 F6-3	0-0 F6-3		0-0 5-3			0-0 5-3	
Rance Mulliniks, L (1, 5) OBP: 0.321, SLG: 0.329 Garth Iorg, R (6, 5) OBP: 0.322, SLG: 0.403	0-0 1B	0-3 K	0-0 F1-6-3			0-0 F7			
Lloyd Moseby, L (1, 8) OBP: 0.286, SLG: 0.374	0-3 K	0-0 HR	0-0 F1-6-3			0-0 L7			
Willie Upshaw, L (1, 3) OBP: 0.352, SLG: 0.498	0-0 1B	0-0 1B		0-0 1-3		0-0 F9			
Barry Bonnell, R (1, 10) OBP: 0.368, SLG: 0.464 Otto Velez, R (4, PH) OBP: 0.339, SLG: 0.260	0-0 1B	0-0 BB		4-0 FC3-6		0-3 K			
Hosken Powell, L (1, 9) OBP: 0.305, SLG: 0.370 Jesse Barfield, R (7, PH) OBP: 0.333, SLG: 0.452	0-0 1B	0-0 BB		0-0 FC3-6		0-0 5-3			
Al Woods, L (1, 7) OBP: 0.248, SLG: 0.290 Leon Roberts, R (2, PH) OBP: 0.279, SLG: 0.304	0-0 SF8-4-3	4-0 BB		0-0 1-3		0-0 5-3			
Ernie Whitt, L (1, 2) OBP: 0.328, SLG: 0.440					0-3 K		0-0 4-3		
Alfredo Griffin, S (1, 6) OBP: 0.270, SLG: 0.323					0-0 4-3		0-0 4-3		

AB	R	H	RBI	BB	SO	LOB
5	1	1	0	0	0	1
3	1	2	1	0	1	1
1	0	0	0	0	0	0
4	1	1	2	0	1	2
4	2	2	0	0	0	0
2	2	2	1	0	0	0
1	0	0	0	1	1	0
3	1	2	2	0	0	1
1	0	0	0	0	0	0
0	0	0	1	0	0	0
2	0	0	0	1	0	1
3	1	1	3	1	1	0
4	1	1	1	0	1	1

TEXAS RANGERS @ TORONTO BLUE JAYS
 Exhibition Stadium, Toronto, ON
 Sat Jul 17 1982, 3:33 AM EDT
 Att. 17,080 - Unknown

AB	33
R	10
H	12
RBI	11
BB	3
SO	5
LOB	7



Inning Stats	R: 4	H: 5	E: 0	LOB: 0	K: 1	S: 9	P: 9	R: 7	H: 6	E: 0	LOB: 1	K: 2	S: 13	R: 0	H: 1	E: 0	LOB: 0	K: 0	S: 3	R: 0	H: 0	E: 0	LOB: 1	K: 0	S: 3	R: 0	H: 0	E: 0	LOB: 0	K: 1	S: 5	R: 0	H: 0	E: 0	LOB: 0	K: 0	S: 3	R: 0	H: 0	E: 0	LOB: 0	K: 1	S: 5	R: 0	H: 0	E: 0	LOB: 0	K: 0	S: 3	R: 0	H: 0	E: 0	LOB: 0	K: 0	S: 3
PITCHER	IP	WLS	BF	H	R	ER	SO	BB	IBB	HBP	BLK	WP	HR	S	P	ERA	WHIP																																						
John Butcher, R (1, 1) ERA: 7.94	1.2	L	12	7	7	7	2	1	0	0	0	0	0	15	19	37.80	4.800																																						
Dan Boitano, R (2, 1) ERA: 5.23	0.0		4	3	1	1	0	1	0	0	0	0	0	3	7	∞	∞																																						
Paul Mirabella, L (2, 1) ERA: 4.58	6.1		21	2	3	3	3	1	0	0	0	0	0	26	30	4.26	0.474																																						

WP	PA	ERA	WHIP
0	37		

Batter	1	2	3	4	5	6	7	8	9	10	AB R H RBI BB SO LOB	TOP												
Bill Sample, R (1, 7) <small>OBP: 0.360, SLG: 0.473</small>	0-3 K	0-0 F8			0-0 5-3		0-0 5-3		0-0 L1		5 0 0 0 0 1 3													
Lee Mazzilli, S (1, 8) <small>OBP: 0.324, SLG: 0.336</small>	0-0 HR 2B		0-3 K		0-0 6-3			0-0 L9	4-0 1B BB	4 1 1 0 1 1 0														
Buddy Bell, R (1, 5) <small>OBP: 0.352, SLG: 0.438</small>	0-3 K		0-0 1B 2B		0-3 K			0-3 K	0-0 1-3 1B	5 1 2 0 0 3 1														
Dave Hostetter, R (1, 3) <small>OBP: 0.363, SLG: 0.594</small>	0-0 2-H HR		0-0 1B		0-0 4-3 2B			0-3 K	0-0 F3	5 1 3 3 0 1 2														
Mickey Rivers, L (1, 10) <small>OBP: 0.167, SLG: 0.167</small>	0-0 1B		0-0 F7		0-0 4-3			0-0 FC1-5 1B	0-0 P2	5 0 2 0 0 0 4														
Larry Parrish, R (1, 9) <small>OBP: 0.256, SLG: 0.332</small>	0-3 K		0-0 5-3		0-0 6-3			0-0 FC1-5 2B 1-2	0-0 F8	5 1 1 0 0 1 5														
Jim Sundberg, R (1, 2) <small>OBP: 0.324, SLG: 0.349</small>		0-0 6-3		4-0 G5-4-3 BB	0-0 5-3			0-0 FC1-5 2B 1-2 2-3f		3 0 0 0 1 0 3														
Mike Richardt, R (1, 4) <small>OBP: 0.249, SLG: 0.276</small> Lamar Johnson, R (9, PH) <small>OBP: 0.315, SLG: 0.357</small> George Wright, S (9, 9) <small>OBP: 0.274, SLG: 0.358</small>		0-0 6-3		0-0 G5-4-3 1-2f	0-0 5-3			0-0 F9		3 0 0 0 0 0 1 1 0 0 0 0 0 2 0 0 0 0 0 0 0														
Doug Flynn, R (1, 6) <small>OBP: 0.218, SLG: 0.236</small> Bill Stein, R (9, PH) <small>OBP: 0.301, SLG: 0.318</small>		0-0 1B		0-0 F4-3	0-0 F7			0-0 1-3 2-H 2B		3 0 1 0 0 0 0 1 0 1 1 0 0 0														
Inning Stats	R: 2 E: 0 K: 3 S: 12	H: 3 LOB: 1 BB: 0 P: 12	R: 0 E: 0 K: 0 S: 4	H: 1 LOB: 1 BB: 0 P: 4	R: 1 E: 0 K: 1 S: 7	H: 2 LOB: 1 BB: 0 P: 7	R: 0 E: 0 K: 0 S: 2	H: 0 LOB: 0 BB: 1 P: 6	R: 0 E: 0 K: 1 S: 5	H: 0 LOB: 0 BB: 0 P: 5	R: 0 E: 0 K: 0 S: 4	H: 1 LOB: 1 BB: 0 P: 4	R: 0 E: 0 K: 0 S: 3	H: 0 LOB: 0 BB: 0 P: 3	R: 0 E: 0 K: 2 S: 7	H: 0 LOB: 0 BB: 0 P: 7	R: 1 E: 0 K: 0 S: 6	H: 3 LOB: 2 BB: 0 P: 6	R: 0 E: 0 K: 0 S: 4	H: 1 LOB: 2 BB: 1 P: 8	1B: 6 2B: 4 3B: 0 HR: 1	SF: 0 SAC: 0 DP: 1 HBP: 0	WP: 0 PB: 0 SB: 0 CS: 0	PA: 42
PITCHER	IP WLS BF H R ER SO BB IBB HBP BLK WP HR S P ERA WHIP												IP WLS BF H R ER SO BB IBB HBP BLK WP HR S P ERA WHIP											
Jim Gott, R (1, 1) <small>ERA: 4.76</small>	6.0			7 3 3 5 1 0 0 0 0 0 0 1 34 38 4.50 1.333																				
Dale Murray, R (7, 1) <small>ERA: 3.43</small>	3.0			3 1 1 2 0 0 0 0 0 0 0 0 16 16 3.00 1.000																				
Joey McLaughlin, R (10, 1) <small>ERA: 2.93</small>	1.0	W		5 1 0 0 0 1 0 0 0 0 0 0 4 8 0.00 2.000																				

Texas Rangers @ Toronto Blue Jays
 Exhibition Stadium, Toronto, ON
 Sun Jul 18 1982, 3:33 AM EDT
 Att. 15,512 - Unknown

AB	40
R	4
H	11
RBI	4
BB	2
SO	7
LOB	21



Batter	1	2	3	4	5	6	7	8	9	AB R H RBI BB SO LOB	TOP
Bill Sample, R (1, 7) ^x OBP: 0.364, SLG: 0.473	0-0 		0-0 ¹ SH1-3 		0-0 ¹ ^x SH1-3 	0-0 ³ F9 		1-0 		2 1 1 0 0 0 1	
Lee Mazzilli, S (1, 8) ^x OBP: 0.337, SLG: 0.342 George Wright, S (8, 8) OBP: 0.274, SLG: 0.358	0-0 		0-0 ² F9 		0-0 ^x FC5-4 		4-0 	4-0 		3 0 2 0 2 0 1 0 0 0 0 0 0 0	
Buddy Bell, R (1, 5) ^x OBP: 0.352, SLG: 0.435	0-0 ¹ F7 		0-0 ^x 		4-0 		0-0 ¹ ^x FC5-4 	0-0 ³ F3 		4 1 1 1 1 0 5	
Dave Hostetler, R (1, 3) ^x OBP: 0.369, SLG: 0.591	0-0 		0-0 ^x 		0-0 ² FC5-4 		4-0 		0-3 ¹ K 	4 0 2 2 1 1 2	
Mickey Rivers, L (1, 10) ^x OBP: 0.174, SLG: 0.174	0-0 ³ L3 		0-0 ³ 		0-3 ³ K 		0-0 ² FC4-6 		0-0 ² 3-1 	5 0 1 0 0 1 6	
Larry Parrish, R (1, 9) OBP: 0.265, SLG: 0.335		0-3 ¹ K 		4-0 		0-0 		1-2 	0-0 ³ 1-3 	4 1 2 1 1 1 0	
Jim Sundberg, R (1, 2) OBP: 0.321, SLG: 0.345		0-3 ² K 		0-0 ¹ ² G5-4-3 		0-0 ¹ ^x SH1-4 		0-0 ³ 4-3 		3 0 0 0 0 1 3	
Mike Richardt, R (1, 4) OBP: 0.249, SLG: 0.275		0-0 ³ L1 		0-0 ³ 5-3 		0-0 		0-3 ¹ K 		4 0 1 1 0 1 0	
Doug Flynn, R (1, 6) OBP: 0.222, SLG: 0.240			0-0 		0-0 	0-0 ² F6-3 		0-0 ² F3 		4 2 2 0 0 0 1	
Inning Stats	R: 1 H: 3 E: 0 LOB: 1 K: 0 BB: 0 S: 5 P: 5	R: 0 H: 0 E: 0 LOB: 0 K: 2 BB: 0 S: 7 P: 7	R: 1 H: 4 E: 0 LOB: 2 K: 0 BB: 0 S: 6 P: 6	R: 0 H: 0 E: 0 LOB: 0 K: 0 BB: 1 S: 2 P: 6	R: 1 H: 2 E: 0 LOB: 2 K: 1 BB: 1 S: 7 P: 11	R: 1 H: 2 E: 0 LOB: 1 K: 0 BB: 0 S: 5 P: 5	R: 1 H: 1 E: 0 LOB: 2 K: 0 BB: 2 S: 4 P: 12	R: 0 H: 0 E: 0 LOB: 2 K: 1 BB: 1 S: 5 P: 10	R: 0 H: 0 E: 0 LOB: 0 K: 1 BB: 0 S: 5 P: 5	1B: 12 SF: 0 2B: 1 SAC: 3 3B: 0 DP: 2 HR: 0 HBP: 1	WP: 0 PA: 42 PB: 0 SB: 2 CS: 0
PITCHER Chuck Rainey, R (1, 1) ERA: 4.62 Mark Clear, R (8, 1) ERA: 3.05	IP WLS BF H R ER SO BB IBB HBP BLK WP HR S P ERA WHIP 7.0 0 34 12 5 5 3 3 1 0 0 0 0 36 52 6.43 2.143 2.0 W 8 0 0 0 2 1 0 1 0 0 0 0 10 15 0.00 0.500	PITCHER IP WLS BF H R ER SO BB IBB HBP BLK WP HR S P ERA WHIP									

Texas Rangers @ Boston Red Sox
 Fenway Park, Boston, MA
 Mon Jul 19 1982, 7:05 PM EDT
 Att: 19,218 - Unknown

livebaseballscorecards.com

AB	33
R	5
H	12
RBI	5
BB	5
SO	5
LOB	19




Batter	1	2	3	4	5	6	7	8	9	AB R H RBI BB SO LOB
Jerry Remy, L (1, 4) OBP: 0.348, SLG: 0.311	0-0 B3	0-0 FC6-4			0-0 F7		0-0 4-3	0-0 1B 1B		5 1 1 0 0 0 2
Dwight Evans, R (1, 9) OBP: 0.397, SLG: 0.472	0-3 K		0-0 F6-3		0-0 1B 2B		0-0 5-3	0-0 1B 1B		2 0 0 0 0 1 0
Reid Nichols, R (4, 9) OBP: 0.330, SLG: 0.444								1-2 HR 1B		1 0 1 0 0 0 0
Ed Jurak, R (5, PR) OBP: 0.286, SLG: 0.231								3-H 1B		2 1 1 1 0 0 0
Jim Rice, R (1, 7) OBP: 0.380, SLG: 0.465	0-0 BB 1B		0-0 F6-3		0-3 K		0-0 BB 1B	0-0 HR 1B		5 2 3 1 0 1 1
Carl Yastrzemski, L (1, 10) OBP: 0.377, SLG: 0.496	4-0 1-2 BB		0-0		0-0		4-0 1-2 1B BB	0-0 1-3 2-H HR 1B		3 2 3 3 2 0 0
Wade Boggs, L (1, 5) OBP: 0.400, SLG: 0.414	0-3 K		0-0 F6		0-0 L7		4-0 1-2 2-3 1B BB	0-0 3-H HR		4 1 1 0 1 1 6
Rich Gedman, L (1, 2) OBP: 0.313, SLG: 0.410		0-0 FC5-4 1B		0-0 F6-3		0-0 F8 2B	0-0 1-3 2-H 3-H 1B 1B	0-0 F3-6-3 1-2		5 1 3 2 0 0 1
Dave Stapleton, R (1, 3) OBP: 0.274, SLG: 0.359		0-0 F2		0-0 F7		0-0 F8	0-0 2-3 2-H 3-H 1B	0-0 F8		5 0 1 2 0 0 2
Glenn Hoffman, R (1, 6) OBP: 0.288, SLG: 0.346		0-0 FC5-4 BB 1-2		1-0 HBP		0-0 G3	0-0 F9			3 0 0 0 0 0 3
Rick Miller, L (1, 8) OBP: 0.345, SLG: 0.350		4-0 BB 1-2 FC6-4		0-0 G3		0-0 L1		0-0 1B 1B 2B		3 1 1 0 1 0 2

Inning Stats	R: 0	H: 1	E: 0	K: 2	S: 8	LOB: 2	BB: 1	P: 12
	R: 0	H: 1	E: 0	K: 0	S: 4	LOB: 2	BB: 1	P: 8
	R: 0	H: 1	E: 0	K: 0	S: 4	LOB: 1	BB: 0	P: 4
	R: 0	H: 0	E: 0	K: 0	S: 3	LOB: 1	BB: 0	P: 4
	R: 0	H: 2	E: 0	K: 1	S: 7	LOB: 3	BB: 0	P: 7
	R: 0	H: 1	E: 0	K: 0	S: 4	LOB: 1	BB: 0	P: 4
	R: 4	H: 3	E: 0	K: 0	S: 6	LOB: 1	BB: 2	P: 14
	R: 5	H: 6	E: 0	K: 0	S: 8	LOB: 0	BB: 0	P: 8

PITCHER	IP	WLS	BF	H	R	ER	SO	BB	IBB	HBP	BLK	WP	HR	S	P	ERA	WHIP
Doc Medich, R (1, 1) ERA: 4.67	6.2		32	7	3	3	3	4	0	1	0	0	0	33	50	4.05	1.650
Danny Darwin, R (7, 1) ERA: 3.33	0.1	L	7	6	5	5	0	0	0	0	0	0	0	7	7	135.00	18.000
Jon Matlack, L (8, 1) ERA: 3.52	1.0		4	2	1	1	0	0	0	0	0	0	1	4	4	9.00	2.000

TEXAS RANGERS @ BOSTON RED SOX
Fenway Park, Boston, MA
 Mon Jul 19 1982, 7:05 PM EDT
 Att. 19,218 - Unknown

AB	38
R	9
H	15
RBI	9
BB	4
SO	3
LOB	17



1B	2B	3B	HR	SF	SAC	DP	HBP	WP	PB	SB	CS	PA	ERA	WHIP
11	3	0	1	0	0	1	1	0	0	0	0	43		

Batter	1	2	3	4	5	6	7	8	9	AB R H RBI BB SO LOB	TOP
Bill Sample, R (1, 7) X OBP: 0.360, SLG: 0.463	0-0 1-3 ① BB	4-0 G4-6-3 BB		X 0-0 5-3 ③		X 0-0 6-3 ③		X 0-0 F4 ②	4 0 0 0 1 0 0		
Lee Mazzilli, S (1, 8) X George Wright, S (5, 8) X OBP: 0.337, SLG: 0.342 OBP: 0.272, SLG: 0.355	0-0 2B 1B	0-0 G4-6-3 ② ③ 1-2f		X 0-0 F4 ①		X 0-0 L7 ①		0-3 K ③	3 1 1 0 0 0 1 2 0 0 0 0 1 0		
Buddy Bell, R (1, 5) X OBP: 0.354, SLG: 0.438	0-0 1B 2B		X 0-0 5-3 ①		BBB 4-0 1B BB		X 0-0 5-3 ②		3 2 1 0 1 0 0		
Dave Hostetter, R (1, 3) X OBP: 0.372, SLG: 0.589	0-0 1B 1B		X 0-0 F5 ②		X 0-0 1B 4-3 1B		X 0-0 F7 ③		4 2 2 2 0 0 0		
Mickey Rivers, L (1, 10) X OBP: 0.259, SLG: 0.259	0-0 1B 1B		X 0-0 1B		X 0-0 1B 4-3 1B		X 0-0 6-3 ①		4 0 3 1 0 0 0		
Larry Parrish, R (1, 9) X OBP: 0.264, SLG: 0.338	0-0 F9 ②		X 0-0 F6 ③		X 0-0 4-3 ②		X 0-0 2B		4 0 1 1 0 0 4		
Jim Sundberg, R (1, 2) X OBP: 0.323, SLG: 0.358	0-0 1B		X 0-0 HR		X 0-0 4-3 ③		X 0-0 F9 ②		4 1 2 2 0 0 2		
Mike Richardt, R (1, 4) S OBP: 0.243, SLG: 0.269	0-3 K ③		X 0-0 F8 ①		X 0-0 6-3 ①		X 0-0 F6 ③		4 0 0 0 0 1 3		
Doug Flynn, R (1, 6) S OBP: 0.219, SLG: 0.236		0-3 K ①	X 0-0 F1-3 ②		X 0-0 F5-3 ②		X 0-0 F4-3 ①		4 0 0 0 0 1 0		
Inning Stats	R: 3 H: 5 E: 0 LOB: 2 K: 1 BB: 0 S: 10 P: 10	R: 0 H: 0 E: 0 LOB: 0 K: 1 BB: 1 S: 4 P: 8	R: 0 H: 1 E: 0 LOB: 1 K: 0 BB: 0 S: 4 P: 4	R: 1 H: 1 E: 0 LOB: 0 K: 0 BB: 0 S: 4 P: 4	R: 2 H: 2 E: 0 LOB: 1 K: 0 BB: 1 S: 5 P: 9	R: 0 H: 0 E: 0 LOB: 0 K: 0 BB: 0 S: 3 P: 3	R: 0 H: 0 E: 0 LOB: 0 K: 0 BB: 0 S: 3 P: 3	R: 0 H: 1 E: 0 LOB: 1 K: 0 BB: 0 S: 4 P: 4	R: 0 H: 0 E: 0 LOB: 0 K: 1 BB: 0 S: 5 P: 5	1B: 7 SF: 0 2B: 2 SAC: 0 3B: 0 DP: 1 HR: 1 HBP: 0	WP: 0 PA: 38 PB: 0 SB: 0 CS: 0
PITCHER Dennis Eckersley, R (1, 1) ERA: 3.37	IP WLS BF H R ER SO BB IBB HBP BLK WP HR S P ERA WHIP										
	9.0 L 38 10 6 6 3 2 0 0 0 0 0 1 42 50 6.00 1.333										

Texas Rangers @ Boston Red Sox
Fenway Park, Boston, MA
Wed Jul 21 1982, 7:05 PM EDT
Unknown

livebaseballscorecards.com

AB	36
R	6
H	10
RBI	6
BB	2
SO	3
LOB	10



Batter	1	2	3	4	5	6	7	8	9	AB R H RBI BB SO LOB
Jerry Remy, L (1, 4) OBP: 0.349, SLG: 0.312	0-0 L7		0-0 WP 2B 1B		0-0 1-3		0-3 K		0-0 1B	5 1 2 0 0 1 0
Dwight Evans, R (1, 10) OBP: 0.395, SLG: 0.466	0-0 F8		0-0 F9		0-0 5-3		4-0 FC6-4 BB		0-3 K	4 0 0 0 1 1 2
Jim Rice, R (1, 7) OBP: 0.377, SLG: 0.461	0-3 K		0-0 F2		0-0 BB 1B		0-0 FC6-4 1-2f		0-0 5-3	5 0 1 0 0 1 3
Carl Yastrzemski, L (1, 8) OBP: 0.382, SLG: 0.502		0-0 3-4-1	0-0 1B 2B		4-0 BB 1-2 BB			0-0 1B 1B		3 1 2 1 1 0 0
Wade Boggs, L (1, 5) OBP: 0.403, SLG: 0.417		0-0 F8	0-0 2-H 1B		0-0 L8			0-0 BB 1-3 1B		4 0 2 1 0 0 2
Rich Gedman, L (1, 2) OBP: 0.312, SLG: 0.407		0-0 1B 1B	0-0 G3			0-0 4-3		0-3 K		4 1 1 0 0 1 3
Dave Stapleton, R (1, 3) OBP: 0.277, SLG: 0.359		0-0 WP 1-2 1B 1B			0-0 F6-3		0-0 4-3	4-0 BB 1-2 BB		3 0 1 0 1 0 0
Glenn Hoffman, R (1, 6) OBP: 0.287, SLG: 0.345		0-0 WP 1-2 2-H 1B			0-0 F7		0-0 F4	0-0 F4-6-3 1-2 BB		4 0 1 1 0 0 3
Rick Miller, L (1, 9) OBP: 0.339, SLG: 0.344		0-0 F9			0-0 F9		0-0 F8		0-0 4-3	4 0 0 0 0 0 2

Inning Stats	R: 0	H: 0	E: 0	K: 1	S: 5	R: 1	H: 3	E: 0	K: 0	S: 6	R: 2	H: 3	E: 0	K: 0	S: 6	R: 0	H: 0	E: 0	K: 0	S: 3	R: 0	H: 1	E: 0	K: 0	S: 4	R: 0	H: 0	E: 0	K: 1	S: 5	R: 0	H: 2	E: 0	K: 1	S: 6	R: 0	H: 1	E: 0	K: 1	S: 6	1B: 9	SF: 0	2B: 1	SAC: 0	3B: 0	DP: 1	HR: 0	HBP: 0	WP: 2	PA: 39
--------------	------	------	------	------	------	------	------	------	------	------	------	------	------	------	------	------	------	------	------	------	------	------	------	------	------	------	------	------	------	------	------	------	------	------	------	------	------	------	------	------	-------	-------	-------	--------	-------	-------	-------	--------	-------	--------

PITCHER	IP	WLS	BF	H	R	ER	SO	BB	IBB	HBP	BLK	WP	HR	S	P	ERA	WHIP
Charlie Hough, R (1, 1) ERA: 3.43	7.0	W	32	9	3	3	2	2	0	0	0	2	0	34	42	3.86	1.571
Dave Schmidt, R (8, 1) ERA: 2.57	2.0	S	7	1	0	0	2	1	0	0	0	0	0	10	14	0.00	1.000

BOTTOM

Texas Rangers @ Boston Red Sox
Fenway Park, Boston, MA
Wed Jul 21 1982, 7:05 PM EDT
Unknown

livebaseballscorecards.com

AB	36
R	3
H	10
RBI	3
BB	3
SO	4
LOB	15



Batter	1	2	3	4	5	6	7	8	9	AB R H RBI BB SO LOB	TOP									
Bill Sample, R (1, 7) OBP: 0.353, SLG: 0.454	0-0 G3		0-0 5-3			0-3 K			0-0 6-3	4 0 0 0 0 1 1										
Mickey Rivers, L (1, 10) OBP: 0.226, SLG: 0.226	0-3 K		0-3 K			0-0 4-3			0-0 1-3	4 0 0 0 0 2 1										
Buddy Bell, R (1, 5) OBP: 0.353, SLG: 0.434	0-0 F9				0-3 K				4-0 BB	3 0 0 0 1 2 0										
Dave Hostetter, R (1, 3) OBP: 0.364, SLG: 0.576		0-0 4-3			0-0 5-3				0-0 5-3	4 0 0 0 0 0 1										
Larry Parrish, R (1, 9) OBP: 0.261, SLG: 0.333		0-0 F9			0-0 6-3					3 0 0 0 0 0 0										
George Wright, S (1, 8) Lee Mazzilli, S (8, PH) OBP: 0.341, SLG: 0.342		0-0 6-3			0-3 K				4-0 BB	2 0 0 0 0 1 0 0 0 0 0 0 1 0 0										
Mike Richardt, R (1, 4) OBP: 0.245, SLG: 0.276			0-0 G1 1B 2B			0-0 6-3			0-0 L9	3 1 1 0 0 0 1										
Wayne Tolleson, S (1, 6) Bill Stein, R (8, PH) OBP: 0.297, SLG: 0.313			0-0 G1			0-0 L7			0-3 K	2 0 0 0 0 0 1 1 0 0 0 0 1 1										
Don Werner, R (1, 2) Jim Sundberg, R (8, PH) OBP: 0.322, SLG: 0.357			0-0 3-H 5-3 1B			0-0 F3			0-0 F5	2 0 1 1 0 0 0 1 0 0 0 0 0 1										
Inning Stats	R: 0 E: 0 K: 1 S: 5	H: 0 LOB: 0 BB: 0 P: 5	R: 0 E: 0 K: 0 S: 3	H: 0 LOB: 0 BB: 0 P: 3	R: 1 E: 0 K: 1 S: 7	H: 2 LOB: 1 BB: 0 P: 7	R: 0 E: 0 K: 1 S: 5	H: 0 LOB: 0 BB: 0 P: 5	R: 0 E: 0 K: 1 S: 5	H: 0 LOB: 0 BB: 0 P: 5	R: 0 E: 0 K: 1 S: 5	H: 0 LOB: 1 BB: 1 P: 9	R: 0 E: 0 K: 0 S: 3	H: 0 LOB: 1 BB: 1 P: 7	1B: 1 2B: 1 3B: 0 HR: 0	SF: 0 SAC: 0 DP: 0 HBP: 0	WP: 0 PB: 0 SB: 0 CS: 0	PA: 31		
PITCHER	IP WLS BF H R ER SO BB IBB HBP BLK WP HR S P ERA WHIP																			
Mike Torrez, R (1, 1) ERA: 5.87	8.0 W 27 2 1 1 7 1 0 0 0 0 0 0 40 44 1.12 0.375																			
Bob Stanley, R (9, 1) ERA: 2.83	1.0 4 0 0 0 0 1 0 0 0 0 0 0 3 7 0.00 1.000																			

Texas Rangers @ Boston Red Sox
 Fenway Park, Boston, MA
 Wed Jul 21 1982, 7:05 PM EDT
 Att: 30,225 - Unknown

AB	29
R	1
H	2
RBI	1
BB	2
SO	7
LOB	7



Batter	1	2	3	4	5	6	7	8	9
Jerry Remy, L (1, 4) OBP: 0.349, SLG: 0.311	0-0 6-3	0-0 BB 1-2 1B		0-0 L6		0-0 L8		4-0 1B BB	
Dwight Evans, R (1, 9) OBP: 0.397, SLG: 0.469	0-0 1B	4-0 BB 1-2 2-3 G6-4-3 BB		0-3 K			0-3 K	0-0 1-3 1B	
Jim Rice, R (1, 7) OBP: 0.377, SLG: 0.469	0-0 2B E 1B	0-0 G6-4-3 1-2f			0-0 HR		0-0 F9	0-0 6-3	
Tony Perez, R (1, 10) OBP: 0.358, SLG: 0.431	0-0 1B 1B 2B		4-0 BB 1B G6-3		0-3 K		0-0 1B 2B		
Wade Boggs, L (1, 5) OBP: 0.413, SLG: 0.423	0-0 L8-6 1B 2-3 1B		0-0 1-3 1B G6-3		0-0 4-3		4-0 1B IBB		
Dave Stapleton, R (1, 3) OBP: 0.282, SLG: 0.366	0-0 1-2 3-H 1B		0-0 1-2f 3-H G6-3		0-0 2B		0-0 1-3 2-H 1B		
Glenn Hoffman, R (1, 6) OBP: 0.284, SLG: 0.341	0-0 L8-6 2-3		0-0 F7		0-0 6-3		0-0 F7		
Gary Allenson, R (1, 2) OBP: 0.270, SLG: 0.275		0-0 5-3		0-0 5-3		0-0 F4		0-0 F4	
Rick Miller, L (1, 8) OBP: 0.342, SLG: 0.344		0-0 BB 1B 1B		4-0 BB		0-0 F6		0-0 G3	

Inning Stats	R: 3	H: 5	E: 1	LOB: 1	K: 0	P: 7	R: 0	H: 2	E: 0	LOB: 2	K: 0	P: 8	R: 1	H: 1	E: 0	LOB: 0	K: 0	P: 7	R: 0	H: 0	E: 0	LOB: 1	K: 1	P: 9	R: 1	H: 2	E: 0	LOB: 1	K: 1	P: 7	R: 0	H: 0	E: 0	LOB: 0	K: 0	P: 3	R: 1	H: 2	E: 0	LOB: 2	K: 1	P: 11	R: 0	H: 1	E: 0	LOB: 2	K: 0	P: 8
	S: 7		S: 4		S: 3		S: 5		S: 7		S: 3		S: 7		S: 7		S: 3		S: 7		S: 4		S: 3		S: 7		S: 4		S: 7		S: 3		S: 7		S: 3		S: 7		S: 4		S: 7		S: 4		S: 7			

PITCHER	IP	WLS	BF	H	R	ER	SO	BB	IBB	HBP	BLK	WP	HR	S	P	ERA	WHIP
Rick Honeycutt, L (1, 1) ERA: 4.71	1.1	L	10	7	3	3	0	0	0	0	0	0	0	10	10	20.25	5.250
Dan Boitano, R (2, 1) ERA: 5.17	5.1		23	5	3	3	3	3	1	0	0	0	1	25	41	5.06	1.500
Danny Darwin, R (7, 1) ERA: 3.25	1.1		6	1	0	0	0	1	0	0	0	0	0	5	9	0.00	1.500

AB R H RBI BB SO LOB

4	0	1	0	1	0	1
4	1	2	0	1	2	1
5	2	2	2	0	0	5
3	3	2	0	1	1	0
3	0	2	0	1	0	0
4	0	3	2	0	0	1
4	0	0	0	0	0	5
4	0	0	0	0	0	0
3	0	1	0	1	0	0

AB	34
R	6
H	13
RBI	4
BB	5
SO	3
LOB	13



Texas Rangers @ Boston Red Sox
Fenway Park, Boston, MA
Wed Jul 21 1982, 7:05 PM EDT
Att. 30,225 - Unknown

livebaseballscorecards.com

WP	HR	S	P	ERA	WHIP
0	0	0	0	0	0

Batter	1	2	3	4	5	6	7	8	9	AB R H RBI BB SO LOB	TOP											
Bill Sample, R (1, 7) OBP: 0.355, SLG: 0.452	0-0 F3		0-0 F8		0-0 SF7 1B		0-0 5-3		0-0 BB 1B	5 1 2 0 0 0 0												
Mickey Rivers, L (1, 10) OBP: 0.286, SLG: 0.457 Lamar Johnson, R (9, PH) OBP: 0.313, SLG: 0.355	0-0 2B		0-0 2B 3B		0-0 F8		0-0 HR		0-3 K	4 2 3 1 0 0 1 1 0 0 0 0 1 1												
Buddy Bell, R (1, 5) OBP: 0.356, SLG: 0.437 Wayne Tolleson, S (9, PR)	0-0 5-3		0-0 2B		0-0 1-3 1B		0-0 F9		4-0 1-2 BB	4 0 2 1 1 0 1 0 0 0 0 0 0 0												
Dave Hostetler, R (1, 3) OBP: 0.355, SLG: 0.563	0-3 K		0-0 6-3		0-0 SF7		0-0 F3		0-3 K	4 0 0 1 0 2 4												
Jim Sundberg, R (1, 2) OBP: 0.318, SLG: 0.352		0-0 L6		0-0 6-3		0-3 K		0-0 6-3		4 0 0 0 0 1 1												
Larry Parrish, R (1, 9) OBP: 0.260, SLG: 0.332		0-0 F9		0-0 1B 1B		0-0 F6		0-3 K		4 0 1 0 0 1 0												
George Wright, S (1, 8) OBP: 0.273, SLG: 0.359		0-0 2B		0-0 F7		0-0 F7		0-0 1B		4 0 2 0 0 0 1												
Mike Richardt, R (1, 4) OBP: 0.250, SLG: 0.287		0-0 F9		0-0 1-3 1B		0-0 2B		0-3 K		4 0 2 0 0 1 2												
Doug Flynn, R (1, 6) OBP: 0.216, SLG: 0.233 Bill Stein, R (9, PH) OBP: 0.293, SLG: 0.309			0-0 F6		0-0 F9		0-0 F3		0-0 G1	3 0 0 0 0 0 3 1 0 0 0 0 0 0												
Inning Stats	R: 0 E: 0 K: 1 S: 6	H: 1 LOB: 1 BB: 0 P: 6	R: 0 E: 0 K: 0 S: 4	H: 1 LOB: 1 BB: 0 P: 4	R: 1 E: 0 K: 0 S: 5	H: 2 LOB: 1 BB: 0 P: 5	R: 0 E: 0 K: 0 S: 5	H: 2 LOB: 2 BB: 0 P: 5	R: 1 E: 0 K: 1 S: 7	H: 2 LOB: 1 BB: 0 P: 7	R: 0 E: 0 K: 0 S: 4	H: 1 LOB: 1 BB: 0 P: 4	R: 1 E: 0 K: 0 S: 4	H: 1 LOB: 0 BB: 0 P: 4	R: 0 E: 0 K: 2 S: 8	H: 1 LOB: 1 BB: 0 P: 8	R: 0 E: 0 K: 2 S: 8	H: 1 LOB: 2 BB: 1 P: 12	1B: 6 2B: 4 3B: 1 HR: 1	SF: 1 SAC: 0 DP: 0 HBP: 0	WP: 0 PB: 0 SB: 0 CS: 0	PA: 40
PITCHER	IP WLS BF H R ER SO BB IBB HBP BLK WP HR S P ERA WHIP																					
Roger Erickson, R (1, 1) ERA: 4.34	7.0 W 31 10 3 3 2 0 0 0 0 0 1 35 35 3.86 1.429																					
Rudy May, L (8, 1) ERA: 3.19	2.0 S 9 2 0 0 4 1 0 0 0 0 0 0 16 20 0.00 1.500																					

Texas Rangers @ New York Yankees
 Yankee Stadium, Bronx, NY
 Thu Jul 22 1982, 7:05 PM EDT
 Att. 14,626 - Unknown

livebaseballscorecards.com

AB	38
R	3
H	12
RBI	3
BB	1
SO	6
LOB	14



Batter	1	2	3	4	5	6	7	8	9	AB R H RBI BB SO LOB	TOP	
Bill Sample, R (1, 7) OBP: 0.350, SLG: 0.446	0-0 F7		0-0 L8		0-3 K			0-0 SH2-3		3 0 0 0 0 1 1		
Mickey Rivers, L (1, 10) OBP: 0.282, SLG: 0.436	0-0 4-3		0-3 K		0-3 K			0-0 1B		4 0 1 1 0 2 1		
Buddy Bell, R (1, 5) OBP: 0.355, SLG: 0.434	0-0 5-3			4-0 2B SF9 BB		0-0 F7		0-0 F9		3 1 0 0 1 0 1		
Dave Hostetter, R (1, 3) OBP: 0.353, SLG: 0.556		0-0 1B 1B		0-0 F7		0-0 5-3		0-0 F7		4 1 1 0 0 0 2		
Jim Sundberg, R (1, 2) OBP: 0.318, SLG: 0.355		0-0 F9		0-0 1-3 2B		0-0 6-3		0-3 K		3 0 1 0 0 0 1		
Don Werner, R (6, 2) OBP: 0.353, SLG: 0.375										1 0 0 0 0 1 0		
Larry Parrish, R (1, 9) OBP: 0.260, SLG: 0.328		0-3 K		0-0 SF9		0-0 F7		4-0 G5-4-3 BB		2 0 0 1 1 1 1		
George Wright, S (1, 8) OBP: 0.277, SLG: 0.361		0-0 1B 1B		0-0 F5		0-0 G6-4-3 1B		0-0 G5-4-3		4 0 2 0 0 0 2		
Mike Richardt, R (1, 4) OBP: 0.251, SLG: 0.287		0-0 1-3 1B		0-3 K		0-0 G6-4-3		0-0 SH2-3 1B 2B		3 0 1 1 0 1 1		
Doug Flynn, R (1, 6) OBP: 0.221, SLG: 0.250			0-0 F8		0-0 3B					3 1 2 0 0 0 0		
Inning Stats	R: 0 H: 0 E: 0 LOB: 0 K: 0 BB: 0 S: 3 P: 3	R: 1 H: 3 E: 0 LOB: 2 K: 1 BB: 0 S: 7 P: 7	R: 0 H: 0 E: 0 LOB: 0 K: 1 BB: 0 S: 5 P: 5	R: 1 H: 1 E: 0 LOB: 1 K: 0 BB: 1 S: 4 P: 8	R: 0 H: 1 E: 0 LOB: 1 K: 3 BB: 0 S: 10 P: 10	R: 0 H: 0 E: 0 LOB: 0 K: 0 BB: 0 S: 3 P: 3	R: 0 H: 1 E: 0 LOB: 0 K: 0 BB: 0 S: 3 P: 3	R: 1 H: 2 E: 0 LOB: 1 K: 0 BB: 0 S: 5 P: 5	R: 0 H: 0 E: 0 LOB: 0 K: 1 BB: 1 S: 4 P: 8	1B: 5 SF: 1 2B: 2 SAC: 1 3B: 1 DP: 2 HR: 0 HBP: 0	WP: 0 PA: 34 PB: 0 SB: 0 CS: 0	
PITCHER Jack Morris, R (1, 1) ERA: 4.24	IP WLS BF H R ER SO BB IBB HBP BLK WP HR S P ERA WHIP	9.0 L 34 8 3 3 6 2 0 0 0 0 0 0 44 52 3.00 1.111										

Texas Rangers @ Detroit Tigers
Tiger Stadium, Detroit, MI
Fri Jul 23 1982, 7:05 PM EDT
Att: 27,320 - Unknown

livebaseballscorecards.com

AB 30
R 3
H 8
RBI 3
BB 2
SO 6
LOB 10



Batter	1	2	3	4	5	6	7	8	9	AB	R	H	RBI	BB	SO	LOB
Lou Whitaker, L (1, 4) OBP: 0.327, SLG: 0.371	0-0 4-3		0-0 3-1			0-0 G3		0-3 K		4	0	0	0	0	1	2
Tom Brookens, R (1, 5) OBP: 0.310, SLG: 0.380	0-0 F5			0-0 F6-3		0-0 2B		0-0 L9		4	0	1	1	0	0	1
Enos Cabell, R (1, 3) OBP: 0.288, SLG: 0.345	0-0 F6-3			0-3 K		0-0 F9		0-0 F6		4	0	0	0	0	1	2
Lance Parrish, R (1, 2) OBP: 0.378, SLG: 0.558		0-0 5-3		0-0 5-3		0-0 F8		0-0 F9		4	0	0	0	0	0	3
Mike Ivie, R (1, 10) OBP: 0.283, SLG: 0.446		4-0 BB			0-0 L7		0-0 F8		0-3 K	2	0	0	0	1	0	0
Rick Leach, L (9, PH) OBP: 0.315, SLG: 0.407										1	0	0	0	0	1	0
John Wockenfuss, R (1, 7) OBP: 0.364, SLG: 0.367		0-0 F8		0-0 5-3		0-0 F8		0-3 K		4	0	0	0	0	1	1
Chet Lemon, R (1, 8) OBP: 0.344, SLG: 0.337		0-0 F7		0-0 1B		4-0 BB		0-0 F6-3		3	0	1	0	1	0	1
Glenn Wilson, R (1, 9) OBP: 0.313, SLG: 0.373			0-0 F8		0-3 K		0-3 K			3	0	0	0	0	2	2
Alan Trammell, R (1, 6) OBP: 0.297, SLG: 0.328			0-3 K		4-0 G3 2B BB		4-0 E BB			1	1	0	0	2	1	0

Inning Stats	R: 0	H: 0	E: 0	LOB: 0	K: 0	S: 3	P: 3	R: 0	H: 0	E: 0	LOB: 1	K: 0	BB: 1	S: 3	P: 7	R: 0	H: 0	E: 0	LOB: 0	K: 1	BB: 0	S: 5	P: 5	R: 0	H: 0	E: 0	LOB: 0	K: 1	BB: 0	S: 5	P: 5	R: 0	H: 1	E: 0	LOB: 1	K: 1	BB: 0	S: 6	P: 6	R: 1	H: 1	E: 0	LOB: 1	K: 0	BB: 1	S: 4	P: 8	R: 0	H: 0	E: 0	LOB: 1	K: 1	BB: 1	S: 5	P: 9	R: 0	H: 0	E: 1	LOB: 2	K: 1	BB: 1	S: 6	P: 10	R: 0	H: 0	E: 0	LOB: 0	K: 2	BB: 0	S: 7	P: 7	1B: 1	SF: 0	2B: 1	SAC: 0	3B: 0	DP: 0	HR: 0	HBP: 0	WP: 0	PA: 34
--------------	------	------	------	--------	------	------	------	------	------	------	--------	------	-------	------	------	------	------	------	--------	------	-------	------	------	------	------	------	--------	------	-------	------	------	------	------	------	--------	------	-------	------	------	------	------	------	--------	------	-------	------	------	------	------	------	--------	------	-------	------	------	------	------	------	--------	------	-------	------	-------	------	------	------	--------	------	-------	------	------	-------	-------	-------	--------	-------	-------	-------	--------	-------	--------

PITCHER	IP	WLS	BF	H	R	ER	SO	BB	IBB	HBP	BLK	WP	HR	S	P	ERA	WHIP
Frank Tanana, L (1, 1) ERA: 3.7	6.2	W	25	2	1	1	3	3	0	0	0	0	0	28	40	1.35	0.750
Dave Schmidt, R (7, 1) ERA: 2.48	2.1	S	9	0	0	0	4	1	0	0	0	0	0	16	20	0.00	0.429

BOTTOM

Texas Rangers @ Detroit Tigers
Tiger Stadium, Detroit, MI
Fri Jul 23 1982, 7:05 PM EDT
Att. 27,320 - Unknown

livebaseballscorecards.com

AB	30
R	1
H	2
RBI	1
BB	4
SO	7
LOB	12



Batter	1	2	3	4	5	6	7	8	9	AB R H RBI BB SO LOB	TOP
Bill Sample, R (1, 7) <small>OBP: 0.348, SLG: 0.442</small>	0-0 1B	0-0 FC5-4 1-2f			0-3 K 1-2		0-0 F8 2		4 0 1 0 0 1 3		
Mickey Rivers, L (1, 10) <small>OBP: 0.256, SLG: 0.395</small>	0-0 G3-6-3 1-2f		0-0 G3 		0-0 F4 2		0-0 F3 3		4 0 0 0 0 0 2		
Buddy Bell, R (1, 5) <small>OBP: 0.360, SLG: 0.437</small> Bill Stein, R (5, 5) <small>OBP: 0.289, SLG: 0.304</small>	0-0 1B		0-0 1B		4-0 BB		0-0 F4 1		2 0 2 0 1 0 0 1 0 0 0 0 0 0		
Dave Hostetler, R (1, 3) <small>OBP: 0.346, SLG: 0.543</small>	0-0 F9 3		0-0 G5-4-3 1-2f		0-0 FC4 1-2f		0-0 5-3 2		4 0 0 0 0 0 4		
Larry Parrish, R (1, 9) <small>OBP: 0.265, SLG: 0.332</small>		0-0 1B		0-0 1B		0-0 F2 1		0-0 F7 3	4 1 2 0 0 0 0		
George Wright, S (1, 8) <small>OBP: 0.275, SLG: 0.358</small> Lee Mazzilli, S (9, PH) <small>OBP: 0.339, SLG: 0.340</small>		0-0 SH1-3 1-2		0-0 F7 		0-0 F8 2		0-0 F8 1	2 0 0 0 0 0 1 1 0 0 0 0 0 0		
Mike Richardt, R (1, 4) <small>OBP: 0.256, SLG: 0.292</small>		0-0 1B		0-0 FC5-4 1-2f		0-0 1B		0-0 4-3 	4 0 2 1 0 0 1		
Don Werner, R (1, 2) <small>OBP: 0.324, SLG: 0.343</small> Johnny Grubb, L (9, PH) <small>OBP: 0.400, SLG: 0.401</small>		0-0 F2 		0-0 5-3 		0-0 F9 3		4-0 BB	3 0 0 0 0 0 3 0 0 0 0 1 0 0		
Doug Flynn, R (1, 6) <small>OBP: 0.226, SLG: 0.255</small> Jim Sundberg, R (9, PH) <small>OBP: 0.317, SLG: 0.354</small>		0-0 1B		0-0 1B		0-0 F5-3 1		0-0 FC5-4 1-2f	3 0 2 0 0 0 0 1 0 0 0 0 0 1		
Inning Stats	R: 0 H: 2 E: 0 LOB: 1 K: 0 BB: 0 S: 4 P: 4	R: 1 H: 3 E: 0 LOB: 2 K: 0 BB: 0 S: 6 P: 6	R: 0 H: 1 E: 0 LOB: 0 K: 0 BB: 0 S: 3 P: 3	R: 0 H: 1 E: 0 LOB: 1 K: 0 BB: 0 S: 4 P: 4	R: 0 H: 1 E: 0 LOB: 2 K: 1 BB: 1 S: 6 P: 10	R: 0 H: 1 E: 0 LOB: 1 K: 0 BB: 0 S: 4 P: 4	R: 0 H: 0 E: 0 LOB: 0 K: 0 BB: 0 S: 3 P: 3	R: 0 H: 0 E: 0 LOB: 0 K: 0 BB: 0 S: 3 P: 3	R: 0 H: 0 E: 0 LOB: 1 K: 0 BB: 1 S: 3 P: 7	1B: 9 SF: 0 2B: 0 SAC: 1 3B: 0 DP: 2 HR: 0 HBP: 0	WP: 0 PA: 36 PB: 0 SB: 1 CS: 0
PITCHER Larry Pashnick, R (1, 1) <small>ERA: 3.45</small>	IP WLS BF H R ER SO BB IBB HBP BLK WP HR S P ERA WHIP 9.0 W 36 9 1 1 1 2 0 0 0 0 0 0 36 44 1.00 1.222						PITCHER IP WLS BF H R ER SO BB IBB HBP BLK WP HR S P ERA WHIP				

Texas Rangers @ Detroit Tigers
 Tiger Stadium, Detroit, MI
 Sat Jul 24 1982, 3:33 AM EDT
 Att: 35,470 - Unknown

livebaseballscorecards.com

AB 33
R 1
H 9
RBI 1
BB 2
SO 1
LOB 15



Batter	1	2	3	4	5	6	7	8	9
Lou Whitaker, L (1, 4) OBP: 0.328, SLG: 0.372	0-0 F8		0-0 K		0-3 K		0-0 SH3-4 1B	0-3 K	
Tom Brookens, R (1, 5) OBP: 0.310, SLG: 0.381	0-0 F3		0-0 SF9		0-0 1B		0-0 SH3-4		
Larry Herndon, R (1, 7) OBP: 0.333, SLG: 0.508	0-0 F8		0-0 1-3		0-0 1B		0-0 F3		
Lance Parrish, R (1, 2) OBP: 0.373, SLG: 0.549		0-0 5-3		0-3 K	0-0 F3		0-0 5-3		
Jerry Turner, L (1, 10) OBP: 0.254, SLG: 0.343		0-0 4-3		0-0 E9 1B		0-0 HR		4-0 BB SH1-4 BB	
Rick Leach, L (1, 3) OBP: 0.315, SLG: 0.398		0-0 F5		4-0 IBB		0-0 L3		0-0 SH1-4	
Chet Lemon, R (1, 8) OBP: 0.350, SLG: 0.338			4-0 1B SF7 BB		0-0 F7		0-0 1B	4-0 BB BB	
Glenn Wilson, R (1, 9) OBP: 0.324, SLG: 0.371			0-0 1B SF9 1B		0-0 G3		0-3 K	4-0 BB BB	
Alan Trammell, R (1, 6) OBP: 0.293, SLG: 0.325			0-0 SF7		0-0 1-3		0-0 F8	0-3 K	

Inning Stats	R: 0 E: 0 K: 0 S: 3	H: 0 LOB: 0 BB: 0 P: 3	R: 0 E: 0 K: 0 S: 3	H: 0 LOB: 0 BB: 0 P: 3	R: 2 E: 0 K: 0 S: 5	H: 2 LOB: 1 BB: 1 P: 9	R: 0 E: 1 K: 1 S: 6	H: 1 LOB: 2 BB: 1 P: 10	R: 0 E: 0 K: 1 S: 7	H: 2 LOB: 2 BB: 0 P: 7	R: 1 E: 0 K: 1 S: 7	H: 2 LOB: 1 BB: 0 P: 7	R: 0 E: 0 K: 0 S: 4	H: 1 LOB: 1 BB: 0 P: 4	R: 0 E: 0 K: 2 S: 7	H: 0 LOB: 3 BB: 3 P: 19
--------------	------------------------------	---------------------------------	------------------------------	---------------------------------	------------------------------	---------------------------------	------------------------------	----------------------------------	------------------------------	---------------------------------	------------------------------	---------------------------------	------------------------------	---------------------------------	------------------------------	----------------------------------

PITCHER															PITCHER																		
IP	WLS	BF	H	R	ER	SO	BB	IBB	HBP	BLK	WP	HR	S	P	ERA	WHIP	IP	WLS	BF	H	R	ER	SO	BB	IBB	HBP	BLK	WP	HR	S	P	ERA	WHIP
Doc Medich, R (1, 1) ERA: 4.6	7.1	L	34	8	3	3	3	3	0	0	0	1	36	52	3.68	1.500																	
Dan Boitano, R (8, 1) ERA: 5.06	0.1		2	0	0	1	1	0	0	0	0	0	3	7	0.00	3.000																	
Paul Mirabella, L (8, 1) ERA: 4.54	0.1		1	0	0	1	0	0	0	0	0	0	3	3	0.00	0.000																	

AB R H RBI BB SO LOB

5	0	2	0	0	2	3
2	0	1	1	0	0	0
4	0	1	0	0	0	2
4	0	0	0	0	1	3
3	1	2	1	1	0	0
2	0	0	0	1	0	0
2	1	1	0	2	0	2
3	1	1	0	1	1	3
3	0	0	1	0	1	4

1B: 7	SF: 2	WP: 0	PA: 37
2B: 0	SAC: 2	PB: 0	
3B: 0	DP: 0	SB: 1	
HR: 1	HBP: 0	CS: 0	

Texas Rangers @ Detroit Tigers
Tiger Stadium, Detroit, MI
Sat Jul 24 1982, 3:33 AM EDT
Att. 35,470 - Unknown

livebaseballscorecards.com

AB	28
R	3
H	8
RBI	3
BB	5
SO	5
LOB	17



Batter	1	2	3	4	5	6	7	8	9	AB R H RBI BB SO LOB	TOP											
Bill Sample, R (1, 7) OBP: 0.346, SLG: 0.438	0-0 5-3		0-0 WP 1B			0-0 F5		0-0 L8		4 0 1 0 0 0 0	<p>Texas Rangers @ Detroit Tigers Tiger Stadium, Detroit, MI Sun Jul 25 1982, 3:33 AM EDT Unknown</p>											
Mickey Rivers, L (1, 10) OBP: 0.255, SLG: 0.383	0-0 6-3		0-0 6-3			0-0 HR 1B		0-3 K		4 1 1 0 0 1 1												
Bill Stein, R (1, 5) OBP: 0.300, SLG: 0.315	0-0 1B			0-3 K		0-0 F9		0-0 1B		4 0 2 0 0 1 1												
Dave Hostetler, R (1, 3) OBP: 0.344, SLG: 0.553	0-3 K			0-0 6-3		0-0 1-H HR		0-0 1-3		4 1 1 2 0 1 2												
Larry Parrish, R (1, 9) OBP: 0.260, SLG: 0.325		0-0 F7		0-0 E5 PB		0-3 K		0-3 K		4 0 0 0 0 2 0												
Jim Sundberg, R (1, 2) OBP: 0.319, SLG: 0.354		0-0 F8		0-3 K			0-0 1B SH1-4 1B		4-0 BLK BB	3 0 1 0 1 1 1												
Mike Richardt, R (1, 4) OBP: 0.258, SLG: 0.289		0-3 K			0-0 5-3		0-0 SH1-4		4-0 BB BB	2 0 0 0 1 1 0												
George Wright, S (1, 8) OBP: 0.275, SLG: 0.358			0-0 1-3		0-3 K		0-0 1B		0-0 G5-4-3 BB	3 0 1 0 0 1 0												
Buddy Bell, R (9, PH) OBP: 0.359, SLG: 0.436									0-0 G5-4-3	1 0 0 0 0 0 2												
Doug Flynn, R (1, 6) OBP: 0.225, SLG: 0.253			0-3 K		0-0 F9		0-3 K			2 0 0 0 0 1 0												
Lee Mazzilli, S (7, PH) OBP: 0.337, SLG: 0.338										1 0 0 0 0 1 1												
Wayne Tolleson, S (7, 6)										0 0 0 0 0 0 0												
Inning Stats	R: 0 E: 0 K: 1 S: 6	H: 1 LOB: 1 BB: 0 P: 6	R: 0 E: 0 K: 1 S: 5	H: 0 LOB: 0 BB: 0 P: 5	R: 0 E: 0 K: 1 S: 6	H: 1 LOB: 1 BB: 0 P: 6	R: 0 E: 1 K: 2 S: 8	H: 0 LOB: 1 BB: 0 P: 8	R: 0 E: 0 K: 1 S: 5	H: 0 LOB: 0 BB: 0 P: 5	R: 2 E: 0 K: 1 S: 7	H: 2 LOB: 0 BB: 0 P: 7	R: 0 E: 0 K: 1 S: 6	H: 2 LOB: 1 BB: 0 P: 6	R: 0 E: 0 K: 1 S: 6	H: 1 LOB: 1 BB: 0 P: 6	R: 0 E: 0 K: 1 S: 4	H: 0 LOB: 1 BB: 2 P: 12	1B: 6 2B: 0 3B: 0 HR: 1	SF: 0 SAC: 1 DP: 1 HBP: 0	WP: 1 PB: 1 SB: 0 CS: 0	PA: 35
PITCHER	IP WLS BF H R ER SO BB IBB HBP BLK WP HR S P ERA WHIP																					
Dan Petry, R (1, 1) ERA: 3.08	8.0 W 31 7 2 2 9 0 0 0 0 1 1 49 49 2.25 0.875																					
Dave Tobik, R (9, 1) ERA: 2.94	0.1 3 0 0 0 1 2 0 0 0 0 0 3 11 0.00 6.000																					
Dave Gumpert, R (9, 1) ERA:	0.2 1 0 0 0 0 0 0 0 0 0 0 1 1 0.00 0.000																					

livebaseballscorecards.com

AB	32
R	2
H	7
RBI	2
BB	2
SO	10
LOB	8



Batter	1	2	3	4	5	6	7	8	9
Lou Whitaker, L OBP: 0.327, SLG: 0.375 (1, 4)	0-0 L7		0-0 SF7		0-0 5-3		0-0 1B 2B		
Tom Brookens, R OBP: 0.313, SLG: 0.388 (1, 5)	0-3 K		0-0 F6-3			0-0 F1-6-3 2B	0-0 2-H 1B		
Larry Herndon, R OBP: 0.330, SLG: 0.503 (1, 7)	0-3 K			0-3 K		0-0 1-3	0-3 K		
Lance Parrish, R OBP: 0.371, SLG: 0.545 (1, 2)		0-0 F3		0-0 1B 1B		0-0 F1-6-3 2-3		0-3 K	
Jerry Turner, L OBP: 0.283, SLG: 0.376 (1, 10)		0-0 G3		0-0 1-2 1B		0-3 K		0-0 HR	
Rick Leach, L OBP: 0.302, SLG: 0.379 (1, 3)		0-0 F7		0-0 F6		0-0 F7	0-0 1-3		
Chet Lemon, R OBP: 0.351, SLG: 0.350 (1, 8)			1-0 2B HBP	0-0 F7		0-0 F8	0-0 HR		
Glenn Wilson, R OBP: 0.333, SLG: 0.394 (1, 9)			0-0 SH3-4 1-H SF7 2B		0-3 K2-3	0-0 HR 1B	0-3 K		
Alan Trammell, R OBP: 0.294, SLG: 0.337 (1, 6)			0-0 SH3-4 2-3		0-0 F8	0-0 HR			

Inning Stats	R: 0	H: 0	E: 0	K: 2	S: 7	LOB: 0	BB: 0	P: 7
	R: 0	H: 0	E: 0	K: 0	S: 3	LOB: 0	BB: 0	P: 3
	R: 2	H: 1	E: 0	K: 0	S: 4	LOB: 0	BB: 0	P: 5
	R: 0	H: 2	E: 0	K: 1	S: 7	LOB: 2	BB: 0	P: 7
	R: 0	H: 0	E: 0	K: 1	S: 5	LOB: 0	BB: 0	P: 5
	R: 0	H: 1	E: 0	K: 1	S: 6	LOB: 1	BB: 0	P: 6
	R: 3	H: 4	E: 0	K: 1	S: 9	LOB: 1	BB: 0	P: 9
	R: 2	H: 2	E: 0	K: 2	S: 9	LOB: 0	BB: 0	P: 9

PITCHER	IP	WLS	BF	H	R	ER	SO	BB	IBB	HBP	BLK	WP	HR	S	P	ERA	WHIP
Danny Darwin, R ERA: 3.64 (1, 1)	6.2	L	29	8	5	5	5	0	0	1	0	0	1	38	39	6.75	1.200
Dan Boitano, R ERA: 5.71 (7, 1)	1.1		6	2	2	2	3	0	0	0	0	0	2	12	12	13.50	1.500

BOTTOM

AB	R	H	RBI	BB	SO	LOB
3	1	1	1	0	0	0
4	0	2	1	0	1	0
4	0	0	0	0	3	2
4	0	1	0	0	1	1
4	1	2	1	0	1	1
4	0	0	0	0	0	2
3	2	1	1	0	0	2
4	2	2	1	0	2	0
2	1	1	2	0	0	0

AB	32
R	7
H	10
RBI	7
BB	0
SO	8
LOB	8



WP	HR	S	P	ERA	WHIP
0	0	0	0	0	0

Texas Rangers @ Detroit Tigers
Tiger Stadium, Detroit, MI
 Sun Jul 25 1982, 3:33 AM EDT
 Unknown

livebaseballscorecards.com

Batter	1	2	3	4	5	6	7	8	9	AB R H RBI BB SO LOB	TOP																									
Bill Sample, R OBP: 0.347, SLG: 0.437 (1, 7) X	0-0 4-3 ①		0-0 F3 ③			0-0 HR 1B	0-0 BB 1B		0-0 F9 ②	5 1 2 2 0 0 0																										
Lee Mazzilli, S OBP: 0.344, SLG: 0.356 (1, 8) S (9, 9)	0-3 K ②			0-0 L8 ①		0-0 HR 1B	4-0 BB BB		4-0 FC6-4 BB	3 1 1 2 2 1 0																										
Buddy Bell, R OBP: 0.362, SLG: 0.435 (1, 5) X	0-0 1B			4-0 G6-4-3 BB		0-0 L8	4-0 FC6-4 BB		0-0 FC6-4 1-2f	3 0 1 0 2 0 1																										
Dave Hostetter, R OBP: 0.338, SLG: 0.542 (1, 3) X	0-0 F9 ③			0-0 G6-4-3 1-2f		0-0 1-3	0-3 K ②			4 0 0 0 0 1 5																										
Lamar Johnson, R OBP: 0.317, SLG: 0.355 (1, 10) X		0-0 F9 ①			0-0 FC6-4 1B		0-0 BB BB			3 1 1 0 1 0 3																										
George Wright, S OBP: 0.275, SLG: 0.356 (1, 9) X (9, 8)		0-0 F3 ②			0-0 FC6-4 1-2f		0-0 BB 1B	0-0 L4 ①		4 1 1 0 0 0 1																										
Mike Richardt, R OBP: 0.257, SLG: 0.284 (1, 4) X		0-0 F8 ③			0-0 F8		4-0 SH5-4 1-2 BB	0-0 P1 ②		3 1 0 0 1 0 1																										
Wayne Tolleson, S (1, 6) X			0-0 F8 ①			0-0 F8 ③		0-0 F1-3 ③		2 0 0 0 0 0 1																										
Larry Parrish, R OBP: 0.263, SLG: 0.329 (7, PH)							0-0 SH5-4 1B			1 1 1 2 0 0 0																										
Doug Flynn, R OBP: 0.224, SLG: 0.252 (7, 6) X							1-2 2-H 3-H BB			1 0 0 0 0 0 0																										
Don Werner, R OBP: 0.300, SLG: 0.316 (1, 2) X			0-0 4-3 ②			0-0 1-3	0-0 SH5-4 1-2 2-3		0-0 5-3 ①	3 0 0 0 0 0 0																										
Inning Stats	R: 0 E: 0 K: 1 S: 6	H: 1 LOB: 1 BB: 0 P: 6	R: 0 E: 0 K: 0 S: 3	H: 0 LOB: 0 BB: 0 P: 3	R: 0 E: 0 K: 0 S: 2	H: 0 LOB: 0 BB: 1 P: 6	R: 0 E: 0 K: 0 S: 4	H: 1 LOB: 1 BB: 0 P: 4	R: 2 E: 0 K: 0 S: 5	H: 2 LOB: 0 BB: 0 P: 5	R: 4 E: 0 K: 1 S: 8	H: 3 LOB: 3 BB: 4 P: 24	R: 0 E: 0 K: 0 S: 3	H: 0 LOB: 0 BB: 0 P: 3	R: 0 E: 0 K: 0 S: 3	H: 0 LOB: 1 BB: 1 P: 7	1B: 6 2B: 0 3B: 0 HR: 1	SF: 0 SAC: 1 DP: 1 HBP: 0	WP: 0 PB: 0 SB: 0 CS: 0	PA: 39																
PITCHER	IP WLS BF H R ER SO BB IBB HBP BLK WP HR S P ERA WHIP																																			
Pat Underwood, L ERA: 5.01 (1, 1)	6.0		24	5	4	4	1	2	0	0	0	0	1	24	32	6.00	1.167																			
Kevin Saucier, L ERA: 3.12 (7, 1)	0.0		1	0	0	0	0	1	0	0	0	0	0	0	4	∞	∞																			
Dave Gumpert, R ERA: 9.0 (7, 1)	0.1		4	2	2	2	0	1	0	0	0	0	0	3	7	54.00	9.000																			
Dave Tobik, R ERA: 2.86 (7, 1)	1.2		6	0	0	0	1	1	0	0	0	0	0	7	11	0.00	0.600																			
Dave Rucker, L ERA: 4.66 (9, 1)	1.0	W	4	0	0	0	0	1	0	0	0	0	0	3	7	0.00	1.000																			

Texas Rangers @ Detroit Tigers
Tiger Stadium, Detroit, MI
Sun Jul 25 1982, 3:38 AM EDT
Att: 33,537 - Unknown

livebaseballscorecards.com

AB	32
R	6
H	7
RBI	6
BB	6
SO	2
LOB	12



Batter	1	2	3	4	5	6	7	8	9	AB	R	H	RBI	BB	SO	LOB
Lou Whitaker, L OBP: 0.329, SLG: 0.388 (1, 4)	0-0 1B 3B	0-0 G3		0-0 1-H 3B		0-0 G3		0-0 1-2f FC6		5	1	2	1	0	0	2
Tom Brookens, R OBP: 0.311, SLG: 0.381 (1, 5) (9, 6)	4-0 1B 1B BB	0-0 F8		0-0 4-3			0-0 L9		0-0 F6 1B 1B	4	2	0	0	1	0	1
Rick Leach, L OBP: 0.307, SLG: 0.380 (1, 3)	0-0 1B 1-2 FC6-4 1B 3-H		0-0 4-3		0-0 G3		0-3 K		0-0 1B 1B 1B	5	1	2	1	0	1	0
Jerry Turner, L OBP: 0.281, SLG: 0.393 (1, 10) Mike Ivie, R OBP: 0.265, SLG: 0.444 (7, PH)	0-0 FC6-4 1B 1-3 2-H		0-0 FC5-4 1B		0-0 1B		0-0 F6-3		4-0 1B 1B IBB	3	0	3	1	0	0	0
Enos Cabell, R OBP: 0.290, SLG: 0.346 (1, 7) (9, 5)	0-0 FC6-4 5-3 1-2f 3-H		0-3 K		0-0 F8		0-0 FC4-6 1B		0-0 1B 1-2 2-3 3-H	5	0	2	2	0	1	3
Chet Lemon, R OBP: 0.350, SLG: 0.348 (1, 8) Lynn Jones, R OBP: 0.265, SLG: 0.278 (3, 9)	0-0 5-3 1-2		0-0 FC5-4 1-2f		0-3 K		0-0 FC4-6 2B			1	0	0	0	0	0	1
Glenn Wilson, R OBP: 0.355, SLG: 0.420 (1, 9) (3, 8)	4-0 BB		0-3 K		0-0 4-3 1B		0-0 4-3 1B 2B			3	1	2	1	1	1	0
Bill Fahey, L OBP: 0.133, SLG: 0.172 (1, 2) John Wockenfuss, R OBP: 0.362, SLG: 0.364 (8, PH) (9, 2)	0-3 K		0-0 F5		0-0 4-3		0-0 4-3		0-0 2-3	3	0	0	0	0	1	3
Alan Trammell, R OBP: 0.295, SLG: 0.335 (1, 6) Richie Hebner, L OBP: 0.354, SLG: 0.418 (8, PH) Larry Herndon, R OBP: 0.330, SLG: 0.503 (8, PR) (9, 7)		0-0 5-3		4-0 3B BB		0-0 F7		0-0 FC6 1B 3-H		2	1	0	0	1	0	1

Inning Stats	R: 3	H: 3	E: 0	K: 1	S: 8	LOB: 2	BB: 2	P: 16	R: 0	H: 0	E: 0	K: 0	S: 3	LOB: 0	BB: 0	P: 3	R: 0	H: 1	E: 0	K: 1	S: 6	LOB: 1	BB: 0	P: 6	R: 1	H: 1	E: 0	K: 1	S: 6	LOB: 1	BB: 1	P: 10	R: 0	H: 1	E: 0	K: 1	S: 6	LOB: 1	BB: 0	P: 6	R: 0	H: 0	E: 0	K: 1	S: 5	LOB: 0	BB: 0	P: 5	R: 2	H: 3	E: 0	K: 0	S: 6	LOB: 1	BB: 0	P: 6	R: 1	H: 2	E: 1	K: 0	S: 3	LOB: 3	BB: 1	P: 7	1B: 9	2B: 1	3B: 2	HR: 0	SF: 0	SAC: 0	DP: 0	HBP: 0	WP: 0	PB: 0	SB: 0	CS: 0	PA: 41
--------------	------	------	------	------	------	--------	-------	-------	------	------	------	------	------	--------	-------	------	------	------	------	------	------	--------	-------	------	------	------	------	------	------	--------	-------	-------	------	------	------	------	------	--------	-------	------	------	------	------	------	------	--------	-------	------	------	------	------	------	------	--------	-------	------	------	------	------	------	------	--------	-------	------	-------	-------	-------	-------	-------	--------	-------	--------	-------	-------	-------	-------	--------

PITCHER	IP	WLS	BF	H	R	ER	SO	BB	IBB	HBP	BLK	WP	HR	S	P	ERA	WHIP
John Butcher, R ERA: 7.96 (1, 1)	6.0		28	7	4	4	4	3	0	0	0	0	0	33	45	6.00	1.667
Jon Matlack, L ERA: 3.48 (7, 1)	1.1		6	2	2	2	1	0	0	0	0	0	0	8	8	13.50	1.500
Dave Schmidt, R ERA: 2.45 (8, 1)	0.2	L	7	3	1	0	0	0	1	0	0	0	0	6	10	0.00	4.500

BOTTOM

Texas Rangers @ Detroit Tigers
Tiger Stadium, Detroit, MI
Sun Jul 25 1982, 3:38 AM EDT
Att. 33,537 - Unknown

AB	37
R	7
H	12
RBI	7
BB	4
SO	5
LOB	15



WP: 0	PA: 41
PB: 0	ERA
SB: 0	WHIP
CS: 0	

livebaseballscorecards.com

Milwaukee Brewers @ Texas Rangers
 Arlington Stadium, Arlington, TX

Tue Jul 27 1982, 8:05 PM EDT
 Att. 12,821 - Unknown

livebaseballscorecards.com

AB	35
R	8
H	11
RBI	8
BB	3
SO	2
LOB	13



WP	1	PA	39
PB	0		
SB	0		
CS	0		

Batter	1	2	3	4	5	6	7	8	9	AB R H RBI BB SO LOB	
Paul Molitor, R OBP: 0.360, SLG: 0.422 (1, 5) X	0-0 1B 1B		0-0 F8		0-0 5-3		0-0 1-3		0-0 F7	5 0 1 0 0 0 2	
Robin Yount, R OBP: 0.375, SLG: 0.610 (1, 6) X	0-0 F9			4-0 L7 1B HR BB	0-3 K		4-0 1B 2B BB		0-0 1B 1-H	3 2 1 1 2 1 1	
Cecil Cooper, L OBP: 0.349, SLG: 0.548 (1, 3) X	0-0 F6-4-3 1B			0-0 HR 1B		0-0 G3	0-0 2B 1B		0-0 F7	5 1 3 0 0 0 1	
Ted Simmons, S OBP: 0.306, SLG: 0.459 (1, 2) X	0-0 F6-4-3 1-2			0-0 L7 2-3		0-0 HR 1B	0-0 2B 1-H 2-H 3-H			4 1 2 2 0 0 4	
Gorman Thomas, R OBP: 0.339, SLG: 0.524 (1, 8) X		0-0 F6-3		0-0 HR 1-H 3-H		0-0 HR 1-H		1-0 F4-6-3 HBP		3 2 2 5 0 0 0	
Don Money, R OBP: 0.377, SLG: 0.574 (1, 10) X		0-0 5-3		0-0 F6-3		0-0 F2		0-0 F8		4 0 0 0 0 0 1	
Charlie Moore, R OBP: 0.293, SLG: 0.362 (1, 9) X		0-0 F6-3		0-0 1B		0-0 5-3		0-0 F4-6-3 1-2		4 0 1 0 0 0 1	
Mark Brouhard, R OBP: 0.346, SLG: 0.396 (1, 7) X			0-0 F6-3	0-0 5-3			0-0 1B 2B 1B		4-0 FC4-6 BB	3 1 1 0 1 0 1	
Jim Gantner, L OBP: 0.376, SLG: 0.421 (1, 4) X			0-0 L7		0-3 K		0-0 F3		0-0 FC4-6 1B 1-2f	4 1 0 0 0 1 2	
Inning Stats	R: 0 E: 0 K: 0 S: 4 H: 2 LOB: 1 BB: 0 P: 4	R: 0 E: 0 K: 0 S: 3 H: 0 LOB: 0 BB: 0 P: 3	R: 0 E: 0 K: 0 S: 3 H: 0 LOB: 0 BB: 0 P: 3	R: 3 E: 0 K: 0 S: 6 H: 3 LOB: 1 BB: 1 P: 10	R: 0 E: 0 K: 2 S: 7 H: 0 LOB: 0 BB: 0 P: 7	R: 2 E: 0 K: 0 S: 5 H: 2 LOB: 0 BB: 0 P: 5	R: 2 E: 0 K: 0 S: 5 H: 3 LOB: 2 BB: 1 P: 9	R: 0 E: 0 K: 0 S: 2 H: 0 LOB: 0 BB: 0 P: 3	R: 1 E: 0 K: 0 S: 4 H: 1 LOB: 1 BB: 1 P: 8	1B: 8 2B: 1 3B: 0 HR: 2 SF: 0 SAC: 0 DP: 2 HBP: 1	WP: 1 PA: 39
PITCHER Rick Honeycutt, L ERA: 4.97 (1, 1)	IP: 7.0 WLS: L BF: 31 H: 10 R: 7 ER: 7 SO: 2 BB: 2 IBB: 0 HBP: 0 BLK: 0 WP: 0 HR: 2 S: 33 P: 41 ERA: 9.00 WHIP: 1.714										
Dan Boitano, R ERA: 5.59 (8, 1)	IP: 2.0 WLS: L BF: 8 H: 1 R: 1 ER: 1 SO: 0 BB: 1 IBB: 0 HBP: 1 BLK: 0 WP: 1 HR: 0 S: 6 P: 11 ERA: 4.50 WHIP: 1.000										

Batter	1	2	3	4	5	6	7	8	9	AB R H RBI BB SO LOB	TOP	
Paul Molitor, R OBP: 0.359, SLG: 0.420 (1, 10) X	0-0 F7 ① X	0-0 B2-6 ② X			0-0 F4 ① X			0-0 SH1-4 1B SF7 1B		4 1 1 0 0 0 1		
Robin Yount, R OBP: 0.376, SLG: 0.611 (1, 6) X	0-0 4-3 E 2B	0-0 F6-3 ③ X			0-0 F6-3 ② X			0-0 SF7 SH1-4 1-2 1B		4 1 2 0 0 0 0		
Cecil Cooper, L OBP: 0.347, SLG: 0.544 (1, 3) X	0-0 4-3 2-3		0-0 E3 E		0-3 K S S			0-0 SH1-4 1-2 2-3		3 0 0 0 0 1 1		
Ted Simmons, S OBP: 0.303, SLG: 0.455 (1, 2) X	0-0 E5 2B E 3-H		0-0 F3 1-2		0-0 L8 ① X			0-0 SF7 2-3 3-H		3 1 0 1 0 0 1		
Gorman Thomas, R OBP: 0.341, SLG: 0.526 (1, 8) X	0-0 4-3 E 1-3 2B		0-0 F7 ② X		0-3 K S S			0-0 IBB 4-0		3 0 1 0 1 1 1		
Ben Oglivie, L OBP: 0.325, SLG: 0.474 (1, 7) X	0-0 E3 BB 2-3 3-H		0-0 4-3 ③ X		0-0 F6 ③ X			0-0 F2 ③ X		4 0 0 0 0 0 4		
Don Money, R OBP: 0.375, SLG: 0.565 (1, 5) B B B	4-0 4-3 1-2 BB			0-0 5-3 ① X			0-3 K ① X		0-0 F7 ① X	3 0 0 0 1 1 0		
Charlie Moore, R OBP: 0.293, SLG: 0.358 (1, 9) X	0-0 F7 ③ X			0-0 5-3 ② X			4-0 BB CS BB		0-0 F6-3 ② X	3 0 0 0 1 0 3		
Jim Gantner, L OBP: 0.375, SLG: 0.422 (1, 4) X		0-0 B2-6 2B		0-0 G3 ③ X			0-0 L8 ② ③ X		0-0 4-3 ③ X	4 0 1 0 0 0 1		
Inning Stats	R: 2 E: 2 K: 0 S: 7 H: 2 LOB: 3 BB: 1 P: 11	R: 0 E: 0 K: 0 S: 3 H: 1 LOB: 0 BB: 0 P: 3	R: 0 E: 2 K: 0 S: 4 H: 0 LOB: 1 BB: 0 P: 4	R: 0 E: 0 K: 0 S: 3 H: 0 LOB: 0 BB: 0 P: 3	R: 0 E: 0 K: 1 S: 5 H: 0 LOB: 0 BB: 0 P: 5	R: 0 E: 0 K: 1 S: 5 H: 0 LOB: 0 BB: 0 P: 5	R: 0 E: 0 K: 1 S: 4 H: 0 LOB: 0 BB: 1 P: 8	R: 1 E: 0 K: 0 S: 5 H: 2 LOB: 2 BB: 1 P: 9	R: 0 E: 0 K: 0 S: 3 H: 0 LOB: 0 BB: 0 P: 3	1B: 2 2B: 4 3B: 0 HR: 0 SF: 1 SAC: 1 DP: 1 HBP: 0	WP: 0 PB: 0 SB: 0 CS: 1 PA: 36	
PITCHER Frank Tanana, L ERA: 3.51 (1, 1)	IP WLS BF H R ER SO BB IBB HBP BLK WP HR S P ERA WHIP	9.0 L 36 5 3 1 3 2 1 0 0 0 0 0 39 51 1.00 0.778										

Milwaukee Brewers @ Texas Rangers
Arlington Stadium, Arlington, TX
Wed Jul 28 1982, 8:05 PM EDT
Att: 11,660 - Unknown

livebaseballscorecards.com

AB 31
R 3
H 5
RBI 1
BB 3
SO 3
LOB 12



Batter	1	2	3	4	5	6	7	8	9	AB R H RBI BB SO LOB
George Wright, S (1, 8) OBP: 0.275, SLG: 0.357	0-0 L5	0-0 FC5-4			0-0 L7		0-0 1B			4 0 1 0 0 0 1
Bill Stein, R (1, 7) OBP: 0.286, SLG: 0.299	0-0 6-3		0-0 6-3		0-0 L8		0-0 FC5			4 0 0 0 0 0 2
Buddy Bell, R (1, 5) OBP: 0.366, SLG: 0.438	0-0 2B		4-0 BB		0-0 6-3			0-0 F9		3 0 1 0 1 0 0
Dave Hostetter, R (1, 3) OBP: 0.329, SLG: 0.522	0-3 K		0-3 K		0-0 5-3			0-0 4-3		4 0 0 0 0 2 2
Larry Parrish, R (1, 9) OBP: 0.259, SLG: 0.323		0-0 4-3	0-0 6-3		0-3 K			0-0 6-3		4 0 0 0 0 1 1
Lamar Johnson, R (1, 10) OBP: 0.329, SLG: 0.361		4-0 1B BB		4-0 G6-4-3 BB		0-0 CS 1B		0-0 L3		2 1 1 0 2 0 0
Jim Sundberg, R (1, 2) OBP: 0.312, SLG: 0.344		0-0 WP 1B		0-0 G6-4-3 1-2f		0-0 CS 1-2	0-3 K		0-3 K	4 1 1 0 0 2 1
Mike Richardt, R (1, 4) OBP: 0.270, SLG: 0.289		0-3 K		4-0 BB		4-0 FC5 1B BB		0-0 F7		1 0 0 0 2 1 2
Lee Mazzilli, S (9, PH) OBP: 0.349, SLG: 0.367		0-0 K								1 0 0 0 0 0 0
Doug Flynn, R (1, 6) OBP: 0.222, SLG: 0.249		0-0 FC5-4 1B		0-0 F9			0-0 F8			3 0 1 2 0 0 2

Inning Stats	R: 0	H: 1	E: 0	K: 1	S: 6	LOB: 1	BB: 0	P: 6	R: 2	H: 2	E: 0	K: 1	S: 7	LOB: 1	BB: 1	P: 11	R: 0	H: 0	E: 0	K: 1	S: 5	LOB: 1	BB: 1	P: 9	R: 0	H: 0	E: 0	K: 0	S: 2	LOB: 1	BB: 2	P: 10	R: 0	H: 1	E: 0	K: 1	S: 5	LOB: 0	BB: 0	P: 5	R: 0	H: 1	E: 0	K: 1	S: 6	LOB: 2	BB: 1	P: 10	R: 0	H: 0	E: 0	K: 0	S: 3	LOB: 0	BB: 0	P: 3	R: 0	H: 0	E: 0	K: 1	S: 5	LOB: 0	BB: 0	P: 5	R: 0	H: 0	E: 0	K: 1	S: 5	LOB: 0	BB: 0	P: 5
1B: 4	SF: 0	2B: 1	SAC: 0	3B: 0	DP: 1	HR: 0	HBP: 0	WP: 1	PA: 36	PB: 0	SB: 0	CS: 1																																																												

PITCHER	IP	WLS	BF	H	R	ER	SO	BB	IBB	HBP	BLK	WP	HR	S	P	ERA	WHIP
Bob McClure, L (1, 1) ERA: 4.46	7.0	W	29	5	2	2	5	5	0	0	0	1	0	34	54	2.57	1.429
Rollie Fingers, R (8, 1) ERA: 2.88	2.0	S	6	0	0	0	1	0	0	0	0	0	0	8	8	0.00	0.000

Milwaukee Brewers @ Texas Rangers
Arlington Stadium, Arlington, TX
Wed Jul 28 1982, 8:05 PM EDT
Att. 11,660 - Unknown

AB	30
R	2
H	5
RBI	2
BB	5
SO	6
LOB	11



New York Yankees @ Texas Rangers
 Arlington Stadium, Arlington, TX

Sat Jul 31 1982, 8:05 PM EDT
 Att: 32,924 - Unknown

livebaseballscorecards.com

AB	32
R	2
H	9
RBI	2
BB	3
SO	6
LOB	19



Batter	1	2	3	4	5	6	7	8	9	AB R H RBI BB SO LOB
Willie Randolph, R (1, 4) OBP: 0.372, SLG: 0.354	0-0 5-3		0-0 4-3 1B		0-0 3-1 2B		0-0 SH1-4		0-0 1B	4 0 3 0 0 0 0
Ken Griffey, L (1, 9) OBP: 0.310, SLG: 0.370	0-0 2B		0-0 4-3		0-0 3-1		0-0 F6		0-0 B2	5 0 1 1 0 0 4
Jerry Mumphrey, S (1, 8) OBP: 0.377, SLG: 0.433	0-3 K		0-0 5-3		0-0 F7		4-0 FC6-4 BB		0-0 L8	4 0 0 0 1 1 4
Oscar Gamble, L (1, 10) OBP: 0.373, SLG: 0.500	0-0 F2			0-0 G6-4-3 1B		0-3 K	0-0 FC6-4		0-0 F6	5 0 1 0 0 1 4
Dave Winfield, R (1, 7) OBP: 0.357, SLG: 0.552		0-0 1-3		0-0 G6-4-3 1-2f		0-3 K		0-0 4-3 F9 1B		4 0 1 0 0 1 1
Graig Nettles, L (1, 5) OBP: 0.301, SLG: 0.375		0-0 4-3		0-0 HR		4-0 1B BB		0-0 F9 1-2		3 1 1 1 1 0 1
Dave Collins, S (1, 3) OBP: 0.319, SLG: 0.345		0-0 1B		0-0 3-1		0-0 1-2 1B		4-0 4-3 BB		3 0 2 0 1 0 0
Barry Foote, R (1, 2) OBP: 0.159, SLG: 0.238 Bobby Murcer, L (8, PH) OBP: 0.287, SLG: 0.426 Rick Cerone, R (8, 2) OBP: 0.280, SLG: 0.294		0-3 K			0-3 K	0-3 K		0-0 4-3		3 0 0 0 0 3 3 1 0 0 0 0 0 2 0 0 0 0 0 0 0
Bucky Dent, R (1, 6) OBP: 0.201, SLG: 0.184			0-0 L5		0-0 1B		0-0 1B	0-0 5-3		0 1 0 0 0 0 0

Inning Stats	R: 0	H: 1	E: 0	K: 1	S: 6	P: 6	R: 0	H: 1	E: 0	K: 1	S: 6	P: 6	R: 0	H: 1	E: 0	K: 0	S: 4	P: 4	R: 1	H: 2	E: 0	K: 0	S: 4	P: 4	R: 1	H: 2	E: 0	K: 1	S: 7	P: 7	R: 0	H: 1	E: 0	K: 3	S: 10	P: 14	R: 0	H: 1	E: 0	K: 0	S: 4	P: 8	R: 0	H: 1	E: 0	K: 0	S: 4	P: 8	R: 0	H: 1	E: 0	K: 0	S: 4	P: 4	R: 0	H: 1	E: 0	K: 0	S: 4	P: 4	1B: 8	2B: 2	3B: 0	HR: 1	SF: 0	SAC: 1	DP: 1	HBP: 0	WP: 0	PA: 40
--------------	------	------	------	------	------	------	------	------	------	------	------	------	------	------	------	------	------	------	------	------	------	------	------	------	------	------	------	------	------	------	------	------	------	------	-------	-------	------	------	------	------	------	------	------	------	------	------	------	------	------	------	------	------	------	------	------	------	------	------	------	------	-------	-------	-------	-------	-------	--------	-------	--------	-------	--------

PITCHER	IP	WLS	BF	H	R	ER	SO	BB	IBB	HBP	BLK	WP	HR	S	P	ERA	WHIP
Charlie Hough, R (1, 1) ERA: 3.27	5.2	W	24	7	2	2	5	1	0	0	0	0	1	33	37	3.18	1.412
Danny Darwin, R (6, 1) ERA: 3.45	3.1	S	16	4	0	0	1	2	0	0	0	0	0	16	24	0.00	1.800

PITCHER	IP	WLS	BF	H	R	ER	SO	BB	IBB	HBP	BLK	WP	HR	S	P	ERA	WHIP
---------	----	-----	----	---	---	----	----	----	-----	-----	-----	----	----	---	---	-----	------

Batter	1	2	3	4	5	6	7	8	9	AB	R	H	RBI	BB	SO	LOB
Bill Sample, R OBP: 0.345, SLG: 0.426 (1, 7)										4	1	2	0	0	0	2
Mickey Rivers, L OBP: 0.255, SLG: 0.364 (1, 10)										4	1	2	0	0	0	1
Johnny Grubb, L OBP: 0.397, SLG: 0.398 (1, 9)										4	0	1	0	0	0	4
Dave Hostetter, R OBP: 0.331, SLG: 0.514 (1, 3)										3	0	0	0	1	2	2
Bill Stein, R OBP: 0.267, SLG: 0.277 (1, 5)										3	1	0	1	0	0	3
Jim Sundberg, R OBP: 0.308, SLG: 0.342 (1, 2)										3	0	1	2	0	0	0
Mike Richardt, R OBP: 0.272, SLG: 0.287 (1, 4)										3	0	1	0	0	0	0
George Wright, S OBP: 0.276, SLG: 0.356 (1, 8)										2	0	1	0	0	0	0
Wayne Tolleson, S (1, 6)										3	0	0	0	0	0	2

Inning Stats	R: 3	H: 3	E: 0	LOB: 1	K: 0	S: 5	P: 9	R: 0	H: 1	E: 0	LOB: 1	K: 0	S: 4	P: 4	R: 0	H: 1	E: 0	LOB: 1	K: 1	S: 3	R: 0	H: 0	E: 0	LOB: 0	K: 0	S: 3	P: 3	R: 0	H: 1	E: 0	LOB: 1	K: 0	S: 4	P: 4	R: 0	H: 0	E: 0	LOB: 0	K: 1	S: 5	P: 5	R: 0	H: 1	E: 0	LOB: 1	K: 0	S: 4	P: 4	R: 0	H: 1	E: 0	LOB: 0	K: 0	S: 3	P: 3
PITCHER	IP	WLS	BF	H	R	ER	SO	BB	IBB	HBP	BLK	WP	HR	S	P	ERA	WHIP																																						
Doyle Alexander, R ERA: 4.28 (1, 1)	7.0	L	28	7	3	3	2	1	0	0	0	0	0	31	35	3.86	1.143																																						
Tommy John, L ERA: 3.65 (8, 1)	1.0		3	1	0	0	0	0	0	0	0	0	0	3	3	0.00	1.000																																						

BOTTOM

New York Yankees @ Texas Rangers
Arlington Stadium, Arlington, TX

Sat Jul 31 1982, 8:05 PM EDT
Att. 32,924 - Unknown

AB	29
R	3
H	8
RBI	3
BB	1
SO	2
LOB	14

1B: 7	SF: 0	WP: 0	PA: 31
2B: 1	SAC: 1	PB: 0	
3B: 0	DP: 1	SB: 2	
HR: 0	HBP: 0	CS: 0	

livebaseballscorecards.com

Batter	1	2	3	4	5	6	7	8	9	AB R H RBI BB SO LOB	TOP																													
Bill Sample, R (1, 7) OBP: 0.342, SLG: 0.418	0-0 4-3		0-0 F8		4-0 SF8 BB			0-0 F7		3 0 0 0 1 0 0																														
Mickey Rivers, L (1, 10) OBP: 0.238, SLG: 0.339	0-0 F7		0-0 F6		0-0 SF8			0-0 6-3		3 0 0 1 0 0 0																														
Buddy Bell, R (1, 5) OBP: 0.368, SLG: 0.438	0-0		0-0		0-0 6-3			0-3 K		4 0 2 0 0 1 1																														
Bill Stein, R (8, 5) OBP: 0.267, SLG: 0.277	1B		1B							0 0 0 0 0 0 0																														
Dave Hostetter, R (1, 3) OBP: 0.332, SLG: 0.537	0-3 K		0-3 K							4 0 1 0 0 2 2																														
Johnny Grubb, L (1, 9) OBP: 0.386, SLG: 0.385		0-3 K		0-0 4-3						4 0 0 0 0 2 1																														
Jim Sundberg, R (1, 2) OBP: 0.313, SLG: 0.338		4-0 S 1B BB		0-0 6-3						3 1 0 0 1 0 1																														
Mike Richardt, R (1, 4) OBP: 0.268, SLG: 0.279		0-0 F8		0-0 6-3						3 0 0 0 0 1 1																														
George Wright, S (1, 8) OBP: 0.283, SLG: 0.360		0-0 2-H 1B			0-0 E9 SF8 1B					3 1 2 1 0 0 0																														
Wayne Tolleson, S (1, 6) OBP: 0.283, SLG: 0.360		0-0 F7			0-0 F8					3 0 0 0 0 1 2																														
Inning Stats	R: 0 E: 0 K: 1 S: 6	H: 1 LOB: 1 BB: 0 P: 6	R: 1 E: 0 K: 1 S: 6	H: 1 LOB: 1 BB: 1 P: 10	R: 0 E: 0 K: 1 S: 6	H: 1 LOB: 1 BB: 0 P: 6	R: 0 E: 0 K: 0 S: 3	H: 0 LOB: 0 BB: 0 P: 3	R: 1 E: 1 K: 0 S: 4	H: 1 LOB: 1 BB: 1 P: 8	R: 0 E: 0 K: 1 S: 5	H: 1 LOB: 0 BB: 0 P: 5	R: 0 E: 0 K: 2 S: 7	H: 0 LOB: 0 BB: 0 P: 7	R: 0 E: 0 K: 1 S: 5	H: 0 LOB: 0 BB: 0 P: 5	R: 0 E: 0 K: 0 S: 3	H: 0 LOB: 0 BB: 0 P: 3	1B: 5 2B: 0 3B: 0 HR: 0	SF: 1 SAC: 0 DP: 1 HBP: 0	WP: 0 PB: 0 SB: 1 CS: 0	PA: 33																		
PITCHER Rick Sutcliffe, R (1, 1) ERA: 2.74	IP 9.0	WLS W	BF 33	H 5	R 2	ER 1	SO 7	BB 2	IBB 0	HBP 0	BLK 0	WP 0	HR 0	S 45	P 53	ERA 1.00	WHIP 0.778						PITCHER	IP	WLS	BF	H	R	ER	SO	BB	IBB	HBP	BLK	WP	HR	S	P	ERA	WHIP

Texas Rangers @ Cleveland Indians
Cleveland Municipal Stadium, Cleveland, OH

Mon Aug 02 1982, 7:05 PM EDT
Att: 8,657 - Unknown - 75 F

livebaseballscorecards.com

AB	30
R	2
H	5
RBI	2
BB	2
SO	7
LOB	8



Batter	1	2	3	4	5	6	7	8	9
Larry Milbourne, S OBP: 0.276, SLG: 0.323 (1, 4)	0-0 F7	0-0 FC6-4 1B		0-0 BB 2B		0-0 4-3		0-0 BB 1B	
Toby Harrah, R OBP: 0.422, SLG: 0.552 (1, 5)	0-0 1B	0-0 FC6-4 2B		1-0 BB HBP		4-0 BB		4-0 BB	
Mike Hargrove, L OBP: 0.373, SLG: 0.317 Karl Pagel, L OBP: 0.435, SLG: 0.188 (1, 3) (3, 3)	0-0 F9	0-0 1B 2B		4-0 BB		0-3 K		0-3 K	
Andre Thornton, R OBP: 0.420, SLG: 0.547 (1, 10)	0-0 5-3 1B	0-0 1B		0-0 F6			0-0 6-3		
Chris Bando, S OBP: 0.291, SLG: 0.285 (1, 2)		0-0 FC5-6 1B K		0-0 F8			0-0 L5		
Rod Craig, S OBP: 0.271, SLG: 0.267 (1, 7)		0-0 FC5-6 2B 1B		0-0 F8		0-3 K		0-0 F8	
Rick Manning, L OBP: 0.336, SLG: 0.359 (1, 8)		0-0 FC5-6 2B 1B		0-0 4-1		0-0 3-3 1B		0-0 F8	
Carmen Castillo, R OBP: 0.395, SLG: 0.471 (1, 9)		0-0 1B 2B		0-3 K		0-0 8-3		0-0 BB 1B 1B	
Mike Fischlin, R OBP: 0.365, SLG: 0.318 (1, 6)		0-0 1B FC6-4 1B		0-0 5-3		0-0 F4		0-0 F8	

Inning Stats	R: 0	H: 1	E: 0	LOB: 1	K: 0	BB: 0	S: 4	P: 4
	R: 6	H: 7	E: 0	LOB: 1	K: 1	BB: 0	S: 12	P: 12
	R: 0	H: 0	E: 0	LOB: 0	K: 1	BB: 0	S: 5	P: 5
	R: 0	H: 1	E: 0	LOB: 3	K: 0	BB: 1	S: 4	P: 9
	R: 0	H: 1	E: 0	LOB: 0	K: 1	BB: 0	S: 5	P: 5
	R: 0	H: 0	E: 0	LOB: 1	K: 1	BB: 1	S: 5	P: 9
	R: 0	H: 0	E: 0	LOB: 0	K: 0	BB: 0	S: 3	P: 3
	R: 0	H: 2	E: 0	LOB: 3	K: 1	BB: 1	S: 7	P: 11

PITCHER	IP	WLS	BF	H	R	ER	SO	BB	IBB	HBP	BLK	WP	HR	S	P	ERA	WHIP
Frank Tanana, L ERA: 3.7 (1, 1)	8.0	L	39	12	6	6	5	3	0	1	0	0	0	45	58	6.75	1.875

AB R H RBI BB SO LOB

5	0	3	0	0	0	0
2	1	1	1	2	0	1
2	1	1	1	0	0	1
2	0	0	0	1	2	4
4	0	1	1	0	0	4
4	0	1	0	0	1	4
4	1	1	0	0	1	0
4	1	1	0	0	0	2
4	1	2	1	0	1	1
4	1	1	2	0	0	1

1B: 9	SF: 0	WP: 0	PA: 39
2B: 4	SAC: 0	PB: 0	
3B: 0	DP: 1	SB: 0	
HR: 0	HBP: 1	CS: 0	

Texas Rangers @ Cleveland Indians
 Cleveland Municipal Stadium, Cleveland, OH
 Mon Aug 02 1982, 7:05 PM EDT
 Att. 8,657 - Unknown - 75 F

livebaseballscorecards.com

AB	35
R	6
H	12
RBI	6
BB	3
SO	5
LOB	18



Batter	1	2	3	4	5	6	7	8	9	AB R H RBI BB SO LOB	TOP											
Bill Sample, R (1, 7) OBP: 0.337, SLG: 0.411	0-3 K		0-0 6-3		0-3 K		0-0 F9			4 0 0 0 0 2 1	<p>Texas Rangers @ Cleveland Indians Cleveland Municipal Stadium, Cleveland, OH</p> <p>Tue Aug 03 1982, 7:05 PM EDT Unknown - 79 F</p> <p>livebaseballscorecards.com</p>											
Mickey Rivers, L (1, 10) OBP: 0.224, SLG: 0.318	0-0 F3		0-0 F5		0-0 F9			0-0 F4		4 0 0 0 0 0 1												
Buddy Bell, R (1, 5) OBP: 0.367, SLG: 0.435	0-0 5-3			0-0 4-3		0-0 6-3		4-0 1B BB		3 0 0 0 1 0 0												
Dave Hostetler, R (1, 3) OBP: 0.335, SLG: 0.536		0-0 F7		0-0 BB 1B		0-0 1B FC3-2 1B		0-3 K		4 0 2 0 0 1 1												
Johnny Grubb, L (1, 9) OBP: 0.397, SLG: 0.391		4-0 WP BB		4-0 1-2 BB		0-0 FC3-2 1B		0-0 1-2 1B		2 0 2 0 2 0 0												
Jim Sundberg, R (1, 2) OBP: 0.312, SLG: 0.334		4-0 1-2 BB		0-0 F8		0-0 FC3-2 1B		0-3 K		3 0 0 0 1 1 6												
George Wright, S (1, 8) OBP: 0.280, SLG: 0.355		0-3 K		0-3 K		0-0 4-3			0-0 F6	4 0 0 0 0 2 6												
Mike Richardt, R (1, 4) OBP: 0.264, SLG: 0.275		0-0 F8			0-0 F3		0-0 F9		0-3 K	3 0 0 0 0 0 2												
Lee Mazzilli, S (9, PH) OBP: 0.347, SLG: 0.365									0-3 K	1 0 0 0 0 1 0												
Wayne Tolleson, S (1, 6) Bill Stein, R (9, PH) OBP: 0.264, SLG: 0.274			0-0 1-3		4-0 S BB		0-3 K		0-3 K	2 0 0 0 1 1 0 1 0 0 0 0 1 0												
Inning Stats	R: 0 E: 0 K: 1 S: 5	H: 0 LOB: 0 BB: 0 P: 5	R: 0 E: 0 K: 1 S: 5	H: 0 LOB: 2 BB: 2 P: 13	R: 0 E: 0 K: 0 S: 3	H: 0 LOB: 0 BB: 0 P: 3	R: 0 E: 0 K: 1 S: 6	H: 1 LOB: 2 BB: 1 P: 10	R: 0 E: 0 K: 1 S: 5	H: 0 LOB: 1 BB: 1 P: 9	R: 0 E: 0 K: 0 S: 5	H: 2 LOB: 2 BB: 0 P: 5	R: 0 E: 0 K: 1 S: 5	H: 0 LOB: 0 BB: 0 P: 5	R: 0 E: 0 K: 2 S: 8	H: 1 LOB: 2 BB: 1 P: 12	R: 0 E: 0 K: 2 S: 7	H: 0 LOB: 0 BB: 0 P: 7	1B: 4 2B: 0 3B: 0 HR: 0	SF: 0 SAC: 0 DP: 0 HBP: 0	WP: 1 PB: 0 SB: 1 CS: 0	PA: 36
PITCHER	IP WLS BF H R ER SO BB IBB HBP BLK WP HR S P ERA WHIP																					
Len Barker, R (1, 1) ERA: 3.34	7.1 W 30 3 0 0 5 5 0 0 0 0 1 0 35 55 0.00 1.091																					
Dan Spillner, R (8, 1) ERA: 2.16	1.2 S 6 1 0 0 4 0 0 0 0 0 0 0 14 14 0.00 0.600																					

Texas Rangers @ Cleveland Indians
Cleveland Municipal Stadium, Cleveland, OH

Tue Aug 03 1982, 7:05 PM EDT
Unknown - 79 F

livebaseballscorecards.com

AB	31
R	0
H	4
RBI	0
BB	5
SO	9
LOB	17



Batter	1	2	3	4	5	6	7	8	9	AB	R	H	RBI	BB	SO	LOB
Miguel Dilone, S (1, 7) OBP: 0.267, SLG: 0.310	0-0 6-3		0-0 F8		0-0 1B 3B		0-0 1-3 1B			4	1	2	0	0	0	0
Toby Harrah, R (1, 5) OBP: 0.423, SLG: 0.551	0-0 5-3		0-0 G3 1B		0-0 3-H 1B			0-3 K		4	0	2	1	0	1	0
Mike Hargrove, L (1, 3) OBP: 0.374, SLG: 0.324	0-0 2B		0-0 G3		0-0 1-2		0-0 BB 2B	0-0 4-3		4	0	2	0	0	0	1
Andre Thornton, R (1, 10) OBP: 0.421, SLG: 0.544 Rod Craig, S (8, PR) OBP: 0.271, SLG: 0.267	0-0 5-3		0-0 F4		0-0 1-2	0-0 BB 2B	0-0 2-3 BB	0-0 S BB		2	0	0	0	2	0	2
Ron Hassey, L (1, 2) OBP: 0.306, SLG: 0.300		0-0 HR		0-0 F9		0-0 1-2 2B		0-0 1-2 BB		3	1	2	1	1	0	0
Rick Manning, L (1, 8) OBP: 0.332, SLG: 0.355		0-0 4-3		0-0 1-3		0-0 F9		0-0 L7		4	0	0	0	0	0	3
Larry Milbourne, S (1, 4) OBP: 0.277, SLG: 0.323		0-0 1B		0-0 4-3			0-0 F9			3	0	1	0	0	0	0
Carmen Castillo, R (1, 9) OBP: 0.366, SLG: 0.432		0-3 K			0-0 2-3		0-0 F4			3	0	0	0	0	1	1
Mike Fischlin, R (1, 6) OBP: 0.364, SLG: 0.319		0-0 F8			0-0 4-3		0-0 1B 1B			3	0	1	0	0	0	1

Inning Stats	R: 0	H: 1	E: 0	LOB: 1	K: 0	BB: 0	S: 4	R: 1	H: 2	E: 0	LOB: 1	K: 1	BB: 0	S: 7	R: 0	H: 1	E: 0	LOB: 1	K: 0	BB: 0	S: 4	R: 0	H: 0	E: 0	LOB: 0	K: 0	BB: 0	S: 3	R: 1	H: 2	E: 0	LOB: 0	K: 0	BB: 0	S: 4	R: 0	H: 2	E: 0	LOB: 1	K: 0	BB: 1	S: 3	R: 0	H: 2	E: 0	LOB: 2	K: 0	BB: 0	S: 4	R: 0	H: 0	E: 0	LOB: 2	K: 1	BB: 2	S: 5	P: 13
--------------	------	------	------	--------	------	-------	------	------	------	------	--------	------	-------	------	------	------	------	--------	------	-------	------	------	------	------	--------	------	-------	------	------	------	------	--------	------	-------	------	------	------	------	--------	------	-------	------	------	------	------	--------	------	-------	------	------	------	------	--------	------	-------	------	-------

PITCHER	IP	WLS	BF	H	R	ER	SO	BB	IBB	HBP	BLK	WP	HR	S	P	ERA	WHIP
Dave Schmidt, R (1, 1) ERA: 2.48	6.0	L	24	8	2	2	1	1	0	0	0	0	1	25	29	3.00	1.500
Danny Darwin, R (7, 1) ERA: 3.34	2.0		9	2	0	0	1	2	0	0	0	0	0	9	17	0.00	2.000

BOTTOM

Texas Rangers @ Cleveland Indians
 Cleveland Municipal Stadium, Cleveland, OH
 Tue Aug 03 1982, 7:05 PM EDT
 Unknown - 79 F

livebaseballscorecards.com

AB	30
R	2
H	10
RBI	2
BB	3
SO	2
LOB	8



WP	HR	S	P	ERA	WHIP
0	0	0	34	0	0

Batter	1	2	3	4	5	6	7	8	9	10	AB	R	H	RBI	BB	SO	LOB	TOP				
George Wright, S OBP: 0.279, SLG: 0.353 (1, 8)	0-3 K		0-0 4-3			0-0 F5		0-0 FC3-5 1B	0-0 1B		5	1	1	0	0	1	2					
Bill Stein, R OBP: 0.260, SLG: 0.270 (1, 4) (8, 6)	0-0 FC5-4 1B		0-0 F9			0-0 5-3		0-0 6-3	0-0 4-3		5	0	1	0	0	0	4					
Buddy Bell, R OBP: 0.367, SLG: 0.431 (1, 5)	0-0 FC5-4 BB			0-0 5-3		4-0 FC6-4 BB		4-0 1B IBB		0-0 F9	3	0	0	0	2	0	1					
Dave Hostetter, R OBP: 0.336, SLG: 0.531 (1, 3)	4-0 1-2 BB			0-0 6-3		0-0 FC6-4		0-0 BB 1B		0-0 F7	4	0	1	2	1	0	1					
Johnny Grubb, L OBP: 0.397, SLG: 0.388 (1, 7)	0-0 F7			0-0 4-3			0-0 4-3	0-0 BB 1-2 BB		0-0 HR 1B	4	1	1	0	1	0	2					
Lee Mazzilli, S OBP: 0.343, SLG: 0.360 (1, 10)		0-0 4-3			0-0 F2		0-0 1-3	0-0 F7		0-0 HR 1B	5	1	1	0	0	0	3					
Larry Parrish, R OBP: 0.259, SLG: 0.327 (1, 9)		0-0 6-3			0-0 E6		0-0 6-3		0-3 K	0-0 HR	5	1	1	3	0	1	0					
Don Werner, R OBP: 0.302, SLG: 0.300 Mike Richardt, R OBP: 0.266, SLG: 0.277 (8, PR) (8, 4)		0-0 5-3			0-3 K			4-0 FC3-5 1B BB	0-0 1B	0-0 F7	2	0	0	0	1	1	1					
Wayne Tolleson, S Mickey Rivers, L OBP: 0.235, SLG: 0.328 Jim Sundberg, R OBP: 0.311, SLG: 0.333 (1, 6) (8, PH) (8, 2)			0-3 K		0-3 K			0-0 6-3 FC3-5 1B	0-3 K		2	0	0	0	0	2	1					
											1	1	1	0	0	0	0					
											1	0	0	0	0	1	1					
Inning Stats	R: 0 E: 0 K: 1 S: 6	H: 1 LOB: 2 BB: 1 P: 10	R: 0 E: 0 K: 0 S: 3	H: 0 LOB: 0 BB: 0 P: 3	R: 0 E: 0 K: 1 S: 5	H: 0 LOB: 0 BB: 0 P: 5	R: 0 E: 0 K: 0 S: 3	H: 0 LOB: 0 BB: 0 P: 3	R: 0 E: 1 K: 2 S: 8	H: 0 LOB: 1 BB: 0 P: 8	R: 0 E: 0 K: 0 S: 3	H: 0 LOB: 0 BB: 0 P: 3	R: 0 E: 0 K: 0 S: 5	H: 2 LOB: 3 BB: 3 P: 17	R: 0 E: 0 K: 2 S: 9	H: 2 LOB: 2 BB: 0 P: 9	R: 3 E: 0 K: 0 S: 6	H: 3 LOB: 0 BB: 0 P: 6	1B: 7 2B: 0 3B: 0 HR: 1	SF: 0 SAC: 0 DP: 0 HBP: 0	WP: 0 PB: 0 SB: 1 CS: 0	PA: 44
PITCHER	IP WLS BF H R ER SO BB IBB HBP BLK WP HR S P ERA WHIP																					
Lary Sorensen, R ERA: 4.53 Dan Spillner, R ERA: 2.39	7.2 L 29 6 3 2 4 3 0 0 0 0 1 34 46 2.35 3.000																					

Texas Rangers @ Cleveland Indians
Cleveland Municipal Stadium, Cleveland, OH

Tue Aug 03 1982, 7:05 PM EDT
Att. 19,754 - Unknown

livebaseballscores.com

AB 39
R 5
H 8
RBI 5
BB 5
SO 6
LOB 16



BOTTOM

Texas Rangers @ Cleveland Indians
Cleveland Municipal Stadium, Cleveland, OH

Tue Aug 03 1982, 7:05 PM EDT
Att: 19,754 - Unknown

livebaseballscorecards.com

AB	34
R	4
H	10
RBI	3
BB	4
SO	2
LOB	17



WP	0	PA	40
PB	0		
SB	0		
CS	0		

AB	5	R	0	H	2	RBI	0	BB	0	SO	1	LOB	1
----	---	---	---	---	---	-----	---	----	---	----	---	-----	---

5	1	2	1	0	1	2							
---	---	---	---	---	---	---	--	--	--	--	--	--	--

3	0	1	0	1	0	2							
0	1	0	0	0	0	0							
0	0	0	0	0	0	0							
1	0	1	0	0	0	0							

3	0	0	0	1	0	3							
---	---	---	---	---	---	---	--	--	--	--	--	--	--

3	0	0	0	0	0	3							
1	0	0	0	0	0	2							
0	0	0	0	0	0	0							

3	0	1	1	1	0	1							
---	---	---	---	---	---	---	--	--	--	--	--	--	--

4	1	1	0	0	0	2							
---	---	---	---	---	---	---	--	--	--	--	--	--	--

4	1	1	0	0	0	1							
---	---	---	---	---	---	---	--	--	--	--	--	--	--

1	0	0	1	1	0	0							
1	0	1	0	0	0	0							

1B:	6	SF:	1
2B:	3	SAC:	1
3B:	0	DP:	3
HR:	1	HBP:	0

Batter	1	2	3	4	5	6	7	8	9	10	AB	R	H	RBI	BB	SO	LOB
Miguel Dilone, S OBP: 0.270, SLG: 0.312 (1, 7)	0-0 6-3 1-3 1B		0-0 1-3 1B		0-3 K			0-0 1-3		0-0 G1-6-3	5	0	2	0	0	1	1
Toby Harrah, R OBP: 0.423, SLG: 0.557 (1, 5)	0-0 1-3 1-2		0-3 K			0-0 5-3 6-3 1B		0-0 F3		0-0 HR	5	1	2	1	0	1	2
Mike Hargrove, L OBP: 0.375, SLG: 0.324 (1, 3)	0-0 6-3			0-0 G4-6-3 BB 1B		0-0 6-3		0-0 1-2	4-0 F9 SH1-4 1B BB	0-0 2B	3	0	1	0	1	0	2
Von Hayes, L OBP: 0.286, SLG: 0.372 (9, PR)											0	1	0	0	0	0	0
Karl Pagel, L OBP: 0.435, SLG: 0.188 (10, 3)											0	0	0	0	0	0	0
Ron Hassey, L OBP: 0.309, SLG: 0.308 (10, PH)											1	0	1	0	0	0	0
Andre Thornton, R OBP: 0.420, SLG: 0.540 (1, 10)	0-0 5-3			4-0 1-2 G4-6-3 BB		0-0 5-3		0-0 2-3	0-0 SH1-4	0-0 F8	3	0	0	0	1	0	3
Rick Manning, L OBP: 0.330, SLG: 0.352 (1, 8)		0-0 F7		0-0 G4-6-3		0-0 L9		0-0 2-3	0-0 F9		3	0	0	0	0	0	3
Bill Nahorodny, R OBP: 0.241, SLG: 0.373 (9, PH)											1	0	0	0	0	0	2
Rod Craig, S OBP: 0.271, SLG: 0.267 (10, 8)											0	0	0	0	0	0	0
Larry Milbourne, S OBP: 0.280, SLG: 0.323 (1, 6)		4-0 G4-6-3 BB		0-0 1-3				0-0 4-3	0-0 1B		3	0	1	1	1	0	1
Chris Bando, S OBP: 0.289, SLG: 0.291 (1, 2)			0-0 G4-6-3		0-0 4-3 SF9 2B			0-0 F7	0-0 F9		4	1	1	0	0	0	2
Carmen Castillo, R OBP: 0.356, SLG: 0.439 (1, 9)			0-0 6-3		0-0 4-3			0-0 4-3		0-0 1B G1-6-3 2B	4	1	1	0	0	0	1
Jack Perconte, L OBP: 0.305, SLG: 0.291 (1, 4)			4-0 1B BB		0-0 SF9			0-0 4-3		0-0 G1-6-3 1B	1	0	0	1	1	0	0
Mike Fischlin, R OBP: 0.368, SLG: 0.323 (10, PH)											1	0	1	0	0	0	0

Inning Stats	R: 0	H: 1	E: 0	K: 0	S: 4	P: 4	R: 0	H: 0	E: 0	K: 0	S: 2	P: 6	R: 0	H: 1	E: 0	K: 1	S: 5	R: 0	H: 1	E: 0	K: 0	S: 3	P: 7	R: 1	H: 1	E: 0	K: 1	S: 6	P: 6	R: 0	H: 1	E: 0	K: 0	S: 4	P: 4	R: 0	H: 0	E: 0	K: 0	S: 3	P: 3	R: 0	H: 0	E: 0	K: 0	S: 3	P: 3	R: 1	H: 1	E: 0	K: 0	S: 4	P: 8	R: 2	H: 4	E: 0	K: 0	S: 6	P: 6	1B: 6	SF: 1	2B: 3	SAC: 1	3B: 0	DP: 3	HR: 1	HBP: 0	WP: 0	PA: 40
--------------	------	------	------	------	------	------	------	------	------	------	------	------	------	------	------	------	------	------	------	------	------	------	------	------	------	------	------	------	------	------	------	------	------	------	------	------	------	------	------	------	------	------	------	------	------	------	------	------	------	------	------	------	------	------	------	------	------	------	------	-------	-------	-------	--------	-------	-------	-------	--------	-------	--------

PITCHER	IP	WLS	BF	H	R	ER	SO	BB	IBB	HBP	BLK	WP	HR	S	P	ERA	WHIP
John Butcher, R ERA: 6.62 (1, 1)	8.0		30	5	2	2	2	4	0	0	0	0	0	30	46	2.25	1.125
Danny Darwin, R ERA: 3.32 (9, 1)	0.1		1	0	0	0	0	0	0	0	0	0	0	1	1	0.00	0.000
Jon Mattack, L ERA: 3.58 (9, 1)	1.1	W	8	5	2	2	0	0	0	0	0	0	1	8	8	13.50	3.750
Steve Comer, R ERA: 3.63 (10, 1)	0.1	S	1	0	0	0	0	0	0	0	0	0	0	1	1	0.00	0.000

Batter	1	2	3	4	5	6	7	8	9	AB R H RBI BB SO LOB	TOP		
George Wright, S (1, 8) OBP: 0.276, SLG: 0.358	0-0 P4	0-0 3-1		0-0 4-3			0-0 F7	0-0 P4		5 0 0 0 0 0 3			
Lee Mazzilli, S (1, 10) OBP: 0.346, SLG: 0.355	0-0 F9 BLK HR 1B		4-0 2B 1B BB		4-0 G1-4-3 BB		0-0 F8	0-0 FC5-4 1B		3 2 2 1 2 0 0			
Buddy Bell, R (1, 5) OBP: 0.369, SLG: 0.430	0-0 F9 1-3		0-0 1B 2B		0-0 F7		4-0 1B 1B BB	0-0 FC5-4 1-2 2-H		4 2 1 0 1 0 4			
Dave Hostetler, R (1, 3) OBP: 0.344, SLG: 0.545	0-0 HR 3-H		0-0 1B 2-H 3-H		0-0 G1-4-3 1-2f		0-0 1B 1B		0-0 6-3	5 1 3 4 0 0 1			
Johnny Grubb, L (1, 7) OBP: 0.393, SLG: 0.383	0-0 4-3		0-0 F7		0-0 L7		0-0 FC4-6 1B		0-0 6-3	5 0 1 1 0 0 1			
Larry Parrish, R (1, 9) OBP: 0.258, SLG: 0.328		0-0 WP 1B 2B	0-0 F8		0-0 1B		0-0 FC4-6 1-2f		0-0 F8	5 1 2 0 0 0 3			
Jim Sundberg, R (1, 2) OBP: 0.318, SLG: 0.341		0-3 K 2-3	0-0 G1		0-0 1B 1B					4 0 2 0 0 1 2			
Mike Richardt, R (1, 4) OBP: 0.272, SLG: 0.282		0-0 S 1B 3-H		0-0 5-3		0-0 1B 1-2				3 1 2 1 0 0 0			
Wayne Tolleson, S (1, 6)		0-3 K 1-2		0-0 5-3		0-0 G1				4 0 0 0 0 1 5			
Inning Stats	R: 2 H: 2 E: 0 LOB: 0 K: 0 BB: 0 S: 5 P: 5	R: 1 H: 2 E: 0 LOB: 1 K: 2 BB: 0 S: 9 P: 9	R: 2 H: 2 E: 0 LOB: 1 K: 0 BB: 1 S: 5 P: 9	R: 0 H: 0 E: 0 LOB: 0 K: 0 BB: 0 S: 3 P: 3	R: 0 H: 0 E: 0 LOB: 0 K: 0 BB: 1 S: 2 P: 6	R: 0 H: 3 E: 0 LOB: 2 K: 0 BB: 0 S: 5 P: 5	R: 1 H: 2 E: 0 LOB: 2 K: 0 BB: 1 S: 5 P: 9	R: 1 H: 2 E: 0 LOB: 2 K: 0 BB: 0 S: 6 P: 6	R: 0 H: 0 E: 0 LOB: 0 K: 0 BB: 0 S: 3 P: 3	1B: 10 SF: 0 2B: 2 SAC: 1 3B: 0 DP: 1 HR: 1 HBP: 0	WP: 1 PA: 42 PB: 0 SB: 1 CS: 0		
PITCHER	IP WLS BF H R ER SO BB IBB HBP BLK WP HR S P ERA WHIP											PITCHER	IP WLS BF H R ER SO BB IBB HBP BLK WP HR S P ERA WHIP
Doyle Alexander, R (1, 1) ERA: 5.3	2.0 L 13 6 5 5 2 1 0 0 0 1 1 1 16 20 22.50 3.500												
George Frazier, R (3, 1) ERA: 3.74	4.2 18 4 1 1 0 2 0 0 0 0 0 0 16 24 1.93 1.286												
Rudy May, L (7, 1) ERA: 2.72	2.1 11 3 1 1 0 0 0 0 0 0 0 0 11 11 3.86 1.286												

Texas Rangers @ New York Yankees
 Yankee Stadium, Bronx, NY
 Thu Aug 05 1982, 7:05 PM EDT
 Att. 18,449 - Unknown - 81 F

livebaseballscorecards.com

AB 38
R 7
H 13
RBI 7
BB 3
SO 2
LOB 19



BOTTOM

Texas Rangers @ New York Yankees
Yankee Stadium, Bronx, NY
Thu Aug 05 1982, 7:05 PM EDT
Att: 18,449 - Unknown - 81 F

livebaseballscorecards.com

AB	32
R	2
H	8
RBI	2
BB	3
SO	3
LOB	15



WP:	0	PA:	36
PB:	1	SB:	0
CS:	0		

AB R H RBI BB SO LOB

3 0 2 0 1 0 0

4 0 1 1 0 0 1

4 1 1 0 0 0 2

2 0 1 0 1 0 0

3 0 1 0 1 0 3

3 0 1 1 0 1 3

1 0 0 0 0 0 0

4 0 0 0 0 0 5

4 1 1 0 0 1 0

4 0 0 0 0 1 1

1B:	7	SF:	0
2B:	2	SAC:	0
3B:	0	DP:	2
HR:	0	HBP:	1

WP:	0	PA:	36
PB:	1	SB:	0
CS:	0		

1B:	7	SF:	0
2B:	2	SAC:	0
3B:	0	DP:	2
HR:	0	HBP:	1

WP:	0	PA:	36
PB:	1	SB:	0
CS:	0		

1B:	7	SF:	0
2B:	2	SAC:	0
3B:	0	DP:	2
HR:	0	HBP:	1

WP:	0	PA:	36
PB:	1	SB:	0
CS:	0		

1B:	7	SF:	0
2B:	2	SAC:	0
3B:	0	DP:	2
HR:	0	HBP:	1

WP:	0	PA:	36
PB:	1	SB:	0
CS:	0		

1B:	7	SF:	0
2B:	2	SAC:	0
3B:	0	DP:	2
HR:	0	HBP:	1

WP:	0	PA:	36
PB:	1	SB:	0
CS:	0		

1B:	7	SF:	0
2B:	2	SAC:	0
3B:	0	DP:	2
HR:	0	HBP:	1

WP:	0	PA:	36
PB:	1	SB:	0
CS:	0		

1B:	7	SF:	0
2B:	2	SAC:	0
3B:	0	DP:	2
HR:	0	HBP:	1

WP:	0	PA:	36
PB:	1	SB:	0
CS:	0		

1B:	7	SF:	0
2B:	2	SAC:	0
3B:	0	DP:	2
HR:	0	HBP:	1

WP:	0	PA:	36
PB:	1	SB:	0
CS:	0		

1B:	7	SF:	0
2B:	2	SAC:	0
3B:	0	DP:	2
HR:	0	HBP:	1

WP:	0	PA:	36
PB:	1	SB:	0
CS:	0		

1B:	7	SF:	0
2B:	2	SAC:	0
3B:	0	DP:	2
HR:	0	HBP:	1

WP:	0	PA:	36
PB:	1	SB:	0
CS:	0		

1B:	7	SF:	0
2B:	2	SAC:	0
3B:	0	DP:	2
HR:	0	HBP:	1

WP:	0	PA:	36
PB:	1	SB:	0
CS:	0		

1B:	7	SF:	0
2B:	2	SAC:	0
3B:	0	DP:	2
HR:	0	HBP:	1

WP:	0	PA:	36
PB:	1	SB:	0
CS:	0		

1B:	7	SF:	0
2B:	2	SAC:	0
3B:	0	DP:	2
HR:	0	HBP:	1

WP:	0	PA:	36
PB:	1	SB:	0
CS:	0		

1B:	7	SF:	0
2B:	2	SAC:	0
3B:	0	DP:	2
HR:	0	HBP:	1

WP:	0	PA:	36
PB:	1	SB:	0
CS:	0		

1B:	7	SF:	0
2B:	2	SAC:	0
3B:	0	DP:	2
HR:	0	HBP:	1

WP:	0	PA:	36
PB:	1	SB:	0
CS:	0		

1B:	7	SF:	0
2B:	2	SAC:	0
3B:	0	DP:	2
HR:	0	HBP:	1

WP:	0	PA:	36
PB:	1	SB:	0
CS:	0		

1B:	7	SF:	0
2B:	2	SAC:	0
3B:	0	DP:	2
HR:	0	HBP:	1

WP:	0	PA:	36
PB:	1	SB:	0
CS:	0		

1B:	7	SF:	0
2B:	2	SAC:	0
3B:	0	DP:	2
HR:	0	HBP:	1

WP:	0	PA:	36
PB:	1	SB:	0
CS:	0		

1B:	7	SF:	0
2B:	2	SAC:	0
3B:	0	DP:	2
HR:	0	HBP:	1

WP:	0	PA:	36
PB:	1	SB:	0
CS:	0		

1B:	7	SF:	0
2B:	2	SAC:	0
3B:	0	DP:	2
HR:	0	HBP:	1

WP:	0	PA:	36
PB:	1	SB:	0
CS:	0		

1B:	7	SF:	0
2B:	2	SAC:	0
3B:	0	DP:	2
HR:	0	HBP:	1

WP:	0	PA:	36
PB:	1	SB:	0
CS:	0		

1B:	7	SF:	0
2B:	2	SAC:	0
3B:	0	DP:	2
HR:	0	HBP:	1

WP:	0	PA:	36
PB:	1	SB:	0
CS:	0		

1B:	7	SF:	0
2B:	2	SAC:	0
3B:	0	DP:	2
HR:	0	HBP:	1

WP:	0	PA:	36
PB:	1	SB:	0
CS:	0		

1B:	7	SF:	0
2B:	2	SAC:	0
3B:	0	DP:	2
HR:	0	HBP:	1

WP:	0	PA:	36
PB:	1	SB:	0
CS:	0		

1B:	7	SF:	0
2B:	2	SAC:	0
3B:	0	DP:	2
HR:	0	HBP:	1

WP:	0	PA:	36
PB:	1	SB:	0
CS:	0		

1B:	7	SF:	0
2B:	2	SAC:	0
3B:	0	DP:	2
HR:	0	HBP:	1

WP:	0	PA:	36
PB:	1	SB:	0
CS:	0		

1B:	7	SF:	0
2B:	2	SAC:	0
3B:	0	DP:	2
HR:	0	HBP:	1

WP:	0	PA:	36
PB:	1	SB:	0
CS:	0		

1B:	7	SF:	0
2B:	2	SAC:	0
3B:	0	DP:	2
HR:	0	HBP:	1

WP:	0	PA:	36
PB:	1	SB:	0
CS:	0		

1B:	7	SF:	0
2B:	2	SAC:	0
3B:	0	DP:	2
HR:	0	HBP:	1

WP:	0	PA:	36
PB:	1	SB:	0
CS:	0		

1B:	7	SF:	0
2B:	2	SAC:	0
3B:	0	DP:	2
HR:	0	HBP:	1

WP:	0	PA:	36
PB:	1	SB:	0
CS:	0		

1B:	7	SF:	0
2B:	2	SAC:	0
3B:	0	DP:	2
HR:	0	HBP:	1

WP:	0	PA:	36
PB:	1	SB:	0
CS:	0		

1B:	7	SF:	0
2B:	2	SAC:	0
3B:	0	DP:	2
HR:	0	HBP:	1

WP:	0	PA:	36
PB:	1	SB:	0
CS:	0		

1B:	7	SF:	0
2B:	2	SAC:	0
3B:	0	DP:	2
HR:	0	HBP:	1

WP:	0	PA:	36
PB:	1	SB:	0
CS:	0		

1B:	7	SF:	0
2B:	2	SAC:	0
3B:	0	DP:	2
HR:	0	HBP:	1

WP:	0	PA:	36
PB:	1	SB:	0
CS:	0		

1B:	7	SF:	0
2B:	2	SAC:	0
3B:	0	DP:	2
HR:	0	HBP:	1

WP:	0	PA:	36
PB:	1	SB:	0
CS:	0		

1B:	7	SF:	0
2B:	2	SAC:	0
3B:	0	DP:	2
HR:	0	HBP:	1

WP:	0	PA:	36
PB:	1	SB:	0
CS:	0		

1B:	7	SF:	0
2B:	2	SAC:	0
3B:	0	DP:	2
HR:	0	HBP:	1

WP:	0	PA:	36
PB:	1	SB:	0
CS:	0		

1B:	7	SF:	0
2B:	2	SAC:	0
3B:	0	DP:	2
HR:	0	HBP:	1

WP:	0	PA:	36
PB:	1	SB:	0
CS:	0		

1B:	7	SF:	0
2B:	2	SAC:	0
3B:	0	DP:	2
HR:	0	HBP:	1

WP:	0	PA:	36
PB:	1	SB:	0
CS:	0		

1B:	7	SF:	0
2B:	2	SAC:	0
3B:	0	DP:	2
HR:	0	HBP:	1

WP:	0	PA:	36
PB:	1	SB:	0
CS:	0		

Batter	1	2	3	4	5	6	7	8	9	AB R H RBI BB SO LOB	TOP
George Wright, S (1, 8) OBP: 0.276, SLG: 0.356	0-0 FC6-4 1B		0-0 6-3			0-0 4-3 1-2		0-3 K		4 0 1 0 0 1 1	
Lee Mazzilli, S (1, 10) OBP: 0.340, SLG: 0.348	0-0 FC6-4 1-2f		0-0 5-3			0-0 6-3		0-0 5-3		4 0 0 0 0 0 2	
Buddy Bell, R (1, 5) OBP: 0.368, SLG: 0.426	0-0 F9				0-0 F9	4-0 BB		0-0 F8		3 0 0 0 1 0 1	
Dave Hostetter, R (1, 3) OBP: 0.338, SLG: 0.536	0-3 K				0-3 K	0-0 L3			0-3 K	4 0 0 0 0 3 3	
Larry Parrish, R (1, 9) OBP: 0.258, SLG: 0.324					0-3 K			0-3 K	0-0 F5	3 0 0 0 1 2 0	
Johnny Grubb, L (1, 7) Lamar Johnson, R (9, PH) OBP: 0.396, SLG: 0.385 OBP: 0.325, SLG: 0.355					4-0 G4-6-3 BB			0-0 1B 1B	0-3 K	2 0 1 0 1 0 1 1 0 0 0 0 1 0	
Mike Richardt, R (1, 4) OBP: 0.272, SLG: 0.283					0-0 G4-6-3 1-2f			0-0 FC6 1B		3 0 1 0 0 0 2	
Don Werner, R (1, 2) OBP: 0.283, SLG: 0.279					0-0 F7			0-0 P4		3 0 0 0 0 0 3	
Wayne Tolleson, S (1, 6) OBP: 0.138, SLG: 0.038			0-3 K			0-0 4-3 1B		0-0 FC6 1-2f		3 0 1 0 0 1 2	
Inning Stats	R: 0 H: 1 E: 0 LOB: 1 K: 1 BB: 0 S: 6 P: 6	R: 0 H: 0 E: 0 LOB: 1 K: 0 BB: 1 S: 3 P: 7	R: 0 H: 0 E: 0 LOB: 0 K: 1 BB: 0 S: 5 P: 5	R: 0 H: 0 E: 0 LOB: 0 K: 2 BB: 0 S: 7 P: 7	R: 0 H: 0 E: 0 LOB: 0 K: 0 BB: 1 S: 2 P: 6	R: 0 H: 1 E: 0 LOB: 2 K: 0 BB: 1 S: 4 P: 8	R: 0 H: 2 E: 0 LOB: 2 K: 1 BB: 0 S: 7 P: 7	R: 0 H: 0 E: 0 LOB: 0 K: 1 BB: 0 S: 5 P: 5	R: 0 H: 0 E: 0 LOB: 0 K: 2 BB: 0 S: 7 P: 7	1B: 4 SF: 0 2B: 0 SAC: 0 3B: 0 DP: 1 HR: 0 HBP: 0	WP: 0 PA: 33 PB: 0 SB: 0 CS: 0
PITCHER	IP WLS BF H R ER SO BB IBB HBP BLK WP HR S P ERA WHIP										
Dave Righetti, L (1, 1) ERA: 3.99	6.1 W 25 4 0 0 5 3 0 0 0 0 0 0 32 44 0.00 1.105										
Dave LaRoche, L (7, 1) ERA: 0.71	2.2 8 0 0 0 3 0 0 0 0 0 0 0 0 14 14 0.00 0.000										

Texas Rangers @ New York Yankees
Yankee Stadium, Bronx, NY
Fri Aug 06 1982, 7:05 PM EDT
Att. 21,469 - Unknown - 71 F

livebaseballscorecards.com

AB	30
R	0
H	4
RBI	0
BB	3
SO	8
LOB	15



Batter	1	2	3	4	5	6	7	8	9	AB R H RBI BB SO LOB	TOP	
George Wright, S (1, 8) OBP: 0.276, SLG: 0.355	0-0 1B 1B		0-0 G3		0-0 3-1		0-0 4-3			4 0 1 0 0 0 1		
Lee Mazzilli, S (1, 10) OBP: 0.333, SLG: 0.340	0-0 F9		0-0 6-3		0-0 F9			0-0 G3		4 0 0 0 0 0 2		
Buddy Bell, R (1, 5) OBP: 0.369, SLG: 0.427	0-0 1-2 1B G6-4-3			0-0 1B 1B		0-0 F3		0-0 5-3		4 0 2 0 0 0 0		
Dave Hostetler, R (1, 3) OBP: 0.337, SLG: 0.543	0-0 1-2f G6-4-3			0-0 F9		0-0 HR		0-0 6-3		4 1 1 1 0 0 3		
Johnny Grubb, L (1, 7) OBP: 0.390, SLG: 0.377		0-0 4-3		0-0 F9		0-0 F8		0-0 6-3		4 0 0 0 0 0 1		
Larry Parrish, R (1, 9) OBP: 0.262, SLG: 0.326		0-0 5-3		0-0 1-3 1B		0-0 1B		0-0 F5		4 0 2 0 0 0 0		
Jim Sundberg, R (1, 2) OBP: 0.317, SLG: 0.340		0-0 1B		0-0 4-3		0-0 6-3		0-0 4-3		4 0 1 0 0 0 3		
Mike Richardt, R (1, 4) OBP: 0.270, SLG: 0.281 Bill Stein, R (7, PH) OBP: 0.248, SLG: 0.255 (7, 4)		0-0 4-3			0-0 L5		0-3 K			2 0 0 0 0 0 1 1 0 0 0 0 1 0		
Wayne Tolleson, S (1, 6) OBP: 0.156, SLG: 0.103			0-0 F7		0-0 3-1 2B		0-0 G3			3 0 1 0 0 0 0		
Inning Stats	R: 0 H: 2 E: 0 LOB: 1 K: 0 BB: 0 S: 4 P: 4	R: 0 H: 1 E: 0 LOB: 1 K: 0 BB: 0 S: 4 P: 4	R: 0 H: 0 E: 0 LOB: 0 K: 0 BB: 0 S: 3 P: 3	R: 0 H: 2 E: 0 LOB: 2 K: 0 BB: 0 S: 5 P: 5	R: 0 H: 1 E: 0 LOB: 1 K: 0 BB: 0 S: 4 P: 4	R: 1 H: 2 E: 0 LOB: 1 K: 0 BB: 0 S: 5 P: 5	R: 0 H: 0 E: 0 LOB: 0 K: 1 BB: 0 S: 5 P: 5	R: 0 H: 0 E: 0 LOB: 0 K: 0 BB: 0 S: 3 P: 3	R: 0 H: 0 E: 0 LOB: 0 K: 0 BB: 0 S: 3 P: 3	1B: 6 SF: 0 2B: 1 SAC: 0 3B: 0 DP: 1 HR: 1 HBP: 0	WP: 0 PA: 34 PB: 0 SB: 0 CS: 0	
PITCHER Mike Morgan, R (1, 1) ERA: 3.93	IP WLS BF H R ER SO BB IBB HBP BLK WP HR S P ERA WHIP											

Texas Rangers @ New York Yankees
Yankee Stadium, Bronx, NY
Sat Aug 07 1982, 3:33 AM EDT
Att. 43,248 - Unknown - 80 F

livebaseballscorecards.com

AB	34
R	1
H	8
RBI	1
BB	0
SO	1
LOB	11



Batter	1	2	3	4	5	6	7	8	9	AB	R	H	RBI	BB	SO	LOB
Dave Collins, S OBP: 0.329, SLG: 0.352 (1, 3)	0-0 E5 1B 5-3 1B	0-0 2B	0-0 2B		0-0 4-3		0-0 3B 2B			5	3	3	1	0	0	2
Willie Randolph, R OBP: 0.362, SLG: 0.342 (1, 4) Rodney Scott, S OBP: 0.333, SLG: 0.241 (7, PH) (8, 4)	0-0 5-3 1-2	0-0 2B	0-0 4-3			0-0 4-3	0-0 F7			4	0	1	1	0	0	2
Jerry Mumphrey, S OBP: 0.363, SLG: 0.440 (1, 8)	0-0 1B 2-3 1B	0-3 K		0-0 6-3		0-0 E 1B	0-0 3B			5	1	3	2	0	1	1
Dave Winfield, R OBP: 0.358, SLG: 0.548 (1, 7)	0-0 BB 1-3 1B		4-0 1B BB	0-0 G4-6-3 1B		0-0 E6 1B 1-2	0-0 5-3			4	1	2	1	1	0	2
Lou Piniella, R OBP: 0.362, SLG: 0.428 (1, 10) Oscar Gamble, L OBP: 0.374, SLG: 0.502 (6, PH) John Mayberry, L OBP: 0.336, SLG: 0.360 (8, PH)	0-3 K		0-0 1B 1-3 1B	0-0 G4-6-3		0-3 K		0-3 K		3	1	1	0	0	1	3
Roy Smalley, S OBP: 0.364, SLG: 0.395 (1, 5)	4-0 1-2 BB		0-0 1-3		0-0 1B 1-3 1B	0-0 1-3 2-H 1B	0-0 G6-3 1B			4	0	3	1	1	0	2
Ken Griffey, L OBP: 0.307, SLG: 0.362 (1, 9)	0-3 K		0-0 1B S 1B		0-0 F7	0-0 F7	0-0 G6-3			5	1	1	1	0	1	7
Rick Cerone, R OBP: 0.281, SLG: 0.297 (1, 2)		0-0 F8	0-0 2B 1B		0-0 P4		4-0 2B 3B BB			3	2	1	2	1	0	1
Bucky Dent, R OBP: 0.207, SLG: 0.188 (1, 6)		0-0 F5	0-3 K		0-0 1B 1-2		0-0 F8			4	0	1	0	0	1	2

Inning Stats	R: 1	H: 2	E: 1	LOB: 3	K: 2	BB: 1	S: 10	R: 1	H: 2	E: 0	LOB: 1	K: 1	BB: 0	S: 7	R: 4	H: 4	E: 0	LOB: 1	K: 1	BB: 1	S: 9	R: 0	H: 1	E: 0	LOB: 0	K: 0	BB: 0	S: 3	R: 0	H: 2	E: 0	LOB: 2	K: 0	BB: 0	S: 5	R: 1	H: 2	E: 1	LOB: 2	K: 1	BB: 0	S: 8	R: 2	H: 2	E: 0	LOB: 1	K: 0	BB: 1	S: 5	R: 0	H: 1	E: 0	LOB: 0	K: 1	BB: 0	S: 5
--------------	------	------	------	--------	------	-------	-------	------	------	------	--------	------	-------	------	------	------	------	--------	------	-------	------	------	------	------	--------	------	-------	------	------	------	------	--------	------	-------	------	------	------	------	--------	------	-------	------	------	------	------	--------	------	-------	------	------	------	------	--------	------	-------	------

PITCHER	IP	WLS	BF	H	R	ER	SO	BB	IBB	HBP	BLK	WP	HR	S	P	ERA	WHIP
Frank Tanana, L ERA: 3.95 (1, 1)	2.2	L	19	8	6	5	4	2	0	0	0	0	0	25	33	16.88	3.750
Steve Comer, R ERA: 3.74 (3, 1)	2.1		9	3	0	0	0	0	0	0	0	0	0	9	9	0.00	1.286
Dan Boitano, R ERA: 5.56 (6, 1)	1.0		7	2	2	1	1	1	0	0	0	0	0	8	12	9.00	3.000
Danny Darwin, R ERA: 3.36 (7, 1)	1.0		5	2	1	1	0	0	0	0	0	0	0	5	5	9.00	2.000
Paul Mirabella, L ERA: 4.15 (8, 1)	1.0		3	1	0	0	1	0	0	0	0	0	0	5	5	0.00	1.000

TEXAS RANGERS @ NEW YORK YANKEES
Yankee Stadium, Bronx, NY
 Sat Aug 07 1982, 3:33 AM EDT
 Att: 43,248 - Unknown - 80 F

AB	40
R	9
H	16
RBI	9
BB	3
SO	6
LOB	26



WP	PA	ERA	WHIP
0	43		

Batter	1	2	3	4	5	6	7	8	9	AB R H RBI BB SO LOB	TOP
George Wright, S OBP: 0.277, SLG: 0.356 (1, 8) X	0-0 BB 1B		0-3 K		0-0 5-3		0-3 K		0-0 1B	5 1 2 0 0 2 1	
Lee Mazzilli, S OBP: 0.339, SLG: 0.344 (1, 10) B B B	4-0 1-2 BB		0-0 F8		0-0 2-H 1B		0-0 P6		0-0 1-2 1B	0 1 0 0 0 0 0	
Buddy Bell, R OBP: 0.369, SLG: 0.427 (1, 5) X	0-0 FC4-6 1-3 2-H 1B		0-0 1B		0-0 L7			0-0 4-3	0-0 F9	5 0 2 1 0 0 3	
Dave Hostetter, R OBP: 0.339, SLG: 0.553 (1, 3) S S S	0-3 K		0-0 L6			0-0 HR		4-0 HR BB		3 2 1 1 1 1 3	
Larry Parrish, R OBP: 0.265, SLG: 0.340 (1, 9) X	0-0 SF8			0-0 F2		4-0 FC1-6 BB		0-0 1-H HR		2 1 1 3 1 0 0	
Johnny Grubb, L OBP: 0.383, SLG: 0.369 (1, 7) X	0-0 FC4-6 1-2f			0-3 K		0-0 FC1-6 1-2f		0-0 5-3		4 0 0 0 0 1 2	
Jim Sundberg, R OBP: 0.314, SLG: 0.335 (1, 2) X		0-0 5-3		0-0 F9		0-0 F9		0-0 F8		4 0 0 0 0 0 1	
Mike Richardt, R OBP: 0.270, SLG: 0.280 (1, 4) X		0-0 F6			0-0 SH3-4 1B		0-0 F9		0-0 F9	4 1 1 0 0 0 1	
Wayne Tolleson, S OBP: 0.143, SLG: 0.094 (1, 6) X		0-3 K			0-0 SH3-4 1-2		0-0 5-3		0-0 F8	3 0 0 0 0 1 0	
Inning Stats	R: 2 E: 0 K: 1 S: 7 H: 2 LOB: 1 BB: 1 P: 11	R: 0 E: 0 K: 1 S: 5 H: 0 LOB: 0 BB: 0 P: 5	R: 0 E: 0 K: 1 S: 6 H: 1 LOB: 1 BB: 0 P: 6	R: 0 E: 0 K: 1 S: 5 H: 0 LOB: 0 BB: 0 P: 5	R: 1 E: 0 K: 0 S: 5 H: 2 LOB: 1 BB: 0 P: 5	R: 1 E: 0 K: 0 S: 4 H: 1 LOB: 1 BB: 1 P: 8	R: 0 E: 0 K: 1 S: 5 H: 0 LOB: 0 BB: 0 P: 5	R: 2 E: 0 K: 0 S: 4 H: 1 LOB: 0 BB: 1 P: 8	R: 0 E: 0 K: 0 S: 5 H: 2 LOB: 2 BB: 0 P: 5	1B: 7 2B: 0 3B: 0 HR: 2 SF: 1 SAC: 1 DP: 0 HBP: 0	WP: 0 PB: 0 SB: 0 CS: 0 PA: 39
PITCHER Shane Rawley, L ERA: 3.93 (1, 1)	IP: 7.1 WLS: L BF: 31 H: 6 R: 5 ER: 5 SO: 5 BB: 3 IBB: 0 HBP: 0 BLK: 0 WP: 0 HR: 1 S: 38 P: 50 ERA: 6.14 WHIP: 1.227										
Rudy May, L ERA: 2.78 (8, 1)	IP: 1.2 WLS: BF: 8 H: 3 R: 1 ER: 1 SO: 0 BB: 0 IBB: 0 HBP: 0 BLK: 0 WP: 0 HR: 1 S: 8 P: 8 ERA: 5.40 WHIP: 1.800										

Texas Rangers @ New York Yankees
Yankee Stadium, Bronx, NY
Sun Aug 08 1982, 3:33 AM EDT
Unknown - 81 F

livebaseballscorecards.com

AB	30
R	6
H	7
RBI	5
BB	2
SO	5
LOB	11



Batter	1	2	3	4	5	6	7	8	9	AB R H RBI BB SO LOB	BOTTOM
--------	---	---	---	---	---	---	---	---	---	----------------------	--------

<p>Dave Collins, S OBP: 0.323, SLG: 0.346</p> <p>(1, 3) X</p>	<p>Rodney Scott, S OBP: 0.351, SLG: 0.250</p> <p>(1, 4) BBB</p>	<p>Jerry Mumphrey, S OBP: 0.368, SLG: 0.449</p> <p>(1, 8) X</p>	<p>Dave Winfield, R OBP: 0.357, SLG: 0.544</p> <p>(1, 7) SSS</p>	<p>Graig Nettles, L OBP: 0.314, SLG: 0.383</p> <p>(1, 5) X</p>	<p>Roy Smalley, S OBP: 0.363, SLG: 0.393</p> <p>(1, 6)</p>	<p>Ken Griffey, L OBP: 0.303, SLG: 0.357</p> <p>(1, 9) X</p>	<p>John Mayberry, L OBP: 0.337, SLG: 0.361</p> <p>Lou Piniella, R OBP: 0.360, SLG: 0.425</p> <p>Oscar Gamble, L OBP: 0.373, SLG: 0.500</p> <p>(1, 10) X</p>	<p>Rick Cerone, R OBP: 0.280, SLG: 0.291</p> <p>(1, 2) X</p>	<p>Dave Collins, S OBP: 0.323, SLG: 0.346</p> <p>(1, 3) X</p>	<p>Rodney Scott, S OBP: 0.351, SLG: 0.250</p> <p>(1, 4) X</p>	<p>Jerry Mumphrey, S OBP: 0.368, SLG: 0.449</p> <p>(1, 8) BBB</p>	<p>Dave Winfield, R OBP: 0.357, SLG: 0.544</p> <p>(1, 7) X</p>	<p>Graig Nettles, L OBP: 0.314, SLG: 0.383</p> <p>(1, 5) BBB</p>	<p>Roy Smalley, S OBP: 0.363, SLG: 0.393</p> <p>(1, 6) X</p>	<p>Ken Griffey, L OBP: 0.303, SLG: 0.357</p> <p>(1, 9) X</p>	<p>John Mayberry, L OBP: 0.337, SLG: 0.361</p> <p>Lou Piniella, R OBP: 0.360, SLG: 0.425</p> <p>Oscar Gamble, L OBP: 0.373, SLG: 0.500</p> <p>(1, 10) X</p>	<p>Rick Cerone, R OBP: 0.280, SLG: 0.291</p> <p>(1, 2) X</p>	<p>Dave Collins, S OBP: 0.323, SLG: 0.346</p> <p>(1, 3) X</p>	<p>Rodney Scott, S OBP: 0.351, SLG: 0.250</p> <p>(1, 4) X</p>	<p>Jerry Mumphrey, S OBP: 0.368, SLG: 0.449</p> <p>(1, 8) X</p>	<p>Dave Winfield, R OBP: 0.357, SLG: 0.544</p> <p>(1, 7) X</p>	<p>Graig Nettles, L OBP: 0.314, SLG: 0.383</p> <p>(1, 5) X</p>	<p>Roy Smalley, S OBP: 0.363, SLG: 0.393</p> <p>(1, 6) X</p>	<p>Ken Griffey, L OBP: 0.303, SLG: 0.357</p> <p>(1, 9) X</p>	<p>John Mayberry, L OBP: 0.337, SLG: 0.361</p> <p>Lou Piniella, R OBP: 0.360, SLG: 0.425</p> <p>Oscar Gamble, L OBP: 0.373, SLG: 0.500</p> <p>(1, 10) X</p>	<p>Rick Cerone, R OBP: 0.280, SLG: 0.291</p> <p>(1, 2) X</p>
--	--	--	---	---	---	---	--	---	--	--	--	---	---	---	---	--	---	--	--	--	---	---	---	---	--	---

5	0	0	0	0	0	1	1
3	1	1	0	1	0	1	1
3	1	2	1	1	0	0	0
4	1	1	0	0	1	3	
3	0	1	1	1	0	2	
4	0	1	2	0	1	1	
4	0	0	0	0	0	2	
2	0	1	0	0	0	0	
1	0	0	0	0	0	2	
1	0	0	0	0	0	0	
3	1	0	0	1	0	1	

Inning Stats	R: 0 E: 0 K: 1 S: 6	H: 1 LOB: 2 BB: 1 P: 10	R: 0 E: 0 K: 0 S: 4	H: 1 LOB: 1 BB: 0 P: 4	R: 0 E: 0 K: 1 S: 5	H: 0 LOB: 0 BB: 0 P: 5	R: 0 E: 0 K: 1 S: 4	H: 0 LOB: 1 BB: 1 P: 8	R: 0 E: 0 K: 0 S: 3	H: 0 LOB: 0 BB: 0 P: 3	R: 3 E: 0 K: 0 S: 7	H: 4 LOB: 2 BB: 1 P: 11	R: 1 E: 1 K: 0 S: 4	H: 1 LOB: 1 BB: 1 P: 8	R: 0 E: 0 K: 0 S: 3	H: 0 LOB: 0 BB: 0 P: 3	R: 0 E: 0 K: 0 S: 3	H: 0 LOB: 0 BB: 0 P: 3	1B: 6 2B: 1 3B: 1 HR: 0	SF: 0 SAC: 0 DP: 1 HBP: 0	WP: 0 PB: 0 SB: 0 CS: 1	PA: 37
---------------------	------------------------------	----------------------------------	------------------------------	---------------------------------	------------------------------	---------------------------------	------------------------------	---------------------------------	------------------------------	---------------------------------	------------------------------	----------------------------------	------------------------------	---------------------------------	------------------------------	---------------------------------	------------------------------	---------------------------------	----------------------------------	------------------------------------	----------------------------------	--------

PITCHER	IP	WLS	BF	H	R	ER	SO	BB	IBB	HBP	BLK	WP	HR	S	P	ERA	WHIP
John Butcher, R ERA: 6.41	(1, 1)		5.1	6	3	3	3	3	3	0	0	0	0	27	39	5.06	1.688
Paul Mirabella, L ERA: 4.24	(6, 1)		1.1	6	1	1	0	1	0	0	0	0	0	5	9	6.75	1.500
Danny Darwin, R ERA: 3.25	(7, 1)	W	2.1	7	0	0	0	0	0	0	0	0	0	7	7	0.00	0.000

Texas Rangers @ New York Yankees
 Yankee Stadium, Bronx, NY
 Sun Aug 08 1982, 3:33 AM EDT
 Unknown - 81 F

AB	33
R	4
H	7
RBI	4
BB	4
SO	3
LOB	13



Batter	1	2	3	4	5	6	7	8	9	AB R H RBI BB SO LOB	TOP											
George Wright, S (1, 8) OBP: 0.276, SLG: 0.353	0-0 5-3		0-0 5-3		0-0 5-3		0-0 F8		0-0 2B	5 1 1 0 0 0 1												
Johnny Grubb, L (1, 7) OBP: 0.392, SLG: 0.413	0-0 2B		0-0 HR		0-0 F7			0-0 1B	0-0 2B	5 2 4 2 0 0 0												
Bill Stein, R (1, 5) OBP: 0.255, SLG: 0.273	0-0 F7		0-0 2B		0-0 5-3			0-0 FC5-4 1B	0-3 K	5 0 2 1 0 1 2												
Dave Hostetler, R (1, 3) OBP: 0.333, SLG: 0.542	0-0 6-3		0-0 1-3		0-3 K			0-0 FC5-4 1B	0-3 K	5 1 0 0 0 2 3												
Larry Parrish, R (1, 9) OBP: 0.272, SLG: 0.348		0-0 4-3 E 1B		0-0 F3		0-0 2B		4-0 1B 1-2 BB		3 1 2 0 1 0 0												
Lamar Johnson, R (1, 10) OBP: 0.319, SLG: 0.349		0-0 L9		0-0 5-3		0-0 5-3		0-0 F7		4 0 0 0 0 0 4												
Mike Richardt, R (1, 4) OBP: 0.278, SLG: 0.288		0-0 4-3 1-2		0-0 1B			0-0 FC5-4 1B	0-0 1B 1-2 2-H		4 0 3 1 0 0 1												
Wayne Tolleson, S (1, 6) OBP: 0.128, SLG: 0.083		0-0 E1 2-H		0-0 5-3			0-0 FC5-4 FC6-4 1-2f	0-0 P4		4 0 0 0 0 0 4												
Don Werner, R (1, 2) OBP: 0.265, SLG: 0.261		0-0 1-4-3		0-0 4-3			0-0 FC6-4 1-2f		0-0 L8	3 0 0 0 0 0 2												
Jim Sundberg, R (9, PH) OBP: 0.313, SLG: 0.334										1 0 0 0 0 0 0												
Inning Stats	R: 0 E: 0 K: 0 S: 4	H: 1 LOB: 1 BB: 0 P: 4	R: 1 E: 1 K: 0 S: 5	H: 1 LOB: 1 BB: 0 P: 5	R: 1 E: 0 K: 0 S: 4	H: 2 LOB: 0 BB: 0 P: 4	R: 0 E: 0 K: 0 S: 4	H: 1 LOB: 1 BB: 0 P: 4	R: 0 E: 0 K: 1 S: 6	H: 0 LOB: 0 BB: 0 P: 3	R: 0 E: 0 K: 0 S: 4	H: 1 LOB: 1 BB: 0 P: 6	R: 0 E: 0 K: 0 S: 4	H: 1 LOB: 1 BB: 0 P: 4	R: 2 E: 0 K: 0 S: 6	H: 3 LOB: 2 BB: 1 P: 10	R: 1 E: 0 K: 2 S: 9	H: 2 LOB: 1 BB: 0 P: 9	1B: 6 2B: 4 3B: 1 HR: 1	SF: 0 SAC: 0 DP: 0 HBP: 0	WP: 0 PB: 0 SB: 0 CS: 0	PA: 40
PITCHER	IP WLS BF H R ER SO BB IBB HBP BLK WP HR S P ERA WHIP																					
Tommy John, L (1, 1) ERA: 3.85	7.1 W 32 9 4 3 1 1 0 0 0 0 0 1 33 37 3.68 1.364																					
Dave LaRoche, L (8, 1) ERA: 1.03	1.0 6 3 1 1 0 0 0 0 0 0 0 0 6 6 9.00 3.000																					
Rich Gossage, R (9, 1) ERA: 2.26	0.2 S 2 0 0 0 2 0 0 0 0 0 0 0 6 6 0.00 0.000																					

Texas Rangers @ New York Yankees
Yankee Stadium, Bronx, NY
Sun Aug 08 1982, 3:38 AM EDT
Att. 33,421 - Unknown - 76 F

livebaseballscorecards.com

AB	39
R	5
H	12
RBI	4
BB	1
SO	3
LOB	17



Batter	1	2	3	4	5	6	7	8	9	AB	R	H	RBI	BB	SO	LOB
--------	---	---	---	---	---	---	---	---	---	----	---	---	-----	----	----	-----

Dave Collins, S <small>OBP: 0.331, SLG: 0.352</small> (1, 3)										4	2	3	1	1	0	0
Rodney Scott, S <small>OBP: 0.333, SLG: 0.222</small> (1, 4)										4	1	0	0	1	0	4
Oscar Gamble, L <small>OBP: 0.382, SLG: 0.519</small> (1, 9)										4	1	3	3	1	0	0
Dave Winfield, R <small>OBP: 0.360, SLG: 0.545</small> (1, 7)										3	0	2	1	1	0	2
Graig Nettles, L <small>OBP: 0.315, SLG: 0.381</small> (1, 5)										4	0	1	0	1	1	4
Roy Smalley, S <small>OBP: 0.363, SLG: 0.391</small> (1, 6)										4	1	1	0	1	0	2
Ken Griffey, L <small>OBP: 0.303, SLG: 0.356</small> (1, 8)										4	1	1	0	0	0	0
John Mayberry, L <small>OBP: 0.340, SLG: 0.382</small> (1, 10)										4	1	2	3	0	0	0
Barry Foote, R <small>OBP: 0.160, SLG: 0.250</small> (1, 2)										4	1	1	0	0	0	1

Inning Stats	R: 2	H: 2	E: 0	K: 0	S: 5	LOB: 1	BB: 1	P: 9	R: 3	H: 3	E: 1	K: 0	S: 6	LOB: 2	BB: 2	P: 14	R: 0	H: 0	E: 0	K: 0	S: 3	LOB: 0	BB: 0	P: 3	R: 0	H: 1	E: 0	K: 0	S: 4	LOB: 2	BB: 1	P: 8	R: 3	H: 2	E: 0	K: 1	S: 7	LOB: 0	BB: 1	P: 11	R: 0	H: 3	E: 0	K: 0	S: 5	LOB: 3	BB: 0	P: 5	R: 0	H: 1	E: 0	K: 0	S: 4	LOB: 2	BB: 1	P: 8	R: 0	H: 2	E: 0	K: 0	S: 4	LOB: 1	BB: 0	P: 4
--------------	------	------	------	------	------	--------	-------	------	------	------	------	------	------	--------	-------	-------	------	------	------	------	------	--------	-------	------	------	------	------	------	------	--------	-------	------	------	------	------	------	------	--------	-------	-------	------	------	------	------	------	--------	-------	------	------	------	------	------	------	--------	-------	------	------	------	------	------	------	--------	-------	------

PITCHER	IP	WLS	BF	H	R	ER	SO	BB	IBB	HBP	BLK	WP	HR	S	P	ERA	WHIP
Dave Schmidt, R <small>ERA: 3.0</small>	(1, 1)	1.2	L	13	5	5	0	2	1	0	0	0	0	10	22	27.00	4.200
Jon Matlack, L <small>ERA: 3.62</small>	(2, 1)	6.1		30	9	3	1	3	0	0	0	1	1	28	40	4.26	1.895

BOTTOM

4	2	3	1	1	0	0
4	1	0	0	1	0	4
4	1	3	3	1	0	0
3	0	2	1	1	0	2
4	0	1	0	1	1	4
4	1	1	0	1	0	2
4	1	1	0	0	0	0
4	1	2	3	0	0	0
4	1	1	0	0	0	1

AB	35
R	8
H	14
RBI	8
BB	6
SO	1
LOB	13



WP	PA	ERA	WHIP
1	42		
0			
2			
0			

Texas Rangers @ New York Yankees
 Yankee Stadium, Bronx, NY
 Sun Aug 08 1982, 3:38 AM EDT
 Att: 33,421 - Unknown - 76 F

livebaseballscores.com

Batter	1	2	3	4	5	6	7	8	9	AB R H RBI BB SO LOB	TOP	
George Wright, S (1, 8) OBP: 0.282, SLG: 0.365	4-0 FC5 SH1-3 BB		x 0-0 HR			x 0-0 5-3		x 0-0 1-2 1B		3 1 2 1 1 0 0		
Johnny Grubb, L (1, 7) OBP: 0.387, SLG: 0.408	0-0 SH1-3 1-2		x 0-0 4-3			x 0-0 3-1		x 0-3 K		3 0 0 0 0 1 2		
Buddy Bell, R (1, 5) OBP: 0.368, SLG: 0.424	4-0 BB		x 0-0 5-3			x 0-0 6-3		x 0-0 F7		3 0 0 0 1 0 2		
Dave Hostetler, R (1, 3) OBP: 0.336, SLG: 0.545	0-3 K			x 0-0 6-3			x 0-0 G3 1B	x 0-0 6-3 2B		4 0 2 0 0 1 2		
Larry Parrish, R (1, 9) OBP: 0.268, SLG: 0.343	0-0 FC5 2-3f			x 0-0 6-3			x 0-0 G3 1-2	x 0-0 F7		4 0 0 0 0 0 4		
Lamar Johnson, R (1, 10) OBP: 0.314, SLG: 0.342		x 0-0 3-1		x 0-0 6-3			x 0-3 K	x 0-0 6-3 2-3		4 0 0 0 0 1 2		
Jim Sundberg, R (1, 2) OBP: 0.312, SLG: 0.333		x 0-0 G5-4-3 1B			x 0-0 5-3		x 0-0 F3	x 0-0 F8		4 0 1 0 0 0 2		
Mike Richardt, R (1, 4) OBP: 0.274, SLG: 0.284		x 0-0 G5-4-3 1-2f			x 0-0 F8			x 0-0 5-3		3 0 0 0 0 0 1		
Wayne Tolleson, S (1, 6) OBP: 0.122, SLG: 0.079			x 0-0 5-3			x 0-0 5-3		x 0-0 1B 1B		2 0 0 0 0 0 0		
Bill Stein, R (8, PH) OBP: 0.262, SLG: 0.280 (8, 6)										1 0 1 0 0 0 0		
Inning Stats	R: 0 H: 0 E: 0 LOB: 2 K: 1 BB: 2 S: 5 P: 13	R: 0 H: 1 E: 0 LOB: 0 K: 0 BB: 0 S: 3 P: 3	R: 1 H: 1 E: 0 LOB: 0 K: 0 BB: 0 S: 4 P: 4	R: 0 H: 0 E: 0 LOB: 0 K: 0 BB: 0 S: 3 P: 3	R: 0 H: 0 E: 0 LOB: 0 K: 0 BB: 0 S: 3 P: 3	R: 0 H: 0 E: 0 LOB: 0 K: 0 BB: 0 S: 3 P: 3	R: 0 H: 1 E: 0 LOB: 1 K: 1 BB: 0 S: 6 P: 6	R: 0 H: 2 E: 0 LOB: 2 K: 1 BB: 0 S: 7 P: 7	R: 0 H: 1 E: 0 LOB: 1 K: 0 BB: 0 S: 4 P: 4	1B: 4 SF: 0 2B: 1 SAC: 1 3B: 0 DP: 1 HR: 1 HBP: 0	WP: 0 PA: 34 PB: 0 SB: 0 CS: 0	
PITCHER Mike Caldwell, L (1, 1) ERA: 4.17	IP WLS BF H R ER SO BB IBB HBP BLK WP HR S P ERA WHIP	9.0 W 34 6 1 1 3 2 0 0 0 0 0 1 38 46 1.00 0.889										

Texas Rangers @ Milwaukee Brewers
Milwaukee County Stadium, Milwaukee, WI

Mon Aug 09 1982, 8:05 PM EDT
Att: 17,654 - Unknown

livebaseballscorecards.com

AB 31
R 1
H 6
RBI 1
BB 2
SO 3
LOB 15



Batter	1	2	3	4	5	6	7	8	9
Paul Molitor, R OBP: 0.367, SLG: 0.448 (1, 5)	0-0 5-3		0-0 FC5-4		4-0 2B 1B BB	0-0 FC6-4		0-0 SF8 3B	
Robin Yount, R OBP: 0.357, SLG: 0.571 (1, 6)	0-3 K		0-0 F8		0-0 1B 2B	0-0 FC4-6		0-0 SF8	
Cecil Cooper, L OBP: 0.352, SLG: 0.552 (1, 3)	0-0 WP 1B			0-0 F8	4-0 1B IBB	0-0 G3		0-0 1B	
Gorman Thomas, R OBP: 0.347, SLG: 0.529 (1, 8)	0-0 F7			0-0 4-3	0-0 1B		4-0 3-1 BB	0-0 F8	
Ben Oglivie, L OBP: 0.317, SLG: 0.440 (1, 7)		0-0 4-3		0-0 F9	0-0 P3		0-0 F9		
Roy Howell, L OBP: 0.294, SLG: 0.350 (1, 10)		0-0 4-3			0-0 1-5-3	0-0 1B E 1B	0-0 3-1		
Marshall Edwards, L OBP: 0.264, SLG: 0.345 (1, 9)		0-0 4-3			0-0 1B 2B 1B	0-0 E S 1B 1B	0-0 F8		
Jim Gantner, L OBP: 0.360, SLG: 0.407 (1, 4)			0-0 F7		0-0 2B 1B BB	0-0 FC6-4 FC4-6 1B 1B		0-0 HR	
Ned Yost, R OBP: 0.329, SLG: 0.382 (1, 2)			0-0 FC5-4 1B		0-0 F7	0-0 FC6-4 1B		0-0 5-3	

Inning Stats	R: 0 E: 0 K: 1 S: 6	H: 1 LOB: 1 BB: 0 P: 6	R: 0 E: 0 K: 0 S: 3	H: 0 LOB: 0 BB: 0 P: 3	R: 0 E: 0 K: 0 S: 4	H: 1 LOB: 1 BB: 0 P: 4	R: 0 E: 0 K: 0 S: 3	H: 0 LOB: 0 BB: 0 P: 3	R: 4 E: 0 K: 0 S: 7	H: 4 LOB: 2 BB: 2 P: 15	R: 3 E: 0 K: 0 S: 7	H: 4 LOB: 1 BB: 0 P: 7	R: 0 E: 0 K: 0 S: 3	H: 0 LOB: 1 BB: 1 P: 7	R: 2 E: 0 K: 0 S: 6	H: 3 LOB: 1 BB: 0 P: 6
1B: 10 2B: 1 3B: 1 HR: 1	SF: 1 SAC: 0 DP: 0 HBP: 0	WP: 1 PB: 0 SB: 1 CS: 0	PA: 40	ERA WHIP	ERA WHIP	ERA WHIP	ERA WHIP	ERA WHIP	ERA WHIP	ERA WHIP	ERA WHIP	ERA WHIP	ERA WHIP	ERA WHIP	ERA WHIP	

PITCHER	IP	WLS	BF	H	R	ER	SO	BB	IBB	HBP	BLK	WP	HR	S	P	ERA	WHIP
Doc Medich, R ERA: 5.06 (1, 1)	5.0	L	25	8	6	6	1	1	1	0	0	1	0	25	33	10.80	1.800
Steve Comer, R ERA: 4.01 (6, 1)	3.0		15	5	3	3	0	1	0	0	0	0	1	14	18	9.00	2.000

BOTTOM

Texas Rangers @ Milwaukee Brewers
Milwaukee County Stadium, Milwaukee, WI

Mon Aug 09 1982, 8:05 PM EDT
 Att. 17,654 - Unknown

livebaseballscorecards.com

AB	36
R	9
H	13
RBI	8
BB	3
SO	1
LOB	15



Batter	1	2	3	4	5	6	7	8	9	AB R H RBI BB SO LOB	TOP		
George Wright, S OBP: 0.281, SLG: 0.364 (1, 8) X	0-0 G3		0-0 L3			0-0 L4		0-0 3B 1B		4 1 1 0 0 0 1			
Johnny Grubb, L OBP: 0.381, SLG: 0.400 (1, 7) X	0-0 F8			0-0 1-3		0-0 L8		0-0 F8		4 0 0 0 0 0 1			
Buddy Bell, R OBP: 0.368, SLG: 0.423 (1, 5) X Bill Stein, R OBP: 0.259, SLG: 0.277 (7, PR) (7, 5) X	0-0 F8			0-0 F7			0-0 HR 1B	0-0 F8		3 0 1 0 0 0 0 1 1 0 0 0 0 1			
Dave Hostetler, R OBP: 0.338, SLG: 0.564 (1, 3) X		0-0 F8		0-3 K			0-0 1-H HR 1B	0-0 1-H 3B		4 1 2 3 0 1 0			
Larry Parrish, R OBP: 0.268, SLG: 0.339 (1, 9) X		0-0 L7			4-0 BB BB BB	1B BB		0-0 F9		3 0 0 0 1 1 2			
Lamar Johnson, R OBP: 0.321, SLG: 0.350 (1, 10) X		0-0 1B			0-0 G5-4-3	1B		0-0 F4		4 0 3 0 0 0 0			
Jim Sundberg, R OBP: 0.311, SLG: 0.332 (1, 2) X		0-0 F4			0-0 L9		0-0 1-2 1B	0-3 K		4 0 1 0 0 1 3			
Mike Richardt, R OBP: 0.278, SLG: 0.285 (1, 4) X			4-0 L3 BB		0-0 G5-4-3	1-2f	0-0 L6	0-0 FC5-4 1B		3 0 1 0 1 0 4			
Bucky Dent, R OBP: 0.202, SLG: 0.183 (1, 6) X			0-0 L7		0-0 F8		0-3 K	0-0 FC5-4		4 0 0 0 0 1 4			
Inning Stats	R: 0 E: 0 K: 0 S: 3 H: 0 LOB: 0 BB: 0 P: 3	R: 0 E: 0 K: 0 S: 4 H: 1 LOB: 1 BB: 0 P: 4	R: 0 E: 0 K: 0 S: 2 H: 0 LOB: 0 BB: 1 P: 6	R: 0 E: 0 K: 1 S: 5 H: 0 LOB: 0 BB: 0 P: 5	R: 0 E: 0 K: 0 S: 3 H: 1 LOB: 1 BB: 1 P: 7	R: 0 E: 0 K: 2 S: 11 H: 0 LOB: 0 BB: 0 P: 3	R: 2 E: 0 K: 2 S: 11 H: 4 LOB: 2 BB: 0 P: 11	R: 1 E: 0 K: 0 S: 5 H: 2 LOB: 1 BB: 0 P: 5	R: 0 E: 0 K: 1 S: 6 H: 1 LOB: 1 BB: 0 P: 6	1B: 7 2B: 1 3B: 1 HR: 1 SF: 0 SAC: 0 DP: 2 HBP: 0	WP: 0 PB: 0 SB: 0 CS: 0 PA: 36		
PITCHER	IP WLS BF H R ER SO BB IBB HBP BLK WP HR S P ERA WHIP											PITCHER	IP WLS BF H R ER SO BB IBB HBP BLK WP HR S P ERA WHIP
Jim Slaton, R ERA: 3.38 (1, 1)	7.0 W 27 6 2 2 3 2 0 0 0 0 0 1 31 39 2.57 1.143												
Dwight Bernard, R ERA: 3.18 (8, 1)	1.0 5 2 1 1 0 0 0 0 0 0 0 0 5 5 9.00 2.000												
Pete Ladd, R ERA: 1.29 (9, 1)	1.0 4 1 0 0 0 1 0 0 0 0 0 0 6 6 0.00 1.000												

Texas Rangers @ Milwaukee Brewers
Milwaukee County Stadium, Milwaukee, WI

Tue Aug 10 1982, 8:05 PM EDT
Att: 23,262 - Unknown

livebaseballscorecards.com

AB	34
R	3
H	9
RBI	3
BB	2
SO	4
LOB	16



Batter	1	2	3	4	5	6	7	8	9	AB R H RBI BB SO LOB
Paul Molitor, R OBP: 0.367, SLG: 0.448 (1, 5)	0-0 F8	0-0 2B		0-0 2-3		4-0 WP 1B 2B BB	0-0 E6			4 1 1 0 1 0 1
Robin Yount, R OBP: 0.358, SLG: 0.571 (1, 6)	0-0 1B 2B	0-0 F3		0-0 L7		0-0 WP 2B 1B	0-0 F8			5 2 2 0 0 0 3
Cecil Cooper, L OBP: 0.353, SLG: 0.553 (1, 3)	0-0 HR 1B	0-0 1-3			0-0 G3	0-0 E 2B	0-0 4-3			5 2 2 3 0 0 2
Ted Simmons, S OBP: 0.307, SLG: 0.466 (1, 2)	4-0 HR BB		0-0 L3		0-0 FC4-6 1B	4-0 E 1B IBB	0-0 F7			3 2 1 0 2 0 0
Ben Oglivie, L OBP: 0.318, SLG: 0.447 (1, 7)	0-0 HR		0-0 G3		0-0 FC4-6 HR	0-0 E9 1B	0-0 4-3			5 3 2 4 0 0 1
Gorman Thomas, R OBP: 0.352, SLG: 0.538 (1, 8)	0-0 S 1B		4-0 BB		0-0 HR	4-0 1B IBB	0-3 K			3 1 2 2 2 1 0
Roy Howell, L OBP: 0.293, SLG: 0.347 (1, 10)	0-3 K		0-0 F8		0-3 K	0-0 1B				4 0 1 2 0 2 2
Marshall Edwards, L OBP: 0.257, SLG: 0.336 (1, 9)	0-0 F7			0-0 F8		4-3 1-3				4 0 0 0 0 0 3
Jim Gantner, L OBP: 0.359, SLG: 0.405 (1, 4)		0-0 6-3		0-0 2-3 1B		0-0 1-3	0-0 F8			4 0 1 0 0 0 0

Inning Stats	R: 4 E: 0 K: 1 S: 9	H: 4 LOB: 1 BB: 1 P: 13	R: 0 E: 0 K: 0 S: 4	H: 1 LOB: 1 BB: 0 P: 4	R: 0 E: 0 K: 0 S: 3	H: 0 LOB: 1 BB: 1 P: 7	R: 0 E: 0 K: 0 S: 4	H: 1 LOB: 1 BB: 0 P: 4	R: 2 E: 0 K: 1 S: 7	H: 2 LOB: 0 BB: 0 P: 7	R: 5 E: 1 K: 0 S: 7	H: 4 LOB: 2 BB: 3 P: 19	R: 0 E: 1 K: 0 S: 4	H: 0 LOB: 1 BB: 0 P: 4	R: 0 E: 0 K: 1 S: 5	H: 0 LOB: 0 BB: 0 P: 5	1B: 7 2B: 3 3B: 0 HR: 2	SF: 0 SAC: 0 DP: 0 HBP: 0	WP: 1 PB: 0 SB: 1 CS: 0	PA: 42
--------------	------------------------------	----------------------------------	------------------------------	---------------------------------	------------------------------	---------------------------------	------------------------------	---------------------------------	------------------------------	---------------------------------	------------------------------	----------------------------------	------------------------------	---------------------------------	------------------------------	---------------------------------	----------------------------------	------------------------------------	----------------------------------	--------

PITCHER	IP	WLS	BF	H	R	ER	SO	BB	IBB	HBP	BLK	WP	HR	S	P	ERA	WHIP
Charlie Hough, R ERA: 3.58 (1, 1)	5.2	L	29	9	8	8	2	3	0	0	0	0	2	30	42	12.71	2.118
Paul Mirabella, L ERA: 4.75 (6, 1)	1.1		10	3	3	3	0	0	2	0	0	1	0	8	16	20.25	2.250
Danny Darwin, R ERA: 3.2 (8, 1)	1.0		3	0	0	0	1	0	0	0	0	0	0	5	5	0.00	0.000

BOTTOM

Texas Rangers @ Milwaukee Brewers
Milwaukee County Stadium, Milwaukee, WI

Tue Aug 10 1982, 8:05 PM EDT
Att. 23,262 - Unknown

AB	37
R	11
H	12
RBI	11
BB	5
SO	3
LOB	12



WP: 1	PA: 42
PB: 0	
SB: 1	
CS: 0	

ERA	WHIP

livebaseballscorecards.com

Batter	1	2	3	4	5	6	7	8	9	AB R H RBI BB SO LOB	TOP		
George Wright, S OBP: 0.283, SLG: 0.364 (1, 8) X	0-0 G4-6-3 1B		0-0 6-3		0-0 4-3		0-3 K		0-0 E5 G6-4-3 1B	5 0 2 0 0 1 3			
Johnny Grubb, L OBP: 0.381, SLG: 0.397 (1, 7) X	0-0 G4-6-3 1-2f			0-0 G3		0-0 F8	0-0 1B 1B		4-0 BB G6-4-3 BB	4 1 1 1 1 0 1			
Buddy Bell, R OBP: 0.370, SLG: 0.425 (1, 5) X	0-0 1B			0-0 F3		0-0 1B 1B	0-0 1B 1B		0-0 G6-4-3 1-2f 2-3	5 1 3 1 0 0 2			
Dave Hostetter, R OBP: 0.336, SLG: 0.557 (1, 3) S S S	0-3 K			0-0 F6		0-0 L7	0-0 1B 1B		0-0 5-3	5 0 1 1 0 1 3			
Larry Parrish, R OBP: 0.275, SLG: 0.349 (1, 9) X		0-0 F8			0-0 2B 2B	0-0 1B	0-0 1B			4 1 3 1 0 0 0			
Lamar Johnson, R OBP: 0.320, SLG: 0.352 (1, 10) X		0-0 5-3			0-0 6-3 2-H 1B 2B	0-0 4-3	0-0 F5			4 1 1 1 0 0 4			
Jim Sundberg, R OBP: 0.311, SLG: 0.331 (1, 2) X		0-0 F4			0-0 6-3 2-3		0-0 FC5-6 1B 1B	0-0 2-3		4 0 1 0 0 0 1			
Mike Richardt, R OBP: 0.281, SLG: 0.289 (1, 4) X			0-0 6-3		0-0 1B		0-0 FC5-6 1B 1B	0-3 K		4 1 2 1 0 1 0			
Bucky Dent, R OBP: 0.198, SLG: 0.179 (1, 6) X			0-0 6-3		0-0 F3		0-0 FC5-6 1B 1B	0-0 F9		4 1 0 0 0 0 3			
Inning Stats	R: 0 E: 0 K: 1 S: 6 H: 2 LOB: 1 BB: 0 P: 6	R: 0 E: 0 K: 0 S: 3 H: 0 LOB: 0 BB: 0 P: 3	R: 0 E: 0 K: 0 S: 3 H: 0 LOB: 0 BB: 0 P: 3	R: 0 E: 0 K: 0 S: 3 H: 0 LOB: 0 BB: 0 P: 3	R: 2 E: 0 K: 0 S: 6 H: 3 LOB: 1 BB: 0 P: 6	R: 0 E: 0 K: 0 S: 5 H: 2 LOB: 2 BB: 0 P: 5	R: 4 E: 0 K: 1 S: 11 H: 6 LOB: 2 BB: 0 P: 11	R: 0 E: 0 K: 1 S: 5 H: 0 LOB: 0 BB: 0 P: 5	R: 0 E: 1 K: 0 S: 3 H: 1 LOB: 1 BB: 1 P: 7	1B: 12 2B: 2 3B: 0 HR: 0 SF: 0 SAC: 0 DP: 2 HBP: 0	WP: 0 PB: 0 SB: 0 CS: 0 PA: 40		
PITCHER	IP WLS BF H R ER SO BB IBB HBP BLK WP HR S P ERA WHIP											PITCHER	IP WLS BF H R ER SO BB IBB HBP BLK WP HR S P ERA WHIP
Moose Haas, R ERA: 4.6 (1, 1)	6.2 L 30 11 6 6 2 0 0 0 0 0 0 0 34 34 8.10 1.650												
Dwight Bernard, R ERA: 3.11 (7, 1)	1.1 6 2 0 0 1 0 0 0 0 0 0 0 8 8 0.00 1.500												
Rollie Fingers, R ERA: 2.6 (9, 1)	1.0 4 1 0 0 0 1 0 0 0 0 0 0 3 7 0.00 2.000												

Texas Rangers @ Milwaukee Brewers
Milwaukee County Stadium, Milwaukee, WI

Wed Aug 11 1982, 4:33 AM EDT
Att: 36,016 - Unknown

livebaseballscorecards.com

AB	39
R	6
H	14
RBI	6
BB	1
SO	3
LOB	17



Batter	1	2	3	4	5	6	7	8	9	AB	R	H	RBI	BB	SO	LOB
Paul Molitor, R OBP: 0.367, SLG: 0.446 (1, 5) X	0-0 G6-4-3 1B		0-0 F7			0-0 L9	0-0 6-3			4	0	1	0	0	0	0
Robin Yount, R OBP: 0.359, SLG: 0.570 (1, 6) X	0-0 G6-4-3 1-2f		4-0 CS BB			0-0 FC1-6-4 1B 2B		0-3 K		3	1	1	0	1	1	1
Cecil Cooper, L OBP: 0.354, SLG: 0.555 (1, 3) X	0-0 4-3		0-0 CS	0-0 F8		0-0 FC1-6-4 1B		0-0 2B		4	0	2	0	0	0	0
Ted Simmons, S OBP: 0.304, SLG: 0.461 (1, 2) X		0-0 F2		0-0 6-3		0-0 FC1-6-4 BB 2B		0-0 1-3		4	1	0	0	0	0	3
Gorman Thomas, R OBP: 0.354, SLG: 0.537 (1, 8) X		0-0 BB BB G5-2-3 1B		0-0 F7		4-0 BB BB BB 1-2 2B		0-0 F8		3	1	1	0	1	0	1
Ben Oglivie, L OBP: 0.320, SLG: 0.448 (1, 7) X		4-0 BB BB BB 1-2 BB			0-0 G3	0-0 1-4 2-4 3-4 2B		0-3 K		3	0	1	3	1	1	0
Don Money, R OBP: 0.378, SLG: 0.545 (1, 10) X		4-0 BB BB BB 1-2 2-3 BB			0-0 F8	0-0 L8		0-0 5-3		3	0	0	0	1	0	1
Charlie Moore, R OBP: 0.290, SLG: 0.353 (1, 9) X		0-0 G5-2-3			0-0 1B		0-0 L5		0-3 K	4	0	1	0	0	1	3
Jim Gantner, L OBP: 0.356, SLG: 0.401 (1, 4) X			0-0 F8		0-0 1-3		0-0 6-3			3	0	0	0	0	0	1

Inning Stats	R: 0	H: 1	E: 0	LOB: 0	K: 0	S: 3	P: 3	R: 0	H: 1	E: 0	LOB: 2	K: 0	S: 3	P: 11	R: 0	H: 0	E: 0	LOB: 0	K: 0	S: 2	P: 6	R: 0	H: 0	E: 0	LOB: 0	K: 0	S: 3	R: 0	H: 1	E: 0	LOB: 1	K: 0	S: 4	P: 4	R: 3	H: 3	E: 0	LOB: 1	K: 0	S: 6	P: 10	R: 0	H: 0	E: 0	LOB: 0	K: 0	S: 3	P: 3	R: 0	H: 1	E: 0	LOB: 1	K: 1	S: 6	P: 6	R: 0	H: 0	E: 0	LOB: 0	K: 2	S: 7	P: 7	1B: 5	SF: 0	2B: 2	SAC: 0	3B: 0	DP: 2	HR: 0	HBP: 0	WP: 0	PA: 36
--------------	------	------	------	--------	------	------	------	------	------	------	--------	------	------	-------	------	------	------	--------	------	------	------	------	------	------	--------	------	------	------	------	------	--------	------	------	------	------	------	------	--------	------	------	-------	------	------	------	--------	------	------	------	------	------	------	--------	------	------	------	------	------	------	--------	------	------	------	-------	-------	-------	--------	-------	-------	-------	--------	-------	--------

PITCHER	IP	WLS	BF	H	R	ER	SO	BB	IBB	HBP	BLK	WP	HR	S	P	ERA	WHIP
Rick Honeycutt, L ERA: 4.93 (1, 1)	5.2		24	6	3	3	0	4	0	0	0	0	0	20	36	4.76	1.765
Dave Schmidt, R ERA: 2.88 (6, 1)	3.1	W	11	1	0	0	3	0	0	0	0	0	0	17	17	0.00	0.300

BOTTOM

Texas Rangers @ Milwaukee Brewers
Milwaukee County Stadium, Milwaukee, WI

Wed Aug 11 1982, 4:33 AM EDT
Att. 36,016 - Unknown

livebaseballscorecards.com

AB	31
R	3
H	7
RBI	3
BB	4
SO	3
LOB	10



Batter	1	2	3	4	5	6	7	8	9	AB R H RBI BB SO LOB	TOP												
Miguel Dilone, S OBP: 0.281, SLG: 0.313 (1, 7)	0-0 4-3 HR 2B	0-0 F8		H 1-0 FC5-4 HBP		X 0-0 5-3		X 0-0 6-3		4 1 1 0 0 0 1													
Toby Harrah, R OBP: 0.423, SLG: 0.564 (1, 5)	0-0 4-3 2-3		X 0-0 F8	X 0-0 FC5-4 1-2f		B B B 4-0 SH1-4 2B BB		X 0-0 6-3		4 1 0 0 1 0 3													
Mike Hargrove, L OBP: 0.376, SLG: 0.320 (1, 3)	4-0 HR BB		X 0-0 2B 1B		X 0-0 CS 5-3 1B		X 0-0 SH1-4 1-2		X 0-0 G6-4-3 1B	3 1 3 0 1 0 0													
Andre Thornton, R OBP: 0.410, SLG: 0.534 (1, 10)	0-0 1-H 3-H HR		X 0-0 1-3 2B		X 0-0 5-3 1-2		X 0-0 2B 2B		X 0-0 G6-4-3 1-2f	5 2 3 4 0 0 2													
Carmen Castillo, R OBP: 0.361, SLG: 0.407 (7, PH) Von Hayes, L OBP: 0.296, SLG: 0.388 (7, 9)	0-0 F8		4-0 G6-4-3 IBB		4-0 IBB		4-0 2B IBB		X 0-0 F2	1 0 0 0 2 0 0 1 1 0 0 1 0 0													
Chris Bando, S OBP: 0.286, SLG: 0.277 (1, 2) Ron Hassey, L OBP: 0.329, SLG: 0.315 (7, 2)	0-0 F8		X 0-0 G6-4-3 1-2f		0-3 K 2-3		X 0-0 1-H 2-H 2B			3 0 0 0 0 1 5 1 0 1 2 0 0 0													
Rick Manning, L OBP: 0.329, SLG: 0.354 (1, 8)		X 0-0 F9		X 0-0 F8		X 0-0 HR		X 0-0 4-3		4 1 1 1 0 0 1													
Larry Milbourne, S OBP: 0.281, SLG: 0.322 (1, 4)		X 0-0 6-3		X 0-0 6-3		X 0-0 1-3		X 0-0 L4		4 0 0 0 0 0 1													
Mike Fischlin, R OBP: 0.357, SLG: 0.308 (1, 6)		X 0-0 1B		X 0-0 2B		X 0-0 5-3		X 0-0 F7		4 0 2 0 0 0 0													
Inning Stats	R: 3 E: 0 K: 0 S: 5	H: 2 LOB: 0 BB: 1 P: 9	R: 0 E: 0 K: 0 S: 4	H: 1 LOB: 1 BB: 0 P: 4	R: 0 E: 0 K: 0 S: 4	H: 2 LOB: 2 BB: 1 P: 8	R: 0 E: 0 K: 0 S: 4	H: 1 LOB: 2 BB: 0 P: 5	R: 0 E: 0 K: 1 S: 5	H: 1 LOB: 2 BB: 1 P: 9	R: 1 E: 0 K: 0 S: 4	H: 1 LOB: 0 BB: 0 P: 4	R: 3 E: 0 K: 0 S: 5	H: 2 LOB: 1 BB: 2 P: 13	R: 0 E: 0 K: 0 S: 3	H: 0 LOB: 0 BB: 0 P: 3	R: 0 E: 0 K: 0 S: 3	H: 1 LOB: 0 BB: 0 P: 3	1B: 4 2B: 6 3B: 0 HR: 2	SF: 0 SAC: 1 DP: 3 HBP: 1	WP: 0 PB: 0 SB: 0 CS: 1	PA: 41	
PITCHER Frank Tanana, L ERA: 4.09 (1, 1) Danny Darwin, R ERA: 3.33 (7, 1)	IP 6.1 2.2	WLS 30 W	BF 8 11	H 5 3	R 5 2	ER 5 2	SO 1 0	BB 2 0	IBB 2 1	HBP 1 0	BLK 0 0	WP 0 0	HR 2 0	S 27 10	P 44 14	ERA 7.11 6.75	WHIP 1.579 1.125						PITCHER IP WLS BF H R ER SO BB IBB HBP BLK WP HR S P ERA WHIP

Cleveland Indians @ Texas Rangers
Arlington Stadium, Arlington, TX
Fri Aug 13 1982, 8:05 PM EDT
Att: 13,691 - Unknown

AB	34
R	7
H	11
RBI	7
BB	5
SO	1
LOB	13



livebaseballscorecards.com

Batter	1	2	3	4	5	6	7	8	9	AB R H RBI BB SO LOB
George Wright, S (1, 8) OBP: 0.290, SLG: 0.370	0-0 G5-3 HBP 1B		0-0 1B G6-4-3 1B		0-0 F9		0-0 2B 1B		0-0 2B SF9 1B	5 3 4 0 0 0 0
Johnny Grubb, L (1, 7) OBP: 0.391, SLG: 0.414 Bill Stein, R (9, PH) OBP: 0.266, SLG: 0.294	1-0 G5-3 HBP 1-2		0-0 G6-4-3 1B 1-3			0-0 2B 2B	0-0 1-H 2-H 2B		0-0 1-3 2-H 3-H 2B	3 1 3 2 0 0 0 1 0 1 2 0 0 0
Buddy Bell, R (1, 5) OBP: 0.369, SLG: 0.421	0-0 G5-3 1-2 2-3f		0-0 G6-4-3 1-2f 3-H			0-0 F6	0-0 F8		4-0 IBB	4 0 0 0 1 0 5
Dave Hostetter, R (1, 3) OBP: 0.333, SLG: 0.551	4-0 BB		0-0 5-3			0-3 K		0-0 6-3	0-0 SF9	3 0 0 1 1 1 1
Larry Parrish, R (1, 9) OBP: 0.278, SLG: 0.366	0-3 K			0-0 F8		0-0 2B		0-0 HR		4 1 2 2 0 1 2
Lamar Johnson, R (1, 10) OBP: 0.319, SLG: 0.350		0-0 CS 1B 1B		0-3 K		0-0 F8		0-0 6-3		4 0 1 0 0 1 1
Jim Sundberg, R (1, 2) OBP: 0.310, SLG: 0.328		0-0 F7		0-0 F8			4-0 1B 2B BB	0-0 6-3		3 1 0 0 1 0 1
Mike Richardt, R (1, 4) OBP: 0.285, SLG: 0.292		0-0 FC5-4 1B 1-2			0-0 F9		0-0 F8		0-0 1B BB 2B 1B	4 1 2 0 0 0 1
Bucky Dent, R (1, 6) OBP: 0.199, SLG: 0.175 Bill Sample, R (9, PR) OBP: 0.337, SLG: 0.411		0-0 FC5-4 1-2f 2-3			0-3 K		0-0 F9		4-0 1B 2B BB	3 0 0 0 1 1 3 0 1 0 0 0 0 0


Inning Stats	R: 0 E: 0 K: 1 S: 5	H: 1 LOB: 2 BB: 1 P: 10	R: 0 E: 0 K: 0 S: 4	H: 2 LOB: 1 BB: 0 P: 4	R: 1 E: 0 K: 0 S: 4	H: 2 LOB: 0 BB: 0 P: 4	R: 0 E: 0 K: 1 S: 5	H: 0 LOB: 0 BB: 0 P: 5	R: 0 E: 0 K: 1 S: 5	H: 0 LOB: 0 BB: 0 P: 5	R: 1 E: 0 K: 1 S: 7	H: 2 LOB: 1 BB: 0 P: 7	R: 2 E: 0 K: 0 S: 5	H: 2 LOB: 1 BB: 1 P: 9	R: 1 E: 0 K: 0 S: 4	H: 1 LOB: 0 BB: 0 P: 4	R: 3 E: 0 K: 0 S: 4	H: 3 LOB: 2 BB: 2 P: 12	1B: 8 2B: 4 3B: 0 HR: 1	SF: 1 SAC: 0 DP: 2 HBP: 1
--------------	------------------------------	----------------------------------	------------------------------	---------------------------------	------------------------------	---------------------------------	------------------------------	---------------------------------	------------------------------	---------------------------------	------------------------------	---------------------------------	------------------------------	---------------------------------	------------------------------	---------------------------------	------------------------------	----------------------------------	----------------------------------	------------------------------------

BOTTOM

Cleveland Indians @ Texas Rangers
Arlington Stadium, Arlington, TX

Fri Aug 13 1982, 8:05 PM EDT
Att. 13,691 - Unknown

AB	34
R	8
H	13
RBI	7
BB	4
SO	4
LOB	14



PITCHER	IP	WLS	BF	H	R	ER	SO	BB	IBB	HBP	BLK	WP	HR	S	P	ERA	WHIP
Rick Sutcliffe, R (1, 1) ERA: 2.92	6.2		28	8	4	4	4	2	0	1	0	0	0	33	42	5.40	1.500
Dan Spillner, R (7, 1) ERA: 2.65	1.1	L	9	4	4	4	0	1	0	0	0	0	1	8	12	27.00	3.750
Ed Glynn, L (9, 1) ERA: 3.29	0.0		2	1	0	0	0	0	1	0	0	0	0	1	5	∞	∞
Bud Anderson, R (9, 1) ERA: 3.32	0.1		1	0	0	0	0	0	0	0	0	0	0	1	1	0.00	0.000

Batter	1	2	3	4	5	6	7	8	9	AB R H RBI BB SO LOB	TOP	
Miguel Dilone, S (1, 7) x OBP: 0.281, SLG: 0.312	0-0 5-3 ①		0-3 K ③			x 0-0 1-4-3 ①		x 0-0 FC5-4 1B		4 0 1 0 0 1 0		
Toby Harrah, R (1, 5) x OBP: 0.419, SLG: 0.558	0-0 4-3 ②			x 0-0 F5 ①		x 0-3 K ②		x 0-0 FC5-4 1-2f ③		4 0 0 0 0 1 1		
Mike Hargrove, L (1, 3) x Jack Perconte, L (9, PR) Karl Pagel, L (9, 3) OBP: 0.377, SLG: 0.320 OBP: 0.296, SLG: 0.281 OBP: 0.400, SLG: 0.167	0-0 6-3 ③			x 0-0 4-3 ②		x 0-0 FC6-4 1B			B B B B	3 0 1 0 1 0 0 0 0 0 0 0 0 0 0 0 0 0 0 0 0		
Andre Thornton, R (1, 10) OBP: 0.411, SLG: 0.534		x 0-0 1-3 1B		B B B B	4-0 HR BB	x 0-0 FC6-4 1-2f ③			x 0-0 SH1-3 ①	2 1 1 0 1 0 1		
Von Hayes, L (1, 9) OBP: 0.298, SLG: 0.396		x 0-0 L9 ①		x 0-0 HR			x 0-0 6-3 ①		x 4-0 E IBB	3 1 1 2 1 0 1		
Ron Hassey, L (1, 2) OBP: 0.324, SLG: 0.310		x 0-0 1-3 ②		x 0-0 F8 ③			x 0-0 4-3 ②		x 0-0 L4 ②	4 0 0 0 0 0 3		
Rick Manning, L (1, 8) OBP: 0.326, SLG: 0.350		x 0-0 3-1 ③			S S S S	0-3 K ①			x 0-0 P6 ③	4 0 0 0 0 1 4		
Larry Milbourne, S (1, 4) OBP: 0.278, SLG: 0.318			x 0-0 6-3 ①			x 0-0 5-3 ②		x 0-0 G3 ①		3 0 0 0 0 0 0		
Mike Fischlin, R (1, 6) OBP: 0.352, SLG: 0.303			x 0-0 5-3 ②			x 0-0 1-4-3 ③		x 0-0 F8 ②		3 0 0 0 0 0 0		
Inning Stats	R: 0 H: 0 E: 0 LOB: 0 K: 0 BB: 0 S: 3 P: 3	R: 0 H: 1 E: 0 LOB: 1 K: 0 BB: 0 S: 4 P: 4	R: 0 H: 0 E: 0 LOB: 0 K: 1 BB: 0 S: 5 P: 5	R: 2 H: 1 E: 0 LOB: 0 K: 0 BB: 1 S: 4 P: 8	R: 0 H: 0 E: 0 LOB: 0 K: 1 BB: 0 S: 5 P: 5	R: 0 H: 1 E: 0 LOB: 1 K: 1 BB: 0 S: 6 P: 6	R: 0 H: 0 E: 0 LOB: 0 K: 0 BB: 0 S: 3 P: 3	R: 0 H: 1 E: 0 LOB: 1 K: 0 BB: 0 S: 4 P: 4	R: 0 H: 0 E: 1 LOB: 3 K: 0 BB: 2 S: 3 P: 11	1B: 3 SF: 0 2B: 0 SAC: 1 3B: 0 DP: 0 HR: 1 HBP: 0	WP: 0 PA: 34 PB: 0 SB: 0 CS: 0	
PITCHER John Butcher, R (1, 1) ERA: 5.59	IP WLS BF H R ER SO BB IBB HBP BLK WP HR S P ERA WHIP	9.0 W 34 4 2 2 3 2 1 0 0 0 1 37 49 2.00 0.667										

Cleveland Indians @ Texas Rangers
Arlington Stadium, Arlington, TX
Sat Aug 14 1982, 8:05 PM EDT
Att: 35,019 - Unknown

livebaseballscorecards.com

AB	30
R	2
H	4
RBI	2
BB	3
SO	3
LOB	10



Batter	1	2	3	4	5	6	7	8	9	AB R H RBI BB SO LOB
George Wright, S (1, 8) OBP: 0.290, SLG: 0.369	0-0 3-1		0-0 CS 1B			0-3 K		0-0 B1		4 0 1 0 0 1 0
Johnny Grubb, L (1, 7) OBP: 0.392, SLG: 0.416	0-0 4-3		0-0 CS 1-2	0-0 1B 1B		0-3 K		0-0 G5-4-3 1B		4 0 2 0 0 1 0
Buddy Bell, R (1, 5) OBP: 0.370, SLG: 0.420	0-0 6-3			0-0 G4-6-3 1-2 1B			4-0 4-3 1B BB	0-0 G5-4-3 1-2f		3 1 1 0 1 0 1
Dave Hostetter, R (1, 3) OBP: 0.329, SLG: 0.542		0-0 6-3		0-0 F7			0-0 L9		0-0 1-3	4 0 0 0 0 0 3
Larry Parrish, R (1, 9) OBP: 0.281, SLG: 0.380		0-3 K		0-0 G4-6-3 1-2f			0-0 4-3 1B 1B		0-0 HR	4 2 2 1 0 1 2
Lamar Johnson, R (1, 10) OBP: 0.319, SLG: 0.347		4-0 BB			0-0 1-3		0-0 4-3			2 0 0 0 1 0 2
Jim Sundberg, R (1, 2) OBP: 0.310, SLG: 0.326		0-0 F7			0-0 L9		4-0 1B BB			2 0 0 0 1 0 1
Mike Richardt, R (1, 4) OBP: 0.285, SLG: 0.293			0-0 F9		0-3 K		0-0 1-2 2-H 3-H 1B			3 0 1 2 0 1 0
Bucky Dent, R (1, 6) OBP: 0.196, SLG: 0.172			0-0 F3			0-0 6-3		0-0 F7		3 0 0 0 0 0 2

Inning Stats	R: 0	H: 0	E: 0	LOB: 0	K: 0	S: 3	P: 3	R: 0	H: 0	E: 0	LOB: 0	K: 0	S: 3	P: 3	R: 0	H: 1	E: 0	LOB: 0	K: 0	S: 3	P: 3	R: 0	H: 2	E: 0	LOB: 1	K: 0	S: 4	P: 4	R: 0	H: 0	E: 0	LOB: 0	K: 1	S: 5	P: 5	R: 0	H: 0	E: 0	LOB: 0	K: 2	S: 7	P: 7	R: 2	H: 2	E: 0	LOB: 2	K: 0	S: 5	P: 13	R: 0	H: 1	E: 0	LOB: 0	K: 0	S: 3	P: 3	R: 1	H: 1	E: 0	LOB: 0	K: 0	S: 2	P: 2	1B: 6	SF: 0	2B: 0	SAC: 0	3B: 0	DP: 2	HR: 1	HBP: 0	WP: 0	PA: 33
PITCHER Len Barker, R (1, 1) ERA: 3.52	IP	WLS	BF	H	R	ER	SO	BB	IBB	HBP	BLK	WP	HR	S	P	ERA	WHIP																			IP	WLS	BF	H	R	ER	SO	BB	IBB	HBP	BLK	WP	HR	S	P	ERA	WHIP																					

Cleveland Indians @ Texas Rangers
Arlington Stadium, Arlington, TX
Sat Aug 14 1982, 8:05 PM EDT
Att. 35,019 - Unknown

AB	29
R	3
H	7
RBI	3
BB	3
SO	4
LOB	11



Batter	1	2	3	4	5	6	7	8	9	AB R H RBI BB SO LOB	TOP		
Miguel Dilone, S OBP: 0.289, SLG: 0.319 (1, 7) X	0-0 S 1B		0-0 G3 2		0-0 PB S 1B 2-H 3-H	0-0 BB 1B		0-0 S 1B		5 0 4 2 0 0 0	Cleveland Indians @ Texas Rangers Arlington Stadium, Arlington, TX Sun Aug 15 1982, 8:05 PM EDT Att. 9,321 - Unknown		
Toby Harrah, R OBP: 0.419, SLG: 0.556 (1, 5) B B B	4-0 G5-4-3 1-2 BB		0-0 F7 3		4-0 PB BB 1-2	0-0 SF8 1		0-3 K 1		2 0 0 1 2 1 1			
Mike Hargrove, L OBP: 0.377, SLG: 0.318 (1, 3) S S S	0-3 K 1			0-0 F2 1	0-3 K 1-2 2-3	4-0 BB 1-2 2-3		4-0 G6-4-3 1-2 BB		3 0 0 0 2 2 4			
Andre Thornton, R OBP: 0.409, SLG: 0.530 (1, 10) X	0-0 G5-4-3 1-2f 2			0-3 K 2		0-0 BB 1B 1B P4 2		0-0 G6-4-3 1-2f 2		5 1 1 0 0 1 7			
Von Hayes, L OBP: 0.302, SLG: 0.398 (1, 9) B B B B		4-0 G5-4-3 BB 1		0-0 2B 3		0-0 BB 1B BB 3-1 3		0-3 K 1		3 1 1 0 2 1 3			
Ron Hassey, L OBP: 0.330, SLG: 0.313 (1, 2) X		0-0 G5-4-3 1-2f 2		0-0 3-1 3		0-0 E 1B 1B 1-2 2-3	0-0 G6-3 1B		4-0 S 1B BB	4 1 2 0 1 0 2			
Rick Manning, L OBP: 0.330, SLG: 0.353 (1, 8) X		0-0 1B 3			0-0 F7 1	0-0 1B E 1B 1-2 2-H 3-H	0-0 G6-3 1B		0-3 K 2	5 1 3 2 0 1 1			
Larry Milbourne, S OBP: 0.284, SLG: 0.323 (1, 4) X		0-0 L9 3			0-0 2B 1B 1B	0-0 1B HBP SF8 1B 1-3 2-H	0-0 G6-3 2		0-0 K 3	5 2 3 1 0 0 3			
Mike Fischlin, R OBP: 0.355, SLG: 0.309 (1, 6) X			0-0 4-3 1		0-0 1B 2B 1-3	1-0 BB 1B HBP	0-0 L6 3			3 0 1 0 0 0 1			
Inning Stats	R: 0 E: 0 K: 1 S: 5 H: 1 LOB: 1 P: 9	R: 0 E: 0 K: 0 S: 3 H: 1 LOB: 1 P: 7	R: 0 E: 0 K: 0 S: 3 H: 0 LOB: 0 P: 3	R: 0 E: 0 K: 1 S: 6 H: 1 LOB: 1 P: 6	R: 1 E: 0 K: 1 S: 7 H: 3 LOB: 2 P: 11	R: 5 E: 1 K: 0 S: 8 H: 5 LOB: 3 P: 17	R: 0 E: 0 K: 0 S: 4 H: 2 LOB: 1 P: 4	R: 0 E: 0 K: 1 S: 5 H: 1 LOB: 1 P: 9	R: 0 E: 0 K: 2 S: 7 H: 1 LOB: 2 P: 11	1B: 13 2B: 2 3B: 0 HR: 0 SF: 1 SAC: 0 DP: 4 HBP: 1		WP: 0 PB: 1 SB: 4 CS: 0 PA: 44	
PITCHER	IP WLS BF H R ER SO BB IBB HBP BLK WP HR S P ERA WHIP											PITCHER	IP WLS BF H R ER SO BB IBB HBP BLK WP HR S P ERA WHIP
Charlie Hough, R ERA: 3.69 (1, 1)	5.0 L 24 8 4 4 3 4 0 0 0 0 0 0 26 42 7.20 2.400												
Paul Mirabella, L ERA: 5.18 (6, 1)	0.0 2 2 0 0 0 0 0 0 0 0 0 0 2 2 ∞ ∞												
Danny Darwin, R ERA: 3.3 (6, 1)	0.2 5 1 2 2 0 1 0 1 0 0 0 0 3 8 27.00 3.000												
Jon Mattack, L ERA: 3.52 (6, 1)	3.1 13 4 0 0 3 2 0 0 0 0 0 0 17 25 0.00 1.800												

livebaseballscorecards.com

AB	35
R	6
H	15
RBI	6
BB	7
SO	6
LOB	22



Batter	1	2	3	4	5	6	7	8	9	AB R H RBI BB SO LOB
George Wright, S (1, 8) OBP: 0.288, SLG: 0.367	0-0 F7		0-0 F7		0-0 4-3		0-3 K		0-0 1B	5 0 1 0 0 1 0
Johnny Grubb, L (1, 7) OBP: 0.392, SLG: 0.416	0-0 F8		0-0 FC6-4 1B		0-0 4-3			0-0 1B	0-0 L6-4	5 1 2 0 0 0 3
Buddy Bell, R (1, 5) OBP: 0.371, SLG: 0.418	4-0 BB		0-0 FC6-4 1-2f		0-0 L7			4-0 1B BB		2 0 0 0 2 0 1
Dave Hostetter, R (1, 3) OBP: 0.328, SLG: 0.549	0-0 F9			0-0 HR		0-3 K		0-0 F3		4 1 1 1 0 1 3
Larry Parrish, R (1, 9) OBP: 0.291, SLG: 0.393		0-0 4-3 2B		0-0 1B BLK 1B		0-0 FC5-4 1B		0-0 1B	0-0 G4-6-3 1B	4 1 4 1 0 0 0
Lamar Johnson, R (1, 10) OBP: 0.318, SLG: 0.346		0-0 4-3 2-3		0-0 4-3 BLK WP 1B		0-0 F8		0-0 G4-6-3 1-2f		4 1 1 0 0 0 4
Jim Sundberg, R (1, 2) OBP: 0.310, SLG: 0.326		0-0 6-3		0-0 F8 1-2 3-H		0-0 FC5-4 1-2f				4 0 1 0 0 0 3
Mike Richardt, R (1, 4) OBP: 0.285, SLG: 0.293		0-0 F9		0-0 4-3 2-3			0-0 6-3		0-3 K	0 0 0 0 0 0 0
Bill Stein, R (2, 4) OBP: 0.257, SLG: 0.283										4 0 0 0 0 1 3
Bucky Dent, R (1, 6) OBP: 0.197, SLG: 0.174			0-0 6-3		0-3 K				0-0 L6-4 1B	4 0 1 0 0 1 0
Wayne Tolleson, S (9, PR) OBP: 0.122, SLG: 0.079									1-2 1B	0 0 0 0 0 0 0

BOTTOM

Cleveland Indians @ Texas Rangers
Arlington Stadium, Arlington, TX
Sun Aug 15 1982, 8:05 PM EDT
Att. 9,321 - Unknown

livebaseballscorecards.com

AB	36
R	4
H	11
RBI	2
BB	2
SO	4
LOB	17



Inning Stats	R: 0	H: 0	E: 0	K: 0	S: 3	H: 0	LOB: 1	BB: 1	P: 7	R: 0	H: 1	E: 0	K: 0	S: 4	R: 0	H: 1	E: 0	K: 0	S: 4	R: 3	H: 3	E: 0	K: 1	S: 8	R: 0	H: 0	E: 0	K: 0	S: 3	R: 0	H: 1	E: 0	K: 1	S: 6	R: 0	H: 0	E: 0	K: 1	S: 5	R: 1	H: 2	E: 0	K: 0	S: 4	R: 0	H: 3	E: 0	K: 1	S: 7	1B: 9	SF: 0	2B: 2	SAC: 0	3B: 0	DP: 2	HR: 1	HBP: 0	WP: 1	PA: 38
--------------	------	------	------	------	------	------	--------	-------	------	------	------	------	------	------	------	------	------	------	------	------	------	------	------	------	------	------	------	------	------	------	------	------	------	------	------	------	------	------	------	------	------	------	------	------	------	------	------	------	------	-------	-------	-------	--------	-------	-------	-------	--------	-------	--------

PITCHER	IP	WLS	BF	H	R	ER	SO	BB	IBB	HBP	BLK	WP	HR	S	P	ERA	WHIP
Lary Sorensen, R (1, 1) ERA: 4.94	7.0	W	30	7	4	4	3	2	0	0	1	1	1	34	42	5.14	1.286
Dan Spillner, R (8, 1) ERA: 2.61	1.1		7	4	0	0	1	0	0	0	0	0	0	9	9	0.00	3.000
Ed Glynn, L (9, 1) ERA: 3.21	0.2	S	1	0	0	0	0	0	0	0	0	0	0	1	1	0.00	0.000

Batter	1	2	3	4	5	6	7	8	9	AB R H RBI BB SO LOB	TOP		
Rudy Law, L (1, 8) OBP: 0.370, SLG: 0.440	0-0 SH5-4 1B 1B		0-0 E2 G5-4-3		0-0 F6		0-0 6-3	0-0 4-3		5 1 1 0 0 0 1			
Tony Bernazard, S (1, 4) OBP: 0.339, SLG: 0.379	0-0 1B SH5-4 1B		0-0 G5-4-3		0-0 E4 1B		0-0 4-3		0-0 G6-4-3 1B 1B	5 0 2 0 0 0 1			
Tom Paciorek, R (1, 3) OBP: 0.365, SLG: 0.497 Mike Squires, L (7, PR) OBP: 0.318, SLG: 0.336	0-0 SH5-4 1-2 2-3		0-0 6-3		0-0 1B		1-0 HBP		0-0 G6-4-3 1B	2 0 1 0 0 0 0 1 0 1 0 0 0 0			
Greg Luzinski, R (1, 10) OBP: 0.362, SLG: 0.447	4-0 1B IBB			0-0 FC3-6 1B	0-0 F7		0-0 4-3		0-0 G6-4-3 1-2f 2-3	4 0 1 0 1 0 5			
Steve Kemp, L (1, 7) OBP: 0.388, SLG: 0.403	0-0 G6-4-3 1B			0-0 FC3-6 HR		4-0 1B SF7 BB		0-0 F6	0-0 1-3	4 2 1 1 1 0 2			
Carlton Fisk, R (1, 2) OBP: 0.343, SLG: 0.400	0-0 G6-4-3			0-0 F8		0-0 SF7 1B		4-0 1B BB		3 1 1 0 1 0 4			
Harold Baines, L (1, 9) OBP: 0.315, SLG: 0.449		0-3 K		0-0 HR		0-0 SF7		0-0 1B SH3-4 1B		3 2 2 3 0 1 0			
Vance Law, R (1, 6) OBP: 0.344, SLG: 0.383		0-0 5-3		0-0 4-3		0-0 F9		0-0 SH3-4 1B		4 0 1 1 0 0 1			
Aurelio Rodriguez, R (1, 5) OBP: 0.253, SLG: 0.316		0-0 5-3			0-3 K	0-0 6-3		0-0 SH3-4		3 0 0 1 0 1 1			
Inning Stats	R: 1 H: 3 E: 0 LOB: 2 K: 0 BB: 1 S: 5 P: 9	R: 0 H: 0 E: 0 LOB: 0 K: 1 BB: 0 S: 5 P: 5	R: 0 H: 0 E: 1 LOB: 0 K: 0 BB: 0 S: 3 P: 3	R: 2 H: 2 E: 0 LOB: 0 K: 0 BB: 0 S: 5 P: 5	R: 0 H: 1 E: 1 LOB: 2 K: 1 BB: 0 S: 7 P: 7	R: 1 H: 1 E: 0 LOB: 1 K: 0 BB: 1 S: 4 P: 8	R: 0 H: 0 E: 0 LOB: 1 K: 0 BB: 0 S: 3 P: 4	R: 2 H: 2 E: 0 LOB: 1 K: 0 BB: 1 S: 5 P: 9	R: 0 H: 2 E: 0 LOB: 1 K: 0 BB: 0 S: 4 P: 4	1B: 10 SF: 1 2B: 0 SAC: 2 3B: 0 DP: 3 HR: 1 HBP: 1	WP: 0 PA: 41 PB: 0 SB: 0 CS: 0		
PITCHER	IP WLS BF H R ER SO BB IBB HBP BLK WP HR S P ERA WHIP											PITCHER	IP WLS BF H R ER SO BB IBB HBP BLK WP HR S P ERA WHIP
Rick Honeycutt, L (1, 1) ERA: 5.06	7.1 L 34 8 6 6 2 2 1 1 0 0 1 34 47 7.36 1.364												
Steve Comer, R (8, 1) ERA: 3.9	1.2 7 3 0 0 0 0 0 0 0 0 0 7 7 0.00 1.800												

Chicago White Sox @ Texas Rangers
Arlington Stadium, Arlington, TX
Mon Aug 16 1982, 8:05 PM EDT
Att. 9,088 - Unknown

livebaseballscorecards.com

AB	34
R	6
H	11
RBI	6
BB	3
SO	2
LOB	15




Batter	1	2	3	4	5	6	7	8	9	AB	R	H	RBI	BB	SO	LOB
George Wright, S (1, 8) OBP: 0.285, SLG: 0.363	0-0 G3		0-0 G3		0-0 4-3		0-3 K			4	0	0	0	0	1	0
Johnny Grubb, L (1, 7) OBP: 0.390, SLG: 0.413	0-0 1B		0-3 K		0-0 4-3			0-0 F8		4	0	1	0	0	1	0
Buddy Bell, R (1, 5) OBP: 0.372, SLG: 0.421	0-0 1B		0-0 2B		0-0 F8			0-0 4-3		4	0	2	0	0	0	0
Dave Hostetter, R (1, 3) OBP: 0.324, SLG: 0.541	0-3 K		0-0 F9		0-0 6-3			0-0 F6		4	0	0	0	0	1	3
Larry Parrish, R (1, 9) OBP: 0.294, SLG: 0.394		0-0 L6		0-3 K		0-0 1B			0-0 2B	4	0	2	0	0	1	0
Lamar Johnson, R (1, 10) OBP: 0.325, SLG: 0.354		4-0 BB		0-0 1B		0-0 L7			0-0 2B	3	0	2	0	1	0	1
Jim Sundberg, R (1, 2) OBP: 0.309, SLG: 0.325		0-0 1B		0-0 1B		0-3 K			0-0 1B	4	1	1	0	0	1	3
Bill Stein, R (1, 4) OBP: 0.265, SLG: 0.291		0-0 1B		0-0 1B			0-0 L9		0-0 2B	4	0	2	1	0	0	2
Bucky Dent, R (1, 6) OBP: 0.193, SLG: 0.170		0-3 K		0-0 1B			0-0 F8		0-0 2B	4	0	0	0	0	1	5

Inning Stats	R: 0	H: 2	E: 0	K: 1	S: 6	R: 0	H: 1	E: 0	K: 1	S: 6	R: 0	H: 1	E: 0	K: 1	S: 6	R: 1	H: 2	E: 0	K: 1	S: 7	R: 0	H: 0	E: 0	K: 0	S: 3	R: 0	H: 1	E: 0	K: 1	S: 6	R: 0	H: 0	E: 0	K: 1	S: 5	R: 0	H: 0	E: 0	K: 0	S: 3	R: 0	H: 3	E: 0	K: 0	S: 5	1B: 8	2B: 3	3B: 0	HR: 0	SF: 0	SAC: 0	DP: 1	HBP: 0	WP: 0	PB: 1	SB: 0	CS: 1	PA: 36
--------------	------	------	------	------	------	------	------	------	------	------	------	------	------	------	------	------	------	------	------	------	------	------	------	------	------	------	------	------	------	------	------	------	------	------	------	------	------	------	------	------	------	------	------	------	------	-------	-------	-------	-------	-------	--------	-------	--------	-------	-------	-------	-------	--------

PITCHER	IP	WLS	BF	H	R	ER	SO	BB	IBB	HBP	BLK	WP	HR	S	P	ERA	WHIP
Richard Dotson, R (1, 1) ERA: 4.3	8.1	W	34	10	1	0	6	1	0	0	0	0	0	45	49	0.00	1.320
Dennis Lamp, R (9, 1) ERA: 3.88	0.2		2	0	0	0	0	0	0	0	0	0	0	2	2	0.00	0.000

Chicago White Sox @ Texas Rangers
Arlington Stadium, Arlington, TX
Mon Aug 16 1982, 8:05 PM EDT
Att. 9,088 - Unknown

AB	35
R	1
H	10
RBI	1
BB	1
SO	6
LOB	14



Batter	1	2	3	4	5	6	7	8	9	10	11	AB R H RBI BB SO LOB	TOP														
Rudy Law, L OBP: 0.361, SLG: 0.429 (1, 8)	0-0 4-3			0-0 G3		0-3 K		0-0 L7		0-0 4-3		5 0 0 0 0 1 1															
Tony Bernazard, S OBP: 0.340, SLG: 0.377 (1, 4)	0-0 F2			0-0 6-3		4-0 WP 1-2 BB		0-0 F7			4-0 1B BB	3 1 0 0 2 0 0															
Harold Baines, L OBP: 0.314, SLG: 0.446 (1, 9)	0-0 4-3			0-0 6-3		0-0 F6 1-2 2-3			0-0 4-3		0-0 1B 1-3 SH1 1B	5 1 1 0 0 0 2															
Greg Luzinski, R OBP: 0.361, SLG: 0.445 (1, 10)		0-0 F4			0-0 G5-4-3 1B		0-0 F7		0-3 K		0-3 K	5 0 1 0 0 2 2															
Steve Kemp, L OBP: 0.391, SLG: 0.405 (1, 7)		0-0 F5			0-0 G5-4-3 1B		1-0 1B HBP		0-0 2B 1B		0-0 SH1 1B	3 0 2 0 0 0 0 1 1 1 1 0 0 0															
Ron LeFlore, R OBP: 0.336, SLG: 0.400 (9, PR)																											
Mike Squires, L OBP: 0.323, SLG: 0.350 (7, 3)		0-0 5-3			0-0 G5-4-3 1-2 2-3		0-0 1B 1B		0-0 1B 2B		0-0 SH1	3 0 1 0 0 0 2 1 0 1 2 0 0 0															
Tom Paciorek, R OBP: 0.364, SLG: 0.495 (1, 3)																											
Carlton Fisk, R OBP: 0.341, SLG: 0.397 (1, 2)			0-0 5-3		0-0 F7		0-0 1B		0-3 K		0-0 1-3	5 0 1 0 0 1 4															
Aurelio Rodriguez, R OBP: 0.250, SLG: 0.312 (1, 5)						0-0 L9		0-3 K		0-3 K		2 0 0 0 0 0 0 1 0 0 0 0 1 2 1 0 0 0 0 1 0															
Jerry Hairston, S OBP: 0.295, SLG: 0.507 (7, PH)																											
Vance Law, R OBP: 0.343, SLG: 0.381 (7, 5)																											
Bill Almon, R OBP: 0.323, SLG: 0.375 (1, 6)			0-0 L6			0-0 WP BB 1B			0-0 4-3		0-0 4-3	4 0 1 0 0 0 0															
Inning Stats	R: 0 E: 0 K: 0 S: 3	H: 0 LOB: 0 BB: 0 P: 3	R: 0 E: 0 K: 0 S: 3	H: 0 LOB: 0 BB: 0 P: 3	R: 0 E: 0 K: 0 S: 3	H: 0 LOB: 0 BB: 0 P: 3	R: 0 E: 0 K: 0 S: 4	H: 2 LOB: 1 BB: 0 P: 4	R: 0 E: 0 K: 1 S: 6	H: 1 LOB: 2 BB: 1 P: 10	R: 0 E: 0 K: 1 S: 6	H: 2 LOB: 2 BB: 0 P: 7	R: 0 E: 0 K: 0 S: 3	H: 0 LOB: 0 BB: 0 P: 3	R: 1 E: 0 K: 2 S: 9	H: 2 LOB: 2 BB: 0 P: 9	R: 0 E: 0 K: 1 S: 5	H: 0 LOB: 0 BB: 0 P: 5	R: 2 E: 0 K: 1 S: 7	H: 2 LOB: 1 BB: 1 P: 11	1B: 8 2B: 1 3B: 0 HR: 0	SF: 0 SAC: 1 DP: 1 HBP: 1	WP: 1 PB: 0 SB: 0 CS: 0	PA: 43			
PITCHER	IP	WLS	BF	H	R	ER	SO	BB	IBB	HBP	BLK	WP	HR	S	P	ERA	WHIP										
Dave Schmidt, R ERA: 2.66 (1, 1)	10.0		37	7	1	1	5	1	0	1	0	1	0	45	50	0.90	0.800										
Paul Mirabella, L ERA: 5.62 (11, 1)	0.0		2	1	2	2	0	1	0	0	0	0	0	1	5	∞	∞										
Danny Darwin, R ERA: 3.25 (11, 1)	1.0	W	4	1	0	0	1	0	0	0	0	0	0	6	6	0.00	1.000										

Chicago White Sox @ Texas Rangers
Arlington Stadium, Arlington, TX
Tue Aug 17 1982, 8:05 PM EDT
Att: 9,527 - Unknown

AB	39
R	3
H	9
RBI	3
BB	2
SO	6
LOB	13



1B	8	SF	0
2B	1	SAC	1
3B	0	DP	1
HR	0	HBP	1

livebaseballscorecards.com

BOTTOM

Chicago White Sox @ Texas Rangers
 Arlington Stadium, Arlington, TX
 Tue Aug 17 1982, 8:05 PM EDT
 Att: 9,527 - Unknown

livebaseballscorecards.com

AB	35
R	4
H	7
RBI	4
BB	3
SO	4
LOB	10



WP: 0	PA: 40
PB: 0	
SB: 0	
CS: 0	

AB	R	H	RBI	BB	SO	LOB
5	1	2	0	0	0	2
5	1	0	0	0	1	3
4	0	2	1	1	0	0
0	1	0	0	0	0	0
4	1	1	3	0	2	1
3	0	0	0	1	0	2
4	0	1	0	0	1	1
4	0	0	0	0	0	1
3	0	0	0	1	0	0
3	0	1	0	0	0	0
1B: 4	SF: 0					
2B: 2	SAC: 1					
3B: 0	DP: 2					
HR: 1	HBP: 1					

Batter	1	2	3	4	5	6	7	8	9	10	11
George Wright, S (1, 8) OBP: 0.287, SLG: 0.366	F3		1B 2B		G6-4-3			5-3			FC6-4 1B
Bill Sample, R (1, 7) OBP: 0.331, SLG: 0.402	F4		L7			F7		K			FC6-4 2B HR
Buddy Bell, R (1, 5) OBP: 0.374, SLG: 0.425 Wayne Tolleson, S (11, PR) OBP: 0.122, SLG: 0.079	HBP BB		2-H 1B			5-3			6-3		HR 2B
Dave Hostetler, R (1, 3) OBP: 0.325, SLG: 0.548	1-2 HBP		3-1			K		K			HR
Larry Parrish, R (1, 9) OBP: 0.293, SLG: 0.390	F8				5-3			6-3			
Lamar Johnson, R (1, 10) OBP: 0.323, SLG: 0.352		F8			K			G1-6-3 1B		1-3	
Bill Stein, R (1, 4) OBP: 0.256, SLG: 0.281		4-3			5-3			G1-6-3			4-3
Jim Sundberg, R (1, 2) OBP: 0.308, SLG: 0.322		6-3				L7		SH1-4 BB		5-3	
Bucky Dent, R (1, 6) OBP: 0.195, SLG: 0.173			F7					SH1-4		6-3	

Inning Stats	R: 0	H: 0	E: 0	K: 0	S: 3	LOB: 2	BB: 1	P: 8
	R: 0	H: 0	E: 0	K: 0	S: 3 <td>LOB: 0</td> <td>BB: 0</td> <td>P: 3</td>	LOB: 0	BB: 0	P: 3
	R: 1	H: 2	E: 0	K: 0	S: 5 <td>LOB: 1</td> <td>BB: 0</td> <td>P: 5</td>	LOB: 1	BB: 0	P: 5
	R: 0	H: 0	E: 0	K: 1	S: 5 <td>LOB: 0</td> <td>BB: 0</td> <td>P: 5</td>	LOB: 0	BB: 0	P: 5
	R: 0	H: 1	E: 0	K: 0	S: 3 <td>LOB: 0</td> <td>BB: 0</td> <td>P: 3</td>	LOB: 0	BB: 0	P: 3
	R: 0	H: 0	E: 0	K: 1	S: 5 <td>LOB: 0</td> <td>BB: 0</td> <td>P: 5</td>	LOB: 0	BB: 0	P: 5
	R: 0	H: 1	E: 0	K: 0	S: 3 <td>LOB: 0</td> <td>BB: 0</td> <td>P: 3</td>	LOB: 0	BB: 0	P: 3
	R: 0	H: 0	E: 0	K: 1	S: 5 <td>LOB: 1</td> <td>BB: 1</td> <td>P: 9</td>	LOB: 1	BB: 1	P: 9
	R: 0	H: 0	E: 0	K: 1	S: 5 <td>LOB: 1</td> <td>BB: 1</td> <td>P: 9</td>	LOB: 1	BB: 1	P: 9
	R: 0	H: 0	E: 0	K: 0	S: 3 <td>LOB: 0</td> <td>BB: 0</td> <td>P: 3</td>	LOB: 0	BB: 0	P: 3
	R: 3	H: 3	E: 0	K: 0	S: 4 <td>LOB: 1</td> <td>BB: 0</td> <td>P: 4</td>	LOB: 1	BB: 0	P: 4

PITCHER	IP	WLS	BF	H	R	ER	SO	BB	IBB	HBP	BLK	WP	HR	S	P	ERA	WHIP
Jerry Koosman, L (1, 1) ERA: 3.7	8.0		29	4	1	1	3	2	0	1	0	0	0	32	41	1.12	0.750
Salome Barojas, R (9, 1) ERA: 3.86	2.0		8	1	1	1	1	1	0	0	0	0	0	9	13	4.50	1.000
Dennis Lamp, R (11, 1) ERA: 4.0	0.1	L	3	2	2	2	0	0	0	0	0	0	1	3	3	54.00	6.000

PITCHER	IP	WLS	BF	H	R	ER	SO	BB	IBB	HBP	BLK	WP	HR	S	P	ERA	WHIP
Jerry Koosman, L (1, 1) ERA: 3.7	8.0		29	4	1	1	3	2	0	1	0	0	0	32	41	1.12	0.750
Salome Barojas, R (9, 1) ERA: 3.86	2.0		8	1	1	1	1	1	0	0	0	0	0	9	13	4.50	1.000
Dennis Lamp, R (11, 1) ERA: 4.0	0.1	L	3	2	2	2	0	0	0	0	0	0	1	3	3	54.00	6.000

PITCHER	IP	WLS	BF	H	R	ER	SO	BB	IBB	HBP	BLK	WP	HR	S	P	ERA	WHIP
Jerry Koosman, L (1, 1) ERA: 3.7	8.0		29	4	1	1	3	2	0	1	0	0	0	32	41	1.12	0.750
Salome Barojas, R (9, 1) ERA: 3.86	2.0		8	1	1	1	1	1	0	0	0	0	0	9	13	4.50	1.000
Dennis Lamp, R (11, 1) ERA: 4.0	0.1	L	3	2	2	2	0	0	0	0	0	0	1	3	3	54.00	6.000

PITCHER	IP	WLS	BF	H	R	ER	SO	BB	IBB	HBP	BLK	WP	HR	S	P	ERA	WHIP
Jerry Koosman, L (1, 1) ERA: 3.7	8.0		29	4	1	1	3	2	0	1	0	0	0	32	41	1.12	0.750
Salome Barojas, R (9, 1) ERA: 3.86	2.0		8	1	1	1	1	1	0	0	0	0	0	9	13	4.50	1.000
Dennis Lamp, R (11, 1) ERA: 4.0	0.1	L	3	2	2	2	0	0	0	0	0	0	1	3	3	54.00	6.000

PITCHER	IP	WLS	BF	H	R	ER	SO	BB	IBB	HBP	BLK	WP	HR	S	P	ERA	WHIP
Jerry Koosman, L (1, 1) ERA: 3.7	8.0		29	4	1	1	3	2	0	1	0	0	0	32	41	1.12	0.750
Salome Barojas, R (9, 1) ERA: 3.86	2.0		8	1	1	1	1	1	0	0	0	0	0	9	13	4.50	1.000
Dennis Lamp, R (11, 1) ERA: 4.0	0.1	L	3	2	2	2	0	0	0	0	0	0	1	3	3	54.00	6.000

PITCHER	IP	WLS	BF	H	R	ER	SO	BB	IBB	HBP	BLK	WP	HR	S	P	ERA	WHIP
Jerry Koosman, L (1, 1) ERA: 3.7	8.0		29	4	1	1	3	2	0	1	0	0	0	32	41	1.12	0.750
Salome Barojas, R (9, 1) ERA: 3.86	2.0		8	1	1	1	1	1	0	0	0	0	0	9	13	4.50	1.000
Dennis Lamp, R (11, 1) ERA: 4.0	0.1	L	3	2	2	2	0	0	0	0	0	0	1	3	3	54.00	6.000

PITCHER	IP	WLS	BF	H	R	ER	SO	BB	IBB	HBP	BLK	WP	HR	S	P	ERA	WHIP
Jerry Koosman, L (1, 1) ERA: 3.7	8.0		29	4	1	1	3	2	0	1	0	0	0	32	41	1.12	0.750
Salome Barojas, R (9, 1) ERA: 3.86	2.0		8	1	1	1	1	1	0	0	0	0	0	9	13	4.50	1.000
Dennis Lamp, R (11, 1) ERA: 4.0	0.1	L	3	2	2	2	0	0	0	0	0	0	1	3	3	54.00	6.000

PITCHER	IP	WLS	BF	H	R	ER	SO	BB	IBB	HBP	BLK	WP	HR	S	P	ERA	WHIP
Jerry Koosman, L (1, 1) ERA: 3.7	8.0		29	4	1	1	3	2	0	1	0	0	0	32	41	1.12	0.750
Salome Barojas, R (9, 1) ERA: 3.86	2.0		8	1	1	1	1	1	0	0	0	0	0	9	13	4.50	1.000
Dennis Lamp, R (11, 1) ERA: 4.0	0.1	L	3	2	2	2	0	0	0	0	0	0	1	3	3	54.00	6.000

PITCHER	IP	WLS	BF	H	R	ER	SO	BB	IBB	HBP	BLK	WP	HR	S	P	ERA	WHIP
Jerry Koosman, L (1, 1) ERA: 3.7	8.0		29	4	1	1	3	2	0	1	0	0	0	32	41	1.12	0.750
Salome Barojas, R (9, 1) ERA: 3.86	2.0		8	1	1	1	1	1	0	0	0	0	0	9	13	4.50	1.000
Dennis Lamp, R (11, 1) ERA: 4.0	0.1	L	3	2	2	2	0	0	0	0	0	0	1	3	3	54.00	6.000

PITCHER	IP	WLS	BF	H	R	ER	SO	BB	IBB	HBP	BLK	WP	HR	S	P	ERA	WHIP
Jerry Koosman, L (1, 1) ERA: 3.7	8.0		29	4	1	1	3	2	0	1	0	0	0	32	41	1.12	0.750
Salome Barojas, R (9, 1) ERA: 3.86	2.0		8	1	1	1	1	1	0	0	0	0	0	9	13	4.50	1.000
Dennis Lamp, R (11, 1) ERA: 4.0	0.1	L	3	2	2	2	0	0	0	0	0	0	1	3	3	54.00	6.000

Batter	1	2	3	4	5	6	7	8	9	AB R H RBI BB SO LOB	TOP											
Ron LeFlore, R OBP: 0.332, SLG: 0.395 (1, 8) X	0-0 6-3		0-0 6-3		0-0 G6-4-3			0-0 4-3		4 0 0 0 0 0 1												
Vance Law, R OBP: 0.341, SLG: 0.375 (1, 4) X	0-0 F8		0-0 F3			0-0 6-3		4-0 2B BB		3 1 0 0 1 0 0												
Tom Paciorek, R OBP: 0.369, SLG: 0.502 (1, 3) X	0-0 1B			0-0 5-3 1B		0-0 L6		0-0 2B		4 0 3 1 0 0 0												
Greg Luzinski, R OBP: 0.364, SLG: 0.447 (1, 10) X	0-0 1B			0-0 5-3 1B		0-0 1B		0-0 F9		4 0 3 0 0 0 1												
Steve Kemp, L OBP: 0.388, SLG: 0.401 (1, 7) X	0-0 F8			0-0 B5		0-0 F8			0-0 4-3	4 0 0 0 0 0 5												
Marc Hill, R OBP: 0.282, SLG: 0.338 (1, 2) X		0-0 6-3		0-0 5-3		0-0 F8			0-0 L9	4 0 0 0 0 0 2												
Harold Baines, L OBP: 0.314, SLG: 0.445 (1, 9) X		0-0 1B		0-0 1-3		0-0 L8			0-0 1B	3 0 1 0 0 0 2												
Jerry Hairston, S OBP: 0.304, SLG: 0.514 (8, 9) X			G6-4-3 1B							1 0 1 0 0 0 0	AB 34 R 1 H 9 RBI 1 BB 1 SO 0 LOB 13											
Aurelio Rodriguez, R OBP: 0.246, SLG: 0.306 (1, 5) X		0-0 G6-4-3			0-0 F9		0-0 5-3		0-0 4-3	3 0 0 0 0 0 1												
Mary Foley, L OBP: 0.250, SLG: 0.118 (8, 5) X										1 0 0 0 0 0 1												
Bill Almon, R OBP: 0.323, SLG: 0.374 (1, 6) X			0-0 1-3		0-0 1B			0-0 F8		3 0 1 0 0 0 0												
Inning Stats	R: 0 E: 0 K: 0 S: 5	H: 2 LOB: 2 BB: 0 P: 5	R: 0 E: 0 K: 0 S: 3	H: 1 LOB: 0 BB: 0 P: 3	R: 0 E: 0 K: 0 S: 3	H: 0 LOB: 0 BB: 0 P: 3	R: 0 E: 0 K: 0 S: 5	H: 2 LOB: 2 BB: 0 P: 5	R: 0 E: 0 K: 0 S: 3	H: 1 LOB: 0 BB: 0 P: 3	R: 0 E: 0 K: 0 S: 4	H: 1 LOB: 1 BB: 0 P: 4	R: 0 E: 0 K: 0 S: 3	H: 0 LOB: 0 BB: 0 P: 3	R: 1 E: 0 K: 0 S: 4	H: 1 LOB: 1 BB: 1 P: 8	R: 0 E: 0 K: 0 S: 4	H: 1 LOB: 1 BB: 0 P: 4	1B: 8 2B: 1 3B: 0 HR: 0	SF: 0 SAC: 0 DP: 2 HBP: 0	WP: 0 PB: 0 SB: 0 CS: 0	PA: 35
PITCHER Frank Tanana, L ERA: 3.91 (1, 1)	IP 9.0 WLS W BF 35 H 9 R 1 ER 1 SO 0 BB 1 IBB 0 HBP 0 BLK 0 WP 0 HR 0 S 34 P 38 ERA 1.00 WHIP 1.111											PITCHER	IP WLS BF H R ER SO BB IBB HBP BLK WP HR S P ERA WHIP									

Chicago White Sox @ Texas Rangers
Arlington Stadium, Arlington, TX
Wed Aug 18 1982, 8:05 PM EDT
Att. 9,921 - Unknown

livebaseballscorecards.com



Batter	1	2	3	4	5	6	7	8	9
George Wright, S (1, 8) OBP: 0.286, SLG: 0.362	0-0 F7		0-3 K	4-0 E 3B BB		0-0 F4	0-0 L7		
Bill Sample, R (1, 7) OBP: 0.328, SLG: 0.398	0-0 5-3		0-0 F9	0-0 E7 3B 1B		0-0 L7		0-0 6-3	
Buddy Bell, R (1, 5) Wayne Tolleson, S (9, 5) OBP: 0.379, SLG: 0.435 OBP: 0.122, SLG: 0.079	4-0 BB		0-0 1B	0-0 1B 3B		0-0 1B		0-0 6-3	
Dave Hostetter, R (1, 3) OBP: 0.326, SLG: 0.544	0-0 F8		0-0 1B	4-0 1B BB		0-0 6-3		0-0 E4 1B	
Larry Parrish, R (1, 9) OBP: 0.298, SLG: 0.394		0-0 4-3	0-3 K	0-0 FC6-4 1B		0-0 HR 1B		0-0 1B 1B	
Lamar Johnson, R (1, 10) OBP: 0.325, SLG: 0.353		0-0 FC6-4 1B		0-0 F3		0-3 K		0-0 1B 1B	
Bill Stein, R (1, 4) OBP: 0.270, SLG: 0.294		0-0 FC6-4 2B		0-0 BB CI 1B	0-0 G6-4-3 1B	0-3 K		0-0 1B 1B	
Jim Sundberg, R (1, 2) OBP: 0.313, SLG: 0.338		0-0 1-2		0-1 CI BB	0-0 G6-4-3	0-0 HR		0-0 1-2 2-H 1B	
Bucky Dent, R (1, 6) OBP: 0.195, SLG: 0.174		0-0 F7		0-3 K	0-0 F7	0-0 1B		0-0 F8	

Inning Stats	R: 0	H: 0	E: 0	K: 3	S: 3	R: 0	H: 2	E: 0	K: 5	S: 5	R: 1	H: 2	E: 0	K: 2	S: 9	R: 5	H: 4	E: 2	K: 1	S: 10	R: 0	H: 1	E: 0	K: 3	S: 3	R: 0	H: 1	E: 0	K: 4	S: 4	R: 2	H: 3	E: 0	K: 2	S: 10	R: 3	H: 4	E: 1	K: 0	S: 8
	LOB: 1	BB: 1	P: 7			LOB: 2	BB: 0	P: 5			LOB: 1	BB: 0	P: 9			LOB: 2	BB: 2	P: 18			LOB: 0	BB: 0	P: 3			LOB: 1	BB: 0	P: 4			LOB: 1	BB: 0	P: 10			LOB: 2	BB: 0	P: 8		

PITCHER	IP	WLS	BF	H	R	ER	SO	BB	IBB	HBP	BLK	WP	HR	S	P	ERA	WHIP
Steve Trout, L (1, 1) ERA: 4.37	3.2	L	21	7	6	1	3	2	0	0	0	0	0	25	33	2.46	2.455
Chico Escarrega, R (4, 1) ERA: 3.18	1.1		6	2	0	0	0	1	0	0	0	0	0	5	9	0.00	2.250
Kevin Hickey, L (6, 1) ERA: 3.21	1.0		4	1	0	0	0	0	0	0	0	0	0	4	4	0.00	1.000
Rich Barnes, L (7, 1) ERA: 5.06	2.0		14	7	5	2	2	0	0	0	0	0	1	18	18	9.00	3.500

BOTTOM


Chicago White Sox @ Texas Rangers
Arlington Stadium, Arlington, TX

Wed Aug 18 1982, 8:05 PM EDT
Att. 9,921 - Unknown

AB	R	H	RBI	BB	SO	LOB
4	1	0	0	1	1	1
5	1	1	2	0	0	0
4	2	3	2	1	0	0
0	0	0	0	0	0	0
4	1	1	1	1	0	2
5	2	3	1	0	1	1
5	1	2	2	0	1	3
5	1	3	0	0	1	2
4	2	3	3	0	0	1
5	0	1	0	0	1	6

AB	41
R	11
H	17
RBI	11
BB	3
SO	5
LOB	16

WP: 0 PA: 45
PB: 0
SB: 0
CS: 0



PITCHER	IP	WLS	BF	H	R	ER	SO	BB	IBB	HBP	BLK	WP	HR	S	P	ERA	WHIP
Steve Trout, L (1, 1) ERA: 4.37	3.2	L	21	7	6	1	3	2	0	0	0	0	0	25	33	2.46	2.455
Chico Escarrega, R (4, 1) ERA: 3.18	1.1		6	2	0	0	0	1	0	0	0	0	0	5	9	0.00	2.250
Kevin Hickey, L (6, 1) ERA: 3.21	1.0		4	1	0	0	0	0	0	0	0	0	0	4	4	0.00	1.000
Rich Barnes, L (7, 1) ERA: 5.06	2.0		14	7	5	2	2	0	0	0	0	0	1	18	18	9.00	3.500

Batter	1	2	3	4	5	6	7	8	9	10	11	12	AB	R	H	RBI	BB	SO	LOB	TOP		
Al Bumbry, L OBP: 0.311, SLG: 0.346 (1, 8)	0-0 4-3			0-0 4-3	0-0 1-3			0-0 4-3			0-0 F9	0-0 E2	6	0	1	0	0	0	2			
Glenn Gulliver, L OBP: 0.406, SLG: 0.264 (1, 5)	4-0 BB			0-0 F8		0-0 G3		0-0 F8			0-0 G3	0-0 4-3	5	0	1	0	1	0	1			
Ken Singleton, S OBP: 0.352, SLG: 0.369 (1, 10)	0-0 G4-6-3			4-0 HR		0-0 4-3				4-0 FC4-6	0-0 G3		2	1	0	0	2	0	1			
Floyd Rayford, R OBP: 0.196, SLG: 0.308 (9, PR)											1-2		0	0	0	0	0	0	0			
Terry Crowley, L OBP: 0.361, SLG: 0.363 (11, PH)													1	0	0	0	0	0	1			
Eddie Murray, S OBP: 0.393, SLG: 0.521 (1, 3)		0-0 F8		0-0 HR		0-0 G3		0-0 F8			4-0 IBB		4	1	1	2	1	0	1			
John Lowenstein, L OBP: 0.397, SLG: 0.627 (1, 7)		0-3 K		0-0 G3			0-0 F7		0-0 FC4-6		0-3 K		5	0	0	0	0	2	3			
Cal Ripken Jr., R OBP: 0.304, SLG: 0.451 (1, 6)		0-0 F8			0-0 1B		0-0 6-3		0-0 5-3			0-0 SH5-4	5	1	2	0	0	0	1			
Gary Roenicke, R OBP: 0.390, SLG: 0.550 (1, 9)			0-0 F7		0-0 B1		0-0 S			0-0 6-3		0-0 SH5-4	4	0	1	0	0	0	1			
Rich Dauer, R OBP: 0.320, SLG: 0.357 (1, 4)			0-0 5-3		0-0 F9		0-0 F8			0-0 L3		0-0 F3	3	0	0	0	0	0	2			
Jim Dwyer, L OBP: 0.364, SLG: 0.455 (10, PH)							1-2						1	0	0	0	0	0	0			
Lenn Sakata, R OBP: 0.318, SLG: 0.368 (10, 4)													1	0	0	0	0	0	1			
Rick Dempsey, R OBP: 0.319, SLG: 0.338 (1, 2)			0-3 K		0-0 1B		0-0 F8			0-0 6-3		0-0 E	5	1	2	1	0	1	0			
													R: 2 E: 1 K: 0 S: 6	H: 3 LOB: 1 BB: 0 P: 6	1B: 7 2B: 0 3B: 0 HR: 1	SF: 0 SAC: 1 DP: 1 HBP: 0	WP: 0 PB: 0 SB: 1 CS: 0	PA: 47				
Inning Stats	R: 0 E: 0 K: 0 S: 2	H: 0 LOB: 0 BB: 1 P: 6	R: 0 E: 0 K: 1 S: 5	H: 0 LOB: 0 BB: 0 P: 5	R: 0 E: 0 K: 1 S: 5	H: 0 LOB: 0 BB: 0 P: 5	R: 2 E: 0 K: 0 S: 4	H: 1 LOB: 0 BB: 1 P: 8	R: 0 E: 0 K: 0 S: 5	H: 2 LOB: 2 BB: 0 P: 5	R: 0 E: 0 K: 0 S: 3	H: 0 LOB: 0 BB: 0 P: 3	R: 0 E: 0 K: 0 S: 3	H: 0 LOB: 1 BB: 1 P: 7	R: 0 E: 0 K: 0 S: 3	H: 0 LOB: 0 BB: 0 P: 3	R: 0 E: 0 K: 1 S: 6	H: 1 LOB: 2 BB: 1 P: 10	R: 2 E: 1 K: 0 S: 6	H: 3 LOB: 1 BB: 0 P: 6		
PITCHER	IP	WLS	BF	H	R	ER	SO	BB	IBB	HBP	BLK	WP	HR	S	P	ERA	WHIP					
John Butcher, R ERA: 4.85 (1, 1)	11.0		41	5	2	2	3	3	1	0	0	0	0	1	59	1.64	0.727					
Steve Comer, R ERA: 4.01 (12, 1)	0.2	L	5	3	2	1	0	0	0	0	0	0	0	5	5	13.50	4.500					
Jon Matlack, L ERA: 3.51 (12, 1)	0.1		1	0	0	0	0	0	0	0	0	0	0	1	1	0.00	0.000					

Baltimore Orioles @ Texas Rangers
Arlington Stadium, Arlington, TX
Fri Aug 20 1982, 8:05 PM EDT
Att. 11,945 - Unknown

AB	42
R	4
H	8
RBI	3
BB	4
SO	3
LOB	14



Batter	1	2	3	4	5	6	7	8	9	10	11	12	AB R H RBI BB SO LOB
George Wright, S (1, 8) OBP: 0.284, SLG: 0.359	0-0 6-3 1B	0-3 K			0-3 K		0-0 4-3		0-0 P6			0-3 K	6 0 1 0 0 3 4
Bill Sample, R (1, 7) OBP: 0.332, SLG: 0.414	0-0 6-3 1-2		0-0 P4		0-0 HR		4-0 BB		0-0 5-3			0-0 WP 2B	5 1 2 1 1 0 1
Buddy Bell, R (1, 5) OBP: 0.380, SLG: 0.433 Terry Bogener, L (12, PR) OBP: 0.167, SLG: 0.200	4-0 L6-4 BB		0-0 F8		0-3 K		0-0 F9		0-0			4-0 BB	4 0 1 0 2 1 1 0 0 0 0 0 0 0
Dave Hostetler, R (1, 3) OBP: 0.326, SLG: 0.538	0-0 L6-4 1-2		4-0 BB			0-0 FC1-6 FC5-2 1B 1B		0-0 F8		0-3 K		0-0 F9	5 0 1 0 1 1 5
Larry Parrish, R (1, 9) OBP: 0.300, SLG: 0.394		0-0 WP PB 1B 1B		0-0 F7		0-0 FC1-6 1-2 1B		0-0 F7		0-0 F8			5 1 2 0 0 0 2
Johnny Grubb, L (1, 10) OBP: 0.388, SLG: 0.408 Bill Stein, R (11, PH) OBP: 0.268, SLG: 0.292		4-0 G3 1B 1-3 BB		0-0 F9		0-0 FC1-6 FC5-2 1-2 2-3		0-0 F9			0-0 4-3		3 0 0 0 1 0 2 1 0 0 0 0 0 0
Jim Sundberg, R (1, 2) OBP: 0.315, SLG: 0.338 Wayne Tolleson, S (9, PR) OBP: 0.122, SLG: 0.079 Don Werner, R (10, 2) OBP: 0.260, SLG: 0.255		0-0 G3 1B 1-2 3-H		0-0 1-3		0-0 FC5-2 1-2 3-H		4-0 FC3-6 BB			0-0 4-3		3 0 1 1 1 0 2 0 0 0 0 0 0 0 1 0 0 0 0 0 0
Mike Richardt, R (1, 4) OBP: 0.280, SLG: 0.287		0-3 K		0-0 F8		0-0 3-1		0-0 FC3-6 1-2		0-0 P6			5 0 0 0 0 1 5
Bucky Dent, R (1, 6) OBP: 0.190, SLG: 0.169	0-0 G3 1-2 2-3				0-0 F8		0-0 F8		0-0 6-3 1-2			0-0 6-3	5 0 0 0 0 0 3

Inning Stats	R: 0	H: 1	E: 0	LOB: 1	K: 0	P: 7	R: 1	H: 2	E: 0	LOB: 2	K: 2	P: 9	R: 0	H: 0	E: 0	LOB: 1	K: 0	P: 7	R: 0	H: 0	E: 0	LOB: 0	K: 0	P: 3	R: 1	H: 1	E: 0	LOB: 0	K: 2	P: 8	R: 0	H: 2	E: 0	LOB: 2	K: 0	P: 5	R: 0	H: 0	E: 0	LOB: 0	K: 0	P: 7	R: 0	H: 0	E: 0	LOB: 0	K: 0	P: 3	R: 0	H: 1	E: 0	LOB: 1	K: 1	P: 6	R: 0	H: 0	E: 0	LOB: 0	K: 0	P: 3	R: 0	H: 1	E: 0	LOB: 2	K: 1	P: 10	1B: 6	SF: 0	2B: 2	SAC: 0	3B: 0	DP: 1	HR: 1	HBP: 0	WP: 2	PA: 49
--------------	------	------	------	--------	------	------	------	------	------	--------	------	------	------	------	------	--------	------	------	------	------	------	--------	------	------	------	------	------	--------	------	------	------	------	------	--------	------	------	------	------	------	--------	------	------	------	------	------	--------	------	------	------	------	------	--------	------	------	------	------	------	--------	------	------	------	------	------	--------	------	-------	-------	-------	-------	--------	-------	-------	-------	--------	-------	--------

PITCHER	IP	WLS	BF	H	R	ER	SO	BB	IBB	HBP	BLK	WP	HR	S	P	ERA	WHIP
Dennis Martinez, R (1, 1) ERA: 4.23	10.0		41	7	2	2	5	5	0	0	0	1	1	46	66	1.80	1.200
Tippy Martinez, L (11, 1) ERA: 3.65	1.2	W	6	1	0	0	1	0	0	0	0	0	0	8	8	0.00	0.600
Sammy Stewart, R (12, 1) ERA: 4.05	0.1	S	2	0	0	0	0	1	0	0	0	1	0	1	5	0.00	3.000


BOTTOM

Baltimore Orioles @ Texas Rangers
Arlington Stadium, Arlington, TX

Fri Aug 20 1982, 8:05 PM EDT
Att: 11,945 - Unknown

livebaseballscorecards.com

AB	43
R	2
H	8
RBI	2
BB	6
SO	6
LOB	25



Batter	1	2	3	4	5	6	7	8	9	AB	R	H	RBI	BB	SO	LOB	TOP										
Al Bumbry, L (1, 8) OBP: 0.312, SLG: 0.345	0-0 4-3			0-0 1-3		0-0 4-3	4-0 BB BB BB 2-H 1B BB	0-0 1B 1B		4	2	1	1	1	0	0											
Glenn Gulliver, L (1, 5) OBP: 0.411, SLG: 0.268 Lenn Sakata, R (7, 4) OBP: 0.320, SLG: 0.370	0-0 P4			0-0 P6		0-0 E 1B	4-0 BB BB BB 1-2 1B BB	0-0 1B 1B		3	2	1	0	1	0	0											
Ken Singleton, S (1, 10) OBP: 0.353, SLG: 0.368	0-0 F5			0-3 K		0-0 E 1-3	3-0 BB BB BB 1-2 1B BB	0-0 1B		4	0	1	1	1	1	1											
Eddie Murray, S (1, 3) OBP: 0.384, SLG: 0.518		0-3 K			4-0 BB BB BB	0-0 E 1-3	0-0 1-2 2-H 3-H 1B	0-0 F8		4	0	1	2	1	1	3											
John Lowenstein, L (1, 7) OBP: 0.400, SLG: 0.626 Dan Ford, R (7, PH) OBP: 0.273, SLG: 0.364		0-0 CS 1B			0-0 F5	4-0 BB BB BB 1-2 FC5-4 BB	0-0 F2		0-0 FC4-6 1B	2	0	1	0	1	0	1											
Cal Ripken Jr., R (1, 6) OBP: 0.303, SLG: 0.455		0-3 K			0-0 P4	0-0 BB BB BB 1-2 FC5-4 BB		0-0 HR		5	1	1	1	0	1	6											
Joe Nolan, L (1, 2) OBP: 0.277, SLG: 0.362	0-0 CS 1-2		0-0 F9		0-3 K		0-3 K	0-0 P4	0-0 FC4-6	5	0	0	0	0	2	2											
Gary Roenicke, R (1, 9) OBP: 0.388, SLG: 0.544			0-0 F7			0-0 F7	0-3 K	0-0 CS 1B	0-0 5-3	5	0	1	0	0	1	1											
Rich Dauer, R (1, 4) OBP: 0.324, SLG: 0.366			0-0 P5			0-0 WP 4-3 2B	0-0 WP PB 2B	0-0 1B 1-2 1B		4	3	3	0	0	0	0											
Inning Stats	R: 0 E: 0 K: 0 S: 3	H: 0 LOB: 0 BB: 0 P: 3	R: 0 E: 0 K: 2 S: 7	H: 1 LOB: 0 BB: 0 P: 7	R: 0 E: 0 K: 0 S: 3	H: 0 LOB: 0 BB: 0 P: 3	R: 0 E: 0 K: 1 S: 5	H: 0 LOB: 0 BB: 0 P: 5	R: 0 E: 0 K: 1 S: 5	H: 0 LOB: 1 BB: 1 P: 9	R: 2 E: 2 K: 0 S: 7	H: 2 LOB: 3 BB: 1 P: 11	R: 3 E: 0 K: 2 S: 9	H: 2 LOB: 2 BB: 3 P: 20	R: 3 E: 0 K: 0 S: 8	H: 6 LOB: 2 BB: 0 P: 8	R: 0 E: 0 K: 0 S: 4	H: 1 LOB: 1 BB: 0 P: 4	1B: 9 2B: 2 3B: 0 HR: 1	SF: 0 SAC: 0 DP: 0 HBP: 0	WP: 2 PB: 1 SB: 1 CS: 2	PA: 45					
PITCHER	IP	WLS	BF	H	R	ER	SO	BB	IBB	HBP	BLK	WP	HR	S	P	ERA	WHIP										
Charlie Hough, R (1, 1) ERA: 3.76	6.2		29	4	5	4	6	4	0	0	0	2	0	37	53	5.40	1.200										
Dan Boitano, R (7, 1) ERA: 5.56	0.0		2	1	0	0	0	1	0	0	0	0	0	1	4	∞	∞										
Jon Mattack, L (7, 1) ERA: 3.7	1.0	L	6	4	3	3	0	0	0	0	0	0	1	6	6	27.00	4.000										
Danny Darwin, R (8, 1) ERA: 3.2	1.1		7	3	0	0	0	0	0	0	0	0	0	7	7	0.00	2.250										

Baltimore Orioles @ Texas Rangers
Arlington Stadium, Arlington, TX
Sat Aug 21 1982, 8:05 PM EDT
Att: 13,012 - Unknown

livebaseballscorecards.com

AB 39
R 8
H 12
RBI 6
BB 5
SO 6
LOB 16



Batter	1	2	3	4	5	6	7	8	9	AB	R	H	RBI	BB	SO	LOB
George Wright, S (1, 8) OBP: 0.285, SLG: 0.356	0-0 5-3		0-0 1-3		4-0 BB IBB	4-0 1-2 2-3 BB		0-0 4-3		3	0	0	0	2	0	0
Bill Sample, R (1, 7) OBP: 0.326, SLG: 0.406	0-0 P4			0-0 F7	0-0 P3	0-0 F8		0-0 F7		5	0	0	0	0	0	6
Buddy Bell, R (1, 5) OBP: 0.382, SLG: 0.440	0-0 5-3			0-0 L4	4-0 1-2 2-3 3-H BB		0-0 HR	0-0 1B		4	1	2	2	1	0	0
Dave Hostetter, R (1, 3) OBP: 0.327, SLG: 0.534		4-0 G4-3 BB		0-0 FC5-4 1B	0-0 F8		0-0 6-3	0-3 K		4	0	1	0	1	1	4
Larry Parrish, R (1, 9) OBP: 0.302, SLG: 0.394		0-0 P4		0-0 FC5-4 1-2f		0-0 SH1-4 BB SF8 1B	0-0 E6 1B E 1B		0-0 5-3	5	2	2	0	0	0	2
Lamar Johnson, R (1, 10) OBP: 0.322, SLG: 0.350		0-0 G4-3			0-0 5-3	4-0 BB SH1-4 BB	0-0 E 2-3 1B		4-0 BB BB BB	2	0	0	0	0	0	1
Johnny Grubb, L (6, PH) OBP: 0.391, SLG: 0.408										0	0	0	0	1	0	0
Bill Stein, R (7, PH) OBP: 0.279, SLG: 0.298										1	0	1	0	1	0	0
Jim Sundberg, R (1, 2) OBP: 0.317, SLG: 0.341			0-0 SH5-3 SF8 2B		4-0 1B 2B BB	0-0 SH1-4 1-2 2-3	0-3 K		0-3 K	3	2	1	0	1	2	3
Mike Richardt, R (1, 4) OBP: 0.283, SLG: 0.287			0-0 SH5-3 2-3		0-0 2B BB 1B	4-0 BB IBB	0-0 E9 1-3 3-H		0-0 F7	3	1	1	0	1	0	2
Bucky Dent, R (1, 6) OBP: 0.191, SLG: 0.178			0-0 SF8 3-H		0-0 BB 1-3 2-H 2B	0-0 SF8 3-H	0-0 F6			2	0	1	3	0	0	2

Inning Stats	R: 0	H: 0	E: 0	K: 0	S: 3	P: 3	R: 0	H: 0	E: 0	K: 0	S: 2	R: 1	H: 1	E: 0	K: 0	S: 4	R: 0	H: 1	E: 0	K: 0	S: 4	R: 2	H: 2	E: 0	K: 0	S: 5	R: 1	H: 1	E: 0	K: 0	S: 4	R: 2	H: 3	E: 2	K: 1	S: 9	R: 0	H: 1	E: 0	K: 1	S: 6	R: 0	H: 0	E: 0	K: 1	S: 5	R: 0	H: 0	E: 0	K: 1	S: 5	1B: 6	SF: 2	2B: 2	SAC: 2	3B: 0	DP: 1	HR: 1	HBP: 0	WP: 0	PA: 44
--------------	------	------	------	------	------	------	------	------	------	------	------	------	------	------	------	------	------	------	------	------	------	------	------	------	------	------	------	------	------	------	------	------	------	------	------	------	------	------	------	------	------	------	------	------	------	------	------	------	------	------	------	-------	-------	-------	--------	-------	-------	-------	--------	-------	--------

PITCHER	IP	WLS	BF	H	R	ER	SO	BB	IBB	HBP	BLK	WP	HR	S	P	ERA	WHIP
Mike Flanagan, L (1, 1) ERA: 3.99	4.2		21	4	3	3	0	3	1	0	0	0	0	17	33	5.79	1.500
Storm Davis, R (5, 1) ERA: 3.2	1.0		7	1	1	1	0	2	1	0	0	0	0	4	16	9.00	3.000
Tippy Martinez, L (6, 1) ERA: 3.75	0.2		5	3	2	1	0	0	0	0	0	0	1	5	5	13.50	4.500
Tim Stoddard, R (7, 1) ERA: 4.09	2.2	W	11	1	0	0	3	1	0	0	0	0	0	16	20	0.00	0.750

BOTTOM

Baltimore Orioles @ Texas Rangers
Arlington Stadium, Arlington, TX
Sat Aug 21 1982, 8:05 PM EDT
Att. 13,012 - Unknown

AB	32
R	6
H	9
RBI	5
BB	8
SO	3
LOB	20



WP: 0	PA: 44
PB: 0	
SB: 0	
CS: 0	

livebaseballscorecards.com

Batter	1	2	3	4	5	6	7	8	9	AB	R	H	RBI	BB	SO	LOB	TOP																									
Lenn Sakata, R OBP: 0.321, SLG: 0.378 (1, 4)	0-3 K	0-0 F2		0-0 SH5-3		0-0 1B 1B 2B		0-0 1-3	0-0 2B	5	1	2	1	0	1	0																										
Dan Ford, R OBP: 0.276, SLG: 0.375 (1, 9)	0-0 HR		0-0 WP 1B SF7 1B	0-0 FC6-4 1B		0-0 L4-6 1B		0-3 K	0-0 5-3 2B	6	2	3	2	0	1	2																										
Cal Ripken Jr., R OBP: 0.311, SLG: 0.468 (1, 6)	0-0 HR		0-0 WP 1B 1B	0-0 1B 1B		0-0 1B		0-0 1B 1B		5	2	5	2	0	0	0																										
Eddie Murray, S OBP: 0.384, SLG: 0.518 (1, 3)	0-0 2B 1B		0-0 SF7		0-0 6-3	0-0 P4		0-0 1B		4	1	2	1	0	0	2																										
Benny Ayala, R OBP: 0.313, SLG: 0.467 (1, 7)	0-0 F7		4-0 1B IBB		0-0 1B SF7 2B	0-0 L4-6		0-0 1-3		1	0	0	0	0	0	1																										
John Lowenstein, L OBP: 0.402, SLG: 0.627 (1, 7)										3	1	1	0	1	0	4																										
Gary Roenicke, R OBP: 0.391, SLG: 0.548 (1, 8)	0-0 1-H 2B		0-0 BB 1B		0-0 2-3 1B		0-0 P6		0-3 K	5	0	3	2	0	1	0																										
Ken Singleton, S OBP: 0.355, SLG: 0.376 (1, 10)	0-3 K		4-0 BB		0-0 SF7		4-0 BB BB		0-0 HR	2	1	1	2	2	1	1																										
Rick Dempsey, R OBP: 0.320, SLG: 0.337 (1, 2)		0-0 4-3	0-0 G6-4-3 BB		0-0 4-3		4-0 G1-6-3 BB		0-0 2B 1B	4	1	1	0	1	0	4																										
Rich Dauer, R OBP: 0.325, SLG: 0.366 (1, 5)		0-0 P4		0-0 FC6-4 SH5-3 1B		0-0 2B 1B		0-0 G1-6-3	0-0 P4	5	1	2	0	0	0	3																										
Inning Stats	R: 3 E: 0 K: 2 S: 11	H: 4 LOB: 1 BB: 0 P: 11	R: 0 E: 0 K: 0 S: 3	H: 0 LOB: 0 BB: 0 P: 3	R: 2 E: 0 K: 0 S: 5	H: 3 LOB: 2 BB: 2 P: 13	R: 0 E: 0 K: 0 S: 4	H: 2 LOB: 2 BB: 0 P: 4	R: 1 E: 0 K: 0 S: 5	H: 2 LOB: 1 BB: 0 P: 5	R: 2 E: 0 K: 0 S: 6	H: 4 LOB: 1 BB: 0 P: 6	R: 0 E: 0 K: 0 S: 2	H: 0 LOB: 1 BB: 2 P: 10	R: 0 E: 0 K: 1 S: 7	H: 2 LOB: 2 BB: 0 P: 7	R: 2 E: 0 K: 1 S: 8	H: 3 LOB: 1 BB: 0 P: 8	1B: 13 2B: 5 3B: 0 HR: 3	SF: 2 SAC: 1 DP: 3 HBP: 0	WP: 1 PB: 0 SB: 2 CS: 0	PA: 47																				
PITCHER	IP	WLS	BF	H	R	ER	SO	BB	IBB	HBP	BLK	WP	HR	S	P	ERA	WHIP	PITCHER							IP	WLS	BF	H	R	ER	SO	BB	IBB	HBP	BLK	WP	HR	S	P	ERA	WHIP	
Rick Honeycutt, L ERA: 5.22 (1, 1)	1.0	L	7	4	3	3	2	0	0	0	0	0	2	11	11	27.00	4.000																									
Dan Boitano, R ERA: 6.0 (2, 1)	1.1		8	3	2	2	0	0	1	0	0	1	0	7	11	13.50	2.250																									
Paul Mirabella, L ERA: 5.62 (3, 1)	0.0		1	0	0	0	0	1	0	0	0	0	0	4	∞	∞																										
Steve Comer, R ERA: 4.28 (3, 1)	6.2		31	13	5	5	2	2	0	0	0	0	1	33	41	6.75	2.250																									

Baltimore Orioles @ Texas Rangers


Arlington Stadium, Arlington, TX

Sun Aug 22 1982, 8:05 PM EDT

Att. 9,848 - Unknown

livebaseballscorecards.com



Batter	1	2	3	4	5	6	7	8	9	AB R H RBI BB SO LOB	BOTTOM		
George Wright, S (1, 8) OBP: 0.284, SLG: 0.354	0-0 1B	0-0 3-1			0-0 6-3		0-0 3-1		0-0 G6-4-3	5 0 1 0 0 0 2	<p>Baltimore Orioles @ Texas Rangers Arlington Stadium, Arlington, TX</p> <p>Sun Aug 22 1982, 8:05 PM EDT Att. 9,848 - Unknown</p> <hr/> <p>AB 33 R 3 H 8 RBI 2 BB 4 SO 5 LOB 15</p> 		
Bill Sample, R (1, 7) OBP: 0.325, SLG: 0.404	0-0 1B	0-3 K			0-0 3-1		0-0 P6			4 0 1 0 0 0 1 1			
Buddy Bell, R (1, 5) Wayne Tolleson, S (8, 5) OBP: 0.380, SLG: 0.437 OBP: 0.143, SLG: 0.103	0-0 F8				0-0 F7			0-0 1B G6-4-3 1B		3 0 0 0 0 0 2 1 1 1 0 0 0 0			
Dave Hostetter, R (1, 3) OBP: 0.326, SLG: 0.530	0-3 K				0-0 F8		0-0 F2	0-0 1B G6-4-3 1-3		4 0 1 0 0 0 1 2			
Larry Parrish, R (1, 9) OBP: 0.298, SLG: 0.389	0-0 F8				0-0 F7		0-0 6-3	0-0 G6-4-3 1-2f 3-H		4 0 0 0 0 0 0 3			
Johnny Grubb, L (1, 10) OBP: 0.396, SLG: 0.408		4-0 BB 1B 2B BB			0-0 F7		4-0 BB 2B BB	0-0 1B		2 1 1 0 2 0 0			
Mike Richardt, R (1, 4) OBP: 0.286, SLG: 0.295		0-0 BB 1B 2B 1-2			0-3 K		0-0 BB 2B 1-3	0-3 K		4 1 2 0 0 2 1			
Bucky Dent, R (1, 6) OBP: 0.197, SLG: 0.185		0-0 BB 2B 3-1 1-H 2-H			4-0 BB BB		0-0 BB F9	0-0 F7		3 0 1 2 1 0 2			
Don Werner, R (1, 2) Terry Bogener, L (9, PH) OBP: 0.245, SLG: 0.240 OBP: 0.186, SLG: 0.200		0-0 6-3			0-0 6-3		0-3 K	4-0 BB G6-4-3		3 0 0 0 0 0 1 2 0 0 0 0 1 0 0			
Inning Stats	R: 0 H: 2 E: 0 LOB: 2 K: 1 BB: 0 S: 7 P: 7	R: 2 H: 2 E: 0 LOB: 1 K: 1 BB: 1 S: 7 P: 11	R: 0 H: 0 E: 0 LOB: 0 K: 0 BB: 0 S: 3 P: 3	R: 0 H: 0 E: 0 LOB: 1 K: 1 BB: 1 S: 5 P: 9	R: 0 H: 0 E: 0 LOB: 0 K: 0 BB: 0 S: 3 P: 3	R: 0 H: 1 E: 0 LOB: 2 K: 0 BB: 1 S: 4 P: 8	R: 0 H: 0 E: 0 LOB: 0 K: 1 BB: 0 S: 5 P: 5	R: 1 H: 3 E: 0 LOB: 1 K: 1 BB: 0 S: 7 P: 7	R: 0 H: 0 E: 0 LOB: 0 K: 0 BB: 1 S: 2 P: 6	1B: 6 SF: 0 2B: 2 SAC: 0 3B: 0 DP: 2 HR: 0 HBP: 0		WP: 0 PA: 37 PB: 0 SB: 0 CS: 0	
PITCHER Jim Palmer, R (1, 1) ERA: 3.73	IP WLS BF H R ER SO BB IBB HBP BLK WP HR S P ERA WHIP	9.0 W 37 8 3 3 5 4 0 0 0 0 0 0 43 59 3.00 1.333											PITCHER IP WLS BF H R ER SO BB IBB HBP BLK WP HR S P ERA WHIP

Batter	1	2	3	4	5	6	7	8	9	AB R H RBI BB SO LOB	TOP											
Willie Wilson, S (1, 8) OBP: 0.362, SLG: 0.439	0-0 F7		0-0 4-3			0-0 G3	0-0 FC4		0-0 G5-4-3	5 0 0 0 0 0 5												
U L Washington, S (1, 6) OBP: 0.321, SLG: 0.391	0-0 F8 1B		0-0 F7			0-0 S 1B		0-0 5-3		4 1 2 0 0 0 0												
Hal McRae, R (1, 10) OBP: 0.385, SLG: 0.549	0-0 1-2 1B		0-0 6-3			0-0 BB 1B		0-3 K		4 0 2 1 0 1 0												
Willie Aikens, L (1, 3) OBP: 0.322, SLG: 0.402	0-0 F8			0-0 F8		4-0 1-2 BB		0-0 F5		3 0 0 0 1 0 2												
Steve Hammond, L (1, 9) OBP: 0.274, SLG: 0.358	0-0 5-3			0-0 6-3		0-0 L4			0-0 2B 1B	4 1 1 0 0 0 3												
Jerry Martin, R (1, 7) OBP: 0.303, SLG: 0.379		0-0 4-3		0-3 K			0-0 F2		0-0 1B 2B	4 0 1 0 0 1 0												
Frank White, R (1, 4) OBP: 0.315, SLG: 0.462		0-3 K			0-0 F4		0-3 K		0-0 F8	4 0 0 0 0 2 2												
John Wathan, R (1, 2) OBP: 0.355, SLG: 0.328		0-0 S 1B			0-0 F6		0-0 1B 1B		0-0 BB 1B	4 0 3 1 0 0 0												
Greg Pryor, R (1, 5) OBP: 0.331, SLG: 0.422		0-0 6-3			0-0 4-3		0-0 FC4 1B		4-0 BB 1B	3 0 1 0 0 0 1												
Lee May, R (9, PH) OBP: 0.398, SLG: 0.520									2-3 3-H	0 0 0 0 1 0 0												
Onix Concepcion, R (9, PR) OBP: 0.276, SLG: 0.307		1-2							1-2	0 0 0 0 0 0 0												
Inning Stats	R: 0 E: 0 K: 0 S: 5	H: 2 LOB: 2 BB: 0 P: 5	R: 0 E: 0 K: 1 S: 6	H: 1 LOB: 1 BB: 0 P: 6	R: 0 E: 0 K: 0 S: 3	H: 0 LOB: 0 BB: 0 P: 3	R: 0 E: 0 K: 1 S: 5	H: 0 LOB: 0 BB: 0 P: 5	R: 0 E: 0 K: 0 S: 3	H: 0 LOB: 0 BB: 0 P: 3	R: 1 E: 0 K: 0 S: 4	H: 2 LOB: 1 BB: 1 P: 8	R: 0 E: 0 K: 1 S: 7	H: 2 LOB: 2 BB: 0 P: 7	R: 0 E: 0 K: 1 S: 5	H: 0 LOB: 0 BB: 0 P: 5	R: 1 E: 0 K: 0 S: 5	H: 3 LOB: 3 BB: 1 P: 9	1B: 9 2B: 1 3B: 0 HR: 0	SF: 0 SAC: 0 DP: 1 HBP: 0	WP: 0 PB: 0 SB: 2 CS: 0	PA: 37
PITCHER	IP WLS BF H R ER SO BB IBB HBP BLK WP HR S P ERA WHIP																					
Dave Schmidt, R (1, 1) ERA: 2.62	8.1 W 36 10 2 2 4 2 0 0 0 0 0 0 42 50 2.16 1.440																					
Danny Darwin, R (9, 1) ERA: 3.17	0.2 S 1 0 0 0 0 0 0 0 0 0 0 0 1 1 0.00 0.000																					

Kansas City Royals @ Texas Rangers
 Arlington Stadium, Arlington, TX
 Mon Aug 23 1982, 8:05 PM EDT
 Att. 8,996 - Unknown

livebaseballscorecards.com

AB	35
R	2
H	10
RBI	2
BB	2
SO	4
LOB	13



Batter	1	2	3	4	5	6	7	8	9
George Wright, S (1, 8) OBP: 0.285, SLG: 0.354	0-0 5-3		0-0 SH1-3		0-0 6-3		0-0 SH3	0-0 E 2B 1B	
Bill Sample, R (1, 7) OBP: 0.320, SLG: 0.396	0-0 E6		0-0 F8		0-0 F8		0-3 K	0-0 E4 2B	
Buddy Bell, R (1, 5) OBP: 0.384, SLG: 0.441	0-0 F8		0-0 1B			4-0 BB 1B BB	4-0 WP IBB	0-0 1-H 2-H 2B	
Dave Hostetter, R (1, 3) OBP: 0.327, SLG: 0.526	0-0 F3		0-0 F8			0-0 1-2 1B BB	4-0 1-2 2-3 FC5-4 BB	0-0 5-3	
Larry Parrish, R (1, 9) OBP: 0.294, SLG: 0.383		0-0 F7		0-3 K		0-0 L8	0-0 FC5-4		
Lamar Johnson, R (1, 10) OBP: 0.325, SLG: 0.353		0-0 1B		0-0 1B		0-0 F7		0-3 K	
Jim Sundberg, R (1, 2) OBP: 0.319, SLG: 0.349		0-0 F8		0-0 F5		4-0 1-2 2-3 BB		0-0 HR	
Mike Richardt, R (1, 4) OBP: 0.286, SLG: 0.291		0-0 F8		0-0 F4		0-0 F7		4-0 S 1B BB	
Bucky Dent, R (1, 6) OBP: 0.198, SLG: 0.186			0-0 F8 SH1-3 1B 1B		0-0 F5		0-0 E4 WP SH3	0-0 F9	

Inning Stats	R: 0 E: 1 K: 0 S: 4	H: 0 LOB: 1 BB: 0 P: 4	R: 0 E: 0 K: 0 S: 4	H: 1 LOB: 1 BB: 0 P: 4	R: 1 E: 0 K: 0 S: 5	H: 2 LOB: 1 BB: 0 P: 5	R: 0 E: 0 K: 1 S: 6	H: 1 LOB: 1 BB: 0 P: 6	R: 0 E: 0 K: 0 S: 3	H: 0 LOB: 0 BB: 0 P: 3	R: 0 E: 0 K: 0 S: 4	H: 1 LOB: 3 BB: 2 P: 12	R: 0 E: 1 K: 1 S: 6	H: 0 LOB: 3 BB: 2 P: 14	R: 4 E: 1 K: 1 S: 9	H: 3 LOB: 1 BB: 1 P: 13
1B: 6 2B: 1 3B: 0 HR: 1	SF: 0 SAC: 2 DP: 0 HBP: 0	WP: 1 PB: 0 SB: 1 CS: 0	PA: 40													

PITCHER	IP	WLS	BF	H	R	ER	SO	BB	IBB	HBP	BLK	WP	HR	S	P	ERA	WHIP
Vida Blue, L (1, 1) ERA: 3.75	6.0		26	5	1	1	1	2	0	0	0	0	0	26	34	1.50	1.167
Mike Armstrong, R (7, 1) ERA: 2.58	1.2	L	11	2	3	2	2	2	1	0	0	1	1	12	24	10.80	2.400
Dan Quisenberry, R (8, 1) ERA: 2.86	0.1		3	1	1	0	0	0	0	0	0	0	0	3	3	0.00	3.000


BOTTOM

Kansas City Royals @ Texas Rangers
Arlington Stadium, Arlington, TX

Mon Aug 23 1982, 8:05 PM EDT
Att. 8,996 - Unknown

livebaseballscorecards.com

AB	33
R	5
H	8
RBI	5
BB	5
SO	3
LOB	22



Batter	1	2	3	4	5	6	7	8	9	AB R H RBI BB SO LOB
George Wright, S (1, 8) OBP: 0.287, SLG: 0.358	0-0 2B		0-0 SH2-3		0-0 6-3		0-0 1B 1B		0-0 4-3	4 1 2 0 0 0 0
Bill Sample, R (1, 7) OBP: 0.326, SLG: 0.401	0-0 L5		0-0 4-3 1B		0-0 1B		0-0 1B 1B			4 0 3 1 0 0 1
Buddy Bell, R (1, 5) OBP: 0.383, SLG: 0.439	0-0 F7		0-0 4-3		0-0 F8		0-0 G4-6-3 1B			4 0 1 1 0 0 3
Dave Hostetter, R (1, 3) OBP: 0.324, SLG: 0.519	0-0 L9		0-3 K		0-0 F9		0-0 G4-6-3			4 0 0 0 0 1 5
Larry Parrish, R (1, 9) OBP: 0.294, SLG: 0.382		0-0 1B		0-0 1-3		0-0 6-3		0-0 F9		4 0 1 0 0 0 0
Lamar Johnson, R (1, 10) OBP: 0.327, SLG: 0.352		0-0 L4		0-0 2B 1B		4-0 6-3 BB		0-0 4-3		3 1 1 0 1 0 1
Jim Sundberg, R (1, 2) OBP: 0.318, SLG: 0.351		0-3 K		0-0 1-H 2B		0-0 6-3		0-3 K		4 0 1 1 0 2 2
Mike Richardt, R (1, 4) OBP: 0.282, SLG: 0.287		0-0 F3		0-0 F9		0-0 5-3		0-0 6-3		4 0 0 0 0 0 3
Bucky Dent, R (1, 6) OBP: 0.200, SLG: 0.188			0-0 WP SH2-3 1B		0-0 L8		0-0 6-3		0-0 F7	3 1 1 0 0 0 1 1 0 0 0 0 0 0
Johnny Grubb, L (9, PH) OBP: 0.394, SLG: 0.407										

BOTTOM

Kansas City Royals @ Texas Rangers
Arlington Stadium, Arlington, TX
Tue Aug 24 1982, 8:05 PM EDT
Att. 9,645 - Unknown

livebaseballscorecards.com

AB	35
R	3
H	10
RBI	3
BB	1
SO	3
LOB	16



Inning Stats	R: 0	H: 1	E: 0	K: 0	S: 4	H: 1	LOB: 1	BB: 0	P: 4	R: 0	H: 1	E: 0	K: 1	S: 6	H: 1	LOB: 1	BB: 0	P: 6	R: 1	H: 2	E: 0	K: 1	S: 7	H: 2	LOB: 1	BB: 0	P: 7	R: 1	H: 2	E: 0	K: 0	S: 5	H: 0	LOB: 1	BB: 1	P: 7	R: 0	H: 0	E: 0	K: 0	S: 3	H: 3	LOB: 1	BB: 0	P: 5	R: 0	H: 0	E: 0	K: 1	S: 5	H: 0	LOB: 0	BB: 0	P: 5	R: 0	H: 0	E: 0	K: 0	S: 3	H: 0	LOB: 0	BB: 0	P: 3	1B: 8	SF: 0	2B: 2	SAC: 1	3B: 0	DP: 1	HR: 0	HBP: 0	WP: 1	PA: 37
--------------	------	------	------	------	------	------	--------	-------	------	------	------	------	------	------	------	--------	-------	------	------	------	------	------	------	------	--------	-------	------	------	------	------	------	------	------	--------	-------	------	------	------	------	------	------	------	--------	-------	------	------	------	------	------	------	------	--------	-------	------	------	------	------	------	------	------	--------	-------	------	-------	-------	-------	--------	-------	-------	-------	--------	-------	--------

PITCHER	IP	WLS	BF	H	R	ER	SO	BB	IBB	HBP	BLK	WP	HR	S	P	ERA	WHIP
Larry Gura, L (1, 1) ERA: 3.99	6.0	W	26	7	2	2	2	1	0	0	0	1	0	29	33	3.00	1.333
Dan Quisenberry, R (7, 1) ERA: 2.87	3.0	S	11	3	1	1	1	0	0	0	0	0	0	13	13	3.00	1.000

Batter	1	2	3	4	5	6	7	8	9	AB	R	H	RBI	BB	SO	LOB
George Wright, S (1, 8) OBP: 0.289, SLG: 0.359	0-0 4-3 SH1-3 1B		0-0 SH1-3 1-2		0-0 L6		0-0 1B SH1-4 SF8 1B	0-0 4-3		4	1	2	0	0	0	3
Bill Sample, R (1, 7) OBP: 0.322, SLG: 0.397	0-0 SH1-3 1-2		0-0 E4 2-H		0-0 F4		0-0 SH1-4 1-2		0-0 6-3	3	0	0	0	0	0	2
Buddy Bell, R (1, 5) OBP: 0.383, SLG: 0.438	0-0 4-3 2-3		0-0 F7		4-0 FC6-4 BB		0-0 BB 1B 2-3		0-0 5-3	4	0	1	0	1	0	2
Dave Hostetter, R (1, 3) OBP: 0.319, SLG: 0.513	0-0 F4		0-0 6-3		0-0 FC6-4 1-2f		0-0 SF8 3-H		0-0 4-3	4	0	0	1	0	0	5
Larry Parrish, R (1, 10) OBP: 0.299, SLG: 0.388		0-0 5-3 1B		0-0 4-3		0-0 F7 2B 2B	4-0 1-2 BB			3	1	2	0	1	0	0
Johnny Grubb, L (1, 9) OBP: 0.389, SLG: 0.400		0-0 F8		0-0 4-3		0-0 F7 2-3	0-0 4-3			4	0	0	0	0	0	4
Jim Sundberg, R (1, 2) OBP: 0.317, SLG: 0.352		0-0 5-3 1-2		0-0 6-3		0-0 2B 3-H		0-3 K		4	0	1	1	0	1	1
Mike Richardt, R (1, 4) OBP: 0.285, SLG: 0.290		0-0 6-3			0-0 2B 1B	0-0 F8		0-0 4-3 1B		4	0	2	0	0	0	2
Bucky Dent, R (1, 6) OBP: 0.205, SLG: 0.195			4-0 SH1-3 E BB		0-0 1-3 2B	0-0 1-3		0-0 4-3		3	1	1	0	1	0	2

Inning Stats	R: 0	H: 1	E: 0	LOB: 1	K: 0	BB: 0	S: 4	P: 4	R: 0	H: 1	E: 0	LOB: 1	K: 0	BB: 0	S: 4	P: 4	R: 1	H: 0	E: 1	LOB: 1	K: 0	BB: 1	S: 4	P: 8	R: 0	H: 0	E: 0	LOB: 0	K: 0	BB: 0	S: 3	P: 3	R: 0	H: 2	E: 0	LOB: 3	K: 0	BB: 1	S: 5	P: 9	R: 1	H: 2	E: 0	LOB: 1	K: 0	BB: 0	S: 5	P: 5	R: 1	H: 2	E: 0	LOB: 2	K: 0	BB: 1	S: 5	P: 9	R: 0	H: 1	E: 0	LOB: 1	K: 1	BB: 0	S: 6	P: 6	R: 0	H: 0	E: 0	LOB: 0	K: 0	BB: 0	S: 3	P: 3	1B: 6	SF: 1	2B: 3	SAC: 3	3B: 0	DP: 0	HR: 0	HBP: 0	WP: 0	PA: 40
--------------	------	------	------	--------	------	-------	------	------	------	------	------	--------	------	-------	------	------	------	------	------	--------	------	-------	------	------	------	------	------	--------	------	-------	------	------	------	------	------	--------	------	-------	------	------	------	------	------	--------	------	-------	------	------	------	------	------	--------	------	-------	------	------	------	------	------	--------	------	-------	------	------	------	------	------	--------	------	-------	------	------	-------	-------	-------	--------	-------	-------	-------	--------	-------	--------

PITCHER	IP	WLS	BF	H	R	ER	SO	BB	IBB	HBP	BLK	WP	HR	S	P	ERA	WHIP
Dennis Leonard, R (1, 1) ERA: 4.81	7.0	W	33	8	3	2	0	3	0	0	0	0	0	30	42	2.57	1.571
Dan Quisenberry, R (8, 1) ERA: 2.82	2.0	S	7	1	0	0	1	0	0	0	0	0	0	9	9	0.00	0.500


BOTTOM

Kansas City Royals @ Texas Rangers
Arlington Stadium, Arlington, TX

Wed Aug 25 1982, 8:05 PM EDT
Att. 8,952 - Unknown

livebaseballscorecards.com

AB	33
R	3
H	9
RBI	2
BB	3
SO	1
LOB	21



Batter	1	2	3	4	5	6	7	8	9	AB R H RBI BB SO LOB	TOP
Willie Wilson, S OBP: 0.369, SLG: 0.446 (1, 7) X	0-0 F9 2B	0-0 FC6-4 1B			0-0 F9 1B			0-0 SH2-3 1B	0-0 G3	5 2 3 1 0 0 0	
U L Washington, S OBP: 0.321, SLG: 0.392 (1, 6) X	0-0 F9 2-3	0-0 FC6-4 1-2f			0-0 G1-6-3 1B			0-0 SH2-3 1-2		3 0 1 0 0 0 2	
George Brett, L OBP: 0.381, SLG: 0.514 (1, 5) X	0-0 2B		0-3 K		0-0 G1-6-3 1-2f			4-0 1B 1B		3 1 1 1 1 1 1	
Amos Otis, R OBP: 0.340, SLG: 0.425 (1, 8) B B B	4-0 BB		0-0 F8		0-0 F7			0-0 1B		3 1 1 1 1 0 0	
Hal McRae, R OBP: 0.385, SLG: 0.548 (1, 10) X	0-0 F7		0-3 K		0-0 G5-4-3 1B			4-0 1B IBB		3 0 1 0 1 1 2	
John Wathan, R OBP: 0.354, SLG: 0.340 (1, 3) (9, 2) X	0-0 5-3		0-3 K		0-0 G5-4-3 1-2f			0-0 1B		4 0 1 2 0 1 3	
Steve Hammond, L OBP: 0.272, SLG: 0.360 (1, 9) X		0-0 6-3 1B 1B		0-0 F8			0-0 L9	0-0 G3		4 1 1 0 0 0 1	
Don Slaught, R OBP: 0.333, SLG: 0.400 Frank White, R OBP: 0.314, SLG: 0.461 (1, 2) (9, 4) X		0-3 K		0-0 1B			0-0 F5		0-0 F7	4 0 1 0 0 1 1 0 0 0 0 0 0 0	
Greg Pryor, R OBP: 0.322, SLG: 0.407 (1, 4) (9, 3) X		0-0 6-3 1-2		0-0 F4			0-3 K		0-0 6-3	4 0 0 0 0 1 2	
Inning Stats	R: 1 E: 0 K: 0 S: 5 H: 2 LOB: 2 BB: 1 P: 9	R: 1 E: 0 K: 1 S: 7 H: 2 LOB: 1 BB: 0 P: 7	R: 0 E: 0 K: 2 S: 7 H: 0 LOB: 0 BB: 0 P: 7	R: 0 E: 0 K: 1 S: 6 H: 1 LOB: 1 BB: 0 P: 6	R: 0 E: 0 K: 0 S: 3 H: 1 LOB: 0 BB: 0 P: 3	R: 0 E: 0 K: 0 S: 3 H: 1 LOB: 0 BB: 0 P: 3	R: 0 E: 0 K: 1 S: 5 H: 0 LOB: 0 BB: 0 P: 5	R: 3 E: 0 K: 0 S: 5 H: 3 LOB: 1 BB: 2 P: 13	R: 0 E: 0 K: 0 S: 3 H: 0 LOB: 0 BB: 0 P: 3	1B: 8 2B: 2 3B: 0 HR: 0 SF: 0 SAC: 1 DP: 2 HBP: 0	WP: 0 PB: 0 SB: 0 CS: 0 PA: 37
PITCHER Charlie Hough, R ERA: 3.82 (1, 1)	IP 9.0 WLS L BF 37 H 10 R 5 ER 5 SO 5 BB 1 IBB 2 HBP 0 BLK 0 WP 0 HR 0 S 44 P 56 ERA 5.00 WHIP 1.222	PITCHER IP WLS BF H R ER SO BB IBB HBP BLK WP HR S P ERA WHIP									

Kansas City Royals @ Texas Rangers
 Arlington Stadium, Arlington, TX
 Thu Aug 26 1982, 8:05 PM EDT
 Att. 9,045 - Unknown

livebaseballscorecards.com

AB 33
R 5
H 10
RBI 5
BB 3
SO 5
LOB 12



Batter	1	2	3	4	5	6	7	8	9	AB	R	H	RBI	BB	SO	LOB
George Wright, S OBP: 0.285, SLG: 0.355 (1, 8)	0-0 F7	0-0 F3			0-0 FC1-6 BLK 1B 1-2f		0-0 F7		0-0 4-3	5	1	0	0	0	0	3
Bill Sample, R OBP: 0.325, SLG: 0.399 (1, 7)	0-0 BB 1B		0-3 K		0-3 K 1-2			0-0 BB SF8 1B		4	2	2	0	0	2	1
Buddy Bell, R OBP: 0.386, SLG: 0.441 (1, 5)	0-0 F7		0-0 BB 1B		0-0 BB 1B 2-H			0-0 BB 1B 1-3		4	0	3	1	0	0	1
Larry Parrish, R OBP: 0.301, SLG: 0.386 (1, 9)	4-0 BB 1B 1-2		4-0 BB G5-4-3 BB 1-2		0-3 K 3			0-0 SF8 3-H		1	0	0	1	2	1	1
Dave Hostetler, R OBP: 0.318, SLG: 0.509 (1, 3)	0-0 BB 1B 1-2 2-H		0-0 G5-4-3 1-2f		0-0 6-3			0-0 F9 3-H		4	0	1	1	0	0	3
Lamar Johnson, R OBP: 0.323, SLG: 0.347 (1, 10)	0-0 F8			0-0 1-3		0-0 6-3		0-0 L7		4	0	0	0	0	0	3
Jim Sundberg, R OBP: 0.319, SLG: 0.352 (1, 2)		4-0 BB SH1-3 BB		0-0 3-1		0-0 F9		0-0 FC6-4 1B		3	0	1	0	1	0	0
Mike Richardt, R OBP: 0.282, SLG: 0.287 (1, 4)		0-0 SH1-3 1-2		0-0 L8		0-0 F7		0-0 FC6-4 1-2f		3	0	0	0	0	0	1
Bucky Dent, R OBP: 0.207, SLG: 0.197 (1, 6)		0-0 F8			0-0 FC1-6 1B		0-0 G3		0-0 L8	3	0	1	0	0	0	1
Johnny Grubb, L OBP: 0.387, SLG: 0.398 (9, PH)										1	0	0	0	0	0	1

BOTTOM

Kansas City Royals @ Texas Rangers
Arlington Stadium, Arlington, TX
 Thu Aug 26 1982, 8:05 PM EDT
 Att. 9,045 - Unknown

livebaseballscorecards.com

AB	32
R	3
H	8
RBI	3
BB	3
SO	3
LOB	15



Inning Stats	R: 1	H: 2	R: 0	H: 0	R: 0	H: 1	R: 0	H: 0	R: 1	H: 2	R: 0	H: 0	R: 0	H: 0	R: 1	H: 2	R: 0	H: 1	R: 0	H: 1	1B: 8	SF: 1	WP: 0	PA: 37
	E: 0	LOB: 2	E: 0	LOB: 1	E: 0	LOB: 1	E: 0	LOB: 0	E: 0	LOB: 1	E: 0	LOB: 0	E: 0	LOB: 0	E: 0	LOB: 1	E: 0	LOB: 1	E: 0	LOB: 1	2B: 0	SAC: 1	PB: 0	
	K: 0	BB: 1	K: 0	BB: 1	K: 1	BB: 1	K: 0	BB: 0	K: 0	BB: 0	K: 0	BB: 0	K: 0	BB: 0	K: 0	BB: 0	K: 0	BB: 0	K: 0	BB: 0	3B: 0	DP: 1	SB: 0	
	S: 5	P: 9	S: 3	P: 7	S: 5	P: 9	S: 3	P: 3	S: 9	P: 9	S: 3	P: 3	S: 3	P: 3	S: 5	P: 5	S: 4	P: 4	S: 4	P: 4	HR: 0	HBP: 0	CS: 0	

PITCHER	IP	WLS	BF	H	R	ER	SO	BB	IBB	HBP	BLK	WP	HR	S	P	ERA	WHIP
Bud Black, L ERA: 4.11 (1, 1)	7.0	W	28	5	2	2	3	3	0	0	1	0	0	31	43	2.57	1.143
Mike Armstrong, R ERA: 2.66 (8, 1)	1.0		5	2	1	1	0	0	0	0	0	0	0	5	5	9.00	2.000
Dan Quisenberry, R ERA: 2.79 (9, 1)	1.0	S	4	1	0	0	0	0	0	0	0	0	0	4	4	0.00	1.000

Batter	1	2	3	4	5	6	7	8	9	AB R H RBI BB SO LOB	TOP													
George Wright, S (1, 8) OBP: 0.285, SLG: 0.354	0-0 F5		0-0 F8			0-0 1B		0-0 F9		4 1 1 0 0 0 0														
Bill Sample, R (1, 7) OBP: 0.327, SLG: 0.400	0-0 1-3		0-0 F8			0-0 1B			0-0 1B	4 0 2 0 0 0 0														
Buddy Bell, R (1, 5) OBP: 0.385, SLG: 0.439	0-0 F8			0-3 K		0-0 1B			0-0 F7	4 0 1 1 0 1 1														
Larry Parrish, R (1, 9) OBP: 0.301, SLG: 0.385		0-0 1B		0-0 6-3		0-0 1B			0-0 F8	4 0 1 0 0 0 3														
Dave Hosteter, R (1, 3) OBP: 0.315, SLG: 0.503		0-3 K		0-0 F9		0-0 G5-4-3			0-0 F9	4 0 0 0 0 1 2														
Johnny Grubb, L (1, 10) OBP: 0.387, SLG: 0.398		0-0 1B		0-0 L4		0-0 G3				3 0 1 0 0 0 0														
Jim Sundberg, R (1, 2) OBP: 0.317, SLG: 0.349		0-0 F9		0-3 K		0-0 4-3				3 0 0 0 0 1 2														
Mike Richardt, R (1, 4) OBP: 0.279, SLG: 0.284		0-3 K		0-0 F9					0-0 F8	3 0 0 0 0 1 2														
Bucky Dent, R (1, 6) OBP: 0.204, SLG: 0.194			0-0 F7			0-0 F5			0-3 K	3 0 0 0 0 1 0														
Inning Stats	R: 0 E: 0 K: 0 S: 3	H: 0 LOB: 0 BB: 0 P: 3	R: 0 E: 0 K: 2 S: 9	H: 2 LOB: 2 BB: 0 P: 9	R: 0 E: 0 K: 0 S: 3	H: 0 LOB: 0 BB: 0 P: 3	R: 0 E: 0 K: 1 S: 5	H: 0 LOB: 0 BB: 0 P: 5	R: 0 E: 0 K: 0 S: 3	H: 0 LOB: 0 BB: 0 P: 3	R: 0 E: 0 K: 1 S: 5	H: 0 LOB: 0 BB: 0 P: 5	R: 1 E: 0 K: 0 S: 5	H: 3 LOB: 1 BB: 0 P: 5	R: 0 E: 0 K: 0 S: 3	H: 0 LOB: 0 BB: 0 P: 3	R: 0 E: 0 K: 1 S: 5	H: 0 LOB: 0 BB: 0 P: 5	R: 0 E: 0 K: 0 S: 4	H: 1 LOB: 1 BB: 0 P: 4	1B: 6 2B: 0 3B: 0 HR: 0	SF: 0 SAC: 0 DP: 1 HBP: 0	WP: 0 PB: 0 SB: 0 CS: 0	PA: 32
PITCHER	IP WLS BF H R ER SO BB IBB HBP BLK WP HR S P ERA WHIP												IP WLS BF H R ER SO BB IBB HBP BLK WP HR S P ERA WHIP											
Jim Palmer, R (1, 1) ERA: 3.6	8.0 W 28 5 1 1 5 0 0 0 0 0 0 0 38 38 1.12 0.625																							
Tim Stoddard, R (9, 1) ERA: 4.02	1.0 S 4 1 0 0 0 0 0 0 0 0 0 0 4 4 0.00 1.000																							

Texas Rangers @ Baltimore Orioles
 Memorial Stadium, Baltimore, MD
 Fri Aug 27 1982, 7:05 PM EDT
 Unknown

livebaseballscorecards.com

AB	32
R	1
H	6
RBI	1
BB	0
SO	5
LOB	10



Batter	1	2	3	4	5	6	7	8	9	AB	R	H	RBI	BB	SO	LOB
Al Bumbry, L OBP: 0.314, SLG: 0.341 (1, 8) X	0-0 E7 2B	0-0 F5			0-0 F7		0-0 F7			4	1	1	0	0	0	1
Glenn Gulliver, L OBP: 0.382, SLG: 0.282 (1, 5) X	0-0 2B		0-0 F7		0-0 F7		0-0 6-3			4	0	1	1	0	0	0
Ken Singleton, S OBP: 0.355, SLG: 0.387 (1, 10) X	0-0 6-3		0-0 F7		0-0 HR			0-3 K		4	1	1	1	0	1	1
Eddie Murray, S OBP: 0.392, SLG: 0.544 (1, 3) S S S	0-3 K		4-0 1B BB		0-3 K			0-0 F5		3	0	0	0	1	2	1
John Lowenstein, L OBP: 0.410, SLG: 0.620 (1, 7) S S S	4-0 IBB		0-0 FC6-4 1B		0-0 P5			4-0 1B BB		2	1	1	0	2	0	0
Cal Ripken Jr., R OBP: 0.313, SLG: 0.470 (1, 6) X	0-0 F7		0-0 FC6-4		0-0 4-3		0-0 4-3	0-0 1B 1B		4	0	1	0	0	0	4
Gary Roenicke, R OBP: 0.391, SLG: 0.547 (1, 9) S S S		0-3 K		0-0 4-3		0-0 2B		0-0 FC6-4 1B		4	0	2	1	0	1	0
Lenn Sakata, R OBP: 0.316, SLG: 0.371 (1, 4) S S S		0-3 K		0-0 5-3		0-0 5-3		0-0 FC6-4		4	0	0	0	0	1	3
Rick Dempsey, R OBP: 0.329, SLG: 0.344 (1, 2) X		0-0 1B		0-0 5-3			0-0 F6			3	0	1	0	0	0	0

Inning Stats	R: 1 E: 1 K: 1 S: 7	H: 2 LOB: 2 BB: 1 P: 11	R: 0 E: 0 K: 2 S: 8	H: 1 LOB: 1 BB: 0 P: 8	R: 0 E: 0 K: 0 S: 4	H: 1 LOB: 2 BB: 1 P: 8	R: 0 E: 0 K: 0 S: 3	H: 0 LOB: 0 BB: 0 P: 3	R: 1 E: 0 K: 1 S: 6	H: 1 LOB: 0 BB: 0 P: 6	R: 0 E: 0 K: 0 S: 4	H: 1 LOB: 1 BB: 0 P: 4	R: 0 E: 0 K: 0 S: 3	H: 0 LOB: 0 BB: 0 P: 3	R: 1 E: 0 K: 1 S: 7	H: 2 LOB: 2 BB: 1 P: 11	1B: 4 2B: 3 3B: 0 HR: 1	SF: 0 SAC: 0 DP: 0 HBP: 0	WP: 0 PB: 0 SB: 0 CS: 0	PA: 35
---------------------	------------------------------	----------------------------------	------------------------------	---------------------------------	------------------------------	---------------------------------	------------------------------	---------------------------------	------------------------------	---------------------------------	------------------------------	---------------------------------	------------------------------	---------------------------------	------------------------------	----------------------------------	----------------------------------	------------------------------------	----------------------------------	--------

PITCHER Mike Smithson, R ERA: 3.38 (1, 1)	IP 8.0	WLS L	BF 35	H 8	R 3	ER 3	SO 5	BB 2	IBB 1	HBP 0	BLK 0	WP 0	HR 1	S 42	P 54	ERA 3.38	WHIP 1.250	PITCHER	IP 8.0	WLS L	BF 35	H 8	R 3	ER 3	SO 5	BB 2	IBB 1	HBP 0	BLK 0	WP 0	HR 1	S 42	P 54	ERA 3.38	WHIP 1.250
---	-----------	----------	----------	--------	--------	---------	---------	---------	----------	----------	----------	---------	---------	---------	---------	-------------	---------------	----------------	-----------	----------	----------	--------	--------	---------	---------	---------	----------	----------	----------	---------	---------	---------	---------	-------------	---------------


BOTTOM

Texas Rangers @ Baltimore Orioles
Memorial Stadium, Baltimore, MD

Fri Aug 27 1982, 7:05 PM EDT
Unknown

livebaseballscorecards.com

AB	32
R	3
H	8
RBI	3
BB	3
SO	5
LOB	10



Batter	1	2	3	4	5	6	7	8	9	AB R H RBI BB SO LOB	TOP											
George Wright, S (1, 8) OBP: 0.286, SLG: 0.354	0-0 5-3	0-0 F8		0-3 K			0-0 4-3 SH2-4 1B		0-0 F9 SH2-4 1B	5 0 2 0 0 1 1												
Bill Stein, R (1, 5) OBP: 0.288, SLG: 0.301	0-0 BB 1B	4-0 BB		0-0 6-3			0-0 SH2-4 1-2		0-0 SH2-4 1-2	2 0 1 0 1 0 0												
Johnny Grubb, L (1, 7) OBP: 0.381, SLG: 0.391	0-3 K	0-0 4-3		0-3 K			0-0 4-3 2-3		4-0 S IBB	4 0 0 0 0 2 4 0 0 0 0 1 0 0 0 0 0 0 0 0 0 0 0 0 0 0 0 0												
Buddy Bell, R (9, PH) OBP: 0.386, SLG: 0.439																						
Terry Bogener, L (9, PR) OBP: 0.186, SLG: 0.200																						
Bill Sample, R (9, 7) OBP: 0.327, SLG: 0.400																						
Larry Parrish, R (1, 9) OBP: 0.305, SLG: 0.384	4-0 1-2 BB			4-0 HR BB		0-0 G4-6-3 1B	0-0 4-3		0-0 F9 2-3	3 1 1 0 2 0 3												
Dave Hosteter, R (1, 3) OBP: 0.313, SLG: 0.498	0-0 F9			0-0 F7		0-3 K		0-0 1B 1B	0-0 F8 1-2	5 0 1 0 0 1 6												
Lamar Johnson, R (1, 10) OBP: 0.322, SLG: 0.357		0-0 F8		0-0 1-H HR		0-0 G4-6-3 1-2f		0-0 F8		4 1 1 2 0 0 2												
Mike Richardt, R (1, 4) OBP: 0.285, SLG: 0.294		0-0 2B 2B		0-0 1B		0-0 E1 G4-3		0-0 1-2 1B		4 1 3 0 0 0 0												
Bucky Dent, R (1, 6) OBP: 0.205, SLG: 0.200		0-0 1B 2B		0-0 F4		0-0 B1		0-0 F6		4 1 1 1 0 0 4												
Don Werner, R (1, 2) OBP: 0.246, SLG: 0.241		0-0 2-H 1B		0-0 5-3		0-0 G4-3 1-2f		0-0 1-3		4 0 1 1 0 0 4												
Inning Stats	R: 0 E: 0 K: 1 S: 6	H: 1 LOB: 2 BB: 1 P: 10	R: 2 E: 0 K: 0 S: 6	H: 3 LOB: 2 BB: 1 P: 10	R: 2 E: 0 K: 0 S: 5	H: 2 LOB: 1 BB: 1 P: 9	R: 0 E: 0 K: 2 S: 7	H: 0 LOB: 0 BB: 0 P: 7	R: 0 E: 0 K: 1 S: 5	H: 1 LOB: 0 BB: 0 P: 5	R: 0 E: 1 K: 0 S: 3	H: 0 LOB: 0 BB: 0 P: 3	R: 0 E: 0 K: 0 S: 4	H: 1 LOB: 1 BB: 0 P: 4	R: 0 E: 0 K: 0 S: 5	H: 2 LOB: 2 BB: 0 P: 5	R: 0 E: 0 K: 0 S: 4	H: 1 LOB: 3 BB: 1 P: 8	1B: 8 2B: 2 3B: 0 HR: 1	SF: 0 SAC: 2 DP: 2 HBP: 0	WP: 0 PB: 0 SB: 1 CS: 0	PA: 41
PITCHER	IP WLS BF H R ER SO BB IBB HBP BLK WP HR S P ERA WHIP																					
Sammy Stewart, R (1, 1) ERA: 4.29	2.1 L 16 6 4 4 1 3 0 0 0 0 0 1 15 27 15.43 3.857																					
Mike Boddicker, R (3, 1) ERA: 2.38	5.0 18 4 0 0 3 0 0 0 0 0 0 0 24 24 0.00 0.800																					
Tippy Martinez, L (8, 1) ERA: 3.56	1.2 7 1 0 0 0 0 0 1 0 0 0 0 6 10 0.00 0.600																					

Texas Rangers @ Baltimore Orioles
 Memorial Stadium, Baltimore, MD
 Fri Aug 27 1982, 7:05 PM EDT
 Att. 20,368 - Unknown

livebaseballscorecards.com

AB 35
 R 4
 H 11
 RBI 4
 BB 4
 SO 4
 LOB 24




Batter	1	2	3	4	5	6	7	8	9	AB	R	H	RBI	BB	SO	LOB
Glenn Gulliver, L OBP: 0.387, SLG: 0.284 (1, 5)	F4		G4-6-3 1B		FC6-4 BB		4-3			3	0	1	0	1	0	1
Dan Ford, R OBP: 0.276, SLG: 0.370 (1, 9)	F4		G4-6-3		FC6-4			4-3		3	0	0	1	0	0	4
Al Bumbry, L OBP: 0.313, SLG: 0.341 (8, PH) (9, 8)	F4		G4-6-3 1-2f 2-3		FC6-4 1-2f 2-3 3-H			4-3		1	0	0	0	0	0	0
Ken Singleton, S OBP: 0.354, SLG: 0.392 (1, 10)	HR		F9		F7			F7		4	1	1	1	0	0	3
Eddie Murray, S OBP: 0.391, SLG: 0.549 (1, 3)	HR			K		6-3		K		4	1	1	1	0	2	0
John Lowenstein, L OBP: 0.404, SLG: 0.609 (1, 7)	F8			6-3		E4 CS		4-3		4	0	0	0	0	0	0
Cal Ripken Jr., R OBP: 0.311, SLG: 0.466 (1, 6)			K	6-3		K		4-3		4	0	0	0	0	2	1
Gary Roenicke, R OBP: 0.392, SLG: 0.549 (1, 8) (9, 9)			K			1B FC6-4 2B		F6		4	1	2	0	0	1	0
Joe Nolan, L OBP: 0.271, SLG: 0.374 (1, 2)			F8		K			F9 2B		4	0	1	0	0	1	2
Rich Dauer, R OBP: 0.331, SLG: 0.373 (1, 4)			G4-6-3 1B		FC6-4 BB 1B			F9		3	0	2	0	0	0	1

Inning Stats	R: 2 E: 0 K: 0 S: 5	H: 2 LOB: 0 BB: 0 P: 5	R: 0 E: 0 K: 2 S: 7	H: 0 LOB: 0 BB: 0 P: 7	R: 0 E: 0 K: 0 S: 4	H: 2 LOB: 1 BB: 0 P: 4	R: 0 E: 0 K: 1 S: 5	H: 0 LOB: 0 BB: 0 P: 5	R: 1 E: 0 K: 1 S: 7	H: 2 LOB: 2 BB: 1 P: 11	R: 0 E: 1 K: 1 S: 5	H: 0 LOB: 0 BB: 0 P: 5	R: 0 E: 0 K: 0 S: 4	H: 1 LOB: 1 BB: 0 P: 4	R: 0 E: 0 K: 1 S: 5	H: 0 LOB: 0 BB: 0 P: 5	R: 0 E: 0 K: 0 S: 4	H: 1 LOB: 1 BB: 0 P: 4	1B: 4 2B: 2 3B: 0 HR: 2	SF: 0 SAC: 0 DP: 1 HBP: 0	WP: 0 PB: 0 SB: 0 CS: 1	PA: 35
PITCHER Steve Comer, R ERA: 4.13 (1, 1)	IP 9.0	WLS W	BF 35	H 8	R 3	ER 3	SO 6	BB 1	IBB 0	HBP 0	BLK 0	WP 0	HR 2	S 46	P 50	ERA 3.00	WHIP 1.000					

TEXAS RANGERS @ BALTIMORE ORIOLES
Memorial Stadium, Baltimore, MD
 Fri Aug 27 1982, 7:05 PM EDT
 Att. 20,368 - Unknown

AB	34
R	3
H	8
RBI	3
BB	1
SO	6
LOB	12



Batter	1	2	3	4	5	6	7	8	9	AB R H RBI BB SO LOB	TOP																													
George Wright, S (1, 8) OBP: 0.288, SLG: 0.358	0-0 4-3		0-0 6-3		0-0 SH5-3 1-H 2B		0-0 1B			4 0 2 1 0 0 0																														
Johnny Grubb, L (1, 7) OBP: 0.378, SLG: 0.387	0-0 F8		0-3 K		0-0 SH5-3 2-3		0-3 K			3 0 0 0 0 2 1																														
Buddy Bell, R (1, 5) OBP: 0.385, SLG: 0.437	0-3 K			0-0 1B S 1B	0-0 F3		0-0 F8			4 1 1 0 0 1 1																														
Larry Parrish, R (1, 9) OBP: 0.307, SLG: 0.386		0-0 F4		0-0 FC1-6 1-3 1B	0-0 F7		0-0 1B			4 0 2 0 0 0 1																														
Dave Hostetter, R (1, 3) OBP: 0.312, SLG: 0.495		0-3 K		0-0 FC1-6 1-2 3-H 1B		0-0 6-3		0-3 K		4 0 1 1 0 2 1																														
Lamar Johnson, R (1, 10) OBP: 0.321, SLG: 0.359		0-0 1B 2B		0-0 F3		0-0 F3		0-3 K		4 1 1 0 0 1 3																														
Jim Sundberg, R (1, 2) OBP: 0.316, SLG: 0.348		0-0 1B		0-0 FC1-6 1-2f 2-3		0-0 5-3			0-0 F8	4 0 1 1 0 0 2																														
Mike Richardt, R (1, 4) OBP: 0.281, SLG: 0.290		0-0 F7		0-0 F5			0-0 L3		0-0 F7	4 0 0 0 0 0 3																														
Bucky Dent, R (1, 6) OBP: 0.206, SLG: 0.197			0-0 F8		4-0 2B BB		0-0 6-3		0-0 F8	3 1 0 0 1 0 0																														
Inning Stats	R: 0 E: 0 K: 1 S: 5	H: 0 LOB: 0 BB: 0 P: 5	R: 1 E: 0 K: 1 S: 7	H: 2 LOB: 1 BB: 0 P: 7	R: 0 E: 0 K: 1 S: 5	H: 0 LOB: 0 BB: 0 P: 5	R: 1 E: 0 K: 0 S: 6	H: 3 LOB: 2 BB: 0 P: 6	R: 1 E: 0 K: 0 S: 4	H: 1 LOB: 1 BB: 1 P: 8	R: 0 E: 0 K: 0 S: 3	H: 0 LOB: 0 BB: 0 P: 3	R: 0 E: 0 K: 1 S: 6	H: 1 LOB: 1 BB: 0 P: 6	R: 0 E: 0 K: 2 S: 8	H: 1 LOB: 1 BB: 0 P: 8	R: 0 E: 0 K: 0 S: 3	H: 0 LOB: 0 BB: 0 P: 3	1B: 6 2B: 2 3B: 0 HR: 0	SF: 0 SAC: 1 DP: 0 HBP: 0	WP: 0 PB: 0 SB: 2 CS: 0	PA: 36																		
PITCHER Dennis Martinez, R (1, 1) ERA: 4.06	IP 9.0	WLS W	BF 36	H 8	R 3	ER 3	SO 6	BB 1	IBB 0	HBP 0	BLK 0	WP 0	HR 0	S 47	P 51	ERA 3.00	WHIP 1.000						PITCHER	IP 9.0	WLS W	BF 36	H 8	R 3	ER 3	SO 6	BB 1	IBB 0	HBP 0	BLK 0	WP 0	HR 0	S 47	P 51	ERA 3.00	WHIP 1.000

Texas Rangers @ Baltimore Orioles
 Memorial Stadium, Baltimore, MD
 Sat Aug 28 1982, 7:05 PM EDT
 Att: 23,630 - Unknown

livebaseballscorecards.com

AB 34
 R 3
 H 8
 RBI 3
 BB 1
 SO 6
 LOB 12



Batter	1	2	3	4	5	6	7	8	9
Al Bumbry, L OBP: 0.314, SLG: 0.344 (1, 8)	0-0 6-3	0-0 F8		0-0 2-3 1B		0-0 G3		0-0 1B 2B	
Glenn Gulliver, L OBP: 0.381, SLG: 0.282 (1, 5)	0-0 1B		0-0 F7	0-0 G3			0-0 F4	0-0 1B	
Lenn Sakata, R OBP: 0.318, SLG: 0.374 (8, PH) (9, 4)									
Ken Singleton, S OBP: 0.351, SLG: 0.388 (1, 10)	0-0 L8		0-0 F7		0-0 G3		0-0 4-3	0-0 1-3	
Eddie Murray, S OBP: 0.389, SLG: 0.545 (1, 3)	0-3 K		4-0 1B BB		0-0 F4		0-0 G3		
John Lowenstein, L OBP: 0.413, SLG: 0.614 (1, 7)		0-0 CS HBP 1B	0-0 1-3 1B		0-0 HR 1B			1-0 SH1-4 1B 2B HBP	
Dan Ford, R OBP: 0.276, SLG: 0.370 (9, 9)									
Cal Ripken Jr., R OBP: 0.312, SLG: 0.472 (1, 6)	0-0 L5		0-0 F8		0-0 HR			0-0 SH1-4 2B 1B	
Gary Roenicke, R OBP: 0.392, SLG: 0.546 (1, 9) (9, 7)		H 1-0 CS 1B HBP			0-0 F6	0-0 5-3		0-0 SH1-4 1-2 2-3	
Rich Dauer, R OBP: 0.335, SLG: 0.375 (1, 4) (9, 5)		0-0 1-2 2-3 2B 1B		0-0 1B SH5-3 1B		0-0 5-3		4-0 2B IBB	
Rick Dempsey, R OBP: 0.329, SLG: 0.348 (1, 2)		0-0 2-H 2B		0-0 SH5-3		0-0 F8		0-0 F5	

AB	R	H	RBI	BB	SO	LOB
5	1	2	3	0	0	1
4	0	1	0	0	0	2
1	0	1	1	0	0	0
5	0	0	0	0	0	2
3	0	0	0	1	1	1
3	2	3	0	0	0	0
0	0	0	0	0	0	0
4	2	2	2	0	0	3
2	1	0	0	0	0	0
3	2	2	1	1	0	0
3	0	1	1	0	0	3

BOTTOM

Texas Rangers @ Baltimore Orioles
Memorial Stadium, Baltimore, MD

Sat Aug 28 1982, 7:05 PM EDT
Att. 23,630 - Unknown

livebaseballscorecards.com

AB	33
R	8
H	12
RBI	8
BB	2
SO	1
LOB	12



Inning Stats	R: 0	H: 1	E: 0	K: 1	S: 6	LOB: 1	BB: 0	P: 6
R: 2	H: 3	E: 0	K: 0	S: 5	LOB: 1	BB: 0	P: 6	
R: 0	H: 1	E: 0	K: 0	S: 4	LOB: 2	BB: 1	P: 8	
R: 0	H: 2	E: 0	K: 0	S: 5	LOB: 2	BB: 0	P: 5	
R: 2	H: 2	E: 0	K: 0	S: 5	LOB: 0	BB: 0	P: 5	
R: 0	H: 0	E: 0	K: 0	S: 3	LOB: 0	BB: 0	P: 3	
R: 0	H: 0	E: 0	K: 0	S: 3	LOB: 0	BB: 0	P: 3	
R: 4	H: 3	E: 0	K: 0	S: 6	LOB: 1	BB: 1	P: 11	

WP	HR	S	P	ERA	WHIP
0	0	0	0	0	0
0	0	0	0	0	0
0	0	0	0	0	0
0	0	0	0	0	0
0	0	0	0	0	0
0	0	0	0	0	0
0	0	0	0	0	0
0	0	0	0	0	0

PITCHER	IP	WLS	BF	H	R	ER	SO	BB	IBB	HBP	BLK	WP	HR	S	P	ERA	WHIP
Dave Schmidt, R ERA: 2.95 (1, 1)	7.0	L	33	10	6	6	1	1	0	0	0	0	1	32	38	7.71	1.571
Danny Darwin, R ERA: 3.23 (8, 1)	0.2		3	0	0	0	0	0	1	0	0	0	0	2	6	0.00	0.000
Rick Honeycutt, L ERA: 5.21 (8, 1)	0.1		3	2	2	2	0	0	0	0	0	0	0	3	3	54.00	6.000

Batter	1	2	3	4	5	6	7	8	9	AB R H RBI BB SO LOB	TOP
George Wright, S (1, 8) OBP: 0.288, SLG: 0.357	0-0 5-3		0-0 F7			0-0 6-3		0-0 1B		4 0 1 0 0 0 1	
Bill Sample, R (1, 7) OBP: 0.323, SLG: 0.394	0-3 K			0-0 6-3		0-0 L8		0-0 F7		4 0 0 0 0 1 2	
Buddy Bell, R (1, 5) OBP: 0.386, SLG: 0.440	0-0 1B 2B			0-0 6-3			0-0 5-3		0-0 1B	4 1 2 0 0 0 0	
Larry Parrish, R (1, 9) OBP: 0.310, SLG: 0.396	0-0 PO 1B		0-0 F8				0-0 HR		0-0 F9	4 1 2 2 0 0 1	
Dave Hostetter, R (1, 3) OBP: 0.309, SLG: 0.489	0-0 PO 1-2	0-0 F4			0-0 6-3		0-3 K		0-0 F7	4 0 0 0 0 1 1	
Lamar Johnson, R (1, 10) OBP: 0.320, SLG: 0.357		0-0 4-3			0-0 6-3		0-0 FC6-4 1B		0-0 5-3	4 0 1 0 0 0 1	
Jim Sundberg, R (1, 2) OBP: 0.314, SLG: 0.345		0-0 1-3			0-0 4-3		0-0 FC6-4 1-2f			3 0 0 0 0 0 1	
Mike Richardt, R (1, 4) OBP: 0.279, SLG: 0.287			0-0 F8			0-0 E6 SH1-3		0-0 F8		3 0 0 0 0 0 0	
Bucky Dent, R (1, 6) OBP: 0.204, SLG: 0.196			0-0 6-3			0-0 SH1-3 1-2		0-0 F7		2 0 0 0 0 0 0	
Inning Stats	R: 1 H: 2 E: 0 LOB: 0 K: 1 BB: 0 S: 6 P: 6	R: 0 H: 0 E: 0 LOB: 0 K: 0 BB: 0 S: 3 P: 3	R: 0 H: 0 E: 0 LOB: 0 K: 0 BB: 0 S: 3 P: 3	R: 0 H: 0 E: 0 LOB: 0 K: 0 BB: 0 S: 3 P: 3	R: 0 H: 0 E: 0 LOB: 0 K: 0 BB: 0 S: 3 P: 3	R: 0 H: 0 E: 1 LOB: 1 K: 0 BB: 0 S: 4 P: 4	R: 1 H: 2 E: 0 LOB: 1 K: 1 BB: 0 S: 7 P: 7	R: 0 H: 1 E: 0 LOB: 1 K: 0 BB: 0 S: 4 P: 4	R: 0 H: 1 E: 0 LOB: 1 K: 0 BB: 0 S: 4 P: 4	1B: 4 SF: 0 2B: 1 SAC: 1 3B: 0 DP: 0 HR: 1 HBP: 0	WP: 0 PA: 34 PB: 0 SB: 0 CS: 0
PITCHER Mike Flanagan, L (1, 1) ERA: 3.85	IP WLS BF H R ER SO BB IBB HBP BLK WP HR S P ERA WHIP										
	9.0 W 33 6 2 2 2 0 0 0 0 0 0 1 37 37 2.00 0.667										

Texas Rangers @ Baltimore Orioles
 Memorial Stadium, Baltimore, MD
 Sun Aug 29 1982, 3:33 AM EDT
 Att: 25,393 - Unknown

livebaseballscorecards.com

AB	32
R	2
H	6
RBI	2
BB	0
SO	2
LOB	7



Batter	1	2	3	4	5	6	7	8	9	AB	R	H	RBI	BB	SO	LOB
Lenn Sakata, R OBP: 0.321, SLG: 0.373 (1, 4)	0-0 F9			0-0 E5 5-3 1B		0-0 SH1-4 1B	4-0 BB BB BB BB			3	2	1	0	1	0	0
Rich Dauer, R OBP: 0.333, SLG: 0.372 (1, 5)	0-0 6-3			0-0 5-3 1-2		0-0 SH1-4 1-2	0-3 K			3	0	0	0	0	1	2
Cal Ripken Jr., R OBP: 0.312, SLG: 0.469 (1, 6)	0-0 6-3			0-0 L9		4-0 BB BB BB BB E BB	0-0 6-3			3	1	0	0	1	0	2
Eddie Murray, S OBP: 0.392, SLG: 0.547 (1, 3)		0-3 K		0-0 1B 2-H		0-0 E 1-2 2-H 1B		0-0 G5-4-3 1B		4	0	3	2	0	1	0
Benny Ayala, R OBP: 0.317, SLG: 0.464 (1, 7)		0-0 F7		0-0 F8		0-0 E4 1-3 2-H 1B		0-3 K		3	0	1	1	0	0	1
Al Bumbry, L OBP: 0.313, SLG: 0.343 (7, 8)									0-3 K	1	0	0	0	0	1	1
Gary Roenicke, R OBP: 0.390, SLG: 0.541 (1, 8)		0-3 K				0-0 F5		0-0 G5-4-3 1-2f		3	0	0	0	1	1	1
(7, 7)																
Ken Singleton, S OBP: 0.351, SLG: 0.386 (1, 10)			0-3 K			4-0 BB BB BB BB BLK BB	0-3 K			2	0	0	0	1	2	3
Dan Ford, R OBP: 0.274, SLG: 0.367 (1, 9)			0-0 5-3			0-0 F7	0-0 F8			3	0	0	0	0	0	4
Rick Dempsey, R OBP: 0.326, SLG: 0.344 (1, 2)			0-3 K			0-0 1-3 1-2		0-0 F2		3	0	0	0	0	1	1


Inning Stats	R: 0	H: 0	E: 0	LOB: 0	K: 0	BB: 0	S: 3	P: 3	R: 0	H: 0	E: 0	LOB: 0	K: 2	BB: 0	S: 7	P: 7	R: 0	H: 0	E: 0	LOB: 0	K: 2	BB: 0	S: 7	P: 7	R: 1	H: 1	E: 1	LOB: 1	K: 0	BB: 0	S: 5	P: 5	R: 0	H: 0	E: 0	LOB: 1	K: 0	BB: 1	S: 3	P: 7	R: 2	H: 3	E: 1	LOB: 3	K: 1	BB: 2	S: 8	P: 16	R: 0	H: 0	E: 0	LOB: 1	K: 1	BB: 1	S: 5	P: 9	R: 0	H: 1	E: 0	LOB: 0	K: 1	BB: 0	S: 5	P: 5
PITCHER Frank Tanana, L ERA: 3.94 (1, 1)	IP	WLS	BF	H	R	ER	SO	BB	IBB	HBP	BLK	WP	HR	S	P	ERA	WHIP	IP	WLS	BF	H	R	ER	SO	BB	IBB	HBP	BLK	WP	HR	S	P	ERA	WHIP	IP	WLS	BF	H	R	ER	SO	BB	IBB	HBP	BLK	WP	HR	S	P	ERA	WHIP													

BOTTOM


Texas Rangers @ Baltimore Orioles
Memorial Stadium, Baltimore, MD
 Sun Aug 29 1982, 3:33 AM EDT
 Att. 25,393 - Unknown

AB	28
R	3
H	5
RBI	3
BB	4
SO	7
LOB	15

livebaseballscorecards.com



WP: 0	PA: 33
PB: 0	SB: 0
CS: 0	

Batter	1	2	3	4	5	6	7	8	9	AB R H RBI BB SO LOB	TOP														
George Wright, S (1, 8) OBP: 0.290, SLG: 0.358	0-0 4-3 1B		0-0 G5-4-3 1B			0-0 FC4-6 FC5-4 1-2f		0-0 FC6-4 1B		4 0 2 1 0 0 1	<p>Texas Rangers @ Kansas City Royals Royals Stadium, Kansas City, MO</p> <p>Mon Aug 30 1982, 8:05 PM EDT Att. 27,290 - Unknown - 85 F</p> <p>livebaseballscorecards.com</p> <table border="1"> <tr><td>AB</td><td>36</td></tr> <tr><td>R</td><td>3</td></tr> <tr><td>H</td><td>11</td></tr> <tr><td>RBI</td><td>3</td></tr> <tr><td>BB</td><td>0</td></tr> <tr><td>SO</td><td>5</td></tr> <tr><td>LOB</td><td>16</td></tr> </table> 	AB	36	R	3	H	11	RBI	3	BB	0	SO	5	LOB	16
AB	36																								
R	3																								
H	11																								
RBI	3																								
BB	0																								
SO	5																								
LOB	16																								
Bill Sample, R (1, 7) OBP: 0.322, SLG: 0.392	0-0 F8 1B		0-0 G5-4-3 1-2f			0-0 FC5-4 HR		0-0 L7		4 1 1 0 0 0 5															
Buddy Bell, R (1, 5) OBP: 0.385, SLG: 0.445	0-0 F8 1-2					0-0 HR		0-0 FC6-4		4 1 1 2 0 0 3															
Larry Parrish, R (1, 9) OBP: 0.306, SLG: 0.391		0-0 F8				0-0 F4		0-0 L8		4 0 0 0 0 0 2															
Dave Hostetter, R (1, 3) OBP: 0.306, SLG: 0.484		0-0 F9				0-3 K		0-3 K		4 0 0 0 0 3 0															
Johnny Grubb, L (1, 10) OBP: 0.376, SLG: 0.385		0-0 6-3				0-0 G1		0-0 G3		4 0 1 0 0 0 0															
Jim Sundberg, R (1, 2) OBP: 0.316, SLG: 0.350			0-3 K			0-3 K		0-0 1B		4 0 2 0 0 2 0															
Mike Richardt, R (1, 4) OBP: 0.278, SLG: 0.286			0-0 2B 1B			0-0 F4		0-0 6-3		4 1 1 0 0 0 3															
Bucky Dent, R (1, 6) OBP: 0.213, SLG: 0.210			0-0 1B 2B			0-0 FC4-6 1B		0-0 FC6-4 1B		4 0 3 0 0 0 2															
Inning Stats	R: 0 E: 0 K: 0 S: 3	H: 1 LOB: 0 BB: 0 P: 3	R: 0 E: 0 K: 0 S: 3	H: 0 LOB: 0 BB: 0 P: 3	R: 1 E: 0 K: 1 S: 7	H: 3 LOB: 1 BB: 0 P: 7	R: 0 E: 0 K: 1 S: 5	H: 0 LOB: 0 BB: 0 P: 5	R: 0 E: 0 K: 1 S: 5	H: 0 LOB: 0 BB: 0 P: 5	R: 2 E: 0 K: 0 S: 5	H: 2 LOB: 0 BB: 0 P: 5	R: 0 E: 0 K: 1 S: 6	H: 1 LOB: 1 BB: 0 P: 6	R: 0 E: 0 K: 0 S: 5	H: 2 LOB: 2 BB: 0 P: 5	R: 0 E: 0 K: 1 S: 7	H: 2 LOB: 2 BB: 0 P: 7	1B: 8 2B: 2 3B: 0 HR: 1	SF: 0 SAC: 0 DP: 1 HBP: 0	WP: 0 PB: 0 SB: 0 CS: 0	PA: 36			
PITCHER Dennis Leonard, R (1, 1) ERA: 4.64	IP: 9.0 WLS: W BF: 36 H: 11 R: 3 ER: 3 SO: 5 BB: 0 IBB: 0 HBP: 0 BLK: 0 WP: 0 HR: 1 S: 46 P: 46 ERA: 3.00 WHIP: 1.222											PITCHER	IP: 9.0 WLS: W BF: 36 H: 11 R: 3 ER: 3 SO: 5 BB: 0 IBB: 0 HBP: 0 BLK: 0 WP: 0 HR: 1 S: 46 P: 46 ERA: 3.00 WHIP: 1.222												

Batter	1	2	3	4	5	6	7	8	9
Willie Wilson, S OBP: 0.374, SLG: 0.454 (1, 7)	0-0 E6 1B		0-0 S E 1B	0-0 FC1-5-2 1-3 1B		0-0 F7 1-H 2-H 2B		0-0 6-3	
U L Washington, S OBP: 0.323, SLG: 0.387 (1, 6)	0-0 4-3 S G3 1B		0-0 HR 1B	0-0 FC1-5-2 1-3 1B		0-0 F6		0-0 1B	
George Brett, L OBP: 0.392, SLG: 0.546 (1, 5)	0-0 4-3 1-3		0-0 HR 2-H	4-0 FC5-4 BB		0-0 F7 2-3		0-0 F8	
Amos Otis, R OBP: 0.335, SLG: 0.419 (1, 8)	0-0 G3		0-3 K	0-0 FC5-4 1-2f		0-0 F8			
Hal McRae, R OBP: 0.381, SLG: 0.537 (1, 10)	0-0 L9		0-0 F8		0-0 F4		0-0 L7		
Willie Aikens, L OBP: 0.326, SLG: 0.410 (1, 3)		0-0 F7	0-0 FC6-4 1B		0-0 F7		0-0 2B		
Frank White, R OBP: 0.315, SLG: 0.460 (1, 4)		0-0 E9 1B 2B	0-0 FC6-4 1-2f		0-0 5-3		0-3 K		
Onix Concepcion, R OBP: 0.276, SLG: 0.307 (9, 4)									
Jerry Martin, R OBP: 0.306, SLG: 0.375 (1, 9)		0-0 G6-4-3 1B		0-0 5-3		0-0 1B 2B 1B		0-0 F4	
John Wathan, R OBP: 0.357, SLG: 0.340 (1, 2)		0-0 G6-4-3 1-2f		0-0 1B FC1-5-2 1B		0-0 2B 1B		0-0 L9	

Inning Stats	R: 2	H: 2	E: 1	LOB: 0	K: 0	BB: 0	S: 5	P: 5
	R: 1	H: 2	E: 1	LOB: 0	K: 0	BB: 0	S: 4	P: 4
	R: 3	H: 3	E: 1	LOB: 1	K: 1	BB: 0	S: 9	P: 9
	R: 0	H: 2	E: 0	LOB: 3	K: 0	BB: 1	S: 5	P: 9
	R: 0	H: 0	E: 0	LOB: 0	K: 0	BB: 0	S: 3	P: 3
	R: 2	H: 3	E: 0	LOB: 1	K: 0	BB: 0	S: 6	P: 6
	R: 0	H: 1	E: 0	LOB: 1	K: 1	BB: 0	S: 6	P: 6
	R: 0	H: 1	E: 0	LOB: 1	K: 0	BB: 0	S: 4	P: 4

PITCHER	IP	WLS	BF	H	R	ER	SO	BB	IBB	HBP	BLK	WP	HR	S	P	ERA	WHIP
John Butcher, R ERA: 5.05 (1, 1)	3.0	L	16	7	6	4	1	0	0	0	0	0	1	18	18	12.00	2.333
Jon Matlack, L ERA: 3.76 (4, 1)	3.0		15	5	2	2	0	1	0	0	0	0	0	14	18	6.00	2.000
Dan Boitano, R ERA: 5.54 (7, 1)	2.0		8	2	0	0	1	0	0	0	0	0	0	10	10	0.00	1.000

BOTTOM


Texas Rangers @ Kansas City Royals
Royals Stadium, Kansas City, MO

Mon Aug 30 1982, 8:05 PM EDT
 Att: 27,290 - Unknown - 85 F

AB	R	H	RBI	BB	SO	LOB
5	2	4	2	0	0	0
5	2	2	1	0	0	3
4	1	1	2	1	0	3
4	0	0	1	0	1	4
4	0	0	0	0	0	0
4	0	2	0	0	0	0
4	1	1	0	0	1	2
0	0	0	0	0	0	0
4	1	2	1	0	0	1
4	1	2	0	0	0	1

AB	38
R	8
H	14
RBI	7
BB	1
SO	2
LOB	14

livebaseballscorecards.com



WP: 0	PA: 39
PB: 0	
SB: 2	
CS: 0	

Batter	1	2	3	4	5	6	7	8	9	AB R H RBI BB SO LOB	TOP									
George Wright, S (1, 8) OBP: 0.291, SLG: 0.359	0-0 6-3	0-0 1B			0-0 F7		0-0 1B 1B	0-0 F6		5 1 2 1 0 0 3										
Bill Sample, R (1, 7) OBP: 0.320, SLG: 0.389	0-0 F8	0-0 5-3			0-0 L6		0-0 1B 1B	0-0 F3		5 1 1 0 0 0 4										
Buddy Bell, R (1, 5) OBP: 0.383, SLG: 0.442	0-3 K				0-0 F8		0-0 1B 1B		0-0 6-3	5 0 1 1 0 2 0										
Bill Stein, R (9, 5) OBP: 0.288, SLG: 0.301							1-3 2-H			0 0 0 0 0 0 0										
Larry Parrish, R (1, 9) OBP: 0.310, SLG: 0.395		0-0 1B			0-0 F2		0-0 L7		0-0 2B 1B	5 1 3 1 0 0 0										
Dave Hosteter, R (1, 3) OBP: 0.310, SLG: 0.485		4-0 1B 2B			4-0 1B CS		0-3 K		0-0 2B	3 1 1 0 2 2 2										
Lamar Johnson, R (1, 10) OBP: 0.325, SLG: 0.359		0-0 2B SF9			0-0 1B		4-0 BB		0-0 6-3	4 1 2 1 1 0 1										
Jim Sundberg, R (1, 2) OBP: 0.317, SLG: 0.352		0-0 SF9 1B			0-0 CS		0-3 K		4-0 BB 1B	3 1 1 1 1 1 1										
Mike Richardt, R (1, 4) OBP: 0.278, SLG: 0.287		0-0 SF9			0-0 F9		0-0 F8		0-0 BB 1B	3 0 1 1 0 0 0										
Bucky Dent, R (1, 6) OBP: 0.214, SLG: 0.207		0-0 F3			0-3 K		0-0 5-3		4-0 BB	3 0 0 0 1 1 1										
Inning Stats	R: 0 E: 0 K: 1 S: 5	H: 0 LOB: 0 BB: 0 P: 5	R: 4 E: 0 K: 0 S: 7	H: 4 LOB: 1 BB: 1 P: 11	R: 0 E: 0 K: 1 S: 5	H: 1 LOB: 1 BB: 1 P: 9	R: 0 E: 0 K: 1 S: 5	H: 0 LOB: 0 BB: 0 P: 5	R: 0 E: 0 K: 2 S: 7	H: 0 LOB: 1 BB: 1 P: 11	R: 2 E: 0 K: 1 S: 9	H: 4 LOB: 2 BB: 0 P: 9	R: 0 E: 0 K: 0 S: 4	H: 1 LOB: 3 BB: 2 P: 12	R: 0 E: 0 K: 0 S: 4	H: 2 LOB: 1 BB: 0 P: 4	1B: 10 2B: 2 3B: 0 HR: 0	SF: 1 SAC: 0 DP: 0 HBP: 0	WP: 0 PB: 0 SB: 0 CS: 1	PA: 43
PITCHER	IP WLS BF H R ER SO BB IBB HBP BLK WP HR S P ERA WHIP																			
Bud Black, L (1, 1) ERA: 4.46	1.2 L 10 4 4 4 1 1 0 0 0 0 0 0 11 15 21.60 3.000																			
Bill Castro, R (2, 1) ERA: 2.98	5.1 22 5 2 2 5 2 0 0 0 0 0 0 30 38 3.38 1.312																			
Don Hood, L (8, 1) ERA: 2.35	2.0 10 3 0 0 0 2 0 0 0 0 0 0 8 16 0.00 2.500																			

Texas Rangers @ Kansas City Royals
Royals Stadium, Kansas City, MO
Tue Aug 31 1982, 8:05 PM EDT
Att. 20,425 - Unknown - 82 F

livebaseballscorecards.com

AB	36
R	6
H	12
RBI	6
BB	5
SO	6
LOB	12



Batter	1	2	3	4	5	6	7	8	9
Willie Wilson, S OBP: 0.373, SLG: 0.452 (1, 7)	0-0 6-3		0-0 F5			0-0 PB 1B		0-0 F7	
U L Washington, S OBP: 0.325, SLG: 0.384 (1, 6)	0-0 F8			4-0 BB		4-0 CS BB		0-0 4-3	
George Brett, L OBP: 0.388, SLG: 0.541 (1, 5)	0-0 4-3			0-0 F7		0-0 4-3			0-0 5-3
Amos Otis, R OBP: 0.332, SLG: 0.415 (1, 8)		0-0 5-3		0-0 L9			0-0 F7		0-0 1-3
Hal McRae, R OBP: 0.380, SLG: 0.537 (1, 10)		0-0 F8		0-0 1-3			0-0 2B		0-3 K
Willie Aikens, L OBP: 0.323, SLG: 0.407 (1, 3)		0-0 3-1			0-0 4-3		0-3 K		
Frank White, R OBP: 0.317, SLG: 0.459 (1, 4)			4-0 G6-4-3 1B BB		0-3 K		4-0 BB		
Jerry Martin, R OBP: 0.306, SLG: 0.375 (1, 9)			0-0 G6-4-3 1B		0-0 F7		0-3 K		
John Wathan, R OBP: 0.354, SLG: 0.337 (1, 2)			0-0 G6-4-3			0-0 F8		0-0 F7	
Don Slaught, R OBP: 0.339, SLG: 0.406 (9, 2)			1-2 2-3						

AB	R	H	RBI	BB	SO	LOB
4	0	1	0	0	0	1
2	0	0	0	2	0	0
4	0	0	0	0	0	3
4	0	0	0	0	0	1
4	0	1	0	0	1	1
3	0	0	0	0	1	1
1	0	0	0	2	1	0
3	0	1	0	0	1	2
3	0	0	0	0	0	2
0	0	0	0	0	0	0

BOTTOM

Texas Rangers @ Kansas City Royals
Royals Stadium, Kansas City, MO

Tue Aug 31 1982, 8:05 PM EDT
Att: 20,425 - Unknown - 82 F

livebaseballscorecards.com

AB	28
R	0
H	3
RBI	0
BB	4
SO	4
LOB	11



Inning Stats	R: 0	H: 0	E: 0	LOB: 0	K: 0	BB: 0	S: 3	P: 3	R: 0	H: 0	E: 0	LOB: 0	K: 0	BB: 0	S: 3	P: 3	R: 0	H: 1	E: 0	LOB: 1	K: 0	BB: 1	S: 3	P: 7	R: 0	H: 0	E: 0	LOB: 1	K: 1	BB: 1	S: 5	P: 5	R: 0	H: 1	E: 0	LOB: 1	K: 0	BB: 1	S: 3	P: 7	R: 0	H: 1	E: 0	LOB: 2	K: 2	BB: 1	S: 8	P: 12	R: 0	H: 0	E: 0	LOB: 0	K: 0	BB: 0	S: 3	P: 3	R: 0	H: 0	E: 0	LOB: 0	K: 1	BB: 0	S: 5	P: 5
1B: 2	SF: 0	2B: 1	SAC: 0	3B: 0	DP: 1	HR: 0	HBP: 0	WP: 0	PA: 32	PB: 2	SB: 0	CS: 1	ERA: 0.00	WHIP: 0.778	ERA: 3.64	WLS: 1	BF: 32	H: 3	R: 0	ER: 0	SO: 4	BB: 4	IBB: 0	HBP: 0	BLK: 0	WP: 0	HR: 0	S: 36	P: 52																																			

PITCHER	IP	WLS	BF	H	R	ER	SO	BB	IBB	HBP	BLK	WP	HR	S	P	ERA	WHIP
Charlie Hough, R ERA: 3.64 (1, 1)	9.0	1	32	3	0	0	4	4	0	0	0	0	0	36	52	0.00	0.778

Batter	1	2	3	4	5	6	7	8	9	AB R H RBI BB SO LOB	TOP											
George Wright, S (1, 8) OBP: 0.290, SLG: 0.364	0-0 6-3		0-0 IHR	0-0 F7		0-0 F3			0-0 F6	5 1 1 2 0 0 3												
Bill Sample, R (1, 7) OBP: 0.315, SLG: 0.383	0-0 6-3		0-0 6-3		0-0 F8		0-0 F8		0-0 FC6-4	5 0 0 0 0 0 1												
Buddy Bell, R (1, 5) OBP: 0.384, SLG: 0.448	0-0 L6			1-0 BB 2B HBP				0-0 F8		3 2 1 1 0 0 0												
Larry Parrish, R (1, 9) OBP: 0.310, SLG: 0.391		0-0 F8		4-0 2B 1-2 SF8 BB		0-0 E5		0-0 F7		3 1 0 0 1 0 0												
Dave Hosteter, R (1, 3) OBP: 0.309, SLG: 0.485		0-0 F9		0-0 SF8 1-3 2-H		0-3 K			0-0 6-3	4 1 1 1 0 1 1												
Lamar Johnson, R (1, 10) OBP: 0.324, SLG: 0.356		0-0 F7		4-0 SF8 1B BB		0-0 L5			0-3 K	3 1 0 0 1 1 1												
Jim Sundberg, R (1, 2) OBP: 0.314, SLG: 0.349			0-0 F9	0-0 SF8		0-0 F8			0-0 F4	3 0 0 1 0 0 0												
Mike Richardt, R (1, 4) OBP: 0.278, SLG: 0.287		0-0 L9	0-0 L9	0-0 SF8		0-0 L4			0-0 FC6-4 1B	3 0 1 1 0 0 0												
Bucky Dent, R (1, 6) OBP: 0.222, SLG: 0.213		0-0 E7 IHR 1B	0-0 E7 IHR 1B	0-0 1B		4-0 BB			0-0 F6	3 1 2 1 1 0 1												
Inning Stats	R: 0 E: 0 K: 0 S: 3	H: 0 LOB: 0 BB: 0 P: 3	R: 0 E: 0 K: 0 S: 3	H: 0 LOB: 0 BB: 0 P: 3	R: 2 E: 1 K: 0 S: 5	H: 2 LOB: 0 BB: 0 P: 5	R: 4 E: 0 K: 0 S: 5	H: 2 LOB: 1 BB: 2 P: 14	R: 1 E: 1 K: 1 S: 7	H: 1 LOB: 1 BB: 0 P: 7	R: 0 E: 0 K: 0 S: 3	H: 0 LOB: 1 BB: 1 P: 7	R: 0 E: 0 K: 0 S: 3	H: 0 LOB: 0 BB: 0 P: 3	R: 0 E: 0 K: 1 S: 5	H: 0 LOB: 0 BB: 0 P: 5	R: 0 E: 0 K: 0 S: 4	H: 1 LOB: 1 BB: 0 P: 4	1B: 3 2B: 1 3B: 0 HR: 2	SF: 2 SAC: 0 DP: 0 HBP: 1	WP: 0 PB: 0 SB: 1 CS: 0	PA: 38
PITCHER	IP WLS BF H R ER SO BB IBB HBP BLK WP HR S P ERA WHIP																					
Paul Splittorff, L (1, 1) ERA: 3.91	3.0 L 15 3 6 6 0 2 0 0 0 0 0 0 12 21 18.00 1.667																					
Mike Armstrong, R (4, 1) ERA: 2.61	4.0 16 2 1 1 1 1 1 0 0 0 0 1 17 21 2.25 0.750																					
Dan Quisenberry, R (8, 1) ERA: 2.76	1.0 3 0 0 0 0 1 0 0 0 0 0 0 5 5 0.00 0.000																					
Don Hood, L (9, 1) ERA: 2.3	1.0 4 1 0 0 0 0 0 0 0 0 0 0 4 4 0.00 1.000																					

Texas Rangers @ Kansas City Royals
 Royals Stadium, Kansas City, MO
 Wed Sep 01 1982, 8:05 PM EDT
 Att: 18,201 - Unknown

livebaseballscorecards.com

AB	32
R	7
H	6
RBI	7
BB	3
SO	2
LOB	7



Batter	1	2	3	4	5	6	7	8	9	AB	R	H	RBI	BB	SO	LOB
Willie Wilson, S OBP: 0.370, SLG: 0.448 (1, 7)	0-0 5-3		0-0 G3		0-0 6-3			0-0 F8		4	0	0	0	0	0	1
U L Washington, S OBP: 0.327, SLG: 0.387 (1, 6)	4-0 BB		0-0 2B		0-0 6-3			0-0 5-3		3	1	1	1	1	0	0
George Brett, L OBP: 0.387, SLG: 0.540 (1, 5)	0-0 F5		0-0 2B		0-0 F8			0-0 F9		4	0	1	1	0	0	1
Amos Otis, R OBP: 0.332, SLG: 0.413 (1, 8)	0-0 1-3		1-0 HBP		0-3 K			0-0 F8		2	0	0	0	0	1	1
Cesar Geronimo, L OBP: 0.295, SLG: 0.458 (7, 8)										1	0	0	0	0	0	0
Hal McRae, R OBP: 0.379, SLG: 0.535 (1, 10)		0-0 4-3	0-0 F5		0-0 5-3			0-0 2B		4	1	1	0	0	0	2
Willie Aikens, L OBP: 0.323, SLG: 0.405 (1, 3)		0-0 L6		0-0 1B		0-0 F7		0-0 F8		4	0	1	0	0	0	1
John Wathan, R OBP: 0.354, SLG: 0.337 (1, 2)		0-0 3-1		0-0 1B						3	0	1	0	0	0	0
Don Slaught, R OBP: 0.345, SLG: 0.421 (9, 2)				0-0 G4-6-3						1	0	1	1	0	0	0
Frank White, R OBP: 0.319, SLG: 0.459 (1, 4)			1-0 G3	0-0 L8		0-3 K		0-0 5-3		0	1	0	0	0	0	0
Steve Hammond, L OBP: 0.269, SLG: 0.356 (4, PH)			0-0 2B							1	0	0	0	0	0	2
Onix Concepcion, R OBP: 0.273, SLG: 0.304 (5, 4)			0-0 HBP							2	0	0	0	0	1	1
Jerry Martin, R OBP: 0.304, SLG: 0.372 (1, 9)			0-0 F5	0-0 G4-6-3				0-0 F9		3	0	0	0	0	0	3

Inning Stats	R: 0	H: 0	E: 0	K: 0	S: 3	R: 0	H: 0	E: 0	K: 0	S: 3	R: 0	H: 2	E: 0	K: 0	S: 5	R: 0	H: 0	E: 0	K: 1	S: 5	R: 0	H: 0	E: 0	K: 0	S: 5	R: 0	H: 0	E: 0	K: 0	S: 3	R: 1	H: 2	E: 0	K: 0	S: 5	R: 0	H: 0	E: 0	K: 0	S: 5	1B: 3	2B: 3	3B: 0	HR: 0	SF: 0	SAC: 0	DP: 1	HBP: 2	WP: 0	PB: 0	SB: 1	CS: 0	PA: 35
PITCHER Mike Smithson, R ERA: 3.18 (1, 1)	IP	WLS	BF	H	R	ER	SO	BB	IBB	HBP	BLK	WP	HR	S	P	ERA	WHIP																		IP	WLS	BF	H	R	ER	SO	BB	IBB	HBP	BLK	WP	HR	S	P	ERA	WHIP		


BOTTOM

Texas Rangers @ Kansas City Royals
Royals Stadium, Kansas City, MO

Wed Sep 01 1982, 8:05 PM EDT
Att: 18,201 - Unknown

livebaseballscorecards.com

AB	32
R	3
H	6
RBI	3
BB	1
SO	2
LOB	12



Batter	1	2	3	4	5	6	7	8	9	10	AB R H RBI BB SO LOB	TOP								
George Wright, S OBP: 0.289, SLG: 0.364 (1, 8)	0-3 K	0-0 F4			0-0 5-3 2B		0-0 F7		0-0 G3		5 0 1 0 0 1 2									
Bill Sample, R OBP: 0.313, SLG: 0.378 (1, 7)	0-0 2-3	0-0 FC5-4			0-0 5-3		4-0 BB		0-0 F9		4 0 0 0 1 0 3									
Buddy Bell, R OBP: 0.381, SLG: 0.443 (1, 5)	0-0 6-3			0-0 F8		0-0 6-3		0-0 4-3		0-0 L6	5 0 0 0 0 0 2									
Larry Parrish, R OBP: 0.311, SLG: 0.388 (1, 9)		4-0 1B 2B BB		0-3 K		0-0 F8		4-0 BB BB		0-0 5-3	3 1 0 0 2 1 0									
Dave Hostetter, R OBP: 0.308, SLG: 0.481 (1, 3)		0-3 K		0-0 F7		4-0 HR BB		0-3 K			3 1 0 0 1 2 2									
Lamar Johnson, R OBP: 0.329, SLG: 0.369 (1, 10)		0-0 2B 1-2 1B 1B		0-0 4-3		0-0 HR		4-0 G6-4-3 BB			3 2 2 2 1 0 0									
Mike Richardt, R OBP: 0.277, SLG: 0.290 (1, 4)		0-0 1B 1-3 2-H 2B		0-0 5-3		0-0 5-3		0-0 G6-4-3			4 1 1 1 0 0 2									
Bucky Dent, R OBP: 0.223, SLG: 0.213 (1, 6)		0-0 1B 2-3 3-H 1B		0-0 F8		0-0 F3		0-0 L4			4 0 1 1 0 0 0									
Don Werner, R OBP: 0.246, SLG: 0.241 (1, 2)		0-0 FC5-4 1-3 3-H 1B		0-0 F9		0-0 F7		0-3 K			4 0 1 1 0 1 0									
Inning Stats	R: 0 E: 0 K: 1 S: 5	H: 0 LOB: 0 BB: 0 P: 5	R: 3 E: 0 K: 1 S: 9	H: 4 LOB: 2 BB: 1 P: 13	R: 0 E: 0 K: 1 S: 5	H: 0 LOB: 0 BB: 0 P: 5	R: 0 E: 0 K: 0 S: 3	H: 1 LOB: 1 BB: 0 P: 4	R: 2 E: 0 K: 0 S: 4	H: 1 LOB: 0 BB: 1 P: 8	R: 0 E: 0 K: 1 S: 4	H: 0 LOB: 1 BB: 1 P: 12	R: 0 E: 0 K: 1 S: 5	H: 0 LOB: 0 BB: 0 P: 5	R: 0 E: 0 K: 0 S: 3	H: 0 LOB: 0 BB: 0 P: 3	1B: 3 2B: 2 3B: 0 HR: 1	SF: 0 SAC: 0 DP: 1 HBP: 0	WP: 0 PB: 0 SB: 0 CS: 0	PA: 40
PITCHER	IP WLS BF H R ER SO BB IBB HBP BLK WP HR S P ERA WHIP	IP WLS BF H R ER SO BB IBB HBP BLK WP HR S P ERA WHIP	IP WLS BF H R ER SO BB IBB HBP BLK WP HR S P ERA WHIP	IP WLS BF H R ER SO BB IBB HBP BLK WP HR S P ERA WHIP	IP WLS BF H R ER SO BB IBB HBP BLK WP HR S P ERA WHIP	IP WLS BF H R ER SO BB IBB HBP BLK WP HR S P ERA WHIP	IP WLS BF H R ER SO BB IBB HBP BLK WP HR S P ERA WHIP	IP WLS BF H R ER SO BB IBB HBP BLK WP HR S P ERA WHIP	IP WLS BF H R ER SO BB IBB HBP BLK WP HR S P ERA WHIP	IP WLS BF H R ER SO BB IBB HBP BLK WP HR S P ERA WHIP	IP WLS BF H R ER SO BB IBB HBP BLK WP HR S P ERA WHIP	IP WLS BF H R ER SO BB IBB HBP BLK WP HR S P ERA WHIP	IP WLS BF H R ER SO BB IBB HBP BLK WP HR S P ERA WHIP	IP WLS BF H R ER SO BB IBB HBP BLK WP HR S P ERA WHIP	IP WLS BF H R ER SO BB IBB HBP BLK WP HR S P ERA WHIP	IP WLS BF H R ER SO BB IBB HBP BLK WP HR S P ERA WHIP	IP WLS BF H R ER SO BB IBB HBP BLK WP HR S P ERA WHIP	IP WLS BF H R ER SO BB IBB HBP BLK WP HR S P ERA WHIP	IP WLS BF H R ER SO BB IBB HBP BLK WP HR S P ERA WHIP	IP WLS BF H R ER SO BB IBB HBP BLK WP HR S P ERA WHIP
Britt Burns, L ERA: 3.75 (1, 1)	6.1																			
Salome Barojas, R ERA: 3.52 (7, 1)	1.0	W																		
Jim Kern, R ERA: 3.36 (8, 1)	2.2																			

Texas Rangers @ Chicago White Sox
Comiskey Park, Chicago, IL
Thu Sep 02 1982, 8:05 PM EDT
Att: 10,310 - Unknown - 74 F

livebaseballscorecards.com

AB 35
R 5
H 6
RBI 5
BB 5
SO 5
LOB 11



BOTTOM

Texas Rangers @ Chicago White Sox
Comiskey Park, Chicago, IL
Thu Sep 02 1982, 8:05 PM EDT
Att. 10,310 - Unknown - 74 F

livebaseballscorecards.com

AB 40
R 6
H 13
RBI 5
BB 4
SO 3
LOB 12



WP: 1 PA: 44
PB: 0
SB: 1
CS: 0

AB R H RBI BB SO LOB

4 0 1 0 1 1 0

5 0 1 0 0 0 2

5 2 2 1 0 0 2

4 2 2 2 1 0 0

4 1 1 0 1 0 2

4 0 1 0 1 1 1

5 1 3 1 0 0 1

5 0 2 1 0 0 2

3 0 0 0 0 0 2
1 0 0 0 0 1 0
0 0 0 0 0 0 0

1B: 6 SF: 0
2B: 4 SAC: 0
3B: 1 DP: 2
HR: 2 HBP: 0

Batter	1	2	3	4	5	6	7	8	9	10
Rudy Law, L OBP: 0.354, SLG: 0.407 (1, 8)	0-0 5-3		4-0 G3 BB	0-0 S 1B		0-0 F8			0-3 K	
Tony Bernazard, S OBP: 0.335, SLG: 0.380 (1, 4)	0-0 3B		0-0 G3 1-2f	0-0 L5 1-2			0-0 4-3		0-0 F2	
Harold Baines, L OBP: 0.320, SLG: 0.463 (1, 9)	0-0 1-3		0-0 E7 HR 2B	0-0 G3			0-0 L4		0-0 HR	
Greg Luzinski, R OBP: 0.377, SLG: 0.457 (1, 10)	4-0 BB		0-0 HR		0-0 1-3		0-0 1B WP 1B		0-0 6-3	
Steve Kemp, L OBP: 0.391, SLG: 0.428 (1, 7)	0-0 4-3		4-0 2B BB		0-0 F8		0-0 1-3 WP 1B		0-0 F4	
Carlton Fisk, R OBP: 0.346, SLG: 0.408 (1, 2)		0-3 K	4-0 2B BB 1-2		0-0 1B		0-0 F7		0-0 F8	
Mike Squires, L OBP: 0.321, SLG: 0.352 (1, 3)		0-0 1B 1B	0-0 1-3 2-H 2B		0-0 G3			0-0 6-3		0-0 2B 2B
Vance Law, R OBP: 0.325, SLG: 0.353 (1, 6) (9, 5)		0-0 1-2 G4-3 1B	0-0 F9			0-0 F8		0-0 F8		0-0 2B
Aurelio Rodriguez, R OBP: 0.243, SLG: 0.297 (1, 5) Ron Kittle, R (8, PH) Bill Almon, R OBP: 0.323, SLG: 0.366 (9, 6)		0-0 G4-3		0-0 F9		0-0 5-3		0-3 K		

Inning Stats	R: 0	H: 1	E: 0	K: 0	S: 4	R: 0	H: 2	E: 0	K: 1	S: 6	R: 3	H: 3	E: 1	K: 0	S: 5	R: 0	H: 1	E: 0	K: 0	S: 4	R: 0	H: 1	E: 0	K: 0	S: 4	R: 1	H: 2	E: 0	K: 0	S: 5	R: 0	H: 0	E: 0	K: 1	S: 5	R: 0	H: 0	E: 0	K: 1	S: 5	R: 1	H: 1	E: 0	K: 1	S: 6	R: 1	H: 2	E: 0	K: 0	S: 4	1B: 6	SF: 0	2B: 4	SAC: 0	3B: 1	DP: 2	HR: 2	HBP: 0	WP: 1	PA: 44
--------------	------	------	------	------	------	------	------	------	------	------	------	------	------	------	------	------	------	------	------	------	------	------	------	------	------	------	------	------	------	------	------	------	------	------	------	------	------	------	------	------	------	------	------	------	------	------	------	------	------	------	-------	-------	-------	--------	-------	-------	-------	--------	-------	--------

PITCHER	IP	WLS	BF	H	R	ER	SO	BB	IBB	HBP	BLK	WP	HR	S	P	ERA	WHIP
Steve Comer, R ERA: 4.29 (1, 1)	9.2	L	43	12	6	6	3	4	0	0	0	1	2	45	61	5.59	1.655
Danny Darwin, R ERA: 3.23 (10, 1)	0.0		1	1	0	0	0	0	0	0	0	0	0	1	1	∞	∞

Batter	1	2	3	4	5	6	7	8	9	AB	R	H	RBI	BB	SO	LOB
Rudy Law, L (1, 8) OBP: 0.357, SLG: 0.412 Ron Kittle, R (8, PH) Ron LeFlore, R (8, PR) Rusty Kuntz, R (9, 8)	0-0 1B S 1B	0-0 2B	0-0 1-3			0-0 E1		0-0 FC4-6 CS		4	2	2	0	0	0	0
Tony Bernazard, S (1, 4) OBP: 0.336, SLG: 0.380	0-0 1B 1-3 1B	4-0 2B BB				0-0 F8		0-0 5-3		3	2	1	0	1	0	1
Harold Baines, L (1, 9) OBP: 0.321, SLG: 0.462	0-0 BB 1B 1-3 HBP 1B	0-0 L5				4-0 BB		0-0 G3		3	1	1	1	1	0	3
Greg Luzinski, R (1, 10) OBP: 0.377, SLG: 0.460	0-0 HBP BB SF9 1-2 3-H 1B	0-0 4-3 1-H 2-H 2B				0-0 F3		0-0 F9		4	1	2	3	0	0	1
Steve Kemp, L (1, 7) OBP: 0.390, SLG: 0.426	4-0 SF9 HBP 1-2 2-3 BB	0-0 4-3				0-0 4-3		0-0 F5		3	0	0	0	1	0	2
Carlton Fisk, R (1, 2) OBP: 0.347, SLG: 0.406	1-0 1-2 2-3 3-H HBP	4-0 IBB				0-0 6-3		0-0 5-3		2	0	0	1	1	0	0
Mike Squires, L (1, 3) OBP: 0.313, SLG: 0.342	0-3 K	0-3 K				0-0 F8		0-0 1-3		4	0	0	0	0	2	5
Vance Law, R (1, 6) OBP: 0.324, SLG: 0.353	0-0 SF9 2-3 3-H					0-0 F9		0-0 4-3		3	1	1	1	0	0	0
Aurelio Rodriguez, R (1, 5) OBP: 0.243, SLG: 0.296	0-0 F9					0-0 F8		0-0 F8		4	0	1	0	0	0	2
	0-0 F9 2-3 3-H					0-0 F9		0-0 4-3		0-0 1B FC4-6 1B						
	0-0 F9					0-0 F8		0-0 F8		0-0 1-3 1B FC4-6 1B						

BOTTOM

Texas Rangers @ Chicago White Sox
Comiskey Park, Chicago, IL

livebaseballscorecards.com

AB	31
R	7
H	8
RBI	7
BB	4
SO	2
LOB	15



WP: 0	PA: 38
PB: 0	
SB: 1	
CS: 1	

ERA	WHIP
-----	------

ERA	WHIP
-----	------

Inning Stats	R: 4	H: 4	R: 2	H: 2	R: 0	H: 0	R: 0	H: 0	R: 0	H: 0	R: 0	H: 0	R: 0	H: 0	R: 1	H: 2	R: 0	H: 0	R: 0	H: 0	R: 0	H: 2		
	E: 0	LOB: 2	E: 0	LOB: 2	E: 0	LOB: 0	E: 0	LOB: 1	E: 0	LOB: 0	E: 1	LOB: 1	E: 0	LOB: 0	E: 0	LOB: 1	E: 0	LOB: 0	E: 0	LOB: 0	E: 0	LOB: 1		
K: 1	BB: 1	K: 1	BB: 2	K: 0	BB: 0	K: 0	BB: 1	K: 0	BB: 0	K: 0	BB: 0	K: 0	BB: 0	K: 0	BB: 0	K: 0	BB: 0	K: 0	BB: 0	K: 0	BB: 0	K: 0	BB: 0	
S: 9	P: 14	S: 7	P: 15	S: 3	P: 3	S: 3	P: 7	S: 3	P: 3	S: 4	P: 4	S: 3	P: 3	S: 4	P: 4	S: 4	P: 4	S: 3	P: 3	S: 4	P: 4	S: 4	P: 4	
PITCHER	IP	WLS	BF	H	R	ER	SO	BB	IBB	HBP	BLK	WP	HR	S	P	ERA	WHIP							
Dave Schmidt, R (1, 1) ERA: 3.29	0.0	L	6	4	4	4	0	1	0	1	0	0	0	4	9	∞	∞							
Rick Honeycutt, L (1, 1) ERA: 5.11	8.0		31	4	3	3	2	2	1	0	0	0	0	32	44	3.38	0.750							

Fri Sep 03 1982, 8:05 PM EDT
Att: 12,538 - Unknown - 72 F

Batter	1	2	3	4	5	6	7	8	9	AB R H RBI BB SO LOB	TOP																						
George Wright, S (1, 8) OBP: 0.294, SLG: 0.368	0-0 4-3		0-0 F8			0-0 F7		0-0 1B		4 0 1 0 0 0 0																							
Pete O'Brien, L (1, 7) OBP: 0.111, SLG: 0.333	0-0 4-3			0-0 4-3		0-0 4-3		0-0 4-3		4 0 0 0 0 0 1																							
Johnny Grubb, L (1, 10) OBP: 0.378, SLG: 0.392	4-0 FC6-4 BB			0-3 K		0-0 2B			0-0 F7	3 0 1 0 1 1 0																							
Larry Parrish, R (1, 9) OBP: 0.311, SLG: 0.391	0-0 FC6-4 1-2f			1-0 HBP		0-0 5-3			0-0 F9	3 0 0 0 0 0 2																							
Pat Putnam, L (1, 3) OBP: 0.281, SLG: 0.322		0-0 4-3		0-3 K			0-0 1-3		0-0 2B	4 0 1 0 0 1 1																							
Jim Sundberg, R (1, 2) OBP: 0.313, SLG: 0.350		0-0 6-3			0-0 F6		0-0 F4		0-0 L5	4 0 0 0 0 0 1																							
Bill Stein, R (1, 5) OBP: 0.289, SLG: 0.302		0-0 6-3			0-0 FC4-6 1B		0-0 5-3			3 0 1 0 0 0 0																							
Mike Richardt, R (1, 4) OBP: 0.274, SLG: 0.287			0-0 F8		0-0 FC4-6 FC5-4 1-2f			0-0 4-3		3 0 0 0 0 0 1																							
Bucky Dent, R (1, 6) OBP: 0.217, SLG: 0.207			0-0 F7		0-0 FC5-4 1-2f			0-0 F4		3 0 0 0 0 0 1																							
Inning Stats	R: 0 E: 0 K: 0 S: 3	H: 0 LOB: 1 BB: 1 P: 7	R: 0 E: 0 K: 0 S: 3	H: 0 LOB: 0 BB: 0 P: 3	R: 0 E: 0 K: 0 S: 3	H: 0 LOB: 0 BB: 0 P: 3	R: 0 E: 0 K: 2 S: 7	H: 0 LOB: 1 BB: 0 P: 8	R: 0 E: 0 K: 0 S: 4	H: 1 LOB: 1 BB: 0 P: 4	R: 0 E: 0 K: 0 S: 4	H: 1 LOB: 1 BB: 0 P: 4	R: 0 E: 0 K: 0 S: 3	H: 0 LOB: 0 BB: 0 P: 3	R: 0 E: 0 K: 0 S: 4	H: 1 LOB: 1 BB: 0 P: 4	R: 0 E: 0 K: 0 S: 4	H: 1 LOB: 1 BB: 0 P: 4	1B: 2 2B: 2 3B: 0 HR: 0	SF: 0 SAC: 0 DP: 0 HBP: 1	WP: 0 PB: 0 SB: 0 CS: 0	PA: 33											
PITCHER Richard Dotson, R (1, 1) ERA: 3.77	IP 9.0	WLS W	BF 33	H 4	R 0	ER 0	SO 2	BB 1	IBB 0	HBP 1	BLK 0	WP 0	HR 0	S 35	P 40	ERA 0.00	WHIP 0.556																
											PITCHER	IP	WLS	BF	H	R	ER	SO	BB	IBB	HBP	BLK	WP	HR	S	P	ERA	WHIP					

Texas Rangers @ Chicago White Sox
Comiskey Park, Chicago, IL

Sat Sep 04 1982, 8:05 PM EDT
Att. 23,095 - Unknown - 69 F

livebaseballscorecards.com

AB	31
R	0
H	4
RBI	0
BB	1
SO	2
LOB	7



Batter	1	2	3	4	5	6	7	8	9
Chris Nyman, R OBP: 0.182, SLG: 0.182 Mike Squires, L OBP: 0.313, SLG: 0.342	0-0 F8	0-0 CS 3-H 1B			0-0 SH1-3 1-2		0-0 L5		
Tony Bernazard, S OBP: 0.336, SLG: 0.379	0-0 F8	0-0 CS 1-2	0-0 F8		0-0 5-3			0-0 F8 SH2-3 1B 1B	
Harold Baines, L OBP: 0.321, SLG: 0.461	0-0 1B 1B		0-3 K		0-0 3-1			0-0 SH2-3 1-2	
Greg Luzinski, R OBP: 0.380, SLG: 0.467	0-0 BB 1-3 1B		0-0 HR		0-0 F3			4-0 F8 1B IBB	
Carlton Fisk, R OBP: 0.346, SLG: 0.403	4-0 BB 1-2 BB		0-0 6-3		0-0 F3			0-0 F8 1-2 2-3	
Steve Kemp, L OBP: 0.392, SLG: 0.432	0-3 K			0-0 F7-4 1B		0-0 3B		0-0 1B 2-H 3-H	
Ron Kittle, R OBP: 0.200, SLG: 0.400 Rusty Kuntz, R (7, 8)		0-0 SH1-4 1B 2B		0-0 F9		0-3 K		0-3 K	
Vance Law, R OBP: 0.321, SLG: 0.350		0-0 SH1-4 2-3		0-0 F7-4 1-2			0-0 F8		
Aurelio Rodriguez, R OBP: 0.244, SLG: 0.296		0-3 K			0-0 SH1-3 1B		0-0 F1		

AB	R	H	RBI	BB	SO	LOB
3	0	1	1	0	0	0
0	0	0	0	0	0	0
4	1	1	0	0	0	1
3	0	1	0	0	1	1
3	2	2	1	1	0	0
3	0	0	0	1	0	2
4	0	3	2	0	1	3
3	1	1	0	0	1	2
1	0	0	0	0	1	1
2	0	0	0	0	0	1
3	0	1	0	0	1	1

BOTTOM

Texas Rangers @ Chicago White Sox
Comiskey Park, Chicago, IL
Sat Sep 04 1982, 8:05 PM EDT
Att: 23,095 - Unknown - 69 F

AB	29
R	4
H	10
RBI	4
BB	2
SO	5
LOB	12



1B: 7	SF: 0
2B: 2	SAC: 3
3B: 1	DP: 1
HR: 1	HBP: 0

WP: 0	PA: 35
PB: 0	
SB: 0	
CS: 1	

Inning Stats	R	H	E	K	S	R	H	E	K	S	R	H	E	K	S	R	H	E	K	S	R	H	E	K	S
	0	2	0	1	7	1	2	0	1	6	0	1	0	0	3	0	1	0	0	3	0	1	0	0	3

PITCHER	IP	WLS	BF	H	R	ER	SO	BB	IBB	HBP	BLK	WP	HR	S	P	ERA	WHIP
Frank Tanana, L ERA: 3.97	8.0	L	34	10	4	4	5	1	1	0	0	0	1	42	50	4.50	1.375

WP	HR	S	P	ERA	WHIP
0	1	42	50	4.50	1.375

Batter	1	2	3	4	5	6	7	8	9	AB R H RBI BB SO LOB	TOP																
George Wright, S OBP: 0.295, SLG: 0.368 (1, 8)	0-3 K	0-0 1B	0-0 6-3		0-0 1B BB		0-0 F7		0-0 4-3	6 1 2 1 0 1 2																	
Bill Sample, R OBP: 0.317, SLG: 0.378 (1, 7)	0-0 2B FC	0-0 1B		0-0 6-3	1-3 1B	0-0 1B BB	0-0 F6		0-0 F8	5 2 2 0 1 0 1																	
Buddy Bell, R OBP: 0.383, SLG: 0.444 (1, 5)	0-0 FC 1B	0-0 F8		0-0 6-3	0-0 1B CS		0-0 FC5-4			5 1 2 2 0 0 3																	
Larry Parrish, R OBP: 0.315, SLG: 0.397 (1, 9)	0-0 FC 1B		0-0 4-3	0-0 1B	0-0 1B			0-0 6-3 SF9		5 1 3 2 0 0 1																	
Johnny Grubb, L OBP: 0.379, SLG: 0.393 (1, 10)	0-3 K		0-0 1B 1B	0-0 1B	0-3 K			0-0 6-3		5 1 2 0 0 2 5																	
Dave Hostetter, R OBP: 0.310, SLG: 0.479 (1, 3)	0-0 1B		0-0 5-3 1B	0-3 K		0-0 F8		0-0 SF9		4 1 2 2 0 1 2																	
Jim Sundberg, R OBP: 0.316, SLG: 0.353 (1, 2)	0-3 K		0-0 5-3 2B 1B		0-0 3-1	0-0 G5-4-3 1B		0-0 1B		5 1 3 1 0 1 2																	
Mike Richardt, R OBP: 0.273, SLG: 0.283 (1, 4)		0-0 6-3	0-0 5-3		4-0 1B BB	0-0 G5-4-3		0-3 K		4 1 0 0 1 1 4																	
Bucky Dent, R OBP: 0.224, SLG: 0.219 (1, 6)		0-0 5-3	0-0		0-0 1B 1B		0-0 FC5-4 1B		0-0 6-3	5 1 3 2 0 0 0																	
Inning Stats	R: 2 E: 0 K: 3 S: 13	H: 3 LOB: 2 BB: 0 P: 13	R: 0 E: 0 K: 0 S: 5	H: 2 LOB: 2 BB: 0 P: 5	R: 3 E: 0 K: 0 S: 7	H: 4 LOB: 1 BB: 0 P: 7	R: 0 E: 0 K: 1 S: 7	H: 2 LOB: 2 BB: 0 P: 7	R: 4 E: 0 K: 1 S: 8	H: 4 LOB: 2 BB: 2 P: 16	R: 0 E: 0 K: 0 S: 3	H: 1 LOB: 0 BB: 0 P: 3	R: 0 E: 0 K: 0 S: 4	H: 1 LOB: 1 BB: 0 P: 4	R: 1 E: 0 K: 1 S: 7	H: 2 LOB: 1 BB: 0 P: 7	R: 0 E: 0 K: 0 S: 3	H: 0 LOB: 0 BB: 0 P: 3	1B: 16 2B: 4 3B: 0 HR: 0	SF: 1 SAC: 0 DP: 2 HBP: 0	WP: 0 PB: 0 SB: 0 CS: 1	PA: 47					
PITCHER	IP WLS BF H R ER SO BB IBB HBP BLK WP HR S P ERA WHIP																										
Dennis Lamp, R ERA: 4.49 (1, 1)	2.2		18	9	5	5	3	0	0	0	0	0	0	24	24	16.88	3.375										
Salome Barojas, R ERA: 3.75 (3, 1)	1.2	L	10	4	3	3	1	1	0	0	0	0	0	11	15	16.20	3.000										
Warren Brusstar, R ERA: 4.74 (5, 1)	0.0		3	2	1	1	0	1	0	0	0	0	0	2	6	∞	∞										
Kevin Hickey, L ERA: 3.03 (5, 1)	3.0		10	3	1	1	1	0	0	0	0	0	0	12	12	3.00	1.000										
Chico Escarrega, R ERA: 3.84 (8, 1)	1.2		6	1	0	0	1	0	0	0	0	0	0	8	8	0.00	0.600										

Texas Rangers @ Chicago White Sox
 Comiskey Park, Chicago, IL
 Sun Sep 05 1982, 4:33 AM EDT
 Att. 25,971 - Sunny - 77 F

AB	44
R	10
H	19
RBI	10
BB	2
SO	6
LOB	20



Batter	1	2	3	4	5	6	7	8	9	AB R H RBI BB SO LOB
Rudy Law, L (1, 8) OBP: 0.360, SLG: 0.426	0-0 G3		0-0 BB G1-2-3 2B	0-0 E 1B	0-0 F8		0-3 K		0-0 3B	6 1 3 1 0 1 4
Tony Bernazard, S (1, 4) OBP: 0.337, SLG: 0.385	0-0 1B 3B		1-0 BB HBP	0-0 E9 1B 2B		0-0 L9	0-0 F7		0-3 K	5 2 2 2 0 1 4
Harold Baines, L (1, 9) OBP: 0.326, SLG: 0.462	4-0 BB 1B BB		4-0 BB	0-0 FC5-4 1B		0-0 6-3		0-0 1B 1B		3 0 2 1 2 0 0
Greg Luzinski, R (1, 10) OBP: 0.382, SLG: 0.467	0-0 G5-3 BB 1B		0-3 K	0-0 FC5-4 1B		4-0 FC4 BB		0-0 1B		4 0 2 1 1 1 4
Steve Kemp, L (1, 7) OBP: 0.391, SLG: 0.429	4-0 1-2 2-3 BB		0-0 G1-2-3	0-0 F7		0-0 FC4		0-0 F7		4 0 0 0 1 0 7
Marc Hill, R (1, 2) OBP: 0.289, SLG: 0.343	0-0 G5-3			0-0 L5	0-0 F9		0-0 FC6-4 1B	0-0 F8		3 0 0 0 0 0 3
Carlton Fisk, R (7, PH) OBP: 0.347, SLG: 0.404	2-3f									2 0 1 0 0 0 2
Mike Squires, L (1, 3) OBP: 0.313, SLG: 0.342		0-0 1-5-3		0-0 1B 1B	0-3 K		0-0 FC6-4 BB 1B	0-0 3-1		3 1 1 0 0 1 0
Chris Nyman, R (7, PH) OBP: 0.176, SLG: 0.176										1 0 0 0 0 0 1
Mary Foley, L (8, PH) OBP: 0.244, SLG: 0.114										1 0 0 0 0 0 2
Vance Law, R (1, 6) OBP: 0.326, SLG: 0.366		0-0 F3		0-0 1B 1B	0-0 HR		0-0 BB 1B	0-3 K		5 2 3 1 0 1 0
Aurelio Rodriguez, R (1, 5) OBP: 0.250, SLG: 0.302				0-0 1B 1B	0-0 1B		4-0 BB 1B	0-0 6-3		3 1 2 1 0 0 0
Jerry Hairston, S (7, PH) OBP: 0.311, SLG: 0.494				1-2 2-H E 1B			1-2 2-3 BB			0 0 0 0 1 0 0
Bill Almon, R (8, 6) OBP: 0.322, SLG: 0.365										1 0 0 0 0 0 0

Inning Stats	R: 1 E: 0 K: 0 S: 4	H: 2 LOB: 2 BB: 2 P: 12	R: 0 E: 0 K: 0 S: 3	H: 0 LOB: 0 BB: 0 P: 3	R: 0 E: 0 K: 1 S: 5	H: 1 LOB: 2 BB: 1 P: 10	R: 5 E: 1 K: 0 S: 9	H: 6 LOB: 1 BB: 0 P: 9	R: 1 E: 0 K: 1 S: 7	H: 2 LOB: 1 BB: 0 P: 7	R: 0 E: 0 K: 0 S: 3	H: 0 LOB: 1 BB: 1 P: 7	R: 0 E: 0 K: 1 S: 7	H: 2 LOB: 3 BB: 1 P: 11	R: 0 E: 0 K: 0 S: 5	H: 2 LOB: 2 BB: 0 P: 5	R: 0 E: 0 K: 2 S: 8	H: 1 LOB: 1 BB: 0 P: 8	1B: 11 2B: 2 3B: 2 HR: 1	SF: 0 SAC: 0 DP: 2 HBP: 1	WP: 0 PB: 0 SB: 0 CS: 0	PA: 47
PITCHER	IP	WLS	BF	H	R	ER	SO	BB	IBB	HBP	BLK	WP	HR	S	P	ERA	WHIP					
John Butcher, R (1, 1) ERA: 5.54	3.1		20	8	6	6	1	3	0	1	0	0	0	18	31	16.20	3.300					
Jon Matlack, L (4, 1) ERA: 3.75	2.2	W	13	4	1	1	1	1	0	0	0	0	1	14	18	3.38	1.875					
Dave Schmidt, R (7, 1) ERA: 3.2	3.0	S	14	4	0	0	3	1	0	0	0	0	0	19	23	0.00	1.667					

TEXAS RANGERS @ CHICAGO WHITE SOX
 Comiskey Park, Chicago, IL
 Sun Sep 05 1982, 4:33 AM EDT
 Att: 25,971 - Sunny - 77 F

AB	41
R	7
H	16
RBI	7
BB	5
SO	5
LOB	27



Batter	1	2	3	4	5	6	7	8	9	AB R H RBI BB SO LOB	TOP											
Ron Washington, R OBP: 0.287, SLG: 0.374 (1, 6) (4, 4)	0-0 6-3		0-0 L7			0-0 G3	0-0 FC4		0-3 K	5 0 0 0 0 1 3												
John Castino, R OBP: 0.314, SLG: 0.340 Lenny Faedo, R OBP: 0.277, SLG: 0.305 (1, 4) (4, 6)	0-0 1B			0-3 K		0-0 F4		0-0 6-3		2 0 1 0 0 1 0 2 0 0 0 0 0 0												
Tom Brunansky, R OBP: 0.390, SLG: 0.492 (1, 8)	0-0 F4			0-0 6-3		0-0 FC4-6 1B		0-0 HR		4 1 2 1 0 0 1												
Kent Hrbek, L OBP: 0.367, SLG: 0.490 (1, 3)	0-0 G3			0-0 HR		0-0 FC4-6		4-0 BB		3 1 1 1 1 0 2												
Gary Ward, R OBP: 0.329, SLG: 0.517 (1, 7)		0-0 F8		0-3 K			0-0 L8	0-0 F4		4 0 0 0 0 1 1												
Gary Gaetti, R OBP: 0.280, SLG: 0.452 (1, 5)		0-3 K			0-0 F8		0-0 3-1 1B 2B	0-0 F4		4 1 1 0 0 1 1												
Randy Bush, L OBP: 0.279, SLG: 0.274 (1, 10)		0-0 F5			4-0 BB		0-0 3-1		0-0 G3	3 0 0 0 1 0 1												
Mickey Hatcher, R OBP: 0.264, SLG: 0.331 Randy Johnson, L OBP: 0.323, SLG: 0.417 (1, 9) (9, PH)			0-0 4-3		0-0 F7		0-0 1B 1B	0-3 K		3 0 1 1 0 0 1 1 0 0 0 0 1 0												
Sal Butera, R OBP: 0.367, SLG: 0.288 Bobby Mitchell, L OBP: 0.334, SLG: 0.298 (1, 2) (9, PH)		0-0 F6			0-0 L8		0-0 FC4 1B	0-0 1B		3 0 1 0 0 0 1 1 0 1 0 0 0 0												
Inning Stats	R: 0 E: 0 K: 0 S: 4	H: 1 LOB: 1 BB: 0 P: 4	R: 0 E: 0 K: 1 S: 5	H: 0 LOB: 0 BB: 0 P: 5	R: 0 E: 0 K: 0 S: 3	H: 0 LOB: 0 BB: 0 P: 3	R: 1 E: 0 K: 2 S: 8	H: 1 LOB: 0 BB: 0 P: 8	R: 0 E: 0 K: 0 S: 3	H: 0 LOB: 1 BB: 1 P: 7	R: 0 E: 0 K: 0 S: 4	H: 1 LOB: 1 BB: 0 P: 4	R: 1 E: 0 K: 0 S: 6	H: 3 LOB: 2 BB: 0 P: 6	R: 1 E: 0 K: 0 S: 4	H: 1 LOB: 1 BB: 1 P: 8	R: 0 E: 0 K: 2 S: 8	H: 1 LOB: 1 BB: 0 P: 8	1B: 5 2B: 1 3B: 0 HR: 2	SF: 0 SAC: 0 DP: 0 HBP: 0	WP: 0 PB: 0 SB: 0 CS: 0	PA: 37
PITCHER	IP WLS BF H R ER SO BB IBB HBP BLK WP HR S P ERA WHIP																					
Mike Smithson, R ERA: 3.33 (1, 1)	7.1 W 30 7 3 3 3 1 0 0 0 0 2 35 39 3.68 1.091																					
Paul Mirabella, L ERA: 5.62 (8, 1)	0.0 1 0 0 0 0 1 0 0 0 0 0 0 4 ∞ ∞																					
Danny Darwin, R ERA: 3.16 (8, 1)	1.2 S 6 1 0 0 2 0 0 0 0 0 0 0 10 10 0.00 0.600																					

Minnesota Twins @ Texas Rangers
Arlington Stadium, Arlington, TX
Mon Sep 06 1982, 8:05 PM EDT
Unknown - 92 F

livebaseballscorecards.com

AB 35
R 3
H 8
RBI 3
BB 2
SO 5
LOB 11



Batter	1	2	3	4	5	6	7	8	9
George Wright, S (1, 8) OBP: 0.292, SLG: 0.365	0-0 5-3		0-0 F7			0-0 4-3	0-0 6-3		
Bill Sample, R (1, 7) OBP: 0.319, SLG: 0.387	0-0 4-3		0-0 5-3			4-0 S 1-3 2B BB	0-0 2-3 HR		
Lamar Johnson, R (1, 10) OBP: 0.322, SLG: 0.361	0-3 K			0-0 L9		0-0 1-3	0-0 F7		
Larry Parrish, R (1, 9) OBP: 0.320, SLG: 0.402		0-0 6-3 1B		4-0 BB		0-0 2-H 2B		0-3 K	
Dave Hostetter, R (1, 3) OBP: 0.309, SLG: 0.475		0-0 F8		0-3 K		4-0 2B BB		0-3 K	
Bill Stein, R (1, 5) OBP: 0.288, SLG: 0.308		0-0 6-3		0-0 L8		0-0 1-3 2-H 2B		0-3 K	
Buddy Bell, R (9, 5) OBP: 0.383, SLG: 0.444		1-2							
Bob Johnson, R (1, 2) OBP: 0.148, SLG: 0.167		4-0 BB			0-3 K	0-3 K			
Mike Richardt, R (1, 4) OBP: 0.271, SLG: 0.280		0-3 K			0-0 F9		0-0 F9		
Bucky Dent, R (1, 6) OBP: 0.225, SLG: 0.224			0-0 F4		0-0 F8		0-0 WP HR 2B		

Inning Stats	R: 0	H: 0	E: 0	K: 1	S: 5	R: 0	H: 1	E: 0	K: 1	S: 6	R: 0	H: 0	E: 0	K: 0	S: 3	R: 0	H: 0	E: 0	K: 1	S: 5	R: 0	H: 0	E: 0	K: 1	S: 5	R: 2	H: 2	E: 0	K: 1	S: 7	R: 2	H: 2	E: 0	K: 0	S: 5	R: 0	H: 0	E: 0	K: 3	S: 9
	LOB: 0	BB: 0	LOB: 2	BB: 1	P: 5	LOB: 0	BB: 1	LOB: 0	BB: 0	P: 3	LOB: 1	BB: 1	LOB: 0	BB: 0	P: 3	LOB: 2	BB: 2	LOB: 0	BB: 0	P: 5	LOB: 2	BB: 2	LOB: 0	BB: 0	P: 5	LOB: 0	BB: 0	P: 5	LOB: 2	BB: 2	LOB: 0	BB: 0	P: 9	LOB: 0	BB: 0	LOB: 0	BB: 0	P: 9		

PITCHER	IP	WLS	BF	H	R	ER	SO	BB	IBB	HBP	BLK	WP	HR	S	P	ERA	WHIP
Brad Havens, L (1, 1) ERA: 4.47	7.0	L	30	5	4	4	5	4	0	0	0	1	1	36	52	5.14	1.286
Terry Felton, R (8, 1) ERA: 4.76	1.0		3	0	0	0	3	0	0	0	0	0	0	9	9	0.00	0.000

BOTTOM

AB R H RBI BB SO LOB


4	0	0	0	0	0	1
3	2	1	2	1	0	0
4	0	0	0	0	1	1
3	1	2	1	1	1	0
3	0	0	0	1	2	2
4	0	1	1	0	1	2
0	0	0	0	0	0	0
2	0	0	0	1	2	2
3	0	0	0	0	1	2
3	1	1	0	0	0	0

livebaseballscorecards.com

AB	29
R	4
H	5
RBI	4
BB	4
SO	8
LOB	10

Minnesota Twins @ Texas Rangers
Arlington Stadium, Arlington, TX

Mon Sep 06 1982, 8:05 PM EDT
Unknown - 92 F



WP: 1	PA: 33
PB: 0	SB: 1
CS: 0	

Batter	1	2	3	4	5	6	7	8	9	AB R H RBI BB SO LOB	TOP									
Bobby Mitchell, L (1, 8) OBP: 0.333, SLG: 0.295	0-3 K		0-0 F9			0-0 F9	4-0 BB		0-0 F8	4 0 0 0 1 1 1										
Ron Washington, R (1, 4) OBP: 0.288, SLG: 0.374	0-3 K		0-3 K			0-0 FC3-6 WP 1B	0-0 F3		0-0 1B	5 1 2 0 0 2 2										
Tom Brunansky, R (1, 9) OBP: 0.390, SLG: 0.491	0-3 K					0-0 FC3-6 1B			0-0 L7	3 0 1 0 0 2 0										
Mickey Hatcher, R (6, 9) OBP: 0.266, SLG: 0.332	0-3 K					1-2 1B			1-2 2-H 1B	2 0 1 1 0 0 0										
Kent Hrbek, L (1, 10) OBP: 0.368, SLG: 0.498		0-0 HR				0-0 4-3			0-0 FC3-6 WP 3B	5 3 2 1 0 1 4										
Gary Ward, R (1, 7) OBP: 0.331, SLG: 0.529		0-0 HR				0-0 F8			0-0 1B	3 1 2 2 0 0 0										
Randy Bush, L (7, 7) OBP: 0.290, SLG: 0.333		0-0 HR				1-H 3-H 3B			0-0 HR	1 1 1 2 0 0 0										
Gary Gaetti, R (1, 5) OBP: 0.278, SLG: 0.448		0-0 F3				0-0 F8			0-0 F7	4 0 0 0 0 0 1										
Greg Wells, R (1, 3) OBP: 0.182, SLG: 0.182		0-0 1B				0-0 K			0-0 F6	4 0 1 0 0 1 0										
Tim Laudner, R (1, 2) OBP: 0.337, SLG: 0.394		0-0 4-3				0-0 1B			0-0 F8	4 0 1 0 0 0 0										
Lenny Faedo, R (1, 6) OBP: 0.277, SLG: 0.303			0-0 F4			0-0 1-3			0-0 E6 BB	4 1 1 0 0 0 1										
Inning Stats	R: 0 E: 0 K: 3 S: 9	H: 0 LOB: 0 BB: 0 P: 9	R: 2 E: 0 K: 0 S: 5	H: 3 LOB: 0 BB: 0 P: 5	R: 0 E: 0 K: 1 S: 5	H: 0 LOB: 0 BB: 0 P: 5	R: 0 E: 0 K: 1 S: 6	H: 1 LOB: 1 BB: 0 P: 6	R: 2 E: 0 K: 0 S: 6	H: 3 LOB: 1 BB: 0 P: 6	R: 0 E: 1 K: 0 S: 4	H: 0 LOB: 2 BB: 1 P: 8	R: 2 E: 0 K: 0 S: 5	H: 2 LOB: 0 BB: 0 P: 5	R: 1 E: 0 K: 1 S: 8	H: 3 LOB: 2 BB: 0 P: 8	1B: 7 2B: 1 3B: 1 HR: 3	SF: 0 SAC: 0 DP: 0 HBP: 0	WP: 1 PB: 0 SB: 0 CS: 0	PA: 40
PITCHER	IP WLS BF H R ER SO BB IBB HBP BLK WP HR S P ERA WHIP																			
Charlie Hough, R (1, 1) ERA: 3.76	8.0 W 34 9 6 6 6 1 0 0 0 0 1 3 45 49 6.75 1.250																			
Dan Boitano, R (9, 1) ERA: 5.67	1.0 6 3 1 1 1 0 0 0 0 0 0 0 8 8 9.00 3.000																			

Minnesota Twins @ Texas Rangers
Arlington Stadium, Arlington, TX

Mon Sep 06 1982, 8:05 PM EDT
Att: 9,817 - Unknown - 84 F

livebaseballscorecards.com

AB	39
R	7
H	12
RBI	6
BB	1
SO	7
LOB	9



Batter	1	2	3	4	5	6	7	8	9	AB	R	H	RBI	BB	SO	LOB
George Wright, S OBP: 0.290, SLG: 0.361 Nick Capra, R (1, 8) (8, 8)	0-0 F8	0-0 L9		0-0 4-3	0-3 K			0-0 F7		4	0	0	0	0	1	2
Pete O'Brien, L OBP: 0.214, SLG: 0.357 (1, 7)	0-0 4-3	0-0 1B		0-0 E2 HR	0-0 1-4-3			0-0 4-3		5	1	2	2	0	0	0
Buddy Bell, R OBP: 0.381, SLG: 0.440 Bill Stein, R OBP: 0.288, SLG: 0.308 (1, 5) (9, 5)	4-0 1B BB	0-0 F4		0-0 6-3				0-0 F9		4	1	0	0	1	0	2
Johnny Crubb, L OBP: 0.380, SLG: 0.392 (1, 9)	0-0 1B 2B 1B			0-0 6-3	4-0 HR BB			0-0 F5		3	2	1	0	1	0	0
Jim Sundberg, R OBP: 0.320, SLG: 0.367 (1, 2)	0-0 1-2 2B 1B			0-0 F9	0-0 HR			0-0 1B 2B		4	2	3	4	0	0	0
Pat Putnam, L OBP: 0.300, SLG: 0.352 (1, 3)	0-0 1-1 2-H 2-H E 2B			0-0 3-1	0-0 3B 1B			0-0 2-H 1B		4	2	3	2	0	0	0
Terry Bogener, L OBP: 0.234, SLG: 0.295 (1, 10)	0-0 E7 2-H 1B				0-0 1B E 1B			0-0 F5		4	1	3	2	0	0	0
Mike Richardt, R OBP: 0.271, SLG: 0.280 (1, 4)	0-0 L3				0-0 E 1B			0-0 F7		4	1	1	0	0	0	2
Wayne Tolleson, S OBP: 0.152, SLG: 0.116 (1, 6)		0-0 6-3			0-0 E 1B			0-0 F9		4	1	1	0	0	0	0

Inning Stats	R: 4	H: 4	LOB: 1	K: 1	S: 7	P: 11	R: 0	H: 1	LOB: 1	K: 0	S: 4	P: 4	R: 0	H: 0	LOB: 0	K: 0	S: 3	R: 7	H: 7	LOB: 1	K: 0	S: 10	P: 14	R: 0	H: 0	LOB: 0	K: 1	S: 5	P: 5	R: 0	H: 2	LOB: 2	K: 0	S: 4	R: 0	H: 0	LOB: 0	K: 0	S: 3	R: 0	H: 0	LOB: 0	K: 0	S: 3
--------------	------	------	--------	------	------	-------	------	------	--------	------	------	------	------	------	--------	------	------	------	------	--------	------	-------	-------	------	------	--------	------	------	------	------	------	--------	------	------	------	------	--------	------	------	------	------	--------	------	------


PITCHER	IP	WLS	BF	H	R	ER	SO	BB	IBB	HBP	BLK	WP	HR	S	P	ERA	WHIP
Don Cooper, R ERA: 54.0 (1, 1)	0.2	L	7	4	4	4	0	1	0	0	0	0	0	6	10	54.00	7.500
John Pacella, R ERA: 6.14 (1, 1)	3.1		19	8	7	7	0	1	0	0	0	0	1	18	22	18.90	2.700
Paul Boris, R ERA: 4.91 (5, 1)	4.0		13	2	0	0	1	0	0	0	0	0	0	15	15	0.00	0.500

BOTTOM

Minnesota Twins @ Texas Rangers
Arlington Stadium, Arlington, TX

Mon Sep 06 1982, 8:05 PM EDT
Att. 9,817 - Unknown - 84 F

AB	37
R	11
H	14
RBI	10
BB	2
SO	1
LOB	6



1B: 10	SF: 0	WP: 0	PA: 39
2B: 2	SAC: 0	PB: 0	
3B: 1	DP: 0	SB: 0	
HR: 1	HBP: 0	CS: 0	

PITCHER	IP	WLS	BF	H	R	ER	SO	BB	IBB	HBP	BLK	WP	HR	S	P	ERA	WHIP
---------	----	-----	----	---	---	----	----	----	-----	-----	-----	----	----	---	---	-----	------

Batter	1	2	3	4	5	6	7	8	9	AB R H RBI BB SO LOB	TOP											
Bobby Mitchell, L (1, 8) OBP: 0.336, SLG: 0.299	0-0 4-3		0-0 F7		0-0 1B		0-0 FC5-4 1B		0-0 1B	5 2 3 1 0 0 0												
Ron Washington, R (1, 4) OBP: 0.287, SLG: 0.372	0-0 5-3		0-0 1-3		0-0 5-3		0-3 K		0-0 FC6-4 1B	5 1 1 0 0 1 2												
Tom Brunansky, R (1, 9) OBP: 0.390, SLG: 0.489	0-0 F5			0-0 F3	0-0 HR		0-0 FC5-4		0-0 FC6-4 1B	5 1 2 2 0 0 1												
Kent Hrbek, L (1, 3) OBP: 0.368, SLG: 0.503		0-0 L9		0-0 F9	0-0 HR			0-0 FC6-4 1B	0-0 FC6-4 1B	5 1 2 2 0 0 2												
Gary Ward, R (1, 7) OBP: 0.335, SLG: 0.531		0-0 2B		0-0 1B	0-0 F9			0-0 FC6-4 1B	0-0 1B	5 1 4 1 0 0 0												
Gary Gaetti, R (1, 5) OBP: 0.275, SLG: 0.443		0-0 F7		0-0 F9		0-0 L5		0-0 F8	0-0 F8	5 0 0 0 0 0 6												
Randy Bush, L (1, 10) OBP: 0.301, SLG: 0.403		0-0 2B			0-0 HR	0-0 F7		0-0 FC6-4		4 1 2 2 0 0 2												
Lenny Faedo, R (1, 6) OBP: 0.276, SLG: 0.308		0-0 6-3			0-0 1B	0-0 5-1-3		0-0 F8		4 1 1 0 0 0 3												
Ray Smith, R (1, 2) OBP: 0.276, SLG: 0.308			0-0 F4		0-0 6-3		0-0 4-3		0-0 F9	4 0 0 0 0 0 1												
Inning Stats	R: 0 E: 0 K: 0 S: 3	H: 0 LOB: 0 BB: 0 P: 3	R: 1 E: 0 K: 0 S: 5	H: 2 LOB: 1 BB: 0 P: 5	R: 0 E: 0 K: 0 S: 3	H: 0 LOB: 0 BB: 0 P: 3	R: 0 E: 0 K: 0 S: 4	H: 1 LOB: 1 BB: 0 P: 4	R: 5 E: 0 K: 0 S: 8	H: 5 LOB: 0 BB: 0 P: 8	R: 0 E: 0 K: 0 S: 3	H: 0 LOB: 0 BB: 0 P: 3	R: 0 E: 0 K: 1 S: 6	H: 1 LOB: 1 BB: 0 P: 6	R: 0 E: 0 K: 0 S: 5	H: 2 LOB: 2 BB: 0 P: 5	R: 2 E: 0 K: 0 S: 7	H: 4 LOB: 2 BB: 0 P: 7	1B: 11 2B: 2 3B: 0 HR: 2	SF: 0 SAC: 0 DP: 0 HBP: 0	WP: 0 PB: 0 SB: 0 CS: 0	PA: 42
PITCHER	IP WLS BF H R ER SO BB IBB HBP BLK WP HR S P ERA WHIP																					
Steve Comer, R (1, 1) ERA: 4.65	5.0 L 23 8 6 6 0 0 0 0 0 0 0 2 23 23 10.80 1.600																					
Jim Farr, R (6, 1) ERA: 5.4	3.1 16 6 2 2 1 0 0 0 0 0 0 0 18 18 5.40 1.800																					
Paul Mirabella, L (9, 1) ERA: 5.53	0.2 3 1 0 0 0 0 0 0 0 0 0 0 3 3 0.00 1.500																					

Minnesota Twins @ Texas Rangers
Arlington Stadium, Arlington, TX
Tue Sep 07 1982, 8:05 PM EDT
Att. 6,172 - Unknown

livebaseballscorecards.com

AB	42
R	8
H	15
RBI	8
BB	0
SO	1
LOB	17



Batter	1	2	3	4	5	6	7	8	9	AB	R	H	RBI	BB	SO	LOB
George Wright, S OBP: 0.287, SLG: 0.358 (1, 8)	0-0 4-3		0-3 K		0-0 F7		0-0 FC4-6			4	0	0	0	0	1	3
Bill Sample, R OBP: 0.315, SLG: 0.382 (1, 7)	0-0 F4		0-0 6-3			0-0 F8	0-0 F8			4	0	0	0	0	0	1
Buddy Bell, R OBP: 0.382, SLG: 0.440 (1, 5)	0-0 1B			4-0 G5-4-3 BB		0-0 5-3		0-0 6-3		3	0	1	0	1	0	0
Larry Parrish, R OBP: 0.319, SLG: 0.401 (1, 9)	0-0 L5			0-0 G5-4-3 1-2f		0-0 BB 1B		0-3 K		4	1	1	0	0	1	2
Johnny Grubb, L OBP: 0.382, SLG: 0.391 (1, 10)		0-0 FC5-4 1B		0-0 4-3		4-0 BB 1B		0-3 K		3	0	1	0	1	1	0
Dave Hostetler, R OBP: 0.311, SLG: 0.475 (1, 3)		0-0 FC5-4 1-2f			0-0 BB 1B	0-0 FC5-4 1B		0-0 4-3		4	0	2	1	0	0	1
Jim Sundberg, R OBP: 0.320, SLG: 0.364 (1, 2)		0-0 F8			4-0 BB 1B	0-0 FC5-4 1-2f		0-0 F9		3	0	0	0	1	0	3
Mike Richardt, R OBP: 0.267, SLG: 0.276 (1, 4)		0-0 FC5-4 1-2f			0-0 L7		0-0 F8		0-0 F9	4	0	0	0	0	0	3
Bucky Dent, R OBP: 0.226, SLG: 0.226 (1, 6)			0-0 F7		0-0 F4		0-0 FC4-6 1B			3	0	1	0	0	0	2

Inning Stats	R: 0	H: 1	E: 0	LOB: 1	K: 0	BB: 0	S: 4	P: 4	R: 0	H: 1	E: 0	LOB: 1	K: 0	BB: 0	S: 4	P: 4	R: 0	H: 0	E: 0	LOB: 0	K: 1	BB: 0	S: 5	P: 5	R: 0	H: 0	E: 0	LOB: 0	K: 0	BB: 1	S: 2	P: 6	R: 0	H: 1	E: 0	LOB: 2	K: 0	BB: 1	S: 4	P: 8	R: 1	H: 2	E: 0	LOB: 2	K: 0	BB: 1	S: 5	P: 9	R: 0	H: 1	E: 0	LOB: 1	K: 0	BB: 0	S: 4	P: 4	R: 0	H: 0	E: 0	LOB: 0	K: 2	BB: 0	S: 7	P: 7	R: 0	H: 0	E: 0	LOB: 0	K: 0	BB: 0	S: 3	P: 3	1B: 6	SF: 0	2B: 0	SAC: 0	3B: 0	DP: 1	HR: 0	HBP: 0	WP: 0	PA: 35
--------------	------	------	------	--------	------	-------	------	------	------	------	------	--------	------	-------	------	------	------	------	------	--------	------	-------	------	------	------	------	------	--------	------	-------	------	------	------	------	------	--------	------	-------	------	------	------	------	------	--------	------	-------	------	------	------	------	------	--------	------	-------	------	------	------	------	------	--------	------	-------	------	------	------	------	------	--------	------	-------	------	------	-------	-------	-------	--------	-------	-------	-------	--------	-------	--------

PITCHER	IP	WLS	BF	H	R	ER	SO	BB	IBB	HBP	BLK	WP	HR	S	P	ERA	WHIP
Albert Williams, R ERA: 4.55 (1, 1)	6.0	W	25	5	1	1	1	3	0	0	0	0	0	24	36	1.50	1.333
Ron Davis, R ERA: 4.53 (7, 1)	3.0	S	10	1	0	0	2	0	0	0	0	0	0	14	14	0.00	0.333

BOTTOM

Minnesota Twins @ Texas Rangers
Arlington Stadium, Arlington, TX
Tue Sep 07 1982, 8:05 PM EDT
Att. 6,172 - Unknown

livebaseballscores.com

AB	32
R	1
H	6
RBI	1
BB	3
SO	3
LOB	15



Batter	1	2	3	4	5	6	7	8	9	AB R H RBI BB SO LOB	TOP											
Ron Washington, R (1, 4) OBP: 0.287, SLG: 0.369	0-0 F8			0-3 K		0-3 K		4-0 BB		3 0 0 0 1 2 0												
Dave Engle, R (1, 10) OBP: 0.274, SLG: 0.358 Kent Hrbek, L (8, PH) OBP: 0.367, SLG: 0.502	0-0 6-3			0-0 F4		0-0 4-3		0-3 K		3 0 0 0 0 0 0 1 0 0 0 0 1 3												
Tom Brunansky, R (1, 9) OBP: 0.389, SLG: 0.485	0-0 6-3			4-0 BB		0-0 5-3		0-0 F7		3 0 0 0 1 0 3												
Gary Ward, R (1, 7) OBP: 0.333, SLG: 0.527		0-3 K		0-0 F4			0-0 L9		0-0 4-3	4 0 0 0 0 1 1												
Greg Wells, R (1, 3) OBP: 0.200, SLG: 0.143		0-0 F5			0-3 K		0-0 G3		4-0 1B BB	3 0 0 0 1 1 0												
Mickey Hatcher, R (1, 5) OBP: 0.265, SLG: 0.328		0-0 F8			4-0 1B BB		0-0 F8		0-0 F8	3 0 0 0 1 0 1												
Bobby Mitchell, L (1, 8) OBP: 0.336, SLG: 0.299 Jesus Vega, R (9, PH) OBP: 0.289, SLG: 0.372			0-0 6-3		0-0 F9			0-0 5-3 1B 1B	0-0 1-2 1B	3 0 1 0 0 0 1 1 0 1 0 0 0 0												
Lenny Faedo, R (1, 6) OBP: 0.281, SLG: 0.312			0-0 5-3		0-0 1-2 1B			0-0 5-3 1B	0-0 F8	4 0 2 0 0 0 2												
Ray Smith, R (1, 2) Randy Bush, L (8, PH) OBP: 0.297, SLG: 0.397 Sal Butera, R (8, 2) OBP: 0.367, SLG: 0.288			0-0 5-3		0-0 6-3			0-0 5-3 1-2 2-3		2 0 0 0 0 0 2 1 0 0 0 0 0 2 0 0 0 0 0 0 0												
Inning Stats	R: 0 E: 0 K: 0 S: 3	H: 0 LOB: 0 BB: 0 P: 3	R: 0 E: 0 K: 1 S: 5	H: 0 LOB: 0 BB: 0 P: 5	R: 0 E: 0 K: 0 S: 3	H: 0 LOB: 0 BB: 0 P: 3	R: 0 E: 0 K: 1 S: 5	H: 0 LOB: 1 BB: 1 P: 9	R: 0 E: 0 K: 1 S: 6	H: 1 LOB: 2 BB: 1 P: 10	R: 0 E: 0 K: 1 S: 5	H: 0 LOB: 0 BB: 0 P: 5	R: 0 E: 0 K: 0 S: 3	H: 0 LOB: 0 BB: 0 P: 3	R: 0 E: 0 K: 1 S: 7	H: 2 LOB: 3 BB: 1 P: 11	R: 0 E: 0 K: 0 S: 4	H: 1 LOB: 2 BB: 1 P: 8	1B: 4 2B: 0 3B: 0 HR: 0	SF: 0 SAC: 0 DP: 0 HBP: 0	WP: 0 PB: 0 SB: 0 CS: 0	PA: 35
PITCHER	IP WLS BF H R ER SO BB IBB HBP BLK WP HR S P ERA WHIP																					
Jon Mattack, L (1, 1) ERA: 3.56	7.0 W 24 1 0 0 4 2 0 0 0 0 0 0 30 38 0.00 0.429																					
Danny Darwin, R (8, 1) ERA: 3.15	0.1 4 2 0 0 0 1 0 0 0 0 0 0 3 7 0.00 9.000																					
Paul Mirabella, L (8, 1) ERA: 5.32	1.2 S 7 1 0 0 1 1 0 0 0 0 0 0 8 12 0.00 1.200																					

Minnesota Twins @ Texas Rangers
Arlington Stadium, Arlington, TX
Wed Sep 08 1982, 8:05 PM EDT
Att. 5,862 - Unknown

livebaseballscorecards.com

AB	31
R	0
H	4
RBI	0
BB	4
SO	5
LOB	15



Batter	1	2	3	4	5	6	7	8	9	AB	R	H	RBI	BB	SO	LOB
George Wright, S (1, 8) OBP: 0.289, SLG: 0.365	0-0 F7		0-0 HR		4-0 IBB			0-3 K		3	1	1	2	1	1	0
Nick Capra, R (1, 7) SS	0-3 K		0-0 F9		0-0 L6			0-0 F9		4	0	0	0	0	1	2
Lamar Johnson, R (1, 10) OBP: 0.321, SLG: 0.359	0-0 F3			0-0 FC5-4 1B		0-0 4-3		0-0 6-3		4	0	1	0	0	0	0
Larry Parrish, R (1, 9) OBP: 0.319, SLG: 0.400		0-0 5-3		0-0 L7		0-0 G5-3 BB 1B				3	0	1	0	0	0	1
Dave Hostetter, R (1, 3) OBP: 0.311, SLG: 0.472		0-0 6-3		0-0 F9		4-0 BB 1-2 BB				2	0	0	0	1	0	1
Bill Stein, R (1, 5) OBP: 0.282, SLG: 0.301		0-3 K		0-0 FC5-4 1-2f		0-0 G5-3 2-3f				3	0	0	0	0	1	3
Buddy Bell, R (9, 5) OBP: 0.382, SLG: 0.440										0	0	0	0	0	0	0
Bob Johnson, R (1, 2) OBP: 0.133, SLG: 0.148			0-0 F7		0-0 F8		0-0 5-3			3	0	0	0	0	0	0
Mike Richardt, R (1, 4) OBP: 0.265, SLG: 0.274			0-0 L5		0-0 6-3		0-0 6-3			3	0	0	0	0	0	0
Bucky Dent, R (1, 6) OBP: 0.231, SLG: 0.235			0-0 HR 1B		0-0 2B		0-0 F3			3	1	2	0	0	0	0
Inning Stats	R: 0 E: 0 K: 1 S: 5	H: 0 LOB: 0 BB: 0 P: 5	R: 0 E: 0 K: 1 S: 5	H: 0 LOB: 0 BB: 0 P: 5	R: 2 E: 0 K: 0 S: 5	H: 2 LOB: 0 BB: 0 P: 5	R: 0 E: 0 K: 0 S: 4	H: 1 LOB: 1 BB: 0 P: 4	R: 0 E: 0 K: 0 S: 4	H: 1 LOB: 2 BB: 1 P: 8	R: 0 E: 0 K: 0 S: 3	H: 0 LOB: 0 BB: 0 P: 3	R: 0 E: 0 K: 1 S: 5	H: 0 LOB: 0 BB: 0 P: 5	1B: 3 2B: 1 3B: 0 HR: 1	SF: 0 SAC: 0 DP: 1 HBP: 0
PITCHER Jack O'Connor, L (1, 1) ERA: 3.84	IP: 8.0 WLS: L BF: 30 H: 5 R: 2 ER: 2 SO: 3	BB: 1 IBB: 1 HBP: 0 BLK: 0	WP: 0 HR: 1 S: 34 P: 42	ERA: 2.25 WHIP: 0.750												

BOTTOM

Minnesota Twins @ Texas Rangers
Arlington Stadium, Arlington, TX
Wed Sep 08 1982, 8:05 PM EDT
Att. 5,862 - Unknown

AB	28
R	2
H	5
RBI	2
BB	2
SO	3
LOB	7



WP: 0	PA: 30
PB: 0	
SB: 0	
CS: 0	

WP	HR	S	P	ERA	WHIP
0	1	2	3	2.25	0.750

livebaseballscorecards.com

Seattle Mariners @ Texas Rangers
 Arlington Stadium, Arlington, TX

Fri Sep 10 1982, 8:05 PM EDT
 Att. 8,351 - Unknown

livebaseballscorecards.com

AB	35
R	5
H	9
RBI	5
BB	3
SO	5
LOB	12



WP:	0	PA:	39
PB:	0		
SB:	1		
CS:	0		

Batter	1	2	3	4	5	6	7	8	9	AB R H RBI BB SO LOB	TOP										
Julio Cruz, S (1, 4) OBP: 0.310, SLG: 0.311	0-0 6-3		0-0 1-3		0-0 1B		0-0 3-1		0-0 5-3	5 0 1 0 0 0 1											
Dave Edler, R (1, 5) Manny Castillo, S (7, PH) OBP: 0.321, SLG: 0.368 OBP: 0.299, SLG: 0.338	0-0 5-3			0-0 F9	0-0 F8		4-0 1B BB		0-0 1B	3 0 0 0 0 0 1 1 0 1 0 1 0 0											
Bruce Bochte, L (1, 7) Joe Simpson, L (7, PR) OBP: 0.379, SLG: 0.393 OBP: 0.327, SLG: 0.367	0-0 1B			0-3 K		4-0 FC6-4 1B SF8 BB	0-0 1-2 1B		0-0 5-3	3 1 2 1 1 1 0 1 0 0 0 0 0 1											
Richie Zisk, R (1, 10) OBP: 0.364, SLG: 0.483	0-3 K			0-0 1B HR 1B		0-0 FC6-4 1-2 1B	0-0 4-3			4 1 2 0 0 1 3											
Al Cowens, R (1, 9) OBP: 0.335, SLG: 0.498		0-0 F9		0-0 1-2 HR 1B		0-0 FC6-4 1-2 2-3		4-0 4-3 BB		3 1 1 0 1 0 2											
Dave Henderson, R (1, 8) OBP: 0.340, SLG: 0.459		0-3 K		0-0 1-H 2-H HR		0-0 SF8		0-0 F3		3 1 1 4 0 1 1											
Jim Malar, R (1, 3) OBP: 0.286, SLG: 0.354		0-0 F4		0-0 4-3		0-0 L6		0-0 4-3		4 0 0 0 0 0 2											
Jim Essian, R (1, 2) OBP: 0.331, SLG: 0.405			0-3 K		0-0 5-3		0-0 F8	0-0 6-3		4 0 0 0 0 1 1											
Todd Cruz, R (1, 6) OBP: 0.242, SLG: 0.371			0-0 F9		0-3 K		0-0 3-1 1B 2B		0-0 F9	4 1 1 0 0 1 0											
Inning Stats	R: 0 E: 0 K: 1 S: 6	H: 1 LOB: 1 BB: 0 P: 6	R: 0 E: 0 K: 1 S: 5	H: 0 LOB: 0 BB: 0 P: 5	R: 0 E: 0 K: 1 S: 5	H: 0 LOB: 0 BB: 0 P: 5	R: 3 E: 0 K: 1 S: 8	H: 3 LOB: 0 BB: 0 P: 8	R: 0 E: 0 K: 1 S: 6	H: 1 LOB: 1 BB: 0 P: 6	R: 1 E: 0 K: 0 S: 4	H: 1 LOB: 1 BB: 1 P: 8	R: 1 E: 0 K: 0 S: 5	H: 2 LOB: 2 BB: 1 P: 9	R: 0 E: 0 K: 0 S: 3	H: 0 LOB: 1 BB: 1 P: 7	R: 0 E: 0 K: 0 S: 4	H: 1 LOB: 1 BB: 0 P: 4	1B: 7 2B: 1 3B: 0 HR: 1	SF: 1 SAC: 0 DP: 0 HBP: 0	WP: 0 PA: 39
PITCHER	IP WLS BF H R ER SO BB IBB HBP BLK WP HR S P ERA WHIP																				
Frank Tanana, L (1, 1) ERA: 4.07	6.1 L 27 7 5 5 5 1 0 0 0 0 1 36 40 7.11 1.263																				
Tom Henke, R (7, 1) ERA:	2.2 12 2 0 0 0 2 0 0 0 0 0 10 18 0.00 1.500																				

BOTTOM

Seattle Mariners @ Texas Rangers
Arlington Stadium, Arlington, TX
Fri Sep 10 1982, 8:05 PM EDT
Att. 8,351 - Unknown

livebaseballscores.com

AB	31
R	2
H	6
RBI	2
BB	3
SO	2
LOB	14



WP: 0	PA: 37
PB: 0	
SB: 0	
CS: 1	

AB R H RBI BB SO LOB

2 1 1 1 2 0 0

4 1 1 1 0 0 3

4 0 0 0 0 1 3

4 0 2 0 0 0 0

3 0 0 0 0 0 1

1 0 0 0 0 0 1

4 0 1 0 0 0 0

3 0 1 0 0 0 2

0 0 0 0 1 0 0

3 0 0 0 0 1 3

2 0 0 0 0 0 0

1 0 0 0 0 0 1

1B: 4 SF: 0

2B: 0 SAC: 1

3B: 0 DP: 0

HR: 2 HBP: 1

Batter	1	2	3	4	5	6	7	8	9
George Wright, S (1, 8) OBP: 0.293, SLG: 0.372	0-0 HR		4-0 BB		4-0 BB			0-0 6-3	
Pete O'Brien, L (1, 7) OBP: 0.222, SLG: 0.500	0-0 F7		0-0 F7		0-0 F8			0-0 HR	
Buddy Bell, R (1, 5) OBP: 0.379, SLG: 0.436	0-0 6-3		0-0 F4		0-3 K			0-0 F2	
Larry Parrish, R (1, 9) OBP: 0.321, SLG: 0.401	0-0 5-3			0-0 F9 1B		0-0 F8		0-0 1B	
Johnny Grubb, L (1, 10) OBP: 0.378, SLG: 0.387 Lamar Johnson, R (8, PH) OBP: 0.320, SLG: 0.358		0-0 G3		0-0 F9		0-0 F8		0-0 5-3	
Bill Stein, R (1, 4) OBP: 0.281, SLG: 0.299		0-0 F7		0-0 1-2 1B		0-0 F9		0-0 4-3	
Pat Putnam, L (1, 3) OBP: 0.301, SLG: 0.351 Jim Sundberg, R (9, PH) OBP: 0.321, SLG: 0.364		0-0 CS 1B		0-0 F9		0-0 F1		4-0 BB	
Bob Johnson, R (1, 2) OBP: 0.147, SLG: 0.133		0-0 CS	1-0 SH5-3 HBP	0-0 F7		0-0 6-3		0-3 K	
Wayne Tolleson, S (1, 6) OBP: 0.146, SLG: 0.111 Dave Hostetter, R (9, PH) OBP: 0.310, SLG: 0.471			0-0 SH5-3		0-0 6-3			0-0 L4	

Inning Stats	R: 1	H: 1	R: 0	H: 1	R: 0	H: 0	R: 0	H: 2	R: 0	H: 0	R: 0	H: 0	R: 1	H: 2	R: 0	H: 0	R: 0	H: 2	R: 0	H: 0
	E: 0	LOB: 0	E: 0	LOB: 0	E: 0	LOB: 2	E: 0	LOB: 2	E: 0	LOB: 0	E: 0	LOB: 0	E: 0	LOB: 1	E: 0	LOB: 0	E: 0	LOB: 0	E: 0	LOB: 1
	K: 0	BB: 0	K: 0	BB: 0	K: 0	BB: 1	K: 0	BB: 0	K: 1	BB: 1	K: 0	BB: 0	K: 0	BB: 0	K: 1	BB: 1	K: 0	BB: 0	K: 1	BB: 1
	S: 4	P: 4	S: 3	P: 3	S: 3	P: 8	S: 5	P: 5	S: 5	P: 9	S: 3	P: 3	S: 3	P: 3	S: 5	P: 9	S: 5	P: 5	S: 5	P: 9

PITCHER	IP	WLS	BF	H	R	ER	SO	BB	IBB	HBP	BLK	WP	HR	S	P	ERA	WHIP
Gaylord Perry, R (1, 1) ERA: 4.43	7.2	W	31	6	2	2	1	2	0	1	0	0	2	30	39	2.35	1.043
Ed Vande Berg, L (8, 1) ERA: 2.77	1.1	S	5	0	0	0	1	1	0	0	0	0	0	6	10	0.00	0.750

PITCHER	IP	WLS	BF	H	R	ER	SO	BB	IBB	HBP	BLK	WP	HR	S	P	ERA	WHIP
---------	----	-----	----	---	---	----	----	----	-----	-----	-----	----	----	---	---	-----	------

Batter	1	2	3	4	5	6	7	8	9	AB R H RBI BB SO LOB	TOP											
Joe Simpson, L (1, 7) OBP: 0.326, SLG: 0.362	0-3 K		0-0 F7			1-0 1B HBP		0-0 G3		3 0 0 0 0 1 2	Seattle Mariners @ Texas Rangers Arlington Stadium, Arlington, TX Sat Sep 11 1982, 8:05 PM EDT Att. 8,676 - Unknown											
Manny Castillo, S (1, 5) OBP: 0.299, SLG: 0.337	0-0 F7			0-0 F4		0-0 FC6-4 1B		0-0 4-3		4 0 1 1 0 0 0												
Bruce Bochte, L (1, 3) OBP: 0.378, SLG: 0.399	0-0 HR			0-3 K		0-0 FC6-4 1-2f		0-0 4-3		4 1 1 1 0 1 2												
Richie Zisk, R (1, 10) OBP: 0.363, SLG: 0.483	0-0 F8			0-0 F7		0-0 PB 2B		0-0 F5		4 0 1 0 0 0 0												
Al Cowens, R (1, 9) OBP: 0.333, SLG: 0.494		0-0 6-3			0-0 F8		0-0 F8		0-0 5-3	4 0 0 0 0 0 1												
Rick Sweet, S (1, 2) OBP: 0.304, SLG: 0.326		0-0 4-3			0-0 F8		0-3 K 2-3		0-0 F2	4 0 0 0 0 1 1												
Dave Henderson, R (1, 8) OBP: 0.337, SLG: 0.455		0-0 F7			0-0 5-3		0-3 K			3 0 0 0 0 1 2												
Todd Cruz, R (1, 6) OBP: 0.243, SLG: 0.371			0-0 CS 1B			0-0 L5	0-0 F3			3 0 1 0 0 0 2												
Julio Cruz, S (1, 4) OBP: 0.311, SLG: 0.313			0-3 K			0-3 K		0-0 G3 4-3 2B		3 1 1 0 0 2 1												
Inning Stats	R: 1 E: 0 K: 1 S: 6	H: 1 LOB: 0 BB: 0 P: 6	R: 0 E: 0 K: 0 S: 3	H: 0 LOB: 0 BB: 0 P: 3	R: 0 E: 0 K: 1 S: 5	H: 1 LOB: 0 BB: 0 P: 5	R: 0 E: 0 K: 1 S: 5	H: 0 LOB: 0 BB: 0 P: 5	R: 0 E: 0 K: 0 S: 3	H: 0 LOB: 0 BB: 0 P: 3	R: 0 E: 0 K: 2 S: 9	H: 1 LOB: 2 BB: 0 P: 7	R: 0 E: 0 K: 2 S: 9	H: 1 LOB: 2 BB: 0 P: 9	R: 1 E: 0 K: 0 S: 4	H: 1 LOB: 0 BB: 0 P: 4	R: 0 E: 0 K: 0 S: 3	H: 0 LOB: 0 BB: 0 P: 3	1B: 2 2B: 2 3B: 0 HR: 1	SF: 0 SAC: 0 DP: 0 HBP: 1	WP: 0 PB: 1 SB: 0 CS: 1	PA: 33
PITCHER Charlie Hough, R (1, 1) ERA: 3.69	IP: 9.0 WLS: W BF: 33 H: 5 R: 2 ER: 2 SO: 6 BB: 0 IBB: 0 HBP: 1 BLK: 0 WP: 0 HR: 1 S: 44 P: 45 ERA: 2.00 WHIP: 0.556											PITCHER	IP: 9.0 WLS: W BF: 33 H: 5 R: 2 ER: 2 SO: 6 BB: 0 IBB: 0 HBP: 1 BLK: 0 WP: 0 HR: 1 S: 44 P: 45 ERA: 2.00 WHIP: 0.556									

livebaseballscorecards.com

AB	32
R	2
H	5
RBI	2
BB	0
SO	6
LOB	11



Batter	1	2	3	4	5	6	7	8	9
George Wright, S OBP: 0.293, SLG: 0.377 (1, 8)	0-3 K			0-3 K		X 0-0 HR		X 0-0 F7	
Pete O'Brien, L OBP: 0.364, SLG: 0.684 (1, 7)	4-0 G5-4-3 BB			4-0 FC5-4 BB		X 0-0 HR		B 4-0 1B S 1B BB	
Buddy Bell, R OBP: 0.378, SLG: 0.435 (1, 5)	X 0-0 G5-4-3 1-2f			X 0-0 FC5-4 1-2f		X 0-0 4-3		X 0-0 1B BB 1-3 BB 1B	
Larry Parrish, R OBP: 0.320, SLG: 0.408 (1, 9)		S 0-3 K		S 0-3 K		X 0-0 HR		S 0-3 K	
Dave Hostetler, R OBP: 0.310, SLG: 0.469 (1, 3)		S 0-3 K		S 0-3 K		X 0-0 4-3		X 0-0 BB BB 1-3 1B 3-H	
Lamar Johnson, R OBP: 0.319, SLG: 0.354 (1, 10)		S 0-3 K		X 0-0 F7		X 0-0 F8		B 4-0 1-2 BB BB	
Jim Sundberg, R OBP: 0.323, SLG: 0.366 (1, 2)		S 0-3 K		X 0-0 2B		X 0-0 5-3		B 4-0 1-2 BB 2-3 BB 3-H	
Mike Richardt, R OBP: 0.265, SLG: 0.274 (1, 4)		S 0-3 K		X 0-0 5-3		X 0-0 1B		X 0-0 1-3	
Bucky Dent, R OBP: 0.229, SLG: 0.232 (1, 6)		X 0-0 F4		X 0-0 5-3		X 0-0 F8			

Inning Stats	R: 0	H: 0	E: 0	K: 1	S: 4	LOB: 0	BB: 1	P: 8
	R: 0	H: 0	E: 0	K: 3	S: 9 <td>LOB: 0</td> <td>BB: 0</td> <td>P: 9 </td>	LOB: 0	BB: 0	P: 9
	R: 0	H: 0	E: 0	K: 2	S: 7 <td>LOB: 0</td> <td>BB: 0</td> <td>P: 7 </td>	LOB: 0	BB: 0	P: 7
	R: 0	H: 0	E: 0	K: 2	S: 7 <td>LOB: 1</td> <td>BB: 1</td> <td>P: 11 </td>	LOB: 1	BB: 1	P: 11
	R: 0	H: 1	E: 0	K: 1	S: 6 <td>LOB: 1</td> <td>BB: 0</td> <td>P: 6 </td>	LOB: 1	BB: 0	P: 6
	R: 3	H: 3	E: 0	K: 0	S: 6 <td>LOB: 0</td> <td>BB: 0</td> <td>P: 6 </td>	LOB: 0	BB: 0	P: 6
	R: 0	H: 1	E: 0	K: 0	S: 4 <td>LOB: 1</td> <td>BB: 0</td> <td>P: 4 </td>	LOB: 1	BB: 0	P: 4
	R: 2	H: 2	E: 0	K: 1	S: 7 <td>LOB: 3</td> <td>BB: 3</td> <td>P: 19 </td>	LOB: 3	BB: 3	P: 19

PITCHER	IP	WLS	BF	H	R	ER	SO	BB	IBB	HBP	BLK	WP	HR	S	P	ERA	WHIP
Floyd Bannister, L ERA: 3.62 (1, 1)	7.1	L	30	6	5	5	9	3	0	0	0	0	3	45	57	6.14	1.227
Bill Caudill, R ERA: 2.2 (8, 1)	0.2		5	1	0	0	1	2	0	0	0	0	0	5	13	0.00	4.500

BOTTOM


AB R H RBI BB SO LOB

4	1	1	1	0	2	0
1	2	1	1	3	0	0
4	1	1	0	0	0	2
4	1	1	1	0	3	3
4	0	1	1	0	2	0
3	0	0	0	1	1	0
3	0	1	1	1	1	0
4	0	1	0	0	1	4
3	0	0	0	0	0	1

1B: 3 SF: 0
2B: 1 SAC: 0
3B: 0 DP: 1
HR: 3 HBP: 0

WP: 0 PA: 35
PB: 0
SB: 1
CS: 0

Seattle Mariners @ Texas Rangers
Arlington Stadium, Arlington, TX
Sat Sep 11 1982, 8:05 PM EDT
Att. 8,676 - Unknown



AB	R	H	RBI	BB	SO	LOB
30	5	7	5	5	10	10

Batter	1	2	3	4	5	6	7	8	9	AB R H RBI BB SO LOB	TOP			
Joe Simpson, L (1, 9) OBP: 0.328, SLG: 0.368	0-0 SH5-4 2B S 1B		0-0 6-3			0-0 G1		0-0 2B		4 1 2 0 0 0 0				
Manny Castillo, S (1, 5) OBP: 0.299, SLG: 0.339	0-0 SH5-4 1-3		0-3 K			0-0 6-3 2B		0-0 F8		3 0 1 0 0 1 1				
Bruce Bochte, L (1, 10) OBP: 0.379, SLG: 0.397	4-0 2B BB			1-0 G1-6-3 HBP		0-0 6-3 2-3		0-0 4-3		2 0 0 0 1 0 1				
Dave Revering, L (1, 3) OBP: 0.292, SLG: 0.351	0-0 1-H 3-H 2B			0-0 G1-6-3 1-2f		0-0 4-3		0-0 F7		4 0 1 1 0 0 2				
Rick Sweet, S (1, 2) OBP: 0.299, SLG: 0.320	0-0 4-3			0-0 4-3			0-0 G3		0-0 6-3	4 0 0 0 0 0 1				
Dave Henderson, R (1, 8) OBP: 0.337, SLG: 0.453		0-0 G6-4-3 1B			0-3 K		0-0 1-3			3 0 1 0 0 1 0				
Bobby Brown, S (1, 7) OBP: 0.275, SLG: 0.306		0-0 F7			0-0 F8		0-0 4-3			3 0 0 0 0 0 1				
Todd Cruz, R (1, 6) OBP: 0.244, SLG: 0.371		0-0 G6-4-3 1-2f			0-0 1B			0-0 5-3		3 0 1 0 0 0 1				
Julio Cruz, S (1, 4) OBP: 0.309, SLG: 0.311			0-0 G3		0-0 F8			0-0 F8		3 0 0 0 0 0 1				
Inning Stats	R: 1 H: 2 E: 0 LOB: 1 K: 0 BB: 1 S: 4 P: 8	R: 0 H: 1 E: 0 LOB: 0 K: 0 BB: 0 S: 3 P: 3	R: 0 H: 0 E: 0 LOB: 0 K: 1 BB: 0 S: 5 P: 5	R: 0 H: 0 E: 0 LOB: 0 K: 0 BB: 0 S: 2 P: 3	R: 0 H: 1 E: 0 LOB: 1 K: 1 BB: 0 S: 6 P: 6	R: 0 H: 1 E: 0 LOB: 1 K: 0 BB: 0 S: 4 P: 4	R: 0 H: 0 E: 0 LOB: 0 K: 0 BB: 0 S: 3 P: 3	R: 0 H: 1 E: 0 LOB: 1 K: 0 BB: 0 S: 4 P: 4	R: 0 H: 0 E: 0 LOB: 0 K: 0 BB: 0 S: 3 P: 3	R: 0 H: 1 E: 0 LOB: 1 K: 0 BB: 0 S: 4 P: 4	R: 0 H: 0 E: 0 LOB: 0 K: 0 BB: 0 S: 3 P: 3	1B: 3 SF: 0 2B: 3 SAC: 1 3B: 0 DP: 2 HR: 0 HBP: 1	WP: 0 PA: 32 PB: 0 SB: 1 CS: 0	
PITCHER	IP WLS BF H R ER SO BB IBB HBP BLK WP HR S P ERA WHIP												PITCHER	IP WLS BF H R ER SO BB IBB HBP BLK WP HR S P ERA WHIP
Mike Smithson, R (1, 1) ERA: 3.29	3.0 L 11 3 1 1 1 1 1 0 0 0 0 0 0 12 16 3.00 1.333													
John Butcher, R (4, 1) ERA: 5.13	6.0 21 3 0 0 1 0 0 0 1 0 0 0 0 22 23 0.00 0.500													

Seattle Mariners @ Texas Rangers
Arlington Stadium, Arlington, TX
Sun Sep 12 1982, 4:33 AM EDT
Att. 6,418 - Unknown

livebaseballscorecards.com

AB 29
R 1
H 6
RBI 1
BB 1
SO 2
LOB 8



Batter	1	2	3	4	5	6	7	8	9	AB	R	H	RBI	BB	SO	LOB
George Wright, S OBP: 0.292, SLG: 0.376 (1, 8)	0-0 4-3 1B		0-0 F8		0-0 F9			0-0 G3		4	0	1	0	0	0	0
Pete O'Brien, L OBP: 0.308, SLG: 0.565 (1, 7)	0-0 4-3 1-2			0-0 4-3		0-0 L4		0-0 4-3		4	0	0	0	0	0	1
Buddy Bell, R OBP: 0.379, SLG: 0.434 (1, 5)	4-0 G6-4-3 BB			0-0 1-3 1B		0-0 1-3		0-0 F7		3	0	1	0	1	0	0
Larry Parrish, R OBP: 0.322, SLG: 0.411 Nick Capra, R (9, PR)	0-0 G6-4-3 1-2			0-0 1-3 1B		0-0 F7		0-0 2B		4	0	2	0	0	0	2
Dave Hostetler, R OBP: 0.307, SLG: 0.464 (1, 3)		0-0 F9		0-0 1-3		0-0 5-3		0-3 K		4	0	0	0	0	1	3
Terry Bogener, L OBP: 0.255, SLG: 0.283 (1, 10)		0-0 F8		1-0 HBP		4-0 BB		0-0 F6		2	0	0	0	1	0	1
Bob Johnson, R OBP: 0.135, SLG: 0.121 (1, 2)		0-0 F8		0-3 K		0-0 F7				3	0	0	0	0	1	4
Mike Richardt, R OBP: 0.263, SLG: 0.271 (1, 4)			0-0 F4		0-0 F4		0-0 F7			3	0	0	0	0	0	1
Bucky Dent, R OBP: 0.226, SLG: 0.229 (1, 6)			0-0 F3		0-0 5-3		0-0 F5			3	0	0	0	0	0	0

Inning Stats		R: 0	H: 1	E: 0	LOB: 1	K: 0	P: 7	R: 0	H: 0	E: 0	LOB: 0	K: 0	P: 3	R: 0	H: 0	E: 0	LOB: 0	K: 0	P: 3	R: 0	H: 2	E: 0	LOB: 3	K: 1	P: 8	R: 0	H: 0	E: 0	LOB: 0	K: 0	P: 3	R: 0	H: 0	E: 0	LOB: 1	K: 0	P: 7	R: 0	H: 0	E: 0	LOB: 0	K: 1	P: 6											
PITCHER	IP	WLS	BF	H	R	ER	SO	BB	IBB	HBP	BLK	WP	HR	S	P	ERA	WHIP														PITCHER	IP	WLS	BF	H	R	ER	SO	BB	IBB	HBP	BLK	WP	HR	S	P	ERA	WHIP						
Bob Stoddard, R ERA: 2.03 (1, 1)	8.1	W	31	4	0	0	1	2	0	1	0	0	0	30	39	0.00	0.720																																					
Bill Caudill, R ERA: 2.18 (9, 1)	0.2	S	2	0	0	0	1	0	0	0	0	0	0	4	4	0.00	0.000																																					

BOTTOM

Seattle Mariners @ Texas Rangers
Arlington Stadium, Arlington, TX
Sun Sep 12 1982, 4:33 AM EDT
Att. 6,418 - Unknown

AB	30
R	0
H	4
RBI	0
BB	2
SO	2
LOB	12



WP: 0	PA: 33
PB: 0	
SB: 0	
CS: 0	

livebaseballscorecards.com

Batter	1	2	3	4	5	6	7	8	9	AB R H RBI BB SO LOB	TOP	
George Wright, S (1, 8) OBP: 0.290, SLG: 0.373	0-0 1-3		0-0 FC6			0-0 F9		0-0 F6		4 0 0 0 0 0 3		
Pete O'Brien, L (1, 7) OBP: 0.333, SLG: 0.538	0-0 4-3			0-0 4-3		4-0 G6-3 1-2 BB		0-0 1-2 1B		3 0 1 0 1 0 0		
Buddy Bell, R (1, 5) OBP: 0.377, SLG: 0.431	0-0 4-3			0-0 5-3		0-0 G6-3 1-2f		0-0 6-3		4 0 0 0 0 0 4		
Larry Parrish, R (1, 9) OBP: 0.321, SLG: 0.410		0-0 F6		0-0 6-3			0-0 5-3		0-0 BB 1B	4 0 1 0 0 0 0		
Pat Putnam, L (1, 3) OBP: 0.290, SLG: 0.337		0-3 K			0-0 1-3		0-0 4-3		0-0 F8	4 0 0 0 0 1 1		
Dave Hostetter, R (1, 10) OBP: 0.309, SLG: 0.467		0-3 K			0-0 2B		0-0 1B		0-3 K	4 0 2 0 0 2 1		
Jim Sundberg, R (1, 2) OBP: 0.324, SLG: 0.366 Nick Capra, R (9, PR)			0-0 CS 1B		0-3 K		0-0 L5		4-0 1-2 BB	3 0 1 0 1 1 2 0 0 0 0 0 0 0		
Bill Stein, R (1, 4) OBP: 0.289, SLG: 0.302 Johnny Grubb, L (9, PH) OBP: 0.377, SLG: 0.386			0-0 FC6 1-2 1B		0-0 F3			4-0 1B BB	0-0 F8	2 0 1 0 1 0 1 1 0 0 0 0 0 2		
Bucky Dent, R (1, 6) OBP: 0.227, SLG: 0.230			0-0 F9			0-0 BB 1B		0-0 F6		3 0 1 0 0 0 2		
Inning Stats	R: 0 E: 0 K: 0 S: 3 H: 0 LOB: 0 BB: 0 P: 3	R: 0 E: 0 K: 2 S: 7 H: 0 LOB: 0 BB: 0 P: 7	R: 0 E: 0 K: 0 S: 4 H: 2 LOB: 1 BB: 0 P: 4	R: 0 E: 0 K: 0 S: 3 H: 0 LOB: 0 BB: 0 P: 3	R: 0 E: 0 K: 1 S: 6 H: 1 LOB: 1 BB: 0 P: 6	R: 0 E: 0 K: 0 S: 3 H: 1 LOB: 1 BB: 1 P: 7	R: 0 E: 0 K: 0 S: 4 H: 1 LOB: 1 BB: 0 P: 4	R: 0 E: 0 K: 0 S: 4 H: 1 LOB: 2 BB: 1 P: 8	R: 0 E: 0 K: 1 S: 6 H: 1 LOB: 2 BB: 1 P: 10	1B: 6 2B: 1 3B: 0 HR: 0 SF: 0 SAC: 0 DP: 1 HBP: 0	WP: 0 PB: 0 SB: 0 CS: 1 PA: 35	
PITCHER Albert Williams, R (1, 1) ERA: 4.31 Ron Davis, R (8, 1) ERA: 4.66	IP WLS BF H R ER SO BB IBB HBP BLK WP HR S P ERA WHIP	7.1 W 27 5 0 0 3 2 0 0 0 0 0 0 31 39 0.00 0.955	1.2 S 8 2 0 0 1 1 0 0 0 0 0 0 9 13 0.00 1.800	PITCHER IP WLS BF H R ER SO BB IBB HBP BLK WP HR S P ERA WHIP								

Texas Rangers @ Minnesota Twins
 Hubert H. Humphrey Metrodome, Minneapolis, MN
 Mon Sep 13 1982, 8:05 PM EDT
 Att. 2,795 - Dome

livebaseballscorecards.com

AB	32
R	0
H	7
RBI	0
BB	3
SO	4
LOB	16



Batter	1	2	3	4	5	6	7	8	9
Bobby Mitchell, L (1, 8) OBP: 0.331, SLG: 0.294	0-0 1-3			0-0 E4 HR 1B		0-0 SH1-4		4-0 IBB	
John Castino, R (1, 4) OBP: 0.310, SLG: 0.336	0-0 G3			0-0 6-3		0-0 6-3		0-0 6-3	
Tom Brunansky, R (1, 9) OBP: 0.367, SLG: 0.487	0-0 6-3			0-0 2-H HR		0-0 6-3			
Gary Ward, R (1, 7) OBP: 0.336, SLG: 0.536		0-0 F8		0-0 F9		0-3 K			
Gary Gaetti, R (1, 5) OBP: 0.274, SLG: 0.437		0-3 K		0-0 F9		0-3 K			
Mickey Hatcher, R (1, 10) OBP: 0.262, SLG: 0.337		0-3 K			0-0 4-3		0-0 5-3		
Greg Wells, R (1, 3) OBP: 0.233, SLG: 0.310			0-0 4-3		0-0 5-3				
Lenny Faedo, R (1, 6) OBP: 0.271, SLG: 0.299			0-0 F8		0-0 1-3			0-0 6-3	
Ray Smith, R (1, 2) OBP: 0.125, SLG: 0.125			0-0 6-3					0-3 K	
Randy Johnson, L (8, PH) OBP: 0.324, SLG: 0.418						0-0 6-3 SH1-4 1B			
Sal Butera, R (9, 2) OBP: 0.374, SLG: 0.292									

Inning Stats	R: 0	H: 0	E: 0	K: 0	S: 3	R: 0	H: 0	E: 0	K: 2	S: 7	R: 0	H: 0	E: 0	K: 0	S: 3	R: 2	H: 2	E: 1	K: 0	S: 5	R: 0	H: 0	E: 0	K: 0	S: 3	R: 0	H: 1	E: 0	K: 0	S: 4	R: 0	H: 0	E: 0	K: 2	S: 7	R: 0	H: 1	E: 0	K: 1	S: 6
	LOB: 0	BB: 0	P: 3	LOB: 0	BB: 0	P: 7	LOB: 0	BB: 0	P: 3		LOB: 0	BB: 0	P: 3	LOB: 0	BB: 0	P: 3	LOB: 0	BB: 0	P: 5	LOB: 0	BB: 0	P: 3	LOB: 0	BB: 0	P: 3	LOB: 1	BB: 0	P: 4	LOB: 0	BB: 0	P: 7	LOB: 2	BB: 1	P: 10						

PITCHER	IP	WLS	BF	H	R	ER	SO	BB	IBB	HBP	BLK	WP	HR	S	P	ERA	WHIP
Mike Mason, L (1, 1) ERA: 2.57	7.0	L	25	4	2	2	4	0	0	0	0	0	1	33	33	2.57	0.571
Tom Henke, R (8, 1) ERA:	1.0		4	0	0	0	1	0	1	0	0	0	0	5	9	0.00	0.000

BOTTOM

AB	R	H	RBI	BB	SO	LOB
2	1	1	0	1	0	0
4	0	0	0	0	0	4
3	1	1	2	0	0	1
3	0	0	0	0	1	0
3	0	0	0	0	2	0
3	0	0	0	0	1	0
3	0	1	0	0	0	0
3	0	0	0	0	0	1
2	0	1	0	0	0	0
1	0	0	0	0	1	1
0	0	0	0	0	0	0

AB	27
R	2
H	4
RBI	2
BB	1
SO	5
LOB	7



WP	HR	S	P	ERA	WHIP
0	0	0	0	0	0
0	0	0	0	0	0
0	0	0	0	0	0
0	0	0	0	0	0
0	0	0	0	0	0
0	0	0	0	0	0

Texas Rangers @ Minnesota Twins
Hubert H. Humphrey Metrodome, Minneapolis, MN
 Mon Sep 13 1982, 8:05 PM EDT
 Att. 2,795 - Dome

livebaseballscorecards.com


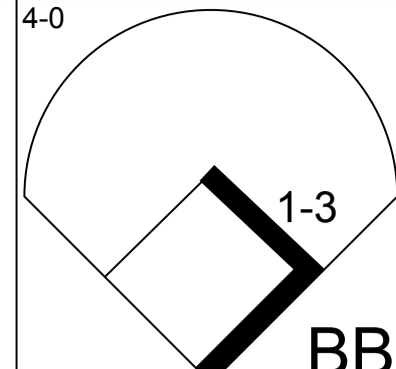
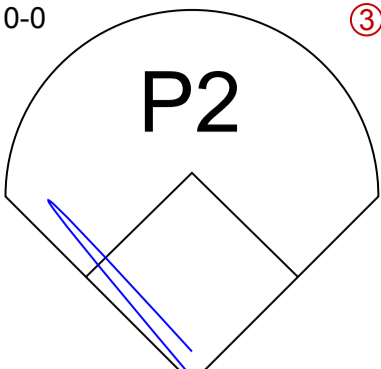
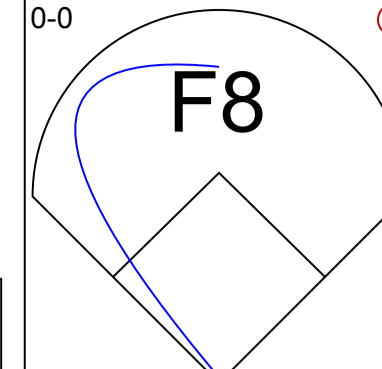
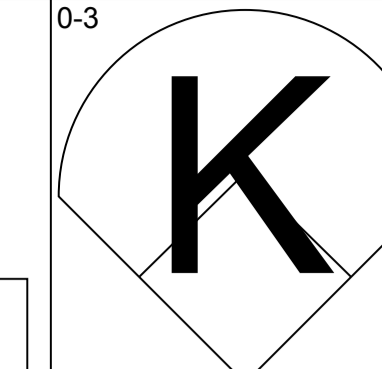
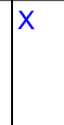
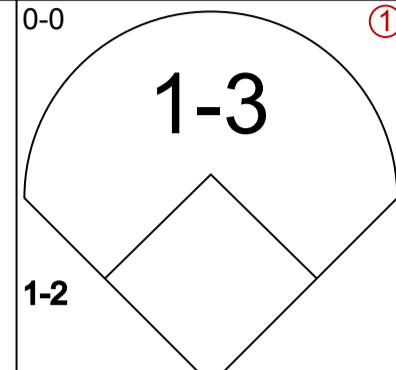
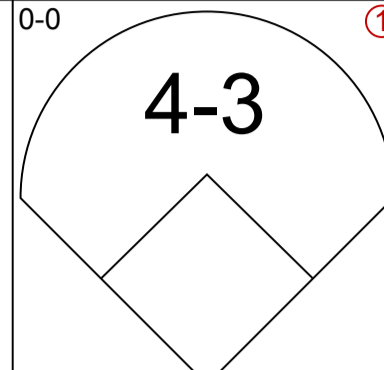
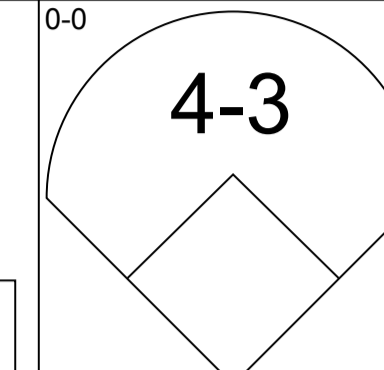
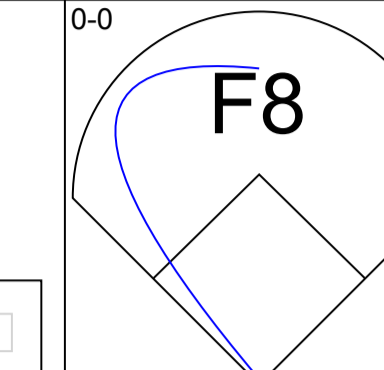
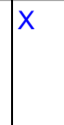
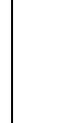
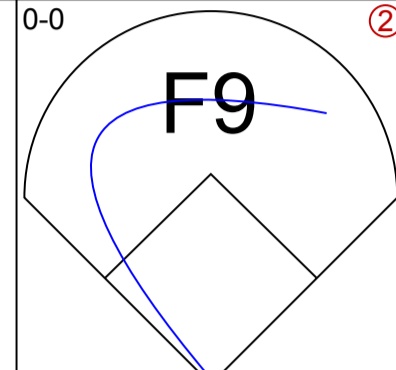
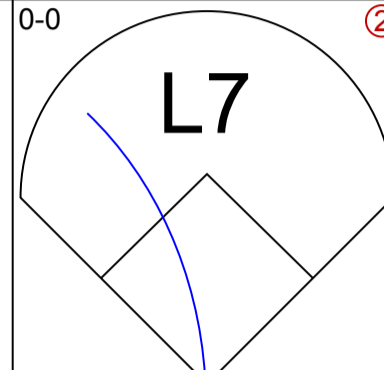
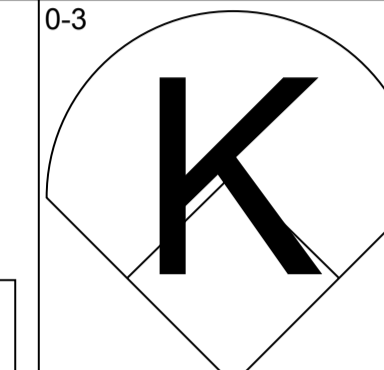
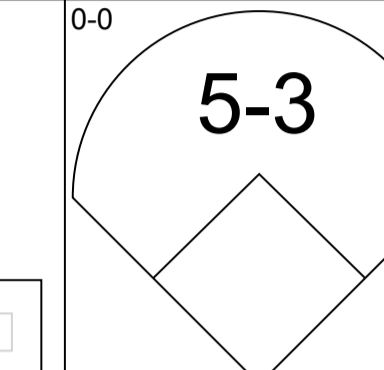
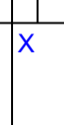
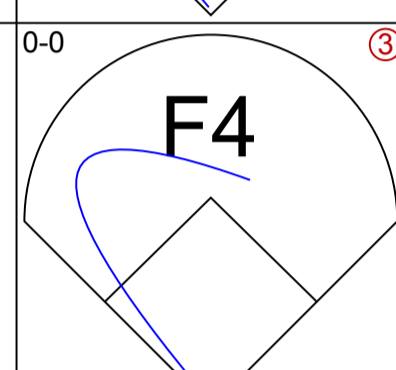
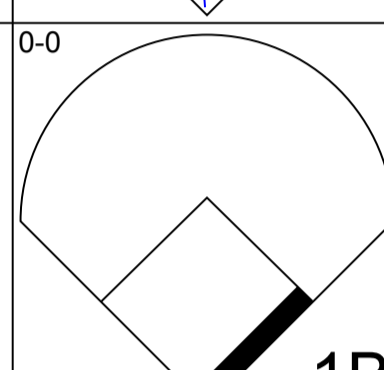
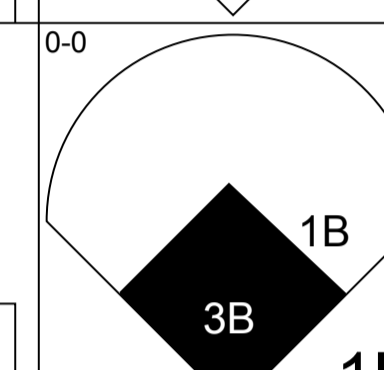
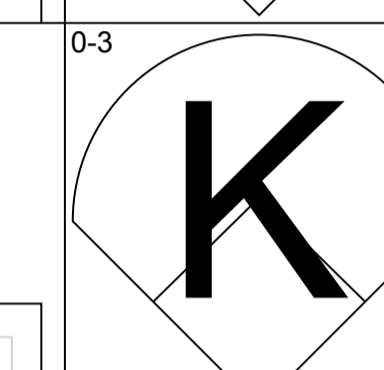

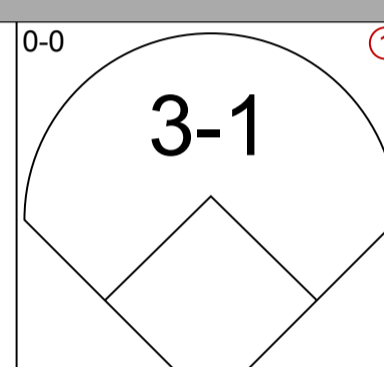
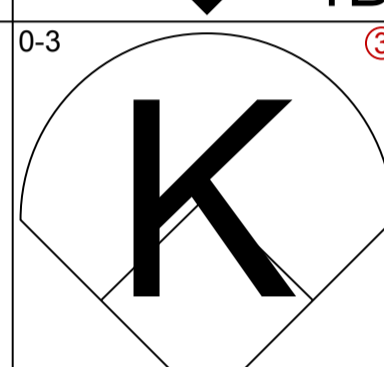
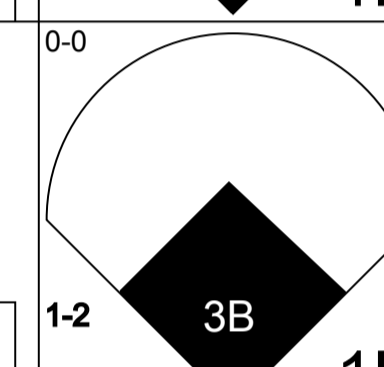
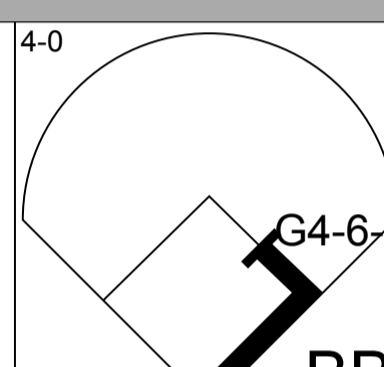

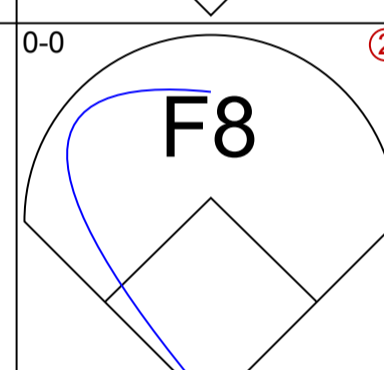
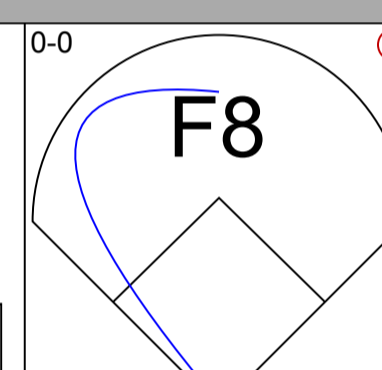
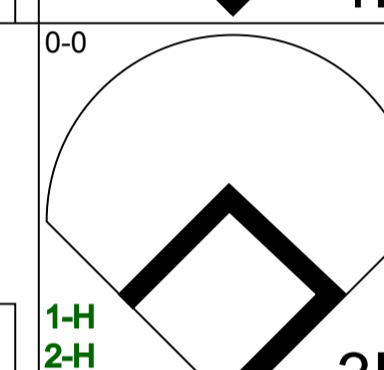
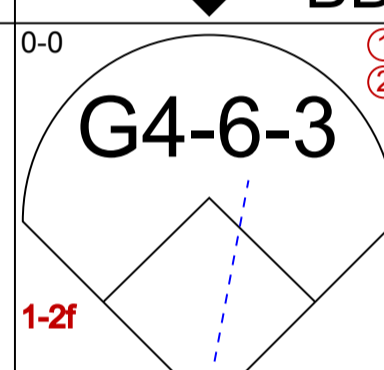

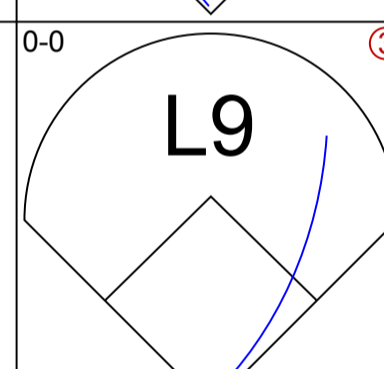
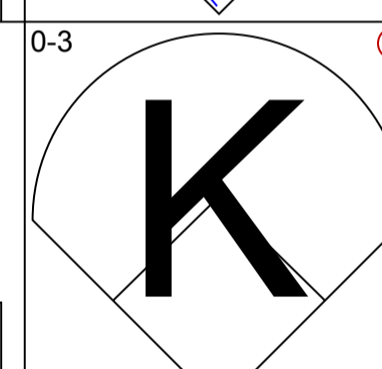
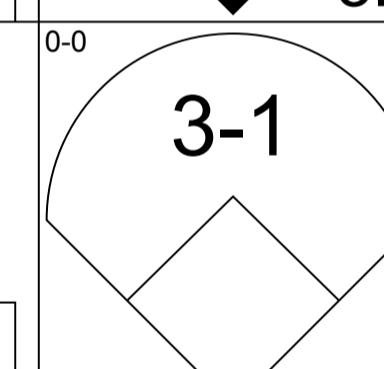
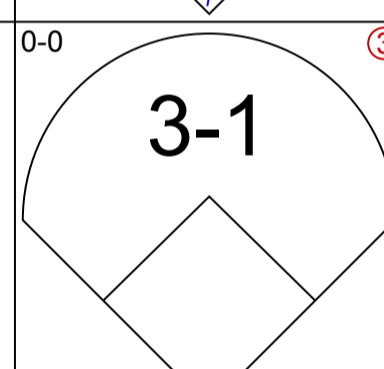

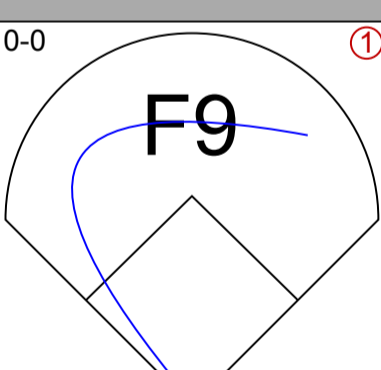
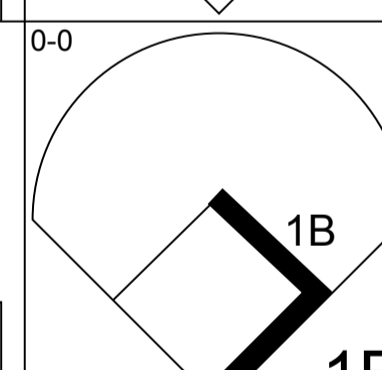
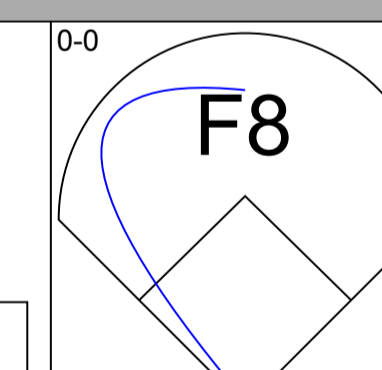

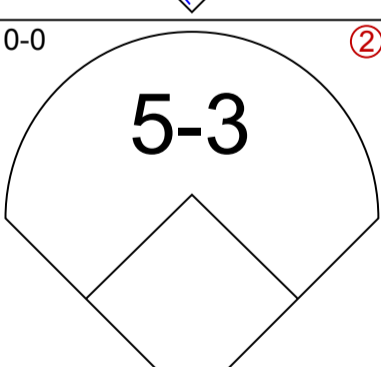
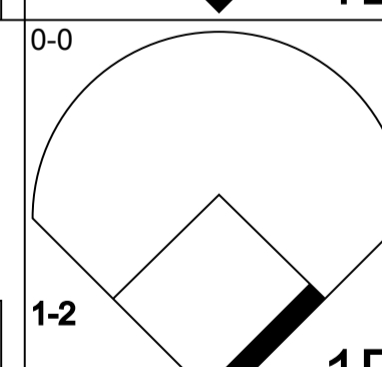
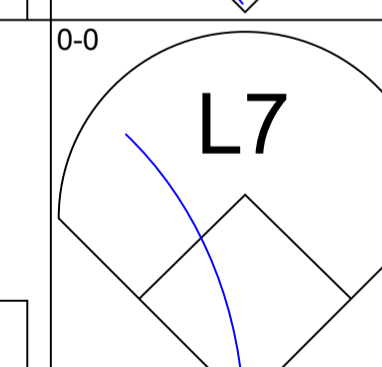

Batter	1	2	3	4	5	6	7	8	9	AB R H RBI BB SO LOB	TOP																								
George Wright, S (1, 8) OBP: 0.288, SLG: 0.370	0-0 L8		0-0 F7		0-0 F5			0-3 K		4 0 0 0 0 1 1																									
Pete O'Brien, L (1, 7) OBP: 0.324, SLG: 0.533	0-0 6-3		0-0 1B 2B		0-3 K			0-0 4-3		4 1 1 1 0 1 0																									
Buddy Bell, R (1, 5) OBP: 0.376, SLG: 0.429	0-3 K		0-0 2-H 1B		0-0 5-3			0-3 K		4 0 1 1 0 2 0																									
Larry Parrish, R (1, 9) OBP: 0.318, SLG: 0.405		0-0 F9	0-0 4-3		0-3 K			0-0 F9		4 0 0 0 0 1 1																									
Dave Hostetter, R (1, 3) OBP: 0.306, SLG: 0.462		0-3 K		0-0 F9		0-3 K		0-3 K		4 0 0 0 0 3 0																									
Lamar Johnson, R (1, 10) OBP: 0.322, SLG: 0.355		4-0 WP BB		0-0 S 1B		0-0 E5 G3-6-3				2 0 1 0 1 0 0																									
Jim Sundberg, R (1, 2) OBP: 0.322, SLG: 0.363		0-0 6-3		0-0 F8		0-0 G3-6-3		0-0 6-3		3 0 0 0 0 0 3																									
Mike Richardt, R (1, 4) OBP: 0.263, SLG: 0.272			0-0 SH3-4 2B 1B		0-0 F4					3 1 1 0 0 0 1																									
Bucky Dent, R (1, 6) OBP: 0.226, SLG: 0.229			0-0 SH3-4		0-0 F9			0-0 F4		2 0 0 0 0 0 0																									
Inning Stats	R: 0 E: 0 K: 1 S: 5	H: 0 LOB: 0 BB: 0 P: 5	R: 0 E: 0 K: 1 S: 5	H: 0 LOB: 1 BB: 1 P: 9	R: 2 E: 0 K: 0 S: 6	H: 3 LOB: 1 BB: 0 P: 6	R: 0 E: 0 K: 0 S: 4	H: 1 LOB: 1 BB: 0 P: 4	R: 0 E: 0 K: 1 S: 5	H: 0 LOB: 0 BB: 0 P: 5	R: 0 E: 0 K: 2 S: 7	H: 0 LOB: 0 BB: 0 P: 7	R: 0 E: 1 K: 0 S: 3	H: 0 LOB: 0 BB: 0 P: 3	R: 0 E: 0 K: 1 S: 5	H: 0 LOB: 0 BB: 0 P: 5	R: 0 E: 0 K: 2 S: 7	H: 0 LOB: 0 BB: 0 P: 7	1B: 3 2B: 1 3B: 0 HR: 0	SF: 0 SAC: 1 DP: 1 HBP: 0	WP: 1 PB: 0 SB: 1 CS: 0	PA: 32													
PITCHER Jack O'Connor, L (1, 1) ERA: 3.69	IP 9.0	WLS W	BF 32	H 4	R 2	ER 2	SO 8	BB 1	IBB 0	HBP 0	BLK 0	WP 1	HR 0	S 47	P 51	ERA 2.00	WHIP 0.556	PITCHER	IP 9.0	WLS W	BF 32	H 4	R 2	ER 2	SO 8	BB 1	IBB 0	HBP 0	BLK 0	WP 1	HR 0	S 47	P 51	ERA 2.00	WHIP 0.556

Texas Rangers @ Minnesota Twins
 Hubert H. Humphrey Metrodome, Minneapolis, MN
 Tue Sep 14 1982, 8:05 PM EDT
 Att. 3,382 - Dome

livebaseballscorecards.com

AB	30
R	2
H	4
RBI	2
BB	1
SO	8
LOB	6



Batter	1	2	3	4	5	6	7	8	9	AB R H RBI BB SO LOB	TOP																								
George Wright, S OBP: 0.287, SLG: 0.367 (1, 8) 	4-0 		0-0 P2 		0-0 F8 		0-3 K 			3 0 0 0 1 1 2																									
Pete O'Brien, L OBP: 0.289, SLG: 0.471 (1, 7) 	0-0 1-3 			0-0 4-3 		0-0 4-3 		0-0 F8 		4 0 0 0 0 0 1																									
Buddy Bell, R OBP: 0.373, SLG: 0.426 Bill Stein, R OBP: 0.289, SLG: 0.302 (1, 5)  (8, 5) 	0-0 F9 			0-0 L7 		0-3 K 		0-0 5-3 		4 0 0 0 0 1 1 0 0 0 0 0 0 0																									
Larry Parrish, R OBP: 0.320, SLG: 0.406 (1, 9) 	0-0 F4 			0-0 		0-0 		0-3 K 		4 1 2 0 0 1 1																									
Johnny Grubb, L OBP: 0.378, SLG: 0.385 (1, 10) 		0-0 3-1 		0-3 K 		0-0 		4-0 		3 1 1 0 1 1 1																									
Jim Sundberg, R OBP: 0.321, SLG: 0.367 (1, 2) 		0-0 F8 			0-0 F8 		0-0 		0-0 G4-6-3 		4 0 1 2 0 0 1																								
Pat Putnam, L OBP: 0.279, SLG: 0.324 (1, 3) 		0-0 L9 			0-3 K 		0-0 3-1 		0-0 3-1 		4 0 0 0 0 1 1																								
Mike Richardt, R OBP: 0.264, SLG: 0.272 (1, 4) 			0-0 F9 		0-0 		0-0 F8 			3 0 1 0 0 0 0																									
Bucky Dent, R OBP: 0.227, SLG: 0.230 (1, 6) 			0-0 5-3 		0-0 		0-0 L7 			3 0 1 0 0 0 0																									
Inning Stats	R: 0 E: 0 K: 0 S: 3	H: 0 LOB: 1 BB: 1 P: 7	R: 0 E: 0 K: 0 S: 3	H: 0 LOB: 0 BB: 0 P: 3	R: 0 E: 0 K: 0 S: 3	H: 0 LOB: 0 BB: 0 P: 3	R: 0 E: 0 K: 1 S: 6	H: 1 LOB: 1 BB: 0 P: 6	R: 0 E: 0 K: 1 S: 7	H: 2 LOB: 2 BB: 0 P: 7	R: 2 E: 0 K: 1 S: 8	H: 3 LOB: 1 BB: 0 P: 8	R: 0 E: 0 K: 1 S: 5	H: 0 LOB: 0 BB: 0 P: 5	R: 0 E: 0 K: 1 S: 5	H: 0 LOB: 0 BB: 0 P: 5	R: 0 E: 0 K: 0 S: 2	H: 0 LOB: 0 BB: 1 P: 6	1B: 5 2B: 0 3B: 1 HR: 0	SF: 0 SAC: 0 DP: 1 HBP: 0	WP: 0 PB: 0 SB: 0 CS: 0	PA: 34													
PITCHER Bobby Castillo, R ERA: 3.94 (1, 1) 	IP 9.0	WLS W	BF 34	H 6	R 2	ER 2	SO 5	BB 2	IBB 0	HBP 0	BLK 0	WP 0	HR 0	S 42	P 50	ERA 2.00	WHIP 0.889																		
																		PITCHER	IP	WLS	BF	H	R	ER	SO	BB	IBB	HBP	BLK	WP	HR	S	P	ERA	WHIP

Texas Rangers @ Minnesota Twins
 Hubert H. Humphrey Metrodome, Minneapolis, MN
 Wed Sep 15 1982, 8:05 PM EDT
 Att. 3,642 - Dome

livebaseballscorecards.com

AB	32
R	2
H	6
RBI	2
BB	2
SO	5
LOB	8



Batter	1	2	3	4	5	6	7	8	9	AB	R	H	RBI	BB	SO	LOB
Bobby Mitchell, L OBP: 0.333, SLG: 0.301 (1, 8)	0-0 F7		0-0 1B 3B	0-0 6-3		4-0 BB	0-0 SF9 1B			4	1	2	0	1	0	1
John Castino, R OBP: 0.311, SLG: 0.346 (1, 4)	0-0 1B 2B		0-0 L4 1B 1B		0-0 1B 3B	0-0 L9	0-0 SF9			4	2	3	2	0	0	1
Tom Brunansky, R OBP: 0.386, SLG: 0.481 (1, 9)	0-3 K		0-0 L9		4-0 1B 1B BB	0-0 F8	0-0 F4			4	1	0	0	1	1	4
Kent Hrbek, L OBP: 0.370, SLG: 0.502 (1, 3)	0-0 1B		0-0 1B		0-0 1B 1B IBB	0-0 F7		4-0 FC4-6 BB		4	1	3	2	1	0	1
Gary Ward, R OBP: 0.336, SLG: 0.537 (1, 7)	0-0 5-3		0-0 L4		1-2 1B IBB		0-0 F8	0-0 F9		4	0	0	0	1	0	4
Gary Gaetti, R OBP: 0.282, SLG: 0.445 (1, 5)		0-0 E 1B		0-0 CS E 1B		0-0 1B	0-0 E 2B 1B	0-0 L5		5	1	4	2	0	0	1
Greg Wells, R OBP: 0.184, SLG: 0.250 (1, 10)		0-0 E5 G5-4-3		0-0 E5 CS 2B		0-0 L8	0-0 E8 2B 1B	0-0 FC4-6		5	2	0	0	0	0	6
Tim Laudner, R OBP: 0.333, SLG: 0.393 (1, 2)		0-0 L7		0-3 K 1-2 2-3		0-0 F8	0-0 1B 2B			4	1	1	1	0	1	6
Lenny Faedo, R OBP: 0.271, SLG: 0.303 (1, 6)		0-0 G5-4-3		0-0 2B		0-0 L8	0-0 1B SF9 1B			4	1	2	3	0	0	4

Inning Stats	R: 1	H: 2	E: 0	K: 1	S: 7	R: 0	H: 1	E: 1	K: 0	S: 4	R: 1	H: 3	E: 0	K: 0	S: 5	R: 1	H: 2	E: 1	K: 1	S: 7	R: 3	H: 3	E: 0	K: 0	S: 6	R: 0	H: 0	E: 0	K: 0	S: 3	R: 4	H: 4	E: 1	K: 0	S: 8	R: 0	H: 0	E: 0	K: 0	S: 3
	LOB: 1	BB: 0	P: 7	LOB: 1	BB: 0	P: 4	LOB: 1	BB: 0	P: 5	LOB: 1	BB: 0	P: 7	LOB: 2	BB: 2	P: 14	LOB: 1	BB: 1	P: 7	LOB: 1	BB: 1	P: 7	LOB: 1	BB: 0	P: 8	LOB: 1	BB: 1	P: 7	LOB: 1	BB: 1	P: 7	LOB: 1	BB: 1	P: 7	LOB: 1	BB: 1	P: 7	LOB: 1	BB: 1	P: 7	

PITCHER	IP	WLS	BF	H	R	ER	SO	BB	IBB	HBP	BLK	WP	HR	S	P	ERA	WHIP
Frank Tanana, L ERA: 4.23 (1, 1)	4.0	L	22	10	6	5	2	1	0	0	0	0	0	25	29	11.25	2.750
Jim Farr, R ERA: 5.68 (5, 1)	3.0		17	5	4	2	0	1	1	0	0	0	0	15	23	6.00	2.000
Dan Boitano, R ERA: 5.46 (8, 1)	1.0		4	0	0	0	0	1	0	0	0	0	0	3	7	0.00	1.000

BOTTOM

Texas Rangers @ Minnesota Twins

Hubert H. Humphrey Metrodome, Minneapolis, MN

Wed Sep 15 1982, 8:05 PM EDT
Att. 3,642 - Dome

livebaseballscorecards.com

AB	38
R	10
H	15
RBI	10
BB	4
SO	2
LOB	28



WP	HR	S	P	ERA	WHIP
0	0	0	0	0	0

Batter	1	2	3	4	5	6	7	8	9	AB R H RBI BB SO LOB	TOP											
George Wright, S (1, 8) OBP: 0.287, SLG: 0.366	0-0 E 1B		0-0 F4	0-3 K		0-0 3-1		0-0 F3		5 0 1 0 0 1 3												
Bill Sample, R (1, 7) OBP: 0.313, SLG: 0.380	0-0 1-3 1-2		0-0 6-3 1-2		0-0 BB 1B 2B 1B	0-0 F6		0-0 F4		5 1 1 0 0 0 3												
Buddy Bell, R (1, 5) OBP: 0.377, SLG: 0.426	4-0 G6-4-3 BB		4-0 HR BB		0-0 BB 2B 1B		4-0 BB BB 1B BB	0-0 L9		2 3 1 0 3 0 0												
Larry Parrish, R (1, 9) OBP: 0.323, SLG: 0.413	0-0 G6-4-3 1-2f		0-0 HR		4-0 2B BB 1-2 2-3	0-0 F4		4-0 BB BB 1B BB		3 1 1 3 2 0 3												
Lamar Johnson, R (1, 10) OBP: 0.326, SLG: 0.358		4-0 CS BB	0-0 F7		0-0 2B 1-3 2-H 3-H		4-0 1B BB 1-5-3 BB	0-3 K		3 1 1 2 2 1 1												
Dave Hostetter, R (1, 3) OBP: 0.304, SLG: 0.457		0-0 F9		0-3 K	0-0 1-3		4-0 1-5-3 1B 1-2 2-3 BB	0-3 K		4 0 0 0 1 2 3												
Jim Sundberg, R (1, 2) OBP: 0.324, SLG: 0.368		0-0 1-2 1B		0-0 F4	0-3 K		0-0 1-5-3 1B 1-2 2-3 3-H	4-0 1B BB 1-2		4 0 2 1 1 1 1												
Mike Richardt, R (1, 4) OBP: 0.266, SLG: 0.274		0-3 K		0-0 S 1B 1B		0-0 L7	0-0 1-5-3	0-0 1-2 2-3 3-H 1B		5 1 2 1 0 1 3												
Bucky Dent, R (1, 6) OBP: 0.234, SLG: 0.232			4-0 HR BB	0-0 1-H 1B		4-0 3-1 BB	0-0 6-3			2 1 1 1 2 0 2												
Inning Stats	R: 0 E: 1 K: 0 S: 3	H: 1 LOB: 1 BB: 1 P: 7	R: 0 E: 0 K: 1 S: 5	H: 1 LOB: 1 BB: 1 P: 9	R: 3 E: 0 K: 0 S: 4	H: 1 LOB: 0 BB: 2 P: 12	R: 1 E: 0 K: 2 S: 9	H: 2 LOB: 1 BB: 0 P: 9	R: 2 E: 0 K: 1 S: 7	H: 3 LOB: 1 BB: 1 P: 11	R: 0 E: 0 K: 0 S: 3	H: 0 LOB: 1 BB: 1 P: 7	R: 2 E: 0 K: 0 S: 4	H: 1 LOB: 2 BB: 3 P: 16	R: 0 E: 0 K: 0 S: 3	H: 0 LOB: 0 BB: 0 P: 3	R: 0 E: 0 K: 2 S: 7	H: 1 LOB: 2 BB: 2 P: 15	1B: 8 2B: 1 3B: 0 HR: 1	SF: 0 SAC: 0 DP: 1 HBP: 0	WP: 0 PB: 0 SB: 1 CS: 1	PA: 44
PITCHER	IP WLS BF H R ER SO BB IBB HBP BLK WP HR S P ERA WHIP																					
Frank Viola, L (1, 1) ERA: 5.35	4.0 L 22 7 6 6 3 5 0 0 0 0 0 1 23 43 13.50 3.000																					
Don Cooper, R (5, 1) ERA: 12.6	2.1 12 2 2 2 1 4 0 0 0 0 0 0 10 26 7.71 2.571																					
Paul Boris, R (7, 1) ERA: 4.58	2.2 10 1 0 0 2 2 0 0 0 0 0 0 12 20 0.00 1.125																					

Texas Rangers @ Minnesota Twins
 Hubert H. Humphrey Metrodome, Minneapolis, MN
 Thu Sep 16 1982, 4:33 AM EDT
 Att. 6,718 - Dome

livebaseballscorecards.com

AB	33
R	8
H	10
RBI	8
BB	11
SO	6
LOB	19



Batter	1	2	3	4	5	6	7	8	9	AB	R	H	RBI	BB	SO	LOB
Bobby Mitchell, L OBP: 0.334, SLG: 0.305 (1, 8) X	0-0 1-3 ①		0-0 F8 ③			0-0 F7 2B		0-0 2B 1B	0-0 F7 ③	5	0	2	0	0	0	2
John Castino, R OBP: 0.310, SLG: 0.345 (1, 4) X	0-0 6-3 ②			0-0 G6-4-3 1B		0-0 F7 ②		0-0 F2 ①		4	0	1	0	0	0	2
Tom Brunansky, R OBP: 0.385, SLG: 0.481 (1, 9) X	0-0 F8 ③			0-0 G6-4-3 1-2f ① ②		0-0 5-3		0-0 1-3 2B		4	0	1	0	0	0	2
Kent Hrbek, L OBP: 0.369, SLG: 0.500 (1, 3) X		0-0 F9 ①		0-0 1B		0-0 F8 ①		0-0 F5 ②		4	0	1	0	0	0	2
Gary Ward, R OBP: 0.336, SLG: 0.535 (1, 7) SSS		0-3 K ②		0-3 K ③		0-0 2B 1B		0-0 6-3 ③		4	1	1	0	0	2	3
Randy Bush, L OBP: 0.289, SLG: 0.377 (1, 10) X		0-0 G3 ③		0-3 K ①		0-0 F8 ②		0-0 F7 ①		4	0	0	0	0	1	1
Mickey Hatcher, R OBP: 0.269, SLG: 0.348 (1, 5) B B B B			4-0 L5-3 BB		0-0 F7 ②	0-0 1B 2B 1-H		0-0 1B 2B		3	1	2	1	1	0	0
Lenny Faedo, R OBP: 0.275, SLG: 0.307 (1, 6) X			0-0 L5-3 ① ②		0-0 F7 ③	0-0 2-3 1B		0-0 1B		4	0	2	1	0	0	1
Ray Smith, R OBP: 0.200, SLG: 0.333 (1, 2) X			0-0 3B		0-3 K ①	0-0 F4 ③		0-3 K ②		4	0	1	0	0	2	3

Inning Stats	R: 0 E: 0 K: 0 S: 3	H: 0 LOB: 0 BB: 0 P: 3	R: 0 E: 0 K: 1 S: 5	H: 0 LOB: 0 BB: 0 P: 5	R: 0 E: 0 K: 0 S: 3	H: 1 LOB: 1 BB: 1 P: 7	R: 0 E: 0 K: 1 S: 6	H: 2 LOB: 1 BB: 0 P: 6	R: 0 E: 0 K: 1 S: 5	H: 0 LOB: 0 BB: 0 P: 5	R: 0 E: 0 K: 1 S: 6	H: 1 LOB: 1 BB: 0 P: 6	R: 1 E: 0 K: 0 S: 6	H: 3 LOB: 2 BB: 0 P: 6	R: 0 E: 0 K: 0 S: 5	H: 2 LOB: 2 BB: 0 P: 5	R: 1 E: 0 K: 1 S: 7	H: 2 LOB: 1 BB: 0 P: 7	1B: 6 2B: 5 3B: 1 HR: 0	SF: 0 SAC: 0 DP: 2 HBP: 0	WP: 0 PB: 0 SB: 0 CS: 0	PA: 37
---------------------	------------------------------	---------------------------------	------------------------------	---------------------------------	------------------------------	---------------------------------	------------------------------	---------------------------------	------------------------------	---------------------------------	------------------------------	---------------------------------	------------------------------	---------------------------------	------------------------------	---------------------------------	------------------------------	---------------------------------	----------------------------------	------------------------------------	----------------------------------	--------

PITCHER Charlie Hough, R ERA: 3.61 (1, 1)	IP: 9.0 WLS: W BF: 37 H: 11 R: 2 ER: 2 SO: 5 BB: 1 IBB: 0 HBP: 0 BLK: 0 WP: 0 HR: 0 S: 46 P: 50 ERA: 2.00 WHIP: 1.333	PITCHER	IP: 9.0 WLS: W BF: 37 H: 11 R: 2 ER: 2 SO: 5 BB: 1 IBB: 0 HBP: 0 BLK: 0 WP: 0 HR: 0 S: 46 P: 50 ERA: 2.00 WHIP: 1.333
---	---	----------------	---

BOTTOM

Texas Rangers @ Minnesota Twins
 Hubert H. Humphrey Metrodome, Minneapolis, MN
 Thu Sep 16 1982, 4:33 AM EDT
 Att: 6,718 - Dome

AB	36
R	2
H	11
RBI	2
BB	1
SO	5
LOB	16



WP: 0	PA: 37
PB: 0	SB: 0
CS: 0	

Batter	1	2	3	4	5	6	7	8	9	AB R H RBI BB SO LOB	TOP
George Wright, S (1, 8) OBP: 0.288, SLG: 0.365	0-0 1B 1B		4-0 BB BB		0-0 F6			0-0 F5		3 0 1 0 1 0 1	
Pete O'Brien, L (1, 7) OBP: 0.262, SLG: 0.421	0-0 F6		0-3 K			0-0 F8		0-0 4-3		4 0 0 0 0 1 2	
Buddy Bell, R (1, 5) OBP: 0.376, SLG: 0.425	0-0 BB 1-3 1B		0-0 G6-4-3 1-2f			0-0 F4		0-0 6-3		4 0 1 0 0 0 1	
Larry Parrish, R (1, 9) OBP: 0.322, SLG: 0.410	4-0 BB 1-2 BB			0-0 F8		0-0 4-3		0-0 F7		3 0 0 0 1 0 0	
Johnny Grubb, L (1, 10) OBP: 0.378, SLG: 0.382	4-0 BB 1-2 BB			0-0 F7			0-0 F8			2 0 0 0 1 0 0	
Dave Hostetter, R (1, 3) OBP: 0.302, SLG: 0.453	0-3 K			0-0 5-3			0-0 6-3			3 0 0 0 0 1 3	
Jim Sundberg, R (1, 2) OBP: 0.322, SLG: 0.366		0-0 F8			0-0 F8		0-0 F9			3 0 0 0 0 0 0	
Mike Richardt, R (1, 4) OBP: 0.266, SLG: 0.272		4-0 BB G6-4-3 BB		0-3 K			0-3 K			2 0 0 0 1 2 0	
Bucky Dent, R (1, 6) OBP: 0.235, SLG: 0.230		0-0 G6-4-3 1-2f		4-0 BB			0-0 F7			2 0 0 0 1 0 1	
Inning Stats	R: 0 E: 0 K: 1 S: 6 H: 2 LOB: 3 BB: 2 P: 14	R: 0 E: 0 K: 0 S: 2 H: 0 LOB: 0 BB: 1 P: 6	R: 0 E: 0 K: 1 S: 4 H: 0 LOB: 0 BB: 1 P: 8	R: 0 E: 0 K: 0 S: 3 H: 0 LOB: 0 BB: 0 P: 3	R: 0 E: 0 K: 1 S: 5 H: 0 LOB: 1 BB: 1 P: 9	R: 0 E: 0 K: 0 S: 3 H: 0 LOB: 0 BB: 0 P: 3	R: 0 E: 0 K: 0 S: 3 H: 0 LOB: 0 BB: 0 P: 3	R: 0 E: 0 K: 1 S: 5 H: 0 LOB: 0 BB: 0 P: 5	R: 0 E: 0 K: 0 S: 3 H: 0 LOB: 0 BB: 0 P: 3	1B: 2 2B: 0 3B: 0 HR: 0 SF: 0 SAC: 0 DP: 2 HBP: 0	WP: 0 PB: 0 SB: 0 CS: 0 PA: 31
PITCHER Bob Stoddard, R (1, 1) ERA: 1.65	IP WLS BF H R ER SO BB IBB HBP BLK WP HR S P ERA WHIP										
	9.0 W 31 2 0 0 4 5 0 0 0 0 0 0 34 54 0.00 0.778										

Texas Rangers @ Seattle Mariners
The Kingdome, Seattle, WA
Fri Sep 17 1982, 10:05 PM EDT
Att. 5,535 - Dome

livebaseballscorecards.com

AB 26
R 0
H 2
RBI 0
BB 5
SO 4
LOB 8



Batter	1	2	3	4	5	6	7	8	9
Joe Simpson, L OBP: 0.330, SLG: 0.379 (1, 8)	0-3 K		0-0 FC4-6 1B	0-3 K		0-0 WP 1B			
Manny Castillo, S OBP: 0.294, SLG: 0.333 (1, 5)	0-0 2B 1B		0-0 FC4-6 2B		0-0 4-3	0-0 F7			
Bruce Bochte, L OBP: 0.378, SLG: 0.398 (1, 10)	0-0 1-3 2B		0-0 F7		0-0 F5		0-3 K		
Al Cowens, R OBP: 0.333, SLG: 0.494 (1, 9)	0-3 K		0-0 1-3 2B		0-0 HR		0-3 K		
Dave Revering, L OBP: 0.292, SLG: 0.348 (1, 3)	4-0 BB		0-0 F9		0-0 F5		0-0 HR		
Gary Gray, R OBP: 0.330, SLG: 0.400 (7, PH)									
Jim Malar, R OBP: 0.280, SLG: 0.347 (8, 3)									
Rick Sweet, S OBP: 0.304, SLG: 0.325 (1, 2)	0-0 L7			0-0 2B 1B		0-0 2B 1B		0-3 K	
Bobby Brown, S OBP: 0.278, SLG: 0.311 (1, 7)		0-0 4-3		0-0 S SF8 2B		0-3 K		0-0 F5	
Todd Cruz, R OBP: 0.241, SLG: 0.362 (1, 6)		0-0 5-3		0-0 SF8		0-3 K		0-3 K	
Paul Serna, R OBP: 0.228, SLG: 0.282 (1, 4)		0-0 1-3		0-0 1-3		0-0 1B 2B		0-0 4-3	
Julio Cruz, S OBP: 0.309, SLG: 0.316 (7, 4)									

Inning Stats	R: 0	H: 2	E: 0	K: 2	S: 9	LOB: 3	BB: 1	P: 13
	R: 0	H: 0	E: 0	K: 0	S: 3	LOB: 0	BB: 0	P: 3
	R: 0	H: 2	E: 0	K: 0	S: 5	LOB: 2	BB: 0	P: 5
	R: 2	H: 2	E: 0	K: 1	S: 7	LOB: 0	BB: 0	P: 7
	R: 1	H: 1	E: 0	K: 0	S: 4	LOB: 0	BB: 0	P: 4
	R: 2	H: 3	E: 0	K: 2	S: 10	LOB: 1	BB: 0	P: 10
	R: 1	H: 1	E: 0	K: 3	S: 10	LOB: 0	BB: 0	P: 10
	R: 0	H: 0	E: 0	K: 1	S: 5	LOB: 0	BB: 0	P: 5

PITCHER	IP	WLS	BF	H	R	ER	SO	BB	IBB	HBP	BLK	WP	HR	S	P	ERA	WHIP
Mike Smithson, R ERA: 4.09 (1, 1)	5.2	L	27	9	5	5	5	1	0	0	0	0	1	36	40	7.94	1.765
Paul Mirabella, L ERA: 5.36 (6, 1)	1.1		6	2	1	1	3	0	0	0	0	1	1	12	12	6.75	1.500
Danny Darwin, R ERA: 3.11 (8, 1)	1.0		3	0	0	0	1	0	0	0	0	0	0	5	5	0.00	0.000

BOTTOM

Texas Rangers @ Seattle Mariners
The Kingdome, Seattle, WA


Fri Sep 17 1982, 10:05 PM EDT
Att. 5,535 - Dome

livebaseballscores.com

AB	34
R	6
H	11
RBI	6
BB	1
SO	9
LOB	12



1B	SF	WP	PA
5	1	1	36
4	0	0	
0	0	0	
2	0	0	

Batter	1	2	3	4	5	6	7	8	9	AB R H RBI BB SO LOB	TOP											
George Wright, S (1, 8) OBP: 0.289, SLG: 0.364	0-0 F8	4-0 1B BB	0-0 FC HBP 1B		0-0 L5		0-0 L8		0-0 FC6	5 1 1 1 1 0 1												
Bill Stein, R (1, 5) OBP: 0.297, SLG: 0.301	4-0 BB E BB	0-0 1B	1-0 FC HBP		0-3 K		0-0 E5		0-0 FC6	4 1 1 0 1 1 2												
Johnny Grubb, L (1, 10) OBP: 0.374, SLG: 0.376	4-0 FC5-4 BB	0-0 F5	0-0 FC		0-0 G3		0-0 3-1		0-0 4-3	5 0 0 0 1 0 6												
Larry Parrish, R (1, 9) OBP: 0.323, SLG: 0.418	0-0 FC5-4					0-3 K		0-0 L6 HBP 1B		5 1 2 1 0 2 3 0 0 0 0 0 0 0												
Terry Bogener, L (8, PR) OBP: 0.255, SLG: 0.283	1-2 1B 2-H																					
Pete O'Brien, L (1, 7) OBP: 0.283, SLG: 0.429	0-0 1B					0-0 F8		1-0 HBP		4 1 2 0 0 0 2 0 0 0 0 0 0 0												
Nick Capra, R (7, 7)	1-2 1B							1-2 HBP														
Pat Putnam, L (1, 3) OBP: 0.276, SLG: 0.311	0-3 K		1-0 2B HBP		0-3 K			0-0 L6		4 1 0 0 0 3 4												
Bob Johnson, R (1, 2) OBP: 0.167, SLG: 0.263		0-0 HR	0-0 2B 2B		0-3 K		0-3 K	0-3 K		5 2 2 2 0 3 1	AB 39 R 10 H 11 RBI 8 BB 6 SO 10 LOB 22											
Mike Richardt, R (1, 4) OBP: 0.273, SLG: 0.279		4-0 1B S BB	0-0 1B 2B				4-0 S HR BB		0-0 4-3	3 2 2 2 2 0 0												
Bucky Dent, R (1, 6) OBP: 0.238, SLG: 0.241		0-3 K	0-0 F9		0-0 F7		0-0 1-H HR		4-0 FC6 E BB	4 1 1 2 1 1 3												
Inning Stats	R: 1 E: 1 K: 1 S: 6	H: 1 LOB: 2 BB: 2 P: 14	R: 1 E: 0 K: 1 S: 6	H: 2 LOB: 2 BB: 2 P: 14	R: 6 E: 0 K: 1 S: 11	H: 5 LOB: 2 BB: 0 P: 13	R: 0 E: 0 K: 2 S: 8	H: 1 LOB: 1 BB: 0 P: 8	R: 0 E: 0 K: 1 S: 5	H: 0 LOB: 0 BB: 0 P: 5	R: 0 E: 0 K: 2 S: 7	H: 0 LOB: 0 BB: 0 P: 7	R: 2 E: 1 K: 1 S: 7	H: 1 LOB: 1 BB: 1 P: 11	R: 0 E: 0 K: 1 S: 5	H: 1 LOB: 1 BB: 0 P: 6	R: 0 E: 1 K: 0 S: 4	H: 0 LOB: 2 BB: 1 P: 8	1B: 6 2B: 3 3B: 0 HR: 3	SF: 0 SAC: 0 DP: 1 HBP: 3	WP: 0 PB: 0 SB: 2 CS: 0	PA: 48
PITCHER	IP WLS BF H R ER SO BB IBB HBP BLK WP HR S P ERA WHIP																					
Mike Moore, R (1, 1) ERA: 5.33	1.2 L 11 3 2 2 2 4 0 0 0 0 1 11 27 10.80 4.200																					
Jerry Don Gleaton, L (2, 1) ERA: 108.0	0.1 5 3 4 4 0 0 0 0 1 0 0 1 4 5 108.00 9.000																					
Larry Andersen, R (3, 1) ERA: 5.96	0.1 5 2 2 2 0 0 0 0 1 0 0 0 4 5 54.00 6.000																					
Rich Bardi, R (3, 1) ERA: 10.8	4.0 15 2 2 2 7 1 0 0 0 0 1 28 32 4.50 0.750																					
Ron Musselman, R (7, 1) ERA: 3.38	2.2 12 1 0 0 1 1 0 0 1 0 0 0 12 17 0.00 0.750																					

Texas Rangers @ Seattle Mariners
The Kingdome, Seattle, WA
Sat Sep 18 1982, 10:05 PM EDT
Att. 10,174 - Dome

livebaseballscorecards.com

Batter	1	2	3	4	5	6	7	8	9	AB R H RBI BB SO LOB	TOP											
George Wright, S (1, 8) OBP: 0.292, SLG: 0.374	0-0 2B		0-0 HR			0-0 F8	0-0 1B 1B		0-3 K	5 2 3 3 0 1 0												
Bill Sample, R (1, 7) OBP: 0.315, SLG: 0.392	0-0 L9		0-0 F7			0-0 HR	0-0 G3		0-0 2B	5 1 2 1 0 0 3												
Buddy Bell, R (1, 5) OBP: 0.376, SLG: 0.425	0-3 K				0-0 E 1B	0-0 L8	0-0 2B 1B		0-0 L9	3 0 1 0 0 1 1												
Wayne Tolleson, S (6, 5) OBP: 0.163, SLG: 0.130										1 0 1 2 0 0 0												
Pat Putnam, L (9, PH) OBP: 0.274, SLG: 0.308										1 0 0 0 0 0 1												
Larry Parrish, R (1, 9) OBP: 0.321, SLG: 0.415	0-3 K				0-0 6-3	0-3 K	0-0 K		0-3 K	3 0 0 0 0 2 2												
Terry Bogener, L (6, 9) OBP: 0.264, SLG: 0.313					1-3		1-3 2B			2 0 1 0 0 1 1												
Pete O'Brien, L (1, 3) OBP: 0.300, SLG: 0.422			0-0 F8		0-3 K		4-3 1B E			3 1 1 0 1 1 1												
Dave Hostetler, R (1, 10) OBP: 0.302, SLG: 0.451			0-0 F2		0-0 F8		4-3 1B E			4 1 1 0 0 1 4												
Jim Sundberg, R (1, 2) OBP: 0.320, SLG: 0.363						0-0 F2		0-0 4-3	0-3 K	3 0 0 0 0 0 2												
Don Werner, R (7, 2) OBP: 0.242, SLG: 0.237							1-2 2-3			1 0 0 0 0 1 0												
Mike Richardt, R (1, 4) OBP: 0.273, SLG: 0.276			0-3 K			0-0 F9	4-0 1B E BB		0-0 F9	3 1 0 0 1 1 0												
Bucky Dent, R (1, 6) OBP: 0.235, SLG: 0.238						0-3 K	0-0 E3 G3 1B 1B		0-0 F2	4 1 0 1 0 2 2												
							1-2 2-3 3-H															
Inning Stats	R: 0 E: 0 K: 2 S: 8	H: 1 LOB: 1 BB: 0 P: 8	R: 0 E: 0 K: 0 S: 3	H: 0 LOB: 0 BB: 0 P: 3	R: 1 E: 0 K: 2 S: 8	H: 1 LOB: 0 BB: 0 P: 8	R: 0 E: 1 K: 1 S: 6	H: 1 LOB: 1 BB: 0 P: 6	R: 0 E: 0 K: 1 S: 5	H: 0 LOB: 0 BB: 0 P: 5	R: 1 E: 0 K: 1 S: 6	H: 1 LOB: 0 BB: 0 P: 6	R: 5 E: 1 K: 1 S: 11	H: 5 LOB: 3 BB: 2 P: 19	R: 0 E: 0 K: 1 S: 5	H: 0 LOB: 0 BB: 0 P: 5	R: 0 E: 0 K: 2 S: 8	H: 1 LOB: 1 BB: 0 P: 8	1B: 5 2B: 3 3B: 0 HR: 2	SF: 0 SAC: 0 DP: 0 HBP: 0	WP: 0 PB: 0 SB: 0 CS: 0	PA: 40
PITCHER	IP WLS BF H R ER SO BB IBB HBP BLK WP HR S P ERA WHIP																					
Ed Nunez, R (1, 1) ERA: 3.91	5.0 W 18 3 1 1 6 0 0 0 0 0 0 1 30 30 1.80 0.600																					
Mike Stanton, R (6, 1) ERA: 4.16	1.2 12 5 6 4 1 1 0 0 0 0 0 1 13 17 21.60 3.600																					
Ed Vande Berg, L (7, 1) ERA: 2.7	0.0 2 1 0 0 0 1 0 0 0 0 0 0 1 5 ∞ ∞																					
Bill Caudill, R (7, 1) ERA: 2.15	2.1 S 8 1 0 0 4 0 0 0 0 0 0 0 16 16 0.00 0.429																					

Texas Rangers @ Seattle Mariners
The Kingdome, Seattle, WA
Sun Sep 19 1982, 6:33 AM EDT
Att. 6,339 - Dome

livebaseballscorecards.com

AB	38
R	7
H	10
RBI	7
BB	2
SO	11
LOB	17



Batter	1	2	3	4	5	6	7	8	9
Julio Cruz, S OBP: 0.316, SLG: 0.325 (1, 4)	0-0 G4-6-3 S 2B 1B		0-0 6-3 S 1B		0-0 1B FC 1B	0-0 1-3		4-0 G4-6-3 BB	
Dave Edler, R OBP: 0.347, SLG: 0.379 (1, 5) Manny Castillo, S OBP: 0.293, SLG: 0.331 (8, 5)	4-0 G4-6-3 1-2 BB		0-0 6-3 1-3		0-0 E FC 1B 1B	0-0 2B		0-0 G4-6-3 1-2f	
Bruce Bochte, L OBP: 0.375, SLG: 0.394 (1, 7) (8, 3)	0-0 G4-6-3 1-2f 2-3		0-0 F7		0-0 FC 1B 1B	0-3 K			
Richie Zisk, R OBP: 0.357, SLG: 0.472 (1, 10)	0-0 2B			0-0 FC6-4 1B	0-0 1B HR 1B	0-0 L4			
Gary Gray, R OBP: 0.331, SLG: 0.411 (1, 3) Joe Simpson, L OBP: 0.330, SLG: 0.379 (8, 7)	0-0 F8			0-0 FC6-4 FC4-6 1-2f	0-0 1B HR 1B		0-0 6-3		
Dave Henderson, R OBP: 0.330, SLG: 0.437 (1, 8)		0-0 5-3		0-3 K	0-3 K		0-0 F7		
Bobby Brown, S OBP: 0.282, SLG: 0.313 (1, 9)		0-0 4-3		0-0 FC4-6 1-2f	0-0 HR 1B		0-0 1B		
Orlando Mercado, R OBP: 0.200, SLG: 0.800 (1, 2)		0-0 4-3					0-0 F8		
Todd Cruz, R OBP: 0.239, SLG: 0.364 (1, 6)			0-0 F5					0-0 F2	

Inning Stats	R: 1 E: 0 K: 0 S: 4	H: 2 LOB: 1 BB: 1 P: 8	R: 0 E: 0 K: 0 S: 3	H: 0 LOB: 0 BB: 0 P: 3	R: 0 E: 0 K: 0 S: 4	H: 1 LOB: 1 BB: 0 P: 4	R: 0 E: 0 K: 1 S: 6	H: 1 LOB: 1 BB: 0 P: 6	R: 8 E: 1 K: 1 S: 13	H: 7 LOB: 0 BB: 0 P: 13	R: 0 E: 0 K: 1 S: 6	H: 1 LOB: 1 BB: 0 P: 6	R: 0 E: 0 K: 0 S: 4	H: 1 LOB: 1 BB: 0 P: 4	R: 0 E: 0 K: 0 S: 2	H: 0 LOB: 0 BB: 1 P: 6
--------------	------------------------------	---------------------------------	------------------------------	---------------------------------	------------------------------	---------------------------------	------------------------------	---------------------------------	-------------------------------	----------------------------------	------------------------------	---------------------------------	------------------------------	---------------------------------	------------------------------	---------------------------------

PITCHER	IP	WLS	BF	H	R	ER	SO	BB	IBB	HBP	BLK	WP	HR	S	P	ERA	WHIP
Rick Honeycutt, L ERA: 5.2 (1, 1)	4.1	L	22	8	6	5	1	1	0	0	0	0	1	23	27	10.38	2.077
Steve Comer, R ERA: 4.79 (5, 1)	0.2		5	3	3	2	1	0	0	0	0	0	1	7	7	27.00	4.500
Tom Henke, R ERA: (6, 1)	3.0		11	2	0	0	1	1	0	0	0	0	0	12	16	0.00	1.000

BOTTOM


Texas Rangers @ Seattle Mariners
The Kingdome, Seattle, WA

Sun Sep 19 1982, 6:33 AM EDT
Att: 6,339 - Dome

AB	R	H	RBI	BB	SO	LOB
4	2	3	0	1	0	0
3	1	2	0	1	0	1
1	0	0	0	0	0	1
4	1	0	1	0	1	5
4	1	3	2	0	0	1
4	1	1	1	0	0	2
0	0	0	0	0	0	0
4	0	0	0	0	2	3
4	1	2	0	0	0	1
4	1	1	4	0	0	1
4	1	1	1	0	0	0

AB	36
R	9
H	13
RBI	9
BB	2
SO	3
LOB	15

livebaseballscorecards.com



WP	PA
0	38
0	0
2	0
0	0

Batter	1	2	3	4	5	6	7	8	9	AB R H RBI BB SO LOB	TOP											
George Wright, S (1, 8) OBP: 0.293, SLG: 0.375	4-0 1B 3B BB	0-0 L4		0-0 1B 2B	0-3 K			0-0 F6		4 2 1 0 1 1 1												
Bill Sample, R (1, 7) OBP: 0.319, SLG: 0.393	0-0 3B 1B	0-0 6-3		0-0 1B		4-0 E SF8 BB		0-0 L9		4 2 2 2 1 0 0												
Buddy Bell, R (1, 5) OBP: 0.376, SLG: 0.428 Wayne Tolleson, S (8, PR) OBP: 0.163, SLG: 0.130	0-0 1B 3B	0-3 K		0-3 K		0-0 F8		0-0 1B 1B		5 1 2 2 0 2 2 0 0 0 0 0 0 0												
Larry Parrish, R (1, 9) OBP: 0.324, SLG: 0.417 Nick Capra, R (8, PR)	0-0 1B HR 1B		0-0 F9	0-0 4-3		0-0 E9 SF8 1B		0-0 1B		5 1 3 1 0 0 1 0 0 0 0 0 0 0												
Johnny Grubb, L (1, 10) OBP: 0.375, SLG: 0.375	0-0 F4		0-0 1B 1B	4-0 BB 1B		0-0 SF8		0-3 K		3 1 1 1 1 1 3												
Dave Hostetter, R (1, 3) OBP: 0.301, SLG: 0.447	0-0 F3		4-0 1B BB	0-3 K		0-3 K			0-3 K	4 0 0 0 1 3 4												
Jim Sundberg, R (1, 2) OBP: 0.323, SLG: 0.364	0-0 HR 1B		0-3 K		4-0 BB		0-0 G1-6-3 1B		0-0 6-3	4 1 2 0 1 1 2	AB 38 R 10 H 14 RBI 10 BB 5 SO 9 LOB 17											
Mike Richardt, R (1, 4) OBP: 0.275, SLG: 0.287	0-0 HR		0-0 1B		0-0 F8		0-3 K		0-0 4-3	5 1 2 4 0 1 2												
Bucky Dent, R (1, 6) OBP: 0.235, SLG: 0.238	0-0 F7		0-0 1B	0-0 2B 1B		0-0 F6		0-0 G1-6-3		4 1 1 0 0 0 2												
Inning Stats	R: 6 E: 0 K: 0 S: 8	H: 5 LOB: 0 BB: 1 P: 12	R: 0 E: 0 K: 1 S: 5	H: 0 LOB: 0 BB: 0 P: 5	R: 1 E: 0 K: 1 S: 6	H: 2 LOB: 2 BB: 1 P: 10	R: 2 E: 0 K: 2 S: 10	H: 3 LOB: 2 BB: 1 P: 14	R: 0 E: 0 K: 1 S: 5	H: 0 LOB: 1 BB: 1 P: 9	R: 1 E: 1 K: 1 S: 6	H: 1 LOB: 1 BB: 1 P: 10	R: 0 E: 0 K: 1 S: 5	H: 1 LOB: 0 BB: 0 P: 5	R: 0 E: 0 K: 1 S: 7	H: 2 LOB: 2 BB: 0 P: 7	R: 0 E: 0 K: 1 S: 5	H: 0 LOB: 0 BB: 0 P: 5	1B: 11 2B: 1 3B: 1 HR: 1	SF: 1 SAC: 0 DP: 1 HBP: 0	WP: 0 PB: 0 SB: 0 CS: 0	PA: 44
PITCHER	IP WLS BF H R ER SO BB IBB HBP BLK WP HR S P ERA WHIP																					
Matt Keough, R (1, 1) ERA: 5.8	0.2 L 8 5 6 6 0 1 0 0 0 0 0 1 7 11 81.00 9.000																					
Preston Hanna, R (1, 1) ERA: 5.01	5.1 25 6 4 4 6 4 0 0 0 0 0 0 33 49 6.75 1.875																					
John D'Acquisto, R (7, 1) ERA: 2.84	3.0 11 3 0 0 3 0 0 0 0 0 0 0 17 17 0.00 1.000																					

Texas Rangers @ Oakland Athletics
Oakland-Alameda County Coliseum, Oakland, CA
Mon Sep 20 1982, 7:05 PM PDT
Att: 10,833 - Unknown

livebaseballscorecards.com



Batter	1	2	3	4	5	6	7	8	9	AB	R	H	RBI	BB	SO	LOB
Rickey Henderson, R OBP: 0.400, SLG: 0.376 (1, 7)	0-0 4-3 ①		0-0 HR ②		0-3 K ③		0-3 K ③			4	1	1	1	0	2	3
Dwayne Murphy, L OBP: 0.347, SLG: 0.412 (1, 8)	0-0 L9 ②		0-0 1-6-3 ③		0-0 L4 ③			0-0 G3 ①		4	0	0	0	0	0	2
Jeff Burroughs, R OBP: 0.373, SLG: 0.498 (1, 10)	0-0 F7 ③			0-0 5-3 ①		0-0 5-3 ①		4-0 BB ②		3	0	0	0	1	0	0
Tony Armas, R OBP: 0.274, SLG: 0.442 (1, 9)		0-0 F2 ①		0-0 F7 ②		0-3 K ②		0-0 L9 ②		4	0	0	0	0	1	1
Davey Lopes, R OBP: 0.297, SLG: 0.367 (1, 4)		0-0		0-0		0-0		0-3		3	0	1	0	0	0	0
Dave McKay, S OBP: 0.233, SLG: 0.272 (7, 4)		1B		L5		5-3		K		1	0	0	0	0	1	1
Mike Heath, R OBP: 0.298, SLG: 0.348 (1, 5)		0-0 F8 ②		0-0		0-0		0-0		4	1	1	1	0	0	1
Kelvin Moore, R OBP: 0.235, SLG: 0.354 (1, 3)		0-0 5-3 ③		0-0		0-0		0-3 HR ①		4	1	1	1	0	2	1
Jeff Newman, R OBP: 0.242, SLG: 0.319 (1, 2)			0-0 5-3 ①		0-0		0-0	0-0 F7 ②		4	0	2	0	0	0	0
Jimmy Sexton, R OBP: 0.292, SLG: 0.323 (1, 6)			0-0 F7 ②		0-0		0-0	4-0 1B ③		3	0	1	0	1	0	1

Inning Stats	R: 0	H: 0	E: 0	K: 0	S: 3	R: 0	H: 1	E: 0	K: 0	S: 4	R: 1	H: 1	E: 0	K: 0	S: 4	R: 0	H: 0	E: 0	K: 0	S: 3	R: 1	H: 3	E: 0	K: 1	S: 8	R: 0	H: 0	E: 0	K: 1	S: 5	R: 1	H: 1	E: 0	K: 2	S: 8	R: 0	H: 0	E: 0	K: 1	S: 5	R: 0	H: 1	E: 0	K: 1	S: 6	R: 0	H: 1	E: 0	K: 1	S: 6	1B: 4	SF: 0	2B: 0	SAC: 0	3B: 0	DP: 0	HR: 3	HBP: 0	WP: 0	PA: 36
--------------	------	------	------	------	------	------	------	------	------	------	------	------	------	------	------	------	------	------	------	------	------	------	------	------	------	------	------	------	------	------	------	------	------	------	------	------	------	------	------	------	------	------	------	------	------	------	------	------	------	------	-------	-------	-------	--------	-------	-------	-------	--------	-------	--------

PITCHER	IP	WLS	BF	H	R	ER	SO	BB	IBB	HBP	BLK	WP	HR	S	P	ERA	WHIP
Frank Tanana, L ERA: 4.21 (1, 1)	7.0	W	28	6	3	3	4	1	0	0	0	0	3	35	39	3.86	1.000
Danny Darwin, R ERA: 3.04 (8, 1)	2.0		8	1	0	0	2	1	0	0	0	0	0	11	15	0.00	1.000

BOTTOM

Texas Rangers @ Oakland Athletics
Oakland-Alameda County Coliseum, Oakland, CA
 Mon Sep 20 1982, 7:05 PM PDT
 Att. 10,833 - Unknown

livebaseballscorecards.com

AB	34
R	3
H	7
RBI	3
BB	2
SO	6
LOB	10



Batter	1	2	3	4	5	6	7	8	9	AB R H RBI BB SO LOB	TOP
George Wright, S (1, 8) OBP: 0.294, SLG: 0.375	0-0 P3		0-0 FC6-4 1B		0-0 P3			4-0 BB		3 0 1 0 1 0 0	
Bill Sample, R (1, 7) OBP: 0.318, SLG: 0.395	0-0 6-3 2B		0-0 FC6-4 E 1-2 2-3			0-0 P3		0-0 F8		4 0 1 0 0 0 3	
Buddy Bell, R (1, 5) OBP: 0.375, SLG: 0.426	0-0 6-3 2-3		0-0 SF9			4-0 BB		0-0 F7		2 0 0 1 1 0 2	
Larry Parrish, R (1, 9) OBP: 0.321, SLG: 0.413	0-0 F7		0-3 K			0-0 P2		0-3 K		4 0 0 0 0 2 4	
Lamar Johnson, R (1, 10) OBP: 0.326, SLG: 0.360		0-0 4-3		0-0 F9		0-0 P4			0-0 1B 2B	4 0 1 0 0 0 1	
Dave Hostetter, R (1, 3) OBP: 0.298, SLG: 0.442		0-3 K		0-3 K			0-0 F7		0-0 5-3	4 0 0 0 0 2 1	
Jim Sundberg, R (1, 2) OBP: 0.325, SLG: 0.366		4-0 BB		0-3 K			0-0 6-3 2B		0-0 F7	3 0 1 0 1 1 1	
Mike Richardt, R (1, 4) OBP: 0.275, SLG: 0.286		0-0 P4			0-3 K		0-0 6-3		0-0 2-3 1B	4 0 1 0 0 1 2	
Bucky Dent, R (1, 6) OBP: 0.235, SLG: 0.235			4-0 FC6-4 1B SF9 BB		0-0 5-6-3		0-0 F9		0-0 F8	3 1 0 0 1 0 3	
Inning Stats	R: 0 E: 0 K: 0 S: 4 H: 1 LOB: 1 BB: 0 P: 4	R: 0 E: 0 K: 1 S: 5 H: 0 LOB: 1 BB: 1 P: 9	R: 1 E: 1 K: 1 S: 6 H: 1 LOB: 1 BB: 1 P: 10	R: 0 E: 0 K: 2 S: 7 H: 0 LOB: 0 BB: 0 P: 7	R: 0 E: 0 K: 1 S: 5 H: 0 LOB: 0 BB: 0 P: 5	R: 0 E: 0 K: 0 S: 3 H: 0 LOB: 1 BB: 1 P: 7	R: 0 E: 0 K: 0 S: 4 H: 1 LOB: 1 BB: 0 P: 4	R: 0 E: 0 K: 1 S: 5 H: 0 LOB: 1 BB: 1 P: 9	R: 0 E: 0 K: 0 S: 5 H: 2 LOB: 2 BB: 0 P: 5	1B: 2 2B: 3 3B: 0 HR: 0 SF: 1 SAC: 0 DP: 0 HBP: 0	WP: 0 PB: 0 SB: 0 CS: 0 PA: 36
PITCHER Tim Conroy, L (1, 1) ERA: 2.6	IP 9.0 WLS W BF 36 H 5 R 1 ER 1 SO 6 BB 4 IBB 0 HBP 0 BLK 0 WP 0 HR 0 S 44 P 60 ERA 1.00 WHIP 1.000	PITCHER IP WLS BF H R ER SO BB IBB HBP BLK WP HR S P ERA WHIP									

Texas Rangers @ Oakland Athletics
Oakland-Alameda County Coliseum, Oakland, CA

Tue Sep 21 1982, 7:05 PM PDT
Att. 7,778 - Unknown

livebaseballscorecards.com

AB 31
R 1
H 5
RBI 1
BB 4
SO 6
LOB 17



Batter	1	2	3	4	5	6	7	8	9	AB	R	H	RBI	BB	SO	LOB
Mike Davis, L (1, 7) OBP: 0.367, SLG: 0.449	0-0 1B 2B	0-0 P6		0-0 G3 SH5-3 1B	0-0 1-2 1B			0-0 F8		5	1	3	0	0	0	1
Dwayne Murphy, L (1, 8) OBP: 0.344, SLG: 0.409	0-3 K		0-0 4-1	0-0 SH5-3 1-2	0-0 G3			0-3 K		4	0	0	0	0	2	3
Dan Meyer, L (1, 3) OBP: 0.271, SLG: 0.363	4-0 1B 1B BB		0-0 FC6-4 1B	0-0 G3 2-3				0-0 P6 5-3		4	0	1	0	1	0	1
Tony Armas, R (1, 9) OBP: 0.276, SLG: 0.442	0-0 1B 1-2 2-H 1B		0-0 FC6-4 1-2f HR	4-0 IBB				0-0 5-3		3	1	1	1	1	0	1
Wayne Gross, L (1, 5) OBP: 0.344, SLG: 0.361	0-0 1-3 2-H 1B		0-0 1-H HR	0-0 P5				0-0 F9		4	1	2	2	0	0	2
Jeff Burroughs, R (1, 10) OBP: 0.375, SLG: 0.500	0-3 K		0-0 WP 2B		0-0 F7			4-0 FC6-4 BB		3	1	1	0	1	1	2
Davey Lopes, R (1, 4) OBP: 0.301, SLG: 0.366		4-0 S BB	4-0 WP 2B BB		4-0 1B 1B BB			0-3 K		1	2	0	0	3	1	1
Bob Kearney, R (1, 2) OBP: 0.218, SLG: 0.224		0-0 P2 1-2	0-0 1B 1-H 2-H 2B		0-0 F8			0-0 FC6-4 1-2f		4	0	1	2	0	0	3
Jimmy Sexton, R (1, 6) OBP: 0.298, SLG: 0.328		0-0 F8	0-0 2-3 1B		0-0 1B 1-H 1B			0-3 K		4	0	2	1	0	1	2

Inning Stats	R: 1	H: 3	E: 0	LOB: 2	K: 2	S: 9	P: 13	R: 0	H: 0	E: 0	LOB: 1	K: 0	S: 3	R: 4	H: 5	E: 0	LOB: 2	K: 0	S: 7	R: 0	H: 1	E: 0	LOB: 2	K: 0	S: 4	R: 1	H: 2	E: 0	LOB: 2	K: 0	S: 5	R: 0	H: 0	E: 0	LOB: 0	K: 0	S: 3	R: 0	H: 0	E: 0	LOB: 1	K: 2	S: 7	R: 0	H: 0	E: 0	LOB: 0	K: 1	S: 5
--------------	------	------	------	--------	------	------	-------	------	------	------	--------	------	------	------	------	------	--------	------	------	------	------	------	--------	------	------	------	------	------	--------	------	------	------	------	------	--------	------	------	------	------	------	--------	------	------	------	------	------	--------	------	------

PITCHER	IP	WLS	BF	H	R	ER	SO	BB	IBB	HBP	BLK	WP	HR	S	P	ERA	WHIP
Charlie Hough, R (1, 1) ERA: 3.77	3.0	L	18	8	5	5	2	3	0	0	0	1	1	19	31	15.00	3.667
Jon Matlack, L (4, 1) ERA: 3.54	5.0		21	3	1	1	3	2	1	0	0	0	0	24	36	1.80	1.000

BOTTOM

Texas Rangers @ Oakland Athletics
Oakland-Alameda County Coliseum, Oakland, CA

Tue Sep 21 1982, 7:05 PM PDT
Att. 7,778 - Unknown

livebaseballscorecards.com

AB	32
R	6
H	11
RBI	6
BB	6
SO	5
LOB	16



1B: 7	SF: 0	WP: 1	PA: 39
2B: 3	SAC: 1	PB: 0	
3B: 0	DP: 0	SB: 1	
HR: 1	HBP: 0	CS: 0	

Batter	1	2	3	4	5	6	7	8	9	AB R H RBI BB SO LOB	TOP											
Wayne Tolleson, S (1, 6) OBP: 0.167, SLG: 0.137	0-0 6-3		0-0 4-3			0-0 4-3		0-0 BB SF8 1B	0-0 P6	5 1 1 0 0 0 0												
Mike Richardt, R (1, 4) OBP: 0.274, SLG: 0.286	0-3 K		0-0 4-3			0-0 F8		0-0 1-2 BB 2B 1B		4 1 1 0 0 1 0												
George Wright, S (1, 8) OBP: 0.296, SLG: 0.375	0-3 K			0-0 4-3		0-0 1B		4-0 BB 2B 1-2 2-3 BB		3 0 1 0 1 1 0												
Pete O'Brien, L (1, 10) OBP: 0.278, SLG: 0.396		0-0 E3 FC6-4		0-0 F8		0-0 F7		0-0 SF8		3 0 0 1 0 0 1												
Pat Putnam, L (1, 3) OBP: 0.273, SLG: 0.306		0-0 F7		0-0 F9			0-0 FC3-6 1B	0-0 F9		4 0 1 0 0 0 3												
Bill Stein, R (1, 5) OBP: 0.302, SLG: 0.313		0-0 FC6-4 1B			0-0 1B		0-3 K	0-0 1-3 2-H 2B		4 0 2 1 0 1 2												
Terry Bogener, L (1, 7) OBP: 0.263, SLG: 0.308		0-0 1-2 1B		0-0 F8		0-0 FC3-6	0-0 F9			4 0 1 0 0 0 4												
Bob Johnson, R (1, 2) OBP: 0.174, SLG: 0.262		0-3 K		0-0 G5-4-3 1B		0-3 K			0-0 P2	4 0 1 0 0 2 3												
Nick Capra, R (1, 9) OBP: 0.200, SLG: 0.444			0-3 K		0-0 G5-4-3			0-0 HR	0-3 K	4 1 1 1 0 2 2												
Inning Stats	R: 0 E: 0 K: 2 S: 7	H: 0 LOB: 0 BB: 0 P: 7	R: 0 E: 1 K: 1 S: 7	H: 1 LOB: 2 BB: 0 P: 7	R: 0 E: 0 K: 1 S: 5	H: 0 LOB: 0 BB: 0 P: 5	R: 0 E: 0 K: 0 S: 3	H: 0 LOB: 0 BB: 0 P: 3	R: 0 E: 0 K: 0 S: 4	H: 2 LOB: 1 BB: 0 P: 4	R: 0 E: 0 K: 0 S: 4	H: 1 LOB: 1 BB: 0 P: 4	R: 0 E: 0 K: 2 S: 8	H: 1 LOB: 1 BB: 0 P: 8	R: 3 E: 0 K: 0 S: 7	H: 4 LOB: 2 BB: 1 P: 11	R: 0 E: 0 K: 1 S: 5	H: 0 LOB: 0 BB: 0 P: 5	1B: 7 2B: 1 3B: 0 HR: 1	SF: 1 SAC: 0 DP: 1 HBP: 0	WP: 0 PB: 0 SB: 0 CS: 0	PA: 37
PITCHER	IP WLS BF H R ER SO BB IBB HBP BLK WP HR S P ERA WHIP																					
Steve Baker, R (1, 1) ERA: 3.66	7.0 W 29 8 3 3 6 0 0 0 0 0 0 1 41 41 3.86 1.143																					
Dave Beard, R (8, 1) ERA: 3.51	2.0 S 8 1 0 0 1 1 0 0 0 0 0 0 9 13 0.00 1.000																					

Texas Rangers @ Oakland Athletics
Oakland-Alameda County Coliseum, Oakland, CA
Wed Sep 22 1982, 7:05 PM PDT
Att. 13,509 - Unknown

livebaseballscorecards.com

AB	35
R	3
H	9
RBI	3
BB	1
SO	7
LOB	15



Batter	1	2	3	4	5	6	7	8	9	AB	R	H	RBI	BB	SO	LOB
Rickey Henderson, R OBP: 0.399, SLG: 0.377 (1, 7)	0-3 K		0-0 F8		0-0 2B	0-0 F8				4	1	1	0	0	1	1
Mike Davis, L OBP: 0.377, SLG: 0.472 (1, 3)	0-0 6-3		0-0 CS 1B		0-0 1B 2B		0-0 F7			4	1	2	1	0	0	0
Dwayne Murphy, L OBP: 0.347, SLG: 0.409 (1, 8)	4-0 WP BB		0-0 CS 1-2	0-0 1B 1B	4-0 1B IBB		0-0 G3			2	1	1	0	2	0	0
Tony Armas, R OBP: 0.276, SLG: 0.440 (1, 9)	0-0 F7 1-2			0-0 P4	0-0 1-2 2-H 1B		0-0 F8			4	0	1	1	0	0	2
Jeff Burroughs, R OBP: 0.377, SLG: 0.498 (1, 10)		0-3 K		0-0 1B 1-2 3B 1B	0-0 F8		4-0 BB BB BB			3	1	1	0	1	1	2
Wayne Gross, L OBP: 0.345, SLG: 0.365 (1, 5)		0-0 G5-3 2B		0-0 1-3 2-H 3B 1B	0-0 F8		0-0 P3			4	1	2	1	0	0	3
Davey Lopes, R OBP: 0.305, SLG: 0.373 (1, 4)		4-0 BB BB BB		0-0 1-H 3-H CS 3B		0-0 5-3 1B		0-0 F8		3	0	2	2	1	0	1
Bob Kearney, R OBP: 0.203, SLG: 0.208 (1, 2)		0-0 G5-3 2-3f		0-0 6-3 3-H		0-0 5-3 1-2		0-0 5-3		4	0	0	0	0	0	5
Jimmy Sexton, R OBP: 0.292, SLG: 0.321 (1, 6)			0-0 6-3		0-3 K	0-0 P6				3	0	0	0	0	1	1

Inning Stats	R: 0	H: 0	E: 0	K: 1	S: 5	R: 0	H: 1	E: 0	K: 1	S: 5	R: 0	H: 1	E: 0	K: 0	S: 3	R: 3	H: 4	E: 0	K: 0	S: 6	R: 2	H: 3	E: 0	K: 1	S: 8	R: 0	H: 1	E: 0	K: 0	S: 4	R: 0	H: 0	E: 0	K: 0	S: 3	R: 0	H: 0	E: 0	K: 0	S: 3	R: 0	H: 0	E: 0	K: 0	S: 3
	LOB: 1	BB: 1	P: 9	LOB: 1	BB: 1	P: 9	LOB: 0	BB: 0	P: 3	LOB: 0	BB: 0	P: 3	LOB: 2	BB: 1	P: 12	LOB: 1	BB: 0	P: 4	LOB: 0	BB: 0	P: 7	LOB: 1	BB: 1	P: 7	LOB: 0	BB: 0	P: 3	LOB: 0	BB: 0	P: 3	LOB: 0	BB: 0	P: 3	LOB: 1	BB: 1	P: 7	LOB: 0	BB: 0	P: 7	LOB: 0	BB: 0	P: 7			

PITCHER	IP	WLS	BF	H	R	ER	SO	BB	IBB	HBP	BLK	WP	HR	S	P	ERA	WHIP
Mike Smithson, R ERA: 4.82 (1, 1)	4.1	L	22	9	5	5	3	2	1	0	0	1	0	25	37	10.38	2.538
Jim Farr, R ERA: 3.6 (5, 1)	3.2		13	1	0	0	0	1	0	0	0	0	0	12	16	0.00	0.545

BOTTOM

Texas Rangers @ Oakland Athletics
Oakland-Alameda County Coliseum, Oakland, CA

Wed Sep 22 1982, 7:05 PM PDT
Att. 13,509 - Unknown

livebaseballscorecards.com

AB	31
R	5
H	10
RBI	5
BB	4
SO	3
LOB	15



1B:	6	SF:	0	WP:	1	PA:	36
2B:	3	SAC:	0	PB:	0		
3B:	1	DP:	1	SB:	0		
HR:	0	HBP:	0	CS:	2		

Batter	1	2	3	4	5	6	7	8	9	AB R H RBI BB SO LOB	TOP									
Brian Downing, R (1, 7) OBP: 0.366, SLG: 0.485	0-0 5-3		0-0 6-3	0-0 2B		0-0 6-3		0-0 F9 1B 2B	0-3 K	6 1 2 1 0 1 1										
Rod Carew, L (1, 3) OBP: 0.396, SLG: 0.399	0-0 F7		0-0 SF8	0-0 4-3		0-0 1-3		0-0 F9 2-3	0-3 K	5 0 0 1 0 1 3										
Doug DeCinces, R (1, 5) OBP: 0.369, SLG: 0.544	0-3 K		0-0 FC5 2B		0-0 5-3		0-0 BB 1B S	0-0 4-3		5 1 2 0 0 1 1 0 0 0 0 0 0 0										
Mick Kelleher, R (8, 5) OBP: 0.264, SLG: 0.191																				
Don Baylor, R (1, 10) OBP: 0.327, SLG: 0.419		0-0 2B 6-3 1B	4-0 BB BB BB	4-0 BB BB		4-0 BB BB	0-0 F8 1-2	0-0 BB HR 1B		3 3 2 1 2 0 1										
Bobby Grich, R (1, 4) OBP: 0.373, SLG: 0.447		0-0 1-3 2B	0-0 FC5 2-3f		4-0 E BB	4-0 E BB	0-0 5-3	4-0 1-2 HR BB		3 1 1 0 2 0 3 0 0 0 0 0 0 0										
Rob Wilfong, L (8, 4) OBP: 0.268, SLG: 0.268																				
Reggie Jackson, L (1, 9) OBP: 0.377, SLG: 0.516	0-3 K		0-0 P4		0-0 F8		4-0 BB 1B IBB	0-0 1-H 2-H HR		3 1 0 0 1 1 4 1 1 1 3 0 0 0										
Juan Beniquez, R (7, 9) OBP: 0.315, SLG: 0.378																				
Bobby Clark, R (1, 8) OBP: 0.224, SLG: 0.306	0-0 6-3		0-0 4-3		0-0 E8 1-3 2-H 1B		4-0 1-2 2-3 1B BB	0-0 E8 1B		3 0 1 2 0 0 1 1 0 1 0 1 0 0										
Fred Lynn, L (7, PH) OBP: 0.372, SLG: 0.499																				
Tim Foli, R (1, 6) OBP: 0.273, SLG: 0.311	0-0 4-3		0-0 1B 2B 1B		0-0 6-3		0-0 1-2 2-H 3-H 1B	0-0 FC6-4 1B		4 1 2 2 0 0 3 1 0 0 0 0 0 1										
Ricky Adams, R (7, PR) OBP: 0.167, SLG: 0.091																				
Bob Boone, R (1, 2) OBP: 0.311, SLG: 0.337			0-0 6-3 PB SF8 1B	0-0 2B 1-2 1B		0-0 F8	0-0 FC6-4		0-3 K	5 1 2 0 0 1 2										
Inning Stats	R: 0 E: 0 K: 1 S: 5	H: 0 LOB: 0 BB: 0 P: 5	R: 1 E: 0 K: 1 S: 7	H: 2 LOB: 1 BB: 0 P: 7	R: 1 E: 0 K: 0 S: 6	H: 3 LOB: 2 BB: 0 P: 6	R: 1 E: 1 K: 0 S: 4	H: 1 LOB: 2 BB: 2 P: 12	R: 0 E: 0 K: 0 S: 3	H: 0 LOB: 0 BB: 0 P: 3	R: 2 E: 0 K: 0 S: 5	H: 2 LOB: 2 BB: 2 P: 13	R: 4 E: 1 K: 0 S: 7	H: 4 LOB: 1 BB: 1 P: 11	R: 0 E: 0 K: 3 S: 9	H: 0 LOB: 0 BB: 0 P: 9	1B: 9 2B: 4 3B: 0 HR: 1	SF: 1 SAC: 0 DP: 0 HBP: 0	WP: 0 PB: 1 SB: 1 CS: 0	PA: 47
PITCHER	IP WLS BF H R ER SO BB IBB HBP BLK WP HR S P ERA WHIP																			
Rick Honeycutt, L (1, 1) ERA: 5.28	4.2 L 25 8 4 4 2 3 0 0 0 0 0 0 26 38 7.71 2.357																			
Steve Comer, R (5, 1) ERA: 5.1	3.0 16 4 5 5 0 2 1 0 0 0 0 0 13 25 15.00 2.000																			
Dan Boitano, R (8, 1) ERA: 5.52	1.1 6 2 1 1 3 0 0 0 0 0 0 1 12 12 6.75 1.500																			

California Angels @ Texas Rangers
Arlington Stadium, Arlington, TX
Fri Sep 24 1982, 8:05 PM EDT
Att. 9,330 - Unknown

livebaseballscorecards.com

AB 40
R 10
H 14
RBI 10
BB 6
SO 5
LOB 20



Batter	1	2	3	4	5	6	7	8	9	AB R H RBI BB SO LOB
Brian Downing, R (1, 7) OBP: 0.368, SLG: 0.484	0-0 FC4-6 1B		0-0 6-3		4-0 4-3 1B BB	0-0 4-3	1-0 1-2 2-3 3-H HBP			3 0 1 1 1 0 1
Rod Carew, L (1, 3) OBP: 0.396, SLG: 0.405	0-0 F7		0-0 G3		0-0 4-3 1B		HR			5 1 2 1 0 0 4
Reggie Jackson, L (1, 9) OBP: 0.374, SLG: 0.511 Gary Pettis, S (8, 8)	0-3 K		0-3 K		0-0 4-3		0-0 4-3	0-3 K		5 0 0 0 0 3 3 0 0 0 0 0 0 0
Fred Lynn, L (1, 8) OBP: 0.375, SLG: 0.500 Juan Beniquez, R (8, PH) OBP: 0.314, SLG: 0.376	0-0 FC4-6 1-2f			0-0 1B SF8 1B	4-0 FC6-4 IBB		0-0 HR 1B	0-0 F8		3 2 2 0 1 0 1 1 0 0 0 0 0 0
Doug DeCinces, R (1, 5) OBP: 0.369, SLG: 0.548		0-0 1B 1B 1B		0-3 K	0-0 FC6-4		0-0 HR	0-0 6-3		5 1 2 2 0 1 4
Don Baylor, R (1, 10) OBP: 0.329, SLG: 0.425		0-3 K		0-0 1B		0-0 HR	4-0 BB 1B HBP BB	0-0 F9		4 2 2 1 1 1 1
Bobby Grich, R (1, 4) OBP: 0.371, SLG: 0.445		0-0 1B 1B		0-0 SF8		0-3 K	0-3 K	0-3 K		4 0 1 1 0 3 1
Tim Foli, R (1, 6) OBP: 0.275, SLG: 0.312		0-0 G6-4-3 1B		0-0 6-3		0-0 L9	0-0 HBP BB 1B	0-0 L7		5 0 2 0 0 0 1
Bob Boone, R (1, 2) OBP: 0.315, SLG: 0.339		0-0 G6-4-3			0-0 CS 1B	0-0 1B	4-0 1-2 2-3 BB			3 0 2 0 1 0 3

Inning Stats	R: 0 E: 0 K: 1 S: 6	H: 1 LOB: 1 BB: 0 P: 6	R: 0 E: 0 K: 1 S: 7	H: 3 LOB: 2 BB: 0 P: 7	R: 0 E: 0 K: 1 S: 5	H: 0 LOB: 0 BB: 0 P: 5	R: 1 E: 0 K: 1 S: 7	H: 2 LOB: 1 BB: 0 P: 7	R: 0 E: 0 K: 0 S: 4	H: 2 LOB: 3 BB: 2 P: 12	R: 1 E: 0 K: 1 S: 7	H: 2 LOB: 1 BB: 0 P: 7	R: 4 E: 0 K: 1 S: 9	H: 4 LOB: 3 BB: 2 P: 18	R: 0 E: 0 K: 1 S: 5	H: 0 LOB: 0 BB: 0 P: 5	R: 0 E: 0 K: 1 S: 5	H: 0 LOB: 0 BB: 0 P: 5	1B: 11 2B: 0 3B: 0 HR: 3	SF: 1 SAC: 0 DP: 1 HBP: 1	WP: 0 PB: 0 SB: 0 CS: 1	PA: 44
--------------	------------------------------	---------------------------------	------------------------------	---------------------------------	------------------------------	---------------------------------	------------------------------	---------------------------------	------------------------------	----------------------------------	------------------------------	---------------------------------	------------------------------	----------------------------------	------------------------------	---------------------------------	------------------------------	---------------------------------	-----------------------------------	------------------------------------	----------------------------------	--------

PITCHER	IP	WLS	BF	H	R	ER	SO	BB	IBB	HBP	BLK	WP	HR	S	P	ERA	WHIP
John Butcher, R (1, 1) ERA: 4.9	6.0		29	11	3	3	5	1	1	0	0	0	2	37	45	4.50	2.000
Danny Darwin, R (7, 1) ERA: 3.24	0.2	L	6	3	2	2	1	1	0	0	0	0	1	7	11	27.00	6.000
Tom Henke, R (7, 1) ERA: 1.29	0.0		2	0	1	1	0	1	0	1	0	0	0	0	5	∞	∞
Paul Mirabella, L (7, 1) ERA: 5.1	2.1		7	0	0	0	2	0	0	0	0	0	0	11	11	0.00	0.000

California Angels @ Texas Rangers
Arlington Stadium, Arlington, TX
Sat Sep 25 1982, 8:05 PM EDT
Att: 13,210 - Unknown

AB	38
R	6
H	14
RBI	6
BB	4
SO	8
LOB	19



Batter	1	2	3	4	5	6	7	8	9	AB	R	H	RBI	BB	SO	LOB
George Wright, S (1, 8) OBP: 0.297, SLG: 0.372	0-0 5-3		0-3 K		0-0 F8	0-0 1B			0-3 K	5	0	1	2	0	2	2
Bill Sample, R (1, 7) OBP: 0.319, SLG: 0.402	0-0 P6		0-0 1B		0-0 3B	0-0 L8			0-0 G5-4-3	5	1	2	1	0	0	3
Lamar Johnson, R (1, 10) OBP: 0.328, SLG: 0.360	4-0 CS		0-0 1B		0-0 P6				0-0 4-3	3	0	1	1	1	0	1
Larry Parrish, R (1, 9) OBP: 0.315, SLG: 0.406	0-0 CS	0-0 5-3	0-0 P4		0-0 5-3				0-0 P3	4	0	0	0	0	0	2
Jim Sundberg, R (1, 2) OBP: 0.321, SLG: 0.370		0-0 E9		0-0 6-3		0-3 K			0-0 F9	4	0	0	0	0	1	0
Bill Stein, R (1, 5) OBP: 0.298, SLG: 0.314		0-0 FC6-4		0-0 1B		0-0 4-3			0-0 4-3	4	1	1	0	0	0	1
Dave Hostetter, R (1, 3) OBP: 0.299, SLG: 0.436		0-0 FC6-4		0-0 6-3		4-0 BB			0-3 K	3	1	0	0	1	1	2
Mike Richardt, R (1, 4) OBP: 0.274, SLG: 0.285			0-0 5-3	0-0 1B		0-0 BB			0-0 4-3	4	1	2	1	0	0	0
Bucky Dent, R (1, 6) OBP: 0.243, SLG: 0.245			0-0 1B		0-0 F2	4-0 BB			4-0 BB	2	1	1	0	1	0	1
Buddy Bell, R (9, PH) OBP: 0.376, SLG: 0.426			1B			1-2 2-3				0	0	0	0	1	0	0
Wayne Tolleson, S (9, PR) OBP: 0.167, SLG: 0.137			1B							0	0	0	0	0	0	0

Inning Stats	R: 0	H: 0	E: 0	K: 0	S: 2	R: 0	H: 0	E: 1	K: 0	S: 4	R: 2	H: 3	E: 0	K: 1	S: 8	R: 1	H: 2	E: 0	K: 0	S: 5	R: 0	H: 1	E: 0	K: 0	S: 4	R: 2	H: 2	E: 0	K: 1	S: 7	R: 0	H: 0	E: 0	K: 0	S: 3	R: 0	H: 0	E: 0	K: 1	S: 5	R: 0	H: 0	E: 0	K: 1	S: 4	R: 0	H: 0	E: 0	K: 1	S: 4	1B: 6	SF: 0	2B: 1	SAC: 0	3B: 1	DP: 1	HR: 0	HBP: 0	WP: 0	PA: 39
--------------	------	------	------	------	------	------	------	------	------	------	------	------	------	------	------	------	------	------	------	------	------	------	------	------	------	------	------	------	------	------	------	------	------	------	------	------	------	------	------	------	------	------	------	------	------	------	------	------	------	------	-------	-------	-------	--------	-------	-------	-------	--------	-------	--------

PITCHER	IP	WLS	BF	H	R	ER	SO	BB	IBB	HBP	BLK	WP	HR	S	P	ERA	WHIP
Geoff Zahn, L (1, 1) ERA: 3.88	5.2		26	7	5	5	2	2	0	0	0	0	0	28	36	7.94	1.588
Dave Goltz, R (6, 1) ERA: 4.26	3.1	W	12	1	0	0	2	2	0	0	0	0	0	14	22	0.00	0.900

BOTTOM

California Angels @ Texas Rangers
Arlington Stadium, Arlington, TX
Sat Sep 25 1982, 8:05 PM EDT
Att. 13,210 - Unknown

livebaseballscores.com

AB	34
R	5
H	8
RBI	5
BB	4
SO	4
LOB	12



Batter	1	2	3	4	5	6	7	8	9	AB R H RBI BB SO LOB	TOP											
Brian Downing, R (1, 7) OBP: 0.366, SLG: 0.481	0-3 K			0-0 5-3		0-3 K		0-0 F7		4 0 0 0 0 2 1												
Rod Carew, L (1, 3) OBP: 0.395, SLG: 0.404	0-0 4-3			0-0 4-3		0-0 F7		0-0 1B		4 0 1 1 0 0 0												
Doug DeCinces, R (1, 5) OBP: 0.368, SLG: 0.551	0-0 4-3			HR			0-0 F7	0-0 P6		4 1 1 1 0 0 2												
Fred Lynn, L (1, 8) OBP: 0.374, SLG: 0.504		0-0 F9		0-0 HR		0-0 B2-3		0-0 F9		4 1 1 1 0 0 0												
Don Baylor, R (1, 10) OBP: 0.330, SLG: 0.423		4-0 G6-4-3 BB		0-3 K		1-0 HR HBP		0-3 K		2 1 0 0 1 2 0												
Reggie Jackson, L (1, 9) OBP: 0.373, SLG: 0.515		0-0 G6-4-3 1-2f			0-0 3-1		0-0 HR	0-3 K		4 1 1 2 0 1 1												
Bobby Grich, R (1, 4) OBP: 0.369, SLG: 0.442			0-3 K		0-3 K		0-0 5-3			3 0 0 0 0 2 0												
Tim Lincecum, R (1, 6) OBP: 0.273, SLG: 0.310			0-0 6-3		0-0 F8			0-0 F9		3 0 0 0 0 0 0												
Bob Boone, R (1, 2) OBP: 0.315, SLG: 0.341			0-3 K			0-0 F7		0-0 1B 2B		3 0 1 0 0 1 0												
Gary Pettis, S (8, PR)										0 1 0 0 0 0 0												
Joe Ferguson, R (8, 2)										0 0 0 0 0 0 0												
Inning Stats	R: 0 E: 0 K: 1 S: 5	H: 0 LOB: 0 BB: 0 P: 5	R: 0 E: 0 K: 0 S: 2	H: 0 LOB: 0 BB: 1 P: 6	R: 0 E: 0 K: 2 S: 7	H: 0 LOB: 0 BB: 0 P: 7	R: 2 E: 0 K: 1 S: 7	H: 2 LOB: 0 BB: 0 P: 7	R: 0 E: 0 K: 1 S: 5	H: 0 LOB: 0 BB: 0 P: 5	R: 2 E: 0 K: 0 S: 4	H: 1 LOB: 0 BB: 0 P: 5	R: 1 E: 0 K: 0 S: 5	H: 2 LOB: 2 BB: 0 P: 5	R: 0 E: 0 K: 2 S: 7	H: 0 LOB: 0 BB: 0 P: 7	1B: 1 2B: 1 3B: 0 HR: 3	SF: 0 SAC: 0 DP: 1 HBP: 1	WP: 0 PB: 0 SB: 0 CS: 0	PA: 33		
PITCHER Charlie Hough, R (1, 1) ERA: 3.82	IP: 9.0 WLS: W BF: 33 H: 5 R: 5 ER: 5 SO: 8 BB: 1 IBB: 0 HBP: 1 BLK: 0 WP: 0 HR: 3 S: 47 P: 52 ERA: 5.00 WHIP: 0.667																					

California Angels @ Texas Rangers
Arlington Stadium, Arlington, TX
Sun Sep 26 1982, 8:05 PM EDT
Att: 29,036 - Unknown

livebaseballscorecards.com

AB 31
R 5
H 5
RBI 5
BB 1
SO 8
LOB 4



Batter	1	2	3	4	5	6	7	8	9
George Wright, S (1, 8) OBP: 0.302, SLG: 0.375	1-0 SH HBP	0-0 1B		0-0 SH1-3 1B		0-0 BB 1B		0-0 FC1-6 1-2f	
Bill Sample, R (1, 7) OBP: 0.319, SLG: 0.399	0-0 SH HR	0-0 P4		0-0 SH1-3		4-0 BB 1B 1-2 K2-5-2		0-0 P3	
Johnny Grubb, L (1, 10) OBP: 0.371, SLG: 0.368 Lamar Johnson, R (6, PH) OBP: 0.329, SLG: 0.361	1-0 HR HBP		0-0 F8	0-0 G3		0-0 E 1B 1-2 2-H		0-0 F8	
Larry Parrish, R (1, 9) OBP: 0.315, SLG: 0.411	0-0 HR		0-0 1-3	0-0 5-3		0-3 K2-5-2 1-2 2-3			
Jim Sundberg, R (1, 2) OBP: 0.322, SLG: 0.375	0-0 1-3		0-0 2B 1B		0-0 L8		0-0 3B		
Pete O'Brien, L (1, 3) OBP: 0.276, SLG: 0.404	0-0 6-3		0-0 1B 2B		0-0 4-3		0-0 G3		
Bill Stein, R (1, 5) OBP: 0.303, SLG: 0.315	0-0 5-3		1-0 1B HBP		0-0 FC6-4 1B		0-3 K		
Mike Richardt, R (1, 4) OBP: 0.273, SLG: 0.284		0-0 5-3	0-0 1B		0-0 FC6-4 1-2f		0-3 K		
Bucky Dent, R (1, 6) OBP: 0.243, SLG: 0.243		0-0 6-3	0-0 L5			0-0 F8		4-0 FC1-6 BB	

Inning Stats	R: 4	H: 1	LOB: 0	K: 0	P: 7	R: 0	H: 1	LOB: 1	K: 0	P: 4	R: 2	H: 3	LOB: 2	K: 0	P: 7	R: 0	H: 1	LOB: 1	K: 0	P: 4	R: 1	H: 2	LOB: 2	K: 1	P: 10	R: 0	H: 1	LOB: 1	K: 2	P: 8	R: 0	H: 0	LOB: 1	K: 0	P: 7
	S: 5	BB: 0		S: 4	P: 4	S: 6	BB: 0		S: 4	P: 4	S: 6	BB: 0		S: 4	P: 4	S: 8	BB: 0		S: 3	P: 7	S: 6	BB: 1		S: 3	P: 7	S: 3	BB: 1		S: 3	P: 7	S: 3	BB: 1		S: 3	P: 7

PITCHER	IP	WLS	BF	H	R	ER	SO	BB	IBB	HBP	BLK	WP	HR	S	P	ERA	WHIP
Ken Forsch, R (1, 1) ERA: 3.78	2.2	L	16	4	6	5	0	0	0	0	0	0	1	13	16	16.88	1.500
Rick Steiner, R (3, 1) ERA: 3.33	2.2		13	4	1	1	0	1	0	0	0	0	0	12	16	3.38	1.875
John Curtis, L (6, 1) ERA: 4.28	0.0		1	1	0	0	0	0	0	0	0	0	0	1	1	∞	∞
Steve Renko, R (6, 1) ERA: 4.47	2.2		9	1	0	0	3	1	0	0	0	0	0	14	18	0.00	0.750

AB R H RBI BB SO LOB

4	2	3	0	0	0	1
2	1	0	0	1	0	2
2	1	0	0	0	0	1
2	0	1	1	0	0	1
4	1	1	3	0	1	3
4	1	2	0	0	0	0
4	1	1	1	0	0	1
3	0	1	0	0	1	1
4	0	1	1	0	1	2
3	0	0	0	1	0	2

1B: 7	SF: 0	WP: 0	PA: 39
2B: 2	SAC: 2	PB: 0	
3B: 1	DP: 1	SB: 0	
HR: 1	HBP: 3	CS: 0	

California Angels @ Texas Rangers
Arlington Stadium, Arlington, TX
Sun Sep 26 1982, 8:05 PM EDT
Att. 29,036 - Unknown

livebaseballscorecards.com

AB	32
R	7
H	10
RBI	6
BB	2
SO	3
LOB	14



Batter	1	2	3	4	5	6	7	8	9	AB R H RBI BB SO LOB	TOP											
Rickey Henderson, R OBP: 0.400, SLG: 0.386 Darrell Brown, S OBP: 0.368, SLG: 0.444	0-3 K			0-0 G3			0-0 2B		0-0 4-3	2 0 0 0 0 1 0 2 1 1 0 0 0 0	Oakland Athletics @ Texas Rangers Arlington Stadium, Arlington, TX Mon Sep 27 1982, 8:05 PM EDT Att. 7,263 - Unknown livebaseballscorecards.com											
Mike Davis, L OBP: 0.388, SLG: 0.485	0-0 G3			0-0 G6-4-3 1B			0-0 G6-4-3 1-H 2B		0-0 4-3	4 0 2 1 0 0 0												
Dwayne Murphy, L OBP: 0.350, SLG: 0.417	0-0 L4			0-0 G6-4-3 1-2f			4-0 G6-4-3 BB		0-0 2B	3 0 1 0 1 0 1												
Tony Armas, R OBP: 0.274, SLG: 0.438		0-0 P3		0-3 K			0-0 G6-4-3 1-2f 2-3		0-0 F7	4 0 0 0 0 1 3												
Wayne Gross, L OBP: 0.344, SLG: 0.360		0-0 L9		0-0 F7			4-0 FC5-4 BB			2 0 0 0 1 0 0												
Jeff Burroughs, R OBP: 0.373, SLG: 0.492		0-0 6-3		0-0 L9			0-0 FC5-4 1-2f			3 0 0 0 0 0 2												
Mike Heath, R OBP: 0.297, SLG: 0.353			0-0 5-3		0-3 K			0-0 F9		3 0 0 0 0 1 0												
Jimmy Sexton, R OBP: 0.291, SLG: 0.319			0-0 5-3		0-0 6-3			0-0 P4		3 0 0 0 0 0 0												
Fred Stanley, R OBP: 0.279, SLG: 0.223			0-3 K		0-0 F9			0-3 K		3 0 0 0 0 2 0												
Inning Stats	R: 0 E: 0 K: 1 S: 5	H: 0 LOB: 0 BB: 0 P: 5	R: 0 E: 0 K: 0 S: 3	H: 0 LOB: 0 BB: 0 P: 3	R: 0 E: 0 K: 1 S: 5	H: 0 LOB: 0 BB: 0 P: 5	R: 0 E: 0 K: 0 S: 3	H: 1 LOB: 0 BB: 0 P: 3	R: 0 E: 0 K: 0 S: 5	H: 0 LOB: 0 BB: 0 P: 5		R: 1 E: 0 K: 0 S: 4	H: 2 LOB: 2 BB: 2 P: 12	R: 0 E: 0 K: 1 S: 5	H: 0 LOB: 0 BB: 0 P: 5	R: 0 E: 0 K: 0 S: 4	H: 0 LOB: 0 BB: 0 P: 5	R: 0 E: 0 K: 0 S: 4	H: 1 LOB: 1 BB: 0 P: 4	1B: 2 2B: 2 3B: 0 HR: 0	SF: 0 SAC: 0 DP: 2 HBP: 0	WP: 0 PB: 0 SB: 0 CS: 0
PITCHER Mike Smithson, R ERA: 4.08	IP 9.0	WLS W	BF 31	H 4	R 1	ER 1	SO 5	BB 2	IBB 0	HBP 0	BLK 0	WP 0	HR 0	S 39	P 47	ERA 1.00	WHIP 0.667					



Batter	1	2	3	4	5	6	7	8	9	AB	R	H	RBI	BB	SO	LOB
Wayne Tolleson, S OBP: 0.155, SLG: 0.127 (1, 6)	0-0 F7	0-0 G1-6-3		0-3 K		0-0 FC3-2				4	0	0	0	0	1	5
Mike Richardt, R OBP: 0.276, SLG: 0.285 (1, 4)	4-0 FC6-4 BB		0-0 F8		0-0 FC4-6 1B	0-0 F9				3	0	1	0	1	0	2
George Wright, S OBP: 0.303, SLG: 0.377 (1, 8)	0-0 P5		0-0 1B 2B		0-0 FC4-6		0-0 1B			4	0	2	0	0	0	2
Larry Parrish, R OBP: 0.314, SLG: 0.410 (1, 9)	0-0 FC6-4		0-0 CS 1B		0-0 F8		0-3 K			4	0	1	0	0	1	3
Pete O'Brien, L OBP: 0.274, SLG: 0.393 (1, 10)		0-0 FC4-6 1B	0-3 K		0-3 K		0-3 K			4	0	1	0	0	3	4
Pat Putnam, L OBP: 0.280, SLG: 0.322 (1, 3)		0-0 FC4-6 1B 1B		0-0 1B 2B		0-0 FC5-6 1B	0-0 G3			4	2	2	0	0	0	2
Bill Stein, R OBP: 0.313, SLG: 0.325 (1, 5)		0-0 1B 1B		0-0 FC5-4 1B		0-0 FC5-6 2B 1B	0-0 5-3			4	2	3	1	0	0	0
Terry Bogener, L OBP: 0.279, SLG: 0.321 (1, 7)		0-0 1B 1B		0-0 FC5-4 1B		0-0 FC5-6 2B FC3-2	0-3 K			4	0	2	0	0	1	2
Bob Johnson, R OBP: 0.200, SLG: 0.304 (1, 2)		0-0 G1-6-3 1B		0-0 FC5-4		0-0 FC3-2 2B	0-0 F8			4	0	2	3	0	0	2

Inning Stats	R: 0	H: 0	E: 0	K: 0	S: 3	R: 2	H: 4	E: 0	K: 0	S: 6	R: 0	H: 2	E: 0	K: 1	S: 6	R: 1	H: 3	E: 0	K: 1	S: 7	R: 0	H: 1	E: 0	K: 1	S: 6	R: 1	H: 3	E: 0	K: 0	S: 6	R: 0	H: 1	E: 0	K: 2	S: 8	R: 0	H: 0	E: 0	K: 1	S: 5
	LOB: 1	BB: 1	P: 7	LOB: 1	BB: 0	P: 6	LOB: 1	BB: 0	P: 6	LOB: 1	BB: 0	P: 6	LOB: 1	BB: 0	P: 6	LOB: 2	BB: 0	P: 6	LOB: 2	BB: 0	P: 6	LOB: 1	BB: 0	P: 8	LOB: 0	BB: 0	P: 5	LOB: 0	BB: 0	P: 5	LOB: 0	BB: 0	P: 5	LOB: 0	BB: 0	P: 5	LOB: 0	BB: 0	P: 5	

BOTTOM

Oakland Athletics @ Texas Rangers
Arlington Stadium, Arlington, TX

Mon Sep 27 1982, 8:05 PM EDT
Att. 7,263 - Unknown

livebaseballscores.com

AB	35
R	4
H	14
RBI	4
BB	1
SO	6
LOB	22



WP: 0	PA: 36
PB: 0	
SB: 0	
CS: 1	

PITCHER	IP	WLS	BF	H	R	ER	SO	BB	IBB	HBP	BLK	WP	HR	S	P	ERA	WHIP
Rick Langford, R ERA: 4.21 (1, 1)	8.0	L	36	14	4	4	6	1	0	0	0	0	0	47	51	4.50	1.875

Oakland Athletics @ Texas Rangers
 Arlington Stadium, Arlington, TX
 Tue Sep 28 1982, 8:05 PM EDT
 Att: 19,258 - Unknown

AB	37
R	5
H	11
RBI	5
BB	7
SO	2
LOB	23



WP	1	PA	44
PB	1		
SB	1		
CS	0		

AB R H RBI BB SO LOB

3	1	1	0	2	0	1
4	0	1	1	1	0	3
4	1	1	1	1	0	4
5	0	1	1	0	0	3
2	0	0	0	2	1	0
1	0	1	0	0	0	0
3	0	0	1	0	0	3
2	0	1	0	0	0	1
4	0	1	0	1	0	2
5	1	2	0	0	0	5
4	2	2	1	0	1	1

Batter	1	2	3	4	5	6	7	8	9
Rickey Henderson, R OBP: 0.402, SLG: 0.387 (1, 7)	0-0 4-3 1B 2B	0-0 F8		4-0 1B IBB		0-0 E6 1B S		4-0 FC6 BB	
Dwayne Murphy, L OBP: 0.350, SLG: 0.416 (1, 8)	0-0 4-3 2-3	0-0 4-3		0-0 1-2 2-H 1B		4-0 1-2 1B IBB		0-0 FC6 1-2f 2-3	
Davey Lopes, R OBP: 0.307, SLG: 0.373 (1, 4)	4-0 PB FC6-4 BB		0-0 F7	0-0 6-3		0-0 G6-4-3 1-2 2-3 3-H 1B		0-0 5-3	
Jeff Burroughs, R OBP: 0.371, SLG: 0.487 (1, 10)	0-0 FC6-4 1-2 3-H 1B		0-0 6-3		0-0 5-3	0-0 G6-4-3 1-2f		0-0 F7	
Tony Armas, R OBP: 0.276, SLG: 0.436 (1, 9)	4-0 FC6-4 1-2 2-3 BB		0-3 K		4-0 BB BB BB BB		0-0 F8		0-0 2B 1B
Mike Davis, L OBP: 0.397, SLG: 0.493 (7, 9)	0-0 FC6-4 BB			0-0 5-3	0-0 F9		0-0 G6-4-3 1B		0-0 F8
Mickey Klutts, R OBP: 0.213, SLG: 0.230 (1, 5)	0-0 FC6-4 BB			0-0 5-3					0-0 F8
Wayne Gross, L OBP: 0.345, SLG: 0.361 (7, PH)	1-2f 2-3 3-H BB								
Kelvin Moore, R OBP: 0.237, SLG: 0.345 (1, 3)	4-0 1-2 BB			0-0 1-3	0-0 F9		0-0 G6-4-3 1-2f		0-0 1-3 2B
Bob Kearney, R OBP: 0.225, SLG: 0.219 (1, 2)	0-0 4-3			0-0 2B 1B		0-0 6-3		0-0 FC6 WP 1B	0-0 4-3
Fred Stanley, R OBP: 0.282, SLG: 0.233 (1, 6)		0-0 5-3		0-0 1-H 1B 2B		0-0 E 1B 1B		0-3 K	

Inning Stats	R: 2	H: 2	E: 0	LOB: 3	K: 0	BB: 3	S: 5	P: 17	R: 0	H: 0	E: 0	LOB: 0	K: 0	BB: 0	S: 3	P: 3	R: 0	H: 0	E: 0	LOB: 0	K: 1	BB: 3	S: 5	P: 5	R: 2	H: 3	E: 0	LOB: 2	K: 0	BB: 1	S: 6	P: 10	R: 0	H: 0	E: 0	LOB: 1	K: 0	BB: 1	S: 3	P: 7	R: 1	H: 2	E: 1	LOB: 2	K: 0	BB: 1	S: 5	P: 9	R: 0	H: 1	E: 0	LOB: 0	K: 0	BB: 0	S: 3	P: 3	R: 0	H: 1	E: 0	LOB: 2	K: 1	BB: 1	S: 6	P: 10	R: 0	H: 2	E: 0	LOB: 2	K: 0	BB: 0	S: 5	P: 5	R: 0	H: 1	E: 0	LOB: 2	K: 0	BB: 0	S: 5	P: 5	1B: 8	SF: 0	2B: 3	SAC: 0	3B: 0	DP: 2	HR: 0	HBP: 0	WP: 1	PA: 44
--------------	------	------	------	--------	------	-------	------	-------	------	------	------	--------	------	-------	------	------	------	------	------	--------	------	-------	------	------	------	------	------	--------	------	-------	------	-------	------	------	------	--------	------	-------	------	------	------	------	------	--------	------	-------	------	------	------	------	------	--------	------	-------	------	------	------	------	------	--------	------	-------	------	-------	------	------	------	--------	------	-------	------	------	------	------	------	--------	------	-------	------	------	-------	-------	-------	--------	-------	-------	-------	--------	-------	--------

PITCHER	IP	WLS	BF	H	R	ER	SO	BB	IBB	HBP	BLK	WP	HR	S	P	ERA	WHIP
Mike Mason, L ERA: 5.09 (1, 1)	4.0	L	21	5	4	4	1	3	1	0	0	0	0	19	35	9.00	2.000
Jim Farr, R ERA: 2.7 (5, 1)	3.1		16	4	1	0	1	2	1	0	0	1	0	15	27	0.00	1.800
Paul Mirabella, L ERA: 5.06 (8, 1)	0.1		1	0	0	0	0	0	0	0	0	0	0	1	1	0.00	0.000
Tom Henke, R ERA: 1.08 (8, 1)	1.1		6	2	0	0	0	0	0	0	0	0	0	6	6	0.00	1.500

PITCHER	IP	WLS	BF	H	R	ER	SO	BB	IBB	HBP	BLK	WP	HR	S	P	ERA	WHIP
---------	----	-----	----	---	---	----	----	----	-----	-----	-----	----	----	---	---	-----	------

Batter	1	2	3	4	5	6	7	8	9	AB	R	H	RBI	BB	SO	LOB
George Wright, S OBP: 0.304, SLG: 0.378 (1, 8)	0-0 CS 1B		0-0 FC2-5 E 1-2 2-3	0-0 F2			0-0 4-3		0-0 2-H 1B	5	1	2	1	0	0	5
Mike Richardt, R OBP: 0.275, SLG: 0.282 (1, 4)	0-3 K 1-2		0-0 F8		0-0 5-3		4-0 3-H BB		0-0 4-3	4	0	0	0	1	1	4
Lamar Johnson, R OBP: 0.330, SLG: 0.364 (1, 10)	0-0 F8		0-0 E7 1-H 2-H 2B		4-0 G6-4-3 BB		0-0 4-3			3	0	1	2	1	0	1
Larry Parrish, R OBP: 0.313, SLG: 0.409 (1, 9)		0-3 K	0-0 L6		0-0 G6-4-3 1-2f			0-0 6-3		1	0	0	0	0	1	0
Bill Sample, R OBP: 0.317, SLG: 0.396 (3, 7)										3	0	0	0	0	0	2
Dave Hostetler, R OBP: 0.301, SLG: 0.437 (1, 3)		0-0 1B		0-0 BB 1B		0-0 6-3		0-0 F8		4	0	2	0	0	0	0
Bill Stein, R OBP: 0.306, SLG: 0.318 (1, 5)		0-0 F8		0-0 F9		0-0 L6		0-0 F9		4	0	0	0	0	0	2
Bob Johnson, R OBP: 0.189, SLG: 0.286 (1, 2)		0-3 K		0-0 F7		0-0 5-3			0-0 1B 2B	3	0	0	0	0	1	2
Pete O'Brien, L OBP: 0.274, SLG: 0.393 (9, PH)										0	0	0	0	0	0	0
Jim Sundberg, R OBP: 0.324, SLG: 0.379 (9, PH)										1	1	1	0	0	0	0
Nick Capra, R OBP: 0.333, SLG: 0.500 (1, 7)			0-0 FC2-5 S 1B	4-0 BB 1-2 BB			0-0 WP 3B		0-0 F7	1	0	1	0	1	0	0
Johnny Grubb, L OBP: 0.372, SLG: 0.375 (7, PH)										2	1	1	0	0	0	1
Wayne Tolleson, S OBP: 0.180, SLG: 0.125 (1, 6)			4-0 FC2-5 E BB	4-0 BB 1-2 2-3 BB					0-0 5-3	1	1	0	0	2	1	1
Bucky Dent, R OBP: 0.242, SLG: 0.242 (9, PH)										1	0	0	0	0	0	1

Inning Stats	R: 0	H: 1	E: 0	LOB: 0	K: 1	BB: 0	S: 5	P: 5	R: 0	H: 1	E: 0	LOB: 1	K: 2	BB: 0	S: 8	P: 8	R: 2	H: 2	E: 1	LOB: 1	K: 0	BB: 1	S: 5	P: 9	R: 0	H: 1	E: 0	LOB: 3	K: 0	BB: 2	S: 4	P: 12	R: 0	H: 0	E: 0	LOB: 0	K: 0	BB: 1	S: 2	P: 6	R: 0	H: 0	E: 0	LOB: 0	K: 0	BB: 0	S: 3	P: 3	R: 1	H: 1	E: 0	LOB: 1	K: 1	BB: 1	S: 6	P: 10	R: 0	H: 0	E: 0	LOB: 0	K: 0	BB: 0	S: 3	P: 3	R: 1	H: 2	E: 0	LOB: 1	K: 0	BB: 0	S: 5	P: 5	1B: 5	SF: 0	2B: 3	SAC: 0	3B: 1	DP: 2	HR: 0	HBP: 0	WP: 1	PA: 38	PB: 0	SB: 1	CS: 1
--------------	------	------	------	--------	------	-------	------	------	------	------	------	--------	------	-------	------	------	------	------	------	--------	------	-------	------	------	------	------	------	--------	------	-------	------	-------	------	------	------	--------	------	-------	------	------	------	------	------	--------	------	-------	------	------	------	------	------	--------	------	-------	------	-------	------	------	------	--------	------	-------	------	------	------	------	------	--------	------	-------	------	------	-------	-------	-------	--------	-------	-------	-------	--------	-------	--------	-------	-------	-------

PITCHER	IP	WLS	BF	H	R	ER	SO	BB	IBB	HBP	BLK	WP	HR	S	P	ERA	WHIP
Tim Conroy, L ERA: 2.82 (1, 1)	5.0	W	22	5	2	2	3	4	0	0	0	0	0	24	40	3.60	1.800
Preston Hanna, R ERA: 4.9 (6, 1)	3.0		11	1	1	1	1	1	0	0	0	1	0	12	16	3.00	0.667
Tom Underwood, L ERA: 3.06 (9, 1)	1.0	S	5	2	1	1	0	0	0	0	0	0	0	5	5	9.00	2.000

BOTTOM

Oakland Athletics @ Texas Rangers
Arlington Stadium, Arlington, TX

Tue Sep 28 1982, 8:05 PM EDT
Att: 19,258 - Unknown

livebaseballscorecards.com

AB	33
R	4
H	8
RBI	3
BB	5
SO	4
LOB	19



Batter	1	2	3	4	5	6	7	8	9	AB	R	H	RBI	BB	SO	LOB
Wayne Tolleson, S OBP: 0.169, SLG: 0.117 (1, 6)	0-0 4-3		0-0 1-3	0-0 1-3		0-0 4-3				4	0	0	0	0	0	4
Mike Richardt, R OBP: 0.279, SLG: 0.286 (1, 4)	0-0 E 1B		0-0 5-3		0-0 1B		0-0 SH1-3 1B			4	1	3	0	0	0	0
George Wright, S OBP: 0.306, SLG: 0.379 (1, 8)	0-0 E8 1-3 1B			0-0 1B 2B 1B	0-3 K		0-0 SH1-3 2-3			3	1	2	0	0	1	1
Larry Parrish, R OBP: 0.315, SLG: 0.410 (1, 9)	0-3 K			0-0 1-3 2B 1B	0-3 K		0-0 E S WP 1B			4	2	2	1	0	2	3
Pete O'Brien, L OBP: 0.273, SLG: 0.373 (1, 10)	0-0 4-3			4-0 1-2 2B BB	0-0 F5		0-0 3-H 1-4-3 1-3			3	1	0	0	1	0	4
Pat Putnam, L OBP: 0.287, SLG: 0.345 (1, 3)		0-3 K		0-0 4-3 2B		0-0 E9 2B		0-0 G3		4	0	2	3	0	1	0
Bill Stein, R OBP: 0.299, SLG: 0.310 (1, 5)		0-0 6-3		0-0 4-3		0-0 F9		0-0 F7		4	0	0	0	0	0	2
Terry Bogener, L OBP: 0.286, SLG: 0.316 Nick Capra, R OBP: 0.429, SLG: 0.545 (6, PH) (7, 7)		0-0 F7		4-0 BB		4-0 BB		0-0 CS S 1B		1	0	0	0	1	0	0
Bob Johnson, R OBP: 0.175, SLG: 0.264 (1, 2)			0-3 K	0-3 K		0-0 F2		0-3 K		1	0	0	0	0	3	5

Inning Stats	R: 0	H: 2	E: 1	LOB: 2	K: 1	P: 7	R: 0	H: 0	E: 0	LOB: 0	K: 1	P: 5	R: 0	H: 0	E: 0	LOB: 0	K: 1	P: 5	R: 3	H: 3	E: 0	LOB: 2	K: 1	P: 8	R: 0	H: 1	E: 0	LOB: 1	K: 2	P: 8	R: 0	H: 1	E: 1	LOB: 2	K: 0	P: 8	R: 2	H: 2	E: 1	LOB: 0	K: 0	P: 5	R: 0	H: 1	E: 0	LOB: 0	K: 1	P: 5
	0	2	1	2	1	7	0	0	0	0	1	5	0	0	0	0	1	5	3	3	0	2	1	8	0	1	0	1	0	0	0	0	1	2	0	8	2	2	0	5	0	0	0	1	5			

PITCHER	IP	WLS	BF	H	R	ER	SO	BB	IBB	HBP	BLK	WP	HR	S	P	ERA	WHIP
Steve Baker, R ERA: 4.3 (1, 1)	3.1		16	5	3	3	3	1	0	0	0	0	0	21	25	8.10	1.800
Bob Owchinko, L ERA: 5.06 (4, 1)	2.0		10	2	0	0	3	2	0	0	0	0	0	14	22	0.00	2.000
Dave Beard, R ERA: 3.49 (6, 1)	1.2	L	7	2	2	1	0	0	0	0	0	1	0	7	7	5.40	1.200
Preston Hanna, R ERA: 4.84 (8, 1)	1.0		3	1	0	0	1	0	0	0	0	0	0	5	5	0.00	1.000

BOTTOM

Oakland Athletics @ Texas Rangers
Arlington Stadium, Arlington, TX

Wed Sep 29 1982, 8:05 PM EDT
Att. 9,510 - Unknown

livebaseballscorecards.com

AB	32
R	5
H	10
RBI	4
BB	3
SO	7
LOB	19



WP: 1	PA: 36
PB: 0	
SB: 2	
CS: 1	

Batter	1	2	3	4	5	6	7	8	9	AB R H RBI BB SO LOB	TOP							
George Wright, S (1, 8) OBP: 0.305, SLG: 0.378	0-0 5-3		0-0 G5-4-3 1-2f			0-0 F8			0-0 FC6-4 1B	4 0 1 0 0 0 1								
Bill Sample, R (1, 7) OBP: 0.316, SLG: 0.394	0-0 E1			0-0 5-3			0-0 G5-4-3 1B		0-3 K	4 0 1 0 0 1 3								
Lamar Johnson, R (1, 10) OBP: 0.327, SLG: 0.359	0-3 K			0-0 5-3			0-0 G5-4-3 1-2f		0-3 K	4 0 0 0 0 2 5								
Larry Parrish, R (1, 9) OBP: 0.312, SLG: 0.406	0-0 L4			0-0 1-3			0-0 G3		0-0 FC6-4 1-2f	4 0 0 0 0 0 4								
Jim Sundberg, R (1, 2) OBP: 0.322, SLG: 0.376		0-0 5-3			0-0 5-3			0-0 6-3		3 0 0 0 0 0 0								
Dave Hostetter, R (1, 3) OBP: 0.299, SLG: 0.434		0-0 F7			0-3 K			0-0 1-3		3 0 0 0 0 1 0								
Bill Stein, R (1, 5) OBP: 0.295, SLG: 0.305		0-0 F3			0-0 F8			0-0 F9		3 0 0 0 0 0 0								
Mike Richardt, R (1, 4) OBP: 0.280, SLG: 0.287			0-0 5-3			0-0 P3			0-0 1B 1B 1B	3 0 1 0 0 0 0								
Wayne Tolleson, S (1, 6) OBP: 0.191, SLG: 0.143			0-0 G5-4-3 1B			0-0 5-3			0-0 1B 1B	3 0 2 0 0 0 0								
Inning Stats	R: 0 E: 1 K: 1 S: 6	H: 0 LOB: 1 BB: 0 P: 6	R: 0 E: 0 K: 0 S: 3	H: 0 LOB: 0 BB: 0 P: 3	R: 0 E: 0 K: 0 S: 3	H: 1 LOB: 0 BB: 0 P: 3	R: 0 E: 0 K: 0 S: 3	H: 0 LOB: 0 BB: 0 P: 3	R: 0 E: 0 K: 0 S: 3	H: 1 LOB: 0 BB: 0 P: 3	R: 0 E: 0 K: 0 S: 3	H: 0 LOB: 0 BB: 0 P: 3	R: 0 E: 0 K: 2 S: 10	H: 3 LOB: 3 BB: 0 P: 10	1B: 5 2B: 0 3B: 0 HR: 0	SF: 0 SAC: 0 DP: 2 HBP: 0	WP: 0 PB: 0 SB: 0 CS: 0	PA: 31
PITCHER Geoff Zahn, L (1, 1) ERA: 3.73	IP: 9.0 WLS: W BF: 31 H: 5 R: 0 ER: 0 SO: 4 BB: 0 IBB: 0 HBP: 0 BLK: 0 WP: 0 HR: 0 S: 39 P: 39 ERA: 0.00 WHIP: 0.556											PITCHER	IP: WLS: BF: H: R: ER: SO: BB: IBB: HBP: BLK: WP: HR: S: P: ERA: WHIP:					

Texas Rangers @ California Angels
Anaheim Stadium, Anaheim, CA

Fri Oct 01 1982, 10:05 PM EDT
Att: 39,558 - Unknown

livebaseballscorecards.com

AB	31
R	0
H	5
RBI	0
BB	0
SO	4
LOB	13



Texas Rangers @ California Angels
 Anaheim Stadium, Anaheim, CA

Sat Oct 02 1982, 6:33 AM EDT
 Att: 33,405 - Unknown

livebaseballscorecards.com

AB	33
R	4
H	8
RBI	4
BB	3
SO	7
LOB	13



Batter	1	2	3	4	5	6	7	8	9	AB R H RBI BB SO LOB
George Wright, S (1, 8) OBP: 0.305, SLG: 0.376	0-0 G3	0-0 P6			4-0 BB		0-0 FC6-4			3 0 0 0 1 0 2
Wayne Tolleson, S (1, 6) OBP: 0.181, SLG: 0.134	0-0 4-3		0-3 K		0-3 K		0-3 K			4 0 0 0 0 3 2
Johnny Grubb, L (1, 7) OBP: 0.368, SLG: 0.370	0-0 4-3		0-0 6-3		0-0 P4		0-0 CS	0-0 4-3		4 0 0 0 0 0 1
Larry Parrish, R (1, 9) OBP: 0.314, SLG: 0.414		0-0 HR	0-0 6-3			0-0 F9 1B		0-3 K		4 1 2 1 0 1 0
Pete O'Brien, L (1, 10) OBP: 0.271, SLG: 0.413		0-0 4-3		0-0 HR		0-3 K		0-3 K		4 1 1 1 0 2 1
Jim Sundberg, R (1, 2) OBP: 0.323, SLG: 0.384		0-0 HR		0-0 6-3		0-0 FC6 1B			0-0 5-3	4 1 2 1 0 0 0
Pat Putnam, L (1, 3) OBP: 0.293, SLG: 0.344		0-0 G3 1B		4-0 CS BB		0-0 F9			0-0 G3	3 1 1 0 1 0 2
Bill Stein, R (1, 5) OBP: 0.294, SLG: 0.300		0-0 G3		0-3 K		0-0 FC6			4-0 BB	3 0 0 0 1 1 4
Nick Capra, R (9, PR) OBP: 0.429, SLG: 0.545		1-2		1-2		1-2f				0 0 0 0 0 0 0
Mike Richardt, R (1, 4) OBP: 0.282, SLG: 0.290		0-0 1B		0-0 6-3			0-0 FC6-4 1B			3 0 2 1 0 0 0
Lamar Johnson, R (9, PH) OBP: 0.326, SLG: 0.358		2-H							0-0 1-3	1 0 0 0 0 0 1

Inning Stats	R: 0	H: 0	E: 0	K: 0	S: 3	P: 3	R: 3	H: 4	E: 0	K: 0	S: 7	P: 7	R: 0	H: 0	E: 0	K: 1	S: 5	P: 5	R: 1	H: 1	E: 0	K: 1	S: 5	P: 9	R: 0	H: 0	E: 0	K: 1	S: 5	P: 9	R: 0	H: 2	E: 0	K: 1	S: 7	P: 7	R: 0	H: 1	E: 0	K: 1	S: 5	P: 5	R: 0	H: 0	E: 0	K: 2	S: 7	P: 7	R: 0	H: 0	E: 0	K: 0	S: 3	P: 7	R: 0	H: 0	E: 0	K: 0	S: 3	P: 7	1B: 5	SF: 0	2B: 0	SAC: 0	3B: 0	DP: 0	HR: 3	HBP: 0	WP: 0	PA: 37
--------------	------	------	------	------	------	------	------	------	------	------	------	------	------	------	------	------	------	------	------	------	------	------	------	------	------	------	------	------	------	------	------	------	------	------	------	------	------	------	------	------	------	------	------	------	------	------	------	------	------	------	------	------	------	------	------	------	------	------	------	------	-------	-------	-------	--------	-------	-------	-------	--------	-------	--------

PITCHER	IP	WLS	BF	H	R	ER	SO	BB	IBB	HBP	BLK	WP	HR	S	P	ERA	WHIP
Ken Forsch, R (1, 1) ERA: 3.87	1.2		9	4	3	3	0	0	0	0	0	0	2	9	9	16.20	2.400
Dave Goltz, R (2, 1) ERA: 4.12	4.1	W	18	4	1	1	4	2	0	0	0	0	1	24	32	2.08	1.385
Luis Sanchez, R (7, 1) ERA: 3.21	3.0	S	9	0	0	0	3	1	0	0	0	0	0	14	18	0.00	0.333

Batter	1	2	3	4	5	6	7	8	9
Brian Downing, R (1, 7) OBP: 0.366, SLG: 0.477 Juan Beniquez, R (9, 7) OBP: 0.319, SLG: 0.381	0-0 1B 2B	4-0 G1-2-3 BB		0-0 P4		0-0 L3		0-0 F9	
Rod Carew, L (1, 3) OBP: 0.395, SLG: 0.402	0-0 CS 1B	0-0 G1-2-3 BB			4-0 HR BB		0-0 CS 1B		
Fred Lynn, L (1, 8) OBP: 0.373, SLG: 0.514	0-0 G3 1-2	0-0 L6			0-0 HR		0-3 K 1-2		
Reggie Jackson, L (1, 9) OBP: 0.374, SLG: 0.525 Bobby Clark, R (9, 9) OBP: 0.218, SLG: 0.302	0-0 HR		0-0 4-3		0-0 F8		0-0 1B		
Doug DeCinces, R (1, 5) OBP: 0.369, SLG: 0.548	0-3 K		0-0 6-3		0-0 G5-4-3 1B		0-3 K		
Don Baylor, R (1, 10) OBP: 0.328, SLG: 0.424	0-3 K		1-0 HBP		0-0 G5-4-3 1-2f			0-0 1B 2B	
Bobby Grich, R (1, 4) OBP: 0.370, SLG: 0.444		0-0 HR	0-3 K			0-0 3-1		0-3 K	
Tim Foli, R (1, 6) OBP: 0.273, SLG: 0.308		0-0 BB 1B G1-2-3 1B		0-0 1-3		0-0 5-3		0-0 1B	
Bob Boone, R (1, 2) OBP: 0.311, SLG: 0.338		0-0 G1-2-3 BB 1-2 1B		0-0 5-3		0-0 1B		0-0 P4	

Inning Stats	R: 2	H: 3	E: 0	K: 2	S: 10	LOB: 1	BB: 0	P: 10	R: 1	H: 3	E: 0	K: 0	S: 5	LOB: 2	BB: 1	P: 9	R: 0	H: 0	E: 0	K: 1	S: 5	LOB: 1	BB: 0	P: 6	R: 0	H: 0	E: 0	K: 0	S: 3	LOB: 0	BB: 0	P: 3	R: 2	H: 2	E: 0	K: 0	S: 4	LOB: 0	BB: 1	P: 8	R: 0	H: 1	E: 0	K: 0	S: 4	LOB: 1	BB: 0	P: 4	R: 0	H: 2	E: 0	K: 2	S: 8	LOB: 1	BB: 0	P: 8	R: 1	H: 2	E: 0	K: 1	S: 7	LOB: 1	BB: 0	P: 7
1B: 8	SF: 0	2B: 3	SAC: 0	3B: 0	DP: 3	HR: 3	HBP: 1	WP: 0	PA: 37																																																							

PITCHER	IP	WLS	BF	H	R	ER	SO	BB	IBB	HBP	BLK	WP	HR	S	P	ERA	WHIP
Charlie Hough, R (1, 1) ERA: 3.95	4.1	L	23	8	5	5	3	2	0	1	0	0	3	26	35	10.38	2.308
Tom Henke, R (5, 1) ERA: 1.15	3.2		14	5	1	1	3	0	0	0	0	0	0	20	20	2.46	1.364

BOTTOM

Texas Rangers @ California Angels
Anaheim Stadium, Anaheim, CA

Sat Oct 02 1982, 6:33 AM EDT
Att. 33,405 - Unknown

livebaseballscorecards.com

AB	34
R	6
H	13
RBI	6
BB	2
SO	6
LOB	15



Batter	1	2	3	4	5	6	7	8	9	AB R H RBI BB SO LOB	TOP		
Nick Capra, R OBP: 0.421, SLG: 0.467 (1, 9) X	0-0 G3-6-3 1B 1B		0-0 6-3		0-3 K		0-0 6-3		4-0 BB BB BB BB	4 0 1 0 1 1 1			
Mike Richardt, R OBP: 0.281, SLG: 0.289 (1, 4) X	0-0 G3-6-3 1B 1-2 1B		0-3 K		0-0 4-3		0-0 F4		0-0 F9	5 0 1 0 0 1 2			
George Wright, S OBP: 0.305, SLG: 0.377 (1, 8) X	0-0 G3-6-3 1-2f 2-3			0-0 4-3		0-0 2B 2B		0-0 F5		4 1 1 0 0 0 2			
Dave Hostetler, R OBP: 0.300, SLG: 0.433 (1, 10) X	0-0 6-3			0-0 F9		4-0 2B BB		0-0 HR		3 2 1 0 1 0 1			
Pete O'Brien, L OBP: 0.297, SLG: 0.507 (1, 3) X				0-0 F8		0-0 1B 2B 1-H 2-H		0-0 HR		4 2 3 4 0 0 0			
Bill Stein, R OBP: 0.293, SLG: 0.299 (1, 5) X				0-0 G3		0-0 4-3		0-0 4-3		4 0 1 1 0 0 1			
Terry Bogener, L OBP: 0.288, SLG: 0.333 (1, 7)				0-3 2-3		0-0 1B 2B				3 1 1 0 0 1 2			
Bill Sample, R OBP: 0.318, SLG: 0.394 (9, PH) (9, 7)				0-0 K		0-0 G6-3 1B 2-H				0 0 0 0 1 0 0			
Bob Johnson, R OBP: 0.183, SLG: 0.268 (1, 2) X				0-0 F9		0-0 FC4-6 1B 2-H				3 0 1 1 0 1 1			
Wayne Tolleson, S OBP: 0.173, SLG: 0.129 (1, 6)				0-0 6-3		0-0 FC4-6				3 0 0 0 0 0 1			
Jim Sundberg, R OBP: 0.322, SLG: 0.383 (9, PH)										1 0 0 0 0 0 1			
Bucky Dent, R OBP: 0.242, SLG: 0.242 (9, 6)										0 0 0 0 0 0 0			
Inning Stats	R: 0 H: 2 E: 0 LOB: 1 K: 0 BB: 0 S: 4 P: 4	R: 0 H: 1 E: 0 LOB: 1 K: 1 BB: 0 S: 6 P: 6	R: 0 H: 0 E: 0 LOB: 0 K: 1 BB: 0 S: 5 P: 5	R: 0 H: 0 E: 0 LOB: 0 K: 0 BB: 0 S: 3 P: 3	R: 1 H: 2 E: 0 LOB: 1 K: 1 BB: 0 S: 7 P: 7	R: 3 H: 3 E: 0 LOB: 0 K: 0 BB: 1 S: 5 P: 9	R: 0 H: 0 E: 0 LOB: 0 K: 1 BB: 0 S: 5 P: 5	R: 2 H: 2 E: 0 LOB: 0 K: 0 BB: 0 S: 5 P: 5	R: 0 H: 0 E: 0 LOB: 2 K: 0 BB: 2 S: 3 P: 11	1B: 5 SF: 0 2B: 4 SAC: 1 3B: 0 DP: 2 HR: 1 HBP: 0	WP: 0 PA: 38 PB: 0 SB: 0 CS: 0		
PITCHER	IP WLS BF H R ER SO BB IBB HBP BLK WP HR S P ERA WHIP											PITCHER	IP WLS BF H R ER SO BB IBB HBP BLK WP HR S P ERA WHIP
Tommy John, L ERA: 3.69 (1, 1)	1.0 4 2 0 0 0 0 0 0 0 0 0 0 4 4 0.00 2.000											Rick Steiner, R ERA: 3.76 (7, 1)	2.0 8 2 2 2 1 0 0 0 0 0 0 1 10 10 9.00 1.000
Mike Witt, R ERA: 3.51 (2, 1)	2.0 7 1 0 0 2 0 0 0 0 0 0 0 11 11 0.00 0.500											Mickey Mahler, L ERA: 1.13 (9, 1)	1.0 W 5 0 0 0 0 2 0 0 0 0 0 3 11 0.00 2.000
Steve Renko, R ERA: 4.44 (4, 1)	1.0 3 0 0 0 0 0 0 0 0 0 0 0 3 3 0.00 0.000												
Doug Corbett, R ERA: 5.13 (5, 1)	1.0 5 2 1 1 1 0 0 0 0 0 0 0 7 7 9.00 2.000												
Andy Hassler, L ERA: 2.78 (6, 1)	1.0 6 3 3 3 0 1 0 0 0 0 0 0 5 9 27.00 4.000												

Texas Rangers @ California Angels
Anaheim Stadium, Anaheim, CA
Sun Oct 03 1982, 10:05 PM EDT
Att: 62,020 - Unknown

livebaseballscorecards.com

AB	34
R	6
H	10
RBI	6
BB	3
SO	4
LOB	12



Batter	1	2	3	4	5	6	7	8	9	AB	R	H	RBI	BB	SO	LOB
Brian Downing, R (1, 7) Juan Beniquez, R (6, 7) OBP: 0.368, SLG: 0.482 OBP: 0.321, SLG: 0.388	0-0 1B 2B	4-0 1B BB		0-0 2B		0-0 1B 2B		0-0 6-3		2	2	2	0	1	0	0
Rod Carew, L (1, 3) Daryl Sconiers, L (2, 3) Ricky Adams, R (6, PH) OBP: 0.396, SLG: 0.403 OBP: 0.267, SLG: 0.154 OBP: 0.200, SLG: 0.143	0-0 2B HR	0-0 FC1 1B		0-0 F9		0-0 1B			0-3 K	1	1	1	1	0	0	0
Fred Lynn, L (1, 8) Gary Pettis, S (1, PR) OBP: 0.374, SLG: 0.517 OBP: 0.200, SLG: 0.800	0-0 1-3 HR 2B	0-0 FC1 L3		0-3 K		0-3 K			0-0 HR	1	0	1	0	0	0	0
Reggie Jackson, L (1, 10) OBP: 0.375, SLG: 0.532	0-0 2-H 3-H HR	0-0 F7		0-0 2B		0-0 F7				4	1	2	4	0	0	3
Tim Foli, R (1, 6) Don Baylor, R (1, PH) Mick Kelleher, R (2, 6) OBP: 0.273, SLG: 0.308 OBP: 0.329, SLG: 0.424 OBP: 0.250, SLG: 0.180	4-0 3B BB	0-0 L3		0-0 1-3		0-3 K				0	0	0	0	0	0	0
Bobby Grich, R (1, 4) Rob Wilfong, L (2, 4) OBP: 0.371, SLG: 0.449 OBP: 0.268, SLG: 0.273	0-0 1-H 9-2 3B		0-0 2B		0-0 P6		0-0 3-1			1	0	1	1	0	0	0
Bob Boone, R (1, 2) Joe Ferguson, R (2, 2) OBP: 0.310, SLG: 0.337 OBP: 0.323, SLG: 0.357	0-0 6-3		0-3 K		0-3 K		0-3 K			1	0	0	0	0	0	2
Ron Jackson, R (1, 5) OBP: 0.381, SLG: 0.415	1-0 HBP		0-3 K		0-0 5-3		0-0 2B			3	0	1	0	0	1	1
Bobby Clark, R (1, 9) OBP: 0.209, SLG: 0.289	0-0 9-2 3-H		0-0 P4		0-3 K			0-3 K		4	0	0	0	0	2	5

Inning Stats	R: 5	H: 5	E: 0	LOB: 2	K: 0	S: 7	R: 0	H: 1	E: 0	LOB: 2	K: 0	S: 4	R: 0	H: 1	E: 0	LOB: 1	K: 2	S: 8	R: 1	H: 2	E: 0	LOB: 1	K: 1	S: 7	R: 0	H: 0	E: 0	LOB: 0	K: 1	S: 5	R: 0	H: 2	E: 0	LOB: 1	K: 2	S: 8	R: 0	H: 0	E: 0	LOB: 0	K: 1	S: 5	R: 0	H: 1	E: 0	LOB: 1	K: 2	S: 8	R: 1	H: 1	E: 0	LOB: 0	K: 1	S: 4	1B: 3	2B: 9	3B: 1	SF: 0	SAC: 0	DP: 2	HBP: 1	WP: 0	PB: 0	SB: 0	CS: 0	PA: 39
--------------	------	------	------	--------	------	------	------	------	------	--------	------	------	------	------	------	--------	------	------	------	------	------	--------	------	------	------	------	------	--------	------	------	------	------	------	--------	------	------	------	------	------	--------	------	------	------	------	------	--------	------	------	------	------	------	--------	------	------	-------	-------	-------	-------	--------	-------	--------	-------	-------	-------	-------	--------

PITCHER	IP	WLS	BF	H	R	ER	SO	BB	IBB	HBP	BLK	WP	HR	S	P	ERA	WHIP
Mike Smithson, R (1, 1) ERA: 5.01	0.1		8	5	5	5	0	1	0	0	0	0	1	6	11	135.00	18.000
Jim Farr, R (1, 1) ERA: 2.5	4.2		18	4	1	1	4	1	0	0	0	0	0	25	29	1.93	1.071
Paul Mirabella, L (6, 1) ERA: 4.8	2.0		7	2	0	0	3	0	0	0	0	0	0	13	13	0.00	1.000
Danny Darwin, R (8, 1) ERA: 3.44	1.1	L	6	2	1	1	3	0	0	0	0	0	0	12	12	6.75	1.500

TEXAS RANGERS @ CALIFORNIA ANGELS
Anaheim Stadium, Anaheim, CA

Sun Oct 03 1982, 10:05 PM EDT
Att. 62,020 - Unknown

AB	36
R	7
H	13
RBI	7
BB	2
SO	10
LOB	22

