

# Texas Rangers - 1982





Batter	1	2	3	4	5	6	7	8	9	AB	R	H	RBI	BB	SO	LOB	TOP			
George Wright, S OBP: 0.667, SLG: 1.286 (1, 8)										3	0	1	0	1	1	0	<b>Texas Rangers @ Cleveland Indians</b> Cleveland Municipal Stadium, Cleveland, OH Sun Apr 11 1982, 3:33 AM EST Att. 3,821 - Unknown - 35 F			
Lee Mazzilli, S OBP: 0.222, SLG: 0.222 (1, 7)										4	0	0	0	0	2					
Buddy Bell, R OBP: 0.444, SLG: 1.111 (1, 5)										4	0	1	0	0	1					
Larry Parrish, R OBP: 0.286, SLG: 0.167 (4, PR) Leon Roberts, R (4, 9)										1	0	0	0	0	0					
Pat Putnam, L OBP: 0.500, SLG: 0.400 (1, 3)										4	0	2	0	0	1					
Jim Sundberg, R OBP: 0.750, SLG: 1.143 (1, 2)										4	1	3	1	0	1					
Mike Richardt, R OBP: 0.111, SLG: 0.222 (1, 10)										4	0	0	0	0	4					
Mark Wagner, R OBP: 0.333, SLG: 0.250 (1, 6)										4	0	1	0	0	1					
Doug Flynn, R OBP: 0.250, SLG: 0.375 (1, 4)										4	0	0	0	0	2					
<b>Inning Stats</b>	R: 0 E: 0 K: 2 S: 7	H: 0 LOB: 0 BB: 0 P: 7	R: 0 E: 0 K: 0 S: 4	H: 1 LOB: 1 BB: 0 P: 4	R: 0 E: 0 K: 0 S: 4	H: 1 LOB: 1 BB: 0 P: 4	R: 0 E: 0 K: 0 S: 2	H: 0 LOB: 0 BB: 0 P: 3	R: 0 E: 0 K: 1 S: 6	H: 1 LOB: 0 BB: 0 P: 6	R: 0 E: 0 K: 0 S: 3	H: 2 LOB: 2 BB: 0 P: 5	R: 0 E: 0 K: 0 S: 4	H: 1 LOB: 2 BB: 0 P: 8	R: 1 E: 0 K: 0 S: 5	H: 2 LOB: 1 BB: 0 P: 5	1B: 6 2B: 1 3B: 0 HR: 1	SF: 0 SAC: 0 DP: 1 HBP: 1	WP: 0 PB: 1 SB: 0 CS: 0	PA: 36
<b>PITCHER</b> Len Barker, R ERA: 1.0 (1, 1)	IP: 9.0 WLS: W BF: 36 H: 8 R: 1 ER: 1 SO: 3 BB: 1 IBB: 0 HBP: 1 BLK: 0 WP: 0 HR: 1 S: 40 P: 45 ERA: 1.00 WHIP: 1.000															<b>PITCHER</b>				

Batter	1	2	3	4	5	6	7	8	9	AB	R	H	RBI	BB	SO	LOB	BOTTOM	
Von Hayes, L OBP: 0.333, SLG: 0.333 (1, 7)										5	3	2	1	0	1	1	<b>Texas Rangers @ Cleveland Indians</b> Cleveland Municipal Stadium, Cleveland, OH Sun Apr 11 1982, 3:33 AM EST Att. 3,821 - Unknown - 35 F	
Toby Harrah, R OBP: 0.625, SLG: 1.000 (1, 5) Mike Fischlin, R (6, 5)										4	1	3	4	0	1			
Mike Hargrove, L OBP: 0.344, SLG: 0.167 (1, 3)										4	0	1	1	1	0			
Andre Thornton, R (1, 10)										4	0	0	1	0	1			
Bake McBride, L OBP: 0.857, SLG: 1.167 Alan Bannister, R OBP: 1.000, SLG: 1.000 (5, PH) (6, 9)										2	2	2	0	1	0			
Ron Hassey, L OBP: 0.222, SLG: 0.125 (1, 2)										4	0	0	0	1	5			
Rick Manning, L OBP: 0.222, SLG: 0.222 (1, 8)										5	1	2	0	0	3			
Jack Perconte, L OBP: 0.444, SLG: 0.625 (1, 4)										4	3	1	2	1	2			
Jerry Dybzinski, R OBP: 0.286, SLG: 0.286 (1, 6)										5	2	2	2	0	2			
<b>Inning Stats</b>	R: 0 E: 0 K: 1 S: 5	H: 0 LOB: 0 BB: 0 P: 5	R: 0 E: 0 K: 0 S: 3	H: 0 LOB: 1 BB: 1 P: 7	R: 2 E: 0 K: 0 S: 5	H: 2 LOB: 1 BB: 1 P: 9	R: 4 E: 0 K: 1 S: 9	H: 5 LOB: 2 BB: 2 P: 17	R: 0 E: 0 K: 1 S: 12	H: 0 LOB: 0 BB: 1 P: 16	R: 0 E: 0 K: 0 S: 3	H: 0 LOB: 1 BB: 1 P: 9	R: 1 E: 1 K: 0 S: 5	H: 2 LOB: 1 BB: 0 P: 5	1B: 11 2B: 2 3B: 1 HR: 0	SF: 1 SAC: 0 DP: 1 HBP: 0	WP: 1 PB: 0 SB: 3 CS: 0	PA: 45
<b>PITCHER</b> Doc Medich, R ERA: 14.73 Dave Schmidt, R ERA: 40.5 Paul Mirabella, L ERA: 5.4 Danny Darwin, R ERA Steve Comer, R ERA (1, 1) (4, 1) (5, 1) (7, 1) (8, 1)	IP: 3.2 WLS: L BF: 19 H: 6 R: 6 ER: 6 SO: 1 BB: 3 IBB: 0 HBP: 0 BLK: 0 WP: 1 HR: 0 S: 18 P: 30 ERA: 14.73 WHIP: 2.455															<b>PITCHER</b>		

AB	34
R	1
H	8
RBI	1
BB	1
SO	3
LOB	15

AB	38
R	13
H	14
RBI	11
BB	6
SO	4
LOB	19





Batter	1	2	3	4	5	6	7	8	9	AB	R	H	RBI	BB	SO	LOB	TOP								
<b>Willie Randolph, R</b> OBP: 0.455, SLG: 0.625 (1,4)	F8	HR		1B		1-3		F4-3		4	1	1	3	1	0	0	<b>New York Yankees @ Texas Rangers</b> Arlington Stadium, Arlington, TX Mon Apr 12 1982, 7:05 PM EST Att: 32,563 - Unknown								
<b>Jerry Mumphrey, S</b> OBP: 0.286, SLG: 0.231 (1,8)	5-3	F8				1-3		E	1B	5	1	2	2	0	0										
<b>Ken Griffey, L</b> OBP: 0.400, SLG: 0.444 (1,9)				G3				F8		5	0	2	0	0	3										
<b>Dave Winfield, R</b> OBP: 0.308, SLG: 0.769 (1,7)	F9							E9	2B	5	2	1	1	0	1	2									
<b>Lou Piniella, R</b> OBP: 0.625, SLG: 0.714 (1,10)				K						5	1	3	1	0	2	0									
<b>Bob Watson, R</b> OBP: 0.100, SLG: 0.200 (1,3)		FC6-4						F4-3		5	1	1	1	0	0	2									
<b>Graig Nettles, L</b> OBP: 0.385, SLG: 0.538 (1,5)		1B								5	1	2	0	0	0	1									
<b>Rick Cerone, R</b> OBP: 0.400, SLG: 0.333 (1,2)		HR						L5		4	2	2	1	1	0	1									
<b>Bucky Dent, R</b> OBP: 0.125, SLG: 0.125 (1,6)	F4			E5				P3		0	1	0	0	0	0	0									
<b>Inning Stats</b>	R: 0 E: 0 K: 0 S: 4	H: 1 LOB: 1 BB: 0 P: 4	R: 4 E: 0 K: 0 S: 7	H: 4 LOB: 0 BB: 7	R: 0 E: 0 K: 1 S: 5	H: 0 LOB: 0 BB: 5	R: 2 E: 1 K: 0 S: 6	H: 2 LOB: 2 BB: 1 P: 10	R: 1 E: 0 K: 1 S: 7	H: 2 LOB: 2 BB: 1 P: 11	R: 0 E: 0 K: 1 S: 6	H: 1 LOB: 1 BB: 0 P: 6	R: 1 E: 0 K: 0 S: 5	H: 2 LOB: 1 BB: 0 P: 5	R: 2 E: 1 K: 0 S: 6	H: 2 LOB: 1 BB: 0 P: 6	R: 0 E: 0 K: 0 S: 3	H: 0 LOB: 0 BB: 3	1B: 8 2B: 4 3B: 0 HR: 2	SF: 0 SAC: 0 DP: 0 HBP: 0	WP: 0 PB: 0 CS: 0	PA: 45			
<b>PITCHER</b>	IP	WLS	BF	H	R	ER	SO	BB	IBB	HBP	BLK	WP	HR	S	P	ERA	WHIP								
<b>Frank Tanana, L</b> ERA: 9.82 (1,1)	3.2	L	20	7	6	4	1	1	0	0	0	0	1	21	25	9.82	2.182								
<b>Jon Matlack, L</b> ERA: 3.38 (4,1)	5.1		25	7	4	2	2	1	0	0	0	0	1	28	32	3.38	1.500								

AB 38  
R 10  
H 14  
RBI 9  
BB 2  
SO 3  
LOB 9





Batter	1	2	3	4	5	6	7	8	9	AB	R	H	RBI	BB	SO	LOB	BOTTOM									
<b>George Wright, S</b> OBP: 0.571, SLG: 0.917 (1,8)	F7							E5	1B	5	0	2	1	0	0	1	<b>New York Yankees @ Texas Rangers</b> Arlington Stadium, Arlington, TX Mon Apr 12 1982, 7:05 PM EST Att: 32,563 - Unknown									
<b>Lee Mazzilli, S</b> OBP: 0.214, SLG: 0.214 (1,7)	4-3									5	0	1	0	0	1	3										
<b>Buddy Bell, R</b> OBP: 0.357, SLG: 0.786 (1,5)	5-3									5	1	1	0	0	0	3										
<b>Larry Parrish, R</b> OBP: 0.333, SLG: 0.200 (1,9)										4	2	1	0	0	2	0										
<b>Lamar Johnson, R</b> OBP: 0.250, SLG: 0.250 (1,3)										5	0	2	1	0	0	1										
<b>Jim Sundberg, R</b> OBP: 0.769, SLG: 1.091 (1,2)										4	1	3	0	1	0	1										
<b>Mike Richardt, R</b> OBP: 0.214, SLG: 0.231 (1,10)										4	1	1	0	1	1	4										
<b>Mark Wagner, R</b> OBP: 0.385, SLG: 0.417 (9,PH) <b>Leon Roberts, R</b>										4	2	2	2	0	0	0										
<b>Doug Flynn, R</b> OBP: 0.167, SLG: 0.273 (9,PH) <b>Bob Johnson, R</b>										1	0	0	0	0	1	2										
<b>Inning Stats</b>	R: 0 E: 0 K: 0 S: 3	H: 0 LOB: 0 BB: 0 P: 3	R: 0 E: 0 K: 0 S: 4	H: 1 LOB: 1 BB: 0 P: 4	R: 1 E: 2 K: 0 S: 5	H: 0 LOB: 1 BB: 0 P: 5	R: 0 E: 0 K: 2 S: 7	H: 0 LOB: 1 BB: 1 P: 11	R: 0 E: 0 K: 0 S: 4	H: 1 LOB: 1 BB: 0 P: 4	R: 0 E: 0 K: 1 S: 7	H: 2 LOB: 2 BB: 0 P: 7	R: 0 E: 1 K: 0 S: 5	H: 2 LOB: 1 BB: 0 P: 5	R: 4 E: 0 K: 1 S: 8	H: 3 LOB: 1 BB: 1 P: 13	R: 2 E: 1 K: 2 S: 11	H: 4 LOB: 2 BB: 0 P: 11	1B: 11 2B: 2 3B: 0 HR: 0	SF: 1 SAC: 0 DP: 0 HBP: 1	WP: 1 PB: 0 CS: 0	PA: 45				
<b>PITCHER</b>	IP	WLS	BF	H	R	ER	SO	BB	IBB	HBP	BLK	WP	HR	S	P	ERA	WHIP									
<b>Dave Righetti, L</b> ERA: 3.68 (1,1)	7.1	W	34	7	4	3	3	2	0	1	0	0	1	0	8	46	3.68	1.227								
<b>Rudy May, L</b> ERA: 40.5 (8,1)	0.2		6	4	3	3	1	0	0	0	0	1	0	8	8	40.50	6.000									
<b>John Pacella, R</b> ERA: (9,1)	0.1	S	3	2	0	0	0	0	0	0	0	0	0	3	3	0.00	6.000									
<b>Shane Rawley, L</b> ERA: (9,1)	0.2		2	0	0	0	2	0	0	0	0	0	0	6	6	0.00	0.000									

AB 41  
R 7  
H 13  
RBI 5  
BB 2  
SO 6  
LOB 19





Batter	1	2	3	4	5	6	7	8	9	AB	R	H	RBI	BB	SO	LOB	TOP					
Willie Randolph, R (1,4) OBP: 0.500, SLG: 0.500	4-0 F8 BB			0-3 K		0-0 2B 1B		0-3 K		3	1	1	0	1	2	0	<p><b>New York Yankees @ Texas Rangers</b> Arlington Stadium, Arlington, TX Wed Apr 14 1982, 7:05 PM EST Att: 16,227 - Unknown - 80 F</p> <p>AB 33 R 1 H 7 RBI 1 BB 2 SO 7 LOB 10</p> 					
Jerry Mumphy, S (1,8) OBP: 0.217, SLG: 0.227	0-0 F6			0-0 1-3		0-0 1B 1-H 2B		0-0 F8		4	0	1	1	0	0	1						
Ken Griffey, L (1,9) OBP: 0.421, SLG: 0.412	0-0 F8 1-2			0-0 WP 1B		0-0 2-3 1B		4-0 2B BB		3	0	2	0	1	0	1						
Oscar Gamble, L (1,10) OBP: 0.200, SLG: 0.400				0-3 K		0-0 F9		0-0 1-3 2B		4	0	1	0	0	2	3						
Dave Winfield, R (1,7) OBP: 0.286, SLG: 0.619				0-0 F2		0-0 6-3		0-0 F4		4	0	0	0	0	1	2						
Dave Revere, L (1,3) OBP: 0.100, SLG: 0.100				0-0 F2		0-0 F9		0-0 1B 1B		4	0	1	0	0	0	0						
Roy Smalley, S (1,6) OBP: 0.240, SLG: 0.143				0-0 F8		0-0 F8		0-0 F5		4	0	0	0	0	0	1						
Larry Milbourne, S (1,5) OBP: 0.125, SLG: 0.125				0-0 6-3		0-0 1-3		0-0 FC6-4 1B		4	0	1	0	0	1	0						
Rick Cerone, R (1,2) OBP: 0.353, SLG: 0.467				0-0 F7		0-3 K		0-0 FC6-4 1-2		3	0	0	0	0	1	2						
<b>Inning Stats</b>	R: 0 E: 0 K: 0 S: 2	H: 0 LOB: 0 BB: 1 P: 6	R: 0 E: 0 K: 1 S: 5	H: 0 LOB: 0 BB: 0 P: 5	R: 0 E: 0 K: 0 S: 3	H: 0 LOB: 0 BB: 0 P: 3	R: 0 E: 0 K: 2 S: 8	H: 1 LOB: 1 BB: 0 P: 8	R: 0 E: 0 K: 0 S: 3	H: 0 LOB: 0 BB: 0 P: 3	R: 1 E: 0 K: 1 S: 8	H: 3 LOB: 2 BB: 0 P: 8	R: 0 E: 0 K: 0 S: 5	H: 2 LOB: 2 BB: 0 P: 5	R: 0 E: 0 K: 2 S: 8	H: 1 LOB: 2 BB: 1 P: 12	R: 0 E: 0 K: 1 S: 5	H: 0 LOB: 0 BB: 0 P: 5	1B: 5 2B: 2 3B: 0 HR: 0	SF: 0 SAC: 0 DP: 0 HBP: 0	WP: 1 PB: 0 CS: 0	PA: 35
<b>PITCHER</b> Charlie Hough, R (1,1) ERA: 2.0	IP: 9.0 WLS: W BF: 35 H: 7 R: 1 ER: 1 SO: 7 BB: 2 IBB: 0 HBP: 0 BLK: 0 WP: 1 HR: 0 S: 47 P: 55 ERA: 1.00 WHIP: 1.000															<b>PITCHER</b>						

Batter	1	2	3	4	5	6	7	8	9	AB	R	H	RBI	BB	SO	LOB	BOTTOM					
George Wright, S (1,8) OBP: 0.391, SLG: 0.571	0-0 4-3	0-0 4-3			0-0 4-3		0-3 K			4	0	0	0	0	1	0	<p><b>New York Yankees @ Texas Rangers</b> Arlington Stadium, Arlington, TX Wed Apr 14 1982, 7:05 PM EST Att: 16,227 - Unknown - 80 F</p> <p>AB 26 R 4 H 4 RBI 4 BB 4 SO 3 LOB 7</p> 					
Bill Sample, R (1,7) H	1-0 S 1B HBP	0-0 F8			4-0 S 1B BB		0-0 5-3			2	2	0	0	1	0	0						
Buddy Bell, R (1,5) OBP: 0.348, SLG: 0.636	4-0 BB 1B 1-2 BB			0-0 F9		0-0 1-3 1-H 1B		0-0 P6		3	1	1	1	1	0	0						
Larry Parrish, R (1,9) OBP: 0.350, SLG: 0.278	0-0 1B SF8 1-2 2H 1B			0-0 1B		0-0 1-3		0-3 K		4	1	2	1	0	1	1						
Pat Putnam, L (1,3) OBP: 0.429, SLG: 0.545	4-0 SF8 1B 1-2 2-3 BB			0-0 L9		0-0 G3		0-3 K		3	0	0	0	1	1	2						
Jim Sundberg, R (1,2) OBP: 0.600, SLG: 0.778	0-0 1-2 2-3 3-H 1B			0-0 F8		0-0 F9		0-0 F9		3	0	1	1	0	0	1						
Mike Richardt, R (1,10) OBP: 0.190, SLG: 0.211	0-0 SF8 2-3 3-H			0-0 F8		0-0 F8		0-0 F8		2	0	0	1	0	0	0						
Mark Wagner, R (1,6) OBP: 0.389, SLG: 0.333	0-0 F8			4-0 F8-6-3 BB		0-0 F9		0-0 F9		2	0	0	0	1	0	2						
Doug Flynn, R (1,4) OBP: 0.111, SLG: 0.176				0-0 F7		0-0 F8-6-3 1-2		0-0 F5-3		3	0	0	0	0	0	1						
<b>Inning Stats</b>	R: 3 E: 0 K: 0 S: 5	H: 2 LOB: 2 BB: 2 P: 14	R: 0 E: 0 K: 0 S: 3	H: 0 LOB: 0 BB: 0 P: 3	R: 0 E: 0 K: 0 S: 4	H: 1 LOB: 1 BB: 0 P: 4	R: 0 E: 0 K: 0 S: 2	H: 0 LOB: 1 BB: 1 P: 6	R: 1 E: 0 K: 0 S: 4	H: 1 LOB: 1 BB: 1 P: 8	R: 0 E: 0 K: 1 S: 3	H: 0 LOB: 0 BB: 0 P: 3	R: 0 E: 0 K: 1 S: 5	H: 0 LOB: 0 BB: 0 P: 5	R: 0 E: 0 K: 2 S: 7	H: 0 LOB: 0 BB: 0 P: 7	R: 0 E: 0 K: 2 S: 5	H: 0 LOB: 0 BB: 0 P: 5	1B: 4 2B: 1 3B: 0 HR: 0	SF: 1 SAC: 0 DP: 1 HBP: 1	WP: 0 PB: 0 CS: 0	PA: 32
<b>PITCHER</b> John Pacella, R (1,1) ERA: 6.75 Rudy May, L (6,1) ERA: 7.36	IP: 5.0 WLS: L BF: 23 H: 4 R: 4 ER: 4 SO: 4 BB: 4 IBB: 1 HBP: 0 BLK: 0 WP: 0 HR: 0 S: 18 P: 35 ERA: 7.20 WHIP: 1.600															<b>PITCHER</b>						



Batter	1	2	3	4	5	6	7	8	9	10	AB	R	H	RBI	BB	SO	LOB	TOP	
George Wright, S OBP: 0.357, SLG: 0.500 (1, 8)	4-3			K		6-3		1B		1-3	5	0	1	0	0	1	2	<b>Texas Rangers @ Milwaukee Brewers</b> Milwaukee County Stadium, Milwaukee, WI Fri Apr 16 1982, 4:33 AM EST Att.: 49,887 - Unknown	
Lee Mazzilli, S OBP: 0.333, SLG: 0.304 (1, 7)	G1			G3		L9-3 1B		3-1		SF7 S 2-3 3-H 1B	5	0	2	1	0	0	1		
Buddy Bell, R OBP: 0.393, SLG: 0.615 (1, 5)	1B			K		L9-3 1-2				FC1-6 1B	4	0	2	0	1	1	1		
Larry Parrish, R Wayne Tolleson, S Leon Roberts, R OBP: 0.333, SLG: 0.273 (9, PR) (9, 9)	K			1B 2B 1B		5-3		FC1-6 1-2		SF7 1-2 2-3 3-H 4-0 1B	4	1	1	0	0	1	1		
Pat Putnam, L OBP: 0.421, SLG: 0.467 (1, 3)	G3			2B 1B		K FC5-4		F8		IBB	4	0	1	0	1	1	1		
Jim Sundberg, R OBP: 0.480, SLG: 0.609 (1, 2)	6-3			K		FC5-4 1-2		F9		F3	5	0	0	0	0	1	7		
Mike Richardt, R OBP: 0.200, SLG: 0.217 (1, 10)			6-3			F9		F9		1B 2B 1B	4	1	1	0	0	0	3		
Mark Wagner, R OBP: 0.409, SLG: 0.421 (1, 6)			F9			1-3 2-H 2B		F9		2B 1B 1B	4	1	2	1	0	0	0		
Doug Flynn, R OBP: 0.095, SLG: 0.150 Bill Stein, R OBP: 1.000, SLG: 2.000 (10, PH) (10, 4)			F5-3			F6		K		1B SF7 2B	3	0	0	0	0	1	2		
											1	1	1	1	0	0	0		
<b>Inning Stats</b>	R: 0 E: 0 K: 0 S: 3	H: 1 LOB: 1 BB: 0 P: 3	R: 0 E: 0 K: 1 S: 5	H: 0 LOB: 0 BB: 0 P: 5	R: 0 E: 0 K: 2 S: 7	H: 0 LOB: 0 BB: 0 P: 7	R: 1 E: 0 K: 1 S: 8	H: 3 LOB: 2 BB: 0 P: 8	R: 0 E: 0 K: 0 S: 3	H: 1 LOB: 1 BB: 0 P: 3	R: 0 E: 0 K: 1 S: 6	H: 1 LOB: 1 BB: 0 P: 6	R: 0 E: 0 K: 0 S: 4	H: 1 LOB: 1 BB: 0 P: 4	R: 3 E: 0 K: 0 S: 7	H: 4 LOB: 3 BB: 2 P: 15	1B: 9 2B: 3 3B: 0 HR: 0	SF: 1 SAC: 0 DP: 1 HBP: 0	WP: 0 PA: 42
<b>PITCHER</b>	IP 8.0	WLS 29	BF 6	H 1	R 1	ER 1	SO 6	BB 0	IBB 0	HBP 0	BLK 0	WP 0	HR 0	S 41	P 41	ERA 1.12	WHIP 0.750		
Moose Haas, R ERA: 3.65 Rollie Fingers, R ERA: 5.14	(1, 1) (9, 1)	2.0 L	13 5	3 3	0 0	0 0	2 0	0 0	0 0	0 0	0 0	0 0	0 0	11 19	13.50 2.500				

AB	39
R	4
H	11
RBI	4
BB	2
SO	6
LOB	18



Batter	1	2	3	4	5	6	7	8	9	10	AB	R	H	RBI	BB	SO	LOB	BOTTOM			
Paul Molitor, R OBP: 0.472, SLG: 0.385 (1, 5)	F9			1-3 G3 1B		K				B3	4	1	1	0	0	1	2	<b>Texas Rangers @ Milwaukee Brewers</b> Milwaukee County Stadium, Milwaukee, WI Fri Apr 16 1982, 4:33 AM EST Att.: 49,887 - Unknown			
Charlie Moore, R OBP: 0.382, SLG: 0.455 Kevin Bass, S (9, 9)	F8			1-3		G3				F5	3	0	0	0	0	0	2				
Cecil Cooper, L OBP: 0.457, SLG: 0.485 (1, 3)	F4-3			G3		G3		F4-6-3 1B		K	4	0	1	1	0	1	1				
Ted Simmons, S OBP: 0.278, SLG: 0.250 (1, 2)	F4-3			3-H G3		G3		F4-6-3 1-2		G4-6-3 BB	3	0	0	0	1	0	1				
Ben Oglivie, L OBP: 0.324, SLG: 0.500 (1, 7)	F6			G3		F6		F6		G4-6-3 1-2	4	0	0	0	0	0	1				
Gorman Thomas, R OBP: 0.375, SLG: 0.308 (1, 8)	6-3			F3		F3		5-3		F3	4	0	0	0	0	0	0				
Roy Howell, L OBP: 0.111, SLG: 0.222 (1, 10)			F7			1-3		K			3	0	0	0	0	1	0				
Jim Gantner, L OBP: 0.250, SLG: 0.167 (1, 4)			F4-3			F8		K			3	0	0	0	0	1	0				
Ed Romero, R OBP: 0.500, SLG: 0.400 (1, 6)			F7			1B				1B	3	0	2	0	0	0	0				
<b>Inning Stats</b>	R: 0 E: 0 K: 0 S: 3	H: 0 LOB: 0 BB: 0 P: 3	R: 0 E: 0 K: 0 S: 3	H: 0 LOB: 0 BB: 0 P: 3	R: 0 E: 0 K: 0 S: 3	H: 0 LOB: 0 BB: 0 P: 3	R: 1 E: 0 K: 0 S: 4	H: 1 LOB: 0 BB: 0 P: 4	R: 0 E: 0 K: 0 S: 3	H: 1 LOB: 1 BB: 0 P: 6	R: 0 E: 0 K: 2 S: 7	H: 1 LOB: 1 BB: 0 P: 3	R: 0 E: 0 K: 1 S: 6	H: 0 LOB: 0 BB: 0 P: 7	R: 0 E: 0 K: 0 S: 2	H: 1 LOB: 1 BB: 0 P: 6	R: 0 E: 0 K: 0 S: 2	H: 0 LOB: 0 BB: 1 P: 6	1B: 4 2B: 0 3B: 0 HR: 0	SF: 0 SAC: 0 DP: 2 HBP: 0	WP: 0 PA: 33
<b>PITCHER</b>	IP 5.0	WLS 16	BF 1	H 1	R 1	ER 1	SO 0	BB 0	IBB 0	HBP 0	BLK 0	WP 0	HR 0	S 16	P 16	ERA 1.80	WHIP 0.200				
Dave Schmidt, R ERA: 6.35 Danny Darwin, R ERA:	(1, 1) (6, 1)	5.0 W	17 3	3 0	0 0	4 4	1 0	0 0	0 0	0 0	0 0	0 0	0 0	24 28	0.00 0.800						

AB	32
R	1
H	4
RBI	1
BB	1
SO	4
LOB	8










Batter	1	2	3	4	5	6	7	8	9	AB	R	H	RBI	BB	SO	LOB	TOP											
George Wright, S OBP: 0.395, SLG: 0.629	E2 2B	K		F5			G3	HR		5	2	3	0	1	2		<b>Texas Rangers @ Milwaukee Brewers</b> Milwaukee County Stadium, Milwaukee, WI Sun Apr 18 1982, 4:33 AM EST Att: 25,264 - Unknown											
Lee Mazzilli, S OBP: 0.353, SLG: 0.344	1B		F8	K			1B	F6		5	1	2	1	0	1	1												
Buddy Bell, R OBP: 0.421, SLG: 0.583	1B		5-3		1-3		1B	1B		5	0	3	1	0	0	0												
Pat Putnam, L OBP: 0.400, SLG: 0.400	FC3-6 1B		E 2B	1B	5-3 BB		K	FC4		4	2	1	0	1	1	4												
Jim Sundberg, R OBP: 0.441, SLG: 0.531	CS 1B		E5 2B		5-3		L7		6-3	5	1	1	1	0	0	4												
Mike Richardt, R OBP: 0.205, SLG: 0.226	K		E5 2B		4-3			1B BB	5-3	4	1	1	2	1	1	2												
Leon Roberts, R OBP: 0.077, SLG: 0.167		SH5-3 2B	K			6-3		B2	K	5	0	1	0	0	2	2												
Mark Wagner, R OBP: 0.379, SLG: 0.385		SH5-3		SH1-3 1B		F6		1B HR	1B	3	1	2	0	0	0	0												
Doug Flynn, R OBP: 0.179, SLG: 0.222		F9		SH1-3		F6-3		1-3 2H HR	1B	3	1	1	1	0	0	1												
<b>Inning Stats</b>	R: 3 E: 2 K: 1 S: 8	H: 4 LOB: 0 BB: 0 P: 8	R: 0 E: 0 K: 1 S: 6	H: 1 LOB: 1 BB: 0 P: 6	R: 2 E: 2 K: 1 S: 8	H: 2 LOB: 1 BB: 0 P: 8	R: 0 E: 0 K: 1 S: 6	H: 1 LOB: 1 BB: 0 P: 6	R: 0 E: 0 K: 0 S: 3	H: 0 LOB: 0 BB: 0 P: 3	R: 0 E: 0 K: 1 S: 7	H: 2 LOB: 2 BB: 0 P: 7	R: 4 E: 0 K: 0 S: 7	H: 4 LOB: 1 BB: 1 P: 11	R: 0 E: 0 K: 1 S: 5	H: 0 LOB: 0 BB: 0 P: 5	1B: 10 2B: 3 3B: 0 HR: 1	SF: 0 SAC: 2 DP: 0 HBP: 0	WP: 0 PB: 0 SB: 0 CS: 1	PA: 43								
<b>PITCHER</b>	IP	WLS	BF	H	R	ER	SO	BB	IBB	HBP	BLK	WP	HR	S	P	ERA	WHIP	<b>PITCHER</b>										
Pete Vuckovich, R ERA: 5.51	(1, 1)	7.0	L	33	10	6	3	5	2	0	0	0	0	0	41	49	3.86	1.714										
Doug Jones, R ERA: 10.13	(8, 1)	0.1		3	2	0	0	0	0	0	0	0	0	0	3	3	0.00	6.000										
Jamie Easterly, L ERA: 2.45	(8, 1)	1.2		7	2	3	3	1	0	0	0	0	0	1	9	9	16.20	1.200										
Batter	1	2	3	4	5	6	7	8	9	AB	R	H	RBI	BB	SO	LOB	BOTTOM											
Paul Molitor, R OBP: 0.422, SLG: 0.343	6-3			6-3		6-3		F7		5	0	1	0	0	0	0	<b>Texas Rangers @ Milwaukee Brewers</b> Milwaukee County Stadium, Milwaukee, WI Sun Apr 18 1982, 4:33 AM EST Att: 25,264 - Unknown											
Charlie Moore, R OBP: 0.371, SLG: 0.441		1-2 1B								1	0	0	0	0	0	0												
Ned Yost, R OBP: 0.444, SLG: 0.500	1-3	5-3			G3		6-3	1B 2B	1B	4	1	1	0	0	0	2												
Cecil Cooper, L OBP: 0.455, SLG: 0.476	K		F6-4-3 1B		BB 2B	1B	1B 1B	2B 1B	1B	5	2	4	0	0	1	0												
Ted Simmons, S OBP: 0.269, SLG: 0.217					F9					4	0	1	0	0	0	3												
Kevin Bass, S ERA: 10.13	G3		F6-4-3				1B 1B	1-3 2H	2B	0	1	0	0	0	0	0												
Robin Yount, R OBP: 0.556, SLG: 0.938			1-2				1-2 1B	1B	1-3 2H	1	0	1	1	0	0	0												
Gorman Thomas, R OBP: 0.463, SLG: 0.375		HR BB	FC5 BB	1B	2B BB		1B 1B	F6		3	1	2	0	2	0	2												
Ben Oglivie, L OBP: 0.395, SLG: 0.667			1-3 2H HR		1-3 2H	2B	K		F9	4	1	2	3	1	1	3												
Don Money, R OBP: 0.308, SLG: 0.538		5-3	FC5		5-3				F7	5	0	1	2	0	0	4												
Mark Brouhard, R OBP: 0.313, SLG: 0.214		5-3		F5		5-3		F4		5	0	0	0	0	0	2												
Ed Romero, R OBP: 0.308, SLG: 0.250				F7		L7			K	4	0	1	0	0	1	0												
<b>Inning Stats</b>	R: 0 E: 0 K: 1 S: 6	H: 0 LOB: 1 BB: 0 P: 6	R: 2 E: 0 K: 0 S: 6	H: 3 LOB: 2 BB: 1 P: 10	R: 0 E: 0 K: 0 S: 4	H: 2 LOB: 2 BB: 1 P: 8	R: 0 E: 0 K: 0 S: 3	H: 0 LOB: 0 BB: 0 P: 3	R: 1 E: 0 K: 0 S: 5	H: 2 LOB: 2 BB: 1 P: 9	R: 0 E: 0 K: 0 S: 3	H: 0 LOB: 0 BB: 0 P: 3	R: 2 E: 0 K: 1 S: 9	H: 4 LOB: 2 BB: 0 P: 9	R: 1 E: 0 K: 1 S: 8	H: 3 LOB: 2 BB: 0 P: 8	R: 0 E: 0 K: 0 S: 3	H: 0 LOB: 0 BB: 0 P: 3	1B: 11 2B: 2 3B: 0 HR: 1	SF: 0 SAC: 0 DP: 1 HBP: 0	WP: 0 PB: 1 SB: 0 CS: 0	PA: 44						
<b>PITCHER</b>	IP	WLS	BF	H	R	ER	SO	BB	IBB	HBP	BLK	WP	HR	S	P	ERA	WHIP	<b>PITCHER</b>										
Rick Honeycutt, L ERA: 7.07	(1, 1)	6.1		31	9	5	5	1	3	0	0	0	0	0	30	42	7.11	1.895										
Danny Darwin, R ERA: 3.68	(7, 1)	0.2	W	4	2	0	0	1	0	0	0	0	0	6	6	0.00	3.000											
Jon Matlack, L ERA: 3.68	(8, 1)	2.0		9	3	1	1	1	0	0	0	0	0	11	11	4.50	1.500											



Batter	1	2	3	4	5	6	7	8	9	AB	R	H	RBI	BB	SO	LOB	TOP										
Miguel Dilone, S OBP: 0.188, SLG: 0.167 (1, 7)	F7			F9				K		5	0	1	0	0	1	1	Cleveland Indians @ Texas Rangers Arlington Stadium, Arlington, TX Tue Apr 20 1982, 7:05 PM EST Att: 10,352 - Unknown										
Toby Harrah, R OBP: 0.548, SLG: 0.806 (1, 5)	L7			1B	2B	1B	HR	1B		4	2	2	0	1	0	0											
Mike Hargrove, L OBP: 0.361, SLG: 0.281 (1, 3)	F3			2B	1B	1B	L7	F8		5	1	2	0	0	0	4											
Andre Thornton, R OBP: 0.405, SLG: 0.763 (1, 10)		F8		1B	2B	HR		F5		5	2	2	3	0	1	1											
Bake McBride, L OBP: 0.524, SLG: 0.579 Rod Craig, S OBP: 0.500, SLG: 0.500 (7, PH) (7, 9)	F8			1B	1B	L9		FC5-4		3	1	1	2	0	0	0											
Ron Hassey, L OBP: 0.300, SLG: 0.368 (1, 2)	F4-3			2H	3H	1B		2B	1B	2	1	1	0	0	0	1											
Rick Manning, L OBP: 0.385, SLG: 0.378 (1, 8)			F6	F4-3	1B		F2	F4-3		4	1	1	0	0	0	1											
Jack Perconte, L OBP: 0.259, SLG: 0.346 (1, 4)			K	F4-3			5-3	L6		4	0	0	0	0	1	3											
Jerry Dybzinski, R OBP: 0.344, SLG: 0.414 (1, 6)			6-3					5-3		4	0	2	2	0	0	0											
<b>Inning Stats</b>	R: 0 E: 0 K: 0 S: 3	H: 0 LOB: 0 BB: 0 P: 3	R: 0 E: 0 K: 0 S: 3	H: 0 LOB: 0 BB: 0 P: 3	R: 0 E: 0 K: 1 S: 5	H: 0 LOB: 0 BB: 0 P: 5	R: 6 E: 0 K: 0 S: 10	H: 7 LOB: 1 BB: 0 P: 10	R: 2 E: 0 K: 0 S: 5	H: 2 LOB: 0 BB: 0 P: 5	R: 1 E: 0 K: 0 S: 5	H: 2 LOB: 1 BB: 0 P: 5	R: 0 E: 0 K: 1 S: 5	H: 0 LOB: 0 BB: 0 P: 5	R: 0 E: 0 K: 1 S: 6	H: 1 LOB: 1 BB: 0 P: 6		1B: 11 2B: 2 3B: 0 HR: 1	SF: 0 SAC: 0 DP: 0 HBP: 0	WP: 0 PB: 0 SB: 0 CS: 0	PA: 42						
<b>PITCHER</b>	IP	WLS	BF	H	R	ER	SO	BB	IBB	HBP	BLK	WP	HR	S	P	ERA	WHIP										
Charlie Hough, R ERA: 4.22 (1, 1)	3.1	L	16	6	6	6	1	0	0	0	0	0	0	18	18	16.20	1.800										
Paul Mirabella, L ERA: 8.75 (4, 1)	2.1		13	5	2	2	0	1	0	0	0	0	1	12	16	7.71	2.571										
Jon Matlack, L ERA: 3.38 (6, 1)	3.1		13	3	1	1	2	0	0	0	0	0	0	17	17	2.70	0.900										

Batter	1	2	3	4	5	6	7	8	9	AB	R	H	RBI	BB	SO	LOB	BOTTOM										
George Wright, S OBP: 0.372, SLG: 0.564 (1, 8)	K		K		1B			K		4	1	0	0	1	4	0	Cleveland Indians @ Texas Rangers Arlington Stadium, Arlington, TX Tue Apr 20 1982, 7:05 PM EST Att: 10,352 - Unknown										
Lee Mazzilli, S OBP: 0.385, SLG: 0.344 Bill Sample, R OBP: 0.571, SLG: 0.400 (1, 7) (5, 7)	CS				2B			E9		0	0	0	0	2	0	0											
Buddy Bell, R OBP: 0.419, SLG: 0.585 (1, 5)	BB				1B			1B		3	1	2	0	0	0	0											
Larry Parrish, R OBP: 0.310, SLG: 0.259 (1, 9)	K		L4		2B			1B		5	1	2	2	0	1	3											
Pat Putnam, L OBP: 0.400, SLG: 0.348 (1, 3)	1-3			3-1	1B			F3		5	0	1	1	0	0	2											
Jim Sundberg, R OBP: 0.447, SLG: 0.514 (1, 2)	BB			F5	K			G3		3	1	0	0	2	1	3											
Mike Richardt, R OBP: 0.211, SLG: 0.206 (1, 10)	BB			BB				BB		3	0	1	0	1	0	1											
Mark Wagner, R OBP: 0.364, SLG: 0.400 (1, 6)	F9			FC5-4	1B			2B		3	0	1	0	1	0	1											
Mike Richardt, R OBP: 0.211, SLG: 0.206 (1, 10)	BB			FC5-4				L4		3	0	0	0	1	0	3											
Doug Flynn, R OBP: 0.161, SLG: 0.200 Bill Stein, R OBP: 0.500, SLG: 1.000 (1, 4) (8, PH) (9, 4)	K			L8				F4		4	0	1	1	0	2	2											
<b>Inning Stats</b>	R: 0 E: 0 K: 2 S: 6	H: 0 LOB: 0 BB: 1 P: 10	R: 0 E: 0 K: 1 S: 5	H: 0 LOB: 2 BB: 2 P: 13	R: 0 E: 0 K: 1 S: 5	H: 0 LOB: 1 BB: 1 P: 9	R: 0 E: 0 K: 0 S: 4	H: 1 LOB: 1 BB: 0 P: 4	R: 3 E: 0 K: 1 S: 8	H: 3 LOB: 1 BB: 1 P: 12	R: 0 E: 0 K: 1 S: 5	H: 0 LOB: 0 BB: 0 P: 5	R: 0 E: 0 K: 1 S: 6	H: 1 LOB: 1 BB: 0 P: 6	R: 1 E: 0 K: 1 S: 6	H: 1 LOB: 2 BB: 2 P: 14	R: 0 E: 1 K: 1 S: 7	H: 1 LOB: 2 BB: 0 P: 7	1B: 5 2B: 2 3B: 0 HR: 0	SF: 0 SAC: 0 DP: 0 HBP: 0	WP: 0 PB: 0 SB: 0 CS: 1	PA: 41					
<b>PITCHER</b>	IP	WLS	BF	H	R	ER	SO	BB	IBB	HBP	BLK	WP	HR	S	P	ERA	WHIP										
Bert Blyleven, R ERA: 2.57 (1, 1)	7.0	W	30	5	3	3	7	5	0	0	0	0	0	39	59	3.86	1.429										
Ed Whitson, R ERA: 2.25 (8, 1)	2.0		11	2	1	1	2	2	0	0	0	0	0	13	21	4.50	2.000										





Batter	1	2	3	4	5	6	7	8	9	AB	R	H	RBI	BB	SO	LOB	TOP								
Von Hayes, L OBP: 0.235, SLG: 0.250 (1, 7)	F7		6-3		F9	SF9			F4-6-3	4	0	1	1	0	0	1	<b>Cleveland Indians @ Texas Rangers</b> Arlington Stadium, Arlington, TX Wed Apr 21 1982, 7:05 PM EST Att: 8,457 - Unknown								
Toby Harrah, R OBP: 0.532, SLG: 0.750 (1, 5)	5-3		1B		1B	5-3			F4-6-3	4	0	1	0	1	0	2									
Mike Hargrove, L OBP: 0.347, SLG: 0.343 (9, PR) Rod Craig, S OBP: 0.500, SLG: 0.500	1B		1B		1B				BB	3	0	3	0	2	0	0									
Andre Thornton, R OBP: 0.426, SLG: 0.732 (1, 10)	1B		BB		F2				BB	3	0	1	0	2	1	5									
Bake McBride, L OBP: 0.423, SLG: 0.458 (1, 9)	6-3		F8		K				BB	5	0	0	0	0	1	11									
Chris Bando, S OBP: 0.304, SLG: 0.158 (1, 2)					F7				K	2	1	0	0	2	1	2									
Rick Manning, L OBP: 0.372, SLG: 0.366 (1, 8)					F4-3				F8	4	1	1	0	0	0	1									
Jack Perconte, L OBP: 0.226, SLG: 0.300 (1, 4)					F4-3				F9	4	0	0	0	0	0	3									
Jerry Dybzinski, R OBP: 0.371, SLG: 0.419 (1, 6) Miguel Dilone, S OBP: 0.162, SLG: 0.161 (8, PH) Mike Fischlin, R (8, 6)	6-3				1B				L8	2	0	1	1	1	0	1									
<b>Inning Stats</b>	R: 0 E: 0 K: 0 S: 4	H: 1 LOB: 2 BB: 1 P: 8	R: 0 E: 0 K: 0 S: 3	H: 0 LOB: 1 BB: 1 P: 7	R: 0 E: 0 K: 1 S: 6	H: 1 LOB: 2 BB: 1 P: 10	R: 0 E: 0 K: 0 S: 3	H: 0 LOB: 0 BB: 0 P: 3	R: 0 E: 0 K: 1 S: 6	H: 1 LOB: 3 BB: 2 P: 14	R: 2 E: 0 K: 0 S: 5	H: 2 LOB: 1 BB: 1 P: 9	R: 0 E: 0 K: 1 S: 6	H: 2 LOB: 2 BB: 0 P: 6	R: 0 E: 0 K: 0 S: 3	H: 0 LOB: 0 BB: 0 P: 3		R: 0 E: 0 K: 0 S: 3	H: 1 LOB: 2 BB: 2 P: 11	1B: 8 2B: 1 3B: 0 HR: 0	SF: 1 SAC: 0 DP: 2 HBP: 0	WP: 0 PB: 0 SB: 2 CS: 1	PA: 41		
<b>PITCHER</b>	IP	WLS	BF	H	R	ER	SO	BB	IBB	HBP	BLK	WP	HR	S	P	ERA	WHIP								
Doc Medich, R ERA: 8.31 (1, 1)	5.0	W	25	4	2	2	2	6	0	0	0	0	0	23	47	3.60	2.000								
Steve Comer, R ERA: 1.08 (6, 1)	4.0	S	16	4	0	0	1	2	0	0	0	0	0	16	24	0.00	1.500								

Batter	1	2	3	4	5	6	7	8	9	AB	R	H	RBI	BB	SO	LOB	BOTTOM								
George Wright, S OBP: 0.383, SLG: 0.571 (1, 8)	K					K				3	1	1	0	1	2	0	<b>Cleveland Indians @ Texas Rangers</b> Arlington Stadium, Arlington, TX Wed Apr 21 1982, 7:05 PM EST Att: 8,457 - Unknown								
Bill Sample, R OBP: 0.455, SLG: 0.250 (1, 7)	BB					5-3				3	0	0	0	1	1	4									
Buddy Bell, R OBP: 0.426, SLG: 0.568 (1, 5)	BB									3	0	1	1	1	0	0									
Larry Parrish, R OBP: 0.303, SLG: 0.290 (1, 9) Leon Roberts, R OBP: 0.077, SLG: 0.167 (8, 9)	G5-4-3									4	1	1	0	0	0	3									
Lamar Johnson, R OBP: 0.500, SLG: 0.786 (1, 3) Pat Putnam, L OBP: 0.400, SLG: 0.348 (8, 3)										3	2	1	0	1	0	0									
Jim Sundberg, R OBP: 0.438, SLG: 0.486 (1, 2)										2	0	0	0	1	0	1									
Mike Richardt, R OBP: 0.214, SLG: 0.216 (1, 10)										3	0	1	2	0	1	1									
Mark Wagner, R OBP: 0.378, SLG: 0.455 (1, 6)										3	0	1	0	1	0	3									
Doug Flynn, R OBP: 0.171, SLG: 0.206 (1, 4)										4	0	1	1	0	0	1									
<b>Inning Stats</b>	R: 0 E: 0 K: 1 S: 4	H: 0 LOB: 1 BB: 2 P: 12	R: 1 E: 0 K: 0 S: 5	H: 2 LOB: 3 BB: 2 P: 13	R: 1 E: 0 K: 0 S: 4	H: 1 LOB: 2 BB: 2 P: 12	R: 1 E: 0 K: 1 S: 7	H: 2 LOB: 1 BB: 0 P: 7	R: 1 E: 1 K: 0 S: 4	H: 1 LOB: 0 BB: 0 P: 4	R: 0 E: 0 K: 1 S: 5	H: 0 LOB: 0 BB: 0 P: 5	R: 0 E: 0 K: 0 S: 3	H: 0 LOB: 0 BB: 0 P: 3	R: 0 E: 0 K: 1 S: 6	H: 1 LOB: 1 BB: 0 P: 6		1B: 3 2B: 3 3B: 1 HR: 0	SF: 1 SAC: 1 DP: 1 HBP: 0	WP: 0 PB: 0 SB: 0 CS: 1	PA: 36				
<b>PITCHER</b>	IP	WLS	BF	H	R	ER	SO	BB	IBB	HBP	BLK	WP	HR	S	P	ERA	WHIP								
Rick Waits, L ERA: 8.59 (1, 1)	2.1	L	15	3	2	2	1	6	0	0	0	0	0	11	35	7.71	3.857								
Tom Brennan, R ERA: 6.43 (3, 1)	3.2		14	3	2	1	2	0	0	0	0	0	0	18	18	2.46	0.818								
Dan Spillner, R ERA: 1.08 (7, 1)	2.0		7	1	0	0	1	0	0	0	0	0	0	9	9	0.00	0.500								







Batter	1	2	3	4	5	6	7	8	9	AB	R	H	RBI	BB	SO	LOB	TOP					
Paul Moltzer, R OBP: 0.466, SLG: 0.455 (1, 5)										2	1	0	0	2	1	2	<b>Milwaukee Brewers @ Texas Rangers</b> Arlington Stadium, Arlington, TX Fri Apr 23 1982, 7:05 PM EST Att: 13,818 - Unknown					
Charlie Moore, R OBP: 0.354, SLG: 0.413 (1, 9)										4	0	1	0	0	0	3						
Cecil Cooper, L OBP: 0.436, SLG: 0.529 (1, 3)										3	0	1	1	0	0	0						
Ben Oglivie, L OBP: 0.364, SLG: 0.612 (1, 7)										4	0	0	0	0	2	2						
Ted Simmons, S OBP: 0.263, SLG: 0.257 (1, 2)										4	0	0	0	0	0	3						
Gorman Thomas, R OBP: 0.434, SLG: 0.372 (1, 8)										4	1	2	0	0	2	1						
Don Money, R OBP: 0.412, SLG: 0.533 Kevin Bass, S (7, PR)										1	0	1	1	2	0	0						
Robin Yount, R OBP: 0.455, SLG: 0.750 (1, 6)										4	0	0	0	0	1	4						
Jim Gantner, L OBP: 0.326, SLG: 0.222 (1, 4)											3	0	1	0	0	1						
<b>Inning Stats</b>	R: 1 E: 0 K: 1 S: 6	H: 1 LOB: 1 BB: 1 P: 10	R: 0 E: 0 K: 2 S: 6	H: 0 LOB: 0 BB: 1 P: 10	R: 0 E: 0 K: 2 S: 7	H: 0 LOB: 0 BB: 0 P: 7	R: 0 E: 0 K: 1 S: 5	H: 0 LOB: 0 BB: 0 P: 5	R: 1 E: 0 K: 0 S: 5	H: 3 LOB: 2 BB: 1 P: 9	R: 0 E: 1 K: 1 S: 6	H: 0 LOB: 1 BB: 0 P: 6	R: 0 E: 0 K: 0 S: 2	H: 0 LOB: 2 BB: 1 P: 7	R: 0 E: 0 K: 0 S: 4	H: 1 LOB: 1 BB: 0 P: 4		R: 0 E: 0 K: 0 S: 4	H: 1 LOB: 1 BB: 0 P: 4	1B: 3 2B: 3 3B: 0 HR: 0	SF: 1 SAC: 1 DP: 2 HBP: 1	WP: 1 PB: 0 SB: 0 CS: 1
<b>PITCHER</b> Rick Honeycutt, L ERA: 5.09 (1, 1)	IP: 9.0 WLS: L BF: 36 H: 6 R: 2 ER: 2 SO: 7 BB: 4 IBB: 0 HBP: 1 BLK: 0 WP: 1 HR: 0 S: 45 P: 62 ERA: 2.00 WHIP: 1.111															<b>PITCHER</b>						

Batter	1	2	3	4	5	6	7	8	9	AB	R	H	RBI	BB	SO	LOB	BOTTOM					
George Wright, S OBP: 0.357, SLG: 0.500 (1, 8)										4	1	1	0	0	0	0	<b>Milwaukee Brewers @ Texas Rangers</b> Arlington Stadium, Arlington, TX Fri Apr 23 1982, 7:05 PM EST Att: 13,818 - Unknown					
Bill Sample, R OBP: 0.388, SLG: 0.333 Lee Mazzilli, S OBP: 0.378, SLG: 0.333 (8, PH)										3	0	2	1	0	1	0						
Buddy Bell, R OBP: 0.418, SLG: 0.520 (1, 5)										4	0	1	0	0	0	2						
Larry Parrish, R OBP: 0.268, SLG: 0.256 (1, 9)										4	0	0	0	0	2	2						
Pat Putnam, L OBP: 0.405, SLG: 0.321 (1, 3)										3	0	0	0	0	0	1						
Jim Sundberg, R OBP: 0.396, SLG: 0.419 (1, 2)										3	0	0	0	0	1	0						
Mike Richardt, R OBP: 0.224, SLG: 0.227 (1, 10)										3	0	0	0	0	0	0						
Mark Wagner, R OBP: 0.372, SLG: 0.436 (1, 6)										3	0	2	0	0	0	0						
Doug Flynn, R OBP: 0.154, SLG: 0.184 Bill Stein, R OBP: 0.400, SLG: 0.600 (8, PH)										2	0	0	0	0	0	2						
<b>Inning Stats</b>	R: 0 E: 0 K: 0 S: 3	H: 1 LOB: 0 BB: 0 P: 3	R: 0 E: 0 K: 1 S: 5	H: 0 LOB: 0 BB: 0 P: 5	R: 0 E: 0 K: 0 S: 3	H: 1 LOB: 0 BB: 0 P: 3	R: 1 E: 0 K: 0 S: 5	H: 2 LOB: 1 BB: 0 P: 5	R: 0 E: 0 K: 0 S: 4	H: 1 LOB: 1 BB: 0 P: 4	R: 0 E: 0 K: 1 S: 6	H: 1 LOB: 0 BB: 0 P: 6	R: 0 E: 0 K: 1 S: 5	H: 0 LOB: 0 BB: 0 P: 5	R: 0 E: 0 K: 1 S: 5	H: 0 LOB: 0 BB: 0 P: 5		R: 0 E: 0 K: 2 S: 7	H: 0 LOB: 0 BB: 0 P: 7	1B: 5 2B: 2 3B: 0 HR: 0	SF: 0 SAC: 0 DP: 2 HBP: 0	WP: 0 PB: 0 SB: 0 CS: 0
<b>PITCHER</b> Moose Haas, R ERA: 2.66 Rolie Fingers, R ERA: 3.6 (1, 1)	IP: 8.0 WLS: W BF: 28 H: 6 R: 1 ER: 1 SO: 4 BB: 0 IBB: 0 HBP: 0 BLK: 0 WP: 0 HR: 0 S: 36 P: 36 ERA: 1.12 WHIP: 0.750															<b>PITCHER</b>						



Batter	1	2	3	4	5	6	7	8	9	AB	R	H	RBI	BB	SO	LOB	TOP	
<b>Paul Moltitor, R</b> OBP: 0.435, SLG: 0.417 (1, 5)										5	0	0	0	0	0	2		
<b>Charlie Moore, R</b> OBP: 0.346, SLG: 0.388 (1, 9)										3	0	0	0	1	1	0		
<b>Cecil Cooper, L</b> OBP: 0.458, SLG: 0.564 (1, 3)										4	0	3	0	0	0	0		
<b>Ben Oglivie, L</b> OBP: 0.339, SLG: 0.566 (1, 7)										4	0	0	0	0	1	2		
<b>Ted Simmons, S</b> OBP: 0.286, SLG: 0.308 (1, 2)										4	2	2	0	0	0	1		
<b>Gorman Thomas, R</b> OBP: 0.423, SLG: 0.370 (1, 8)										3	1	1	1	0	2	0		
<b>Roy Howell, L</b> OBP: 0.190, SLG: 0.350 (1, 10)										4	1	2	2	0	0	0		
<b>Robin Yount, R</b> OBP: 0.423, SLG: 0.696 (1, 6)										3	0	1	1	0	0	0		
<b>Jim Gantner, L</b> OBP: 0.326, SLG: 0.231 (1, 4)										3	0	1	0	0	0	1		
<b>Inning Stats</b>	R: 0 E: 0 K: 2 S: 8	H: 1 LOB: 1 BB: 0 P: 8	R: 2 E: 0 K: 0 S: 6	H: 3 LOB: 1 BB: 0 P: 6	R: 0 E: 0 K: 0 S: 4	H: 1 LOB: 1 BB: 0 P: 4	R: 0 E: 0 K: 1 S: 5	H: 0 LOB: 0 BB: 0 P: 5	R: 0 E: 0 K: 0 S: 3	H: 1 LOB: 0 BB: 0 P: 3	R: 0 E: 0 K: 0 S: 3	H: 0 LOB: 0 BB: 0 P: 3	R: 2 E: 0 K: 0 S: 5	H: 3 LOB: 0 BB: 0 P: 5	1B: 7 2B: 2 3B: 0 HR: 1	SF: 1 SAC: 1 DP: 0 HBP: 0	WP: 0 PA: 37 PB: 0 SB: 0 CS: 2	
<b>PITCHER</b>	IP	WLS	BF	H	R	ER	SO	BB	IBB	HBP	BLK	WP	HR	S	P	ERA	WHIP	
<b>Dave Schmidt, R</b> ERA: 5.14 (1, 1)	8.1	L	35	10	4	4	4	1	0	0	0	0	1	41	45	4.32	1.320	
<b>Steve Comer, R</b> ERA: 1.0 (9, 1)	0.2		1	0	0	0	0	0	0	0	0	0	0	1	1	0.00	0.000	

Milwaukee Brewers @ Texas Rangers  
Arlington Stadium, Arlington, TX  
Sat Apr 24 1982, 7:05 PM EST  
Att: 13,695 - Unknown

AB 33  
R 4  
H 10  
RBI 4  
BB 1  
SO 4  
LOB 6



Batter	1	2	3	4	5	6	7	8	9	AB	R	H	RBI	BB	SO	LOB	BOTTOM		
<b>George Wright, S</b> OBP: 0.333, SLG: 0.463 (1, 8)										4	0	0	0	0	1	0			
<b>Lee Mazzilli, S</b> OBP: 0.390, SLG: 0.333 (1, 7)										3	1	1	0	1	0	0			
<b>Buddy Bell, R</b> OBP: 0.424, SLG: 0.509 (1, 5)										3	0	1	0	1	0	2			
<b>Larry Parrish, R</b> OBP: 0.267, SLG: 0.238 (1, 9)										3	0	0	0	1	2	3			
<b>Pat Putnam, L</b> OBP: 0.390, SLG: 0.313 (1, 3)										4	0	1	1	0	2	2			
<b>Mike Richardt, R</b> OBP: 0.208, SLG: 0.208 (1, 10)										4	0	0	0	0	0	3			
<b>Bob Johnson, R</b> (1, 2)										3	0	0	0	0	1	0			
<b>Mark Wagner, R</b> OBP: 0.348, SLG: 0.405 (1, 6)										3	0	0	0	0	1	0			
<b>Doug Flynn, R</b> OBP: 0.146, SLG: 0.175 (1, 4)										2	0	0	0	0	0	0			
<b>Bill Stein, R</b> OBP: 0.333, SLG: 0.500 (8, PH) (9, 4)										1	0	0	0	0	0	0			
<b>Inning Stats</b>	R: 0 E: 0 K: 1 S: 6	H: 1 LOB: 1 BB: 0 P: 6	R: 0 E: 0 K: 1 S: 5	H: 0 LOB: 0 BB: 0 P: 5	R: 0 E: 1 K: 0 S: 3	H: 0 LOB: 2 BB: 2 P: 11	R: 0 E: 0 K: 2 S: 7	H: 0 LOB: 0 BB: 0 P: 7	R: 0 E: 0 K: 2 S: 8	H: 1 LOB: 1 BB: 0 P: 8	R: 0 E: 0 K: 1 S: 5	H: 0 LOB: 0 BB: 0 P: 5	R: 0 E: 0 K: 0 S: 3	H: 0 LOB: 0 BB: 0 P: 3	R: 1 E: 0 K: 0 S: 4	H: 1 LOB: 1 BB: 1 P: 8	1B: 3 2B: 0 3B: 0 HR: 0	SF: 0 SAC: 0 DP: 0 HBP: 0	WP: 0 PA: 33 PB: 0 SB: 2 CS: 0
<b>PITCHER</b>	IP	WLS	BF	H	R	ER	SO	BB	IBB	HBP	BLK	WP	HR	S	P	ERA	WHIP		
<b>Pete Vuckovich, R</b> ERA: 3.91 (1, 1)	9.0	W	33	3	1	1	7	3	0	0	0	0	0	44	56	1.00	0.667		

Milwaukee Brewers @ Texas Rangers  
Arlington Stadium, Arlington, TX  
Sat Apr 24 1982, 7:05 PM EST  
Att: 13,695 - Unknown

AB 30  
R 1  
H 3  
RBI 1  
BB 3  
SO 7  
LOB 10









Batter	1	2	3	4	5	6	7	8	9	AB	R	H	RBI	BB	SO	LOB	TOP			
George Wright, S OBP: 0.357, SLG: 0.460										5	1	2	0	0	0	1				
Lee Mazzilli, S OBP: 0.392, SLG: 0.386										5	0	1	0	0	0	2				
Buddy Bell, R OBP: 0.426, SLG: 0.500										3	0	0	0	1	1	0				
Larry Parrish, R OBP: 0.259, SLG: 0.208										2	1	0	1	1	0	0				
Pat Putnam, L OBP: 0.370, SLG: 0.297										4	1	1	0	0	0	3				
Jim Sundberg, R OBP: 0.446, SLG: 0.469										4	0	3	1	0	0	2				
Mike Richardt, R OBP: 0.246, SLG: 0.304										4	1	2	2	0	0	2				
Mario Mendoza, R OBP: 0.250, SLG: 0.375										3	0	0	0	0	0	2				
Doug Flynn, R OBP: 0.149, SLG: 0.174										3	0	1	0	0	0	0				
Johnny Grubb, L (9, PH)										1	0	0	0	0	0	0				
<b>Inning Stats</b>	R: 1 E: 0 K: 0 S: 5	H: 2 LOB: 2 BB: 1 P: 9	R: 1 E: 0 K: 0 S: 5	H: 2 LOB: 1 BB: 0 P: 5	R: 1 E: 0 K: 0 S: 4	H: 1 LOB: 1 BB: 1 P: 8	R: 0 E: 1 K: 0 S: 4	H: 1 LOB: 1 BB: 0 P: 4	R: 1 E: 0 K: 0 S: 6	H: 3 LOB: 2 BB: 0 P: 6	R: 0 E: 0 K: 1 S: 5	H: 0 LOB: 0 BB: 0 P: 5	R: 0 E: 0 K: 0 S: 3	H: 1 LOB: 0 BB: 0 P: 3	R: 0 E: 0 K: 0 S: 3	H: 0 LOB: 0 BB: 0 P: 3	1B: 8 2B: 1 3B: 0 HR: 1	SF: 1 SAC: 0 DP: 1 HBP: 0	WP: 0 PB: 0 SB: 0 CS: 0	PA: 38
<b>PITCHER</b>	IP WLS BF H R ER SO BB IBB HBP BLK WP HR S P ERA WHIP																			
Mark Bomback, R ERA: 8.02	(1, 1) 4.2 25 9 4 4 0 2 0 0 0 0 1 23 31 7.71 2.357																			
Dale Murray, R ERA: 3.05	(5, 1) 4.1 W 13 1 0 0 1 0 0 0 0 0 0 15 15 0.00 0.231																			

Texas Rangers @ Toronto Blue Jays  
Exhibition Stadium, Toronto, ON  
Tue Apr 27 1982, 7:05 PM EDT  
Att: 10,101 - Unknown

AB	35
R	4
H	10
RBI	4
BB	2
SO	1
LOB	13



Batter	1	2	3	4	5	6	7	8	9	AB	R	H	RBI	BB	SO	LOB	BOTTOM			
Damaso Garcia, R OBP: 0.390, SLG: 0.366										4	2	2	0	1	0	4				
Rance Mulliniks, L OBP: 0.308, SLG: 0.444										2	1	1	0	1	0	1				
Garth Iorg, R OBP: 0.357, SLG: 0.618										2	0	2	2	0	0	0				
Lloyd Moseby, L OBP: 0.259, SLG: 0.302										4	0	2	1	1	1	5				
Al Woods, L OBP: 0.280, SLG: 0.182										1	1	0	0	1	0	1				
Barry Bonnell, R OBP: 0.424, SLG: 0.533										3	0	0	0	0	1	5				
Willie Upshaw, L OBP: 0.316, SLG: 0.442										2	1	1	3	0	0	1				
Wayne Northhagen, R OBP: 0.296, SLG: 0.229										2	0	0	0	0	0	1				
Hosken Powell, L OBP: 0.296										2	1	1	0	0	0	1				
Jesse Barfield, R OBP: 0.339, SLG: 0.426										2	1	1	0	0	0	1				
Ernie Whitt, L OBP: 0.362, SLG: 0.561										3	0	1	0	2	0	1				
Alfredo Griffin, S OBP: 0.300, SLG: 0.333										5	1	2	1	0	0	5				
<b>Inning Stats</b>	R: 1 E: 0 K: 0 S: 4	H: 1 LOB: 1 BB: 1 P: 8	R: 0 E: 0 K: 0 S: 3	H: 1 LOB: 1 BB: 1 P: 7	R: 4 E: 0 K: 1 S: 8	H: 3 LOB: 0 BB: 1 P: 12	R: 0 E: 0 K: 1 S: 6	H: 1 LOB: 2 BB: 2 P: 14	R: 0 E: 0 K: 0 S: 3	H: 0 LOB: 3 BB: 1 P: 7	R: 1 E: 0 K: 0 S: 6	H: 3 LOB: 2 BB: 0 P: 6	R: 2 E: 1 K: 0 S: 5	H: 2 LOB: 2 BB: 1 P: 10	R: 0 E: 0 K: 0 S: 6	H: 3 LOB: 3 BB: 0 P: 6	1B: 12 2B: 2 3B: 1 HR: 0	SF: 1 SAC: 1 DP: 2 HBP: 1	WP: 1 PB: 0 SB: 2 CS: 0	PA: 45
<b>PITCHER</b>	IP WLS BF H R ER SO BB IBB HBP BLK WP HR S P ERA WHIP																			
Doc Medich, R ERA: 9.49	(1, 1) 3.2 L 21 6 5 5 1 1 0 0 0 0 0 0 8 12 12.27 3.000																			
Paul Mirabella, L ERA: 6.35	(4, 1) 1.2 7 1 1 1 1 1 0 0 0 0 0 0 8 12 5.40 1.200																			
Steve Comer, R ERA: 1.54	(6, 1) 2.2 17 7 2 1 0 0 1 1 0 0 0 0 15 20 3.38 2.625																			

Texas Rangers @ Toronto Blue Jays  
Exhibition Stadium, Toronto, ON  
Tue Apr 27 1982, 7:05 PM EDT  
Att: 10,101 - Unknown

AB	35
R	8
H	14
RBI	8
BB	7
SO	2
LOB	28





Batter	1	2	3	4	5	6	7	8	9	AB	R	H	RBI	BB	SO	LOB	TOP										
<b>George Wright, S</b> (1, 8) OBP: 0.373, SLG: 0.493	G3		L4		2B		HR		BB	4	2	2	0	1	0	0	<b>Texas Rangers @ Toronto Blue Jays</b> Exhibition Stadium, Toronto, ON Wed Apr 28 1982, 7:05 PM EDT Att: 10,109 - Unknown										
<b>Lee Mazzilli, S</b> (1, 10) OBP: 0.393, SLG: 0.469	F7		L7		5-3		HR		1-3	5	1	2	3	0	0	1											
<b>Buddy Bell, R</b> (1, 5) OBP: 0.431, SLG: 0.547					5-3					4	1	2	1	0	0	1											
<b>Larry Parrish, R</b> (1, 9) OBP: 0.241, SLG: 0.192	L7		F7		F7				F8	4	0	0	0	0	0	2											
<b>Pat Putnam, L</b> (1, 3) OBP: 0.360, SLG: 0.293		3-1			F9				F2	4	0	1	0	0	0	0											
<b>Jim Sundberg, R</b> (1, 2) OBP: 0.433, SLG: 0.442		6-3			F8				E6	3	0	0	0	1	0	1											
<b>Mike Richardt, R</b> (1, 7) OBP: 0.246, SLG: 0.300					E5				F9	4	0	1	0	0	0	3											
<b>Mario Mendoza, R</b> (1, 6) OBP: 0.167, SLG: 0.167					G6-4-3				F9	3	0	1	0	0	0	2											
<b>Lamar Johnson, R</b> (9, PH) OBP: 0.500, SLG: 0.700					G6-4-3				G4-3	1	0	1	0	0	0	0											
<b>Doug Flynn, R</b> (1, 4) OBP: 0.140, SLG: 0.163					F8				F8	3	0	0	0	0	0	2											
<b>Johnny Grubb, L</b> (9, PH)									G4-3	1	0	0	0	0	0	1											
<b>Inning Stats</b>	R: 0 E: 0 K: 0 S: 4	H: 1 LOB: 1 BB: 0 P: 4	R: 0 E: 0 K: 0 S: 5	H: 2 LOB: 2 BB: 0 P: 5	R: 1 E: 0 K: 0 S: 4	H: 1 LOB: 0 BB: 0 P: 4	R: 0 E: 1 K: 0 S: 4	H: 1 LOB: 1 BB: 0 P: 4	R: 1 E: 0 K: 0 S: 5	H: 2 LOB: 1 BB: 0 P: 5	R: 0 E: 0 K: 0 S: 2	H: 0 LOB: 0 BB: 1 P: 6	R: 2 E: 0 K: 0 S: 5	H: 2 LOB: 0 BB: 0 P: 5	R: 0 E: 1 K: 0 S: 4	H: 0 LOB: 1 BB: 0 P: 4	R: 0 E: 0 K: 0 S: 3	H: 1 LOB: 1 BB: 1 P: 7	1B: 6 2B: 1 3B: 1 HR: 2	SF: 0 SAC: 0 DP: 3 HBP: 0	WP: 0 PB: 0 SB: 0 CS: 0	PA: 38					
<b>PITCHER</b>	IP	WLS	BF	H	R	ER	SO	BB	IBB	HBP	BLK	WP	HR	S	P	ERA	WHIP										
<b>Jim Clancy, R</b> (1, 1) ERA: 5.93	7.0	W	30	9	4	4	0	1	0	0	0	0	2	29	33	5.14	1.429										
<b>Joey McLaughlin, R</b> (8, 1) ERA: 3.09	2.0	S	8	1	0	0	0	1	0	0	0	0	0	7	11	0.00	1.000										

AB 36  
R 4  
H 10  
RBI 4  
BB 2  
SO 0  
LOB 13



Batter	1	2	3	4	5	6	7	8	9	AB	R	H	RBI	BB	SO	LOB	BOTTOM										
<b>Damaso Garcia, R</b> (1, 4) OBP: 0.393, SLG: 0.360	K		F9		E5		1B			4	0	1	0	0	1	1	<b>Texas Rangers @ Toronto Blue Jays</b> Exhibition Stadium, Toronto, ON Wed Apr 28 1982, 7:05 PM EDT Att: 10,109 - Unknown										
<b>Garth Iorg, R</b> (1, 5) OBP: 0.321, SLG: 0.568					6-3		1B			3	0	0	0	0	0	1											
<b>Rance Mulliniks, L</b> (7, PH) OBP: 0.325, SLG: 0.459										1	0	1	2	0	0	0											
<b>Lloyd Moseby, L</b> (1, 8) OBP: 0.242, SLG: 0.281					5-3		1B			4	0	0	0	0	1	2											
<b>Otto Velez, R</b> (1, 10) OBP: 0.389, SLG: 0.214					5-3					3	0	0	0	0	0	1											
<b>Al Woods, L</b> (8, PH) OBP: 0.266, SLG: 0.174										1	0	0	0	0	0	0											
<b>Barry Bonnell, R</b> (1, 7) OBP: 0.405, SLG: 0.500					SH5-3		1B			4	1	1	0	0	0	0											
<b>Jesse Barfield, R</b> (1, 9) OBP: 0.333, SLG: 0.414					1B		1B			4	1	1	0	0	1	0											
<b>Buck Martinez, R</b> (1, 2) OBP: 0.348, SLG: 0.409					SH5-3					2	0	1	0	0	1	0											
<b>Hosken Powell, L</b> (7, PR) OBP: 0.250, SLG: 0.296										0	1	0	0	0	0	0											
<b>Ernie Whitt, L</b> (8, 2) OBP: 0.362, SLG: 0.561					1-2		1B			0	0	0	0	0	0	0											
<b>Willie Upshaw, L</b> (1, 3) OBP: 0.310, SLG: 0.434										1	0	0	0	0	1	0											
<b>Wayne Nordhagen, R</b> (5, PH) OBP: 0.309, SLG: 0.245										1	0	1	2	0	0	0											
<b>Tony Johnson, R</b> (5, PR)										0	1	0	0	0	0	0											
<b>John Mayberry, L</b> (6, 3) OBP: 0.382, SLG: 0.500										1	1	1	0	0	0	0											
<b>Alfredo Griffin, S</b> (1, 6) OBP: 0.302, SLG: 0.333										3	1	1	1	0	0	1											
<b>Inning Stats</b>	R: 0 E: 1 K: 1 S: 6	H: 0 LOB: 1 BB: 0 P: 6	R: 0 E: 0 K: 1 S: 5	H: 0 LOB: 0 BB: 0 P: 5	R: 0 E: 0 K: 0 S: 3	H: 0 LOB: 0 BB: 0 P: 3	R: 0 E: 0 K: 0 S: 3	H: 0 LOB: 0 BB: 0 P: 3	R: 3 E: 0 K: 0 S: 9	H: 5 LOB: 1 BB: 0 P: 9	R: 0 E: 0 K: 1 S: 5	H: 0 LOB: 0 BB: 0 P: 5	R: 0 E: 0 K: 1 S: 5	H: 0 LOB: 0 BB: 0 P: 5	R: 0 E: 0 K: 1 S: 5	H: 0 LOB: 0 BB: 0 P: 5	1B: 8 2B: 0 3B: 0 HR: 0	SF: 0 SAC: 1 DP: 0 HBP: 0	WP: 0 PB: 0 SB: 1 CS: 0	PA: 33							
<b>PITCHER</b>	IP	WLS	BF	H	R	ER	SO	BB	IBB	HBP	BLK	WP	HR	S	P	ERA	WHIP										
<b>Frank Tanana, L</b> (1, 1) ERA: 5.96	6.1	L	27	6	6	5	3	0	0	0	0	0	0	10	10	0.00	1.200										
<b>Danny Darwin, R</b> (7, 1) ERA: 2.4	1.2		6	2	0	0	2	0	0	0	0	0	0	10	10	0.00	1.200										

AB 32  
R 6  
H 8  
RBI 5  
BB 0  
SO 5  
LOB 6





Batter	1	2	3	4	5	6	7	8	9	AB	R	H	RBI	BB	SO	LOB	TOP					
George Wright, S OBP: 0.354, SLG: 0.465	P2		4-3		G6-3		L7			4	0	0	0	0	0	2						
Lee Mazzilli, S OBP: 0.400, SLG: 0.481			4-3			FC6-4 BB		F7		3	0	1	0	1	0	1						
Buddy Bell, R OBP: 0.434, SLG: 0.530						FC6-4 FC6-4		K		2	0	0	0	1	1	1						
Lamar Johnson, R OBP: 0.423, SLG: 0.583	G6-4-3					FC6-4 BB 1B		6-3		4	1	0	0	0	1	5						
Jim Sundberg, R OBP: 0.438, SLG: 0.436			5-3							3	0	1	0	1	0	0						
Johnny Grubb, L OBP: 0.500, SLG: 0.250					G6-3					2	0	1	1	2	0	1						
Larry Parrish, R OBP: 0.226, SLG: 0.179										4	0	0	0	0	0	4						
Mark Wagner, R OBP: 0.321, SLG: 0.354										3	0	0	0	1	0	2						
Doug Flynn, R OBP: 0.191, SLG: 0.173										3	0	1	0	0	0	1						
<b>Inning Stats</b>	R: 0 E: 0 K: 0 S: 3	H: 1 LOB: 1 BB: 0 P: 4	R: 0 E: 0 K: 0 S: 3	H: 0 LOB: 1 BB: 7	R: 0 E: 0 K: 1 S: 6	H: 1 LOB: 2 BB: 1 P: 10	R: 0 E: 0 K: 0 S: 3	H: 1 LOB: 0 BB: 3	R: 0 E: 0 K: 0 S: 2	H: 0 LOB: 0 BB: 1 P: 6	R: 1 E: 0 K: 0 S: 4	H: 1 LOB: 2 BB: 2 P: 12	R: 0 E: 0 K: 0 S: 3	H: 0 LOB: 0 BB: 3	R: 0 E: 0 K: 0 S: 5	H: 0 LOB: 1 BB: 0 P: 5	R: 0 E: 0 K: 0 S: 3	H: 0 LOB: 1 BB: 7	1B: 3 2B: 1 3B: 0 HR: 0	SF: 0 SAC: 0 DP: 3 HBP: 1	WP: 0 PB: 0 SB: 1 CS: 0	PA: 35
<b>PITCHER</b> Mike Torrez, R ERA: 3.33	IP: 9.0 WLS: W BF: 35 H: 4 R: 1 ER: 1 SO: 2 BB: 6 IBB: 0 HBP: 1 BLK: 0 WP: 0 HR: 0 S: 32 P: 57 ERA: 1.00 WHIP: 1.111															<b>PITCHER</b>						

Texas Rangers @ Boston Red Sox  
Fenway Park, Boston, MA  
Fri Apr 30 1982, 7:05 PM EDT  
Att: 19,370 - Unknown

AB 28  
R 1  
H 4  
RBI 1  
BB 6  
SO 2  
LOB 17



Batter	1	2	3	4	5	6	7	8	9	AB	R	H	RBI	BB	SO	LOB	BOTTOM					
Jerry Remy, L OBP: 0.325, SLG: 0.319	F9 1B	E3		SF7	FC4-6			FC6-4		4	1	1	1	0	0	5						
Dwight Evans, R OBP: 0.348, SLG: 0.297	1B	F6-4-3		K		K		F8		4	0	0	0	1	2	4						
Jim Rice, R OBP: 0.430, SLG: 0.386	F9	F8								3	1	1	1	2	0	3						
Carl Yastrzemski, L OBP: 0.427, SLG: 0.606	WP 1B			K		F7				3	0	1	1	2	1	1						
Glenn Hoffman, R OBP: 0.373, SLG: 0.519				F7	F4			F8		4	0	1	0	1	0	5						
Dave Stapleton, R OBP: 0.250, SLG: 0.303	K									5	0	3	1	0	2	3						
Rick Miller, L OBP: 0.356, SLG: 0.333	F5									5	1	1	0	0	1	7						
Rich Gedman, L OBP: 0.304, SLG: 0.364										5	2	3	0	0	0	1						
Wade Boggs, L OBP: 0.286, SLG: 0.222										3	2	1	1	2	0	2						
<b>Inning Stats</b>	R: 1 E: 0 K: 1 S: 7	H: 2 LOB: 3 BB: 2 P: 15	R: 1 E: 2 K: 0 S: 5	H: 1 LOB: 0 BB: 0 P: 5	R: 0 E: 0 K: 2 S: 7	H: 0 LOB: 0 BB: 0 P: 7	R: 3 E: 1 K: 1 S: 8	H: 3 LOB: 2 BB: 2 P: 16	R: 0 E: 0 K: 0 S: 5	H: 2 LOB: 2 BB: 0 P: 5	R: 1 E: 0 K: 1 S: 7	H: 2 LOB: 3 BB: 1 P: 11	R: 1 E: 0 K: 0 S: 4	H: 1 LOB: 3 BB: 2 P: 13	R: 0 E: 0 K: 1 S: 6	H: 1 LOB: 2 BB: 1 P: 10	R: 0 E: 0 K: 1 S: 6	H: 1 LOB: 0 BB: 1 P: 10	1B: 10 2B: 2 3B: 0 HR: 0	SF: 1 SAC: 0 DP: 1 HBP: 1	WP: 1 PB: 0 SB: 1 CS: 0	PA: 46
<b>PITCHER</b> Charlie Hough, R ERA: 5.79 Dave Schmidt, R ERA: 5.09 Paul Mirabella, L ERA: 5.63	IP: 3.2 WLS: L BF: 22 H: 6 R: 5 ER: 3 SO: 4 BB: 3 IBB: 1 HBP: 0 BLK: 0 WP: 1 HR: 0 S: 26 P: 42 ERA: 7.36 WHIP: 2.455															<b>PITCHER</b>						

Texas Rangers @ Boston Red Sox  
Fenway Park, Boston, MA  
Fri Apr 30 1982, 7:05 PM EDT  
Att: 19,370 - Unknown

AB 36  
R 7  
H 12  
RBI 5  
BB 8  
SO 6  
LOB 31









Batter	1	2	3	4	5	6	7	8	9	AB	R	H	RBI	BB	SO	LOB	TOP			
George Wright, S OBP: 0.374, SLG: 0.476 (1, 8)	F6	4-3			4-3 1B		G3 BB		1B	4	0	2	0	1	0	3	<b>Texas Rangers @ Boston Red Sox</b> Fenway Park, Boston, MA Sun May 02 1982, 3:33 AM EDT Att: 21,011 - Unknown			
Lee Mazzilli, S OBP: 0.375, SLG: 0.429 (1, 10)	F9		F7		4-3 1-2		G3 1-2		4-3	5	0	0	0	0	0	3				
Buddy Bell, R OBP: 0.419, SLG: 0.493 (1, 5)			6-3		L8		F9			3	0	0	0	1	0	2				
Johnny Grubb, L OBP: 0.364, SLG: 0.333 (1, 9)	F7						F4		3-1	4	0	1	0	0	0	1				
Jim Sundberg, R OBP: 0.432, SLG: 0.492 (1, 2)		F6	K				4-3		FC6-4 1B	4	0	1	0	0	1	1				
Pat Putnam, L OBP: 0.382, SLG: 0.326 (1, 3)		1B 1B 1B			F8		BB 1B		F9	4	0	2	0	0	0	1				
Bill Sample, R OBP: 0.393, SLG: 0.348 (1, 7)					K		BB 1-2		FC6-4 1-2	3	0	1	0	1	1	1				
Mark Wagner, R OBP: 0.288, SLG: 0.315 (9, PH)					K		F8			3	0	0	0	0	2	4				
Lamar Johnson, R OBP: 0.424, SLG: 0.548 (9, PH)		K			K		F8		F5	1	0	0	0	0	0	0				
Doug Flynn, R OBP: 0.169, SLG: 0.190 (9, PH)					F4-3		K		F8	3	0	1	0	0	1	0				
Bill Stein, R OBP: 0.250, SLG: 0.333 (9, PH)										1	0	0	0	0	0	0				
<b>Inning Stats</b>	R: 0 E: 0 K: 1 S: 3	H: 0 LOB: 1 BB: 1 P: 7	R: 0 E: 0 K: 1 S: 8	H: 3 LOB: 3 BB: 0 P: 8	R: 0 E: 0 K: 1 S: 6	H: 1 LOB: 1 BB: 0 P: 6	R: 0 E: 0 K: 2 S: 7	H: 0 LOB: 0 BB: 0 P: 7	R: 0 E: 0 K: 0 S: 4	H: 1 LOB: 1 BB: 0 P: 4	R: 0 E: 0 K: 0 S: 5	H: 0 LOB: 1 BB: 1 P: 9	R: 0 E: 0 K: 0 S: 4	H: 1 LOB: 1 BB: 0 P: 4	R: 0 E: 0 K: 0 S: 4	H: 1 LOB: 1 BB: 0 P: 4	1B: 7 2B: 1 3B: 0 HR: 0	SF: 0 SAC: 0 DP: 0 HBP: 0	WP: 0 PB: 0 SB: 0 CS: 0	PA: 38
<b>PITCHER</b> Dennis Eckersley, R ERA: 2.65 (1, 1)	IP: 9.0 WLS: W BF: 38 H: 8 R: 0 ER: 0 SO: 5 BB: 3 IBB: 0 HBP: 0 BLK: 0 WP: 0 HR: 0 S: 45 P: 57 ERA: 0.00 WHIP: 1.222																			

Batter	1	2	3	4	5	6	7	8	9	AB	R	H	RBI	BB	SO	LOB	BOTTOM			
Jerry Remy, L OBP: 0.322, SLG: 0.321 (1, 4)	1B 1B	K					F7			4	1	2	0	0	1	0	<b>Texas Rangers @ Boston Red Sox</b> Fenway Park, Boston, MA Sun May 02 1982, 3:33 AM EDT Att: 21,011 - Unknown			
Dwight Evans, R OBP: 0.343, SLG: 0.310 (1, 9)	1B SF9 1B	K				F8	5-3			4	1	1	0	0	1	1				
Jim Rice, R OBP: 0.406, SLG: 0.363 (1, 7)	FC4-6 1-3 2-H 1B	F9				F3			1B	4	0	2	1	0	0	0				
Carl Yastrzemski, L OBP: 0.400, SLG: 0.571 (1, 10)	SF9		K			F7	F9			3	0	0	1	0	1	1				
Carney Lansford, R OBP: 0.358, SLG: 0.371 (1, 5)	FC4-6 1-2 1B		F3			F5			1B 1B	4	1	1	0	0	0	1				
Dave Stapleton, R OBP: 0.267, SLG: 0.314 (1, 3)	1B 1-2 3B 1B					F7	F8			4	2	2	0	0	0	1				
Glenn Hoffman, R OBP: 0.380, SLG: 0.547 (1, 6)	1-2 2-H 3B 1B					F4-3 2B	K			4	1	3	2	0	1	1				
Rich Gedman, L OBP: 0.320, SLG: 0.417 (1, 2)	1-H 2-H 3B				K		F4-3			4	0	2	2	0	1	1				
Rick Miller, L OBP: 0.346, SLG: 0.324 (1, 8)	K				F8		K		F8	4	0	0	0	0	2	4				
<b>Inning Stats</b>	R: 5 E: 0 K: 1 S: 11	H: 6 LOB: 1 BB: 0 P: 11	R: 0 E: 0 K: 2 S: 7	H: 0 LOB: 0 BB: 0 P: 7	R: 1 E: 0 K: 1 S: 6	H: 2 LOB: 1 BB: 0 P: 6	R: 0 E: 0 K: 1 S: 6	H: 1 LOB: 1 BB: 0 P: 6	R: 0 E: 0 K: 0 S: 3	H: 0 LOB: 0 BB: 0 P: 3	R: 0 E: 0 K: 1 S: 6	H: 1 LOB: 1 BB: 0 P: 6	R: 0 E: 0 K: 0 S: 4	H: 1 LOB: 1 BB: 0 P: 4	R: 0 E: 0 K: 1 S: 7	H: 2 LOB: 2 BB: 0 P: 7		1B: 10 2B: 2 3B: 1 HR: 0	SF: 1 SAC: 0 DP: 0 HBP: 0	WP: 0 PB: 0 SB: 0 CS: 0
<b>PITCHER</b> Doc Medich, R ERA: 12.46 Jon Matlack, L ERA: 2.61 (1, 1)	IP: 0.2 WLS: L BF: 8 H: 6 R: 5 ER: 5 SO: 0 BB: 0 IBB: 0 HBP: 0 BLK: 0 WP: 0 HR: 0 S: 8 P: 8 ERA: 67.50 WHIP: 9.000																			
<b>PITCHER</b> (1, 1)	IP: 7.1 WLS: BF: 28 H: 7 R: 1 ER: 1 SO: 7 BB: 0 IBB: 0 HBP: 0 BLK: 0 WP: 0 HR: 0 S: 42 P: 42 ERA: 1.23 WHIP: 0.955																			

AB	35
R	0
H	8
RBI	0
BB	3
SO	5
LOB	16





Batter	1	2	3	4	5	6	7	8	9	AB	R	H	RBI	BB	SO	LOB	TOP							
George Wright, S OBP: 0.375, SLG: 0.506 (1, 8)										5	1	2	2	0	0	4								
Lee Mazzilli, S OBP: 0.355, SLG: 0.403 (1, 10)										4	0	0	0	0	0	4								
Buddy Bell, R OBP: 0.411, SLG: 0.474 (1, 5)										3	0	0	0	1	0	1								
Pat Putnam, L OBP: 0.373, SLG: 0.380 (1, 3)										4	1	1	1	0	0	1								
Jim Sundberg, R OBP: 0.423, SLG: 0.478 (1, 2)										4	0	1	0	0	0	1								
Larry Parrish, R OBP: 0.211, SLG: 0.185 (1, 9)										4	0	0	0	0	2	1								
Johnny Grubb, L OBP: 0.364, SLG: 0.333 (8, 9)										0	0	0	0	0	0	0								
Bill Sample, R OBP: 0.406, SLG: 0.346 (1, 7)										3	0	1	0	1	0	0								
Mark Wagner, R OBP: 0.295, SLG: 0.321 (1, 6)										2	1	1	0	0	0	0								
Lamar Johnson, R OBP: 0.424, SLG: 0.548 (9, PH)										0	0	0	0	0	0	0								
Doug Flynn, R OBP: 0.194, SLG: 0.200 (1, 4)										2	0	1	0	1	0	1								
Bill Stein, R OBP: 0.231, SLG: 0.308 (8, 4)										1	0	0	0	0	0	1								
<b>Inning Stats</b>	R: 1 E: 0 K: 0 S: 4	H: 1 LOB: 1 BB: 1 P: 8	R: 0 E: 0 K: 1 S: 5	H: 0 LOB: 0 BB: 0 P: 5	R: 0 E: 0 K: 0 S: 4	H: 1 LOB: 1 BB: 0 P: 4	R: 0 E: 0 K: 0 S: 3	H: 0 LOB: 0 BB: 0 P: 3	R: 1 E: 0 K: 0 S: 5	H: 2 LOB: 1 BB: 0 P: 5	R: 1 E: 0 K: 0 S: 4	H: 1 LOB: 0 BB: 0 P: 4	R: 0 E: 0 K: 0 S: 3	H: 0 LOB: 2 BB: 2 P: 11	R: 0 E: 0 K: 1 S: 6	H: 1 LOB: 1 BB: 0 P: 6	R: 0 E: 0 K: 0 S: 4	H: 1 LOB: 1 BB: 0 P: 4	1B: 5 2B: 0 3B: 0 HR: 2	SF: 0 SAC: 2 DP: 0 HBP: 0	WP: 0 PB: 0 SB: 0 CS: 0	PA: 37		
<b>PITCHER</b>	IP	WLS	BF	H	R	ER	SO	BB	IBB	HBP	BLK	WP	HR	S	P	ERA	WHIP							
Larry Pashnick, R ERA: 2.9 (1, 1)	6.0		24	5	3	3	1	1	0	0	0	0	2	25	29	4.50	1.000							
Dave Rozema, R ERA: 1.33 (7, 1)	3.0	W	13	2	0	0	1	2	0	0	0	0	0	13	21	0.00	1.333							

Texas Rangers @ Detroit Tigers  
Tiger Stadium, Detroit, MI  
Tue May 04 1982, 7:05 PM EDT  
Att: 19,525 - Unknown

AB 32  
R 3  
H 7  
RBI 3  
BB 3  
SO 2  
LOB 14



Batter	1	2	3	4	5	6	7	8	9	AB	R	H	RBI	BB	SO	LOB	BOTTOM							
Chet Lemon, R OBP: 0.378, SLG: 0.328 (1, 9)										3	1	0	0	1	1	1								
Enos Cabell, R OBP: 0.371, SLG: 0.532 (1, 3)										2	0	0	0	1	0	1								
Kirk Gibson, L OBP: 0.344, SLG: 0.416 (1, 8)										3	0	1	0	1	0	1								
Larry Herndon, R OBP: 0.330, SLG: 0.393 (1, 7)										4	0	0	0	0	0	3								
Lance Parrish, R OBP: 0.229, SLG: 0.485 (1, 2)										4	1	1	1	0	1	2								
John Wockenfuss, R OBP: 0.338, SLG: 0.250 (1, 10)										2	1	0	0	1	0	2								
Tom Brookens, R OBP: 0.294, SLG: 0.277 (1, 5)										3	1	1	1	0	0	1								
Alan Trammell, R OBP: 0.282, SLG: 0.289 (1, 6)										3	0	0	0	0	0	0								
Lou Whitaker, L OBP: 0.301, SLG: 0.325 (1, 4)										3	0	1	0	0	0	0								
<b>Inning Stats</b>	R: 0 E: 0 K: 0 S: 3	H: 0 LOB: 1 BB: 1 P: 7	R: 0 E: 1 K: 0 S: 3	H: 0 LOB: 0 BB: 0 P: 3	R: 0 E: 0 K: 0 S: 4	H: 1 LOB: 1 BB: 0 P: 4	R: 3 E: 1 K: 0 S: 5	H: 2 LOB: 0 BB: 1 P: 9	R: 0 E: 0 K: 0 S: 4	H: 1 LOB: 1 BB: 0 P: 4	R: 0 E: 0 K: 0 S: 3	H: 0 LOB: 0 BB: 0 P: 3	R: 1 E: 1 K: 1 S: 5	H: 0 LOB: 1 BB: 2 P: 13	1B: 2 2B: 1 3B: 0 HR: 1	SF: 0 SAC: 1 DP: 0 HBP: 0	WP: 0 PB: 0 SB: 0 CS: 1	PA: 32						
<b>PITCHER</b>	IP	WLS	BF	H	R	ER	SO	BB	IBB	HBP	BLK	WP	HR	S	P	ERA	WHIP							
Frank Tanana, L ERA: 5.16 (1, 1)	7.0		27	4	3	2	1	2	0	0	0	0	1	27	35	2.57	0.857							
Danny Darwin, R ERA: 2.2 (8, 1)	1.0	L	5	0	1	0	1	1	1	0	0	0	0	5	13	0.00	1.000							

Texas Rangers @ Detroit Tigers  
Tiger Stadium, Detroit, MI  
Tue May 04 1982, 7:05 PM EDT  
Att: 19,525 - Unknown

AB 27  
R 4  
H 4  
RBI 2  
BB 4  
SO 2  
LOB 11





Batter	1	2	3	4	5	6	7	8	9	AB	R	H	RBI	BB	SO	LOB	TOP					
George Wright, S OBP: 0.356, SLG: 0.478	L7		L7		K		G4-6-3		F2	5	0	0	0	0	1	4						
Lee Mazzilli, S OBP: 0.350, SLG: 0.386	5-3		F8			2B		B1-3		3	1	0	0	1	0	1						
Buddy Bell, R OBP: 0.436, SLG: 0.561	HR			4-3	1B	2B		2B	CS	4	3	4	2	0	0	0						
Pat Putnam, L OBP: 0.365, SLG: 0.389	F8			4-3		G3		CS	1B	4	0	1	0	0	0	2						
Jim Sundberg, R OBP: 0.444, SLG: 0.493		G5-4-3	1B		S	1B		CS	IBB	2	0	2	2	1	0	0						
Bill Stein, R OBP: 0.176, SLG: 0.235	G5-4-3		K		K		F5		1-3	4	0	0	0	0	1	5						
Bill Sample, R OBP: 0.417, SLG: 0.367	F3				K				4-3	4	0	2	0	0	1	1						
Larry Parrish, R OBP: 0.205, SLG: 0.179			K		4-3				4-3	2	0	0	0	0	1	0						
Johnny Grubb, L OBP: 0.308, SLG: 0.273							FC4-6		4-3	2	0	0	0	0	0	2						
Mark Wagner, R OBP: 0.313, SLG: 0.356					L8				F7	3	0	2	0	0	0	0						
Lamar Johnson, R (9, PH) OBP: 0.412, SLG: 0.531							G4-6-3			1	0	0	0	0	0	1						
<b>Inning Stats</b>	R: 1 E: 0 K: 0 S: 4	H: 1 LOB: 0 BB: 0 P: 4	R: 0 E: 0 K: 0 S: 3	H: 1 LOB: 0 BB: 0 P: 3	R: 0 E: 0 K: 1 S: 6	H: 1 LOB: 1 BB: 0 P: 6	R: 1 E: 0 K: 2 S: 9	H: 2 LOB: 0 BB: 0 P: 9	R: 0 E: 0 K: 1 S: 5	H: 0 LOB: 0 BB: 0 P: 5	R: 2 E: 0 K: 0 S: 4	H: 1 LOB: 1 BB: 1 P: 8	R: 0 E: 0 K: 0 S: 4	H: 2 LOB: 1 BB: 0 P: 4	R: 0 E: 0 K: 0 S: 4	H: 2 LOB: 2 BB: 1 P: 8	R: 0 E: 0 K: 0 S: 4	H: 1 LOB: 1 BB: 0 P: 4	1B: 6 2B: 4 3B: 0 HR: 1	SF: 0 SAC: 1 DP: 2 HBP: 0	WP: 0 PB: 0 SB: 1 CS: 3	PA: 37
<b>PITCHER</b>	IP	WLS	BF	H	R	ER	SO	BB	IBB	HBP	BLK	WP	HR	S	P	ERA	WHIP					
Milt Wilcox, R ERA: 4.26	(1, 1)	6.1	27	8	4	4	4	1	0	0	0	0	1	34	38	5.68	1.421					
Elias Sosa, R ERA: 1.42	(7, 1)	2.2	W	10	3	0	0	0	1	0	0	0	0	9	13	0.00	1.125					

Texas Rangers @ Detroit Tigers  
Tiger Stadium, Detroit, MI  
Wed May 05 1982, 7:05 PM EDT  
Att: 14,811 - Unknown

AB	34
R	4
H	11
RBI	4
BB	2
SO	4
LOB	16



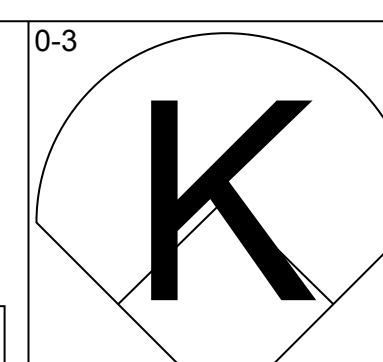
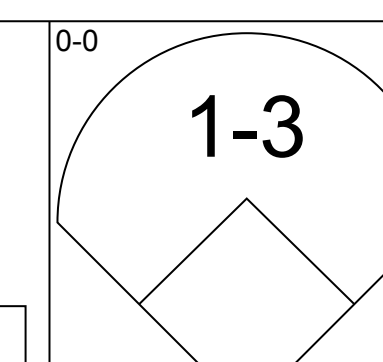
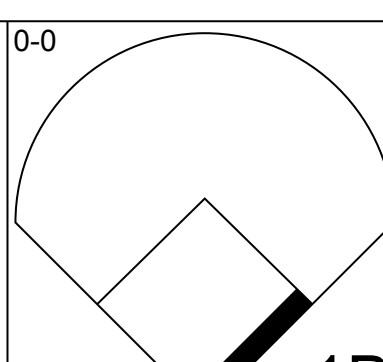
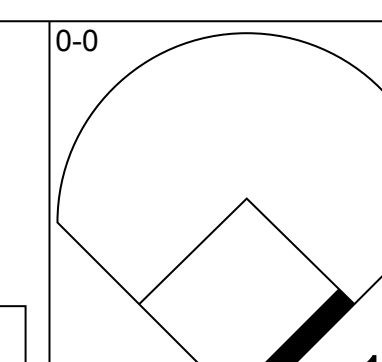
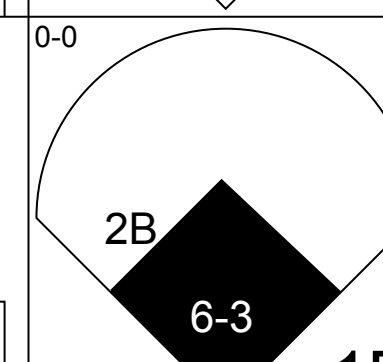
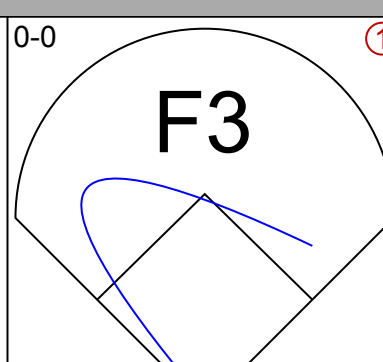
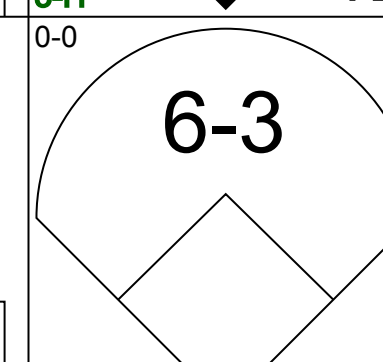
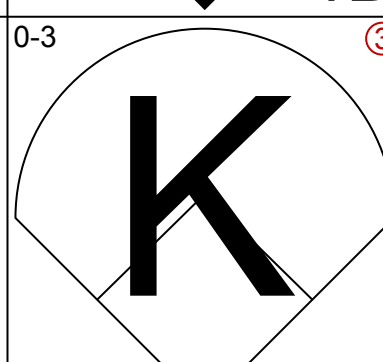
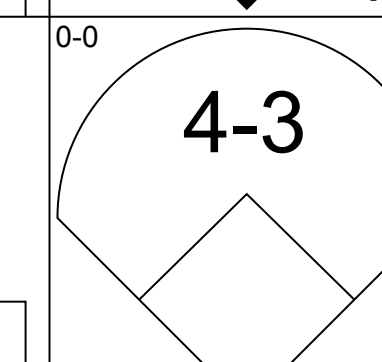
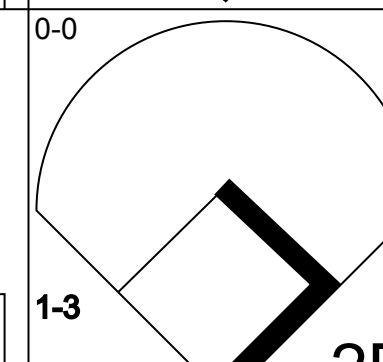
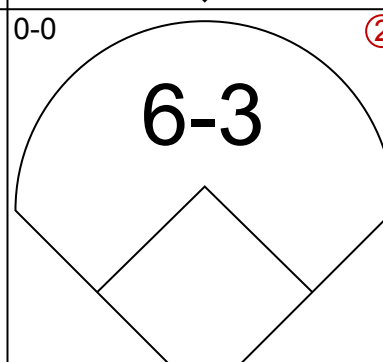
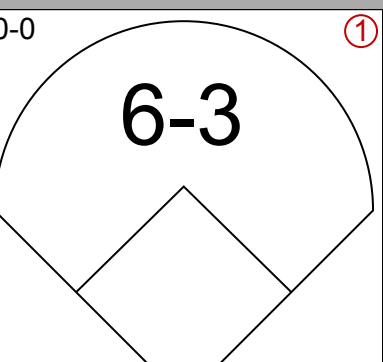
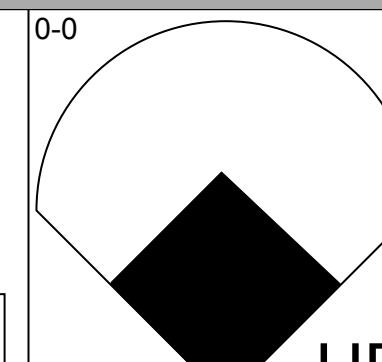
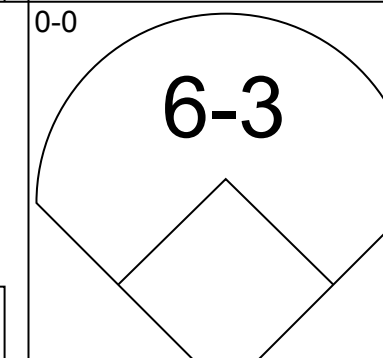
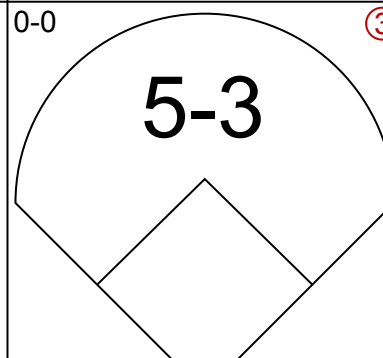
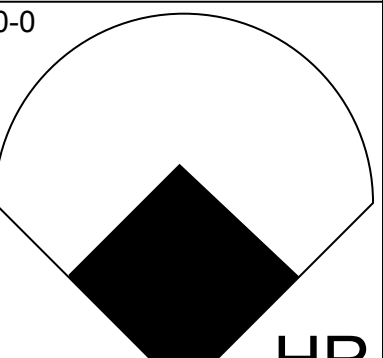
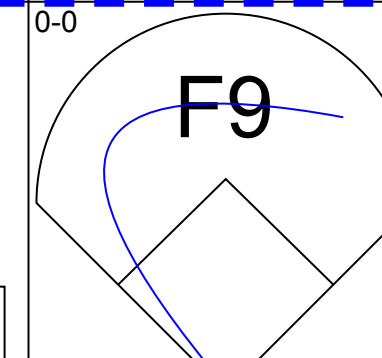
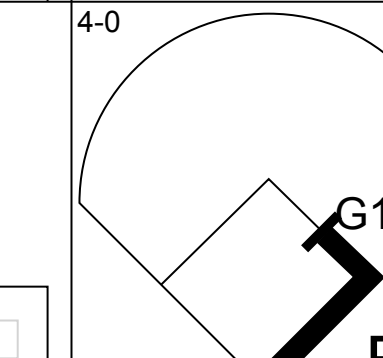
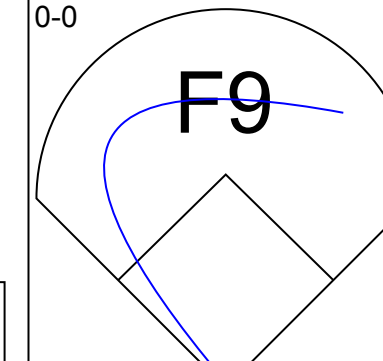
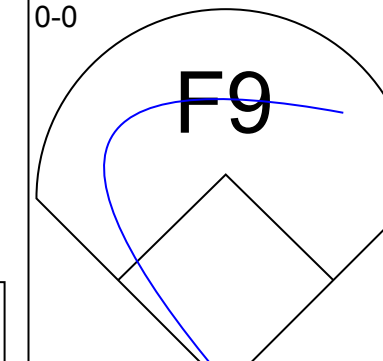
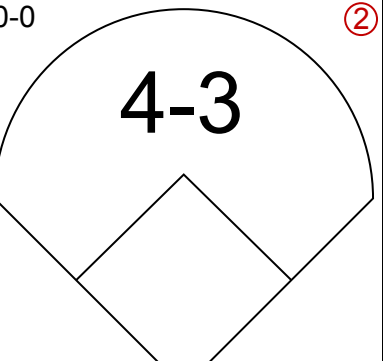
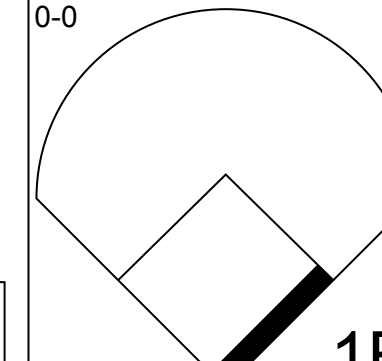
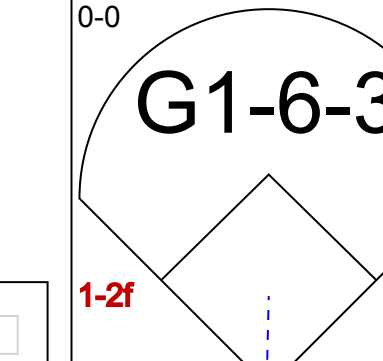
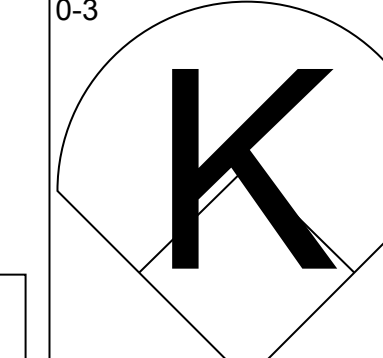
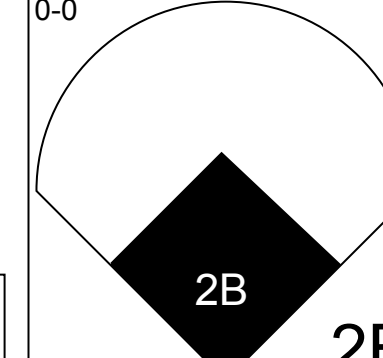
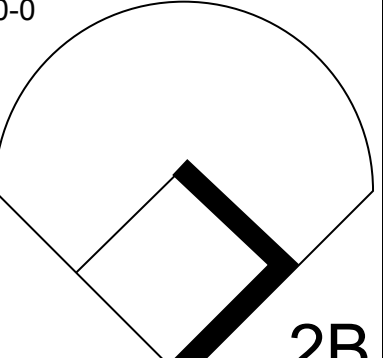
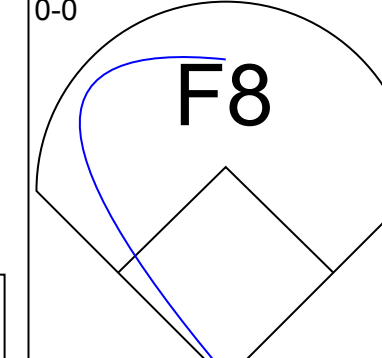
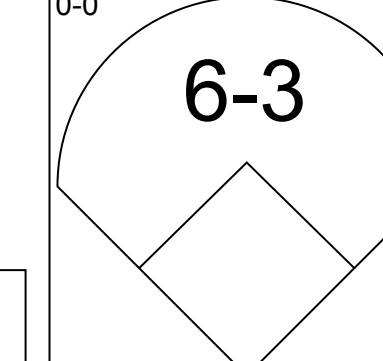
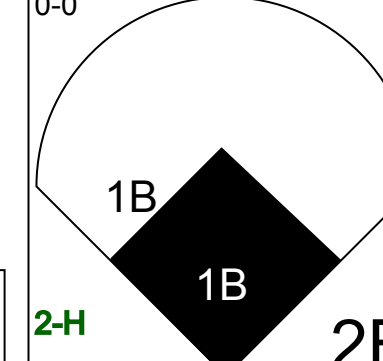
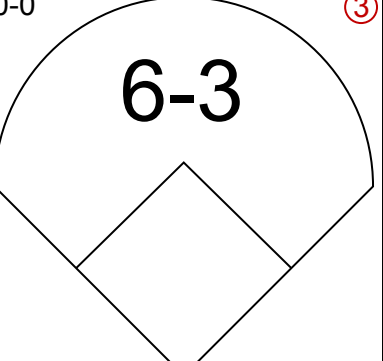
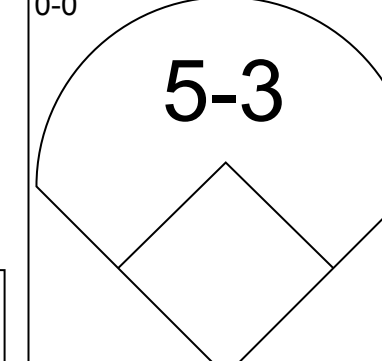
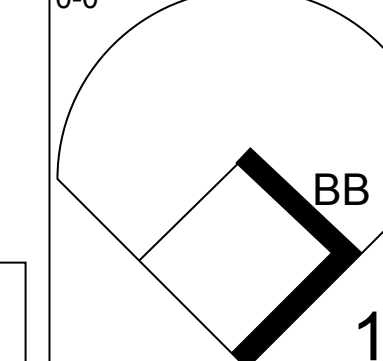
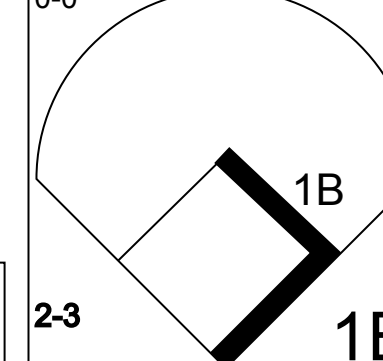
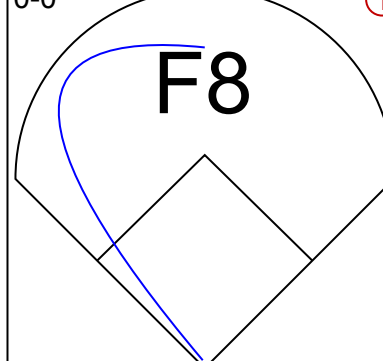
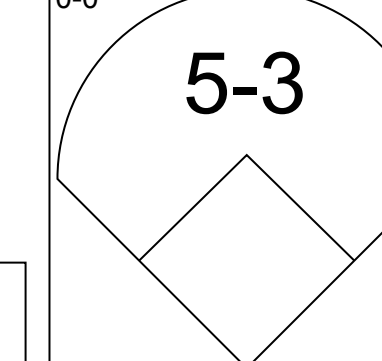
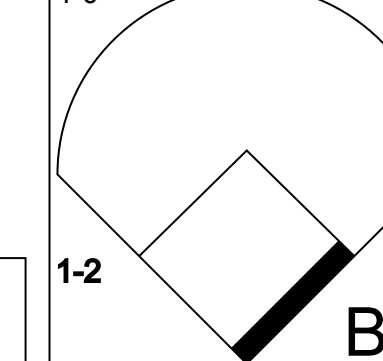
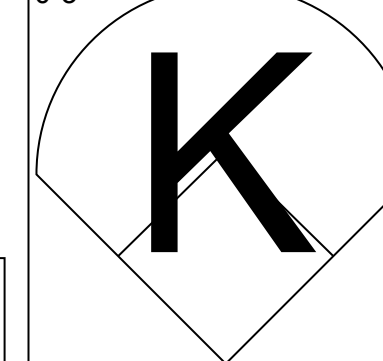
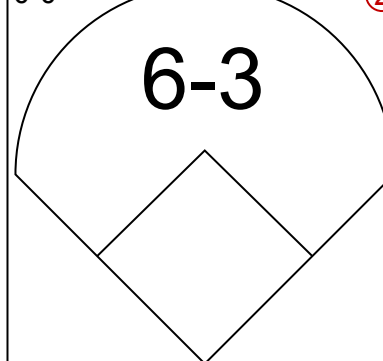
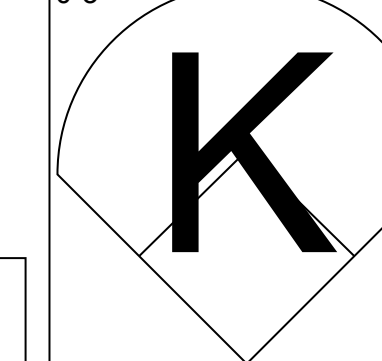

Batter	1	2	3	4	5	6	7	8	9	AB	R	H	RBI	BB	SO	LOB	BOTTOM				
Chet Lemon, R OBP: 0.384, SLG: 0.352	FC5-4		5-3			PB		F3		4	1	2	0	0	0	0					
Enos Cabell, R OBP: 0.366, SLG: 0.531	FC5-4			F3		K		1B		4	1	1	0	0	1	2					
Kirk Gibson, L OBP: 0.351, SLG: 0.444	K			3-1				1B		4	1	2	1	0	1	1					
Jerry Turner, L OBP: 0.308, SLG: 0.351		F9		G3		F7		1B		4	1	1	1	0	0	1					
Larry Herndon, R OBP: 0.346, SLG: 0.424					1B	3B		E7		3	1	2	1	1	0	1					
Lance Parrish, R OBP: 0.231, SLG: 0.459		F4			E	S		5-3		4	1	1	1	0	0	1					
Lou Whitaker, L OBP: 0.302, SLG: 0.325		F8			F9			FC6-4		3	0	1	0	0	0	2					
Tom Brookens, R OBP: 0.296, SLG: 0.280					F4			F8		3	0	1	0	0	0	2					
Alan Trammell, R OBP: 0.273, SLG: 0.278			5-3		F8			FC6-4		3	0	0	0	0	0	2					
<b>Inning Stats</b>	R: 0 E: 0 K: 1 S: 5	H: 1 LOB: 1 BB: 0 P: 5	R: 0 E: 0 K: 0 S: 3	H: 0 LOB: 1 BB: 1 P: 7	R: 0 E: 0 K: 0 S: 3	H: 1 LOB: 0 BB: 0 P: 3	R: 0 E: 0 K: 0 S: 3	H: 0 LOB: 0 BB: 0 P: 3	R: 2 E: 0 K: 0 S: 5	H: 2 LOB: 0 BB: 0 P: 5	R: 1 E: 0 K: 1 S: 7	H: 2 LOB: 1 BB: 0 P: 7	R: 0 E: 0 K: 0 S: 4	H: 1 LOB: 0 BB: 0 P: 4	R: 3 E: 1 K: 0 S: 6	H: 4 LOB: 0 BB: 0 P: 6	1B: 7 2B: 3 3B: 2 HR: 0	SF: 0 SAC: 0 DP: 1 HBP: 0	WP: 1 PB: 1 SB: 1 CS: 2	PA: 33	
<b>PITCHER</b>	IP	WLS	BF	H	R	ER	SO	BB	IBB	HBP	BLK	WP	HR	S	P	ERA	WHIP				
Charlie Hough, R ERA: 5.4	(1, 1)	5.1	L	21	6	3	2	2	1	0	0	0	0	24	28	3.38	1.312				
Steve Comer, R ERA: 2.45	(6, 1)	2.2	L	12	5	3	2	0	0	0	0	0	0	12	12	6.75	1.875				

Texas Rangers @ Detroit Tigers  
Tiger Stadium, Detroit, MI  
Wed May 05 1982, 7:05 PM EDT  
Att: 14,811 - Unknown

AB	32
R	6
H	11
RBI	4
BB	1
SO	2
LOB	12



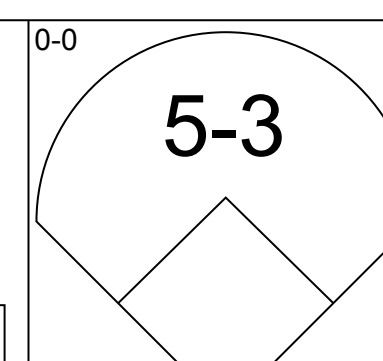
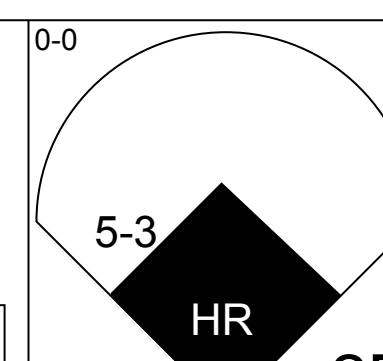
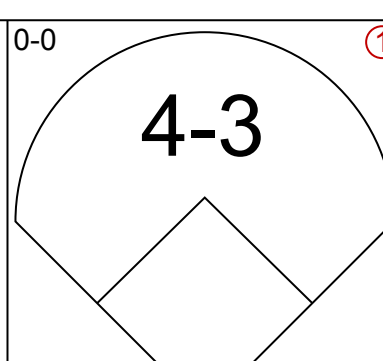
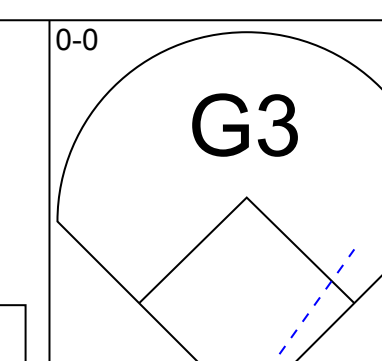
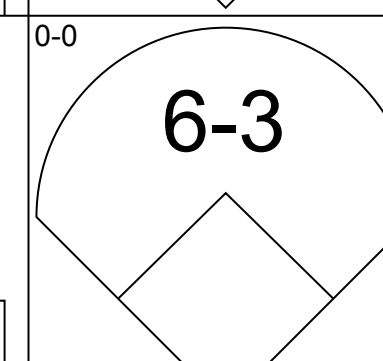
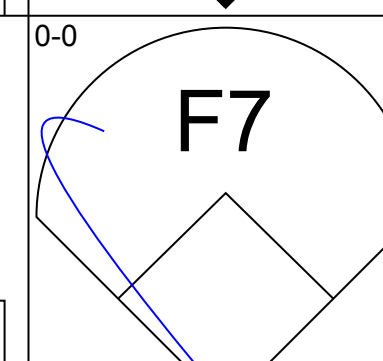
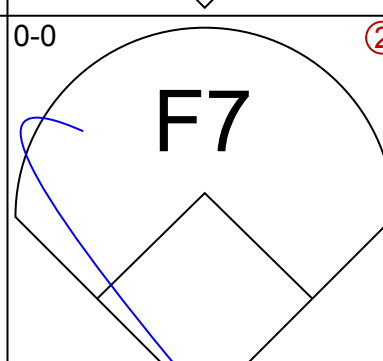
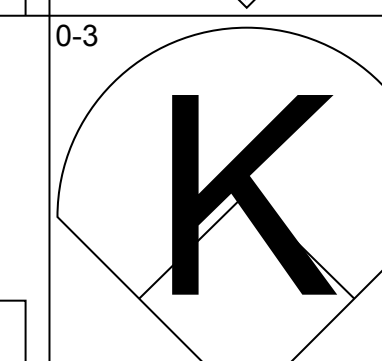
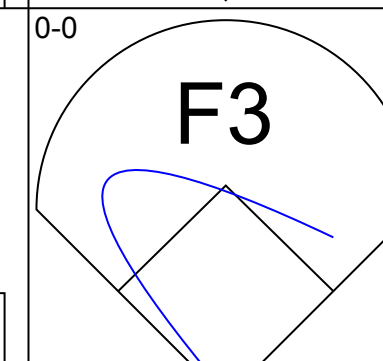
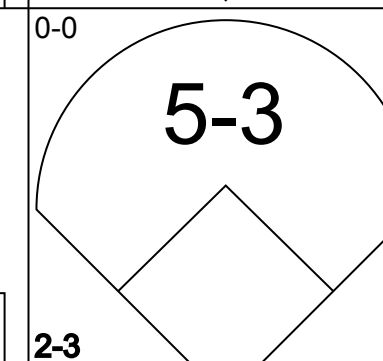
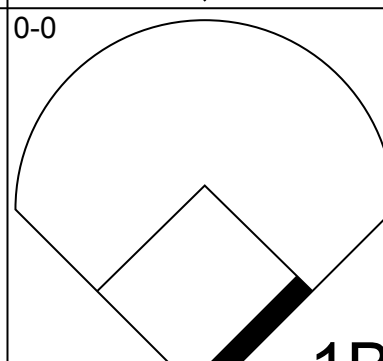
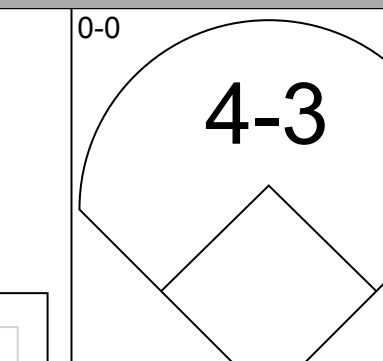
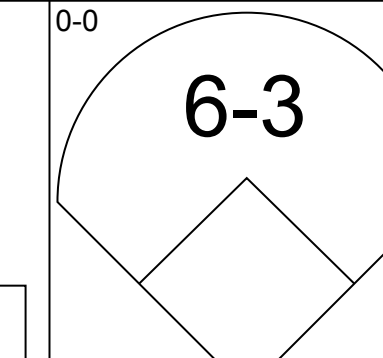
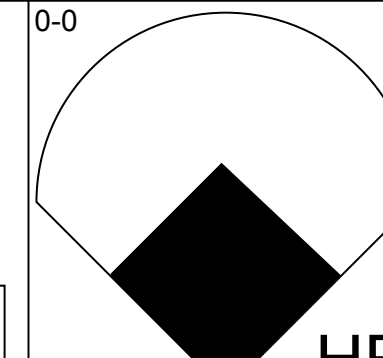
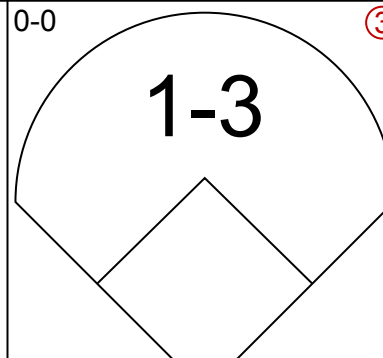
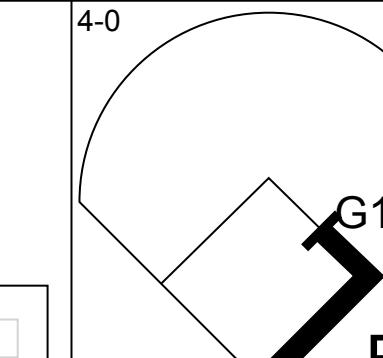
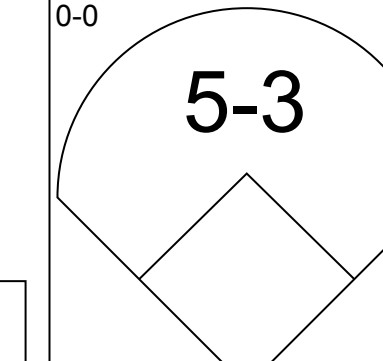
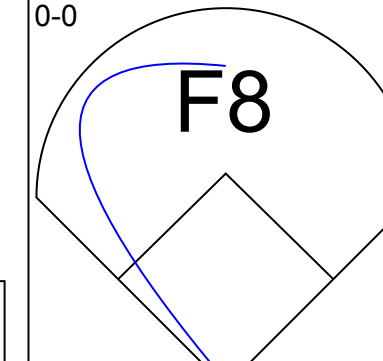
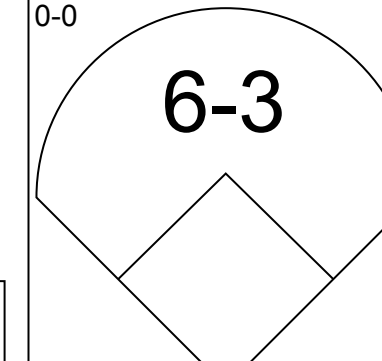
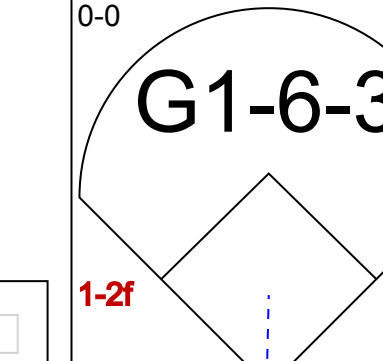
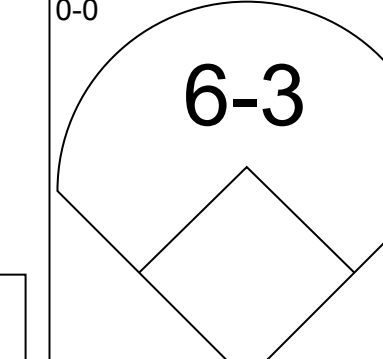
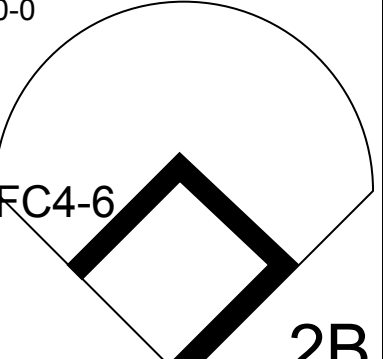
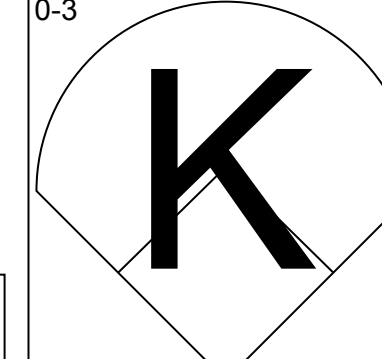
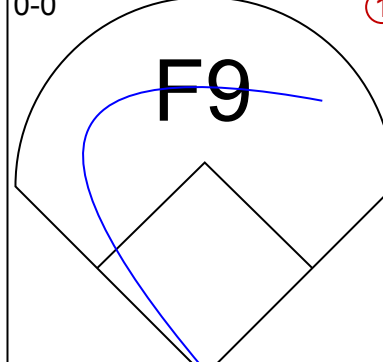
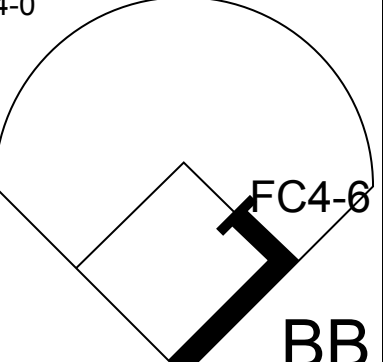
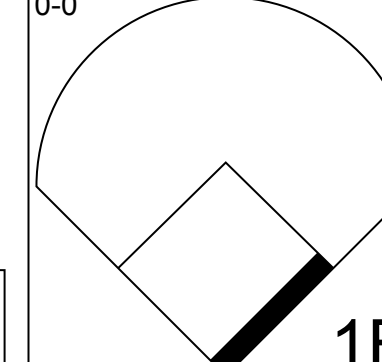
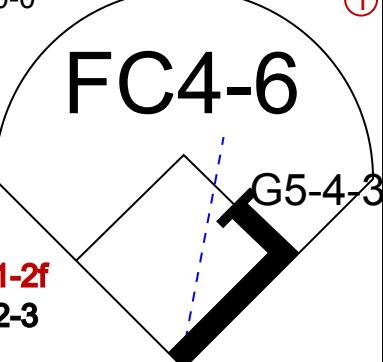
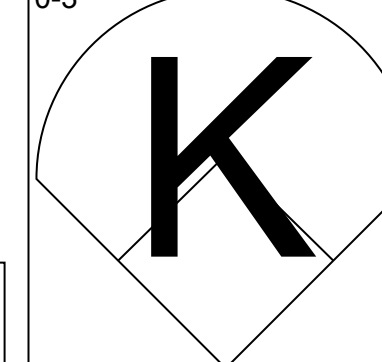
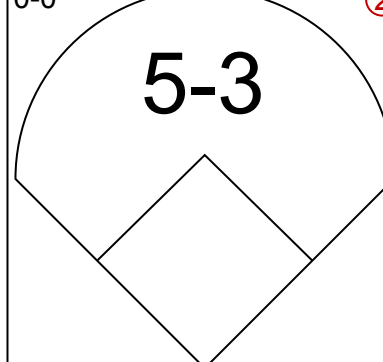
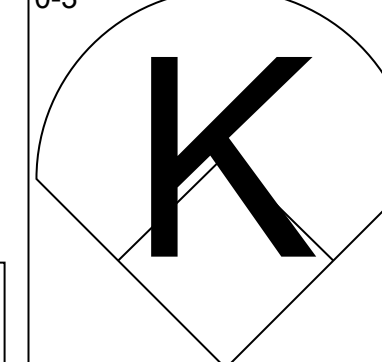
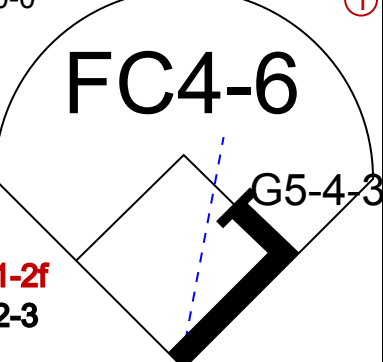
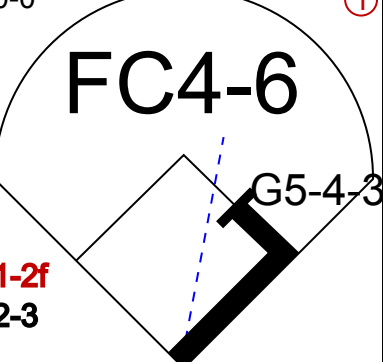




Batter	1	2	3	4	5	6	7	8	9	AB	R	H	RBI	BB	SO	LOB	TOP					
Jerry Remy, L (1, 4) OBP: 0.333, SLG: 0.330										5	0	3	1	0	1	2						
Dwight Evans, R (1, 9) OBP: 0.359, SLG: 0.313										5	1	1	0	0	1	4						
Jim Rice, R (1, 7) OBP: 0.386, SLG: 0.388										5	1	2	1	0	0	0						
Tony Perez, R (1, 10) OBP: 0.364, SLG: 0.519										4	1	1	2	1	0	1						
Carney Lansford, R (1, 5) OBP: 0.347, SLG: 0.349										5	0	1	0	0	0	2						
Dave Stapleton, R (1, 3) OBP: 0.283, SLG: 0.392										4	1	2	0	0	1	1						
Glenn Hoffman, R (1, 6) OBP: 0.346, SLG: 0.495										4	1	1	1	0	0	2						
Gary Allenson, R (1, 2) OBP: 0.350, SLG: 0.417										4	0	2	0	0	0	0						
Reid Nichols, R (1, 8) OBP: 0.308, SLG: 0.182										3	0	0	0	1	2	2						
<b>Inning Stats</b>	R: 1 E: 0 K: 1 S: 7	H: 2 LOB: 1 BB: 0 P: 7	R: 0 E: 0 K: 1 S: 6	H: 1 LOB: 2 BB: 1 P: 10	R: 0 E: 0 K: 0 S: 3	H: 0 LOB: 0 BB: 0 P: 3	R: 2 E: 0 K: 1 S: 9	H: 4 LOB: 1 BB: 0 P: 9	R: 1 E: 0 K: 0 S: 5	H: 2 LOB: 1 BB: 0 P: 5	R: 0 E: 0 K: 1 S: 6	H: 1 LOB: 1 BB: 0 P: 6	R: 1 E: 0 K: 0 S: 5	H: 2 LOB: 1 BB: 0 P: 5	R: 0 E: 0 K: 1 S: 6	H: 1 LOB: 0 BB: 1 P: 6	R: 0 E: 0 K: 0 S: 2	H: 0 LOB: 0 BB: 1 P: 6	1B: 7 2B: 4 3B: 0 HR: 2	SF: 0 SAC: 0 DP: 1 HBP: 0	WP: 0 PB: 0 SB: 0 CS: 0	PA: 41
<b>PITCHER</b>	IP WLS BF H R ER SO BB IBB HBP BLK WP HR S P ERA WHIP																					
Rick Honeycutt, L (1, 1) ERA: 4.95	6.0 L 30 11 5 5 4 1 0 0 0 0 2 37 41 7.50 2.000																					
Dave Schmidt, R (7, 1) ERA: 4.26	3.0 11 2 0 0 1 1 0 0 0 0 0 12 16 0.00 1.000																					

**Boston Red Sox @ Texas Rangers**  
Arlington Stadium, Arlington, TX  
Thu May 06 1982, 8:05 PM EDT  
Att: 8,737 - Unknown

AB	39
R	5
H	13
RBI	5
BB	2
SO	5
LOB	14



Batter	1	2	3	4	5	6	7	8	9	AB	R	H	RBI	BB	SO	LOB	BOTTOM			
George Wright, S (1, 8) OBP: 0.352, SLG: 0.479										4	1	1	0	0	0	0				
Lee Mazzilli, S (1, 10) OBP: 0.333, SLG: 0.365										4	0	0	0	0	1	1				
Buddy Bell, R (1, 5) OBP: 0.429, SLG: 0.547										4	0	1	0	0	0	1				
Lamar Johnson, R (1, 3) OBP: 0.421, SLG: 0.600										3	1	1	2	1	0	1				
Jim Sundberg, R (1, 2) OBP: 0.424, SLG: 0.467										4	0	0	0	0	0	1				
Leon Roberts, R (1, 9) OBP: 0.176, SLG: 0.267 (4, 7)										3	0	1	0	0	1	0				
Bill Stein, R (1, 4) OBP: 0.250, SLG: 0.263										2	0	1	0	1	0	0				
Bill Sample, R (1, 7) OBP: 0.405, SLG: 0.355										1	0	0	0	0	0	0				
Larry Parrish, R (4, 9) OBP: 0.295, SLG: 0.179										0	0	0	0	0	0	0				
Johnny Grubb, L (5, PH) OBP: 0.267, SLG: 0.231 (6, 9)										2	0	0	0	0	1	3				
Mark Wagner, R (1, 6) OBP: 0.303, SLG: 0.344										2	0	0	0	0	0	2				
Mickey Rivers, L (8, PH)										1	0	0	0	0	0	0				
Mario Mendoza, R (9, 6) OBP: 0.143, SLG: 0.143										0	0	0	0	0	0	0				
<b>Inning Stats</b>	R: 0 E: 0 K: 0 S: 3	H: 0 LOB: 0 BB: 0 P: 3	R: 0 E: 0 K: 0 S: 3	H: 0 LOB: 0 BB: 0 P: 3	R: 0 E: 0 K: 0 S: 3	H: 0 LOB: 0 BB: 0 P: 3	R: 2 E: 0 K: 0 S: 5	H: 2 LOB: 0 BB: 0 P: 5	R: 0 E: 0 K: 0 S: 4	H: 1 LOB: 1 BB: 0 P: 4	R: 0 E: 0 K: 2 S: 8	H: 1 LOB: 1 BB: 0 P: 8	R: 0 E: 0 K: 1 S: 5	H: 0 LOB: 0 BB: 0 P: 5	R: 0 E: 0 K: 0 S: 2	H: 0 LOB: 0 BB: 1 P: 6	1B: 2 2B: 2 3B: 0 HR: 1	SF: 0 SAC: 0 DP: 2 HBP: 0	WP: 0 PB: 0 SB: 0 CS: 0	PA: 32
<b>PITCHER</b>	IP WLS BF H R ER SO BB IBB HBP BLK WP HR S P ERA WHIP																			
Bob Ojeda, L (1, 1) ERA: 5.16	4.0 16 3 2 2 0 1 0 0 0 0 1 15 19 4.50 1.000																			
Bob Stanley, R (5, 1) ERA: 3.65	5.0 W 16 2 0 0 3 1 0 0 0 0 0 21 25 0.00 0.600																			

**Boston Red Sox @ Texas Rangers**  
Arlington Stadium, Arlington, TX  
Thu May 06 1982, 8:05 PM EDT  
Att: 8,737 - Unknown

AB	30
R	2
H	5
RBI	2
BB	2
SO	3
LOB	9



Batter	1	2	3	4	5	6	7	8	9	AB	R	H	RBI	BB	SO	LOB	TOP				
Jerry Remy, L (1, 4) OBP: 0.343, SLG: 0.333	4-0 PB 1B BB		0-0 1B		0-0 F8			0-0 SH1-3		2	0	1	0	1	0	0					
Dwight Evans, R (1, 9) OBP: 0.394, SLG: 0.320	0-0 F7		0-0 1B					0-3 K		4	0	2	0	0	1	2					
Jim Rice, R (1, 7) OBP: 0.373, SLG: 0.373	0-3 K		0-0 G5-4-3 1B					0-0 F8		4	0	0	0	0	1	4					
Tony Perez, R (1, 10) OBP: 0.405, SLG: 0.548 Reid Nichols, R (9, PR) OBP: 0.306, SLG: 0.182	0-0 PB 1B				0-0 1-3			0-0 1B		4	0	3	0	0	0	0					
Carney Lansford, R (1, 5) OBP: 0.353, SLG: 0.360	4-0 FC6-4 1B				0-0 2B			0-0 FC6-4 FC5 1B		3	0	1	0	1	1	2					
Dave Stapleton, R (1, 3) OBP: 0.282, SLG: 0.387	0-0 FC6-4				0-0 F8			0-0 BB FC5 1B		4	0	1	0	0	0	4					
Glenn Hoffman, R (1, 6) OBP: 0.351, SLG: 0.495					0-0 F8			0-0 FC5 BB		4	0	2	0	0	0	3					
Rich Gedman, L (1, 2) OBP: 0.344, SLG: 0.443					0-0 K			4-0 BB 1B		3	0	1	0	1	1	2					
Rick Miller, L (1, 8) OBP: 0.337, SLG: 0.353					0-0 G4-6-3			0-0 SH1-3 1B		4	0	1	0	0	1	5					
<b>Inning Stats</b>	R: 0 E: 0 K: 1 S: 6	H: 1 LOB: 3 BB: 2 P: 14	R: 0 E: 0 K: 0 S: 5	H: 1 LOB: 0 BB: 0 P: 5	R: 0 E: 0 K: 0 S: 3	H: 2 LOB: 0 BB: 0 P: 3	R: 0 E: 0 K: 0 S: 4	H: 1 LOB: 1 BB: 0 P: 4	R: 0 E: 0 K: 0 S: 3	H: 1 LOB: 0 BB: 0 P: 3	R: 0 E: 0 K: 1 S: 6	H: 2 LOB: 1 BB: 0 P: 6	R: 0 E: 0 K: 0 S: 3	H: 1 LOB: 0 BB: 0 P: 3	R: 0 E: 0 K: 1 S: 6	H: 2 LOB: 3 BB: 1 P: 11	1B: 11 2B: 1 3B: 0 HR: 0	SF: 0 SAC: 1 DP: 5 HBP: 0	WP: 0 PB: 1 SB: 0 CS: 0	PA: 36	
<b>PITCHER</b>	IP WLS BF H R ER SO BB IBB HBP BLK WP HR S P ERA WHIP	Doc Medich, R (1, 1) ERA: 7.97	7.1 W 28 10 0 0 3 2 0 0 0 0 0 32 40 0.00 1.636	Danny Darwin, R (8, 1) ERA: 2.0	1.2 S 8 2 0 0 2 1 0 0 0 0 0 11 15 0.00 1.800	<b>PITCHER</b>	IP WLS BF H R ER SO BB IBB HBP BLK WP HR S P ERA WHIP														

**Boston Red Sox @ Texas Rangers**  
Arlington Stadium, Arlington, TX  
Fri May 07 1982, 8:05 PM EDT  
Att: 14,338 - Unknown

AB 32  
R 0  
H 12  
RBI 0  
BB 3  
SO 5  
LOB 22



Batter	1	2	3	4	5	6	7	8	9	AB	R	H	RBI	BB	SO	LOB	BOTTOM			
George Wright, S (1, 9) OBP: 0.339, SLG: 0.460	0-3 K		0-0 F7		0-0 F8			0-0 F1		4	0	0	0	0	1	0				
Lee Mazzilli, S (1, 8) OBP: 0.316, SLG: 0.346	0-0 F6		0-0 F7					0-0 4-3		4	0	0	0	0	0	0				
Buddy Bell, R (1, 5) OBP: 0.426, SLG: 0.539	0-0 1B				0-0 5-3			0-0 6-3		3	0	1	0	0	0	0				
Pat Putnam, L (1, 3) OBP: 0.348, SLG: 0.368	0-3 K				0-0 4-3			0-0 F8		3	0	0	0	0	1	1				
Lamar Johnson, R (1, 10) OBP: 0.415, SLG: 0.568					4-0 FC4-6 BB			0-0 6-3		2	0	0	0	1	0	0				
Johnny Grubb, L (1, 7) OBP: 0.333, SLG: 0.313					0-0 FC4-6			0-0 SH1-3 1B		3	0	2	0	0	0	1				
Bob Johnson, R (1, 2) OBP: 0.143, SLG: 0.571					0-0 F3			0-0 SH1-3		2	1	1	1	0	0	1				
Bill Stein, R (1, 4) OBP: 0.217, SLG: 0.227					0-0 F9			0-0 F8		3	0	0	0	0	0	2				
Mark Wagner, R (1, 6) OBP: 0.290, SLG: 0.328					0-0 F4			0-3 K		3	0	0	0	0	1	0				
<b>Inning Stats</b>	R: 0 E: 0 K: 2 S: 8	H: 1 LOB: 1 BB: 0 P: 8	R: 0 E: 0 K: 0 S: 4	H: 1 LOB: 1 BB: 0 P: 4	R: 0 E: 0 K: 0 S: 3	H: 0 LOB: 0 BB: 0 P: 3	R: 0 E: 0 K: 0 S: 3	H: 0 LOB: 1 BB: 1 P: 7	R: 1 E: 0 K: 0 S: 4	H: 1 LOB: 0 BB: 0 P: 4	R: 0 E: 0 K: 0 S: 3	H: 0 LOB: 0 BB: 0 P: 3	R: 0 E: 0 K: 0 S: 4	H: 1 LOB: 1 BB: 0 P: 4	R: 0 E: 0 K: 1 S: 5	H: 0 LOB: 0 BB: 0 P: 5	1B: 3 2B: 0 3B: 0 HR: 1	SF: 0 SAC: 1 DP: 0 HBP: 0	WP: 0 PB: 0 SB: 0 CS: 0	PA: 29
<b>PITCHER</b>	IP WLS BF H R ER SO BB IBB HBP BLK WP HR S P ERA WHIP	Dennis Eckersley, R (1, 1) ERA: 2.38	8.0 L 29 4 1 1 3 1 0 0 0 0 1 34 38 1.12 0.625	<b>PITCHER</b>	IP WLS BF H R ER SO BB IBB HBP BLK WP HR S P ERA WHIP															

**Boston Red Sox @ Texas Rangers**  
Arlington Stadium, Arlington, TX  
Fri May 07 1982, 8:05 PM EDT  
Att: 14,338 - Unknown

AB 27  
R 1  
H 4  
RBI 1  
BB 1  
SO 3  
LOB 5





Batter	1	2	3	4	5	6	7	8	9	AB	R	H	RBI	BB	SO	LOB	TOP
<b>Jerry Remy, L</b> OBP: 0.342, SLG: 0.343 (1, 4)	0-3 K		0-0 2B			0-0 SH 2B 1-2 6-3		0-0 5-3		3	1	1	0	0	1	0	
<b>Dwight Evans, R</b> OBP: 0.360, SLG: 0.327 (1, 9)	0-0 5-3		0-3 K			0-0 2B 1-3 2-H		0-0 6-3		4	0	1	1	0	1	1	
<b>Jim Rice, R</b> OBP: 0.361, SLG: 0.358 (1, 7)	0-3 K			0-0 5-3		0-0 6-3		0-0 5-3		4	0	0	1	0	1	1	
<b>Tony Perez, R</b> OBP: 0.390, SLG: 0.514 (1, 10)		0-0 5-3		0-0 6-3		0-0 F8		0-0 1B		4	0	1	0	0	0	1	
<b>Carney Lansford, R</b> OBP: 0.349, SLG: 0.355 (1, 5)		0-0 1B		0-0 F8		0-0 6-3		0-3 K		4	0	1	0	0	1	2	
<b>Dave Stapleton, R</b> OBP: 0.272, SLG: 0.373 (1, 3)		0-0 F7			0-0 5-3		0-0 F7		0-0 F7	4	0	0	0	0	0	2	
<b>Glenn Hoffman, R</b> OBP: 0.351, SLG: 0.491 (1, 6)		0-3 K			0-0 F9		0-0 1B G6-3			3	0	1	0	0	1	1	
<b>Gary Allenson, R</b> OBP: 0.326, SLG: 0.385 (1, 2)			0-0 1-3		0-0 F7		0-0 G6-3 1-2			3	0	0	0	0	0	1	
<b>Reid Nichols, R</b> OBP: 0.313, SLG: 0.214 (1, 8)			0-3 K			0-0 SH 2B 1B		0-0 F8		3	1	1	0	0	1	0	
<b>Inning Stats</b>	R: 0 E: 0 K: 2 S: 7	H: 0 LOB: 0 BB: 0 P: 7	R: 0 E: 0 K: 1 S: 6	H: 1 LOB: 1 BB: 0 P: 6	R: 0 E: 0 K: 2 S: 8	H: 1 LOB: 1 BB: 0 P: 8	R: 0 E: 0 K: 0 S: 3	H: 0 LOB: 0 BB: 0 P: 3	R: 0 E: 0 K: 0 S: 3	H: 1 LOB: 0 BB: 0 P: 3	R: 0 E: 0 K: 0 S: 3	H: 0 LOB: 0 BB: 0 P: 3	R: 0 E: 0 K: 1 S: 6	H: 1 LOB: 1 BB: 0 P: 6	1B: 4 2B: 2 3B: 0 HR: 0	SF: 0 SAC: 1 DP: 1 HBP: 0	WP: 0 PA: 33 PB: 0 SB: 0 CS: 0
<b>PITCHER</b> <b>Jon Matlack, L</b> ERA: 2.12 (1, 1)	IP: 9.0 WLS: L BF: 33 H: 6 R: 2 ER: 1 SO: 6 BB: 0 IBB: 0 HBP: 0 BLK: 0 WP: 0 HR: 0 S: 45 P: 45 ERA: 1.00 WHIP: 0.667																

**Boston Red Sox @ Texas Rangers**  
Arlington Stadium, Arlington, TX  
Sat May 08 1982, 8:05 PM EDT  
Att: 18,950 - Unknown

AB 32  
R 2  
H 6  
RBI 2  
BB 0  
SO 6  
LOB 9




Batter	1	2	3	4	5	6	7	8	9	AB	R	H	RBI	BB	SO	LOB	BOTTOM				
<b>George Wright, S</b> OBP: 0.327, SLG: 0.442 (1, 8)	0-0 G3		0-0 G6-4-3 1-2			0-0 5-3		0-3 K		4	0	0	0	0	1	4					
<b>Bill Stein, R</b> OBP: 0.185, SLG: 0.192 (1, 4)	0-0 6-3			0-3 K		0-3 K		0-0 F8		4	0	0	0	0	2	0					
<b>Buddy Bell, R</b> OBP: 0.410, SLG: 0.516 (1, 5)	0-0 F8			0-3 K		0-0 1-3		0-0 1-3		4	0	0	0	0	1	0					
<b>Pat Putnam, L</b> OBP: 0.343, SLG: 0.377 (1, 3)		0-0 F7		0-0 1B 2B		0-0 F7		0-0 4-3		4	1	1	0	0	0	0					
<b>Lamar Johnson, R</b> OBP: 0.432, SLG: 0.564 (1, 10)		0-3 K		0-0 1B 2H		4-0 CS BB				2	0	1	1	1	1	0					
<b>Jim Sundberg, R</b> OBP: 0.409, SLG: 0.449 (1, 2)		0-0 F7		0-3 K		0-3 K 1-2				3	0	0	0	0	2	2					
<b>Johnny Grubb, L</b> OBP: 0.429, SLG: 0.474 <b>Bill Sample, R</b> OBP: 0.405, SLG: 0.355 <b>Larry Parrish, R</b> OBP: 0.205, SLG: 0.179 (1, 7)			0-0 FC1-5 1B		0-0 CS 1B		0-0 3-1 2B			3	0	3	0	0	0	0					
<b>Leon Roberts, R</b> OBP: 0.200, SLG: 0.278 (1, 9)			0-0 FC1-5 1B		0-0 F9		0-0 3-1 2-3			3	0	1	0	0	0	2					
<b>Mark Wagner, R</b> OBP: 0.278, SLG: 0.313 (1, 6)			0-0 FC1-5 G6-4-3 1-2 2-3		0-0 6-3 1-2		0-3 K			3	0	0	0	0	1	5					
<b>Inning Stats</b>	R: 0 E: 0 K: 0 S: 3	H: 0 LOB: 0 BB: 0 P: 3	R: 0 E: 0 K: 1 S: 5	H: 0 LOB: 0 BB: 0 P: 5	R: 0 E: 0 K: 0 S: 4	H: 2 LOB: 1 BB: 0 P: 4	R: 1 E: 0 K: 3 S: 11	H: 2 LOB: 1 BB: 0 P: 11	R: 0 E: 0 K: 0 S: 3	H: 1 LOB: 0 BB: 0 P: 3	R: 0 E: 0 K: 1 S: 5	H: 0 LOB: 0 BB: 0 P: 5	R: 0 E: 0 K: 1 S: 4	H: 0 LOB: 0 BB: 1 P: 8	R: 0 E: 0 K: 2 S: 8	H: 1 LOB: 2 BB: 0 P: 8	R: 0 E: 0 K: 0 S: 3	H: 0 LOB: 0 BB: 0 P: 3	1B: 4 2B: 2 3B: 0 HR: 0	SF: 0 SAC: 0 DP: 1 HBP: 0	WP: 0 PA: 31 PB: 0 SB: 0 CS: 2
<b>PITCHER</b> <b>Chuck Rainey, R</b> ERA: 1.99 <b>Mark Clear, R</b> ERA: 1.66 (1, 1)	IP: 7.1 WLS: W BF: 26 H: 6 R: 1 ER: 1 SO: 6 BB: 1 IBB: 0 HBP: 0 BLK: 0 WP: 0 HR: 0 S: 37 P: 41 ERA: 1.23 WHIP: 0.955																				
<b>PITCHER</b> <b>Mark Clear, R</b> ERA: 1.66 (8, 1)	IP: 1.2 WLS: S BF: 5 H: 0 R: 0 ER: 0 SO: 2 BB: 0 IBB: 0 HBP: 0 BLK: 0 WP: 0 HR: 0 S: 9 P: 9 ERA: 0.00 WHIP: 0.000																				

**Boston Red Sox @ Texas Rangers**  
Arlington Stadium, Arlington, TX  
Sat May 08 1982, 8:05 PM EDT  
Att: 18,950 - Unknown

AB 30  
R 1  
H 6  
RBI 1  
BB 1  
SO 8  
LOB 13





Batter	1	2	3	4	5	6	7	8	9	AB	R	H	RBI	BB	SO	LOB	TOP										
Jerry Remy, L (1,4) OBP: 0.330, SLG: 0.330	F7		L4			F5		F8		4	0	0	0	0	0	1	<b>Boston Red Sox @ Texas Rangers</b> Arlington Stadium, Arlington, TX Sun May 09 1982, 4:33 AM EDT Att: 12,789 - Unknown										
Dwight Evans, R (1,9) OBP: 0.364, SLG: 0.321	K		6-3			1B 2B BB		BB		2	1	0	0	2	1												
Jim Rice, R (1,7) OBP: 0.365, SLG: 0.364	1B					2B 1-2 1B		K		4	0	2	0	0	2	1											
Tony Perez, R (1,10) OBP: 0.378, SLG: 0.513	F4					1-3 2H 2B		1-3		4	0	1	1	0	0	2											
Carney Lansford, R (1,5) OBP: 0.345, SLG: 0.344			6-3			BB		F8		3	0	0	0	1	0	0											
Dave Stapleton, R (1,3) OBP: 0.283, SLG: 0.360	5-3					BB		4-3		4	0	0	0	0	0	3											
Glenn Hoffman, R (1,6) OBP: 0.339, SLG: 0.473	K					F8		F7		4	0	0	0	0	1	0											
Gary Allenson, R (1,2) OBP: 0.326, SLG: 0.381						5-3		4-3		3	0	1	0	0	0	0											
Rick Miller, L (1,8) OBP: 0.330, SLG: 0.345			SH1-3 1B			4-3		F9		2	0	0	0	0	0	0											
<b>Inning Stats</b>	R: 0 E: 0 K: 1 S: 6	H: 1 LOB: 1 BB: 0 P: 6	R: 0 E: 0 K: 1 S: 5	H: 0 LOB: 0 BB: 0 P: 5	R: 0 E: 0 K: 0 S: 4	H: 1 LOB: 1 BB: 0 P: 4	R: 0 E: 0 K: 1 S: 5	H: 0 LOB: 0 BB: 0 P: 5	R: 0 E: 0 K: 0 S: 3	H: 0 LOB: 0 BB: 0 P: 3	R: 1 E: 0 K: 0 S: 5	H: 2 LOB: 3 BB: 2 P: 13	R: 0 E: 0 K: 0 S: 3	H: 0 LOB: 0 BB: 0 P: 3	R: 0 E: 0 K: 1 S: 5	H: 0 LOB: 1 BB: 1 P: 9		R: 0 E: 0 K: 0 S: 3	H: 0 LOB: 0 BB: 0 P: 3	1B: 3 2B: 1 3B: 0 HR: 0	SF: 0 SAC: 1 DP: 0 HBP: 0	WP: 0 PB: 0 SB: 0 CS: 0	PA: 34				
<b>PITCHER</b>	IP	WLS	BF	H	R	ER	SO	BB	IBB	HBP	BLK	WP	HR	S	P	ERA	WHIP										
Frank Tanana, L (1,1) ERA: 4.38	7.1	L	28	4	1	1	3	2	0	0	0	0	0	32	40	1.23	0.818										
Danny Darwin, R (8,1) ERA: 1.83	1.2		6	0	0	0	1	1	0	0	0	0	0	7	11	0.00	0.600										

Batter	1	2	3	4	5	6	7	8	9	AB	R	H	RBI	BB	SO	LOB	BOTTOM										
George Wright, S (1,8) OBP: 0.322, SLG: 0.440	K		F7					K		5	0	1	0	0	3	1	<b>Boston Red Sox @ Texas Rangers</b> Arlington Stadium, Arlington, TX Sun May 09 1982, 4:33 AM EDT Att: 12,789 - Unknown										
Bill Stein, R (1,4) OBP: 0.194, SLG: 0.200	BB 1B		G3					F9		4	0	1	0	0	1	2											
Buddy Bell, R (1,5) OBP: 0.422, SLG: 0.521	BB 1-2 1B		6-3					FC1-6 1B		3	0	2	0	1	0	0											
Lamar Johnson, R (1,10) OBP: 0.396, SLG: 0.512	F2							FC1-6 CS		4	0	0	0	0	0	6											
Bill Sample, R (8, PR) OBP: 0.405, SLG: 0.355								1-2 CS		0	0	0	0	0	0	0											
Jim Sundberg, R (1,2) OBP: 0.435, SLG: 0.469	BB 1-2 2-3 BB							1-2 1B		3	0	3	0	1	0	0											
Leon Roberts, R (1,7) OBP: 0.174, SLG: 0.238	L7							F7		3	0	0	0	0	0	5											
Bob Johnson, R (1,3) OBP: 0.222, SLG: 0.500								4-3		1	0	0	0	1	0	1											
Pat Putnam, L (6, PH) OBP: 0.333, SLG: 0.365								CS BB		2	0	0	0	0	0	1	<b>AB 33</b> <b>R 0</b> <b>H 9</b> <b>RBI 0</b> <b>BB 3</b> <b>SO 6</b> <b>LOB 21</b>										
Larry Parrish, R (1,9) OBP: 0.213, SLG: 0.188								4-3		2	0	1	0	0	1	1											
Johnny Grubb, L (6, PH) OBP: 0.435, SLG: 0.524	K							FC6-4 1B		2	0	1	0	0	0	1											
Mark Wagner, R (1,6) OBP: 0.267, SLG: 0.300								2B		3	0	0	0	0	0	2											
Lee Mazzilli, S (8, PH) OBP: 0.315, SLG: 0.342	F3							FC6-4 2B 1-2		1	0	0	0	0	1	1											
<b>Inning Stats</b>	R: 0 E: 0 K: 1 S: 7	H: 2 LOB: 3 BB: 1 P: 11	R: 0 E: 0 K: 1 S: 4	H: 0 LOB: 0 BB: 1 P: 8	R: 0 E: 0 K: 0 S: 3	H: 0 LOB: 0 BB: 0 P: 3	R: 0 E: 0 K: 0 S: 4	H: 1 LOB: 1 BB: 0 P: 4	R: 0 E: 0 K: 1 S: 7	H: 2 LOB: 3 BB: 1 P: 11	R: 0 E: 0 K: 0 S: 4	H: 1 LOB: 1 BB: 0 P: 4	R: 0 E: 0 K: 0 S: 5	H: 0 LOB: 0 BB: 0 P: 5	R: 0 E: 0 K: 1 S: 4	H: 2 LOB: 1 BB: 0 P: 4	R: 0 E: 0 K: 2 S: 8	H: 1 LOB: 1 BB: 0 P: 8	1B: 7 2B: 2 3B: 0 HR: 0	SF: 0 SAC: 1 DP: 0 HBP: 0	WP: 0 PB: 0 SB: 0 CS: 2	PA: 37					
<b>PITCHER</b>	IP	WLS	BF	H	R	ER	SO	BB	IBB	HBP	BLK	WP	HR	S	P	ERA	WHIP										
John Tudor, L (1,1) ERA: 3.49	4.2		21	5	0	0	3	2	1	0	0	0	0	24	36	0.00	1.500										
Bob Stanley, R (5,1) ERA: 3.15	3.2	W	14	4	0	0	1	0	0	0	0	0	0	16	16	0.00	1.091										
Mark Clear, R (8,1) ERA: 1.61	0.2	S	2	0	0	0	2	0	0	0	0	0	0	6	6	0.00	0.000										






Batter	1	2	3	4	5	6	7	8	9	AB	R	H	RBI	BB	SO	LOB	TOP			
<b>Eddie Miller, S</b> (1, 9) OBP: 0.296, SLG: 0.050 <b>John Wockenfuss, R</b> (9, 2) OBP: 0.338, SLG: 0.258	1-0 HBP CS	0-0 5-3			1-0 HBP		0-0 F8		0-3 K	3	0	0	0	0	1	4				
<b>Enos Cabell, R</b> (1, 5) OBP: 0.474, SLG: 0.474	0-0 F4		0-0 F7		0-3 K		0-0 1-3		0-0 L8	5	0	0	0	0	1	5				
<b>Kirk Gibson, L</b> (1, 8) OBP: 0.364, SLG: 0.452	4-0 HR BB		0-0 2B		0-0 F5			0-0 B3		3	1	1	0	1	0	0				
<b>Mike Ivie, R</b> (1, 10) OBP: 0.375, SLG: 0.429	0-0 HR		0-0 F7		0-0 1B			0-0 F5		4	1	2	2	0	0	1				
<b>Richie Hebner, L</b> (1, 3) OBP: 0.326, SLG: 0.302 <b>Tom Brookens, R</b> (8, 5) OBP: 0.309, SLG: 0.353	4-0 FC6-4 BB		0-0 6-3		0-0 F8			0-0 F4		3	0	0	0	1	0	2				
<b>Larry Hemdon, R</b> (1, 7) OBP: 0.339, SLG: 0.393	0-0 FC6-4			0-3 K2-3			0-3 K		0-0 F9	4	0	0	0	0	2	2				
<b>Lou Whitaker, L</b> (1, 4) OBP: 0.320, SLG: 0.358		0-3 K		0-0 E8 2B			0-0 F8		0-0 1B E 1B	4	1	2	0	0	1	1				
<b>Lance Parrish, R</b> (1, 2) OBP: 0.255, SLG: 0.438 <b>Lynn Jones, R</b> (9, PR) OBP: 0.214, SLG: 0.167		4-0 BB		0-3 K			0-0 F7		0-0 E 1B	3	0	1	0	1	1	1				
<b>Alan Trammell, R</b> (1, 6) OBP: 0.250, SLG: 0.264		0-3 K		0-0 4-3			0-0 E6		0-0 E4	4	0	0	0	0	1	3				
<b>Inning Stats</b>	R: 2 E: 0 K: 0 S: 3	H: 1 LOB: 1 BB: 2 P: 12	R: 0 E: 0 K: 2 S: 7	H: 0 LOB: 1 BB: 1 P: 11	R: 0 E: 0 K: 2 S: 4	H: 1 LOB: 1 BB: 0 P: 4	R: 0 E: 1 K: 2 S: 8	H: 0 LOB: 0 BB: 0 P: 8	R: 0 E: 0 K: 1 S: 6	H: 1 LOB: 1 BB: 0 P: 6	R: 0 E: 1 K: 0 S: 4	H: 0 LOB: 1 BB: 0 P: 4	R: 0 E: 0 K: 0 S: 3	H: 0 LOB: 0 BB: 0 P: 3	R: 1 E: 1 K: 1 S: 8	H: 2 LOB: 2 BB: 0 P: 8	1B: 3 2B: 2 3B: 0 HR: 1	SF: 0 SAC: 0 DP: 0 HBP: 2	WP: 0 PB: 0 SB: 0 CS: 1	PA: 38
<b>PITCHER</b> <b>Charlie Hough, R</b> (1, 1) ERA: 4.68	IP: 9.0 WLS: L BF: 38 H: 6 R: 3 ER: 2 SO: 7 BB: 3 IBB: 0 HBP: 2 BLK: 0 WP: 0 HR: 1 S: 47 P: 61 ERA: 2.00 WHIP: 1.000															<b>PITCHER</b>				

**Detroit Tigers @ Texas Rangers**  
Arlington Stadium, Arlington, TX  
Mon May 10 1982, 8:05 PM EDT  
Att: 9,027 - Unknown


AB 33  
R 3  
H 6  
RBI 2  
BB 3  
SO 7  
LOB 19



Batter	1	2	3	4	5	6	7	8	9	AB	R	H	RBI	BB	SO	LOB	BOTTOM			
<b>George Wright, S</b> (1, 8) OBP: 0.311, SLG: 0.425	0-0 L8		0-0 4-3		0-0 FC4-6 1B			0-0 G3		4	0	0	0	0	0	1				
<b>Jim Sundberg, R</b> (1, 2) OBP: 0.448, SLG: 0.482	0-0 FC9-6 1B		0-3 K		0-0 1B			0-0 F9 1B		4	0	3	0	0	1	0				
<b>Buddy Bell, R</b> (1, 5) OBP: 0.425, SLG: 0.520	0-0 FC9-6 1B		0-0 1B		0-0 F7			0-0 1B		4	1	2	0	0	0	3				
<b>Johnny Grubb, L</b> (1, 7) OBP: 0.407, SLG: 0.480	0-0 1B		0-0 4-3		0-0 L7			0-0 F9		4	0	1	0	0	0	3				
<b>Lamar Johnson, R</b> (1, 10) OBP: 0.385, SLG: 0.489	0-0 1B		0-0 F6		0-0 5-3			0-0 4-3		4	0	1	1	0	0	2				
<b>Pat Putnam, L</b> (1, 3) OBP: 0.316, SLG: 0.343	0-0 4-3		0-0 3-1		0-0 F7			0-0 F8		4	0	0	0	0	0	2				
<b>Leon Roberts, R</b> (1, 9) OBP: 0.185, SLG: 0.240		0-0 FC5-4 1B		0-0 6-3			0-3 K		0-0 5-3	4	0	1	0	0	1	0				
<b>Bill Stein, R</b> (1, 4) OBP: 0.200, SLG: 0.182		0-0 FC5-4 G1-6-3		4-0 FC1-8 BB			0-0 6-3		0-0 F8	3	0	0	0	1	0	1				
<b>Mark Wagner, R</b> (1, 6) OBP: 0.260, SLG: 0.292 <b>Lee Mazzilli, S</b> (7, PH) OBP: 0.311, SLG: 0.338 <b>Mario Mendoza, R</b> (8, 6) OBP: 0.143, SLG: 0.143		0-0 G1-6-3		0-0 FC1-6 FC4-6			0-0 F8			2	0	0	0	0	0	2				
<b>Inning Stats</b>	R: 1 E: 0 K: 0 S: 6	H: 3 LOB: 2 BB: 0 P: 6	R: 0 E: 0 K: 0 S: 3	H: 1 LOB: 0 BB: 0 P: 3	R: 0 E: 0 K: 1 S: 6	H: 1 LOB: 1 BB: 0 P: 6	R: 0 E: 0 K: 0 S: 3	H: 0 LOB: 0 BB: 0 P: 3	R: 0 E: 0 K: 0 S: 4	H: 1 LOB: 2 BB: 1 P: 8	R: 0 E: 0 K: 1 S: 5	H: 0 LOB: 0 BB: 0 P: 5	R: 0 E: 0 K: 0 S: 5	H: 2 LOB: 2 BB: 0 P: 5	R: 0 E: 0 K: 0 S: 3	H: 0 LOB: 0 BB: 0 P: 3	1B: 8 2B: 0 3B: 0 HR: 0	SF: 0 SAC: 0 DP: 1 HBP: 0	WP: 0 PB: 0 SB: 0 CS: 0	PA: 35
<b>PITCHER</b> <b>Milt Wilcox, R</b> (1, 1) ERA: 3.54	IP: 9.0 WLS: W BF: 35 H: 8 R: 1 ER: 1 SO: 2 BB: 1 IBB: 0 HBP: 0 BLK: 0 WP: 0 HR: 0 S: 38 P: 42 ERA: 1.00 WHIP: 1.000															<b>PITCHER</b>				

**Detroit Tigers @ Texas Rangers**  
Arlington Stadium, Arlington, TX  
Mon May 10 1982, 8:05 PM EDT  
Att: 9,027 - Unknown

AB 34  
R 1  
H 8  
RBI 1  
BB 1  
SO 2  
LOB 14





Batter	1	2	3	4	5	6	7	8	9	AB	R	H	RBI	BB	SO	LOB	TOP								
Garth Iorg, R (1,4) OBP: 0.328, SLG: 0.425	5-3		1-3		SF7			2B FC5-4 1B		3	1	1	1	0	0	1									
Rance Mulliniks, L (1,5) OBP: 0.351, SLG: 0.406	4-3		4-3		K			FC5-4 1B		4	0	1	0	0	1	2									
Lloyd Moseby, L (1,8) OBP: 0.269, SLG: 0.327	4-3		P5					FC5-4 IBB		3	0	0	0	1	0	1									
Willie Upshaw, L (1,3) OBP: 0.355, SLG: 0.510		HR						FC5-4		3	1	1	2	1	1	2									
Dave Revering, L (1,10) Wayne Nordhagen, R (8,PH) OBP: 0.237, SLG: 0.269 OBP: 0.353, SLG: 0.342		L3 BB			G4-6-3 BB			FC5-4 K		1	0	0	0	2	0	0									
Hosken Powell, L (1,9) OBP: 0.245, SLG: 0.298		L3			G4-6-3			K		1	0	0	0	0	2										
Al Woods, L (1,7) OBP: 0.250, SLG: 0.209		2B						F8		4	0	1	0	0	0	0									
Ernie Whitt, L (1,2) OBP: 0.371, SLG: 0.557		P4						F9		4	1	1	0	0	0	1									
Alfredo Griffin, S (1,6) OBP: 0.262, SLG: 0.294								F8		3	0	2	0	0	0	0									
<b>Inning Stats</b>	R: 0 E: 0 K: 0 S: 3	H: 0 LOB: 0 BB: 0 P: 3	R: 1 E: 0 K: 0 S: 4	H: 2 LOB: 1 BB: 1 P: 8	R: 0 E: 0 K: 0 S: 4	H: 1 LOB: 1 BB: 0 P: 4	R: 0 E: 0 K: 0 S: 1	H: 0 LOB: 0 BB: 2 P: 9	R: 1 E: 0 K: 1 S: 7	H: 2 LOB: 1 BB: 0 P: 7	R: 0 E: 0 K: 0 S: 5	H: 0 LOB: 0 BB: 0 P: 5	R: 0 E: 0 K: 0 S: 3	H: 0 LOB: 0 BB: 0 P: 3	R: 1 E: 0 K: 1 S: 7	H: 2 LOB: 2 BB: 1 P: 11	R: 0 E: 0 K: 0 S: 3	H: 0 LOB: 0 BB: 0 P: 3	1B: 4 2B: 3 3B: 0 HR: 1	SF: 1 SAC: 0 DP: 2 HBP: 0	WP: 0 PB: 0 SB: 0 CS: 0	PA: 35			
<b>PITCHER</b>	IP	WLS	BF	H	R	ER	SO	BB	IBB	HBP	BLK	WP	HR	S	P	ERA	WHIP								
Doc Medich, R (1,1) ERA: 6.83	7.1		28	6	3	3	2	3	0	0	0	0	1	29	41	3.68	1.227								
Steve Comer, R (8,1) ERA: 2.45	0.0		2	1	0	0	0	0	1	0	0	0	0	1	5	∞	∞								
Rick Honeycutt, L (8,1) ERA: 4.91	0.1		1	0	0	0	0	0	0	0	0	0	0	1	1	0.00	0.000								
Danny Darwin, R (8,1) ERA: 1.71	1.1	W	4	0	0	0	1	0	0	0	0	0	0	6	6	0.00	0.000								

Toronto Blue Jays @ Texas Rangers  
Arlington Stadium, Arlington, TX  
Thu May 13 1982, 8:05 PM EDT  
Att: 6,819 - Unknown

AB	30
R	3
H	7
RBI	3
BB	4
SO	3
LOB	11



Batter	1	2	3	4	5	6	7	8	9	AB	R	H	RBI	BB	SO	LOB	BOTTOM								
Bill Sample, R (1,7) OBP: 0.357, SLG: 0.306	4-3		FC5-4 1B		F9		P4		E6	5	0	0	0	0	0	4									
Lee Mazzilli, S (1,10) OBP: 0.319, SLG: 0.337	P4					L9 FC3-6 1B		4-3		3	1	1	1	1	0	0									
Buddy Bell, R (1,5) OBP: 0.419, SLG: 0.510	6-3		F8			FC3-6 1B		F7		4	0	1	0	0	0	2									
Johnny Grubb, L (1,9) OBP: 0.387, SLG: 0.448		6-3			1-3	L9		E 1B		4	0	1	0	0	0	2									
Jim Sundberg, R (1,2) OBP: 0.430, SLG: 0.461		F8			6-3	FC3-6 CS		E6		4	0	0	1	0	0	2									
Lamar Johnson, R (1,3) OBP: 0.357, SLG: 0.451		1-3			L1	CS		5-3		4	0	0	0	0	1	2									
Bill Stein, R (1,4) OBP: 0.256, SLG: 0.250			FC2-5 1B BB			E7 1B		BLK 1B 2B		3	1	2	0	1	0	0									
George Wright, S (1,8) OBP: 0.317, SLG: 0.427			FC5-4 1B FC2-5 1B		6-3			FC4-6 E S E		4	2	2	1	0	0	2									
Mark Wagner, R (1,6) Pat Putnam, L (8,PH) OBP: 0.250, SLG: 0.280 OBP: 0.312, SLG: 0.338			FC2-5 FC5-4		F9			F8		3	0	0	0	0	0	4									
<b>Inning Stats</b>	R: 0 E: 0 K: 0 S: 3	H: 0 LOB: 0 BB: 0 P: 3	R: 0 E: 0 K: 0 S: 3	H: 0 LOB: 0 BB: 0 P: 3	R: 1 E: 0 K: 0 S: 5	H: 2 LOB: 2 BB: 1 P: 9	R: 0 E: 0 K: 0 S: 3	H: 0 LOB: 0 BB: 0 P: 3	R: 0 E: 1 K: 0 S: 4	H: 1 LOB: 1 BB: 0 P: 4	R: 1 E: 0 K: 0 S: 3	H: 1 LOB: 0 BB: 1 P: 7	R: 1 E: 1 K: 0 S: 5	H: 2 LOB: 1 BB: 0 P: 5	R: 0 E: 1 K: 1 S: 7	H: 1 LOB: 2 BB: 0 P: 7	R: 1 E: 2 K: 1 S: 6	H: 0 LOB: 1 BB: 0 P: 6	1B: 6 2B: 1 3B: 0 HR: 0	SF: 0 SAC: 0 DP: 0 HBP: 0	WP: 0 PB: 0 SB: 1 CS: 1	PA: 38			
<b>PITCHER</b>	IP	WLS	BF	H	R	ER	SO	BB	IBB	HBP	BLK	WP	HR	S	P	ERA	WHIP								
Dave Stieb, R (1,1) ERA: 3.22	8.2	L	37	7	4	3	2	2	0	0	1	0	0	39	47	3.12	1.038								

Toronto Blue Jays @ Texas Rangers  
Arlington Stadium, Arlington, TX  
Thu May 13 1982, 8:05 PM EDT  
Att: 6,819 - Unknown

AB	35
R	4
H	7
RBI	3
BB	2
SO	2
LOB	19





Batter	1	2	3	4	5	6	7	8	9	10	11	AB	R	H	RBI	BB	SO	LOB	TOP					
Damaso Garcia, R OBP: 0.362, SLG: 0.390 (1, 4)												3	0	1	0	1	0	1						
Garth Iorg, R OBP: 0.323, SLG: 0.429 Rance Mulliniks, L OBP: 0.346, SLG: 0.400 (1, 5)												4	0	1	0	0	0	2						
Barry Bonnell, R OBP: 0.480, SLG: 0.586 (1, 8)												5	1	3	0	0	0	1						
Wayne Nordhagen, R OBP: 0.348, SLG: 0.350 Lloyd Moseby, L OBP: 0.275, SLG: 0.333 (1, 7)												4	0	1	1	0	0	2						
Otto Velez, R OBP: 0.419, SLG: 0.375 Dave Revering, L OBP: 0.246, SLG: 0.278 (1, 10)												3	1	1	1	0	2	1						
Jesse Barfield, R OBP: 0.328, SLG: 0.441 Hosken Powell, L OBP: 0.260, SLG: 0.333 (1, 9)												3	0	0	0	0	0	1						
Tony Johnson, R (10, 7)												1	1	1	0	0	0	0						
Buck Martinez, R OBP: 0.352, SLG: 0.429 Ernie Whitt, L OBP: 0.375, SLG: 0.556 (1, 2)												3	0	1	0	0	0	0						
Willie Upshaw, L OBP: 0.357, SLG: 0.500 (1, 3)												4	0	1	0	1	1	1						
Alfredo Griffin, S OBP: 0.290, SLG: 0.280 (1, 6)												5	0	0	0	0	1	3						
<b>Inning Stats</b>	R: 0 E: 0 K: 0 S: 3	H: 1 LOB: 1 BB: 1 P: 7	R: 1 E: 0 K: 0 S: 4	H: 1 LOB: 0 BB: 0 P: 4	R: 0 E: 1 K: 0 S: 4	H: 0 LOB: 1 BB: 0 P: 4	R: 0 E: 0 K: 1 S: 5	H: 0 LOB: 0 BB: 0 P: 5	R: 0 E: 1 K: 0 S: 4	H: 3 LOB: 1 BB: 0 P: 7	R: 0 E: 0 K: 1 S: 5	H: 0 LOB: 0 BB: 0 P: 5	R: 0 E: 0 K: 0 S: 4	H: 1 LOB: 1 BB: 1 P: 4	R: 1 E: 0 K: 0 S: 5	H: 3 LOB: 2 BB: 1 P: 9	R: 0 E: 0 K: 1 S: 7	H: 2 LOB: 2 BB: 0 P: 7	R: 0 E: 0 K: 1 S: 5	H: 1 LOB: 0 BB: 0 P: 5	1B: 9 2B: 3 3B: 0 HR: 1	SF: 0 SAC: 1 DP: 2 HBP: 0	WP: 0 PB: 0 SB: 2 CS: 1	PA: 45
<b>PITCHER</b>	IP ERA WLS BF H R ER SO BB IBB HBP BLK WP HR S P ERA WHIP	8.0 2.15 10 31 5 1 1 0 0 1 0 0 0 0 9 13 5.40 3.000	1.1 W 4 1 0 0 2 0 0 0 0 0 0 0 0 8 8 0.00 0.750	<b>PITCHER</b>																	IP WLS BF H R ER SO BB IBB HBP BLK WP HR S P ERA WHIP			

Toronto Blue Jays @ Texas Rangers  
Arlington Stadium, Arlington, TX  
Fri May 14 1982, 8:05 PM EDT  
Att: 10,972 - Unknown

AB 42  
R 3  
H 13  
RBI 3  
BB 2  
SO 5  
LOB 14



Batter	1	2	3	4	5	6	7	8	9	10	11	AB	R	H	RBI	BB	SO	LOB	BOTTOM							
George Wright, S OBP: 0.310, SLG: 0.417 Lamar Johnson, R OBP: 0.351, SLG: 0.442 Doug Flynn, R OBP: 0.203, SLG: 0.213 (1, 8)												3	0	0	0	0	0	0								
Lee Mazzilli, S OBP: 0.323, SLG: 0.333 (1, 10)												4	0	1	1	1	1	2								
Buddy Bell, R OBP: 0.410, SLG: 0.495 (1, 5)												5	0	1	0	0	0	1								
Johnny Grubb, L OBP: 0.389, SLG: 0.424 (1, 7)												4	0	1	0	0	0	0								
Jim Sundberg, R OBP: 0.423, SLG: 0.452 (1, 2)												4	1	1	0	0	1	3								
Larry Parrish, R OBP: 0.238, SLG: 0.205 (1, 9)												4	2	2	0	1	0	1								
Pat Putnam, L OBP: 0.305, SLG: 0.342 (1, 3)												5	0	1	1	0	0	3								
Bill Stein, R OBP: 0.262, SLG: 0.237 Bill Sample, R OBP: 0.357, SLG: 0.306 Leon Roberts, R OBP: 0.241, SLG: 0.269 (1, 4)												2	0	0	0	1	0	1								
Mark Wagner, R OBP: 0.244, SLG: 0.273 Bob Johnson, R OBP: 0.182, SLG: 0.400 (1, 6)												2	0	0	0	0	0	0								
<b>Inning Stats</b>	R: 0 E: 0 K: 0 S: 3	H: 0 LOB: 0 BB: 0 P: 3	R: 0 E: 0 K: 0 S: 3	H: 0 LOB: 0 BB: 0 P: 3	R: 0 E: 0 K: 0 S: 3	H: 0 LOB: 0 BB: 0 P: 3	R: 0 E: 0 K: 1 S: 5	H: 0 LOB: 0 BB: 0 P: 5	R: 1 E: 0 K: 0 S: 5	H: 2 LOB: 1 BB: 0 P: 5	R: 0 E: 0 K: 0 S: 3	H: 0 LOB: 1 BB: 1 P: 7	R: 0 E: 0 K: 0 S: 4	H: 1 LOB: 1 BB: 1 P: 4	R: 1 E: 0 K: 1 S: 7	H: 2 LOB: 3 BB: 1 P: 12	R: 1 E: 0 K: 0 S: 6	H: 3 LOB: 2 BB: 0 P: 6	R: 0 E: 0 K: 1 S: 5	H: 0 LOB: 0 BB: 0 P: 5	R: 1 E: 0 K: 0 S: 3	H: 1 LOB: 2 BB: 2 P: 11	1B: 8 2B: 1 3B: 0 HR: 0	SF: 1 SAC: 2 DP: 0 HBP: 1	WP: 0 PB: 0 SB: 0 CS: 0	PA: 46
<b>PITCHER</b>	IP ERA WLS BF H R ER SO BB IBB HBP BLK WP HR S P ERA WHIP	7.0 3.13 11 26 4 3 2 1 2 0 0 0 0 0 10 11 2.57 0.714	2.1 L 11 2 1 1 1 1 1 0 0 0 0 0 11 19 3.86 1.286	<b>PITCHER</b>																	IP WLS BF H R ER SO BB IBB HBP BLK WP HR S P ERA WHIP					

Toronto Blue Jays @ Texas Rangers  
Arlington Stadium, Arlington, TX  
Fri May 14 1982, 8:05 PM EDT  
Att: 10,972 - Unknown

AB 38  
R 4  
H 9  
RBI 4  
BB 4  
SO 3  
LOB 18









Batter	1	2	3	4	5	6	7	8	9	10	AB	R	H	RBI	BB	SO	LOB	TOP	
Damaso Garcia, R (1.4) OBP: 0.365, SLG: 0.394	F8		1B			6-3		F6				4	0	1	0	1	0	1	
Rance Mulliniks, L (1.5) OBP: 0.329, SLG: 0.368	F8		F9			F2			FC4-6 BB	K		4	0	0	0	1	1	2	
Lloyd Moseby, L (1.8) OBP: 0.272, SLG: 0.327	F8					F5			FC4-6 WP BB SF8			4	1	0	0	0	1	1	
Willie Upshaw, L (1.3) OBP: 0.375, SLG: 0.514								L8				3	0	2	0	1	0	0	
Dave Revering, L (1.10) OBP: 0.227, SLG: 0.259								F9				3	0	0	1	0	0	2	
Hosken Powell, L (1.9) OBP: 0.259, SLG: 0.327								F6				4	0	1	0	0	0	2	
Jesse Barfield, R (9.9) OBP: 0.337, SLG: 0.448												0	0	0	0	0	0	0	
Al Woods, L (1.7) OBP: 0.235, SLG: 0.196												3	0	0	0	0	2	1	
Barry Bonnell, R (9. PH) (9.7) OBP: 0.475, SLG: 0.640												1	0	0	0	0	1	2	
Ernie Whitt, L (1.2) OBP: 0.351, SLG: 0.515												4	0	0	0	0	1	0	
Alfredo Griffin, S (1.6) OBP: 0.250, SLG: 0.296												4	0	1	0	0	0	0	
<b>Inning Stats</b>	R: 0 E: 0 K: 0 S: 3	H: 0 LOB: 0 BB: 0 P: 3	R: 0 E: 0 K: 0 S: 4	H: 1 LOB: 1 BB: 0 P: 4	R: 0 E: 0 K: 1 S: 6	H: 1 LOB: 1 BB: 0 P: 6	R: 0 E: 0 K: 2 S: 7	H: 0 LOB: 0 BB: 0 P: 7	R: 0 E: 0 K: 0 S: 3	H: 0 LOB: 0 BB: 0 P: 3	R: 0 E: 0 K: 1 S: 6	H: 1 LOB: 1 BB: 0 P: 6	R: 1 E: 0 K: 1 S: 6	H: 1 LOB: 2 BB: 2 P: 14	R: 0 E: 0 K: 1 S: 5	H: 0 LOB: 1 BB: 1 P: 9	1B: 5 2B: 0 3B: 0 HR: 0	SF: 1 SAC: 0 DP: 0 HBP: 0	WP: 1 PA: 38 PB: 1 SB: 1 CS: 0
<b>PITCHER</b>	IP 8.0	WLS 28	BF 4	H 0	R 0	ER 0	SO 4	BB 0	IBB 0	HBP 0	BLK 0	WP 0	HR 0	S 36	P 36	ERA 0.00	WHIP 0.500		
Charlie Hough, R (1.1) ERA: 3.93																			
Danny Darwin, R (9.1) ERA: 1.96																			

Toronto Blue Jays @ Texas Rangers  
Arlington Stadium, Arlington, TX  
Sun May 16 1982, 4:33 AM EDT  
Att: 29,303 - Unknown

AB 34  
R 1  
H 5  
RBI 1  
BB 3  
SO 6  
LOB 11



Batter	1	2	3	4	5	6	7	8	9	10	AB	R	H	RBI	BB	SO	LOB	BOTTOM					
George Wright, S (1.8) OBP: 0.312, SLG: 0.422	F2					L4						5	0	2	2	0	1	0					
Lee Mazzilli, S (1.10) OBP: 0.346, SLG: 0.344	K											3	0	1	0	1	2	1					
Buddy Bell, R (1.5) OBP: 0.352, SLG: 0.466	6-3											4	0	0	0	0	2	3					
Johnny Grubb, L (1.7) OBP: 0.341, SLG: 0.375												4	0	1	0	0	1	1					
Jim Sundberg, R (1.2) OBP: 0.417, SLG: 0.436												3	0	0	0	1	0	0					
Lamar Johnson, R (1.3) OBP: 0.328, SLG: 0.411												3	0	0	0	0	1	2					
Pat Putnam, L (9.3) OBP: 0.299, SLG: 0.333												1	0	0	0	0	0	0					
Leon Roberts, R (1.9) OBP: 0.294, SLG: 0.300												3	0	2	0	1	0	1					
Doug Flynn, R (1.4) OBP: 0.197, SLG: 0.206												3	0	0	0	0	0	2					
Mark Wagner, R (1.6) OBP: 0.247, SLG: 0.266												2	1	0	0	1	0	1					
Bill Stein, R (10. PH) OBP: 0.256, SLG: 0.231												1	0	0	0	0	0	1					
<b>Inning Stats</b>	R: 0 E: 0 K: 1 S: 5	H: 0 LOB: 0 BB: 0 P: 5	R: 0 E: 0 K: 1 S: 5	H: 0 LOB: 0 BB: 0 P: 5	R: 0 E: 0 K: 0 S: 3	H: 1 LOB: 0 BB: 0 P: 3	R: 0 E: 0 K: 3 S: 9	H: 0 LOB: 1 BB: 1 P: 13	R: 0 E: 0 K: 0 S: 4	H: 1 LOB: 1 BB: 0 P: 4	R: 0 E: 0 K: 1 S: 6	H: 1 LOB: 1 BB: 0 P: 6	R: 0 E: 0 K: 0 S: 3	H: 1 LOB: 0 BB: 0 P: 3	R: 1 E: 0 K: 0 S: 3	H: 1 LOB: 0 BB: 1 P: 7	R: 0 E: 0 K: 0 S: 3	H: 0 LOB: 0 BB: 0 P: 3	R: 1 E: 0 K: 0 S: 3	H: 1 LOB: 1 BB: 1 P: 7	1B: 5 2B: 0 3B: 1 HR: 0	SF: 0 SAC: 1 DP: 1 HBP: 0	WP: 0 PA: 37 PB: 0 SB: 2 CS: 1
<b>PITCHER</b>	IP 6.0	WLS 23	BF 4	H 0	R 0	ER 0	SO 6	BB 2	IBB 0	HBP 0	BLK 0	WP 0	HR 0	S 33	P 41	ERA 0.00	WHIP 1.000						
Jim Gott, R (1.1) ERA: 1.47																							
Joey McLaughlin, R (7.1) ERA: 3.63																							
Roy Lee Jackson, R (10.1) ERA: 4.08																							

Toronto Blue Jays @ Texas Rangers  
Arlington Stadium, Arlington, TX  
Sun May 16 1982, 4:33 AM EDT  
Att: 29,303 - Unknown

AB 32  
R 1  
H 6  
RBI 2  
BB 4  
SO 7  
LOB 12





Batter	1	2	3	4	5	6	7	8	9	AB	R	H	RBI	BB	SO	LOB	TOP									
George Wright, S OBP: 0.308, SLG: 0.429 (1, 8)	0-0 4-3		0-0 3-1		0-0 L7			0-0 F9	0-0 2B 3B	5	1	1	3	0	0	0										
Lee Mazzilli, S OBP: 0.357, SLG: 0.378 (1, 10)	0-0 2B		0-0 CS 1B		0-3 K			0-0 G3	0-0 2B	5	0	3	1	0	1	0										
Buddy Bell, R OBP: 0.378, SLG: 0.446 (1, 5) (7, 6)	0-0 1-3		0-0 F7		0-0 4-3			0-0 5-3	0-0 K	5	0	0	0	0	1	3										
Johnny Grubb, L OBP: 0.354, SLG: 0.386 (1, 7)	0-0 4-3			0-0 FC8-6 1B				0-0 FC4-6 1B	0-0 4-3	4	0	2	0	0	0	1										
Jim Sundberg, R OBP: 0.411, SLG: 0.440 (1, 2)		0-0 1-3		0-0 FC8-6 FC6-4 BB 1-2				0-0 F8	0-0 1B 2B	4	1	1	0	0	0	2										
Lamar Johnson, R OBP: 0.354, SLG: 0.424 (1, 3)		0-0 2B 1B		4-0 FC6-4 BB 1-2				0-0 FC4-6	0-0 BB 3B 1B	3	2	2	1	1	0	1										
Leon Roberts, R OBP: 0.289, SLG: 0.273 (1, 9)		0-3 K		0-0 FC6-4 1-2 2-3			1-0 FC1-6 HBP	0-0 P4	0-0 BB 1B	3	0	0	0	0	1	4										
Doug Flynn, R OBP: 0.203, SLG: 0.225 (1, 4)		0-0 1-H 2B		0-3 K			0-0 FC1-6 S6-4-3 1-2	4-0 BB 3B BB	3	0	1	1	0	1	3											
Bill Stein, R OBP: 0.273, SLG: 0.231 (9, PH)								1-2 BB BB	0	1	0	0	1	0	0											
Mario Mendoza, R OBP: 0.091, SLG: 0.091 (1, 6)		0-0 4-3					0-0 G6-4-3 1-2	4-0 BB 3B BB	2	0	0	0	0	0	1											
Larry Parrish, R OBP: 0.235, SLG: 0.195 (7, PH) (7, 5)					0-0 1-3			1-2 BB	1	1	0	0	1	0	1											
<b>Inning Stats</b>	R: 0 E: 0 K: 0 S: 4	H: 1 LOB: 1 BB: 0 P: 4	R: 1 E: 0 K: 1 S: 7	H: 2 LOB: 1 BB: 0 P: 7	R: 0 E: 0 K: 1 S: 3	H: 1 LOB: 0 BB: 0 P: 3	R: 0 E: 0 K: 1 S: 6	H: 1 LOB: 1 BB: 0 P: 10	R: 0 E: 0 K: 1 S: 5	H: 0 LOB: 0 BB: 0 P: 5	R: 0 E: 0 K: 0 S: 4	H: 0 LOB: 1 BB: 0 P: 4	R: 0 E: 0 K: 0 S: 2	H: 0 LOB: 0 BB: 0 P: 3	R: 0 E: 0 K: 0 S: 3	H: 0 LOB: 0 BB: 0 P: 3	R: 5 E: 0 K: 1 S: 9	H: 4 LOB: 1 BB: 2 P: 17	1B: 5 2B: 4 3B: 1 HR: 0	SF: 0 SAC: 0 DP: 1 HBP: 1	WP: 0 PB: 0 SB: 0 CS: 1	PA: 39				
<b>PITCHER</b>	IP WLS BF H R ER SO BB IBB HBP BLK WP HR S P ERA WHIP	8.2 W 37 9 6 6 3 3 0 1 0 0 0 0 39 52 6.23 1.385	0.1 S 2 1 0 0 1 0 0 0 0 0 0 0 4 4 0.00 3.000																							

Texas Rangers @ Chicago White Sox  
Comiskey Park, Chicago, IL  
Mon May 17 1982, 8:05 PM EDT  
Att: 12,951 - Unknown

AB 35  
R 6  
H 10  
RBI 6  
BB 3  
SO 4  
LOB 16



Batter	1	2	3	4	5	6	7	8	9	AB	R	H	RBI	BB	SO	LOB	BOTTOM									
Ron LeFlore, R OBP: 0.370, SLG: 0.478 (1, 8)	0-0 6-3		0-0 F4-3 1B	0-3 K		0-3 K		0-3 K		5	1	1	0	0	3	2										
Rudy Law, L OBP: 0.296, SLG: 0.462 (9, 8)			0-0 1B							0	0	0	0	0	0	0										
Tony Bemazzard, S OBP: 0.320, SLG: 0.355 (1, 4)	0-0 F8		0-3 K	0-0 F4-3				0-0 F4-3		4	0	0	0	0	1	2										
Steve Kemp, L OBP: 0.401, SLG: 0.403 (1, 7)	0-0 6-3		4-0 F4-3 1B BB		0-0 F4-3			0-0 K 1B		3	1	1	0	1	0	0										
Greg Luzinski, R OBP: 0.340, SLG: 0.441 (1, 10)		0-0 2B 1B 1B	0-0 F4-3	4-0 HR IBB				0-3 K		3	2	1	0	1	1	3										
Tom Paciorek, R OBP: 0.369, SLG: 0.467 (1, 3)		0-0 1B 2B	4-0 1B IBB		0-0 F8			0-0 SH2-3 1B 1B		2	1	1	0	1	0	1										
Mike Squires, L OBP: 0.421, SLG: 0.353 (8, 3)		1-3 1B						0-0 SH2-3		1	1	1	0	0	0	0										
Carlton Fisk, R OBP: 0.370, SLG: 0.360 (1, 2)		0-0 F4	0-0 1B		0-0 HR			0-0 SH2-3		3	1	2	4	0	0	2										
Marc Hill, R OBP: 0.286, SLG: 0.462 (8, 2)			1-3 2-H 3-H 1B		1-H HR			1-3 1B		0	0	0	0	0	0	0										
Harold Baines, L OBP: 0.296, SLG: 0.360 (1, 9)		0-0 F8 E 1B	0-0 F4-3		0-0 F4-3			0-0 3B 1B		4	1	2	3	0	0	2										
Jim Morrison, R OBP: 0.327, SLG: 0.540 (1, 5)		0-0 F8		0-0 F8		0-0 6-3		0-0 K 3B		4	0	1	1	0	0	1										
Bill Almon, R OBP: 0.384, SLG: 0.480 (1, 6)		0-0 F8		0-0 S 1B		0-3 K		0-3 K		4	0	1	0	0	2	2										
<b>Inning Stats</b>	R: 0 E: 0 K: 0 S: 3	H: 0 LOB: 0 BB: 0 P: 3	R: 2 E: 1 K: 0 S: 6	H: 3 LOB: 1 BB: 0 P: 6	R: 2 E: 0 K: 1 S: 7	H: 2 LOB: 2 BB: 2 P: 15	R: 0 E: 0 K: 1 S: 6	H: 1 LOB: 1 BB: 0 P: 6	R: 2 E: 0 K: 2 S: 7	H: 0 LOB: 0 BB: 0 P: 7	R: 0 E: 0 K: 1 S: 5	H: 1 LOB: 0 BB: 0 P: 5	R: 0 E: 0 K: 1 S: 5	H: 0 LOB: 0 BB: 0 P: 3	R: 2 E: 0 K: 2 S: 10	H: 3 LOB: 1 BB: 0 P: 10	1B: 8 2B: 1 3B: 1 HR: 1	SF: 0 SAC: 1 DP: 0 HBP: 0	WP: 0 PB: 0 SB: 3 CS: 0	PA: 37						
<b>PITCHER</b>	IP WLS BF H R ER SO BB IBB HBP BLK WP HR S P ERA WHIP	2.2 L 15 5 4 4 1 1 0 0 0 0 1 27 31 7.71 1.286	0.2 2 0 0 0 2 0 0 0 0 0 0 0 6 6 0.00 0.000																							

Texas Rangers @ Chicago White Sox  
Comiskey Park, Chicago, IL  
Mon May 17 1982, 8:05 PM EDT  
Att: 12,951 - Unknown

AB 33  
R 8  
H 11  
RBI 8  
BB 3  
SO 7  
LOB 15






Batter	1	2	3	4	5	6	7	8	9	AB	R	H	RBI	BB	SO	LOB	TOP					
George Wright, S OBP: 0.295, SLG: 0.416	G3		G3			P2		G3		4	0	0	0	0	0	0	<b>Texas Rangers @ Chicago White Sox</b> Comiskey Park, Chicago, IL Tue May 18 1982, 8:05 PM EDT Att: 11,633 - Unknown - 71 F					
Lee Mazzilli, S OBP: 0.362, SLG: 0.370	BB		F9			1B BB		3-1		2	1	0	0	2	0							
Buddy Bell, R OBP: 0.381, SLG: 0.448	F9			E6 F9 G3		1B 1-2		FC5-4 1B		4	0	2	0	0	0	1						
Johnny Grubb, L OBP: 0.346, SLG: 0.375	F7			G3		FC6-4 1B		F6		4	0	1	1	0	0	3						
Jim Sundberg, R OBP: 0.405, SLG: 0.462		HR		F9		FC6-4 1-2		P2		4	1	1	1	0	0	3						
Lamar Johnson, R OBP: 0.348, SLG: 0.413	6-3			F6				FC5-4 1-2		4	0	1	0	0	0	2						
Larry Parrish, R OBP: 0.227, SLG: 0.188		K								3	0	0	0	0	2	1						
Doug Flynn, R OBP: 0.197, SLG: 0.219										2	0	0	0	0	0	0						
Bill Stein, R OBP: 0.287, SLG: 0.225	F2							6-3		1	0	0	0	0	0	0						
Mario Mendoza, R OBP: 0.077, SLG: 0.077				F9						2	0	0	0	0	1	0						
Randy Bass, L OBP: 0.257, SLG: 0.290										1	0	0	0	0	1	0						
Mark Wagner, R OBP: 0.247, SLG: 0.266										0	0	0	0	0	0	0						
<b>Inning Stats</b>	R: 0 E: 0 K: 0 S: 3	H: 0 LOB: 1 BB: 1 P: 7	R: 1 E: 0 K: 1 S: 6	H: 1 LOB: 0 BB: 0 P: 6	R: 0 E: 0 K: 0 S: 3	H: 0 LOB: 0 BB: 0 P: 3	R: 0 E: 1 K: 0 S: 4	H: 0 LOB: 1 BB: 0 P: 4	R: 0 E: 0 K: 2 S: 7	H: 0 LOB: 1 BB: 0 P: 7	R: 1 E: 0 K: 0 S: 4	H: 2 LOB: 1 BB: 1 P: 8	R: 0 E: 0 K: 0 S: 3	H: 1 LOB: 0 BB: 0 P: 3	R: 0 E: 0 K: 1 S: 5	H: 0 LOB: 0 BB: 0 P: 5	R: 0 E: 0 K: 0 S: 4	H: 1 LOB: 1 BB: 0 P: 4	1B: 4 2B: 0 3B: 0 HR: 1	SF: 0 SAC: 0 DP: 1 HBP: 0	WP: 0 PB: 0 SB: 0 CS: 0	PA: 33
<b>PITCHER</b> LaMarr Hoyt, R ERA: 1.53	IP: 9.0 WLS: W BF: 33	H: 5 R: 2 ER: 2 SO: 4	BB: 2 IBB: 0 HBP: 0 BLK: 0	WP: 0 HR: 1 S: 39 P: 47	ERA: 2.00 WHIP: 0.778	<b>PITCHER</b>										IP: 9.0 WLS: W BF: 33	H: 5 R: 2 ER: 2 SO: 4	BB: 2 IBB: 0 HBP: 0 BLK: 0	WP: 0 HR: 1 S: 39 P: 47	ERA: 2.00 WHIP: 0.778		

Batter	1	2	3	4	5	6	7	8	9	AB	R	H	RBI	BB	SO	LOB	BOTTOM			
Ron LeFlore, R OBP: 0.373, SLG: 0.486	K									4	2	2	1	0	1	2	<b>Texas Rangers @ Chicago White Sox</b> Comiskey Park, Chicago, IL Tue May 18 1982, 8:05 PM EDT Att: 11,633 - Unknown - 71 F			
Rudy Law, L OBP: 0.286, SLG: 0.444			B2		E7 1B	F8 1B 2B	K			1	0	0	0	0	1	1				
Tony Bemazzard, S OBP: 0.316, SLG: 0.350	F8		F8		1B 2B	F8	E6 1B			5	2	1	1	0	0	4				
Steve Kemp, L OBP: 0.408, SLG: 0.402	F7		F4		2B 1-3	BB 1B	1B BB			3	1	1	0	2	0	2				
Greg Luzinski, R OBP: 0.354, SLG: 0.457		K		2B 1B	1B BB	1B 2B	1B BB			4	2	3	4	1	1	0				
Tom Paciorek, R OBP: 0.358, SLG: 0.452					1-3 3-H	1-2 3-H	1-2 3-H			4	0	0	0	0	1	5				
Mike Squires, L OBP: 0.400, SLG: 0.333	P6		F9		6-3	K	F9			1	0	0	0	0	0	2				
Harold Baines, L OBP: 0.309, SLG: 0.375										3	1	2	0	1	0	1				
Jerry Hairston, S OBP: 0.095, SLG: 0.250		FC6-4 1B		1-3 1B	2B	1-2 2-3	BB			1	0	0	0	0	1	0				
Carlton Fisk, R OBP: 0.397, SLG: 0.362		FC6-4 1-2			2-H 3-H	1B	F8			5	0	2	3	0	0	4				
Marc Hill, R OBP: 0.286, SLG: 0.462					2-H 3-H	1B				0	0	0	0	0	0	0				
Jim Morrison, R OBP: 0.325, SLG: 0.524			1B BB		L8	F4-3	F9			3	0	0	0	1	0	2				
Aurelio Rodriguez, R OBP: 0.167, SLG: 0.063										1	0	0	0	0	1	0				
Bill Almon, R OBP: 0.397, SLG: 0.490										4	2	3	0	0	0	1				
Vance Law, R OBP: 0.400, SLG: 0.353										0	0	0	0	0	0	0				
<b>Inning Stats</b>	R: 0 E: 0 K: 1 S: 5	H: 0 LOB: 0 BB: 0 P: 5	R: 0 E: 0 K: 1 S: 6	H: 1 LOB: 1 BB: 0 P: 6	R: 0 E: 0 K: 0 S: 4	H: 1 LOB: 2 BB: 1 P: 8	R: 2 E: 0 K: 0 S: 5	H: 2 LOB: 1 BB: 1 P: 9	R: 4 E: 2 K: 0 S: 8	H: 5 LOB: 1 BB: 0 P: 8	R: 2 E: 0 K: 1 S: 8	H: 3 LOB: 2 BB: 2 P: 16	R: 2 E: 1 K: 1 S: 8	H: 2 LOB: 2 BB: 1 P: 12	R: 0 E: 0 K: 2 S: 7	H: 0 LOB: 0 BB: 0 P: 7	1B: 11 2B: 3 3B: 0 HR: 0	SF: 0 SAC: 0 DP: 0 HBP: 0	WP: 0 PB: 0 SB: 1 CS: 0	PA: 44
<b>PITCHER</b> Doc Medich, R ERA: 7.67	IP: 4.0 WLS: L BF: 22	H: 8 R: 6 ER: 6 SO: 2	BB: 2 IBB: 0 HBP: 0 BLK: 0	WP: 0 HR: 0 S: 24 P: 32	ERA: 13.50 WHIP: 2.500	<b>PITCHER</b>										IP: 4.0 WLS: L BF: 22	H: 8 R: 6 ER: 6 SO: 2	BB: 2 IBB: 0 HBP: 0 BLK: 0	WP: 0 HR: 0 S: 24 P: 32	ERA: 13.50 WHIP: 2.500
Steve Comer, R ERA: 3.19	IP: 5.1 WLS: L BF: 18	H: 6 R: 4 ER: 2 SO: 2	BB: 2 IBB: 0 HBP: 0 BLK: 0	WP: 0 HR: 0 S: 19 P: 31	ERA: 6.75 WHIP: 3.000	<b>PITCHER</b>										IP: 5.1 WLS: L BF: 18	H: 6 R: 4 ER: 2 SO: 2	BB: 2 IBB: 0 HBP: 0 BLK: 0	WP: 0 HR: 0 S: 19 P: 31	ERA: 6.75 WHIP: 3.000
Paul Mirabella, L ERA: 3.97	IP: 7.1 WLS: L BF: 4	H: 0 R: 0 ER: 0 SO: 2	BB: 0 IBB: 0 HBP: 0 BLK: 0	WP: 0 HR: 0 S: 8 P: 8	ERA: 0.00 WHIP: 0.000	<b>PITCHER</b>										IP: 7.1 WLS: L BF: 4	H: 0 R: 0 ER: 0 SO: 2	BB: 0 IBB: 0 HBP: 0 BLK: 0	WP: 0 HR: 0 S: 8 P: 8	ERA: 0.00 WHIP: 0.000

AB	31
R	2
H	5
RBI	2
BB	2
SO	4
LOB	10





Batter	1	2	3	4	5	6	7	8	9	AB	R	H	RBI	BB	SO	LOB	TOP										
<b>George Wright, S</b> OBP: 0.303, SLG: 0.444 (1, 8)	0-0 4-3	0-0 HR		0-0 F6			0-0 4-3 SF7 2B		0-0 1-3	5	2	2	3	0	0	2											
<b>Lee Mazzilli, S</b> OBP: 0.356, SLG: 0.365 (1, 10)	0-3 K	0-0 G3			0-0 FC5-4 1B		0-0 4-3			4	0	1	0	0	1	1											
<b>Buddy Bell, R</b> OBP: 0.376, SLG: 0.441 (1, 5)	4-0 BB		0-0 5-3		0-0 FC5-4 1-2 S 1B		0-0 2-3 SF7			2	0	0	1	1	0	1											
<b>Randy Bass, L</b> OBP: 0.231, SLG: 0.257 (1, 3)	0-3 K		0-0 P5		0-0 F7 1-2		0-0 3-H L9			4	0	0	0	0	1	2											
<b>Jim Sundberg, R</b> OBP: 0.408, SLG: 0.458 (1, 7)		0-0 1B FC6-5 1B	0-0 F7		0-0 BB		0-0 5-3			3	1	1	0	1	0	0											
<b>Johnny Grubb, L</b> OBP: 0.370, SLG: 0.400 (5, PH)		0-0 FC6-5 1-3 1B		0-0 G6-4-3 1B		0-3 K		0-0 G6-4-3 1B		2	0	2	0	0	0	0											
<b>Larry Parrish, R</b> OBP: 0.233, SLG: 0.195 (5, 9)		0-0 FC6-5 1-3 1B		0-0 G6-4-3 1B		0-0 K		0-0 G6-4-3 1B		2	0	1	0	0	1	2											
<b>Bob Johnson, R</b> OBP: 0.156, SLG: 0.235 (1, 2)		4-0 5-3 FC6-5 HR BB		0-0 G6-4-3 1-2		0-0 P2		0-0 G6-4-3 1-2		3	1	0	0	1	0	2											
<b>Doug Flynn, R</b> OBP: 0.200, SLG: 0.221 (1, 4)		0-0 FC6-5 1-2 HR 5-3		0-0 1B		0-0 F9		0-0 F4-3		4	1	1	1	0	0	2											
<b>Mario Mendoza, R</b> OBP: 0.118, SLG: 0.118 (1, 6)		0-0 5-3 1-2 2-3		0-0 1B		0-0 5-3		0-0 K		4	0	1	0	0	1	2											
<b>Inning Stats</b>	R: 0 E: 0 K: 2 S: 7	H: 0 LOB: 1 BB: 1 P: 11	R: 4 E: 0 K: 0 S: 6	H: 3 LOB: 0 BB: 1 P: 10	R: 0 E: 0 K: 0 S: 3	H: 0 LOB: 0 BB: 0 P: 3	R: 0 E: 0 K: 0 S: 5	H: 3 LOB: 2 BB: 0 P: 5	R: 0 E: 0 K: 1 S: 6	H: 1 LOB: 2 BB: 1 P: 10	R: 0 E: 0 K: 0 S: 3	H: 0 LOB: 0 BB: 0 P: 3	R: 1 E: 0 K: 0 S: 4	H: 1 LOB: 0 BB: 0 P: 4	R: 0 E: 0 K: 0 S: 3	H: 1 LOB: 0 BB: 0 P: 3	R: 0 E: 0 K: 1 S: 5	H: 0 LOB: 0 BB: 0 P: 5	1B: 7 2B: 1 3B: 0 HR: 1	SF: 1 SAC: 0 DP: 2 HBP: 0	WP: 0 PA: 37 PB: 0 SB: 1 CS: 0						
<b>PITCHER</b>	IP	WLS	BF	H	R	ER	SO	BB	IBB	HBP	BLK	WP	HR	S	P	ERA	WHIP										
<b>Richard Dotson, R</b> ERA: 3.72 (1, 1)	4.2		23	7	4	4	2	3	0	0	0	0	1	24	36	7.71	2.143										
<b>Kevin Hickey, L</b> ERA: 3.05 (5, 1)	1.2	W	6	1	1	1	1	0	0	0	0	0	0	8	8	5.40	0.600										
<b>Salome Barojas, R</b> ERA: 2.0 (7, 1)	2.2		8	1	0	0	1	0	0	0	0	0	0	10	10	0.00	0.375										

Texas Rangers @ Chicago White Sox  
Comiskey Park, Chicago, IL  
Wed May 19 1982, 8:05 PM EDT  
Att: 12,220 - Unknown - 79 F

AB 33  
R 5  
H 9  
RBI 5  
BB 3  
SO 4  
LOB 14



Batter	1	2	3	4	5	6	7	8	9	AB	R	H	RBI	BB	SO	LOB	BOTTOM										
<b>Ron LeFlore, R</b> OBP: 0.361, SLG: 0.469 (1, 8)	0-0 6-3		0-0 F8 1-2		0-3 K		0-3 K	0-3 K		5	0	0	0	0	3	4											
<b>Tony Bemazzard, S</b> OBP: 0.325, SLG: 0.354 (1, 4)	0-0 5-3			0-0 F4-6-3 1B		0-0 1B SF8 1B	4-0 1B S BB		0-3 K	4	1	2	0	1	1	0											
<b>Steve Kemp, L</b> OBP: 0.395, SLG: 0.386 (1, 7)	0-3 K			0-0 F4-6-3 1-2		0-0 F6	0-0 F8		0-0 F7	5	0	0	0	0	1	3											
<b>Greg Luzinski, R</b> OBP: 0.368, SLG: 0.462 (9, PR)		0-0 B5-3 1B		0-0 F9		4-0 BB 1B PB BB	4-0 1B BB		0-0 1B E 1B	3	1	2	0	2	0	0											
<b>Jerry Hairston, S</b> OBP: 0.095, SLG: 0.250 (9, PR)		0-0 B5-3 1-2			0-0 1B 1B	0-0 PB BB 1B	0-0 1-2 2-3 1B 1B		0-0 E 1B	0	1	0	0	0	0	0											
<b>Tom Paciorek, R</b> OBP: 0.374, SLG: 0.465 (1, 3)		0-0 B5-3 1-2			0-0 1B 1B	0-0 PB BB 1B	0-0 1-2 2-3 1B 1B		0-0 E 1B	5	2	4	0	0	0	1											
<b>Carlton Fisk, R</b> OBP: 0.371, SLG: 0.365 (1, 2)		0-0 L7			0-0 F8 1B	0-0 SF8	0-0 F7		0-0 E4	2	0	1	1	0	0	1											
<b>Marc Hill, R</b> OBP: 0.286, SLG: 0.462 (7, PH)					0-0 F8 1B	0-0 SF8	0-0 F7		0-0 E4	0	0	0	0	0	0	0											
<b>Mike Squires, L</b> OBP: 0.381, SLG: 0.316 (7, PH)					0-0 F8 1B	0-0 SF8	0-0 F7		0-0 E4	1	0	0	0	0	0	3											
<b>Mary Foley, L</b> OBP: 0.417, SLG: 0.222 (8, 2)					0-0 F8 1B	0-0 SF8	0-0 F7		0-0 E4	1	0	1	0	0	0	0											
<b>Harold Baines, L</b> OBP: 0.315, SLG: 0.374 (1, 9)		0-3 K			0-0 1B 1-2 2-H	0-0 PB BB 1B		0-0 F7		3	1	1	1	1	1	1											
<b>Jim Morrison, R</b> OBP: 0.322, SLG: 0.514 (1, 5)			0-0 F8		0-0 F7		0-0 F8			4	0	1	2	0	0	2											
<b>Bill Almon, R</b> OBP: 0.400, SLG: 0.491 (1, 6)				0-0 CS 1B		0-0 F8	0-0 5-3			4	0	2	0	0	0	3											
<b>Inning Stats</b>	R: 0 E: 0 K: 1 S: 5	H: 0 LOB: 0 BB: 0 P: 5	R: 0 E: 0 K: 1 S: 6	H: 1 LOB: 1 BB: 0 P: 6	R: 0 E: 0 K: 0 S: 3	H: 1 LOB: 0 BB: 0 P: 3	R: 0 E: 0 K: 0 S: 3	H: 1 LOB: 0 BB: 0 P: 3	R: 1 E: 0 K: 1 S: 8	H: 3 LOB: 2 BB: 0 P: 8	R: 4 E: 0 K: 0 S: 6	H: 3 LOB: 1 BB: 2 P: 14	R: 0 E: 0 K: 1 S: 6	H: 1 LOB: 3 BB: 2 P: 14	R: 0 E: 0 K: 1 S: 6	H: 1 LOB: 1 BB: 0 P: 6	R: 1 E: 1 K: 1 S: 7	H: 3 LOB: 2 BB: 0 P: 7	1B: 14 2B: 0 3B: 0 HR: 0	SF: 1 SAC: 0 DP: 1 HBP: 0	WP: 0 PA: 42 PB: 1 SB: 2 CS: 1						
<b>PITCHER</b>	IP	WLS	BF	H	R	ER	SO	BB	IBB	HBP	BLK	WP	HR	S	P	ERA	WHIP										
<b>Jon Matlack, L</b> ERA: 2.51 (1, 1)	5.1		22	7	3	3	3	1	0	0	0	0	0	27	31	5.06	1.500										
<b>Danny Darwin, R</b> ERA: 2.05 (6, 1)	3.1	L	20	7	3	1	3	3	0	0	0	0	0	23	35	2.70	3.000										

Texas Rangers @ Chicago White Sox  
Comiskey Park, Chicago, IL  
Wed May 19 1982, 8:05 PM EDT  
Att: 12,220 - Unknown - 79 F

AB 37  
R 6  
H 14  
RBI 4  
BB 4  
SO 6  
LOB 18






Batter	1	2	3	4	5	6	7	8	9	AB	R	H	RBI	BB	SO	LOB	TOP										
George Wright, S OBP: 0.301, SLG: 0.438 (1, 8)	F5					3-1			3-1	4	0	1	0	0	0	0	<b>Texas Rangers @ Kansas City Royals</b> Royals Stadium, Kansas City, MO Fri May 21 1982, 8:05 PM EDT Att: 31,212 - Unknown - 69 F										
Mike Richardt, R OBP: 0.246, SLG: 0.313 (1, 4)	F4			F9					6-3	4	0	1	0	0	0	1											
Buddy Bell, R OBP: 0.370, SLG: 0.431 (1, 5)	F9			F7					L1-4-3-4	3	0	0	0	0	0	2											
Randy Bass, L OBP: 0.214, SLG: 0.237 (1, 10)		4-3		6-3					F9	3	0	0	0	0	0	1											
Johnny Grubb, L OBP: 0.368, SLG: 0.396 (1, 7)		3-1			4-3				G6-4-3 1B	3	0	1	0	0	0	0											
Jim Sundberg, R OBP: 0.407, SLG: 0.455 (1, 2)		F7			F7				G6-4-3 1B	3	0	1	0	0	0	0											
Pat Putnam, L OBP: 0.289, SLG: 0.321 (1, 3)				K					G6-4-3 1B	3	0	0	0	0	1	2											
Larry Parrish, R OBP: 0.226, SLG: 0.188 (1, 9)				K					6-3	3	0	0	0	0	1	1											
Doug Flynn, R OBP: 0.195, SLG: 0.215 (1, 6)				F7					4-3	2	0	0	0	0	0	0	<b>AB 29</b> <b>R 0</b> <b>H 4</b> <b>RBI 0</b> <b>BB 0</b> <b>SO 2</b> <b>LOB 7</b>										
Lamar Johnson, R (9, PH) OBP: 0.343, SLG: 0.406				F7					F3	1	0	0	0	0	0	0											
<b>Inning Stats</b>	R: 0 E: 0 K: 0 S: 3	H: 0 LOB: 0 BB: 0 P: 3	R: 0 E: 0 K: 0 S: 3	H: 0 LOB: 0 BB: 0 P: 3	R: 0 E: 0 K: 2 S: 7	H: 0 LOB: 0 BB: 0 P: 7	R: 0 E: 0 K: 0 S: 4	H: 1 LOB: 1 BB: 0 P: 4	R: 0 E: 0 K: 0 S: 3	H: 0 LOB: 0 BB: 0 P: 3	R: 0 E: 0 K: 0 S: 3	H: 1 LOB: 0 BB: 0 P: 3	R: 0 E: 0 K: 0 S: 4	H: 2 LOB: 1 BB: 0 P: 4	R: 0 E: 0 K: 0 S: 3	H: 0 LOB: 0 BB: 0 P: 3	1B: 3 2B: 2 3B: 0 HR: 0	SF: 0 SAC: 0 DP: 2 HBP: 0	WP: 0 PB: 0 SB: 0 CS: 0	PA: 29							
<b>PITCHER</b>	IP	WLS	BF	H	R	ER	SO	BB	IBB	HBP	BLK	WP	HR	S	P	ERA	WHIP										
Dennis Leonard, R ERA: 5.14 (1, 1)	6.2	W	21	2	0	0	2	0	0	0	0	0	0	25	25	0.00	0.300										
Dan Quisenberry, R ERA: 1.19 (7, 1)	2.1	S	8	2	0	0	0	0	0	0	0	0	0	8	8	0.00	0.857										

Batter	1	2	3	4	5	6	7	8	9	AB	R	H	RBI	BB	SO	LOB	BOTTOM										
Willie Wilson, S OBP: 0.375, SLG: 0.528 (1, 7)	F9								K	4	0	1	1	0	1	1	<b>Texas Rangers @ Kansas City Royals</b> Royals Stadium, Kansas City, MO Fri May 21 1982, 8:05 PM EDT Att: 31,212 - Unknown - 69 F										
John Wathan, R OBP: 0.348, SLG: 0.360 (1, 2)	F4	F	5-3		F8				4-3 SF9 1B	5	1	1	0	0	0	2											
George Brett, L OBP: 0.374, SLG: 0.516 (1, 5)	2B			L4					4-3 1B	3	1	1	0	1	0	1											
Amos Otis, R OBP: 0.359, SLG: 0.519 (1, 8)	2B			L5					SF9	3	0	1	2	0	1	1											
Hal McRae, R OBP: 0.403, SLG: 0.591 (1, 10)	IBB			F4					1B	2	0	1	0	2	0	0											
Willie Aikens, L OBP: 0.303, SLG: 0.309 (1, 3)	F9			K					K	4	0	1	0	0	2	3											
Jerry Martin, R OBP: 0.347, SLG: 0.450 (1, 9)				F6-3	F8				K	3	0	0	0	0	1	2											
Frank White, R OBP: 0.316, SLG: 0.450 (1, 4)				1B	5-3				5-3	3	1	1	0	0	0	0											
Onix Concepcion, R OBP: 0.368, SLG: 0.426 (1, 6)				F7					F8	3	0	1	0	0	0	1	<b>AB 30</b> <b>R 3</b> <b>H 8</b> <b>RBI 3</b> <b>BB 3</b> <b>SO 5</b> <b>LOB 11</b>										
<b>Inning Stats</b>	R: 1 E: 0 K: 0 S: 4	H: 1 LOB: 2 BB: 2 P: 12	R: 1 E: 0 K: 0 S: 4	H: 2 LOB: 0 BB: 0 P: 4	R: 0 E: 0 K: 1 S: 5	H: 0 LOB: 0 BB: 0 P: 3	R: 0 E: 0 K: 1 S: 5	H: 0 LOB: 0 BB: 0 P: 5	R: 0 E: 0 K: 2 S: 8	H: 2 LOB: 2 BB: 1 P: 12	R: 0 E: 0 K: 1 S: 5	H: 0 LOB: 0 BB: 0 P: 5	R: 1 E: 0 K: 1 S: 7	H: 2 LOB: 1 BB: 0 P: 7	R: 0 E: 0 K: 0 S: 3	H: 0 LOB: 0 BB: 0 P: 3		1B: 5 2B: 3 3B: 0 HR: 0	SF: 1 SAC: 0 DP: 0 HBP: 0	WP: 0 PB: 0 SB: 1 CS: 1	PA: 34						
<b>PITCHER</b>	IP	WLS	BF	H	R	ER	SO	BB	IBB	HBP	BLK	WP	HR	S	P	ERA	WHIP										
Frank Tanana, L ERA: 4.44 (1, 1)	7.1	L	31	7	3	3	4	1	2	0	0	0	0	35	47	3.68	1.091										
Dave Schmidt, R ERA: 4.39 (8, 1)	0.1		2	1	0	0	0	0	0	0	0	0	0	2	2	0.00	3.000										
Paul Mirabella, L ERA: 3.86 (8, 1)	0.1		1	0	0	0	1	0	0	0	0	0	0	3	3	0.00	0.000										

**AB 29**  
**R 0**  
**H 4**  
**RBI 0**  
**BB 0**  
**SO 2**  
**LOB 7**



**Texas Rangers @ Kansas City Royals**  
 Royals Stadium, Kansas City, MO  
 Fri May 21 1982, 8:05 PM EDT  
 Att: 31,212 - Unknown - 69 F

**AB 30**  
**R 3**  
**H 8**  
**RBI 3**  
**BB 3**  
**SO 5**  
**LOB 11**





Batter	1	2	3	4	5	6	7	8	9	10	11	12	AB	R	H	RBI	BB	SO	LOB					
George Wright, S OBP: 0.315, SLG: 0.454 (1, 8)													6	1	4	1	0	0	1					
Mike Richard, R OBP: 0.253, SLG: 0.314 (1, 4)													6	0	2	0	0	0	3					
Buddy Bell, R OBP: 0.362, SLG: 0.422 (1, 5)													5	0	1	1	0	0	3					
Lamar Johnson, R OBP: 0.333, SLG: 0.391 (1, 10)													5	0	1	0	0	1	1					
Jim Sundberg, R OBP: 0.406, SLG: 0.461 (1, 2)													5	0	2	0	0	0	2					
Leon Roberts, R OBP: 0.362, SLG: 0.316 (1, 7)													5	1	2	0	0	0	2					
Larry Parrish, R OBP: 0.216, SLG: 0.190 Mario Mendoza, R (12, PH) OBP: 0.118, SLG: 0.118 (12, 6)													4	0	0	0	0	1	1					
Bob Johnson, R OBP: 0.130, SLG: 0.190 Johnny Grubb, L (12, PH) OBP: 0.379, SLG: 0.407 (12, 9)												4	0	0	0	0	2	0						
Doug Flynn, R OBP: 0.196, SLG: 0.217 Randy Bass, L (12, PH) OBP: 0.209, SLG: 0.237 Pat Putnam, L OBP: 0.289, SLG: 0.321 (12, 3)													4	0	1	0	0	0	0					
<b>Inning Stats</b>	R: 0 E: 0 K: 0 S: 3	H: 1 LOB: 0 BB: 0 P: 3	R: 0 E: 0 K: 0 S: 4	H: 1 LOB: 1 BB: 0 P: 4	R: 0 E: 0 K: 1 S: 6	H: 1 LOB: 1 BB: 0 P: 6	R: 0 E: 0 K: 1 S: 3	H: 0 LOB: 0 BB: 0 P: 3	R: 1 E: 0 K: 0 S: 4	H: 2 LOB: 0 BB: 0 P: 4	R: 0 E: 0 K: 0 S: 3	H: 1 LOB: 1 BB: 0 P: 6	R: 0 E: 1 K: 0 S: 4	H: 1 LOB: 1 BB: 0 P: 4	R: 0 E: 0 K: 1 S: 5	H: 0 LOB: 0 BB: 0 P: 5	R: 0 E: 0 K: 0 S: 7	H: 2 LOB: 2 BB: 0 P: 7	1B: 11 2B: 3 3B: 0 HR: 0	SF: 2 SAC: 1 DP: 1 HBP: 0	WP: 0 PB: 0 SB: 0 CS: 3	PA: 48		
<b>PITCHER</b>	IP WLS BF H R ER SO BB IBB HBP BLK WP HR S P ERA WHIP	10.0 L 12 6 2 2 0 0 0 0 0 0 0 0 12 12 9.00 3.000																						

**TOP**

**Texas Rangers @ Kansas City Royals**  
Royals Stadium, Kansas City, MO

Sat May 22 1982, 8:05 PM EDT  
Att. 28,839 - Unknown - 67 F

livebaseballscorecards.com

AB 45  
R 3  
H 14  
RBI 3  
BB 0  
SO 4  
LOB 13

Batter	1	2	3	4	5	6	7	8	9	10	11	12	AB	R	H	RBI	BB	SO	LOB					
Wille Wilson, S OBP: 0.377, SLG: 0.517 (1, 7)													5	0	2	0	0	0	0					
John Wathan, R OBP: 0.349, SLG: 0.357 (1, 2)													4	0	1	0	1	0	1					
George Brett, L OBP: 0.368, SLG: 0.500 (1, 5)													4	0	0	1	1	2	3					
Wille Aikens, L OBP: 0.301, SLG: 0.306 Dennis Werth, R (9, PH) OBP: 0.333, SLG: 0.143 (10, 3)													4	0	1	0	0	0	3					
Lee May, R OBP: 0.447, SLG: 0.706 (11, PH) (12, 3)													1	0	0	0	0	2						
Amos Otis, R OBP: 0.347, SLG: 0.500 (1, 8)													5	0	0	0	0	2	3					
Hal McRae, R OBP: 0.390, SLG: 0.570 (1, 10)													5	0	0	0	0	0	0					
Jerry Martin, R OBP: 0.336, SLG: 0.433 (1, 9)													5	0	0	0	0	0	0					
Frank White, R OBP: 0.319, SLG: 0.449 (1, 4)													5	1	2	0	0	1	0					
Onix Concepcion, R OBP: 0.390, SLG: 0.404 (1, 6)													3	0	0	0	0	0	1					
<b>Inning Stats</b>	R: 0 E: 0 K: 0 S: 4	H: 1 LOB: 1 BB: 0 P: 5	R: 0 E: 0 K: 1 S: 3	H: 0 LOB: 0 BB: 0 P: 3	R: 0 E: 0 K: 1 S: 6	H: 0 LOB: 0 BB: 0 P: 6	R: 0 E: 0 K: 0 S: 3	H: 0 LOB: 0 BB: 0 P: 3	R: 1 E: 0 K: 0 S: 5	H: 2 LOB: 2 BB: 1 P: 9	R: 0 E: 0 K: 1 S: 5	H: 0 LOB: 0 BB: 0 P: 5	R: 0 E: 0 K: 0 S: 6	H: 1 LOB: 1 BB: 0 P: 6	R: 0 E: 0 K: 0 S: 4	H: 1 LOB: 1 BB: 0 P: 4	R: 0 E: 0 K: 0 S: 4	H: 1 LOB: 2 BB: 0 P: 8	R: 0 E: 0 K: 0 S: 3	H: 0 LOB: 0 BB: 0 P: 3	1B: 6 2B: 0 3B: 0 HR: 0	SF: 0 SAC: 1 DP: 0 HBP: 0	WP: 0 PB: 0 SB: 0 CS: 0	PA: 44
<b>PITCHER</b>	IP WLS BF H R ER SO BB IBB HBP BLK WP HR S P ERA WHIP	12.0 W 44 6 1 1 5 1 1 0 0 0 0 52 60 0.75 0.583																						

**BOTTOM**

**Texas Rangers @ Kansas City Royals**  
Royals Stadium, Kansas City, MO

Sat May 22 1982, 8:05 PM EDT  
Att. 28,839 - Unknown - 67 F

livebaseballscorecards.com


AB 41  
R 1  
H 6  
RBI 1  
BB 2  
SO 5  
LOB 13



Batter	1	2	3	4	5	6	7	8	9	AB	R	H	RBI	BB	SO	LOB	TOP										
George Wright, S OBP: 0.305, SLG: 0.439 (1, 8)	F5		F6		F8			F6	G3	5	0	0	0	0	0	2											
Mike Richardt, R OBP: 0.285, SLG: 0.319 (1, 4)	4-3							F9	K	2	0	1	0	0	0	0											
Mark Wagner, R OBP: 0.244, SLG: 0.263 (6, PR)										1	1	0	0	0	0	0											
Bob Johnson, R OBP: 0.125, SLG: 0.182 (9, PH)			1B							1	0	0	0	0	1	2											
Buddy Bell, R OBP: 0.350, SLG: 0.407 (1, 5)	F7		F4		F5			E6	5-3	5	1	0	0	0	0	4											
Randy Bass, L OBP: 0.255, SLG: 0.310 (1, 3)										4	1	3	0	0	0	0											
Pat Putnam, L OBP: 0.209, SLG: 0.321 (8, PR)										0	0	0	0	0	0	0											
Johnny Grubb, L OBP: 0.377, SLG: 0.400 (1, 9)										1	0	0	1	1	0	0											
Bill Stein, R OBP: 0.293, SLG: 0.244 (8, PH)										1	0	1	1	0	0	0											
Larry Parrish, R OBP: 0.216, SLG: 0.180 (8, 9)										0	0	0	0	0	0	0											
Jim Sundberg, R OBP: 0.409, SLG: 0.466 (1, 2)										3	0	1	0	1	0	3											
Lamar Johnson, R OBP: 0.329, SLG: 0.384 (1, 10)										4	0	1	1	0	1	4											
Leon Roberts, R OBP: 0.319, SLG: 0.317 (1, 7)										3	0	1	0	1	1	2											
Doug Flynn, R OBP: 0.200, SLG: 0.209 (1, 6)										3	0	0	0	1	0	1											
<b>Inning Stats</b>	R: 0 E: 0 K: 0 S: 3	H: 0 LOB: 0 BB: 0 P: 3	R: 1 E: 0 K: 0 S: 4	H: 2 LOB: 1 BB: 1 P: 8	R: 0 E: 0 K: 0 S: 4	H: 1 LOB: 1 BB: 0 P: 4	R: 0 E: 0 K: 0 S: 4	H: 1 LOB: 1 BB: 0 P: 4	R: 0 E: 0 K: 1 S: 5	H: 0 LOB: 0 BB: 0 P: 5	R: 1 E: 0 K: 0 S: 4	H: 1 LOB: 1 BB: 0 P: 5	R: 0 E: 0 K: 0 S: 3	H: 1 LOB: 0 BB: 0 P: 3	R: 1 E: 1 K: 1 S: 8	H: 2 LOB: 3 BB: 1 P: 12	R: 0 E: 0 K: 1 S: 5	H: 0 LOB: 2 BB: 2 P: 13	1B: 6 2B: 3 3B: 0 HR: 0	SF: 1 SAC: 0 DP: 2 HBP: 1	WP: 2 PB: 0 SB: 0 CS: 0	PA: 39					
<b>PITCHER</b>	IP	WLS	BF	H	R	ER	SO	BB	IBB	HBP	BLK	WP	HR	S	P	ERA	WHIP										
Dave Frost, R ERA: 4.47 (1, 1)	7.2		31	7	3	2	1	1	0	1	0	0	0	31	36	2.35	1.043										
Grant Jackson, L ERA: 3.75 (8, 1)	0.0	2	1	0	0	0	0	0	1	0	0	1	0	1	5	∞	∞										
Mike Armstrong, R ERA: (8, 1)	0.1	W	3	0	0	0	1	2	0	0	0	1	0	3	11	0.00	6.000										
Dan Quisenberry, R ERA: 1.62 (9, 1)	1.0	S	3	0	0	0	1	0	0	0	0	0	0	5	5	0.00	0.000										

Texas Rangers @ Kansas City Royals  
Royals Stadium, Kansas City, MO  
Sun May 23 1982, 4:33 AM EDT  
Att: 27,330 - Unknown - 72 F


AB 33  
R 3  
H 8  
RBI 3  
BB 4  
SO 3  
LOB 18



Batter	1	2	3	4	5	6	7	8	9	AB	R	H	RBI	BB	SO	LOB	BOTTOM										
Willie Wilson, S OBP: 0.385, SLG: 0.516 (1, 7)	CS	5-3			L8					4	0	2	1	0	0	1											
John Wathan, R OBP: 0.341, SLG: 0.348 (1, 2)	F9		4-3		F6-3			F6-4-3		4	0	0	0	0	0	3											
George Brett, L OBP: 0.372, SLG: 0.500 (1, 5)					F8					4	0	2	0	0	0	0											
Amos Otis, R OBP: 0.351, SLG: 0.496 (1, 8)										3	1	1	0	1	0	1											
Hal McRae, R OBP: 0.393, SLG: 0.568 (1, 10)	F9									4	1	2	0	0	0	2											
Willie Aikens, L OBP: 0.285, SLG: 0.292 (1, 3)										4	0	0	0	0	2	4											
Dennis Werth, R OBP: 0.333, SLG: 0.143 (9, 3)										0	0	0	0	0	0	0											
Jerry Martin, R OBP: 0.333, SLG: 0.428 (1, 9)										4	1	1	1	0	1	0											
Frank White, R OBP: 0.326, SLG: 0.460 (1, 4)										3	2	2	0	0	0	0											
Cesar Geronimo, L OBP: 0.375, SLG: 0.568 (8, PH)										1	0	1	2	0	0	0											
Tim Ireland, R OBP: 0.286, SLG: 0.167 (9, 4)										0	0	0	0	0	0	0											
Onix Concepcion, R OBP: 0.344, SLG: 0.393 (1, 6)										4	0	1	1	0	0	2											
<b>Inning Stats</b>	R: 0 E: 0 K: 0 S: 4	H: 2 LOB: 1 BB: 1 P: 8	R: 1 E: 0 K: 0 S: 5	H: 2 LOB: 1 BB: 0 P: 5	R: 0 E: 0 K: 1 S: 5	H: 0 LOB: 0 BB: 0 P: 5	R: 0 E: 0 K: 0 S: 3	H: 0 LOB: 0 BB: 0 P: 3	R: 0 E: 0 K: 1 S: 5	H: 0 LOB: 0 BB: 0 P: 5	R: 1 E: 1 K: 0 S: 5	H: 2 LOB: 1 BB: 0 P: 5	R: 3 E: 0 K: 1 S: 9	H: 4 LOB: 1 BB: 0 P: 9	1B: 10 2B: 2 3B: 0 HR: 0	SF: 0 SAC: 0 DP: 1 HBP: 0	WP: 0 PB: 0 SB: 0 CS: 1	PA: 36									
<b>PITCHER</b>	IP	WLS	BF	H	R	ER	SO	BB	IBB	HBP	BLK	WP	HR	S	P	ERA	WHIP										
Rick Honeycutt, L ERA: 5.17 (1, 1)	7.2	L	33	10	4	3	3	1	0	0	0	0	0	38	42	3.52	1.435										
Steve Comer, R ERA: 3.52 (8, 1)	0.1		3	2	1	1	0	0	0	0	0	0	0	3	3	27.00	6.000										

Texas Rangers @ Kansas City Royals  
Royals Stadium, Kansas City, MO  
Sun May 23 1982, 4:33 AM EDT  
Att: 27,330 - Unknown - 72 F

AB 35  
R 5  
H 12  
RBI 5  
BB 1  
SO 3  
LOB 13









Batter	1	2	3	4	5	6	7	8	9	AB	R	H	RBI	BB	SO	LOB	TOP										
<b>Lenn Sakata, R</b> OBP: 0.308, SLG: 0.330 (1, 6)	0-0 4-3	0-0 P4			0-0 F9		0-0 1B 2B		0-0 F6-3	5	0	1	0	0	0	2											
<b>Rich Dauer, R</b> OBP: 0.347, SLG: 0.412 (1, 4)	0-0 3-1	0-0 FC6-4 1-2			0-0 1-3		0-0 FC6-4 2-3 1B			4	0	1	0	0	0	2											
<b>Gary Roenicke, R</b> OBP: 0.423, SLG: 0.626 (1, 8)	1-0 HBP		0-3 K		0-0 G3		0-0 F8			1	0	0	0	0	1	0											
<b>Al Bumbry, L</b> OBP: 0.328, SLG: 0.327 (3, 8)										2	0	0	0	0	0	2											
<b>Eddie Murray, S</b> OBP: 0.439, SLG: 0.587 (1, 3)	0-0 5-3		0-0 F8		0-3 K		0-0 FC6-4 1-2			4	0	0	0	0	1	3											
<b>Benny Ayala, R</b> OBP: 0.421, SLG: 0.722 (1, 7)		0-0 1B 1B	0-0 P3		0-0 2B		0-0 F2			4	2	2	0	0	0	0											
<b>Dan Ford, R</b> OBP: 0.247, SLG: 0.362 (1, 9)		0-0 1B FC6-4 1B		0-0 5-3		0-0 2B	0-0 F9			4	1	2	1	0	0	0											
<b>Ken Singleton, S</b> OBP: 0.380, SLG: 0.342 (1, 10)		0-0 FC6-4 1B		4-0 G5-4-3 BB		4-0 BB	0-0 F6-3			2	0	1	1	2	0	0											
<b>Cal Ripken Jr., R</b> OBP: 0.264, SLG: 0.394 (1, 5)	0-0 FC6-4 1B		0-0 G5-4-3		0-0 F7		0-0 P4			4	0	0	1	0	0	4											
<b>Rick Dempsey, R</b> OBP: 0.357, SLG: 0.340 (1, 2)	0-0 FC6-4 1B				0-0 F2		0-0 F8		0-0 F7	4	0	1	0	0	0	0											
<b>Inning Stats</b>	R: 0 E: 0 K: 0 S: 3	H: 0 LOB: 1 BB: 0 P: 4	R: 2 E: 0 K: 0 S: 7	H: 4 LOB: 2 BB: 0 P: 7	R: 0 E: 0 K: 1 S: 5	H: 0 LOB: 0 BB: 0 P: 5	R: 0 E: 0 K: 0 S: 2	H: 0 LOB: 1 BB: 0 P: 6	R: 0 E: 0 K: 0 S: 3	H: 0 LOB: 0 BB: 0 P: 3	R: 1 E: 0 K: 1 S: 7	H: 2 LOB: 2 BB: 1 P: 11	R: 0 E: 0 K: 0 S: 5	H: 0 LOB: 0 BB: 0 P: 5	R: 0 E: 0 K: 0 S: 3	H: 0 LOB: 0 BB: 0 P: 3	R: 0 E: 0 K: 0 S: 3	H: 0 LOB: 0 BB: 0 P: 3	1B: 5 2B: 3 3B: 0 HR: 0	SF: 0 SAC: 0 DP: 1 HBP: 1	WP: 0 PB: 0 SB: 0 CS: 0	PA: 37					
<b>PITCHER</b>	IP	WLS	BF	H	R	ER	SO	BB	IBB	HBP	BLK	WP	HR	S	P	ERA	WHIP										
<b>Jon Matlack, L</b> ERA: 2.77 (1, 1)	5.2	W	25	6	3	3	2	2	0	1	0	0	0	26	35	4.76	1.412										
<b>Steve Comer, R</b> ERA: 3.51 (6, 1)	0.2		4	2	0	0	0	0	0	0	0	0	0	4	4	0.00	3.000										
<b>Paul Mirabella, L</b> ERA: 3.14 (7, 1)	2.2	S	8	0	0	0	0	0	0	0	0	0	0	8	8	0.00	0.000										

Baltimore Orioles @ Texas Rangers  
Arlington Stadium, Arlington, TX  
Wed May 26 1982, 8:05 PM EDT  
Att: 8,929 - Unknown

AB 34  
R 3  
H 8  
RBI 3  
BB 2  
SO 2  
LOB 13



Batter	1	2	3	4	5	6	7	8	9	AB	R	H	RBI	BB	SO	LOB	BOTTOM										
<b>George Wright, S</b> OBP: 0.301, SLG: 0.428 (1, 8)	0-0 4-3	0-3 K		0-0 F8		0-0 6-3				4	0	0	0	0	1	3											
<b>Mike Richardt, R</b> OBP: 0.287, SLG: 0.333 (1, 4)	0-0 2B 1B		0-0 F8 E 1B		0-0 F8		0-0 PO 1B			4	1	3	1	0	0	1											
<b>Buddy Bell, R</b> OBP: 0.352, SLG: 0.408 (1, 5)	0-0 1H 2B		0-0 E4 S 1-2 1B		4-0 HR BB		0-0 PO 1-2 6-3			3	1	1	1	1	0	1											
<b>Randy Bass, L</b> OBP: 0.236, SLG: 0.300 (1, 3)	0-3 K		0-0 F8		0-0 F9		0-0 6-3			4	0	0	0	0	1	4											
<b>Pat Putnam, L</b> OBP: 0.289, SLG: 0.321 (8, 3)			0-0 F8		0-0 F9		0-0 6-3			0	0	0	0	0	0	0											
<b>Johnny Grubb, L</b> OBP: 0.362, SLG: 0.419 (1, 9)	4-0 BB		0-3 K		0-0 HR		0-3 K			3	1	1	2	1	2	2											
<b>Jim Sundberg, R</b> OBP: 0.393, SLG: 0.440 (1, 2)	0-0 F8		0-0 5-3		0-0 F8		0-0 6-3			4	0	0	0	0	0	4											
<b>Lamar Johnson, R</b> OBP: 0.333, SLG: 0.388 (1, 10)		0-0 P5		0-0 1-3 1B 2B		0-0 6-3				4	1	1	0	0	0	0											
<b>Leon Roberts, R</b> OBP: 0.309, SLG: 0.306 (1, 7)	0-0 F9		0-0 1-3		0-0 1-3		0-0 6-3 SH1-4 1B 1B		0-0 P4	4	1	1	0	0	0	1											
<b>Doug Flynn, R</b> OBP: 0.240, SLG: 0.261 (1, 6)	0-0 1B		0-0 3H 1B		0-0 SH1-4					2	0	2	1	0	0	0											
<b>Inning Stats</b>	R: 1 E: 0 K: 1 S: 7	H: 2 LOB: 2 BB: 1 P: 11	R: 0 E: 0 K: 1 S: 6	H: 1 LOB: 1 BB: 0 P: 6	R: 0 E: 1 K: 1 S: 7	H: 1 LOB: 2 BB: 0 P: 7	R: 1 E: 0 K: 0 S: 5	H: 2 LOB: 1 BB: 0 P: 5	R: 2 E: 0 K: 0 S: 4	H: 1 LOB: 0 BB: 1 P: 8	R: 1 E: 0 K: 0 S: 4	H: 2 LOB: 0 BB: 0 P: 4	R: 0 E: 0 K: 1 S: 5	H: 0 LOB: 0 BB: 0 P: 5	R: 0 E: 0 K: 0 S: 3	H: 0 LOB: 0 BB: 0 P: 3	R: 0 E: 0 K: 0 S: 3	H: 0 LOB: 0 BB: 0 P: 3	1B: 6 2B: 2 3B: 0 HR: 1	SF: 0 SAC: 1 DP: 0 HBP: 0	WP: 0 PB: 0 SB: 2 CS: 0	PA: 36					
<b>PITCHER</b>	IP	WLS	BF	H	R	ER	SO	BB	IBB	HBP	BLK	WP	HR	S	P	ERA	WHIP										
<b>Dennis Martinez, R</b> ERA: 4.42 (1, 1)	4.1	L	23	7	4	4	3	2	0	0	0	0	0	14	35	8.31	2.077										
<b>Storm Davis, R</b> ERA: 1.59 (5, 1)	3.2		12	2	1	1	1	0	0	0	0	0	0	14	14	2.46	0.545										

Baltimore Orioles @ Texas Rangers  
Arlington Stadium, Arlington, TX  
Wed May 26 1982, 8:05 PM EDT  
Att: 8,929 - Unknown

AB 32  
R 5  
H 9  
RBI 5  
BB 2  
SO 4  
LOB 16





Batter	1	2	3	4	5	6	7	8	9	AB	R	H	RBI	BB	SO	LOB	TOP				
<b>Al Bumbry, L</b> OBP: 0.318, SLG: 0.317 (1, 8)										5	0	0	0	0	0	4					
<b>Rich Dauer, R</b> OBP: 0.355, SLG: 0.414 (1, 4)										4	1	2	0	1	0	0					
<b>Ken Singleton, S</b> OBP: 0.376, SLG: 0.344 (1, 10)										5	1	1	0	0	2	3					
<b>Eddie Murray, S</b> OBP: 0.453, SLG: 0.633 (1, 3)										5	2	4	3	0	1	0					
<b>Dan Ford, R</b> OBP: 0.265, SLG: 0.393 (1, 9)										4	1	3	1	1	0	0					
<b>Benny Ayala, R</b> OBP: 0.428, SLG: 0.684 (1, 7)										1	0	0	0	1	0	0					
<b>John Lowenstein, L</b> OBP: 0.430, SLG: 0.753 (5, PH)										2	1	1	0	1	1	3					
<b>Cal Ripken Jr., R</b> OBP: 0.261, SLG: 0.388 (1, 5)										5	0	1	1	0	1	8					
<b>Rick Dempsey, R</b> OBP: 0.353, SLG: 0.337 (1, 2)										4	0	1	0	0	0	2					
<b>Lenn Sakata, R</b> OBP: 0.315, SLG: 0.339 (1, 6)										3	0	1	0	0	0	1					
<b>Inning Stats</b>	R: 2 E: 0 K: 1 S: 7	H: 2 LOB: 0 BB: 7 P: 7	R: 0 E: 0 K: 0 S: 5	H: 2 LOB: 2 BB: 0 P: 5	R: 1 E: 0 K: 0 S: 5	H: 3 LOB: 2 BB: 1 P: 9	R: 0 E: 0 K: 0 S: 3	H: 0 LOB: 0 BB: 0 P: 3	R: 0 E: 0 K: 3 S: 11	H: 2 LOB: 3 BB: 1 P: 15	R: 0 E: 0 K: 1 S: 5	H: 0 LOB: 0 BB: 0 P: 5	R: 0 E: 1 K: 0 S: 6	H: 3 LOB: 1 BB: 0 P: 6	R: 1 E: 0 K: 0 S: 4	H: 2 LOB: 2 BB: 2 P: 12	1B: 7 2B: 8 3B: 0 HR: 1	SF: 0 SAC: 0 DP: 3 HBP: 1	WP: 0 PB: 0 SB: 0 CS: 0	PA: 43	
<b>PITCHER</b>	IP	WLS	BF	H	R	ER	SO	BB	IBB	HBP	BLK	WP	HR	S	P	ERA	WHIP				
<b>Frank Tanana, L</b> ERA: 4.75 (1, 1)	2.1	L	15	7	3	3	1	0	1	0	0	0	1	16	20	11.57	3.000				
<b>Dave Schmidt, R</b> ERA: 4.46 (3, 1)	4.2		18	4	2	1	4	1	0	1	0	0	0	24	29	1.93	1.071				
<b>Steve Comer, R</b> ERA: 3.86 (8, 1)	2.0		10	3	1	1	0	1	1	0	0	0	0	8	16	4.50	2.000				

Baltimore Orioles @ Texas Rangers  
Arlington Stadium, Arlington, TX  
Thu May 27 1982, 8:05 PM EDT  
Att: 9,785 - Unknown

AB 38  
R 6  
H 14  
RBI 5  
BB 4  
SO 5  
LOB 21



Batter	1	2	3	4	5	6	7	8	9	AB	R	H	RBI	BB	SO	LOB	BOTTOM				
<b>Bill Sample, R</b> OBP: 0.326, SLG: 0.275 (1, 7)										4	0	0	0	0	1	0					
<b>George Wright, S</b> OBP: 0.300, SLG: 0.424 (1, 8)										4	0	1	0	0	0	1					
<b>Buddy Bell, R</b> OBP: 0.367, SLG: 0.420 (1, 5)										3	0	3	0	1	0	0					
<b>Randy Bass, L</b> OBP: 0.220, SLG: 0.278 (1, 3)										4	0	0	0	0	0	5					
<b>Johnny Grubb, L</b> OBP: 0.356, SLG: 0.424 (1, 9)										4	0	1	0	0	0	1					
<b>Jim Sundberg, R</b> OBP: 0.382, SLG: 0.426 (1, 2)										4	0	0	0	0	0	1					
<b>Lamar Johnson, R</b> OBP: 0.322, SLG: 0.373 (1, 10)										3	0	0	0	0	1	0					
<b>Mike Richardt, R</b> OBP: 0.278, SLG: 0.321 (1, 4)										3	0	0	0	0	0	0					
<b>Doug Flynn, R</b> OBP: 0.232, SLG: 0.253 (1, 6)										3	0	0	0	0	0	0					
<b>Inning Stats</b>	R: 0 E: 0 K: 0 S: 4	H: 1 LOB: 1 BB: 0 P: 4	R: 0 E: 0 K: 0 S: 3	H: 0 LOB: 0 BB: 0 P: 3	R: 0 E: 0 K: 0 S: 3	H: 0 LOB: 0 BB: 1 P: 7	R: 0 E: 0 K: 0 S: 3	H: 0 LOB: 0 BB: 0 P: 3	R: 0 E: 0 K: 1 S: 5	H: 0 LOB: 0 BB: 0 P: 5	R: 0 E: 0 K: 0 S: 6	H: 0 LOB: 1 BB: 0 P: 6	R: 0 E: 0 K: 0 S: 4	H: 2 LOB: 1 BB: 0 P: 4	R: 0 E: 0 K: 0 S: 4	H: 2 LOB: 1 BB: 0 P: 4	1B: 4 2B: 1 3B: 0 HR: 0	SF: 0 SAC: 0 DP: 1 HBP: 0	WP: 0 PB: 1 SB: 0 CS: 0	PA: 33	
<b>PITCHER</b>	IP	WLS	BF	H	R	ER	SO	BB	IBB	HBP	BLK	WP	HR	S	P	ERA	WHIP				
<b>Sammy Stewart, R</b> ERA: 3.43 (1, 1)	9.0	W	33	5	0	0	2	1	0	0	0	0	0	36	40	0.00	0.667				

Baltimore Orioles @ Texas Rangers  
Arlington Stadium, Arlington, TX  
Thu May 27 1982, 8:05 PM EDT  
Att: 9,785 - Unknown

AB 32  
R 0  
H 5  
RBI 0  
BB 1  
SO 2  
LOB 8

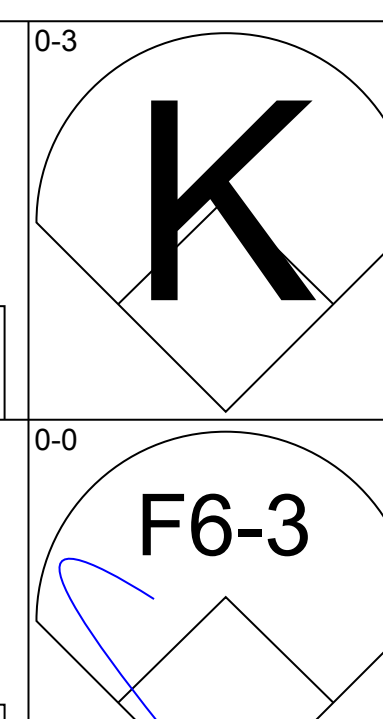
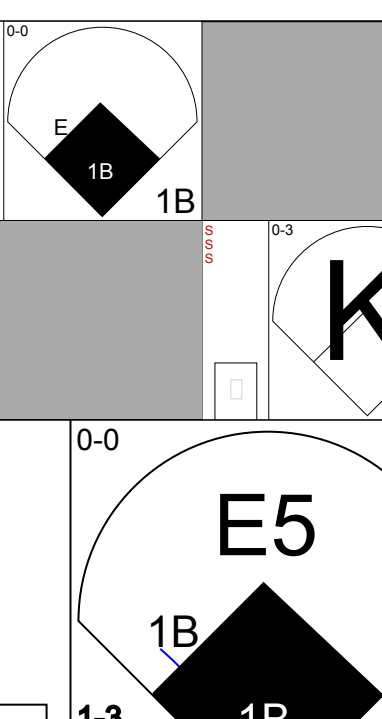
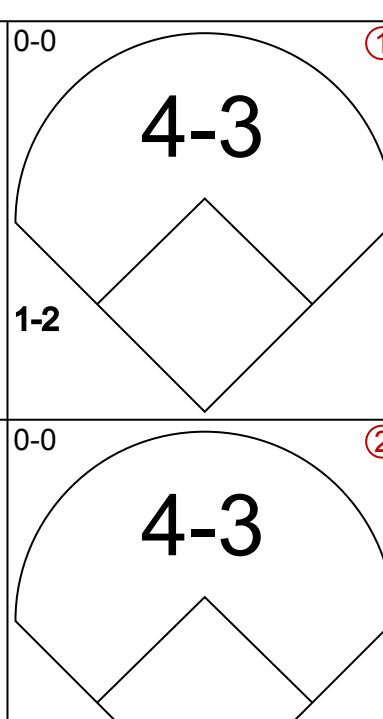
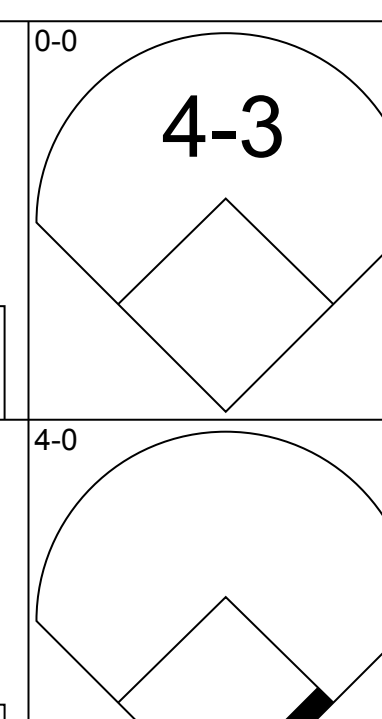
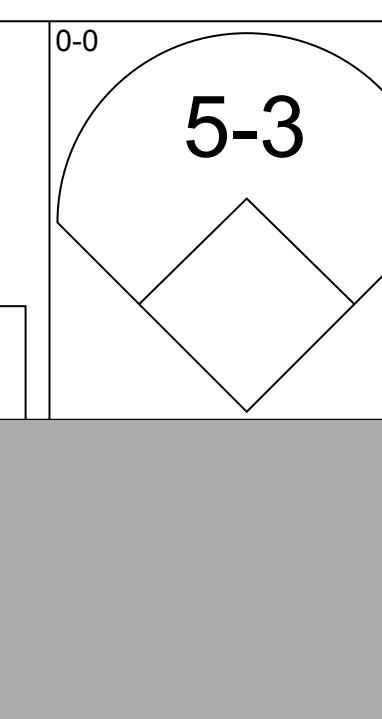
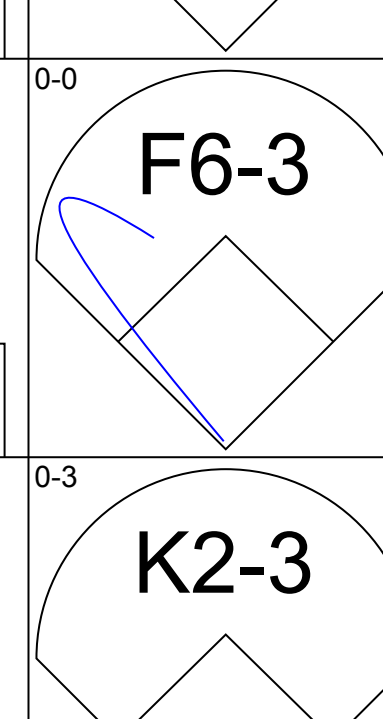
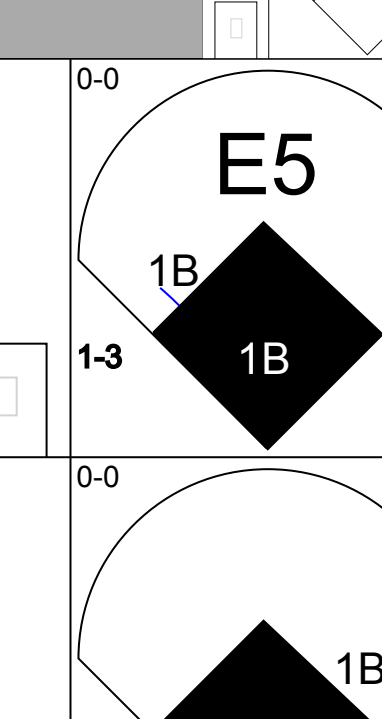
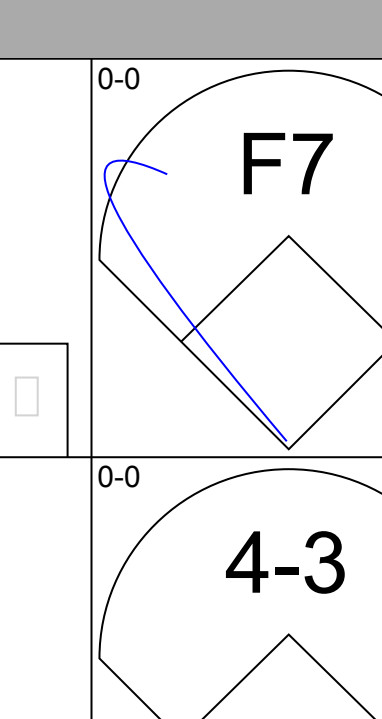
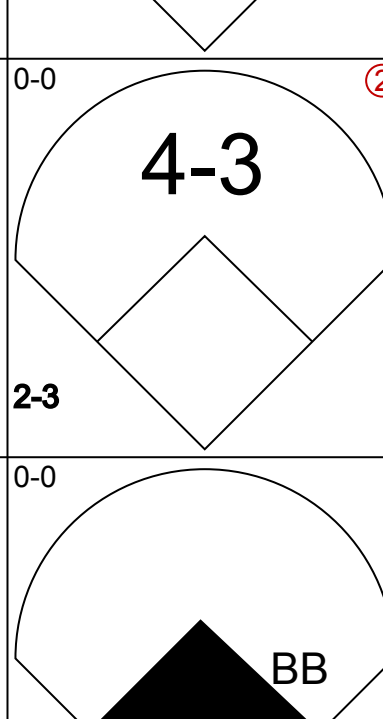
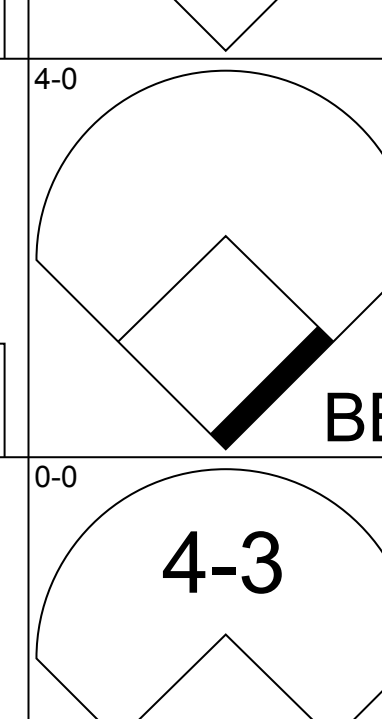
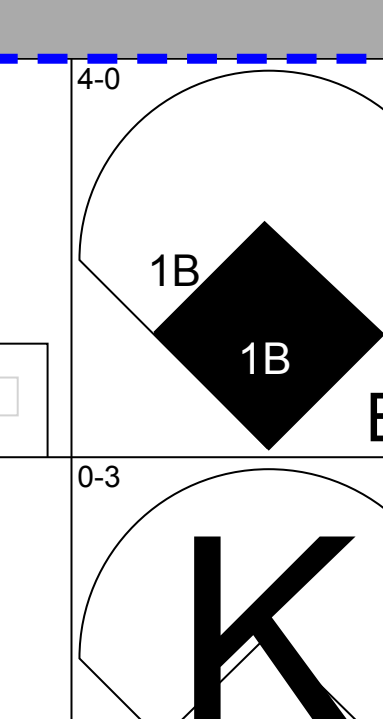
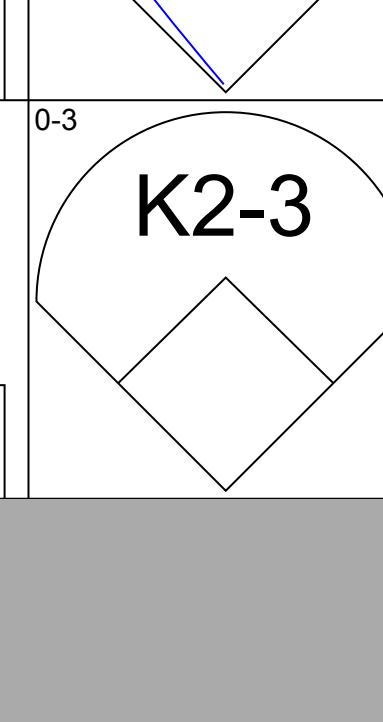
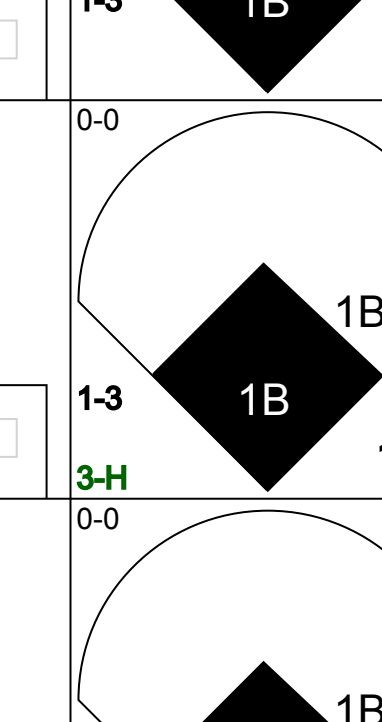
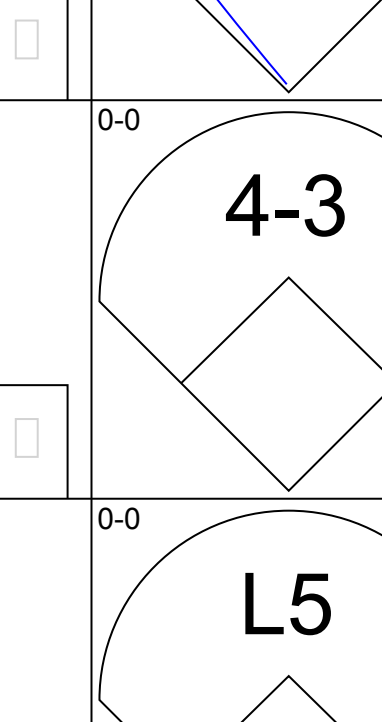
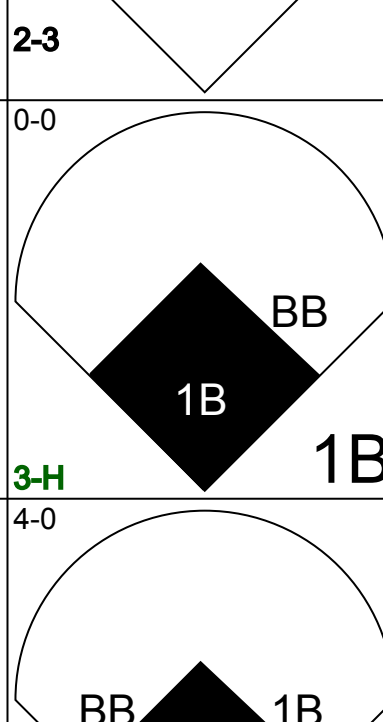
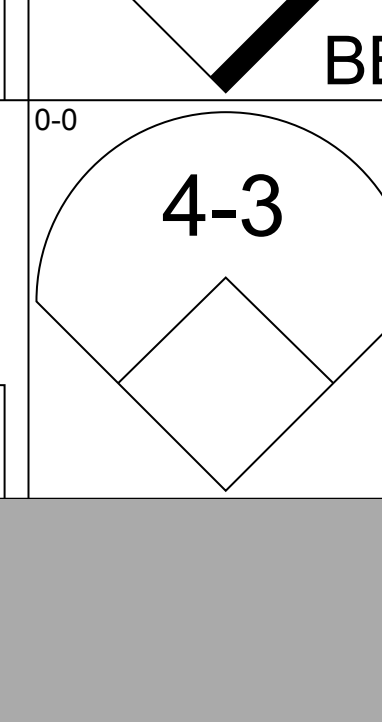
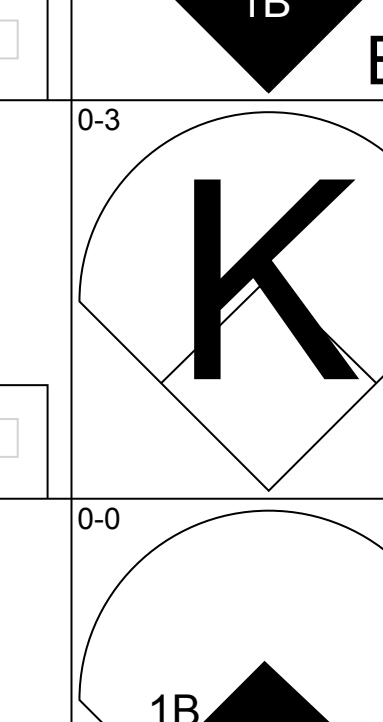
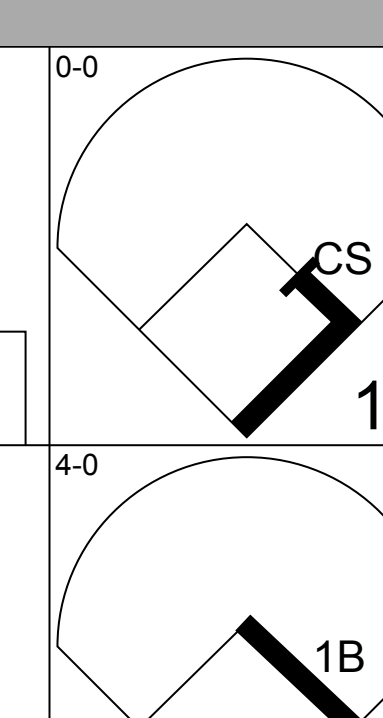
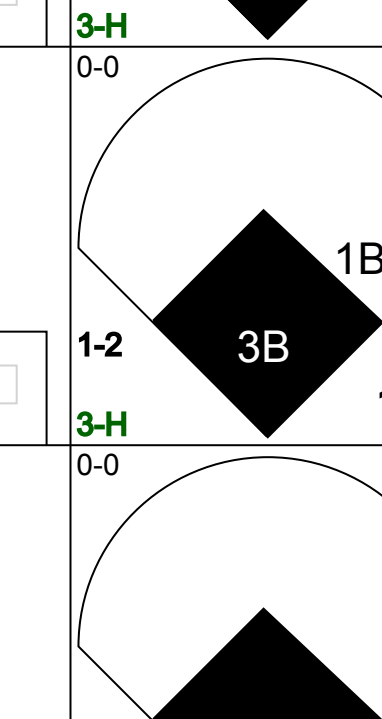
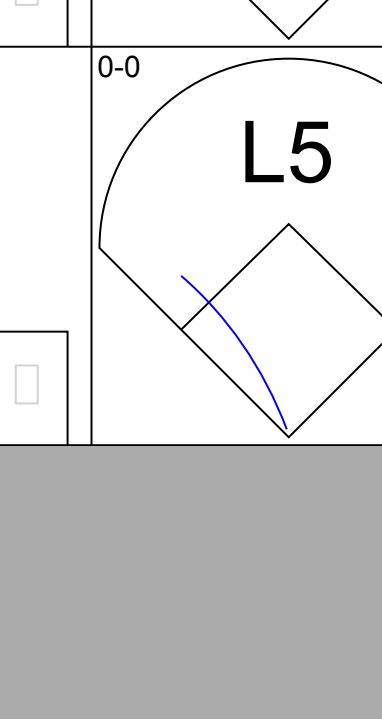
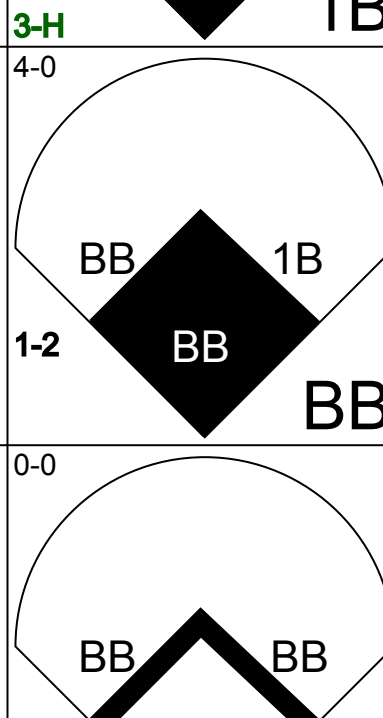

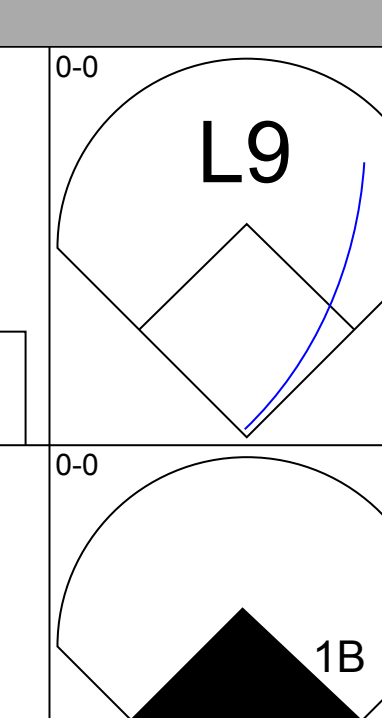
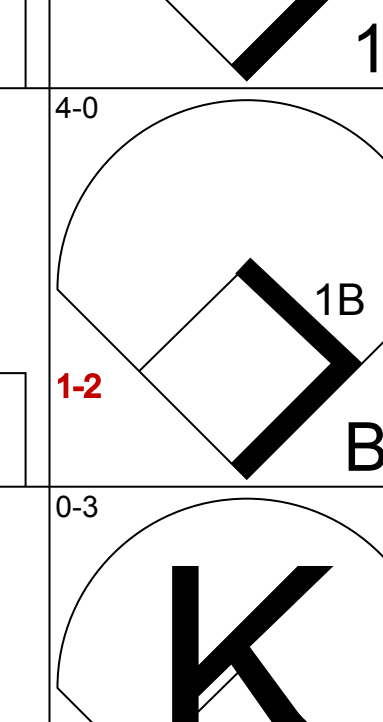
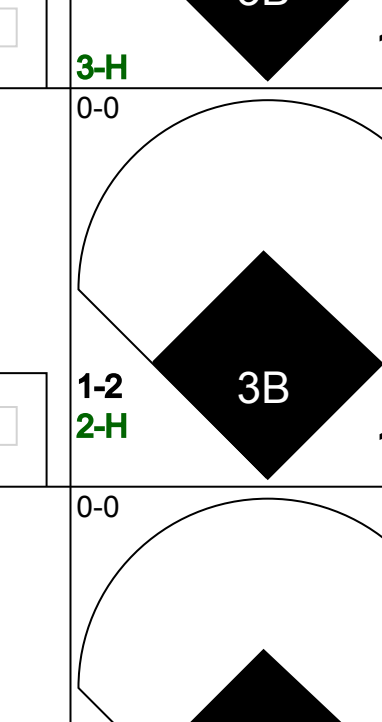

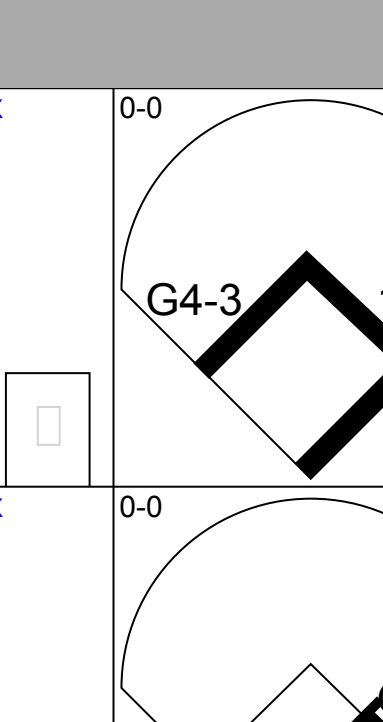
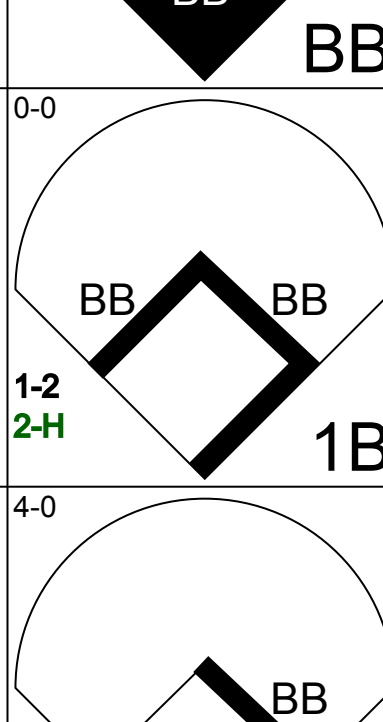

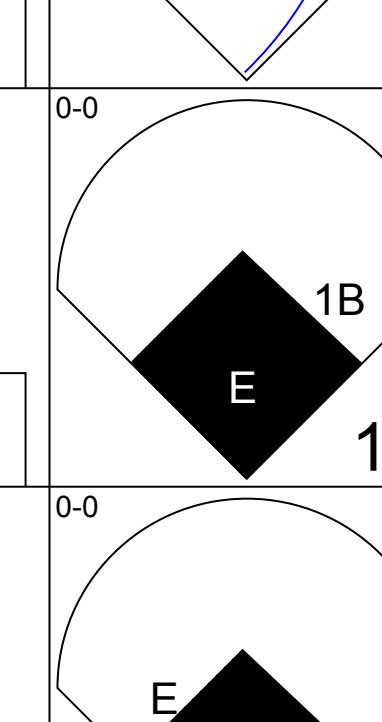
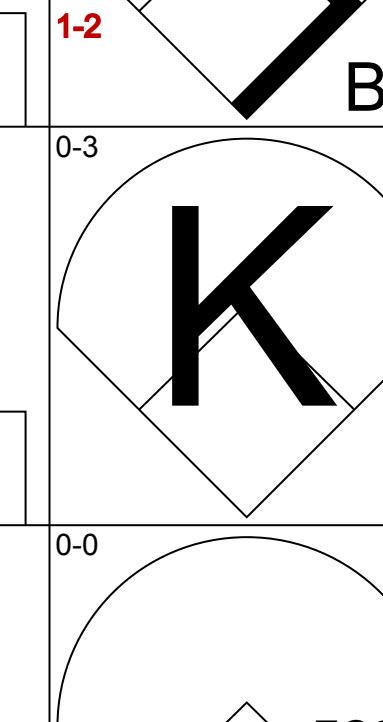
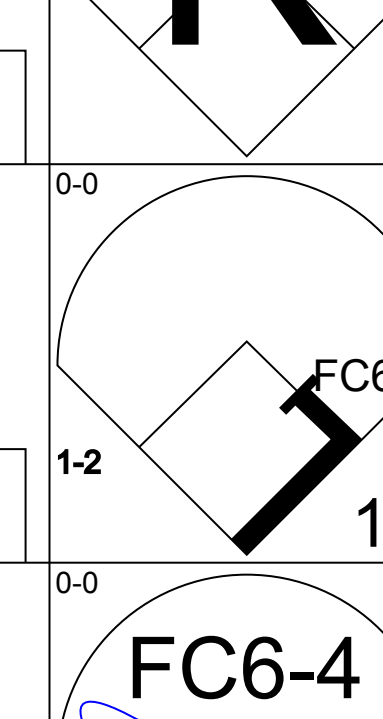
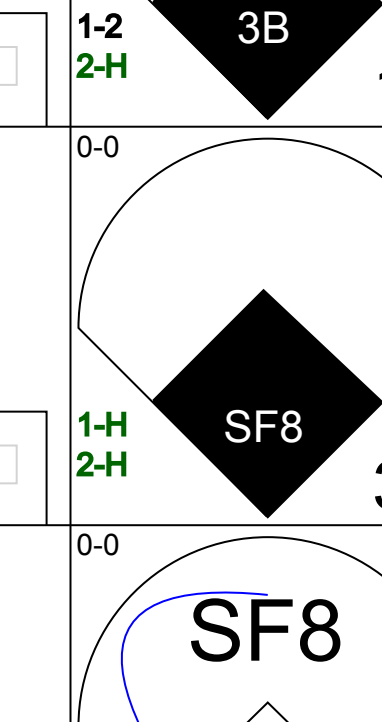
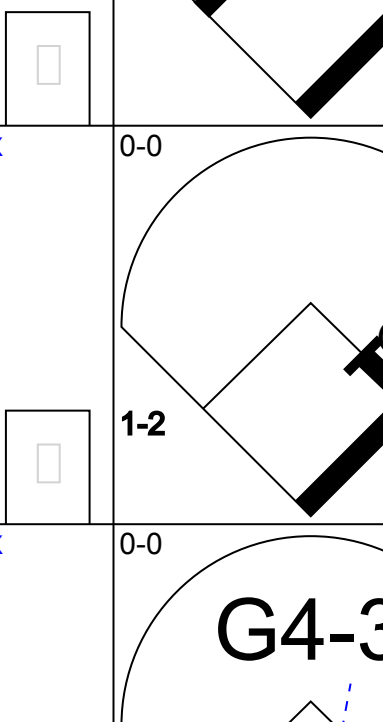
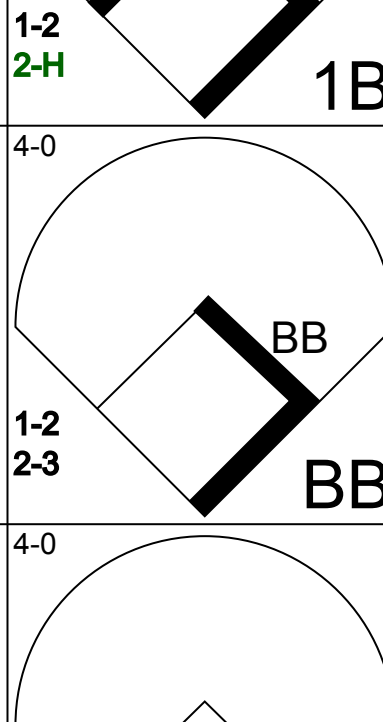

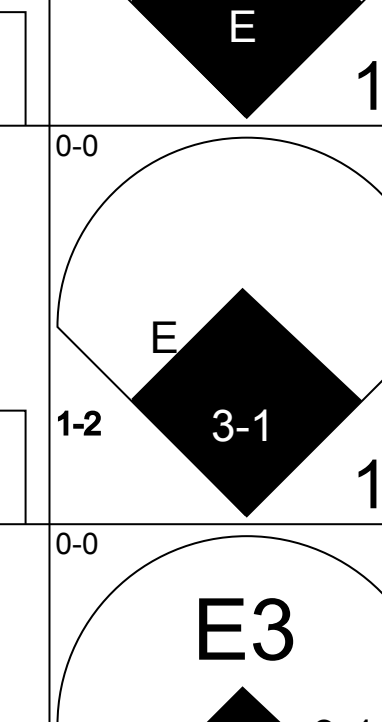
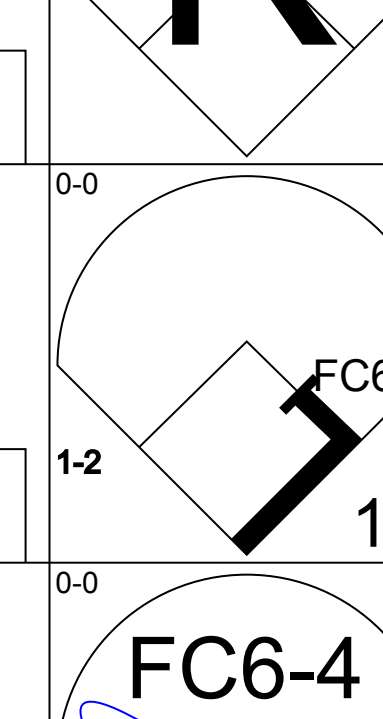
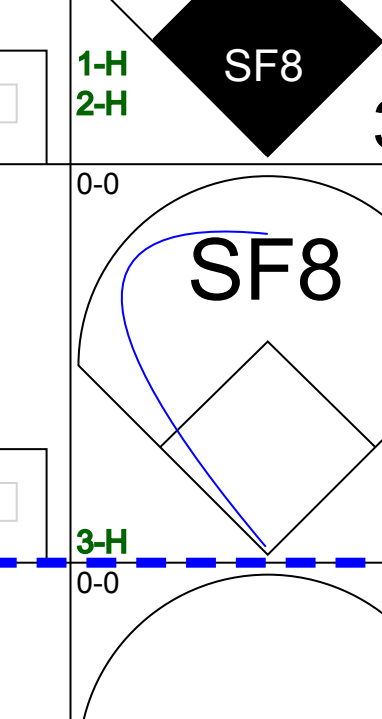
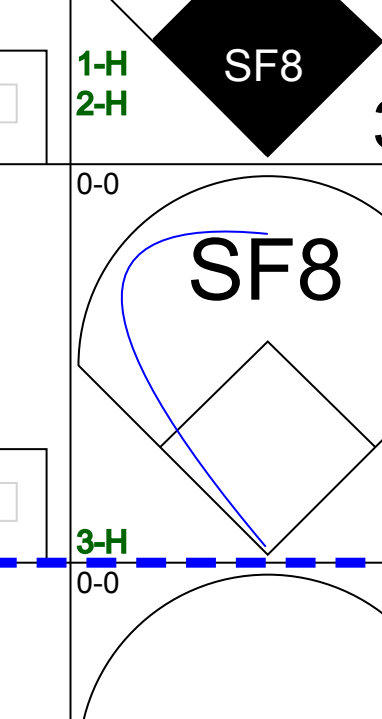
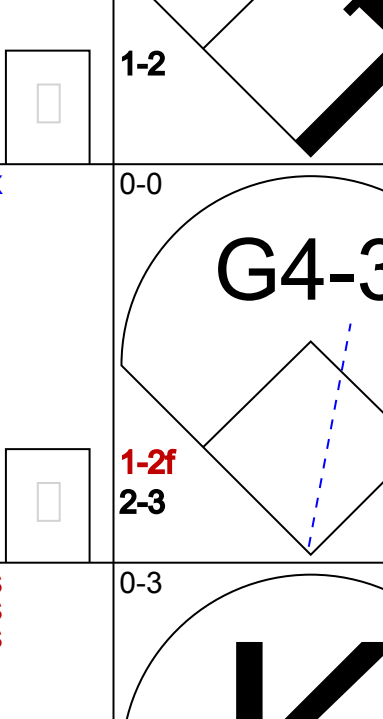
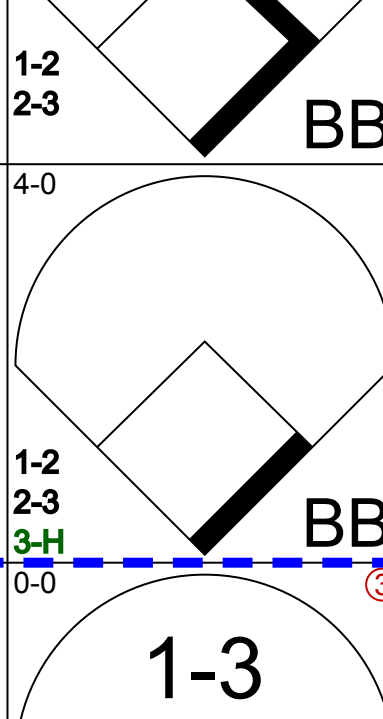

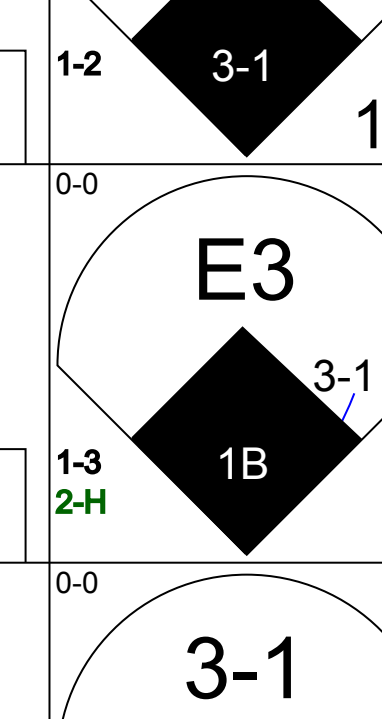
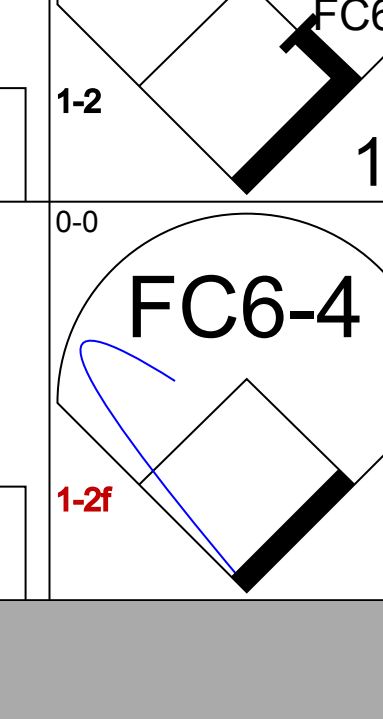
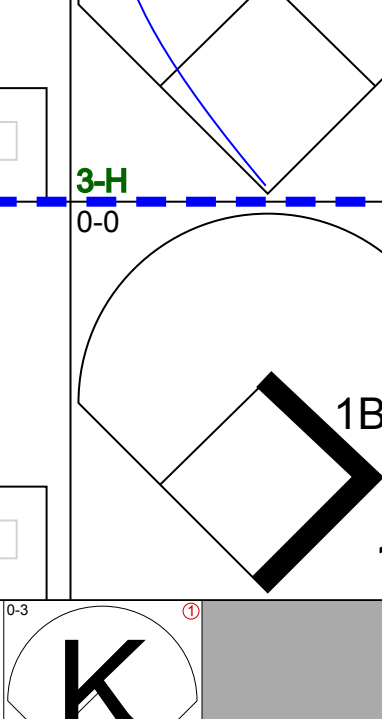

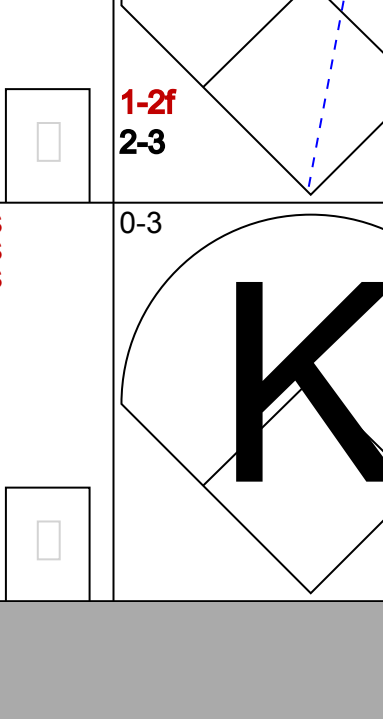
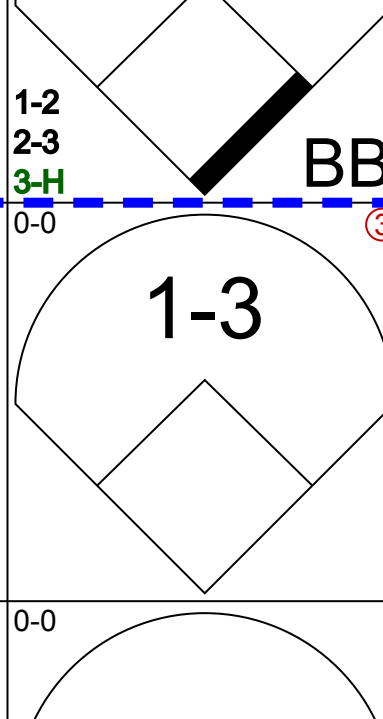
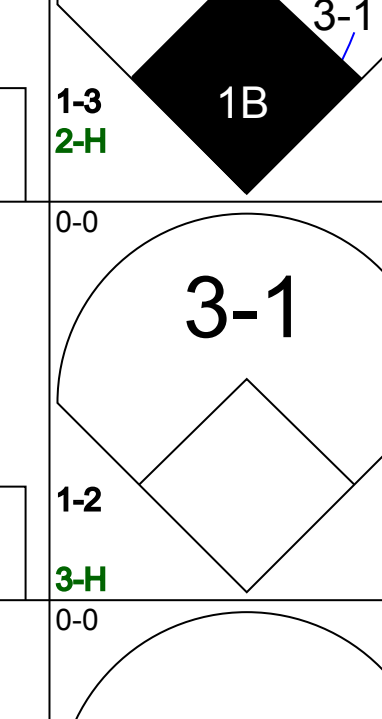
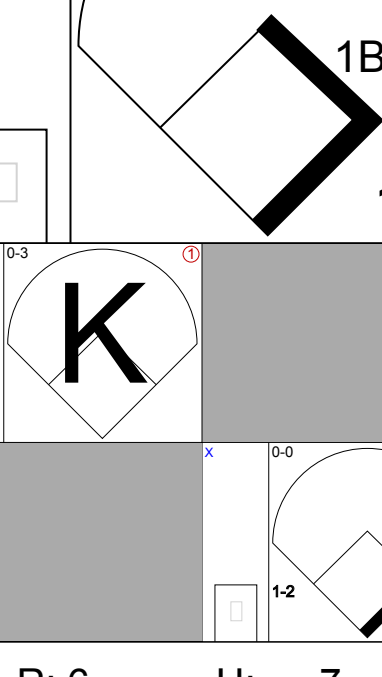
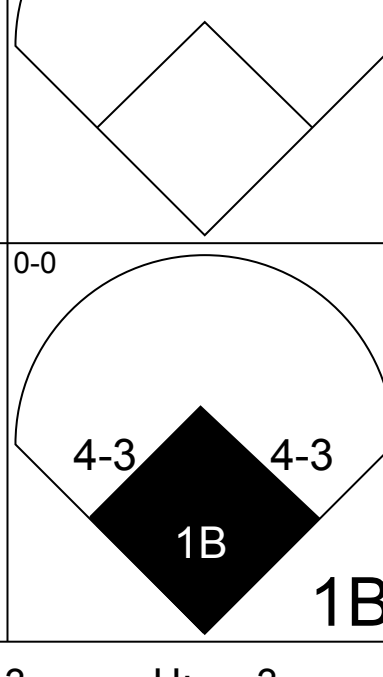
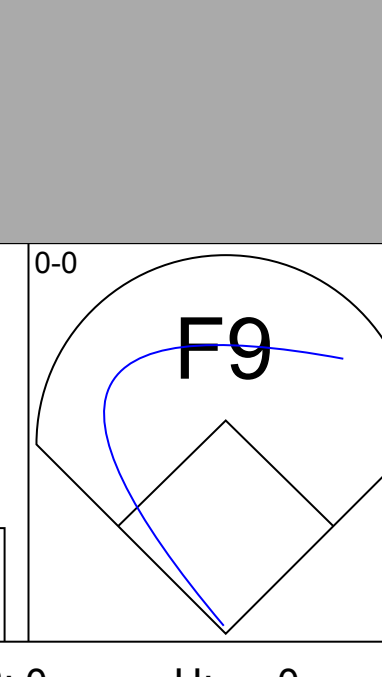
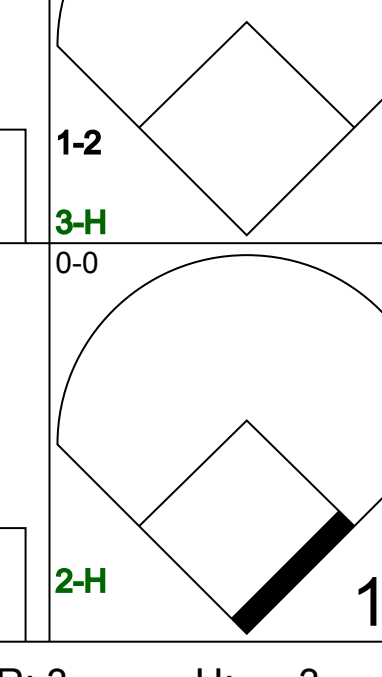


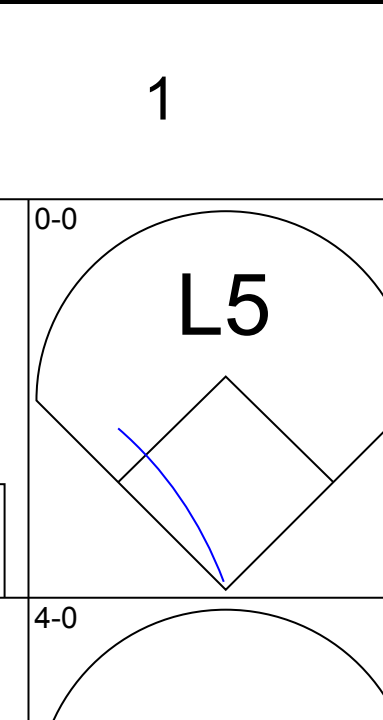
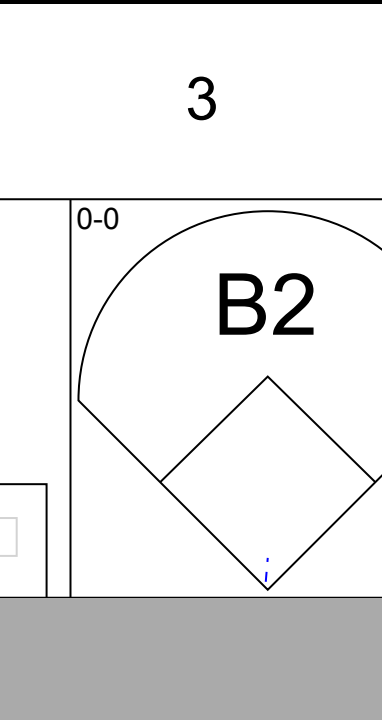
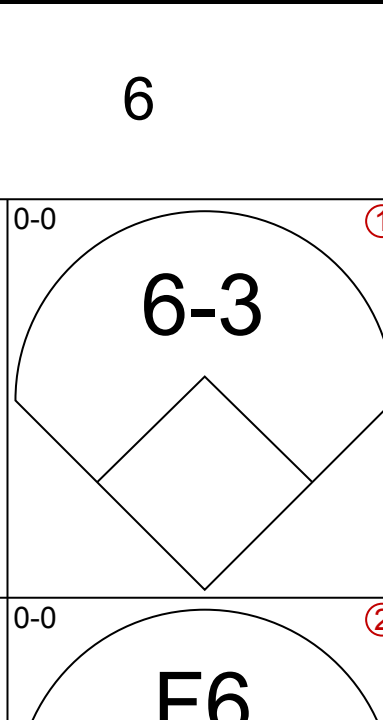
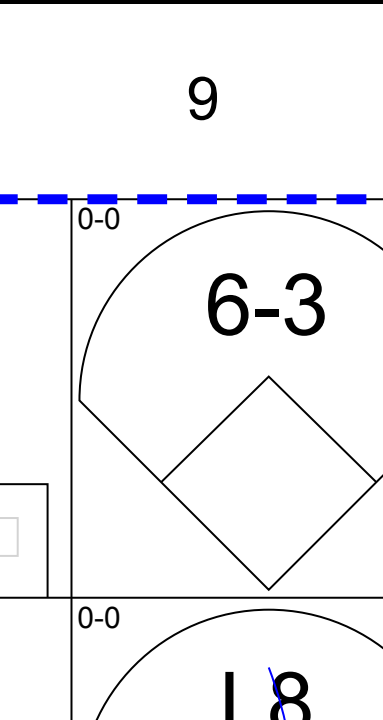

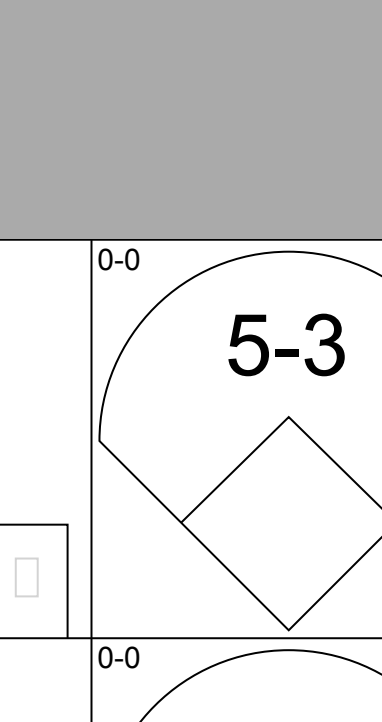
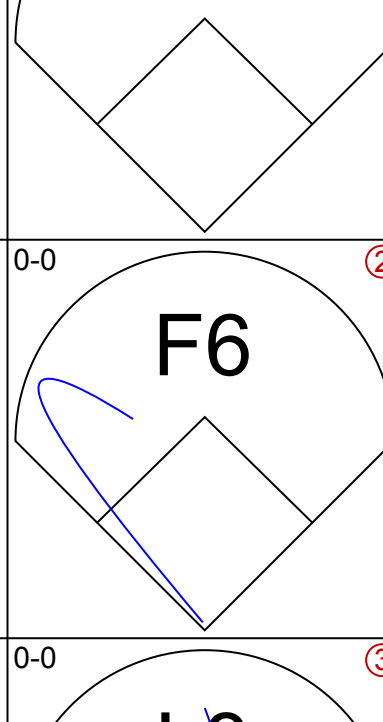
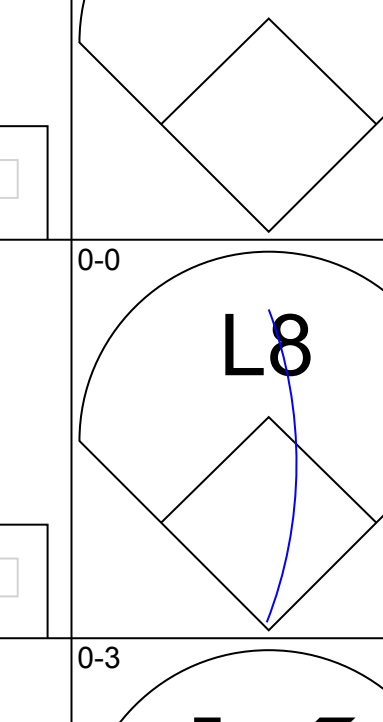

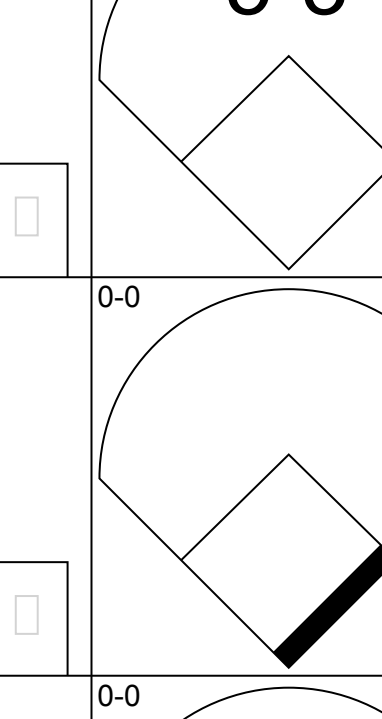
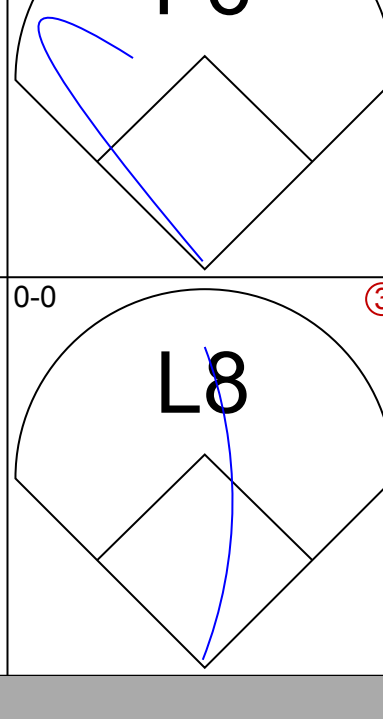
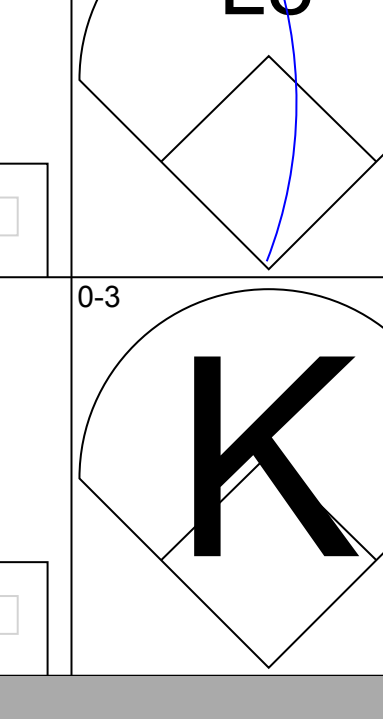
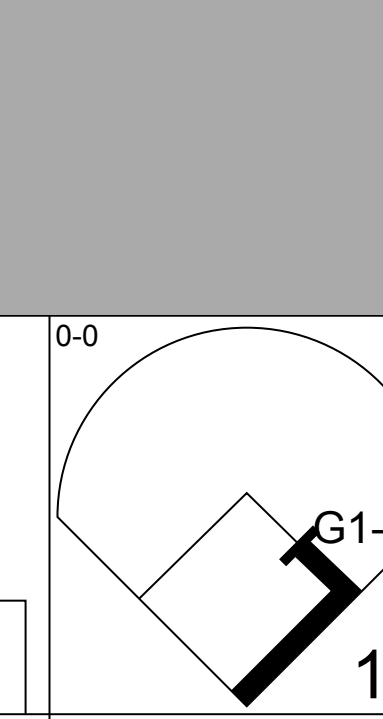

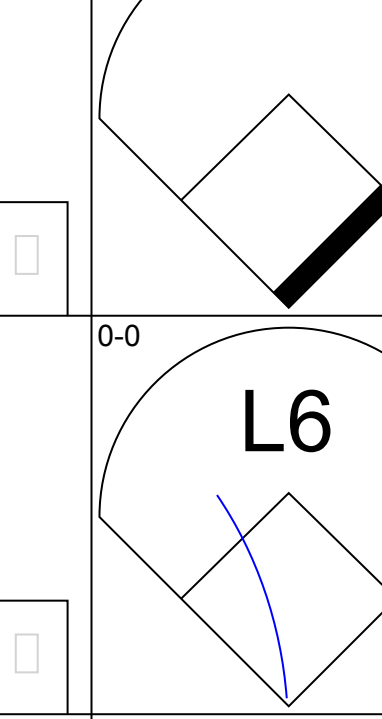
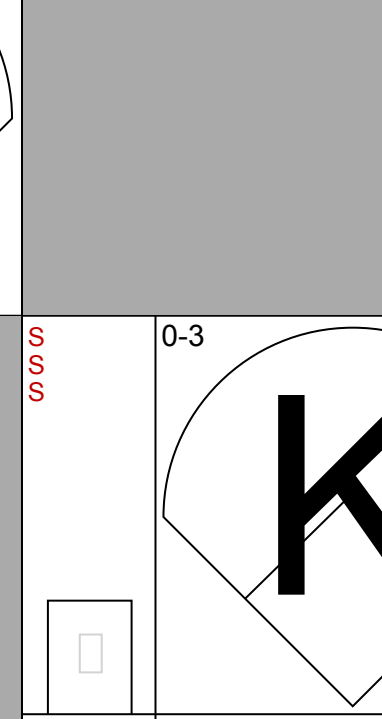
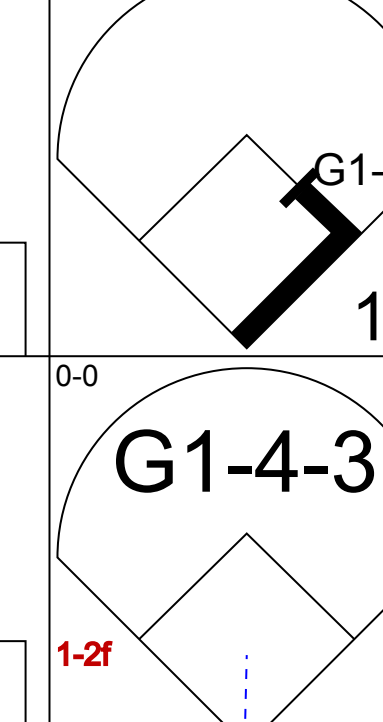
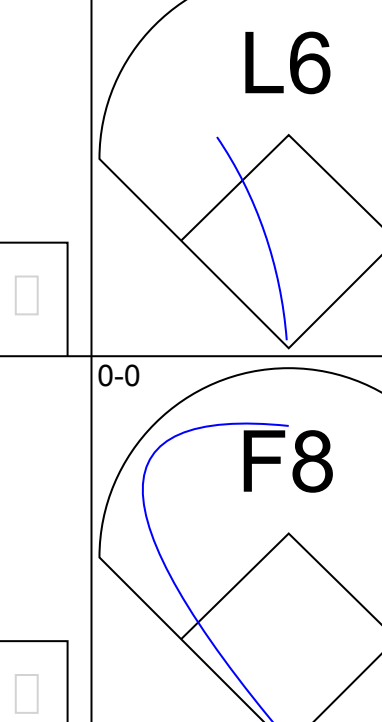
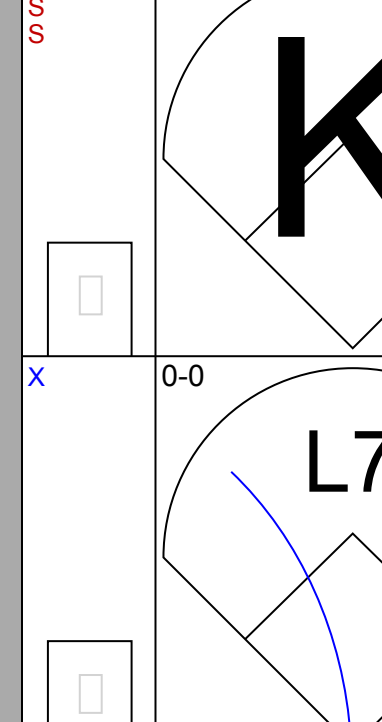
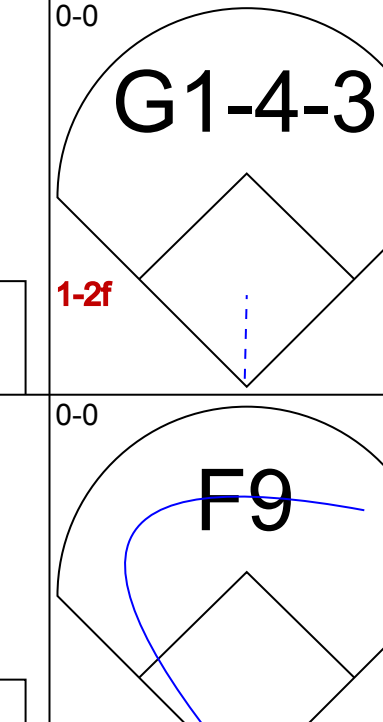
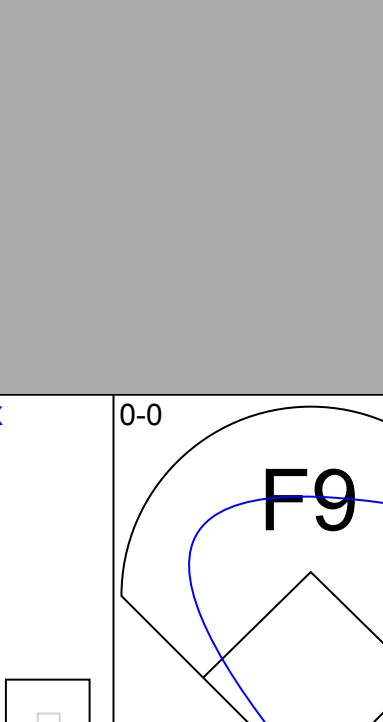
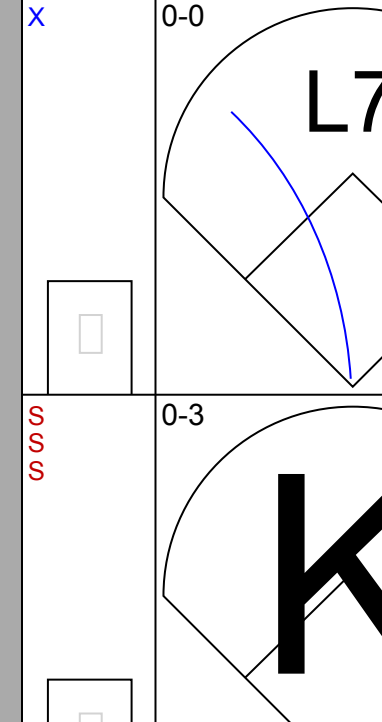
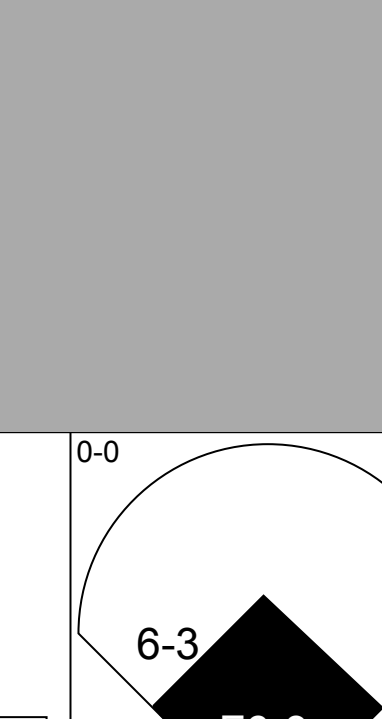
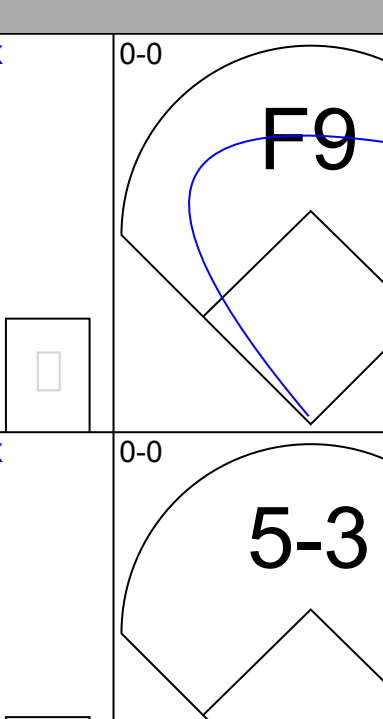
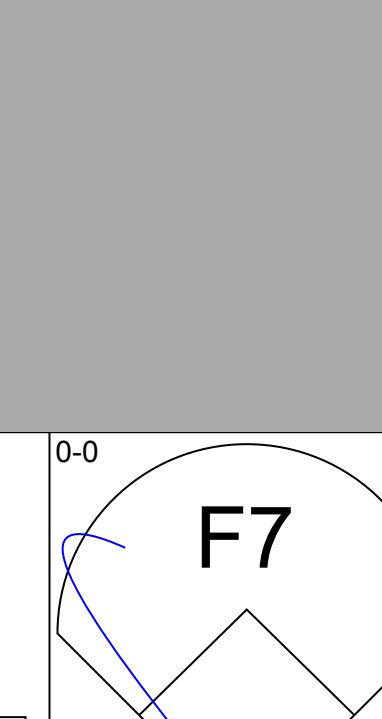
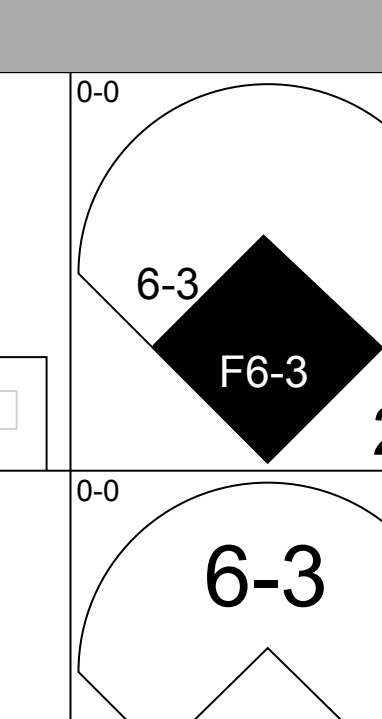
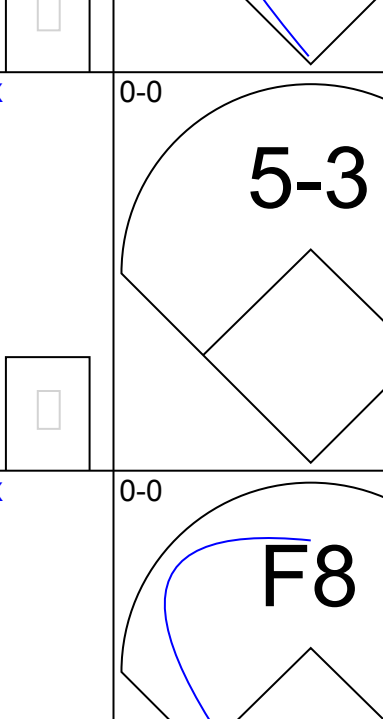
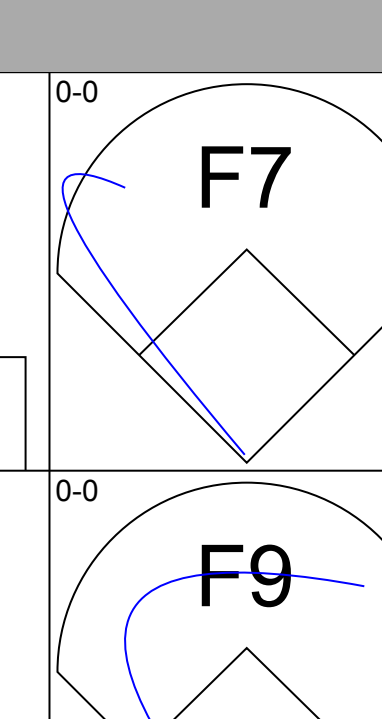
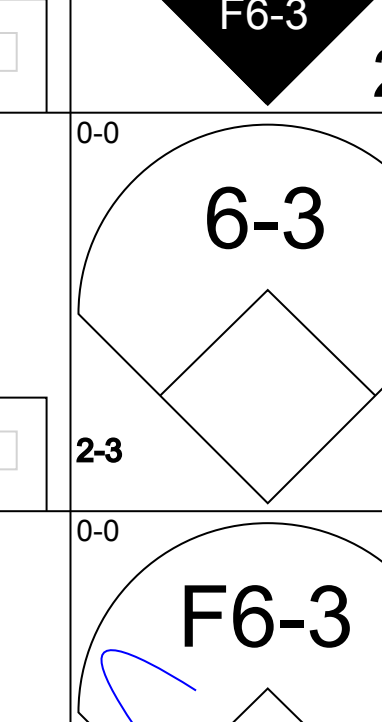
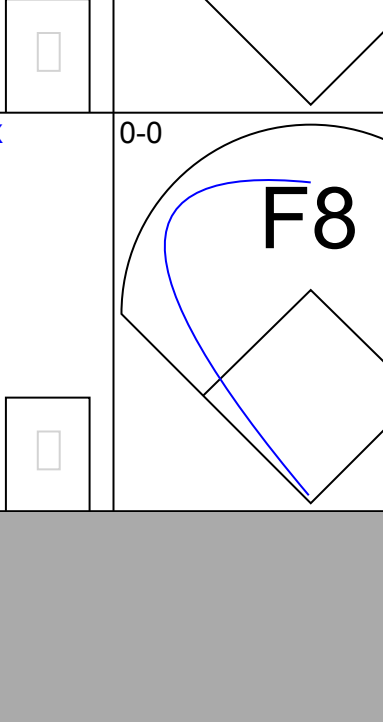
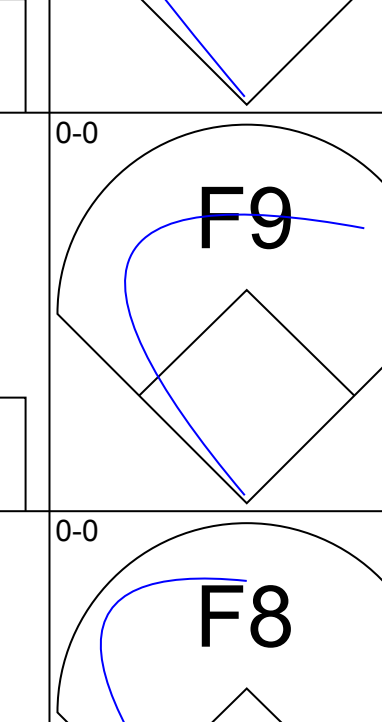


Batter	1	2	3	4	5	6	7	8	9	AB	R	H	RBI	BB	SO	LOB	TOP					
Willie Wilson, S OBP: 0.349, SLG: 0.468 (1, 7)	K		F6-3		K		G3			4	0	0	0	0	2	2	<p><b>Kansas City Royals @ Texas Rangers</b> Arlington Stadium, Arlington, TX Fri May 28 1982, 8:05 PM EDT Att: 11,721 - Unknown - 85 F</p>					
John Wathan, R OBP: 0.324, SLG: 0.322 (1, 2)	K		5-3		FC1-4		4-3			4	0	0	0	0	1	2						
George Brett, L OBP: 0.355, SLG: 0.463 (1, 5)	K				FC6-4					4	1	1	0	0	1	1						
Amos Otis, R OBP: 0.355, SLG: 0.487 (1, 8)										4	1	1	0	0	0	0						
Hal McRae, R OBP: 0.392, SLG: 0.558 (1, 10)										4	0	3	0	0	0	0						
Willie Aikens, L OBP: 0.307, SLG: 0.314 (1, 3)										4	0	0	0	0	0	4						
Jerry Martin, R OBP: 0.352, SLG: 0.452 (1, 9)										3	0	2	1	1	0	0						
Frank White, R OBP: 0.325, SLG: 0.448 (1, 4)										4	0	1	0	0	1	3						
Onix Concepcion, R OBP: 0.329, SLG: 0.395 (1, 6)										3	0	1	0	0	0	1						
<b>Inning Stats</b>	R: 0 E: 0 K: 3 S: 9	H: 0 LOB: 0 BB: 0 P: 9	R: 0 E: 0 K: 1 S: 6	H: 1 LOB: 2 BB: 1 P: 10	R: 0 E: 0 K: 0 S: 3	H: 0 LOB: 0 BB: 0 P: 3	R: 2 E: 0 K: 0 S: 6	H: 4 LOB: 1 BB: 0 P: 6	R: 0 E: 0 K: 1 S: 4	H: 1 LOB: 1 BB: 0 P: 6	R: 0 E: 0 K: 0 S: 4	H: 2 LOB: 1 BB: 0 P: 4	R: 0 E: 0 K: 0 S: 4	H: 1 LOB: 0 BB: 0 P: 4	R: 0 E: 0 K: 0 S: 3	H: 0 LOB: 0 BB: 0 P: 3	R: 0 E: 0 K: 0 S: 3	H: 0 LOB: 0 BB: 0 P: 3	1B: 8 2B: 1 3B: 0 HR: 0	SF: 0 SAC: 0 DP: 1 HBP: 0	WP: 0 PB: 1 SB: 0 CS: 0	PA: 35
<b>PITCHER</b> Charlie Hough, R ERA: 3.15 (1, 1)	IP: 9.0 WLS: W BF: 35 H: 9 R: 2 ER: 2 SO: 5 BB: 1 IBB: 0 HBP: 0 BLK: 0 WP: 0 HR: 0 S: 44 P: 48 ERA: 2.00 WHIP: 1.111															<b>PITCHER</b>						

Batter	1	2	3	4	5	6	7	8	9	AB	R	H	RBI	BB	SO	LOB	BOTTOM					
Bill Sample, R OBP: 0.333, SLG: 0.289 (1, 7)	WP 1B 1B									5	1	2	1	0	1	1	<p><b>Kansas City Royals @ Texas Rangers</b> Arlington Stadium, Arlington, TX Fri May 28 1982, 8:05 PM EDT Att: 11,721 - Unknown - 85 F</p>					
George Wright, S OBP: 0.303, SLG: 0.420 (1, 8)	WP 1B 1B									4	1	1	0	0	1	2						
Buddy Bell, R OBP: 0.358, SLG: 0.409 (1, 5)										4	0	0	0	0	0	3						
Randy Bass, L OBP: 0.222, SLG: 0.263 (1, 3)										3	1	0	0	1	1	1						
Johnny Grubb, L OBP: 0.377, SLG: 0.486 (1, 9)										4	2	3	3	0	0	0						
Jim Sundberg, R OBP: 0.392, SLG: 0.427 (1, 2)										2	1	1	1	2	0	0						
Lamar Johnson, R OBP: 0.330, SLG: 0.414 (1, 10)										4	1	2	3	0	0	3						
Mike Richardt, R OBP: 0.287, SLG: 0.314 (1, 4)										2	1	0	0	2	0	2						
Doug Flynn, R OBP: 0.225, SLG: 0.245 (1, 6)										3	0	0	0	0	0	1						
<b>Inning Stats</b>	R: 4 E: 0 K: 0 S: 7	H: 4 LOB: 1 BB: 1 P: 11	R: 0 E: 0 K: 0 S: 3	H: 0 LOB: 0 BB: 0 P: 3	R: 0 E: 0 K: 1 S: 6	H: 1 LOB: 2 BB: 1 P: 10	R: 0 E: 0 K: 1 S: 5	H: 0 LOB: 1 BB: 1 P: 9	R: 1 E: 0 K: 0 S: 4	H: 1 LOB: 0 BB: 0 P: 4	R: 0 E: 0 K: 0 S: 3	H: 1 LOB: 0 BB: 0 P: 3	R: 0 E: 0 K: 1 S: 5	H: 0 LOB: 1 BB: 0 P: 6	R: 3 E: 0 K: 0 S: 5	H: 2 LOB: 1 BB: 2 P: 13	R: 0 E: 0 K: 0 S: 5	H: 0 LOB: 0 BB: 0 P: 13	1B: 7 2B: 0 3B: 0 HR: 2	SF: 0 SAC: 1 DP: 1 HBP: 1	WP: 2 PB: 0 SB: 0 CS: 0	PA: 38
<b>PITCHER</b> Dave Frost, R ERA: 4.82 Grant Jackson, L ERA: 4.33 (7, 1)	IP: 6.0 WLS: L BF: 27 H: 7 R: 5 ER: 5 SO: 2 BB: 3 IBB: 0 HBP: 0 BLK: 0 WP: 3 HR: 1 S: 28 P: 40 ERA: 7.50 WHIP: 1.667															<b>PITCHER</b>						



Batter	1	2	3	4	5	6	7	8	9	AB	R	H	RBI	BB	SO	LOB	TOP					
Willie Wilson, S OBP: 0.337, SLG: 0.447 (1, 7)										6	1	1	0	0	2	4	<b>Kansas City Royals @ Texas Rangers</b> Arlington Stadium, Arlington, TX Sat May 29 1982, 8:05 PM EDT Att: 19,532 - Unknown - 92 F					
John Wathan, R OBP: 0.325, SLG: 0.315 (1, 2)										4	2	0	0	2	0	2						
George Brett, L OBP: 0.355, SLG: 0.458 Greg Pryor, R OBP: 0.410, SLG: 0.596 (1, 5) (9, 5)										6	2	2	2	0	2	2						
Amos Otis, R OBP: 0.362, SLG: 0.487 Cesar Geronimo, L OBP: 0.429, SLG: 0.696 (1, 8) (8, 8)										4	2	2	1	1	0	0						
Hal McRae, R OBP: 0.412, SLG: 0.571 (1, 10)										5	2	5	3	1	0	0						
Jerry Martin, R OBP: 0.363, SLG: 0.470 (1, 9)										5	2	3	3	1	1	2						
Willie Aikens, L OBP: 0.308, SLG: 0.311 (1, 3)										4	1	1	2	1	0	4						
Frank White, R OBP: 0.325, SLG: 0.446 U L Washington, S OBP: 0.254, SLG: 0.231 (1, 4) (6, FH) (6, 6)										3	0	1	0	0	1	3						
Onix Concepcion, R OBP: 0.345, SLG: 0.407 (1, 6) (6, 4)										5	1	3	1	0	1	0						
<b>Inning Stats</b>	R: 0 E: 0 K: 2 S: 7	H: 0 LOB: 0 BB: 0 P: 7	R: 0 E: 0 K: 1 S: 6	H: 2 LOB: 2 BB: 1 P: 10	R: 6 E: 1 K: 2 S: 15	H: 7 LOB: 2 BB: 0 P: 15	R: 0 E: 0 K: 0 S: 3	H: 0 LOB: 0 BB: 0 P: 3	R: 0 E: 0 K: 1 S: 6	H: 2 LOB: 1 BB: 0 P: 6	R: 3 E: 0 K: 0 S: 6	H: 3 LOB: 3 BB: 1 P: 18	R: 0 E: 0 K: 0 S: 3	H: 0 LOB: 1 BB: 1 P: 7	R: 3 E: 1 K: 0 S: 7	H: 3 LOB: 1 BB: 0 P: 7		R: 2 E: 0 K: 1 S: 7	H: 2 LOB: 1 BB: 1 P: 11	1B: 18 2B: 0 3B: 1 HR: 0	SF: 1 SAC: 0 DP: 1 HBP: 0	WP: 0 PB: 0 SB: 0 CS: 1
<b>PITCHER</b>	IP	WLS	BF	H	R	ER	SO	BB	IBB	HBP	BLK	WP	HR	S	P	ERA	WHIP					
Rick Honeycutt, L ERA: 5.62 (1, 1)	2.2	L	16	7	6	4	4	1	0	0	0	0	0	23	27	13.50	3.000					
John Butcher, R ERA: 9.0 (3, 1)	3.0		18	7	3	3	2	3	0	0	0	0	0	19	31	9.00	3.333					
Steve Comer, R ERA: 3.86 (6, 1)	2.1		12	3	3	1	0	1	0	0	0	0	0	11	15	3.86	1.714					
Danny Darwin, R ERA: 2.86 (9, 1)	1.0		6	2	2	2	1	1	0	0	0	0	0	7	11	18.00	3.000					

Batter	1	2	3	4	5	6	7	8	9	AB	R	H	RBI	BB	SO	LOB	BOTTOM				
Bill Sample, R OBP: 0.309, SLG: 0.265 (1, 7)										4	0	0	0	0	0	1	<b>Kansas City Royals @ Texas Rangers</b> Arlington Stadium, Arlington, TX Sat May 29 1982, 8:05 PM EDT Att: 19,532 - Unknown - 92 F				
George Wright, S OBP: 0.302, SLG: 0.412 (1, 8)										3	0	0	0	1	0	1					
Buddy Bell, R OBP: 0.356, SLG: 0.405 (1, 5)										4	0	1	0	0	1	2					
Lamar Johnson, R OBP: 0.330, SLG: 0.411 (1, 10)										3	0	1	0	0	1	1					
Jim Sundberg, R OBP: 0.384, SLG: 0.418 (1, 2)										3	0	0	0	0	0	2					
Dave Hostetter, R (1, 3)										3	0	0	0	0	1	0					
Larry Parrish, R OBP: 0.220, SLG: 0.196 (1, 9)										3	1	1	0	0	0	0					
Mike Richardt, R OBP: 0.278, SLG: 0.303 (1, 4)										3	0	0	0	0	0	1					
Doug Flynn, R OBP: 0.229, SLG: 0.257 (1, 6)										3	0	1	1	0	0	0					
<b>Inning Stats</b>	R: 0 E: 0 K: 0 S: 2	H: 0 LOB: 0 BB: 1 P: 6	R: 0 E: 0 K: 0 S: 3	H: 1 LOB: 0 BB: 0 P: 3	R: 0 E: 0 K: 0 S: 4	H: 1 LOB: 0 BB: 0 P: 4	R: 0 E: 0 K: 0 S: 4	H: 1 LOB: 1 BB: 0 P: 4	R: 0 E: 0 K: 2 S: 7	H: 0 LOB: 0 BB: 0 P: 7	R: 0 E: 0 K: 0 S: 3	H: 0 LOB: 0 BB: 0 P: 3	R: 0 E: 0 K: 1 S: 5	H: 0 LOB: 0 BB: 0 P: 5	1B: 2 2B: 2 3B: 0 HR: 0	SF: 0 SAC: 0 DP: 2 HBP: 0		WP: 0 PB: 0 SB: 0 CS: 0	PA: 30		
<b>PITCHER</b>	IP	WLS	BF	H	R	ER	SO	BB	IBB	HBP	BLK	WP	HR	S	P	ERA	WHIP				
Paul Spittorff, L ERA: 3.15 (1, 1)	8.0	W	27	4	1	1	2	1	0	0	0	0	0	30	34	1.12	0.625				
Don Hood, L ERA: (9, 1)	1.0		3	0	0	0	1	0	0	0	0	0	0	5	5	0.00	0.000				

AB	45
R	14
H	19
RBI	13
BB	6
SO	7
LOB	21





Batter	1	2	3	4	5	6	7	8	9	AB	R	H	RBI	BB	SO	LOB	TOP			
Willie Wilson, S OBP: 0.395, SLG: 0.483	F4-3		SH5-3 1B		WP 3B			F4-6-3 1B		4	1	3	0	0	0	0	<b>Kansas City Royals @ Texas Rangers</b> Arlington Stadium, Arlington, TX Sun May 30 1982, 4:33 AM EDT Att: 13,575 - Unknown			
Onix Concepcion, R OBP: 0.333, SLG: 0.393	F4		SH5-3		F9			F4-6-3		3	0	0	0	0	0	1				
George Brett, L OBP: 0.347, SLG: 0.446	L8		2-3		K			F7		4	0	0	0	0	1	2				
Amos Otis, R OBP: 0.354, SLG: 0.475		F8	K					F9		4	0	0	0	0	1	2				
Hal McRae, R OBP: 0.414, SLG: 0.567		BB BB		5-3				F9		3	0	1	0	1	0	0				
Willie Aikens, L OBP: 0.306, SLG: 0.303		BB BB		F7				F7		3	0	0	0	1	0	1				
Jerry Martin, R OBP: 0.363, SLG: 0.468		F6		1B				F8		3	0	1	0	0	0	2				
Frank White, R OBP: 0.318, SLG: 0.437		F2		1-3				K		3	0	0	0	0	1	3				
Jamie Quirk, L OBP: 0.300, SLG: 0.345			SH5-3 1B		F4-3			F4-3		3	0	1	0	0	0	0				
<b>Inning Stats</b>	R: 0 E: 0 K: 0 S: 3	H: 0 LOB: 0 BB: 0 P: 3	R: 0 E: 0 K: 0 S: 3	H: 0 LOB: 2 BB: 2 P: 11	R: 0 E: 0 K: 1 S: 7	H: 2 LOB: 2 BB: 0 P: 7	R: 0 E: 0 K: 0 S: 4	H: 1 LOB: 1 BB: 0 P: 4	R: 1 E: 0 K: 1 S: 6	H: 1 LOB: 0 BB: 0 P: 6	R: 0 E: 0 K: 0 S: 3	H: 1 LOB: 0 BB: 0 P: 3	R: 0 E: 0 K: 0 S: 5	H: 0 LOB: 0 BB: 0 P: 5	R: 0 E: 0 K: 0 S: 3	H: 0 LOB: 0 BB: 0 P: 3	1B: 5 2B: 0 3B: 1 HR: 0	SF: 0 SAC: 1 DP: 2 HBP: 0	WP: 1 PB: 0 SB: 0 CS: 0	PA: 33
<b>PITCHER</b> Doc Medich, R ERA: 6.44	IP: 9.0 WLS: W BF: 33 H: 6 R: 1 ER: 1 SO: 3 BB: 2 IBB: 0 HBP: 0 BLK: 0 WP: 1 HR: 0 S: 37 P: 45 ERA: 1.00 WHIP: 0.889																			

Batter	1	2	3	4	5	6	7	8	9	AB	R	H	RBI	BB	SO	LOB	BOTTOM			
Bill Sample, R OBP: 0.333, SLG: 0.396	HR	1B E BB		F3	5-3			HR		4	3	2	2	1	0	2	<b>Kansas City Royals @ Texas Rangers</b> Arlington Stadium, Arlington, TX Sun May 30 1982, 4:33 AM EDT Att: 13,575 - Unknown			
George Wright, S OBP: 0.294, SLG: 0.401	K	F8		FC1-6		F7		5-3		5	0	0	0	0	1	2				
Buddy Bell, R OBP: 0.357, SLG: 0.411	4-3 WP 2B	E9 1H 1B		5-3		6-3		F8		5	1	2	0	0	0	1				
Randy Bass, L OBP: 0.227, SLG: 0.267	4-3	K			3-1 WP 1B			L8		3	1	1	0	0	1	2				
Larry Parrish, R OBP: 0.218, SLG: 0.194	2-3				1B					1	0	0	0	0	0	0				
Johnny Grubb, L OBP: 0.370, SLG: 0.466	BB 1B BB		F8		L7			F3		3	0	0	0	1	0	1				
Dave Hostetter, R OBP: 0.429, SLG: 0.833	3H BB			HR	3-1 1B BB			5-3		3	2	2	1	1	0	0				
Don Werner, R OBP: 0.500, SLG: 0.333	1B			HR	3-1					3	0	1	0	1	0	2				
Doug Flynn, R OBP: 0.239, SLG: 0.260	1-2 2-3 BB				1-2 2-3			1B		3	1	1	2	1	0	4				
Mark Wagner, R OBP: 0.256, SLG: 0.274	F1-6-3		CS BB		2H 3H 1B			F6-3		5	0	2	0	0	0	1				
<b>Inning Stats</b>	R: 2 E: 0 K: 1 S: 8	H: 3 LOB: 3 BB: 2 P: 16	R: 1 E: 1 K: 1 S: 6	H: 1 LOB: 1 BB: 1 P: 10	R: 1 E: 0 K: 0 S: 3	H: 1 LOB: 0 BB: 1 P: 7	R: 0 E: 0 K: 0 S: 4	H: 1 LOB: 1 BB: 0 P: 4	R: 3 E: 1 K: 0 S: 6	H: 3 LOB: 1 BB: 1 P: 10	R: 0 E: 0 K: 0 S: 3	H: 0 LOB: 0 BB: 0 P: 3	R: 0 E: 0 K: 0 S: 4	H: 1 LOB: 1 BB: 0 P: 4	R: 1 E: 0 K: 0 S: 4	H: 1 LOB: 0 BB: 0 P: 4	1B: 7 2B: 1 3B: 0 HR: 3	SF: 0 SAC: 0 DP: 0 HBP: 0	WP: 2 PB: 0 SB: 0 CS: 1	PA: 40
<b>PITCHER</b> Keith Creel, R ERA: 8.1	IP: 4.1 WLS: L BF: 25 H: 7 R: 6 ER: 5 SO: 2 BB: 5 IBB: 0 HBP: 0 BLK: 0 WP: 2 HR: 2 S: 23 P: 43 ERA: 10.38 WHIP: 2.769																			
<b>PITCHER</b> Mike Armstrong, R ERA: 6.1	IP: 0.2 WLS: L BF: 4 H: 2 R: 1 ER: 0 SO: 0 BB: 0 IBB: 0 HBP: 0 BLK: 0 WP: 0 HR: 0 S: 4 P: 4 ERA: 0.00 WHIP: 3.000																			
<b>PITCHER</b> Don Hood, L ERA: 2.25	IP: 3.0 WLS: L BF: 11 H: 2 R: 1 ER: 1 SO: 0 BB: 0 IBB: 0 HBP: 0 BLK: 0 WP: 0 HR: 1 S: 11 P: 11 ERA: 3.00 WHIP: 0.667																			



Batter	1	2	3	4	5	6	7	8	9	AB	R	H	RBI	BB	SO	LOB	TOP					
Bill Sample, R OBP: 0.338, SLG: 0.448 (1, 7)	5-3		HR		F9 SH2-4 1B		F8		5-3	5	1	2	1	0	0	1	<b>Texas Rangers @ Baltimore Orioles</b> Memorial Stadium, Baltimore, MD Mon May 31 1982, 7:05 PM EDT Att: 13,344 - Unknown - 86 F					
George Wright, S OBP: 0.291, SLG: 0.397 Lamar Johnson, R OBP: 0.327, SLG: 0.407 Larry Parrish, R OBP: 0.225, SLG: 0.234 (1, 8)	6-3		4-3		SH2-4		F8		HR	2	0	0	0	0	0	0						
Buddy Bell, R OBP: 0.358, SLG: 0.411 (1, 5)	6-3		1B		F9				1-3	5	0	2	0	0	0	1						
Randy Bass, L OBP: 0.225, SLG: 0.308 (1, 10)		HR	F7		4-3				4-3	5	1	1	1	0	0	3						
Johnny Grubb, L OBP: 0.372, SLG: 0.462 (7, 7)		5-3 3B		1B		4-3			E6	5	1	2	0	0	1	1						
Jim Sundberg, R OBP: 0.374, SLG: 0.406 (1, 2)	5-3			K		6-3			F4	4	0	0	0	0	1	3						
Dave Hostetter, R OBP: 0.455, SLG: 1.000 (1, 3)		CS		K		4-3			1B	4	1	2	1	0	1	1						
Doug Flynn, R OBP: 0.241, SLG: 0.262 Bill Stein, R OBP: 0.236, SLG: 0.262 (9, PH)	F6-3						F4-3		HR	3	0	1	0	0	0	1						
Mark Wagner, R OBP: 0.258, SLG: 0.276 Leon Roberts, R OBP: 0.321, SLG: 0.380 (9, PH)			6-3		F9				HR	3	0	1	0	0	0	2						
<b>Inning Stats</b>	R: 0 E: 0 K: 0 S: 3	H: 0 LOB: 0 BB: 0 P: 3	R: 2 E: 0 K: 0 S: 5	H: 3 LOB: 0 BB: 0 P: 5	R: 1 E: 0 K: 0 S: 5	H: 2 LOB: 1 BB: 0 P: 5	R: 0 E: 0 K: 2 S: 9	H: 2 LOB: 2 BB: 0 P: 9	R: 0 E: 0 K: 0 S: 4	H: 0 LOB: 0 BB: 0 P: 3	R: 0 E: 0 K: 0 S: 4	H: 1 LOB: 1 BB: 0 P: 4	R: 0 E: 0 K: 0 S: 4	H: 0 LOB: 1 BB: 0 P: 4	R: 0 E: 1 K: 0 S: 4	H: 0 LOB: 1 BB: 0 P: 4		R: 4 E: 0 K: 1 S: 10	H: 5 LOB: 1 BB: 0 P: 10	1B: 8 2B: 1 3B: 1 HR: 4	SF: 0 SAC: 1 DP: 0 HBP: 0	WP: 0 PB: 0 SB: 0 CS: 1
<b>PITCHER</b>	IP	WLS	BF	H	R	ER	SO	BB	IBB	HBP	BLK	WP	HR	S	P	ERA	WHIP					
Dennis Martinez, R ERA: 4.54 (1, 1)	8.0	W	35	11	5	5	2	0	0	0	0	0	2	39	39	5.62	1.375					
Tim Stoddard, R ERA: 5.02 (9, 1)	0.1		4	3	2	2	0	0	0	0	0	0	2	4	4	54.00	9.000					
Tippy Martinez, L ERA: 5.4 (9, 1)	0.2	S	2	0	0	0	1	0	0	0	0	0	0	4	4	0.00	0.000					

Batter	1	2	3	4	5	6	7	8	9	AB	R	H	RBI	BB	SO	LOB	BOTTOM				
Al Bumbry, L OBP: 0.313, SLG: 0.317 (1, 8)	F7		F4-3	F4-3		E7		SH1-4		4	0	1	1	0	0	3	<b>Texas Rangers @ Baltimore Orioles</b> Memorial Stadium, Baltimore, MD Mon May 31 1982, 7:05 PM EDT Att: 13,344 - Unknown - 86 F				
Rich Dauer, R OBP: 0.347, SLG: 0.402 (1, 4)	F7		6-3		FC6-4 BB	6-3		HR		4	1	1	1	1	0	1					
Ken Singleton, S OBP: 0.367, SLG: 0.345 (1, 10)	6-3		F9		K		BB	HR		4	1	1	2	1	1	1					
Eddie Murray, S OBP: 0.433, SLG: 0.600 (1, 3)		5-3		F8	FC6-4		F8	F7		5	0	0	0	0	0	2					
Dan Ford, R OBP: 0.262, SLG: 0.386 (1, 9)		2B		BB	1B	K		F4	K	5	2	2	0	0	2	2					
Benny Avila, R OBP: 0.440, SLG: 0.783 John Lowenstein, L OBP: 0.429, SLG: 0.713 (1, 7)		F4		SF9	BB		K			3	0	1	0	0	1	1					
Cal Ripken Jr., R OBP: 0.280, SLG: 0.394 (1, 5)		1B		SF9	BB		1B	FC5-4		2	2	2	1	2	0	0					
Rick Dempsey, R OBP: 0.346, SLG: 0.361 (1, 2)		1B		SF9			F9	FC5-4		3	0	1	2	0	0	4					
Lenn Sakata, R OBP: 0.341, SLG: 0.372 (1, 6)		F7		IBB				SH1-4		3	2	0	1	0	1	1					
<b>Inning Stats</b>	R: 0 E: 0 K: 0 S: 3	H: 0 LOB: 0 BB: 0 P: 3	R: 2 E: 0 K: 0 S: 6	H: 3 LOB: 1 BB: 0 P: 6	R: 0 E: 0 K: 0 S: 3	H: 0 LOB: 0 BB: 0 P: 3	R: 1 E: 0 K: 0 S: 5	H: 2 LOB: 3 BB: 2 P: 13	R: 0 E: 0 K: 2 S: 7	H: 0 LOB: 1 BB: 1 P: 11	R: 2 E: 1 K: 1 S: 8	H: 3 LOB: 1 BB: 0 P: 8	R: 0 E: 0 K: 0 S: 4	H: 1 LOB: 3 BB: 2 P: 12	R: 3 E: 0 K: 1 S: 8	H: 3 LOB: 0 BB: 0 P: 8		1B: 8 2B: 3 3B: 0 HR: 1	SF: 1 SAC: 1 DP: 0 HBP: 0	WP: 0 PB: 0 SB: 2 CS: 0	PA: 41
<b>PITCHER</b>	IP	WLS	BF	H	R	ER	SO	BB	IBB	HBP	BLK	WP	HR	S	P	ERA	WHIP				
Jon Matlack, L ERA: 3.31 (1, 1)	5.2	L	28	8	5	5	3	2	0	0	0	0	0	8	16	10.80	3.000				
Steve Comer, R ERA: 4.22 (6, 1)	1.2		10	3	2	2	0	2	0	0	0	0	0	8	16	10.80	3.000				
Danny Darwin, R ERA: 3.1 (8, 1)	0.2		3	1	1	1	1	0	0	0	0	0	1	5	5	13.50	1.500				

AB 40  
R 7  
H 14  
RBI 7  
BB 0  
SO 3  
LOB 14



AB 34  
R 8  
H 12  
RBI 7  
BB 5  
SO 4  
LOB 15





Batter	1	2	3	4	5	6	7	8	9	AB	R	H	RBI	BB	SO	LOB	TOP								
Bill Sample, R OBP: 0.343, SLG: 0.460 (1, 8)	0-0 6-3	0-0 1-3			0-0 F7 1B 2B		0-0 F7 1-3 1B		0-0 F8	5	1	2	0	0	0	2									
Jim Sundberg, R OBP: 0.371, SLG: 0.397 (1, 2)	0-0 5-3		4-0 BB		0-0 F9		0-0 1-3			3	0	0	0	1	0	2									
Buddy Bell, R OBP: 0.356, SLG: 0.404 (1, 5)	0-0 F8		0-0 F7		4-0 1B BB		0-0 F7			3	0	0	0	1	0	2									
Randy Bass, L OBP: 0.213, SLG: 0.290 (1, 10)		0-0 1-3	0-0 F8		0-0 F7		0-0 F8			4	0	0	0	0	0	4									
Johnny Grubb, L OBP: 0.378, SLG: 0.457 (1, 7) (8, 9)		4-0 1B E BB	0-0 G2		0-0				0-0 1-3	3	1	1	1	1	0	1									
Dave Hostetter, R OBP: 0.467, SLG: 1.071 (1, 3)		0-0 E 1-2 1B		0-0 HR	0-0 K				0-0 F9	4	2	2	1	0	1	2									
Larry Parrish, R OBP: 0.226, SLG: 0.235 George Wright, S OBP: 0.291, SLG: 0.397 (1, 9) (8, 8)		0-0 E8 1B 1-3 2-H 1B		0-0 5-3		0-0 F3			0-0 L7	4	0	1	0	0	0	0									
Doug Flynn, R OBP: 0.233, SLG: 0.252 (1, 4)		0-0 F4		0-0 F1-3		0-3 K			0-0 F7	4	0	0	0	0	1	2									
Mark Wagner, R OBP: 0.258, SLG: 0.275 (1, 6)		0-0 1-3 3-H 1B		0-0 6-3		0-0 5-3			0-3 K	4	0	1	1	0	1	0									
<b>Inning Stats</b>	R: 0 E: 0 K: 0 S: 3	H: 0 LOB: 0 BB: 0 P: 3	R: 2 E: 1 K: 0 S: 6	H: 3 LOB: 2 BB: 1 P: 10	R: 0 E: 0 K: 0 S: 3	H: 0 LOB: 1 BB: 1 P: 7	R: 1 E: 0 K: 0 S: 4	H: 1 LOB: 0 BB: 0 P: 4	R: 1 E: 0 K: 1 S: 7	H: 2 LOB: 2 BB: 1 P: 11	R: 0 E: 0 K: 0 S: 5	H: 0 LOB: 0 BB: 0 P: 5	R: 0 E: 0 K: 0 S: 4	H: 1 LOB: 1 BB: 0 P: 4	R: 0 E: 0 K: 0 S: 3	H: 0 LOB: 0 BB: 0 P: 3	R: 0 E: 0 K: 1 S: 5	H: 0 LOB: 0 BB: 0 P: 5	1B: 5 2B: 1 3B: 0 HR: 1	SF: 0 SAC: 0 DP: 0 HBP: 0	WP: 0 PB: 0 SB: 0 CS: 0	PA: 37			
<b>PITCHER</b>	IP WLS BF H R ER SO BB IBB HBP BLK WP HR S P ERA WHIP	4.2 L 23 6 4 4 0 3 0 0 0 0 1 20 32 7.71 1.929	5.1 L 14 1 0 0 3 0 0 0 0 0 0 20 20 0.00 0.231																						

Texas Rangers @ Baltimore Orioles  
Memorial Stadium, Baltimore, MD  
Wed Jun 02 1982, 7:05 PM EDT  
Att: 10,469 - Unknown - 76 F

AB	34
R	4
H	7
RBI	3
BB	3
SO	3
LOB	15



Batter	1	2	3	4	5	6	7	8	9	AB	R	H	RBI	BB	SO	LOB	BOTTOM								
Lenn Sakata, R OBP: 0.338, SLG: 0.369 Bobby Bonner, R OBP: 0.222, SLG: 0.231 (1, 6) (3, 6)	0-0 F9			0-3 K		0-0 1B 2B		0-0 F8		1	0	0	0	0	0	0									
Rich Dauer, R OBP: 0.345, SLG: 0.399 (1, 4)	0-0 6-3			0-0 5-3		0-0 1B 2-H 1B			0-0 F5	4	0	1	1	0	0	0									
Dan Ford, R OBP: 0.267, SLG: 0.395 (1, 9)	0-0 5-3			0-0 2B		0-0 1-2 1B			0-0 5-3	4	0	2	0	0	0	0									
Eddie Murray, S OBP: 0.420, SLG: 0.580 (1, 3)		0-0 F7		0-0 F8		0-0 G3			0-0 F4-3	4	0	0	0	0	0	3									
Benny Ayala, R OBP: 0.393, SLG: 0.692 (1, 7)		0-0 F7			0-3 K		0-0 F5			3	0	0	0	0	1	0									
Ken Singleton, S OBP: 0.362, SLG: 0.339 (1, 10)			0-3 K		0-0 6-3		0-0 F9			3	0	0	0	0	1	0									
Gary Roenicke, R OBP: 0.414, SLG: 0.610 (1, 8)			0-0 6-3		0-0 F9		0-0 5-3			3	0	0	0	0	0	0									
Cal Ripken Jr., R OBP: 0.275, SLG: 0.386 (1, 5)				0-0 F4-3		0-0 F9		0-0 6-3		3	0	0	0	0	0	0									
Rick Dempsey, R OBP: 0.338, SLG: 0.351 (1, 2)				0-0 6-3		0-0 6-3		0-0 F2		3	0	0	0	0	0	0									
<b>Inning Stats</b>	R: 0 E: 0 K: 0 S: 3	H: 0 LOB: 0 BB: 0 P: 3	R: 0 E: 0 K: 1 S: 5	H: 0 LOB: 0 BB: 0 P: 5	R: 0 E: 0 K: 1 S: 6	H: 1 LOB: 0 BB: 0 P: 6	R: 0 E: 0 K: 1 S: 5	H: 0 LOB: 0 BB: 0 P: 5	R: 1 E: 0 K: 0 S: 6	H: 3 LOB: 2 BB: 0 P: 6	R: 0 E: 0 K: 0 S: 3	H: 0 LOB: 0 BB: 0 P: 3	R: 0 E: 0 K: 0 S: 3	H: 0 LOB: 0 BB: 0 P: 3	R: 0 E: 0 K: 0 S: 3	H: 0 LOB: 0 BB: 0 P: 3	1B: 2 2B: 2 3B: 0 HR: 0	SF: 0 SAC: 0 DP: 0 HBP: 0	WP: 0 PB: 0 SB: 0 CS: 0	PA: 31					
<b>PITCHER</b>	IP WLS BF H R ER SO BB IBB HBP BLK WP HR S P ERA WHIP	9.0 W 31 4 1 1 3 0 0 0 0 0 0 37 37 1.00 0.444																							

Texas Rangers @ Baltimore Orioles  
Memorial Stadium, Baltimore, MD  
Wed Jun 02 1982, 7:05 PM EDT  
Att: 10,469 - Unknown - 76 F

AB	31
R	1
H	4
RBI	1
BB	0
SO	3
LOB	3





Batter	1	2	3	4	5	6	7	8	9	AB	R	H	RBI	BB	SO	LOB	TOP
Ron LeFlore, R OBP: 0.337, SLG: 0.398 (1, 8)										4	0	0	0	0	1	0	
Tony Bernazard, S OBP: 0.335, SLG: 0.372 (1, 4)										4	1	1	0	0	0	0	
Steve Kemp, L OBP: 0.404, SLG: 0.395 (1, 7)										3	1	1	1	1	0	0	
Greg Luzinski, R OBP: 0.361, SLG: 0.474 (1, 10)										4	0	0	0	0	2	4	
Tom Paciorek, R OBP: 0.367, SLG: 0.461 (1, 3)										4	1	1	2	0	0	2	
Harold Baines, L OBP: 0.301, SLG: 0.378 (1, 9)										4	0	0	0	0	0	2	
Carlton Fisk, R OBP: 0.351, SLG: 0.354 (1, 2)										3	0	0	0	0	1	0	
Jim Morrison, R OBP: 0.282, SLG: 0.444 (1, 5)										3	0	0	0	0	1	0	
Bill Almon, R OBP: 0.352, SLG: 0.419 (1, 6)										3	0	0	0	0	0	0	
<b>Inning Stats</b>	R: 0 E: 0 K: 1 S: 5	H: 0 LOB: 1 BB: 1 P: 9	R: 0 E: 0 K: 1 S: 5	H: 0 LOB: 0 BB: 0 P: 5	R: 0 E: 0 K: 2 S: 7	H: 0 LOB: 0 BB: 0 P: 7	R: 0 E: 0 K: 0 S: 3	H: 0 LOB: 0 BB: 0 P: 3	R: 0 E: 0 K: 0 S: 3	H: 1 LOB: 2 BB: 0 P: 7	R: 0 E: 0 K: 0 S: 3	H: 0 LOB: 0 BB: 0 P: 3	R: 3 E: 1 K: 0 S: 6	H: 2 LOB: 0 BB: 0 P: 6	1B: 1 2B: 0 3B: 1 HR: 1	SF: 0 SAC: 0 DP: 0 HBP: 0	WP: 0 PA: 33 PB: 0 SB: 0 CS: 0
<b>PITCHER</b>	IP WLS BF H R ER SO BB IBB HBP BLK WP HR S P ERA WHIP																
Charlie Hough, R ERA: 2.93 (1, 1)	8.2 W 32 3 3 1 5 1 0 0 0 0 1 41 45 1.04 0.462																
Paul Mirabella, L ERA: 3.07 (9, 1)	0.1 S 1 0 0 0 0 0 0 0 0 0 0 0 1 1 0.00 0.000																

Chicago White Sox @ Texas Rangers  
Arlington Stadium, Arlington, TX  
Fri Jun 04 1982, 8:05 PM EDT  
Att: 16,523 - Unknown

AB 32  
R 3  
H 3  
RBI 3  
BB 1  
SO 5  
LOB 8



Batter	1	2	3	4	5	6	7	8	9	AB	R	H	RBI	BB	SO	LOB	BOTTOM
Bill Sample, R OBP: 0.347, SLG: 0.462 (1, 8)										2	0	1	0	0	0	0	
George Wright, S OBP: 0.293, SLG: 0.398 (5, 8)										2	1	1	0	0	0	0	
Jim Sundberg, R OBP: 0.374, SLG: 0.403 (1, 2)										3	1	1	0	1	1	1	
Buddy Bell, R OBP: 0.359, SLG: 0.406 (1, 5)										4	2	2	1	0	1	0	
Randy Bass, L OBP: 0.253, SLG: 0.329 (1, 10)										4	0	4	2	0	0	0	
Johnny Grubb, L OBP: 0.372, SLG: 0.447 (1, 7)										4	0	1	1	0	0	3	
Dave Hostetler, R OBP: 0.474, SLG: 0.941 (1, 3)										3	0	1	0	1	2	1	
Larry Parrish, R OBP: 0.218, SLG: 0.225 (1, 9)										4	0	0	0	0	0	5	
Doug Flynn, R OBP: 0.233, SLG: 0.252 (1, 4)										4	0	1	0	0	1	0	
Mark Wagner, R OBP: 0.250, SLG: 0.266 (1, 6)										3	0	0	0	0	0	1	
<b>Inning Stats</b>	R: 2 E: 0 K: 0 S: 6	H: 3 LOB: 2 BB: 1 P: 10	R: 0 E: 0 K: 2 S: 8	H: 1 LOB: 1 BB: 0 P: 8	R: 0 E: 0 K: 1 S: 6	H: 1 LOB: 1 BB: 0 P: 6	R: 0 E: 0 K: 0 S: 3	H: 0 LOB: 0 BB: 0 P: 3	R: 2 E: 0 K: 0 S: 6	H: 5 LOB: 2 BB: 1 P: 10	R: 0 E: 0 K: 1 S: 6	H: 1 LOB: 1 BB: 0 P: 6	R: 0 E: 0 K: 1 S: 5	H: 0 LOB: 0 BB: 0 P: 5	1B: 11 2B: 1 3B: 0 HR: 0	SF: 0 SAC: 0 DP: 2 HBP: 0	WP: 0 PA: 35 PB: 0 SB: 0 CS: 0
<b>PITCHER</b>	IP WLS BF H R ER SO BB IBB HBP BLK WP HR S P ERA WHIP																
LaMarr Hoyt, R ERA: 2.18 (1, 1)	4.1 L 24 10 4 4 3 2 0 0 0 0 0 0 28 36 8.31 2.769																
Dennis Lamp, R ERA: 4.22 (5, 1)	3.2 11 2 0 0 2 0 0 0 0 0 0 0 15 15 0.00 0.545																

Chicago White Sox @ Texas Rangers  
Arlington Stadium, Arlington, TX  
Fri Jun 04 1982, 8:05 PM EDT  
Att: 16,523 - Unknown

AB 33  
R 4  
H 12  
RBI 4  
BB 2  
SO 5  
LOB 11






Batter	1	2	3	4	5	6	7	8	9	AB	R	H	RBI	BB	SO	LOB	TOP			
Ron LeFlore, R (1, 8) OBP: 0.330, SLG: 0.390	E6 F6-4-3		F9			K		1-3		4	0	0	0	0	1	1	Chicago White Sox @ Texas Rangers Arlington Stadium, Arlington, TX Sat Jun 05 1982, 8:05 PM EDT Att: 18,557 - Unknown - 91 F			
Tony Bernazard, S (1, 4) OBP: 0.336, SLG: 0.372	F6-4-3 1-2			F9-2 1B		BB		G3		3	0	1	0	1	0	1				
Steve Kemp, L (1, 7) OBP: 0.396, SLG: 0.386	K			E5 1-3 1B		F8			F8	4	0	0	0	0	1	2				
Greg Luzinski, R (1, 10) OBP: 0.359, SLG: 0.467 Rudy Law, L (9, PR) OBP: 0.325, SLG: 0.447		6-3		9-2		F9			CS BB	3	0	0	0	1	0	2				
Tom Paciorek, R (1, 3) OBP: 0.366, SLG: 0.458 Mike Squires, L (7, 3) OBP: 0.270, SLG: 0.235		6-3		3-H 1B		5-3			P6 1-2	3	0	1	0	0	0	0				
Carlton Fisk, R (1, 2) OBP: 0.351, SLG: 0.349		5-3		2-H 1B		6-3				2	1	0	0	1	0	0				
Harold Baines, L (1, 9) OBP: 0.307, SLG: 0.396			F4-3 SH1-4 BB		K		HR BB			2	1	1	2	1	1	0				
Aurelio Rodriguez, R (1, 5) OBP: 0.182, SLG: 0.053			SH1-4 1-2		6-3		6-3			2	0	0	0	0	0	0				
Bill Almon, R (1, 6) OBP: 0.345, SLG: 0.411			F4-3 2-3			K		5-3		3	0	0	0	0	1	1				
<b>Inning Stats</b>	R: 0 E: 1 K: 1 S: 5	H: 0 LOB: 0 BB: 0 P: 5	R: 0 E: 0 K: 0 S: 3	H: 0 LOB: 0 BB: 0 P: 3	R: 0 E: 0 K: 0 S: 3	H: 0 LOB: 1 BB: 1 P: 7	R: 0 E: 1 K: 0 S: 4	H: 2 LOB: 2 BB: 0 P: 4	R: 0 E: 0 K: 1 S: 5	H: 0 LOB: 0 BB: 0 P: 5	R: 2 E: 0 K: 0 S: 4	H: 1 LOB: 0 BB: 1 P: 8	R: 0 E: 0 K: 0 S: 3	H: 0 LOB: 0 BB: 0 P: 3	R: 0 E: 0 K: 0 S: 2	H: 0 LOB: 1 BB: 1 P: 6		1B: 2 2B: 1 3B: 0 HR: 1	SF: 0 SAC: 1 DP: 2 HBP: 0	WP: 0 PB: 0 SB: 2 CS: 1
<b>PITCHER</b> Rick Honeycutt, L (1, 1) ERA: 5.06	IP: 9.0 WLS: L BF: 32	H: 3 R: 2 ER: 2 SO: 4	BB: 4 IBB: 0 HBP: 0 BLK: 0	WP: 0 HR: 1 S: 36 P: 52	ERA: 2.00 WHIP: 0.778	<b>PITCHER</b>	IP: 9.0 WLS: L BF: 32	H: 3 R: 2 ER: 2 SO: 4	BB: 4 IBB: 0 HBP: 0 BLK: 0	WP: 0 HR: 1 S: 36 P: 52	ERA: 2.00 WHIP: 0.778									

Batter	1	2	3	4	5	6	7	8	9	AB	R	H	RBI	BB	SO	LOB	BOTTOM			
George Wright, S (1, 8) OBP: 0.294, SLG: 0.402 Johnny Grubb, L (7, PH) OBP: 0.379, SLG: 0.453	K				5-3					3	0	1	0	0	1	0	Chicago White Sox @ Texas Rangers Arlington Stadium, Arlington, TX Sat Jun 05 1982, 8:05 PM EDT Att: 18,557 - Unknown - 91 F			
Doug Flynn, R (1, 4) OBP: 0.236, SLG: 0.254 Randy Bass, L (7, PH) OBP: 0.250, SLG: 0.329 Bill Stein, R (8, 4) OBP: 0.298, SLG: 0.262			F7 2B		F3-1		SF7 1B			3	0	1	0	0	0	1				
Buddy Bell, R (1, 5) OBP: 0.362, SLG: 0.401		G5-4-3 1B BB	E5 FC5-4			SH1-4 BB	P3			2	0	0	0	2	0	3				
Lamar Johnson, R (1, 10) OBP: 0.317, SLG: 0.394	G5-4-3 1-2		FC5-4 1-2		SH1-4 1-2			K		3	0	0	0	0	1	4				
Dave Hostetler, R (1, 3) OBP: 0.478, SLG: 0.900 Mike Richardt, R (8, PR) OBP: 0.278, SLG: 0.303		K		E7 2B		F8		G5-4-3 BB		3	0	1	0	1	1	1				
Leon Roberts, R (1, 7) OBP: 0.317, SLG: 0.370				5-3		F8		G5-4-3 1-2		4	0	1	0	0	0	3				
Larry Parrish, R (1, 9) OBP: 0.211, SLG: 0.217		K		K			F3		F7	4	0	0	0	0	2	2				
Don Werner, R (1, 2) OBP: 0.286, SLG: 0.167 Jim Sundberg, R (9, PH) OBP: 0.372, SLG: 0.400			F9		5-3		E6 1B 1B SF7		6-3	3	1	0	0	0	0	2				
Mark Wagner, R (1, 6) OBP: 0.250, SLG: 0.265			6-3		L4			1B 1-2 1B	P2	4	0	1	0	0	0	0				
<b>Inning Stats</b>	R: 0 E: 0 K: 1 S: 5	H: 1 LOB: 1 BB: 1 P: 9	R: 0 E: 0 K: 2 S: 8	H: 1 LOB: 0 BB: 0 P: 8	R: 0 E: 1 K: 1 S: 6	H: 1 LOB: 1 BB: 0 P: 6	R: 0 E: 0 K: 0 S: 3	H: 0 LOB: 0 BB: 1 P: 7	R: 1 E: 1 K: 0 S: 6	H: 2 LOB: 2 BB: 0 P: 6	R: 0 E: 0 K: 1 S: 4	H: 0 LOB: 1 BB: 1 P: 8	R: 0 E: 0 K: 0 S: 3	H: 0 LOB: 0 BB: 0 P: 3	R: 0 E: 0 K: 0 S: 3	H: 0 LOB: 0 BB: 0 P: 3		1B: 4 2B: 2 3B: 0 HR: 0	SF: 1 SAC: 1 DP: 2 HBP: 0	WP: 0 PB: 0 SB: 0 CS: 0
<b>PITCHER</b> Britt Burns, L (1, 1) ERA: 3.36 Salome Barojas, R (7, 1) ERA: 1.85	IP: 6.1 WLS: W BF: 27	H: 5 R: 1 ER: 0 SO: 4	BB: 2 IBB: 0 HBP: 0 BLK: 0	WP: 0 HR: 0 S: 33 P: 41	ERA: 0.00 WHIP: 1.105	<b>PITCHER</b>	IP: 6.1 WLS: S BF: 9	H: 1 R: 0 ER: 0 SO: 1	BB: 1 IBB: 0 HBP: 0 BLK: 0	WP: 0 HR: 0 S: 10 P: 14	ERA: 0.00 WHIP: 0.750									



Batter	1	2	3	4	5	6	7	8	9	AB	R	H	RBI	BB	SO	LOB	TOP											
Ron LeFlore, R OBP: 0.328, SLG: 0.387 (1, 8)	0-3 K		0-3 K		0-0 F9		0-0 CS			4	0	1	0	0	2	1	Chicago White Sox @ Texas Rangers Arlington Stadium, Arlington, TX Sun Jun 06 1982, 8:05 PM EDT Att: 12,177 - Unknown - 91 F											
Tony Bernazard, S OBP: 0.332, SLG: 0.365 (1, 4)	0-0 F9		0-0 F4-3			0-0 F8	0-0 CS	0-3 K		4	0	0	0	0	1	0												
Steve Kemp, L OBP: 0.398, SLG: 0.394 (1, 7)	0-0 2B			0-0 F4-3		0-0 F5-4-3 1B		0-3 K		4	0	2	0	0	1	0												
Greg Luzinski, R OBP: 0.357, SLG: 0.463 (1, 10)	0-0 F4				0-0 1B	0-0 F5-4-3 1-2		0-3 K		4	0	1	0	0	1	2												
Tom Paciorek, R OBP: 0.366, SLG: 0.456 Vance Law, R OBP: 0.357, SLG: 0.320 Rudy Law, L OBP: 0.317, SLG: 0.436 (1, 3) (7, 5) (9, PH)		0-0 G3		0-0 F9			0-0 BB SH 1B		0-0 F8	3	1	1	0	0	0	1												
Harold Baines, L OBP: 0.310, SLG: 0.411 (1, 9)		0-0 HR		0-0 F8			4-0 SH BB		0-3 K	3	2	1	1	1	1	1												
Carlton Fisk, R OBP: 0.344, SLG: 0.341 (1, 2)		0-0 F2			0-0 F7		0-0 SH SF8		0-0 F8	3	1	0	0	0	0	0												
Aurelio Rodriguez, R OBP: 0.208, SLG: 0.143 Jerry Hairston, S OBP: 0.192, SLG: 0.333 Mike Squires, L OBP: 0.270, SLG: 0.235 (1, 5) (7, PH) (7, 3)		0-0 F4			0-0 2B		0-0 F8			2	0	1	0	0	0	0												
Bill Almon, R OBP: 0.339, SLG: 0.405 (1, 6)			0-0 6-3		0-0 L6		0-0 SF8			2	0	0	1	0	0	1												
<b>Inning Stats</b>	R: 0 E: 0 K: 1 S: 6	H: 1 LOB: 1 BB: 0 P: 6	R: 1 E: 0 K: 0 S: 4	H: 1 LOB: 0 BB: 0 P: 4	R: 0 E: 0 K: 1 S: 5	H: 0 LOB: 0 BB: 0 P: 5	R: 0 E: 0 K: 0 S: 4	H: 1 LOB: 1 BB: 0 P: 4	R: 0 E: 0 K: 0 S: 3	H: 1 LOB: 0 BB: 0 P: 3	R: 3 E: 1 K: 0 S: 5	H: 2 LOB: 0 BB: 1 P: 9	R: 0 E: 0 K: 3 S: 9	H: 0 LOB: 0 BB: 0 P: 9	R: 0 E: 0 K: 1 S: 5	H: 0 LOB: 0 BB: 0 P: 5		1B: 4 2B: 2 3B: 0 HR: 1	SF: 1 SAC: 1 DP: 1 HBP: 0	WP: 0 PB: 0 SB: 0 CS: 1	PA: 35							
<b>PITCHER</b>	IP	WLS	BF	H	R	ER	SO	BB	IBB	HBP	BLK	WP	HR	S	P	ERA		WHIP										
Doc Medich, R ERA: 5.84 (1, 1)	6.0		24	6	3	1	2	1	0	0	0	0	1	27	31	1.50		1.167										
Dave Schmidt, R ERA: 4.1 (7, 1)	3.0	W	10	1	1	0	4	0	0	0	0	0	0	18	18	0.00		0.333										

Batter	1	2	3	4	5	6	7	8	9	AB	R	H	RBI	BB	SO	LOB	BOTTOM											
George Wright, S OBP: 0.291, SLG: 0.397 (1, 8)	0-0 4-3		0-0 F5	0-0 F6		0-0 F9		0-0 2B 1-2 1B		5	0	1	0	0	0	4	Chicago White Sox @ Texas Rangers Arlington Stadium, Arlington, TX Sun Jun 06 1982, 8:05 PM EDT Att: 12,177 - Unknown - 91 F											
Jim Sundberg, R OBP: 0.367, SLG: 0.400 (1, 2)	0-0 L4		0-0 4-3		0-0 P3		0-0 F8	0-0 1-3 2-H 2B		5	0	1	1	0	0	0												
Buddy Bell, R OBP: 0.363, SLG: 0.401 (1, 5)	0-0 4-3		0-0 1B		0-0 6-3 1B		0-0 6-3	0-0 6-3		5	0	2	0	0	0	2												
Randy Bass, L OBP: 0.253, SLG: 0.320 Lamar Johnson, R OBP: 0.324, SLG: 0.394 (1, 10) (7, PH)		1-0 BB 2B HBP	0-3 K2-3		0-0 6-3		4-0 1B WP BB			2	1	0	0	0	1	2												
Johnny Grubb, L OBP: 0.378, SLG: 0.443 Larry Parrish, R OBP: 0.217, SLG: 0.224 (1, 9) (7, PH) (8, 9)		4-0 2B 1-2 6-3 BB		0-0 G3	0-0 P4		0-0 WP 1B			2	1	0	0	1	0	1												
Dave Hostetler, R OBP: 0.519, SLG: 0.909 (1, 3)		0-0 1-3 2-H 2B		4-0 1B 1B BB		4-0 F6-3 E BB	0-3 K			2	1	1	1	2	1	1												
Leon Roberts, R OBP: 0.313, SLG: 0.362 (1, 7)		0-0 6-3		0-0 1B 1-2 1B		0-3 K		0-3 K		4	0	1	1	0	2	2												
Doug Flynn, R OBP: 0.228, SLG: 0.246 (1, 4)		3-H F6-3		0-0 F9		0-0 F6-3		0-0 F6-3		4	0	0	0	0	0	4												
Mark Wagner, R OBP: 0.269, SLG: 0.284 (1, 6)		0-0 L3		0-0 1-2 2-3 1B		0-0 E5 2-H 1B		0-0 1B 2B 1B		4	1	3	0	0	0	1												
<b>Inning Stats</b>	R: 0 E: 0 K: 0 S: 3	H: 0 LOB: 0 BB: 0 P: 3	R: 2 E: 0 K: 0 S: 4	H: 1 LOB: 1 BB: 1 P: 9	R: 0 E: 0 K: 1 S: 6	H: 1 LOB: 0 BB: 0 P: 6	R: 0 E: 0 K: 0 S: 5	H: 2 LOB: 3 BB: 1 P: 9	R: 0 E: 0 K: 0 S: 4	H: 1 LOB: 1 BB: 0 P: 4	R: 1 E: 1 K: 1 S: 6	H: 1 LOB: 1 BB: 1 P: 10	R: 1 E: 0 K: 1 S: 6	H: 1 LOB: 1 BB: 1 P: 10	R: 1 E: 0 K: 1 S: 8	H: 3 LOB: 2 BB: 0 P: 8		1B: 8 2B: 2 3B: 0 HR: 0	SF: 0 SAC: 0 DP: 0 HBP: 1	WP: 2 PB: 0 SB: 0 CS: 0	PA: 39							
<b>PITCHER</b>	IP	WLS	BF	H	R	ER	SO	BB	IBB	HBP	BLK	WP	HR	S	P	ERA		WHIP										
Richard Dotson, R ERA: 4.34 (1, 1)	6.0		28	6	3	2	2	3	0	1	0	0	0	28	41	3.00		1.500										
Jerry Koosman, L ERA: 4.6 (7, 1)	1.2	L	9	3	2	2	2	1	0	0	0	1	0	12	16	10.80		2.400										
Salome Barojas, R ERA: 1.83 (8, 1)	0.1		2	1	0	0	0	0	0	0	0	0	0	2	2	0.00	3.000											





Batter	1	2	3	4	5	6	7	8	9	AB	R	H	RBI	BB	SO	LOB	TOP							
<b>Julio Cruz, S</b> OBP: 0.326, SLG: 0.281 (1, 4)	L6			F9	5-3		S 1B		FC6-4 BB 4-3	5	0	1	0	0	0	3								
<b>Paul Serna, R</b> OBP: 0.240, SLG: 0.365 (1, 5)	F6			F9		E5	K		4-3	5	0	0	0	0	1	2								
<b>Bruce Bochte, L</b> OBP: 0.408, SLG: 0.387 (1, 7)	F4-3			F7		F4-3 1B			3-1	4	1	1	0	1	0	0								
<b>Richie Zisk, R</b> OBP: 0.341, SLG: 0.346 (1, 10)		6-3				F4-3 1B			3B BB	3	2	1	0	2	0	1								
<b>Al Cowens, R</b> OBP: 0.338, SLG: 0.490 (1, 9)		6-3				1B BB			F5	3	3	1	1	2	0	3								
<b>Gary Gray, R</b> OBP: 0.293, SLG: 0.551 (1, 3)						F9	E8 1B		K	4	0	1	1	0	2	3								
<b>Todd Cruz, R</b> OBP: 0.275, SLG: 0.385 (1, 6)				F8		1B 1B			6-3	4	0	2	0	0	0	1								
<b>Dave Henderson, R</b> OBP: 0.368, SLG: 0.508 (1, 8)				F4-3		K			K	4	0	0	0	0	3	4								
<b>Bud Bulling, R</b> OBP: 0.289, SLG: 0.263 (1, 2)				6-3		1B			1-3	4	0	2	2	0	0	0								
<b>Inning Stats</b>	R: 0 E: 0 K: 0 S: 3	H: 0 LOB: 0 BB: 0 P: 3	R: 0 E: 0 K: 1 S: 5	H: 0 LOB: 0 BB: 0 P: 5	R: 0 E: 0 K: 0 S: 3	H: 0 LOB: 0 BB: 0 P: 3	R: 0 E: 0 K: 0 S: 3	H: 0 LOB: 0 BB: 0 P: 3	R: 2 E: 0 K: 1 S: 8	H: 3 LOB: 2 BB: 1 P: 12	R: 2 E: 2 K: 0 S: 5	H: 2 LOB: 1 BB: 1 P: 9	R: 0 E: 0 K: 2 S: 8	H: 1 LOB: 1 BB: 0 P: 8	R: 2 E: 0 K: 2 S: 9	H: 2 LOB: 1 BB: 1 P: 13	R: 0 E: 0 K: 0 S: 4	H: 1 LOB: 3 BB: 2 P: 12	1B: 8 2B: 0 3B: 1 HR: 0	SF: 0 SAC: 0 DP: 0 HBP: 0	WP: 1 PB: 0 SB: 1 CS: 0	PA: 41		
<b>PITCHER</b>	IP	WLS	BF	H	R	ER	SO	BB	IBB	HBP	BLK	WP	HR	S	P	ERA	WHIP							
<b>Jon Matlack, L</b> ERA: 3.45 (1, 1)	5.2	L	24	5	4	3	2	2	0	0	0	0	0	26	34	4.76	1.235							
<b>Danny Darwin, R</b> ERA: 3.48 (6, 1)	2.0		10	3	2	2	3	1	0	0	0	1	0	15	19	9.00	2.000							
<b>Steve Comer, R</b> ERA: 4.05 (8, 1)	1.1		7	1	0	0	1	1	1	0	0	0	0	7	15	0.00	1.500							

Seattle Mariners @ Texas Rangers  
Arlington Stadium, Arlington, TX  
Mon Jun 07 1982, 8:05 PM EDT  
Att: 8,484 - Unknown

AB 36  
R 6  
H 9  
RBI 4  
BB 5  
SO 6  
LOB 17



Batter	1	2	3	4	5	6	7	8	9	AB	R	H	RBI	BB	SO	LOB	BOTTOM							
<b>George Wright, S</b> OBP: 0.287, SLG: 0.391 (1, 8)	4-3			K			F8		F2	3	0	0	0	0	1	0								
<b>Bill Sample, R</b> OBP: 0.342, SLG: 0.455 (9, PH)										1	0	0	0	0	0	0								
<b>Jim Sundberg, R</b> OBP: 0.358, SLG: 0.390 (1, 2)	6-3			F8			3-1		6-3	4	0	0	0	0	0	0								
<b>Buddy Bell, R</b> OBP: 0.362, SLG: 0.400 (1, 5)	F8			5-3			1B			3	0	1	0	0	0	0								
<b>Randy Bass, L</b> OBP: 0.244, SLG: 0.308 (1, 10)		1-3				5-3			K	3	0	0	0	0	1	1								
<b>Johnny Grubb, L</b> OBP: 0.366, SLG: 0.429 (1, 9)		4-3				4-3			6-3	3	0	0	0	0	0	0								
<b>Dave Hostetter, R</b> OBP: 0.500, SLG: 0.840 (1, 3)						F9			1B	3	0	1	0	0	1	0								
<b>Leon Roberts, R</b> OBP: 0.299, SLG: 0.344 (1, 7)				K			F8		K	3	0	0	0	0	2	1								
<b>Doug Flynn, R</b> OBP: 0.225, SLG: 0.242 (1, 4)							F5-3		6-3	2	0	0	0	0	0	0								
<b>Mike Richardt, R</b> OBP: 0.276, SLG: 0.300 (9, PH)										1	0	0	0	0	0	1								
<b>Mark Wagner, R</b> OBP: 0.264, SLG: 0.279 (1, 6)							L6			2	0	0	0	0	0	0								
<b>Bill Stein, R</b> OBP: 0.292, SLG: 0.256 (9, PH)									1-3	1	0	0	0	0	0	0								
<b>Inning Stats</b>	R: 0 E: 0 K: 0 S: 3	H: 0 LOB: 0 BB: 0 P: 3	R: 0 E: 0 K: 1 S: 5	H: 0 LOB: 0 BB: 0 P: 5	R: 0 E: 0 K: 1 S: 5	H: 0 LOB: 0 BB: 0 P: 5	R: 0 E: 0 K: 1 S: 5	H: 0 LOB: 0 BB: 0 P: 3	R: 0 E: 0 K: 0 S: 3	H: 0 LOB: 0 BB: 0 P: 3	R: 0 E: 0 K: 1 S: 6	H: 1 LOB: 1 BB: 0 P: 6	R: 0 E: 0 K: 1 S: 6	H: 1 LOB: 1 BB: 0 P: 6	R: 0 E: 0 K: 0 S: 3	H: 0 LOB: 0 BB: 0 P: 3	1B: 2 2B: 0 3B: 0 HR: 0	SF: 0 SAC: 0 DP: 0 HBP: 0	WP: 0 PB: 0 SB: 0 CS: 0	PA: 29				
<b>PITCHER</b>	IP	WLS	BF	H	R	ER	SO	BB	IBB	HBP	BLK	WP	HR	S	P	ERA	WHIP							
<b>Gene Nelson, R</b> ERA: 3.36 (1, 1)	9.0	W	29	2	0	0	5	0	0	0	0	0	0	39	39	0.00	0.222							

Seattle Mariners @ Texas Rangers  
Arlington Stadium, Arlington, TX  
Mon Jun 07 1982, 8:05 PM EDT  
Att: 8,484 - Unknown

AB 29  
R 0  
H 2  
RBI 0  
BB 0  
SO 5  
LOB 3






Batter	1	2	3	4	5	6	7	8	9	10	11	12	13	14	AB	R	H	RBI	BB	SO	LOB	TOP			
<b>Julio Cruz, S</b> OBP: 0.326, SLG: 0.279 (1, 4)															5	0	1	0	1	0	1				
<b>Paul Serna, R</b> OBP: 0.241, SLG: 0.359 <b>Manny Castillo, S</b> OBP: 0.289, SLG: 0.284 (11, 5)															4	0	1	0	0	1	0				
<b>Bruce Bochte, L</b> OBP: 0.397, SLG: 0.375 (8, 3)															6	0	0	0	0	2	1				
<b>Richie Zisk, R</b> OBP: 0.346, SLG: 0.370 (1, 10)															6	1	3	1	0	1	0				
<b>Al Cowens, R</b> OBP: 0.329, SLG: 0.477 (1, 9)															6	1	0	0	0	0	2				
<b>Gary Gray, R</b> OBP: 0.390, SLG: 0.529 <b>Joe Simpson, L</b> OBP: 0.287, SLG: 0.297 (8, 8)															2	0	0	0	1	0	0				
<b>Todd Cruz, R</b> OBP: 0.276, SLG: 0.395 (1, 6)															5	0	2	1	0	1	0				
<b>Dave Henderson, R</b> OBP: 0.352, SLG: 0.484 (8, 7)														3	0	0	0	0	1	3					
<b>Bobby Brown, S</b> OBP: 0.291, SLG: 0.308 (11, 7)														2	0	1	0	1	0	0					
<b>Bud Bulling, R</b> OBP: 0.279, SLG: 0.253 <b>Rick Sweet, S</b> OBP: 0.474, SLG: 0.625 (11, 2)														3	0	0	0	0	0	3					
<b>Inning Stats</b>	R: 0 E: 0 K: 1 S: 5	H: 0 LOB: 0 BB: 0 P: 5	R: 0 E: 0 K: 0 S: 3	H: 0 LOB: 0 BB: 0 P: 3	R: 0 E: 0 K: 1 S: 6	H: 1 LOB: 1 BB: 0 P: 6	R: 0 E: 0 K: 0 S: 3	H: 0 LOB: 0 BB: 0 P: 3	R: 0 E: 0 K: 0 S: 3	H: 0 LOB: 2 BB: 1 P: 7	R: 0 E: 0 K: 0 S: 3	H: 1 LOB: 0 BB: 0 P: 3	R: 0 E: 0 K: 1 S: 6	H: 1 LOB: 1 BB: 1 P: 10	R: 0 E: 0 K: 0 S: 4	H: 1 LOB: 1 BB: 0 P: 4	R: 0 E: 0 K: 1 S: 6	H: 1 LOB: 2 BB: 2 P: 17	R: 1 E: 0 K: 2 S: 9	H: 2 LOB: 3 BB: 2 P: 17	1B: 6 2B: 2 HR: 1	SF: 0 SAC: 1 DP: 0 HBP: 0	WP: 0 PB: 0 SB: 1 CS: 2	PA: 55	
<b>PITCHER</b>	IP	WLS	BF	H	R	ER	SO	BB	IBB	HBP	BLK	WP	HR	S	P	ERA	WHIP								
<b>Frank Tanana, L</b> ERA: 3.8 <b>Dave Schmidt, R</b> ERA: 3.73 <b>Paul Mirabella, L</b> ERA: 3.38	(1, 1)	9.0	30	3	1	1	3	1	1	0	0	0	0	20	28	0.00	1.364								
	(13, 1)	1.1	8	2	1	1	2	1	1	0	0	0	0	10	18	6.75	2.250								

Seattle Mariners @ Texas Rangers  
Arlington Stadium, Arlington, TX  
Tue Jun 08 1982, 8:05 PM EDT  
Att. 8,971 - Unknown


AB 48  
R 2  
H 9  
RBI 2  
BB 5  
SO 8  
LOB 19



Batter	1	2	3	4	5	6	7	8	9	10	11	12	13	14	AB	R	H	RBI	BB	SO	LOB	BOTTOM			
<b>Bill Sample, R</b> OBP: 0.342, SLG: 0.451 (1, 7)														5	1	1	0	1	1	0					
<b>George Wright, S</b> OBP: 0.284, SLG: 0.384 (1, 8)															6	0	1	1	0	1	2				
<b>Buddy Bell, R</b> OBP: 0.362, SLG: 0.398 (1, 5)															6	0	2	0	0	3	3				
<b>Lamar Johnson, R</b> OBP: 0.321, SLG: 0.388 <b>Mike Richardt, R</b> OBP: 0.273, SLG: 0.297 (9, PR)															4	0	1	0	0	1	1				
<b>Jim Sundberg, R</b> OBP: 0.360, SLG: 0.390 (1, 2)															5	0	2	0	0	0	1				
<b>Dave Hostetler, R</b> OBP: 0.444, SLG: 0.700 (1, 3)															5	0	0	0	1	3	4				
<b>Leon Roberts, R</b> OBP: 0.266, SLG: 0.333 <b>Johnny Grubb, L</b> OBP: 0.365, SLG: 0.419 (8, 9)															2	0	0	0	0	1	2				
<b>Doug Flynn, R</b> OBP: 0.227, SLG: 0.244 <b>Bill Stein, R</b> OBP: 0.280, SLG: 0.244 (10, 4)															3	0	1	0	0	0	0				
<b>Mark Wagner, R</b> OBP: 0.254, SLG: 0.269 (1, 6)														4	0	0	0	0	1	0					
<b>Inning Stats</b>	R: 0 E: 0 K: 1 S: 6	H: 1 LOB: 1 BB: 0 P: 6	R: 0 E: 0 K: 2 S: 7	H: 1 LOB: 0 BB: 0 P: 7	R: 0 E: 0 K: 2 S: 8	H: 1 LOB: 2 BB: 1 P: 12	R: 0 E: 0 K: 0 S: 3	H: 1 LOB: 1 BB: 1 P: 7	R: 1 E: 0 K: 1 S: 7	H: 2 LOB: 1 BB: 0 P: 7	R: 0 E: 0 K: 0 S: 3	H: 0 LOB: 0 BB: 0 P: 7	R: 0 E: 0 K: 0 S: 3	H: 1 LOB: 2 BB: 1 P: 8	R: 0 E: 0 K: 1 S: 5	H: 0 LOB: 0 BB: 0 P: 5	R: 0 E: 0 K: 0 S: 3	H: 0 LOB: 0 BB: 0 P: 3	R: 0 E: 0 K: 1 S: 6	H: 1 LOB: 1 BB: 0 P: 6	1B: 7 2B: 2 HR: 0	SF: 0 SAC: 3 DP: 2 HBP: 0	WP: 0 PB: 0 SB: 0 CS: 0	PA: 51	
<b>PITCHER</b>	IP	WLS	BF	H	R	ER	SO	BB	IBB	HBP	BLK	WP	HR	S	P	ERA	WHIP								
<b>Floyd Bannister, L</b> ERA: 3.39 <b>Mike Stanton, R</b> ERA: 2.32 <b>Bill Caudill, R</b> ERA: 2.06 <b>Larry Andersen, R</b> ERA: 6.39	(1, 1)	6.0	24	6	1	1	8	2	0	0	0	0	0	11	15	0.00	0.375								
	(7, 1)	2.2	10	1	0	0	1	0	1	0	0	0	0	17	17	0.00	0.000								
	(14, 1)	1.0	4	1	0	0	1	0	0	0	0	0	0	6	6	0.00	1.000								

Seattle Mariners @ Texas Rangers  
Arlington Stadium, Arlington, TX  
Tue Jun 08 1982, 8:05 PM EDT  
Att. 8,971 - Unknown

AB 45  
R 1  
H 8  
RBI 1  
BB 3  
SO 12  
LOB 15









Batter	1	2	3	4	5	6	7	8	9	AB	R	H	RBI	BB	SO	LOB	TOP					
Gary Ward, R OBP: 0.271, SLG: 0.362 (1, 9)	6-3	L5		E6			6-3		6-3	5	0	0	0	0	0	1						
Ron Washington, R OBP: 0.320, SLG: 0.406 (1, 6)	1B		1-3	6-3			F7			4	1	1	0	0	0	1						
Tom Brunansky, R OBP: 0.353, SLG: 0.560 (1, 8)	1B			HR		FC5-4			5-3	3	1	2	1	1	0	0						
Kent Hrbek, L OBP: 0.385, SLG: 0.646 (1, 3)	K			PB		K			K	4	0	1	0	0	3	3						
Jesus Vega, R OBP: 0.295, SLG: 0.386 (1, 10)	1B		5-3			FC5-4		F4-3		4	0	2	1	0	0	2						
Mickey Hatcher, R OBP: 0.281, SLG: 0.331 (1, 7)	1-3					F4		F4-3		4	0	0	0	0	1	5						
Larry Milbourne, S OBP: 0.244, SLG: 0.235 (1, 4)		6-3		6-3			5-3		F4-3	4	0	0	0	0	0	1						
Gary Gaetti, R OBP: 0.266, SLG: 0.429 Randy Johnson, L OBP: 0.351, SLG: 0.508 (9, PH)	1-3			HR			5-3		F4	3	1	1	1	0	0	0						
Tim Laudner, R OBP: 0.308, SLG: 0.267 Dave Engle, R OBP: 0.269, SLG: 0.345 (9, PH)				6-3			6-3		K	1	0	0	0	0	1	0						
<b>Inning Stats</b>	R: 1 E: 0 K: 1 S: 8	H: 3 LOB: 2 BB: 0 P: 8	R: 0 E: 0 K: 0 S: 4	H: 1 LOB: 1 BB: 0 P: 4	R: 1 E: 0 K: 1 S: 7	H: 2 LOB: 1 BB: 0 P: 7	R: 1 E: 1 K: 0 S: 5	H: 1 LOB: 1 BB: 0 P: 5	R: 0 E: 0 K: 1 S: 5	H: 0 LOB: 0 BB: 1 P: 9	R: 0 E: 0 K: 0 S: 3	H: 0 LOB: 0 BB: 0 P: 3	R: 0 E: 0 K: 0 S: 3	H: 0 LOB: 0 BB: 0 P: 3	R: 0 E: 0 K: 1 S: 6	H: 1 LOB: 1 BB: 0 P: 6	R: 0 E: 0 K: 1 S: 5	H: 0 LOB: 0 BB: 0 P: 5	1B: 5 2B: 1 3B: 0 HR: 2	SF: 0 SAC: 0 DP: 0 HBP: 0	WP: 0 PB: 1 SB: 0 CS: 0	PA: 37
<b>PITCHER</b>	IP	WLS	BF	H	R	ER	SO	BB	IBB	HBP	BLK	WP	HR	S	P	ERA	WHIP					
Rick Honeycutt, L ERA: 4.86 Dave Schmidt, R ERA: 3.64	(1, 1)	8.0	W	34	8	3	3	4	1	0	0	0	0	2	41	45	3.38	1.125				
(9, 1)	1.0	S	3	0	0	0	1	0	0	0	0	0	0	5	5	0.00	0.000					

Minnesota Twins @ Texas Rangers  
Arlington Stadium, Arlington, TX  
Sat Jun 12 1982, 8:05 PM EDT  
Att: 18,464 - Unknown

AB	36
R	3
H	8
RBI	3
BB	1
SO	5
LOB	13



Batter	1	2	3	4	5	6	7	8	9	AB	R	H	RBI	BB	SO	LOB	BOTTOM					
Bill Sample, R OBP: 0.341, SLG: 0.450 (1, 8)	F9		1B					F7		4	1	2	0	0	0	0						
Doug Flynn, R OBP: 0.235, SLG: 0.252 (1, 4)	F9		FC6-4					F8		4	1	2	0	0	0	1						
Buddy Bell, R OBP: 0.356, SLG: 0.387 (1, 5)	G1-6-3		FC6-4					4-3		4	0	1	1	0	0	3						
Johnny Grubb, L OBP: 0.366, SLG: 0.404 (1, 7)	G1-6-3							1B		2	0	0	0	2	0	1						
Lamar Johnson, R OBP: 0.330, SLG: 0.393 (1, 10)		K		HR				1B		4	1	3	1	0	1	0						
Jim Sundberg, R OBP: 0.342, SLG: 0.369 (1, 2)		5-3						1B		4	0	0	0	0	1	5						
Dave Hostetter, R OBP: 0.429, SLG: 0.714 (1, 3)		L4						HR		3	1	1	2	0	0	0						
Larry Parrish, R OBP: 0.215, SLG: 0.221 (1, 9)								F6		3	0	0	0	0	1	0						
Mark Wagner, R OBP: 0.267, SLG: 0.281 (1, 6)								F7		3	0	0	0	0	0	0						
<b>Inning Stats</b>	R: 1 E: 0 K: 0 S: 4	H: 2 LOB: 0 BB: 0 P: 4	R: 0 E: 0 K: 1 S: 5	H: 0 LOB: 0 BB: 0 P: 5	R: 0 E: 0 K: 0 S: 5	H: 2 LOB: 2 BB: 0 P: 5	R: 2 E: 0 K: 1 S: 7	H: 2 LOB: 0 BB: 0 P: 7	R: 0 E: 0 K: 0 S: 3	H: 0 LOB: 0 BB: 0 P: 3	R: 0 E: 0 K: 0 S: 3	H: 1 LOB: 1 BB: 1 P: 7	R: 0 E: 0 K: 1 S: 5	H: 0 LOB: 0 BB: 0 P: 5	R: 0 E: 0 K: 0 S: 5	H: 2 LOB: 2 BB: 1 P: 9	1B: 7 2B: 1 3B: 0 HR: 1	SF: 0 SAC: 0 DP: 2 HBP: 0	WP: 0 PB: 0 SB: 0 CS: 0	PA: 33		
<b>PITCHER</b>	IP	WLS	BF	H	R	ER	SO	BB	IBB	HBP	BLK	WP	HR	S	P	ERA	WHIP					
Bobby Castillo, R ERA: 4.27 Pete Redfern, R ERA: 6.59	(1, 1)	7.1	L	29	8	4	4	3	1	0	0	0	0	1	34	38	4.91	1.227				
(8, 1)	0.2		4	1	0	0	0	0	1	0	0	0	0	3	7	0.00	1.500					

Minnesota Twins @ Texas Rangers  
Arlington Stadium, Arlington, TX  
Sat Jun 12 1982, 8:05 PM EDT  
Att: 18,464 - Unknown

AB	31
R	4
H	9
RBI	4
BB	2
SO	3
LOB	10





Batter	1	2	3	4	5	6	7	8	9	AB	R	H	RBI	BB	SO	LOB	TOP										
<b>Gary Ward, R</b> OBP: 0.269, SLG: 0.358 (1, 9)										5	0	1	0	0	2	1	<b>Minnesota Twins @ Texas Rangers</b> Arlington Stadium, Arlington, TX Sun Jun 13 1982, 4:33 AM EDT Att: 15,973 - Unknown										
<b>Ron Washington, R</b> OBP: 0.324, SLG: 0.410 (1, 6)										3	1	1	0	1	0	1											
<b>Tom Brunansky, R</b> OBP: 0.367, SLG: 0.563 (1, 8)										3	1	2	0	0	0	1											
<b>Kent Hrbek, L</b> OBP: 0.387, SLG: 0.644 (1, 3)										4	1	2	0	0	0	4											
<b>Randy Johnson, L</b> OBP: 0.355, SLG: 0.519 (1, 10)										3	1	2	2	0	0	0											
<b>Mickey Hatcher, R</b> OBP: 0.280, SLG: 0.336 (1, 7)										4	0	1	1	0	0	2											
<b>Gary Gaetti, R</b> OBP: 0.260, SLG: 0.421 (1, 5)										3	0	0	1	0	0	0											
<b>John Castino, R</b> OBP: 0.263, SLG: 0.282 (1, 4)										3	0	0	0	1	0	1											
<b>Tim Laudner, R</b> OBP: 0.286, SLG: 0.245 (1, 2)										4	0	0	0	0	0	1											
<b>Inning Stats</b>	R: 0 E: 0 K: 0 S: 4	H: 2 LOB: 1 BB: 0 P: 4	R: 0 E: 0 K: 0 S: 3	H: 1 LOB: 0 BB: 0 P: 3	R: 0 E: 0 K: 0 S: 3	H: 0 LOB: 0 BB: 0 P: 3	R: 1 E: 0 K: 0 S: 5	H: 2 LOB: 1 BB: 0 P: 5	R: 0 E: 0 K: 1 S: 5	H: 0 LOB: 1 BB: 1 P: 9	R: 3 E: 0 K: 0 S: 6	H: 3 LOB: 1 BB: 0 P: 7	R: 0 E: 0 K: 1 S: 6	H: 1 LOB: 2 BB: 1 P: 10	R: 0 E: 0 K: 0 S: 3	H: 0 LOB: 0 BB: 0 P: 3	R: 0 E: 0 K: 0 S: 3	H: 0 LOB: 0 BB: 0 P: 3	1B: 6 2B: 4 3B: 0 HR: 0	SF: 2 SAC: 0 DP: 2 HBP: 1	WP: 1 PA: 37 CS: 0						
<b>PITCHER</b>	IP	WLS	BF	H	R	ER	SO	BB	IBB	HBP	BLK	WP	HR	S	P	ERA	WHIP										
<b>Doc Medich, R</b> ERA: 5.79 (1, 1)	6.2	W	30	9	4	4	2	2	0	1	0	1	0	31	40	5.40	1.650										
<b>Paul Mirabella, L</b> ERA: 3.24 (7, 1)	0.1		1	0	0	0	0	0	0	0	0	0	0	1	1	0.00	0.000										
<b>Steve Comer, R</b> ERA: 3.72 (8, 1)	2.0		6	0	0	0	0	0	0	0	0	0	0	6	6	0.00	0.000										

Batter	1	2	3	4	5	6	7	8	9	AB	R	H	RBI	BB	SO	LOB	BOTTOM										
<b>George Wright, S</b> OBP: 0.288, SLG: 0.397 (1, 8)										4	2	3	2	0	0	0	<b>Minnesota Twins @ Texas Rangers</b> Arlington Stadium, Arlington, TX Sun Jun 13 1982, 4:33 AM EDT Att: 15,973 - Unknown										
<b>Doug Flynn, R</b> OBP: 0.241, SLG: 0.257 (1, 4)										5	0	2	2	0	0	3											
<b>Buddy Bell, R</b> OBP: 0.356, SLG: 0.383 (1, 5)										2	0	0	0	1	0	2											
<b>Bill Stein, R</b> OBP: 0.283, SLG: 0.250 (5, 5)										2	0	1	0	0	0	0											
<b>Lamar Johnson, R</b> OBP: 0.342, SLG: 0.411 (1, 10)										5	2	3	1	0	0	2											
<b>Dave Hostetler, R</b> OBP: 0.435, SLG: 0.769 (1, 3)										4	1	2	2	0	1	1											
<b>Leon Roberts, R</b> OBP: 0.297, SLG: 0.338 (1, 7)										4	2	2	0	0	0	1											
<b>Larry Parrish, R</b> OBP: 0.216, SLG: 0.222 (1, 9)										4	1	1	0	0	1	1											
<b>Don Werner, R</b> OBP: 0.364, SLG: 0.222 (1, 2)										3	1	1	0	1	0	0											
<b>Mark Wagner, R</b> OBP: 0.274, SLG: 0.282 (1, 6)										3	1	1	2	1	0	0											
<b>Inning Stats</b>	R: 7 E: 0 K: 0 S: 10	H: 8 LOB: 2 BB: 2 P: 18	R: 1 E: 0 K: 0 S: 4	H: 2 LOB: 0 BB: 0 P: 4	R: 0 E: 0 K: 0 S: 3	H: 0 LOB: 0 BB: 0 P: 3	R: 0 E: 0 K: 1 S: 6	H: 1 LOB: 1 BB: 0 P: 6	R: 1 E: 0 K: 0 S: 5	H: 2 LOB: 2 BB: 1 P: 9	R: 0 E: 0 K: 0 S: 3	H: 0 LOB: 0 BB: 0 P: 3	R: 0 E: 0 K: 1 S: 5	H: 0 LOB: 1 BB: 0 P: 5	R: 1 E: 0 K: 0 S: 5	H: 3 LOB: 1 BB: 0 P: 5	1B: 13 2B: 1 3B: 1 HR: 1	SF: 1 SAC: 0 DP: 2 HBP: 0	WP: 0 PA: 40 CS: 0								
<b>PITCHER</b>	IP	WLS	BF	H	R	ER	SO	BB	IBB	HBP	BLK	WP	HR	S	P	ERA	WHIP										
<b>Jack O'Connor, L</b> ERA: 12.91 (1, 1)	0.2	L	9	6	7	7	0	2	0	0	0	0	0	7	15	94.50	12.000										
<b>John Pacella, R</b> ERA: 4.91 (1, 1)	4.1		20	7	2	2	1	1	0	0	0	0	0	21	25	4.15	1.846										
<b>Paul Boris, R</b> ERA: 5.74 (6, 1)	3.0		11	3	1	1	1	0	0	0	0	0	0	13	13	3.00	1.000										

AB 32  
R 4  
H 9  
RBI 4  
BB 2  
SO 2  
LOB 11



AB 36  
R 10  
H 16  
RBI 9  
BB 3  
SO 2  
LOB 10





Batter	1	2	3	4	5	6	7	8	9	AB	R	H	RBI	BB	SO	LOB	TOP								
George Wright, S (1, 8) OBP: 0.284, SLG: 0.392 Terry Bogener, L (8, PH) (8, 8)										3	0	0	0	0	3	3	<p>Texas Rangers @ Seattle Mariners The Kingdome, Seattle, WA Mon Jun 14 1982, 10:05 PM EDT Att: 10,795 - Dome</p>								
Doug Flynn, R (1, 4) OBP: 0.241, SLG: 0.257 (8, 6)										4	0	1	0	0	0	2									
Buddy Bell, R (1, 5) OBP: 0.349, SLG: 0.376										4	0	0	0	0	0	2									
Johnny Grubb, L (1, 7) OBP: 0.353, SLG: 0.388										4	0	0	0	0	2	1									
Lamar Johnson, R (1, 10) OBP: 0.339, SLG: 0.400										3	0	0	0	1	0	0									
Jim Sundberg, R (1, 2) OBP: 0.337, SLG: 0.363										3	0	0	0	0	1	2									
Dave Hostetler, R (1, 3) OBP: 0.408, SLG: 0.714										3	0	0	0	0	1	0									
Larry Parrish, R (1, 9) OBP: 0.227, SLG: 0.233										3	0	2	0	0	0	0									
Mark Wagner, R (1, 6) OBP: 0.270, SLG: 0.277 Bill Stein, R (8, PH) OBP: 0.278, SLG: 0.245 (8, 4)										2	0	0	0	0	0	2									
<b>Inning Stats</b>	R: 0 E: 0 K: 1 S: 5	H: 1 LOB: 0 BB: 0 P: 5	R: 0 E: 0 K: 2 S: 7	H: 0 LOB: 0 BB: 0 P: 7	R: 0 E: 1 K: 1 S: 6	H: 1 LOB: 1 BB: 0 P: 6	R: 0 E: 1 K: 1 S: 6	H: 0 LOB: 2 BB: 1 P: 10	R: 0 E: 1 K: 0 S: 3	H: 0 LOB: 0 BB: 0 P: 3	R: 0 E: 0 K: 1 S: 5	H: 0 LOB: 0 BB: 0 P: 5	R: 0 E: 0 K: 0 S: 3	H: 0 LOB: 0 BB: 0 P: 3	R: 0 E: 0 K: 0 S: 3	H: 0 LOB: 0 BB: 0 P: 3	1B: 3 2B: 0 3B: 0 HR: 0	SF: 0 SAC: 0 DP: 1 HBP: 0	WP: 0 PB: 0 SB: 0 CS: 0	PA: 32					
<b>PITCHER</b>	IP	WLS	BF	H	R	ER	SO	BB	IBB	HBP	BLK	WP	HR	S	P	ERA	WHIP								
Jim Beattie, R (1, 1) ERA: 2.61	6.0	W	23	3	0	0	6	1	0	0	0	0	0	34	38	0.00	0.667								
Mike Stanton, R (7, 1) ERA: 2.12	3.0	S	9	0	0	0	1	0	0	0	0	0	0	11	11	0.00	0.000								

AB	31
R	0
H	3
RBI	0
BB	1
SO	7
LOB	12



Batter	1	2	3	4	5	6	7	8	9	AB	R	H	RBI	BB	SO	LOB	BOTTOM								
Julio Cruz, S (1, 4) OBP: 0.315, SLG: 0.280										4	0	0	0	0	0	3	<p>Texas Rangers @ Seattle Mariners The Kingdome, Seattle, WA Mon Jun 14 1982, 10:05 PM EDT Att: 10,795 - Dome</p>								
Manny Castillo, S (1, 5) OBP: 0.289, SLG: 0.302										4	0	0	0	0	0	2									
Bruce Bochte, L (1, 7) OBP: 0.390, SLG: 0.377										3	2	1	1	1	0	0									
Richie Zisk, R (1, 10) OBP: 0.362, SLG: 0.390										4	0	2	0	0	0	0									
Al Cowens, R (1, 9) OBP: 0.340, SLG: 0.494										4	1	2	2	0	0	1									
Gary Gray, R (1, 3) OBP: 0.395, SLG: 0.471										4	0	2	0	0	0	3									
Paul Serna, R (1, 6) OBP: 0.227, SLG: 0.333										4	0	0	0	0	0	2									
Dave Henderson, R (1, 8) OBP: 0.341, SLG: 0.547										3	1	1	1	0	1	1									
Bud Bulling, R (1, 2) OBP: 0.299, SLG: 0.273										2	0	1	0	1	0	0									
<b>Inning Stats</b>	R: 1 E: 0 K: 0 S: 5	H: 2 LOB: 2 BB: 1 P: 9	R: 0 E: 0 K: 0 S: 3	H: 0 LOB: 1 BB: 1 P: 7	R: 0 E: 0 K: 0 S: 3	H: 0 LOB: 0 BB: 0 P: 3	R: 0 E: 0 K: 1 S: 6	H: 1 LOB: 1 BB: 0 P: 6	R: 0 E: 0 K: 0 S: 3	H: 1 LOB: 0 BB: 0 P: 3	R: 1 E: 0 K: 0 S: 4	H: 2 LOB: 0 BB: 0 P: 4	R: 1 E: 1 K: 0 S: 5	H: 1 LOB: 1 BB: 0 P: 5	R: 1 E: 0 K: 0 S: 5	H: 2 LOB: 1 BB: 0 P: 5	1B: 4 2B: 3 3B: 0 HR: 3	SF: 0 SAC: 0 DP: 2 HBP: 0	WP: 0 PB: 0 SB: 0 CS: 0	PA: 34					
<b>PITCHER</b>	IP	WLS	BF	H	R	ER	SO	BB	IBB	HBP	BLK	WP	HR	S	P	ERA	WHIP								
Jon Matlack, L (1, 1) ERA: 3.48	7.1	L	30	7	3	3	3	1	0	0	0	0	2	30	38	3.68	1.227								
Danny Darwin, R (8, 1) ERA: 3.69	0.2		4	2	1	1	0	0	0	0	0	0	1	4	4	13.50	3.000								

AB	32
R	4
H	9
RBI	4
BB	2
SO	1
LOB	12





Batter	1	2	3	4	5	6	7	8	9	AB	R	H	RBI	BB	SO	LOB	TOP																					
Terry Bogener, L (1, 8) George Wright, S (6, 8) OBP: 0.282, SLG: 0.388	E6 1B		L8		1B FC6-4 BB		K 1-2	3-1		2	1	0	0	1	0	0	<b>Texas Rangers @ Seattle Mariners</b> The Kingdome, Seattle, WA Tue Jun 15 1982, 10:05 PM EDT Att: 9,900 - Dome																					
Doug Flynn, R (1, 4) OBP: 0.247, SLG: 0.262	K		2B 1B		1B FC6-4 1-2		F8		K	5	1	2	0	0	2	2																						
Buddy Bell, R (1, 5) OBP: 0.363, SLG: 0.392	1B G4-6-3 1-2		2B		1B FC6-4 1-2 2-3		1B IBB		1B FC6-4	4	0	4	1	1	0	0																						
Johnny Grubb, L (1, 7) Leon Roberts, R (5, PH) OBP: 0.356, SLG: 0.385 OBP: 0.226, SLG: 0.324	G4-6-3 1-2		BB		FC6-4 1-2 2-3 3-H		1-3		K	1	0	0	0	1	0	2																						
Lamar Johnson, R (1, 10) OBP: 0.333, SLG: 0.392		F9	F9		F9			SH1-4 HR 1B	FC6-4 1-2	5	1	1	0	0	0	5																						
Jim Sundberg, R (1, 2) OBP: 0.332, SLG: 0.356	1-3			6-3		6-3		SH1-4 1-2		3	0	0	0	0	0	0																						
Dave Hostetter, R (1, 3) OBP: 0.415, SLG: 0.826	HR			K		6-3		HR		4	2	2	3	0	1	0																						
Larry Parrish, R (1, 9) OBP: 0.227, SLG: 0.228	K			K		K		BB S		3	0	0	0	1	3	0																						
Mark Wagner, R (1, 6) OBP: 0.277, SLG: 0.285			1B		L6		1B PB	F8 1-2		4	0	2	0	0	0	1																						
<b>Inning Stats</b>	R: 0 E: 1 K: 1 S: 6	H: 1 LOB: 1 BB: 0 P: 6	R: 1 E: 0 K: 1 S: 6	H: 1 LOB: 0 BB: 0 P: 6	R: 1 E: 0 K: 0 S: 5	H: 3 LOB: 2 BB: 1 P: 9	R: 0 E: 0 K: 2 S: 7	H: 0 LOB: 0 BB: 0 P: 7	R: 1 E: 0 K: 0 S: 5	H: 2 LOB: 2 BB: 1 P: 9	R: 0 E: 0 K: 1 S: 5	H: 0 LOB: 0 BB: 0 P: 5	R: 0 E: 0 K: 1 S: 6	H: 1 LOB: 2 BB: 1 P: 10	R: 2 E: 0 K: 0 S: 5	H: 2 LOB: 1 BB: 1 P: 9		R: 0 E: 0 K: 2 S: 8	H: 1 LOB: 1 BB: 0 P: 8	1B: 8 2B: 1 3B: 0 HR: 2	SF: 0 SAC: 1 DP: 1 HBP: 0	WP: 0 PB: 1 SB: 2 CS: 0	PA: 41															
<b>PITCHER</b>	IP	WLS	BF	H	R	ER	SO	BB	IBB	HBP	BLK	WP	HR	S	P	ERA	WHIP	<b>PITCHER</b>				IP	WLS	BF	H	R	ER	SO	BB	IBB	HBP	BLK	WP	HR	S	P	ERA	WHIP
Mike Moore, R (1, 1) ERA: 6.89	4.1	L	21	7	3	3	4	2	0	0	0	0	1	27	35	6.23	2.077																					
Bryan Clark, L (5, 1) ERA: 1.59	2.1		9	1	0	0	2	0	1	0	0	0	0	12	16	0.00	0.429																					
Larry Andersen, R (7, 1) ERA: 5.68	2.1		11	3	2	2	2	1	0	0	0	0	1	14	18	7.71	1.714																					

AB	36
R	5
H	11
RBI	5
BB	4
SO	8
LOB	17



Batter	1	2	3	4	5	6	7	8	9	AB	R	H	RBI	BB	SO	LOB	BOTTOM																					
Julio Cruz, S (1, 4) OBP: 0.321, SLG: 0.298	F5		1B BB		HR	1B		F6		4	1	2	1	1	0	1	<b>Texas Rangers @ Seattle Mariners</b> The Kingdome, Seattle, WA Tue Jun 15 1982, 10:05 PM EDT Att: 9,900 - Dome																					
Manny Castillo, S (1, 5) OBP: 0.292, SLG: 0.305	F7		1B		L9 BB 1B	F8		F6		5	0	2	0	0	0	1																						
Bruce Bochte, L (1, 7) Joe Simpson, L (9, PR) OBP: 0.390, SLG: 0.375 OBP: 0.280, SLG: 0.289	1B		F7		F5		F8	F4-6-3 BB		4	0	1	0	1	0	3																						
Richie Zisk, R (1, 10) OBP: 0.358, SLG: 0.382	F5			F7	BB BB	K		F4-6-3 BB 1-2		4	0	0	0	1	1	2																						
Al Cowens, R (1, 9) OBP: 0.342, SLG: 0.506	6-3			1B 1B	L9 2-3	HR				4	1	2	1	0	0	2																						
Gary Gray, R (1, 3) OBP: 0.383, SLG: 0.465	F8			1B 2-3	1B 1-2	BB		5-3		3	0	1	0	1	0	0																						
Dave Henderson, R (1, 8) OBP: 0.326, SLG: 0.519	1-3			2-3	F8			F7		4	0	0	0	0	0	5																						
Bud Bulling, R (1, 2) Rick Sweet, S (8, PH) OBP: 0.300, SLG: 0.267 OBP: 0.479, SLG: 0.600			F9		BB		F3	F4-3		2	0	0	0	1	0	0																						
Paul Serna, R (1, 6) OBP: 0.228, SLG: 0.322	F4		F2		BB		5-3	HBP		3	0	0	0	0	0	3																						
<b>Inning Stats</b>	R: 0 E: 0 K: 0 S: 4	H: 1 LOB: 1 BB: 0 P: 4	R: 0 E: 0 K: 0 S: 3	H: 0 LOB: 0 BB: 0 P: 3	R: 0 E: 0 K: 0 S: 4	H: 1 LOB: 1 BB: 1 P: 8	R: 0 E: 0 K: 0 S: 5	H: 2 LOB: 3 BB: 1 P: 9	R: 1 E: 0 K: 0 S: 5	H: 2 LOB: 3 BB: 2 P: 13	R: 0 E: 0 K: 0 S: 4	H: 1 LOB: 1 BB: 0 P: 4	R: 1 E: 0 K: 1 S: 6	H: 1 LOB: 0 BB: 0 P: 6	R: 0 E: 0 K: 0 S: 3	H: 0 LOB: 1 BB: 0 P: 4		R: 0 E: 0 K: 0 S: 2	H: 0 LOB: 1 BB: 1 P: 6	1B: 6 2B: 0 3B: 0 HR: 2	SF: 0 SAC: 0 DP: 1 HBP: 1	WP: 0 PB: 0 SB: 0 CS: 0	PA: 40															
<b>PITCHER</b>	IP	WLS	BF	H	R	ER	SO	BB	IBB	HBP	BLK	WP	HR	S	P	ERA	WHIP	<b>PITCHER</b>				IP	WLS	BF	H	R	ER	SO	BB	IBB	HBP	BLK	WP	HR	S	P	ERA	WHIP
Frank Tanana, L (1, 1) ERA: 3.59	6.2	W	31	7	1	1	1	4	0	0	0	0	1	29	45	1.35	1.650																					
Steve Comer, R (7, 1) ERA: 3.73	2.1	S	9	1	1	1	0	1	0	1	0	0	1	7	12	3.86	0.857																					

AB	34
R	2
H	8
RBI	2
BB	5
SO	1
LOB	17





Batter	1	2	3	4	5	6	7	8	9	AB	R	H	RBI	BB	SO	LOB	TOP										
Terry Bogener, L (1,8)	F4		FC6-4			L7		K		4	0	0	0	0	1	4	<b>Texas Rangers @ Seattle Mariners</b> The Kingdome, Seattle, WA Wed Jun 16 1982, 10:05 PM EDT Att: 10,066 - Dome										
Doug Flynn, R (1,4) Bill Stein, R (8,PH) George Wright, S (8,FR) Mike Richardt, R (8,4)	F6-3		F4-3			F9				3	0	0	0	0	0	2											
Buddy Bell, R (1,5)	K				1-3			K		4	0	0	0	0	2												
Johnny Grubb, L (1,7)					L3					4	0	2	0	0	0	0											
Lamar Johnson, R (1,10)										4	0	1	0	0	1	2											
Dave Hostetter, R (1,3)										4	0	0	0	0	1	2											
Jim Sundberg, R (1,2)										3	1	1	1	0	0	0											
Larry Parrish, R (1,9)										3	1	2	0	0	0	0											
Mark Wagner, R (1,6)										2	0	1	0	1	0	0											
<b>Inning Stats</b>	R: 0 E: 0 K: 1 S: 5	H: 0 LOB: 0 BB: 0 P: 5	R: 0 E: 0 K: 0 S: 3	H: 1 LOB: 1 BB: 0 P: 3	R: 1 E: 0 K: 0 S: 5	H: 3 LOB: 1 BB: 0 P: 5	R: 0 E: 0 K: 1 S: 5	H: 0 LOB: 0 BB: 0 P: 5	R: 0 E: 0 K: 0 S: 3	H: 0 LOB: 0 BB: 0 P: 5	R: 0 E: 0 K: 0 S: 4	H: 1 LOB: 1 BB: 0 P: 4	R: 1 E: 0 K: 2 S: 9	H: 2 LOB: 1 BB: 1 P: 13	R: 0 E: 0 K: 0 S: 3	H: 1 LOB: 0 BB: 0 P: 3		1B: 7 2B: 0 3B: 0 HR: 1	SF: 0 SAC: 0 DP: 3 HBP: 0	WP: 1 PB: 0 SB: 0 CS: 0	PA: 33						
<b>PITCHER</b>	IP	WLS	BF	H	R	ER	SO	BB	IBB	HBP	BLK	WP	HR	S	P	ERA	WHIP										
Gaylord Perry, R (1,1) ERA: 3.64	7.1	W	27	6	2	2	3	1	0	0	0	1	1	32	36	2.46	0.955										
Bill Caudill, R (8,1) ERA: 1.85	1.2	S	6	2	0	0	2	0	0	0	0	0	0	10	10	0.00	1.200										

Batter	1	2	3	4	5	6	7	8	9	AB	R	H	RBI	BB	SO	LOB	BOTTOM										
Julio Cruz, S (1,4)	F4-3					L8				4	2	1	3	1	1	0	<b>Texas Rangers @ Seattle Mariners</b> The Kingdome, Seattle, WA Wed Jun 16 1982, 10:05 PM EDT Att: 10,066 - Dome										
Manny Castillo, S (1,5)	6-3				G3					5	0	1	2	0	0	0											
Bruce Bochte, L (1,7)										3	1	1	0	2	0	0											
Richie Zisk, R (1,10)										3	0	1	1	0	1	0											
Al Cowens, R (1,9)										3	0	0	0	1	0	2											
Gary Gray, R (1,3)										3	0	0	0	1	1	3											
Rick Sweet, S (1,2)										3	1	1	0	1	0	0											
Dave Henderson, R (1,8)										2	2	1	0	2	1	0											
Paul Serna, R (1,6)										3	1	1	0	0	0	3											
<b>Inning Stats</b>	R: 0 E: 0 K: 0 S: 4	H: 1 LOB: 3 BB: 2 P: 12	R: 3 E: 0 K: 0 S: 6	H: 3 LOB: 2 BB: 2 P: 14	R: 0 E: 0 K: 2 S: 7	H: 0 LOB: 0 BB: 0 P: 7	R: 0 E: 0 K: 1 S: 5	H: 0 LOB: 0 BB: 0 P: 5	R: 1 E: 0 K: 1 S: 6	H: 1 LOB: 3 BB: 3 P: 18	R: 0 E: 0 K: 0 S: 3	H: 0 LOB: 0 BB: 0 P: 3	R: 0 E: 0 K: 0 S: 3	H: 0 LOB: 0 BB: 0 P: 3	R: 3 E: 0 K: 0 S: 5	H: 2 LOB: 0 BB: 1 P: 9		1B: 5 2B: 1 3B: 0 HR: 1	SF: 1 SAC: 1 DP: 0 HBP: 0	WP: 0 PB: 0 SB: 1 CS: 0	PA: 39						
<b>PITCHER</b>	IP	WLS	BF	H	R	ER	SO	BB	IBB	HBP	BLK	WP	HR	S	P	ERA	WHIP										
Charlie Hough, R (1,1) ERA: 3.13	4.2	L	25	5	4	4	4	5	1	0	0	0	0	27	51	7.71	2.143										
John Butcher, R (5,1) ERA: 7.54	2.2		11	1	2	2	0	2	0	0	0	0	0	9	17	6.75	1.125										
Paul Mirabella, L (8,1) ERA: 3.63	0.2		3	1	1	1	0	0	0	0	0	0	1	3	3	13.50	1.500										



Batter	1	2	3	4	5	6	7	8	9	AB	R	H	RBI	BB	SO	LOB	TOP			
Terry Bogener, L (1, 8) George Wright, S (5, 8) OBP: 0.279, SLG: 0.384	L6		K	HBP		G6-4-3		F2		2	0	0	0	0	1	2				
Johnny Grubb, L (1, 9) OBP: 0.354, SLG: 0.375	6-3		2B			4-3		4-3		4	1	0	0	1	0	3				
Buddy Bell, R (1, 5) OBP: 0.362, SLG: 0.394	F4		F9			1B		FC5-4		5	2	3	3	0	0	0				
Lamar Johnson, R (1, 10) OBP: 0.326, SLG: 0.375		F9	F9			F7		K		4	0	0	0	1	1	2				
Dave Hostetler, R (1, 3) OBP: 0.387, SLG: 0.722	F4		1B			5-3		K		4	0	1	1	1	1	3				
Jim Sundberg, R (1, 2) OBP: 0.333, SLG: 0.370			K			1B		FC5-4		4	0	1	0	1	1	4				
Mike Richardt, R (1, 7) OBP: 0.278, SLG: 0.300	F8					6-3		5-3		4	0	1	1	0	0	3				
Doug Flynn, R (1, 4) OBP: 0.242, SLG: 0.257			1B			F6-3		F3		4	1	1	0	0	0	2				
Mark Wagner, R (1, 6) OBP: 0.307, SLG: 0.305			2B							3	1	3	0	1	0	0				
<b>Inning Stats</b>	R: 0 E: 0 K: 0 S: 3	H: 0 LOB: 0 BB: 0 P: 3	R: 0 E: 0 K: 0 S: 3	H: 0 LOB: 1 BB: 1 P: 7	R: 4 E: 0 K: 2 S: 11	H: 4 LOB: 1 BB: 1 P: 15	R: 0 E: 0 K: 0 S: 4	H: 1 LOB: 2 BB: 0 P: 5	R: 1 E: 0 K: 0 S: 6	H: 3 LOB: 2 BB: 0 P: 6	R: 0 E: 0 K: 1 S: 6	H: 1 LOB: 2 BB: 1 P: 10	R: 0 E: 0 K: 0 S: 4	H: 1 LOB: 1 BB: 1 P: 4	R: 0 E: 0 K: 1 S: 5	H: 0 LOB: 1 BB: 1 P: 9	1B: 9 2B: 1 3B: 0 HR: 0	SF: 0 SAC: 0 DP: 1 HBP: 1	WP: 0 PB: 0 SB: 2 CS: 0	PA: 42
<b>PITCHER</b>	IP	WLS	BF	H	R	ER	SO	BB	IBB	HBP	BLK	WP	HR	S	P	ERA	WHIP			
Gene Nelson, R (1, 1) ERA: 3.55	4.2	L	25	8	5	5	2	2	0	1	0	0	0	26	35	9.64	2.143			
Bryan Clark, L (5, 1) ERA: 1.5	3.1		13	2	0	0	1	2	0	0	0	0	0	13	21	0.00	1.200			
Ed Vande Berg, L (9, 1) ERA: 1.91	1.0		4	0	0	0	1	1	0	0	0	0	0	5	9	0.00	1.000			

Texas Rangers @ Seattle Mariners  
The Kingdome, Seattle, WA  
Thu Jun 17 1982, 10:05 PM EDT  
Att: 8,446 - Dome


AB 36  
R 5  
H 10  
RBI 5  
BB 5  
SO 4  
LOB 21



Batter	1	2	3	4	5	6	7	8	9	AB	R	H	RBI	BB	SO	LOB	BOTTOM					
Julio Cruz, S (1, 4) OBP: 0.322, SLG: 0.310	FC5-4		K			1-3		6-3		4	0	1	0	0	1	1						
Manny Castillo, S (1, 5) OBP: 0.289, SLG: 0.306	FC5-4		F4-3			1-3		F4-3		4	0	1	0	0	0	2						
Bruce Bochte, L (1, 7) OBP: 0.396, SLG: 0.378	BB					F7		F4-3		3	1	1	0	1	0	1						
Bobby Brown, S (9, 7) OBP: 0.281, SLG: 0.287	BB		1-3			2B		F4-3		0	0	0	0	0	0	0						
Richie Zisk, R (1, 10) OBP: 0.355, SLG: 0.378	K		1-3			1B		5-3		4	0	1	0	0	1	4						
Al Cowens, R (1, 9) OBP: 0.343, SLG: 0.500	G3		F4-3			1B				4	0	2	1	0	0	2						
Jim Malar, R (1, 3) OBP: 0.290, SLG: 0.358	6-3					5-3		F6-4-3		4	0	1	0	0	0	3						
Dave Henderson, R (1, 8) OBP: 0.351, SLG: 0.506	F5-4-3		1-3			1B		F9		2	0	0	0	2	0	1						
Bud Bulling, R (1, 2) OBP: 0.288, SLG: 0.255	F5-4-3					F7		6-3		4	0	0	0	0	0	2						
Paul Serna, R (1, 6) OBP: 0.235, SLG: 0.323	F4-3					6-3		6-3		3	0	1	0	0	0	0						
<b>Inning Stats</b>	R: 0 E: 0 K: 1 S: 6	H: 1 LOB: 2 BB: 1 P: 10	R: 0 E: 0 K: 0 S: 2	H: 0 LOB: 0 BB: 1 P: 6	R: 0 E: 0 K: 1 S: 5	H: 1 LOB: 0 BB: 0 P: 5	R: 1 E: 0 K: 0 S: 5	H: 2 LOB: 1 BB: 0 P: 5	R: 0 E: 0 K: 0 S: 3	H: 0 LOB: 0 BB: 0 P: 3	R: 0 E: 0 K: 0 S: 5	H: 2 LOB: 2 BB: 0 P: 5	R: 0 E: 0 K: 0 S: 3	H: 0 LOB: 0 BB: 0 P: 3	R: 0 E: 0 K: 0 S: 4	H: 1 LOB: 1 BB: 0 P: 4	R: 0 E: 0 K: 0 S: 3	H: 1 LOB: 1 BB: 1 P: 7	1B: 7 2B: 1 3B: 0 HR: 0	SF: 0 SAC: 0 DP: 3 HBP: 0	WP: 0 PB: 0 SB: 0 CS: 0	PA: 35
<b>PITCHER</b>	IP	WLS	BF	H	R	ER	SO	BB	IBB	HBP	BLK	WP	HR	S	P	ERA	WHIP					
Rick Honeycutt, L (1, 1) ERA: 4.4	9.0	W	35	8	1	1	2	3	0	0	0	0	0	36	48	1.00	1.222					

Texas Rangers @ Seattle Mariners  
The Kingdome, Seattle, WA  
Thu Jun 17 1982, 10:05 PM EDT  
Att: 8,446 - Dome

AB 32  
R 1  
H 8  
RBI 1  
BB 3  
SO 2  
LOB 16





Batter	1	2	3	4	5	6	7	8	9	AB	R	H	RBI	BB	SO	LOB	TOP										
Terry Bogener, L (1, 8) OBP: 0.200, SLG: 0.308 George Wright, S (7, 8) OBP: 0.279, SLG: 0.384	F9		HR			K	4-3			4	1	1	1	0	1	0	<b>Texas Rangers @ Minnesota Twins</b> Hubert H. Humphrey Metrodome, Minneapolis, MN Fri Jun 18 1982, 8:05 PM EDT Att: 9,614 - Dome <a href="http://livebaseballscorecards.com">livebaseballscorecards.com</a>										
Johnny Grubb, L (1, 9) OBP: 0.351, SLG: 0.371	F7		K			2B		F6		4	1	1	0	0	1	0											
Buddy Bell, R (1, 5) OBP: 0.360, SLG: 0.396	K				F4	1B		K		4	1	1	1	0	2	0											
Lamar Johnson, R (1, 10) OBP: 0.331, SLG: 0.379		F9				1B		F3		4	0	2	1	0	0	0											
Dave Hostetler, R (1, 3) OBP: 0.394, SLG: 0.696					F4	1B		F8		2	0	0	0	2	0	1											
Mike Richardt, R (1, 7) OBP: 0.288, SLG: 0.288 Leon Roberts, R (9, 7) OBP: 0.286, SLG: 0.324					F9	IBB		K		4	0	0	0	0	1	4											
Mark Wagner, R (1, 6) OBP: 0.298, SLG: 0.295						F8		K		0	0	0	0	0	0	0											
Doug Flynn, R (1, 4) OBP: 0.244, SLG: 0.271						6-3		F4		4	0	0	0	0	2	3											
Don Werner, R (1, 2) OBP: 0.286, SLG: 0.167						F9		F9		3	0	1	0	0	0	0											
Don Werner, R (1, 2) OBP: 0.286, SLG: 0.167						F9		F4		3	0	0	0	0	0	1											
<b>Inning Stats</b>	R: 0 E: 0 K: 1 S: 5	H: 0 LOB: 0 BB: 0 P: 5	R: 0 E: 0 K: 1 S: 5	H: 0 LOB: 1 BB: 1 P: 9	R: 1 E: 0 K: 1 S: 6	H: 1 LOB: 0 BB: 0 P: 6	R: 0 E: 0 K: 0 S: 4	H: 1 LOB: 1 BB: 0 P: 4	R: 0 E: 0 K: 0 S: 3	H: 1 LOB: 0 BB: 0 P: 3	R: 2 E: 0 K: 1 S: 8	H: 3 LOB: 2 BB: 1 P: 12	R: 0 E: 0 K: 0 S: 3	H: 0 LOB: 0 BB: 0 P: 3	R: 0 E: 0 K: 1 S: 5	H: 0 LOB: 0 BB: 0 P: 5	R: 0 E: 0 K: 2 S: 7	H: 0 LOB: 0 BB: 0 P: 7	1B: 3 2B: 1 3B: 1 HR: 1	SF: 0 SAC: 0 DP: 0 HBP: 0	WP: 0 PB: 0 SB: 0 CS: 1	PA: 34					
<b>PITCHER</b>	IP	WLS	BF	H	R	ER	SO	BB	IBB	HBP	BLK	WP	HR	S	P	ERA	WHIP										
Bobby Castillo, R (1, 1) ERA: 4.24	7.0	L	28	6	3	3	4	1	1	0	0	0	1	34	42	3.86	1.000										
Terry Felton, R (8, 1) ERA: 4.12	2.0		6	0	0	0	3	0	0	0	0	0	0	12	12	0.00	0.000										

Batter	1	2	3	4	5	6	7	8	9	AB	R	H	RBI	BB	SO	LOB	BOTTOM										
Ron Washington, R (1, 6) OBP: 0.310, SLG: 0.393	5-3	F6-4-3				FC4-6		L5		5	0	0	0	0	0	6	<b>Texas Rangers @ Minnesota Twins</b> Hubert H. Humphrey Metrodome, Minneapolis, MN Fri Jun 18 1982, 8:05 PM EDT Att: 9,614 - Dome <a href="http://livebaseballscorecards.com">livebaseballscorecards.com</a>										
Bobby Mitchell, L (1, 8) OBP: 0.290, SLG: 0.271			G3			L9		F4-3		5	0	1	0	0	0	2											
Tom Brunansky, R (1, 9) OBP: 0.372, SLG: 0.564						F9		F9		4	0	1	0	0	0	1											
Kent Hrbek, L (1, 3) OBP: 0.397, SLG: 0.636						F9		F4-3		4	0	1	0	1	0	3											
Randy Johnson, L (1, 10) OBP: 0.352, SLG: 0.507 Jesus Vega, R (7, PH) OBP: 0.294, SLG: 0.393						F4-3		L7		4	0	1	0	1	0	3											
Gary Ward, R (1, 7) OBP: 0.269, SLG: 0.351						F7		L7		4	0	1	0	1	0	3											
Gary Gaetti, R (1, 5) OBP: 0.260, SLG: 0.415						F7		L7		4	0	1	0	1	0	3											
John Castino, R (1, 4) OBP: 0.257, SLG: 0.268						F7		L7		3	0	0	0	0	0	3											
Tim Laudner, R (1, 2) OBP: 0.302, SLG: 0.255 Larry Milbourne, S (8, PH) OBP: 0.249, SLG: 0.233 Sal Butera, R (9, 2) OBP: 0.370, SLG: 0.279						F7		L7		2	1	2	0	1	0	0											
John Castino, R (1, 4) OBP: 0.257, SLG: 0.268						F7		L7		0	0	0	0	1	0	0											
<b>Inning Stats</b>	R: 0 E: 0 K: 1 S: 7	H: 2 LOB: 2 BB: 0 P: 7	R: 0 E: 0 K: 0 S: 3	H: 1 LOB: 2 BB: 2 P: 11	R: 0 E: 0 K: 0 S: 3	H: 0 LOB: 0 BB: 0 P: 3	R: 0 E: 0 K: 0 S: 3	H: 0 LOB: 0 BB: 0 P: 3	R: 0 E: 0 K: 0 S: 4	H: 1 LOB: 1 BB: 0 P: 4	R: 0 E: 0 K: 1 S: 5	H: 0 LOB: 2 BB: 1 P: 10	R: 2 E: 1 K: 0 S: 7	H: 3 LOB: 2 BB: 0 P: 7	R: 0 E: 0 K: 0 S: 3	H: 0 LOB: 2 BB: 2 P: 11	R: 0 E: 0 K: 0 S: 3	H: 0 LOB: 1 BB: 1 P: 7	1B: 7 2B: 0 3B: 0 HR: 0	SF: 0 SAC: 1 DP: 1 HBP: 1	WP: 0 PB: 0 SB: 1 CS: 0	PA: 41					
<b>PITCHER</b>	IP	WLS	BF	H	R	ER	SO	BB	IBB	HBP	BLK	WP	HR	S	P	ERA	WHIP										
Doc Medich, R (1, 1) ERA: 5.34	6.1	W	30	7	2	1	2	3	0	1	0	0	0	30	43	1.42	1.579										
Paul Mirabella, L (7, 1) ERA: 3.57	0.1		1	0	0	0	0	0	0	0	0	0	0	1	1	0.00	0.000										
Steve Comer, R (7, 1) ERA: 3.53	2.1	S	10	0	0	0	0	2	1	0	0	0	0	7	19	0.00	0.857										



Batter	1	2	3	4	5	6	7	8	9	AB	R	H	RBI	BB	SO	LOB	TOP					
Terry Bogener, L (1, 8) OBP: 0.211, SLG: 0.294 George Wright, S (7, 8) OBP: 0.278, SLG: 0.382	0-0 1B		0-0 3-1		0-0 L7		0-3 K		0-0 F2	4	0	1	0	0	1	1	<b>Texas Rangers @ Minnesota Twins</b> Hubert H. Humphrey Metrodome, Minneapolis, MN Sat Jun 19 1982, 8:05 PM EDT Att: 8,486 - Dome					
Johnny Grubb, L (1, 9) OBP: 0.348, SLG: 0.367	0-3 K		0-0 1-3		0-0 L8		0-0 HR			4	1	1	0	0	1	2						
Buddy Bell, R (1, 5) OBP: 0.367, SLG: 0.429	0-0 1B		0-0 F9			0-0 HR	0-0 HR			4	2	3	3	0	0	0						
Lamar Johnson, R (1, 10) OBP: 0.329, SLG: 0.397	0-0 G5-4-3			0-0 HR		0-0 F9	0-0 F8			4	1	1	1	0	0	2						
Dave Hostetler, R (1, 3) OBP: 0.400, SLG: 0.767		0-0 3B		0-0 F8		0-0 HR		0-3 K		4	2	2	1	0	1	0						
Jim Sundberg, R (1, 2) OBP: 0.332, SLG: 0.378		0-0 6-3		0-0 F8		0-0 3B		0-0 F9		4	0	1	1	0	0	0						
Mike Richardt, R (1, 7) OBP: 0.259, SLG: 0.278		0-0 F8		0-0 F3		0-0 L5		0-0 4-3		4	0	0	0	0	0	1						
Mark Wagner, R (1, 6) OBP: 0.297, SLG: 0.294		0-0 1B			0-0 F3	0-0 F3		0-0 4-3		4	0	1	0	0	0	1						
Doug Flynn, R (1, 4) OBP: 0.244, SLG: 0.270		0-0 F9			0-0 1B		0-0 F9		0-0 F6-3	4	0	1	0	0	0	1						
<b>Inning Stats</b>	R: 0 E: 0 K: 1 S: 6	H: 2 LOB: 1 BB: 0 P: 6	R: 1 E: 0 K: 0 S: 5	H: 2 LOB: 1 BB: 0 P: 5	R: 0 E: 0 K: 0 S: 3	H: 0 LOB: 0 BB: 0 P: 3	R: 1 E: 0 K: 0 S: 4	H: 1 LOB: 0 BB: 0 P: 4	R: 0 E: 0 K: 0 S: 4	H: 1 LOB: 1 BB: 0 P: 4	R: 2 E: 0 K: 0 S: 6	H: 3 LOB: 1 BB: 0 P: 6	R: 2 E: 0 K: 1 S: 7	H: 2 LOB: 0 BB: 0 P: 7	R: 0 E: 0 K: 1 S: 5	H: 0 LOB: 0 BB: 0 P: 5		R: 0 E: 0 K: 0 S: 3	H: 0 LOB: 0 BB: 0 P: 3	1B: 5 2B: 0 3B: 2 HR: 4	SF: 0 SAC: 0 DP: 1 HBP: 0	WP: 0 PB: 0 SB: 0 CS: 0
<b>PITCHER</b>	IP WLS BF H R ER SO BB IBB HBP BLK WP HR S P ERA WHIP																					
Pete Redfern, R (1, 1) ERA: 6.6	5.1 L 24 9 4 4 1 0 0 0 0 0 3 26 26 6.75 1.688																					
John Pacella, R (6, 1) ERA: 4.78	3.2 13 2 2 2 2 0 0 0 0 0 1 17 17 4.91 0.545																					

AB	37
R	6
H	11
RBI	6
BB	0
SO	3
LOB	8



Batter	1	2	3	4	5	6	7	8	9	AB	R	H	RBI	BB	SO	LOB	BOTTOM					
Ron Washington, R (1, 4) OBP: 0.313, SLG: 0.398	0-0 1B		0-3 K		0-3 K		0-0 2B		0-0 F2	5	0	2	1	0	2	2	<b>Texas Rangers @ Minnesota Twins</b> Hubert H. Humphrey Metrodome, Minneapolis, MN Sat Jun 19 1982, 8:05 PM EDT Att: 8,486 - Dome					
Dave Engle, R (1, 10) OBP: 0.289, SLG: 0.327 Randy Johnson, L (7, PH) OBP: 0.350, SLG: 0.504	0-0 F7		0-0 F7		0-0 F8	0-0 F5				3	0	0	0	0	0	1						
Jesus Vega, R (1, 3) OBP: 0.287, SLG: 0.383	0-0 L7		0-0 5-3		0-0 F8	0-0 F7				4	0	0	0	0	0	2						
Tom Brunansky, R (1, 8) OBP: 0.369, SLG: 0.554	0-3 K			0-0 L7		0-0 HR	0-3 K			4	1	1	0	0	2	1						
Gary Ward, R (1, 7) OBP: 0.273, SLG: 0.364		0-0 5-3		4-0 BB	0-0 HR	0-3 K		0-3 K		3	1	1	2	1	1	0						
Mickey Hatcher, R (1, 9) OBP: 0.282, SLG: 0.312		0-0 5-3		0-0 BB	0-0 HR	0-0 F4				4	0	1	0	0	0	1						
Gary Gaetti, R (1, 5) OBP: 0.260, SLG: 0.417		0-0 2B			0-0 F9	0-0 F7		0-0 F4		4	0	1	0	0	0	1						
Tim Laudner, R (1, 2) OBP: 0.343, SLG: 0.298		4-0 BB		4-0 BB		0-0 2B	0-3 K			2	1	2	0	2	0	0						
Lenny Faedo, R (1, 6) OBP: 0.227, SLG: 0.179 Bobby Mitchell, L (8, PH) OBP: 0.288, SLG: 0.269	0-0 FC6-4		0-0 F4		0-0 F4	0-3 K		0-0 F8		3	0	0	0	0	1	4						
<b>Inning Stats</b>	R: 0 E: 0 K: 1 S: 6	H: 1 LOB: 2 BB: 1 P: 8	R: 0 E: 0 K: 0 S: 4	H: 1 LOB: 1 BB: 1 P: 8	R: 0 E: 0 K: 1 S: 5	H: 0 LOB: 0 BB: 0 P: 5	R: 0 E: 0 K: 0 S: 2	H: 0 LOB: 1 BB: 1 P: 6	R: 0 E: 0 K: 1 S: 5	H: 0 LOB: 1 BB: 1 P: 9	R: 2 E: 0 K: 0 S: 6	H: 3 LOB: 1 BB: 0 P: 6	R: 1 E: 0 K: 1 S: 7	H: 2 LOB: 1 BB: 0 P: 7	R: 0 E: 0 K: 2 S: 7	H: 0 LOB: 0 BB: 0 P: 7		R: 0 E: 0 K: 0 S: 4	H: 1 LOB: 1 BB: 0 P: 4	1B: 4 2B: 3 3B: 0 HR: 1	SF: 0 SAC: 0 DP: 1 HBP: 0	WP: 1 PB: 0 SB: 0 CS: 0
<b>PITCHER</b>	IP WLS BF H R ER SO BB IBB HBP BLK WP HR S P ERA WHIP																					
Jon Matlack, L (1, 1) ERA: 3.54	6.1 W 28 7 3 3 4 3 0 0 0 0 1 33 45 4.26 1.579																					
Danny Darwin, R (7, 1) ERA: 3.41	2.2 S 9 1 0 0 2 0 0 0 0 0 0 13 13 0.00 0.375																					

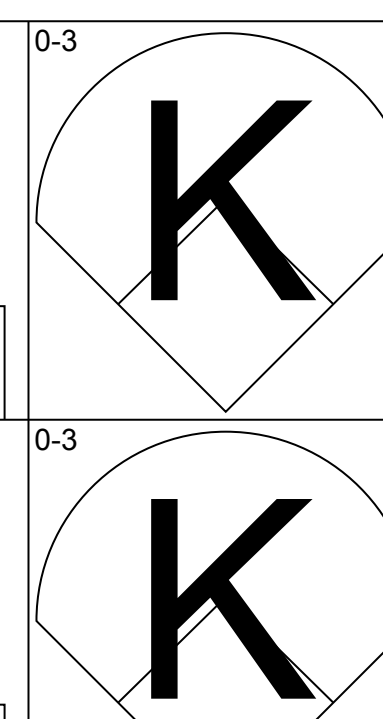
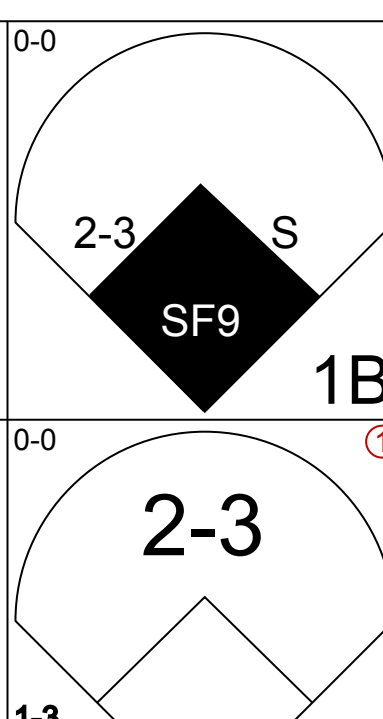
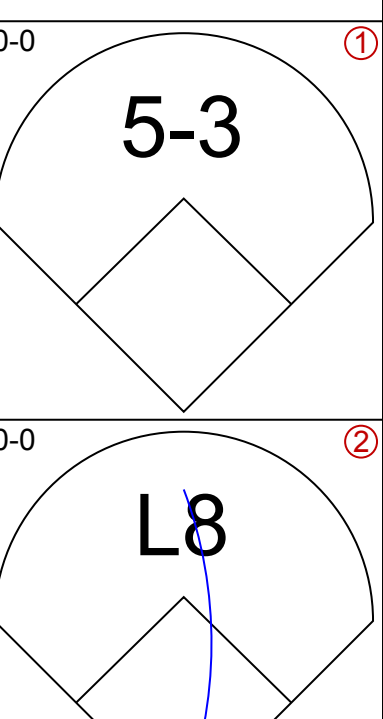
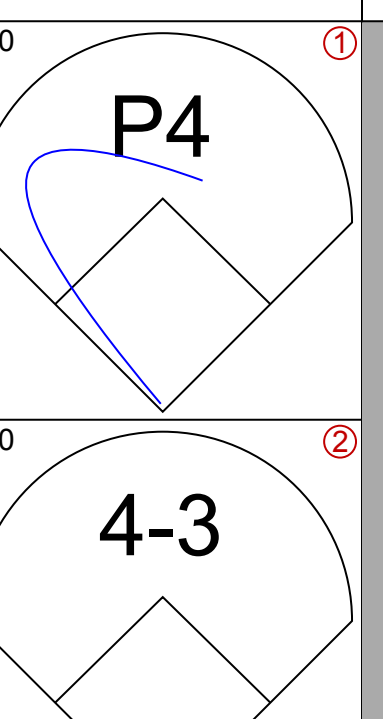

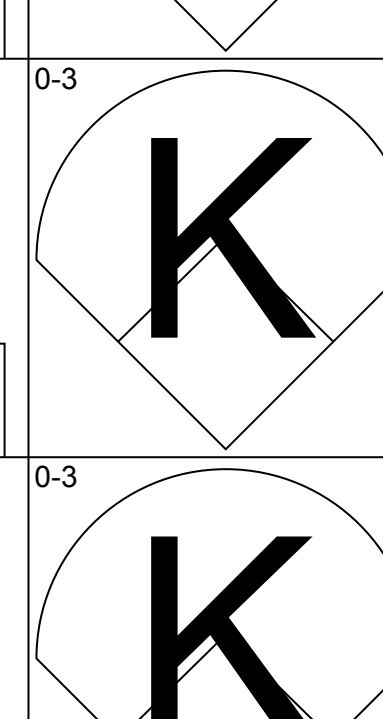
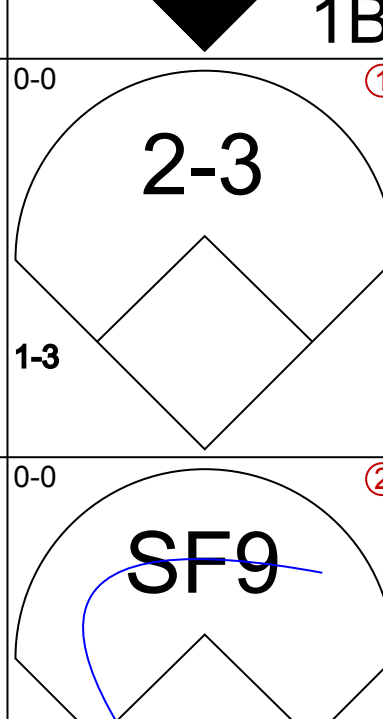
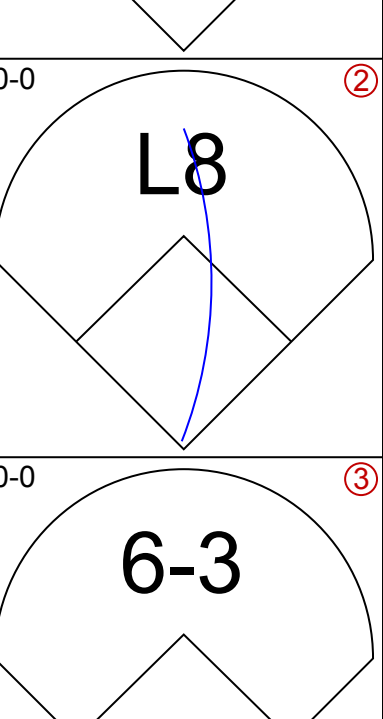

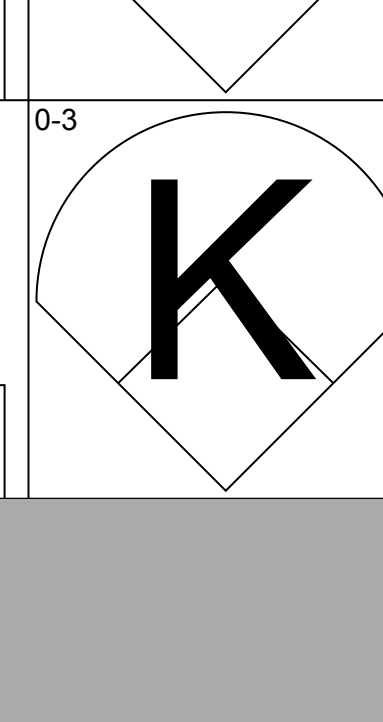
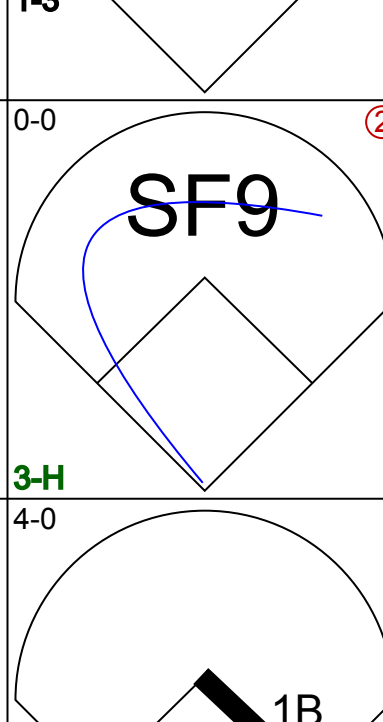
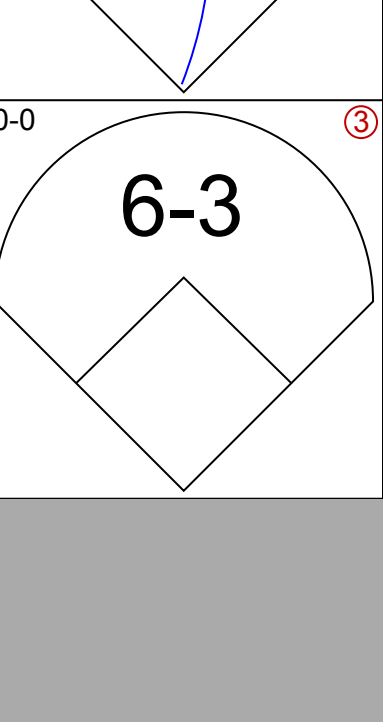
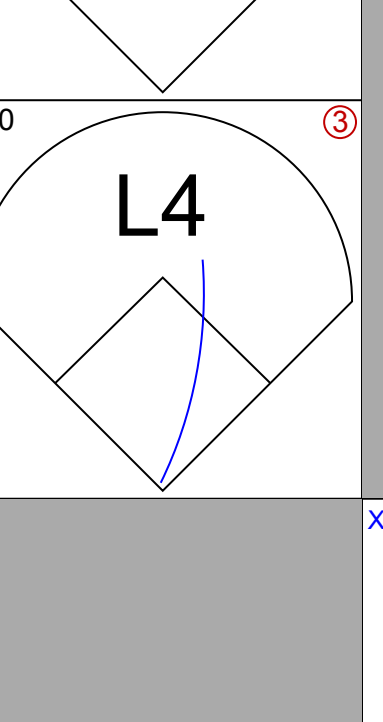
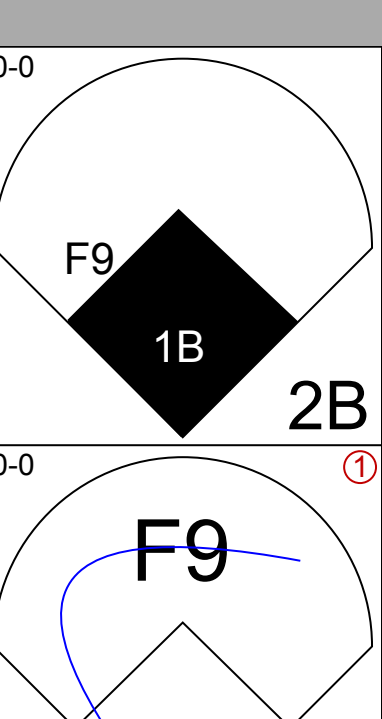
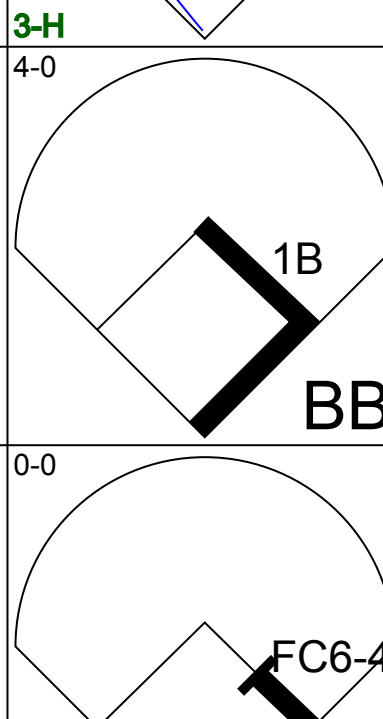
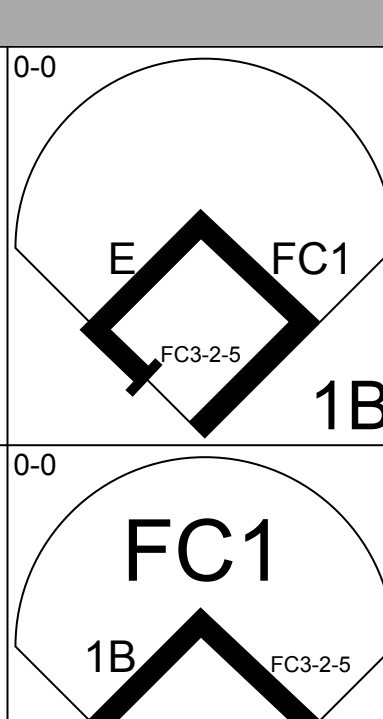
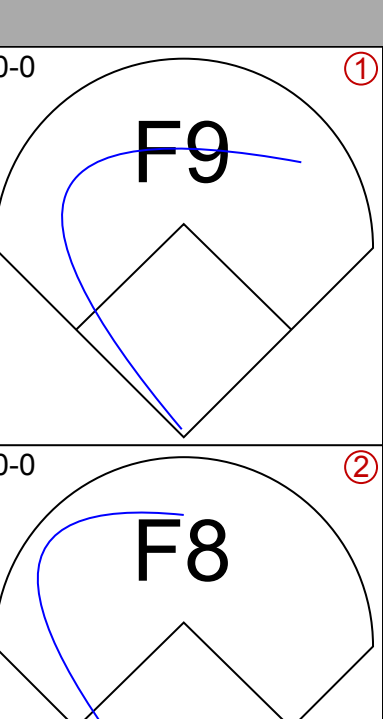
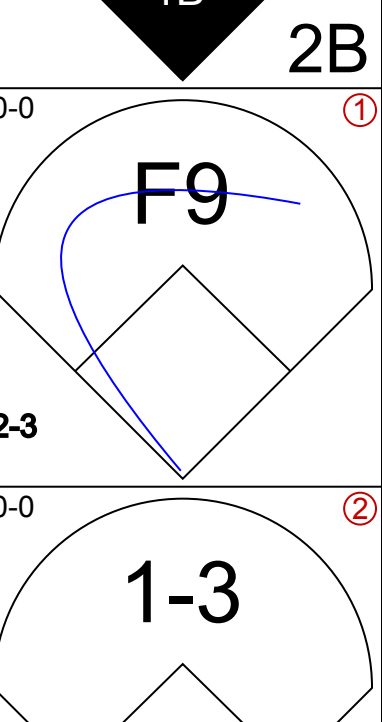
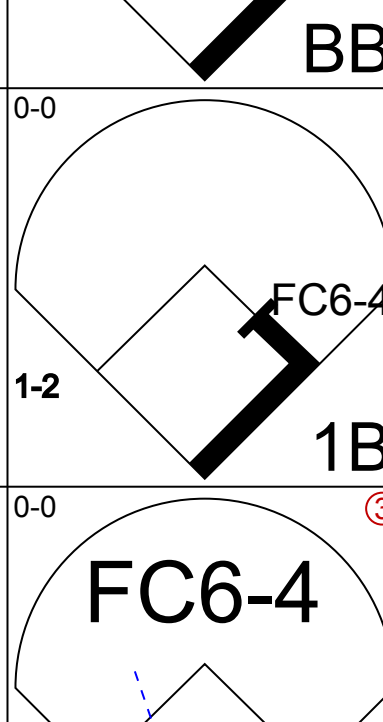
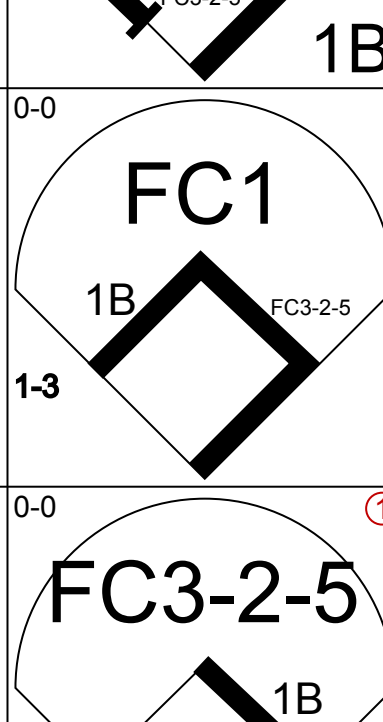
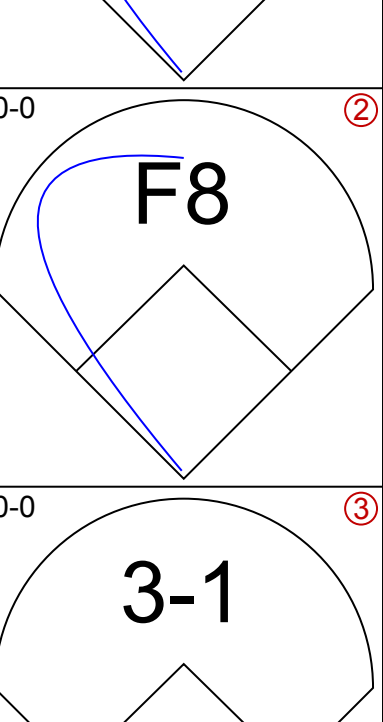
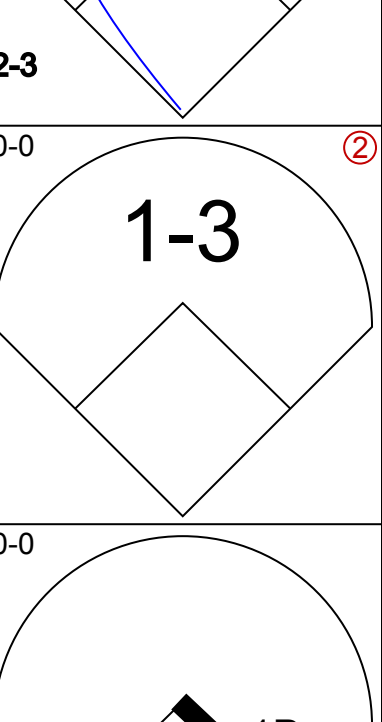
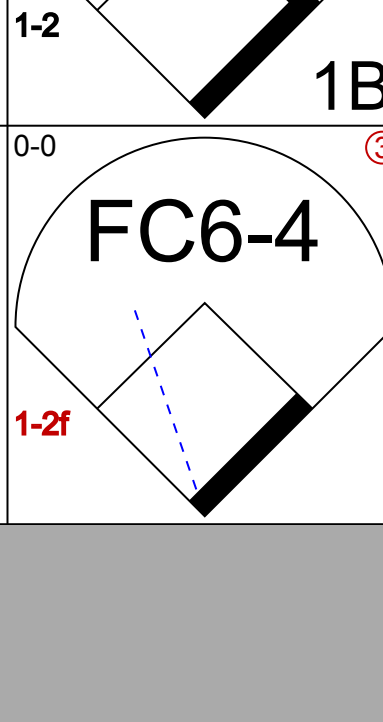
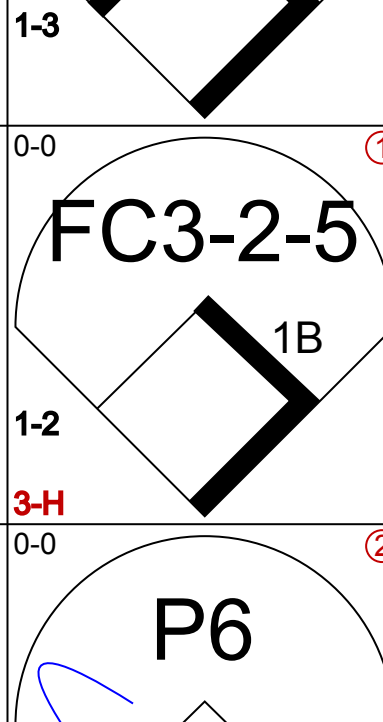
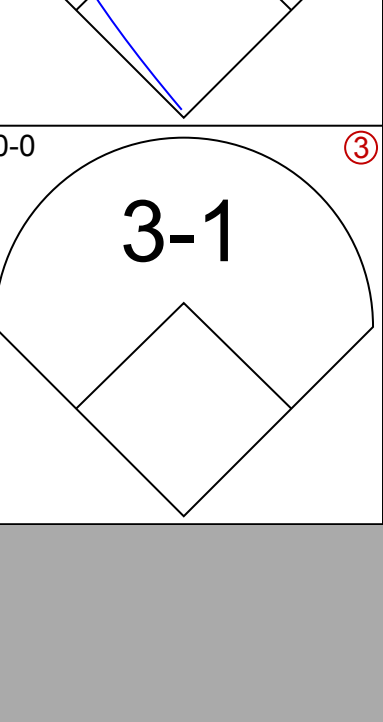
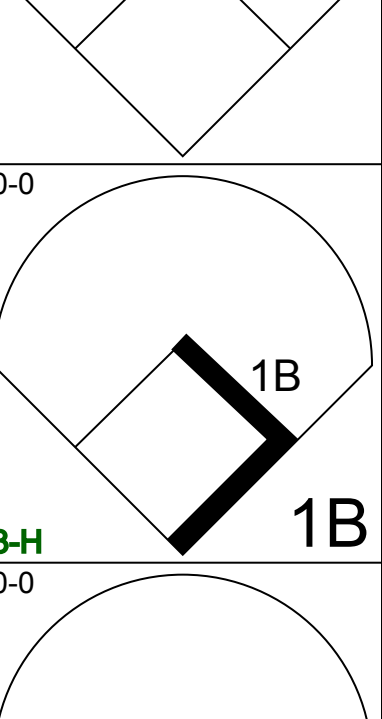
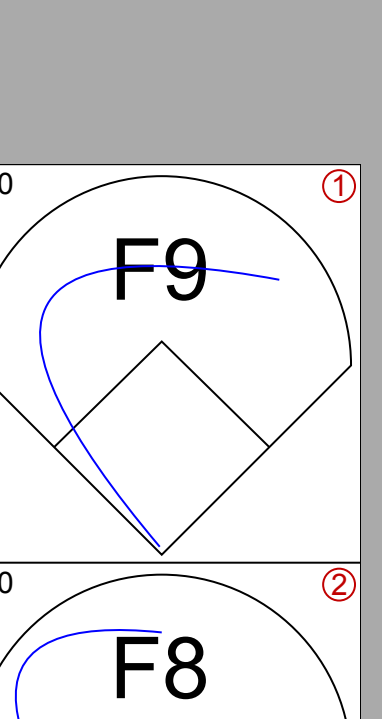
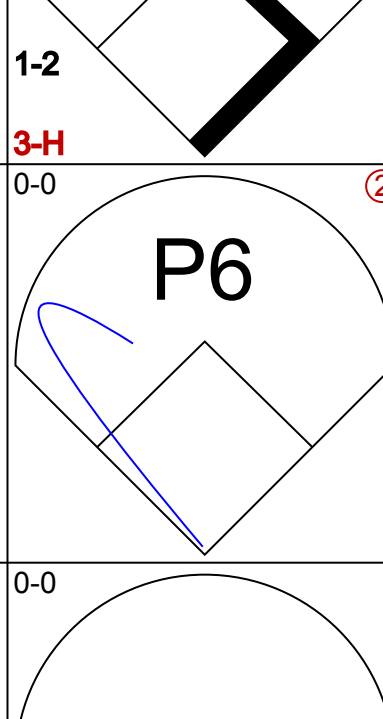

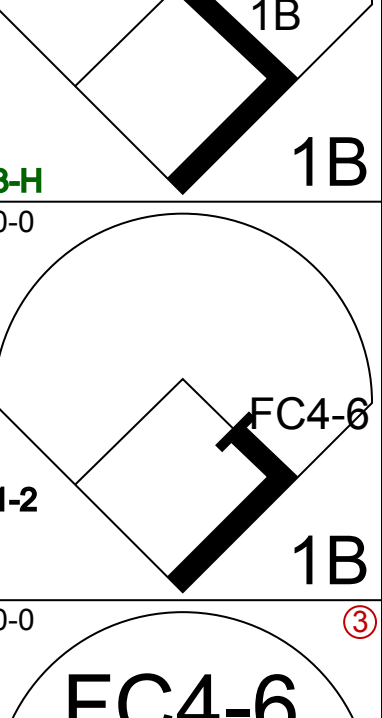
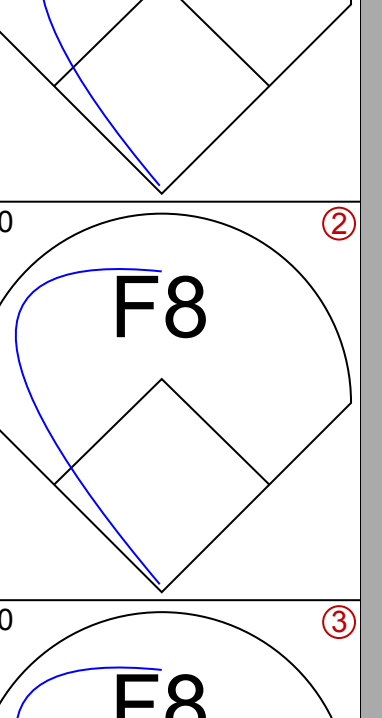
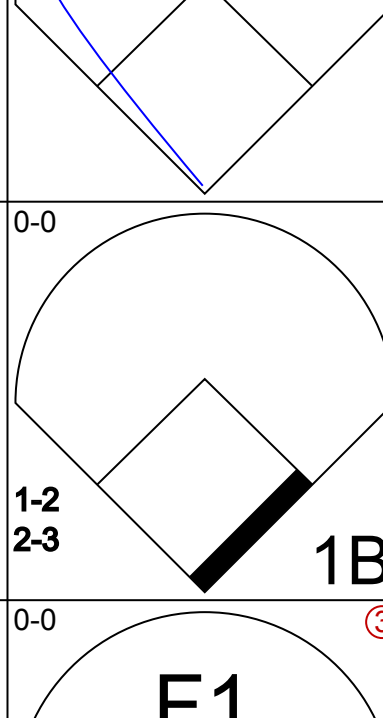

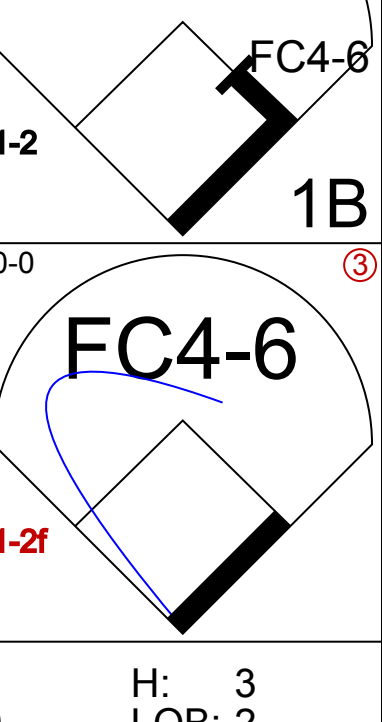
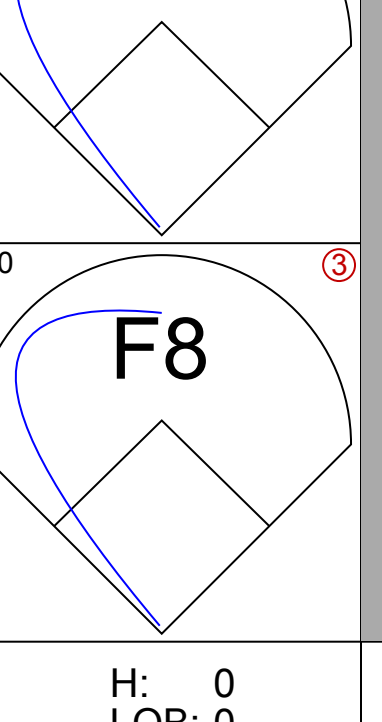
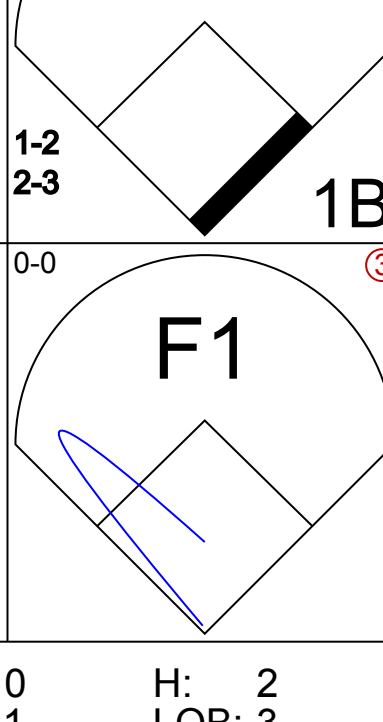

AB	34
R	3
H	8
RBI	3
BB	3
SO	6
LOB	14

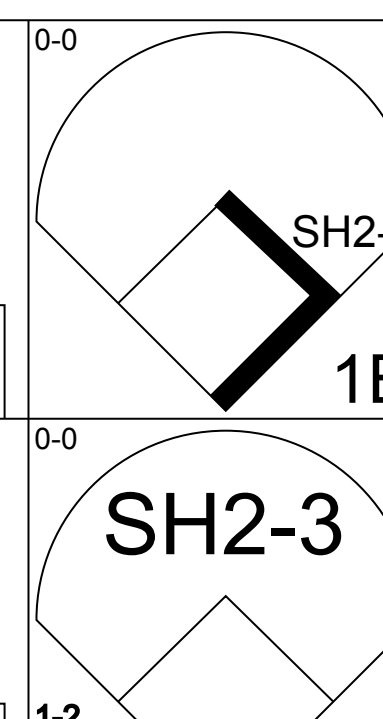
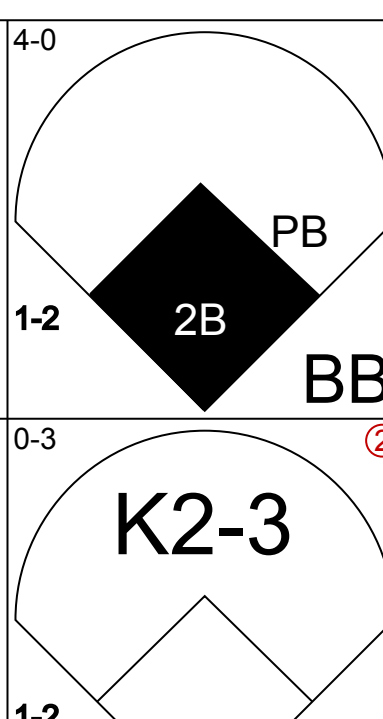
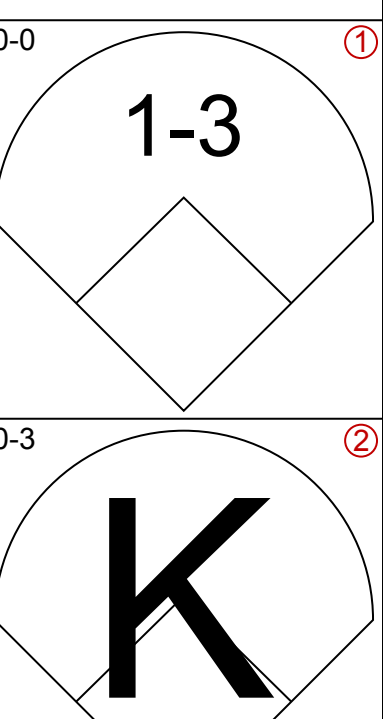
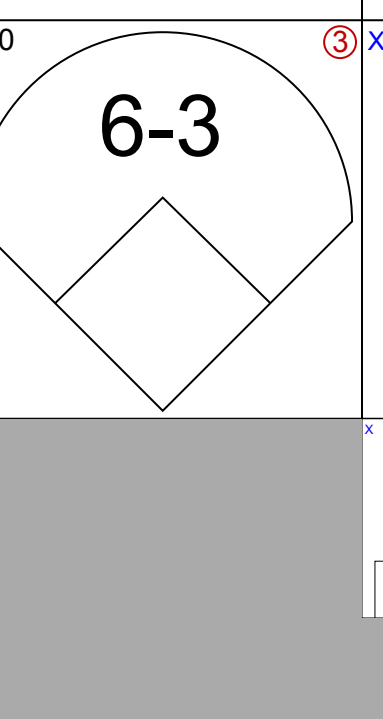
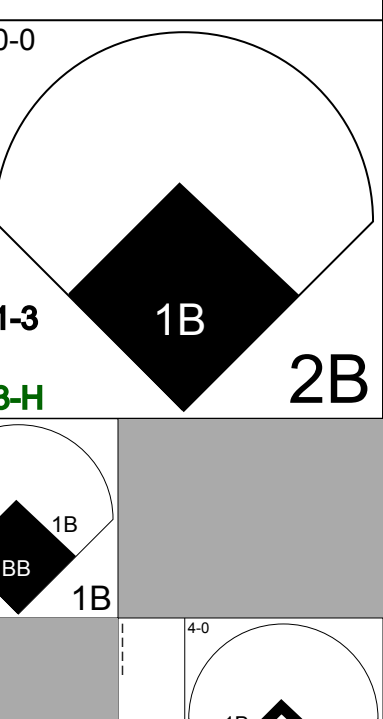

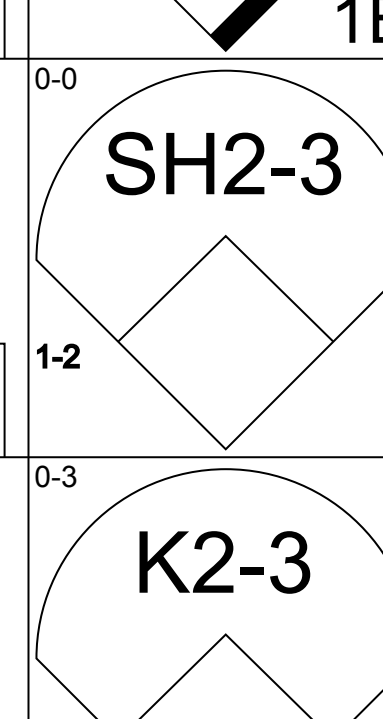
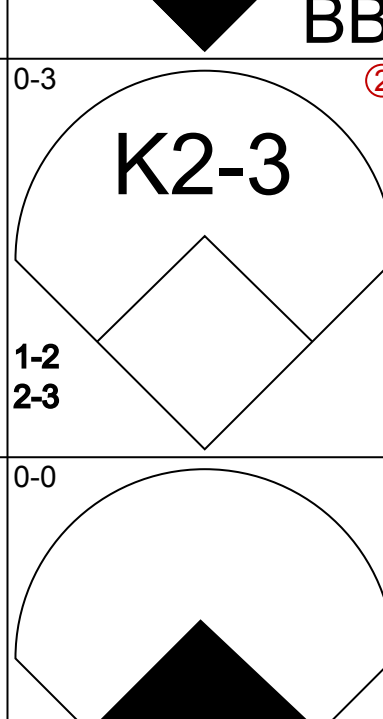
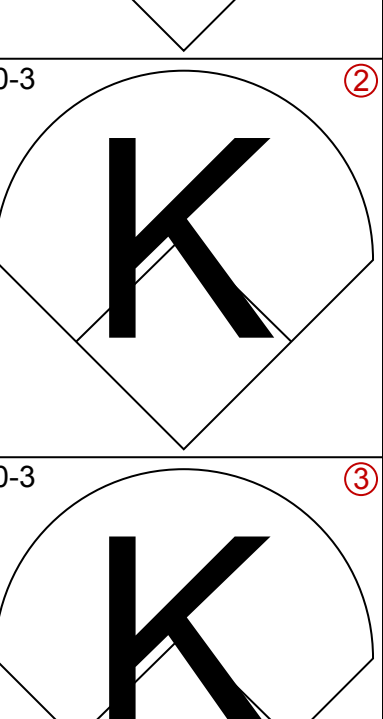
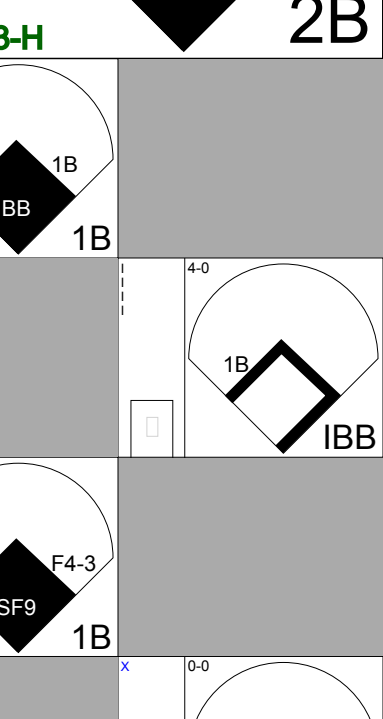
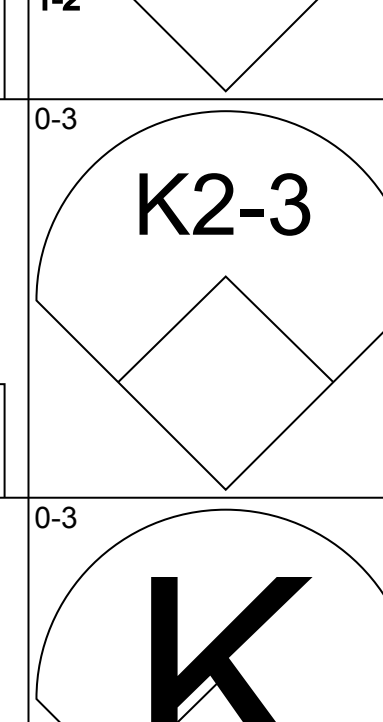
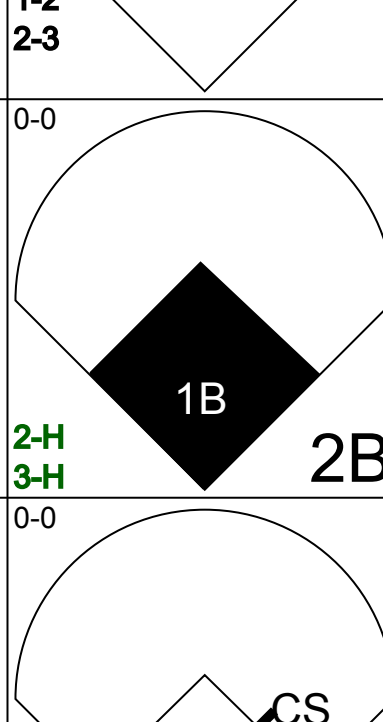

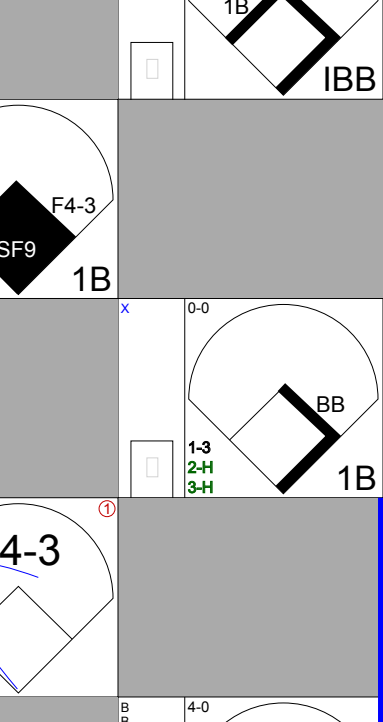
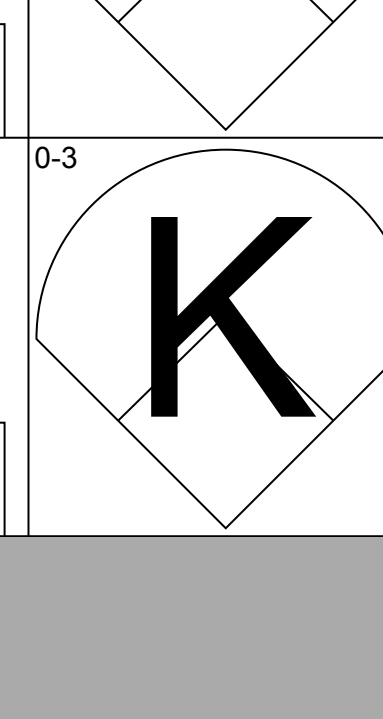
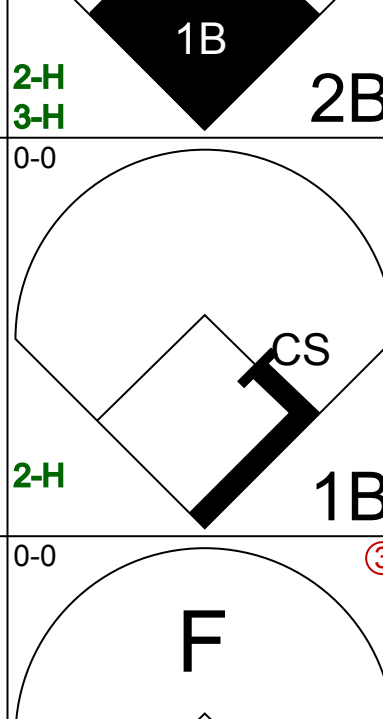
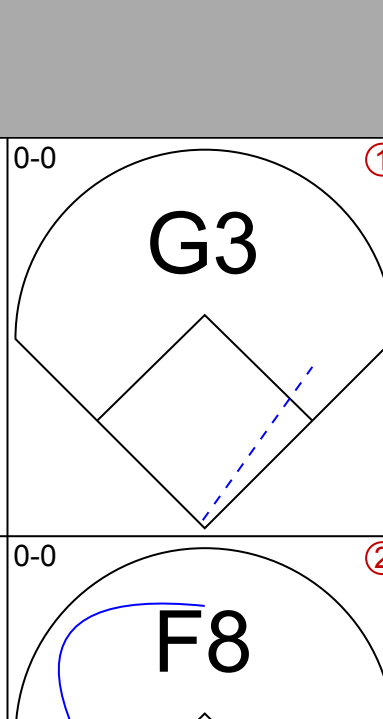
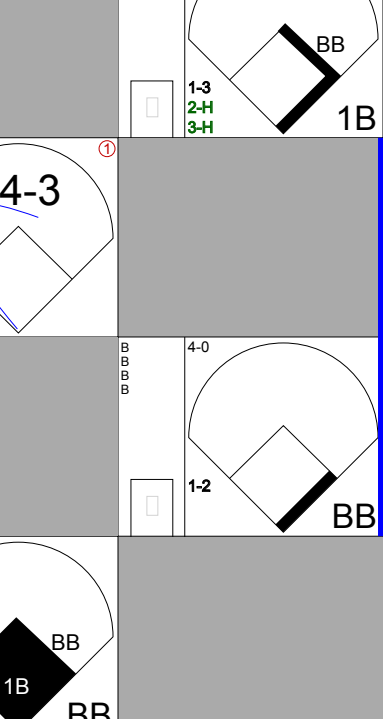

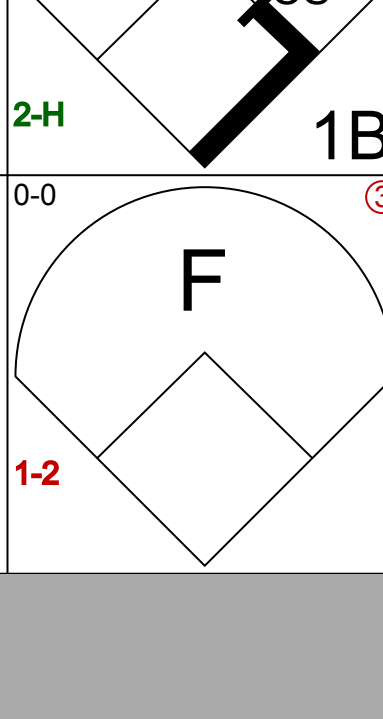
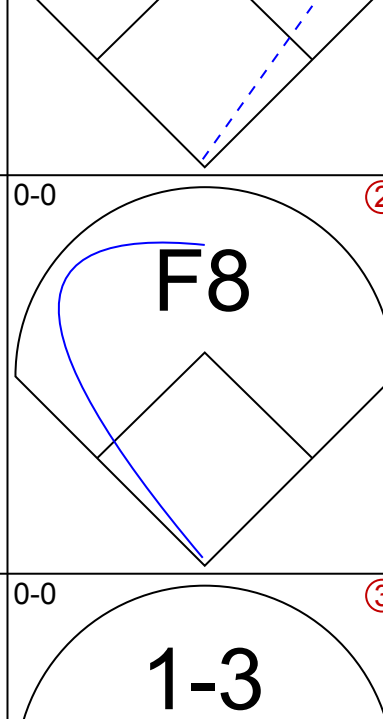
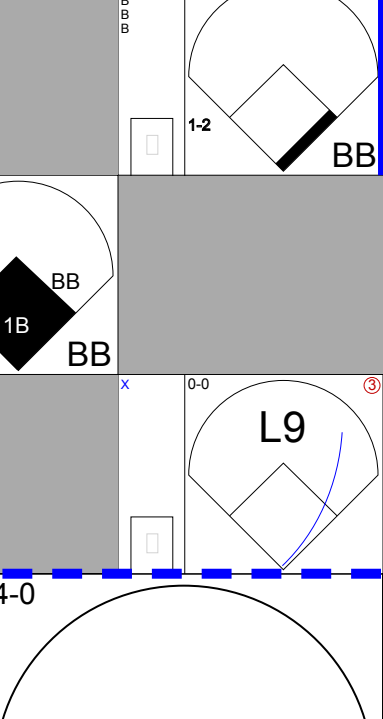
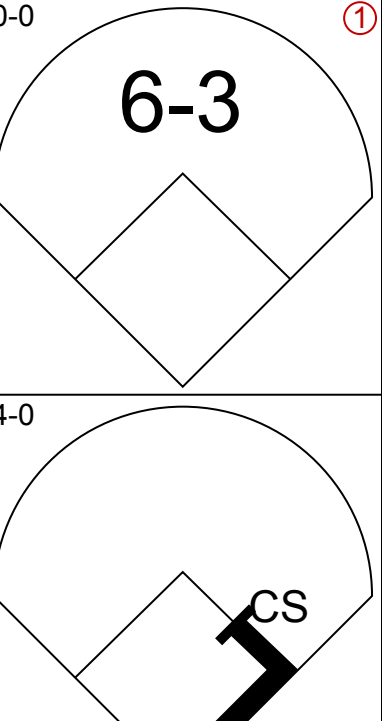
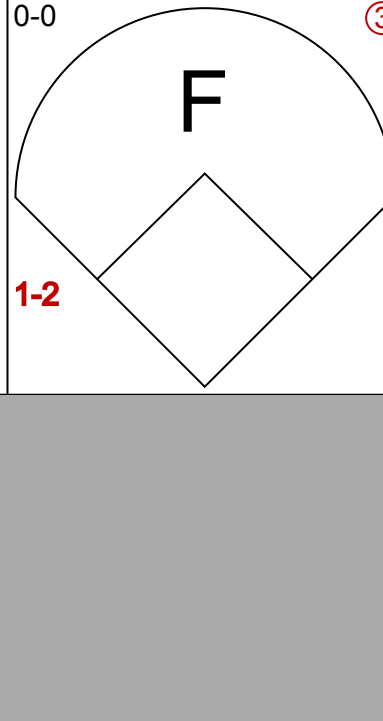
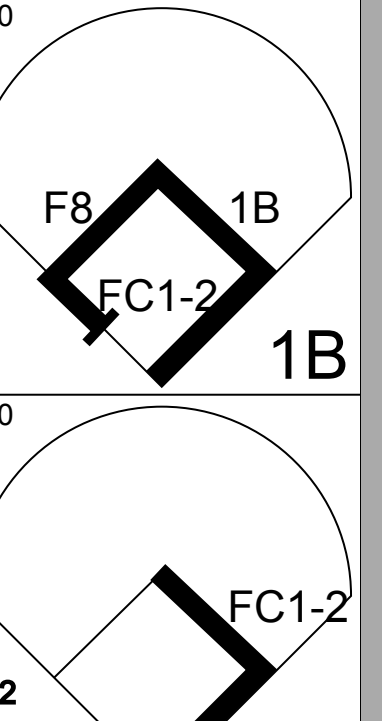
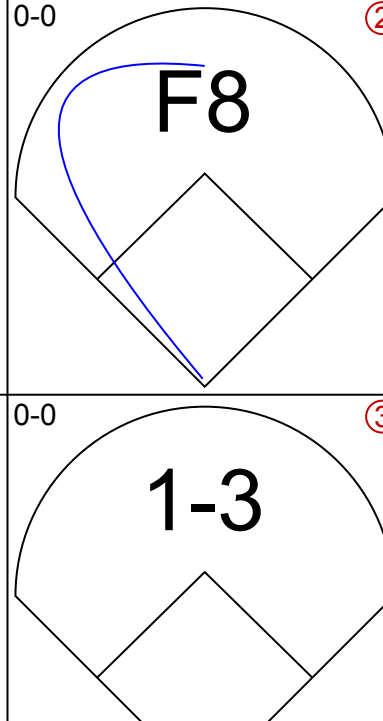
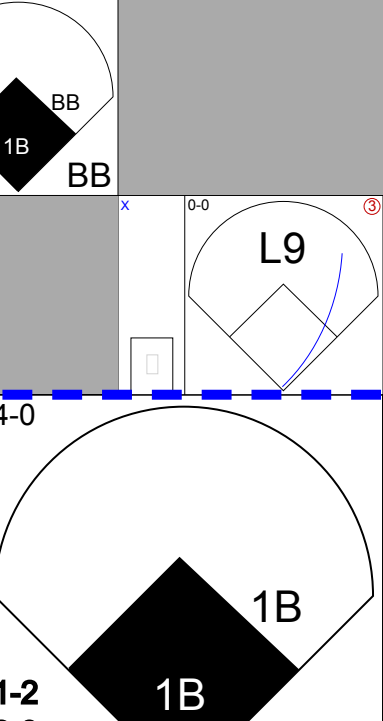
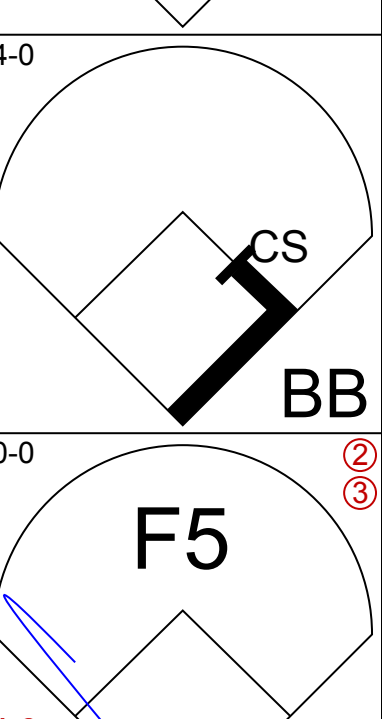
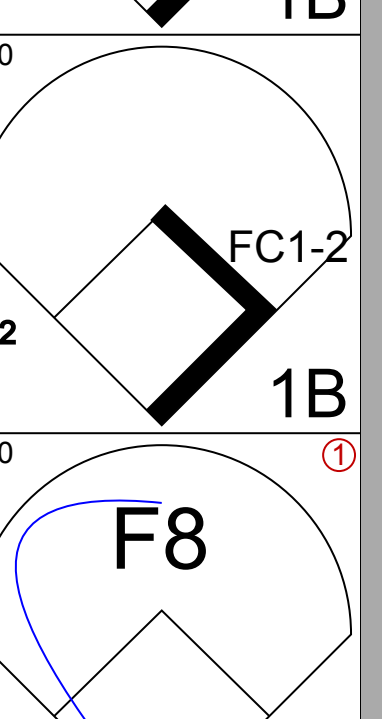
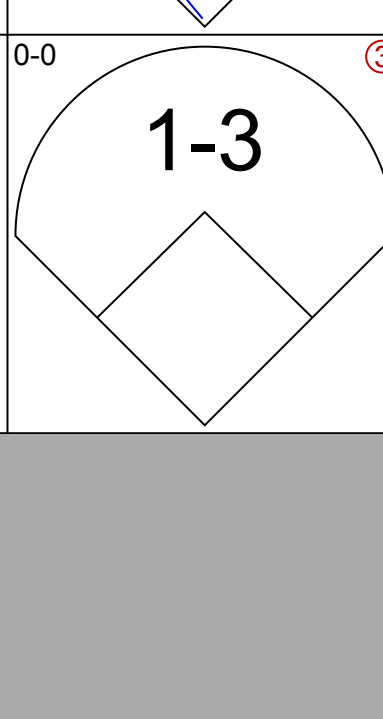
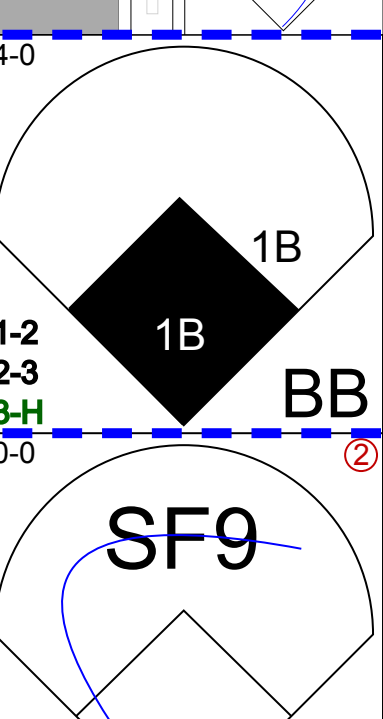
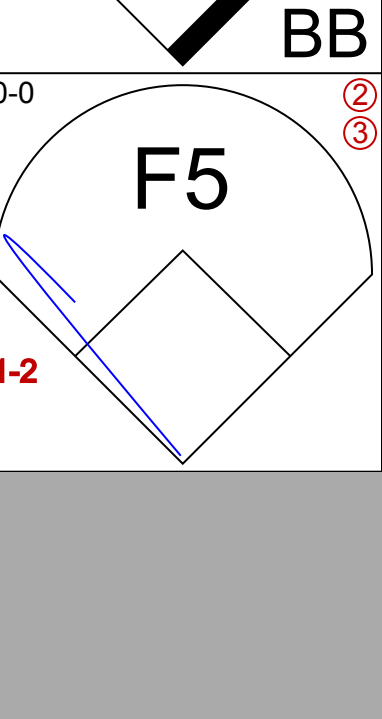
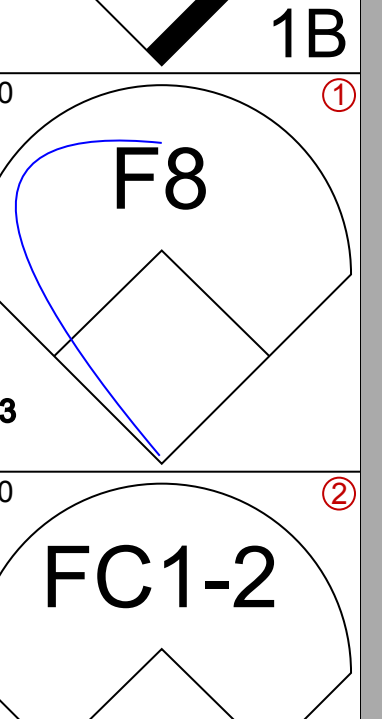
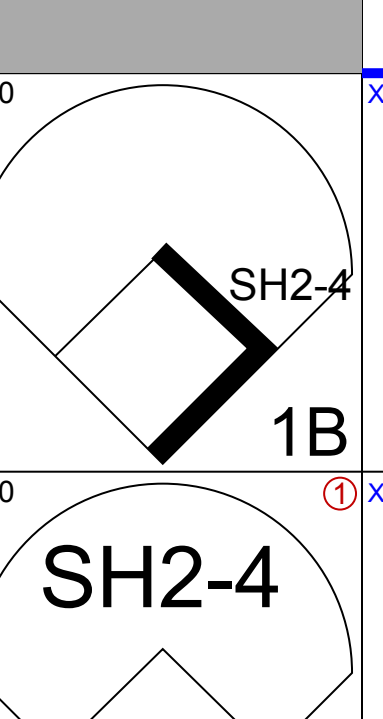
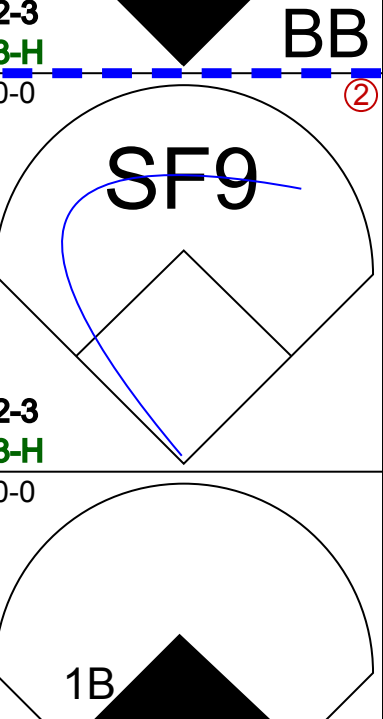
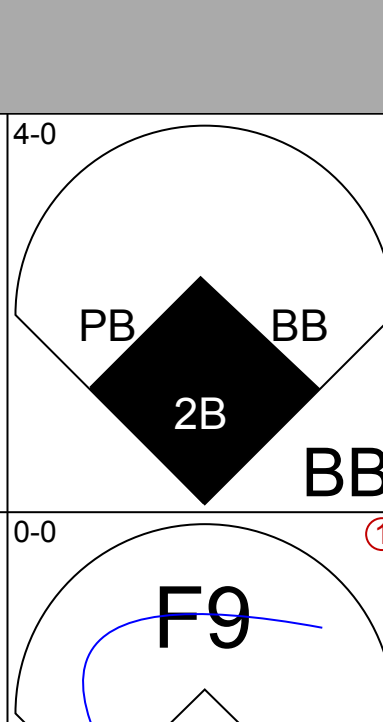
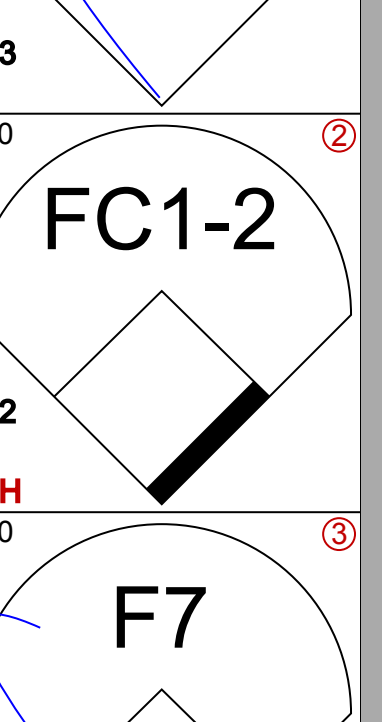
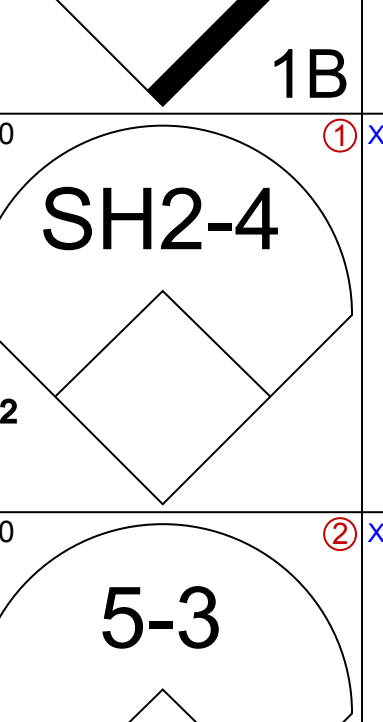
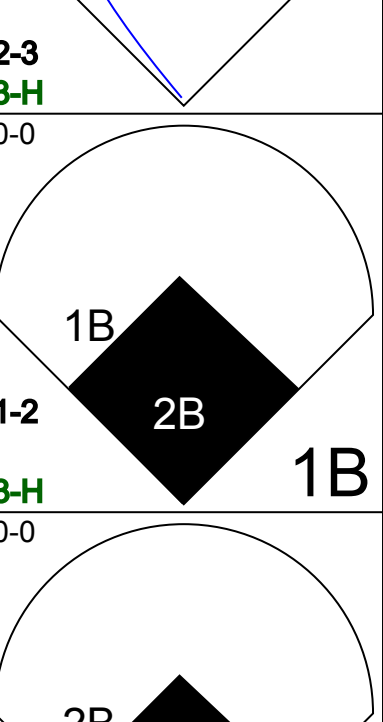
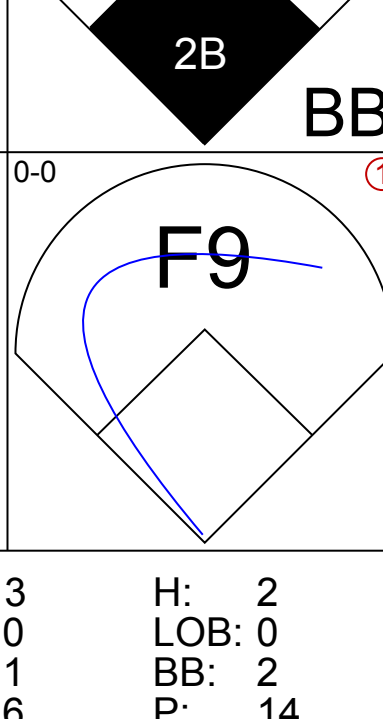
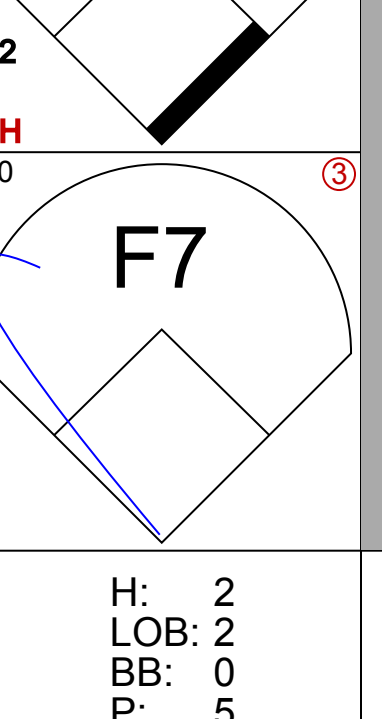
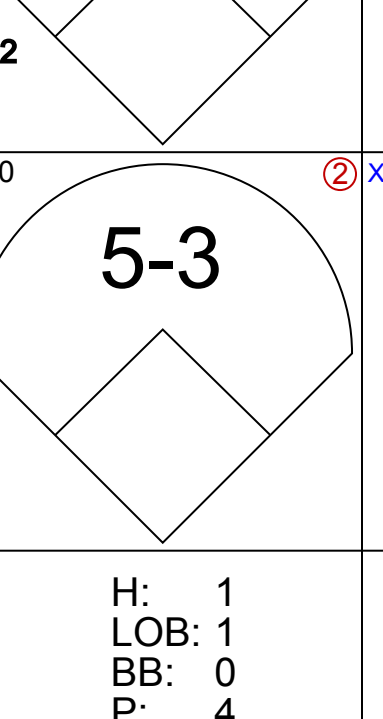
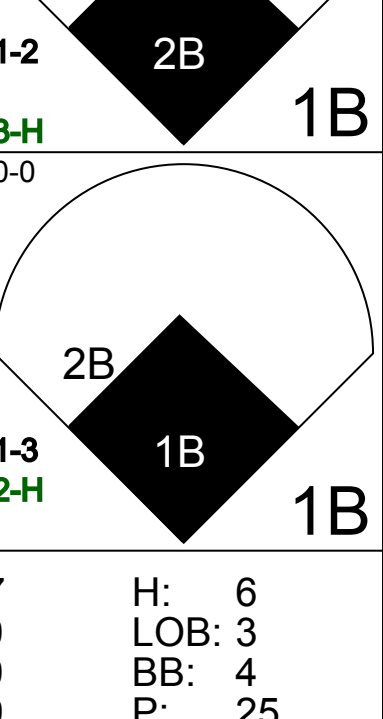








Batter	1	2	3	4	5	6	7	8	9	AB	R	H	RBI	BB	SO	LOB	TOP			
Bill Sample, R OBP: 0.337, SLG: 0.440 (1, 7)										4	1	1	0	0	1	0	<p><b>Texas Rangers @ California Angels</b>  Anaheim Stadium, Anaheim, CA  Mon Jun 21 1982, 10:05 PM EDT  Att: 23,475 - Unknown</p> <p>AB 34 R 2 H 7 RBI 2 BB 1 SO 3 LOB 15</p> 			
Terry Bogener, L OBP: 0.167, SLG: 0.227 (1, 8)										4	0	0	0	0	1	1				
Buddy Bell, R OBP: 0.359, SLG: 0.418 (1, 5)										3	0	0	1	0	1	0				
Johnny Grubb, L OBP: 0.364, SLG: 0.387 (1, 9)										3	1	2	0	1	0	0				
Lamar Johnson, R OBP: 0.318, SLG: 0.382 (1, 10)										4	0	1	0	0	0	2				
Dave Hostetter, R OBP: 0.372, SLG: 0.687 (1, 3)										4	0	0	0	0	0	5				
Jim Sundberg, R OBP: 0.329, SLG: 0.373 (1, 2)										4	0	1	1	0	0	2				
Mark Wagner, R OBP: 0.307, SLG: 0.306 (1, 6)										4	0	2	0	0	0	0				
Doug Flynn, R OBP: 0.240, SLG: 0.265 (1, 4)										4	0	0	0	0	0	5				
<b>Inning Stats</b>	R: 0 E: 0 K: 3 S: 9	H: 0 LOB: 0 BB: 0 P: 9	R: 1 E: 0 K: 0 S: 6	H: 3 LOB: 2 BB: 0 P: 6	R: 1 E: 0 K: 0 S: 5	H: 2 LOB: 1 BB: 1 P: 9	R: 0 E: 0 K: 0 S: 3	H: 0 LOB: 0 BB: 0 P: 3	R: 0 E: 0 K: 0 S: 3	H: 0 LOB: 0 BB: 0 P: 3	R: 0 E: 0 K: 0 S: 3	H: 0 LOB: 0 BB: 0 P: 3	R: 0 E: 0 K: 0 S: 3	H: 0 LOB: 0 BB: 0 P: 3	R: 0 E: 0 K: 0 S: 3	H: 0 LOB: 0 BB: 0 P: 3	1B: 6 2B: 1 3B: 0 HR: 0	SF: 1 SAC: 0 DP: 0 HBP: 0	WP: 0 PB: 0 SB: 1 CS: 0	PA: 36
<b>PITCHER</b> Steve Renko, R ERA: 2.66 (1, 1)	IP: 9.0 WLS: W BF: 36 H: 7 R: 2 ER: 2 SO: 3 BB: 1 IBB: 0 HBP: 0 BLK: 0 WP: 0 HR: 0 S: 41 P: 45 ERA: 2.00 WHIP: 0.889															<b>PITCHER</b>				

Batter	1	2	3	4	5	6	7	8	9	AB	R	H	RBI	BB	SO	LOB	BOTTOM			
Brian Downing, R OBP: 0.337, SLG: 0.462 (1, 7)										4	2	2	1	1	0	1	<p><b>Texas Rangers @ California Angels</b>  Anaheim Stadium, Anaheim, CA  Mon Jun 21 1982, 10:05 PM EDT  Att: 23,475 - Unknown</p> <p>AB 32 R 10 H 12 RBI 10 BB 7 SO 5 LOB 20</p> 			
Rod Carew, L OBP: 0.423, SLG: 0.394 (1, 3)										3	1	1	0	1	2	2				
Doug DeCinces, R OBP: 0.318, SLG: 0.432 (1, 5)										5	2	3	4	0	2	1				
Reggie Jackson, L OBP: 0.355, SLG: 0.447 (1, 9)										4	0	1	1	1	1	3				
Bobby Clark, R OBP: 0.225, SLG: 0.300 (9, 9)										0	0	0	0	0	0	0				
Bobby Grich, R OBP: 0.378, SLG: 0.461 (1, 4)										5	1	1	0	1	0	4				
Fred Lynn, L OBP: 0.365, SLG: 0.421 (1, 8)										2	1	1	1	2	0	0				
Don Baylor, R OBP: 0.287, SLG: 0.401 (1, 10)										3	0	1	1	0	0	3				
Tim Foli, R OBP: 0.307, SLG: 0.369 (1, 6)										2	2	1	1	1	0	2				
Joe Ferguson, R OBP: 0.229, SLG: 0.206 (1, 2)										4	1	1	1	0	0	4				
<b>Inning Stats</b>	R: 0 E: 0 K: 2 S: 8	H: 1 LOB: 1 BB: 0 P: 8	R: 0 E: 0 K: 0 S: 2	H: 0 LOB: 0 BB: 1 P: 6	R: 3 E: 0 K: 1 S: 6	H: 2 LOB: 0 BB: 2 P: 14	R: 0 E: 0 K: 0 S: 5	H: 2 LOB: 2 BB: 0 P: 5	R: 0 E: 0 K: 2 S: 7	H: 0 LOB: 0 BB: 0 P: 7	R: 0 E: 0 K: 0 S: 3	H: 0 LOB: 0 BB: 0 P: 3	R: 0 E: 0 K: 0 S: 4	H: 1 LOB: 1 BB: 0 P: 4	R: 7 E: 0 K: 0 S: 9	H: 6 LOB: 3 BB: 4 P: 25	1B: 10 2B: 2 3B: 0 HR: 0	SF: 1 SAC: 2 DP: 0 HBP: 0	WP: 0 PB: 1 SB: 0 CS: 2	PA: 42
<b>PITCHER</b> Charlie Hough, R ERA: 3.44 (1, 1)	IP: 7.1 WLS: L BF: 33 H: 8 R: 6 ER: 6 SO: 5 BB: 4 IBB: 0 HBP: 0 BLK: 0 WP: 0 HR: 0 S: 38 P: 54 ERA: 7.36 WHIP: 1.636															<b>PITCHER</b>				
Paul Mirabella, L ERA: 4.09 (8, 1)	0.0	1	0	0	0	0	1	0	0	0	0	0	4	∞	∞					
Steve Comer, R ERA: 4.09 (8, 1)	0.2	8	4	4	4	0	1	1	0	0	0	6	14	54.00	7.500					









Batter	1	2	3	4	5	6	7	8	9	AB	R	H	RBI	BB	SO	LOB	TOP										
Bill Sample, R (1, 7) OBP: 0.363, SLG: 0.467										4	0	2	0	1	0	0	<b>Texas Rangers @ California Angels</b> Anaheim Stadium, Anaheim, CA Wed Jun 23 1982, 10:05 PM EDT Att: 25,207 - Unknown										
Terry Bogener, L (1, 8) OBP: 0.192, SLG: 0.194										4	0	0	0	0	0	5											
Buddy Bell, R (1, 5) OBP: 0.358, SLG: 0.432										4	1	1	1	0	0	1											
Johnny Grubb, L (1, 9) OBP: 0.378, SLG: 0.397 Leon Roberts, R (8, PH) OBP: 0.292, SLG: 0.319										3	0	1	0	0	0	0											
Lamar Johnson, R (1, 10) OBP: 0.319, SLG: 0.371										4	0	1	0	0	0	0											
Dave Hostetter, R (1, 3) OBP: 0.356, SLG: 0.711										4	2	2	2	0	0	3											
Jim Sundberg, R (1, 2) OBP: 0.339, SLG: 0.374										3	0	1	0	1	0	0											
Mark Wagner, R (1, 6) OBP: 0.298, SLG: 0.296										4	0	1	0	0	2	2											
Doug Flynn, R (1, 4) OBP: 0.230, SLG: 0.254 Bill Stein, R (9, PH) OBP: 0.286, SLG: 0.255										3	0	0	0	0	1	2											
<b>Inning Stats</b>	R: 0 E: 0 K: 0 S: 3	H: 1 LOB: 0 BB: 0 P: 3	R: 0 E: 1 K: 1 S: 7	H: 1 LOB: 2 BB: 0 P: 7	R: 0 E: 0 K: 0 S: 4	H: 1 LOB: 1 BB: 0 P: 4	R: 1 E: 0 K: 0 S: 4	H: 1 LOB: 0 BB: 0 P: 4	R: 0 E: 0 K: 0 S: 5	H: 0 LOB: 0 BB: 0 P: 3	R: 0 E: 0 K: 0 S: 5	H: 2 LOB: 2 BB: 0 P: 5	R: 0 E: 0 K: 1 S: 5	H: 1 LOB: 2 BB: 2 P: 13	R: 2 E: 0 K: 0 S: 5	H: 2 LOB: 0 BB: 0 P: 5	R: 0 E: 0 K: 1 S: 5	H: 0 LOB: 0 BB: 0 P: 5	1B: 6 2B: 0 3B: 0 HR: 3	SF: 0 SAC: 0 DP: 2 HBP: 0	WP: 0 PB: 0 SB: 0 CS: 0	PA: 37					
<b>PITCHER</b>	IP	WLS	BF	H	R	ER	SO	BB	IBB	HBP	BLK	WP	HR	S	P	ERA	WHIP										
Ken Forsch, R (1, 1) ERA: 3.14	7.0	W	30	8	2	2	2	2	0	0	0	0	2	32	40	2.57	1.429										
Andy Hassler, L (8, 1) ERA: 1.93	0.2		3	1	1	1	0	0	0	0	0	0	1	3	3	13.50	1.500										
Doug Corbett, R (8, 1) ERA: 5.56	1.1	S	4	0	0	0	1	0	0	0	0	0	0	6	6	0.00	0.000										

Batter	1	2	3	4	5	6	7	8	9	AB	R	H	RBI	BB	SO	LOB	BOTTOM										
Brian Downing, R (1, 7) OBP: 0.337, SLG: 0.454 Juan Beniquez, R (9, 7) OBP: 0.338, SLG: 0.324										3	0	0	0	2	0	4	<b>Texas Rangers @ California Angels</b> Anaheim Stadium, Anaheim, CA Wed Jun 23 1982, 10:05 PM EDT Att: 25,207 - Unknown										
Rod Carew, L (1, 3) OBP: 0.413, SLG: 0.380										4	0	0	0	1	1	3											
Don Baylor, R (1, 10) OBP: 0.296, SLG: 0.411										4	1	1	0	1	0	3											
Reggie Jackson, L (1, 9) OBP: 0.352, SLG: 0.454 Bobby Clark, R (8, 9) OBP: 0.225, SLG: 0.300										4	1	2	2	0	2	2											
Fred Lynn, L (1, 8) OBP: 0.358, SLG: 0.411										4	1	1	0	0	0	3											
Doug DeCinces, R (1, 5) OBP: 0.319, SLG: 0.427										4	0	1	0	0	0	0											
Rob Wilfong, L (1, 4) OBP: 0.295, SLG: 0.215										4	2	3	0	0	1	2											
Tim Foli, R (1, 6) OBP: 0.312, SLG: 0.372										2	0	2	2	0	0	0											
Joe Ferguson, R (1, 2) OBP: 0.262, SLG: 0.250										3	0	1	1	1	1	2											
<b>Inning Stats</b>	R: 0 E: 0 K: 1 S: 5	H: 0 LOB: 2 BB: 2 P: 13	R: 1 E: 0 K: 0 S: 6	H: 3 LOB: 3 BB: 1 P: 10	R: 0 E: 0 K: 1 S: 5	H: 0 LOB: 0 BB: 0 P: 5	R: 0 E: 0 K: 0 S: 3	H: 1 LOB: 1 BB: 1 P: 7	R: 0 E: 0 K: 0 S: 6	H: 1 LOB: 1 BB: 0 P: 6	R: 1 E: 0 K: 0 S: 5	H: 2 LOB: 2 BB: 1 P: 9	R: 3 E: 0 K: 2 S: 11	H: 4 LOB: 1 BB: 0 P: 11	R: 0 E: 0 K: 0 S: 3	H: 0 LOB: 0 BB: 0 P: 3	1B: 9 2B: 0 3B: 1 HR: 1	SF: 0 SAC: 2 DP: 1 HBP: 0	WP: 0 PB: 0 SB: 1 CS: 0	PA: 39							
<b>PITCHER</b>	IP	WLS	BF	H	R	ER	SO	BB	IBB	HBP	BLK	WP	HR	S	P	ERA	WHIP										
Doc Medich, R (1, 1) ERA: 5.4	6.0	L	31	9	4	4	3	5	0	0	0	0	1	32	52	6.00	2.333										
Paul Mirabella, L (7, 1) ERA: 4.5	0.1		3	2	0	0	1	0	0	0	0	0	0	5	5	0.00	6.000										
Danny Darwin, R (7, 1) ERA: 3.25	1.2		5	0	1	1	1	0	0	0	0	0	0	7	7	5.40	0.000										

**AB 35**  
**R 3**  
**H 9**  
**RBI 3**  
**BB 2**  
**SO 3**  
**LOB 13**



**AB 32**  
**R 5**  
**H 11**  
**RBI 5**  
**SO 5**  
**LOB 19**





Batter	1	2	3	4	5	6	7	8	9	AB	R	H	RBI	BB	SO	LOB	TOP																		
Rickey Henderson, R OBP: 0.414, SLG: 0.385 (1, 7)	F4			1B		5-3			F4-3	4	0	1	0	0	0	0																			
Dwayne Murphy, L OBP: 0.326, SLG: 0.373 (1, 8)	F4-3			K		L8			K	4	0	0	0	0	2	0																			
Cliff Johnson, R OBP: 0.302, SLG: 0.387 (1, 3)	F4			HR					F5	4	1	1	1	0	0	0																			
Tony Armas, R OBP: 0.272, SLG: 0.389 (1, 9)		K								3	0	1	0	0	1	0																			
Jeff Burroughs, R OBP: 0.347, SLG: 0.424 (1, 10)		K								3	0	0	0	0	1	1																			
Mickey Klutts, R OBP: 0.250, SLG: 0.258 (1, 5)										3	0	0	0	0	1	1																			
Mike Heath, R OBP: 0.302, SLG: 0.327 (1, 2)										3	0	0	0	0	1	0																			
Davey Lopes, R OBP: 0.298, SLG: 0.325 (1, 4)										3	0	0	0	0	0	0																			
Fred Stanley, R OBP: 0.299, SLG: 0.185 (1, 6)										2	0	0	0	0	0	0																			
Joe Rudi, R OBP: 0.357, SLG: 0.327 (8, PH)										1	0	0	0	0	0	0																			
Tony Phillips, S OBP: 0.319, SLG: 0.256 (8, 6)										0	0	0	0	0	0	0																			
<b>Inning Stats</b>	R: 0 E: 0 K: 0 S: 3	H: 0 LOB: 0 BB: 0 P: 3	R: 0 E: 0 K: 2 S: 7	H: 0 LOB: 0 BB: 0 P: 7	R: 0 E: 0 K: 1 S: 3	H: 3 LOB: 1 BB: 0 P: 7	R: 0 E: 0 K: 2 S: 7	H: 0 LOB: 0 BB: 0 P: 7	R: 0 E: 0 K: 0 S: 3	H: 0 LOB: 0 BB: 0 P: 3	R: 0 E: 1 K: 0 S: 4	H: 0 LOB: 1 BB: 0 P: 4	R: 0 E: 0 K: 0 S: 3	H: 0 LOB: 0 BB: 0 P: 3	R: 0 E: 0 K: 1 S: 5	H: 0 LOB: 0 BB: 0 P: 5	1B: 2 2B: 0 3B: 0 HR: 1	SF: 0 SAC: 0 DP: 0 HBP: 0	WP: 0 PA: 30 PB: 0 SB: 0 CS: 0																
<b>PITCHER</b>	IP	WLS	BF	H	R	ER	SO	BB	IBB	HBP	BLK	WP	HR	S	P	ERA	WHIP	<b>PITCHER</b>	IP	WLS	BF	H	R	ER	SO	BB	IBB	HBP	BLK	WP	HR	S	P	ERA	WHIP
Jon Matlack, L ERA: 3.28 (1, 1)	8.2	W	29	3	1	1	6	0	0	0	0	0	1	41	41	1.04	0.346																		
Danny Darwin, R ERA: 3.22 (9, 1)	0.1	S	1	0	0	0	0	0	0	0	0	0	0	1	1	0.00	0.000																		

Oakland Athletics @ Texas Rangers  
Arlington Stadium, Arlington, TX  
Thu Jun 24 1982, 8:05 PM EDT  
Att: 14,764 - Unknown

AB 30  
R 1  
H 3  
RBI 1  
BB 0  
SO 6  
LOB 2



Batter	1	2	3	4	5	6	7	8	9	AB	R	H	RBI	BB	SO	LOB	BOTTOM																			
Bill Sample, R OBP: 0.377, SLG: 0.484 (1, 7)	1B SF9									3	2	2	0	1	0	0																				
Johnny Grubb, L OBP: 0.382, SLG: 0.400 (1, 9)	1B	BB								4	0	2	0	0	0	4																				
Buddy Bell, R OBP: 0.357, SLG: 0.430 (1, 5)	SF9									3	0	1	1	0	0	2																				
Dave Hostetter, R OBP: 0.363, SLG: 0.700 (1, 3)	G5-4-3									4	0	2	1	0	1	2																				
Lamar Johnson, R OBP: 0.317, SLG: 0.368 (1, 10)	G5-4-3									4	0	1	0	0	0	3																				
Mark Wagner, R OBP: 0.291, SLG: 0.288 (1, 6)										4	0	0	0	0	1	2																				
George Wright, S OBP: 0.277, SLG: 0.378 (1, 8)										4	0	0	0	0	1	0																				
Don Werner, R OBP: 0.412, SLG: 0.333 (1, 2)										3	0	3	0	0	0	0																				
Doug Flynn, R OBP: 0.227, SLG: 0.250 (1, 4)										3	0	0	0	0	1	4																				
<b>Inning Stats</b>	R: 1 E: 0 K: 0 S: 5	H: 3 LOB: 1 BB: 0 P: 5	R: 0 E: 0 K: 1 S: 7	H: 1 LOB: 3 BB: 1 P: 11	R: 0 E: 0 K: 1 S: 5	H: 1 LOB: 0 BB: 0 P: 5	R: 0 E: 0 K: 2 S: 8	H: 1 LOB: 1 BB: 0 P: 8	R: 1 E: 0 K: 0 S: 6	H: 3 LOB: 2 BB: 0 P: 6	R: 0 E: 0 K: 0 S: 3	H: 1 LOB: 0 BB: 0 P: 3	R: 0 E: 0 K: 0 S: 4	H: 1 LOB: 1 BB: 0 P: 4	R: 0 E: 0 K: 0 S: 3	H: 0 LOB: 0 BB: 0 P: 3	1B: 10 2B: 1 3B: 0 HR: 0	SF: 1 SAC: 0 DP: 2 HBP: 0	WP: 0 PA: 34 PB: 1 SB: 0 CS: 1																	
<b>PITCHER</b>	IP	WLS	BF	H	R	ER	SO	BB	IBB	HBP	BLK	WP	HR	S	P	ERA	WHIP	<b>PITCHER</b>	IP	WLS	BF	H	R	ER	SO	BB	IBB	HBP	BLK	WP	HR	S	P	ERA	WHIP	
Rick Langford, R ERA: 4.16 (1, 1)	8.0	L	34	11	2	2	4	1	0	0	0	0	0	41	45	2.25	1.500																			

Oakland Athletics @ Texas Rangers  
Arlington Stadium, Arlington, TX  
Thu Jun 24 1982, 8:05 PM EDT  
Att: 14,764 - Unknown

AB 32  
R 2  
H 11  
RBI 2  
BB 1  
SO 4  
LOB 17





Batter	1	2	3	4	5	6	7	8	9	AB	R	H	RBI	BB	SO	LOB	TOP								
Rickey Henderson, R OBP: 0.416, SLG: 0.387 (1, 7)										4	1	2	0	0	0	2	<b>Oakland Athletics @ Texas Rangers</b> Arlington Stadium, Arlington, TX Fri Jun 25 1982, 8:05 PM EDT Att: 16,663 - Unknown								
Dwayne Murphy, L OBP: 0.326, SLG: 0.377 (1, 8)										3	1	1	2	1	1	3									
Cliff Johnson, R OBP: 0.305, SLG: 0.390 (1, 10)										4	1	1	1	0	2	2									
Tony Armas, R OBP: 0.271, SLG: 0.385 (1, 9)										5	1	1	0	0	2	4									
Jeff Newman, R OBP: 0.271, SLG: 0.393 (1, 2)										5	0	0	0	0	2	3									
Mickey Klutts, R OBP: 0.247, SLG: 0.254 (1, 5)										5	0	1	1	0	0	2									
Joe Rudi, R OBP: 0.359, SLG: 0.324 Wayne Gross, L OBP: 0.362, SLG: 0.329 (5, PH) (5, 3)										1	0	0	0	1	0	0									
Davey Lopes, R OBP: 0.301, SLG: 0.333 (1, 4)										4	1	2	0	0	0	2									
Fred Stanley, R OBP: 0.307, SLG: 0.200 (1, 6)										4	1	2	1	0	0	2									
<b>Inning Stats</b>	R: 0 E: 0 K: 2 S: 7	H: 1 LOB: 2 BB: 0 P: 8	R: 0 E: 0 K: 0 S: 4	H: 1 LOB: 2 BB: 1 P: 8	R: 0 E: 0 K: 1 S: 6	H: 1 LOB: 1 BB: 0 P: 6	R: 0 E: 0 K: 0 S: 3	H: 0 LOB: 0 BB: 0 P: 3	R: 5 E: 0 K: 0 S: 9	H: 6 LOB: 2 BB: 0 P: 10	R: 0 E: 1 K: 1 S: 5	H: 0 LOB: 1 BB: 1 P: 9	R: 0 E: 0 K: 2 S: 7	H: 0 LOB: 0 BB: 0 P: 7	R: 0 E: 1 K: 0 S: 5	H: 1 LOB: 2 BB: 0 P: 5		R: 1 E: 1 K: 1 S: 7	H: 1 LOB: 1 BB: 0 P: 7	1B: 8 2B: 4 3B: 0 HR: 0	SF: 0 SAC: 1 DP: 1 HBP: 2	WP: 0 PB: 0 SB: 2 CS: 1	PA: 43		
<b>PITCHER</b>	IP	WLS	BF	H	R	ER	SO	BB	IBB	HBP	BLK	WP	HR	S	P	ERA	WHIP								
Frank Tanana, L ERA: 4.01 (1, 1)	4.0	L	20	6	4	4	3	1	0	2	0	0	0	23	29	9.00	1.750								
Dave Schmidt, R ERA: 3.47 (5, 1)	4.2		22	5	2	1	4	1	0	0	0	0	0	29	33	1.93	1.286								
Paul Mirabella, L ERA: 4.42 (9, 1)	0.1		1	0	0	0	0	0	0	0	0	0	0	1	1	0.00	0.000								

AB	38
R	6
H	11
RBI	6
BB	2
SO	7
LOB	21



Batter	1	2	3	4	5	6	7	8	9	AB	R	H	RBI	BB	SO	LOB	BOTTOM								
Bill Sample, R OBP: 0.373, SLG: 0.475 (1, 7)										4	0	1	0	0	0	1	<b>Oakland Athletics @ Texas Rangers</b> Arlington Stadium, Arlington, TX Fri Jun 25 1982, 8:05 PM EDT Att: 16,663 - Unknown								
Johnny Grubb, L OBP: 0.385, SLG: 0.399 (1, 9)										3	1	1	0	1	1										
Buddy Bell, R OBP: 0.359, SLG: 0.431 (1, 5)										4	0	2	1	0	0										
Dave Hostetter, R OBP: 0.358, SLG: 0.675 (1, 3)										3	0	0	0	1	1	2									
Lamar Johnson, R OBP: 0.316, SLG: 0.361 (1, 10)										3	0	0	0	1	0	2									
Jim Sundberg, R OBP: 0.338, SLG: 0.368 (1, 2)										3	0	0	0	1	0	0									
Mark Wagner, R OBP: 0.284, SLG: 0.281 (1, 6)										4	0	0	0	0	2	2									
George Wright, S OBP: 0.275, SLG: 0.374 Bill Stein, R OBP: 0.293, SLG: 0.264 (8, PH) (9, 4)										2	0	0	0	0	1	0									
Doug Flynn, R OBP: 0.224, SLG: 0.247 Terry Bogener, L OBP: 0.147, SLG: 0.168 (8, PH) (9, 8)										2	0	0	0	0	0	0									
<b>Inning Stats</b>	R: 0 E: 0 K: 0 S: 4	H: 2 LOB: 1 BB: 0 P: 4	R: 0 E: 0 K: 0 S: 3	H: 0 LOB: 0 BB: 0 P: 3	R: 0 E: 0 K: 2 S: 8	H: 1 LOB: 1 BB: 0 P: 8	R: 0 E: 0 K: 2 S: 7	H: 0 LOB: 2 BB: 2 P: 15	R: 0 E: 0 K: 0 S: 3	H: 0 LOB: 0 BB: 0 P: 3	R: 0 E: 0 K: 0 S: 3	H: 0 LOB: 0 BB: 0 P: 3	R: 0 E: 0 K: 0 S: 3	H: 0 LOB: 0 BB: 0 P: 3	R: 2 E: 0 K: 0 S: 5	H: 2 LOB: 2 BB: 2 P: 13		R: 0 E: 0 K: 1 S: 5	H: 0 LOB: 0 BB: 0 P: 5	1B: 5 2B: 1 3B: 0 HR: 0	SF: 0 SAC: 0 DP: 1 HBP: 0	WP: 1 PB: 1 SB: 2 CS: 0	PA: 35		
<b>PITCHER</b>	IP	WLS	BF	H	R	ER	SO	BB	IBB	HBP	BLK	WP	HR	S	P	ERA	WHIP								
Steve McCatty, R ERA: 3.84 (1, 1)	7.2		30	5	2	2	4	3	0	0	0	1	0	35	47	2.35	1.043								
Dave Beard, R ERA: 3.75 (8, 1)	1.1	S	5	0	0	0	1	1	0	0	0	1	0	6	10	0.00	0.750								





Batter	1	2	3	4	5	6	7	8	9	AB	R	H	RBI	BB	SO	LOB	TOP					
Rickey Henderson, R OBP: 0.417, SLG: 0.389 (1, 7)	L5		F9					4-3 S 1B		4	0	2	0	0	0	0						
Dwayne Murphy, L OBP: 0.331, SLG: 0.373 (1, 8)	SH1-3 BB					F6		4-3 2B		2	0	0	1	2	0	1						
Dan Meyer, L OBP: 0.274, SLG: 0.387 (1, 3)	SH1-3			L7			SF7	F6-3		2	0	0	1	0	0	1						
Tony Armas, R OBP: 0.271, SLG: 0.382 (1, 9)	5-3			S 1B				F6-4-3		4	0	1	0	0	0	3						
Wayne Gross, L OBP: 0.355, SLG: 0.322 (1, 5)		4-3		F7				F8		4	0	0	0	0	0	1						
Jeff Burroughs, R OBP: 0.325, SLG: 0.397 (1, 10)		5-3				F5		F6-3		4	0	0	0	0	0	0						
Mike Heath, R OBP: 0.295, SLG: 0.319 (1, 2)						F8		L5		3	0	0	0	0	0	0						
Davey Lopes, R OBP: 0.297, SLG: 0.328 (1, 4)			5-3			L4		F6-3		3	0	0	0	0	0	0						
Fred Stanley, R OBP: 0.317, SLG: 0.218 (1, 6)			F8					BB 1B SF7 BB		2	2	1	0	1	0	0						
<b>Inning Stats</b>	R: 0 E: 0 K: 0 S: 3	H: 0 LOB: 1 BB: 1 P: 7	R: 0 E: 0 K: 0 S: 3	H: 0 LOB: 0 BB: 0 P: 3	R: 0 E: 0 K: 0 S: 3	H: 0 LOB: 0 BB: 0 P: 3	R: 0 E: 0 K: 0 S: 4	H: 1 LOB: 1 BB: 0 P: 4	R: 0 E: 0 K: 0 S: 3	H: 0 LOB: 0 BB: 0 P: 3	R: 1 E: 0 K: 0 S: 3	H: 1 LOB: 1 BB: 2 P: 11	R: 0 E: 0 K: 0 S: 3	H: 0 LOB: 0 BB: 0 P: 3	R: 1 E: 0 K: 0 S: 5	H: 2 LOB: 1 BB: 0 P: 5	R: 0 E: 0 K: 0 S: 3	H: 0 LOB: 0 BB: 0 P: 3	1B: 3 2B: 1 3B: 0 HR: 0	SF: 1 SAC: 1 DP: 1 HBP: 0	WP: 0 PB: 0 SB: 2 CS: 0	PA: 33
<b>PITCHER</b>	IP	WLS	BF	H	R	ER	SO	BB	IBB	HBP	BLK	WP	HR	S	P	ERA	WHIP					
Charlie Hough, R ERA: 3.36 (1, 1)	5.0	W	20	2	1	1	0	3	0	0	0	0	0	17	29	1.80	1.000					
Steve Comer, R ERA: 3.94 (6, 1)	4.0	S	13	2	1	1	0	0	0	0	0	0	0	13	13	2.25	0.500					

Oakland Athletics @ Texas Rangers  
Arlington Stadium, Arlington, TX  
Sat Jun 26 1982, 8:05 PM EDT  
Att: 30,728 - Unknown

AB	28
R	2
H	4
RBI	2
BB	3
SO	0
LOB	6



Batter	1	2	3	4	5	6	7	8	9	AB	R	H	RBI	BB	SO	LOB	BOTTOM				
Bill Sample, R OBP: 0.368, SLG: 0.495 (1, 7)	F9	P3								4	1	1	2	0	0	2					
Terry Bogener, L OBP: 0.132, SLG: 0.167 (1, 10)	F6	4-3								4	0	0	0	0	0	2					
Buddy Bell, R OBP: 0.364, SLG: 0.450 (1, 5)	HR 2B									3	2	2	1	1	0	0					
Dave Hostetter, R OBP: 0.354, SLG: 0.690 (1, 3)	HR									4	1	1	2	0	1	1					
Johnny Grubb, L OBP: 0.381, SLG: 0.401 (1, 9)	2B									4	0	1	0	0	2	0					
Jim Sundberg, R OBP: 0.336, SLG: 0.366 (1, 2)	F7									4	0	1	0	0	0	1					
Mike Richardt, R OBP: 0.252, SLG: 0.270 (1, 4)										4	0	1	0	0	0	1					
George Wright, S OBP: 0.276, SLG: 0.374 (1, 8)		F3								3	0	1	0	0	0	1					
Doug Flynn, R OBP: 0.226, SLG: 0.249 (1, 6)										3	1	1	0	0	0	1					
<b>Inning Stats</b>	R: 2 E: 0 K: 0 S: 6	H: 3 LOB: 1 BB: 0 P: 6	R: 0 E: 0 K: 0 S: 5	H: 2 LOB: 2 BB: 0 P: 5	R: 1 E: 0 K: 2 S: 8	H: 1 LOB: 0 BB: 0 P: 8	R: 0 E: 0 K: 0 S: 3	H: 0 LOB: 0 BB: 0 P: 3	R: 0 E: 0 K: 0 S: 4	H: 1 LOB: 1 BB: 0 P: 4	R: 2 E: 0 K: 0 S: 5	H: 2 LOB: 1 BB: 1 P: 9	R: 0 E: 0 K: 1 S: 5	H: 0 LOB: 0 BB: 0 P: 5	1B: 4 2B: 2 3B: 0 HR: 3	SF: 0 SAC: 0 DP: 0 HBP: 0	WP: 0 PB: 0 SB: 0 CS: 0	PA: 34			
<b>PITCHER</b>	IP	WLS	BF	H	R	ER	SO	BB	IBB	HBP	BLK	WP	HR	S	P	ERA	WHIP				
Matt Keough, R ERA: 5.5 (1, 1)	7.0	L	31	9	5	5	2	1	0	0	0	0	3	34	38	6.43	1.429				
Fernando Arroyo, R ERA: 4.07 (8, 1)	1.0		3	0	0	0	1	0	0	0	0	0	0	5	5	0.00	0.000				

Oakland Athletics @ Texas Rangers  
Arlington Stadium, Arlington, TX  
Sat Jun 26 1982, 8:05 PM EDT  
Att: 30,728 - Unknown

AB	33
R	5
H	9
RBI	5
BB	1
SO	3
LOB	9





Batter	1	2	3	4	5	6	7	8	9	AB	R	H	RBI	BB	SO	LOB	TOP									
Rickey Henderson, R OBP: 0.415, SLG: 0.391 (1, 7)	F6-3		5-3			HR	E5			4	1	1	0	0	0	1	<b>Oakland Athletics @ Texas Rangers</b> Arlington Stadium, Arlington, TX Sun Jun 27 1982, 8:05 PM EDT Att: 15,464 - Unknown  <a href="http://livebaseballscorecards.com">livebaseballscorecards.com</a>									
Dwayne Murphy, L OBP: 0.333, SLG: 0.392 (1, 8)	5-3			1B SF9		HR	CS	F7		4	2	2	2	0	0											
Cliff Johnson, R OBP: 0.309, SLG: 0.392 (1, 10)				FC4	1B			5-3		4	0	2	0	0	1	0										
Tony Armas, R OBP: 0.266, SLG: 0.378 (1, 9)	FC4			SF9		F6-3		K		3	0	0	1	0	1	1										
Jeff Newman, R OBP: 0.264, SLG: 0.383 (1, 2)		F6-3		9-4-3		5-3			F8	4	0	0	0	0	0	1										
Mickey Klutts, R OBP: 0.237, SLG: 0.243 Wayne Gross, L OBP: 0.353, SLG: 0.320 (9, PH)		F7				F8		5-3	G3	3	0	0	0	0	0	0										
Joe Rudi, R OBP: 0.315, SLG: 0.315 Dan Meyer, L OBP: 0.273, SLG: 0.385 (9, PH)		5-3				5-3		F6	4-3	3	0	0	0	0	0	0										
Davey Lopes, R OBP: 0.302, SLG: 0.338 (1, 4)			5-3					S	2B	3	1	2	0	0	0	0										
Fred Stanley, R OBP: 0.311, SLG: 0.213 Jeff Burroughs, R OBP: 0.338, SLG: 0.422 Tony Phillips, S OBP: 0.319, SLG: 0.256 (7, PH)			1-5-3			5-3		E	CS	2	0	0	0	0	0	1										
<b>Inning Stats</b>	R: 0 E: 0 K: 0 S: 4	H: 1 LOB: 1 BB: 0 P: 4	R: 0 E: 0 K: 0 S: 3	H: 0 LOB: 0 BB: 0 P: 3	R: 0 E: 0 K: 0 S: 3	H: 0 LOB: 0 BB: 0 P: 3	R: 1 E: 0 K: 0 S: 4	H: 2 LOB: 0 BB: 0 P: 4	R: 0 E: 0 K: 0 S: 4	H: 1 LOB: 1 BB: 0 P: 4	R: 2 E: 0 K: 1 S: 7	H: 2 LOB: 0 BB: 0 P: 7	R: 1 E: 1 K: 0 S: 5	H: 2 LOB: 1 BB: 0 P: 5	R: 0 E: 0 K: 0 S: 5	H: 0 LOB: 0 BB: 0 P: 5		R: 0 E: 0 K: 0 S: 3	H: 0 LOB: 0 BB: 0 P: 3	1B: 3 2B: 5 3B: 0 HR: 1	SF: 1 SAC: 0 DP: 1 HBP: 0	WP: 0 PB: 0 SB: 1 CS: 1	PA: 35			
<b>PITCHER</b>	IP	WLS	BF	H	R	ER	SO	BB	IBB	HBP	BLK	WP	HR	S	P	ERA	WHIP									
Rick Honeycutt, L ERA: 4.03 Danny Darwin, R ERA: 3.05	(1, 1)	7.0	W	28	8	4	4	1	0	0	0	0	0	1	30	30	5.14	1.143								


Batter	1	2	3	4	5	6	7	8	9	AB	R	H	RBI	BB	SO	LOB	BOTTOM									
Bill Sample, R OBP: 0.370, SLG: 0.491 (1, 7)	SH1-3 1B		FC5-4 1B	5-3		K		F8		5	2	2	0	0	1	0	<b>Oakland Athletics @ Texas Rangers</b> Arlington Stadium, Arlington, TX Sun Jun 27 1982, 8:05 PM EDT Att: 15,464 - Unknown  <a href="http://livebaseballscorecards.com">livebaseballscorecards.com</a>									
Terry Bogener, L OBP: 0.167, SLG: 0.200 (1, 10)	SH1-3		FC5-4 1B	6-3		G3		1B SF8		4	1	2	0	0	0	0										
Buddy Bell, R OBP: 0.361, SLG: 0.445 (1, 5)	5-3		FC5-4 1B			K	1-3	1B		5	1	1	0	0	1	3										
Dave Hostetter, R OBP: 0.375, SLG: 0.747 (1, 3)	BB 1B		2B 1B			HR		SF8		4	3	4	4	0	0	0										
Johnny Grubb, L OBP: 0.400, SLG: 0.421 (1, 9)	1B		1B			1B		1B		3	2	3	1	2	0	0										
Jim Sundberg, R OBP: 0.342, SLG: 0.371 (1, 2)	BB		1-3 2H	1B	2B	1B		1B		5	1	3	0	0	1	4										
Mike Richardt, R OBP: 0.260, SLG: 0.277 (1, 4)	1-2 2H		1B			2B		K		4	0	2	3	0	0	2										
George Wright, S OBP: 0.275, SLG: 0.376 (1, 8)		5-3	G4-3 1B			F4		1B		4	0	1	2	0	0	4										
Doug Flynn, R OBP: 0.221, SLG: 0.243 (1, 6)		6-3	G4-3			L7		F9		4	0	1	2	0	0	4										
<b>Inning Stats</b>	R: 1 E: 0 K: 0 S: 5	H: 3 LOB: 2 BB: 1 P: 9	R: 0 E: 0 K: 0 S: 3	H: 0 LOB: 0 BB: 0 P: 3	R: 4 E: 0 K: 0 S: 8	H: 6 LOB: 1 BB: 0 P: 8	R: 0 E: 0 K: 0 S: 3	H: 0 LOB: 0 BB: 0 P: 3	R: 3 E: 0 K: 1 S: 9	H: 4 LOB: 1 BB: 0 P: 9	R: 0 E: 0 K: 1 S: 5	H: 0 LOB: 0 BB: 0 P: 5	R: 1 E: 0 K: 0 S: 5	H: 2 LOB: 2 BB: 1 P: 9	R: 1 E: 0 K: 1 S: 8	H: 3 LOB: 2 BB: 0 P: 8		1B: 14 2B: 3 3B: 0 HR: 1	SF: 1 SAC: 1 DP: 1 HBP: 0	WP: 0 PB: 0 SB: 0 CS: 0	PA: 42					
<b>PITCHER</b>	IP	WLS	BF	H	R	ER	SO	BB	IBB	HBP	BLK	WP	HR	S	P	ERA	WHIP									
Brian Kingman, R ERA: 3.8 Fernando Arroyo, R ERA: 4.78 Bo McLaughlin, R ERA: 5.31	(1, 1)	2.1	L	14	7	5	5	0	0	0	0	0	0	1	12	12	13.50	2.500								



Batter	1	2	3	4	5	6	7	8	9	AB	R	H	RBI	BB	SO	LOB	TOP			
Rob Wilfong, L (1, 7) OBP: 0.250, SLG: 0.211 Juan Beniquez, R (5, 7) OBP: 0.333, SLG: 0.360	L9			F9	SH5-3		FC5-2			2	0	0	0	0	0	0	1 0 0 0 0 0 3			
Rod Carew, L (1, 3) OBP: 0.407, SLG: 0.380	F8			1-3	5-3		4-3			4	0	0	0	0	0	4	4 0 0 0 0 0 4			
Don Baylor, R (1, 10) OBP: 0.305, SLG: 0.428	F8			BB 2B 1B			F4-6-3 1B		F9	4	1	2	0	0	0	0	4 1 2 0 0 0 0			
Reggie Jackson, L (1, 9) OBP: 0.347, SLG: 0.446 Bobby Clark, R (8, 9) OBP: 0.293, SLG: 0.348		G3		2B BB			F4-6-3 1-2		F7	3	0	0	0	1	0	1	3 0 0 0 1 0 1 0 0 0 0 0 0 0			
Fred Lynn, L (1, 8) OBP: 0.360, SLG: 0.433				BB			5-3		4-3	4	0	2	1	0	0	0	4 0 2 1 0 0 0			
Bobby Grich, R (1, 4) OBP: 0.377, SLG: 0.460				BB					F8	3	0	0	0	1	1	3	3 0 0 0 1 1 3			
Doug DeCinces, R (1, 5) OBP: 0.317, SLG: 0.442					F6-3		SH3-4 1B		F6-3	4	1	2	0	0	0	0	4 1 2 0 0 0 0			
Tim Foli, R (1, 6) OBP: 0.304, SLG: 0.360					F8		SH3-4		F7	2	0	0	0	0	0	0	2 0 0 0 0 0 0			
Bob Boone, R (1, 2) OBP: 0.352, SLG: 0.354					F6-3		SH5-3 1B			2	0	1	1	1	0	0	2 0 1 1 1 0 0			
<b>Inning Stats</b>	R: 0 E: 0 K: 0 S: 3	H: 0 LOB: 0 BB: 0 P: 3	R: 0 E: 0 K: 1 S: 5	H: 1 LOB: 1 BB: 0 P: 5	R: 0 E: 0 K: 0 S: 3	H: 0 LOB: 0 BB: 0 P: 3	R: 1 E: 0 K: 0 S: 5	H: 2 LOB: 2 BB: 1 P: 9	R: 0 E: 0 K: 0 S: 5	H: 1 LOB: 1 BB: 0 P: 5	R: 0 E: 0 K: 0 S: 3	H: 0 LOB: 0 BB: 0 P: 3	R: 0 E: 0 K: 0 S: 3	H: 0 LOB: 0 BB: 0 P: 3	R: 0 E: 0 K: 0 S: 3	H: 0 LOB: 0 BB: 0 P: 3	1B: 5 2B: 3 3B: 0 HR: 0	SF: 0 SAC: 0 DP: 2 HBP: 0	WP: 0 PB: 0 SB: 0 CS: 1	PA: 35
<b>PITCHER</b> Doc Medich, R (1, 1) ERA: 5.0	IP: 9.0 WLS: L BF: 35 H: 7 R: 2 ER: 2 SO: 1 BB: 2 IBB: 1 HBP: 0 BLK: 0 WP: 0 HR: 0 S: 34 P: 46 ERA: 2.00 WHIP: 1.000															<b>PITCHER</b>				

California Angels @ Texas Rangers  
Arlington Stadium, Arlington, TX  
Tue Jun 29 1982, 8:05 PM EDT  
Att: 15,749 - Unknown

AB 29  
R 2  
H 7  
RBI 2  
BB 3  
SO 1  
LOB 11



Batter	1	2	3	4	5	6	7	8	9	AB	R	H	RBI	BB	SO	LOB	BOTTOM			
Bill Sample, R (1, 7) OBP: 0.382, SLG: 0.491	FC6-4 BB			1-3 2H 1B			FC6-4 1-2			2	0	1	1	2	0	1	2 0 1 1 2 0 1			
Lee Mazzilli, S (1, 8) OBP: 0.347, SLG: 0.352	FC6-4 CS 1-2			5-3			1-3		F7	4	0	0	0	0	0	4	4 0 0 0 0 0 4			
Buddy Bell, R (1, 5) OBP: 0.360, SLG: 0.442	6-3 1-2				L6				5-3	4	0	1	0	0	0	3	4 0 1 0 0 0 3			
Dave Hostetter, R (1, 3) OBP: 0.361, SLG: 0.716		1-3		G6-4-3 1-2			4-3		6-3	4	0	0	0	0	0	1	4 0 0 0 0 0 1			
Jim Sundberg, R (1, 2) OBP: 0.345, SLG: 0.374				BB 1B			F7		6-3	4	0	2	0	0	0	0	4 0 2 0 0 0 0			
Lamar Johnson, R (1, 10) OBP: 0.316, SLG: 0.356 Johnny Grubb, L (9, FH) OBP: 0.398, SLG: 0.418				BB 1B			5-3		G3	2	0	0	0	1	1	1	2 0 0 0 1 1 1 1 0 0 0 0 0 0			
Mike Richardt, R (1, 4) OBP: 0.252, SLG: 0.268					L6		6-3		6-3	4	0	0	0	0	0	2	4 0 0 0 0 0 2			
George Wright, S (1, 9) OBP: 0.276, SLG: 0.373				BB 1B			6-3		5-3	2	1	0	0	1	0	0	2 1 0 0 1 0 0			
Doug Flynn, R (1, 6) OBP: 0.233, SLG: 0.255				BB 1B			1-3 BB		FC6-4 1B	3	0	3	0	0	0	0	3 0 3 0 0 0 0			
<b>Inning Stats</b>	R: 0 E: 0 K: 0 S: 2	H: 0 LOB: 1 BB: 0 P: 6	R: 0 E: 0 K: 1 S: 5	H: 1 LOB: 1 BB: 0 P: 5	R: 1 E: 0 K: 0 S: 4	H: 2 LOB: 1 BB: 1 P: 8	R: 0 E: 0 K: 0 S: 4	H: 2 LOB: 2 BB: 1 P: 8	R: 0 E: 0 K: 0 S: 3	H: 0 LOB: 0 BB: 0 P: 3	R: 0 E: 0 K: 0 S: 4	H: 1 LOB: 1 BB: 0 P: 4	R: 0 E: 0 K: 0 S: 3	H: 0 LOB: 0 BB: 0 P: 3	R: 0 E: 0 K: 0 S: 3	H: 0 LOB: 0 BB: 0 P: 3	1B: 7 2B: 1 3B: 0 HR: 0	SF: 0 SAC: 0 DP: 2 HBP: 0	WP: 0 PB: 0 SB: 0 CS: 2	PA: 34
<b>PITCHER</b> Geoff Zahn, L (1, 1) ERA: 3.03 Doug Corbett, R (7, 1) ERA: 5.21	IP: 6.2 WLS: W BF: 27 H: 7 R: 1 ER: 1 SO: 1 BB: 4 IBB: 0 HBP: 0 BLK: 0 WP: 0 HR: 0 S: 25 P: 41 ERA: 1.35 WHIP: 1.650															<b>PITCHER</b>				

California Angels @ Texas Rangers  
Arlington Stadium, Arlington, TX  
Tue Jun 29 1982, 8:05 PM EDT  
Att: 15,749 - Unknown

AB 30  
R 1  
H 7  
RBI 1  
BB 4  
SO 1  
LOB 12





Batter	1	2	3	4	5	6	7	8	9	AB	R	H	RBI	BB	SO	LOB	TOP			
Brian Downing, R (1, 7) OBP: 0.342, SLG: 0.471 Juan Beniquez, R (8, 7) OBP: 0.333, SLG: 0.360	F6-3		5-3		SH1-4 1B		1B 2B	K		5	1	2	0	0	1	2				
Doug DeCinces, R (1, 5) OBP: 0.316, SLG: 0.440	5-3		F6 1B		SH1-4 1-2		1B 2H	5-3		4	0	1	1	0	0	1				
Don Baylor, R (1, 10) OBP: 0.309, SLG: 0.429	1B CS		1-2 1B		1B		K	5-3		4	0	2	1	1	1	1				
Reggie Jackson, L (1, 9) OBP: 0.346, SLG: 0.443 Bobby Clark, R (7, 9) OBP: 0.277, SLG: 0.340	F 1-2	K	F4		K		1-2 1B	K		5	0	1	0	0	2	5				
Bobby Grich, R (1, 4) OBP: 0.375, SLG: 0.457		1B			F6-3		K			4	0	1	0	0	2	4				
Fred Lynn, L (1, 8) OBP: 0.359, SLG: 0.442		K			HR		F7	F9		4	1	1	1	0	1	3				
Rod Carew, L (1, 3) OBP: 0.408, SLG: 0.386		K			1B		F8	SH3-4 2B		4	0	2	0	0	1	1				
Tim Foli, R (1, 6) OBP: 0.312, SLG: 0.366			SH1-3 1B BB		F6-4-3 1B		1B	SH3-4		2	1	2	0	1	0	0				
Bob Boone, R (1, 2) OBP: 0.348, SLG: 0.349			SH1-3		F6-4-3		F6-3	K		3	0	0	0	0	1	4				
<b>Inning Stats</b>	R: 0 E: 0 K: 0 S: 3	H: 1 LOB: 0 BB: 0 P: 3	R: 0 E: 0 K: 3 S: 10	H: 1 LOB: 1 BB: 0 P: 10	R: 1 E: 1 K: 0 S: 5	H: 1 LOB: 2 BB: 1 P: 9	R: 1 E: 0 K: 0 S: 5	H: 3 LOB: 1 BB: 0 P: 5	R: 0 E: 0 K: 2 S: 8	H: 1 LOB: 1 BB: 0 P: 4	R: 1 E: 0 K: 2 S: 10	H: 3 LOB: 2 BB: 0 P: 10	R: 0 E: 0 K: 2 S: 8	H: 1 LOB: 1 BB: 0 P: 8	R: 0 E: 0 K: 1 S: 5	H: 0 LOB: 0 BB: 0 P: 5	1B: 9 2B: 2 3B: 0 HR: 1	SF: 0 SAC: 3 DP: 1 HBP: 0	WP: 0 PB: 0 SB: 0 CS: 1	PA: 41
<b>PITCHER</b>	IP	WLS	BF	H	R	ER	SO	BB	IBB	HBP	BLK	WP	HR	S	P	ERA	WHIP			
Jon Matlack, L (1, 1) ERA: 3.25	6.1		32	11	3	2	6	1	1	0	0	0	1	41	49	2.84	1.895			
Dave Schmidt, R (7, 1) ERA: 3.28	2.2	W	9	1	0	0	4	0	0	0	0	0	0	17	17	0.00	0.375			

California Angels @ Texas Rangers  
Arlington Stadium, Arlington, TX  
Wed Jun 30 1982, 8:05 PM EDT  
Att: 14,133 - Unknown

AB	36
R	3
H	12
RBI	3
BB	2
SO	10
LOB	21



Batter	1	2	3	4	5	6	7	8	9	AB	R	H	RBI	BB	SO	LOB	BOTTOM			
Bill Sample, R (1, 7) OBP: 0.391, SLG: 0.522	5-3		F7		HBP 1B			5-3 1B	1-1 2H HR	5	2	3	3	0	0	0				
Lee Mazzilli, S (1, 8) OBP: 0.344, SLG: 0.342	K		F2		HBP		5-3			3	0	0	0	0	1	1				
Buddy Bell, R (1, 5) OBP: 0.358, SLG: 0.439	6-3		F5		F8			2H 1B		4	0	1	1	0	0	3				
Dave Hostetter, R (1, 3) OBP: 0.348, SLG: 0.687		F8			5-3		5-3	K		4	0	0	0	0	1	1				
Johnny Grubb, L (1, 9) OBP: 0.394, SLG: 0.409		BB E BB			4-3		K	K		3	1	0	0	1	2	1				
Jim Sundberg, R (1, 2) OBP: 0.343, SLG: 0.369		BB E BB			6-3		F9		K	3	0	0	0	1	1	0				
Lamar Johnson, R (1, 10) OBP: 0.309, SLG: 0.348		FC5-4 1B 1-2 2H			F8		5-3		F6	4	0	0	0	0	1	1				
Mike Richardt, R (1, 4) OBP: 0.259, SLG: 0.276		1-3 1B			F4		F3		BB HR 1B	4	1	2	0	0	0	0				
Doug Flynn, R (1, 6) OBP: 0.235, SLG: 0.257 Bill Stein, R (9, PH) OBP: 0.305, SLG: 0.264		F9			HBP 1B		F3		HR BB	3	0	1	0	0	0	2				
<b>Inning Stats</b>	R: 0 E: 0 K: 1 S: 5	H: 0 LOB: 0 BB: 0 P: 5	R: 1 E: 1 K: 0 S: 4	H: 1 LOB: 2 BB: 2 P: 12	R: 0 E: 0 K: 0 S: 3	H: 0 LOB: 0 BB: 0 P: 3	R: 0 E: 0 K: 0 S: 3	H: 0 LOB: 0 BB: 0 P: 3	R: 0 E: 0 K: 1 S: 5	H: 0 LOB: 0 BB: 0 P: 5	R: 0 E: 0 K: 0 S: 3	H: 0 LOB: 0 BB: 0 P: 3	R: 1 E: 0 K: 2 S: 9	H: 2 LOB: 1 BB: 0 P: 9	R: 3 E: 0 K: 1 S: 6	H: 2 LOB: 0 BB: 1 P: 10	1B: 6 2B: 0 3B: 0 HR: 1	SF: 0 SAC: 0 DP: 0 HBP: 1	WP: 0 PB: 0 SB: 0 CS: 0	PA: 37
<b>PITCHER</b>	IP	WLS	BF	H	R	ER	SO	BB	IBB	HBP	BLK	WP	HR	S	P	ERA	WHIP			
Ken Forsch, R (1, 1) ERA: 3.14	7.1		30	5	2	2	2	2	0	1	0	0	0	31	40	2.46	0.955			
Don Aase, R (8, 1) ERA: 3.13	1.1	L	7	2	3	3	3	1	0	0	0	0	1	12	16	20.25	2.250			

California Angels @ Texas Rangers  
Arlington Stadium, Arlington, TX  
Wed Jun 30 1982, 8:05 PM EDT  
Att: 14,133 - Unknown

AB	33
R	5
H	7
RBI	4
BB	3
SO	5
LOB	9





Batter	1	2	3	4	5	6	7	8	9	AB	R	H	RBI	BB	SO	LOB	TOP					
Brian Downing, R OBP: 0.344, SLG: 0.470 (1, 7)	E8 SH3-4 4-3 1B							F6-3		3	1	1	0	1	0	0	<b>California Angels @ Texas Rangers</b> Arlington Stadium, Arlington, TX Thu Jul 01 1982, 8:05 PM EDT Att: 15,963 - Unknown					
Juan Beniquez, R OBP: 0.333, SLG: 0.359 (1, 9)	SH3-4							1B		3	0	1	0	0	1							
Doug DeCinces, R OBP: 0.315, SLG: 0.440 (1, 5)	4-3							1-3		4	1	1	1	0	0							
Don Baylor, R OBP: 0.312, SLG: 0.433 (1, 10)	F2							F5		4	0	2	1	0	0							
Bobby Grich, R OBP: 0.370, SLG: 0.449 (1, 4)								5-3		4	0	0	0	0	1							
Joe Ferguson, R OBP: 0.255, SLG: 0.229 (1, 2)								5-3		4	0	0	0	0	2	1						
Ron Jackson, R OBP: 0.286, SLG: 0.308 (1, 3)								K		3	0	0	0	0	1							
Tim Foli, R OBP: 0.312, SLG: 0.365 Mick Kelleher, R (7, 6)								F7		3	0	1	0	0	0	0						
Bobby Clark, R OBP: 0.260, SLG: 0.320 (1, 8)								K		0	0	0	0	0	0	0						
Bobby Clark, R OBP: 0.260, SLG: 0.320 (1, 8)								K		3	0	0	0	0	1	0						
<b>Inning Stats</b>	R: 1 E: 1 K: 0 S: 4	H: 1 LOB: 0 BB: 0 P: 4	R: 0 E: 0 K: 1 S: 5	H: 0 LOB: 0 BB: 0 P: 5	R: 0 E: 0 K: 1 S: 5	H: 1 LOB: 1 BB: 1 P: 9	R: 0 E: 0 K: 0 S: 4	H: 1 LOB: 1 BB: 0 P: 4	R: 0 E: 0 K: 0 S: 3	H: 0 LOB: 0 BB: 0 P: 3	R: 1 E: 0 K: 1 S: 7	H: 2 LOB: 1 BB: 0 P: 7	R: 0 E: 0 K: 1 S: 5	H: 0 LOB: 0 BB: 0 P: 5	R: 0 E: 0 K: 1 S: 6	H: 1 LOB: 1 BB: 0 P: 6	R: 0 E: 0 K: 1 S: 5	H: 0 LOB: 0 BB: 0 P: 5	1B: 4 2B: 2 3B: 0 HR: 0	SF: 0 SAC: 1 DP: 0 HBP: 0	WP: 0 PB: 0 SB: 0 CS: 0	PA: 33
<b>PITCHER</b> Frank Tanana, L ERA: 3.72 (1, 1)	IP: 9.0 WLS: W BF: 33 H: 6 R: 2 ER: 1 SO: 6 BB: 1 IBB: 0 HBP: 0 BLK: 0 WP: 0 HR: 0 S: 44 P: 48 ERA: 1.00 WHIP: 0.778															<b>PITCHER</b>						

Batter	1	2	3	4	5	6	7	8	9	AB	R	H	RBI	BB	SO	LOB	BOTTOM					
Bill Sample, R OBP: 0.391, SLG: 0.525 (1, 7)	F6							F7		5	0	2	1	0	0	0	<b>California Angels @ Texas Rangers</b> Arlington Stadium, Arlington, TX Thu Jul 01 1982, 8:05 PM EDT Att: 15,963 - Unknown					
Lee Mazzilli, S OBP: 0.336, SLG: 0.333 George Wright, S OBP: 0.274, SLG: 0.370 (1, 8) (5, 8)	1-3							K		3	0	0	0	0	1	1						
Buddy Bell, R OBP: 0.360, SLG: 0.440 (1, 5)	6-3							K		2	0	0	0	0	1	1						
Buddy Bell, R OBP: 0.360, SLG: 0.440 (1, 5)								1-3		4	2	2	0	0	0	2						
Dave Hostetter, R OBP: 0.371, SLG: 0.699 (1, 3)								1B		4	2	4	0	0	0	0						
Johnny Grubb, L OBP: 0.397, SLG: 0.412 (1, 9)								1B		4	1	2	2	0	1	2						
Jim Sundberg, R OBP: 0.343, SLG: 0.365 (1, 2)								1B		2	0	0	0	1	0	3						
Lamar Johnson, R OBP: 0.313, SLG: 0.351 (1, 10)								1B		4	1	2	2	0	1	3						
Mike Richardt, R OBP: 0.259, SLG: 0.275 (1, 4)								1B		4	1	1	1	0	0	3						
Doug Flynn, R OBP: 0.231, SLG: 0.253 (1, 6)								1B		3	0	0	1	0	0	0						
<b>Inning Stats</b>	R: 0 E: 0 K: 0 S: 3	H: 0 LOB: 0 BB: 0 P: 3	R: 0 E: 0 K: 1 S: 6	H: 1 LOB: 2 BB: 1 P: 10	R: 0 E: 0 K: 0 S: 3	H: 0 LOB: 0 BB: 0 P: 3	R: 5 E: 0 K: 1 S: 11	H: 6 LOB: 1 BB: 0 P: 11	R: 1 E: 0 K: 0 S: 5	H: 3 LOB: 1 BB: 0 P: 5	R: 0 E: 1 K: 0 S: 5	H: 1 LOB: 2 BB: 0 P: 5	R: 1 E: 0 K: 1 S: 7	H: 2 LOB: 1 BB: 0 P: 7	R: 0 E: 0 K: 1 S: 5	H: 0 LOB: 0 BB: 0 P: 5	R: 0 E: 0 K: 1 S: 5	H: 0 LOB: 0 BB: 0 P: 5	1B: 12 2B: 1 3B: 0 HR: 0	SF: 0 SAC: 2 DP: 1 HBP: 0	WP: 0 PB: 0 SB: 2 CS: 0	PA: 38
<b>PITCHER</b> Mike Witt, R ERA: 3.55 Luis Sanchez, R ERA: 3.4 Bruce Kison, R ERA: 3.67 (1, 1) (4, 1) (7, 1)	IP: 3.2 WLS: L BF: 19 H: 7 R: 5 ER: 5 SO: 1 BB: 1 IBB: 0 HBP: 0 BLK: 0 WP: 0 HR: 0 S: 20 P: 24 ERA: 12.27 WHIP: 2.182															<b>PITCHER</b>						



Batter	1	2	3	4	5	6	7	8	9	AB	R	H	RBI	BB	SO	LOB	TOP								
Bill Sample, R OBP: 0.384, SLG: 0.536 (1, 8)										5	1	1	1	0	1	2									
Jim Sundberg, R OBP: 0.344, SLG: 0.371 (1, 2)										5	0	2	0	0	0	0									
Buddy Bell, R OBP: 0.358, SLG: 0.440 (1, 5)										5	1	1	0	0	0	3									
Dave Hostetter, R OBP: 0.380, SLG: 0.698 (1, 3)											3	2	1	0	2	1	1								
Johnny Grubb, L OBP: 0.408, SLG: 0.426 (1, 7)											2	1	1	1	2	0	0								
Lamar Johnson, R OBP: 0.321, SLG: 0.358 (1, 10)											5	1	3	3	0	0	4								
Larry Parrish, R OBP: 0.245, SLG: 0.269 (1, 9)										5	1	3	2	0	2	4									
Mike Richardt, R OBP: 0.264, SLG: 0.274 (1, 4)										4	0	1	0	1	1	2									
Doug Flynn, R OBP: 0.230, SLG: 0.251 (1, 6)										5	0	1	0	0	0	1									
<b>Inning Stats</b>	R: 2 E: 0 K: 1 S: 8	H: 3 LOB: 2 BB: 1 P: 12	R: 0 E: 0 K: 0 S: 3	H: 0 LOB: 0 BB: 0 P: 3	R: 0 E: 0 K: 0 S: 4	H: 1 LOB: 2 BB: 0 P: 5	R: 0 E: 0 K: 0 S: 4	H: 3 LOB: 1 BB: 0 P: 4	R: 1 E: 0 K: 1 S: 6	H: 1 LOB: 2 BB: 2 P: 14	R: 0 E: 0 K: 1 S: 5	H: 0 LOB: 0 BB: 0 P: 5	R: 2 E: 1 K: 1 S: 8	H: 3 LOB: 2 BB: 1 P: 12	R: 0 E: 0 K: 0 S: 4	H: 1 LOB: 1 BB: 0 P: 4	R: 2 E: 0 K: 1 S: 7	H: 2 LOB: 1 BB: 1 P: 11	1B: 8 2B: 4 3B: 1 HR: 2	SF: 0 SAC: 0 DP: 1 HBP: 1	WP: 1 PB: 0 SB: 0 CS: 2	PA: 45			
<b>PITCHER</b>	IP	WLS	BF	H	R	ER	SO	BB	IBB	HBP	BLK	WP	HR	S	P	ERA	WHIP								
Brian Kingman, R ERA: 3.93 (1, 1)	4.1	L	23	8	3	3	1	3	0	1	0	1	1	21	34	6.23	2.538								
Bo McLaughlin, R ERA: 5.32 (5, 1)	2.1		11	3	2	2	2	1	0	0	0	0	0	14	18	7.71	1.714								
Fernando Arroyo, R ERA: 4.41 (7, 1)	2.1		11	3	2	2	2	1	0	0	0	0	1	14	18	7.71	1.714								

Texas Rangers @ Oakland Athletics  
Oakland-Alameda County Coliseum, Oakland, CA

AB 39  
R 7  
H 14  
RBI 7  
BB 5  
SO 5  
LOB 17



Fri Jul 02, 1982, 7:05 PM PDT  
Att: 12,779 - Unknown

Batter	1	2	3	4	5	6	7	8	9	AB	R	H	RBI	BB	SO	LOB	BOTTOM								
Rickey Henderson, R OBP: 0.416, SLG: 0.395 (1, 7)										3	0	0	0	1	0	1									
Dwayne Murphy, L OBP: 0.340, SLG: 0.398 (1, 8)										3	0	1	0	1	0	2									
Danny Goodwin, L OBP: 0.293, SLG: 0.474 (1, 10)										4	0	0	0	0	1	3									
Tony Armas, R OBP: 0.261, SLG: 0.359 (1, 9)										4	0	0	0	0	2	1									
Wayne Gross, L OBP: 0.351, SLG: 0.318 (1, 3)										3	0	0	0	0	0	0									
Mickey Klutts, R OBP: 0.244, SLG: 0.262 (1, 5)										3	0	1	0	0	0	0									
Jeff Newman, R OBP: 0.259, SLG: 0.372 (1, 2)										3	0	0	0	0	0	1									
Davey Lopes, R OBP: 0.300, SLG: 0.332 (1, 4)										3	0	0	0	0	1	0									
Tony Phillips, S OBP: 0.326, SLG: 0.284 (1, 6)										2	0	0	0	1	1	0									
<b>Inning Stats</b>	R: 0 E: 0 K: 1 S: 5	H: 1 LOB: 0 BB: 0 P: 5	R: 0 E: 0 K: 1 S: 6	H: 1 LOB: 1 BB: 0 P: 6	R: 0 E: 0 K: 1 S: 5	H: 0 LOB: 1 BB: 1 P: 9	R: 0 E: 0 K: 0 S: 3	H: 0 LOB: 0 BB: 0 P: 3	R: 0 E: 0 K: 0 S: 3	H: 0 LOB: 0 BB: 0 P: 3	R: 0 E: 0 K: 0 S: 3	H: 0 LOB: 0 BB: 0 P: 3	R: 0 E: 0 K: 0 S: 3	H: 0 LOB: 0 BB: 0 P: 3	R: 0 E: 0 K: 1 S: 5	H: 0 LOB: 1 BB: 1 P: 9	R: 0 E: 0 K: 0 S: 3	H: 0 LOB: 0 BB: 0 P: 3	1B: 2 2B: 0 3B: 0 HR: 0	SF: 0 SAC: 0 DP: 0 HBP: 0	WP: 0 PB: 0 SB: 2 CS: 1	PA: 31			
<b>PITCHER</b>	IP	WLS	BF	H	R	ER	SO	BB	IBB	HBP	BLK	WP	HR	S	P	ERA	WHIP								
Charlie Hough, R ERA: 3.1 (1, 1)	9.0	W	31	2	0	0	5	3	0	0	0	0	0	38	50	0.00	0.556								


Texas Rangers @ Oakland Athletics  
Oakland-Alameda County Coliseum, Oakland, CA


AB 28  
R 0  
H 2  
RBI 0  
BB 3  
SO 5  
LOB 8



Fri Jul 02, 1982, 7:05 PM PDT  
Att: 12,779 - Unknown



Batter	1	2	3	4	5	6	7	8	9	AB	R	H	RBI	BB	SO	LOB	TOP			
Bill Sample, R OBP: 0.380, SLG: 0.535 (1, 8)	G3		1B 2B		F8			F7		4	1	1	0	0	0	0	<p>Texas Rangers @ Oakland Athletics Oakland-Alameda County Coliseum, Oakland, CA</p> <p>Sat Jul 03 1982, 3:33 AM PDT Att: 19,270 - Unknown</p> <p>livebaseballscores.com</p> <p>AB 31 R 3 H 5 RBI 2 BB 1 SO 1 LOB 5</p> 			
Jim Sundberg, R OBP: 0.339, SLG: 0.364 (1, 2)	4-3		K		6-3			F8		4	0	0	0	0	1	1				
Buddy Bell, R OBP: 0.359, SLG: 0.449 (1, 5)	HR		1B BB		1-3			1-3		3	1	1	1	1	0	0				
Dave Hostetter, R OBP: 0.376, SLG: 0.682 (1, 3)	6-3		1B 2H		F4			F7		4	0	1	1	0	0	0				
Johnny Grubb, L OBP: 0.404, SLG: 0.421 (1, 7)		G4-6-3 1B E	F7		G3			F8		4	1	1	0	0	0	2				
Lamar Johnson, R OBP: 0.321, SLG: 0.358 (1, 10)		G4-6-3 1B 1-2		5-3				6-3		3	0	1	0	0	0	0				
Larry Parrish, R OBP: 0.240, SLG: 0.263 (1, 9)	G4-6-3 1-2 2-3			5-3				F6		3	0	0	0	0	0	2				
Mark Wagner, R OBP: 0.279, SLG: 0.276 (1, 6)	E6 3-H			4-3				F9		3	0	0	0	0	0	0				
Doug Flynn, R OBP: 0.227, SLG: 0.248 (1, 4)			F4-3		F8			F9		3	0	0	0	0	0	0				
<b>Inning Stats</b>	R: 1 E: 0 K: 0 S: 4	H: 1 LOB: 0 BB: 0 P: 4	R: 1 E: 1 K: 0 S: 4	H: 2 LOB: 1 BB: 0 P: 4	R: 1 E: 0 K: 1 S: 7	H: 2 LOB: 2 BB: 1 P: 11	R: 0 E: 0 K: 0 S: 3	H: 0 LOB: 0 BB: 0 P: 3	R: 0 E: 0 K: 0 S: 3	H: 0 LOB: 0 BB: 0 P: 3	R: 0 E: 0 K: 0 S: 3	H: 0 LOB: 0 BB: 0 P: 3	R: 0 E: 0 K: 0 S: 3	H: 0 LOB: 0 BB: 0 P: 3	R: 0 E: 0 K: 0 S: 3	H: 0 LOB: 0 BB: 0 P: 3	1B: 3 2B: 1 3B: 0 HR: 1	SF: 0 SAC: 0 DP: 1 HBP: 0	WP: 0 PB: 0 SB: 0 CS: 0	PA: 32
<b>PITCHER</b> Rick Langford, R ERA: 4.07 (1, 1)	IP: 9.0 WLS: W BF: 32 H: 5 R: 3 ER: 2 SO: 1 BB: 1 IBB: 0 HBP: 0 BLK: 0 WP: 0 HR: 1 S: 33 P: 37 ERA: 2.00 WHIP: 0.667															<b>PITCHER</b>				

Batter	1	2	3	4	5	6	7	8	9	AB	R	H	RBI	BB	SO	LOB	BOTTOM			
Rickey Henderson, R OBP: 0.417, SLG: 0.397 (1, 7)	1B SH5-3 FC4-6		6-3		S 1B	K				4	2	2	0	0	1	0	<p>Texas Rangers @ Oakland Athletics Oakland-Alameda County Coliseum, Oakland, CA</p> <p>Sat Jul 03 1982, 3:33 AM PDT Att: 19,270 - Unknown</p> <p>livebaseballscores.com</p> <p>AB 32 R 5 H 10 RBI 5 BB 2 SO 3 LOB 9</p> 			
Dwayne Murphy, L OBP: 0.343, SLG: 0.401 (1, 8)	SH5-3 1-2		FC5-4 1B		1B 1B			F7		3	1	2	1	0	0	0				
Joe Rudi, R OBP: 0.338, SLG: 0.302 (1, 3)	FC4-6 2-3		FC5-4 1-2		B3			1-3		4	0	1	0	0	0	2				
Cliff Johnson, R OBP: 0.308, SLG: 0.372 (1, 10)	FC4-6 1-2 3-H			F7	1B BB			BB		2	1	0	1	2	0	1				
Mickey Klutts, R OBP: 0.245, SLG: 0.261 (1, 5)	FC5-4 1-2			F7	1B PO 1B			F4		4	0	1	1	0	0	2				
Tony Armas, R OBP: 0.261, SLG: 0.358 (1, 9)		6-3		1B 1B	K			5-3		4	1	1	0	0	1	2				
Mike Heath, R OBP: 0.305, SLG: 0.344 (1, 2)		6-3		1B 1B	1-3 2-H			F4-3		4	0	2	1	0	0	0				
Dave McKay, S OBP: 0.223, SLG: 0.252 (1, 4)		6-3		1-2 3-H	PO 1B			K		4	0	1	1	0	1	0				
Fred Stanley, R OBP: 0.303, SLG: 0.216 (1, 6)			F8		G3			5-3		3	0	0	0	0	0	2				
<b>Inning Stats</b>	R: 1 E: 0 K: 0 S: 5	H: 2 LOB: 1 BB: 0 P: 5	R: 0 E: 0 K: 0 S: 3	H: 0 LOB: 0 BB: 0 P: 3	R: 0 E: 0 K: 0 S: 4	H: 1 LOB: 1 BB: 0 P: 4	R: 1 E: 0 K: 0 S: 6	H: 3 LOB: 2 BB: 0 P: 6	R: 3 E: 0 K: 1 S: 8	H: 4 LOB: 1 BB: 1 P: 12	R: 0 E: 0 K: 1 S: 5	H: 0 LOB: 0 BB: 0 P: 5	R: 0 E: 0 K: 0 S: 3	H: 0 LOB: 1 BB: 1 P: 7	R: 0 E: 0 K: 1 S: 5	H: 0 LOB: 0 BB: 0 P: 5	1B: 10 2B: 0 3B: 0 HR: 0	SF: 0 SAC: 1 DP: 0 HBP: 0	WP: 0 PB: 0 SB: 1 CS: 0	PA: 36
<b>PITCHER</b> Rick Honeycutt, L ERA: 4.31 (1, 1)	IP: 4.1 WLS: L BF: 22 H: 8 R: 5 ER: 5 SO: 0 BB: 1 IBB: 0 HBP: 0 BLK: 0 WP: 0 HR: 0 S: 21 P: 25 ERA: 10.38 WHIP: 2.077															<b>PITCHER</b>				
Steve Comer, R ERA: 3.66 (5, 1)	IP: 3.2 WLS: L BF: 13 H: 2 R: 0 ER: 0 SO: 3 BB: 1 IBB: 0 HBP: 0 BLK: 0 WP: 0 HR: 0 S: 18 P: 22 ERA: 0.00 WHIP: 0.818															<b>PITCHER</b>				



Batter	1	2	3	4	5	6	7	8	9	AB	R	H	RBI	BB	SO	LOB	TOP		
Bill Sample, R OBP: 0.388, SLG: 0.530 (1, 8)										3	1	1	0	2	0	0	<b>Texas Rangers @ Oakland Athletics</b> Oakland-Alameda County Coliseum, Oakland, CA Sun Jul 04 1982, 7:05 PM PDT Att: 42,052 - Unknown		
Jim Sundberg, R OBP: 0.336, SLG: 0.373 (1, 2)										5	1	1	1	0	1	6			
Buddy Bell, R OBP: 0.363, SLG: 0.450 (1, 5)										4	0	2	0	1	0	3			
Dave Hostetter, R OBP: 0.377, SLG: 0.667 (1, 3)										4	2	1	0	1	1	3			
Johnny Grubb, L OBP: 0.404, SLG: 0.417 (1, 7)										4	1	1	1	1	0	2			
Lamar Johnson, R OBP: 0.330, SLG: 0.376 Leon Roberts, R OBP: 0.278, SLG: 0.315 (8, PH)										2	4	1	1	1	0	3			
Larry Parrish, R George Wright, S OBP: 0.273, SLG: 0.368 (8, PH)										3	2	2	7	1	0	1			
Mark Wagner, R OBP: 0.273, SLG: 0.269 (1, 6)										4	0	0	0	0	2	2			
Doug Flynn, R OBP: 0.231, SLG: 0.248 (1, 4)										4	0	1	0	1	0	0			
<b>Inning Stats</b>	R: 1 E: 0 K: 0 S: 3	H: 1 LOB: 2 BB: 2 P: 11	R: 3 E: 0 K: 1 S: 7	H: 2 LOB: 0 BB: 1 P: 11	R: 5 E: 0 K: 1 S: 8	H: 3 LOB: 0 BB: 2 P: 16	R: 0 E: 0 K: 0 S: 3	H: 0 LOB: 0 BB: 0 P: 3	R: 1 E: 1 K: 0 S: 4	H: 1 LOB: 2 BB: 1 P: 9	R: 0 E: 0 K: 1 S: 6	H: 1 LOB: 1 BB: 0 P: 6	R: 0 E: 0 K: 0 S: 3	H: 0 LOB: 0 BB: 0 P: 3	1B: 6 2B: 0 3B: 0 HR: 4	SF: 0 SAC: 1 DP: 1 HBP: 1		WP: 4 PB: 0 SB: 1 CS: 0	PA: 45
<b>PITCHER</b>	IP WLS BF H R ER SO BB IBB HBP BLK WP HR S P ERA WHIP	IP WLS BF H R ER SO BB IBB HBP BLK WP HR S P ERA WHIP	IP WLS BF H R ER SO BB IBB HBP BLK WP HR S P ERA WHIP	IP WLS BF H R ER SO BB IBB HBP BLK WP HR S P ERA WHIP	IP WLS BF H R ER SO BB IBB HBP BLK WP HR S P ERA WHIP	IP WLS BF H R ER SO BB IBB HBP BLK WP HR S P ERA WHIP	IP WLS BF H R ER SO BB IBB HBP BLK WP HR S P ERA WHIP	IP WLS BF H R ER SO BB IBB HBP BLK WP HR S P ERA WHIP	IP WLS BF H R ER SO BB IBB HBP BLK WP HR S P ERA WHIP	IP WLS BF H R ER SO BB IBB HBP BLK WP HR S P ERA WHIP	IP WLS BF H R ER SO BB IBB HBP BLK WP HR S P ERA WHIP	IP WLS BF H R ER SO BB IBB HBP BLK WP HR S P ERA WHIP	IP WLS BF H R ER SO BB IBB HBP BLK WP HR S P ERA WHIP	IP WLS BF H R ER SO BB IBB HBP BLK WP HR S P ERA WHIP	IP WLS BF H R ER SO BB IBB HBP BLK WP HR S P ERA WHIP	IP WLS BF H R ER SO BB IBB HBP BLK WP HR S P ERA WHIP	IP WLS BF H R ER SO BB IBB HBP BLK WP HR S P ERA WHIP	IP WLS BF H R ER SO BB IBB HBP BLK WP HR S P ERA WHIP	
Matt Keough, R ERA: 5.39 (1, 1)	3.1 L 20 6 6 6 2 5 0 0 0 1 3 19 39 16.20 3.300	3.1 16 2 5 5 1 3 0 1 0 2 1 14 27 13.50 1.500	2.1 9 2 0 0 1 0 0 0 0 0 0 0 11 11 0.00 0.857																

AB	35
R	11
H	10
RBI	10
BB	8
SO	4
LOB	21



Batter	1	2	3	4	5	6	7	8	9	AB	R	H	RBI	BB	SO	LOB	BOTTOM					
Rickey Henderson, R OBP: 0.419, SLG: 0.417 (1, 7)										5	3	3	1	0	2	1	<b>Texas Rangers @ Oakland Athletics</b> Oakland-Alameda County Coliseum, Oakland, CA Sun Jul 04 1982, 7:05 PM PDT Att: 42,052 - Unknown					
Dwayne Murphy, L OBP: 0.347, SLG: 0.404 (1, 8)										5	0	3	2	0	0	1						
Dan Meyer, L OBP: 0.266, SLG: 0.375 (1, 3)										4	1	0	0	0	0	3						
Wayne Gross, L OBP: 0.354, SLG: 0.319 (1, 5)										3	0	1	0	1	0	2						
Danny Goodwin, L OBP: 0.289, SLG: 0.500 (1, 10)										4	0	1	1	0	0	2						
Tony Armas, R OBP: 0.264, SLG: 0.361 (1, 9)										3	0	1	0	1	0	0						
Jeff Newman, R OBP: 0.253, SLG: 0.363 (1, 2)										4	0	0	0	0	1	3						
Dave McKay, S OBP: 0.224, SLG: 0.252 (1, 4)										4	0	1	0	0	0	1						
Fred Stanley, R OBP: 0.295, SLG: 0.210 Jeff Burroughs, R OBP: 0.333, SLG: 0.415 (8, PH)										3	0	0	0	0	0	1						
<b>Inning Stats</b>	R: 2 E: 0 K: 0 S: 6	H: 3 LOB: 2 BB: 1 P: 10	R: 1 E: 0 K: 0 S: 5	H: 2 LOB: 1 BB: 0 P: 5	R: 0 E: 0 K: 0 S: 3	H: 1 LOB: 0 BB: 0 P: 3	R: 0 E: 0 K: 0 S: 3	H: 0 LOB: 0 BB: 0 P: 3	R: 1 E: 0 K: 0 S: 4	H: 1 LOB: 1 BB: 1 P: 8	R: 0 E: 0 K: 0 S: 4	H: 1 LOB: 1 BB: 0 P: 4	R: 0 E: 0 K: 1 S: 6	H: 1 LOB: 1 BB: 0 P: 6	R: 0 E: 0 K: 1 S: 5	H: 0 LOB: 0 BB: 0 P: 5		R: 0 E: 0 K: 1 S: 6	H: 1 LOB: 1 BB: 0 P: 6	1B: 6 2B: 1 3B: 2 HR: 1	SF: 0 SAC: 0 DP: 1 HBP: 0	WP: 0 PB: 0 SB: 1 CS: 0
<b>PITCHER</b>	IP WLS BF H R ER SO BB IBB HBP BLK WP HR S P ERA WHIP	IP WLS BF H R ER SO BB IBB HBP BLK WP HR S P ERA WHIP	IP WLS BF H R ER SO BB IBB HBP BLK WP HR S P ERA WHIP	IP WLS BF H R ER SO BB IBB HBP BLK WP HR S P ERA WHIP	IP WLS BF H R ER SO BB IBB HBP BLK WP HR S P ERA WHIP	IP WLS BF H R ER SO BB IBB HBP BLK WP HR S P ERA WHIP	IP WLS BF H R ER SO BB IBB HBP BLK WP HR S P ERA WHIP	IP WLS BF H R ER SO BB IBB HBP BLK WP HR S P ERA WHIP	IP WLS BF H R ER SO BB IBB HBP BLK WP HR S P ERA WHIP	IP WLS BF H R ER SO BB IBB HBP BLK WP HR S P ERA WHIP	IP WLS BF H R ER SO BB IBB HBP BLK WP HR S P ERA WHIP	IP WLS BF H R ER SO BB IBB HBP BLK WP HR S P ERA WHIP	IP WLS BF H R ER SO BB IBB HBP BLK WP HR S P ERA WHIP	IP WLS BF H R ER SO BB IBB HBP BLK WP HR S P ERA WHIP	IP WLS BF H R ER SO BB IBB HBP BLK WP HR S P ERA WHIP	IP WLS BF H R ER SO BB IBB HBP BLK WP HR S P ERA WHIP	IP WLS BF H R ER SO BB IBB HBP BLK WP HR S P ERA WHIP	IP WLS BF H R ER SO BB IBB HBP BLK WP HR S P ERA WHIP				
Doc Medich, R ERA: 5.08 (1, 1)	6.0 W 27 8 4 4 0 2 0 0 0 0 1 25 33 6.00 1.667	3.0 S 11 2 0 0 3 0 0 0 0 0 0 17 17 0.00 0.667																				













Batter	1	2	3	4	5	6	7	8	9	AB	R	H	RBI	BB	SO	LOB	TOP								
Jerry Remy, L OBP: 0.351, SLG: 0.318 (1, 4)	F7	G3		CS	HR	F5			F8	6	1	2	2	0	0	3									
Dwight Evans, R OBP: 0.398, SLG: 0.455 (1, 9)	E6		5-3		HR		F2			4	1	1	2	1	0	1									
Jim Rice, R OBP: 0.368, SLG: 0.470 (1, 7)	F8				HR				F8	4	1	1	1	1	1	3									
Carl Yastrzemski, L OBP: 0.374, SLG: 0.496 (1, 10)										5	0	2	0	0	2	1									
Wade Boggs, L OBP: 0.430, SLG: 0.451 (1, 5)										4	1	3	0	1	0	0									
Rich Gedman, L OBP: 0.316, SLG: 0.417 (1, 2)	L7		F4-3		F7		F4-3			5	0	1	0	0	0	7									
Dave Stapleton, R OBP: 0.285, SLG: 0.377 (1, 3)		G3		6-3	F9				F4-6-3	5	1	1	1	0	0	2									
Glenn Hoffman, R OBP: 0.299, SLG: 0.356 (1, 6)				F6		6-3				4	2	2	0	1	0	0									
Rick Miller, L OBP: 0.340, SLG: 0.330 (1, 8)		G3				E6	E7			5	1	3	2	0	0	1									
<b>Inning Stats</b>	R: 0 E: 1 K: 0 S: 5	H: 1 LOB: 3 BB: 1 P: 9	R: 0 E: 0 K: 0 S: 4	H: 1 LOB: 1 BB: 0 P: 4	R: 0 E: 0 K: 1 S: 6	H: 1 LOB: 2 BB: 1 P: 10	R: 0 E: 0 K: 0 S: 3	H: 1 LOB: 0 BB: 0 P: 3	R: 3 E: 0 K: 1 S: 7	H: 5 LOB: 1 BB: 0 P: 7	R: 0 E: 1 K: 1 S: 6	H: 0 LOB: 2 BB: 1 P: 10	R: 4 E: 1 K: 0 S: 7	H: 4 LOB: 1 BB: 1 P: 11	R: 0 E: 0 K: 1 S: 5	H: 0 LOB: 0 BB: 0 P: 5	R: 1 E: 0 K: 0 S: 5	H: 3 LOB: 1 BB: 0 P: 5	1B: 11 2B: 3 3B: 0 HR: 2	SF: 0 SAC: 0 DP: 1 HBP: 0	WP: 0 PB: 0 SB: 0 CS: 1	PA: 47			
<b>PITCHER</b>	IP	WLS	BF	H	R	ER	SO	BB	IBB	HBP	BLK	WP	HR	S	P	ERA	WHIP	<b>PITCHER</b>							
Charlie Hough, R ERA: 3.22 (1, 1)	4.0	L	22	8	3	3	1	2	0	0	0	0	2	22	30	6.75	2.500								
Paul Mirabella, L ERA: 5.4 (5, 1)	5.0		24	8	5	5	2	1	1	0	0	0	0	26	34	9.00	1.800								

**Boston Red Sox @ Texas Rangers**  
Arlington Stadium, Arlington, TX  
Wed Jul 07 1982, 8:05 PM EDT  
Att: 12,653 - Unknown

AB	42
R	8
H	16
RBI	8
BB	4
SO	3
LOB	18



Batter	1	2	3	4	5	6	7	8	9	AB	R	H	RBI	BB	SO	LOB	BOTTOM								
Bill Sample, R OBP: 0.388, SLG: 0.510 (1, 8)			F4					5-3	F9	3	0	0	0	2	0	1									
Jim Sundberg, R OBP: 0.328, SLG: 0.361 (1, 2)	4-3		F7		L6			K		4	0	0	0	1	1	5									
Buddy Bell, R OBP: 0.358, SLG: 0.444 (1, 5)	F8			F9			FC4-6	F7	K	5	0	1	0	0	1	2									
Dave Hostetter, R OBP: 0.359, SLG: 0.640 (1, 3)	F9			F3		F8			BB	3	1	0	0	1	0	2									
Johnny Grubb, L OBP: 0.397, SLG: 0.401 (1, 7)				4-3		FC4-6			BB	3	1	0	0	0	1	1									
Lamar Johnson, R OBP: 0.322, SLG: 0.367 (1, 10)		5-3			L7	6-3			HR	3	1	0	0	1	0	1									
Larry Parrish, R OBP: 0.281, SLG: 0.333 (1, 9)		6-3					5-3			4	1	2	4	0	0	0									
Doug Flynn, R OBP: 0.230, SLG: 0.245 (1, 4)			F3		FC5-4		F8			3	0	0	0	0	0	1									
Bill Stein, R OBP: 0.317, SLG: 0.333 (9, PH)					BB					1	1	1	1	0	0	0									
Mark Wagner, R OBP: 0.270, SLG: 0.267 (1, 6)			E6				5-3			3	0	1	0	0	0	0									
Lee Mazzilli, S OBP: 0.333, SLG: 0.330 (9, PH)									K	1	0	0	0	0	1	0									
<b>Inning Stats</b>	R: 0 E: 0 K: 0 S: 3	H: 0 LOB: 1 BB: 1 P: 7	R: 0 E: 0 K: 1 S: 5	H: 0 LOB: 0 BB: 0 P: 5	R: 0 E: 1 K: 0 S: 4	H: 0 LOB: 1 BB: 1 P: 4	R: 0 E: 0 K: 0 S: 3	H: 0 LOB: 0 BB: 0 P: 3	R: 0 E: 0 K: 0 S: 4	H: 1 LOB: 1 BB: 0 P: 4	R: 0 E: 0 K: 1 S: 5	H: 0 LOB: 0 BB: 0 P: 5	R: 0 E: 0 K: 1 S: 5	H: 0 LOB: 0 BB: 0 P: 5	R: 5 E: 0 K: 2 S: 9	H: 2 LOB: 1 BB: 3 P: 22	1B: 3 2B: 0 3B: 0 HR: 2	SF: 0 SAC: 0 DP: 0 HBP: 1	WP: 0 PB: 0 SB: 0 CS: 0	PA: 39					
<b>PITCHER</b>	IP	WLS	BF	H	R	ER	SO	BB	IBB	HBP	BLK	WP	HR	S	P	ERA	WHIP	<b>PITCHER</b>							
Mike Torrez, R ERA: 6.35 (1, 1)	8.0	W	32	3	2	2	2	3	0	1	0	0	0	32	45	2.25	0.750								
Mark Clear, R ERA: 2.39 (9, 1)	1.0		7	2	3	3	2	2	0	0	0	0	2	9	17	27.00	4.000								

**Boston Red Sox @ Texas Rangers**  
Arlington Stadium, Arlington, TX  
Wed Jul 07 1982, 8:05 PM EDT  
Att: 12,653 - Unknown

AB	33
R	5
H	5
RBI	5
BB	5
SO	4
LOB	13









Batter	1	2	3	4	5	6	7	8	9	AB	R	H	RBI	BB	SO	LOB	TOP										
Lou Whitaker, L (1, 4) OBP: 0.308, SLG: 0.349	K			F9			F6-3			3	0	0	0	1	1	0											
Rick Leach, L (1, 3) OBP: 0.254, SLG: 0.381	4-1		E3 2B	K			K			4	0	0	0	0	2	2											
Larry Hemdon, R (1, 7) OBP: 0.345, SLG: 0.530	5-3		F8			F8	F9			4	0	0	0	0	0	1											
Lance Parrish, R (1, 2) OBP: 0.391, SLG: 0.563		F6-3				BB 1B	F9			4	1	2	0	0	0	0											
Mike Ivie, R (1, 10) OBP: 0.315, SLG: 0.515	F6-3		5-3			BB 1B	F9			3	0	0	0	1	0	2											
Jerry Turner, L (1, 9) OBP: 0.234, SLG: 0.310					G3					3	0	0	0	1	2	0											
Chet Lemon, R (8, 8) OBP: 0.350, SLG: 0.320	K					BB 1B	K			0	0	0	0	0	0	0											
Tom Brookens, R (1, 5) OBP: 0.327, SLG: 0.377			F8			F6-3			F9	4	0	1	1	0	0	0											
Lynn Jones, R (1, 8) OBP: 0.313, SLG: 0.333			5-3			BB 1B	F8		F7	4	1	1	0	0	0	3											
Alan Trammell, R (1, 6) OBP: 0.274, SLG: 0.286			G3			BB 1B	F3		6-3	4	0	1	1	0	0	3											
<b>Inning Stats</b>	R: 0 E: 0 K: 1 S: 5	H: 0 LOB: 0 BB: 0 P: 5	R: 0 E: 0 K: 1 S: 5	H: 0 LOB: 0 BB: 0 P: 5	R: 0 E: 0 K: 0 S: 3	H: 0 LOB: 0 BB: 0 P: 3	R: 0 E: 1 K: 0 S: 5	H: 1 LOB: 2 BB: 0 P: 5	R: 1 E: 0 K: 1 S: 7	H: 2 LOB: 2 BB: 1 P: 11	R: 0 E: 0 K: 1 S: 5	H: 0 LOB: 0 BB: 0 P: 5	R: 0 E: 0 K: 1 S: 5	H: 0 LOB: 0 BB: 0 P: 5	R: 0 E: 0 K: 0 S: 3	H: 0 LOB: 0 BB: 0 P: 3	1B: 3 2B: 2 3B: 0 HR: 0	SF: 0 SAC: 0 DP: 0 HBP: 0	WP: 0 PB: 0 SB: 0 CS: 0	PA: 36							
<b>PITCHER</b>	IP	WLS	BF	H	R	ER	SO	BB	IBB	HBP	BLK	WP	HR	S	P	ERA	WHIP										
John Butcher, R (1, 1) ERA: 4.7	5.1		22	4	2	2	3	1	0	0	0	0	0	27	31	3.38	0.938										
Danny Darwin, R (6, 1) ERA: 2.55	3.2	W	14	1	0	0	2	2	0	0	0	0	0	16	24	0.00	0.818										

Detroit Tigers @ Texas Rangers  
Arlington Stadium, Arlington, TX  
Fri Jul 09 1982, 4:33 AM EDT  
Unknown

AB 33  
R 2  
H 5  
RBI 2  
BB 3  
SO 5  
LOB 11



Batter	1	2	3	4	5	6	7	8	9	AB	R	H	RBI	BB	SO	LOB	BOTTOM										
Bill Sample, R (1, 7) OBP: 0.375, SLG: 0.497	6-3		5-3			F9			HR 2B	4	1	1	0	0	0	0											
Bill Stein, R (1, 10) OBP: 0.288, SLG: 0.300	G3		F9			K			L3	4	0	0	0	0	1	1											
Buddy Bell, R (1, 5) OBP: 0.361, SLG: 0.455	BB 2B			F7			5-3		HR	4	2	2	2	0	0	0											
Dave Hostetter, R (1, 3) OBP: 0.362, SLG: 0.626	2H 1B			F8		BB				2	0	1	1	1	0	0											
Jim Sundberg, R (1, 2) OBP: 0.331, SLG: 0.360	5-3		6-3			K				3	0	0	0	0	1	2											
Larry Parrish, R (1, 9) OBP: 0.250, SLG: 0.318		5-3			F7		F8			3	0	0	0	0	0	1											
George Wright, S (1, 8) OBP: 0.270, SLG: 0.364		L6			F2		F7			3	0	0	0	0	0	0											
Mike Richardt, R (1, 4) OBP: 0.259, SLG: 0.268		5-3			5-3		4-3			3	0	0	0	0	0	0											
Doug Flynn, R (1, 6) OBP: 0.226, SLG: 0.241					F3		F5-3		F5	2	0	0	0	0	0	0											
Lamar Johnson, R (8, PH) OBP: 0.314, SLG: 0.358										1	0	0	0	0	0	0											
Mark Wagner, R (8, 6) OBP: 0.280, SLG: 0.274										0	0	0	0	0	0	0											
<b>Inning Stats</b>	R: 1 E: 0 K: 0 S: 5	H: 2 LOB: 1 BB: 0 P: 5	R: 0 E: 0 K: 0 S: 3	H: 0 LOB: 0 BB: 0 P: 3	R: 0 E: 0 K: 0 S: 3	H: 0 LOB: 0 BB: 0 P: 3	R: 0 E: 0 K: 1 S: 5	H: 0 LOB: 0 BB: 0 P: 5	R: 0 E: 0 K: 1 S: 5	H: 0 LOB: 1 BB: 1 P: 9	R: 0 E: 0 K: 0 S: 3	H: 0 LOB: 0 BB: 0 P: 3	R: 0 E: 0 K: 0 S: 3	H: 0 LOB: 0 BB: 0 P: 3	R: 2 E: 0 K: 0 S: 3	H: 2 LOB: 0 BB: 0 P: 3	1B: 1 2B: 2 3B: 0 HR: 1	SF: 0 SAC: 0 DP: 0 HBP: 0	WP: 0 PB: 0 SB: 0 CS: 0	PA: 30							
<b>PITCHER</b>	IP	WLS	BF	H	R	ER	SO	BB	IBB	HBP	BLK	WP	HR	S	P	ERA	WHIP										
Pat Underwood, L (1, 1) ERA: 4.53	8.0		28	3	2	2	2	1	0	0	0	0	0	31	35	2.25	0.500										
Dave Tobik, R (9, 1) ERA: 2.65	0.1	L	2	1	1	1	0	0	0	0	0	0	1	2	2	27.00	3.000										

Detroit Tigers @ Texas Rangers  
Arlington Stadium, Arlington, TX  
Fri Jul 09 1982, 4:33 AM EDT  
Unknown

AB 29  
R 3  
H 4  
RBI 3  
BB 1  
SO 2  
LOB 4





Batter	1	2	3	4	5	6	7	8	9	AB	R	H	RBI	BB	SO	LOB	TOP			
Lou Whitaker, L (1, 4) OBP: 0.307, SLG: 0.348	0-0 1B		0-0 4-3			0-0 4-3		0-0 F8		4	0	1	0	0	0	0				
Rick Leach, L (1, 3) OBP: 0.254, SLG: 0.373	0-0 F7					0-0 G3		0-0 1B		4	0	1	0	0	0	0				
Larry Hemdon, R (1, 7) OBP: 0.347, SLG: 0.529	0-0 1B					0-0 1B		0-0 F6		4	0	2	0	0	0	1				
Lance Parrish, R (1, 2) OBP: 0.393, SLG: 0.562	0-0 5-3					0-0 FC6-4 1B		0-0 1B 1B K		4	0	2	0	0	1	2				
Mike Ivie, R (1, 10) OBP: 0.309, SLG: 0.503		0-3 K				0-0 F4		0-0 F8		4	0	0	0	0	2	3				
Enos Cabell, R (1, 5) OBP: 0.300, SLG: 0.358		0-0 F6 F6-4 S				0-0 FC6-4 1-2		0-0 1B 1B		4	1	2	0	0	0	2				
Chet Lemon, R (1, 8) OBP: 0.348, SLG: 0.319		0-0 F6-4 1-3				0-0 1-3		0-0 1-2 2-3 1B		4	0	1	0	0	0	2				
Tom Brookens, R (1, 6) OBP: 0.326, SLG: 0.373			0-0 F8			0-0 G3		0-0 F8		4	0	1	1	0	0	3				
Lynn Jones, R (1, 9) OBP: 0.305, SLG: 0.325			0-0 F8			0-0 F6-3		0-0 F9		2	0	0	0	0	0	0				
Richie Hebner, L (7, PH) OBP: 0.363, SLG: 0.414										1	0	0	0	0	0	3				
Alan Trammell, R (7, 6) OBP: 0.274, SLG: 0.286										0	0	0	0	0	0	0				
Jerry Turner, L (9, PH) OBP: 0.231, SLG: 0.307										1	0	0	0	0	1	1				
<b>Inning Stats</b>	R: 0 E: 0 K: 0 S: 4	H: 2 LOB: 1 BB: 0 P: 4	R: 0 E: 1 K: 1 S: 5	H: 0 LOB: 0 BB: 0 P: 5	R: 0 E: 0 K: 0 S: 3	H: 0 LOB: 0 BB: 0 P: 3	R: 0 E: 0 K: 0 S: 5	H: 2 LOB: 2 BB: 0 P: 5	R: 0 E: 0 K: 0 S: 3	H: 0 LOB: 0 BB: 0 P: 3	R: 0 E: 0 K: 0 S: 6	H: 3 LOB: 3 BB: 0 P: 6	R: 0 E: 0 K: 1 S: 6	H: 1 LOB: 1 BB: 0 P: 6	R: 1 E: 0 K: 2 S: 9	H: 2 LOB: 1 BB: 0 P: 9	1B: 10 2B: 1 3B: 0 HR: 0	SF: 0 SAC: 0 DP: 1 HBP: 0	WP: 0 PB: 0 SB: 1 CS: 0	PA: 36
<b>PITCHER</b>	IP WLS BF H R ER SO BB IBB HBP BLK WP HR S P ERA WHIP																			
Doc Medich, R (1, 1) ERA: 4.72	6.1 W 25 7 0 0 1 0 0 0 0 0 0 27 27 0.00 1.105																			
Dave Schmidt, R (7, 1) ERA: 2.97	2.2 S 11 3 1 1 3 0 0 0 0 0 0 0 17 17 3.38 1.125																			

Detroit Tigers @ Texas Rangers  
Arlington Stadium, Arlington, TX  
Fri Jul 09 1982, 8:05 PM EDT  
Att: 19,183 - Unknown

AB	36
R	1
H	10
RBI	1
BB	0
SO	4
LOB	17



Batter	1	2	3	4	5	6	7	8	9	AB	R	H	RBI	BB	SO	LOB	BOTTOM			
Bill Sample, R (1, 7) OBP: 0.378, SLG: 0.516	0-0 6-3		0-0 2H 1B			0-0 HR		0-0 F4		4	1	2	2	0	0	2				
Lee Mazzilli, S (1, 10) OBP: 0.321, SLG: 0.317	0-0 3-1		0-0 F5			0-0 L4		0-0 F8		4	0	0	0	0	0	3				
Buddy Bell, R (1, 5) OBP: 0.357, SLG: 0.449	0-0 5-3					0-0 F8		0-0 4-3		4	0	0	0	0	0	0				
Dave Hostetter, R (1, 3) OBP: 0.373, SLG: 0.627		0-0 6-3				0-0 BB		0-0 1B		3	1	2	0	1	0	0				
Larry Parrish, R (1, 9) OBP: 0.250, SLG: 0.313		0-0 F4				0-0 K		0-0 E5 1B		3	0	0	0	1	1	2				
Mike Richardt, R (1, 4) OBP: 0.258, SLG: 0.275		0-0 6-3				0-0 K		0-0 F7		4	0	1	1	0	1	3				
George Wright, S (1, 8) OBP: 0.273, SLG: 0.363			0-0 SH3-4 1B			0-0 F8		0-0 1B SH1-4 BB		3	1	1	0	1	0	1				
Don Werner, R (1, 2) OBP: 0.333, SLG: 0.263			0-0 SH3-4			0-0 6-3		0-0 SH1-4		1	0	0	0	0	0	0				
Doug Flynn, R (1, 6) OBP: 0.227, SLG: 0.242			0-0 F8			0-0 F4-3		0-0 2-3 1B		3	0	1	0	0	0	1				
<b>Inning Stats</b>	R: 0 E: 0 K: 0 S: 3	H: 0 LOB: 0 BB: 0 P: 3	R: 0 E: 0 K: 0 S: 3	H: 0 LOB: 0 BB: 0 P: 3	R: 1 E: 0 K: 0 S: 5	H: 2 LOB: 1 BB: 0 P: 5	R: 0 E: 0 K: 2 S: 7	H: 0 LOB: 1 BB: 1 P: 11	R: 0 E: 0 K: 0 S: 3	H: 0 LOB: 0 BB: 0 P: 3	R: 1 E: 1 K: 0 S: 6	H: 2 LOB: 2 BB: 0 P: 6	R: 0 E: 0 K: 0 S: 4	H: 1 LOB: 2 BB: 1 P: 8	R: 1 E: 0 K: 0 S: 4	H: 2 LOB: 1 BB: 1 P: 8	1B: 5 2B: 1 3B: 0 HR: 1	SF: 0 SAC: 2 DP: 0 HBP: 0	WP: 0 PB: 0 SB: 0 CS: 0	PA: 34
<b>PITCHER</b>	IP WLS BF H R ER SO BB IBB HBP BLK WP HR S P ERA WHIP																			
Larry Pashnick, R (1, 1) ERA: 3.99	6.0 L 25 4 2 2 2 2 0 0 0 0 0 0 27 35 3.00 1.000																			
Elias Sosa, R (7, 1) ERA: 4.04	2.0 9 3 1 1 0 1 0 0 0 0 0 0 8 12 4.50 2.000																			

Detroit Tigers @ Texas Rangers  
Arlington Stadium, Arlington, TX  
Fri Jul 09 1982, 8:05 PM EDT  
Att: 19,183 - Unknown

AB	29
R	3
H	7
RBI	3
BB	3
SO	2
LOB	12






Batter	1	2	3	4	5	6	7	8	9	AB	R	H	RBI	BB	SO	LOB	TOP								
Lynn Jones, R OBP: 0.291, SLG: 0.309 Jerry Turner, L OBP: 0.239, SLG: 0.307	(1, 9) 0-3 K		(2) 0-0 F6		(1) 0-3 K		(2) 0-0 4-3		(4-0) BB IBB	4	0	0	0	0	2	0									
Tom Brookens, R OBP: 0.328, SLG: 0.370	(1, 4) 0-0 FC5-4 1B		(3) 0-0 F6		(2) 0-3 K		(3) 0-0 4-3		(4-0) BB 1-2 2-3	4	0	1	0	1	1	0									
Larry Hemdon, R OBP: 0.345, SLG: 0.524	(1, 7) 0-0 F7			(1) 0-0 FC6 1B HR 1B		(3) 0-3 K		(1) 0-0 L3	(3) 0-3 K	5	1	1	0	0	2	4									
Lance Parrish, R OBP: 0.387, SLG: 0.551	(1, 2) 0-0 FC5-4 1-2			(1) 0-0 F7		(1) 0-0 F6-3		(2) 0-0 F6-3		4	0	0	0	0	0	2									
Mike Ivie, R OBP: 0.313, SLG: 0.503	(1, 10)		(1) 0-0 5-3		(2) 0-0 5-3		(2) 0-0 5-3		(1) 0-0 1B	4	0	2	0	0	0	0									
Enos Cabell, R OBP: 0.298, SLG: 0.355 Lou Whitaker, L OBP: 0.309, SLG: 0.349	(1, 5) (4, 4)		(2) 0-0 5-3		(2) 0-0 FC6 HR 1-2 2-3		(1) 0-0 1B		(3) 0-0 F5	2	1	0	0	0	0	2									
John Wockenfuss, R OBP: 0.304, SLG: 0.366	(1, 3) (9, 5)		(3) 0-3 K		(1-1) 0-0 HR		(1-2) 0-0 1B		(1) 0-0 F4	4	1	2	3	0	1	0									
Chet Lemon, R OBP: 0.347, SLG: 0.322	(1, 8)		(1) 0-3 K		(3) 0-3 K		(3) 0-0 F6-3		(1) 0-0 BB 2B	4	0	1	0	0	2	2									
Alan Trammell, R OBP: 0.278, SLG: 0.308 Richie Hebner, L OBP: 0.361, SLG: 0.411	(1, 6) (9, 3)		(1) 0-0 HR		(1) 0-0 WP 2B		(1) 0-0 F6-3		(2) 0-0 1-3	3	2	2	1	0	0	0									
<b>Inning Stats</b>	R: 0 E: 0 K: 1 S: 6	H: 1 LOB: 1 BB: 0 P: 6	R: 0 E: 0 K: 1 S: 5	H: 0 LOB: 0 BB: 0 P: 5	R: 1 E: 0 K: 1 S: 6	H: 1 LOB: 0 BB: 0 P: 6	R: 3 E: 0 K: 3 S: 8	H: 3 LOB: 0 BB: 0 P: 8	R: 1 E: 0 K: 3 S: 10	H: 1 LOB: 0 BB: 0 P: 10	R: 0 E: 0 K: 0 S: 5	H: 2 LOB: 2 BB: 0 P: 5	R: 0 E: 0 K: 0 S: 3	H: 0 LOB: 0 BB: 0 P: 3	R: 0 E: 0 K: 0 S: 4	H: 1 LOB: 1 BB: 0 P: 4	R: 0 E: 0 K: 1 S: 6	H: 1 LOB: 3 BB: 2 P: 14	1B: 6 2B: 2 3B: 0 HR: 2	SF: 0 SAC: 0 DP: 0 HBP: 0	WP: 2 PB: 0 SB: 0 CS: 0	PA: 39			
<b>PITCHER</b>	IP	WLS	BF	H	R	ER	SO	BB	IBB	HBP	BLK	WP	HR	S	P	ERA	WHIP								
Jon Matlack, L ERA: 3.49	(1, 1)	3.2	16	5	4	4	3	0	0	0	0	0	2	22	22	9.82	1.364								
Dan Bortano, R ERA: 2.7	(4, 1)	1.1	5	1	1	1	4	0	0	0	0	1	0	13	13	6.75	0.750								
Dave Schmidt, R ERA: 2.87	(6, 1)	2.0	8	2	0	0	0	0	0	0	0	0	0	8	8	0.00	1.000								
Danny Darwin, R ERA: 2.47	(8, 1)	2.0	W	10	2	0	0	1	1	0	0	0	0	10	18	0.00	1.500								

Detroit Tigers @ Texas Rangers  
Arlington Stadium, Arlington, TX  
Sat Jul 10 1982, 4:33 AM EDT  
Unknown


AB 37  
R 5  
H 10  
RBI 4  
BB 2  
SO 8  
LOB 12



Batter	1	2	3	4	5	6	7	8	9	AB	R	H	RBI	BB	SO	LOB	BOTTOM								
Bill Sample, R OBP: 0.384, SLG: 0.516	(1, 7) 0-0 1B HR 1B			(1-0) G6-4-3 HBP		(3) 0-3 K			(1) 0-0 F6	4	1	2	0	0	1	0									
Lee Mazzilli, S OBP: 0.338, SLG: 0.354	(1, 10) 0-0 HR 1B			(2) 0-0 G6-4-3 1-2					(1) 0-0 HR	4	2	3	1	1	0	1									
Buddy Bell, R OBP: 0.356, SLG: 0.446	(1, 5) 0-3 K				(1) 0-0 5-3 1B				(1) 0-0 1-3	4	1	1	0	0	1	5									
Dave Hostetter, R OBP: 0.376, SLG: 0.618	(1, 3) 4-0 HR IBB				(1) 0-0 5-3				(1) 4-0 G6-4-3 IBB	2	1	0	0	2	0	3									
Larry Parrish, R OBP: 0.261, SLG: 0.341	(1, 9) 0-0 HR								(2) 0-0 G6-4-3	4	1	3	5	0	0	2									
George Wright, S OBP: 0.273, SLG: 0.361	(1, 8) 0-0 4-3				(1) 0-0 FC6-4 1-3				(1) 0-0 E 1B	4	0	1	0	0	0	2									
Mike Richardt, R OBP: 0.258, SLG: 0.274	(1, 4) 0-0 1B				(2) 0-0 1-3				(1) 0-0 F8	4	0	1	0	0	0	3									
Don Werner, R OBP: 0.320, SLG: 0.261	(1, 2) 0-3 K				(3) 0-0 6-3				(1) 0-0 L5 1B	4	0	1	0	0	2	2									
Doug Flynn, R OBP: 0.224, SLG: 0.239 Bill Stein, R OBP: 0.284, SLG: 0.295	(1, 6) (8, 6)		(1) 0-0 F5-3		(1) 0-0 F5-3				(2) 0-0 L5 1-2 2H	3	0	0	0	0	1	0									
<b>Inning Stats</b>	R: 4 E: 0 K: 2 S: 11	H: 4 LOB: 1 BB: 1 P: 15	R: 0 E: 0 K: 0 S: 5	H: 2 LOB: 2 BB: 0 P: 5	R: 0 E: 1 K: 0 S: 4	H: 1 LOB: 1 BB: 0 P: 4	R: 0 E: 0 K: 0 S: 2	H: 0 LOB: 0 BB: 0 P: 3	R: 1 E: 0 K: 0 S: 5	H: 2 LOB: 1 BB: 0 P: 5	R: 0 E: 0 K: 3 S: 9	H: 0 LOB: 0 BB: 0 P: 9	R: 0 E: 0 K: 0 S: 2	H: 0 LOB: 1 BB: 2 P: 10	R: 0 E: 1 K: 0 S: 4	H: 2 LOB: 2 BB: 0 P: 4	R: 1 E: 0 K: 0 S: 2	H: 1 LOB: 0 BB: 0 P: 2	1B: 10 2B: 0 3B: 0 HR: 2	SF: 0 SAC: 0 DP: 2 HBP: 1	WP: 0 PB: 1 SB: 2 CS: 0	PA: 38			
<b>PITCHER</b>	IP	WLS	BF	H	R	ER	SO	BB	IBB	HBP	BLK	WP	HR	S	P	ERA	WHIP								
Milt Wilcox, R ERA: 3.62	(1, 1)	1.0	8	4	4	4	2	0	1	0	0	0	0	16	17	2.25	1.250								
Dave Rucker, L ERA: 6.23	(2, 1)	4.0	17	5	1	1	0	0	0	1	0	0	0	16	17	2.25	1.250								
Dave Tobik, R ERA: 2.65	(6, 1)	3.1	L	13	3	1	3	1	1	0	0	0	1	17	25	2.70	1.200								

Detroit Tigers @ Texas Rangers  
Arlington Stadium, Arlington, TX  
Sat Jul 10 1982, 4:33 AM EDT  
Unknown

AB 34  
R 6  
H 12  
RBI 6  
BB 3  
SO 5  
LOB 20





Batter	1	2	3	4	5	6	7	8	9	AB	R	H	RBI	BB	SO	LOB	TOP																					
Lou Whitaker, L (1, 4) OBP: 0.314, SLG: 0.354	F9		2B		SH2-4				K	5	1	3	2	0	1	0																						
Rick Leach, L (1, 3) OBP: 0.253, SLG: 0.357	F9		2B		SH2-4				4-3	3	0	0	0	1	1	1																						
Larry Hemdon, R (1, 7) OBP: 0.340, SLG: 0.516	5-3		K		F3				F6-3	5	0	0	0	0	1	3																						
Mike Ivie, R (1, 10) OBP: 0.316, SLG: 0.506		F2								3	0	1	1	0	0	0																						
Jerry Turner, L (1, 9) OBP: 0.236, SLG: 0.304										1	0	0	0	0	0	0																						
Lynn Jones, R (3, PH) OBP: 0.292, SLG: 0.310	F9		L8		FC5-4					3	0	1	0	0	0	4																						
Chet Lemon, R (1, 8) OBP: 0.349, SLG: 0.342										4	2	2	1	0	1	1																						
Tom Brookens, R (1, 5) OBP: 0.326, SLG: 0.367										4	1	1	0	0	0	1																						
Bill Fahey, L (1, 2) OBP: 0.167, SLG: 0.208										4	2	2	1	0	0	0																						
Alan Trammell, R (1, 6) OBP: 0.274, SLG: 0.304										3	0	0	1	0	1	1																						
<b>Inning Stats</b>	R: 0 E: 0 K: 0 S: 3	H: 0 LOB: 0 BB: 0 P: 3	R: 0 E: 0 K: 1 S: 5	H: 0 LOB: 0 BB: 0 P: 5	R: 3 E: 0 K: 1 S: 9	H: 4 LOB: 2 BB: 1 P: 13	R: 1 E: 0 K: 0 S: 4	H: 1 LOB: 0 BB: 0 P: 4	R: 0 E: 0 K: 0 S: 4	H: 1 LOB: 2 BB: 0 P: 5	R: 2 E: 0 K: 1 S: 8	H: 3 LOB: 1 BB: 0 P: 8	R: 0 E: 0 K: 1 S: 5	H: 0 LOB: 0 BB: 0 P: 5	R: 0 E: 0 K: 1 S: 5	H: 0 LOB: 0 BB: 0 P: 5	1B: 6 2B: 3 3B: 0 HR: 1	SF: 1 SAC: 1 DP: 0 HBP: 1	WP: 0 PB: 1 SB: 0 CS: 0	PA: 39																		
<b>PITCHER</b>	IP	WLS	BF	H	R	ER	SO	BB	IBB	HBP	BLK	WP	HR	S	P	ERA	WHIP	<b>PITCHER</b>				IP	WLS	BF	H	R	ER	SO	BB	IBB	HBP	BLK	WP	HR	S	P	ERA	WHIP
Charlie Hough, R (1, 1) ERA: 3.38	2.2	L	13	4	3	3	2	1	0	0	0	0	0	16	20	10.12	1.875																					
Paul Mirabella, L (3, 1) ERA: 5.89	2.2		13	4	3	3	0	0	0	1	0	0	1	12	13	10.12	1.500																					
Dan Boitano, R (6, 1) ERA: 1.29	3.2		13	2	0	0	3	0	0	0	0	0	0	19	19	0.00	0.545																					

**Detroit Tigers @ Texas Rangers**  
 Arlington Stadium, Arlington, TX  
 Sat Jul 10 1982, 8:05 PM EDT  
 Att: 42,163 - Unknown  
[livebaseballscorecards.com](http://livebaseballscorecards.com)


AB	35
R	6
H	10
RBI	6
BB	1
SO	5
LOB	11



Batter	1	2	3	4	5	6	7	8	9	AB	R	H	RBI	BB	SO	LOB	BOTTOM																					
Bill Sample, R (1, 7) OBP: 0.381, SLG: 0.515	F7									4	0	1	0	0	0	1																						
Lee Mazzilli, S (1, 10) OBP: 0.329, SLG: 0.344	4-3									4	0	0	0	0	0	2																						
Buddy Bell, R (1, 5) OBP: 0.355, SLG: 0.444	5-3									4	0	1	0	0	1	1																						
Dave Hostetter, R (1, 3) OBP: 0.373, SLG: 0.607										4	0	1	0	0	1	1																						
Larry Parrish, R (1, 9) OBP: 0.261, SLG: 0.339										4	0	1	0	0	1	1																						
Jim Sundberg, R (1, 2) OBP: 0.331, SLG: 0.360										3	0	1	0	0	2	1																						
Mike Richardt, R (1, 4) OBP: 0.259, SLG: 0.275										3	0	1	0	0	0	3																						
George Wright, S (1, 8) OBP: 0.273, SLG: 0.361										3	0	1	0	0	0	2																						
Doug Flynn, R (1, 6) OBP: 0.221, SLG: 0.236										3	0	0	0	0	1	1																						
<b>Inning Stats</b>	R: 0 E: 0 K: 0 S: 3	H: 0 LOB: 0 BB: 0 P: 3	R: 0 E: 0 K: 2 S: 7	H: 0 LOB: 0 BB: 0 P: 7	R: 0 E: 0 K: 1 S: 5	H: 1 LOB: 0 BB: 0 P: 5	R: 0 E: 0 K: 0 S: 4	H: 1 LOB: 1 BB: 0 P: 4	R: 0 E: 0 K: 0 S: 4	H: 2 LOB: 1 BB: 0 P: 4	R: 0 E: 0 K: 1 S: 6	H: 1 LOB: 1 BB: 0 P: 6	R: 0 E: 0 K: 2 S: 8	H: 1 LOB: 1 BB: 0 P: 8	R: 0 E: 0 K: 0 S: 4	H: 1 LOB: 1 BB: 0 P: 4	R: 0 E: 0 K: 0 S: 3	H: 0 LOB: 0 BB: 0 P: 3	1B: 6 2B: 2 3B: 0 HR: 0	SF: 0 SAC: 0 DP: 2 HBP: 0	WP: 0 PB: 0 SB: 0 CS: 0	PA: 32																
<b>PITCHER</b>	IP	WLS	BF	H	R	ER	SO	BB	IBB	HBP	BLK	WP	HR	S	P	ERA	WHIP	<b>PITCHER</b>				IP	WLS	BF	H	R	ER	SO	BB	IBB	HBP	BLK	WP	HR	S	P	ERA	WHIP
Jack Morris, R (1, 1) ERA: 4.37	9.0	W	32	7	0	0	6	0	0	0	0	0	0	44	44	0.00	0.778																					

**Detroit Tigers @ Texas Rangers**  
 Arlington Stadium, Arlington, TX  
 Sat Jul 10 1982, 8:05 PM EDT  
 Att: 42,163 - Unknown  
[livebaseballscorecards.com](http://livebaseballscorecards.com)

AB	32
R	0
H	7
RBI	0
BB	0
SO	6
LOB	13





Batter	1	2	3	4	5	6	7	8	9	AB	R	H	RBI	BB	SO	LOB	TOP								
Lou Whitaker, L (1,4) OBP: 0.315, SLG: 0.354										5	0	2	0	0	2	1									
Tom Brookens, R (1,5) OBP: 0.328, SLG: 0.368										5	2	2	0	0	0	2									
Larry Hemdon, R (1,7) OBP: 0.339, SLG: 0.513										4	1	1	0	0	0	3									
Lance Parrish, R (1,2) OBP: 0.393, SLG: 0.558										3	0	2	1	1	0	0									
Mike Ivie, R (1,10) OBP: 0.310, SLG: 0.494										4	0	0	0	0	1	6									
John Wockenfuss, R (1,3) OBP: 0.370, SLG: 0.368										2	0	1	0	1	0	0									
Richie Hebner, L (8, PH) OBP: 0.359, SLG: 0.408										1	0	0	0	0	0	1									
Chet Lemon, R (1,8) OBP: 0.344, SLG: 0.336										4	0	0	0	0	0	4									
Lynn Jones, R (1,9) OBP: 0.290, SLG: 0.307										4	0	1	0	0	0	0									
Alan Trammell, R (1,6) OBP: 0.274, SLG: 0.303										4	0	1	0	0	0	1									
<b>Inning Stats</b>	R: 0 E: 0 K: 0 S: 3	H: 1 LOB: 0 BB: 0 P: 3	R: 0 E: 0 K: 0 S: 3	H: 0 LOB: 1 BB: 1 P: 7	R: 0 E: 0 K: 0 S: 3	H: 0 LOB: 0 BB: 0 P: 3	R: 0 E: 0 K: 0 S: 4	H: 1 LOB: 1 BB: 0 P: 4	R: 0 E: 0 K: 0 S: 3	H: 1 LOB: 0 BB: 0 P: 3	R: 1 E: 0 K: 1 S: 8	H: 3 LOB: 2 BB: 0 P: 8	R: 0 E: 0 K: 0 S: 4	H: 1 LOB: 1 BB: 0 P: 4	R: 2 E: 1 K: 1 S: 8	H: 2 LOB: 2 BB: 1 P: 12	R: 0 E: 0 K: 1 S: 6	H: 1 LOB: 1 BB: 0 P: 6	1B: 9 2B: 1 3B: 0 HR: 0	SF: 0 SAC: 0 DP: 2 HBP: 0	WP: 0 PB: 0 SB: 1 CS: 0	PA: 38			
<b>PITCHER</b>	IP	WLS	BF	H	R	ER	SO	BB	IBB	HBP	BLK	WP	HR	S	P	ERA	WHIP								
Frank Tanana, L (1,1) ERA: 3.88	7.0		28	8	2	1	1	1	0	0	0	0	0	29	33	1.29	1.286								
Danny Darwin, R (8,1) ERA: 2.37	2.0	L	10	2	1	0	2	0	1	0	0	0	0	13	17	0.00	1.000								

Detroit Tigers @ Texas Rangers  
Arlington Stadium, Arlington, TX  
Sun Jul 11 1982, 8:05 PM EDT  
Att: 16,987 - Unknown

AB 36  
R 3  
H 10  
RBI 1  
BB 2  
SO 3  
LOB 18



Batter	1	2	3	4	5	6	7	8	9	AB	R	H	RBI	BB	SO	LOB	BOTTOM								
Bill Sample, R (1,7) OBP: 0.378, SLG: 0.509										4	1	1	0	0	0	0									
Lee Mazzilli, S (1,10) OBP: 0.327, SLG: 0.341										4	1	1	0	0	1	0									
Buddy Bell, R (1,5) OBP: 0.353, SLG: 0.444										4	0	1	2	0	1	0									
Dave Hostetter, R (1,3) OBP: 0.364, SLG: 0.590										4	0	0	0	0	2	1									
Larry Parrish, R (1,9) OBP: 0.257, SLG: 0.333										3	0	0	0	0	3	1									
George Wright, S (1,8) OBP: 0.274, SLG: 0.358										2	0	0	0	1	0	0									
Mike Richardt, R (1,4) OBP: 0.255, SLG: 0.270										3	0	0	0	0	0	2									
Don Werner, R (1,2) OBP: 0.296, SLG: 0.240										2	0	0	0	0	0	0									
Jim Sundberg, R (8, PH) OBP: 0.330, SLG: 0.359										1	0	0	0	0	0	0									
Doug Flynn, R (1,6) OBP: 0.219, SLG: 0.234										2	0	0	0	0	0	0									
Bill Stein, R (8, PH) OBP: 0.279, SLG: 0.290										1	0	0	0	0	0	0									
<b>Inning Stats</b>	R: 0 E: 0 K: 1 S: 5	H: 0 LOB: 0 BB: 0 P: 5	R: 0 E: 0 K: 1 S: 5	H: 0 LOB: 0 BB: 0 P: 5	R: 0 E: 0 K: 0 S: 3	H: 0 LOB: 0 BB: 0 P: 3	R: 2 E: 0 K: 2 S: 10	H: 3 LOB: 2 BB: 1 P: 14	R: 0 E: 0 K: 0 S: 3	H: 0 LOB: 0 BB: 0 P: 3	R: 0 E: 0 K: 2 S: 7	H: 0 LOB: 0 BB: 0 P: 7	R: 0 E: 0 K: 1 S: 5	H: 0 LOB: 0 BB: 0 P: 5	R: 0 E: 0 K: 0 S: 3	H: 0 LOB: 0 BB: 0 P: 3	R: 0 E: 0 K: 0 S: 3	H: 0 LOB: 0 BB: 0 P: 3	1B: 2 2B: 1 3B: 0 HR: 0	SF: 0 SAC: 0 DP: 0 HBP: 0	WP: 0 PB: 0 SB: 0 CS: 0	PA: 31			
<b>PITCHER</b>	IP	WLS	BF	H	R	ER	SO	BB	IBB	HBP	BLK	WP	HR	S	P	ERA	WHIP								
Jerry Ujdr, R (1,1) ERA: 3.67	9.0	W	31	3	2	2	7	0	1	0	0	0	0	44	48	2.00	0.333								

Detroit Tigers @ Texas Rangers  
Arlington Stadium, Arlington, TX  
Sun Jul 11 1982, 8:05 PM EDT  
Att: 16,987 - Unknown

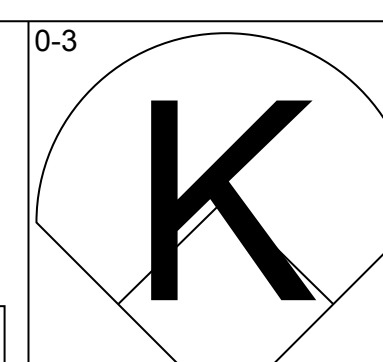
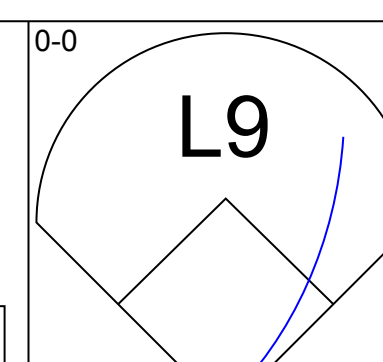
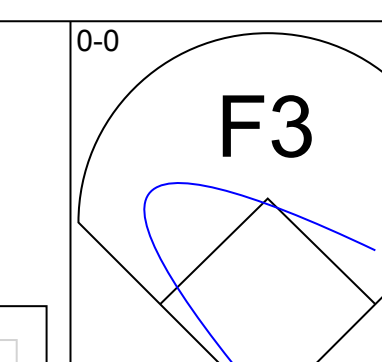
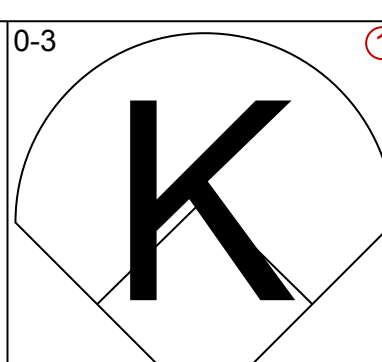
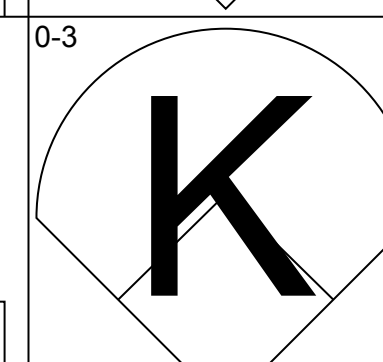
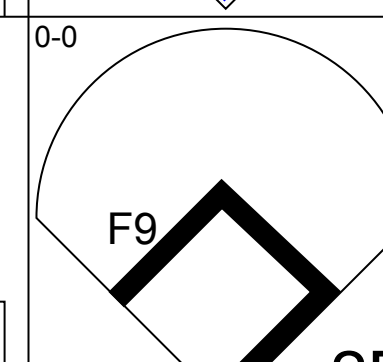
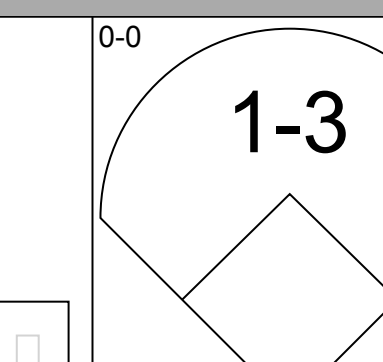
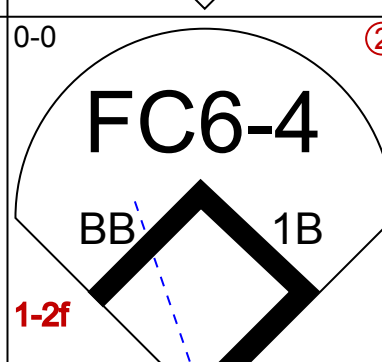
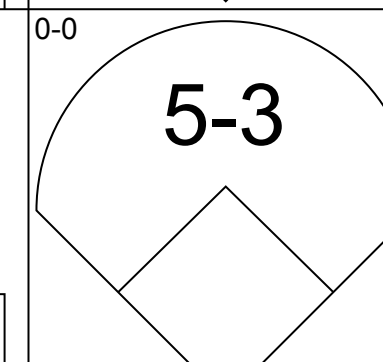
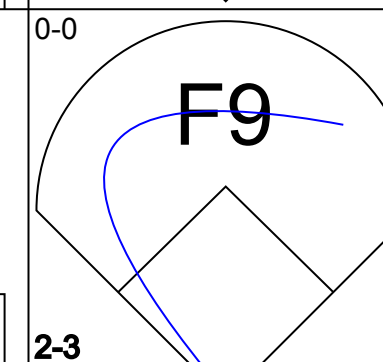
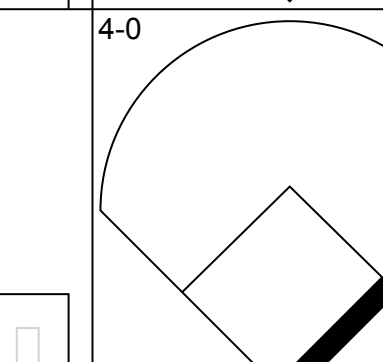
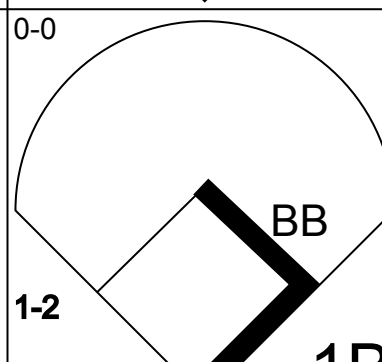
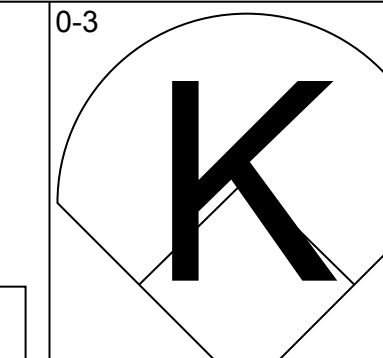
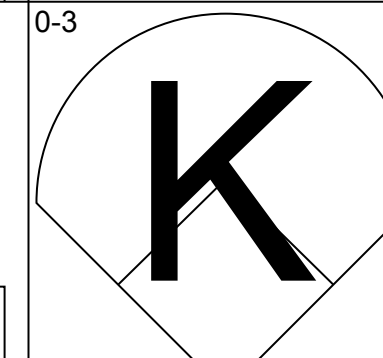
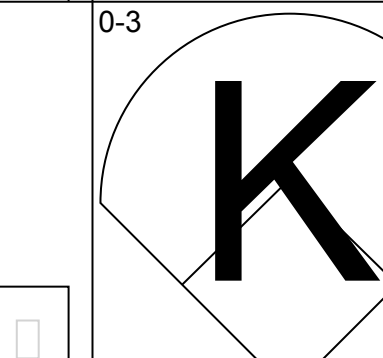
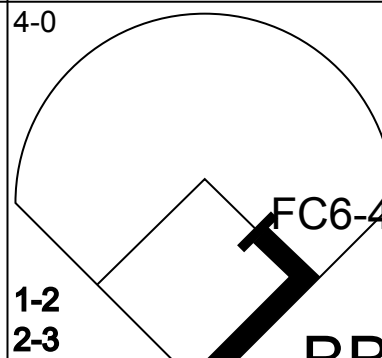
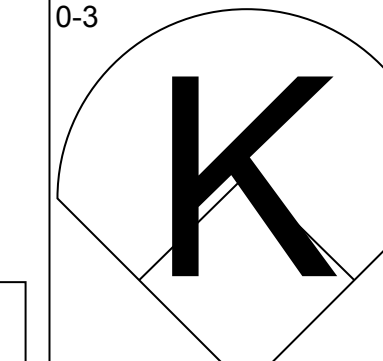
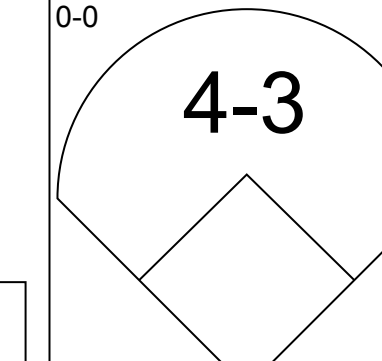
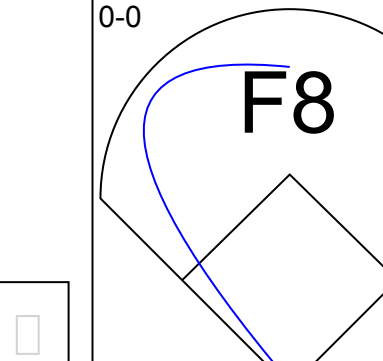
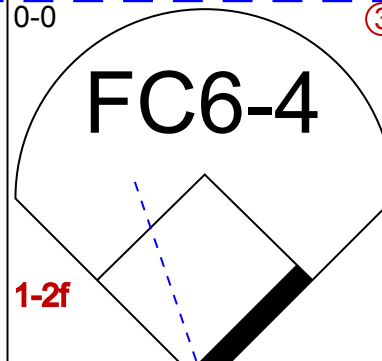
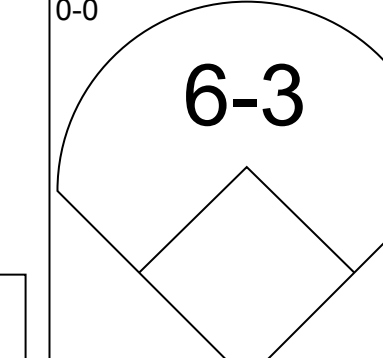
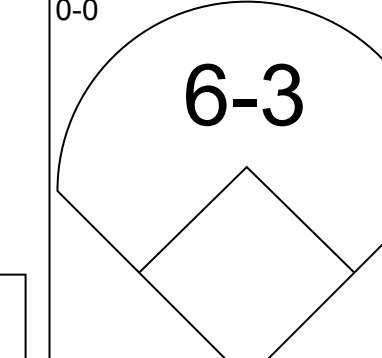
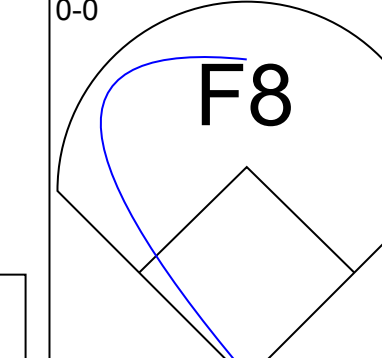
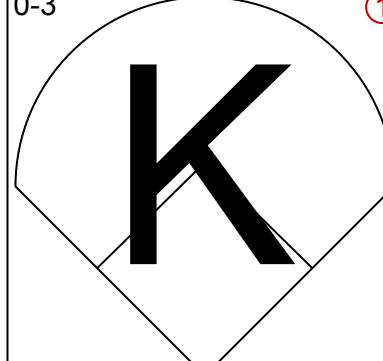
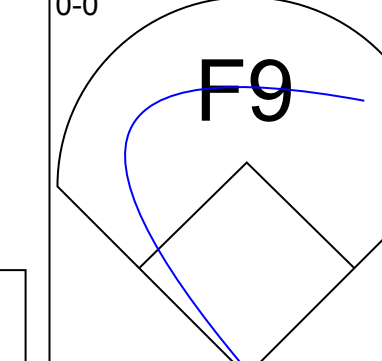
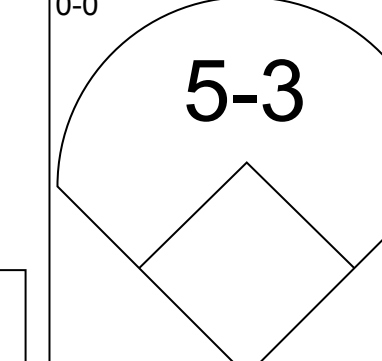
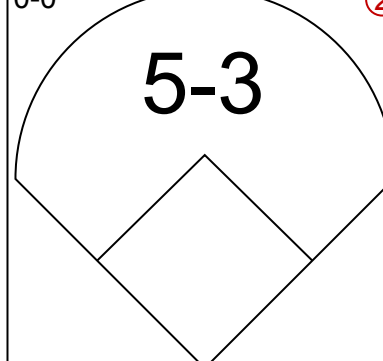
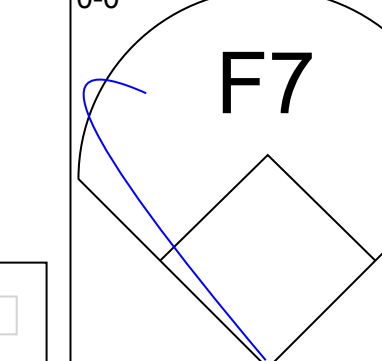
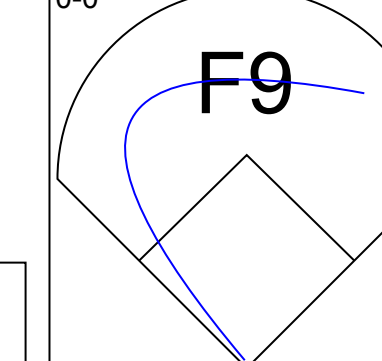
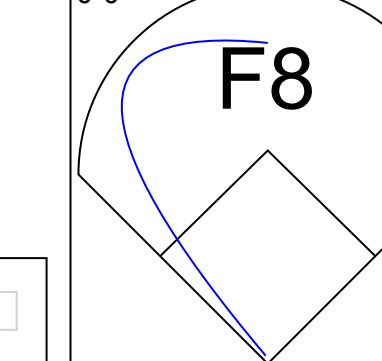
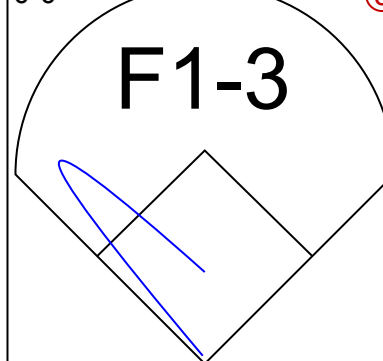
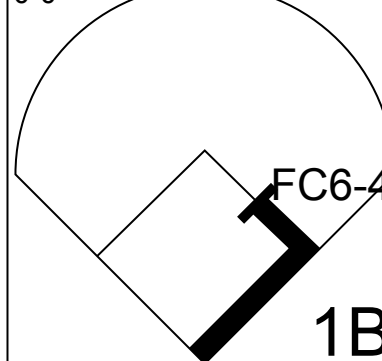
AB 30  
R 2  
H 3  
RBI 2  
BB 1  
SO 7  
LOB 4





Batter	1	2	3	4	5	6	7	8	9	AB	R	H	RBI	BB	SO	LOB	TOP					
Bill Sample, R OBP: 0.381, SLG: 0.509 (1, 7)										4	0	2	0	0	0	1	<b>Texas Rangers @ Toronto Blue Jays</b> Exhibition Stadium, Toronto, ON Thu Jul 15 1982, 7:05 PM EDT Att: 14,123 - Unknown					
Lee Mazzilli, S OBP: 0.325, SLG: 0.333 (1, 8)										3	0	0	0	1	1	2						
Buddy Bell, R OBP: 0.352, SLG: 0.440 (1, 5)										3	0	0	0	1	0	3						
Dave Hostetter, R OBP: 0.361, SLG: 0.588 (1, 3)										4	1	1	0	0	1	1						
Mickey Rivers, L OBP: 0.200, SLG: 0.200 (1, 10)										4	0	1	0	0	0	1						
Larry Parrish, R OBP: 0.282, SLG: 0.343 (1, 9)										4	0	2	0	0	0	1						
Jim Sundberg, R OBP: 0.329, SLG: 0.357 (1, 2)										4	0	1	1	0	0	2						
Mike Richardt, R OBP: 0.250, SLG: 0.265 (9, PH)										3	0	0	0	0	0	1						
Lamar Johnson, R OBP: 0.313, SLG: 0.356 (8, PH)										1	0	0	0	0	1	2						
Doug Flynn, R OBP: 0.218, SLG: 0.232 Bill Stein, R OBP: 0.286, SLG: 0.297 (8, PH)										2	0	0	0	0	0	0		2				
<b>Inning Stats</b>	R: 0 E: 0 K: 1 S: 5	H: 0 LOB: 0 BB: 0 P: 5	R: 0 E: 0 K: 0 S: 4	H: 1 LOB: 1 BB: 0 P: 4	R: 0 E: 0 K: 0 S: 4	H: 1 LOB: 2 BB: 1 P: 8	R: 0 E: 0 K: 0 S: 3	H: 0 LOB: 0 BB: 0 P: 3	R: 0 E: 0 K: 0 S: 3	H: 0 LOB: 0 BB: 0 P: 3	R: 0 E: 0 K: 1 S: 5	H: 1 LOB: 1 BB: 1 P: 9	R: 0 E: 0 K: 0 S: 4	H: 1 LOB: 1 BB: 0 P: 4	R: 0 E: 0 K: 0 S: 4	H: 1 LOB: 1 BB: 0 P: 4	R: 1 E: 0 K: 1 S: 8	H: 3 LOB: 2 BB: 0 P: 8	1B: 6 2B: 2 3B: 0 HR: 0	SF: 0 SAC: 0 DP: 1 HBP: 0	WP: 0 PB: 0 SB: 1 CS: 0	PA: 36
<b>PITCHER</b> Dave Stieb, R ERA: 3.78 (1, 1)	IP: 9.0 WLS: W BF: 36 H: 8 R: 1 ER: 1 SO: 3 BB: 2 IBB: 0 HBP: 0 BLK: 0 WP: 0 HR: 0 S: 40 P: 48 ERA: 1.00 WHIP: 1.111															<b>PITCHER</b>						
Batter	1	2	3	4	5	6	7	8	9	AB	R	H	RBI	BB	SO	LOB	BOTTOM					
Damaso Garcia, R OBP: 0.337, SLG: 0.405 (1, 4)										4	1	1	1	0	0	2	<b>Texas Rangers @ Toronto Blue Jays</b> Exhibition Stadium, Toronto, ON Thu Jul 15 1982, 7:05 PM EDT Att: 14,123 - Unknown					
Garth Iorg, R OBP: 0.324, SLG: 0.405 (1, 5)										4	0	1	0	0	0	2						
Barry Bonnell, R OBP: 0.363, SLG: 0.460 (1, 10)										4	1	1	2	0	0	1						
Jesse Barfield, R OBP: 0.335, SLG: 0.455 (1, 9)										4	1	2	1	0	1	1						
Leon Roberts, R OBP: 0.277, SLG: 0.312 (1, 7)										4	0	1	0	0	2	1						
Willie Upshaw, L OBP: 0.348, SLG: 0.498 (1, 3)										4	0	2	0	0	0	0						
Buck Martinez, R OBP: 0.309, SLG: 0.403 (1, 2)										4	1	1	1	0	1	2						
Lloyd Moseby, L OBP: 0.287, SLG: 0.366 (1, 8)										3	0	1	0	0	1	1						
Alfredo Griffin, S OBP: 0.271, SLG: 0.318 (1, 6)										4	1	2	0	0	1	2						
<b>Inning Stats</b>	R: 0 E: 0 K: 0 S: 4	H: 1 LOB: 1 BB: 0 P: 4	R: 0 E: 0 K: 2 S: 8	H: 1 LOB: 1 BB: 0 P: 8	R: 4 E: 0 K: 0 S: 8	H: 6 LOB: 1 BB: 0 P: 8	R: 0 E: 0 K: 0 S: 4	H: 1 LOB: 1 BB: 0 P: 4	R: 0 E: 0 K: 2 S: 7	H: 0 LOB: 0 BB: 0 P: 7	R: 1 E: 0 K: 0 S: 4	H: 1 LOB: 1 BB: 0 P: 5	R: 0 E: 0 K: 0 S: 4	H: 1 LOB: 1 BB: 0 P: 4	R: 0 E: 0 K: 2 S: 8	H: 1 LOB: 1 BB: 0 P: 8		R: 0 E: 0 K: 2 S: 8	H: 1 LOB: 1 BB: 0 P: 8	1B: 4 2B: 4 3B: 1 HR: 3	SF: 0 SAC: 0 DP: 0 HBP: 1	WP: 0 PB: 0 SB: 0 CS: 1
<b>PITCHER</b> Rick Honeycutt, L ERA: 4.51 Dan Britano, R ERA: 1.74 Dave Schmidt, R ERA: 2.82 Danny Darwin, R ERA: 2.32	IP: 2.2 WLS: L BF: 15 H: 8 R: 4 ER: 4 SO: 2 BB: 0 IBB: 0 HBP: 0 BLK: 0 WP: 0 HR: 2 S: 19 P: 19 ERA: 13.50 WHIP: 3.000															<b>PITCHER</b>						
<b>PITCHER</b> IP: 3.1 WLS: L BF: 13 H: 2 R: 1 ER: 1 SO: 2 BB: 0 IBB: 0 HBP: 1 BLK: 0 WP: 0 HR: 1 S: 16 P: 17 ERA: 2.70 WHIP: 0.600															<b>PITCHER</b> IP: 7.1 WLS: L BF: 4 H: 1 R: 0 ER: 0 SO: 4 BB: 0 IBB: 0 HBP: 0 BLK: 0 WP: 0 HR: 4 S: 4 P: 4 ERA: 0.00 WHIP: 1.000							
<b>PITCHER</b> IP: 8.1 WLS: L BF: 4 H: 1 R: 0 ER: 0 SO: 2 BB: 0 IBB: 0 HBP: 0 BLK: 0 WP: 0 HR: 8 S: 8 P: 8 ERA: 0.00 WHIP: 1.000															<b>PITCHER</b> IP: 8.1 WLS: L BF: 4 H: 1 R: 0 ER: 0 SO: 2 BB: 0 IBB: 0 HBP: 0 BLK: 0 WP: 0 HR: 8 S: 8 P: 8 ERA: 0.00 WHIP: 1.000							

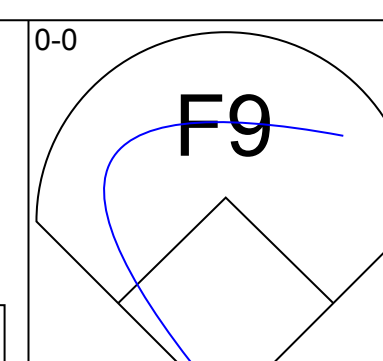
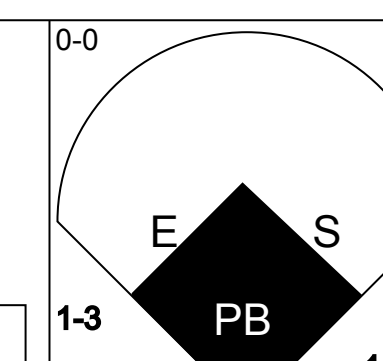
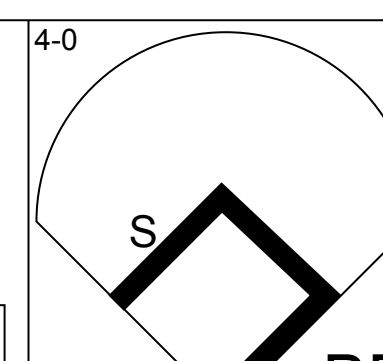
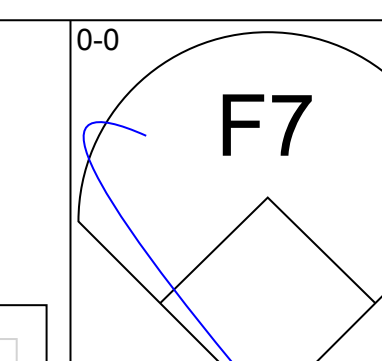
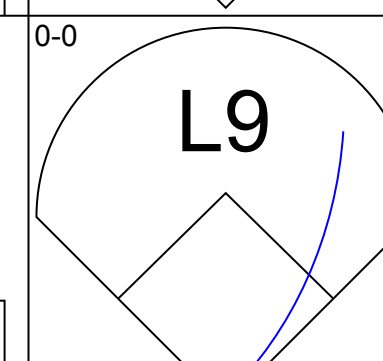
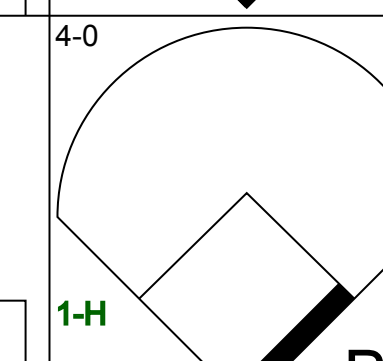
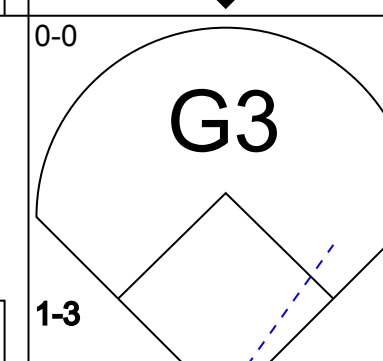
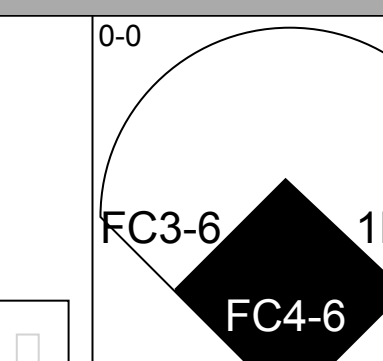
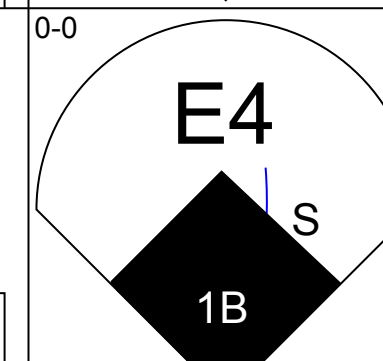
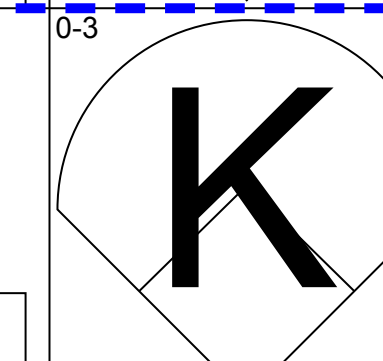
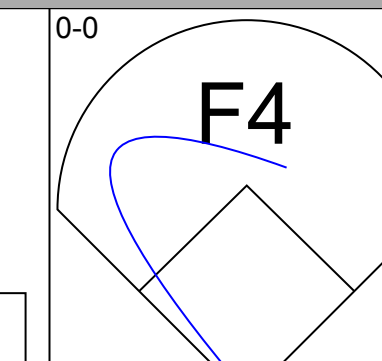
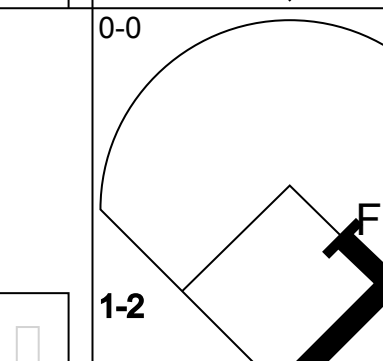
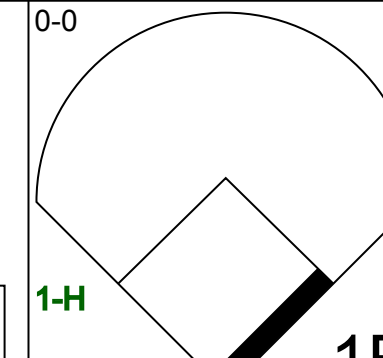
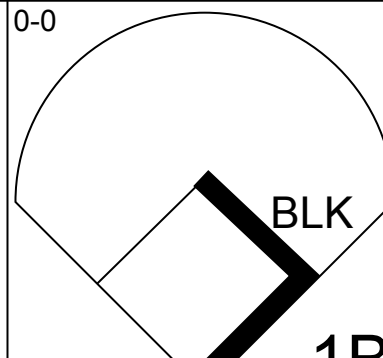
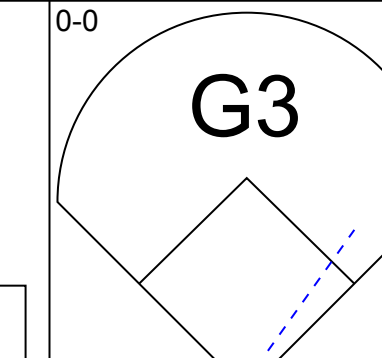
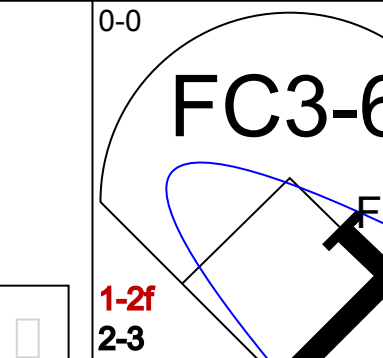
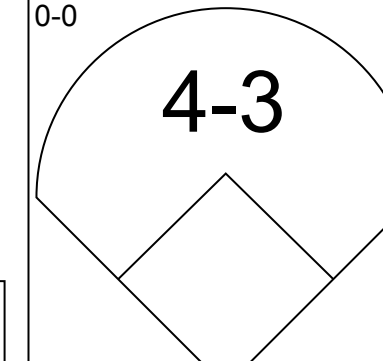
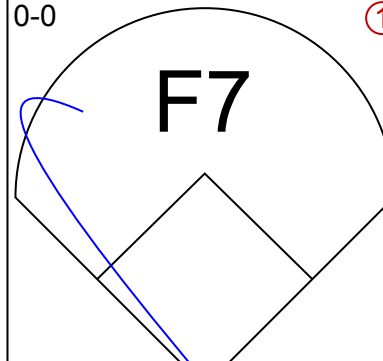
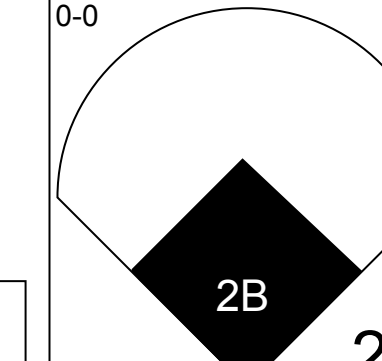
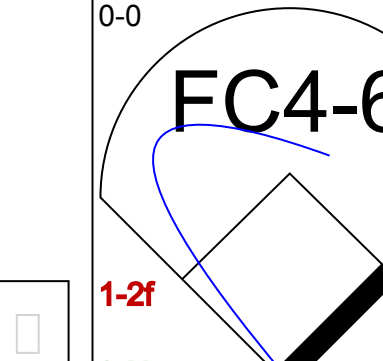
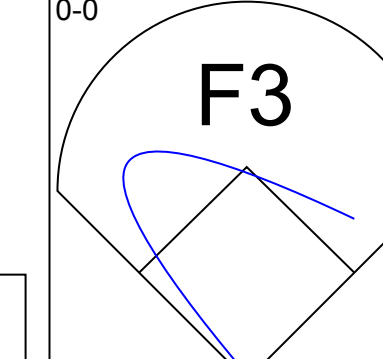
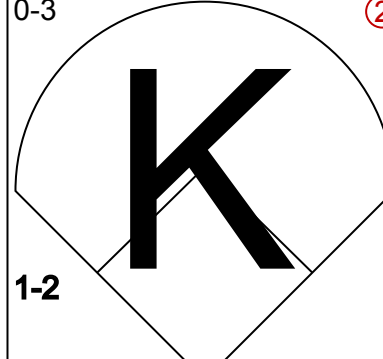
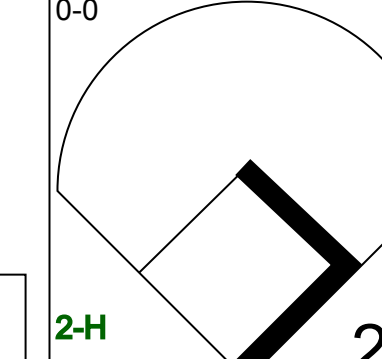
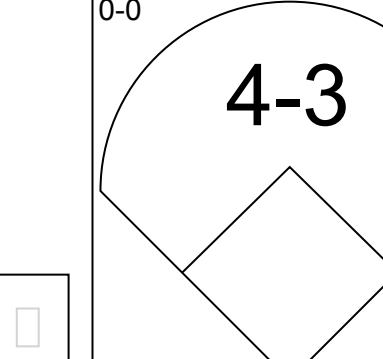
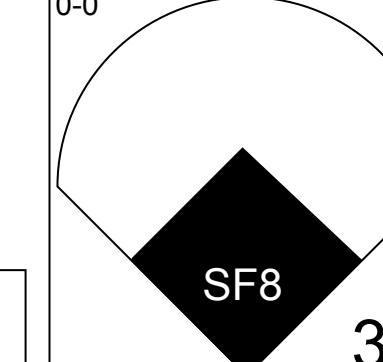
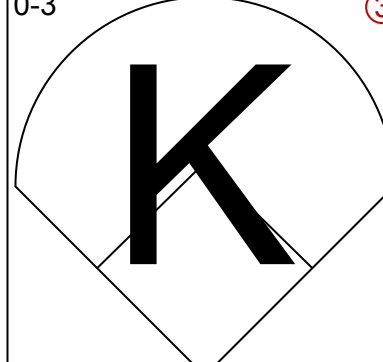
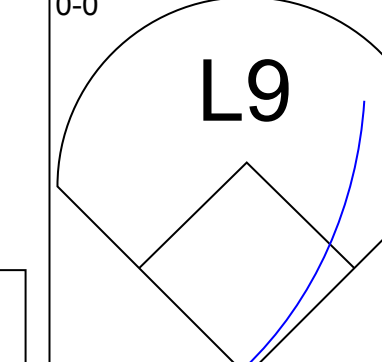
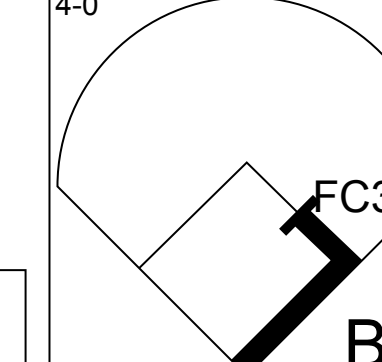
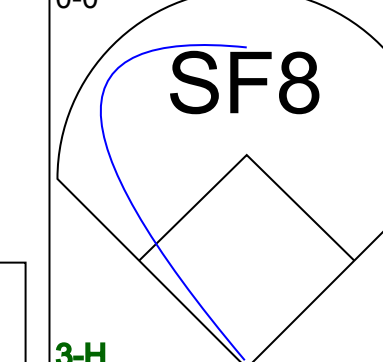
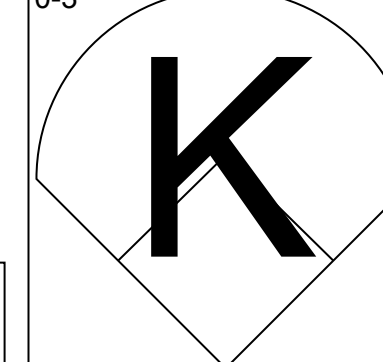
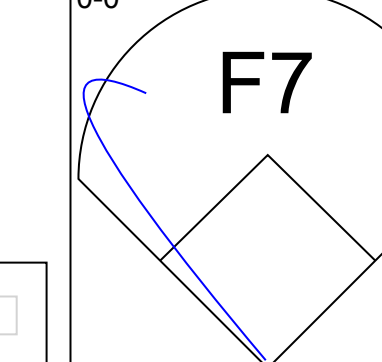
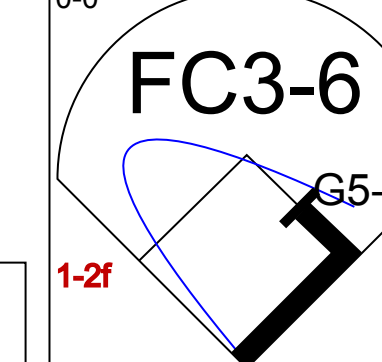
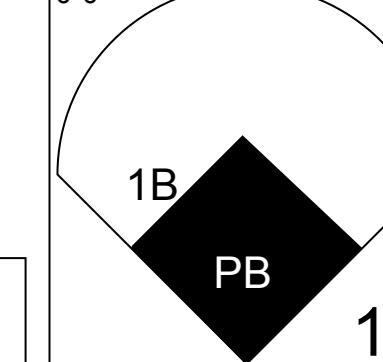
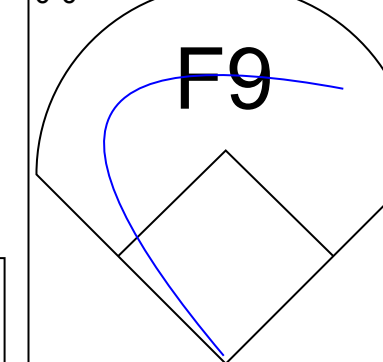
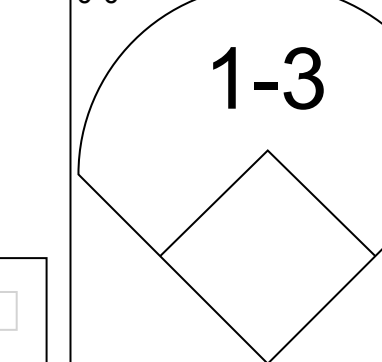
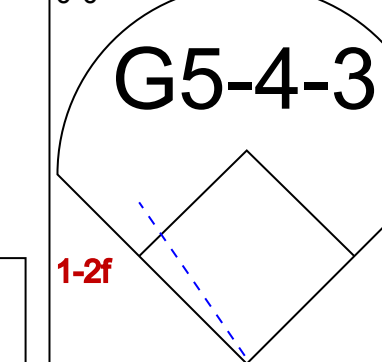


Batter	1	2	3	4	5	6	7	8	9	AB	R	H	RBI	BB	SO	LOB	TOP			
Bill Sample, R (1, 7) OBP: 0.373, SLG: 0.497										4	0	0	0	0	2	1				
Lee Mazzilli, S (1, 8) OBP: 0.323, SLG: 0.338										4	0	1	0	0	1	1				
Buddy Bell, R (1, 5) OBP: 0.354, SLG: 0.439										3	0	1	0	1	0	1				
Dave Hostetter, R (1, 3) OBP: 0.358, SLG: 0.576										3	0	0	0	1	3	2				
Mickey Rivers, L (1, 10) OBP: 0.111, SLG: 0.111										4	0	0	0	0	1	4				
Larry Parrish, R (1, 9) OBP: 0.288, SLG: 0.337										3	0	0	0	0	0	0				
Jim Sundberg, R (1, 2) OBP: 0.325, SLG: 0.353										3	0	0	0	0	1	0				
Mike Richardt, R (1, 4) OBP: 0.247, SLG: 0.261										2	0	0	0	0	0	0				
Bill Stein, R (8, PH) OBP: 0.292, SLG: 0.292										1	0	0	0	0	0	0				
Doug Flynn, R (1, 6) OBP: 0.216, SLG: 0.230										2	0	0	0	0	0	0				
Lamar Johnson, R (9, PH) OBP: 0.316, SLG: 0.359										1	0	1	0	0	0	0				
<b>Inning Stats</b>	R: 0 E: 0 K: 2 S: 7	H: 0 LOB: 0 BB: 0 P: 7	R: 0 E: 0 K: 2 S: 7	H: 0 LOB: 0 BB: 0 P: 7	R: 0 E: 0 K: 1 S: 5	H: 0 LOB: 0 BB: 0 P: 5	R: 0 E: 0 K: 1 S: 6	H: 1 LOB: 1 BB: 0 P: 6	R: 0 E: 0 K: 0 S: 3	H: 0 LOB: 0 BB: 0 P: 3	R: 0 E: 0 K: 1 S: 5	H: 0 LOB: 1 BB: 1 P: 9	R: 0 E: 0 K: 0 S: 3	H: 0 LOB: 0 BB: 0 P: 3	R: 0 E: 0 K: 1 S: 7	H: 2 LOB: 3 BB: 1 P: 11	1B: 2 2B: 1 3B: 0 HR: 0	SF: 0 SAC: 0 DP: 0 HBP: 0	WP: 0 PB: 0 SB: 0 CS: 0	PA: 32
<b>PITCHER</b>	IP	WLS	BF	H	R	ER	SO	BB	IBB	HBP	BLK	WP	HR	S	P	ERA	WHIP			
Jim Clancy, R (1, 1) ERA: 3.37	8.2	W	31	3	0	0	8	2	0	0	0	0	0	45	53	0.00	0.577			
Joey McLaughlin, R (9, 1) ERA: 3.04	0.1		1	0	0	0	0	0	0	0	0	0	0	1	1	0.00	0.000			

Texas Rangers @ Toronto Blue Jays  
Exhibition Stadium, Toronto, ON  
Fri Jul 16 1982, 7:05 PM EDT  
Att: 13,359 - Unknown

AB 30  
R 0  
H 3  
RBI 0  
BB 2  
SO 8  
LOB 9



Batter	1	2	3	4	5	6	7	8	9	AB	R	H	RBI	BB	SO	LOB	BOTTOM			
Damaso Garcia, R (1, 4) OBP: 0.339, SLG: 0.404										3	1	1	0	1	0	0				
Dave Revering, L (1, 10) OBP: 0.299, SLG: 0.333										3	1	1	0	1	0	1				
Lloyd Moseby, L (1, 8) OBP: 0.286, SLG: 0.364										4	1	1	0	0	1	1				
Willie Upshaw, L (1, 3) OBP: 0.351, SLG: 0.498										4	0	2	1	0	0	2				
Hosken Powell, L (1, 9) OBP: 0.297, SLG: 0.364										4	1	1	1	0	0	3				
Al Woods, L (1, 7) OBP: 0.290, SLG: 0.290										4	0	1	1	0	1	2				
Ernie Whitt, L (1, 2) OBP: 0.325, SLG: 0.436										3	1	1	0	1	1	2				
Rance Mulliniks, L (1, 5) OBP: 0.316, SLG: 0.323										3	0	0	1	0	1	1				
Alfredo Griffin, S (1, 6) OBP: 0.271, SLG: 0.317										4	1	1	0	0	0	1				
<b>Inning Stats</b>	R: 1 E: 1 K: 0 S: 5	H: 1 LOB: 1 BB: 0 P: 5	R: 3 E: 1 K: 1 S: 8	H: 3 LOB: 1 BB: 1 P: 12	R: 0 E: 0 K: 2 S: 8	H: 1 LOB: 1 BB: 0 P: 8	R: 0 E: 0 K: 1 S: 5	H: 0 LOB: 1 BB: 1 P: 9	R: 1 E: 0 K: 0 S: 5	H: 2 LOB: 1 BB: 0 P: 5	R: 0 E: 0 K: 0 S: 3	H: 0 LOB: 0 BB: 0 P: 3	R: 1 E: 0 K: 0 S: 5	H: 2 LOB: 1 BB: 0 P: 5	R: 0 E: 0 K: 0 S: 2	H: 0 LOB: 0 BB: 1 P: 6	1B: 6 2B: 2 3B: 1 HR: 0	SF: 1 SAC: 0 DP: 1 HBP: 0	WP: 0 PB: 2 SB: 4 CS: 0	PA: 36
<b>PITCHER</b>	IP	WLS	BF	H	R	ER	SO	BB	IBB	HBP	BLK	WP	HR	S	P	ERA	WHIP			
Charlie Hough, R (1, 1) ERA: 3.4	1.2	L	11	4	4	1	0	1	0	0	0	0	0	10	14	5.40	3.000			
Jon Matlack, L (2, 1) ERA: 3.46	3.1		14	3	1	1	4	1	0	0	1	0	0	21	25	2.70	1.200			
Paul Mirabella, L (6, 1) ERA: 5.59	3.0		11	2	1	1	0	1	0	0	0	0	0	10	14	3.00	1.000			

Texas Rangers @ Toronto Blue Jays  
Exhibition Stadium, Toronto, ON  
Fri Jul 16 1982, 7:05 PM EDT  
Att: 13,359 - Unknown

AB 32  
R 6  
H 9  
RBI 4  
BB 3  
SO 4  
LOB 13





Batter	1	2	3	4	5	6	7	8	9	AB	R	H	RBI	BB	SO	LOB	TOP										
Bill Sample, R OBP: 0.369, SLG: 0.486 (1, 7)	L7	BB		F7			K		K	4	0	0	0	1	2	2											
Lee Mazzilli, S OBP: 0.321, SLG: 0.331 (1, 8)	1B	F7		4-3			F7			3	0	0	0	1	0	2											
Buddy Bell, R OBP: 0.351, SLG: 0.435 Bill Stein, R OBP: 0.292, SLG: 0.292 (1, 5) (5, 5)	F9	F8		4-3				G4-6-3 BB		3	0	0	0	0	0	3											
Dave Hostetter, R OBP: 0.356, SLG: 0.568 (1, 3)	1-3 1B	F2		6-3				G4-6-3 BB		4	0	1	0	0	0	3											
Mickey Rivers, L OBP: 0.077, SLG: 0.077 (1, 10)	G3		F8					4-3		4	0	0	0	0	2												
Larry Parrish, R OBP: 0.238, SLG: 0.335 (1, 9)		1B HR	K				F9		6-3	4	1	1	0	0	1	0											
Don Werner, R OBP: 0.355, SLG: 0.379 (1, 2)		1-3 HR	2B				F8		PB 2B	4	1	3	0	0	0	0											
Mike Richardt, R OBP: 0.253, SLG: 0.281 (1, 4)	1-3 HR		K				K			3	1	1	3	1	2	1											
Doug Flynn, R OBP: 0.216, SLG: 0.234 (1, 6)		HR		F6-3			F6-3		F9	4	0	1	0	0	0	2											
<b>Inning Stats</b>	R: 0 E: 0 K: 0 S: 4	H: 1 LOB: 2 BB: 1 P: 8	R: 3 E: 0 K: 0 S: 7	H: 4 LOB: 2 BB: 1 P: 11	R: 0 E: 0 K: 2 S: 8	H: 1 LOB: 0 BB: 0 P: 8	R: 0 E: 0 K: 0 S: 3	H: 0 LOB: 0 BB: 0 P: 3	R: 0 E: 0 K: 1 S: 5	H: 0 LOB: 0 BB: 0 P: 5	R: 0 E: 0 K: 1 S: 5	H: 0 LOB: 0 BB: 0 P: 5	R: 0 E: 0 K: 0 S: 2	H: 0 LOB: 0 BB: 1 P: 6	R: 0 E: 0 K: 1 S: 6	H: 1 LOB: 2 BB: 1 P: 10	1B: 3 2B: 3 3B: 0 HR: 1	SF: 0 SAC: 0 DP: 1 HBP: 0	WP: 0 PB: 1 SB: 0 CS: 0	PA: 37							
<b>PITCHER</b>	IP	WLS	BF	H	R	ER	SO	BB	IBB	HBP	BLK	WP	HR	S	P	ERA	WHIP										
Luis Leal, R ERA: 4.08 (1, 1)	1.0		9	5	3	3	0	1	0	0	0	0	1	8	12	27.00	6.000										
Roy Lee Jackson, R ERA: 3.95 (2, 1)	6.0	W	20	1	0	0	4	1	0	0	0	0	0	27	31	0.00	0.333										
Dale Murray, R ERA: 3.45 (8, 1)	1.0		3	0	0	0	0	1	0	0	0	0	0	2	6	0.00	1.000										
Joey McLaughlin, R ERA: 2.98 (9, 1)	1.0		5	1	0	0	1	1	0	0	0	0	0	6	10	0.00	2.000										

Texas Rangers @ Toronto Blue Jays  
Exhibition Stadium, Toronto, ON  
Sat Jul 17 1982, 3:33 AM EDT  
Att: 17,080 - Unknown

AB	33
R	3
H	7
RBI	3
BB	4
SO	5
LOB	15



Batter	1	2	3	4	5	6	7	8	9	AB	R	H	RBI	BB	SO	LOB	BOTTOM										
Damaso Garcia, R OBP: 0.337, SLG: 0.404 (1, 4)	1B 2B	F6-3	F6-3		5-3			5-3		5	1	1	0	0	0	1											
Rance Mulliniks, L OBP: 0.321, SLG: 0.329 Garth Iorg, R OBP: 0.322, SLG: 0.403 (1, 5) (6, 5)	1B	K	F1-6-3 1B			F7				3	1	2	1	0	1	1											
Lloyd Moseby, L OBP: 0.286, SLG: 0.374 (1, 8)	2H 1B	K	F1-6-3 HR			L7				4	1	1	2	0	1	2											
Willie Upshaw, L OBP: 0.352, SLG: 0.498 (1, 3)	1-2 1B	1B	1B		1-3		F9			4	2	2	0	0	0	0											
Barry Bonnell, R OBP: 0.368, SLG: 0.464 Otto Velez, R OBP: 0.339, SLG: 0.260 (1, 10) (4, PH)	1-2 2H	1B	BB 1B		FC3-6 BB		K			2	2	2	1	0	0	0											
Hosken Powell, L OBP: 0.305, SLG: 0.370 Jesse Barfield, R OBP: 0.333, SLG: 0.452 (1, 9) (7, PH)	1-3 2H	1B	BB 2B		FC3-6		5-3			3	1	2	2	0	0	1											
Al Woods, L OBP: 0.248, SLG: 0.290 Leon Roberts, R OBP: 0.279, SLG: 0.304 (1, 7) (2, PH)	1-3 2H	1B	BB		1-3		5-3			0	0	0	1	0	0	0											
Ernie Whitt, L OBP: 0.328, SLG: 0.440 (1, 2)		BB			1-3		5-3			2	0	0	0	1	0	1											
Alfredo Griffin, S OBP: 0.270, SLG: 0.323 (1, 6)		HR			4-3					3	1	1	3	1	1	0											
<b>Inning Stats</b>	R: 4 E: 0 K: 1 S: 9	H: 5 LOB: 0 BB: 0 P: 9	R: 7 E: 0 K: 2 S: 13	H: 6 LOB: 1 BB: 2 P: 21	R: 0 E: 0 K: 0 S: 3	H: 1 LOB: 0 BB: 0 P: 3	R: 0 E: 0 K: 0 S: 3	H: 0 LOB: 1 BB: 1 P: 7	R: 0 E: 0 K: 1 S: 5	H: 0 LOB: 0 BB: 0 P: 5	R: 0 E: 0 K: 0 S: 3	H: 0 LOB: 0 BB: 0 P: 3	R: 0 E: 0 K: 1 S: 5	H: 0 LOB: 0 BB: 0 P: 5	R: 0 E: 0 K: 0 S: 3	H: 0 LOB: 0 BB: 0 P: 3	1B: 8 2B: 3 3B: 1 HR: 1	SF: 1 SAC: 0 DP: 2 HBP: 0	WP: 0 PB: 0 SB: 0 CS: 0	PA: 37							
<b>PITCHER</b>	IP	WLS	BF	H	R	ER	SO	BB	IBB	HBP	BLK	WP	HR	S	P	ERA	WHIP										
John Butcher, R ERA: 7.94 (1, 1)	1.2	L	12	7	7	7	2	1	0	0	0	0	0	15	19	37.80	4.800										
Dan Britano, R ERA: 5.23 (2, 1)	0.0		4	3	1	1	0	1	0	0	0	0	0	3	7	∞	∞										
Paul Mirabella, L ERA: 4.58 (2, 1)	6.1		21	2	3	3	3	1	0	0	0	0	0	26	30	4.26	0.474										

Texas Rangers @ Toronto Blue Jays  
Exhibition Stadium, Toronto, ON  
Sat Jul 17 1982, 3:33 AM EDT  
Att: 17,080 - Unknown

AB	33
R	10
H	12
RBI	11
BB	3
SO	5
LOB	7







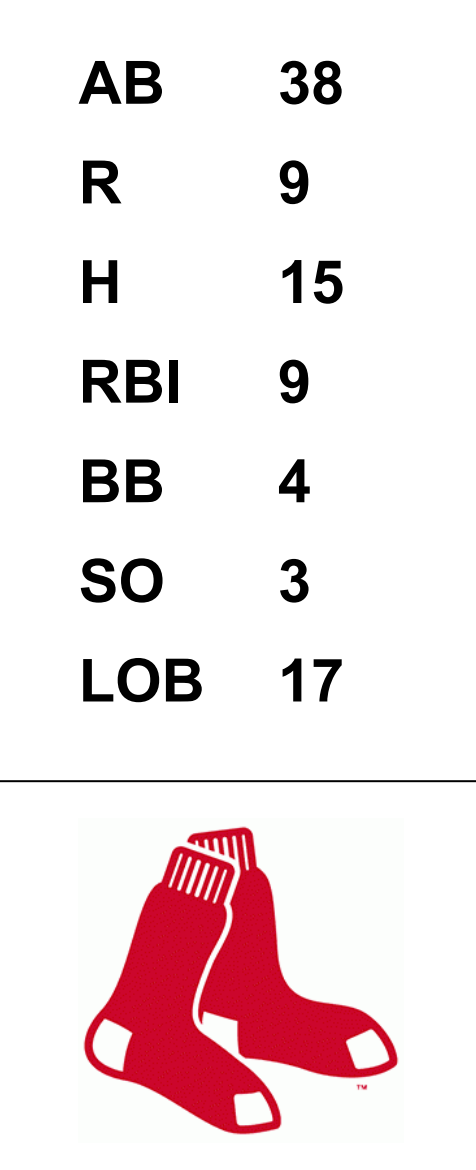


Batter	1	2	3	4	5	6	7	8	9	AB	R	H	RBI	BB	SO	LOB	TOP								
Bill Sample, R OBP: 0.364, SLG: 0.473 (1, 7)			SH1-3		SH1-3	F9		S BB HBP		2	1	1	0	0	0	1	<b>Texas Rangers @ Boston Red Sox</b> Fenway Park, Boston, MA Mon Jul 19 1982, 7:05 PM EDT Att: 19,218 - Unknown								
Lee Mazzilli, S OBP: 0.337, SLG: 0.342 George Wright, S OBP: 0.274, SLG: 0.358 (1, 8) (8, 8)			F9		FC5-4 1B		FC5-4 BB	S BB		3	0	2	0	2	0	1									
Buddy Bell, R OBP: 0.352, SLG: 0.435 (1, 5)	F7		1B 1B		FC5-4 IBB		FC5-4 BB 1B	F3		4	1	1	1	1	0	5									
Dave Hostetter, R OBP: 0.369, SLG: 0.591 (1, 3)	L3 1B		1B 1B		FC5-4		FC4-6 BB	K		4	0	2	2	1	1	2									
Mickey Rivers, L OBP: 0.174, SLG: 0.174 (1, 10)	L3		1B		K		FC4-6 BB	3-1		5	0	1	0	0	1	6									
Larry Parrish, R OBP: 0.285, SLG: 0.335 (1, 9)		K			G5-4-3 BB		SH1-4 1B	1-2 3-H 1B		4	1	2	1	1	1	0									
Jim Sundberg, R OBP: 0.321, SLG: 0.345 (1, 2)		K			G5-4-3		SH1-4	4-3		3	0	0	0	0	1	3									
Mike Richardt, R OBP: 0.249, SLG: 0.275 (1, 4)		L1			5-3		F6-3 2-H 1B	K		4	0	1	1	0	1	0									
Doug Flynn, R OBP: 0.222, SLG: 0.240 (1, 6)			F9 SH1-3 1B		FC5-4 1B		F6-3	F3		4	2	2	0	0	0	1									
<b>Inning Stats</b>	R: 1 E: 0 K: 0 S: 5	H: 3 LOB: 1 BB: 0 P: 5	R: 0 E: 0 K: 2 S: 7	H: 0 LOB: 0 BB: 7	R: 1 E: 0 K: 0 S: 6	H: 4 LOB: 2 BB: 0 P: 6	R: 0 E: 0 K: 0 S: 2	H: 0 LOB: 0 BB: 1 P: 6	R: 1 E: 0 K: 1 S: 7	H: 2 LOB: 2 BB: 1 P: 11	R: 1 E: 0 K: 0 S: 5	H: 2 LOB: 1 BB: 0 P: 5	R: 1 E: 0 K: 0 S: 4	H: 1 LOB: 2 BB: 2 P: 12	R: 0 E: 0 K: 1 S: 5	H: 0 LOB: 2 BB: 1 P: 10	R: 0 E: 0 K: 1 S: 5	H: 0 LOB: 0 BB: 0 P: 5	1B: 12 2B: 1 3B: 0 HR: 0	SF: 0 SAC: 3 DP: 2 HBP: 1	WP: 0 PB: 0 SB: 2 CS: 0	PA: 42			
<b>PITCHER</b>	IP	WLS	BF	H	R	ER	SO	BB	IBB	HBP	BLK	WP	HR	S	P	ERA	WHIP								
Chuck Rainey, R ERA: 4.62 (1, 1)	7.0		34	12	5	5	3	3	1	0	0	0	0	36	52	6.43	2.143								
Mark Clear, R ERA: 3.05 (8, 1)	2.0	W	8	0	0	0	2	1	0	1	0	0	0	10	15	0.00	0.500								

AB	33
R	5
H	12
RBI	5
BB	5
SO	5
LOB	19



Batter	1	2	3	4	5	6	7	8	9	AB	R	H	RBI	BB	SO	LOB	BOTTOM								
Jerry Remy, L OBP: 0.346, SLG: 0.311 (1, 4)	B3	FC6-4			F7		4-3	1B 1B		5	1	1	0	0	0	2	<b>Texas Rangers @ Boston Red Sox</b> Fenway Park, Boston, MA Mon Jul 19 1982, 7:05 PM EDT Att: 19,218 - Unknown								
Dwight Evans, R OBP: 0.397, SLG: 0.472 Reid Nichols, R OBP: 0.330, SLG: 0.444 Ed Jurak, R OBP: 0.286, SLG: 0.231 (1, 9) (4, 9) (5, PR) (6, 8)	K		F6-3		1B 2B		5-3	1B HR 1B		2	0	0	0	0	1	0									
Jim Rice, R OBP: 0.380, SLG: 0.465 (1, 7)	BB 1B		F6-3		K		BB BB 1B	HR 1B		5	2	3	1	0	1	1									
Carl Yastrzemski, L OBP: 0.377, SLG: 0.496 (1, 10)	1-2 BB		1B		2-3 1B		1B BB	HR		3	2	3	3	2	0	0									
Wade Boggs, L OBP: 0.400, SLG: 0.414 (1, 5)	K		F6		L7		1B BB	F3-6-3 1B		4	1	1	0	1	1	6									
Rich Gedman, L OBP: 0.313, SLG: 0.410 (1, 2)		FC5-4 1B			F6-3		F8 2B	1B 1B	F3-6-3 1B	5	1	3	2	0	0	1									
Dave Stapleton, R OBP: 0.274, SLG: 0.359 (1, 3)		F2			F7		F8	F8		5	0	1	2	0	0	2									
Glenn Hoffman, R OBP: 0.288, SLG: 0.346 (1, 6)		FC5-4 BB			HBP		G3	F9		3	0	0	0	0	0	3									
Rick Miller, L OBP: 0.345, SLG: 0.350 (1, 8) (6, 9)		FC6-4 BB			G3		L1	1B 1B 2B		3	1	1	0	1	0	2									
<b>Inning Stats</b>	R: 0 E: 0 K: 2 S: 8	H: 1 LOB: 2 BB: 1 P: 12	R: 0 E: 0 K: 0 S: 4	H: 1 LOB: 2 BB: 1 P: 8	R: 0 E: 0 K: 0 S: 4	H: 1 LOB: 1 BB: 0 P: 4	R: 0 E: 0 K: 0 S: 3	H: 0 LOB: 1 BB: 0 P: 4	R: 0 E: 0 K: 1 S: 7	H: 2 LOB: 3 BB: 0 P: 7	R: 0 E: 0 K: 0 S: 4	H: 1 LOB: 0 BB: 0 P: 4	R: 4 E: 0 K: 0 S: 6	H: 3 LOB: 1 BB: 2 P: 14	R: 5 E: 0 K: 0 S: 8	H: 6 LOB: 0 BB: 0 P: 8	1B: 11 2B: 3 3B: 0 HR: 1	SF: 0 SAC: 0 DP: 1 HBP: 1	WP: 0 PB: 0 SB: 0 CS: 0	PA: 43					
<b>PITCHER</b>	IP	WLS	BF	H	R	ER	SO	BB	IBB	HBP	BLK	WP	HR	S	P	ERA	WHIP								
Doc Medich, R ERA: 4.67 (1, 1)	6.2		32	7	3	3	3	4	0	1	0	0	0	33	50	4.05	1.650								
Danny Darwin, R ERA: 3.33 (7, 1)	0.1	L	7	6	5	5	0	0	0	0	0	0	0	7	7	135.00	18.000								
Jon Matlack, L ERA: 3.52 (8, 1)	1.0		4	2	1	1	0	0	0	0	0	0	1	4	4	9.00	2.000								





Batter	1	2	3	4	5	6	7	8	9	AB	R	H	RBI	BB	SO	LOB	TOP							
Bill Sample, R OBP: 0.360, SLG: 0.463 (1, 7)	1-3	G4-6-3 BB		5-3		6-3			F4	4	0	0	0	1	0	0								
Lee Mazzilli, S OBP: 0.337, SLG: 0.342 George Wright, S OBP: 0.272, SLG: 0.355 (1, 8) (5, 8)	2B 1B	G4-6-3 1-2			F4		L7		K	3	1	1	0	0	0	1								
Buddy Bell, R OBP: 0.354, SLG: 0.438 (1, 5)	1B 2B			5-3	1B BB		5-3			3	2	1	0	1	0	0								
Dave Hostetter, R OBP: 0.372, SLG: 0.589 (1, 3)	1B 2H 3-H			F5	1B 4-3		F7			4	2	2	2	0	0	0								
Mickey Rivers, L OBP: 0.259, SLG: 0.259 (1, 10)	1B 1-3				4-3			6-3		4	0	3	1	0	0	0								
Larry Parrish, R OBP: 0.284, SLG: 0.338 (1, 9)	F9			F6	4-3					4	0	1	1	0	0	4								
Jim Sundberg, R OBP: 0.323, SLG: 0.358 (1, 2)	1B 1-3 3-H				4-3			F9		4	1	2	2	0	0	2								
Mike Richardt, R OBP: 0.243, SLG: 0.269 (1, 4)	K			F8	HR			F6		4	0	0	0	0	1	3								
Doug Flynn, R OBP: 0.219, SLG: 0.236 (1, 6)		K		F1-3				F5-3		4	0	0	0	0	1	0								
<b>Inning Stats</b>	R: 3 E: 0 K: 1 S: 10	H: 5 LOB: 2 BB: 0 P: 10	R: 0 E: 0 K: 1 S: 4	H: 0 LOB: 0 BB: 1 P: 8	R: 0 E: 0 K: 0 S: 4	H: 1 LOB: 1 BB: 0 P: 4	R: 1 E: 0 K: 0 S: 4	H: 1 LOB: 0 BB: 0 P: 4	R: 2 E: 0 K: 0 S: 5	H: 2 LOB: 1 BB: 1 P: 9	R: 0 E: 0 K: 0 S: 3	H: 0 LOB: 0 BB: 0 P: 3	R: 0 E: 0 K: 0 S: 3	H: 0 LOB: 0 BB: 0 P: 3	R: 0 E: 0 K: 0 S: 4	H: 1 LOB: 1 BB: 0 P: 4	R: 0 E: 0 K: 1 S: 5	H: 0 LOB: 0 BB: 0 P: 5	R: 0 E: 0 K: 1 S: 5	H: 0 LOB: 0 BB: 0 P: 5	1B: 7 2B: 2 3B: 0 HR: 1	SF: 0 SAC: 0 DP: 1 HBP: 0	WP: 0 PB: 0 SB: 0 CS: 0	PA: 38
<b>PITCHER</b> Dennis Eckersley, R ERA: 3.37 (1, 1)	IP: 9.0 WLS: L BF: 38	H: 10 R: 6 ER: 6 SO: 3	BB: 2 IBB: 0 HBP: 0 BLK: 0	WP: 0 HR: 1 S: 42 P: 50	ERA: 6.00 WHIP: 1.333																			

Texas Rangers @ Boston Red Sox  
Fenway Park, Boston, MA  
Wed Jul 21 1982, 7:05 PM EDT  
Unknown

AB	36
R	6
H	10
RBI	6
BB	2
SO	3
LOB	10



Batter	1	2	3	4	5	6	7	8	9	AB	R	H	RBI	BB	SO	LOB	BOTTOM							
Jerry Remy, L OBP: 0.346, SLG: 0.312 (1, 4)	L7		WP 2B 1B		1-3		K			5	1	2	0	0	1	0								
Dwight Evans, R OBP: 0.395, SLG: 0.466 (1, 10)	F8		F9		5-3		FC6-4 BB		K	4	0	0	0	1	1	2								
Jim Rice, R OBP: 0.377, SLG: 0.461 (1, 7)	K		F2		BB 1B		FC6-4 1-2		5-3	5	0	1	0	0	1	3								
Carl Yastrzemski, L OBP: 0.382, SLG: 0.502 (1, 8)		3-4-1	2H 1B 2B		1-2 BB			1B 1B		3	1	2	1	1	0	0								
Wade Boggs, L OBP: 0.403, SLG: 0.417 (1, 5)	F8		2H 1B		L8			BB 1B		4	0	2	1	0	0	2								
Rich Gedman, L OBP: 0.312, SLG: 0.407 (1, 2)	1B 1B		G3				4-3		K	4	1	1	0	0	1	3								
Dave Stapleton, R OBP: 0.277, SLG: 0.359 (1, 3)		WP 1B 1B		F6-3		4-3		4-3	F4-6-3 BB	3	0	1	0	1	0	0								
Glenn Hoffman, R OBP: 0.287, SLG: 0.345 (1, 6)		WP 1B		F7		F4		F4-6-3		4	0	1	1	0	0	3								
Rick Miller, L OBP: 0.339, SLG: 0.344 (1, 9)	F9			F9			F8		4-3	4	0	0	0	0	0	2								
<b>Inning Stats</b>	R: 0 E: 0 K: 1 S: 5	H: 0 LOB: 0 BB: 0 P: 5	R: 1 E: 0 K: 0 S: 6	H: 3 LOB: 2 BB: 0 P: 6	R: 2 E: 0 K: 0 S: 6	H: 3 LOB: 1 BB: 0 P: 6	R: 0 E: 0 K: 0 S: 3	H: 0 LOB: 0 BB: 0 P: 3	R: 0 E: 0 K: 0 S: 4	H: 1 LOB: 2 BB: 1 P: 8	R: 0 E: 0 K: 0 S: 3	H: 0 LOB: 0 BB: 0 P: 3	R: 0 E: 0 K: 1 S: 5	H: 0 LOB: 1 BB: 1 P: 9	R: 0 E: 0 K: 1 S: 6	H: 2 LOB: 2 BB: 1 P: 10	R: 0 E: 0 K: 1 S: 6	H: 1 LOB: 1 BB: 0 P: 6	R: 0 E: 0 K: 1 S: 6	H: 1 LOB: 1 BB: 0 P: 6	1B: 9 2B: 1 3B: 0 HR: 0	SF: 0 SAC: 0 DP: 1 HBP: 0	WP: 2 PB: 0 SB: 0 CS: 0	PA: 39
<b>PITCHER</b> Charlie Hough, R ERA: 3.43 Dave Schmidt, R ERA: 2.57 (1, 1) (8, 1)	IP: 7.0 WLS: W BF: 32	H: 9 R: 3 ER: 3 SO: 3	BB: 2 IBB: 0 HBP: 0 BLK: 0	WP: 0 HR: 0 S: 34 P: 42	ERA: 3.86 WHIP: 1.571																			

Texas Rangers @ Boston Red Sox  
Fenway Park, Boston, MA  
Wed Jul 21 1982, 7:05 PM EDT  
Unknown

AB	36
R	3
H	10
RBI	3
BB	3
SO	4
LOB	15





Batter	1	2	3	4	5	6	7	8	9	AB	R	H	RBI	BB	SO	LOB	TOP										
Bill Sample, R OBP: 0.353, SLG: 0.454 (1, 7)	G3		5-3			K			6-3	4	0	0	0	0	1	1											
Mickey Rivers, L OBP: 0.226, SLG: 0.226 (1, 10)	K		K			4-3			1-3	4	0	0	0	0	2	1											
Buddy Bell, R OBP: 0.353, SLG: 0.434 (1, 5)	F9			K			K		BB	3	0	0	0	1	2	0											
Dave Hostetter, R OBP: 0.364, SLG: 0.576 (1, 3)		4-3		5-3		F3			5-3	4	0	0	0	0	0	1											
Larry Parrish, R OBP: 0.261, SLG: 0.333 (1, 9)		F9		6-3		5-3				3	0	0	0	0	0	0											
George Wright, S OBP: 0.270, SLG: 0.353 (8, PH)										2	0	0	0	0	1	0											
Lee Mazzilli, S OBP: 0.341, SLG: 0.342 (8, 8)		6-3				K			BB	0	0	0	0	1	0	0											
Mike Richardt, R OBP: 0.245, SLG: 0.276 (1, 4)						6-3			L9	3	1	1	0	0	0	1											
Wayne Tolleson, S (1, 6)										2	0	0	0	0	0	1											
Bill Stein, R OBP: 0.297, SLG: 0.313 (8, PH)			G1			L7			K	1	0	0	0	0	1	1											
Don Werner, R OBP: 0.364, SLG: 0.387 (8, PH)										2	0	1	1	0	0	0											
Jim Sundberg, R OBP: 0.322, SLG: 0.357 (8, 2)									F5	1	0	0	0	0	0	1											
<b>Inning Stats</b>	R: 0 E: 0 K: 1 S: 5	H: 0 LOB: 0 BB: 0 P: 5	R: 0 E: 0 K: 0 S: 3	H: 0 LOB: 0 BB: 0 P: 3	R: 1 E: 0 K: 1 S: 7	H: 2 LOB: 1 BB: 0 P: 7	R: 0 E: 0 K: 1 S: 5	H: 0 LOB: 0 BB: 0 P: 5	R: 0 E: 0 K: 1 S: 5	H: 0 LOB: 0 BB: 0 P: 5	R: 0 E: 0 K: 1 S: 5	H: 0 LOB: 0 BB: 0 P: 5	R: 0 E: 0 K: 1 S: 5	H: 0 LOB: 1 BB: 1 P: 9	R: 0 E: 0 K: 0 S: 3	H: 0 LOB: 1 BB: 1 P: 7	1B: 1 2B: 1 3B: 0 HR: 0	SF: 0 SAC: 0 DP: 0 HBP: 0	WP: 0 PB: 0 SB: 0 CS: 0	PA: 31							
<b>PITCHER</b>	IP	WLS	BF	H	R	ER	SO	BB	IBB	HBP	BLK	WP	HR	S	P	ERA	WHIP										
Mike Torrez, R ERA: 5.87 (1, 1)	8.0	W	27	2	1	1	7	1	0	0	0	0	0	40	44	1.12	0.375										
Bob Stanley, R ERA: 2.63 (9, 1)	1.0		4	0	0	0	0	1	0	0	0	0	0	3	7	0.00	1.000										

Texas Rangers @ Boston Red Sox  
Fenway Park, Boston, MA  
Wed Jul 21 1982, 7:05 PM EDT  
Att: 30,225 - Unknown

AB	29
R	1
H	2
RBI	1
BB	2
SO	7
LOB	7



Batter	1	2	3	4	5	6	7	8	9	AB	R	H	RBI	BB	SO	LOB	BOTTOM										
Jerry Remy, L OBP: 0.346, SLG: 0.311 (1, 4)	6-3			L6		L8				4	0	1	0	1	0	1											
Dwight Evans, R OBP: 0.397, SLG: 0.469 (1, 9)						K				4	1	2	0	1	2	1											
Jim Rice, R OBP: 0.377, SLG: 0.469 (1, 7)										5	2	2	2	0	0	5											
Tony Perez, R OBP: 0.358, SLG: 0.431 (1, 10)										3	3	2	0	1	1	0											
Wade Boggs, L OBP: 0.413, SLG: 0.423 (1, 5)										3	0	2	0	1	0	0											
Dave Stapleton, R OBP: 0.282, SLG: 0.366 (1, 3)										4	0	3	2	0	0	1											
Glenn Hoffman, R OBP: 0.284, SLG: 0.341 (1, 6)										4	0	0	0	0	0	5											
Gary Allenson, R OBP: 0.270, SLG: 0.275 (1, 2)										4	0	0	0	0	0	0											
Rick Miller, L OBP: 0.342, SLG: 0.344 (1, 8)										3	0	1	0	1	0	0											
<b>Inning Stats</b>	R: 3 E: 1 K: 0 S: 7	H: 5 LOB: 1 BB: 0 P: 7	R: 0 E: 0 K: 0 S: 4	H: 2 LOB: 2 BB: 1 P: 8	R: 1 E: 0 K: 0 S: 3	H: 1 LOB: 0 BB: 1 P: 7	R: 0 E: 0 K: 1 S: 5	H: 0 LOB: 1 BB: 1 P: 9	R: 1 E: 0 K: 1 S: 7	H: 2 LOB: 1 BB: 0 P: 7	R: 0 E: 0 K: 0 S: 3	H: 0 LOB: 0 BB: 0 P: 3	R: 1 E: 0 K: 1 S: 7	H: 2 LOB: 2 BB: 1 P: 11	R: 0 E: 0 K: 0 S: 4	H: 1 LOB: 2 BB: 1 P: 8	1B: 8 2B: 5 3B: 0 HR: 1	SF: 0 SAC: 0 DP: 3 HBP: 0	WP: 0 PB: 0 SB: 0 CS: 0	PA: 39							
<b>PITCHER</b>	IP	WLS	BF	H	R	ER	SO	BB	IBB	HBP	BLK	WP	HR	S	P	ERA	WHIP										
Rick Honeycutt, L ERA: 4.71 (1, 1)	1.1	L	10	7	3	3	0	0	0	0	0	0	1	25	41	5.06	1.500										
Dan Bortano, R ERA: 5.17 (2, 1)	5.1		23	5	3	3	3	3	1	0	0	0	1	25	41	5.06	1.500										
Danny Darwin, R ERA: 3.25 (7, 1)	1.1		6	1	0	0	0	1	0	0	0	0	0	5	9	0.00	1.500										

Texas Rangers @ Boston Red Sox  
Fenway Park, Boston, MA  
Wed Jul 21 1982, 7:05 PM EDT  
Att: 30,225 - Unknown

AB	34
R	6
H	13
RBI	4
BB	5
SO	3
LOB	13









Batter	1	2	3	4	5	6	7	8	9	AB	R	H	RBI	BB	SO	LOB	TOP			
Bill Sample, R OBP: 0.350, SLG: 0.446 (1, 7)										3	0	0	0	0	1	1				
Mickey Rivers, L OBP: 0.282, SLG: 0.436 (1, 10)										4	0	1	1	0	2	1				
Buddy Bell, R OBP: 0.355, SLG: 0.434 (1, 5)										3	1	0	0	1	0	1				
Dave Hostetter, R OBP: 0.353, SLG: 0.556 (1, 3)										4	1	1	0	0	0	2				
Jim Sundberg, R OBP: 0.318, SLG: 0.355 (1, 2)										3	0	1	0	0	0	1				
Don Werner, R OBP: 0.353, SLG: 0.375 (6, 2)										1	0	0	0	0	1	0				
Larry Parrish, R OBP: 0.280, SLG: 0.328 (1, 9)										2	0	0	1	1	1	1				
George Wright, S OBP: 0.277, SLG: 0.361 (1, 8)										4	0	2	0	0	0	2				
Mike Richardt, R OBP: 0.251, SLG: 0.287 (1, 4)										3	0	1	1	0	1	1				
Doug Flynn, R OBP: 0.221, SLG: 0.250 (1, 6)										3	1	2	0	0	0	0				
<b>Inning Stats</b>	R: 0 E: 0 K: 0 S: 3	H: 0 LOB: 0 BB: 0 P: 3	R: 1 E: 0 K: 1 S: 7	H: 3 LOB: 2 BB: 0 P: 7	R: 0 E: 0 K: 1 S: 5	H: 0 LOB: 0 BB: 0 P: 5	R: 1 E: 0 K: 0 S: 4	H: 1 LOB: 1 BB: 1 P: 8	R: 0 E: 0 K: 3 S: 10	H: 0 LOB: 0 BB: 0 P: 3	R: 0 E: 0 K: 0 S: 3	H: 1 LOB: 0 BB: 0 P: 3	R: 1 E: 0 K: 0 S: 5	H: 2 LOB: 1 BB: 0 P: 5	R: 0 E: 0 K: 1 S: 4	H: 0 LOB: 0 BB: 1 P: 8	1B: 5 2B: 2 3B: 1 HR: 0	SF: 1 SAC: 1 DP: 2 HBP: 0	WP: 0 PB: 0 SB: 0 CS: 0	PA: 34
<b>PITCHER</b> Jack Morris, R ERA: 4.24 (1, 1)	IP: 9.0 WLS: L BF: 34 H: 8 R: 3 ER: 3 SO: 6 BB: 2 IBB: 0 HBP: 0 BLK: 0 WP: 0 HR: 0 S: 44 P: 52 ERA: 3.00 WHIP: 1.111															<b>PITCHER</b>				

Texas Rangers @ Detroit Tigers  
Tiger Stadium, Detroit, MI  
Fri Jul 23 1982, 7:05 PM EDT  
Att: 27,320 - Unknown

AB	30
R	3
H	8
RBI	3
BB	2
SO	6
LOB	10



Batter	1	2	3	4	5	6	7	8	9	AB	R	H	RBI	BB	SO	LOB	BOTTOM					
Lou Whitaker, L OBP: 0.327, SLG: 0.371 (1, 4)										4	0	0	0	0	1	2						
Tom Brookens, R OBP: 0.310, SLG: 0.380 (1, 5)										4	0	1	1	0	0	1						
Enos Cabell, R OBP: 0.288, SLG: 0.345 (1, 3)										4	0	0	0	0	1	2						
Lance Parrish, R OBP: 0.378, SLG: 0.558 (1, 2)										4	0	0	0	0	0	3						
Mike Ivie, R OBP: 0.283, SLG: 0.446 (1, 10)										2	0	0	0	1	0	0						
Rick Leach, L OBP: 0.315, SLG: 0.407 (9, PH)										1	0	0	0	0	1	0						
John Wockenfuss, R OBP: 0.364, SLG: 0.367 (1, 7)										4	0	0	0	0	1	1						
Chet Lemon, R OBP: 0.344, SLG: 0.337 (1, 8)										3	0	1	0	1	0	1						
Glenn Wilson, R OBP: 0.313, SLG: 0.373 (1, 9)										3	0	0	0	0	2	2						
Alan Trammell, R OBP: 0.297, SLG: 0.328 (1, 6)										1	1	0	0	2	1	0						
<b>Inning Stats</b>	R: 0 E: 0 K: 0 S: 3	H: 0 LOB: 0 BB: 0 P: 3	R: 0 E: 0 K: 0 S: 3	H: 0 LOB: 1 BB: 1 P: 7	R: 0 E: 0 K: 1 S: 5	H: 0 LOB: 0 BB: 0 P: 5	R: 0 E: 0 K: 1 S: 5	H: 0 LOB: 0 BB: 0 P: 5	R: 0 E: 0 K: 1 S: 6	H: 1 LOB: 1 BB: 0 P: 6	R: 1 E: 0 K: 0 S: 4	H: 1 LOB: 1 BB: 1 P: 8	R: 0 E: 0 K: 1 S: 5	H: 0 LOB: 1 BB: 1 P: 9	R: 0 E: 1 K: 1 S: 6	H: 0 LOB: 2 BB: 1 P: 10	R: 0 E: 0 K: 2 S: 7	H: 0 LOB: 0 BB: 0 P: 7	1B: 1 2B: 1 3B: 0 HR: 0	SF: 0 SAC: 0 DP: 0 HBP: 0	WP: 0 PB: 0 SB: 0 CS: 0	PA: 34
<b>PITCHER</b> Frank Tanana, L ERA: 3.7 (1, 1)	IP: 6.2 WLS: W BF: 25 H: 2 R: 1 ER: 1 SO: 3 BB: 3 IBB: 0 HBP: 0 BLK: 0 WP: 0 HR: 0 S: 28 P: 40 ERA: 1.35 WHIP: 0.750															<b>PITCHER</b>						
Dave Schmidt, R ERA: 2.45 (7, 1)	IP: 2.1 WLS: S BF: 9 H: 0 R: 0 ER: 0 SO: 4 BB: 1 IBB: 0 HBP: 0 BLK: 0 WP: 0 HR: 0 S: 16 P: 20 ERA: 0.00 WHIP: 0.429															<b>PITCHER</b>						

Texas Rangers @ Detroit Tigers  
Tiger Stadium, Detroit, MI  
Fri Jul 23 1982, 7:05 PM EDT  
Att: 27,320 - Unknown

AB	30
R	1
H	2
RBI	1
BB	4
SO	7
LOB	12





Batter	1	2	3	4	5	6	7	8	9	AB	R	H	RBI	BB	SO	LOB	TOP	
Bill Sample, R OBP: 0.348, SLG: 0.442 (1, 7)										4	0	1	0	0	1	3	<p><b>Texas Rangers @ Detroit Tigers</b> Tiger Stadium, Detroit, MI Sat Jul 24 1982, 3:33 AM EDT Att: 35,470 - Unknown</p>	
Mickey Rivers, L OBP: 0.256, SLG: 0.395 (1, 10)										4	0	0	0	0	0	2		
Buddy Bell, R OBP: 0.360, SLG: 0.437 Bill Stein, R OBP: 0.289, SLG: 0.304 (5, 5)										2	0	2	0	1	0	0		
Dave Hostetter, R OBP: 0.346, SLG: 0.543 (1, 3)										4	0	0	0	0	0	4		
Larry Parrish, R OBP: 0.265, SLG: 0.332 (1, 9)										4	1	2	0	0	0	0		
George Wright, S OBP: 0.275, SLG: 0.358 Lee Mazzilli, S OBP: 0.339, SLG: 0.340 (9, PH)										2	0	0	0	0	0	1		
Mike Richardt, R OBP: 0.256, SLG: 0.292 (1, 4)										4	0	2	1	0	0	1		
Don Werner, R OBP: 0.324, SLG: 0.343 Johnny Grubb, L OBP: 0.400, SLG: 0.401 (9, PH)										3	0	0	0	0	0	3		
Doug Flynn, R OBP: 0.226, SLG: 0.255 Jim Sundberg, R OBP: 0.317, SLG: 0.354 (9, PH)										3	0	2	0	0	0	0		
<b>Inning Stats</b>	R: 0 E: 0 K: 0 S: 4	H: 2 LOB: 1 BB: 0 P: 4	R: 1 E: 0 K: 0 S: 6	H: 3 LOB: 2 BB: 0 P: 6	R: 0 E: 0 K: 0 S: 3	H: 1 LOB: 1 BB: 0 P: 3	R: 0 E: 0 K: 0 S: 4	H: 1 LOB: 1 BB: 0 P: 4	R: 0 E: 0 K: 0 S: 3	H: 0 LOB: 0 BB: 0 P: 3	R: 0 E: 0 K: 0 S: 3	H: 0 LOB: 0 BB: 0 P: 3	R: 0 E: 0 K: 0 S: 3	H: 0 LOB: 1 BB: 1 P: 7	1B: 9 2B: 0 3B: 0 HR: 0	SF: 0 SAC: 1 DP: 2 HBP: 0		WP: 0 PA: 36 PB: 0 SB: 1 CS: 0
<b>PITCHER</b> Lary Pashnick, R ERA: 3.45 (1, 1)	IP: 9.0 WLS: W BF: 36 H: 9 R: 1 ER: 1 SO: 1 BB: 2 IBB: 0 HBP: 0 BLK: 0 WP: 0 HR: 0 S: 36 P: 44 ERA: 1.00 WHIP: 1.222															<b>PITCHER</b> IP: WLS: BF: H: R: ER: SO: BB: IBB: HBP: BLK: WP: HR: S: P: ERA: WHIP		

Batter	1	2	3	4	5	6	7	8	9	AB	R	H	RBI	BB	SO	LOB	BOTTOM	
Lou Whitaker, L OBP: 0.328, SLG: 0.372 (1, 4)										5	0	2	0	0	2	3	<p><b>Texas Rangers @ Detroit Tigers</b> Tiger Stadium, Detroit, MI Sat Jul 24 1982, 3:33 AM EDT Att: 35,470 - Unknown</p>	
Tom Brookens, R OBP: 0.310, SLG: 0.381 (1, 5)										2	0	1	1	0	0	0		
Larry Hemdon, R OBP: 0.333, SLG: 0.508 (1, 7)										4	0	1	0	0	0	2		
Lance Parrish, R OBP: 0.373, SLG: 0.549 (1, 2)										4	0	0	0	0	1	3		
Jerry Turner, L OBP: 0.254, SLG: 0.343 (1, 10)										3	1	2	1	1	0	0		
Rick Leach, L OBP: 0.315, SLG: 0.398 (1, 3)										2	0	0	0	1	0	0		
Chet Lemon, R OBP: 0.350, SLG: 0.338 (1, 8)										2	1	1	0	2	0	2		
Glenn Wilson, R OBP: 0.324, SLG: 0.371 (1, 9)										3	1	1	0	1	1	3		
Alan Trammell, R OBP: 0.293, SLG: 0.325 (1, 6)										3	0	0	1	0	1	4		
<b>Inning Stats</b>	R: 0 E: 0 K: 0 S: 3	H: 0 LOB: 0 BB: 0 P: 3	R: 0 E: 0 K: 0 S: 5	H: 0 LOB: 0 BB: 0 P: 3	R: 2 E: 0 K: 0 S: 5	H: 2 LOB: 1 BB: 1 P: 9	R: 0 E: 1 K: 1 S: 6	H: 1 LOB: 2 BB: 1 P: 10	R: 0 E: 0 K: 1 S: 7	H: 2 LOB: 1 BB: 0 P: 7	R: 1 E: 0 K: 1 S: 4	H: 2 LOB: 1 BB: 0 P: 4	R: 0 E: 0 K: 2 S: 7	H: 0 LOB: 3 BB: 3 P: 19	1B: 7 2B: 0 3B: 0 HR: 1	SF: 2 SAC: 2 DP: 0 HBP: 0		WP: 0 PA: 37 PB: 0 SB: 1 CS: 0
<b>PITCHER</b> Doc Medich, R ERA: 4.6 Dan Britano, R ERA: 5.09 Paul Mirabella, L ERA: 4.54 (8, 1)	IP: 7.1 WLS: L BF: 34 H: 8 R: 3 ER: 3 SO: 3 BB: 3 IBB: 1 HBP: 0 BLK: 0 WP: 0 HR: 1 S: 36 P: 52 ERA: 3.68 WHIP: 1.500															<b>PITCHER</b> IP: WLS: BF: H: R: ER: SO: BB: IBB: HBP: BLK: WP: HR: S: P: ERA: WHIP		

AB 33  
R 1  
H 9  
RBI 1  
BB 2  
SO 1  
LOB 15

AB 28  
R 3  
H 8  
RBI 3  
BB 5  
SO 5  
LOB 17




Batter	1	2	3	4	5	6	7	8	9	AB	R	H	RBI	BB	SO	LOB	TOP										
Bill Sample, R OBP: 0.346, SLG: 0.438 (1, 7)	5-3		WP 1B			F5		L8		4	0	1	0	0	0	0	Texas Rangers @ Detroit Tigers Tiger Stadium, Detroit, MI Sun Jul 25 1982, 3:33 AM EDT Unknown										
Mickey Rivers, L OBP: 0.255, SLG: 0.383 (1, 10)	6-3		6-3			HR 1B		K		4	1	1	0	0	1	1											
Bill Stein, R OBP: 0.300, SLG: 0.315 (1, 5)						F9				4	0	2	0	0	1	1											
Dave Hostetter, R OBP: 0.344, SLG: 0.553 (1, 3)						HR 1B		1B		4	1	1	2	0	1	2											
Larry Parrish, R OBP: 0.260, SLG: 0.325 (1, 9)						K				4	0	0	0	0	2	0											
Jim Sundberg, R OBP: 0.319, SLG: 0.354 (1, 2)										3	0	1	0	1	1	1											
Mike Richardt, R OBP: 0.258, SLG: 0.289 (1, 4)										2	0	0	0	1	1	0											
George Wright, S OBP: 0.275, SLG: 0.358 (1, 8)										3	0	1	0	0	1	0											
Buddy Bell, R OBP: 0.350, SLG: 0.436 (9, PH)										1	0	0	0	0	0	2											
Doug Flynn, R OBP: 0.225, SLG: 0.253 (1, 6)										2	0	0	0	0	1	0											
Lee Mazzilli, S OBP: 0.337, SLG: 0.338 (7, PH)										1	0	0	0	0	1	1											
Wayne Tolleson, S (7, 6)										0	0	0	0	0	0	0											
<b>Inning Stats</b>	R: 0 E: 0 K: 1 S: 6	H: 1 LOB: 1 BB: 0 P: 6	R: 0 E: 0 K: 1 S: 5	H: 0 LOB: 0 BB: 0 P: 5	R: 0 E: 0 K: 1 S: 6	H: 1 LOB: 1 BB: 0 P: 6	R: 0 E: 1 K: 2 S: 8	H: 0 LOB: 1 BB: 0 P: 8	R: 0 E: 0 K: 1 S: 5	H: 0 LOB: 0 BB: 0 P: 5	R: 2 E: 0 K: 1 S: 7	H: 2 LOB: 1 BB: 0 P: 7	R: 0 E: 0 K: 1 S: 6	H: 2 LOB: 1 BB: 0 P: 6	R: 0 E: 0 K: 1 S: 4	H: 0 LOB: 1 BB: 2 P: 12	1B: 6 2B: 0 3B: 0 HR: 1	SF: 0 SAC: 1 DP: 1 HBP: 0	WP: 1 PB: 1 SB: 0 CS: 0	PA: 35							
<b>PITCHER</b>	IP	WLS	BF	H	R	ER	SO	BB	IBB	HBP	BLK	WP	HR	S	P	ERA	WHIP										
Dan Petry, R ERA: 3.08 (1, 1)	8.0	W	31	7	2	2	9	0	0	0	0	1	1	49	49	2.25	0.875										
Dave Tobik, R ERA: 2.94 (9, 1)	0.1		3	0	0	0	1	2	0	0	1	0	0	3	11	0.00	6.000										
Dave Gumpert, R ERA: (9, 1)	0.2		1	0	0	0	0	0	0	0	0	0	0	1	1	0.00	0.000										


Batter	1	2	3	4	5	6	7	8	9	AB	R	H	RBI	BB	SO	LOB	BOTTOM										
Lou Whitaker, L OBP: 0.327, SLG: 0.375 (1, 4)	L7		SF7		5-3					3	1	1	1	0	0	0	Texas Rangers @ Detroit Tigers Tiger Stadium, Detroit, MI Sun Jul 25 1982, 3:33 AM EDT Unknown										
Tom Brookens, R OBP: 0.313, SLG: 0.388 (1, 5)			3H F6-3			F1-6-3 2B				4	0	2	1	0	1	0											
Larry Hemdon, R OBP: 0.330, SLG: 0.503 (1, 7)						1-3				4	0	0	0	0	3	2											
Lance Parrish, R OBP: 0.371, SLG: 0.545 (1, 2)						F1-6-3 2B				4	0	1	0	0	1	1											
Jerry Turner, L OBP: 0.263, SLG: 0.376 (1, 10)						K				4	1	2	1	0	1	1											
Rick Leach, L OBP: 0.302, SLG: 0.379 (1, 3)										4	0	0	0	0	0	2											
Chet Lemon, R OBP: 0.351, SLG: 0.350 (1, 8)										3	2	1	1	0	0	2											
Glenn Wilson, R OBP: 0.333, SLG: 0.394 (1, 9)										4	2	2	1	0	2	0											
Alan Trammell, R OBP: 0.294, SLG: 0.337 (1, 6)										2	1	1	2	0	0	0											
<b>Inning Stats</b>	R: 0 E: 0 K: 2 S: 7	H: 0 LOB: 0 BB: 0 P: 7	R: 0 E: 0 K: 0 S: 3	H: 0 LOB: 0 BB: 0 P: 3	R: 2 E: 0 K: 0 S: 4	H: 1 LOB: 0 BB: 0 P: 5	R: 0 E: 0 K: 1 S: 7	H: 2 LOB: 2 BB: 0 P: 7	R: 0 E: 0 K: 1 S: 5	H: 0 LOB: 0 BB: 0 P: 5	R: 0 E: 0 K: 1 S: 6	H: 1 LOB: 1 BB: 0 P: 6	R: 3 E: 0 K: 1 S: 9	H: 4 LOB: 1 BB: 0 P: 9	R: 2 E: 0 K: 2 S: 9	H: 2 LOB: 0 BB: 0 P: 9		1B: 4 2B: 3 3B: 0 HR: 3	SF: 1 SAC: 1 DP: 0 HBP: 1	WP: 0 PB: 0 SB: 0 CS: 0	PA: 35						
<b>PITCHER</b>	IP	WLS	BF	H	R	ER	SO	BB	IBB	HBP	BLK	WP	HR	S	P	ERA	WHIP										
Danny Darwin, R ERA: 3.64 (1, 1)	6.2	L	29	8	5	5	5	0	0	1	0	0	2	12	12	6.75	1.200										
Dan Boitano, R ERA: 5.71 (7, 1)	1.1		6	2	2	2	3	0	0	0	0	0	2	12	12	13.50	1.500										

AB	32
R	2
H	7
RBI	2
BB	2
SO	10
LOB	8





Batter	1	2	3	4	5	6	7	8	9	AB	R	H	RBI	BB	SO	LOB	TOP											
Bill Sample, R OBP: 0.347, SLG: 0.437 (1, 7)	0-0 4-3		0-0 F3			0-0 HR 1B	0-0 BB 1B		0-0 F9	5	1	2	2	0	0	0	<b>Texas Rangers @ Detroit Tigers</b> Tiger Stadium, Detroit, MI Sun Jul 25 1982, 3:38 AM EDT Att: 33,537 - Unknown											
Lee Mazzilli, S OBP: 0.344, SLG: 0.356 (1, 8) (9, 9)	0-3 K			0-0 L8		0-0 HR 1B	0-0 BB BB		4-0 FC6-4 BB	3	1	1	2	2	1	0												
Buddy Bell, R OBP: 0.362, SLG: 0.435 (1, 5)	0-0 1B			4-0 G6-4-3 BB		0-0 L8	4-0 FC6-4 BB		0-0 FC6-4 1-2	3	0	1	0	2	0	1												
Dave Hostetter, R OBP: 0.338, SLG: 0.542 (1, 3)	0-0 F9			0-0 G6-4-3 1-2		0-0 1-3	0-3 K			4	0	0	0	0	1	5												
Lamar Johnson, R OBP: 0.317, SLG: 0.355 (1, 10)		0-0 F9				0-0 FC6-4 1B	0-0 BB FC6-4			3	1	1	0	1	0	3												
George Wright, S OBP: 0.275, SLG: 0.356 (1, 9) (9, 8)		0-0 F3				0-0 FC6-4 1-2	0-0 BB 1B	0-0 L4		4	1	1	0	0	0	1												
Mike Richardt, R OBP: 0.257, SLG: 0.284 (1, 4)		0-0 F8				0-0 F8	4-0 SH5-4 1B BB	0-0 P1		3	1	0	0	1	0	1												
Wayne Tolleson, S (1, 6)			0-0 F8			0-0 F8	0-0 SH5-4 1B 1B	0-0 F1-3		2	0	0	0	0	0	1												
Larry Parrish, R OBP: 0.283, SLG: 0.329 (7, PH)										1	1	1	2	0	0	0												
Doug Flynn, R OBP: 0.224, SLG: 0.252 (7, 6)										1	0	0	0	0	0	0												
Don Werner, R OBP: 0.300, SLG: 0.316 (1, 2)			0-0 4-3			0-0 1-3	0-0 SH5-4		0-0 5-3	3	0	0	0	0	0	0												
<b>Inning Stats</b>	R: 0 E: 0 K: 1 S: 6	H: 1 LOB: 1 BB: 0 P: 6	R: 0 E: 0 K: 0 S: 3	H: 0 LOB: 0 BB: 0 P: 3	R: 0 E: 0 K: 0 S: 3	H: 0 LOB: 0 BB: 0 P: 3	R: 0 E: 0 K: 0 S: 2	H: 0 LOB: 0 BB: 0 P: 6	R: 0 E: 0 K: 0 S: 4	H: 1 LOB: 1 BB: 0 P: 4	R: 2 E: 0 K: 0 S: 5	H: 2 LOB: 0 BB: 0 P: 5	R: 4 E: 0 K: 1 S: 8	H: 3 LOB: 3 BB: 4 P: 24	R: 0 E: 0 K: 0 S: 3	H: 0 LOB: 0 BB: 0 P: 3	R: 0 E: 0 K: 0 S: 3	H: 0 LOB: 1 BB: 1 P: 7	1B: 6 2B: 0 3B: 0 HR: 1	SF: 0 SAC: 1 DP: 1 HBP: 0	WP: 0 PB: 0 SB: 0 CS: 0	PA: 39						
<b>PITCHER</b>	IP	WLS	BF	H	R	ER	SO	BB	IBB	HBP	BLK	WP	HR	S	P	ERA	WHIP											
Pat Underwood, L ERA: 5.01 (1, 1)	6.0		24	5	4	4	1	2	0	0	0	0	0	1	24	32	6.00	1.167										
Kevin Saucier, L ERA: 3.12 (7, 1)	0.0		1	0	0	0	0	1	0	0	0	0	0	0	0	4	∞	∞										
Dave Gumpert, R ERA: 9.0 (7, 1)	0.1		4	2	2	2	0	1	0	0	0	0	0	0	3	7	54.00	9.000										
Dave Tobik, R ERA: 2.86 (7, 1)	1.2		6	0	0	0	1	1	0	0	0	0	0	0	7	11	0.00	0.600										
Dave Rucker, L ERA: 4.66 (9, 1)	1.0	W	4	0	0	0	0	1	0	0	0	0	0	0	3	7	0.00	1.000										

Batter	1	2	3	4	5	6	7	8	9	AB	R	H	RBI	BB	SO	LOB	BOTTOM										
Lou Whitaker, L OBP: 0.329, SLG: 0.388 (1, 4)	0-0 1B 3B	0-0 G3		0-0 1H 3B		0-0 G3		0-0 FC6		5	1	2	1	0	0	2	<b>Texas Rangers @ Detroit Tigers</b> Tiger Stadium, Detroit, MI Sun Jul 25 1982, 3:38 AM EDT Att: 33,537 - Unknown										
Tom Brookens, R OBP: 0.311, SLG: 0.381 (1, 5) (9, 6)	4-0 1B BB	0-0 F8		0-0 4-3		0-0 L9		0-0 F6 1B		4	2	0	0	1	0	1											
Rick Leach, L OBP: 0.307, SLG: 0.380 (1, 3)	0-0 1B FC6-4 1-2 3H		0-0 4-3		0-0 G3		0-3 K		0-0 1B IBB 1B	5	1	2	1	0	1	0											
Jerry Turner, L OBP: 0.281, SLG: 0.393 (1, 10)	0-0 FC6-4		0-0 FC5-4		0-0 1B		0-0 F6-3		4-0 1B IBB	3	0	3	1	0	0	0											
Mike Ivie, R OBP: 0.354, SLG: 0.444 (7, PH)	1-3 2H		0-0 1B		0-0 1B				1-2 IBB	1	0	0	0	1	0	0											
Enos Cabell, R OBP: 0.290, SLG: 0.346 (1, 7) (9, 5)	0-0 FC6-4 1-2 3H		0-3 K		0-0 F8		0-0 FC4-6 1B		0-0 1B 1-2 2-3 3H	5	0	2	2	0	1	3											
Chet Lemon, R OBP: 0.350, SLG: 0.348 (1, 8)	0-0 5-3		0-0 FC5-4 1-2		0-3 K		0-0 FC4-6 1-2			1	0	0	0	0	0	1											
Lynn Jones, R OBP: 0.265, SLG: 0.278 (3, 9)			0-0 FC5-4 1-2		0-0 K		0-0 FC4-6 1-2			3	1	0	0	0	1	3											
Glenn Wilson, R OBP: 0.355, SLG: 0.420 (1, 9) (3, 8)	4-0 BB			0-3 K		0-0 4-3 1B		0-0 4-3 1B 2B		3	1	2	1	1	1	0											
Bill Fahey, L OBP: 0.133, SLG: 0.172 (1, 2)	0-3 K			0-0 F5		0-0 4-3		0-0 4-3		3	0	0	0	0	1	3											
John Wockenuss, R OBP: 0.352, SLG: 0.354 (8, PH) (9, 2)				0-0 F5		1-2 4-3		2-3 4-3		1	0	0	0	0	0	1											
Alan Trammell, R OBP: 0.295, SLG: 0.335 (1, 6)		0-0 5-3		4-0 3B BB		0-0 F7		0-0 FC6 3H		2	1	0	0	1	0	1											
Richie Hebner, L OBP: 0.349, SLG: 0.418 (8, PH)										1	0	1	1	0	0	0											
Larry Herndon, R OBP: 0.330, SLG: 0.503 (8, PR) (9, 7)										0	0	0	0	0	0	0											
<b>Inning Stats</b>	R: 3 E: 0 K: 1 S: 8	H: 3 LOB: 2 BB: 2 P: 16	R: 0 E: 0 K: 0 S: 3	H: 0 LOB: 0 BB: 0 P: 3	R: 0 E: 0 K: 1 S: 6	H: 1 LOB: 1 BB: 0 P: 6	R: 1 E: 0 K: 1 S: 6	H: 1 LOB: 1 BB: 1 P: 10	R: 0 E: 0 K: 0 S: 4	H: 1 LOB: 1 BB: 0 P: 4	R: 0 E: 0 K: 1 S: 5	H: 0 LOB: 0 BB: 0 P: 5	R: 0 E: 0 K: 0 S: 6	H: 3 LOB: 1 BB: 0 P: 6	R: 0 E: 1 K: 0 S: 3	H: 2 LOB: 3 BB: 1 P: 7	1B: 9 2B: 1 3B: 2 HR: 0	SF: 0 SAC: 0 DP: 0 HBP: 0	WP: 0 PB: 0 SB: 0 CS: 0	PA: 41							
<b>PITCHER</b>	IP	WLS	BF	H	R	ER	SO	BB	IBB	HBP	BLK	WP	HR	S	P	ERA	WHIP										
John Butcher, R ERA: 7.96 (1, 1)	6.0		28	7	4	4	4	3	0	0	0	0	0	8	45	6.00	1.667										
Jon Matlack, L ERA: 3.49 (7, 1)	1.1		6	2	2	2	1	0	0	0	0	0	0	8	8	13.50	1.500										
Dave Schmidt, R ERA: 2.45 (8, 1)	0.2	L	7	3	1	0	0	0	1	0	0	0	0	6	10	0.00	4.500										



Batter	1	2	3	4	5	6	7	8	9	AB	R	H	RBI	BB	SO	LOB	TOP			
Paul Moltzer, R OBP: 0.362, SLG: 0.425 (1, 5)	F6 L5-3		K			F9		5-3		4	0	0	0	0	1	1				
Robin Yount, R OBP: 0.372, SLG: 0.612 (1, 6)	L5-3			CS 1B			F8		5-3	4	0	1	0	0	0	1				
Cecil Cooper, L OBP: 0.346, SLG: 0.547 (1, 3)	G3			F6-3 1-2			2B 1B		4-3	4	1	1	0	0	0	1				
Ted Simmons, S OBP: 0.304, SLG: 0.456 (1, 2)		F8		L7			G3 1-H 2B		E4	4	0	1	1	0	0	0				
Ben Oglivie, L OBP: 0.328, SLG: 0.480 (1, 7)		4-3			F4		G3		K2-3	4	0	0	0	0	1	2				
Gorman Thomas, R OBP: 0.335, SLG: 0.505 (1, 8)				BB	K		L7			2	0	0	0	1	1	1				
Roy Howell, L OBP: 0.312, SLG: 0.380 (1, 10)				K		5-3			F2	3	0	0	0	0	1	1				
Marshall Edwards, L OBP: 0.269, SLG: 0.371 (1, 9)			F4			F1-6-3			F7	3	0	0	0	0	0	0				
Jim Gantner, L OBP: 0.382, SLG: 0.428 (1, 4)			F8			F7				3	0	1	0	0	0	0				
<b>Inning Stats</b>	R: 0 E: 1 K: 0 S: 3	H: 0 LOB: 0 BB: 0 P: 3	R: 0 E: 0 K: 1 S: 5	H: 0 LOB: 1 BB: 1 P: 9	R: 0 E: 0 K: 1 S: 5	H: 0 LOB: 0 BB: 0 P: 5	R: 0 E: 0 K: 0 S: 3	H: 1 LOB: 0 BB: 0 P: 3	R: 0 E: 0 K: 1 S: 5	H: 0 LOB: 0 BB: 0 P: 5	R: 1 E: 0 K: 0 S: 5	H: 2 LOB: 1 BB: 0 P: 5	R: 0 E: 0 K: 0 S: 4	H: 1 LOB: 1 BB: 0 P: 4	R: 0 E: 1 K: 1 S: 6	H: 0 LOB: 1 BB: 0 P: 6	1B: 3 2B: 2 3B: 0 HR: 0	SF: 0 SAC: 0 DP: 1 HBP: 0	WP: 0 PB: 0 SB: 0 CS: 1	PA: 32
<b>PITCHER</b> Charlie Hough, R ERA: 3.27 (1, 1)	IP: 9.0 WLS: W BF: 32 H: 4 R: 1 ER: 1 SO: 4 BB: 1 IBB: 0 HBP: 0 BLK: 0 WP: 0 HR: 0 S: 39 P: 43 ERA: 1.00 WHIP: 0.556																			

Milwaukee Brewers @ Texas Rangers  
Arlington Stadium, Arlington, TX  
Mon Jul 26 1982, 8:05 PM EDT  
Att: 18,277 - Unknown - 88 F

AB 31  
R 1  
H 4  
RBI 1  
BB 1  
SO 4  
LOB 7



Batter	1	2	3	4	5	6	7	8	9	AB	R	H	RBI	BB	SO	LOB	BOTTOM			
Bill Sample, R OBP: 0.350, SLG: 0.436 (1, 7)	G6-4-3 1B		L7		BB 1B		F3			3	0	1	0	1	0	1				
Lee Mazzilli, S OBP: 0.347, SLG: 0.360 (1, 8)	G6-4-3 1-2			BB 1B	L9			CS 1B		4	1	2	0	0	0	2				
Buddy Bell, R OBP: 0.363, SLG: 0.435 (1, 5)				F7			FC4-6 1B		L8	4	0	2	0	0	0	2				
Dave Hostetter, R OBP: 0.336, SLG: 0.533 (1, 3)			K	BB 1B		FC4-6 1-2	G5-4-3		F8	3	0	0	0	1	1	2				
Lamar Johnson, R OBP: 0.321, SLG: 0.360 (1, 10)				FC1-4 1B		G5-4-3 1-2				3	0	2	1	0	0	1				
Jim Sundberg, R OBP: 0.316, SLG: 0.350 (1, 2)			K		F4				F6	3	0	0	0	0	1	2				
George Wright, S OBP: 0.276, SLG: 0.360 (1, 9)			FC1-4 CS						F7	3	1	1	0	0	0	1				
Mike Richardt, R OBP: 0.259, SLG: 0.285 (1, 4)		CS		5-3					4-3 SH1-3 2B	3	1	1	0	0	0	1				
Doug Flynn, R OBP: 0.222, SLG: 0.250 (1, 6)					F6-3				F4	2	0	0	1	0	0	0				
<b>Inning Stats</b>	R: 0 E: 0 K: 1 S: 6	H: 2 LOB: 1 BB: 0 P: 6	R: 0 E: 0 K: 1 S: 5	H: 1 LOB: 0 BB: 0 P: 5	R: 0 E: 0 K: 0 S: 3	H: 0 LOB: 0 BB: 0 P: 3	R: 1 E: 0 K: 0 S: 4	H: 2 LOB: 1 BB: 1 P: 8	R: 1 E: 0 K: 0 S: 3	H: 1 LOB: 1 BB: 0 P: 3	R: 1 E: 1 K: 0 S: 5	H: 1 LOB: 1 BB: 0 P: 5	R: 0 E: 0 K: 0 S: 3	H: 1 LOB: 0 BB: 0 P: 3	R: 0 E: 0 K: 0 S: 3	H: 1 LOB: 0 BB: 0 P: 3	1B: 8 2B: 1 3B: 0 HR: 0	SF: 0 SAC: 1 DP: 2 HBP: 0	WP: 0 PB: 0 SB: 1 CS: 2	PA: 32
<b>PITCHER</b> Mike Caldwell, L ERA: 4.71 (1, 1)	IP: 8.0 WLS: L BF: 31 H: 9 R: 3 ER: 2 SO: 2 BB: 2 IBB: 0 HBP: 0 BLK: 0 WP: 0 HR: 0 S: 33 P: 41 ERA: 2.25 WHIP: 1.375																			

Milwaukee Brewers @ Texas Rangers  
Arlington Stadium, Arlington, TX  
Mon Jul 26 1982, 8:05 PM EDT  
Att: 18,277 - Unknown - 88 F

AB 28  
R 3  
H 9  
RBI 2  
BB 2  
SO 2  
LOB 12






Batter	1	2	3	4	5	6	7	8	9	AB	R	H	RBI	BB	SO	LOB	TOP								
Paul Moltitor, R OBP: 0.360, SLG: 0.422 (1, 5)										5	0	1	0	0	0	2	<b>Milwaukee Brewers @ Texas Rangers</b> Arlington Stadium, Arlington, TX Tue Jul 27 1982, 8:05 PM EDT Att: 12,821 - Unknown								
Robin Yount, R OBP: 0.375, SLG: 0.610 (1, 6)										3	2	1	1	2	1	1									
Cecil Cooper, L OBP: 0.349, SLG: 0.548 (1, 3)										5	1	3	0	0	0	1									
Ted Simmons, S OBP: 0.306, SLG: 0.459 (1, 2)										4	1	2	2	0	0	4									
Gorman Thomas, R OBP: 0.339, SLG: 0.524 (1, 8)										3	2	2	5	0	0	0									
Don Money, R OBP: 0.377, SLG: 0.574 (1, 10)										4	0	0	0	0	0	1									
Charlie Moore, R OBP: 0.293, SLG: 0.362 (1, 9)										4	0	1	0	0	0	1									
Mark Brouhard, R OBP: 0.346, SLG: 0.396 (1, 7)										3	1	1	0	1	0	1									
Jim Gantner, L OBP: 0.376, SLG: 0.421 (1, 4)										4	1	0	0	0	1	2									
<b>Inning Stats</b>	R: 0 E: 0 K: 0 S: 4	H: 2 LOB: 1 BB: 0 P: 4	R: 0 E: 0 K: 0 S: 3	H: 0 LOB: 0 BB: 0 P: 3	R: 0 E: 0 K: 0 S: 3	H: 0 LOB: 0 BB: 0 P: 3	R: 3 E: 0 K: 0 S: 6	H: 3 LOB: 1 BB: 1 P: 10	R: 0 E: 0 K: 2 S: 7	H: 0 LOB: 0 BB: 0 P: 7	R: 2 E: 0 K: 0 S: 5	H: 2 LOB: 0 BB: 0 P: 5	R: 2 E: 0 K: 0 S: 5	H: 3 LOB: 2 BB: 1 P: 9	R: 0 E: 0 K: 0 S: 2	H: 0 LOB: 0 BB: 0 P: 3		R: 1 E: 0 K: 0 S: 4	H: 1 LOB: 1 BB: 1 P: 8	1B: 8 2B: 1 3B: 0 HR: 2	SF: 0 SAC: 0 DP: 2 HBP: 1	WP: 1 PB: 0 SB: 0 CS: 0	PA: 39		
<b>PITCHER</b>	IP WLS BF H R ER SO BB IBB HBP BLK WP HR S P ERA WHIP	7.0 L 31 10 7 7 2 2 0 0 0 0 2 33 41 9.00 1.714	2.0 8 1 1 1 0 1 0 1 0 1 0 6 11 4.50 1.000																						

AB	35
R	8
H	11
RBI	8
BB	3
SO	2
LOB	13



Batter	1	2	3	4	5	6	7	8	9	AB	R	H	RBI	BB	SO	LOB	BOTTOM							
Bill Sample, R OBP: 0.348, SLG: 0.432 (1, 7)										4	1	1	0	0	1	2	<b>Milwaukee Brewers @ Texas Rangers</b> Arlington Stadium, Arlington, TX Tue Jul 27 1982, 8:05 PM EDT Att: 12,821 - Unknown							
Lee Mazzilli, S OBP: 0.351, SLG: 0.369 (1, 8)										4	1	2	0	0	0	2								
Buddy Bell, R OBP: 0.365, SLG: 0.436 (1, 5)										4	0	2	2	0	0	1								
Dave Hostetter, R OBP: 0.335, SLG: 0.533 (1, 3)										4	0	1	0	0	1	2								
Mickey Rivers, L OBP: 0.235, SLG: 0.353 (1, 10)										4	0	0	0	0	0	2								
Jim Sundberg, R OBP: 0.312, SLG: 0.345 (1, 2)										4	0	0	0	0	1	1								
George Wright, S OBP: 0.275, SLG: 0.358 (1, 9)										4	0	1	0	0	0	0								
Mike Richardt, R OBP: 0.264, SLG: 0.291 (1, 4)										3	0	2	0	0	0	0								
Doug Flynn, R OBP: 0.221, SLG: 0.248 (1, 6)										2	0	0	0	0	0	1								
<b>Inning Stats</b>	R: 1 E: 0 K: 0 S: 5	H: 2 LOB: 1 BB: 0 P: 5	R: 0 E: 0 K: 0 S: 4	H: 1 LOB: 1 BB: 0 P: 4	R: 0 E: 0 K: 1 S: 5	H: 0 LOB: 0 BB: 0 P: 5	R: 0 E: 0 K: 1 S: 7	H: 2 LOB: 2 BB: 0 P: 7	R: 0 E: 0 K: 0 S: 4	H: 2 LOB: 1 BB: 0 P: 4	R: 0 E: 0 K: 0 S: 3	H: 0 LOB: 0 BB: 0 P: 3	R: 1 E: 0 K: 0 S: 4	H: 2 LOB: 0 BB: 0 P: 4	R: 0 E: 0 K: 1 S: 5	H: 0 LOB: 0 BB: 0 P: 5		1B: 7 2B: 2 3B: 0 HR: 0	SF: 0 SAC: 1 DP: 1 HBP: 0	WP: 1 PB: 0 SB: 2 CS: 0	PA: 34			
<b>PITCHER</b>	IP WLS BF H R ER SO BB IBB HBP BLK WP HR S P ERA WHIP	7.0 W 27 7 1 1 2 0 0 0 0 1 0 4 4 9.00 2.000	1.0 4 2 1 1 0 0 0 0 0 0 0 0 4 4 9.00 2.000	1.0 3 0 0 0 1 0 0 0 0 0 0 0 5 5 0.00 0.000																				





Batter	1	2	3	4	5	6	7	8	9	AB	R	H	RBI	BB	SO	LOB	TOP			
Paul Moltis, R OBP: 0.359, SLG: 0.420	F7	B2-6			F4			SH1-4 1B		4	1	1	0	0	0	1				
Robin Yount, R OBP: 0.376, SLG: 0.611	F6-3	F6-3			F6-3			SF7 SH1-4 1B		4	1	2	0	0	0	0				
Cecil Cooper, L OBP: 0.347, SLG: 0.544	4-3		E3		K			SH1-4		3	0	0	0	0	1	1				
Ted Simmons, S OBP: 0.303, SLG: 0.455	E5		F3		L8			SF7		3	1	0	1	0	0	1				
Gorman Thomas, R OBP: 0.341, SLG: 0.526	F7		F7		K			IBB		3	0	1	0	1	1	1				
Ben Oglivie, L OBP: 0.325, SLG: 0.474	E3		4-3		F6			F2		4	0	0	0	0	0	4				
Don Money, R OBP: 0.375, SLG: 0.565					5-3			K		3	0	0	0	1	1	0				
Charlie Moore, R OBP: 0.293, SLG: 0.358	F7				5-3			CS BB		3	0	0	0	1	0	3				
Jim Gantner, L OBP: 0.375, SLG: 0.422					G3			L8		4	0	1	0	0	0	1				
<b>Inning Stats</b>	R: 2 E: 2 K: 0 S: 7	H: 2 LOB: 3 BB: 1 P: 11	R: 0 E: 0 K: 0 S: 3	H: 1 LOB: 0 BB: 0 P: 3	R: 0 E: 2 K: 0 S: 4	H: 0 LOB: 1 BB: 0 P: 4	R: 0 E: 0 K: 0 S: 3	H: 0 LOB: 0 BB: 0 P: 3	R: 0 E: 0 K: 1 S: 5	H: 0 LOB: 0 BB: 0 P: 5	R: 0 E: 0 K: 1 S: 4	H: 0 LOB: 0 BB: 1 P: 8	R: 1 E: 0 K: 0 S: 5	H: 2 LOB: 2 BB: 1 P: 9	R: 0 E: 0 K: 0 S: 3	H: 0 LOB: 0 BB: 0 P: 3	1B: 2 2B: 4 3B: 0 HR: 0	SF: 1 SAC: 1 DP: 1 HBP: 0	WP: 0 PB: 0 SB: 0 CS: 1	PA: 36
<b>PITCHER</b> Frank Tanana, L ERA: 3.51	IP: 9.0 WLS: L BF: 36	H: 5 R: 3 ER: 1 SO: 3	BB: 2 IBB: 1 HBP: 0 BLK: 0	WP: 0 HR: 0 S: 39 P: 51	ERA: 1.00 WHIP: 0.778	<b>PITCHER</b>														

Milwaukee Brewers @ Texas Rangers  
Arlington Stadium, Arlington, TX  
Wed Jul 28 1982, 8:05 PM EDT  
Att: 11,660 - Unknown

AB 31  
R 3  
H 5  
RBI 1  
BB 3  
SO 3  
LOB 12



Batter	1	2	3	4	5	6	7	8	9	AB	R	H	RBI	BB	SO	LOB	BOTTOM			
George Wright, S OBP: 0.275, SLG: 0.357	L5	FC5-4			L7					4	0	1	0	0	0	1				
Bill Stein, R OBP: 0.286, SLG: 0.299	6-3				L8			FC5		4	0	0	0	0	0	2				
Buddy Bell, R OBP: 0.366, SLG: 0.438					6-3			F9		3	0	1	0	1	0	0				
Dave Hostetter, R OBP: 0.329, SLG: 0.522	K				K			4-3		4	0	0	0	0	2	2				
Larry Parrish, R OBP: 0.259, SLG: 0.323					6-3			6-3		4	0	0	0	0	1	1				
Lamar Johnson, R OBP: 0.329, SLG: 0.361					G6-4-3 BB			CS 1B		2	1	1	0	2	0	0				
Jim Sundberg, R OBP: 0.312, SLG: 0.344					G6-4-3 WP 1B			CS		4	1	1	0	0	2	1				
Mike Richardt, R OBP: 0.270, SLG: 0.289								FC5 1B		1	0	0	0	2	1	2				
Lee Mazzilli, S OBP: 0.349, SLG: 0.367										1	0	0	0	0	0	0				
Doug Flynn, R OBP: 0.222, SLG: 0.249					F9			F8		3	0	1	2	0	0	2				
<b>Inning Stats</b>	R: 0 E: 0 K: 1 S: 6	H: 1 LOB: 1 BB: 0 P: 6	R: 2 E: 0 K: 1 S: 7	H: 2 LOB: 1 BB: 1 P: 11	R: 0 E: 0 K: 1 S: 5	H: 0 LOB: 1 BB: 1 P: 9	R: 0 E: 0 K: 0 S: 2	H: 0 LOB: 2 BB: 2 P: 10	R: 0 E: 0 K: 0 S: 3	H: 1 LOB: 0 BB: 0 P: 3	R: 0 E: 0 K: 1 S: 5	H: 1 LOB: 2 BB: 1 P: 10	R: 0 E: 0 K: 0 S: 3	H: 0 LOB: 0 BB: 0 P: 3	R: 0 E: 0 K: 1 S: 5	H: 0 LOB: 0 BB: 0 P: 5	1B: 4 2B: 1 3B: 0 HR: 0	SF: 0 SAC: 0 DP: 1 HBP: 0	WP: 1 PB: 0 SB: 0 CS: 1	PA: 36
<b>PITCHER</b> Bob McClure, L ERA: 4.46	IP: 7.0 WLS: W BF: 29	H: 5 R: 2 ER: 2 SO: 5	BB: 5 IBB: 0 HBP: 0 BLK: 0	WP: 1 HR: 0 S: 34 P: 54	ERA: 2.57 WHIP: 1.429	<b>PITCHER</b>														
<b>PITCHER</b> Rolie Fingers, R ERA: 2.66	IP: 2.0 WLS: S BF: 6	H: 0 R: 0 ER: 0 SO: 1	BB: 0 IBB: 0 HBP: 0 BLK: 0	WP: 0 HR: 0 S: 8 P: 8	ERA: 0.00 WHIP: 0.000	<b>PITCHER</b>														

Milwaukee Brewers @ Texas Rangers  
Arlington Stadium, Arlington, TX  
Wed Jul 28 1982, 8:05 PM EDT  
Att: 11,660 - Unknown

AB 30  
R 2  
H 5  
RBI 2  
BB 5  
SO 6  
LOB 11







Batter	1	2	3	4	5	6	7	8	9	AB	R	H	RBI	BB	SO	LOB	TOP			
Willie Randolph, R (1,4) OBP: 0.368, SLG: 0.346	F6-3		5-3		G4-6-3 1B		4-3		G3 BB	4	0	1	0	1	0	0	<b>New York Yankees @ Texas Rangers</b> Arlington Stadium, Arlington, TX Fri Jul 30 1982, 8:05 PM EDT Att: 23,355 - Unknown - 88 F			
Ken Griffey, L (1,9) OBP: 0.311, SLG: 0.369	4-3		1B		F8		1B		G3	5	0	2	0	0	0	4				
Jerry Mumphrey, S (1,8) OBP: 0.380, SLG: 0.440	F7		4-3		G4-6-3 1-2		4-3		IBB	4	0	0	0	1	0	4				
Oscar Gamble, L (1,10) OBP: 0.377, SLG: 0.508		4-0 3B BB		4-3		F9		4-0 G4-3 BB	G5-2-3 3-H	2	1	0	0	2	0	0				
Lou Piniella, R (9, PH) OBP: 0.387, SLG: 0.463										0	0	0	0	0	0	0				
Bobby Murcer, L (9, PH) OBP: 0.289, SLG: 0.430										1	0	0	0	0	0	3				
Dave Winfield, R (1,7) OBP: 0.359, SLG: 0.556		1-H SF9 3B		E6 G3		4-3 BB		G4-3		3	1	1	1	1	0	1				
Graig Nettles, L (1,5) OBP: 0.298, SLG: 0.364		SF9		G3		4-3				3	1	1	2	0	2					
Dave Collins, S (1,3) OBP: 0.312, SLG: 0.341		3-H K		FC5-4 IBB					HR	2	1	1	1	2	1	0				
Rick Cerone, R (1,2) OBP: 0.280, SLG: 0.294		1-3		FC5-4 IBB		F6		0-3 K		4	0	0	0	0	1	4				
Bucky Dent, R (1,6) OBP: 0.193, SLG: 0.174			F4							0	0	0	0	0	0	0				
<b>Inning Stats</b>	R: 0 E: 0 K: 0 S: 3	H: 0 LOB: 0 BB: 0 P: 3	R: 2 E: 0 K: 1 S: 6	H: 1 LOB: 0 BB: 1 P: 10	R: 0 E: 0 K: 0 S: 4	H: 1 LOB: 1 BB: 0 P: 4	R: 0 E: 1 K: 0 S: 4	H: 0 LOB: 2 BB: 1 P: 8	R: 0 E: 0 K: 0 S: 3	H: 1 LOB: 1 BB: 1 P: 7	R: 0 E: 0 K: 0 S: 4	H: 1 LOB: 1 BB: 0 P: 4	R: 2 E: 0 K: 1 S: 6	H: 2 LOB: 0 BB: 1 P: 10	R: 0 E: 0 K: 0 S: 3	H: 1 LOB: 2 BB: 2 P: 11	1B: 4 2B: 0 3B: 1 HR: 2	SF: 1 SAC: 0 DP: 3 HBP: 0	WP: 0 PB: 0 CS: 0	PA: 40
<b>PITCHER</b>	IP WLS BF H R ER SO	IP WLS BF H R ER SO	IP WLS BF H R ER SO	IP WLS BF H R ER SO	IP WLS BF H R ER SO	IP WLS BF H R ER SO	IP WLS BF H R ER SO	IP WLS BF H R ER SO	IP WLS BF H R ER SO	IP WLS BF H R ER SO	IP WLS BF H R ER SO	IP WLS BF H R ER SO	IP WLS BF H R ER SO	IP WLS BF H R ER SO	IP WLS BF H R ER SO	IP WLS BF H R ER SO	ERA WHIP	ERA WHIP		
Doc Medich, R (1,1) ERA: 4.59	8.0	L	36	7	4	4	2	4	2	0	0	0	0	1	0	0	0	4.50	1.375	
Dan Botano, R (9,1) ERA: 5.59	0.0		1	0	0	0	0	1	0	0	0	0	0	0	0	0	4	∞	∞	
Paul Mirabella, L (9,1) ERA: 4.5	0.1		2	0	0	0	0	0	1	0	0	0	0	0	1	5	0.00	0.000		
Dave Schmidt, R (9,1) ERA: 2.43	0.2		1	0	0	0	0	0	0	0	0	0	0	0	1	1	0.00	0.000		

Batter	1	2	3	4	5	6	7	8	9	AB	R	H	RBI	BB	SO	LOB	BOTTOM			
Bill Sample, R (1,7) OBP: 0.343, SLG: 0.425	F6		F9		F2			F6		4	0	0	0	0	0	0	<b>New York Yankees @ Texas Rangers</b> Arlington Stadium, Arlington, TX Fri Jul 30 1982, 8:05 PM EDT Att: 23,355 - Unknown - 88 F			
George Wright, S (1,8) OBP: 0.275, SLG: 0.355	F4		6-3		1B			5-3		4	0	1	0	0	0	0				
Buddy Bell, R (1,5) OBP: 0.368, SLG: 0.440			F4		F8			4-3		1	0	1	0	0	0	0				
Bill Stein, R (3,5) OBP: 0.276, SLG: 0.288	1B									3	0	0	0	0	0	1				
Dave Hostetter, R (1,3) OBP: 0.332, SLG: 0.522										4	0	2	0	0	1	0				
Lamar Johnson, R (1,10) OBP: 0.328, SLG: 0.359	F6									4	0	1	0	0	0	3				
Larry Parrish, R (1,9) OBP: 0.258, SLG: 0.318		0-3 K								3	0	0	0	1	1	1				
Jim Sundberg, R (1,2) OBP: 0.308, SLG: 0.339			F9		K					4	0	0	0	0	1	3				
Mike Richardt, R (1,4) OBP: 0.271, SLG: 0.286		4-0 FC4-6 BB								2	0	0	0	1	0	2				
Doug Flynn, R (1,6) OBP: 0.221, SLG: 0.248										1	0	0	0	0	0	1				
Wayne Tolleson, S (4,6) OBP: 0.271, SLG: 0.286			FC4-6							2	0	0	0	0	0	0				
<b>Inning Stats</b>	R: 0 E: 0 K: 0 S: 5	H: 2 LOB: 2 BB: 0 P: 5	R: 0 E: 0 K: 1 S: 5	H: 0 LOB: 1 BB: 1 P: 9	R: 0 E: 0 K: 1 S: 6	H: 0 LOB: 0 BB: 0 P: 3	R: 0 E: 0 K: 1 S: 6	H: 1 LOB: 2 BB: 1 P: 10	R: 0 E: 0 K: 0 S: 3	H: 0 LOB: 0 BB: 0 P: 3	R: 0 E: 0 K: 0 S: 3	H: 0 LOB: 0 BB: 0 P: 3	R: 0 E: 1 K: 0 S: 4	H: 1 LOB: 1 BB: 0 P: 4	R: 0 E: 0 K: 0 S: 3	H: 1 LOB: 1 BB: 0 P: 4	1B: 5 2B: 0 3B: 0 HR: 0	SF: 0 SAC: 0 DP: 0 HBP: 0	WP: 0 PB: 0 CS: 0	PA: 34
<b>PITCHER</b>	IP WLS BF H R ER SO	IP WLS BF H R ER SO	IP WLS BF H R ER SO	IP WLS BF H R ER SO	IP WLS BF H R ER SO	IP WLS BF H R ER SO	IP WLS BF H R ER SO	IP WLS BF H R ER SO	IP WLS BF H R ER SO	IP WLS BF H R ER SO	IP WLS BF H R ER SO	IP WLS BF H R ER SO	IP WLS BF H R ER SO	IP WLS BF H R ER SO	IP WLS BF H R ER SO	IP WLS BF H R ER SO	ERA WHIP	ERA WHIP		
Ron Guidry, L (1,1) ERA: 3.75	5.0	W	21	4	0	0	2	2	0	0	0	0	0	0	0	0	0.00	1.200		
Rudy May, L (6,1) ERA: 2.8	4.0	S	13	1	0	0	1	0	0	0	0	0	0	0	0	0	0.00	0.250		





Batter	1	2	3	4	5	6	7	8	9	AB	R	H	RBI	BB	SO	LOB	TOP			
Willie Randolph, R (1,4) OBP: 0.372, SLG: 0.354	5-3 1B		4-3 1B		3-1 2B		SH1-4		1B	4	0	3	0	0	0	0	<p>New York Yankees @ Texas Rangers Arlington Stadium, Arlington, TX</p> <p>Sat Jul 31 1982, 8:05 PM EDT Att: 32,924 - Unknown</p> <p>livebaseballscorecards.com</p> <p>AB 32 R 2 H 9 RBI 2 BB 3 SO 6 LOB 19</p> 			
Ken Griffey, L (1,9) OBP: 0.310, SLG: 0.370	2B		4-3		3-1		F6		B2	5	0	1	1	0	0	4				
Jerry Mumphrey, S (1,8) OBP: 0.377, SLG: 0.433	K		5-3		F7		FC6-4 BB		L8	4	0	0	0	1	1	4				
Oscar Gamble, L (1,10) OBP: 0.373, SLG: 0.500	F2			G6-4-3 1B		K	FC6-4		F6	5	0	1	0	0	1	4				
Dave Winfield, R (1,7) OBP: 0.357, SLG: 0.552		1-3		G6-4-3 1B		K			4-3 F9 1B	4	0	1	0	0	1	1				
Graig Nettles, L (1,5) OBP: 0.301, SLG: 0.375	4-3			HR		1B BB			F9	3	1	1	1	1	0	1				
Dave Collins, S (1,3) OBP: 0.319, SLG: 0.345				3-1		1B			4-3 BB	3	0	2	0	1	0	0				
Barry Foote, R (1,2) OBP: 0.159, SLG: 0.238 (8, PH) Bobby Murcer, L (8, PH) OBP: 0.297, SLG: 0.426 Rick Cerone, R (8,2) OBP: 0.280, SLG: 0.294	K					K	K		4-3	3	0	0	0	0	3	3				
Bucky Dent, R (1,6) OBP: 0.201, SLG: 0.184			L5						5-3	1	0	0	0	0	0	0				
<b>Inning Stats</b>	R: 0 E: 0 K: 1 S: 6	H: 1 LOB: 1 BB: 0 P: 6	R: 0 E: 0 K: 1 S: 6	H: 1 LOB: 1 BB: 0 P: 6	R: 0 E: 0 K: 0 S: 4	H: 1 LOB: 1 BB: 0 P: 4	R: 1 E: 0 K: 0 S: 4	H: 2 LOB: 0 BB: 0 P: 4	R: 1 E: 0 K: 0 S: 7	H: 2 LOB: 1 BB: 0 P: 7	R: 0 E: 0 K: 3 S: 10	H: 1 LOB: 2 BB: 1 P: 14	R: 0 E: 0 K: 0 S: 4	H: 1 LOB: 2 BB: 1 P: 8	R: 0 E: 0 K: 0 S: 4	H: 1 LOB: 1 BB: 0 P: 4		1B: 8 2B: 2 3B: 0 HR: 1	SF: 0 SAC: 1 DP: 1 HBP: 0	WP: 0 PB: 0 CS: 0
<b>PITCHER</b>	IP WLS BF H R ER SO BB IBB HBP BLK WP HR S P ERA WHIP																			
Charlie Hough, R (1,1) ERA: 3.27	5.2 W 24 7 2 2 5 1 0 0 0 0 1 33 37 3.18 1.412																			
Danny Darwin, R (6,1) ERA: 3.45	3.1 S 16 4 0 0 1 2 0 0 0 0 0 0 16 24 0.00 1.800																			

Batter	1	2	3	4	5	6	7	8	9	AB	R	H	RBI	BB	SO	LOB	BOTTOM			
Bill Sample, R (1,7) OBP: 0.345, SLG: 0.426	L8 FC4-6 1B	F3			S 1B		F7			4	1	2	0	0	0	2	<p>New York Yankees @ Texas Rangers Arlington Stadium, Arlington, TX</p> <p>Sat Jul 31 1982, 8:05 PM EDT Att: 32,924 - Unknown</p> <p>livebaseballscorecards.com</p> <p>AB 29 R 3 H 8 RBI 3 BB 1 SO 2 LOB 14</p> 			
Mickey Rivers, L (1,10) OBP: 0.255, SLG: 0.364	FC4-6 2B 1B		1-3		F9				FC5-6 1B	4	1	2	0	0	0	1				
Johnny Grubb, L (1,9) OBP: 0.397, SLG: 0.398	L8				F6				FC5-6 G4-6-3 1B	4	0	1	0	0	0	4				
Dave Hostetter, R (1,3) OBP: 0.331, SLG: 0.514	FC4-6 BB			K		K			G4-6-3	3	0	0	0	1	2	2				
Bill Stein, R (1,5) OBP: 0.267, SLG: 0.277	FC4-6 2B			F9		5-3				3	1	0	1	0	0	3				
Jim Sundberg, R (1,2) OBP: 0.308, SLG: 0.342	1-2 2-3 3-H 1-H 3-H 2B				L7		F9			3	0	1	2	0	0	0				
Mike Richardt, R (1,4) OBP: 0.272, SLG: 0.287			F7		L6				SH1-3 1B	3	0	1	0	0	0	0				
George Wright, S (1,8) OBP: 0.276, SLG: 0.356					F7				SH1-3	2	0	1	0	0	0	0				
Wayne Tolleson, S (1,6) OBP: 0.276, SLG: 0.356					F7		F8		F6	3	0	0	0	0	0	2				
<b>Inning Stats</b>	R: 3 E: 0 K: 0 S: 5	H: 3 LOB: 1 BB: 1 P: 9	R: 0 E: 0 K: 0 S: 4	H: 1 LOB: 1 BB: 0 P: 4	R: 0 E: 0 K: 1 S: 6	H: 1 LOB: 1 BB: 0 P: 6	R: 0 E: 0 K: 0 S: 3	H: 0 LOB: 0 BB: 0 P: 3	R: 0 E: 0 K: 0 S: 4	H: 1 LOB: 1 BB: 0 P: 4	R: 0 E: 0 K: 1 S: 5	H: 0 LOB: 0 BB: 0 P: 5	R: 0 E: 0 K: 0 S: 4	H: 1 LOB: 1 BB: 0 P: 4	R: 0 E: 0 K: 0 S: 3	H: 1 LOB: 0 BB: 0 P: 3		1B: 7 2B: 1 3B: 0 HR: 0	SF: 0 SAC: 1 DP: 1 HBP: 0	WP: 0 PB: 0 CS: 0
<b>PITCHER</b>	IP WLS BF H R ER SO BB IBB HBP BLK WP HR S P ERA WHIP																			
Doyle Alexander, R (1,1) ERA: 4.28	7.0 L 28 7 3 3 2 1 0 0 0 0 0 0 31 35 3.86 1.143																			
Tommy John, L (8,1) ERA: 3.65	1.0 3 1 0 0 0 0 0 0 0 0 0 0 3 3 0.00 1.000																			



Batter	1	2	3	4	5	6	7	8	9	AB	R	H	RBI	BB	SO	LOB	TOP			
Bill Sample, R OBP: 0.342, SLG: 0.418 (1, 7)	0-0 4-3		0-0 F8		4-0 SF8 BB			0-0 F7		3	0	0	0	1	0	0	<p><b>Texas Rangers @ Cleveland Indians</b> Cleveland Municipal Stadium, Cleveland, OH</p> <p>Mon Aug 02 1982, 7:05 PM EDT Att: 8,657 - Unknown - 75 F</p>			
Mickey Rivers, L OBP: 0.238, SLG: 0.339 (1, 10)	0-0 F7		0-0 F6		0-0 SF8			0-0 6-3		3	0	0	1	0	0	0				
Buddy Bell, R OBP: 0.368, SLG: 0.438 Bill Stein, R OBP: 0.267, SLG: 0.277 (8, 5)	0-0 1B		0-0 1B		0-0 6-3			0-3 K		4	0	2	0	0	1	1				
Dave Hostetter, R OBP: 0.332, SLG: 0.537 (1, 3)	0-3 K		0-3 K		0-0 G6-4-3 1B			0-0 F9		4	0	1	0	0	2	2				
Johnny Grubb, L OBP: 0.386, SLG: 0.385 (1, 9)		0-3 K		0-0 4-3		0-3 K		0-0 F7		4	0	0	0	0	2	1				
Jim Sundberg, R OBP: 0.313, SLG: 0.338 (1, 2)		4-0 S 1B BB		0-0 6-3		0-0 G6-4-3 1-2f		0-0 F3		3	1	0	0	1	0	1				
Mike Richardt, R OBP: 0.268, SLG: 0.279 (1, 4)		0-0 F8 1-2		0-0 6-3			0-3 K			3	0	0	0	0	1	1				
George Wright, S OBP: 0.283, SLG: 0.360 (1, 8)		0-0 2H 1B		0-0 E9 SF8 1B			0-0 F7			3	1	2	1	0	0	0				
Wayne Tolleson, S (1, 6)		0-0 F7		0-0 F8			0-3 K			3	0	0	0	0	1	2				
<b>Inning Stats</b>	R: 0 E: 0 K: 1 S: 6	H: 1 LOB: 1 BB: 0 P: 6	R: 1 E: 0 K: 1 S: 6	H: 1 LOB: 1 BB: 0 P: 10	R: 0 E: 0 K: 0 S: 3	H: 0 LOB: 3 BB: 0 P: 3	R: 1 E: 1 K: 0 S: 4	H: 1 LOB: 1 BB: 1 P: 8	R: 0 E: 0 K: 1 S: 5	H: 0 LOB: 0 BB: 0 P: 5	R: 0 E: 0 K: 2 S: 7	H: 0 LOB: 0 BB: 0 P: 7	R: 0 E: 0 K: 1 S: 5	H: 0 LOB: 0 BB: 0 P: 5	R: 0 E: 0 K: 0 S: 3	H: 0 LOB: 0 BB: 0 P: 3	1B: 5 2B: 0 3B: 0 HR: 0	SF: 1 SAC: 0 DP: 1 HBP: 0	WP: 0 PB: 0 SB: 1 CS: 0	PA: 33
<b>PITCHER</b> Rick Sutcliffe, R ERA: 2.74 (1, 1)	IP: 9.0 WLS: W BF: 33	H: 5 R: 2 ER: 1 SO: 7	BB: 2 IBB: 0 HBP: 0 BLK: 0	WP: 0 HR: 0 S: 45 P: 53	ERA: 1.00 WHIP: 0.778	<b>PITCHER</b>	IP: 9.0 WLS: W BF: 33	H: 5 R: 2 ER: 1 SO: 7	BB: 2 IBB: 0 HBP: 0 BLK: 0	WP: 0 HR: 0 S: 45 P: 53	ERA: 1.00 WHIP: 0.778	<b>PITCHER</b>	IP: 9.0 WLS: W BF: 33	H: 5 R: 2 ER: 1 SO: 7	BB: 2 IBB: 0 HBP: 0 BLK: 0	WP: 0 HR: 0 S: 45 P: 53	ERA: 1.00 WHIP: 0.778			

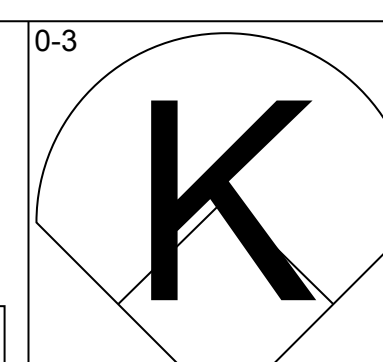
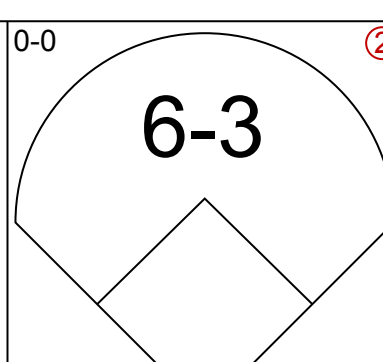
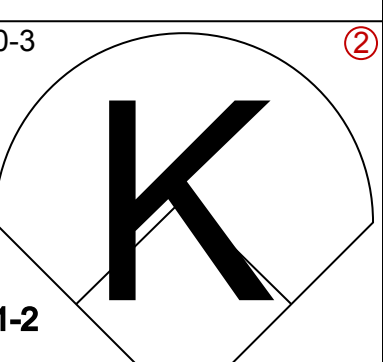
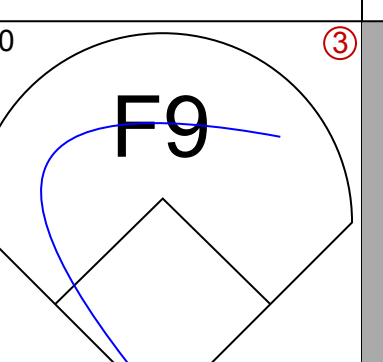
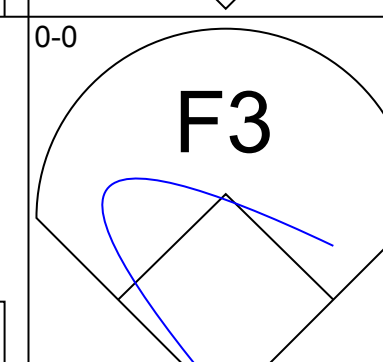
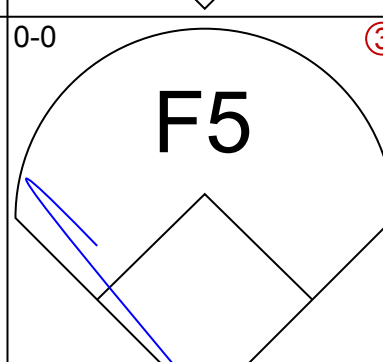
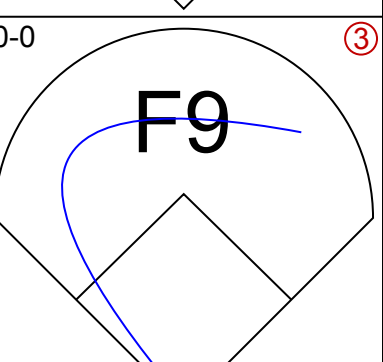
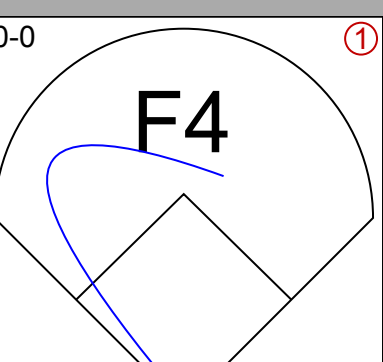
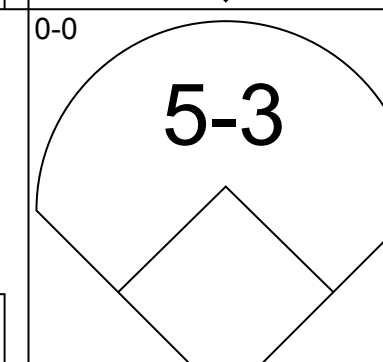
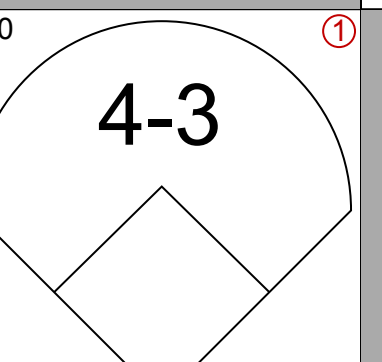
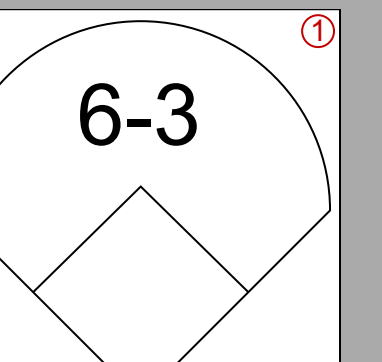
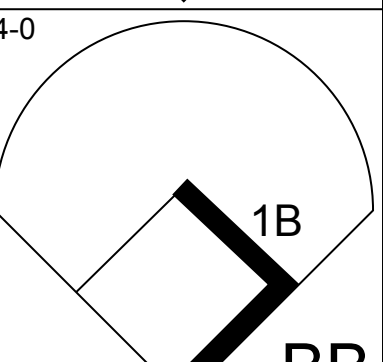
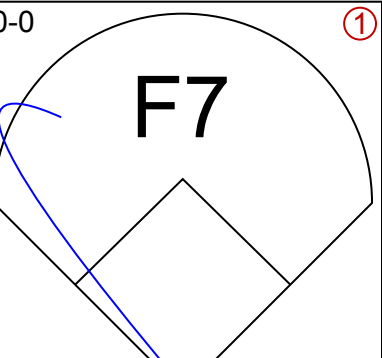
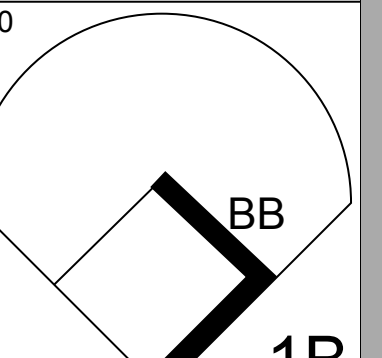
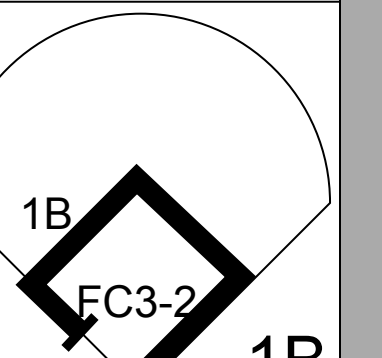
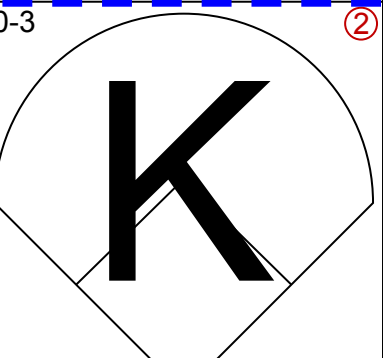
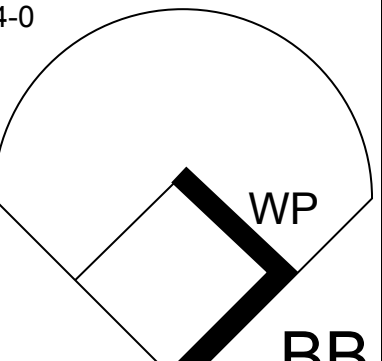
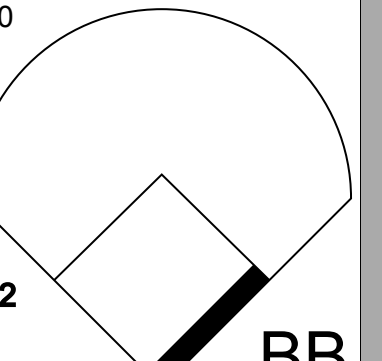
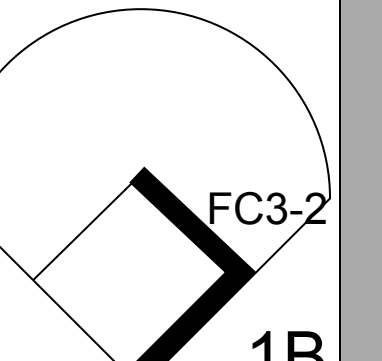
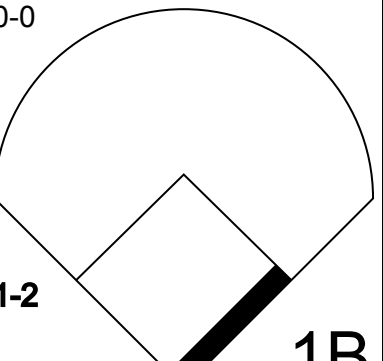
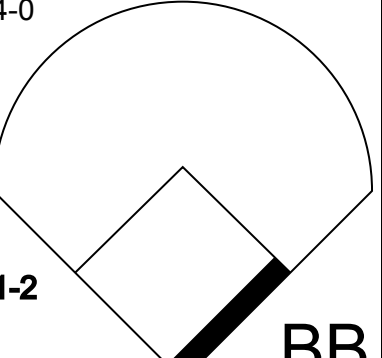
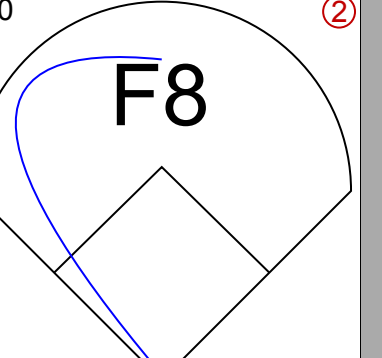
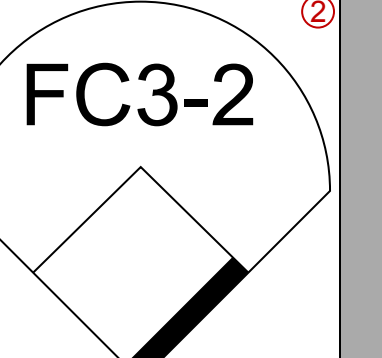
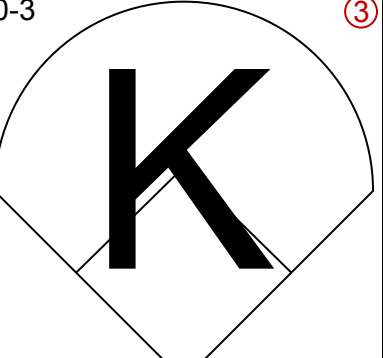
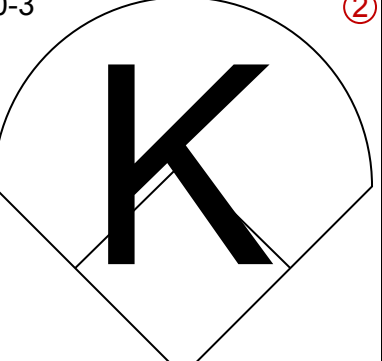

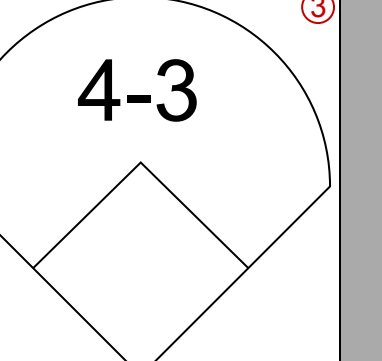
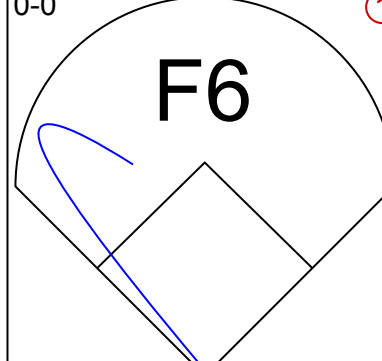
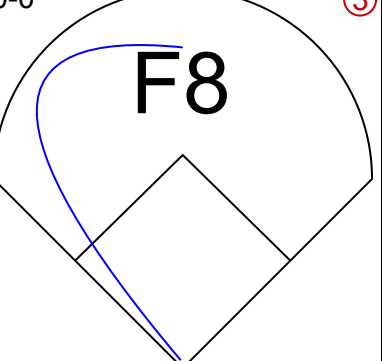
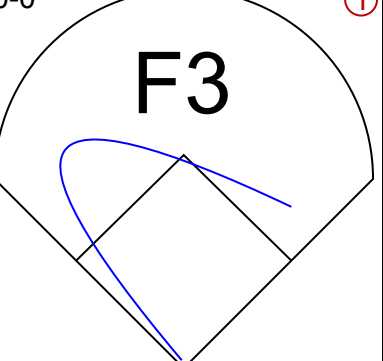
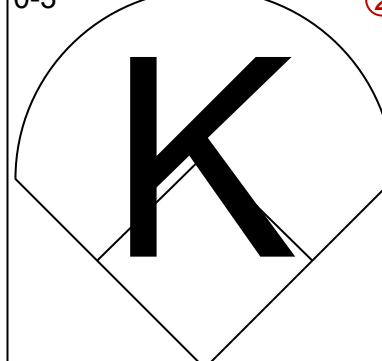
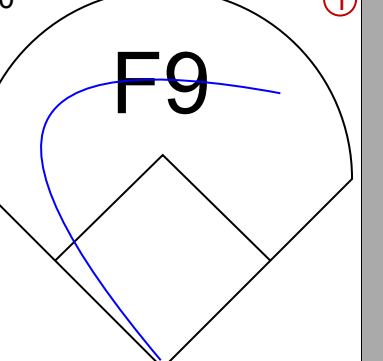
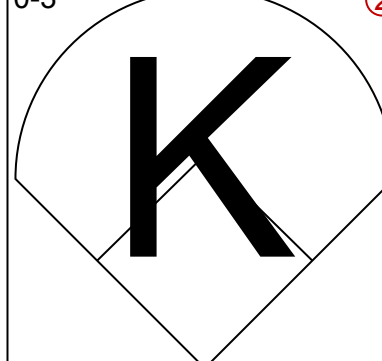
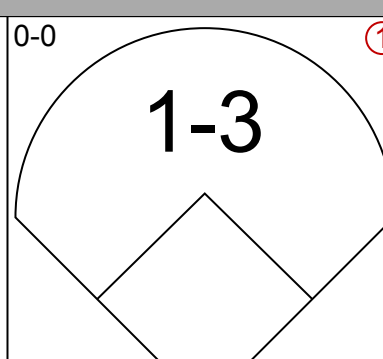
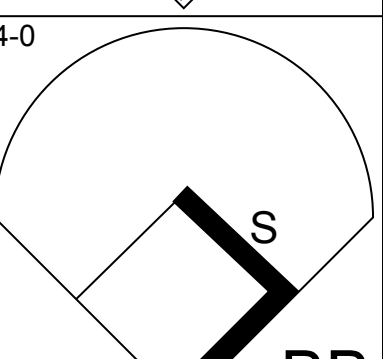
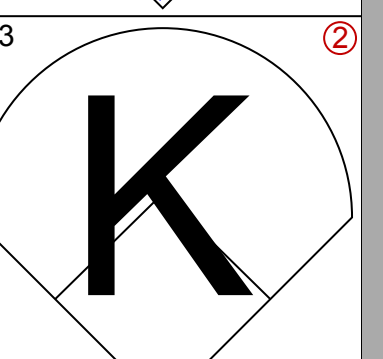
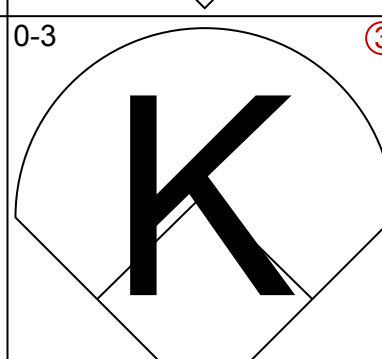
AB	30
R	2
H	5
RBI	2
BB	2
SO	7
LOB	8



Batter	1	2	3	4	5	6	7	8	9	AB	R	H	RBI	BB	SO	LOB	BOTTOM			
Larry Milbourne, S OBP: 0.276, SLG: 0.323 (1, 4)	0-0 F7		0-0 FC6-4 1B		0-0 BB 2B		0-0 4-3		0-0 1-2 1B	5	0	3	0	0	0	0	<p><b>Texas Rangers @ Cleveland Indians</b> Cleveland Municipal Stadium, Cleveland, OH</p> <p>Mon Aug 02 1982, 7:05 PM EDT Att: 8,657 - Unknown - 75 F</p>			
Toby Harrah, R OBP: 0.422, SLG: 0.552 (1, 5)	0-0 1B		0-0 FC6-4 2B 1-2f 3H		0-0 BB HBP		4-0 BB		4-0 1-2 2-3 BB	2	1	1	1	2	0	1				
Mike Hargrove, L OBP: 0.373, SLG: 0.317 Karl Pagel, L OBP: 0.435, SLG: 0.188 (3, 3)	0-0 F9		0-0 1H 1B 2B		4-0 1-2 2-3 BB		0-3 K		0-3 K	2	1	1	1	0	0	1				
Andre Thornton, R OBP: 0.420, SLG: 0.547 (1, 10)	0-0 5-3		0-0 2H 1B		0-0 F6			0-0 6-3		4	0	1	1	0	0	4				
Chris Bando, S OBP: 0.291, SLG: 0.285 (1, 2)		0-0 K		0-0 F8			0-0 L5			4	0	1	0	0	1	4				
Rod Craig, S OBP: 0.271, SLG: 0.267 (1, 7)		0-0 FC5-6 2B 1B		0-0 F8		0-3 K		0-0 F8		4	1	1	0	0	1	0				
Rick Manning, L OBP: 0.336, SLG: 0.359 (1, 8)		0-0 FC5-6 2B 1B 1-2 2-3f		0-0 4-1		0-0 8-3 1B		0-0 F8		4	1	1	0	0	0	2				
Carmen Castillo, R OBP: 0.395, SLG: 0.471 (1, 9)		0-0 1B 2B		0-3 K		0-0 8-3 1-2f		0-0 BB 1B 1B		4	1	2	1	0	1	1				
Mike Fischlin, R OBP: 0.365, SLG: 0.318 (1, 6)		0-0 1B FC6-4 1B		0-0 5-3		0-0 F4		0-0 F8		4	1	1	2	0	0	1				
<b>Inning Stats</b>	R: 0 E: 0 K: 0 S: 4	H: 1 LOB: 1 BB: 0 P: 4	R: 6 E: 0 K: 1 S: 12	H: 7 LOB: 1 BB: 0 P: 12	R: 0 E: 0 K: 1 S: 5	H: 0 LOB: 0 BB: 0 P: 5	R: 0 E: 0 K: 0 S: 4	H: 1 LOB: 3 BB: 1 P: 9	R: 0 E: 0 K: 1 S: 5	H: 1 LOB: 0 BB: 0 P: 5	R: 0 E: 0 K: 1 S: 5	H: 0 LOB: 0 BB: 0 P: 5	R: 0 E: 0 K: 1 S: 3	H: 0 LOB: 0 BB: 0 P: 3	R: 0 E: 0 K: 1 S: 7	H: 2 LOB: 3 BB: 1 P: 11	1B: 9 2B: 4 3B: 0 HR: 0	SF: 0 SAC: 0 DP: 1 HBP: 1	WP: 0 PB: 0 SB: 0 CS: 0	PA: 39
<b>PITCHER</b> Frank Tanana, L ERA: 3.7 (1, 1)	IP: 8.0 WLS: L BF: 39	H: 12 R: 6 ER: 6 SO: 5	BB: 3 IBB: 0 HBP: 1 BLK: 0	WP: 0 HR: 0 S: 45 P: 58	ERA: 6.75 WHIP: 1.875	<b>PITCHER</b>	IP: 8.0 WLS: L BF: 39	H: 12 R: 6 ER: 6 SO: 5	BB: 3 IBB: 0 HBP: 1 BLK: 0	WP: 0 HR: 0 S: 45 P: 58	ERA: 6.75 WHIP: 1.875	<b>PITCHER</b>	IP: 8.0 WLS: L BF: 39	H: 12 R: 6 ER: 6 SO: 5	BB: 3 IBB: 0 HBP: 1 BLK: 0	WP: 0 HR: 0 S: 45 P: 58	ERA: 6.75 WHIP: 1.875			



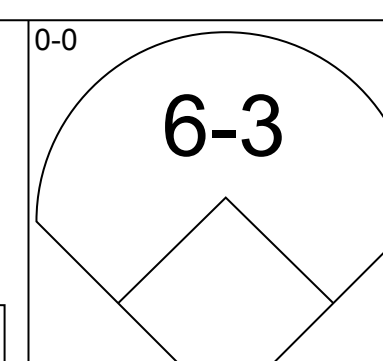
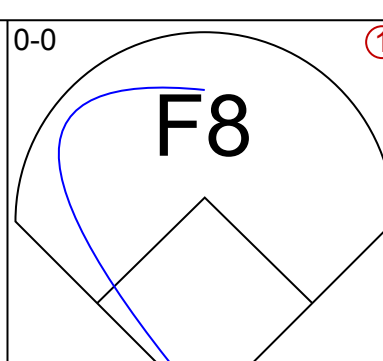
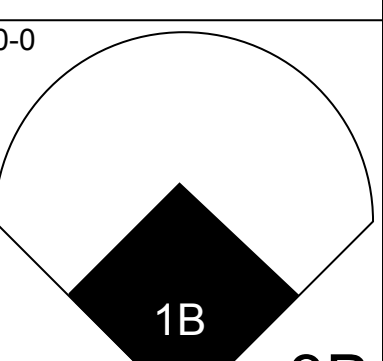
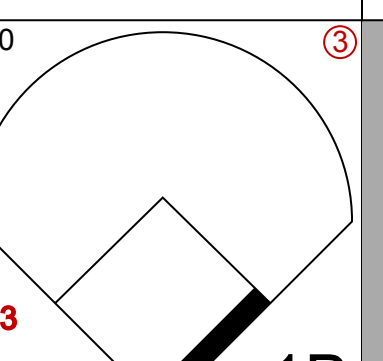
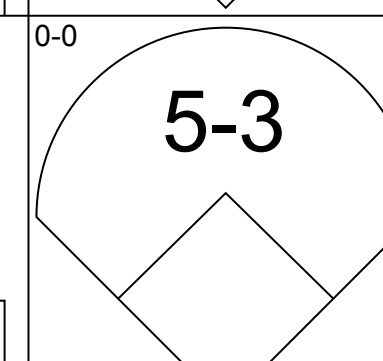
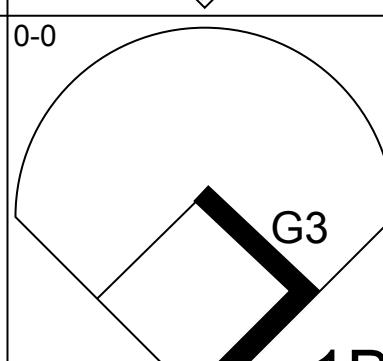
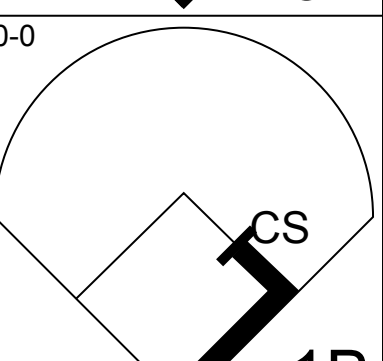
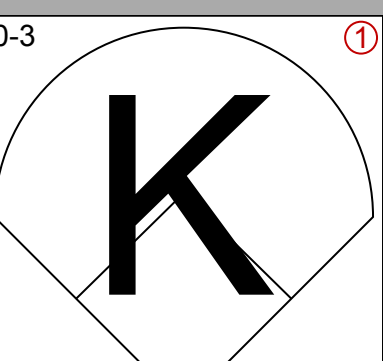
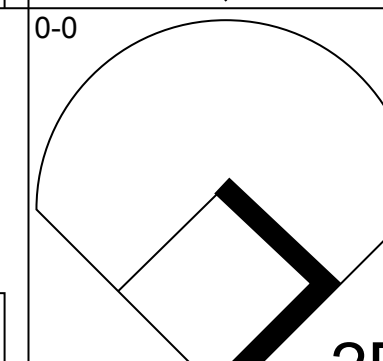
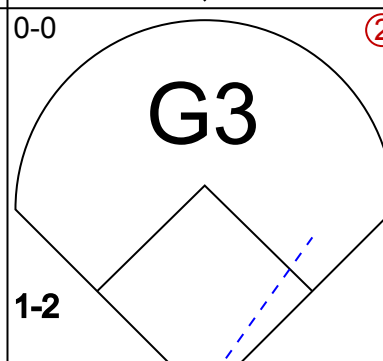
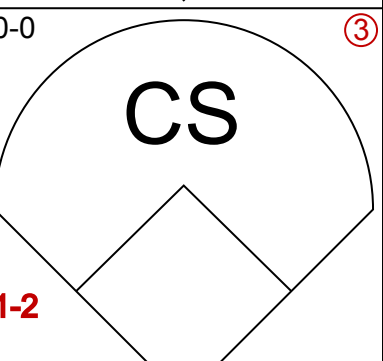
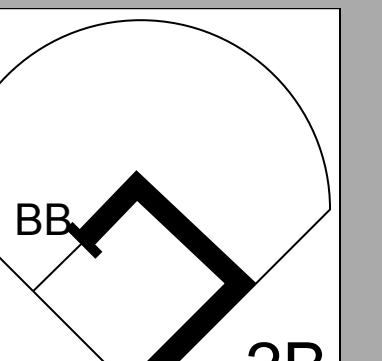
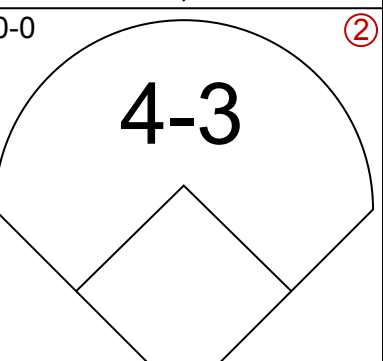
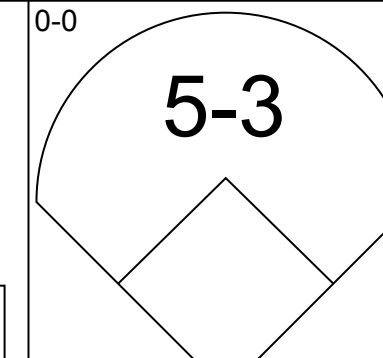
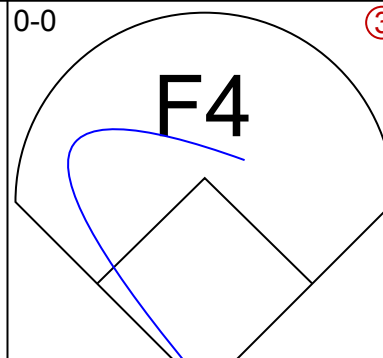
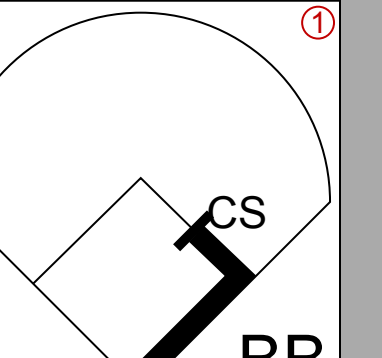
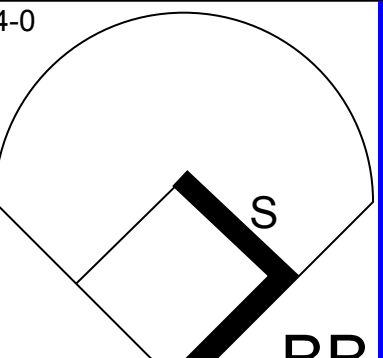
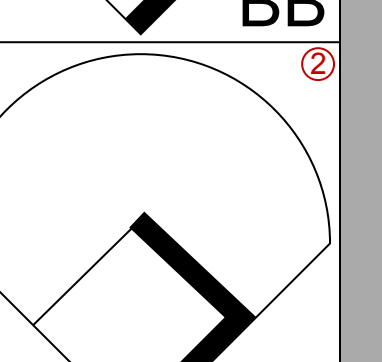
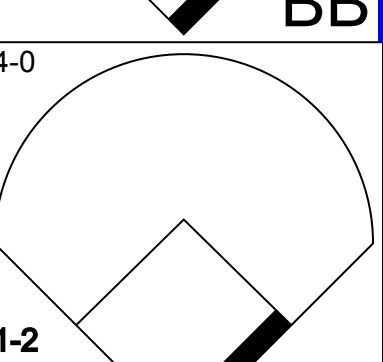
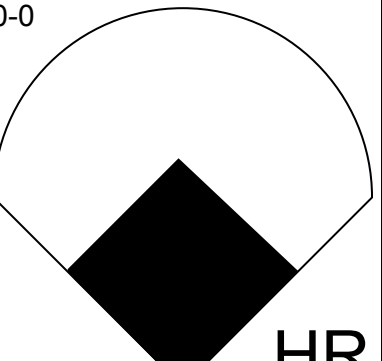
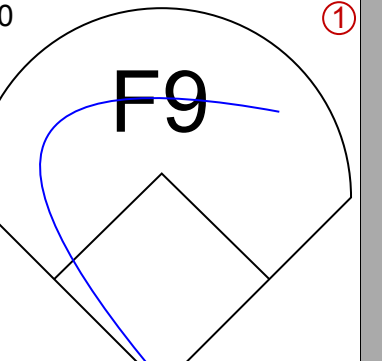
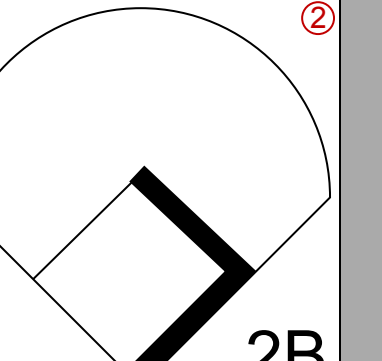
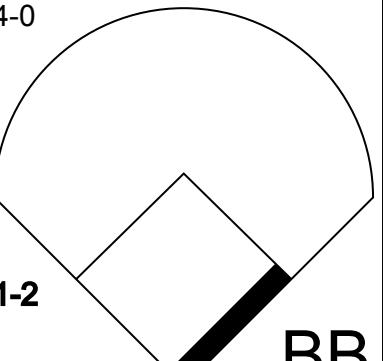
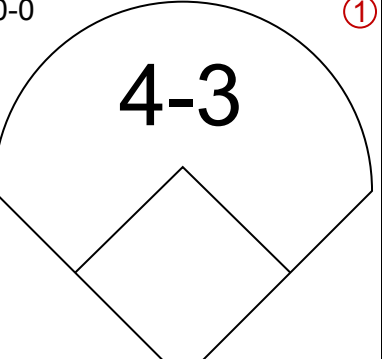
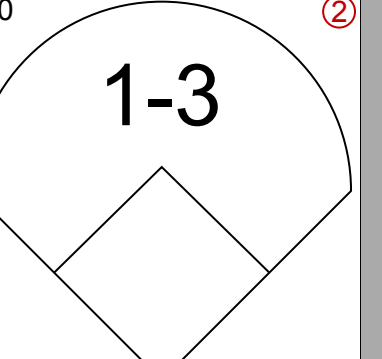
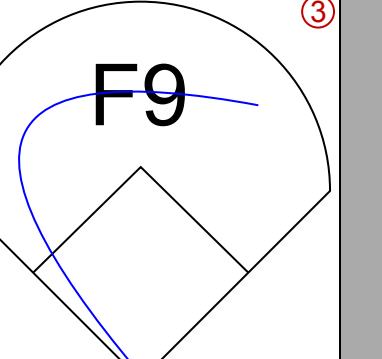
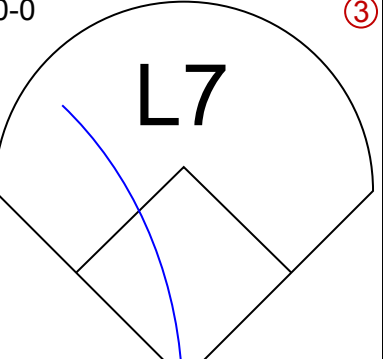
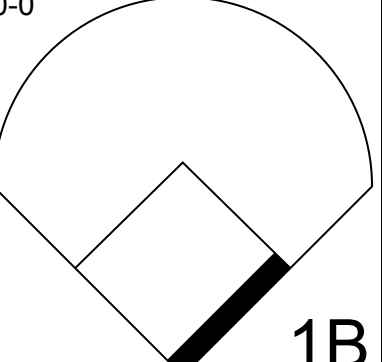
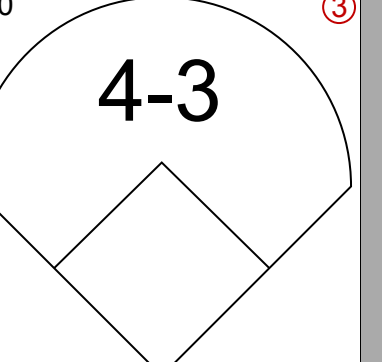
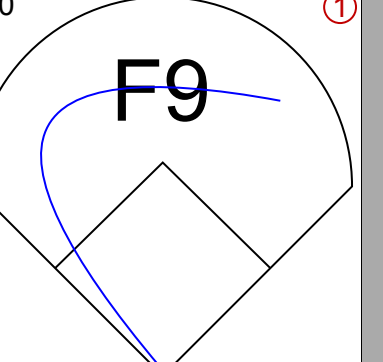
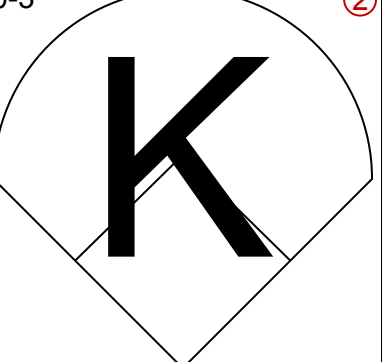
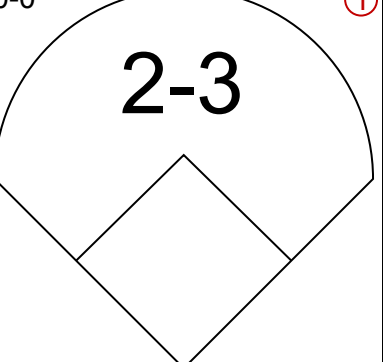
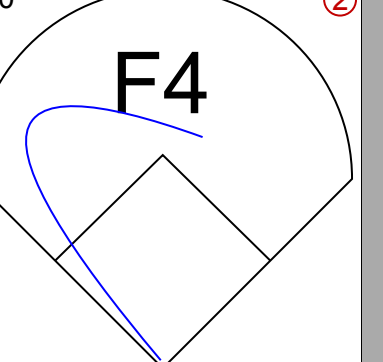
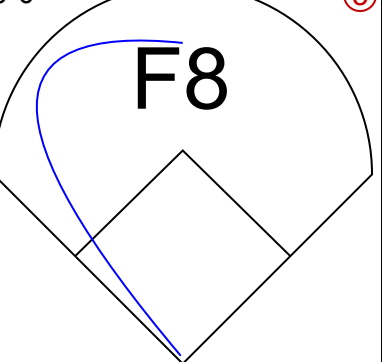
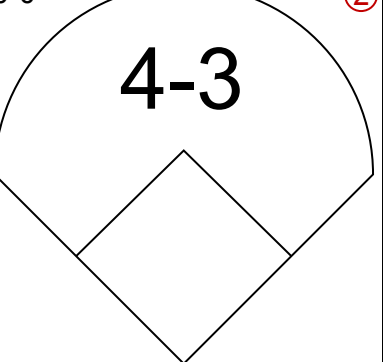
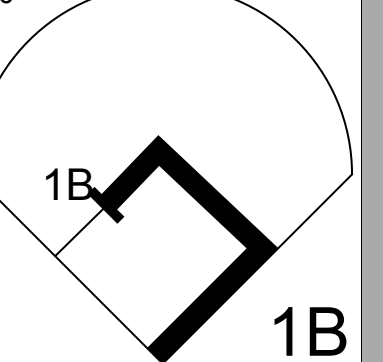


Batter	1	2	3	4	5	6	7	8	9	AB	R	H	RBI	BB	SO	LOB	TOP			
Bill Sample, R OBP: 0.337, SLG: 0.411 (1, 7)										4	0	0	0	0	2	1				
Mickey Rivers, L OBP: 0.224, SLG: 0.318 (1, 10)										4	0	0	0	0	0	1				
Buddy Bell, R OBP: 0.367, SLG: 0.435 (1, 5)										3	0	0	0	1	0	0				
Dave Hostetter, R OBP: 0.335, SLG: 0.536 (1, 3)										4	0	2	0	0	1	1				
Johnny Grubb, L OBP: 0.397, SLG: 0.391 (1, 9)										2	0	2	0	2	0	0				
Jim Sundberg, R OBP: 0.312, SLG: 0.334 (1, 2)										3	0	0	0	1	1	6				
George Wright, S OBP: 0.280, SLG: 0.355 (1, 8)										4	0	0	0	0	2	6				
Mike Richardt, R OBP: 0.264, SLG: 0.275 (1, 4)										3	0	0	0	0	0	2				
Lee Mazzilli, S OBP: 0.347, SLG: 0.365 (9, PH)										1	0	0	0	0	1	0				
Wayne Tolleson, S OBP: 0.264, SLG: 0.274 (9, PH)										2	0	0	0	1	1	0				
<b>Inning Stats</b>	R: 0 E: 0 K: 1 S: 5	H: 0 LOB: 0 BB: 0 P: 5	R: 0 E: 0 K: 1 S: 5	H: 0 LOB: 2 BB: 2 P: 13	R: 0 E: 0 K: 0 S: 3	H: 0 LOB: 0 BB: 0 P: 3	R: 0 E: 0 K: 1 S: 6	H: 1 LOB: 2 BB: 1 P: 10	R: 0 E: 0 K: 0 S: 5	H: 2 LOB: 2 BB: 0 P: 5	R: 0 E: 0 K: 1 S: 5	H: 0 LOB: 0 BB: 0 P: 5	R: 0 E: 0 K: 2 S: 8	H: 1 LOB: 2 BB: 1 P: 12	R: 0 E: 0 K: 2 S: 7	H: 0 LOB: 0 BB: 0 P: 7	1B: 4 2B: 0 3B: 0 HR: 0	SF: 0 SAC: 0 DP: 0 HBP: 0	WP: 1 PB: 0 SB: 1 CS: 0	PA: 36
<b>PITCHER</b>	IP	WLS	BF	H	R	ER	SO	BB	IBB	HBP	BLK	WP	HR	S	P	ERA	WHIP			
Len Barker, R ERA: 3.34 (1, 1)	7.1	W	30	3	0	0	5	5	0	0	0	1	0	35	55	0.00	1.091			
Dan Spillner, R ERA: 2.16 (8, 1)	1.2	S	6	1	0	0	4	0	0	0	0	0	0	14	14	0.00	0.600			

Texas Rangers @ Cleveland Indians  
Cleveland Municipal Stadium, Cleveland, OH  
Tue Aug 03 1982, 7:05 PM EDT  
Unknown - 79 F

AB 31  
R 0  
H 4  
RBI 0  
BB 5  
SO 9  
LOB 17



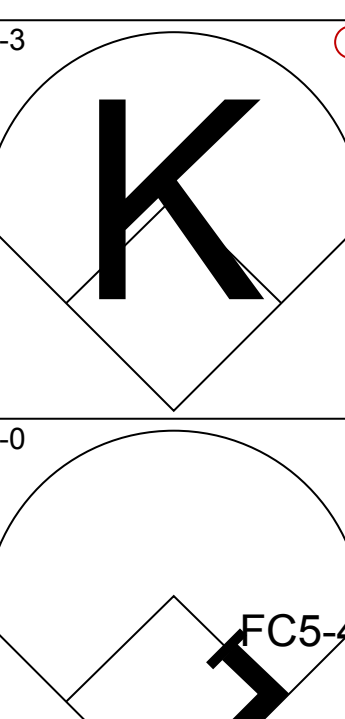
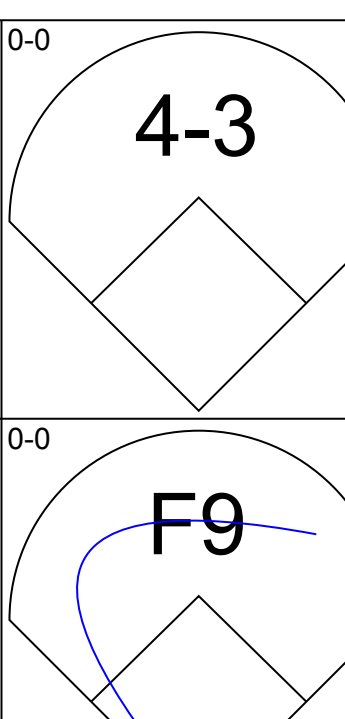
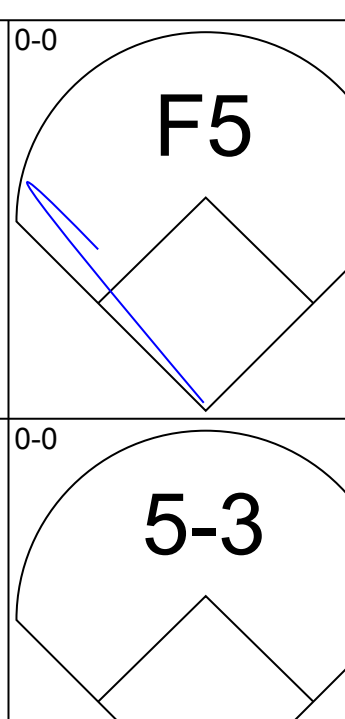
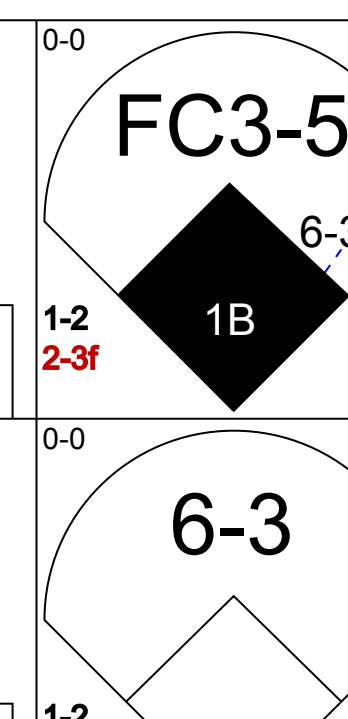
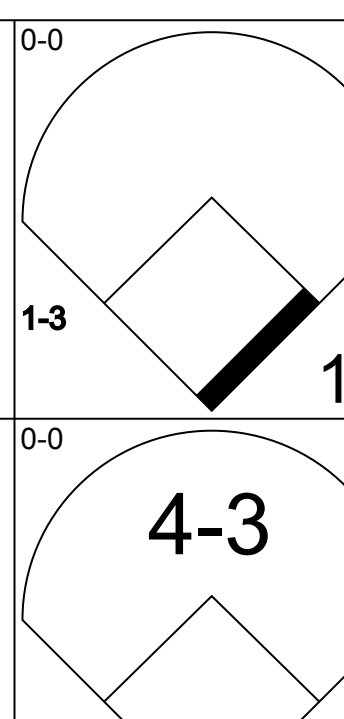
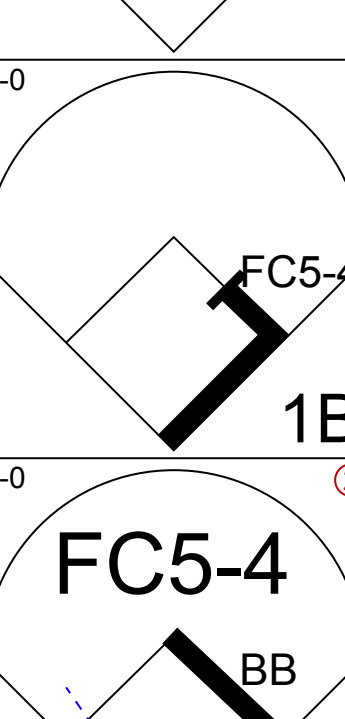
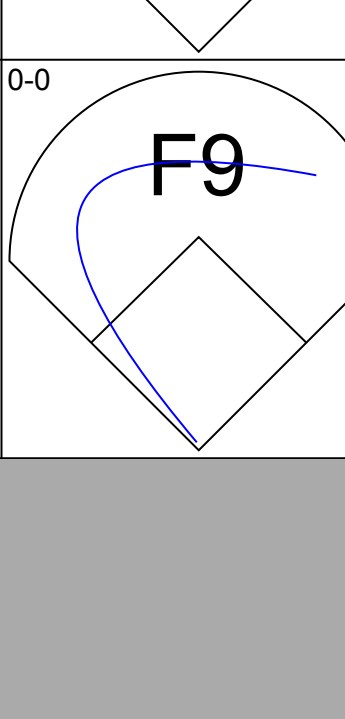
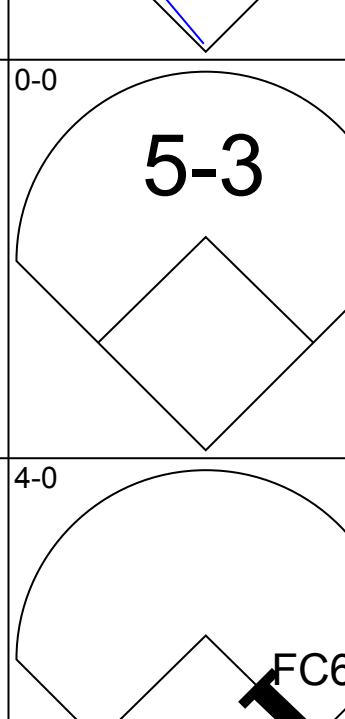
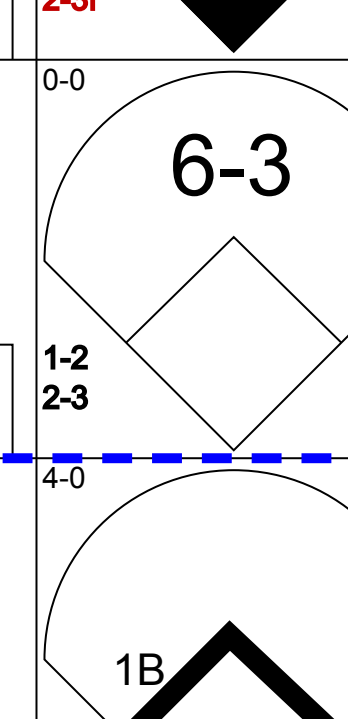
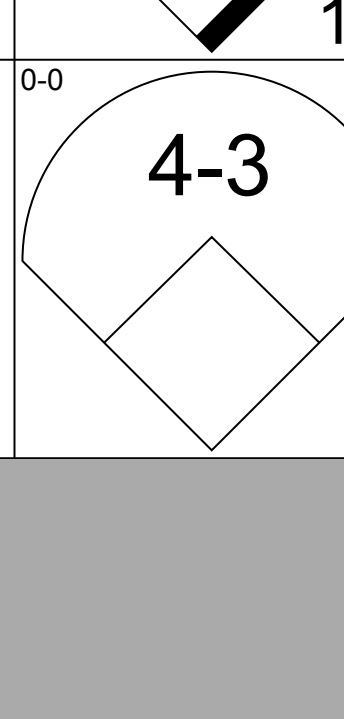
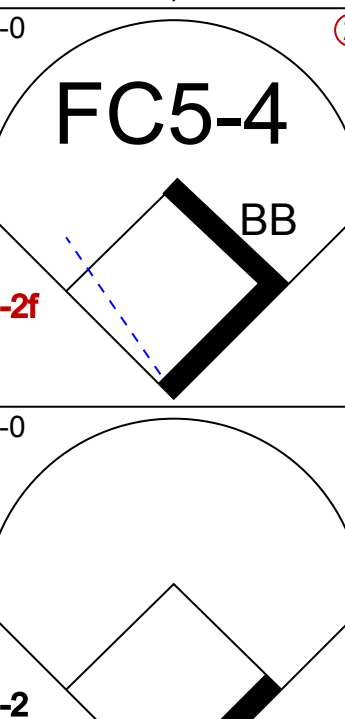
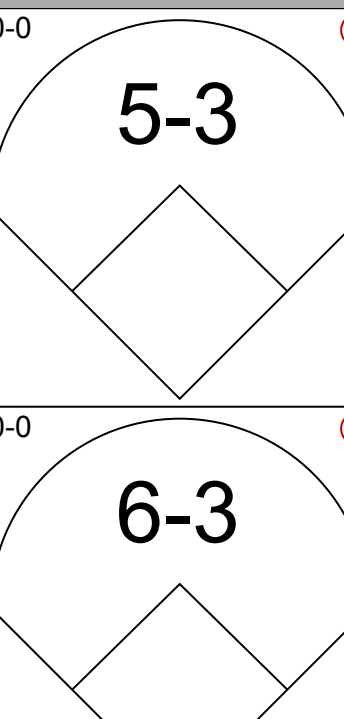
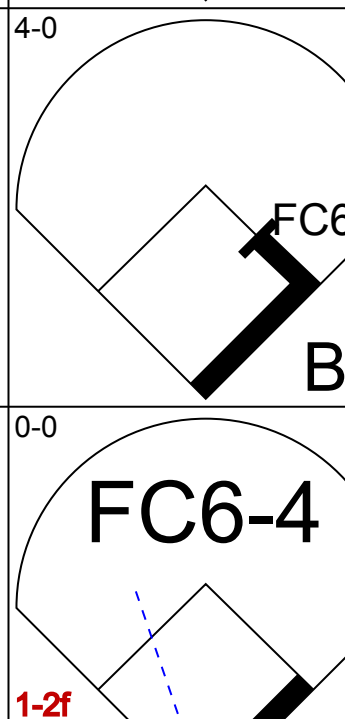
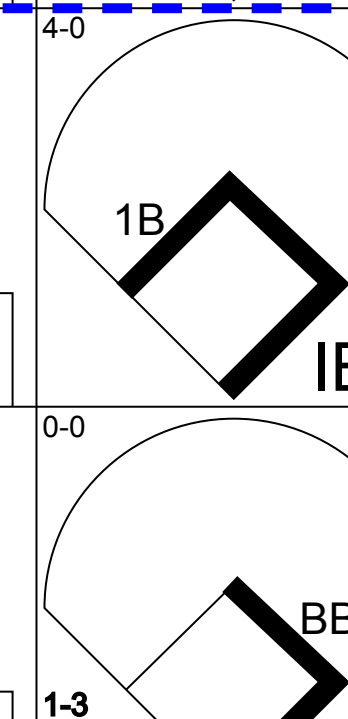
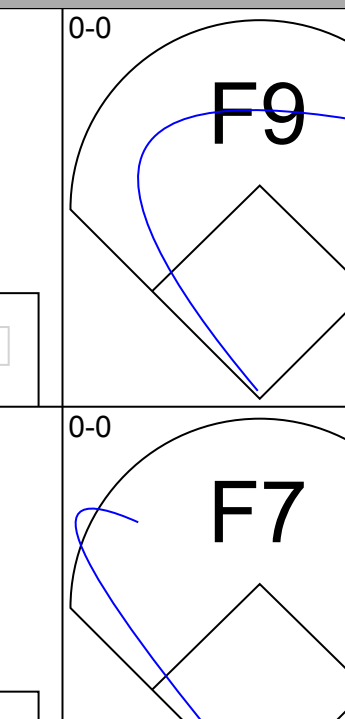
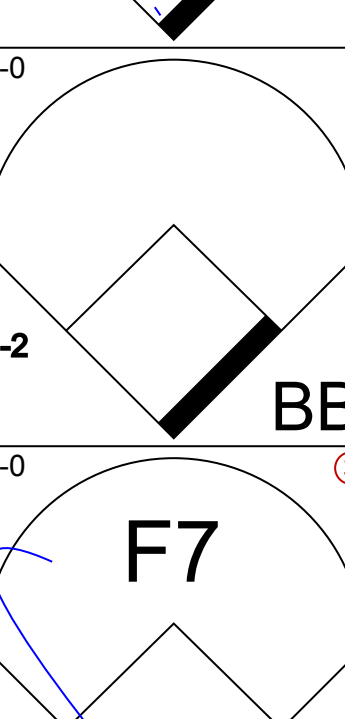
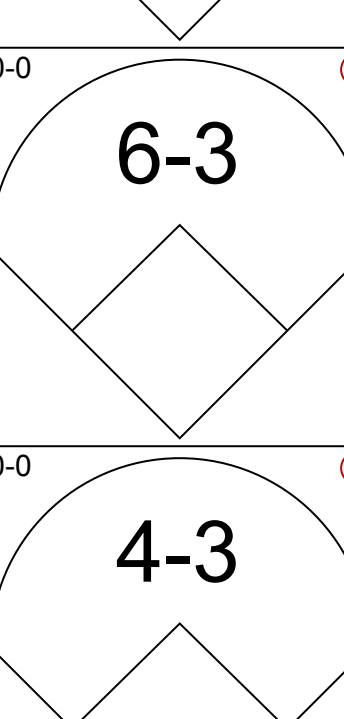
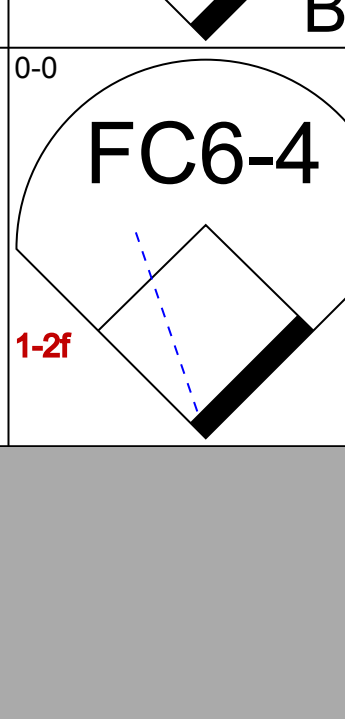
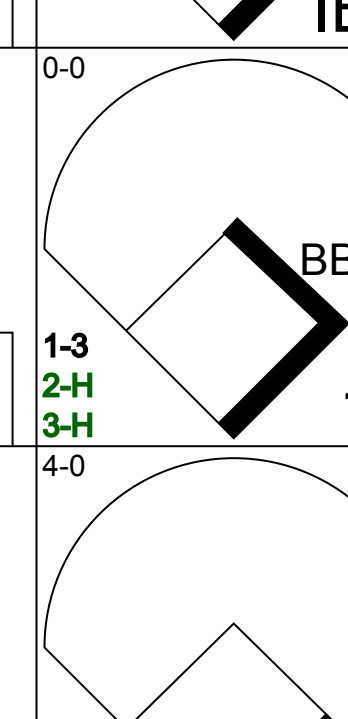
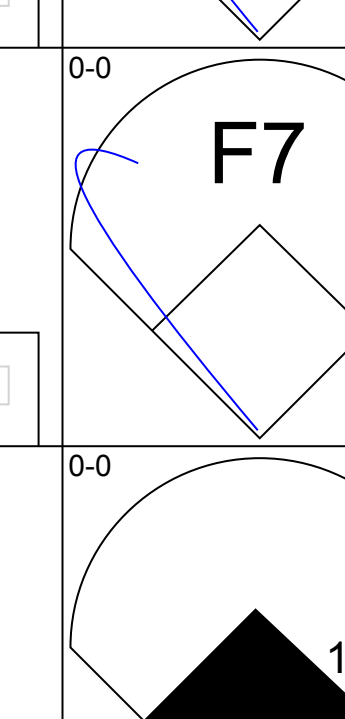
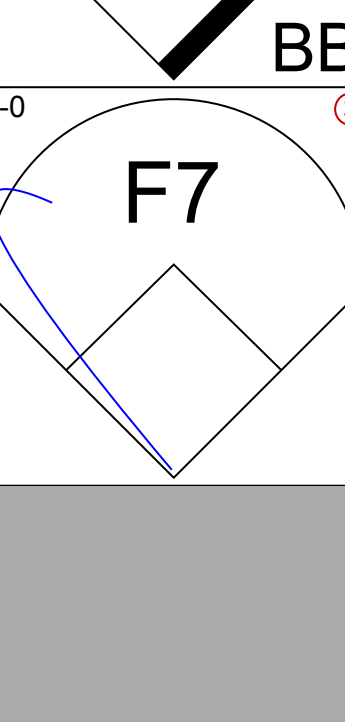

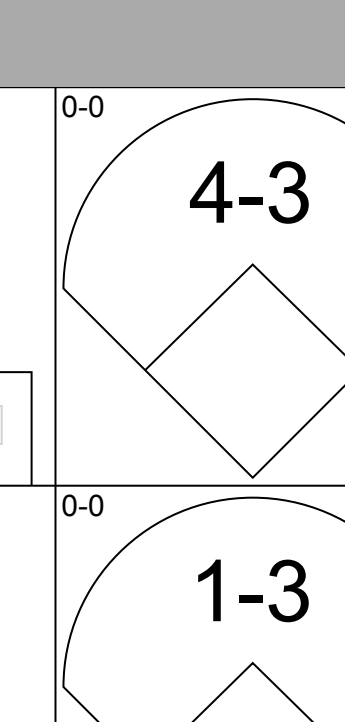
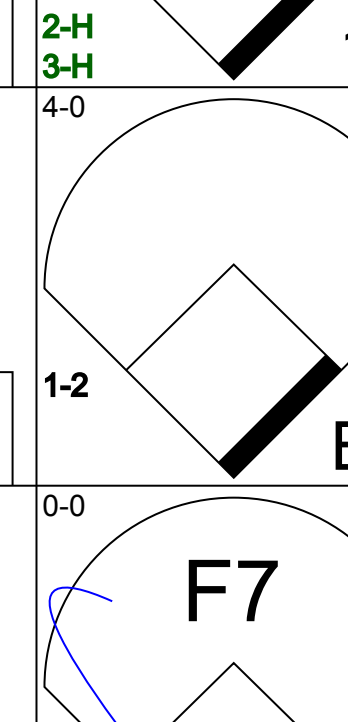
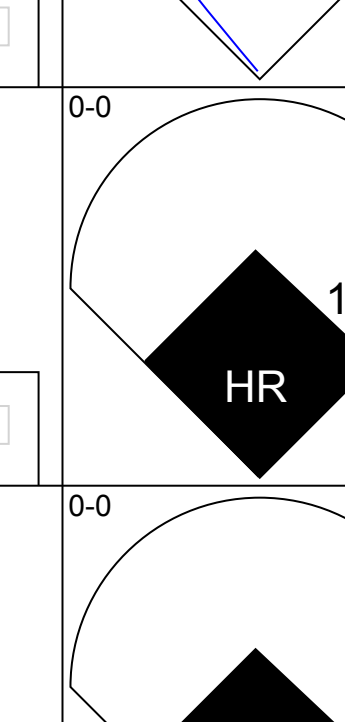

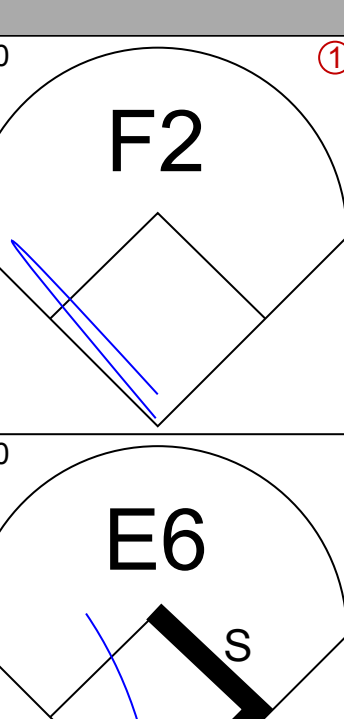
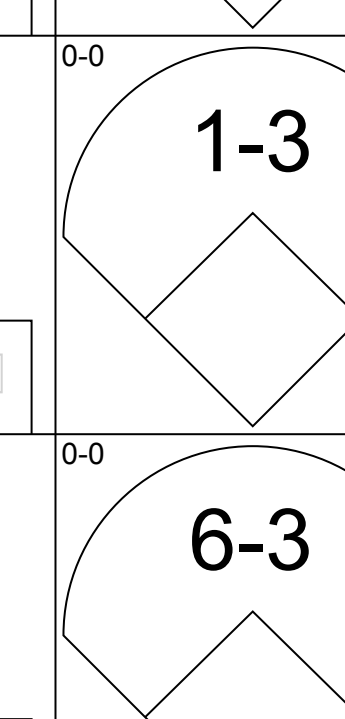
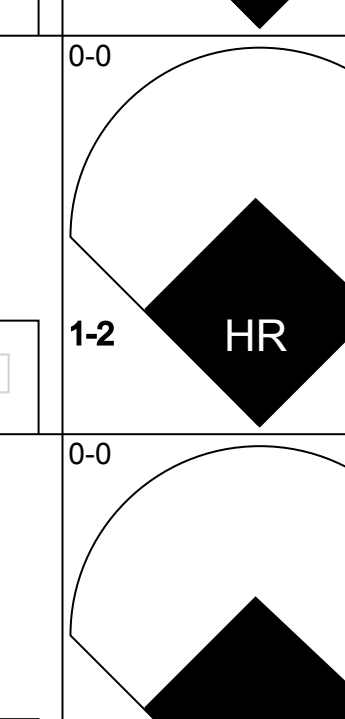
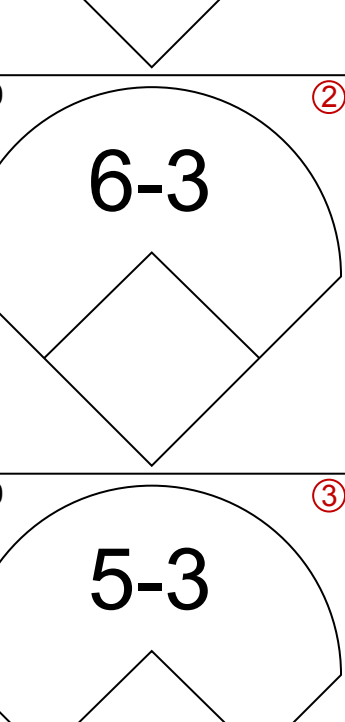
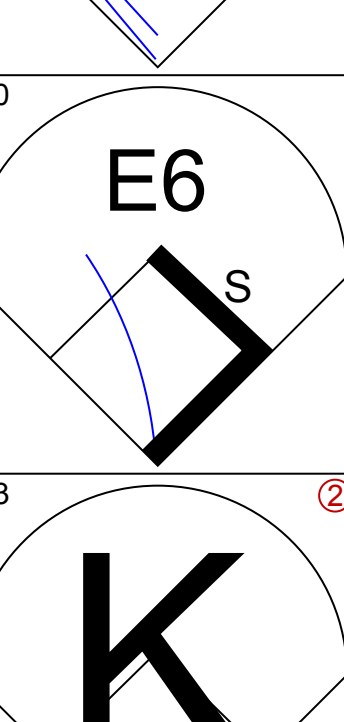
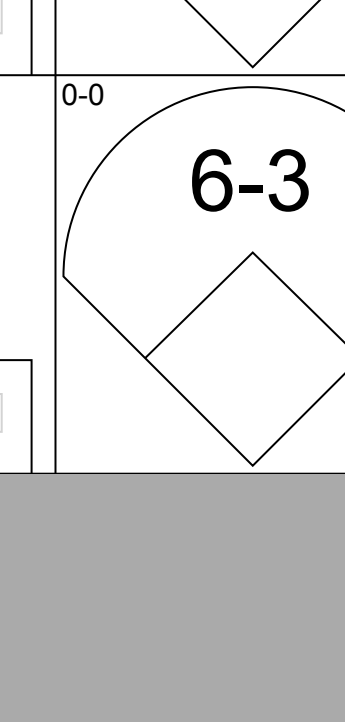
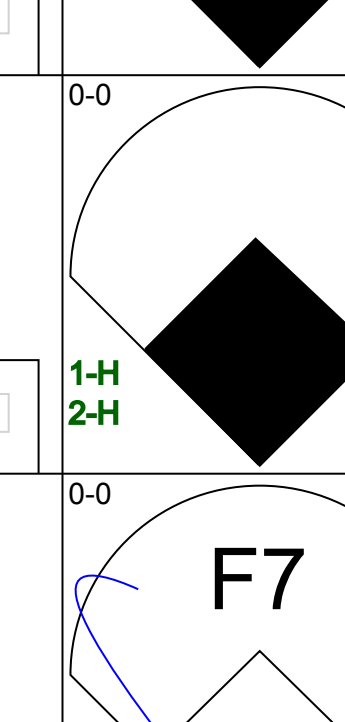
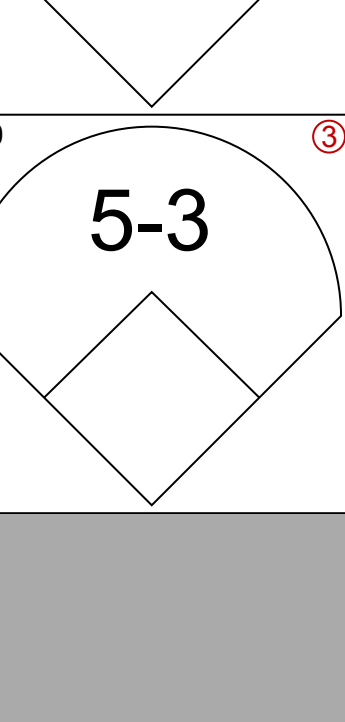
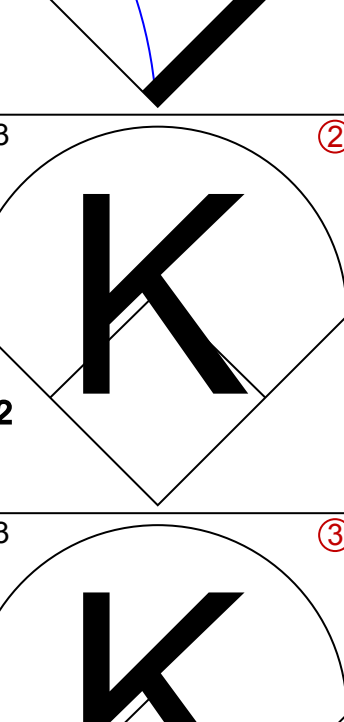
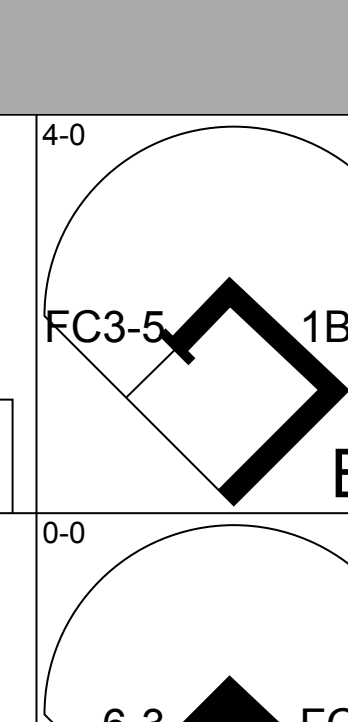
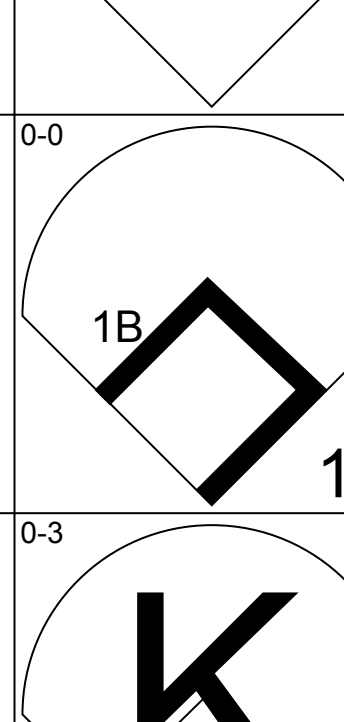
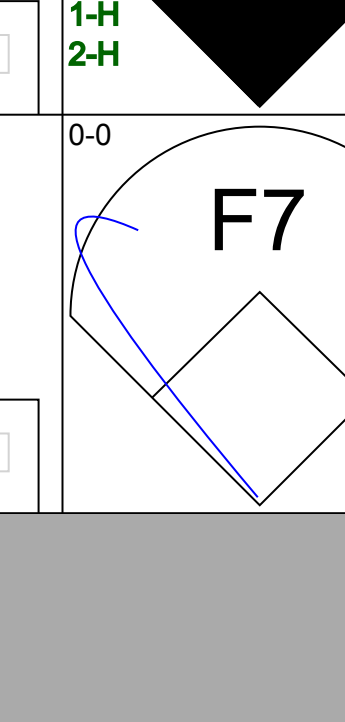
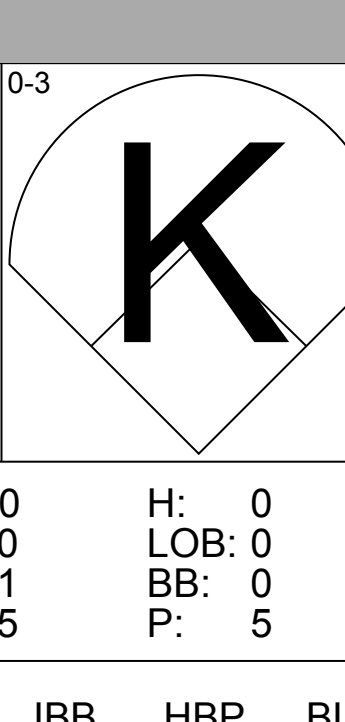
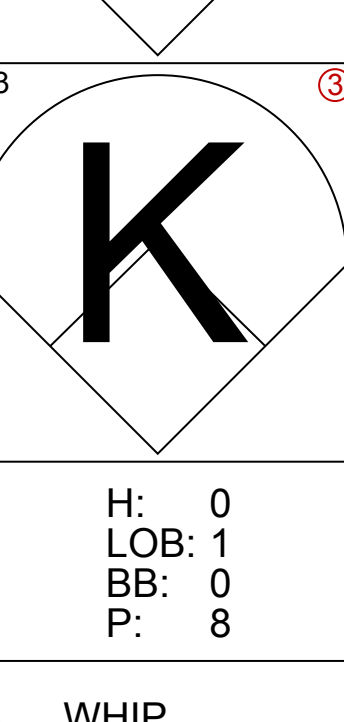
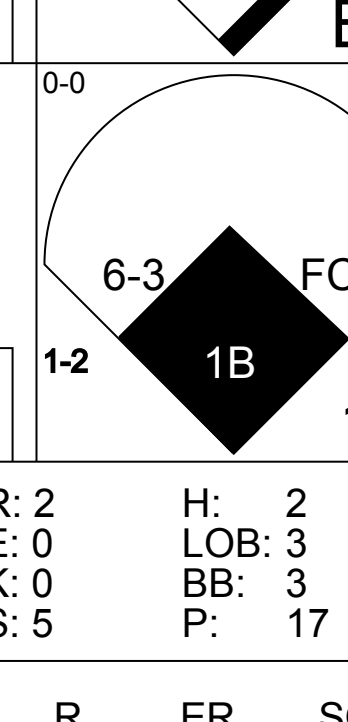
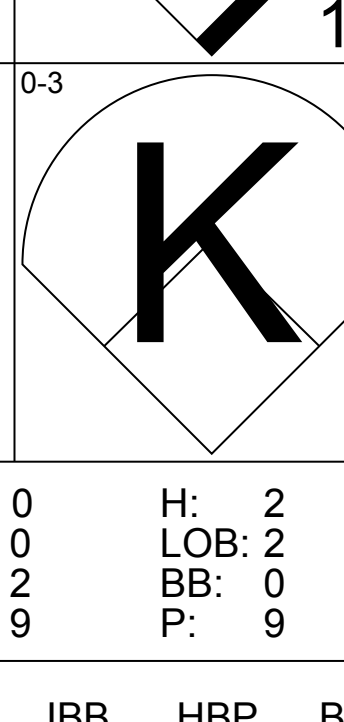
Batter	1	2	3	4	5	6	7	8	9	AB	R	H	RBI	BB	SO	LOB	BOTTOM			
Miguel Dilone, S OBP: 0.267, SLG: 0.310 (1, 7)										4	1	2	0	0	0	0				
Toby Harrah, R OBP: 0.423, SLG: 0.551 (1, 5)										4	0	2	1	0	1	0				
Mike Hargrove, L OBP: 0.374, SLG: 0.324 (1, 3)										4	0	2	0	0	0	1				
Andre Thornton, R OBP: 0.421, SLG: 0.544 (1, 10)										2	0	0	0	2	0	2				
Rod Craig, S OBP: 0.271, SLG: 0.267 (8, PR)										0	0	0	0	0	0	0				
Ron Hassey, L OBP: 0.306, SLG: 0.300 (1, 2)										3	1	2	1	1	0	0				
Rick Manning, L OBP: 0.332, SLG: 0.355 (1, 8)										4	0	0	0	0	0	3				
Larry Milbourne, S OBP: 0.277, SLG: 0.323 (1, 4)										3	0	1	0	0	0	0				
Carmen Castillo, R OBP: 0.366, SLG: 0.432 (1, 9)										3	0	0	0	0	1	1				
Mike Fischlin, R OBP: 0.364, SLG: 0.319 (1, 6)										3	0	1	0	0	0	1				
<b>Inning Stats</b>	R: 0 E: 0 K: 0 S: 4	H: 1 LOB: 1 BB: 0 P: 4	R: 1 E: 0 K: 1 S: 7	H: 2 LOB: 1 BB: 0 P: 7	R: 0 E: 0 K: 0 S: 3	H: 0 LOB: 0 BB: 0 P: 3	R: 0 E: 0 K: 0 S: 3	H: 0 LOB: 0 BB: 0 P: 3	R: 1 E: 0 K: 0 S: 4	H: 2 LOB: 2 BB: 1 P: 7	R: 0 E: 0 K: 0 S: 4	H: 2 LOB: 2 BB: 0 P: 4	R: 0 E: 0 K: 1 S: 5	H: 0 LOB: 2 BB: 2 P: 13	R: 0 E: 0 K: 1 S: 5	H: 0 LOB: 2 BB: 2 P: 13	1B: 5 2B: 3 3B: 1 HR: 1	SF: 0 SAC: 0 DP: 0 HBP: 0	WP: 0 PB: 0 SB: 1 CS: 2	PA: 34
<b>PITCHER</b>	IP	WLS	BF	H	R	ER	SO	BB	IBB	HBP	BLK	WP	HR	S	P	ERA	WHIP			
Dave Schmidt, R ERA: 2.48 (1, 1)	6.0	L	24	8	2	2	1	1	0	0	0	0	0	25	29	3.00	1.500			
Danny Darwin, R ERA: 3.34 (7, 1)	2.0		9	2	0	0	1	2	0	0	0	0	0	9	17	0.00	2.000			

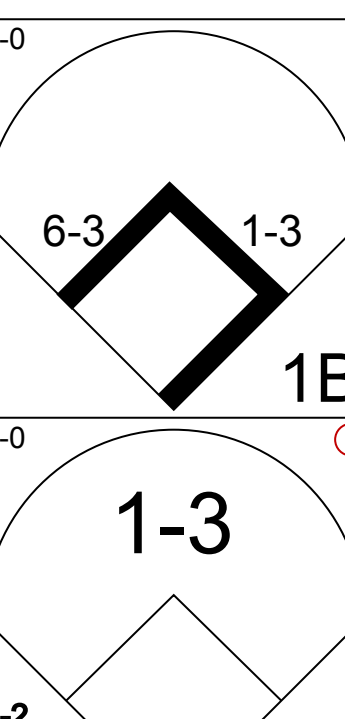
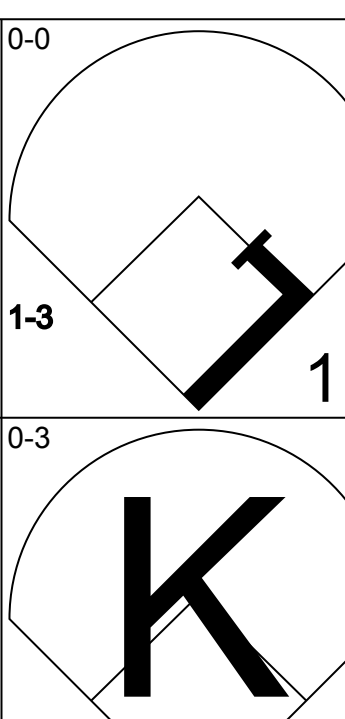

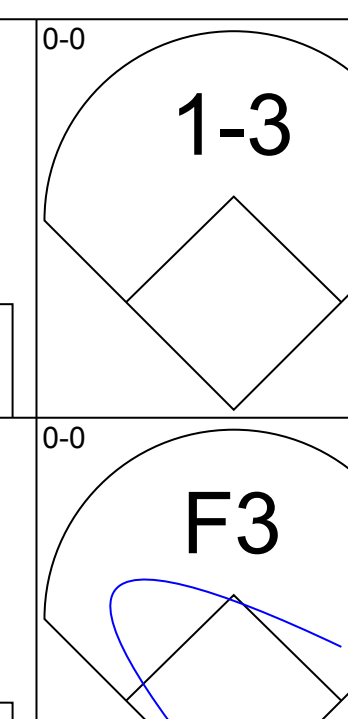
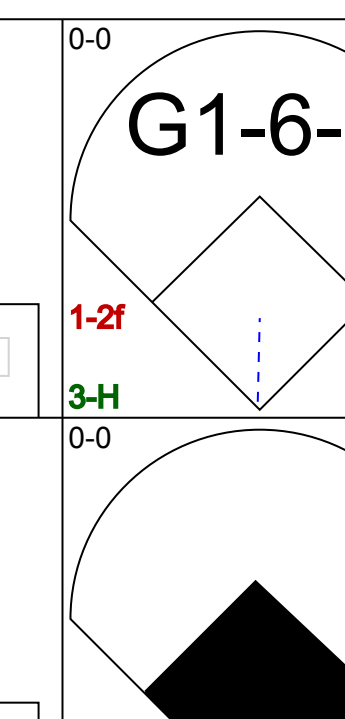
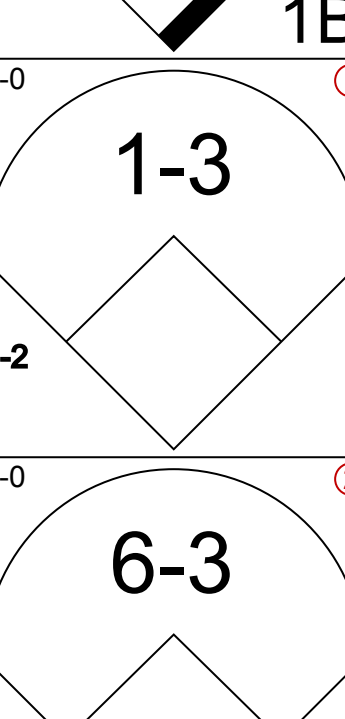

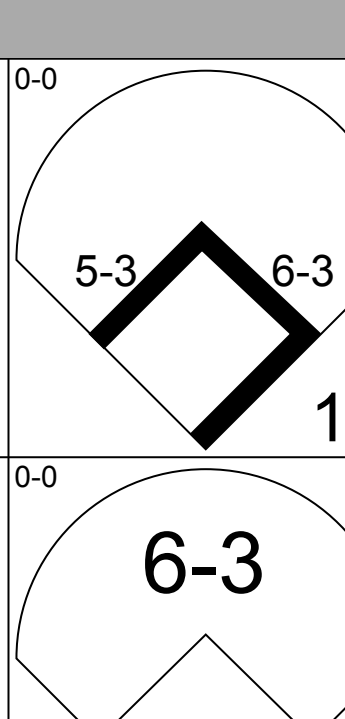
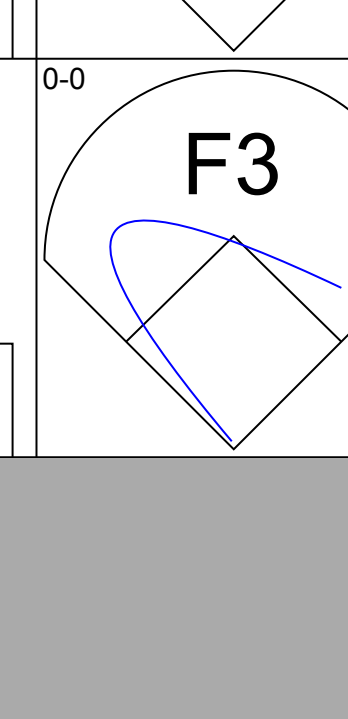
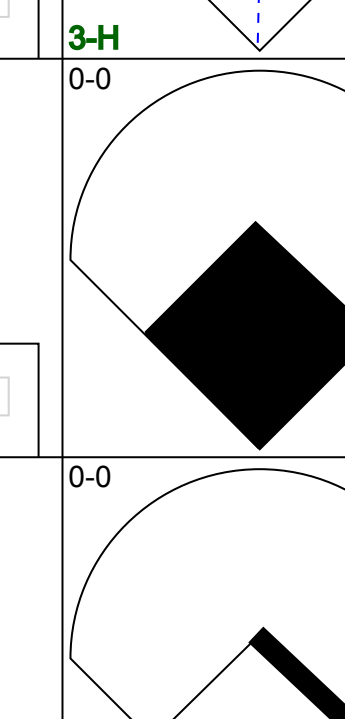
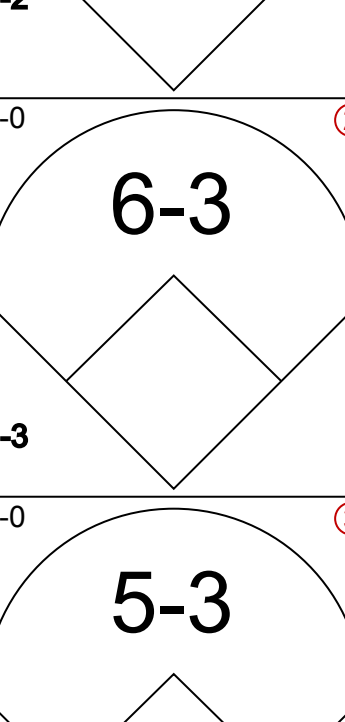
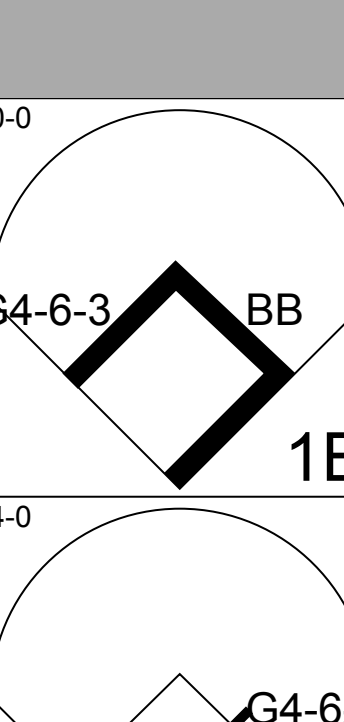
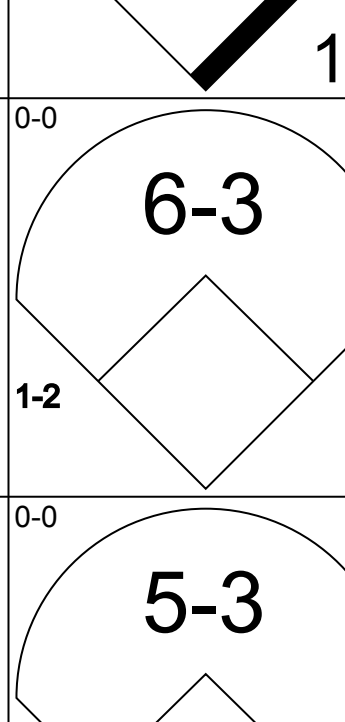

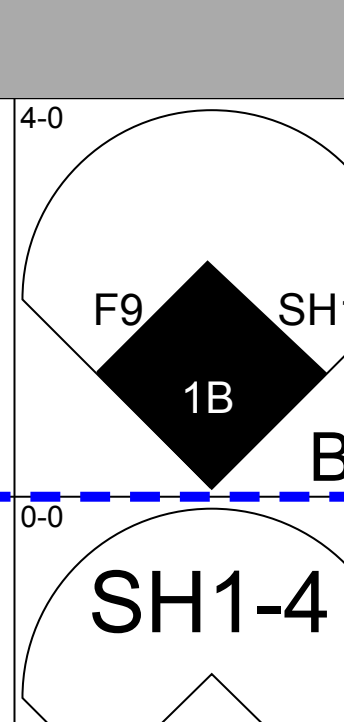
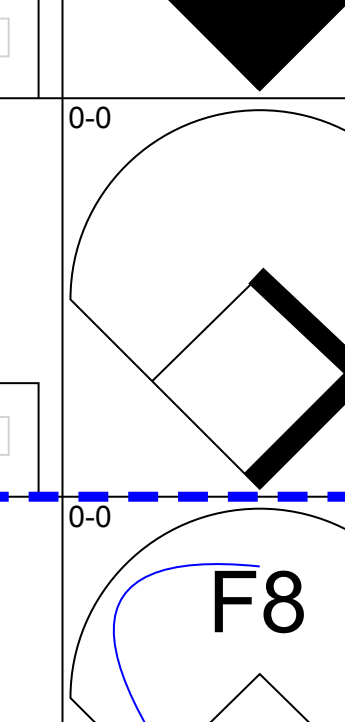
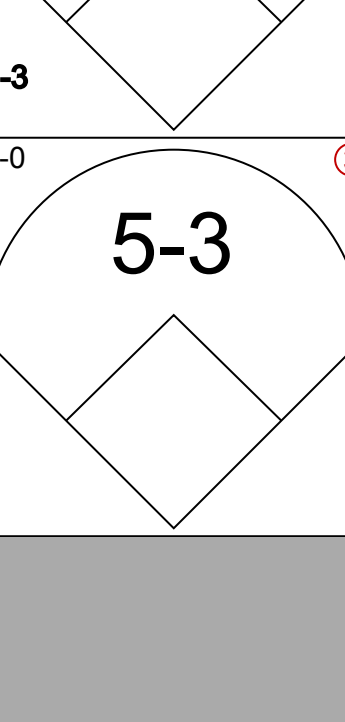
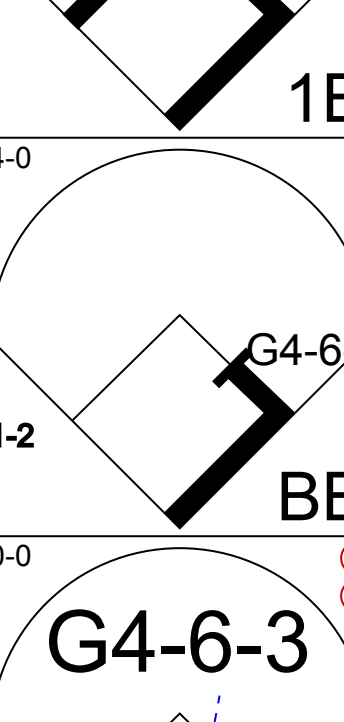
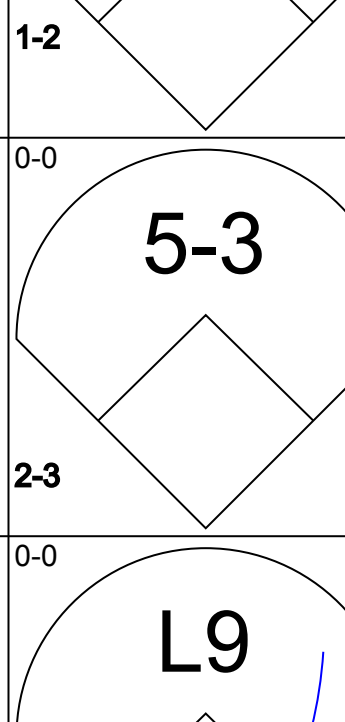

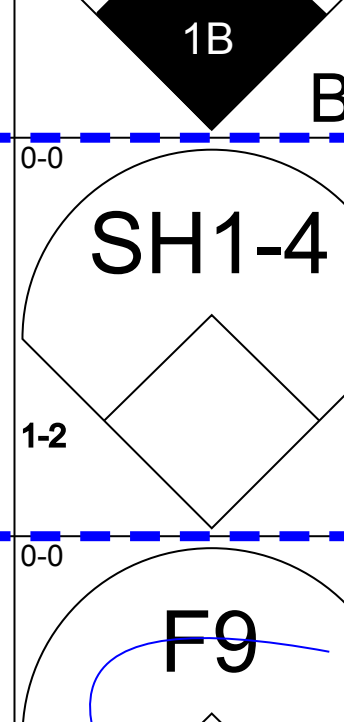
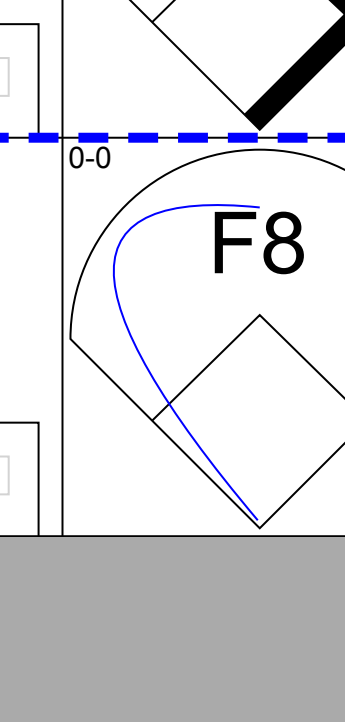
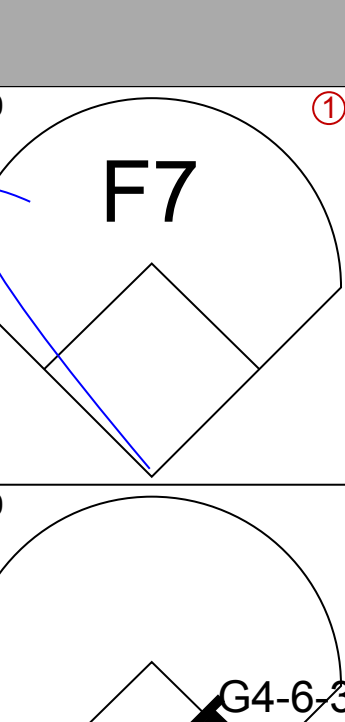
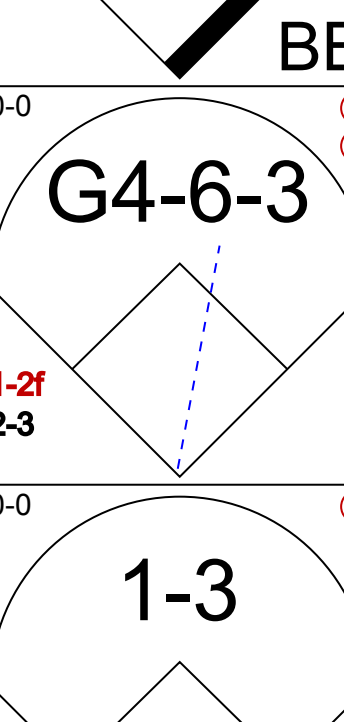
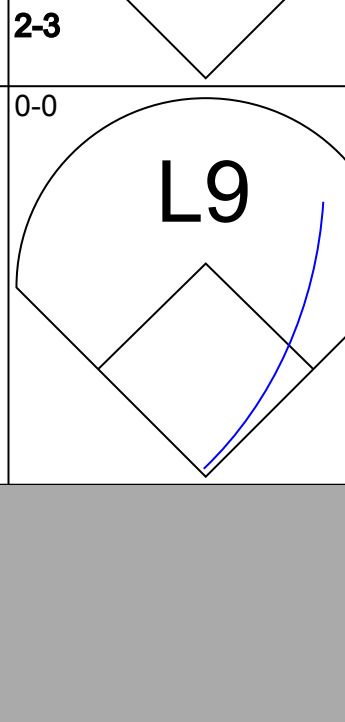
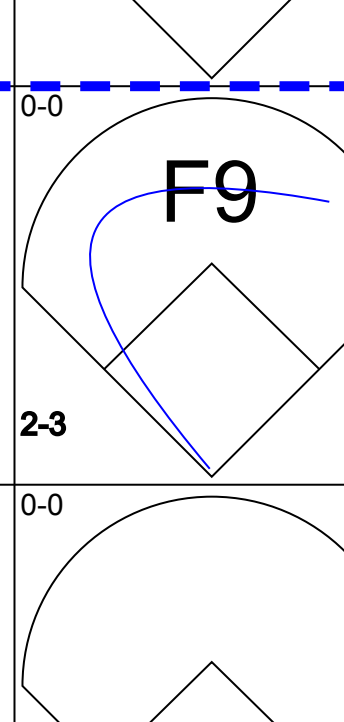
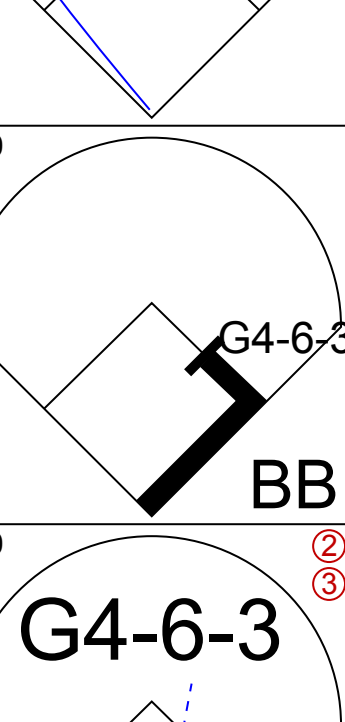
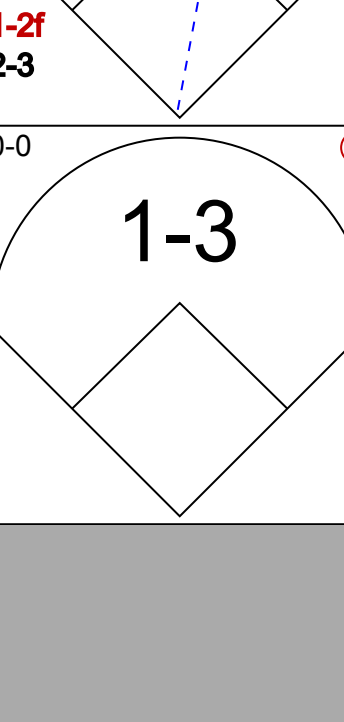
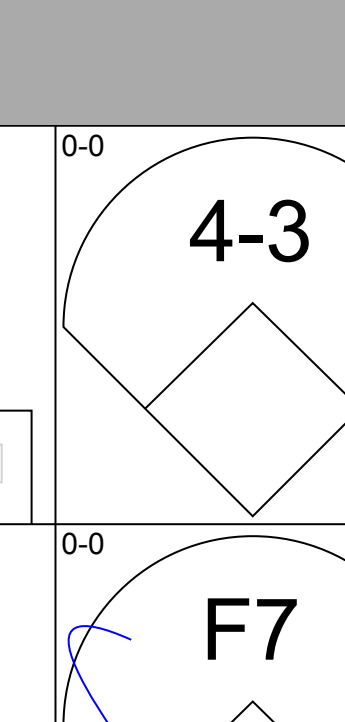
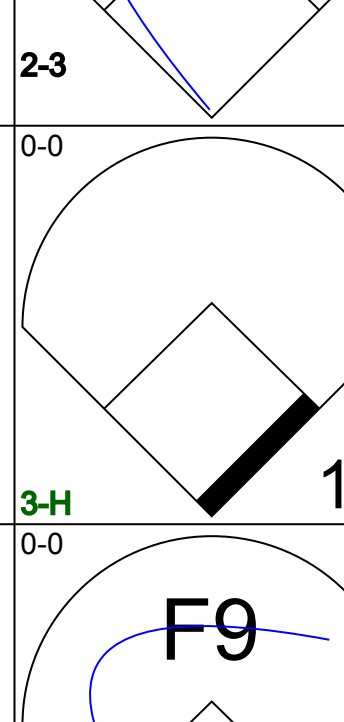
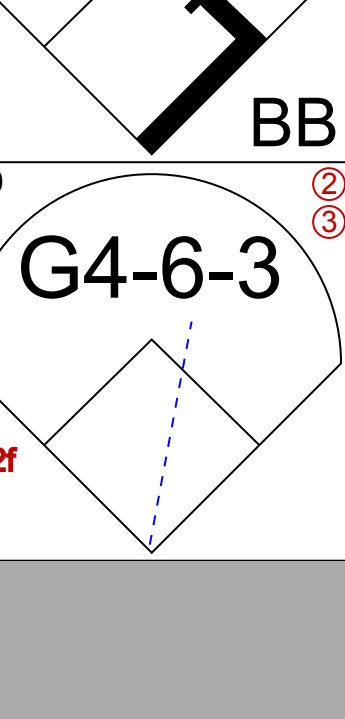
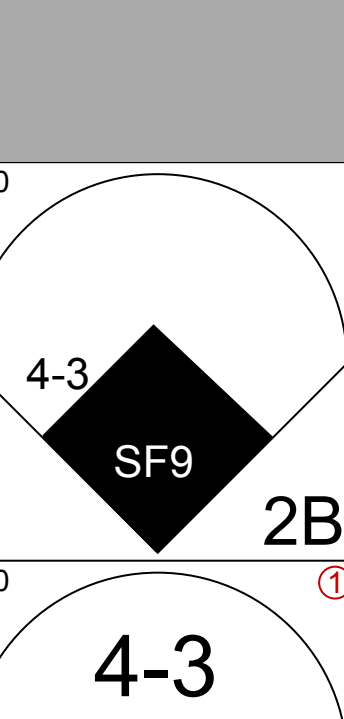
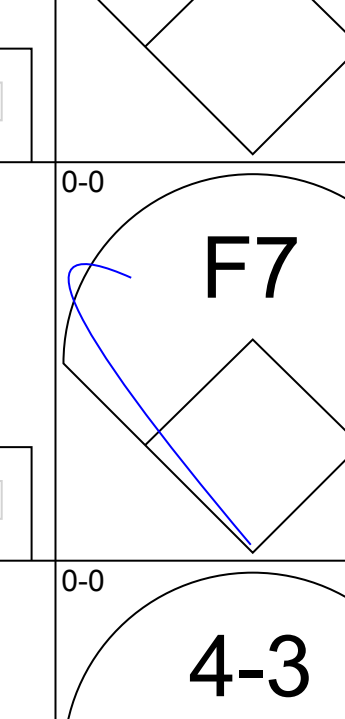
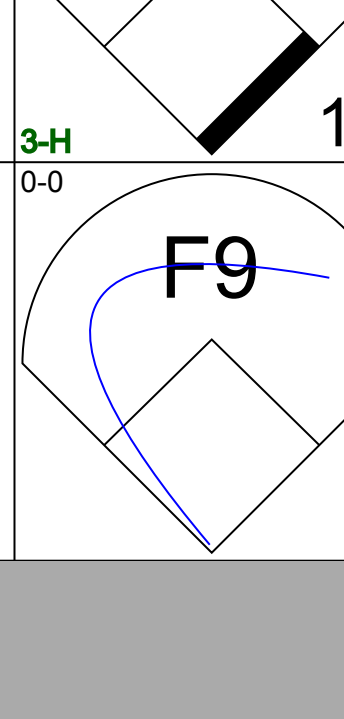
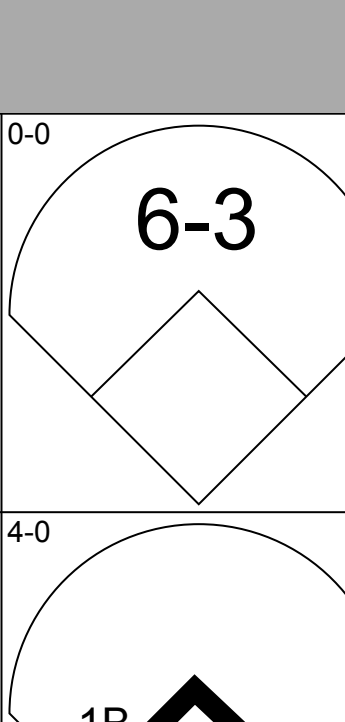
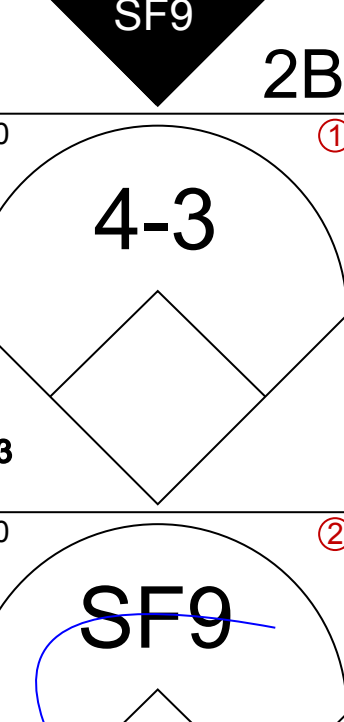
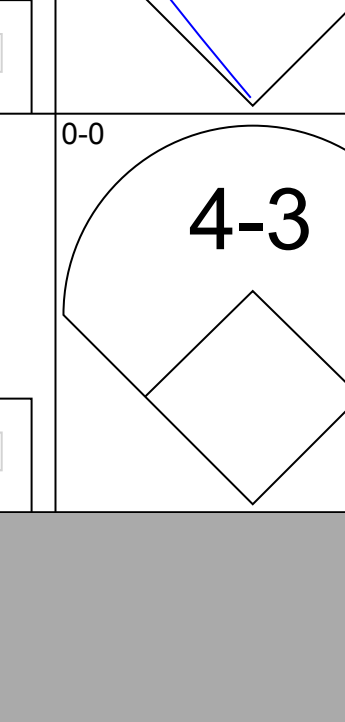
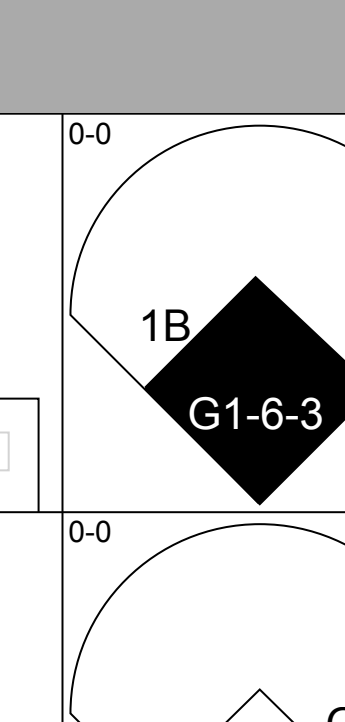
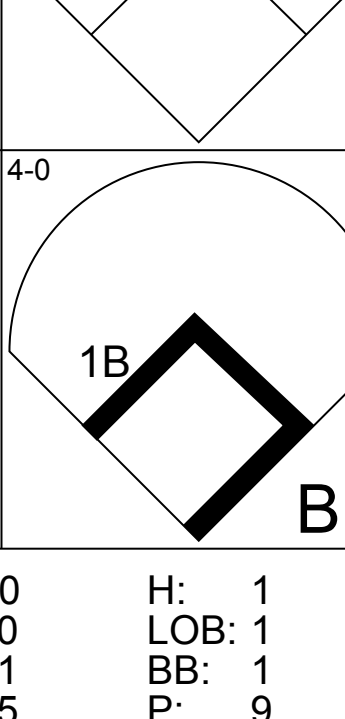
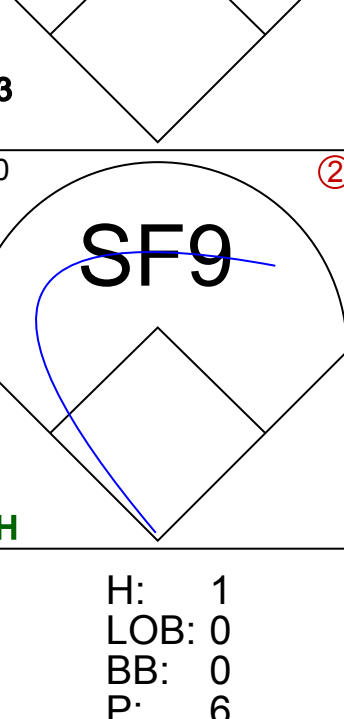
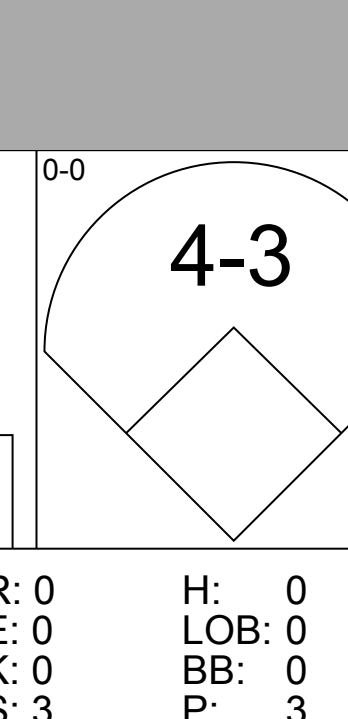
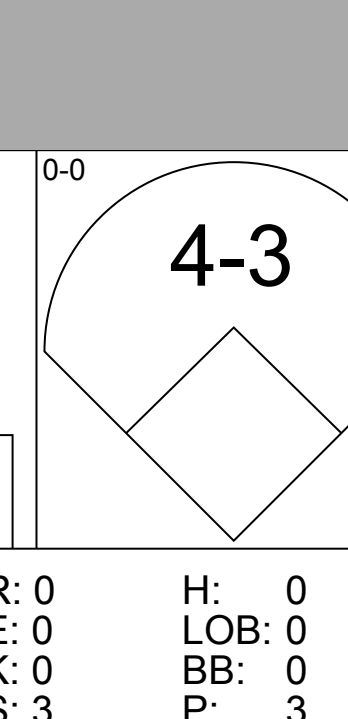
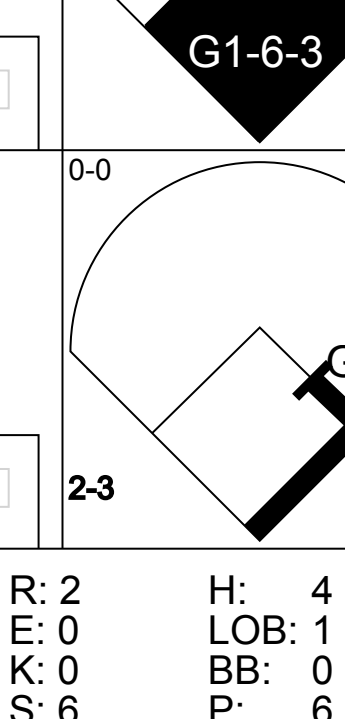
Texas Rangers @ Cleveland Indians  
Cleveland Municipal Stadium, Cleveland, OH  
Tue Aug 03 1982, 7:05 PM EDT  
Unknown - 79 F

AB 30  
R 2  
H 10  
RBI 2  
BB 3  
SO 2  
LOB 8





Batter	1	2	3	4	5	6	7	8	9	10	AB	R	H	RBI	BB	SO	LOB	TOP	
George Wright, S OBP: 0.279, SLG: 0.353 (1, 8)											5	1	1	0	0	1	2	<b>Texas Rangers @ Cleveland Indians</b> Cleveland Municipal Stadium, Cleveland, OH Tue Aug 03 1982, 7:05 PM EDT Att: 19,754 - Unknown <a href="http://livebaseballscorecards.com">livebaseballscorecards.com</a>	
Bill Stein, R OBP: 0.260, SLG: 0.270 (1, 4) (8, 6)											5	0	1	0	0	0	4		
Buddy Bell, R OBP: 0.367, SLG: 0.431 (1, 5)												3	0	0	0	2	0		1
Dave Hostetter, R OBP: 0.336, SLG: 0.531 (1, 3)												4	0	1	2	1	0		1
Johnny Grubb, L OBP: 0.397, SLG: 0.388 (1, 7)												4	1	1	0	1	0		2
Lee Mazzilli, S OBP: 0.343, SLG: 0.360 (1, 10)												5	1	1	0	0	0		3
Larry Parrish, R OBP: 0.259, SLG: 0.327 (1, 9)												5	1	1	3	0	1		0
Don Werner, R OBP: 0.302, SLG: 0.300 Mike Richardt, R OBP: 0.266, SLG: 0.277 (1, 2) (8, PR) (8, 4)												2	0	0	0	1	1		1
Wayne Tolleson, S Mickey Rivers, L OBP: 0.235, SLG: 0.328 Jim Sundberg, R OBP: 0.311, SLG: 0.333 (1, 6) (8, PH) (8, 2)											2	0	0	0	0	2	1		
											1	1	1	0	0	0	0		
											1	0	0	0	0	1	1		
<b>Inning Stats</b>	R: 0 E: 0 K: 1 S: 6	H: 1 LOB: 2 BB: 1 P: 10	R: 0 E: 0 K: 0 S: 3	H: 0 LOB: 0 BB: 0 P: 0	R: 0 E: 0 K: 1 S: 5	H: 0 LOB: 0 BB: 1 P: 5	R: 0 E: 0 K: 0 S: 3	H: 0 LOB: 0 BB: 0 P: 3	R: 0 E: 0 K: 0 S: 3	H: 0 LOB: 0 BB: 0 P: 3	R: 2 E: 0 K: 0 S: 5	H: 2 LOB: 3 BB: 3 P: 17	R: 0 E: 0 K: 2 S: 9	H: 2 LOB: 2 BB: 0 P: 9	R: 3 E: 0 K: 0 S: 6	H: 3 LOB: 0 BB: 0 P: 6	1B: 7 2B: 0 3B: 0 HR: 1	SF: 0 SAC: 0 DP: 0 HBP: 0	WP: 0 PA: 44
<b>PITCHER</b>	IP 7.2	WLS 2	BF 29	H 2	R 2	ER 2	SO 4	BB 3	IBB 0	HBP 0	BLK 0	WP 0	HR 0	S 34	P 46	ERA 2.35	WHIP 0.652		
Lary Sorensen, R ERA: 4.53 Dan Spillner, R ERA: 2.39 (1, 1) (8, 1)	2.1	L	15	6	3	3	2	1	1	0	0	0	0	1	17	25	11.57	3.000	

Batter	1	2	3	4	5	6	7	8	9	10	AB	R	H	RBI	BB	SO	LOB	BOTTOM			
Miguel Dilone, S OBP: 0.270, SLG: 0.312 (1, 7)												5	0	2	0	0	1	1			
Toby Harrah, R OBP: 0.423, SLG: 0.557 (1, 5)												5	1	2	1	0	1	2			
Mike Hargrove, L OBP: 0.375, SLG: 0.324 Von Hayes, L OBP: 0.286, SLG: 0.372 Karl Pagel, L OBP: 0.435, SLG: 0.188 Ron Hassey, L OBP: 0.309, SLG: 0.308 (1, 3) (9, PR) (10, 3) (10, PH)												3	0	1	0	1	0	2			
Andre Thornton, R OBP: 0.420, SLG: 0.540 (1, 10)												3	0	0	0	1	0	3			
Rick Manning, L OBP: 0.330, SLG: 0.352 Bill Nahorodny, R OBP: 0.241, SLG: 0.373 Rod Craig, S OBP: 0.271, SLG: 0.267 (1, 8) (9, PH) (10, 8)											3	0	0	0	0	0	3				
Larry Milbourne, S OBP: 0.280, SLG: 0.323 (1, 6)											3	0	1	1	1	0	1				
Chris Bando, S OBP: 0.289, SLG: 0.291 (1, 2)												4	1	1	0	0	2				
Carmen Castillo, R OBP: 0.356, SLG: 0.439 (1, 9)												4	1	1	0	0	0	1			
Jack Perconte, L OBP: 0.305, SLG: 0.291 Mike Fischlin, R OBP: 0.368, SLG: 0.323 (1, 4) (10, PH)												1	0	0	1	1	0	0			
											1	0	1	0	0	0	0				
<b>Inning Stats</b>	R: 0 E: 0 K: 0 S: 4	H: 1 LOB: 1 BB: 0 P: 4	R: 0 E: 0 K: 0 S: 2	H: 0 LOB: 0 BB: 1 P: 6	R: 0 E: 0 K: 1 S: 5	H: 1 LOB: 1 BB: 1 P: 9	R: 0 E: 0 K: 0 S: 3	H: 1 LOB: 1 BB: 0 P: 7	R: 1 E: 0 K: 1 S: 6	H: 1 LOB: 0 BB: 0 P: 6	R: 0 E: 0 K: 0 S: 4	H: 0 LOB: 0 BB: 0 P: 4	R: 0 E: 0 K: 0 S: 3	H: 0 LOB: 0 BB: 0 P: 3	R: 1 E: 0 K: 0 S: 4	H: 1 LOB: 1 BB: 1 P: 8	R: 2 E: 0 K: 0 S: 6	H: 4 LOB: 1 BB: 0 P: 6	1B: 6 2B: 3 3B: 0 HR: 1	SF: 1 SAC: 1 DP: 3 HBP: 0	WP: 0 PA: 40
<b>PITCHER</b>	IP 8.0	WLS 0	BF 30	H 5	R 2	ER 2	SO 2	BB 4	IBB 0	HBP 0	BLK 0	WP 0	HR 0	S 30	P 46	ERA 2.25	WHIP 1.125				
John Butcher, R ERA: 6.62 Danny Darwin, R ERA: 3.32 Jon Maitack, L ERA: 3.58 Steve Comer, R ERA: 3.63 (1, 1) (9, 1) (9, 1) (10, 1)	0.1	1	0	0	0	0	0	0	0	0	0	0	0	0	1	1	0.00	0.000			
	1.1	W	8	5	2	2	0	0	0	0	0	0	0	1	8	8	13.50	3.750			
	0.1	S	1	0	0	0	0	0	0	0	0	0	0	0	1	1	0.00	0.000			









Batter	1	2	3	4	5	6	7	8	9	AB	R	H	RBI	BB	SO	LOB	TOP			
George Wright, S OBP: 0.276, SLG: 0.358 (1, 8)										5	0	0	0	0	0	3	<p><b>Texas Rangers @ New York Yankees</b>  <b>Yankee Stadium, Bronx, NY</b>            Thu Aug 05 1982, 7:05 PM EDT            Att: 18,449 - Unknown - 81 F</p>			
Lee Mazzilli, S OBP: 0.346, SLG: 0.355 (1, 10)										3	2	2	1	2	0	0				
Buddy Bell, R OBP: 0.369, SLG: 0.430 (1, 5)										4	2	1	0	1	0	4				
Dave Hostetter, R OBP: 0.344, SLG: 0.545 (1, 3)										5	1	3	4	0	0	1				
Johnny Grubb, L OBP: 0.393, SLG: 0.383 (1, 7)										5	0	1	1	0	0	1				
Larry Parrish, R OBP: 0.258, SLG: 0.328 (1, 9)										5	1	2	0	0	0	3				
Jim Sundberg, R OBP: 0.318, SLG: 0.341 (1, 2)										4	0	2	0	0	1	2				
Mike Richardt, R OBP: 0.272, SLG: 0.282 (1, 4)										3	1	2	1	0	0	0				
Wayne Tolleson, S (1, 6)										4	0	0	0	0	1	5				
<b>Inning Stats</b>	R: 2 E: 0 K: 0 S: 5	H: 2 LOB: 0 BB: 0 P: 5	R: 1 E: 0 K: 2 S: 9	H: 2 LOB: 1 BB: 0 P: 9	R: 2 E: 0 K: 0 S: 5	H: 2 LOB: 1 BB: 1 P: 9	R: 0 E: 0 K: 0 S: 3	H: 0 LOB: 0 BB: 0 P: 3	R: 0 E: 0 K: 0 S: 2	H: 3 LOB: 2 BB: 0 P: 6	R: 1 E: 0 K: 0 S: 5	H: 2 LOB: 2 BB: 1 P: 9	R: 1 E: 0 K: 0 S: 6	H: 2 LOB: 2 BB: 0 P: 6	R: 0 E: 0 K: 0 S: 3	H: 0 LOB: 0 BB: 0 P: 3	1B: 10 2B: 2 3B: 0 HR: 1	SF: 0 SAC: 1 DP: 1 HBP: 0	WP: 1 PB: 0 SB: 1 CS: 0	PA: 42
<b>PITCHER</b>	IP WLS BF H R ER SO BB IBB HBP BLK WP HR S P ERA WHIP																			
Doyle Alexander, R ERA: 5.3 (1, 1)	2.0 L 13 6 5 5 2 1 0 0 0 1 1 1 16 20 22.50 3.500																			
George Frazier, R ERA: 3.74 (3, 1)	4.2 18 4 1 1 0 2 0 0 0 0 0 0 16 24 1.93 1.286																			
Rudy May, L ERA: 2.72 (7, 1)	2.1 11 3 1 1 0 0 0 0 0 0 0 0 11 11 3.86 1.286																			

Batter	1	2	3	4	5	6	7	8	9	AB	R	H	RBI	BB	SO	LOB	BOTTOM					
Dave Collins, S OBP: 0.321, SLG: 0.340 (1, 7) (9, 3)										3	0	2	0	1	0	0	<p><b>Texas Rangers @ New York Yankees</b>  <b>Yankee Stadium, Bronx, NY</b>            Thu Aug 05 1982, 7:05 PM EDT            Att: 18,449 - Unknown - 81 F</p>					
Willie Randolph, R OBP: 0.396, SLG: 0.344 (1, 4)										4	0	1	1	0	0	1						
Jerry Mumphrey, S OBP: 0.378, SLG: 0.430 (1, 8)										4	1	1	0	0	0	2						
Oscar Gamble, L OBP: 0.376, SLG: 0.505 (1, 9)										2	0	1	0	1	0	0						
Graig Nettles, L OBP: 0.309, SLG: 0.384 (1, 5)										3	0	1	0	1	0	3						
John Mayberry, L OBP: 0.337, SLG: 0.362 (1, 3) (8, FH)										3	0	1	1	0	1	3						
Lou Piniella, R OBP: 0.365, SLG: 0.434 (9, 7)										1	0	0	0	0	0	0						
Roy Smalley, S OBP: 0.356, SLG: 0.389 (1, 10)										4	0	0	0	0	5							
Rick Cerone, R OBP: 0.276, SLG: 0.297 (1, 2)										4	1	1	0	0	1	0						
Bucky Dent, R OBP: 0.204, SLG: 0.188 (1, 6)										4	0	0	0	0	1	1						
<b>Inning Stats</b>	R: 0 E: 0 K: 0 S: 3	H: 0 LOB: 0 BB: 0 P: 3	R: 0 E: 0 K: 0 S: 3	H: 0 LOB: 1 BB: 1 P: 7	R: 0 E: 0 K: 1 S: 5	H: 1 LOB: 0 BB: 0 P: 5	R: 1 E: 0 K: 0 S: 5	H: 2 LOB: 2 BB: 0 P: 6	R: 0 E: 0 K: 1 S: 5	H: 0 LOB: 1 BB: 1 P: 9	R: 0 E: 0 K: 1 S: 7	H: 2 LOB: 2 BB: 0 P: 7	R: 1 E: 0 K: 0 S: 5	H: 3 LOB: 1 BB: 0 P: 5	R: 0 E: 0 K: 0 S: 2	H: 0 LOB: 0 BB: 1 P: 6	R: 0 E: 0 K: 0 S: 3	H: 0 LOB: 0 BB: 0 P: 3	1B: 7 2B: 2 3B: 0 HR: 0	SF: 0 SAC: 0 DP: 2 HBP: 1	WP: 0 PB: 1 SB: 0 CS: 0	PA: 36
<b>PITCHER</b>	IP WLS BF H R ER SO BB IBB HBP BLK WP HR S P ERA WHIP																					
Charlie Hough, R ERA: 3.23 (8, 1)	2.0 5 0 0 0 0 0 0 0 0 0 0 0 5 5 0.00 0.000																					
Paul Mirabella, L ERA: 4.25 (8, 1)																						



Batter	1	2	3	4	5	6	7	8	9	AB	R	H	RBI	BB	SO	LOB	TOP			
George Wright, S (1, 8) OBP: 0.276, SLG: 0.356	0-0 FC6-4 1B		0-0 6-3			0-0 4-3		0-3 K		4	0	1	0	0	1	1	<p><b>Texas Rangers @ New York Yankees</b> Yankee Stadium, Bronx, NY Fri Aug 06 1982, 7:05 PM EDT Att: 21,469 - Unknown - 71 F</p> <p>livebaseballscorecards.com</p> <p>AB 30 R 0 H 4 RBI 0 BB 3 SO 8 LOB 15</p> 			
Lee Mazzilli, S (1, 10) OBP: 0.340, SLG: 0.348	0-0 FC6-4 1-2		0-0 5-3			0-0 6-3		0-0 5-3		4	0	0	0	0	2					
Buddy Bell, R (1, 5) OBP: 0.368, SLG: 0.426	0-0 F9			0-0 F9		4-0 BB		0-0 F8		3	0	0	0	1	0	1				
Dave Hostetter, R (1, 3) OBP: 0.338, SLG: 0.536	0-3 K			0-3 K		0-0 L3			0-3 K	4	0	0	0	0	3	3				
Larry Parrish, R (1, 9) OBP: 0.258, SLG: 0.324		4-0 BB		0-3 K				0-3 K		3	0	0	0	1	2	0				
Johnny Grubb, L (1, 7) Lamar Johnson, R (9, PH) OBP: 0.396, SLG: 0.385 OBP: 0.325, SLG: 0.355		0-0 F7			4-0 G4-6-3 BB			0-3 1B		2	0	1	0	1	0	1				
Mike Richardt, R (1, 4) OBP: 0.272, SLG: 0.283		0-0 F9			0-0 G4-6-3 1-2			1-3 FC6 1B		3	0	1	0	0	2					
Don Werner, R (1, 2) OBP: 0.283, SLG: 0.279		0-0 F8			0-0 F7			0-0 P4		3	0	0	0	0	0	3				
Wayne Tolleson, S (1, 6) OBP: 0.138, SLG: 0.038			0-3 K			0-0 4-3 1B		0-0 FC6 1-2		3	0	1	0	0	1	2				
<b>Inning Stats</b>	R: 0 E: 0 K: 1 S: 6	H: 1 LOB: 1 BB: 0 P: 6	R: 0 E: 0 K: 0 S: 3	H: 0 LOB: 1 BB: 1 P: 7	R: 0 E: 0 K: 1 S: 5	H: 0 LOB: 0 BB: 0 P: 5	R: 0 E: 0 K: 2 S: 7	H: 0 LOB: 0 BB: 1 P: 7	R: 0 E: 0 K: 0 S: 2	H: 0 LOB: 0 BB: 1 P: 6	R: 0 E: 0 K: 0 S: 4	H: 1 LOB: 2 BB: 1 P: 8	R: 0 E: 0 K: 1 S: 7	H: 2 LOB: 0 BB: 0 P: 7	R: 0 E: 0 K: 2 S: 5	H: 0 LOB: 0 BB: 0 P: 7	1B: 4 2B: 0 3B: 0 HR: 0	SF: 0 SAC: 0 DP: 1 HBP: 0	WP: 0 PB: 0 SB: 0 CS: 0	PA: 33
<b>PITCHER</b>	IP WLS BF H R ER SO BB IBB HBP BLK WP HR S P ERA WHIP																			
Dave Righetti, L (1, 1) ERA: 3.99	6.1 W 25 4 0 0 5 3 0 0 0 0 0 0 0 0 0.00 1.105																			
Dave LaRoche, L (7, 1) ERA: 0.71	2.2 8 0 0 0 3 0 0 0 0 0 0 0 0 14 14 0.00 0.000																			

Batter	1	2	3	4	5	6	7	8	9	AB	R	H	RBI	BB	SO	LOB	BOTTOM			
Dave Collins, S (1, 3) OBP: 0.324, SLG: 0.340	0-0 L4			4-0 6-3 1B BB		0-0 6-3		0-0 1-2 1B		3	1	1	0	1	0	0	<p><b>Texas Rangers @ New York Yankees</b> Yankee Stadium, Bronx, NY Fri Aug 06 1982, 7:05 PM EDT Att: 21,469 - Unknown - 71 F</p> <p>livebaseballscorecards.com</p> <p>AB 29 R 6 H 8 RBI 6 BB 5 SO 5 LOB 13</p> 			
Willie Randolph, R (1, 4) OBP: 0.383, SLG: 0.341	0-0 L4			0-0 6-3 1-2		0-3 K		0-3 K		4	0	0	0	0	2	3				
Jerry Mumphrey, S (1, 8) OBP: 0.380, SLG: 0.429	0-0 6-3			4-0 FC1-6 1B BB		0-0 HR 1B		0-3 K		3	2	1	0	1	1	2				
Dave Winfield, R (1, 7) OBP: 0.355, SLG: 0.548		0-0 5-3		0-0 FC1-6 1B		0-0 1-2 2H 1B		0-0 F9		4	1	2	3	0	0	2				
Lou Piniella, R (1, 9) OBP: 0.362, SLG: 0.429		0-0 F7		0-0 FC1-6 1B BB		0-0 5-3		0-0 1B SF7 1B		4	2	1	0	0	0	2				
Graig Nettles, L (1, 5) OBP: 0.311, SLG: 0.384		0-3 K		4-0 1B BB		0-0 5-3		0-0 1B 1-3 1B		3	0	1	0	1	1	0				
Roy Smalley, S (1, 10) OBP: 0.356, SLG: 0.390			0-0 1-3		0-0 1-3 2H 3H 1B		4-0 BB		0-0 SF7	2	0	1	3	1	0	0				
Rick Cerone, R (1, 2) OBP: 0.276, SLG: 0.296			0-0 G5-4-3 1B		0-0 4-3		0-0 5-3		0-3 K	4	0	1	0	0	1	3				
Bucky Dent, R (1, 6) OBP: 0.206, SLG: 0.186			0-0 G5-4-3 1-2			0-0 F9			4-0 BB	2	0	0	0	1	0	1				
<b>Inning Stats</b>	R: 0 E: 0 K: 0 S: 3	H: 0 LOB: 0 BB: 0 P: 3	R: 0 E: 0 K: 1 S: 5	H: 0 LOB: 0 BB: 0 P: 5	R: 0 E: 0 K: 0 S: 3	H: 1 LOB: 0 BB: 0 P: 3	R: 3 E: 0 K: 0 S: 5	H: 2 LOB: 2 BB: 3 P: 17	R: 0 E: 0 K: 1 S: 5	H: 0 LOB: 0 BB: 0 P: 5	R: 2 E: 0 K: 0 S: 5	H: 2 LOB: 1 BB: 1 P: 9	R: 0 E: 0 K: 2 S: 8	H: 1 LOB: 2 BB: 1 P: 12	R: 1 E: 0 K: 1 S: 6	H: 2 LOB: 0 BB: 0 P: 6	1B: 7 2B: 0 3B: 0 HR: 1	SF: 1 SAC: 0 DP: 1 HBP: 0	WP: 0 PB: 0 SB: 0 CS: 0	PA: 35
<b>PITCHER</b>	IP WLS BF H R ER SO BB IBB HBP BLK WP HR S P ERA WHIP																			
Rick Honeycutt, L (1, 1) ERA: 4.94	5.2 L 25 5 5 5 2 4 0 0 0 0 0 0 1 25 41 7.94 1.588																			
Dan Boitano, R (6, 1) ERA: 5.4	2.1 10 3 1 1 3 1 0 0 0 0 0 0 15 19 3.86 1.714																			



Batter	1	2	3	4	5	6	7	8	9	AB	R	H	RBI	BB	SO	LOB	TOP							
George Wright, S OBP: 0.276, SLG: 0.355										4	0	1	0	0	0	1								
Lee Mazzilli, S OBP: 0.333, SLG: 0.340										4	0	0	0	0	0	2								
Buddy Bell, R OBP: 0.369, SLG: 0.427										4	0	2	0	0	0	0								
Dave Hostetter, R OBP: 0.337, SLG: 0.543										4	1	1	1	0	0	3								
Johnny Grubb, L OBP: 0.390, SLG: 0.377										4	0	0	0	0	0	1								
Larry Parrish, R OBP: 0.282, SLG: 0.326										4	0	2	0	0	0	0								
Jim Sundberg, R OBP: 0.317, SLG: 0.340										4	0	1	0	0	0	3								
Mike Richardt, R OBP: 0.270, SLG: 0.281										2	0	0	0	0	0	1								
Bill Stein, R OBP: 0.248, SLG: 0.255										1	0	0	0	0	1	0								
Wayne Tolleson, S OBP: 0.156, SLG: 0.103										3	0	1	0	0	0	0								
<b>Inning Stats</b>	R: 0 E: 0 K: 0 S: 4	H: 2 LOB: 1 BB: 0 P: 4	R: 0 E: 0 K: 0 S: 4	H: 1 LOB: 1 BB: 0 P: 4	R: 0 E: 0 K: 0 S: 3	H: 0 LOB: 0 BB: 0 P: 3	R: 0 E: 0 K: 0 S: 5	H: 2 LOB: 2 BB: 0 P: 5	R: 0 E: 0 K: 1 S: 5	H: 0 LOB: 0 BB: 0 P: 5	R: 0 E: 0 K: 0 S: 3	H: 0 LOB: 0 BB: 0 P: 3	R: 0 E: 0 K: 0 S: 3	H: 0 LOB: 0 BB: 0 P: 3	R: 0 E: 0 K: 0 S: 3	H: 0 LOB: 0 BB: 0 P: 3	1B: 6 2B: 1 3B: 0 HR: 1	SF: 0 SAC: 0 DP: 1 HBP: 0	WP: 0 PB: 0 SB: 0 CS: 0	PA: 34				
<b>PITCHER</b> Mike Morgan, R ERA: 3.93	(1, 1)	IP: 9.0 WLS: W BF: 34 H: 8 R: 1 ER: 1 SO: 1 BB: 0 IBB: 0 HBP: 0 BLK: 0 WP: 0 HR: 1 S: 36 P: 36 ERA: 1.00 WHIP: 0.889											<b>PITCHER</b>	IP: 9.0 WLS: W BF: 34 H: 8 R: 1 ER: 1 SO: 1 BB: 0 IBB: 0 HBP: 0 BLK: 0 WP: 0 HR: 1 S: 36 P: 36 ERA: 1.00 WHIP: 0.889										

Texas Rangers @ New York Yankees  
Yankee Stadium, Bronx, NY  
Sat Aug 07 1982, 3:33 AM EDT  
Att: 43,248 - Unknown - 80 F

AB 34  
R 1  
H 8  
RBI 1  
BB 0  
SO 1  
LOB 11



Batter	1	2	3	4	5	6	7	8	9	AB	R	H	RBI	BB	SO	LOB	BOTTOM							
Dave Collins, S OBP: 0.329, SLG: 0.352										5	3	3	1	0	0	2								
Willie Randolph, R OBP: 0.362, SLG: 0.342										4	0	1	1	0	0	2								
Rodney Scott, S OBP: 0.333, SLG: 0.241										1	0	0	0	0	0	2								
Jerry Mumphrey, S OBP: 0.383, SLG: 0.440										5	1	3	2	0	1	1								
Dave Winfield, R OBP: 0.358, SLG: 0.548										4	1	2	1	1	0	2								
Lou Piniella, R OBP: 0.362, SLG: 0.428										3	1	1	0	0	1	3								
Oscar Gamble, L OBP: 0.374, SLG: 0.502										1	0	0	0	0	1	2								
John Mayberry, L OBP: 0.336, SLG: 0.360										1	0	0	0	0	1	0								
Roy Smalley, S OBP: 0.384, SLG: 0.395										4	0	3	1	1	0	2								
Ken Griffey, L OBP: 0.307, SLG: 0.362										5	1	1	1	0	1	7								
Rick Cerone, R OBP: 0.281, SLG: 0.297										3	2	1	2	1	0	1								
Bucky Dent, R OBP: 0.207, SLG: 0.188										4	0	1	0	0	1	2								
<b>Inning Stats</b>	R: 1 E: 1 K: 2 S: 10	H: 2 LOB: 3 BB: 1 P: 14	R: 1 E: 0 K: 1 S: 7	H: 2 LOB: 1 BB: 0 P: 7	R: 4 E: 0 K: 1 S: 9	H: 4 LOB: 1 BB: 1 P: 13	R: 0 E: 0 K: 0 S: 3	H: 1 LOB: 0 BB: 0 P: 3	R: 0 E: 0 K: 0 S: 5	H: 2 LOB: 2 BB: 0 P: 5	R: 1 E: 1 K: 1 S: 8	H: 2 LOB: 2 BB: 0 P: 8	R: 2 E: 0 K: 0 S: 5	H: 2 LOB: 1 BB: 1 P: 9	R: 0 E: 0 K: 1 S: 5	H: 1 LOB: 0 BB: 0 P: 5	1B: 12 2B: 3 3B: 1 HR: 0	SF: 0 SAC: 0 DP: 2 HBP: 0	WP: 0 PB: 0 SB: 1 CS: 0	PA: 43				
<b>PITCHER</b> Frank Tanana, L ERA: 3.95	(1, 1)	IP: 2.2 WLS: L BF: 19 H: 8 R: 6 ER: 5 SO: 4 BB: 2 IBB: 0 HBP: 0 BLK: 0 WP: 0 HR: 0 S: 25 P: 33 ERA: 16.88 WHIP: 3.750											<b>PITCHER</b>	IP: 2.2 WLS: L BF: 19 H: 8 R: 6 ER: 5 SO: 4 BB: 2 IBB: 0 HBP: 0 BLK: 0 WP: 0 HR: 0 S: 25 P: 33 ERA: 16.88 WHIP: 3.750										
Steve Corner, R ERA: 3.74	(3, 1)	2.1 9 3 0 0 0 0 0 0 0 0 0 9 9 0.00 1.286																						
Dan Boitano, R ERA: 5.56	(6, 1)	1.0 7 2 2 1 1 1 0 0 0 0 0 8 12 9.00 3.000																						
Danny Darwin, R ERA: 3.36	(7, 1)	1.0 5 2 1 1 0 0 0 0 0 0 0 5 5 9.00 2.000																						
Paul Mirabella, L ERA: 4.15	(8, 1)	1.0 3 1 0 0 1 0 0 0 0 0 0 5 5 0.00 1.000																						

Texas Rangers @ New York Yankees  
Yankee Stadium, Bronx, NY  
Sat Aug 07 1982, 3:33 AM EDT  
Att: 43,248 - Unknown - 80 F

AB 40  
R 9  
H 16  
RBI 9  
BB 3  
SO 6  
LOB 26





Batter	1	2	3	4	5	6	7	8	9	AB	R	H	RBI	BB	SO	LOB	TOP			
George Wright, S OBP: 0.277, SLG: 0.356 (1, 8)										5	1	2	0	0	2	1	<p><b>Texas Rangers @ New York Yankees</b>            Yankee Stadium, Bronx, NY            Sun Aug 08 1982, 3:33 AM EDT            Unknown - 81 F</p> <p>livebaseballscorecards.com</p> <p>AB 30 R 6 H 7 RBI 5 BB 2 SO 5 LOB 11</p>			
Lee Mazzilli, S OBP: 0.339, SLG: 0.344 (1, 10)										0	1	0	0	0	0	0				
Buddy Bell, R OBP: 0.369, SLG: 0.427 (1, 5)										5	0	2	1	0	0	3				
Dave Hostetter, R OBP: 0.339, SLG: 0.553 (1, 3)										3	2	1	1	1	1	3				
Larry Parrish, R OBP: 0.265, SLG: 0.340 (1, 9)										2	1	1	3	1	0	0				
Johnny Grubb, L OBP: 0.383, SLG: 0.369 (1, 7)										4	0	0	0	0	1	2				
Jim Sundberg, R OBP: 0.314, SLG: 0.335 (1, 2)										4	0	0	0	0	0	1				
Mike Richardt, R OBP: 0.270, SLG: 0.280 (1, 4)										4	1	1	0	0	0	1				
Wayne Tolleson, S OBP: 0.143, SLG: 0.094 (1, 6)										3	0	0	0	0	1	0				
<b>Inning Stats</b>	R: 2 E: 0 K: 1 S: 7	H: 2 LOB: 1 BB: 1 P: 11	R: 0 E: 0 K: 1 S: 5	H: 0 LOB: 0 BB: 0 P: 5	R: 0 E: 0 K: 1 S: 6	H: 1 LOB: 1 BB: 0 P: 6	R: 0 E: 0 K: 1 S: 5	H: 0 LOB: 0 BB: 0 P: 5	R: 1 E: 0 K: 0 S: 4	H: 2 LOB: 1 BB: 0 P: 8	R: 0 E: 0 K: 1 S: 5	H: 0 LOB: 0 BB: 0 P: 5	R: 2 E: 0 K: 0 S: 4	H: 1 LOB: 0 BB: 1 P: 8	R: 0 E: 0 K: 0 S: 5	H: 2 LOB: 2 BB: 0 P: 5	1B: 7 2B: 0 3B: 0 HR: 2	SF: 1 SAC: 1 DP: 0 HBP: 0	WP: 0 PB: 0 SB: 0 CS: 0	PA: 39
<b>PITCHER</b>	IP WLS BF H R ER SO BB IBB HBP BLK WP HR S P ERA WHIP																			
Shane Rawley, L ERA: 3.93 (1, 1)	7.1 L 31 6 5 5 5 3 0 0 0 0 0 1 38 50 6.14 1.227																			
Rudy May, L ERA: 2.79 (8, 1)	1.2 8 3 1 1 0 0 0 0 0 0 0 1 8 8 5.40 1.800																			

Batter	1	2	3	4	5	6	7	8	9	AB	R	H	RBI	BB	SO	LOB	BOTTOM					
Dave Collins, S OBP: 0.323, SLG: 0.346 (1, 3)										5	0	0	0	0	1	1	<p><b>Texas Rangers @ New York Yankees</b>            Yankee Stadium, Bronx, NY            Sun Aug 08 1982, 3:33 AM EDT            Unknown - 81 F</p> <p>livebaseballscorecards.com</p> <p>AB 33 R 4 H 7 RBI 4 BB 4 SO 3 LOB 13</p>					
Rodney Scott, S OBP: 0.351, SLG: 0.250 (1, 4)										3	1	1	0	1	0	1						
Jerry Mumphrey, S OBP: 0.388, SLG: 0.449 (1, 8)										3	1	2	1	1	0	0						
Dave Winfield, R OBP: 0.357, SLG: 0.544 (1, 7)										4	1	1	0	0	1	3						
Graig Nettles, L OBP: 0.314, SLG: 0.383 (1, 5)										3	0	1	1	1	0	2						
Roy Smalley, S OBP: 0.363, SLG: 0.393 (1, 6)										4	0	1	2	0	1	1						
Ken Griffey, L OBP: 0.303, SLG: 0.357 (1, 9)										4	0	0	0	0	0	2						
John Mayberry, L OBP: 0.337, SLG: 0.361 (1, 10)										2	0	1	0	0	0	0						
Lou Piniella, R OBP: 0.380, SLG: 0.425 (6, PH)										1	0	0	0	0	0	2						
Oscar Gamble, L OBP: 0.373, SLG: 0.500 (9, PH)										1	0	0	0	0	0	0						
Rick Cerone, R OBP: 0.280, SLG: 0.291 (1, 2)										3	1	0	0	1	0	1						
<b>Inning Stats</b>	R: 0 E: 0 K: 1 S: 6	H: 1 LOB: 2 BB: 1 P: 10	R: 0 E: 0 K: 0 S: 4	H: 1 LOB: 0 BB: 0 P: 4	R: 0 E: 0 K: 1 S: 5	H: 0 LOB: 0 BB: 0 P: 5	R: 0 E: 0 K: 1 S: 4	H: 0 LOB: 1 BB: 1 P: 8	R: 0 E: 0 K: 0 S: 3	H: 0 LOB: 0 BB: 0 P: 3	R: 3 E: 0 K: 0 S: 7	H: 4 LOB: 2 BB: 1 P: 11	R: 1 E: 1 K: 0 S: 4	H: 1 LOB: 1 BB: 1 P: 8	R: 0 E: 0 K: 0 S: 3	H: 0 LOB: 0 BB: 0 P: 3	R: 0 E: 0 K: 0 S: 3	H: 0 LOB: 0 BB: 0 P: 3	1B: 6 2B: 1 3B: 1 HR: 0	SF: 0 SAC: 0 DP: 1 HBP: 0	WP: 0 PB: 0 SB: 0 CS: 1	PA: 37
<b>PITCHER</b>	IP WLS BF H R ER SO BB IBB HBP BLK WP HR S P ERA WHIP																					
John Butcher, R ERA: 6.41 (1, 1)	5.1 24 6 3 3 3 3 0 0 0 0 0 0 27 39 5.06 1.688																					
Paul Mirebello, L ERA: 4.24 (6, 1)	1.1 6 1 1 1 0 1 0 0 0 0 0 0 5 9 6.75 1.500																					
Danny Darwin, R ERA: 3.25 (7, 1)	2.1 W 7 0 0 0 0 0 0 0 0 0 0 0 7 7 0.00 0.000																					



Batter	1	2	3	4	5	6	7	8	9	AB	R	H	RBI	BB	SO	LOB	TOP										
George Wright, S OBP: 0.276, SLG: 0.353 (1, 8)	5-3		5-3		5-3		F8		2B	5	1	1	0	0	0	1											
Johnny Grubb, L OBP: 0.392, SLG: 0.413 (1, 7)	2B		HR				F7		1B	5	2	4	2	0	0	0											
Bill Stein, R OBP: 0.255, SLG: 0.273 (1, 5)	F7		2B				5-3		FC5-4	5	0	2	1	0	1	2											
Dave Hostetter, R OBP: 0.333, SLG: 0.542 (1, 3)	6-3		1-3				K		FC5-4	5	1	0	0	0	2	3											
Larry Parrish, R OBP: 0.272, SLG: 0.348 (1, 9)		4-3			F3				1B	3	1	2	0	1	0	0											
Lamar Johnson, R OBP: 0.319, SLG: 0.349 (1, 10)	L9				5-3				BB	4	0	0	0	0	0	4											
Mike Richardt, R OBP: 0.278, SLG: 0.288 (1, 4)	4-3								1B	4	0	3	1	0	0	1											
Wayne Tolleson, S OBP: 0.128, SLG: 0.083 (1, 6)	E1				5-3		FC5-4		P4	4	0	0	0	0	0	4											
Don Werner, R OBP: 0.265, SLG: 0.261 (1, 2)	1-4-3				4-3		FC6-4		L8	3	0	0	0	0	0	2											
Jim Sundberg, R OBP: 0.313, SLG: 0.334 (9, PH)										1	0	0	0	0	0	0											
<b>Inning Stats</b>	R: 0 E: 0 K: 0 S: 4	H: 1 LOB: 1 BB: 0 P: 4	R: 1 E: 1 K: 0 S: 5	H: 1 LOB: 1 BB: 0 P: 5	R: 1 E: 0 K: 0 S: 4	H: 2 LOB: 0 BB: 0 P: 4	R: 0 E: 0 K: 0 S: 4	H: 1 LOB: 1 BB: 0 P: 4	R: 0 E: 0 K: 1 S: 6	H: 1 LOB: 0 BB: 0 P: 6	R: 0 E: 0 K: 0 S: 4	H: 1 LOB: 1 BB: 0 P: 4	R: 2 E: 0 K: 0 S: 6	H: 3 LOB: 2 BB: 1 P: 10	R: 1 E: 0 K: 2 S: 9	H: 2 LOB: 1 BB: 0 P: 9	1B: 6 2B: 4 3B: 1 HR: 1	SF: 0 SAC: 0 DP: 0 HBP: 0	WP: 0 PB: 0 SB: 0 CS: 0	PA: 40							
<b>PITCHER</b>	IP	WLS	BF	H	R	ER	SO	BB	IBB	HBP	BLK	WP	HR	S	P	ERA	WHIP										
Tommy John, L ERA: 3.85 (1, 1)	7.1	W	32	9	4	3	1	1	0	0	0	0	1	33	37	3.68	1.364										
Dave LaRoche, L ERA: 1.03 (8, 1)	1.0		6	3	1	1	0	0	0	0	0	0	0	6	6	9.00	3.000										
Rich Gossage, R ERA: 2.26 (9, 1)	0.2	S	2	0	0	0	2	0	0	0	0	0	0	6	6	0.00	0.000										

Texas Rangers @ New York Yankees  
Yankee Stadium, Bronx, NY  
Sun Aug 08 1982, 3:38 AM EDT  
Att: 33,421 - Unknown - 76 F

AB 39  
R 5  
H 12  
RBI 4  
BB 1  
SO 3  
LOB 17




Batter	1	2	3	4	5	6	7	8	9	AB	R	H	RBI	BB	SO	LOB	BOTTOM										
Dave Collins, S OBP: 0.331, SLG: 0.352 (1, 3)	4-3	E		FC4-6	L5					4	2	3	1	1	0	0											
Rodney Scott, S OBP: 0.333, SLG: 0.222 (1, 4)	4-3	2B		FC4-6			P4			4	1	0	0	1	0	4											
Oscar Gamble, L OBP: 0.382, SLG: 0.519 (1, 9)	SF8							P4		4	1	3	3	1	0	0											
Dave Winfield, R OBP: 0.360, SLG: 0.545 (1, 7)	SF8			L5				1B		3	0	2	1	1	0	2											
Graig Nettles, L OBP: 0.315, SLG: 0.381 (1, 5)		1-3					K			4	0	1	0	1	1	4											
Roy Smalley, S OBP: 0.383, SLG: 0.391 (1, 6)	F8				5-3					4	1	1	0	1	0	2											
Ken Griffey, L OBP: 0.303, SLG: 0.356 (1, 8)		L7		4-3						4	1	1	0	0	0	0											
John Mayberry, L OBP: 0.340, SLG: 0.382 (1, 10)		G3		F9						4	1	2	3	0	0	0											
Barry Foote, R OBP: 0.160, SLG: 0.250 (1, 2)		1B		P6						4	1	1	0	0	0	1											
<b>Inning Stats</b>	R: 2 E: 0 K: 0 S: 5	H: 2 LOB: 1 BB: 1 P: 9	R: 3 E: 1 K: 0 S: 6	H: 3 LOB: 2 BB: 2 P: 14	R: 0 E: 0 K: 0 S: 3	H: 0 LOB: 0 BB: 0 P: 3	R: 0 E: 0 K: 0 S: 4	H: 1 LOB: 2 BB: 1 P: 8	R: 3 E: 0 K: 1 S: 7	H: 2 LOB: 0 BB: 1 P: 11	R: 0 E: 0 K: 0 S: 5	H: 3 LOB: 3 BB: 0 P: 5	R: 0 E: 0 K: 0 S: 4	H: 1 LOB: 2 BB: 1 P: 8	R: 0 E: 0 K: 0 S: 4	H: 2 LOB: 1 BB: 0 P: 4	1B: 9 2B: 3 3B: 1 HR: 1	SF: 1 SAC: 0 DP: 0 HBP: 0	WP: 1 PB: 0 SB: 2 CS: 0	PA: 42							
<b>PITCHER</b>	IP	WLS	BF	H	R	ER	SO	BB	IBB	HBP	BLK	WP	HR	S	P	ERA	WHIP										
Dave Schmidt, R ERA: 3.0 (1, 1)	1.2	L	13	5	5	5	0	2	1	0	0	1	1	28	40	4.26	1.895										
Jon Matlack, L ERA: 3.62 (2, 1)	6.1		30	9	3	3	1	3	0	0	0	0	0	22	22	4.26	1.895										


Texas Rangers @ New York Yankees  
Yankee Stadium, Bronx, NY  
Sun Aug 08 1982, 3:38 AM EDT  
Att: 33,421 - Unknown - 76 F

AB 35  
R 8  
H 14  
RBI 8  
BB 6  
SO 1  
LOB 13







Batter	1	2	3	4	5	6	7	8	9	AB	R	H	RBI	BB	SO	LOB	TOP			
George Wright, S (1, 8) OBP: 0.282, SLG: 0.365	4-0 FC5 SH1-3 BB		0-0 HR			0-0 5-3		0-0 1-2 1B		3	1	2	1	1	0	0	<p>Texas Rangers @ Milwaukee Brewers Milwaukee County Stadium, Milwaukee, WI Mon Aug 09 1982, 8:05 PM EDT Att: 17,654 - Unknown</p> <p>livebaseballscores.com</p> <p>AB 31 R 1 H 6 RBI 1 BB 2 SO 3 LOB 15</p> 			
Johnny Grubb, L (1, 7) OBP: 0.397, SLG: 0.408	0-0 SH1-3		0-0 4-3			0-0 3-1		0-3 K		3	0	0	0	0	1	2				
Buddy Bell, R (1, 5) OBP: 0.368, SLG: 0.424	4-0 BB		0-0 5-3			0-0 6-3		0-0 F7		3	0	0	0	1	0	2				
Dave Hostetter, R (1, 3) OBP: 0.336, SLG: 0.545	0-3 K			0-0 6-3			0-0 G3 1B	0-0 6-3 2B		4	0	2	0	0	1	2				
Larry Parrish, R (1, 9) OBP: 0.268, SLG: 0.343	0-0 FC5			0-0 6-3			0-0 G3	0-0 F7		4	0	0	0	0	0	4				
Lamar Johnson, R (1, 10) OBP: 0.314, SLG: 0.342		0-0 3-1		0-0 6-3			0-3 K	0-0 6-3		4	0	0	0	0	1	2				
Jim Sundberg, R (1, 2) OBP: 0.312, SLG: 0.333		0-0 G5-4-3 1B			0-0 5-3		0-0 F3	0-0 F8		4	0	1	0	0	0	2				
Mike Richardt, R (1, 4) OBP: 0.274, SLG: 0.284		0-0 G5-4-3			0-0 F8			0-0 5-3		3	0	0	0	0	0	1				
Wayne Tolleson, S (1, 6) OBP: 0.122, SLG: 0.079			0-0 5-3			0-0 5-3		0-0 1B		2	0	0	0	0	0	0				
Bill Stein, R (8, PH) OBP: 0.262, SLG: 0.280								0-0 1B		1	0	1	0	0	0	0				
<b>Inning Stats</b>	R: 0 E: 0 K: 1 S: 5	H: 0 LOB: 2 BB: 2 P: 13	R: 0 E: 0 K: 0 S: 3	H: 1 LOB: 0 BB: 0 P: 3	R: 1 E: 0 K: 0 S: 4	H: 1 LOB: 0 BB: 0 P: 4	R: 0 E: 0 K: 0 S: 3	H: 0 LOB: 0 BB: 0 P: 3	R: 0 E: 0 K: 0 S: 3	H: 0 LOB: 0 BB: 0 P: 3	R: 0 E: 0 K: 1 S: 6	H: 1 LOB: 1 BB: 0 P: 6	R: 0 E: 0 K: 1 S: 7	H: 2 LOB: 2 BB: 0 P: 7	R: 0 E: 0 K: 0 S: 4	H: 1 LOB: 1 BB: 0 P: 4	1B: 4 2B: 1 3B: 0 HR: 1	SF: 0 SAC: 1 DP: 1 HBP: 0	WP: 0 PB: 0 SB: 0 CS: 0	PA: 34
<b>PITCHER</b> Mike Caldwell, L (1, 1) ERA: 4.17	IP: 9.0 WLS: W BF: 34 H: 6 R: 1 ER: 1 SO: 3 BB: 2 IBB: 0 HBP: 0 BLK: 0 WP: 0 HR: 1 S: 38 P: 46 ERA: 1.00 WHIP: 0.889											<b>PITCHER</b>	IP: 9.0 WLS: W BF: 34 H: 6 R: 1 ER: 1 SO: 3 BB: 2 IBB: 0 HBP: 0 BLK: 0 WP: 0 HR: 1 S: 38 P: 46 ERA: 1.00 WHIP: 0.889							

Batter	1	2	3	4	5	6	7	8	9	AB	R	H	RBI	BB	SO	LOB	BOTTOM			
Paul Molitor, R (1, 5) OBP: 0.367, SLG: 0.448	0-0 5-3		0-0 FC5-4			4-0 2B 1B BB		0-0 FC6-4		4	2	1	0	1	0	3	<p>Texas Rangers @ Milwaukee Brewers Milwaukee County Stadium, Milwaukee, WI Mon Aug 09 1982, 8:05 PM EDT Att: 17,654 - Unknown</p> <p>livebaseballscores.com</p> <p>AB 36 R 9 H 13 RBI 8 BB 3 SO 1 LOB 15</p> 			
Robin Yount, R (1, 6) OBP: 0.357, SLG: 0.571	0-3 K		0-0 F8		0-0 1B 2B	0-0 FC4-6		0-0 SF8		4	1	1	4	0	1	2				
Cecil Cooper, L (1, 3) OBP: 0.352, SLG: 0.552	0-0 WP 1B			0-0 F8	0-0 1B IBB	0-0 G3		0-0 1B		4	0	2	0	1	0	1				
Gorman Thomas, R (1, 8) OBP: 0.347, SLG: 0.529	0-0 F7			0-0 4-3	0-0 1B		4-0 3-1 BB	0-0 F8		4	0	1	2	1	0	2				
Ben Oglivie, L (1, 7) OBP: 0.317, SLG: 0.440		0-0 4-3		0-0 F9	0-0 P3		0-0 F9			4	0	0	0	0	0	3				
Roy Howell, L (1, 10) OBP: 0.294, SLG: 0.350		0-0 4-3			0-0 1-5-3	0-0 1B E 1B	0-0 3-1	0-0 1-2		4	1	1	0	0	0	1				
Marshall Edwards, L (1, 9) OBP: 0.264, SLG: 0.345		0-0 4-3			0-0 1B 2B 1B	0-0 E S 1B 1B	0-0 F8			4	2	2	0	0	0	1				
Jim Gantner, L (1, 4) OBP: 0.360, SLG: 0.407			0-0 F7		0-0 2B 1B	0-0 FC6-4 1B FC4-6 1B		0-0 HR		4	3	3	2	0	0	0				
Ned Yost, R (1, 2) OBP: 0.329, SLG: 0.382			0-0 FC5-4 1B		0-0 F7	0-0 FC6-4 1B		0-0 5-3		4	0	2	0	0	0	2				
<b>Inning Stats</b>	R: 0 E: 0 K: 1 S: 6	H: 1 LOB: 1 BB: 0 P: 6	R: 0 E: 0 K: 0 S: 3	H: 0 LOB: 0 BB: 0 P: 3	R: 0 E: 0 K: 0 S: 4	H: 1 LOB: 1 BB: 0 P: 4	R: 0 E: 0 K: 0 S: 3	H: 0 LOB: 0 BB: 0 P: 3	R: 4 E: 0 K: 0 S: 7	H: 4 LOB: 2 BB: 2 P: 15	R: 3 E: 0 K: 0 S: 7	H: 4 LOB: 1 BB: 0 P: 7	R: 0 E: 0 K: 0 S: 3	H: 0 LOB: 1 BB: 1 P: 7	R: 2 E: 0 K: 0 S: 6	H: 3 LOB: 1 BB: 0 P: 6	1B: 10 2B: 1 3B: 1 HR: 1	SF: 1 SAC: 0 DP: 0 HBP: 0	WP: 1 PB: 0 SB: 1 CS: 0	PA: 40
<b>PITCHER</b> Doc Medich, R (1, 1) ERA: 5.06	IP: 5.0 WLS: L BF: 25 H: 8 R: 6 ER: 6 SO: 1 BB: 1 IBB: 0 HBP: 0 BLK: 0 WP: 1 HR: 0 S: 25 P: 33 ERA: 10.80 WHIP: 1.800											<b>PITCHER</b> Steve Comer, R (6, 1) ERA: 4.01	IP: 3.0 WLS: L BF: 15 H: 5 R: 3 ER: 3 SO: 0 BB: 1 IBB: 0 HBP: 0 BLK: 0 WP: 0 HR: 1 S: 14 P: 18 ERA: 9.00 WHIP: 2.000							



Batter	1	2	3	4	5	6	7	8	9	AB	R	H	RBI	BB	SO	LOB	TOP								
George Wright, S OBP: 0.281, SLG: 0.364 (1, 8)	G3		L3			L4		3B 1B		4	1	1	0	0	0	1	<b>Texas Rangers @ Milwaukee Brewers</b> Milwaukee County Stadium, Milwaukee, WI Tue Aug 10 1982, 8:05 PM EDT Att: 23,262 - Unknown  <b>AB 34</b> <b>R 3</b> <b>H 9</b> <b>RBI 3</b> <b>BB 2</b> <b>SO 4</b> <b>LOB 16</b> 								
Johnny Grubb, L OBP: 0.381, SLG: 0.400 (1, 7)	F8			1-3		L8		F8		4	0	0	0	0	0	1									
Buddy Bell, R Bill Stein, R OBP: 0.368, SLG: 0.423 (7, PR) OBP: 0.259, SLG: 0.277 (7, 5)	F8			F7			HR 1B	F8		3	0	1	0	0	0	0									
Dave Hostetter, R OBP: 0.338, SLG: 0.564 (1, 3)		F8		K			HR 1B	HR 3B		4	1	2	3	0	1	0									
Larry Parrish, R OBP: 0.268, SLG: 0.339 (1, 9)		L7			BB 1B		K	F9		3	0	0	0	1	1	2									
Lamar Johnson, R OBP: 0.321, SLG: 0.350 (1, 10)					G5-4-3 1B		1B		F4	4	0	3	0	0	0	0									
Jim Sundberg, R OBP: 0.311, SLG: 0.332 (1, 2)					L9		1B		K	4	0	1	0	0	1	3									
Mike Richardt, R OBP: 0.278, SLG: 0.285 (1, 4)				L3 BB		G5-4-3 1-2		L6	FC5-4 1B	3	0	1	0	1	0	4									
Bucky Dent, R OBP: 0.202, SLG: 0.183 (1, 6)			L7					F8	FC5-4 1-2	4	0	0	0	0	1	4									
<b>Inning Stats</b>	R: 0 E: 0 K: 0 S: 3	H: 0 LOB: 0 BB: 0 P: 3	R: 0 E: 0 K: 0 S: 4	H: 1 LOB: 1 BB: 0 P: 4	R: 0 E: 0 K: 0 S: 2	H: 0 LOB: 0 BB: 1 P: 6	R: 0 E: 0 K: 1 S: 5	H: 0 LOB: 1 BB: 0 P: 5	R: 0 E: 0 K: 0 S: 3	H: 0 LOB: 0 BB: 0 P: 3	R: 2 E: 0 K: 2 S: 11	H: 4 LOB: 2 BB: 0 P: 11	R: 1 E: 0 K: 0 S: 5	H: 2 LOB: 1 BB: 0 P: 5	R: 0 E: 0 K: 1 S: 6	H: 1 LOB: 1 BB: 0 P: 6	1B: 7 2B: 1 3B: 1 HR: 1	SF: 0 SAC: 0 DP: 2 HBP: 0	WP: 0 PB: 0 SB: 0 CS: 0	PA: 36					
<b>PITCHER</b>	IP	WLS	BF	H	R	ER	SO	BB	IBB	HBP	BLK	WP	HR	S	P	ERA	WHIP								
Jim Slaton, R ERA: 3.38 (1, 1)	7.0	W	27	6	2	2	3	2	0	0	0	0	1	31	39	2.57	1.143								
Dwight Bernard, R ERA: 3.18 (8, 1)	1.0		5	2	1	1	0	0	0	0	0	0	0	5	5	9.00	2.000								
Pete Ladd, R ERA: 1.29 (9, 1)	1.0		4	1	0	0	1	0	0	0	0	0	0	6	6	0.00	1.000								

Batter	1	2	3	4	5	6	7	8	9	AB	R	H	RBI	BB	SO	LOB	BOTTOM								
Paul Molitor, R OBP: 0.367, SLG: 0.448 (1, 5)	F8			2-3		WP 1B 2B BB		E6		4	1	1	0	1	0	1	<b>Texas Rangers @ Milwaukee Brewers</b> Milwaukee County Stadium, Milwaukee, WI Tue Aug 10 1982, 8:05 PM EDT Att: 23,262 - Unknown  <b>AB 37</b> <b>R 11</b> <b>H 12</b> <b>RBI 11</b> <b>BB 5</b> <b>SO 3</b> <b>LOB 12</b> 								
Robin Yount, R OBP: 0.358, SLG: 0.571 (1, 6)	1B 2B	F3		L7		WP 2B 1B		F8		5	2	2	0	0	0	3									
Cecil Cooper, L OBP: 0.353, SLG: 0.553 (1, 3)	HR 1B	1-3				G3		4-3		5	2	2	3	0	0	2									
Ted Simmons, S OBP: 0.307, SLG: 0.466 (1, 2)	HR BB		L3			FC4-6 1B		F7		3	2	1	0	2	0	0									
Ben Oglivie, L OBP: 0.318, SLG: 0.447 (1, 7)	HR		G3			FC4-6 HR		4-3		5	3	2	4	0	0	1									
Gorman Thomas, R OBP: 0.352, SLG: 0.538 (1, 8)	S 1B					HR		K		3	1	2	2	2	1	0									
Roy Howell, L OBP: 0.293, SLG: 0.347 (1, 10)	K					HR				4	0	1	2	0	2	2									
Marshall Edwards, L OBP: 0.257, SLG: 0.336 (1, 9)	F7									4	0	0	0	0	0	3									
Jim Gantner, L OBP: 0.359, SLG: 0.405 (1, 4)		6-3								4	0	1	0	0	0	0									
<b>Inning Stats</b>	R: 4 E: 0 K: 1 S: 9	H: 4 LOB: 1 BB: 1 P: 13	R: 0 E: 0 K: 0 S: 4	H: 1 LOB: 1 BB: 0 P: 4	R: 0 E: 0 K: 0 S: 3	H: 0 LOB: 1 BB: 1 P: 7	R: 0 E: 0 K: 0 S: 4	H: 1 LOB: 1 BB: 0 P: 4	R: 2 E: 0 K: 1 S: 7	H: 2 LOB: 0 BB: 0 P: 7	R: 5 E: 1 K: 0 S: 7	H: 4 LOB: 2 BB: 3 P: 19	R: 0 E: 1 K: 0 S: 4	H: 0 LOB: 1 BB: 0 P: 4	R: 0 E: 0 K: 1 S: 5	H: 0 LOB: 0 BB: 0 P: 5	1B: 7 2B: 3 3B: 0 HR: 2	SF: 0 SAC: 0 DP: 0 HBP: 0	WP: 1 PB: 0 SB: 1 CS: 0	PA: 42					
<b>PITCHER</b>	IP	WLS	BF	H	R	ER	SO	BB	IBB	HBP	BLK	WP	HR	S	P	ERA	WHIP								
Charlie Hough, R ERA: 3.58 (1, 1)	5.2	L	29	9	8	8	2	3	0	0	0	0	2	30	42	12.71	2.118								
Paul Mitchell, L ERA: 4.75 (6, 1)	1.1		10	3	3	3	0	0	2	0	0	1	0	8	16	20.25	2.250								
Danny Darwin, R ERA: 3.2 (8, 1)	1.0		3	0	0	0	1	0	0	0	0	0	0	5	5	0.00	0.000								



Batter	1	2	3	4	5	6	7	8	9	AB	R	H	RBI	BB	SO	LOB	TOP			
George Wright, S OBP: 0.283, SLG: 0.364 (1, 8)										5	0	2	0	0	1	3	<p><b>Texas Rangers @ Milwaukee Brewers</b> Milwaukee County Stadium, Milwaukee, WI Wed Aug 11 1982, 4:33 AM EDT Att: 36,016 - Unknown</p> <p>livebaseballscorecards.com</p> <p>AB 39 R 6 H 14 RBI 6 BB 1 SO 3 LOB 17</p>			
Johnny Grubb, L OBP: 0.381, SLG: 0.397 (1, 7)										4	1	1	1	1	0	1				
Buddy Bell, R OBP: 0.370, SLG: 0.425 (1, 5)										5	1	3	1	0	0	2				
Dave Hostetter, R OBP: 0.336, SLG: 0.557 (1, 3)										5	0	1	1	0	1	3				
Larry Parrish, R OBP: 0.275, SLG: 0.349 (1, 9)										4	1	3	1	0	0	0				
Lamar Johnson, R OBP: 0.320, SLG: 0.352 (1, 10)										4	1	1	1	0	0	4				
Jim Sundberg, R OBP: 0.311, SLG: 0.331 (1, 2)										4	0	1	0	0	0	1				
Mike Richardt, R OBP: 0.281, SLG: 0.289 (1, 4)										4	1	2	1	0	1	0				
Bucky Dent, R OBP: 0.198, SLG: 0.179 (1, 6)										4	1	0	0	0	0	3				
<b>Inning Stats</b>	R: 0 E: 0 K: 1 S: 6	H: 2 LOB: 1 BB: 0 P: 6	R: 0 E: 0 K: 0 S: 3	H: 0 LOB: 0 BB: 0 P: 3	R: 0 E: 0 K: 0 S: 3	H: 0 LOB: 0 BB: 0 P: 3	R: 2 E: 0 K: 0 S: 6	H: 3 LOB: 1 BB: 0 P: 6	R: 0 E: 0 K: 0 S: 5	H: 2 LOB: 2 BB: 0 P: 5	R: 4 E: 0 K: 1 S: 11	H: 6 LOB: 2 BB: 0 P: 11	R: 0 E: 0 K: 1 S: 5	H: 0 LOB: 0 BB: 0 P: 5	R: 0 E: 1 K: 0 S: 3	H: 1 LOB: 1 BB: 1 P: 7	1B: 12 2B: 2 3B: 0 HR: 0	SF: 0 SAC: 0 DP: 2 HBP: 0	WP: 0 PB: 0 SB: 0 CS: 0	PA: 40
<b>PITCHER</b>	IP WLS BF H R ER SO BB IBB HBP BLK WP HR S P ERA WHIP	6.2 L 30 11 6 6 2 0 0 0 0 0 0 34 34 8.10 1.650	7.1 1.1 6 2 0 0 1 0 0 0 0 0 0 8 8 0.00 1.500	9.1 1.0 4 1 0 0 0 1 0 0 0 0 0 3 7 0.00 2.000																


Batter	1	2	3	4	5	6	7	8	9	AB	R	H	RBI	BB	SO	LOB	BOTTOM			
Paul Molitor, R OBP: 0.367, SLG: 0.446 (1, 5)										4	0	1	0	0	0	0	<p><b>Texas Rangers @ Milwaukee Brewers</b> Milwaukee County Stadium, Milwaukee, WI Wed Aug 11 1982, 4:33 AM EDT Att: 36,016 - Unknown</p> <p>livebaseballscorecards.com</p> <p>AB 31 R 3 H 7 RBI 3 BB 4 SO 3 LOB 10</p>			
Robin Yount, R OBP: 0.359, SLG: 0.570 (1, 6)										3	1	1	0	1	1	1				
Cecil Cooper, L OBP: 0.354, SLG: 0.555 (1, 3)										4	0	2	0	0	0	0				
Ted Simmons, S OBP: 0.304, SLG: 0.461 (1, 2)										4	1	0	0	0	0	3				
Gorman Thomas, R OBP: 0.354, SLG: 0.537 (1, 8)										3	1	1	0	1	0	1				
Ben Oglivie, L OBP: 0.320, SLG: 0.448 (1, 7)										3	0	1	3	1	1	0				
Don Money, R OBP: 0.378, SLG: 0.545 (1, 10)										3	0	0	0	1	0	1				
Charlie Moore, R OBP: 0.290, SLG: 0.353 (1, 9)										4	0	1	0	0	1	3				
Jim Gantner, L OBP: 0.356, SLG: 0.401 (1, 4)										3	0	0	0	0	0	1				
<b>Inning Stats</b>	R: 0 E: 0 K: 0 S: 3	H: 1 LOB: 0 BB: 2 P: 11	R: 0 E: 0 K: 0 S: 2	H: 0 LOB: 0 BB: 1 P: 6	R: 0 E: 0 K: 0 S: 3	H: 0 LOB: 0 BB: 0 P: 3	R: 0 E: 0 K: 0 S: 4	H: 1 LOB: 1 BB: 0 P: 4	R: 3 E: 0 K: 0 S: 6	H: 3 LOB: 1 BB: 1 P: 10	R: 0 E: 0 K: 1 S: 6	H: 0 LOB: 0 BB: 0 P: 3	R: 0 E: 0 K: 1 S: 6	H: 1 LOB: 1 BB: 0 P: 6	R: 0 E: 0 K: 2 S: 7	H: 0 LOB: 0 BB: 0 P: 7	1B: 5 2B: 2 3B: 0 HR: 0	SF: 0 SAC: 0 DP: 2 HBP: 0	WP: 0 PB: 0 SB: 0 CS: 1	PA: 36
<b>PITCHER</b>	IP WLS BF H R ER SO BB IBB HBP BLK WP HR S P ERA WHIP	5.2 24 1 0 0 3 4 0 0 0 0 0 20 36 4.76 1.765	6.1 3.1 W 11 1 0 0 3 0 0 0 0 0 0 17 17 0.00 0.300																	



Batter	1	2	3	4	5	6	7	8	9	AB	R	H	RBI	BB	SO	LOB	TOP			
Miguel Dilone, S OBP: 0.281, SLG: 0.313 (1, 7)										4	1	1	0	0	0	1				
Toby Harrah, R OBP: 0.423, SLG: 0.564 (1, 5)										4	1	0	0	1	0	3				
Mike Hargrove, L OBP: 0.376, SLG: 0.320 (1, 3)										3	1	3	0	1	0	0				
Andre Thornton, R OBP: 0.410, SLG: 0.534 (1, 10)										5	2	3	4	0	0	2				
Carmen Castillo, R OBP: 0.361, SLG: 0.407 Von Hayes, L (7, PH) OBP: 0.296, SLG: 0.388 (7, 9)										1	0	0	0	2	0	0				
Chris Bando, S OBP: 0.286, SLG: 0.277 Ron Hassey, L (7, PH) OBP: 0.325, SLG: 0.315 (7, 2)										3	0	0	0	0	1	5				
Rick Manning, L OBP: 0.329, SLG: 0.354 (1, 8)										4	1	1	1	0	0	1				
Larry Milbourne, S OBP: 0.281, SLG: 0.322 (1, 4)										4	0	0	0	0	0	1				
Mike Fischlin, R OBP: 0.357, SLG: 0.308 (1, 6)										4	0	2	0	0	0	0				
<b>Inning Stats</b>	R: 3 E: 0 K: 0 S: 5	H: 2 LOB: 0 BB: 1 P: 9	R: 0 E: 0 K: 0 S: 4	H: 1 LOB: 1 BB: 0 P: 4	R: 0 E: 0 K: 0 S: 4	H: 2 LOB: 2 BB: 1 P: 8	R: 0 E: 0 K: 0 S: 4	H: 1 LOB: 2 BB: 1 P: 5	R: 0 E: 0 K: 1 S: 5	H: 1 LOB: 0 BB: 0 P: 4	R: 3 E: 0 K: 0 S: 5	H: 2 LOB: 1 BB: 2 P: 13	R: 0 E: 0 K: 0 S: 3	H: 0 LOB: 0 BB: 0 P: 3	R: 0 E: 0 K: 0 S: 3	H: 1 LOB: 0 BB: 0 P: 3	1B: 4 2B: 6 3B: 0 HR: 2	SF: 0 SAC: 1 DP: 3 HBP: 1	WP: 0 PB: 0 SB: 0 CS: 1	PA: 41
<b>PITCHER</b>	IP WLS BF H R ER SO BB IBB HBP BLK WP HR S P ERA WHIP	IP WLS BF H R ER SO BB IBB HBP BLK WP HR S P ERA WHIP																		
Frank Tanana, L ERA: 4.09 (1, 1)	6.1	30	8	5	5	1	2	2	1	0	0	0	0	2	27	44	7.11	1.579		
Danny Darwin, R ERA: 3.33 (7, 1)	2.2	W	11	3	2	2	0	0	1	0	0	0	0	0	10	14	6.75	1.125		

Cleveland Indians @ Texas Rangers  
Arlington Stadium, Arlington, TX  
Fri Aug 13 1982, 8:05 PM EDT  
Att: 13,691 - Unknown

AB 34  
R 7  
H 11  
RBI 7  
BB 5  
SO 1  
LOB 13



Batter	1	2	3	4	5	6	7	8	9	AB	R	H	RBI	BB	SO	LOB	BOTTOM					
George Wright, S OBP: 0.290, SLG: 0.370 (1, 8)										5	3	4	0	0	0	0						
Johnny Grubb, L OBP: 0.391, SLG: 0.414 Bill Stein, R (9, PH) OBP: 0.266, SLG: 0.294 (9, PH)										3	1	3	2	0	0	0						
Buddy Bell, R OBP: 0.369, SLG: 0.421 (1, 5)										4	0	0	0	1	0	5						
Dave Hostetter, R OBP: 0.333, SLG: 0.551 (1, 3)										3	0	0	1	1	1	1						
Larry Parrish, R OBP: 0.278, SLG: 0.366 (1, 9)										4	1	2	2	0	1	2						
Lamar Johnson, R OBP: 0.319, SLG: 0.350 (1, 10)										4	0	1	0	0	1	1						
Jim Sundberg, R OBP: 0.310, SLG: 0.328 (1, 2)										3	1	0	0	1	0	1						
Mike Richardt, R OBP: 0.285, SLG: 0.292 (1, 4)										4	1	2	0	0	0	1						
Bucky Dent, R OBP: 0.199, SLG: 0.175 Bill Sample, R (9, PR) OBP: 0.337, SLG: 0.411 (9, PR)										3	0	0	0	1	1	3						
<b>Inning Stats</b>	R: 0 E: 0 K: 1 S: 5	H: 1 LOB: 2 BB: 1 P: 10	R: 0 E: 0 K: 0 S: 4	H: 2 LOB: 1 BB: 0 P: 4	R: 1 E: 0 K: 0 S: 4	H: 2 LOB: 0 BB: 0 P: 4	R: 0 E: 0 K: 1 S: 5	H: 0 LOB: 0 BB: 0 P: 5	R: 0 E: 0 K: 1 S: 5	H: 0 LOB: 0 BB: 0 P: 5	R: 1 E: 0 K: 0 S: 7	H: 2 LOB: 1 BB: 0 P: 7	R: 2 E: 0 K: 0 S: 5	H: 2 LOB: 1 BB: 1 P: 9	R: 1 E: 0 K: 0 S: 4	H: 1 LOB: 0 BB: 0 P: 4	R: 3 E: 0 K: 0 S: 4	H: 3 LOB: 2 BB: 2 P: 12	1B: 8 2B: 4 3B: 0 HR: 1	SF: 1 SAC: 0 DP: 2 HBP: 1	WP: 0 PB: 0 SB: 0 CS: 1	PA: 40
<b>PITCHER</b>	IP WLS BF H R ER SO BB IBB HBP BLK WP HR S P ERA WHIP	IP WLS BF H R ER SO BB IBB HBP BLK WP HR S P ERA WHIP																				
Rick Sutcliffe, R ERA: 2.92 (1, 1)	6.2	28	8	4	4	4	0	1	0	0	0	0	0	1	8	12	27.00	3.750				
Dan Spillner, R ERA: 2.65 (7, 1)	1.1	L	9	4	4	4	0	0	0	0	0	0	0	1	5	∞	∞					
Ed Glynn, L ERA: 3.29 (9, 1)	0.0	2	1	0	0	0	0	0	0	0	0	0	0	1	1	0.00	0.000					
Bud Anderson, R ERA: 3.32 (9, 1)	0.1	1	0	0	0	0	0	0	0	0	0	0	0	1	1	0.00	0.000					

Cleveland Indians @ Texas Rangers  
Arlington Stadium, Arlington, TX  
Fri Aug 13 1982, 8:05 PM EDT  
Att: 13,691 - Unknown

AB 34  
R 8  
H 13  
RBI 7  
BB 4  
SO 4  
LOB 14





Batter	1	2	3	4	5	6	7	8	9	AB	R	H	RBI	BB	SO	LOB	TOP			
Miguel Dilone, S (1, 7) OBP: 0.281, SLG: 0.312	5-3		K			1-4-3		FC5-4 1B		4	0	1	0	0	1	0				
Toby Harrah, R (1, 5) OBP: 0.419, SLG: 0.558	4-3			F5		K		FC5-4 1-2		4	0	0	0	0	1	1				
Mike Hargrove, L (1, 3) OBP: 0.377, SLG: 0.320 Jack Perconte, L (9, PR) OBP: 0.296, SLG: 0.281 Karl Pagel, L (9, 3) OBP: 0.400, SLG: 0.167	6-3			4-3		FC6-4 1B		L4 SH1-3 BB		3	0	1	0	1	0	0				
Andre Thornton, R (1, 10) OBP: 0.411, SLG: 0.534		1-3 1B		HR BB		FC6-4 1-2		SH1-3		2	1	1	0	1	0	1				
Von Hayes, L (1, 9) OBP: 0.298, SLG: 0.396	L9			HR			6-3	E IBB		3	1	1	2	1	0	1				
Ron Hassey, L (1, 2) OBP: 0.324, SLG: 0.310	1-3 1-2			F8			4-3	L4		4	0	0	0	0	0	3				
Rick Manning, L (1, 8) OBP: 0.326, SLG: 0.350	3-1				K		4-3	P6		4	0	0	0	0	1	4				
Larry Milbourne, S (1, 4) OBP: 0.278, SLG: 0.318		6-3			5-3			G3		3	0	0	0	0	0	0				
Mike Fischlin, R (1, 6) OBP: 0.352, SLG: 0.303		5-3			1-4-3			F8		3	0	0	0	0	0	0				
<b>Inning Stats</b>	R: 0 E: 0 K: 0 S: 3	H: 0 LOB: 0 BB: 0 P: 3	R: 0 E: 0 K: 0 S: 4	H: 1 LOB: 1 BB: 0 P: 4	R: 0 E: 0 K: 1 S: 5	H: 0 LOB: 0 BB: 0 P: 5	R: 2 E: 0 K: 0 S: 4	H: 1 LOB: 0 BB: 1 P: 8	R: 0 E: 0 K: 1 S: 5	H: 0 LOB: 0 BB: 0 P: 5	R: 0 E: 0 K: 0 S: 3	H: 0 LOB: 0 BB: 0 P: 3	R: 0 E: 0 K: 0 S: 4	H: 1 LOB: 1 BB: 0 P: 4	R: 0 E: 1 K: 0 S: 3	H: 0 LOB: 3 BB: 2 P: 11	1B: 3 2B: 0 3B: 0 HR: 1	SF: 0 SAC: 1 DP: 0 HBP: 0	WP: 0 PB: 0 SB: 0 CS: 0	PA: 34
<b>PITCHER</b> John Butcher, R (1, 1) ERA: 5.59	IP: 9.0 WLS: W BF: 34 H: 4 R: 2 ER: 2 SO: 3 BB: 2 IBB: 1 HBP: 0 BLK: 0 WP: 0 HR: 1 S: 37 P: 49 ERA: 2.00 WHIP: 0.667															<b>PITCHER</b>				

Cleveland Indians @ Texas Rangers  
Arlington Stadium, Arlington, TX  
Sat Aug 14 1982, 8:05 PM EDT  
Att: 35,019 - Unknown


AB 30  
R 2  
H 4  
RBI 2  
BB 3  
SO 3  
LOB 10



Batter	1	2	3	4	5	6	7	8	9	AB	R	H	RBI	BB	SO	LOB	BOTTOM					
George Wright, S (1, 8) OBP: 0.290, SLG: 0.369	3-1		CS 1B			K		B1		4	0	1	0	0	1	0						
Johnny Grubb, L (1, 7) OBP: 0.392, SLG: 0.416	4-3		CS 1-2	1B		K		G5-4-3 1B		4	0	2	0	0	1	0						
Buddy Bell, R (1, 5) OBP: 0.370, SLG: 0.420	6-3			G4-6-3 1B		4-3 1B BB		G5-4-3 1-2		3	1	1	0	1	0	1						
Dave Hostetter, R (1, 3) OBP: 0.329, SLG: 0.542		6-3		F7		L9		1-3		4	0	0	0	0	0	3						
Larry Parrish, R (1, 9) OBP: 0.281, SLG: 0.380		K		G4-6-3 1-2		4-3 1B 1B		HR		4	2	2	1	0	1	2						
Lamar Johnson, R (1, 10) OBP: 0.319, SLG: 0.347		BB			1-3		4-3			2	0	0	0	1	0	2						
Jim Sundberg, R (1, 2) OBP: 0.310, SLG: 0.326		F7			L9		1B BB			2	0	0	0	1	0	1						
Mike Richardt, R (1, 4) OBP: 0.285, SLG: 0.293			F9		K		1-2 2H 3H			3	0	1	2	0	1	0						
Bucky Dent, R (1, 6) OBP: 0.196, SLG: 0.172			F3			6-3		F7		3	0	0	0	0	0	2						
<b>Inning Stats</b>	R: 0 E: 0 K: 0 S: 3	H: 0 LOB: 0 BB: 0 P: 3	R: 0 E: 0 K: 1 S: 5	H: 0 LOB: 1 BB: 1 P: 9	R: 0 E: 0 K: 0 S: 3	H: 1 LOB: 0 BB: 0 P: 3	R: 0 E: 0 K: 0 S: 4	H: 2 LOB: 1 BB: 0 P: 4	R: 0 E: 0 K: 1 S: 5	H: 0 LOB: 0 BB: 0 P: 5	R: 0 E: 0 K: 2 S: 7	H: 0 LOB: 0 BB: 0 P: 7	R: 2 E: 0 K: 0 S: 5	H: 2 LOB: 2 BB: 2 P: 13	R: 0 E: 0 K: 0 S: 3	H: 1 LOB: 0 BB: 0 P: 3	R: 1 E: 0 K: 0 S: 2	H: 1 LOB: 0 BB: 0 P: 2	1B: 6 2B: 0 3B: 0 HR: 1	SF: 0 SAC: 0 DP: 2 HBP: 0	WP: 0 PB: 0 SB: 0 CS: 1	PA: 33
<b>PITCHER</b> Len Barker, R (1, 1) ERA: 3.52	IP: 8.1 WLS: L BF: 32 H: 7 R: 3 ER: 3 SO: 4 BB: 3 IBB: 0 HBP: 0 BLK: 0 WP: 0 HR: 1 S: 37 P: 49 ERA: 3.24 WHIP: 1.200															<b>PITCHER</b>						

Cleveland Indians @ Texas Rangers  
Arlington Stadium, Arlington, TX  
Sat Aug 14 1982, 8:05 PM EDT  
Att: 35,019 - Unknown


AB 29  
R 3  
H 7  
RBI 3  
BB 3  
SO 4  
LOB 11





Batter	1	2	3	4	5	6	7	8	9	AB	R	H	RBI	BB	SO	LOB	TOP								
Miguel Dilone, S OBP: 0.289, SLG: 0.319	0-0 S 1B		0-0 G3		0-0 PB S 1B	0-0 BB 1B		0-0 S 1B		5	0	4	2	0	0	0	<b>Cleveland Indians @ Texas Rangers</b> Arlington Stadium, Arlington, TX Sun Aug 15, 1982, 8:05 PM EDT Att: 9,321 - Unknown								
Toby Harrah, R OBP: 0.419, SLG: 0.556	4-0 G5-4-3 BB		0-0 F7		4-0 PB BB	0-0 SF8		0-3 K		2	0	0	1	2	1	1									
Mike Hargrove, L OBP: 0.377, SLG: 0.318	0-3 K			0-0 F2	0-3 K	0-0 BB		4-0 G6-4-3 BB		3	0	0	0	2	2	4									
Andre Thornton, R OBP: 0.409, SLG: 0.530	0-0 G5-4-3			0-3 K		0-0 BB 1B		0-0 G6-4-3 BB		5	1	1	0	0	1	7									
Von Hayes, L OBP: 0.302, SLG: 0.398		4-0 G5-4-3 BB		0-0 2B		0-0 3-1		0-3 K		3	1	1	0	2	1	3									
Ron Hassey, L OBP: 0.330, SLG: 0.313	0-0 G5-4-3			0-0 3-1		0-0 E 1B 1-2 2-3 1B		0-0 G6-3 1B		4	1	2	0	1	0	2									
Rick Manning, L OBP: 0.330, SLG: 0.353	0-0 1B				0-0 F7	0-0 1B E 1-2 2-3 1B		0-0 G6-3 1B		5	1	3	2	0	1	1									
Larry Milbourne, S OBP: 0.284, SLG: 0.323	0-0 L9				0-0 2B 1B	0-0 1B HBP SF8 1B		0-0 G6-3		5	2	3	1	0	0	3									
Mike Fischlin, R OBP: 0.355, SLG: 0.309			0-0 4-3		0-0 1B 2B	1-0 BB 1B HBP		0-0 L6		3	0	1	0	0	0	1									
<b>Inning Stats</b>	R: 0 E: 0 K: 1 S: 5	H: 1 LOB: 1 BB: 1 P: 9	R: 0 E: 0 K: 0 S: 3	H: 1 LOB: 1 BB: 1 P: 7	R: 0 E: 0 K: 0 S: 3	H: 0 LOB: 0 BB: 0 P: 3	R: 0 E: 0 K: 1 S: 6	H: 1 LOB: 1 BB: 0 P: 6	R: 1 E: 0 K: 1 S: 7	H: 3 LOB: 2 BB: 1 P: 11	R: 5 E: 1 K: 0 S: 8	H: 5 LOB: 3 BB: 2 P: 17	R: 0 E: 0 K: 0 S: 4	H: 2 LOB: 1 BB: 0 P: 4	R: 0 E: 0 K: 1 S: 5	H: 1 LOB: 1 BB: 1 P: 9	R: 0 E: 0 K: 2 S: 7	H: 1 LOB: 2 BB: 1 P: 11	1B: 13 2B: 2 3B: 0 HR: 0	SF: 1 SAC: 0 DP: 4 HBP: 1	WP: 0 PB: 1 SB: 4 CS: 0	PA: 44			
<b>PITCHER</b>	IP	WLS	BF	H	R	ER	SO	BB	IBB	HBP	BLK	WP	HR	S	P	ERA	WHIP								
Charlie Hough, R ERA: 3.69	5.0	L	24	8	4	4	3	4	0	0	0	0	0	26	42	7.20	2.400								
Paul Mirabella, L ERA: 5.18	0.0		2	2	0	0	0	0	0	0	0	0	0	2	2	∞	∞								
Danny Darwin, R ERA: 3.3	0.2		5	1	2	2	0	1	0	1	0	0	0	3	8	27.00	3.000								
Jon Matlack, L ERA: 3.52	3.1		13	4	0	0	3	2	0	0	0	0	0	17	25	0.00	1.800								

Batter	1	2	3	4	5	6	7	8	9	AB	R	H	RBI	BB	SO	LOB	BOTTOM								
George Wright, S OBP: 0.288, SLG: 0.367	0-0 F7		0-0 F7		0-0 4-3		0-3 K		0-0 1-2 2-3 1B	5	0	1	0	0	1	0	<b>Cleveland Indians @ Texas Rangers</b> Arlington Stadium, Arlington, TX Sun Aug 15, 1982, 8:05 PM EDT Att: 9,321 - Unknown								
Johnny Grubb, L OBP: 0.392, SLG: 0.416	0-0 F8		0-0 FC6-4 1B		0-0 4-3			0-0 L6-4		5	1	2	0	0	0	3									
Buddy Bell, R OBP: 0.371, SLG: 0.418	4-0 BB		0-0 FC6-4 1-2		0-0 L7			4-0 1B BB		2	0	0	0	2	0	1									
Dave Hostetter, R OBP: 0.328, SLG: 0.549	0-0 F9			0-0 HR		0-3 K		0-0 F3		4	1	1	1	0	1	3									
Larry Parrish, R OBP: 0.291, SLG: 0.393		0-0 4-3 2B		0-0 1B BLK 1B		0-0 FC5-4 1B		0-0 G4-6-3 1B		4	1	4	1	0	0	0									
Lamar Johnson, R OBP: 0.318, SLG: 0.346	0-0 4-3		0-0 4-3 WP 1B		0-0 F8		0-0 F8	0-0 G4-6-3		4	1	1	0	0	0	4									
Jim Sundberg, R OBP: 0.310, SLG: 0.326	0-0 6-3		0-0 F8		0-0 FC5-4 1-2 2-3 1B			0-0 1B 1B 1B		4	0	1	0	0	0	3									
Mike Richardt, R OBP: 0.285, SLG: 0.293	0-0 F9		0-0 4-3		0-0 4-3		0-0 6-3		0-3 K	0	0	0	0	0	0	0									
Bill Stein, R OBP: 0.257, SLG: 0.283			0-0 F9		0-0 4-3		0-0 6-3		0-0 K	4	0	0	0	0	1	3									
Bucky Dent, R OBP: 0.197, SLG: 0.174			0-0 6-3		0-3 K		0-0 6-3		0-0 L6-4 1B	4	0	1	0	0	1	0									
Wayne Tolleson, S OBP: 0.122, SLG: 0.079				0-0 3H				0-0 1B		0	0	0	0	0	0	0									
<b>Inning Stats</b>	R: 0 E: 0 K: 0 S: 3	H: 0 LOB: 1 BB: 1 P: 7	R: 0 E: 0 K: 0 S: 4	H: 1 LOB: 1 BB: 0 P: 4	R: 0 E: 0 K: 0 S: 4	H: 1 LOB: 1 BB: 0 P: 4	R: 3 E: 0 K: 1 S: 8	H: 3 LOB: 0 BB: 0 P: 8	R: 0 E: 0 K: 1 S: 6	H: 1 LOB: 1 BB: 0 P: 6	R: 0 E: 0 K: 1 S: 5	H: 0 LOB: 0 BB: 0 P: 5	R: 1 E: 0 K: 0 S: 4	H: 2 LOB: 1 BB: 1 P: 8	R: 0 E: 0 K: 1 S: 7	H: 3 LOB: 2 BB: 0 P: 7	1B: 9 2B: 2 3B: 0 HR: 1	SF: 0 SAC: 0 DP: 2 HBP: 0	WP: 1 PB: 0 SB: 0 CS: 0	PA: 38					
<b>PITCHER</b>	IP	WLS	BF	H	R	ER	SO	BB	IBB	HBP	BLK	WP	HR	S	P	ERA	WHIP								
Lary Sorensen, R ERA: 4.94	7.0	W	30	7	4	4	3	2	0	0	1	1	34	42	5.14	1.286									
Dan Spillner, R ERA: 2.61	1.1		7	4	0	0	1	0	0	0	0	0	9	9	0.00	3.000									
Ed Glynn, L ERA: 3.21	0.2	S	1	0	0	0	0	0	0	0	0	0	1	1	0.00	0.000									





Batter	1	2	3	4	5	6	7	8	9	AB	R	H	RBI	BB	SO	LOB	TOP																									
Rudy Law, L OBP: 0.370, SLG: 0.440 (1, 8)										5	1	1	0	0	0	1																										
Tony Bernazard, S OBP: 0.339, SLG: 0.379 (1, 4)										5	0	2	0	0	0	1																										
Tom Paciorek, R OBP: 0.365, SLG: 0.497 (7, PR)										2	0	1	0	0	0	0																										
Mike Squires, L OBP: 0.318, SLG: 0.336 (7, 3)										1	0	1	0	0	0	0																										
Greg Luzinski, R OBP: 0.362, SLG: 0.447 (1, 10)										4	0	1	0	1	0	5																										
Steve Kemp, L OBP: 0.388, SLG: 0.403 (1, 7)										4	2	1	1	1	0	2																										
Carlton Fisk, R OBP: 0.343, SLG: 0.400 (1, 2)										3	1	1	0	1	0	4																										
Harold Baines, L OBP: 0.315, SLG: 0.449 (1, 9)										3	2	2	3	0	1	0																										
Vance Law, R OBP: 0.344, SLG: 0.383 (1, 6)										4	0	1	1	0	0	1																										
Aurelio Rodriguez, R OBP: 0.253, SLG: 0.316 (1, 5)										3	0	0	1	0	1	1																										
<b>Inning Stats</b>	R: 1 E: 0 K: 0 S: 5	H: 3 LOB: 2 BB: 1 P: 9	R: 0 E: 0 K: 1 S: 5	H: 0 LOB: 0 BB: 0 P: 5	R: 0 E: 1 K: 0 S: 3	H: 0 LOB: 0 BB: 0 P: 3	R: 2 E: 0 K: 0 S: 5	H: 2 LOB: 0 BB: 0 P: 5	R: 0 E: 1 K: 1 S: 7	H: 1 LOB: 2 BB: 0 P: 7	R: 1 E: 0 K: 0 S: 4	H: 1 LOB: 1 BB: 1 P: 8	R: 0 E: 0 K: 0 S: 3	H: 0 LOB: 1 BB: 0 P: 4	R: 2 E: 0 K: 0 S: 5	H: 2 LOB: 1 BB: 1 P: 9	R: 0 E: 0 K: 0 S: 4	H: 2 LOB: 1 BB: 0 P: 4	1B: 10 2B: 0 3B: 0 HR: 1	SF: 1 SAC: 2 DP: 3 HBP: 1	WP: 0 PB: 0 SB: 0 CS: 0	PA: 41																				
<b>PITCHER</b>	IP	WLS	BF	H	R	ER	SO	BB	IBB	HBP	BLK	WP	HR	S	P	ERA	WHIP	<b>PITCHER</b>								IP	WLS	BF	H	R	ER	SO	BB	IBB	HBP	BLK	WP	HR	S	P	ERA	WHIP
Rick Honeycutt, L ERA: 5.06 (1, 1)	7.1	L	34	8	6	6	2	2	1	1	0	0	1	34	47	7.36	1.364																									
Steve Comer, R ERA: 3.9 (8, 1)	1.2		7	3	0	0	0	0	0	0	0	0	0	7	7	0.00	1.800																									

Chicago White Sox @ Texas Rangers  
Arlington Stadium, Arlington, TX  
Mon Aug 16 1982, 8:05 PM EDT  
Att: 9,088 - Unknown

livebaseballscorecards.com

AB 34  
R 6  
H 11  
RBI 6  
BB 3  
SO 2  
LOB 15

Batter	1	2	3	4	5	6	7	8	9	AB	R	H	RBI	BB	SO	LOB	BOTTOM																											
George Wright, S OBP: 0.285, SLG: 0.363 (1, 8)										4	0	0	0	0	1	0																												
Johnny Grubb, L OBP: 0.390, SLG: 0.413 (1, 7)										4	0	1	0	0	1	0																												
Buddy Bell, R OBP: 0.372, SLG: 0.421 (1, 5)										4	0	2	0	0	0	0																												
Dave Hostetter, R OBP: 0.324, SLG: 0.541 (1, 3)										4	0	0	0	0	1	3																												
Larry Parrish, R OBP: 0.294, SLG: 0.394 (1, 9)										4	0	2	0	0	1	0																												
Lamar Johnson, R OBP: 0.325, SLG: 0.354 (1, 10)										3	0	2	0	1	0	1																												
Jim Sundberg, R OBP: 0.309, SLG: 0.325 (1, 2)										4	1	1	0	0	1	3																												
Bill Stein, R OBP: 0.265, SLG: 0.291 (1, 4)										4	0	2	1	0	0	2																												
Bucky Dent, R OBP: 0.193, SLG: 0.170 (1, 6)										4	0	0	0	0	1	5																												
<b>Inning Stats</b>	R: 0 E: 0 K: 1 S: 6	H: 2 LOB: 2 BB: 0 P: 6	R: 0 E: 0 K: 1 S: 6	H: 1 LOB: 2 BB: 1 P: 10	R: 0 E: 0 K: 1 S: 6	H: 1 LOB: 1 BB: 0 P: 6	R: 1 E: 0 K: 1 S: 7	H: 2 LOB: 1 BB: 0 P: 7	R: 0 E: 0 K: 0 S: 3	H: 0 LOB: 0 BB: 0 P: 3	R: 0 E: 0 K: 1 S: 6	H: 1 LOB: 1 BB: 0 P: 6	R: 0 E: 0 K: 0 S: 5	H: 0 LOB: 0 BB: 0 P: 5	R: 2 E: 0 K: 0 S: 3	H: 3 LOB: 2 BB: 0 P: 5	R: 0 E: 0 K: 0 S: 5	H: 0 LOB: 0 BB: 0 P: 3	1B: 8 2B: 3 3B: 0 HR: 0	SF: 0 SAC: 0 DP: 1 HBP: 0	WP: 0 PB: 1 SB: 0 CS: 1	PA: 36																						
<b>PITCHER</b>	IP	WLS	BF	H	R	ER	SO	BB	IBB	HBP	BLK	WP	HR	S	P	ERA	WHIP	<b>PITCHER</b>								IP	WLS	BF	H	R	ER	SO	BB	IBB	HBP	BLK	WP	HR	S	P	ERA	WHIP		
Richard Dotson, R ERA: 4.3 (1, 1)	8.1		34	10	1	0	6	1	0	0	0	0	45	49	0.00	1.320																												
Dennis Lamp, R ERA: 3.85 (9, 1)	0.2		2	0	0	0	0	0	0	0	0	0	0	2	2	0.00	0.000																											

Chicago White Sox @ Texas Rangers  
Arlington Stadium, Arlington, TX  
Mon Aug 16 1982, 8:05 PM EDT  
Att: 9,088 - Unknown

livebaseballscorecards.com

AB 35  
R 1  
H 10  
RBI 1  
BB 1  
SO 6  
LOB 14



Batter	1	2	3	4	5	6	7	8	9	10	11	AB	R	H	RBI	BB	SO	LOB	TOP			
Rudy Law, L OBP: 0.361, SLG: 0.429 (1, 8)	4-3			G3		K		L7		4-3		5	0	0	0	0	1	1				
Tony Bernazard, S OBP: 0.340, SLG: 0.377 (1, 4)	F2			6-3		WP BB		F7			1B BB	3	1	0	0	2	0	0				
Harold Baines, L OBP: 0.314, SLG: 0.446 (1, 9)	4-3			6-3		F6				4-3	1B SH1	5	1	1	0	0	0	2				
Greg Luzinski, R OBP: 0.361, SLG: 0.445 (1, 10)			F4		G5-4-3 1B			F7		K	1B K	5	0	1	0	0	2	2				
Steve Kemp, L OBP: 0.291, SLG: 0.405 Ron LeFlore, R OBP: 0.336, SLG: 0.400 (9, PR) (9, 7)	F5				G5-4-3 1B						SH1 1B	3	0	2	0	0	0	0				
Tom Paciorek, R OBP: 0.364, SLG: 0.495 Mike Squires, L OBP: 0.323, SLG: 0.350 (7, PR) (7, 3)	5-3			G5-4-3		1B				2B 1B	SH1	3	0	1	0	0	0	2				
Carlton Fisk, R OBP: 0.341, SLG: 0.397 (1, 2)			5-3		F7					K	1-3	5	0	1	0	0	1	4				
Aurelio Rodriguez, R OBP: 0.291, SLG: 0.312 Jerry Hairston, S OBP: 0.295, SLG: 0.507 Vance Law, R OBP: 0.343, SLG: 0.381 (7, PH) (7, 5)	L7			L9		K				K		2	0	0	0	0	0	0				
Bill Almon, R OBP: 0.323, SLG: 0.375 (1, 6)	L6				WP BB					4-3		4	0	1	0	0	0	0				
<b>Inning Stats</b>	R: 0 E: 0 K: 0 S: 3	H: 0 LOB: 0 BB: 0 P: 3	R: 0 E: 0 K: 0 S: 3	H: 0 LOB: 0 BB: 0 P: 3	R: 0 E: 0 K: 0 S: 3	H: 0 LOB: 0 BB: 0 P: 3	R: 0 E: 0 K: 0 S: 4	H: 2 LOB: 1 BB: 0 P: 4	R: 0 E: 0 K: 1 S: 6	H: 1 LOB: 2 BB: 1 P: 10	R: 0 E: 0 K: 0 S: 3	H: 0 LOB: 0 BB: 0 P: 3	R: 1 E: 0 K: 2 S: 9	H: 2 LOB: 2 BB: 0 P: 9	R: 0 E: 0 K: 1 S: 5	H: 0 LOB: 0 BB: 0 P: 5	R: 2 E: 0 K: 1 S: 7	H: 2 LOB: 1 BB: 1 P: 11	1B: 8 2B: 1 3B: 0 HR: 0	SF: 0 SAC: 1 DP: 1 HBP: 1	WP: 1 PB: 0 SB: 0 CS: 0	PA: 43
<b>PITCHER</b>	IP WLS BF H R ER SO BB IBB HBP BLK WP HR S P ERA WHIP	<b>PITCHER</b>																				
Dave Schmidt, R ERA: 2.66 (1, 1)	10.0	37	7	1	2	2	0	1	0	0	0	0	0	1	5	∞	∞					
Paul Mirabella, L ERA: 5.62 (11, 1)	0.0	2	1	2	2	0	1	0	0	0	0	0	0	1	5	∞	∞					
Danny Darwin, R ERA: 3.25 (11, 1)	1.0	W	4	1	0	0	1	0	0	0	0	0	0	6	6	0.00	1.000					

Chicago White Sox @ Texas Rangers  
Arlington Stadium, Arlington, TX  
Tue Aug 17 1982, 8:05 PM EDT  
Att: 9,527 - Unknown

livebaseballscores.com

AB 39  
R 3  
H 9  
RBI 3  
BB 2  
SO 6  
LOB 13



Batter	1	2	3	4	5	6	7	8	9	10	11	AB	R	H	RBI	BB	SO	LOB	BOTTOM	
George Wright, S OBP: 0.287, SLG: 0.366 (1, 8)	F3				G6-4-3			5-3			FC6-4 1B	5	1	2	0	0	0	2		
Bill Sample, R OBP: 0.331, SLG: 0.402 (1, 7)	F4			L7		F7		K			FC6-4 2B HR	5	1	0	0	0	1	3		
Buddy Bell, R OBP: 0.374, SLG: 0.425 Wayne Tolleson, S OBP: 0.122, SLG: 0.079 (11, PR) (1, 5)	HBP BB				2H 1B			5-3		6-3	HR 2B	4	0	2	1	1	0	0		
Dave Hostetler, R OBP: 0.325, SLG: 0.548 (1, 3)				3-1		K				K		4	1	1	3	0	2	1		
Larry Parrish, R OBP: 0.293, SLG: 0.390 (1, 9)	F8				5-3			6-3			BB	3	0	0	0	1	0	2		
Lamar Johnson, R OBP: 0.323, SLG: 0.352 (1, 10)			F8		K					1-3		4	0	1	0	0	1	1		
Bill Stein, R OBP: 0.296, SLG: 0.281 (1, 4)			4-3		5-3			G1-6-3 1B			4-3	4	0	0	0	0	1			
Jim Sundberg, R OBP: 0.308, SLG: 0.322 (1, 2)			6-3					L7			SH1-4 BB	3	0	0	0	1	0	0		
Bucky Dent, R OBP: 0.195, SLG: 0.173 (1, 6)					F7						SH1-4	3	0	1	0	0	0	0		
<b>Inning Stats</b>	R: 0 E: 0 K: 0 S: 3	H: 0 LOB: 2 BB: 1 P: 8	R: 0 E: 0 K: 0 S: 3	H: 0 LOB: 0 BB: 0 P: 3	R: 1 E: 0 K: 0 S: 5	H: 2 LOB: 1 BB: 0 P: 5	R: 0 E: 0 K: 1 S: 5	H: 0 LOB: 0 BB: 0 P: 5	R: 0 E: 0 K: 0 S: 5	H: 1 LOB: 0 BB: 0 P: 3	R: 0 E: 0 K: 1 S: 5	H: 0 LOB: 1 BB: 1 P: 9	R: 0 E: 0 K: 0 S: 3	H: 0 LOB: 0 BB: 0 P: 3	R: 3 E: 0 K: 0 S: 4	H: 3 LOB: 1 BB: 0 P: 4	1B: 4 2B: 2 3B: 0 HR: 1	SF: 0 SAC: 1 DP: 2 HBP: 1	WP: 0 PB: 0 SB: 0 CS: 0	PA: 40
<b>PITCHER</b>	IP WLS BF H R ER SO BB IBB HBP BLK WP HR S P ERA WHIP	<b>PITCHER</b>																		
Jerry Kosman, L ERA: 3.7 (9, 1)	8.0	29	4	1	1	1	1	1	0	0	0	0	0	9	13	4.50	1.000			
Salome Barojas, R ERA: 3.86 (9, 1)	2.0	8	1	1	1	1	1	1	0	0	0	0	0	9	13	4.50	1.000			
Dennis Lamp, R ERA: 4.0 (11, 1)	0.1	L	3	2	2	2	0	0	0	0	0	0	1	3	3	54.00	6.000			

Chicago White Sox @ Texas Rangers  
Arlington Stadium, Arlington, TX  
Tue Aug 17 1982, 8:05 PM EDT  
Att: 9,527 - Unknown

livebaseballscores.com

AB 35  
R 4  
H 7  
RBI 4  
BB 3  
SO 4  
LOB 10





Batter	1	2	3	4	5	6	7	8	9	AB	R	H	RBI	BB	SO	LOB	TOP					
Ron LeFlore, R OBP: 0.332, SLG: 0.395 (1, 8)	6-3		6-3		G6-4-3			4-3		4	0	0	0	0	0	1	Chicago White Sox @ Texas Rangers Arlington Stadium, Arlington, TX Wed Aug 18 1982, 8:05 PM EDT Att: 9,921 - Unknown					
Vance Law, R OBP: 0.341, SLG: 0.375 (1, 4)	F8		F3			6-3		2B		3	1	0	0	1	0	0						
Tom Paciorek, R OBP: 0.369, SLG: 0.502 (1, 3)	1B				5-3	1B		1B		4	0	3	1	0	0	0						
Greg Luzinski, R OBP: 0.364, SLG: 0.447 (1, 10)	1B				5-3	1B		1B		4	0	3	0	0	0	1						
Steve Kemp, L OBP: 0.388, SLG: 0.401 (1, 7)	F8				B5			F8		4	0	0	0	0	0	5						
Marc Hill, R OBP: 0.282, SLG: 0.338 (1, 2)		6-3			5-3			F8		4	0	0	0	0	0	2						
Harold Baines, L OBP: 0.314, SLG: 0.445 (1, 9)					1-3			L8		3	0	1	0	0	0	2						
Jerry Hairston, S OBP: 0.304, SLG: 0.514 (8, 9)								1B		1	0	1	0	0	0	0						
Aurelio Rodriguez, R OBP: 0.246, SLG: 0.306 (1, 5)								F9		3	0	0	0	0	0	1						
Mary Foley, L OBP: 0.250, SLG: 0.118 (8, 5)								5-3		1	0	0	0	0	0	1						
Bill Almon, R OBP: 0.323, SLG: 0.374 (1, 6)					1-3			F8		3	0	1	0	0	0	0						
<b>Inning Stats</b>	R: 0 E: 0 K: 0 S: 5	H: 2 LOB: 2 BB: 0 P: 5	R: 0 E: 0 K: 0 S: 3	H: 1 LOB: 0 BB: 0 P: 3	R: 0 E: 0 K: 0 S: 3	H: 0 LOB: 0 BB: 0 P: 3	R: 0 E: 0 K: 0 S: 5	H: 2 LOB: 2 BB: 0 P: 5	R: 0 E: 0 K: 0 S: 3	H: 1 LOB: 0 BB: 0 P: 3	R: 0 E: 0 K: 0 S: 4	H: 1 LOB: 1 BB: 0 P: 4	R: 0 E: 0 K: 0 S: 3	H: 0 LOB: 0 BB: 0 P: 3	R: 1 E: 0 K: 0 S: 4	H: 1 LOB: 1 BB: 1 P: 8	R: 0 E: 0 K: 0 S: 4	H: 1 LOB: 1 BB: 0 P: 4	1B: 8 2B: 1 3B: 0 HR: 0	SF: 0 SAC: 0 DP: 2 HBP: 0	WP: 0 PB: 0 SB: 0 CS: 0	PA: 35
<b>PITCHER</b> Frank Tanana, L ERA: 3.91 (1, 1)	IP: 9.0 WLS: W BF: 35 H: 9 R: 1 ER: 1 SO: 0 BB: 1 IBB: 0 HBP: 0 BLK: 0 WP: 0 HR: 0 S: 34 P: 38 ERA: 1.00 WHIP: 1.111															<b>PITCHER</b>	IP: 9.0 WLS: W BF: 35 H: 9 R: 1 ER: 1 SO: 0 BB: 1 IBB: 0 HBP: 0 BLK: 0 WP: 0 HR: 0 S: 34 P: 38 ERA: 1.00 WHIP: 1.111					

Batter	1	2	3	4	5	6	7	8	9	AB	R	H	RBI	BB	SO	LOB	BOTTOM					
George Wright, S OBP: 0.286, SLG: 0.362 (1, 8)	F7		K			F4		L7		4	1	0	0	1	1	1	Chicago White Sox @ Texas Rangers Arlington Stadium, Arlington, TX Wed Aug 18 1982, 8:05 PM EDT Att: 9,921 - Unknown					
Bill Sample, R OBP: 0.328, SLG: 0.398 (1, 7)	5-3		F9		E7			6-3		5	1	1	2	0	0	0						
Buddy Bell, R OBP: 0.379, SLG: 0.435 (1, 5)								6-3		4	2	3	2	1	0	0						
Wayne Tolleson, S OBP: 0.122, SLG: 0.079 (9, 5)								6-3		0	0	0	0	0	0	0						
Dave Hostetter, R OBP: 0.326, SLG: 0.544 (1, 3)	F8					6-3		E4		4	1	1	1	1	0	2						
Larry Parrish, R OBP: 0.298, SLG: 0.394 (1, 9)		4-3	K					1B		5	2	3	1	0	1	1						
Lamar Johnson, R OBP: 0.325, SLG: 0.353 (1, 10)								1B		5	1	2	2	0	1	3						
Bill Stein, R OBP: 0.270, SLG: 0.294 (1, 4)								1B		5	1	3	0	0	1	2						
Jim Sundberg, R OBP: 0.313, SLG: 0.338 (1, 2)								1B		4	2	3	3	0	0	1						
Bucky Dent, R OBP: 0.195, SLG: 0.174 (1, 6)								1B		5	0	1	0	0	1	6						
<b>Inning Stats</b>	R: 0 E: 0 K: 0 S: 3	H: 0 LOB: 1 BB: 1 P: 7	R: 0 E: 0 K: 0 S: 5	H: 2 LOB: 2 BB: 0 P: 5	R: 1 E: 0 K: 2 S: 9	H: 2 LOB: 1 BB: 0 P: 9	R: 5 E: 2 K: 1 S: 10	H: 4 LOB: 2 BB: 2 P: 18	R: 0 E: 0 K: 0 S: 3	H: 1 LOB: 0 BB: 0 P: 3	R: 0 E: 0 K: 0 S: 4	H: 1 LOB: 1 BB: 0 P: 4	R: 2 E: 0 K: 2 S: 10	H: 3 LOB: 1 BB: 0 P: 10	R: 3 E: 1 K: 0 S: 8	H: 4 LOB: 2 BB: 0 P: 8	R: 0 E: 0 K: 0 S: 4	H: 1 LOB: 2 BB: 0 P: 8	1B: 13 2B: 2 3B: 1 HR: 1	SF: 0 SAC: 0 DP: 1 HBP: 0	WP: 0 PB: 0 SB: 0 CS: 0	PA: 45
<b>PITCHER</b> Steve Trout, L ERA: 4.37 (1, 1)	IP: 3.2 WLS: L BF: 21 H: 7 R: 6 ER: 1 SO: 3 BB: 2 IBB: 0 HBP: 0 BLK: 0 WP: 0 HR: 0 S: 25 P: 33 ERA: 2.46 WHIP: 2.455															<b>PITCHER</b>	IP: 3.2 WLS: L BF: 21 H: 7 R: 6 ER: 1 SO: 3 BB: 2 IBB: 0 HBP: 0 BLK: 0 WP: 0 HR: 0 S: 25 P: 33 ERA: 2.46 WHIP: 2.455					
Chico Escarrega, R ERA: 3.18 (4, 1)	1.1	6	2	0	0	0	1	0	0	0	0	5	9	0.00	2.250							
Kevin Hickey, L ERA: 3.21 (6, 1)	1.0	4	1	0	0	0	0	0	0	0	0	4	4	0.00	1.000							
Rich Barnes, L ERA: 5.06 (7, 1)	2.0	14	7	5	2	2	0	0	0	0	0	1	18	9.00	3.500							



Batter	1	2	3	4	5	6	7	8	9	10	11	12	AB	R	H	RBI	BB	SO	LOB	TOP				
<b>Al Bumby, L</b> OBP: 0.311, SLG: 0.346 (1.8)	0-0 4-3			0-0 4-3	0-0 1-3			0-0 4-3			0-0 F9	0-0 E2	6	0	1	0	0	0	2					
<b>Glenn Gulliver, L</b> OBP: 0.406, SLG: 0.284 (1.5)	4-0 G4-6-3 BB			0-0 F8		0-0 G3		0-0 F8			0-0 G3 1B	0-0 4-3	5	0	1	0	1	0	1					
<b>Ken Singleton, S</b> OBP: 0.352, SLG: 0.369 (1.10)				4-0 G4-6-3		0-0 4-3			4-0 FC4-6 BB		0-0 G3		2	1	0	0	2	0	1					
<b>Floyd Rayford, R</b> OBP: 0.196, SLG: 0.308 (9, PR)											1-2 G3		0	0	0	0	0	0	0					
<b>Terry Crowley, L</b> OBP: 0.361, SLG: 0.363 (11, PH)					1-2r HR BB						1-2 G3		1	0	0	0	0	0	1					
<b>Eddie Murray, S</b> OBP: 0.383, SLG: 0.521 (1.3)				0-0 F8		0-0 G3			0-0 F8		4-0 1B		4	1	1	2	1	0	1					
<b>John Lovenstein, L</b> OBP: 0.397, SLG: 0.627 (1.7)				0-0 K		0-0 G3			0-0 F7		0-0 FC4-6 1-2r		5	0	0	0	0	2	3					
<b>Cal Ripken Jr., R</b> OBP: 0.361, SLG: 0.451 (1.6)				0-0 F8					0-0 6-3				5	1	2	0	0	0	1					
<b>Gary Roenicke, R</b> OBP: 0.390, SLG: 0.550 (1.9)					0-0 F7				0-0 B1				4	0	1	0	0	0	1					
<b>Rich Dauer, R</b> OBP: 0.320, SLG: 0.357 (1.4)					0-0 5-3				0-0 F9				3	0	0	0	0	0	2					
<b>Jim Dwyer, L</b> OBP: 0.354, SLG: 0.455 (10, PH)									0-0 F8				1	0	0	0	0	0	0					
<b>Lenn Sakata, R</b> OBP: 0.318, SLG: 0.368 (10.4)									1-2 F8				1	0	0	0	0	0	1					
<b>Rick Dempsey, R</b> OBP: 0.319, SLG: 0.338 (1.2)				0-0 K					0-0 F8				5	1	2	1	0	1	0					
<b>Inning Stats</b>	R: 0 E: 0 K: 0 S: 2	H: 0 LOB: 0 BB: 1 P: 6	R: 0 E: 0 K: 1 S: 5	H: 0 LOB: 0 BB: 0 P: 5	R: 0 E: 0 K: 1 S: 5	H: 0 LOB: 0 BB: 0 P: 5	R: 2 E: 0 K: 0 S: 4	H: 1 LOB: 0 BB: 1 P: 8	R: 0 E: 0 K: 0 S: 5	H: 2 LOB: 2 BB: 0 P: 5	R: 0 E: 0 K: 0 S: 3	H: 0 LOB: 0 BB: 0 P: 3	R: 0 E: 0 K: 0 S: 4	H: 1 LOB: 1 BB: 0 P: 4	R: 0 E: 0 K: 0 S: 3	H: 0 LOB: 1 BB: 0 P: 7	R: 0 E: 0 K: 0 S: 3	H: 1 LOB: 2 BB: 0 P: 10	R: 2 E: 1 K: 0 S: 6	H: 3 LOB: 1 BB: 0 P: 6	1B: 7 2B: 0 3B: 0 HR: 1	SF: 0 SAC: 1 DP: 1 HBP: 0	WP: 0 PB: 0 SB: 1 CS: 0	PA: 47
<b>PITCHER</b>	IP	WLS	BF	H	R	ER	SO	BB	IBB	HBP	BLK	WP	HR	S	P	ERA	WHIP							
<b>John Butcher, R</b> ERA: 4.85 (1.1)	11.0	L	41	5	2	2	3	3	0	0	0	0	0	5	5	13.50	4.500							
<b>Steve Comer, R</b> ERA: 4.01 (12.1)	0.2	L	5	3	2	1	0	0	0	0	0	0	0	5	5	13.50	4.500							
<b>Jon Matlack, L</b> ERA: 3.51 (12.1)	0.1	S	1	0	0	0	0	0	0	0	0	0	0	1	1	0.00	0.000							

**Baltimore Orioles @ Texas Rangers**  
Arlington Stadium, Arlington, TX  
Fri Aug 20 1982, 8:05 PM EDT  
Att. 11,945 - Unknown


AB 42  
R 4  
H 8  
RBI 3  
BB 4  
SO 3  
LOB 14



Batter	1	2	3	4	5	6	7	8	9	10	11	12	AB	R	H	RBI	BB	SO	LOB	BOTTOM				
<b>George Wright, S</b> OBP: 0.284, SLG: 0.359 (1.8)	0-0 6-3 1B			0-0 K		0-0 K		0-0 4-3			0-0 P6		6	0	1	0	0	3	4					
<b>Bill Sample, R</b> OBP: 0.332, SLG: 0.414 (1.7)	0-0 6-3 1-2			0-0 P4		0-0 HR		4-0 BB		0-0 5-3		0-0 WP 2B	5	1	2	1	1	0	1					
<b>Buddy Bell, R</b> OBP: 0.380, SLG: 0.433 (1.5)	4-0 L6-4 BB			0-0 F8		0-0 HR		0-0 F9				4-0 BB	4	0	1	0	2	1	1					
<b>Terry Bogener, L</b> OBP: 0.167, SLG: 0.200 (12, PR)					0-0 K								0	0	0	0	0	0	0					
<b>Dave Hostetter, R</b> OBP: 0.326, SLG: 0.538 (1.3)	0-0 L6-4 1-2			0-0 BB				0-0 FC1-6 1B		0-0 F8		0-0 K	5	0	1	0	1	1	5					
<b>Larry Parrish, R</b> OBP: 0.300, SLG: 0.394 (1.9)				0-0 WP 1B		0-0 F7		0-0 FC1-6 1B		0-0 F7		0-0 F8	5	1	2	0	0	0	2					
<b>Johnny Grubb, L</b> OBP: 0.389, SLG: 0.408 (1.10)				4-0 G3 1B				0-0 F9		0-0 FC1-6 1B			3	0	0	0	1	0	2					
<b>Bill Stein, R</b> OBP: 0.268, SLG: 0.292 (11, PH)				1-3 BB				0-0 FC1-6 1B		0-0 F9		0-5 4-3	1	0	0	0	0	0	0					
<b>Jim Sundberg, R</b> OBP: 0.315, SLG: 0.338 (1.2)				0-0 G3 BB				0-0 FC1-6 1B					3	0	1	1	1	0	2					
<b>Wayne Tolleson, S</b> OBP: 0.122, SLG: 0.079 (9, PR)					0-0 1-3			0-0 FC5-2				0-0 4-3	0	0	0	0	0	0	0					
<b>Don Werner, R</b> OBP: 0.260, SLG: 0.255 (10.2)				1-2 G3 1B				1-2 3-H		4-0 FC3-6 BB		0-0 4-3	1	0	0	0	0	0	0					
<b>Mike Richardt, R</b> OBP: 0.280, SLG: 0.287 (1.4)				0-0 K				0-0 3-1		0-0 FC3-6 1-2r		0-0 P6	5	0	0	0	0	1	5					
<b>Bucky Dent, R</b> OBP: 0.190, SLG: 0.169 (1.6)				0-0 G3				0-0 F8		0-0 F8		0-0 6-3	5	0	0	0	0	0	3					
<b>Inning Stats</b>	R: 0 E: 0 K: 0 S: 3	H: 1 LOB: 1 BB: 1 P: 7	R: 1 E: 0 K: 2 S: 9	H: 2 LOB: 2 BB: 1 P: 13	R: 0 E: 0 K: 0 S: 3	H: 0 LOB: 1 BB: 0 P: 7	R: 0 E: 0 K: 0 S: 3	H: 0 LOB: 0 BB: 0 P: 3	R: 1 E: 0 K: 2 S: 6	H: 1 LOB: 0 BB: 0 P: 8	R: 0 E: 0 K: 0 S: 3	H: 0 LOB: 2 BB: 0 P: 5	R: 0 E: 0 K: 0 S: 3	H: 0 LOB: 1 BB: 1 P: 6	R: 0 E: 0 K: 0 S: 3	H: 1 LOB: 1 BB: 0 P: 3	R: 0 E: 0 K: 1 S: 6	H: 0 LOB: 0 BB: 0 P: 3	R: 0 E: 0 K: 1 S: 6	H: 1 LOB: 2 BB: 0 P: 10	1B: 6 2B: 2 3B: 0 HR: 1	SF: 0 SAC: 0 DP: 1 HBP: 0	WP: 2 PB: 1 SB: 1 CS: 0	PA: 49
<b>PITCHER</b>	IP	WLS	BF	H	R	ER	SO	BB	IBB	HBP	BLK	WP	HR	S	P	ERA	WHIP							
<b>Dennis Martinez, R</b> ERA: 4.23 (1.1)	10.0	W	41	7	2	2	5	5	0	0	0	1	1	46	66	1.80	1.200							
<b>Tippy Martinez, L</b> ERA: 3.65 (11.1)	1.2	S	6	1	0	0	1	0	0	0	0	0	0	8	8	0.00	0.600							
<b>Sammy Stewart, R</b> ERA: 4.95 (12.1)	0.1	S	2	0	0	0	0	1	0	0	0	0	0	1	1	0.00	3.000							

**Baltimore Orioles @ Texas Rangers**  
Arlington Stadium, Arlington, TX  
Fri Aug 20 1982, 8:05 PM EDT  
Att. 11,945 - Unknown

AB 43  
R 2  
H 8  
RBI 2  
BB 6  
SO 6  
LOB 25





Batter	1	2	3	4	5	6	7	8	9	AB	R	H	RBI	BB	SO	LOB	TOP										
<b>Al Bumbry, L</b> OBP: 0.312, SLG: 0.345 (1, 8)	4-3			1-3		4-3	BB 1B BB	1B		4	2	1	1	1	0	0	<b>Baltimore Orioles @ Texas Rangers</b> Arlington Stadium, Arlington, TX Sat Aug 21 1982, 8:05 PM EDT Att: 13,012 - Unknown										
<b>Glenn Gulliver, L</b> OBP: 0.411, SLG: 0.268 <b>Lenn Sakata, R</b> OBP: 0.320, SLG: 0.370 (7, 4)	P4			P6		F E 1B	BB 1B BB	1B		3	2	1	0	1	0	0											
<b>Ken Singleton, S</b> OBP: 0.353, SLG: 0.368 (1, 10)	F5			K		E3 E 1-3	BB 1B BB	1B		4	0	1	1	1	1	1											
<b>Eddie Murray, S</b> OBP: 0.384, SLG: 0.518 (1, 3)		K				E3 E 1-3	BB 1B BB	F8		4	0	1	2	1	1	3											
<b>John Lowenstein, L</b> OBP: 0.400, SLG: 0.626 <b>Dan Ford, R</b> OBP: 0.273, SLG: 0.364 (7, PH)				CS 1B		F5 F5-4 BB	BB 1B BB	F2		2	0	1	0	1	0	1											
<b>Cal Ripken Jr., R</b> OBP: 0.303, SLG: 0.455 (1, 6)				K		P4 FC5-4 1-2	BB 1B BB			2	0	1	0	0	0	2											
<b>Joe Nolan, L</b> OBP: 0.277, SLG: 0.362 (1, 2)						P4 FC5-4 1-2	BB 1B BB	HR		5	1	1	1	0	1	6											
<b>Joe Nolan, L</b> OBP: 0.277, SLG: 0.362 (1, 2)	CS		F9			K		P4	FC4-6	5	0	0	0	0	2	2											
<b>Gary Roenicke, R</b> OBP: 0.388, SLG: 0.544 (7, 7)						F7		K		5	0	1	0	0	1	1											
<b>Rich Dauer, R</b> OBP: 0.324, SLG: 0.366 (7, 5)						P5				4	3	3	0	0	0	0											
<b>Inning Stats</b>	R: 0 E: 0 K: 0 S: 3	H: 0 LOB: 0 BB: 0 P: 3	R: 0 E: 0 K: 2 S: 7	H: 1 LOB: 0 BB: 0 P: 7	R: 0 E: 0 K: 0 S: 3	H: 0 LOB: 0 BB: 0 P: 3	R: 0 E: 0 K: 1 S: 5	H: 0 LOB: 1 BB: 1 P: 9	R: 2 E: 0 K: 0 S: 7	H: 2 LOB: 3 BB: 1 P: 11	R: 3 E: 0 K: 2 S: 9	H: 2 LOB: 2 BB: 3 P: 20	R: 3 E: 0 K: 0 S: 8	H: 6 LOB: 2 BB: 0 P: 8	R: 0 E: 0 K: 0 S: 4	H: 1 LOB: 1 BB: 0 P: 4	1B: 9 2B: 2 3B: 0 HR: 1	SF: 0 SAC: 0 DP: 0 HBP: 0	WP: 2 PA: 45 PB: 1 SB: 1 CS: 2								
<b>PITCHER</b>	IP	WLS	BF	H	R	ER	SO	BB	IBB	HBP	BLK	WP	HR	S	P	ERA	WHIP										
<b>Charlie Hough, R</b> ERA: 3.76 (1, 1)	6.2		29	4	5	4	6	4	0	0	0	2	0	37	53	5.40	1.200										
<b>Dan Boitano, R</b> ERA: 5.99 (7, 1)	0.0		2	1	0	0	0	1	0	0	0	0	0	1	4	∞	∞										
<b>Jon Matlack, L</b> ERA: 3.7 (7, 1)	1.0	L	6	4	3	3	0	0	0	0	0	0	1	6	6	27.00	4.000										
<b>Danny Darwin, R</b> ERA: 3.2 (8, 1)	1.1		7	3	0	0	0	0	0	0	0	0	0	7	7	0.00	2.250										

Batter	1	2	3	4	5	6	7	8	9	AB	R	H	RBI	BB	SO	LOB	BOTTOM										
<b>George Wright, S</b> OBP: 0.285, SLG: 0.356 (1, 8)	5-3		1-3			BB IBB		4-3		3	0	0	0	2	0	0	<b>Baltimore Orioles @ Texas Rangers</b> Arlington Stadium, Arlington, TX Sat Aug 21 1982, 8:05 PM EDT Att: 13,012 - Unknown										
<b>Bill Sample, R</b> OBP: 0.326, SLG: 0.406 (1, 7)	P4			F7	P3	F8		F7		5	0	0	0	0	6												
<b>Buddy Bell, R</b> OBP: 0.382, SLG: 0.440 (1, 5)	5-3			L4		BB		HR	1B	4	1	2	2	1	0	0											
<b>Dave Hostetter, R</b> OBP: 0.327, SLG: 0.534 (1, 3)		G4-3 BB		FC5-4 1B		F8		6-3	K	4	0	1	0	1	1	4											
<b>Larry Parrish, R</b> OBP: 0.302, SLG: 0.394 (1, 9)		P4		FC5-4 1-2		SH1-4 SF8 1B		E6 1B E 1B		5	2	2	0	0	0	2											
<b>Lamar Johnson, R</b> OBP: 0.322, SLG: 0.350 <b>Johnny Grubb, L</b> OBP: 0.391, SLG: 0.408 <b>Bill Stein, R</b> OBP: 0.279, SLG: 0.298 (7, PH)		G4-3 1-2			5-3	BB SH1-4 BB		E 1B		2	0	0	0	0	0	1											
<b>Jim Sundberg, R</b> OBP: 0.317, SLG: 0.341 (1, 2)				SH5-3 SF8 2B		BB 1B BB		SH1-4 K		3	2	1	0	1	2	3											
<b>Mike Richardt, R</b> OBP: 0.283, SLG: 0.287 (1, 4)				SH5-3 2-3		2B BB 1B		E9		3	1	1	0	1	0	2											
<b>Bucky Dent, R</b> OBP: 0.191, SLG: 0.178 (1, 6)				SF8 3H		BB 2B		SF8 F6		2	0	1	3	0	0	2											
<b>Inning Stats</b>	R: 0 E: 0 K: 0 S: 3	H: 0 LOB: 0 BB: 0 P: 3	R: 0 E: 0 K: 0 S: 2	H: 0 LOB: 0 BB: 1 P: 6	R: 1 E: 0 K: 0 S: 4	H: 1 LOB: 0 BB: 0 P: 4	R: 0 E: 0 K: 0 S: 4	H: 1 LOB: 1 BB: 0 P: 4	R: 2 E: 0 K: 0 S: 4	H: 3 LOB: 2 BB: 0 P: 9	R: 0 E: 0 K: 1 S: 6	H: 1 LOB: 1 BB: 0 P: 6	R: 0 E: 0 K: 1 S: 5	H: 0 LOB: 1 BB: 1 P: 9	1B: 6 2B: 2 3B: 0 HR: 1	SF: 2 SAC: 2 DP: 1 HBP: 0	WP: 0 PA: 44 PB: 0 SB: 0 CS: 0										
<b>PITCHER</b>	IP	WLS	BF	H	R	ER	SO	BB	IBB	HBP	BLK	WP	HR	S	P	ERA	WHIP										
<b>Mike Flanagan, L</b> ERA: 3.99 (1, 1)	4.2		21	4	3	3	0	3	1	0	0	0	0	17	33	5.79	1.500										
<b>Storm Davis, R</b> ERA: 3.2 (5, 1)	1.0		7	1	1	1	0	2	1	0	0	0	0	4	16	9.00	3.000										
<b>Tippy Martinez, L</b> ERA: 3.75 (6, 1)	0.2		5	3	2	1	0	0	0	0	0	0	1	5	5	13.50	4.500										
<b>Tim Stoddard, R</b> ERA: 4.09 (7, 1)	2.2	W	11	1	0	0	3	1	0	0	0	0	0	16	20	0.00	0.750										

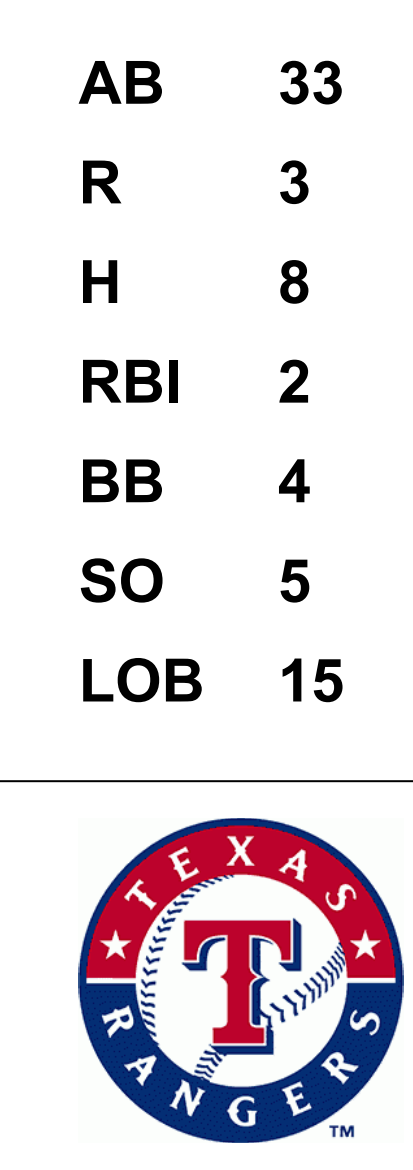




Batter	1	2	3	4	5	6	7	8	9	AB	R	H	RBI	BB	SO	LOB	TOP								
<b>Lenn Sakata, R</b> OBP: 0.321, SLG: 0.378 (1, 4)										5	1	2	1	0	1	0	<b>Baltimore Orioles @ Texas Rangers</b> Arlington Stadium, Arlington, TX Sun Aug 22 1982, 8:05 PM EDT Att: 9,848 - Unknown								
<b>Dan Ford, R</b> OBP: 0.276, SLG: 0.375 (1, 9)										6	2	3	2	0	1	2									
<b>Cal Ripken Jr., R</b> OBP: 0.311, SLG: 0.468 (1, 6)										5	2	5	2	0	0	0									
<b>Eddie Murray, S</b> OBP: 0.384, SLG: 0.518 (1, 3)										4	1	2	1	0	0	2									
<b>Benny Ayala, R</b> OBP: 0.313, SLG: 0.467 (1, 7)										1	0	0	0	0	0	1									
<b>John Lowenstein, L</b> OBP: 0.402, SLG: 0.627 (1, 7)										3	1	1	0	1	0	4									
<b>Gary Roenicke, R</b> OBP: 0.391, SLG: 0.548 (1, 8)										5	0	3	2	0	1	0									
<b>Ken Singleton, S</b> OBP: 0.355, SLG: 0.376 (1, 10)										2	1	1	2	2	1	1									
<b>Rick Dempsey, R</b> OBP: 0.320, SLG: 0.337 (1, 2)										4	1	1	0	1	0	4									
<b>Rich Dauer, R</b> OBP: 0.325, SLG: 0.366 (1, 5)										5	1	2	0	0	0	3									
<b>Inning Stats</b>	R: 3 E: 0 K: 2 S: 11	H: 4 LOB: 1 BB: 0 P: 11	R: 0 E: 0 K: 0 S: 3	H: 0 LOB: 0 BB: 0 P: 3	R: 2 E: 0 K: 0 S: 5	H: 3 LOB: 2 BB: 2 P: 13	R: 0 E: 0 K: 0 S: 4	H: 2 LOB: 2 BB: 0 P: 4	R: 1 E: 0 K: 0 S: 5	H: 2 LOB: 1 BB: 0 P: 5	R: 2 E: 0 K: 0 S: 6	H: 4 LOB: 1 BB: 0 P: 6	R: 0 E: 0 K: 0 S: 2	H: 0 LOB: 2 BB: 2 P: 10	R: 0 E: 0 K: 1 S: 7	H: 2 LOB: 2 BB: 0 P: 7	R: 2 E: 0 K: 1 S: 8	H: 3 LOB: 1 BB: 0 P: 8	1B: 13 2B: 5 3B: 0 HR: 3	SF: 2 SAC: 1 DP: 3 HBP: 0	WP: 1 PB: 0 SB: 2 CS: 0	PA: 47			
<b>PITCHER</b>	IP	WLS	BF	H	R	ER	SO	BB	IBB	HBP	BLK	WP	HR	S	P	ERA	WHIP								
<b>Rick Honeycutt, L</b> ERA: 5.22 (1, 1)	1.0	L	7	4	3	3	2	0	0	0	0	0	2	11	11	27.00	4.000								
<b>Dan Boitano, R</b> ERA: 8.0 (2, 1)	1.1		8	3	2	2	0	0	1	0	0	1	0	7	11	13.50	2.250								
<b>Paul Mirabella, L</b> ERA: 5.62 (3, 1)	0.0		1	0	0	0	0	1	0	0	0	0	0	4		∞	∞								
<b>Steve Comer, R</b> ERA: 4.28 (3, 1)	6.2		31	13	5	5	2	2	0	0	0	0	1	33	41	6.75	2.250								

Batter	1	2	3	4	5	6	7	8	9	AB	R	H	RBI	BB	SO	LOB	BOTTOM								
<b>George Wright, S</b> OBP: 0.284, SLG: 0.354 (1, 8)										5	0	1	0	0	0	2	<b>Baltimore Orioles @ Texas Rangers</b> Arlington Stadium, Arlington, TX Sun Aug 22 1982, 8:05 PM EDT Att: 9,848 - Unknown								
<b>Bill Sample, R</b> OBP: 0.325, SLG: 0.404 (1, 7)										4	0	1	0	0	1	1									
<b>Buddy Bell, R</b> OBP: 0.360, SLG: 0.437 (1, 5)										3	0	0	0	0	0	2									
<b>Wayne Tolleson, S</b> OBP: 0.143, SLG: 0.103 (8, 5)										1	1	1	0	0	0	0									
<b>Dave Hostetter, R</b> OBP: 0.326, SLG: 0.530 (1, 3)										4	0	1	0	0	1	2									
<b>Larry Parrish, R</b> OBP: 0.298, SLG: 0.389 (1, 9)										4	0	0	0	0	0	3									
<b>Johnny Grubb, L</b> OBP: 0.396, SLG: 0.408 (1, 10)										2	1	1	0	2	0	0									
<b>Mike Richardt, R</b> OBP: 0.286, SLG: 0.295 (1, 4)										4	1	2	0	0	2	1									
<b>Bucky Dent, R</b> OBP: 0.197, SLG: 0.185 (1, 6)										3	0	1	2	1	0	2									
<b>Don Werner, R</b> OBP: 0.245, SLG: 0.240 (1, 2)										3	0	0	0	0	1	2									
<b>Terry Bogener, L</b> OBP: 0.186, SLG: 0.200 (8, PH)										0	0	0	0	1	0	0									
<b>Inning Stats</b>	R: 0 E: 0 K: 1 S: 7	H: 2 LOB: 2 BB: 0 P: 7	R: 2 E: 0 K: 1 S: 7	H: 2 LOB: 1 BB: 1 P: 11	R: 0 E: 0 K: 0 S: 3	H: 0 LOB: 0 BB: 0 P: 3	R: 0 E: 0 K: 1 S: 5	H: 0 LOB: 1 BB: 1 P: 9	R: 0 E: 0 K: 0 S: 3	H: 0 LOB: 0 BB: 0 P: 3	R: 0 E: 0 K: 0 S: 4	H: 1 LOB: 2 BB: 1 P: 8	R: 0 E: 0 K: 1 S: 5	H: 0 LOB: 0 BB: 0 P: 5	R: 1 E: 0 K: 1 S: 7	H: 3 LOB: 1 BB: 0 P: 7	R: 0 E: 0 K: 0 S: 2	H: 0 LOB: 0 BB: 1 P: 6	1B: 6 2B: 2 3B: 0 HR: 0	SF: 0 SAC: 0 DP: 2 HBP: 0	WP: 0 PB: 0 SB: 0 CS: 0	PA: 37			
<b>PITCHER</b>	IP	WLS	BF	H	R	ER	SO	BB	IBB	HBP	BLK	WP	HR	S	P	ERA	WHIP								
<b>Jim Palmer, R</b> ERA: 3.73 (1, 1)	9.0	W	37	8	3	3	5	4	0	0	0	0	0	43	59	3.00	1.333								

AB 40  
R 10  
H 20  
RBI 10  
BB 4  
SO 4  
LOB 17





Batter	1	2	3	4	5	6	7	8	9	AB	R	H	RBI	BB	SO	LOB	TOP										
Willie Wilson, S (1, 8) OBP: 0.362, SLG: 0.439	F7		4-3			G3	FC4		G5-4-3	5	0	0	0	0	0	5	<b>Kansas City Royals @ Texas Rangers</b> Arlington Stadium, Arlington, TX Mon Aug 23 1982, 8:05 PM EDT Att: 8,996 - Unknown										
U L Washington, S (1, 6) OBP: 0.321, SLG: 0.391	F8 1B		F7			S 1B		5-3		4	1	2	0	0	0	0											
Hal McRae, R (1, 10) OBP: 0.385, SLG: 0.549	1B		6-3			BB 1B		K		4	0	2	1	0	1	0											
Willie Aikens, L (1, 3) OBP: 0.322, SLG: 0.402	F8					1-H 1B		F5		3	0	0	0	1	0	2											
Steve Hammond, L (1, 9) OBP: 0.274, SLG: 0.358	5-3					BB				4	1	1	0	0	0	3											
Jerry Martin, R (1, 7) OBP: 0.303, SLG: 0.379			4-3			L4				4	0	1	0	0	1	0											
Frank White, R (1, 4) OBP: 0.315, SLG: 0.462										4	0	0	0	0	2	2											
John Wathan, R (1, 2) OBP: 0.355, SLG: 0.328										4	0	3	1	0	0	0											
Greg Pryor, R (1, 5) OBP: 0.331, SLG: 0.422										3	0	1	0	0	0	1											
Lee May, R (9, PH) OBP: 0.398, SLG: 0.520										0	0	0	0	1	0	0											
Onix Concepcion, R (9, PR) OBP: 0.276, SLG: 0.307										0	0	0	0	0	0	0											
<b>Inning Stats</b>	R: 0 E: 0 K: 0 S: 5	H: 2 LOB: 2 BB: 0 P: 5	R: 0 E: 0 K: 1 S: 6	H: 1 LOB: 1 BB: 0 P: 6	R: 0 E: 0 K: 1 S: 3	H: 0 LOB: 0 BB: 0 P: 3	R: 0 E: 0 K: 1 S: 5	H: 0 LOB: 0 BB: 0 P: 5	R: 0 E: 0 K: 0 S: 3	H: 0 LOB: 0 BB: 0 P: 3	R: 1 E: 0 K: 0 S: 4	H: 2 LOB: 1 BB: 1 P: 8	R: 0 E: 0 K: 1 S: 7	H: 2 LOB: 2 BB: 0 P: 7	R: 0 E: 0 K: 1 S: 5	H: 0 LOB: 0 BB: 0 P: 5	R: 1 E: 0 K: 0 S: 5	H: 3 LOB: 3 BB: 1 P: 9	1B: 9 2B: 1 3B: 0 HR: 0	SF: 0 SAC: 0 DP: 1 HBP: 0	WP: 0 PB: 0 SB: 2 CS: 0	PA: 37					
<b>PITCHER</b>	IP	WLS	BF	H	R	ER	SO	BB	IBB	HBP	BLK	WP	HR	S	P	ERA	WHIP										
Dave Schmidt, R (1, 1) ERA: 2.62	8.1	W	36	10	2	2	4	2	0	0	0	0	0	42	50	2.16	1.440										
Danny Darwin, R (9, 1) ERA: 3.17	0.2	S	1	0	0	0	0	0	0	0	0	0	0	1	1	0.00	0.000										

AB 35  
R 2  
H 10  
RBI 2  
BB 2  
SO 4  
LOB 13



Batter	1	2	3	4	5	6	7	8	9	AB	R	H	RBI	BB	SO	LOB	BOTTOM										
George Wright, S (1, 8) OBP: 0.285, SLG: 0.354	5-3		SH1-3			6-3		SH3		3	1	1	1	0	0	0	<b>Kansas City Royals @ Texas Rangers</b> Arlington Stadium, Arlington, TX Mon Aug 23 1982, 8:05 PM EDT Att: 8,996 - Unknown										
Bill Sample, R (1, 7) OBP: 0.320, SLG: 0.396	E6		F8			F8		K		5	1	0	0	0	1	3											
Buddy Bell, R (1, 5) OBP: 0.384, SLG: 0.441	F8									3	0	2	3	2	0	1											
Dave Hostetter, R (1, 3) OBP: 0.327, SLG: 0.526	F3		F8							4	0	1	0	1	0	3											
Larry Parrish, R (1, 9) OBP: 0.294, SLG: 0.383										4	0	0	0	0	1	5											
Lamar Johnson, R (1, 10) OBP: 0.325, SLG: 0.353										4	0	2	0	0	1	2											
Jim Sundberg, R (1, 2) OBP: 0.319, SLG: 0.349										3	1	1	1	1	0	2											
Mike Richardt, R (1, 4) OBP: 0.286, SLG: 0.291										3	1	0	0	1	0	5											
Bucky Dent, R (1, 6) OBP: 0.198, SLG: 0.186										4	1	1	0	0	0	1											
<b>Inning Stats</b>	R: 0 E: 1 K: 0 S: 4	H: 0 LOB: 1 BB: 0 P: 4	R: 0 E: 0 K: 0 S: 4	H: 1 LOB: 1 BB: 0 P: 4	R: 1 E: 0 K: 0 S: 5	H: 2 LOB: 1 BB: 0 P: 5	R: 0 E: 0 K: 1 S: 6	H: 1 LOB: 1 BB: 0 P: 6	R: 0 E: 0 K: 0 S: 3	H: 0 LOB: 0 BB: 0 P: 3	R: 0 E: 0 K: 0 S: 4	H: 1 LOB: 3 BB: 2 P: 12	R: 0 E: 1 K: 1 S: 6	H: 0 LOB: 2 BB: 2 P: 14	R: 4 E: 1 K: 1 S: 9	H: 3 LOB: 1 BB: 1 P: 13	1B: 6 2B: 1 3B: 0 HR: 1	SF: 0 SAC: 2 DP: 0 HBP: 0	WP: 1 PB: 0 SB: 1 CS: 0	PA: 40							
<b>PITCHER</b>	IP	WLS	BF	H	R	ER	SO	BB	IBB	HBP	BLK	WP	HR	S	P	ERA	WHIP										
Vida Blue, L (1, 1) ERA: 3.75	6.0	L	26	5	1	1	1	2	0	0	0	0	0	26	34	1.50	1.167										
Mike Armstrong, R (7, 1) ERA: 2.59	1.2	L	11	2	3	2	2	2	1	0	0	1	1	12	24	10.80	2.400										
Dan Quisenberry, R (8, 1) ERA: 2.86	0.1		3	1	1	0	0	0	0	0	0	0	0	3	3	0.00	3.000										

AB 33  
R 5  
H 8  
RBI 5  
BB 5  
SO 3  
LOB 22





Batter	1	2	3	4	5	6	7	8	9	AB	R	H	RBI	BB	SO	LOB	TOP								
Willie Wilson, S OBP: 0.365, SLG: 0.441 (1, 7)	6-3		FC5-4 1B		1B 2B 1B		L8		FC4-6 1B	5	1	3	0	0	0	1	<b>Kansas City Royals @ Texas Rangers</b> Arlington Stadium, Arlington, TX Tue Aug 24 1982, 8:05 PM EDT Att: 9,645 - Unknown <a href="http://livebaseballscorecards.com">livebaseballscorecards.com</a>								
U L Washington, S OBP: 0.322, SLG: 0.391 (1, 6)	F7		FC5-4 1-2		1-3 2-H 2B 1B		S 1B 1B		FC4-6 FC5-4 1-2	5	2	2	2	0	0	2									
Hal McRae, R OBP: 0.388, SLG: 0.554 (1, 10)			K						FC5-4	5	0	3	3	0	1	2									
Amos Otis, R OBP: 0.339, SLG: 0.428 (1, 8)	6-3									4	0	1	0	0	2	2									
Frank White, R OBP: 0.313, SLG: 0.458 (1, 4)		6-3								4	0	0	0	0	0	2									
Jerry Martin, R OBP: 0.301, SLG: 0.375 (1, 9)		K								4	0	0	0	0	3	1									
Willie Aikens, L OBP: 0.324, SLG: 0.401 (1, 3)										3	0	1	0	0	0	1									
John Wathan, R OBP: 0.354, SLG: 0.327 (1, 2)										4	1	1	0	0	0	2									
Greg Pryor, R OBP: 0.331, SLG: 0.420 (1, 5)			L7							3	1	1	0	0	0	0									
<b>Inning Stats</b>	R: 0 E: 0 K: 0 S: 4	H: 1 LOB: 1 BB: 0 P: 4	R: 0 E: 0 K: 1 S: 5	H: 0 LOB: 1 BB: 0 P: 6	R: 0 E: 0 K: 1 S: 6	H: 1 LOB: 1 BB: 0 P: 6	R: 0 E: 0 K: 2 S: 7	H: 0 LOB: 0 BB: 0 P: 7	R: 3 E: 0 K: 1 S: 9	H: 4 LOB: 1 BB: 0 P: 9	R: 0 E: 1 K: 0 S: 5	H: 0 LOB: 0 BB: 0 P: 5	R: 2 E: 0 K: 0 S: 7	H: 4 LOB: 2 BB: 0 P: 7	R: 0 E: 0 K: 0 S: 3	H: 1 LOB: 0 BB: 0 P: 3	R: 0 E: 0 K: 0 S: 4	H: 1 LOB: 1 BB: 0 P: 4	1B: 10 2B: 3 3B: 0 HR: 0	SF: 0 SAC: 1 DP: 2 HBP: 1	WP: 0 PB: 0 SB: 2 CS: 0	PA: 39			
<b>PITCHER</b>	IP	WLS	BF	H	R	ER	SO	BB	IBB	HBP	BLK	WP	HR	S	P	ERA	WHIP								
Frank Tanana, L ERA: 4.02 (1, 1)	6.2	L	29	8	5	5	6	0	0	1	0	0	0	40	41	6.75	1.200								
Danny Darwin, R ERA: 3.14 (7, 1)	0.2		4	2	0	0	0	0	0	0	0	0	0	4	4	0.00	3.000								
Rick Honeycutt, L ERA: 5.16 (8, 1)	1.2		6	2	0	0	0	0	0	0	0	0	0	6	6	0.00	1.200								

Batter	1	2	3	4	5	6	7	8	9	AB	R	H	RBI	BB	SO	LOB	BOTTOM								
George Wright, S OBP: 0.287, SLG: 0.358 (1, 8)			SH2-3 1-2		6-3				4-3	4	1	2	0	0	0	0	<b>Kansas City Royals @ Texas Rangers</b> Arlington Stadium, Arlington, TX Tue Aug 24 1982, 8:05 PM EDT Att: 9,645 - Unknown <a href="http://livebaseballscorecards.com">livebaseballscorecards.com</a>								
Bill Sample, R OBP: 0.326, SLG: 0.401 (1, 7)	L5		4-3 2-H 1B		1B					4	0	3	1	0	0	1									
Buddy Bell, R OBP: 0.383, SLG: 0.439 (1, 5)	F7		4-3 1-2		F8					4	0	1	1	0	0	3									
Dave Hostetter, R OBP: 0.324, SLG: 0.519 (1, 3)	L9		K		F9					4	0	0	0	0	1	5									
Larry Parrish, R OBP: 0.294, SLG: 0.382 (1, 9)					1-3					4	0	1	0	0	0	0									
Lamar Johnson, R OBP: 0.327, SLG: 0.352 (1, 10)		L4			2B 1B					3	1	1	0	1	0	1									
Jim Sundberg, R OBP: 0.318, SLG: 0.351 (1, 2)		K			1-H 2B					4	0	1	1	0	2	2									
Mike Richardt, R OBP: 0.282, SLG: 0.287 (1, 4)	F3				F9					4	0	0	0	0	0	3									
Bucky Dent, R OBP: 0.200, SLG: 0.188 Johnny Grubb, L OBP: 0.394, SLG: 0.407 (8, PH)			WP SH2-3 1B		L8					3	1	1	0	0	0	1									
<b>Inning Stats</b>	R: 0 E: 0 K: 0 S: 4	H: 1 LOB: 1 BB: 0 P: 4	R: 0 E: 0 K: 1 S: 6	H: 1 LOB: 1 BB: 0 P: 6	R: 1 E: 0 K: 1 S: 7	H: 2 LOB: 1 BB: 0 P: 7	R: 1 E: 0 K: 0 S: 5	H: 2 LOB: 1 BB: 0 P: 5	R: 0 E: 0 K: 0 S: 4	H: 1 LOB: 1 BB: 0 P: 4	R: 0 E: 0 K: 0 S: 3	H: 0 LOB: 1 BB: 1 P: 7	R: 1 E: 0 K: 0 S: 5	H: 3 LOB: 1 BB: 0 P: 5	R: 0 E: 0 K: 1 S: 5	H: 0 LOB: 0 BB: 0 P: 5	R: 0 E: 0 K: 0 S: 3	H: 0 LOB: 0 BB: 0 P: 3	1B: 8 2B: 2 3B: 0 HR: 0	SF: 0 SAC: 1 DP: 1 HBP: 0	WP: 1 PB: 0 SB: 0 CS: 0	PA: 37			
<b>PITCHER</b>	IP	WLS	BF	H	R	ER	SO	BB	IBB	HBP	BLK	WP	HR	S	P	ERA	WHIP								
Larry Gura, L ERA: 3.99 (1, 1)	6.0	W	26	7	2	2	2	1	0	0	0	0	0	29	33	3.00	1.333								
Dan Quisenberry, R ERA: 2.87 (7, 1)	3.0	S	11	3	1	1	1	0	0	0	0	0	0	13	13	3.00	1.000								






Batter	1	2	3	4	5	6	7	8	9	AB	R	H	RBI	BB	SO	LOB	TOP					
Willie Wilson, S OBP: 0.366, SLG: 0.442	0-0 FC4-6 1B		0-0 5-3		0-0 G3			0-0 1B 1B		4	1	2	0	0	0	1						
U L Washington, S OBP: 0.321, SLG: 0.392	0-0 FC4-6 CS 1-2		0-0 2B		0-0 6-3			0-3 K		4	0	1	1	0	1	2						
George Brett, L OBP: 0.380, SLG: 0.513	0-0 4-3 1-2		0-0 L9		0-0 L3			0-0 1B 1-3		4	0	1	0	0	0	2						
Amos Otis, R OBP: 0.338, SLG: 0.426		0-0 6-3	0-0 6-3		0-0 5-3			0-0 1B G5-4-3 1-3 3-H		4	0	1	1	0	0	1						
Hal McRae, R OBP: 0.385, SLG: 0.549		0-0 5-3		0-0 F4		0-0 L9		0-0 G5-4-3 1-2		4	0	0	0	0	0	2						
Willie Aikens, L OBP: 0.323, SLG: 0.399		0-0 2B 1B		0-3 K		0-0 3-1			0-0 F7	4	0	1	0	0	1	0						
Greg Pryor, R OBP: 0.331, SLG: 0.420										0	0	0	0	0	0	0						
Steve Hammond, L OBP: 0.273, SLG: 0.365		0-0 1-3 2B		0-0 4-3			0-0 1-3		0-0 4-3	4	0	1	0	0	0	0						
Frank White, R OBP: 0.314, SLG: 0.461					0-0 HR 1B		0-3 K		0-0 2B	4	1	2	0	0	2	2						
John Wathan, R OBP: 0.355, SLG: 0.341			0-0 2B 2B		0-0 1-H HR		0-0 6-3		0-0 F9	4	2	2	2	0	0	1						
<b>Inning Stats</b>	R: 0 E: 0 K: 0 S: 3	H: 1 LOB: 0 BB: 0 P: 3	R: 0 E: 0 K: 1 S: 7	H: 2 LOB: 2 BB: 0 P: 7	R: 1 E: 0 K: 0 S: 5	H: 2 LOB: 1 BB: 0 P: 5	R: 0 E: 0 K: 1 S: 5	H: 0 LOB: 0 BB: 0 P: 5	R: 2 E: 0 K: 0 S: 5	H: 2 LOB: 0 BB: 0 P: 5	R: 0 E: 0 K: 0 S: 3	H: 0 LOB: 0 BB: 0 P: 3	R: 0 E: 0 K: 1 S: 5	H: 0 LOB: 0 BB: 0 P: 5	R: 1 E: 0 K: 1 S: 7	H: 3 LOB: 1 BB: 0 P: 7	R: 0 E: 0 K: 0 S: 4	H: 1 LOB: 1 BB: 0 P: 4	1B: 6 2B: 4 3B: 0 HR: 1	SF: 0 SAC: 0 DP: 1 HBP: 0	WP: 0 PB: 0 SB: 0 CS: 1	PA: 36
<b>PITCHER</b> John Butcher, R ERA: 4.74	IP: 9.0 WLS: L BF: 36 H: 11 R: 4 ER: 4 SO: 4 BB: 0 IBB: 0 HBP: 0 BLK: 0 WP: 0 HR: 1 S: 44 P: 44 ERA: 4.00 WHIP: 1.222															<b>PITCHER</b>	IP: 9.0 WLS: L BF: 36 H: 11 R: 4 ER: 4 SO: 4 BB: 0 IBB: 0 HBP: 0 BLK: 0 WP: 0 HR: 1 S: 44 P: 44 ERA: 4.00 WHIP: 1.222					

Kansas City Royals @ Texas Rangers  
Arlington Stadium, Arlington, TX  
Wed Aug 25 1982, 8:05 PM EDT  
Att: 8,952 - Unknown


AB 36  
R 4  
H 11  
RBI 4  
BB 0  
SO 4  
LOB 11



Batter	1	2	3	4	5	6	7	8	9	AB	R	H	RBI	BB	SO	LOB	BOTTOM					
George Wright, S OBP: 0.289, SLG: 0.359	0-0 4-3 SH1-3 1B		0-0 1-2 SH1-3		0-0 L6		0-0 1B SH1-4 SF8 1B	0-0 4-3		4	1	2	0	0	0	3						
Bill Sample, R OBP: 0.322, SLG: 0.397	0-0 SH1-3 1-2		0-0 2-H E4		0-0 F4		0-0 1-2 SH1-4		0-0 6-3	3	0	0	0	0	0	2						
Buddy Bell, R OBP: 0.383, SLG: 0.438	0-0 4-3 2-3		0-0 F7		4-0 FC6-4 BB		0-0 2-3 BB 1B		0-0 5-3	4	0	1	0	1	0	2						
Dave Hostetter, R OBP: 0.319, SLG: 0.513	0-0 F4		0-0 6-3		0-0 FC6-4 1-2		0-0 SF8		0-0 4-3	4	0	0	1	0	0	5						
Larry Parrish, R OBP: 0.299, SLG: 0.388		0-0 5-3 1B		0-0 4-3		0-0 F7 2B 2B	0-0 1-2 BB			3	1	2	0	1	0	0						
Johnny Grubb, L OBP: 0.389, SLG: 0.400		0-0 F8		0-0 4-3		0-0 F7 2-3	0-0 4-3			4	0	0	0	0	0	4						
Jim Sundberg, R OBP: 0.317, SLG: 0.352		0-0 5-3 1-2		0-0 6-3		0-0 2B		0-3 K		4	0	1	1	0	1	1						
Mike Richardt, R OBP: 0.285, SLG: 0.290		0-0 6-3			0-0 2B 1B		0-0 3-H F8		0-0 4-3 1B	4	0	2	0	0	0	2						
Bucky Dent, R OBP: 0.205, SLG: 0.195			4-0 SH1-3 E BB		0-0 1-3 2B		0-0 1-3		0-0 4-3	3	1	1	0	1	0	2						
<b>Inning Stats</b>	R: 0 E: 0 K: 0 S: 4	H: 1 LOB: 1 BB: 0 P: 4	R: 0 E: 0 K: 0 S: 4	H: 1 LOB: 1 BB: 0 P: 4	R: 1 E: 1 K: 0 S: 4	H: 0 LOB: 1 BB: 1 P: 8	R: 0 E: 0 K: 0 S: 3	H: 0 LOB: 0 BB: 0 P: 3	R: 0 E: 0 K: 0 S: 5	H: 2 LOB: 3 BB: 1 P: 9	R: 1 E: 0 K: 0 S: 5	H: 2 LOB: 1 BB: 0 P: 5	R: 1 E: 0 K: 0 S: 5	H: 2 LOB: 2 BB: 1 P: 9	R: 0 E: 0 K: 1 S: 6	H: 1 LOB: 1 BB: 0 P: 6	R: 0 E: 0 K: 0 S: 3	H: 0 LOB: 0 BB: 0 P: 3	1B: 6 2B: 3 3B: 0 HR: 0	SF: 1 SAC: 3 DP: 0 HBP: 0	WP: 0 PB: 0 SB: 0 CS: 0	PA: 40
<b>PITCHER</b> Dennis Leonard, R ERA: 4.81	IP: 7.0 WLS: W BF: 33 H: 8 R: 3 ER: 2 SO: 3 BB: 3 IBB: 0 HBP: 0 BLK: 0 WP: 0 HR: 0 S: 30 P: 42 ERA: 2.57 WHIP: 1.571															<b>PITCHER</b> Dan Quisenberry, R ERA: 2.82	IP: 2.0 WLS: S BF: 7 H: 1 R: 0 ER: 0 SO: 1 BB: 0 IBB: 0 HBP: 0 BLK: 0 WP: 0 HR: 0 S: 9 P: 9 ERA: 0.00 WHIP: 0.500					

Kansas City Royals @ Texas Rangers  
Arlington Stadium, Arlington, TX  
Wed Aug 25 1982, 8:05 PM EDT  
Att: 8,952 - Unknown

AB 33  
R 3  
H 9  
RBI 2  
BB 3  
SO 1  
LOB 21






Batter	1	2	3	4	5	6	7	8	9	AB	R	H	RBI	BB	SO	LOB	TOP			
Willie Wilson, S OBP: 0.369, SLG: 0.446 (1, 7)										5	2	3	1	0	0	0				
U L Washington, S OBP: 0.321, SLG: 0.392 (1, 6)										3	0	1	0	0	0	2				
George Brett, L OBP: 0.381, SLG: 0.514 (1, 5)										3	1	1	1	1	1	1				
Amos Otis, R OBP: 0.340, SLG: 0.425 (1, 8)										3	1	1	1	1	0	0				
Hal McRae, R OBP: 0.385, SLG: 0.548 (1, 10)										3	0	1	0	1	1	2				
John Wathan, R OBP: 0.354, SLG: 0.340 (1, 3) (9, 2)										4	0	1	2	0	1	3				
Steve Hammond, L OBP: 0.272, SLG: 0.360 (1, 9)										4	1	1	0	0	0	1				
Don Slaught, R OBP: 0.333, SLG: 0.400 Frank White, R OBP: 0.314, SLG: 0.461 (1, 2) (9, 4)										4	0	1	0	0	1	1				
Greg Pryor, R OBP: 0.322, SLG: 0.407 (1, 4) (9, 3)										4	0	0	0	0	1	2				
<b>Inning Stats</b>	R: 1 E: 0 K: 0 S: 5	H: 2 LOB: 2 BB: 1 P: 9	R: 1 E: 0 K: 1 S: 7	H: 2 LOB: 1 BB: 0 P: 7	R: 0 E: 0 K: 2 S: 7	H: 0 LOB: 0 BB: 0 P: 7	R: 0 E: 0 K: 1 S: 6	H: 1 LOB: 1 BB: 0 P: 6	R: 0 E: 0 K: 0 S: 3	H: 1 LOB: 0 BB: 0 P: 3	R: 0 E: 0 K: 0 S: 5	H: 0 LOB: 0 BB: 0 P: 5	R: 3 E: 0 K: 0 S: 5	H: 3 LOB: 1 BB: 2 P: 13	R: 0 E: 0 K: 0 S: 3	H: 0 LOB: 0 BB: 0 P: 3	1B: 8 2B: 2 3B: 0 HR: 0	SF: 0 SAC: 1 DP: 2 HBP: 0	WP: 0 PB: 0 SB: 0 CS: 0	PA: 37
<b>PITCHER</b> Charlie Hough, R ERA: 3.82 (1, 1)	IP: 9.0 WLS: L BF: 37 H: 10 R: 5 ER: 5 SO: 5 BB: 1 IBB: 2 HBP: 0 BLK: 0 WP: 0 HR: 0 S: 44 P: 56 ERA: 5.00 WHIP: 1.222															<b>PITCHER</b>				

Kansas City Royals @ Texas Rangers  
Arlington Stadium, Arlington, TX  
Thu Aug 26 1982, 8:05 PM EDT  
Att: 9,045 - Unknown


AB 33  
R 5  
H 10  
RBI 5  
BB 3  
SO 5  
LOB 12



Batter	1	2	3	4	5	6	7	8	9	AB	R	H	RBI	BB	SO	LOB	BOTTOM			
George Wright, S OBP: 0.285, SLG: 0.355 (1, 8)										5	1	0	0	0	0	3				
Bill Sample, R OBP: 0.325, SLG: 0.399 (1, 7)										4	2	2	0	0	2	1				
Buddy Bell, R OBP: 0.386, SLG: 0.441 (1, 5)										4	0	3	1	0	0	1				
Larry Parrish, R OBP: 0.301, SLG: 0.386 (1, 9)										1	0	0	1	2	1	1				
Dave Hostetler, R OBP: 0.318, SLG: 0.509 (1, 3)										4	0	1	1	0	0	3				
Lamar Johnson, R OBP: 0.323, SLG: 0.347 (1, 10)										4	0	0	0	0	0	3				
Jim Sundberg, R OBP: 0.319, SLG: 0.352 (1, 2)										3	0	1	0	1	0	0				
Mike Richardt, R OBP: 0.282, SLG: 0.287 (1, 4)										3	0	0	0	0	0	1				
Bucky Dent, R OBP: 0.207, SLG: 0.197 Johnny Grubb, L OBP: 0.387, SLG: 0.398 (1, 6) (9, PH)										3	0	1	0	0	0	1				
<b>Inning Stats</b>	R: 1 E: 0 K: 0 S: 5	H: 2 LOB: 2 BB: 1 P: 9	R: 0 E: 0 K: 0 S: 3	H: 0 LOB: 1 BB: 1 P: 7	R: 0 E: 0 K: 1 S: 5	H: 1 LOB: 1 BB: 1 P: 9	R: 0 E: 0 K: 0 S: 3	H: 0 LOB: 0 BB: 0 P: 3	R: 1 E: 0 K: 2 S: 9	H: 2 LOB: 1 BB: 0 P: 9	R: 0 E: 0 K: 0 S: 3	H: 0 LOB: 0 BB: 0 P: 3	R: 0 E: 0 K: 0 S: 5	H: 2 LOB: 1 BB: 0 P: 5	R: 0 E: 0 K: 0 S: 4	H: 1 LOB: 1 BB: 0 P: 4	1B: 8 2B: 0 3B: 0 HR: 0	SF: 1 SAC: 1 DP: 1 HBP: 0	WP: 0 PB: 0 SB: 0 CS: 0	PA: 37
<b>PITCHER</b> Bud Black, L ERA: 4.11 Mike Armstrong, R ERA: 2.66 Dan Quisenberry, R ERA: 2.79	IP: 7.0 WLS: W BF: 28 H: 5 R: 2 ER: 2 SO: 3 BB: 3 IBB: 0 HBP: 0 BLK: 1 WP: 0 HR: 0 S: 31 P: 43 ERA: 2.57 WHIP: 1.143															<b>PITCHER</b>				

Kansas City Royals @ Texas Rangers  
Arlington Stadium, Arlington, TX  
Thu Aug 26 1982, 8:05 PM EDT  
Att: 9,045 - Unknown

AB 32  
R 3  
H 8  
RBI 3  
BB 3  
SO 3  
LOB 15





Batter	1	2	3	4	5	6	7	8	9	AB	R	H	RBI	BB	SO	LOB	TOP										
George Wright, S OBP: 0.285, SLG: 0.354 (1, 8)	F5		F8			1B		F9		4	1	1	0	0	0	0	<b>Texas Rangers @ Baltimore Orioles</b> Memorial Stadium, Baltimore, MD Fri Aug 27 1982, 7:05 PM EDT Unknown										
Bill Sample, R OBP: 0.327, SLG: 0.400 (1, 7)	1-3		F8			1B				4	0	2	0	0	0	0											
Buddy Bell, R OBP: 0.385, SLG: 0.439 (1, 5)	F8					1B				4	0	1	1	0	1	1											
Larry Parrish, R OBP: 0.301, SLG: 0.385 (1, 9)						1B				4	0	1	0	0	0	3											
Dave Hostetter, R OBP: 0.315, SLG: 0.503 (1, 3)						1B				4	0	0	0	0	1	2											
Johnny Grubb, L OBP: 0.387, SLG: 0.398 (1, 10)						1B				3	0	1	0	0	0	0											
Jim Sundberg, R OBP: 0.317, SLG: 0.349 (1, 2)						1B				3	0	0	0	0	1	2											
Mike Richardt, R OBP: 0.279, SLG: 0.284 (1, 4)						1B				3	0	0	0	0	1	2											
Bucky Dent, R OBP: 0.204, SLG: 0.194 (1, 6)										3	0	0	0	0	1	0											
<b>Inning Stats</b>	R: 0 E: 0 K: 0 S: 3	H: 0 LOB: 0 BB: 0 P: 3	R: 0 E: 0 K: 2 S: 9	H: 2 LOB: 2 BB: 0 P: 9	R: 0 E: 0 K: 1 S: 3	H: 0 LOB: 0 BB: 0 P: 3	R: 0 E: 0 K: 1 S: 5	H: 0 LOB: 0 BB: 0 P: 5	R: 0 E: 0 K: 1 S: 5	H: 0 LOB: 0 BB: 0 P: 5	R: 1 E: 0 K: 0 S: 5	H: 3 LOB: 1 BB: 0 P: 5	R: 0 E: 0 K: 0 S: 3	H: 0 LOB: 0 BB: 0 P: 3	R: 0 E: 0 K: 1 S: 5	H: 0 LOB: 0 BB: 0 P: 5	R: 0 E: 0 K: 0 S: 4	H: 1 LOB: 1 BB: 0 P: 4	1B: 6 2B: 0 3B: 0 HR: 0	SF: 0 SAC: 0 DP: 1 HBP: 0	WP: 0 PB: 0 SB: 0 CS: 0	PA: 32					
<b>PITCHER</b>	IP	WLS	BF	H	R	ER	SO	BB	IBB	HBP	BLK	WP	HR	S	P	ERA	WHIP										
Jim Palmer, R ERA: 3.6 (1, 1)	8.0	W	28	5	1	1	5	0	0	0	0	0	0	38	38	1.12	0.625										
Tim Stoddard, R ERA: 4.02 (9, 1)	1.0	S	4	1	0	0	0	0	0	0	0	0	0	4	4	0.00	1.000										

Batter	1	2	3	4	5	6	7	8	9	AB	R	H	RBI	BB	SO	LOB	BOTTOM										
Al Bumbry, L OBP: 0.314, SLG: 0.341 (1, 8)	E7	F5								4	1	1	0	0	0	1	<b>Texas Rangers @ Baltimore Orioles</b> Memorial Stadium, Baltimore, MD Fri Aug 27 1982, 7:05 PM EDT Unknown										
Glenn Culliver, L OBP: 0.382, SLG: 0.282 (1, 5)										4	0	1	1	0	0	0											
Ken Singleton, S OBP: 0.355, SLG: 0.387 (1, 10)										4	1	1	1	0	1	1											
Eddie Murray, S OBP: 0.392, SLG: 0.544 (1, 3)										3	0	0	0	1	2	1											
John Lowenstein, L OBP: 0.410, SLG: 0.620 (1, 7)										2	1	1	0	2	0	0											
Cal Ripken Jr., R OBP: 0.313, SLG: 0.470 (1, 6)										4	0	1	0	0	0	4											
Gary Roenicke, R OBP: 0.391, SLG: 0.547 (1, 9)										4	0	2	1	0	1	0											
Lenn Sakata, R OBP: 0.316, SLG: 0.371 (1, 4)										4	0	0	0	0	1	3											
Rick Dempsey, R OBP: 0.329, SLG: 0.344 (1, 2)										3	0	1	0	0	0	0											
<b>Inning Stats</b>	R: 1 E: 1 K: 1 S: 7	H: 2 LOB: 2 BB: 1 P: 11	R: 0 E: 0 K: 2 S: 8	H: 1 LOB: 1 BB: 0 P: 8	R: 0 E: 0 K: 0 S: 4	H: 1 LOB: 2 BB: 1 P: 8	R: 0 E: 0 K: 0 S: 3	H: 0 LOB: 0 BB: 0 P: 3	R: 1 E: 0 K: 1 S: 6	H: 1 LOB: 0 BB: 0 P: 6	R: 0 E: 0 K: 0 S: 4	H: 1 LOB: 0 BB: 0 P: 4	R: 0 E: 0 K: 0 S: 3	H: 0 LOB: 0 BB: 0 P: 3	R: 1 E: 0 K: 1 S: 7	H: 2 LOB: 2 BB: 1 P: 11	1B: 4 2B: 3 3B: 0 HR: 1	SF: 0 SAC: 0 DP: 0 HBP: 0	WP: 0 PB: 0 SB: 0 CS: 0	PA: 35							
<b>PITCHER</b>	IP	WLS	BF	H	R	ER	SO	BB	IBB	HBP	BLK	WP	HR	S	P	ERA	WHIP										
Mike Smithson, R ERA: 3.38 (1, 1)	8.0	L	35	8	3	3	5	2	1	0	0	0	1	42	54	3.38	1.250										



Batter	1	2	3	4	5	6	7	8	9	AB	R	H	RBI	BB	SO	LOB	TOP					
George Wright, S OBP: 0.286, SLG: 0.354 (1, 8)	5-3	F8		K			4-3 SH2-4 1B		F9 SH2-4 1B	5	0	2	0	0	1	1						
Bill Stein, R OBP: 0.288, SLG: 0.301 (1, 5)	BB 1B	BB		6-3			SH2-4 1-2		SH2-4 1-2	2	0	1	0	1	0	0						
Johnny Grubb, L OBP: 0.381, SLG: 0.391 Buddy Bell, R OBP: 0.386, SLG: 0.439 Terry Bogener, L OBP: 0.186, SLG: 0.200 Bill Sample, R OBP: 0.327, SLG: 0.400 (1, 7)	K	4-3		K			4-3 2-3		S IBB	4	0	0	0	0	2	4						
Larry Parrish, R OBP: 0.305, SLG: 0.384 (1, 9)	1-2 BB			HR BB			G4-6-3 1B		F9 2-3	3	1	1	0	2	0	3						
Dave Hostetler, R OBP: 0.313, SLG: 0.498 (1, 3)	F9			F7			K		1B 1B	5	0	1	0	0	1	6						
Lamar Johnson, R OBP: 0.322, SLG: 0.357 (1, 10)		F8		HR			G4-6-3 1-2		F8	4	1	1	2	0	0	2						
Mike Richardt, R OBP: 0.285, SLG: 0.294 (1, 4)		2B		1B			E1 G4-3		1-2 1B	4	1	3	0	0	0	0						
Bucky Dent, R OBP: 0.205, SLG: 0.200 (1, 6)		1B		F4			B1		F6	4	1	1	1	0	0	4						
Don Werner, R OBP: 0.246, SLG: 0.241 (1, 2)	2H 1B			5-3			G4-3 1-2		1-3	4	0	1	1	0	0	4						
<b>Inning Stats</b>	R: 0 E: 0 K: 1 S: 6	H: 1 LOB: 2 BB: 1 P: 10	R: 2 E: 0 K: 0 S: 6	H: 3 LOB: 2 BB: 1 P: 10	R: 2 E: 0 K: 0 S: 5	H: 2 LOB: 1 BB: 1 P: 9	R: 0 E: 0 K: 2 S: 7	H: 0 LOB: 0 BB: 0 P: 7	R: 0 E: 0 K: 1 S: 5	H: 1 LOB: 0 BB: 0 P: 5	R: 0 E: 1 K: 0 S: 3	H: 0 LOB: 0 BB: 0 P: 3	R: 0 E: 0 K: 0 S: 4	H: 1 LOB: 1 BB: 0 P: 4	R: 0 E: 0 K: 0 S: 5	H: 2 LOB: 2 BB: 0 P: 5	R: 0 E: 0 K: 0 S: 4	H: 1 LOB: 3 BB: 1 P: 8	1B: 8 2B: 2 3B: 0 HR: 1	SF: 0 SAC: 2 DP: 2 HBP: 0	WP: 0 PB: 0 SB: 1 CS: 0	PA: 41
<b>PITCHER</b>	IP	WLS	BF	H	R	ER	SO	BB	IBB	HBP	BLK	WP	HR	S	P	ERA	WHIP					
Sammy Stewart, R ERA: 4.29 (1, 1)	2.1	L	16	6	4	4	1	3	0	0	0	0	1	15	27	15.43	3.857					
Mike Boddicker, R ERA: 2.39 (3, 1)	5.0		18	4	0	0	3	0	0	0	0	0	0	24	24	0.00	0.800					
Tippy Martinez, L ERA: 3.56 (8, 1)	1.2		7	1	0	0	0	0	1	0	0	0	0	6	10	0.00	0.600					

Texas Rangers @ Baltimore Orioles  
Memorial Stadium, Baltimore, MD  
Fri Aug 27 1982, 7:05 PM EDT  
Att: 20,368 - Unknown

AB	35
R	4
H	11
RBI	4
BB	4
SO	4
LOB	24



Batter	1	2	3	4	5	6	7	8	9	AB	R	H	RBI	BB	SO	LOB	BOTTOM				
Glenn Gulliver, L OBP: 0.397, SLG: 0.284 (1, 5)	F4			G4-6-3 1B			4-3			3	0	1	0	1	0	1					
Dan Ford, R OBP: 0.276, SLG: 0.370 Al Bumbry, L OBP: 0.313, SLG: 0.341 (1, 9)	F4			G4-6-3 1-2 2-3			FC6-4 BB		4-3	3	0	0	1	0	0	4					
Ken Singleton, S OBP: 0.354, SLG: 0.392 (1, 10)	HR			F9			F7		F7	4	1	1	1	0	0	3					
Eddie Murray, S OBP: 0.391, SLG: 0.549 (1, 3)	HR			K			6-3		K	4	1	1	1	0	2	0					
John Lowenstein, L OBP: 0.404, SLG: 0.609 (1, 7)	F8			6-3			E4 CS		4-3	4	0	0	0	0	0	0					
Cal Ripken Jr., R OBP: 0.311, SLG: 0.466 (1, 6)				6-3			K		1-3	4	0	0	0	0	2	1					
Gary Roenicke, R OBP: 0.392, SLG: 0.549 (9, 9)				K			1B FC6-4 2B		F6 1B	4	1	2	0	0	1	0					
Joe Nolan, L OBP: 0.271, SLG: 0.374 (1, 2)	F8			K			K		5-3	4	0	1	0	0	1	2					
Rich Dauer, R OBP: 0.331, SLG: 0.373 (1, 4)				G4-6-3 1B			FC6-4 BB 1B		F9 2B	3	0	2	0	0	0	1					
<b>Inning Stats</b>	R: 2 E: 0 K: 0 S: 5	H: 2 LOB: 0 BB: 0 P: 5	R: 0 E: 0 K: 2 S: 7	H: 0 LOB: 0 BB: 0 P: 7	R: 0 E: 0 K: 0 S: 4	H: 2 LOB: 1 BB: 0 P: 4	R: 0 E: 0 K: 1 S: 5	H: 0 LOB: 0 BB: 0 P: 5	R: 0 E: 1 K: 1 S: 5	H: 0 LOB: 0 BB: 0 P: 5	R: 0 E: 0 K: 0 S: 4	H: 1 LOB: 1 BB: 0 P: 4	R: 0 E: 0 K: 1 S: 5	H: 0 LOB: 0 BB: 0 P: 5	R: 0 E: 0 K: 0 S: 4	H: 1 LOB: 1 BB: 0 P: 4	1B: 4 2B: 2 3B: 0 HR: 2	SF: 0 SAC: 0 DP: 1 HBP: 0	WP: 0 PB: 0 SB: 0 CS: 1	PA: 35	
<b>PITCHER</b>	IP	WLS	BF	H	R	ER	SO	BB	IBB	HBP	BLK	WP	HR	S	P	ERA	WHIP				
Steve Comer, R ERA: 4.13 (1, 1)	9.0	W	35	8	3	3	6	1	0	0	0	0	2	46	50	3.00	1.000				

Texas Rangers @ Baltimore Orioles  
Memorial Stadium, Baltimore, MD  
Fri Aug 27 1982, 7:05 PM EDT  
Att: 20,368 - Unknown

AB	34
R	3
H	8
RBI	3
BB	1
SO	6
LOB	12





Batter	1	2	3	4	5	6	7	8	9	AB	R	H	RBI	BB	SO	LOB	TOP					
George Wright, S OBP: 0.288, SLG: 0.358 (1, 8)	0-0 4-3		0-0 6-3		0-0 SH5-3 1-H 2B		0-0 1B			4	0	2	1	0	0	0	Texas Rangers @ Baltimore Orioles Memorial Stadium, Baltimore, MD Sat Aug 28 1982, 7:05 PM EDT Att: 23,630 - Unknown					
Johnny Grubb, L OBP: 0.376, SLG: 0.387 (1, 7)	0-0 F8		0-3 K		0-0 SH5-3 2-3		0-3 K			3	0	0	0	0	2	1						
Buddy Bell, R OBP: 0.385, SLG: 0.437 (1, 5)	0-3 K			0-0 1B S 1B	0-0 F3			0-0 F8		4	1	1	0	0	1	1						
Larry Parrish, R OBP: 0.307, SLG: 0.386 (1, 9)		0-0 F4		0-0 FC1-6 1-3 1B	0-0 F7			0-0 1B		4	0	2	0	0	0	1						
Dave Hostetler, R OBP: 0.312, SLG: 0.495 (1, 3)		0-3 K		0-0 FC1-6 1-2 3-H 1B		0-0 6-3		0-3 K		4	0	1	1	0	2	1						
Lamar Johnson, R OBP: 0.321, SLG: 0.359 (1, 10)		0-0 1B 2B		0-0 F3	0-0 F3			0-3 K		4	1	1	0	0	1	3						
Jim Sundberg, R OBP: 0.316, SLG: 0.348 (1, 2)		0-0 1B		0-0 FC1-6 1-2 2-3	0-0 5-3			0-0 F8		4	0	1	1	0	0	2						
Mike Richardt, R OBP: 0.281, SLG: 0.290 (1, 4)		0-0 F7		0-0 F5		0-0 L3		0-0 F7		4	0	0	0	0	0	3						
Bucky Dent, R OBP: 0.206, SLG: 0.197 (1, 6)			0-0 F8		4-0 2B BB		0-0 6-3		0-0 F8	3	1	0	0	1	0	0						
<b>Inning Stats</b>	R: 0 E: 0 K: 1 S: 5	H: 0 LOB: 0 BB: 0 P: 5	R: 1 E: 0 K: 1 S: 7	H: 2 LOB: 1 BB: 0 P: 7	R: 0 E: 0 K: 1 S: 5	H: 0 LOB: 0 BB: 0 P: 5	R: 1 E: 0 K: 0 S: 6	H: 3 LOB: 2 BB: 0 P: 6	R: 1 E: 0 K: 0 S: 4	H: 1 LOB: 1 BB: 1 P: 8	R: 0 E: 0 K: 0 S: 3	H: 0 LOB: 0 BB: 0 P: 3	R: 0 E: 0 K: 1 S: 6	H: 1 LOB: 1 BB: 0 P: 6	R: 0 E: 0 K: 2 S: 8	H: 1 LOB: 0 BB: 0 P: 8	R: 0 E: 0 K: 0 S: 3	H: 0 LOB: 0 BB: 0 P: 3	1B: 6 2B: 2 3B: 0 HR: 0	SF: 0 SAC: 1 DP: 0 HBP: 0	WP: 0 PB: 0 SB: 2 CS: 0	PA: 36
<b>PITCHER</b> Dennis Martinez, R ERA: 4.06 (1, 1)	IP: 9.0 WLS: W BF: 36 H: 8 R: 3 ER: 3 SO: 6 BB: 1 IBB: 0 HBP: 0 BLK: 0 WP: 0 HR: 0 S: 47 P: 51 ERA: 3.00 WHIP: 1.000																					

Batter	1	2	3	4	5	6	7	8	9	AB	R	H	RBI	BB	SO	LOB	BOTTOM					
Al Bumbry, L OBP: 0.314, SLG: 0.344 (1, 8)	0-0 6-3	0-0 F8		0-0 2-3 1B		0-0 G3		0-0 1B 2B		5	1	2	3	0	0	1	Texas Rangers @ Baltimore Orioles Memorial Stadium, Baltimore, MD Sat Aug 28 1982, 7:05 PM EDT Att: 23,630 - Unknown					
Glenn Gulliver, L OBP: 0.381, SLG: 0.282 (8, FH) Lenn Sakata, R OBP: 0.318, SLG: 0.374 (9, 4)			0-0 F7	0-0 G3			0-0 F4	0-0 1B		4	0	1	0	0	0	2						
Ken Singleton, S OBP: 0.351, SLG: 0.388 (1, 10)	0-0 L8		0-0 F7		0-0 G3		0-0 4-3	0-0 1-3		5	0	0	0	0	0	2						
Eddie Murray, S OBP: 0.389, SLG: 0.545 (1, 3)	0-3 K		4-0 1B BB		0-0 F4		0-0 G3			3	0	0	0	1	1	1						
John Lowenstein, L OBP: 0.413, SLG: 0.614 Dan Ford, R OBP: 0.276, SLG: 0.370 (9, 9)		0-0 CS HBP 1B	0-0 1-3 1B		0-0 HR 1B		1-0 SH1-4 1B HBP			3	2	3	0	0	0	0						
Cal Ripken Jr., R OBP: 0.312, SLG: 0.472 (1, 6)	0-0 L5		0-0 F8		0-0 HR		0-0 SH1-4 2B 1B			4	2	2	2	0	0	3						
Gary Roenicke, R OBP: 0.392, SLG: 0.546 (9, 7)	1-0 CS 1B HBP			0-0 F6	0-0 5-3		0-0 SH1-4			2	1	0	0	0	0	0						
Rich Dauer, R OBP: 0.335, SLG: 0.375 (9, 5)	0-0 1-2 2B 1B			0-0 1B SH5-3 1B		0-0 5-3		4-0 2B IBB		3	2	2	1	1	0	0						
Rick Dempsey, R OBP: 0.329, SLG: 0.348 (1, 2)	0-0 2B			0-0 SH5-3		0-0 F8		0-0 F5		3	0	1	1	0	0	3						
<b>Inning Stats</b>	R: 0 E: 0 K: 1 S: 6	H: 1 LOB: 1 BB: 0 P: 6	R: 2 E: 0 K: 0 S: 5	H: 3 LOB: 1 BB: 0 P: 6	R: 0 E: 0 K: 0 S: 4	H: 1 LOB: 2 BB: 1 P: 8	R: 0 E: 0 K: 0 S: 5	H: 2 LOB: 2 BB: 0 P: 5	R: 2 E: 0 K: 0 S: 5	H: 2 LOB: 0 BB: 0 P: 5	R: 0 E: 0 K: 0 S: 3	H: 0 LOB: 0 BB: 0 P: 3	R: 0 E: 0 K: 0 S: 3	H: 0 LOB: 0 BB: 0 P: 3	R: 4 E: 0 K: 0 S: 6	H: 3 LOB: 1 BB: 1 P: 11	R: 0 E: 0 K: 0 S: 2	H: 0 LOB: 0 BB: 0 P: 2	1B: 9 2B: 2 3B: 0 HR: 1	SF: 0 SAC: 2 DP: 0 HBP: 2	WP: 0 PB: 0 SB: 0 CS: 2	PA: 39
<b>PITCHER</b> Dave Schmidt, R ERA: 2.95 Danny Darwin, R ERA: 3.23 Rick Honeycutt, L ERA: 5.21 (1, 1) (8, 1) (8, 1)	IP: 7.0 WLS: L BF: 33 H: 10 R: 6 ER: 6 SO: 10 BB: 1 IBB: 0 HBP: 2 BLK: 0 WP: 0 HR: 1 S: 32 P: 38 ERA: 7.71 WHIP: 1.571																					

AB	34
R	3
H	8
RBI	3
BB	1
SO	6
LOB	12



AB	33
R	8
H	12
RBI	8
BB	2
SO	1
LOB	12






Batter	1	2	3	4	5	6	7	8	9	AB	R	H	RBI	BB	SO	LOB	TOP
George Wright, S OBP: 0.288, SLG: 0.357	5-3		F7			6-3		1B		4	0	1	0	0	0	1	
Bill Sample, R OBP: 0.323, SLG: 0.394	K			6-3		L8		F7		4	0	0	0	0	1	2	
Buddy Bell, R OBP: 0.386, SLG: 0.440	1B 2B			6-3			5-3		1B	4	1	2	0	0	0	0	
Larry Parrish, R OBP: 0.310, SLG: 0.396	PO 2H 1B		F8				HR	F9		4	1	2	2	0	0	1	
Dave Hostetter, R OBP: 0.309, SLG: 0.489	PO 1-2	F4		6-3			K	F7		4	0	0	0	0	1	1	
Lamar Johnson, R OBP: 0.320, SLG: 0.357		4-3		6-3			FC6-4 1B	5-3		4	0	1	0	0	0	1	
Jim Sundberg, R OBP: 0.314, SLG: 0.345		1-3		4-3			FC6-4 1-2			3	0	0	0	0	0	1	
Mike Richardt, R OBP: 0.279, SLG: 0.287			F8			E6 SH1-3		F8		3	0	0	0	0	0	0	
Bucky Dent, R OBP: 0.204, SLG: 0.196			6-3			SH1-3 1-2		F7		2	0	0	0	0	0	0	
<b>Inning Stats</b>	R: 1 E: 0 K: 1 S: 6	H: 2 LOB: 0 BB: 0 P: 6	R: 0 E: 0 K: 0 S: 3	H: 0 LOB: 0 BB: 0 P: 3	R: 0 E: 0 K: 0 S: 3	H: 0 LOB: 0 BB: 0 P: 3	R: 0 E: 0 K: 0 S: 3	H: 0 LOB: 0 BB: 0 P: 3	R: 1 E: 0 K: 1 S: 7	H: 2 LOB: 1 BB: 0 P: 7	R: 0 E: 0 K: 0 S: 4	H: 1 LOB: 1 BB: 0 P: 4	R: 0 E: 0 K: 0 S: 4	H: 1 LOB: 1 BB: 0 P: 4	1B: 4 2B: 1 3B: 0 HR: 1	SF: 0 SAC: 1 DP: 0 HBP: 0	WP: 0 PA: 34 PB: 0 SB: 0 CS: 0
<b>PITCHER</b> Mike Flanagan, L ERA: 3.85	IP: 9.0 WLS: W BF: 33	H: 6 R: 2 ER: 2 SO: 2	BB: 0 IBB: 0 HBP: 0 BLK: 0	WP: 0 HR: 1 S: 37 P: 37	ERA: 2.00 WHIP: 0.667												

Texas Rangers @ Baltimore Orioles  
Memorial Stadium, Baltimore, MD  
Sun Aug 29 1982, 3:33 AM EDT  
Att: 25,393 - Unknown

AB 32  
R 2  
H 6  
RBI 2  
BB 0  
SO 2  
LOB 7



Batter	1	2	3	4	5	6	7	8	9	AB	R	H	RBI	BB	SO	LOB	BOTTOM
Lenn Sakata, R OBP: 0.321, SLG: 0.373	F9			E5 1B 5-3		SH1-4 1B				3	2	1	0	1	0	0	
Rich Dauer, R OBP: 0.333, SLG: 0.372	6-3			5-3 1-2		SH1-4 1-2	K			3	0	0	0	0	1	2	
Cal Ripken Jr., R OBP: 0.312, SLG: 0.469	6-3			L9		1B BB	6-3			3	1	0	0	1	0	2	
Eddie Murray, S OBP: 0.392, SLG: 0.547		K				E 1-2 2H 1B		G5-4-3 1B		4	0	3	2	0	1	0	
Benny Ayala, R OBP: 0.317, SLG: 0.464		F7		F8		E4 1-3 2H 1B		K		3	0	1	1	0	0	1	
Al Bumbry, L OBP: 0.313, SLG: 0.343										1	0	0	0	0	1	1	
Gary Roenicke, R OBP: 0.390, SLG: 0.541		K			F5	IBB		G5-4-3 1-2		3	0	0	0	1	1	1	
Ken Singleton, S OBP: 0.351, SLG: 0.386			K			BLK BB	K			2	0	0	0	1	2	3	
Dan Ford, R OBP: 0.274, SLG: 0.367			5-3		F7		F8			3	0	0	0	0	0	4	
Rick Dempsey, R OBP: 0.326, SLG: 0.344			K		1-3		F2			3	0	0	0	0	1	1	
<b>Inning Stats</b>	R: 0 E: 0 K: 0 S: 3	H: 0 LOB: 0 BB: 0 P: 3	R: 0 E: 0 K: 2 S: 7	H: 0 LOB: 0 BB: 0 P: 7	R: 1 E: 1 K: 0 S: 5	H: 1 LOB: 1 BB: 0 P: 5	R: 0 E: 0 K: 0 S: 3	H: 0 LOB: 1 BB: 1 P: 7	R: 2 E: 1 K: 1 S: 8	H: 3 LOB: 3 BB: 2 P: 16	R: 0 E: 0 K: 1 S: 5	H: 0 LOB: 1 BB: 1 P: 9	R: 0 E: 0 K: 1 S: 5	H: 1 LOB: 0 BB: 0 P: 5	1B: 5 2B: 0 3B: 0 HR: 0	SF: 0 SAC: 1 DP: 1 HBP: 0	WP: 0 PA: 33 PB: 0 SB: 0 CS: 0
<b>PITCHER</b> Frank Tanana, L ERA: 3.94	IP: 8.0 WLS: L BF: 33	H: 5 R: 3 ER: 2 SO: 7	BB: 3 IBB: 1 HBP: 0 BLK: 1	WP: 0 HR: 0 S: 43 P: 59	ERA: 2.25 WHIP: 1.000												

Texas Rangers @ Baltimore Orioles  
Memorial Stadium, Baltimore, MD  
Sun Aug 29 1982, 3:33 AM EDT  
Att: 25,393 - Unknown

AB 28  
R 3  
H 5  
RBI 3  
BB 4  
SO 7  
LOB 15





Batter	1	2	3	4	5	6	7	8	9	AB	R	H	RBI	BB	SO	LOB	TOP					
George Wright, S OBP: 0.290, SLG: 0.358 (1, 8)	0-0 4-3		0-0 G5-4-3 1B			0-0 FC4-6 FC5-4 1-2		0-0 FC6-4 1B		4	0	2	1	0	0	1						
Bill Sample, R OBP: 0.322, SLG: 0.392 (1, 7)	0-0 F8 1B		0-0 G5-4-3			0-0 FC5-4 HR		0-0 L7		4	1	1	0	0	0	5						
Buddy Bell, R OBP: 0.385, SLG: 0.445 (1, 5)	0-0 F8 1-2			0-0 F8		0-0 HR		0-0 FC6-4 1-2 2-3		4	1	1	2	0	0	3						
Larry Parrish, R OBP: 0.306, SLG: 0.391 (1, 9)		0-0 F8		0-0 5-3		0-0 F4		0-0 L8		4	0	0	0	0	0	2						
Dave Hostetler, R OBP: 0.306, SLG: 0.484 (1, 3)		0-0 F9		0-3 K			0-3 K		0-3 K	4	0	0	0	0	3	0						
Johnny Grubb, L OBP: 0.376, SLG: 0.385 (1, 10)	0-0 6-3				0-0 G1		0-0 G3		0-0 2B 1B	4	0	1	0	0	0	0						
Jim Sundberg, R OBP: 0.316, SLG: 0.350 (1, 2)			0-3 K		0-3 K		0-0 1B		0-0 1-3 2B	4	0	2	0	0	2	0						
Mike Richardt, R OBP: 0.278, SLG: 0.286 (1, 4)			0-0 2B 1B 1B		0-0 F4		0-0 6-3		0-0 F9	4	1	1	0	0	0	3						
Bucky Dent, R OBP: 0.213, SLG: 0.210 (1, 6)			0-0 1B 2B			0-0 FC4-6 1B		0-0 FC6-4 1B	0-0 5-3	4	0	3	0	0	0	2						
<b>Inning Stats</b>	R: 0 E: 0 K: 0 S: 3	H: 1 LOB: 0 BB: 0 P: 3	R: 0 E: 0 K: 0 S: 3	H: 0 LOB: 0 BB: 0 P: 3	R: 1 E: 0 K: 1 S: 7	H: 3 LOB: 1 BB: 0 P: 7	R: 0 E: 0 K: 1 S: 5	H: 0 LOB: 0 BB: 0 P: 5	R: 0 E: 0 K: 1 S: 5	H: 0 LOB: 0 BB: 0 P: 5	R: 2 E: 0 K: 0 S: 5	H: 2 LOB: 0 BB: 0 P: 5	R: 0 E: 0 K: 1 S: 6	H: 1 LOB: 1 BB: 0 P: 6	R: 0 E: 0 K: 0 S: 5	H: 2 LOB: 2 BB: 0 P: 5	R: 0 E: 0 K: 1 S: 7	H: 2 LOB: 2 BB: 0 P: 7	1B: 8 2B: 2 3B: 0 HR: 1	SF: 0 SAC: 0 DP: 1 HBP: 0	WP: 0 PB: 0 SB: 0 CS: 0	PA: 36
<b>PITCHER</b> Dennis Leonard, R ERA: 4.64 (1, 1)	IP: 9.0 WLS: W BF: 36 H: 11 R: 3 ER: 3 SO: 5 BB: 0 IBB: 0 HBP: 0 BLK: 0 WP: 0 HR: 1 S: 46 P: 46 ERA: 3.00 WHIP: 1.222															<b>PITCHER</b>	IP: 9.0 WLS: W BF: 36 H: 11 R: 3 ER: 3 SO: 5 BB: 0 IBB: 0 HBP: 0 BLK: 0 WP: 0 HR: 1 S: 46 P: 46 ERA: 3.00 WHIP: 1.222					

Texas Rangers @ Kansas City Royals  
 Royals Stadium, Kansas City, MO  
 Mon Aug 30 1982, 8:05 PM EDT  
 Att: 27,290 - Unknown - 85 F

AB	36
R	3
H	11
RBI	3
BB	0
SO	5
LOB	16



Batter	1	2	3	4	5	6	7	8	9	AB	R	H	RBI	BB	SO	LOB	BOTTOM					
Willie Wilson, S OBP: 0.374, SLG: 0.454 (1, 7)	0-0 E6 1B 1B		0-0 S E 1B	0-0 FC1-5-2 1-3 1B		0-0 F7 1-1 2-H 2B		0-0 6-3		5	2	4	2	0	0	0						
U L Washington, S OBP: 0.325, SLG: 0.387 (1, 6)	0-0 4-3 2-H G3 1B		0-0 E3 1-H HR	0-0 FC1-5-2 1-3 1B		0-0 F6		0-0 1B		5	2	2	1	0	0	3						
George Brett, L OBP: 0.392, SLG: 0.546 (1, 5)	0-0 4-3 1-3		0-0 2-H HR	0-0 FC5-4 BB		0-0 F7		0-0 F8		4	1	1	2	1	0	3						
Amos Otis, R OBP: 0.335, SLG: 0.419 (1, 8)	0-0 G3		0-3 K	0-0 FC5-4		0-0 F8				4	0	0	1	0	1	4						
Hal McRae, R OBP: 0.381, SLG: 0.537 (1, 10)	0-0 L9		0-0 F8		0-0 F4		0-0 L7			4	0	0	0	0	0	0						
Willie Aikens, L OBP: 0.326, SLG: 0.410 (1, 3)		0-0 F7	0-0 FC6-4 1B		0-0 F7		0-0 2B			4	0	2	0	0	0	0						
Frank White, R OBP: 0.315, SLG: 0.460 (1, 4)		0-0 E9	0-0 FC6-4 1-2		0-0 5-3		0-3 K			4	1	1	0	0	1	2						
Onix Concepcion, R OBP: 0.276, SLG: 0.307 (9, 4)										0	0	0	0	0	0	0						
Jerry Martin, R OBP: 0.306, SLG: 0.375 (1, 9)		0-0 G6-4-3 1B		0-0 5-3		0-0 1B 2B 1B		0-0 F4		4	1	2	1	0	0	1						
John Wathan, R OBP: 0.357, SLG: 0.340 (1, 2)		0-0 G6-4-3 1-2		0-0 1B FC1-2		0-0 2B 1B		0-0 L9		4	1	2	0	0	0	1						
<b>Inning Stats</b>	R: 2 E: 1 K: 0 S: 5	H: 2 LOB: 0 BB: 0 P: 5	R: 1 E: 1 K: 0 S: 4	H: 2 LOB: 0 BB: 0 P: 4	R: 3 E: 1 K: 1 S: 9	H: 3 LOB: 1 BB: 0 P: 9	R: 0 E: 0 K: 0 S: 5	H: 2 LOB: 3 BB: 1 P: 9	R: 0 E: 0 K: 0 S: 3	H: 0 LOB: 0 BB: 0 P: 3	R: 2 E: 0 K: 0 S: 6	H: 3 LOB: 1 BB: 0 P: 6	R: 0 E: 0 K: 1 S: 6	H: 1 LOB: 1 BB: 0 P: 6	R: 0 E: 0 K: 0 S: 4	H: 1 LOB: 1 BB: 0 P: 4	R: 0 E: 0 K: 0 S: 4	H: 1 LOB: 1 BB: 0 P: 4	1B: 10 2B: 3 3B: 0 HR: 1	SF: 0 SAC: 0 DP: 1 HBP: 0	WP: 0 PB: 0 SB: 2 CS: 0	PA: 39
<b>PITCHER</b> John Butcher, R ERA: 5.05 (1, 1)	IP: 3.0 WLS: L BF: 16 H: 7 R: 6 ER: 4 SO: 1 BB: 0 IBB: 0 HBP: 0 BLK: 0 WP: 0 HR: 1 S: 18 P: 18 ERA: 12.00 WHIP: 2.333															<b>PITCHER</b>	IP: 3.0 WLS: L BF: 16 H: 7 R: 6 ER: 4 SO: 1 BB: 0 IBB: 0 HBP: 0 BLK: 0 WP: 0 HR: 1 S: 18 P: 18 ERA: 12.00 WHIP: 2.333					
Jon Matlack, L ERA: 3.75 (4, 1)	3.0	15	5	2	2	0	1	0	0	0	0	14	18	6.00	2.000							
Dan Botano, R ERA: 5.54 (7, 1)	2.0	8	2	0	0	1	0	0	0	0	0	10	10	0.00	1.000							

Texas Rangers @ Kansas City Royals  
 Royals Stadium, Kansas City, MO  
 Mon Aug 30 1982, 8:05 PM EDT  
 Att: 27,290 - Unknown - 85 F

AB	38
R	8
H	14
RBI	7
BB	1
SO	2
LOB	14





Batter	1	2	3	4	5	6	7	8	9	AB	R	H	RBI	BB	SO	LOB	TOP			
George Wright, S OBP: 0.291, SLG: 0.359 (1, 8)	6-3						F7										5 1 2 1 0 0 3			
Bill Sample, R OBP: 0.320, SLG: 0.389 (1, 7)	F8	5-3					L6										5 1 1 0 0 0 4			
Buddy Bell, R OBP: 0.363, SLG: 0.442 Bill Stein, R OBP: 0.288, SLG: 0.301 (9, 5)	K						F8										5 0 1 1 0 2 0 0 0 0 0 0 0 0			
Larry Parrish, R OBP: 0.310, SLG: 0.395 (1, 9)																	5 1 3 1 0 0 0			
Dave Hostetler, R OBP: 0.310, SLG: 0.485 (1, 3)																	3 1 1 0 2 2 2			
Lamar Johnson, R OBP: 0.325, SLG: 0.359 (1, 10)																	4 1 2 1 1 0 1			
Jim Sundberg, R OBP: 0.317, SLG: 0.352 (1, 2)																	3 1 1 1 1 1 1			
Mike Richardt, R OBP: 0.278, SLG: 0.287 (1, 4)																	3 0 1 1 0 0 0			
Bucky Dent, R OBP: 0.214, SLG: 0.207 (1, 6)																	3 0 0 0 1 1 1			
<b>Inning Stats</b>	R: 0 E: 0 K: 1 S: 5	H: 0 LOB: 0 BB: 0 P: 5	R: 4 E: 0 K: 0 S: 7	H: 4 LOB: 1 BB: 1 P: 11	R: 0 E: 0 K: 1 S: 5	H: 1 LOB: 1 BB: 1 P: 9	R: 0 E: 0 K: 1 S: 5	H: 0 LOB: 0 BB: 0 P: 5	R: 0 E: 0 K: 2 S: 7	H: 0 LOB: 1 BB: 1 P: 11	R: 2 E: 0 K: 1 S: 9	H: 4 LOB: 2 BB: 0 P: 9	R: 0 E: 0 K: 0 S: 4	H: 1 LOB: 3 BB: 2 P: 12	R: 0 E: 0 K: 0 S: 4	H: 2 LOB: 1 BB: 0 P: 4	1B: 10 2B: 2 3B: 0 HR: 0	SF: 1 SAC: 0 DP: 0 HBP: 0	WP: 0 PB: 0 SB: 0 CS: 1	PA: 43
<b>PITCHER</b>	IP WLS BF H R ER SO BB IBB HBP BLK WP HR S P ERA WHIP																			
Bud Black, L ERA: 4.46 (1, 1)	1.2 L 10 4 4 4 1 1 0 0 0 0 0 11 15 21.60 3.000																			
Bill Castro, R ERA: 2.98 (2, 1)	5.1 22 5 2 2 5 2 0 0 0 0 0 30 38 3.38 1.312																			
Don Hood, L ERA: 2.35 (8, 1)	2.0 10 3 0 0 0 2 0 0 0 0 0 8 16 0.00 2.500																			

Texas Rangers @ Kansas City Royals  
 Royals Stadium, Kansas City, MO  
 Tue Aug 31 1982, 8:05 PM EDT  
 Att: 20,425 - Unknown - 82 F

AB 36  
 R 6  
 H 12  
 RBI 6  
 BB 5  
 SO 6  
 LOB 12



Batter	1	2	3	4	5	6	7	8	9	AB	R	H	RBI	BB	SO	LOB	BOTTOM					
Willie Wilson, S OBP: 0.373, SLG: 0.452 (1, 7)	6-3																4 0 1 0 0 0 1					
U L Washington, S OBP: 0.325, SLG: 0.384 (1, 6)	F8																2 0 0 0 2 0 0					
George Brett, L OBP: 0.388, SLG: 0.541 (1, 5)	4-3																4 0 0 0 0 0 3					
Amos Otis, R OBP: 0.332, SLG: 0.415 (1, 8)																	4 0 0 0 0 0 1					
Hal McRae, R OBP: 0.380, SLG: 0.537 (1, 10)																	4 0 1 0 0 1 1					
Willie Aikens, L OBP: 0.323, SLG: 0.407 (1, 3)																	3 0 0 0 0 1 1					
Frank White, R OBP: 0.317, SLG: 0.459 (1, 4)																	1 0 0 0 2 1 0					
Jerry Martin, R OBP: 0.306, SLG: 0.375 (1, 9)																	3 0 1 0 0 1 2					
John Wathan, R OBP: 0.354, SLG: 0.337 Don Slaught, R OBP: 0.339, SLG: 0.406 (9, 2)																	3 0 0 0 0 0 2 0 0 0 0 0 0 0					
<b>Inning Stats</b>	R: 0 E: 0 K: 0 S: 3	H: 0 LOB: 0 BB: 0 P: 3	R: 0 E: 0 K: 0 S: 3	H: 0 LOB: 0 BB: 0 P: 3	R: 0 E: 0 K: 0 S: 3	H: 1 LOB: 1 BB: 1 P: 7	R: 0 E: 0 K: 0 S: 3	H: 0 LOB: 1 BB: 1 P: 7	R: 0 E: 0 K: 1 S: 5	H: 0 LOB: 0 BB: 0 P: 5	R: 0 E: 0 K: 0 S: 3	H: 1 LOB: 1 BB: 1 P: 7	R: 0 E: 0 K: 2 S: 8	H: 1 LOB: 2 BB: 1 P: 12	R: 0 E: 0 K: 0 S: 3	H: 0 LOB: 0 BB: 0 P: 3	R: 0 E: 0 K: 1 S: 5	H: 0 LOB: 0 BB: 0 P: 5	1B: 2 2B: 1 3B: 0 HR: 0	SF: 0 SAC: 0 DP: 1 HBP: 0	WP: 0 PB: 2 SB: 0 CS: 1	PA: 32
<b>PITCHER</b>	IP WLS BF H R ER SO BB IBB HBP BLK WP HR S P ERA WHIP																					
Charlie Hough, R ERA: 3.84 (1, 1)	9.0 W 32 3 0 0 4 4 0 0 0 0 0 36 52 0.00 0.778																					

Texas Rangers @ Kansas City Royals  
 Royals Stadium, Kansas City, MO  
 Tue Aug 31 1982, 8:05 PM EDT  
 Att: 20,425 - Unknown - 82 F

AB 28  
 R 0  
 H 3  
 RBI 0  
 BB 4  
 SO 4  
 LOB 11





Batter	1	2	3	4	5	6	7	8	9	AB	R	H	RBI	BB	SO	LOB	TOP				
George Wright, S OBP: 0.290, SLG: 0.364 (1, 8)	6-3		IHR	F7		F3			F6	5	1	2	0	0	3						
Bill Sample, R OBP: 0.315, SLG: 0.383 (1, 7)	6-3		6-3		F8		F8		FC6-4	5	0	0	0	0	1						
Buddy Bell, R OBP: 0.384, SLG: 0.448 (1, 5)	L6			BB 2B	HR		F8			3	2	1	1	0	0						
Larry Parrish, R OBP: 0.310, SLG: 0.391 (1, 9)		F8		2B SF8	BB	E5	F7			3	1	0	0	1	0						
Dave Hostetter, R OBP: 0.309, SLG: 0.485 (1, 3)	F9		SF8	BB	K			6-3		4	1	1	1	0	1						
Lamar Johnson, R OBP: 0.324, SLG: 0.356 (1, 10)	F7		SF8	BB	L5			K		3	1	0	0	1	1						
Jim Sundberg, R OBP: 0.314, SLG: 0.349 (1, 2)			F9	SF8		F8		F4		3	0	0	1	0	0						
Mike Richardt, R OBP: 0.278, SLG: 0.287 (1, 4)			L9	SF8		L4			FC6-4 1B	3	0	1	1	0	0						
Bucky Dent, R OBP: 0.222, SLG: 0.213 (1, 6)			E7 IHR					F6		3	1	2	1	1	0	1					
<b>Inning Stats</b>	R: 0 E: 0 K: 0 S: 3	H: 0 LOB: 0 BB: 0 P: 3	R: 0 E: 0 K: 0 S: 3	H: 0 LOB: 0 BB: 0 P: 3	R: 2 E: 1 K: 0 S: 5	H: 2 LOB: 0 BB: 0 P: 5	R: 4 E: 0 K: 0 S: 5	H: 2 LOB: 1 BB: 2 P: 14	R: 1 E: 1 K: 1 S: 7	H: 1 LOB: 1 BB: 0 P: 7	R: 0 E: 0 K: 0 S: 3	H: 0 LOB: 0 BB: 0 P: 3	R: 0 E: 0 K: 1 S: 5	H: 0 LOB: 0 BB: 0 P: 5	R: 0 E: 0 K: 0 S: 4	H: 1 LOB: 1 BB: 0 P: 4	1B: 3 2B: 1 3B: 0 HR: 2	SF: 2 SAC: 0 DP: 0 HBP: 1	WP: 0 PB: 0 SB: 1 CS: 0	PA: 38	
<b>PITCHER</b>	IP	WLS	BF	H	R	ER	SO	BB	IBB	HBP	BLK	WP	HR	S	P	ERA	WHIP				
Paul Splittorff, L ERA: 3.91 (1, 1)	3.0	L	15	3	6	6	0	2	0	1	0	0	0	12	21	18.00	1.667				
Mike Armstrong, R ERA: 2.51 (4, 1)	4.0		16	2	1	1	1	1	0	0	0	0	1	17	21	2.25	0.750				
Dan Quisenberry, R ERA: 2.76 (8, 1)	1.0		3	0	0	0	1	0	0	0	0	0	0	5	5	0.00	0.000				
Don Hood, L ERA: 2.3 (9, 1)	1.0		4	1	0	0	0	0	0	0	0	0	0	4	4	0.00	1.000				

Texas Rangers @ Kansas City Royals  
Royals Stadium, Kansas City, MO  
Wed Sep 01 1982, 8:05 PM EDT  
Att: 18,201 - Unknown

AB	32
R	7
H	6
RBI	7
BB	3
SO	2
LOB	7



Batter	1	2	3	4	5	6	7	8	9	AB	R	H	RBI	BB	SO	LOB	BOTTOM				
Willie Wilson, S OBP: 0.370, SLG: 0.448 (1, 7)	5-3		G3		6-3			F8		4	0	0	0	0	1						
U L Washington, S OBP: 0.327, SLG: 0.387 (1, 6)			2B		6-3			5-3		3	1	1	1	1	0	0					
George Brett, L OBP: 0.387, SLG: 0.540 (1, 5)	F5		2B		F8			F9		4	0	1	1	0	0	1					
Amos Otis, R OBP: 0.332, SLG: 0.413 (1, 8)	1-3					K		F8		2	0	0	0	0	1	1					
Cesar Geronimo, L OBP: 0.295, SLG: 0.458 (7, 8)				HBP					F8	1	0	0	0	0	0	0					
Hal McRae, R OBP: 0.379, SLG: 0.535 (1, 10)		4-3	F5		5-3			2B 1B		4	1	1	0	0	0	2					
Willie Aikens, L OBP: 0.323, SLG: 0.405 (1, 3)		L6			F7			F8		4	0	1	0	0	0	1					
John Wathan, R OBP: 0.334, SLG: 0.337 (1, 2)										3	0	1	0	0	0	0					
Don Slaught, R OBP: 0.345, SLG: 0.421 (9, 2)		3-1			G4-6-3 1B					1	0	1	1	0	0	0					
Frank White, R OBP: 0.319, SLG: 0.459 (1, 4)					L8					0	1	0	0	0	0	0					
Steve Hammond, L OBP: 0.269, SLG: 0.356 (4, PH)										1	0	0	0	0	0	2					
Onix Concepcion, R OBP: 0.273, SLG: 0.304 (5, 4)			G3 2B	HBP						2	0	0	0	0	1	1					
Jerry Martin, R OBP: 0.304, SLG: 0.372 (1, 9)			F5		G4-6-3					3	0	0	0	0	0	3					
<b>Inning Stats</b>	R: 0 E: 0 K: 0 S: 3	H: 0 LOB: 1 BB: 1 P: 7	R: 0 E: 0 K: 0 S: 3	H: 0 LOB: 0 BB: 0 P: 3	R: 2 E: 0 K: 0 S: 5	H: 2 LOB: 2 BB: 0 P: 7	R: 0 E: 0 K: 0 S: 4	H: 2 LOB: 1 BB: 0 P: 4	R: 0 E: 0 K: 1 S: 5	H: 0 LOB: 0 BB: 0 P: 5	R: 0 E: 0 K: 1 S: 5	H: 0 LOB: 0 BB: 0 P: 5	R: 0 E: 0 K: 0 S: 3	H: 0 LOB: 0 BB: 0 P: 3	R: 1 E: 0 K: 0 S: 5	H: 2 LOB: 1 BB: 0 P: 5	1B: 3 2B: 3 3B: 0 HR: 0	SF: 0 SAC: 0 DP: 1 HBP: 2	WP: 0 PB: 0 SB: 1 CS: 0	PA: 35	
<b>PITCHER</b>	IP	WLS	BF	H	R	ER	SO	BB	IBB	HBP	BLK	WP	HR	S	P	ERA	WHIP				
Mike Smithson, R ERA: 3.18 (1, 1)	9.0	W	35	6	3	3	2	1	0	2	0	0	0	36	42	3.00	0.778				

Texas Rangers @ Kansas City Royals  
Royals Stadium, Kansas City, MO  
Wed Sep 01 1982, 8:05 PM EDT  
Att: 18,201 - Unknown

AB	32
R	3
H	6
RBI	3
BB	1
SO	2
LOB	12






Batter	1	2	3	4	5	6	7	8	9	10	AB	R	H	RBI	BB	SO	LOB		
George Wright, S OBP: 0.289, SLG: 0.364	(1,8) 0-3 K	(1,7) 0-0 F4			(1,8) 0-0 5-3 2B		(1,7) 0-0 F7		(1,8) 0-0 G3		5	0	1	0	0	1	2		
Bill Sample, R OBP: 0.313, SLG: 0.378	(1,7) 0-0 2-3	(1,7) 0-0 FC5-4			(1,8) 0-0 5-3		(1,7) 4-0 BB			(1,7) 0-0 F9	4	0	0	0	1	0	3		
Buddy Bell, R OBP: 0.381, SLG: 0.443	(1,5) 0-0 6-3				(1,8) 0-0 6-3		(1,7) 0-0 4-3			(1,7) 0-0 L6	5	0	0	0	0	0	2		
Larry Parrish, R OBP: 0.311, SLG: 0.388		(1,9) 4-0 1B 2B BB	(1,9) 0-3 K			(1,9) 0-0 F8		(1,9) 4-0 BB BB		(1,9) 0-0 5-3	3	1	0	0	2	1	0		
Dave Hostetter, R OBP: 0.268, SLG: 0.481	(1,3) 0-3 K		(1,3) 0-0 F7			(1,3) 4-0 HR BB		(1,3) 0-3 K			3	1	0	0	1	2	2		
Lamar Johnson, R OBP: 0.329, SLG: 0.369	(1,10) 0-0 2B 1B			(1,10) 0-0 4-3		(1,10) 0-0 HR BB		(1,10) 4-0 G6-4-3 BB			3	2	2	2	1	0	0		
Mike Richardt, R OBP: 0.277, SLG: 0.290	(1,4) 0-0 1B 2B			(1,4) 0-0 5-3		(1,4) 0-0 HR		(1,4) 0-0 G6-4-3 BB			4	1	1	1	0	0	2		
Bucky Dent, R OBP: 0.223, SLG: 0.213	(1,6) 0-0 1B 2B			(1,6) 0-0 F8		(1,6) 0-0 F3			(1,6) 0-0 L4		4	0	1	1	0	0	0		
Don Werner, R OBP: 0.246, SLG: 0.241	(1,2) 0-0 1B FC5-4			(1,2) 0-0 F9		(1,2) 0-0 F7			(1,2) 0-3 K		4	0	1	1	0	1	0		
<b>Inning Stats</b>	R: 0 E: 0 K: 1 S: 5	H: 0 LOB: 0 BB: 0 P: 5	R: 3 E: 0 K: 1 S: 9	H: 4 LOB: 2 BB: 13 P: 13	R: 0 E: 0 K: 1 S: 5	H: 0 LOB: 0 BB: 0 P: 5	R: 0 E: 0 K: 0 S: 3	H: 0 LOB: 0 BB: 0 P: 3	R: 0 E: 0 K: 0 S: 4	H: 1 LOB: 1 BB: 0 P: 8	R: 0 E: 0 K: 1 S: 4	H: 0 LOB: 1 BB: 2 P: 12	R: 0 E: 0 K: 1 S: 5	H: 0 LOB: 0 BB: 0 P: 5	R: 0 E: 0 K: 0 S: 3	H: 0 LOB: 0 BB: 0 P: 3	1B: 3 2B: 2 3B: 0 HR: 1	SF: 0 SAC: 0 DP: 1 HBP: 0	
<b>PITCHER</b>	IP WLS BF H R ER SO BB IBB HBP BLK WP HR S P ERA WHIP	IP WLS BF H R ER SO BB IBB HBP BLK WP HR S P ERA WHIP	IP WLS BF H R ER SO BB IBB HBP BLK WP HR S P ERA WHIP	IP WLS BF H R ER SO BB IBB HBP BLK WP HR S P ERA WHIP	IP WLS BF H R ER SO BB IBB HBP BLK WP HR S P ERA WHIP	IP WLS BF H R ER SO BB IBB HBP BLK WP HR S P ERA WHIP	IP WLS BF H R ER SO BB IBB HBP BLK WP HR S P ERA WHIP	IP WLS BF H R ER SO BB IBB HBP BLK WP HR S P ERA WHIP	IP WLS BF H R ER SO BB IBB HBP BLK WP HR S P ERA WHIP	IP WLS BF H R ER SO BB IBB HBP BLK WP HR S P ERA WHIP	IP WLS BF H R ER SO BB IBB HBP BLK WP HR S P ERA WHIP	IP WLS BF H R ER SO BB IBB HBP BLK WP HR S P ERA WHIP	IP WLS BF H R ER SO BB IBB HBP BLK WP HR S P ERA WHIP	IP WLS BF H R ER SO BB IBB HBP BLK WP HR S P ERA WHIP	IP WLS BF H R ER SO BB IBB HBP BLK WP HR S P ERA WHIP	IP WLS BF H R ER SO BB IBB HBP BLK WP HR S P ERA WHIP	IP WLS BF H R ER SO BB IBB HBP BLK WP HR S P ERA WHIP	IP WLS BF H R ER SO BB IBB HBP BLK WP HR S P ERA WHIP	
Britt Burns, L ERA: 3.75	(1,1) 6.1	(7,1) 1.0	(8,1) 2.2																
Salome Barojas, R ERA: 3.52																			
Jim Kern, R ERA: 3.36																			

**TOP**

**Texas Rangers @ Chicago White Sox**  
Comiskey Park, Chicago, IL  
Thu Sep 02 1982, 8:05 PM EDT  
Att: 10,310 - Unknown - 74 F

AB	35
R	5
H	6
RBI	5
BB	5
SO	5
LOB	11



Batter	1	2	3	4	5	6	7	8	9	10	AB	R	H	RBI	BB	SO	LOB					
Rudy Law, L OBP: 0.354, SLG: 0.407	(1,8) 0-0 5-3		(1,8) 4-0 G3 BB	(1,8) 0-0 S 1B		(1,8) 0-0 F8			(1,8) 0-3 K		4	0	1	0	1	1	0					
Tony Bernazard, S OBP: 0.335, SLG: 0.380	(1,4) 0-0 3B		(1,4) 0-0 G3	(1,4) 0-0 L5			(1,4) 0-0 4-3		(1,4) 0-0 F2		5	0	1	0	0	0	2					
Harold Baines, L OBP: 0.320, SLG: 0.463	(1,9) 0-0 1-3		(1,9) 0-0 E7 HR	(1,9) 0-0 G3			(1,9) 0-0 L4		(1,9) 0-0 HR		5	2	2	1	0	0	2					
Greg Luzinski, R OBP: 0.377, SLG: 0.457	(1,10) 4-0 BB		(1,10) 0-0 HR		(1,10) 0-0 1-3		(1,10) 0-0 1B WP 1B		(1,10) 0-0 6-3		4	2	2	2	1	0	0					
Steve Kemp, L OBP: 0.391, SLG: 0.426	(1,7) 0-0 4-3		(1,7) 4-0 2B BB		(1,7) 0-0 F8		(1,7) 0-0 WP 1B			(1,7) 0-0 F4	4	1	1	0	1	0	2					
Carlton Fisk, R OBP: 0.346, SLG: 0.408		(1,2) 0-3 K	(1,2) 4-0 2B BB	(1,2) 0-0 2B BB		(1,2) 0-0 1B	(1,2) 0-0 F7		(1,2) 0-0 F8		4	0	1	0	1	1	1					
Mike Squires, L OBP: 0.321, SLG: 0.352	(1,3) 0-0 1B		(1,3) 0-0 1B	(1,3) 0-0 1B	(1,3) 0-0 G3			(1,3) 0-0 6-3		(1,3) 0-0 2B 2B	5	1	3	1	0	0	1					
Vance Law, R OBP: 0.325, SLG: 0.353	(1,6) 0-0 1B		(1,6) 0-0 F9	(1,6) 0-0 1B		(1,6) 0-0 F8	(1,6) 0-0 F8		(1,6) 0-0 F8		5	0	2	1	0	0	2					
Aurelio Rodriguez, R OBP: 0.243, SLG: 0.297	(1,5) 0-0 G4-3				(1,5) 0-0 F9			(1,5) 0-3 K			3	0	0	0	0	0	2					
Ron Kittle, R OBP: 0.323, SLG: 0.366	(8, PH)										1	0	0	0	0	1	0					
Bill Almon, R OBP: 0.323, SLG: 0.366	(9, 6)										0	0	0	0	0	0	0					
<b>Inning Stats</b>	R: 0 E: 0 K: 0 S: 4	H: 1 LOB: 2 BB: 1 P: 8	R: 0 E: 0 K: 1 S: 6	H: 2 LOB: 1 BB: 6 P: 6	R: 3 E: 1 K: 0 S: 5	H: 3 LOB: 2 BB: 3 P: 17	R: 0 E: 0 K: 0 S: 4	H: 1 LOB: 1 BB: 0 P: 4	R: 0 E: 0 K: 0 S: 4	H: 1 LOB: 1 BB: 0 P: 4	R: 0 E: 0 K: 0 S: 3	H: 0 LOB: 0 BB: 0 P: 3	R: 1 E: 0 K: 1 S: 5	H: 2 LOB: 1 BB: 0 P: 5	R: 0 E: 0 K: 1 S: 5	H: 0 LOB: 0 BB: 0 P: 5	R: 1 E: 0 K: 1 S: 6	H: 1 LOB: 0 BB: 0 P: 6	R: 1 E: 0 K: 0 S: 4	H: 2 LOB: 1 BB: 0 P: 4	1B: 6 2B: 4 3B: 1 HR: 2	SF: 0 SAC: 0 DP: 2 HBP: 0
<b>PITCHER</b>	IP WLS BF H R ER SO BB IBB HBP BLK WP HR S P ERA WHIP	IP WLS BF H R ER SO BB IBB HBP BLK WP HR S P ERA WHIP	IP WLS BF H R ER SO BB IBB HBP BLK WP HR S P ERA WHIP	IP WLS BF H R ER SO BB IBB HBP BLK WP HR S P ERA WHIP	IP WLS BF H R ER SO BB IBB HBP BLK WP HR S P ERA WHIP	IP WLS BF H R ER SO BB IBB HBP BLK WP HR S P ERA WHIP	IP WLS BF H R ER SO BB IBB HBP BLK WP HR S P ERA WHIP	IP WLS BF H R ER SO BB IBB HBP BLK WP HR S P ERA WHIP	IP WLS BF H R ER SO BB IBB HBP BLK WP HR S P ERA WHIP	IP WLS BF H R ER SO BB IBB HBP BLK WP HR S P ERA WHIP	IP WLS BF H R ER SO BB IBB HBP BLK WP HR S P ERA WHIP	IP WLS BF H R ER SO BB IBB HBP BLK WP HR S P ERA WHIP	IP WLS BF H R ER SO BB IBB HBP BLK WP HR S P ERA WHIP	IP WLS BF H R ER SO BB IBB HBP BLK WP HR S P ERA WHIP	IP WLS BF H R ER SO BB IBB HBP BLK WP HR S P ERA WHIP	IP WLS BF H R ER SO BB IBB HBP BLK WP HR S P ERA WHIP	IP WLS BF H R ER SO BB IBB HBP BLK WP HR S P ERA WHIP	IP WLS BF H R ER SO BB IBB HBP BLK WP HR S P ERA WHIP				
Steve Comer, R ERA: 4.29	(1,1) 9.2	(10,1) 0.0																				
Danny Darwin, R ERA: 3.23																						

**BOTTOM**

**Texas Rangers @ Chicago White Sox**  
Comiskey Park, Chicago, IL  
Thu Sep 02 1982, 8:05 PM EDT  
Att: 10,310 - Unknown - 74 F

AB	40
R	6
H	13
RBI	5
BB	4
SO	3
LOB	12





Batter	1	2	3	4	5	6	7	8	9	AB	R	H	RBI	BB	SO	LOB	TOP								
George Wright, S OBP: 0.295, SLG: 0.369	0-0 BB 2B 1B	0-0 1-3				0-0 3B 1B	0-0 FC4-6 1B	0-0 1-2 2-3 1B		5	2	4	0	0	0	1									
Pete O'Brien, L OBP: 0.200, SLG: 0.600	0-0 L8		0-0 F7			0-0 1B 3B	0-0 FC4-6 1-2	0-0 1-3		5	1	1	1	0	0	5									
Buddy Bell, R OBP: 0.383, SLG: 0.442	4-0 2B 1-2 BB		4-0 BB			0-0 HR 1B		0-0 F7	0-0 6-3	3	1	1	1	2	0	0									
Larry Parrish, R OBP: 0.312, SLG: 0.395	0-0 F9		0-0 F7			0-0 3-H 1B		0-0 4-3	4-0 BB	4	1	1	2	1	0	3									
Johnny Grubb, L OBP: 0.377, SLG: 0.389 Lamar Johnson, R OBP: 0.326, SLG: 0.366	0-0 1-3 2-H 2B		0-0 G3			0-3 K		0-0 F3	0-3 K	2	0	1	1	0	0	1									
Pat Putnam, L OBP: 0.283, SLG: 0.313 Dave Hostetter, R OBP: 0.308, SLG: 0.479	0-0 6-3			0-0 4-3					0-0 1-3	2	0	0	0	0	0	2									
Jim Sundberg, R OBP: 0.316, SLG: 0.353				0-0 F7		0-0 6-3			0-0 1B 1B 1B	4	0	2	0	0	0	1									
Mike Richardt, R OBP: 0.277, SLG: 0.289		0-0 5-3		0-3 K				0-0 F8	0-0 1B 1B	4	0	1	0	0	1	1									
Bucky Dent, R OBP: 0.219, SLG: 0.210		0-0 F9				0-0 F6	0-0 F7	0-0 F8		4	0	0	0	0	0	3									
<b>Inning Stats</b>	R: 1 E: 0 K: 0 S: 5	H: 2 LOB: 2 BB: 1 P: 9	R: 0 E: 0 K: 0 S: 4	H: 1 LOB: 1 BB: 0 P: 4	R: 0 E: 0 K: 0 S: 3	H: 0 LOB: 1 BB: 1 P: 7	R: 0 E: 0 K: 1 S: 5	H: 0 LOB: 0 BB: 0 P: 5	R: 4 E: 0 K: 1 S: 9	H: 4 LOB: 1 BB: 1 P: 13	R: 0 E: 0 K: 0 S: 4	H: 1 LOB: 0 BB: 0 P: 4	R: 0 E: 0 K: 0 S: 3	H: 0 LOB: 0 BB: 0 P: 3	R: 0 E: 0 K: 0 S: 6	H: 3 LOB: 3 BB: 0 P: 6	R: 0 E: 0 K: 2 S: 7	H: 0 LOB: 1 BB: 1 P: 11	1B: 7 2B: 2 3B: 1 HR: 1	SF: 0 SAC: 0 DP: 0 HBP: 0	WP: 0 PB: 0 SB: 0 CS: 0	PA: 42			
<b>PITCHER</b>	IP	WLS	BF	H	R	ER	SO	BB	IBB	HBP	BLK	WP	HR	S	P	ERA	WHIP								
LaMarr Hoyt, R ERA: 3.64	(1, 1)	4.1	22	7	5	5	1	2	0	0	0	0	1	22	30	10.38	2.077								
Kevin Hickey, L ERA: 3.03	(5, 1)	1.2	7	1	0	0	1	1	0	0	0	0	0	8	12	0.00	1.200								
Warren Brusstar, R ERA: 4.38	(7, 1)	2.0	W	9	3	0	0	0	0	0	0	0	0	9	9	0.00	1.500								
Jim Kern, R ERA: 3.32	(9, 1)	1.0	S	4	0	0	2	1	0	0	0	0	0	7	11	0.00	1.000								

Texas Rangers @ Chicago White Sox  
Comiskey Park, Chicago, IL  
Fri Sep 03 1982, 8:05 PM EDT  
Att: 12,538 - Unknown - 72 F

AB 38  
R 5  
H 11  
RBI 5  
BB 4  
SO 4  
LOB 19



Batter	1	2	3	4	5	6	7	8	9	AB	R	H	RBI	BB	SO	LOB	BOTTOM									
Rudy Law, L OBP: 0.397, SLG: 0.412 Ron Kittle, R OBP: 0.331, SLG: 0.392 Ron LeFlore, R OBP: 0.331, SLG: 0.392 Rusty Kuntz, R	0-0 1B 1B 1B	0-0 2B 2B	0-0 1-3			0-0 E1		0-0 FC4-6 CS		4	2	2	0	0	0	0										
Tony Bemazzard, S OBP: 0.336, SLG: 0.380	0-0 1B 1-3 1B	4-0 2B BB				0-0 F8		0-0 5-3	0-0 CS	3	2	1	0	1	0	1										
Harold Baines, L OBP: 0.321, SLG: 0.462	0-0 BB 1B 1-3 3-H 1B	0-0 L5				4-0 BB		0-0 G3		3	1	1	1	1	0	3										
Greg Luzinski, R OBP: 0.377, SLG: 0.460	0-0 HBP SF9 1-2 3-H 1B	0-0 4-3 2B				0-0 F3		0-0 F9		4	1	2	3	0	0	1										
Steve Kemp, L OBP: 0.390, SLG: 0.426	4-0 SF9 HBP 1-2 2-3 BB	0-0 4-3				0-0 4-3		0-0 F5		3	0	0	0	1	0	2										
Carlton Fisk, R OBP: 0.347, SLG: 0.406	1-0 1-2 2-3 3-H HBP	4-0 IBB				0-0 6-3		0-0 5-3		2	0	0	1	1	0	0										
Mike Squires, L OBP: 0.313, SLG: 0.342	0-3 K	0-3 K				0-0 F8		0-0 1-3		4	0	0	0	0	2	5										
Vance Law, R OBP: 0.324, SLG: 0.353	0-0 SF9 2-3 3-H					0-0 F9		0-0 4-3	0-0 1B FC4-6 1B	3	1	1	1	0	0	0										
Aurelio Rodriguez, R OBP: 0.243, SLG: 0.296	0-0 F9					0-0 F8		0-0 F8	0-0 FC4-6 1B	4	0	1	0	0	0	2										
<b>Inning Stats</b>	R: 4 E: 0 K: 1 S: 9	H: 4 LOB: 2 BB: 1 P: 14	R: 2 E: 0 K: 1 S: 7	H: 2 LOB: 2 BB: 2 P: 15	R: 0 E: 0 K: 0 S: 3	H: 0 LOB: 0 BB: 0 P: 3	R: 0 E: 0 K: 0 S: 3	H: 0 LOB: 0 BB: 1 P: 7	R: 0 E: 0 K: 0 S: 4	H: 0 LOB: 0 BB: 0 P: 3	R: 0 E: 1 K: 0 S: 3	H: 0 LOB: 1 BB: 0 P: 4	R: 0 E: 0 K: 0 S: 3	H: 0 LOB: 0 BB: 0 P: 3	R: 1 E: 0 K: 0 S: 4	H: 2 LOB: 1 BB: 0 P: 4	1B: 6 2B: 2 3B: 0 HR: 0	SF: 1 SAC: 0 DP: 0 HBP: 1	WP: 0 PB: 0 SB: 1 CS: 1	PA: 38						
<b>PITCHER</b>	IP	WLS	BF	H	R	ER	SO	BB	IBB	HBP	BLK	WP	HR	S	P	ERA	WHIP									
Dave Schmidt, R ERA: 3.29	(1, 1)	0.0	L	6	4	4	4	0	0	0	0	0	0	32	44	3.38	0.750									
Rick Honeycutt, L ERA: 5.11	(1, 1)	8.0		31	4	3	3	2	2	1	0	0	0	0	0	0	3.38	0.750								

Texas Rangers @ Chicago White Sox  
Comiskey Park, Chicago, IL  
Fri Sep 03 1982, 8:05 PM EDT  
Att: 12,538 - Unknown - 72 F

AB 31  
R 7  
H 8  
RBI 7  
BB 4  
SO 2  
LOB 15





Batter	1	2	3	4	5	6	7	8	9	AB	R	H	RBI	BB	SO	LOB	TOP
George Wright, S OBP: 0.294, SLG: 0.368 (1, 8)	0-0 4-3		0-0 F8			0-0 F7		0-0 1B		4	0	1	0	0	0	0	Texas Rangers @ Chicago White Sox Comiskey Park, Chicago, IL Sat Sep 04 1982, 8:05 PM EDT Att: 23,095 - Unknown - 69 F
Pete O'Brien, L OBP: 0.111, SLG: 0.333 (1, 7)	0-0 4-3			0-0 4-3		0-0 4-3		0-0 4-3		4	0	0	0	0	0	1	
Johnny Grubb, L OBP: 0.378, SLG: 0.392 (1, 10)	4-0 FC6-4 BB			0-3 K		0-0 2B			0-0 F7	3	0	1	0	1	1	0	
Larry Parrish, R OBP: 0.311, SLG: 0.391 (1, 9)	0-0 FC6-4 1-2			1-0 HBP		0-0 5-3			0-0 F9	3	0	0	0	0	0	2	
Pat Putnam, L OBP: 0.281, SLG: 0.322 (1, 3)		0-0 4-3		0-3 K			0-0 1-3		0-0 2B	4	0	1	0	0	1	1	
Jim Sundberg, R OBP: 0.313, SLG: 0.350 (1, 2)		0-0 6-3			0-0 F6		0-0 F4		0-0 L5	4	0	0	0	0	0	1	
Bill Stein, R OBP: 0.289, SLG: 0.302 (1, 5)		0-0 6-3			0-0 FC4-6 1B		0-0 5-3			3	0	1	0	0	0	0	
Mike Richardt, R OBP: 0.274, SLG: 0.287 (1, 4)			0-0 F8		0-0 FC4-6 FC5-4 1-2			0-0 4-3		3	0	0	0	0	0	1	
Bucky Dent, R OBP: 0.217, SLG: 0.207 (1, 6)			0-0 F7		0-0 FC5-4 1-2			0-0 F4		3	0	0	0	0	0	1	
<b>Inning Stats</b>	R: 0 E: 0 K: 0 S: 3	H: 0 LOB: 1 BB: 1 P: 7	R: 0 E: 0 K: 0 S: 3	H: 0 LOB: 0 BB: 0 P: 3	R: 0 E: 0 K: 2 S: 7	H: 0 LOB: 1 BB: 0 P: 8	R: 0 E: 0 K: 0 S: 4	H: 1 LOB: 1 BB: 0 P: 4	R: 0 E: 0 K: 0 S: 3	H: 0 LOB: 0 BB: 0 P: 3	R: 0 E: 0 K: 0 S: 4	H: 1 LOB: 1 BB: 0 P: 4	R: 0 E: 0 K: 0 S: 4	H: 1 LOB: 1 BB: 0 P: 4	1B: 2 2B: 2 3B: 0 HR: 0	SF: 0 SAC: 0 DP: 0 HBP: 1	
<b>PITCHER</b> Richard Dotson, R ERA: 3.77 (1, 1)	IP: 9.0 WLS: W BF: 33 H: 4 R: 0 ER: 0 SO: 2 BB: 1 IBB: 0 HBP: 1 BLK: 0 WP: 0 HR: 0 S: 35 P: 40 ERA: 0.00 WHIP: 0.556																

AB	31
R	0
H	4
RBI	0
BB	1
SO	2
LOB	7

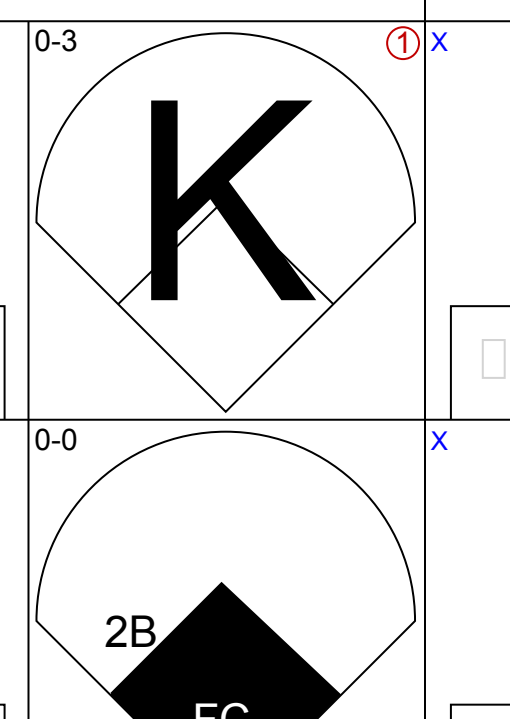
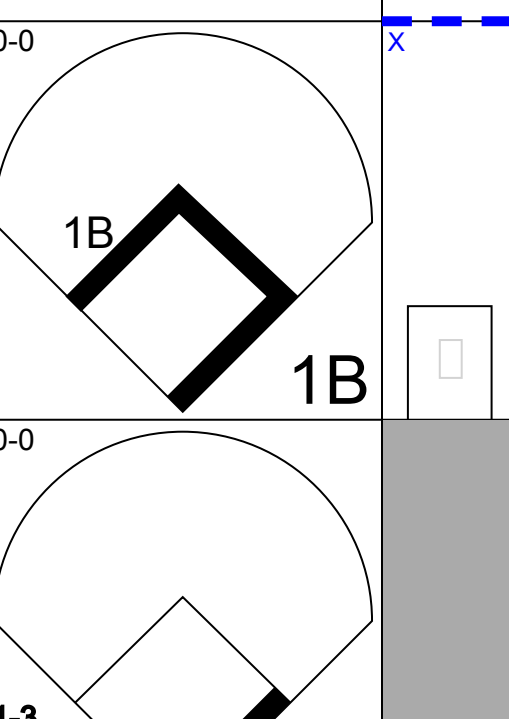
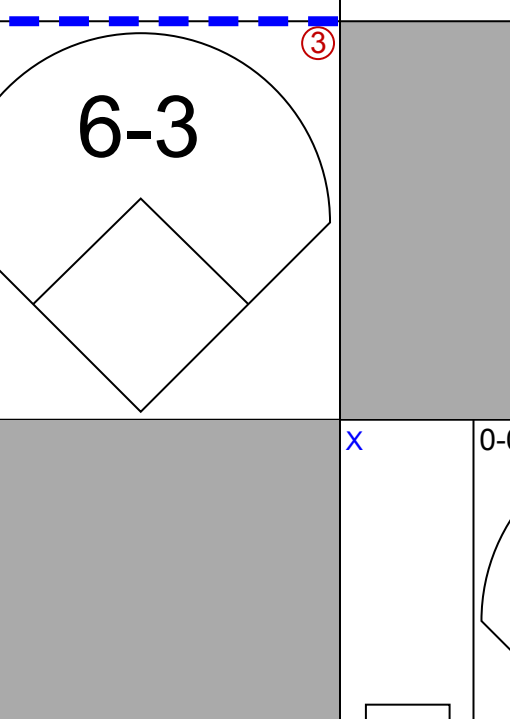
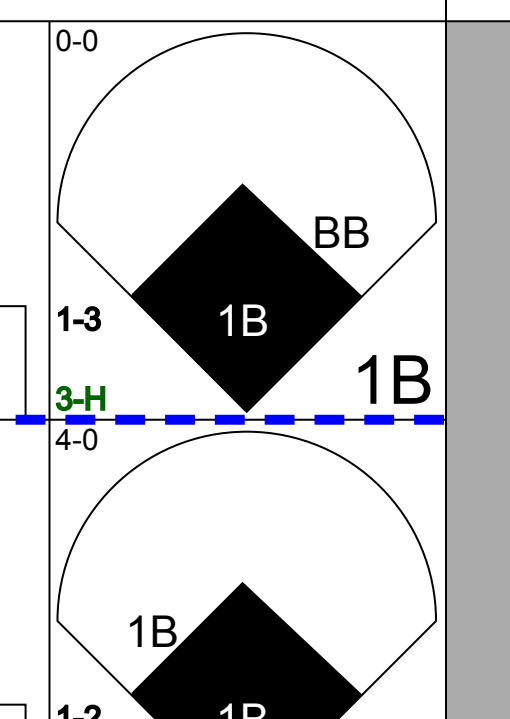
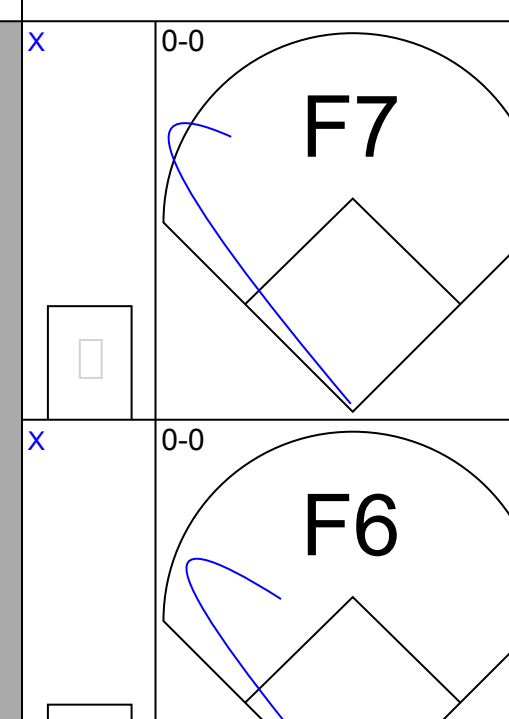
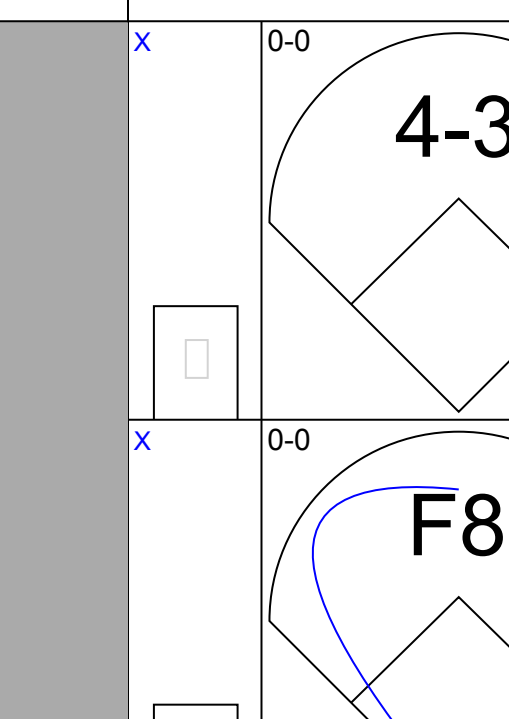
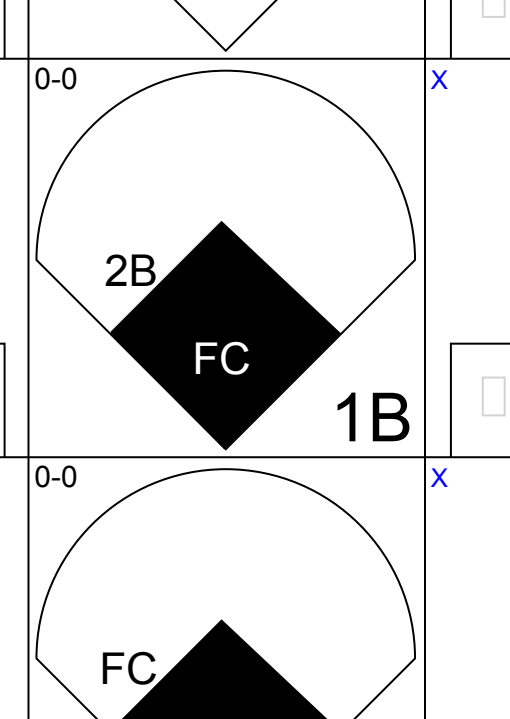
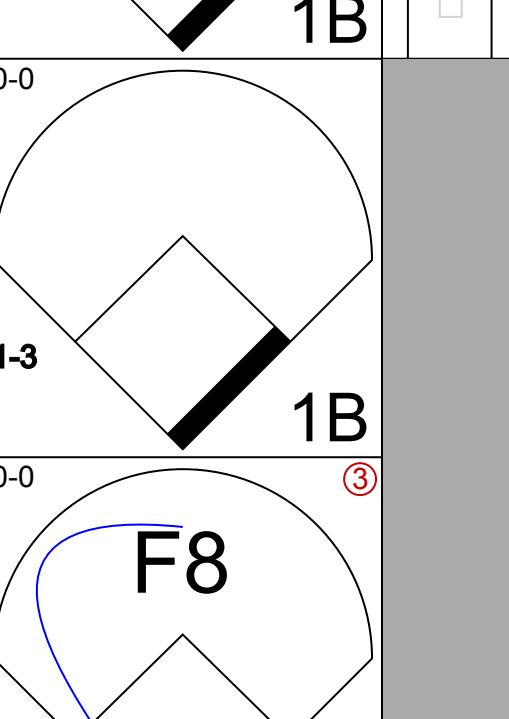
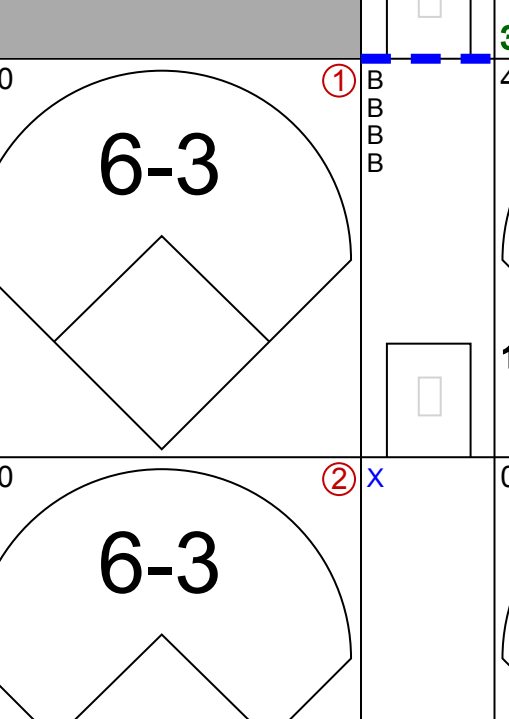
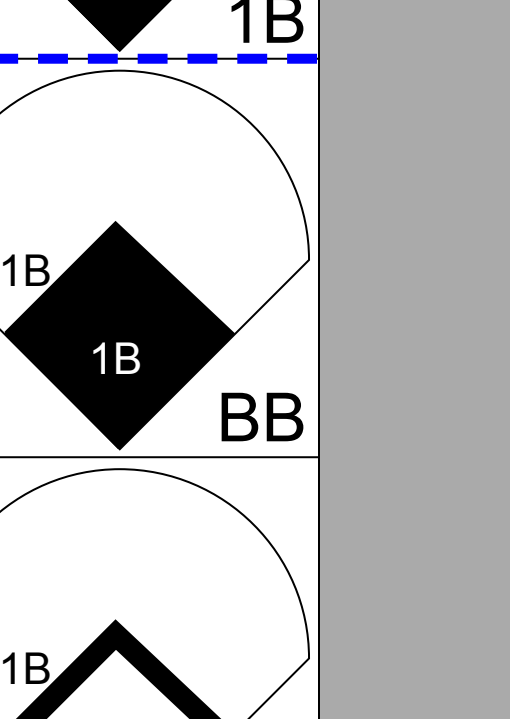
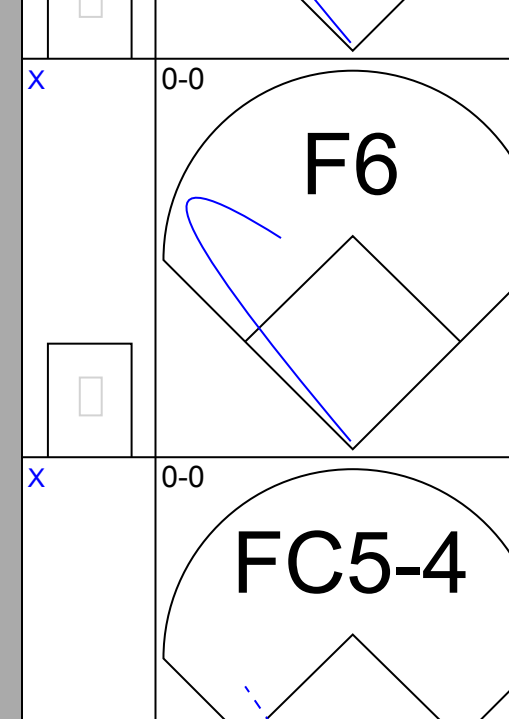
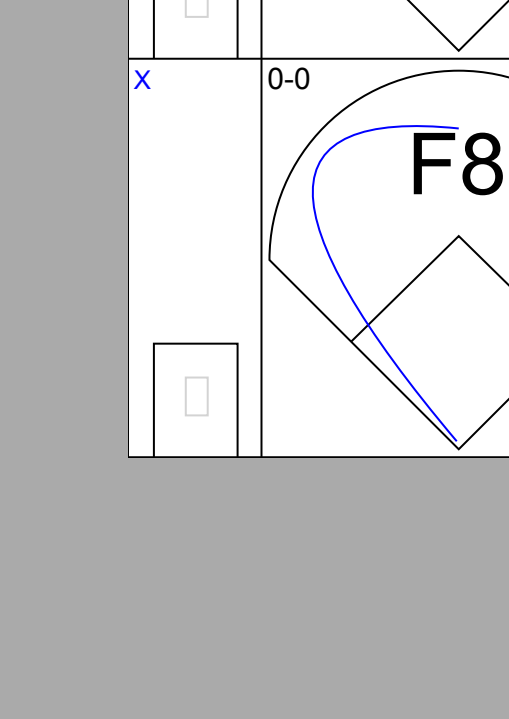
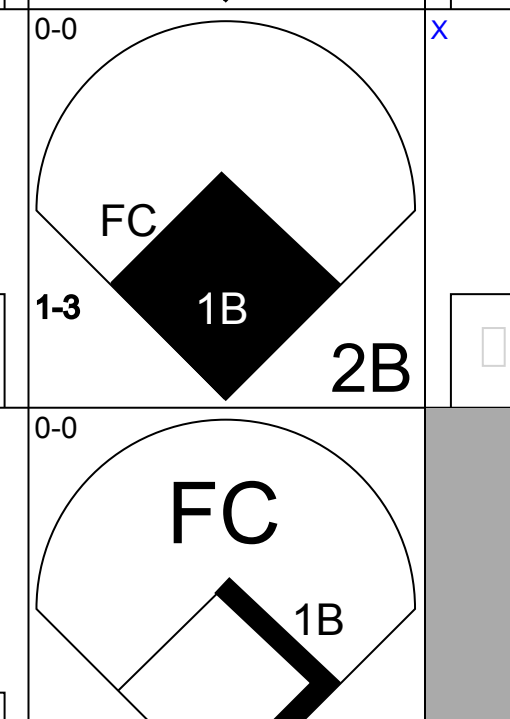
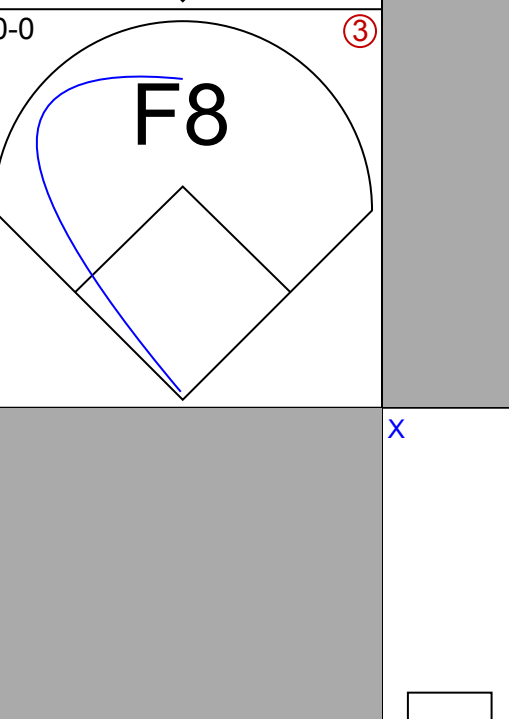
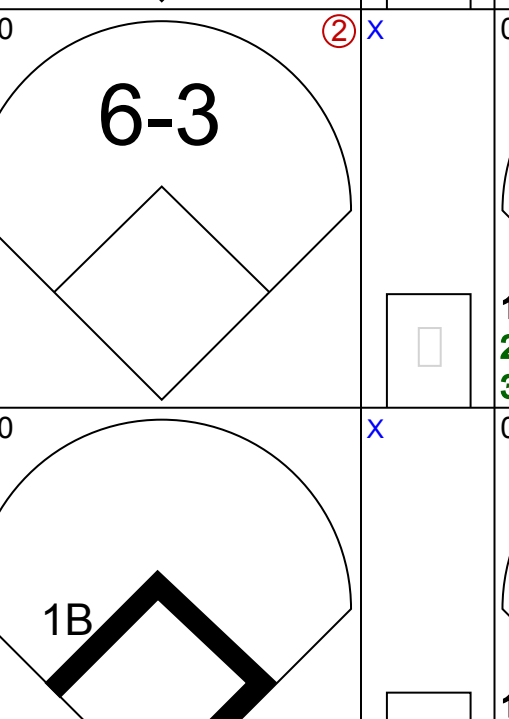
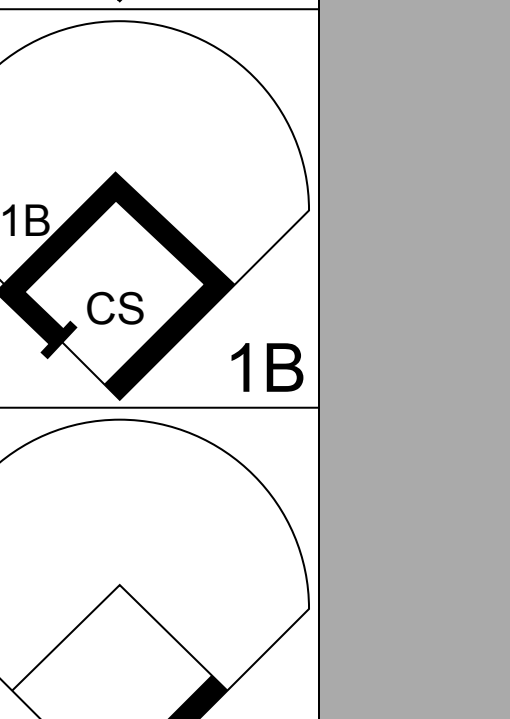
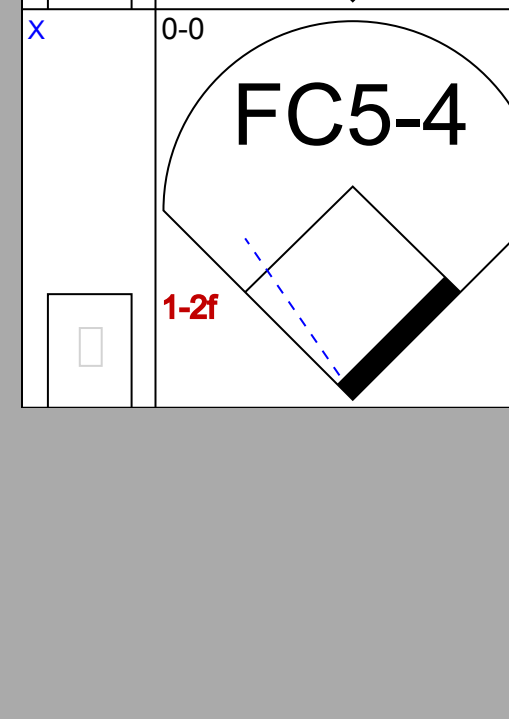
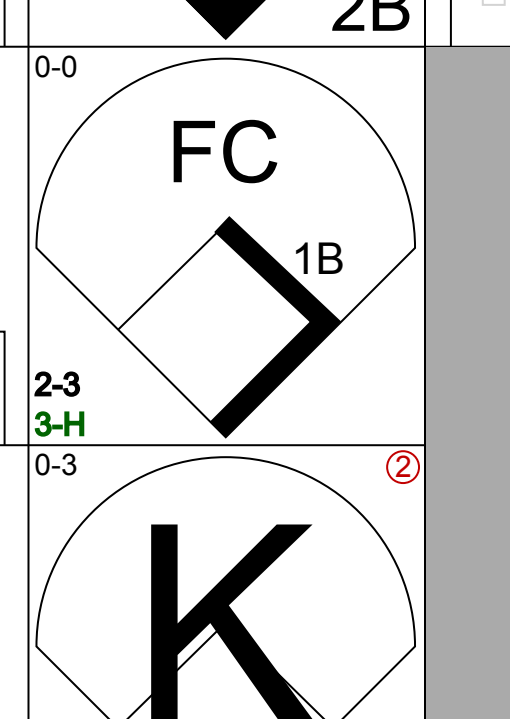
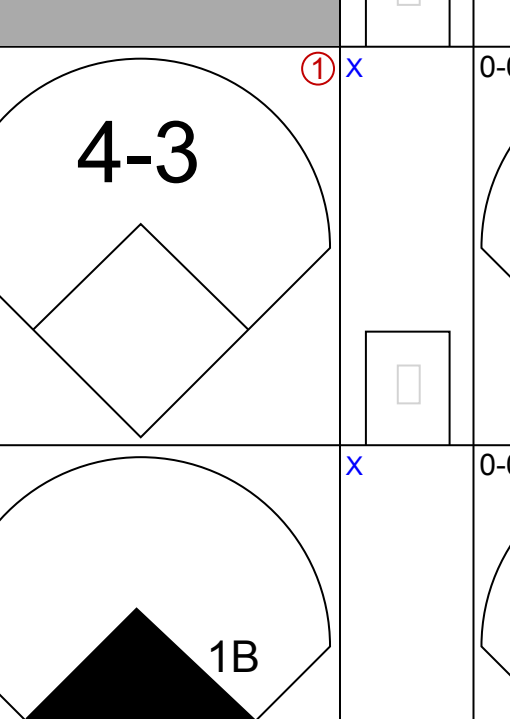
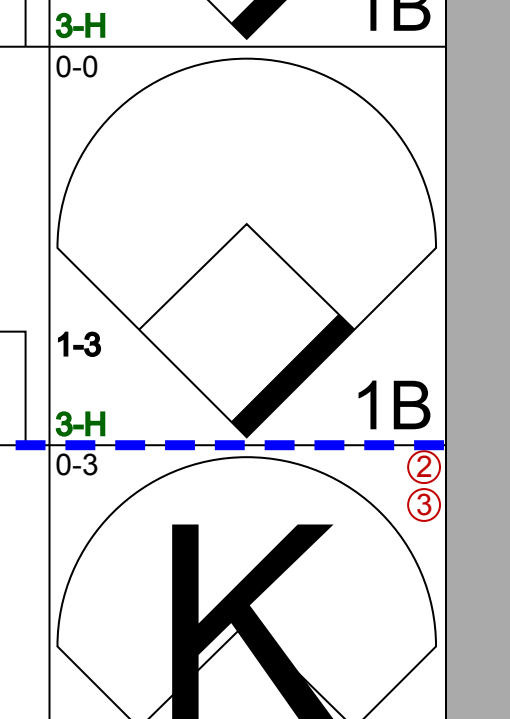

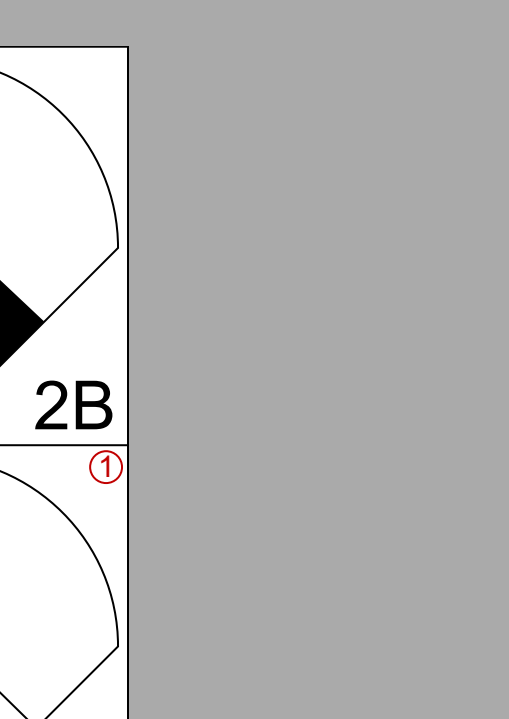
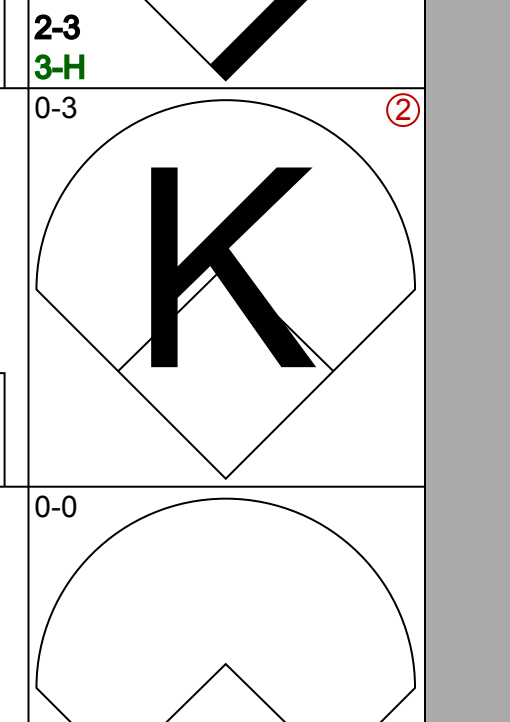
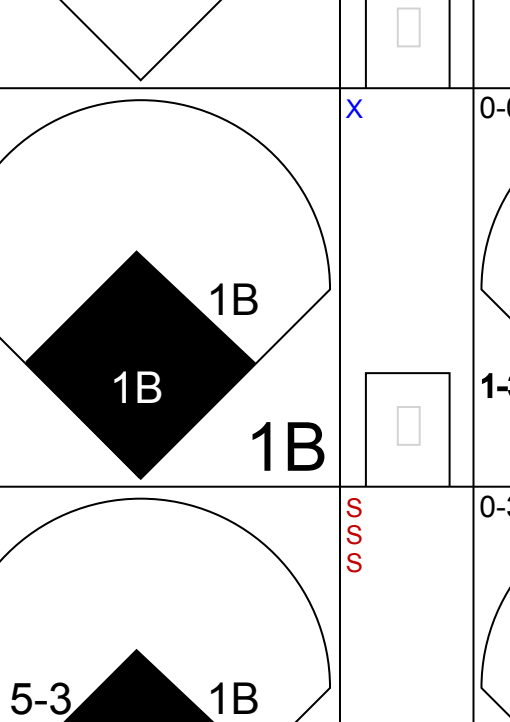
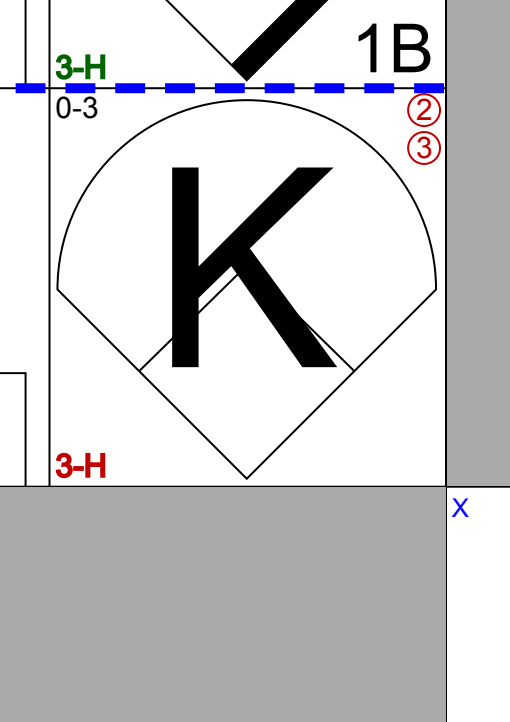

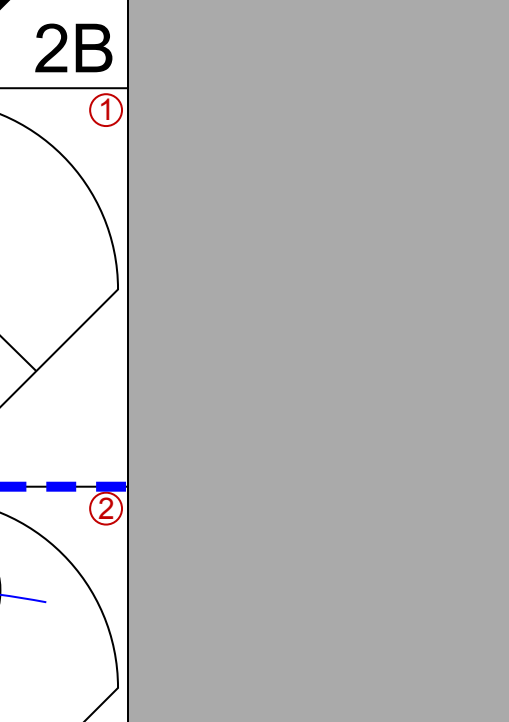
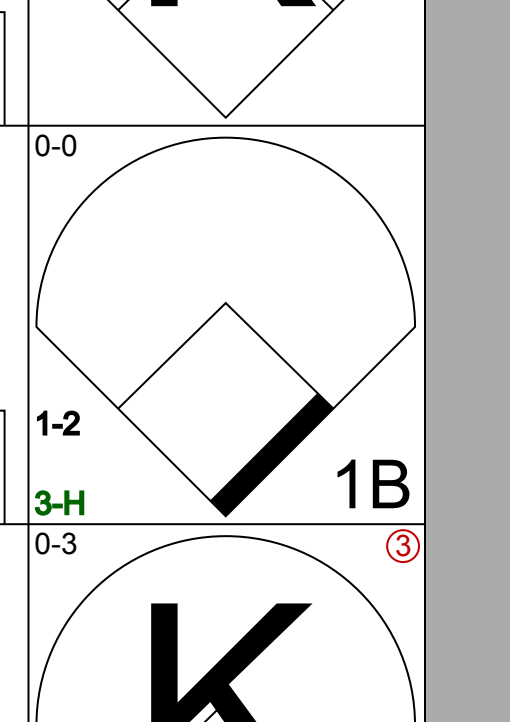
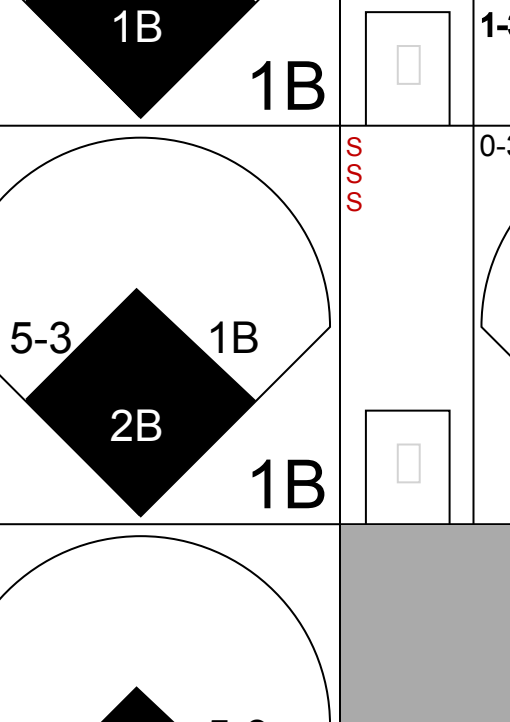
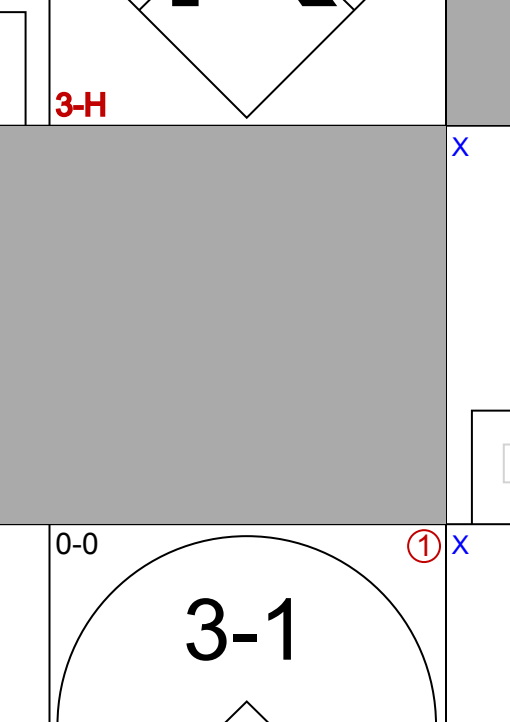

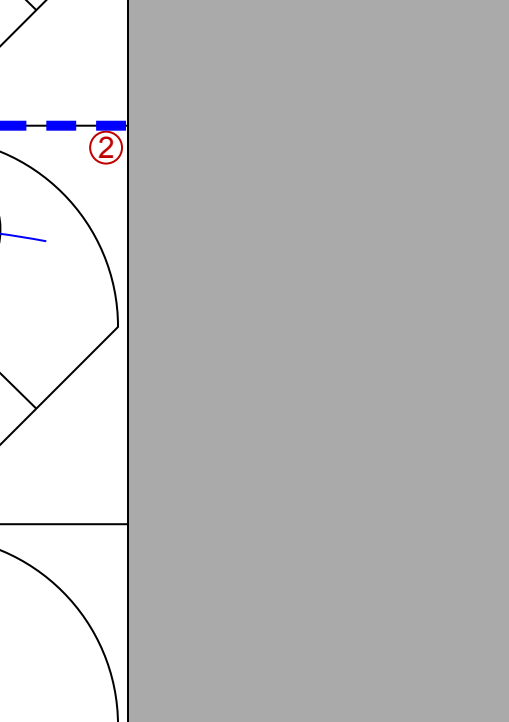
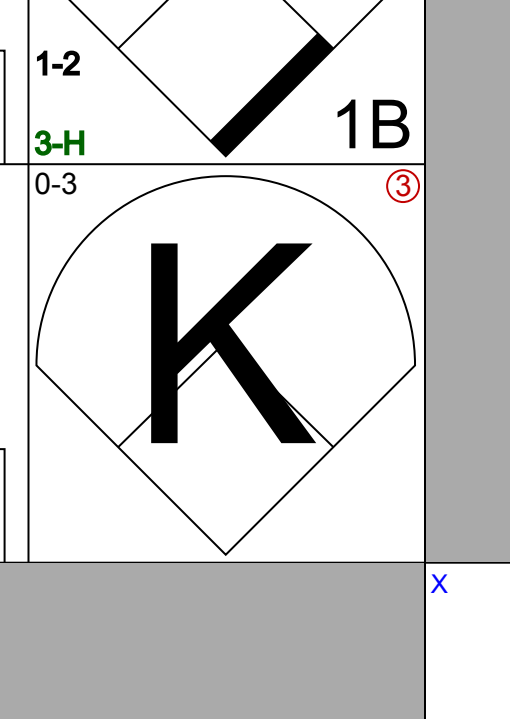
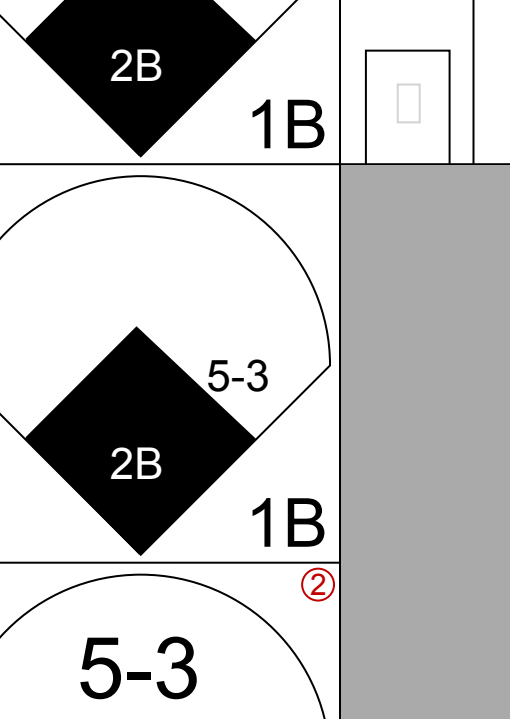
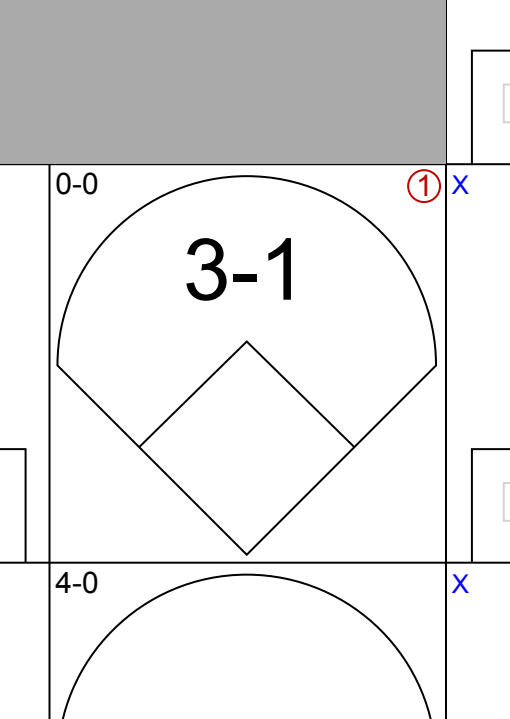

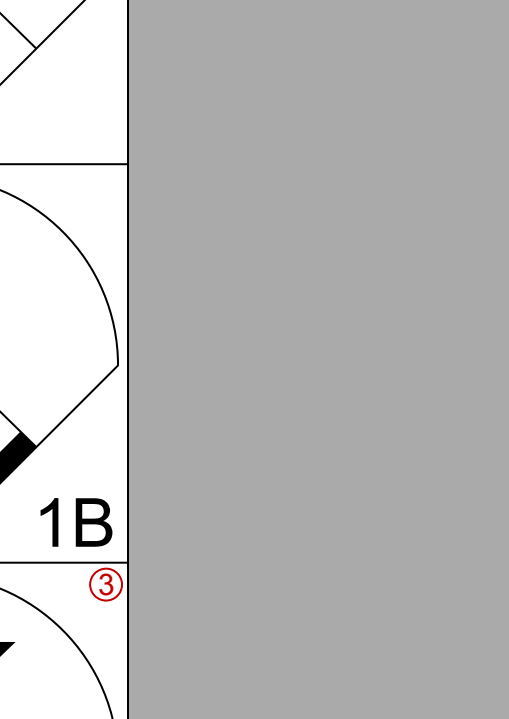
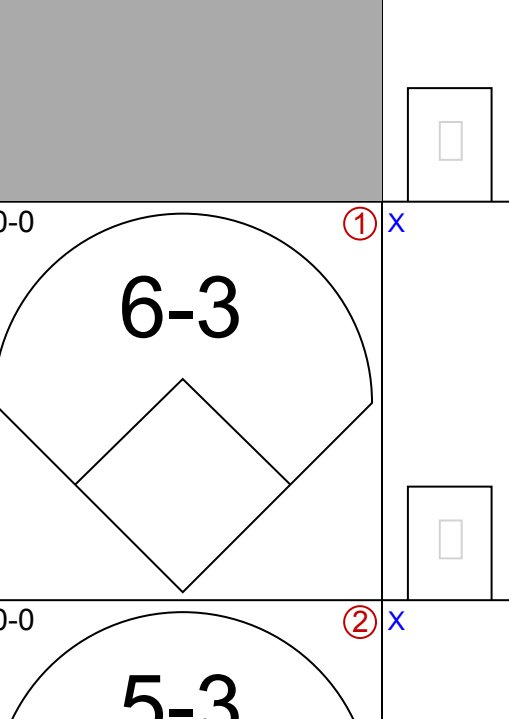
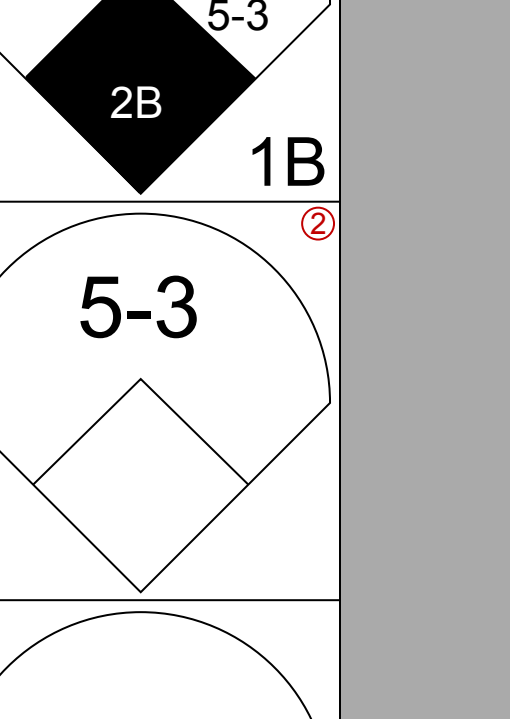
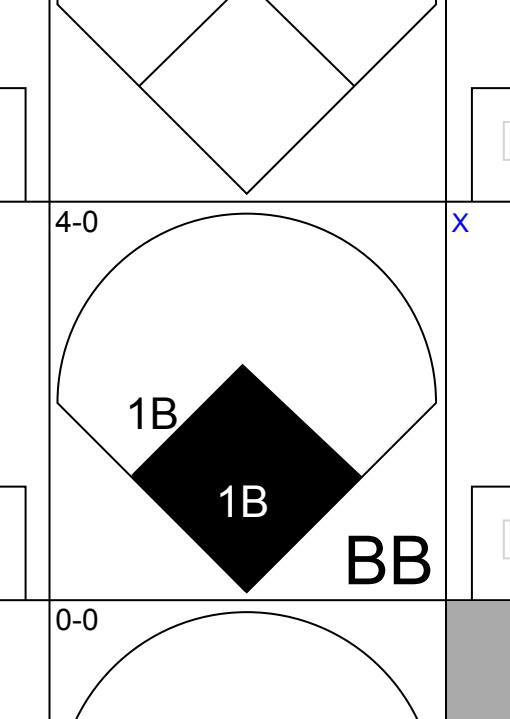

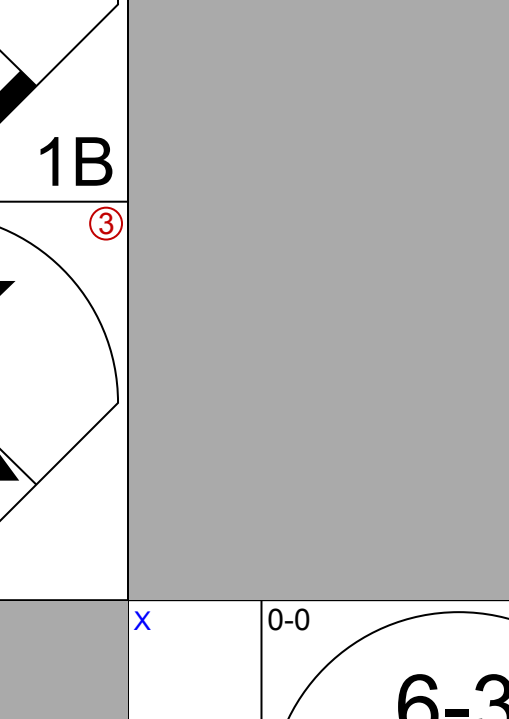
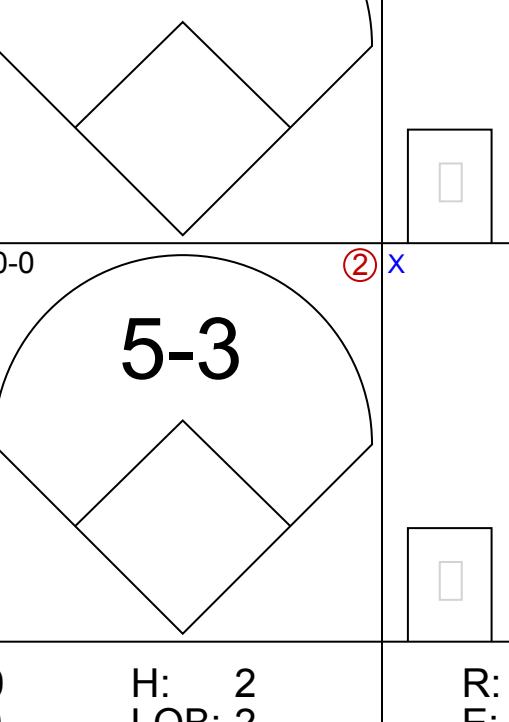
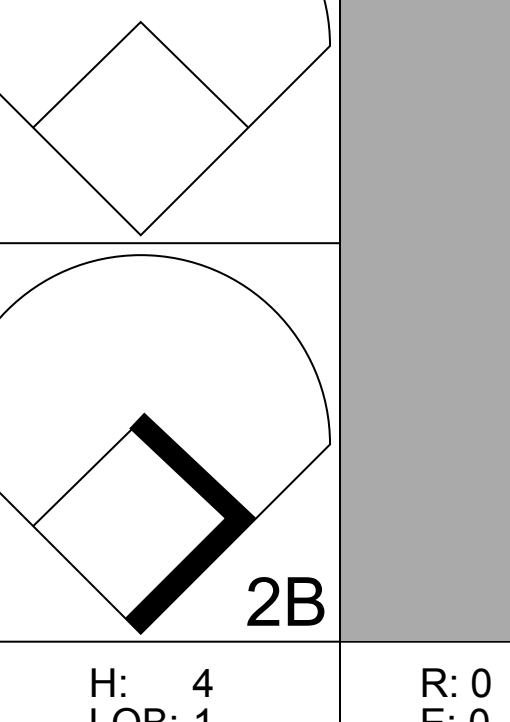
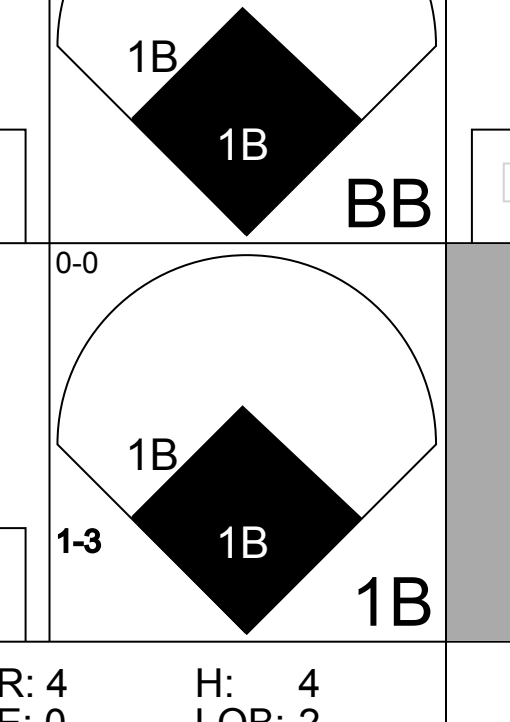
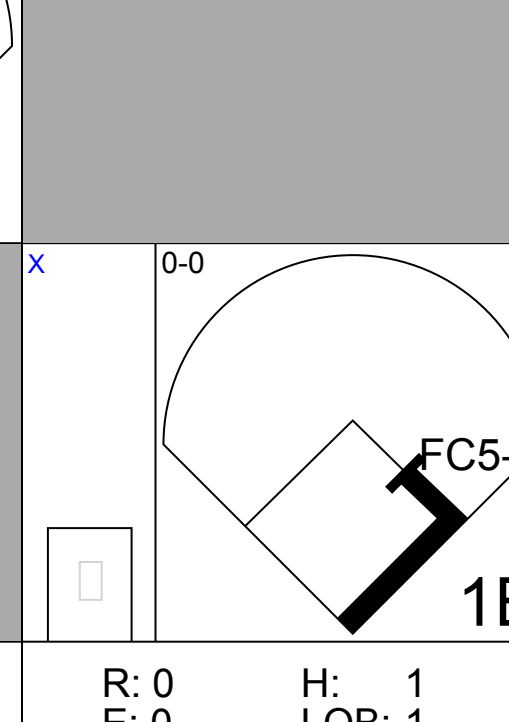
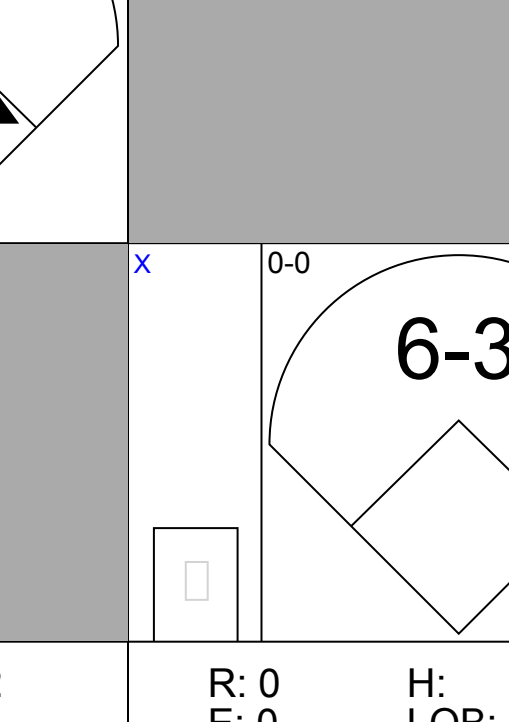


Batter	1	2	3	4	5	6	7	8	9	AB	R	H	RBI	BB	SO	LOB	BOTTOM
Chris Nyman, R OBP: 0.182, SLG: 0.182 (1, 3)	0-0 F8				0-0 SH1-3 1-2				0-0 L5	3	0	1	1	0	0	0	Texas Rangers @ Chicago White Sox Comiskey Park, Chicago, IL Sat Sep 04 1982, 8:05 PM EDT Att: 23,095 - Unknown - 69 F
Mike Squires, L OBP: 0.313, SLG: 0.342 (8, 3)		0-0 CS 1B								0	0	0	0	0	0	0	
Tony Bemazard, S OBP: 0.336, SLG: 0.379 (1, 4)	0-0 F8	0-0 CS 1-2	0-0 F8		0-0 5-3			0-0 F8 SH2-3 1B		4	1	1	0	0	0	1	
Harold Baines, L OBP: 0.321, SLG: 0.461 (1, 8) (7, 9)	0-0 1B		0-3 K		0-0 3-1			0-0 SH2-3 1-2		3	0	1	0	0	1	1	
Greg Luzinski, R OBP: 0.380, SLG: 0.467 (1, 10)	0-0 BB 1B		0-0 HR			0-0 F3		4-0 F8 1B IBB		3	2	2	1	1	0	0	
Carlton Fisk, R OBP: 0.346, SLG: 0.403 (1, 2)	4-0 BB 1-2		0-0 6-3			0-0 F3		0-0 F8 1-2 2-3		3	0	0	0	1	0	2	
Steve Kemp, L OBP: 0.392, SLG: 0.432 (1, 7)	0-3 K			0-0 F7-4 1B		0-0 3B		0-0 1B 2H 3H		4	0	3	2	0	1	3	
Ron Kittle, R OBP: 0.200, SLG: 0.490 (1, 9)		0-0 SH1-4 1B 2B		0-0 F9		0-3 K		0-3 K		3	1	1	0	0	1	2	
Rusty Kuntz, R (7, 8)										1	0	0	0	0	1	1	
Vance Law, R OBP: 0.321, SLG: 0.350 (1, 6)		0-0 SH1-4 2-3		0-0 F7-4 1-2			0-0 F8			2	0	0	0	0	0	1	
Aurelio Rodriguez, R OBP: 0.244, SLG: 0.296 (1, 5)		0-3 K			0-0 SH1-3 1B		0-0 F1			3	0	1	0	0	1	1	
<b>Inning Stats</b>	R: 0 E: 0 K: 1 S: 7	H: 2 LOB: 3 BB: 1 P: 11	R: 1 E: 0 K: 1 S: 6	H: 2 LOB: 0 BB: 0 P: 6	R: 1 E: 0 K: 1 S: 6	H: 1 LOB: 0 BB: 0 P: 6	R: 0 E: 0 K: 0 S: 3	H: 1 LOB: 1 BB: 0 P: 3	R: 0 E: 0 K: 1 S: 6	H: 0 LOB: 0 BB: 0 P: 6	R: 0 E: 0 K: 0 S: 3	H: 0 LOB: 0 BB: 0 P: 3	R: 2 E: 0 K: 1 S: 7	H: 2 LOB: 1 BB: 1 P: 11	1B: 7 2B: 2 3B: 1 HR: 1	SF: 0 SAC: 3 DP: 1 HBP: 0	WP: 0 PA: 35
<b>PITCHER</b> Frank Tanana, L ERA: 3.97 (1, 1)	IP: 8.0 WLS: L BF: 34 H: 10 R: 4 ER: 4 SO: 5 BB: 1 IBB: 1 HBP: 0 BLK: 0 WP: 0 HR: 1 S: 42 P: 50 ERA: 4.50 WHIP: 1.375																

AB	29
R	4
H	10
RBI	4
BB	2
SO	5
LOB	12



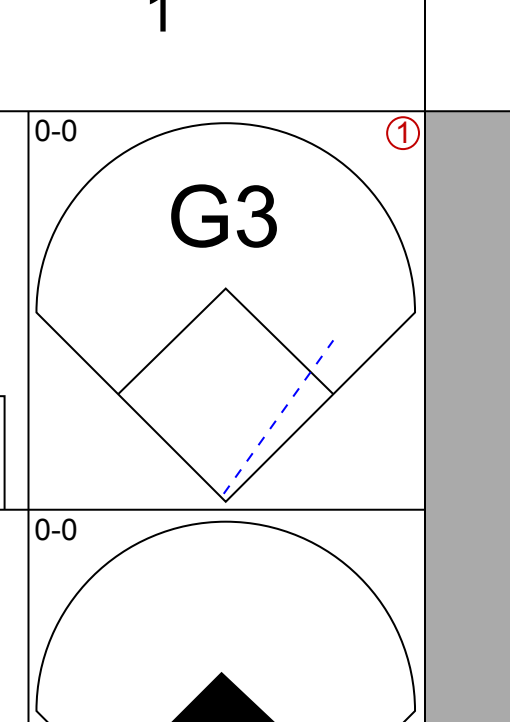
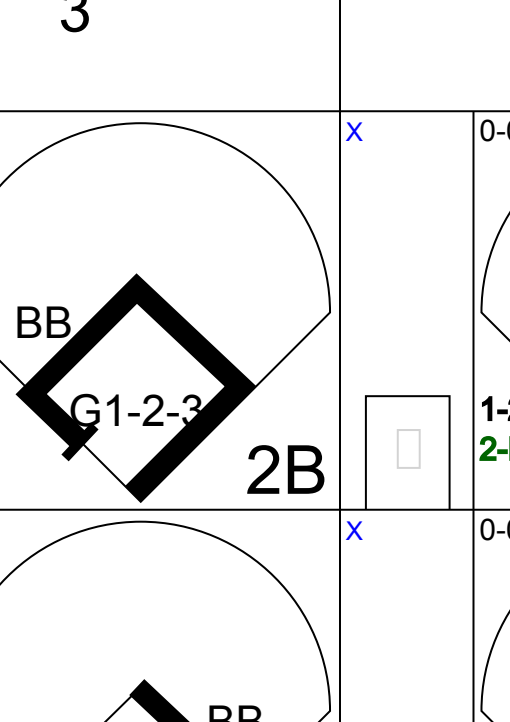
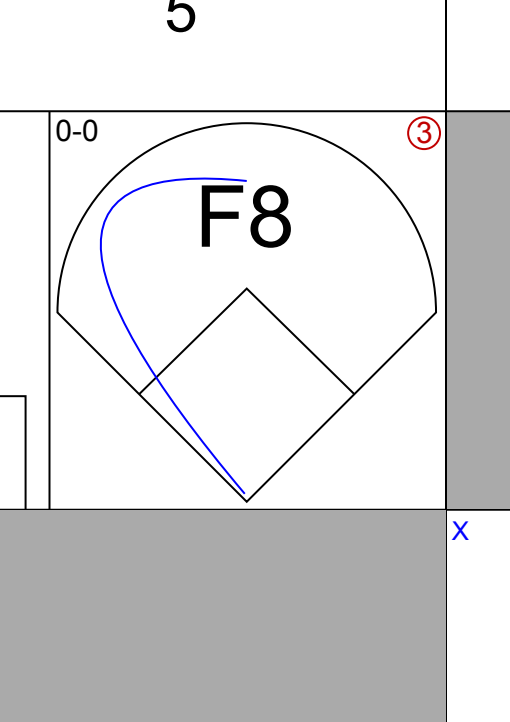
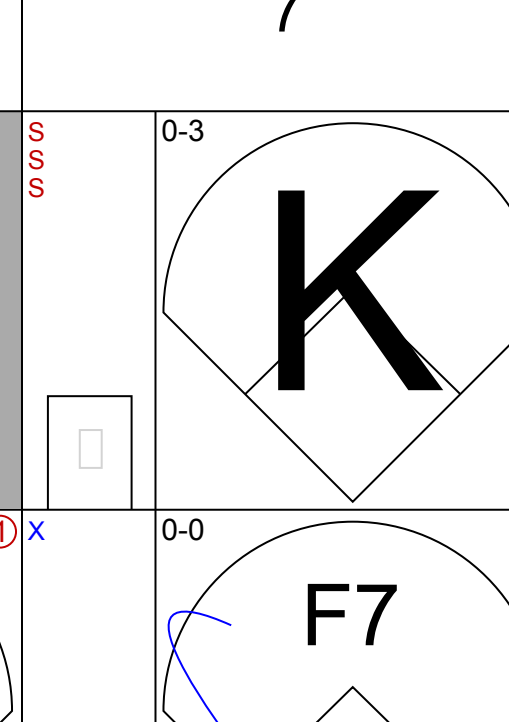
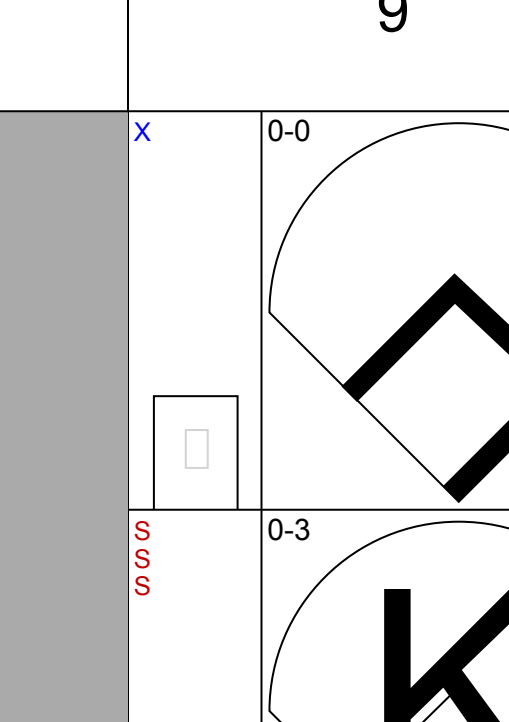

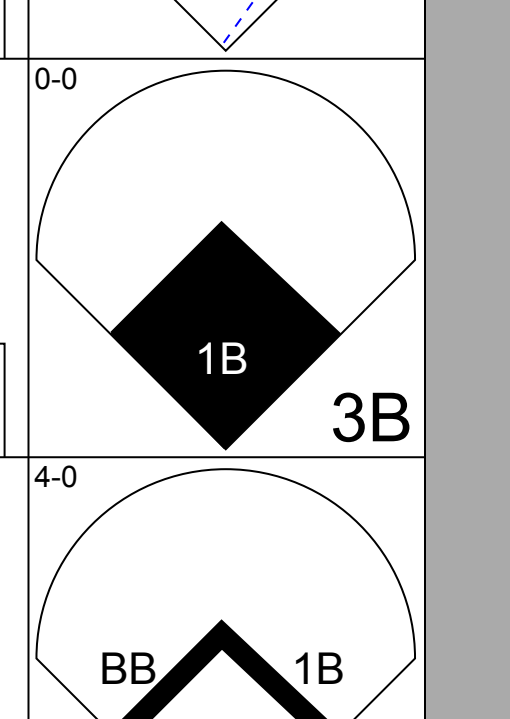
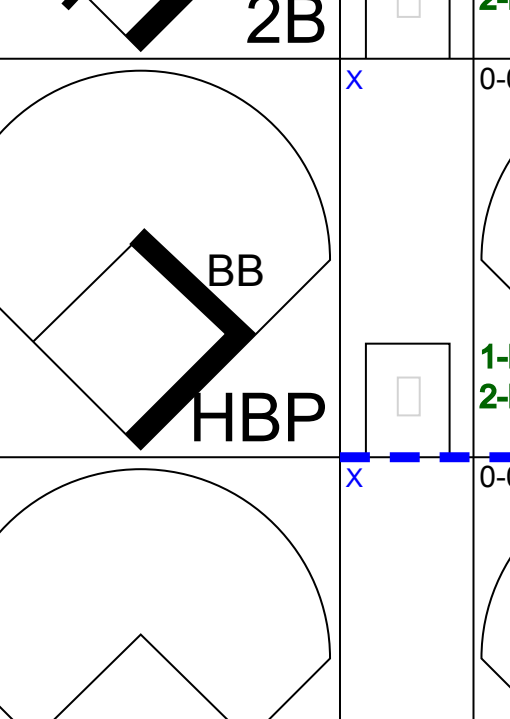
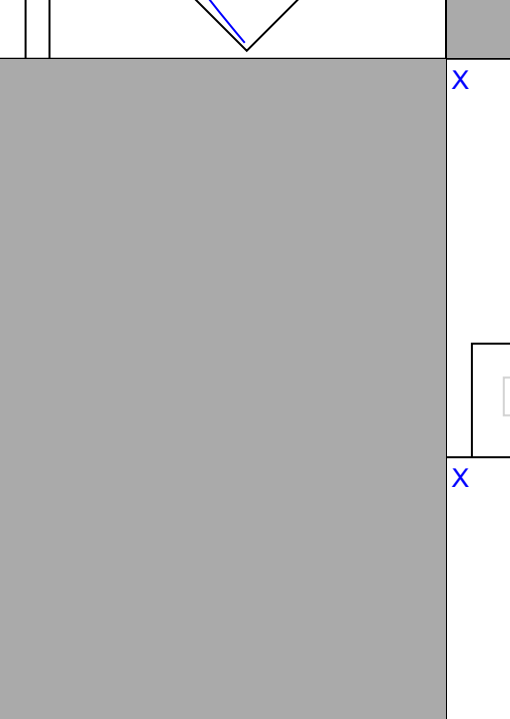
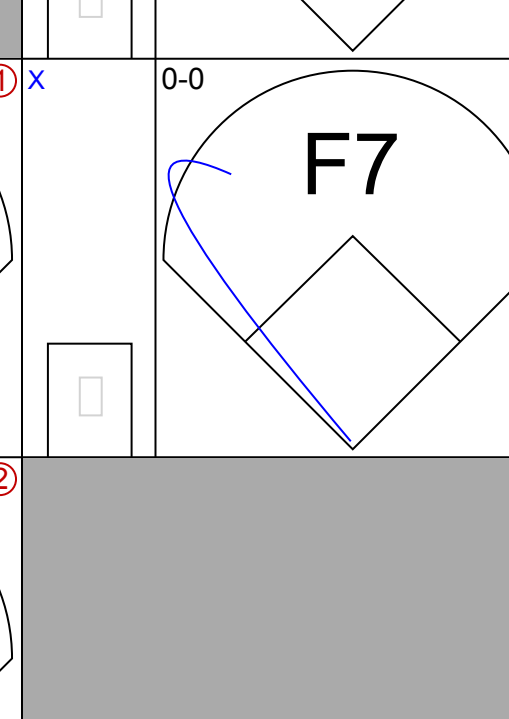
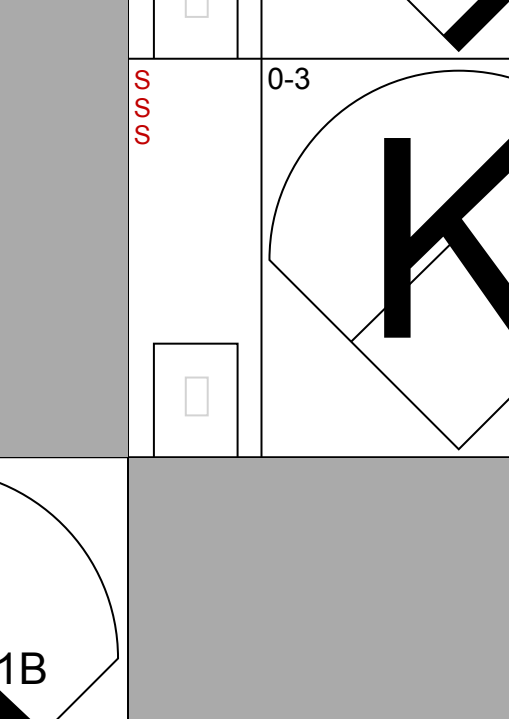

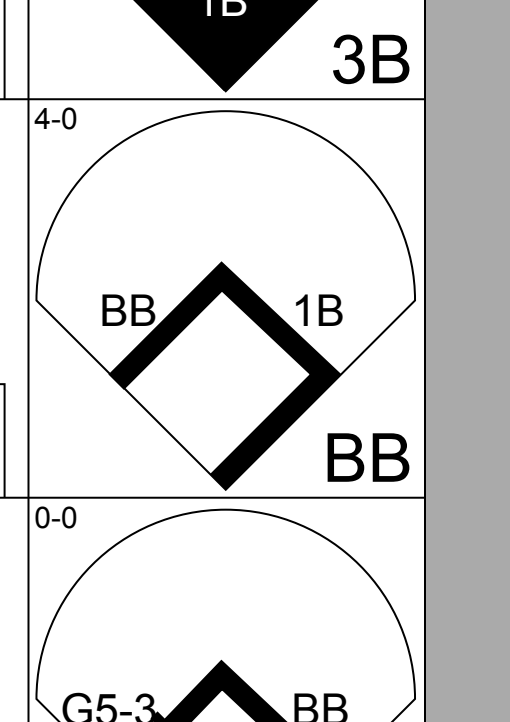
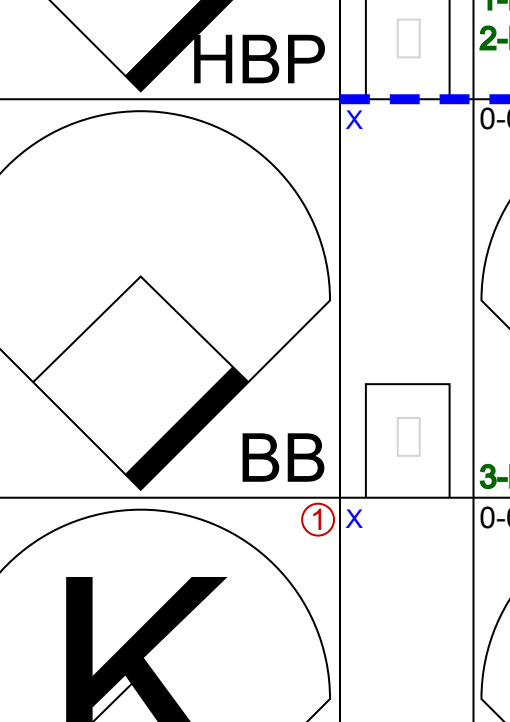


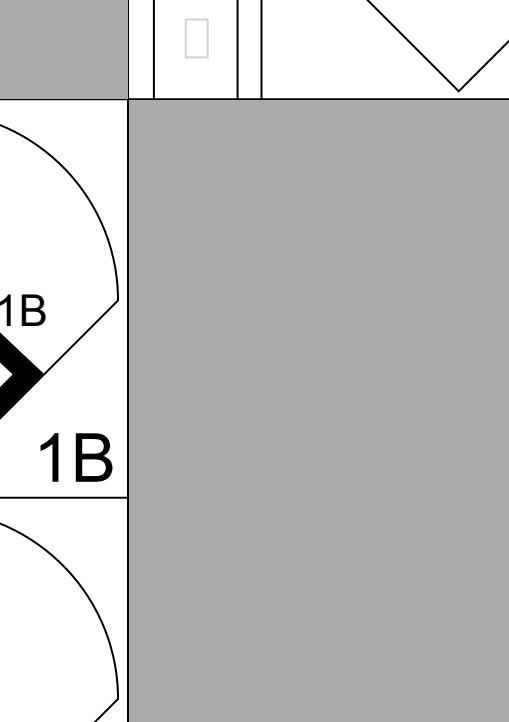
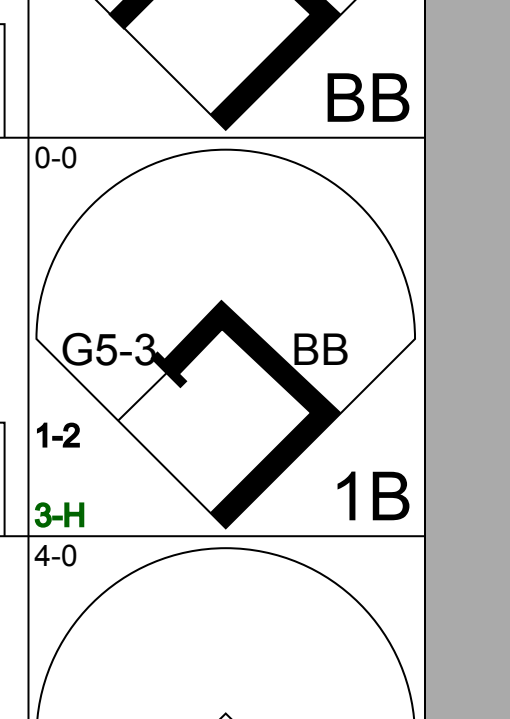
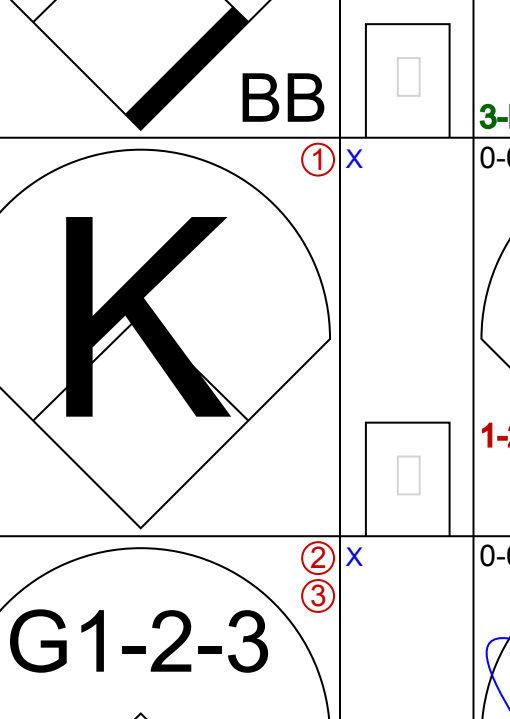
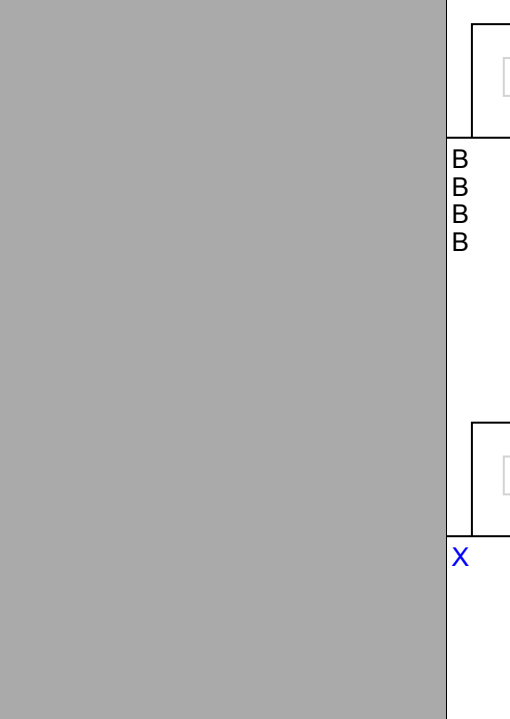

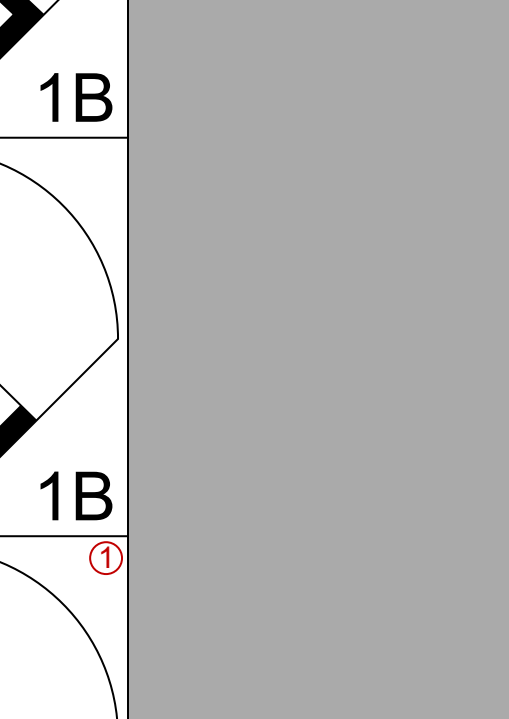
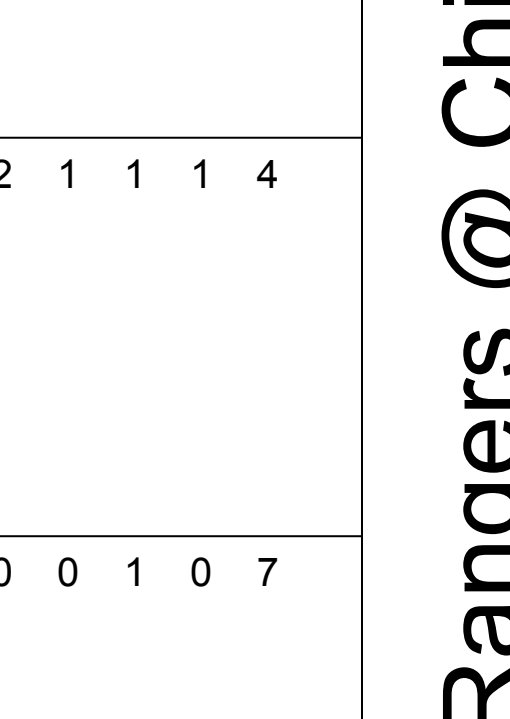
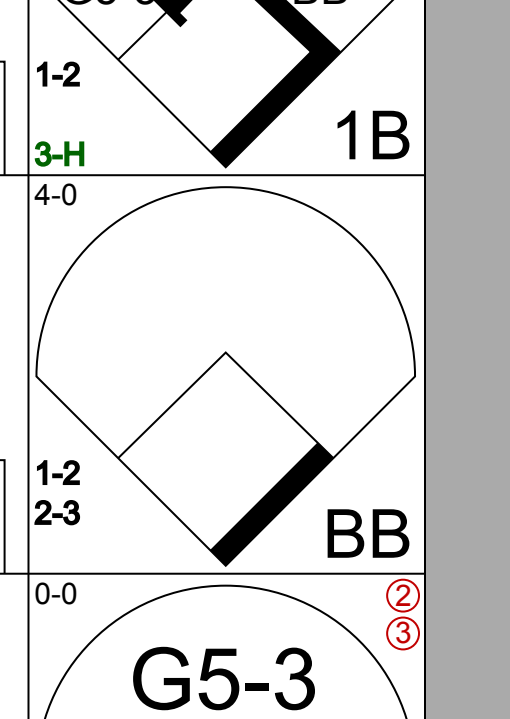
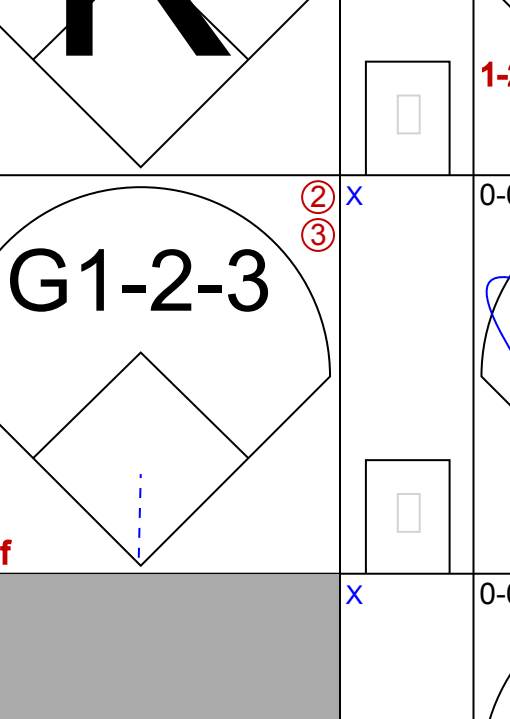
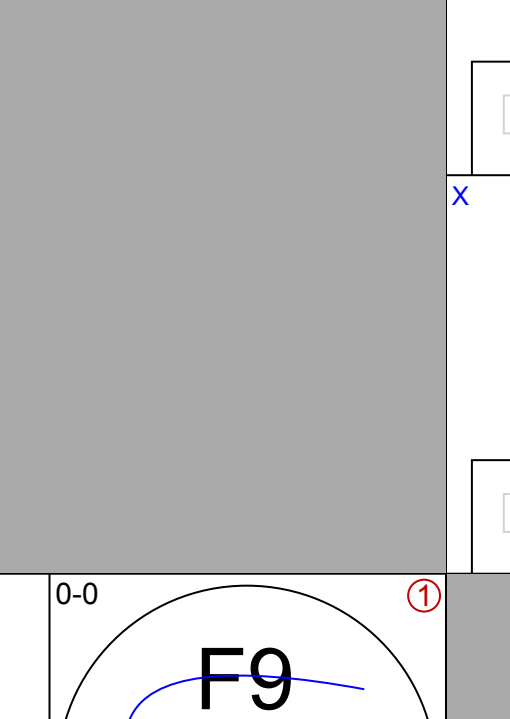
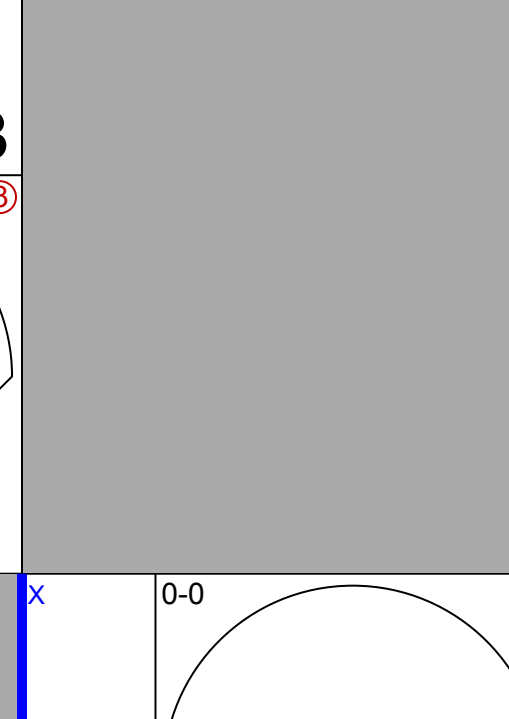
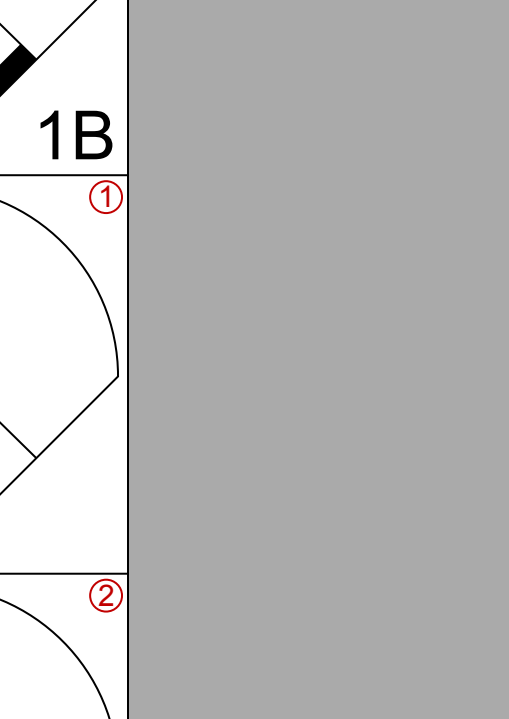
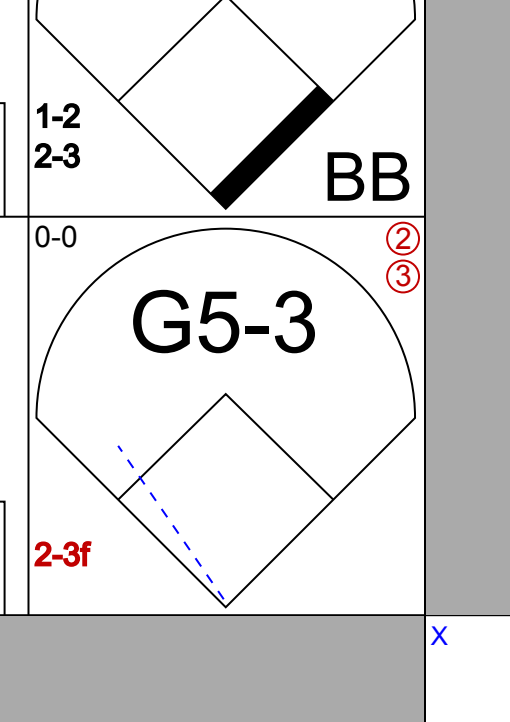
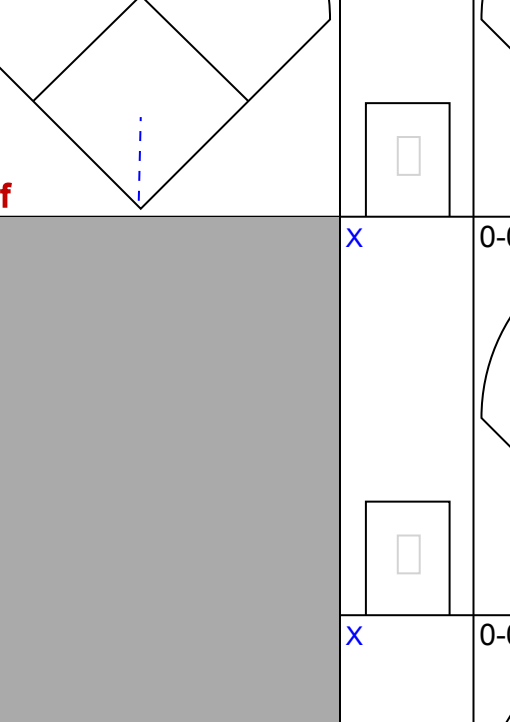
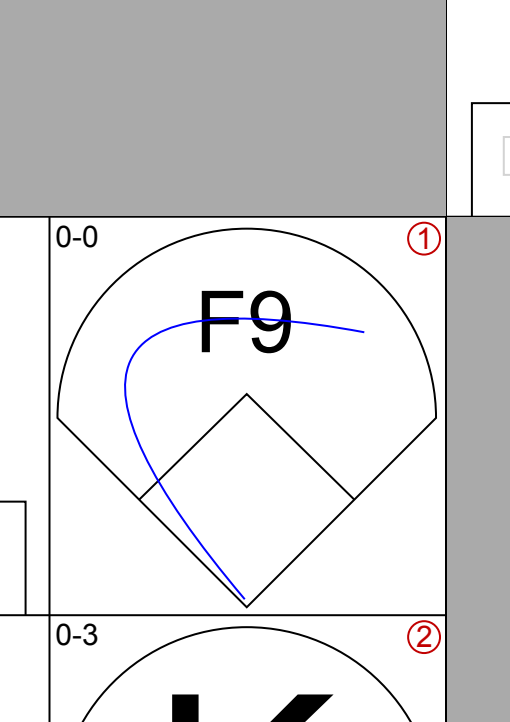
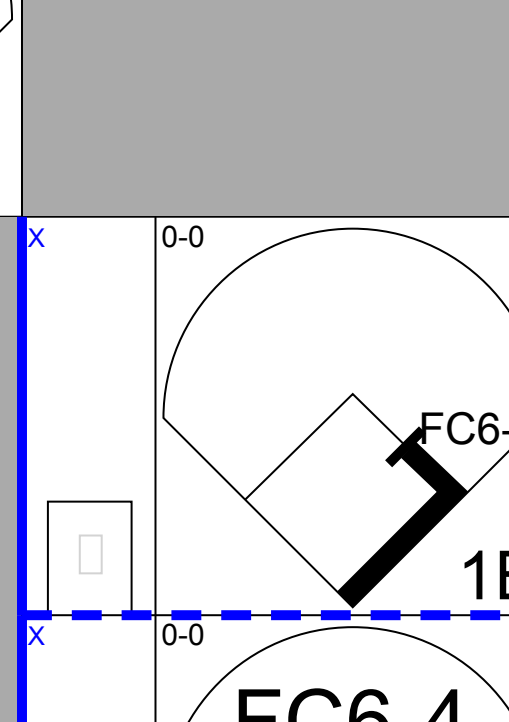
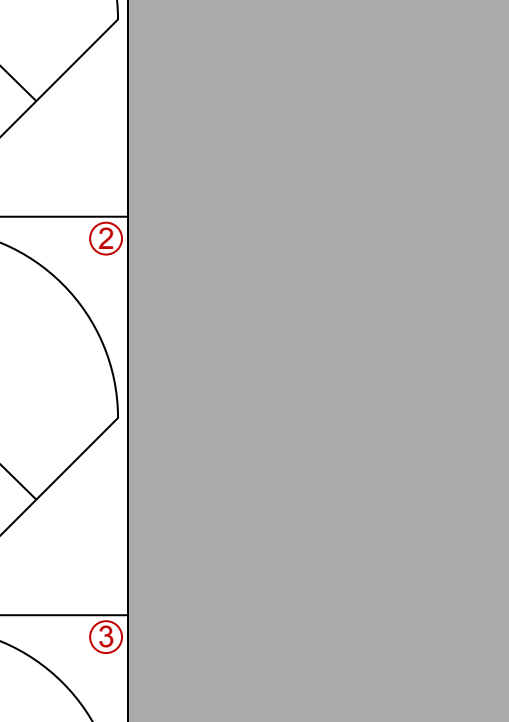
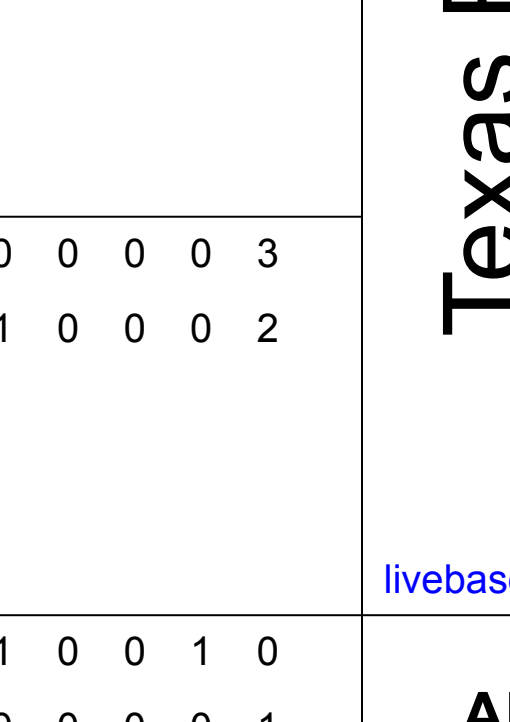
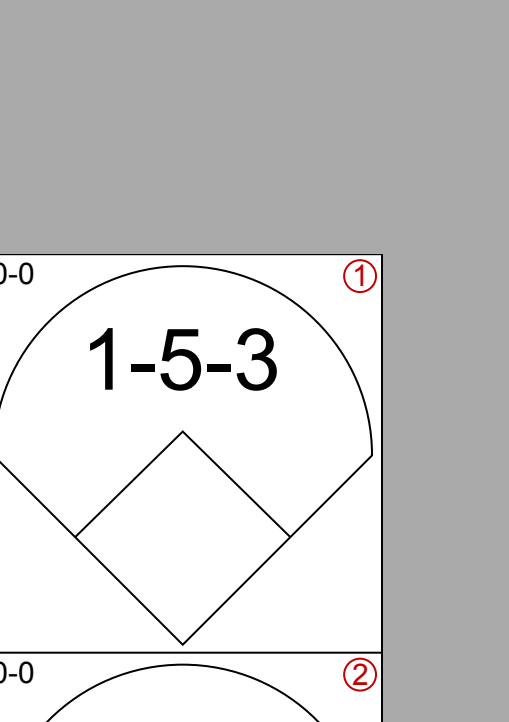
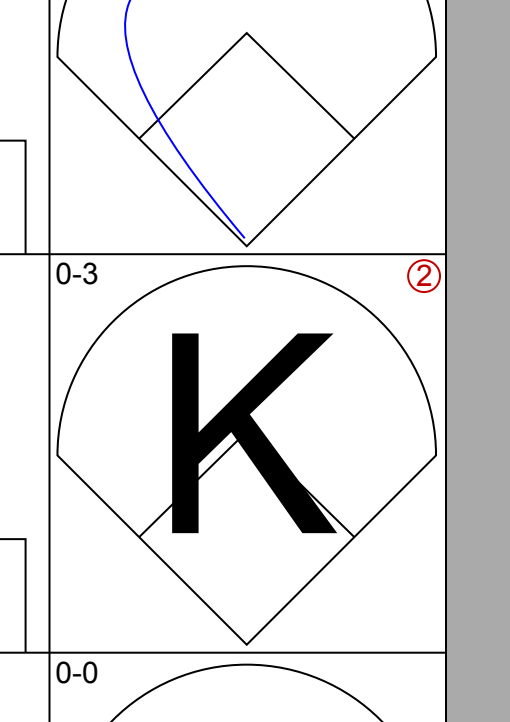
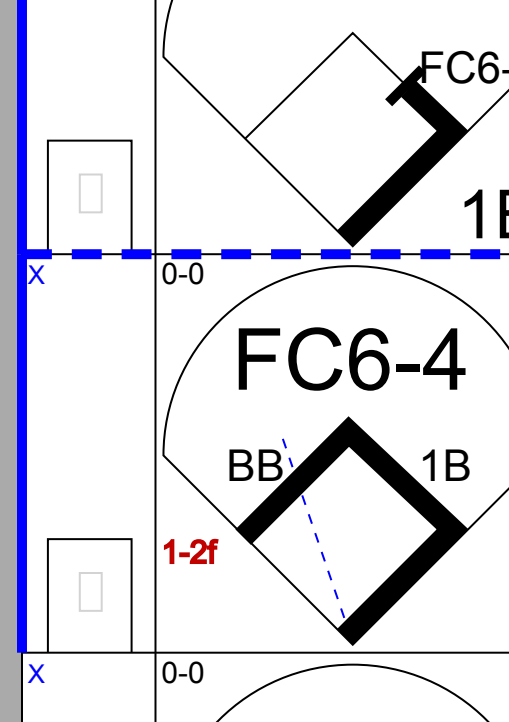
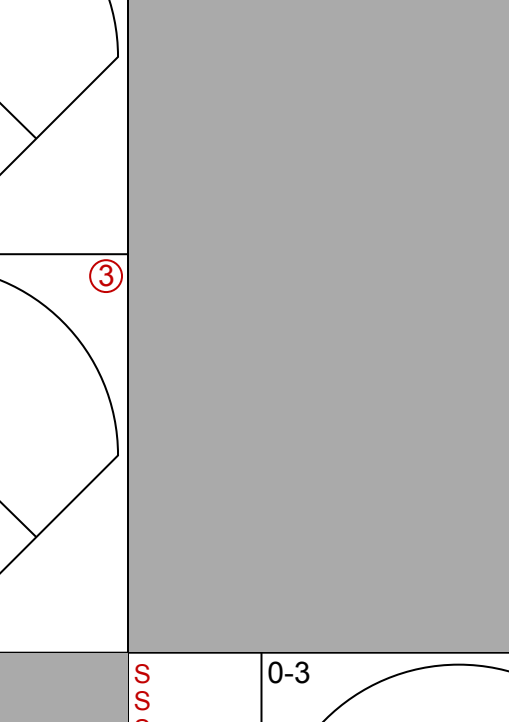
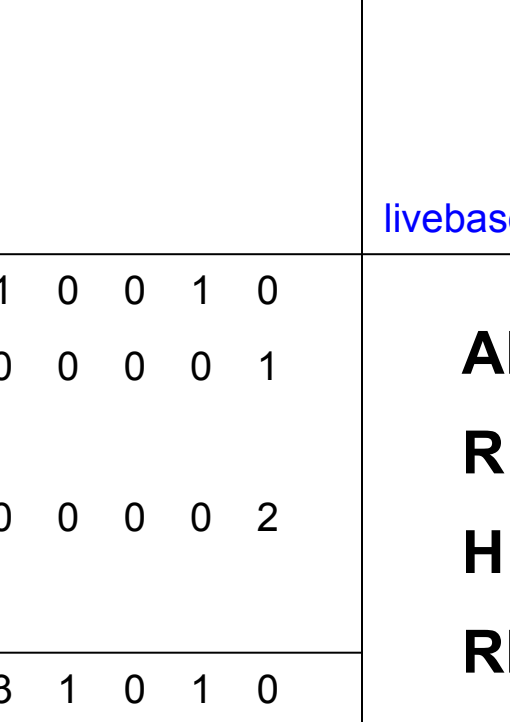
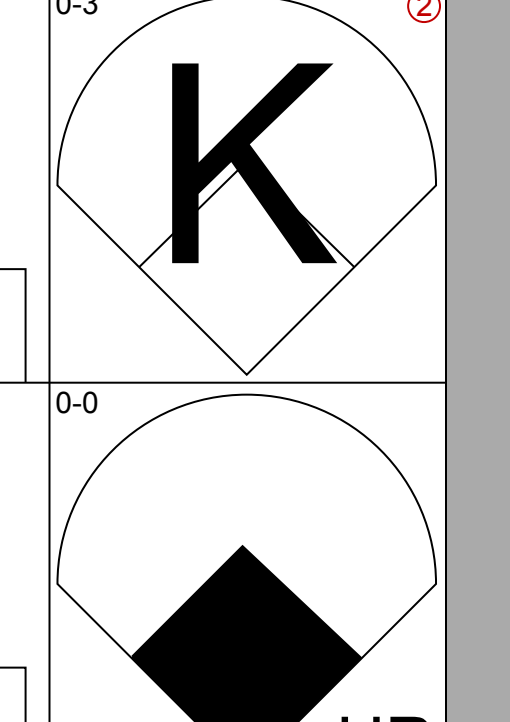
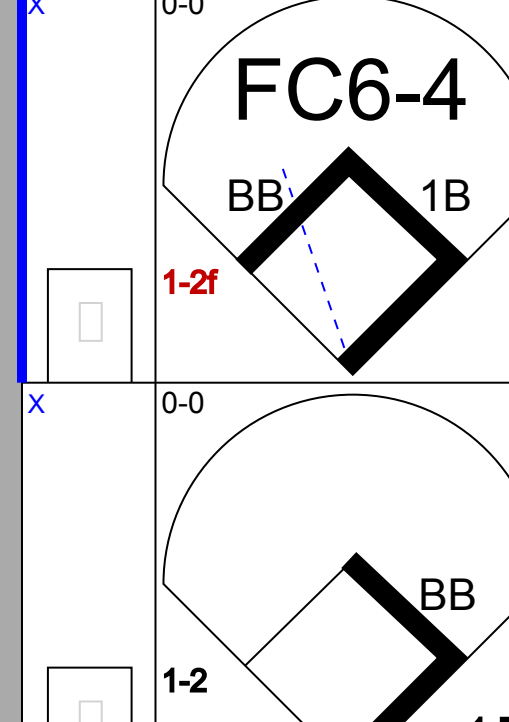
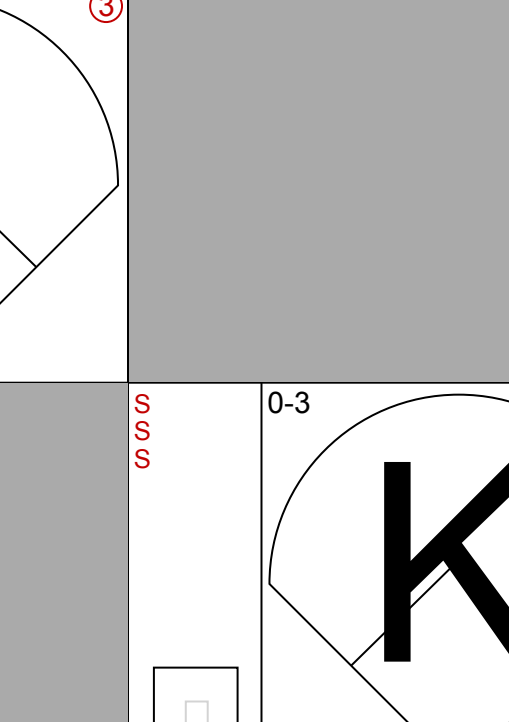
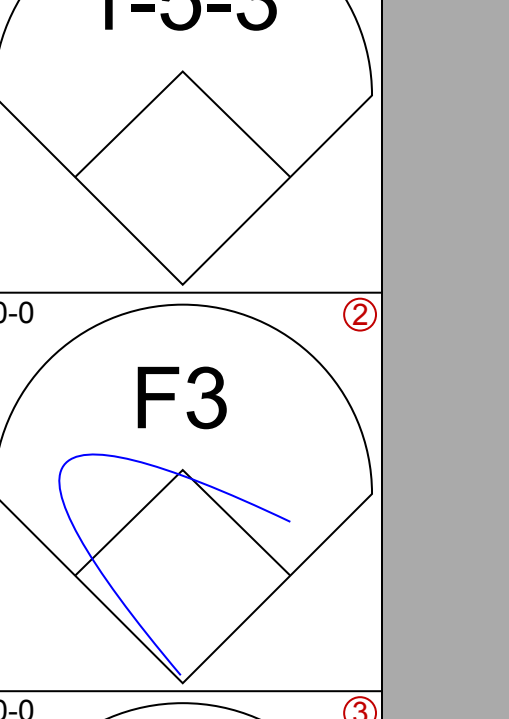
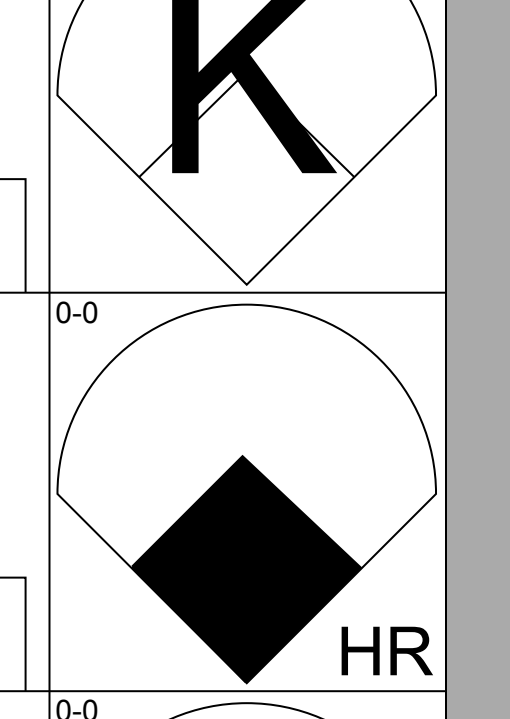
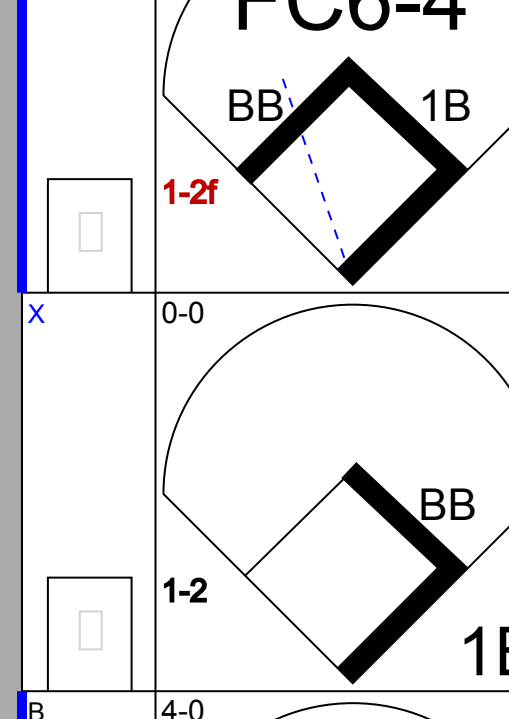
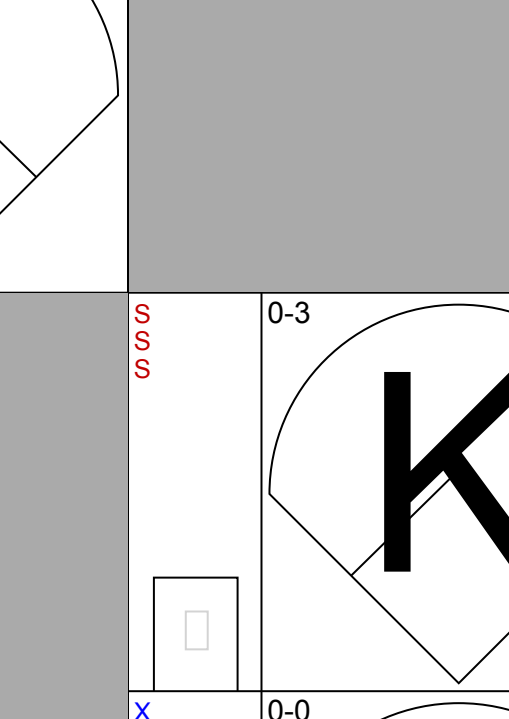
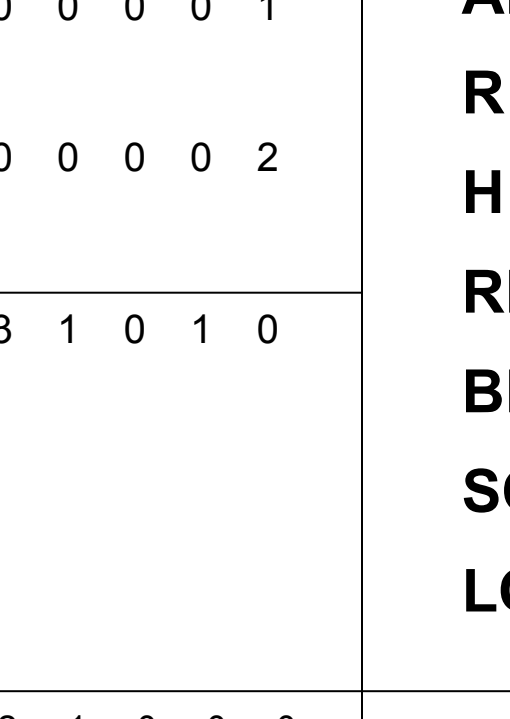
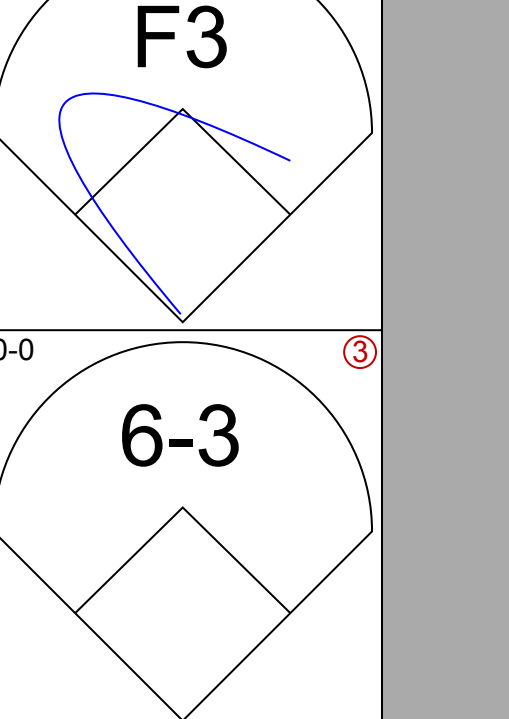
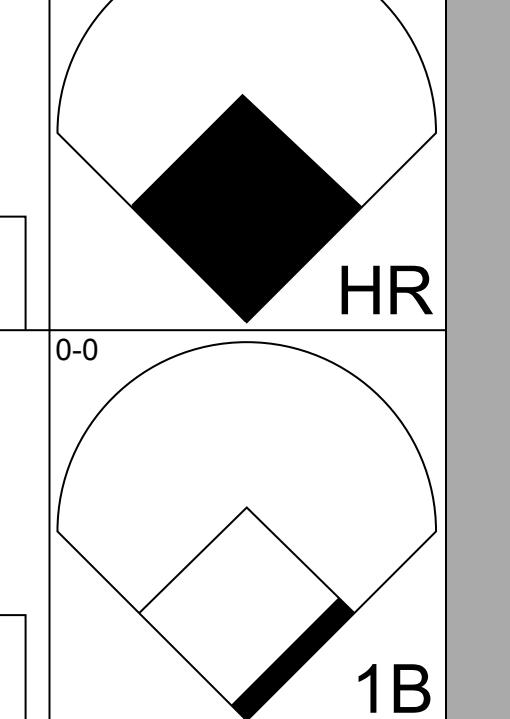
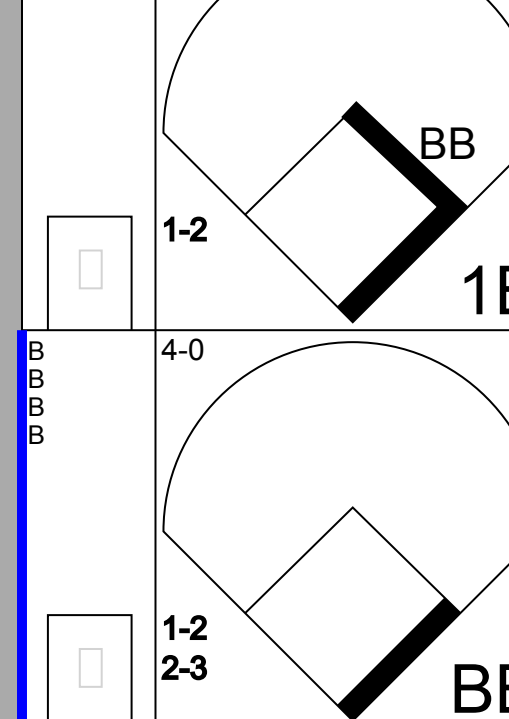
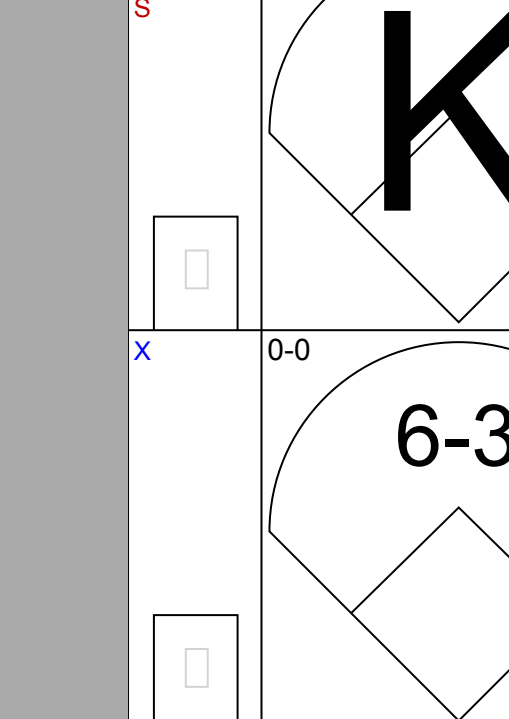
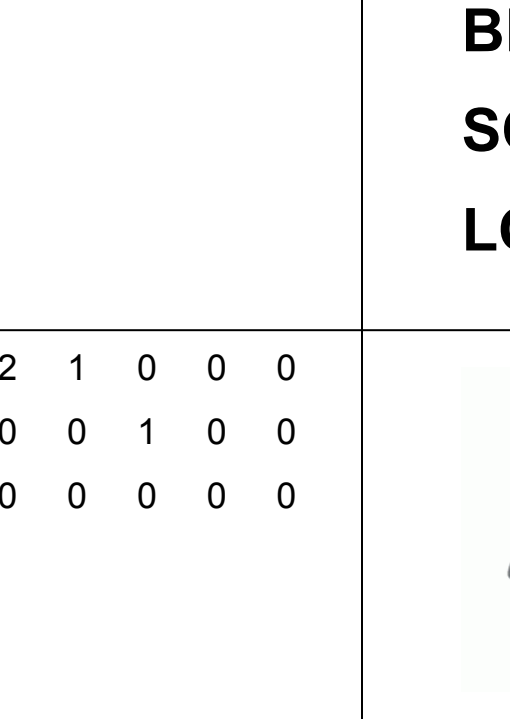


Batter	1	2	3	4	5	6	7	8	9	AB	R	H	RBI	BB	SO	LOB	TOP					
George Wright, S OBP: 0.295, SLG: 0.368 (1, 8)										6	1	2	1	0	1	2						
Bill Sample, R OBP: 0.317, SLG: 0.378 (1, 7)										5	2	2	0	1	0	1						
Buddy Bell, R OBP: 0.383, SLG: 0.444 (1, 5)										5	1	2	2	0	0	3						
Larry Parrish, R OBP: 0.315, SLG: 0.397 (1, 9)										5	1	3	2	0	0	1						
Johnny Grubb, L OBP: 0.379, SLG: 0.393 (1, 10)										5	1	2	0	0	2	5						
Dave Hostetter, R OBP: 0.310, SLG: 0.479 (1, 3)										4	1	2	2	0	1	2						
Jim Sundberg, R OBP: 0.316, SLG: 0.353 (1, 2)										5	1	3	1	0	1	2						
Mike Richardt, R OBP: 0.273, SLG: 0.283 (1, 4)										4	1	0	0	1	1	4						
Bucky Dent, R OBP: 0.224, SLG: 0.219 (1, 6)										5	1	3	2	0	0	0						
<b>Inning Stats</b>	R: 2 E: 0 K: 3 S: 13	H: 3 LOB: 2 BB: 0 P: 13	R: 0 E: 0 K: 0 S: 5	H: 2 LOB: 2 BB: 0 P: 5	R: 3 E: 0 K: 0 S: 7	H: 4 LOB: 1 BB: 0 P: 7	R: 0 E: 0 K: 1 S: 7	H: 2 LOB: 2 BB: 0 P: 7	R: 4 E: 0 K: 1 S: 8	H: 4 LOB: 2 BB: 2 P: 16	R: 0 E: 0 K: 0 S: 3	H: 1 LOB: 0 BB: 0 P: 3	R: 0 E: 0 K: 0 S: 4	H: 1 LOB: 1 BB: 0 P: 4	R: 1 E: 0 K: 1 S: 7	H: 2 LOB: 1 BB: 0 P: 7	R: 0 E: 0 K: 0 S: 3	H: 0 LOB: 0 BB: 0 P: 3	1B: 16 2B: 4 3B: 0 HR: 0	SF: 1 SAC: 0 DP: 2 HBP: 0	WP: 0 PB: 0 SB: 0 CS: 1	PA: 47
<b>PITCHER</b>	IP	WLS	BF	H	R	ER	SO	BB	IBB	HBP	BLK	WP	HR	S	P	ERA	WHIP					
Dennis Lamp, R ERA: 4.49	2.2		18	9	5	5	3	0	0	0	0	0	0	24	24	16.88	3.375					
Salome Barojas, R ERA: 3.75	1.2	L	10	4	3	3	1	1	0	0	0	0	0	11	15	16.20	3.000					
Warren Brusstar, R ERA: 4.74	0.0		3	2	1	1	0	1	0	0	0	0	0	2	6	∞	∞					
Kevin Hickey, L ERA: 3.03	3.0		10	3	1	1	1	0	0	0	0	0	0	12	12	3.00	1.000					
Chico Escarrega, R ERA: 3.84	1.2		6	1	0	0	1	0	0	0	0	0	0	8	8	0.00	0.600					

Texas Rangers @ Chicago White Sox  
Comiskey Park, Chicago, IL  
Sun Sep.05.1982, 4:33 AM EDT  
Att: 25,971 - Sunny - 77 F

AB 44  
R 10  
H 19  
RBI 10  
BB 2  
SO 6  
LOB 20



Batter	1	2	3	4	5	6	7	8	9	AB	R	H	RBI	BB	SO	LOB	BOTTOM					
Rudy Law, L OBP: 0.360, SLG: 0.426 (1, 8)										6	1	3	1	0	1	4						
Tony Bemazzard, S OBP: 0.337, SLG: 0.385 (1, 4)										5	2	2	2	0	1	4						
Harold Baines, L OBP: 0.326, SLG: 0.462 (1, 9)										3	0	2	1	2	0	0						
Greg Luzinski, R OBP: 0.382, SLG: 0.467 (1, 10)										4	0	2	1	1	1	4						
Steve Kemp, L OBP: 0.391, SLG: 0.429 (1, 7)										4	0	0	0	1	0	7						
Marc Hill, R OBP: 0.289, SLG: 0.343 Carlton Fisk, R OBP: 0.347, SLG: 0.404 (1, 2)										3	0	0	0	0	0	3						
Mike Squires, L OBP: 0.313, SLG: 0.342 Chris Nyman, R OBP: 0.176, SLG: 0.176 (7, PH)										3	1	1	0	0	1	0						
Mary Foley, L OBP: 0.244, SLG: 0.114 (8, PH)										1	0	0	0	0	0	2						
Vance Law, R OBP: 0.326, SLG: 0.366 (8, 5)										5	2	3	1	0	1	0						
Aurelio Rodriguez, R OBP: 0.250, SLG: 0.302 Jerry Hairston, S OBP: 0.311, SLG: 0.494 Bill Almon, R OBP: 0.322, SLG: 0.385 (7, PH)										3	1	2	1	0	0	0						
<b>Inning Stats</b>	R: 1 E: 0 K: 0 S: 4	H: 2 LOB: 2 BB: 2 P: 12	R: 0 E: 0 K: 0 S: 3	H: 0 LOB: 0 BB: 0 P: 3	R: 0 E: 0 K: 1 S: 5	H: 1 LOB: 2 BB: 1 P: 10	R: 5 E: 1 K: 0 S: 9	H: 6 LOB: 1 BB: 0 P: 9	R: 1 E: 0 K: 1 S: 7	H: 2 LOB: 1 BB: 0 P: 7	R: 0 E: 0 K: 0 S: 3	H: 0 LOB: 1 BB: 1 P: 7	R: 0 E: 0 K: 1 S: 7	H: 2 LOB: 3 BB: 1 P: 11	R: 0 E: 0 K: 0 S: 5	H: 2 LOB: 2 BB: 0 P: 5	R: 0 E: 0 K: 2 S: 8	H: 1 LOB: 1 BB: 0 P: 8	1B: 11 2B: 2 3B: 2 HR: 1	SF: 0 SAC: 0 DP: 2 HBP: 1	WP: 0 PB: 0 SB: 0 CS: 0	PA: 47
<b>PITCHER</b>	IP	WLS	BF	H	R	ER	SO	BB	IBB	HBP	BLK	WP	HR	S	P	ERA	WHIP					
John Butcher, R ERA: 5.54	3.1		20	8	6	6	1	3	0	1	0	0	0	18	31	16.20	3.300					
Jon Matlack, L ERA: 3.75	2.2	W	13	4	1	1	1	1	0	0	0	0	1	14	18	3.38	1.875					
Dave Schmidt, R ERA: 3.2	3.0	S	14	4	0	0	3	1	0	0	0	0	0	19	23	0.00	1.667					

Texas Rangers @ Chicago White Sox  
Comiskey Park, Chicago, IL  
Sun Sep.05.1982, 4:33 AM EDT  
Att: 25,971 - Sunny - 77 F

AB 41  
R 7  
H 16  
RBI 7  
BB 5  
SO 5  
LOB 27





Batter	1	2	3	4	5	6	7	8	9	AB	R	H	RBI	BB	SO	LOB	TOP										
Ron Washington, R OBP: 0.287, SLG: 0.374 (1, 6)	6-3		L7			G3	FC4		K	5	0	0	0	0	1	3											
John Castino, R OBP: 0.314, SLG: 0.340 Lenny Faedo, R OBP: 0.277, SLG: 0.305 (1, 4) (4, 6)	1B			K		F4		6-3		2	0	1	0	0	1	0											
Tom Brunansky, R OBP: 0.390, SLG: 0.492 (1, 8)	F4			6-3		FC4-6 1B		HR		4	1	2	1	0	0	1											
Kent Hrbek, L OBP: 0.367, SLG: 0.490 (1, 3)	G3			HR		FC4-6 1-2		BB		3	1	1	1	1	0	2											
Gary Ward, R OBP: 0.329, SLG: 0.517 (1, 7)		F8		K			L8	F4		4	0	0	0	0	1	1											
Gary Gaetti, R OBP: 0.280, SLG: 0.452 (1, 5)	K				F8		3-1 1B	F4		4	1	1	0	0	1	1											
Randy Bush, L OBP: 0.279, SLG: 0.274 (1, 10)	F5				BB		3-1	G3		3	0	0	0	1	0	1											
Mickey Hatcher, R OBP: 0.264, SLG: 0.331 Randy Johnson, L OBP: 0.325, SLG: 0.417 (9, PH)			4-3		F7		1B	K		3	0	1	1	0	0	1											
Sal Butera, R OBP: 0.367, SLG: 0.288 Bobby Mitchell, L OBP: 0.334, SLG: 0.298 (9, PH)	F6				L8		3-H 1-3 1B	1B		3	0	1	0	0	0	1											
<b>Inning Stats</b>	R: 0 E: 0 K: 0 S: 4	H: 1 LOB: 1 BB: 0 P: 4	R: 0 E: 0 K: 1 S: 5	H: 0 LOB: 0 BB: 0 P: 5	R: 0 E: 0 K: 0 S: 3	H: 0 LOB: 0 BB: 0 P: 3	R: 1 E: 0 K: 2 S: 8	H: 1 LOB: 0 BB: 0 P: 8	R: 0 E: 0 K: 0 S: 4	H: 1 LOB: 1 BB: 0 P: 4	R: 1 E: 0 K: 0 S: 6	H: 3 LOB: 3 BB: 0 P: 6	R: 1 E: 0 K: 0 S: 4	H: 1 LOB: 1 BB: 1 P: 8	R: 0 E: 0 K: 2 S: 8	H: 1 LOB: 1 BB: 0 P: 8	1B: 5 2B: 1 3B: 0 HR: 2	SF: 0 SAC: 0 DP: 0 HBP: 0	WP: 0 PB: 0 CS: 0	PA: 37							
<b>PITCHER</b>	IP	WLS	BF	H	R	ER	SO	BB	IBB	HBP	BLK	WP	HR	S	P	ERA	WHIP										
Mike Smithson, R ERA: 3.33 Paul Mirabella, L ERA: 5.62 Danny Darwin, R ERA: 3.16	(1, 1)	7.1	W	30	7	3	3	3	1	0	0	0	0	2	35	3.68	1.091										

Minnesota Twins @ Texas Rangers  
Arlington Stadium, Arlington, TX  
Mon Sep 06 1982, 8:05 PM EDT  
Unknown - 92 F

AB 35  
R 3  
H 8  
RBI 3  
BB 2  
SO 5  
LOB 11



Batter	1	2	3	4	5	6	7	8	9	AB	R	H	RBI	BB	SO	LOB	BOTTOM										
George Wright, S OBP: 0.292, SLG: 0.365 (1, 8)	5-3		F7			4-3	6-3			4	0	0	0	0	0	1											
Bill Sample, R OBP: 0.319, SLG: 0.387 (1, 7)	4-3		5-3			S 2B	1-3 HR			3	2	1	2	1	0	0											
Lamar Johnson, R OBP: 0.322, SLG: 0.361 (1, 10)	K				L9	1-3	F7			4	0	0	0	0	1	1											
Larry Parrish, R OBP: 0.320, SLG: 0.402 (1, 9)		6-3 1B			BB	2B	2B	K		3	1	2	1	1	1	0											
Dave Hostetler, R OBP: 0.309, SLG: 0.475 (1, 3)		F8			K	2B	BB	K		3	0	0	0	1	2	2											
Bill Stein, R OBP: 0.288, SLG: 0.308 Buddy Bell, R OBP: 0.383, SLG: 0.444 (1, 5) (9, 5)	6-3				L8	1-3 2-H	2B	K		4	0	1	1	0	1	2											
Bob Johnson, R OBP: 0.148, SLG: 0.167 (1, 2)		BB			K	K				2	0	0	0	1	2	2											
Mike Richardt, R OBP: 0.271, SLG: 0.280 (1, 4)		K			F9		F9			3	0	0	0	0	1	2											
Bucky Dent, R OBP: 0.225, SLG: 0.224 (1, 6)			F4		F8		WP HR	2B		3	1	1	0	0	0	0											
<b>Inning Stats</b>	R: 0 E: 0 K: 1 S: 5	H: 0 LOB: 0 BB: 0 P: 5	R: 0 E: 0 K: 1 S: 6	H: 1 LOB: 2 BB: 1 P: 10	R: 0 E: 0 K: 0 S: 3	H: 0 LOB: 0 BB: 0 P: 3	R: 0 E: 0 K: 1 S: 5	H: 0 LOB: 1 BB: 1 P: 9	R: 0 E: 0 K: 1 S: 5	H: 0 LOB: 0 BB: 0 P: 5	R: 2 E: 0 K: 0 S: 7	H: 2 LOB: 2 BB: 2 P: 15	R: 2 E: 0 K: 0 S: 5	H: 2 LOB: 0 BB: 0 P: 5	R: 0 E: 0 K: 3 S: 9	H: 0 LOB: 0 BB: 0 P: 9	1B: 1 2B: 3 3B: 0 HR: 1	SF: 0 SAC: 0 DP: 0 HBP: 0	WP: 1 PB: 0 CS: 0	PA: 33							
<b>PITCHER</b>	IP	WLS	BF	H	R	ER	SO	BB	IBB	HBP	BLK	WP	HR	S	P	ERA	WHIP										
Brad Havens, L ERA: 4.47 Terry Felton, R ERA: 4.76	(1, 1)	7.0	L	30	4	4	4	3	4	0	0	0	0	1	36	5.14	1.286										

Minnesota Twins @ Texas Rangers  
Arlington Stadium, Arlington, TX  
Mon Sep 06 1982, 8:05 PM EDT  
Unknown - 92 F

AB 29  
R 4  
H 5  
RBI 4  
BB 4  
SO 8  
LOB 10





Batter	1	2	3	4	5	6	7	8	9	AB	R	H	RBI	BB	SO	LOB	TOP										
<b>Bobby Mitchell, L</b> (1, 8) OBP: 0.333, SLG: 0.295	0-3 K		0-0 F9			0-0 F9	4-0 BB		0-0 F8	4	0	0	0	1	1	1											
<b>Ron Washington, R</b> (1, 4) OBP: 0.288, SLG: 0.374	0-3 K		0-3 K			0-0 FC3-6 1B WP	0-0 F3		0-0 1B	5	1	2	0	0	2	2											
<b>Tom Brunansky, R</b> (1, 9) <b>Mickey Hatcher, R</b> (6, 9) OBP: 0.266, SLG: 0.332	0-3 K			0-3 K		0-0 FC3-6 1B			0-0 L7	3	0	1	0	0	2	0											
<b>Kent Hrbek, L</b> (1, 10) OBP: 0.368, SLG: 0.498		0-0 HR		0-0 4-3		0-0 FC3-6 3B WP			0-0 HR	5	3	2	1	0	1	4											
<b>Gary Ward, R</b> (1, 7) <b>Randy Bush, L</b> (7, 7) OBP: 0.331, SLG: 0.529 OBP: 0.290, SLG: 0.333		0-0 HR		0-0 F8		0-0 1B	1-2 3B		0-0 HR	3	1	2	2	0	0	0											
<b>Gary Gaetti, R</b> (1, 5) OBP: 0.276, SLG: 0.448		0-0 F3			0-0 F8	0-0 F9			0-0 F7	4	0	0	0	0	0	1											
<b>Greg Wells, R</b> (1, 3) OBP: 0.182, SLG: 0.182		0-0 1B			0-3 K		0-0 F6		0-0 F8	4	0	1	0	0	1	0											
<b>Tim Laudner, R</b> (1, 2) OBP: 0.337, SLG: 0.394		0-0 4-3			0-0 1B		0-0 6-3		0-0 F9	4	0	1	0	0	0	0											
<b>Lenny Faedo, R</b> (1, 6) OBP: 0.277, SLG: 0.303			0-0 F4		0-0 1-3		0-0 E6 BB		0-0 1B 1B	4	1	1	0	0	0	1											
<b>Inning Stats</b>	R: 0 E: 0 K: 3 S: 9	H: 0 LOB: 0 BB: 0 P: 9	R: 2 E: 0 K: 0 S: 5	H: 3 LOB: 0 BB: 0 P: 5	R: 0 E: 0 K: 1 S: 5	H: 0 LOB: 0 BB: 0 P: 5	R: 0 E: 0 K: 1 S: 6	H: 1 LOB: 1 BB: 0 P: 6	R: 2 E: 0 K: 0 S: 6	H: 3 LOB: 1 BB: 0 P: 6	R: 0 E: 1 K: 0 S: 4	H: 0 LOB: 2 BB: 1 P: 8	R: 2 E: 0 K: 0 S: 5	H: 2 LOB: 0 BB: 0 P: 5	R: 1 E: 0 K: 1 S: 8	H: 3 LOB: 2 BB: 0 P: 8	1B: 7 2B: 1 3B: 1 HR: 3	SF: 0 SAC: 0 DP: 0 HBP: 0	WP: 1 PB: 0 CS: 0	PA: 40							
<b>PITCHER</b>	IP	WLS	BF	H	R	ER	SO	BB	IBB	HBP	BLK	WP	HR	S	P	ERA	WHIP										
<b>Charlie Hough, R</b> (1, 1) ERA: 3.76	8.0	W	34	9	6	6	6	1	0	0	0	1	3	45	49	6.75	1.250										
<b>Dan Boitano, R</b> (9, 1) ERA: 5.67	1.0		6	3	1	1	1	0	0	0	0	0	0	8	8	9.00	3.000										

**Minnesota Twins @ Texas Rangers**  
Arlington Stadium, Arlington, TX  
Mon Sep 06 1982, 8:05 PM EDT  
Att: 9,817 - Unknown - 84 F

**AB 39**  
**R 7**  
**H 12**  
**RBI 6**  
**BB 1**  
**SO 7**  
**LOB 9**



Batter	1	2	3	4	5	6	7	8	9	AB	R	H	RBI	BB	SO	LOB	BOTTOM										
<b>George Wright, S</b> (1, 8) <b>Nick Capra, R</b> (8, 8) OBP: 0.290, SLG: 0.361	0-0 F8	0-0 L9		0-0 4-3	0-3 K			0-0 F7		4	0	0	0	0	1	2											
<b>Pete O'Brien, L</b> (1, 7) OBP: 0.214, SLG: 0.357	0-0 4-3	0-0 1B		0-0 E2 HR	0-0 1-4-3			0-0 4-3		5	1	2	2	0	0	0											
<b>Buddy Bell, R</b> (1, 5) <b>Bill Stein, R</b> (9, 5) OBP: 0.351, SLG: 0.440 OBP: 0.288, SLG: 0.308	4-0 1B BB	0-0 F4		0-0 6-3		0-0 F9		0-0 F7		4	1	0	0	1	0	2											
<b>Johnny Grubb, L</b> (1, 9) OBP: 0.380, SLG: 0.392	0-0 2B 1B		0-0 6-3	4-0 HR BB		0-0 F5				3	2	1	0	1	0	0											
<b>Jim Sundberg, R</b> (1, 2) OBP: 0.320, SLG: 0.367	0-0 2B 1B		0-0 F9	0-0 HR		0-0 1B 2B				4	2	3	4	0	0	0											
<b>Pat Putnam, L</b> (1, 3) OBP: 0.300, SLG: 0.352	0-0 E 2B		0-0 3-1	0-0 3B 1B		0-0 1B				4	2	3	2	0	0	0											
<b>Terry Bogener, L</b> (1, 10) OBP: 0.234, SLG: 0.295	0-0 E7 1B			0-0 E 1B		0-0 F5				4	1	3	2	0	0	0											
<b>Mike Richardt, R</b> (1, 4) OBP: 0.271, SLG: 0.280	0-0 L3			0-0 E 1B		0-0 F7				4	1	1	0	0	0	2											
<b>Wayne Tolleson, S</b> (1, 6) OBP: 0.152, SLG: 0.116		0-0 6-3		0-0 E2 1B	0-0 F9		0-0 4-3			4	1	1	0	0	0	0											
<b>Inning Stats</b>	R: 4 E: 1 K: 0 S: 7	H: 4 LOB: 1 BB: 1 P: 11	R: 0 E: 0 K: 0 S: 4	H: 1 LOB: 1 BB: 0 P: 4	R: 0 E: 0 K: 0 S: 3	H: 0 LOB: 0 BB: 0 P: 3	R: 7 E: 2 K: 0 S: 10	H: 7 LOB: 1 BB: 1 P: 14	R: 0 E: 0 K: 1 S: 5	H: 0 LOB: 0 BB: 0 P: 5	R: 0 E: 0 K: 0 S: 4	H: 2 LOB: 2 BB: 0 P: 4	R: 0 E: 0 K: 0 S: 3	H: 0 LOB: 0 BB: 0 P: 3	R: 0 E: 0 K: 0 S: 3	H: 0 LOB: 0 BB: 0 P: 3	1B: 10 2B: 2 3B: 1 HR: 1	SF: 0 SAC: 0 DP: 0 HBP: 0	WP: 0 PB: 0 CS: 0	PA: 39							
<b>PITCHER</b>	IP	WLS	BF	H	R	ER	SO	BB	IBB	HBP	BLK	WP	HR	S	P	ERA	WHIP										
<b>Don Cooper, R</b> (1, 1) ERA: 54.0	0.2	L	7	4	4	4	0	1	0	0	0	0	0	6	10	54.00	7.500										
<b>John Pacella, R</b> (1, 1) ERA: 6.14	3.1		19	8	7	7	0	1	0	0	0	0	1	18	22	18.90	2.700										
<b>Paul Boris, R</b> (5, 1) ERA: 4.91	4.0		13	2	0	0	1	0	0	0	0	0	0	15	15	0.00	0.500										

**Minnesota Twins @ Texas Rangers**  
Arlington Stadium, Arlington, TX  
Mon Sep 06 1982, 8:05 PM EDT  
Att: 9,817 - Unknown - 84 F

**AB 37**  
**R 11**  
**H 14**  
**RBI 10**  
**BB 2**  
**SO 1**  
**LOB 6**





Batter	1	2	3	4	5	6	7	8	9	AB	R	H	RBI	BB	SO	LOB	TOP								
<b>Bobby Mitchell, L</b> OBP: 0.336, SLG: 0.299 (1, 8)	4-3		F7		5-3 1B		FC5-4 1B		1B	5	2	3	1	0	0	0	<b>Minnesota Twins @ Texas Rangers</b> Arlington Stadium, Arlington, TX Tue Sep 07 1982, 8:05 PM EDT Att: 6,172 - Unknown  <b>AB 42</b> <b>R 8</b> <b>H 15</b> <b>RBI 8</b> <b>BB 0</b> <b>SO 1</b> <b>LOB 17</b>								
<b>Ron Washington, R</b> OBP: 0.287, SLG: 0.372 (1, 4)	5-3		1-3		5-3		K		FC6-4 1B	5	1	1	0	0	1	2									
<b>Tom Brunansky, R</b> OBP: 0.390, SLG: 0.489 (1, 9)	F5			F3	HR 1B		FC5-4		FC6-4 1B	5	1	2	2	0	0	1									
<b>Kent Hrbek, L</b> OBP: 0.368, SLG: 0.503 (1, 3)		L9		F9	HR				FC6-4 1B	5	1	2	2	0	0	2									
<b>Gary Ward, R</b> OBP: 0.335, SLG: 0.531 (1, 7)		2B 1B			F9				FC6-4 1B	5	1	4	1	0	0	0									
<b>Gary Gaetti, R</b> OBP: 0.275, SLG: 0.443 (1, 5)		F7		F9		L5			F8	5	0	0	0	0	0	6									
<b>Randy Bush, L</b> OBP: 0.301, SLG: 0.403 (1, 10)		1-H 2B			HR		F7		FC6-4 1-2 2-3	4	1	2	2	0	0	2									
<b>Lenny Faedo, R</b> OBP: 0.276, SLG: 0.308 (1, 6)		6-3			1B 2B		5-1-3		F8	4	1	1	0	0	0	3									
<b>Ray Smith, R</b> (1, 2)			F4		6-3		4-3		F9	4	0	0	0	0	0	1									
<b>Inning Stats</b>	R: 0 E: 0 K: 0 S: 3	H: 0 LOB: 0 BB: 0 P: 3	R: 1 E: 0 K: 0 S: 5	H: 2 LOB: 1 BB: 0 P: 5	R: 0 E: 0 K: 0 S: 3	H: 0 LOB: 0 BB: 0 P: 3	R: 0 E: 0 K: 0 S: 4	H: 1 LOB: 1 BB: 0 P: 4	R: 5 E: 0 K: 0 S: 8	H: 5 LOB: 0 BB: 0 P: 8	R: 0 E: 0 K: 0 S: 3	H: 0 LOB: 0 BB: 0 P: 3	R: 0 E: 0 K: 1 S: 6	H: 1 LOB: 1 BB: 0 P: 6	R: 0 E: 0 K: 0 S: 5	H: 2 LOB: 2 BB: 0 P: 5	R: 2 E: 0 K: 0 S: 7	H: 4 LOB: 2 BB: 0 P: 7	1B: 11 2B: 2 3B: 0 HR: 2	SF: 0 SAC: 0 DP: 0 HBP: 0	WP: 0 PB: 0 CS: 0	PA: 42			
<b>PITCHER</b>	IP	WLS	BF	H	R	ER	SO	BB	IBB	HBP	BLK	WP	HR	S	P	ERA	WHIP								
<b>Steve Comer, R</b> ERA: 4.65 (1, 1)	5.0	L	23	8	6	6	0	0	0	0	0	0	2	23	23	10.80	1.600								
<b>Jim Farr, R</b> ERA: 5.4 (6, 1)	3.1		16	6	2	2	1	0	0	0	0	0	0	18	18	5.40	1.800								
<b>Paul Mirabella, L</b> ERA: 5.53 (9, 1)	0.2		3	1	0	0	0	0	0	0	0	0	0	3	3	0.00	1.500								

Batter	1	2	3	4	5	6	7	8	9	AB	R	H	RBI	BB	SO	LOB	BOTTOM								
<b>George Wright, S</b> OBP: 0.287, SLG: 0.358 (1, 8)	4-3		K		F7		FC4-6 1-2			4	0	0	0	0	1	3	<b>Minnesota Twins @ Texas Rangers</b> Arlington Stadium, Arlington, TX Tue Sep 07 1982, 8:05 PM EDT Att: 6,172 - Unknown  <b>AB 32</b> <b>R 1</b> <b>H 6</b> <b>RBI 1</b> <b>BB 3</b> <b>SO 3</b> <b>LOB 15</b>								
<b>Bill Sample, R</b> OBP: 0.315, SLG: 0.382 (1, 7)	F4		6-3			F8	F8			4	0	0	0	0	0	1									
<b>Buddy Bell, R</b> OBP: 0.382, SLG: 0.440 (1, 5)				G5-4-3 BB		5-3			6-3	3	0	1	0	1	0	0									
<b>Larry Parrish, R</b> OBP: 0.319, SLG: 0.401 (1, 9)		L5		G5-4-3 1-2		BB 1B			K	4	1	1	0	0	1	2									
<b>Johnny Grubb, L</b> OBP: 0.382, SLG: 0.391 (1, 10)				4-3		BB 1B			K	3	0	1	0	1	1	0									
<b>Dave Hostetler, R</b> OBP: 0.311, SLG: 0.475 (1, 3)		FC5-4 1-2				BB 1B			4-3	4	0	2	1	0	0	1									
<b>Jim Sundberg, R</b> OBP: 0.320, SLG: 0.364 (1, 2)		F8				BB 1B			F9	3	0	0	0	1	0	3									
<b>Mike Richardt, R</b> OBP: 0.267, SLG: 0.276 (1, 4)		FC5-4 1-2			L7				F9	4	0	0	0	0	0	3									
<b>Bucky Dent, R</b> OBP: 0.226, SLG: 0.226 (1, 6)			F7		F4		FC4-6 1B			3	0	1	0	0	0	2									
<b>Inning Stats</b>	R: 0 E: 0 K: 0 S: 4	H: 1 LOB: 1 BB: 0 P: 4	R: 0 E: 0 K: 0 S: 4	H: 1 LOB: 1 BB: 0 P: 4	R: 0 E: 0 K: 1 S: 5	H: 0 LOB: 0 BB: 0 P: 5	R: 0 E: 0 K: 0 S: 2	H: 0 LOB: 0 BB: 1 P: 6	R: 0 E: 0 K: 0 S: 4	H: 1 LOB: 2 BB: 1 P: 8	R: 1 E: 0 K: 0 S: 5	H: 2 LOB: 2 BB: 1 P: 9	R: 0 E: 0 K: 0 S: 4	H: 1 LOB: 1 BB: 0 P: 4	R: 0 E: 0 K: 2 S: 7	H: 0 LOB: 0 BB: 0 P: 7	R: 0 E: 0 K: 0 S: 3	H: 0 LOB: 0 BB: 0 P: 3	1B: 6 2B: 0 3B: 0 HR: 0	SF: 0 SAC: 0 DP: 1 HBP: 0	WP: 0 PB: 0 CS: 0	PA: 35			
<b>PITCHER</b>	IP	WLS	BF	H	R	ER	SO	BB	IBB	HBP	BLK	WP	HR	S	P	ERA	WHIP								
<b>Albert Williams, R</b> ERA: 4.55 (1, 1)	6.0	W	25	5	1	1	1	3	0	0	0	0	0	24	36	1.50	1.333								
<b>Ron Davis, R</b> ERA: 4.53 (7, 1)	3.0	S	10	1	0	0	2	0	0	0	0	0	0	14	14	0.00	0.333								



Batter	1	2	3	4	5	6	7	8	9	AB	R	H	RBI	BB	SO	LOB	TOP										
Ron Washington, R (1,4) OBP: 0.287, SLG: 0.369	F8			K		K		BB		3	0	0	0	1	2	0	<b>Minnesota Twins @ Texas Rangers</b> Arlington Stadium, Arlington, TX Wed Sep 08 1982, 8:05 PM EDT Att: 5,862 - Unknown										
Dave Engle, R (1,10) OBP: 0.274, SLG: 0.358 Kent Hrbek, L (8,PH) OBP: 0.367, SLG: 0.502	6-3			F4		4-3		K		3	0	0	0	0	0	0											
Tom Brunansky, R (1,9) OBP: 0.389, SLG: 0.485	6-3			BB		5-3		F7		3	0	0	0	1	0	3											
Gary Ward, R (1,7) OBP: 0.333, SLG: 0.527		K		F4			L9		4-3	4	0	0	0	0	1	1											
Greg Wells, R (1,3) OBP: 0.200, SLG: 0.143	F5				K		G3		1B	3	0	0	0	1	1	0											
Mickey Hatcher, R (1,5) OBP: 0.265, SLG: 0.328	F8				1B		F8		F8	3	0	0	0	1	0	1											
Bobby Mitchell, L (1,8) OBP: 0.336, SLG: 0.299 Jesus Vega, R (9,PH) OBP: 0.289, SLG: 0.372			6-3		F9			1B	1B	3	0	1	0	0	0	1											
Lenny Faedo, R (1,6) OBP: 0.281, SLG: 0.312			5-3					1B	1B	4	0	2	0	0	0	2											
Ray Smith, R (1,2) Randy Bush, L (8,PH) Sal Butera, R (8,2) OBP: 0.367, SLG: 0.288			5-3		6-3			1-2	5-3	2	0	0	0	0	0	2											
<b>Inning Stats</b>	R: 0 E: 0 K: 0 S: 3	H: 0 LOB: 0 BB: 0 P: 3	R: 0 E: 0 K: 1 S: 5	H: 0 LOB: 0 BB: 0 P: 5	R: 0 E: 0 K: 0 S: 3	H: 0 LOB: 0 BB: 0 P: 3	R: 0 E: 0 K: 1 S: 5	H: 0 LOB: 1 BB: 1 P: 9	R: 0 E: 0 K: 1 S: 6	H: 1 LOB: 2 BB: 1 P: 10	R: 0 E: 0 K: 0 S: 3	H: 0 LOB: 0 BB: 0 P: 3	R: 0 E: 0 K: 1 S: 7	H: 2 LOB: 3 BB: 1 P: 11	R: 0 E: 0 K: 0 S: 4	H: 1 LOB: 2 BB: 1 P: 8	1B: 4 2B: 0 3B: 0 HR: 0	SF: 0 SAC: 0 DP: 0 HBP: 0	WP: 0 PB: 0 CS: 0	PA: 35							
<b>PITCHER</b>	IP	WLS	BF	H	R	ER	SO	BB	IBB	HBP	BLK	WP	HR	S	P	ERA	WHIP										
Jon Matlack, L (1,1) ERA: 3.56	7.0	W	24	1	0	0	4	2	0	0	0	0	0	30	38	0.00	0.429										
Danny Darwin, R (8,1) ERA: 3.15	0.1		4	2	0	0	0	1	0	0	0	0	0	3	7	0.00	9.000										
Paul Mirabella, L (8,1) ERA: 5.32	1.2	S	7	1	0	0	1	1	0	0	0	0	0	8	12	0.00	1.200										

Batter	1	2	3	4	5	6	7	8	9	AB	R	H	RBI	BB	SO	LOB	BOTTOM										
George Wright, S (1,8) OBP: 0.289, SLG: 0.365	F7							K		3	1	1	2	1	1	0	<b>Minnesota Twins @ Texas Rangers</b> Arlington Stadium, Arlington, TX Wed Sep 08 1982, 8:05 PM EDT Att: 5,862 - Unknown										
Nick Capra, R (1,7) OBP: 0.289, SLG: 0.365	K		HR		IBB			F9		4	0	0	0	0	1	2											
Lamar Johnson, R (1,10) OBP: 0.321, SLG: 0.359	F3			FC5-4		4-3		6-3		4	0	1	0	0	0	0											
Larry Parrish, R (1,9) OBP: 0.319, SLG: 0.400		5-3		L7		G5-3	BB	1B		3	0	1	0	0	0	1											
Dave Hostetler, R (1,3) OBP: 0.311, SLG: 0.472	6-3			F9		1-2	BB			2	0	0	0	1	0	1											
Bill Stein, R (1,5) OBP: 0.282, SLG: 0.301 Buddy Bell, R (9,5) OBP: 0.382, SLG: 0.440	K			FC5-4		G5-3				3	0	0	0	0	1	3											
Bob Johnson, R (1,2) OBP: 0.133, SLG: 0.148			F7		F8			5-3		3	0	0	0	0	0	0											
Mike Richardt, R (1,4) OBP: 0.265, SLG: 0.274			L5		6-3			6-3		3	0	0	0	0	0	0											
Bucky Dent, R (1,6) OBP: 0.231, SLG: 0.235			HR		2B			F3		3	1	2	0	0	0	0											
<b>Inning Stats</b>	R: 0 E: 0 K: 1 S: 5	H: 0 LOB: 0 BB: 0 P: 5	R: 0 E: 0 K: 1 S: 5	H: 0 LOB: 0 BB: 0 P: 5	R: 2 E: 0 K: 0 S: 5	H: 2 LOB: 0 BB: 0 P: 5	R: 0 E: 0 K: 0 S: 4	H: 1 LOB: 1 BB: 0 P: 4	R: 0 E: 0 K: 0 S: 4	H: 1 LOB: 2 BB: 1 P: 8	R: 0 E: 0 K: 0 S: 3	H: 1 LOB: 1 BB: 1 P: 7	R: 0 E: 0 K: 0 S: 3	H: 0 LOB: 0 BB: 0 P: 3	R: 0 E: 0 K: 1 S: 5	H: 0 LOB: 0 BB: 0 P: 5	1B: 3 2B: 1 3B: 0 HR: 1	SF: 0 SAC: 0 DP: 1 HBP: 0	WP: 0 PB: 0 CS: 0	PA: 30							
<b>PITCHER</b>	IP	WLS	BF	H	R	ER	SO	BB	IBB	HBP	BLK	WP	HR	S	P	ERA	WHIP										
Jack O'Connor, L (1,1) ERA: 3.84	8.0	L	30	5	2	2	3	1	1	0	0	0	1	34	42	2.25	0.750										



Batter	1	2	3	4	5	6	7	8	9	AB	R	H	RBI	BB	SO	LOB	TOP								
<b>Julio Cruz, S</b> OBP: 0.310, SLG: 0.311 (1, 4)	0-0 6-3		0-0 1-3		0-0 1B		0-0 3-1		0-0 5-3	5	0	1	0	0	0	1									
<b>Dave Edler, R</b> OBP: 0.321, SLG: 0.368 <b>Manny Castillo, S</b> OBP: 0.299, SLG: 0.338 (7, PH) (7, 5)	0-0 5-3			0-0 F9	0-0 F8		4-0 1B BB		0-0 1B	3	0	0	0	0	0	1									
<b>Bruce Bochte, L</b> OBP: 0.379, SLG: 0.393 <b>Joe Simpson, L</b> OBP: 0.327, SLG: 0.367 (7, PR) (7, 7)	0-0 1B			0-3 K		4-0 FC6-4 1B BB	0-0 1-2 1B		0-0 5-3	3	1	2	1	1	1	0									
<b>Richie Zisk, R</b> OBP: 0.364, SLG: 0.483 (1, 10)	0-3 K			0-0 1B HR		0-0 FC6-4 1B	0-0 4-3			4	1	2	0	0	1	3									
<b>Al Cowens, R</b> OBP: 0.335, SLG: 0.498 (1, 9)		0-0 F9		0-0 1-2 HR		0-0 FC6-4 1-2 2-3		4-0 4-3 BB		3	1	1	0	1	0	2									
<b>Dave Henderson, R</b> OBP: 0.340, SLG: 0.459 (1, 8)		0-3 K		0-0 1-1 2-H HR		0-0 SF8		0-0 F3		3	1	1	4	0	1	1									
<b>Jim Maler, R</b> OBP: 0.286, SLG: 0.354 (1, 3)		0-0 F4		0-0 4-3		0-0 L6		0-0 4-3		4	0	0	0	0	0	2									
<b>Jim Essian, R</b> OBP: 0.331, SLG: 0.405 (1, 2)			0-3 K		0-0 5-3		0-0 F8		0-0 6-3	4	0	0	0	0	1	1									
<b>Todd Cruz, R</b> OBP: 0.242, SLG: 0.371 (1, 6)			0-0 F9		0-3 K		0-0 3-1 1B 2B		0-0 F9	4	1	1	0	0	1	0									
<b>Inning Stats</b>	R: 0 E: 0 K: 1 S: 6	H: 1 LOB: 1 BB: 0 P: 6	R: 0 E: 0 K: 1 S: 5	H: 0 LOB: 0 BB: 0 P: 5	R: 0 E: 0 K: 1 S: 5	H: 0 LOB: 0 BB: 0 P: 5	R: 3 E: 0 K: 1 S: 8	H: 3 LOB: 0 BB: 0 P: 8	R: 0 E: 0 K: 1 S: 6	H: 1 LOB: 1 BB: 1 P: 6	R: 1 E: 0 K: 0 S: 4	H: 1 LOB: 1 BB: 1 P: 8	R: 1 E: 0 K: 0 S: 5	H: 2 LOB: 2 BB: 1 P: 9	R: 0 E: 0 K: 0 S: 3	H: 0 LOB: 1 BB: 1 P: 7	R: 0 E: 0 K: 0 S: 4	H: 1 LOB: 1 BB: 0 P: 4	1B: 7 2B: 1 3B: 0 HR: 1	SF: 1 SAC: 0 DP: 0 HBP: 0	WP: 0 PB: 0 SB: 1 CS: 0	PA: 39			
<b>PITCHER</b>	IP	WLS	BF	H	R	ER	SO	BB	IBB	HBP	BLK	WP	HR	S	P	ERA	WHIP								
<b>Frank Tanana, L</b> ERA: 4.07 <b>Tom Henke, R</b> ERA:	(1, 1) (7, 1)	6.1 2.2	L 12	27 2	7 0	5 0	5 0	5 2	1 0	0 0	0 0	0 0	0 0	10 10	40 18	7.11 0.00	1.263 1.500								

Seattle Mariners @ Texas Rangers  
Arlington Stadium, Arlington, TX  
Fri Sep 10 1982, 8:05 PM EDT  
Att: 8,351 - Unknown

AB	35
R	5
H	9
RBI	5
BB	3
SO	5
LOB	12



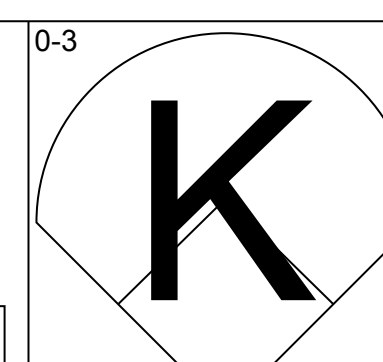
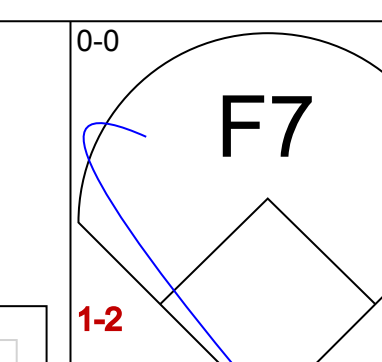
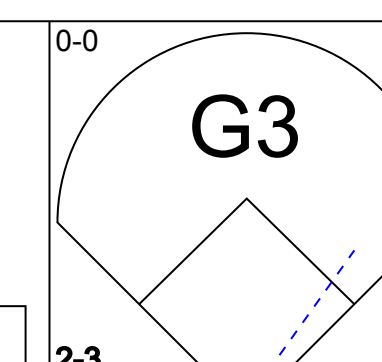
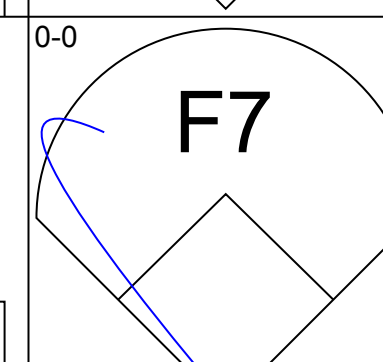
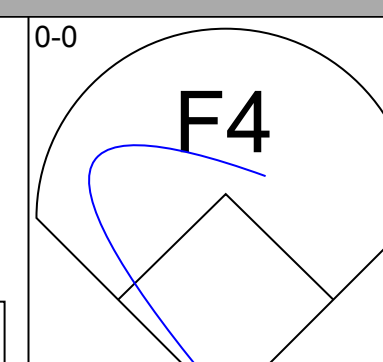
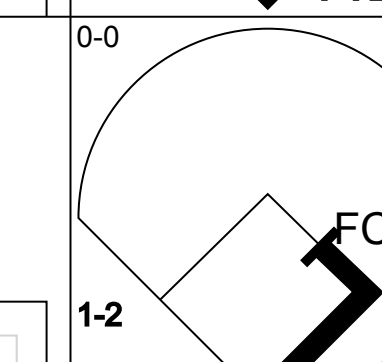
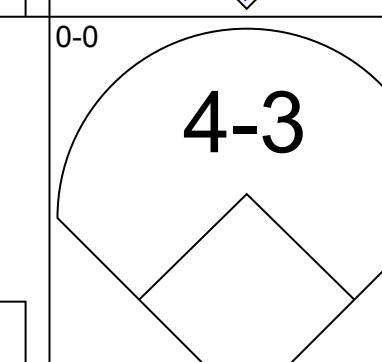
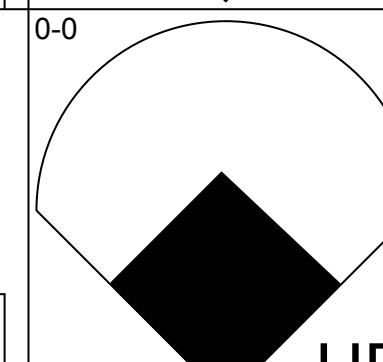
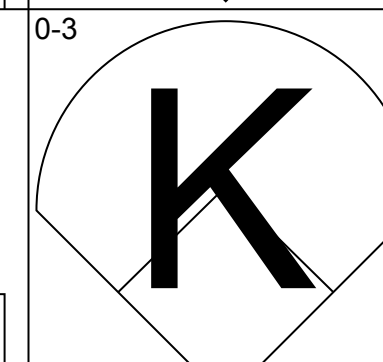
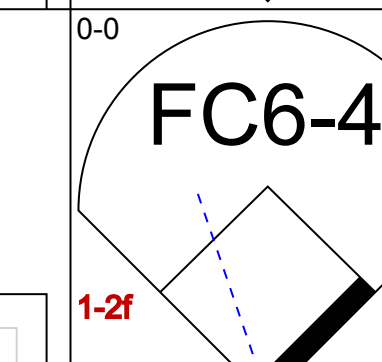
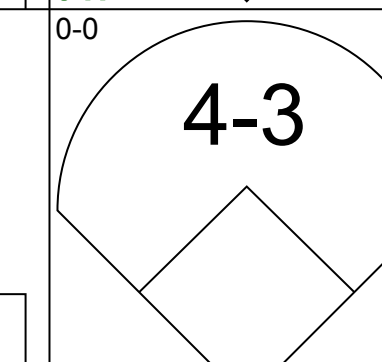
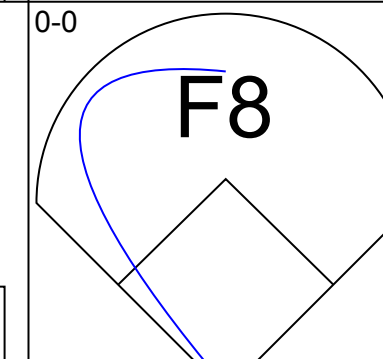
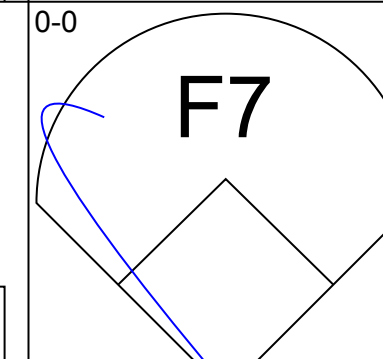
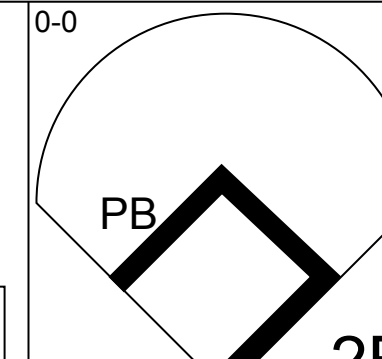
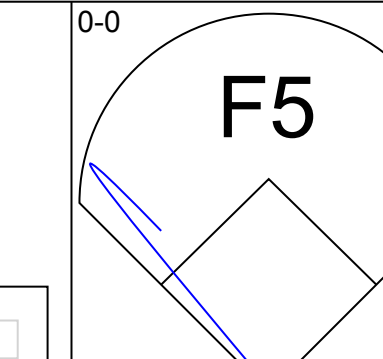
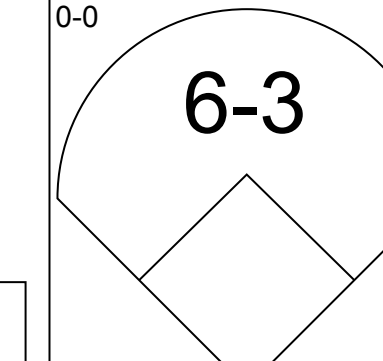
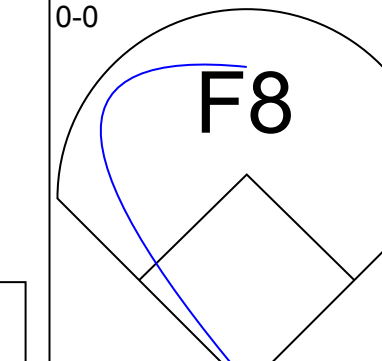
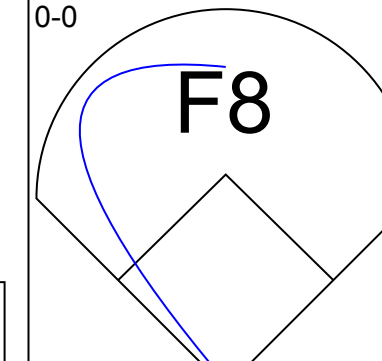
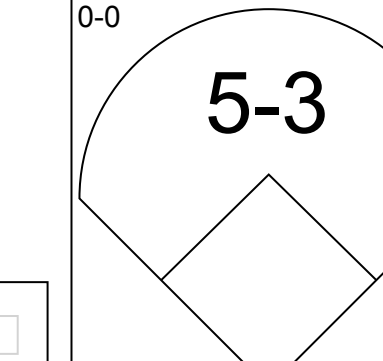
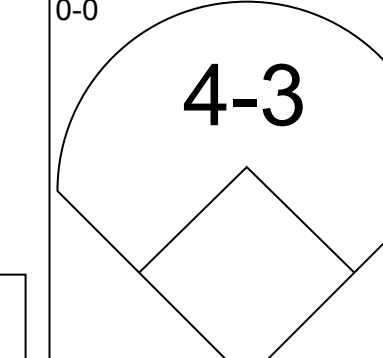
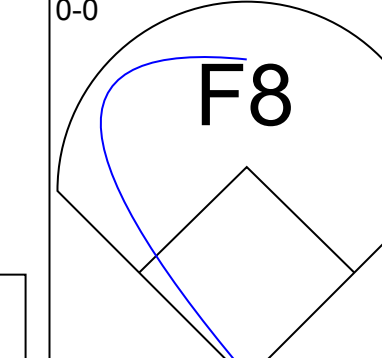
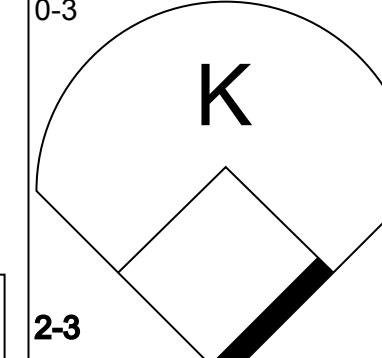
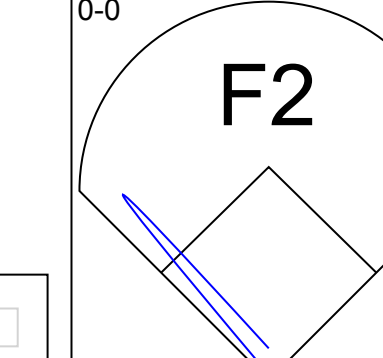
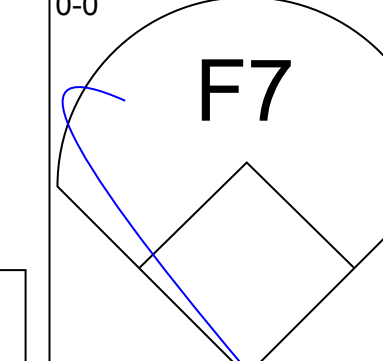
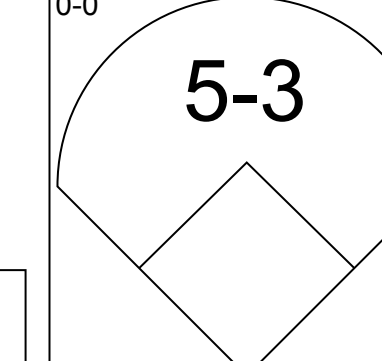
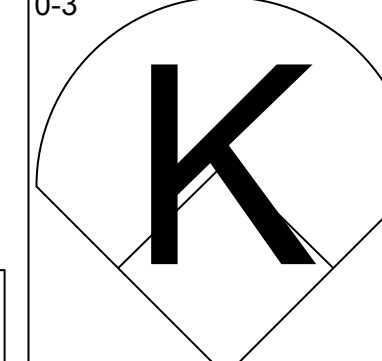
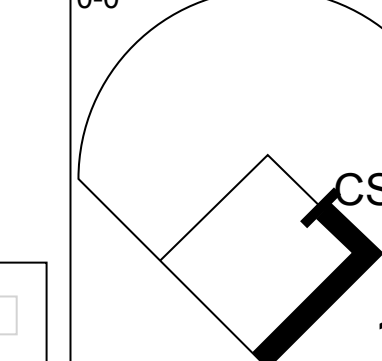
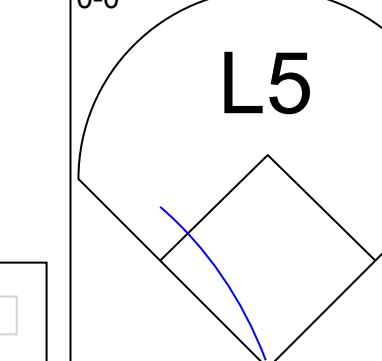
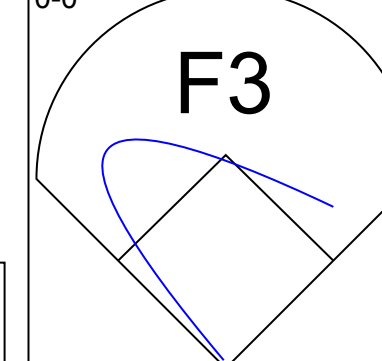
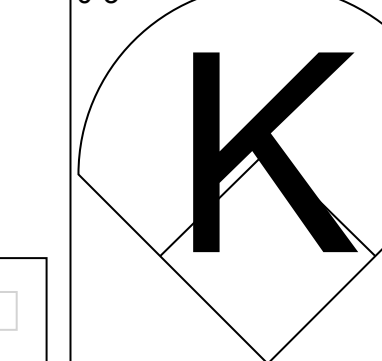
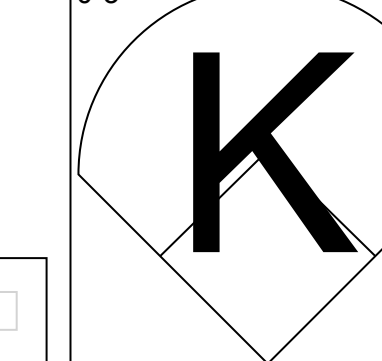
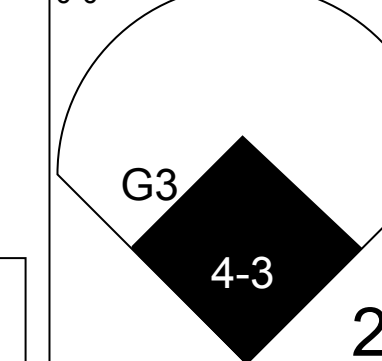

Batter	1	2	3	4	5	6	7	8	9	AB	R	H	RBI	BB	SO	LOB	BOTTOM								
<b>George Wright, S</b> OBP: 0.293, SLG: 0.372 (1, 8)	0-0 HR		4-0 BB		4-0 BB			0-0 6-3		2	1	1	1	2	0	0									
<b>Pete O'Brien, L</b> OBP: 0.222, SLG: 0.500 (1, 7)	0-0 F7		0-0 F7		0-0 F8		0-0 HR		0-0 F2	4	1	1	1	0	0	3									
<b>Buddy Bell, R</b> OBP: 0.379, SLG: 0.436 (1, 5)	0-0 6-3		0-0 F4		0-3 K			0-0 F8		4	0	0	0	0	1	3									
<b>Larry Parrish, R</b> OBP: 0.321, SLG: 0.401 (1, 9)	0-0 5-3			0-0 F9 1B		0-0 F8		0-0 1B		4	0	2	0	0	0	0									
<b>Johnny Grubb, L</b> OBP: 0.378, SLG: 0.387 <b>Lamar Johnson, R</b> OBP: 0.320, SLG: 0.358 (8, PH)		0-0 G3		0-0 F9		0-0 F8		0-0 5-3		3	0	0	0	0	0	1									
<b>Bill Stein, R</b> OBP: 0.281, SLG: 0.299 (1, 4)		0-0 F7		0-0 1-2 1B		0-0 F9			0-0 4-3	4	0	1	0	0	0	0									
<b>Pat Putnam, L</b> OBP: 0.301, SLG: 0.351 <b>Jim Sundberg, R</b> OBP: 0.321, SLG: 0.364 (9, PH)		0-0 CS 1B		0-0 F9		0-0 F1		4-0 BB		3	0	1	0	0	0	2									
<b>Bob Johnson, R</b> OBP: 0.147, SLG: 0.133 (1, 2)		0-0 CS		1-0 SH5-3 HBP		0-0 F7		0-0 6-3		3	0	0	0	0	1	3									
<b>Wayne Tolleson, S</b> OBP: 0.146, SLG: 0.111 <b>Dave Hostetter, R</b> OBP: 0.310, SLG: 0.471 (9, PH)			0-0 SH5-3		0-0 6-3		0-0 4-3		0-0 L4	2	0	0	0	0	0	0									
<b>Inning Stats</b>	R: 1 E: 0 K: 0 S: 4	H: 1 LOB: 0 BB: 0 P: 4	R: 0 E: 0 K: 0 S: 3	H: 1 LOB: 0 BB: 0 P: 3	R: 0 E: 0 K: 0 S: 3	H: 0 LOB: 2 BB: 1 P: 8	R: 0 E: 0 K: 0 S: 5	H: 2 LOB: 2 BB: 0 P: 5	R: 0 E: 0 K: 1 S: 5	H: 0 LOB: 1 BB: 1 P: 9	R: 0 E: 0 K: 0 S: 3	H: 0 LOB: 0 BB: 0 P: 3	R: 0 E: 0 K: 0 S: 3	H: 0 LOB: 0 BB: 0 P: 3	R: 1 E: 0 K: 0 S: 5	H: 2 LOB: 1 BB: 0 P: 5	R: 0 E: 0 K: 1 S: 5	H: 0 LOB: 1 BB: 1 P: 9	1B: 4 2B: 0 3B: 0 HR: 2	SF: 0 SAC: 1 DP: 0 HBP: 1	WP: 0 PB: 0 SB: 0 CS: 1	PA: 37			
<b>PITCHER</b>	IP	WLS	BF	H	R	ER	SO	BB	IBB	HBP	BLK	WP	HR	S	P	ERA	WHIP								
<b>Gaylord Perry, R</b> ERA: 4.43 <b>Ed Vande Berg, L</b> ERA: 2.77	(1, 1) (8, 1)	7.2 1.1	W S	31 5	6 0	2 0	2 0	1 1	2 0	1 0	0 0	0 0	0 0	6 6	39 10	2.35 0.00	1.043 0.750								

Seattle Mariners @ Texas Rangers  
Arlington Stadium, Arlington, TX  
Fri Sep 10 1982, 8:05 PM EDT  
Att: 8,351 - Unknown

AB	31
R	2
H	6
RBI	2
BB	3
SO	2
LOB	14




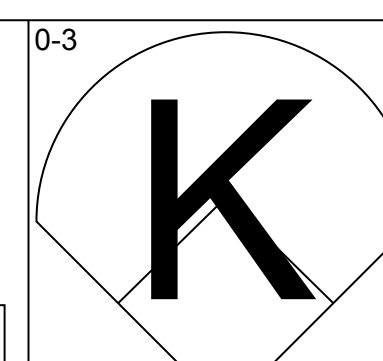
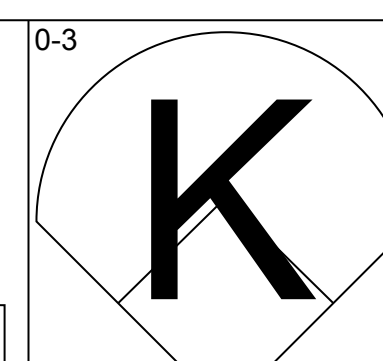
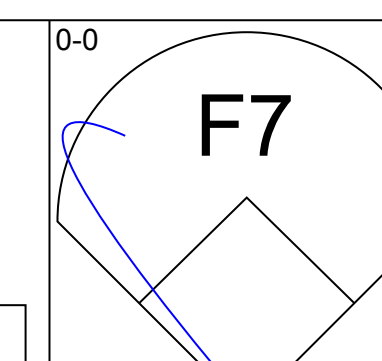
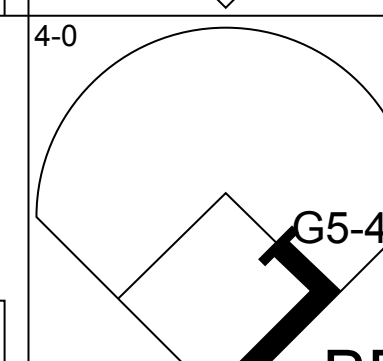
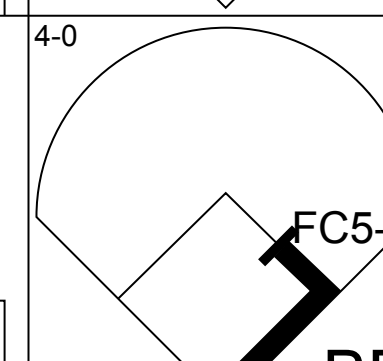
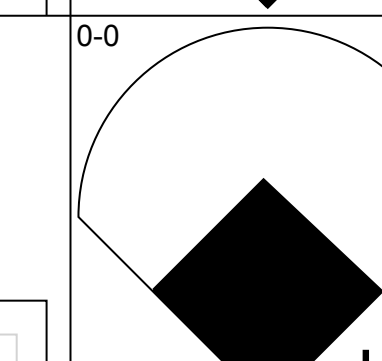
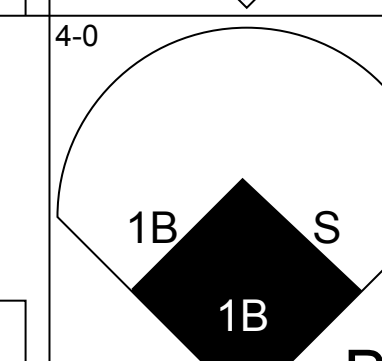
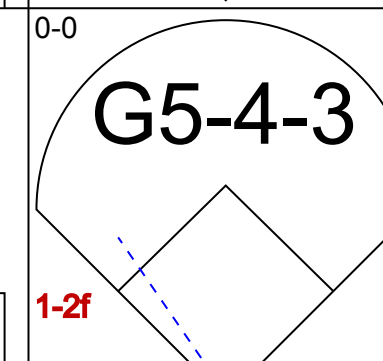
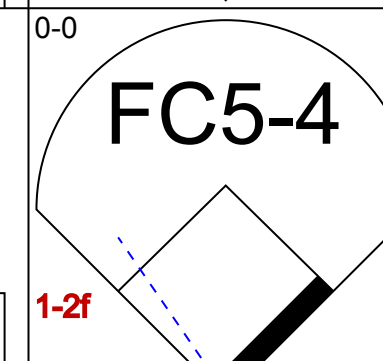
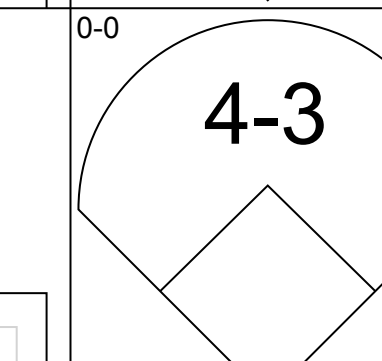
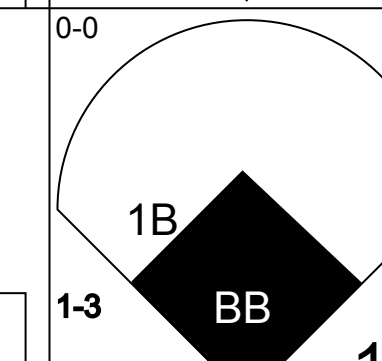
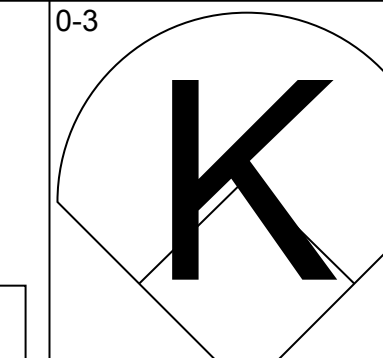
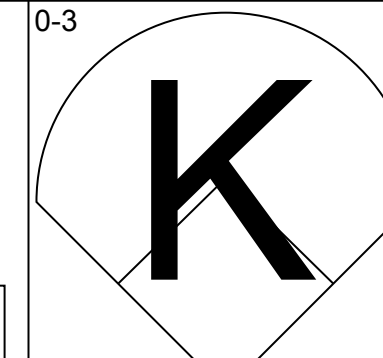
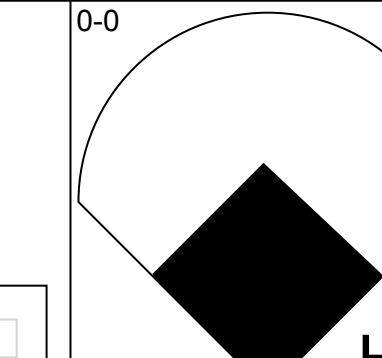
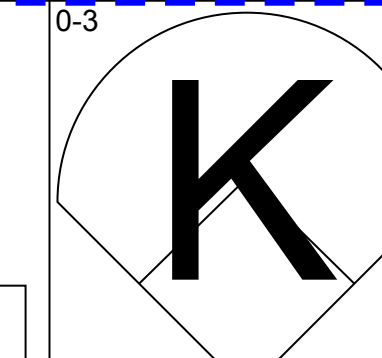
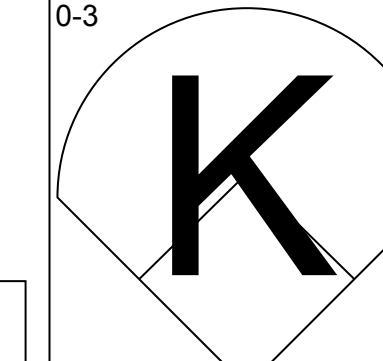
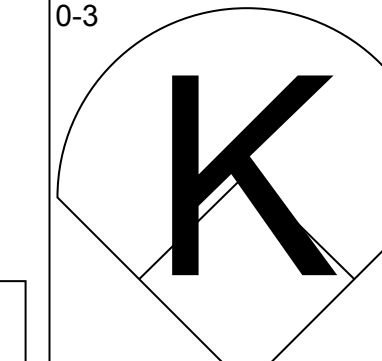
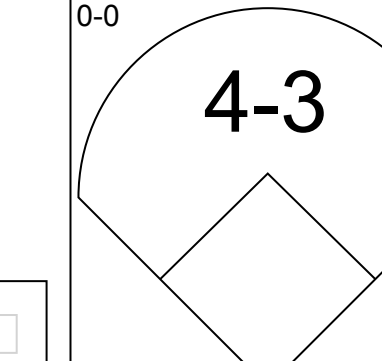
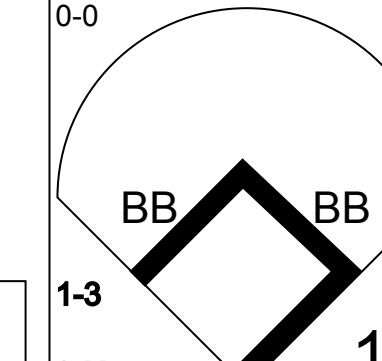
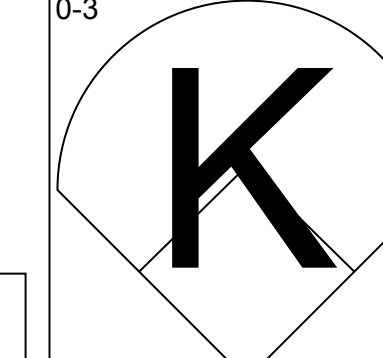
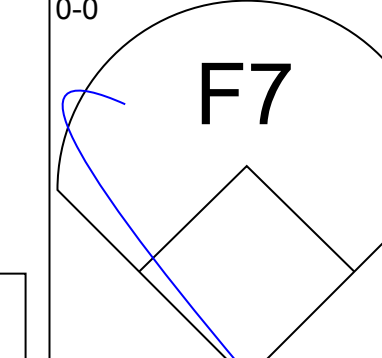
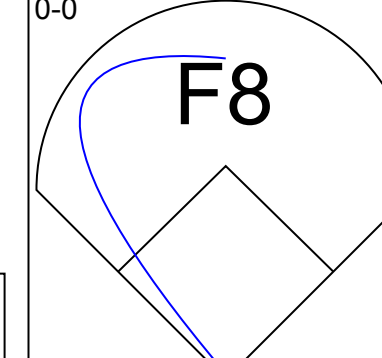
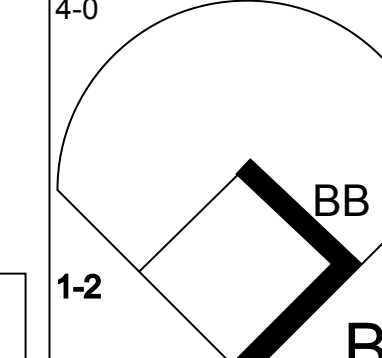
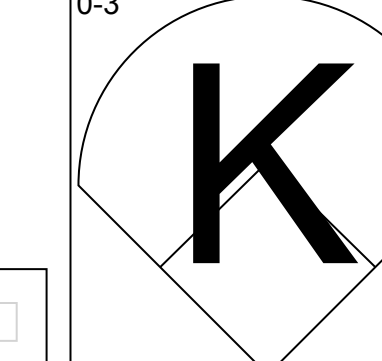
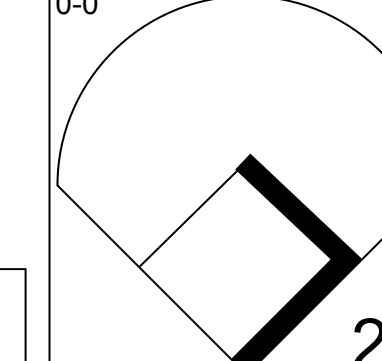
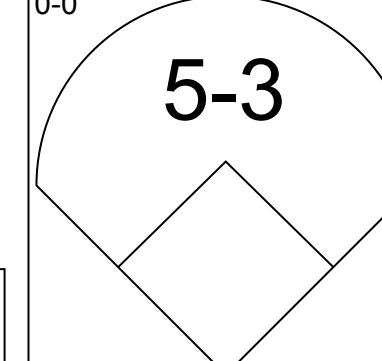
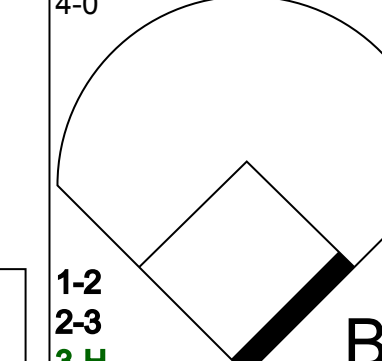
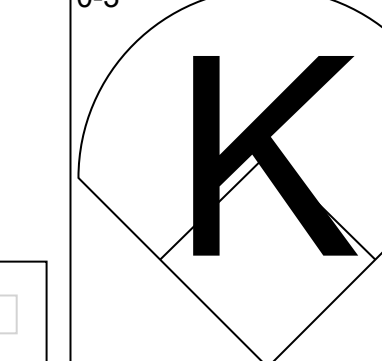
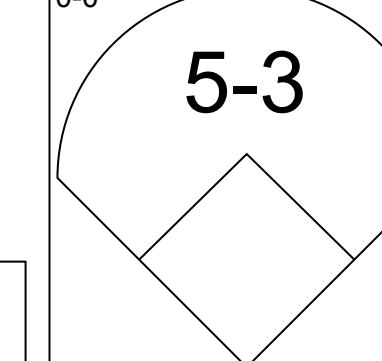
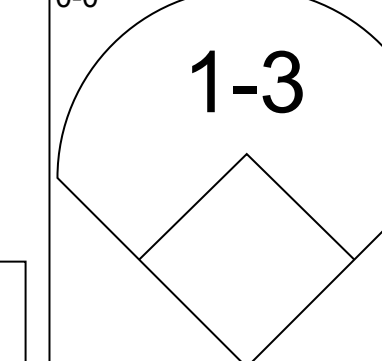
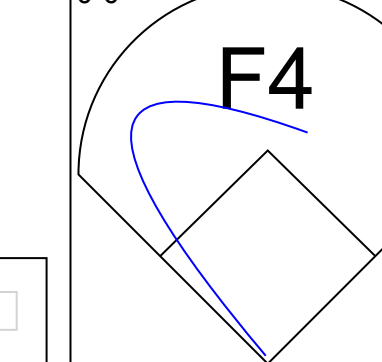
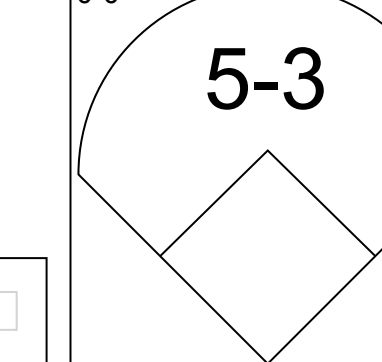
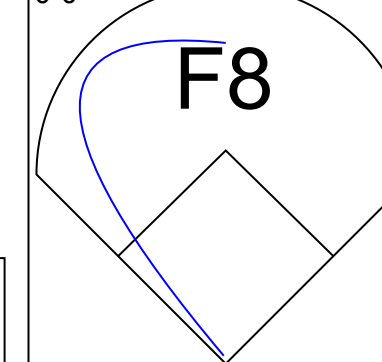


Batter	1	2	3	4	5	6	7	8	9	AB	R	H	RBI	BB	SO	LOB	TOP			
Joe Simpson, L (1, 7) OBP: 0.326, SLG: 0.362										3	0	0	0	0	1	2				
Manny Castillo, S (1, 5) OBP: 0.299, SLG: 0.337										4	0	1	1	0	0	0				
Bruce Bochte, L (1, 3) OBP: 0.378, SLG: 0.399										4	1	1	1	0	1	2				
Richie Zisk, R (1, 10) OBP: 0.363, SLG: 0.483										4	0	1	0	0	0	0				
Al Cowens, R (1, 9) OBP: 0.333, SLG: 0.494										4	0	0	0	0	0	1				
Rick Sweet, S (1, 2) OBP: 0.304, SLG: 0.326										4	0	0	0	0	1	1				
Dave Henderson, R (1, 8) OBP: 0.337, SLG: 0.455										3	0	0	0	0	1	2				
Todd Cruz, R (1, 6) OBP: 0.243, SLG: 0.371										3	0	1	0	0	0	2				
Julio Cruz, S (1, 4) OBP: 0.311, SLG: 0.313										3	1	1	0	0	2	1				
<b>Inning Stats</b>	R: 1 E: 0 K: 1 S: 6	H: 1 LOB: 0 BB: 0 P: 6	R: 0 E: 0 K: 0 S: 3	H: 0 LOB: 0 BB: 0 P: 3	R: 0 E: 0 K: 1 S: 5	H: 1 LOB: 0 BB: 0 P: 5	R: 0 E: 0 K: 1 S: 5	H: 0 LOB: 0 BB: 0 P: 5	R: 0 E: 0 K: 0 S: 3	H: 0 LOB: 0 BB: 0 P: 3	R: 0 E: 0 K: 1 S: 9	H: 1 LOB: 2 BB: 0 P: 9	R: 0 E: 0 K: 0 S: 4	H: 1 LOB: 0 BB: 0 P: 4	R: 0 E: 0 K: 0 S: 3	H: 0 LOB: 0 BB: 0 P: 3	1B: 2 2B: 2 3B: 0 HR: 1	SF: 0 SAC: 0 DP: 0 HBP: 1	WP: 0 PB: 1 SB: 0 CS: 1	PA: 33
<b>PITCHER</b> Charlie Hough, R (1, 1) ERA: 3.69	IP: 9.0 WLS: W BF: 33	H: 5 R: 2 ER: 2 SO: 6	BB: 0 IBB: 0 HBP: 1 BLK: 0	WP: 0 HR: 1 S: 44 P: 45	ERA: 2.00 WHIP: 0.556															

Seattle Mariners @ Texas Rangers  
Arlington Stadium, Arlington, TX  
Sat Sep 11 1982, 8:05 PM EDT  
Att: 8,676 - Unknown

AB 32  
R 2  
H 5  
RBI 2  
BB 0  
SO 6  
LOB 11



Batter	1	2	3	4	5	6	7	8	9	AB	R	H	RBI	BB	SO	LOB	BOTTOM			
George Wright, S (1, 8) OBP: 0.293, SLG: 0.377										4	1	1	1	0	2	0				
Pete O'Brien, L (1, 7) OBP: 0.364, SLG: 0.684										1	2	1	1	3	0	0				
Buddy Bell, R (1, 5) OBP: 0.378, SLG: 0.435										4	1	1	0	0	0	2				
Larry Parrish, R (1, 9) OBP: 0.320, SLG: 0.408										4	1	1	1	0	3	3				
Dave Hostetler, R (1, 3) OBP: 0.310, SLG: 0.469										4	0	1	1	0	2	0				
Lamar Johnson, R (1, 10) OBP: 0.318, SLG: 0.354										3	0	0	0	1	1	0				
Jim Sundberg, R (1, 2) OBP: 0.323, SLG: 0.366										3	0	1	1	1	1	0				
Mike Richardt, R (1, 4) OBP: 0.265, SLG: 0.274										4	0	1	0	0	1	4				
Bucky Dent, R (1, 6) OBP: 0.229, SLG: 0.232										3	0	0	0	0	0	1				
<b>Inning Stats</b>	R: 0 E: 0 K: 1 S: 4	H: 0 LOB: 1 BB: 1 P: 8	R: 0 E: 0 K: 3 S: 9	H: 0 LOB: 0 BB: 0 P: 9	R: 0 E: 0 K: 2 S: 7	H: 0 LOB: 0 BB: 0 P: 7	R: 0 E: 0 K: 2 S: 7	H: 0 LOB: 1 BB: 1 P: 11	R: 0 E: 0 K: 1 S: 6	H: 1 LOB: 1 BB: 0 P: 6	R: 3 E: 0 K: 0 S: 6	H: 3 LOB: 0 BB: 0 P: 6	R: 0 E: 0 K: 0 S: 4	H: 1 LOB: 1 BB: 0 P: 4	R: 2 E: 0 K: 1 S: 7	H: 2 LOB: 3 BB: 3 P: 19	1B: 3 2B: 1 3B: 0 HR: 3	SF: 0 SAC: 0 DP: 1 HBP: 0	WP: 0 PB: 0 SB: 1 CS: 0	PA: 35
<b>PITCHER</b> Floyd Bannister, L (1, 1) ERA: 3.62 Bill Caudill, R (8, 1) ERA: 2.2	IP: 7.1 WLS: L BF: 30	H: 6 R: 5 ER: 5 SO: 9	BB: 3 IBB: 0 HBP: 0 BLK: 0	WP: 0 HR: 3 S: 45 P: 57	ERA: 6.14 WHIP: 1.227															

Seattle Mariners @ Texas Rangers  
Arlington Stadium, Arlington, TX  
Sat Sep 11 1982, 8:05 PM EDT  
Att: 8,676 - Unknown

AB 30  
R 5  
H 7  
RBI 5  
BB 5  
SO 10  
LOB 10







Batter	1	2	3	4	5	6	7	8	9	AB	R	H	RBI	BB	SO	LOB	TOP										
Joe Simpson, L (1,9) OBP: 0.328, SLG: 0.368										4	1	2	0	0	0	0	<b>Seattle Mariners @ Texas Rangers</b> Arlington Stadium, Arlington, TX Sun Sep 12 1982, 4:33 AM EDT Att: 6,418 - Unknown										
Manny Castillo, S (1,5) OBP: 0.299, SLG: 0.339										3	0	1	0	0	1												
Bruce Bochte, L (1,10) OBP: 0.379, SLG: 0.397										2	0	0	0	1	0	1											
Dave Revering, L (1,3) OBP: 0.292, SLG: 0.351										4	0	1	1	0	0	2											
Rick Sweet, S (1,2) OBP: 0.299, SLG: 0.320										4	0	0	0	0	0	1											
Dave Henderson, R (1,8) OBP: 0.337, SLG: 0.453										3	0	1	0	0	1	0											
Bobby Brown, S (1,7) OBP: 0.275, SLG: 0.306										3	0	0	0	0	0	1											
Todd Cruz, R (1,6) OBP: 0.244, SLG: 0.371										3	0	1	0	0	0	1											
Julio Cruz, S (1,4) OBP: 0.309, SLG: 0.311										3	0	0	0	0	0	1											
<b>Inning Stats</b>	R: 1 E: 0 K: 0 S: 4	H: 2 LOB: 1 BB: 1 P: 8	R: 0 E: 0 K: 0 S: 3	H: 1 LOB: 0 BB: 0 P: 3	R: 0 E: 0 K: 1 S: 5	H: 0 LOB: 0 BB: 0 P: 5	R: 0 E: 0 K: 0 S: 2	H: 0 LOB: 0 BB: 0 P: 3	R: 0 E: 0 K: 1 S: 6	H: 1 LOB: 1 BB: 0 P: 6	R: 0 E: 0 K: 0 S: 4	H: 0 LOB: 0 BB: 0 P: 4	R: 0 E: 0 K: 0 S: 3	H: 0 LOB: 0 BB: 0 P: 3	R: 0 E: 0 K: 0 S: 4	H: 1 LOB: 1 BB: 0 P: 4	R: 0 E: 0 K: 0 S: 3	H: 0 LOB: 0 BB: 0 P: 3	1B: 3 2B: 3 3B: 0 HR: 0	SF: 0 SAC: 1 DP: 2 HBP: 1	WP: 0 PB: 0 SB: 1 CS: 0	PA: 32					
<b>PITCHER</b>	IP	WLS	BF	H	R	ER	SO	BB	IBB	HBP	BLK	WP	HR	S	P	ERA	WHIP										
Mike Smithson, R (1,1) ERA: 3.29	3.0	L	11	3	1	1	1	1	0	0	0	0	0	12	16	3.00	1.333										
John Butcher, R (4,1) ERA: 5.13	6.0		21	3	0	0	1	0	0	1	0	0	0	22	23	0.00	0.500										

Batter	1	2	3	4	5	6	7	8	9	AB	R	H	RBI	BB	SO	LOB	BOTTOM										
George Wright, S (1,8) OBP: 0.292, SLG: 0.376										4	0	1	0	0	0	0	<b>Seattle Mariners @ Texas Rangers</b> Arlington Stadium, Arlington, TX Sun Sep 12 1982, 4:33 AM EDT Att: 6,418 - Unknown										
Pete O'Brien, L (1,7) OBP: 0.305, SLG: 0.565										4	0	0	0	0	0	1											
Buddy Bell, R (1,5) OBP: 0.379, SLG: 0.434										3	0	1	0	1	0	0											
Larry Parrish, R (1,9) OBP: 0.322, SLG: 0.411										4	0	2	0	0	0	2											
Nick Capra, R (9, PR)										0	0	0	0	0	0	0											
Dave Hostetler, R (1,3) OBP: 0.307, SLG: 0.464										4	0	0	0	0	1	3											
Terry Bogener, L (1,10) OBP: 0.295, SLG: 0.283										2	0	0	0	1	0	1											
Bob Johnson, R (1,2) OBP: 0.135, SLG: 0.121										3	0	0	0	0	1	4											
Mike Richardt, R (1,4) OBP: 0.263, SLG: 0.271										3	0	0	0	0	0	1											
Bucky Dent, R (1,6) OBP: 0.226, SLG: 0.229										3	0	0	0	0	0	0											
<b>Inning Stats</b>	R: 0 E: 0 K: 0 S: 3	H: 1 LOB: 1 BB: 1 P: 7	R: 0 E: 0 K: 0 S: 3	H: 0 LOB: 0 BB: 0 P: 3	R: 0 E: 0 K: 1 S: 7	H: 2 LOB: 3 BB: 0 P: 8	R: 0 E: 0 K: 0 S: 3	H: 0 LOB: 0 BB: 0 P: 3	R: 0 E: 0 K: 0 S: 3	H: 0 LOB: 1 BB: 1 P: 7	R: 0 E: 0 K: 0 S: 3	H: 0 LOB: 0 BB: 0 P: 3	R: 0 E: 0 K: 1 S: 6	H: 1 LOB: 1 BB: 0 P: 6	R: 0 E: 0 K: 0 S: 3	H: 0 LOB: 0 BB: 0 P: 3	R: 0 E: 0 K: 1 S: 6	H: 1 LOB: 1 BB: 0 P: 6	1B: 3 2B: 1 3B: 0 HR: 0	SF: 0 SAC: 0 DP: 1 HBP: 1	WP: 0 PB: 0 SB: 0 CS: 0	PA: 33					
<b>PITCHER</b>	IP	WLS	BF	H	R	ER	SO	BB	IBB	HBP	BLK	WP	HR	S	P	ERA	WHIP										
Bob Stoddard, R (1,1) ERA: 2.03	8.1	W	31	4	0	0	1	2	0	1	0	0	0	30	39	0.00	0.720										
Bill Caudill, R (9,1) ERA: 2.18	0.2	S	2	0	0	0	1	0	0	0	0	0	0	4	4	0.00	0.000										



Batter	1	2	3	4	5	6	7	8	9	AB	R	H	RBI	BB	SO	LOB	TOP								
George Wright, S OBP: 0.290, SLG: 0.373	1-3		FC6			F9		F6		4	0	0	0	0	0	3	<p><b>Texas Rangers @ Minnesota Twins</b>            Hubert H. Humphrey Metrodome, Minneapolis, MN            Mon Sep 13 1982, 8:05 PM EDT            Att: 2,795 - Dome</p> <p>AB 32 R 0 H 7 RBI 0 BB 3 SO 4 LOB 16</p> 								
Pete O'Brien, L OBP: 0.333, SLG: 0.538	4-3			4-3		G6-3 BB		1B		3	0	1	0	1	0	0									
Buddy Bell, R OBP: 0.377, SLG: 0.431	4-3			5-3		G6-3		6-3		4	0	0	0	0	4										
Larry Parrish, R OBP: 0.321, SLG: 0.410		F6		6-3			5-3		BB 1B	4	0	1	0	0	0	0									
Pat Putnam, L OBP: 0.290, SLG: 0.337		K			1-3		4-3		F8	4	0	0	0	0	1	1									
Dave Hostetter, R OBP: 0.309, SLG: 0.467		K				2B			K	4	0	2	0	0	2	1									
Jim Sundberg, R OBP: 0.324, SLG: 0.366 Nick Capra, R (9, PR)						K		L5		3	0	1	0	1	1	2									
Bill Stein, R OBP: 0.289, SLG: 0.302 Johnny Grubb, L (9, PH)							F3		F8	2	0	1	0	1	0	1									
Bucky Dent, R OBP: 0.227, SLG: 0.230									F8	1	0	0	0	0	0	2									
									F6	3	0	1	0	0	0	2									
<b>Inning Stats</b>	R: 0 E: 0 K: 0 S: 3	H: 0 LOB: 0 BB: 0 P: 3	R: 0 E: 0 K: 2 S: 7	H: 0 LOB: 0 BB: 0 P: 7	R: 0 E: 0 K: 0 S: 4	H: 2 LOB: 1 BB: 0 P: 4	R: 0 E: 0 K: 0 S: 3	H: 0 LOB: 0 BB: 0 P: 3	R: 0 E: 0 K: 1 S: 6	H: 1 LOB: 1 BB: 0 P: 6	R: 0 E: 0 K: 0 S: 4	H: 1 LOB: 1 BB: 0 P: 4	R: 0 E: 0 K: 0 S: 4	H: 1 LOB: 2 BB: 1 P: 8	R: 0 E: 0 K: 1 S: 6	H: 1 LOB: 2 BB: 1 P: 10	1B: 6 2B: 1 3B: 0 HR: 0	SF: 0 SAC: 0 DP: 1 HBP: 0	WP: 0 PB: 0 SB: 0 CS: 1	PA: 35					
<b>PITCHER</b>	IP	WLS	BF	H	R	ER	SO	BB	IBB	HBP	BLK	WP	HR	S	P	ERA	WHIP								
Albert Williams, R ERA: 4.31	7.1	W	27	5	0	0	3	2	0	0	0	0	0	31	39	0.00	0.955								
Ron Davis, R ERA: 4.66	1.2	S	8	2	0	0	1	1	0	0	0	0	0	9	13	0.00	1.800								

Batter	1	2	3	4	5	6	7	8	9	AB	R	H	RBI	BB	SO	LOB	BOTTOM								
Bobby Mitchell, L OBP: 0.331, SLG: 0.294	1-3			E4 HR 1B		SH1-4				2	1	1	0	1	0	0	<p><b>Texas Rangers @ Minnesota Twins</b>            Hubert H. Humphrey Metrodome, Minneapolis, MN            Mon Sep 13 1982, 8:05 PM EDT            Att: 2,795 - Dome</p> <p>AB 27 R 2 H 4 RBI 2 BB 1 SO 5 LOB 7</p> 								
John Castino, R OBP: 0.310, SLG: 0.336	G3			6-3		6-3		6-3		4	0	0	0	0	4	4									
Tom Brunansky, R OBP: 0.387, SLG: 0.487	6-3			HR		6-3				3	1	1	2	0	0	1									
Gary Ward, R OBP: 0.336, SLG: 0.536		F8		F9			K			3	0	0	0	0	1	0									
Gary Gaetti, R OBP: 0.274, SLG: 0.437		K		F9			K			3	0	0	0	0	2	0									
Mickey Hatcher, R OBP: 0.282, SLG: 0.337		K			4-3		5-3			3	0	0	0	0	1	0									
Greg Wells, R OBP: 0.233, SLG: 0.310				4-3		5-3				3	0	1	0	0	0	0									
Lenny Faedo, R OBP: 0.271, SLG: 0.299				F8		1-3				3	0	0	0	0	0	1									
Ray Smith, R OBP: 0.125, SLG: 0.125 Randy Johnson, L (8, PH) Sal Butera, F (9, 2)				6-3						2	0	1	0	0	0	0									
						6-3 SH1-4 1B				0	0	0	0	0	0	0									
<b>Inning Stats</b>	R: 0 E: 0 K: 0 S: 3	H: 0 LOB: 0 BB: 0 P: 3	R: 0 E: 0 K: 2 S: 7	H: 0 LOB: 0 BB: 0 P: 7	R: 0 E: 0 K: 0 S: 3	H: 0 LOB: 0 BB: 0 P: 3	R: 2 E: 1 K: 0 S: 5	H: 2 LOB: 0 BB: 0 P: 5	R: 0 E: 0 K: 0 S: 3	H: 0 LOB: 0 BB: 0 P: 3	R: 0 E: 0 K: 0 S: 4	H: 1 LOB: 1 BB: 0 P: 4	R: 0 E: 0 K: 2 S: 7	H: 0 LOB: 0 BB: 0 P: 7	R: 0 E: 0 K: 1 S: 6	H: 1 LOB: 2 BB: 1 P: 10	1B: 2 2B: 0 3B: 1 HR: 1	SF: 0 SAC: 1 DP: 0 HBP: 0	WP: 0 PB: 0 SB: 0 CS: 0	PA: 29					
<b>PITCHER</b>	IP	WLS	BF	H	R	ER	SO	BB	IBB	HBP	BLK	WP	HR	S	P	ERA	WHIP								
Mike Mason, L ERA: 2.57	7.0	L	25	4	2	2	4	0	0	0	0	0	0	33	33	2.57	0.571								
Tom Henke, R ERA:	1.0		4	0	0	0	1	0	1	0	0	0	0	5	9	0.00	0.000								



Batter	1	2	3	4	5	6	7	8	9	AB	R	H	RBI	BB	SO	LOB	TOP															
George Wright, S OBP: 0.288, SLG: 0.370	L8		F7		F5			K		4	0	0	0	0	1	1	Texas Rangers @ Minnesota Twins Hubert H. Humphrey Metrodome, Minneapolis, MN Tue Sep 14 1982, 8:05 PM EDT Att: 3,382 - Dome <a href="http://livebaseballscorecards.com">livebaseballscorecards.com</a>															
Pete O'Brien, L OBP: 0.324, SLG: 0.533	6-3		1B		K			4-3		4	1	1	1	0	1	0																
Buddy Bell, R OBP: 0.376, SLG: 0.429	K		2B		5-3				K	4	0	1	1	0	2	0																
Larry Parrish, R OBP: 0.318, SLG: 0.405		F9	4-3		K			F9		4	0	0	0	0	1	1																
Dave Hostetter, R OBP: 0.306, SLG: 0.462	K			F9	K			K		4	0	0	0	0	3	0																
Lamar Johnson, R OBP: 0.322, SLG: 0.355	WP			S				E5		2	0	1	0	1	0	0																
Jim Sundberg, R OBP: 0.322, SLG: 0.363	6-3			F8			G3-6-3			3	0	0	0	0	0	3																
Mike Richardt, R OBP: 0.263, SLG: 0.272			SH3-4	F4			6-3			3	1	1	0	0	0	1																
Bucky Dent, R OBP: 0.226, SLG: 0.229			SH3-4	F9				F4		2	0	0	0	0	0	0																
<b>Inning Stats</b>	R: 0 E: 0 K: 1 S: 5	H: 0 LOB: 0 BB: 0 P: 5	R: 0 E: 0 K: 1 S: 5	H: 0 LOB: 1 BB: 1 P: 9	R: 2 E: 0 K: 0 S: 6	H: 3 LOB: 1 BB: 0 P: 6	R: 0 E: 0 K: 0 S: 4	H: 1 LOB: 0 BB: 0 P: 4	R: 0 E: 0 K: 1 S: 5	H: 0 LOB: 0 BB: 0 P: 5	R: 0 E: 1 K: 0 S: 3	H: 0 LOB: 0 BB: 0 P: 3	R: 0 E: 0 K: 1 S: 5	H: 0 LOB: 0 BB: 0 P: 5	R: 0 E: 0 K: 2 S: 7	H: 0 LOB: 0 BB: 0 P: 7	R: 0 E: 0 K: 0 S: 3	H: 0 LOB: 0 BB: 0 P: 3	R: 0 E: 0 K: 1 S: 5	H: 0 LOB: 0 BB: 0 P: 7	R: 0 E: 0 K: 2 S: 7	H: 0 LOB: 0 BB: 0 P: 7	R: 0 E: 0 K: 1 S: 5	H: 0 LOB: 0 BB: 0 P: 5	R: 0 E: 0 K: 2 S: 7	H: 0 LOB: 0 BB: 0 P: 7	R: 0 E: 0 K: 1 S: 5	H: 0 LOB: 0 BB: 0 P: 5	1B: 3 2B: 1 3B: 0 HR: 0	SF: 0 SAC: 1 DP: 1 HBP: 0	WP: 1 PB: 0 SB: 1 CS: 0	PA: 32
<b>PITCHER</b> Jack O'Connor, L ERA: 3.69	IP: 9.0 WLS: W BF: 32 H: 4 R: 2 ER: 2 SO: 8 BB: 1 IBB: 0 HBP: 0 BLK: 0 WP: 1 HR: 0 S: 47 P: 51 ERA: 2.00 WHIP: 0.556																															

Batter	1	2	3	4	5	6	7	8	9	AB	R	H	RBI	BB	SO	LOB	BOTTOM																
Bobby Mitchell, L OBP: 0.330, SLG: 0.294	4-3		CS		K		4-3			4	0	1	0	0	1	1	Texas Rangers @ Minnesota Twins Hubert H. Humphrey Metrodome, Minneapolis, MN Tue Sep 14 1982, 8:05 PM EDT Att: 3,382 - Dome <a href="http://livebaseballscorecards.com">livebaseballscorecards.com</a>																
John Castino, R OBP: 0.307, SLG: 0.332	5-3		CS	F2	K			F8		4	0	0	0	0	1	1																	
Tom Brunansky, R OBP: 0.388, SLG: 0.486	F4			K		1B				3	1	1	0	0	1	0																	
Kent Hrbek, L OBP: 0.366, SLG: 0.500		F7		K		2B		G6-4-3		4	0	1	1	0	1	1																	
Gary Ward, R OBP: 0.338, SLG: 0.541					F4					3	0	2	1	0	0	0																	
Gary Gaetti, R OBP: 0.277, SLG: 0.441		F6		SF8		2B				2	1	1	0	1	0	1																	
Greg Wells, R OBP: 0.212, SLG: 0.290	1-3			SF8		L1				2	0	0	1	0	0	4																	
Lenny Faedo, R OBP: 0.267, SLG: 0.294			F9		6-3			5-3		3	0	0	0	0	0	0																	
Ray Smith, R OBP: 0.182, SLG: 0.182			F4			1B		6-3		3	1	1	0	0	0	0																	
<b>Inning Stats</b>	R: 0 E: 0 K: 0 S: 3	H: 0 LOB: 0 BB: 0 P: 3	R: 0 E: 0 K: 0 S: 4	H: 1 LOB: 0 BB: 0 P: 4	R: 0 E: 0 K: 2 S: 7	H: 0 LOB: 0 BB: 0 P: 7	R: 1 E: 0 K: 0 S: 4	H: 1 LOB: 0 BB: 0 P: 4	R: 2 E: 0 K: 2 S: 10	H: 3 LOB: 3 BB: 1 P: 15	R: 0 E: 0 K: 0 S: 3	H: 0 LOB: 0 BB: 0 P: 3	R: 0 E: 0 K: 0 S: 3	H: 1 LOB: 0 BB: 0 P: 3	R: 0 E: 0 K: 1 S: 3	H: 0 LOB: 0 BB: 0 P: 3		R: 0 E: 0 K: 0 S: 3	H: 0 LOB: 0 BB: 0 P: 3	R: 0 E: 0 K: 1 S: 5	H: 0 LOB: 0 BB: 0 P: 5	R: 0 E: 0 K: 2 S: 7	H: 0 LOB: 0 BB: 0 P: 7	R: 0 E: 0 K: 1 S: 5	H: 0 LOB: 0 BB: 0 P: 5	R: 0 E: 0 K: 2 S: 7	H: 0 LOB: 0 BB: 0 P: 7	R: 0 E: 0 K: 1 S: 5	H: 0 LOB: 0 BB: 0 P: 5	1B: 4 2B: 2 3B: 1 HR: 0	SF: 1 SAC: 0 DP: 1 HBP: 1	WP: 0 PB: 0 SB: 0 CS: 1	PA: 32
<b>PITCHER</b> Jon Matlack, L ERA: 3.6 Steve Comer, R ERA: 4.53	IP: 5.2 WLS: L BF: 24 H: 6 R: 3 ER: 3 SO: 4 BB: 0 IBB: 1 HBP: 1 BLK: 0 WP: 0 HR: 0 S: 30 P: 35 ERA: 4.76 WHIP: 1.059																																



Batter	1	2	3	4	5	6	7	8	9	AB	R	H	RBI	BB	SO	LOB	TOP
George Wright, S OBP: 0.287, SLG: 0.367 (1, 8)										3	0	0	0	1	1	2	<p><b>Texas Rangers @ Minnesota Twins</b>  Hubert H. Humphrey Metrodome, Minneapolis, MN  Wed Sep 15 1982, 8:05 PM EDT  Att: 3,642 - Dome</p>
Pete O'Brien, L OBP: 0.289, SLG: 0.471 (1, 7)										4	0	0	0	0	0	1	
Buddy Bell, R OBP: 0.373, SLG: 0.426 Bill Stein, R OBP: 0.289, SLG: 0.302 (1, 5) (8, 5)										4	0	0	0	0	1	1	
Larry Parrish, R OBP: 0.320, SLG: 0.406 (1, 9)										4	1	2	0	0	1	1	
Johnny Grubb, L OBP: 0.378, SLG: 0.385 (1, 10)										3	1	1	0	1	1	1	
Jim Sundberg, R OBP: 0.321, SLG: 0.367 (1, 2)										4	0	1	2	0	0	1	
Pat Putnam, L OBP: 0.279, SLG: 0.324 (1, 3)										4	0	0	0	0	1	1	
Mike Richardt, R OBP: 0.264, SLG: 0.272 (1, 4)										3	0	1	0	0	0	0	
Bucky Dent, R OBP: 0.227, SLG: 0.230 (1, 6)										3	0	1	0	0	0	0	
<b>Inning Stats</b>	R: 0 E: 0 K: 0 S: 3	H: 0 LOB: 1 BB: 1 P: 7	R: 0 E: 0 K: 0 S: 3	H: 0 LOB: 0 BB: 0 P: 3	R: 0 E: 0 K: 1 S: 6	H: 1 LOB: 1 BB: 0 P: 6	R: 0 E: 0 K: 1 S: 7	H: 2 LOB: 2 BB: 0 P: 7	R: 2 E: 0 K: 1 S: 8	H: 3 LOB: 1 BB: 0 P: 8	R: 0 E: 0 K: 1 S: 5	H: 0 LOB: 0 BB: 0 P: 5	R: 0 E: 0 K: 0 S: 2	H: 0 LOB: 0 BB: 1 P: 6	1B: 5 2B: 0 3B: 1 HR: 0	SF: 0 SAC: 0 DP: 1 HBP: 0	WP: 0 PA: 34 PB: 0 SB: 0 CS: 0
<b>PITCHER</b> Bobby Castillo, R ERA: 3.94 (1, 1)	IP: 9.0 WLS: W BF: 34 H: 6 R: 2 ER: 2 SO: 5 BB: 2 IBB: 0 HBP: 0 BLK: 0 WP: 0 HR: 0 S: 42 P: 50 ERA: 2.00 WHIP: 0.889																

Batter	1	2	3	4	5	6	7	8	9	AB	R	H	RBI	BB	SO	LOB	BOTTOM		
Bobby Mitchell, L OBP: 0.333, SLG: 0.301 (1, 8)										4	1	2	0	1	0	1	<p><b>Texas Rangers @ Minnesota Twins</b>  Hubert H. Humphrey Metrodome, Minneapolis, MN  Wed Sep 15 1982, 8:05 PM EDT  Att: 3,642 - Dome</p>		
John Castino, R OBP: 0.311, SLG: 0.346 (1, 4)										4	2	3	2	0	0	1			
Tom Brunansky, R OBP: 0.386, SLG: 0.481 (1, 9)										4	1	0	0	1	1	4			
Kent Hrbek, L OBP: 0.370, SLG: 0.502 (1, 3)										4	1	3	2	1	0	1			
Gary Ward, R OBP: 0.336, SLG: 0.537 (1, 7)										4	0	0	0	1	0	4			
Gary Gaetti, R OBP: 0.282, SLG: 0.445 (1, 5)										5	1	4	2	0	0	1			
Greg Wells, R OBP: 0.184, SLG: 0.250 (1, 10)										5	2	0	0	0	0	6			
Tim Laudner, R OBP: 0.333, SLG: 0.393 (1, 2)										4	1	1	1	0	1	6			
Lenny Faedo, R OBP: 0.271, SLG: 0.303 (1, 6)										4	1	2	3	0	0	4			
<b>Inning Stats</b>	R: 1 E: 0 K: 1 S: 7	H: 2 LOB: 1 BB: 0 P: 7	R: 0 E: 1 K: 0 S: 4	H: 1 LOB: 1 BB: 0 P: 4	R: 1 E: 0 K: 1 S: 5	H: 3 LOB: 1 BB: 0 P: 5	R: 1 E: 1 K: 1 S: 7	H: 2 LOB: 1 BB: 0 P: 7	R: 3 E: 0 K: 0 S: 6	H: 3 LOB: 2 BB: 2 P: 14	R: 0 E: 0 K: 0 S: 3	H: 0 LOB: 1 BB: 1 P: 7	R: 4 E: 1 K: 0 S: 8	H: 4 LOB: 1 BB: 0 P: 8	R: 0 E: 0 K: 0 S: 3	H: 0 LOB: 1 BB: 1 P: 7	1B: 10 2B: 4 3B: 2 HR: 0	SF: 1 SAC: 0 DP: 2 HBP: 0	WP: 0 PA: 43 PB: 0 SB: 0 CS: 2
<b>PITCHER</b> Frank Tanana, L ERA: 4.23 Jim Farr, R ERA: 5.68 Dan Botano, R ERA: 5.46 (1, 1) (5, 1) (8, 1)	IP: 4.0 WLS: L BF: 17 H: 5 R: 4 ER: 2 SO: 0 BB: 1 IBB: 0 HBP: 0 BLK: 0 WP: 0 HR: 0 S: 15 P: 23 ERA: 6.00 WHIP: 2.000																		



Batter	1	2	3	4	5	6	7	8	9	AB	R	H	RBI	BB	SO	LOB	TOP					
George Wright, S OBP: 0.287, SLG: 0.366 (1, 8)										5	0	1	0	0	1	3	<p><b>Texas Rangers @ Minnesota Twins</b>            Hubert H. Humphrey Metrodome, Minneapolis, MN            Thu Sep 16 1982, 4:33 AM EDT            Att: 6,718 - Dome</p> <p>livebaseballscores.com</p> <p>AB 33 R 8 H 10 RBI 8 BB 11 SO 6 LOB 19</p>					
Bill Sample, R OBP: 0.313, SLG: 0.380 (1, 7)										5	1	1	0	0	0	3						
Buddy Bell, R OBP: 0.377, SLG: 0.426 (1, 5)										2	3	1	0	3	0	0						
Larry Parrish, R OBP: 0.323, SLG: 0.413 (1, 9)										3	1	1	3	2	0	3						
Lamar Johnson, R OBP: 0.324, SLG: 0.358 (1, 10)										3	1	1	2	2	1	1						
Dave Hostetter, R OBP: 0.324, SLG: 0.457 (1, 3)										4	0	0	0	1	2	3						
Jim Sundberg, R OBP: 0.324, SLG: 0.368 (1, 2)										4	0	2	1	1	1	1						
Mike Richardt, R OBP: 0.266, SLG: 0.274 (1, 4)										5	1	2	1	0	1	3						
Bucky Dent, R OBP: 0.234, SLG: 0.232 (1, 6)										2	1	1	1	2	0	2						
<b>Inning Stats</b>	R: 0 E: 1 K: 0 S: 3	H: 1 LOB: 1 BB: 1 P: 7	R: 0 E: 0 K: 1 S: 5	H: 1 LOB: 1 BB: 1 P: 9	R: 3 E: 0 K: 0 S: 4	H: 1 LOB: 0 BB: 2 P: 12	R: 1 E: 0 K: 2 S: 9	H: 2 LOB: 1 BB: 0 P: 9	R: 2 E: 0 K: 1 S: 7	H: 3 LOB: 1 BB: 1 P: 11	R: 0 E: 0 K: 0 S: 3	H: 0 LOB: 1 BB: 1 P: 7	R: 2 E: 0 K: 0 S: 4	H: 1 LOB: 2 BB: 3 P: 16	R: 0 E: 0 K: 0 S: 3	H: 0 LOB: 0 BB: 0 P: 3	R: 0 E: 0 K: 2 S: 7	H: 1 LOB: 2 BB: 2 P: 15	1B: 8 2B: 1 3B: 0 HR: 1	SF: 0 SAC: 0 DP: 1 HBP: 0	WP: 0 PB: 0 SB: 1 CS: 1	PA: 44
<b>PITCHER</b>	IP WLS BF H R ER SO BB IBB HBP BLK WP HR S P ERA WHIP	4.0 L 22 7 6 6 3 5 0 0 0 0 1 23 43 13.50 3.000	2.1 12 2 2 2 1 4 0 0 0 0 0 10 26 7.71 2.571	7.1 10 1 0 0 2 2 0 0 0 0 0 12 20 0.00 1.125																		

Batter	1	2	3	4	5	6	7	8	9	AB	R	H	RBI	BB	SO	LOB	BOTTOM					
Bobby Mitchell, L OBP: 0.334, SLG: 0.305 (1, 8)										5	0	2	0	0	0	2	<p><b>Texas Rangers @ Minnesota Twins</b>            Hubert H. Humphrey Metrodome, Minneapolis, MN            Thu Sep 16 1982, 4:33 AM EDT            Att: 6,718 - Dome</p> <p>livebaseballscores.com</p> <p>AB 36 R 2 H 11 RBI 2 BB 1 SO 5 LOB 16</p>					
John Castino, R OBP: 0.310, SLG: 0.345 (1, 4)										4	0	1	0	0	0	2						
Tom Brunansky, R OBP: 0.385, SLG: 0.481 (1, 9)										4	0	1	0	0	0	2						
Kent Hrbek, L OBP: 0.369, SLG: 0.500 (1, 3)										4	0	1	0	0	0	2						
Gary Ward, R OBP: 0.336, SLG: 0.535 (1, 7)										4	1	1	0	0	2	3						
Randy Bush, L OBP: 0.289, SLG: 0.377 (1, 10)										4	0	0	0	0	1	1						
Mickey Hatcher, R OBP: 0.269, SLG: 0.348 (1, 5)										3	1	2	1	1	0	0						
Lenny Faedo, R OBP: 0.275, SLG: 0.307 (1, 6)										4	0	2	1	0	0	1						
Ray Smith, R OBP: 0.200, SLG: 0.333 (1, 2)										4	0	1	0	0	2	3						
<b>Inning Stats</b>	R: 0 E: 0 K: 0 S: 3	H: 0 LOB: 0 BB: 0 P: 3	R: 0 E: 0 K: 1 S: 5	H: 0 LOB: 0 BB: 0 P: 5	R: 0 E: 0 K: 0 S: 3	H: 1 LOB: 1 BB: 1 P: 7	R: 0 E: 0 K: 1 S: 6	H: 2 LOB: 1 BB: 0 P: 6	R: 0 E: 0 K: 1 S: 5	H: 0 LOB: 0 BB: 0 P: 5	R: 0 E: 0 K: 1 S: 6	H: 1 LOB: 1 BB: 0 P: 6	R: 1 E: 0 K: 0 S: 6	H: 3 LOB: 2 BB: 0 P: 6	R: 0 E: 0 K: 0 S: 5	H: 2 LOB: 2 BB: 0 P: 5	R: 1 E: 0 K: 1 S: 7	H: 2 LOB: 1 BB: 0 P: 7	1B: 6 2B: 5 3B: 1 HR: 0	SF: 0 SAC: 0 DP: 2 HBP: 0	WP: 0 PB: 0 SB: 0 CS: 0	PA: 37
<b>PITCHER</b>	IP WLS BF H R ER SO BB IBB HBP BLK WP HR S P ERA WHIP	9.0 W 37 11 2 2 5 1 0 0 0 0 0 46 50 2.00 1.333																				



Batter	1	2	3	4	5	6	7	8	9	AB	R	H	RBI	BB	SO	LOB	TOP			
George Wright, S OBP: 0.288, SLG: 0.365 (1, 8)										3	0	1	0	1	0	1				
Pete O'Brien, L OBP: 0.262, SLG: 0.421 (1, 7)										4	0	0	0	0	1	2				
Buddy Bell, R OBP: 0.376, SLG: 0.425 (1, 5)										4	0	1	0	0	0	1				
Larry Parrish, R OBP: 0.322, SLG: 0.410 (1, 9)										3	0	0	0	1	0	0				
Johnny Grubb, L OBP: 0.378, SLG: 0.382 (1, 10)										2	0	0	0	1	0	0				
Dave Hostetter, R OBP: 0.302, SLG: 0.453 (1, 3)										3	0	0	0	0	1	3				
Jim Sundberg, R OBP: 0.322, SLG: 0.366 (1, 2)										3	0	0	0	0	0	0				
Mike Richardt, R OBP: 0.266, SLG: 0.272 (1, 4)										2	0	0	0	1	2	0				
Bucky Dent, R OBP: 0.235, SLG: 0.230 (1, 6)										2	0	0	0	1	0	1				
<b>Inning Stats</b>	R: 0 E: 0 K: 1 S: 6	H: 2 LOB: 3 BB: 2 P: 14	R: 0 E: 0 K: 0 S: 2	H: 0 LOB: 0 BB: 1 P: 6	R: 0 E: 0 K: 1 S: 4	H: 0 LOB: 0 BB: 1 P: 8	R: 0 E: 0 K: 0 S: 3	H: 0 LOB: 0 BB: 0 P: 3	R: 0 E: 0 K: 1 S: 5	H: 0 LOB: 1 BB: 1 P: 9	R: 0 E: 0 K: 0 S: 3	H: 0 LOB: 0 BB: 0 P: 3	R: 0 E: 0 K: 0 S: 3	H: 0 LOB: 0 BB: 0 P: 3	R: 0 E: 0 K: 0 S: 3	H: 0 LOB: 0 BB: 0 P: 3	1B: 2 2B: 0 3B: 0 HR: 0	SF: 0 SAC: 0 DP: 2 HBP: 0	WP: 0 PB: 0 CS: 0	PA: 31
<b>PITCHER</b> Bob Stoddard, R ERA: 1.65 (1, 1)	IP: 9.0 WLS: W BF: 31	H: 2 R: 0 ER: 0 SO: 4	BB: 5 IBB: 0 HBP: 0 BLK: 0	WP: 0 HR: 0 S: 34 P: 54	ERA: 0.00 WHIP: 0.778															

Texas Rangers @ Seattle Mariners  
The Kingdome, Seattle, WA  
Fri Sep 17 1982, 10:05 PM EDT  
Att: 5,535 - Dome

AB 26  
R 0  
H 2  
RBI 0  
BB 5  
SO 4  
LOB 8



Batter	1	2	3	4	5	6	7	8	9	AB	R	H	RBI	BB	SO	LOB	BOTTOM		
Joe Simpson, L OBP: 0.330, SLG: 0.379 (1, 8)										4	0	2	1	0	2	0			
Manny Castillo, S OBP: 0.294, SLG: 0.333 (1, 5)										4	0	1	0	0	0	2			
Bruce Bochte, L OBP: 0.378, SLG: 0.398 (1, 10)										4	0	1	0	0	1	1			
Al Cowens, R OBP: 0.333, SLG: 0.494 (1, 9)										4	1	2	1	0	2	2			
Dave Revering, L OBP: 0.292, SLG: 0.348 Gary Gray, R OBP: 0.330, SLG: 0.400 Jim Maler, R OBP: 0.280, SLG: 0.347 (1, 3)										2	0	0	0	1	0	2			
Rick Sweet, S OBP: 0.304, SLG: 0.325 (1, 2)										4	2	2	0	0	1	3			
Bobby Brown, S OBP: 0.278, SLG: 0.311 (1, 7)										4	1	1	1	0	1	1			
Todd Cruz, R OBP: 0.241, SLG: 0.362 (1, 6)										3	0	0	1	0	2	1			
Paul Serna, R OBP: 0.228, SLG: 0.282 Julio Cruz, S OBP: 0.309, SLG: 0.316 (1, 4)										3	1	1	1	0	0	0			
<b>Inning Stats</b>	R: 0 E: 0 K: 2 S: 9	H: 2 LOB: 3 BB: 1 P: 13	R: 0 E: 0 K: 0 S: 3	H: 0 LOB: 0 BB: 0 P: 3	R: 2 E: 0 K: 1 S: 7	H: 2 LOB: 0 BB: 0 P: 7	R: 1 E: 0 K: 0 S: 4	H: 1 LOB: 0 BB: 0 P: 4	R: 2 E: 0 K: 2 S: 10	H: 3 LOB: 1 BB: 0 P: 10	R: 1 E: 0 K: 3 S: 10	H: 1 LOB: 0 BB: 0 P: 10	R: 0 E: 0 K: 1 S: 5	H: 0 LOB: 0 BB: 0 P: 5	1B: 5 2B: 4 3B: 0 HR: 2	SF: 1 SAC: 0 DP: 0 HBP: 0	WP: 1 PB: 0 CS: 0	PA: 36	
<b>PITCHER</b> Mike Smithson, R ERA: 4.09 Paul Mirabella, L ERA: 5.39 Danny Darwin, R ERA: 3.11 (1, 1)	IP: 5.2 WLS: L BF: 27	H: 9 R: 5 ER: 5 SO: 5	BB: 1 IBB: 0 HBP: 0 BLK: 0	WP: 1 HR: 1 S: 36 P: 40	ERA: 7.94 WHIP: 1.765														

Texas Rangers @ Seattle Mariners  
The Kingdome, Seattle, WA  
Fri Sep 17 1982, 10:05 PM EDT  
Att: 5,535 - Dome

AB 34  
R 6  
H 11  
RBI 6  
BB 1  
SO 9  
LOB 12





Batter	1	2	3	4	5	6	7	8	9	AB	R	H	RBI	BB	SO	LOB	TOP																					
George Wright, S OBP: 0.289, SLG: 0.364 (1, 8)	F8		FC		L5		L8		FC6	5	1	1	1	1	0	1																						
Bill Stein, R OBP: 0.297, SLG: 0.301 (1, 5)	E		FC		K		E5		FC6	4	1	1	0	1	1	2																						
Johnny Grubb, L OBP: 0.374, SLG: 0.376 (1, 10)	FC5-4	F5	FC		G3		3-1		4-3	5	0	0	0	1	0	6																						
Larry Parrish, R OBP: 0.323, SLG: 0.418 Terry Bogener, L OBP: 0.255, SLG: 0.283 (8, PR) (8, 9)	FC5-4					K			L6	5	1	2	1	0	2	3																						
Pete O'Brien, L OBP: 0.283, SLG: 0.429 Nick Capra, R (7, 7)							F8			0	0	0	0	0	0	0																						
Pat Putnam, L OBP: 0.276, SLG: 0.311 (1, 3)	K								L6	4	1	0	0	0	3	4																						
Bob Johnson, R OBP: 0.167, SLG: 0.263 (1, 2)										5	2	2	2	0	3	1																						
Mike Richardt, R OBP: 0.273, SLG: 0.279 (1, 4)									4-3	3	2	2	2	2	0	0																						
Bucky Dent, R OBP: 0.238, SLG: 0.241 (1, 6)	K								FC6	4	1	1	2	1	1	3																						
<b>Inning Stats</b>	R: 1 E: 1 K: 1 S: 6	H: 1 LOB: 2 BB: 2 P: 14	R: 1 E: 0 K: 1 S: 6	H: 2 LOB: 2 BB: 2 P: 14	R: 6 E: 0 K: 1 S: 11	H: 5 LOB: 2 BB: 0 P: 13	R: 0 E: 0 K: 2 S: 8	H: 1 LOB: 1 BB: 0 P: 8	R: 0 E: 0 K: 1 S: 5	H: 0 LOB: 0 BB: 0 P: 5	R: 0 E: 0 K: 2 S: 7	H: 0 LOB: 0 BB: 0 P: 7	R: 2 E: 1 K: 1 S: 7	H: 1 LOB: 1 BB: 1 P: 11	R: 0 E: 0 K: 1 S: 5	H: 1 LOB: 1 BB: 0 P: 6	R: 0 E: 1 K: 0 S: 4	H: 0 LOB: 2 BB: 1 P: 8	1B: 6 2B: 3 3B: 0 HR: 3	SF: 0 SAC: 0 DP: 1 HBP: 3	WP: 0 PB: 0 SB: 2 CS: 0	PA: 48																
<b>PITCHER</b>	IP	WLS	BF	H	R	ER	SO	BB	IBB	HBP	BLK	WP	HR	S	P	ERA	WHIP	<b>PITCHER</b>				IP	WLS	BF	H	R	ER	SO	BB	IBB	HBP	BLK	WP	HR	S	P	ERA	WHIP
Mike Moore, R ERA: 5.33 (1, 1)	1.2	L	11	3	2	2	2	4	0	0	0	0	1	11	27	10.80	4.200																					
Jerry Don Gleaton, L ERA: 108.0 (2, 1)	0.1		5	3	4	4	0	0	0	1	0	0	1	4	5	108.00	9.000																					
Larry Andersen, R ERA: 5.98 (3, 1)	0.1		5	2	2	2	0	0	0	1	0	0	0	4	5	54.00	6.000																					
Rich Bardi, R ERA: 10.8 (3, 1)	4.0		15	2	2	2	7	1	0	0	0	0	1	28	32	4.50	0.750																					
Ron Musselman, R ERA: 3.38 (7, 1)	2.2		12	1	0	0	1	1	0	1	0	0	0	12	17	0.00	0.750																					

Texas Rangers @ Seattle Mariners  
The Kingdome, Seattle, WA  
Sat Sep 18 1982, 10:05 PM EDT  
Att: 10,174 - Dome


AB 39  
R 10  
H 11  
RBI 8  
BB 6  
SO 10  
LOB 22



Batter	1	2	3	4	5	6	7	8	9	AB	R	H	RBI	BB	SO	LOB	BOTTOM																					
Julio Cruz, S OBP: 0.312, SLG: 0.322 (1, 4)	G4-6-3		FC5-4		L6				3-1	3	1	2	0	1	0	1																						
Paul Serna, R OBP: 0.233, SLG: 0.287 (7, 4)									4-3	1	0	1	0	0	0	0																						
Dave Edler, R OBP: 0.330, SLG: 0.357 Manny Castillo, S OBP: 0.293, SLG: 0.332 (6, PH) (7, 5)	G4-6-3		FC5-4						4-3	2	0	0	0	1	0	1																						
Al Cowens, R OBP: 0.351, SLG: 0.491 John Moses, S OBP: 0.308, SLG: 0.417 (1, 9) (8, 9)	6-3		FC5-4		4-3				3-1	4	0	0	1	0	0	1																						
Richie Zisk, R OBP: 0.354, SLG: 0.468 Jim Maler, R OBP: 0.279, SLG: 0.345 (9, PH) (1, 10)		WP							6-3	4	1	2	0	0	1	0																						
Gary Gray, R OBP: 0.332, SLG: 0.413 (1, 3)									6-3	1	0	0	0	0	0	1																						
Dave Henderson, R OBP: 0.333, SLG: 0.443 (1, 8)									6-3	4	1	1	1	0	0	3																						
Jim Essian, R OBP: 0.331, SLG: 0.394 Orlando Mercado, R (7, 2)									F7	2	0	1	0	1	0	1																						
Todd Cruz, R OBP: 0.239, SLG: 0.359 (1, 6)									F7	1	0	0	0	0	0	0																						
Bobby Brown, S OBP: 0.278, SLG: 0.309 (1, 7)	FC6-4								2-3	4	0	1	1	0	0	3																						
<b>Inning Stats</b>	R: 0 E: 0 K: 0 S: 2	H: 0 LOB: 0 BB: 1 P: 6	R: 1 E: 1 K: 0 S: 5	H: 1 LOB: 1 BB: 1 P: 9	R: 1 E: 0 K: 0 S: 5	H: 2 LOB: 2 BB: 1 P: 9	R: 0 E: 0 K: 1 S: 6	H: 1 LOB: 1 BB: 0 P: 6	R: 0 E: 0 K: 1 S: 5	H: 0 LOB: 0 BB: 0 P: 5	R: 2 E: 0 K: 0 S: 7	H: 4 LOB: 2 BB: 0 P: 7	R: 0 E: 0 K: 0 S: 4	H: 1 LOB: 1 BB: 0 P: 4	R: 0 E: 0 K: 0 S: 3	H: 0 LOB: 0 BB: 0 P: 3	R: 0 E: 0 K: 0 S: 4	H: 1 LOB: 1 BB: 0 P: 4	1B: 6 2B: 2 3B: 1 HR: 1	SF: 0 SAC: 0 DP: 1 HBP: 0	WP: 1 PB: 0 SB: 1 CS: 0	PA: 40																
<b>PITCHER</b>	IP	WLS	BF	H	R	ER	SO	BB	IBB	HBP	BLK	WP	HR	S	P	ERA	WHIP	<b>PITCHER</b>				IP	WLS	BF	H	R	ER	SO	BB	IBB	HBP	BLK	WP	HR	S	P	ERA	WHIP
Mike Mason, L ERA: 4.26 (1, 1)	5.2	W	27	7	4	4	2	3	0	0	0	0	1	28	40	6.35	1.765																					
John Butcher, R ERA: 4.93 (6, 1)	3.1	S	13	3	0	0	0	0	0	0	0	0	0	13	13	0.00	0.900																					

Texas Rangers @ Seattle Mariners  
The Kingdome, Seattle, WA  
Sat Sep 18 1982, 10:05 PM EDT  
Att: 10,174 - Dome

AB 37  
R 4  
H 10  
RBI 4  
BB 3  
SO 2  
LOB 22





Batter	1	2	3	4	5	6	7	8	9	AB	R	H	RBI	BB	SO	LOB	TOP					
George Wright, S (1, 8) OBP: 0.292, SLG: 0.374										5	2	3	3	0	1	0	<b>Texas Rangers @ Seattle Mariners</b> The Kingdome, Seattle, WA Sun Sep 19 1982, 6:33 AM EDT Att: 6,339 - Dome					
Bill Sample, R (1, 7) OBP: 0.315, SLG: 0.392										5	1	2	1	0	0	3						
Buddy Bell, R (1, 5) OBP: 0.376, SLG: 0.425										3	0	1	0	0	1	1						
Wayne Tolleson, S (6, 5) OBP: 0.163, SLG: 0.130										1	0	1	2	0	0	0						
Pat Putnam, L (9, FH) OBP: 0.274, SLG: 0.308										1	0	0	0	0	0	1						
Larry Parrish, R (1, 9) OBP: 0.321, SLG: 0.415										3	0	0	0	0	2	2						
Terry Bogener, L (6, 9) OBP: 0.294, SLG: 0.313										2	0	1	0	0	1	1						
Pete O'Brien, L (1, 3) OBP: 0.300, SLG: 0.422										3	1	1	0	1	1	1						
Dave Hostetter, R (1, 10) OBP: 0.302, SLG: 0.451										4	1	1	0	0	1	4						
Jim Sundberg, R (1, 2) OBP: 0.320, SLG: 0.363										3	0	0	0	0	0	2						
Don Werner, R (7, 2) OBP: 0.242, SLG: 0.237										1	0	0	0	0	1	0						
Mike Richardt, R (1, 4) OBP: 0.273, SLG: 0.276										3	1	0	0	1	1	0						
Bucky Dent, R (1, 6) OBP: 0.235, SLG: 0.238										4	1	0	1	0	2	2						
<b>Inning Stats</b>	R: 0 E: 0 K: 2 S: 8	H: 1 LOB: 1 BB: 0 P: 8	R: 0 E: 0 K: 0 S: 3	H: 0 LOB: 0 BB: 0 P: 3	R: 1 E: 0 K: 2 S: 8	H: 1 LOB: 0 BB: 0 P: 8	R: 0 E: 1 K: 1 S: 6	H: 1 LOB: 1 BB: 0 P: 6	R: 0 E: 0 K: 1 S: 5	H: 0 LOB: 0 BB: 0 P: 5	R: 1 E: 0 K: 1 S: 6	H: 1 LOB: 0 BB: 0 P: 6	R: 5 E: 1 K: 1 S: 11	H: 5 LOB: 3 BB: 2 P: 19	R: 0 E: 0 K: 1 S: 5	H: 0 LOB: 1 BB: 0 P: 5	R: 0 E: 0 K: 2 S: 8	H: 1 LOB: 1 BB: 0 P: 8	1B: 5 2B: 3 3B: 0 HR: 2	SF: 0 SAC: 0 DP: 0 HBP: 0	WP: 0 PB: 0 SB: 0 CS: 0	PA: 40
<b>PITCHER</b>	IP WLS BF H R ER SO BB IBB HBP BLK WP HR S P ERA WHIP																					
Ed Nunez, R (1, 1) ERA: 3.91	5.0 W 18 3 1 1 6 0 0 0 0 0 0 1 30 30 1.80 0.600																					
Mike Stanton, R (6, 1) ERA: 4.16	1.2 5 6 4 1 1 0 0 0 0 0 0 1 13 17 21.60 3.600																					
Ed Vande Berg, L (7, 1) ERA: 2.7	0.0 2 1 0 0 0 1 0 0 0 0 0 0 1 5 ∞ ∞																					
Bill Caudill, R (7, 1) ERA: 2.15	2.1 S 8 1 0 0 4 0 0 0 0 0 0 0 16 16 0.00 0.429																					

Batter	1	2	3	4	5	6	7	8	9	AB	R	H	RBI	BB	SO	LOB	BOTTOM	
Julio Cruz, S (1, 4) OBP: 0.316, SLG: 0.325										4	2	3	0	1	0	0	<b>Texas Rangers @ Seattle Mariners</b> The Kingdome, Seattle, WA Sun Sep 19 1982, 6:33 AM EDT Att: 6,339 - Dome	
Dave Edler, R (1, 5) OBP: 0.347, SLG: 0.379										3	1	2	0	1	0	1		
Manny Castillo, S (8, 5) OBP: 0.293, SLG: 0.331										1	0	0	0	0	0	1		
Bruce Bochte, L (1, 7) OBP: 0.375, SLG: 0.394										4	1	0	1	0	1	5		
Richie Zisk, R (1, 10) OBP: 0.357, SLG: 0.472										4	1	3	2	0	0	1		
Gary Gray, R (1, 3) OBP: 0.331, SLG: 0.411										4	1	1	1	0	0	2		
Joe Simpson, L (8, 7) OBP: 0.330, SLG: 0.379										0	0	0	0	0	0	0		
Dave Henderson, R (1, 8) OBP: 0.330, SLG: 0.437										4	0	0	0	0	2	3		
Bobby Brown, S (1, 9) OBP: 0.282, SLG: 0.313										4	1	2	0	0	0	1		
Orlando Mercado, R (1, 2) OBP: 0.200, SLG: 0.800										4	1	1	4	0	0	1		
Todd Cruz, R (1, 6) OBP: 0.239, SLG: 0.364										4	1	1	1	0	0	0		
<b>Inning Stats</b>	R: 1 E: 0 K: 0 S: 4	H: 2 LOB: 1 BB: 1 P: 8	R: 0 E: 0 K: 0 S: 3	H: 0 LOB: 0 BB: 0 P: 3	R: 0 E: 0 K: 1 S: 6	H: 1 LOB: 1 BB: 0 P: 6	R: 0 E: 0 K: 1 S: 6	H: 1 LOB: 0 BB: 0 P: 6	R: 0 E: 0 K: 1 S: 4	H: 1 LOB: 1 BB: 0 P: 4	R: 0 E: 0 K: 0 S: 2	H: 0 LOB: 0 BB: 1 P: 6	R: 0 E: 0 K: 0 S: 2	H: 0 LOB: 0 BB: 1 P: 6	1B: 9 2B: 2 3B: 0 HR: 2	SF: 0 SAC: 0 DP: 2 HBP: 0		WP: 0 PB: 0 SB: 0 CS: 0
<b>PITCHER</b>	IP WLS BF H R ER SO BB IBB HBP BLK WP HR S P ERA WHIP																	
Rick Honeycutt, L (1, 1) ERA: 5.2	4.1 L 22 8 6 5 1 0 0 0 0 0 0 1 23 27 10.38 2.077																	
Steve Comer, R (5, 1) ERA: 4.72	0.2 5 3 3 2 1 0 0 0 0 0 0 1 7 7 27.00 4.500																	
Tom Henke, R (6, 1) ERA:	3.0 11 2 0 0 1 1 0 0 0 0 0 0 12 16 0.00 1.000																	


AB	38
R	7
H	10
RBI	7
BB	2
SO	11
LOB	17










Batter	1	2	3	4	5	6	7	8	9	AB	R	H	RBI	BB	SO	LOB	TOP				
George Wright, S OBP: 0.294, SLG: 0.375	P3		FC6-4 1B		P3			BB		3	0	1	0	1	0	0	<p>Texas Rangers @ Oakland Athletics Oakland-Alameda County Coliseum, Oakland, CA</p> <p>Tue Sep 21 1982, 7:05 PM PDT Att: 7,778 - Unknown</p> <p>livebaseballscores.com</p> <p>AB 31 R 1 H 5 RBI 1 BB 4 SO 6 LOB 17</p> 				
Bill Sample, R OBP: 0.318, SLG: 0.395	6-3 2B		FC6-4 E		P3			F8		4	0	1	0	0	0	3					
Buddy Bell, R OBP: 0.375, SLG: 0.426	6-3		SF9					F7		2	0	0	1	1	0	2					
Larry Parrish, R OBP: 0.321, SLG: 0.413	F7		K					BB		4	0	0	0	0	2	4					
Lamar Johnson, R OBP: 0.326, SLG: 0.360		4-3			F9					4	0	1	0	0	0	1					
Dave Hostetter, R OBP: 0.298, SLG: 0.442		K			K			F7		4	0	0	0	0	2	1					
Jim Sundberg, R OBP: 0.325, SLG: 0.366					K			F7 6-3 2B		3	0	1	0	1	1	1					
Mike Richardt, R OBP: 0.275, SLG: 0.286		P4			K					4	0	1	0	0	1	2					
Bucky Dent, R OBP: 0.235, SLG: 0.235			FC6-4 SF9 1B BB		5-6-3			F9		3	1	0	0	1	0	3					
<b>Inning Stats</b>	R: 0 E: 0 K: 0 S: 4	H: 1 LOB: 1 BB: 0 P: 4	R: 0 E: 0 K: 1 S: 5	H: 0 LOB: 1 BB: 1 P: 9	R: 1 E: 1 K: 1 S: 6	H: 1 LOB: 1 BB: 1 P: 10	R: 0 E: 0 K: 2 S: 7	H: 0 LOB: 0 BB: 0 P: 7	R: 0 E: 0 K: 1 S: 5	H: 0 LOB: 1 BB: 0 P: 5	R: 0 E: 0 K: 0 S: 3	H: 1 LOB: 1 BB: 0 P: 7	R: 0 E: 0 K: 1 S: 5	H: 0 LOB: 1 BB: 1 P: 9	R: 0 E: 0 K: 0 S: 5	H: 2 LOB: 2 BB: 0 P: 5	1B: 2 2B: 3 3B: 0 HR: 0	SF: 1 SAC: 0 DP: 0 HBP: 0	WP: 0 PB: 0 SB: 0 CS: 0	PA: 36	
<b>PITCHER</b> Tim Conroy, L ERA: 2.6	IP: 9.0 WLS: W BF: 36	H: 5 R: 1 ER: 1 SO: 6	BB: 4 IBB: 0 HBP: 0 BLK: 0	WP: 0 HR: 0 S: 44 P: 60	ERA: 1.00 WHIP: 1.000											<b>PITCHER</b>	IP: 9.0 WLS: W BF: 36	H: 5 R: 1 ER: 1 SO: 6	BB: 4 IBB: 0 HBP: 0 BLK: 0	WP: 0 HR: 0 S: 44 P: 60	ERA: 1.00 WHIP: 1.000

Batter	1	2	3	4	5	6	7	8	9	AB	R	H	RBI	BB	SO	LOB	BOTTOM				
Mike Davis, L OBP: 0.367, SLG: 0.449	1B 2B	P6		G3 SH5-3 1B	1-2 1B			F8		5	1	3	0	0	0	1	<p>Texas Rangers @ Oakland Athletics Oakland-Alameda County Coliseum, Oakland, CA</p> <p>Tue Sep 21 1982, 7:05 PM PDT Att: 7,778 - Unknown</p> <p>livebaseballscores.com</p> <p>AB 32 R 6 H 11 RBI 6 BB 6 SO 5 LOB 16</p> 				
Dwayne Murphy, L OBP: 0.344, SLG: 0.409	K		4-1	SH5-3 1-2	G3			K		4	0	0	0	0	2	3					
Dan Meyer, L OBP: 0.271, SLG: 0.363	1B 1B BB		FC6-4 1B	G3 2-3			P6	5-3		4	0	1	0	1	0	1					
Tony Armas, R OBP: 0.276, SLG: 0.442	1B 1-2 2H 1B		FC6-4 HR	IBB			5-3			3	1	1	1	1	0	1					
Wayne Gross, L OBP: 0.344, SLG: 0.361	1-3 2H 1B		HR	P5			F9			4	1	2	2	0	0	2					
Jeff Burroughs, R OBP: 0.375, SLG: 0.500	K		WP 2B		F7			FC6-4 BB		3	1	1	0	1	1	2					
Davey Lopes, R OBP: 0.301, SLG: 0.366		S BB	WP 2B BB		1B 1B BB			K		1	2	0	0	3	1	1					
Bob Kearney, R OBP: 0.218, SLG: 0.224	P2		1B 1-2 2H 2B		F8			FC6-4		4	0	1	2	0	0	3					
Jimmy Sexton, R OBP: 0.298, SLG: 0.328	F8		2-3 1B		1-1 1B			K		4	0	2	1	0	1	2					
<b>Inning Stats</b>	R: 1 E: 0 K: 2 S: 9	H: 3 LOB: 2 BB: 1 P: 13	R: 0 E: 0 K: 0 S: 3	H: 0 LOB: 1 BB: 1 P: 7	R: 4 E: 0 K: 0 S: 7	H: 5 LOB: 2 BB: 1 P: 11	R: 0 E: 0 K: 0 S: 4	H: 1 LOB: 2 BB: 1 P: 8	R: 1 E: 0 K: 0 S: 5	H: 2 LOB: 2 BB: 1 P: 9	R: 0 E: 0 K: 2 S: 3	H: 0 LOB: 0 BB: 1 P: 3	R: 0 E: 0 K: 1 S: 5	H: 0 LOB: 0 BB: 0 P: 5	R: 0 E: 0 K: 1 S: 5	H: 0 LOB: 0 BB: 0 P: 5	1B: 7 2B: 3 3B: 0 HR: 1	SF: 0 SAC: 1 DP: 0 HBP: 0	WP: 1 PB: 0 SB: 1 CS: 0	PA: 39	
<b>PITCHER</b> Charlie Hough, R ERA: 3.77 Jon Matlack, L ERA: 3.54	IP: 3.0 WLS: L BF: 18	H: 8 R: 5 ER: 5 SO: 2	BB: 3 IBB: 0 HBP: 0 BLK: 0	WP: 1 HR: 1 S: 19 P: 31	ERA: 15.00 WHIP: 3.667											<b>PITCHER</b>	IP: 5.0 WLS: L BF: 21	H: 3 R: 1 ER: 1 SO: 3	BB: 2 IBB: 1 HBP: 0 BLK: 0	WP: 0 HR: 0 S: 24 P: 36	ERA: 1.80 WHIP: 1.000







Batter	1	2	3	4	5	6	7	8	9	AB	R	H	RBI	BB	SO	LOB	TOP								
Brian Downing, R OBP: 0.367, SLG: 0.483 (1, 7)										3	0	0	0	1	1	1									
Ron Jackson, R OBP: 0.388, SLG: 0.422 Daryl Sconiers, L OBP: 0.250, SLG: 0.100 Bob Boone, R OBP: 0.310, SLG: 0.336 (1, 3)										3	0	1	0	0	0	0									
Doug DeCinces, R OBP: 0.369, SLG: 0.543 (1, 5)										3	0	0	0	1	0	1									
Don Baylor, R OBP: 0.323, SLG: 0.418 (1, 10)										4	0	1	0	0	0	1									
Bobby Grich, R OBP: 0.371, SLG: 0.445 (1, 4)										3	1	0	0	1	0	2									
Juan Beniquez, R OBP: 0.312, SLG: 0.358 Fred Lynn, L OBP: 0.370, SLG: 0.498 (1, 9)										2	0	0	0	0	0	1									
Joe Ferguson, R OBP: 0.333, SLG: 0.370 Reggie Jackson, L OBP: 0.378, SLG: 0.519 (7, 9)										2	1	1	1	0	0	0									
Bobby Clark, R OBP: 0.220, SLG: 0.305 Rod Carew, L OBP: 0.400, SLG: 0.403 (7, 3)										2	1	1	0	0	0	0									
Tim Foli, R OBP: 0.272, SLG: 0.309 (1, 6)										3	0	1	1	0	0	1									
<b>Inning Stats</b>	R: 0 E: 0 K: 0 S: 3	H: 1 LOB: 0 BB: 0 P: 3	R: 0 E: 0 K: 0 S: 3	H: 1 LOB: 0 BB: 0 P: 3	R: 2 E: 0 K: 0 S: 5	H: 3 LOB: 0 BB: 0 P: 5	R: 0 E: 0 K: 0 S: 3	H: 0 LOB: 1 BB: 1 P: 7	R: 0 E: 0 K: 0 S: 3	H: 0 LOB: 0 BB: 0 P: 3	R: 0 E: 0 K: 1 S: 5	H: 0 LOB: 0 BB: 0 P: 5	R: 0 E: 0 K: 0 S: 5	H: 2 LOB: 3 BB: 3 P: 17	R: 0 E: 0 K: 0 S: 3	H: 0 LOB: 0 BB: 0 P: 3	R: 0 E: 0 K: 1 S: 6	H: 1 LOB: 1 BB: 0 P: 6	1B: 5 2B: 2 3B: 0 HR: 1	SF: 0 SAC: 1 DP: 3 HBP: 0	WP: 0 PB: 0 SB: 0 CS: 0	PA: 36			
<b>PITCHER</b>	IP	WLS	BF	H	R	ER	SO	BB	IBB	HBP	BLK	WP	HR	S	P	ERA	WHIP								
Mike Mason, L ERA: 4.26 (1, 1)	6.1		23	5	3	3	1	2	0	0	0	0	1	23	31	4.26	1.105								
Tom Henke, R ERA: 1.29 (7, 1)	0.1		5	2	1	1	0	1	1	0	0	0	0	3	11	27.00	9.000								
Danny Darwin, R ERA: 2.95 (7, 1)	2.1	W	8	1	0	0	1	0	0	0	0	0	0	10	10	0.00	0.429								

California Angels @ Texas Rangers  
Arlington Stadium, Arlington, TX  
Thu Sep 23 1982, 8:05 PM EDT  
Att: 7,138 - Unknown

AB 31  
R 4  
H 8  
RBI 3  
BB 4  
SO 2  
LOB 10



Batter	1	2	3	4	5	6	7	8	9	AB	R	H	RBI	BB	SO	LOB	BOTTOM								
George Wright, S OBP: 0.297, SLG: 0.374 (1, 8)										3	1	1	0	1	0	2									
Bill Sample, R OBP: 0.320, SLG: 0.399 (1, 7)										4	1	2	0	0	0	2									
Johnny Grubb, L OBP: 0.373, SLG: 0.374 (1, 10)										4	1	1	1	0	0	1									
Larry Parrish, R OBP: 0.321, SLG: 0.414 (1, 9)										4	0	1	0	0	1	3									
Jim Sundberg, R OBP: 0.324, SLG: 0.370 (1, 2)										4	1	1	2	0	0	2									
Bill Stein, R OBP: 0.294, SLG: 0.305 (1, 5)										4	0	0	0	0	1	2									
Dave Hostetter, R OBP: 0.298, SLG: 0.440 Nick Capra, R OBP: 0.200, SLG: 0.444 (9, PR)										4	0	1	0	0	3	0									
Mike Richardt, R OBP: 0.274, SLG: 0.285 (1, 4)										4	0	1	0	0	0	0									
Bucky Dent, R OBP: 0.239, SLG: 0.243 Wayne Tolleson, S OBP: 0.167, SLG: 0.137 (8, 6)										3	0	2	0	0	0	0									
Pete O'Brien, L OBP: 0.278, SLG: 0.396 (8, PH)										1	0	0	0	0	0	1									
<b>Inning Stats</b>	R: 4 E: 0 K: 2 S: 10	H: 3 LOB: 0 BB: 1 P: 14	R: 0 E: 0 K: 0 S: 4	H: 1 LOB: 1 BB: 0 P: 4	R: 0 E: 1 K: 0 S: 4	H: 1 LOB: 1 BB: 0 P: 4	R: 0 E: 0 K: 1 S: 6	H: 1 LOB: 1 BB: 0 P: 6	R: 0 E: 0 K: 0 S: 4	H: 1 LOB: 1 BB: 0 P: 4	R: 0 E: 0 K: 2 S: 7	H: 0 LOB: 0 BB: 0 P: 7	R: 0 E: 0 K: 0 S: 3	H: 1 LOB: 1 BB: 0 P: 3	R: 0 E: 0 K: 0 S: 3	H: 0 LOB: 0 BB: 0 P: 3	R: 1 E: 2 K: 0 S: 3	H: 2 LOB: 1 BB: 0 P: 3	1B: 6 2B: 4 3B: 1 HR: 0	SF: 0 SAC: 0 DP: 1 HBP: 0	WP: 0 PB: 0 SB: 0 CS: 1	PA: 37			
<b>PITCHER</b>	IP	WLS	BF	H	R	ER	SO	BB	IBB	HBP	BLK	WP	HR	S	P	ERA	WHIP								
Steve Renko, R ERA: 4.55 (1, 1)	1.1		5	3	4	4	1	0	0	0	0	0	0	6	10	108.00	12.000								
Doug Corbett, R ERA: 5.09 (1, 1)	1.2		6	1	0	0	1	0	0	0	1	0	0	8	8	0.00	0.600								
Mike Witt, R ERA: 3.51 (3, 1)	6.1	L	25	6	1	0	3	0	0	0	0	0	0	30	30	0.00	0.947								

California Angels @ Texas Rangers  
Arlington Stadium, Arlington, TX  
Thu Sep 23 1982, 8:05 PM EDT  
Att: 7,138 - Unknown

AB 35  
R 5  
H 10  
RBI 3  
BB 1  
SO 5  
LOB 13





Batter	1	2	3	4	5	6	7	8	9	AB	R	H	RBI	BB	SO	LOB	TOP								
Brian Downing, R OBP: 0.366, SLG: 0.485 (1, 7)	5-3		6-3			6-3		F9 1B	K	6	1	2	1	0	1	1									
Rod Carew, L OBP: 0.396, SLG: 0.399 (1, 3)	F7		SF8	4-3		1-3		F9	K	5	0	0	1	0	1	3									
Doug DeCinces, R OBP: 0.369, SLG: 0.544 Mick Kelleher, R OBP: 0.284, SLG: 0.191 (1, 5) (8, 5)	K		FC5		5-3		BB 1B	4-3		5	1	2	0	0	1	1									
Don Baylor, R OBP: 0.327, SLG: 0.419 (1, 10)		2B 6-3 1B			BB E BB		F8	BB HR 1B		3	3	2	1	2	0	1									
Bobby Grich, R OBP: 0.373, SLG: 0.447 Rob Wilfong, L OBP: 0.268, SLG: 0.268 (1, 4) (8, 4)		1-3	FC5		E BB		5-3	HR BB		3	1	1	0	2	0	3									
Reggie Jackson, L OBP: 0.377, SLG: 0.516 Juan Beniquez, R OBP: 0.315, SLG: 0.378 (1, 9) (7, 9)	K			P4	F8		BB 1B	HR		3	1	0	0	1	1	4									
Bobby Clark, R OBP: 0.373, SLG: 0.306 Fred Lynn, L OBP: 0.372, SLG: 0.499 (7, PH) (7, 8)	6-3			4-3	E8		1B BB	E8		3	0	1	2	0	0	1									
Tim Foli, R OBP: 0.273, SLG: 0.311 Ricky Adams, R OBP: 0.167, SLG: 0.091 (1, 6) (7, PR) (7, 6)	4-3				1B 2B 1B		FC6-4 1B	4-3		4	1	2	2	0	0	3									
Bob Boone, R OBP: 0.311, SLG: 0.337 (1, 2)			6-3 PB SF8 1B	2B 1-2 1B		F8	FC6-4	K		5	1	2	0	0	1	2									
<b>Inning Stats</b>	R: 0 E: 0 K: 1 S: 5	H: 0 LOB: 0 BB: 0 P: 5	R: 1 E: 0 K: 1 S: 7	H: 2 LOB: 1 BB: 0 P: 7	R: 1 E: 0 K: 0 S: 5	H: 2 LOB: 2 BB: 1 P: 9	R: 1 E: 0 K: 0 S: 6	H: 3 LOB: 2 BB: 0 P: 6	R: 1 E: 1 K: 0 S: 4	H: 1 LOB: 2 BB: 2 P: 12	R: 0 E: 0 K: 0 S: 3	H: 0 LOB: 0 BB: 0 P: 3	R: 2 E: 0 K: 0 S: 5	H: 2 LOB: 2 BB: 2 P: 13	R: 4 E: 1 K: 0 S: 7	H: 4 LOB: 1 BB: 1 P: 11	R: 0 E: 0 K: 3 S: 9	H: 0 LOB: 0 BB: 0 P: 9	1B: 9 2B: 4 3B: 0 HR: 1	SF: 1 SAC: 0 DP: 0 HBP: 0	WP: 0 PB: 1 SB: 1 CS: 0	PA: 47			
<b>PITCHER</b>	IP	WLS	BF	H	R	ER	SO	BB	IBB	HBP	BLK	WP	HR	S	P	ERA	WHIP								
Rick Honeycutt, L ERA: 5.28 (1, 1)	4.2	L	25	8	4	4	2	3	0	0	0	0	0	26	38	7.71	2.357								
Steve Corner, R ERA: 5.1 (5, 1)	3.0		16	4	5	5	0	2	1	0	0	0	0	13	25	15.00	2.000								
Dan Boitano, R ERA: 5.52 (8, 1)	1.1		6	2	1	1	3	0	0	0	0	0	1	12	12	6.75	1.500								

California Angels @ Texas Rangers  
Arlington Stadium, Arlington, TX  
Fri Sep 24 1982, 8:05 PM EDT  
Att: 9,330 - Unknown

AB 40  
R 10  
H 14  
RBI 10  
BB 6  
SO 5  
LOB 20



Batter	1	2	3	4	5	6	7	8	9	AB	R	H	RBI	BB	SO	LOB	BOTTOM								
George Wright, S OBP: 0.298, SLG: 0.373 (1, 8)	K		K				HBP 1B		F7	4	0	1	0	1	2	1									
Bill Sample, R OBP: 0.318, SLG: 0.396 (1, 7)	5-3		F3		F8		HBP 1B		5-3	5	0	1	0	0	0	2									
Johnny Grubb, L OBP: 0.372, SLG: 0.370 (1, 10)	K		FC4-6		F8		HBP			3	0	0	0	0	1	2									
Larry Parrish, R OBP: 0.318, SLG: 0.410 Nick Capra, R OBP: 0.200, SLG: 0.444 (1, 9) (9, 9)	5-3			5-3		K	K			4	0	0	0	0	2	3									
Jim Sundberg, R OBP: 0.323, SLG: 0.373 (1, 2)	E6 4-3 1B				3B			6-3		4	1	1	0	0	1	0									
Bill Stein, R OBP: 0.299, SLG: 0.310 (1, 5)	4-3			F2			1B	1-3 1B		4	0	2	0	0	0	2									
Dave Hostetter, R OBP: 0.299, SLG: 0.440 (1, 3)		2H 1B			S BB		P6	1-3		3	0	1	1	1	0	2									
Mike Richardt, R OBP: 0.271, SLG: 0.282 (1, 4)	K			F7			K 1B	P2		4	0	0	0	0	2	4									
Bucky Dent, R OBP: 0.239, SLG: 0.243 (1, 6)					P6		F7	F9		4	0	1	0	0	0	1									
<b>Inning Stats</b>	R: 0 E: 0 K: 2 S: 7	H: 0 LOB: 0 BB: 0 P: 7	R: 1 E: 1 K: 1 S: 7	H: 1 LOB: 1 BB: 0 P: 7	R: 0 E: 0 K: 1 S: 6	H: 1 LOB: 1 BB: 0 P: 6	R: 0 E: 0 K: 0 S: 4	H: 1 LOB: 2 BB: 1 P: 8	R: 0 E: 0 K: 2 S: 8	H: 1 LOB: 1 BB: 0 P: 8	R: 0 E: 0 K: 2 S: 9	H: 2 LOB: 3 BB: 0 P: 10	R: 0 E: 0 K: 0 S: 4	H: 1 LOB: 1 BB: 0 P: 4	R: 0 E: 0 K: 0 S: 3	H: 0 LOB: 0 BB: 0 P: 3	1B: 6 2B: 0 3B: 1 HR: 0	SF: 0 SAC: 0 DP: 0 HBP: 1	WP: 0 PB: 1 SB: 1 CS: 0	PA: 38					
<b>PITCHER</b>	IP	WLS	BF	H	R	ER	SO	BB	IBB	HBP	BLK	WP	HR	S	P	ERA	WHIP								
Bruce Kison, R ERA: 2.99 (1, 1)	8.0	W	35	7	1	0	8	2	0	1	0	0	0	48	57	0.00	1.125								
Luis Sanchez, R ERA: 3.25 (9, 1)	1.0		3	0	0	0	0	0	0	0	0	0	0	3	3	0.00	0.000								

California Angels @ Texas Rangers  
Arlington Stadium, Arlington, TX  
Fri Sep 24 1982, 8:05 PM EDT  
Att: 9,330 - Unknown

AB 35  
R 1  
H 7  
RBI 1  
BB 2  
SO 8  
LOB 17

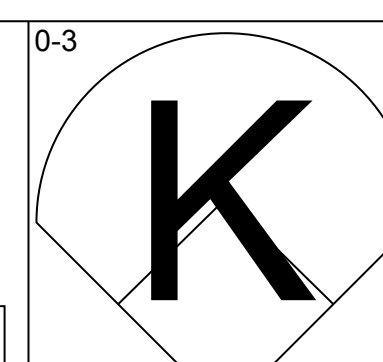
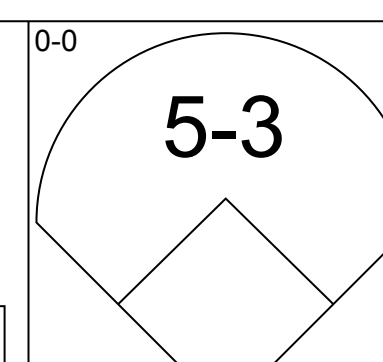
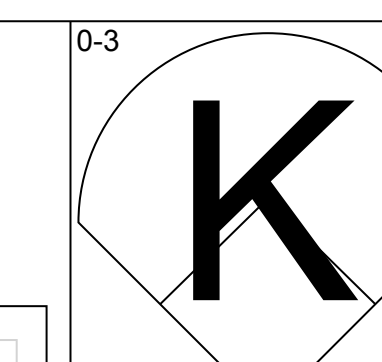
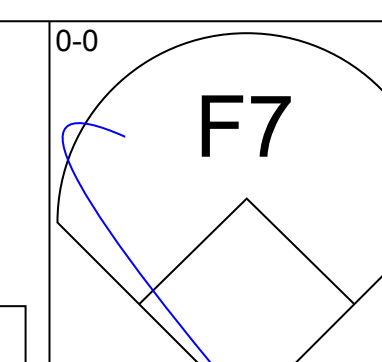
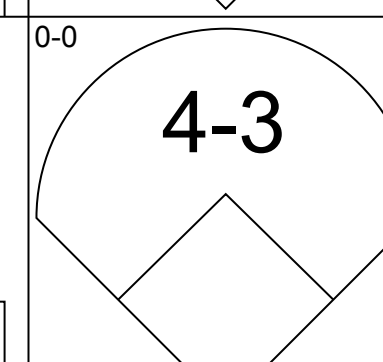
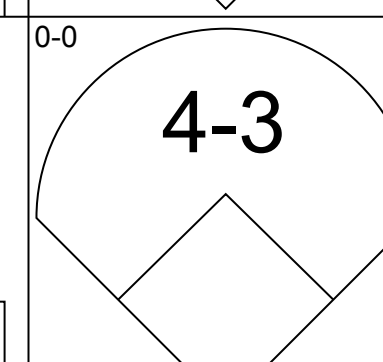
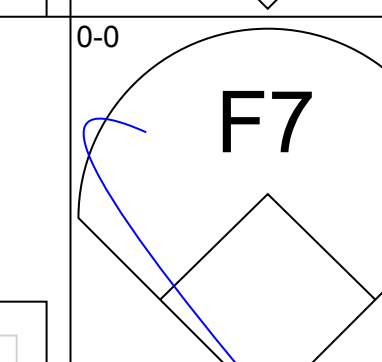
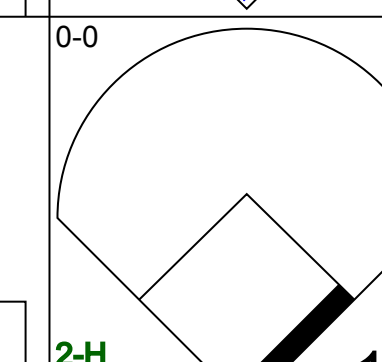
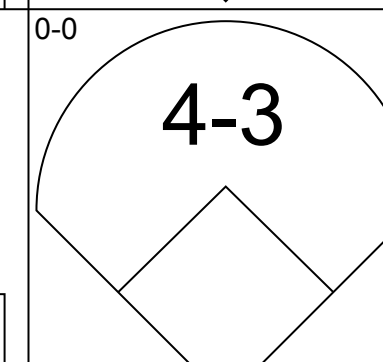
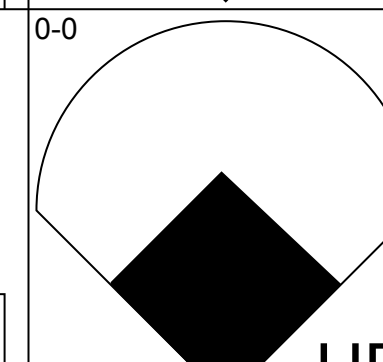
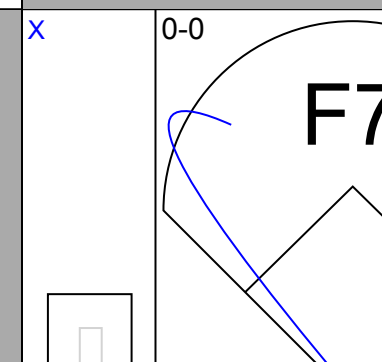
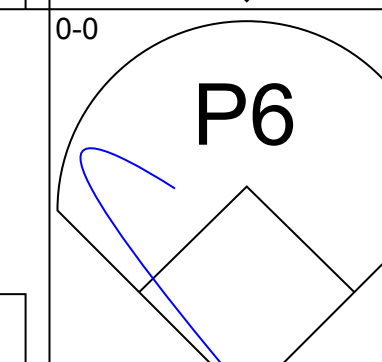
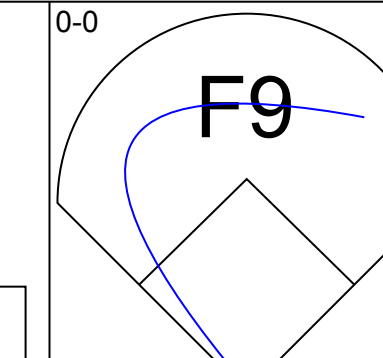
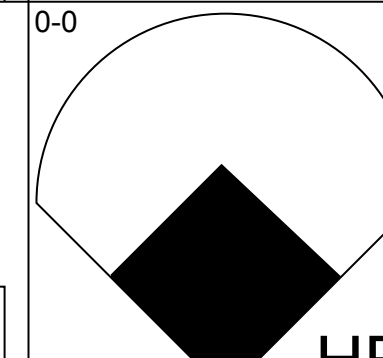
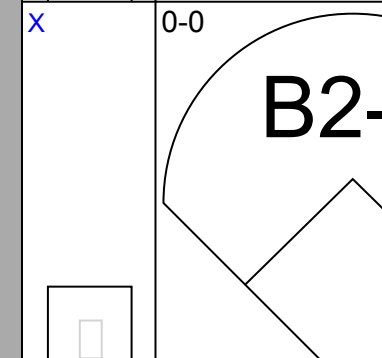
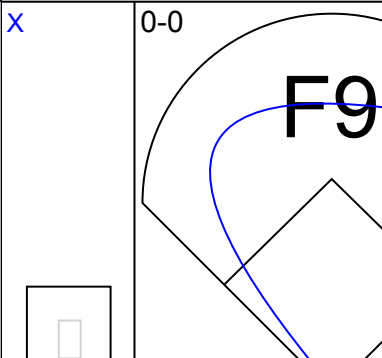
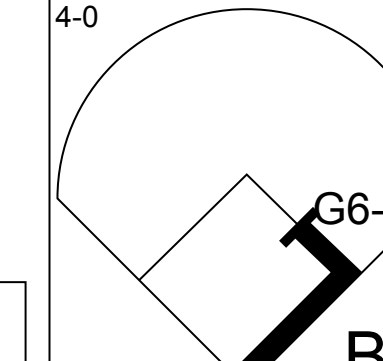
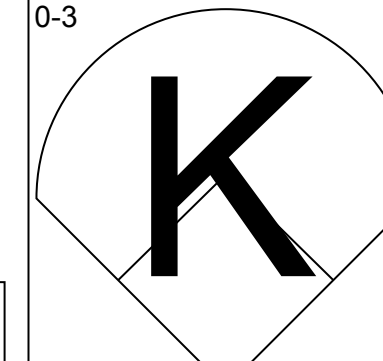
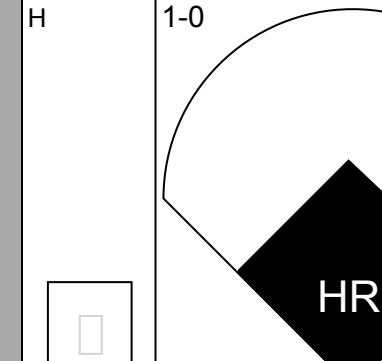
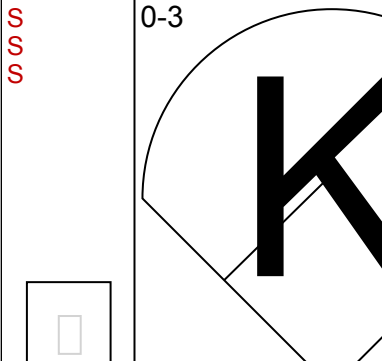
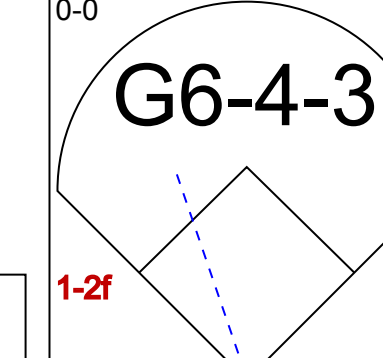
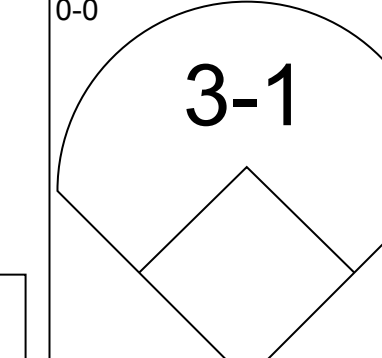
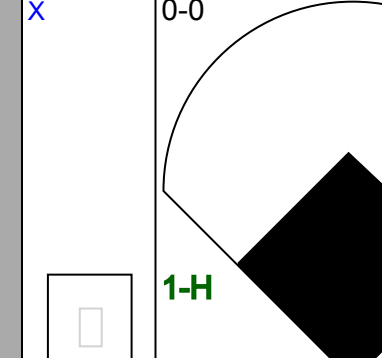
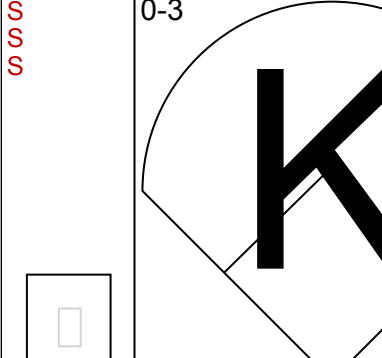
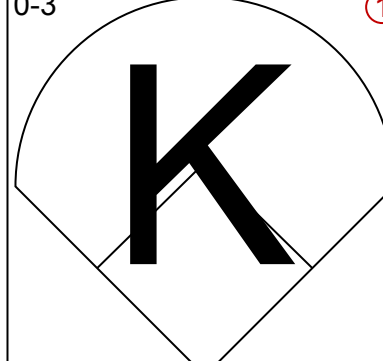
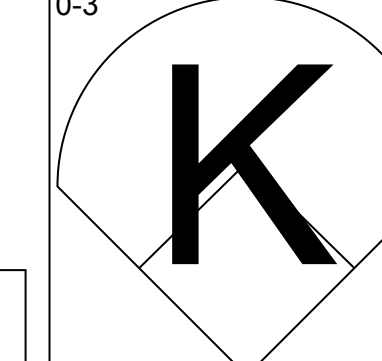
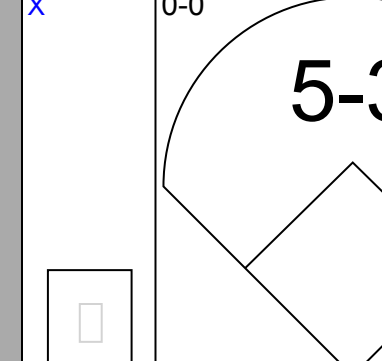
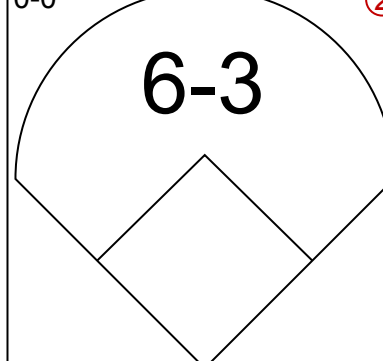
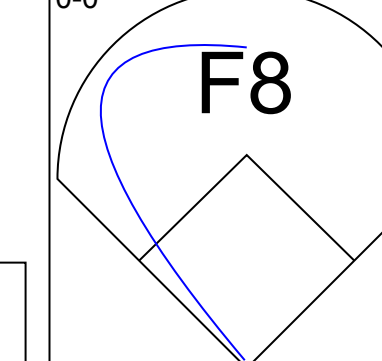
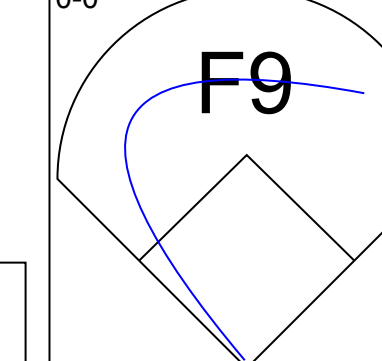

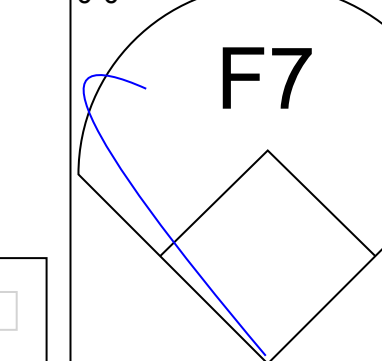
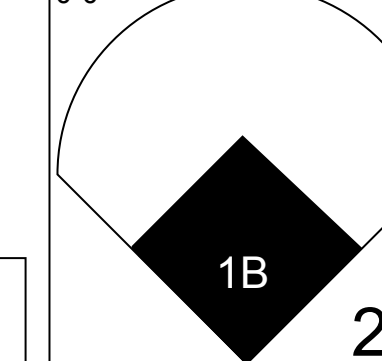
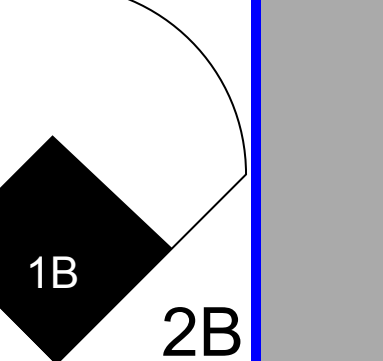


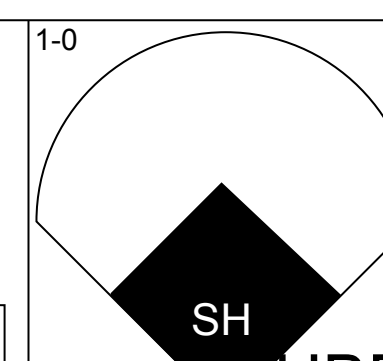
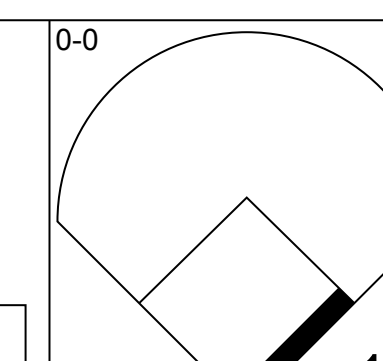
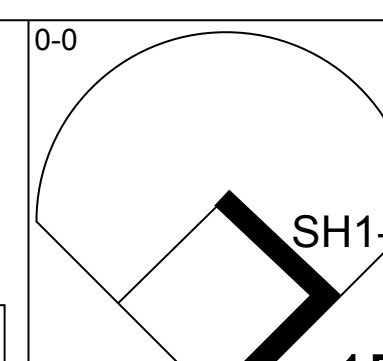
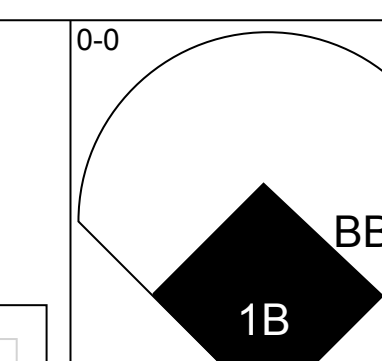
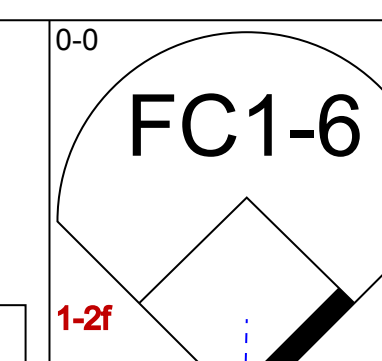
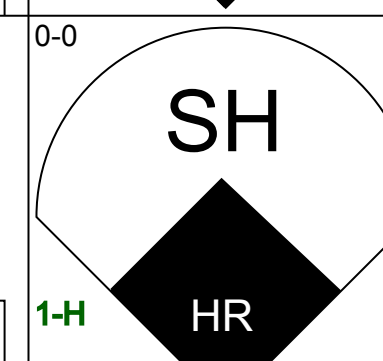
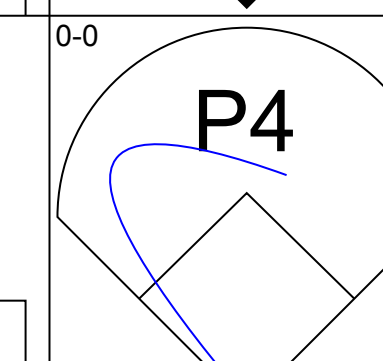
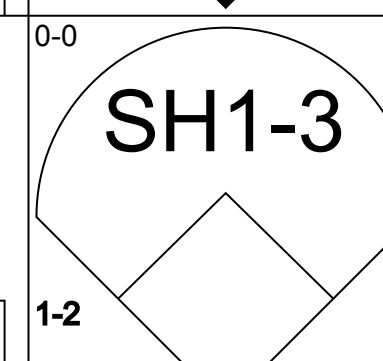
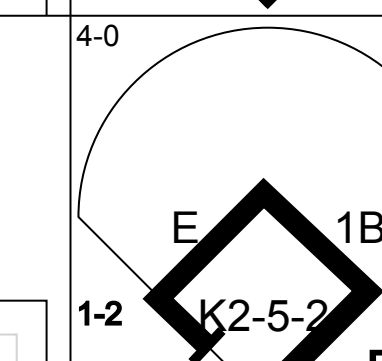
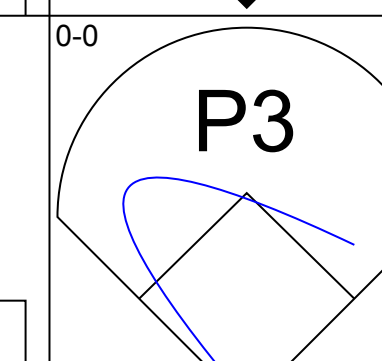
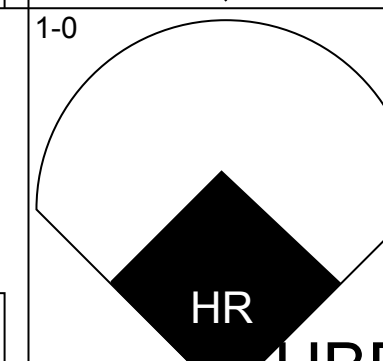
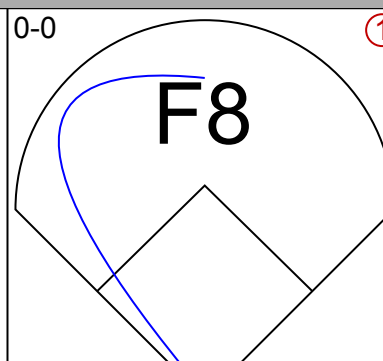
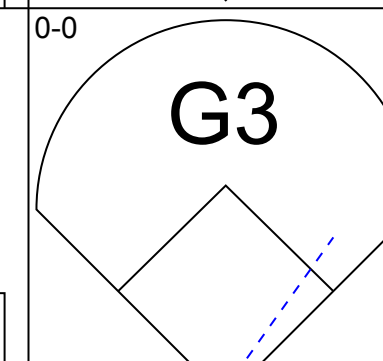
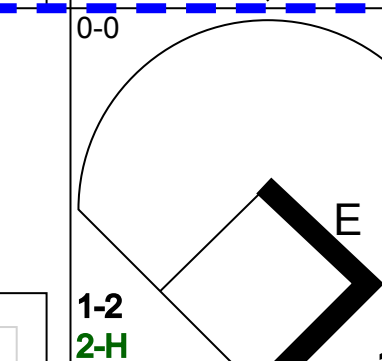
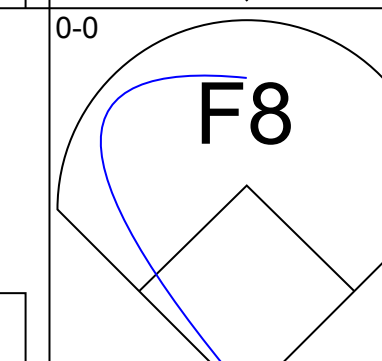
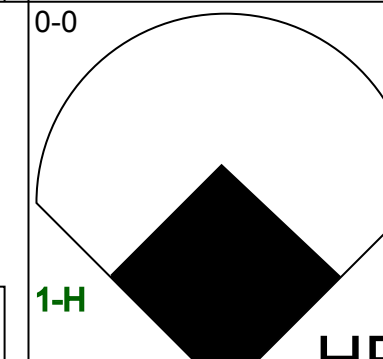
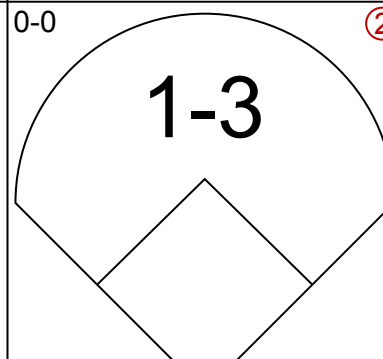
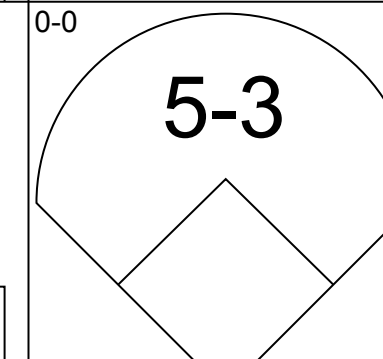
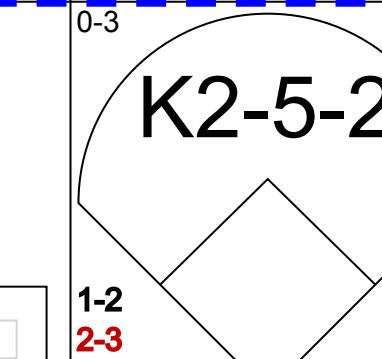
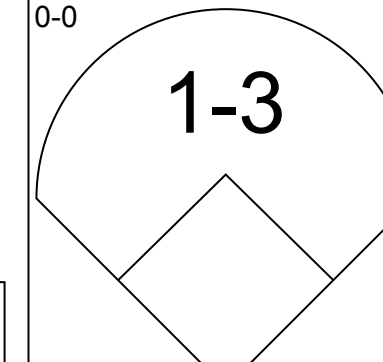
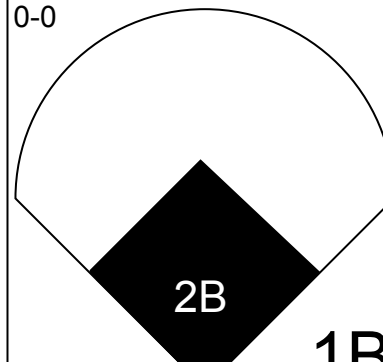
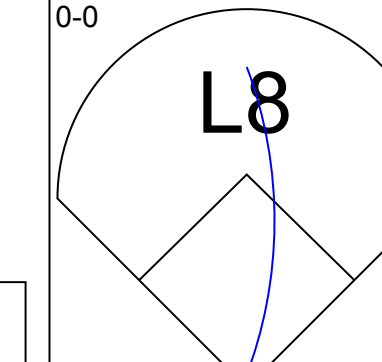
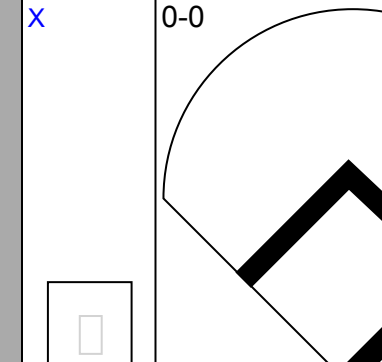
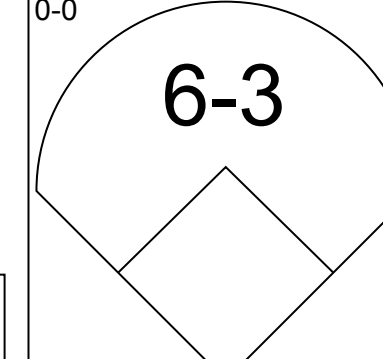
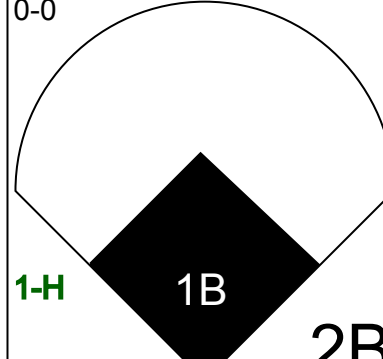
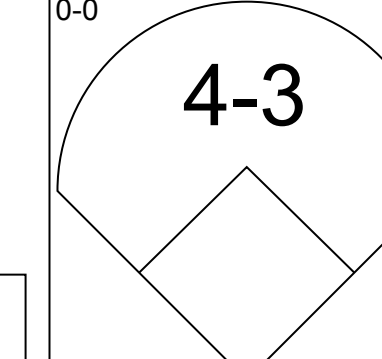
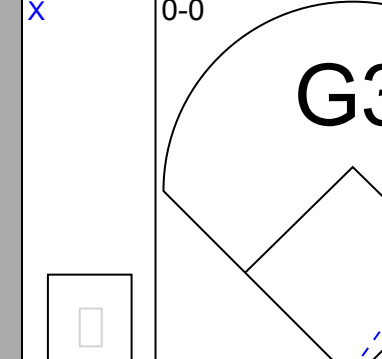
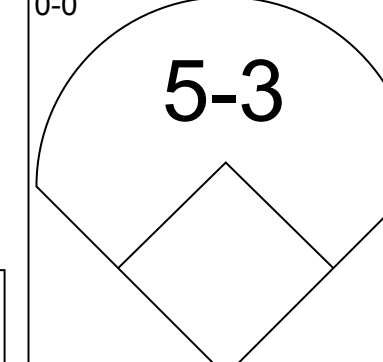
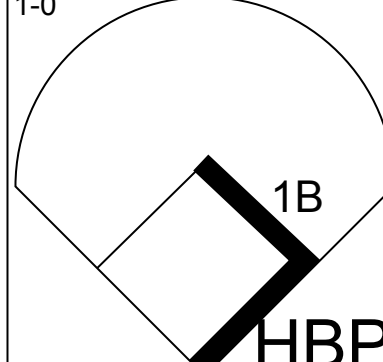
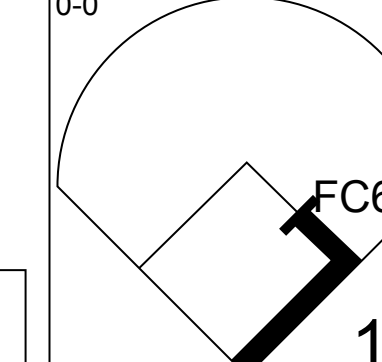
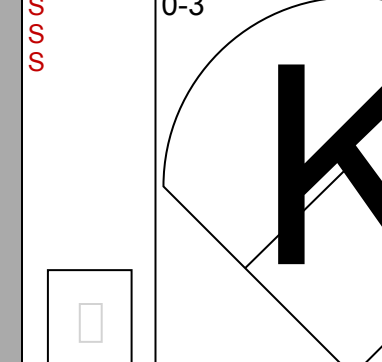
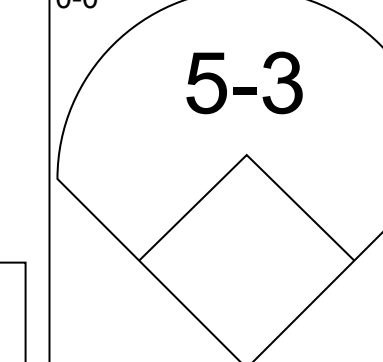
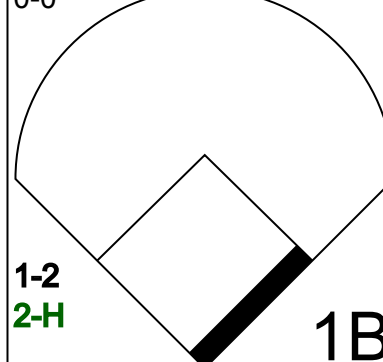
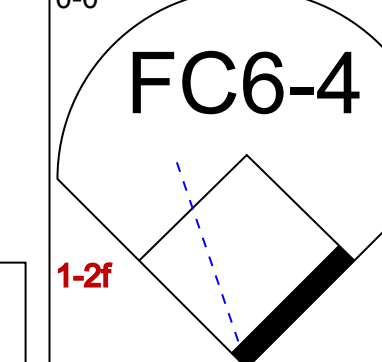
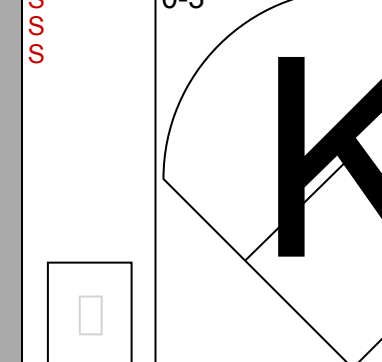
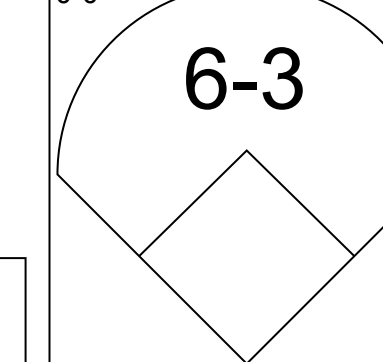
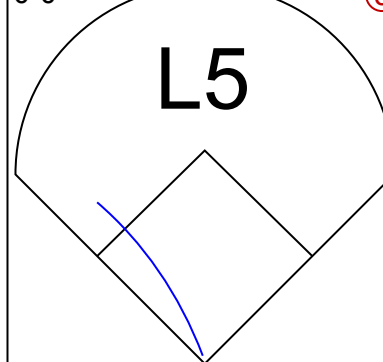
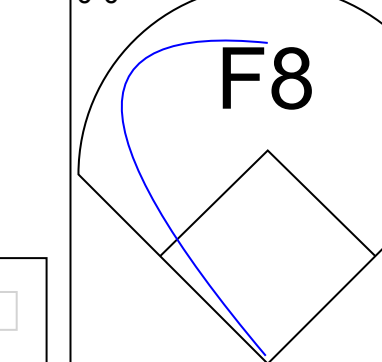
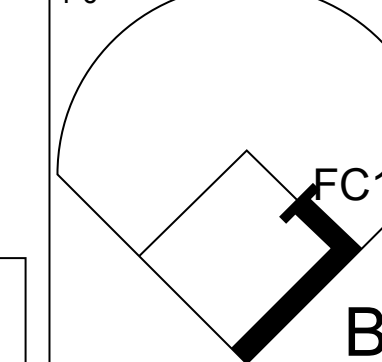


Batter	1	2	3	4	5	6	7	8	9	AB	R	H	RBI	BB	SO	LOB	TOP																
Brian Downing, R OBP: 0.368, SLG: 0.484 (1, 7)										3	0	1	1	1	0	1	<b>California Angels @ Texas Rangers</b> Arlington Stadium, Arlington, TX Sat Sep 25 1982, 8:05 PM EDT Att: 13,210 - Unknown																
Rod Carew, L OBP: 0.396, SLG: 0.405 (1, 3)										5	1	2	1	0	0	4																	
Reggie Jackson, L OBP: 0.374, SLG: 0.511 Gary Pettis, S (8, 8)										5	0	0	0	0	3	3																	
Fred Lynn, L OBP: 0.375, SLG: 0.500 Juan Beniquez, R OBP: 0.314, SLG: 0.376 (8, 9)										3	2	2	0	1	0	1																	
Doug DeCinces, R OBP: 0.369, SLG: 0.548 (1, 5)										5	1	2	2	0	1	4																	
Don Baylor, R OBP: 0.329, SLG: 0.425 (1, 10)										4	2	2	1	1	1	1																	
Bobby Grich, R OBP: 0.371, SLG: 0.445 (1, 4)										4	0	1	1	0	3	1																	
Tim Foli, R OBP: 0.275, SLG: 0.312 (1, 6)										5	0	2	0	0	0	1																	
Bob Boone, R OBP: 0.315, SLG: 0.339 (1, 2)										3	0	2	0	1	0	3																	
<b>Inning Stats</b>	R: 0 E: 0 K: 1 S: 6	H: 1 LOB: 1 BB: 0 P: 6	R: 0 E: 0 K: 1 S: 7	H: 3 LOB: 2 BB: 0 P: 7	R: 0 E: 0 K: 1 S: 5	H: 0 LOB: 0 BB: 0 P: 5	R: 1 E: 0 K: 1 S: 7	H: 2 LOB: 1 BB: 0 P: 7	R: 0 E: 0 K: 0 S: 4	H: 2 LOB: 3 BB: 2 P: 12	R: 1 E: 0 K: 1 S: 7	H: 2 LOB: 1 BB: 0 P: 7	R: 4 E: 0 K: 1 S: 9	H: 4 LOB: 3 BB: 2 P: 18	R: 0 E: 0 K: 1 S: 5	H: 0 LOB: 0 BB: 0 P: 5	R: 0 E: 0 K: 1 S: 5	H: 0 LOB: 0 BB: 0 P: 5	1B: 11 2B: 0 3B: 0 HR: 3	SF: 1 SAC: 0 DP: 1 HBP: 1	WP: 0 PB: 0 SB: 0 CS: 1	PA: 44											
<b>PITCHER</b>	IP WLS BF H R ER SO BB IBB HBP BLK WP HR S P ERA WHIP																																
John Butcher, R ERA: 4.9 (1, 1)	6.0	29	11	3	2	5	1	1	0	0	0	0	2	37	45	4.50	2.000																
Danny Darwin, R ERA: 3.24 (7, 1)	0.2	L	6	3	2	1	1	0	0	0	0	1	7	11	27.00	6.000																	
Tom Henke, R ERA: 1.29 Paul Mirabella, L ERA: 5.1 (7, 1)	2.1	7	0	0	0	2	0	0	0	0	0	0	0	11	11	0.00	0.000																

Batter	1	2	3	4	5	6	7	8	9	AB	R	H	RBI	BB	SO	LOB	BOTTOM																
George Wright, S OBP: 0.297, SLG: 0.372 (1, 8)										5	0	1	2	0	2	2	<b>California Angels @ Texas Rangers</b> Arlington Stadium, Arlington, TX Sat Sep 25 1982, 8:05 PM EDT Att: 13,210 - Unknown																
Bill Sample, R OBP: 0.318, SLG: 0.402 (1, 7)										5	1	2	1	0	0	3																	
Lamar Johnson, R OBP: 0.328, SLG: 0.360 (1, 10)										3	0	1	1	1	0	1																	
Larry Parrish, R OBP: 0.315, SLG: 0.406 (1, 9)										4	0	0	0	0	0	2																	
Jim Sundberg, R OBP: 0.321, SLG: 0.370 (1, 2)										4	0	0	0	0	1	0																	
Bill Stein, R OBP: 0.298, SLG: 0.314 (1, 5)										4	1	1	0	0	0	1																	
Dave Hostetter, R OBP: 0.299, SLG: 0.436 (1, 3)										3	1	0	0	1	1	2																	
Mike Richardt, R OBP: 0.274, SLG: 0.285 (1, 4)										4	1	2	1	0	0	0																	
Bucky Dent, R OBP: 0.243, SLG: 0.245 Buddy Bell, R OBP: 0.376, SLG: 0.426 Wayne Tolleson, S OBP: 0.167, SLG: 0.137 (1, 6)										2	1	1	0	1	0	1																	
<b>Inning Stats</b>	R: 0 E: 0 K: 0 S: 2	H: 0 LOB: 1 BB: 1 P: 6	R: 0 E: 1 K: 0 S: 4	H: 0 LOB: 1 BB: 0 P: 4	R: 2 E: 0 K: 1 S: 8	H: 3 LOB: 1 BB: 0 P: 8	R: 1 E: 0 K: 0 S: 5	H: 2 LOB: 1 BB: 0 P: 5	R: 0 E: 0 K: 0 S: 4	H: 1 LOB: 1 BB: 0 P: 4	R: 2 E: 0 K: 1 S: 7	H: 2 LOB: 2 BB: 2 P: 15	R: 0 E: 0 K: 0 S: 3	H: 0 LOB: 0 BB: 0 P: 3	R: 0 E: 0 K: 1 S: 5	H: 0 LOB: 0 BB: 0 P: 5	R: 0 E: 0 K: 1 S: 4	H: 0 LOB: 1 BB: 1 P: 8	1B: 6 2B: 1 3B: 1 HR: 0	SF: 0 SAC: 0 DP: 1 HBP: 0	WP: 0 PB: 0 SB: 0 CS: 1	PA: 39											
<b>PITCHER</b>	IP WLS BF H R ER SO BB IBB HBP BLK WP HR S P ERA WHIP																																
Geoff Zahn, L ERA: 3.88 Dave Goltz, R ERA: 4.26 (6, 1)	5.2	W	12	1	0	0	2	2	0	0	0	0	0	14	22	0.00	0.900																



Batter	1	2	3	4	5	6	7	8	9	AB	R	H	RBI	BB	SO	LOB	TOP			
Brian Downing, R OBP: 0.366, SLG: 0.481 (1, 7)										4	0	0	0	0	2	1	<b>California Angels @ Texas Rangers</b> Arlington Stadium, Arlington, TX Sun Sep 26 1982, 8:05 PM EDT Att: 29,036 - Unknown			
Rod Carew, L OBP: 0.395, SLG: 0.404 (1, 3)										4	0	1	1	0	0	0				
Doug DeCinces, R OBP: 0.368, SLG: 0.551 (1, 5)										4	1	1	1	0	0	2				
Fred Lynn, L OBP: 0.374, SLG: 0.504 (1, 8)										4	1	1	1	0	0	0				
Don Baylor, R OBP: 0.330, SLG: 0.423 (1, 10)										2	1	0	0	1	2	0				
Reggie Jackson, L OBP: 0.373, SLG: 0.515 (1, 9)										4	1	1	2	0	1	1				
Bobby Grich, R OBP: 0.369, SLG: 0.442 (1, 4)										3	0	0	0	0	2	0				
Tim Foli, R OBP: 0.273, SLG: 0.310 (1, 6)										3	0	0	0	0	0	0				
Bob Boone, R OBP: 0.315, SLG: 0.341 Gary Pettis, S (8, PR)										3	0	1	0	0	1	0				
Joe Ferguson, R OBP: 0.333, SLG: 0.370 (8, 2)										0	1	0	0	0	0	0				
<b>Inning Stats</b>	R: 0 E: 0 K: 1 S: 5	H: 0 LOB: 0 BB: 0 P: 5	R: 0 E: 0 K: 0 S: 2	H: 0 LOB: 0 BB: 1 P: 6	R: 0 E: 0 K: 2 S: 7	H: 0 LOB: 0 BB: 0 P: 7	R: 2 E: 0 K: 1 S: 7	H: 2 LOB: 0 BB: 0 P: 7	R: 0 E: 0 K: 1 S: 5	H: 0 LOB: 0 BB: 0 P: 5	R: 2 E: 0 K: 0 S: 4	H: 1 LOB: 0 BB: 0 P: 5	R: 1 E: 0 K: 0 S: 5	H: 2 LOB: 2 BB: 0 P: 5	R: 0 E: 0 K: 2 S: 7	H: 0 LOB: 0 BB: 0 P: 7	1B: 1 2B: 1 3B: 0 HR: 3	SF: 0 SAC: 0 DP: 1 HBP: 1	WP: 0 PB: 0 SB: 0 CS: 0	PA: 33
<b>PITCHER</b> Charlie Hough, R ERA: 3.82 (1, 1)	IP: 9.0 WLS: W BF: 33 H: 5 R: 5 ER: 5 SO: 8 BB: 1 IBB: 0 HBP: 1 BLK: 0 WP: 0 HR: 3 S: 47 P: 52 ERA: 5.00 WHIP: 0.667															<b>PITCHER</b>				

Batter	1	2	3	4	5	6	7	8	9	AB	R	H	RBI	BB	SO	LOB	BOTTOM			
George Wright, S OBP: 0.302, SLG: 0.375 (1, 8)										4	2	3	0	0	0	1	<b>California Angels @ Texas Rangers</b> Arlington Stadium, Arlington, TX Sun Sep 26 1982, 8:05 PM EDT Att: 29,036 - Unknown			
Bill Sample, R OBP: 0.319, SLG: 0.399 (1, 7)										2	1	0	0	1	0	2				
Johnny Grubb, L OBP: 0.371, SLG: 0.368 Lamar Johnson, R OBP: 0.329, SLG: 0.361 (6, PH)										2	1	0	0	0	0	1				
Larry Parrish, R OBP: 0.315, SLG: 0.411 (1, 9)										4	1	1	3	0	1	3				
Jim Sundberg, R OBP: 0.322, SLG: 0.375 (1, 2)										4	1	2	0	0	0	0				
Pete O'Brien, L OBP: 0.276, SLG: 0.404 (1, 3)										4	1	1	1	0	0	1				
Bill Stein, R OBP: 0.303, SLG: 0.315 (1, 5)										3	0	1	0	0	1	1				
Mike Richardt, R OBP: 0.273, SLG: 0.284 (1, 4)										4	0	1	1	0	1	2				
Bucky Dent, R OBP: 0.243, SLG: 0.243 (1, 6)										3	0	0	0	1	0	2				
<b>Inning Stats</b>	R: 4 E: 1 K: 0 S: 5	H: 1 LOB: 0 BB: 0 P: 7	R: 0 E: 0 K: 0 S: 4	H: 1 LOB: 1 BB: 0 P: 4	R: 2 E: 0 K: 0 S: 6	H: 3 LOB: 2 BB: 0 P: 7	R: 0 E: 0 K: 0 S: 4	H: 1 LOB: 1 BB: 0 P: 4	R: 1 E: 1 K: 1 S: 6	H: 2 LOB: 2 BB: 1 P: 10	R: 0 E: 0 K: 2 S: 8	H: 1 LOB: 1 BB: 0 P: 8	R: 0 E: 0 K: 0 S: 3	H: 0 LOB: 1 BB: 1 P: 7	R: 0 E: 0 K: 1 S: 7	H: 0 LOB: 1 BB: 1 P: 7		1B: 7 2B: 2 3B: 1 HR: 1	SF: 0 SAC: 2 DP: 1 HBP: 3	WP: 0 PB: 0 SB: 0 CS: 0
<b>PITCHER</b> Ken Forsch, R ERA: 3.78 Rick Steiner, R ERA: 3.33 John Curtis, L ERA: 4.28 Steve Renko, R ERA: 4.47	IP: 2.2 WLS: L BF: 16 H: 4 R: 6 ER: 5 SO: 0 BB: 0 IBB: 0 HBP: 3 BLK: 0 WP: 0 HR: 1 S: 13 P: 16 ERA: 16.88 WHIP: 1.500															<b>PITCHER</b>				



Batter	1	2	3	4	5	6	7	8	9	AB	R	H	RBI	BB	SO	LOB	TOP			
Rickey Henderson, R OBP: 0.400, SLG: 0.386 Darrell Brown, S OBP: 0.368, SLG: 0.444	0-3 K			0-0 G3			0-0 2B 1B		0-0 4-3	2	0	0	0	0	1	0				
Mike Davis, L OBP: 0.388, SLG: 0.485	0-0 G3			0-0 G6-4-3 1B			G6-4-3 1-H 2B		0-0 4-3	4	0	2	1	0	0	0				
Dwayne Murphy, L OBP: 0.350, SLG: 0.417	0-0 L4			0-0 G6-4-3 1-2			G6-4-3 BB		0-0 2B	3	0	1	0	1	0	1				
Tony Armas, R OBP: 0.274, SLG: 0.438		0-0 P3			0-3 K		0-0 G6-4-3 1-2 2-3		0-0 F7	4	0	0	0	0	1	3				
Wayne Gross, L OBP: 0.344, SLG: 0.360		0-0 L9			0-0 F7		0-0 FC5-4 BB		0-0 2B	2	0	0	0	1	0	0				
Jeff Burroughs, R OBP: 0.373, SLG: 0.492		0-0 6-3			0-0 L9		0-0 FC5-4 1-2		0-0 FC5-4	3	0	0	0	0	0	2				
Mike Heath, R OBP: 0.297, SLG: 0.353			0-0 5-3			0-3 K		0-0 F9	3	0	0	0	0	1	0					
Jimmy Sexton, R OBP: 0.291, SLG: 0.319			0-0 5-3			0-0 6-3		0-0 P4	3	0	0	0	0	0	0					
Fred Stanley, R OBP: 0.279, SLG: 0.223			0-3 K			0-0 F9		0-3 K	3	0	0	0	0	2	0					
<b>Inning Stats</b>	R: 0 E: 0 K: 1 S: 5	H: 0 LOB: 0 BB: 0 P: 5	R: 0 E: 0 K: 0 S: 3	H: 0 LOB: 0 BB: 0 P: 3	R: 0 E: 0 K: 1 S: 5	H: 0 LOB: 0 BB: 0 P: 5	R: 0 E: 0 K: 0 S: 3	H: 1 LOB: 0 BB: 0 P: 3	R: 0 E: 0 K: 1 S: 5	H: 0 LOB: 0 BB: 0 P: 5	R: 1 E: 0 K: 0 S: 4	H: 2 LOB: 2 BB: 2 P: 12	R: 0 E: 0 K: 1 S: 5	H: 0 LOB: 0 BB: 0 P: 5	R: 0 E: 0 K: 0 S: 4	H: 1 LOB: 1 BB: 0 P: 4	1B: 2 2B: 2 3B: 0 HR: 0	SF: 0 SAC: 0 DP: 2 HBP: 0	WP: 0 PB: 0 SB: 0 CS: 0	PA: 31
<b>PITCHER</b> Mike Smithson, R ERA: 4.08	IP: 9.0 WLS: W BF: 31 H: 4 R: 1 ER: 1 SO: 5 BB: 2 IBB: 0 HBP: 0 BLK: 0 WP: 0 HR: 0 S: 39 P: 47 ERA: 1.00 WHIP: 0.667															<b>PITCHER</b>				

Oakland Athletics @ Texas Rangers  
Arlington Stadium, Arlington, TX  
Mon Sep 27 1982, 8:05 PM EDT  
Att: 7,263 - Unknown

AB 29  
R 1  
H 4  
RBI 1  
BB 2  
SO 5  
LOB 6



Batter	1	2	3	4	5	6	7	8	9	AB	R	H	RBI	BB	SO	LOB	BOTTOM			
Wayne Tolleson, S OBP: 0.155, SLG: 0.127	0-0 F7	0-0 G1-6-3 1-2		0-3 K		0-0 FC3-2				4	0	0	0	0	1	5				
Mike Richardt, R OBP: 0.276, SLG: 0.285	4-0 FC6-4 BB		0-0 F8		0-0 FC4-6 1B	0-0 F9				3	0	1	0	1	0	2				
George Wright, S OBP: 0.303, SLG: 0.377	0-0 P5		0-0 1B 2B		0-0 FC4-6 1-2		0-0 1B			4	0	2	0	0	0	2				
Larry Parrish, R OBP: 0.314, SLG: 0.410	0-0 FC6-4 1-2		0-0 CS 1B		0-0 F8		0-3 K			4	0	1	0	0	1	3				
Pete O'Brien, L OBP: 0.274, SLG: 0.393		0-0 FC4-6 1B	0-3 K		0-3 K		0-3 K			4	0	1	0	0	3	4				
Pat Putnam, L OBP: 0.280, SLG: 0.322		0-0 FC4-6 1B 1B		0-0 1B 2B		0-0 FC5-6 1B	0-0 G3			4	2	2	0	0	0	2				
Bill Stein, R OBP: 0.313, SLG: 0.325		0-0 1B 1B		0-0 FC5-4 1B		0-0 FC5-6 1B	0-0 5-3			4	2	3	1	0	0	0				
Terry Bogener, L OBP: 0.279, SLG: 0.321		0-0 1B 1B		0-0 FC5-4 1B		0-0 FC5-6 2B 1B	0-3 K			4	0	2	0	0	1	2				
Bob Johnson, R OBP: 0.200, SLG: 0.304		0-0 G1-6-3 1-2 2-H 3-H 1B		0-0 FC5-4 1-2 2-3		0-0 FC3-2 1-3 2-H 2B	0-0 F8			4	0	2	3	0	0	2				
<b>Inning Stats</b>	R: 0 E: 0 K: 0 S: 3	H: 4 LOB: 1 BB: 1 P: 7	R: 2 E: 0 K: 0 S: 6	H: 4 LOB: 1 BB: 0 P: 6	R: 0 E: 0 K: 1 S: 6	H: 2 LOB: 1 BB: 0 P: 6	R: 1 E: 0 K: 1 S: 7	H: 3 LOB: 1 BB: 0 P: 7	R: 0 E: 0 K: 1 S: 6	H: 1 LOB: 1 BB: 0 P: 6	R: 1 E: 0 K: 0 S: 6	H: 3 LOB: 2 BB: 0 P: 6	R: 0 E: 0 K: 2 S: 8	H: 1 LOB: 1 BB: 0 P: 8	R: 0 E: 0 K: 1 S: 5	H: 0 LOB: 0 BB: 0 P: 5	1B: 11 2B: 3 3B: 0 HR: 0	SF: 0 SAC: 0 DP: 2 HBP: 0	WP: 0 PB: 0 SB: 0 CS: 1	PA: 36
<b>PITCHER</b> Rick Langford, R ERA: 4.21	IP: 8.0 WLS: L BF: 36 H: 14 R: 4 ER: 4 SO: 6 BB: 1 IBB: 0 HBP: 0 BLK: 0 WP: 0 HR: 0 S: 47 P: 51 ERA: 4.50 WHIP: 1.875															<b>PITCHER</b>				

Oakland Athletics @ Texas Rangers  
Arlington Stadium, Arlington, TX  
Mon Sep 27 1982, 8:05 PM EDT  
Att: 7,263 - Unknown

AB 35  
R 4  
H 14  
RBI 4  
BB 1  
SO 6  
LOB 22





Batter	1	2	3	4	5	6	7	8	9	AB	R	H	RBI	BB	SO	LOB	TOP			
Rickey Henderson, R OBP: 0.402, SLG: 0.387 (1, 7)										3	1	1	0	2	0	1				
Dwayne Murphy, L OBP: 0.350, SLG: 0.416 (1, 8)										4	0	1	1	1	0	3				
Davey Lopes, R OBP: 0.307, SLG: 0.373 (1, 4)										4	1	1	1	1	0	4				
Jeff Burroughs, R OBP: 0.371, SLG: 0.487 (1, 10)										5	0	1	1	0	0	3				
Tony Armas, R OBP: 0.276, SLG: 0.436 Mike Davis, L OBP: 0.397, SLG: 0.493 (7, 9)										2	0	0	0	2	1	0				
Mickey Klutts, R OBP: 0.213, SLG: 0.230 Wayne Gross, L OBP: 0.345, SLG: 0.361 (7, 5)										3	0	0	1	0	0	3				
Kelvin Moore, R OBP: 0.237, SLG: 0.345 (1, 3)										4	0	1	0	1	0	2				
Bob Kearney, R OBP: 0.225, SLG: 0.219 (1, 2)										5	1	2	0	0	0	5				
Fred Stanley, R OBP: 0.282, SLG: 0.233 (1, 6)										4	2	2	1	0	1	1				
<b>Inning Stats</b>	R: 2 E: 0 K: 0 S: 5	H: 2 LOB: 3 BB: 3 P: 17	R: 0 E: 0 K: 0 S: 3	H: 0 LOB: 0 BB: 0 P: 3	R: 0 E: 0 K: 1 S: 5	H: 0 LOB: 0 BB: 0 P: 5	R: 2 E: 0 K: 0 S: 6	H: 3 LOB: 2 BB: 1 P: 10	R: 0 E: 0 K: 0 S: 3	H: 1 LOB: 1 BB: 1 P: 7	R: 0 E: 0 K: 0 S: 3	H: 1 LOB: 0 BB: 0 P: 3	R: 0 E: 0 K: 1 S: 6	H: 1 LOB: 2 BB: 1 P: 10	R: 0 E: 0 K: 0 S: 5	H: 2 LOB: 2 BB: 0 P: 5	1B: 8 2B: 3 3B: 0 HR: 0	SF: 0 SAC: 0 DP: 2 HBP: 0	WP: 1 PB: 1 SB: 1 CS: 0	PA: 44
<b>PITCHER</b>	IP WLS BF H R ER SO BB IBB HBP BLK WP HR S P ERA WHIP	IP WLS BF H R ER SO BB IBB HBP BLK WP HR S P ERA WHIP																		
Mike Mason, L ERA: 5.09 Jim Farr, R ERA: 2.7 Paul Mirabella, L ERA: 5.06 Tom Henke, R ERA: 1.08 (1, 1) (5, 1) (8, 1) (8, 1)	4.0 L 21 5 4 4 1 3 1 0 0 0 0 19 35 9.00 2.000	3.1 16 4 1 0 1 2 1 0 0 1 0 15 27 0.00 1.800	0.1 1 0 0 0 0 0 0 0 0 0 0 0 1 1 0.00 0.000	1.1 6 2 0 0 0 0 0 0 0 0 0 0 6 6 0.00 1.500																

Oakland Athletics @ Texas Rangers  
Arlington Stadium, Arlington, TX  
Tue Sep 28 1982, 8:05 PM EDT  
Att: 19,258 - Unknown

AB 37  
R 5  
H 11  
RBI 5  
BB 7  
SO 2  
LOB 23



Batter	1	2	3	4	5	6	7	8	9	AB	R	H	RBI	BB	SO	LOB	BOTTOM					
George Wright, S OBP: 0.304, SLG: 0.378 (1, 8)										5	1	2	1	0	0	5						
Mike Richardt, R OBP: 0.275, SLG: 0.282 (1, 4)										4	0	0	0	1	1	4						
Lamar Johnson, R OBP: 0.330, SLG: 0.364 (1, 10)										3	0	1	2	1	0	1						
Larry Parrish, R OBP: 0.313, SLG: 0.409 Bill Sample, R OBP: 0.317, SLG: 0.396 (1, 9) (3, 7)										1	0	0	0	0	1	0						
Dave Hostetler, R OBP: 0.301, SLG: 0.437 (1, 3)										4	0	2	0	0	0	0						
Bill Stein, R OBP: 0.306, SLG: 0.318 (1, 5)										4	0	0	0	0	0	2						
Bob Johnson, R OBP: 0.189, SLG: 0.286 Pete O'Brien, L OBP: 0.274, SLG: 0.393 Jim Sundberg, R OBP: 0.324, SLG: 0.379 (1, 2) (9, PH) (9, PH)										3	0	0	0	0	1	2						
Nick Capra, R OBP: 0.333, SLG: 0.500 Johnny Grubb, L OBP: 0.372, SLG: 0.375 (1, 7) (7, PH)										1	0	1	0	1	0	0						
Wayne Tolleson, S OBP: 0.180, SLG: 0.125 Bucky Dent, R OBP: 0.242, SLG: 0.242 (1, 6) (9, PH)										1	0	0	0	2	1	1						
<b>Inning Stats</b>	R: 0 E: 0 K: 1 S: 5	H: 1 LOB: 0 BB: 0 P: 5	R: 0 E: 0 K: 2 S: 8	H: 1 LOB: 1 BB: 0 P: 8	R: 2 E: 1 K: 0 S: 5	H: 2 LOB: 1 BB: 1 P: 9	R: 0 E: 0 K: 0 S: 4	H: 1 LOB: 3 BB: 2 P: 12	R: 0 E: 0 K: 0 S: 2	H: 0 LOB: 0 BB: 1 P: 6	R: 0 E: 0 K: 0 S: 3	H: 0 LOB: 1 BB: 1 P: 3	R: 1 E: 0 K: 1 S: 6	H: 1 LOB: 1 BB: 1 P: 10	R: 0 E: 0 K: 0 S: 3	H: 0 LOB: 0 BB: 0 P: 3	R: 1 E: 0 K: 0 S: 5	H: 2 LOB: 1 BB: 0 P: 5	1B: 5 2B: 3 3B: 1 HR: 0	SF: 0 SAC: 0 DP: 2 HBP: 0	WP: 1 PB: 0 SB: 1 CS: 1	PA: 38
<b>PITCHER</b>	IP WLS BF H R ER SO BB IBB HBP BLK WP HR S P ERA WHIP	IP WLS BF H R ER SO BB IBB HBP BLK WP HR S P ERA WHIP																				
Tim Conroy, L ERA: 2.82 Preston Hanna, R ERA: 4.5 Tom Underwood, L ERA: 3.06 (1, 1) (6, 1) (9, 1)	5.0 W 22 5 2 2 3 4 0 0 0 0 24 40 3.60 1.800	3.0 11 1 1 1 1 1 0 0 0 1 0 12 16 3.00 0.667	1.0 S 5 2 1 1 0 0 0 0 0 0 5 5 9.00 2.000																			

Oakland Athletics @ Texas Rangers  
Arlington Stadium, Arlington, TX  
Tue Sep 28 1982, 8:05 PM EDT  
Att: 19,258 - Unknown

AB 33  
R 4  
H 8  
RBI 3  
BB 5  
SO 4  
LOB 19





Batter	1	2	3	4	5	6	7	8	9	AB	R	H	RBI	BB	SO	LOB	TOP										
Rickey Henderson, R OBP: 0.400, SLG: 0.387 (1, 7)	0-0 6-3		0-0 F9		0-0 1B 2B		0-0 6-3		0-3 K	5	1	1	1	0	1	2											
Dwayne Murphy, L OBP: 0.345, SLG: 0.414 (1, 8)	0-0 3-1		0-0 P3		0-0 2H WP 1B		0-3 K		0-3 K	5	0	1	1	0	2	2											
Davey Lopes, R OBP: 0.306, SLG: 0.372 (1, 4)	0-3 K			0-0 FC5-4 1B		0-0 F9		0-0 6-3		4	0	1	0	0	1	1											
Jeff Burroughs, R OBP: 0.375, SLG: 0.502 (1, 10)		0-0 G6-4-3 1B		0-0 FC5-4 1B		0-0 HR		0-3 K		4	1	3	1	0	1	0											
Tony Armas, R OBP: 0.276, SLG: 0.435 (1, 9)	0-0 G6-4-3		0-0 FC5-4		0-0 6-3		0-0 1B		0-0 1B	4	0	1	0	0	0	3											
Mickey Klutts, R OBP: 0.221, SLG: 0.234 (8, PH) Wayne Gross, L OBP: 0.344, SLG: 0.360 (8, 5)	4-0 BB		0-0 F7		0-0 5-3 1B		0-0 1B		0-0 F7	2	0	1	0	1	0	1											
Kevin Moore, R OBP: 0.238, SLG: 0.339 (1, 3)	0-0 1-3				0-3 K		0-0 5-3 1B		0-0 F9	4	0	1	0	0	1	2											
Mike Heath, R OBP: 0.296, SLG: 0.352 (1, 2)		0-0 4-3		0-0 2B WP 1B		0-0 5-3		0-0 1-3		4	1	1	0	0	0	2											
Fred Stanley, R OBP: 0.283, SLG: 0.234 Mike Davis, L OBP: 0.406, SLG: 0.493 (9, PH)	0-0 1B		0-0 P6		0-0 L4		4-0 BB			3	0	1	0	0	0	3											
<b>Inning Stats</b>	R: 0 E: 0 K: 1 S: 5	H: 0 LOB: 0 BB: 0 P: 5	R: 0 E: 0 K: 0 S: 3	H: 1 LOB: 1 BB: 1 P: 7	R: 0 E: 0 K: 0 S: 4	H: 1 LOB: 1 BB: 0 P: 4	R: 0 E: 0 K: 0 S: 4	H: 2 LOB: 1 BB: 0 P: 4	R: 2 E: 0 K: 1 S: 8	H: 3 LOB: 1 BB: 0 P: 8	R: 1 E: 0 K: 0 S: 6	H: 3 LOB: 2 BB: 0 P: 6	R: 0 E: 0 K: 1 S: 5	H: 0 LOB: 0 BB: 0 P: 5	R: 0 E: 0 K: 1 S: 6	H: 1 LOB: 1 BB: 0 P: 6	R: 0 E: 0 K: 2 S: 7	H: 0 LOB: 1 BB: 1 P: 11	1B: 9 2B: 1 3B: 0 HR: 1	SF: 0 SAC: 0 DP: 2 HBP: 0	WP: 2 PB: 0 SB: 0 CS: 0	PA: 38					
<b>PITCHER</b>	IP	WLS	BF	H	R	ER	SO	BB	IBB	HBP	BLK	WP	HR	S	P	ERA	WHIP										
Rick Honeycutt, L ERA: 5.27 Tom Henke, R ERA: 0.75	5.1		25	10	3	3	2	1	0	0	0	2	1	28	32	5.06	2.062										

Oakland Athletics @ Texas Rangers  
Arlington Stadium, Arlington, TX  
Wed Sep 29 1982, 8:05 PM EDT  
Att: 9,510 - Unknown

AB	36
R	3
H	11
RBI	3
BB	2
SO	6
LOB	17



Batter	1	2	3	4	5	6	7	8	9	AB	R	H	RBI	BB	SO	LOB	BOTTOM										
Wayne Tolleson, S OBP: 0.169, SLG: 0.117 (1, 6)	0-0 4-3		0-0 1-3		0-0 1-3		0-0 4-3			4	0	0	0	0	0	4											
Mike Richardt, R OBP: 0.279, SLG: 0.286 (1, 4)	0-0 E 1B		0-0 5-3		0-0 1B		0-0 SH1-3 1B		0-0 SH1-3 1B	4	1	3	0	0	0	0											
George Wright, S OBP: 0.306, SLG: 0.379 (1, 8)	0-0 E8 1B			0-0 1B 2B 1B		0-3 K		0-0 SH1-3		3	1	2	0	0	1	1											
Larry Parrish, R OBP: 0.315, SLG: 0.410 (1, 9)	0-3 K			0-0 2B BB 1B		0-3 K		0-0 E S WP 1B		4	2	2	1	0	2	3											
Pete O'Brien, L OBP: 0.273, SLG: 0.373 (1, 10)	0-0 4-3			0-0 2B BB		0-0 F5		0-0 1-4-3		3	1	0	0	1	0	4											
Pat Putnam, L OBP: 0.287, SLG: 0.345 (1, 3)		0-3 K		0-0 4-3 2B		0-0 E9 2B		0-0 G3		4	0	2	3	0	1	0											
Bill Stein, R OBP: 0.299, SLG: 0.310 (1, 5)	0-0 6-3			0-0 4-3		0-0 F9		0-0 F7		4	0	0	0	0	0	2											
Terry Bogener, L OBP: 0.286, SLG: 0.316 Nick Capra, R OBP: 0.429, SLG: 0.545 (6, PH) (7, 7)	0-0 F7			0-0 BB		0-0 BB		0-0 CS S 1B		1	0	0	0	1	0	0											
Bob Johnson, R OBP: 0.175, SLG: 0.264 (1, 2)			0-3 K		0-3 K		0-0 F2		0-3 K	4	0	0	0	0	3	5											
<b>Inning Stats</b>	R: 0 E: 1 K: 1 S: 7	H: 2 LOB: 2 BB: 0 P: 7	R: 0 E: 0 K: 1 S: 5	H: 0 LOB: 0 BB: 0 P: 5	R: 0 E: 0 K: 1 S: 5	H: 0 LOB: 0 BB: 0 P: 5	R: 3 E: 0 K: 1 S: 8	H: 3 LOB: 2 BB: 2 P: 16	R: 0 E: 0 K: 2 S: 8	H: 1 LOB: 1 BB: 0 P: 8	R: 0 E: 1 K: 0 S: 4	H: 1 LOB: 2 BB: 1 P: 8	R: 2 E: 1 K: 0 S: 5	H: 2 LOB: 0 BB: 0 P: 5	R: 0 E: 0 K: 1 S: 5	H: 1 LOB: 0 BB: 0 P: 5	1B: 8 2B: 2 3B: 0 HR: 0	SF: 0 SAC: 1 DP: 0 HBP: 0	WP: 1 PB: 0 SB: 2 CS: 1	PA: 36							
<b>PITCHER</b>	IP	WLS	BF	H	R	ER	SO	BB	IBB	HBP	BLK	WP	HR	S	P	ERA	WHIP										
Steve Baker, R ERA: 4.3 Bob Ovchinko, L ERA: 5.08 Dave Beard, R ERA: 3.49 Preston Hanna, R ERA: 4.84	3.1		16	5	3	3	3	2	0	0	0	0	0	14	22	0.00	2.000										
	1.2	L	7	2	2	1	0	0	0	0	0	1	0	7	7	5.40	1.200										
	1.0		3	1	0	0	1	0	0	0	0	0	0	5	5	0.00	1.000										

Oakland Athletics @ Texas Rangers  
Arlington Stadium, Arlington, TX  
Wed Sep 29 1982, 8:05 PM EDT  
Att: 9,510 - Unknown

AB	32
R	5
H	10
RBI	4
BB	3
SO	7
LOB	19






Batter	1	2	3	4	5	6	7	8	9	AB	R	H	RBI	BB	SO	LOB	TOP		
George Wright, S OBP: 0.305, SLG: 0.378 (1, 8)	5-3		G5-4-3			F8			FC6-4 1B	4	0	1	0	0	0	1			
Bill Sample, R OBP: 0.316, SLG: 0.394 (1, 7)	E1			5-3			G5-4-3 1B		K	4	0	1	0	0	0	1	3		
Lamar Johnson, R OBP: 0.327, SLG: 0.359 (1, 10)	K			5-3			G5-4-3 1-2		K	4	0	0	0	0	0	2	5		
Larry Parrish, R OBP: 0.312, SLG: 0.406 (1, 9)	L4			1-3			G3		FC6-4 1-2	4	0	0	0	0	0	4			
Jim Sundberg, R OBP: 0.322, SLG: 0.376 (1, 2)		5-3			5-3				6-3	3	0	0	0	0	0	0			
Dave Hostetter, R OBP: 0.299, SLG: 0.434 (1, 3)		F7			K				1-3	3	0	0	0	0	1	0			
Bill Stein, R OBP: 0.295, SLG: 0.305 (1, 5)		F3			F8				F9	3	0	0	0	0	0	0			
Mike Richardt, R OBP: 0.280, SLG: 0.287 (1, 4)			5-3			P3			1B 1B	3	0	1	0	0	0	0			
Wayne Tolleson, S OBP: 0.191, SLG: 0.143 (1, 6)					5-3				1B 1-2	3	0	2	0	0	0	0			
<b>Inning Stats</b>	R: 0 E: 1 K: 1 S: 6	H: 0 LOB: 1 BB: 0 P: 6	R: 0 E: 0 K: 0 S: 3	H: 0 LOB: 0 BB: 0 P: 3	R: 0 E: 0 K: 0 S: 3	H: 1 LOB: 0 BB: 0 P: 3	R: 0 E: 0 K: 0 S: 3	H: 0 LOB: 0 BB: 0 P: 3	R: 0 E: 0 K: 1 S: 5	H: 0 LOB: 0 BB: 0 P: 5	R: 0 E: 0 K: 0 S: 3	H: 1 LOB: 0 BB: 0 P: 3	R: 0 E: 0 K: 0 S: 3	H: 0 LOB: 0 BB: 0 P: 3	R: 0 E: 0 K: 2 S: 10	H: 3 LOB: 3 BB: 0 P: 10	1B: 5 2B: 0 3B: 0 HR: 0	SF: 0 SAC: 0 DP: 2 HBP: 0	WP: 0 PA: 31 PB: 0 SB: 0 CS: 0
<b>PITCHER</b> Geoff Zahn, L ERA: 3.73 (1, 1)	IP: 9.0 WLS: W BF: 31 H: 5 R: 0 ER: 0 SO: 4 BB: 0 IBB: 0 HBP: 0 BLK: 0 WP: 0 HR: 0 S: 39 P: 39 ERA: 0.00 WHIP: 0.556															<b>PITCHER</b>			

Texas Rangers @ California Angels  
Anaheim Stadium, Anaheim, CA  
Fri Oct 01 1982, 10:05 PM EDT  
Att: 39,558 - Unknown


AB	31
R	0
H	5
RBI	0
BB	0
SO	4
LOB	13



Batter	1	2	3	4	5	6	7	8	9	AB	R	H	RBI	BB	SO	LOB	BOTTOM		
Brian Downing, R OBP: 0.366, SLG: 0.476 (1, 7)	F9						4-3			4	0	1	0	0	0	2			
Juan Beniquez, R OBP: 0.319, SLG: 0.381 (8, 9)		6-3								0	0	0	0	0	0	0			
Rod Carew, L OBP: 0.393, SLG: 0.401 (1, 3)	1-3		3-1			F8	1B 2B			4	1	1	1	0	0	1			
Fred Lynn, L OBP: 0.374, SLG: 0.510 (1, 8)	HR					F2	2B 1B			4	1	3	1	0	0	1			
Reggie Jackson, L OBP: 0.374, SLG: 0.519 (1, 9)	E4					K	1B 2B			3	0	1	1	1	1	1			
Bobby Clark, R OBP: 0.216, SLG: 0.302 (8, 7)										0	0	0	0	0	0	0			
Don Baylor, R OBP: 0.327, SLG: 0.423 (1, 10)	5-3		G4-3							4	0	0	0	0	0	5			
Doug DeCinces, R OBP: 0.369, SLG: 0.550 (1, 5)		SH1-4 SF9 1B				L8			5-3	4	1	2	0	0	0	0			
Bobby Grich, R OBP: 0.370, SLG: 0.439 (1, 4)		SH1-4 BB			4-3	F3			F8	3	0	0	0	1	0	1			
Tim Foli, R OBP: 0.271, SLG: 0.307 (1, 6)		SH1-4			6-3				P6	3	1	1	0	0	0	1			
Bob Boone, R OBP: 0.309, SLG: 0.336 (1, 2)		SF9			F7		SH1-4 1B			1	0	0	1	0	0	1			
<b>Inning Stats</b>	R: 1 E: 1 K: 0 S: 5	H: 1 LOB: 1 BB: 0 P: 5	R: 1 E: 0 K: 0 S: 4	H: 1 LOB: 1 BB: 1 P: 8	R: 0 E: 0 K: 0 S: 3	H: 1 LOB: 1 BB: 1 P: 7	R: 0 E: 0 K: 0 S: 4	H: 1 LOB: 1 BB: 0 P: 4	R: 0 E: 0 K: 1 S: 6	H: 1 LOB: 1 BB: 0 P: 6	R: 0 E: 0 K: 0 S: 3	H: 0 LOB: 0 BB: 0 P: 3	R: 2 E: 0 K: 0 S: 7	H: 4 LOB: 2 BB: 0 P: 7	R: 0 E: 0 K: 0 S: 3	H: 0 LOB: 0 BB: 0 P: 3	1B: 4 2B: 4 3B: 0 HR: 1	SF: 1 SAC: 2 DP: 1 HBP: 0	WP: 0 PA: 35 PB: 0 SB: 0 CS: 0
<b>PITCHER</b> John Butcher, R ERA: 4.87 Paul Mirabella, L ERA: 4.99 Danny Darwin, R ERA: 3.39 Jon Mattack, L ERA: 3.53 Dan Boitano, R ERA: 5.34	IP: 4.1 WLS: L BF: 20 H: 5 R: 2 ER: 2 SO: 2 BB: 1 IBB: 0 HBP: 0 BLK: 0 WP: 0 HR: 1 S: 18 P: 26 ERA: 4.15 WHIP: 1.385															<b>PITCHER</b>			

Texas Rangers @ California Angels  
Anaheim Stadium, Anaheim, CA  
Fri Oct 01 1982, 10:05 PM EDT  
Att: 39,558 - Unknown

AB	30
R	4
H	9
RBI	4
BB	2
SO	1
LOB	13





Batter	1	2	3	4	5	6	7	8	9	AB	R	H	RBI	BB	SO	LOB	TOP										
George Wright, S OBP: 0.305, SLG: 0.376	G3	P6					FC6-4			3	0	0	0	1	0	2											
Wayne Tolleson, S OBP: 0.181, SLG: 0.134	4-3		K				K			4	0	0	0	0	3	2											
Johnny Grubb, L OBP: 0.368, SLG: 0.370	4-3		6-3				CS	4-3		4	0	0	0	0	0	1											
Larry Parrish, R OBP: 0.314, SLG: 0.414		HR	6-3				F9 1B	K		4	1	2	1	0	1	0											
Pete O'Brien, L OBP: 0.271, SLG: 0.413	4-3			HR			K	K		4	1	1	1	0	2	1											
Jim Sundberg, R OBP: 0.323, SLG: 0.384		HR	6-3				FC6 1B		5-3	4	1	2	1	0	0	0											
Pat Putnam, L OBP: 0.293, SLG: 0.344		G3 1B					F9	G3		3	1	1	0	1	0	2											
Bill Stein, R OBP: 0.294, SLG: 0.300	G3						FC6			3	0	0	0	1	1	4											
Nick Capra, R OBP: 0.429, SLG: 0.545	G3		K				FC6			0	0	0	0	0	0	0											
Mike Richardt, R OBP: 0.282, SLG: 0.290										3	0	2	1	0	0	0											
Lamar Johnson, R OBP: 0.326, SLG: 0.358		2H 1B	6-3				FC6-4 1B		1-3	1	0	0	0	0	0	1											
<b>Inning Stats</b>	R: 0 E: 0 K: 0 S: 3	H: 0 LOB: 0 BB: 0 P: 3	R: 3 E: 0 K: 0 S: 7	H: 4 LOB: 1 BB: 0 P: 7	R: 0 E: 0 K: 1 S: 5	H: 0 LOB: 0 BB: 0 P: 5	R: 1 E: 0 K: 1 S: 5	H: 1 LOB: 0 BB: 1 P: 9	R: 0 E: 0 K: 1 S: 7	H: 2 LOB: 2 BB: 0 P: 7	R: 0 E: 0 K: 1 S: 5	H: 1 LOB: 0 BB: 0 P: 5	R: 0 E: 0 K: 2 S: 7	H: 0 LOB: 0 BB: 0 P: 7	R: 0 E: 0 K: 0 S: 3	H: 0 LOB: 1 BB: 1 P: 7	1B: 5 2B: 0 3B: 0 HR: 3	SF: 0 SAC: 0 DP: 0 HBP: 0	WP: 0 PB: 0 SB: 0 CS: 2	PA: 37							
<b>PITCHER</b>	IP	WLS	BF	H	R	ER	SO	BB	IBB	HBP	BLK	WP	HR	S	P	ERA	WHIP										
Ken Forsch, R ERA: 3.87	1.2		9	4	3	3	0	0	0	0	0	0	2	9	9	16.20	2.400										
Dave Goltz, R ERA: 4.12	4.1	W	18	4	1	1	4	2	0	0	0	0	1	24	32	2.08	1.385										
Luis Sanchez, R ERA: 3.21	3.0	S	9	0	0	0	3	1	0	0	0	0	0	14	18	0.00	0.333										

Texas Rangers @ California Angels  
Anaheim Stadium, Anaheim, CA  
Sat Oct 02 1982, 6:33 AM EDT  
Att: 33,405 - Unknown

AB 33  
R 4  
H 8  
RBI 4  
BB 3  
SO 7  
LOB 13



Batter	1	2	3	4	5	6	7	8	9	AB	R	H	RBI	BB	SO	LOB	BOTTOM										
Brian Downing, R OBP: 0.366, SLG: 0.477	1B	G1-2-3		P4				F9		4	1	1	0	1	0	2											
Juan Beniquez, R OBP: 0.319, SLG: 0.381	2B	BB								0	0	0	0	0	0	0											
Rod Carew, L OBP: 0.395, SLG: 0.402	CS	G1-2-3								3	1	2	1	1	0	3											
Fred Lynn, L OBP: 0.373, SLG: 0.514	2H 1B	1-2 2-3 3-H					HR	BB		4	1	1	2	0	1	4											
Reggie Jackson, L OBP: 0.374, SLG: 0.525	G3	L6					HR			4	1	2	1	0	0	0											
Bobby Clark, R OBP: 0.216, SLG: 0.302	HR		4-3				F8			0	0	0	0	0	0	0											
Doug DeCinces, R OBP: 0.369, SLG: 0.548	K		6-3					1B		4	0	1	0	0	2	1											
Don Baylor, R OBP: 0.328, SLG: 0.424	K						G5-4-3	1B		3	1	1	0	0	1	2											
Don Baylor, R OBP: 0.328, SLG: 0.424	K		HBP				G5-4-3	1B		3	1	1	0	0	1	2											
Bobby Grich, R OBP: 0.370, SLG: 0.444		HR	K					3-1		4	1	1	1	0	2	2											
Tim Foli, R OBP: 0.273, SLG: 0.308		HR						5-3		4	0	2	1	0	0	0											
Bob Boone, R OBP: 0.311, SLG: 0.338		BB 1B						5-3		4	0	2	0	0	0	1											
Bob Boone, R OBP: 0.311, SLG: 0.338		G1-2-3						1B		4	0	2	0	0	0	1											
<b>Inning Stats</b>	R: 2 E: 0 K: 2 S: 10	H: 3 LOB: 1 BB: 0 P: 10	R: 1 E: 0 K: 0 S: 5	H: 3 LOB: 2 BB: 1 P: 9	R: 0 E: 0 K: 1 S: 5	H: 0 LOB: 1 BB: 0 P: 6	R: 0 E: 0 K: 0 S: 3	H: 0 LOB: 0 BB: 0 P: 3	R: 2 E: 0 K: 0 S: 4	H: 2 LOB: 0 BB: 1 P: 8	R: 0 E: 0 K: 0 S: 4	H: 1 LOB: 1 BB: 0 P: 4	R: 0 E: 0 K: 2 S: 8	H: 2 LOB: 1 BB: 0 P: 8	R: 1 E: 0 K: 1 S: 7	H: 2 LOB: 1 BB: 0 P: 7	1B: 8 2B: 3 3B: 0 HR: 3	SF: 0 SAC: 0 DP: 3 HBP: 1	WP: 0 PB: 1 SB: 0 CS: 2	PA: 37							
<b>PITCHER</b>	IP	WLS	BF	H	R	ER	SO	BB	IBB	HBP	BLK	WP	HR	S	P	ERA	WHIP										
Charlie Hough, R ERA: 3.95	4.1	L	23	8	5	5	3	2	0	1	0	0	3	26	35	10.38	2.308										
Tom Henke, R ERA: 1.15	3.2		14	5	1	1	3	0	0	0	0	0	0	20	20	2.46	1.364										

Texas Rangers @ California Angels  
Anaheim Stadium, Anaheim, CA  
Sat Oct 02 1982, 6:33 AM EDT  
Att: 33,405 - Unknown

AB 34  
R 6  
H 13  
RBI 6  
BB 2  
SO 6  
LOB 15

