

Texas Rangers - 1983

Chicago White Sox @ Texas Rangers
 Arlington Stadium, Arlington, TX
 Tue Apr 05 1983, 7:05 PM EST
 Att. 6,342 - Unknown

livebaseballscorecards.com

AB	31
R	1
H	5
RBI	1
BB	3
SO	5
LOB	12



WP:	0	PA:	35
PB:	0		
SB:	0		
CS:	0		

AB R H RBI BB SO LOB

4	0	1	0	0	1	0
4	0	0	0	0	0	1
3	1	1	0	0	1	0
4	0	1	1	0	1	1
3	0	0	0	1	1	1
2	0	0	0	2	0	0
3	0	1	0	0	0	0
1	0	0	0	0	0	2
3	0	1	0	0	1	2
1	0	0	0	0	0	2
3	0	0	0	0	0	3

Batter	1	2	3	4	5	6	7	8	9
Tony Bernazard, S (1, 4) OBP: 0.222, SLG: 0.125	0-0 G6-4-3 1B		0-0 6-3			0-0 5-3		0-3 K	
Tom Paciorek, R (1, 3) OBP: 0.250, SLG: 0.250	0-0 G6-4-3 1-2f		0-0 F7			0-0 F7		0-0 6-3	
Harold Baines, L (1, 9) OBP: 0.500, SLG: 0.333	1-0 2B HBP			0-0 F7		0-0 1B		0-3 K	
Greg Luzinski, R (1, 10) OBP: 0.250, SLG: 0.286	0-0 1-H 2B			0-0 F7		0-3 K			0-0 4-3
Ron Kittle, R (1, 7)	0-0 5-3			0-0 5-3			0-3 K		4-0 F8 BB BB
Carlton Fisk, R (1, 2) OBP: 0.375, SLG: 0.167		0-0 F9			0-0 6-3		4-0 4-3 1B BB		4-0 1-2 BB
Vance Law, R (1, 5) OBP: 0.167, SLG: 0.167 Jerry Hairston, S (9, PH)		0-0 4-3			0-0 6-3		0-0 1-2 4-3 1B		0-0 F8 2-3
Rusty Kuntz, R (1, 8) OBP: 0.333, SLG: 0.333 Greg Walker, L (9, PH)		0-3 K			0-0 E 1B		0-0 4-3 1-2 2-3		0-0 F5
Scott Fletcher, R (1, 6)			0-0 F8			0-0 1-2 1-3			0-0 4-3

Inning Stats	R: 1	H: 2	E: 0	K: 0	S: 4	P: 5	R: 0	H: 0	E: 0	K: 1	S: 5	P: 5	R: 0	H: 0	E: 0	K: 0	S: 3	P: 3	R: 0	H: 0	E: 0	K: 0	S: 3	P: 3	R: 0	H: 1	E: 1	K: 0	S: 4	P: 4	R: 0	H: 1	E: 0	K: 1	S: 6	P: 6	R: 0	H: 1	E: 0	K: 1	S: 6	P: 10	R: 0	H: 0	E: 0	K: 2	S: 7	P: 7	R: 0	H: 0	E: 0	K: 0	S: 3	P: 11	1B: 4	2B: 1	3B: 0	HR: 0	SF: 0	SAC: 0	DP: 1	HBP: 1	WP: 0	PA: 35
--------------	------	------	------	------	------	------	------	------	------	------	------	------	------	------	------	------	------	------	------	------	------	------	------	------	------	------	------	------	------	------	------	------	------	------	------	------	------	------	------	------	------	-------	------	------	------	------	------	------	------	------	------	------	------	-------	-------	-------	-------	-------	-------	--------	-------	--------	-------	--------

PITCHER	IP	WLS	BF	H	R	ER	SO	BB	IBB	HBP	BLK	WP	HR	S	P	ERA	WHIP
Jon Mattack, L (1, 1) ERA: 1.42	6.1	W	25	5	1	1	3	1	0	1	0	0	0	29	34	1.42	0.947
Mike Mason, L (7, 1) ERA:	2.0		8	0	0	0	2	2	0	0	0	0	0	10	18	0.00	1.000
Odell Jones, R (9, 1) ERA:	0.2	S	2	0	0	0	0	0	0	0	0	0	0	2	2	0.00	0.000

Batter	1	2	3	4	5	6	7	8	9	AB R H RBI BB SO LOB	TOP
Tony Bernazard, S (1, 4) OBP: 0.385, SLG: 0.417	0-0 G4-6-3 1B		0-0 E8 2B		0-0 E9 1B		0-3 K 1-2			4 0 3 1 0 1 1	
Tom Paciorek, R (1, 3) OBP: 0.167, SLG: 0.167	0-3 K		0-0 6-3		0-0 3-1			0-0 F8		4 0 0 0 0 1 4	
Harold Baines, L (1, 9) OBP: 0.333, SLG: 0.200	0-0 G4-6-3 1-2f			0-0 4-3		0-0 4-3		0-0 1-3		4 0 0 0 0 0 1	
Greg Luzinski, R (1, 10) OBP: 0.250, SLG: 0.200		0-0 5-3		0-0 1-3		0-0 5-3		4-0 BB		3 0 0 0 1 0 0	
Ron Kittle, R (1, 7) OBP: 0.333, SLG: 0.375		0-0 5-3		0-0 FC6-4 1B		0-0 2B		0-0 F5		4 0 2 0 0 0 1	
Carlton Fisk, R (1, 2) OBP: 0.250, SLG: 0.100		0-0 F9		0-0 FC6-4 1-2f		0-0 F9		0-0 F5		4 0 0 0 0 0 2	
Vance Law, R (1, 5) OBP: 0.222, SLG: 0.222 Mike Squires, L (9, PH)			0-0 6-3 E 1B		0-0 4-3		0-0 L1		0-0 F7	3 1 1 0 0 0 0 1 0 0 0 0 0 0	AB 34 R 1 H 8 RBI 1 BB 1 SO 3 LOB 12
Rusty Kuntz, R (1, 8) OBP: 0.333, SLG: 0.333 Jerry Hairston, S (9, PH)			0-0 6-3 1-2		0-0 E 1B		0-3 K		0-0 3-1	3 0 1 0 0 1 1 1 0 0 0 0 0 0	
Scott Fletcher, R (1, 6) OBP: 0.222, SLG: 0.125			0-0 6-3 2-3		0-0 F7		0-0 S 1B			3 0 1 0 0 0 2	
Inning Stats	R: 0 H: 1 E: 0 LOB: 0 K: 1 BB: 0 S: 5 P: 5	R: 0 H: 0 E: 0 LOB: 0 K: 0 BB: 0 S: 3 P: 3	R: 1 H: 2 E: 1 LOB: 1 K: 0 BB: 0 S: 5 P: 5	R: 0 H: 1 E: 0 LOB: 1 K: 0 BB: 0 S: 4 P: 4	R: 0 H: 2 E: 1 LOB: 2 K: 0 BB: 0 S: 5 P: 5	R: 0 H: 1 E: 0 LOB: 1 K: 0 BB: 0 S: 4 P: 4	R: 0 H: 1 E: 0 LOB: 1 K: 2 BB: 0 S: 8 P: 8	R: 0 H: 0 E: 0 LOB: 1 K: 0 BB: 1 S: 3 P: 7	R: 0 H: 0 E: 0 LOB: 0 K: 0 BB: 0 S: 3 P: 3	1B: 6 SF: 0 2B: 2 SAC: 0 3B: 0 DP: 1 HR: 0 HBP: 0	WP: 0 PA: 35 PB: 0 SB: 1 CS: 0
PITCHER Rick Honeycutt, L (1, 1) ERA: 1.29 Dave Tobik, R (8, 1) ERA:	IP WLS BF H R ER SO BB IBB HBP BLK WP HR S P ERA WHIP	7.0 W 28 8 1 1 3 0 0 0 0 0 0 0 34 34 1.29 1.143	2.0 S 7 0 0 0 0 1 0 0 0 0 0 0 6 10 0.00 0.500								

Chicago White Sox @ Texas Rangers
Arlington Stadium, Arlington, TX
Wed Apr 06 1983, 7:05 PM EST
Att. 6,912 - Unknown

livebaseballscorecards.com



Batter	1	2	3	4	5	6	7	8	9	AB	R	H	RBI	BB	SO	LOB
Bill Sample, R (1, 7) OBP: 0.412, SLG: 0.400	0-0 F6		0-0 F4		0-0 6-3		4-0 BB	0-0 F5		4	0	0	0	1	0	3
Mike Richardt, R (1, 4) OBP: 0.176, SLG: 0.412	0-0 CS 1B		0-0 6-3		0-0 2B		0-0 F7		0-0 6-3	5	0	2	0	0	0	2
Buddy Bell, R (1, 5) OBP: 0.235, SLG: 0.294	0-0 F8 1-2		0-3 K		0-3 K		0-3 K	0-3 K	0-0 6-3	5	0	0	0	0	3	2
Dave Hostetter, R (1, 10) OBP: 0.294, SLG: 0.143		4-0 WP 6-3 BB		0-3 K		0-3 K		0-0 1-3 1B	0-0 1-3	4	2	1	0	1	2	1
Larry Parrish, R (1, 9) OBP: 0.333, SLG: 0.538		4-0 WP 1-2 1B BB		0-3 K		4-0 BB		0-0 1-3		2	1	0	0	2	1	1
Pete O'Brien, L (1, 3) OBP: 0.286, SLG: 0.167		0-3 K 1-2 2-3		0-0 F8		0-0 F8		0-0 2B 1B		4	1	1	1	0	1	4
Jim Sundberg, R (1, 2) OBP: 0.200, SLG: 0.300		0-0 6-3		0-3 K		0-0 F7		0-0 1B 2B		4	1	1	2	0	1	1
George Wright, S (1, 8) OBP: 0.286, SLG: 0.357		0-0 FC5-4 2-H 1B		0-0 1-3		0-0 S 1B		0-0 2-H 1B		4	0	3	2	0	0	0
Bucky Dent, R (1, 6) OBP: 0.250, SLG: 0.333		0-0 FC5-4		0-0 2B		0-0 F7		4-0 IBB		3	0	1	0	0	0	2
Larry Bittner, L (8, PH) OBP: 0.667, SLG: 1.500		1-2								0	0	0	0	1	0	0
Wayne Tolleson, S (8, PR)										0	0	0	0	0	0	0
										0	0	0	0	0	0	0

Inning Stats	R: 0	H: 1	R: 2	H: 1	R: 0	H: 0	R: 0	H: 1	R: 0	H: 1	R: 3	H: 4	R: 0	H: 0	1B: 6	SF: 0
	E: 0	LOB: 0	E: 0	LOB: 1	E: 0	LOB: 0	E: 0	LOB: 2	E: 0	LOB: 1	E: 0	LOB: 2	E: 0	LOB: 0	2B: 3 <td>SAC: 0</td>	SAC: 0
	K: 0	BB: 0	K: 1	BB: 2	K: 1	BB: 0	K: 2	BB: 1	K: 0	BB: 1	K: 1	BB: 1	K: 0	BB: 0	3B: 0	DP: 0
	S: 3	P: 3	S: 6	P: 14	S: 5	P: 5	S: 7	P: 7	S: 8	P: 6	S: 9	P: 13	S: 3	P: 3	HR: 0	HBP: 0

PITCHER	IP	WLS	BF	H	R	ER	SO	BB	IBB	HBP	BLK	WP	HR	S	P	ERA	WHIP
Mike Brown, R (1, 1) ERA: 3.0	6.0		24	4	2	2	7	3	0	0	0	1	0	35	47	3.00	1.167
Mark Clear, R (7, 1) ERA: 16.2	1.2		11	5	3	3	1	1	0	0	0	0	0	12	16	16.20	3.600
Luis Aponte, R (8, 1) ERA:	1.1	W	5	0	0	0	0	0	1	0	0	0	0	4	8	0.00	0.000


BOTTOM

Boston Red Sox @ Texas Rangers
Arlington Stadium, Arlington, TX

Fri Apr 08 1983, 7:05 PM EST
Att. 7,726 - Unknown

AB	35
R	5
H	9
RBI	5
BB	5
SO	8
LOB	16



Batter	1	2	3	4	5	6	7	8	9	AB R H RBI BB SO LOB	TOP														
Wade Boggs, L (1, 5) OBP: 0.579, SLG: 0.688	0-0 F7		0-0 1B		0-3 K		0-0 1B		0-0 6-3	5 0 2 0 0 1 1	<p>Boston Red Sox @ Texas Rangers Arlington Stadium, Arlington, TX</p> <p>Sat Apr 09 1983, 7:05 PM EST Att. 20,850 - Unknown</p> <p>livebaseballscorecards.com</p> <table border="1"> <tr><td>AB</td><td>36</td></tr> <tr><td>R</td><td>3</td></tr> <tr><td>H</td><td>10</td></tr> <tr><td>RBI</td><td>3</td></tr> <tr><td>BB</td><td>3</td></tr> <tr><td>SO</td><td>5</td></tr> <tr><td>LOB</td><td>19</td></tr> </table> 	AB	36	R	3	H	10	RBI	3	BB	3	SO	5	LOB	19
AB	36																								
R	3																								
H	10																								
RBI	3																								
BB	3																								
SO	5																								
LOB	19																								
Dwight Evans, R (1, 9) OBP: 0.421, SLG: 0.588	0-0 G3		0-3 K		0-0 1B		0-0 G6-4-3		0-0 5-3	5 0 1 0 0 1 5															
Jim Rice, R (1, 7) OBP: 0.333, SLG: 0.214	0-3 K			0-0 2B	0-3 K			0-0 E6	0-0 1B	5 1 2 0 0 2 2															
Tony Armas, R (1, 8) OBP: 0.111, SLG: 0.059		1-0 HBP		0-3 K		0-0 F8		0-0 G6-4-3	0-0 F8	4 0 0 0 0 1 3															
Carl Yastrzemski, L (1, 10) OBP: 0.294, SLG: 0.267	0-0 F7			0-0 F8		0-0 F7		0-0 2B		4 1 1 0 0 0 2															
Dave Stapleton, R (1, 3) OBP: 0.529, SLG: 1.000	0-0 G1-6-3			0-0 2B		0-0 5-3		4-0 2B		3 1 1 1 1 0 1															
Rich Gedman, L (1, 2) OBP: 0.353, SLG: 0.375			0-0 F9	0-0 4-3			0-0 1B	0-0 2B		4 0 2 2 0 0 1															
Glenn Hoffman, R (1, 6) OBP: 0.467, SLG: 0.462			0-0 1-3		0-0 4-3		4-0 1B	4-0 BB		2 0 0 0 2 0 0															
Julio Valdez, S (1, 4) OBP: 0.083, SLG: 0.083			0-0 E3		0-0 1B		0-0 F9	0-0 4-3		3 0 1 0 0 0 2															
Rick Miller, L (8, PH)										1 0 0 0 0 0 2															
Marty Barrett, R (8, 4)										0 0 0 0 0 0 0															
Inning Stats	R: 0 E: 0 K: 1 S: 5	H: 0 LOB: 0 BB: 0 P: 5	R: 0 E: 0 K: 0 S: 2	H: 0 LOB: 0 BB: 0 P: 3	R: 0 E: 1 K: 1 S: 7	H: 1 LOB: 2 BB: 0 P: 7	R: 1 E: 0 K: 1 S: 7	H: 2 LOB: 1 BB: 0 P: 7	R: 0 E: 0 K: 2 S: 9	H: 2 LOB: 2 BB: 0 P: 9	R: 0 E: 0 K: 0 S: 3	H: 0 LOB: 0 BB: 0 P: 3	R: 0 E: 0 K: 0 S: 4	H: 2 LOB: 2 BB: 1 P: 8	R: 2 E: 1 K: 0 S: 5	H: 2 LOB: 2 BB: 2 P: 13	R: 0 E: 0 K: 0 S: 4	H: 1 LOB: 1 BB: 0 P: 4	1B: 6 2B: 4 3B: 0 HR: 0	SF: 0 SAC: 0 DP: 3 HBP: 1	WP: 0 PB: 0 SB: 0 CS: 0	PA: 40			
PITCHER	IP WLS BF H R ER SO BB IBB HBP BLK WP HR S P ERA WHIP																								
Mike Smithson, R (1, 1) ERA: 2.77	7.0 W 29 7 1 1 5 1 0 1 0 0 0 0 37 42 1.29 1.143																								
Dave Tobik, R (8, 1) ERA: 4.5	2.0 11 3 2 2 0 2 0 0 0 0 0 0 9 17 9.00 2.500																								

Batter	1	2	3	4	5	6	7	8	9
Bill Sample, R OBP: 0.409, SLG: 0.474 (1, 7)	4-0 1B 3B BB	0-0 6-3		0-0 4-3		0-0 1B 3B		0-0 F4	
Mike Richardt, R OBP: 0.273, SLG: 0.500 (1, 4)	0-0 3B 1B	0-0 F9		0-0 2B 2B		0-0 F8		0-0 WP E 1B	
Buddy Bell, R OBP: 0.227, SLG: 0.273 (1, 5)	0-3 K	0-3 K		0-0 6-3		0-0 E BB 1B		0-0 F9	
Dave Hostetter, R OBP: 0.455, SLG: 0.438 (1, 10)	0-0 1B 3B		4-0 FC6-4 SF8 BB BB	0-0 2B		4-0 E BB		4-0 E BB	
Larry Parrish, R OBP: 0.350, SLG: 0.438 (1, 9)	4-0 2B BB		4-0 FC6-4 BB	0-0 F7		0-0 E5 FC6-4		0-0 E8	
Bob Johnson, R OBP: 0.375, SLG: 0.167 (1, 3)	0-0 2B 1B		0-0 FC6-4		0-0 F8	0-0 FC6-4		0-3 K	
Jim Sundberg, R OBP: 0.214, SLG: 0.385 (1, 2)	0-0 2B		0-0 SF8		0-0 5-3		0-0 6-3		
George Wright, S OBP: 0.222, SLG: 0.278 (1, 8)	0-0 6-3		0-0 F8		0-3 K		0-3 K		
Bucky Dent, R OBP: 0.250, SLG: 0.375 (1, 6)	0-0 6-3			0-0 4-3 2B 2B		0-0 F8		0-0 4-3	

Inning Stats	R: 4	H: 4	R: 0	H: 0	R: 1	H: 0	R: 2	H: 3	R: 0	H: 0	R: 1	H: 2	R: 0	H: 0	R: 2	H: 1	
E: 0	LOB: 2	E: 0	LOB: 0	E: 0	LOB: 1	E: 0	LOB: 1	E: 0	LOB: 0	E: 1	LOB: 3	E: 0	LOB: 0	E: 1	LOB: 1	E: 1	LOB: 1
K: 1	BB: 2	K: 1	BB: 0	K: 1	BB: 2	K: 0	BB: 0	K: 1	BB: 0	K: 1	BB: 1	K: 1	BB: 0	K: 1	BB: 1	K: 1	BB: 1
S: 9	P: 17	S: 5	P: 5	S: 3	P: 11	S: 6	P: 6	S: 5	P: 5	S: 6	P: 10	S: 5	P: 5	S: 7	P: 11	S: 7	P: 11

PITCHER	IP	WLS	BF	H	R	ER	SO	BB	IBB	HBP	BLK	WP	HR	S	P	ERA	WHIP
Bob Ojeda, L ERA: 15.0	(1, 1)	3.0	L	17	4	5	5	2	4	0	0	0	0	17	33	15.00	2.667
Doug Bird, R ERA: 6.75	(4, 1)	4.0		19	5	3	3	2	1	0	0	0	0	22	26	6.75	1.500
John Henry Johnson, L ERA:	(8, 1)	1.0		6	1	2	0	1	1	0	0	1	0	7	11	0.00	2.000

AB R H RBI BB SO LOB

4	2	1	0	1	0	1
5	3	3	1	0	0	1
5	0	1	1	0	2	4
2	3	2	3	3	0	0
3	1	0	0	2	0	3
5	0	1	1	0	1	6
3	0	1	2	0	0	0
4	0	0	0	0	2	3
4	1	1	0	0	0	2

1B: 4	SF: 1	WP: 1	PA: 42
2B: 4	SAC: 0	PB: 0	
3B: 2	DP: 0	SB: 0	
HR: 0	HBP: 0	CS: 0	

Boston Red Sox @ Texas Rangers
Arlington Stadium, Arlington, TX
Sat Apr 09 1983, 7:05 PM EST
Att. 20,850 - Unknown

livebaseballscores.com

AB	35
R	10
H	10
RBI	8
BB	6
SO	5
LOB	20



Batter	1	2	3	4	5	6	7	8	9
Mickey Rivers, L (1, 10) OBP: 0.400, SLG: 0.400	0-0 3-1		0-0 F6		0-0 CS 1B		0-0 F6	0-0 1-3 3-H 1B	
Mike Richardt, R (1, 4) OBP: 0.269, SLG: 0.538 Bucky Dent, R (8, 6) OBP: 0.235, SLG: 0.353	0-0 5-3		0-0 SF8 1-H 2-H 3B		0-0 F9 1-2		0-0 E6 S 1B	0-0 F4	
Bill Sample, R (1, 7) OBP: 0.385, SLG: 0.455	0-0 F8		0-0 SF8 3-H		0-3 K		0-0 1-H 1B		
Larry Bittner, L (1, 9) OBP: 0.571, SLG: 0.833		0-0 G1	0-0 HR 1B		0-0 G3 1B		0-0 F7		
Buddy Bell, R (1, 5) OBP: 0.269, SLG: 0.423		0-0 1-3	0-0 1-H HR		0-0 F8			0-0 6-3 1B 1B	
Pete O'Brien, L (1, 3) OBP: 0.278, SLG: 0.188		0-0 1B	0-0 P3		0-0 G3 1-2		0-0 F8		
Jim Sundberg, R (1, 2) OBP: 0.167, SLG: 0.294		0-0 L3		0-3 K		0-0 5-3		0-0 6-3 1-2	
George Wright, S (1, 8) OBP: 0.318, SLG: 0.333			0-0 E 3B 1B		0-0 F7		0-0 6-3 E 1B	4-0 1B 1B IBB	
Wayne Tolleson, S (1, 6) (8, 4) Bill Stein, R (8, PH) OBP: 1.000, SLG: 1.000 Jim Anderson, R (9, 4)			0-0 E4 1-2 3B		0-0 F7		0-0 6-3 1-2	0-0 1B 1-3 2-H 1B	

Inning Stats	R: 0 E: 0 K: 0 S: 3	H: 0 LOB: 0 BB: 0 P: 3	R: 0 E: 0 K: 0 S: 4	H: 1 LOB: 1 BB: 0 P: 4	R: 5 E: 1 K: 0 S: 8	H: 4 LOB: 0 BB: 0 P: 8	R: 0 E: 0 K: 1 S: 5	H: 0 LOB: 0 BB: 0 P: 5	R: 0 E: 0 K: 1 S: 5	H: 1 LOB: 0 BB: 0 P: 5	R: 0 E: 0 K: 0 S: 4	H: 1 LOB: 1 BB: 0 P: 4	R: 2 E: 1 K: 0 S: 6	H: 2 LOB: 1 BB: 0 P: 6	R: 2 E: 0 K: 0 S: 6	H: 3 LOB: 2 BB: 1 P: 10
1B: 10 2B: 0 3B: 1 HR: 1	SF: 1 SAC: 0 DP: 0 HBP: 0	WP: 0 PB: 0 SB: 1 CS: 1	PA: 38													

PITCHER	IP	WLS	BF	H	R	ER	SO	BB	IBB	HBP	BLK	WP	HR	S	P	ERA	WHIP
Dennis Eckersley, R (1, 1) ERA: 7.2	6.0		25	7	5	1	2	0	0	0	0	0	1	29	29	1.50	1.167
Bob Stanley, R (7, 1) ERA: 3.86	2.0	L	13	5	4	2	0	0	1	0	0	0	0	12	16	9.00	2.500

BOTTOM

Boston Red Sox @ Texas Rangers
Arlington Stadium, Arlington, TX

Sun Apr 10 1983, 4:33 AM EST
Att. 18,597 - Unknown

AB	R	H	RBI	BB	SO	LOB
5	0	2	1	0	0	3
4	2	1	2	0	0	1
1	0	0	0	0	0	2
3	0	1	2	0	1	0
4	1	2	0	0	0	1
4	2	2	2	0	0	1
4	0	1	0	0	0	2
4	0	0	0	0	1	3
3	3	2	0	1	0	0
3	1	0	0	0	0	2
1	0	1	1	0	0	0
0	0	0	0	0	0	0

AB	36
R	9
H	12
RBI	8
BB	1
SO	2
LOB	15



Batter	1	2	3	4	5	6	7	8	9	AB R H RBI BB SO LOB	TOP											
Bill Sample, R (1, 7) OBP: 0.355, SLG: 0.407	0-0 F3		0-0 5-3		0-0 G1-2-3 1B		0-0 F8		0-0 F6	5 0 1 0 0 0 2												
Mike Richardt, R (1, 4) OBP: 0.267, SLG: 0.500	0-0 F9		0-0 S 1B		0-0 F4		0-0 L1-3			4 0 1 0 0 0 3												
Buddy Bell, R (1, 5) OBP: 0.300, SLG: 0.433	0-0 1B		0-3 K		0-0 1B			0-0 F4		4 0 2 0 0 1 1												
Dave Hostetter, R (1, 10) OBP: 0.500, SLG: 0.611	0-3 K			0-0 HR	4-0 BB			4-0 BB		2 1 1 2 2 1 1												
Larry Parrish, R (1, 9) OBP: 0.333, SLG: 0.368		0-3 K		4-0 5-3 BB	0-0 G1-2-3			0-0 F9		3 0 0 0 1 1 4												
Pete O'Brien, L (1, 3) OBP: 0.273, SLG: 0.158		4-0 S BB		0-0 F8		0-0 4-1		0-0 F8		3 0 0 0 1 0 2												
Jim Sundberg, R (1, 2) OBP: 0.136, SLG: 0.238		0-0 F7		0-0 5-3		0-0 6-3			0-0 5-3	4 0 0 0 0 0 2												
George Wright, S (1, 8) OBP: 0.269, SLG: 0.280		0-0 F4		0-0 G3		0-0 F8			0-3 K	4 0 0 0 0 1 2												
Bucky Dent, R (1, 6) OBP: 0.286, SLG: 0.381			0-3 K		0-0 1B BB 1B		0-0 L1-3 1B		0-0 F9	4 1 2 0 0 1 1												
Inning Stats	R: 0 E: 0 K: 1 S: 6	H: 1 LOB: 1 BB: 0 P: 6	R: 0 E: 0 K: 1 S: 5	H: 0 LOB: 1 BB: 1 P: 9	R: 0 E: 0 K: 2 S: 8	H: 1 LOB: 1 BB: 0 P: 8	R: 1 E: 0 K: 0 S: 4	H: 1 LOB: 1 BB: 1 P: 8	R: 1 E: 0 K: 0 S: 5	H: 3 LOB: 2 BB: 1 P: 9	R: 0 E: 0 K: 0 S: 3	H: 0 LOB: 0 BB: 0 P: 3	R: 0 E: 0 K: 0 S: 3	H: 1 LOB: 0 BB: 0 P: 3	R: 0 E: 0 K: 0 S: 3	H: 0 LOB: 1 BB: 1 P: 7	R: 0 E: 0 K: 1 S: 6	H: 0 LOB: 1 BB: 0 P: 6	1B: 6 2B: 1 3B: 0 HR: 1	SF: 0 SAC: 0 DP: 2 HBP: 0	WP: 1 PB: 0 SB: 2 CS: 0	PA: 37
PITCHER	IP WLS BF H R ER SO BB IBB HBP BLK WP HR S P ERA WHIP												PITCHER	IP WLS BF H R ER SO BB IBB HBP BLK WP HR S P ERA WHIP								
Bert Blyleven, R (1, 1) ERA: 3.97	7.0 L 29 7 2 2 4 3 0 0 0 0 0 1 34 46 2.57 1.429																					
Dan Spillner, R (8, 1) ERA:	2.0 8 0 0 0 1 1 0 0 0 1 0 9 13 0.00 0.500																					

Texas Rangers @ Cleveland Indians
Cleveland Municipal Stadium, Cleveland, OH
Tue Apr 12 1983, 3:33 AM EST
Att. 5,133 - Unknown

livebaseballscorecards.com

AB	33
R	2
H	7
RBI	2
BB	4
SO	5
LOB	18



Batter	1	2	3	4	5	6	7	8	9	AB R H RBI BB SO LOB	TOP	
Mickey Rivers, L (1, 10) OBP: 0.375, SLG: 0.375	0-0 4-3	0-0 1-2 PB 1B			0-0 SH2-3		0-0 1-2 CS	0-0 1-3		3 0 1 0 0 0 0		
Mike Richardt, R (1, 4) OBP: 0.235, SLG: 0.455	0-0 6-3	0-3 K			0-0 SF8			0-0 F8		3 0 0 1 0 1 2		
Bill Sample, R (1, 7) OBP: 0.343, SLG: 0.387	0-0 FC6-4 1B			0-0 5-3	0-0 4-3			0-3 K		4 0 1 0 0 1 0		
Larry Bittner, L (1, 9) OBP: 0.364, SLG: 0.500	0-0 FC6-4 1-2f			0-0 F8		0-0 F7		0-0 F7		4 0 0 0 0 0 1		
Buddy Bell, R (1, 5) OBP: 0.294, SLG: 0.412		0-0 FC2-5 1B 1B		0-3 K		0-0 5-3		0-0 6-3		4 0 1 0 0 1 0		
Pete O'Brien, L (1, 3) OBP: 0.308, SLG: 0.182		0-0 WP 1-2 1B 1B		0-3 K		0-0 4-3		4-0 WP BB		3 1 1 0 1 1 0		
Jim Sundberg, R (1, 2) OBP: 0.154, SLG: 0.240		0-0 FC2-5 1-2 2-3f 1B		0-0 FC4-6 1B		0-0 6-3		0-0 4-3		4 1 1 0 0 0 3		
George Wright, S (1, 8) OBP: 0.310, SLG: 0.321		0-0 FC3-6 1-H 2-H 1B		0-0 FC4-6 1-2f CS		0-0 FC6-4 1B				3 0 2 2 0 0 1		
Bucky Dent, R (1, 6) OBP: 0.292, SLG: 0.417		0-0 FC3-6 PB 1-2f 1B		0-0 CS	0-0 SH2-3 SF8 2B		0-0 FC6-4 1-2f CS			3 1 1 0 0 0 2		
Inning Stats	R: 0 E: 0 K: 0 S: 4 H: 1 LOB: 1 BB: 0 P: 4	R: 2 E: 0 K: 1 S: 9 H: 4 LOB: 2 BB: 0 P: 9	R: 0 E: 0 K: 1 S: 5 H: 0 LOB: 0 BB: 0 P: 5	R: 0 E: 0 K: 1 S: 5 H: 1 LOB: 0 BB: 0 P: 5	R: 1 E: 0 K: 0 S: 4 H: 1 LOB: 0 BB: 0 P: 4	R: 0 E: 0 K: 0 S: 3 H: 0 LOB: 0 BB: 0 P: 3	R: 0 E: 0 K: 0 S: 3 H: 1 LOB: 0 BB: 0 P: 3	R: 0 E: 0 K: 1 S: 5 H: 0 LOB: 0 BB: 0 P: 5	R: 0 E: 0 K: 0 S: 3 H: 0 LOB: 1 BB: 1 P: 7	1B: 7 2B: 1 3B: 0 HR: 0 SF: 1 SAC: 1 DP: 0 HBP: 0	WP: 2 PB: 1 SB: 0 CS: 2 PA: 36	
PITCHER	IP WLS BF H R ER SO BB IBB HBP BLK WP HR S P ERA WHIP											
Len Barker, R (1, 1) ERA: 2.4	8.0 W 30 8 3 3 4 0 0 0 0 1 0 38 38 3.38 1.000											
Dan Spillner, R (9, 1) ERA:	1.0 S 4 0 0 0 0 1 0 0 0 1 0 3 7 0.00 1.000											

Texas Rangers @ Cleveland Indians
Cleveland Municipal Stadium, Cleveland, OH
Wed Apr 13 1983, 3:33 AM EST
Att. 4,078 - Unknown

livebaseballscorecards.com

AB	31
R	3
H	8
RBI	3
BB	1
SO	4
LOB	9



Batter	1	2	3	4	5	6	7	8	9	AB R H RBI BB SO LOB
Bill Sample, R (1, 7) OBP: 0.350, SLG: 0.500	0-0 HR		0-3 K		0-0 FC5-4 1B		0-0 1-H 2B		0-0 P3	5 1 2 1 0 1 3
Mike Richardt, R (1, 4) OBP: 0.263, SLG: 0.459	0-0 F6		0-0 F8		0-0 1-2 1B			0-0 1B 1B		4 0 2 0 0 0 1
Buddy Bell, R (1, 5) OBP: 0.263, SLG: 0.368	0-0 6-3		0-0 FC6-4 1-2f		0-0 F8			0-0 F2		4 0 0 0 0 0 4
Dave Hostetler, R (1, 10) OBP: 0.467, SLG: 0.545	0-3 K			0-0 1B		0-0 F9		0-0 F9		4 0 1 0 0 1 1
Pete O'Brien, L (1, 3) OBP: 0.300, SLG: 0.192		0-0 E4		0-0 F7		0-0 L4		0-0 1-2 1B		4 0 1 0 0 0 1
Larry Parrish, R (1, 9) OBP: 0.266, SLG: 0.304		0-0 F7		0-0 F8		0-0 5-3		0-0 6-3		4 0 0 0 0 0 4
Jim Sundberg, R (1, 2) OBP: 0.138, SLG: 0.214		0-0 F8		0-0 F4			0-0 F3		0-0 6-3	3 0 0 0 0 0 2
Mickey Rivers, L (9, PH) OBP: 0.333, SLG: 0.333										1 0 0 0 0 0 0
George Wright, S (1, 8) OBP: 0.333, SLG: 0.323		0-0 F8			0-0 6-3		0-0 2B 1B		4-0 FC4-6 BB	3 0 1 0 1 0 1
Bucky Dent, R (1, 6) OBP: 0.346, SLG: 0.440			4-0 FC6-4 BB		0-0 FC5-4 1B		0-0 F7		0-0 FC4-6	1 0 1 0 1 0 0
Wayne Tolleson, S (5, 6)										1 0 0 0 0 0 1
Larry Biittner, L (9, PH) OBP: 0.333, SLG: 0.455									1-2f	1 0 0 0 0 0 1

Texas Rangers @ Boston Red Sox
 Fenway Park, Boston, MA
 Fri Apr 15 1983, 6:05 PM EST
 Att. 13,553 - Unknown - 46 F

livebaseballscorecards.com

AB	35
R	1
H	8
RBI	1
BB	2
SO	2
LOB	19



Inning Stats	R: 1	H: 1	E: 0	K: 1	S: 6	P: 6	R: 0	H: 0	E: 1	K: 0	S: 4	P: 4	R: 0	H: 0	E: 0	K: 1	S: 5	P: 9	R: 0	H: 1	E: 0	K: 0	S: 4	P: 4	R: 0	H: 2	E: 0	K: 0	S: 5	P: 5	R: 0	H: 0	E: 0	K: 0	S: 3	P: 3	R: 0	H: 2	E: 0	K: 0	S: 4	P: 4	R: 0	H: 2	E: 0	K: 0	S: 5	P: 5	R: 0	H: 0	E: 0	K: 0	S: 3	P: 7	1B: 6	2B: 1	3B: 0	HR: 1	SF: 0	SAC: 0	DP: 0	HBP: 0	WP: 0	PA: 37
--------------	------	------	------	------	------	------	------	------	------	------	------	------	------	------	------	------	------	------	------	------	------	------	------	------	------	------	------	------	------	------	------	------	------	------	------	------	------	------	------	------	------	------	------	------	------	------	------	------	------	------	------	------	------	------	-------	-------	-------	-------	-------	--------	-------	--------	-------	--------

PITCHER	IP	WLS	BF	H	R	ER	SO	BB	IBB	HBP	BLK	WP	HR	S	P	ERA	WHIP
Dennis Eckersley, R (1, 1) ERA: 4.76	7.0	W	28	6	1	1	2	1	0	0	0	0	1	31	35	1.29	1.000
Bob Stanley, R (8, 1) ERA: 2.84	2.0	S	9	2	0	0	0	1	0	0	0	0	0	8	12	0.00	1.500

PITCHER	IP	WLS	BF	H	R	ER	SO	BB	IBB	HBP	BLK	WP	HR	S	P	ERA	WHIP
---------	----	-----	----	---	---	----	----	----	-----	-----	-----	----	----	---	---	-----	------

Batter	1	2	3	4	5	6	7	8	9	AB R H RBI BB SO LOB	TOP											
Bill Sample, R (1, 7) OBP: 0.341, SLG: 0.475	0-3 K		0-0 F3		0-0 E5			0-0 F9 2B 1B		4 1 1 0 0 1 2												
Mike Richardt, R (1, 4) OBP: 0.262, SLG: 0.439	0-3 K		0-0 FC6-4 1-2f 2-3		0-0 L4			0-0 2B 1B		4 0 1 0 0 1 3												
Buddy Bell, R (1, 5) OBP: 0.262, SLG: 0.357	0-0 1B		0-0 6-3				0-0 F8	0-0 F9		4 0 1 0 0 0 4												
Dave Hostetler, R (1, 10) OBP: 0.471, SLG: 0.577	0-3 K			0-3 K		0-0 G5-4-3 1B		0-0 1-3 3-H 2B		4 0 2 1 0 2 1												
Larry Parrish, R (1, 9) OBP: 0.250, SLG: 0.259		0-0 L7		0-3 K		0-0 G5-4-3 1B		0-0 F8		4 0 0 0 0 1 3												
Bob Johnson, R (1, 3) OBP: 0.364, SLG: 0.333		0-3 K		0-0			0-0 4-3		0-0 F5	3 0 1 0 0 1 0												
Pete O'Brien, L (8, 3) OBP: 0.290, SLG: 0.185										1 0 0 0 0 0 0												
Jim Sundberg, R (1, 2) OBP: 0.121, SLG: 0.188		0-0 6-3		0-0 F9			0-0 F8		0-3 K	4 0 0 0 0 1 1												
George Wright, S (1, 8) OBP: 0.324, SLG: 0.314			0-0 FC6-4 1B		0-3 K		0-3 K		0-3 K	4 0 1 0 0 3 0												
Wayne Tolleson, S (1, 6) OBP: 0.143, SLG: 0.143			0-0 FC6-4 1B		0-0 F9			0-0 F8		3 0 1 0 0 0 0												
Inning Stats	R: 0 E: 0 K: 3 S: 10	H: 1 LOB: 1 BB: 0 P: 10	R: 0 E: 0 K: 1 S: 5	H: 0 LOB: 0 BB: 0 P: 5	R: 0 E: 0 K: 0 S: 5	H: 2 LOB: 2 BB: 0 P: 5	R: 0 E: 0 K: 2 S: 8	H: 1 LOB: 1 BB: 0 P: 8	R: 0 E: 1 K: 1 S: 6	H: 0 LOB: 1 BB: 0 P: 6	R: 0 E: 0 K: 0 S: 3	H: 1 LOB: 0 BB: 0 P: 3	R: 0 E: 0 K: 1 S: 5	H: 0 LOB: 0 BB: 0 P: 5	R: 1 E: 0 K: 0 S: 6	H: 3 LOB: 2 BB: 0 P: 6	R: 0 E: 0 K: 2 S: 7	H: 0 LOB: 0 BB: 0 P: 7	1B: 6 2B: 2 3B: 0 HR: 0	SF: 0 SAC: 0 DP: 1 HBP: 0	WP: 0 PB: 0 SB: 0 CS: 0	PA: 35
PITCHER	IP WLS BF H R ER SO BB IBB HBP BLK WP HR S P ERA WHIP																					
Bruce Hurst, L (1, 1) ERA: 2.65	7.2 W 31 8 1 1 8 0 0 0 0 0 0 0 47 47 1.17 1.043																					
Mark Clear, R (8, 1) ERA: 7.94	1.1 S 4 0 0 0 2 0 0 0 0 0 0 0 8 8 0.00 0.000																					

Texas Rangers @ Boston Red Sox
 Fenway Park, Boston, MA
 Sat Apr 16 1983, 3:33 AM EST
 Att. 13,534 - Unknown - 42 F

livebaseballscorecards.com

AB	35
R	1
H	8
RBI	1
BB	0
SO	10
LOB	14



Batter	1	2	3	4	5	6	7	8	9	AB R H RBI BB SO LOB
Jerry Remy, L (1, 4) OBP: 0.125, SLG: 0.125	0-0 6-3		0-0 1-3		0-0 L7		0-0 FC5-4 1B			4 0 1 0 0 0 1
Dwight Evans, R (1, 9) OBP: 0.404, SLG: 0.524	4-0 FC5-4 BB		0-0 F2			0-0 2B 1B	0-0 FC5-4 WP BB 1-2f			3 1 1 0 1 0 1
Jim Rice, R (1, 7) OBP: 0.422, SLG: 0.588	0-0 FC5-4 1-2f			0-0 F4		0-0 4-3 1-H 2B 1B	4-0 WP BB 1-2			3 1 1 1 1 0 1
Carl Yastrzemski, L (1, 10) OBP: 0.345, SLG: 0.308	0-0 L8			0-0 FC5-4 1B		0-0 4-3 2-3	4-0 1-2 2-3 IBB			3 0 1 0 1 0 2
Reid Nichols, R (1, 8) OBP: 0.409, SLG: 0.316		0-0 4-3 S 1B		0-0 FC5-4 1-2f		0-0 5-3	0-0 F8			4 0 1 0 0 0 5
Wade Boggs, L (1, 5) OBP: 0.479, SLG: 0.524		0-3 K 1-2		0-0 4-3		0-0 1B 2B 3-H	0-0 1-3			4 0 1 1 0 1 2
Dave Stapleton, R (1, 3) OBP: 0.308, SLG: 0.472		0-0 4-3 2-3			0-3 K	0-0 2-3 1B	0-0 F4			4 0 1 0 0 1 1
Rich Gedman, L (1, 2) OBP: 0.379, SLG: 0.481		0-3 K			0-0 E9	0-3 K	0-0 5-3			4 0 0 0 0 2 3
Glenn Hoffman, R (1, 6) OBP: 0.410, SLG: 0.400			0-0 G3		0-0 6-3		0-0 1-3			3 0 0 0 0 0 1

Inning Stats	R: 0 E: 0 K: 0 S: 3	H: 0 LOB: 1 BB: 1 P: 7	R: 0 E: 0 K: 2 S: 8	H: 1 LOB: 1 BB: 0 P: 8	R: 0 E: 0 K: 0 S: 3	H: 0 LOB: 0 BB: 0 P: 3	R: 0 E: 0 K: 0 S: 4	H: 1 LOB: 1 BB: 0 P: 4	R: 0 E: 1 K: 1 S: 6	H: 0 LOB: 1 BB: 0 P: 6	R: 2 E: 0 K: 1 S: 9	H: 4 LOB: 2 BB: 0 P: 9	R: 0 E: 0 K: 0 S: 4	H: 1 LOB: 3 BB: 2 P: 12	R: 0 E: 0 K: 0 S: 3	H: 0 LOB: 0 BB: 0 P: 3	1B: 5 2B: 2 3B: 0 HR: 0	SF: 0 SAC: 0 DP: 0 HBP: 0	WP: 1 PB: 0 SB: 1 CS: 0	PA: 35
--------------	------------------------------	---------------------------------	------------------------------	---------------------------------	------------------------------	---------------------------------	------------------------------	---------------------------------	------------------------------	---------------------------------	------------------------------	---------------------------------	------------------------------	----------------------------------	------------------------------	---------------------------------	----------------------------------	------------------------------------	----------------------------------	--------

PITCHER	IP	WLS	BF	H	R	ER	SO	BB	IBB	HBP	BLK	WP	HR	S	P	ERA	WHIP	IP	WLS	BF	H	R	ER	SO	BB	IBB	HBP	BLK	WP	HR	S	P	ERA	WHIP		
Danny Darwin, R (1, 1) ERA: 2.08	5.2	L	25	6	2	2	3	1	0	0	0	0	0	30	34	3.18	1.235																			
John Butcher, R (6, 1) ERA: 3.38	2.1		10	1	0	0	1	1	1	0	0	1	0	10	18	0.00	0.857																			

BOTTOM

Texas Rangers @ Boston Red Sox
Fenway Park, Boston, MA
Sat Apr 16 1983, 3:33 AM EST
Att: 13,534 - Unknown - 42 F

livebaseballscorecards.com

AB	32
R	2
H	7
RBI	2
BB	3
SO	4
LOB	17




Batter	1	2	3	4	5	6	7	8	9	10	11	12	13	14	AB	R	H	RBI	BB	SO	LOB	TOP									
Bill Sample, R OBP: 0.340, SLG: 0.467 (1, 7)	0-0 S 2B		0-0 F4		0-3 K			0-0 L1			4-0 BB G4-6-3		0-0 5-3		5	0	1	0	1	1	1										
Mike Richardt, R OBP: 0.229, SLG: 0.383 (1, 4)	0-0 5-3		0-0 6-3					0-0 1-3			0-0 G4-6-3 1-2f		0-0 F9		6	0	0	0	0	0	3										
Buddy Bell, R OBP: 0.271, SLG: 0.340 (1, 5)	4-0 2-3 BB		0-0 1B					0-0 F7			0-0 F4				5	0	1	0	1	0	0										
Dave Hostetter, R OBP: 0.400, SLG: 0.469 (1, 10)	0-3 K		0-3 K					0-0 6-3			0-0 F5		0-3 K		6	0	0	0	0	4	3										
Larry Parrish, R OBP: 0.243, SLG: 0.281 (1, 9)	0-0 F9							0-0 P3			0-3 K		0-0 2B		5	0	1	0	0	1	2										
Bucky Dent, R OBP: 0.346, SLG: 0.440 (12, PR)															0	0	0	0	0	0	0										
Larry Bittner, L OBP: 0.385, SLG: 0.500 (12, 3)															1	1	1	0	0	0	0										
Bob Johnson, R OBP: 0.333, SLG: 0.250 (1, 3)		0-3 K						0-0 F7			0-0 F7		0-0 L9		3	0	0	0	1	1	0										
Pete O'Brien, L OBP: 0.303, SLG: 0.241 (12, PH)								S 1B BB							2	0	1	0	0	0	1										
Jim Sundberg, R OBP: 0.154, SLG: 0.189 (1, 2)		4-0 BB						0-0 F4			0-0 F2		0-0 P3		5	0	1	0	1	0	2										
George Wright, S OBP: 0.333, SLG: 0.350 (1, 8)		0-0 F5						1-2 1B			0-0 6-3				5	0	2	0	0	1	3										
Wayne Tolleson, S OBP: 0.111, SLG: 0.111 (1, 6)								0-0 K			0-0 6-3		0-0 SH5-3																		
Bill Stein, R OBP: 0.500, SLG: 0.500 (7, PH)								2-3 K							2	0	0	0	0	0	2										
Jim Anderson, R (7, 6)								0-3 K			0-0 F3		0-0 SH5-3		1	0	0	0	0	1	2										
								1-2f K					2-3		1	0	0	0	0	0	0										
Inning Stats	R: 0 E: 0 K: 1 S: 6	H: 1 LOB: 2 BB: 1 P: 10	R: 0 E: 0 K: 1 S: 5	H: 0 LOB: 1 BB: 1 P: 9	R: 0 E: 0 K: 1 S: 3	H: 0 LOB: 0 BB: 0 P: 3	R: 0 E: 0 K: 0 S: 3	H: 0 LOB: 0 BB: 0 P: 3	R: 0 E: 0 K: 2 S: 8	H: 1 LOB: 2 BB: 1 P: 12	R: 0 E: 0 K: 0 S: 3	H: 0 LOB: 0 BB: 0 P: 3	R: 0 E: 0 K: 1 S: 5	H: 0 LOB: 0 BB: 0 P: 5	R: 0 E: 0 K: 0 S: 3	H: 0 LOB: 0 BB: 0 P: 3	R: 0 E: 0 K: 1 S: 6	H: 1 LOB: 1 BB: 0 P: 6	R: 0 E: 0 K: 0 S: 4	H: 1 LOB: 1 BB: 0 P: 4	R: 1 E: 1 K: 1 S: 7	H: 2 LOB: 1 BB: 0 P: 7	1B: 4 2B: 4 3B: 0 HR: 0	SF: 0 SAC: 1 DP: 2 HBP: 0	WP: 0 PB: 0 SB: 2 CS: 0	PA: 52					
PITCHER																															
John Tudor, L ERA: 3.38 (1, 1)	IP: 10.0	WLS: 36	BF: 4	H: 4	R: 0	ER: 0	SO: 7	BB: 3	IBB: 0	HBP: 0	BLK: 0	WP: 0	HR: 0	S: 47	P: 59	ERA: 0.00	WHIP: 0.700														
Bob Stanley, R ERA: 2.16 (11, 1)	IP: 4.0	L: 16	BF: 4	H: 1	R: 1	ER: 0	SO: 2	BB: 1	IBB: 0	HBP: 0	BLK: 0	WP: 0	HR: 0	S: 19	P: 23	ERA: 0.00	WHIP: 1.250														

Texas Rangers @ Boston Red Sox
 Fenway Park, Boston, MA
 Sun Apr 17 1983, 3:33 AM EST
 Att. 16,038 - Unknown - 52 F

livebaseballscorecards.com

AB	47
R	1
H	8
RBI	0
BB	4
SO	9
LOB	19



Batter	1	2	3	4	5	6	7	8	9	AB R H RBI BB SO LOB	TOP											
Mickey Rivers, L (1, 10) OBP: 0.500, SLG: 0.500	0-0 G6-4-3 E 2B 1B		0-0 E3 1B			0-0 4-3 1B	0-0 FC6-4 1-3 2-H 1B			5 3 4 1 0 0 0												
Mike Richardt, R (1, 4) OBP: 0.211, SLG: 0.339	0-0 E6 G6-4-3 1-2		0-0 5-3 1B			0-0 4-3 1-2	0-0 FC6-4 1-2f			5 0 1 2 0 0 5												
Bill Sample, R (1, 7) OBP: 0.339, SLG: 0.500	0-0 G6-4-3 1-2f 2-3		0-0 FC1 1B			0-0 2-H 1B		0-0 HR		5 2 3 3 0 0 4												
Larry Bittner, L (1, 3) OBP: 0.400, SLG: 0.500	0-0 2B		0-0 E 2B 1B	0-0 6-3		0-0 5-3		0-3 K		5 1 2 1 0 1 1												
Buddy Bell, R (1, 5) OBP: 0.228, SLG: 0.286	0-0 F8		0-0 FC1 2B 1B	0-0 F8		0-0 4-3		0-3 K		5 1 0 1 0 1 3												
Pete O'Brien, L (1, 9) OBP: 0.268, SLG: 0.243		0-0 F9	0-0 1B 2B	0-0 4-3			0-0 L4	0-0 4-3		5 1 1 1 0 0 0												
Jim Sundberg, R (1, 2) OBP: 0.239, SLG: 0.273		0-0 1B	0-0 1B 1B		0-0 G4-6-3 1B		0-0 5-3		0-0 F7	5 1 3 2 0 0 0	AB 45 R 11 H 16 RBI 11 BB 0 SO 4 LOB 18											
George Wright, S (1, 8) OBP: 0.320, SLG: 0.354		0-0 F5	0-0 1B 1B		0-0 G4-6-3		0-0 E3 1B		0-0 4-3	5 2 1 0 0 0 2												
Bucky Dent, R (1, 6) OBP: 0.294, SLG: 0.364		0-0 F5	0-3 K		0-0 F9		0-0 1B 1B		0-3 K	5 0 1 0 0 2 3												
Inning Stats	R: 1 E: 1 K: 0 S: 5	H: 2 LOB: 1 BB: 0 P: 5	R: 0 E: 0 K: 0 S: 4	H: 1 LOB: 1 BB: 0 P: 4	R: 7 E: 2 K: 1 S: 14	H: 7 LOB: 2 BB: 0 P: 14	R: 0 E: 0 K: 0 S: 3	H: 0 LOB: 0 BB: 0 P: 3	R: 0 E: 0 K: 0 S: 3	H: 1 LOB: 0 BB: 0 P: 3	R: 1 E: 0 K: 0 S: 5	H: 2 LOB: 1 BB: 0 P: 5	R: 1 E: 1 K: 0 S: 6	H: 2 LOB: 2 BB: 0 P: 6	R: 1 E: 0 K: 2 S: 8	H: 1 LOB: 0 BB: 0 P: 8	R: 0 E: 0 K: 1 S: 5	H: 0 LOB: 0 BB: 0 P: 5	1B: 13 2B: 2 3B: 0 HR: 1	SF: 0 SAC: 0 DP: 2 HBP: 0	WP: 0 PB: 0 SB: 0 CS: 0	PA: 45
PITCHER	IP WLS BF H R ER SO BB IBB HBP BLK WP HR S P ERA WHIP																					
Dennis Martinez, R (1, 1) ERA: 4.58	2.1 L 15 6 6 2 0 0 0 0 0 0 0 0 0 15 15 7.71 2.571																					
Don Welch, R (3, 1) ERA: 4.91	4.2 23 9 4 1 1 0 0 0 0 0 0 0 0 25 25 1.93 1.929																					
Tim Stoddard, R (8, 1) ERA: 1.93	2.0 7 1 1 1 3 0 0 0 0 0 0 1 13 13 4.50 0.500																					

Texas Rangers @ Baltimore Orioles
 Memorial Stadium, Baltimore, MD
 Wed Apr 20 1983, 6:05 PM EST
 Att: 6,947 - Unknown - 47 F

livebaseballscorecards.com

Batter	1	2	3	4	5	6	7	8	9	AB	R	H	RBI	BB	SO	LOB
Al Bumbry, L OBP: 0.421, SLG: 0.323 (1, 8) X	0-0 F7 ①		0-0 4-3 ①		0-0 F7 ②		0-0 L7 ②			4	0	0	0	0	0	1
Dan Ford, R OBP: 0.432, SLG: 0.475 (1, 9) X	0-0 G4-6-3 1B		0-0 F9 ②		0-3 K ③		0-0 6-3 ③			4	0	1	0	0	1	1
Cal Ripken Jr., R OBP: 0.400, SLG: 0.520 (1, 6) X	0-0 G4-6-3 1-2f		0-0 6-3 ③			0-0 BB 1B		0-0 FC6-4 1B		4	0	2	0	0	0	1
Eddie Murray, S OBP: 0.462, SLG: 0.556 (1, 3) X		0-0 HR		0-0 FC4 1B		0-0 F7 ①		0-0 F8 ①		4	1	2	1	0	0	2
John Lowenstein, L OBP: 0.444, SLG: 0.567 (1, 7) X		0-0 6-3 1B		0-0 FC4 1B		4-0 BB 1B		0-3 K ②		3	1	1	0	1	1	2
Jim Dwyer, L OBP: 0.440, SLG: 0.524 (1, 10) X		0-0 F5 ①		0-0 FC5-4 1B		0-0 F7 ②		0-0 FC6-4 1-2f		4	0	1	0	0	0	4
Rich Dauer, R OBP: 0.286, SLG: 0.370 (1, 4) X		0-0 6-3 ②		0-0 FC5-4 1B		0-0 F7 ③		0-0 F8 ①		4	0	0	0	0	0	5
Leo Hernandez, R OBP: 0.311, SLG: 0.488 (1, 5) X		0-0 FC6-4 2-H		0-0 FC6-4 1-2f		0-0 E3 6-3		0-0 F9 ②		4	0	1	1	0	0	2
Rick Dempsey, R OBP: 0.138, SLG: 0.231 (1, 2) X		0-0 1-3 ③		0-0 1-3 ①		0-0 6-3 ①		0-0 1-3 ③		4	0	0	0	0	0	2

Inning Stats	R: 0	H: 1	E: 0	LOB: 0	K: 0	BB: 0	S: 3	P: 3	R: 2	H: 3	E: 0	LOB: 1	K: 0	BB: 0	S: 6	P: 6	R: 0	H: 0	E: 0	LOB: 0	K: 0	BB: 0	S: 3	P: 3	R: 0	H: 2	E: 0	LOB: 2	K: 0	BB: 0	S: 5	P: 5	R: 0	H: 0	E: 0	LOB: 0	K: 1	BB: 0	S: 5	P: 5	R: 0	H: 1	E: 0	LOB: 2	K: 0	BB: 1	S: 4	P: 8	R: 0	H: 0	E: 1	LOB: 1	K: 0	BB: 0	S: 4	P: 4	R: 0	H: 1	E: 0	LOB: 1	K: 1	BB: 0	S: 6	P: 6	R: 0	H: 0	E: 0	LOB: 0	K: 0	BB: 0	S: 3	P: 3	1B: 7	SF: 0	2B: 0	SAC: 0	3B: 0	DP: 1	HR: 1	HBP: 0	WP: 0	PA: 36
PITCHER Mike Smithson, R ERA: 2.45 (1, 1)	IP	WLS	BF	H	R	ER	SO	BB	IBB	HBP	BLK	WP	HR	S	P	ERA	WHIP	IP	WLS	BF	H	R	ER	SO	BB	IBB	HBP	BLK	WP	HR	S	P	ERA	WHIP	IP	WLS	BF	H	R	ER	SO	BB	IBB	HBP	BLK	WP	HR	S	P	ERA	WHIP																															

TEXAS RANGERS @ BALTIMORE ORIOLES
Memorial Stadium, Baltimore, MD
 Wed Apr 20 1983, 6:05 PM EST
 Att. 6,947 - Unknown - 47 F

AB	35
R	2
H	8
RBI	2
BB	1
SO	2
LOB	20



WP: 0	PA: 36
PB: 0	
SB: 0	
CS: 0	

Batter	1	2	3	4	5	6	7	8	9	10	11	12	13	14	AB R H RBI BB SO LOB	TOP																
Mickey Rivers, L OBP: 0.400, SLG: 0.400 (1, 10)	0-0 SH5-3 E 4-3 1B		0-0 F8 1		0-0 F5 1			0-0 2-3 1-2		0-0 FC6-4 1-2f			0-0 1-3 3		6 1 1 0 0 0 4																	
Mike Richardt, R OBP: 0.190, SLG: 0.306 (1, 4)	0-0 E5 4-3 SH5-3 2B		0-0 F9 2		0-0 G4-6-3 1-2f			0-0 F8 2			0-3 K 1			0-0 F8 1	6 1 0 0 0 1 4																	
Bill Sample, R OBP: 0.313, SLG: 0.458 (1, 7)	0-0 SH5-3 1-2 2-3		0-0 F8 3					0-0 F8 3		0-0 F6 3		0-0 6-3 2		0-3 K 2	5 0 0 0 0 1 1																	
Larry Bittner, L OBP: 0.348, SLG: 0.429 (1, 3)	0-0 4-3 2			0-0 4-3 1					0-3 K 1		0-0 6-3 3		0-3 K 3	3 0 0 1 0 0 1																		
Bill Stein, R OBP: 0.333, SLG: 0.333 (9, PH)															1 0 0 0 0 1 0																	
Bucky Dent, R OBP: 0.278, SLG: 0.343 (10, 6)	0-0 2-3 3-H														2 0 0 0 0 1 0																	
Buddy Bell, R OBP: 0.226, SLG: 0.295 (1, 5)	0-0 2B 3-H			0-0 F2 2				0-0 F9 3		0-3 K2-3 2		0-0 6-3 1			5 0 1 1 0 1 0																	
Pete O'Brien, L OBP: 0.261, SLG: 0.262 (1, 9)	0-0 3-1 3			0-0 2B 3				0-0 F7 1		0-0 4-3 3		0-3 K 2			5 0 1 0 0 1 1																	
Jim Anderson, R (1, 6)		0-0 F9 1		0-0 F8 3				0-0 F9 2		0-3 K 1		0-3 K 3			3 0 0 0 0 0 1																	
Dave Hostetter, R OBP: 0.348, SLG: 0.395 (10, PH)															2 0 0 0 0 2 0																	
George Wright, S OBP: 0.309, SLG: 0.340 (1, 8)		0-0 F8 2						0-0 1-3 3		0-3 K 2			0-3 K 1		5 0 1 0 0 2 0																	
Bob Johnson, R OBP: 0.353, SLG: 0.286 (1, 2)													0-3 K 3		2 0 1 0 0 1 0																	
Jim Sundberg, R OBP: 0.245, SLG: 0.277 (8, PH)								0-0 E5 2-3		0-0 FC6-4 1B			0-3 K 2		3 0 1 0 0 1 0																	
Inning Stats	R: 2 E: 1 K: 0 S: 6	H: 2 LOB: 1 BB: 0 P: 6	R: 0 E: 0 K: 1 S: 5	H: 0 LOB: 0 BB: 0 P: 5	R: 0 E: 0 K: 0 S: 3	H: 0 LOB: 0 BB: 0 P: 3	R: 0 E: 0 K: 0 S: 4	H: 1 LOB: 1 BB: 0 P: 4	R: 0 E: 0 K: 0 S: 4	H: 2 LOB: 1 BB: 0 P: 4	R: 0 E: 0 K: 0 S: 3	H: 0 LOB: 0 BB: 0 P: 3	R: 0 E: 0 K: 2 S: 7	H: 0 LOB: 0 BB: 0 P: 7	R: 0 E: 0 K: 1 S: 5	H: 0 LOB: 0 BB: 0 P: 5	R: 0 E: 0 K: 2 S: 7	H: 0 LOB: 0 BB: 0 P: 7	R: 0 E: 0 K: 2 S: 7	H: 0 LOB: 0 BB: 0 P: 7	R: 0 E: 0 K: 2 S: 7	H: 0 LOB: 0 BB: 0 P: 7	R: 0 E: 0 K: 2 S: 7	H: 0 LOB: 0 BB: 0 P: 7	R: 0 E: 0 K: 2 S: 7	H: 0 LOB: 0 BB: 0 P: 7	1B: 4 2B: 2 3B: 0 HR: 0	SF: 0 SAC: 1 DP: 1 HBP: 0	WP: 0 PB: 0 SB: 0 CS: 0	PA: 49		
PITCHER																																
Jim Palmer, R ERA: 1.35 (1, 1)	IP: 8.0	WLS: 30	BF: 5	H: 2	R: 0	ER: 0	SO: 1	BB: 0	IBB: 0	HBP: 0	BLK: 0	WP: 0	HR: 0	S: 32	P: 32	ERA: 0.00	WHIP: 0.625															
Tippy Martinez, L ERA: 6.0 (9, 1)	IP: 4.0	WLS: 13	BF: 1	H: 0	R: 0	ER: 0	SO: 7	BB: 0	IBB: 0	HBP: 0	BLK: 0	WP: 0	HR: 0	S: 27	P: 27	ERA: 0.00	WHIP: 0.250															
Tim Stoddard, R ERA: 1.35 (13, 1)	IP: 2.0	WLS: 6	BF: 0	H: 0	R: 0	ER: 0	SO: 4	BB: 0	IBB: 0	HBP: 0	BLK: 0	WP: 0	HR: 0	S: 14	P: 14	ERA: 0.00	WHIP: 0.000															

Texas Rangers @ Baltimore Orioles
 Memorial Stadium, Baltimore, MD
 Thu Apr 21 1983, 3:33 AM EST
 Att: 10,311 - Unknown

livebaseballscores.com

AB	48
R	2
H	6
RBI	2
BB	0
SO	12
LOB	12



Batter	1	2	3	4	5	6	7	8	9	10	11	12	13	14	AB	R	H	RBI	BB	SO	LOB
John Shelby, S (1, 8) OBP: 0.462, SLG: 0.680	0-0 2B		0-0 1B G6-4-3		0-0 6-3		4-0 WP BB		0-0 F7			0-0 L6		0-0 1B FC6-4	6	2	3	0	1	0	1
Dan Ford, R (1, 9) OBP: 0.431, SLG: 0.457	0-0 5-3		0-0 1-3 1B G6-4-3		0-0 5-3		4-0 1-2 BB			0-0 F7		0-0 F7		0-0 1-3 1B FC6-4	6	0	2	0	1	0	1
Cal Ripken Jr., R (1, 6) OBP: 0.371, SLG: 0.474	0-0 6-3		0-0 G6-4-3 1-2f 3-H		0-0 F8		0-0 3-1 BB			0-0 4-3 1B		0-0 L6		0-0 1-2f 3-H 1B FC6-4	7	0	1	1	0	0	5
Eddie Murray, S (1, 3) OBP: 0.448, SLG: 0.510	4-0 BB		4-0 BB BB					0-0 F7		0-0 4-3 1-2			0-0 F8		4	0	0	0	2	1	1
Gary Roenicke, R (1, 7) OBP: 0.167, SLG: 0.353	0-0 F8		4-0 BB BB		0-0 F7		0-3 K		0-3 K	0-3 K			0-3 K		2	0	0	0	1	0	2
John Lowenstein, L (8, PH) OBP: 0.432, SLG: 0.548			1-2 BB												1	0	0	0	0	1	0
Lenn Sakata, R (10, PH)															1	0	0	0	0	1	1
Jim Dwyer, L (11, 7) OBP: 0.423, SLG: 0.500															1	0	0	0	0	1	0
Benny Ayala, R (1, 10) OBP: 0.429, SLG: 1.000		0-0 2B	0-0 F8				0-0 K HR		0-0 F7			0-0 F9		0-0 3B	3	1	2	1	0	0	2
Ken Singleton, S (8, PH) OBP: 0.265, SLG: 0.452															3	0	1	0	0	0	0
Rich Dauer, R (1, 4) OBP: 0.291, SLG: 0.373		0-0 6-3		0-0 6-3		0-3 K			0-3 K			0-0 2B		4-0 IBB	5	0	1	0	1	2	1
Leo Hernandez, R (1, 5) OBP: 0.292, SLG: 0.455		0-0 1-3		0-0 6-3					0-0 2-3			0-0 6-3		0-0 L5	3	0	0	0	0	0	1
Aurelio Rodriguez, R (8, 5)															3	0	0	0	0	0	3
Rick Dempsey, R (1, 2) OBP: 0.143, SLG: 0.194		0-0 5-3		0-0 6-3					0-0 F7			0-0 2-3		0-3 K	5	0	0	0	1	1	2

Inning Stats	R: 0	H: 1	E: 0	LOB: 2	K: 0	BB: 1	S: 4	P: 8	R: 0	H: 1	E: 0	LOB: 1	K: 0	BB: 0	S: 4	P: 4	R: 1	H: 2	E: 0	LOB: 2	K: 0	BB: 2	S: 4	P: 12	R: 0	H: 0	E: 0	LOB: 0	K: 0	BB: 0	S: 3	P: 3	R: 1	H: 1	E: 0	LOB: 0	K: 2	BB: 0	S: 8	P: 8	R: 0	H: 0	E: 0	LOB: 2	K: 0	BB: 2	S: 3	P: 11	R: 0	H: 0	E: 0	LOB: 0	K: 1	BB: 0	S: 5	P: 5	R: 0	H: 0	E: 0	LOB: 1	K: 1	BB: 1	S: 5	P: 9	R: 0	H: 1	E: 0	LOB: 1	K: 1	BB: 0	S: 6	P: 6	R: 0	H: 1	E: 0	LOB: 1	K: 0	BB: 0	S: 4	P: 4	R: 0	H: 0	E: 0	LOB: 0	K: 0	BB: 0	S: 3	P: 3	R: 0	H: 1	E: 0	LOB: 2	K: 1	BB: 1	S: 6	P: 10	R: 1	H: 2	E: 0	LOB: 2	K: 1	BB: 0	S: 6	P: 6	1B: 5	SF: 0	2B: 3	SAC: 0	3B: 1	DP: 1	HR: 1	HBP: 0	WP: 1	PA: 57
PITCHER	IP	WLS	BF	H	R	ER	SO	BB	IBB	HBP	BLK	WP	HR	S	P	ERA	WHIP																			PITCHER																		IP	WLS	BF	H	R	ER	SO	BB	IBB	HBP	BLK	WP	HR	S	P	ERA	WHIP																																												
Jon Matlack, L (1, 1) ERA: 3.52	6.2		28	5	2	2	2	4	0	0	0	0	1	0	14	2.70	1.350																																																																																																	
Dave Tobik, R (7, 1) ERA: 2.25	3.0		12	1	0	0	2	2	0	0	0	1	0	14	22	0.00	1.000																																																																																																	
Frank Tanana, L (10, 1) ERA:	3.1		13	2	0	0	2	0	1	0	0	0	0	16	20	0.00	0.600																																																																																																	
Odell Jones, R (14, 1) ERA: 2.25	0.2	L	4	2	1	1	1	0	0	0	0	0	0	6	6	13.50	3.000																																																																																																	

TEXAS RANGERS @ BALTIMORE ORIOLES
Memorial Stadium, Baltimore, MD
 Thu Apr 21 1983, 3:33 AM EST
 Att. 10,311 - Unknown

AB	50
R	3
H	10
RBI	2
BB	7
SO	7
LOB	20



Batter	1	2	3	4	5	6	7	8	9	AB R H RBI BB SO LOB	TOP	
Paul Molitor, R (1, 5) OBP: 0.361, SLG: 0.429	0-0 6-3		0-0 F6		0-0 1-5-3			0-0 1B 1B		4 0 1 0 0 0 0		
Robin Yount, R (1, 6) OBP: 0.431, SLG: 0.627	0-0 4-3		0-0 1B		0-0 6-3			0-0 F3		4 0 1 0 0 0 1		
Cecil Cooper, L (1, 3) OBP: 0.316, SLG: 0.545	0-0 1-3		0-0 G3					0-0 1-2 1B		4 0 1 0 0 0 1		
Ted Simmons, S (1, 2) OBP: 0.255, SLG: 0.321		4-0 1B FC4-6 BB		0-0 G4-6-3 1B BB				0-0 F7	0-0 F3	3 2 1 0 1 0 2		
Ben Oglivie, L (1, 7) OBP: 0.444, SLG: 0.359		0-0 1-3 FC4-6 1B		4-0 1-2 BB				0-0 F4	0-0 SH1-3 1B	3 0 2 0 1 0 0		
Roy Howell, L (1, 10) OBP: 0.150, SLG: 0.200		0-3 K		0-0 G4-6-3 1-2f 2-3				0-0 F7	0-0 SH1-3	3 0 0 0 0 1 4		
Bob Skube, L (1, 8) OBP: 0.364, SLG: 0.222		0-0 1-2f 3-H FC4-6		0-0 3-H 1B				0-0 F8	4-0 BB	3 0 1 2 1 0 1		
Charlie Moore, R (1, 9) OBP: 0.298, SLG: 0.370		0-0 G3		0-0 F9				0-0 4-3	0-0 F8	4 0 0 0 0 0 4		
Jim Gantner, L (1, 4) OBP: 0.320, SLG: 0.551			0-3 K		0-0 4-3			0-3 K	0-0 F7	4 0 0 0 0 2 2		
Inning Stats	R: 0 E: 0 K: 0 S: 3 H: 0 LOB: 0 BB: 0 P: 3	R: 1 E: 0 K: 1 S: 6 H: 1 LOB: 1 BB: 1 P: 10	R: 0 E: 0 K: 1 S: 6 H: 1 LOB: 1 BB: 0 P: 6	R: 1 E: 0 K: 0 S: 4 H: 2 LOB: 1 BB: 1 P: 8	R: 0 E: 0 K: 0 S: 3 H: 0 LOB: 0 BB: 0 P: 3	R: 0 E: 0 K: 0 S: 3 H: 0 LOB: 0 BB: 0 P: 3	R: 0 E: 0 K: 0 S: 3 H: 0 LOB: 0 BB: 0 P: 3	R: 0 E: 0 K: 1 S: 7 H: 2 LOB: 2 BB: 0 P: 7	R: 0 E: 0 K: 0 S: 4 H: 1 LOB: 2 BB: 1 P: 8	1B: 7 2B: 0 3B: 0 HR: 0 SF: 0 SAC: 1 DP: 1 HBP: 0	WP: 0 PB: 0 SB: 0 CS: 0 PA: 36	
PITCHER Danny Darwin, R (1, 1) ERA: 2.04	IP: 9.0 WLS: W BF: 36 H: 7 R: 2 ER: 2 SO: 3 BB: 3 IBB: 0 HBP: 0 BLK: 0 WP: 0 HR: 0 S: 39 P: 51 ERA: 2.00 WHIP: 1.111											PITCHER

Milwaukee Brewers @ Texas Rangers
Arlington Stadium, Arlington, TX
Fri Apr 22 1983, 7:05 PM EST
Att. 14,008 - Unknown

livebaseballscorecards.com

AB	32
R	2
H	7
RBI	2
BB	3
SO	3
LOB	15



Batter	1	2	3	4	5	6	7	8	9	AB R H RBI BB SO LOB	TOP						
Paul Molitor, R (1, 5) OBP: 0.364, SLG: 0.417	0-0 6-3		0-0 4-3			0-0 F8		4-0 E 1B SF7 BB	0-0 1-2 2-H 1B	4 1 1 1 1 0 0							
Robin Yount, R (1, 6) OBP: 0.444, SLG: 0.625	0-0 1-6-3		0-0 1B			0-0 HBP 1B		0-0 1-3 1B	0-0 F8	5 0 3 0 0 0 2							
Cecil Cooper, L (1, 3) OBP: 0.328, SLG: 0.544	0-0 E1 1B			0-0 G6-4-3 1B		1-0 1-2 HBP		0-0 3-H SF7		2 0 1 1 0 0 0							
Ted Simmons, S (1, 2) OBP: 0.254, SLG: 0.316	0-0 1-2 1B			0-0 G6-4-3 1-2f		0-0 F9		0-0 F9		4 0 1 0 0 0 4							
Gorman Thomas, R (1, 8) OBP: 0.291, SLG: 0.354	0-0 F8			0-0 5-3			0-0 2B E 1B	0-3 K		4 1 1 0 0 1 3							
Ben Oglivie, L (1, 7) OBP: 0.448, SLG: 0.381		0-3 K			0-0 G3		0-0 SH1-4 1-H 2B	4-0 CS BB		3 0 1 0 1 1 0							
Don Money, R (1, 10) OBP: 0.333, SLG: 0.357 Marshall Edwards, L (9, PR)		0-0 G6-4-3 1B			0-0 5-3		0-0 SH1-4 2-3	0-0 1-2 1B 2B		3 0 2 0 0 0 0 0 1 0 0 0 0 0							
Charlie Moore, R (1, 9) OBP: 0.275, SLG: 0.340		0-0 G6-4-3 1-2f			0-0 6-3		0-0 G3	0-0 F8		4 0 0 0 0 0 3							
Jim Gantner, L (1, 4) OBP: 0.315, SLG: 0.519			0-0 4-3			0-0 G3	0-0 F7	4-0 1B BB		3 0 0 0 1 0 1							
Inning Stats	R: 0 E: 1 K: 0 S: 5 H: 1 LOB: 2 BB: 0 P: 5	R: 0 E: 0 K: 1 S: 5 H: 1 LOB: 0 BB: 0 P: 5	R: 0 E: 0 K: 0 S: 3 H: 1 LOB: 1 BB: 0 P: 3	R: 0 E: 0 K: 0 S: 3 H: 1 LOB: 0 BB: 0 P: 3	R: 0 E: 0 K: 0 S: 3 H: 0 LOB: 0 BB: 0 P: 3	R: 0 E: 0 K: 0 S: 4 H: 1 LOB: 2 BB: 0 P: 5	R: 1 E: 1 K: 0 S: 5 H: 2 LOB: 1 BB: 0 P: 5	R: 1 E: 1 K: 0 S: 6 H: 1 LOB: 1 BB: 1 P: 10	R: 1 E: 0 K: 0 S: 4 H: 2 LOB: 2 BB: 2 P: 12	1B: 8 2B: 2 3B: 0 HR: 0 SF: 1 SAC: 1 DP: 2 HBP: 1	WP: 0 PB: 0 SB: 0 CS: 1 PA: 38						
PITCHER	IP WLS BF H R ER SO BB IBB HBP BLK WP HR S P ERA WHIP																
Rick Honeycutt, L (1, 1) ERA: 0.59	7.2 L	31	8	2	0	1	1	1	0	0	0	0	0	31	36	0.00	1.174
John Butcher, R (8, 1) ERA: 3.86	1.0	4	1	1	1	1	1	0	0	0	0	0	0	5	9	9.00	2.000
Frank Tanana, L (9, 1) ERA:	0.0	2	1	0	0	0	1	0	0	0	0	0	0	1	5	∞	∞
Dave Tobik, R (9, 1) ERA: 2.16	0.1	1	0	0	0	0	0	0	0	0	0	0	0	1	1	0.00	0.000

Milwaukee Brewers @ Texas Rangers
Arlington Stadium, Arlington, TX
Sat Apr 23 1983, 7:05 PM EST
Att. 20,142 - Unknown

livebaseballscorecards.com

AB	32
R	3
H	10
RBI	2
BB	3
SO	2
LOB	13



Batter	1	2	3	4	5	6	7	8	9	AB	R	H	RBI	BB	SO	LOB
Bill Sample, R (1, 7) OBP: 0.288, SLG: 0.403	0-0 F7		0-0 F8			0-0 5-3		0-0 1-3		4	0	0	0	0	0	3
Wayne Tolleson, S (1, 4) OBP: 0.176, SLG: 0.125	0-0 6-3			0-0 6-3		0-0 G3			0-0 5-3	4	0	0	0	0	0	0
Buddy Bell, R (1, 5) OBP: 0.229, SLG: 0.290	0-0 F9			0-0 G3			0-0 F4		0-0 FC6-4 1B	4	0	1	0	0	0	0
Dave Hostetter, R (1, 10) OBP: 0.340, SLG: 0.349		0-0 1-3		0-0 G3			0-0 4-3		0-3 K	4	0	0	0	0	1	1
George Wright, S (1, 8) OBP: 0.317, SLG: 0.333		0-0 F7			0-0 5-3		0-0 F7		0-0 FC6-4 1-2f	4	0	0	0	0	0	1
Pete O'Brien, L (1, 9) OBP: 0.264, SLG: 0.265		0-3 K			0-0 FC6-4 1B			0-0 1B 5-3 1B		3	0	2	0	0	1	0
Bob Johnson, R (1, 3) OBP: 0.292, SLG: 0.238			0-0 F8		0-0 F8			0-0 5-3		3	0	0	0	0	0	2
Jim Sundberg, R (1, 2) OBP: 0.268, SLG: 0.269			0-0 5-3		0-0 FC6-4 1-2f			0-0 1B 2-3		3	0	1	0	0	0	1
Bucky Dent, R (1, 6) OBP: 0.310, SLG: 0.350			0-0 1B			0-0 F8		0-0 F4		2	0	1	0	0	0	0
Bill Stein, R (8, PH) OBP: 0.250, SLG: 0.250										1	0	0	0	0	0	2
Jim Anderson, R (9, 6)										0	0	0	0	0	0	0

Inning Stats	R: 0	H: 0	E: 0	K: 0	S: 3	R: 0	H: 0	E: 0	K: 1	S: 5	R: 0	H: 1	E: 0	K: 0	S: 4	R: 0	H: 0	E: 0	K: 0	S: 3	R: 0	H: 1	E: 0	K: 0	S: 4	R: 0	H: 0	E: 0	K: 0	S: 3	R: 0	H: 2	E: 0	K: 0	S: 5	R: 0	H: 1	E: 0	K: 1	S: 6	1B: 5	SF: 0	2B: 0	3B: 0	HR: 0	WP: 0	PA: 32
	LOB: 0	BB: 0	P: 3	LOB: 0	BB: 0	LOB: 1	BB: 0	LOB: 0	BB: 0	P: 4	LOB: 0	BB: 0	LOB: 1	BB: 0	P: 4	LOB: 0	BB: 0	LOB: 0	BB: 0	P: 3	LOB: 2	BB: 0	LOB: 1	BB: 0	P: 6	1B: 5 <td>SF: 0 <td>2B: 0 <td>3B: 0 <td>HR: 0 <td>WP: 0 <td>PA: 32</td> </td></td></td></td></td>	SF: 0 <td>2B: 0 <td>3B: 0 <td>HR: 0 <td>WP: 0 <td>PA: 32</td> </td></td></td></td>	2B: 0 <td>3B: 0 <td>HR: 0 <td>WP: 0 <td>PA: 32</td> </td></td></td>	3B: 0 <td>HR: 0 <td>WP: 0 <td>PA: 32</td> </td></td>	HR: 0 <td>WP: 0 <td>PA: 32</td> </td>	WP: 0 <td>PA: 32</td>	PA: 32															

PITCHER	IP	WLS	BF	H	R	ER	SO	BB	IBB	HBP	BLK	WP	HR	S	P	ERA	WHIP
Mike Caldwell, L (1, 1) ERA: 3.72	9.0	W	32	5	0	0	2	0	0	0	0	0	0	36	36	0.00	0.556

BOTTOM

Milwaukee Brewers @ Texas Rangers
Arlington Stadium, Arlington, TX

Sat Apr 23 1983, 7:05 PM EST
Att. 20,142 - Unknown

livebaseballscorecards.com

AB	32
R	0
H	5
RBI	0
BB	0
SO	2
LOB	10



Batter	1	2	3	4	5	6	7	8	9	AB R H RBI BB SO LOB	TOP									
Paul Molitor, R (1, 5) OBP: 0.357, SLG: 0.406	0-0 FC5-4 1B		0-0 F8		0-3 K			0-3 K		4 0 1 0 0 2 0										
Robin Yount, R (1, 6) OBP: 0.433, SLG: 0.617	0-0 F4		0-0 1B 2B		0-0 5-3			0-0 5-3		4 1 1 0 0 0 1										
Cecil Cooper, L (1, 3) OBP: 0.354, SLG: 0.550	0-0 FC5-4 1-2f		0-0 1B		0-0 G4-6-3 1B			4-0 1B BB		3 1 2 1 1 0 1										
Ted Simmons, S (1, 2) OBP: 0.254, SLG: 0.311	0-0 F8		0-0 1-3		0-0 G4-6-3 1-2f			0-0 1B 1B		4 0 1 0 0 0 3										
Ben Oglivie, L (1, 7) OBP: 0.452, SLG: 0.413		0-0 F8		0-0 SH3-4 2B		0-0 F4		0-0 1-2 1B		4 0 2 1 0 0 0										
Gorman Thomas, R (1, 8) OBP: 0.293, SLG: 0.340		0-0 F7		0-0 SH3-4 2-3		4-0 CS BB		0-3 3-H K		2 0 0 0 1 1 2										
Roy Howell, L (1, 10) OBP: 0.208, SLG: 0.348		0-0 HR		4-0 G6-4-3 BB		0-3 K		0-0 F9		3 1 1 1 1 1 3										
Charlie Moore, R (1, 9) OBP: 0.255, SLG: 0.315		0-0 5-3		0-0 G6-4-3 1-2f		0-0 F8		0-0 F5		4 0 0 0 0 0 4										
Jim Gantner, L (1, 4) OBP: 0.298, SLG: 0.491			0-0 4-3		0-0 G3			0-0 G3		3 0 0 0 0 0 0										
Inning Stats	R: 0 E: 0 K: 0 S: 4	H: 1 LOB: 1 BB: 0 P: 4	R: 1 E: 0 K: 0 S: 4	H: 1 LOB: 0 BB: 0 P: 4	R: 1 E: 0 K: 0 S: 5	H: 2 LOB: 1 BB: 0 P: 5	R: 0 E: 0 K: 0 S: 3	H: 1 LOB: 1 BB: 1 P: 7	R: 0 E: 0 K: 1 S: 5	H: 0 LOB: 0 BB: 0 P: 5	R: 0 E: 0 K: 1 S: 4	H: 0 LOB: 0 BB: 1 P: 8	R: 0 E: 0 K: 1 S: 5	H: 0 LOB: 0 BB: 0 P: 5	R: 1 E: 0 K: 1 S: 7	H: 2 LOB: 2 BB: 1 P: 11	1B: 5 2B: 3 3B: 0 HR: 1	SF: 0 SAC: 1 DP: 3 HBP: 0	WP: 0 PB: 0 SB: 0 CS: 1	PA: 35
PITCHER	IP WLS BF H R ER SO BB IBB HBP BLK WP HR S P ERA WHIP																			
Charlie Hough, R (1, 1) ERA: 3.12	8.0 L 32 8 3 3 3 3 0 0 0 0 0 1 35 47 3.38 1.375																			
Odell Jones, R (9, 1) ERA: 2.0	1.0 3 0 0 0 1 0 0 0 0 0 0 0 5 5 0.00 0.000																			

Milwaukee Brewers @ Texas Rangers
Arlington Stadium, Arlington, TX
Sun Apr 24 1983, 4:33 AM EDT
Att: 19,133 - Unknown

AB	31
R	3
H	8
RBI	3
BB	3
SO	4
LOB	14



Batter	1	2	3	4	5	6	7	8	9	AB	R	H	RBI	BB	SO	LOB
Mickey Rivers, L OBP: 0.375, SLG: 0.375 (1, 10)	0-0 F7		0-0 CS 1B		0-0 5-3			0-0 F6		4	0	1	0	0	0	1
Wayne Tolleson, S OBP: 0.190, SLG: 0.105 (1, 4)	0-0 E6 2B		0-3 K 1-2			0-0 4-3			4-0 K 1B BB	3	1	0	0	1	1	1
Bill Sample, R OBP: 0.299, SLG: 0.423 (1, 7)	0-0 4-3 1-H 2B			0-0 F7		0-0 F3			0-0 BB 1B	4	0	2	1	0	0	0
Larry Bittner, L OBP: 0.370, SLG: 0.440 (1, 3) Bill Stein, R OBP: 0.200, SLG: 0.200 (9, PH)	0-0 4-3			0-0 1B		0-3 K			0-3 K 2-3	3 1	0 0	1 0	0 0	0 0	1 1	1 2
Pete O'Brien, L OBP: 0.263, SLG: 0.250 (1, 9)	0-0 3-1			0-0 F8		0-0 F9		0-0 F9	4-0 1-2 BB	3	0	0	0	1	0	2
Buddy Bell, R OBP: 0.216, SLG: 0.274 (1, 5)		0-0 F8		0-0 F9		0-0 6-3		0-0 F4	0-0	4	0	0	0	0	0	3
Jim Sundberg, R OBP: 0.271, SLG: 0.259 (1, 2)		0-0 F7			4-0 G6-4-3 1B BB	0-0 5-3				2	0	0	0	1	0	0
George Wright, S OBP: 0.316, SLG: 0.333 (1, 8)		0-0 1-3			0-0 G6-4-3 1-2 1B			0-0 F8		3	0	1	0	0	0	0
Bucky Dent, R OBP: 0.289, SLG: 0.326 (1, 6)			0-0 F4		0-0 G6-4-3 1-2 2-3			0-0 P3		3	0	0	0	0	0	2

BOTTOM

Milwaukee Brewers @ Texas Rangers
Arlington Stadium, Arlington, TX
Sun Apr 24 1983, 4:33 AM EDT
Att. 19,133 - Unknown

livebaseballscorecards.com

AB	30
R	1
H	5
RBI	1
BB	3
SO	3
LOB	12



Inning Stats	R: 1	H: 1	E: 1	K: 0	S: 5	LOB: 1	BB: 0	P: 5	R: 0	H: 0	E: 0	K: 0	S: 3	LOB: 0	BB: 0	P: 3	R: 0	H: 1	E: 0	K: 1	S: 5	LOB: 0	BB: 0	P: 5	R: 0	H: 1	E: 0	K: 0	S: 4	LOB: 1	BB: 0	P: 4	R: 0	H: 1	E: 0	K: 0	S: 3	LOB: 1	BB: 1	P: 7	R: 0	H: 0	E: 0	K: 1	S: 5	LOB: 0	BB: 0	P: 5	R: 0	H: 0	E: 0	K: 0	S: 3	LOB: 0	BB: 0	P: 3	R: 0	H: 0	E: 0	K: 0	S: 3	LOB: 0	BB: 0	P: 3	R: 0	H: 1	E: 0	K: 1	S: 5	LOB: 2	BB: 2	P: 13	1B: 4	SF: 0	2B: 1	SAC: 0	3B: 0	DP: 1	HR: 0	HBP: 0	WP: 0	PA: 33
--------------	------	------	------	------	------	--------	-------	------	------	------	------	------	------	--------	-------	------	------	------	------	------	------	--------	-------	------	------	------	------	------	------	--------	-------	------	------	------	------	------	------	--------	-------	------	------	------	------	------	------	--------	-------	------	------	------	------	------	------	--------	-------	------	------	------	------	------	------	--------	-------	------	------	------	------	------	------	--------	-------	-------	-------	-------	-------	--------	-------	-------	-------	--------	-------	--------

PITCHER	IP	WLS	BF	H	R	ER	SO	BB	IBB	HBP	BLK	WP	HR	S	P	ERA	WHIP
Don Sutton, R ERA: 1.74 (1, 1)	8.0	W	28	4	1	0	2	1	0	0	0	0	0	31	35	0.00	0.625
Jamie Easterly, L ERA: (9, 1)	0.2		4	1	0	0	1	2	0	0	0	0	0	4	12	0.00	4.500
Pete Ladd, R ERA: 8.1 (9, 1)	0.1	S	1	0	0	0	0	0	0	0	0	0	0	1	1	0.00	0.000

Batter	1	2	3	4	5	6	7	8	9	AB R H RBI BB SO LOB	TOP																						
Dave Collins, S (1, 7) OBP: 0.271, SLG: 0.218	0-0 F8	0-0 F5			0-0 E4		0-0 L3			4 0 0 0 0 0 3																							
Damaso Garcia, R (1, 4) OBP: 0.304, SLG: 0.328	0-0 6-3		0-0 1-3		0-0 5-3		0-0 5-3			4 0 0 1 0 0 1																							
Willie Upshaw, L (1, 3) OBP: 0.333, SLG: 0.491	0-0 BB S 1B		0-0 6-3		0-0 G3			0-3 K		4 0 1 0 0 1 1																							
Cliff Johnson, R (1, 10) OBP: 0.369, SLG: 0.500	4-0 BB 1-2 BB		0-0 6-3		4-0 FC6-4 BB			0-0 6-3		2 0 0 0 2 0 0																							
Ernie Whitt, L (1, 2) OBP: 0.325, SLG: 0.343	4-0 1-2 2-3 BB			0-0 F9	0-0 FC6-4			0-0 3-1		3 0 0 0 1 0 2																							
Lloyd Moseby, L (1, 8) OBP: 0.405, SLG: 0.564	0-0 5-3			0-0 3B		0-3 K			0-0 S 1B	4 0 2 0 0 1 3																							
Rance Mulliniks, L (1, 5) OBP: 0.303, SLG: 0.406		0-0 G3		0-0 6-3		0-3 K			0-3 K	4 0 0 0 0 2 2																							
Jesse Barfield, R (1, 9) OBP: 0.245, SLG: 0.511 Hosken Powell, L (9, PH) OBP: 0.190, SLG: 0.333		4-0 FC6-4 BB		0-0 6-3		0-3 K			0-3 K 1-2	2 0 0 0 1 1 1 1 0 0 0 0 1 1																							
Alfredo Griffin, S (1, 6) OBP: 0.288, SLG: 0.313 Jorge Orta, L (9, PH)		0-0 FC6-4 S 1-2f			0-0 E E 5-3 1B		0-0 L3 1B		0-3 K	3 1 2 0 0 0 1 1 0 0 0 0 1 1																							
Inning Stats	R: 0 E: 0 K: 0 S: 4	H: 1 LOB: 3 BB: 2 P: 12	R: 0 E: 0 K: 0 S: 3	H: 0 LOB: 1 BB: 1 P: 7	R: 0 E: 0 K: 0 S: 3	H: 0 LOB: 0 BB: 0 P: 3	R: 0 E: 0 K: 0 S: 4	H: 1 LOB: 1 BB: 0 P: 4	R: 1 E: 1 K: 0 S: 5	H: 1 LOB: 2 BB: 1 P: 9	R: 0 E: 0 K: 3 S: 9	H: 0 LOB: 0 BB: 0 P: 9	R: 0 E: 0 K: 0 S: 3	H: 1 LOB: 0 BB: 0 P: 3	R: 0 E: 0 K: 1 S: 5	H: 0 LOB: 0 BB: 0 P: 5	R: 0 E: 0 K: 3 S: 10	H: 1 LOB: 1 BB: 0 P: 10	1B: 4 2B: 1 3B: 1 HR: 0	SF: 0 SAC: 0 DP: 1 HBP: 0	WP: 0 PB: 0 SB: 3 CS: 0	PA: 36											
PITCHER Mike Smithson, R (1, 1) ERA: 1.74	IP 9.0	WLS W	BF 36	H 5	R 1	ER 0	SO 7	BB 4	IBB 0	HBP 0	BLK 0	WP 0	HR 0	S 46	P 62	ERA 0.00	WHIP 1.000																
											PITCHER	IP	WLS	BF	H	R	ER	SO	BB	IBB	HBP	BLK	WP	HR	S	P	ERA	WHIP					

Toronto Blue Jays @ Texas Rangers
Arlington Stadium, Arlington, TX
Tue Apr 26 1983, 8:05 PM EDT
Att: 17,380 - Unknown

livebaseballscorecards.com

AB	32
R	1
H	5
RBI	1
BB	4
SO	7
LOB	16



Batter	1	2	3	4	5	6	7	8	9	AB R H RBI BB SO LOB
Mickey Rivers, L (1, 10) OBP: 0.364, SLG: 0.394	0-0 6-3			0-0 F7	0-3 K		0-0 1B		0-3 K	5 0 1 0 0 2 2
Pete O'Brien, L (1, 3) OBP: 0.242, SLG: 0.230	0-0 F9			0-0 E3 1B		0-0 1B 1B	0-0 F9		0-0 4-3	5 1 1 0 0 0 1
Bill Sample, R (1, 7) OBP: 0.291, SLG: 0.392	0-0 F6			0-0 F7		0-0 1B 1B		0-0 F8	0-3 K	5 0 1 0 0 1 1
Larry Parrish, R (1, 9) OBP: 0.283, SLG: 0.390		0-0 F9		0-0 1B		0-0 F8		0-0 HR		4 1 2 1 0 0 2
Buddy Bell, R (1, 5) OBP: 0.256, SLG: 0.304		0-0 4-3		0-0 F9		0-0 1B		4-0 E 1B BB		3 0 1 1 1 0 2
George Wright, S (1, 8) OBP: 0.297, SLG: 0.310		0-0 4-3			0-0 G3	0-0 P2		0-0 1B		4 0 1 0 0 0 2
Jim Sundberg, R (1, 2) OBP: 0.277, SLG: 0.271			0-0 6-3		4-0 2B BB	0-0 F4		0-0 F9		2 0 0 0 1 0 2
Larry Bittner, L (8, PH) OBP: 0.357, SLG: 0.423										1 0 0 0 0 0 2
Bob Johnson, R (9, 2) OBP: 0.292, SLG: 0.238										0 0 0 0 0 0 0
Bucky Dent, R (1, 6) OBP: 0.275, SLG: 0.327			0-0 P3		0-0 2B		0-0 F4	0-0 E6 FC6-4		4 0 1 0 0 0 2
Wayne Tolleson, S (1, 4) OBP: 0.214, SLG: 0.154			0-3 K		0-3 K		0-0 1B	0-0 FC6-4		4 0 1 0 0 2 5


Inning Stats	R: 0 E: 0 K: 0 S: 3	H: 0 LOB: 0 BB: 0 P: 3	R: 0 E: 0 K: 0 S: 3	H: 0 LOB: 0 BB: 0 P: 3	R: 0 E: 0 K: 1 S: 5	H: 0 LOB: 0 BB: 0 P: 5	R: 0 E: 1 K: 0 S: 5	H: 1 LOB: 2 BB: 0 P: 5	R: 0 E: 0 K: 2 S: 8	H: 1 LOB: 2 BB: 1 P: 12	R: 1 E: 0 K: 0 S: 6	H: 3 LOB: 2 BB: 0 P: 6	R: 0 E: 0 K: 0 S: 4	H: 2 LOB: 1 BB: 0 P: 4	R: 1 E: 1 K: 0 S: 6	H: 2 LOB: 3 BB: 1 P: 10	R: 0 E: 0 K: 2 S: 7	H: 0 LOB: 0 BB: 0 P: 7	1B: 7 2B: 1 3B: 0 HR: 1	SF: 0 SAC: 0 DP: 0 HBP: 0
--------------	------------------------------	---------------------------------	------------------------------	---------------------------------	------------------------------	---------------------------------	------------------------------	---------------------------------	------------------------------	----------------------------------	------------------------------	---------------------------------	------------------------------	---------------------------------	------------------------------	----------------------------------	------------------------------	---------------------------------	----------------------------------	------------------------------------

BOTTOM

Toronto Blue Jays @ Texas Rangers
Arlington Stadium, Arlington, TX

Wed Apr 27 1983, 8:05 PM EDT
Att. 7,518 - Unknown

AB	37
R	2
H	9
RBI	2
BB	2
SO	5
LOB	21



PITCHER	IP	WLS	BF	H	R	ER	SO	BB	IBB	HBP	BLK	WP	HR	S	P	ERA	WHIP
Jim Clancy, R (1, 1) ERA: 3.32	7.0		29	7	1	1	3	1	0	0	0	0	0	34	38	1.29	1.143
Joey McLaughlin, R (8, 1) ERA: 2.7	0.1		4	2	1	1	0	1	0	0	0	0	1	3	7	27.00	9.000
Randy Moffitt, R (8, 1) ERA:	1.2	W	6	0	0	0	2	0	0	0	0	0	0	10	10	0.00	0.000

Batter	1	2	3	4	5	6	7	8	9	AB R H RBI BB SO LOB	TOP
Willie Randolph, R (1, 4) <small>OBP: 0.333, SLG: 0.316</small> Andre Robertson, R (5, 4) <small>OBP: 0.308, SLG: 0.440</small>	4-0 		0-0 3-1 			0-0 4-3 		0-0 1-3 		1 0 0 0 1 0 0 2 0 0 0 0 0 1	
Ken Griffey, L (1, 3) <small>OBP: 0.348, SLG: 0.431</small>	0-3 1-2 K 			0-0 G4-6-3 1B 		0-0 4-3 		0-0 3-1 		4 0 1 0 0 1 1	
Dave Winfield, R (1, 7) <small>OBP: 0.358, SLG: 0.535</small>	0-3 K 			0-0 1-2 G4-6-3 1B 		0-0 1-3 		0-0 E4 3B 		4 1 2 0 0 1 0	
Don Baylor, R (1, 10) <small>OBP: 0.408, SLG: 0.484</small>		1-0 BLK HBP 		0-0 1-2f 2-3 G4-6-3 		0-0 F9 		0-0 HR 		3 2 1 1 0 0 2	
Steve Kemp, L (1, 9) <small>OBP: 0.280, SLG: 0.420</small> Lou Piniella, R (7, 9) <small>OBP: 0.308, SLG: 0.308</small>		0-0 F9 		0-0 3-1 		0-3 K 		0-0 P3 		3 0 0 0 0 1 2 1 0 0 0 0 0 0	
Roy Smalley, S (1, 6) <small>OBP: 0.316, SLG: 0.417</small>		0-0 BLK 1-2 CS 1B 		0-0 1-3 		0-0 5-3 		0-0 F8 		4 0 1 0 0 0 0	
Jerry Mumphrey, S (1, 8) <small>OBP: 0.250, SLG: 0.348</small>		0-0 1-2 2-3 1-3 		0-0 F4 		0-0 4-3 				3 0 0 0 0 0 2	
Graig Nettles, L (1, 5) <small>OBP: 0.382, SLG: 0.327</small>		0-0 CS 2-H 3-H 	0-0 G4-3 1B 		1-0 HBP 		0-0 1B 			2 0 2 0 0 0 0	
Rick Cerone, R (1, 2) <small>OBP: 0.278, SLG: 0.242</small>			0-0 1-2f G4-3 		0-0 F7 		0-0 F6 			3 0 0 0 0 0 3	
Inning Stats	R: 0 H: 0 E: 0 LOB: 0 K: 2 BB: 1 S: 6 P: 10	R: 1 H: 1 E: 0 LOB: 0 K: 0 BB: 0 S: 3 P: 4	R: 0 H: 1 E: 0 LOB: 0 K: 0 BB: 0 S: 3 P: 3	R: 0 H: 2 E: 0 LOB: 1 K: 0 BB: 0 S: 4 P: 4	R: 0 H: 0 E: 0 LOB: 1 K: 0 BB: 0 S: 3 P: 4	R: 0 H: 0 E: 0 LOB: 0 K: 1 BB: 0 S: 5 P: 5	R: 0 H: 1 E: 0 LOB: 1 K: 0 BB: 0 S: 4 P: 4	R: 2 H: 2 E: 1 LOB: 0 K: 0 BB: 0 S: 5 P: 5	1B: 5 SF: 0 2B: 0 SAC: 0 3B: 1 DP: 2 HR: 1 HBP: 2	WP: 0 PA: 34 PB: 0 SB: 0 CS: 2	
PITCHER Rick Honeycutt, L (1, 1) <small>ERA: 0.72</small> Jon Matlack, L (8, 1) <small>ERA: 3.91</small>	IP WLS BF H R ER SO BB IBB HBP BLK WP HR S P ERA WHIP 7.0 W 24 4 1 1 3 1 0 2 1 0 0 0 27 33 1.29 0.714 2.0 9 3 2 2 0 0 0 0 0 0 0 1 9 9 9.00 1.500	PITCHER IP WLS BF H R ER SO BB IBB HBP BLK WP HR S P ERA WHIP									

New York Yankees @ Texas Rangers
 Arlington Stadium, Arlington, TX
 Fri Apr 29 1983, 8:05 PM EDT
 Att. 16,104 - Unknown

livebaseballscorecards.com

AB	30
R	3
H	7
RBI	1
BB	1
SO	3
LOB	11



Batter	1	2	3	4	5	6	7	8	9
Bill Sample, R OBP: 0.289, SLG: 0.398 (1, 7)	0-0 4-3		0-0 E4 CS		0-0 FC1-5 1B BB		0-0 2B		
Buddy Bell, R OBP: 0.291, SLG: 0.341 (1, 5)	0-0 1B 1B		0-0 2B 1B		4-0 1B HR BB		0-0 2B		
Larry Parrish, R OBP: 0.300, SLG: 0.422 (1, 9)	0-0 1-2 1B		0-0 1B 2B		0-3 K		0-0 6-3		
Dave Hostetter, R OBP: 0.351, SLG: 0.362 (1, 10)	0-3 K		0-0 1B		0-0 HR 1B		0-0 6-3		
Bob Johnson, R OBP: 0.286, SLG: 0.360 (1, 2)	0-3 K			0-3 K	0-0 HR		0-3 K		
George Wright, S OBP: 0.282, SLG: 0.293 (1, 8)		0-0 6-3		0-0 F6	0-3 K		0-3 K		
Pete O'Brien, L OBP: 0.229, SLG: 0.215 (1, 3)		0-3 K		0-0 F4		0-0 F9		0-0 6-3	
Bucky Dent, R OBP: 0.273, SLG: 0.340 (1, 6)		0-0 3-1			0-0 FC1-5 2B	0-0 4-3		0-0 6-3	
Wayne Tolleson, S OBP: 0.226, SLG: 0.143 (1, 4)			0-3 K		4-0 BB FC1-5 1B BB	0-3 K			

Inning Stats	R: 0	H: 2	E: 0	K: 2	S: 9	LOB: 2	BB: 0	P: 9	R: 0	H: 0	E: 0	K: 1	S: 5	LOB: 0	BB: 0	P: 5	R: 2	H: 3	E: 1	K: 1	S: 7	LOB: 1	BB: 0	P: 7	R: 0	H: 0	E: 0	K: 1	S: 5	LOB: 0	BB: 0	P: 5	R: 5	H: 3	E: 0	K: 2	S: 10	LOB: 0	BB: 2	P: 18	R: 0	H: 0	E: 0	K: 1	S: 5	LOB: 0	BB: 0	P: 5	R: 1	H: 2	E: 0	K: 1	S: 7	LOB: 1	BB: 0	P: 7	R: 0	H: 0	E: 0	K: 1	S: 5	LOB: 0	BB: 0	P: 5
1B: 5	SF: 0	2B: 4	SAC: 0	3B: 0	DP: 0	HR: 1	HBP: 0	WP: 0	PA: 35																																																							

PITCHER	IP	WLS	BF	H	R	ER	SO	BB	IBB	HBP	BLK	WP	HR	S	P	ERA	WHIP
Shane Rawley, L ERA: 4.55 (1, 1)	4.2	L	23	8	7	7	6	2	0	0	0	0	1	33	41	13.50	2.143
George Frazier, R ERA: 4.8 (5, 1)	1.1		4	0	0	0	2	0	0	0	0	0	0	8	8	0.00	0.000
Dale Murray, R ERA: 7.15 (7, 1)	2.0		8	2	1	1	2	0	0	0	0	0	0	12	12	4.50	1.000

BOTTOM

AB	R	H	RBI	BB	SO	LOB
4	2	1	0	0	0	2
3	2	3	1	1	0	0
4	1	2	1	0	1	4
4	1	2	3	0	1	3
4	1	1	3	0	3	3
4	0	0	0	0	2	0
4	0	0	0	0	1	0
4	0	1	0	0	0	0
2	1	0	0	1	2	0

AB	33
R	8
H	10
RBI	8
BB	2
SO	10
LOB	12



WP	HR	S	P	ERA	WHIP
0	0	0	0	0	0

New York Yankees @ Texas Rangers
Arlington Stadium, Arlington, TX
 Fri Apr 29 1983, 8:05 PM EDT
 Att. 16,104 - Unknown

livebaseballscores.com

Batter	1	2	3	4	5	6	7	8	9	AB R H RBI BB SO LOB
Jerry Mumphrey, S (1, 8) OBP: 0.245, SLG: 0.373	0-0 6-3		0-0 SF8 3B		0-0 3-1	0-0 1-3			0-0 1-3	5 1 1 0 0 0 2
Roy Smalley, S (1, 6) OBP: 0.321, SLG: 0.408	0-0 G3		0-0 1-3		0-0 1B			4-0 FC5-4 BB	0-0 F8	4 0 1 0 1 0 1
Dave Winfield, R (1, 7) OBP: 0.341, SLG: 0.514	0-3 K		0-0 SF8		0-3 K			0-0 FC5-4 1-3		3 0 0 1 0 2 2
Steve Kemp, L (1, 9) OBP: 0.291, SLG: 0.438		0-0 PB 2B	0-0 4-3			0-0 FC3-6 PB 1B		0-0 1-3		4 1 2 0 0 0 1
Don Baylor, R (1, 10) OBP: 0.400, SLG: 0.463		0-0 F8		4-0 CS BB		0-0 F2		0-0 6-3		3 0 0 0 1 0 3
Ken Griffey, L (1, 3) OBP: 0.370, SLG: 0.433		4-0 BB 2-3 BB		0-0 1-2 1B		4-0 FC3-6 BB		0-0 F8		2 0 1 0 2 0 0
Graig Nettles, L (1, 5) OBP: 0.361, SLG: 0.305		0-0 L4		0-3 K		0-0 FC3-6 1B		0-0 1-4-3		4 1 0 0 0 1 5
Butch Wynegar, S (1, 2) OBP: 0.421, SLG: 0.559		4-0 1-2 BB		0-0 3-1		0-0 1B 1-3 3-H 1B		0-3 K		3 0 1 1 1 1 1
Andre Robertson, R (1, 4) OBP: 0.300, SLG: 0.414		0-0 4-3		0-3 K		0-0 1B		0-0 5-3		4 0 1 1 0 1 3

New York Yankees @ Texas Rangers
Arlington Stadium, Arlington, TX
Sat Apr 30 1983, 8:05 PM EDT
Att. 32,959 - Unknown

AB	32
R	3
H	7
RBI	3
BB	5
SO	5
LOB	18



Inning Stats	R: 0	H: 0	E: 0	K: 1	S: 5	P: 5	R: 0	H: 1	E: 0	K: 0	S: 4	P: 12	R: 1	H: 1	E: 0	K: 0	S: 4	P: 4	R: 0	H: 1	E: 0	K: 1	S: 5	P: 9	R: 0	H: 1	E: 0	K: 2	S: 8	P: 8	R: 2	H: 3	E: 0	K: 0	S: 6	P: 10	R: 0	H: 0	E: 0	K: 0	S: 3	P: 7	R: 0	H: 0	E: 0	K: 1	S: 5	P: 5	R: 0	H: 0	E: 0	K: 0	S: 3	P: 3	R: 0	H: 0	E: 0	K: 0	S: 3	P: 3	1B: 5	SF: 1	2B: 1	SAC: 0	3B: 1	DP: 0	HR: 0	HBP: 0	WP: 0	PA: 38
--------------	------	------	------	------	------	------	------	------	------	------	------	-------	------	------	------	------	------	------	------	------	------	------	------	------	------	------	------	------	------	------	------	------	------	------	------	-------	------	------	------	------	------	------	------	------	------	------	------	------	------	------	------	------	------	------	------	------	------	------	------	------	-------	-------	-------	--------	-------	-------	-------	--------	-------	--------

PITCHER	IP	WLS	BF	H	R	ER	SO	BB	IBB	HBP	BLK	WP	HR	S	P	ERA	WHIP
Charlie Hough, R (1, 1) ERA: 3.41	5.2	W	27	7	3	3	4	4	0	0	0	0	0	31	47	4.76	1.941
John Butcher, R (6, 1) ERA: 3.0	3.1	S	11	0	0	0	1	1	0	0	0	0	0	12	16	0.00	0.300

PITCHER	IP	WLS	BF	H	R	ER	SO	BB	IBB	HBP	BLK	WP	HR	S	P	ERA	WHIP
---------	----	-----	----	---	---	----	----	----	-----	-----	-----	----	----	---	---	-----	------

Batter	1	2	3	4	5	6	7	8	9	AB R H RBI BB SO LOB	TOP	
Jerry Mumphrey, S (1, 8) OBP: 0.276, SLG: 0.446	0-0 HR	0-0 4-3			0-0 FC6-4 1B		0-0 2-H 2B 1B	0-0 4-3		5 2 3 2 0 0 2		
Ken Griffey, L (1, 3) OBP: 0.385, SLG: 0.465	0-0 5-3		0-0 2B		0-0 F8		0-0 1-H 1B 2B	4-0 4-3 1B BB		4 2 2 1 1 0 1		
Dave Winfield, R (1, 7) OBP: 0.344, SLG: 0.519	0-3 K		0-0 F8 2-H 2B		0-0 FC6-4 1-2f s		0-3 K	0-0 4-3 1B		5 0 2 1 0 2 2		
Steve Kemp, L (1, 9) OBP: 0.286, SLG: 0.423	0-0 L1		0-0 F8		0-0 G3		0-0 1B 2-H 2B 1B	0-0 4-3		5 1 1 1 0 0 4		
Don Baylor, R (1, 10) OBP: 0.400, SLG: 0.472		0-0 G3 1B 2B	0-0 F9		0-0 P3		0-0 1-3 1B 2B 1B	0-0 6-3		5 2 2 0 0 0 3		
Butch Wynegar, S (1, 2) OBP: 0.419, SLG: 0.564		0-0 G3	0-0 L4		0-0 P4		0-0 2B 1-2 1B	0-0 G3-6-1 2B		5 0 2 0 0 0 2		
Roy Smalley, S (1, 6) OBP: 0.337, SLG: 0.418		4-0 FC6-4 1B BB		0-0 L3		0-0 4-3	0-0 1-3 2-H 3-H 2B	4-0 G3-6-1 BB		3 0 1 2 2 0 0		
Graig Nettles, L (1, 5) OBP: 0.377, SLG: 0.317		0-0 FC6-4 1-2 3-H 1B		0-0 F9		0-0 SH1-4 1B	0-0 SH1-4 BB	0-0 G3-6-1		4 1 2 1 1 0 2		
Andre Robertson, R (1, 4) OBP: 0.265, SLG: 0.364		0-0 FC6-4 1-2f 2-3		0-0 F7		0-0 SH1-4 F7		0-3 K		4 0 0 0 0 1 6		
Inning Stats	R: 1 E: 0 K: 1 S: 6 H: 1 LOB: 0 BB: 0 P: 6	R: 1 E: 0 K: 0 S: 5 H: 2 LOB: 2 BB: 1 P: 9	R: 1 E: 0 K: 0 S: 5 H: 2 LOB: 1 BB: 0 P: 5	R: 0 E: 0 K: 0 S: 3 H: 0 LOB: 0 BB: 0 P: 3	R: 0 E: 0 K: 0 S: 4 H: 1 LOB: 1 BB: 0 P: 4	R: 0 E: 0 K: 0 S: 3 H: 0 LOB: 0 BB: 0 P: 3	R: 5 E: 0 K: 1 S: 12 H: 7 LOB: 3 BB: 1 P: 16	R: 0 E: 0 K: 0 S: 4 H: 1 LOB: 2 BB: 1 P: 8	R: 0 E: 0 K: 1 S: 5 H: 1 LOB: 1 BB: 1 P: 9	1B: 8 2B: 6 3B: 0 HR: 1 SF: 0 SAC: 1 DP: 1 HBP: 0	WP: 0 PB: 0 SB: 1 CS: 0 PA: 45	
PITCHER	IP WLS BF H R ER SO BB IBB HBP BLK WP HR S P ERA WHIP											
Mike Smithson, R (1, 1) ERA: 2.89	6.1 L 29 9 6 6 1 1 0 0 0 0 0 1 30 34 8.53 1.579											
Odell Jones, R (7, 1) ERA: 3.38	1.2 12 5 2 2 1 2 0 0 0 0 0 0 12 20 10.80 4.200											
Dave Schmidt, R (9, 1) ERA:	1.0 4 1 0 0 1 1 0 0 0 0 0 0 5 9 0.00 2.000											

New York Yankees @ Texas Rangers
Arlington Stadium, Arlington, TX
Sun May 01 1983, 4:33 AM EDT
Att. 28,287 - Unknown

livebaseballscorecards.com

AB	40
R	8
H	15
RBI	8
BB	4
SO	3
LOB	22



Batter	1	2	3	4	5	6	7	8	9	AB	R	H	RBI	BB	SO	LOB
Bill Sample, R OBP: 0.300, SLG: 0.413 (1, 7)	0-0 S 1B	0-0 6-3 1-2			0-0 L4		0-0 E5 SF9 1B 1B	0-0 P4		5	1	1	0	0	0	3
Buddy Bell, R OBP: 0.284, SLG: 0.341 (1, 5)	0-3 K 1-2		0-0 F9		0-0 F7		0-0 G3 1B 1-2 2-3 1B	0-0 F8		5	0	1	0	0	1	1
Larry Parrish, R OBP: 0.305, SLG: 0.472 (1, 9)	0-0 P3		0-0 P3		0-3 K		0-0 SF9	0-0 1B 1B		4	0	1	1	0	1	1
Dave Hostetter, R OBP: 0.379, SLG: 0.370 (1, 10)	0-3 K		4-0 BB		0-0 1B BB	4-0 BB BB	0-0 G3 1B 1-2 3-H	0-0 K 1B	0-3 K	3	0	1	1	2	2	2
Bob Johnson, R OBP: 0.278, SLG: 0.364 (1, 2)		0-0 3B 2B	0-0 F9		0-0 1B	0-0 1B	0-0 G3	0-0 1B	0-0 1B	4	1	2	0	0	0	3
Larry Biittner, L OBP: 0.379, SLG: 0.444 (9, PH)										1	0	1	0	0	0	0
George Wright, S OBP: 0.264, SLG: 0.274 (1, 8)		0-0 F3		0-3 K	0-0 F7	0-0 F7	0-0 P6	0-0 F9	0-0 F9	5	0	0	0	0	1	7
Pete O'Brien, L OBP: 0.256, SLG: 0.274 (1, 3)		0-0 SH1-3 3B	0-0 K	0-3 K	0-0 F8	0-0 F8		0-3 K		4	1	1	1	0	2	2
Bucky Dent, R OBP: 0.279, SLG: 0.339 (1, 6)		0-0 SH1-3	0-0 K	0-0 K	0-3 K	0-3 K		0-0 5-3		2	0	1	1	0	1	2
Mickey Rivers, L OBP: 0.353, SLG: 0.382 (8, PH)		0-0 SH1-3	0-0 K	0-0 K	0-3 K	0-3 K				1	0	0	0	0	0	0
Jim Anderson, R (9, 6)		0-0 SH1-3	0-0 K	0-0 K	0-3 K	0-3 K				0	0	0	0	0	0	0
Wayne Tolleson, S OBP: 0.282, SLG: 0.306 (1, 4)		0-0 S 1B	0-0 F9		0-0 F9		0-0 1B SF9 2B	0-0 2B		4	1	3	0	0	0	1

Inning Stats	R: 0	H: 1	E: 0	K: 2	S: 8	R: 2	H: 3	E: 0	K: 0	S: 6	R: 0	H: 0	E: 0	K: 0	S: 3	R: 0	H: 1	E: 0	K: 2	S: 8	R: 0	H: 0	E: 0	K: 1	S: 5	R: 0	H: 1	E: 0	K: 1	S: 6	R: 2	H: 3	E: 1	K: 0	S: 7	R: 0	H: 1	E: 0	K: 1	S: 6	R: 0	H: 2	E: 0	K: 1	S: 7	1B: 8	2B: 3	3B: 1	HR: 0	SF: 1	SAC: 1	DP: 0	HBP: 0	WP: 0	PB: 0	SB: 2	CS: 0	PA: 42
PITCHER	IP	WLS	BF	H	R	ER	SO	BB	IBB	HBP	BLK	WP	HR	S	P	ERA	WHIP																																									
Dave Righetti, L (1, 1) ERA: 3.9	6.0	W	28	7	4	3	6	2	0	0	0	0	0	38	46	4.50	1.500																																									
Dale Murray, R (7, 1) ERA: 5.65	3.0	S	14	5	0	0	2	0	0	0	0	0	0	18	18	0.00	1.667																																									


BOTTOM

New York Yankees @ Texas Rangers
Arlington Stadium, Arlington, TX

Sun May 01 1983, 4:33 AM EDT
Att. 28,287 - Unknown

livebaseballscorecards.com

AB	38
R	4
H	12
RBI	4
BB	2
SO	8
LOB	22



Batter	1	2	3	4	5	6	7	8	9	AB R H RBI BB SO LOB	TOP											
Bill Sample, R (1, 7) OBP: 0.295, SLG: 0.396	0-0 1-3	0-0 5-3			0-0 6-3				0-0 F8	4 0 0 0 1 0 2												
Buddy Bell, R (1, 5) OBP: 0.293, SLG: 0.372	0-0 HR		0-0 6-3		4-0 SF8 2-3 BB				0-3 K	3 1 1 1 1 1 2												
Larry Parrish, R (1, 9) OBP: 0.302, SLG: 0.518	0-0 F8		0-0 HR		0-0 SF8 1-2 3-H				0-0 5-3 1-2 2-3	3 1 1 2 0 0 2												
Dave Hostetter, R (1, 10) OBP: 0.371, SLG: 0.414	0-0 HR		0-3 K		0-0 F8				0-0 G3	4 1 1 1 0 1 3												
Pete O'Brien, L (1, 3) OBP: 0.244, SLG: 0.260	0-0 F9		0-0 F7			0-0 3-1			0-0 4-3	4 0 0 0 0 0 0												
Jim Sundberg, R (1, 2) OBP: 0.275, SLG: 0.270		0-0 CS 1B		0-3 K		0-0 F3			0-0 6-3	4 1 1 0 0 1 0												
George Wright, S (1, 8) OBP: 0.264, SLG: 0.273		0-0 F8 1-2		0-3 K		0-0 FC5-4 1B			0-3 K	4 0 1 0 0 2 1												
Bucky Dent, R (1, 6) OBP: 0.277, SLG: 0.333		0-0 1B 2-H		0-0 F8		0-0 FC5-4 1-2f			0-0 F5	4 0 1 1 0 0 1												
Wayne Tolleson, S (1, 4) OBP: 0.302, SLG: 0.350		0-0 F7		0-0 SF8 2B		0-0 5-3 1B			0-0 G3	4 1 2 0 0 0 1												
Inning Stats	R: 2 E: 0 K: 0 S: 5	H: 2 LOB: 0 BB: 0 P: 5	R: 1 E: 0 K: 0 S: 5	H: 2 LOB: 1 BB: 0 P: 5	R: 1 E: 0 K: 1 S: 6	H: 1 LOB: 0 BB: 0 P: 6	R: 0 E: 0 K: 2 S: 7	H: 0 LOB: 0 BB: 0 P: 7	R: 1 E: 0 K: 0 S: 4	H: 1 LOB: 1 BB: 1 P: 8	R: 0 E: 0 K: 0 S: 4	H: 1 LOB: 1 BB: 0 P: 4	R: 0 E: 0 K: 1 S: 6	H: 1 LOB: 2 BB: 1 P: 10	R: 0 E: 0 K: 1 S: 5	H: 0 LOB: 0 BB: 0 P: 5	R: 0 E: 0 K: 0 S: 3	H: 0 LOB: 0 BB: 0 P: 3	1B: 4 2B: 1 3B: 0 HR: 3	SF: 1 SAC: 0 DP: 0 HBP: 0	WP: 0 PB: 0 SB: 2 CS: 1	PA: 37
PITCHER	IP WLS BF H R ER SO BB IBB HBP BLK WP HR S P ERA WHIP																					
Jim Clancy, R (1, 1) ERA: 4.13	5.0 W 22 6 5 4 3 1 0 0 0 0 3 27 31 7.20 1.400																					
Roy Lee Jackson, R (6, 1) ERA: 5.06	1.0 6 2 0 0 0 1 0 0 0 0 0 5 9 0.00 3.000																					
Randy Moffitt, R (7, 1) ERA:	3.0 S 9 0 0 0 2 0 0 0 0 0 0 0 13 13 0.00 0.000																					

Texas Rangers @ Toronto Blue Jays
Exhibition Stadium, Toronto, ON
Mon May 02 1983, 7:05 PM EDT
Att. 10,525 - Unknown

livebaseballscorecards.com

AB	34
R	5
H	8
RBI	5
BB	2
SO	5
LOB	12



Texas Rangers @ Toronto Blue Jays
Exhibition Stadium, Toronto, ON
Tue May 03 1983, 7:05 PM EDT
Att. 10,125 - Unknown

livebaseballscorecards.com

AB	36
R	7
H	10
RBI	6
BB	3
SO	8
LOB	11



WP	1	PA	39
PB	0		
SB	2		
CS	0		

Batter	1	2	3	4	5	6	7	8	9	AB R H RBI BB SO LOB
Bill Sample, R (1, 7) OBP: 0.300, SLG: 0.390	4-0 S 2B BB		0-0 1B		0-0 4-3		0-3 K		0-0 F8	4 1 1 0 1 1 0
Pete O'Brien, L (1, 3) OBP: 0.241, SLG: 0.293	0-0 F8		0-3 K		0-0 G3		0-0 4-3		0-0 HR	5 1 1 1 0 1 2
Buddy Bell, R (1, 5) OBP: 0.288, SLG: 0.384	0-0 F8		0-3 K			0-0 HR 3B	0-0 5-3		0-0 6-3	5 1 1 0 0 1 2
Larry Parrish, R (1, 9) OBP: 0.313, SLG: 0.583	0-0 1-H 2B			0-0 P3		0-0 HR 3-H		0-0 F8		4 1 2 3 0 0 0
Dave Hostetter, R (1, 10) OBP: 0.378, SLG: 0.410	0-0 P6			0-3 K		0-0 E WP 1B		4-0 1B E BB		3 1 1 0 1 1 1
George Wright, S (1, 8)		0-0 F7		0-0 E S HR 1B		0-0 F7 1-2		0-0 E7 1-H 1B		4 1 2 0 0 0 1
Jim Sundberg, R (1, 2) OBP: 0.288, SLG: 0.328		0-3 K		0-0 1-H HR		0-0 E6 2-3 1B		0-3 K		4 1 2 2 0 2 1
Bucky Dent, R (1, 6) OBP: 0.275, SLG: 0.318		0-0 F8		0-3 K		4-0 G6-3 BB		0-3 K		3 0 0 0 1 2 1
Wayne Tolleson, S (1, 4) OBP: 0.277, SLG: 0.318			0-0 6-3		0-0 4-3	0-0 G6-3 1-2f			0-0 F8	4 0 0 0 0 0 3

Inning Stats	R: 1	H: 1	R: 0	H: 0	R: 0	H: 1	R: 2	H: 2	R: 0	H: 0	R: 2	H: 4	R: 0	H: 0	R: 1	H: 1	R: 1	H: 1	1B: 5	SF: 0	WP: 1	PA: 39	
E: 0	LOB: 1	E: 0	LOB: 0	E: 0	LOB: 1	E: 0	LOB: 0	E: 1	LOB: 2	E: 0	LOB: 0	E: 1	LOB: 1	E: 0	LOB: 0	E: 1	LOB: 1	E: 0	LOB: 0	2B: 1	SAC: 0	PB: 0	
K: 0	BB: 1	K: 1	BB: 0	K: 2	BB: 0	K: 0	BB: 0	K: 0	BB: 1	K: 1	BB: 0	K: 2	BB: 1	K: 1	BB: 0	K: 2	BB: 1	K: 0	BB: 0	3B: 1	DP: 1	SB: 2	
S: 4	P: 8	S: 5	P: 5	S: 8	P: 8	S: 9	P: 9	S: 6	P: 10	S: 5	P: 5	S: 8	P: 12	S: 4	P: 4	S: 4	P: 4	S: 4	P: 4	HR: 3	HBP: 0	CS: 0	

PITCHER	IP	WLS	BF	H	R	ER	SO	BB	IBB	HBP	BLK	WP	HR	S	P	ERA	WHIP
Jim Gott, R (1, 1) ERA: 7.3	5.0	L	23	7	5	5	5	1	0	0	0	0	2	32	36	9.00	1.600
Mike Morgan, R (6, 1) ERA: 4.6	2.0		7	1	0	0	1	1	0	0	0	1	0	8	12	0.00	1.000
Dave Geisel, L (8, 1) ERA: 2.84	1.0		5	1	1	0	2	1	0	0	0	0	0	8	12	0.00	2.000
Joey McLaughlin, R (9, 1) ERA: 3.12	1.0		4	1	1	1	0	0	0	0	0	0	1	4	4	9.00	1.000

BOTTOM

Texas Rangers @ Toronto Blue Jays
 Exhibition Stadium, Toronto, ON
 Tue May 03 1983, 7:05 PM EDT
 Att. 10,125 - Unknown

livebaseballscores.com

AB	34
R	2
H	8
RBI	2
BB	4
SO	5
LOB	16



WP: 0	PA: 38
PB: 0	
SB: 0	
CS: 0	

AB R H RBI BB SO LOB

3	0	0	0	1	1	3
1	0	1	0	0	0	0
5	1	1	0	0	0	4
4	0	1	0	0	1	2
4	0	0	0	0	1	2
4	1	1	2	0	1	0
4	0	2	0	0	0	0
2	0	1	0	1	0	1
1	0	0	0	0	0	0
3	0	0	0	1	0	1
2	0	1	0	0	0	0
1	0	0	0	1	1	3

1B: 4	SF: 0
2B: 3	SAC: 0
3B: 0	DP: 1
HR: 1	HBP: 0

Batter	1	2	3	4	5	6	7	8	9
Dave Collins, S (1, 7) OBP: 0.269, SLG: 0.208 Rance Mulliniks, L (8, 6) OBP: 0.318, SLG: 0.465	0-0 5-3 BB		4-0 G1-6-3 1-2 BB		0-0 P4		0-3 K		0-0 2B
Damaso Garcia, R (1, 4) OBP: 0.281, SLG: 0.289	0-0 F9		0-0 G1-6-3 1-2f 2-3			0-0 P4		0-0 HR 1B	0-0 F9
Barry Bonnell, R (1, 8) OBP: 0.278, SLG: 0.303 (8, 7)	0-0 FC5-4 1B		0-3 K			0-0 F9		0-0 F5	
Cliff Johnson, R (1, 10) OBP: 0.385, SLG: 0.469	0-0 FC5-4 1-2f			0-0 F7		0-3 K		0-0 F9	
Jesse Barfield, R (1, 9) OBP: 0.262, SLG: 0.548		0-3 K		0-0 6-3			0-0 F7	0-0 HR 1H	
Garth Iorg, R (1, 5) OBP: 0.333, SLG: 0.429		0-0 6-3		0-0 2B			0-0 2B 1B	0-0 4-3	
Buck Martinez, R (1, 2) OBP: 0.452, SLG: 0.500 Ernie Whitt, L (9, PH) OBP: 0.385, SLG: 0.364		4-0 BB		0-0 F9			0-0 2B		0-0 F9
Willie Upshaw, L (1, 3) OBP: 0.329, SLG: 0.551		0-0 G3			0-0 4-1		4-0 BB		0-0 4-3
Alfredo Griffin, S (1, 6) OBP: 0.299, SLG: 0.349 Lloyd Moseby, L (7, PH) OBP: 0.339, SLG: 0.500 (8, 8)			0-0 G1-6-3 BB 1B		0-0 4-3		0-3 K		4-0 2B BB

Inning Stats	R: 0	H: 1	E: 0	K: 0	S: 4	LOB: 1	BB: 0	P: 4	R: 0	H: 0	E: 0	K: 1	S: 5	LOB: 1	BB: 1	P: 9	R: 0	H: 1	E: 0	K: 1	S: 5	LOB: 1	BB: 1	P: 9	R: 0	H: 0	E: 0	K: 0	S: 3	LOB: 0	BB: 0	P: 3	R: 0	H: 2	E: 0	K: 2	S: 9	LOB: 3	BB: 1	P: 13	R: 2	H: 2	E: 0	K: 0	S: 5	LOB: 0	BB: 0	P: 5	R: 0	H: 1	E: 0	K: 0	S: 4	LOB: 2	BB: 1	P: 8	1B: 4	SF: 0	2B: 3	SAC: 0	3B: 0	DP: 1	HR: 1	HBP: 0	WP: 0	PA: 38
--------------	------	------	------	------	------	--------	-------	------	------	------	------	------	------	--------	-------	------	------	------	------	------	------	--------	-------	------	------	------	------	------	------	--------	-------	------	------	------	------	------	------	--------	-------	-------	------	------	------	------	------	--------	-------	------	------	------	------	------	------	--------	-------	------	-------	-------	-------	--------	-------	-------	-------	--------	-------	--------

PITCHER	IP	WLS	BF	H	R	ER	SO	BB	IBB	HBP	BLK	WP	HR	S	P	ERA	WHIP
Jon Matlack, L (1, 1) ERA: 3.13	6.1	W	26	5	0	0	3	3	0	0	0	0	0	29	41	0.00	1.263
Dave Tobik, R (7, 1) ERA: 3.09	2.2	S	12	3	2	2	2	1	0	0	0	0	1	15	19	6.75	1.500

Batter	1	2	3	4	5	6	7	8	9	AB R H RBI BB SO LOB	TOP									
Bill Sample, R (1, 7) OBP: 0.289, SLG: 0.375	0-0 6-3			x 0-0 F8		x 0-0 P3		x 0-0 FC5-4		4 0 0 0 0 0 1										
Pete O'Brien, L (1, 3) OBP: 0.231, SLG: 0.279	0-0 1-3			x 0-0 F8			x 0-0 F7		x 0-0 F7	4 0 0 0 0 0 0										
Buddy Bell, R (1, 5) OBP: 0.287, SLG: 0.388	0-0 5-3			x 0-0 F7			x 0-0 2B		x 0-0 2-3	4 0 1 0 0 0 0										
Larry Parrish, R (1, 9) OBP: 0.310, SLG: 0.578		x 0-0 P4			x 0-0 P4		x 0-0 P3		x 0-0 1B 2B	4 1 1 0 0 0 1										
Dave Hostetter, R (1, 10) OBP: 0.397, SLG: 0.422		x 0-0 1B CS			x 0-0 4-3		H 1-0 HBP		x 0-0 1B 2-H	3 0 2 1 0 0 0										
George Wright, S (1, 8) OBP: 0.273, SLG: 0.274		x 0-0 F7 1-2		B B B B x 0-0 BB		x 0-0 4-3		x 0-0 3-1		3 0 0 0 1 0 4										
Jim Sundberg, R (1, 2) OBP: 0.276, SLG: 0.314			x 0-0 F2		x 0-0 F8			x 0-0 5-3		3 0 0 0 0 0 1										
Bucky Dent, R (1, 6) OBP: 0.278, SLG: 0.319			x 0-0 F9			x 0-0 F8		x 0-0 FC5-4 1B		3 0 1 0 0 0 0										
Wayne Tolleson, S (1, 4) OBP: 0.260, SLG: 0.298			x 0-0 F5			x 0-0 6-3		x 0-0 F7		3 0 0 0 0 0 1										
Inning Stats	R: 0 E: 0 K: 0 S: 3	H: 0 LOB: 0 BB: 0 P: 3	R: 0 E: 0 K: 0 S: 3	H: 1 LOB: 0 BB: 0 P: 3	R: 0 E: 0 K: 0 S: 3	H: 0 LOB: 0 BB: 0 P: 3	R: 0 E: 0 K: 0 S: 3	H: 0 LOB: 1 BB: 1 P: 7	R: 0 E: 0 K: 0 S: 3	H: 0 LOB: 0 BB: 0 P: 3	R: 0 E: 0 K: 0 S: 4	H: 1 LOB: 2 BB: 0 P: 5	R: 0 E: 0 K: 0 S: 4	H: 1 LOB: 1 BB: 0 P: 4	R: 1 E: 0 K: 0 S: 5	H: 2 LOB: 1 BB: 0 P: 5	1B: 3 2B: 2 3B: 0 HR: 0	SF: 0 SAC: 0 DP: 0 HBP: 1	WP: 0 PB: 0 SB: 0 CS: 1	PA: 33
PITCHER Luis Leal, R (1, 1) ERA: 4.91	IP: 9.0 WLS: W BF: 33 H: 5 R: 1 ER: 1 SO: 0 BB: 1 IBB: 0 HBP: 1 BLK: 0 WP: 0 HR: 0 S: 31 P: 36 ERA: 1.00 WHIP: 0.667																			

Texas Rangers @ Toronto Blue Jays
Exhibition Stadium, Toronto, ON
Wed May 04 1983, 7:05 PM EDT
Att: 11,280 - Unknown

livebaseballscorecards.com

AB	31
R	1
H	5
RBI	1
BB	1
SO	0
LOB	8



Batter	1	2	3	4	5	6	7	8	9	AB R H RBI BB SO LOB	TOP		
Bill Sample, R (1, 7) <small>OBP: 0.294, SLG: 0.376</small>	0-3 		0-0 		0-0 	0-0 			0-0 	5 2 2 0 0 1 1			
Buddy Bell, R (1, 5) <small>OBP: 0.310, SLG: 0.410</small>	0-0 		4-0 		0-0 			4-0 	0-0 	2 1 2 2 2 0 0			
Larry Parrish, R (1, 9) <small>OBP: 0.303, SLG: 0.544</small>	0-0 		0-0 		0-0 			0-3 	4-0 	4 0 0 0 1 1 5			
Dave Hostetler, R (1, 10) <small>OBP: 0.373, SLG: 0.391</small>	0-3 			0-0 	0-0 			0-0 	0-3 	5 1 0 0 0 2 5			
Bob Johnson, R (1, 2) <small>OBP: 0.275, SLG: 0.378</small> Larry Bittner, L (9, PH) <small>OBP: 0.400, SLG: 0.464</small> Jim Sundberg, R (9, 2) <small>OBP: 0.276, SLG: 0.314</small>			0-0 	0-0 	0-0 			0-3 	0-0 	4 1 1 2 0 1 0 1 0 1 2 0 0 0 0 0 0 0 0 0 0			
Pete O'Brien, L (1, 3) <small>OBP: 0.240, SLG: 0.278</small>		0-3 		0-0 	0-0 			0-0 	4-0 	4 0 1 1 1 1 0			
George Wright, S (1, 8) <small>OBP: 0.269, SLG: 0.270</small>		0-3 			0-0 			0-3 	0-0 	5 1 1 0 0 2 4			
Bucky Dent, R (1, 6) <small>OBP: 0.289, SLG: 0.347</small>			0-0 		0-0 	0-0 			4-0 	3 2 1 1 1 0 0			
Wayne Tolleson, S (1, 4) <small>OBP: 0.259, SLG: 0.294</small>			0-0 		0-0 	0-0 			0-0 	4 1 1 1 0 0 1			
Inning Stats	R: 0 H: 1 E: 0 LOB: 1 K: 2 BB: 0 S: 8 P: 8	R: 0 H: 0 E: 0 LOB: 0 K: 2 BB: 0 S: 7 P: 7	R: 0 H: 1 E: 0 LOB: 2 K: 0 BB: 1 S: 4 P: 8	R: 0 H: 0 E: 0 LOB: 0 K: 0 BB: 0 S: 3 P: 3	R: 6 H: 6 E: 2 LOB: 1 K: 0 BB: 0 S: 10 P: 10	R: 0 H: 0 E: 0 LOB: 0 K: 0 BB: 0 S: 3 P: 3	R: 0 H: 0 E: 0 LOB: 0 K: 1 BB: 1 S: 4 P: 8	R: 0 H: 0 E: 0 LOB: 0 K: 2 BB: 0 S: 7 P: 7	R: 3 H: 2 E: 1 LOB: 3 K: 1 BB: 3 S: 8 P: 20	1B: 7 SF: 1 2B: 3 SAC: 0 3B: 1 DP: 1 HR: 0 HBP: 0	WP: 0 PA: 43 PB: 0 SB: 1 CS: 2		
PITCHER Mike Caldwell, L (1, 1) <small>ERA: 4.57</small> Pete Ladd, R (9, 1) <small>ERA: 6.75</small>	IP WLS BF H R ER SO BB IBB HBP BLK WP HR S P ERA WHIP 8.1 L 36 8 7 4 7 3 0 0 0 0 0 0 47 59 4.32 1.320											PITCHER IP WLS BF H R ER SO BB IBB HBP BLK WP HR S P ERA WHIP 0.2 7 2 2 0 1 1 1 0 0 0 0 0 7 15 0.00 4.500	

Texas Rangers @ Milwaukee Brewers
 Milwaukee County Stadium, Milwaukee, WI
 Fri May 06 1983, 8:05 PM EDT
 Att: 18,042 - Unknown

livebaseballscorecards.com

AB 37
R 9
H 10
RBI 9
BB 5
SO 8
LOB 16



Batter	1	2	3	4	5	6	7	8	9	AB	R	H	RBI	BB	SO	LOB
Paul Molitor, R OBP: 0.381, SLG: 0.429 (1, 5)	0-0 F7		0-0 HR	0-0 L1		0-0 FC5-4		4-0 BB		4	1	1	1	1	0	2
Robin Yount, R OBP: 0.418, SLG: 0.604 (1, 6)	0-0 6-3		0-0 F3		0-0 F8		0-0 5-3	0-3 K		5	0	0	0	0	1	3
Cecil Cooper, L OBP: 0.302, SLG: 0.434 (1, 3)	0-0 4-3		0-0 F5		4-0 2B BB		0-0 4-3		0-0 5-3	4	0	0	0	1	0	0
Ted Simmons, S OBP: 0.333, SLG: 0.398 (1, 2)		0-0 G3		0-0 1B HR 1B	0-0 1-3 2B		0-0 1B		0-0 F9	5	1	3	0	0	0	0
Ben Oglivie, L OBP: 0.408, SLG: 0.512 (1, 7)		0-0 P5		0-0 1-3 HR 1B	0-3 K		0-0 F9		0-0 4-3	5	1	1	0	0	1	3
Gorman Thomas, R OBP: 0.271, SLG: 0.333 (1, 8)		4-0 BB		0-0 1-H HR 3-H	0-3 K			0-3 K		3	1	1	3	1	2	2
Roy Howell, L OBP: 0.316, SLG: 0.333 (1, 10)		4-0 BB		0-0 F9		0-0 1-3		0-3 K		3	0	0	0	1	1	0
Charlie Moore, R OBP: 0.352, SLG: 0.388 (1, 9)		0-0 FC6-4		0-0 2B		4-0 FC5-4 BB		0-0 BB 1B 1B		3	0	2	0	1	0	2
Jim Gantner, L OBP: 0.333, SLG: 0.449 (1, 4)			0-0 F8		0-3 K		0-3 K	0-0 BB 1B		4	0	1	0	0	2	2

BOTTOM

Texas Rangers @ Milwaukee Brewers
Milwaukee County Stadium, Milwaukee, WI
 Fri May 06 1983, 8:05 PM EDT
 Att. 18,042 - Unknown

livebaseballscorecards.com

AB	36
R	4
H	9
RBI	4
BB	5
SO	7
LOB	14



Inning Stats	R: 0	H: 0	E: 0	K: 0	S: 3	P: 3	R: 0	H: 0	E: 0	K: 0	S: 3	P: 11	R: 1	H: 1	E: 0	K: 0	S: 4	R: 3	H: 4	E: 0	K: 1	S: 9	P: 9	R: 0	H: 1	E: 0	K: 2	S: 8	P: 12	R: 0	H: 0	E: 0	K: 1	S: 5	R: 0	H: 1	E: 0	K: 0	S: 4	R: 0	H: 2	E: 0	K: 3	S: 11	P: 15	R: 0	H: 0	E: 0	K: 0	S: 3	R: 0	H: 0	E: 0	K: 0	S: 3	1B: 5	2B: 2	3B: 0	HR: 2	SF: 0	SAC: 0	DP: 0	HBP: 0	WP: 0	PB: 0	SB: 1	CS: 0	PA: 41
--------------	------	------	------	------	------	------	------	------	------	------	------	-------	------	------	------	------	------	------	------	------	------	------	------	------	------	------	------	------	-------	------	------	------	------	------	------	------	------	------	------	------	------	------	------	-------	-------	------	------	------	------	------	------	------	------	------	------	-------	-------	-------	-------	-------	--------	-------	--------	-------	-------	-------	-------	--------

PITCHER	IP	WLS	BF	H	R	ER	SO	BB	IBB	HBP	BLK	WP	HR	S	P	ERA	WHIP
Charlie Hough, R ERA: 4.04 (1, 1)	4.0		19	5	4	4	1	2	0	0	0	0	2	19	27	9.00	1.750
John Butcher, R ERA: 2.66 (5, 1)	3.2	W	17	4	0	0	5	2	0	0	0	0	0	25	33	0.00	1.636
Odell Jones, R ERA: 2.77 (8, 1)	1.1	S	5	0	0	0	1	1	0	0	0	0	0	6	10	0.00	0.750

Batter	1	2	3	4	5	6	7	8	9	AB R H RBI BB SO LOB	TOP
Mickey Rivers, L (1, 7) OBP: 0.333, SLG: 0.368 Jim Anderson, R (9, 6)	0-0 4-3		0-0 SF9		0-0 1B		0-0 4-3		0-0 F7	4 0 1 2 0 0 2 0 0 0 0 0 0 0	
Buddy Bell, R (1, 5) OBP: 0.299, SLG: 0.394	0-0 F7		0-0 6-3		0-0 5-3		0-0 5-3			4 0 0 0 0 0 2	
Larry Parrish, R (1, 9) OBP: 0.325, SLG: 0.563	4-0 BB			0-0 F7		0-0 1B		0-0 1B		3 1 2 0 1 0 0	
Dave Hostetler, R (1, 10) OBP: 0.356, SLG: 0.370	0-0 P4			0-3 K		0-0 F8		0-3 K		4 0 0 0 0 2 3	
Pete O'Brien, L (1, 3) OBP: 0.250, SLG: 0.280		0-0 P6		4-0 BB		0-0 FC5-4		0-0 F7		3 0 1 0 1 0 1	
George Wright, S (1, 8) OBP: 0.269, SLG: 0.269		0-3 K		0-3 K		0-0 F9		0-0 1B		4 0 1 1 0 2 3	
Jim Sundberg, R (1, 2) OBP: 0.263, SLG: 0.297		0-3 K			0-3 K	0-0 FC5-4		0-3 K		4 0 0 0 0 3 3	
Bucky Dent, R (1, 6) OBP: 0.291, SLG: 0.347 Larry Biittner, L (9, PH) OBP: 0.419, SLG: 0.483 Bill Sample, R (9, PR) OBP: 0.294, SLG: 0.376			0-0 F8		0-0 1B		0-0 P4		0-0 L5-3-5	3 1 1 0 0 0 0 1 0 1 0 0 0 0 0 0 0 0 0 0 0	
Wayne Tolleson, S (1, 4) OBP: 0.276, SLG: 0.327		0-0 SF9		0-0 4-3		0-0 4-3		0-0 L5-3-5		4 1 2 0 0 0 2	
Inning Stats	R: 0 H: 0 E: 0 LOB: 1 K: 0 BB: 1 S: 3 P: 7	R: 0 H: 0 E: 0 LOB: 0 K: 2 BB: 0 S: 7 P: 7	R: 1 H: 1 E: 0 LOB: 0 K: 0 BB: 0 S: 4 P: 4	R: 0 H: 0 E: 0 LOB: 1 K: 2 BB: 1 S: 7 P: 11	R: 1 H: 2 E: 0 LOB: 1 K: 1 BB: 0 S: 7 P: 7	R: 0 H: 2 E: 0 LOB: 2 K: 0 BB: 0 S: 5 P: 5	R: 0 H: 1 E: 0 LOB: 1 K: 0 BB: 0 S: 4 P: 4	R: 1 H: 2 E: 0 LOB: 1 K: 2 BB: 0 S: 9 P: 9	R: 0 H: 1 E: 0 LOB: 1 K: 0 BB: 0 S: 3 P: 3	1B: 7 SF: 1 2B: 3 SAC: 0 3B: 0 DP: 1 HR: 0 HBP: 0	WP: 0 PA: 37 PB: 0 SB: 3 CS: 0
PITCHER Don Sutton, R (1, 1) ERA: 2.49 Jim Slaton, R (9, 1) ERA: 2.08	IP WLS BF H R ER SO BB IBB HBP BLK WP HR S P ERA WHIP										
	8.0 34 8 3 3 7 2 0 0 0 0 0 0 46 54 3.38 1.250										
	1.0 3 1 0 0 0 0 0 0 0 0 0 0 3 3 0.00 1.000										

Texas Rangers @ Milwaukee Brewers
Milwaukee County Stadium, Milwaukee, WI
 Sun May 08 1983, 4:33 AM EDT
 Att. 14,763 - Unknown

livebaseballscorecards.com

AB 34
R 3
H 9
RBI 3
BB 2
SO 7
LOB 16



Batter	1	2	3	4	5	6	7	8	9	AB R H RBI BB SO LOB
Paul Molitor, R OBP: 0.364, SLG: 0.408 (1, 5)	0-0 F8		0-0 E3		0-0 F8		0-3 K		0-0 FC6-4 HR	5 1 0 0 0 1 4
Robin Yount, R OBP: 0.417, SLG: 0.624 (1, 6)	0-3 K		0-3 K			0-0 F9	0-0 1B		0-0 HR	5 1 2 3 0 2 1
Cecil Cooper, L OBP: 0.300, SLG: 0.422 (1, 3)	4-0 BB			0-0 1-3		0-0 F7	0-0 1-3			3 0 0 0 1 0 1
Ted Simmons, S OBP: 0.330, SLG: 0.392 (1, 10)	0-0 G3			0-0 F2		0-0 2B 3B 1B		0-0 G3		4 1 1 0 0 0 1
Ben Oglivie, L OBP: 0.421, SLG: 0.534 (1, 7)		0-0 G4-6-3 1B		0-0 1-3		0-0 3B 2B		0-0 1B		4 1 3 0 0 0 0
Gorman Thomas, R OBP: 0.280, SLG: 0.345 (1, 8)		0-0 G4-6-3 1-2f			0-0 SH1-3 2B	4-0 3B BB		0-0 F8		3 1 1 0 1 0 2
Bob Skube, L OBP: 0.375, SLG: 0.385 (1, 9)		0-0 3-1			0-3 K	0-0 1H 2H 3H 3B		0-0 4-3		4 0 1 3 0 1 2
Jim Gantner, L OBP: 0.340, SLG: 0.446 (1, 4)			0-0 F9		4-0 SH1-3 BB	0-0 F8			0-0 FC6-4 1B HR 1B	3 1 1 0 1 0 1
Ned Yost, R OBP: 0.231, SLG: 0.320 (1, 2)			0-0 F7		0-0 SH1-3 1-2 2-3		0-0 F8		0-0 FC6-4 1B	3 0 1 0 0 0 0

Inning Stats	R: 0	H: 0	E: 0	K: 1	S: 5	R: 0	H: 1	E: 0	K: 0	S: 3	R: 0	H: 0	E: 0	K: 1	S: 6	R: 0	H: 1	E: 0	K: 1	S: 6	R: 3	H: 3	E: 0	K: 0	S: 6	R: 0	H: 1	E: 0	K: 1	S: 6	R: 0	H: 1	E: 0	K: 0	S: 4	R: 3	H: 3	E: 0	K: 0	S: 4	1B: 6	SF: 0	3B: 1	HR: 1	WP: 0	PA: 38					
	LOB: 1	BB: 1	P: 9	LOB: 0	BB: 0	P: 3	LOB: 1	BB: 0	P: 6	LOB: 0	BB: 0	P: 3	LOB: 2	BB: 1	P: 10	LOB: 1	BB: 1	P: 10	LOB: 1	BB: 0	P: 4	LOB: 1	BB: 0	P: 4	LOB: 0	BB: 0	P: 4	LOB: 0	BB: 0	P: 4	LOB: 0	BB: 0	P: 4	SAC: 1	DP: 1	HBP: 0	CS: 0	ERA	WHIP												
PITCHER	IP	WLS	BF	H	R	ER	SO	BB	IBB	HBP	BLK	WP	HR	S	P	ERA	WHIP													PITCHER	IP	WLS	BF	H	R	ER	SO	BB	IBB	HBP	BLK	WP	HR	S	P	ERA	WHIP				
Mike Smithson, R ERA: 2.98 (1, 1)	8.0		34	7	3	3	4	3	0	0	0	0	0	39	51	3.38	1.250																																		
Odell Jones, R ERA: 4.73 (9, 1)	0.1	L	4	3	3	3	0	0	0	0	0	0	1	4	4	81.00	9.000																																		

BOTTOM

Texas Rangers @ Milwaukee Brewers
Milwaukee County Stadium, Milwaukee, WI

Sun May 08 1983, 4:33 AM EDT
Att. 14,763 - Unknown

livebaseballscorecards.com

AB	34
R	6
H	10
RBI	6
BB	3
SO	4
LOB	12



Batter	1	2	3	4	5	6	7	8	9	AB R H RBI BB SO LOB	TOP
Bill Sample, R (1, 7) OBP: 0.293, SLG: 0.372	0-0 F9	0-0 4-3			0-0 G5-4-3 1B			0-0 E4		4 0 1 0 0 0 2	
Buddy Bell, R (1, 5) OBP: 0.289, SLG: 0.381	0-3 K		0-0 F8		0-0 G5-4-3			0-0 F8		4 0 0 0 0 1 3	
Larry Parrish, R (1, 9) OBP: 0.310, SLG: 0.533	0-0 F9		0-0 6-3				0-0 F9	0-0 P4		4 0 0 0 0 0 1	
Dave Hostetter, R (1, 10) OBP: 0.352, SLG: 0.355		4-0 BB 1B 1B BB	0-3 K				0-3 K	0-0 F8		3 1 0 0 1 2 1	
Bob Johnson, R (1, 3) Pete O'Brien, L (9, PH) OBP: 0.279, SLG: 0.375 OBP: 0.248, SLG: 0.277		0-0 1B BB 1-2 E 1B		0-3 K			0-3 K		0-0 P6	3 1 1 0 0 2 0 1 0 0 0 0 0 0	
Jim Sundberg, R (1, 2) OBP: 0.262, SLG: 0.286		4-0 F8 E 1-2 SF8 BB		0-0 4-3			0-0 6-3	0-3 K		3 1 0 0 1 1 0	
George Wright, S (1, 8) OBP: 0.266, SLG: 0.269		0-0 E2		0-0 F9			0-0 F7	0-3 K		4 0 1 1 0 1 0	
Bucky Dent, R (1, 6) OBP: 0.280, SLG: 0.333		0-0 F8			0-0 F7		0-0 F9			3 0 0 0 0 0 2	
Wayne Tolleson, S (1, 4) OBP: 0.295, SLG: 0.339		0-0 SF8			4-0 1B BB			0-0 S E E 1B		1 1 1 1 1 0 0	
Inning Stats	R: 0 H: 0 E: 0 LOB: 0 K: 1 BB: 0 S: 5 P: 5	R: 3 H: 2 E: 1 LOB: 1 K: 0 BB: 2 S: 5 P: 13	R: 0 H: 0 E: 0 LOB: 0 K: 1 BB: 0 S: 5 P: 5	R: 0 H: 0 E: 0 LOB: 0 K: 1 BB: 0 S: 5 P: 5	R: 0 H: 1 E: 0 LOB: 1 K: 0 BB: 1 S: 3 P: 7	R: 0 H: 0 E: 0 LOB: 0 K: 2 BB: 0 S: 7 P: 7	R: 0 H: 0 E: 0 LOB: 0 K: 0 BB: 0 S: 3 P: 3	R: 1 H: 1 E: 2 LOB: 1 K: 0 BB: 0 S: 5 P: 5	R: 0 H: 0 E: 0 LOB: 0 K: 2 BB: 0 S: 7 P: 7	1B: 4 SF: 1 2B: 0 SAC: 0 3B: 0 DP: 1 HR: 0 HBP: 0	WP: 0 PA: 34 PB: 0 SB: 2 CS: 0
PITCHER	IP WLS BF H R ER SO BB IBB HBP BLK WP HR S P ERA WHIP										
Shane Rawley, L (1, 1) ERA: 3.38	7.1 L 29 4 4 1 5 3 0 0 0 0 0 0 36 48 1.23 0.955										
Doyle Alexander, R (8, 1) ERA: 6.97	1.2 5 0 0 0 2 0 0 0 0 0 0 0 9 9 0.00 0.000										

Texas Rangers @ New York Yankees
 Yankee Stadium, Bronx, NY
 Tue May 10 1983, 7:05 PM EDT
 Att. 13,893 - Unknown

livebaseballscorecards.com

AB 30
 R 4
 H 4
 RBI 2
 BB 3
 SO 7
 LOB 9



BOTTOM

Texas Rangers @ New York Yankees
Yankee Stadium, Bronx, NY
Tue May 10 1983, 7:05 PM EDT
Att. 13,893 - Unknown

livebaseballscorecards.com

AB 33
R 2
H 6
RBI 2
BB 5
SO 6
LOB 19



WP: 0 PA: 38
PB: 0
SB: 2
CS: 0

AB R H RBI BB SO LOB

4 1 1 0 1 1 3

4 0 0 0 1 1 4

3 1 1 1 1 0 1

4 0 0 0 0 2 4

4 0 1 1 0 1 1

4 0 0 0 0 0 1

2 0 1 0 2 0 0

4 0 1 0 0 0 2

4 0 1 0 0 1 3

1B: 6 SF: 0
2B: 0 SAC: 0
3B: 0 DP: 0
HR: 0 HBP: 0

Batter	1	2	3	4	5	6	7	8	9
Willie Randolph, R OBP: 0.337, SLG: 0.313 (1, 4)	4-0 S 1B BB	0-0 4-3		0-0 1-2 1B			0-3 K		0-0 F9
Ken Griffey, L OBP: 0.390, SLG: 0.453 (1, 3)	0-3 K 1-2		4-0 FC6-4 BB	0-0 1-3			0-0 FC6-4 BB 1-2f		0-0 F9
Dave Winfield, R OBP: 0.336, SLG: 0.528 (1, 7)	0-0 2-H 1B		0-0 FC6-4 S 1B 1-2f		0-0 5-3		4-0 1-2 BB		
Steve Kemp, L OBP: 0.310, SLG: 0.433 (1, 9)	0-0 P5		0-3 K 1-2		0-0 1-3		0-3 K		
Don Baylor, R OBP: 0.405, SLG: 0.490 (1, 10)	0-0 L8		0-0 2-H 1B		0-3 K			0-0 F7	
Graig Nettles, L OBP: 0.357, SLG: 0.329 (1, 5)		0-0 4-3	0-0 P5			0-0 G3		0-0 3-1	
Roy Smalley, S OBP: 0.331, SLG: 0.439 (1, 6)		4-0 1B BB		0-0 1B 1B		0-0 F8		4-0 BB	
Butch Wynegar, S OBP: 0.383, SLG: 0.481 (1, 2)		0-0 1-2 1B		0-0 P5		0-0 1-6-3		0-0 F7	
Jerry Mumphrey, S OBP: 0.241, SLG: 0.347 (1, 8)		0-3 K		0-0 F8			0-0 FC6-4 1B		0-0 3-1

Inning Stats	R: 1	H: 1	E: 0	K: 1	S: 6	H: 1	LOB: 1	BB: 1	P: 10	R: 0	H: 1	E: 0	K: 1	S: 6	H: 1	LOB: 2	BB: 1	P: 10	R: 1	H: 1	E: 0	K: 1	S: 6	R: 0	H: 0	E: 0	K: 1	S: 5	R: 0	H: 2	E: 0	K: 0	S: 5	R: 0	H: 0	E: 0	K: 1	S: 5	R: 0	H: 0	E: 0	K: 0	S: 3	R: 0	H: 1	E: 0	K: 2	S: 8	R: 0	H: 0	E: 0	K: 0	S: 3	R: 0	H: 0	E: 0	K: 0	S: 3	R: 0	H: 0	E: 0	K: 0	S: 3	1B: 6	SF: 0	2B: 0	SAC: 0	3B: 0	DP: 0	HR: 0	HBP: 0	WP: 0	PA: 38
--------------	------	------	------	------	------	------	--------	-------	-------	------	------	------	------	------	------	--------	-------	-------	------	------	------	------	------	------	------	------	------	------	------	------	------	------	------	------	------	------	------	------	------	------	------	------	------	------	------	------	------	------	------	------	------	------	------	------	------	------	------	------	------	------	------	------	------	-------	-------	-------	--------	-------	-------	-------	--------	-------	--------

PITCHER	IP	WLS	BF	H	R	ER	SO	BB	IBB	HBP	BLK	WP	HR	S	P	ERA	WHIP
Danny Darwin, R ERA: 4.18 (1, 1)	3.2		19	5	2	2	3	3	0	0	0	0	0	22	34	4.91	2.182
Frank Tanana, L ERA: (4, 1)	4.1	W	16	1	0	0	3	2	0	0	0	0	0	20	28	0.00	0.692
Odell Jones, R ERA: 4.4 (9, 1)	1.0	S	3	0	0	0	0	0	0	0	0	0	0	3	3	0.00	0.000

Batter	1	2	3	4	5	6	7	8	9	AB R H RBI BB SO LOB	TOP
Bill Sample, R (1, 7) <small>OBP: 0.313, SLG: 0.390</small>	0-0 	0-0 FC6-4 			0-0 		0-0 FC6-4 		0-0 WP 	5 1 4 0 0 0 2	
Buddy Bell, R (1, 5) <small>OBP: 0.286, SLG: 0.368</small>	0-3 K 	0-0 6-3 			0-0 F9 		0-0 F8 		4-0 	4 0 0 0 1 1 5	
Larry Parrish, R (1, 9) <small>OBP: 0.303, SLG: 0.506</small>	4-0 		0-0 F7 		0-0 F8 		0-0 L9 		0-0 F7 	4 1 0 0 1 0 4	
Dave Hostetler, R (1, 10) <small>OBP: 0.358, SLG: 0.367</small>	0-0 SF9-5 		4-0 		0-0 F9 		0-0 FC6-4 			3 0 1 1 1 0 2	
Bob Johnson, R (1, 3) <small>OBP: 0.255, SLG: 0.349</small>	0-0 SF9-5 		0-3 K 			0-0 L5 		0-0 L5 		3 0 0 1 0 1 1	
Jim Sundberg, R (1, 2) <small>OBP: 0.250, SLG: 0.272</small>		0-0 F3 	0-3 K 			0-0 5-3 		0-0 F8 		4 0 0 0 0 1 1	
George Wright, S (1, 8) <small>OBP: 0.276, SLG: 0.270</small>		4-0 		0-0 P5 		0-0 		0-0 F8 		3 1 1 0 1 0 0	
Bucky Dent, R (1, 6) <small>OBP: 0.291, SLG: 0.333</small>		0-0 FC6-4 		0-0 F9 		4-0 		0-0 6-3 		3 0 1 0 1 0 0	
Wayne Tolleson, S (1, 4) <small>OBP: 0.308, SLG: 0.350</small>		0-0 		0-0 F8 		0-3 K 		0-0 		4 0 2 1 0 1 2	
Inning Stats	R: 2 H: 2 E: 0 LOB: 0 K: 1 BB: 1 S: 6 P: 10	R: 1 H: 2 E: 0 LOB: 2 K: 0 BB: 1 S: 5 P: 9	R: 0 H: 0 E: 0 LOB: 1 K: 2 BB: 1 S: 7 P: 11	R: 0 H: 0 E: 0 LOB: 0 K: 0 BB: 0 S: 3 P: 3	R: 0 H: 1 E: 0 LOB: 1 K: 0 BB: 0 S: 4 P: 4	R: 0 H: 1 E: 0 LOB: 2 K: 1 BB: 1 S: 6 P: 10	R: 0 H: 1 E: 0 LOB: 1 K: 0 BB: 0 S: 4 P: 4	R: 0 H: 0 E: 0 LOB: 0 K: 0 BB: 0 S: 3 P: 3	R: 0 H: 2 E: 0 LOB: 2 K: 0 BB: 1 S: 4 P: 8	1B: 8 SF: 1 2B: 2 SAC: 0 3B: 0 DP: 1 HR: 0 HBP: 0	WP: 1 PA: 39 PB: 0 SB: 3 CS: 1
PITCHER Ron Guidry, L (1, 1) <small>ERA: 4.47</small> George Frazier, R (9, 1) <small>ERA: 3.08</small>	IP WLS BF H R ER SO BB IBB HBP BLK WP HR S P ERA WHIP 8.2 L 38 9 3 3 4 4 1 0 0 1 0 41 61 3.12 1.500										

Texas Rangers @ New York Yankees
 Yankee Stadium, Bronx, NY
 Wed May 11 1983, 7:05 PM EDT
 Att. 16,679 - Unknown

livebaseballscorecards.com

AB	33
R	3
H	9
RBI	3
BB	5
SO	4
LOB	17



BOTTOM

Texas Rangers @ New York Yankees
Yankee Stadium, Bronx, NY
Wed May 11 1983, 7:05 PM EDT
Att. 16,679 - Unknown

livebaseballscorecards.com

AB	30
R	1
H	6
RBI	1
BB	2
SO	4
LOB	9



WP:	0	PA:	32
PB:	0	SB:	0
CS:	0		

AB R H RBI BB SO LOB

3 0 1 1 1 0 1

3 0 1 0 0 0 1

1 0 0 0 0 0 2

4 0 1 0 0 1 0

4 0 0 0 0 1 2

3 0 0 0 1 0 0

3 0 1 0 0 0 1

3 0 0 0 0 0 1

3 1 1 0 0 1 0

3 0 1 0 0 1 1

1B:	6	SF:	0
2B:	0	SAC:	0
3B:	0	DP:	4
HR:	0	HBP:	0

Batter	1	2	3	4	5	6	7	8	9
Willie Randolph, R OBP: 0.344, SLG: 0.313 (1, 4)	0-0 F8		4-0 FC6-4 BB			0-0 G1-6-3 1-2f		0-0 1B 1-2 2-H	
Andre Robertson, R OBP: 0.291, SLG: 0.346 Roy Smalley, S OBP: 0.328, SLG: 0.435 (8, PH) (9, 6)	0-0 1B		0-0 FC6-4 1-2f			0-0 F9		0-0 1-3	
Dave Winfield, R OBP: 0.333, SLG: 0.518 (1, 8)	0-0 1B G4-3 1-2			0-0 1-3			0-0 L5		0-3 K
Don Baylor, R OBP: 0.392, SLG: 0.471 (1, 10)	0-0 G4-3 1-2f			0-0 F8			0-0 6-3		0-3 K
Steve Kemp, L OBP: 0.308, SLG: 0.421 (1, 9)		4-0 G6-3 BB		0-0 F7			0-0 F8		0-0 4-3
Lou Piniella, R OBP: 0.406, SLG: 0.517 (1, 7)		0-0 G6-3 1-2f			0-0 F8			0-0 G4-6-3 1B	
Rick Cerone, R OBP: 0.275, SLG: 0.319 (1, 2)		0-0 F9			0-0 6-3			0-0 G4-6-3 1-2f	
Graig Nettles, L OBP: 0.356, SLG: 0.329 (1, 5)			0-0 F8		0-3 K			0-0 E 1B	
Ken Griffey, L OBP: 0.389, SLG: 0.449 (1, 3)			0-3 K			0-0 G1-6-3 1B		0-0 E4 1B 1-2	

Inning Stats	R: 0	H: 2	E: 0	LOB: 1	K: 0	BB: 0	S: 4	R: 0	H: 0	E: 0	LOB: 0	K: 0	BB: 1	S: 2	R: 0	H: 0	E: 0	LOB: 1	K: 1	BB: 1	S: 5	R: 0	H: 0	E: 0	LOB: 0	K: 0	BB: 0	S: 3	R: 0	H: 0	E: 0	LOB: 0	K: 1	BB: 0	S: 5	R: 0	H: 1	E: 0	LOB: 0	K: 0	BB: 0	S: 3	R: 0	H: 0	E: 0	LOB: 0	K: 0	BB: 0	S: 3	R: 1	H: 3	E: 1	LOB: 2	K: 0	BB: 0	S: 6	R: 0	H: 0	E: 0	LOB: 0	K: 2	BB: 0	S: 7	R: 0	H: 0	E: 0	LOB: 0	K: 2	BB: 0	S: 7	1B: 6	SF: 0	2B: 0	SAC: 0	3B: 0	DP: 4	HR: 0	HBP: 0	WP: 0	PA: 32
--------------	------	------	------	--------	------	-------	------	------	------	------	--------	------	-------	------	------	------	------	--------	------	-------	------	------	------	------	--------	------	-------	------	------	------	------	--------	------	-------	------	------	------	------	--------	------	-------	------	------	------	------	--------	------	-------	------	------	------	------	--------	------	-------	------	------	------	------	--------	------	-------	------	------	------	------	--------	------	-------	------	-------	-------	-------	--------	-------	-------	-------	--------	-------	--------

PITCHER	IP	WLS	BF	H	R	ER	SO	BB	IBB	HBP	BLK	WP	HR	S	P	ERA	WHIP
Rick Honeycutt, L ERA: 1.38 (1, 1)	8.0	W	29	6	1	0	2	2	0	0	0	0	0	31	39	0.00	1.000
Dave Tobik, R ERA: 2.84 (9, 1)	1.0	S	3	0	0	0	2	0	0	0	0	0	0	7	7	0.00	0.000

Batter	1	2	3	4	5	6	7	8	9	AB	R	H	RBI	BB	SO	LOB	TOP										
Al Bumbry, L (1, 8) OBP: 0.341, SLG: 0.373 (7, 7)	0-0 5-3	0-0 CS	0-0 F3	0-0 4-1			0-0 4-3	0-0 4-3		5	0	0	0	0	0	2											
Dan Ford, R (1, 9) OBP: 0.398, SLG: 0.508	0-0 F8		0-0 5-3		0-0 F9 SF9 2B		0-0 1B 2B		0-0 F8	5	2	2	0	0	0	0											
Cal Ripken Jr., R (1, 6) OBP: 0.364, SLG: 0.492	0-0 5-3		0-0 P6		4-0 BB BB BB		0-0 2B 1B		0-0 4-3 1B	4	1	2	1	1	0	0											
Eddie Murray, S (1, 3) OBP: 0.418, SLG: 0.416		4-0 HR BB		0-0 F7	0-0 F9		0-0 2B		0-0 4-3	4	1	1	1	1	0	3											
John Lowenstein, L (1, 7) OBP: 0.461, SLG: 0.639 John Shelby, S (7, PR) OBP: 0.383, SLG: 0.534 (7, 8)		0-0 HR		4-0 HR BB	0-0 SF9		4-0 BB		0-0 6-3	1	2	1	3	2	0	0											
Ken Singleton, S (1, 10) OBP: 0.381, SLG: 0.549		0-0 HR		0-0 HR	0-3 K		0-0 F9			4	2	2	3	0	1	3											
Rich Dauer, R (1, 4) OBP: 0.301, SLG: 0.315		0-0 5-3		0-0 F2		0-0 F8	0-0 F3			4	0	0	0	0	0	2											
Leo Hernandez, R (1, 5) OBP: 0.310, SLG: 0.365 Aurelio Rodriguez, R (8, 5)		0-0 F7		0-0 1B 1B		0-0 F8		0-0 P5		4	0	1	0	0	0	0											
Rick Dempsey, R (1, 2) OBP: 0.295, SLG: 0.303		0-0 CS 1B		0-0 1B		0-0 F8		0-0 F3		4	0	2	0	0	0	0											
Inning Stats	R: 0 E: 0 K: 0 S: 3	H: 0 LOB: 0 BB: 0 P: 3	R: 3 E: 0 K: 0 S: 5	H: 3 LOB: 0 BB: 1 P: 9	R: 0 E: 0 K: 0 S: 3	H: 0 LOB: 0 BB: 0 P: 3	R: 2 E: 0 K: 0 S: 6	H: 3 LOB: 2 BB: 1 P: 10	R: 1 E: 0 K: 1 S: 6	H: 1 LOB: 1 BB: 1 P: 10	R: 0 E: 0 K: 0 S: 3	H: 0 LOB: 0 BB: 0 P: 3	R: 2 E: 0 K: 0 S: 6	H: 3 LOB: 2 BB: 1 P: 10	R: 0 E: 0 K: 0 S: 3	H: 0 LOB: 0 BB: 0 P: 3	R: 0 E: 0 K: 0 S: 4	H: 1 LOB: 1 BB: 0 P: 4	1B: 5 2B: 3 3B: 0 HR: 3	SF: 1 SAC: 0 DP: 0 HBP: 0	WP: 0 PB: 0 SB: 0 CS: 1	PA: 42					
PITCHER	IP	WLS	BF	H	R	ER	SO	BB	IBB	HBP	BLK	WP	HR	S	P	ERA	WHIP										
Charlie Hough, R (1, 1) ERA: 4.85	3.1	L	15	4	5	5	0	2	0	0	0	0	3	13	21	13.50	1.800										
John Butcher, R (4, 1) ERA: 3.38	3.2		19	6	3	3	1	2	0	0	0	0	0	19	27	7.36	2.182										
Dave Schmidt, R (8, 1) ERA:	2.0		7	1	0	0	0	0	0	0	0	0	0	7	7	0.00	0.500										

Baltimore Orioles @ Texas Rangers
Arlington Stadium, Arlington, TX
Fri May 13 1983, 8:05 PM EDT
Att: 17,463 - Unknown

livebaseballscorecards.com

AB	36
R	8
H	11
RBI	8
BB	4
SO	1
LOB	11



Batter	1	2	3	4	5	6	7	8	9	10	11	AB	R	H	RBI	BB	SO	LOB	TOP	
Al Bumbry, L (1, 8) <small>OBP: 0.340, SLG: 0.372</small> John Shelby, S (5, PH) <small>OBP: 0.408, SLG: 0.548</small>	 <small>0-3</small>		 <small>1-3</small>	 <small>1-2f 2-3</small>	 <small>1-2</small>			 <small>0-0</small>		 <small>0-0</small>	 <small>0-3</small>	3 2 1 0 0 1 2 4 0 3 0 0 1 1								
Dan Ford, R (1, 9) <small>OBP: 0.393, SLG: 0.504</small>	 <small>0-0</small>		 <small>1-2</small>	 <small>1-H 3-H</small>	 <small>0-0</small>			 <small>0-0</small>		 <small>1-2f</small>	 <small>0-0</small>	7 2 2 3 0 0 5								
Cal Ripken Jr., R (1, 6) <small>OBP: 0.363, SLG: 0.496</small>	 <small>0-3</small>		 <small>1-H 2-H</small>	 <small>4-0</small>			 <small>0-0</small>	 <small>0-0</small>		 <small>0-0</small>		5 2 1 2 1 1 2								
Eddie Murray, S (1, 3) <small>OBP: 0.414, SLG: 0.420</small>		 <small>0-3</small>	 <small>0-0</small>	 <small>1-H 2-H</small>			 <small>0-3</small>		 <small>0-0</small>		 <small>0-0</small>	6 1 2 3 0 2 0								
John Lowenstein, L (1, 7) <small>OBP: 0.462, SLG: 0.683</small> Gary Roenicke, R (4, PH) <small>OBP: 0.316, SLG: 0.360</small>		 <small>0-0</small>	 <small>0-0</small>	 <small>0-0</small>			 <small>0-0</small>		 <small>0-0</small>		 <small>1-3</small>	2 1 1 1 0 0 0 4 1 1 0 0 0 1								
Ken Singleton, S (1, 10) <small>OBP: 0.382, SLG: 0.537</small> Jim Dwyer, L (9, PR) <small>OBP: 0.382, SLG: 0.393</small>		 <small>0-0</small>	 <small>0-3</small>	 <small>0-0</small>			 <small>0-0</small>		 <small>4-0</small>		 <small>2B 1B</small>	4 1 1 0 1 1 0 0 1 0 0 1 0 0								
Rich Dauer, R (1, 4) <small>OBP: 0.296, SLG: 0.310</small> Lenn Sakata, R (5, 4) <small>OBP: 0.400, SLG: 0.600</small>		 <small>0-0</small>		 <small>0-0</small>	 <small>1-2</small>		 <small>0-0</small>		 <small>1-2</small>		 <small>1-3 2-H 3-H</small>	2 0 0 0 0 0 1 3 1 2 2 0 0 0								
Leo Hernandez, R (1, 5) <small>OBP: 0.311, SLG: 0.364</small>			 <small>0-0</small>	 <small>FC6-4 1B 2B 1B</small>	 <small>2-H</small>		 <small>0-0</small>		 <small>1-2f</small>		 <small>0-0</small>	6 1 2 1 0 0 4								
Rick Dempsey, R (1, 2) <small>OBP: 0.310, SLG: 0.319</small>			 <small>1B 1B</small>	 <small>1-2</small>	 <small>0-3</small>		 <small>0-3</small>		 <small>0-0</small>		 <small>2-H 3-H</small>	6 1 3 2 0 2 1								
Inning Stats	R: 0 H: 0 E: 0 LOB: 0 K: 2 BB: 0 S: 7 P: 7	R: 0 H: 1 E: 0 LOB: 1 K: 1 BB: 0 S: 6 P: 6	R: 5 H: 5 E: 0 LOB: 0 K: 1 BB: 0 S: 10 P: 10	R: 4 H: 4 E: 0 LOB: 1 K: 0 BB: 1 S: 7 P: 11	R: 1 H: 2 E: 1 LOB: 2 K: 1 BB: 0 S: 8 P: 8	R: 0 H: 0 E: 0 LOB: 0 K: 1 BB: 0 S: 5 P: 5	R: 0 H: 0 E: 0 LOB: 0 K: 0 BB: 0 S: 3 P: 3	R: 0 H: 1 E: 0 LOB: 1 K: 1 BB: 0 S: 6 P: 6	R: 0 H: 1 E: 0 LOB: 2 K: 0 BB: 1 S: 4 P: 8	R: 0 H: 1 E: 0 LOB: 1 K: 0 BB: 0 S: 4 P: 4	R: 4 H: 4 E: 0 LOB: 1 K: 1 BB: 1 S: 9 P: 13	1B: 13 SF: 0 2B: 4 SAC: 1 3B: 1 DP: 0 HR: 1 HBP: 0	WP: 1 PA: 56 PB: 0 SB: 0 CS: 0							
PITCHER	IP WLS BF H R ER SO BB IBB HBP BLK WP HR S P ERA WHIP																			
Mike Smithson, R (1, 1) <small>ERA: 4.22</small>	3.2		20	9	8	8	4	0	0	0	0	0	1	28	28	19.64	2.455			
Frank Tanana, L (4, 1) <small>ERA: 0.54</small>	5.0		23	5	2	1	3	2	0	0	0	1	0	27	35	1.80	1.400			
Dave Tobik, R (9, 1) <small>ERA: 4.8</small>	2.1	L	13	5	4	4	1	0	1	0	0	0	0	14	18	15.43	2.143			

Baltimore Orioles @ Texas Rangers
 Arlington Stadium, Arlington, TX
 Sat May 14 1983, 8:05 PM EDT
 Att. 12,198 - Unknown

livebaseballscorecards.com

AB 52
R 14
H 19
RBI 14
BB 3
SO 8
LOB 17



Batter	1	2	3	4	5	6	7	8	9	AB R H RBI BB SO LOB	TOP	
Al Bumby, L (1, 8) <small>OBP: 0.327, SLG: 0.356</small> Aurelio Rodriguez, R (8, 5)	0-3 		0-0 			0-0 		0-0 		4 0 0 0 0 1 3 0 0 0 0 0 0 0		
Dan Ford, R (1, 9) <small>OBP: 0.388, SLG: 0.492</small>	4-0 			0-0 		0-0 		0-0 		3 0 0 0 1 0 1		
Cal Ripken Jr., R (1, 6) <small>OBP: 0.360, SLG: 0.489</small>	0-3 			0-3 			0-0 		0-0 	4 1 1 0 0 2 1		
Eddie Murray, S (1, 3) <small>OBP: 0.414, SLG: 0.420</small> Jim Dwyer, L (1, 3) <small>OBP: 0.342, SLG: 0.344</small>		0-0 		0-0 			0-0 		0-3 	0 0 0 0 0 0 0 4 0 0 0 0 1 1		
John Lowenstein, L (1, 7) <small>OBP: 0.439, SLG: 0.642</small>		0-3 			0-0 		0-0 		0-3 	4 0 0 0 0 2 1		
Ken Singleton, S (1, 10) <small>OBP: 0.381, SLG: 0.526</small>		0-3 			0-0 		4-0 			2 0 0 0 1 1 0		
Lenn Sakata, R (1, 4) <small>OBP: 0.500, SLG: 0.625</small>			0-0 		0-0 		0-0 			3 0 2 0 0 0 0		
Leo Hernandez, R (1, 5) <small>OBP: 0.311, SLG: 0.357</small> Joe Nolan, L (8, 2) <small>OBP: 0.324, SLG: 0.438</small>			0-0 			4-0 	0-0 			2 0 0 0 1 0 3 0 0 0 0 0 0 0		
Rick Dempsey, R (1, 2) <small>OBP: 0.314, SLG: 0.324</small> John Shelby, S (8, PH) <small>OBP: 0.400, SLG: 0.540</small> (8, 8)			0-0 			0-0 		0-3 		2 0 1 0 0 0 1 1 0 0 0 0 1 0		
Inning Stats	R: 0 H: 0 E: 0 LOB: 0 K: 2 BB: 1 S: 6 P: 10	R: 0 H: 0 E: 0 LOB: 0 K: 2 BB: 0 S: 7 P: 7	R: 0 H: 2 E: 0 LOB: 1 K: 0 BB: 0 S: 4 P: 4	R: 0 H: 0 E: 0 LOB: 0 K: 1 BB: 0 S: 5 P: 5	R: 0 H: 0 E: 0 LOB: 0 K: 0 BB: 0 S: 3 P: 3	R: 0 H: 0 E: 0 LOB: 1 K: 0 BB: 1 S: 3 P: 7	R: 1 H: 2 E: 1 LOB: 2 K: 0 BB: 1 S: 5 P: 9	R: 0 H: 0 E: 0 LOB: 0 K: 1 BB: 0 S: 5 P: 5	R: 0 H: 0 E: 0 LOB: 0 K: 2 BB: 0 S: 7 P: 7	1B: 4 SF: 0 2B: 1 SAC: 0 3B: 0 DP: 1 HR: 0 HBP: 0	WP: 0 PA: 32 PB: 0 SB: 0 CS: 1	
PITCHER Danny Darwin, R (1, 1) <small>ERA: 3.46</small> Odell Jones, R (7, 1) <small>ERA: 3.78</small>	IP WLS BF H R ER SO BB IBB HBP BLK WP HR S P ERA WHIP 6.2 W 25 4 1 0 5 3 0 0 0 0 0 0 32 44 0.00 1.050						IP WLS BF H R ER SO BB IBB HBP BLK WP HR S P ERA WHIP 2.1 S 7 0 0 0 3 0 0 0 0 0 0 0 13 13 0.00 0.000					

Baltimore Orioles @ Texas Rangers
 Arlington Stadium, Arlington, TX
 Sun May 15 1983, 4:33 AM EDT
 Att. 11,262 - Unknown

AB	29
R	1
H	4
RBI	0
BB	3
SO	8
LOB	11



livebaseballscorecards.com

Batter	1	2	3	4	5	6	7	8	9	AB R H RBI BB SO LOB	TOP
Alan Bannister, R (1, 7) OBP: 0.330, SLG: 0.372 BB 	4-0 		0-0 		0-0 			0-0 		3 0 1 0 1 0 1	
Toby Harrah, R (1, 10) OBP: 0.429, SLG: 0.375 	0-0 		0-0 	0-0 		0-0 		0-0 		4 0 0 0 0 0 2	
Bake McBride, L (1, 9) OBP: 0.346, SLG: 0.329 	0-3 			0-3 		0-0 		0-0 		4 0 0 0 0 2 1	
Andre Thornton, R (1, 3) OBP: 0.482, SLG: 0.541 	0-0 			0-0 		0-0 		0-0 		4 1 1 0 0 0 1	
Pat Tabler, R (1, 5) OBP: 0.418, SLG: 0.500 		0-0 		0-0 		0-0 		0-3 		4 0 1 0 0 1 0	
Manny Trillo, R (1, 4) OBP: 0.413, SLG: 0.382 		0-0 		0-0 		0-3 				3 0 1 1 0 1 0	
Julio Franco, R (1, 6) OBP: 0.285, SLG: 0.400 		0-3 		0-0 		0-0 				3 0 0 0 0 1 2	
Rick Manning, L (1, 8) OBP: 0.313, SLG: 0.280 			0-0 		0-0 		0-3 			3 0 0 0 0 1 0	
Chris Bando, S (1, 2) OBP: 0.319, SLG: 0.302 			0-0 		0-0 		0-0 			3 0 1 0 0 0 0	
Inning Stats	R: 0 H: 0 E: 0 LOB: 1 K: 1 BB: 1 S: 5 P: 9	R: 0 H: 0 E: 0 LOB: 0 K: 1 BB: 0 S: 5 P: 5	R: 0 H: 1 E: 0 LOB: 0 K: 0 BB: 0 S: 3 P: 3	R: 1 H: 3 E: 0 LOB: 2 K: 1 BB: 0 S: 8 P: 8	R: 0 H: 0 E: 0 LOB: 0 K: 0 BB: 0 S: 3 P: 3	R: 0 H: 0 E: 0 LOB: 0 K: 1 BB: 0 S: 5 P: 5	R: 0 H: 1 E: 0 LOB: 1 K: 1 BB: 0 S: 6 P: 6	R: 0 H: 0 E: 0 LOB: 0 K: 1 BB: 0 S: 5 P: 5	R: 0 H: 0 E: 0 LOB: 0 K: 1 BB: 0 S: 5 P: 5	1B: 4 SF: 0 2B: 1 SAC: 0 3B: 0 DP: 0 HR: 0 HBP: 0	WP: 0 PA: 33 PB: 0 SB: 0 CS: 1
PITCHER Rick Honeycutt, L (1, 1) ERA: 1.33	IP WLS BF H R ER SO BB IBB HBP BLK WP HR S P ERA WHIP 9.0 W 32 5 1 1 6 1 0 0 0 0 0 0 43 47 1.00 0.667										

Cleveland Indians @ Texas Rangers
 Arlington Stadium, Arlington, TX
 Mon May 16 1983, 8:05 PM EDT
 Att. 18,481 - Unknown

livebaseballscorecards.com

AB	31
R	1
H	5
RBI	1
BB	1
SO	6
LOB	7



Batter	1	2	3	4	5	6	7	8	9
Mickey Rivers, L OBP: 0.286, SLG: 0.298 (1, 10)	0-0 F8		0-3 K		0-0 G3		0-0 4-3		
Buddy Bell, R OBP: 0.274, SLG: 0.346 (1, 5)	0-0 5-3		0-0 4-3			0-0 HR 2B	0-3 K		
Pete O'Brien, L OBP: 0.250, SLG: 0.276 (1, 7) (7, 3)	0-0 FC5-4 1B			0-0 F8		0-0 P6		0-0 G4-6-3 1B	
Larry Parrish, R OBP: 0.315, SLG: 0.505 (1, 9)	0-0 FC5-4 1-2f			0-0 F9		0-0 HR 2-H	0-0 G4-6-3 1-2f		
Larry Biittner, L OBP: 0.400, SLG: 0.455 (1, 3)		0-3 K		0-0 F8		0-0 4-3 1B		0-3 K	
Bill Sample, R OBP: 0.317, SLG: 0.403 (6, PR) (7, 7)									
George Wright, S OBP: 0.305, SLG: 0.312 (1, 8)		0-0 F9 WP 1B			0-0 1B 1B	0-0 4-3 1-2			
Jim Sundberg, R OBP: 0.288, SLG: 0.323 (1, 2)		0-0 F9 1-3			0-0 F5	0-3 K			
Bucky Dent, R OBP: 0.343, SLG: 0.412 (1, 6)		0-0 CS 1B 3-H			0-0 F8		0-0 E8 SH5-4 1B		
Wayne Tolleson, S OBP: 0.308, SLG: 0.342 (1, 4)		0-0 CS 1-2	0-0 3-1		0-0 1B 1-3		0-0 SH5-4 2-3		

Inning Stats	R: 0	H: 1	E: 0	LOB: 1	K: 0	BB: 0	S: 4	P: 4
	R: 1	H: 2	E: 0	LOB: 0	K: 1	BB: 0	S: 6	P: 6
	R: 0	H: 0	E: 0	LOB: 0	K: 1	BB: 0	S: 5	P: 5
	R: 0	H: 0	E: 0	LOB: 0	K: 0	BB: 0	S: 3	P: 3
	R: 0	H: 2	E: 0	LOB: 2	K: 0	BB: 0	S: 5	P: 5
	R: 2	H: 3	E: 0	LOB: 2	K: 1	BB: 0	S: 8	P: 8
	R: 0	H: 1	E: 1	LOB: 1	K: 1	BB: 0	S: 6	P: 6
	R: 0	H: 1	E: 0	LOB: 0	K: 1	BB: 0	S: 5	P: 5

PITCHER	IP	WLS	BF	H	R	ER	SO	BB	IBB	HBP	BLK	WP	HR	S	P	ERA	WHIP
Len Barker, R ERA: 3.83 (1, 1)	8.0	L	32	10	3	3	5	0	0	0	0	1	1	42	42	3.38	1.250

BOTTOM

Cleveland Indians @ Texas Rangers
Arlington Stadium, Arlington, TX


Mon May 16 1983, 8:05 PM EDT
Att. 18,481 - Unknown


AB	R	H	RBI	BB	SO	LOB
4	0	0	0	0	1	3
4	1	1	0	0	1	1
4	0	2	0	0	0	1
4	1	1	2	0	0	2
3	0	1	0	0	1	0
1	0	0	0	0	1	0
3	1	2	0	0	0	1
3	0	0	0	0	1	4
3	0	2	1	0	0	1
2	0	1	0	0	0	0

AB	31
R	3
H	10
RBI	3
BB	0
SO	5
LOB	13

livebaseballscorecards.com

1B	SF	WP	PA
8	0	1	33
2B	0	PB	0
3B	0	SB	0
HR	1	CS	1



Batter	1	2	3	4	5	6	7	8	9	10	11	12	AB R H RBI BB SO LOB	TOP																					
Alan Bannister, R (1, 7) OBP: 0.340, SLG: 0.381	0-0 F5		0-0 1B		0-0 1B FC6-4		0-0 1B FC6-4		0-0 F9		0-0 6-3		6 1 3 0 0 0 2	<p>Cleveland Indians @ Texas Rangers Arlington Stadium, Arlington, TX</p> <p>Tue May 17 1983, 8:05 PM EDT Att. 26,568 - Unknown</p> <p>livebaseballscorecards.com</p> <table border="1"> <tr><td>AB</td><td>46</td></tr> <tr><td>R</td><td>5</td></tr> <tr><td>H</td><td>14</td></tr> <tr><td>RBI</td><td>5</td></tr> <tr><td>BB</td><td>3</td></tr> <tr><td>SO</td><td>6</td></tr> <tr><td>LOB</td><td>17</td></tr> </table> 	AB	46	R	5	H	14	RBI	5	BB	3	SO	6	LOB	17							
AB	46																																		
R	5																																		
H	14																																		
RBI	5																																		
BB	3																																		
SO	6																																		
LOB	17																																		
Manny Trillo, R (1, 4) OBP: 0.418, SLG: 0.389	0-0 5-3		0-0 1B BB		0-0 1B FC6-4		0-0 1B FC6-5		0-0 F7		0-0 K		6 0 3 1 0 1 0																						
Toby Harrah, R (1, 5) OBP: 0.396, SLG: 0.324	0-3 K		4-0 1B S		0-0 FC6-4 1-2f		0-0 FC9-4-5 1-2 2-3		0-0 F8		0-0 F8		5 0 0 1 1 1 3																						
Andre Thornton, R (1, 10) OBP: 0.476, SLG: 0.557		0-0 5-3	0-0 1-3		0-0 F7			0-0 HR		0-0 F8		0-0 1B	6 1 2 1 0 0 3																						
Pat Tabler, R (1, 9) OBP: 0.413, SLG: 0.489		0-0 3B	0-3 K			0-0 5-3		0-0 SH3-4 1B		0-3 K		0-0 L1	6 1 2 0 0 2 3																						
Mike Hargrove, L (1, 3) OBP: 0.372, SLG: 0.327		0-0 1B 1-H		0-0 L4		0-0 G3		0-0 SH3-4 1-2		4-0 2B BB			3 1 1 1 1 0 0																						
Julio Franco, R (1, 6) OBP: 0.281, SLG: 0.392		0-0 1B 3-H		0-0 P6		0-0 5-3		0-0 1-3		0-0 F7			5 0 1 1 0 0 2																						
Rick Manning, L (1, 8) OBP: 0.301, SLG: 0.268		0-3 K		0-0 L4			0-0 F7		0-0 6-3		0-0 F2		5 0 0 0 0 1 3																						
Chris Bando, S (1, 2) OBP: 0.340, SLG: 0.311		0-0 F8			0-0 1B				0-3 K				2 0 1 0 1 0 1																						
Miguel Dilone, S (7, PR) OBP: 0.381, SLG: 0.353													0 1 0 0 0 0 0																						
Jim Essian, R (7, 2) OBP: 0.167, SLG: 0.071													0 0 0 0 0 0 0																						
Bake McBride, L (9, PH) OBP: 0.342, SLG: 0.324													1 0 0 0 0 1 0																						
Ron Hassey, L (9, 2) OBP: 0.388, SLG: 0.356													1 0 1 0 0 0 0																						
Inning Stats	R: 0 E: 0 K: 1 S: 5	H: 0 LOB: 0 BB: 0 P: 5	R: 2 E: 0 K: 1 S: 8	H: 3 LOB: 1 BB: 0 P: 8	R: 0 E: 0 K: 1 S: 6	H: 2 LOB: 2 BB: 1 P: 10	R: 0 E: 0 K: 0 S: 3	H: 0 LOB: 0 BB: 0 P: 3	R: 1 E: 0 K: 0 S: 5	H: 3 LOB: 1 BB: 0 P: 5	R: 0 E: 0 K: 0 S: 3	H: 0 LOB: 0 BB: 0 P: 3	R: 1 E: 0 K: 0 S: 4	H: 2 LOB: 1 BB: 1 P: 8	R: 1 E: 0 K: 0 S: 5	H: 2 LOB: 1 BB: 0 P: 5	R: 0 E: 0 K: 1 S: 5	H: 0 LOB: 0 BB: 0 P: 5	R: 0 E: 0 K: 1 S: 5	H: 0 LOB: 0 BB: 0 P: 5	R: 0 E: 0 K: 0 S: 4	H: 1 LOB: 2 BB: 1 P: 8	R: 0 E: 0 K: 1 S: 6	H: 1 LOB: 1 BB: 0 P: 6	1B: 11 2B: 2 3B: 1 HR: 1	SF: 0 SAC: 1 DP: 1 HBP: 0	WP: 0 PB: 0 SB: 2 CS: 0	PA: 50							
PITCHER	IP WLS BF H R ER SO BB IBB HBP BLK WP HR S P ERA WHIP																																		
Jon Matlack, L (1, 1) ERA: 3.44	5.0		22	8	3	3	3	1	0	0	0	0	0	0	0	1	9	13	9.00	2.500															
John Butcher, R (6, 1) ERA: 3.51	2.0		10	4	2	2	0	1	0	0	0	0	0	0	0	0	0	17	21	0.00	0.500														
Odell Jones, R (8, 1) ERA: 3.05	4.0		14	1	0	0	2	1	0	0	0	0	0	0	0	0	0	6	6	0.00	1.000														
Dave Schmidt, R (12, 1) ERA:	1.0	W	4	1	0	0	1	0	0	0	0	0	0	0	0	0	0	6	6	0.00	1.000														

Batter	1	2	3	4	5	6	7	8	9	10	11	12	AB	R	H	RBI	BB	SO	LOB
Bill Sample, R OBP: 0.331, SLG: 0.409 (1, 7)	0-0 3-1 1B 2B	0-0 F9		0-0 PO	0-0 5-3		H 1-0 1B HBP		4-0 1B IBB		B 4-0 1-2 2-3 BB		3 2 1 0 2 0 1						
Buddy Bell, R OBP: 0.276, SLG: 0.345 (1, 5)	0-0 F8		0-0 FC5-4 2B 1B		0-0 F9		0-0 1B		0-0 F9		0-0 F6		6 1 2 1 0 0 6						
Pete O'Brien, L OBP: 0.265, SLG: 0.284 (1, 3)	0-0 3-1		4-0 FC5-4 BB 1B		0-0		0-3 K		0-0 1B		0-0 F7		4 0 2 0 1 1 2						
Bill Stein, R OBP: 0.167, SLG: 0.167 (11, PH) (12, 3)	2-3		1-2 BB		1B				1-2 2-H 1B				1 0 0 0 0 0 3						
Larry Parrish, R OBP: 0.325, SLG: 0.500 (1, 9)	0-0 PB E 1B		0-0 FC5-4 2B		6-3				4-0 BB		0-0 6-3		5 2 2 1 1 0 3						
Dave Hostetler, R OBP: 0.339, SLG: 0.354 (1, 10)	0-0 E9 1-H 2B		0-3 K				0-0 F9		0-3 K		0-0 6-3		6 1 2 1 0 2 3						
George Wright, S OBP: 0.299, SLG: 0.313 (1, 8)	0-0 L8		0-0 2B		3-1		0-0 3-1		0-0 F7		0-3 K		6 0 1 1 0 2 3						
Jim Sundberg, R OBP: 0.282, SLG: 0.314 (1, 2)		0-0 P6		0-0 F8		0-0 F3		0-0 F2		0-0 F9		0-0 1B	6 0 1 1 0 0 1						
Bucky Dent, R OBP: 0.364, SLG: 0.431 (1, 6)		0-0 6-3		0-0			0-0 1B		0-0 1B		0-0 BB 1B 1B		5 0 4 0 0 0 0						
Mickey Rivers, L OBP: 0.286, SLG: 0.298 (11, PR)			0-0 FC6-4 1B				G4-6-3 1B						0 0 0 0 0 0 0						
Jim Anderson, R OBP: 0.200, SLG: 0.200 (12, 6)									0-0 SH3-4 1B 1B		0-0 BB 1B 1B		0 0 0 0 0 0 0						
Wayne Tolleson, S OBP: 0.317, SLG: 0.351 (1, 4)		0-0 E S 1B		0-0 FC6-4 PO			0-0 G4-6-3 1-2f		0-0 SH3-4 1-2		0-0 BB 1B		4 0 2 0 0 0 2						

Inning Stats	R: 3	H: 3	E: 1	LOB: 0	K: 0	P: 6	R: 0	H: 1	E: 0	LOB: 1	K: 0	P: 4	R: 1	H: 2	E: 0	LOB: 2	K: 1	P: 10	R: 0	H: 1	E: 0	LOB: 0	K: 0	P: 3	R: 0	H: 0	E: 0	LOB: 0	K: 0	P: 3	R: 1	H: 2	E: 0	LOB: 1	K: 1	P: 7	R: 0	H: 0	E: 0	LOB: 1	K: 1	P: 9	R: 0	H: 2	E: 0	LOB: 2	K: 0	P: 8	R: 0	H: 0	E: 0	LOB: 0	K: 1	P: 5	R: 0	H: 0	E: 0	LOB: 0	K: 1	P: 5	R: 0	H: 2	E: 0	LOB: 3	K: 0	P: 9	R: 1	H: 3	E: 0	LOB: 2	K: 1	P: 6	1B: 14	2B: 3	3B: 0	HR: 0	SF: 0	SAC: 1	DP: 1	HBP: 1	WP: 0	PA: 53
--------------	------	------	------	--------	------	------	------	------	------	--------	------	------	------	------	------	--------	------	-------	------	------	------	--------	------	------	------	------	------	--------	------	------	------	------	------	--------	------	------	------	------	------	--------	------	------	------	------	------	--------	------	------	------	------	------	--------	------	------	------	------	------	--------	------	------	------	------	------	--------	------	------	------	------	------	--------	------	------	--------	-------	-------	-------	-------	--------	-------	--------	-------	--------


PITCHER	IP	WLS	BF	H	R	ER	SO	BB	IBB	HBP	BLK	WP	HR	S	P	ERA	WHIP
Rick Sutcliffe, R ERA: 3.96 (1, 1)	6.2		29	10	5	4	1	1	0	1	0	0	0	29	34	5.40	1.650
Rick Waits, L ERA: 3.86 (7, 1)	1.2		8	1	0	0	2	1	1	0	0	0	0	10	18	0.00	1.200
Dan Spillner, R ERA: 6.56 (9, 1)	2.1		10	3	0	0	1	1	0	0	0	0	0	11	15	0.00	1.714
Ed Glynn, L ERA: 5.56 (11, 1)	0.2	L	5	3	1	1	1	0	0	0	0	0	0	7	7	13.50	4.500

BOTTOM

Cleveland Indians @ Texas Rangers
Arlington Stadium, Arlington, TX
Tue May 17 1983, 8:05 PM EDT
Att: 26,568 - Unknown

livebaseballscorecards.com

AB	46
R	6
H	17
RBI	5
BB	4
SO	5
LOB	24



Batter	1	2	3	4	5	6	7	8	9	10	11	12	13	14	AB R H RBI BB SO LOB	TOP										
Mike Hargrove, L (1, 3) OBP: 0.363, SLG: 0.345	F8		K			F8		HR		K		G3			6 1 1 1 0 2 0	Cleveland Indians @ Texas Rangers Arlington Stadium, Arlington, TX Wed May 18 1983, 8:05 PM EDT Att: 13,203 - Unknown										
Toby Harrah, R (1, 5) OBP: 0.407, SLG: 0.333	CS 1B			6-3		F8 1B		E1 FC6-4		BB		1-3			5 0 2 0 1 0 0											
Bake McBride, L (1, 9) OBP: 0.329, SLG: 0.313	FC6-4 1B			K		F8 1-2		FC6-4 1-2		G3					6 0 1 0 0 2 3											
Andre Thornton, R (1, 10) OBP: 0.471, SLG: 0.542	FC6-4 1-2			CS BB		F8		2B 1B		F8					5 0 1 0 1 1 2											
Pat Tabler, R (1, 7) OBP: 0.400, SLG: 0.479		K		CS 1-2	3-1		F8		1B 2B	4-3					6 1 1 0 0 1 0											
Manny Trillo, R (1, 4) OBP: 0.405, SLG: 0.376		6-3			L1		K		F9		1B 1B				6 0 1 0 0 1 1											
Rick Manning, L (1, 8) OBP: 0.310, SLG: 0.279		K			1B 1B		4-3		S 1B		1-2 1B				6 0 3 1 0 1 0											
Julio Franco, R (1, 6) OBP: 0.284, SLG: 0.390			5-3		1-2 1B		4-3		K		K				6 0 2 0 0 2 3											
Ron Hassey, L (1, 2) OBP: 0.356, SLG: 0.323			K		P5		F8		F9			6-3			6 0 0 0 0 1 3											
Inning Stats	R: 0 E: 0 K: 0 S: 4	H: 2 LOB: 1 BB: 0 P: 4	R: 0 E: 0 K: 2 S: 7	H: 0 LOB: 0 BB: 0 P: 7	R: 0 E: 0 K: 2 S: 7	H: 0 LOB: 0 BB: 0 P: 7	R: 0 E: 0 K: 1 S: 4	H: 2 LOB: 2 BB: 0 P: 5	R: 0 E: 0 K: 0 S: 5	H: 0 LOB: 0 BB: 0 P: 5	R: 1 E: 0 K: 1 S: 7	H: 1 LOB: 1 BB: 0 P: 5	R: 1 E: 0 K: 1 S: 7	H: 3 LOB: 1 BB: 0 P: 7	R: 0 E: 0 K: 1 S: 5	H: 0 LOB: 1 BB: 1 P: 9	R: 0 E: 0 K: 1 S: 7	H: 2 LOB: 2 BB: 0 P: 7	R: 0 E: 0 K: 2 S: 7	H: 0 LOB: 0 BB: 0 P: 7	R: 0 E: 0 K: 0 S: 4	H: 1 LOB: 1 BB: 0 P: 4	1B: 10 2B: 1 3B: 0 HR: 1	SF: 0 SAC: 0 DP: 0 HBP: 0	WP: 0 PB: 0 SB: 2 CS: 2	PA: 55
PITCHER	IP WLS BF H R ER SO BB IBB HBP BLK WP HR S P ERA WHIP																									
Charlie Hough, R (1, 1) ERA: 4.37	8.1		32	8	2	2	6	1	0	0	0	0	0	0	1	43	47	2.16	1.080							
Dave Schmidt, R (9, 1) ERA:	1.2		7	1	0	0	2	1	0	0	0	0	0	0	0	10	14	0.00	1.200							
Dave Tobik, R (11, 1) ERA: 3.79	4.0	W	15	3	0	0	3	0	0	0	0	0	0	0	0	21	21	0.00	0.750							

livebaseballscorecards.com

AB	52
R	2
H	12
RBI	2
BB	2
SO	11
LOB	12



Batter	1	2	3	4	5	6	7	8	9	10	11	12	13	14	AB	R	H	RBI	BB	SO	LOB
Bill Sample, R (1, 7) OBP: 0.318, SLG: 0.392	0-3 K			x 0-0 F9		x 0-0 6-3		x 0-0 5-3			x 0-0 F9		x 0-0 F7		6	0	0	0	0	1	2
Buddy Bell, R (1, 5) OBP: 0.278, SLG: 0.345	0-0 6-3			x 0-0 L6			x 0-0 6-3		x 0-0 FC3-6 1B		x 0-0 6-3			x 0-0 2B 1B	6	1	2	0	0	0	0
Pete O'Brien, L (1, 3) OBP: 0.268, SLG: 0.296	0-0 4-3			x 0-0 F6			x 0-0 1B WP 1B		x 0-0 FC3-6 FC5-4 BB 1-2f		x 0-0 F9			x 0-0 1B 2B	6	1	2	0	0	0	1
Larry Parrish, R (1, 9) OBP: 0.333, SLG: 0.491		x 0-0 6-3			x 0-0 5-3		x 0-0 WP 1B		x 0-0 FC5-4 BB 1-2			x 0-0 6-3		x 0-0 1B IBB	4	1	1	0	2	0	0
Dave Hostetter, R (1, 10) OBP: 0.325, SLG: 0.337	0-3 K				0-3 K		0-3 K		0-0 FC5-4			0-0 6-3		0-0 1B	5	0	0	0	0	3	3
Bill Stein, R (14, PH) OBP: 0.286, SLG: 0.286									1-2f 2-3					1-2 2-3 3-H 1B	1	0	1	1	0	0	0
George Wright, S (1, 8) OBP: 0.303, SLG: 0.311	0-3 K				4-0 BB		0-0 CS 1B		0-0 F7			0-0 5-3			4	0	1	0	1	1	2
Jim Sundberg, R (1, 2) OBP: 0.278, SLG: 0.308			x 0-0 L7		0-3 K		0-0 CS 1-2		0-0 F7				x 0-0 FC1-6 1B		5	0	1	0	0	2	1
Bucky Dent, R (1, 6) OBP: 0.357, SLG: 0.421			x 0-0 F8			x 0-0 F8		x 0-0 1B 1B		x 0-0 F8			x 0-0 FC1-6 1-2f		5	0	1	0	0	0	1
Wayne Tolleson, S (1, 4) OBP: 0.310, SLG: 0.341			x 0-0 F9			x 0-3 K		x 0-0 1B		x 0-0 6-3			x 0-0 F4		5	0	1	0	0	1	1

Inning Stats	R: 0	H: 0	E: 0	K: 1	S: 5	R: 0	H: 0	E: 0	K: 2	S: 7	R: 0	H: 0	E: 0	K: 0	S: 3	R: 0	H: 0	E: 0	K: 0	S: 3	R: 0	H: 0	E: 0	K: 1	S: 5	R: 2	H: 3	E: 0	K: 1	S: 7	R: 0	H: 2	E: 0	K: 0	S: 4	R: 0	H: 1	E: 0	K: 0	S: 4	R: 0	H: 0	E: 0	K: 1	S: 5	R: 0	H: 0	E: 0	K: 0	S: 3	R: 0	H: 0	E: 0	K: 0	S: 3	R: 0	H: 1	E: 0	K: 0	S: 4	R: 1	H: 3	E: 0	K: 0	S: 3	1B: 9	2B: 1	3B: 0	HR: 0	SF: 0	SAC: 0	DP: 0	HBP: 0	WP: 2	PA: 51	
PITCHER	IP	WLS	BF	H	R	ER	SO	BB	IBB	HBP	BLK	WP	HR	S	P	ERA	WHIP															PITCHER														IP	WLS	BF	H	R	ER	SO	BB	IBB	HBP	BLK	WP	HR	S	P	ERA	WHIP														
Lary Sorensen, R (1, 1) ERA: 3.96	7.2	27	5	2	2	7	7	0	0	0	0	0	0	44	2.35	0.783															Neal Heaton, L (8, 1) ERA: 1.64														5.1	23	5	1	1	1	1	1	0	0	0	0	23	31	1.69	1.125																

BOTTOM

Cleveland Indians @ Texas Rangers
Arlington Stadium, Arlington, TX
Wed May 18 1983, 8:05 PM EDT
Att. 13,203 - Unknown

livebaseballscorecards.com

AB	47
R	3
H	10
RBI	1
BB	3
SO	8
LOB	11



Batter	1	2	3	4	5	6	7	8	9	10	AB R H RBI BB SO LOB	TOP										
Mickey Rivers, L OBP: 0.296, SLG: 0.294 (1, 10) X	0-0 G3		4-0 G3 6-3 1-2 BB		0-0 F7			0-0 FC6-4 1B		0-0 F7	4 0 1 0 1 0 1											
Buddy Bell, R OBP: 0.272, SLG: 0.336 (1, 5) X	0-0 F9		0-0 6-3			0-3 K		0-0 FC6-4			4 0 0 0 0 1 3											
Pete O'Brien, L OBP: 0.260, SLG: 0.286 (1, 7) X	0-0 P5		0-0 G3			0-0 F8		0-0 F7			4 0 0 1 0 0 2											
Larry Parrish, R OBP: 0.323, SLG: 0.473 (1, 9)		0-3 K	0-0 6-3			0-0 5-3			0-0 F3		4 0 0 0 0 1 1											
Larry Bittner, L OBP: 0.385, SLG: 0.432 (1, 3)		0-0 BB 1B		0-0 F8			0-0 F8		0-0 3-1		4 0 1 0 0 0 0											
George Wright, S OBP: 0.301, SLG: 0.304 (1, 8)		4-0 FC4 1-2 BB		0-3 K			0-0 G3		0-0 4-3		3 0 0 0 1 1 0											
Jim Sundberg, R OBP: 0.277, SLG: 0.300 (1, 2)		0-0 F7		0-0 5-3			4-0 BB				3 0 0 0 1 1 2											
Bucky Dent, R OBP: 0.345, SLG: 0.405 (1, 6)		0-0 FC4 1-2f		0-0 F5			0-0 F7			0-0 5-3	4 0 0 0 0 0 3											
Wayne Tolleson, S OBP: 0.319, SLG: 0.349 (1, 4)			0-0 6-3 BB G3 1B		0-3 K			0-0 P6		0-0 1B	4 1 2 0 0 1 0											
Inning Stats	R: 0 E: 0 K: 0 S: 3	H: 0 LOB: 0 BB: 0 P: 3	R: 0 E: 0 K: 1 S: 6	H: 1 LOB: 2 BB: 1 P: 10	R: 1 E: 0 K: 0 S: 4	H: 1 LOB: 1 BB: 1 P: 8	R: 0 E: 0 K: 1 S: 5	H: 0 LOB: 0 BB: 0 P: 5	R: 0 E: 0 K: 1 S: 5	H: 0 LOB: 0 BB: 0 P: 5	R: 0 E: 0 K: 0 S: 3	H: 0 LOB: 1 BB: 1 P: 7	R: 0 E: 0 K: 0 S: 4	H: 1 LOB: 1 BB: 0 P: 4	R: 0 E: 0 K: 0 S: 3	H: 0 LOB: 0 BB: 0 P: 3	R: 0 E: 0 K: 1 S: 6	H: 1 LOB: 1 BB: 0 P: 6	1B: 4 2B: 0 3B: 0 HR: 0	SF: 0 SAC: 0 DP: 0 HBP: 0	WP: 0 PB: 0 SB: 0 CS: 0	PA: 37
PITCHER Milt Wilcox, R ERA: 2.88 (1, 1)	IP 10.0	WLS W	BF 37	H 4	R 1	ER 1	SO 5	BB 3	IBB 0	HBP 0	BLK 0	WP 0	HR 0	S 44	P 56	ERA 0.90	WHIP 0.700					

Texas Rangers @ Detroit Tigers
Tiger Stadium, Detroit, MI
Thu May 19 1983, 7:05 PM EDT
Att: 5,868 - Unknown

livebaseballscorecards.com

AB 34
R 1
H 4
RBI 1
BB 3
SO 5
LOB 12



Batter	1	2	3	4	5	6	7	8	9	10	AB	R	H	RBI	BB	SO	LOB
Lou Whitaker, L (1, 4) OBP: 0.315, SLG: 0.349 John Wockenfuss, R (10, PH) OBP: 0.288, SLG: 0.333	0-0 G3		0-0 1-3			0-0 F7			0-0 F7	0-0 SF7	4	0	0	0	0	0	1
Kirk Gibson, L (1, 10) OBP: 0.268, SLG: 0.239	0-0 F3-4 1B			0-0 P6		0-3 K			0-0 2B		4	0	2	0	0	1	0
Larry Herndon, R (1, 7) OBP: 0.315, SLG: 0.449	0-0 F3-4			0-3 K			0-0 5-3		4-0 FC5-4 IBB		3	0	0	0	1	1	1
Lance Parrish, R (1, 2) OBP: 0.318, SLG: 0.418		0-0 6-3		0-3 K			0-3 K		0-0 F7		4	0	0	0	0	2	2
Johnny Grubb, L (1, 9) OBP: 0.342, SLG: 0.394		0-0 F8			0-0 4-3			0-0 1B	0-0 FC5-4		4	0	1	0	0	0	2
Glenn Wilson, R (1, 8) OBP: 0.352, SLG: 0.556 Enos Cabell, R (10, PR) OBP: 0.321, SLG: 0.353		0-0 F8			0-0 HR			0-0 5-3		0-0 SH3-4 1B SF7 1B	4	1	2	1	0	0	1
Rick Leach, L (1, 3) OBP: 0.341, SLG: 0.368			0-0 F8		0-0 F7			0-0 6-3		0-0 SH3-4 1B	4	0	1	0	0	0	0
Howard Johnson, S (1, 5) OBP: 0.277, SLG: 0.293 Tom Brookens, R (9, 5) OBP: 0.321, SLG: 0.397			0-0 1B		0-0 F8			0-0 G3		0-0 SH3-4	3	0	1	0	0	0	0
Alan Trammell, R (1, 6) OBP: 0.333, SLG: 0.336			0-0 F9			0-0 F8		0-0 6-3		4-0 IBB	3	0	0	0	1	0	1

Inning Stats	R: 0	H: 1	E: 0	LOB: 0	K: 0	BB: 0	S: 3	P: 3	R: 0	H: 0	E: 0	LOB: 0	K: 0	BB: 0	S: 3	P: 3	R: 0	H: 1	E: 0	LOB: 0	K: 1	BB: 0	S: 5	P: 5	R: 0	H: 1	E: 0	LOB: 1	K: 1	BB: 0	S: 6	P: 6	R: 0	H: 0	E: 0	LOB: 0	K: 0	BB: 0	S: 3	P: 3	R: 0	H: 1	E: 0	LOB: 2	K: 0	BB: 1	S: 4	P: 8	R: 1	H: 2	E: 0	LOB: 2	K: 0	BB: 1	S: 4	P: 8	1B: 5	SF: 1	2B: 2	SAC: 1	3B: 0	DP: 1	HR: 1	HBP: 0	WP: 0	PA: 37
--------------	------	------	------	--------	------	-------	------	------	------	------	------	--------	------	-------	------	------	------	------	------	--------	------	-------	------	------	------	------	------	--------	------	-------	------	------	------	------	------	--------	------	-------	------	------	------	------	------	--------	------	-------	------	------	------	------	------	--------	------	-------	------	------	-------	-------	-------	--------	-------	-------	-------	--------	-------	--------

PITCHER	IP	WLS	BF	H	R	ER	SO	BB	IBB	HBP	BLK	WP	HR	S	P	ERA	WHIP
Mike Smithson, R (1, 1) ERA: 3.86	9.1	L	36	7	2	2	4	0	2	0	0	0	1	42	50	1.93	0.750
Frank Tanana, L (10, 1) ERA: 0.53	0.1		1	0	0	0	0	0	0	0	0	0	0	1	1	0.00	0.000

TEXAS RANGERS @ DETROIT TIGERS
Tiger Stadium, Detroit, MI
 Thu May 19 1983, 7:05 PM EDT
 Att. 5,868 - Unknown

livebaseballscorecards.com

AB	33
R	2
H	7
RBI	2
BB	2
SO	4
LOB	8



Batter	1	2	3	4	5	6	7	8	9	AB R H RBI BB SO LOB	TOP
Bill Sample, R (1, 8) <small>OBP: 0.321, SLG: 0.384</small> (7, 7)	4-0 		4-0 	0-0 		0-3 			0-0 	3 1 0 0 2 1 3	
Pete O'Brien, L (1, 7) <small>OBP: 0.260, SLG: 0.285</small> (7, 3)	0-0 		0-3 		0-0 		0-0 			4 1 1 0 0 1 3	
Larry Parrish, R (1, 9) <small>OBP: 0.328, SLG: 0.496</small> (7, 8)	4-0 		0-0 		0-0 		0-0 			3 1 1 3 1 0 1	
Larry Bittner, L (1, 3) <small>OBP: 0.357, SLG: 0.400</small> George Wright, S (7, PH) <small>OBP: 0.299, SLG: 0.302</small> (7, 8)	0-0 		0-0 		0-0 		0-0 			3 0 0 0 0 0 2 1 0 0 0 0 0 0	
Dave Hostetter, R (1, 10) <small>OBP: 0.331, SLG: 0.352</small>		0-3 	0-0 		0-0 		0-0 			4 0 2 1 0 1 0	
Bob Johnson, R (1, 2) <small>OBP: 0.235, SLG: 0.319</small>		0-0 	0-3 		0-0 		0-0 			4 0 0 0 0 1 3	
Bill Stein, R (1, 5) <small>OBP: 0.273, SLG: 0.273</small>		0-0 		0-0 		0-0 		0-0 		4 0 1 0 0 0 0	
Bucky Dent, R (1, 6) <small>OBP: 0.342, SLG: 0.395</small>			4-0 	0-0 		0-0 		0-0 		3 0 0 0 1 0 1	
Jim Anderson, R (1, 4) <small>OBP: 0.222, SLG: 0.125</small>			0-0 	0-0 		4-0 		0-0 		3 1 0 0 1 0 1	
Inning Stats	R: 0 H: 0 E: 0 LOB: 1 K: 0 BB: 2 S: 2 P: 10	R: 0 H: 0 E: 0 LOB: 0 K: 1 BB: 0 S: 5 P: 5	R: 3 H: 2 E: 1 LOB: 2 K: 2 BB: 2 S: 10 P: 18	R: 0 H: 0 E: 1 LOB: 1 K: 0 BB: 0 S: 4 P: 4	R: 1 H: 2 E: 0 LOB: 1 K: 0 BB: 0 S: 5 P: 5	R: 0 H: 1 E: 0 LOB: 2 K: 1 BB: 1 S: 5 P: 9	R: 0 H: 0 E: 0 LOB: 0 K: 0 BB: 0 S: 3 P: 3	R: 0 H: 0 E: 0 LOB: 0 K: 0 BB: 0 S: 3 P: 3	R: 0 H: 0 E: 0 LOB: 0 K: 0 BB: 0 S: 3 P: 3	1B: 3 SF: 0 2B: 2 SAC: 0 3B: 0 DP: 1 HR: 1 HBP: 0	WP: 1 PA: 37 PB: 0 SB: 0 CS: 2
PITCHER Jerry Ujdur, R (1, 1) <small>ERA: 7.24</small> Juan Berenguer, R (5, 1) <small>ERA: 3.5</small> Howard Bailey, L (7, 1) <small>ERA: 3.95</small> Aurelio Lopez, R (9, 1) <small>ERA: 1.99</small>	IP WLS BF H R ER SO BB IBB HBP BLK WP HR S P ERA WHIP 4.2 L 23 4 4 4 3 4 0 0 0 0 1 25 41 7.71 1.714 1.1 5 1 0 0 1 1 0 0 0 0 0 6 10 0.00 1.500 2.0 6 0 0 0 0 0 0 0 0 0 0 6 6 0.00 0.000 1.0 3 0 0 0 0 0 0 0 0 0 0 3 3 0.00 0.000	PITCHER IP WLS BF H R ER SO BB IBB HBP BLK WP HR S P ERA WHIP									

Texas Rangers @ Detroit Tigers
 Tiger Stadium, Detroit, MI
 Fri May 20 1983, 7:05 PM EDT
 Att. 14,202 - Unknown

livebaseballscorecards.com

AB	32
R	4
H	5
RBI	4
BB	5
SO	4
LOB	14




Batter	1	2	3	4	5	6	7	8	9	AB R H RBI BB SO LOB
Lou Whitaker, L (1, 4) OBP: 0.317, SLG: 0.351	0-0 F8		0-0 1B		0-0 F8			0-0 BB BB 1B	0-0 F8	5 0 2 0 0 0 1
Kirk Gibson, L (1, 10) OBP: 0.267, SLG: 0.240	0-0 FC5 BB 1B		0-0 P3		0-0 E6 G4-3			0-0 F7		4 0 1 0 0 0 2
Larry Herndon, R (1, 7) OBP: 0.327, SLG: 0.450	4-0 1-2 BB		0-0 1-3 1B		0-0 G4-3 1-2f			4-0 1-2 BB BB		2 0 1 0 2 0 1
Lance Parrish, R (1, 2) OBP: 0.310, SLG: 0.406	0-0 F8		0-0 5-3					0-3 K		4 0 0 0 0 1 6
Johnny Grubb, L (1, 9) OBP: 0.333, SLG: 0.361	0-0 FC5 2-3f			0-0 4-3				4-0 1-2 2-3 BB BB FC6-4 BB		3 0 0 0 1 0 2
Glenn Wilson, R (1, 8) OBP: 0.341, SLG: 0.537		0-0 F9		0-3 K				0-0 FC6-4 1-2f		4 0 0 0 0 1 3
Rick Leach, L (1, 3) OBP: 0.333, SLG: 0.341		0-0 F7		4-0 BB BB				0-0 F8		3 0 0 0 1 1 0
Howard Johnson, S (1, 5) OBP: 0.290, SLG: 0.295		0-0 3-1		4-0 1-2 BB				0-3 K		3 0 1 0 1 1 0
Julio Gonzalez, R (1, 6) Lynn Jones, R (9, PH) OBP: 0.200, SLG: 0.200			0-3 K	0-3 K				0-3 K		3 0 0 0 0 3 2 1 0 0 0 0 0 1

Inning Stats	R: 0 E: 0 K: 0 S: 4	H: 1 LOB: 2 BB: 1 P: 8	R: 0 E: 0 K: 0 S: 3	H: 0 LOB: 0 BB: 0 P: 3	R: 0 E: 0 K: 1 S: 7	H: 2 LOB: 2 BB: 0 P: 7	R: 0 E: 0 K: 2 S: 7	H: 0 LOB: 2 BB: 2 P: 15	R: 0 E: 1 K: 0 S: 3	H: 0 LOB: 0 BB: 0 P: 3	R: 0 E: 0 K: 2 S: 7	H: 0 LOB: 0 BB: 0 P: 7	R: 0 E: 0 K: 1 S: 6	H: 1 LOB: 3 BB: 2 P: 14	R: 0 E: 0 K: 1 S: 6	H: 1 LOB: 1 BB: 0 P: 6	1B: 5 2B: 0 3B: 0 HR: 0	SF: 0 SAC: 0 DP: 1 HBP: 0
PITCHER Danny Darwin, R (1, 1) ERA: 2.81	IP 9.0 WLS W BF 37 H 5 R 0 ER 0 SO 7 BB 5 IBB 0 HBP 0 BLK 0 WP 0 HR 0 S 46 P 66 ERA 0.00 WHIP 1.111																	
PITCHER	IP WLS BF H R ER SO BB IBB HBP BLK WP HR S P ERA WHIP																	

TEXAS RANGERS @ DETROIT TIGERS
Tiger Stadium, Detroit, MI
Fri May 20 1983, 7:05 PM EDT
Att. 14,202 - Unknown

AB	32
R	0
H	5
RBI	0
BB	5
SO	7
LOB	18



Batter	1	2	3	4	5	6	7	8	9	AB R H RBI BB SO LOB	TOP	
Bill Sample, R (1, 7) OBP: 0.317, SLG: 0.397	0-0 F6		0-0 F6		0-0 4-3		0-0 HR		0-0 F8	5 1 1 2 0 0 3		
Pete O'Brien, L (1, 3) OBP: 0.259, SLG: 0.283	0-0 BB 1B		0-0 F6		0-0 4-3		0-0 G3			4 0 1 0 0 0 1		
Buddy Bell, R (1, 5) OBP: 0.271, SLG: 0.340	0-0 F7		0-3 K		0-0 2B			0-0 5-3		4 0 1 0 0 1 2		
Larry Parrish, R (1, 9) OBP: 0.326, SLG: 0.483	4-0 FC6-4 BB 1-2			0-0 F9		0-0 5-3		0-3 K		3 0 0 0 1 1 1		
Dave Hostetter, R (1, 10) OBP: 0.328, SLG: 0.342	0-0 FC6-4 1-2f			0-0 5-3		0-3 K		4-0 BB		3 0 0 0 1 1 3		
George Wright, S (1, 8) OBP: 0.291, SLG: 0.294		0-0 4-3		0-0 6-3		0-3 K		0-0 F8		4 0 0 0 0 1 1		
Jim Sundberg, R (1, 2) OBP: 0.270, SLG: 0.292		0-0 F3			0-0 E5 CS		0-3 K		0-3 K	3 0 0 0 0 1 0 1 0 0 0 0 1 0		
Mickey Rivers, L (9, PH) OBP: 0.291, SLG: 0.288												
Jim Anderson, R (1, 6) OBP: 0.250, SLG: 0.182		0-0 6-3			0-0 F9		0-0 2B 1B		0-0 F8	3 1 1 0 0 0 1 1 0 0 0 0 0 0		
Larry Bittner, L (9, PH) OBP: 0.349, SLG: 0.390												
Wayne Tolleson, S (1, 4) OBP: 0.347, SLG: 0.382			0-0 1B		4-0 BB 1-2		0-0 HR 2B		0-0 1B	3 1 3 1 1 0 0		
Inning Stats	R: 0 H: 1 E: 0 LOB: 2 K: 0 BB: 1 S: 4 P: 8	R: 0 H: 0 E: 0 LOB: 0 K: 0 BB: 0 S: 3 P: 3	R: 0 H: 1 E: 0 LOB: 1 K: 1 BB: 0 S: 6 P: 6	R: 0 H: 0 E: 0 LOB: 0 K: 0 BB: 0 S: 3 P: 3	R: 0 H: 0 E: 1 LOB: 1 K: 0 BB: 1 S: 3 P: 7	R: 0 H: 1 E: 0 LOB: 1 K: 1 BB: 0 S: 6 P: 6	R: 3 H: 3 E: 0 LOB: 0 K: 2 BB: 0 S: 10 P: 10	R: 0 H: 0 E: 0 LOB: 1 K: 1 BB: 1 S: 5 P: 9	R: 0 H: 1 E: 0 LOB: 1 K: 1 BB: 0 S: 6 P: 6	1B: 4 SF: 0 2B: 2 SAC: 0 3B: 0 DP: 0 HR: 1 HBP: 0	WP: 0 PA: 37 PB: 0 SB: 0 CS: 1	
PITCHER	IP WLS BF H R ER SO BB IBB HBP BLK WP HR S P ERA WHIP											
Dan Petry, R (1, 1) ERA: 3.59	7.0 W 29 6 3 3 4 2 0 0 0 0 0 1 35 43 3.86 1.143											
Aurelio Lopez, R (8, 1) ERA: 1.87	2.0 S 8 1 0 0 2 1 0 0 0 0 0 0 11 15 0.00 1.000											

Texas Rangers @ Detroit Tigers
Tiger Stadium, Detroit, MI
Sat May 21 1983, 3:33 AM EDT
Att: 15,912 - Unknown

livebaseballscorecards.com

AB 34
R 3
H 7
RBI 3
BB 3
SO 6
LOB 12



Batter	1	2	3	4	5	6	7	8	9
Lou Whitaker, L OBP: 0.322, SLG: 0.370 (1, 4) X	0-0 3-1 		0-0 4-3 			0-0 HR 	4-0 FC5-4 BB 		
Enos Cabell, R OBP: 0.316, SLG: 0.364 (1, 3) X	0-0 1B 2B 		0-0 6-3 			0-0 5-3 	0-0 FC5-4 		
Larry Herndon, R OBP: 0.325, SLG: 0.444 (1, 7) X	0-0 FC6-4 1B 			0-0 6-3 		0-0 5-3 		0-0 F9 	
Lance Parrish, R OBP: 0.308, SLG: 0.401 (1, 10) X	0-0 FC6-4 			0-0 F8 			0-0 6-3 1B 	0-3 K 	
Glenn Wilson, R OBP: 0.338, SLG: 0.528 (1, 9) X	0-0 FC6-4 			0-0 6-3 			0-0 6-3 1B 	0-0 F4 	
John Wockenfuss, R OBP: 0.274, SLG: 0.316 (1, 2) X		0-0 5-3 			0-0 5-3 		0-0 6-3 		
Chet Lemon, R OBP: 0.369, SLG: 0.324 (1, 8) X		0-0 F8 			0-0 6-3 		0-0 6-3 		
Tom Brookens, R OBP: 0.310, SLG: 0.382 (1, 5) X		0-0 1-3 			0-0 6-3 		0-0 F7 		
Alan Trammell, R OBP: 0.333, SLG: 0.336 (1, 6) X			0-0 5-3 			0-0 F4 	0-0 BB 1B 		

Inning Stats		R: 1	H: 2	E: 0	LOB: 1	K: 0	S: 5	P: 5	R: 0	H: 0	E: 0	LOB: 0	K: 0	S: 3	P: 3	R: 0	H: 0	E: 0	LOB: 0	K: 0	S: 3	P: 3	R: 0	H: 0	E: 0	LOB: 0	K: 0	S: 3	P: 3	R: 1	H: 1	E: 0	LOB: 0	K: 0	S: 4	P: 4	R: 3	H: 4	E: 0	LOB: 2	K: 0	S: 7	P: 11	R: 0	H: 0	E: 0	LOB: 0	K: 1	S: 5	P: 5				
1B: 5		2B: 1		3B: 0		HR: 1		SF: 0		SAC: 0		DP: 0		HBP: 0		WP: 0		PA: 32		ERA		WHIP		1B: 5		2B: 1		3B: 0		HR: 1		SF: 0		SAC: 0		DP: 0		HBP: 0		WP: 0		PA: 32		ERA		WHIP								
PITCHER		IP	WLS	BF	H	R	ER	SO	BB	IBB	HBP	BLK	WP	HR	S	P	ERA	WHIP	PITCHER		IP	WLS	BF	H	R	ER	SO	BB	IBB	HBP	BLK	WP	HR	S	P	ERA	WHIP																	
Rick Honeycutt, L ERA: 1.74 (1, 1)		6.1	L	24	5	4	4	0	0	0	0	0	0	1	24	24	5.68	0.789	Rick Honeycutt, L ERA: 1.74 (1, 1)		6.1	L	24	5	4	4	0	0	0	0	1	24	24	5.68	0.789	Rick Honeycutt, L ERA: 1.74 (1, 1)		6.1	L	24	5	4	4	0	0	0	0	1	24	24	5.68	0.789		
Odell Jones, R ERA: 3.22 (7, 1)		1.2		8	2	1	1	1	1	0	0	0	0	0	9	13	5.40	1.800	Odell Jones, R ERA: 3.22 (7, 1)		1.2		8	2	1	1	1	1	0	0	0	0	9	13	5.40	1.800	Odell Jones, R ERA: 3.22 (7, 1)		1.2		8	2	1	1	1	1	0	0	0	0	9	13	5.40	1.800

BOTTOM

Texas Rangers @ Detroit Tigers
Tiger Stadium, Detroit, MI
Sat May 21 1983, 3:33 AM EDT
Att. 15,912 - Unknown

AB	31
R	5
H	7
RBI	5
BB	1
SO	1
LOB	7



WP: 0	PA: 32
PB: 0	CS: 0

livebaseballscorecards.com

Batter	1	2	3	4	5	6	7	8	9	AB R H RBI BB SO LOB	TOP																	
Bill Sample, R (1, 8) OBP: 0.320, SLG: 0.394	0-3 K		0-0 1B SF8 1B		0-0 5-3		0-0 F9		4-0 BB	4 1 1 0 1 1 0																		
Pete O'Brien, L (1, 7) OBP: 0.257, SLG: 0.280	0-0 4-3		0-0 1B 1-3 2-H		0-3 K		0-3 K		0-0 F9	5 0 1 1 0 2 1																		
Buddy Bell, R (1, 5) OBP: 0.263, SLG: 0.331	0-0 5-3		0-0 SF8		0-0 F8		0-0 F8		0-3 K	4 0 0 1 0 1 1																		
Larry Blittner, L (1, 3) OBP: 0.340, SLG: 0.400		0-0 F7	0-0 F7			0-0 G3		0-0 2B		4 0 1 0 0 0 0																		
Larry Parrish, R (1, 9) OBP: 0.338, SLG: 0.513		0-0 1B 1B		0-0 HR		4-0 HR BB		0-0 F4		3 2 2 1 1 0 1																		
Dave Hostetler, R (1, 10) OBP: 0.326, SLG: 0.333		0-3 K		0-3 K		0-3 K		4-0 FC6-4 BB		3 0 0 0 1 3 2																		
Bob Johnson, R (1, 2) OBP: 0.273, SLG: 0.412		0-0 1B 1-2		0-0 FC5-4 1B		0-0 HR 1-H		0-3 K		4 1 3 2 0 1 2																		
Bucky Dent, R (1, 6) OBP: 0.339, SLG: 0.385		0-0 F7		0-0 FC5-4		4-0 FC6-4 BB		0-0 FC6-4		3 0 0 0 1 0 5																		
Wayne Tolleson, S (1, 4) OBP: 0.343, SLG: 0.370			4-0 1B BB		0-0 G3		0-0 FC6-4		0-0 G3	3 1 0 0 1 0 2																		
Inning Stats	R: 0 E: 0 K: 1 S: 5	H: 0 LOB: 0 BB: 0 P: 5	R: 0 E: 0 K: 1 S: 7	H: 2 LOB: 2 BB: 0 P: 7	R: 2 E: 0 K: 0 S: 4	H: 2 LOB: 0 BB: 1 P: 8	R: 1 E: 0 K: 1 S: 7	H: 2 LOB: 1 BB: 0 P: 7	R: 0 E: 0 K: 1 S: 5	H: 0 LOB: 0 BB: 0 P: 5	R: 2 E: 0 K: 1 S: 6	H: 1 LOB: 1 BB: 2 P: 14	R: 0 E: 0 K: 1 S: 5	H: 0 LOB: 0 BB: 0 P: 5	R: 0 E: 0 K: 1 S: 6	H: 1 LOB: 2 BB: 1 P: 10	R: 0 E: 0 K: 1 S: 5	H: 0 LOB: 1 BB: 1 P: 9	1B: 5 2B: 1 3B: 0 HR: 2	SF: 1 SAC: 0 DP: 0 HBP: 0	WP: 0 PB: 0 SB: 0 CS: 0	PA: 39						
PITCHER	IP WLS BF H R ER SO BB IBB HBP BLK WP HR S P ERA WHIP																											
Dave Rozema, R (1, 1) ERA: 2.61	5.0		21	6	3	3	4	1	0	0	0	0	0	1	28	32	5.40	1.400										
Juan Berenguer, R (6, 1) ERA: 4.05	2.0	W	9	1	2	2	2	2	0	0	0	0	0	1	11	19	9.00	1.500										
Aurelio Lopez, R (8, 1) ERA: 1.77	2.0		9	1	0	0	2	2	0	0	0	0	0	0	11	19	0.00	1.500										

Texas Rangers @ Detroit Tigers
Tiger Stadium, Detroit, MI
Sun May 22 1983, 3:33 AM EDT
Att. 12,389 - Unknown

livebaseballscorecards.com

AB 33
R 5
H 8
RBI 5
BB 5
SO 8
LOB 14



Batter	1	2	3	4	5	6	7	8	9
Alan Trammell, R OBP: 0.343, SLG: 0.350 (1, 6)	0-0 F7	4-0 BB		0-0 G6-4-3 2-H 1B			0-0 1B 2B	0-0 F8	
Enos Cabell, R OBP: 0.322, SLG: 0.368 Rick Leach, L OBP: 0.354, SLG: 0.349 (1, 3) (4, PH) (5, 3)	0-0 1B	0-0 G5-3		0-0 G6-4-3 1-2f			4-0 1B HR BB	0-0 1B 2B 1B	
Larry Herndon, R OBP: 0.327, SLG: 0.443 (1, 7)	0-0 1-3 1B		0-0 G3				0-3 K	0-0 1-3 2B 1B	
Lance Parrish, R OBP: 0.317, SLG: 0.415 (1, 10)	0-0 G1-4-3 1-2f		0-0 1B				0-3 K	0-0 1-2 2-H HR 1B	0-0 1-H 3-H 2B
Glenn Wilson, R OBP: 0.341, SLG: 0.569 (1, 9)		0-0 HR	0-0 F8				0-3 K	0-0 1-H 2-H HR	0-0 F9
John Wockenfuss, R OBP: 0.273, SLG: 0.311 (1, 2)		0-0 FC3-6 1B	0-0 F3				0-0 F7	0-0 1-3	
Chet Lemon, R OBP: 0.366, SLG: 0.348 (1, 8)		0-0 FC3-6 1-2f 2B		0-0 HR			0-3 K	0-0 5-3	
Tom Brookens, R OBP: 0.341, SLG: 0.450 (1, 5)		0-0 1-2 2B 1B		0-0 SH1-4 1B 1B			0-0 FC6-4 1B	0-0 HR	
Julio Gonzalez, R OBP: 0.200, SLG: 0.400 Lou Whitaker, L OBP: 0.320, SLG: 0.368 (1, 4) (8, 4)		0-0 G5-3 1-H 2-H 2B		0-0 SH1-4			0-0 FC6-4 1-2f	0-0 F7	

Inning Stats	R: 0	H: 2	E: 0	K: 0	S: 4	LOB: 1	BB: 0	P: 4	R: 3	H: 4	E: 0	K: 0	S: 6	LOB: 1	BB: 1	P: 10	R: 0	H: 1	E: 0	K: 0	S: 4	LOB: 0	BB: 0	P: 4	R: 2	H: 3	E: 0	K: 0	S: 5	LOB: 0	BB: 0	P: 5	R: 0	H: 0	E: 0	K: 2	S: 7	LOB: 0	BB: 0	P: 7	R: 0	H: 1	E: 0	K: 1	S: 6	LOB: 1	BB: 0	P: 6	R: 4	H: 3	E: 0	K: 1	S: 8	LOB: 0	BB: 1	P: 12	R: 3	H: 4	E: 0	K: 0	S: 7	LOB: 1	BB: 0	P: 7
--------------	------	------	------	------	------	--------	-------	------	------	------	------	------	------	--------	-------	-------	------	------	------	------	------	--------	-------	------	------	------	------	------	------	--------	-------	------	------	------	------	------	------	--------	-------	------	------	------	------	------	------	--------	-------	------	------	------	------	------	------	--------	-------	-------	------	------	------	------	------	--------	-------	------

PITCHER	IP	WLS	BF	H	R	ER	SO	BB	IBB	HBP	BLK	WP	HR	S	P	ERA	WHIP
Jon Matlack, L ERA: 4.03 (1, 1)	1.1		10	6	3	3	0	1	0	0	0	0	1	9	13	20.25	5.250
John Butcher, R ERA: 4.83 (2, 1)	5.2	L	24	8	6	6	4	1	0	0	0	0	2	31	35	9.53	1.588
Dave Tobik, R ERA: 4.95 (8, 1)	1.0		7	4	3	3	0	0	0	0	0	0	1	7	7	27.00	4.000

BOTTOM

AB	R	H	RBI	BB	SO	LOB
4	1	2	1	1	0	0
2	0	1	0	0	0	2
2	2	1	0	1	0	1
5	1	2	0	0	1	2
5	1	3	3	0	1	2
5	2	2	4	0	1	2
4	0	1	0	0	0	1
4	2	1	1	0	1	1
4	3	4	1	0	0	0
2	0	1	2	0	0	1
1	0	0	0	0	0	0

AB 38
R 12
H 18
RBI 12
BB 2
SO 4
LOB 12



Texas Rangers @ Detroit Tigers
Tiger Stadium, Detroit, MI
Sun May 22 1983, 3:33 AM EDT
Att. 12,389 - Unknown

WP	HR	S	P	ERA	WHIP
0	0	0	0	0	0
0	0	0	0	0	0
0	0	0	0	0	0
0	0	0	0	0	0

WP: 0 PA: 41
PB: 0
SB: 0
CS: 0


Batter	1	2	3	4	5	6	7	8	9	AB R H RBI BB SO LOB	TOP	
Bill Sample, R (1, 7) <small>OBP: 0.324, SLG: 0.392</small>	4-0 	0-0 			0-0 			0-0 		3 1 1 0 1 0 1		
Pete O'Brien, L (1, 9) <small>OBP: 0.257, SLG: 0.279</small>	0-0 		0-0 		0-0 			0-0 		4 1 1 0 0 0 2		
Larry Parrish, R (1, 10) <small>OBP: 0.329, SLG: 0.500</small>	0-0 		0-0 				0-0 	0-0 		3 0 0 1 0 0 1		
Larry Bittner, L (1, 3) <small>OBP: 0.333, SLG: 0.388</small>	0-0 		0-0 				0-0 		0-0 	4 0 1 1 0 0 0		
Buddy Bell, R (1, 5) <small>OBP: 0.257, SLG: 0.323</small>	0-0 			0-0 			0-0 		0-0 	4 0 0 0 0 0 1		
George Wright, S (1, 8) <small>OBP: 0.303, SLG: 0.315</small>	0-0 		0-0 			4-0 		0-0 		3 0 2 0 1 0 0		
Jim Sundberg, R (1, 2) <small>OBP: 0.262, SLG: 0.282</small>	0-3 		0-0 			0-0 		0-0 		4 0 0 0 0 1 4		
Bucky Dent, R (1, 6) <small>OBP: 0.339, SLG: 0.392</small>		0-0 			0-0 		0-0 			3 0 1 0 0 0 1		
Wayne Tolleson, S (1, 4) <small>OBP: 0.333, SLG: 0.358</small>		0-0 			0-0 		0-3 			3 0 0 0 0 1 2		
Inning Stats	R: 2 H: 3 E: 0 LOB: 2 K: 1 BB: 1 S: 8 P: 12	R: 0 H: 0 E: 0 LOB: 0 K: 0 BB: 0 S: 3 P: 3	R: 0 H: 0 E: 0 LOB: 0 K: 0 BB: 0 S: 3 P: 3	R: 0 H: 0 E: 0 LOB: 0 K: 0 BB: 0 S: 3 P: 3	R: 0 H: 1 E: 0 LOB: 1 K: 0 BB: 0 S: 4 P: 4	R: 0 H: 0 E: 0 LOB: 0 K: 0 BB: 0 S: 3 P: 3	R: 0 H: 0 E: 0 LOB: 1 K: 1 BB: 1 S: 5 P: 9	R: 0 H: 1 E: 0 LOB: 0 K: 0 BB: 0 S: 3 P: 3	R: 0 H: 1 E: 0 LOB: 1 K: 0 BB: 0 S: 4 P: 4	1B: 3 SF: 1 2B: 3 SAC: 0 3B: 0 DP: 1 HR: 0 HBP: 0	WP: 1 PA: 34 PB: 0 SB: 0 CS: 0	
PITCHER Dennis Leonard, R (1, 1) <small>ERA: 3.92</small> Dan Quisenberry, R (8, 1) <small>ERA: 1.42</small>	IP WLS BF H R ER SO BB IBB HBP BLK WP HR S P ERA WHIP 7.1 W 29 5 2 2 2 2 2 0 0 0 1 0 31 39 2.46 0.955 1.2 S 5 1 0 0 0 0 0 0 0 0 0 0 0 5 5 0.00 0.600											PITCHER IP WLS BF H R ER SO BB IBB HBP BLK WP HR S P ERA WHIP

Texas Rangers @ Kansas City Royals
 Royals Stadium, Kansas City, MO
 Mon May 23 1983, 8:05 PM EDT
 Att. 23,938 - Unknown

livebaseballscorecards.com

AB 31
R 2
H 6
RBI 2
BB 2
SO 2
LOB 12



Batter	1	2	3	4	5	6	7	8	9	AB R H RBI BB SO LOB	TOP														
Bill Sample, R (1, 7) OBP: 0.324, SLG: 0.388	0-0 F9		0-0 G3	4-0 BB						2 0 0 0 1 0 0	<p>Texas Rangers @ Kansas City Royals Royals Stadium, Kansas City, MO Tue May 24 1983, 8:05 PM EDT Att. 17,583 - Unknown - 80 F</p> <p>livebaseballscorecards.com</p> <table> <tr><td>AB</td><td>22</td></tr> <tr><td>R</td><td>2</td></tr> <tr><td>H</td><td>6</td></tr> <tr><td>RBI</td><td>2</td></tr> <tr><td>BB</td><td>3</td></tr> <tr><td>SO</td><td>3</td></tr> <tr><td>LOB</td><td>10</td></tr> </table> 	AB	22	R	2	H	6	RBI	2	BB	3	SO	3	LOB	10
AB	22																								
R	2																								
H	6																								
RBI	2																								
BB	3																								
SO	3																								
LOB	10																								
Buddy Bell, R (1, 5) OBP: 0.264, SLG: 0.341	0-0 1B 2B		0-0 2B	0-0 F8						3 1 2 0 0 0 3															
Larry Parrish, R (1, 9) OBP: 0.336, SLG: 0.524	4-0 1B BB		0-0 1-3		0-0 HR					2 1 1 1 1 0 1															
Dave Hostetter, R (1, 10) OBP: 0.333, SLG: 0.336	0-0 FC6 1B		4-0 BB		0-0 F9					2 0 1 1 1 0 0															
Bob Johnson, R (1, 3) OBP: 0.259, SLG: 0.389	0-3 K		0-0 F7		0-3 K					3 0 0 0 0 2 4															
Jim Sundberg, R (1, 2) OBP: 0.256, SLG: 0.275	0-0 FC6			0-3 K	0-0 F9					3 0 0 0 0 1 2															
George Wright, S (1, 8) OBP: 0.289, SLG: 0.311		0-0 F5		0-0 5-3		0-0				3 0 0 0 0 0 0															
Bucky Dent, R (1, 6) OBP: 0.341, SLG: 0.393		0-0 5-3		0-0 BB 1B 1B						2 0 1 0 0 0 0															
Wayne Tolleson, S (1, 4) OBP: 0.337, SLG: 0.361		0-0 6-3		0-0 BB 1B						2 0 1 0 0 0 0															
Inning Stats	R: 1 E: 0 K: 1 S: 7	H: 2 LOB: 2 BB: 1 P: 11	R: 0 E: 0 K: 0 S: 3	H: 0 LOB: 0 BB: 0 P: 3	R: 0 E: 0 K: 0 S: 4	H: 1 LOB: 2 BB: 1 P: 8	R: 0 E: 0 K: 1 S: 7	H: 2 LOB: 3 BB: 1 P: 11	R: 1 E: 0 K: 1 S: 6	H: 1 LOB: 0 BB: 0 P: 6	R: 0 E: 0 K: 0 S: 0	H: 0 LOB: 0 BB: 0 P: 0	1B: 3 2B: 2 3B: 0 HR: 1	SF: 0 SAC: 0 DP: 0 HBP: 0	WP: 0 PB: 0 SB: 0 CS: 0	PA: 25									
PITCHER	IP WLS BF H R ER SO BB IBB HBP BLK WP HR S P ERA WHIP																								
Paul Splittorff, L (1, 1) ERA: 6.23	5.0	24	6	2	2	3	3	0	0	0	0	1	27	39	3.60	1.800									
Mike Armstrong, R (6, 1) ERA: 2.81	0.0	1	0	0	0	0	0	0	0	0	0	0	0	0	∞	∞									

Batter	1	2	3	4	5	6	7	8	9	AB R H RBI BB SO LOB
Willie Wilson, S OBP: 0.351, SLG: 0.406 (1, 7)	0-3 K	0-0 F7		0-3 K						3 0 0 0 0 2 2
Pat Sheridan, L OBP: 0.231, SLG: 0.400 (1, 9)	0-3 K		0-0 F8		0-0 4-3					3 0 0 0 0 1 0
George Brett, L OBP: 0.482, SLG: 0.778 (1, 5)	4-0 1B HBP BB		0-0 1B		0-0 3B 1B					2 1 2 0 1 0 0
Hal McRae, R OBP: 0.401, SLG: 0.530 (1, 10)	1-0 1B 1-2 HBP		0-3 K		0-0 1-H 3B					2 0 1 1 0 1 1
Frank White, R OBP: 0.322, SLG: 0.459 (1, 4)	0-0 1-2 2-3 1B		0-0 F9		0-0 6-3					3 0 1 0 0 0 2
Amos Otis, R OBP: 0.287, SLG: 0.311 (1, 8)	0-0 F9			0-0 SF7 3B	4-0 S BB					2 1 1 0 1 0 3
Joe Simpson, L OBP: 0.219, SLG: 0.140 (1, 3)		0-0 4-3		0-0 SF7 3B	0-0 F7					2 0 0 1 0 0 2
John Wathan, R OBP: 0.308, SLG: 0.328 (1, 2)		0-0 E 1B		0-0 3-H 5-3						2 0 1 0 0 0 0
U L Washington, S OBP: 0.287, SLG: 0.248 (1, 6)		0-0 F7		0-0 1B						2 0 1 0 0 0 1

Inning Stats	R: 0 E: 0 K: 2 S: 8	H: 1 LOB: 3 BB: 1 P: 13	R: 0 E: 1 K: 0 S: 4	H: 1 LOB: 1 BB: 0 P: 4	R: 0 E: 0 K: 1 S: 6	H: 1 LOB: 1 BB: 0 P: 6	R: 1 E: 0 K: 1 S: 7	H: 2 LOB: 1 BB: 0 P: 7	R: 1 E: 0 K: 0 S: 5	H: 2 LOB: 2 BB: 1 P: 9	1B: 5 2B: 0 3B: 2 HR: 0	SF: 1 SAC: 0 DP: 0 HBP: 1	WP: 0 PB: 0 SB: 1 CS: 0	PA: 25
--------------	------------------------------	----------------------------------	------------------------------	---------------------------------	------------------------------	---------------------------------	------------------------------	---------------------------------	------------------------------	---------------------------------	----------------------------------	------------------------------------	----------------------------------	--------

PITCHER	IP	WLS	BF	H	R	ER	SO	BB	IBB	HBP	BLK	WP	HR	S	P	ERA	WHIP
Mike Smithson, R ERA: 3.84 (1, 1)	5.0		25	7	2	2	4	2	0	1	0	0	0	30	39	3.60	1.800


BOTTOM

Texas Rangers @ Kansas City Royals
Royals Stadium, Kansas City, MO

Tue May 24 1983, 8:05 PM EDT
 Att: 17,583 - Unknown - 80 F

livebaseballscorecards.com

AB	21
R	2
H	7
RBI	2
BB	2
SO	4
LOB	11



Batter	1	2	3	4	5	6	7	8	9	AB R H RBI BB SO LOB	TOP											
Bill Sample, R (1, 7) OBP: 0.321, SLG: 0.382	0-0 6-3		0-0 S 1B			0-0 F4		0-0 F3	0-0 1-3	5 0 1 0 0 0 3												
Buddy Bell, R (1, 5) OBP: 0.269, SLG: 0.351	0-0 F3		0-0 3-1			0-0 1B		0-0 1-3 1B 2B		4 1 2 0 0 0 1												
Larry Parrish, R (1, 9) OBP: 0.333, SLG: 0.516	0-0 L7			0-0 5-3		0-3 K		0-0 1B 1B		4 0 1 2 0 1 1												
Dave Hostetter, R (1, 10) OBP: 0.238, SLG: 0.336		4-0 BB BB BB BB		0-0 5-3		0-3 K		0-0 1-2 1B		3 0 1 0 1 1 0												
Bob Johnson, R (1, 3) OBP: 0.246, SLG: 0.368 Larry Bittner, L (8, PH) OBP: 0.327, SLG: 0.380		0-0 F9		0-0 1-3		0-0 F3		0-0 G3		3 0 0 0 0 0 1 1 0 0 0 0 0 2												
Jim Sundberg, R (1, 2) OBP: 0.258, SLG: 0.276 Pete O'Brien, L (9, PH) OBP: 0.262, SLG: 0.285		0-3 K		0-0 F9		0-0 FC6-4 1B		0-0 FC6-4 1B 1B		3 0 1 0 0 1 1 1 0 1 0 0 0 0												
George Wright, S (1, 8) OBP: 0.304, SLG: 0.316		0-0 FC6-4		0-0 L5-3-1 1B		0-0 FC6-4		0-0 FC6-4 1B		4 0 2 0 0 0 2												
Bucky Dent, R (1, 6) OBP: 0.331, SLG: 0.381			0-0 F7		0-0 L5-3-1		0-0 F4	0-0 FC6-4	0-0 1-3	4 0 0 0 0 0 3												
Wayne Tolleson, S (1, 4) OBP: 0.333, SLG: 0.350			0-0 F7		0-0 F8		4-0 2B 1B BB	0-0 1-3		3 1 0 0 1 0 2												
Inning Stats	R: 0 E: 0 K: 0 S: 3	H: 0 LOB: 0 BB: 0 P: 3	R: 0 E: 0 K: 1 S: 5	H: 0 LOB: 1 BB: 1 P: 9	R: 0 E: 0 K: 0 S: 4	H: 1 LOB: 1 BB: 0 P: 4	R: 0 E: 0 K: 0 S: 3	H: 0 LOB: 0 BB: 0 P: 3	R: 0 E: 0 K: 1 S: 3	H: 1 LOB: 0 BB: 0 P: 3	R: 0 E: 0 K: 1 S: 6	H: 1 LOB: 1 BB: 0 P: 6	R: 0 E: 0 K: 1 S: 6	H: 1 LOB: 1 BB: 0 P: 6	R: 2 E: 0 K: 0 S: 6	H: 3 LOB: 2 BB: 1 P: 10	R: 0 E: 0 K: 0 S: 5	H: 2 LOB: 2 BB: 0 P: 5	1B: 8 2B: 2 3B: 0 HR: 0	SF: 0 SAC: 0 DP: 1 HBP: 0	WP: 0 PB: 0 SB: 1 CS: 0	PA: 37
PITCHER	IP WLS BF H R ER SO BB IBB HBP BLK WP HR S P ERA WHIP																					
Bud Black, L (1, 1) ERA: 2.35	7.2 W 30 6 2 2 3 2 0 0 0 0 0 0 34 42 2.35 1.043																					
Dan Quisenberry, R (8, 1) ERA: 1.36	1.1 S 7 3 0 0 0 0 0 0 0 0 0 0 7 7 0.00 2.250																					

Texas Rangers @ Kansas City Royals
Royals Stadium, Kansas City, MO
Wed May 25 1983, 8:05 PM EDT
Att: 22,604 - Unknown

livebaseballscorecards.com

AB 35
R 2
H 9
RBI 2
BB 2
SO 3
LOB 16



Batter	1	2	3	4	5	6	7	8	9	AB R H RBI BB SO LOB	TOP											
Wayne Tolleson, S (1, 4) OBP: 0.327, SLG: 0.343	0-3 K		0-0 F9		0-0 FC6-4		0-0 1B	0-3 K		5 0 1 0 0 2 5												
Buddy Bell, R (1, 5) OBP: 0.262, SLG: 0.341	0-0 F9		0-0 F7		0-0 F8		0-0 F8		0-0 6-3	5 0 0 0 0 0 3												
Larry Parrish, R (1, 9) OBP: 0.342, SLG: 0.519	0-0 F7		0-0 1B		0-0 F8			0-0 1B	0-0 E	5 1 3 1 0 0 1												
Dave Hostetter, R (1, 10) OBP: 0.326, SLG: 0.323		0-3 K	0-0 4-3			0-0 5-3		0-3 K	0-0 E5	5 0 0 0 0 2 3												
Pete O'Brien, L (1, 3) OBP: 0.273, SLG: 0.286		4-0 BB		0-0 F9		4-0 BB		0-0 BB	0-0 F8	3 1 1 0 2 0 2												
George Wright, S (1, 8) OBP: 0.307, SLG: 0.314		0-0 F4		0-0 F4		0-0 F8		0-0 BB	4-0 IBB	4 0 1 1 1 0 2												
Jim Sundberg, R (1, 2) OBP: 0.267, SLG: 0.280		4-0 BB		0-0 1B		0-3 K		4-0 BB	0-3 K	2 0 1 0 1 1 1												
Larry Bittner, L (8, PH) OBP: 0.340, SLG: 0.380								1-2 FC6-2		0 0 0 0 1 0 0												
Bob Johnson, R (8, PR) OBP: 0.242, SLG: 0.362								1-2 BB		1 0 0 0 0 1 3												
Bucky Dent, R (1, 6) OBP: 0.328, SLG: 0.372		0-0 1-3		0-3 K		0-0 F7		4-0 FC6-2		3 0 0 1 1 1 3												
Bill Sample, R (1, 7) OBP: 0.324, SLG: 0.385			0-0 1B		0-0 FC6-4		0-0 F8	0-0 FC6-2		4 1 2 0 0 0 3												
Inning Stats	R: 0 E: 0 K: 1 S: 5	H: 0 LOB: 0 BB: 0 P: 5	R: 0 E: 0 K: 1 S: 5	H: 0 LOB: 2 BB: 2 P: 13	R: 1 E: 0 K: 0 S: 5	H: 2 LOB: 1 BB: 0 P: 5	R: 0 E: 0 K: 1 S: 6	H: 1 LOB: 1 BB: 0 P: 6	R: 0 E: 0 K: 0 S: 4	H: 1 LOB: 1 BB: 0 P: 4	R: 0 E: 0 K: 1 S: 5	H: 0 LOB: 1 BB: 1 P: 9	R: 0 E: 0 K: 0 S: 4	H: 1 LOB: 1 BB: 0 P: 4	R: 2 E: 0 K: 2 S: 10	H: 3 LOB: 3 BB: 2 P: 18	R: 0 E: 1 K: 1 S: 7	H: 1 LOB: 3 BB: 1 P: 11	1B: 9 2B: 0 3B: 0 HR: 0	SF: 0 SAC: 0 DP: 0 HBP: 0	WP: 0 PB: 0 SB: 2 CS: 0	PA: 43
PITCHER	IP WLS BF H R ER SO BB IBB HBP BLK WP HR S P ERA WHIP											PITCHER	IP WLS BF H R ER SO BB IBB HBP BLK WP HR S P ERA WHIP									
Floyd Bannister, L (1, 1) ERA: 5.07	7.1 L 33 8 3 3 5 3 0 0 0 0 0 40 52 3.68 1.500											Dick Tidrow, R (8, 1) ERA: 3.49	1.2 10 1 0 0 2 2 1 0 0 0 0 11 23 0.00 1.800									

Texas Rangers @ Chicago White Sox
Comiskey Park, Chicago, IL
Thu May 26 1983, 8:05 PM EDT
Att. 17,232 - Unknown - 49 F

livebaseballscorecards.com

AB	37
R	3
H	9
RBI	3
BB	6
SO	7
LOB	26



Batter	1	2	3	4	5	6	7	8	9	AB R H RBI BB SO LOB	TOP																													
Wayne Tolleson, S (1, 4) OBP: 0.325, SLG: 0.339	0-0 4-3			0-3 K		0-0 FC5-4 1B		0-0 5-3		4 0 1 0 0 1 0																														
Buddy Bell, R (1, 5) OBP: 0.257, SLG: 0.333	0-0 G3			0-0 F8		0-0 FC5-4 1-2f		0-0 F9		4 0 0 0 0 0 1																														
Pete O'Brien, L (1, 3) OBP: 0.266, SLG: 0.278	0-0 F8			0-3 K		0-3 K		0-0 F8		4 0 0 0 0 2 1																														
Larry Parrish, R (1, 9) OBP: 0.346, SLG: 0.526		0-0 6-3			0-0 5-3		0-0 4-3 4-3 2B		0-0 1B 1B	4 1 2 0 0 0 0																														
Larry Bittner, L (1, 10) OBP: 0.333, SLG: 0.370		0-0 5-3			0-0 G3		0-0 4-3 2-3		0-0 1-3 1B	4 0 1 0 0 0 1																														
George Wright, S (1, 8) OBP: 0.306, SLG: 0.313		0-0 3-1			0-0 1B		0-0 4-3 3-H		0-0 5-3	4 0 1 1 0 0 2																														
Jim Sundberg, R (1, 2) OBP: 0.261, SLG: 0.273			0-0 6-3		0-0 5-3		0-0 5-3			3 0 0 0 0 0 1																														
Bucky Dent, R (1, 6) OBP: 0.321, SLG: 0.364			0-0 F3			0-0 5-3		0-0 4-3		3 0 0 0 0 0 0																														
Bill Sample, R (1, 7) OBP: 0.325, SLG: 0.401			0-3 K			0-0 HR		0-0 F9		3 1 1 1 0 1 0																														
Inning Stats	R: 0 E: 0 K: 0 S: 3	H: 0 LOB: 0 BB: 0 P: 3	R: 0 E: 0 K: 0 S: 3	H: 0 LOB: 0 BB: 0 P: 3	R: 0 E: 0 K: 1 S: 5	H: 0 LOB: 0 BB: 0 P: 5	R: 0 E: 0 K: 2 S: 7	H: 0 LOB: 0 BB: 0 P: 7	R: 0 E: 0 K: 0 S: 4	H: 1 LOB: 1 BB: 0 P: 4	R: 1 E: 0 K: 1 S: 7	H: 2 LOB: 1 BB: 0 P: 7	R: 1 E: 0 K: 0 S: 4	H: 1 LOB: 0 BB: 0 P: 4	R: 0 E: 0 K: 0 S: 3	H: 0 LOB: 0 BB: 0 P: 3	R: 0 E: 0 K: 0 S: 5	H: 2 LOB: 2 BB: 0 P: 5	1B: 4 2B: 1 3B: 0 HR: 1	SF: 0 SAC: 0 DP: 0 HBP: 0	WP: 0 PB: 0 SB: 0 CS: 0	PA: 33																		
PITCHER LaMarr Hoyt, R (1, 1) ERA: 4.48	IP 9.0	WLS W	BF 33	H 6	R 2	ER 2	SO 4	BB 0	IBB 0	HBP 0	BLK 0	WP 0	HR 1	S 41	P 41	ERA 2.00	WHIP 0.667						PITCHER	IP 9.0	WLS W	BF 33	H 6	R 2	ER 2	SO 4	BB 0	IBB 0	HBP 0	BLK 0	WP 0	HR 1	S 41	P 41	ERA 2.00	WHIP 0.667

Texas Rangers @ Chicago White Sox
Comiskey Park, Chicago, IL
Fri May 27 1983, 8:05 PM EDT
Att. 17,527 - Overcast - 61 F

livebaseballscorecards.com

AB	33
R	2
H	6
RBI	2
BB	0
SO	4
LOB	6



Batter	1	2	3	4	5	6	7	8	9
Tony Bernazard, S OBP: 0.297, SLG: 0.392 (1, 4)	0-0 F7 ①		0-0 1B 2B		0-3 K 1-2			0-3 K ①	
Carlton Fisk, R OBP: 0.270, SLG: 0.290 (1, 2)	0-0 5-3 ②		0-0 6-3 ②			1-0 1B HBP		0-0 F7 ②	
Harold Baines, L OBP: 0.312, SLG: 0.367 (1, 8) (7, 9)	0-0 3-1 ③		0-0 2-H 1B			0-0 F9 ①		0-0 2B	
Greg Luzinski, R OBP: 0.312, SLG: 0.397 (1, 10)		0-0 F7 ①	0-0 F8 ③			0-0 F8 ②		0-3 K ③	
Tom Paciorek, R OBP: 0.313, SLG: 0.430 Rusty Kuntz, R OBP: 0.354, SLG: 0.286 (1, 9) (7, 8)		0-0 HR 1B		1-0 G6-4-3 HBP		0-0 1-2 1B			
Ron Kittle, R OBP: 0.293, SLG: 0.490 (1, 7)		0-0 1-H HR		0-0 G6-4-3 1-2f		0-3 K ③			
Chris Nyman, R Mike Squires, L OBP: 0.280, SLG: 0.219 (1, 3) (7, PH) (8, 3)		0-3 K ②		0-0 4-3 ③			0-0 F9 ①		
Vance Law, R OBP: 0.219, SLG: 0.217 (1, 5)		0-0 F9 ③			0-0 6-3 ①		0-0 4-3 ②		
Jerry Dybzinski, R OBP: 0.333, SLG: 0.321 (1, 6)			0-0 F7 ①			0-0 CS 1B		0-0 4-3 ③	

Inning Stats	R: 0 E: 0 K: 0 S: 3	H: 0 LOB: 0 BB: 0 P: 3	R: 2 E: 0 K: 1 S: 7	H: 2 LOB: 0 BB: 0 P: 7	R: 1 E: 0 K: 0 S: 5	H: 2 LOB: 1 BB: 0 P: 5	R: 0 E: 0 K: 0 S: 2	H: 0 LOB: 0 BB: 0 P: 3	R: 0 E: 0 K: 1 S: 5	H: 1 LOB: 0 BB: 0 P: 5	R: 0 E: 0 K: 1 S: 6	H: 1 LOB: 2 BB: 0 P: 7	R: 0 E: 0 K: 0 S: 3	H: 0 LOB: 0 BB: 0 P: 3	R: 0 E: 0 K: 2 S: 8	H: 1 LOB: 1 BB: 0 P: 8
--------------	------------------------------	---------------------------------	------------------------------	---------------------------------	------------------------------	---------------------------------	------------------------------	---------------------------------	------------------------------	---------------------------------	------------------------------	---------------------------------	------------------------------	---------------------------------	------------------------------	---------------------------------

PITCHER	IP	WLS	BF	H	R	ER	SO	BB	IBB	HBP	BLK	WP	HR	S	P	ERA	WHIP
Frank Tanana, L ERA: 1.59 (1, 1)	5.2	L	23	6	3	3	2	0	0	0	0	0	1	25	27	4.76	1.059
John Butcher, R ERA: 4.5 (6, 1)	2.1		8	1	0	0	3	0	0	0	0	0	0	14	14	0.00	0.429

BOTTOM

Texas Rangers @ Chicago White Sox
Comiskey Park, Chicago, IL

Fri May 27 1983, 8:05 PM EDT
Att. 17,527 - Overcast - 61 F

AB	R	H	RBI	BB	SO	LOB
4	1	1	0	0	2	1
3	0	0	0	0	0	1
4	0	2	1	0	0	1
4	0	0	0	0	1	3
2	1	2	0	0	0	0
0	0	0	0	0	0	0
3	1	1	2	0	1	3
2	0	0	0	0	1	0
1	0	0	0	0	0	0
3	0	0	0	0	0	0
3	0	1	0	0	0	0

livebaseballscorecards.com

AB	29
R	3
H	7
RBI	3
BB	0
SO	5
LOB	9



WP	PA
0	31

Batter	1	2	3	4	5	6	7	8	9	AB R H RBI BB SO LOB	TOP		
Wayne Tolleson, S (1, 4) OBP: 0.331, SLG: 0.345	0-0 1B 1B 1B		0-0 G3		0-3 K		0-0 CS 1-2	0-0 E 1B		4 1 2 0 0 1 0			
Buddy Bell, R (1, 5) OBP: 0.256, SLG: 0.332	0-0 1B 1-3 SF8 1B		0-0 F4			0-0 1-3		0-0 E5 1-2 FC6		4 1 1 0 0 0 1			
Pete O'Brien, L (1, 3) OBP: 0.272, SLG: 0.279	0-0 1-3 3-H 1B		4-0 BB			0-0 F9		0-3 K		3 0 1 1 1 1 2			
Larry Parrish, R (1, 9) OBP: 0.344, SLG: 0.514	0-3 K		0-3 K			1-0 FC6 HBP		0-0 L5		3 0 0 0 0 2 5			
Larry Bittner, L (1, 10) OBP: 0.311, SLG: 0.351	0-0 SF8 3-H			0-0 F7		0-0 FC6 1-2f		0-0 FC6 1-2f		3 0 0 1 0 0 3			
Bill Sample, R (1, 7) OBP: 0.323, SLG: 0.394	0-0 5-3			0-0 5-3			4-0 1B SF8 BB		0-0 1-3	3 1 0 0 1 0 1			
George Wright, S (1, 8) OBP: 0.305, SLG: 0.311		0-0 F9		0-3 K			0-0 CS 1-3 1B		0-0 G3	4 0 1 0 0 1 0			
Bucky Dent, R (1, 6) OBP: 0.313, SLG: 0.353		0-0 1-3			0-0 4-3		0-0 F9		0-0 F2	4 0 0 0 0 0 2			
Jim Sundberg, R (1, 2) OBP: 0.257, SLG: 0.269		0-0 4-3			0-0 6-3		0-0 SF8 3-H			2 0 0 0 0 0 0			
Bill Stein, R (7, PH) OBP: 0.250, SLG: 0.273										0 0 0 1 0 0 0			
Bob Johnson, R (7, 2) OBP: 0.242, SLG: 0.362										0 0 0 0 0 0 0			
Inning Stats	R: 2 H: 3 E: 0 LOB: 1 K: 1 BB: 0 S: 8 P: 8	R: 0 H: 0 E: 0 LOB: 0 K: 0 BB: 0 S: 3 P: 3	R: 0 H: 0 E: 0 LOB: 1 K: 1 BB: 1 S: 5 P: 9	R: 0 H: 0 E: 0 LOB: 0 K: 1 BB: 0 S: 5 P: 5	R: 0 H: 0 E: 0 LOB: 0 K: 1 BB: 0 S: 5 P: 5	R: 0 H: 0 E: 0 LOB: 1 K: 0 BB: 0 S: 3 P: 4	R: 1 H: 1 E: 0 LOB: 0 K: 0 BB: 1 S: 3 P: 7	R: 0 H: 1 E: 1 LOB: 2 K: 1 BB: 0 S: 7 P: 7	R: 0 H: 0 E: 0 LOB: 0 K: 0 BB: 0 S: 3 P: 3	1B: 5 SF: 2 2B: 0 SAC: 0 3B: 0 DP: 0 HR: 0 HBP: 1	WP: 0 PA: 36 PB: 0 SB: 0 CS: 1		
PITCHER	IP WLS BF H R ER SO BB IBB HBP BLK WP HR S P ERA WHIP											PITCHER	IP WLS BF H R ER SO BB IBB HBP BLK WP HR S P ERA WHIP
Richard Dotson, R (1, 1) ERA: 4.06	6.0 W 25 4 3 3 4 2 0 1 0 0 0 30 39 4.50 1.000												
Dick Tidrow, R (7, 1) ERA: 3.16	3.0 S 10 1 0 0 1 0 0 0 0 0 0 0 12 12 0.00 0.333												

Texas Rangers @ Chicago White Sox
 Comiskey Park, Chicago, IL
 Sat May 28 1983, 4:33 AM EDT
 Att. 18,197 - Overcast - 55 F

livebaseballscorecards.com

AB 30
R 3
H 5
RBI 3
BB 2
SO 5
LOB 14



Batter	1	2	3	4	5	6	7	8	9
Rudy Law, L (1, 8) OBP: 0.344, SLG: 0.321	0-0 F7 1B		0-3 K		0-0 FC1-2		0-0 2B 1B	0-0 F5	
Tony Bernazard, S (1, 4) OBP: 0.295, SLG: 0.389	0-0 F7 1-2			0-0 FC3-6 1B	0-3 K		0-3 K 1-2		
Harold Baines, L (1, 9) OBP: 0.322, SLG: 0.388	0-0 HR			0-0 FC3-6 1-2f		4-0 HR BB	4-0 2B IBB		
Greg Luzinski, R (1, 10) OBP: 0.304, SLG: 0.385	0-3 K			0-0 F7		0-0 F3	0-0 F6		
Tom Paciorek, R (1, 3) OBP: 0.320, SLG: 0.474		0-0 F7		0-0 F8		0-0 HR	0-0 2B		
Mike Squires, L (8, 3) OBP: 0.280, SLG: 0.219									
Ron Kittle, R (1, 7) OBP: 0.292, SLG: 0.483		0-0 G6-4-3 1B			0-0 F8	0-3 K	0-0 F9		
Marc Hill, R (1, 2) OBP: 0.357, SLG: 0.410		0-0 G6-4-3 1-2f			4-0 PB 2B BB	0-0 F7		0-0 F2	
Vance Law, R (1, 5) OBP: 0.235, SLG: 0.254			0-3 K		4-0 2B FC1-2 BB		0-0 2B 3B	0-3 K	
Jerry Dybzinski, R (1, 6) OBP: 0.338, SLG: 0.345					0-0 6-3		0-0 1B 2B 2B	4-0 BB	
Jerry Hairston, S (7, PH) OBP: 0.421, SLG: 0.548									
Scott Fletcher, R (7, PR) OBP: 0.357, SLG: 0.326									

Inning Stats		R: 1	H: 2	R: 0	H: 1	R: 0	H: 0	R: 0	H: 1	R: 1	H: 1	R: 0	H: 1	R: 4	H: 4	R: 0	H: 0
E: 0	LOB: 0	E: 0	LOB: 0	E: 0	LOB: 0	E: 0	LOB: 1	E: 0	LOB: 0	E: 0	LOB: 2	E: 0	LOB: 0	E: 0	LOB: 2	E: 0	LOB: 1
K: 1	BB: 0	K: 0	BB: 0	K: 2	BB: 0	K: 0	BB: 0	K: 1	BB: 1	K: 1	BB: 2	K: 1	BB: 1	K: 1	BB: 1	K: 1	BB: 1
S: 6	P: 6	S: 3	P: 3	S: 7	P: 7	S: 4	P: 4	S: 6	P: 10	S: 6	P: 14	S: 6	P: 10	S: 9	P: 13	S: 5	P: 9

AB	R	H	RBI	BB	SO	LOB
5	1	2	0	0	1	3
4	0	1	0	0	2	6
2	3	1	1	2	0	1
4	0	0	0	0	1	5
4	1	2	5	0	0	1
0	0	0	0	0	0	0
4	0	1	0	0	1	2
3	1	0	0	1	0	1
3	1	1	0	1	2	0
2	0	1	1	0	0	0
1	0	1	1	0	0	0
0	1	0	0	1	0	0

WP	PA
0	37

IP	WLS	BF	H	R	ER	SO	BB	IBB	HBP	BLK	WP	HR	S	P	ERA	WHIP
6.0	L	27	8	6	6	5	3	0	0	0	0	2	34	46	9.00	1.833
2.0		10	2	2	2	2	1	1	0	0	0	0	12	20	9.00	1.500

TEXAS RANGERS @ CHICAGO WHITE SOX
 Comiskey Park, Chicago, IL
 Sat May 28 1983, 4:33 AM EDT
 Att. 18,197 - Overcast - 55 F

AB 32
 R 8
 H 10
 RBI 8
 BB 5
 SO 7
 LOB 19



livebaseballscorecards.com

Batter	1	2	3	4	5	6	7	8	9	AB R H RBI BB SO LOB	TOP																																	
Wayne Tolleson, S (1, 4) OBP: 0.336, SLG: 0.350	0-0 6-3		0-0 S BB SF9 1B		0-3 K		0-0 1B			4 1 2 0 0 1 1																																		
Bill Sample, R (1, 7) OBP: 0.322, SLG: 0.388	0-0 F4		4-0 SF9 S 1-2 BB		0-0 6-3		0-0 F9			3 0 0 0 1 0 2																																		
Larry Parrish, R (1, 9) OBP: 0.341, SLG: 0.510	0-0 6-3		0-0 SF9		0-0 WP 1B			0-0 F7		3 0 1 2 0 0 0																																		
Dave Hostetler, R (1, 10) OBP: 0.320, SLG: 0.315 Pete O'Brien, L (8, PH) OBP: 0.277, SLG: 0.297		0-3 K	0-3 K		0-3 K			0-0 5-3 3B		3 0 0 0 0 3 2 1 1 1 0 0 0 0																																		
Buddy Bell, R (1, 5) OBP: 0.261, SLG: 0.335		0-0 1B		0-0 FC6-4 1B		0-0 4-3		0-0 5-3		4 0 2 1 0 0 0																																		
Bill Stein, R (1, 3) OBP: 0.250, SLG: 0.267		0-0 1B		0-3 K		0-0 2-3		0-0 F4		4 0 1 0 0 1 1																																		
Bob Johnson, R (1, 2) OBP: 0.227, SLG: 0.339		0-3 K		0-0 FC6-4		0-0 F7			0-0 F8	4 0 0 0 0 1 3	AB 34 R 3 H 8 RBI 3 BB 1 SO 6 LOB 12																																	
George Wright, S (1, 8) OBP: 0.298, SLG: 0.304	0-0 F7			0-0 F2			0-0 3-1		0-0 6-3	4 0 0 0 0 0 3																																		
Jim Anderson, R (1, 6) OBP: 0.250, SLG: 0.267			0-0 F7		0-0 6-3 1B 2B		0-0 6-3		0-0 F7	4 1 1 0 0 0 0																																		
Inning Stats	R: 0 E: 0 K: 0 S: 3	H: 0 LOB: 0 BB: 0 P: 3	R: 0 E: 0 K: 2 S: 9	H: 2 LOB: 2 BB: 0 P: 9	R: 1 E: 0 K: 1 S: 6	H: 1 LOB: 1 BB: 1 P: 10	R: 0 E: 0 K: 1 S: 6	H: 1 LOB: 1 BB: 0 P: 6	R: 1 E: 0 K: 2 S: 9	H: 2 LOB: 1 BB: 0 P: 9	R: 0 E: 0 K: 0 S: 3	H: 0 LOB: 0 BB: 0 P: 3	R: 0 E: 0 K: 0 S: 4	H: 1 LOB: 1 BB: 0 P: 4	R: 1 E: 0 K: 0 S: 4	H: 1 LOB: 0 BB: 0 P: 4	R: 0 E: 0 K: 0 S: 3	H: 0 LOB: 0 BB: 0 P: 3	1B: 6 2B: 1 3B: 1 HR: 0	SF: 1 SAC: 0 DP: 0 HBP: 0	WP: 1 PB: 0 SB: 2 CS: 0	PA: 36																						
PITCHER	IP	WLS	BF	H	R	ER	SO	BB	IBB	HBP	BLK	WP	HR	S	P	ERA	WHIP	PITCHER								IP	WLS	BF	H	R	ER	SO	BB	IBB	HBP	BLK	WP	HR	S	P	ERA	WHIP		
Jerry Koosman, L (1, 1) ERA: 4.81	6.0	W	25	6	2	2	6	1	0	0	0	1	0	36	40	3.00	1.167																											
Dennis Lamp, R (7, 1) ERA: 4.93	1.0		4	1	0	0	0	0	0	0	0	0	0	4	4	0.00	1.000																											
Salome Barojas, R (8, 1) ERA: 3.43	1.0		4	1	1	1	0	0	0	0	0	0	0	4	4	9.00	1.000																											
Kevin Hickey, L (9, 1) ERA: 0.93	1.0		3	0	0	0	0	0	0	0	0	0	0	3	3	0.00	0.000																											

Texas Rangers @ Chicago White Sox
Comiskey Park, Chicago, IL
Sun May 29 1983, 4:33 AM EDT
Att. 23,239 - Cloudy - 66 F

livebaseballscorecards.com



Batter	1	2	3	4	5	6	7	8	9	AB	R	H	RBI	BB	SO	LOB
Rudy Law, L OBP: 0.333, SLG: 0.310 Rusty Kuntz, R OBP: 0.354, SLG: 0.286	0-0 E4 WP S 1B	0-0 SH1-3	0-0 4-3		0-0 F5			0-0 F7		4	1	0	0	0	0	2
Carlton Fisk, R OBP: 0.276, SLG: 0.321 Marc Hill, R OBP: 0.357, SLG: 0.410	0-0 F9 1-2	0-0 F7 BLK 1B		0-0 HR		0-0 F8		0-0 1-3		5	1	2	2	0	0	1
Harold Baines, L OBP: 0.320, SLG: 0.384	0-0 HBP E FC6-4 1B	0-0 F7 1-3		0-3 K		0-0 F5				4	1	1	1	0	1	1
Greg Walker, L OBP: 0.300, SLG: 0.444	0-0 E4 FC6-4 HBP 1-2	0-0 F8		0-0 4-3		0-0 FC6-4 1B				4	0	1	0	0	0	2
Tom Paciorek, R OBP: 0.318, SLG: 0.460 Mike Squires, L OBP: 0.280, SLG: 0.219	1-0 FC6-4 HBP 1-2 2-3		0-0 4-3	0-0 1-3		0-0 FC6-4				3	0	0	0	0	0	1
Ron Kittle, R OBP: 0.291, SLG: 0.497	0-0 FC6-4 1-2f 2-3 3-H		0-0 HR		0-3 K		0-0 F9			4	1	1	2	0	1	2
Tony Bernazard, S OBP: 0.294, SLG: 0.392	0-0 F8		0-0 F7		0-0 4-3 1B 2B		0-0 F9			4	1	1	0	0	0	2
Vance Law, R OBP: 0.250, SLG: 0.343		0-0 HR	0-0 1B 3B		0-0 4-3 2-3		0-0 F8			4	2	2	1	0	0	1
Jerry Dybzinski, R OBP: 0.348, SLG: 0.355		0-0 E4 SH1-3 1B	0-0 1B		0-0 1B		0-0 F9			4	1	2	2	0	0	0

Inning Stats	R: 2 E: 2 K: 0 S: 6	H: 1 LOB: 2 BB: 0 P: 7	R: 2 E: 1 K: 0 S: 6	H: 2 LOB: 1 BB: 0 P: 6	R: 2 E: 0 K: 0 S: 6	H: 3 LOB: 1 BB: 0 P: 6	R: 1 E: 0 K: 1 S: 6	H: 1 LOB: 0 BB: 0 P: 6	R: 1 E: 0 K: 1 S: 7	H: 2 LOB: 1 BB: 0 P: 7	R: 0 E: 0 K: 0 S: 4	H: 1 LOB: 1 BB: 0 P: 4	R: 0 E: 0 K: 0 S: 3	H: 0 LOB: 0 BB: 0 P: 3	R: 0 E: 0 K: 0 S: 3	H: 0 LOB: 0 BB: 0 P: 3
--------------	------------------------------	---------------------------------	------------------------------	---------------------------------	------------------------------	---------------------------------	------------------------------	---------------------------------	------------------------------	---------------------------------	------------------------------	---------------------------------	------------------------------	---------------------------------	------------------------------	---------------------------------

PITCHER	IP	WLS	BF	H	R	ER	SO	BB	IBB	HBP	BLK	WP	HR	S	P	ERA	WHIP
Mike Smithson, R ERA: 4.07	3.0	L	19	6	6	3	0	0	0	0	1	1	2	18	19	9.00	2.000
Dave Schmidt, R ERA: 2.16	1.2		8	3	2	2	2	0	0	0	0	0	1	12	12	10.80	1.800
John Butcher, R ERA: 4.21	2.1		8	1	0	0	0	0	0	0	0	0	0	8	8	0.00	0.429
Odell Jones, R ERA: 2.96	1.0		3	0	0	0	0	0	0	0	0	0	0	3	3	0.00	0.000

BOTTOM

AB	R	H	RBI	BB	SO	LOB
4	1	0	0	0	0	2
0	0	0	0	0	0	0
5	1	2	2	0	0	1
0	0	0	0	0	0	0
4	1	1	1	0	1	1
4	0	1	0	0	0	2
3	0	0	0	0	0	1
0	0	0	0	0	0	0
4	1	1	2	0	1	2
4	1	1	0	0	0	2
4	2	2	1	0	0	1
4	1	2	2	0	0	0

AB	36
R	8
H	10
RBI	8
BB	0
SO	2
LOB	12



WP	HR	S	P	ERA	WHIP
1	0	0	38		
0	0	0			
1	0	0			
0	0	0			

Texas Rangers @ Chicago White Sox
 Comiskey Park, Chicago, IL
 Sun May 29 1983, 4:33 AM EDT
 Att. 23,239 - Cloudy - 66 F

livebaseballscorecards.com

Batter	1	2	3	4	5	6	7	8	9	AB R H RBI BB SO LOB	TOP											
Willie Wilson, S OBP: 0.327, SLG: 0.379 (1, 7)	0-3 K	0-0 6-3		0-0 E1 IBB 2B		0-3 K			0-0 BB 2B	5 1 1 0 0 2 3												
Pat Sheridan, L OBP: 0.234, SLG: 0.400 (1, 9)	0-0 4-3		0-0 F7	0-3 K		0-0 F9			0-3 K	5 0 0 0 0 2 3												
George Brett, L OBP: 0.457, SLG: 0.714 (1, 5)	0-0 F7		0-0 HBP 1B	4-0 2B IBB		0-0 L7			4-0 BB IBB	3 1 1 0 2 0 1												
Hal McRae, R OBP: 0.424, SLG: 0.536 (1, 10)		4-0 1B BB FC5-4 BB	1-0 FC6-4 HBP 2B	0-0 2B		0-0 4-3			4-0 1B BB 2B	2 1 1 2 2 0 0												
Willie Aikens, L OBP: 0.393, SLG: 0.487 (1, 3)		4-0 FC5-4 1B BB	0-0 L8	0-0 L3		0-0 CS 1B			0-3 K	3 1 1 0 1 0 3 1 0 0 0 0 1 3												
Joe Simpson, L OBP: 0.237, SLG: 0.179 (7, PR) (7, 3)		0-0 FC5-4 1B	0-0 FC6-4		0-3 K		0-0 L7		0-0 F9	5 0 1 0 0 1 6												
Amos Otis, R OBP: 0.286, SLG: 0.331 (1, 8)		0-0 FC5-4 1B	0-0 FC6-4		0-0 K		0-0 L7															
Frank White, R OBP: 0.303, SLG: 0.435 (1, 4)		0-0 FC5-4 1B S		0-0 SH5-3 1B E 1B		0-0 P4			0-0 5-3	4 1 1 1 0 0 2	AB 35 R 6 H 9 RBI 4 BB 5 SO 9 LOB 23											
John Wathan, R OBP: 0.314, SLG: 0.331 (1, 2)		0-0 S 1B		0-0 SH5-3 E 1B		0-3 K			0-0 F8	4 1 2 1 0 1 0												
U L Washington, S OBP: 0.304, SLG: 0.278 (1, 6)		0-3 K		0-0 SH5-3		0-0 1B			0-3 K	3 0 1 0 0 2 2												
Inning Stats	R: 0 E: 0 K: 1 S: 5	H: 0 LOB: 0 BB: 0 P: 5	R: 2 E: 0 K: 1 S: 7	H: 2 LOB: 2 BB: 2 P: 15	R: 0 E: 0 K: 0 S: 4	H: 1 LOB: 2 BB: 0 P: 5	R: 4 E: 1 K: 1 S: 9	H: 3 LOB: 1 BB: 1 P: 13	R: 0 E: 0 K: 2 S: 7	H: 0 LOB: 0 BB: 0 P: 7	R: 0 E: 0 K: 1 S: 6	H: 1 LOB: 1 BB: 0 P: 6	R: 0 E: 0 K: 0 S: 3	H: 1 LOB: 1 BB: 0 P: 3	R: 0 E: 0 K: 1 S: 5	H: 0 LOB: 0 BB: 0 P: 5	R: 0 E: 0 K: 2 S: 8	H: 1 LOB: 3 BB: 2 P: 16	1B: 7 2B: 2 3B: 0 HR: 0	SF: 0 SAC: 1 DP: 0 HBP: 1	WP: 0 PB: 0 SB: 2 CS: 1	PA: 42
PITCHER	IP WLS BF H R ER SO BB IBB HBP BLK WP HR S P ERA WHIP																					
Danny Darwin, R ERA: 2.95 (1, 1)	8.0 L 37 9 6 2 7 2 1 1 0 0 0 0 47 60 2.25 1.375																					
Frank Tanana, L ERA: 1.57 (9, 1)	0.1 2 0 0 0 1 0 1 0 0 0 0 3 7 0.00 0.000																					
Odell Jones, R ERA: 2.88 (9, 1)	0.2 3 0 0 0 1 1 0 0 0 0 0 4 8 0.00 1.500																					

Kansas City Royals @ Texas Rangers
 Arlington Stadium, Arlington, TX
 Tue May 31 1983, 8:05 PM EDT
 Att: 10,448 - Unknown

livebaseballscorecards.com



Batter	1	2	3	4	5	6	7	8	9	AB	R	H	RBI	BB	SO	LOB
Wayne Tolleson, S (1, 4) OBP: 0.333, SLG: 0.347	0-0 F9		0-0 6-3			0-0 E 1B 1B		0-0 6-3		4	1	1	0	0	0	1
Bill Sample, R (1, 7) OBP: 0.320, SLG: 0.390	0-0 5-3		0-0 6-3			0-0 F4		0-0 HR 2B		4	1	1	0	0	0	2
Buddy Bell, R (1, 5) OBP: 0.266, SLG: 0.354	0-0 6-3			0-0 6-3		0-0 E9 WP SF8 1B		0-0 HR 2B		4	2	2	2	0	0	0
Dave Hostetter, R (1, 10) OBP: 0.318, SLG: 0.315		0-0 4-3		0-0 1B		0-0 SF8		0-3 K		3	0	1	1	0	1	0
Larry Parrish, R (1, 9) OBP: 0.333, SLG: 0.497		0-0 6-3		0-0 F8		0-0 F9			0-0 L9	4	0	0	0	0	0	1
Pete O'Brien, L (1, 3) OBP: 0.270, SLG: 0.289		0-0 1-3		0-0 L8			0-0 P6		0-0 G3	4	0	0	0	0	0	1
Bucky Dent, R (1, 6) OBP: 0.313, SLG: 0.353 Larry Bittner, L (9, PH) OBP: 0.306, SLG: 0.345			0-0 FC6-4 1B		0-0 F9		0-0 F8		0-0 F9	3	0	1	0	0	0	0
George Wright, S (1, 8) OBP: 0.293, SLG: 0.298			0-0 FC6-4 2B		0-0 P4		0-3 K			3	1	0	0	0	1	1
Jim Sundberg, R (1, 2) OBP: 0.259, SLG: 0.278			0-0 2B		0-0 L6			0-0 P2		3	0	1	1	0	0	0

Inning Stats	R: 0	H: 0	E: 0	K: 0	S: 3	LOB: 0	BB: 0	P: 3	R: 0	H: 0	E: 0	K: 0	S: 3	LOB: 0	BB: 0	P: 3	R: 1	H: 2	E: 0	K: 0	S: 5	LOB: 1	BB: 0	P: 5	R: 0	H: 1	E: 0	K: 0	S: 4	LOB: 1	BB: 0	P: 4	R: 0	H: 0	E: 0	K: 0	S: 3	LOB: 0	BB: 0	P: 3	R: 2	H: 2	E: 1	K: 0	S: 5	LOB: 0	BB: 0	P: 5	R: 0	H: 0	E: 0	K: 1	S: 5	LOB: 0	BB: 0	P: 5	R: 2	H: 2	E: 0	K: 1	S: 7	LOB: 0	BB: 0	P: 7	R: 0	H: 0	E: 0	K: 0	S: 3	LOB: 0	BB: 0	P: 3	R: 0	H: 0	E: 0	K: 0	S: 3	LOB: 0	BB: 0	P: 3	1B: 4	SF: 1	2B: 2	SAC: 0	3B: 0	DP: 0	HR: 1	HBP: 0	WP: 1	PA: 34
--------------	------	------	------	------	------	--------	-------	------	------	------	------	------	------	--------	-------	------	------	------	------	------	------	--------	-------	------	------	------	------	------	------	--------	-------	------	------	------	------	------	------	--------	-------	------	------	------	------	------	------	--------	-------	------	------	------	------	------	------	--------	-------	------	------	------	------	------	------	--------	-------	------	------	------	------	------	------	--------	-------	------	------	------	------	------	------	--------	-------	------	-------	-------	-------	--------	-------	-------	-------	--------	-------	--------

PITCHER	IP	WLS	BF	H	R	ER	SO	BB	IBB	HBP	BLK	WP	HR	S	P	ERA	WHIP
Bud Black, L (1, 1) ERA: 2.63	6.0	W	23	5	3	2	0	0	0	0	0	1	0	23	23	3.00	0.833
Mike Armstrong, R (7, 1) ERA: 2.96	1.2		7	2	2	2	1	0	0	0	0	0	1	9	9	10.80	1.200
Dan Quisenberry, R (8, 1) ERA: 1.21	1.1	S	4	0	0	0	1	0	0	0	0	0	0	6	6	0.00	0.000

BOTTOM

Kansas City Royals @ Texas Rangers
Arlington Stadium, Arlington, TX
Tue May 31 1983, 8:05 PM EDT
Att. 10,448 - Unknown

livebaseballscorecards.com

AB	33
R	5
H	7
RBI	4
BB	0
SO	2
LOB	6



Batter	1	2	3	4	5	6	7	8	9
Wayne Tolleson, S (1, 4) OBP: 0.331, SLG: 0.344	0-3 K		0-0 1B S 1-3 1B		0-0 4-3		0-3 K		
Bill Sample, R (1, 7) OBP: 0.329, SLG: 0.414	0-0 S 1B		0-0 1B 1-3 G3-6-3 1B		0-0 F9		0-0 HR		
Larry Parrish, R (1, 9) OBP: 0.331, SLG: 0.490	0-0 F5		0-0 1-3 G3-6-3 1B		0-0 F7		0-3 K		
Dave Hostetter, R (1, 10) OBP: 0.310, SLG: 0.306	0-3 K 1-2		0-3 K		0-0 F5		0-0 F3		
Pete O'Brien, L (1, 3) OBP: 0.275, SLG: 0.301		0-3 K	0-0 G3-6-3		0-0 1B BB 1B		0-0 1B 2B		
Bill Stein, R (1, 5) OBP: 0.300, SLG: 0.278		0-3 K		0-0 F7		4-0 1B 1-2 BB	0-0 1B 2-H		
Bucky Dent, R (1, 6) OBP: 0.318, SLG: 0.357		0-0 1B		0-3 K		0-0 1B 1-2 2-H 1B	0-0 P6		
George Wright, S (1, 8) OBP: 0.297, SLG: 0.303		0-0 G3		0-0 CS 1B		0-0 1-3 2-H FC6-4 1B	0-0 P6		
Jim Sundberg, R (1, 2) OBP: 0.259, SLG: 0.277			0-0 1B 1B	0-0 CS 1-2	0-3 K	0-0 1-2 FC6-4	0-0 P6		

Inning Stats	R: 0	H: 1	E: 0	LOB: 1	K: 2	BB: 0	S: 8	P: 8
	R: 0	H: 1	E: 0	LOB: 1	K: 2	BB: 0	S: 8	P: 8
	R: 3	H: 4	E: 0	LOB: 0	K: 1	BB: 0	S: 8	P: 8
	R: 0	H: 1	E: 0	LOB: 0	K: 1	BB: 0	S: 5	P: 5
	R: 0	H: 0	E: 0	LOB: 0	K: 1	BB: 0	S: 5	P: 5
	R: 2	H: 3	E: 0	LOB: 2	K: 0	BB: 1	S: 6	P: 10
	R: 1	H: 1	E: 0	LOB: 0	K: 2	BB: 0	S: 8	P: 8
	R: 1	H: 2	E: 0	LOB: 1	K: 0	BB: 0	S: 5	P: 5


PITCHER	IP	WLS	BF	H	R	ER	SO	BB	IBB	HBP	BLK	WP	HR	S	P	ERA	WHIP
Steve Renko, R (1, 1) ERA: 4.32	5.2	L	26	10	5	5	7	1	0	0	0	0	0	39	43	7.94	1.941
Vida Blue, L (6, 1) ERA: 4.7	2.1		10	3	2	2	2	0	0	0	0	0	1	14	14	7.71	1.286

BOTTOM

Kansas City Royals @ Texas Rangers
Arlington Stadium, Arlington, TX

Wed Jun 01 1983, 8:05 PM EDT
Att. 11,729 - Unknown

AB	35
R	7
H	13
RBI	6
BB	1
SO	9
LOB	11



1B: 11	SF: 0	WP: 0	PA: 37
2B: 1	SAC: 0	PB: 0	
3B: 0	DP: 1	SB: 2	
HR: 1	HBP: 0	CS: 1	

Batter	1	2	3	4	5	6	7	8	9	AB R H RBI BB SO LOB	TOP												
Lou Whitaker, L (1, 4) OBP: 0.327, SLG: 0.362 Lynn Jones, R (7, 7) OBP: 0.250, SLG: 0.500	0-0 S 5-3 WP 1B	0-0 E 1B	0-0 F6		0-0 F6		0-3 K		0-0 6-3	5 2 2 0 0 1 5 1 0 0 0 0 0 0													
Enos Cabell, R (1, 3) OBP: 0.384, SLG: 0.439	0-0 5-3 1-2	0-0 E7 1-H 2B		0-0 WP SF7 2B	0-0		0-0 3B 1-H 2-H		0-0 1-3	6 3 4 3 0 0 1													
Kirk Gibson, L (1, 7) OBP: 0.298, SLG: 0.339 Bill Fahey, L (7, 2) OBP: 0.667, SLG: 0.800	0-3 K	0-0 2B		0-3 K	0-0 F7		0-0 2B 3B		0-0 F8	5 1 2 2 0 2 4 1 0 0 0 0 0 0													
Lance Parrish, R (1, 2) OBP: 0.327, SLG: 0.443 Julio Gonzalez, R (7, 4) OBP: 0.125, SLG: 0.133	0-0 1B 2-H 2B	0-0 F8		0-0 SF7 2-H		0-0 F8	0-0 2B 3-H		0-0 2B	4 2 2 2 0 0 1 0 0 0 0 0 0 0													
Glenn Wilson, R (1, 9) OBP: 0.330, SLG: 0.526	4-0 1B E BB	0-0 F9		0-0 BB 1B		0-0 4-3	0-0 2B 2-H		0-0 2B	4 1 2 1 1 0 1													
Rick Leach, L (1, 10) OBP: 0.392, SLG: 0.379	0-0 E9 1-H 2-H 1B		0-0 1B 1B	4-0 1-2 BB		0-3 K		4-0 FC6-4 BB		3 0 2 1 2 1 0													
Chet Lemon, R (1, 8) OBP: 0.383, SLG: 0.368	0-0 1-3		0-0 1-2 1B	0-0 5-3			0-0 1B 2B 1B	0-0 FC6-4 FC4-8 1-2f		5 1 2 0 0 0 4													
Tom Brookens, R (1, 5) OBP: 0.310, SLG: 0.391		0-0 4-3	0-3 K		4-0 1B BB		0-3 K	0-3 K		4 0 0 0 1 3 4													
Alan Trammell, R (1, 6) OBP: 0.333, SLG: 0.377		0-0 HR	0-0 F9		0-3 K		0-0 2B 1B	0-0 FC4-6 1-2f		5 2 2 1 0 1 4													
Inning Stats	R: 3 E: 1 K: 1 S: 8	H: 3 LOB: 1 BB: 1 P: 12	R: 3 E: 1 K: 0 S: 7	H: 4 LOB: 1 BB: 0 P: 7	R: 0 E: 0 K: 1 S: 7	H: 2 LOB: 2 BB: 0 P: 7	R: 1 E: 0 K: 1 S: 7	H: 2 LOB: 2 BB: 1 P: 11	R: 0 E: 0 K: 1 S: 6	H: 1 LOB: 2 BB: 1 P: 10	R: 0 E: 0 K: 1 S: 5	H: 0 LOB: 0 BB: 0 P: 5	R: 5 E: 0 K: 2 S: 12	H: 6 LOB: 1 BB: 0 P: 12	R: 0 E: 0 K: 1 S: 5	H: 0 LOB: 1 BB: 1 P: 9	R: 0 E: 0 K: 0 S: 3	H: 0 LOB: 0 BB: 0 P: 3	1B: 9 2B: 7 3B: 1 HR: 1	SF: 1 SAC: 0 DP: 0 HBP: 0	WP: 2 PB: 0 SB: 1 CS: 0	PA: 48	
PITCHER	IP WLS BF H R ER SO BB IBB HBP BLK WP HR S P ERA WHIP																					PITCHER	IP WLS BF H R ER SO BB IBB HBP BLK WP HR S P ERA WHIP
Mike Smithson, R (1, 1) ERA: 4.61	2.0 L 16 9 6 5 1 1 0 0 0 0 1 1 17 21 22.50 5.000																						
Jon Matlack, L (3, 1) ERA: 3.86	4.0 17 3 1 1 4 2 0 0 0 1 0 23 31 2.25 1.250																						
Dave Tobik, R (7, 1) ERA: 7.04	1.0 8 6 5 5 2 0 0 0 0 0 0 12 12 45.00 6.000																						
John Butcher, R (8, 1) ERA: 3.99	2.0 7 0 0 0 1 1 0 0 0 0 0 8 12 0.00 0.500																						

Detroit Tigers @ Texas Rangers
 Arlington Stadium, Arlington, TX
 Fri Jun 03 1983, 8:05 PM EDT
 Att. 18,962 - Unknown

livebaseballscorecards.com

AB	43
R	12
H	18
RBI	10
BB	4
SO	8
LOB	24



Batter	1	2	3	4	5	6	7	8	9
Wayne Tolleson, S (1, 4) OBP: 0.331, SLG: 0.339 Bill Stein, R (7, 4) OBP: 0.318, SLG: 0.350	4-0 BB G6-4-3		0-3 K2-3 1-2		0-3 K		0-0 2B		0-0 G6-4-3 1-2f
Bill Sample, R (1, 7) OBP: 0.324, SLG: 0.407 Mickey Rivers, L (7, 7) OBP: 0.286, SLG: 0.283	0-0 F7		0-3 K		0-0 F2		0-0 6-3		
Buddy Bell, R (1, 5) OBP: 0.271, SLG: 0.357	0-0 G6-4-3 1-2f			0-0 1B 1B	0-0 1B		0-3 K		
Dave Hostetter, R (1, 10) OBP: 0.302, SLG: 0.297		0-0 5-3		0-3 K	0-0 F6			0-0 6-3	
Larry Parrish, R (1, 9) OBP: 0.341, SLG: 0.494		0-0 6-3		0-0 1B 1-2 1B		4-0 4-3 WP BB		0-0 G3 1B	
Pete O'Brien, L (1, 3) OBP: 0.275, SLG: 0.300		0-0 1B		0-3 K		0-0 4-3		0-0 G3 1-2	
Bucky Dent, R (1, 6) OBP: 0.318, SLG: 0.356 Mark Wagner, R (7, 6)		0-0 F6		0-0 1-3 2-H 1B		0-0 5-3		0-0 F9	
George Wright, S (1, 8) OBP: 0.291, SLG: 0.296			0-3 K	0-0 4-3		0-0 4-3		0-0 F7	
Jim Sundberg, R (1, 2) OBP: 0.272, SLG: 0.291			0-0 WP 1B		0-0 1B		0-0 F8		0-0 G6-4-3 1B

Inning Stats	R: 0 E: 0 K: 0 S: 2	H: 0 LOB: 0 BB: 1 P: 6	R: 0 E: 0 K: 0 S: 4	H: 1 LOB: 1 BB: 0 P: 4	R: 0 E: 0 K: 3 S: 10	H: 1 LOB: 1 BB: 0 P: 10	R: 1 E: 0 K: 2 S: 10	H: 3 LOB: 2 BB: 0 P: 10	R: 0 E: 0 K: 1 S: 7	H: 2 LOB: 2 BB: 0 P: 7	R: 0 E: 0 K: 0 S: 3	H: 0 LOB: 1 BB: 1 P: 7	R: 0 E: 0 K: 1 S: 6	H: 1 LOB: 1 BB: 0 P: 6	R: 0 E: 0 K: 0 S: 4	H: 1 LOB: 1 BB: 0 P: 4	R: 0 E: 0 K: 0 S: 3	H: 1 LOB: 0 BB: 0 P: 3	1B: 9 2B: 1 3B: 0 HR: 0	SF: 0 SAC: 0 DP: 2 HBP: 0
--------------	------------------------------	---------------------------------	------------------------------	---------------------------------	-------------------------------	----------------------------------	-------------------------------	----------------------------------	------------------------------	---------------------------------	------------------------------	---------------------------------	------------------------------	---------------------------------	------------------------------	---------------------------------	------------------------------	---------------------------------	----------------------------------	------------------------------------

BOTTOM

AB	R	H	RBI	BB	SO	LOB
2	0	0	0	1	2	2
2	0	1	0	0	0	1
3	0	0	0	0	1	3
1	0	0	0	0	0	1
4	1	2	0	0	1	2
4	0	0	0	0	1	3
3	0	2	0	1	0	0
4	0	1	0	0	1	4
3	0	1	1	0	0	2
1	0	0	0	0	0	1
4	0	0	0	0	1	3
4	0	3	0	0	0	0

Detroit Tigers @ Texas Rangers
Arlington Stadium, Arlington, TX
Fri Jun 03 1983, 8:05 PM EDT
Att. 18,962 - Unknown

AB	35
R	1
H	10
RBI	1
BB	2
SO	7
LOB	22



PITCHER	IP	WLS	BF	H	R	ER	SO	BB	IBB	HBP	BLK	WP	HR	S	P	ERA	WHIP
Jack Morris, R (1, 1) ERA: 5.14	7.0		30	8	1	1	7	2	0	0	0	2	0	42	50	1.29	1.429
Dave Gumpert, R (8, 1) ERA: 13.5	1.0		4	1	0	0	0	0	0	0	0	0	0	4	4	0.00	1.000
Pat Underwood, L (9, 1) ERA:	1.0		3	1	0	0	0	0	0	0	0	0	0	3	3	0.00	1.000

Batter	1	2	3	4	5	6	7	8	9	AB R H RBI BB SO LOB	TOP											
Lou Whitaker, L (1, 4) OBP: 0.321, SLG: 0.355	0-0 F8		0-0 F9			0-0 SH1-3 1-2	0-0 4-3		0-0 F7	4 0 0 0 0 0 5												
Enos Cabell, R (1, 3) OBP: 0.378, SLG: 0.424	0-3 K			0-0 F7		4-0 1B BB		0-0 4-3		3 0 0 0 1 1 0												
Kirk Gibson, L (1, 8) OBP: 0.297, SLG: 0.330	0-0 4-3			0-3 K		0-3 K		4-0 FC6-4 BB		3 0 0 0 1 2 2												
Lance Parrish, R (1, 2) OBP: 0.325, SLG: 0.439		0-3 K		0-3 K		0-0 1B 1-3 2-H		0-0 F7		4 0 1 1 0 2 1												
Glenn Wilson, R (1, 9) OBP: 0.323, SLG: 0.514		0-0 F7			0-0 5-3	0-0 5-3		0-0 FC6-4 1-2f		4 0 0 0 0 0 3												
Larry Herndon, R (1, 7) OBP: 0.338, SLG: 0.457		0-0 4-3			0-0 HR		0-0 1B 1B		0-0 6-3	4 1 2 1 0 0 0												
Rick Leach, L (1, 10) OBP: 0.372, SLG: 0.357			0-0 F7		0-3 K		0-3 K		0-3 K	4 0 0 0 0 3 1												
Tom Brookens, R (1, 5) OBP: 0.323, SLG: 0.398			0-0 CS 1B		0-0 L4		0-0 1B 1-2		4-0 1B BB	3 0 2 0 1 0 0												
Alan Trammell, R (1, 6) OBP: 0.343, SLG: 0.387			0-0 1B			0-0 SH1-3 1B		0-3 K		4 1 3 0 0 1 2												
Inning Stats	R: 0 E: 0 K: 1 S: 5	H: 0 LOB: 0 BB: 0 P: 5	R: 0 E: 0 K: 1 S: 5	H: 0 LOB: 0 BB: 0 P: 5	R: 0 E: 0 K: 0 S: 4	H: 2 LOB: 1 BB: 0 P: 4	R: 0 E: 0 K: 2 S: 7	H: 0 LOB: 0 BB: 0 P: 7	R: 1 E: 0 K: 1 S: 6	H: 1 LOB: 0 BB: 0 P: 6	R: 1 E: 0 K: 1 S: 7	H: 2 LOB: 2 BB: 1 P: 11	R: 0 E: 0 K: 2 S: 9	H: 2 LOB: 2 BB: 0 P: 9	R: 0 E: 0 K: 0 S: 3	H: 0 LOB: 1 BB: 1 P: 7	R: 0 E: 0 K: 1 S: 6	H: 1 LOB: 2 BB: 1 P: 10	1B: 7 2B: 0 3B: 0 HR: 1	SF: 0 SAC: 1 DP: 0 HBP: 0	WP: 0 PB: 0 SB: 0 CS: 1	PA: 37
PITCHER	IP WLS BF H R ER SO BB IBB HBP BLK WP HR S P ERA WHIP																					
Charlie Hough, R (1, 1) ERA: 4.7	8.2 W 36 8 2 2 9 3 0 0 0 0 1 51 63 2.08 1.269																					
Odell Jones, R (9, 1) ERA: 2.73	0.1 S 1 0 0 0 0 0 0 0 0 0 0 0 1 1 0.00 0.000																					

Detroit Tigers @ Texas Rangers
 Arlington Stadium, Arlington, TX
 Sat Jun 04 1983, 8:05 PM EDT
 Att. 25,071 - Unknown

livebaseballscorecards.com

AB	33
R	2
H	8
RBI	2
BB	3
SO	9
LOB	14



Batter	1	2	3	4	5	6	7	8	9
Wayne Tolleson, S (1, 4) OBP: 0.321, SLG: 0.328	0-0 F8		0-3 K			0-0 1-3	0-0 FC3-6		
Bill Sample, R (1, 7) OBP: 0.332, SLG: 0.427	4-0 BB			0-0 HR		0-0 1B	0-0 G4-6-3		
Buddy Bell, R (1, 5) OBP: 0.275, SLG: 0.357	0-0 G6-4-3			4-0 BB		0-0 1B		0-0 F9	
Dave Hostetter, R (1, 10) OBP: 0.294, SLG: 0.289		0-0 5-3		0-0 G1-4-3		0-3 K		0-0 F9	
Larry Parrish, R (1, 9) OBP: 0.344, SLG: 0.513		0-0 HR		0-3 K		0-0 BB		0-0 F9	
Pete O'Brien, L (1, 3) OBP: 0.282, SLG: 0.315		0-0 F7			0-0 6-3	4-0 BB			
Bucky Dent, R (1, 6) OBP: 0.312, SLG: 0.349		0-0 5-3			0-0 6-3	0-0 L4			
George Wright, S (1, 8) OBP: 0.292, SLG: 0.313			0-0 6-3		0-0 6-3		0-0 HR		
Jim Sundberg, R (1, 2) OBP: 0.273, SLG: 0.292			0-0 5-3		0-0 5-3		0-0 FC3-6		

Inning Stats	R: 0	H: 0	E: 0	K: 0	S: 2	LOB: 0	BB: 1	P: 6	R: 1	H: 1	E: 0	K: 0	S: 4	LOB: 0	BB: 0	P: 4	R: 0	H: 0	E: 0	K: 1	S: 5	LOB: 0	BB: 0	P: 5	R: 1	H: 1	E: 0	K: 1	S: 5	LOB: 0	BB: 1	P: 9	R: 1	H: 1	E: 0	K: 0	S: 4	LOB: 0	BB: 0	P: 4	R: 1	H: 3	E: 0	K: 1	S: 8	LOB: 3	BB: 1	P: 12	R: 1	H: 2	E: 0	K: 0	S: 4	LOB: 0	BB: 0	P: 4	R: 0	H: 0	E: 0	K: 0	S: 3	LOB: 0	BB: 0	P: 3
1B: 4	2B: 0	3B: 1	HR: 3	SF: 0	SAC: 0	DP: 3	HBP: 0	WP: 0	PA: 32																																																							

PITCHER	IP	WLS	BF	H	R	ER	SO	BB	IBB	HBP	BLK	WP	HR	S	P	ERA	WHIP
Dan Petry, R (1, 1) ERA: 3.87	6.0	L	27	8	5	5	3	3	0	0	0	0	3	30	42	7.50	1.833
Juan Berenguer, R (7, 1) ERA: 3.86	2.0		5	0	0	0	0	0	0	0	0	0	0	5	5	0.00	0.000

BOTTOM

Detroit Tigers @ Texas Rangers
Arlington Stadium, Arlington, TX
Sat Jun 04 1983, 8:05 PM EDT
Att. 25,071 - Unknown

livebaseballscorecards.com

AB	29
R	5
H	8
RBI	5
BB	3
SO	3
LOB	9



Batter	1	2	3	4	5	6	7	8	9	10	AB R H RBI BB SO LOB	TOP											
Lou Whitaker, L OBP: 0.323, SLG: 0.361 (1, 4)	0-3 K		X 0-0 FC3-6 1B		X 0-0 F7		X 0-0 1B 2B		X 0-0 F9		5 1 2 0 0 1 1												
Kirk Gibson, L OBP: 0.308, SLG: 0.376 (1, 10)	0-0 3-1		X 0-0 FC3-6 1-2f 3-H 1B			X 0-0 3B 2B	X 0-0 CS 1B		X 0-0 HR		5 2 3 3 0 0 1												
Larry Herndon, R OBP: 0.340, SLG: 0.471 (1, 7)	0-3 K		X 0-0 5-3 1-2			X 0-0 SF7 2-H 3B	X 0-0 F9 1-2		X 0-0 4-3 2B		5 1 2 1 0 1 2												
Lance Parrish, R OBP: 0.322, SLG: 0.440 (1, 2)	0-3 K			X 0-0 L5		X 0-0 SF7 3-H		X 0-0 F8 2B		X 0-3 K	4 0 1 1 0 2 1												
Johnny Grubb, L OBP: 0.361, SLG: 0.306 (1, 9)	4-0 BB			X 0-0 4-3		X 4-0 FC6 1B BB		X 0-0 5-3		X 0-0 4-3 2-3	1 0 0 0 2 0 0 2 0 0 0 0 0 2												
Enos Cabell, R OBP: 0.370, SLG: 0.414 (6, PR)																							
Chet Lemon, R OBP: 0.378, SLG: 0.362 (1, 8)	0-0 F9			X 0-0 F7		X 0-0 FC6 1-2 1B		X 0-0 F8 2-3		X 0-0 6-3	5 0 1 0 0 0 3												
Rick Leach, L OBP: 0.370, SLG: 0.347 (1, 3)	0-3 K										2 0 0 0 1 1 3 1 0 0 0 0 0 1												
Glenn Wilson, R OBP: 0.321, SLG: 0.511 (6, 9)																							
Tom Brookens, R OBP: 0.314, SLG: 0.385 (1, 5)			X 0-0 F9		X 0-3 K 1-2	X 0-0 FC4-6 1-2f			X 0-0 6-3		4 0 0 0 0 1 3												
Alan Trammell, R OBP: 0.347, SLG: 0.392 (1, 6)			X 4-0 1B FC3-6 BB		X 0-0 2B		X 0-0 L6		X 0-0 5-3		3 1 1 0 1 0 0												
Inning Stats	R: 0 E: 0 K: 2 S: 7	H: 0 LOB: 0 BB: 0 P: 7	R: 0 E: 0 K: 2 S: 7	H: 0 LOB: 1 BB: 1 P: 11	R: 1 E: 0 K: 0 S: 4	H: 1 LOB: 1 BB: 1 P: 8	R: 0 E: 0 K: 1 S: 5	H: 1 LOB: 1 BB: 1 P: 9	R: 2 E: 0 K: 0 S: 6	H: 3 LOB: 2 BB: 1 P: 10	R: 1 E: 0 K: 0 S: 4	H: 2 LOB: 0 BB: 0 P: 4	R: 0 E: 0 K: 0 S: 4	H: 1 LOB: 1 BB: 0 P: 4	R: 0 E: 0 K: 0 S: 3	H: 0 LOB: 0 BB: 0 P: 3	R: 1 E: 0 K: 1 S: 7	H: 2 LOB: 1 BB: 0 P: 7	1B: 3 2B: 5 3B: 1 HR: 1	SF: 1 SAC: 0 DP: 0 HBP: 0	WP: 0 PB: 0 SB: 1 CS: 2	PA: 42	
PITCHER	IP WLS BF H R ER SO BB IBB HBP BLK WP HR S P ERA WHIP																						
Danny Darwin, R ERA: 3.12 (1, 1)	5.1																						
John Butcher, R ERA: 4.07 (6, 1)	3.2	L	15	5	2	2	0	0	0	0	0	0	1	15	15	4.91	1.364						
Odell Jones, R ERA: 2.63 (10, 1)	1.0		3	0	0	0	1	0	0	0	0	0	0	5	5	0.00	0.000						

Detroit Tigers @ Texas Rangers
Arlington Stadium, Arlington, TX
Sun Jun 05 1983, 8:05 PM EDT
Att. 13,763 - Unknown

livebaseballscorecards.com

AB 37
R 5
H 10
RBI 5
BB 4
SO 6
LOB 17



Batter	1	2	3	4	5	6	7	8	9	10	AB	R	H	RBI	BB	SO	LOB
Wayne Tolleson, S OBP: 0.331, SLG: 0.333 (1, 4)	0-0 1-3		4-0 SF7 BB	0-0 1B		0-0 G3			0-0 G6-4-3 1B		4	1	2	1	1	0	0
Bill Sample, R OBP: 0.329, SLG: 0.423 (1, 7)	0-3 K		0-0 SF7	0-0 L4			0-0 G6-4-3 1B		0-0 G6-4-3 1B		4	0	1	1	0	1	3
Buddy Bell, R OBP: 0.282, SLG: 0.379 (1, 5)	0-0 F3		4-0 BB		0-0 2B		0-0 F8		0-0 HR		4	1	2	1	1	0	1
Dave Hostetter, R OBP: 0.286, SLG: 0.279 (1, 10)		0-3 K	0-3 K		0-0 F6		0-0 G6-4-3		0-3 K		5	0	0	0	0	3	3
Larry Parrish, R OBP: 0.341, SLG: 0.500 (1, 9)	0-0 1-3			0-0 6-3	4-0 BB			0-0 F4		0-0 F8	4	0	0	0	1	0	0
Pete O'Brien, L OBP: 0.291, SLG: 0.325 (1, 3)	0-0 1B		0-0 1B	0-0 1B	0-0 F4			4-0 FC6-4 BB		0-0 F5	4	1	2	0	1	0	2
Bucky Dent, R OBP: 0.315, SLG: 0.351 (1, 6)	0-0 1B		0-0 1B	0-0 1B	0-0 F9			0-0 FC6-4 1B		0-0 6-3	5	1	2	0	0	0	3
George Wright, S OBP: 0.291, SLG: 0.314 (1, 8)	0-0 G3		0-0 SF9	0-0 SF9		0-0 F6		0-0 1B		0-0 F9	3	0	1	1	0	0	2
Jim Sundberg, R OBP: 0.272, SLG: 0.291 (1, 2)		0-0 F8	0-0 F8	0-0 1B	0-0 1B		0-0 F9		0-0 F9		4	0	1	0	0	0	2

Inning Stats	R: 0	H: 0	E: 0	K: 1	S: 5	R: 0	H: 2	E: 0	K: 1	S: 7	R: 1	H: 0	E: 0	K: 1	S: 5	R: 2	H: 4	E: 0	K: 0	S: 7	R: 0	H: 1	E: 0	K: 0	S: 4	R: 0	H: 0	E: 0	K: 0	S: 3	R: 0	H: 1	E: 0	K: 0	S: 3	R: 0	H: 1	E: 0	K: 0	S: 4	R: 1	H: 2	E: 0	K: 1	S: 6	R: 0	H: 0	E: 0	K: 0	S: 3	1B: 8	SF: 2	2B: 2	SAC: 0	3B: 0	DP: 2	HR: 1	HBP: 0	WP: 0	PA: 43
--------------	------	------	------	------	------	------	------	------	------	------	------	------	------	------	------	------	------	------	------	------	------	------	------	------	------	------	------	------	------	------	------	------	------	------	------	------	------	------	------	------	------	------	------	------	------	------	------	------	------	------	-------	-------	-------	--------	-------	-------	-------	--------	-------	--------

PITCHER	IP	WLS	BF	H	R	ER	SO	BB	IBB	HBP	BLK	WP	HR	S	P	ERA	WHIP
Larry Pashnick, R ERA: 15.43 (1, 1)	2.2		12	2	1	0	2	2	0	0	0	0	0	14	22	0.00	1.500
Dave Gumpert, R ERA: 3.6 (3, 1)	1.0		7	4	2	2	1	0	0	0	0	0	0	9	9	18.00	4.000
Juan Berenguer, R ERA: 1.43 (4, 1)	2.1		10	2	0	0	0	1	0	0	0	0	0	9	13	0.00	1.286
Aurelio Lopez, R ERA: 1.43 (7, 1)	4.0	W	14	3	1	1	1	1	0	0	0	0	1	15	19	2.25	1.000

DETROIT TIGERS @ TEXAS RANGERS
Arlington Stadium, Arlington, TX
Sun Jun 05 1983, 8:05 PM EDT
Att: 13,763 - Unknown

AB	37
R	4
H	11
RBI	4
BB	4
SO	4
LOB	16



Batter	1	2	3	4	5	6	7	8	9	AB R H RBI BB SO LOB	TOP											
Wayne Tolleson, S OBP: 0.338, SLG: 0.340 (1, 4)			0-3 K			0-0 1B G5-4-3		0-3 K	0-0 F3	6 2 3 0 0 2 1												
Mickey Rivers, L OBP: 0.295, SLG: 0.293 (1, 10)				0-3 K		0-0 1B G5-4-3		0-0 F7		5 1 2 1 0 1 2												
Buddy Bell, R OBP: 0.290, SLG: 0.394 (1, 5)	0-0 1-2 E 1B	0-0 5-3		0-0 2B		0-0 1B G5-4-3		0-0 1B 2B		5 2 3 0 0 0 1												
Larry Parrish, R OBP: 0.342, SLG: 0.494 (1, 9)	0-0 1-H 2-H E4 HR	0-3 K		0-0 L5		0-0 1B BB		4-0 1B BB		4 2 1 0 1 1 1												
Pete O'Brien, L OBP: 0.299, SLG: 0.347 (1, 3)	0-0 2-H HR	0-0 F5		0-0 F8		4-0 1-2 BB		0-0 1-2 2-H 1B		4 1 2 3 1 0 1												
Bill Sample, R OBP: 0.330, SLG: 0.420 (1, 7)	1-0 6-3 1B HBP		0-0 E6 F8 1B		0-0 F7	0-0 4-3		0-0 1-2 2-H 1B		4 2 1 1 0 0 2												
George Wright, S OBP: 0.289, SLG: 0.311 (1, 8)	0-0 F7		0-0 F8		0-0 E8 1B		0-3 K	0-0 F4		5 0 1 0 0 1 4												
Jim Sundberg, R OBP: 0.264, SLG: 0.281 (1, 2)	0-0 6-3 1-3		0-3 K		0-0 L4		0-0 F8		0-0 F9	5 0 0 0 0 1 3												
Bucky Dent, R OBP: 0.317, SLG: 0.352 (1, 6)	0-0 3-H 1B		0-0 1B		0-0 4-3		0-0 4-3		0-0 F2	5 0 2 2 0 0 1												
Inning Stats	R: 6 E: 1 K: 0 S: 10	H: 6 LOB: 2 BB: 0 P: 11	R: 0 E: 0 K: 1 S: 5	H: 0 LOB: 0 BB: 0 P: 5	R: 1 E: 1 K: 2 S: 9	H: 1 LOB: 1 BB: 0 P: 9	R: 0 E: 0 K: 1 S: 6	H: 1 LOB: 1 BB: 0 P: 6	R: 0 E: 1 K: 0 S: 4	H: 1 LOB: 1 BB: 0 P: 4	R: 1 E: 0 K: 0 S: 5	H: 3 LOB: 2 BB: 1 P: 9	R: 0 E: 0 K: 1 S: 5	H: 0 LOB: 0 BB: 0 P: 5	R: 2 E: 0 K: 1 S: 8	H: 3 LOB: 2 BB: 1 P: 12	R: 0 E: 0 K: 0 S: 3	H: 0 LOB: 0 BB: 0 P: 3	1B: 12 2B: 2 3B: 0 HR: 1	SF: 0 SAC: 0 DP: 1 HBP: 1	WP: 1 PB: 1 SB: 1 CS: 0	PA: 46
PITCHER	IP WLS BF H R ER SO BB IBB HBP BLK WP HR S P ERA WHIP																					
Bob Stoddard, R ERA: 5.0 (1, 1)	0.0 L 5 4 5 4 0 0 0 0 0 0 1 1 5 5 ∞ ∞																					
Roy Thomas, R ERA: 4.09 (1, 1)	5.2 26 8 3 2 4 0 0 1 0 0 0 33 34 3.18 1.412																					
Bryan Clark, L ERA: 2.98 (6, 1)	3.1 15 3 2 2 2 2 0 0 0 0 0 17 25 5.40 1.500																					

Texas Rangers @ Seattle Mariners
The Kingdome, Seattle, WA
Tue Jun 07 1983, 10:05 PM EDT
Att. 5,284 - Dome

livebaseballscorecards.com

AB 43
R 10
H 15
RBI 7
BB 2
SO 6
LOB 16



Batter	1	2	3	4	5	6	7	8	9	AB R H RBI BB SO LOB	TOP																			
Wayne Tolleson, S (1, 4) OBP: 0.329, SLG: 0.331	0-0 5-3		0-0 G3		0-0 CS	0-0 F9		0-0 4-3		4 0 0 0 0 0 1																				
Bill Sample, R (1, 7) OBP: 0.329, SLG: 0.422	0-0 F3		0-0 L9-2			0-0 6-3		0-0 S 2B		4 0 1 0 0 0 1																				
Buddy Bell, R (1, 5) OBP: 0.289, SLG: 0.389	4-0 BB BB				0-0 F8	0-0 6-3		0-0 5-3		3 0 0 0 1 0 1																				
Larry Parrish, R (1, 9) OBP: 0.345, SLG: 0.491	4-0 1-2 BB				0-3 K		0-0 1B WP 1B	0-0 5-3		3 1 1 0 1 1 1																				
Bill Stein, R (1, 10) OBP: 0.346, SLG: 0.375	0-0 L3				0-0 E6 1B		0-0 WP 1B 1-2	0-0 5-3		4 0 2 0 0 0 2																				
Pete O'Brien, L (1, 3) OBP: 0.303, SLG: 0.351		0-0 F7			0-0 G3		0-0 WP 1B 1-2 2-3	0-0 1B		4 0 2 0 0 0 1																				
George Wright, S (1, 8) OBP: 0.283, SLG: 0.304		0-0 L7			0-0 6-3		0-3 K	0-0 F7		4 0 0 0 0 1 4																				
Jim Sundberg, R (1, 2) OBP: 0.257, SLG: 0.274		0-0 4-3			0-0 L9		0-3 K	0-0 F9		4 0 0 0 0 1 4																				
Bucky Dent, R (1, 6) OBP: 0.324, SLG: 0.370			0-0 L9-2 3B		0-0 CS 1B		0-0 6-3			3 0 2 0 0 0 2																				
Inning Stats	R: 0 E: 0 K: 0 S: 3	H: 0 LOB: 2 BB: 2 P: 11	R: 0 E: 0 K: 0 S: 3	H: 0 LOB: 0 BB: 0 P: 3	R: 0 E: 0 K: 0 S: 3	H: 1 LOB: 0 BB: 0 P: 3	R: 0 E: 1 K: 1 S: 6	H: 1 LOB: 1 BB: 0 P: 6	R: 0 E: 0 K: 0 S: 3	H: 0 LOB: 0 BB: 0 P: 3	R: 1 E: 0 K: 2 S: 10	H: 3 LOB: 2 BB: 0 P: 10	R: 0 E: 0 K: 0 S: 4	H: 1 LOB: 1 BB: 0 P: 4	R: 0 E: 0 K: 0 S: 4	H: 1 LOB: 1 BB: 0 P: 4	1B: 6 2B: 2 3B: 1 HR: 0	SF: 0 SAC: 0 DP: 1 HBP: 0	WP: 1 PB: 0 SB: 1 CS: 1	PA: 36										
PITCHER Matt Young, L (1, 1) ERA: 2.14	IP 9.0	WLS L	BF 35	H 8	R 1	ER 1	SO 3	BB 2	IBB 0	HBP 0	BLK 0	WP 1	HR 0	S 39	P 47	ERA 1.00	WHIP 1.111													
											PITCHER	IP	WLS	BF	H	R	ER	SO	BB	IBB	HBP	BLK	WP	HR	S	P	ERA	WHIP		

Texas Rangers @ Seattle Mariners
The Kingdom, Seattle, WA
Wed Jun 08 1983, 10:05 PM EDT
Att. 6,529 - Dome

livebaseballscorecards.com

AB 33
R 1
H 8
RBI 0
BB 2
SO 3
LOB 17



Batter	1	2	3	4	5	6	7	8	9	10	11	AB R H RBI BB SO LOB	TOP				
Wayne Tolleson, S (1, 4) OBP: 0.325, SLG: 0.327	0-0 G4-3 1B		0-0 6-3		0-3 K			0-0 F7		0-0 F7		5 0 1 0 0 1 0					
Mickey Rivers, L (1, 10) OBP: 0.303, SLG: 0.290	0-0 G4-3 1B		0-3 K		0-3 K2-3			4-0 WP 1B BB		0-0 F7		4 1 1 0 1 2 0					
Buddy Bell, R (1, 5) OBP: 0.287, SLG: 0.381	0-0 G4-3 1-2f 2-3		0-3 K				0-0 F9	4-0 1B 1-2 BB		0-0 6-3		4 0 0 0 1 1 2					
Larry Büttner, L (1, 3) OBP: 0.308, SLG: 0.333 Bill Stein, R (8, PH) OBP: 0.357, SLG: 0.385	4-0 BB BB			0-0 F6			0-0 F7	0-0 1-3 2-H 1B		0-3 K		2 0 0 0 1 0 0 2 0 1 1 0 1 0					
Pete O'Brien, L (1, 9) OBP: 0.301, SLG: 0.343	4-0 FC6-4 1-2 BB			0-3 K			0-0 G3	0-3 K		0-0 F9		4 0 0 0 1 2 2					
Bill Sample, R (1, 7) OBP: 0.330, SLG: 0.421	0-0 FC6-4 1-2f			0-0 1B 1B			0-0 L5		0-0 S 1B		0-3 K	5 1 2 0 0 1 3					
George Wright, S (1, 8) OBP: 0.282, SLG: 0.303		0-0 F8		0-0 1-H 1B			0-0 F8		0-0 F9			4 0 1 1 0 0 1					
Jim Sundberg, R (1, 2) OBP: 0.251, SLG: 0.267		0-3 K		0-3 K			0-0 L4		0-3 K			4 0 0 0 0 3 2					
Bucky Dent, R (1, 6) OBP: 0.316, SLG: 0.361		0-0 5-3			0-0 4-3			0-0 L1		0-3 K		4 0 0 0 0 1 1					
Inning Stats	R: 0 H: 2 E: 0 LOB: 3 K: 0 BB: 2 S: 4 P: 12	R: 0 H: 0 E: 0 LOB: 0 K: 1 BB: 0 S: 5 P: 5	R: 0 H: 0 E: 0 LOB: 0 K: 2 BB: 0 S: 7 P: 7	R: 1 H: 2 E: 0 LOB: 1 K: 2 BB: 0 S: 9 P: 9	R: 0 H: 0 E: 0 LOB: 0 K: 2 BB: 0 S: 7 P: 7	R: 0 H: 0 E: 0 LOB: 0 K: 0 BB: 0 S: 3 P: 3	R: 0 H: 0 E: 0 LOB: 0 K: 0 BB: 0 S: 3 P: 3	R: 1 H: 1 E: 0 LOB: 2 K: 1 BB: 2 S: 6 P: 14	R: 0 H: 1 E: 0 LOB: 1 K: 2 BB: 0 S: 8 P: 8	R: 0 H: 0 E: 0 LOB: 0 K: 0 BB: 0 S: 3 P: 3	R: 0 H: 0 E: 0 LOB: 0 K: 2 BB: 0 S: 7 P: 7	1B: 6 SF: 0 2B: 0 SAC: 0 3B: 0 DP: 1 HR: 0 HBP: 0	WP: 1 PA: 42 PB: 0 SB: 2 CS: 0				
PITCHER	IP WLS BF H R ER SO BB IBB HBP BLK WP HR S P ERA WHIP																
Jim Beattie, R (1, 1) ERA: 3.43	7.2																
Ed Vande Berg, L (8, 1) ERA: 4.79	0.1	2	1	0	0	1	0	0	0	0	0	0	0	4	4	0.00	3.000
Bill Caudill, R (9, 1) ERA: 4.5	3.0	W	10	1	0	0	4	0	0	0	0	0	0	18	18	0.00	0.333

Texas Rangers @ Seattle Mariners
The Kingdome, Seattle, WA
Thu Jun 09 1983, 10:05 PM EDT
Att: 4,915 - Dome

livebaseballscores.com

AB	38
R	2
H	6
RBI	2
BB	4
SO	12
LOB	11



BOTTOM

Texas Rangers @ Seattle Mariners
The Kingdome, Seattle, WA
Thu Jun 09 1983, 10:05 PM EDT
Att. 4,915 - Dome

livebaseballscores.com

AB 40
R 3
H 10
RBI 2
BB 4
SO 6
LOB 16



WP: 0 PA: 44
PB: 2
SB: 0
CS: 0

AB R H RBI BB SO LOB

5 0 2 0 0 1 0

5 0 2 0 0 0 1

5 1 1 0 0 1 4

3 0 1 0 1 0 1
0 0 0 0 0 0 0
0 0 0 0 1 0 0
0 0 0 0 0 0 0

4 0 0 0 1 1 3

5 1 1 0 0 0 3


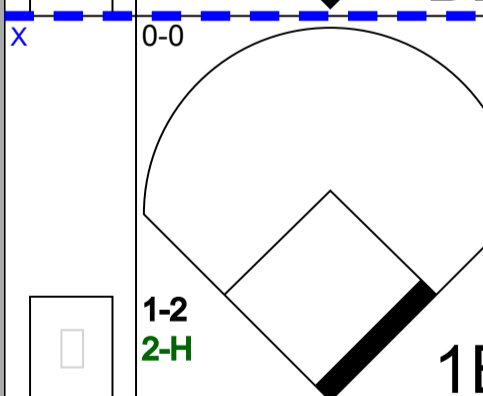
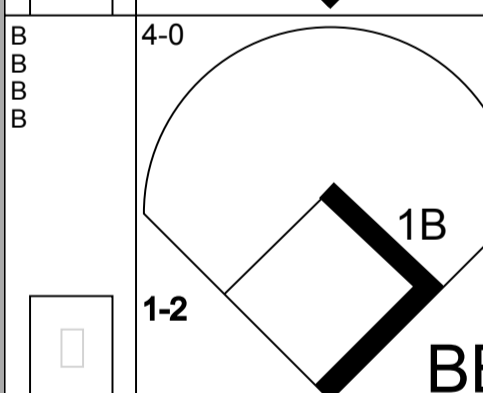
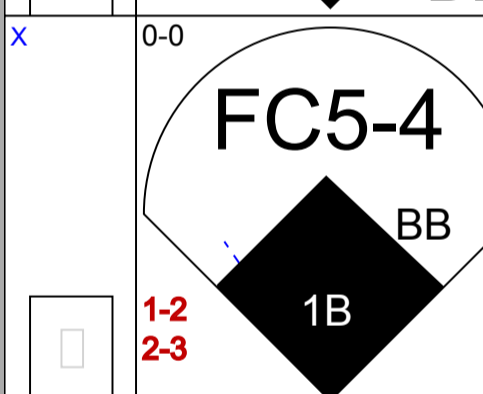
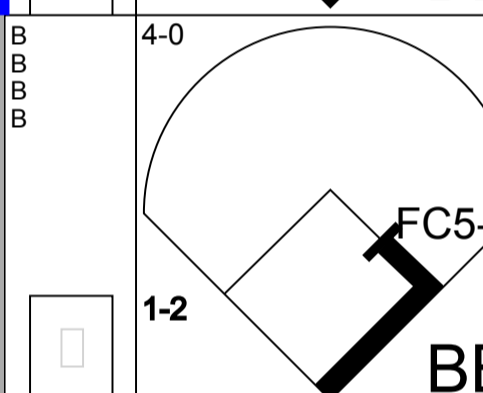
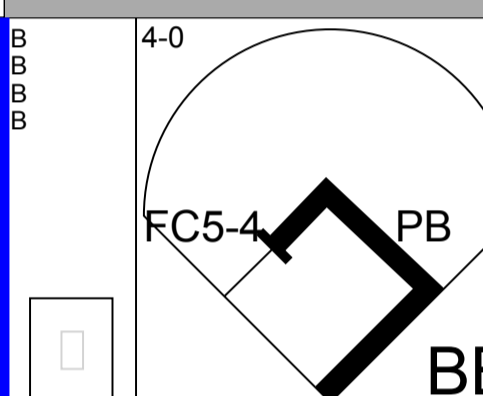

4 0 0 0 1 2 2

5 1 2 2 0 0 2

4 0 1 0 0 1 0

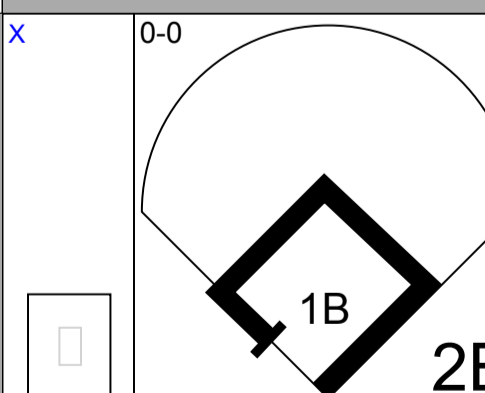


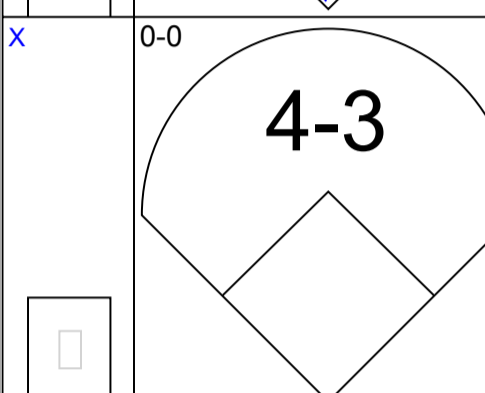
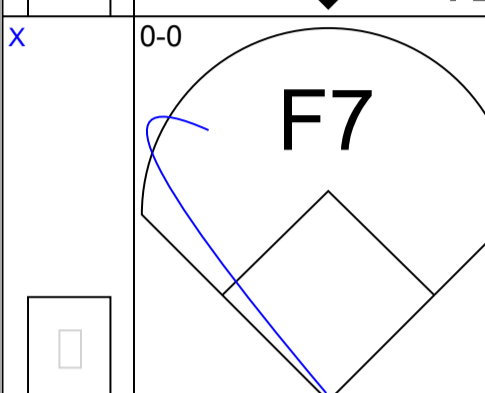
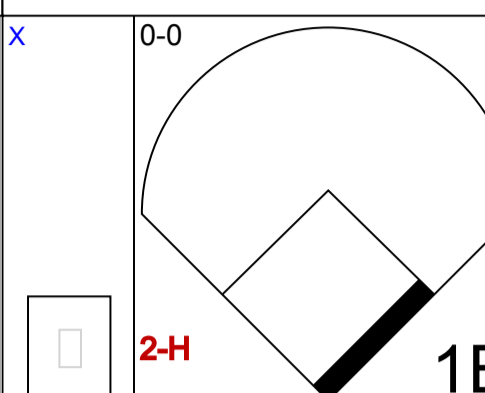
1B: 7 SF: 0
2B: 2 SAC: 0
3B: 0 DP: 1
HR: 1 HBP: 0

11




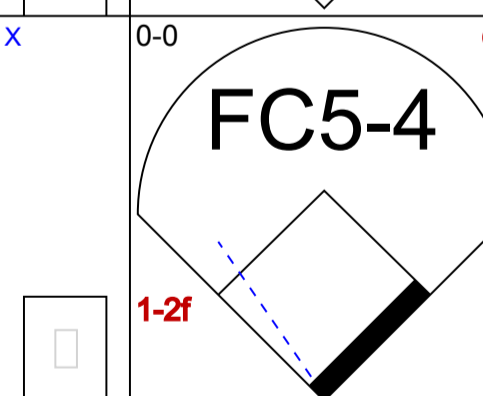
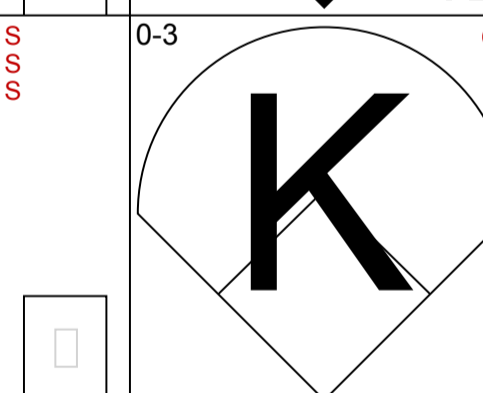
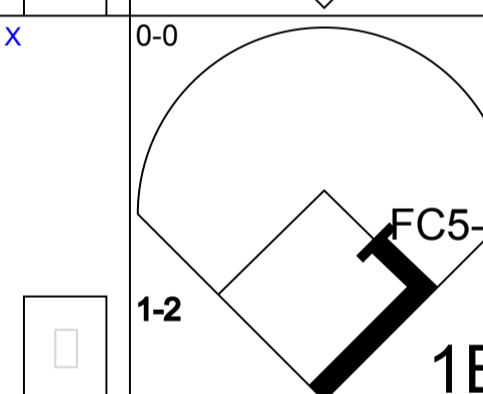
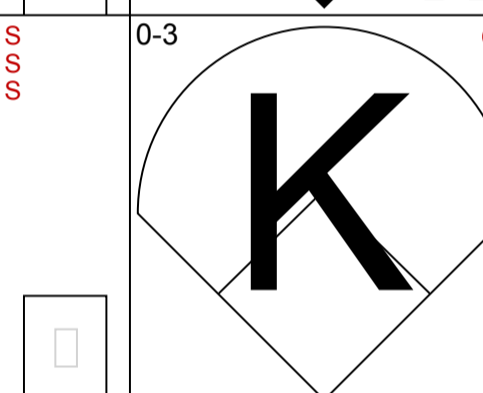
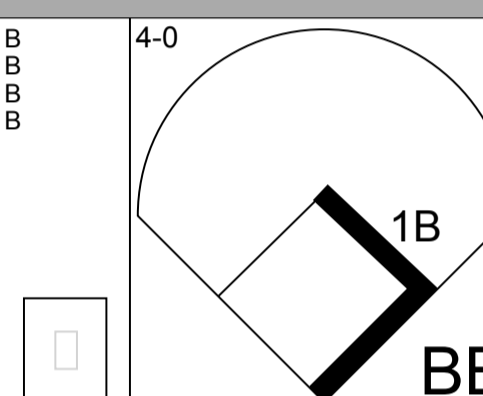

R: 1 H: 1
E: 0 LOB: 2
K: 0 BB: 3
S: 2 P: 14

10




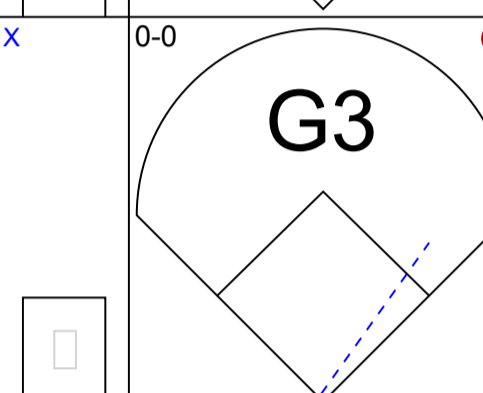
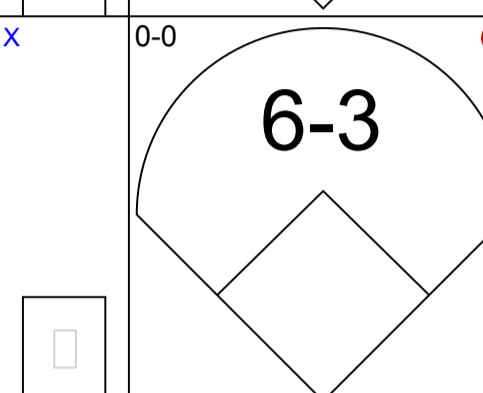
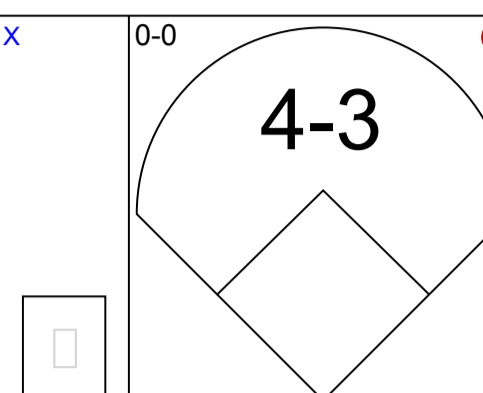
R: 0 H: 2
E: 0 LOB: 1
K: 0 BB: 0
S: 4 P: 4

9



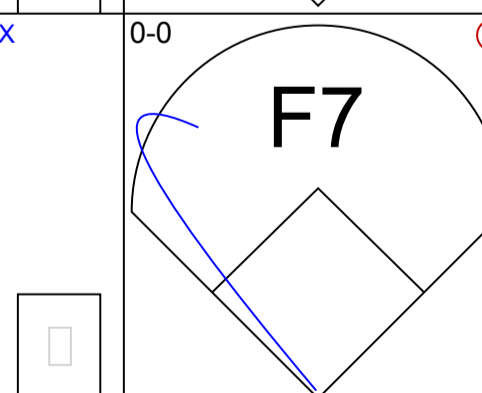
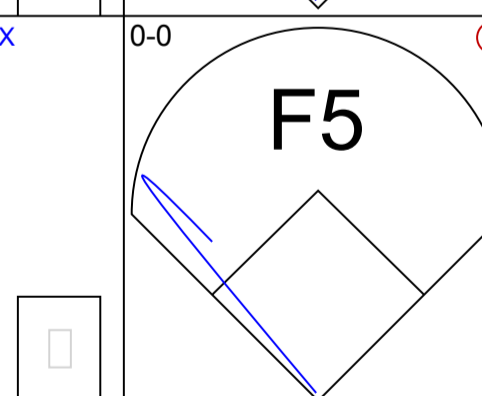
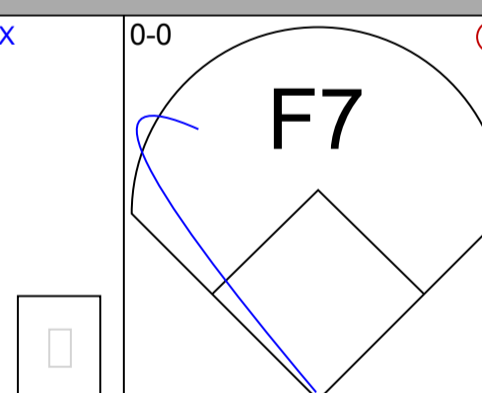

R: 0 H: 1
E: 0 LOB: 2
K: 2 BB: 1
S: 8 P: 12

8




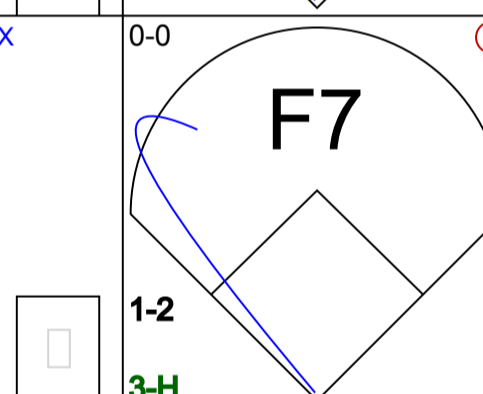
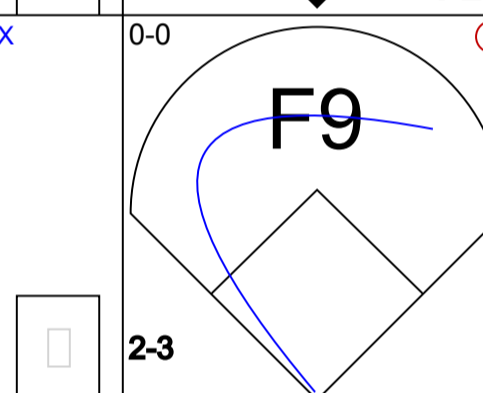
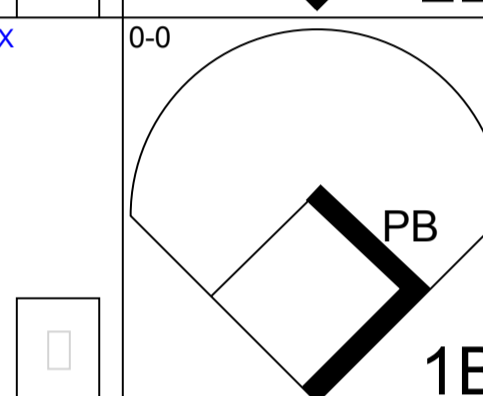
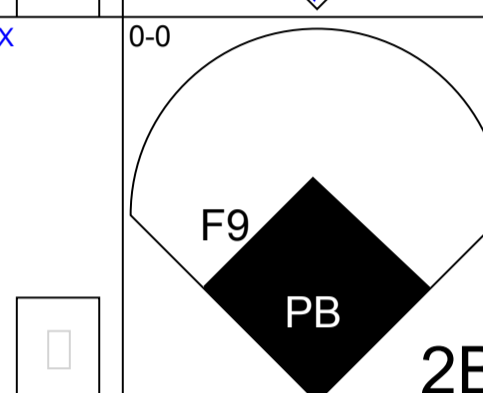
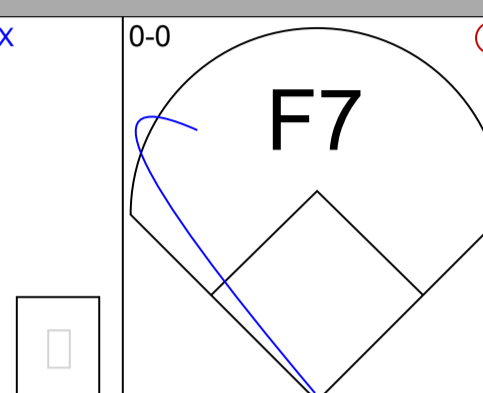

R: 0 H: 0
E: 0 LOB: 0
K: 0 BB: 0
S: 3 P: 3

7



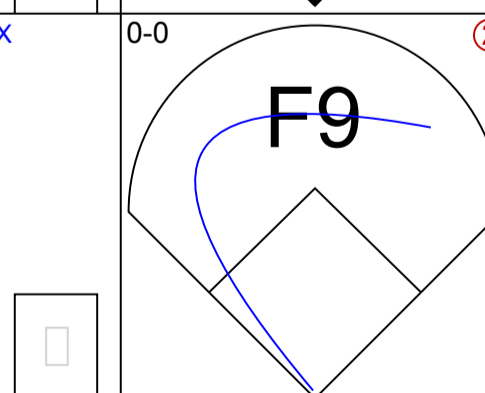
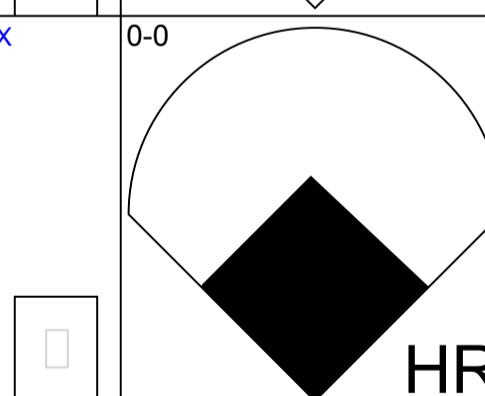
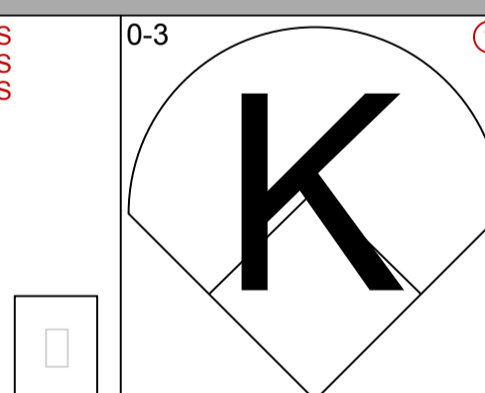

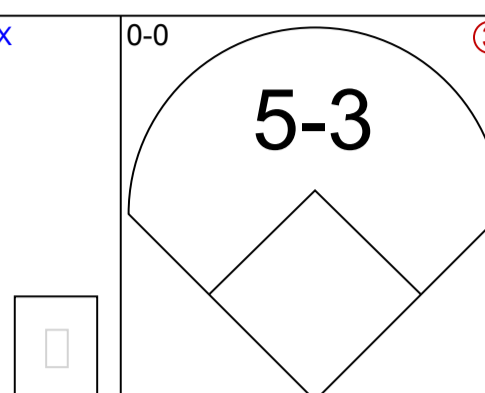
R: 0 H: 0
E: 0 LOB: 0
K: 0 BB: 0
S: 3 P: 3

6




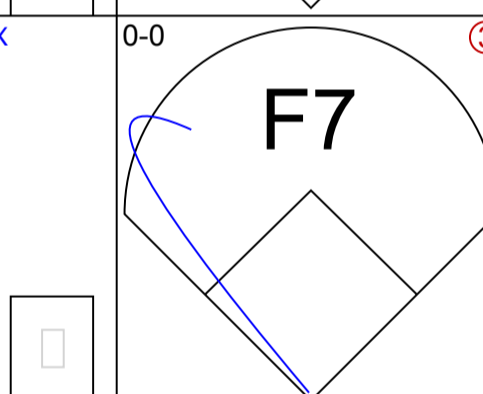
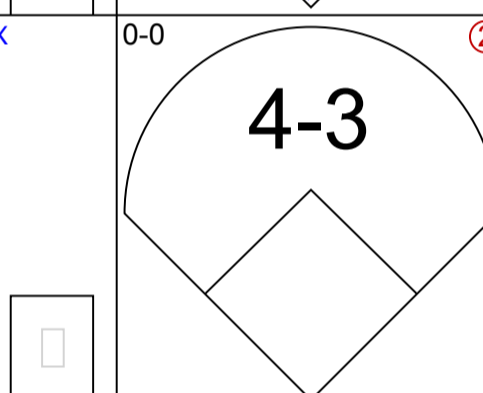
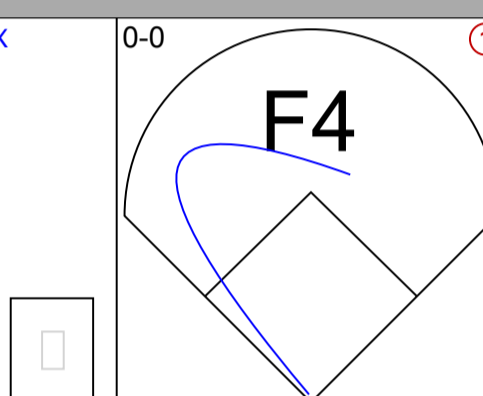

R: 1 H: 2
E: 0 LOB: 1
K: 0 BB: 0
S: 5 P: 5

5



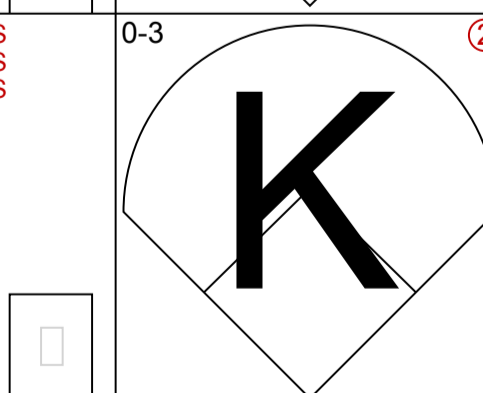
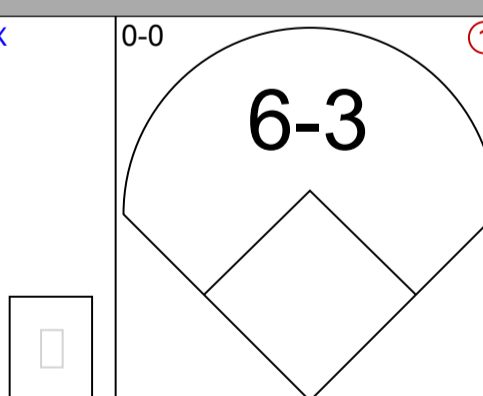

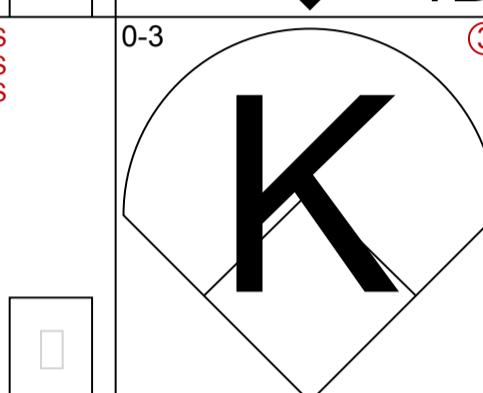
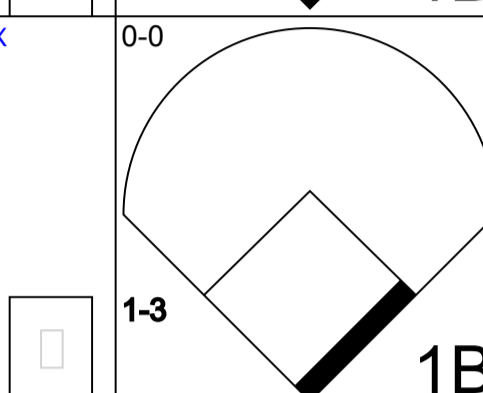
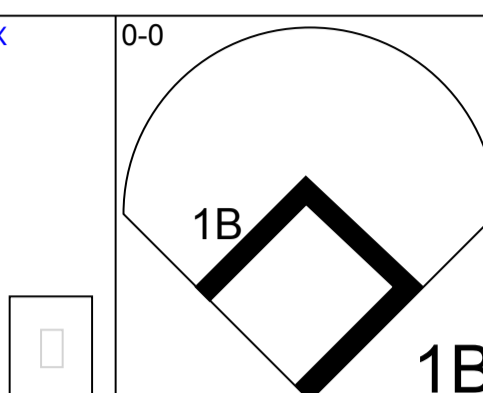
R: 1 H: 1
E: 0 LOB: 0
K: 1 BB: 0
S: 6 P: 6

4




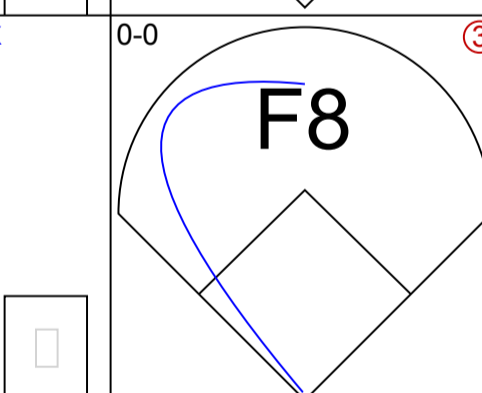
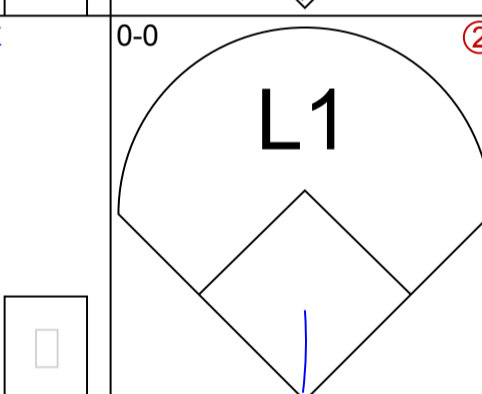
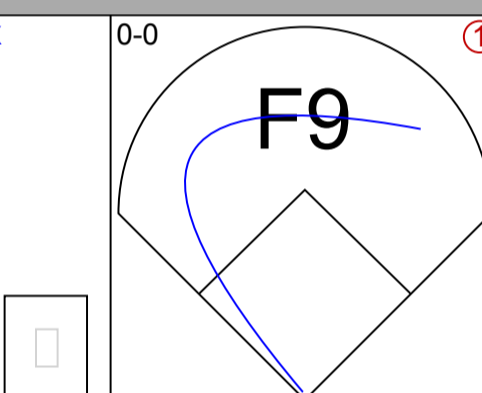

R: 0 H: 0
E: 0 LOB: 0
K: 0 BB: 0
S: 3 P: 3

3




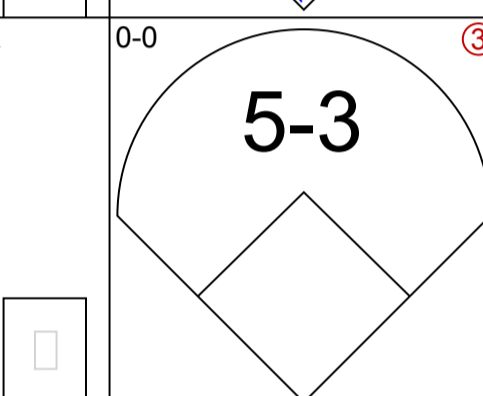
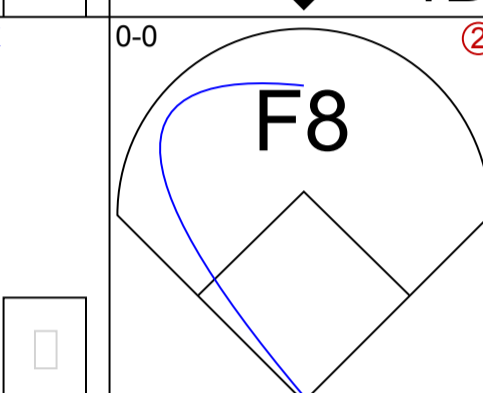
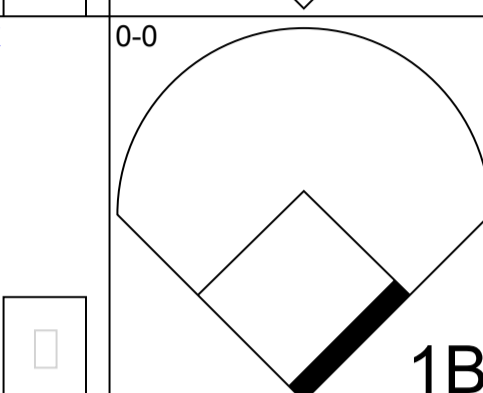
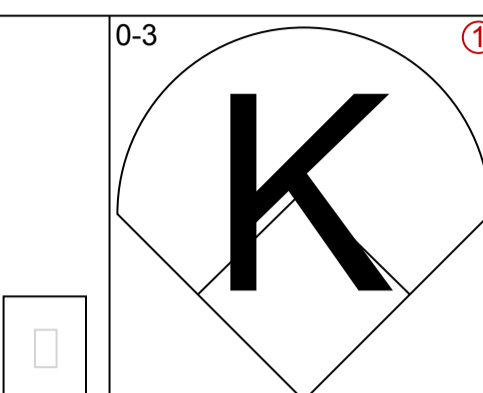
R: 0 H: 2
E: 0 LOB: 2
K: 2 BB: 0
S: 9 P: 9

2



R: 0 H: 0
E: 0 LOB: 0
K: 0 BB: 0
S: 3 P: 3

1



R: 0 H: 1
E: 0 LOB: 1
K: 1 BB: 0
S: 6 P: 6

Batter

Steve Henderson, R (1, 7)

Manny Castillo, S (1, 5)

Ricky Nelson, L (1, 9)

Richie Zisk, R (1, 10)

Dave Edler, R (9, PR)

Ken Phelps, L (11, PH)

Jamie Allen, R (11, PR)

Pat Putnam, L (1, 3)

Dave Henderson, R (1, 8)

Rick Sweet, S (1, 2)

Todd Cruz, R (1, 6)

Julio Cruz, S (1, 4)

Inning Stats

PITCHER
Charlie Hough, R (1, 1)
Dave Tobik, R (11, 1)

IP	WLS	BF	H	R	ER	SO	BB	IBB	HBP	BLK	WP	HR	S	P	ERA	WHIP
10.2	L	43	9	3	2	6	4	0	0	0	0	1	51	67	1.69	1.219
0.0		1	1	0	0	0	0	0	0	0	0	0	1	1	∞	∞

IP	WLS	BF	H	R	ER	SO	BB	IBB	HBP	BLK	WP	HR	S	P	ERA	WHIP
0.0		1	1	0	0	0	0	0	0	0	0	0	1	1	∞	∞


Batter	1	2	3	4	5	6	7	8	9	AB R H RBI BB SO LOB	TOP										
Wayne Tolleson, S (1, 4) OBP: 0.321, SLG: 0.329	0-3 K		0-0 FC6-4 2B		0-3 K		0-0 1B 2B		0-3 K	5 1 1 0 0 3 4											
Bill Stein, R (1, 3) OBP: 0.364, SLG: 0.419	0-3 K		0-0 1-3 3-H 2B		0-0 1-2 1B		0-0 F9		0-0 F9	5 0 2 1 0 1 2											
Buddy Bell, R (1, 5) OBP: 0.289, SLG: 0.379	0-0 6-3		4-0 IBB		0-0 F8		0-0 G3 1B		0-0 F9	4 0 1 1 1 0 3											
Dave Hostetler, R (1, 10) OBP: 0.287, SLG: 0.275 Larry Bittner, L (7, PH) OBP: 0.303, SLG: 0.328		0-3 K	0-3 K		4-0 BB BB		0-0 G3			2 0 0 0 1 2 3 1 0 0 0 0 0 1											
Bill Sample, R (1, 7) OBP: 0.329, SLG: 0.415		0-0 F6	0-0 F9		4-0 BB BB		0-0 G3			3 0 0 1 1 0 4											
Pete O'Brien, L (1, 9) OBP: 0.294, SLG: 0.335		0-0 F6		0-0 G3		0-0 L9		0-0 F8		4 0 0 0 0 0 3											
George Wright, S (1, 8) OBP: 0.291, SLG: 0.323			0-0 HR	4-0 G1-6-3 BB		0-0 G5-4-3 1B		0-0 4-3		3 1 2 1 1 0 0											
Bob Johnson, R (1, 2) OBP: 0.229, SLG: 0.323			4-0 FC6-4 2B BB	0-0 G1-6-3		0-0 G5-4-3		0-3 K		3 1 0 0 1 1 2											
Bucky Dent, R (1, 6) OBP: 0.326, SLG: 0.363			0-0 FC6-4 1B		4-0 BB 1B BB		0-0 F8		4-0 F9 S BB	2 1 1 0 2 0 0											
Inning Stats	R: 0 E: 0 K: 2 S: 7	H: 0 LOB: 0 BB: 0 P: 7	R: 0 E: 0 K: 1 S: 5	H: 0 LOB: 0 BB: 0 P: 5	R: 2 E: 0 K: 1 S: 8	H: 3 LOB: 3 BB: 2 P: 16	R: 0 E: 0 K: 0 S: 2	H: 0 LOB: 0 BB: 1 P: 6	R: 1 E: 0 K: 1 S: 6	H: 1 LOB: 3 BB: 3 P: 18	R: 0 E: 0 K: 0 S: 3	H: 1 LOB: 0 BB: 0 P: 3	R: 1 E: 0 K: 0 S: 5	H: 2 LOB: 1 BB: 0 P: 5	R: 0 E: 0 K: 1 S: 5	H: 0 LOB: 0 BB: 0 P: 5	R: 0 E: 0 K: 1 S: 5	H: 0 LOB: 1 BB: 1 P: 9	1B: 4 2B: 2 3B: 0 HR: 1	SF: 0 SAC: 0 DP: 2 HBP: 0	WP: 0 PA: 39 PB: 0 SB: 1 CS: 0
PITCHER	IP WLS BF H R ER SO BB IBB HBP BLK WP HR S P ERA WHIP																				
Frank Viola, L (1, 1) ERA: 5.64	4.2 L 23 4 3 3 5 5 1 0 0 0 0 1 27 51 5.79 1.929																				
Jack O'Connor, L (5, 1) ERA: 5.79	1.2 7 3 1 1 0 0 0 0 0 0 0 0 7 7 5.40 1.800																				
Rick Lysander, R (7, 1) ERA: 3.35	1.2 5 0 0 0 1 0 0 0 0 0 0 0 7 7 0.00 0.000																				
Len Whitehouse, L (9, 1) ERA: 2.9	0.0 1 0 0 0 0 1 0 0 0 0 0 0 0 4 ∞ ∞																				
Ron Davis, R (9, 1) ERA: 2.87	1.0 3 0 0 0 1 0 0 0 0 0 0 0 0 5 5 0.00 0.000																				

Texas Rangers @ Minnesota Twins
 Hubert H. Humphrey Metrodome, Minneapolis, MN
 Fri Jun 10 1983, 8:05 PM EDT
 Att: 5,282 - Unknown - 75 F

livebaseballscorecards.com

AB	32
R	4
H	7
RBI	4
BB	7
SO	7
LOB	22



Batter	1	2	3	4	5	6	7	8	9	AB R H RBI BB SO LOB	TOP											
Wayne Tolleson, S OBP: 0.327, SLG: 0.363 (1, 4) X	0-0 1B 3B	4-0 2B BB		0-0 F7		0-0 5-3	0-0 HR		0-0 4-3	5 3 2 2 1 0 2												
Bill Stein, R OBP: 0.342, SLG: 0.389 (1, 3) X (7, 5)	0-0 S 1B 1B	0-0 F2		0-0 6-3		0-0 L7	0-0 F7			5 0 1 1 0 0 3												
Buddy Bell, R OBP: 0.297, SLG: 0.404 Larry Bittner, L OBP: 0.299, SLG: 0.323 (1, 5) X (7, 3)	0-0 S 1B	0-0 1B 2B			0-0 5-3	0-0 HR		0-0 3-1		4 1 3 4 0 0 0 1 0 0 0 0 0 0												
Bill Sample, R OBP: 0.331, SLG: 0.415 (1, 7) X	0-0 F5	0-0 1B			0-0 S 2B 1B	0-0 F4		0-0 6-3		5 1 2 0 0 0 2												
George Wright, S OBP: 0.303, SLG: 0.333 (1, 8) X	4-0 1-2 2-3 IBB		0-0 5-3		0-0 H E6 2B		4-0 HR BB	0-0 1B		3 1 2 1 2 0 0												
Pete O'Brien, L OBP: 0.292, SLG: 0.332 (1, 9) X	0-0 F7		0-0 S 1B 1B		0-3 K		0-0 F8	0-3 K		5 1 1 0 0 2 6												
Bob Johnson, R OBP: 0.253, SLG: 0.377 (1, 2) S S S	0-3 K		0-0 F4		4-0 E BB		0-0 HR	0-0 1B		4 1 2 2 1 1 4	AB 42 R 11 H 17 RBI 11 BB 4 SO 5 LOB 21											
Jim Anderson, R OBP: 0.238, SLG: 0.250 (1, 10) S S S		0-3 K	0-0 CS 1B		0-0 E6		0-0 F7	0-0 F7		5 0 1 1 0 1 3												
Bucky Dent, R OBP: 0.335, SLG: 0.378 Mark Wagner, R (1, 6) X (7, 6)		0-0 BB 2B 1B	0-0 CS	0-0 F8		0-0 HR 2B	0-0 HR 1B	0-3 K		4 3 3 0 0 0 0 1 0 0 0 0 1 1												
Inning Stats	R: 1 E: 0 K: 1 S: 8	H: 3 LOB: 3 BB: 1 P: 12	R: 2 E: 0 K: 1 S: 7	H: 3 LOB: 2 BB: 1 P: 11	R: 1 E: 0 K: 0 S: 4	H: 2 LOB: 0 BB: 0 P: 4	R: 0 E: 0 K: 0 S: 3	H: 0 LOB: 0 BB: 0 P: 3	R: 1 E: 1 K: 1 S: 7	H: 2 LOB: 2 BB: 1 P: 11	R: 2 E: 0 K: 0 S: 5	H: 2 LOB: 0 BB: 0 P: 5	R: 4 E: 0 K: 0 S: 6	H: 3 LOB: 0 BB: 1 P: 10	R: 0 E: 0 K: 1 S: 6	H: 1 LOB: 1 BB: 0 P: 6	R: 0 E: 0 K: 1 S: 6	H: 1 LOB: 1 BB: 0 P: 6	1B: 10 2B: 3 3B: 1 HR: 3	SF: 0 SAC: 0 DP: 0 HBP: 0	WP: 0 PB: 0 SB: 4 CS: 1	PA: 47
PITCHER	IP WLS BF H R ER SO BB IBB HBP BLK WP HR S P ERA WHIP																					
Brad Havens, L ERA: 7.73 (1, 1)	3.0 L 17 8 4 4 2 1 1 0 0 0 0 0 19 27 12.00 3.000																					
Pete Filson, L ERA: 3.62 (4, 1)	3.0 14 4 3 3 1 1 0 0 0 0 0 1 15 9.00 1.667																					
Jack O'Connor, L ERA: 6.35 (7, 1)	0.2 6 3 4 4 0 1 0 0 0 0 0 2 5 9 54.00 6.000																					
Len Whitehouse, L ERA: 2.7 (7, 1)	2.1 9 2 0 0 2 0 0 0 0 0 0 0 13 13 0.00 0.857																					

Texas Rangers @ Minnesota Twins
 Hubert H. Humphrey Metrodome, Minneapolis, MN
 Sat Jun 11 1983, 8:05 PM EDT
 Att. 11,363 - Unknown - 74 F

livebaseballscorecards.com


Batter	1	2	3	4	5	6	7	8	9	AB R H RBI BB SO LOB
Bobby Mitchell, L (1, 8) OBP: 0.374, SLG: 0.340	0-0 1-4-3		0-0 F8			0-0 BB 1B		4-0 FC5-4 1B BB		3 0 1 0 1 0 0
John Castino, R (1, 4) OBP: 0.375, SLG: 0.492	0-0 F9			0-0 F9 2B		4-0 1-2 BB		0-0 1-2 FC5-4 1B		3 0 2 0 1 0 0
Dave Engle, R (1, 9) OBP: 0.348, SLG: 0.477	0-0 6-3			0-0 1-3		0-3 K		0-0 FC5-4 1-2f 2-3		4 0 0 0 0 1 5
Randy Bush, L (1, 3) OBP: 0.353, SLG: 0.471		0-0 5-3		0-0 F9 2-3		0-0 F3		0-0 6-3		4 0 0 0 0 0 5
Gary Ward, R (1, 10) OBP: 0.291, SLG: 0.440		0-0 FC5-4 1B		0-3 K			0-0 6-3		0-0 F9	4 0 1 0 0 1 1
Gary Gaetti, R (1, 5) OBP: 0.312, SLG: 0.397		0-0 FC5-4 1-2f			0-0 5-3		0-0 1-3		0-0 5-3	4 0 0 0 0 0 1
Mickey Hatcher, R (1, 7) OBP: 0.355, SLG: 0.455		0-0 5-3			0-0 5-3		0-0 1B		0-0 L6	4 0 1 0 0 0 1
Tim Laudner, R (1, 2) OBP: 0.284, SLG: 0.275			0-0 5-3		0-3 K		0-0 3-1			3 0 0 0 0 1 1
Greg Gagne, R (1, 6) OBP: 0.053, SLG: 0.118			0-3 K			0-0 4-3		0-0 L8		3 0 0 0 0 1 0

Inning Stats	R: 0	H: 0	E: 0	K: 0	S: 3	R: 0	H: 1	E: 0	K: 0	S: 4	R: 0	H: 0	E: 0	K: 1	S: 5	R: 0	H: 1	E: 0	K: 1	S: 6	R: 0	H: 0	E: 0	K: 1	S: 5	R: 0	H: 1	E: 0	K: 1	S: 6	R: 0	H: 1	E: 0	K: 0	S: 4	R: 0	H: 1	E: 0	K: 0	S: 3	R: 0	H: 0	E: 0	K: 0	S: 3	1B: 4	SF: 0	2B: 1	3B: 0	HR: 0	WP: 0	PA: 34
	LOB: 0	BB: 0	P: 3	ER: 0	SO: 4	LOB: 0	BB: 0	P: 4	ER: 0	SO: 4	LOB: 1	BB: 0	P: 5	ER: 0	SO: 5	LOB: 2	BB: 1	P: 10	ER: 0	SO: 4	LOB: 1	BB: 0	P: 4	ER: 0	SO: 8	LOB: 0	BB: 0	P: 3	ER: 0	SO: 0	LOB: 0	BB: 0	P: 3	ER: 0	SO: 0	LOB: 0	BB: 0	P: 3	ER: 0	SO: 0	LOB: 0	BB: 0	P: 3	1B: 4	SF: 0	2B: 1	3B: 0	HR: 0	WP: 0	PA: 34		

PITCHER	IP	WLS	BF	H	R	ER	SO	BB	IBB	HBP	BLK	WP	HR	S	P	ERA	WHIP	PITCHER	IP	WLS	BF	H	R	ER	SO	BB	IBB	HBP	BLK	WP	HR	S	P	ERA	WHIP																
Danny Darwin, R (1, 1) ERA: 2.76	9.0	W	34	5	0	0	4	2	0	0	0	0	0	40	48	0.00	0.778																																		

TEXAS RANGERS @ MINNESOTA TWINS
Hubert H. Humphrey Metrodome, Minneapolis, MN
 Sat Jun 11 1983, 8:05 PM EDT
 Att: 11,363 - Unknown - 74 F

AB	32
R	0
H	5
RBI	0
BB	2
SO	4
LOB	14



Batter	1	2	3	4	5	6	7	8	9	10	11	AB R H RBI BB SO LOB	TOP																			
Wayne Tolleson, S (1, 4) OBP: 0.330, SLG: 0.360	0-0 G3		4-0 WP BB		0-0 1B			0-0 G3		0-0 4-3		4 1 1 0 1 0 0	Texas Rangers @ Minnesota Twins Hubert H. Humphrey Metrodome, Minneapolis, MN Sun Jun 12 1983, 4:33 AM EDT Att. 4,707 - Unknown - 72 F																			
Mickey Rivers, L (1, 10) OBP: 0.310, SLG: 0.303	4-0 1B BB		0-0 F8		0-0 F9			0-0 F8		0-0 1B 2B		4 2 1 0 1 0 2																				
Buddy Bell, R (1, 5) OBP: 0.303, SLG: 0.405	0-0 F7		4-0 1-2 BB					0-0 6-3 1B		0-0 2-H 1B		4 0 2 1 1 0 1																				
Pete O'Brien, L (1, 9) OBP: 0.290, SLG: 0.328	0-0 2-H 1B		0-0 4-3 3-H					0-0 L9		0-0 F8 4-3		5 0 1 1 0 0 3																				
Bill Stein, R (1, 3) OBP: 0.326, SLG: 0.390	0-3 K							0-0 F8 2B		0-0 5-3		5 0 1 0 0 2 1																				
George Wright, S (1, 8) OBP: 0.300, SLG: 0.344								0-0 F8		0-0 G3		5 1 1 1 0 1 1																				
Bill Sample, R (1, 7) OBP: 0.332, SLG: 0.412								0-0 F5		4-0 G3 BB		4 0 1 0 1 0 0																				
Bob Johnson, R (1, 2) OBP: 0.250, SLG: 0.365								0-0 L8		0-0 5-3 BB		5 0 1 0 0 2 2																				
Jim Anderson, R (1, 6) OBP: 0.192, SLG: 0.200								0-0 K		0-0 5-3 1B		5 0 0 0 0 1 2																				
								0-0 F7		0-0 F8																						
								0-0 L8		0-0 G5-4-3 1B																						
Inning Stats	R: 1 E: 0 K: 1 S: 6	H: 1 LOB: 1 BB: 1 P: 10	R: 0 E: 0 K: 1 S: 5	H: 0 LOB: 0 BB: 0 P: 5	R: 1 E: 0 K: 0 S: 3	H: 0 LOB: 1 BB: 2 P: 11	R: 0 E: 0 K: 0 S: 3	H: 0 LOB: 0 BB: 0 P: 3	R: 0 E: 0 K: 1 S: 6	H: 1 LOB: 1 BB: 0 P: 6	R: 0 E: 0 K: 0 S: 4	H: 1 LOB: 1 BB: 0 P: 4	R: 0 E: 0 K: 0 S: 3	H: 1 LOB: 0 BB: 0 P: 3	R: 0 E: 0 K: 0 S: 4	H: 1 LOB: 1 BB: 0 P: 4	R: 0 E: 0 K: 0 S: 3	H: 0 LOB: 1 BB: 1 P: 7	R: 1 E: 0 K: 0 S: 5	H: 2 LOB: 1 BB: 0 P: 5	R: 1 E: 0 K: 3 S: 11	H: 2 LOB: 1 BB: 0 P: 11	1B: 6 2B: 2 3B: 0 HR: 1	SF: 0 SAC: 0 DP: 1 HBP: 0	WP: 1 PB: 0 SB: 4 CS: 0	PA: 45						
PITCHER	IP WLS BF H R ER SO BB IBB HBP BLK WP HR S P ERA WHIP																															
Ken Schrom, R (1, 1) ERA: 4.09	9.0		35	5	2	2	3	4	0	0	0	0	1	0	37	53	2.00	1.000														
Ron Davis, R (10, 1) ERA: 3.24	2.0	L	10	4	2	2	3	0	0	0	0	0	0	1	16	16	9.00	2.000														

livebaseballscores.com

AB	41
R	4
H	9
RBI	3
BB	4
SO	6
LOB	12



Batter	1	2	3	4	5	6	7	8	9	10	11	AB	R	H	RBI	BB	SO	LOB	BOTTOM						
Mickey Hatcher, R (1, 9) OBP: 0.363, SLG: 0.460 (9, 3)	0-0 F8 ①		0-0 5-3 ③			0-0 L9-3 1B		0-0 2B 1B		0-0 1B SF8 1B		5	2	3	0	0	0	0							
John Castino, R (1, 4) OBP: 0.375, SLG: 0.494	0-0 L9 ②			0-0 F8 ①		0-0 L9-3 ① ②		0-0 1-H 2B		0-0 1-3 1B 1B		5	0	2	1	0	0	1							
Dave Engle, R (1, 10) OBP: 0.350, SLG: 0.477	0-3 K ③			0-0 FC6-4 1B		0-0 1B		0-0 F9		0-0 SF8 ②		4	0	2	1	0	1	1							
Gary Ward, R (1, 7) OBP: 0.297, SLG: 0.443		0-0 G6-4-3 1B		0-0 F9 ②		0-0 5-3 ③			0-0 4-3 2B 1B	0-0 1-2 1B		5	1	3	0	0	0	2							
Gary Gaetti, R (1, 5) OBP: 0.306, SLG: 0.389 (9, 6)		0-0 G6-4-3 ① ② 1-2f		0-0 FC6-4 ③ 1-2f			0-3 K ①		0-3 K ① ② ③	0-3 K ③		5	0	0	0	0	3	5							
Tom Brunansky, R (1, 8) OBP: 0.270, SLG: 0.327 (9, 9)		0-0 1B			0-0 6-3 ①		0-0 6-3 ②		0-0 4-3 ② 1-2		0-3 K ①	5	0	1	0	0	1	1							
Tim Laudner, R (1, 2) OBP: 0.275, SLG: 0.265 Randy Bush, L (9, PH) OBP: 0.357, SLG: 0.482 Ray Smith, R (10, 2) OBP: 0.333, SLG: 0.200		0-0 F4 ③			0-0 F8 ②		0-3 K ③		0-0 2-H 2B ③		0-0 F7 ②	3	0	0	0	0	1	1							
Scott Uliger, R (1, 3) OBP: 0.167, SLG: 0.107 (9, 5)			0-0 F8 ①		0-0 1B		0-0 6-3 ① ② ③		0-3 K ③		0-0 F7 ③	5	0	1	0	0	1	1							
Greg Gagne, R (1, 6) OBP: 0.048, SLG: 0.105 Darrell Brown, S (8, PH) OBP: 0.309, SLG: 0.312 (9, 8) Bobby Mitchell, L (10, PH) OBP: 0.371, SLG: 0.337 (11, 8)			0-0 6-3 ②		0-0 G3 ③		0-0 5-3 ②		0-0 G3 ①			2	0	0	0	0	0	1							
Inning Stats	R: 0 E: 0 K: 1 S: 5	H: 0 LOB: 0 BB: 0 P: 5	R: 0 E: 0 K: 0 S: 4	H: 2 LOB: 1 BB: 0 P: 4	R: 0 E: 0 K: 0 S: 3	H: 0 LOB: 0 BB: 0 P: 3	R: 0 E: 0 K: 0 S: 4	H: 1 LOB: 1 BB: 0 P: 4	R: 0 E: 0 K: 0 S: 4	H: 2 LOB: 1 BB: 0 P: 4	R: 0 E: 0 K: 2 S: 7	H: 0 LOB: 0 BB: 0 P: 7	R: 1 E: 0 K: 0 S: 5	H: 2 LOB: 1 BB: 0 P: 5	R: 1 E: 0 K: 2 S: 9	H: 2 LOB: 1 BB: 0 P: 9	R: 1 E: 0 K: 1 S: 8	H: 3 LOB: 2 BB: 0 P: 8	R: 0 E: 0 K: 1 S: 5	H: 0 LOB: 0 BB: 0 P: 5	1B: 11 2B: 3 3B: 0 HR: 0	SF: 1 SAC: 0 DP: 2 HBP: 0	WP: 0 PB: 0 SB: 0 CS: 0	PA: 44	
PITCHER	IP	WLS	BF	H	R	ER	SO	BB	IBB	HBP	BLK	WP	HR	S	P	ERA	WHIP								
Rick Honeycutt, L ERA: 1.62	(1, 1)	7.2	29	8	1	1	3	0	0	0	0	0	0	35	35	1.17	1.043								
Odell Jones, R ERA: 2.9	(8, 1)	3.1	15	5	2	2	4	0	0	0	0	0	0	23	23	5.40	1.500								

Texas Rangers @ Minnesota Twins
 Hubert H. Humphrey Metrodome, Minneapolis, MN
 Sun Jun 12 1983, 4:33 AM EDT
 Att. 4,707 - Unknown - 72 F

livebaseballscores.com

AB	43
R	3
H	13
RBI	3
BB	0
SO	7
LOB	13



Batter	1	2	3	4	5	6	7	8	9	AB R H RBI BB SO LOB	TOP		
Steve Henderson, R (1, 7) OBP: 0.387, SLG: 0.421	0-0 6-3		0-0 FC3-2		0-3 K		0-0 1B		0-0 1B	5 0 2 1 0 1 4			
Manny Castillo, S (1, 5) OBP: 0.252, SLG: 0.307	0-0 3-1		0-3 K		0-0 F8		0-0 F3		0-0 G3	5 0 0 0 0 1 6			
Ricky Nelson, L (1, 9) OBP: 0.280, SLG: 0.413	0-0 4-3		0-0 F6				0-0 E4		0-0 F3	4 0 0 0 0 0 5			
Pat Putnam, L (1, 3) OBP: 0.303, SLG: 0.374		0-0 4-3		0-0 1B 5-3 4-3 1B		0-0 G3		0-0 FC3-6 1B		4 1 2 0 0 0 1			
John Moses, S (8, PR) OBP: 0.200, SLG: 0.040										0 0 0 0 0 0 0			
Jim Maler, R (8, 3) OBP: 0.280, SLG: 0.143										0 0 0 0 0 0 0			
Dave Henderson, R (1, 8) OBP: 0.309, SLG: 0.396		0-3 K		0-0 5-3		0-0 5-3		0-3 K		4 0 0 0 0 2 3			
Al Cowens, R (1, 10) OBP: 0.236, SLG: 0.276		0-0 5-3		0-0 4-3 1B		0-0 5-3		0-0 FC3-6		4 0 1 0 0 0 2			
Rick Sweet, S (1, 2) OBP: 0.282, SLG: 0.287			0-0 SH FC3-2 2B		0-0 4-3		0-0 FC1-5 BB 1B		0-0 4-3	4 0 2 1 0 0 2			
Todd Cruz, R (1, 6) OBP: 0.236, SLG: 0.352			0-0 E5 FC3-2 SH		0-3 K		4-0 BB BB BB 1B FC1-5 BB		0-0 F8	3 1 0 0 1 1 2			
Julio Cruz, S (1, 4) OBP: 0.337, SLG: 0.360			0-0 SH FC3-2		0-0 CS 1B		0-0 FC1-5 1B		0-0 4-3	3 0 1 0 0 0 2			
Inning Stats	R: 0 H: 0 E: 0 LOB: 0 K: 0 BB: 0 S: 3 P: 3	R: 0 H: 0 E: 0 LOB: 0 K: 1 BB: 0 S: 5 P: 5	R: 0 H: 1 E: 2 LOB: 3 K: 1 BB: 0 S: 8 P: 8	R: 1 H: 2 E: 0 LOB: 1 K: 1 BB: 0 S: 7 P: 7	R: 0 H: 1 E: 0 LOB: 0 K: 1 BB: 0 S: 5 P: 5	R: 0 H: 0 E: 1 LOB: 1 K: 0 BB: 0 S: 4 P: 4	R: 1 H: 2 E: 0 LOB: 2 K: 0 BB: 1 S: 5 P: 9	R: 0 H: 1 E: 0 LOB: 1 K: 1 BB: 0 S: 6 P: 6	R: 0 H: 1 E: 0 LOB: 1 K: 0 BB: 0 S: 4 P: 4	1B: 7 SF: 0 2B: 1 SAC: 1 3B: 0 DP: 0 HR: 0 HBP: 0	WP: 0 PA: 38 PB: 0 SB: 0 CS: 1		
PITCHER	IP WLS BF H R ER SO BB IBB HBP BLK WP HR S P ERA WHIP											PITCHER	IP WLS BF H R ER SO BB IBB HBP BLK WP HR S P ERA WHIP
Mike Smithson, R (1, 1) ERA: 4.0	6.1 W 28 6 2 2 4 1 0 0 0 0 0 0 35 39 2.84 1.105												
John Butcher, R (7, 1) ERA: 3.78	2.2 S 10 2 0 0 1 0 0 0 0 0 0 0 12 12 0.00 0.750												

Seattle Mariners @ Texas Rangers
Arlington Stadium, Arlington, TX

Mon Jun 13 1983, 8:05 PM EDT
Att: 31,238 - Unknown

livebaseballscorecards.com

AB	36
R	2
H	8
RBI	2
BB	1
SO	5
LOB	27



Batter	1	2	3	4	5	6	7	8	9	AB R H RBI BB SO LOB	TOP									
Steve Henderson, R (1, 7) OBP: 0.385, SLG: 0.417	0-3 K		0-0 BB 1-3 1B		0-3 K			0-0 F7		4 0 1 0 0 2 0										
Manny Castillo, S (1, 5) OBP: 0.243, SLG: 0.298	0-0 F8		0-0 SF8			0-0 F9		0-0 F7		3 0 0 1 0 0 0										
Al Cowens, R (1, 9) OBP: 0.241, SLG: 0.273	4-0 BB		4-0 BB 1-2 BB			0-0 5-3		0-0 G3		2 0 0 0 2 0 0										
Richie Zisk, R (1, 10) OBP: 0.280, SLG: 0.348	0-3 K		0-0 6-3			4-0 BB		0-3 K		3 0 0 0 1 2 3										
Pat Putnam, L (1, 3) OBP: 0.298, SLG: 0.366		0-0 F7		0-0 F5		0-0 F5		0-0 F9		4 0 0 0 0 0 1										
Dave Henderson, R (1, 8) OBP: 0.304, SLG: 0.389		0-3 K		0-0 5-3		0-3 K		0-0 F8		4 0 0 0 0 2 0										
Rick Sweet, S (1, 2) OBP: 0.283, SLG: 0.288		0-0 3-1		0-0 F8		0-0 1B				3 0 1 0 0 0 0										
Todd Cruz, R (1, 6) OBP: 0.238, SLG: 0.352			0-0 1B SF8 1B		0-0 F8		0-3 K			3 1 1 0 0 1 1										
Julio Cruz, S (1, 4) OBP: 0.332, SLG: 0.354			0-0 F8		0-0 4-3		0-0 G3			3 0 0 0 0 0 2										
Inning Stats	R: 0 E: 0 K: 2 S: 7	H: 0 LOB: 1 BB: 1 P: 11	R: 0 E: 0 K: 1 S: 5	H: 0 LOB: 0 BB: 0 P: 5	R: 1 E: 0 K: 0 S: 5	H: 2 LOB: 2 BB: 1 P: 9	R: 0 E: 0 K: 0 S: 3	H: 0 LOB: 0 BB: 0 P: 3	R: 0 E: 0 K: 1 S: 5	H: 0 LOB: 0 BB: 0 P: 5	R: 0 E: 0 K: 2 S: 8	H: 1 LOB: 1 BB: 0 P: 8	R: 0 E: 0 K: 0 S: 3	H: 0 LOB: 0 BB: 0 P: 3	R: 0 E: 0 K: 1 S: 5	H: 0 LOB: 0 BB: 0 P: 5	1B: 3 2B: 0 3B: 0 HR: 0	SF: 1 SAC: 0 DP: 0 HBP: 0	WP: 0 PB: 0 SB: 0 CS: 0	PA: 33
PITCHER Charlie Hough, R (1, 1) ERA: 3.96	IP: 9.0 WLS: W BF: 33 H: 3 R: 1 ER: 1 SO: 7 BB: 3 IBB: 0 HBP: 0 BLK: 0 WP: 0 HR: 0 S: 44 P: 56 ERA: 1.00 WHIP: 0.667																			PITCHER

Seattle Mariners @ Texas Rangers
Arlington Stadium, Arlington, TX
Tue Jun 14 1983, 8:05 PM EDT
Att. 11,118 - Unknown

livebaseballscorecards.com

AB	29
R	1
H	3
RBI	1
BB	3
SO	7
LOB	7



Batter	1	2	3	4	5	6	7	8	9
Wayne Tolleson, S OBP: 0.330, SLG: 0.376 (1, 4)	0-3 K	0-3 K		0-0 HR		0-0 5-3		0-0 F8	
Mickey Rivers, L OBP: 0.307, SLG: 0.300 (1, 10)	0-0 6-3		0-0 1-3	0-0 F8		0-0 G5-4-3 1B			
Buddy Bell, R OBP: 0.310, SLG: 0.403 (1, 5)	0-0 1B		4-0 1B BB	4-0 BB		0-0 G5-4-3 1-2f			
Pete O'Brien, L OBP: 0.293, SLG: 0.327 (1, 9)	0-0 F8		0-0 1B 1B	0-0 F6		0-0 F8			
George Wright, S OBP: 0.307, SLG: 0.353 (1, 8)		4-0 1B BB	0-0 1B 2B 1B	0-0 F7		0-0 L6			
Bill Sample, R OBP: 0.337, SLG: 0.419 (1, 7)		0-0 1B 5-3 1B	0-0 2B 1B		0-0 1B		0-0 6-3		
Larry Bittner, L OBP: 0.292, SLG: 0.328 (1, 3)	0-3 K		0-0 2B	0-3 K		0-0 F7			
Jim Sundberg, R OBP: 0.257, SLG: 0.278 (1, 2)	0-0 5-3 1B		0-0 F7	0-3 K		0-0 K		0-0 4-3 2B	
Bucky Dent, R OBP: 0.332, SLG: 0.372 (1, 6)	0-0 5-3		0-0 F8	0-0 L5		0-0 L5		0-0 4-3	

Inning Stats	R: 0	H: 1	E: 0	K: 1	S: 6	LOB: 1	BB: 0	P: 6
	R: 2	H: 2	E: 0	K: 2	S: 9	LOB: 1	BB: 1	P: 13
	R: 4	H: 4	E: 0	K: 0	S: 7	LOB: 1	BB: 1	P: 11
	R: 1	H: 1	E: 0	K: 0	S: 4	LOB: 1	BB: 1	P: 8
	R: 0	H: 1	E: 0	K: 2	S: 8	LOB: 1	BB: 0	P: 8
	R: 0	H: 1	E: 0	K: 0	S: 3	LOB: 0	BB: 0	P: 3
	R: 0	H: 0	E: 0	K: 0	S: 3	LOB: 0	BB: 0	P: 3
	R: 0	H: 1	E: 0	K: 0	S: 4	LOB: 1	BB: 0	P: 4

PITCHER	IP	WLS	BF	H	R	ER	SO	BB	IBB	HBP	BLK	WP	HR	S	P	ERA	WHIP
Jim Beattie, R (1, 1)	2.1	L	16	7	6	6	3	2	0	0	0	0	0	20	28	23.14	3.857
Bryan Clark, L (3, 1)	4.2		17	3	1	1	2	1	0	0	0	0	1	20	24	1.93	0.857
Mike Stanton, R (8, 1)	1.0		4	1	0	0	0	0	0	0	0	0	0	4	4	0.00	1.000

AB R H RBI BB SO LOB

5	1	1	1	0	2	2
4	0	1	0	0	0	0
2	1	1	0	2	0	1
4	1	1	0	0	0	2
3	2	1	1	1	0	1
4	2	3	1	0	0	0
4	0	1	2	0	2	3
4	0	2	1	0	1	2
4	0	0	1	0	0	4


1B: 8	SF: 0	WP: 0	PA: 37
2B: 2	SAC: 0	PB: 0	
3B: 0	DP: 1	SB: 0	
HR: 1	HBP: 0	CS: 0	

AB	34
R	7
H	11
RBI	7
BB	3
SO	5
LOB	15



Seattle Mariners @ Texas Rangers
Arlington Stadium, Arlington, TX
Tue Jun 14 1983, 8:05 PM EDT
Att. 11,118 - Unknown

livebaseballscores.com

Batter	1	2	3	4	5	6	7	8	9	AB R H RBI BB SO LOB	TOP	
Houston Jimenez, R (1, 6) <small>OBP: 0.176, SLG: 0.200</small> Dave Engle, R (7, PH) <small>OBP: 0.351, SLG: 0.490</small> Ron Washington, R (7, 6) <small>OBP: 0.301, SLG: 0.318</small>	4-0 5-3 BB		0-0 FC4-6 CS 1-2f		0-0 5-3		0-0 SF7 3-H		0-0 F8	2 0 0 0 1 0 1 0 0 0 1 0 0 0 1 0 0 0 0 0 1		
John Castino, R (1, 4) <small>OBP: 0.366, SLG: 0.479</small>	0-0 F8		0-0 F7		0-0 6-3		0-0 FC6-4 1-2f			4 0 0 0 0 0 3		
Gary Ward, R (1, 7) <small>OBP: 0.309, SLG: 0.474</small>	0-0 5-3 1-2		0-0 CS 1-2	0-0 SH3-4 E 1B		0-3 K		0-0 HR		4 2 2 1 0 1 1		
Randy Bush, L (1, 10) <small>OBP: 0.359, SLG: 0.484</small>	0-0 F8			0-0 E1 1B SH3-4 1-2 4-3		0-0 F7		0-0 6-3		4 1 0 0 0 0 2		
Mickey Hatcher, R (1, 3) <small>OBP: 0.366, SLG: 0.464</small>		0-0 F9		0-0 SH3-4 1-2 2-3		0-0 1B		0-0 F7		3 0 1 0 0 0 0		
Gary Gaetti, R (1, 5) <small>OBP: 0.313, SLG: 0.386</small>		0-3 K		0-0 4-3 1B 2-3 3-H		0-0 F6		0-0 6-3		4 0 1 1 0 1 1		
Bobby Mitchell, L (1, 8) <small>OBP: 0.370, SLG: 0.336</small>		4-0 BB		0-0 4-3 1-2 3-H		4-0 1B SF7 BB		0-0 3-1		2 1 0 1 2 0 1	AB 32 R 4 H 7 RBI 4 BB 3 SO 2 LOB 13	
Tom Brunansky, R (1, 9) <small>OBP: 0.272, SLG: 0.329</small>		0-0 F8		0-0 F9		0-0 L6		0-0 4-3		4 0 0 0 0 0 3		
Ray Smith, R (1, 2) <small>OBP: 0.348, SLG: 0.275</small>			0-0 FC4-6 1B		0-0 L9		0-0 FC6-4 1-3 1B		0-0 1B	4 0 3 0 0 0 0		
Inning Stats	R: 0 H: 0 E: 0 LOB: 1 K: 0 BB: 1 S: 3 P: 7	R: 0 H: 0 E: 0 LOB: 1 K: 1 BB: 1 S: 5 P: 9	R: 0 H: 1 E: 0 LOB: 0 K: 0 BB: 0 S: 3 P: 3	R: 2 H: 2 E: 1 LOB: 1 K: 0 BB: 0 S: 6 P: 6	R: 0 H: 0 E: 0 LOB: 0 K: 0 BB: 0 S: 3 P: 3	R: 0 H: 1 E: 0 LOB: 1 K: 1 BB: 0 S: 6 P: 6	R: 1 H: 1 E: 0 LOB: 1 K: 0 BB: 1 S: 4 P: 8	R: 1 H: 1 E: 0 LOB: 0 K: 0 BB: 0 S: 4 P: 4	R: 0 H: 1 E: 0 LOB: 1 K: 0 BB: 0 S: 4 P: 4	1B: 6 SF: 1 2B: 0 SAC: 1 3B: 0 DP: 0 HR: 1 HBP: 0	WP: 0 PA: 38 PB: 0 SB: 0 CS: 1	
PITCHER	IP WLS BF H R ER SO BB IBB HBP BLK WP HR S P ERA WHIP											
Danny Darwin, R (1, 1) <small>ERA: 2.81</small>	8.0 L 33 6 4 3 2 3 0 0 0 0 0 1 34 46 3.38 1.125											
John Butcher, R (9, 1) <small>ERA: 3.7</small>	1.0 4 1 0 0 0 0 0 0 0 0 0 0 4 4 0.00 1.000											

Minnesota Twins @ Texas Rangers
 Arlington Stadium, Arlington, TX
 Thu Jun 16 1983, 8:05 PM EDT
 Att. 10,011 - Unknown - 85 F

livebaseballscorecards.com

Batter	1	2	3	4	5	6	7	8	9	AB	R	H	RBI	BB	SO	LOB
Wayne Tolleson, S (1, 4) OBP: 0.330, SLG: 0.374	0-0 FC5-4 1B		0-0 L7		0-0 G6-4-3			0-0 5-3		4	0	1	0	0	0	3
Bill Stein, R (1, 3) OBP: 0.320, SLG: 0.348 Mickey Rivers, L (8, PH) OBP: 0.333, SLG: 0.342	0-0 FC5-4 1-2f G5-4-3			0-3 K	0-0 5-3			0-0 1B 1B		3	0	0	0	0	1	2
Buddy Bell, R (1, 5) OBP: 0.310, SLG: 0.398	0-0 G5-4-3 1-2f			0-0 F7			0-0 4-1	0-0 1-3 S 1B		4	0	1	0	0	0	1
Larry Parrish, R (1, 10) OBP: 0.345, SLG: 0.494 Larry Bittner, L (8, PH) OBP: 0.299, SLG: 0.333		0-0 4-3		0-0 HR 2B		0-0 G3		0-3 K 1-2		3	1	1	0	0	0	0
George Wright, S (1, 8) OBP: 0.308, SLG: 0.371		0-0 F7		0-0 HR		0-0 3-1		0-3 K		4	1	1	2	0	1	2
Bill Sample, R (1, 7) OBP: 0.331, SLG: 0.411		0-0 6-3		0-0 F4			0-0 6-3		0-0 S 1B	4	0	1	0	0	0	0
Pete O'Brien, L (1, 9) OBP: 0.304, SLG: 0.341			0-0 4-3		0-0 BB G6-4-3 1B 1B		4-0 FC4-6 BB		0-0 F8	3	1	1	0	1	0	1
Jim Sundberg, R (1, 2) OBP: 0.251, SLG: 0.271			0-0 L7		0-0 G6-4-3 BB 1-2 1B		0-0 FC4-6 1-2f		0-3 K 1-2	4	0	1	0	0	1	2
Bucky Dent, R (1, 6) OBP: 0.328, SLG: 0.369			0-0 2B		4-0 BB G6-4-3 BB 1-2 2-3		0-0 L8		0-3 K	3	0	1	0	1	1	2

Inning Stats	R: 0	H: 1	E: 0	LOB: 0	K: 0	S: 3	P: 3	R: 0	H: 0	E: 0	LOB: 0	K: 0	S: 3	R: 0	H: 1	E: 0	LOB: 1	K: 2	S: 8	R: 2	H: 2	E: 0	LOB: 0	K: 1	S: 7	R: 1	H: 2	E: 0	LOB: 1	K: 0	S: 4	R: 0	H: 0	E: 0	LOB: 0	K: 0	S: 3	R: 0	H: 2	E: 0	LOB: 2	K: 2	S: 9	R: 0	H: 1	E: 0	LOB: 1	K: 2	S: 8	1B: 6	SF: 0	2B: 2	SAC: 0	3B: 0	DP: 2	HR: 1	HBP: 0	WP: 0	PA: 36
--------------	------	------	------	--------	------	------	------	------	------	------	--------	------	------	------	------	------	--------	------	------	------	------	------	--------	------	------	------	------	------	--------	------	------	------	------	------	--------	------	------	------	------	------	--------	------	------	------	------	------	--------	------	------	-------	-------	-------	--------	-------	-------	-------	--------	-------	--------

PITCHER	IP	WLS	BF	H	R	ER	SO	BB	IBB	HBP	BLK	WP	HR	S	P	ERA	WHIP
Bryan Oelkers, L (1, 1) ERA: 5.7	4.0		18	6	3	3	1	1	0	0	0	0	0	19	23	6.75	1.750
Rick Lysander, R (5, 1) ERA: 3.14	3.1	W	11	1	0	0	0	1	0	0	0	0	0	10	14	0.00	0.600
Ron Davis, R (8, 1) ERA: 3.0	1.2	S	7	2	0	0	4	0	0	0	0	0	0	15	15	0.00	1.200

BOTTOM

Minnesota Twins @ Texas Rangers
Arlington Stadium, Arlington, TX
Thu Jun 16 1983, 8:05 PM EDT
Att. 10,011 - Unknown - 85 F

livebaseballscorecards.com

AB	34
R	3
H	9
RBI	2
BB	2
SO	5
LOB	15



Batter	1	2	3	4	5	6	7	8	9	AB R H RBI BB SO LOB	TOP	
Houston Jimenez, R (1, 6) OBP: 0.143, SLG: 0.158	0-0 5-3		0-0 5-3			0-0 5-3		0-0 FC4-6 E FC6-4		4 1 0 0 0 0 2		
John Castino, R (1, 4) OBP: 0.362, SLG: 0.474 Ron Washington, R (7, 4) OBP: 0.298, SLG: 0.314	0-0 F9			0-0 5-3		0-3 K		0-0 E6 FC6-4		3 0 0 0 0 1 0 1 0 0 0 0 0 1		
Gary Ward, R (1, 7) OBP: 0.313, SLG: 0.474 Darrell Brown, S (7, 8) OBP: 0.306, SLG: 0.309	0-3 K			4-0 FC5-4 BB		0-0 1B		0-0 FC6-4 FC6-4		2 0 1 0 1 1 0 1 0 0 1 0 0 1		
Dave Engle, R (1, 10) OBP: 0.343, SLG: 0.478		0-0 F9		0-0 FC5-4		0-0 F8		0-0 FC6-4		4 0 0 0 0 0 3		
Mickey Hatcher, R (1, 9) OBP: 0.364, SLG: 0.458		0-0 5-3		0-0 F8			0-0 G5-4-3 1B		0-0 5-3	4 0 1 0 0 0 1		
Gary Gaetti, R (1, 5) OBP: 0.312, SLG: 0.383		0-0 F8			0-0 F3		0-0 G5-4-3 1B		0-0 F7	4 0 1 0 0 0 0		
Tom Brunansky, R (1, 8) OBP: 0.276, SLG: 0.326			4-0 G6-4-3 BB		4-0 BB		0-0 G5-4-3 1-2 2-3		0-0 F7	2 0 0 0 2 0 2		
Scott Lilger, R (1, 3) OBP: 0.216, SLG: 0.229			0-0 G6-4-3		0-3 K		0-0 5-3			3 0 0 0 0 1 3		
Ray Smith, R (1, 2) OBP: 0.367, SLG: 0.302			0-0 1B		0-0 5-3			0-0 FC4-6 1B		3 0 2 0 0 0 1		
Inning Stats	R: 0 E: 0 K: 1 S: 5 H: 0 LOB: 0 BB: 0 P: 5	R: 0 E: 0 K: 0 S: 3 H: 0 LOB: 0 BB: 0 P: 3	R: 0 E: 0 K: 0 S: 3 H: 1 LOB: 1 BB: 1 P: 7	R: 0 E: 0 K: 0 S: 3 H: 0 LOB: 1 BB: 1 P: 7	R: 0 E: 0 K: 1 S: 5 H: 0 LOB: 1 BB: 1 P: 9	R: 0 E: 0 K: 1 S: 6 H: 1 LOB: 1 BB: 0 P: 6	R: 0 E: 0 K: 0 S: 4 H: 2 LOB: 1 BB: 0 P: 4	R: 1 E: 2 K: 0 S: 5 H: 1 LOB: 1 BB: 0 P: 5	R: 0 E: 0 K: 0 S: 3 H: 0 LOB: 0 BB: 0 P: 3	1B: 5 2B: 0 3B: 0 HR: 0 SF: 0 SAC: 0 DP: 2 HBP: 0	WP: 0 PB: 0 SB: 0 CS: 0 PA: 34	
PITCHER Rick Honeycutt, L (1, 1) ERA: 1.49	IP WLS BF H R ER SO BB IBB HBP BLK WP HR S P ERA WHIP	9.0 W 34 5 1 0 3 3 0 0 0 0 0 0 37 49 0.00 0.889										

Minnesota Twins @ Texas Rangers
Arlington Stadium, Arlington, TX
Fri Jun 17 1983, 8:05 PM EDT
Att. 15,610 - Unknown - 84 F

livebaseballscorecards.com

AB	31
R	1
H	5
RBI	1
BB	3
SO	3
LOB	14




Batter	1	2	3	4	5	6	7	8	9	AB	R	H	RBI	BB	SO	LOB
Wayne Tolleson, S OBP: 0.332, SLG: 0.382 (1, 4)	0-0 4-3 BBB	4-0 2B BB 1-2 2-3		0-0 3B		0-3 K	0-0 F7			4	1	1	0	1	1	0
Mickey Rivers, L OBP: 0.326, SLG: 0.350 (1, 9) (7, 7)	0-0 2B	0-0 SF7		0-3 K		0-0 F7		0-3 K		4	0	1	1	0	2	1
Buddy Bell, R OBP: 0.312, SLG: 0.415 (1, 5)	0-0 F9	0-0 2B 3-H		0-0 5-3		0-0 HR		0-0 F9		5	1	2	3	0	0	2
Pete O'Brien, L OBP: 0.310, SLG: 0.349 (1, 3) (7, 9)	0-0 F8	0-0 F9			0-0 HR	0-0 BB		4-0 BB		4	2	2	0	1	0	2
Larry Parrish, R OBP: 0.351, SLG: 0.489 (1, 10)		4-0 2B BB	0-0 E5		4-0 HR	4-0 2B		0-0 F7		2	2	0	0	3	0	1
George Wright, S OBP: 0.320, SLG: 0.396 (1, 8)		4-0 2B BB	0-0 1B		0-0 HR	0-0 2B				3	2	3	4	1	0	0
Bill Sample, R OBP: 0.330, SLG: 0.413 Bill Stein, R OBP: 0.320, SLG: 0.348 (1, 7) (7, 3)		0-0 SF7 2B	0-0 5-3		0-0 F7	0-0 4-3				4	1	1	2	0	0	3
Jim Sundberg, R OBP: 0.251, SLG: 0.267 (1, 2)		1-0 2B HBP	0-0 F4		0-0 5-3		0-0 1-3			3	1	0	0	0	0	1
Bucky Dent, R OBP: 0.323, SLG: 0.363 Jim Anderson, R OBP: 0.185, SLG: 0.192 (1, 6) (7, 6)		0-0 F8		0-0 L6	0-0 6-3		0-0 6-3			3	0	0	0	0	0	2
										1	0	0	0	0	0	0

Inning Stats	R: 0	H: 1	E: 0	K: 0	S: 4	R: 5	H: 2	E: 0	K: 0	S: 5	R: 0	H: 1	E: 1	K: 0	S: 4	R: 0	H: 1	E: 0	K: 1	S: 6	R: 3	H: 2	E: 0	K: 0	S: 5	R: 2	H: 3	E: 0	K: 1	S: 8	R: 0	H: 0	E: 0	K: 0	S: 3	R: 0	H: 0	E: 0	K: 1	S: 5
	LOB: 1	BB: 0	P: 4			LOB: 1	BB: 3	P: 18			LOB: 1	BB: 0	P: 4			LOB: 0	BB: 1	P: 9			LOB: 2	BB: 1	P: 12			LOB: 0	BB: 0	P: 3			LOB: 1	BB: 1	P: 9			LOB: 0	BB: 0	P: 9		

PITCHER	IP	WLS	BF	H	R	ER	SO	BB	IBB	HBP	BLK	WP	HR	S	P	ERA	WHIP
Ken Schrom, R ERA: 4.89 (1, 1)	2.0	L	13	3	5	5	0	3	0	1	0	0	0	9	22	22.50	3.000
Jim Lewis, R ERA: 9.0 (3, 1)	3.0		14	4	3	3	1	1	0	0	0	0	1	15	19	9.00	1.667
Pete Filson, L ERA: 3.76 (6, 1)	3.0		14	3	2	2	2	2	0	0	0	0	1	16	24	6.00	1.667

MINNESOTA TWINS @ TEXAS RANGERS
Arlington Stadium, Arlington, TX
Fri Jun 17 1983, 8:05 PM EDT
Att: 15,610 - Unknown - 84 F

AB	33
R	10
H	10
RBI	10
BB	6
SO	3
LOB	12



WP	HR	S	P	ERA	WHIP
0	0	0	0	0	0

Minnesota Twins @ Texas Rangers
 Arlington Stadium, Arlington, TX
 Sat Jun 18 1983, 8:05 PM EDT
 Att: 35,812 - Unknown

livebaseballscorecards.com

AB	39
R	8
H	13
RBI	8
BB	3
SO	4
LOB	17



Batter	1	2	3	4	5	6	7	8	9	AB	R	H	RBI	BB	SO	LOB
Ron Washington, R (1, 6) OBP: 0.293, SLG: 0.341	0-0 F9		0-0 G3	0-0 HR		0-0 F7		0-0 6-3		5	1	1	3	0	0	1
John Castino, R (1, 4) OBP: 0.363, SLG: 0.473	0-0 E4 BB 1B		0-0 1B	0-0 1B			0-0 F8	0-0 E5		5	0	2	0	0	0	0
Gary Ward, R (1, 7) OBP: 0.314, SLG: 0.473	0-0 BB 1-2 1B		0-0 F8	0-0 F9			0-0 1B BB 1B	0-0 F9		5	1	2	0	0	0	3
Randy Bush, L (1, 10) OBP: 0.366, SLG: 0.477	4-0 G5-4-3 1-2 2-3 BB			1-0 FC4-6 1B HBP	0-0 F5		4-0 1B 1-2 BB		0-0 F7	2	2	0	0	2	0	0
Mickey Hatcher, R (1, 3) OBP: 0.371, SLG: 0.459	0-0 G5-4-3 1-2f			0-0 FC4-6 1B	4-0 G5-4-3 BB		0-0 1B 1-2 2-3 1B		0-0 4-3	4	0	2	0	1	0	3
Gary Gaetti, R (1, 5) OBP: 0.310, SLG: 0.391		0-3 K		0-3 K	0-0 G5-4-3 1-2f		0-3 K		0-0 HR	5	1	1	1	0	3	6
Bobby Mitchell, L (1, 8) OBP: 0.362, SLG: 0.328		0-0 L4		0-0 FC4-6 1B 1-2f 2-3 2B		0-0 4-3		0-0 1B 1-3 2-H 3-H 1B		3	1	0	0	0	0	2
Darrell Brown, S (6, 8) OBP: 0.310, SLG: 0.313									0-0 6-3	2	0	1	2	0	0	0
Tom Brunansky, R (1, 9) OBP: 0.279, SLG: 0.338		0-0 F7		0-0 2B 1-3 3-H 1B		0-0 1B 3B		0-0 5-3		4	1	2	1	0	0	2
Ray Smith, R (1, 2) OBP: 0.377, SLG: 0.340			0-3 K	0-0 HR 1-3 3-H 2B		0-0 1B 3-H		0-0 G1		4	1	2	1	0	1	0

Inning	R	H	E	K	S	H	LOB	ER	SO	BB	IBB	HBP	BLK	WP	HR	S	P	ERA	WHIP
1	0	1	1	0	4	0	2	0	3	5	0	0	0	0	1	31	40	7.50	1.833
2	0	0	0	1	5	0	0	0	3	2	0	1	0	0	0	12	16	9.00	2.000
3	0	0	0	1	6	0	1	0	6	6	0	0	0	0	1	4	4	9.00	1.000
4	0	0	0	1	2	0	1	0	4	2	0	0	0	0	2	4	6		
5	0	2	0	0	4	0	1	0	4	0	0	0	0	0	0	4	6		
6	2	3	1	1	8	0	2	0	12	8	0	1	0	0	0	12	12		
7	0	0	1	0	4	0	1	0	4	4	0	0	0	0	0	4	4		
8	1	1	0	0	4	0	0	0	4	4	0	0	0	0	0	4	4		
9	1	1	0	0	4	0	1	0	4	4	0	0	0	0	0	4	4		

PITCHER	IP	WLS	BF	H	R	ER	SO	BB	IBB	HBP	BLK	WP	HR	S	P	ERA	WHIP
Mike Smithson, R (1, 1) ERA: 4.23	6.0	L	28	9	5	5	3	2	0	1	0	0	1	31	40	7.50	1.833
John Butcher, R (7, 1) ERA: 3.91	2.0		11	3	2	2	1	1	0	0	0	0	0	12	16	9.00	2.000
Dave Schmidt, R (9, 1) ERA: 2.79	1.0		4	1	1	1	0	0	0	0	0	0	1	4	4	9.00	1.000

Inning	R	H	E	K	S	H	LOB	ER	SO	BB	IBB	HBP	BLK	WP	HR	S	P	ERA	WHIP
1	0	1	1	0	4	0	2	0	3	5	0	0	0	0	1	31	40	7.50	1.833
2	0	0	0	1	5	0	0	0	3	2	0	1	0	0	0	12	16	9.00	2.000
3	0	0	0	1	6	0	1	0	6	6	0	0	0	0	1	4	4	9.00	1.000
4	0	2	0	0	4	0	1	0	4	2	0	0	0	0	0	4	6		
5	0	2	0	0	4	0	1	0	4	0	0	0	0	0	0	4	6		
6	2	3	1	1	8	0	2	0	12	8	0	1	0	0	0	12	12		
7	0	0	1	0	4	0	1	0	4	4	0	0	0	0	0	4	4		
8	1	1	0	0	4	0	0	0	4	4	0	0	0	0	0	4	4		
9	1	1	0	0	4	0	1	0	4	4	0	0	0	0	0	4	4		

Batter	1	2	3	4	5	6	7	8	9	AB R H RBI BB SO LOB
Wayne Tolleson, S (1, 4) OBP: 0.333, SLG: 0.387	0-0 3-1 2B		0-0 4-3		0-3 K		0-3 K		0-0 1B 6-3 1B	5 0 2 0 0 2 1
Mickey Rivers, L (1, 9) OBP: 0.319, SLG: 0.341	0-0 3-1 2-3			0-0 4-3	0-0 F8		0-0 1B 5-3 1B		0-0 6-3 1-2	5 1 1 0 0 0 3
Buddy Bell, R (1, 5) OBP: 0.314, SLG: 0.414	0-0 F3			0-0 2B BB 1B	0-0 F8		0-0 5-3 1-2		0-0 G4-6-3 1B 2-3	5 1 2 0 0 0 3
Pete O'Brien, L (1, 3) OBP: 0.312, SLG: 0.347	0-3 K			0-3 K		4-0 1B 2B BB	0-0 FC5-4 1B 2-H		0-0 G4-6-3 1-2f	4 1 1 1 1 2 4
Larry Parrish, R (1, 10) OBP: 0.354, SLG: 0.494		0-3 K		0-0 BB 1-3 2B		0-0 2B 6-3 1B 1-2f	0-0 FC5-4 1-2f			4 1 2 0 0 1 1
George Wright, S (1, 8) OBP: 0.323, SLG: 0.400		0-0 F4		4-0 FC5 BB BB		0-0 1-3 2-H 2B	0-3 K			3 0 1 1 1 1 0
Bill Sample, R (1, 7) OBP: 0.328, SLG: 0.407		0-0 L4		4-0 1-2 2-3 3-H BB		0-0 6-3 3-H	0-0 6-3			3 0 0 2 1 0 1
Bob Johnson, R (1, 2) OBP: 0.235, SLG: 0.342			0-0 1-3	0-0 FC5		0-3 K		0-0 1B		2 0 0 0 0 0 3
Larry Bittner, L (6, PH) OBP: 0.295, SLG: 0.329				2-3f						1 0 0 0 0 1 1
Jim Sundberg, R (7, 2) OBP: 0.255, SLG: 0.271										1 0 1 0 0 0 0
Bucky Dent, R (1, 6) OBP: 0.322, SLG: 0.361			0-0 6-3		0-0 1B		0-0 F4		0-0 3-1	4 0 1 0 0 0 2

Inning Stats	R: 0 E: 0 K: 1 S: 6	H: 1 LOB: 1 BB: 0 P: 6	R: 0 E: 0 K: 1 S: 5	H: 0 LOB: 0 BB: 0 P: 5	R: 0 E: 0 K: 0 S: 3	H: 0 LOB: 0 BB: 0 P: 3	R: 1 E: 0 K: 1 S: 7	H: 2 LOB: 3 BB: 2 P: 15	R: 0 E: 0 K: 1 S: 6	H: 1 LOB: 1 BB: 0 P: 6	R: 2 E: 0 K: 1 S: 7	H: 2 LOB: 1 BB: 1 P: 11	R: 1 E: 0 K: 1 S: 7	H: 2 LOB: 1 BB: 0 P: 7	R: 0 E: 0 K: 1 S: 6	H: 1 LOB: 1 BB: 0 P: 6	R: 0 E: 0 K: 0 S: 4	H: 2 LOB: 1 BB: 0 P: 4	1B: 8 2B: 3 3B: 0 HR: 0	SF: 0 SAC: 0 DP: 1 HBP: 0	WP: 0 PB: 0 SB: 0 CS: 0	PA: 40
--------------	------------------------------	---------------------------------	------------------------------	---------------------------------	------------------------------	---------------------------------	------------------------------	----------------------------------	------------------------------	---------------------------------	------------------------------	----------------------------------	------------------------------	---------------------------------	------------------------------	---------------------------------	------------------------------	---------------------------------	----------------------------------	------------------------------------	----------------------------------	--------

PITCHER	IP	WLS	BF	H	R	ER	SO	BB	IBB	HBP	BLK	WP	HR	S	P	ERA	WHIP
Bobby Castillo, R (1, 1) ERA: 4.34	5.1	W	25	6	3	3	4	3	0	0	0	0	0	30	42	5.06	1.688
Rick Lysander, R (6, 1) ERA: 3.13	3.0		14	5	1	1	3	0	0	0	0	0	0	20	20	3.00	1.667
Ron Davis, R (9, 1) ERA: 2.95	0.2	S	1	0	0	0	0	0	0	0	0	0	0	1	1	0.00	0.000

BOTTOM

Minnesota Twins @ Texas Rangers
Arlington Stadium, Arlington, TX
Sat Jun 18 1983, 8:05 PM EDT
Att. 35,812 - Unknown

livebaseballscorecards.com

AB	37
R	4
H	11
RBI	4
BB	3
SO	7
LOB	19



Batter	1	2	3	4	5	6	7	8	9	AB R H RBI BB SO LOB	TOP									
Darrell Brown, S (1, 8) OBP: 0.308, SLG: 0.310	0-0 G1-6-3 1B		0-0 5-3		0-0 G3-6-3 1-2f		0-3 K			4 0 1 0 0 1 1										
Ron Washington, R (1, 4) OBP: 0.291, SLG: 0.337	0-0 G1-6-3 1-2f		0-0 F8		0-0 1B		0-0 F7			4 0 1 0 0 0 1										
Gary Ward, R (1, 7) OBP: 0.314, SLG: 0.468	4-0 1B BB		0-0 5-3		0-0 F3		0-0 F9			3 0 0 0 1 0 1										
Randy Bush, L (1, 10) OBP: 0.364, SLG: 0.472	0-0 1-2 1B			0-3 K		0-0 F5		0-0 3-1		4 0 1 0 0 1 0										
Mickey Hatcher, R (1, 3) OBP: 0.374, SLG: 0.466	0-3 K			0-0 F8 2B		0-0 L7		0-0 1B		4 0 2 0 0 1 2										
Gary Gaetti, R (1, 5) OBP: 0.309, SLG: 0.387		4-0 S BB		0-0 F8 2-3		0-0 L8		0-3 K		3 0 0 0 1 1 2										
Tom Brunansky, R (1, 9) OBP: 0.283, SLG: 0.350		0-3 K 1-2		4-0 BB		0-0 HR		0-0 F4		3 1 1 1 1 1 2	AB 31 R 1 H 6 RBI 1 BB 4 SO 7 LOB 14									
Ray Smith, R (1, 2) OBP: 0.351, SLG: 0.314		0-0 5-3		0-3 K		0-0 5-3		0-0 F7		4 0 0 0 0 1 4										
Houston Jimenez, R (1, 6) OBP: 0.167, SLG: 0.143		0-3 K2-3			4-0 G3-6-3 BB		0-0 6-3			2 0 0 0 1 1 1										
Inning Stats	R: 0 E: 0 K: 1 S: 6	H: 2 LOB: 2 BB: 1 P: 10	R: 0 E: 0 K: 2 S: 7	H: 0 LOB: 1 BB: 1 P: 11	R: 0 E: 0 K: 0 S: 3	H: 0 LOB: 0 BB: 0 P: 3	R: 0 E: 0 K: 2 S: 8	H: 1 LOB: 2 BB: 1 P: 12	R: 0 E: 0 K: 0 S: 3	H: 0 LOB: 0 BB: 0 P: 3	R: 1 E: 0 K: 1 S: 6	H: 1 LOB: 0 BB: 0 P: 6	R: 0 E: 0 K: 0 S: 3	H: 0 LOB: 0 BB: 0 P: 3	R: 0 E: 0 K: 1 S: 6	H: 1 LOB: 1 BB: 0 P: 6	1B: 4 2B: 1 3B: 0 HR: 1	SF: 0 SAC: 0 DP: 2 HBP: 0	WP: 0 PB: 0 SB: 1 CS: 0	PA: 35
PITCHER Charlie Hough, R (1, 1) ERA: 3.69	IP 9.0 WLS W BF 35 H 6 R 1 ER 1 SO 7 BB 4 IBB 0 HBP 0 BLK 0 WP 0 HR 1 S 45 P 61 ERA 1.00 WHIP 1.111																			
PITCHER	IP WLS BF H R ER SO BB IBB HBP BLK WP HR S P ERA WHIP																			

Minnesota Twins @ Texas Rangers
Arlington Stadium, Arlington, TX
Sun Jun 19 1983, 8:05 PM EDT
Att. 15,166 - Unknown - 89 F

livebaseballscorecards.com




Batter	1	2	3	4	5	6	7	8	9	AB	R	H	RBI	BB	SO	LOB
Wayne Tolleson, S OBP: 0.337, SLG: 0.387 (1, 4)	0-3 K		0-0 FC 1-3 1B	4-0 L3 BB			0-0 4-3			3	0	1	0	1	1	0
Mickey Rivers, L OBP: 0.305, SLG: 0.326 (1, 10)	0-0 4-3		0-0 FC 3B	0-0 L3			0-0 4-3			4	1	0	1	0	0	3
Buddy Bell, R OBP: 0.313, SLG: 0.416 (1, 5)	0-0 1B 2B		0-0 FC5-2-5 3B				0-0 5-3			4	1	1	0	0	0	2
Larry Parrish, R OBP: 0.352, SLG: 0.486 (1, 9)	4-0 1B BB		0-3 K				0-0 1-3		0-0 F2	3	0	0	0	1	1	2
George Wright, S OBP: 0.329, SLG: 0.415 (1, 8)	0-0 1B		0-0 2B 3B				0-0 F6		0-0 1B	4	1	3	2	0	0	0
Pete O'Brien, L OBP: 0.311, SLG: 0.350 (1, 3)		0-0 3-1	0-0 2B				0-0 4-3		0-0 F7	4	0	1	1	0	0	1
Bill Sample, R OBP: 0.331, SLG: 0.409 (1, 7)		0-0 1B	0-0 F7				0-0 1B		0-0 F8	4	0	2	0	0	0	2
Jim Sundberg, R OBP: 0.251, SLG: 0.266 (1, 2)		0-0 G6-4-3		0-3 K			0-0 F6		0-0 F8	3	0	0	0	0	1	2
Bucky Dent, R OBP: 0.327, SLG: 0.362 (1, 6)			1-0 1B FC HBP				0-0 BB 1B			2	1	1	0	0	0	1

Inning Stats	R: 0	H: 2	R: 0	H: 1	R: 4	H: 3	R: 0	H: 1	R: 0	H: 0	R: 0	H: 1	R: 0	H: 0	R: 0	H: 1	R: 0	H: 1
	E: 0	LOB: 2	E: 0	LOB: 0	E: 0	LOB: 1	E: 0	LOB: 1	E: 0	LOB: 0	E: 0	LOB: 1	E: 0	LOB: 0	E: 0	LOB: 1	E: 0	LOB: 1
	K: 1	BB: 1	K: 0	BB: 0	K: 1	BB: 0	K: 1	BB: 1	K: 0	BB: 0	K: 0	BB: 0	K: 0	BB: 0	K: 0	BB: 0	K: 0	BB: 0
	S: 6	P: 10	S: 3	P: 3	S: 9	P: 10	S: 5	P: 9	S: 3	P: 3	S: 4	P: 4	S: 3	P: 3	S: 4	P: 4	S: 3	P: 4

MINNESOTA TWINS @ TEXAS RANGERS
Arlington Stadium, Arlington, TX
Sun Jun 19 1983, 8:05 PM EDT
Att: 15,166 - Unknown - 89 F

AB	31
R	4
H	9
RBI	4
BB	2
SO	3
LOB	13



WP: 0	PA: 34
PB: 0	SB: 1
CS: 0	

PITCHER	IP	WLS	BF	H	R	ER	SO	BB	IBB	HBP	BLK	WP	HR	S	P	ERA	WHIP
Albert Williams, R ERA: 5.18 (1, 1)	8.0	L	34	9	4	4	3	2	0	1	0	0	0	37	46	4.50	1.375

Batter	1	2	3	4	5	6	7	8	9	10	11	12	13	AB R H RBI BB SO LOB	TOP												
Daryl Sconiers, L (1, 3) OBP: 0.287, SLG: 0.485	0-0 4-3	0-0 2-H 1B		0-0 1B			0-0 2-3 4-1		0-0 2-3 F7	0-0 1-2 4-3			0-0 F8	7 0 2 1 0 0 2													
Tim Foli, R (1, 6) OBP: 0.288, SLG: 0.332 Rod Carew, L (9, PH) OBP: 0.462, SLG: 0.514 Ricky Adams, R (9, PR) OBP: 0.247, SLG: 0.265	0-0 5-3	0-0 F9		0-0 6-3			0-0 4-3 1B		0-0 3-H 1B	0-0 BB 1B			0-0 F9	4 1 1 1 0 0 2 1 0 1 0 0 0 0 2 1 1 0 0 0 0													
Reggie Jackson, L (1, 10) OBP: 0.347, SLG: 0.432	0-3 K		0-3 K		0-0 CS 1B		0-0 4-3		0-0 1-2 FC6-4 BB	0-0 1-2 FC6-4 BB			0-0 F5	5 0 1 0 1 2 1													
Doug DeCinces, R (1, 5) OBP: 0.354, SLG: 0.581		4-0 BB E 1B BB		0-0 3B		0-3 K		0-0 1-2 1B	0-0 2-H 1B	0-0 1-2 FC6-4			0-0 F8	6 1 3 2 1 1 3													
Ron Jackson, R (1, 7) OBP: 0.366, SLG: 0.422		0-0 1-2 BB E 1B		0-0 6-3		0-0 5-3		0-3 K					0-0 E5 4-3 2B	6 2 1 0 1 1 2													
Fred Lynn, L (1, 8) OBP: 0.362, SLG: 0.497		0-3 K		0-0 F5		0-3 K		0-3 K		0-0 4-3			0-0 4-3	7 0 0 0 0 3 7													
Bobby Grich, R (1, 4) OBP: 0.414, SLG: 0.409		4-0 E SF7 BB		0-0 F9		0-3 K		0-0 6-3		0-0 2-3 1B 2B			0-0 1B	5 2 2 1 1 1 0													
Bobby Clark, R (1, 9) OBP: 0.254, SLG: 0.347		0-0 E1 1B		0-0 HR		0-0 F8		0-0 F8		0-3 3-H K			0-0 5-3	6 2 1 1 0 1 3													
Bob Boone, R (1, 2) OBP: 0.278, SLG: 0.325		0-0 3-H SF7		0-0 4-3		0-0 4-1 1B 2B		0-0 4-1		0-0 F3			0-0 F8	5 1 2 2 0 0 0													
Inning Stats	R: 0 E: 0 K: 1 S: 5	H: 0 LOB: 0 BB: 0 P: 5	R: 4 E: 1 K: 1 S: 8	H: 2 LOB: 1 BB: 2 P: 16	R: 0 E: 0 K: 1 S: 6	H: 1 LOB: 1 BB: 0 P: 6	R: 1 E: 0 K: 0 S: 5	H: 2 LOB: 1 BB: 0 P: 5	R: 0 E: 0 K: 2 S: 7	H: 0 LOB: 0 BB: 0 P: 7	R: 2 E: 0 K: 1 S: 8	H: 3 LOB: 1 BB: 0 P: 8	R: 0 E: 1 K: 1 S: 5	H: 0 LOB: 0 BB: 0 P: 5	R: 0 E: 0 K: 0 S: 4	H: 1 LOB: 2 BB: 1 P: 8	R: 2 E: 1 K: 1 S: 8	H: 2 LOB: 1 BB: 0 P: 8	R: 0 E: 0 K: 0 S: 3	H: 0 LOB: 0 BB: 0 P: 3	R: 0 E: 0 K: 0 S: 4	H: 1 LOB: 1 BB: 0 P: 4	R: 1 E: 0 K: 0 S: 5	H: 2 LOB: 3 BB: 1 P: 10	1B: 10 2B: 3 3B: 1 HR: 1	SF: 1 SAC: 0 DP: 0 HBP: 1	WP: 1 PA: 60 PB: 0 SB: 0 CS: 1
PITCHER	IP WLS BF H R ER SO BB IBB HBP BLK WP HR S P ERA WHIP															IP WLS BF H R ER SO BB IBB HBP BLK WP HR S P ERA WHIP											
Frank Tanana, L (1, 1) ERA: 1.74	6.2		30	8	7	3	6	2	0	0	0	0	0	0	0	4.05	1.500										
Odell Jones, R (7, 1) ERA: 3.16	3.0		15	4	2	0	3	1	0	0	0	0	0	0	0	0.00	1.667										
Jon Matlack, L (10, 1) ERA: 3.77	3.1	L	15	3	1	1	0	0	1	1	0	1	0	0	0	2.70	0.900										

California Angels @ Texas Rangers
Arlington Stadium, Arlington, TX
Mon Jun 20 1983, 8:05 PM EDT
Att. 22,412 - Unknown

livebaseballscorecards.com

AB	54
R	10
H	15
RBI	8
BB	4
SO	9
LOB	20



Batter	1	2	3	4	5	6	7	8	9	10	11	12	13	AB R H RBI BB SO LOB													
Wayne Tolleson, S OBP: 0.340, SLG: 0.387 (1, 4)	0-0 G3		4-0 G1 BB	0-0 2B		4-0 WP S 1B BB		0-0 F7	0-0 FC6-4 1-2f		0-0 4-3			5 1 1 1 2 0 2													
Mickey Rivers, L OBP: 0.294, SLG: 0.313 (1, 10)	0-0 4-3		0-0 G1 1-2 2-3	0-0 5-3 3-H		0-0 F8 1-2		0-3 K		0-0 1B SF 1B	0-0 F6			7 1 1 0 0 1 5													
Buddy Bell, R OBP: 0.316, SLG: 0.416 (1, 5)	0-0 2B 1B		0-0 FC5-2 FC6-4 3-H		0-0 5-3	0-0 CS 1B 2-H		0-0 E4		0-0 SF E 1B		0-0 F7		7 2 3 1 0 0 2													
Larry Parrish, R OBP: 0.386, SLG: 0.516 (1, 9)	0-0 2B		0-0 FC6-4 1-2f		0-0 1B 1B	0-0 HR 1-2		4-0 IBB		0-0 E SF G5-2-3 1B 1-2 2-3 3-H	0-0 5-3			5 2 4 2 1 0 2 1 0 0 0 0 0 0													
Jim Anderson, R OBP: 0.179, SLG: 0.185 (10, PR) (11, 9)																											
George Wright, S OBP: 0.328, SLG: 0.415 (1, 8)	0-0 6-3			0-0 4-3 1B 2B	0-0 2B 1B	0-0 F6		0-0 F7		0-3 K		0-0 F6		7 2 2 0 0 1 6													
Bill Sample, R OBP: 0.330, SLG: 0.405 (1, 7)		0-0 1-3		0-0 4-3	0-0 F9		0-3 K		0-0 SH3 1B	0-0 SF E			4-0 FC1-5 1B BB	5 0 1 1 1 1 3													
Pete O'Brien, L OBP: 0.318, SLG: 0.359 (1, 3)		0-3 K		0-0 FC6-4 2B 1B	0-0 2B		4-0 FC5-4 BB		0-0 SH3	0-0 E6			0-0 G5-3 FC1-5 1B 1-2	3 1 2 3 1 1 0 2 0 1 1 0 0 2													
Bill Stein, R OBP: 0.327, SLG: 0.354 (10, PH) (11, 3)									1-2 2-3 3-H	1-2 2-3 3-H																	
Bob Johnson, R OBP: 0.247, SLG: 0.341 (1, 2)		0-0 6-3		0-0 FC6-4 1B	4-0 FC6-4 BB		0-0 FC5-4		4-0 FC6-4 IBB	0-0 G5-2-3			0-0 FC1-5 1-2 2-3f	3 0 1 0 1 0 1 0 0 0 0 1 0 0 2 0 0 0 0 0 5													
Larry Blittner, L OBP: 0.304, SLG: 0.329 (9, PH)																											
Jim Sundberg, R OBP: 0.248, SLG: 0.263 (10, 2)																											
Bucky Dent, R OBP: 0.321, SLG: 0.355 (1, 6)				0-0 G1 BB FC5-2 1B	0-0 FC6-4 2B	0-0 FC6-4		0-0 1-3	0-0 F9		0-3 K		0-0 G5-3 2-3f	7 0 1 0 0 1 9													
Inning Stats	R: 1 E: 0 K: 0 S: 5	H: 2 LOB: 1 BB: 0 P: 5	R: 0 E: 0 K: 1 S: 5	H: 0 LOB: 0 BB: 0 P: 5	R: 0 E: 0 K: 0 S: 4	H: 1 LOB: 2 BB: 1 P: 8	R: 2 E: 0 K: 0 S: 6	H: 3 LOB: 2 BB: 1 P: 10	R: 2 E: 0 K: 1 S: 4	H: 2 LOB: 0 BB: 1 P: 8	R: 0 E: 0 K: 1 S: 5	H: 0 LOB: 1 BB: 1 P: 9	R: 0 E: 1 K: 1 S: 6	H: 0 LOB: 2 BB: 1 P: 10	R: 0 E: 0 K: 0 S: 4	H: 1 LOB: 2 BB: 1 P: 8	R: 2 E: 2 K: 1 S: 9	H: 3 LOB: 2 BB: 0 P: 9	R: 0 E: 0 K: 1 S: 5	H: 0 LOB: 0 BB: 0 P: 5	R: 0 E: 0 K: 0 S: 3	H: 0 LOB: 0 BB: 0 P: 3	R: 0 E: 0 K: 0 S: 3	H: 1 LOB: 1 BB: 1 P: 7	1B: 12 2B: 4 3B: 0 HR: 1	SF: 1 SAC: 1 DP: 2 HBP: 0	WP: 1 PA: 63 PB: 0 SB: 1 CS: 1
PITCHER	IP	WLS	BF	H	R	ER	SO	BB	IBB	HBP	BLK	WP	HR	S	P	ERA	WHIP										
Tommy John, L ERA: 4.02 (1, 1)	4.2		25	10	5	5	1	1	0	0	0	0	0	26	30	9.64	2.357										
Mike Witt, R ERA: 5.44 (5, 1)	3.0		15	2	2	2	2	3	1	0	0	1	1	15	31	6.00	1.667										
Andy Hassler, L ERA: 5.6 (8, 1)	0.1		1	0	0	0	0	0	0	0	0	0	0	1	1	0.00	0.000										
Luis Sanchez, R ERA: 3.19 (9, 1)	1.0		8	4	2	1	0	0	1	0	0	0	0	7	11	9.00	4.000										
Curt Brown, R ERA: 5.14 (10, 1)	0.1		2	0	0	0	1	0	0	0	0	0	0	4	4	0.00	0.000										
PITCHER	IP	WLS	BF	H	R	ER	SO	BB	IBB	HBP	BLK	WP	HR	S	P	ERA	WHIP										
John Curtis, L ERA: 2.87 (10, 1)	3.2		12	1	0	0	1	1	0	0	0	0	0	13	17	0.00	0.545										

California Angels @ Texas Rangers
Arlington Stadium, Arlington, TX
Mon Jun 20 1983, 8:05 PM EDT
Att: 22,412 - Unknown

AB	54
R	9
H	17
RBI	9
BB	7
SO	5
LOB	37



livebaseballscorecards.com

Batter	1	2	3	4	5	6	7	8	9	AB	R	H	RBI	BB	SO	LOB
Wayne Tolleson, S OBP: 0.338, SLG: 0.384 (1, 4) X	0-0 1-4-3 ①		0-3 K 1-2 ②		0-0 4-3 2B 1B ③	0-3 K ③				4	1	1	0	0	2	3
Mickey Rivers, L OBP: 0.283, SLG: 0.300 (1, 10) X	0-0 6-3 ②		0-3 K ③		0-0 F5 ①			0-0 5-3 ①		4	0	0	0	0	1	2
Buddy Bell, R OBP: 0.318, SLG: 0.415 (1, 5) B B B B	4-0 BB ③			0-0 1B 2B 1B ②	0-0 4-3 1-2 ②			0-0 F9 ②		3	1	1	0	1	0	1
Larry Parrish, R OBP: 0.373, SLG: 0.542 (1, 9) X	0-0 F7 ③			0-0 2B 1B 1-2 ②	0-0 2B 2-H ③			0-0 HR ③		4	1	3	2	0	0	1
George Wright, S OBP: 0.327, SLG: 0.416 (1, 8) X		0-0 F4 ①		0-0 2B 1-3 2-H ③	0-0 F9 ③			0-3 K ③		4	0	1	1	0	1	1
Pete O'Brien, L OBP: 0.317, SLG: 0.357 (1, 7) X		0-0 F8 ②		0-0 F8 ①		0-0 2B 1B ②		0-0 F8 ①		4	0	1	0	0	0	2
Bill Sample, R OBP: 0.332, SLG: 0.408 (1, 3) X		0-0 1-3 ③		4-0 IBB ③		0-0 2B 1-3 ②		0-0 6-3 ②		3	0	1	0	1	0	0
Bob Johnson, R OBP: 0.258, SLG: 0.341 (1, 2) B B B B			4-0 S BB ③	0-3 K ②	0-3 K ①			0-0 FC6-4 1B ②		3	0	1	0	1	2	5
Bucky Dent, R OBP: 0.315, SLG: 0.348 (1, 6) X			0-0 F8 ①	0-0 4-3 ③		0-0 F6 ②		0-0 FC6-4 1-2f ③		4	0	0	0	0	0	7

Inning Stats	R: 0	H: 0	E: 0	K: 0	S: 3	LOB: 1	BB: 1	P: 7	R: 0	H: 0	E: 0	K: 0	S: 3	LOB: 0	BB: 0	P: 3	R: 0	H: 0	E: 0	K: 2	S: 7	LOB: 1	BB: 1	P: 11	R: 1	H: 3	E: 0	K: 1	S: 8	LOB: 3	BB: 1	P: 12	R: 1	H: 2	E: 0	K: 0	S: 5	LOB: 1	BB: 0	P: 5	R: 0	H: 2	E: 0	K: 2	S: 9	LOB: 2	BB: 0	P: 9	R: 1	H: 1	E: 0	K: 1	S: 6	LOB: 0	BB: 0	P: 6	R: 0	H: 1	E: 0	K: 0	S: 4	LOB: 1	BB: 0	P: 4
1B: 5	SF: 0	2B: 3	SAC: 0	3B: 0	DP: 0	HR: 1	HBP: 0	WP: 0	PA: 36																																																							

PITCHER	IP	WLS	BF	H	R	ER	SO	BB	IBB	HBP	BLK	WP	HR	S	P	ERA	WHIP
Byron McLaughlin, R ERA: 2.42 (1, 1)	7.2	L	35	9	3	3	6	2	1	0	0	0	1	44	56	3.52	1.435
Luis Sanchez, R ERA: 3.17 (8, 1)	0.1		1	0	0	0	0	0	0	0	0	0	0	1	1	0.00	0.000


BOTTOM

California Angels @ Texas Rangers
Arlington Stadium, Arlington, TX

Tue Jun 21 1983, 8:05 PM EDT
Att. 24,333 - Unknown

livebaseballscorecards.com

AB	33
R	3
H	9
RBI	3
BB	3
SO	6
LOB	22



Batter	1	2	3	4	5	6	7	8	9	AB R H RBI BB SO LOB	TOP	
Daryl Sconiers, L (1, 10) OBP: 0.273, SLG: 0.462	0-0 F7		0-0 5-3		0-0 3-1			0-0 G3		4 0 0 0 0 0 1	California Angels @ Texas Rangers Arlington Stadium, Arlington, TX Wed Jun 22 1983, 8:05 PM EDT Att. 29,197 - Unknown	
Tim Foli, R (1, 6) OBP: 0.286, SLG: 0.333	0-0 6-3		0-0 4-3			0-0 4-3		0-0 6-3		4 0 0 1 0 0 0		
Brian Downing, R (1, 7) OBP: 0.387, SLG: 0.337	0-0 BB 1B		0-0 5-3			4-0 BB		0-0 3-1		3 0 1 0 1 0 0		
Ron Jackson, R (1, 3) OBP: 0.351, SLG: 0.397	4-0 FC6-4 1-2 BB			0-0 6-3		0-0 L6		0-0 L6		3 0 0 0 1 0 1		
Bobby Grich, R (1, 4) OBP: 0.414, SLG: 0.408	0-0 FC6-4		0-3 K		0-3 K			0-3 K		1 0 0 0 0 0 2		
Rob Wilfong, L (1, 4) OBP: 0.194, SLG: 0.361	1-2f									3 0 0 0 0 3 1		
Bobby Clark, R (1, 8) OBP: 0.269, SLG: 0.352		0-0 FC4-6 1B		0-0 1B		0-0 G6-4-3 1B		0-0 5-3		4 0 3 0 0 0 0		
Ellis Valentine, R (1, 9) OBP: 0.256, SLG: 0.395		0-0 FC4-6 1-2f 5-3		0-0 5-3		0-0 G6-4-3 1-2f				3 0 0 0 0 0 3		
Ricky Adams, R (1, 5) OBP: 0.237, SLG: 0.254		0-0 5-3 1-2		0-0 5-3		0-0 5-3				3 0 0 0 0 0 1		
Mike O'Berry, R (1, 2) OBP: 0.333, SLG: 0.667		0-0 6-3		0-0 F9				0-0 G3 6-3 2B		3 1 1 0 0 0 1		
Inning Stats	R: 0 H: 1 E: 0 LOB: 2 K: 0 BB: 1 S: 4 P: 8	R: 0 H: 1 E: 0 LOB: 1 K: 0 BB: 0 S: 4 P: 4	R: 0 H: 0 E: 0 LOB: 0 K: 0 BB: 0 S: 3 P: 3	R: 0 H: 1 E: 0 LOB: 1 K: 1 BB: 0 S: 6 P: 6	R: 0 H: 0 E: 0 LOB: 0 K: 0 BB: 0 S: 3 P: 3	R: 0 H: 0 E: 0 LOB: 1 K: 1 BB: 1 S: 5 P: 9	R: 0 H: 1 E: 0 LOB: 0 K: 0 BB: 0 S: 3 P: 3	R: 1 H: 1 E: 0 LOB: 0 K: 0 BB: 0 S: 4 P: 4	R: 0 H: 0 E: 0 LOB: 0 K: 1 BB: 0 S: 5 P: 5	1B: 4 SF: 0 2B: 1 SAC: 0 3B: 0 DP: 1 HR: 0 HBP: 0	WP: 0 PA: 33 PB: 0 SB: 0 CS: 0	
PITCHER Rick Honeycutt, L (1, 1) ERA: 1.45	IP WLS BF H R ER SO BB IBB HBP BLK WP HR S P ERA WHIP	9.0 W 33 5 1 1 3 2 0 0 0 0 0 0 37 45 1.00 0.778										

AB	31
R	1
H	5
RBI	1
BB	2
SO	3
LOB	10



livebaseballscorecards.com

Batter	1	2	3	4	5	6	7	8	9	AB R H RBI BB SO LOB	TOP
Rickey Henderson, R OBP: 0.391, SLG: 0.384 (1, 8) (9, 7)	0-0 G3	0-0 6-3			0-0 6-3		0-0 5-3			4 0 0 0 0 0 1	
Mike Davis, L OBP: 0.316, SLG: 0.369 (1, 9)	0-0 S 2B 1B		0-0 F6		0-0 S 1B		0-3 K			4 1 2 0 0 1 1	
Wayne Gross, L OBP: 0.363, SLG: 0.491 (1, 3)	0-0 1-H 1B 2B		0-0 1B 2B		0-3 K		0-0 F3			4 2 2 1 0 1 1	
Jeff Burroughs, R OBP: 0.343, SLG: 0.404 Mitchell Page, L OBP: 0.304, SLG: 0.231 (1, 10) (8, PR)	4-0 1B 2B BB		0-3 K		0-0 5-3		0-0 CS 1B			3 1 1 0 1 1 2 0 0 0 0 0 0 0	
Davey Lopes, R OBP: 0.335, SLG: 0.440 (1, 4)	0-0 1-2 2-H 2B 1B		0-0 2-H 1B		0-0 3-6 S 1B		0-3 K			4 1 3 2 0 1 1	
Carney Lansford, R OBP: 0.275, SLG: 0.313 (1, 5)	0-0 1-H 2-H 2B		0-0 6-3		0-0 3-6		0-0 F9			4 0 1 2 0 0 2	
Garry Hancock, L OBP: 0.323, SLG: 0.397 Rick Peters, S (1, 7) (9, PR) (9, 8)	0-0 F7			0-0 G3		0-0 F9		0-0 CS 1B		4 0 1 0 0 0 0 0 0 0 0 0 0 0	
Mike Heath, R OBP: 0.333, SLG: 0.410 Bill Almon, R OBP: 0.358, SLG: 0.400 Bob Kearney, R OBP: 0.325, SLG: 0.412 (1, 2) (9, PR) (9, 2)		0-3 K		0-0 4-3		0-0 SH1-4 1B		4-0 S BB		3 0 1 0 1 1 0 0 0 0 0 0 0 0 0 0 0 0 0 0 0	
Tony Phillips, S OBP: 0.299, SLG: 0.273 (1, 6)		0-0 4-3		0-3 K		0-0 SH1-4		0-3 K		3 0 0 0 0 2 1	
Inning Stats	R: 4 E: 0 K: 0 S: 6 H: 4 LOB: 0 BB: 1 P: 10	R: 0 E: 0 K: 1 S: 5 H: 0 LOB: 0 BB: 0 P: 5	R: 1 E: 0 K: 1 S: 7 H: 2 LOB: 1 BB: 0 P: 7	R: 0 E: 0 K: 1 S: 5 H: 0 LOB: 0 BB: 0 P: 5	R: 0 E: 0 K: 1 S: 6 H: 1 LOB: 1 BB: 0 P: 6	R: 0 E: 0 K: 0 S: 3 H: 1 LOB: 0 BB: 0 P: 3	R: 0 E: 0 K: 1 S: 6 H: 1 LOB: 1 BB: 0 P: 6	R: 0 E: 0 K: 1 S: 5 H: 1 LOB: 1 BB: 0 P: 5	R: 0 E: 0 K: 1 S: 5 H: 1 LOB: 2 BB: 1 P: 9	1B: 8 2B: 4 3B: 0 HR: 0 SF: 0 SAC: 1 DP: 1 HBP: 0	WP: 0 PB: 0 SB: 4 CS: 2 PA: 36
PITCHER Mike Smithson, R ERA: 4.3 (1, 1)	IP 9.0 WLS W BF 36 H 11 R 5 ER 5 SO 7 BB 2 IBB 0 HBP 0 BLK 0 WP 0 HR 0 S 48 P 56 ERA 5.00 WHIP 1.444										
PITCHER											IP WLS BF H R ER SO BB IBB HBP BLK WP HR S P ERA WHIP

Oakland Athletics @ Texas Rangers
Arlington Stadium, Arlington, TX
Fri Jun 24 1983, 8:05 PM EDT
Sunny

livebaseballscorecards.com

AB 33
R 5
H 11
RBI 5
BB 2
SO 7
LOB 9



Batter	1	2	3	4	5	6	7	8	9	AB	R	H	RBI	BB	SO	LOB
Bill Sample, R (1, 7) OBP: 0.334, SLG: 0.414	1-0 HR HBP	0-0 6-3		0-0 5-3				0-0 FC1-5 1-2 2-3f		4	2	1	1	0	0	4
Bill Stein, R (1, 4) OBP: 0.339, SLG: 0.431	0-0 F9		0-0 1B		0-0 F4		0-0 FC1-5 BB 1B	0-0 F9		5	0	2	0	0	0	3
Buddy Bell, R (1, 5) OBP: 0.338, SLG: 0.433	0-0 1-H HR		0-0 WP 1B		4-0 BB		4-0 FC1-5 BB	0-0 5-3		3	1	2	2	2	0	2
Larry Parrish, R (1, 9) OBP: 0.370, SLG: 0.540	0-0 F8		0-0 F9 1-2		0-3 K		0-0 FC1-5 1-2 2-3f		0-0 1B 3B	5	1	1	0	0	1	4
George Wright, S (1, 8) OBP: 0.326, SLG: 0.407	0-0 F2		4-0 BB		0-0 F8		0-0 F5		0-3 K	4	0	0	0	1	1	4
Pete O'Brien, L (1, 3) OBP: 0.318, SLG: 0.351		4-0 3B BB	0-3 K			4-0 G6-4-3 BB	0-0 G3		0-0 1B	3	1	1	1	2	1	4
Dave Hostetter, R (1, 10) OBP: 0.291, SLG: 0.289		0-0 1-H 7-2 3B		0-0 5-3		0-0 G6-4-3 1-2f		4-0 SH 1B BB		3	0	1	1	1	0	1
Bucky Dent, R (8, PR) OBP: 0.309, SLG: 0.341										0	1	0	0	0	0	0
Jim Anderson, R (1, 6) OBP: 0.182, SLG: 0.188		0-0 7-2 3-Hf		0-0 F8		0-0 1B		0-0 SH FC1-5 1B 1-2		3	0	1	0	0	0	1
Bob Johnson, R (1, 2) OBP: 0.263, SLG: 0.345		0-0 E6		0-0 1B		0-0 F9		0-0 FC1-5 1-2 2-H		2	0	1	0	0	0	0
Mickey Rivers, L (6, PH) OBP: 0.280, SLG: 0.297										1	0	0	0	0	0	1
Jim Sundberg, R (7, 2) OBP: 0.257, SLG: 0.277										1	0	1	1	0	0	0

Inning Stats	R: 2	H: 1	E: 0	K: 0	S: 4	LOB: 0	BB: 0	P: 5	R: 1	H: 1	E: 1	K: 0	S: 4	LOB: 1	BB: 1	P: 8	R: 0	H: 2	E: 0	K: 1	S: 6	LOB: 2	BB: 1	P: 10	R: 0	H: 1	E: 0	K: 0	S: 4	LOB: 1	BB: 0	P: 4	R: 0	H: 0	E: 0	K: 1	S: 5	LOB: 1	BB: 1	P: 9	R: 0	H: 1	E: 0	K: 0	S: 3	LOB: 1	BB: 1	P: 7	R: 1	H: 2	E: 0	K: 0	S: 5	LOB: 2	BB: 1	P: 9	R: 1	H: 1	E: 0	K: 0	S: 5	LOB: 2	BB: 1	P: 9	R: 1	H: 2	E: 0	K: 1	S: 5	LOB: 1	BB: 0	P: 5	1B: 7	2B: 1	3B: 2	SF: 0	SAC: 1	DP: 2	HBP: 1	WP: 1	PB: 0	SB: 0	CS: 0	PA: 42
--------------	------	------	------	------	------	--------	-------	------	------	------	------	------	------	--------	-------	------	------	------	------	------	------	--------	-------	-------	------	------	------	------	------	--------	-------	------	------	------	------	------	------	--------	-------	------	------	------	------	------	------	--------	-------	------	------	------	------	------	------	--------	-------	------	------	------	------	------	------	--------	-------	------	------	------	------	------	------	--------	-------	------	-------	-------	-------	-------	--------	-------	--------	-------	-------	-------	-------	--------

PITCHER	IP	WLS	BF	H	R	ER	SO	BB	IBB	HBP	BLK	WP	HR	S	P	ERA	WHIP
Tom Underwood, L (1, 1) ERA: 5.18	5.2		26	6	3	3	2	4	0	1	0	1	1	25	42	4.76	1.765
Jeff Jones, R (6, 1) ERA: 27.0	0.1		3	2	1	1	0	0	0	0	0	0	1	3	3	27.00	6.000
Steve Baker, R (7, 1) ERA: 3.0	2.0	L	11	2	2	2	0	2	0	0	0	0	0	9	17	9.00	2.000
Tom Burgmeier, L (9, 1) ERA: 2.7	0.1		2	1	0	0	1	0	0	0	0	0	0	4	4	0.00	3.000

BOTTOM

Oakland Athletics @ Texas Rangers
Arlington Stadium, Arlington, TX
Fri Jun 24 1983, 8:05 PM EDT
Sunny

AB	34
R	6
H	11
RBI	6
BB	6
SO	3
LOB	24



PITCHER	IP	WLS	BF	H	R	ER	SO	BB	IBB	HBP	BLK	WP	HR	S	P	ERA	WHIP
Tom Underwood, L (1, 1) ERA: 5.18	5.2		26	6	3	3	2	4	0	1	0	1	1	25	42	4.76	1.765
Jeff Jones, R (6, 1) ERA: 27.0	0.1		3	2	1	1	0	0	0	0	0	0	1	3	3	27.00	6.000
Steve Baker, R (7, 1) ERA: 3.0	2.0	L	11	2	2	2	0	2	0	0	0	0	0	9	17	9.00	2.000
Tom Burgmeier, L (9, 1) ERA: 2.7	0.1		2	1	0	0	1	0	0	0	0	0	0	4	4	0.00	3.000

Batter	1	2	3	4	5	6	7	8	9	AB R H RBI BB SO LOB	TOP																								
Rickey Henderson, R OBP: 0.386, SLG: 0.377 (1, 7) X	0-0 F5		0-0 1-3			0-3 K			0-0 F7	4 0 0 0 0 1 1																									
Rick Peters, S OBP: 0.500, SLG: 0.500 (1, 8) X	0-0 1B		0-0 6-3			0-0 4-3			0-0 2B 1B	4 1 2 0 0 0 1																									
Mike Davis, L OBP: 0.315, SLG: 0.372 (1, 9) S S S	0-3 K		0-3 K			0-0 F7			0-0 1-3 1B 2B	4 1 1 0 0 2 1																									
Davey Lopes, R OBP: 0.329, SLG: 0.432 (1, 4) X	0-0 F8		0-3 K			0-0 F9			0-0 F5	4 0 0 0 0 1 3																									
Wayne Gross, L OBP: 0.361, SLG: 0.486 (1, 3) S S S		0-3 K		0-0 F5		0-0 1-3			0-0 2-H 3-H 1B 1B	4 0 1 2 0 1 0																									
Carney Lansford, R OBP: 0.274, SLG: 0.310 (1, 5) X		0-0 5-3		0-0 5-3		0-0 F8			0-0 1-2 1B	4 0 1 0 0 0 0																									
Dan Meyer, L OBP: 0.196, SLG: 0.169 (1, 10) X		0-0 1-3		0-0 F9		0-0 F5			0-0 F8	4 0 0 0 0 0 2																									
Bob Kearney, R OBP: 0.325, SLG: 0.417 (1, 2) S S S			0-3 K		0-0 F7				0-0 2B	3 0 1 0 0 1 0																									
Tony Phillips, S OBP: 0.300, SLG: 0.274 (1, 6) X			0-0 S 1B		0-0 3-1				0-0 F7	3 0 1 0 0 0 1																									
Inning Stats	R: 0 E: 0 K: 1 S: 6	H: 1 LOB: 1 BB: 0 P: 6	R: 0 E: 0 K: 1 S: 5	H: 0 LOB: 0 BB: 0 P: 5	R: 0 E: 0 K: 1 S: 6	H: 1 LOB: 1 BB: 0 P: 6	R: 0 E: 0 K: 2 S: 7	H: 0 LOB: 0 BB: 0 P: 7	R: 0 E: 0 K: 0 S: 3	H: 0 LOB: 0 BB: 0 P: 3	R: 0 E: 0 K: 1 S: 5	H: 0 LOB: 0 BB: 0 P: 5	R: 0 E: 0 K: 0 S: 3	H: 0 LOB: 0 BB: 0 P: 3	R: 0 E: 0 K: 0 S: 4	H: 1 LOB: 1 BB: 0 P: 4	R: 2 E: 0 K: 0 S: 7	H: 4 LOB: 2 BB: 0 P: 7	1B: 5 2B: 2 3B: 0 HR: 0	SF: 0 SAC: 0 DP: 0 HBP: 0	WP: 0 PB: 0 SB: 1 CS: 0	PA: 34													
PITCHER Charlie Hough, R ERA: 3.54 (1, 1)	IP 9.0	WLS W	BF 34	H 7	R 2	ER 2	SO 6	BB 0	IBB 0	HBP 0	BLK 0	WP 0	HR 0	S 46	P 46	ERA 2.00	WHIP 0.778	PITCHER	IP 9.0	WLS W	BF 34	H 7	R 2	ER 2	SO 6	BB 0	IBB 0	HBP 0	BLK 0	WP 0	HR 0	S 46	P 46	ERA 2.00	WHIP 0.778

Oakland Athletics @ Texas Rangers
Arlington Stadium, Arlington, TX
Fri Jun 24 1983, 8:05 PM EDT
Att. 24,297 - Unknown

livebaseballscorecards.com

AB	34
R	2
H	7
RBI	2
BB	0
SO	6
LOB	9



Batter	1	2	3	4	5	6	7	8	9	AB	R	H	RBI	BB	SO	LOB
Bill Sample, R OBP: 0.333, SLG: 0.412 (1, 7)	F8		F3			FC6-4				4	1	1	0	0	0	4
Bill Stein, R OBP: 0.348, SLG: 0.452 (1, 4)	F3		2B			F8				4	1	2	3	0	0	2
Buddy Bell, R OBP: 0.337, SLG: 0.431 (1, 5)	F9		F9						6-3	4	1	1	0	0	0	1
Larry Parrish, R OBP: 0.372, SLG: 0.554 (1, 9)		K		F4					4-3	4	0	2	2	0	1	0
George Wright, S OBP: 0.325, SLG: 0.402 (1, 8)		5-3		2B		K			4-3	3	1	0	0	1	1	2
Dave Hostetler, R OBP: 0.285, SLG: 0.282 (1, 10)		6-3		K		F7			F9	4	0	0	0	0	1	3
Pete O'Brien, L OBP: 0.324, SLG: 0.356 (1, 3)			2B			K			5-3	2	1	1	1	2	1	0
Jim Sundberg, R OBP: 0.262, SLG: 0.275 (1, 2)			2B		F7				5-3	2	1	0	0	2	0	2
Bucky Dent, R OBP: 0.308, SLG: 0.340 (1, 6)			F7			5-3			6-3	4	0	1	0	0	0	2

Inning Stats	R: 0	H: 0	E: 0	K: 0	S: 3	LOB: 0	BB: 0	P: 3	R: 0	H: 0	E: 0	K: 1	S: 5	LOB: 0	BB: 0	P: 5	R: 2	H: 1	E: 0	K: 0	S: 4	LOB: 1	BB: 2	P: 12	R: 1	H: 1	E: 0	K: 1	S: 6	LOB: 1	BB: 1	P: 10	R: 3	H: 4	E: 0	K: 1	S: 9	LOB: 1	BB: 0	P: 9	R: 0	H: 1	E: 0	K: 1	S: 6	LOB: 2	BB: 1	P: 10	R: 0	H: 1	E: 0	K: 0	S: 4	LOB: 1	BB: 0	P: 4	R: 0	H: 0	E: 0	K: 0	S: 2	LOB: 0	BB: 1	P: 6
1B: 4	SF: 0	2B: 4	SAC: 0	3B: 1	DP: 1	HR: 0	HBP: 0	WP: 0	PA: 36	1B: 4	SF: 0	2B: 4	SAC: 0	3B: 1	DP: 1	HR: 0	HBP: 0	WP: 0	PA: 36	1B: 4	SF: 0	2B: 4	SAC: 0	3B: 1	DP: 1	HR: 0	HBP: 0	WP: 0	PA: 36	1B: 4	SF: 0	2B: 4	SAC: 0	3B: 1	DP: 1	HR: 0	HBP: 0	WP: 0	PA: 36	1B: 4	SF: 0	2B: 4	SAC: 0	3B: 1	DP: 1	HR: 0	HBP: 0	WP: 0	PA: 36															

PITCHER	IP	WLS	BF	H	R	ER	SO	BB	IBB	HBP	BLK	WP	HR	S	P	ERA	WHIP
Curt Young, L ERA: 10.38 (1, 1)	4.1	L	20	4	5	5	2	3	0	0	0	0	0	21	33	10.38	1.615
Tim Conroy, L ERA: 3.56 (5, 1)	1.2		9	3	1	1	2	1	0	0	0	0	0	12	16	5.40	2.400
Jeff Jones, R ERA: 10.8 (7, 1)	2.0		7	1	0	0	0	1	0	0	0	0	0	6	10	0.00	1.000

BOTTOM

Oakland Athletics @ Texas Rangers
Arlington Stadium, Arlington, TX
Fri Jun 24 1983, 8:05 PM EDT
Att. 24,297 - Unknown

livebaseballscorecards.com

AB	31
R	6
H	8
RBI	6
BB	5
SO	4
LOB	16



Batter	1	2	3	4	5	6	7	8	9	AB R H RBI BB SO LOB	TOP	
Rickey Henderson, R (1, 8) OBP: 0.387, SLG: 0.378 Bob Kearney, R (4, 2) OBP: 0.322, SLG: 0.412	0-0 E S 1B		0-0 5-3		0-0 F8		0-0 G6-4-3 1-2f			2 0 1 0 0 0 0 2 0 0 0 0 0 1		
Rick Peters, S (1, 7) OBP: 0.375, SLG: 0.375	0-3 K 1-3		0-0 WP HR 1B		0-0 1-3			0-0 G3		4 1 1 0 0 1 1		
Davey Lopes, R (1, 4) OBP: 0.332, SLG: 0.446 Bill Almon, R (8, 6) OBP: 0.358, SLG: 0.400	0-0 F2		0-0 1-H HR		0-0 E9 2B 1B			0-0 F7		4 2 2 2 0 0 1 0 0 0 0 0 0 0		
Jeff Burroughs, R (1, 10) OBP: 0.349, SLG: 0.409	4-0 BB		4-0 BB		0-0 2-H 2B			0-3 K		2 0 1 1 2 1 0		
Carney Lansford, R (1, 5) OBP: 0.273, SLG: 0.308	0-3 K		0-0 F8		0-0 5-3			0-0 F8 4-3 1B		4 0 1 0 0 1 4		
Wayne Gross, L (1, 3) OBP: 0.354, SLG: 0.475		0-3 K		0-3 K		0-0 F3		0-0 4-3		4 0 0 0 0 2 2		
Mike Heath, R (1, 2) OBP: 0.313, SLG: 0.385		0-0 F2		0-3 K		0-0 F8		0-0 F8		4 0 0 0 0 1 2		
Mike Davis, L (1, 9) OBP: 0.311, SLG: 0.367 Garry Hancock, L (7, 8) OBP: 0.318, SLG: 0.391		0-0 4-3		0-0 F4			0-0 6-3		0-0 G3	3 0 0 0 0 0 0 1 0 0 0 0 0 1		
Tony Phillips, S (1, 6) OBP: 0.300, SLG: 0.271			0-3 K		0-0 F9		4-0 G6-4-3 BB			2 0 0 0 1 1 0		
Inning Stats	R: 0 H: 1 E: 0 LOB: 2 K: 2 BB: 1 S: 8 P: 12	R: 0 H: 0 E: 0 LOB: 0 K: 1 BB: 0 S: 5 P: 5	R: 2 H: 2 E: 0 LOB: 1 K: 1 BB: 1 S: 7 P: 11	R: 0 H: 0 E: 0 LOB: 0 K: 2 BB: 0 S: 7 P: 7	R: 0 H: 0 E: 0 LOB: 0 K: 0 BB: 0 S: 3 P: 3	R: 1 H: 2 E: 1 LOB: 1 K: 0 BB: 0 S: 5 P: 5	R: 0 H: 0 E: 0 LOB: 0 K: 0 BB: 1 S: 2 P: 6	R: 0 H: 0 E: 0 LOB: 0 K: 1 BB: 0 S: 5 P: 5	R: 0 H: 1 E: 0 LOB: 1 K: 0 BB: 0 S: 4 P: 4	1B: 4 SF: 0 2B: 1 SAC: 0 3B: 0 DP: 1 HR: 1 HBP: 0	WP: 1 PA: 35 PB: 0 SB: 1 CS: 0	
PITCHER Frank Tanana, L (1, 1) ERA: 1.9 John Butcher, R (7, 1) ERA: 3.69	IP WLS BF H R ER SO BB IBB HBP BLK WP HR S P ERA WHIP	6.0 W 25 5 3 2 6 2 0 0 0 1 1 35 43 3.00 1.167	3.0 S 10 1 0 0 1 1 0 0 0 0 0 0 11 15 0.00 0.667	PITCHER IP WLS BF H R ER SO BB IBB HBP BLK WP HR S P ERA WHIP								

Oakland Athletics @ Texas Rangers
Arlington Stadium, Arlington, TX
Sat Jun 25 1983, 8:05 PM EDT
Att. 22,112 - Unknown

livebaseballscorecards.com

AB 32
R 3
H 6
RBI 3
BB 3
SO 7
LOB 12



Batter	1	2	3	4	5	6	7	8	9	AB R H RBI BB SO LOB	TOP
Rick Peters, S (1, 7) OBP: 0.455, SLG: 0.400	4-0 4-3 S 2B BB		x 0-0 F6			x 0-0 1B				2 1 1 0 1 0 0	
Bill Almon, R (1, 6) OBP: 0.353, SLG: 0.394	0-0 4-3 1-3		0-3 K			x 0-0 F7				3 0 0 0 0 1 2	
Mike Davis, L (1, 8) OBP: 0.311, SLG: 0.371	0-0 2B			0-3 K		x 0-0 F5				3 0 1 1 0 1 1	
Jeff Burroughs, R (1, 10) OBP: 0.345, SLG: 0.404	0-3 K			0-0 G3		x 0-0 6-3				3 0 0 0 0 1 1	
Wayne Gross, L (1, 3) OBP: 0.349, SLG: 0.468	0-0 G3			0-0 F6		0-3 K				3 0 0 0 0 1 1	
Carney Lansford, R (1, 5) OBP: 0.275, SLG: 0.309		x 0-0 F9		0-3 K		x 0-0 FC6-4 1B				3 0 1 0 0 1 0	
Garry Hancock, L (1, 9) OBP: 0.304, SLG: 0.373		x 0-0 4-3		0-0 F5		x 0-0 FC6-4 1-2f				3 0 0 0 0 0 1	
Bob Kearney, R (1, 2) OBP: 0.317, SLG: 0.405		x 0-0 F4		0-3 K			x 0-0 4-3			3 0 0 0 0 1 0	
Tony Phillips, S (1, 4) OBP: 0.297, SLG: 0.268			x 0-0 F9			x 0-0 4-3				2 0 0 0 0 0 0	
Inning Stats	R: 1 H: 1 E: 0 LOB: 1 K: 1 BB: 1 S: 6 P: 10	R: 0 H: 0 E: 0 LOB: 0 K: 0 BB: 0 S: 3 P: 3	R: 0 H: 0 E: 0 LOB: 0 K: 1 BB: 0 S: 5 P: 5	R: 0 H: 0 E: 0 LOB: 0 K: 1 BB: 0 S: 5 P: 5	R: 0 H: 0 E: 0 LOB: 0 K: 2 BB: 0 S: 7 P: 7	R: 0 H: 1 E: 0 LOB: 1 K: 0 BB: 0 S: 4 P: 4	R: 0 H: 1 E: 0 LOB: 1 K: 1 BB: 0 S: 6 P: 6	R: 0 H: 0 E: 0 LOB: 0 K: 0 BB: 0 S: 1 P: 1		1B: 2 SF: 0 2B: 1 SAC: 0 3B: 0 DP: 0 HR: 0 HBP: 0	WP: 0 PA: 26 PB: 0 SB: 1 CS: 0
PITCHER Danny Darwin, R (1, 1) ERA: 2.67	IP WLS BF H R ER SO BB IBB HBP BLK WP HR S P ERA WHIP	7.1 W 26 3 1 1 6 1 0 0 0 0 0 37 41 1.23 0.545									

Oakland Athletics @ Texas Rangers
Arlington Stadium, Arlington, TX
Sun Jun 26 1983, 8:05 PM EDT
Att. 27,600 - Unknown

livebaseballscorecards.com

AB 25
R 1
H 3
RBI 1
BB 1
SO 6
LOB 6



Batter	1	2	3	4	5	6	7	8	9
Wayne Tolleson, S OBP: 0.350, SLG: 0.395 (1, 4)	0-0 E S 1B	0-0 1B		0-0 1-2 1B		0-0 1-3			
Mickey Rivers, L OBP: 0.275, SLG: 0.291 Dave Hostetter, R OBP: 0.283, SLG: 0.275 (4, PH)	0-0 F4	0-0 F3		0-0 F7			0-0 5-3		
Buddy Bell, R OBP: 0.337, SLG: 0.438 (1, 5)	0-0 E6 BB 1B		0-0 HR	0-0 5-3			0-0 1-3 1B		
Larry Parrish, R OBP: 0.362, SLG: 0.535 (1, 9)	0-0 F3		0-0 F7		0-0 6-3		0-0 1-3		
George Wright, S OBP: 0.323, SLG: 0.393 (1, 8)	4-0 1B BB		0-0 F7		0-3 K		0-0 6-3		
Bill Sample, R OBP: 0.338, SLG: 0.416 (1, 7)	0-0 1B		0-0 F6		0-0 E7				
Pete O'Brien, L OBP: 0.323, SLG: 0.360 (1, 3)	0-0 F4			0-0 1B 3B		0-0 4-3			
Jim Sundberg, R OBP: 0.263, SLG: 0.268 (1, 2)		0-0 6-3		0-0 5-3		0-3 K			
Bucky Dent, R OBP: 0.312, SLG: 0.342 (1, 6)		0-0 F8		0-0 1B 1B		0-0 F4			

AB	R	H	RBI	BB	SO	LOB
4	1	3	0	0	0	0
2	0	0	0	0	0	2
2	0	0	0	0	0	2
4	2	2	1	0	0	3
4	0	0	0	0	0	3
3	0	0	0	1	1	1
3	0	1	2	0	0	0
3	1	1	0	0	0	3
3	0	0	0	0	1	1
3	0	1	1	0	0	0

AB	31
R	4
H	8
RBI	4
BB	1
SO	2
LOB	15

Inning Stats		R: 2	H: 2	E: 1	K: 0	S: 6	LOB: 2	BB: 1	P: 10
R: 0		H: 1	E: 0	K: 0	S: 4	LOB: 1	BB: 0	P: 4	
R: 1		H: 1	E: 0	K: 0	S: 4	LOB: 0	BB: 0	P: 4	
R: 1		H: 3	E: 0	K: 0	S: 6	LOB: 2	BB: 0	P: 6	
R: 0		H: 0	E: 1	K: 1	S: 6	LOB: 1	BB: 0	P: 6	
R: 0		H: 0	E: 0	K: 1	S: 5	LOB: 0	BB: 0	P: 5	
R: 0		H: 1	E: 0	K: 0	S: 4	LOB: 1	BB: 0	P: 4	

PITCHER	IP	WLS	BF	H	R	ER	SO	BB	IBB	HBP	BLK	WP	HR	S	P	ERA	WHIP
Steve McCatty, R ERA: 3.64 (1, 1)	3.1	L	19	7	4	2	0	1	0	0	0	0	1	18	22	5.40	2.400
Tom Burgmeier, L ERA: 2.53 (4, 1)	3.2		13	1	0	0	2	0	0	0	0	0	0	17	17	0.00	0.273

PITCHER	IP	WLS	BF	H	R	ER	SO	BB	IBB	HBP	BLK	WP	HR	S	P	ERA	WHIP

Oakland Athletics @ Texas Rangers
Arlington Stadium, Arlington, TX
Sun Jun 26 1983, 8:05 PM EDT
Att. 27,600 - Unknown

livebaseballscorecards.com



Batter	1	2	3	4	5	6	7	8	9	AB R H RBI BB SO LOB	TOP									
Wayne Tolleson, S (1, 4) OBP: 0.343, SLG: 0.388	0-0 F7		0-3 K			0-0 4-3		0-0 6-3		4 0 0 0 0 1 0										
Mickey Rivers, L (1, 10) OBP: 0.283, SLG: 0.302	0-0 2B		0-0 F3			1-0 HBP		0-0 F8		3 0 1 0 0 0 0										
Buddy Bell, R (1, 5) OBP: 0.332, SLG: 0.432	0-3 K			0-3 K		0-0 F4		0-0 1-3		4 0 0 0 0 2 2										
Larry Parrish, R (1, 9) OBP: 0.360, SLG: 0.528	0-0 5-3			0-0 5-3			4-0 BB		0-3 K	3 0 0 0 1 1 1										
George Wright, S (1, 8) OBP: 0.322, SLG: 0.391		0-0 FC4-6 1B		0-0 3-1			0-0 F7		0-3 K	4 0 1 0 0 1 1										
Pete O'Brien, L (1, 3) OBP: 0.319, SLG: 0.354		0-0 F7			0-0 F8		0-0 F7		0-0 F8	4 0 0 0 0 0 2										
Bill Sample, R (1, 7) OBP: 0.338, SLG: 0.413		0-0 FC4-6			0-0 F8		4-0 BB			2 0 0 0 1 0 1										
Jim Sundberg, R (1, 2) OBP: 0.264, SLG: 0.265		0-0 6-3			0-3 K		4-0 BB			2 0 0 0 1 1 1										
Bucky Dent, R (1, 6) OBP: 0.308, SLG: 0.338			0-0 F5			0-0 6-3	0-0 3-1			3 0 0 0 0 0 3										
Inning Stats	R: 0 E: 0 K: 1 S: 6	H: 1 LOB: 1 BB: 0 P: 6	R: 0 E: 0 K: 0 S: 4	H: 1 LOB: 1 BB: 0 P: 4	R: 0 E: 0 K: 1 S: 5	H: 0 LOB: 0 BB: 0 P: 5	R: 0 E: 0 K: 1 S: 5	H: 0 LOB: 0 BB: 0 P: 5	R: 0 E: 0 K: 0 S: 3	H: 0 LOB: 1 BB: 0 P: 4	R: 0 E: 0 K: 0 S: 3	H: 0 LOB: 3 BB: 3 P: 15	R: 0 E: 0 K: 0 S: 3	H: 0 LOB: 0 BB: 0 P: 3	R: 0 E: 0 K: 2 S: 7	H: 0 LOB: 0 BB: 0 P: 7	1B: 1 2B: 1 3B: 0 HR: 0	SF: 0 SAC: 0 DP: 0 HBP: 1	WP: 0 PB: 0 SB: 1 CS: 0	PA: 33
PITCHER	IP WLS BF H R ER SO BB IBB HBP BLK WP HR S P ERA WHIP																			
Bruce Kison, R (1, 1) ERA: 2.93	7.0 W 27 2 0 0 4 3 0 1 0 0 0 0 31 44 0.00 0.714																			
Luis Sanchez, R (8, 1) ERA: 3.51	2.0 6 0 0 0 2 0 0 0 0 0 0 0 10 10 0.00 0.000																			

Texas Rangers @ California Angels
Anaheim Stadium, Anaheim, CA
Mon Jun 27 1983, 10:05 PM EDT
Att: 42,578 - Unknown

livebaseballscorecards.com

AB	29
R	0
H	2
RBI	0
BB	3
SO	6
LOB	11



Batter	1	2	3	4	5	6	7	8	9	AB R H RBI BB SO LOB	TOP																										
Wayne Tolleson, S (1, 4) OBP: 0.336, SLG: 0.383	0-0 F8		0-0 FC6-5 1-H 2B		0-0 5-3			0-0 F7		4 0 1 1 0 0 0																											
Bill Stein, R (1, 10) OBP: 0.347, SLG: 0.437	0-3 K		0-0 FC6-5 2-3		0-0 F8			0-0 1-3		4 0 0 0 0 1 1																											
Buddy Bell, R (1, 5) OBP: 0.330, SLG: 0.437	0-0 F8		0-0 F8 1-2					0-0 6-3		4 0 0 0 0 0 1																											
Larry Parrish, R (1, 9) OBP: 0.357, SLG: 0.518		0-0 E 1B		0-0 4-3				0-0 6-3		4 0 1 0 0 0 0																											
George Wright, S (1, 8) OBP: 0.320, SLG: 0.387		0-0 F9 1-3		0-3 K				0-3 K		4 0 0 0 0 3 2																											
Bill Sample, R (1, 7) OBP: 0.335, SLG: 0.408		0-3 K		0-0 1B 1B				0-0 6-3		4 0 1 0 0 1 2																											
Pete O'Brien, L (1, 3) OBP: 0.318, SLG: 0.349		0-0 F8		0-0 1-3 1B				0-0 F7		3 0 1 0 0 0 1																											
Jim Sundberg, R (1, 2) OBP: 0.257, SLG: 0.257			0-0 F7		0-0 F4			0-3 K		3 0 0 0 0 1 2																											
Bucky Dent, R (1, 6) OBP: 0.309, SLG: 0.338			0-0 2B 1B					0-0 F9		3 1 1 0 0 0 0																											
Inning Stats	R: 0 E: 0 K: 1 S: 5	H: 0 LOB: 0 BB: 0 P: 5	R: 0 E: 1 K: 1 S: 6	H: 1 LOB: 1 BB: 0 P: 6	R: 1 E: 0 K: 0 S: 5	H: 2 LOB: 1 BB: 0 P: 5	R: 0 E: 0 K: 1 S: 7	H: 2 LOB: 2 BB: 0 P: 7	R: 0 E: 0 K: 0 S: 3	H: 0 LOB: 0 BB: 0 P: 3	R: 0 E: 1 K: 1 S: 6	H: 0 LOB: 1 BB: 0 P: 6	R: 0 E: 0 K: 1 S: 5	H: 0 LOB: 0 BB: 0 P: 5	R: 0 E: 0 K: 0 S: 3	H: 0 LOB: 0 BB: 0 P: 3	R: 0 E: 0 K: 1 S: 5	H: 0 LOB: 0 BB: 0 P: 5	R: 0 E: 0 K: 1 S: 5	H: 0 LOB: 0 BB: 0 P: 5	1B: 4 2B: 1 3B: 0 HR: 0	SF: 0 SAC: 0 DP: 0 HBP: 0	WP: 0 PB: 0 SB: 1 CS: 0	PA: 33													
PITCHER	IP WLS BF H R ER SO BB IBB HBP BLK WP HR S P ERA WHIP																				PITCHER	IP WLS BF H R ER SO BB IBB HBP BLK WP HR S P ERA WHIP															
Tommy John, L (1, 1) ERA: 4.08	8.0	30	5	1	1	5	0	0	0	0	0	0	0	40	40	1.12	0.625																				
Luis Sanchez, R (9, 1) ERA: 3.45	1.0	3	0	0	0	1	0	0	0	0	0	0	0	5	5	0.00	0.000																				

Texas Rangers @ California Angels
Anaheim Stadium, Anaheim, CA
Wed Jun 29 1983, 10:05 PM EDT
Att: 30,464 - Unknown

livebaseballscorecards.com

AB	33
R	1
H	5
RBI	1
BB	0
SO	6
LOB	9



Batter	1	2	3	4	5	6	7	8	9	AB R H RBI BB SO LOB
Rod Carew, L (1, 3) OBP: 0.458, SLG: 0.500	0-3 K		0-0 FC3-6		4-0 BB		0-0 4-3			3 0 0 0 1 1 2
Daryl Sconiers, L (1, 10) OBP: 0.274, SLG: 0.447	0-0 4-3		0-0 G3		0-0 4-3			0-0 F8		4 0 0 0 0 0 3
Ron Jackson, R (1, 5) OBP: 0.335, SLG: 0.376	0-0 1-3			0-0 5-3		0-0 F2		0-0 4-3		4 0 0 0 0 0 0
Fred Lynn, L (1, 8) OBP: 0.375, SLG: 0.507		0-0 F7		0-3 K		0-0 G3		4-0 BB		3 0 0 0 1 1 0
Brian Downing, R (1, 7) OBP: 0.401, SLG: 0.387		0-0 3-1		0-0 1B		4-0 BB		0-0 F7		3 0 1 0 1 0 1
Bobby Grich, R (1, 4) OBP: 0.399, SLG: 0.411		0-0 4-3		0-3 K		0-0 F8			0-0 5-3	4 0 0 0 0 1 2
Ellis Valentine, R (1, 9) OBP: 0.279, SLG: 0.451			0-0 1B		0-3 K		0-0 F8		4-0 1B	3 2 1 0 1 1 0
Tim Foli, R (1, 6) OBP: 0.283, SLG: 0.326			0-0 1B		0-0 4-3		0-0 1B		0-0 1B	4 0 3 1 0 0 0
Bob Boone, R (1, 2) OBP: 0.286, SLG: 0.339			0-0 1B		0-0 2B		0-0 F7		0-0 1B	4 0 3 1 0 0 1

Inning Stats	R: 0 E: 0 K: 1 S: 5	H: 0 LOB: 0 BB: 0 P: 5	R: 0 E: 0 K: 0 S: 3	H: 0 LOB: 0 BB: 0 P: 3	R: 1 E: 0 K: 0 S: 5	H: 3 LOB: 1 BB: 0 P: 5	R: 0 E: 0 K: 2 S: 8	H: 1 LOB: 1 BB: 0 P: 8	R: 0 E: 0 K: 1 S: 6	H: 1 LOB: 2 BB: 1 P: 10	R: 0 E: 0 K: 0 S: 3	H: 0 LOB: 1 BB: 1 P: 7	R: 0 E: 0 K: 0 S: 4	H: 1 LOB: 1 BB: 0 P: 4	R: 0 E: 0 K: 0 S: 3	H: 0 LOB: 1 BB: 1 P: 7	R: 1 E: 0 K: 0 S: 3	H: 2 LOB: 2 BB: 1 P: 7	1B: 6 2B: 2 3B: 0 HR: 0	SF: 0 SAC: 0 DP: 0 HBP: 0	WP: 0 PB: 0 SB: 1 CS: 1	PA: 36
PITCHER Mike Smithson, R (1, 1) ERA: 4.13	IP 8.1 WLS L BF 36 H 8 R 2 ER 2 SO 4 BB 4 IBB 0 HBP 0 BLK 0 WP 0 HR 0 S 40 P 56 ERA 2.16 WHIP 1.440																					

BOTTOM

Texas Rangers @ California Angels
Anaheim Stadium, Anaheim, CA
Wed Jun 29 1983, 10:05 PM EDT
Att. 30,464 - Unknown

livebaseballscorecards.com

AB	32
R	2
H	8
RBI	2
BB	4
SO	4
LOB	9



BOTTOM

Texas Rangers @ California Angels
Anaheim Stadium, Anaheim, CA
Thu Jun 30 1983, 10:05 PM EDT
Att. 30,190 - Unknown

livebaseballscorecards.com

AB 37
R 2
H 9
RBI 2
BB 4
SO 7
LOB 14



WP: 0 PA: 41
PB: 0
SB: 0
CS: 0

AB R H RBI BB SO LOB

5 0 2 0 0 1 0

5 0 1 0 0 1 2

5 0 0 0 0 1 3

5 1 1 1 0 0 1

5 1 2 0 0 2 0

2 0 0 0 2 0 1

2 0 2 0 1 0 0

1 0 1 1 0 0 0

3 0 0 0 1 0 4

4 0 0 0 0 2 3

1B: 7 SF: 0
2B: 0 SAC: 0
3B: 1 DP: 2
HR: 1 HBP: 0

Batter	1	2	3	4	5	6	7	8	9	10
Rick Burleson, R OBP: 0.400, SLG: 0.400 (1, 6)	0-3 K		0-0 F9		0-0 1B		0-0 FC6-4 1B		0-0 F6	
Ellis Valentine, R OBP: 0.276, SLG: 0.439 (1, 9)	0-0 F8		0-0 1B		0-3 K		0-0 F7		0-0 F9	
Ron Jackson, R OBP: 0.325, SLG: 0.363 (1, 3) (9, 7)	0-0 L5		0-3 K		0-0 1-3		0-0 FC6-4 1-2f		0-0 F7	
Brian Downing, R OBP: 0.395, SLG: 0.403 (1, 10)		0-0 F9	0-0 G3			0-0 HR		0-0 F3		0-0 1-3
Fred Lynn, L OBP: 0.375, SLG: 0.514 (1, 8)		0-3 K		0-0 G3-6-3 1B		0-3 K		0-0 1B 3B		0-0 3-1
Bobby Grich, R OBP: 0.401, SLG: 0.407 (1, 4)		4-0 BB 1B BB		0-0 G3-6-3 1-2f		0-0 F9		4-0 1B BB		
Bobby Clark, R OBP: 0.275, SLG: 0.340 (1, 7)		0-0 BB		0-0 1B		4-0 BB		0-0 G6-4-3 1B		
Daryl Sconiers, L OBP: 0.278, SLG: 0.451 (8, PH) (9, 3)		1-2 1B		0-0 1B		0-0 BB		1-2 3-H 0-0 G6-4-3		
Tim Foli, R OBP: 0.283, SLG: 0.322 (1, 5)		4-0 1-2 2-3 BB		0-0 F8		0-0 F7		0-0 1-2f		
Mike O'Berry, R OBP: 0.167, SLG: 0.250 (1, 2)		0-3 K		0-3 K		0-0 F6		0-0 6-3		

Inning Stats	R: 0	H: 0	E: 0	K: 1	S: 5	H: 0	LOB: 0	BB: 0	P: 5	R: 0	H: 1	E: 0	K: 2	S: 8	H: 1	LOB: 3	BB: 2	P: 16	R: 0	H: 1	E: 0	K: 1	S: 6	H: 1	LOB: 1	BB: 0	P: 6	R: 0	H: 2	E: 0	K: 0	S: 4	H: 1	LOB: 1	BB: 0	P: 4	R: 1	H: 1	E: 0	K: 1	S: 6	H: 1	LOB: 1	BB: 1	P: 10	R: 0	H: 1	E: 0	K: 0	S: 4	H: 1	LOB: 1	BB: 0	P: 4	R: 1	H: 2	E: 0	K: 0	S: 4	H: 0	LOB: 0	BB: 1	P: 8	R: 0	H: 0	E: 0	K: 0	S: 3	H: 0	LOB: 0	BB: 0	P: 3	R: 0	H: 0	E: 0	K: 0	S: 3	H: 0	LOB: 0	BB: 0	P: 3	R: 0	H: 0	E: 0	K: 0	S: 3	H: 0	LOB: 0	BB: 0	P: 3	1B: 7	SF: 0	2B: 0	SAC: 0	3B: 1	DP: 2	HR: 1	HBP: 0	WP: 0	PA: 41
--------------	------	------	------	------	------	------	--------	-------	------	------	------	------	------	------	------	--------	-------	-------	------	------	------	------	------	------	--------	-------	------	------	------	------	------	------	------	--------	-------	------	------	------	------	------	------	------	--------	-------	-------	------	------	------	------	------	------	--------	-------	------	------	------	------	------	------	------	--------	-------	------	------	------	------	------	------	------	--------	-------	------	------	------	------	------	------	------	--------	-------	------	------	------	------	------	------	------	--------	-------	------	-------	-------	-------	--------	-------	-------	-------	--------	-------	--------

PITCHER	IP	WLS	BF	H	R	ER	SO	BB	IBB	HBP	BLK	WP	HR	S	P	ERA	WHIP
Frank Tanana, L ERA: 1.84 (1, 1)	6.1		28	7	1	1	7	3	0	0	0	0	1	39	51	1.42	1.579
John Butcher, R ERA: 3.79 (7, 1)	1.0		5	1	1	1	0	1	0	0	0	0	0	4	8	9.00	2.000
Dave Schmidt, R ERA: 2.35 (8, 1)	2.2	W	8	1	0	0	0	0	0	0	0	0	0	8	8	0.00	0.375

Batter	1	2	3	4	5	6	7	8	9	AB R H RBI BB SO LOB	TOP											
Bill Sample, R (1, 7) <small>OBP: 0.345, SLG: 0.412</small>	0-3 	0-0 		0-0 			4-0 		4-0 	3 1 1 0 2 1 0												
Mickey Rivers, L (1, 10) <small>OBP: 0.280, SLG: 0.297</small> Dave Hostetler, R (9, PH) <small>OBP: 0.281, SLG: 0.273</small>	0-0 	0-0 		0-0 			0-0 		0-3 	4 2 2 0 0 0 1 1 0 0 0 0 1 2												
Buddy Bell, R (1, 5) <small>OBP: 0.339, SLG: 0.447</small>	0-0 	0-0 					4-0 		0-3 	3 2 2 2 1 1 0												
Larry Parrish, R (1, 9) <small>OBP: 0.356, SLG: 0.511</small>	4-0 	0-0 					0-0 		0-0 	2 1 0 1 1 0 1												
Pete O'Brien, L (1, 3) <small>OBP: 0.315, SLG: 0.344</small>	0-0 	0-0 					0-0 		0-3 	3 0 0 1 0 1 0												
George Wright, S (1, 8) <small>OBP: 0.327, SLG: 0.401</small>	0-0 			0-0 			0-3 		0-0 	4 2 2 2 0 1 0												
Bill Stein, R (1, 4) <small>OBP: 0.346, SLG: 0.442</small> Jim Anderson, R (9, 4) <small>OBP: 0.182, SLG: 0.188</small>	0-0 			0-0 			0-0 		0-0 	4 0 2 2 0 0 0 0 0 0 0 0 0 0												
Jim Sundberg, R (1, 2) <small>OBP: 0.256, SLG: 0.256</small>	0-0 			0-0 			0-0 		0-0 	4 0 0 0 0 0 2												
Bucky Dent, R (1, 6) <small>OBP: 0.303, SLG: 0.331</small>		0-0 		0-0 			0-0 		0-0 	4 0 0 0 0 0 1												
Inning Stats	R: 4 E: 1 K: 1 S: 9	H: 4 LOB: 1 BB: 1 P: 13	R: 3 E: 0 K: 0 S: 6	H: 3 LOB: 0 BB: 0 P: 6	R: 0 E: 0 K: 0 S: 3	H: 0 LOB: 0 BB: 0 P: 3	R: 0 E: 0 K: 0 S: 3	H: 0 LOB: 0 BB: 0 P: 3	R: 0 E: 0 K: 1 S: 5	H: 0 LOB: 0 BB: 0 P: 5	R: 0 E: 0 K: 0 S: 2	H: 0 LOB: 0 BB: 1 P: 6	R: 0 E: 0 K: 2 S: 7	H: 0 LOB: 0 BB: 1 P: 7	R: 0 E: 0 K: 1 S: 7	H: 0 LOB: 0 BB: 0 P: 11	R: 1 E: 0 K: 1 S: 7	H: 2 LOB: 2 BB: 1 P: 11	1B: 5 2B: 2 3B: 1 HR: 1	SF: 2 SAC: 0 DP: 0 HBP: 0	WP: 0 PB: 0 SB: 0 CS: 2	PA: 38
PITCHER	IP WLS BF H R ER SO BB IBB HBP BLK WP HR S P ERA WHIP																					
Ben Callahan, R (1, 1) <small>ERA: 9.35</small> Tim Conroy, L (2, 1) <small>ERA: 3.2</small> Steve Baker, R (9, 1) <small>ERA: 3.71</small>	1.1 L 12 7 7 7 1 1 0 0 0 0 0 0 13 17 47.25 6.000																					
	7.1 25 2 1 1 3 3 0 0 0 0 0 1 28 40 1.23 0.682																					
	0.1 1 0 0 0 1 0 0 0 0 0 0 0 3 3 0.00 0.000																					

Texas Rangers @ Oakland Athletics
 Oakland-Alameda County Coliseum, Oakland, CA
 Fri Jul 01 1983, 7:05 PM PDT
 Att. 9,326 - Unknown

AB	32
R	8
H	9
RBI	8
BB	4
SO	5
LOB	7



Batter	1	2	3	4	5	6	7	8	9	AB	R	H	RBI	BB	SO	LOB
Rickey Henderson, R (1, 7) OBP: 0.385, SLG: 0.376	4-0 4-3 S SF8 BB		0-0 FC5-4 E S SF7 1-2f		0-0 F9			0-0 6-3	0-0 E9 S	4	2	0	0	1	0	1
Rick Peters, S (1, 8) OBP: 0.438, SLG: 0.429	0-0 4-3 1-3		0-0 SF7 1-H		0-0 F4			0-0 FC3-6 1B 1B	4-0 FC6-4 BB 2-3	3	0	1	1	1	0	1
Davey Lopes, R (1, 4) OBP: 0.333, SLG: 0.448	4-0 FC4 BB		0-0 S 1B		0-0 6-3			0-0 FC3-6 1B 1-2	0-0 FC6-4 1-2f	4	1	2	0	1	0	2
Wayne Cross, L (1, 3) OBP: 0.344, SLG: 0.451	0-0 SF8 3-H		0-0 1B		0-3 K			0-0 FC3-6 1-2f 2-3		3	0	1	2	0	1	2
Carney Lansford, R (1, 5) OBP: 0.311, SLG: 0.393	0-0 FC4 1-2f		0-0 F7		0-0 F4			0-0 5-3		4	0	0	0	0	0	4
Garry Hancock, L (1, 9) OBP: 0.276, SLG: 0.342		0-0 F9		0-0 F7		0-0 F3			0-0 F7	4	0	0	0	0	0	0
Dan Meyer, L (1, 10) OBP: 0.188, SLG: 0.161		0-0 F5		0-0 3-1			0-0 F8		0-0 F7	4	0	0	0	0	0	0
Bob Kearney, R (1, 2) OBP: 0.307, SLG: 0.389		0-0 F3		0-0 E7 1B			0-0 F3		4-0 HBP E BB	3	0	1	0	0	0	0
Mike Davis, L (9, PH) OBP: 0.312, SLG: 0.368										0	0	0	0	1	0	0
Mitchell Page, L (9, PR) OBP: 0.298, SLG: 0.225										0	1	0	0	0	0	0
Tony Phillips, S (1, 6) OBP: 0.302, SLG: 0.269			0-0 FC5-4 1B		0-0 F8				1-0 E HBP	3	0	1	0	0	0	1
Bill Almon, R (9, PH) OBP: 0.350, SLG: 0.404									1-2 E	0	1	0	0	0	0	0

Inning Stats	R: 1	H: 0	E: 0	K: 0	S: 3	H: 0	LOB: 1	BB: 2	P: 11	R: 0	H: 0	E: 0	K: 0	S: 3	H: 0	LOB: 0	BB: 0	P: 3	R: 2	H: 3	E: 0	K: 0	S: 6	H: 1	LOB: 1	BB: 0	P: 6	R: 0	H: 1	E: 1	K: 0	S: 4	R: 0	H: 0	E: 0	K: 1	S: 5	H: 0	LOB: 0	BB: 0	P: 5	R: 0	H: 0	E: 0	K: 0	S: 3	H: 0	LOB: 0	BB: 0	P: 3	R: 0	H: 2	E: 0	K: 0	S: 5	H: 2	LOB: 2	BB: 0	P: 5	R: 2	H: 0	E: 1	K: 0	S: 4	H: 0	LOB: 2	BB: 2	P: 13	1B: 6	SF: 2	2B: 0	SAC: 0	3B: 0	DP: 0	HR: 0	HBP: 1	WP: 0	PA: 39
--------------	------	------	------	------	------	------	--------	-------	-------	------	------	------	------	------	------	--------	-------	------	------	------	------	------	------	------	--------	-------	------	------	------	------	------	------	------	------	------	------	------	------	--------	-------	------	------	------	------	------	------	------	--------	-------	------	------	------	------	------	------	------	--------	-------	------	------	------	------	------	------	------	--------	-------	-------	-------	-------	-------	--------	-------	-------	-------	--------	-------	--------

PITCHER	IP	WLS	BF	H	R	ER	SO	BB	IBB	HBP	BLK	WP	HR	S	P	ERA	WHIP
Danny Darwin, R (1, 1) ERA: 2.72	8.0	W	32	6	3	3	1	2	0	0	0	0	0	32	40	3.38	1.000
Odell Jones, R (9, 1) ERA: 3.72	0.2		6	0	2	0	0	2	0	1	0	0	0	3	12	0.00	3.000
Dave Tobik, R (9, 1) ERA: 6.75	0.1	S	1	0	0	0	0	0	0	0	0	0	0	1	1	0.00	0.000

BOTTOM

Texas Rangers @ Oakland Athletics
Oakland-Alameda County Coliseum, Oakland, CA

Fri Jul 01 1983, 7:05 PM PDT
Att. 9,326 - Unknown

livebaseballscorecards.com

AB	32
R	5
H	6
RBI	3
BB	4
SO	1
LOB	11



Batter	1	2	3	4	5	6	7	8	9	AB R H RBI BB SO LOB	TOP											
Bucky Dent, R OBP: 0.304, SLG: 0.328 (1, 6) X	0-0 F8 1-2 2-H	0-3 K 1-2 2-H		0-0 2B 1-2 2-H		0-0 F8 1-2 2-H	0-0 F7 1-2 2-H		4-0 G6-4-3 1B 1-2 2-H	5 2 1 1 1 1 4												
Bill Stein, R OBP: 0.349, SLG: 0.451 Larry Blittner, L OBP: 0.313, SLG: 0.338 (1, 4) X (7, 3)	0-0 F9 1-2 2-H	0-0 G4-6-3 1-2 2-H		0-0 2B 1-2 2-H			FC6-4 1-2 2-H		0-0 G6-4-3 1B 1-2 2-H	5 1 2 2 0 0 3 1 0 1 1 0 0 0												
Buddy Bell, R OBP: 0.342, SLG: 0.447 (1, 5) X	0-0 1B 2B		4-0 G6-4-3 BB	0-0 F4 1-2 2-H			0-0 F8 1-2 2-H	4-0 E 1B BB	0-0 G6-4-3 1-2 2-H	4 1 1 0 2 0 4												
Larry Parrish, R OBP: 0.361, SLG: 0.513 Bob Jones, L OBP: 0.667, SLG: 0.667 (1, 9) X (9, PH) (9, 9)	0-0 HR 2-H		0-0 G6-4-3 1-2 2-H		0-0 6-3		0-0 PB 1B 1-2 2-3	0-0 E 1B 1-2 2-3	0-0 1B 3-H	5 2 3 1 0 0 1 1 0 1 1 0 0 0												
George Wright, S OBP: 0.327, SLG: 0.408 (1, 8) X	0-0 HR 1-H		0-0 F2 1-2 2-H		0-0 1-3		4-0 1B 1B 1-2 2-3	0-0 F7 1-2 2-3	0-3 K 1-2 2-3	5 2 1 2 1 1 3												
Pete O'Brien, L OBP: 0.316, SLG: 0.342 (1, 3) B (7, 7) B	4-0 1B BB			0-0 4-3	0-0 G3		0-0 1B 1B 1-3 2-H 3-H	0-3 K		4 1 1 2 1 1 2												
Dave Hostetler, R OBP: 0.284, SLG: 0.277 (1, 10) X	0-0 FC6-4 1-3 1B			0-0 5-3		0-0 E3	0-0 PB 1B 1B 1-3 3-H	0-0 E6 1-2 2-3		5 1 2 1 0 0 2												
Bob Johnson, R OBP: 0.265, SLG: 0.340 (1, 2) X	0-0 FC6-4 1-2 2-H			0-0 1B 1B		0-0 6-3	0-0 1B 1B 1-2 2-H 3-H	0-0 1-3		5 1 2 2 0 0 6												
Jim Anderson, R OBP: 0.263, SLG: 0.270 (1, 7) (7, 4)		0-0 G4-6-3 1B		0-0 1B 2B		0-0 6-3	0-0 FC6-4 1-2 2-H		0-0 BB 1B	5 2 4 0 0 0 1												
Inning Stats	R: 3 E: 0 K: 0 S: 7	H: 4 LOB: 2 BB: 1 P: 11	R: 0 E: 0 K: 1 S: 5	H: 1 LOB: 0 BB: 0 P: 5	R: 0 E: 0 K: 0 S: 2	H: 0 LOB: 0 BB: 1 P: 6	R: 3 E: 0 K: 0 S: 7	H: 4 LOB: 1 BB: 0 P: 7	R: 0 E: 0 K: 0 S: 3	H: 0 LOB: 0 BB: 0 P: 3	R: 0 E: 1 K: 0 S: 4	H: 0 LOB: 1 BB: 0 P: 4	R: 5 E: 0 K: 0 S: 9	H: 6 LOB: 2 BB: 1 P: 13	R: 0 E: 1 K: 1 S: 7	H: 1 LOB: 3 BB: 1 P: 11	R: 2 E: 0 K: 1 S: 7	H: 3 LOB: 1 BB: 1 P: 11	1B: 16 2B: 2 3B: 0 HR: 1	SF: 0 SAC: 0 DP: 3 HBP: 0	WP: 0 PB: 2 SB: 0 CS: 0	PA: 50
PITCHER	IP WLS BF H R ER SO BB IBB HBP BLK WP HR S P ERA WHIP																					
Tom Underwood, L ERA: 5.42 (1, 1)	3.2 L 20 9 6 6 1 2 0 0 0 0 0 1 20 28 14.73 3.000																					
Chris Codiroli, R ERA: 4.47 (4, 1)	2.2 14 4 5 5 0 0 1 0 0 0 0 0 13 17 16.88 1.500																					
Tom Burgmeier, L ERA: 2.66 (7, 1)	1.2 10 3 0 0 0 1 1 0 0 0 0 0 11 15 0.00 2.400																					
Dave Beard, R ERA: 5.94 (9, 1)	1.0 6 3 2 2 1 1 0 0 0 0 0 0 7 11 18.00 4.000																					

Texas Rangers @ Oakland Athletics
Oakland-Alameda County Coliseum, Oakland, CA

Sat Jul 02 1983, 3:33 AM PDT
Att: 18,760 - Sunny

livebaseballscorecards.com

AB	45
R	13
H	19
RBI	13
BB	5
SO	3
LOB	26



Batter	1	2	3	4	5	6	7	8	9	10	11	12	13	14	15	AB	R	H	RBI	BB	SO	LOB	TOP	
Mickey Rivers, L OBP: 0.278, SLG: 0.294 (1, 10)	0-0 FC5-4 1B		0-0 F9		0-0 F9			0-0 E2 1B SF8 1B		0-0 6-3			0-0 6-3	0-0 F9	0-0 E4 1B	8	2	2	1	0	0	5		
Bucky Dent, R OBP: 0.309, SLG: 0.328 (1, 6)	0-0 F8			0-0 F7		0-3 K		0-0 2-3 1B		0-0 6-3			4-0 BB BB		1-3 2B BB	6	2	2	1	2	1	1		
Buddy Bell, R OBP: 0.346, SLG: 0.458 (1, 5)	0-0 FC5-4 1-2r			0-0 HR		0-0 6-3		0-0 SF8			0-3 K		4-0 BB G5-4-3		1-3 BB	6	3	3	3	1	1	1		
Larry Parrish, R OBP: 0.357, SLG: 0.520 (1, 9)	0-0 F7			0-0 HR		0-3 K		0-0 F8			0-0 F7		0-0 BB G5-4-3		1-3 BB	8	2	2	3	0	1	6		
George Wright, S OBP: 0.331, SLG: 0.415 (1, 8)		0-0 F8		0-0 F6				0-0 F7			0-0 E7 1B			0-0 1B		7	2	3	0	1	0	1		
Bob Jones, L OBP: 0.636, SLG: 0.909 (1, 7) (12, 3) (14, 7)		0-0 F9		0-3 K				0-0 G5-4-3 1B			0-0 F8			0-0 1B		8	2	5	4	0	1	1		
Pete O'Brien, L OBP: 0.312, SLG: 0.337 (1, 3)		0-0 F8		0-0 4-3				0-0 2B			0-0 F7			0-0 1B		4	0	0	0	0	1	2		
Bill Stein, R OBP: 0.356, SLG: 0.458 (12, PH)								0-3 K			0-0 F7			0-3 K		1	0	1	0	0	0	0		
Wayne Tolleson, S OBP: 0.339, SLG: 0.382 (12, PR) (12, 4)		0-0 F8						0-0 2B			0-0 F7			0-3 K		1	0	0	0	0	1	2		
Bob Johnson, R OBP: 0.279, SLG: 0.347 (14, 2)								0-0 1-3 1B			0-0 G5-4-3			0-0 1B		1	1	1	1	1	0	0		
Jim Sundberg, R OBP: 0.254, SLG: 0.255 (1, 2)			0-0 F7		0-0 1-3 1B			0-0 6-3			0-0 G5-4-3			0-0 G1-6-3		5	0	1	0	0	0	3		
Larry Bittner, L OBP: 0.325, SLG: 0.342 (14, PH) (14, 3)								0-0 1-2 1B			0-0 F8			0-0 IBB		2	1	1	1	1	0	1		
Jim Anderson, R OBP: 0.244, SLG: 0.233 (1, 4) (12, 7) (14, 4)			0-0 5-3		0-0 1-3			0-0 6-3			0-0 F8			0-0 F8		6	1	0	0	1	0	5		
Inning Stats	R: 0 E: 0 K: 0 S: 4	H: 1 LOB: 1 BB: 0 P: 4	R: 0 E: 0 K: 0 S: 3	H: 0 LOB: 0 BB: 0 P: 3	R: 0 E: 0 K: 1 S: 3	H: 0 LOB: 0 BB: 0 P: 3	R: 2 E: 0 K: 1 S: 7	H: 2 LOB: 0 BB: 0 P: 7	R: 0 E: 0 K: 0 S: 4	H: 1 LOB: 1 BB: 0 P: 4	R: 0 E: 0 K: 2 S: 7	H: 0 LOB: 0 BB: 0 P: 7	R: 0 E: 0 K: 0 S: 3	H: 0 LOB: 0 BB: 0 P: 3	R: 0 E: 0 K: 1 S: 2	H: 0 LOB: 1 BB: 2 P: 10	R: 0 E: 0 K: 0 S: 7	H: 2 LOB: 3 BB: 1 P: 11	R: 12 E: 1 K: 0 S: 12	H: 8 LOB: 1 BB: 4 P: 28	1B: 14 2B: 4 3B: 1 HR: 2	SF: 1 SAC: 0 DP: 3 HBP: 0	WP: 1 PB: 0 SB: 0 CS: 0	PA: 71
PITCHER	IP WLS BF H R ER SO BB IBB HBP BLK WP HR S P ERA WHIP	IP WLS BF H R ER SO BB IBB HBP BLK WP HR S P ERA WHIP																				IP WLS BF H R ER SO BB IBB HBP BLK WP HR S P ERA WHIP		
Jeff Jones, R ERA: 3.12 (1, 1)	6.1																							
Steve Baker, R ERA: 3.59 (7, 1)	1.2																							
Chris Codiroli, R ERA: 4.34 (9, 1)	3.0																							
Tom Burgmeier, L ERA: 2.6 (12, 1)	1.1																							
Dave Beard, R ERA: 7.71 (13, 1)	2.0	L																						

Texas Rangers @ Oakland Athletics
Oakland-Alameda County Coliseum, Oakland, CA
Sun Jul 03 1983, 3:33 AM PDT
Att: 20,697 - Sunny

AB	63
R	16
H	21
RBI	14
BB	7
SO	6
LOB	28



livebaseballscorecards.com

Batter	1	2	3	4	5	6	7	8	9	AB	R	H	RBI	BB	SO	LOB	TOP				
Mickey Rivers, L (1, 10) OBP: 0.270, SLG: 0.285 Dave Hostetler, R (8, PH) OBP: 0.283, SLG: 0.275	0-0 F7	0-0 F8		0-0 FC5-4			0-0 F8	0-0 G3		4	0	0	0	0	0	4					
Bucky Dent, R (1, 6) OBP: 0.307, SLG: 0.323	4-0 BB		0-0 F7		0-0 F8		0-3 K		0-0 F7	4	0	0	0	1	1	0					
Buddy Bell, R (1, 5) OBP: 0.344, SLG: 0.454	0-0 F8		0-0 F4		0-0 F3		0-0 1B		0-0 6-3	5	0	1	0	0	0	1					
Larry Parrish, R (1, 9) OBP: 0.355, SLG: 0.514	0-0 F8		0-0 6-3		0-0 1B		0-3 K		0-0 5-3	5	0	1	0	0	1	2					
George Wright, S (1, 8) OBP: 0.333, SLG: 0.419		0-0 1B		0-0 4-3		0-0 1-3		0-0 1B		4	2	2	0	0	0	1					
Bob Jones, L (1, 7) OBP: 0.571, SLG: 0.786 Bill Stein, R (8, PH) OBP: 0.352, SLG: 0.452		0-0 CS		0-0 4-3		0-0 G3		0-0 F8		3	0	1	1	0	0	0					
Pete O'Brien, L (1, 3) OBP: 0.318, SLG: 0.338		4-0 CS		4-0 BB		0-0 F9		0-0 1B		2	1	1	0	2	0	0					
Jim Sundberg, R (1, 2) OBP: 0.263, SLG: 0.260		0-0 1B		4-0 BB		0-0 1B		0-3 K		3	0	2	1	1	1	2					
Jim Anderson, R (1, 4) OBP: 0.265, SLG: 0.239		0-0 F7		4-0 FC5-4		0-0 F7		0-0 1B		3	0	1	1	1	0	2					
Inning Stats	R: 0 E: 0 K: 0 S: 3	H: 0 LOB: 1 BB: 1 P: 7	R: 2 E: 0 K: 0 S: 5	H: 3 LOB: 1 BB: 1 P: 9	R: 0 E: 0 K: 0 S: 3	H: 0 LOB: 0 BB: 0 P: 3	R: 0 E: 0 K: 0 S: 3	H: 0 LOB: 3 BB: 3 P: 15	R: 0 E: 0 K: 0 S: 4	H: 1 LOB: 1 BB: 0 P: 4	R: 0 E: 0 K: 2 S: 8	H: 1 LOB: 1 BB: 0 P: 8	R: 1 E: 0 K: 1 S: 8	H: 3 LOB: 2 BB: 0 P: 8	R: 0 E: 0 K: 0 S: 3	H: 0 LOB: 0 BB: 0 P: 3	1B: 8 2B: 1 3B: 0 HR: 0	SF: 0 SAC: 0 DP: 0 HBP: 0	WP: 1 PB: 0 SB: 1 CS: 2	PA: 40	
PITCHER	IP	WLS	BF	H	R	ER	SO	BB	IBB	HBP	BLK	WP	HR	S	P	ERA	WHIP				
Steve McCatty, R (1, 1) ERA: 3.64	7.0	W	32	7	3	3	2	5	0	0	0	0	0	31	51	3.86	1.714				
Tom Underwood, L (8, 1) ERA: 5.3	2.0	S	8	2	0	0	1	0	0	0	0	1	0	10	10	0.00	1.000				

Texas Rangers @ Oakland Athletics
Oakland-Alameda County Coliseum, Oakland, CA

Mon Jul 04 1983, 7:05 PM PDT
Att: 45,413 - Sunny

livebaseballscorecards.com

AB	35
R	3
H	9
RBI	3
BB	5
SO	3
LOB	15



Batter	1	2	3	4	5	6	7	8	9
Rickey Henderson, R OBP: 0.388, SLG: 0.379 (1, 7)	0-0 4-3 S SF9 1B		4-0 4-3 S SF4 BB		0-0 S SF7 2B		0-0 5-3		
Rick Peters, S OBP: 0.319, SLG: 0.310 (1, 8)	0-0 4-3 1-3		0-0 4-3 1-3		0-0 SF7 2-H		0-0 F8		
Bill Almon, R OBP: 0.350, SLG: 0.406 Tony Phillips, S OBP: 0.307, SLG: 0.272 (1, 6) (8, 6)	0-0 SF9 3-H		0-0 SF4 3-H		0-0 6-3		0-0 FC5-4 1B		
Carney Lansford, R OBP: 0.309, SLG: 0.395 (1, 5)	0-0 5-3		0-0 G3		0-0 F9		0-0 FC5-4 1-2f		
Davey Lopes, R OBP: 0.338, SLG: 0.442 (1, 4)		0-0 FC3-6 1B		0-3 K		0-0 5-3		0-0 FC5-4 1-2f	
Jeff Burroughs, R OBP: 0.342, SLG: 0.384 (1, 10)		0-0 FC3-6 1-2f 3B		4-0 BB		0-3 K			
Wayne Gross, L OBP: 0.335, SLG: 0.436 (1, 3)		0-0 F8		0-0 F3		0-0 F7			
Garry Hancock, L OBP: 0.256, SLG: 0.337 (1, 9)		0-0 1-H 3B		0-0 F7		0-0 4-3			
Mike Heath, R OBP: 0.299, SLG: 0.353 (1, 2)		0-3 K		0-3 K		0-0 1B			

Inning Stats	R: 1	H: 1	E: 0	K: 0	S: 4	LOB: 0	BB: 0	P: 4	R: 1	H: 2	E: 0	K: 1	S: 7	LOB: 1	BB: 0	P: 7	R: 1	H: 0	E: 0	K: 0	S: 3	LOB: 0	BB: 1	P: 7	R: 0	H: 0	E: 0	K: 1	S: 5	LOB: 1	BB: 1	P: 9	R: 1	H: 1	E: 0	K: 1	S: 6	LOB: 0	BB: 0	P: 6	R: 0	H: 0	E: 0	K: 1	S: 5	LOB: 0	BB: 0	P: 5	R: 0	H: 1	E: 0	K: 0	S: 4	LOB: 1	BB: 0	P: 4	R: 0	H: 1	E: 0	K: 0	S: 4	LOB: 1	BB: 0	P: 4
--------------	------	------	------	------	------	--------	-------	------	------	------	------	------	------	--------	-------	------	------	------	------	------	------	--------	-------	------	------	------	------	------	------	--------	-------	------	------	------	------	------	------	--------	-------	------	------	------	------	------	------	--------	-------	------	------	------	------	------	------	--------	-------	------	------	------	------	------	------	--------	-------	------

PITCHER	IP	WLS	BF	H	R	ER	SO	BB	IBB	HBP	BLK	WP	HR	S	P	ERA	WHIP
Mike Smithson, R ERA: 4.16 (1, 1)	8.0	L	32	6	4	4	4	2	0	0	0	0	0	38	46	4.50	1.000

AB R H RBI BB SO LOB

3	3	2	0	1	0	1
3	0	0	1	0	0	2
1	0	0	2	0	0	0
1	0	1	0	0	0	0
4	0	0	0	0	0	1
4	0	1	0	0	1	1
2	1	0	0	1	1	1
3	0	0	0	0	0	2
3	0	1	1	0	0	1
3	0	1	0	0	2	1

AB	R	H	RBI	BB	SO	LOB
27	4	6	4	2	4	10



Texas Rangers @ Oakland Athletics
Oakland-Alameda County Coliseum, Oakland, CA
Mon Jul 04 1983, 7:05 PM PDT
Att. 45,413 - Sunny

livebaseballscorecards.com

WP	PA
0	32

Batter	1	2	3	4	5	6	7	8	9	AB R H RBI BB SO LOB	TOP											
Wayne Tolleson, S (1, 4) OBP: 0.336, SLG: 0.376	0-0 4-3	4-0 WP 1-2 2-3 BB			0-0 4-3		0-0 4-3		0-0 4-3	4 0 0 0 1 0 0												
Mickey Rivers, L (1, 10) OBP: 0.282, SLG: 0.313	0-0 6-3	0-0 F7			0-0 HR		4-0 BB		0-0 G1-4-3 1B	4 1 2 1 1 0 1												
Buddy Bell, R (1, 5) OBP: 0.345, SLG: 0.451	0-0 FC6-4 1B			4-0 BB	0-0 F7		0-0 5-3		0-0 G1-4-3 1-2f	4 0 1 0 1 0 2												
Larry Parrish, R (1, 9) OBP: 0.353, SLG: 0.510	0-0 FC6-4 1-2f			0-0 F8	0-0 4-3			0-0 BB E 1B		4 0 1 0 0 0 2												
George Wright, S (1, 8) OBP: 0.332, SLG: 0.421		0-0 2B SF9 2B		0-0 F9		0-0 F9		0-0 F7		4 1 1 0 0 0 2												
Pete O'Brien, L (1, 3) OBP: 0.317, SLG: 0.341		0-0 BB WP 2-3 2B		0-0 L4		0-0 F8		0-0 E3 BB 1-2		4 1 1 0 0 0 2												
Bill Sample, R (1, 7) OBP: 0.343, SLG: 0.420				0-0 6-3		0-0 HR		0-0 F7		4 1 1 1 0 0 4												
Bob Johnson, R (1, 2) OBP: 0.280, SLG: 0.340		4-0 BB WP BB		0-3 K		0-0 5-3		4-0 BB 1-2 2-3		2 1 0 0 1 1 0												
Larry Biittner, L (8, PH) OBP: 0.333, SLG: 0.342										0 0 0 0 1 0 0												
Jim Anderson, R (8, PR) OBP: 0.265, SLG: 0.239										0 0 0 0 0 0 0												
Bucky Dent, R (1, 6) OBP: 0.304, SLG: 0.320		0-0 SF9		0-0 F8				0-0 F9		2 0 0 1 0 0 0												
Bob Jones, L (8, PH) OBP: 0.533, SLG: 0.733										1 0 0 0 0 1 3												
Jim Sundberg, R (8, 2) OBP: 0.263, SLG: 0.260										0 0 0 0 0 0 0												
Inning Stats	R: 0 E: 0 K: 0 S: 4	H: 1 LOB: 1 BB: 0 P: 4	R: 3 E: 0 K: 0 S: 5	H: 2 LOB: 1 BB: 2 P: 13	R: 0 E: 0 K: 0 S: 3	H: 0 LOB: 1 BB: 1 P: 7	R: 0 E: 0 K: 1 S: 5	H: 0 LOB: 0 BB: 0 P: 5	R: 1 E: 0 K: 0 S: 4	H: 1 LOB: 0 BB: 0 P: 4	R: 1 E: 0 K: 0 S: 4	H: 1 LOB: 0 BB: 0 P: 4	R: 0 E: 0 K: 0 S: 3	H: 0 LOB: 1 BB: 1 P: 7	R: 0 E: 1 K: 1 S: 7	H: 1 LOB: 3 BB: 1 P: 11	R: 0 E: 0 K: 0 S: 3	H: 1 LOB: 0 BB: 0 P: 3	1B: 3 2B: 2 3B: 0 HR: 2	SF: 1 SAC: 0 DP: 1 HBP: 0	WP: 3 PB: 0 SB: 0 CS: 0	PA: 39
PITCHER	IP WLS BF H R ER SO BB IBB HBP BLK WP HR S P ERA WHIP																					
Jim Clancy, R (1, 1) ERA: 3.82	6.2 W 29 5 5 5 1 4 0 0 0 1 2 27 43 6.75 1.350																					
Randy Moffitt, R (7, 1) ERA: 1.42	2.1 S 10 2 0 0 1 1 0 0 0 0 0 0 11 15 0.00 1.286																					

Texas Rangers @ Toronto Blue Jays
Exhibition Stadium, Toronto, ON
Fri Jul 08 1983, 7:05 PM EDT
Att. 25,666 - Unknown - 73 F

livebaseballscorecards.com

AB	33
R	5
H	7
RBI	3
BB	5
SO	2
LOB	16



Batter	1	2	3	4	5	6	7	8	9
Damaso Garcia, R OBP: 0.312, SLG: 0.363 (1, 4)	0-0 L3	0-0 P6		0-0 HR 1B	4-0 BB		0-0 6-3		
Rance Mulliniks, L OBP: 0.390, SLG: 0.506 (1, 5) Garth Iorg, R OBP: 0.302, SLG: 0.315 (4, PH) (5, 5)	0-0 2B 3B		0-0 1B WP 2B	4-0 HR BB	0-0 G2-3		0-0 4-3		
Willie Upshaw, L OBP: 0.371, SLG: 0.540 (1, 3)	4-0 2B SF8 BB		0-0 2B WP 1B	0-0 HR		0-0 F8		0-3 K	
Cliff Johnson, R OBP: 0.398, SLG: 0.566 (1, 10)	0-0 2B		0-0 P6	0-0 F8		4-0 1B BB		0-0 F8	
Lloyd Moseby, L OBP: 0.346, SLG: 0.480 (1, 8)	0-0 SF8		0-0 BB FC6-4 2B	0-0 6-3		0-0 F7			
Jorge Orta, L OBP: 0.348, SLG: 0.457 Barry Bonnell, R OBP: 0.363, SLG: 0.452 (4, PH) (5, 9)	0-0 1-3		4-0 FC6-4 BB BB	0-0 F8		0-0 1-2 1B			
Ernie Whitt, L OBP: 0.347, SLG: 0.445 (1, 2)		0-0 F8	4-0 FC6-4 BB		0-0 4-3		0-0 F8		
Dave Collins, S OBP: 0.298, SLG: 0.261 (1, 7)		0-0 1B	0-0 FC6-4		0-0 2B G2-3 1B		0-0 3-3 1B		
Alfredo Griffin, S OBP: 0.277, SLG: 0.367 (1, 6)		0-0 F8	0-0 L5		0-0 2B		0-0 8-3		

Inning Stats	R: 2 E: 0 K: 0 S: 5	H: 2 LOB: 1 BB: 1 P: 9	R: 0 E: 0 K: 0 S: 4	H: 1 LOB: 1 BB: 0 P: 4	R: 3 E: 0 K: 0 S: 6	H: 3 LOB: 2 BB: 2 P: 14	R: 3 E: 0 K: 0 S: 5	H: 2 LOB: 0 BB: 1 P: 9	R: 0 E: 0 K: 0 S: 4	H: 2 LOB: 2 BB: 1 P: 8	R: 0 E: 0 K: 0 S: 4	H: 1 LOB: 2 BB: 1 P: 8	R: 0 E: 0 K: 0 S: 3	H: 1 LOB: 0 BB: 0 P: 3	R: 0 E: 0 K: 1 S: 5	H: 0 LOB: 0 BB: 0 P: 5
--------------	------------------------------	---------------------------------	------------------------------	---------------------------------	------------------------------	----------------------------------	------------------------------	---------------------------------	------------------------------	---------------------------------	------------------------------	---------------------------------	------------------------------	---------------------------------	------------------------------	---------------------------------

PITCHER	IP	WLS	BF	H	R	ER	SO	BB	IBB	HBP	BLK	WP	HR	S	P	ERA	WHIP
Danny Darwin, R ERA: 3.07 (1, 1)	2.1	L	15	6	5	5	0	2	0	0	0	1	0	13	21	19.29	3.429
Jon Matlack, L ERA: 4.03 (3, 1)	2.0		12	4	3	3	0	2	0	0	0	0	1	10	18	13.50	3.000
John Butcher, R ERA: 3.55 (5, 1)	2.2		10	2	0	0	0	2	0	0	0	0	0	8	16	0.00	1.500
Odell Jones, R ERA: 3.32 (8, 1)	1.0		3	0	0	0	1	0	0	0	0	0	0	5	5	0.00	0.000

BOTTOM


Texas Rangers @ Toronto Blue Jays
Exhibition Stadium, Toronto, ON

Fri Jul 08 1983, 7:05 PM EDT
Att: 25,666 - Unknown - 73 F

AB	R	H	RBI	BB	SO	LOB
4	1	1	0	1	0	1
2	2	2	0	0	0	0
2	1	0	0	1	0	3
4	3	2	3	1	1	0
4	0	1	1	1	0	2
3	1	1	2	0	0	1
1	0	0	0	1	0	1
2	0	1	0	0	0	0
3	0	0	0	1	0	2
4	0	3	1	0	0	2
4	0	1	0	0	0	4

AB	33
R	8
H	12
RBI	7
BB	6
SO	1
LOB	16

livebaseballscorecards.com



1B	6	SF	1	WP	1	PA	40
2B	5	SAC	0	PB	0		
3B	1	DP	2	SB	1		
HR	1	HBP	0	CS	0		

Batter	1	2	3	4	5	6	7	8	9	AB R H RBI BB SO LOB	TOP											
Mickey Rivers, L (1, 10) OBP: 0.279, SLG: 0.317	0-0 3-1		0-0 F4		0-0 2B		0-3 K		0-0 5-3	5 0 1 0 0 1 2												
Wayne Tolleson, S (1, 4) OBP: 0.339, SLG: 0.378	0-0 3-1 1B		0-0 1B		0-0 F6		0-0 F7			4 0 2 0 0 0 2												
Buddy Bell, R (1, 5) OBP: 0.341, SLG: 0.446	0-0 3-1 1-2		0-0 5-3		0-0 5-3			0-0 F8		4 0 0 0 0 0 3												
Larry Parrish, R (1, 9) OBP: 0.352, SLG: 0.510	0-3 K			0-3 K		0-0 F8		0-0 2B		4 0 1 0 0 2 1												
George Wright, S (1, 8) OBP: 0.334, SLG: 0.438		0-0 F6		0-0 HR		0-0 3B		0-0 F7		4 1 2 1 0 0 1												
Pete O'Brien, L (1, 3) OBP: 0.319, SLG: 0.341		4-0 FC5-4 BB		0-0 1B		0-0 L4		0-3 K		3 0 1 0 1 1 2												
Bill Sample, R (1, 7) OBP: 0.342, SLG: 0.421		0-0 FC5-4 BLK		0-0 F7		0-0 G3			0-0 2B	4 0 1 0 0 0 3												
Jim Sundberg, R (1, 2) OBP: 0.259, SLG: 0.257		0-0 F5		0-3 K			0-0 F7		0-0 F9	3 0 0 0 0 1 2												
Larry Bittner, L (9, PH) OBP: 0.329, SLG: 0.338		1-2								1 0 0 0 0 0 1												
Bucky Dent, R (1, 6) OBP: 0.304, SLG: 0.320			0-0 F9		0-3 K				0-0 4-3	3 0 1 0 0 1 0												
Bob Jones, L (9, PH) OBP: 0.500, SLG: 0.688										1 0 0 0 0 0 1												
Inning Stats	R: 0 E: 0 K: 1 S: 6	H: 1 LOB: 1 BB: 0 P: 6	R: 0 E: 0 K: 0 S: 3	H: 0 LOB: 1 BB: 1 P: 7	R: 0 E: 0 K: 0 S: 4	H: 1 LOB: 1 BB: 0 P: 4	R: 1 E: 0 K: 2 S: 9	H: 2 LOB: 1 BB: 0 P: 9	R: 0 E: 0 K: 1 S: 6	H: 1 LOB: 1 BB: 0 P: 6	R: 0 E: 0 K: 1 S: 4	H: 1 LOB: 1 BB: 0 P: 4	R: 0 E: 0 K: 1 S: 6	H: 1 LOB: 1 BB: 0 P: 6	R: 0 E: 0 K: 1 S: 4	H: 1 LOB: 1 BB: 0 P: 4	R: 0 E: 0 K: 0 S: 4	H: 1 LOB: 1 BB: 0 P: 4	1B: 4 2B: 3 3B: 1 HR: 1	SF: 0 SAC: 0 DP: 0 HBP: 0	WP: 0 PB: 0 SB: 0 CS: 0	PA: 37
PITCHER	IP WLS BF H R ER SO BB IBB HBP BLK WP HR S P ERA WHIP																					
Luis Leal, R (1, 1) ERA: 3.5	7.1 W 31 8 1 1 5 1 0 0 1 0 1 40 44 1.23 1.227																					
Roy Lee Jackson, R (8, 1) ERA: 4.07	1.2 6 1 0 0 1 0 0 0 0 0 0 8 8 0.00 0.600																					

Texas Rangers @ Toronto Blue Jays
Exhibition Stadium, Toronto, ON
Sat Jul 09 1983, 3:33 AM EDT
Att. 26,234 - Unknown

livebaseballscorecards.com

AB	36
R	1
H	9
RBI	1
BB	1
SO	6
LOB	18



Batter	1	2	3	4	5	6	7	8	9	AB	R	H	RBI	BB	SO	LOB
Damaso Garcia, R OBP: 0.318, SLG: 0.367 (1, 4)	4-0 BB FC1-2 1B BB		0-0 F5		0-0 4-3 1B		0-0 3-H 1B 1B			3	0	2	1	1	0	0
Rance Mulliniks, L OBP: 0.387, SLG: 0.500 (1, 5)	0-0 F8		0-0 4-3		0-0 4-3 1-2		0-0 1-2 FC4-6 1B			4	0	1	0	0	0	2
Willie Upshaw, L OBP: 0.369, SLG: 0.536 (1, 3)	0-0 FC1-2 1-2 1B		0-0 6-3		0-0 F9		0-0 1-2f FC4-6			4	0	1	0	0	0	1
Cliff Johnson, R OBP: 0.396, SLG: 0.557 (1, 10)	4-0 FC1-2 1-2 2-3 BB			0-3 K		0-0 5-3		0-0 1-3		3	0	0	0	1	1	0
Lloyd Moseby, L OBP: 0.344, SLG: 0.474 (1, 8)	0-0 FC1-2 1-2 2-3 3-Hf			4-0 S E BB		0-0 5-3		0-3 K		3	1	0	0	1	1	3
Ernie Whitt, L OBP: 0.345, SLG: 0.438 (1, 2)	0-0 F9			4-0 BB FC4-6 1-2 BB		0-0 G3		0-0 F8		3	0	0	0	1	0	3
Dave Collins, S OBP: 0.299, SLG: 0.262 (1, 7)		0-0 F8		0-0 FC4-6 S HR 1-2f 2-H		0-0 2B SF9 1B				3	2	1	0	0	0	1
Barry Bonnell, R OBP: 0.367, SLG: 0.476 (1, 9)		0-0 F8		0-0 1-H HR		0-0 SF9 1B 2B				3	2	2	2	0	0	0
Alfredo Griffin, S OBP: 0.274, SLG: 0.364 (1, 6)		0-0 4-3		0-0 3-1		0-0 SF9				2	0	0	1	0	0	0

Inning Stats	R: 0	H: 1	E: 0	LOB: 3	K: 0	BB: 2	S: 4	P: 12	R: 0	H: 0	E: 0	LOB: 0	K: 0	BB: 0	S: 3	P: 3	R: 0	H: 0	E: 0	LOB: 0	K: 0	BB: 0	S: 3	P: 3	R: 3	H: 1	E: 1	LOB: 0	K: 1	BB: 2	S: 6	P: 14	R: 0	H: 1	E: 0	LOB: 0	K: 0	BB: 0	S: 3	P: 3	R: 2	H: 4	E: 0	LOB: 1	K: 0	BB: 0	S: 6	P: 6	R: 0	H: 0	E: 0	LOB: 0	K: 1	BB: 0	S: 5	P: 5
--------------	------	------	------	--------	------	-------	------	-------	------	------	------	--------	------	-------	------	------	------	------	------	--------	------	-------	------	------	------	------	------	--------	------	-------	------	-------	------	------	------	--------	------	-------	------	------	------	------	------	--------	------	-------	------	------	------	------	------	--------	------	-------	------	------

PITCHER	IP	WLS	BF	H	R	ER	SO	BB	IBB	HBP	BLK	WP	HR	S	P	ERA	WHIP
Charlie Hough, R ERA: 3.35 (1, 1)	7.0	L	30	7	5	5	1	4	0	0	0	0	1	28	44	6.43	1.571
Dave Schmidt, R ERA: 3.06 (8, 1)	1.0		3	0	0	0	1	0	0	0	0	0	0	5	5	0.00	0.000


BOTTOM

Texas Rangers @ Toronto Blue Jays
Exhibition Stadium, Toronto, ON

Sat Jul 09 1983, 3:33 AM EDT
Att. 26,234 - Unknown

livebaseballscorecards.com

AB	28
R	5
H	7
RBI	4
BB	4
SO	2
LOB	10



1B: 5	SF: 1	WP: 0	PA: 33
2B: 1	SAC: 0	PB: 0	
3B: 0	DP: 0	SB: 2	
HR: 1	HBP: 0	CS: 0	

Batter	1	2	3	4	5	6	7	8	9	AB R H RBI BB SO LOB	TOP											
Wayne Tolleson, S (1, 4) OBP: 0.332, SLG: 0.370	0-0 F9		0-0 4-3		0-0 F8		0-0 F6		0-0 FC4-6	5 0 0 0 0 0 2												
Bill Sample, R (1, 7) OBP: 0.343, SLG: 0.424	0-0 6-3		0-0 1B SF7 1B		0-0 1B 2B		0-0 FC6-4 1B		0-3 K	5 3 2 0 0 1 2												
Buddy Bell, R (1, 5) OBP: 0.348, SLG: 0.456	0-0 3B 2B		0-0 FC4-6 1B		0-0 FC4 1B		0-0 1B			4 1 4 2 0 0 0												
Larry Parrish, R (1, 9) OBP: 0.350, SLG: 0.515	0-0 2-H 3B		0-0 SF7		0-0 FC4		0-3 K			3 0 1 2 0 1 2												
George Wright, S (1, 8) OBP: 0.330, SLG: 0.432	0-0 4-3		0-0 FC4-6		0-0 F8		0-0 F8			4 0 0 0 0 0 2												
Pete O'Brien, L (1, 3) OBP: 0.315, SLG: 0.336		0-0 4-1		0-0 1-3		0-0 L6		0-0 F8		4 0 0 0 0 0 0												
Bob Jones, L (1, 10) OBP: 0.500, SLG: 0.611		H 1-0 5-3 HBP		0-0 4-3		4-0 BB		0-0 F7		2 0 0 0 1 0 0												
Jim Sundberg, R (1, 2) OBP: 0.256, SLG: 0.253		X 0-0 5-3		0-3 K		0-0 F7			0-0 FC4-6 1B	3 0 0 0 0 1 2												
Larry Bittner, L (9, PH) OBP: 0.337, SLG: 0.346		1-2 K								1 0 1 0 0 0 0												
Jim Anderson, R (1, 6) OBP: 0.255, SLG: 0.229		X 0-0 4-3			0-0 F8		0-0 FC6-4 1B		0-0 L4	2 0 0 0 0 0 1												
Mickey Rivers, L (7, PH) OBP: 0.284, SLG: 0.321										1 0 1 0 0 0 0												
Bucky Dent, R (7, 6) OBP: 0.304, SLG: 0.320										0 0 0 0 0 0 0												
Bill Stein, R (9, PH) OBP: 0.348, SLG: 0.447										1 0 0 0 0 0 1												
Inning Stats	R: 1 E: 0 K: 0 S: 5	H: 2 LOB: 1 BB: 0 P: 5	R: 0 E: 0 K: 0 S: 3	H: 0 LOB: 1 BB: 0 P: 4	R: 1 E: 0 K: 0 S: 5	H: 2 LOB: 1 BB: 0 P: 5	R: 0 E: 0 K: 1 S: 5	H: 0 LOB: 0 BB: 0 P: 5	R: 1 E: 0 K: 0 S: 5	H: 2 LOB: 1 BB: 0 P: 5	R: 0 E: 0 K: 0 S: 3	H: 0 LOB: 1 BB: 1 P: 7	R: 1 E: 0 K: 1 S: 7	H: 2 LOB: 1 BB: 0 P: 7	R: 0 E: 0 K: 0 S: 3	H: 0 LOB: 0 BB: 0 P: 3	R: 0 E: 0 K: 1 S: 6	H: 1 LOB: 1 BB: 0 P: 6	1B: 6 2B: 2 3B: 1 HR: 0	SF: 1 SAC: 0 DP: 0 HBP: 1	WP: 0 PB: 0 SB: 1 CS: 0	PA: 38
PITCHER	IP WLS BF H R ER SO BB IBB HBP BLK WP HR S P ERA WHIP																					
Dave Stieb, R (1, 1) ERA: 2.62	6.0 W 26 6 3 3 1 1 0 0 1 0 0 0 26 31 4.50 1.167																					
Roy Lee Jackson, R (7, 1) ERA: 4.08	2.0 9 3 1 1 1 0 0 0 0 0 0 0 11 11 4.50 1.500																					
Randy Moffitt, R (9, 1) ERA: 1.38	1.0 S 3 0 0 0 1 0 0 0 0 0 0 0 5 5 0.00 0.000																					

Texas Rangers @ Toronto Blue Jays
Exhibition Stadium, Toronto, ON
Sun Jul 10 1983, 3:33 AM EDT
Att: 32,071 - Unknown


livebaseballscorecards.com

AB	35
R	4
H	9
RBI	4
BB	1
SO	3
LOB	12



Batter	1	2	3	4	5	6	7	8	9	AB R H RBI BB SO LOB	TOP		
Paul Molitor, R (1, 5) OBP: 0.331, SLG: 0.426	0-0 F9		0-0 5-3		0-0 E3 1B 2B S	0-0 F9		0-0 1B 2B	0-0 2-H 1B	6 2 2 0 0 0 2	Milwaukee Brewers @ Texas Rangers Arlington Stadium, Arlington, TX Tue Jul 12 1983, 8:05 PM EDT Att: 23,171 - Unknown livebaseballscorecards.com		
Ed Romero, R (1, 9) OBP: 0.423, SLG: 0.600	0-0 1B 2B		0-0 F8		0-0 1-3 2B 1B 3-H	0-0 BB 1B		0-0 2-H 1B		5 2 4 2 0 0 0			
Don Money, R (1, 10) OBP: 0.220, SLG: 0.235	0-0 1B 1B		0-0 F6		0-3 K S S S	4-0 BB		0-0 6-3		4 0 1 0 1 1 3			
Cecil Cooper, L (1, 3) OBP: 0.321, SLG: 0.512	0-0 1-2 2-H 1B			0-0 L1	0-0 1-H 3-H 2B	0-3 K			0-0 3B 1B	5 1 3 3 0 1 3			
Ted Simmons, S (1, 2) OBP: 0.352, SLG: 0.447	0-3 K			0-0 1B	4-0 IBB		0-0 L8		0-0 1-H 1B 3B	4 1 2 1 1 1 2			
Ben Oglivie, L (1, 7) OBP: 0.393, SLG: 0.481	0-3 K			0-3 K	0-3 K		0-0 L5-3 1B		0-0 E 1B 4-3 1B 3-H	5 1 2 1 0 3 5			
Rob Picciolo, R (1, 6) OBP: 0.300, SLG: 0.400		0-0 F7		0-0 F7		0-0 G3 1B 2B	0-0 L5-3		0-0 E5 4-3 1B 1B 1-3	5 1 2 0 0 0 2			
Rick Manning, L (1, 8) OBP: 0.292, SLG: 0.315		0-0 B1			0-0 6-3	0-0 G3		0-0 F7	0-0 4-3	5 0 0 1 0 0 2			
Jim Gantner, L (1, 4) OBP: 0.330, SLG: 0.424		0-0 6-3			0-0 E 1B 2B	0-0 1B 1B 3-H		0-0 F5	0-0 F7	5 1 2 1 0 0 1			
Inning Stats	R: 1 H: 3 E: 0 LOB: 2 K: 2 BB: 0 S: 10 P: 10	R: 0 H: 0 E: 0 LOB: 0 K: 0 BB: 0 S: 3 P: 3	R: 0 H: 0 E: 0 LOB: 0 K: 0 BB: 0 S: 3 P: 3	R: 0 H: 1 E: 0 LOB: 1 K: 1 BB: 0 S: 6 P: 6	R: 3 H: 3 E: 1 LOB: 2 K: 2 BB: 1 S: 11 P: 15	R: 1 H: 3 E: 0 LOB: 3 K: 1 BB: 1 S: 8 P: 12	R: 0 H: 1 E: 0 LOB: 0 K: 0 BB: 0 S: 3 P: 3	R: 1 H: 2 E: 0 LOB: 1 K: 0 BB: 0 S: 5 P: 5	R: 3 H: 5 E: 1 LOB: 2 K: 0 BB: 0 S: 7 P: 7	1B: 12 SF: 0 2B: 6 SAC: 0 3B: 1 DP: 1 HR: 0 HBP: 0	WP: 0 PA: 46 PB: 0 SB: 1 CS: 0		
PITCHER	IP WLS BF H R ER SO BB IBB HBP BLK WP HR S P ERA WHIP											PITCHER	IP WLS BF H R ER SO BB IBB HBP BLK WP HR S P ERA WHIP
Frank Tanana, L (1, 1) ERA: 1.99	5.0 L 24 7 4 2 5 0 1 0 0 0 0 0 33 37 3.60 1.400												
John Butcher, R (6, 1) ERA: 3.52	3.0 15 6 2 2 1 1 0 0 0 0 0 0 16 20 6.00 2.333												
Jon Mattack, L (9, 1) ERA: 4.47	1.0 7 5 3 3 0 0 0 0 0 0 0 0 7 7 27.00 5.000												



Batter	1	2	3	4	5	6	7	8	9	AB R H RBI BB SO LOB	TOP	
Marshall Edwards, L OBP: 0.250, SLG: 0.250 (1, 9)	0-0 1-3		0-0 E4 F9 S 1B	0-0 L3		0-0 S 1B		0-0 4-3		5 1 1 1 0 0 2		
Jim Gantner, L OBP: 0.328, SLG: 0.420 (1, 4)	0-3 K		0-0 F8		0-0 SH5-3 1B	0-3 K		0-0 F8		5 1 1 0 0 2 2		
Paul Molitor, R OBP: 0.330, SLG: 0.423 (1, 5)	0-0 BB 1B 1B		0-0 F9		0-0 SH5-3 1-2		0-0 E6 S 3B		0-3 K	4 1 1 0 0 1 1		
Cecil Cooper, L OBP: 0.325, SLG: 0.516 (1, 3)	0-0 BB 1-2 1B		0-0 F8 2B 1B		0-0 F8		0-0 F5 1-2		0-0 2B	5 1 3 1 0 0 2		
Ted Simmons, S OBP: 0.356, SLG: 0.451 (1, 10)	4-0 1-2 2-3 BB		0-0 F8 1-H 2B		0-0 1B		0-0 F7		0-0 P3	4 0 2 2 1 0 2		
Bill Schroeder, R OBP: 0.200, SLG: 0.600 (1, 2)	0-3 K		0-0 P6		0-0 F8		0-0 F8 2-H 1B 3B		0-3 K	5 1 1 1 0 2 6		
Rick Manning, L OBP: 0.294, SLG: 0.318 (1, 8)		0-0 6-3		0-0 F8		0-0 SH3-4 1B 1B		0-0 1B		4 1 2 1 0 0 0	AB 39 R 6 H 13 RBI 6 BB 1 SO 7 LOB 17	
Rob Picciolo, R OBP: 0.308, SLG: 0.462 (1, 6)		0-0 6-3		0-0 1B 2B		0-0 SH3-4 1-2		0-0 K		3 0 1 0 0 1 1		
Ed Romero, R OBP: 0.400, SLG: 0.552 (1, 7)		0-0 5-3		0-0 L3 2-3 1B		0-0 F7		0-3 K		4 0 1 0 0 1 1		
Inning Stats	R: 0 H: 2 E: 0 LOB: 3 K: 2 BB: 1 S: 9 P: 13	R: 0 H: 0 E: 0 LOB: 0 K: 0 BB: 0 S: 3 P: 3	R: 2 H: 2 E: 1 LOB: 1 K: 0 BB: 0 S: 6 P: 6	R: 0 H: 2 E: 0 LOB: 1 K: 0 BB: 0 S: 4 P: 4	R: 1 H: 2 E: 0 LOB: 1 K: 0 BB: 0 S: 5 P: 5	R: 1 H: 2 E: 0 LOB: 1 K: 1 BB: 0 S: 7 P: 7	R: 2 H: 2 E: 1 LOB: 1 K: 1 BB: 0 S: 8 P: 8	R: 0 H: 0 E: 0 LOB: 0 K: 1 BB: 0 S: 5 P: 5	R: 0 H: 1 E: 0 LOB: 1 K: 2 BB: 0 S: 8 P: 8	1B: 9 SF: 0 2B: 4 SAC: 2 3B: 1 DP: 1 HR: 0 HBP: 0	WP: 0 PA: 42 PB: 0 SB: 3 CS: 0	
PITCHER Danny Darwin, R (1, 1) ERA: 3.05 Odell Jones, R (7, 1) ERA: 3.19	IP WLS BF H R ER SO BB IBB HBP BLK WP HR S P ERA WHIP	6.2 L 34 12 6 2 3 1 0 0 0 0 0 0 39 43 2.70 1.950	2.1 8 1 0 0 4 0 0 0 0 0 0 0 16 16 0.00 0.429	PITCHER IP WLS BF H R ER SO BB IBB HBP BLK WP HR S P ERA WHIP								

Milwaukee Brewers @ Texas Rangers
Arlington Stadium, Arlington, TX
Wed Jul 13 1983, 8:05 PM EDT
Att: 28,540 - Unknown

livebaseballscorecards.com

Batter	1	2	3	4	5	6	7	8	9	AB	R	H	RBI	BB	SO	LOB
Wayne Tolleson, S (1, 4) OBP: 0.336, SLG: 0.369	0-0 6-3		4-0 BB			0-0 1B 1B	0-0 F9		0-0 4-3	4	0	1	0	1	0	3
Bill Stein, R (1, 3) OBP: 0.351, SLG: 0.444	0-0 F9		0-3 K			0-0 1B 1B	0-0 1B			4	0	2	0	0	1	1
Buddy Bell, R (1, 5) OBP: 0.345, SLG: 0.450	0-0 F7			0-0 6-3		0-0 1B G6-4-3	0-3 K			4	0	1	0	0	1	3
Larry Parrish, R (1, 9) OBP: 0.350, SLG: 0.505		1-0 HBP		0-0 F8		0-0 G6-4-3		0-3 K		3	0	0	0	0	1	2
George Wright, S (1, 8) OBP: 0.328, SLG: 0.427		0-0 1B 1-2		0-0 F8			0-0 F7	0-0 F7		4	0	1	0	0	0	0
Bill Sample, R (1, 7) OBP: 0.346, SLG: 0.427		0-0 1B G6-3 1-2			4-0 FC6-4 BB		0-0 HR 1B	0-0 5-3		3	1	2	0	1	0	0
Dave Hostetter, R (1, 10) OBP: 0.292, SLG: 0.296		0-0 G6-3 1-2f			4-0 FC6-4 BB		0-0 HR		4-0 G4-6-3 1B BB	2	1	1	2	2	0	2
Bob Johnson, R (1, 2) OBP: 0.283, SLG: 0.363			0-0 F8		0-0 FC6-4 G6-4-3 1-2f 2-3		4-0 1B 1B BB		0-0 G4-6-3 1B	2	0	0	0	1	0	2
Mickey Rivers, L (9, PH) OBP: 0.277, SLG: 0.313										1	0	1	0	0	0	0
Jim Anderson, R (1, 6) OBP: 0.246, SLG: 0.222			0-0 F9		0-0 G6-4-3 1-2f		0-0 1B 1B		0-0 G4-6-3 1B 1-2f 2-3	3	0	1	0	0	0	2
Bob Jones, L (9, PH) OBP: 0.476, SLG: 0.579										1	0	0	0	0	0	2

Inning Stats	R: 0	H: 0	E: 0	K: 0	S: 3	H: 2	LOB: 1	BB: 0	P: 4	R: 0	H: 0	E: 0	K: 1	S: 5	H: 0	LOB: 1	BB: 1	P: 9	R: 0	H: 0	E: 0	K: 0	S: 3	H: 3	LOB: 1	BB: 0	P: 4	R: 2	H: 4	E: 0	K: 1	S: 9	H: 0	LOB: 3	BB: 1	P: 13	R: 0	H: 0	E: 0	K: 1	S: 5	H: 1	LOB: 1	BB: 1	P: 7	1B: 9	SF: 0	2B: 0	3B: 0	HR: 1	SAC: 0	DP: 4	HBP: 1	WP: 0	PA: 37
PITCHER	IP	WLS	BF	H	R	ER	SO	BB	IBB	HBP	BLK	WP	HR	S	P	ERA	WHIP																																						
Bob McClure, L (1, 1) ERA: 3.86	6.1	W	27	8	2	2	1	4	0	1	0	0	1	24	41	2.84	1.895																																						
Jim Staton, R (7, 1) ERA: 3.71	2.2	S	10	2	0	0	2	1	0	0	0	0	0	13	17	0.00	1.125																																						

BOTTOM

Milwaukee Brewers @ Texas Rangers
Arlington Stadium, Arlington, TX
Wed Jul 13 1983, 8:05 PM EDT
Att. 28,540 - Unknown

livebaseballscorecards.com

AB	31
R	2
H	10
RBI	2
BB	5
SO	3
LOB	17



Batter	1	2	3	4	5	6	7	8	9	AB R H RBI BB SO LOB	TOP									
Wayne Tolleson, S (1, 6) OBP: 0.337, SLG: 0.370	0-0 F8		0-0 E 1-2 HR 1B		0-0 4-3		0-0 5-3		0-0 2B 1B	5 2 2 0 0 0 1										
Bill Stein, R (1, 4) OBP: 0.354, SLG: 0.463	0-0 F7		0-3 K		0-0 4-3		0-0 2B		0-0 1-H HR 2B	5 1 2 2 0 1 2										
Buddy Bell, R (1, 5) OBP: 0.340, SLG: 0.444	0-0 5-3		0-0 E5 1-3 2-H HR		0-0 6-3		0-0 6-3		0-0 F8	5 1 0 0 0 0 3										
Larry Parrish, R (1, 9) OBP: 0.357, SLG: 0.532		0-0 3B 1B	0-0 2-H 3-H HR			0-0 F9		0-0 F9 2B 6-3 1B	0-0 2-H HR	5 4 4 5 0 0 0										
George Wright, S (1, 8) OBP: 0.331, SLG: 0.436		0-0 1-H 3B	0-0 CS 1B			0-0 F5		0-0 6-3 1-2 1B	0-0 1B	5 0 3 1 0 0 1										
Bill Sample, R (1, 7) OBP: 0.343, SLG: 0.427		0-0 6-3	0-0 F6 1-2			0-0 2B		0-0 F9 2-3 F8	0-0 F8	5 0 1 0 0 0 4										
Dave Hostetter, R (1, 10) OBP: 0.290, SLG: 0.299		0-3 K		0-0 F9		0-0 4-3		0-0 E 2B	0-0 F7	5 1 1 1 0 1 3										
Pete O'Brien, L (1, 3) OBP: 0.313, SLG: 0.331		0-3 K		0-0 4-3			0-0 4-3	0-0 E3 2-H		4 0 0 0 0 1 1										
Jim Sundberg, R (1, 2) OBP: 0.261, SLG: 0.255			0-0 E 1B 1B		0-0 6-3		0-0 5-3 2B 1B	0-0 1-3		4 2 2 0 0 0 1										
Inning Stats	R: 0 E: 0 K: 0 S: 3	H: 0 LOB: 0 BB: 0 P: 3	R: 1 E: 0 K: 2 S: 9	H: 2 LOB: 1 BB: 0 P: 9	R: 4 E: 1 K: 1 S: 9	H: 4 LOB: 0 BB: 0 P: 9	R: 0 E: 0 K: 0 S: 3	H: 0 LOB: 0 BB: 0 P: 3	R: 0 E: 0 K: 0 S: 4	H: 1 LOB: 1 BB: 0 P: 4	R: 1 E: 0 K: 0 S: 5	H: 2 LOB: 1 BB: 0 P: 5	R: 2 E: 1 K: 0 S: 6	H: 2 LOB: 1 BB: 0 P: 6	R: 3 E: 0 K: 0 S: 7	H: 4 LOB: 1 BB: 0 P: 7	1B: 8 2B: 4 3B: 1 HR: 2	SF: 0 SAC: 0 DP: 0 HBP: 0	WP: 0 PB: 0 SB: 0 CS: 1	PA: 43
PITCHER	IP WLS BF H R ER SO BB IBB HBP BLK WP HR S P ERA WHIP																			
Shane Rawley, L (1, 1) ERA: 4.27	2.1 L 13 5 5 4 3 0 0 0 0 0 0 1 19 19 15.43 2.143																			
Dale Murray, R (3, 1) ERA: 5.25	5.2 23 6 3 2 0 0 0 0 0 0 0 0 23 23 3.18 1.059																			
Bob Shirley, L (9, 1) ERA: 5.34	1.0 7 4 3 3 0 0 0 0 0 0 0 1 7 7 27.00 4.000																			

Texas Rangers @ New York Yankees
Yankee Stadium, Bronx, NY
Thu Jul 14 1983, 7:05 PM EDT
Att. 21,563 - Unknown - 88 F

livebaseballscorecards.com

AB	43
R	11
H	15
RBI	9
BB	0
SO	3
LOB	16



Batter	1	2	3	4	5	6	7	8	9	AB	R	H	RBI	BB	SO	LOB
Bert Campaneris, R (1, 4) OBP: 0.359, SLG: 0.370	0-0 5-3		0-0 6-3			0-3 K		0-0 5-3		4	0	0	0	0	1	0
Graig Nettles, L (1, 5) OBP: 0.362, SLG: 0.457	0-3 K		0-3 K			0-0 4-3			0-0 3-1 1B 1B	4	0	1	0	0	2	0
Dave Winfield, R (1, 7) OBP: 0.319, SLG: 0.438	0-3 K		0-0 5-3			0-3 K			0-0 1-2 3-1 1B	4	0	1	0	0	2	0
Oscar Gamble, L (1, 9) OBP: 0.404, SLG: 0.554		4-0 F8 BB 2B BB		0-0 F7		0-0 F7			0-3 K	3	1	0	0	1	1	2
Butch Wynegar, S (1, 2) OBP: 0.393, SLG: 0.485		4-0 1-2 2B BB		0-0 F8		0-0 F2			0-0 3-1 1-2 2-3	3	1	0	0	1	0	2
Steve Kemp, L (1, 10) OBP: 0.330, SLG: 0.426		0-0 F8 2-3		0-0 P6		0-0 1B			4-0 BB BB BB BB	3	0	1	0	1	0	2
Don Mattingly, L (1, 3) OBP: 0.246, SLG: 0.318		0-0 F8 1-H 3-H 2B		0-0 F5		0-0 F8			0-3 K	4	0	1	2	0	1	4
Jerry Mumphrey, S (1, 8) OBP: 0.299, SLG: 0.396		0-0 F8 2-3		0-0 3-1					0-0 G6-4-3 1B	3	0	1	0	0	0	1
Andre Robertson, R (1, 6) OBP: 0.306, SLG: 0.370		0-3 K		0-0 F7					0-0 G6-4-3 1-2f	3	0	0	0	0	1	2

BOTTOM

Texas Rangers @ New York Yankees
 Yankee Stadium, Bronx, NY
 Thu Jul 14 1983, 7:05 PM EDT
 Att: 21,563 - Unknown - 88 F

AB	31
R	2
H	5
RBI	2
BB	3
SO	8
LOB	13



Inning Stats	R: 0	H: 0	E: 0	K: 2	S: 7	H: 0	LOB: 0	BB: 0	P: 7	R: 2	H: 1	E: 0	K: 1	S: 6	H: 0	LOB: 1	BB: 2	P: 14	R: 0	H: 0	E: 0	K: 1	S: 5	H: 0	LOB: 0	BB: 0	P: 5	R: 0	H: 0	E: 0	K: 0	S: 3	R: 0	H: 0	E: 0	K: 0	S: 3	R: 0	H: 1	E: 0	K: 0	S: 4	R: 0	H: 1	E: 0	K: 0	S: 3	R: 0	H: 2	E: 0	K: 2	S: 9	H: 2	LOB: 3	BB: 1	P: 13	1B: 4	SF: 0	2B: 1	SAC: 0	3B: 0	DP: 1	HR: 0	HBP: 0	WP: 0	PA: 34	PB: 0	SB: 0	CS: 0	ERA	WHIP
PITCHER Charlie Hough, R (1, 1) ERA: 3.26	IP	WLS	BF	H	R	ER	SO	BB	IBB	HBP	BLK	WP	HR	S	P	ERA	WHIP																		PITCHER	IP	WLS	BF	H	R	ER	SO	BB	IBB	HBP	BLK	WP	HR	S	P	ERA	WHIP																			

WP: 0	PA: 34
PB: 0	
SB: 0	
CS: 0	

Batter	1	2	3	4	5	6	7	8	9	AB R H RBI BB SO LOB	TOP			
Wayne Tolleson, S (1, 6) OBP: 0.335, SLG: 0.366	0-0 FC5-4 1B	0-3 K		0-0 FC6-4 1B HR	0-0 F9			0-0 F5		5 1 1 0 0 1 6				
Bill Stein, R (1, 4) OBP: 0.346, SLG: 0.444	0-0 FC5-4 CS 1-2f	0-0 F7		0-0 F9		0-0 6-3		4-0 FC6-4 BB 1-2		4 0 0 0 1 0 5				
Buddy Bell, R (1, 5) OBP: 0.339, SLG: 0.440	0-0 F8 1-2		0-0 P6	0-0 HR 1B		0-0 4-3		0-0 FC6-4 1-2f 2-3		5 1 1 0 0 0 3				
Larry Parrish, R (1, 9) OBP: 0.361, SLG: 0.548	0-3 K		0-0 WP 1B	0-0 HR		0-0 2B		0-3 K		5 2 3 3 0 2 3				
George Wright, S (1, 8) OBP: 0.332, SLG: 0.435		0-0 E5 BB 1B	0-0 1B 1B	0-0 1B		0-0 6-3		0-0 F8		5 1 2 1 0 0 1				
Bill Sample, R (1, 7) OBP: 0.342, SLG: 0.422		4-0 1B FC1-2 BB	0-3 K	0-3 K		0-0 5-3		0-0 1-3		4 0 0 0 1 2 2				
Dave Hostetter, R (1, 10) OBP: 0.294, SLG: 0.303 Bob Jones, L (9, PH) OBP: 0.455, SLG: 0.550		0-0 E FC1-2 1B 1-3 2-H	0-0 1B		0-0 1-3		0-3 K	0-0 F9		4 0 2 1 0 1 0 1 0 0 0 0 0 0				
Pete O'Brien, L (1, 3) OBP: 0.312, SLG: 0.328		0-0 FC1-2 E 1-2 3-H	0-0 F8		4-0 BB		0-0 F8			3 0 0 0 1 0 4				
Jim Sundberg, R (1, 2) OBP: 0.262, SLG: 0.256 Mickey Rivers, L (8, PH) OBP: 0.281, SLG: 0.318 Bob Johnson, R (8, 2) OBP: 0.283, SLG: 0.363		0-0 E6 1-2 2-3		0-0 FC6-4 1B	0-0 F7			0-0 FC6-4 BB 1B		3 0 1 0 0 0 3 1 0 1 0 0 0 0 0 0 0 0 0 0 0				
Inning Stats	R: 0 E: 0 K: 1 S: 6 H: 1 LOB: 1 BB: 0 P: 6	R: 1 E: 2 K: 1 S: 8 H: 1 LOB: 3 BB: 1 P: 12	R: 1 E: 0 K: 1 S: 8 H: 3 LOB: 2 BB: 0 P: 8	R: 3 E: 0 K: 1 S: 9 H: 4 LOB: 1 BB: 0 P: 9	R: 0 E: 0 K: 0 S: 3 H: 0 LOB: 1 BB: 1 P: 7	R: 0 E: 0 K: 0 S: 4 H: 1 LOB: 1 BB: 0 P: 4	R: 0 E: 0 K: 1 S: 5 H: 0 LOB: 0 BB: 0 P: 5	R: 0 E: 0 K: 1 S: 6 H: 1 LOB: 2 BB: 1 P: 10	R: 0 E: 0 K: 0 S: 3 H: 0 LOB: 0 BB: 0 P: 3	1B: 9 2B: 1 3B: 0 HR: 1 SF: 0 SAC: 0 DP: 0 HBP: 0	WP: 1 PB: 0 SB: 0 CS: 1 PA: 43			
PITCHER	IP WLS BF H R ER SO BB IBB HBP BLK WP HR S P ERA WHIP												PITCHER	IP WLS BF H R ER SO BB IBB HBP BLK WP HR S P ERA WHIP
Dave Righetti, L (1, 1) ERA: 3.27	6.0 W 32 10 5 4 4 2 0 0 0 1 1 38 46 6.00 2.000													
George Frazier, R (7, 1) ERA: 3.55	1.1 6 1 0 0 1 1 0 0 0 0 0 7 11 0.00 1.500													
Rich Gossage, R (8, 1) ERA: 2.27	1.2 S 5 0 0 0 1 0 0 0 0 0 0 7 7 0.00 0.000													

Texas Rangers @ New York Yankees
Yankee Stadium, Bronx, NY

livebaseballscorecards.com

AB 40
R 5
H 11
RBI 5
BB 3
SO 6
LOB 27



Fri Jul 15 1983, 7:05 PM EDT
Att. 22,079 - Unknown - 77 F

Batter	1	2	3	4	5	6	7	8	9	AB	R	H	RBI	BB	SO	LOB
Bert Campaneris, R (1, 5) OBP: 0.366, SLG: 0.368 (7, 4)	0-0 2B HR 1B	0-0 1-3		4-0 FC3-6 BB		0-0 6-3				3	1	1	0	1	0	0
Butch Wynegar, S (1, 2) OBP: 0.395, SLG: 0.489	0-0 1-3 HR 2B		4-0 B1-3 HR BB	0-0 FC3-6			0-0 F8			3	2	1	0	1	0	1
Dave Winfield, R (1, 7) OBP: 0.321, SLG: 0.448	0-0 2-H 3-H HR		0-0 1-2 HR 1B	0-0 F8			0-0 6-3			4	2	2	3	0	0	1
Lou Piniella, R (1, 9) OBP: 0.356, SLG: 0.422 Steve Kemp, L (7, PH) OBP: 0.329, SLG: 0.424 (8, 9)	0-0 5-3		0-0 B1-3	0-3 K			0-0 F5			3	0	0	0	0	1	3
Don Baylor, R (1, 10) OBP: 0.352, SLG: 0.462	0-0 1B CS 1B		0-0 2-H 3-H HR		0-0 P4			0-0 1B SF9 1B		4	2	3	3	0	0	0
Steve Balboni, R (1, 3) OBP: 0.375, SLG: 0.536 Graig Nettles, L (7, 5) OBP: 0.360, SLG: 0.455	0-0 1-3 CS 1B		0-0 1B 2B	0-3 K			0-0 F7			3	0	2	0	0	1	0
Roy Smalley, S (1, 6) OBP: 0.359, SLG: 0.432 (7, 3)	0-0 1-2 F8 3-H		0-0 5-3	0-0 F7			0-0 1-3 1B			4	0	1	0	0	0	3
Jerry Mumphy, S (1, 8) OBP: 0.298, SLG: 0.395		0-0 6-3	0-0 2-3 1B	0-0 F9			0-0 3-H SF9			3	0	1	1	0	0	0
Andre Robertson, R (1, 4) OBP: 0.300, SLG: 0.363 (7, 6)		0-0 6-3	0-0 F7	0-0 5-3			0-0 F4			4	0	0	0	0	0	3

Inning Stats	R: 3	H: 5	E: 0	LOB: 1	K: 0	BB: 0	S: 7	P: 7	R: 0	H: 0	E: 0	LOB: 0	K: 0	BB: 0	S: 3	P: 3	R: 3	H: 4	E: 0	LOB: 2	K: 0	BB: 1	S: 7	P: 11	R: 0	H: 0	E: 0	LOB: 1	K: 1	BB: 1	S: 5	P: 9	R: 0	H: 0	E: 0	LOB: 0	K: 1	BB: 0	S: 5	P: 5	R: 0	H: 0	E: 0	LOB: 0	K: 0	BB: 0	S: 3	P: 3	R: 1	H: 2	E: 0	LOB: 1	K: 0	BB: 0	S: 5	P: 5
--------------	------	------	------	--------	------	-------	------	------	------	------	------	--------	------	-------	------	------	------	------	------	--------	------	-------	------	-------	------	------	------	--------	------	-------	------	------	------	------	------	--------	------	-------	------	------	------	------	------	--------	------	-------	------	------	------	------	------	--------	------	-------	------	------

PITCHER	IP	WLS	BF	H	R	ER	SO	BB	IBB	HBP	BLK	WP	HR	S	P	ERA	WHIP
Rick Honeycutt, L ERA: 2.2	(1, 1)	3.0	L	18	9	6	6	0	1	0	0	0	0	17	21	18.00	3.333
John Butcher, R ERA: 3.39	(4, 1)	5.0		18	2	1	2	1	0	0	0	0	0	21	25	1.80	0.600


BOTTOM

Texas Rangers @ New York Yankees
Yankee Stadium, Bronx, NY

Fri Jul 15 1983, 7:05 PM EDT
Att: 22,079 - Unknown - 77 F

livebaseballscores.com

AB	33
R	7
H	11
RBI	7
BB	2
SO	2
LOB	12



WP: 0	PA: 36
PB: 0	
SB: 0	
CS: 2	

Batter	1	2	3	4	5	6	7	8	9	AB R H RBI BB SO LOB	TOP											
Wayne Tolleson, S (1, 6) OBP: 0.337, SLG: 0.366	0-0 1-3		0-0 F8			0-0 FC6-4 1B		4-0 1-2 BB		3 0 1 0 1 0 0	Texas Rangers @ New York Yankees Yankee Stadium, Bronx, NY Sat Jul 16 1983, 3:33 AM EDT Att. 41,520 - Unknown - 97 F											
Bill Stein, R (1, 4) OBP: 0.333, SLG: 0.427	0-0 F8		0-0 6-3			0-0 FC6-4 E 1-2f		0-3 K		4 0 0 0 0 1 3												
Buddy Bell, R (1, 5) OBP: 0.335, SLG: 0.435	0-3 K				0-0 F8	0-0 E5 1-2		0-3 K		4 0 0 0 0 2 3												
Larry Parrish, R (1, 9) OBP: 0.356, SLG: 0.540		0-0 1-3			0-3 K	0-0 1-3		0-3 K		4 0 0 0 0 2 4												
George Wright, S (1, 8) OBP: 0.332, SLG: 0.433		0-3 K			0-3 K		0-0 F8	0-0 1B 1B		4 0 1 0 0 2 0												
Bill Sample, R (1, 7) OBP: 0.343, SLG: 0.426		0-0 1B 2B			0-0 5-3	0-0 S 1B		0-0 F8		4 1 2 0 0 0 1												
Dave Hostetter, R (1, 10) OBP: 0.295, SLG: 0.304		0-0 1B			0-0 6-3	0-3 K 1-2		0-0 F8		3 0 1 1 0 1 1												
Bob Jones, L (9, PH) OBP: 0.435, SLG: 0.524		2-H 1B			0-0 6-3			0-0 F8		1 0 0 0 0 0 1												
Pete O'Brien, L (1, 3) OBP: 0.310, SLG: 0.325		0-0 4-3			0-0 3-1	0-0 F9		0-0 1B		2 0 0 0 0 0 1												
Mike Richardt, R (7, PH) OBP: 0.188, SLG: 0.302								0-0 1B		1 0 0 0 0 0 1												
Larry Bittner, L (7, 3) OBP: 0.356, SLG: 0.370								1-3 1B		1 0 1 0 0 0 0												
Jim Sundberg, R (1, 2) OBP: 0.263, SLG: 0.257			0-0 F8			0-0 F8		0-0 BB 1B	0-3 K	3 0 1 0 0 0 0												
Mickey Rivers, L (9, PH) OBP: 0.280, SLG: 0.316									0-3 K	1 0 0 0 0 1 2												
Inning Stats	R: 0 E: 0 K: 1 S: 5	H: 0 LOB: 0 BB: 0 P: 5	R: 1 E: 0 K: 1 S: 7	H: 2 LOB: 1 BB: 0 P: 7	R: 0 E: 0 K: 0 S: 3	H: 0 LOB: 0 BB: 0 P: 3	R: 0 E: 0 K: 2 S: 7	H: 0 LOB: 0 BB: 0 P: 7	R: 0 E: 0 K: 0 S: 3	H: 0 LOB: 0 BB: 0 P: 3	R: 0 E: 1 K: 0 S: 5	H: 1 LOB: 2 BB: 0 P: 5	R: 0 E: 0 K: 1 S: 6	H: 1 LOB: 1 BB: 0 P: 6	R: 0 E: 0 K: 3 S: 10	H: 1 LOB: 2 BB: 1 P: 14	R: 0 E: 0 K: 1 S: 7	H: 2 LOB: 2 BB: 0 P: 7	1B: 6 2B: 1 3B: 0 HR: 0	SF: 0 SAC: 0 DP: 0 HBP: 0	WP: 0 PB: 0 SB: 1 CS: 0	PA: 36
PITCHER	IP WLS BF H R ER SO BB IBB HBP BLK WP HR S P ERA WHIP																					
Ray Fontenot, L (1, 1) ERA: 1.42	7.0 W 28 5 1 1 5 1 0 0 0 0 0 0 37 41 1.29 0.857																					
Rich Gossage, R (8, 1) ERA: 2.17	2.0 S 8 2 0 0 4 0 0 0 0 0 0 0 16 16 0.00 1.000																					

livebaseballscorecards.com

AB	35
R	1
H	7
RBI	1
BB	1
SO	9
LOB	17



Batter	1	2	3	4	5	6	7	8	9
Bert Campaneris, R OBP: 0.372, SLG: 0.375 (1, 4)	0-0 L5-4 1B 1B		0-0 5-3		0-0 4-3		0-0 1B 1B		
Butch Wynegar, S OBP: 0.407, SLG: 0.497 (1, 2)	0-0 1-2 1B			0-0 G6-4-3 1B	4-0 BB BB		0-0 1-3 G6-4-3 1B		
Dave Winfield, R OBP: 0.320, SLG: 0.444 (1, 7)	0-0 L5-4 2-3			0-0 G6-4-3 1-2f	4-0 1-2 2-3 3-H BB		0-0 G6-4-3 1-2f		
Graig Nettles, L OBP: 0.359, SLG: 0.450 (1, 5)	0-3 K			4-0 WP BB	0-0 F8			0-0 4-3	
Don Baylor, R OBP: 0.348, SLG: 0.456 (1, 10)		0-3 K		0-3 K 1-2		0-0 F9		0-3 K	
Steve Kemp, L OBP: 0.324, SLG: 0.418 (1, 9)		0-0 L4			0-0 4-3	0-0 F5		0-0 F9	
Roy Smalley, S OBP: 0.358, SLG: 0.431 (1, 3)		0-3 K			0-0 1B 2B 1B	0-0 F9			
Jerry Mumphrey, S OBP: 0.303, SLG: 0.415 (1, 8)			0-0 6-3		0-0 2B 1-3 BB 1B		0-0 HR		
Andre Robertson, R OBP: 0.300, SLG: 0.367 (1, 6)			0-3 K		0-0 BB 1-3 2B		0-3 K		

Inning Stats	R: 0	H: 2	E: 0	K: 1	S: 6	LOB: 1	BB: 0	P: 6	R: 0	H: 0	E: 0	K: 2	S: 7	LOB: 0	BB: 0	P: 7	R: 0	H: 0	E: 0	K: 1	S: 5	LOB: 0	BB: 0	P: 5	R: 0	H: 1	E: 0	K: 1	S: 5	LOB: 1	BB: 1	P: 9	R: 2	H: 3	E: 0	K: 0	S: 6	LOB: 3	BB: 2	P: 14	R: 0	H: 0	E: 0	K: 0	S: 3	LOB: 0	BB: 0	P: 3	R: 1	H: 3	E: 0	K: 1	S: 7	LOB: 1	BB: 0	P: 7	R: 0	H: 0	E: 0	K: 1	S: 5	LOB: 0	BB: 0	P: 5
--------------	------	------	------	------	------	--------	-------	------	------	------	------	------	------	--------	-------	------	------	------	------	------	------	--------	-------	------	------	------	------	------	------	--------	-------	------	------	------	------	------	------	--------	-------	-------	------	------	------	------	------	--------	-------	------	------	------	------	------	------	--------	-------	------	------	------	------	------	------	--------	-------	------


PITCHER	IP	WLS	BF	H	R	ER	SO	BB	IBB	HBP	BLK	WP	HR	S	P	ERA	WHIP
Mike Smithson, R ERA: 4.16 (1, 1)	6.1	L	29	9	3	3	6	3	0	0	0	1	1	38	50	4.26	1.895
Dave Schmidt, R ERA: 2.42 (7, 1)	1.2		4	0	0	0	1	0	0	0	0	0	0	6	6	0.00	0.000

BOTTOM

Texas Rangers @ New York Yankees
Yankee Stadium, Bronx, NY

Sat Jul 16 1983, 3:33 AM EDT
Att: 41,520 - Unknown - 97 F

AB	30
R	3
H	9
RBI	3
BB	3
SO	7
LOB	12



1B: 7	SF: 0	WP: 1	PA: 33
2B: 2	SAC: 0	PB: 0	
3B: 0	DP: 3	SB: 0	
HR: 1	HBP: 0	CS: 0	

PITCHER	IP	WLS	BF	H	R	ER	SO	BB	IBB	HBP	BLK	WP	HR	S	P	ERA	WHIP
---------	----	-----	----	---	---	----	----	----	-----	-----	-----	----	----	---	---	-----	------

Batter	1	2	3	4	5	6	7	8	9	AB	R	H	RBI	BB	SO	LOB
Paul Molitor, R OBP: 0.340, SLG: 0.453 (1, 5)	0-0 G3		0-0 2B 3B		0-0 L4		0-0 F9			4	1	1	0	0	0	0
Jim Gantner, L OBP: 0.332, SLG: 0.435 (1, 4)	0-0 G3		0-3 K		4-0 1B BB		0-0 1-4-3			3	0	0	0	1	1	1
Robin Yount, R OBP: 0.396, SLG: 0.535 (1, 6)	0-0 1B 2B		0-0 2B		0-0 1B		4-0 1B BB			3	2	3	1	1	0	0
Cecil Cooper, L OBP: 0.332, SLG: 0.545 (1, 3)	0-0 1B		0-3 K		0-0 3-1		0-0 E8 1B			4	1	2	1	0	1	3
Ted Simmons, S OBP: 0.353, SLG: 0.442 (1, 10)	0-0 4-3		0-0 F8				0-0 F4			4	0	1	1	0	0	2
Ben Oglivie, L OBP: 0.391, SLG: 0.473 (1, 7)		0-0 4-3		0-0 G6-4-3 1B		0-0 4-3		0-3 K		4	0	1	0	0	1	1
Charlie Moore, R OBP: 0.360, SLG: 0.376 (1, 9)		0-0 1-3 1B		0-0 G6-4-3 1-2f		4-0 1B BB		0-0 G4-6-3 1B		3	0	2	0	1	0	1
Rick Manning, L OBP: 0.290, SLG: 0.310 (1, 8)		0-0 1-3		0-0 F8		0-0 1-2 1B		0-0 G4-6-3 1-2f		4	0	1	0	0	0	2
Bill Schroeder, R OBP: 0.208, SLG: 0.500 (1, 2)		0-0 5-3		0-3 K		0-3 K		0-3 K		4	0	0	0	0	3	3

Inning Stats	R: 1 E: 0 K: 0 S: 5	H: 2 LOB: 1 BB: 0 P: 5	R: 0 E: 0 K: 0 S: 4	H: 1 LOB: 1 BB: 0 P: 4	R: 0 E: 0 K: 2 S: 9	H: 1 LOB: 0 BB: 0 P: 3	R: 0 E: 0 K: 1 S: 6	H: 1 LOB: 2 BB: 1 P: 10	R: 0 E: 0 K: 1 S: 6	H: 1 LOB: 2 BB: 1 P: 10	R: 2 E: 1 K: 1 S: 7	H: 2 LOB: 1 BB: 1 P: 11	R: 0 E: 0 K: 1 S: 5	H: 1 LOB: 0 BB: 0 P: 5	1B: 8 2B: 2 3B: 1 HR: 0	SF: 0 SAC: 0 DP: 2 HBP: 0	WP: 0 PB: 0 SB: 0 CS: 0	PA: 36
---------------------	------------------------------	---------------------------------	------------------------------	---------------------------------	------------------------------	---------------------------------	------------------------------	----------------------------------	------------------------------	----------------------------------	------------------------------	----------------------------------	------------------------------	---------------------------------	----------------------------------	------------------------------------	----------------------------------	--------

PITCHER Danny Darwin, R ERA: 3.07 (1, 1)	IP 8.0	WLS L	BF 36	H 11	R 4	ER 3	SO 6	BB 3	IBB 0	HBP 0	BLK 0	WP 0	HR 0	S 45	P 57	ERA 3.38	WHIP 1.750
PITCHER	IP	WLS	BF	H	R	ER	SO	BB	IBB	HBP	BLK	WP	HR	S	P	ERA	WHIP

BOTTOM

Texas Rangers @ Milwaukee Brewers
Milwaukee County Stadium, Milwaukee, WI
 Mon Jul 18 1983, 8:05 PM EDT
 Unknown - 80 F

livebaseballscorecards.com

AB	33
R	4
H	11
RBI	3
BB	3
SO	6
LOB	13



Batter	1	2	3	4	5	6	7	8	9	AB R H RBI BB SO LOB	TOP																									
Wayne Tolleson, S (1, 6) OBP: 0.338, SLG: 0.361	0-0 F9		0-3 K		1-0 HBP		0-0 4-3		0-0 FC1-6 2B	4 1 0 0 0 1 2																										
Mike Richardt, R (1, 4) OBP: 0.208, SLG: 0.290 Larry Blittner, L (9, PH) OBP: 0.358, SLG: 0.384 Jim Anderson, R (9, PR) OBP: 0.246, SLG: 0.222	0-0 F8			4-0 BLK HR BB	0-0 F9		0-0 1B		0-0 2B	3 1 1 0 1 0 2 1 0 1 1 0 0 0 0 0 0 0 0 0 0																										
Buddy Bell, R (1, 5) OBP: 0.328, SLG: 0.427	0-0 5-3			0-0 4-3	0-3 K		0-0 F7		0-3 K	5 0 0 0 0 2 5																										
Larry Parrish, R (1, 9) OBP: 0.353, SLG: 0.547		0-0 F3		0-0 HR		0-0 BB FC3-2 1B	0-0 F9		0-3 K	5 1 2 2 0 1 2																										
George Wright, S (1, 8) OBP: 0.329, SLG: 0.434		0-3 K		0-0 5-3		4-0 FC3-2 BB 1-2 BB		0-0 4-3		3 0 0 0 1 1 0																										
Bill Sample, R (1, 7) OBP: 0.343, SLG: 0.423		0-0 4-3		0-0 F8		0-3 K		0-0 S 1B		4 0 1 0 0 1 2																										
Dave Hostetter, R (1, 10) OBP: 0.300, SLG: 0.319			0-0 6-3		0-0 HR	4-0 1-2 2-3 BB		0-0 6-3		3 1 1 1 1 0 1																										
Pete O'Brien, L (1, 3) OBP: 0.314, SLG: 0.328			0-0 6-3 1B		0-0 F8	0-0 FC3-2 FC6-4		0-0 F7		4 0 1 0 0 0 4																										
Jim Sundberg, R (1, 2) OBP: 0.265, SLG: 0.261 Bob Jones, L (9, PH) OBP: 0.414, SLG: 0.538			0-0 6-3		0-0 F9 2B	0-0 FC6-4			0-0 FC1-6 1B	3 0 1 0 0 0 4 1 0 1 0 0 0 0																										
Inning Stats	R: 0 E: 0 K: 0 S: 3	H: 0 LOB: 0 BB: 0 P: 3	R: 0 E: 0 K: 1 S: 5	H: 0 LOB: 0 BB: 0 P: 5	R: 0 E: 0 K: 1 S: 6	H: 1 LOB: 1 BB: 0 P: 6	R: 2 E: 0 K: 0 S: 4	H: 1 LOB: 0 BB: 1 P: 8	R: 1 E: 0 K: 1 S: 7	H: 2 LOB: 2 BB: 0 P: 8	R: 0 E: 0 K: 1 S: 6	H: 1 LOB: 3 BB: 2 P: 14	R: 0 E: 0 K: 0 S: 4	H: 1 LOB: 1 BB: 0 P: 4	R: 0 E: 0 K: 0 S: 4	H: 1 LOB: 1 BB: 0 P: 4	R: 1 E: 0 K: 2 S: 9	H: 2 LOB: 1 BB: 0 P: 9	1B: 5 2B: 2 3B: 0 HR: 2	SF: 0 SAC: 0 DP: 0 HBP: 1	WP: 0 PB: 0 SB: 1 CS: 0	PA: 40														
PITCHER	IP WLS BF H R ER SO BB IBB HBP BLK WP HR S P ERA WHIP																				PITCHER	IP WLS BF H R ER SO BB IBB HBP BLK WP HR S P ERA WHIP														
Bob McClure, L (1, 1) ERA: 3.93	5.0		23	5	3	3	3	2	0	1	1	0	2	26	35	5.40	1.400																			
Tom Tellmann, R (6, 1) ERA: 3.04	3.1	W	15	4	1	1	1	1	0	0	0	0	0	16	20	2.70	1.500																			
Pete Ladd, R (9, 1) ERA: 3.31	0.2	S	2	0	0	0	2	0	0	0	0	0	0	6	6	0.00	0.000																			

Texas Rangers @ Milwaukee Brewers
Milwaukee County Stadium, Milwaukee, WI

Mon Jul 18 1983, 8:05 PM EDT
Att: 28,076 - Unknown

livebaseballscorecards.com

AB	36
R	4
H	9
RBI	4
BB	3
SO	6
LOB	22



Batter	1	2	3	4	5	6	7	8	9
Paul Molitor, R OBP: 0.339, SLG: 0.449 (1, 5)	0-0 6-3		0-0 5-3			0-0 5-3		4-0 BB 1B SF9 BB	
Jim Gantner, L OBP: 0.334, SLG: 0.434 (1, 4)	0-0 F7		0-0 4-3			1-0 G6-4-3 HBP		0-0 BB 1B	
Robin Yount, R OBP: 0.394, SLG: 0.530 (1, 6)	0-0 F4		0-3 K2-3			0-0 G6-4-3		4-0 1B BB	
Cecil Cooper, L OBP: 0.331, SLG: 0.546 (1, 3)		0-0 2B 2B		0-0 F9			0-0 4-3	0-0 SF9	
Ted Simmons, S OBP: 0.351, SLG: 0.440 (1, 2)		0-0 L4		0-0 F4			0-0 6-3	0-0 1B	
Roy Howell, L OBP: 0.323, SLG: 0.392 (1, 10)		0-0 PB 2B		0-3 K			0-0 F5	0-0 L3	
Mark Brouhard, R OBP: 0.381, SLG: 0.643 (1, 9)		0-3 K			0-3 K			0-3 K	
Charlie Moore, R OBP: 0.360, SLG: 0.376 (9, 9)		2-3 K							
Rick Manning, L OBP: 0.293, SLG: 0.311 (1, 8)		0-0 3-1			4-0 G5-4-3 BB			0-0 BB 1B	
Ed Romero, R OBP: 0.372, SLG: 0.463 (1, 7)			0-0 4-3 5-3 1B			0-0 G5-4-3		4-0 BB BB	
Ben Oglivie, L OBP: 0.393, SLG: 0.473 (8, PH) (9, 7)						1-2f		1-2 1B BB	

Inning Stats	R: 0 E: 0 K: 0 S: 3	H: 0 LOB: 0 BB: 0 P: 3	R: 1 E: 0 K: 1 S: 7	H: 2 LOB: 1 BB: 0 P: 7	R: 0 E: 0 K: 1 S: 6	H: 1 LOB: 1 BB: 0 P: 6	R: 0 E: 0 K: 1 S: 5	H: 0 LOB: 0 BB: 0 P: 5	R: 0 E: 0 K: 1 S: 4	H: 0 LOB: 0 BB: 1 P: 8	R: 0 E: 0 K: 0 S: 2	H: 0 LOB: 0 BB: 0 P: 3	R: 0 E: 0 K: 0 S: 3	H: 0 LOB: 0 BB: 0 P: 3	R: 4 E: 0 K: 1 S: 8	H: 3 LOB: 2 BB: 3 P: 20
--------------	------------------------------	---------------------------------	------------------------------	---------------------------------	------------------------------	---------------------------------	------------------------------	---------------------------------	------------------------------	---------------------------------	------------------------------	---------------------------------	------------------------------	---------------------------------	------------------------------	----------------------------------

PITCHER										PITCHER																							
IP	WLS	BF	H	R	ER	SO	BB	IBB	HBP	BLK	WP	HR	S	P	ERA	WHIP	IP	WLS	BF	H	R	ER	SO	BB	IBB	HBP	BLK	WP	HR	S	P	ERA	WHIP
Charlie Hough, R ERA: 3.34 (1, 1)	7.1	L	28	4	4	4	5	3	0	1	0	0	34	47	4.91	0.955																	
Dave Schmidt, R ERA: 2.74 (8, 1)	0.2		5	2	1	1	0	1	0	0	0	0	4	8	13.50	4.500																	

BOTTOM

AB	R	H	RBI	BB	SO	LOB
3	1	0	0	1	0	1
3	1	1	2	0	0	1
3	0	0	0	1	1	2
3	1	1	1	0	0	0
4	0	1	1	0	0	1
4	0	1	1	0	1	2

3	0	0	0	0	3	1
0	0	0	0	0	0	0
2	1	1	0	1	0	1

2	0	1	0	0	0	1
0	1	0	0	1	0	0

1B: 4	SF: 1	WP: 0	PA: 33
2B: 2	SAC: 0	PB: 1	
3B: 0	DP: 2	SB: 0	
HR: 0	HBP: 1	CS: 0	

Texas Rangers @ Milwaukee Brewers
Milwaukee County Stadium, Milwaukee, WI
 Mon Jul 18 1983, 8:05 PM EDT
 Att. 28,076 - Unknown

livebaseballscorecards.com



Batter	1	2	3	4	5	6	7	8	9	AB R H RBI BB SO LOB	TOP
Wayne Tolleson, S (1, 6) OBP: 0.336, SLG: 0.358	0-0 F7		0-0 CS 1B		0-0 4-3		0-0 6-3		0-0 F7	5 0 1 0 0 0 0	
Bob Jones, L (1, 10) OBP: 0.382, SLG: 0.467	0-3 K		0-3 K		4-0 BB		0-3 K		0-0 4-3	4 0 0 0 1 3 1	
Buddy Bell, R (1, 5) OBP: 0.330, SLG: 0.430	0-0 1B			0-0 1B 2B		0-0 F8		0-0 F7		4 1 2 0 0 0 1	
Larry Parrish, R (1, 9) OBP: 0.352, SLG: 0.546	0-0 F7			0-0 F9		0-0 1B 2B		0-0 F7		4 1 1 0 0 0 2	
George Wright, S (1, 8) OBP: 0.331, SLG: 0.433		0-0 4-3		0-0 F7		0-0 FC6-4 1B		4-0 E S 1B BB		3 1 1 1 1 0 1	
Larry Bittner, L (1, 3) OBP: 0.374, SLG: 0.400		0-0 FC6-4 1B		0-0 BB 1B		0-3 K		0-0 1B 1B		4 0 3 2 0 1 1	
Bill Sample, R (1, 7) OBP: 0.345, SLG: 0.422		0-0 FC6-4		4-0 BB		0-0 FC6-4		0-0 1B		3 0 1 0 1 0 2	
Bill Stein, R (1, 4) OBP: 0.308, SLG: 0.393	0-3 K		0-3 K		0-0 F8		0-0 5-3		0-0 F8	4 0 0 0 0 1 6	
Bob Johnson, R (1, 2) OBP: 0.275, SLG: 0.349			0-3 K		0-3 K		0-0 6-3		0-0 5-3	4 0 0 0 0 2 0	
Inning Stats	R: 0 E: 0 K: 1 S: 6 H: 1 LOB: 1 BB: 0 P: 6	R: 0 E: 0 K: 1 S: 6 H: 1 LOB: 1 BB: 0 P: 6	R: 0 E: 0 K: 2 S: 7 H: 1 LOB: 0 BB: 0 P: 7	R: 1 E: 0 K: 0 S: 5 H: 2 LOB: 2 BB: 1 P: 9	R: 0 E: 0 K: 1 S: 5 H: 0 LOB: 1 BB: 1 P: 9	R: 1 E: 0 K: 1 S: 7 H: 2 LOB: 1 BB: 0 P: 7	R: 0 E: 0 K: 1 S: 5 H: 0 LOB: 0 BB: 0 P: 5	R: 1 E: 0 K: 0 S: 5 H: 2 LOB: 2 BB: 1 P: 9	R: 0 E: 0 K: 0 S: 3 H: 0 LOB: 0 BB: 0 P: 3	1B: 7 2B: 2 3B: 0 HR: 0 SF: 0 SAC: 0 DP: 0 HBP: 0	WP: 0 PB: 0 SB: 1 CS: 1 PA: 38
PITCHER	IP WLS BF H R ER SO BB IBB HBP BLK WP HR S P ERA WHIP										
Don Sutton, R (1, 1) ERA: 3.41	8.0 L 35 9 3 3 7 3 0 0 0 0 0 0 46 58 3.38 1.500										
Jim Staton, R (9, 1) ERA: 3.76	1.0 3 0 0 0 0 0 0 0 0 0 0 0 3 3 0.00 0.000										

Texas Rangers @ Milwaukee Brewers
Milwaukee County Stadium, Milwaukee, WI

Tue Jul 19 1983, 8:05 PM EDT
Att. 21,236 - Overcast

livebaseballscorecards.com

AB	35
R	3
H	9
RBI	3
BB	3
SO	7
LOB	14



Batter	1	2	3	4	5	6	7	8	9	AB	R	H	RBI	BB	SO	LOB
Paul Molitor, R OBP: 0.341, SLG: 0.449 (1, 5)	0-0 F9 S 1B		0-3 K			0-0 SH1-4 1B	0-0 FC6-4			4	1	2	0	0	1	2
Charlie Moore, R OBP: 0.356, SLG: 0.372 (1, 9)	0-0 F8 1-2		0-0 F6			0-0 SH1-4 1-2		0-0 5-3		3	0	0	0	0	0	1
Robin Yount, R OBP: 0.390, SLG: 0.524 (1, 6)	0-0 F9 2-3			0-0 F8		0-3 K		0-0 5-3		4	0	0	0	0	1	2
Cecil Cooper, L OBP: 0.335, SLG: 0.547 (1, 3)	0-0 1B			0-0 4-3		4-0 FC6-4 IBB		0-0 1B 1B		3	0	2	1	1	0	0
Mark Brouhard, R OBP: 0.370, SLG: 0.609 (1, 7)	0-0 1-3			0-0 5-3		0-0 FC6-4		0-0 1B		4	0	1	0	0	0	3
Don Money, R OBP: 0.216, SLG: 0.229 (1, 10)		0-0 5-3			0-0 F7		0-0 F4	0-0 L3		3	0	0	0	0	0	0
Roy Howell, L OBP: 0.321, SLG: 0.388 (8, PH)										1	0	0	0	0	0	2
Ed Romero, R OBP: 0.391, SLG: 0.465 (1, 4)		0-0 F7			0-0 FC8-4 1B		4-0 1B BB		0-3 K	2	0	1	0	1	0	0
Jim Gantner, L OBP: 0.333, SLG: 0.433 (9, PH)										1	0	0	0	0	1	0
Rick Manning, L OBP: 0.295, SLG: 0.313 (1, 8)		0-0 F9			0-0 FC8-4		0-0 FC6-4 1B		0-0 G6-3 1B	4	0	2	0	0	0	1
Bill Schroeder, R OBP: 0.192, SLG: 0.458 (1, 2)			0-0 F9		0-3 K		0-3 K		0-0 G6-3	2	0	0	0	0	1	1
Ted Simmons, S OBP: 0.349, SLG: 0.437 (7, PH)									0-3 K	2	0	0	0	0	1	3

Inning Stats	R: 1	H: 2	E: 0	K: 5	LOB: 1	BB: 0	P: 5	R: 0	H: 0	E: 0	K: 3	LOB: 0	BB: 0	P: 3	R: 0	H: 0	E: 0	K: 5	LOB: 0	BB: 0	P: 5	R: 0	H: 0	E: 0	K: 1	LOB: 1	BB: 0	P: 6	R: 0	H: 1	E: 0	K: 1	LOB: 2	BB: 1	P: 10	R: 0	H: 1	E: 0	K: 1	LOB: 2	BB: 1	P: 10	R: 0	H: 2	E: 0	K: 0	LOB: 2	BB: 0	P: 5	R: 0	H: 1	E: 0	K: 1	LOB: 0	BB: 0	P: 5	1B: 8	2B: 0	3B: 0	HR: 0	SF: 0	SAC: 1	DP: 1	HBP: 0	WP: 0	PB: 0	SB: 1	CS: 0	PA: 36
PITCHER	IP	WLS	BF	H	R	ER	SO	BB	IBB	HBP	BLK	WP	HR	S	P	ERA	WHIP	PITCHER	IP	WLS	BF	H	R	ER	SO	BB	IBB	HBP	BLK	WP	HR	S	P	ERA	WHIP																																		
Rick Honeycutt, L ERA: 2.19 (1, 1)	5.0	W	18	3	1	1	2	0	0	0	0	0	0	22	22	1.80	0.600	John Butcher, R ERA: 3.21 (6, 1)	4.0	S	18	5	0	0	3	1	1	0	0	0	22	30	0.00	1.500																																			

BOTTOM

Texas Rangers @ Milwaukee Brewers
Milwaukee County Stadium, Milwaukee, WI

Tue Jul 19 1983, 8:05 PM EDT
Att. 21,236 - Overcast

livebaseballscorecards.com

AB	33
R	1
H	8
RBI	1
BB	2
SO	5
LOB	15



Batter	1	2	3	4	5	6	7	8	9	AB R H RBI BB SO LOB
Wayne Tolleson, S (1, 6) OBP: 0.334, SLG: 0.357	0-0 5-3		0-0 F7			0-0 G6-4-3		0-0 1B FC5-2 1B		4 0 1 0 0 0 1
Pete O'Brien, L (1, 3) OBP: 0.316, SLG: 0.330	0-0 G5-4-3 1B		0-0 B1-3			0-0 6-3		0-0 FC5-2 1B		4 0 2 0 0 0 0
Buddy Bell, R (1, 5) OBP: 0.329, SLG: 0.429	0-0 G5-4-3			0-0 5-3			0-0 G6-4-3 1B	0-0 FC5-2		4 0 1 0 0 0 3
Larry Parrish, R (1, 9) OBP: 0.351, SLG: 0.542		0-0 5-3		0-0 G1-4-3 1B			0-0 G6-4-3 1-2f	0-0 1-2 3-H		4 0 1 0 0 0 3
George Wright, S (1, 8) OBP: 0.330, SLG: 0.439		0-0 5-3		0-0 G1-4-3			0-0 HR	0-0 F6		4 1 1 1 0 0 1
Bill Sample, R (1, 7) OBP: 0.346, SLG: 0.423		0-0 1B 1B		0-3 K			0-0 HR 1B	0-0 F7		4 1 2 0 0 1 0
Dave Hostetler, R (1, 10) OBP: 0.304, SLG: 0.339		0-0 1-2 1B		0-0 5-3			0-0 1-H HR	0-0 L5		4 1 2 2 0 0 0
Mike Richardt, R (1, 4) OBP: 0.200, SLG: 0.278		0-3 K		0-0 L6			0-0 F8			3 0 0 0 0 1 2
Bob Johnson, R (1, 2) OBP: 0.276, SLG: 0.348			0-0 6-3			0-0 G6-4-3 1B		0-0 F8		3 0 1 0 0 0 0

Texas Rangers @ Milwaukee Brewers
 Milwaukee County Stadium, Milwaukee, WI
 Wed Jul 20 1983, 4:33 AM EDT
 Att: 35,645 - Unknown

livebaseballscorecards.com

AB	34
R	3
H	11
RBI	3
BB	0
SO	2
LOB	10



Inning Stats	R: 0 E: 0 K: 0 S: 3	H: 1 LOB: 0 BB: 0 P: 3	R: 0 E: 0 K: 1 S: 7	H: 2 LOB: 2 BB: 0 P: 7	R: 0 E: 0 K: 0 S: 3	H: 0 LOB: 0 BB: 0 P: 3	R: 0 E: 0 K: 0 S: 3	H: 1 LOB: 0 BB: 0 P: 3	R: 0 E: 0 K: 1 S: 5	H: 0 LOB: 0 BB: 0 P: 5	R: 0 E: 0 K: 0 S: 3	H: 1 LOB: 0 BB: 0 P: 3	R: 3 E: 0 K: 0 S: 6	H: 4 LOB: 0 BB: 0 P: 6	R: 0 E: 0 K: 0 S: 5	H: 2 LOB: 2 BB: 0 P: 5	R: 0 E: 0 K: 0 S: 3	H: 0 LOB: 0 BB: 0 P: 3	1B: 9 2B: 0 3B: 0 HR: 2	SF: 0 SAC: 0 DP: 4 HBP: 0	WP: 0 PB: 0 SB: 0 CS: 0	PA: 34
--------------	------------------------------	---------------------------------	------------------------------	---------------------------------	------------------------------	---------------------------------	------------------------------	---------------------------------	------------------------------	---------------------------------	------------------------------	---------------------------------	------------------------------	---------------------------------	------------------------------	---------------------------------	------------------------------	---------------------------------	----------------------------------	------------------------------------	----------------------------------	--------

PITCHER	IP	WLS	BF	H	R	ER	SO	BB	IBB	HBP	BLK	WP	HR	S	P	ERA	WHIP
Mike Caldwell, L (1, 1) ERA: 4.4	7.1		29	11	3	3	2	0	0	0	0	0	2	33	33	3.68	1.500
Tom Tellmann, R (8, 1) ERA: 3.0	0.2	W	2	0	0	0	0	0	0	0	0	0	0	2	2	0.00	0.000
Pete Ladd, R (9, 1) ERA: 3.12	1.0	S	3	0	0	0	0	0	0	0	0	0	0	3	3	0.00	0.000

PITCHER	IP	WLS	BF	H	R	ER	SO	BB	IBB	HBP	BLK	WP	HR	S	P	ERA	WHIP
---------	----	-----	----	---	---	----	----	----	-----	-----	-----	----	----	---	---	-----	------

Batter	1	2	3	4	5	6	7	8	9	AB	R	H	RBI	BB	SO	LOB
Paul Molitor, R OBP: 0.340, SLG: 0.447 (1, 5)	0-3 K		0-0 4-3		0-0 4-3		0-0 1B 1B			4	0	1	0	0	1	2
Jim Gantner, L OBP: 0.338, SLG: 0.435 (1, 4)	0-3 K		0-0 1B		4-0 1B BB		0-0 1-2 1B			3	0	2	2	1	1	0
Robin Yount, R OBP: 0.389, SLG: 0.521 (1, 6)	0-0 6-3		0-0 L6		0-0 1-2 1B		0-0 L7			4	0	1	0	0	0	3
Cecil Cooper, L OBP: 0.337, SLG: 0.555 (1, 3)		0-0 4-3		0-0 2B 1B		0-0 4-3		0-0 HR		4	2	2	1	0	0	2
Ted Simmons, S OBP: 0.348, SLG: 0.435 (1, 10)		0-0 F7		0-0 F8		0-0 G4-6-3 1B		0-0 F4		4	0	1	0	0	0	1
Mark Brouhard, R OBP: 0.340, SLG: 0.560 (1, 7)		0-3 K		0-0 F9		0-3 K		0-0 5-3		4	0	0	0	0	2	2
Rick Manning, L OBP: 0.295, SLG: 0.315 (1, 8)			0-0 F8		0-0 1-H 2B		0-0 G4-6-3 1-2f		0-0 3-1	4	0	1	1	0	0	1
Charlie Moore, R OBP: 0.356, SLG: 0.370 (1, 9)			4-0 4-3 1B BB BB		0-0 5-3		0-0 5-3			2	1	0	0	1	0	1
Bill Schroeder, R OBP: 0.207, SLG: 0.423 (1, 2)			4-0 1-2 1B 4-3 BB		0-0 F9		0-0 F7			2	1	0	0	1	0	0

Inning Stats	R: 0	H: 0	E: 0	LOB: 0	K: 2	BB: 0	S: 7	P: 7	R: 0	H: 0	E: 0	LOB: 0	K: 1	BB: 0	S: 5	P: 5	R: 2	H: 1	E: 0	LOB: 1	K: 0	BB: 2	S: 4	P: 12	R: 1	H: 2	E: 0	LOB: 1	K: 0	BB: 0	S: 5	P: 5	R: 0	H: 1	E: 0	LOB: 2	K: 0	BB: 1	S: 4	P: 8	R: 0	H: 1	E: 0	LOB: 0	K: 1	BB: 0	S: 5	P: 5	R: 0	H: 2	E: 0	LOB: 2	K: 0	BB: 0	S: 5	P: 5	R: 1	H: 1	E: 0	LOB: 0	K: 0	BB: 0	S: 4	P: 4
1B: 6	SF: 0	2B: 1	SAC: 0	3B: 0	DP: 1	HR: 1	HBP: 0	WP: 0	PA: 34																																																							

PITCHER	IP	WLS	BF	H	R	ER	SO	BB	IBB	HBP	BLK	WP	HR	S	P	ERA	WHIP
Mike Smithson, R ERA: 4.18 (1, 1)	8.0	L	34	8	4	4	4	3	0	0	0	0	1	39	51	4.50	1.375

TEXAS RANGERS @ MILWAUKEE BREWERS
Milwaukee County Stadium, Milwaukee, WI

Wed Jul 20 1983, 4:33 AM EDT
Att. 35,645 - Unknown

AB	31
R	4
H	8
RBI	4
BB	3
SO	4
LOB	12



Batter	1	2	3	4	5	6	7	8	9	AB R H RBI BB SO LOB	TOP											
Damaso Garcia, R (1, 4) OBP: 0.330, SLG: 0.375	0-0 S 2B		0-3 K			0-0 SH 1B 1B		0-0 P4		3 0 1 0 0 1 0												
Lloyd Moseby, L (1, 8) OBP: 0.367, SLG: 0.518	0-0 F2			0-0 4-3		0-0 1B 1B		0-0 1B		4 0 2 1 0 0 1												
Garth Iorg, R (1, 5) OBP: 0.303, SLG: 0.340	0-0 L8			0-0 6-3		0-0 F8		0-0 F9		4 0 0 0 0 0 5												
Cliff Johnson, R (1, 3) OBP: 0.399, SLG: 0.549	0-0 F8 2-3		0-3 K			0-0 G5-4-3 1B			0-0 5-3	4 0 1 1 0 1 1												
Barry Bonnell, R (1, 7) OBP: 0.353, SLG: 0.466		0-0 F8			0-0 P3	0-0 G5-4-3			0-0 L4	4 0 0 0 0 0 3												
George Bell, R (1, 9) OBP: 0.250, SLG: 0.320		1-0 CS HBP			0-0 P3		0-3 K		0-0 5-3	3 0 0 0 0 1 0												
Jesse Barfield, R (1, 10) OBP: 0.234, SLG: 0.394		0-0 P5 1-2			0-0 F3		0-0 6-3			3 0 0 0 0 0 1												
Buck Martinez, R (1, 2) OBP: 0.384, SLG: 0.581			0-0 6-3			4-0 SH 1B 1B BB		0-3 K		2 1 0 0 1 1 0												
Alfredo Griffin, S (1, 6) OBP: 0.274, SLG: 0.355			0-0 B1-3			0-0 1B SH 1B		0-3 K		3 1 1 0 0 1 0												
Inning Stats	R: 0 E: 0 K: 0 S: 4	H: 1 LOB: 1 BB: 0 P: 4	R: 0 E: 0 K: 0 S: 2	H: 0 LOB: 0 BB: 0 P: 3	R: 0 E: 0 K: 1 S: 5	H: 0 LOB: 0 BB: 0 P: 5	R: 0 E: 0 K: 1 S: 5	H: 0 LOB: 0 BB: 0 P: 5	R: 0 E: 0 K: 0 S: 3	H: 0 LOB: 0 BB: 0 P: 3	R: 2 E: 1 K: 0 S: 6	H: 3 LOB: 2 BB: 1 P: 10	R: 0 E: 0 K: 2 S: 7	H: 0 LOB: 0 BB: 0 P: 7	R: 0 E: 0 K: 1 S: 6	H: 1 LOB: 1 BB: 0 P: 6	R: 0 E: 0 K: 0 S: 3	H: 0 LOB: 0 BB: 0 P: 3	1B: 4 2B: 1 3B: 0 HR: 0	SF: 0 SAC: 1 DP: 1 HBP: 1	WP: 0 PB: 0 SB: 1 CS: 1	PA: 33
PITCHER Frank Tanana, L (1, 1) ERA: 2.42	IP: 9.0 WLS: W BF: 33 H: 5 R: 2 ER: 2 SO: 5 BB: 1 IBB: 0 HBP: 1 BLK: 0 WP: 0 HR: 0 S: 41 P: 46 ERA: 2.00 WHIP: 0.667											PITCHER IP: WLS: BF: H: R: ER: SO: BB: IBB: HBP: BLK: WP: HR: S: P: ERA: WHIP:										

Toronto Blue Jays @ Texas Rangers
Arlington Stadium, Arlington, TX
Thu Jul 21 1983, 8:05 PM EDT
Att: 18,323 - Unknown

livebaseballscorecards.com

AB	30
R	2
H	5
RBI	2
BB	1
SO	5
LOB	11



Batter	1	2	3	4	5	6	7	8	9
Wayne Tolleson, S OBP: 0.331, SLG: 0.353 (1, 4) (8, 6)	0-0 1-3		0-0 4-3		0-0 SH5-4		0-0 E4 2B		
Pete O'Brien, L OBP: 0.321, SLG: 0.340 (1, 3) BBB	4-0 1B BB		0-0 FC6-4 2B		0-0 F7		0-0 1-H 1B 2B		
Buddy Bell, R OBP: 0.326, SLG: 0.424 (1, 5) X	0-0 P6		0-0 FC6-4 1B 2-2		0-0 P6		0-0 5-3		
Larry Parrish, R OBP: 0.358, SLG: 0.551 (1, 9) X	0-0 1-2 1B		0-0 1-2 1B		0-0 1B G6-4-3 2B		0-0 2-H 1B		
George Wright, S OBP: 0.329, SLG: 0.437 (1, 8) X	0-0 4-3		0-0 F9		0-0 2-3 1B G6-4-3		0-0 4-3		
Dave Hostetler, R OBP: 0.299, SLG: 0.332 (1, 10) 0.00.00		0-3 K		0-3 K		0-0 G6-4-3 1-2f 3-H		0-3 K	
Bill Sample, R OBP: 0.345, SLG: 0.421 (1, 7) 0.00.00		0-3 K		0-0 6-3		0-0 FC6-4 1B		0-0 F8	
Bob Johnson, R OBP: 0.278, SLG: 0.357 (1, 2) X		0-0 2B		0-0 F9		0-0 FC6-4 1-2f			
Bucky Dent, R OBP: 0.306, SLG: 0.326 (1, 6) X		0-0 F9			0-0 SH5-4 1B		0-3 K2-3		
Bob Jones, L OBP: 0.371, SLG: 0.452 (7, PH)									
Bill Stein, R OBP: 0.308, SLG: 0.393 (8, 4)									

AB	R	H	RBI	BB	SO	LOB
3	1	0	0	0	0	0
3	1	2	1	1	0	1
4	0	0	0	0	0	4
4	1	4	1	0	0	0
4	0	1	0	0	0	4
4	0	0	0	0	3	1
4	0	1	0	0	1	0
3	0	1	0	0	0	1
2	0	1	0	0	0	1
1	0	0	0	0	1	0
0	0	0	0	0	0	0

BOTTOM

Toronto Blue Jays @ Texas Rangers
Arlington Stadium, Arlington, TX
Thu Jul 21 1983, 8:05 PM EDT
Att. 18,323 - Unknown

livebaseballscorecards.com

AB	32
R	3
H	10
RBI	2
BB	1
SO	5
LOB	12



1B: 6	SF: 0	WP: 0	PA: 34
2B: 4	SAC: 1	PB: 0	
3B: 0	DP: 1	SB: 0	
HR: 0	HBP: 0	CS: 0	

Inning Stats	R: 0	H: 1	E: 0	LOB: 2	K: 0	BB: 1	S: 4	P: 8									
PITCHER Jim Gott, R ERA: 4.19 (1, 1)	IP: 8.0	WLS: L	BF: 34	H: 10	R: 3	ER: 1	SO: 5	BB: 1	IBB: 0	HBP: 0	BLK: 0	WP: 0	HR: 0	S: 43	P: 47	ERA: 1.12	WHIP: 1.375

Batter	1	2	3	4	5	6	7	8	9	10	11	AB R H RBI BB SO LOB	TOP														
Dave Collins, S OBP: 0.320, SLG: 0.310 (1, 7) X	0-0 1B 1B	0-3 K			0-0 E9 1-H 2B		0-0 1-2 2-3 1B		0-0 1-2 BB		0-0 1-3 3-H 1B 2B	5 2 4 1 1 1 0	Toronto Blue Jays @ Texas Rangers Arlington Stadium, Arlington, TX Fri Jul 22 1983, 8:05 PM EDT Att. 28,075 - Unknown														
Rance Mulliniks, L OBP: 0.379, SLG: 0.474 (1, 5) X	0-0 1-3 1B 1B		0-0 P6		0-0 F7		0-0 1-3		0-0 G3		0-0 1B 1B IBB	5 2 1 0 1 0 6															
Lloyd Moseby, L OBP: 0.366, SLG: 0.514 (1, 8) X	0-0 1-2 3-H 1B 1B		0-0 4-3		0-0 F7			0-0 F7		0-0 F7	0-0 BB 1B 1B	6 2 2 3 0 0 0															
Willie Upshaw, L OBP: 0.370, SLG: 0.543 (1, 3) X	0-0 1-3 2-H SF9 4-3 2B		0-0 G3		0-0 CS 1B		0-0 1-3		0-0 G3		0-0 1-2 3-H SF7 BB 1B	6 1 3 2 0 0 0															
Jorge Orta, L OBP: 0.353, SLG: 0.425 Cliff Johnson, R OBP: 0.401, SLG: 0.549 (11, PH) X	0-0 2-3 3-H SF9		4-0 CS BB		0-0 4-3 1-2		0-3 K		0-0 BB		0-0 1-2 2-3 BB BB	2 0 0 1 2 1 1 0 0 0 0 1 0 0															
Ernie Whitt, L OBP: 0.356, SLG: 0.451 (1, 2) X	0-0 3-H 4-3		0-0 1-2 F9		4-0 FC6-4 BB		0-0 SH1-4 WP 1B 1B		0-0 F2		0-0 2-3 3-H SF7	4 0 1 2 1 0 2															
Barry Bonnell, R OBP: 0.352, SLG: 0.460 (1, 9) X	0-0 3-H F8		0-3 K		0-0 FC6-4 1B 1B 1-2		0-0 WP SH1-4 1B		0-0 SH1-4		0-0 5-3 BB	5 0 1 0 1 1 1															
Garth Iorg, R OBP: 0.306, SLG: 0.341 (1, 4) X		0-0 F9		0-0 FC1-6 1B		0-3 K		0-0 SH1-4 1-2 2-3		0-0 1-2 2-3 BB	5 1 2 0 0 1 4																
Alfredo Griffin, S OBP: 0.280, SLG: 0.357 (1, 6) X		0-0 6-3		0-0 FC1-6 2B E 1-2		0-0 1B 1B		0-0 BB BB		0-0 1-3 2B 1B 1B	4 2 2 0 1 0 1																
Inning Stats	R: 4 E: 0 K: 0 S: 7	H: 4 LOB: 0 BB: 0 P: 7	R: 0 E: 0 K: 1 S: 5	H: 0 LOB: 0 BB: 0 P: 5	R: 0 E: 0 K: 0 S: 3	H: 0 LOB: 0 BB: 0 P: 3	R: 0 E: 0 K: 1 S: 4	H: 0 LOB: 0 BB: 1 P: 8	R: 1 E: 1 K: 0 S: 4	H: 2 LOB: 0 BB: 0 P: 4	R: 0 E: 0 K: 0 S: 3	H: 1 LOB: 0 BB: 0 P: 3		R: 0 E: 0 K: 1 S: 7	H: 2 LOB: 3 BB: 1 P: 11	R: 0 E: 0 K: 1 S: 5	H: 0 LOB: 0 BB: 0 P: 5	R: 0 E: 0 K: 0 S: 4	H: 2 LOB: 3 BB: 2 P: 12	R: 0 E: 0 K: 0 S: 3	H: 0 LOB: 1 BB: 1 P: 7	R: 5 E: 0 K: 0 S: 8	H: 5 LOB: 3 BB: 3 P: 20	1B: 13 2B: 3 3B: 0 HR: 0	SF: 2 SAC: 1 DP: 0 HBP: 0	WP: 1 PB: 0 SB: 0 CS: 2	PA: 53
PITCHER	IP	WLS	BF	H	R	ER	SO	BB	IBB	HBP	BLK	WP		HR	S	P	ERA	WHIP									
Charlie Hough, R ERA: 3.39 (1, 1)	8.2		37	11	5	4	4	4	0	0	0	1	0	41	57	4.15	1.731										
Dave Schmidt, R ERA: 4.38 (9, 1)	1.2	L	12	5	5	5	0	1	1	0	0	0	0	10	18	27.00	3.600										
Jon Matlack, L ERA: 4.61 (11, 1)	0.2		4	0	0	0	0	2	0	0	0	0	0	2	10	0.00	3.000										

AB	42
R	10
H	16
RBI	9
BB	8
SO	4
LOB	15



livebaseballscorecards.com

Batter	1	2	3	4	5	6	7	8	9	AB R H RBI BB SO LOB	TOP														
Dave Collins, S (1, 7) OBP: 0.319, SLG: 0.308	0-3 K		0-3 K		0-0 1B		0-0 G1			4 0 1 0 0 2 1															
Rance Mulliniks, L (1, 5) OBP: 0.381, SLG: 0.480	0-0 6-3			0-0 2B	0-0 1B		0-0 F9			4 1 2 0 0 0 0															
Lloyd Moseby, L (1, 8) OBP: 0.362, SLG: 0.507	0-0 F7			0-0 L9	0-0 L6			0-0 F8		4 0 0 0 0 0 3															
Willie Upshaw, L (1, 3) OBP: 0.369, SLG: 0.538		0-0 F7		4-0 2B	0-0 4-3			0-0 P6		3 1 0 0 1 0 2															
Jorge Orta, L (1, 10) OBP: 0.350, SLG: 0.427		0-0 4-3		0-0 2B		0-0 4-3		0-3 K		4 1 1 1 0 1 0															
Ernie Whitt, L (1, 2) OBP: 0.354, SLG: 0.452		0-0 G3		0-0 2B		0-0 G3			0-0 L6	4 0 1 2 0 0 0															
Barry Bonnell, R (1, 9) OBP: 0.355, SLG: 0.461			0-0 4-3	0-0 FC6-5-4		0-0 1B			0-0 3-1	4 0 2 0 0 0 1															
Garth Iorg, R (1, 4) OBP: 0.300, SLG: 0.335			0-0 4-3	0-0 F9		0-0 G3			0-0 3-1	4 0 0 0 0 0 3															
Alfredo Griffin, S (1, 6) OBP: 0.279, SLG: 0.362			0-0 3B		0-0 4-3		0-0 4-3		0-0 F8	4 0 1 0 0 0 1															
Inning Stats	R: 0 E: 0 K: 1 S: 5	H: 0 LOB: 0 BB: 0 P: 5	R: 0 E: 0 K: 0 S: 3	H: 0 LOB: 0 BB: 0 P: 3	R: 0 E: 0 K: 1 S: 6	H: 1 LOB: 1 BB: 0 P: 6	R: 3 E: 0 K: 0 S: 6	H: 3 LOB: 1 BB: 1 P: 10	R: 0 E: 0 K: 0 S: 5	H: 2 LOB: 2 BB: 0 P: 5	R: 0 E: 0 K: 0 S: 4	H: 1 LOB: 1 BB: 0 P: 4	R: 0 E: 0 K: 1 S: 3	H: 0 LOB: 0 BB: 0 P: 3	R: 0 E: 0 K: 0 S: 5	H: 0 LOB: 0 BB: 0 P: 5	R: 0 E: 0 K: 0 S: 4	H: 1 LOB: 1 BB: 0 P: 4	R: 0 E: 0 K: 0 S: 4	H: 1 LOB: 1 BB: 0 P: 4	1B: 4 2B: 3 3B: 1 HR: 0	SF: 0 SAC: 0 DP: 0 HBP: 0	WP: 0 PB: 0 SB: 1 CS: 0	PA: 36	
PITCHER Danny Darwin, R (1, 1) ERA: 3.07	IP 9.0	WLS L	BF 36	H 8	R 3	ER 3	SO 3	BB 1	IBB 0	HBP 0	BLK 0	WP 0	HR 0	S 41	P 45	ERA 3.00	WHIP 1.000								

Toronto Blue Jays @ Texas Rangers
Arlington Stadium, Arlington, TX
Sat Jul 23 1983, 8:05 PM EDT
Att: 43,705 - Unknown

livebaseballscorecards.com

AB 35
R 3
H 8
RBI 3
BB 1
SO 3
LOB 11



New York Yankees @ Texas Rangers
 Arlington Stadium, Arlington, TX

Tue Jul 26 1983, 8:05 PM EDT
 Att: 33,775 - Unknown

AB	36
R	5
H	12
RBI	5
BB	2
SO	6
LOB	17



AB R H RBI BB SO LOB

5	0	1	0	0	1	1
5	1	2	0	0	0	1
4	1	1	0	0	2	1
4	1	1	0	0	1	3
1	0	1	0	1	0	0
1	1	1	0	1	0	0
4	1	2	4	0	2	3
0	0	0	0	0	0	0
4	0	2	1	0	0	3
4	0	0	0	0	0	4
4	0	1	0	0	0	1

1B:	10	SF:	0
2B:	1	SAC:	0
3B:	0	DP:	1
HR:	1	HBP:	0
WP:	1	PA:	39
PB:	0		
SB:	0		
CS:	2		

Batter	1	2	3	4	5	6	7	8	9
Bert Campaneris, R (1, 4) OBP: 0.387, SLG: 0.385	0-0 CS 1B		0-0 FC6-4 CS 1-2f		0-0 F8		0-0 F9		0-3 K
Roy Smalley, S (1, 5) OBP: 0.356, SLG: 0.419	0-0 F7 1-2		0-0 CS 1-2	0-0 2B HR 1B	0-0 FC6-4 1B		0-0 5-3		0-0 4-3
Dave Winfield, R (1, 7) OBP: 0.327, SLG: 0.469	0-0 F5			0-0 HR 2B	0-3 K			0-3 K	
Don Baylor, R (1, 10) OBP: 0.370, SLG: 0.494		0-0 5-3		0-3 K	0-0 FC6-4 1-2f			0-0 WP 1B	
Lou Piniella, R (1, 9) OBP: 0.370, SLG: 0.437		0-0 1B 1B		4-0 HR IBB		0-0 FC5-4 1B		4-0 1B 1-2	
Steve Kemp, L (4, PR) OBP: 0.337, SLG: 0.422								0-3 BB	
Steve Balboni, R (1, 3) OBP: 0.300, SLG: 0.467		0-0 1B 1B		0-0 HR		0-3 K		0-3 K	
Don Mattingly, L (8, 3) OBP: 0.312, SLG: 0.382		0-0 G6-4-3 1B		1-H 2-H 3-H HR					
Jerry Mumphrey, S (1, 8) OBP: 0.305, SLG: 0.385		0-0 G6-4-3		0-0 FC4-6 1B		0-0 F9		0-0 1B 1-2 2-H	
Rick Cerone, R (1, 2) OBP: 0.259, SLG: 0.276			0-0 1-3	0-0 FC4-6 1-2f		0-0 FC5-4 1-2f		0-0 P4	
Andre Robertson, R (1, 6) OBP: 0.291, SLG: 0.351			0-0 FC6-4 1B	0-0 1-3			0-0 6-3	0-0 F8	

Inning Stats	R: 0	H: 1	E: 0	K: 0	S: 3	P: 3	R: 0	H: 2	E: 0	K: 0	S: 4	P: 4	R: 0	H: 1	E: 0	K: 0	S: 3	P: 3	R: 4	H: 4	E: 0	K: 1	S: 9	P: 13	R: 0	H: 1	E: 0	K: 1	S: 6	P: 6	R: 0	H: 0	E: 0	K: 0	S: 3	P: 3	R: 1	H: 2	E: 0	K: 2	S: 9	P: 13	R: 0	H: 0	E: 0	K: 1	S: 5	P: 5
--------------	------	------	------	------	------	------	------	------	------	------	------	------	------	------	------	------	------	------	------	------	------	------	------	-------	------	------	------	------	------	------	------	------	------	------	------	------	------	------	------	------	------	-------	------	------	------	------	------	------

PITCHER	IP	WLS	BF	H	R	ER	SO	BB	IBB	HBP	BLK	WP	HR	S	P	ERA	WHIP
Frank Tanana, L (1, 1) ERA: 2.77	7.1	L	32	11	5	5	4	1	1	0	0	1	1	38	46	6.14	1.636
Victor Cruz, R (8, 1) ERA:	1.2		6	1	0	0	2	0	0	0	0	0	0	10	10	0.00	0.600

PITCHER	IP	WLS	BF	H	R	ER	SO	BB	IBB	HBP	BLK	WP	HR	S	P	ERA	WHIP
---------	----	-----	----	---	---	----	----	----	-----	-----	-----	----	----	---	---	-----	------

Batter	1	2	3	4	5	6	7	8	9	AB	R	H	RBI	BB	SO	LOB
Bill Sample, R OBP: 0.341, SLG: 0.415 (1, 7)	0-0 5-3	0-0 6-3			0-0 F8			0-0 5-3		4	0	0	0	0	0	1
Wayne Tolleson, S OBP: 0.328, SLG: 0.346 (1, 4)	0-0 6-3		0-0 6-3		0-0 6-3			0-0 F3		4	0	0	0	0	0	0
Buddy Bell, R OBP: 0.335, SLG: 0.432 (1, 5)	4-0 BB 1B BB		0-0 2B		0-0 F8			0-0 4-3		3	0	1	0	1	0	0
Larry Parrish, R OBP: 0.356, SLG: 0.541 (1, 9)	0-0 1-2 BB 1B		0-0 5-3		0-0 G5-4-3 1B			0-0 3B		4	0	3	0	0	0	1
George Wright, S OBP: 0.326, SLG: 0.438 (1, 8)	4-0 1-2 2-3 BB		0-0 F8		0-0 G5-4-3			0-0 5-3		3	0	0	0	1	0	3
Dave Hostetler, R OBP: 0.306, SLG: 0.328 (1, 10)	0-0 5-3		4-0 G5-4-3 BB		0-0 1B			0-0 1-3		3	0	1	0	1	0	4
Pete O'Brien, L OBP: 0.325, SLG: 0.351 (1, 3)		0-0 F9 2B		0-0 P6				0-0 F3		3	0	1	0	0	0	2
Bob Johnson, R OBP: 0.271, SLG: 0.344 (1, 2)		0-3 K		0-0 G5-4-3				0-0 G5-4-3		3	0	0	0	0	1	3
Bucky Dent, R OBP: 0.303, SLG: 0.319 (1, 6)		0-0 F9		0-0 6-3				0-0 6-3		3	0	0	0	0	0	1

Inning Stats	R: 0	H: 1	E: 0	LOB: 3	K: 0	BB: 2	S: 4	R: 0	H: 1	E: 0	LOB: 1	K: 1	BB: 0	S: 6	R: 0	H: 1	E: 0	LOB: 1	K: 0	BB: 0	S: 4	R: 0	H: 0	E: 0	LOB: 0	K: 0	BB: 1	S: 2	R: 0	H: 0	E: 0	LOB: 0	K: 0	BB: 0	S: 3	R: 0	H: 1	E: 0	LOB: 0	K: 0	BB: 0	S: 3	R: 0	H: 1	E: 0	LOB: 0	K: 0	BB: 0	S: 3	R: 0	H: 0	E: 0	LOB: 0	K: 0	BB: 0	S: 3	R: 0	H: 0	E: 0	LOB: 0	K: 0	BB: 0	S: 3	R: 0	H: 1	E: 0	LOB: 1	K: 0	BB: 0	S: 4	R: 0	H: 1	E: 0	LOB: 1	K: 0	BB: 0	S: 4	1B: 3	SF: 0	2B: 2	SAC: 0	3B: 1	DP: 3	HR: 0	HBP: 0	WP: 0	PA: 33	PB: 0	SB: 0	CS: 0
--------------	------	------	------	--------	------	-------	------	------	------	------	--------	------	-------	------	------	------	------	--------	------	-------	------	------	------	------	--------	------	-------	------	------	------	------	--------	------	-------	------	------	------	------	--------	------	-------	------	------	------	------	--------	------	-------	------	------	------	------	--------	------	-------	------	------	------	------	--------	------	-------	------	------	------	------	--------	------	-------	------	------	------	------	--------	------	-------	------	-------	-------	-------	--------	-------	-------	-------	--------	-------	--------	-------	-------	-------

PITCHER	IP	WLS	BF	H	R	ER	SO	BB	IBB	HBP	BLK	WP	HR	S	P	ERA	WHIP
Ray Fontenot, L ERA: 2.23 (1, 1)	9.0	W	33	6	0	0	1	3	0	0	0	0	0	32	44	0.00	1.000

BOTTOM

New York Yankees @ Texas Rangers
Arlington Stadium, Arlington, TX
Tue Jul 26 1983, 8:05 PM EDT
Att. 33,775 - Unknown

AB	30
R	0
H	6
RBI	0
BB	3
SO	1
LOB	15



WP	PA	ERA	WHIP
0	33	0.00	1.000

Batter	1	2	3	4	5	6	7	8	9	AB R H RBI BB SO LOB
Wayne Tolleson, S (1, 4) OBP: 0.327, SLG: 0.345	0-0 CS 1B		0-0 F7		0-0 F7			0-0 4-3		4 0 1 0 0 0 1
Bill Sample, R (1, 7) OBP: 0.343, SLG: 0.424	0-0 6-3 1-2		0-0 F8 1B 1B		0-0 F8			0-0 HR		4 2 2 1 0 0 1
Pete O'Brien, L (1, 3) OBP: 0.324, SLG: 0.350	0-0 F9		0-0 1B 1-2 2-H 1B		0-0 F8			0-0 3-4-1		4 0 1 1 0 0 0
Buddy Bell, R (1, 5) OBP: 0.334, SLG: 0.430		0-0 BB 1B	0-0 F8		0-0 6-3			0-0 F8		4 0 1 0 0 0 2
Larry Parrish, R (1, 10) OBP: 0.357, SLG: 0.539		4-0 BB FC6-4 BB	0-0 1-3 1B		0-0 1-3			0-3 K		3 0 1 1 1 1 0
George Wright, S (1, 8) OBP: 0.323, SLG: 0.433		0-3 K	0-0 P6		0-0 F7			0-3 K		4 0 0 0 0 2 4
Bob Jones, L (1, 9) OBP: 0.370, SLG: 0.415		0-3 K		0-0 F9		0-3 K		0-0 1B		4 0 1 0 0 2 2
Jim Sundberg, R (1, 2) OBP: 0.264, SLG: 0.264 Larry Bittner, L (9, PH) OBP: 0.369, SLG: 0.387		0-0 FC6-4 1-2f		0-3 K		0-0 6-3		0-0 4-3		3 0 0 0 0 1 2 1 0 0 0 0 0 1
Bucky Dent, R (1, 6) OBP: 0.304, SLG: 0.319			0-0 1B 1B		0-0 5-3		0-0 F7			3 1 1 0 0 0 0

Inning Stats	R: 0 E: 0 K: 0 S: 3	H: 1 LOB: 0 BB: 0 P: 3	R: 0 E: 0 K: 2 S: 8	H: 1 LOB: 2 BB: 1 P: 12	R: 2 E: 0 K: 0 S: 7	H: 4 LOB: 2 BB: 0 P: 7	R: 0 E: 0 K: 1 S: 5	H: 0 LOB: 0 BB: 0 P: 5	R: 0 E: 0 K: 0 S: 3	H: 0 LOB: 0 BB: 0 P: 3	R: 0 E: 0 K: 1 S: 5	H: 0 LOB: 0 BB: 0 P: 5	R: 1 E: 0 K: 0 S: 4	H: 1 LOB: 0 BB: 0 P: 4	R: 0 E: 0 K: 2 S: 8	H: 1 LOB: 1 BB: 0 P: 8	1B: 7 2B: 0 3B: 0 HR: 1	SF: 0 SAC: 0 DP: 0 HBP: 0
--------------	------------------------------	---------------------------------	------------------------------	----------------------------------	------------------------------	---------------------------------	------------------------------	---------------------------------	------------------------------	---------------------------------	------------------------------	---------------------------------	------------------------------	---------------------------------	------------------------------	---------------------------------	----------------------------------	------------------------------------

PITCHER	IP	WLS	BF	H	R	ER	SO	BB	IBB	HBP	BLK	WP	HR	S	P	ERA	WHIP
Matt Keough, R (1, 1) ERA: 4.82	7.1	W	29	7	3	3	4	1	0	0	0	0	1	36	40	3.68	1.091
Rich Gossage, R (8, 1) ERA: 2.26	1.2	S	6	1	0	0	2	0	0	0	0	0	0	10	10	0.00	0.600


BOTTOM

New York Yankees @ Texas Rangers
Arlington Stadium, Arlington, TX

Wed Jul 27 1983, 8:05 PM EDT
Att. 28,171 - Unknown

livebaseballscorecards.com

AB	34
R	3
H	8
RBI	3
BB	1
SO	6
LOB	13



WP	PA	ERA	WHIP
0	35		

Batter	1	2	3	4	5	6	7	8	9	AB R H RBI BB SO LOB	TOP						
Wayne Tolleson, S (1, 4) OBP: 0.326, SLG: 0.342	0-0 F8	0-0 SH5-4		0-0 G3		4-0 BB		0-3 K		3 0 0 0 1 1 2							
Bucky Dent, R (1, 6) OBP: 0.301, SLG: 0.316	0-0 6-3	0-0 6-3			0-3 K	0-3 K			0-0 P6	3 0 0 1 0 1 1							
Jim Anderson, R (5, 6) OBP: 0.233, SLG: 0.211										2 0 0 0 0 1 1							
Buddy Bell, R (1, 5) OBP: 0.339, SLG: 0.433	4-0 1B BB	0-0 1B			0-0 FC3-6 1B		0-0 5-3		0-0 1B	4 1 3 0 1 0 0							
George Wright, S (1, 8) OBP: 0.321, SLG: 0.430	0-0 1B 1B		0-0 F7		0-0 FC3-6 1B		0-0 3-1		0-0 F8	5 1 1 0 0 0 2							
Pete O'Brien, L (1, 3) OBP: 0.323, SLG: 0.347	0-0 1B 1B		0-0 L9		0-0 F5		0-0 L9		0-0 F9	5 0 1 1 0 0 2							
Larry Parrish, R (1, 9) OBP: 0.359, SLG: 0.537	0-0 1B		0-3 K			0-0 E6		4-0 1B SH1-4 WP BB		3 2 1 1 1 1 0							
Bill Sample, R (1, 7) OBP: 0.345, SLG: 0.429	0-0 F8			0-0 E6		0-0 6-3 WP 2B		0-0 SH1-4		3 1 2 0 0 0 2							
Jim Sundberg, R (1, 2) OBP: 0.264, SLG: 0.264		0-0 SH5-4 BB		0-3 K		0-0 6-3		0-0 WP S		3 1 1 1 0 1 2							
Mickey Rivers, L (8, PH) OBP: 0.281, SLG: 0.316								2-3 3-H		1 0 1 0 0 0 0							
Bob Johnson, R (8, 2) OBP: 0.271, SLG: 0.344		0-0 6-3 1B						0-0 1B		0 0 0 0 0 0 0							
Bob Jones, L (1, 10) OBP: 0.360, SLG: 0.386		4-0 SH5-4 1B BB		0-0 F8		0-0 F7		0-3 K		3 0 0 0 1 1 4							
Inning Stats	R: 2 H: 3 E: 0 LOB: 2 K: 0 BB: 1 S: 6 P: 10	R: 1 H: 2 E: 0 LOB: 2 K: 0 BB: 1 S: 4 P: 8	R: 0 H: 0 E: 0 LOB: 0 K: 1 BB: 0 S: 5 P: 5	R: 0 H: 1 E: 1 LOB: 1 K: 1 BB: 0 S: 6 P: 6	R: 0 H: 1 E: 0 LOB: 1 K: 1 BB: 0 S: 6 P: 6	R: 2 H: 1 E: 1 LOB: 1 K: 1 BB: 1 S: 7 P: 11	R: 0 H: 0 E: 0 LOB: 0 K: 0 BB: 0 S: 3 P: 3	R: 1 H: 1 E: 0 LOB: 1 K: 2 BB: 1 S: 8 P: 12	R: 0 H: 1 E: 0 LOB: 1 K: 0 BB: 0 S: 4 P: 4	1B: 9 SF: 0 2B: 1 SAC: 2 3B: 0 DP: 0 HR: 0 HBP: 0	WP: 2 PA: 41 PB: 0 SB: 1 CS: 0						
PITCHER	IP WLS BF H R ER SO BB IBB HBP BLK WP HR S P ERA WHIP																
Storm Davis, R (1, 1) ERA: 3.17	6.0	29	8	5	3	4	3	0	0	0	1	0	34	46	4.50	1.833	
Sammy Stewart, R (7, 1) ERA: 4.23	3.0	W	12	2	1	1	2	1	0	0	0	1	0	15	19	3.00	1.000

Texas Rangers @ Baltimore Orioles
 Memorial Stadium, Baltimore, MD
 Fri Jul 29 1983, 7:05 PM EDT
 Att. 44,970 - Unknown

livebaseballscorecards.com

AB 35
 R 6
 H 10
 RBI 4
 BB 4
 SO 6
 LOB 16



Batter	1	2	3	4	5	6	7	8	9	AB R H RBI BB SO LOB	TOP	
Bill Sample, R (1, 7) OBP: 0.344, SLG: 0.427	0-0 G4-6-3 1B		0-0 P5		0-0 G4-3		0-0 F8			4 0 1 0 0 0 2		
Bucky Dent, R (1, 6) OBP: 0.303, SLG: 0.316 Jim Anderson, R (8, PR) OBP: 0.233, SLG: 0.211 (8, 6)	0-0 P5		0-0 4-3			0-0 FC6-4 1B		4-0 G6-4-3 1B BB		3 0 1 0 1 0 1 0 0 0 0 0 0 0		
Buddy Bell, R (1, 5) OBP: 0.338, SLG: 0.432	0-0 G4-6-3 1-2f		0-0 4-3			0-0 FC6-4 1-2f		0-0 G6-4-3 1-2 1B		4 0 1 0 0 0 2		
Larry Parrish, R (1, 9) OBP: 0.355, SLG: 0.531		0-0 P6		0-3 K		0-0 L5		0-0 G6-4-3 1-2f 2-3		4 0 0 0 0 1 3		
Pete O'Brien, L (1, 3) OBP: 0.319, SLG: 0.343		0-3 K		0-0 F8		0-0 4-3		0-0 L7		4 0 0 0 0 1 3		
Bill Stein, R (1, 4) OBP: 0.314, SLG: 0.405		0-0 1B 2B		0-0 F9			0-0 HR 1B		0-0 5-3	4 2 2 0 0 0 0		
George Wright, S (1, 8) OBP: 0.323, SLG: 0.431		0-0 2-H 1B			0-0 BB 1B		0-0 P5		0-0 F7	4 0 2 1 0 0 1		
Jim Sundberg, R (1, 2) OBP: 0.265, SLG: 0.262 Larry Biittner, L (9, PH) OBP: 0.365, SLG: 0.383		0-0 F7			4-0 G4-3 1-2 BB		0-0 P6		0-0 F7	2 0 0 0 1 0 2 1 0 0 0 0 0 0		
Dave Hostetter, R (1, 10) OBP: 0.311, SLG: 0.362			0-0 HR		0-0 L5		0-0 1-H HR			3 2 2 3 0 0 2		
Inning Stats	R: 0 H: 1 E: 0 LOB: 0 K: 0 BB: 0 S: 3 P: 3	R: 1 H: 2 E: 0 LOB: 1 K: 1 BB: 0 S: 7 P: 7	R: 1 H: 1 E: 0 LOB: 0 K: 0 BB: 0 S: 4 P: 4	R: 0 H: 0 E: 0 LOB: 0 K: 1 BB: 0 S: 5 P: 5	R: 0 H: 1 E: 0 LOB: 1 K: 0 BB: 1 S: 3 P: 7	R: 0 H: 1 E: 0 LOB: 1 K: 0 BB: 0 S: 4 P: 4	R: 2 H: 2 E: 0 LOB: 0 K: 0 BB: 0 S: 5 P: 5	R: 0 H: 1 E: 0 LOB: 2 K: 0 BB: 1 S: 3 P: 7	R: 0 H: 0 E: 0 LOB: 0 K: 0 BB: 0 S: 3 P: 3	1B: 6 SF: 0 2B: 1 SAC: 0 3B: 0 DP: 3 HR: 2 HBP: 0	WP: 0 PA: 35 PB: 0 SB: 0 CS: 0	
PITCHER Scott McGregor, L (1, 1) ERA: 3.19 Tim Stoddard, R (8, 1) ERA: 5.35	IP WLS BF H R ER SO BB IBB HBP BLK WP HR S P ERA WHIP	7.0 W 30 9 4 4 2 2 0 0 0 0 0 2 32 40 5.14 1.571	2.0 S 5 0 0 0 0 0 0 0 0 0 0 0 5 5 0.00 0.000									

Texas Rangers @ Baltimore Orioles
 Memorial Stadium, Baltimore, MD
 Sat Jul 30 1983, 7:05 PM EDT
 Att. 32,884 - Unknown

livebaseballscorecards.com

AB	33
R	4
H	9
RBI	4
BB	2
SO	2
LOB	16



Batter	1	2	3	4	5	6	7	8	9
Al Bumbry, L (1, 8) OBP: 0.329, SLG: 0.357	0-0 G3		0-0 SF8 1B	0-0 G3		0-0 FC6	0-0 BB 1B		
Jim Dwyer, L (1, 9) OBP: 0.424, SLG: 0.637	0-3 K		0-0 1B 1B	4-0 BB		0-0 F8	4-0 BB 1B		
Cal Ripken Jr., R (1, 6) OBP: 0.365, SLG: 0.501	0-0 4-3		0-0 SF8	0-3 K			0-0 L7		
Eddie Murray, S (1, 3) OBP: 0.395, SLG: 0.522		0-0 5-3	0-0 SF8		0-0 3-1		0-0 SF7 3B	0-0 F8	
John Lowenstein, L (1, 7) OBP: 0.370, SLG: 0.448		0-0 F8	0-0 1B BB		0-3 K		0-0 SF7	0-0 F7	
Gary Roenicke, R (8, PH) OBP: 0.323, SLG: 0.463									
Ken Singleton, S (1, 10) OBP: 0.395, SLG: 0.456		0-0 1B 1B	0-0 1B		0-0 4-3		0-0 2B 1B	0-0 F9	
Joe Nolan, L (1, 2) OBP: 0.337, SLG: 0.413		0-0 1B	0-0 L8			0-0 4-3	0-0 1B 2B		
Todd Cruz, R (1, 5) OBP: 0.253, SLG: 0.348		0-3 K2-3			0-0 2B	0-0 5-3	0-0 5-3		
Rich Dauer, R (1, 4) OBP: 0.294, SLG: 0.309			0-0 1B SF8 1B	0-0 1-3		0-0 1B	4-0 1B BB		

Inning Stats	R: 0	H: 0	E: 0	K: 1	S: 5	R: 0	H: 2	E: 0	K: 1	S: 7	R: 3	H: 4	E: 0	K: 0	S: 7	R: 0	H: 1	E: 0	K: 1	S: 6	R: 0	H: 0	E: 0	K: 1	S: 5	R: 0	H: 1	E: 1	K: 0	S: 5	R: 4	H: 5	E: 0	K: 0	S: 8	R: 0	H: 0	E: 0	K: 0	S: 3
	0	0	0	1	5	0	2	0	1	7	3	4	0	0	7	0	1	0	1	6	0	0	0	0	0	0	0	1	2	0	5	4	5	0	3	0	0	0	3	

PITCHER	IP	WLS	BF	H	R	ER	SO	BB	IBB	HBP	BLK	WP	HR	S	P	ERA	WHIP
Mike Smithson, R (1, 1) ERA: 4.35	6.1	L	33	11	6	6	4	2	0	0	0	0	0	39	47	8.53	2.053
John Butcher, R (7, 1) ERA: 3.6	0.2		6	2	1	1	0	2	0	0	0	0	0	4	12	13.50	6.000
Jon Matlack, L (8, 1) ERA: 4.53	1.0		3	0	0	0	0	0	0	0	0	0	0	3	3	0.00	0.000

BOTTOM

AB	R	H	RBI	BB	SO	LOB
5	1	2	1	0	0	2
3	1	1	0	2	1	2
4	1	1	1	0	1	5
4	1	1	2	0	0	0
2	0	0	1	1	1	0
1	0	0	0	0	0	0
5	1	3	1	0	0	0
4	1	2	1	0	0	2
4	0	1	0	0	1	3
3	1	2	0	1	0	1

AB 35
R 7
H 13
RBI 7
BB 4
SO 4
LOB 15

WP: 0 PA: 42
PB: 0
SB: 0
CS: 0



Texas Rangers @ Baltimore Orioles
Memorial Stadium, Baltimore, MD
 Sat Jul 30 1983, 7:05 PM EDT
 Att. 32,884 - Unknown

livebaseballscorecards.com

Batter	1	2	3	4	5	6	7	8	9	AB R H RBI BB SO LOB	TOP										
Wayne Tolleson, S (1, 6) OBP: 0.326, SLG: 0.341	0-0 3-1		0-0 G1			0-0 G4-6-3 1-2f			0-0 1B	4 0 1 0 0 0 1											
Bill Stein, R (1, 4) OBP: 0.304, SLG: 0.392	0-0 6-3			0-0 6-3			0-0 4-3		0-3 K	4 0 0 0 0 1 1											
Buddy Bell, R (1, 5) OBP: 0.340, SLG: 0.432	0-0 FC6-4 1B			0-0 L8			0-0 G3-6-1 1B		0-0 F8	4 0 2 0 0 0 1											
Pete O'Brien, L (1, 3) OBP: 0.317, SLG: 0.340	0-0 FC6-4 1-2f			0-0 L9			0-0 G3-6-1 1-2f			3 0 0 0 0 0 2											
Larry Parrish, R (1, 10) OBP: 0.355, SLG: 0.529		0-3 K			0-0 5-3			0-0 WP 1B		3 0 1 0 0 1 0											
George Wright, S (1, 8) OBP: 0.321, SLG: 0.428		0-0 F7			0-3 K			0-0 F7		3 0 0 0 0 1 1											
Bill Sample, R (1, 7) OBP: 0.342, SLG: 0.423		0-0 L7			0-0 F2			0-0 6-3 1-2		3 0 0 0 0 0 1											
Bob Johnson, R (1, 2) OBP: 0.269, SLG: 0.341			0-0 L7			4-0 G4-6-3 BB			0-0 5-3	1 0 0 0 0 0 0											
Jim Sundberg, R (5, 2) OBP: 0.267, SLG: 0.261										1 0 0 0 1 0 1											
Bob Jones, L (1, 9) OBP: 0.340, SLG: 0.362			0-0 G3			0-0 F9			0-0 G3	3 0 0 0 0 0 1											
Inning Stats	R: 0 E: 0 K: 0 S: 4	H: 1 LOB: 1 BB: 0 P: 4	R: 0 E: 0 K: 1 S: 5	H: 0 LOB: 0 BB: 0 P: 5	R: 0 E: 0 K: 0 S: 3	H: 0 LOB: 0 BB: 0 P: 3	R: 0 E: 0 K: 1 S: 5	H: 0 LOB: 0 BB: 0 P: 5	R: 0 E: 0 K: 0 S: 2	H: 0 LOB: 0 BB: 1 P: 6	R: 0 E: 0 K: 0 S: 3	H: 1 LOB: 0 BB: 0 P: 3	R: 0 E: 0 K: 0 S: 4	H: 1 LOB: 1 BB: 0 P: 4	R: 0 E: 0 K: 1 S: 6	H: 1 LOB: 1 BB: 0 P: 6	1B: 4 2B: 0 3B: 0 HR: 0	SF: 0 SAC: 0 DP: 2 HBP: 0	WP: 1 PB: 0 SB: 0 CS: 0	PA: 30	
PITCHER Mike Boddicker, R (1, 1) ERA: 3.3	IP 9.0	WLS W	BF 30	H 4	R 0	ER 0	SO 3	BB 1	IBB 0	HBP 0	BLK 0	WP 1	HR 0	S 35	P 39	ERA 0.00	WHIP 0.556				
PITCHER	IP	WLS	BF	H	R	ER	SO	BB	IBB	HBP	BLK	WP	HR	S	P	ERA	WHIP				

Texas Rangers @ Baltimore Orioles
Memorial Stadium, Baltimore, MD

Sun Jul 31 1983, 3:33 AM EDT
Att: 23,174 - Unknown

livebaseballscorecards.com

AB	29
R	0
H	4
RBI	0
BB	1
SO	3
LOB	9



Batter	1	2	3	4	5	6	7	8	9	AB R H RBI BB SO LOB	TOP	
Jerry Remy, L (1, 4) OBP: 0.307, SLG: 0.319	0-0 4-3	0-0 FC5-4 1B 1-2 3-H 1B		4-0 1B 1B BB	0-0 F9			0-0 6-3		4 1 1 1 1 0 2		
Wade Boggs, L (1, 5) OBP: 0.457, SLG: 0.529	0-0 F7	0-0 FC5-4 1B 1-2 2-3 1B		0-0 F8 1B 1-3 1B	0-0 F9			0-3 K		5 0 2 0 0 1 2		
Jim Rice, R (1, 7) OBP: 0.356, SLG: 0.532	4-0 BB	0-0 FC5-4 1-2f 2-3 3-H 1B		0-0 1-2 3-H 1B		0-0 6-3		0-0 P4		4 0 1 2 1 0 2		
Tony Armas, R (1, 8) OBP: 0.271, SLG: 0.462	0-3 K	0-3 K		0-0 F2		0-0 4-3		0-3 K		5 0 0 0 0 3 5		
Dwight Evans, R (1, 9) OBP: 0.349, SLG: 0.454		0-0 BB 1B 2B	0-0 BB 1B	0-0 F8 2-3		0-0 P5		0-3 K		5 1 2 0 0 1 2		
Carl Yastrzemski, L (1, 10) OBP: 0.395, SLG: 0.480		4-0 BB 1B BB	4-0 G1-4-3 BB	0-0 F5		0-0 1B 1B		0-0 F2		3 1 1 0 2 0 2		
Dave Stapleton, R (1, 3) OBP: 0.301, SLG: 0.378		4-0 1B 1B BB 1-2 2-3	0-0 P3		0-3 K		0-0 4-3 1B			3 1 1 0 1 1 2		
Gary Allenson, R (1, 2) OBP: 0.301, SLG: 0.356		0-0 1B 1B FC5-4 1B 1-3 2-H 3-H	0-0 G1-4-3		4-0 1B BB		0-0 4-3			3 1 1 2 1 0 3		
Glenn Hoffman, R (1, 6) OBP: 0.302, SLG: 0.339		0-0 P4		0-0 HR		0-0 1-2 1B		0-0 5-3		4 1 2 1 0 0 3		
Inning Stats	R: 0 E: 0 K: 1 S: 5 H: 0 LOB: 1 BB: 1 P: 9	R: 4 E: 0 K: 1 S: 9 H: 4 LOB: 2 BB: 2 P: 17	R: 0 E: 0 K: 0 S: 3 H: 1 LOB: 1 BB: 1 P: 7	R: 2 E: 0 K: 0 S: 6 H: 3 LOB: 2 BB: 1 P: 10	R: 0 E: 0 K: 1 S: 6 H: 1 LOB: 2 BB: 1 P: 10	R: 0 E: 0 K: 0 S: 3 H: 0 LOB: 0 BB: 0 P: 3	R: 0 E: 0 K: 0 S: 4 H: 2 LOB: 1 BB: 0 P: 4	R: 0 E: 0 K: 1 S: 5 H: 0 LOB: 0 BB: 0 P: 5	R: 0 E: 0 K: 2 S: 7 H: 0 LOB: 0 BB: 0 P: 7	1B: 9 2B: 1 3B: 0 HR: 1 SF: 0 SAC: 0 DP: 1 HBP: 0	WP: 0 PB: 0 SB: 0 CS: 0 PA: 42	
PITCHER	IP WLS BF H R ER SO BB IBB HBP BLK WP HR S P ERA WHIP											
Charlie Hough, R (1, 1) ERA: 3.73	3.0 L 19 6 6 6 2 5 0 0 0 0 0 1 18 38 18.00 3.667											
John Butcher, R (4, 1) ERA: 3.42	4.0 17 5 0 0 1 1 0 0 0 0 0 0 18 22 0.00 1.500											
Odell Jones, R (8, 1) ERA: 3.16	2.0 6 0 0 0 3 0 0 0 0 0 0 0 12 12 0.00 0.000											

Boston Red Sox @ Texas Rangers
Arlington Stadium, Arlington, TX
Tue Aug 02 1983, 8:05 PM EDT
Att: 17,475 - Unknown

livebaseballscorecards.com

AB	36
R	6
H	11
RBI	6
BB	6
SO	6
LOB	23



Batter	1	2	3	4	5	6	7	8	9	AB	R	H	RBI	BB	SO	LOB
Wayne Tolleson, S (1, 4) OBP: 0.322, SLG: 0.336 Bob Jones, L (9, PH) OBP: 0.333, SLG: 0.354	0-3 K	0-3 K			0-0 1-3		0-0 6-3		0-3 K	4	0	0	0	0	2	0
Pete O'Brien, L (1, 3) OBP: 0.321, SLG: 0.342	4-0 HR BB		0-0 G3		0-0 4-3		0-0 1B 1B		0-0 FC6-4 1B	4	1	2	0	1	0	0
Buddy Bell, R (1, 5) OBP: 0.341, SLG: 0.432	0-0 F7		0-0 F7		0-0 1B		0-0 1B		0-0 FC6-4 1B	5	0	2	1	0	0	2
Larry Parrish, R (1, 9) OBP: 0.358, SLG: 0.547	0-0 HR		0-0 HR		0-0 F9		0-0 6-3		0-0 1B	5	2	3	3	0	0	3
George Wright, S (1, 8) OBP: 0.322, SLG: 0.428	0-0 S 1B		0-3 K			0-0 G3		0-0 G6-4-3 HBP 1B	0-3 K	5	1	2	0	0	2	2
Bill Sample, R (1, 7) OBP: 0.346, SLG: 0.425	0-0 1B			0-0 1-3		0-0 F8 S 1B		1-0 G6-4-3 HBP		3	0	2	1	0	0	0
Dave Hostetter, R (1, 10) OBP: 0.310, SLG: 0.357	0-0 F9			4-0 BB		0-0 F8		0-0 G6-4-3		3	0	0	0	1	0	4
Jim Sundberg, R (1, 2) OBP: 0.264, SLG: 0.258 Larry Bittner, L (8, PH) OBP: 0.362, SLG: 0.379 Bob Johnson, R (9, 2) OBP: 0.269, SLG: 0.341		0-0 P4		0-3 K		0-0 5-3		0-0 G3		3	0	0	0	0	1	2
Bucky Dent, R (1, 6) OBP: 0.300, SLG: 0.313 Mickey Rivers, L (9, PH) OBP: 0.286, SLG: 0.321		0-0 5-3		0-0 F8			0-3 K		0-0 1B FC6-4 1B	1	1	1	0	0	0	0

Inning Stats	R: 3	H: 3	E: 0	K: 1	S: 8	LOB: 1	BB: 1	P: 12	R: 0	H: 0	E: 0	K: 1	S: 5	LOB: 0	BB: 0	P: 5	R: 1	H: 1	E: 0	K: 1	S: 6	LOB: 0	BB: 0	P: 6	R: 0	H: 0	E: 0	K: 1	S: 5	LOB: 1	BB: 1	P: 9	R: 0	H: 1	E: 0	K: 0	S: 4	LOB: 1	BB: 0	P: 4	R: 0	H: 1	E: 0	K: 1	S: 7	LOB: 2	BB: 0	P: 7	R: 0	H: 1	E: 0	K: 0	S: 3	LOB: 1	BB: 0	P: 4	R: 1	H: 3	E: 0	K: 2	S: 10	LOB: 2	BB: 0	P: 10	1B: 10	SF: 0	2B: 0	3B: 0	HR: 2	SAC: 0	DP: 1	HBP: 1	WP: 0	PA: 41
PITCHER	IP	WLS	BF	H	R	ER	SO	BB	IBB	HBP	BLK	WP	HR	S	P	ERA	WHIP																																																									
Oil Can Boyd, R (1, 1) ERA: 5.5	6.0	W	26	6	4	4	4	2	0	0	0	0	0	32	40	6.00	1.333																																																									
Bob Stanley, R (7, 1) ERA: 3.07	3.0	S	15	6	1	1	3	0	0	1	0	0	0	20	21	3.00	2.000																																																									

BOTTOM

Boston Red Sox @ Texas Rangers
Arlington Stadium, Arlington, TX
Tue Aug 02 1983, 8:05 PM EDT
Att. 17,475 - Unknown

livebaseballscores.com

AB	38
R	5
H	12
RBI	5
BB	2
SO	7
LOB	16



Batter	1	2	3	4	5	6	7	8	9	10	AB R H RBI BB SO LOB	TOP												
Jerry Remy, L OBP: 0.308, SLG: 0.317 (1, 4)	4-0 FC5-4 1B BB	4-0		x 0-0 F5			x 0-0 F8		x 0-0 L9		3 1 0 0 2 0 2													
Wade Boggs, L OBP: 0.454, SLG: 0.523 (1, 5)	0-0 5-3 1-2	x 0-0 F8		x 0-0 G4-6-3			BB		x 0-0 F7		4 0 0 0 1 0 4													
Jim Rice, R OBP: 0.357, SLG: 0.531 (1, 7)	4-0 FC5-4 BB	x 0-0 4-3			0-3 K		0-3 K		x 0-0 2B		4 1 1 0 1 2 2													
Tony Armas, R OBP: 0.268, SLG: 0.456 (1, 8)	0-0 FC5-4 1B 1-2f 2-3		x 0-0 5-3		x 0-0 F7		0-3 K		0-3 K		5 1 0 0 0 2 4													
Dwight Evans, R OBP: 0.352, SLG: 0.459 (1, 9)	4-0 1B E 1-2		x 0-0 3-1 2B		0-3 K				x 0-0 4-3		4 1 2 1 1 1 0													
Carl Yastrzemski, L OBP: 0.399, SLG: 0.484 (1, 10)	0-0 E8 1B 1-H 2-H 3-H		x 0-0 3-1 2-3		x 0-0 1B 2B				x 0-0 P6		4 1 2 2 1 0 1													
Dave Stapleton, R OBP: 0.300, SLG: 0.376 (1, 3)	0-0 1B 3-H		x 0-0 F3		x 0-0 F7				x 0-0 F7		5 0 1 1 0 0 4													
Gary Allenson, R OBP: 0.307, SLG: 0.361 (1, 2)	0-0 4-3		x 0-0 1B 1B		x 0-0 1B				x 0-0 F8		4 0 2 0 0 0 1													
Glenn Hoffman, R OBP: 0.301, SLG: 0.338 (1, 6)		0-3 K		x 0-0 G4-6-3 1B		x 0-0 2-H F5			x 0-0 6-3		4 0 1 0 0 1 1													
Inning Stats	R: 4 E: 1 K: 0 S: 5	H: 2 LOB: 1 BB: 3 P: 17	R: 0 E: 0 K: 1 S: 5	H: 0 LOB: 1 BB: 1 P: 9	R: 0 E: 0 K: 0 S: 4	H: 1 LOB: 1 BB: 0 P: 4	R: 0 E: 0 K: 0 S: 4	H: 2 LOB: 1 BB: 0 P: 4	R: 0 E: 0 K: 2 S: 7	H: 0 LOB: 1 BB: 1 P: 11	R: 0 E: 0 K: 0 S: 3	H: 0 LOB: 0 BB: 0 P: 3	R: 0 E: 0 K: 0 S: 3	R: 1 E: 0 K: 1 S: 7	H: 2 LOB: 2 BB: 1 P: 11	1B: 5 2B: 4 3B: 0 HR: 0	SF: 0 SAC: 0 DP: 1 HBP: 0	WP: 0 PB: 0 SB: 0 CS: 0	PA: 43					
PITCHER	IP WLS BF H R ER SO BB IBB HBP BLK WP HR S P ERA WHIP																							
Danny Darwin, R ERA: 3.06 (1, 1)	5.2																							
Victor Cruz, R ERA: 1.42 (6, 1)	4.0	L	16	2	1	1	3	1	1	0	0	0	0	0	0	20	28	2.25	0.750					
Victor Cruz, R ERA: 1.42 (10, 1)	4.0	L	16	2	1	1	3	1	1	0	0	0	0	0	0	20	28	2.25	0.750					
Dave Schmidt, R ERA: 4.88 (10, 1)	0.1		1	0	0	0	0	0	0	0	0	0	0	0	0	1	1	0.00	0.000					

Boston Red Sox @ Texas Rangers
Arlington Stadium, Arlington, TX
Wed Aug 03 1983, 8:05 PM EDT
Att. 15,344 - Unknown

livebaseballscorecards.com

AB 37
R 5
H 9
RBI 4
BB 6
SO 6
LOB 19



BOTTOM

Boston Red Sox @ Texas Rangers
Arlington Stadium, Arlington, TX
Wed Aug 03 1983, 8:05 PM EDT
Att: 15,344 - Unknown

livebaseballscorecards.com

AB	40
R	4
H	11
RBI	4
BB	4
SO	4
LOB	22



Batter	1	2	3	4	5	6	7	8	9	10	AB	R	H	RBI	BB	SO	LOB
Bill Sample, R OBP: 0.351, SLG: 0.440 (1, 7)											5	1	4	2	0	0	0
Pete O'Brien, L OBP: 0.322, SLG: 0.339 (1, 3)											3	0	0	0	2	1	3
Buddy Bell, R OBP: 0.339, SLG: 0.429 (1, 5)											5	0	1	0	0	0	6
Larry Parrish, R OBP: 0.356, SLG: 0.542 (1, 9)											5	0	1	0	0	1	6
George Wright, S OBP: 0.318, SLG: 0.422 (1, 8)											5	0	0	0	0	1	1
Bill Stein, R OBP: 0.315, SLG: 0.408 (1, 4)											5	1	3	0	0	0	0
Dave Hostetler, R OBP: 0.313, SLG: 0.371 (1, 10)											3	1	1	2	1	0	1
Wayne Tolleson, S OBP: 0.321, SLG: 0.335 (8, PR)											1	0	0	0	0	1	2
Jim Sundberg, R OBP: 0.265, SLG: 0.259 (1, 2)											3	1	1	0	0	0	1
Mickey Rivers, L OBP: 0.286, SLG: 0.321 (8, PH)											0	0	0	0	0	0	0
Bob Johnson, R OBP: 0.269, SLG: 0.341 (9, 2)											0	0	0	0	0	0	0
Bob Jones, L OBP: 0.327, SLG: 0.347 (9, PH)											1	0	0	0	0	0	0
Jim Anderson, R OBP: 0.230, SLG: 0.207 (10, 2)											1	0	0	0	0	0	2
Bucky Dent, R OBP: 0.301, SLG: 0.311 (1, 6)											2	0	0	0	1	0	0
Larry Bittner, L OBP: 0.358, SLG: 0.375 (9, PH)											1	0	0	0	0	0	0
Victor Cruz, R (10, 1)											0	0	0	0	0	0	0
Dave Schmidt, R (10, 1)											0	0	0	0	0	0	0

Inning Stats	R: 0	H: 1	E: 0	LOB: 1	K: 0	BB: 0	S: 4	P: 4	R: 0	H: 0	E: 0	LOB: 0	K: 0	BB: 0	S: 3	P: 3	R: 1	H: 2	E: 0	LOB: 2	K: 0	BB: 1	S: 5	P: 9	R: 0	H: 1	E: 0	LOB: 1	K: 0	BB: 0	S: 4	P: 4	R: 0	H: 1	E: 0	LOB: 2	K: 0	BB: 1	S: 4	P: 8	R: 2	H: 2	E: 0	LOB: 0	K: 0	BB: 0	S: 5	P: 5	R: 0	H: 1	E: 0	LOB: 1	K: 2	BB: 0	S: 8	P: 8	R: 0	H: 0	E: 0	LOB: 0	K: 1	BB: 1	S: 4	P: 8	R: 1	H: 1	E: 0	LOB: 1	K: 1	BB: 1	S: 4	P: 8	R: 0	H: 2	E: 0	LOB: 2	K: 1	BB: 0	S: 7	P: 7	1B: 7	SF: 0	2B: 2	SAC: 0	3B: 0	DP: 0	HR: 2	HBP: 0	WP: 0	PA: 45
--------------	------	------	------	--------	------	-------	------	------	------	------	------	--------	------	-------	------	------	------	------	------	--------	------	-------	------	------	------	------	------	--------	------	-------	------	------	------	------	------	--------	------	-------	------	------	------	------	------	--------	------	-------	------	------	------	------	------	--------	------	-------	------	------	------	------	------	--------	------	-------	------	------	------	------	------	--------	------	-------	------	------	------	------	------	--------	------	-------	------	------	-------	-------	-------	--------	-------	-------	-------	--------	-------	--------

PITCHER	IP	WLS	BF	H	R	ER	SO	BB	IBB	HBP	BLK	WP	HR	S	P	ERA	WHIP
Dennis Eckersley, R ERA: 5.83 (1, 1)	6.0		27	7	3	3	0	2	0	0	0	0	1	25	33	4.50	1.500
Luis Aponte, R ERA: 3.19 (7, 1)	3.0	W	12	2	1	1	3	2	0	0	0	0	1	16	24	3.00	1.333
Mark Clear, R ERA: 7.04 (10, 1)	1.0	S	5	2	0	0	1	0	0	0	0	0	0	7	7	0.00	2.000

Batter	1	2	3	4	5	6	7	8	9	AB R H RBI BB SO LOB	TOP									
Jerry Remy, L (1, 4) OBP: 0.312, SLG: 0.321	0-0 G1-4-3 1B		0-0 G4-3 1B		0-0 F7			0-0 2B 1B		4 1 3 0 0 0 0	Boston Red Sox @ Texas Rangers Arlington Stadium, Arlington, TX Thu Aug 04 1983, 8:05 PM EDT Att: 17,594 - Unknown									
Wade Boggs, L (1, 5) OBP: 0.450, SLG: 0.518	0-0 G1-4-3 1-2f		0-0 G4-3 1-2f		0-0 3-1			0-0 F7		4 0 0 0 0 0 3										
Jim Rice, R (1, 7) OBP: 0.361, SLG: 0.536	0-0 1B 1B		0-0 6-3			0-0 G6-4-3 1B		0-0 1-H 2B		4 0 3 1 0 0 0										
Tony Armas, R (1, 8) OBP: 0.268, SLG: 0.454	0-0 1-2 1B			0-0 5-3		0-0 G6-4-3 1-2f		0-0 F7		4 0 1 0 0 0 2										
Dwight Evans, R (1, 10) OBP: 0.349, SLG: 0.455	0-0 P4			0-0 1-3		0-0 F9			0-0 P5	4 0 0 0 0 0 2										
Dave Stapleton, R (1, 3) OBP: 0.302, SLG: 0.377		0-0 FC1-4 1B		0-0 1B 1B		0-0 F2			0-0 6-3	4 0 2 0 0 0 0										
Reid Nichols, R (1, 9) OBP: 0.357, SLG: 0.417		0-0 FC1-4 1-2f 5-3		0-0 1B 1B		0-0 F8			0-0 BB 1B	4 0 2 0 0 0 1										
Gary Allenson, R (1, 2) OBP: 0.307, SLG: 0.360		0-0 5-3		0-0 1B 1B		0-3 K			4-0 BB BB BB	3 0 1 0 0 1 1										
Rich Miller, L (9, PH) OBP: 0.443, SLG: 0.439		1-2 2-3		1-2 2-3					1-2 BB	0 0 0 0 1 0 0										
Glenn Hoffman, R (1, 6) OBP: 0.299, SLG: 0.335		0-0 F8			0-0 5-3				0-0 P4	3 0 0 0 0 0 1										
Rich Gedman, L (9, PH) OBP: 0.323, SLG: 0.377									0-0 F8	1 0 0 0 0 0 2										
Inning Stats	R: 0 E: 0 K: 0 S: 5	H: 3 LOB: 2 BB: 0 P: 5	R: 0 E: 0 K: 0 S: 4	H: 1 LOB: 1 BB: 0 P: 4	R: 0 E: 0 K: 0 S: 3	H: 1 LOB: 0 BB: 0 P: 3	R: 0 E: 0 K: 0 S: 5	H: 3 LOB: 2 BB: 0 P: 5	R: 0 E: 0 K: 1 S: 3	H: 0 LOB: 0 BB: 0 P: 3	R: 0 E: 0 K: 1 S: 5	H: 0 LOB: 0 BB: 0 P: 5	R: 1 E: 0 K: 0 S: 5	H: 2 LOB: 1 BB: 0 P: 5	R: 0 E: 0 K: 0 S: 4	H: 1 LOB: 2 BB: 1 P: 8	1B: 11 2B: 1 3B: 0 HR: 0	SF: 0 SAC: 0 DP: 3 HBP: 0	WP: 0 PB: 0 SB: 0 CS: 0	PA: 36
PITCHER	IP WLS BF H R ER SO BB IBB HBP BLK WP HR S P ERA WHIP																			
Rick Honeycutt, L (1, 1) ERA: 2.26	8.0 W 31 11 1 1 1 0 0 0 0 0 0 0 33 33 1.12 1.375																			
Odell Jones, R (9, 1) ERA: 3.1	1.0 5 1 0 0 0 1 0 0 0 0 0 0 4 8 0.00 2.000																			

livebaseballscorecards.com

AB	35
R	1
H	12
RBI	1
BB	1
SO	1
LOB	12



Batter	1	2	3	4	5	6	7	8	9	AB R H RBI BB SO LOB	TOP	
Wayne Tolleson, S (1, 4) X OBP: 0.319, SLG: 0.331	0-0 ① 1-3		0-0 ② 6-3		0-0 E 1B		0-0 ① B5-3		0-0 ② F8	5 1 1 0 0 0 0		
Buddy Bell, R (1, 5) X OBP: 0.341, SLG: 0.428	0-0 ② F8		0-0 1B		4-0 1B 1-2 SF8 BB		0-0 ② 6-3		0-0 ③ F7	4 1 1 0 1 0 0		
George Wright, S (1, 8) X OBP: 0.319, SLG: 0.429	0-0 ③ G3		0-0 ③ F7		0-0 BB 1-3 2-H 1B		0-0 1B			4 0 2 1 0 0 1		
Dave Hostetler, R (1, 10) X OBP: 0.315, SLG: 0.365		0-0 E5 FC2-5 1B		0-0 ① P4		4-0 1-2 BB		0-3 ③ K		3 0 0 0 1 1 1		
Larry Parrish, R (1, 9) X OBP: 0.359, SLG: 0.544		0-0 FC4-6 FC2-5 1-2 1B		0-0 4-3 1B		0-0 ② SF8		0-0 ① F8		3 0 2 1 0 0 0		
Bill Stein, R (1, 3) X OBP: 0.326, SLG: 0.414		0-0 ① FC2-5 FC4-6 1-2 2-3		0-0 ② 4-3		0-0 ③ F8		0-0 1B		4 0 1 0 0 0 5		
Pete O'Brien, L (1, 7) X OBP: 0.325, SLG: 0.339		0-0 ② FC4-6 1-2 2-3		4-0 IBB		0-0 ① F7		0-0 ② F8		3 0 0 0 1 0 3		
Jim Sundberg, R (1, 2) X OBP: 0.261, SLG: 0.255		0-0 ③ F8		0-0 ③ F9		0-0 ② F9		0-0 ③ 1-3		4 0 0 0 0 0 5		
Bucky Dent, R (1, 6) X OBP: 0.293, SLG: 0.303			0-0 ① F8		0-0 ① 4-3		0-0 ③ L6		0-0 ① 5-3	4 0 0 0 0 0 0		
Inning Stats	R: 0 E: 0 K: 0 S: 3 H: 0 LOB: 0 P: 3	R: 0 E: 1 K: 0 S: 5 H: 1 LOB: 2 BB: 0 P: 5	R: 0 E: 0 K: 0 S: 4 H: 1 LOB: 1 BB: 0 P: 4	R: 0 E: 0 K: 0 S: 4 H: 1 LOB: 2 BB: 1 P: 8	R: 2 E: 1 K: 0 S: 5 H: 2 LOB: 2 BB: 2 P: 13	R: 0 E: 0 K: 0 S: 3 H: 0 LOB: 0 BB: 0 P: 3	R: 0 E: 0 K: 1 S: 6 H: 1 LOB: 1 BB: 0 P: 6	R: 0 E: 0 K: 0 S: 4 H: 1 LOB: 1 BB: 0 P: 4	R: 0 E: 0 K: 0 S: 3 H: 0 LOB: 0 BB: 0 P: 3	1B: 7 2B: 0 3B: 0 HR: 0 SF: 1 SAC: 0 DP: 0 HBP: 0	WP: 0 PB: 0 SB: 0 CS: 0 PA: 38	
PITCHER Lary Sorensen, R (1, 1) ERA: 4.65	IP: 9.0 WLS: L BF: 38 H: 7 R: 2 ER: 2 SO: 1 BB: 2 IBB: 1 HBP: 0 BLK: 0 WP: 0 HR: 0 S: 37 P: 49 ERA: 2.00 WHIP: 1.000											PITCHER IP: WLS: BF: H: R: ER: SO: BB: IBB: HBP: BLK: WP: HR: S: P: ERA: WHIP

Texas Rangers @ Cleveland Indians
Cleveland Municipal Stadium, Cleveland, OH

Fri Aug 05 1983, 7:05 PM EDT
Att. 10,303 - Unknown - 76 F

livebaseballscorecards.com

AB	34
R	2
H	7
RBI	2
BB	3
SO	1
LOB	15



Batter	1	2	3	4	5	6	7	8	9
Alan Bannister, R (1, 4) <small>OBP: 0.323, SLG: 0.397</small> Broderick Perkins, L (8, PH) <small>OBP: 0.291, SLG: 0.329</small> Mike Fischlin, R (9, 4) <small>OBP: 0.274, SLG: 0.230</small>	0-0 FC5-4 1B		0-3 K			0-3 K		0-0 6-3	
Toby Harrah, R (1, 5) <small>OBP: 0.376, SLG: 0.384</small>	0-0 FC5-4 G1-6-3 1-2f		4-0 CS BB			0-0 5-3		0-0 6-3	
Bake McBride, L (1, 10) <small>OBP: 0.309, SLG: 0.333</small>	0-0 G1-6-3 1-2f		0-0 CS	0-0 4-3		0-0 F8		0-0 G3	
Andre Thornton, R (1, 3) <small>OBP: 0.392, SLG: 0.456</small>		0-0 6-3		0-0 F7		0-0 F8		0-3 K	
Pat Tabler, R (1, 7) <small>OBP: 0.374, SLG: 0.431</small>		0-3 K		0-0 6-3		0-0 5-3 1B		0-0 F3	
Gorman Thomas, R (1, 8) <small>OBP: 0.291, SLG: 0.376</small>		4-0 WP BB		0-3 K		0-0 5-3			
Ron Hassey, L (1, 2) <small>OBP: 0.339, SLG: 0.343</small>		4-0 FC4-6 BB		0-0 1B		4-0 FC5-4 BB			
Julio Franco, R (1, 6) <small>OBP: 0.308, SLG: 0.410</small>	0-0 FC4-6 1-2f		0-0 F8		0-0 F8		0-0 FC5-4 1-2f		
George Vukovich, L (1, 9) <small>OBP: 0.260, SLG: 0.294</small>		0-0 CS 1B		0-0 L4		0-3 K			

AB	R	H	RBI	BB	SO	LOB
3	0	1	0	0	2	1
1	0	0	0	0	0	0
0	0	0	0	0	0	0

3	0	0	0	1	0	1
---	---	---	---	---	---	---

4	0	0	0	0	0	1
---	---	---	---	---	---	---

4	0	0	0	0	1	0
---	---	---	---	---	---	---

4	0	1	0	0	1	0
---	---	---	---	---	---	---

2	0	0	0	1	1	1
---	---	---	---	---	---	---

1	0	1	0	2	0	0
---	---	---	---	---	---	---

3	0	0	0	0	0	5
---	---	---	---	---	---	---

3	0	1	0	0	1	1
---	---	---	---	---	---	---

1B:	4	SF:	0
2B:	0	SAC:	0
3B:	0	DP:	1
HR:	0	HBP:	0

BOTTOM

Texas Rangers @ Cleveland Indians
 Cleveland Municipal Stadium, Cleveland, OH

Fri Aug 05 1983, 7:05 PM EDT
 Att: 10,303 - Unknown - 76 F

livebaseballscorecards.com

AB	28
R	0
H	4
RBI	0
BB	4
SO	6
LOB	10



Inning Stats	R: 0	H: 1	E: 0	K: 0	S: 3	LOB: 0	BB: 0	P: 3	R: 0	H: 0	E: 0	K: 1	S: 5	LOB: 2	BB: 2	P: 13	R: 0	H: 1	E: 0	K: 1	S: 4	LOB: 0	BB: 1	P: 8	R: 0	H: 0	E: 0	K: 0	S: 3	LOB: 0	BB: 0	P: 3	R: 0	H: 1	E: 0	K: 1	S: 6	LOB: 1	BB: 0	P: 6	R: 0	H: 0	E: 0	K: 1	S: 5	LOB: 0	BB: 0	P: 5	R: 0	H: 1	E: 0	K: 0	S: 4	LOB: 2	BB: 1	P: 8	R: 0	H: 0	E: 0	K: 1	S: 5	LOB: 0	BB: 0	P: 5	R: 0	H: 0	E: 0	K: 1	S: 5	LOB: 0	BB: 0	P: 5	1B: <th>4</th> <th>SF: <th>0</th> <th>2B: <th>0</th> <th>SAC: <th>0</th> <th>3B: <th>0</th> <th>DP: <th>1</th> <th>HR: <th>0</th> <th>HBP: <th>0</th> <th>WP: <th>1</th> <th>PA: <th>33</th> </th></th></th></th></th></th></th></th></th>	4	SF: <th>0</th> <th>2B: <th>0</th> <th>SAC: <th>0</th> <th>3B: <th>0</th> <th>DP: <th>1</th> <th>HR: <th>0</th> <th>HBP: <th>0</th> <th>WP: <th>1</th> <th>PA: <th>33</th> </th></th></th></th></th></th></th></th>	0	2B: <th>0</th> <th>SAC: <th>0</th> <th>3B: <th>0</th> <th>DP: <th>1</th> <th>HR: <th>0</th> <th>HBP: <th>0</th> <th>WP: <th>1</th> <th>PA: <th>33</th> </th></th></th></th></th></th></th>	0	SAC: <th>0</th> <th>3B: <th>0</th> <th>DP: <th>1</th> <th>HR: <th>0</th> <th>HBP: <th>0</th> <th>WP: <th>1</th> <th>PA: <th>33</th> </th></th></th></th></th></th>	0	3B: <th>0</th> <th>DP: <th>1</th> <th>HR: <th>0</th> <th>HBP: <th>0</th> <th>WP: <th>1</th> <th>PA: <th>33</th> </th></th></th></th></th>	0	DP: <th>1</th> <th>HR: <th>0</th> <th>HBP: <th>0</th> <th>WP: <th>1</th> <th>PA: <th>33</th> </th></th></th></th>	1	HR: <th>0</th> <th>HBP: <th>0</th> <th>WP: <th>1</th> <th>PA: <th>33</th> </th></th></th>	0	HBP: <th>0</th> <th>WP: <th>1</th> <th>PA: <th>33</th> </th></th>	0	WP: <th>1</th> <th>PA: <th>33</th> </th>	1	PA: <th>33</th>	33
--------------	------	------	------	------	------	--------	-------	------	------	------	------	------	------	--------	-------	-------	------	------	------	------	------	--------	-------	------	------	------	------	------	------	--------	-------	------	------	------	------	------	------	--------	-------	------	------	------	------	------	------	--------	-------	------	------	------	------	------	------	--------	-------	------	------	------	------	------	------	--------	-------	------	------	------	------	------	------	--------	-------	------	--	---	--	---	--	---	--	---	---	---	---	---	---	---	---	---	--	---	-----------------	----

PITCHER	IP	WLS	BF	H	R	ER	SO	BB	IBB	HBP	BLK	WP	HR	S	P	ERA	WHIP
Mike Smithson, R (1, 1) <small>ERA: 4.13</small>	8.0	W	29	4	0	0	5	4	0	0	0	1	0	35	51	0.00	1.000
Odell Jones, R (9, 1) <small>ERA: 3.05</small>	1.0	S	3	0	0	0	1	0	0	0	0	0	0	5	5	0.00	0.000

PITCHER	IP	WLS	BF	H	R	ER	SO	BB	IBB	HBP	BLK	WP	HR	S	P	ERA	WHIP
---------	----	-----	----	---	---	----	----	----	-----	-----	-----	----	----	---	---	-----	------

Batter	1	2	3	4	5	6	7	8	9	AB R H RBI BB SO LOB	TOP											
Wayne Tolleson, S (1, 4) OBP: 0.318, SLG: 0.328	0-0 6-3		0-0 4-3		4-0 BB		0-0 SF7		0-0 F9	3 0 0 1 1 0 1												
Buddy Bell, R (1, 5) OBP: 0.340, SLG: 0.433	0-0 L6		0-0 IHR		0-0 P5		0-0 F8			4 1 1 1 0 0 3												
George Wright, S (1, 8) OBP: 0.316, SLG: 0.424	0-0 F7		0-0 6-3		0-0 F2		0-0 4-3			4 0 0 0 0 0 3												
Larry Parrish, R (1, 9) OBP: 0.358, SLG: 0.544		0-0 F8 2B	0-0 5-3			0-0 6-3		0-0 P4		4 1 1 0 0 0 0												
Pete O'Brien, L (1, 3) OBP: 0.322, SLG: 0.335		0-0 F8 2-3		0-0 4-3		0-0 F9		0-0 F7		4 0 0 0 0 0 1												
Bob Jones, L (1, 7) OBP: 0.322, SLG: 0.327		4-0 2B 1B BB		0-0 F5		0-0 3-1		0-0 3-1		3 1 0 0 1 0 0												
Mickey Rivers, L (1, 10) OBP: 0.291, SLG: 0.331		0-0 1-3 3-H 1B 2B		0-0 F9			0-0 E 1B		0-0 F8	4 2 2 1 0 0 0												
Jim Sundberg, R (1, 2) OBP: 0.267, SLG: 0.263		0-0 2-H 3-H CS 1B			4-0 SH3-4 BB		0-0 1-H E6 SF7 2B		0-0 F9	3 1 2 3 1 0 0												
Bucky Dent, R (1, 6) OBP: 0.297, SLG: 0.302		0-3 K 1-2			0-0 SH3-4 1-2		4-0 BB		4-0 BB	1 0 0 0 2 1 1												
Inning Stats	R: 0 E: 0 K: 0 S: 3	H: 0 LOB: 0 BB: 0 P: 3	R: 3 E: 0 K: 1 S: 7	H: 3 LOB: 0 BB: 1 P: 11	R: 1 E: 0 K: 0 S: 4	H: 1 LOB: 0 BB: 0 P: 4	R: 0 E: 0 K: 0 S: 3	H: 0 LOB: 0 BB: 0 P: 3	R: 0 E: 0 K: 0 S: 3	H: 0 LOB: 2 BB: 2 P: 11	R: 0 E: 0 K: 0 S: 3	H: 0 LOB: 0 BB: 0 P: 3	R: 2 E: 1 K: 0 S: 5	H: 2 LOB: 1 BB: 1 P: 9	R: 0 E: 0 K: 0 S: 3	H: 0 LOB: 0 BB: 0 P: 3	R: 0 E: 0 K: 0 S: 3	H: 0 LOB: 1 BB: 1 P: 7	1B: 2 2B: 3 3B: 0 HR: 1	SF: 1 SAC: 1 DP: 0 HBP: 0	WP: 0 PB: 0 SB: 0 CS: 1	PA: 37
PITCHER	IP WLS BF H R ER SO BB IBB HBP BLK WP HR S P ERA WHIP																					
Len Barker, R (1, 1) ERA: 5.21	5.1 L 22 4 4 4 1 3 0 0 0 0 0 0 21 33 6.75 1.312																					
Juan Eichelberger, R (6, 1) ERA: 4.9	3.2 15 2 2 1 0 2 0 0 0 0 0 0 13 21 2.46 1.091																					

Texas Rangers @ Cleveland Indians
Cleveland Municipal Stadium, Cleveland, OH
Sat Aug 06 1983, 7:05 PM EDT
Att: 13,866 - Unknown

livebaseballscorecards.com

AB	30
R	6
H	6
RBI	6
BB	5
SO	1
LOB	9



Batter	1	2	3	4	5	6	7	8	9	AB R H RBI BB SO LOB
Alan Bannister, R OBP: 0.322, SLG: 0.399 (1, 4) X (9, 9)	0-0 6-3 ①		0-0 1-3 1-2 1B 2B ①		0-0 F5 ①		0-0 6-3 ③			4 1 1 0 0 0 0
Toby Harrah, R OBP: 0.372, SLG: 0.379 (1, 5) S S S	0-3 K ②		0-0 1-3 2-3 ②		0-0 F7 ②			0-3 K ①		4 0 0 0 0 2 1
Bake McBride, L OBP: 0.318, SLG: 0.345 Mike Fischlin, R OBP: 0.274, SLG: 0.230 (1, 9) X (9, 4)	0-0 2B ②		4-0 BB 1B BB ②		0-0 1B ②			0-0 F7 ②		3 0 2 0 1 0 0 0 0 0 0 0 0 0
Pat Tabler, R OBP: 0.376, SLG: 0.430 (1, 7) B B B	4-0 BB ③		0-0 BB 1-2 3-H 1B ③		0-0 F9 ③			0-0 F7 ③		3 0 1 1 1 0 1
Andre Thornton, R OBP: 0.391, SLG: 0.452 (1, 3) X	0-0 F8 ③		4-0 1-2 2-3 BB ③		0-0 5-3 ①			0-0 6-3 ①		3 0 0 0 1 0 2
Gorman Thomas, R OBP: 0.288, SLG: 0.372 (1, 8)		0-0 F7 ①	0-0 F3 ③		0-0 F9 ②			0-0 5-3 ②		4 0 0 0 0 0 3
Otto Velez, R OBP: 0.154, SLG: 0.043 (1, 10) S S S		0-3 K ②		0-3 K ①		0-0 5-3 ③		0-3 K ③		4 0 0 0 0 3 0
Julio Franco, R OBP: 0.306, SLG: 0.407 (1, 6) X		0-0 5-3 ③		0-0 5-3 ②			0-0 F9 ①			3 0 0 0 0 0 0
Jim Essian, R OBP: 0.296, SLG: 0.311 (1, 2) X			0-0 2B 1B ③		0-0 6-3 ③		0-0 P4 ②			3 0 1 0 0 0 0

Inning Stats	R: 0 E: 0 K: 1 S: 6	H: 1 LOB: 2 BB: 1 P: 10	R: 0 E: 0 K: 1 S: 5	H: 0 LOB: 0 BB: 0 P: 5	R: 1 E: 0 K: 0 S: 5	H: 3 LOB: 3 BB: 2 P: 13	R: 0 E: 0 K: 1 S: 5	H: 0 LOB: 0 BB: 0 P: 5	R: 0 E: 0 K: 0 S: 4	H: 1 LOB: 1 BB: 0 P: 4	R: 0 E: 0 K: 0 S: 3	H: 0 LOB: 0 BB: 0 P: 3	R: 0 E: 0 K: 0 S: 3	H: 0 LOB: 0 BB: 0 P: 5	R: 0 E: 0 K: 1 S: 5	H: 0 LOB: 0 BB: 0 P: 5	1B: 3 2B: 2 3B: 0 HR: 0	SF: 0 SAC: 0 DP: 0 HBP: 0	WP: 0 PB: 0 SB: 0 CS: 0	PA: 34	
PITCHER Frank Tanana, L ERA: 2.72 (1, 1)	IP 9.0	WLS W	BF 34	H 5	R 1	ER 1	SO 5	BB 3	IBB 0	HBP 0	BLK 0	WP 0	HR 0	S 41	P 53	ERA 1.00	WHIP 0.889				
PITCHER	IP	WLS	BF	H	R	ER	SO	BB	IBB	HBP	BLK	WP	HR	S	P	ERA	WHIP				


BOTTOM


Texas Rangers @ Cleveland Indians
Cleveland Municipal Stadium, Cleveland, OH

Sat Aug 06 1983, 7:05 PM EDT
Att. 13,866 - Unknown

livebaseballscorecards.com

AB	31
R	1
H	5
RBI	1
BB	3
SO	5
LOB	7



Batter	1	2	3	4	5	6	7	8	9	AB R H RBI BB SO LOB	TOP														
Wayne Tolleson, S (1, 4) OBP: 0.319, SLG: 0.329	0-0 2B SF9 1B	0-0 4-3		0-0 1-3			0-0 5-3 1B		0-0 B1-3	5 1 2 0 0 0 1	<p>Texas Rangers @ Cleveland Indians Cleveland Municipal Stadium, Cleveland, OH</p> <p>Sun Aug 07 1983, 3:33 AM EDT Unknown - 79 F</p> <p>livebaseballscorecards.com</p> <table border="1"> <tr><td>AB</td><td>34</td></tr> <tr><td>R</td><td>4</td></tr> <tr><td>H</td><td>9</td></tr> <tr><td>RBI</td><td>4</td></tr> <tr><td>BB</td><td>1</td></tr> <tr><td>SO</td><td>4</td></tr> <tr><td>LOB</td><td>10</td></tr> </table> 	AB	34	R	4	H	9	RBI	4	BB	1	SO	4	LOB	10
AB	34																								
R	4																								
H	9																								
RBI	4																								
BB	1																								
SO	4																								
LOB	10																								
Buddy Bell, R (1, 5) OBP: 0.340, SLG: 0.434	0-0 SF9 1-3 FC5-4 2B		0-0 4-3		0-0 6-3	0-0 5-3				4 1 1 0 0 0 1															
George Wright, S (1, 8) OBP: 0.320, SLG: 0.427	0-0 SF9 2-3 3-H		0-0 1B 1B		0-0 2B 1B	4-0 IBB				2 2 2 1 1 0 0															
Dave Hostetler, R (1, 10) OBP: 0.318, SLG: 0.369	1-0 FC5-4 HBP		0-3 K		0-0 1-H 2B	0-3 K				3 0 1 1 0 2 3															
Larry Parrish, R (1, 9) OBP: 0.357, SLG: 0.541	0-0 FC5-4 1-2f 3-H		0-0 1B 1B		0-0 6-3		0-0 6-3			4 0 1 1 0 0 1															
Mickey Rivers, L (1, 7) OBP: 0.290, SLG: 0.329	0-0 1-3		0-0 1-2 3-H 1B		0-0 F9		0-0 4-3			4 0 1 1 0 0 1															
Pete O'Brien, L (1, 3) OBP: 0.319, SLG: 0.331		0-0 G3	0-0 4-3		0-0 4-3		0-0 F9			4 0 0 0 0 0 2															
Jim Sundberg, R (1, 2) OBP: 0.267, SLG: 0.263		0-0 1B		0-3 K		0-3 K		0-0 4-3		4 0 1 0 0 2 0															
Bucky Dent, R (1, 6) OBP: 0.293, SLG: 0.298		0-0 L4		0-0 1-6-3		0-0 4-3		0-0 F9		4 0 0 0 0 0 1															
Inning Stats	R: 2 H: 2 E: 0 LOB: 1 K: 0 BB: 0 S: 5 P: 6	R: 0 H: 1 E: 0 LOB: 1 K: 0 BB: 0 S: 4 P: 4	R: 1 H: 3 E: 0 LOB: 2 K: 1 BB: 0 S: 8 P: 8	R: 0 H: 0 E: 0 LOB: 0 K: 1 BB: 0 S: 5 P: 5	R: 1 H: 2 E: 0 LOB: 0 K: 0 BB: 0 S: 4 P: 4	R: 0 H: 0 E: 0 LOB: 0 K: 1 BB: 0 S: 5 P: 5	R: 0 H: 1 E: 0 LOB: 2 K: 1 BB: 1 S: 6 P: 10	R: 0 H: 0 E: 0 LOB: 0 K: 0 BB: 0 S: 3 P: 3	R: 0 H: 0 E: 0 LOB: 0 K: 0 BB: 0 S: 3 P: 3	1B: 7 SF: 1 2B: 2 SAC: 0 3B: 0 DP: 0 HR: 0 HBP: 1	WP: 0 PA: 37 PB: 0 SB: 0 CS: 0														
PITCHER Bert Blyleven, R (1, 1) ERA: 3.77 Dan Spillner, R (5, 1) ERA: 4.76	IP WLS BF H R ER SO BB IBB HBP BLK WP HR S P ERA WHIP																								

Batter	1	2	3	4	5	6	7	8	9	AB R H RBI BB SO LOB
Alan Bannister, R (1, 4) OBP: 0.321, SLG: 0.401	0-0 F7	0-0 E		0-3 K			0-0 SH3-4		0-0 P6	4 1 1 0 0 1 0
Toby Harrah, R (1, 5) OBP: 0.373, SLG: 0.377	4-0 F8 BB	4-0 E BB			0-0 E6 CS		0-0 F7			2 0 0 0 2 0 1
Bake McBride, L (1, 9) OBP: 0.317, SLG: 0.343	0-0 F8	0-0 E7			0-0 6-3		0-0 3-1			4 0 1 1 0 0 3
Pat Tabler, R (1, 7) OBP: 0.374, SLG: 0.425	4-0 BB	0-0 F7			0-0 5-3			0-0 F8		3 0 0 0 1 0 2
Andre Thornton, R (1, 10) OBP: 0.389, SLG: 0.450	0-0 F7		0-0 G4-6-3		0-0 5-3			0-0 F8		4 0 1 0 0 0 2
Broderick Perkins, L (1, 3) Mike Fischlin, R (8, PR) Mike Hargrove, L (9, 3)		0-0 1B	0-0 G4-6-3		0-0 F8			0-0 1B		4 1 2 0 0 0 1 0 0 0 0 0 0 0 0 0 0 0 0 0 0
Gorman Thomas, R (1, 8) OBP: 0.290, SLG: 0.376		0-0 1B	0-0 F8		0-0 2B			0-3 K		4 1 2 0 0 1 1
Ron Hassey, L (1, 2) OBP: 0.335, SLG: 0.336		0-3 K		0-0 4-3		0-0 4-3			0-3 K	4 0 0 0 0 2 3
Julio Franco, R (1, 6) OBP: 0.308, SLG: 0.408		0-0 1B		0-0 6-3			0-0 SH3-4		0-3 K	4 0 2 2 0 1 0

Inning Stats	R: 0	H: 0	E: 0	K: 0	S: 3	H: 0	LOB: 2	BB: 2	P: 11	R: 3	H: 5	E: 1	K: 1	S: 9	H: 1	LOB: 0	BB: 1	P: 13	R: 0	H: 0	E: 0	K: 0	S: 3	H: 0	LOB: 0	BB: 0	P: 3	R: 0	H: 0	E: 1	K: 0	S: 3	H: 1	LOB: 1	BB: 0	P: 4	R: 0	H: 1	E: 0	K: 0	S: 4	H: 1	LOB: 1	BB: 0	P: 4	R: 0	H: 1	E: 0	K: 1	S: 6	H: 1	LOB: 1	BB: 0	P: 6	R: 0	H: 0	E: 0	K: 2	S: 7	H: 0	LOB: 0	BB: 0	P: 7	1B: 6	SF: 0	2B: 3	SAC: 1	3B: 0	DP: 1	HR: 0	HBP: 0	WP: 0	PA: 37
--------------	------	------	------	------	------	------	--------	-------	-------	------	------	------	------	------	------	--------	-------	-------	------	------	------	------	------	------	--------	-------	------	------	------	------	------	------	------	--------	-------	------	------	------	------	------	------	------	--------	-------	------	------	------	------	------	------	------	--------	-------	------	------	------	------	------	------	------	--------	-------	------	-------	-------	-------	--------	-------	-------	-------	--------	-------	--------

PITCHER	IP	WLS	BF	H	R	ER	SO	BB	IBB	HBP	BLK	WP	HR	S	P	ERA	WHIP
Charlie Hough, R (1, 1) ERA: 3.76	6.0	W	27	8	3	3	2	3	0	0	0	0	0	28	40	4.50	1.833
Victor Cruz, R (7, 1) ERA: 0.96	3.0	S	10	1	0	0	3	0	0	0	0	0	0	16	16	0.00	0.333

BOTTOM

Texas Rangers @ Cleveland Indians
Cleveland Municipal Stadium, Cleveland, OH
 Sun Aug 07 1983, 3:33 AM EDT
 Unknown - 79 F

livebaseballscores.com

AB	33
R	3
H	9
RBI	3
BB	3
SO	5
LOB	13



Batter	1	2	3	4	5	6	7	8	9	AB R H RBI BB SO LOB	TOP
Wayne Tolleson, S (1, 6) OBP: 0.320, SLG: 0.333 Jim Anderson, R (5, 6) OBP: 0.238, SLG: 0.217	0-0 G4-6-3 2B		0-0 4-3			0-0 6-3		0-0 FC5-4 1B		2 0 1 0 0 0 0 2 0 1 0 0 0 0	
Buddy Bell, R (1, 5) OBP: 0.341, SLG: 0.436	4-0 G4-6-3 BB		0-0 L5			0-0 2B		0-0 F8		3 0 1 0 1 0 1	
George Wright, S (1, 8) OBP: 0.317, SLG: 0.423	0-0 G4-6-3 1-2f 2-3			0-0 F9		0-3 K		0-3 K		4 0 0 0 0 2 4	
Larry Parrish, R (1, 9) OBP: 0.356, SLG: 0.536	4-0 BB			0-0 F8		0-0 F2		0-0 FC5-4 1-2f		3 0 0 0 1 0 2	
Bill Stein, R (1, 4) OBP: 0.331, SLG: 0.416	0-0 F3			0-0 P4			0-0 1B 1B		0-0 4-3 G3 1B	4 0 2 0 0 0 2 4 0 2 0 0 0 1	
Mickey Rivers, L (1, 10) OBP: 0.294, SLG: 0.333		0-0 F8			0-0 3-1 1B		0-0 1-2 1B		0-0 G3 1-2	4 0 2 0 0 0 1	
Larry Bittner, L (1, 3) OBP: 0.345, SLG: 0.360		0-3 K			0-0 F8		0-0 F7		0-0 4-3 2-3	4 0 0 0 0 1 4	
Bob Jones, L (1, 7) OBP: 0.302, SLG: 0.304		0-0 P4			0-0 3-1 1-2		0-3 K		0-0 3-1	4 0 0 0 0 1 4	
Bob Johnson, R (1, 2) OBP: 0.263, SLG: 0.333			0-0 4-3			0-0 F9		0-3 K		3 0 0 0 0 1 3	
Inning Stats	R: 0 H: 1 E: 0 LOB: 2 K: 0 BB: 2 S: 3 P: 11	R: 0 H: 0 E: 0 LOB: 0 K: 1 BB: 0 S: 5 P: 5	R: 0 H: 0 E: 0 LOB: 0 K: 0 BB: 0 S: 3 P: 3	R: 0 H: 0 E: 0 LOB: 0 K: 0 BB: 0 S: 3 P: 3	R: 0 H: 1 E: 0 LOB: 1 K: 0 BB: 0 S: 4 P: 4	R: 0 H: 1 E: 0 LOB: 1 K: 1 BB: 0 S: 6 P: 6	R: 0 H: 2 E: 0 LOB: 2 K: 2 BB: 0 S: 9 P: 9	R: 0 H: 1 E: 0 LOB: 1 K: 1 BB: 0 S: 4 P: 4	R: 0 H: 1 E: 0 LOB: 1 K: 0 BB: 0 S: 4 P: 4	1B: 5 SF: 0 2B: 2 SAC: 0 3B: 0 DP: 1 HR: 0 HBP: 0	WP: 0 PA: 35 PB: 0 SB: 0 CS: 0
PITCHER Tom Brennan, R (1, 1) ERA: 2.35	IP WLS BF H R ER SO BB IBB HBP BLK WP HR S P ERA WHIP										
	9.0 W 35 7 0 0 5 2 0 0 0 0 0 0 43 51 0.00 1.000										

Texas Rangers @ Cleveland Indians
Cleveland Municipal Stadium, Cleveland, OH
Sun Aug 07 1983, 3:38 AM EDT
Att: 19,213 - Unknown

livebaseballscorecards.com

AB	33
R	0
H	7
RBI	0
BB	2
SO	5
LOB	21



Batter	1	2	3	4	5	6	7	8	9
Alan Bannister, R (1, 9) <small>OBP: 0.326, SLG: 0.409</small> (9, 7)	0-0 		0-0 	0-0 		0-0 		0-0 	
Toby Harrah, R (1, 5) <small>OBP: 0.371, SLG: 0.377</small>	0-3 		0-3 	0-0 		0-0 		0-3 	
Pat Tabler, R (1, 7) <small>OBP: 0.378, SLG: 0.428</small> George Vukovich, L (9, 9) <small>OBP: 0.260, SLG: 0.294</small>	0-3 		0-0 	4-0 		0-0 		0-0 	
Andre Thornton, R (1, 3) <small>OBP: 0.387, SLG: 0.446</small>		0-0 	0-0 	0-3 			0-0 	0-0 	
Gorman Thomas, R (1, 8) <small>OBP: 0.287, SLG: 0.372</small>		0-0 		0-0 	0-0 		0-0 		
Julio Franco, R (1, 6) <small>OBP: 0.310, SLG: 0.409</small>		0-0 		0-0 	0-0 		0-0 		
Chris Bando, S (1, 2) <small>OBP: 0.342, SLG: 0.408</small>		0-3 		0-0 	0-0 		0-3 		
Otto Velez, R (1, 10) <small>OBP: 0.179, SLG: 0.080</small> Mike Hargrove, L (6, PH) <small>OBP: 0.386, SLG: 0.391</small> Broderick Perkins, L (6, PR) <small>OBP: 0.301, SLG: 0.345</small>			0-0 	0-3 		0-0 		0-0 	
Mike Fischlin, R (1, 4) <small>OBP: 0.291, SLG: 0.272</small>			0-0 	0-0 		0-0 		4-0 	

AB	R	H	RBI	BB	SO	LOB
5	1	3	2	0	0	2
5	0	1	1	0	3	6
3	0	2	2	1	1	0
0	0	0	0	0	0	0
5	0	1	0	0	1	5
4	0	0	0	0	0	1
4	1	2	0	0	0	1
4	1	1	2	0	2	2
2	1	1	0	0	1	0
1	0	1	0	0	0	0
1	1	1	0	0	0	0
3	2	2	0	1	0	1
1B: 10	SF: 1	2B: 3	SAC: 0	3B: 1	DP: 0	HR: 1
WP: 1	PA: 40	PB: 0	CS: 0	SB: 1		

BOTTOM

Texas Rangers @ Cleveland Indians
 Cleveland Municipal Stadium, Cleveland, OH

Sun Aug 07 1983, 3:38 AM EDT
 Att. 19,213 - Unknown

livebaseballscorecards.com

AB	37
R	7
H	15
RBI	7
BB	2
SO	8
LOB	18



Inning Stats		R: 0	H: 0	R: 0	H: 1	R: 2	H: 3	R: 4	H: 5	R: 0	H: 0	R: 0	H: 1	R: 1	H: 2			
		E: 0	LOB: 0	E: 0	LOB: 1	E: 0	LOB: 1	E: 0	LOB: 2	E: 0	LOB: 0	E: 0	LOB: 1	E: 0	LOB: 2			
		K: 2	BB: 0	K: 1	BB: 0	K: 1	BB: 0	K: 2	BB: 1	K: 0	BB: 0	K: 1	BB: 0	K: 1	BB: 1			
		S: 7	P: 7	S: 6	P: 6	S: 8	P: 8	S: 12	P: 16	S: 3	P: 3	S: 5	P: 5	S: 6	P: 6			
PITCHER		IP	WLS	BF	H	R	ER	SO	BB	IBB	HBP	BLK	WP	HR	S	P	ERA	WHIP
Jon Matlack, L (1, 1) <small>ERA: 5.01</small>		3.2	L	18	7	5	5	5	0	0	0	0	0	1	28	28	12.27	1.909
Dave Schmidt, R (4, 1) <small>ERA: 4.94</small>		3.1		18	7	2	2	2	2	0	0	0	1	0	20	28	5.40	2.700
Odell Jones, R (8, 1) <small>ERA: 3.0</small>		1.0		4	1	0	0	1	0	0	0	0	0	0	6	6	0.00	1.000

Batter	1	2	3	4	5	6	7	8	9	AB R H RBI BB SO LOB	TOP																								
Wayne Tolleson, S OBP: 0.317, SLG: 0.333 (1, 4) (9, 6)	0-0 G3		0-0 F8 1B 2B	0-0 E6 2B FC9-2		0-0 5-3		0-0 FC6-4 E S 2B 1-2f	0-3 K	6 2 1 0 0 1 6																									
Buddy Bell, R OBP: 0.345, SLG: 0.442 (1, 5)	0-0 3-1 HR 2B		0-0 6-3	0-0 1-3 3-H 2B		4-0 IBB		4-0 2B BB	0-0 SF9	3 2 2 2 2 0 1																									
George Wright, S OBP: 0.315, SLG: 0.422 (1, 8)	0-0 3-1 2-3		0-0 F8 2-3	0-0 FC9-2 3-H		0-0 F2		0-0 1-H 3-H 2B	0-3 K	6 0 1 2 0 1 7																									
Larry Parrish, R OBP: 0.359, SLG: 0.544 (1, 9)	0-0 HR 3-H		4-0 1B BB		0-0 6-3		0-0 BB 1B	0-0 5-3		4 1 2 2 1 0 1																									
Mickey Rivers, L OBP: 0.308, SLG: 0.349 (1, 10)	0-0 FC5-4 1B		0-0 FC6-4 1-3 3-H 1B		0-3 K		4-0 G4-6-3 1-2 BB	0-0 SH 1B 2B		4 1 3 1 1 1 0																									
Bill Sample, R OBP: 0.349, SLG: 0.437 (1, 7)	0-0 FC5-4 1-2f		0-0 FC6-4 1-2f		0-0 P4		0-3 K	0-0 SH 1B S 2B 2-3		4 1 0 0 0 1 5																									
Pete O'Brien, L OBP: 0.322, SLG: 0.343 (1, 3)		0-0 F8		0-0 HR		0-0 5-3 1B 1B	0-0 G4-6-3 1-2f	0-0 BB 2B 1B	0-0 BB 1B	5 2 3 2 0 0 2																									
Jim Sundberg, R OBP: 0.272, SLG: 0.264 (1, 2)		0-0 F8		0-0 F9		0-0 5-3 1B		4-0 FC6-4 BB	4-0 2B SF9 BB	3 1 1 0 2 0 0																									
Bucky Dent, R OBP: 0.293, SLG: 0.298 Dave Hostetler, R OBP: 0.317, SLG: 0.368 (8, PH) Jim Anderson, R OBP: 0.238, SLG: 0.217 Larry Bittner, L OBP: 0.351, SLG: 0.376 Bill Stein, R OBP: 0.331, SLG: 0.416 (1, 6) (8, PH) (8, 6) (9, PH) (9, 4)		0-0 F8		0-0 E 2B 1B		0-0 F7		0-0 F9	0-0 E 2B	3 1 1 0 0 0 2 1 0 0 0 0 0 1 0 0 0 0 0 0 0 1 1 1 2 0 0 0 0 0 0 0 0 0 0																									
Inning Stats	R: 2 E: 0 K: 0 S: 6	H: 3 LOB: 1 BB: 0 P: 6	R: 0 E: 0 K: 0 S: 3	H: 0 LOB: 0 BB: 0 P: 3	R: 1 E: 0 K: 0 S: 5	H: 2 LOB: 2 BB: 1 P: 9	R: 2 E: 1 K: 0 S: 6	H: 3 LOB: 1 BB: 0 P: 6	R: 0 E: 0 K: 1 S: 5	H: 0 LOB: 0 BB: 0 P: 5	R: 0 E: 0 K: 0 S: 5	H: 2 LOB: 3 BB: 1 P: 9	R: 0 E: 0 K: 1 S: 5	H: 1 LOB: 1 BB: 1 P: 9	R: 2 E: 0 K: 0 S: 4	H: 1 LOB: 1 BB: 2 P: 12	R: 5 E: 1 K: 2 S: 11	H: 3 LOB: 0 BB: 1 P: 15	1B: 7 2B: 7 3B: 0 HR: 2	SF: 1 SAC: 1 DP: 2 HBP: 0	WP: 0 PB: 0 SB: 2 CS: 0	PA: 48													
PITCHER	IP WLS BF H R ER SO BB IBB HBP BLK WP HR S P ERA WHIP																																		
Dennis Eckersley, R ERA: 5.97 John Henry Johnson, L ERA: 2.06 Bob Stanley, R ERA: 3.28 Mark Clear, R ERA: 6.99	(1, 1) (4, 1) (7, 1) (9, 1)	3.1 2.2 2.0 1.0	18 14 10 6	7 4 2 2	5 0 4 3	4 0 4 2	0 1 1 2	0 1 2 1	0 1 0 0	0 0 0 0	0 0 0 0	0 0 0 0	2 14 10 9	21 22 18 13	10.80 0.00 18.00 18.00	2.400 1.875 2.000 3.000																			

Texas Rangers @ Boston Red Sox
Fenway Park, Boston, MA
Mon Aug 08 1983, 7:05 PM EDT
Att: 21,887 - Unknown

livebaseballscorecards.com

AB 40
R 12
H 15
RBI 11
BB 6
SO 4
LOB 25



Batter	1	2	3	4	5	6	7	8	9	AB R H RBI BB SO LOB	TOP
Wayne Tolleson, S (1, 4) OBP: 0.316, SLG: 0.331	0-0 F7			0-0 1B		0-0 F7	0-0 F8		0-3 K	5 0 1 0 0 1 1	
Bill Stein, R (1, 5) OBP: 0.336, SLG: 0.418	0-0 F8			0-0 1B		0-0 1B		0-0 6-3		4 1 2 0 0 0 0	
George Wright, S (1, 8) OBP: 0.317, SLG: 0.430	0-3 K			0-0 P6		0-0 1B		0-0 HR		4 2 2 1 0 1 2	
Larry Parrish, R (1, 9) OBP: 0.358, SLG: 0.539		0-3 K		0-0 G4-6-3		4-0 1B		0-0 F7		3 0 0 0 1 1 2	
Dave Hostetter, R (1, 10) OBP: 0.316, SLG: 0.366		0-3 K			0-3 K	0-0 1B		0-0 6-3		4 0 1 2 0 2 0	
Bill Sample, R (1, 7) OBP: 0.351, SLG: 0.445		0-0 F8			0-0 1B	0-3 K			0-0 HR	4 1 2 1 0 1 2	
Pete O'Brien, L (1, 3) OBP: 0.321, SLG: 0.342			0-0 P6		0-0 1B	0-0 4-3			0-3 K	4 0 1 0 0 1 2	
Jim Sundberg, R (1, 2) OBP: 0.272, SLG: 0.261			0-0 6-3		0-0 P3			0-0 F9	4-0 BB	3 0 0 0 1 0 2	
Bucky Dent, R (1, 6) OBP: 0.291, SLG: 0.295 Buddy Bell, R (9, PH) OBP: 0.344, SLG: 0.441			0-0 F9		0-0 FC6-4			0-0 F9	0-3 K	3 0 0 0 0 0 2 1 0 0 0 0 1 1	
Inning Stats	R: 0 E: 0 K: 1 S: 5 H: 0 LOB: 0 BB: 0 P: 5	R: 0 E: 0 K: 2 S: 7 H: 0 LOB: 0 BB: 0 P: 7	R: 0 E: 0 K: 0 S: 3 H: 0 LOB: 0 BB: 0 P: 3	R: 0 E: 0 K: 0 S: 4 H: 2 LOB: 1 BB: 0 P: 4	R: 0 E: 0 K: 1 S: 7 H: 2 LOB: 2 BB: 0 P: 7	R: 2 E: 0 K: 1 S: 8 H: 3 LOB: 2 BB: 1 P: 12	R: 0 E: 0 K: 0 S: 3 H: 0 LOB: 0 BB: 0 P: 3	R: 1 E: 0 K: 0 S: 4 H: 1 LOB: 0 BB: 0 P: 4	R: 1 E: 0 K: 3 S: 10 H: 1 LOB: 1 BB: 1 P: 14	1B: 7 2B: 0 3B: 0 HR: 2 SF: 0 SAC: 0 DP: 1 HBP: 0	WP: 0 PB: 0 SB: 0 CS: 0 PA: 37
PITCHER John Tudor, L (1, 1) ERA: 3.77	IP 9.0 WLS W BF 37 H 9 R 4 ER 4 SO 8 BB 2 IBB 0 HBP 0 BLK 0 WP 0 HR 2 S 51 P 59 ERA 4.00 WHIP 1.222										

Texas Rangers @ Boston Red Sox
 Fenway Park, Boston, MA
 Tue Aug 09 1983, 7:05 PM EDT
 Att: 21,022 - Unknown

livebaseballscorecards.com

AB 35
 R 4
 H 9
 RBI 4
 BB 2
 SO 8
 LOB 14



Batter	1	2	3	4	5	6	7	8	9	AB	R	H	RBI	BB	SO	LOB
Jerry Remy, L (1, 4) OBP: 0.306, SLG: 0.312	0-0 F8	0-0 F7		0-0 FC6-4 BLK 1-2f 3-H		0-0 F8				4	0	0	1	0	0	4
Wade Boggs, L (1, 5) OBP: 0.447, SLG: 0.517	0-0 G5-4-3 1B		0-0 L4	0-0 6-3 1-2		0-0 3-1				4	0	1	0	0	0	2
Jim Rice, R (1, 7) OBP: 0.356, SLG: 0.521	0-0 G5-4-3 1-2f		0-0 P6		4-0 HR BB		0-0 6-3			3	1	0	0	1	0	1
Tony Armas, R (1, 8) OBP: 0.271, SLG: 0.461		0-0 F8	0-0 1B		0-0 HR 1-H		0-0 F7			4	1	2	2	0	0	0
Dave Stapleton, R (1, 3) OBP: 0.299, SLG: 0.374		0-0 1B 2B	0-0 F9		0-0 F7		0-0 F9			4	1	1	0	0	0	1
Reid Nichols, R (1, 9) OBP: 0.360, SLG: 0.414		0-0 5-3 2B 2-H		0-0 1B 1B	0-0 P6		0-0 5-3		0-0 5-3	4	2	2	1	0	0	0
Gary Allenson, R (1, 2) OBP: 0.305, SLG: 0.343		0-0 5-3 2-3		0-0 1B FC6-4 1B	0-0 5-3		0-0 K			4	1	1	0	0	1	1
Jeff Newman, R (1, 10) OBP: 0.238, SLG: 0.302		4-0 2B BB		0-0 P1		0-0 F9		0-0 6-3		3	0	0	0	1	0	2
Glenn Hoffman, R (1, 6) OBP: 0.304, SLG: 0.343		0-0 1-3 2-H 2B		0-0 FC6-4 1B		0-0 2B				3	0	3	2	0	0	0

Inning Stats	R: 0	H: 1	E: 0	LOB: 0	K: 0	BB: 0	S: 3	R: 2	H: 3	E: 0	LOB: 2	K: 0	BB: 1	S: 6	R: 0	H: 1	E: 0	LOB: 1	K: 0	BB: 0	S: 4	R: 2	H: 3	E: 0	LOB: 1	K: 0	BB: 0	S: 6	R: 2	H: 1	E: 0	LOB: 0	K: 0	BB: 1	S: 4	R: 0	H: 1	E: 0	LOB: 1	K: 0	BB: 0	S: 4	R: 0	H: 0	E: 0	LOB: 0	K: 0	BB: 0	S: 3	R: 0	H: 0	E: 0	LOB: 0	K: 1	BB: 0	S: 5	R: 0	H: 0	E: 0	LOB: 0	K: 1	BB: 0	S: 5
--------------	------	------	------	--------	------	-------	------	------	------	------	--------	------	-------	------	------	------	------	--------	------	-------	------	------	------	------	--------	------	-------	------	------	------	------	--------	------	-------	------	------	------	------	--------	------	-------	------	------	------	------	--------	------	-------	------	------	------	------	--------	------	-------	------	------	------	------	--------	------	-------	------

PITCHER	IP	WLS	BF	H	R	ER	SO	BB	IBB	HBP	BLK	WP	HR	S	P	ERA	WHIP
Rick Honeycutt, L (1, 1) ERA: 2.5	6.0	L	29	10	6	6	0	2	0	0	1	0	1	27	35	9.00	2.000
Dave Schmidt, R (7, 1) ERA: 4.64	2.0		6	0	0	0	1	0	0	0	0	0	0	8	8	0.00	0.000

BOTTOM

Texas Rangers @ Boston Red Sox
Fenway Park, Boston, MA
 Tue Aug 09 1983, 7:05 PM EDT
 Att. 21,022 - Unknown

livebaseballscorecards.com

AB	33
R	6
H	10
RBI	6
BB	2
SO	1
LOB	11



WP	HR	S	P	ERA	WHIP
0	0	1	0	0.00	0.000

Batter	1	2	3	4	5	6	7	8	9	AB R H RBI BB SO LOB	TOP									
Wayne Tolleson, S (1, 4) OBP: 0.315, SLG: 0.331	0-0 F8		0-0 F8		0-0 CS	0-0 F8			0-0 3B	4 1 1 0 0 0 0										
Bill Stein, R (1, 5) OBP: 0.347, SLG: 0.441	0-0 1B		0-0 G6-4-3 1B			0-0 F8			0-0 1B	4 1 3 1 0 0 0										
George Wright, S (1, 8) OBP: 0.318, SLG: 0.430	0-0 1B		0-0 G6-4-3			0-3 K			0-0 FC6-4 1B	4 0 2 1 0 1 1										
Larry Parrish, R (1, 9) OBP: 0.354, SLG: 0.534	0-0 F3			0-0 F8			0-0 F9		0-0 F8	4 0 0 0 0 0 3										
Dave Hostetter, R (1, 10) OBP: 0.312, SLG: 0.361	0-3 K			0-0 F9			0-0 4-3		0-0 FC6-4	3 0 0 0 0 1 2										
Mickey Rivers, L (9, PH) OBP: 0.306, SLG: 0.347									1-2f	1 0 0 0 0 0 1										
Bill Sample, R (1, 7) OBP: 0.347, SLG: 0.441		0-0 5-3		0-3 K			0-0 6-3		0-0 F9	4 0 0 0 0 1 1										
Pete O'Brien, L (1, 3) OBP: 0.322, SLG: 0.345		0-0 G3			0-0 FC5-2 2B			0-0 4-3		3 0 1 0 0 0 0										
Jim Sundberg, R (1, 2) OBP: 0.276, SLG: 0.263		1-0 FC6-4 HBP			0-0 6-3			0-0 G6-4-3 1B		2 0 1 0 0 0 1										
Bucky Dent, R (1, 6) OBP: 0.289, SLG: 0.293		0-0 FC6-4			0-0 FC5-2			0-0 G6-4-3		2 0 0 0 0 0 2										
Buddy Bell, R (8, PH) OBP: 0.343, SLG: 0.440					3-H			1-2f		1 0 0 0 0 0 1										
Jim Anderson, R (8, 6) OBP: 0.238, SLG: 0.217										0 0 0 0 0 0 0										
Inning Stats	R: 0 E: 0 K: 1 S: 7	H: 2 LOB: 2 BB: 0 P: 7	R: 0 E: 0 K: 0 S: 3	H: 0 LOB: 1 BB: 0 P: 4	R: 0 E: 0 K: 0 S: 3	H: 1 LOB: 0 BB: 0 P: 3	R: 0 E: 0 K: 1 S: 5	H: 0 LOB: 0 BB: 0 P: 5	R: 0 E: 0 K: 0 S: 3	H: 1 LOB: 0 BB: 0 P: 3	R: 0 E: 0 K: 1 S: 5	H: 0 LOB: 0 BB: 0 P: 5	R: 0 E: 0 K: 0 S: 3	H: 1 LOB: 0 BB: 0 P: 3	R: 2 E: 0 K: 0 S: 6	H: 3 LOB: 1 BB: 0 P: 6	1B: 6 2B: 1 3B: 1 HR: 0	SF: 0 SAC: 0 DP: 2 HBP: 1	WP: 0 PB: 0 SB: 0 CS: 1	PA: 34
PITCHER	IP WLS BF H R ER SO BB IBB HBP BLK WP HR S P ERA WHIP																			
Bruce Hurst, L (1, 1) ERA: 4.26	8.0 W 30 8 2 2 3 0 0 1 0 0 0 0 35 36 2.25 1.000																			
Bob Stanley, R (9, 1) ERA: 3.25	1.0 S 3 0 0 0 0 0 0 0 0 0 0 0 3 3 0.00 0.000																			

Texas Rangers @ Boston Red Sox
 Fenway Park, Boston, MA
 Wed Aug 10 1983, 7:05 PM EDT
 Att: 22,679 - Unknown

livebaseballscorecards.com

AB	32
R	2
H	8
RBI	2
BB	0
SO	3
LOB	12



Batter	1	2	3	4	5	6	7	8	9
Marty Barrett, R OBP: 0.348, SLG: 0.435 (1, 4)	0-0 4-3		0-0 FC6-4 BLK 1B		0-0 FC5-4 1B		0-0 F9		
Wade Boggs, L OBP: 0.447, SLG: 0.516 (1, 5)	0-0 3-1		0-0 FC5-4 1B		0-0 FC5-4 1B			4-0 1B HR BB	
Jim Rice, R OBP: 0.360, SLG: 0.522 (1, 7)	0-0 4-3		4-0 BB		0-0 1B			0-0 1B HR	
Tony Armas, R OBP: 0.271, SLG: 0.467 (1, 8)		0-0 6-3	0-0 FC5		0-0 F9			0-0 HR	
Rick Miller, L OBP: 0.452, SLG: 0.436 (1, 9)		4-0 BB		0-0 F8		0-0 F9		4-0 1B BB	
Carl Yastrzemski, L OBP: 0.396, SLG: 0.485 (1, 10)		0-0 F8		0-0 1B		0-0 F5		0-0 F8	
Dave Stapleton, R OBP: 0.296, SLG: 0.370 (1, 3)		0-0 5-3		0-0 F8		0-3 K		0-0 P4	
Gary Allenson, R OBP: 0.310, SLG: 0.348 (1, 2)			0-0 FC6-4 1B	0-0 6-3			0-0 F3	0-0 1B	
Glenn Hoffman, R OBP: 0.301, SLG: 0.339 (1, 6)			0-3 K		0-0 5-3		0-3 K	0-3 K	

AB	R	H	RBI	BB	SO	LOB
4	1	1	0	0	0	1
3	1	1	1	1	0	1
3	1	2	0	1	0	0
4	1	1	3	0	0	4
2	0	0	0	2	0	0
4	0	1	0	0	0	2
4	0	0	0	0	1	3
4	0	2	0	0	0	1
4	0	0	0	0	3	3

TEXAS RANGERS @ BOSTON RED SOX
Fenway Park, Boston, MA
 Wed Aug 10 1983, 7:05 PM EDT
 Att. 22,679 - Unknown

AB	32
R	4
H	8
RBI	4
BB	4
SO	4
LOB	15



Inning Stats		R: 0	H: 0	E: 0	LOB: 0	K: 0	BB: 0	S: 3	P: 3
R: 0	H: 0	E: 0	LOB: 0	K: 0	BB: 0	S: 3	P: 3		
R: 0	H: 0	E: 0	LOB: 1	K: 0	BB: 1	S: 3	P: 7		
R: 1	H: 2	E: 0	LOB: 2	K: 1	BB: 1	S: 7	P: 11		
R: 0	H: 1	E: 0	LOB: 1	K: 0	BB: 0	S: 4	P: 4		
R: 0	H: 2	E: 0	LOB: 2	K: 0	BB: 0	S: 5	P: 5		
R: 0	H: 0	E: 0	LOB: 0	K: 1	BB: 0	S: 5	P: 5		
R: 0	H: 0	E: 0	LOB: 0	K: 1	BB: 0	S: 5	P: 5		
R: 3	H: 3	E: 0	LOB: 2	K: 1	BB: 2	S: 8	P: 16		
R: 0	H: 0	E: 0	LOB: 0	K: 1	BB: 0	S: 5	P: 5		
R: 0	H: 0	E: 0	LOB: 0	K: 1	BB: 0	S: 5	P: 5		

PITCHER		IP	WLS	BF	H	R	ER	SO	BB	IBB	HBP	BLK	WP	HR	S	P	ERA	WHIP
Mike Smithson, R	(1, 1)	7.0	L	30	6	3	3	3	3	3	0	1	0	0	33	45	3.86	1.286
Victor Cruz, R	(8, 1)	1.0		6	2	1	1	1	1	0	0	0	0	1	7	11	9.00	3.000

WP	PA	3B	DP	HBP	CS
0	36	0	0	0	0

Batter	1	2	3	4	5	6	7	8	9	AB R H RBI BB SO LOB	TOP									
Toby Harrah, R OBP: 0.363, SLG: 0.366 (1, 5)	0-0 F7		0-3 K		0-0 5-3			0-0 F9		4 0 0 0 0 1 1										
Alan Bannister, R OBP: 0.334, SLG: 0.411 (1, 9) (8, 4)	0-3 K		0-0 1-3			0-0 L6-4 1B		4-0 G6-3 BB		3 0 1 0 1 1 0										
Bake McBride, L OBP: 0.316, SLG: 0.341 (1, 10)	0-0 1-3		0-0 F8			0-0 1-2 1B		0-0 G6-3		4 0 1 0 0 0 2										
Pat Tabler, R OBP: 0.379, SLG: 0.419 (1, 7)		4-0 5-3 BB 2B BB		0-0 F8		0-0 P3		0-0 6-3		3 1 0 0 1 0 2										
Andre Thornton, R OBP: 0.388, SLG: 0.447 (1, 3)		4-0 5-3 1-2 2B BB		0-3 K		0-0 L6-4		0-0 P4		3 1 0 0 1 1 2										
Gorman Thomas, R OBP: 0.290, SLG: 0.365 (1, 8)		0-0 5-3 1-2 2-3		4-0 BB		0-3 K		0-0 F8		3 0 0 0 1 1 2										
Julio Franco, R OBP: 0.308, SLG: 0.408 (1, 6)		0-0 2-H 3-H 2B		0-0 F8		0-0 F8		0-0 F8		3 0 1 2 0 0 1										
Chris Bando, S OBP: 0.333, SLG: 0.396 (1, 2)		0-3 K		0-0 6-3		0-0 4-3		0-0 4-3		3 0 0 0 0 1 1										
Mike Fischlin, R OBP: 0.283, SLG: 0.265 George Vukovich, L OBP: 0.265, SLG: 0.302 (8, PH) (8, 9)		0-3 K		0-0 F2				0-0 2B		2 0 0 0 0 1 1 1 0 1 0 0 0 0										
Inning Stats	R: 0 E: 0 K: 1 S: 5	H: 0 LOB: 0 BB: 0 P: 5	R: 2 E: 0 K: 2 S: 8	H: 1 LOB: 1 BB: 2 P: 16	R: 0 E: 0 K: 1 S: 5	H: 0 LOB: 0 BB: 0 P: 5	R: 0 E: 0 K: 1 S: 5	H: 0 LOB: 1 BB: 1 P: 9	R: 0 E: 0 K: 0 S: 4	H: 2 LOB: 1 BB: 0 P: 4	R: 0 E: 0 K: 1 S: 5	H: 0 LOB: 0 BB: 0 P: 5	R: 0 E: 0 K: 0 S: 3	H: 1 LOB: 1 BB: 1 P: 7	R: 0 E: 0 K: 0 S: 3	H: 0 LOB: 0 BB: 0 P: 3	1B: 2 2B: 3 3B: 0 HR: 0	SF: 0 SAC: 0 DP: 2 HBP: 0	WP: 0 PB: 0 SB: 0 CS: 0	PA: 33
PITCHER	IP WLS BF H R ER SO BB IBB HBP BLK WP HR S P ERA WHIP																			
Frank Tanana, L ERA: 2.74 Odell Jones, R ERA: 2.81	(1, 1) 6.0 W 23 3 2 2 5 3 0 0 0 0 0 0 30 42 3.00 1.000																			
	(7, 1) 3.0 S 10 1 0 0 1 1 0 0 0 0 0 0 11 15 0.00 0.667																			

Cleveland Indians @ Texas Rangers
Arlington Stadium, Arlington, TX
Fri Aug 12 1983, 8:05 PM EDT
Att. 19,310 - Unknown

livebaseballscorecards.com

AB 29
R 2
H 4
RBI 2
BB 4
SO 6
LOB 12



Batter	1	2	3	4	5	6	7	8	9
Wayne Tolleson, S (1, 6) OBP: 0.316, SLG: 0.330	0-0 4-3 1B		0-0 4-3	0-3 K		0-0 FC1-6 S 1-3 1-2f		4-0 1B BB	
Buddy Bell, R (1, 5) OBP: 0.346, SLG: 0.440	0-0 4-3 1-2		0-0 1B 1B		4-0 1B 2B BB	0-0 1-3		0-0 1B 1-H 2-H	
George Wright, S (1, 8) OBP: 0.321, SLG: 0.431	0-0 F2		0-0 1-3 1B		0-0 2B 3B 1B	4-0 IBB		0-0 F7	
Larry Parrish, R (1, 9) OBP: 0.351, SLG: 0.528	0-0 1-3		0-3 K		0-3 K	0-3 K			
Mickey Rivers, L (1, 10) OBP: 0.305, SLG: 0.350		0-0 F8		0-0 6-3		0-0 3B 2B		0-0 4-3	
Bill Sample, R (1, 7) OBP: 0.349, SLG: 0.444		0-0 S 1B		0-0 4-3 1B 2B		0-0 6-3		0-0 F7	
Pete O'Brien, L (1, 3) OBP: 0.321, SLG: 0.349		0-0 F7		0-0 4-3 2-3		0-0 3B		0-3 K	
Bill Stein, R (1, 4) OBP: 0.351, SLG: 0.439		0-0 P4 1-2		0-0 E 1B		0-3 K		4-0 SH1-4 1B BB	
Jim Sundberg, R (1, 2) OBP: 0.276, SLG: 0.264			0-0 1-3	0-0 E8 1-3		0-0 FC1-6 1B		0-0 SH1-4 1-2	

Inning Stats	R: 0 E: 0 K: 0 S: 4	H: 1 LOB: 1 BB: 0 P: 4	R: 0 E: 0 K: 0 S: 4	H: 1 LOB: 1 BB: 0 P: 4	R: 0 E: 0 K: 1 S: 7	H: 2 LOB: 2 BB: 0 P: 7	R: 1 E: 1 K: 1 S: 8	H: 2 LOB: 2 BB: 0 P: 8	R: 3 E: 0 K: 2 S: 10	H: 3 LOB: 1 BB: 1 P: 14	R: 0 E: 0 K: 1 S: 6	H: 1 LOB: 2 BB: 1 P: 10	R: 0 E: 0 K: 1 S: 5	H: 0 LOB: 0 BB: 0 P: 5	R: 2 E: 0 K: 0 S: 3	H: 1 LOB: 0 BB: 2 P: 11
--------------	------------------------------	---------------------------------	------------------------------	---------------------------------	------------------------------	---------------------------------	------------------------------	---------------------------------	-------------------------------	----------------------------------	------------------------------	----------------------------------	------------------------------	---------------------------------	------------------------------	----------------------------------

PITCHER	IP	WLS	BF	H	R	ER	SO	BB	IBB	HBP	BLK	WP	HR	S	P	ERA	WHIP
Tom Brennan, R (1, 1) ERA: 3.29	4.1	L	23	8	4	4	3	1	0	0	0	0	0	28	32	8.31	2.077
Dan Spillner, R (5, 1) ERA: 4.64	1.2		8	2	0	0	2	0	1	0	0	0	0	11	15	0.00	1.200
Jamie Easterly, L (7, 1) ERA: 2.96	1.0		3	0	0	0	1	0	0	0	0	0	0	5	5	0.00	0.000
Bud Anderson, R (8, 1) ERA: 2.89	1.0		5	1	2	2	0	2	0	0	0	0	0	3	11	18.00	3.000

BOTTOM

Cleveland Indians @ Texas Rangers
Arlington Stadium, Arlington, TX
Fri Aug 12 1983, 8:05 PM EDT
Att. 19,310 - Unknown

livebaseballscorecards.com

AB	34
R	6
H	11
RBI	6
BB	4
SO	6
LOB	20



1B: 8	SF: 0	WP: 0	PA: 39
2B: 2	SAC: 1	PB: 0	
3B: 1	DP: 0	SB: 2	
HR: 0	HBP: 0	CS: 0	

PITCHER	IP	WLS	BF	H	R	ER	SO	BB	IBB	HBP	BLK	WP	HR	S	P	ERA	WHIP
---------	----	-----	----	---	---	----	----	----	-----	-----	-----	----	----	---	---	-----	------

Batter	1	2	3	4	5	6	7	8	9	AB R H RBI BB SO LOB	TOP	
Toby Harrah, R OBP: 0.361, SLG: 0.364 (1, 5) X	0-0 P4 (1)		0-0 6-3 (3)		0-0 1-3 (1)		0-0 3B 1B (1)		0-3 K (3)	5 1 1 0 0 1 0		
Alan Bannister, R OBP: 0.333, SLG: 0.416 (1, 4) X (8, 3)	0-0 F7 (2)			0-3 K (1) X	0-0 3-1 (2)		0-0 1-H 3B (1)			4 0 1 1 0 1 0		
Pat Tabler, R OBP: 0.380, SLG: 0.418 (1, 7) S S S	0-3 K (3)			0-0 BB WP 1B (1) X	4-0 BB (1)		0-0 5-3 (3) X			3 1 1 0 1 1 1		
Andre Thornton, R OBP: 0.387, SLG: 0.443 (1, 10) X		0-0 F9 (1)		4-0 BB 1B (1) X	0-0 1-3 (3)			0-0 F7 (1)		3 1 0 0 1 0 1		
Mike Hargrove, L OBP: 0.392, SLG: 0.392 (1, 3) B B B B Bake McBride, L OBP: 0.316, SLG: 0.341 (8, PR) Manny Trillo, R OBP: 0.314, SLG: 0.329 (8, 4)		4-0 BB (1)		4-0 BB 1B 1B (1) X		0-0 G5-4-3 1B (1)		4-0 5-3 BB (1)		1 0 1 0 3 0 0 0 0 0 0 0 0 0 0 0 0 0 0 0 0		
Gorman Thomas, R OBP: 0.287, SLG: 0.361 (1, 8) S S S		0-3 K (2)		0-0 F2 (2) X		0-0 G5-4-3 (1) (2) X		0-0 5-3 (2) X		4 0 0 0 0 1 6		
Ron Hassey, L OBP: 0.331, SLG: 0.343 (1, 2) S S S		0-3 K (3)		0-0 1B 1B (1) X		0-0 4-3 (3) X		0-0 F9 (3) X		4 0 1 2 0 1 3		
Julio Franco, R OBP: 0.308, SLG: 0.407 (1, 6) X			0-0 F7 (1) X		0-0 1B 1B (1) X		0-0 F8 (1) X		0-0 P6 (1) X	4 0 1 0 0 0 0		
George Vukovich, L OBP: 0.260, SLG: 0.296 (1, 9) X			0-0 F8 (2) X		0-0 5-3 (3) X		0-0 1-3 (2) X		0-0 G3 (2) X	4 0 0 0 0 0 3		
Inning Stats	R: 0 H: 0 E: 0 LOB: 0 K: 1 BB: 0 S: 5 P: 5	R: 0 H: 0 E: 0 LOB: 1 K: 2 BB: 1 S: 7 P: 11	R: 0 H: 0 E: 0 LOB: 0 K: 0 BB: 0 S: 3 P: 3	R: 2 H: 3 E: 0 LOB: 3 K: 1 BB: 2 S: 8 P: 16	R: 0 H: 0 E: 0 LOB: 1 K: 0 BB: 1 S: 3 P: 7	R: 0 H: 1 E: 0 LOB: 0 K: 0 BB: 0 S: 3 P: 3	R: 1 H: 2 E: 0 LOB: 1 K: 0 BB: 0 S: 5 P: 5	R: 0 H: 0 E: 0 LOB: 2 K: 0 BB: 1 S: 3 P: 7	R: 0 H: 0 E: 0 LOB: 0 K: 1 BB: 0 S: 5 P: 5	1B: 5 SF: 0 2B: 0 SAC: 0 3B: 1 DP: 1 HR: 0 HBP: 0	WP: 1 PA: 37 PB: 0 SB: 0 CS: 0	
PITCHER Charlie Hough, R ERA: 3.77 (1, 1) Victor Cruz, R ERA: 1.42 (7, 1)	IP WLS BF H R ER SO BB IBB HBP BLK WP HR S P ERA WHIP											
	6.2 W 29 6 3 3 4 4 0 0 0 1 0 33 49 4.05 1.500											
	2.1 S 8 0 0 0 1 1 0 0 0 0 0 9 13 0.00 0.429											

Cleveland Indians @ Texas Rangers
Arlington Stadium, Arlington, TX
Sat Aug 13 1983, 8:05 PM EDT
Att: 32,563 - Unknown

livebaseballscorecards.com

AB	32
R	3
H	6
RBI	3
BB	5
SO	5
LOB	14



Batter	1	2	3	4	5	6	7	8	9	AB	R	H	RBI	BB	SO	LOB
Wayne Tolleson, S OBP: 0.318, SLG: 0.330 (1, 6) (6, 4)	0-0 E7 1B	4-0 E 2B BB 1-2 2-3		0-0 6-3			0-0 6-3			3	1	1	0	1	0	0
Buddy Bell, R OBP: 0.345, SLG: 0.437 (1, 5)	1-0 HBP	0-0 E3 2B 1-2 2-3 3-H			0-0 5-3		0-0 5-3			3	0	0	0	0	0	2
George Wright, S OBP: 0.323, SLG: 0.434 (1, 8)	0-0 F8	0-0 2B 1-H 2-H 3-H			0-0 F8		0-0 PO 1B			4	0	2	2	0	0	2
Larry Parrish, R OBP: 0.350, SLG: 0.524 (1, 9)	0-3 K		0-0 F5		4-0 BB		0-0 PO 1-2	0-0 F7		3	0	0	0	1	1	2
Mickey Rivers, L OBP: 0.309, SLG: 0.353 (1, 10)	0-0 4-3		0-0 CS 1B		0-0 G3			0-0 1B		4	0	2	0	0	0	3
Bill Sample, R OBP: 0.346, SLG: 0.440 (1, 7)		0-0 F9	0-0 P6 1-2		0-0 5-3			0-0 P3		4	0	0	0	0	0	2
Pete O'Brien, L OBP: 0.323, SLG: 0.361 (1, 3)		0-0 BB E 2B		0-0 HR		0-0 3-1		0-3 K		4	2	2	1	0	1	1
Bill Stein, R OBP: 0.353, SLG: 0.436 Bucky Dent, R OBP: 0.291, SLG: 0.296 (1, 4) (6, 6)		4-0 E BB 2B BB		0-0 F9		0-0 1B				1	1	0	0	1	0	0
Jim Sundberg, R OBP: 0.274, SLG: 0.261 (1, 2)		0-0 F8		0-0 4-3		0-0 F8				1	0	1	0	0	0	0

Inning Stats	R: 0	H: 1	LOB: 2	K: 1	S: 6	R: 3	H: 2	LOB: 2	K: 0	S: 5	R: 0	H: 1	LOB: 0	K: 0	S: 3	R: 1	H: 1	LOB: 0	K: 0	S: 4	R: 0	H: 0	LOB: 1	K: 0	S: 3	R: 0	H: 1	LOB: 0	K: 0	S: 3	R: 0	H: 1	LOB: 1	K: 1	S: 6	R: 0	H: 1	LOB: 1	K: 1	S: 6						
PITCHER	IP	WLS	BF	H	R	ER	SO	BB	IBB	HBP	BLK	WP	HR	S	P	ERA	WHIP																													
Rick Sutcliffe, R ERA: 4.1 Jamie Easterly, L ERA: 2.94	(1, 1) (8, 1)																																													

BOTTOM

Cleveland Indians @ Texas Rangers
Arlington Stadium, Arlington, TX

Sat Aug 13 1983, 8:05 PM EDT
Att. 32,563 - Unknown

livebaseballscorecards.com

AB	30
R	4
H	8
RBI	3
BB	3
SO	2
LOB	15



WP: 0	PA: 35
PB: 0	
SB: 0	
CS: 1	

Batter	1	2	3	4	5	6	7	8	9	AB R H RBI BB SO LOB	TOP		
Toby Harrah, R (1, 5) OBP: 0.367, SLG: 0.366	4-0 G6-4-3 BB		0-0 E 1B		0-0 L1-3 1B	4-0 IBB	0-0 F7			3 1 2 0 2 0 3			
Alan Bannister, R (1, 9) OBP: 0.330, SLG: 0.412 George Vukovich, L (6, PH) OBP: 0.258, SLG: 0.293 (6, 9)	0-0 G6-4-3 1-2f		0-0 6-3		0-0 L1-3	0-3 K				3 0 0 0 0 0 3 2 0 0 0 0 2 3			
Pat Tabler, R (1, 7) OBP: 0.380, SLG: 0.418	0-3 K		0-0 E2 1B		0-0 1B BB 1B	0-0 F9				5 1 2 0 0 1 3			
Andre Thornton, R (1, 10) OBP: 0.391, SLG: 0.446		0-0 FC3-6 1B	0-0 2-H 1B		4-0 1B 1-2 BB		0-0 BB 1B BB 1B	0-3 K		4 1 3 1 1 1 0			
Gorman Thomas, R (1, 8) OBP: 0.286, SLG: 0.359		0-0 E5 FC3-6 1-2	0-3 K		0-0 1-2 2-3 1B		0-0 F9		0-0 G3	5 0 1 0 0 1 3			
Mike Hargrove, L (1, 3) OBP: 0.390, SLG: 0.390		0-0 F9		0-0 4-3	0-0 G3		0-0 BB BB 1-2 1B		0-0 3-1	5 0 1 0 0 0 5			
Julio Franco, R (1, 6) OBP: 0.311, SLG: 0.409		0-0 FC3-6 1-2f 2-3		0-0 FC6-4 1B		0-0 SH5-4 1B	0-0 F7		0-0 S 1B	5 0 3 0 0 0 4			
Jim Essian, R (1, 2) OBP: 0.333, SLG: 0.346		0-3 K		0-0 FC6-4 1-2f		0-0 SH5-4 1B	4-0 BB BB 1-2 2-3 BB		0-3 K	4 0 1 0 1 2 4			
Mike Fischlin, R (1, 4) OBP: 0.285, SLG: 0.261 Manny Trillo, R (9, 4) OBP: 0.314, SLG: 0.329			0-0 4-3	0-0 F8		0-0 SH5-4	4-0 BB			2 0 0 1 1 0 1 0 0 0 0 0 0 0			
Inning Stats	R: 0 E: 0 K: 1 S: 4 H: 0 LOB: 0 BB: 1 P: 8	R: 0 E: 1 K: 1 S: 7 H: 1 LOB: 2 BB: 0 P: 7	R: 2 E: 1 K: 1 S: 8 H: 3 LOB: 1 BB: 0 P: 8	R: 0 E: 0 K: 0 S: 4 H: 1 LOB: 1 BB: 0 P: 4	R: 0 E: 0 K: 0 S: 5 H: 3 LOB: 3 BB: 1 P: 9	R: 0 E: 0 K: 1 S: 7 H: 2 LOB: 3 BB: 1 P: 11	R: 1 E: 0 K: 0 S: 5 H: 2 LOB: 3 BB: 2 P: 13	R: 0 E: 0 K: 2 S: 7 H: 0 LOB: 0 BB: 0 P: 7	R: 0 E: 0 K: 1 S: 6 H: 1 LOB: 1 BB: 0 P: 6	1B: 13 2B: 1 3B: 0 HR: 0 SF: 0 SAC: 1 DP: 2 HBP: 0	WP: 0 PB: 0 SB: 2 CS: 0 PA: 44		
PITCHER	IP WLS BF H R ER SO BB IBB HBP BLK WP HR S P ERA WHIP											PITCHER	IP WLS BF H R ER SO BB IBB HBP BLK WP HR S P ERA WHIP
Rick Honeycutt, L (1, 1) ERA: 2.42	5.1 L 28 10 2 0 3 2 1 0 0 0 0 0 31 43 0.00 2.250												
Tom Henke, R (6, 1) ERA: 5.4	1.2 9 2 1 1 1 2 0 0 0 0 0 0 9 17 5.40 2.400												
Dave Schmidt, R (8, 1) ERA: 4.37	2.0 7 1 0 0 3 0 0 0 0 0 0 0 13 13 0.00 0.500												

Cleveland Indians @ Texas Rangers
Arlington Stadium, Arlington, TX
Sun Aug 14 1983, 8:05 PM EDT
Att: 12,957 - Unknown

livebaseballscorecards.com

AB	38
R	3
H	13
RBI	2
BB	5
SO	7
LOB	29



Batter	1	2	3	4	5	6	7	8	9	AB R H RBI BB SO LOB
Wayne Tolleson, S (1, 4) OBP: 0.315, SLG: 0.326	0-3 K		0-0 F7			0-0 F9			0-0 5-3	4 0 0 0 0 1 1
Buddy Bell, R (1, 5) OBP: 0.344, SLG: 0.436	0-0 1B		0-0 F9			0-0 F9			0-0 6-3	4 0 1 0 0 0 1
George Wright, S (1, 8) OBP: 0.322, SLG: 0.432	0-0 1B			0-0 5-3			0-0 5-3		0-3 K	4 0 1 0 0 1 0
Dave Hostetter, R (1, 10) OBP: 0.309, SLG: 0.356	0-0 G5-4-3			0-0 F3			0-0 F8			3 0 0 0 0 0 2
Larry Parrish, R (1, 9) OBP: 0.352, SLG: 0.528		0-0 1B		0-0 F8			0-0 2B			3 0 2 0 0 0 0
Bill Sample, R (1, 7) OBP: 0.343, SLG: 0.436		0-0 FC5-4			0-0 F8		0-0 5-3			3 0 0 0 0 0 2
Pete O'Brien, L (1, 3) OBP: 0.320, SLG: 0.358		0-3 K			0-0 4-3			0-0 G3		3 0 0 0 0 1 1
Bucky Dent, R (1, 6) OBP: 0.289, SLG: 0.293			0-0 F9		0-0 L5			0-0 4-3		3 0 0 0 0 0 0
Jim Sundberg, R (1, 2) OBP: 0.274, SLG: 0.259			4-0 BB			0-0 6-3		0-0 5-3		2 0 0 0 1 0 0

Inning Stats	R: 0	H: 2	E: 0	K: 1	S: 6	LOB: 1	BB: 0	P: 6	R: 0	H: 1	E: 0	K: 1	S: 5	LOB: 0	BB: 0	P: 5	R: 0	H: 0	E: 0	K: 0	S: 3	LOB: 1	BB: 1	P: 7	R: 0	H: 0	E: 0	K: 0	S: 3	LOB: 0	BB: 0	P: 3	R: 0	H: 0	E: 0	K: 0	S: 3	LOB: 0	BB: 0	P: 3	R: 0	H: 1	E: 0	K: 0	S: 4	LOB: 1	BB: 0	P: 4	R: 0	H: 0	E: 0	K: 0	S: 3	LOB: 0	BB: 0	P: 3	R: 0	H: 0	E: 0	K: 1	S: 5	LOB: 0	BB: 0	P: 5	1B: 3	2B: 1	3B: 0	HR: 0	SF: 0	SAC: 0	DP: 1	HBP: 0	WP: 0	PA: 30
--------------	------	------	------	------	------	--------	-------	------	------	------	------	------	------	--------	-------	------	------	------	------	------	------	--------	-------	------	------	------	------	------	------	--------	-------	------	------	------	------	------	------	--------	-------	------	------	------	------	------	------	--------	-------	------	------	------	------	------	------	--------	-------	------	------	------	------	------	------	--------	-------	------	-------	-------	-------	-------	-------	--------	-------	--------	-------	--------

PITCHER	IP	WLS	BF	H	R	ER	SO	BB	IBB	HBP	BLK	WP	HR	S	P	ERA	WHIP
Neal Heaton, L (1, 1) ERA: 3.65	9.0	W	30	4	0	0	3	1	0	0	0	0	0	35	39	0.00	0.556


BOTTOM

Cleveland Indians @ Texas Rangers
Arlington Stadium, Arlington, TX

Sun Aug 14 1983, 8:05 PM EDT
Att. 12,957 - Unknown

livebaseballscorecards.com

AB	29
R	0
H	4
RBI	0
BB	1
SO	3
LOB	7



Batter	1	2	3	4	5	6	7	8	9	AB R H RBI BB SO LOB	TOP
Al Bumbry, L (1, 8) OBP: 0.323, SLG: 0.355 John Shelby, S (6, PH) OBP: 0.300, SLG: 0.378 (6, 8)	0-0 G6-4-3		0-0 1B		0-0 2B	4-0 BB 1-2 BB		0-0 F2		3 0 3 0 0 0 1 0 0 0 1 0	
Dan Ford, R (1, 9) OBP: 0.333, SLG: 0.464 B B B	4-0 G6-4-3 BB		0-0 5-3		0-0 6-3	0-0 SF8 3-H		0-0 F8		3 0 0 1 1 0 2	
Cal Ripken Jr., R (1, 6) OBP: 0.354, SLG: 0.480 X	0-0 G6-4-3 1-2f 2-3			0-0 5-3		0-0 HR 1B		0-3 K		4 1 1 0 1 1 2	
Eddie Murray, S (1, 3) OBP: 0.392, SLG: 0.520 X	0-0 3-1			0-3 K		0-0 HR 1B		0-0 F5		5 1 1 0 0 1 4	
John Lowenstein, L (1, 7) OBP: 0.384, SLG: 0.452 Gary Roenicke, R (6, 7) OBP: 0.331, SLG: 0.500		0-0 G4-6-3 1B		0-0 2B		0-0 HR 1-H 2-H	0-0 SH1-3 2B 1B		0-0 1-6-3	3 1 3 3 0 0 0 2 1 1 0 0 0 0	
Ken Singleton, S (1, 10) OBP: 0.401, SLG: 0.469 X		0-0 G4-6-3 1-2f		4-0 BB		4-0 FC3-6 BB	0-0 SH1-3		0-3 K	2 0 0 0 2 1 1	
Rich Dauer, R (1, 5) OBP: 0.288, SLG: 0.289 X			0-0 6-3		0-0 6-3		0-0 FC3-6 HBP 1B 1-2f	0-0 2B 2-H		4 1 1 1 0 0 3	
Lenn Sakata, R (1, 4) OBP: 0.290, SLG: 0.323 X			0-0 G3		0-0 6-3	1-0 HR 1B SF8 HBP 1-2	0-3 K			3 1 0 0 0 1 1	
Rick Dempsey, R (1, 2) OBP: 0.317, SLG: 0.324 X			0-0 4-3		0-0 F7	0-0 E8 BB BB 1B 1-3 2-H	0-0 F7			4 0 1 1 0 0 1	
Inning Stats	R: 0 H: 1 E: 0 LOB: 1 K: 0 BB: 1 S: 3 P: 7	R: 0 H: 1 E: 0 LOB: 0 K: 0 BB: 0 S: 3 P: 3	R: 0 H: 1 E: 0 LOB: 1 K: 0 BB: 0 S: 4 P: 4	R: 0 H: 1 E: 0 LOB: 2 K: 1 BB: 1 S: 6 P: 10	R: 0 H: 1 E: 0 LOB: 1 K: 0 BB: 0 S: 4 P: 4	R: 5 H: 4 E: 1 LOB: 3 K: 0 BB: 3 S: 7 P: 20	R: 1 H: 2 E: 0 LOB: 1 K: 1 BB: 0 S: 7 P: 7	R: 0 H: 0 E: 0 LOB: 0 K: 1 BB: 0 S: 5 P: 5	R: 0 H: 0 E: 0 LOB: 0 K: 1 BB: 0 S: 5 P: 5	1B: 6 SF: 1 2B: 4 SAC: 1 3B: 0 DP: 2 HR: 1 HBP: 1	WP: 0 PA: 42 PB: 0 SB: 0 CS: 0
PITCHER Mike Smithson, R (1, 1) ERA: 4.25 Jon Matlack, L (6, 1) ERA: 5.02 Tom Henke, R (8, 1) ERA: 2.45	IP WLS BF H R ER SO BB IBB HBP BLK WP HR S P ERA WHIP 5.1 L 27 9 5 5 1 3 0 1 0 0 1 25 38 8.44 2.250 1.2 9 2 1 1 1 2 0 0 0 0 0 9 17 5.40 2.400 2.0 6 0 0 0 0 2 0 0 0 0 0 0 10 10 0.00 0.000										

Baltimore Orioles @ Texas Rangers
 Arlington Stadium, Arlington, TX
 Mon Aug 15 1983, 8:05 PM EDT
 Att. 9,660 - Unknown

livebaseballscorecards.com

AB	34
R	6
H	11
RBI	6
BB	5
SO	4
LOB	14



Batter	1	2	3	4	5	6	7	8	9	AB R H RBI BB SO LOB
Wayne Tolleson, S (1, 4) OBP: 0.316, SLG: 0.325	0-0 1B S 1B		0-0 F8			0-0 4-3	0-0 1-3		4-0 1B BB BB BB	4 0 1 0 1 0 0
Buddy Bell, R (1, 5) OBP: 0.347, SLG: 0.438	0-3 K 1-2			4-0 4-3 BB		0-0 1B 2B		0-0 F9	0-0 1B 1-2 2-3	4 1 2 0 1 1 1
George Wright, S (1, 8) OBP: 0.323, SLG: 0.432	0-0 G1-4-3 2-3 1B			0-0 4-3 1-2		0-0 G4-6-3 1B		0-0 F7	0-0 F9	5 0 2 1 0 0 4
Larry Parrish, R (1, 9) OBP: 0.351, SLG: 0.525	0-0 G1-4-3 1-2f			0-0 6-3		0-0 G4-6-3 1-2f		0-0 E 1B		4 0 1 0 0 0 4
Mickey Rivers, L (1, 10) OBP: 0.308, SLG: 0.351		0-0 F7		0-0 F8			0-0 1B HR 1B	0-0 E6 1-2 FC4-6		4 1 1 0 0 0 2
Bill Sample, R (1, 7) OBP: 0.343, SLG: 0.435		0-0 5-3			0-0 F8		0-0 1-2 HR 1B	0-0 FC4-6 1-2f		4 1 1 0 0 0 2
Pete O'Brien, L (1, 3) OBP: 0.320, SLG: 0.365		0-0 F8			0-0 F7		0-0 1-2 1-H 2-H HR		0-3 K	4 1 1 3 0 1 0
Bucky Dent, R (1, 6) OBP: 0.290, SLG: 0.294			0-0 6-3		0-0 1B		0-3 K		0-0 F8	2 0 1 0 0 0 0
Bob Jones, L (7, PH) OBP: 0.297, SLG: 0.298										1 0 0 0 0 1 0
Jim Anderson, R (8, 6) OBP: 0.238, SLG: 0.217										0 0 0 0 0 0 0
Bill Stein, R (9, PH) OBP: 0.350, SLG: 0.433										1 0 0 0 0 0 0
Jim Sundberg, R (1, 2) OBP: 0.274, SLG: 0.259			0-0 5-3		0-0 4-3		0-3 K		0-0 1B BB 1B	4 0 1 0 0 1 1

BOTTOM

Baltimore Orioles @ Texas Rangers
Arlington Stadium, Arlington, TX
Mon Aug 15 1983, 8:05 PM EDT
Att. 9,660 - Unknown

livebaseballscores.com

AB	37
R	4
H	11
RBI	4
BB	2
SO	4
LOB	14



Inning Stats	R: 0	H: 2	E: 0	LOB: 1	K: 1	P: 6	R: 0	H: 0	E: 0	LOB: 0	K: 0	P: 3	R: 0	H: 0	E: 0	LOB: 0	K: 0	P: 3	R: 0	H: 0	E: 0	LOB: 1	K: 0	P: 7	R: 0	H: 1	E: 0	LOB: 1	K: 0	P: 4	R: 1	H: 2	E: 0	LOB: 0	K: 0	P: 4	R: 3	H: 3	E: 0	LOB: 0	K: 2	P: 10	R: 0	H: 1	E: 1	LOB: 2	K: 0	P: 5	R: 0	H: 2	E: 0	LOB: 3	K: 1	P: 11	1B: 9	SF: 0	2B: 1	SAC: 0	3B: 0	DP: 2	HR: 1	HBP: 0	WP: 0	PA: 39
--------------	------	------	------	--------	------	------	------	------	------	--------	------	------	------	------	------	--------	------	------	------	------	------	--------	------	------	------	------	------	--------	------	------	------	------	------	--------	------	------	------	------	------	--------	------	-------	------	------	------	--------	------	------	------	------	------	--------	------	-------	-------	-------	-------	--------	-------	-------	-------	--------	-------	--------

PITCHER	IP	WLS	BF	H	R	ER	SO	BB	IBB	HBP	BLK	WP	HR	S	P	ERA	WHIP
Mike Boddicker, R (1, 1) ERA: 3.47	6.0	W	24	7	3	3	1	1	0	0	0	0	0	25	29	4.50	1.333
Sammy Stewart, R (7, 1) ERA: 3.91	2.0		9	2	1	1	2	0	0	0	0	0	1	13	13	4.50	1.000
Tippy Martinez, L (9, 1) ERA: 2.63	0.2		4	1	0	0	1	1	0	0	0	0	0	5	9	0.00	3.000
Tim Stoddard, R (9, 1) ERA: 4.89	0.1	S	2	1	0	0	0	0	0	0	0	0	0	2	2	0.00	3.000

Batter	1	2	3	4	5	6	7	8	9	AB R H RBI BB SO LOB	TOP								
Al Bumbry, L (1, 8) OBP: 0.322, SLG: 0.353	0-0 1-6-3		0-0 1-3 1B			0-0 P6			0-0 F9	4 0 1 0 0 0 0									
Dan Ford, R (1, 9) OBP: 0.329, SLG: 0.458	0-0 F9		0-0 F8			0-0 6-3			0-0 2-3	4 0 0 0 0 0 2									
Cal Ripken Jr., R (1, 6) OBP: 0.352, SLG: 0.477	0-0 5-3				0-0 F9				0-0 F9	3 0 0 0 0 0 0									
Eddie Murray, S (1, 3) OBP: 0.390, SLG: 0.516		0-3 K			0-0 3-1				0-0 F7	3 0 0 0 0 1 0									
John Lowenstein, L (1, 7) OBP: 0.380, SLG: 0.446		0-0 G3			0-0 4-3				0-0 F9	3 0 0 0 0 0 0									
Ken Singleton, S (1, 10) OBP: 0.398, SLG: 0.465		0-0 G3			0-0 G3				0-0 6-3	3 0 0 0 0 0 0									
Joe Nolan, L (1, 2) OBP: 0.333, SLG: 0.420			0-0 4-3		0-0 4-3			0-3 K		3 0 0 0 0 1 0									
Rich Dauer, R (1, 5) OBP: 0.286, SLG: 0.288			0-0 F9		0-0 5-3			0-0 G3		2 0 0 0 0 0 0									
Jim Dwyer, L (8, PH) OBP: 0.386, SLG: 0.551										1 0 0 0 0 0 0									
Todd Cruz, R (8, 5) OBP: 0.244, SLG: 0.323										0 0 0 0 0 0 0									
Lenn Sakata, R (1, 4) OBP: 0.294, SLG: 0.319			4-0 1B			0-0 F2			0-0 F3	1 0 0 0 1 0 0									
John Shelby, S (9, PH) OBP: 0.299, SLG: 0.377			BB							1 0 0 0 0 0 0									
Inning Stats	R: 0 E: 0 K: 0 S: 3	H: 0 LOB: 0 BB: 0 P: 3	R: 0 E: 0 K: 1 S: 5	H: 0 LOB: 0 BB: 0 P: 5	R: 0 E: 0 K: 0 S: 4	H: 1 LOB: 2 BB: 1 P: 8	R: 0 E: 0 K: 0 S: 3	H: 0 LOB: 0 BB: 0 P: 3	R: 0 E: 0 K: 0 S: 3	H: 0 LOB: 0 BB: 0 P: 3	R: 0 E: 0 K: 0 S: 5	H: 0 LOB: 0 BB: 0 P: 5	R: 0 E: 0 K: 0 S: 3	H: 0 LOB: 0 BB: 0 P: 3	1B: 1 2B: 0 3B: 0 HR: 0	SF: 0 SAC: 0 DP: 0 HBP: 0	WP: 0 PB: 0 SB: 0 CS: 0	PA: 29	
PITCHER John Butcher, R (1, 1) ERA: 2.98	IP: 9.0 WLS: W BF: 29 H: 1 R: 0 ER: 0 SO: 2 BB: 1 IBB: 0 HBP: 0 BLK: 0 WP: 0 HR: 0 S: 32 P: 36 ERA: 0.00 WHIP: 0.222																		

Baltimore Orioles @ Texas Rangers
Arlington Stadium, Arlington, TX
Tue Aug 16 1983, 8:05 PM EDT
Att: 11,931 - Unknown

livebaseballscorecards.com

AB	28
R	0
H	1
RBI	0
BB	1
SO	2
LOB	2



Batter	1	2	3	4	5	6	7	8	9
Wayne Tolleson, S OBP: 0.315, SLG: 0.324 (1, 6) X	0-0 CS 1B		0-3 K		0-0 F8			0-3 K	
Buddy Bell, R OBP: 0.348, SLG: 0.444 (1, 5) X	0-0 1-2 HR		0-0 F8			4-0 L6-3 BB		0-0 5-3	
George Wright, S OBP: 0.325, SLG: 0.434 (1, 8) X	0-0 F2			0-0 2B		0-3 K		0-0 FC6-4 1B	
Larry Parrish, R OBP: 0.348, SLG: 0.520 (1, 9) X	0-0 4-3			0-0 F9		0-0 L6-3 1-2		0-0 FC6-4 1-2f	
Mickey Rivers, L OBP: 0.303, SLG: 0.346 (1, 10) X		0-0 4-3		0-0 G3			0-0 4-3		
Bill Sample, R OBP: 0.343, SLG: 0.436 (1, 7) X		0-3 K		0-0 5-3			0-0 1B 2B		
Pete O'Brien, L OBP: 0.320, SLG: 0.365 (1, 3) X		0-0 F5			0-0 F9		0-0 1B 2H 1B		
Bill Stein, R OBP: 0.356, SLG: 0.438 (1, 4) X			0-0 SH1-3 1B		0-3 K		0-0 G6-4-3 1-2 1B		
Jim Sundberg, R OBP: 0.275, SLG: 0.258 (1, 2) X			0-0 SH1-3 1-2		4-0 BB		0-0 G6-4-3 1-2f		

Inning Stats	R: 1	H: 2	E: 0	K: 0	S: 4	R: 0	H: 0	E: 0	K: 1	S: 5	R: 0	H: 1	E: 0	K: 1	S: 6	R: 0	H: 1	E: 0	K: 0	S: 4	R: 0	H: 0	E: 0	K: 1	S: 5	R: 0	H: 0	E: 0	K: 1	S: 4	R: 1	H: 3	E: 0	K: 0	S: 5	R: 0	H: 1	E: 0	K: 1	S: 6
	LOB: 0	BB: 0	P: 4	LOB: 0	BB: 0	P: 5	LOB: 1	BB: 0	P: 6	LOB: 1	BB: 0	P: 4	LOB: 1	BB: 1	P: 9	LOB: 0	BB: 0	P: 8	LOB: 1	BB: 1	P: 5	LOB: 1	BB: 0	P: 6	LOB: 1	BB: 0	P: 6	LOB: 0	BB: 0	SF: 0	SAC: 1	DP: 2	HBP: 0	1B: 5	2B: 3	3B: 0	HR: 1			

PITCHER	IP	WLS	BF	H	R	ER	SO	BB	IBB	HBP	BLK	WP	HR	S	P	ERA	WHIP
Allan Ramirez, R ERA: 3.56 (1, 1)	6.0	L	22	4	1	1	4	2	0	0	0	0	1	28	36	1.50	1.000
Tippy Martinez, L ERA: 2.69 (7, 1)	2.0		9	4	1	1	1	0	0	0	0	0	0	11	11	4.50	2.000

BOTTOM

Baltimore Orioles @ Texas Rangers
Arlington Stadium, Arlington, TX

Tue Aug 16 1983, 8:05 PM EDT
Att. 11,931 - Unknown

AB R H RBI BB SO LOB

4 0 1 0 0 2 2

3 1 1 1 1 0 1

4 0 2 0 0 1 1

4 0 0 0 0 0 3

3 0 0 0 0 0 1


3 1 1 0 0 1 1

3 0 1 1 0 0 0

3 0 2 0 0 1 0

1 0 0 0 1 0 2

AB 28
R 2
H 8
RBI 2
BB 2
SO 5
LOB 11



WP: 0 PA: 31
PB: 0
SB: 0
CS: 1

livebaseballscorecards.com

BOTTOM

Chicago White Sox @ Texas Rangers
Arlington Stadium, Arlington, TX
Fri Aug 19 1983, 8:05 PM EDT
Cloudy - 82 F

livebaseballscorecards.com

AB	34
R	2
H	6
RBI	1
BB	0
SO	3
LOB	5



AB	R	H	RBI	BB	SO	LOB
3	0	0	0	0	0	0
4	0	1	1	0	0	0
4	0	2	0	0	1	1
4	0	0	0	0	0	2
4	1	1	0	0	0	0
4	0	1	0	0	0	0
3	0	1	0	0	1	0
1	0	0	0	0	0	1
2	1	0	0	0	0	0
1	0	0	0	0	1	0
0	0	0	0	0	0	0

Batter	1	2	3	4	5	6	7	8	9	10
Wayne Tolleson, S (1, 4) OBP: 0.319, SLG: 0.336	F7		F8			SH2-4		1-3		
Buddy Bell, R (1, 5) OBP: 0.346, SLG: 0.440	F9			F7		4-3 2-H 1B		6-3		
George Wright, S (1, 8) OBP: 0.329, SLG: 0.439	1B			K		4-3		1B		
Larry Parrish, R (1, 9) OBP: 0.342, SLG: 0.510	F9			F8		6-3		F8		
Mickey Rivers, L (1, 10) OBP: 0.302, SLG: 0.344		4-3		F8		3-1				1B G4-6-3 1B
Bill Sample, R (1, 7) OBP: 0.343, SLG: 0.440		6-3		F8		4-3				1-3 G4-6-3 1B
Pete O'Brien, L (1, 3) Dave Hostetler, R (10, PH) OBP: 0.310, SLG: 0.354		K				G3				G4-6-3
Bucky Dent, R (1, 6) Bill Stein, R (10, PH) OBP: 0.345, SLG: 0.424			F3		F2			F9		6-3
Bob Johnson, R (1, 2) Bob Jones, L (8, PH) Jim Sundberg, R (9, 2) OBP: 0.272, SLG: 0.255			6-3			E6 S SH2-4 1B		K		

Inning Stats	R: 0	H: 1	E: 0	K: 0	S: 4	P: 4	R: 0	H: 0	E: 0	K: 1	S: 5	P: 5	R: 0	H: 0	E: 0	K: 0	S: 3	P: 3	R: 0	H: 0	E: 0	K: 1	S: 5	P: 5	R: 0	H: 1	E: 1	K: 0	S: 4	P: 4	R: 1	H: 1	E: 0	K: 0	S: 5	R: 0	H: 0	E: 0	K: 0	S: 3	P: 3	R: 0	H: 0	E: 0	K: 1	S: 5	P: 5	R: 0	H: 1	E: 0	K: 0	S: 3	P: 3	R: 1	H: 2	E: 0	K: 0	S: 4	P: 4	1B: 6	SF: 0	2B: 0	SAC: 1	3B: 0	DP: 1	HR: 0	HBP: 0	WP: 0	PA: 35
--------------	------	------	------	------	------	------	------	------	------	------	------	------	------	------	------	------	------	------	------	------	------	------	------	------	------	------	------	------	------	------	------	------	------	------	------	------	------	------	------	------	------	------	------	------	------	------	------	------	------	------	------	------	------	------	------	------	------	------	------	-------	-------	-------	--------	-------	-------	-------	--------	-------	--------

PITCHER	IP	WLS	BF	H	R	ER	SO	BB	IBB	HBP	BLK	WP	HR	S	P	ERA	WHIP
Richard Dotson, R (1, 1) ERA: 3.74	9.0	W	33	6	2	1	3	0	0	0	0	0	0	39	39	1.00	0.667
Juan Agosto, L (10, 1) ERA: 4.64	1.0	S	2	0	0	0	0	0	0	0	0	0	0	2	2	0.00	0.000

Batter	1	2	3	4	5	6	7	8	9	AB R H RBI BB SO LOB	TOP	
Rudy Law, L (1, 8) OBP: 0.333, SLG: 0.338 Dave Stegman, R (9, PH) OBP: 0.350, SLG: 0.333 (9, 8)	0-0 4-3		0-0 F8		0-0 E3		0-0 2B BB		0-3 K	3 1 0 0 1 0 0 1 0 0 0 0 1 0		
Jerry Hairston, S (1, 7) OBP: 0.381, SLG: 0.530	0-0 F7			0-0 1B 4-1 1B	0-0 CS	0-0 F6	0-0 SF8		0-0 1B	4 1 2 2 0 0 0		
Harold Baines, L (1, 9) OBP: 0.334, SLG: 0.408	0-3 K			0-0 1-2 4-1		4-0 BB BB	0-0 1-H 2B		0-0 1-3	4 0 1 1 1 1 2		
Greg Walker, L (1, 10) OBP: 0.317, SLG: 0.432		0-3 K		0-0 2-H 1B		0-3 K	0-0 4-3			4 0 1 1 0 2 2		
Tom Paciorek, R (1, 3) OBP: 0.325, SLG: 0.424 Mike Squires, L (7, 3) OBP: 0.331, SLG: 0.279	0-0 5-3		0-0 F7		4-0 1-2 BB			0-3 K		2 0 0 0 1 0 1 1 0 0 0 0 1 0		
Marc Hill, R (1, 2) OBP: 0.272, SLG: 0.303	0-0 F4		0-3 K		0-0 1-2 BB			0-0 FC1-4-6 1B		4 0 1 0 0 1 3		
Vance Law, R (1, 5) OBP: 0.310, SLG: 0.340		0-0 5-3			0-0 E S 1B		0-0 FC6-4 HBP SF8 1B	0-0 FC1-4-6		4 2 2 0 0 0 1		
Jerry Dyzinski, R (1, 6) OBP: 0.285, SLG: 0.289		0-0 HR		0-3 K		1-0 FC6-4 HBP	0-0 G3			3 1 1 1 0 1 2		
Julio Cruz, S (1, 4) OBP: 0.315, SLG: 0.327		0-0 G3		0-3 K		0-0 FC6-4 BB SF8		0-0 4-3		4 1 0 0 0 1 3		
Inning Stats	R: 0 H: 0 E: 0 LOB: 0 K: 1 BB: 0 S: 5 P: 5	R: 0 H: 0 E: 0 LOB: 0 K: 1 BB: 0 S: 5 P: 5	R: 1 H: 1 E: 0 LOB: 0 K: 0 BB: 0 S: 4 P: 4	R: 1 H: 2 E: 0 LOB: 1 K: 1 BB: 0 S: 7 P: 7	R: 1 H: 1 E: 1 LOB: 0 K: 2 BB: 0 S: 8 P: 8	R: 0 H: 0 E: 0 LOB: 2 K: 1 BB: 2 S: 5 P: 13	R: 3 H: 2 E: 0 LOB: 1 K: 0 BB: 1 S: 5 P: 10	R: 0 H: 1 E: 0 LOB: 1 K: 1 BB: 0 S: 6 P: 6	R: 0 H: 1 E: 0 LOB: 1 K: 1 BB: 0 S: 6 P: 6	1B: 6 SF: 1 2B: 1 SAC: 0 3B: 0 DP: 0 HR: 1 HBP: 1	WP: 0 PA: 40 PB: 0 SB: 1 CS: 1	
PITCHER Charlie Hough, R (1, 1) ERA: 3.88 Tom Henke, R (7, 1) ERA: 1.8 Jon Mattack, L (9, 1) ERA: 4.94	IP WLS BF H R ER SO BB IBB HBP BLK WP HR S P ERA WHIP											PITCHER IP WLS BF H R ER SO BB IBB HBP BLK WP HR S P ERA WHIP
	6.2 L 30 6 6 5 6 3 0 1 0 0 0 1 38 51 6.75 1.350											

Chicago White Sox @ Texas Rangers
Arlington Stadium, Arlington, TX
Fri Aug 19 1983, 8:05 PM EDT
Att. 21,946 - Unknown

AB	34
R	6
H	8
RBI	5
BB	3
SO	8
LOB	14



Batter	1	2	3	4	5	6	7	8	9	AB R H RBI BB SO LOB	TOP	
Rudy Law, L (1, 8) OBP: 0.333, SLG: 0.337 Scott Fletcher, R (8, 6) OBP: 0.372, SLG: 0.447	0-0 4-3			0-0 6-3		0-0 FC6-4 1B 1-2f		0-0 CS 1B		4 0 1 0 0 0 1 0 0 0 0 0 0 0		
Carlton Fisk, R (1, 2) OBP: 0.354, SLG: 0.530	0-0 F4			0-0 F8		0-0 G4-6-3 1B 1-2		0-0 CS 1-2	0-0 FC6-4 1B	4 0 2 0 0 0 0		
Harold Baines, L (1, 9) OBP: 0.331, SLG: 0.404 (8, 8)	0-3 K			0-0 4-3		0-0 G4-6-3 1-2f			0-3 K	4 0 0 0 0 2 3		
Greg Walker, L (1, 10) OBP: 0.320, SLG: 0.433			0-0 F7		0-0 FC1-6 1B		0-0 1B 1B		0-0 F8	4 0 2 0 0 0 1		
Tom Paciorek, R (1, 3) OBP: 0.321, SLG: 0.419 (8, 9)			0-0 F6		0-0 FC1-6 1B 1-2f FC5-4		0-3 K		0-0 FC6-4 1-2f	4 1 0 0 0 1 3		
Jerry Hairston, S (1, 7) OBP: 0.390, SLG: 0.535			0-0 6-3		0-0 FC5-4 1B 1-3		0-0 1B 1B			3 0 2 0 0 0 0		
Vance Law, R (1, 5) OBP: 0.310, SLG: 0.338				4-0 FC5-4 BB		0-0 FC5-4 1-2f 3-H		0-0 F9		2 0 0 1 1 0 2		
Jerry Dybzinski, R (1, 6) OBP: 0.283, SLG: 0.286 Mike Squires, L (8, PH) OBP: 0.329, SLG: 0.277 (8, 3)			0-0 FC5-4 1-2f G6-4-3		0-0 1-3			0-0 F7		2 0 0 0 0 0 2 1 0 0 0 0 0 0		
Julio Cruz, S (1, 4) OBP: 0.315, SLG: 0.326			0-0 G6-4-3 1-2f		4-0 FC6-4 BB			0-3 K		2 0 0 0 1 1 1		
Inning Stats	R: 0 H: 0 E: 0 LOB: 0 K: 1 BB: 0 S: 5 P: 5	R: 0 H: 0 E: 0 LOB: 0 K: 0 BB: 0 S: 3 P: 3	R: 0 H: 0 E: 0 LOB: 0 K: 0 BB: 1 S: 2 P: 6	R: 0 H: 0 E: 0 LOB: 0 K: 0 BB: 0 S: 3 P: 3	R: 1 H: 2 E: 0 LOB: 1 K: 0 BB: 0 S: 5 P: 5	R: 0 H: 1 E: 0 LOB: 1 K: 0 BB: 1 S: 3 P: 7	R: 0 H: 2 E: 0 LOB: 1 K: 1 BB: 0 S: 6 P: 6	R: 0 H: 1 E: 0 LOB: 0 K: 1 BB: 0 S: 5 P: 5	R: 0 H: 1 E: 0 LOB: 1 K: 1 BB: 0 S: 6 P: 6	1B: 7 SF: 0 2B: 0 SAC: 0 3B: 0 DP: 2 HR: 0 HBP: 0	WP: 0 PA: 33 PB: 0 SB: 0 CS: 1	
PITCHER Dave Stewart, R (1, 1) ERA: 2.85 Tom Henke, R (7, 1) ERA: 1.13	IP WLS BF H R ER SO BB IBB HBP BLK WP HR S P ERA WHIP	6.0 W 21 3 1 1 1 1 2 0 0 0 0 0 0 21 29 1.50 0.833	3.0 S 11 4 0 0 0 3 0 0 0 0 0 0 0 17 17 0.00 1.333	PITCHER IP WLS BF H R ER SO BB IBB HBP BLK WP HR S P ERA WHIP								

Chicago White Sox @ Texas Rangers
Arlington Stadium, Arlington, TX
Sat Aug 20 1983, 8:05 PM EDT
Att. 21,232 - Unknown - 89 F

livebaseballscorecards.com

AB	30
R	1
H	7
RBI	1
BB	2
SO	4
LOB	13



Batter	1	2	3	4	5	6	7	8	9	AB R H RBI BB SO LOB	TOP	
Rudy Law, L (1, 8) OBP: 0.334, SLG: 0.337	0-0 6-3 1B		0-0 L1		4-0 HR BB		0-0 F7			3 1 1 0 1 0 0		
Carlton Fisk, R (1, 2) OBP: 0.356, SLG: 0.538	0-0 6-3 1-2 1B		0-0 1B 1B		0-0 HR 1-H		0-3 K			4 1 2 2 0 1 1		
Harold Baines, L (1, 9) OBP: 0.331, SLG: 0.403	0-3 K		0-0 1-3 1B		0-0 4-3		0-0 4-3			4 0 1 0 0 1 1		
Greg Walker, L (1, 3) OBP: 0.319, SLG: 0.427 Mike Squires, L (8, 3) OBP: 0.329, SLG: 0.277	4-0 BB		0-0 4-3		0-3 K			0-0 4-3		3 0 0 0 1 1 2 0 0 0 0 0 0 0		
Ron Kittle, R (1, 7) OBP: 0.306, SLG: 0.494 Dave Stegman, R (8, 7) OBP: 0.350, SLG: 0.333	0-3 K			0-0 F7		1-0 E HBP		0-0 F7		3 1 0 0 0 1 2 0 0 0 0 0 0 0		
Jerry Hairston, S (1, 10) OBP: 0.375, SLG: 0.511		0-3 K		0-3 K		0-0 E6 WP 1-H		0-3 K		4 0 0 0 0 3 0		
Vance Law, R (1, 5) OBP: 0.309, SLG: 0.337		0-0 4-3		0-0 1B		0-0 F2 2-3		0-0 L3		4 0 1 0 0 0 1		
Scott Fletcher, R (1, 6) OBP: 0.364, SLG: 0.436		0-3 K		0-0 5-3		0-0 F3		0-0 F8		4 0 0 0 0 1 2		
Julio Cruz, S (1, 4) OBP: 0.312, SLG: 0.322			0-3 K		0-0 4-3		0-0 4-3		0-0 6-3	4 0 0 0 0 1 1		
Inning Stats	R: 0 H: 1 E: 0 LOB: 2 K: 2 BB: 1 S: 8 P: 12	R: 0 H: 0 E: 0 LOB: 0 K: 2 BB: 0 S: 7 P: 7	R: 0 H: 2 E: 0 LOB: 2 K: 1 BB: 0 S: 7 P: 7	R: 0 H: 1 E: 0 LOB: 1 K: 1 BB: 0 S: 6 P: 6	R: 2 H: 1 E: 0 LOB: 0 K: 1 BB: 1 S: 6 P: 10	R: 1 H: 0 E: 1 LOB: 1 K: 0 BB: 0 S: 4 P: 5	R: 0 H: 0 E: 0 LOB: 0 K: 1 BB: 0 S: 5 P: 5	R: 0 H: 0 E: 0 LOB: 0 K: 1 BB: 0 S: 5 P: 5	R: 0 H: 0 E: 0 LOB: 0 K: 0 BB: 0 S: 3 P: 3	1B: 4 SF: 0 2B: 0 SAC: 0 3B: 0 DP: 0 HR: 1 HBP: 1	WP: 1 PA: 36 PB: 0 SB: 0 CS: 0	
PITCHER John Butcher, R (1, 1) ERA: 2.98 Dave Schmidt, R (7, 1) ERA: 3.86	IP WLS BF H R ER SO BB IBB HBP BLK WP HR S P ERA WHIP											
	6.0 L 27 5 3 2 7 2 0 1 0 1 1 38 47 3.00 1.167											
	3.0 9 0 0 0 2 0 0 0 0 0 0 13 13 0.00 0.000											

Chicago White Sox @ Texas Rangers
Arlington Stadium, Arlington, TX
Sun Aug 21 1983, 8:05 PM EDT
Att. 11,861 - Unknown - 91 F

livebaseballscorecards.com

AB	33
R	3
H	5
RBI	2
BB	2
SO	9
LOB	10



Batter	1	2	3	4	5	6	7	8	9	AB	R	H	RBI	BB	SO	LOB
Wayne Tolleson, S (1, 4) OBP: 0.320, SLG: 0.333 Pete O'Brien, L (7, PH) OBP: 0.317, SLG: 0.357 (8, 3)	0-3 K		4-0 CS BB BB		0-0 4-3		0-0 F8			2	0	0	0	1	1	0
Buddy Bell, R (1, 5) OBP: 0.346, SLG: 0.438	0-0 6-3		4-0 1-2 BB			0-3 K		0-0 E9		3	0	0	0	1	1	0
George Wright, S (1, 8) OBP: 0.325, SLG: 0.441	0-0 F3		0-0 F4 2-3			0-0 F2		0-0 F9		4	0	0	0	0	0	2
Larry Parrish, R (1, 9) OBP: 0.345, SLG: 0.507		0-0 1B 1B 1B	0-3 K			0-0 1B		0-0 1B		4	1	3	0	0	1	1
Bill Stein, R (1, 3) OBP: 0.347, SLG: 0.426 (8, 4)		0-0 WP 1B 1-2 1B		0-0 5-3		0-3 K		0-3 K		4	0	1	0	0	2	2
Dave Hostetler, R (1, 10) OBP: 0.305, SLG: 0.351		0-0 WP 1-2 2-H 1B		0-3 K			0-3 K		0-3 K	4	0	1	1	0	3	0
Bill Sample, R (1, 7) OBP: 0.335, SLG: 0.429		0-3 K 1-2 2-3		0-0 F7			0-0 6-3		0-0 6-3	4	0	0	0	0	1	2
Jim Sundberg, R (1, 2) OBP: 0.269, SLG: 0.252 Larry Bittner, L (9, PH) OBP: 0.348, SLG: 0.373		0-3 K			0-0 5-3		0-3 K 1B		0-0 F8	3	0	0	0	0	2	2
Bucky Dent, R (1, 6) OBP: 0.285, SLG: 0.289		0-0 6-3			0-0 6-3		0-0 1-3 1B			1	0	0	0	0	0	0

Inning Stats	R: 0	H: 0	E: 0	K: 1	S: 5	R: 1	H: 3	E: 0	K: 2	S: 10	R: 0	H: 0	E: 0	K: 1	S: 4	R: 0	H: 0	E: 0	K: 1	S: 5	R: 0	H: 0	E: 0	K: 0	S: 3	R: 0	H: 1	E: 0	K: 2	S: 8	R: 0	H: 1	E: 1	K: 1	S: 6	R: 0	H: 0	E: 0	K: 1	S: 5	1B: 6	2B: 0	3B: 0	HR: 0	SF: 0	SAC: 0	DP: 0	HBP: 0	WP: 2	PB: 0	SB: 0	CS: 1	PA: 35
--------------	------	------	------	------	------	------	------	------	------	-------	------	------	------	------	------	------	------	------	------	------	------	------	------	------	------	------	------	------	------	------	------	------	------	------	------	------	------	------	------	------	-------	-------	-------	-------	-------	--------	-------	--------	-------	-------	-------	-------	--------

PITCHER	IP	WLS	BF	H	R	ER	SO	BB	IBB	HBP	BLK	WP	HR	S	P	ERA	WHIP
Floyd Bannister, L (1, 1) ERA: 3.67	6.2	W	27	5	1	1	9	2	0	0	0	2	0	43	51	1.35	1.050
Salome Barojas, R (7, 1) ERA: 2.47	2.1	S	8	1	0	0	2	0	0	0	0	0	0	12	12	0.00	0.429


BOTTOM

Chicago White Sox @ Texas Rangers
Arlington Stadium, Arlington, TX

Sun Aug 21 1983, 8:05 PM EDT
Att. 11,861 - Unknown - 91 F

livebaseballscorecards.com

AB	33
R	1
H	6
RBI	1
BB	2
SO	11
LOB	13



Batter	1	2	3	4	5	6	7	8	9	AB R H RBI BB SO LOB	TOP											
Lou Whitaker, L (1, 4) OBP: 0.391, SLG: 0.462	0-0 G6-4-3 1B		0-0 G6-4-3 1B		4-0 S BB			4-0 SH5-4 1B BB		2 0 2 0 2 0 0	Detroit Tigers @ Texas Rangers Arlington Stadium, Arlington, TX Mon Aug 22 1983, 8:05 PM EDT Att: 19,393 - Unknown											
Alan Trammell, R (1, 6) OBP: 0.388, SLG: 0.483	0-0 F8		0-0 G6-4-3 1-2f		0-0 F7 1-2			0-0 SH5-4 1-2 1B		4 0 1 0 0 0 3												
Enos Cabell, R (1, 10) OBP: 0.338, SLG: 0.447	0-0 G6-4-3 1-2f		0-0 5-3					0-0 SH5-4 1-2 2-3		3 0 0 0 0 0 1												
Lance Parrish, R (1, 2) OBP: 0.329, SLG: 0.514		0-0 5-3		0-0 F2		0-0 HR		4-0 IBB		3 1 1 1 1 0 0												
Larry Herndon, R (1, 7) OBP: 0.335, SLG: 0.482		0-3 K		0-3 K		0-0 5-3		0-0 L8		4 0 0 0 0 2 3												
John Wockenfuss, R (1, 3) OBP: 0.342, SLG: 0.436		0-0		4-0		0-0 6-3		0-3 K		2 0 1 0 1 0 0												
Kirk Gibson, L (8, PH) OBP: 0.299, SLG: 0.390		BB 2B		S BB						1 0 0 0 0 1 3												
Tom Brookens, R (8, 5) OBP: 0.282, SLG: 0.299										0 0 0 0 0 0 0												
Chet Lemon, R (1, 8) OBP: 0.360, SLG: 0.450		4-0 BB BB		0-0 1-3 1-2		0-3 K		0-3 K		3 0 0 0 1 2 1												
Glenn Wilson, R (1, 9) OBP: 0.313, SLG: 0.419		4-0 1-2 2-3 BB		0-0 5-3		1-0 H G5-4-3 HBP		0-0 G3-6-3 1B		2 0 1 0 1 0 0												
Marty Castillo, R (1, 5) OBP: 0.243, SLG: 0.313		0-0 1-3		0-0 5-3		0-0 G5-4-3 1-2f		0-0 G3-6-3 1-2f		3 0 0 0 0 0 4												
Rick Leach, L (9, PH) OBP: 0.295, SLG: 0.327										1 0 0 0 0 0 1												
Inning Stats	R: 0 E: 0 K: 0 S: 3	H: 1 LOB: 0 BB: 0 P: 3	R: 0 E: 0 K: 1 S: 6	H: 1 LOB: 3 BB: 2 P: 14	R: 0 E: 0 K: 0 S: 3	H: 1 LOB: 0 BB: 0 P: 3	R: 0 E: 0 K: 1 S: 5	H: 0 LOB: 1 BB: 1 P: 9	R: 0 E: 0 K: 0 S: 3	H: 0 LOB: 1 BB: 1 P: 7	R: 1 E: 0 K: 0 S: 4	H: 1 LOB: 0 BB: 0 P: 4	R: 0 E: 0 K: 1 S: 4	H: 0 LOB: 0 BB: 0 P: 5	R: 0 E: 0 K: 1 S: 6	H: 1 LOB: 3 BB: 2 P: 14	R: 0 E: 0 K: 1 S: 5	H: 1 LOB: 0 BB: 0 P: 5	1B: 4 2B: 1 3B: 0 HR: 1	SF: 0 SAC: 1 DP: 4 HBP: 1	WP: 0 PB: 0 SB: 2 CS: 0	PA: 36
PITCHER	IP WLS BF H R ER SO BB IBB HBP BLK WP HR S P ERA WHIP																					
Frank Tanana, L (1, 1) ERA: 2.59	7.0 W 29 5 1 1 3 5 0 1 0 0 0 1 29 50 1.29 1.429																					
Victor Cruz, R (8, 1) ERA: 2.04	2.0 S 7 1 0 0 2 0 1 0 0 0 0 0 10 14 0.00 0.500																					

Detroit Tigers @ Texas Rangers
Arlington Stadium, Arlington, TX
Mon Aug 22 1983, 8:05 PM EDT
Att: 19,393 - Unknown

AB	28
R	1
H	6
RBI	1
BB	6
SO	5
LOB	16



Batter	1	2	3	4	5	6	7	8	9
Wayne Tolleson, S (1, 4) OBP: 0.322, SLG: 0.332	0-0 F8 ①		0-3 K ②		4-0 1B HBP BB ①	4-0 BB ①			
Buddy Bell, R (1, 5) OBP: 0.345, SLG: 0.436	0-0 F8 ②		0-0 F9 ③		1-0 1B E HBP ①	0-0 FC5 ③			
George Wright, S (1, 8) OBP: 0.326, SLG: 0.441	0-3 K ③			0-0 1B 1B ①	0-0 E7 1B ①		0-0 F9 ①		
Larry Parrish, R (1, 9) OBP: 0.342, SLG: 0.502		0-0 P1 ①		0-0 F7 ①	0-0 F8 ③		0-0 F8 ②		
Pete O'Brien, L (1, 3) OBP: 0.319, SLG: 0.359		0-0 6-3 1B ①		0-0 F7 ②		0-0 FC4-6 1B ①	0-0 F8 ③		
Mickey Rivers, L (1, 7) OBP: 0.301, SLG: 0.342 Bill Sample, R (9, 7) OBP: 0.335, SLG: 0.429		0-0 6-3 ②		0-0 1B ①		0-0 FC4-6 SH1-3 1B ①	0-0 F8 ①		
Jim Sundberg, R (1, 2) OBP: 0.269, SLG: 0.250		4-0 BB ①		0-0 F9 ③		0-0 SH1-3 ②	0-0 5-3 ②		
Larry Bittner, L (1, 10) OBP: 0.345, SLG: 0.362		0-0 4-1 ③			0-0 4-3 ①	4-0 BB 1B IBB ①	0-3 K ③		
Bucky Dent, R (1, 6) OBP: 0.286, SLG: 0.290			0-0 P4 ①		0-0 F8 ②	0-0 FC5 BB 1B ①			

Inning Stats	R: 0	H: 0	E: 0	K: 1	S: 5	R: 0	H: 1	E: 0	K: 0	S: 4	R: 0	H: 0	E: 0	K: 1	S: 5	R: 0	H: 2	E: 0	K: 0	S: 5	R: 2	H: 1	E: 1	K: 0	S: 4	R: 1	H: 2	E: 0	K: 0	S: 5	R: 0	H: 0	E: 0	K: 1	S: 5
	LOB: 0	BB: 0	P: 5			LOB: 2	BB: 1	P: 8			LOB: 2	BB: 0	P: 5			LOB: 3	BB: 2	P: 13			LOB: 0	BB: 0	P: 3			LOB: 0	BB: 0	P: 5			LOB: 0	BB: 0	P: 5		

PITCHER	IP	WLS	BF	H	R	ER	SO	BB	IBB	HBP	BLK	WP	HR	S	P	ERA	WHIP	IP	WLS	BF	H	R	ER	SO	BB	IBB	HBP	BLK	WP	HR	S	P	ERA	WHIP		
Dan Petry, R (1, 1) ERA: 3.66	8.0	L	35	6	3	2	3	3	1	1	0	0	0	36	53	2.25	1.125																			

BOTTOM

Detroit Tigers @ Texas Rangers
Arlington Stadium, Arlington, TX

Mon Aug 22 1983, 8:05 PM EDT
Att. 19,393 - Unknown

AB	29
R	3
H	6
RBI	2
BB	4
SO	3
LOB	12

livebaseballscorecards.com



1B:	6	SF:	0	WP:	0	PA:	35
2B:	0	SAC:	1	PB:	0		
3B:	0	DP:	0	SB:	0		
HR:	0	HBP:	1	CS:	0		

Batter	1	2	3	4	5	6	7	8	9	AB R H RBI BB SO LOB	TOP
Lou Whitaker, L (1, 4) OBP: 0.390, SLG: 0.461	0-0 F7		0-0 F7		0-0 1-3 1B		0-0 6-3			4 0 1 0 0 0 1	
Alan Trammell, R (1, 6) OBP: 0.389, SLG: 0.483	0-0 S 1B			0-0 F9	0-0 5-3			0-0 E5 1B		4 0 2 0 0 0 2	
Kirk Gibson, L (1, 10) OBP: 0.298, SLG: 0.386	0-3 K 1-2			0-0 P6		4-0 BB G5-4-3		0-0 L6		3 0 0 0 1 1 2	
Lance Parrish, R (1, 2) OBP: 0.328, SLG: 0.511	0-0 F9			4-0 FC6-4 BB		0-0 G5-4-3 1-2f		0-0 F8		3 0 0 0 1 0 3	
Larry Herndon, R (1, 7) OBP: 0.333, SLG: 0.478		0-0 P4		0-0 FC6-4 1-2f		0-0 6-3		0-0 6-3		4 0 0 0 0 0 2	
Glenn Wilson, R (1, 9) OBP: 0.312, SLG: 0.420		0-0 6-3			0-0 2B		0-0 6-3		0-3 K	4 1 1 0 0 1 0	
Chet Lemon, R (1, 8) OBP: 0.362, SLG: 0.452		0-3 K			0-0 2B		1-0 2B HBP		0-0 F8	3 1 1 1 0 1 0	
Rick Leach, L (1, 3) OBP: 0.299, SLG: 0.337			0-0 G6-4-3 1B		0-0 P6		0-0 F9 1-H 2B		0-3 K	4 0 2 1 0 1 0	
Marty Castillo, R (1, 5) OBP: 0.245, SLG: 0.314			0-0 G6-4-3 1-2f		0-0 1B		0-0 F9 2-3			3 0 1 0 0 0 2	
Inning Stats	R: 0 E: 0 K: 1 S: 6 H: 1 LOB: 1 BB: 0 P: 6	R: 0 E: 0 K: 1 S: 5 H: 0 LOB: 0 BB: 0 P: 5	R: 0 E: 0 K: 0 S: 3 H: 1 LOB: 0 BB: 0 P: 3	R: 0 E: 0 K: 0 S: 3 H: 0 LOB: 1 BB: 1 P: 7	R: 1 E: 0 K: 0 S: 6 H: 4 LOB: 2 BB: 0 P: 6	R: 0 E: 0 K: 0 S: 2 H: 0 LOB: 0 BB: 1 P: 6	R: 1 E: 0 K: 0 S: 4 H: 1 LOB: 1 BB: 0 P: 5	R: 0 E: 1 K: 0 S: 4 H: 1 LOB: 1 BB: 0 P: 4	R: 0 E: 0 K: 2 S: 7 H: 0 LOB: 0 BB: 0 P: 7	1B: 5 2B: 3 3B: 0 HR: 0 SF: 0 SAC: 0 DP: 2 HBP: 1	WP: 0 PB: 0 SB: 1 CS: 0 PA: 35
PITCHER Charlie Hough, R (1, 1) ERA: 3.79	IP: 9.0 WLS: L BF: 35 H: 8 R: 2 ER: 2 SO: 4 BB: 2 IBB: 0 HBP: 1 BLK: 0 WP: 0 HR: 0 S: 40 P: 49 ERA: 2.00 WHIP: 1.111	PITCHER									

Detroit Tigers @ Texas Rangers
 Arlington Stadium, Arlington, TX
 Tue Aug 23 1983, 8:05 PM EDT
 Att: 10,974 - Unknown

livebaseballscorecards.com

AB	32
R	2
H	8
RBI	2
BB	2
SO	4
LOB	12



Batter	1	2	3	4	5	6	7	8	9	AB	R	H	RBI	BB	SO	LOB
Wayne Tolleson, S (1, 4) OBP: 0.323, SLG: 0.333	0-0 F9 1B		0-0 FC6-4 1-2f 2-3			0-0 S 1B		0-3 K		4	0	2	0	0	1	2
Buddy Bell, R (1, 5) OBP: 0.342, SLG: 0.432	0-0 F9 1-2		0-0 F9			0-0 F8		0-0 F8		4	0	0	0	0	0	4
George Wright, S (1, 8) OBP: 0.326, SLG: 0.438	0-0 F8					4-0 L3 1-2 IBB			0-0 L4	3	0	0	0	1	0	0
Larry Parrish, R (1, 9) OBP: 0.339, SLG: 0.498		0-0 G3				0-0 F9			0-0 F3	4	0	0	0	0	0	2
Pete O'Brien, L (1, 3) OBP: 0.316, SLG: 0.355		0-0 4-3				0-0 F7		0-3 K	0-0 F2	4	0	0	0	0	1	0
Mickey Rivers, L (1, 7) OBP: 0.297, SLG: 0.337		0-0 F9				0-0 4-3		0-0 B2-3		3	0	0	0	0	0	0
Jim Sundberg, R (1, 2) OBP: 0.270, SLG: 0.248			0-0 F9			0-0 F9		4-0 BB BB BB		2	0	0	0	1	0	0
Larry Bittner, L (1, 10) OBP: 0.345, SLG: 0.361			0-0 FC6-4 1B 1B			0-0 F9		0-0 G3		3	0	1	0	0	0	1
Bucky Dent, R (1, 6) OBP: 0.286, SLG: 0.290			0-0 FC6-4 1B			0-0 F7		0-0 F3		3	0	1	0	0	0	0

Inning Stats	R: 0	H: 1	E: 0	K: 0	S: 3	LOB: 0	BB: 0	P: 3	R: 0	H: 0	E: 0	K: 0	S: 3	LOB: 0	BB: 0	P: 3	R: 0	H: 2	E: 0	K: 0	S: 5	LOB: 2	BB: 0	P: 5	R: 0	H: 0	E: 0	K: 0	S: 3	LOB: 0	BB: 0	P: 3	R: 0	H: 1	E: 0	K: 0	S: 4	LOB: 2	BB: 1	P: 8	R: 0	H: 0	E: 0	K: 1	S: 5	LOB: 1	BB: 1	P: 9	R: 0	H: 0	E: 0	K: 1	S: 5	LOB: 0	BB: 0	P: 5	R: 0	H: 0	E: 0	K: 0	S: 3	LOB: 0	BB: 0	P: 3	1B: 4	SF: 0	2B: 0	SAC: 0	3B: 0	DP: 0	HR: 0	HBP: 0	WP: 0	PA: 32
--------------	------	------	------	------	------	--------	-------	------	------	------	------	------	------	--------	-------	------	------	------	------	------	------	--------	-------	------	------	------	------	------	------	--------	-------	------	------	------	------	------	------	--------	-------	------	------	------	------	------	------	--------	-------	------	------	------	------	------	------	--------	-------	------	------	------	------	------	------	--------	-------	------	-------	-------	-------	--------	-------	-------	-------	--------	-------	--------

PITCHER	IP	WLS	BF	H	R	ER	SO	BB	IBB	HBP	BLK	WP	HR	S	P	ERA	WHIP
Doug Bair, R (1, 1) ERA: 4.26	6.0	W	22	4	0	0	0	0	0	0	0	0	0	21	25	0.00	0.667
Aurelio Lopez, R (7, 1) ERA: 1.79	3.0	S	10	0	0	0	2	1	0	0	0	0	0	13	17	0.00	0.333

DETROIT TIGERS @ TEXAS RANGERS
Arlington Stadium, Arlington, TX
 Tue Aug 23 1983, 8:05 PM EDT
 Att. 10,974 - Unknown

AB	30
R	0
H	4
RBI	0
BB	2
SO	2
LOB	9



Batter	1	2	3	4	5	6	7	8	9	AB R H RBI BB SO LOB	TOP																	
Lou Whitaker, L (1, 4) OBP: 0.390, SLG: 0.466	0-0 1-3		0-0 L3 1B		0-0 G3			0-3 K	0-0 IHR	5 1 2 3 0 1 1																		
Alan Trammell, R (1, 6) OBP: 0.390, SLG: 0.482	0-0 1B		0-0 L3		0-0 5-3			0-0 WP 2B 1B	0-0 F9	5 1 2 0 0 0 4																		
Kirk Gibson, L (1, 10) OBP: 0.297, SLG: 0.385	0-3 K			0-0 1B 1B		0-0 F8		0-3 K		4 1 1 0 0 2 2																		
Lance Parrish, R (1, 2) OBP: 0.327, SLG: 0.511	0-0 P4			0-3 K		0-0 1-3		0-0 2B		4 0 1 1 0 1 2																		
Larry Herndon, R (1, 7) OBP: 0.332, SLG: 0.476		0-3 K		0-0 1B		0-0 L6		0-0 6-3		4 0 1 1 0 1 1																		
Glenn Wilson, R (1, 9) OBP: 0.309, SLG: 0.416		0-0 F9		0-0 5-3			0-0 6-3		0-0 E6 FC1-5 SH	4 0 0 0 0 0 1 0 0 0 0 0 0 0																		
Tom Brookens, R (9, PR) OBP: 0.282, SLG: 0.299				0-0 1-2																								
Chet Lemon, R (1, 8) OBP: 0.359, SLG: 0.448		0-0 P3		0-0 F7			0-0 P4		0-0 SH FC1-5 IHR	3 1 0 0 0 0 1																		
Rick Leach, L (1, 3) OBP: 0.304, SLG: 0.337			0-3 K		0-0 G3 4-3 1B		4-0 BB		0-0 FC1-5 IHR	3 1 1 0 1 1 2																		
Marty Castillo, R (1, 5) OBP: 0.248, SLG: 0.308									0-0 K	2 0 0 0 1 1 2																		
John Wockenfuss, R (9, PH) OBP: 0.341, SLG: 0.434			4-0 1B BB		0-0 4-3		0-3 K		0-3 K	1 0 0 0 0 1 2 0 0 0 0 0 0 0																		
Lynn Jones, R (9, 9) OBP: 0.268, SLG: 0.345					1-2																							
Inning Stats	R: 0 E: 0 K: 1 S: 6	H: 1 LOB: 1 BB: 0 P: 6	R: 0 E: 0 K: 1 S: 5	H: 0 LOB: 0 BB: 0 P: 5	R: 0 E: 0 K: 1 S: 5	H: 1 LOB: 1 BB: 1 P: 9	R: 1 E: 0 K: 1 S: 7	H: 2 LOB: 1 BB: 0 P: 7	R: 0 E: 0 K: 0 S: 4	H: 1 LOB: 1 BB: 0 P: 4	R: 0 E: 0 K: 0 S: 3	H: 0 LOB: 0 BB: 0 P: 3	R: 0 E: 0 K: 1 S: 5	H: 0 LOB: 1 BB: 1 P: 9	R: 1 E: 0 K: 2 S: 9	H: 2 LOB: 1 BB: 0 P: 9	R: 3 E: 2 K: 1 S: 8	H: 1 LOB: 1 BB: 0 P: 8	1B: 6 2B: 2 3B: 0 HR: 1	SF: 0 SAC: 1 DP: 1 HBP: 0	WP: 1 PB: 0 SB: 3 CS: 0	PA: 38						
PITCHER	IP WLS BF H R ER SO BB IBB HBP BLK WP HR S P ERA WHIP												PITCHER	IP WLS BF H R ER SO BB IBB HBP BLK WP HR S P ERA WHIP														
Mike Smithson, R (1, 1) ERA: 4.05	7.2		31	7	2	2	7	2	0	0	0	1	0	43	51	2.35	1.174											
Victor Cruz, R (8, 1) ERA: 1.89	1.1	L	7	1	3	0	1	0	0	0	0	0	0	9	9	0.00	0.750											

Detroit Tigers @ Texas Rangers
 Arlington Stadium, Arlington, TX
 Wed Aug 24 1983, 8:05 PM EDT
 Att: 19,258 - Unknown

livebaseballscorecards.com

AB	35
R	5
H	8
RBI	5
BB	2
SO	8
LOB	18



Batter	1	2	3	4	5	6	7	8	9	AB	R	H	RBI	BB	SO	LOB
Wayne Tolleson, S (1, 4) OBP: 0.320, SLG: 0.330	0-0 L1		0-3 K		0-3 K		0-0 F8			4	0	0	0	0	2	3
Buddy Bell, R (1, 5) OBP: 0.340, SLG: 0.429	0-0 5-3		0-3 K			0-3 K		0-0 F9		4	0	0	0	0	2	1
George Wright, S (1, 8) OBP: 0.323, SLG: 0.435	0-3 K			0-0 F8		0-0 P5		0-0 F8		4	0	0	0	0	1	0
Larry Parrish, R (1, 9) OBP: 0.340, SLG: 0.498		0-0 1B		0-0 1B		0-0 4-3		0-3 K		4	0	2	0	0	1	0
Mickey Rivers, L (1, 7) OBP: 0.301, SLG: 0.340		0-0 1B		0-0 F8			0-0 SH1-4 HR		0-0 F8	4	1	2	0	0	0	1
Pete O'Brien, L (1, 3) OBP: 0.314, SLG: 0.353		0-0 1B		0-0 F7			0-0 SH1-4		0-3 K	3	0	0	0	0	1	3
Jim Sundberg, R (1, 2) OBP: 0.271, SLG: 0.250		0-0 G4-6-3			0-0 1B		0-0 HR		0-3 K	2	0	1	0	0	0	2
Bill Stein, R (7, PH) OBP: 0.350, SLG: 0.447		0-0 G4-6-3					0-0 HR			1	1	1	2	0	0	0
Bob Johnson, R (8, 2) OBP: 0.257, SLG: 0.326		0-0 1-2f								1	0	0	0	0	1	0
Larry Bittner, L (1, 10) OBP: 0.336, SLG: 0.351			0-0 4-3		0-3 K		0-0 4-3			3	0	0	0	0	1	1
Bucky Dent, R (1, 6) OBP: 0.289, SLG: 0.291			4-0 BB		0-0 F9		0-0 1B			2	0	1	0	1	0	1

Inning Stats	R: 0	H: 0	E: 0	K: 1	S: 5	R: 0	H: 2	E: 0	K: 0	S: 4	R: 0	H: 0	E: 0	K: 2	S: 7	R: 0	H: 1	E: 0	K: 0	S: 4	R: 0	H: 1	E: 0	K: 2	S: 8	R: 0	H: 0	E: 0	K: 1	S: 5	R: 2	H: 3	E: 0	K: 0	S: 6	R: 0	H: 0	E: 0	K: 1	S: 5	R: 0	H: 0	E: 0	K: 2	S: 7	1B: 6	2B: 0	3B: 0	HR: 1	SF: 0	SAC: 1	DP: 1	HBP: 0	WP: 0	PB: 0	SB: 0	CS: 0	PA: 34
--------------	------	------	------	------	------	------	------	------	------	------	------	------	------	------	------	------	------	------	------	------	------	------	------	------	------	------	------	------	------	------	------	------	------	------	------	------	------	------	------	------	------	------	------	------	------	-------	-------	-------	-------	-------	--------	-------	--------	-------	-------	-------	-------	--------

PITCHER	IP	WLS	BF	H	R	ER	SO	BB	IBB	HBP	BLK	WP	HR	S	P	ERA	WHIP
Jack Morris, R (1, 1) ERA: 3.4	9.0	W	34	7	2	2	9	1	0	0	0	0	1	51	55	2.00	0.889

DETROIT TIGERS @ TEXAS RANGERS
Arlington Stadium, Arlington, TX
 Wed Aug 24 1983, 8:05 PM EDT
 Att. 19,258 - Unknown

AB	32
R	2
H	7
RBI	2
BB	1
SO	9
LOB	12



Batter	1	2	3	4	5	6	7	8	9	AB R H RBI BB SO LOB	TOP									
Wayne Tolleson, S (1, 4) OBP: 0.324, SLG: 0.333	0-0 1B		4-0 BB			0-0 1B		0-0 1-3		3 1 2 0 1 0 0										
Pete O'Brien, L (1, 3) OBP: 0.313, SLG: 0.352	0-0 1B		0-0 G3			0-0 4-3		0-0 3-1		4 0 1 1 0 0 2										
Buddy Bell, R (1, 5) OBP: 0.339, SLG: 0.427	0-0 G5-4-3					0-0 F7		0-0 F9		4 0 1 0 0 0 2										
George Wright, S (1, 8) OBP: 0.323, SLG: 0.433	0-0 F7					0-0 F7		0-0 F8		4 0 1 0 0 0 2										
Larry Parrish, R (1, 10) OBP: 0.340, SLG: 0.495						0-0 F7		0-3 K		4 0 1 0 0 1 1										
Mickey Rivers, L (1, 7) OBP: 0.297, SLG: 0.335						0-0 G1-4-3		0-0 P6		3 0 0 0 0 0 2										
Bill Sample, R (1, 9) OBP: 0.333, SLG: 0.426						0-0 L4		0-0 F5		3 0 0 0 0 0 0										
Bucky Dent, R (1, 6) OBP: 0.287, SLG: 0.289						0-0 F7		0-0 5-3		3 0 0 0 0 0 0										
Bob Johnson, R (1, 2) OBP: 0.254, SLG: 0.321						0-0 F9		0-0 F7		2 0 0 0 0 0 0										
Larry Bittner, L (8, PH) OBP: 0.333, SLG: 0.348										1 0 0 0 0 0 0										
Jim Sundberg, R (8, 2) OBP: 0.271, SLG: 0.250										0 0 0 0 0 0 0										
Inning Stats	R: 1 E: 0 K: 0 S: 4	H: 2 LOB: 0 BB: 0 P: 4	R: 0 E: 0 K: 0 S: 3	H: 0 LOB: 0 BB: 0 P: 3	R: 0 E: 0 K: 0 S: 3	H: 0 LOB: 1 BB: 1 P: 7	R: 0 E: 0 K: 0 S: 4	H: 2 LOB: 1 BB: 0 P: 4	R: 0 E: 0 K: 0 S: 3	H: 0 LOB: 0 BB: 0 P: 3	R: 0 E: 0 K: 0 S: 4	H: 1 LOB: 1 BB: 0 P: 4	R: 0 E: 0 K: 0 S: 3	H: 0 LOB: 0 BB: 0 P: 3	R: 0 E: 0 K: 1 S: 6	H: 1 LOB: 1 BB: 0 P: 6	1B: 6 2B: 0 3B: 0 HR: 0	SF: 0 SAC: 0 DP: 2 HBP: 0	WP: 0 PB: 0 SB: 2 CS: 0	PA: 32
PITCHER	IP WLS BF H R ER SO BB IBB HBP BLK WP HR S P ERA WHIP																			
Eric Rasmussen, R (1, 1) ERA: 5.79	7.0 W 25 5 1 1 0 1 1 0 0 0 0 0 0 24 28 1.29 0.857																			
Dan Quisenberry, R (8, 1) ERA: 1.98	2.0 S 7 1 0 0 1 0 0 0 0 0 0 0 0 9 9 0.00 0.500																			

Texas Rangers @ Kansas City Royals
 Royals Stadium, Kansas City, MO
 Thu Aug 25 1983, 8:05 PM EDT
 Unknown - 105 F

livebaseballscorecards.com

AB 31
 R 1
 H 6
 RBI 1
 BB 1
 SO 1
 LOB 9



Batter	1	2	3	4	5	6	7	8	9	AB	R	H	RBI	BB	SO	LOB
Butch Davis, R (1, 7) OBP: 0.250, SLG: 0.625	0-3 K		0-3 K		0-0 SF7 3B		0-0 5-3			4	1	1	0	0	2	0
John Wathan, R (1, 3) OBP: 0.309, SLG: 0.335	0-0 6-3		0-0 5-3		0-0 SF7		0-0 4-3			3	0	0	1	0	0	0
George Brett, L (1, 5) OBP: 0.400, SLG: 0.594 Greg Pryor, R (9, 5) OBP: 0.281, SLG: 0.305	0-0 HR		4-0 BB		0-0 G6-4-3 1B			0-0 F8		3	1	2	1	1	0	0
Hal McRae, R (1, 10) OBP: 0.385, SLG: 0.488	0-3 K		0-0 L5		0-0 G6-4-3 1-2f			0-0 FC6-4 1B		0	0	0	0	0	0	0
Amos Otis, R (1, 9) OBP: 0.314, SLG: 0.357		4-0 BB		0-0 5-3		0-0 F8		0-0 P4		3	0	0	0	1	0	1
Frank White, R (1, 4) OBP: 0.275, SLG: 0.391		0-0 1-2 1B		0-0 S 1B		0-0 1B		0-0 FC6-4 1-2f		4	1	3	0	0	0	1
Leon Roberts, R (1, 8) OBP: 0.322, SLG: 0.424 Pat Sheridan, L (7, 8) OBP: 0.324, SLG: 0.439		0-3 K		0-3 K		0-0 G2				3	0	0	0	0	2	4
Don Slaught, R (1, 2) OBP: 0.310, SLG: 0.343		0-0 F7		0-0 FC6-4 1B		0-0 5-3				0	0	0	0	0	0	0
Onix Concepcion, R (1, 6) OBP: 0.271, SLG: 0.331		0-0 5-3		0-0 FC6-4 1-2f			0-0 6-3			3	0	0	0	0	0	3

Inning Stats	R: 1	H: 1	E: 0	LOB: 0	K: 2	BB: 0	S: 8	P: 8	R: 0	H: 1	E: 0	LOB: 2	K: 1	BB: 1	S: 6	P: 10	R: 0	H: 0	E: 0	LOB: 1	K: 1	BB: 1	S: 5	P: 9	R: 1	H: 2	E: 0	LOB: 1	K: 1	BB: 0	S: 7	P: 7	R: 1	H: 2	E: 0	LOB: 0	K: 0	BB: 0	S: 4	P: 4	R: 0	H: 1	E: 0	LOB: 1	K: 0	BB: 0	S: 4	P: 4	R: 0	H: 0	E: 0	LOB: 0	K: 0	BB: 0	S: 3	P: 3	R: 0	H: 1	E: 0	LOB: 1	K: 0	BB: 0	S: 4	P: 4
--------------	------	------	------	--------	------	-------	------	------	------	------	------	--------	------	-------	------	-------	------	------	------	--------	------	-------	------	------	------	------	------	--------	------	-------	------	------	------	------	------	--------	------	-------	------	------	------	------	------	--------	------	-------	------	------	------	------	------	--------	------	-------	------	------	------	------	------	--------	------	-------	------	------


PITCHER	IP	WLS	BF	H	R	ER	SO	BB	IBB	HBP	BLK	WP	HR	S	P	ERA	WHIP
Jon Matlack, L (1, 1) ERA: 4.76	8.0	L	33	8	3	3	5	2	0	0	0	0	1	41	49	3.38	1.250

BOTTOM

Texas Rangers @ Kansas City Royals
Royals Stadium, Kansas City, MO

Thu Aug 25 1983, 8:05 PM EDT
Unknown - 105 F

AB	30
R	3
H	8
RBI	3
BB	2
SO	5
LOB	14



WP: 0	PA: 33
PB: 0	SB: 1
CS: 0	

livebaseballscorecards.com

Batter	1	2	3	4	5	6	7	8	9	AB R H RBI BB SO LOB	TOP																										
Wayne Tolleson, S (1, 4) OBP: 0.321, SLG: 0.328	0-0 F8		0-3 K		0-0 B1-3		0-0 F9		0-0 F8	5 0 0 0 0 1 2																											
Buddy Bell, R (1, 5) OBP: 0.339, SLG: 0.426	0-0 F7			0-0 F9	0-0 G4-6-3 1B		0-0 5-3			4 0 1 0 0 0 0																											
Bill Stein, R (1, 3) Pete O'Brien, L (9, 3) OBP: 0.354, SLG: 0.448 OBP: 0.313, SLG: 0.352	0-0 F7			0-0 1B E 1B	0-0 G4-6-3 1-2f			0-0 G6-4-3 1B		4 1 2 0 0 0 1 0 0 0 0 0 0 0																											
Larry Parrish, R (1, 9) OBP: 0.339, SLG: 0.493		0-0 1-3		0-0 1-3 E 1B		0-0 5-3		0-0 G6-4-3 1-2f		4 1 1 0 0 0 1																											
Dave Hosteter, R (1, 10) OBP: 0.308, SLG: 0.363		0-0 5-3		1-0 E 1B HBP		0-0 6-3		0-0 HR		3 2 1 1 0 0 0																											
George Wright, S (1, 8) OBP: 0.322, SLG: 0.432		0-0 6-3		0-0 P5		0-0 1B 1B		0-0 F3		4 0 1 0 0 0 3																											
Bill Sample, R (1, 7) OBP: 0.335, SLG: 0.425			0-0 F8	0-0 E3 1B	0-0 1-3 2-H 3-H	0-0 1-2 1B		4-0 SH2-3 BB		3 0 1 0 1 0 1	AB 34 R 4 H 9 RBI 2 BB 1 SO 2 LOB 14																										
Jim Anderson, R (1, 6) OBP: 0.258, SLG: 0.238			0-0 CS 1B	0-0 1-3 3-H 1B		0-0 P4		0-0 SH2-3		3 0 2 1 0 0 2																											
Jim Sundberg, R (1, 2) OBP: 0.268, SLG: 0.247			0-0 F7 1-2	0-0 F9		0-0 6-3		0-3 K		4 0 0 0 0 1 4																											
Inning Stats	R: 0 E: 0 K: 0 S: 3	H: 0 LOB: 0 BB: 0 P: 3	R: 0 E: 0 K: 0 S: 3	H: 0 LOB: 0 BB: 0 P: 3	R: 0 E: 0 K: 1 S: 6	H: 1 LOB: 1 BB: 0 P: 6	R: 3 E: 1 K: 0 S: 7	H: 3 LOB: 2 BB: 0 P: 8	R: 0 E: 0 K: 0 S: 3	H: 1 LOB: 0 BB: 0 P: 3	R: 0 E: 0 K: 0 S: 5	H: 2 LOB: 2 BB: 0 P: 5	R: 0 E: 0 K: 0 S: 3	H: 0 LOB: 0 BB: 0 P: 3	R: 1 E: 0 K: 0 S: 4	H: 2 LOB: 0 BB: 0 P: 4	R: 0 E: 0 K: 1 S: 5	H: 0 LOB: 1 BB: 1 P: 9	1B: 8 2B: 0 3B: 0 HR: 1	SF: 0 SAC: 1 DP: 2 HBP: 1	WP: 0 PB: 0 SB: 0 CS: 1	PA: 37															
PITCHER	IP WLS BF H R ER SO BB IBB HBP BLK WP HR S P ERA WHIP																																				
Larry Gura, L (1, 1) ERA: 4.96	8.0	34	9	4	1	1	1	1	0	1	0	0	1	34	39	1.12	1.250																				
Mike Armstrong, R (9, 1) ERA: 3.81	1.0	W	3	0	0	0	1	0	0	0	0	0	0	5	5	0.00	0.000																				

Texas Rangers @ Kansas City Royals
Royals Stadium, Kansas City, MO
Thu Aug 25 1983, 8:05 PM EDT
Att. 26,206 - Unknown - 99 F

livebaseballscorecards.com



Batter	1	2	3	4	5	6	7	8	9
U L Washington, S OBP: 0.300, SLG: 0.324 (1, 6)	0-0 G4-6-3 S 1B 1B		0-0 6-3		0-0 3-1	4-0 1B 1B BB		0-3 K	
Pat Sheridan, L OBP: 0.339, SLG: 0.452 (1, 8)	0-0 G4-6-3 1-2 1B 1B		0-0 E8 2B 1B		0-0 1B	0-0 1B 1B 1B		0-3 K	
George Brett, L OBP: 0.399, SLG: 0.591 (1, 5) Greg Pryor, R OBP: 0.281, SLG: 0.305 (8, 5)	0-0 G4-6-3 1-2f 2-3		0-0 2B		0-0 F7	0-0 F7			
Willie Aikens, L OBP: 0.384, SLG: 0.512 (1, 10)	0-0 FC6-4 1B 3-H		4-0 FC6-4 IBB						
Amos Otis, R OBP: 0.312, SLG: 0.354 (1, 9) Cesar Geronimo, L OBP: 0.250, SLG: 0.262 (8, 9)	0-0 FC6-4 1-2f		0-0 FC6-4 1-2f			0-0 2B 1B	0-3 K		
Frank White, R OBP: 0.277, SLG: 0.396 (1, 4)		0-0 5-3		0-0 4-3		0-0 1B 2B	0-0 F9		
Butch Davis, R OBP: 0.467, SLG: 0.667 (1, 7)		0-0 CS 1B		0-0 6-3		0-0 1B 1B	0-0 1B		
John Wathan, R OBP: 0.306, SLG: 0.331 (1, 3)		0-0 6-3 1-2		0-0 F7		0-0 F3	0-0 6-3		
Don Slaught, R OBP: 0.309, SLG: 0.341 (1, 2)			0-0 5-3		0-0 6-3	0-0 1B 1B 2-H	0-0 G3		

Inning Stats	R: 1 E: 0 K: 0 S: 5	H: 3 LOB: 1 BB: 0 P: 5	R: 0 E: 0 K: 0 S: 3	H: 1 LOB: 0 BB: 0 P: 3	R: 1 E: 1 K: 0 S: 5	H: 2 LOB: 2 BB: 1 P: 9	R: 0 E: 0 K: 0 S: 3	H: 0 LOB: 0 BB: 0 P: 3	R: 0 E: 0 K: 0 S: 4	H: 1 LOB: 1 BB: 0 P: 4	R: 6 E: 0 K: 0 S: 9	H: 7 LOB: 2 BB: 1 P: 13	R: 0 E: 0 K: 1 S: 6	H: 1 LOB: 1 BB: 0 P: 6	R: 0 E: 0 K: 2 S: 7	H: 0 LOB: 0 BB: 0 P: 7
1B: 13 2B: 2 3B: 0 HR: 0	SF: 0 SAC: 0 DP: 1 HBP: 0	WP: 0 PA: 38														

PITCHER	IP	WLS	BF	H	R	ER	SO	BB	IBB	HBP	BLK	WP	HR	S	P	ERA	WHIP
John Butcher, R ERA: 3.35 (1, 1)	5.0	L	25	11	6	6	0	0	1	0	0	0	0	24	28	10.80	2.200
Tom Henke, R ERA: 2.7 (6, 1)	2.0		10	4	2	2	1	1	0	0	0	0	0	11	15	9.00	2.500
Dave Tobik, R ERA: 5.79 (8, 1)	1.0		3	0	0	0	2	0	0	0	0	0	0	7	7	0.00	0.000

BOTTOM

Texas Rangers @ Kansas City Royals
 Royals Stadium, Kansas City, MO
 Fri Aug 26 1983, 8:05 PM EDT
 Att. 34,597 - Unknown - 102 F

livebaseballscorecards.com

AB	36
R	8
H	15
RBI	8
BB	2
SO	3
LOB	12



Batter	1	2	3	4	5	6	7	8	9	AB R H RBI BB SO LOB	TOP									
Bill Sample, R (1, 7) OBP: 0.330, SLG: 0.419	0-0 F9		0-0 P4		0-0 6-3			0-0 6-3		4 0 0 0 0 0 1										
Buddy Bell, R (1, 5) OBP: 0.341, SLG: 0.428	0-0 FC4-6 1B		4-0 1-2 BB		0-0 L6			0-0 F9		3 0 1 0 1 0 0										
Bill Stein, R (1, 4) OBP: 0.344, SLG: 0.440	0-0 F8		0-0 F8			0-0 G3		0-0 5-3		4 0 0 0 0 0 3										
Dave Hostetler, R (1, 10) OBP: 0.310, SLG: 0.360	0-0 FC4-6 1-2f		0-0 1-3			1-0 HBP		0-0 F8		3 0 0 0 0 0 3										
Larry Parrish, R (1, 9) OBP: 0.335, SLG: 0.488		0-0 4-1 1B		0-0 F8		0-0 F2		0-0 5-3		4 0 1 0 0 0 1										
George Wright, S (1, 8) OBP: 0.319, SLG: 0.427		0-0 F8		0-0 P6		0-0 F8		0-0 F8		4 0 0 0 0 0 2										
Pete O'Brien, L (1, 3) OBP: 0.315, SLG: 0.353		0-0 4-1 1-2		0-0 1B			0-0 G6-4-3 1B			3 0 2 0 0 0 1										
Jim Anderson, R (1, 6) OBP: 0.247, SLG: 0.217		0-0 F9		0-0 F9			0-0 F8			3 0 0 0 0 0 3										
Bob Johnson, R (1, 2) OBP: 0.255, SLG: 0.321			0-0 F8 BB 1B		0-0 F7		0-0 G6-4-3 1-2f			3 0 1 0 0 0 1										
Inning Stats	R: 0 E: 0 K: 0 S: 4	H: 1 LOB: 1 BB: 0 P: 4	R: 0 E: 0 K: 0 S: 4	H: 1 LOB: 1 BB: 0 P: 4	R: 0 E: 0 K: 0 S: 4	H: 1 LOB: 2 BB: 1 P: 8	R: 0 E: 0 K: 0 S: 4	H: 1 LOB: 1 BB: 0 P: 4	R: 0 E: 0 K: 0 S: 3	H: 0 LOB: 0 BB: 0 P: 3	R: 0 E: 0 K: 0 S: 3	H: 1 LOB: 0 BB: 0 P: 3	R: 0 E: 0 K: 0 S: 3	H: 0 LOB: 0 BB: 0 P: 3	R: 0 E: 0 K: 0 S: 3	H: 0 LOB: 0 BB: 0 P: 3	1B: 5 2B: 0 3B: 0 HR: 0	SF: 0 SAC: 0 DP: 1 HBP: 1	WP: 0 PB: 0 SB: 0 CS: 0	PA: 33
PITCHER	IP WLS BF H R ER SO BB IBB HBP BLK WP HR S P ERA WHIP																			
Paul Splittorff, L (1, 1) ERA: 3.87	5.0 W 20 4 0 0 0 0 1 0 0 0 0 0 0 19 23 0.00 1.000																			
Mike Armstrong, R (6, 1) ERA: 3.76	1.0 4 0 0 0 0 0 0 0 0 1 0 0 0 3 4 0.00 0.000																			
Dan Quisenberry, R (7, 1) ERA: 1.93	3.0 S 9 1 0 0 0 0 0 0 0 0 0 0 0 9 9 0.00 0.333																			

Texas Rangers @ Kansas City Royals
 Royals Stadium, Kansas City, MO
 Sat Aug 27 1983, 8:05 PM EDT
 Att. 35,259 - Unknown - 90 F

livebaseballscorecards.com

AB	31
R	0
H	5
RBI	0
BB	1
SO	0
LOB	15



Batter	1	2	3	4	5	6	7	8	9
Butch Davis, R OBP: 0.368, SLG: 0.526 (1, 7)	0-3 K		0-3 K			0-3 K		0-0 E3	
U L Washington, S OBP: 0.299, SLG: 0.322 (1, 6)	0-0 L5			0-0 L5		1-0 HBP		0-3 K	
George Brett, L OBP: 0.396, SLG: 0.586 (1, 10)	0-0 F8			0-3 K		0-0 G3			
Frank White, R OBP: 0.277, SLG: 0.402 (1, 4)		0-0 HR		0-0 3-1			0-0 F8		
Leon Roberts, R OBP: 0.326, SLG: 0.424 (1, 9)		0-0 F8			0-0 1B G6-4-3 1B		0-0 F7		
Don Slaught, R OBP: 0.314, SLG: 0.342 (1, 2)		0-0 F8			0-0 1-3 1B G6-4-3		4-0 BB		
John Wathan, R OBP: 0.303, SLG: 0.328 (1, 3)		0-0 P4			0-0 G6-4-3 1-2f 3-H		0-0 5-3		
Greg Pryor, R OBP: 0.272, SLG: 0.294 (1, 5)			0-0 F7		0-0 4-3			0-0 P6	
Pat Sheridan, L OBP: 0.335, SLG: 0.446 (1, 8)			0-3 K			0-0 1-3		0-0 4-3	

Inning Stats	R: 0	H: 0	E: 0	K: 1	S: 5	R: 1	H: 1	E: 0	K: 0	S: 4	R: 0	H: 0	E: 0	K: 2	S: 7	R: 0	H: 0	E: 0	K: 1	S: 5	R: 1	H: 2	E: 0	K: 0	S: 4	R: 0	H: 0	E: 0	K: 1	S: 5	R: 0	H: 0	E: 1	K: 1	S: 6	R: 0	H: 0	E: 0	K: 0	S: 3	R: 0	H: 0	E: 1	K: 1	S: 6	1B: 2	2B: 0	3B: 0	HR: 1	SF: 0	SAC: 0	DP: 1	HBP: 1	WP: 0	PB: 0	SB: 0	CS: 0
--------------	------	------	------	------	------	------	------	------	------	------	------	------	------	------	------	------	------	------	------	------	------	------	------	------	------	------	------	------	------	------	------	------	------	------	------	------	------	------	------	------	------	------	------	------	------	-------	-------	-------	-------	-------	--------	-------	--------	-------	-------	-------	-------

PITCHER	IP	WLS	BF	H	R	ER	SO	BB	IBB	HBP	BLK	WP	HR	S	P	ERA	WHIP
Frank Tanana, L ERA: 2.56 (1, 1)	8.0	L	29	3	2	2	6	1	0	1	0	0	1	39	44	2.25	0.500

BOTTOM

AB	R	H	RBI	BB	SO	LOB
4	0	0	0	0	3	0
3	0	0	0	0	1	1
3	0	0	0	0	1	1
3	1	1	1	0	0	0
3	1	1	0	0	0	0
2	0	1	0	1	0	0
3	0	0	0	0	0	2
3	0	0	0	0	0	0
3	0	0	0	0	1	0

AB	27
R	2
H	3
RBI	1
BB	1
SO	6
LOB	4



WP	HR	S	P	ERA	WHIP
0	0	0	29	0	0

Texas Rangers @ Kansas City Royals
Royals Stadium, Kansas City, MO
 Sat Aug 27 1983, 8:05 PM EDT
 Att: 35,259 - Unknown - 90 F

livebaseballscorecards.com

Batter	1	2	3	4	5	6	7	8	9	AB R H RBI BB SO LOB	TOP									
Wayne Tolleson, S (1, 4) OBP: 0.316, SLG: 0.323	0-0 F8		0-0 6-3		0-0 4-3			0-0 SH1-3		3 0 0 0 0 0 2										
Pete O'Brien, L (1, 3) OBP: 0.314, SLG: 0.354	0-0 3-1			0-0 4-3 1B 2B		0-0 F7		0-0 L4		4 1 1 0 0 0 1										
Buddy Bell, R (1, 5) OBP: 0.340, SLG: 0.425	0-0 F7			0-0 4-3		0-0 5-3		4-0 IBB		3 0 0 0 1 0 1										
Dave Hostetter, R (1, 10) OBP: 0.312, SLG: 0.360		4-0 WP BB		0-0 P4		0-0 1B		0-0 P5		3 0 1 0 1 0 3										
Larry Parrish, R (1, 9) OBP: 0.335, SLG: 0.486		0-0 6-3		0-0 1B		0-3 K		0-3 K		4 0 1 1 0 2 2										
Bill Sample, R (9, 9) OBP: 0.330, SLG: 0.419		1-2		3-H 1B						0 0 0 0 0 0 0										
George Wright, S (1, 8) OBP: 0.317, SLG: 0.424		0-0 F8		0-0 4-3			0-0 3-1		0-0 B1-3	4 0 0 0 0 0 2										
Mickey Rivers, L (1, 7) OBP: 0.295, SLG: 0.336		0-0 F7					0-0 3-1		0-0 L7	4 0 1 0 0 0 1										
Bucky Dent, R (1, 6) OBP: 0.287, SLG: 0.289			0-0 CS 1B		0-0 4-3		0-0 F9			3 0 1 0 0 0 1										
Jim Sundberg, R (1, 2) OBP: 0.269, SLG: 0.249			0-0 F8		0-0 L7			4-0 SH1-3 BB		2 0 0 0 1 0 2										
Inning Stats	R: 0 E: 0 K: 0 S: 3	H: 0 LOB: 0 BB: 0 P: 3	R: 0 E: 0 K: 0 S: 3	H: 0 LOB: 1 BB: 1 P: 7	R: 0 E: 0 K: 0 S: 3	H: 1 LOB: 0 BB: 0 P: 3	R: 1 E: 0 K: 0 S: 5	H: 2 LOB: 1 BB: 0 P: 5	R: 0 E: 0 K: 1 S: 6	H: 1 LOB: 1 BB: 0 P: 6	R: 0 E: 0 K: 0 S: 3	H: 0 LOB: 0 BB: 0 P: 3	R: 0 E: 0 K: 0 S: 3	H: 0 LOB: 2 BB: 2 P: 11	R: 0 E: 0 K: 1 S: 5	H: 0 LOB: 0 BB: 0 P: 5	1B: 3 2B: 2 3B: 0 HR: 0	SF: 0 SAC: 1 DP: 0 HBP: 0	WP: 1 PB: 0 SB: 0 CS: 1	PA: 34
PITCHER	IP WLS BF H R ER SO BB IBB HBP BLK WP HR S P ERA WHIP																			
Steve Renko, R (1, 1) ERA: 4.3	5.0 L 19 4 1 1 0 1 0 0 0 0 1 0 18 22 1.80 1.000																			
Mike Armstrong, R (6, 1) ERA: 3.57	4.0 15 1 0 0 2 1 1 0 0 0 0 0 17 25 0.00 0.500																			

Texas Rangers @ Kansas City Royals
Royals Stadium, Kansas City, MO
Sun Aug 28 1983, 4:33 AM EDT
Att. 29,133 - Unknown - 89 F

livebaseballscorecards.com

AB	30
R	1
H	5
RBI	1
BB	3
SO	2
LOB	15



Batter	1	2	3	4	5	6	7	8	9	AB	R	H	RBI	BB	SO	LOB
U L Washington, S (1, 6) OBP: 0.297, SLG: 0.319	0-0 F7 ①		0-0 1-3 ①		0-3 K ③			0-0 P6 ①		4	0	0	0	0	1	0
Pat Sheridan, L (1, 8) OBP: 0.341, SLG: 0.451	0-0 2B 1B		0-0 P6 ②			0-0 BB 1B		0-0 G6-3 1B		4	0	3	0	0	0	0
George Brett, L (1, 5) OBP: 0.395, SLG: 0.585	0-0 2B 1-2		0-0 3-1 ③			0-0 F9		0-0 G6-3 1-2f		4	0	1	0	0	0	2
Willie Aikens, L (1, 10) OBP: 0.385, SLG: 0.510	0-0 5-3 ③			0-0 F7 ①		4-0 BB 1-2 BB			0-0 SH3 1B	3	0	1	0	1	0	1
Joe Simpson, L (9, PR) OBP: 0.250, SLG: 0.220										0	0	0	0	0	0	0
Frank White, R (1, 4) OBP: 0.275, SLG: 0.400		0-3 K ①		0-0 F9 ②		0-0 F7 ②			0-0 SH3 1-2	3	0	0	0	0	1	2
Don Slaught, R (1, 2) OBP: 0.313, SLG: 0.340		0-3 K ②		0-0 1B		0-0 F8 ③			0-0 P3 ②	4	0	1	0	0	1	4
John Wathan, R (1, 3) OBP: 0.303, SLG: 0.327		0-0 PB BLK 1B		0-0 F7 ③			0-0 6-3		0-0 P3 ③	4	0	1	0	0	0	3
Butch Davis, R (1, 7) OBP: 0.364, SLG: 0.476		4-0 BB 1-3 BB			0-0 F8 ①		0-0 L7 ②			2	0	0	0	1	0	0
Cesar Geronimo, L (1, 9) OBP: 0.242, SLG: 0.253		0-0 1-3 ③			0-0 G3 ②		0-0 F8 ③			3	0	0	0	0	0	2

Inning Stats	R: 0 E: 0 K: 0 S: 4	H: 2 LOB: 1 BB: 0 P: 4	R: 0 E: 0 K: 2 S: 8	H: 1 LOB: 2 BB: 1 P: 12	R: 0 E: 0 K: 0 S: 3	H: 0 LOB: 0 BB: 0 P: 3	R: 0 E: 0 K: 0 S: 4	H: 1 LOB: 1 BB: 0 P: 4	R: 0 E: 0 K: 1 S: 5	H: 0 LOB: 0 BB: 0 P: 5	R: 0 E: 0 K: 0 S: 4	H: 1 LOB: 2 BB: 1 P: 8	R: 0 E: 0 K: 0 S: 3	H: 0 LOB: 0 BB: 0 P: 3	R: 0 E: 0 K: 0 S: 3	H: 1 LOB: 0 BB: 0 P: 3	R: 0 E: 0 K: 0 S: 4	H: 1 LOB: 2 BB: 0 P: 4	1B: 6 2B: 1 3B: 0 HR: 0	SF: 0 SAC: 1 DP: 1 HBP: 0	WP: 0 PB: 1 SB: 0 CS: 0	PA: 34
---------------------	------------------------------	---------------------------------	------------------------------	----------------------------------	------------------------------	---------------------------------	------------------------------	---------------------------------	------------------------------	---------------------------------	------------------------------	---------------------------------	------------------------------	---------------------------------	------------------------------	---------------------------------	------------------------------	---------------------------------	----------------------------------	------------------------------------	----------------------------------	--------

PITCHER Charlie Hough, R (1, 1) ERA: 3.62	IP: 9.0 WLS: W BF: 34 H: 7 R: 0 ER: 0 SO: 3 BB: 2 IBB: 0 HBP: 0 BLK: 1 WP: 0 HR: 0 S: 38 P: 46 ERA: 0.00 WHIP: 1.000	PITCHER	IP: 9.0 WLS: W BF: 34 H: 7 R: 0 ER: 0 SO: 3 BB: 2 IBB: 0 HBP: 0 BLK: 1 WP: 0 HR: 0 S: 38 P: 46 ERA: 0.00 WHIP: 1.000
--	--	----------------	--

BOTTOM

Texas Rangers @ Kansas City Royals
Royals Stadium, Kansas City, MO

Sun Aug 28 1983, 4:33 AM EDT
Att: 29,133 - Unknown - 89 F

livebaseballscorecards.com

AB	31
R	0
H	7
RBI	0
BB	2
SO	3
LOB	14



Batter	1	2	3	4	5	6	7	8	9	AB R H RBI BB SO LOB	TOP										
Wayne Tolleson, S (1, 4) OBP: 0.315, SLG: 0.321	0-0 F7			0-0 1-3		4-0 1B BB			0-0 F8	3 1 0 0 1 0 0											
Bill Sample, R (1, 8) OBP: 0.329, SLG: 0.417	0-0 F6			0-0 L4		0-0 1B			0-0 F9	4 0 1 1 0 0 0											
Buddy Bell, R (1, 5) OBP: 0.338, SLG: 0.422	0-0 F8			0-0 6-3		0-0 6-3			0-0 F8	4 0 0 0 0 0 1											
Larry Parrish, R (1, 9) OBP: 0.335, SLG: 0.485		0-0 5-3			0-0 1B				0-0 6-3	3 0 1 0 0 0 0											
Pete O'Brien, L (1, 3) OBP: 0.313, SLG: 0.352		0-0 4-3			0-0 F7				0-0 F9	3 0 0 0 0 0 1											
Mickey Rivers, L (1, 7) OBP: 0.295, SLG: 0.336		0-0 F7			0-0 1B				0-3 K	3 0 1 0 0 1 0											
Bob Jones, L (1, 10) OBP: 0.279, SLG: 0.279			0-0 4-3		0-0 G4-6-3				0-3 K	3 0 0 0 0 1 2											
Bucky Dent, R (1, 6) OBP: 0.286, SLG: 0.287			0-0 6-3			0-0 F8			0-0 6-3	2 0 0 0 0 0 0											
George Wright, S (8, PH) OBP: 0.316, SLG: 0.423										1 0 0 0 0 0 0											
Jim Anderson, R (8, 6) OBP: 0.247, SLG: 0.217										0 0 0 0 0 0 0											
Bob Johnson, R (1, 2) OBP: 0.252, SLG: 0.316			0-0 L1			0-3 K			0-3 K	2 0 0 0 0 1 0											
Larry Bittner, L (8, PH) OBP: 0.331, SLG: 0.345										1 0 0 0 0 1 0											
Jim Sundberg, R (8, 2) OBP: 0.269, SLG: 0.249										0 0 0 0 0 0 0											
Inning Stats	R: 0 E: 0 K: 0 S: 3	H: 0 LOB: 0 BB: 0 P: 3	R: 0 E: 0 K: 0 S: 3	H: 0 LOB: 0 BB: 0 P: 3	R: 0 E: 0 K: 0 S: 3	H: 0 LOB: 0 BB: 0 P: 3	R: 0 E: 0 K: 0 S: 4	H: 2 LOB: 1 BB: 0 P: 4	R: 1 E: 0 K: 1 S: 6	H: 1 LOB: 1 BB: 1 P: 10	R: 0 E: 0 K: 1 S: 5	H: 0 LOB: 0 BB: 0 P: 5	R: 0 E: 0 K: 2 S: 7	H: 0 LOB: 0 BB: 0 P: 7	R: 0 E: 0 K: 0 S: 3	H: 0 LOB: 0 BB: 0 P: 3	1B: 3 2B: 0 3B: 0 HR: 0	SF: 0 SAC: 0 DP: 1 HBP: 0	WP: 0 PB: 0 SB: 2 CS: 0	PA: 30	
PITCHER Richard Dotson, R (1, 1) ERA: 3.58	IP: 9.0 WLS: W BF: 30 H: 3 R: 1 ER: 1 SO: 4 BB: 1 IBB: 0 HBP: 0 BLK: 0 WP: 0 HR: 0 S: 37 P: 41 ERA: 1.00 WHIP: 0.444																			PITCHER	IP: WLS: BF: H: R: ER: SO: BB: IBB: HBP: BLK: WP: HR: S: P: ERA: WHIP:

Texas Rangers @ Chicago White Sox
 Comiskey Park, Chicago, IL
 Mon Aug 29 1983, 8:05 PM EDT
 Att. 33,987 - Unknown - 88 F

livebaseballscorecards.com

AB	29
R	1
H	3
RBI	1
BB	1
SO	4
LOB	4



Batter	1	2	3	4	5	6	7	8	9
Rudy Law, L OBP: 0.333, SLG: 0.351 (1, 8)	0-0 1B 3B		0-0 FC3-6 G5-4-3 1-2f 2-3		0-0 FC4-6 S 1-2f 2-3		0-0 F9		
Carlton Fisk, R OBP: 0.350, SLG: 0.517 (1, 2)	0-0 CS 1B 3-H		0-0 G5-4-3 1-2f		4-0 BB 1-2			0-3 K	
Harold Baines, L OBP: 0.323, SLG: 0.398 (1, 9)	0-0 F9 1-2			0-0 3-1	0-3 K S			0-0 F8 1B	
Greg Luzinski, R OBP: 0.342, SLG: 0.486 (1, 10)	0-3 K			4-0 BB FC1-6	0-3 K			0-0 F8 1-2	
Greg Walker, L OBP: 0.318, SLG: 0.425 (1, 3)		0-0 G6-4-3 1B		0-0 FC1-6 WP 1-2f		0-0 G3		0-0 3-1	
Mike Squires, L OBP: 0.321, SLG: 0.270 (7, 3)									
Ron Kittle, R OBP: 0.306, SLG: 0.490 (1, 7)		0-0 G6-4-3 1-2f		0-3 K 1-2		0-0 F7			
Vance Law, R OBP: 0.305, SLG: 0.332 (1, 5)		0-3 K				0-0 S 1B	0-0 F3		
Scott Fletcher, R OBP: 0.343, SLG: 0.404 (1, 6)			0-0 FC3-6 BB 1B		4-0 FC4-6 1B BB		0-0 F8		
Julio Cruz, S OBP: 0.308, SLG: 0.321 (1, 4)			4-0 FC3-6 BB		0-0 FC4-6 1B		0-0 4-3		

Inning Stats	R: 1	H: 2	R: 0	H: 1	R: 0	H: 1	R: 0	H: 0	R: 0	H: 0	R: 0	H: 0	R: 0	H: 1	R: 0	H: 1
	E: 0	LOB: 0	E: 0	LOB: 0	E: 0	LOB: 1	E: 0	LOB: 1	E: 0	LOB: 0	E: 0	LOB: 0	E: 0	LOB: 1	E: 0	LOB: 1
	K: 1	BB: 0	K: 1	BB: 0	K: 1	BB: 1	K: 1	BB: 1	K: 0	BB: 0	K: 0	BB: 0	K: 0	BB: 0	K: 1	BB: 0
	S: 6	P: 6	S: 5	P: 5	S: 3	P: 7	S: 5	P: 9	S: 3	P: 3	S: 3	P: 3	S: 3	P: 6	S: 6	P: 6

PITCHER	IP	WLS	BF	H	R	ER	SO	BB	IBB	HBP	BLK	WP	HR	S	P	ERA	WHIP
Mike Smithson, R ERA: 4.05 (1, 1)	4.1	L	20	6	2	2	3	4	0	0	0	1	0	22	38	4.15	2.308
Dave Tobik, R ERA: 5.12 (5, 1)	3.2		12	1	0	0	3	0	0	0	0	0	0	18	18	0.00	0.273

AB R H RBI BB SO LOB

4	1	1	0	0	0	4
3	0	1	1	1	1	2
4	0	1	0	0	1	4
3	0	0	0	1	2	4
3	0	1	0	0	0	1
1	0	0	0	0	0	1
3	0	0	0	0	1	2
3	1	1	0	0	1	0
2	0	1	0	1	0	0
2	0	1	1	1	0	0

1B: 6	SF: 0	WP: 1	PA: 32
2B: 0	SAC: 0	PB: 0	
3B: 1	DP: 2	SB: 2	
HR: 0	HBP: 0	CS: 1	

ERA WHIP

Texas Rangers @ Chicago White Sox
 Comiskey Park, Chicago, IL
 Mon Aug 29 1983, 8:05 PM EDT
 Att: 33,987 - Unknown - 88 F

livebaseballscorecards.com

AB	28
R	2
H	7
RBI	2
BB	4
SO	6
LOB	18



Batter	1	2	3	4	5	6	7	8	9	AB R H RBI BB SO LOB	TOP											
Wayne Tolleson, S (1, 6) OBP: 0.314, SLG: 0.318	0-3 K		4-0 S BB		0-0 4-3			0-0 1-3		3 0 0 0 1 1 1												
Pete O'Brien, L (1, 3) OBP: 0.312, SLG: 0.350	0-0 F6		0-0 4-3		0-0 4-3			4-0 FC4 BB		3 0 0 0 1 0 2												
Buddy Bell, R (1, 5) OBP: 0.337, SLG: 0.421	0-0 1B			0-0 4-3		0-3 K		0-0 F7		4 0 1 0 0 1 1												
Larry Parrish, R (1, 9) OBP: 0.332, SLG: 0.480	0-3 K			0-3 K		0-0 L4		0-0 FC4 1-2f		4 0 0 0 0 2 2												
Dave Hostetter, R (1, 10) OBP: 0.311, SLG: 0.358		0-0 F6		0-0 1B 1B		0-0 6-3		0-3 K		4 0 1 0 0 1 0												
George Wright, S (1, 8) OBP: 0.318, SLG: 0.425		0-0 F6		0-0 1B 1B			0-0 1B 2B	0-0 G3		4 0 2 0 0 0 0												
Bill Stein, R (1, 4) OBP: 0.342, SLG: 0.435		0-0 4-3		0-3 K			0-0 G6-4-3 1B	0-0 F3		4 0 1 0 0 1 2												
Bill Sample, R (1, 7) OBP: 0.327, SLG: 0.415			0-3 K		0-0 F7		0-0 L4			3 0 0 0 0 1 2												
Bob Johnson, R (1, 2) OBP: 0.253, SLG: 0.324			0-0 1-3		0-0 4-3 2B		0-0 G6-4-3			3 0 1 0 0 0 2												
Inning Stats	R: 0 E: 0 K: 2 S: 8	H: 1 LOB: 1 BB: 0 P: 8	R: 0 E: 0 K: 0 S: 3	H: 0 LOB: 0 BB: 0 P: 3	R: 0 E: 0 K: 1 S: 5	H: 0 LOB: 1 BB: 1 P: 9	R: 0 E: 0 K: 2 S: 9	H: 2 LOB: 2 BB: 0 P: 9	R: 0 E: 0 K: 0 S: 4	H: 1 LOB: 1 BB: 0 P: 4	R: 0 E: 0 K: 1 S: 5	H: 0 LOB: 0 BB: 0 P: 5	R: 0 E: 0 K: 0 S: 4	H: 2 LOB: 1 BB: 0 P: 4	R: 0 E: 0 K: 0 S: 3	H: 0 LOB: 1 BB: 1 P: 7	R: 0 E: 0 K: 1 S: 5	H: 0 LOB: 0 BB: 0 P: 5	1B: 4 2B: 2 3B: 0 HR: 0	SF: 0 SAC: 0 DP: 1 HBP: 0	WP: 0 PB: 0 SB: 1 CS: 0	PA: 34
PITCHER	IP WLS BF H R ER SO BB IBB HBP BLK WP HR S P ERA WHIP																					
Britt Burns, L (1, 1) ERA: 4.08	6.0 W 23 4 0 0 6 1 0 0 0 0 0 34 38 0.00 0.833																					
Dick Tidrow, R (7, 1) ERA: 3.54	3.0 S 11 2 0 0 1 1 0 0 0 0 0 0 12 16 0.00 1.000																					

Texas Rangers @ Chicago White Sox
Comiskey Park, Chicago, IL
Tue Aug 30 1983, 8:05 PM EDT
Att. 26,666 - Cloudy - 78 F

livebaseballscorecards.com

AB	32
R	0
H	6
RBI	0
BB	2
SO	7
LOB	12



Batter	1	2	3	4	5	6	7	8	9	AB R H RBI BB SO LOB
Rudy Law, L OBP: 0.333, SLG: 0.350 (1, 8)	0-0 1B		0-0 F9		0-0 F8		0-0 F8			4 0 1 0 0 0 0
Carlton Fisk, R OBP: 0.356, SLG: 0.527 (1, 2)	4-0 BB		4-0 BB		IHR		0-0 1B			2 2 2 1 2 0 0
Harold Baines, L OBP: 0.325, SLG: 0.407 (1, 9)	0-0 L3		0-0 2B		2B		0-0 HR			4 2 2 2 0 0 3
Greg Luzinski, R OBP: 0.342, SLG: 0.486 (1, 10)	0-0 F5		0-0 2B		3-1		0-3 K			4 0 1 1 0 1 3
Tom Paciorek, R OBP: 0.313, SLG: 0.404 (1, 3)	0-0 FC6-4		0-0 F7		0-0 F7		4-0 BB			3 0 0 0 1 0 3
Mike Squires, L OBP: 0.321, SLG: 0.270 (8, 3)	1-2f									0 0 0 0 0 0 0
Ron Kittle, R OBP: 0.306, SLG: 0.489 (1, 7)		0-3 K		0-0 F8		4-0 1B	0-3 K			1 0 0 0 0 1 0
Jerry Hairston, S OBP: 0.385, SLG: 0.545 (3, 7)						SH1-3 BB				2 1 0 0 1 1 1
Dave Stegman, R OBP: 0.303, SLG: 0.259 (8, 7)										0 0 0 0 0 0 0
Vance Law, R OBP: 0.304, SLG: 0.331 (1, 5)		0-3 K		0-0 1-3		0-0 SH1-3	0-3 K			4 0 1 0 0 2 0
Scott Fletcher, R OBP: 0.344, SLG: 0.411 (1, 6)						1-3 1B				2 0 1 0 0 0 0
Jerry Dybzinski, R OBP: 0.282, SLG: 0.285 (5, 6)		0-0 2B		0-0 6-3		0-0 SH1-3	0-0 F3			1 0 0 1 0 0 0
Julio Cruz, S OBP: 0.306, SLG: 0.318 (1, 4)		0-0 4-3		0-0 6-3		0-3 K	0-3 K			4 0 0 0 0 2 2

Inning Stats	R: 0	H: 1	E: 0	LOB: 2	K: 0	BB: 1	S: 4	P: 8	R: 0	H: 1	E: 0	LOB: 1	K: 2	BB: 0	S: 8	P: 8	R: 1	H: 1	E: 0	LOB: 1	K: 0	BB: 1	S: 4	P: 8	R: 0	H: 0	E: 0	LOB: 0	K: 0	BB: 0	S: 3	P: 3	R: 1	H: 2	E: 0	LOB: 1	K: 0	BB: 0	S: 5	P: 5	R: 2	H: 2	E: 1	LOB: 1	K: 2	BB: 1	S: 9	P: 13	R: 0	H: 0	E: 0	LOB: 0	K: 2	BB: 0	S: 7	P: 7
PITCHER	IP	WLS	BF	H	R	ER	SO	BB	IBB	HBP	BLK	WP	HR	S	P	ERA	WHIP																																							
Dave Stewart, R ERA: 3.04 (1, 1)	5.2	L	26	6	3	3	2	3	0	0	0	0	0	27	39	4.76	1.588																																							
Tom Henke, R ERA: 3.65 (6, 1)	2.1		10	2	2	2	5	1	0	0	0	0	1	19	23	7.71	1.286																																							

BOTTOM

Texas Rangers @ Chicago White Sox
Comiskey Park, Chicago, IL

Tue Aug 30 1983, 8:05 PM EDT
Att. 26,666 - Cloudy - 78 F

AB	31
R	5
H	8
RBI	5
BB	4
SO	7
LOB	12

WP: 0 PA: 36
PB: 0
SB: 1
CS: 0



1B	2B	3B	HR	SF	SAC	DP	HBP	WP	HR	S	P	ERA	WHIP
3	3	0	2	0	1	0	0	0	0	0	0	4.76	1.588
0	0	0	0	0	0	0	0	0	0	0	0	7.71	1.286

Batter	1	2	3	4	5	6	7	8	9	AB R H RBI BB SO LOB	TOP											
Mickey Rivers, L (1, 7) OBP: 0.297, SLG: 0.338	0-0 L4		0-0 FC3-8 1B		0-0 S 1B			0-0 E4 FC1-5 E	0-3 K	5 1 2 0 0 1 1												
Buddy Bell, R (1, 5) OBP: 0.337, SLG: 0.419	0-0 6-3		0-0 F8		0-0 1-H 1B			0-0 E4 FC1-5		4 0 1 1 0 0 2												
George Wright, S (1, 8) OBP: 0.317, SLG: 0.430	0-0 HR		0-0 FC3-6 1-2f		0-0 G3			0-0 FC1-5 G6-4-3		4 1 1 1 0 0 4												
Larry Parrish, R (1, 9) OBP: 0.329, SLG: 0.476	0-0 5-3		0-0 F8					0-0 G6-4-3 1-2f		4 0 0 0 0 0 3												
Bill Stein, R (1, 4) OBP: 0.340, SLG: 0.432		0-3 K		0-0 P6		0-0 F7		0-0 E	0-0 1B	4 0 1 0 0 1 0												
Wayne Tolleson, S (9, PR) OBP: 0.314, SLG: 0.318										0 1 0 0 0 0 0												
Dave Hostetler, R (1, 10) OBP: 0.314, SLG: 0.375		0-0 HR		0-0 G3		0-0 5-3			0-0 E2 1-H 2B	4 2 2 2 0 0 0												
Pete O'Brien, L (1, 3) OBP: 0.311, SLG: 0.351				0-3 K				0-0 4-3	0-0 G3	4 0 1 0 0 1 1												
Bob Johnson, R (1, 2) OBP: 0.253, SLG: 0.317		0-0 5-3						0-0 4-3	4-0 BB	3 0 0 0 1 0 1												
Bucky Dent, R (1, 6) OBP: 0.283, SLG: 0.284		0-0 6-3						0-0 2-3	0-0 F7	4 0 0 0 0 0 2												
Inning Stats	R: 1 E: 0 K: 0 S: 4	H: 1 LOB: 0 BB: 0 P: 4	R: 1 E: 0 K: 1 S: 7	H: 2 LOB: 1 BB: 0 P: 7	R: 0 E: 0 K: 0 S: 4	H: 1 LOB: 1 BB: 0 P: 4	R: 0 E: 0 K: 1 S: 5	H: 0 LOB: 0 BB: 0 P: 5	R: 1 E: 0 K: 0 S: 5	H: 2 LOB: 1 BB: 0 P: 5	R: 0 E: 0 K: 0 S: 3	H: 0 LOB: 0 BB: 0 P: 3	R: 0 E: 0 K: 0 S: 3	H: 0 LOB: 0 BB: 0 P: 3	R: 0 E: 2 K: 0 S: 4	H: 0 LOB: 1 BB: 0 P: 4	R: 2 E: 1 K: 1 S: 7	H: 2 LOB: 1 BB: 1 P: 11	1B: 4 2B: 2 3B: 0 HR: 2	SF: 0 SAC: 0 DP: 1 HBP: 0	WP: 0 PB: 0 SB: 1 CS: 0	PA: 37
PITCHER	IP WLS BF H R ER SO BB IBB HBP BLK WP HR S P ERA WHIP																					
Glenn Abbott, R (1, 1) ERA: 4.44	8.0 L 33 8 5 4 2 0 0 0 0 0 0 2 37 37 4.50 1.000																					
Dave Rozema, R (9, 1) ERA: 3.49	1.0 4 0 0 0 1 1 0 0 0 0 0 0 5 9 0.00 1.000																					

Texas Rangers @ Detroit Tigers
Tiger Stadium, Detroit, MI
Wed Aug 31 1983, 7:05 PM EDT
Att: 23,287 - Unknown

livebaseballscorecards.com

AB	36
R	5
H	8
RBI	4
BB	1
SO	3
LOB	14



Batter	1	2	3	4	5	6	7	8	9	AB R H RBI BB SO LOB
Lou Whitaker, L (1, 4) OBP: 0.388, SLG: 0.470	0-3 K		0-0 1B		0-0 1B			0-0 1B		4 0 3 1 0 1 0
Alan Trammell, R (1, 6) OBP: 0.388, SLG: 0.492	4-0 BB		0-0 G5-4-3		0-0 2-3-2			4-0 BB		2 0 0 0 2 0 3
Larry Herndon, R (1, 7) OBP: 0.334, SLG: 0.467	4-0 BB		0-0 6-3					0-0 BB		3 0 0 0 1 0 2
Lance Parrish, R (1, 2) OBP: 0.324, SLG: 0.502	0-0 G6-4-3							0-0		4 0 0 0 0 0 3
Kirk Gibson, L (1, 10) OBP: 0.288, SLG: 0.365		0-3 K						0-3 K		4 0 0 0 0 2 0
Enos Cabell, R (1, 3) OBP: 0.343, SLG: 0.440		0-3 K						0-0 5-3		3 0 0 0 1 1 0
Chet Lemon, R (1, 8) OBP: 0.366, SLG: 0.466		4-0 1B						0-0 2B		3 0 2 0 1 0 0
Glenn Wilson, R (1, 9) OBP: 0.307, SLG: 0.420		0-0 1B						0-0 4-3		4 1 2 0 0 0 3
Tom Brookens, R (1, 5) OBP: 0.285, SLG: 0.323		0-3 K						0-0 5-3		3 0 1 0 0 1 3

Inning Stats	R: 0	H: 0	E: 0	K: 1	S: 4	R: 0	H: 1	E: 0	K: 3	S: 10	R: 0	H: 1	E: 0	K: 0	S: 3	R: 0	H: 0	E: 0	K: 0	S: 3	R: 1	H: 3	E: 0	K: 0	S: 5	R: 0	H: 0	E: 0	K: 0	S: 3	R: 0	H: 1	E: 0	K: 0	S: 3	R: 0	H: 1	E: 0	K: 1	S: 6	R: 0	H: 1	E: 0	K: 1	S: 6	1B: 7	2B: 3	3B: 0	HR: 0	SF: 0	SAC: 0	DP: 5	HBP: 0	WP: 0	PB: 0	SB: 0	CS: 0	PA: 35
--------------	------	------	------	------	------	------	------	------	------	-------	------	------	------	------	------	------	------	------	------	------	------	------	------	------	------	------	------	------	------	------	------	------	------	------	------	------	------	------	------	------	------	------	------	------	------	-------	-------	-------	-------	-------	--------	-------	--------	-------	-------	-------	-------	--------

PITCHER	IP	WLS	BF	H	R	ER	SO	BB	IBB	HBP	BLK	WP	HR	S	P	ERA	WHIP
John Butcher, R (1, 1) ERA: 3.23	6.2	W	26	6	1	1	4	4	0	0	0	0	0	30	46	1.35	1.500
Dave Schmidt, R (7, 1) ERA: 4.1	0.1		3	1	0	0	0	1	0	0	0	0	0	2	6	0.00	6.000
Victor Cruz, R (8, 1) ERA: 1.71	2.0	S	6	1	0	0	1	0	0	0	0	0	0	8	8	0.00	0.500

BOTTOM

Texas Rangers @ Detroit Tigers
Tiger Stadium, Detroit, MI
Wed Aug 31 1983, 7:05 PM EDT
Att. 23,287 - Unknown

livebaseballscorecards.com

AB	30
R	1
H	8
RBI	1
BB	5
SO	5
LOB	14



Batter	1	2	3	4	5	6	7	8	9	AB R H RBI BB SO LOB	TOP
Mickey Rivers, L (1, 7) OBP: 0.297, SLG: 0.341	0-0 4-3 2B		0-0 4-3 1-2			0-0 F7		0-0 F7		4 0 1 0 0 0 1	
Buddy Bell, R (1, 5) OBP: 0.336, SLG: 0.418	0-0 4-3 2-3		0-0 F7			0-0 1B 1B		0-3 K		4 0 1 0 0 1 2	
George Wright, S (1, 8) OBP: 0.315, SLG: 0.426	0-0 F2					0-0 F7			0-0 4-3	4 0 0 0 0 0 2	
Larry Parrish, R (1, 9) OBP: 0.329, SLG: 0.474	0-3 K					0-0 6-3			0-0 4-3	4 0 1 0 0 1 1	
Bill Stein, R (1, 4) OBP: 0.338, SLG: 0.428		0-0 F3				0-0 6-3			0-0 1B 1B	4 0 1 0 0 0 2	
Dave Hostetler, R (1, 10) OBP: 0.316, SLG: 0.377		0-0 5-3				0-0 1B		0-3 K	0-0 1-2 1B	4 0 2 0 0 1 0	
Pete O'Brien, L (1, 3) OBP: 0.309, SLG: 0.348		0-0 F8				0-0 F7		0-0 F8	0-0 F7	4 0 0 0 0 0 3	
Bob Johnson, R (1, 2) OBP: 0.248, SLG: 0.310			0-3 K			0-0 F3		0-3 K		3 0 0 0 0 2 1	
Wayne Tolleson, S (1, 6) OBP: 0.315, SLG: 0.317			4-0 BB 4-3 BB			0-0 G3			0-0 6-3	2 0 0 0 1 0 1	
Inning Stats	R: 0 E: 0 K: 1 S: 6 H: 1 LOB: 1 BB: 0 P: 6	R: 0 E: 0 K: 0 S: 3 H: 0 LOB: 0 BB: 0 P: 3	R: 0 E: 0 K: 1 S: 5 H: 0 LOB: 1 BB: 1 P: 9	R: 0 E: 0 K: 0 S: 3 H: 0 LOB: 0 BB: 0 P: 3	R: 0 E: 0 K: 0 S: 4 H: 1 LOB: 1 BB: 0 P: 4	R: 0 E: 0 K: 0 S: 5 H: 2 LOB: 2 BB: 0 P: 5	R: 0 E: 0 K: 2 S: 7 H: 0 LOB: 0 BB: 0 P: 7	R: 0 E: 0 K: 1 S: 5 H: 0 LOB: 0 BB: 0 P: 5	R: 0 E: 0 K: 0 S: 5 H: 2 LOB: 2 BB: 0 P: 5	1B: 5 2B: 1 3B: 0 HR: 0 SF: 0 SAC: 0 DP: 0 HBP: 0	WP: 0 PB: 0 SB: 0 CS: 0 PA: 34
PITCHER Jack Morris, R (1, 1) ERA: 3.22	IP: 9.0 WLS: W BF: 34 H: 6 R: 0 ER: 0 SO: 5 BB: 1 IBB: 0 HBP: 0 BLK: 0 WP: 0 HR: 0 S: 43 P: 47 ERA: 0.00 WHIP: 0.778										

Texas Rangers @ Detroit Tigers
Tiger Stadium, Detroit, MI
Thu Sep 01 1983, 7:05 PM EDT
Att. 23,011 - Unknown - 77 F

livebaseballscorecards.com

AB 33
R 0
H 6
RBI 0
BB 1
SO 5
LOB 13



Batter	1	2	3	4	5	6	7	8	9	AB R H RBI BB SO LOB	TOP																				
U L Washington, S (1, 6) OBP: 0.291, SLG: 0.319	0-3 K		0-0 G6-4-3			0-3 K		0-0 F8		4 0 0 0 0 2 2	Kansas City Royals @ Texas Rangers Arlington Stadium, Arlington, TX Fri Sep 02 1983, 8:05 PM EDT Att. 8,515 - Unknown																				
Pat Sheridan, L (1, 8) OBP: 0.326, SLG: 0.428	0-0 G3			0-0 E FC1-5-2 1B		0-0 6-3		0-3 K		4 0 1 0 0 1 0																					
George Brett, L (1, 5) OBP: 0.382, SLG: 0.564	0-0 4-3			0-0 P3		0-0 F8			0-0 2B	4 0 1 0 0 0 1																					
Hal McRae, R (1, 10) OBP: 0.383, SLG: 0.481		0-3 K		0-0 E5 1-3			0-0 1B 1B		0-0 F9	4 0 1 0 0 1 2																					
Willie Aikens, L (1, 3) OBP: 0.379, SLG: 0.507		0-3 K		0-0 FC1-5-2		0-0 P6		4-0 BB BB BB	4-0 BB	3 0 0 0 1 1 3																					
Leon Roberts, R (1, 9) OBP: 0.320, SLG: 0.426		0-0 PO 1B		0-0 F7		0-0 FC6-4 1-2 1B		0-0 P3		4 0 2 0 0 0 4																					
Don Slaught, R (1, 2) OBP: 0.332, SLG: 0.372	0-0 PO 1-2		0-0 P4		0-0 6-3		0-0 F7		0-3 K	4 0 0 0 0 1 4																					
Butch Davis, R (1, 7) OBP: 0.359, SLG: 0.389			4-0 1B BB		0-3 K		0-0 FC6-4 1-2f			2 0 0 0 1 1 2																					
Onix Concepcion, R (1, 4) OBP: 0.264, SLG: 0.324			0-0 G6-4-3 1-3 1B		0-0 F8			0-0 F7		3 0 1 0 0 0 0																					
Inning Stats	R: 0 E: 0 K: 1 S: 5	H: 0 LOB: 0 BB: 0 P: 5	R: 0 E: 0 K: 2 S: 7	H: 1 LOB: 0 BB: 0 P: 7	R: 0 E: 0 K: 0 S: 3	H: 1 LOB: 1 BB: 1 P: 7	R: 0 E: 1 K: 0 S: 5	H: 1 LOB: 2 BB: 0 P: 5	R: 0 E: 0 K: 1 S: 5	H: 0 LOB: 0 BB: 0 P: 5	R: 0 E: 0 K: 0 S: 5	H: 2 LOB: 2 BB: 0 P: 5	R: 0 E: 0 K: 1 S: 5	H: 0 LOB: 0 BB: 0 P: 5	R: 0 E: 0 K: 1 S: 6	H: 1 LOB: 2 BB: 1 P: 10	1B: 5 2B: 1 3B: 0 HR: 0	SF: 0 SAC: 0 DP: 1 HBP: 0	WP: 0 PB: 0 SB: 0 CS: 0	PA: 35											
PITCHER Charlie Hough, R (1, 1) ERA: 3.47	IP 9.0	WLS W	BF 34	H 6	R 0	ER 0	SO 7	BB 2	IBB 0	HBP 0	BLK 0	WP 0	HR 0	S 46	P 54	ERA 0.00	WHIP 0.889														
											PITCHER	IP	WLS	BF	H	R	ER	SO	BB	IBB	HBP	BLK	WP	HR	S	P	ERA	WHIP			

livebaseballscorecards.com

AB	32
R	0
H	6
RBI	0
BB	2
SO	7
LOB	18



Batter	1	2	3	4	5	6	7	8	9	AB	R	H	RBI	BB	SO	LOB
Bill Sample, R OBP: 0.325, SLG: 0.411 (1, 7)	F8		F9		E3 WP		F7			4	1	0	0	0	0	2
Buddy Bell, R OBP: 0.337, SLG: 0.418 Jim Anderson, R OBP: 0.247, SLG: 0.217 (1, 5) (9, 5)	5-3			F7	FC5-4 BB		HR 1B			3	1	1	0	1	0	0
George Wright, S OBP: 0.316, SLG: 0.435 (1, 8)	F7			1-3 2B	FC5-4		HR			4	1	2	3	0	0	1
Larry Parrish, R OBP: 0.328, SLG: 0.471 Bob Jones, L OBP: 0.279, SLG: 0.279 (1, 9) (9, 9)		F9		1-3 BB	K		F9			3	0	0	0	1	1	1
Dave Hostetter, R OBP: 0.312, SLG: 0.372 (1, 10)		F3		1-3	F7		K			4	0	0	0	0	1	3
Pete O'Brien, L OBP: 0.306, SLG: 0.345 (1, 3)		1-3		1-3		F7		F5		4	0	0	0	0	0	2
Bucky Dent, R OBP: 0.285, SLG: 0.289 (1, 6)			G4-6-3 2B		2B 1B	F8		F9		4	1	2	0	0	0	0
Jim Sundberg, R OBP: 0.272, SLG: 0.253 (1, 2)			G4-6-3 BB		1B 2B	5-3		6-3		3	1	1	0	1	0	0
Wayne Tolleson, S OBP: 0.317, SLG: 0.319 (1, 4)			G4-6-3		E 1B		HR 1B			3	2	2	2	0	0	2

Inning Stats	R: 0	H: 0	E: 0	LOB: 0	K: 0	S: 3	P: 3	R: 0	H: 0	E: 0	LOB: 0	K: 0	S: 3	P: 3	R: 0	H: 1	E: 0	LOB: 1	K: 0	S: 3	R: 0	H: 1	E: 0	LOB: 2	K: 0	S: 4	P: 8	R: 4	H: 3	E: 1	LOB: 1	K: 1	S: 9	R: 0	H: 0	E: 0	LOB: 0	K: 0	S: 3	R: 3	H: 3	E: 0	LOB: 0	K: 1	S: 8	R: 0	H: 0	E: 0	LOB: 0	K: 0	S: 3	1B: 4	SF: 0	2B: 3	SAC: 0	3B: 0	DP: 1	HR: 1	HBP: 0	WP: 1	PA: 35
--------------	------	------	------	--------	------	------	------	------	------	------	--------	------	------	------	------	------	------	--------	------	------	------	------	------	--------	------	------	------	------	------	------	--------	------	------	------	------	------	--------	------	------	------	------	------	--------	------	------	------	------	------	--------	------	------	-------	-------	-------	--------	-------	-------	-------	--------	-------	--------

PITCHER	IP	WLS	BF	H	R	ER	SO	BB	IBB	HBP	BLK	WP	HR	S	P	ERA	WHIP
Paul Splittorf, L ERA: 3.96 (1, 1)	6.1	L	29	7	6	4	1	3	0	0	0	1	0	28	40	5.68	1.579
Mike Armstrong, R ERA: 4.11 (7, 1)	1.2		6	1	1	1	1	0	0	0	0	0	1	8	8	5.40	0.600

BOTTOM

Kansas City Royals @ Texas Rangers
Arlington Stadium, Arlington, TX
Fri Sep 02 1983, 8:05 PM EDT
Att. 8,515 - Unknown

livebaseballscorecards.com

AB	32
R	7
H	8
RBI	5
BB	3
SO	2
LOB	11



Batter	1	2	3	4	5	6	7	8	9	AB R H RBI BB SO LOB	TOP											
Butch Davis, R (1, 7) OBP: 0.333, SLG: 0.359	0-0 4-3		0-0 F8			0-0 SH3		0-3 K		3 0 0 0 0 1 0	Kansas City Royals @ Texas Rangers Arlington Stadium, Arlington, TX Sat Sep 03 1983, 8:05 PM EDT Unknown											
Pat Sheridan, L (1, 8) OBP: 0.322, SLG: 0.422	0-3 K		0-0 4-1			0-0 4-3		0-0 6-3		4 0 0 0 0 1 1												
George Brett, L (1, 5) OBP: 0.383, SLG: 0.562 Greg Pryor, R (9, 5) OBP: 0.273, SLG: 0.286	0-0 3-1				0-0 G5-4-3 1B	4-0 1B HR BB		0-3 K		3 1 1 0 1 1 0 0 0 0 0 0 0 0												
Hal McRae, R (1, 10) OBP: 0.383, SLG: 0.480		0-0 F8		0-0 G5-4-3 1-2f		0-0 1-2 HR 1B		4-0 BB BB		3 1 1 1 1 0 1												
Willie Aikens, L (1, 3) OBP: 0.378, SLG: 0.513 Joe Simpson, L (9, 3) OBP: 0.250, SLG: 0.220		0-0 E4 1B SF9		0-0 P3		0-0 1-H 2-H HR		0-3 K		4 2 1 3 0 1 1 0 0 0 0 0 0 0												
Leon Roberts, R (1, 9) OBP: 0.319, SLG: 0.422		0-0 2-3 1B			0-0 F9	0-0 F3		0-0 F8		4 0 1 0 0 0 1												
Don Slaught, R (1, 2) OBP: 0.326, SLG: 0.367		0-0 SF9			0-0 1-3		0-0 3-1		0-0 F8	3 0 0 1 0 0 1												
Onix Concepcion, R (1, 4) OBP: 0.258, SLG: 0.317		0-0 3-H P4			0-0 F7		0-0 P6			3 0 0 0 0 0 1												
U L Washington, S (1, 6) OBP: 0.292, SLG: 0.319			0-0 3-1			0-0 4-3 SH3 1B 1B		0-0 F7		3 1 1 0 0 0 0												
Inning Stats	R: 0 E: 0 K: 1 S: 5	H: 0 LOB: 0 BB: 0 P: 5	R: 1 E: 1 K: 0 S: 5	H: 1 LOB: 1 BB: 0 P: 5	R: 0 E: 0 K: 0 S: 3	H: 0 LOB: 0 BB: 0 P: 3	R: 0 E: 0 K: 0 S: 3	H: 1 LOB: 0 BB: 0 P: 3	R: 0 E: 0 K: 0 S: 3	H: 0 LOB: 0 BB: 0 P: 3	R: 4 E: 0 K: 0 S: 6	H: 3 LOB: 0 BB: 1 P: 10	R: 0 E: 0 K: 0 S: 3	H: 0 LOB: 0 BB: 0 P: 3	R: 0 E: 0 K: 2 S: 7	H: 0 LOB: 0 BB: 0 P: 7	R: 0 E: 0 K: 1 S: 5	H: 0 LOB: 1 BB: 1 P: 9	1B: 4 2B: 0 3B: 0 HR: 1	SF: 1 SAC: 1 DP: 1 HBP: 0	WP: 0 PB: 0 SB: 0 CS: 0	PA: 34
PITCHER	IP WLS BF H R ER SO BB IBB HBP BLK WP HR S P ERA WHIP																					
Danny Darwin, R (1, 1) ERA: 3.48	6.0 L 24 5 5 4 1 1 0 0 0 0 0 1 25 29 6.00 1.000																					
Dave Tobik, R (7, 1) ERA: 4.67	3.0 10 0 0 0 0 3 1 0 0 0 0 0 15 19 0.00 0.333																					

livebaseballscores.com

AB	30
R	5
H	5
RBI	5
BB	2
SO	4
LOB	6



Batter	1	2	3	4	5	6	7	8	9	AB R H RBI BB SO LOB	TOP																													
Butch Davis, R (1, 7) OBP: 0.326, SLG: 0.333	0-0 5-3		4-0 BB		0-0 4-3		0-0 6-3			3 0 0 0 1 0 0																														
Pat Sheridan, L (1, 8) OBP: 0.321, SLG: 0.419	0-3 K		0-0 F8			0-0 1B 1B		0-0 F7		4 1 1 0 0 1 1																														
George Brett, L (1, 5) OBP: 0.384, SLG: 0.561 Greg Pryor, R (8, 5) OBP: 0.273, SLG: 0.286	0-0 G3			0-0 1B 1B		0-0 1B 1B		0-0 G3		4 0 2 0 0 0 0 0 0 0 0 0 0 0																														
Hal McRae, R (1, 10) OBP: 0.381, SLG: 0.476		0-0 6-3		0-0 F9		0-3 K		0-0 F7		4 0 0 0 0 1 3																														
Willie Aikens, L (1, 3) OBP: 0.382, SLG: 0.517		4-0 1B BB		0-3 K		0-0 1B			0-0 G6-4-3 2B	3 0 2 1 1 1 1																														
Darryl Motley, R (1, 9) OBP: 0.750, SLG: 0.667		0-0 1B G6-4-3		0-0 1B FC4		0-0 F9			1-0 HBP G6-4-3	3 0 2 0 0 0 2																														
John Wathan, R (1, 2) OBP: 0.294, SLG: 0.317		0-0 G6-4-3		0-0 FC4		0-3 K			0-0 G6-4-3	4 0 0 0 0 1 8																														
Onix Concepcion, R (1, 4) OBP: 0.252, SLG: 0.308			0-0 6-3		0-0 4-3		0-0 5-3		0-0 5-3	4 0 0 0 0 0 1																														
Buddy Biancalana, S (1, 6)			0-0 1-3		0-0 G3		0-3 K			3 0 0 0 0 1 0																														
Inning Stats	R: 0 E: 0 K: 1 S: 5	H: 0 LOB: 0 BB: 0 P: 5	R: 0 E: 0 K: 0 S: 3	H: 1 LOB: 1 BB: 1 P: 7	R: 0 E: 0 K: 0 S: 3	H: 0 LOB: 1 BB: 1 P: 7	R: 0 E: 0 K: 1 S: 7	H: 2 LOB: 2 BB: 0 P: 7	R: 0 E: 0 K: 0 S: 3	H: 0 LOB: 0 BB: 0 P: 3	R: 1 E: 0 K: 2 S: 10	H: 3 LOB: 2 BB: 0 P: 10	R: 0 E: 0 K: 1 S: 5	H: 0 LOB: 0 BB: 0 P: 5	R: 0 E: 0 K: 0 S: 3	H: 0 LOB: 0 BB: 0 P: 3	R: 0 E: 0 K: 0 S: 3	H: 1 LOB: 1 BB: 0 P: 4	1B: 6 2B: 1 3B: 0 HR: 0	SF: 0 SAC: 0 DP: 2 HBP: 1	WP: 0 PB: 0 SB: 0 CS: 0	PA: 35																		
PITCHER Mike Smithson, R (1, 1) ERA: 3.92	IP 9.0	WLS W	BF 35	H 7	R 1	ER 1	SO 5	BB 2	IBB 0	HBP 1	BLK 0	WP 0	HR 0	S 42	P 51	ERA 1.00	WHIP 1.000						PITCHER	IP 9.0	WLS W	BF 35	H 7	R 1	ER 1	SO 5	BB 2	IBB 0	HBP 1	BLK 0	WP 0	HR 0	S 42	P 51	ERA 1.00	WHIP 1.000

Kansas City Royals @ Texas Rangers
 Arlington Stadium, Arlington, TX
 Sat Sep 03 1983, 8:05 PM EDT
 Att: 16,297 - Unknown

AB	32
R	1
H	7
RBI	1
BB	2
SO	5
LOB	16



Batter	1	2	3	4	5	6	7	8	9	AB R H RBI BB SO LOB	TOP											
Butch Davis, R (1, 7) OBP: 0.313, SLG: 0.318 Leon Roberts, R (4, 7) OBP: 0.324, SLG: 0.426	0-0 F3		0-0 1-3		0-0 F9		0-0 1-2 2-H 1B		0-0 1-3 3-H 1B	2 0 0 0 0 0 0 3 0 2 2 0 0 2												
Pat Sheridan, L (1, 8) OBP: 0.318, SLG: 0.413	4-0 BB		0-0 4-3		0-3 K		0-0 1-3		0-0 F8	4 0 0 0 1 1 6												
George Brett, L (1, 5) OBP: 0.383, SLG: 0.558	0-0 F8		0-0 1-3		0-0 G3-6-3 1B		0-0 2-3			4 0 1 0 0 0 1												
Hal McRae, R (1, 10) OBP: 0.378, SLG: 0.472	0-0 L8			0-0 6-3	0-3 K		0-0 F9			4 0 0 0 0 1 2												
Willie Aikens, L (1, 3) OBP: 0.378, SLG: 0.511		0-0 F8		0-3 K	0-0 G3-6-3 1-2f		0-0 6-3			4 0 0 0 0 1 1												
Darryl Motley, R (1, 9) OBP: 0.500, SLG: 0.429		0-0 5-3		0-0 5-3		0-0 1B 1B		0-0 4-3		4 1 1 0 0 0 0												
Don Slaught, R (1, 2) OBP: 0.329, SLG: 0.369		0-0 1B 1B		0-0 1B 1B		0-3 K		0-0 4-3		4 0 2 0 0 1 1												
Onix Concepcion, R (1, 4) OBP: 0.264, SLG: 0.315		0-0 FC6 1-2 1B		0-3 K		0-0 1B 1-2 1B		4-0 1B 1B BB		3 1 2 0 1 1 1												
U L Washington, S (1, 6) OBP: 0.293, SLG: 0.321		0-0 FC6 1-2f		0-0 1B		0-0 F8		0-0 1B 1-3 1B		4 0 2 0 0 0 4												
Inning Stats	R: 0 E: 0 K: 0 S: 3	H: 0 LOB: 1 BB: 1 P: 7	R: 0 E: 0 K: 0 S: 5	H: 2 LOB: 2 BB: 0 P: 5	R: 0 E: 0 K: 0 S: 3	H: 0 LOB: 0 BB: 0 P: 3	R: 0 E: 0 K: 1 S: 5	H: 0 LOB: 0 BB: 0 P: 5	R: 0 E: 0 K: 1 S: 5	H: 1 LOB: 0 BB: 0 P: 5	R: 1 E: 0 K: 1 S: 8	H: 3 LOB: 2 BB: 0 P: 8	R: 0 E: 0 K: 0 S: 3	H: 0 LOB: 0 BB: 0 P: 3	R: 1 E: 0 K: 0 S: 5	H: 2 LOB: 2 BB: 1 P: 9	1B: 10 2B: 0 3B: 0 HR: 0	SF: 0 SAC: 0 DP: 1 HBP: 0	WP: 0 PB: 0 SB: 0 CS: 0	PA: 38		
PITCHER	IP WLS BF H R ER SO BB IBB HBP BLK WP HR S P ERA WHIP	IP WLS BF H R ER SO BB IBB HBP BLK WP HR S P ERA WHIP	IP WLS BF H R ER SO BB IBB HBP BLK WP HR S P ERA WHIP	IP WLS BF H R ER SO BB IBB HBP BLK WP HR S P ERA WHIP	IP WLS BF H R ER SO BB IBB HBP BLK WP HR S P ERA WHIP	IP WLS BF H R ER SO BB IBB HBP BLK WP HR S P ERA WHIP	IP WLS BF H R ER SO BB IBB HBP BLK WP HR S P ERA WHIP	IP WLS BF H R ER SO BB IBB HBP BLK WP HR S P ERA WHIP	IP WLS BF H R ER SO BB IBB HBP BLK WP HR S P ERA WHIP	IP WLS BF H R ER SO BB IBB HBP BLK WP HR S P ERA WHIP	IP WLS BF H R ER SO BB IBB HBP BLK WP HR S P ERA WHIP	IP WLS BF H R ER SO BB IBB HBP BLK WP HR S P ERA WHIP	IP WLS BF H R ER SO BB IBB HBP BLK WP HR S P ERA WHIP	IP WLS BF H R ER SO BB IBB HBP BLK WP HR S P ERA WHIP	IP WLS BF H R ER SO BB IBB HBP BLK WP HR S P ERA WHIP	IP WLS BF H R ER SO BB IBB HBP BLK WP HR S P ERA WHIP	IP WLS BF H R ER SO BB IBB HBP BLK WP HR S P ERA WHIP	IP WLS BF H R ER SO BB IBB HBP BLK WP HR S P ERA WHIP	IP WLS BF H R ER SO BB IBB HBP BLK WP HR S P ERA WHIP	IP WLS BF H R ER SO BB IBB HBP BLK WP HR S P ERA WHIP	IP WLS BF H R ER SO BB IBB HBP BLK WP HR S P ERA WHIP	
Dave Stewart, R (1, 1) ERA: 2.96 Victor Cruz, R (9, 1) ERA: 1.69	8.2 W 35 8 2 2 5 2 0 0 0 0 0 43 51 2.08 1.154	0.1 S 3 2 0 0 0 0 0 0 0 0 0 3 3 0.00 6.000																				

Kansas City Royals @ Texas Rangers
Arlington Stadium, Arlington, TX
Sun Sep 04 1983, 8:05 PM EDT
Att: 13,872 - Unknown

livebaseballscorecards.com

AB	36
R	2
H	10
RBI	2
BB	2
SO	5
LOB	18



Batter	1	2	3	4	5	6	7	8	9	AB R H RBI BB SO LOB	TOP											
Darrell Brown, S (1, 8) OBP: 0.315, SLG: 0.321	0-0 4-3	0-3 K			4-0 1B BB		0-0 F7		0-0 G3-6-3 1B	4 0 1 0 1 1 2												
Mickey Hatcher, R (1, 10) OBP: 0.348, SLG: 0.432	0-0 L8		0-0 6-3		0-0 F9		0-0 2B 1B		0-0 G3-6-3 1-2f	5 0 1 0 0 0 2												
Gary Ward, R (1, 7) OBP: 0.334, SLG: 0.473	0-0 S 1B		0-0 1B		0-0 1B		0-0 1-3 2-H 2B			4 0 4 1 0 0 0												
Kent Hrbek, L (1, 3) OBP: 0.372, SLG: 0.486	0-3 K 1-2		0-0 F5		0-0 4-3		0-0 4-3			4 0 0 0 0 1 6												
Dave Engle, R (1, 2) OBP: 0.354, SLG: 0.449		0-0 HR 1B	0-3 K		0-0 F8		0-0 L8			4 1 1 0 0 1 1												
Gary Gaetti, R (1, 5) OBP: 0.307, SLG: 0.418		0-3 K		0-0 F8		0-0 6-3	0-0 F5			4 0 0 0 0 1 1												
Tom Brunansky, R (1, 9) OBP: 0.305, SLG: 0.427		0-0 1-H HR		0-0 5-3		0-0 F9	0-0 BB			3 1 1 2 1 0 0												
Tim Teufel, R (1, 4) OBP: 0.222, SLG: 0.333		0-0 2B		0-0 F3		0-0 6-3	0-0 F8			4 0 1 0 0 0 1												
Lenny Faedo, R (1, 6) OBP: 0.311, SLG: 0.375		0-0 5-3		0-3 K		0-0 2B 1B		0-0 2-3		3 1 1 0 0 1 1												
Randy Bush, L (9, PH) OBP: 0.329, SLG: 0.437										1 0 0 0 0 0 0												
Inning Stats	R: 0 E: 0 K: 1 S: 6	H: 1 LOB: 1 BB: 0 P: 6	R: 2 E: 0 K: 2 S: 10	H: 3 LOB: 1 BB: 0 P: 10	R: 0 E: 0 K: 1 S: 6	H: 1 LOB: 1 BB: 0 P: 6	R: 0 E: 0 K: 0 S: 3	H: 0 LOB: 0 BB: 0 P: 3	R: 0 E: 0 K: 1 S: 6	H: 1 LOB: 2 BB: 1 P: 10	R: 0 E: 0 K: 0 S: 3	H: 0 LOB: 0 BB: 0 P: 3	R: 1 E: 0 K: 0 S: 6	H: 3 LOB: 2 BB: 0 P: 6	R: 0 E: 0 K: 0 S: 3	H: 0 LOB: 1 BB: 1 P: 7	R: 0 E: 0 K: 0 S: 3	H: 1 LOB: 0 BB: 0 P: 3	1B: 7 2B: 2 3B: 0 HR: 1	SF: 0 SAC: 0 DP: 1 HBP: 0	WP: 0 PB: 0 SB: 1 CS: 0	PA: 38
PITCHER	IP WLS BF H R ER SO BB IBB HBP BLK WP HR S P ERA WHIP																					
John Butcher, R (1, 1) ERA: 3.28	6.2 W 30 9 3 3 5 1 0 0 0 0 1 39 43 4.05 1.500																					
Jon Matlack, L (7, 1) ERA: 4.73	0.1 1 0 0 0 0 0 0 0 0 0 0 1 1 0.00 0.000																					
Dave Tobik, R (8, 1) ERA: 4.42	2.0 7 1 0 0 0 1 0 0 0 0 0 6 10 0.00 1.000																					

Minnesota Twins @ Texas Rangers
Arlington Stadium, Arlington, TX
Mon Sep 05 1983, 8:05 PM EDT
Att. 5,124 - Unknown

livebaseballscorecards.com

AB	36
R	3
H	10
RBI	3
BB	2
SO	5
LOB	14



Batter	1	2	3	4	5	6	7	8	9	10	AB R H RBI BB SO LOB	TOP								
Darrell Brown, S OBP: 0.316, SLG: 0.320 (1, 8) X	0-0 1-3		0-0 4-3		4-0 1-2 1B BB			0-0 6-3		0-0 2-H SF9 1B	4 1 1 1 1 0 0	Minnesota Twins @ Texas Rangers Arlington Stadium, Arlington, TX Tue Sep 06 1983 8:05 PM EDT Att: 7,057 - Unknown								
John Castino, R OBP: 0.347, SLG: 0.412 (1, 5) S	0-3 K			0-0 L6	0-0 1-2 2-H 3-H 1B			0-0 FC5-4 1B		0-0 2-3 1B	5 0 3 2 0 1 0									
Gary Ward, R OBP: 0.333, SLG: 0.470 (1, 7) B	4-0 BB			0-0 6-3	0-3 K			0-0 FC5-4 1-2f		0-0 3-H SF9	3 0 0 1 1 1 3									
Kent Hrbek, L OBP: 0.368, SLG: 0.481 (1, 3) S	0-3 K			0-0 F8		0-0 F6		0-0 G3		0-0 3-H G3	5 0 0 0 0 1 3									
Dave Engle, R OBP: 0.352, SLG: 0.446 (1, 2)		0-0 5-3			0-0 1-3	0-0 G5-4-3 1B			0-0 6-3		4 0 1 0 0 0 0									
Mickey Hatcher, R OBP: 0.346, SLG: 0.430 (1, 10)		0-0 5-3			0-0 FC3-6 1B	0-0 G5-4-3 1-2f			0-0 F8		4 0 1 0 0 0 1									
Tom Brunansky, R OBP: 0.303, SLG: 0.423 (1, 9)		0-0 6-3			0-0 FC3-6 2B 1B 1-2f		0-0 F7		0-0 F9		4 1 0 0 0 0 1									
Tim Teufel, R OBP: 0.308, SLG: 0.462 (1, 4)			0-0 5-3		0-0 1B 1B 2B 1-3		0-0 5-3		0-0 SH2-4 1B 1B		4 2 2 0 0 0 0									
Lenny Faedo, R OBP: 0.311, SLG: 0.374 (1, 6)			0-0 5-3		0-0 BB 1B 1B 2-3 3-H		0-0 5-3		0-0 1-2 SH2-4		3 1 1 1 0 0 0									
Inning Stats	R: 0 E: 0 K: 2 S: 7	H: 0 LOB: 1 BB: 1 P: 11	R: 0 E: 0 K: 0 S: 3	H: 0 LOB: 0 BB: 0 P: 3	R: 0 E: 0 K: 0 S: 3	H: 0 LOB: 0 BB: 0 P: 3	R: 3 E: 0 K: 1 S: 9	H: 4 LOB: 2 BB: 1 P: 13	R: 0 E: 0 K: 0 S: 3	H: 1 LOB: 0 BB: 0 P: 3	R: 0 E: 0 K: 0 S: 4		H: 0 LOB: 0 BB: 0 P: 4	R: 0 E: 0 K: 0 S: 3	H: 0 LOB: 0 BB: 0 P: 3	R: 2 E: 0 K: 0 S: 6	H: 3 LOB: 1 BB: 0 P: 6	1B: 8 2B: 1 3B: 0 HR: 0	SF: 1 SAC: 1 DP: 1 HBP: 0	WP: 0 PB: 0 SB: 0 CS: 0
PITCHER	IP WLS BF H R ER SO BB IBB HBP BLK WP HR S P ERA WHIP																			
Frank Tanana, L ERA: 2.81 (1, 1)	9.1 L 37 8 5 5 3 2 0 0 0 0 0 41 4.82 1.071																			
Victor Cruz, R ERA: 1.64 (10, 1)	0.2 3 1 0 0 0 0 0 0 0 0 0 3 0.00 1.500																			

livebaseballscorecards.com

AB 36
R 5
H 9
RBI 5
BB 2
SO 3
LOB 8



BOTTOM

Minnesota Twins @ Texas Rangers
Arlington Stadium, Arlington, TX
Tue Sep 06 1983, 8:05 PM EDT
Att. 7,057 - Unknown

livebaseballscorecards.com

AB 39
R 3
H 12
RBI 3
BB 2
SO 2
LOB 20



WP: 2 PA: 43
PB: 0
SB: 0
CS: 0

AB R H RBI BB SO LOB

5 0 0 0 0 0 3
0 0 0 0 0 0 0

5 0 2 1 0 0 2

4 1 1 0 0 0 1

5 0 2 0 0 0 3

4 0 1 1 1 1 1

4 1 3 0 1 1 0

3 0 0 0 0 0 5

2 0 0 0 0 0 2

3 0 1 0 0 0 3

1 1 1 0 0 0 0

3 0 1 1 0 0 0

1B: 12 SF: 0
2B: 0 SAC: 1
3B: 0 DP: 1
HR: 0 HBP: 1

Batter	1	2	3	4	5	6	7	8	9	10
Bill Sample, R (1, 7) OBP: 0.322, SLG: 0.403 Bob Johnson, R (10, 2) OBP: 0.255, SLG: 0.306	0-0 F4		0-0 F4		0-0 1-3		0-0 F9		0-0 F9	
Buddy Bell, R (1, 5) OBP: 0.337, SLG: 0.418	0-0 WP 1B		0-0 F7		0-0 F7		0-0 F8		0-0 WP 1B 2-H 1B	
George Wright, S (1, 8) OBP: 0.317, SLG: 0.429	0-0 5-3			1-0 1B HBP		0-0 5-3		0-0 4-3	0-0 1-2 WP 1B	
Larry Parrish, R (1, 9) OBP: 0.330, SLG: 0.475	0-0 5-3			0-0 1B 1-2 1B		0-0 1-3		0-0 1B 1B	0-0 F9 1-2 2-3	
Dave Hostetter, R (1, 10) OBP: 0.319, SLG: 0.368		4-0 G4-3 BB BB		0-0 1B 1-3 2-H 1B		0-0 F9		0-3 K		0-0 5-3
Bill Stein, R (1, 3) OBP: 0.350, SLG: 0.434		4-0 G4-3 BB BB		0-0 1-2 1B			0-0 1B 1B	0-0 1-3 1B		0-3 K
Bucky Dent, R (1, 6) OBP: 0.280, SLG: 0.284 Pete O'Brien, L (8, PH) OBP: 0.308, SLG: 0.344		0-0 G4-3 1-2f 2-3		0-0 F5			0-0 F7	0-0 F7		0-0 4-3
Jim Sundberg, R (1, 2) OBP: 0.277, SLG: 0.259 Mickey Rivers, L (9, PH) OBP: 0.307, SLG: 0.349		0-0 F9		0-0 F8			0-0 F9 1B 1-3 1B		0-0 SH1-4 1B 1B	
Jim Anderson, R (1, 4) OBP: 0.258, SLG: 0.235			0-0 F3		0-0 F7		0-0 1-2 3-H 1B		0-0 SH1-4	

Inning Stats	R: 0	H: 1	E: 0	LOB: 1	K: 0	BB: 0	S: 4	P: 4	R: 0	H: 0	E: 0	LOB: 1	K: 0	BB: 2	S: 2	P: 10	R: 0	H: 0	E: 0	LOB: 0	K: 0	BB: 0	S: 3	P: 3	R: 1	H: 3	E: 0	LOB: 2	K: 0	BB: 0	S: 5	P: 6	R: 0	H: 0	E: 0	LOB: 0	K: 0	BB: 0	S: 3	P: 3	R: 1	H: 3	E: 0	LOB: 2	K: 0	BB: 0	S: 6	P: 6	R: 0	H: 2	E: 0	LOB: 2	K: 1	BB: 0	S: 7	P: 7	R: 1	H: 3	E: 0	LOB: 2	K: 0	BB: 0	S: 6	P: 6	R: 0	H: 0	E: 0	LOB: 0	K: 1	BB: 0	S: 5	P: 5
--------------	------	------	------	--------	------	-------	------	------	------	------	------	--------	------	-------	------	-------	------	------	------	--------	------	-------	------	------	------	------	------	--------	------	-------	------	------	------	------	------	--------	------	-------	------	------	------	------	------	--------	------	-------	------	------	------	------	------	--------	------	-------	------	------	------	------	------	--------	------	-------	------	------	------	------	------	--------	------	-------	------	------

PITCHER	IP	WLS	BF	H	R	ER	SO	BB	IBB	HBP	BLK	WP	HR	S	P	ERA	WHIP
Frank Viola, L (1, 1) ERA: 5.07	6.1		27	7	2	2	0	2	0	1	0	1	0	24	33	2.84	1.421
Ron Davis, R (7, 1) ERA: 3.62	2.2	W	13	5	1	1	1	0	0	0	0	1	0	15	15	3.38	1.875
Mike Walters, R (10, 1) ERA: 3.52	1.0	S	3	0	0	0	1	0	0	0	0	0	0	5	5	0.00	0.000

Batter	1	2	3	4	5	6	7	8	9	AB R H RBI BB SO LOB	TOP																								
Darrell Brown, S (1, 8) OBP: 0.312, SLG: 0.315	0-0 4-3			0-0 F9		0-0 4-3		0-0 F7		4 0 0 0 0 0 2																									
John Castino, R (1, 5) OBP: 0.347, SLG: 0.410	0-3 K			4-0 BB		0-0 F4		0-0 6-3		3 0 0 0 1 1 0																									
Gary Ward, R (1, 7) OBP: 0.331, SLG: 0.467	0-0 F3			0-0 F9		0-0 F8		0-0 6-3		4 0 0 0 0 0 1																									
Kent Hrbek, L (1, 3) OBP: 0.367, SLG: 0.478		4-0 CS BB		0-3 K		0-0 4-3		0-0 G3		3 0 0 0 1 1 1																									
Dave Engle, R (1, 2) OBP: 0.352, SLG: 0.445		0-0 G1-4-3 1-2 1B		0-3 K		0-0 F7				3 0 1 0 0 1 0																									
Mickey Hatcher, R (1, 10) OBP: 0.346, SLG: 0.429		0-0 G1-4-3 1-2f		0-0 6-3						3 0 1 0 0 0 1																									
Tom Brunansky, R (1, 9) OBP: 0.301, SLG: 0.420			0-0 F7		0-0 E5			0-0 F7		3 0 0 0 0 0 1																									
Tim Teufel, R (1, 4) OBP: 0.313, SLG: 0.438			0-0 6-3		0-0 L9			0-0 1-2 1B		3 0 1 0 0 0 1																									
Lenny Faedo, R (1, 6) OBP: 0.307, SLG: 0.368			0-0 6-3		0-3 K			0-3 K		2 0 0 0 0 1 0																									
Randy Bush, L (8, PH) OBP: 0.328, SLG: 0.435										1 0 0 0 0 1 2																									
Houston Jimenez, R (8, 6) OBP: 0.220, SLG: 0.273										0 0 0 0 0 0 0																									
Inning Stats	R: 0 E: 0 K: 1 S: 5	H: 0 LOB: 0 BB: 0 P: 5	R: 0 E: 0 K: 0 S: 2	H: 1 LOB: 0 BB: 1 P: 6	R: 0 E: 0 K: 0 S: 3	H: 0 LOB: 0 BB: 0 P: 3	R: 0 E: 0 K: 1 S: 5	H: 0 LOB: 1 BB: 1 P: 9	R: 0 E: 1 K: 1 S: 6	H: 0 LOB: 1 BB: 0 P: 6	R: 0 E: 0 K: 1 S: 5	H: 0 LOB: 0 BB: 0 P: 5	R: 0 E: 0 K: 0 S: 3	H: 0 LOB: 0 BB: 0 P: 3	R: 0 E: 0 K: 1 S: 7	H: 2 LOB: 2 BB: 0 P: 7	R: 0 E: 0 K: 0 S: 3	H: 0 LOB: 0 BB: 0 P: 3	1B: 3 2B: 0 3B: 0 HR: 0	SF: 0 SAC: 0 DP: 1 HBP: 0	WP: 0 PB: 0 SB: 0 CS: 1	PA: 31													
PITCHER Charlie Hough, R (1, 1) ERA: 3.32	IP 9.0	WLS W	BF 31	H 3	R 0	ER 0	SO 5	BB 2	IBB 0	HBP 0	BLK 0	WP 0	HR 0	S 39	P 47	ERA 0.00	WHIP 0.556	PITCHER	IP 9.0	WLS W	BF 31	H 3	R 0	ER 0	SO 5	BB 2	IBB 0	HBP 0	BLK 0	WP 0	HR 0	S 39	P 47	ERA 0.00	WHIP 0.556

Minnesota Twins @ Texas Rangers
Arlington Stadium, Arlington, TX
Wed Sep 07 1983, 8:05 PM EDT
Att. 5,634 - Unknown

livebaseballscorecards.com

AB 29
R 0
H 3
RBI 0
BB 2
SO 5
LOB 9



Batter	1	2	3	4	5	6	7	8	9
Mickey Rivers, L (1, 7) OBP: 0.303, SLG: 0.344 Nick Capra, R (8, PH) (9, 7)	0-0 F8		0-0 F7		0-0 6-3			0-0 6-3	
Buddy Bell, R (1, 5) OBP: 0.336, SLG: 0.419	0-0 1-3			0-0 5-3		0-0 1B 2B		0-0 5-3	
George Wright, S (1, 8) OBP: 0.315, SLG: 0.425	0-0 6-3			0-0 F8		0-3 K		0-3 K	
Larry Parrish, R (1, 9) OBP: 0.328, SLG: 0.472		0-3 K		0-0 L5		0-0 L5			
Tom Dunbar, L (1, 10) OBP: 1.000, SLG: 1.000		4-0 G6-3 BB			0-0 BLK 2B 1B	0-0 2-H 1B			
Pete O'Brien, L (1, 3) OBP: 0.308, SLG: 0.346		0-0 G6-3 1-2f			0-0 SH5-4 1-H 3B 2B	0-0 F9			
Bucky Dent, R (1, 6) OBP: 0.279, SLG: 0.283			0-0 4-3		0-0 SH5-4 2-3		0-0 F8		
Jim Sundberg, R (1, 2) OBP: 0.275, SLG: 0.256			0-0 F8		0-0 6-3		0-3 K		
Jim Anderson, R (1, 4) OBP: 0.272, SLG: 0.264			4-0 BB		0-0 3-H 3B		0-0 F9		

Inning Stats	R: 0	H: 0	E: 0	K: 0	S: 3	R: 0	H: 0	E: 0	K: 1	S: 4	R: 0	H: 0	E: 0	K: 0	S: 3	R: 2	H: 3	E: 0	K: 0	S: 6	R: 1	H: 2	E: 0	K: 1	S: 7	R: 0	H: 0	E: 0	K: 1	S: 5	R: 0	H: 0	E: 0	K: 1	S: 5
	0	0	0	0	3	0	0	0	1	8	0	0	0	0	3	0	3	0	0	6	0	2	0	0	7	0	0	0	0	5	0	0	0	1	5
	0	0	0	0	3	0	0	0	1	8	0	0	0	0	3	0	3	0	0	6	0	1	0	0	7	0	0	0	0	5	0	0	0	1	5

MINNESOTA TWINS @ TEXAS RANGERS
Arlington Stadium, Arlington, TX
Wed Sep 07 1983, 8:05 PM EDT
Att. 5,634 - Unknown

AB	27
R	3
H	5
RBI	3
BB	2
SO	4
LOB	7



1B: 2	SF: 0	WP: 0	PA: 30
2B: 2	SAC: 1	PB: 0	
3B: 1	DP: 1	SB: 0	
HR: 0	HBP: 0	CS: 0	

PITCHER	IP	WLS	BF	H	R	ER	SO	BB	IBB	HBP	BLK	WP	HR	S	P	ERA	WHIP
Albert Williams, R (1, 1) ERA: 4.38	7.0	L	27	5	3	3	3	2	0	0	1	0	0	31	39	3.86	1.000
Jack O'Connor, L (8, 1) ERA: 6.36	1.0		3	0	0	0	1	0	0	0	0	0	0	5	5	0.00	0.000

Batter	1	2	3	4	5	6	7	8	9	AB R H RBI BB SO LOB	TOP	
Mickey Rivers, L (1, 7) OBP: 0.302, SLG: 0.340	0-0 4-3	0-3 K2-3			0-0 E4 WP S		4-0 G6-4-3 BB			3 0 0 0 1 1 2		
Buddy Bell, R (1, 5) OBP: 0.334, SLG: 0.416	0-0 5-3		0-0 F9		0-3 K		0-0 G6-4-3			4 0 0 0 0 1 3		
George Wright, S (1, 8) OBP: 0.318, SLG: 0.432	0-0 HR		0-0 1-3		4-0 G5-4-3 BB			0-0 G1-6-3 1B		3 1 2 1 1 0 0		
Larry Parrish, R (1, 10) OBP: 0.326, SLG: 0.469	0-0 F8		0-0 F6		0-0 G5-4-3			0-3 K		4 0 0 0 0 1 3		
Tom Dunbar, L (1, 9) OBP: 0.714, SLG: 0.500		4-0 1B S BB		4-0 G4-6-3 BB		0-3 K		0-0 G1-6-3 1-2f		2 1 0 0 2 1 1		
Pete O'Brien, L (1, 3) OBP: 0.308, SLG: 0.345		0-0 F9		0-0 G4-6-3 1-2f		0-0 CS 1B		0-0 F8		4 0 1 0 0 0 2		
Bucky Dent, R (1, 6) OBP: 0.282, SLG: 0.286 Larry Bliittner, L (9, PH) OBP: 0.328, SLG: 0.342		4-0 1B BB		0-0 WP HR 2B		0-3 K		0-3 K		2 1 1 0 1 1 1 1 0 0 0 0 1 0		
Jim Sundberg, R (1, 2) OBP: 0.278, SLG: 0.266 Bob Jones, L (9, PH) OBP: 0.275, SLG: 0.274		0-0 F4		0-0 HR		0-0 CS	4-0 WP BB	0-0 G3		2 1 1 2 1 0 2 1 0 0 0 0 0 0		
Jim Anderson, R (1, 4) OBP: 0.274, SLG: 0.267		0-0 1B		0-0 F9		0-0 K				3 0 1 1 0 1 1		
Inning Stats	R: 1 H: 1 E: 0 LOB: 0 K: 0 BB: 0 S: 4 P: 4	R: 1 H: 1 E: 0 LOB: 2 K: 1 BB: 2 S: 6 P: 14	R: 0 H: 0 E: 0 LOB: 0 K: 0 BB: 0 S: 3 P: 3	R: 2 H: 2 E: 0 LOB: 0 K: 0 BB: 1 S: 4 P: 8	R: 0 H: 0 E: 1 LOB: 1 K: 1 BB: 1 S: 5 P: 9	R: 0 H: 1 E: 0 LOB: 0 K: 2 BB: 0 S: 7 P: 7	R: 0 H: 0 E: 0 LOB: 1 K: 1 BB: 2 S: 4 P: 12	R: 0 H: 1 E: 0 LOB: 0 K: 1 BB: 0 S: 5 P: 5	R: 0 H: 0 E: 0 LOB: 0 K: 1 BB: 0 S: 5 P: 5	1B: 3 SF: 0 2B: 1 SAC: 0 3B: 0 DP: 4 HR: 2 HBP: 0	WP: 3 PA: 36 PB: 0 SB: 2 CS: 1	
PITCHER	IP WLS BF H R ER SO BB IBB HBP BLK WP HR S P ERA WHIP											
Mike Moore, R (1, 1) ERA: 4.82	6.1 W 28 5 4 4 5 6 0 0 0 3 2 32 56 5.68 1.737											
Mike Stanton, R (7, 1) ERA: 3.49	2.2 S 7 1 0 0 2 0 0 0 0 0 0 0 11 11 0.00 0.375											

Texas Rangers @ Seattle Mariners
The Kingdome, Seattle, WA
Fri Sep 09 1983, 10:05 PM EDT
Att. 4,701 - Dome

livebaseballscorecards.com

AB	29
R	4
H	6
RBI	4
BB	6
SO	7
LOB	15



Batter	1	2	3	4	5	6	7	8	9
Spike Owen, S OBP: 0.266, SLG: 0.286 (1, 6)	0-3 K		0-3 K	0-0 1B		0-0 3-1		0-0 6-3	
Phil Bradley, R OBP: 0.409, SLG: 0.450 (1, 8)	0-0 WP S 1B		0-0 4-3	0-0 1B		0-0 4-3			
Ron Roenicke, S OBP: 0.333, SLG: 0.350 (1, 9)	0-3 K		0-0 F7	0-0 G3			4-0 S E FC4-2 BB		
Pat Putnam, L OBP: 0.316, SLG: 0.435 (1, 3)	0-3 K			0-0 2B	0-0 FC6-4 1B		0-0 E4 S		
Al Cowens, R OBP: 0.257, SLG: 0.347 (1, 10)		0-0 HR		0-3 K	0-0 FC6-4 1B		0-0 FC4-2		
Al Chambers, L OBP: 0.413, SLG: 0.380 (1, 7)		0-0 HR		0-3 K	0-0 FC6-4 1B		0-0 F7		
John Moses, S OBP: 0.292, SLG: 0.266 (8, 7)									
Darnell Coles, R OBP: 0.368, SLG: 0.556 (1, 5)		0-0 6-3		0-0 2B	0-3 K		0-0 5-3		
Jamie Nelson, R OBP: 0.312, SLG: 0.284 (1, 2)		0-0 1-3		0-0 WP 1B	0-0 FC6-4			0-0 F9	
Harold Reynolds, S OBP: 0.308, SLG: 0.500 (1, 4)		0-3 K		4-0 1B WP BB		0-0 3-1		0-3 K	

Inning Stats	R: 0	H: 1	E: 0	K: 3	S: 10	R: 2	H: 2	E: 0	K: 1	S: 7	R: 0	H: 0	E: 0	K: 1	S: 5	R: 4	H: 5	E: 0	K: 2	S: 12	R: 0	H: 2	E: 0	K: 1	S: 7	R: 0	H: 0	E: 1	K: 0	S: 4	R: 0	H: 0	E: 0	K: 1	S: 5
	LOB: 1	BB: 0	P: 10	LOB: 0	BB: 0	P: 7	LOB: 0	BB: 0	P: 5	LOB: 2	BB: 1	P: 16	LOB: 2	BB: 0	P: 7	LOB: 0	BB: 0	P: 3	LOB: 2	BB: 1	P: 8	LOB: 0	BB: 0	P: 5	LOB: 0	BB: 0	P: 5	LOB: 2	BB: 1	P: 8	LOB: 0	BB: 0	P: 5		

PITCHER											PITCHER																								
IP	WLS	BF	H	R	ER	SO	BB	IBB	HBP	BLK	WP	HR	S	P	ERA	WHIP	IP	WLS	BF	H	R	ER	SO	BB	IBB	HBP	BLK	WP	HR	S	P	ERA	WHIP		
Mike Smithson, R ERA: 4.11 (1, 1)	3.2	L	20	8	6	6	7	1	0	0	0	2	2	33	37	14.73	2.455																		
John Butcher, R ERA: 3.22 (4, 1)	2.1		11	2	0	0	1	1	0	0	0	0	0	12	16	0.00	1.286																		
Dave Schmidt, R ERA: 4.0 (7, 1)	2.0		6	0	0	0	1	0	0	0	0	0	0	8	8	0.00	0.000																		

BOTTOM

AB	R	H	RBI	BB	SO	LOB
5	0	1	1	0	2	0
4	0	2	1	0	0	0
3	0	0	0	1	1	3
4	1	2	0	0	1	2
4	1	1	1	0	1	4
4	1	2	1	0	1	3
0	0	0	0	0	0	0
4	1	1	1	0	1	4
4	1	1	1	0	0	2
3	1	0	0	1	2	0


AB	35
R	6
H	10
RBI	6
BB	2
SO	9
LOB	18



WP	PA
2	37

Texas Rangers @ Seattle Mariners
The Kingdome, Seattle, WA
Fri Sep 09 1983, 10:05 PM EDT
Att: 4,701 - Dome

livebaseballscorecards.com

Batter	1	2	3	4	5	6	7	8	9	AB R H RBI BB SO LOB	TOP														
Bill Sample, R (1, 7) OBP: 0.320, SLG: 0.400	0-0 5-3			0-0 F3	0-0 E8 S 1B			0-0 1-3		4 1 0 0 0 0 0	<p>Texas Rangers @ Seattle Mariners The Kingdom, Seattle, WA Sat Sep 10 1983, 10:05 PM EDT Att. 6,309 - Dome</p> <p>livebaseballscorecards.com</p> <table> <tr><td>AB</td><td>31</td></tr> <tr><td>R</td><td>2</td></tr> <tr><td>H</td><td>3</td></tr> <tr><td>RBI</td><td>1</td></tr> <tr><td>BB</td><td>3</td></tr> <tr><td>SO</td><td>3</td></tr> <tr><td>LOB</td><td>8</td></tr> </table> 	AB	31	R	2	H	3	RBI	1	BB	3	SO	3	LOB	8
AB	31																								
R	2																								
H	3																								
RBI	1																								
BB	3																								
SO	3																								
LOB	8																								
Buddy Bell, R (1, 5) OBP: 0.337, SLG: 0.418	0-0 4-3			0-0 1-3 BB 1B	0-0 2-H 1B			0-0 1B		4 0 3 1 0 0 0															
George Wright, S (1, 8) OBP: 0.318, SLG: 0.430	0-0 5-3			4-0 1-3 BB 1-2	0-0 L5			0-0 F7		3 0 0 0 1 0 2															
Larry Parrish, R (1, 9) OBP: 0.324, SLG: 0.465		0-0 F3		0-0 1-3 1-2 2-3		0-0 6-3		0-0 L6		4 0 0 0 0 0 3															
Dave Hosteter, R (1, 10) OBP: 0.318, SLG: 0.365		0-3 K		4-0 BB		0-3 K		0-3 K		3 0 0 0 1 3 0															
Bill Stein, R (1, 3) OBP: 0.343, SLG: 0.426		0-0 3-1		0-0 4-3		0-0 F7		0-0 F8		4 0 0 0 0 0 3															
Jim Anderson, R (1, 4) OBP: 0.263, SLG: 0.255			0-0 F7		0-0 F7		0-0 4-3	0-0 F9		4 0 0 0 0 0 0															
Jim Sundberg, R (1, 2) OBP: 0.276, SLG: 0.264			0-0 F4		0-0 1-3		0-0 3-1			3 0 0 0 0 0 0															
Curtis Wilkerson, S (1, 6) OBP: 0.276, SLG: 0.264			0-0 F4		4-0 E BB		0-0 G3			2 1 0 0 1 0 0															
Inning Stats	R: 0 H: 0 E: 0 LOB: 0 K: 0 BB: 0 S: 3 P: 3	R: 0 H: 0 E: 0 LOB: 0 K: 1 BB: 0 S: 5 P: 5	R: 0 H: 0 E: 0 LOB: 0 K: 0 BB: 0 S: 3 P: 3	R: 0 H: 1 E: 0 LOB: 3 K: 0 BB: 2 S: 4 P: 12	R: 2 H: 1 E: 1 LOB: 1 K: 0 BB: 1 S: 5 P: 9	R: 0 H: 0 E: 0 LOB: 0 K: 1 BB: 0 S: 5 P: 5	R: 0 H: 0 E: 0 LOB: 0 K: 0 BB: 0 S: 3 P: 3	R: 0 H: 1 E: 0 LOB: 1 K: 0 BB: 0 S: 4 P: 4	R: 0 H: 0 E: 0 LOB: 0 K: 1 BB: 0 S: 5 P: 5	1B: 3 SF: 0 2B: 0 SAC: 0 3B: 0 DP: 0 HR: 0 HBP: 0	WP: 0 PA: 34 PB: 0 SB: 1 CS: 0														
PITCHER Bryan Clark, L (1, 1) ERA: 3.64	IP WLS BF H R ER SO BB IBB HBP BLK WP HR S P ERA WHIP	9.0 W 34 3 2 0 3 3 0 0 0 0 0 0 37 49 0.00 0.667																							

Batter	1	2	3	4	5	6	7	8	9	AB R H RBI BB SO LOB	TOP											
Bill Sample, R (1, 7) OBP: 0.321, SLG: 0.399	0-0 F7			4-0 HR BB		0-0 1B	0-0 F8			3 1 1 0 1 0 2	<p>Texas Rangers @ Oakland Athletics Oakland-Alameda County Coliseum, Oakland, CA</p> <p>Tue Sep 13 1983, 7:05 PM PDT Att. 5,643 - Unknown</p> <p>livebaseballscorecards.com</p>											
Buddy Bell, R (1, 5) OBP: 0.334, SLG: 0.416	0-0 6-3			0-0 F2		0-0 6-3 1-2		0-0 F7		4 0 0 0 0 0 2												
George Wright, S (1, 8) OBP: 0.320, SLG: 0.432	0-0 4-3			0-0 F5		0-0 6-3		0-0 1B FC6-4 1B		4 1 1 0 0 0 2												
Larry Parrish, R (1, 9) OBP: 0.327, SLG: 0.472		0-0 F8		0-0 1-H HR		4-0 1B E BB		0-0 FC6-4 1B		3 2 2 2 1 0 0												
Mickey Rivers, L (1, 10) OBP: 0.297, SLG: 0.333		0-0 F7		0-0 4-3		0-0 FC4-6 E WP 1B		0-0 FC6-4 CS		4 1 1 1 0 0 1												
Pete O'Brien, L (1, 3) OBP: 0.307, SLG: 0.345 Nick Capra, R (9, PR)		0-0 4-3			0-0 F7		0-0 E9 FC4-6 1B		0-0 CS			4 0 2 0 0 0 0 0 0 0 0 0 0 0										
Bucky Dent, R (1, 6) OBP: 0.280, SLG: 0.285 Larry Bittner, L (7, PH) OBP: 0.328, SLG: 0.342 Bill Stein, R (7, PH) OBP: 0.340, SLG: 0.422			0-0 F5		0-0 F7		0-0 F7		0-0 FC3-6 FC6-4			2 0 0 0 0 0 0 0 0 0 0 0 0 0 2 0 0 0 0 0 3										
Jim Sundberg, R (1, 2) OBP: 0.272, SLG: 0.260 Bob Jones, L (9, PH) OBP: 0.274, SLG: 0.273			0-3 K		0-0 5-3		0-0 FC4-6 BB		0-0 F7			3 0 0 0 0 0 1 2 1 0 0 0 0 0 1										
Jim Anderson, R (1, 4) OBP: 0.260, SLG: 0.253 Dave Hostetler, R (7, PH) OBP: 0.320, SLG: 0.365 Curtis Wilkerson, S (7, PR)			0-0 6-3		0-3 K		4-0 1-2 3-H BB		0-0 FC6-4			2 0 0 0 0 0 1 0 0 0 0 0 0 1 0 0 1 0 0 0 0 0 0 1										
Inning Stats	R: 0 E: 0 K: 0 S: 3	H: 0 LOB: 0 BB: 0 P: 3	R: 0 E: 0 K: 0 S: 3	H: 0 LOB: 0 BB: 0 P: 3	R: 0 E: 0 K: 1 S: 5	H: 0 LOB: 0 BB: 0 P: 5	R: 2 E: 0 K: 0 S: 4	H: 1 LOB: 0 BB: 1 P: 8	R: 0 E: 0 K: 0 S: 3	H: 0 LOB: 0 BB: 0 P: 3		R: 0 E: 0 K: 1 S: 6	H: 1 LOB: 1 BB: 0 P: 6	R: 2 E: 1 K: 0 S: 5	H: 2 LOB: 2 BB: 2 P: 13	R: 1 E: 0 K: 0 S: 4	H: 2 LOB: 0 BB: 0 P: 4	R: 0 E: 0 K: 0 S: 4	H: 1 LOB: 1 BB: 0 P: 4	1B: 6 2B: 0 3B: 0 HR: 1	SF: 0 SAC: 0 DP: 0 HBP: 0	WP: 1 PB: 0 SB: 1 CS: 1
PITCHER	IP WLS BF H R ER SO BB IBB HBP BLK WP HR S P ERA WHIP																					
Mike Warren, R (1, 1) ERA: 6.45	6.0 W 24 4 4 4 2 2 0 0 0 0 0 1 26 34 6.00 1.000																					
Tom Underwood, L (7, 1) ERA: 4.2	0.2 3 0 0 0 0 1 0 0 0 0 1 0 2 6 0.00 1.500																					
Dave Beard, R (7, 1) ERA: 5.65	1.1 6 3 1 1 0 0 0 0 0 0 0 0 6 6 6.75 2.250																					
Keith Atherton, R (9, 1) ERA: 2.12	1.0 S 3 0 0 0 0 0 0 0 0 0 0 0 3 3 0.00 0.000																					

AB	33
R	5
H	7
RBI	3
BB	3
SO	2
LOB	14



Batter	1	2	3	4	5	6	7	8	9	AB	R	H	RBI	BB	SO	LOB
Rickey Henderson, R OBP: 0.418, SLG: 0.434 (1, 7)	0-0 E4 2B		0-0 S 1B	0-0 6-3			0-0 WP S 1B			4	2	2	0	0	0	0
Bill Almon, R OBP: 0.312, SLG: 0.384 (1, 3)	0-0 S 2B 2-H		0-0 1B HR 1B 1-H			0-3 K	0-3 K 1-3			4	1	2	2	0	2	1
Mike Heath, R OBP: 0.330, SLG: 0.390 (1, 2)	0-0 5-3 2-3		0-0 HR 1B 1-3			0-0 HR	0-3 K			4	2	2	1	0	1	2
Davey Lopes, R OBP: 0.341, SLG: 0.428 (1, 10)	4-0 1-3 BB		0-0 F2			0-0 4-3		0-0 G4-6-3 1B		3	0	1	0	1	0	2
Dwayne Murphy, L OBP: 0.315, SLG: 0.389 (1, 8)	0-0 1-3 1-2		0-0 HR 1-H 3-H			0-3 K		0-0 G4-6-3 1-2f 1B		4	1	1	3	0	1	3
Donnie Hill, S OBP: 0.283, SLG: 0.354 (1, 6)	0-0 5-3		0-0 3-1			0-0 F9		0-0 E 1B		4	0	1	0	0	0	2
Mike Davis, L OBP: 0.327, SLG: 0.415 (1, 9)		0-0 F8	0-3 K			0-0 1-3		0-0 E8 1B 1-3		4	0	1	0	0	1	0
Tony Phillips, S OBP: 0.319, SLG: 0.313 (1, 4)		0-3 K		0-0 F9		0-0 3-1		0-0 F8		4	0	0	0	0	1	2
Wayne Gross, L OBP: 0.301, SLG: 0.383 (1, 5)		0-3 K		0-0 4-3			0-0 F3			3	0	0	0	0	1	0

Inning Stats	R: 1	H: 1	E: 1	K: 0	S: 5	H: 1	LOB: 2	BB: 1	P: 9	R: 0	H: 0	E: 0	K: 2	S: 7	R: 0	H: 0	E: 0	K: 1	S: 9	R: 4	H: 4	E: 0	K: 1	S: 9	R: 0	H: 0	E: 0	K: 0	S: 3	R: 1	H: 1	E: 0	K: 2	S: 8	R: 0	H: 0	E: 0	K: 0	S: 3	R: 0	H: 1	E: 0	K: 2	S: 8	R: 0	H: 3	E: 1	K: 0	S: 5	R: 0	H: 3	E: 1	K: 0	S: 5
--------------	------	------	------	------	------	------	--------	-------	------	------	------	------	------	------	------	------	------	------	------	------	------	------	------	------	------	------	------	------	------	------	------	------	------	------	------	------	------	------	------	------	------	------	------	------	------	------	------	------	------	------	------	------	------	------

PITCHER	IP	WLS	BF	H	R	ER	SO	BB	IBB	HBP	BLK	WP	HR	S	P	ERA	WHIP
Frank Tanana, L ERA: 3.03 (1, 1)	5.0	L	23	6	6	5	5	1	0	0	0	0	2	32	36	9.00	1.400
Al Lachowicz, R ERA: (6, 1)	2.0		8	2	0	0	2	0	0	0	0	1	0	12	12	0.00	1.000
Jon Matlack, L ERA: 4.67 (8, 1)	1.0		4	2	0	0	0	0	0	0	0	0	0	4	4	0.00	2.000

BOTTOM

Texas Rangers @ Oakland Athletics
Oakland-Alameda County Coliseum, Oakland, CA

Tue Sep 13 1983, 7:05 PM PDT
Att. 5,643 - Unknown

livebaseballscores.com

AB	34
R	6
H	10
RBI	6
BB	1
SO	7
LOB	12



1B	2B	3B	HR	SF	SAC	DP	HBP	WP	HR	S	P	ERA	WHIP
7	1	0	2	0	0	1	0	1	0	3	35		

Batter	1	2	3	4	5	6	7	8	9	AB R H RBI BB SO LOB	TOP	
Mickey Rivers, L (1, 7) OBP: 0.304, SLG: 0.337 Nick Capra, R (9, PH) (9, 9)	4-0 BB		0-0 1B BB 2B 1B	0-0 4-3 1-3			0-0 S 1B		0-0 5-3	3 1 2 0 1 0 1 1 0 0 0 0 0 0		
Tom Dunbar, L (1, 9) OBP: 0.400, SLG: 0.182 Bill Sample, R (9, PH) OBP: 0.320, SLG: 0.398 (9, 7)	0-0 F7		4-0 1B 1-2 2B BB	0-3 K			0-0 F7 1-2		0-0 F8	3 1 0 0 1 1 3 1 0 0 0 0 0 0		
George Wright, S (1, 8) OBP: 0.319, SLG: 0.430	0-0 F6		0-0 1-2 2-3 2B 1B				0-0 F3		0-3 K2-3	5 1 1 0 0 1 2		
Larry Parrish, R (1, 10) OBP: 0.328, SLG: 0.480	0-0 F9		0-0 1-H 2-H 3-H 2B						0-0 HR	4 1 2 4 0 1 1		
Buddy Bell, R (1, 5) OBP: 0.334, SLG: 0.414		0-3 K	4-0 BB			0-0 F9			0-0 5-3	3 0 0 0 1 1 0		
Pete O'Brien, L (1, 3) OBP: 0.311, SLG: 0.347		4-0 BB	0-3 K			0-0 CS 1B			0-0 E 1B	3 0 2 0 1 1 2		
Mike Richardt, R (1, 4) OBP: 0.183, SLG: 0.253		0-0 F3	0-0 F7			0-0 F3 1-2			0-0 E1 1-3	4 0 0 0 0 0 5		
Jim Sundberg, R (1, 2) OBP: 0.269, SLG: 0.257		0-3 K		0-0 F7		0-0 F9			0-0 6-3	4 0 0 0 0 1 3		
Curtis Wilkerson, S (1, 6) OBP: 0.167, SLG: 0.091			0-3 K	0-0 4-3 S 1B					0-0 6-3	4 0 1 0 0 1 2		
Inning Stats	R: 0 H: 0 E: 0 LOB: 1 K: 0 BB: 1 S: 3 P: 7	R: 0 H: 0 E: 0 LOB: 1 K: 2 BB: 1 S: 7 P: 11	R: 3 H: 3 E: 0 LOB: 2 K: 2 BB: 2 S: 10 P: 18	R: 0 H: 1 E: 0 LOB: 1 K: 1 BB: 0 S: 6 P: 6	R: 0 H: 0 E: 0 LOB: 0 K: 1 BB: 0 S: 5 P: 5	R: 0 H: 1 E: 0 LOB: 0 K: 0 BB: 0 S: 3 P: 3	R: 0 H: 1 E: 0 LOB: 1 K: 0 BB: 0 S: 4 P: 4	R: 1 H: 2 E: 1 LOB: 2 K: 0 BB: 0 S: 6 P: 6	R: 0 H: 0 E: 0 LOB: 0 K: 1 BB: 0 S: 5 P: 5	1B: 6 SF: 0 2B: 1 SAC: 0 3B: 0 DP: 0 HR: 1 HBP: 0	WP: 0 PA: 39 PB: 0 SB: 2 CS: 1	
PITCHER	IP WLS BF H R ER SO BB IBB HBP BLK WP HR S P ERA WHIP											
Steve McCatty, R (1, 1) ERA: 3.99	7.1 L 33 8 4 4 6 4 0 0 0 0 0 1 41 57 4.91 1.636											
Tom Underwood, L (8, 1) ERA: 4.15	1.2 6 0 0 0 1 0 0 0 0 0 0 0 8 8 0.00 0.000											

Texas Rangers @ Oakland Athletics
Oakland-Alameda County Coliseum, Oakland, CA

Wed Sep 14 1983, 7:05 PM PDT
Att. 8,890 - Unknown

livebaseballscorecards.com

AB	35
R	4
H	8
RBI	4
BB	4
SO	7
LOB	19



Batter	1	2	3	4	5	6	7	8	9	AB	R	H	RBI	BB	SO	LOB
Rickey Henderson, R (1, 7) OBP: 0.416, SLG: 0.430	0-0 1-3 ①		0-0 F8 ③			4-0 CS BB		0-0 6-3 ② X	0-0 F8 ③	4	0	0	0	1	0	1
Mike Heath, R (1, 2) OBP: 0.329, SLG: 0.388	0-0 F7 ②			0-0 F7 ①		0-0 F8 ③ ②		0-0 1B BB 1B		4	1	1	0	0	0	1
Dwayne Murphy, L (1, 8) OBP: 0.316, SLG: 0.389 Bill Almon, R (9, 3) OBP: 0.312, SLG: 0.384	0-0 F7 ③			0-0 G3 ②		0-0 1B 1B		4-0 1B BB		3	1	1	0	1	0	0
Davey Lopes, R (1, 10) OBP: 0.342, SLG: 0.429		0-3 K ①		0-3 K ③		0-0 1B 1B		0-0 1B 1B		4	0	2	0	0	2	0
Mike Davis, L (1, 9) OBP: 0.326, SLG: 0.413		0-0 2-3 ②			0-0 4-3 ① X	0-0 F3 ③		0-0 1B FC6 1B		4	0	1	2	0	0	2
Dan Meyer, L (1, 3) OBP: 0.207, SLG: 0.189 Mitchell Page, L (8, PH) OBP: 0.373, SLG: 0.302 Rusty McNealy, L (9, 8)		4-0 BB			0-0 1-3 ②			0-0 F7 ① X	0-0 FC6 ③	2	0	0	0	1	0	0
Donnie Hill, S (1, 6) OBP: 0.288, SLG: 0.358		0-0 F2 ③			0-0 2B 1B			0-0 4-3 ②		4	0	2	0	0	0	1
Wayne Gross, L (1, 5) OBP: 0.300, SLG: 0.385			0-3 K ①		0-0 2B			0-0 F9 ③		4	0	1	0	0	1	1
Tony Phillips, S (1, 4) OBP: 0.317, SLG: 0.311 Garry Hancock, L (9, PH) OBP: 0.288, SLG: 0.429			0-0 F7 ②		0-0 F5 ③			0-0 3-1 ① X		3	0	0	0	0	0	2

Inning Stats	R: 0	H: 0	E: 0	K: 0	S: 3	R: 0	H: 0	E: 0	K: 1	S: 5	R: 0	H: 0	E: 0	K: 1	S: 5	R: 0	H: 2	E: 0	K: 0	S: 5	R: 0	H: 2	E: 0	K: 0	S: 4	R: 0	H: 0	E: 0	K: 0	S: 3	R: 2	H: 3	E: 0	K: 0	S: 6	R: 0	H: 2	E: 0	K: 0	S: 4	1B: 8	SF: 0	3B: 0	HR: 0
	LOB: 0	BB: 0	P: 3	LOB: 1	BB: 1	P: 9	LOB: 0	BB: 0	P: 5	LOB: 0	BB: 0	P: 5	LOB: 2	BB: 0	P: 5	LOB: 2	BB: 1	P: 8	LOB: 0	BB: 0	P: 3	LOB: 2	BB: 1	P: 8	LOB: 0	BB: 0	P: 3	LOB: 2	BB: 1	P: 10	LOB: 1	BB: 0	P: 4	2B: 1	SAC: 0	DP: 1	HBP: 0	WP: 0	PA: 37					

PITCHER	IP	WLS	BF	H	R	ER	SO	BB	IBB	HBP	BLK	WP	HR	S	P	ERA	WHIP
Charlie Hough, R (1, 1) ERA: 3.29	8.0	W	33	7	2	2	3	3	0	0	0	0	0	36	48	2.25	1.250
Dave Tobik, R (9, 1) ERA: 4.15	1.0	S	4	2	0	0	0	0	0	0	0	0	0	4	4	0.00	2.000

BOTTOM

Texas Rangers @ Oakland Athletics
Oakland-Alameda County Coliseum, Oakland, CA
Wed Sep 14 1983, 7:05 PM PDT
Att. 8,890 - Unknown

livebaseballscorecards.com

AB	34
R	2
H	9
RBI	2
BB	3
SO	3
LOB	10



Batter	1	2	3	4	5	6	7	8	9	AB R H RBI BB SO LOB	TOP
Bill Sample, R (1, 7) <small>OBP: 0.321, SLG: 0.398</small>	0-0 		0-0 		0-0 		0-0 		0-0 	5 1 2 1 0 0 0	
Dave Hostetter, R (1, 10) <small>OBP: 0.322, SLG: 0.364</small> Mickey Rivers, L (9, PR) <small>OBP: 0.304, SLG: 0.337</small>	0-0 		4-0 			0-0 	0-0 		0-0 	3 0 1 1 1 0 0 0 0 0 0 0 0 0	
George Wright, S (1, 8) <small>OBP: 0.320, SLG: 0.436</small>	0-0 		0-0 			0-0 	0-0 		0-0 	5 1 2 3 0 0 2	
Larry Parrish, R (1, 9) <small>OBP: 0.327, SLG: 0.477</small>	0-3 		0-0 			4-0 	0-0 			3 0 0 0 1 1 3	
Buddy Bell, R (1, 5) <small>OBP: 0.333, SLG: 0.412</small>		0-0 		0-0 		0-0 		4-0 		3 0 0 0 1 0 1	
Bill Stein, R (1, 3) <small>OBP: 0.338, SLG: 0.418</small>		0-0 		0-0 			0-0 	0-3 		4 1 1 0 0 1 1	
Bucky Dent, R (1, 6) <small>OBP: 0.280, SLG: 0.292</small>		0-0 		0-0 			0-0 	0-0 		4 1 1 1 0 0 2	
Bob Johnson, R (1, 2) <small>OBP: 0.262, SLG: 0.327</small> Nick Capra, R (7, PR) Jim Sundberg, R (7, 2) <small>OBP: 0.269, SLG: 0.256</small>		0-0 			0-0 		0-0 	0-3 		3 0 2 0 0 0 0 0 1 0 0 0 0 0 1 0 0 0 0 1 1	
Curtis Wilkerson, S (1, 4) <small>OBP: 0.188, SLG: 0.071</small>	0-0 				0-0 		4-0 		0-0 	3 1 0 0 1 0 1	
Inning Stats	R: 1 H: 1 E: 0 LOB: 0 K: 1 BB: 0 S: 6 P: 6	R: 1 H: 2 E: 0 LOB: 1 K: 0 BB: 0 S: 5 P: 5	R: 0 H: 1 E: 0 LOB: 1 K: 0 BB: 1 S: 3 P: 7	R: 0 H: 0 E: 0 LOB: 0 K: 0 BB: 0 S: 3 P: 3	R: 0 H: 0 E: 0 LOB: 0 K: 0 BB: 0 S: 3 P: 3	R: 0 H: 0 E: 0 LOB: 1 K: 0 BB: 1 S: 3 P: 7	R: 4 H: 4 E: 0 LOB: 2 K: 0 BB: 1 S: 7 P: 11	R: 0 H: 0 E: 0 LOB: 1 K: 2 BB: 1 S: 7 P: 11	R: 0 H: 1 E: 0 LOB: 1 K: 0 BB: 0 S: 4 P: 4	1B: 5 SF: 1 2B: 1 SAC: 0 3B: 1 DP: 0 HR: 2 HBP: 0	WP: 0 PA: 39 PB: 0 SB: 0 CS: 0
PITCHER Tim Conroy, L (1, 1) <small>ERA: 4.0</small> Keith Atherton, R (7, 1) <small>ERA: 2.26</small> Dave Beard, R (7, 1) <small>ERA: 5.43</small>	IP WLS BF H R ER SO BB IBB HBP BLK WP HR S P ERA WHIP 6.1 L 27 6 5 5 1 3 0 0 0 0 0 2 26 38 7.11 1.421 0.1 3 2 1 1 0 0 0 0 0 0 0 0 3 3 27.00 6.000 2.1 9 1 0 0 2 1 0 0 0 0 0 0 12 16 0.00 0.857	PITCHER IP WLS BF H R ER SO BB IBB HBP BLK WP HR S P ERA WHIP									

Texas Rangers @ Oakland Athletics
 Oakland-Alameda County Coliseum, Oakland, CA
 Thu Sep 15 1983, 3:33 AM PDT
 Att. 6,947 - Sunny

livebaseballscorecards.com

AB	34
R	6
H	9
RBI	6
BB	4
SO	3
LOB	11



BOTTOM

Texas Rangers @ Oakland Athletics
Oakland-Alameda County Coliseum, Oakland, CA
Thu Sep 15 1983, 3:33 AM PDT
Att. 6,947 - Sunny

livebaseballscorecards.com

AB 30
R 5
H 7
RBI 5
BB 6
SO 3
LOB 14



WP: 0 PA: 39
PB: 0
SB: 0
CS: 0

AB R H RBI BB SO LOB

2 1 0 0 3 0 0

4 1 0 0 0 1 5

4 1 0 0 1 1 3

4 1 3 2 0 0 0

4 1 1 1 0 0 3

3 0 0 1 0 0 1

3 0 1 0 0 0 1

0 0 0 0 0 0 0

1 0 1 0 1 0 0

1 0 0 0 0 0 1

1B: 5 SF: 1
2B: 2 SAC: 1
3B: 1 DP: 3
HR: 0 HBP: 1

0-0

0-3

0-0

0-0

0-0

0-0

0-3

4-0

0-0

4-0

0-0

0-3

0-0

0-0

0-0

0-0

0-0

1-0

4-0

0-0

0-0

0-0

0-0

0-0

0-0

0-0

0-0

4-0

0-0

0-0

0-0

0-0

0-0

0-0

0-0

0-0

4-0

0-0

0-0

0-0

0-0

0-0

0-0

0-0

0-0

4-0

0-0

0-0

0-0

0-0

0-0

0-0

0-0

0-0

4-0

0-0

0-0

0-0

0-0

0-0

0-0

0-0

0-0

0-0

0-0

0-0

0-0

0-0

0-0

0-0

0-0

0-0

0-0

0-0

0-0

0-0

0-0

0-0

0-0

0-0

0-0

0-0

0-0

0-0

0-0

0-0

0-0

0-0

0-0

0-0

R: 0 H: 0
E: 0 LOB: 0
K: 0 BB: 0
S: 3 P: 3

R: 0 H: 0
E: 0 LOB: 0
K: 0 BB: 0
S: 3 P: 3

R: 0 H: 0
E: 0 LOB: 2
K: 0 BB: 2
S: 3 P: 11

R: 2 H: 2
E: 0 LOB: 1
K: 0 BB: 1
S: 5 P: 9

R: 2 H: 2
E: 0 LOB: 1
K: 0 BB: 1
S: 5 P: 9

R: 1 H: 2
E: 0 LOB: 0
K: 1 BB: 0
S: 6 P: 6

R: 0 H: 0
E: 0 LOB: 0
K: 1 BB: 1
S: 4 P: 8

R: 0 H: 0
E: 0 LOB: 0
K: 1 BB: 1
S: 4 P: 8

R: 0 H: 0
E: 0 LOB: 0
K: 1 BB: 0
S: 5 P: 5

R: 0 H: 0
E: 0 LOB: 0
K: 1 BB: 1
S: 4 P: 8

R: 0 H: 0
E: 0 LOB: 0
K: 1 BB: 1
S: 4 P: 8

R: 0 H: 0
E: 0 LOB: 0
K: 1 BB: 0
S: 5 P: 5

R: 0 H: 0
E: 0 LOB: 0
K: 1 BB: 1
S: 4 P: 8

R: 0 H: 0
E: 0 LOB: 0
K: 1 BB: 1
S: 4 P: 8

R: 0 H: 0
E: 0 LOB: 0
K: 1 BB: 0
S: 5 P: 5

R: 0 H: 0
E: 0 LOB: 0
K: 1 BB: 1
S: 4 P: 8

R: 0 H: 0
E: 0 LOB: 0
K: 1 BB: 1
S: 4 P: 8

R: 0 H: 0
E: 0 LOB: 0
K: 1 BB: 0
S: 5 P: 5

R: 0 H: 0
E: 0 LOB: 0
K: 1 BB: 1
S: 4 P: 8

R: 0 H: 0
E: 0 LOB: 0
K: 1 BB: 1
S: 4 P: 8

R: 0 H: 0
E: 0 LOB: 0
K: 1 BB: 0
S: 5 P: 5

R: 0 H: 0
E: 0 LOB: 0
K: 1 BB: 1
S: 4 P: 8

R: 0 H: 0
E: 0 LOB: 0
K: 1 BB: 1
S: 4 P: 8

R: 0 H: 0
E: 0 LOB: 0
K: 1 BB: 0
S: 5 P: 5

R: 0 H: 0
E: 0 LOB: 0
K: 1 BB: 1
S: 4 P: 8

R: 0 H: 0
E: 0 LOB: 0
K: 1 BB: 1
S: 4 P: 8

R: 0 H: 0
E: 0 LOB: 0
K: 1 BB: 0
S: 5 P: 5

R: 0 H: 0
E: 0 LOB: 0
K: 1 BB: 1
S: 4 P: 8

R: 0 H: 0
E: 0 LOB: 0
K: 1 BB: 1
S: 4 P: 8

R: 0 H: 0
E: 0 LOB: 0
K: 1 BB: 0
S: 5 P: 5

R: 0 H: 0
E: 0 LOB: 0
K: 1 BB: 1
S: 4 P: 8

R: 0 H: 0
E: 0 LOB: 0
K: 1 BB: 1
S: 4 P: 8

R: 0 H: 0
E: 0 LOB: 0
K: 1 BB: 0
S: 5 P: 5

Batter	1	2	3	4	5	6	7	8	9
Rickey Henderson, R OBP: 0.417, SLG: 0.428	F4		BB		SH	BB			F8
Mike Heath, R OBP: 0.325, SLG: 0.383	F9		F8		SH	F7			K
Dwayne Murphy, L OBP: 0.315, SLG: 0.386	F9			FC6-4	G3-2-3				F7
Davey Lopes, R OBP: 0.346, SLG: 0.436		6-3		FC6-4					
Mike Davis, L OBP: 0.325, SLG: 0.411		1-3		FC6-4	4-3				
Donnie Hill, S OBP: 0.281, SLG: 0.351		F7		SF7		3-1			G1-4-3
Garry Hancock, L OBP: 0.288, SLG: 0.428			F7			4-3			K
Jeff Burroughs, R OBP: 0.333, SLG: 0.373				1B					
Tony Phillips, S OBP: 0.317, SLG: 0.311									
Dan Meyer, L OBP: 0.210, SLG: 0.200			F5		F7				L5-3
Bill Almon, R OBP: 0.313, SLG: 0.384					F7	BB			BB
Wayne Gross, L OBP: 0.306, SLG: 0.387									L5-3
Bob Kearney, R OBP: 0.319, SLG: 0.388					SH	BB			

PITCHER	IP	WLS	BF	H	R	ER	SO	BB	IBB	HBP	BLK	WP	HR	S	P	ERA	WHIP
Mike Smithson, R ERA: 4.12	4.0		17	2	2	2	0	3	0	0	0	0	0	14	26	4.50	1.250
Mike Mason, L ERA: 8.22	0.2		4	1	2	2	0	1	0	0	0	0	0	3	7	27.00	3.000
Dave Schmidt, R ERA: 3.88	1.1	W	8	2	0	0	0	1	0	1	0	0	0	6	11	0.00	2.250
Jon Matlack, L ERA: 4.66	2.0		7	2	1	1	2	1	0	0	0	0	0	10	14	4.50	1.500
Dave Tobik, R ERA: 4.05	1.0	S	3	0	0	0	1	0	0	0	0	0	0	5	5	0.00	0.000



Texas Rangers @ California Angels
 Anaheim Stadium, Anaheim, CA

Fri Sep 16 1983, 10:05 PM EDT
 Att. 21,850 - Unknown

livebaseballscorecards.com

AB	40
R	6
H	13
RBI	6
BB	2
SO	6
LOB	18



AB R H RBI BB SO LOB

5	0	2	1	0	0	1
4	2	1	2	1	1	3
5	0	2	0	0	1	1
3	0	0	0	0	1	3
2	0	1	1	0	1	0
4	0	0	0	1	0	5
4	0	0	0	0	1	0
1	0	0	0	0	0	1
4	2	2	1	0	0	0
4	1	4	1	0	0	0
4	1	1	0	0	1	4

WP:	1	PA:	42
PB:	0		
SB:	0		
CS:	0		

Batter	1	2	3	4	5	6	7	8	9
Bill Sample, R (1, 7) OBP: 0.322, SLG: 0.398	0-0 FC6-4 1B		0-0 4-3		0-0 F7		0-0 F7	0-0 1B	
Dave Hostetter, R (1, 10) OBP: 0.323, SLG: 0.373	0-0 FC6-4 1-2f		0-0 1-3		0-0 HR		4-0 1B BB	0-3 K	
George Wright, S (1, 8) OBP: 0.320, SLG: 0.436	0-0 E6 1-2		0-3 K		0-0 FC6-4 1B		0-0 1B 1B	0-0 F7	
Larry Parrish, R (1, 9) OBP: 0.326, SLG: 0.475	0-3 K			0-0 F7	0-0 F6		0-0 G5-4-3 1B	0-3 K	
Tom Dunbar, L (6, 9) OBP: 0.412, SLG: 0.231							1-3 3-H		
Buddy Bell, R (1, 5) OBP: 0.332, SLG: 0.409	0-0 F9			0-0 5-3	0-0 FC6-4		0-0 G5-4-3	4-0 BB	
Bill Stein, R (1, 3) OBP: 0.332, SLG: 0.410		0-0 F9		0-0 F9		0-3 K		0-0 F7	0-0 F5
Mickey Rivers, L (9, PH) OBP: 0.303, SLG: 0.336									
Bucky Dent, R (1, 6) OBP: 0.282, SLG: 0.302		0-0 F7			0-0 HR	0-0 5-3		0-0 1B WP 1B	
Bob Johnson, R (1, 2) OBP: 0.280, SLG: 0.364		0-0 1B			0-0 HR	0-0 1B		0-0 1B 1B	
Curtis Wilkerson, S (1, 4) OBP: 0.200, SLG: 0.111		0-0 F7			0-0 HR 1B	0-0 1-3		0-3 K	

Inning Stats	R: 0	H: 1	E: 1	LOB: 2	K: 1	BB: 0	S: 7	P: 7
	R: 0	H: 1	E: 0	LOB: 1	K: 0	BB: 0	S: 4	P: 4
	R: 0	H: 0	E: 0	LOB: 0	K: 1	BB: 0	S: 5	P: 5
	R: 0	H: 0	E: 0	LOB: 0	K: 0	BB: 0	S: 3	P: 3
	R: 4	H: 5	E: 0	LOB: 1	K: 0	BB: 0	S: 8	P: 8
	R: 0	H: 1	E: 0	LOB: 1	K: 1	BB: 0	S: 6	P: 6
	R: 1	H: 2	E: 0	LOB: 1	K: 0	BB: 1	S: 4	P: 8
	R: 1	H: 3	E: 0	LOB: 2	K: 2	BB: 0	S: 10	P: 10
	R: 0	H: 0	E: 0	LOB: 1	K: 1	BB: 1	S: 5	P: 9

PITCHER	IP	WLS	BF	H	R	ER	SO	BB	IBB	HBP	BLK	WP	HR	S	P	ERA	WHIP
Geoff Zahn, L (1, 1) ERA: 3.64	4.1		20	6	4	4	2	0	0	0	0	0	3	24	24	8.31	1.385
Rick Steirer, R (5, 1) ERA: 4.58	2.0		11	4	1	1	1	1	0	0	0	0	0	12	16	4.50	2.500
Luis Sanchez, R (7, 1) ERA: 3.66	2.2	W	11	3	1	1	3	1	0	0	0	1	0	16	20	3.38	1.500

Batter	1	2	3	4	5	6	7	8	9
Gary Pettis, S (1, 8) OBP: 0.241, SLG: 0.154	0-3 K		0-0 G3	0-0 1B		0-0 G3		0-0 E	
Daryl Sconiers, L (1, 3) OBP: 0.304, SLG: 0.444	0-0 2B FC		0-0 1B E	0-0 4-3		0-0 F4		0-0 E9	
Juan Beniquez, R (1, 9) OBP: 0.340, SLG: 0.374	0-0 1-3 2B		0-0 1-3 E 1B		0-0 1B		0-0 F8	0-0 F8	
Doug DeCinces, R (1, 5) OBP: 0.327, SLG: 0.509	0-0 FC		0-0 E1		0-0 F8		4-0 G5-4-3 BB		
Brian Downing, R (1, 7) OBP: 0.362, SLG: 0.422	0-0 3-H L4		0-0 3-H F5		0-0 F9		0-0 G5-4-3		
Mike Brown, R (9, 7) OBP: 0.266, SLG: 0.365							1-2		
Reggie Jackson, L (1, 10) OBP: 0.293, SLG: 0.344	0-3 K		0-3 K		0-0 4-3			0-3 K	
Bob Boone, R (1, 2) OBP: 0.298, SLG: 0.361		0-0 6-3		4-0 1B BB		0-0 HR		0-0 BB 1B	
Rob Wilfong, L (1, 4) OBP: 0.308, SLG: 0.360		0-3 K		0-0 F5		0-0 HR		4-0 1B E BB	
Dick Schofield, R (1, 6) OBP: 0.136, SLG: 0.238		0-0 F8		0-3 K		0-0 F3		0-0 F4	
Jerry Narron, L (8, PH) OBP: 0.125, SLG: 0.125									
Ricky Adams, R (9, 6) OBP: 0.283, SLG: 0.283									

AB	R	H	RBI	BB	SO	LOB
5	1	2	1	0	1	0
5	3	3	2	0	0	2
5	0	3	0	0	0	0
3	0	0	2	1	0	3
4	0	0	0	0	0	6
0	0	0	0	0	0	0
4	0	0	0	0	3	5
3	2	2	0	1	0	0
3	2	1	2	1	1	1
3	0	0	0	0	1	1
1	0	0	0	0	0	2
0	0	0	0	0	0	0

AB	36
R	8
H	11
RBI	7
BB	3
SO	6
LOB	20

WP	PA
0	39
PB	0
SB	0
CS	0

Inning Stats	R	H	E	K	S	H	LOB	BB	P
	1	2	0	2	10	0	0	5	5
	0	0	0	1	5	2	0	8	8
	1	2	1	2	8	0	0	10	10
	0	1	0	1	6	0	0	4	4
	2	2	0	0	5	0	0	5	5
	0	0	0	0	2	0	0	6	6
	0	0	0	0	8	0	0	12	12

PITCHER	IP	WLS	BF	H	R	ER	SO	BB	IBB	HBP	BLK	WP	HR	S	P	ERA	WHIP
Danny Darwin, R (1, 1) ERA: 3.62	6.0		29	8	4	4	5	1	0	0	0	0	1	38	42	6.00	1.500
John Butcher, R (7, 1) ERA: 3.39	1.2	L	9	3	4	3	1	2	0	0	0	0	0	9	17	16.20	3.000
Victor Cruz, R (8, 1) ERA: 1.61	0.1		1	0	0	0	0	0	0	0	0	0	0	1	1	0.00	0.000

Texas Rangers @ California Angels
Anaheim Stadium, Anaheim, CA
 Fri Sep 16 1983, 10:05 PM EDT
 Att. 21,850 - Unknown

livebaseballscorecards.com



Batter	1	2	3	4	5	6	7	8	9	AB	R	H	RBI	BB	SO	LOB	TOP										
Mickey Rivers, L OBP: 0.301, SLG: 0.333 (1, 9) X	0-0 6-3 1B	0-0 FC5-4 1B		0-0 1-6-3 1B		0-0 4-3 1B		0-0 5-3 1B		5	0	1	0	0	0	1											
Bill Sample, R OBP: 0.324, SLG: 0.399 (1, 7) X	0-0 1B 1B	0-0 FC5-4 1-2f		0-0 1-3 1B			0-0 2-3 2B 1B	4-0 S BB		4	1	2	0	1	0	2											
George Wright, S OBP: 0.319, SLG: 0.434 (1, 8) X	0-0 FC6-4 1B		0-0 F8		0-0 F6		0-0 2-3 1-2	0-0 4-3 1-2		5	0	1	0	0	0	2											
Larry Parrish, R OBP: 0.328, SLG: 0.481 (1, 10) S S S	0-3 K		0-0 HR		0-0 1B		4-0 2B G3 IBB		0-0 F9	4	2	2	1	1	1	2											
Buddy Bell, R OBP: 0.333, SLG: 0.410 Bill Stein, R OBP: 0.332, SLG: 0.414 (1, 5) X (3, 5) S S	0-0 FC6-4 1-2f		0-0 1B SF8 1B		0-0 F8		0-0 G3 1-3 2-H 2B		0-3 K	2	1	1	0	0	0	2											
Pete O'Brien, L OBP: 0.312, SLG: 0.346 (1, 3) S S S		0-3 K	0-0 1B		0-0 F9		4-0 G3 IBB		0-3 K	4	0	1	0	1	2	1											
Bucky Dent, R OBP: 0.282, SLG: 0.301 (1, 6) X		0-0 6-3	0-0 SF8		4-0 5-3 BB		0-0 G3			2	0	0	2	1	0	2											
Bob Johnson, R OBP: 0.279, SLG: 0.367 (1, 2) X		0-0 1B 2B	0-3 K		0-0 5-3 1-2		0-3 K			4	1	1	0	0	2	4											
Wayne Tolleson, S OBP: 0.318, SLG: 0.320 (1, 4) X		0-0 1B 1B		0-0 F7		0-0 1-3		0-0 F7		4	0	1	1	0	0	1											
Inning Stats	R: 0 E: 0 K: 1 S: 7	H: 2 LOB: 2 BB: 0 P: 7	R: 1 E: 0 K: 1 S: 8	H: 3 LOB: 2 BB: 0 P: 8	R: 2 E: 0 K: 1 S: 8	H: 3 LOB: 1 BB: 0 P: 8	R: 0 E: 0 K: 0 S: 3	H: 0 LOB: 0 BB: 0 P: 3	R: 0 E: 0 K: 0 S: 4	H: 1 LOB: 1 BB: 0 P: 4	R: 0 E: 0 K: 0 S: 3	H: 0 LOB: 1 BB: 1 P: 7	R: 2 E: 0 K: 1 S: 7	H: 2 LOB: 2 BB: 2 P: 15	R: 0 E: 0 K: 0 S: 3	H: 0 LOB: 1 BB: 1 P: 7	R: 0 E: 0 K: 2 S: 7	H: 0 LOB: 0 BB: 0 P: 7	1B: 8 2B: 2 3B: 0 HR: 1	SF: 1 SAC: 0 DP: 0 HBP: 0	WP: 0 PB: 0 SB: 1 CS: 0	PA: 42					
PITCHER	IP	WLS	BF	H	R	ER	SO	BB	IBB	HBP	BLK	WP	HR	S	P	ERA	WHIP										
Ken Forsch, R ERA: 4.11 (1, 1)	6.1	L	32	11	5	5	3	1	1	0	0	0	1	36	44	7.11	1.895										
Byron McLaughlin, R ERA: 5.36 (7, 1)	2.2		10	0	0	0	3	1	1	0	0	0	0	14	22	0.00	0.375										

Texas Rangers @ California Angels
Anaheim Stadium, Anaheim, CA
Sat Sep 17 1983, 10:05 PM EDT
Att: 34,608 - Unknown

livebaseballscorecards.com

AB 37
R 5
H 11
RBI 5
BB 4
SO 6
LOB 18



Batter	1	2	3	4	5	6	7	8	9	AB R H RBI BB SO LOB	TOP																									
Mickey Rivers, L (1, 10) OBP: 0.299, SLG: 0.335	0-0 4-3	0-0 2B		0-3 K			0-0 4-3	0-0 FC4-6		5 0 1 1 0 1 5																										
Bill Sample, R (1, 7) OBP: 0.325, SLG: 0.399	0-0 1B E 1B	0-0 F7		0-0 FC6-4			0-0 F9		0-0 HR 1B	5 2 2 0 0 0 3																										
George Wright, S (1, 8) OBP: 0.320, SLG: 0.434	0-0 E HR 1B	0-0 F9					0-0 FC6-4 1B		0-3 K	5 1 2 0 0 1 2																										
Larry Parrish, R (1, 9) OBP: 0.329, SLG: 0.486	0-0 E9 HR 1B		0-0 4-3				0-3 K		0-0 HR	5 2 2 3 0 1 1																										
Bill Stein, R (1, 5) Curtis Wilkerson, S (8, PR)	0-3 K		0-0 6-3				0-0 E4 1B		0-0 F9	4 0 2 0 0 1 2 1 0 0 0 0 0 0																										
Pete O'Brien, L (1, 3) OBP: 0.314, SLG: 0.355	0-0 HR		0-0 F7				0-0 4-3		0-0 SH 1B	5 1 3 3 0 0 1																										
Bucky Dent, R (1, 6) OBP: 0.284, SLG: 0.305	0-0 5-3			0-0 2B			0-0 CS 1B		0-0 SH FC4-6	4 0 2 0 0 0 1																										
Jim Sundberg, R (1, 2) Tom Dunbar, L (8, PH) Dave Hostetter, R (8, PH) Bob Johnson, R (8, 2) OBP: 0.269, SLG: 0.255 OBP: 0.412, SLG: 0.231 OBP: 0.322, SLG: 0.372 OBP: 0.279, SLG: 0.367		0-0 F3		4-0 FC6-4 BB			0-3 K		0-3 K	2 0 0 0 1 1 1 0 0 0 0 0 0 0 1 0 0 0 0 1 3 0 0 0 0 0 0 0																										
Wayne Tolleson, S (1, 4) Mike Richardt, R (2, 4) OBP: 0.319, SLG: 0.322 OBP: 0.176, SLG: 0.244		0-0 2B 1B		0-3 K			0-0 6-3		0-0 F4	1 1 1 0 0 0 0 3 0 0 0 0 1 5																										
Inning Stats	R: 4 E: 1 K: 1 S: 9	H: 4 LOB: 0 BB: 0 P: 9	R: 1 E: 0 K: 0 S: 5	H: 2 LOB: 1 BB: 0 P: 5	R: 0 E: 0 K: 0 S: 3	H: 0 LOB: 0 BB: 0 P: 3	R: 0 E: 0 K: 2 S: 8	H: 1 LOB: 2 BB: 1 P: 12	R: 0 E: 1 K: 1 S: 6	H: 1 LOB: 1 BB: 0 P: 6	R: 0 E: 0 K: 1 S: 5	H: 1 LOB: 0 BB: 0 P: 5	R: 0 E: 0 K: 0 S: 4	H: 1 LOB: 1 BB: 0 P: 4	R: 0 E: 0 K: 1 S: 8	H: 2 LOB: 3 BB: 0 P: 8	R: 2 E: 0 K: 1 S: 8	H: 3 LOB: 1 BB: 0 P: 8	1B: 11 2B: 2 3B: 0 HR: 2	SF: 0 SAC: 1 DP: 0 HBP: 0	WP: 0 PA: 43 PB: 0 SB: 0 CS: 1															
PITCHER	IP WLS BF H R ER SO BB IBB HBP BLK WP HR S P ERA WHIP																																			
Mike Witt, R (1, 1) ERA: 5.32	2.0		12	6	5	5	1	0	0	0	0	0	1	14	14	22.50	3.000																			
Doug Corbett, R (3, 1) ERA: 3.07	5.0		19	4	0	0	4	1	0	0	0	0	0	26	30	0.00	1.000																			
Luis Sanchez, R (8, 1) ERA: 3.66	0.0		3	2	0	0	0	0	0	0	0	0	0	3	3	∞	∞																			
Bob Lacey, L (8, 1) ERA: 7.2	2.0	L	9	3	2	2	2	0	0	0	0	0	1	13	13	9.00	1.500																			

Texas Rangers @ California Angels
Anaheim Stadium, Anaheim, CA
Sun Sep 18 1983, 6:33 AM EDT
Att: 22,556 - Unknown

livebaseballscorecards.com

AB	41
R	7
H	15
RBI	7
BB	1
SO	7
LOB	24



BOTTOM

Texas Rangers @ California Angels
Anaheim Stadium, Anaheim, CA

Sun Sep 18 1983, 6:33 AM EDT
Att. 22,556 - Unknown

livebaseballscorecards.com

AB	37
R	6
H	10
RBI	6
BB	3
SO	7
LOB	19



WP	0	PA	41
PB	0		
SB	0		
CS	0		

AB	R	H	RBI	BB	SO	LOB
5	1	2	0	0	0	2
3	0	0	0	0	1	2
1	0	0	0	1	0	0
5	0	2	3	0	0	0
4	0	0	0	1	1	2
4	0	0	0	0	0	4
4	0	1	0	0	3	2
0	0	0	0	0	0	0
3	2	1	0	1	0	1
3	0	0	0	0	2	4
1	0	1	0	0	0	0
0	0	0	0	0	0	0
2	2	2	3	0	0	0
1	1	1	0	0	0	0
1	0	0	0	0	0	2

Batter	1	2	3	4	5	6	7	8	9
Brian Downing, R OBP: 0.359, SLG: 0.417 (1, 10)	F7		BB 1B 1-2	6-3			BB 1B 1-3	F7	
Steve Lubratic, R OBP: 0.250, SLG: 0.308 Rob Wilfong, L OBP: 0.309, SLG: 0.355 (7, PH) (8, 4)	F6		F6		K		G6-4-3 BB 1-2	1-3	
Juan Beniquez, R OBP: 0.340, SLG: 0.373 (1, 8) (9, 9)	F8		BB 1-2 2-H		1-3		G6-4-3 1B 1-2 2-H 3-H	6-3	
Doug DeCinces, R OBP: 0.324, SLG: 0.499 (1, 5)					F5		G6-4-3 1-2f 2-3	F4	
Ron Jackson, R OBP: 0.303, SLG: 0.369 (1, 3)								F8	
Bobby Clark, R OBP: 0.263, SLG: 0.357 Gary Pettis, S OBP: 0.235, SLG: 0.226 (1, 7) (9, 8)					FC6-4 1B			K	
Mike Brown, R OBP: 0.277, SLG: 0.377 (1, 9) (9, 7)					FC6-4 1B 1-2f HR			E6 1B	
Dick Schofield, R OBP: 0.143, SLG: 0.192 Daryl Sconiers, L OBP: 0.313, SLG: 0.450 Ricky Adams, R OBP: 0.283, SLG: 0.283 (1, 6) (8, PH) (9, 6)					K				
Mike O'Berry, R OBP: 0.214, SLG: 0.259 Rod Carew, L OBP: 0.413, SLG: 0.422 Bob Boone, R OBP: 0.297, SLG: 0.359 (1, 2) (7, PH) (8, 2)								F7	

Inning Stats	R: 0	H: 0	E: 0	K: 0	S: 3	P: 3	R: 0	H: 0	E: 1	K: 2	S: 7	R: 2	H: 4	E: 0	K: 1	S: 9	R: 2	H: 2	E: 1	K: 1	S: 7	R: 0	H: 0	E: 0	K: 1	S: 5	R: 0	H: 0	E: 1	K: 1	S: 5	R: 2	H: 3	E: 0	K: 0	S: 5	R: 0	H: 1	E: 1	K: 1	S: 7	R: 0	H: 0	E: 0	K: 0	S: 3	1B: 8	2B: 1	3B: 0	HR: 1	SF: 0	SAC: 0	DP: 2	HBP: 0	WP: 0	PB: 0	SB: 0	CS: 0	PA: 41
--------------	------	------	------	------	------	------	------	------	------	------	------	------	------	------	------	------	------	------	------	------	------	------	------	------	------	------	------	------	------	------	------	------	------	------	------	------	------	------	------	------	------	------	------	------	------	------	-------	-------	-------	-------	-------	--------	-------	--------	-------	-------	-------	-------	--------

PITCHER	IP	WLS	BF	H	R	ER	SO	BB	IBB	HBP	BLK	WP	HR	S	P	ERA	WHIP
Frank Tanana, L ERA: 3.15 (1, 1)	6.0		26	6	4	4	6	2	0	0	0	0	1	36	44	6.00	1.333
John Butcher, R ERA: 3.51 (7, 1)	1.0		6	3	2	2	0	1	0	0	0	0	0	5	9	18.00	4.000
Victor Cruz, R ERA: 1.48 (8, 1)	2.0	W	8	1	0	0	1	0	0	0	0	0	0	10	10	0.00	0.500


Batter	1	2	3	4	5	6	7	8	9	AB R H RBI BB SO LOB	TOP								
Rickey Henderson, R OBP: 0.415, SLG: 0.421 (1, 7)	0-0 5-3	0-0 F9			0-0 6-3			0-0 F7		4 0 0 0 0 0 3									
Rick Peters, S OBP: 0.335, SLG: 0.333 (1, 8)	0-0 4-3		0-0 G5-4-3 1B			0-0 CS 1B		0-3 K		4 0 2 0 0 1 0									
Mitchell Page, L OBP: 0.357, SLG: 0.292 (1, 10)	0-3 K		0-0 G5-4-3			0-0 4-3			0-0 5-3 1B	4 0 1 0 0 1 2									
Davey Lopes, R OBP: 0.341, SLG: 0.427 Donnie Hill, S OBP: 0.280, SLG: 0.348 (1, 4) (9, 6)		0-3 K	0-0 5-3			0-0 F5			0-0 5-3	4 0 0 0 0 1 1 0 0 0 0 0 0 0									
Mike Davis, L OBP: 0.326, SLG: 0.409 (1, 9)					0-0 F7			0-0 F8	0-0 5-3	4 1 1 0 0 0 1									
Dan Meyer, L OBP: 0.234, SLG: 0.211 (1, 3)		4-0 1B 1B BB			0-0 1-3			0-0 4-3	0-0 G3	3 1 0 0 1 0 1									
Bill Almon, R OBP: 0.312, SLG: 0.379 (1, 5)					0-0 F9			0-0 1B		3 0 2 1 0 0 0									
Bob Kearney, R OBP: 0.320, SLG: 0.389 (1, 2)		0-0 F8			0-0 F8			0-3 K		3 0 0 0 0 1 3									
Tony Phillips, S OBP: 0.318, SLG: 0.309 (1, 6) (9, 4)								0-0 1-3		3 0 2 1 0 0 0									
Inning Stats	R: 0 E: 0 K: 1 S: 5	H: 0 LOB: 0 BB: 0 P: 5	R: 2 E: 0 K: 1 S: 8	H: 3 LOB: 2 BB: 1 P: 12	R: 0 E: 0 K: 0 S: 3	H: 1 LOB: 0 BB: 0 P: 3	R: 0 E: 0 K: 0 S: 3	H: 0 LOB: 0 BB: 0 P: 3	R: 0 E: 0 K: 1 S: 6	H: 1 LOB: 1 BB: 0 P: 6	R: 0 E: 0 K: 1 S: 5	H: 0 LOB: 0 BB: 0 P: 5	R: 0 E: 0 K: 0 S: 4	H: 1 LOB: 1 BB: 0 P: 4	1B: 8 2B: 0 3B: 0 HR: 0	SF: 0 SAC: 0 DP: 1 HBP: 0	WP: 0 PB: 0 SB: 1 CS: 2	PA: 33	
PITCHER Charlie Hough, R ERA: 3.24 (1, 1)	IP 9.0	WLS W	BF 33	H 8	R 2	ER 2	SO 4	BB 1	IBB 0	HBP 0	BLK 0	WP 0	HR 0	S 40	P 44	ERA 2.00	WHIP 1.000		
PITCHER	IP	WLS	BF	H	R	ER	SO	BB	IBB	HBP	BLK	WP	HR	S	P	ERA	WHIP		

Oakland Athletics @ Texas Rangers
Arlington Stadium, Arlington, TX
Tue Sep 20 1983, 8:05 PM EDT
Att: 5,272 - Unknown - 57 F

livebaseballscorecards.com

AB 32
R 2
H 8
RBI 2
BB 1
SO 4
LOB 11



Batter	1	2	3	4	5	6	7	8	9	AB R H RBI BB SO LOB	TOP																								
Rick Peters, S (1, 8) OBP: 0.327, SLG: 0.325	0-0 4-3			x 0-0 3-1		x 0-0 F8		x 0-0 1-3		4 0 0 0 0 0 1																									
Mike Davis, L (1, 9) OBP: 0.323, SLG: 0.405	0-0 6-3			x 0-0 4-3		x 0-0 F9		x 0-0 1-3		4 0 0 0 0 0 1																									
Garry Hancock, L (1, 7) OBP: 0.295, SLG: 0.430	0-0 F3			x 0-0 2B		x 0-0 2B		x 0-0 F7		4 1 2 0 0 0 0																									
Dan Meyer, L (1, 3) OBP: 0.235, SLG: 0.219		0-3 K		x 0-0 3-1		x 0-0 1B 1B G4-6-3		x 0-0 3-1		4 1 1 1 0 1 1																									
Mitchell Page, L (1, 10) OBP: 0.356, SLG: 0.293		0-3 K		x 0-0 4-3		x 0-0 1B G4-6-3				3 0 1 0 0 1 0																									
Bill Almon, R (1, 5) OBP: 0.310, SLG: 0.376		0-0 G3		x 0-0 6-3		x 0-0 1B G4-6-3				3 0 0 1 0 0 1																									
Bob Kearney, R (1, 2) OBP: 0.318, SLG: 0.387 Dave Hudgens, L (7, PH) Darryl Cias, R (7, 2) OBP: 0.368, SLG: 0.353			x 0-0 F8		0-3 K	0-3 K				2 0 0 0 0 1 0 1 0 0 0 0 1 0 0 0 0 0 0 0 0	AB 31 R 2 H 5 RBI 2 BB 0 SO 5 LOB 5																								
Tony Phillips, S (1, 6) OBP: 0.318, SLG: 0.309			x 0-0 F7		x 0-0 1B	x 0-0 1B		x 0-0 F7		3 0 1 0 0 0 0																									
Luis Quinones, S (1, 4) OBP: 0.179, SLG: 0.231			x 0-0 4-3		x 0-0 3-1	x 0-0 3-1		0-3 K		3 0 0 0 0 1 1																									
Inning Stats	R: 0 E: 0 K: 0 S: 3	H: 0 LOB: 0 BB: 0 P: 3	R: 0 E: 0 K: 2 S: 7	H: 0 LOB: 0 BB: 0 P: 7	R: 0 E: 0 K: 0 S: 3	H: 0 LOB: 0 BB: 0 P: 3	R: 0 E: 0 K: 0 S: 4	H: 1 LOB: 1 BB: 0 P: 4	R: 0 E: 0 K: 1 S: 5	H: 0 LOB: 0 BB: 0 P: 5	R: 0 E: 0 K: 1 S: 4	H: 1 LOB: 1 BB: 0 P: 4	R: 2 E: 0 K: 1 S: 7	H: 3 LOB: 0 BB: 0 P: 7	R: 0 E: 0 K: 1 S: 5	H: 0 LOB: 0 BB: 0 P: 5	R: 0 E: 0 K: 0 S: 3	H: 0 LOB: 0 BB: 0 P: 3	1B: 3 2B: 3 3B: 0 HR: 0	SF: 0 SAC: 0 DP: 1 HBP: 0	WP: 0 PB: 0 SB: 0 CS: 0	PA: 31													
PITCHER Mike Smithson, R (1, 1) ERA: 4.03	IP 9.0	WLS W	BF 31	H 5	R 2	ER 2	SO 5	BB 0	IBB 0	HBP 0	BLK 0	WP 0	HR 0	S 41	P 41	ERA 2.00	WHIP 0.556	PITCHER	IP 9.0	WLS W	BF 31	H 5	R 2	ER 2	SO 5	BB 0	IBB 0	HBP 0	BLK 0	WP 0	HR 0	S 41	P 41	ERA 2.00	WHIP 0.556

Oakland Athletics @ Texas Rangers
Arlington Stadium, Arlington, TX
Wed Sep 21 1983, 8:05 PM EDT
Att. 5,869 - Unknown

livebaseballscorecards.com

Batter	1	2	3	4	5	6	7	8	9	AB R H RBI BB SO LOB	TOP											
Tony Bernazard, S (1, 4) OBP: 0.332, SLG: 0.382	0-0 F8		0-3 K		0-0 CS 1-H 2-H 2B			0-3 K		4 0 1 2 0 2 1												
Phil Bradley, R (1, 8) OBP: 0.408, SLG: 0.366	0-3 K			0-0 4-3 1B	0-0 5-3			0-0 4-3		4 0 1 0 0 1 1												
Ron Roenicke, S (1, 7) OBP: 0.326, SLG: 0.330	0-0 F7			0-0 4-3 1-2			0-0 F8		0-0 4-3	4 0 0 0 0 0 1												
Pat Putnam, L (1, 3) OBP: 0.323, SLG: 0.439		0-0 G3		4-0 BB			0-0 G6-4-3 1B		0-0 1-3	3 0 1 0 1 0 0												
Al Cowens, R (1, 10) OBP: 0.256, SLG: 0.332		0-0 L3		0-0 F8			0-0 G6-4-3 1-2f		0-0 E5	4 0 0 0 0 0 3												
Dave Henderson, R (1, 9) OBP: 0.300, SLG: 0.420		0-0 F7		0-3 K			0-0 F8		0-0 F8	4 0 0 0 0 1 3												
Darnell Coles, R (1, 5) OBP: 0.295, SLG: 0.379			0-0 L6		0-0 1B 2B 1B		4-0 CS BB			2 1 1 0 1 0 0												
Orlando Mercado, R (1, 2) OBP: 0.259, SLG: 0.302			4-0 1-3 BB		0-0 F8		0-0 F3			2 0 0 0 1 0 2												
Spike Owen, S (1, 6) OBP: 0.272, SLG: 0.277			0-0 1-3		0-0 1-2 2B 1B		0-0 CS	0-0 4-3		3 1 1 0 0 0 1												
Inning Stats	R: 0 E: 0 K: 1 S: 5	H: 0 LOB: 0 BB: 0 P: 5	R: 0 E: 0 K: 0 S: 3	H: 0 LOB: 0 BB: 0 P: 3	R: 0 E: 0 K: 1 S: 5	H: 0 LOB: 1 BB: 1 P: 9	R: 0 E: 0 K: 1 S: 6	H: 1 LOB: 2 BB: 1 P: 10	R: 2 E: 0 K: 0 S: 5	H: 3 LOB: 0 BB: 0 P: 5	R: 0 E: 0 K: 0 S: 3	H: 1 LOB: 0 BB: 0 P: 3	R: 0 E: 0 K: 0 S: 2	H: 0 LOB: 0 BB: 1 P: 6	R: 0 E: 0 K: 1 S: 5	H: 0 LOB: 0 BB: 0 P: 5	R: 0 E: 1 K: 0 S: 4	H: 0 LOB: 1 BB: 0 P: 4	1B: 4 2B: 1 3B: 0 HR: 0	SF: 0 SAC: 0 DP: 1 HBP: 0	WP: 0 PB: 0 SB: 0 CS: 2	PA: 34
PITCHER Danny Darwin, R (1, 1) ERA: 3.54	IP: 9.0 WLS: W BF: 33 H: 5 R: 2 ER: 2 SO: 4 BB: 3 IBB: 0 HBP: 0 BLK: 0 WP: 0 HR: 0 S: 38 P: 50 ERA: 2.00 WHIP: 0.889											PITCHER	IP: 9.0 WLS: W BF: 33 H: 5 R: 2 ER: 2 SO: 4 BB: 3 IBB: 0 HBP: 0 BLK: 0 WP: 0 HR: 0 S: 38 P: 50 ERA: 2.00 WHIP: 0.889									

Seattle Mariners @ Texas Rangers
Arlington Stadium, Arlington, TX
Thu Sep 22 1983, 8:05 PM EDT
Att. 8,739 - Unknown

AB	30
R	2
H	5
RBI	2
BB	3
SO	4
LOB	12



Batter	1	2	3	4	5	6	7	8	9
Mickey Rivers, L (1, 10) OBP: 0.304, SLG: 0.339	0-0 G3 S 2B 1B		0-0 F7			0-0 FC1-6 1B		0-0 F2	
Tom Dunbar, L (1, 7) OBP: 0.350, SLG: 0.188 Bill Sample, R (8, PH) OBP: 0.325, SLG: 0.396 (9, 7)	0-3 K		0-3 K			0-0 FC1-6 S 1-2f		4-0 BB 2B BB	
George Wright, S (1, 8) OBP: 0.320, SLG: 0.431	0-0 G3				0-0 F7			4-0 2B BB	
Larry Parrish, R (1, 9) OBP: 0.330, SLG: 0.489	0-0 2B				0-3 K		0-0 F6	0-0 2B	
Bill Stein, R (1, 5) OBP: 0.328, SLG: 0.410 Curtis Wilkerson, S (7, PR) OBP: 0.182, SLG: 0.100 (8, 5)	0-3 K				0-0 G3		0-0 1B S SF9 1B	0-0 F8	
Pete O'Brien, L (1, 3) OBP: 0.312, SLG: 0.352			0-0 F7			0-0 F7			
Bob Johnson, R (1, 2) OBP: 0.282, SLG: 0.360 Bob Jones, L (7, PH) OBP: 0.280, SLG: 0.328 Jim Sundberg, R (8, 2) OBP: 0.267, SLG: 0.253			0-0 6-3			0-3 K		0-0 SF9	
Bucky Dent, R (1, 6) OBP: 0.280, SLG: 0.301			0-3 K			0-0 G3		0-3 K	
Wayne Tolleson, S (1, 4) OBP: 0.322, SLG: 0.322							0-0 F8	4-0 BB BLK 2B BB	

Inning Stats	R: 1	H: 2	E: 0	K: 2	S: 9	LOB: 1	BB: 0	P: 9	R: 0	H: 0	E: 0	K: 1	S: 5	LOB: 0	BB: 0	P: 5	R: 0	H: 0	E: 0	K: 1	S: 5	LOB: 0	BB: 0	P: 5	R: 0	H: 0	E: 0	K: 1	S: 5	LOB: 1	BB: 0	P: 4	R: 1	H: 2	E: 0	K: 1	S: 7	LOB: 1	BB: 0	P: 7	R: 3	H: 1	E: 0	K: 0	S: 3	LOB: 0	BB: 3	P: 15
--------------	------	------	------	------	------	--------	-------	------	------	------	------	------	------	--------	-------	------	------	------	------	------	------	--------	-------	------	------	------	------	------	------	--------	-------	------	------	------	------	------	------	--------	-------	------	------	------	------	------	------	--------	-------	-------

PITCHER	IP	WLS	BF	H	R	ER	SO	BB	IBB	HBP	BLK	WP	HR	S	P	ERA	WHIP
Jim Beattie, R (1, 1) ERA: 4.08	7.0	L	27	5	3	3	7	1	0	0	0	0	0	40	44	3.86	0.857
Ed Vande Berg, L (8, 1) ERA: 3.48	0.1		1	0	0	0	0	0	0	0	0	0	0	1	1	0.00	0.000
Mike Stanton, R (8, 1) ERA: 3.43	0.2		4	1	2	2	0	2	0	0	1	0	0	2	10	27.00	4.500


BOTTOM

Seattle Mariners @ Texas Rangers
Arlington Stadium, Arlington, TX

Thu Sep 22 1983, 8:05 PM EDT
Att. 8,739 - Unknown

AB	R	H	RBI	BB	SO	LOB
4	1	2	0	0	0	1
3	0	0	0	0	2	2
0	1	0	0	1	0	0
3	1	0	0	1	0	2
4	0	2	4	0	1	0
3	0	1	0	0	1	1
1	1	0	0	0	0	0
3	0	1	0	0	0	0
2	0	0	0	0	1	0
0	0	0	1	0	0	0
0	0	0	0	0	0	0
3	0	0	0	0	2	1
2	1	0	0	1	0	0

AB	28
R	5
H	6
RBI	5
BB	3
SO	7
LOB	7



WP: 0	PA: 32
PB: 0	
SB: 3	
CS: 0	

PITCHER	IP	WLS	BF	H	R	ER	SO	BB	IBB	HBP	BLK	WP	HR	S	P	ERA	WHIP
---------	----	-----	----	---	---	----	----	----	-----	-----	-----	----	----	---	---	-----	------

Batter	1	2	3	4	5	6	7	8	9	AB R H RBI BB SO LOB	TOP									
Tony Bernazard, S (1, 4) OBP: 0.332, SLG: 0.385	0-0 F7		0-3 K			0-0 3B		0-0 F4		4 0 1 0 0 1 0										
Phil Bradley, R (1, 8) OBP: 0.415, SLG: 0.378	0-0 G3 1B		0-0 F9			0-0 F4		0-0 1B		4 1 2 0 0 0 1										
Ron Roenicke, S (1, 7) OBP: 0.322, SLG: 0.326	0-0 G3 1-2			0-0 L5		0-0 F4		0-0 1-3		4 0 0 0 0 0 3										
Al Cowens, R (1, 10) OBP: 0.259, SLG: 0.337	0-0 2-H 1B			0-0 WP 2B		0-0 6-3			0-0 5-3	4 0 2 1 0 0 1										
Ken Phelps, L (1, 3) OBP: 0.287, SLG: 0.358	0-0 F7			0-0 F7			0-0 F8		0-0 F8	4 0 0 0 0 0 2										
Ricky Nelson, L (1, 9) OBP: 0.298, SLG: 0.377		0-0 F8		0-0 F9 2-3			0-3 K		0-0 2B 1B	4 0 1 0 0 1 1										
Darnell Coles, R (1, 5) OBP: 0.308, SLG: 0.403		0-3 K			0-0 F3		0-0 1B		0-0 1-3 2B	4 0 2 0 0 1 0										
Jamie Nelson, R (1, 2) OBP: 0.300, SLG: 0.273		0-3 K			0-0 F4		0-3 K		0-0 F7	2 0 0 0 0 1 0										
Al Chambers, L (7, PH) OBP: 0.386, SLG: 0.308										1 0 0 0 0 1 1										
Orlando Mercado, R (7, 2) OBP: 0.259, SLG: 0.302										0 0 0 0 0 0 0										
Manny Castillo, S (9, PH) OBP: 0.239, SLG: 0.274										1 0 0 0 0 0 2										
Spike Owen, S (1, 6) OBP: 0.269, SLG: 0.274			0-0 F8			0-0 1-3			0-0 G3	3 0 0 0 0 0 0										
Inning Stats	R: 1 E: 0 K: 0 S: 5	H: 2 LOB: 1 BB: 0 P: 5	R: 0 E: 0 K: 2 S: 7	H: 0 LOB: 0 BB: 0 P: 7	R: 0 E: 0 K: 1 S: 5	H: 0 LOB: 0 BB: 0 P: 5	R: 0 E: 0 K: 0 S: 4	H: 1 LOB: 1 BB: 0 P: 4	R: 0 E: 0 K: 0 S: 3	H: 0 LOB: 0 BB: 0 P: 3	R: 0 E: 0 K: 2 S: 8	H: 1 LOB: 1 BB: 0 P: 8	R: 0 E: 0 K: 2 S: 4	H: 1 LOB: 1 BB: 0 P: 4	R: 0 E: 0 K: 0 S: 5	H: 2 LOB: 2 BB: 0 P: 5	1B: 5 2B: 2 3B: 1 HR: 0	SF: 0 SAC: 0 DP: 0 HBP: 0	WP: 1 PB: 0 SB: 0 CS: 0	PA: 35
PITCHER Dave Stewart, R (1, 1) ERA: 2.62	IP: 9.0 WLS: W BF: 35 H: 8 R: 1 ER: 1 SO: 5 BB: 0 IBB: 0 HBP: 0 BLK: 0 WP: 1 HR: 0 S: 45 P: 45 ERA: 1.00 WHIP: 0.889																			

Seattle Mariners @ Texas Rangers
Arlington Stadium, Arlington, TX
Fri Sep 23 1983, 8:05 PM EDT
Att. 7,902 - Unknown

livebaseballscorecards.com

AB 35
R 1
H 8
RBI 1
BB 0
SO 5
LOB 11



Batter	1	2	3	4	5	6	7	8	9	AB	R	H	RBI	BB	SO	LOB
Mickey Rivers, L OBP: 0.300, SLG: 0.335 (1, 10)	0-0 1-3		0-0 1-3		0-0 F8		0-0 6-3			4	0	0	0	0	0	1
Bill Sample, R OBP: 0.325, SLG: 0.394 (1, 7)	0-0 6-3		0-0 1-3			0-0 L4		4-0 FC4-6 BB		3	0	0	0	1	0	0
George Wright, S OBP: 0.320, SLG: 0.429 (1, 8)	0-0 G3		0-0 6-3			4-0 1B BB		0-0 FC4-6 1-2f		3	1	0	0	1	0	1
Larry Parrish, R OBP: 0.328, SLG: 0.485 (1, 9) Nick Capra, R (9, 9)		0-0 5-3		0-0 1-3		0-0 F7		0-3 K		4	0	0	0	0	1	2
Buddy Bell, R OBP: 0.332, SLG: 0.408 (1, 5)		0-0 5-3		0-0 5-3		0-0 1B 1B		0-0 1-3		4	0	1	0	0	0	1
Pete O'Brien, L OBP: 0.314, SLG: 0.352 (1, 3)		4-0 1B HBP BB		0-3 K		0-0 1B		0-3 1-2 3-H 1B		2	1	1	1	1	1	0
Bob Johnson, R OBP: 0.289, SLG: 0.362 (1, 2)		1-0 1B HBP		0-0 K		0-0 FC5-4 1B		0-3 K		2	0	1	0	0	1	2
Bucky Dent, R OBP: 0.281, SLG: 0.301 (1, 6)		0-0 1-2 2-H 1B		0-0 FC5-4		0-0 F8		0-0 3-1		3	0	1	1	0	0	1
Wayne Tolleson, S OBP: 0.320, SLG: 0.320 (1, 4)		0-3 K		0-3 K						3	0	0	0	0	2	3


Inning Stats	R: 0	H: 0	E: 0	K: 0	S: 3	R: 1	H: 1	E: 0	K: 1	S: 6	R: 0	H: 0	E: 0	K: 0	S: 3	R: 0	H: 0	E: 0	K: 1	S: 5	R: 0	H: 1	E: 0	K: 1	S: 6	R: 1	H: 2	E: 0	K: 1	S: 7	R: 0	H: 0	E: 0	K: 0	S: 3	R: 0	H: 0	E: 0	K: 1	S: 5	
	0	0	0	0	3	1	1	0	0	6	0	0	0	0	3	0	0	0	0	1	5	0	1	0	0	6	1	2	0	1	7	0	0	0	0	3	0	0	0	1	5

BOTTOM

Seattle Mariners @ Texas Rangers
Arlington Stadium, Arlington, TX

Fri Sep 23 1983, 8:05 PM EDT
Att. 7,902 - Unknown

AB	28
R	2
H	4
RBI	2
BB	3
SO	5
LOB	11



WP: 0	PA: 32
PB: 0	
SB: 0	
CS: 0	

Batter	1	2	3	4	5	6	7	8	9	AB R H RBI BB SO LOB	TOP									
Spike Owen, S (1, 6) OBP: 0.266, SLG: 0.270	0-0 4-3			0-0 F8		0-3 K		0-0 4-3		4 0 0 0 0 1 3										
Phil Bradley, R (1, 8) OBP: 0.421, SLG: 0.388	0-0 G5-4-3 1B			0-0 4-3			0-0 F3		0-0 F8 SH1-4 1B	4 1 2 0 0 0 0										
Ron Roenicke, S (1, 7) OBP: 0.320, SLG: 0.323	0-0 G5-4-3 1-2f			0-0 5-3			0-3 K		0-0 SH1-4 1-2	3 0 0 0 0 1 1										
Al Cowens, R (1, 10) OBP: 0.259, SLG: 0.336		0-0 F7			0-0 1B		0-0 1-3		0-0 F8 2-3	4 0 1 0 0 0 1										
Dave Henderson, R (1, 9) OBP: 0.302, SLG: 0.420		0-0 1-3			0-3 K			0-0 FC1-5 SH 1B	0-0 BB 1B	4 0 2 1 0 1 1										
Darnell Coles, R (1, 5) OBP: 0.309, SLG: 0.391		0-0 6-3			0-3 K			0-0 SH FC1-5 1B	4-0 BB 1B	2 1 0 0 1 1 1										
Pat Putnam, L (1, 3) OBP: 0.322, SLG: 0.437			0-3 K		0-0 G3			0-0 FC1-5 FC6-4 1B	0-0 F7	2 0 0 0 0 1 1										
Domingo Ramos, R (8, PH) OBP: 0.328, SLG: 0.365										1 0 0 0 0 0 2										
Manny Castillo, S (8, 3) OBP: 0.238, SLG: 0.273										1 0 0 0 0 0 2										
Orlando Mercado, R (1, 2) OBP: 0.260, SLG: 0.303			0-0 1-3		0-3 K			0-0 FC6-4 1B		3 0 1 1 0 1 0										
Harold Reynolds, S (1, 4) OBP: 0.306, SLG: 0.382			0-0 6-3		0-0 CS 2B			0-0 FC6-4		3 0 1 0 0 0 2										
Inning Stats	R: 0 E: 0 K: 0 S: 3	H: 1 LOB: 0 BB: 0 P: 3	R: 0 E: 0 K: 0 S: 3	H: 0 LOB: 0 BB: 0 P: 3	R: 0 E: 0 K: 1 S: 5	H: 0 LOB: 0 BB: 0 P: 5	R: 0 E: 0 K: 0 S: 3	H: 0 LOB: 0 BB: 0 P: 3	R: 0 E: 0 K: 2 S: 8	H: 1 LOB: 1 BB: 0 P: 8	R: 0 E: 0 K: 1 S: 5	H: 0 LOB: 0 BB: 0 P: 5	R: 1 E: 0 K: 0 S: 6	H: 2 LOB: 2 BB: 0 P: 6	R: 1 E: 0 K: 0 S: 5	H: 2 LOB: 2 BB: 1 P: 9	1B: 6 2B: 1 3B: 0 HR: 0	SF: 0 SAC: 2 DP: 1 HBP: 0	WP: 0 PB: 0 SB: 0 CS: 1	PA: 34
PITCHER	IP WLS BF H R ER SO BB IBB HBP BLK WP HR S P ERA WHIP																			
Frank Tanana, L (1, 1) ERA: 3.09	8.2 L 33 7 2 2 6 1 0 0 0 0 0 0 44 48 2.08 0.923																			
Victor Cruz, R (9, 1) ERA: 1.46	0.1 1 0 0 0 0 0 0 0 0 0 0 0 0 1 1 0.00 0.000																			

Seattle Mariners @ Texas Rangers
Arlington Stadium, Arlington, TX
Sat Sep 24 1983, 8:05 PM EDT
Att. 9,790 - Unknown

AB	31
R	2
H	7
RBI	2
BB	1
SO	6
LOB	14



Batter	1	2	3	4	5	6	7	8	9	AB R H RBI BB SO LOB	TOP																			
Spike Owen, S (1, 6) OBP: 0.262, SLG: 0.266	0-0 F5		0-0 3-1			0-3 K		0-0 6-3		4 0 0 0 0 1 0																				
Phil Bradley, R (1, 8) OBP: 0.393, SLG: 0.358	0-0 6-3		0-0 F5			0-0 1-3		0-0 1-3		4 0 0 0 0 0 0																				
Al Cowens, R (1, 10) OBP: 0.256, SLG: 0.332	0-0 F9		0-3 K			0-0 F5		0-0 6-3		4 0 0 0 0 1 0																				
Dave Henderson, R (1, 9) OBP: 0.303, SLG: 0.425		0-3 K FC6-4		0-0 6-3		0-0 6-3 E 2B		0-0 6-3 2B		4 1 2 0 0 1 0																				
Ricky Nelson, L (1, 7) OBP: 0.295, SLG: 0.373		0-0 FC6-4 CS 1B		0-3 K		0-3 K		0-3 K		3 1 0 0 0 2 2																				
John Moses, S (7, 7) OBP: 0.282, SLG: 0.256										1 0 0 0 0 1 1																				
Manny Castillo, S (1, 3) OBP: 0.235, SLG: 0.269		0-0 F9		0-3 K		0-0 6-3		0-0 6-3		3 0 0 0 0 1 2																				
Darnell Coles, R (1, 5) OBP: 0.310, SLG: 0.388		0-0 1B 1-H		0-3 K		0-0 E4 CS		0-0 E4 CS		3 0 1 1 0 1 0																				
Rick Sweet, S (1, 2) OBP: 0.261, SLG: 0.264		0-0 1B		0-0 2B		0-0 CS		0-0 F8		3 0 2 0 0 0 0																				
Harold Reynolds, S (1, 4) OBP: 0.282, SLG: 0.351		0-0 1-3 1B		0-3 K		0-0 F9		0-0 F9		3 0 0 0 0 1 2																				
Inning Stats	R: 0 E: 0 K: 0 S: 3	H: 0 LOB: 0 BB: 0 P: 3	R: 1 E: 0 K: 1 S: 8	H: 2 LOB: 2 BB: 0 P: 8	R: 0 E: 0 K: 1 S: 5	H: 0 LOB: 0 BB: 0 P: 5	R: 0 E: 0 K: 2 S: 7	H: 0 LOB: 0 BB: 0 P: 7	R: 0 E: 0 K: 1 S: 5	H: 1 LOB: 0 BB: 0 P: 7	R: 1 E: 1 K: 1 S: 6	H: 1 LOB: 0 BB: 0 P: 6	R: 0 E: 0 K: 0 S: 3	H: 0 LOB: 0 BB: 0 P: 3	R: 0 E: 0 K: 1 S: 6	H: 1 LOB: 1 BB: 0 P: 6	1B: 2 2B: 3 3B: 0 HR: 0	SF: 0 SAC: 0 DP: 0 HBP: 0	WP: 0 PB: 1 SB: 0 CS: 2	PA: 33										
PITCHER Charlie Hough, R (1, 1) ERA: 3.12	IP 9.0	WLS L	BF 32	H 5	R 2	ER 0	SO 9	BB 0	IBB 0	HBP 0	BLK 0	WP 0	HR 0	S 50	P 50	ERA 0.00	WHIP 0.556													
											PITCHER	IP	WLS	BF	H	R	ER	SO	BB	IBB	HBP	BLK	WP	HR	S	P	ERA	WHIP		

Seattle Mariners @ Texas Rangers
Arlington Stadium, Arlington, TX
Sun Sep 25 1983, 4:33 AM EDT
Att. 5,787 - Unknown

livebaseballscorecards.com

AB	32
R	2
H	5
RBI	1
BB	0
SO	9
LOB	7



Batter	1	2	3	4	5	6	7	8	9	AB R H RBI BB SO LOB	TOP										
Mickey Rivers, L (1, 10) OBP: 0.307, SLG: 0.346 Dave Hostetter, R (9, PH) OBP: 0.324, SLG: 0.374	0-0 1B 2B	0-0 BB 1B		0-0 G3			0-0 G4-3 1B		0-0 1-2 2-H 1B	4 1 3 1 0 0 0 1 0 1 0 0 0 0											
Pete O'Brien, L (1, 3) OBP: 0.316, SLG: 0.351	0-0 CS 1B	4-0 1-2 BB			0-0 F8		0-0 G4-3		0-0 L3	4 0 1 1 1 0 3											
George Wright, S (1, 8) OBP: 0.319, SLG: 0.427 Nick Capra, R (9, 8)	0-0 F7	0-0 4-3			0-0 3-1			0-0 1B 2B		4 1 1 0 0 0 3 0 0 0 0 0 0 0											
Larry Parrish, R (1, 9) OBP: 0.327, SLG: 0.481 Tom Dunbar, L (9, 9)	0-0 F8			0-0 6-3 1B		0-0 F5		0-0 6-3		4 1 1 0 0 0 2 0 0 0 0 0 0 0											
Buddy Bell, R (1, 5) OBP: 0.331, SLG: 0.411	0-0 CS 1-2	0-0 HR		0-0 6-3		0-0 4-3		0-0 6-3		4 1 1 1 0 0 2											
Bill Sample, R (1, 7) OBP: 0.327, SLG: 0.394		0-0 FC6-4 1B		0-0 2-H 1B		4-0 FC5-4 BB		0-0 PB 1B		3 0 3 2 1 0 0											
Bob Johnson, R (1, 2) OBP: 0.278, SLG: 0.347		0-0 FC6-4 3B		0-0 5-3		0-0 FC5-4		0-3 K		4 1 0 0 0 1 3											
Wayne Tolleson, S (1, 4) OBP: 0.317, SLG: 0.317		0-0 L9		0-0 6-3		0-0 1-3		0-0 1B 1B		4 0 1 0 0 0 2											
Curtis Wilkerson, S (1, 6) OBP: 0.207, SLG: 0.222		0-0 1B 3B		0-0 F8		0-0 4-3		0-0 1B 1B		4 1 2 1 0 0 0											
Inning Stats	R: 1 E: 0 K: 0 S: 4	H: 2 LOB: 0 BB: 0 P: 4	R: 3 E: 0 K: 0 S: 7	H: 4 LOB: 2 BB: 1 P: 11	R: 1 E: 0 K: 0 S: 4	H: 2 LOB: 0 BB: 0 P: 4	R: 0 E: 0 K: 0 S: 3	H: 0 LOB: 0 BB: 0 P: 3	R: 0 E: 0 K: 0 S: 3	H: 0 LOB: 1 BB: 1 P: 7	R: 0 E: 0 K: 0 S: 3	H: 1 LOB: 0 BB: 0 P: 3	R: 1 E: 0 K: 1 S: 7	H: 2 LOB: 1 BB: 0 P: 7	R: 0 E: 0 K: 0 S: 4	H: 3 LOB: 1 BB: 0 P: 4	1B: 10 2B: 3 3B: 1 HR: 1	SF: 0 SAC: 0 DP: 2 HBP: 0	WP: 0 PB: 1 SB: 0 CS: 1	PA: 39	
PITCHER	IP WLS BF H R ER SO BB IBB HBP BLK WP HR S P ERA WHIP																			PITCHER	IP WLS BF H R ER SO BB IBB HBP BLK WP HR S P ERA WHIP
Albert Williams, R (1, 1) ERA: 4.25	1.2 L 11 6 4 4 0 1 0 0 0 0 1 10 14 21.60 4.200																				
Mike Walters, R (2, 1) ERA: 4.12	6.1 23 5 2 2 1 1 0 0 0 0 0 0 24 28 2.84 0.947																				
Jack O'Connor, L (9, 1) ERA: 6.08	1.0 4 3 0 0 0 0 0 0 0 0 0 0 4 4 0.00 3.000																				

Texas Rangers @ Minnesota Twins
 Hubert H. Humphrey Metrodome, Minneapolis, MN
 Tue Sep 27 1983, 8:05 PM EDT
 Att. 3,000 - Dome - 69 F

AB	36
R	6
H	14
RBI	6
BB	2
SO	1
LOB	15



Batter	1	2	3	4	5	6	7	8	9	AB R H RBI BB SO LOB	TOP											
Bill Sample, R (1, 7) OBP: 0.326, SLG: 0.394	0-0 CS 2B		0-0 6-3		0-0 F8		0-0 F5		0-0 F5	5 0 1 0 0 0 5												
Dave Hostetter, R (1, 10) OBP: 0.320, SLG: 0.369	0-3 K 2-3		0-0 5-3		0-0 F3		0-0 L5			4 0 0 0 0 1 4												
George Wright, S (1, 8) OBP: 0.318, SLG: 0.426	0-0 F8			0-0 FC5-4 1B		0-0 F5		0-0 5-3		4 0 1 0 0 0 0												
Larry Parrish, R (1, 9) OBP: 0.328, SLG: 0.481		0-0 G6-4-3 1B		0-0 FC5-4 1-2f		0-0 F4		0-0 G6-4-3 1B		4 0 2 0 0 0 1												
Buddy Bell, R (1, 5) OBP: 0.332, SLG: 0.413		0-0 G6-4-3 1B		0-0 F8		0-0 2B		0-0 G6-4-3 1-2f		4 0 2 0 0 0 2												
Bill Stein, R (1, 3) OBP: 0.328, SLG: 0.407		0-0 G6-4-3		0-0 F8		4-0 BB		0-0 F5		2 0 0 0 1 0 3												
Mickey Rivers, L (9, PH) OBP: 0.306, SLG: 0.345		1-2f 2-3								1 0 0 0 0 0 0												
Bob Johnson, R (1, 2) OBP: 0.279, SLG: 0.343		4-0 BB		0-0 E5 1B		0-3 K		4-0 BB		2 0 0 0 1 1 2												
Pete O'Brien, L (9, PH) OBP: 0.317, SLG: 0.351										0 0 0 0 1 0 0												
Bucky Dent, R (1, 6) OBP: 0.279, SLG: 0.299		0-0 L7		0-0 1B				0-0 F8		3 0 1 0 0 0 2												
Bob Jones, L (9, PH) OBP: 0.288, SLG: 0.324										1 0 0 0 0 0 1												
Wayne Tolleson, S (1, 4) OBP: 0.319, SLG: 0.317			0-0 F9		0-0 F2		4-0 BB		0-0 1B	3 0 1 0 1 0 2												
Inning Stats	R: 0 E: 0 K: 1 S: 5	H: 1 LOB: 0 BB: 0 P: 5	R: 0 E: 0 K: 0 S: 4	H: 2 LOB: 2 BB: 1 P: 8	R: 0 E: 0 K: 0 S: 3	H: 0 LOB: 0 BB: 0 P: 3	R: 0 E: 0 K: 0 S: 4	H: 1 LOB: 1 BB: 0 P: 4	R: 0 E: 1 K: 0 S: 5	H: 1 LOB: 2 BB: 0 P: 5	R: 0 E: 0 K: 1 S: 6	H: 1 LOB: 2 BB: 1 P: 10	R: 0 E: 0 K: 0 S: 3	H: 0 LOB: 1 BB: 1 P: 7	R: 0 E: 0 K: 0 S: 3	H: 1 LOB: 0 BB: 0 P: 3	R: 0 E: 0 K: 0 S: 4	H: 1 LOB: 2 BB: 1 P: 8	1B: 6 2B: 2 3B: 0 HR: 0	SF: 0 SAC: 0 DP: 2 HBP: 0	WP: 0 PB: 0 SB: 0 CS: 1	PA: 37
PITCHER	IP WLS BF H R ER SO BB IBB HBP BLK WP HR S P ERA WHIP																					
Pete Filson, L (1, 1) ERA: 3.4	7.1 W 31 7 0 0 2 3 0 0 0 0 0 0 32 44 0.00 1.364																					
Ron Davis, R (8, 1) ERA: 3.38	1.2 S 6 1 0 0 0 1 0 0 0 0 0 0 5 9 0.00 1.200																					

Texas Rangers @ Minnesota Twins
 Hubert H. Humphrey Metrodome, Minneapolis, MN
 Wed Sep 28 1983, 8:05 PM EDT
 Att. 4,084 - Dome - 69 F

livebaseballscorecards.com

AB 33
 R 0
 H 8
 RBI 0
 BB 4
 SO 2
 LOB 22



Batter	1	2	3	4	5	6	7	8	9
Tim Teufel, R OBP: 0.324, SLG: 0.535 (1, 4)	0-0 F9		0-0 1-6-3		0-0 F7		0-3 K		
John Castino, R OBP: 0.348, SLG: 0.404 (1, 5)	0-0 6-3		0-0 G3		0-0 1B		0-0 6-3		
Gary Ward, R OBP: 0.328, SLG: 0.447 (1, 7)	0-3 K			0-0 5-3	0-3 K			0-0 6-3	
Kent Hrbek, L OBP: 0.365, SLG: 0.478 (1, 3)		0-0 4-3		0-0 E 2B		4-0 BB		0-0 1B SF8 2B	
Mickey Hatcher, R OBP: 0.352, SLG: 0.459 (1, 9)		0-0 1B		0-0 E8 2-H		0-0 L7		0-0 PB BB 1B	
Randy Bush, L OBP: 0.327, SLG: 0.414 (1, 10)		0-0 F7		0-0 6-3		0-0 F7		4-0 PB BB 1-2	
Dave Engle, R OBP: 0.351, SLG: 0.451 (1, 2)		0-0 4-3		0-0 F8		0-0 F5		0-0 SF8 3-H	
Tom Brunansky, R OBP: 0.309, SLG: 0.449 (1, 8)			0-0 F4 2B		0-0 F8		0-0 HR	4-0 1-2 2-3 IBB	
Lenny Faedo, R OBP: 0.291, SLG: 0.337 (1, 6)			0-0 F4		0-0 1B		0-3 K	0-0 3-1	
Darrell Brown, S OBP: 0.296, SLG: 0.300 (8, PH)									
Houston Jimenez, R OBP: 0.213, SLG: 0.265 (9, 6)			2-3						

Inning Stats	R: 0	H: 0	E: 0	K: 1	S: 5	LOB: 0	BB: 0	P: 5
	R: 0	H: 1	E: 0	K: 0	S: 4	LOB: 1	BB: 0	P: 4
	R: 1	H: 1	E: 1	K: 0	S: 5	LOB: 1	BB: 0	P: 5
	R: 0	H: 2	E: 0	K: 1	S: 7	LOB: 2	BB: 0	P: 7
	R: 0	H: 0	E: 0	K: 0	S: 3	LOB: 1	BB: 1	P: 7
	R: 1	H: 1	E: 0	K: 2	S: 8	LOB: 0	BB: 0	P: 8
	R: 1	H: 2	E: 0	K: 0	S: 5	LOB: 3	BB: 2	P: 13

PITCHER										PITCHER																									
IP	WLS	BF	H	R	ER	SO	BB	IBB	HBP	BLK	WP	HR	S	P	ERA	WHIP	IP	WLS	BF	H	R	ER	SO	BB	IBB	HBP	BLK	WP	HR	S	P	ERA	WHIP		
Danny Darwin, R ERA: 3.49 (1, 1)	7.1	L	33	8	3	2	4	2	0	0	0	1	39	47	2.46	1.364																			
Dave Tobik, R ERA: 3.8 (8, 1)	0.2		3	0	0	0	0	0	1	0	0	0	2	6	0.00	0.000																			

BOTTOM

Texas Rangers @ Minnesota Twins
 Hubert H. Humphrey Metrodome, Minneapolis, MN
 Wed Sep 28 1983, 8:05 PM EDT
 Att. 4,084 - Dome - 69 F

AB	32
R	3
H	8
RBI	2
BB	3
SO	4
LOB	16



1B: 4	SF: 1	WP: 0	PA: 36
2B: 3	SAC: 0	PB: 1	
3B: 0	DP: 0	SB: 0	
HR: 1	HBP: 0	CS: 0	

Batter	1	2	3	4	5	6	7	8	9	AB R H RBI BB SO LOB	TOP											
Mickey Rivers, L (1, 9) OBP: 0.302, SLG: 0.339	0-0 5-3	0-0 F7		0-0 F7		0-0 4-3			0-0 F9	5 0 0 0 0 0 6												
Pete O'Brien, L (1, 3) OBP: 0.316, SLG: 0.352	0-0 1B 2B	0-0 F8			0-0 F7			0-0 F9	0-0 4-3	5 0 1 0 0 0 3												
George Wright, S (1, 8) OBP: 0.319, SLG: 0.426	0-0 2-3 1B		0-0 L9		0-0 1B 1B			0-0 F7		4 0 2 0 0 0 0												
Larry Parrish, R (1, 10) OBP: 0.326, SLG: 0.477	0-0 F7		0-3 K		0-3 K			0-0 6-3		4 0 0 0 0 2 3												
Buddy Bell, R (1, 5) OBP: 0.332, SLG: 0.412	0-0 L9		0-0 F8		0-0 FC4-6 1B			0-0 6-3		4 0 1 0 0 0 2												
Bill Sample, R (1, 7) OBP: 0.329, SLG: 0.396		4-0 BB S BB		0-0 S 1B		0-0 FC4-6 1-2f		0-0 G3 1B		3 0 2 0 1 0 2												
Jim Sundberg, R (1, 2) OBP: 0.271, SLG: 0.255		4-0 BB BB		0-0 F2		0-0 FC4-6 1B		0-0 G3		2 0 1 0 1 0 1												
Bob Jones, L (8, PH) OBP: 0.284, SLG: 0.319		1-2 BB BB						1-2 G3		1 0 0 0 0 0 1												
Bob Johnson, R (8, 2) OBP: 0.279, SLG: 0.343										0 0 0 0 0 0 0												
Wayne Tolleson, S (1, 4) OBP: 0.320, SLG: 0.316		4-0 1-2 2-3 BB		4-0 1-2 BB		0-0 FC4-6 S		0-0 3-1		2 0 0 0 2 0 2												
Curtis Wilkerson, S (1, 6) OBP: 0.188, SLG: 0.200		0-0 L9		0-3 K		0-0 F7			0-0 4-3	3 0 0 0 0 1 6												
Larry Bittner, L (9, PH) OBP: 0.323, SLG: 0.336										1 0 0 0 0 0 0												
Inning Stats	R: 0 E: 0 K: 0 S: 5	H: 2 LOB: 2 BB: 0 P: 5	R: 0 E: 0 K: 0 S: 3	H: 0 LOB: 3 BB: 3 P: 15	R: 0 E: 0 K: 1 S: 5	H: 0 LOB: 0 BB: 0 P: 5	R: 0 E: 0 K: 1 S: 6	H: 1 LOB: 2 BB: 1 P: 10	R: 0 E: 0 K: 1 S: 7	H: 2 LOB: 2 BB: 0 P: 7	R: 0 E: 0 K: 0 S: 4	H: 1 LOB: 1 BB: 0 P: 4	R: 0 E: 0 K: 0 S: 3	H: 0 LOB: 0 BB: 0 P: 3	R: 0 E: 0 K: 0 S: 4	H: 1 LOB: 1 BB: 0 P: 4	R: 0 E: 0 K: 0 S: 3	H: 0 LOB: 0 BB: 0 P: 3	1B: 6 2B: 1 3B: 0 HR: 0	SF: 0 SAC: 0 DP: 0 HBP: 0	WP: 0 PB: 0 SB: 3 CS: 0	PA: 38
PITCHER Ken Schrom, R (1, 1) ERA: 3.71	IP: 9.0 WLS: W BF: 38 H: 7 R: 0 ER: 0 SO: 3 BB: 4 IBB: 0 HBP: 0 BLK: 0 WP: 0 HR: 0 S: 40 P: 56 ERA: 0.00 WHIP: 1.222											PITCHER	IP: 9.0 WLS: W BF: 38 H: 7 R: 0 ER: 0 SO: 3 BB: 4 IBB: 0 HBP: 0 BLK: 0 WP: 0 HR: 0 S: 40 P: 56 ERA: 0.00 WHIP: 1.222									

Texas Rangers @ Minnesota Twins
 Hubert H. Humphrey Metrodome, Minneapolis, MN
 Thu Sep 29 1983, 4:33 AM EDT
 Att. 4,395 - Dome - 72 F

livebaseballscorecards.com

AB 34
R 0
H 7
RBI 0
BB 4
SO 3
LOB 26



Batter	1	2	3	4	5	6	7	8	9	10	AB R H RBI BB SO LOB	TOP														
Gary Pettis, S OBP: 0.354, SLG: 0.480 (1, 8)	0-3 K		X 0-0 BLK 1B		X 0-0 FC4-6 1B		X 0-0 SH SH3 1-2		S S S 0-3 K		4 0 2 0 0 2 0															
Steve Lubratich, R OBP: 0.236, SLG: 0.276 Rob Wilfong, L OBP: 0.291, SLG: 0.327 (10, PH) (10, 4)	0-0 F9		X 0-0 F9		X 0-0 FC4-6 2B		X 0-0 SH3 1-2 2-3		X 0-0 4-3		3 1 0 0 0 0 2 1 0 0 0 0 0 0															
Bobby Clark, R OBP: 0.261, SLG: 0.354 (1, 9)	0-3 K		S S S 0-3 K		X 0-0 1B 2B		S S S 0-3 K		X 0-0 F9		5 1 1 1 0 3 3															
Doug DeCinces, R OBP: 0.331, SLG: 0.499 (1, 5)		X 0-0 6-3	X 0-0 L6		X 0-0 FC4-6 1B		X 0-0 4-3		X 0-0 1B		5 0 2 1 0 0 3															
Brian Downing, R OBP: 0.353, SLG: 0.425 (1, 10)		X 0-0 HR		X 0-0 G1 1B		X 0-0 FC4-6 1-2f		S S S 0-3 K		X 0-0 4-3		5 1 2 1 0 1 2														
Ron Jackson, R OBP: 0.292, SLG: 0.352 Daryl Sconiers, L OBP: 0.310, SLG: 0.430 (8, PH) (8, 3)		S S S 0-3 K		X 0-0 L4		X 0-0 6-3		X 0-0 F7				3 0 0 0 0 1 1 1 0 0 0 0 0 0														
Bob Boone, R OBP: 0.289, SLG: 0.353 Jerry Narron, L OBP: 0.158, SLG: 0.111 (8, PH) (8, 2)		X 0-0 WP 1B		X 0-0 G1 1-2		S S S 0-3 K		X 0-0 F9				3 0 1 0 0 1 1 1 0 0 0 0 0 0														
Mike Brown, R OBP: 0.272, SLG: 0.385 (1, 7)		B B B 4-0 1-3 BB		X 0-0 5-3		X 0-0 G3		S S S 0-3 K				3 0 0 0 1 1 1														
Dick Schofield, R OBP: 0.281, SLG: 0.412 Rod Carew, L OBP: 0.411, SLG: 0.413 Ricky Adams, R OBP: 0.302, SLG: 0.324 (1, 6) (9, PH) (9, 6)		X 0-0 F7		X 0-0 F9		S S S 4-0 SH3 SH BB		S S S 0-3 K				2 0 0 0 1 0 2 1 0 0 0 0 1 0 0 0 0 0 0 0 0														
Inning Stats	R: 0 E: 0 K: 2 S: 7	H: 0 LOB: 0 BB: 0 P: 7	R: 1 E: 0 K: 1 S: 7	H: 2 LOB: 2 BB: 1 P: 11	R: 0 E: 0 K: 1 S: 6	H: 1 LOB: 1 BB: 0 P: 6	R: 0 E: 0 K: 0 S: 4	H: 1 LOB: 1 BB: 0 P: 4	R: 2 E: 0 K: 0 S: 6	H: 3 LOB: 1 BB: 0 P: 6	R: 0 E: 0 K: 1 S: 5	H: 0 LOB: 0 BB: 0 P: 5	R: 0 E: 1 K: 1 S: 6	H: 0 LOB: 2 BB: 1 P: 10	R: 0 E: 0 K: 1 S: 5	H: 0 LOB: 0 BB: 0 P: 5	R: 0 E: 0 K: 3 S: 9	H: 0 LOB: 0 BB: 0 P: 9	R: 0 E: 0 K: 0 S: 4	H: 1 LOB: 1 BB: 0 P: 4	1B: 6 2B: 1 3B: 0 HR: 1	SF: 0 SAC: 2 DP: 0 HBP: 0	WP: 2 PB: 0 SB: 0 CS: 0	PA: 41		
PITCHER	IP WLS BF H R ER SO BB IBB HBP BLK WP HR S P ERA WHIP																									
Frank Tanana, L ERA: 3.16 (1, 1)	5.0		23	7	3	3	4	1	0	0	1	1	30	34	5.40	1.600										
Ricky Wright, L ERA: 2.16 (6, 1)	2.0		8	0	0	0	2	1	0	0	0	0	11	15	0.00	0.500										
Tom Henke, R ERA: 3.38 (8, 1)	3.0	W	10	1	0	0	4	0	0	0	0	0	18	18	0.00	0.333										

California Angels @ Texas Rangers
Arlington Stadium, Arlington, TX
Fri Sep 30 1983, 8:05 PM EDT
Att: 9,232 - Unknown

livebaseballscorecards.com

AB 37
R 3
H 8
RBI 3
BB 2
SO 10
LOB 15



BOTTOM

California Angels @ Texas Rangers
Arlington Stadium, Arlington, TX
Fri Sep 30 1983, 8:05 PM EDT
Att. 9,232 - Unknown

livebaseballscorecards.com

AB	36
R	4
H	15
RBI	4
BB	4
SO	3
LOB	15



WP:	0	PA:	41
PB:	0		
SB:	0		
CS:	0		

AB R H RBI BB SO LOB

4 1 3 0 1 0 1

5 1 4 3 0 0 1

4 0 2 0 1 1 3

3 0 1 0 2 0 1

5 0 2 1 0 0 5

4 0 0 0 0 0 2

3 0 1 0 0 1 0

0 1 0 0 0 0 0

1 0 0 0 0 1 0

0 0 0 0 0 0 0

4 0 0 0 0 0 2

3 0 0 0 0 0 0

3 0 0 0 0 0 0

3 0 0 0 0 0 0

3 0 0 0 0 0 0

4 1 2 0 0 0 2

4 1 2 0 0 0 2

1B: 11 SF: 0

2B: 5 SAC: 1

3B: 0 DP: 3

HR: 0 HBP: 0

1B: 11 SF: 0

2B: 5 SAC: 1

3B: 0 DP: 3

HR: 0 HBP: 0

1B: 11 SF: 0

2B: 5 SAC: 1

3B: 0 DP: 3

HR: 0 HBP: 0

1B: 11 SF: 0

2B: 5 SAC: 1

3B: 0 DP: 3

HR: 0 HBP: 0

1B: 11 SF: 0

2B: 5 SAC: 1

3B: 0 DP: 3

HR: 0 HBP: 0

1B: 11 SF: 0

2B: 5 SAC: 1

3B: 0 DP: 3

HR: 0 HBP: 0

1B: 11 SF: 0

2B: 5 SAC: 1

3B: 0 DP: 3

HR: 0 HBP: 0

1B: 11 SF: 0

2B: 5 SAC: 1

3B: 0 DP: 3

HR: 0 HBP: 0

1B: 11 SF: 0

2B: 5 SAC: 1

3B: 0 DP: 3

HR: 0 HBP: 0

1B: 11 SF: 0

2B: 5 SAC: 1

3B: 0 DP: 3

HR: 0 HBP: 0

1B: 11 SF: 0

2B: 5 SAC: 1

3B: 0 DP: 3

HR: 0 HBP: 0

1B: 11 SF: 0

2B: 5 SAC: 1

3B: 0 DP: 3

HR: 0 HBP: 0

1B: 11 SF: 0

2B: 5 SAC: 1

3B: 0 DP: 3

HR: 0 HBP: 0

1B: 11 SF: 0

2B: 5 SAC: 1

3B: 0 DP: 3

HR: 0 HBP: 0

1B: 11 SF: 0

2B: 5 SAC: 1

3B: 0 DP: 3

HR: 0 HBP: 0

1B: 11 SF: 0

2B: 5 SAC: 1

3B: 0 DP: 3

HR: 0 HBP: 0

1B: 11 SF: 0

2B: 5 SAC: 1

3B: 0 DP: 3

HR: 0 HBP: 0

1B: 11 SF: 0

2B: 5 SAC: 1

3B: 0 DP: 3

HR: 0 HBP: 0

1B: 11 SF: 0

2B: 5 SAC: 1

3B: 0 DP: 3

HR: 0 HBP: 0

1B: 11 SF: 0

2B: 5 SAC: 1

3B: 0 DP: 3

HR: 0 HBP: 0

1B: 11 SF: 0

2B: 5 SAC: 1

3B: 0 DP: 3

HR: 0 HBP: 0

1B: 11 SF: 0

2B: 5 SAC: 1

3B: 0 DP: 3

HR: 0 HBP: 0

1B: 11 SF: 0

2B: 5 SAC: 1

3B: 0 DP: 3

HR: 0 HBP: 0

1B: 11 SF: 0

2B: 5 SAC: 1

3B: 0 DP: 3

HR: 0 HBP: 0

1B: 11 SF: 0

2B: 5 SAC: 1

3B: 0 DP: 3

HR: 0 HBP: 0

1B: 11 SF: 0

2B: 5 SAC: 1

3B: 0 DP: 3

HR: 0 HBP: 0

1B: 11 SF: 0

2B: 5 SAC: 1

3B: 0 DP: 3

HR: 0 HBP: 0

1B: 11 SF: 0

2B: 5 SAC: 1

3B: 0 DP: 3

HR: 0 HBP: 0

1B: 11 SF: 0

2B: 5 SAC: 1

3B: 0 DP: 3

HR: 0 HBP: 0

1B: 11 SF: 0

2B: 5 SAC: 1

3B: 0 DP: 3

HR: 0 HBP: 0

1B: 11 SF: 0

2B: 5 SAC: 1

3B: 0 DP: 3

HR: 0 HBP: 0

1B: 11 SF: 0

2B: 5 SAC: 1

3B: 0 DP: 3

HR: 0 HBP: 0

1B: 11 SF: 0

2B: 5 SAC: 1

3B: 0 DP: 3

HR: 0 HBP: 0

1B: 11 SF: 0

2B: 5 SAC: 1

3B: 0 DP: 3

HR: 0 HBP: 0

1B: 11 SF: 0

2B: 5 SAC: 1

3B: 0 DP: 3

HR: 0 HBP: 0

1B: 11 SF: 0

2B: 5 SAC: 1

3B: 0 DP: 3

HR: 0 HBP: 0

1B: 11 SF: 0

2B: 5 SAC: 1

3B: 0 DP: 3

HR: 0 HBP: 0

1B: 11 SF: 0

2B: 5 SAC: 1

3B: 0 DP: 3

HR: 0 HBP: 0

1B: 11 SF: 0

2B: 5 SAC: 1

3B: 0 DP: 3

HR: 0 HBP: 0

1B: 11 SF: 0

2B: 5 SAC: 1

3B: 0 DP: 3

HR: 0 HBP: 0

1B: 11 SF: 0

2B: 5 SAC: 1

3B: 0 DP: 3

HR: 0 HBP: 0

1B: 11 SF: 0

2B: 5 SAC: 1

3B: 0 DP: 3

HR: 0 HBP: 0

1B: 11 SF: 0

2B: 5 SAC: 1

3B: 0 DP: 3

HR: 0 HBP: 0

1B: 11 SF: 0

2B: 5 SAC: 1

3B: 0 DP: 3

HR: 0 HBP: 0

1B: 11 SF: 0

2B: 5 SAC: 1

3B: 0 DP: 3

HR: 0 HBP: 0

1B: 11 SF: 0

2B: 5 SAC: 1

3B: 0 DP: 3

HR: 0 HBP: 0

1B: 11 SF: 0

2B: 5 SAC: 1

3B: 0 DP: 3

HR: 0 HBP: 0

1B: 11 SF: 0

2B: 5 SAC: 1

3B: 0 DP: 3

HR: 0 HBP: 0

1B: 11 SF: 0

2B: 5 SAC: 1

3B: 0 DP: 3

HR: 0 HBP: 0

1B: 11 SF: 0

2B: 5 SAC: 1

3B: 0 DP: 3

HR: 0 HBP: 0

1B: 11 SF: 0

2B: 5 SAC: 1

3B: 0 DP: 3

HR: 0 HBP: 0

1B: 11 SF: 0

2B: 5 SAC: 1

3B: 0 DP: 3

HR: 0 HBP: 0

1B: 11 SF: 0

2B: 5 SAC: 1

3B: 0 DP: 3

HR: 0 HBP: 0

1B: 11 SF: 0

2B: 5 SAC: 1

3B: 0 DP: 3

HR: 0 HBP: 0

1B: 11 SF: 0

2B: 5 SAC: 1

3B: 0 DP: 3

HR: 0 HBP: 0

1B: 11 SF: 0

2B: 5 SAC: 1

3B: 0 DP: 3

HR: 0 HBP: 0

1B: 11 SF: 0

2B: 5 SAC: 1

3B: 0 DP: 3

HR: 0 HBP: 0

1B: 11 SF: 0

2B: 5 SAC: 1

3B: 0 DP: 3

HR: 0 HBP: 0

1B: 11 SF: 0

2B: 5 SAC: 1

3B: 0 DP: 3

HR: 0 HBP: 0

1B: 11 SF: 0

2B: 5 SAC: 1

3B: 0 DP: 3

HR: 0 HBP: 0

1B: 11 SF: 0

2B: 5 SAC: 1

3B: 0 DP: 3

HR: 0 HBP: 0

1B: 11 SF: 0

2B: 5 SAC: 1

3B: 0 DP: 3

HR: 0 HBP: 0

1B: 11 SF: 0

2B: 5 SAC: 1

3B: 0 DP: 3

HR: 0 HBP: 0

1B: 11 SF: 0

2B: 5 SAC: 1

3B: 0 DP: 3

Batter	1	2	3	4	5	6	7	8	9	AB R H RBI BB SO LOB	TOP																
Gary Pettis, S OBP: 0.356, SLG: 0.500 (1, 8) X	0-0 E9 3-1		0-0 3-1 3B		0-0 CS 1B		0-0 FC6-4 1B 1B 1-2f	0-3 K		5 2 2 0 0 1 3																	
Rod Carew, L OBP: 0.409, SLG: 0.411 (1, 10) X	0-0 3-1		0-0 3-1		0-0 CS 1-2	0-3 K	0-0 1B 1B 1-2		0-0 3-1	5 0 1 2 0 1 0																	
Daryl Sconiers, L OBP: 0.311, SLG: 0.432 (1, 3) X	0-0 3-H F5		0-0 3-H 2B			0-3 K	0-0 1B 1B 1-2 2-3		0-0 1-3	5 0 2 0 0 1 0																	
Doug DeCinces, R OBP: 0.332, SLG: 0.496 (1, 5) B B B B	4-0 BB		0-0 F9			0-0 HR 1B	0-3 K		0-0 6-3	4 1 1 0 1 1 4																	
Brian Downing, R OBP: 0.353, SLG: 0.431 (1, 7) X	0-0 F3			0-0 F8		0-0 HR		0-0 F9		4 1 1 2 0 0 1																	
Jerry Narron, L OBP: 0.174, SLG: 0.273 (1, 2) X		0-0 F8		0-0 F7		0-0 G3		0-0 HR		4 1 1 1 0 0 0																	
Mike O'Berry, R OBP: 0.203, SLG: 0.246 (8, 2) X										0 0 0 0 0 0 0																	
Mike Brown, R OBP: 0.262, SLG: 0.370 (1, 9) X		0-0 6-3		0-0 F9			0-0 F8	0-0 4-3		4 0 0 0 0 0 0																	
Juan Beniquez, R OBP: 0.344, SLG: 0.382 (8, 9) X										0 0 0 0 0 0 0																	
Rob Wilfong, L OBP: 0.295, SLG: 0.343 (1, 4) X		0-3 K			0-0 G3		0-0 1B 3B	0-0 BB 1B		4 1 2 0 0 1 0																	
Dick Schofield, R OBP: 0.295, SLG: 0.407 (1, 6) X			0-0 4-3		0-0 5-3		0-0 FC6-4 1B 3-H	4-0 BB		3 0 1 1 1 0 0																	
Inning Stats	R: 1 E: 1 K: 0 S: 4	H: 0 LOB: 1 BB: 1 P: 8	R: 0 E: 0 K: 1 S: 5	H: 0 LOB: 0 BB: 0 P: 5	R: 1 E: 0 K: 0 S: 5	H: 2 LOB: 1 BB: 0 P: 5	R: 0 E: 0 K: 0 S: 3	H: 0 LOB: 0 BB: 0 P: 3	R: 0 E: 0 K: 2 S: 9	H: 1 LOB: 0 BB: 0 P: 3	R: 2 E: 0 K: 2 S: 9	H: 2 LOB: 0 BB: 0 P: 9	R: 1 E: 0 K: 1 S: 9	H: 4 LOB: 3 BB: 0 P: 9	R: 1 E: 0 K: 1 S: 7	H: 2 LOB: 2 BB: 1 P: 11	R: 0 E: 0 K: 0 S: 3	H: 0 LOB: 0 BB: 0 P: 3	1B: 6 2B: 1 3B: 2 HR: 2	SF: 0 SAC: 0 DP: 0 HBP: 0	WP: 0 PB: 0 SB: 0 CS: 1	PA: 41					
PITCHER	IP WLS BF H R ER SO BB IBB HBP BLK WP HR S P ERA WHIP																										
Charlie Hough, R ERA: 3.18 (1, 1)	6.2		29	8	5	4	3	1	0	0	0	0	1	34	38	5.40	1.350										
Victor Cruz, R ERA: 1.44 (7, 1)	0.1		2	1	0	0	1	0	0	0	0	0	0	4	4	0.00	3.000										
Odell Jones, R ERA: 3.09 (8, 1)	0.2	L	5	2	1	1	0	1	0	0	0	0	1	4	8	13.50	4.500										
Dave Tobik, R ERA: 3.68 (8, 1)	1.1		4	0	0	0	1	0	0	0	0	0	0	6	6	0.00	0.000										

California Angels @ Texas Rangers
Arlington Stadium, Arlington, TX
Sat Oct 01 1983, 8:05 PM EDT
Att: 11,356 - Unknown

livebaseballscorecards.com

AB 38
R 6
H 11
RBI 6
BB 2
SO 5
LOB 8



Batter	1	2	3	4	5	6	7	8	9	AB R H RBI BB SO LOB
Bill Sample, R (1, 7) OBP: 0.333, SLG: 0.404	0-0 F7			0-0 L5		0-0 CS 1B	4-0 1B BB		0-0 F9	4 0 1 0 1 0 0
Dave Hostetter, R (1, 10) OBP: 0.323, SLG: 0.372	0-3 K			0-0 E SF7 1B		0-0 G5-4-3 1B	0-0 1-2 2-H 3-H 1B			3 1 2 0 0 1 0
Mickey Rivers, L (7, PH) OBP: 0.309, SLG: 0.348										0 0 0 0 0 0 0
Bill Stein, R (7, PH) OBP: 0.331, SLG: 0.409										1 0 1 2 0 0 0
George Wright, S (1, 8) OBP: 0.321, SLG: 0.425	0-0 5-3			0-0 E8 1-3 1B		0-0 G5-4-3 1-2f	0-0 F3			4 0 1 0 0 0 3
Larry Parrish, R (1, 9) OBP: 0.326, SLG: 0.474		0-0 L4		0-0 SF7			0-0 5-3	0-0 F4		3 0 0 1 0 0 0
Buddy Bell, R (1, 5) OBP: 0.332, SLG: 0.411		0-0 6-3		0-3 3-H K			0-0 E5 1B	0-0 G3 1B		4 1 1 0 0 1 1
Pete O'Brien, L (1, 3) OBP: 0.315, SLG: 0.350		0-0 F8			0-0 SH1-3 1B		0-0 BB 1B	0-0 G3		4 1 2 1 0 0 1
Jim Sundberg, R (1, 2) OBP: 0.272, SLG: 0.254			0-0 F9		0-0 SH1-3		4-0 BB 1B	0-0 F8		1 1 0 0 1 0 0
Tom Dunbar, L (8, PH) OBP: 0.360, SLG: 0.238					1-2		1-2 BB 1B			0 0 0 0 0 0 0
Mike Richardt, R (8, PH) OBP: 0.174, SLG: 0.241										1 0 0 0 0 0 1
Bob Johnson, R (9, 2) OBP: 0.280, SLG: 0.343										0 0 0 0 0 0 0
Bucky Dent, R (1, 6) OBP: 0.278, SLG: 0.297		0-3 K			0-0 F6		0-0 BB 1B		0-0 1-3	3 0 1 1 0 1 1
Curtis Wilkerson, S (7, PR) OBP: 0.176, SLG: 0.168							1-2 2-H 1B			1 1 0 0 0 0 0
Wayne Tolleson, S (1, 4) OBP: 0.319, SLG: 0.315			0-0 1-4-3		0-0 6-3		0-0 4-3 1-2 2-3 1B		0-0 L5	4 0 0 0 0 0 3

Inning Stats	R: 0 E: 0 K: 1 S: 5	H: 0 LOB: 0 BB: 0 P: 5	R: 0 E: 0 K: 0 S: 3	H: 0 LOB: 0 BB: 0 P: 3	R: 0 E: 0 K: 1 S: 5	H: 0 LOB: 0 BB: 0 P: 5	R: 1 E: 1 K: 1 S: 7	H: 2 LOB: 1 BB: 0 P: 7	R: 0 E: 0 K: 0 S: 4	H: 1 LOB: 1 BB: 0 P: 4	R: 0 E: 0 K: 0 S: 3	H: 2 LOB: 0 BB: 0 P: 3	R: 4 E: 1 K: 0 S: 7	H: 3 LOB: 2 BB: 2 P: 15	R: 0 E: 0 K: 0 S: 4	H: 1 LOB: 1 BB: 0 P: 4	R: 0 E: 0 K: 0 S: 3	H: 0 LOB: 0 BB: 0 P: 3	1B: 9 2B: 0 3B: 0 HR: 0	SF: 1 SAC: 1 DP: 1 HBP: 0	WP: 0 PB: 0 SB: 0 CS: 1	PA: 37
--------------	------------------------------	---------------------------------	------------------------------	---------------------------------	------------------------------	---------------------------------	------------------------------	---------------------------------	------------------------------	---------------------------------	------------------------------	---------------------------------	------------------------------	----------------------------------	------------------------------	---------------------------------	------------------------------	---------------------------------	----------------------------------	------------------------------------	----------------------------------	--------

PITCHER	IP	WLS	BF	H	R	ER	SO	BB	IBB	HBP	BLK	WP	HR	S	P	ERA	WHIP
Geoff Zahn, L (1, 1) ERA: 3.33	6.1		26	7	5	1	3	1	0	0	0	0	0	31	35	1.42	1.263
Rick Steiner, R (7, 1) ERA: 4.82	0.1		2	0	0	0	0	1	0	0	0	0	0	1	5	0.00	3.000
Bob Lacey, L (7, 1) ERA: 5.19	0.1	W	2	1	0	0	0	0	0	0	0	0	0	2	2	0.00	3.000
Mike Witt, R (8, 1) ERA: 4.91	0.2		3	1	0	0	0	0	0	0	0	0	0	3	3	0.00	1.500
John Curtis, L (8, 1) ERA: 3.8	1.1	S	4	0	0	0	0	0	0	0	0	0	0	4	4	0.00	0.000

BOTTOM

California Angels @ Texas Rangers
Arlington Stadium, Arlington, TX
Sat Oct 01 1983, 8:05 PM EDT
Att. 11,356 - Unknown

livebaseballscorecards.com

AB	33
R	5
H	9
RBI	5
BB	2
SO	3
LOB	10



Batter	1	2	3	4	5	6	7	8	9	AB R H RBI BB SO LOB	TOP											
Gary Pettis, S (1, 8) OBP: 0.348, SLG: 0.494	0-3 K		0-0 1B 2B		0-0 6-3		0-0 FC1-6 1B		0-3 K	5 1 1 0 0 2 2												
Rob Wilfong, L (1, 4) OBP: 0.293, SLG: 0.339	0-0 F9		0-0 2-H 1B		0-0 F8		0-0 F8		0-0 F9	5 0 1 1 0 0 2												
Daryl Sconiers, L (1, 3) OBP: 0.310, SLG: 0.430	0-0 4-3		0-0 F6				0-0 F9			4 0 1 0 0 0 1												
Doug DeCinces, R (1, 5) OBP: 0.332, SLG: 0.495		0-0 4-3	0-0 F7				0-0 F9			3 1 1 0 0 0 1												
Ron Jackson, R (7, PH) OBP: 0.291, SLG: 0.351							BB 1B			1 0 0 0 0 0 2												
Dick Schofield, R (7, 6) OBP: 0.295, SLG: 0.407										0 0 0 0 0 0 0												
Brian Downing, R (1, 7) OBP: 0.352, SLG: 0.429				0-3 K2-3					0-0 F8	4 0 1 0 0 2 1												
Bobby Clark, R (8, 9) OBP: 0.261, SLG: 0.354										0 0 0 0 0 0 0												
Reggie Jackson, L (1, 10) OBP: 0.290, SLG: 0.340		0-3 K							0-3 K	2 0 0 0 1 2 1												
Juan Beniquez, R (8, PH) OBP: 0.343, SLG: 0.381										1 0 0 0 0 1 0												
Mike Brown, R (1, 9) OBP: 0.279, SLG: 0.385										4 0 3 1 0 1 0												
Ricky Adams, R (1, 6) OBP: 0.300, SLG: 0.321										4 0 1 0 0 0 5												
Mike O'Berry, R (1, 2) OBP: 0.206, SLG: 0.233			0-0 G3						0-0 6-3	3 0 0 0 1 0 0												
Inning Stats	R: 0 E: 0 K: 1 S: 5	H: 0 LOB: 0 BB: 0 P: 5	R: 0 E: 0 K: 1 S: 7	H: 2 LOB: 2 BB: 0 P: 7	R: 1 E: 0 K: 0 S: 5	H: 2 LOB: 1 BB: 0 P: 5	R: 0 E: 0 K: 3 S: 9	H: 0 LOB: 0 BB: 0 P: 9	R: 0 E: 0 K: 0 S: 3	H: 1 LOB: 1 BB: 1 P: 7	R: 1 E: 0 K: 1 S: 7	H: 2 LOB: 2 BB: 1 P: 11	R: 0 E: 1 K: 0 S: 5	H: 1 LOB: 2 BB: 0 P: 5	R: 0 E: 0 K: 1 S: 6	H: 1 LOB: 1 BB: 0 P: 6	R: 0 E: 0 K: 1 S: 5	H: 0 LOB: 0 BB: 0 P: 5	1B: 8 2B: 1 3B: 0 HR: 0	SF: 0 SAC: 0 DP: 0 HBP: 0	WP: 0 PB: 0 SB: 0 CS: 1	PA: 38
PITCHER	IP WLS BF H R ER SO BB IBB HBP BLK WP HR S P ERA WHIP																					
Al Lachowicz, R (1, 1) ERA: 2.25	6.0 L 26 7 2 2 6 2 0 0 0 0 0 0 36 44 3.00 1.500																					
Mike Mason, L (7, 1) ERA: 5.91	3.0 12 2 0 0 2 0 0 0 0 0 0 0 16 16 0.00 0.667																					

California Angels @ Texas Rangers
Arlington Stadium, Arlington, TX
Sun Oct 02 1983, 4:33 AM EDT
Att. 8,727 - Unknown

livebaseballscorecards.com

AB	36
R	2
H	9
RBI	2
BB	2
SO	8
LOB	15



