

# Texas Rangers - 1983







Batter	1	2	3	4	5	6	7	8	9	AB	R	H	RBI	BB	SO	LOB	TOP			
Tony Bernazard, S (1,4) OBP: 0.222, SLG: 0.125	0-0 G6-4-3 1B		0-0 6-3			0-0 5-3		0-3 K		4	0	1	0	0	1	0	Chicago White Sox @ Texas Rangers Arlington Stadium, Arlington, TX Tue Apr 05 1983, 7:05 PM EST Att: 6,342 - Unknown			
Tom Paciorek, R (1,3) OBP: 0.250, SLG: 0.250	0-0 G6-4-3 1-2		0-0 F7			0-0 F7		0-0 6-3		4	0	0	0	0	0	1				
Harold Baines, L (1,9) OBP: 0.500, SLG: 0.333	1-0 2B HBP			0-0 F7		0-0 1B		0-3 K		3	1	1	0	0	1	0				
Greg Luzinski, R (1,10) OBP: 0.250, SLG: 0.286	0-0 1-H 2B			0-0 F7		0-3 K			0-0 4-3	4	0	1	1	0	1	1				
Ron Kittle, R (1,7)	0-0 5-3			0-0 5-3			0-3 K		4-0 F8 BB	3	0	0	0	1	1	1				
Carlton Fisk, R (1,2) OBP: 0.375, SLG: 0.167		0-0 F9			0-0 6-3		4-0 4-3 1B BB		4-0 1-2 BB	2	0	0	0	2	0	0				
Vance Law, R (1,5) Jerry Hairston, S (9,PH)	0-0 4-3			0-0 6-3			0-0 1-2 4-3 1B		0-0 F8 2-3	3	0	1	0	0	0	0				
Rusty Kuntz, R (1,8) Greg Walker, L (9,PH)	0-3 K			0-0 E 1B			0-0 1-2 2-3 4-3		0-0 F5	3	0	1	0	0	1	2				
Scott Fletcher, R (1,6)			0-0 F8		0-0 1-3		0-0 4-3			3	0	0	0	0	0	3				
<b>Inning Stats</b>	R: 1 E: 0 K: 0 S: 4	H: 2 LOB: 1 BB: 0 P: 5	R: 0 E: 0 K: 1 S: 5	H: 0 LOB: 0 BB: 0 P: 5	R: 0 E: 0 K: 0 S: 3	H: 0 LOB: 0 BB: 0 P: 3	R: 0 E: 0 K: 0 S: 3	H: 1 LOB: 1 BB: 0 P: 4	R: 0 E: 0 K: 1 S: 6	H: 1 LOB: 1 BB: 0 P: 6	R: 0 E: 0 K: 1 S: 6	H: 1 LOB: 2 BB: 1 P: 10	R: 0 E: 0 K: 0 S: 7	H: 0 LOB: 0 BB: 0 P: 7	R: 0 E: 0 K: 0 S: 3	H: 0 LOB: 2 BB: 2 P: 11		1B: 4 2B: 1 3B: 0 HR: 0	SF: 0 SAC: 0 DP: 1 HBP: 1	WP: 0 PB: 0 SB: 0 CS: 0
<b>PITCHER</b>	IP WLS BF H R ER SO BB IBB HBP BLK WP HR S P ERA WHIP	6.1 W 25 5 1 1 3 1 0 1 0 0 0 29 34 1.42 0.947	2.0 S 8 0 0 0 2 2 0 0 0 0 0 10 18 0.00 1.000	0.2 S 2 0 0 0 0 0 0 0 0 0 0 2 2 0.00 0.000	<b>PITCHER</b>										IP WLS BF H R ER SO BB IBB HBP BLK WP HR S P ERA WHIP					

Batter	1	2	3	4	5	6	7	8	9	AB	R	H	RBI	BB	SO	LOB	BOTTOM			
Bill Sample, R (1,7) OBP: 0.500, SLG: 0.429	0-0 S 1B 1B		0-0 1B		4-0 1-2 BB	0-0 F8				3	1	2	0	1	0	2	Chicago White Sox @ Texas Rangers Arlington Stadium, Arlington, TX Tue Apr 05 1983, 7:05 PM EST Att: 6,342 - Unknown			
Mike Richardt, R (1,4) OBP: 0.125, SLG: 0.500	0-3 K 1-2		0-0 F8		0-3 K		0-0 F9			4	0	0	0	0	2	4				
Buddy Bell, R (1,5) OBP: 0.500, SLG: 0.625	0-0 P3		0-0 F8		0-0 FC5-4 1-2 3-H 1B		0-0 F7 WP E 1B			4	1	2	1	0	0	2				
Dave Hostetter, R (1,10) OBP: 0.125, SLG: 0.125	0-0 CS 2-H 1B			0-3 K	0-0 FC5-4 1-2		0-0 F7		1-3 F7	4	0	1	1	0	1	3				
Larry Parrish, R (1,9) OBP: 0.286, SLG: 0.857	0-0 CS 1-2	0-3 K		0-0 F9		0-0 FC5-4 1B 2B	0-0 E6 3-H			4	1	1	0	0	1	0				
Bob Johnson, R (1,2) Larry Bittner, L (7,PH) Jim Sundberg, R (8,2)		4-0 E BB		4-0 BB		0-3 K	0-0 L5			1	0	0	0	2	1	1				
Pete O'Brien, L (1,3)		0-0 E6 G4-6-3 1-2		0-0 F6		4-0 FC5-4 BB		0-0 F7		3	0	0	0	1	0	2				
George Wright, S (1,8)		0-0 G4-6-3 1-2			0-3 K	0-0 FC5-4 1B 1-2 2-3		0-0 G3		4	0	0	0	0	1	4				
Bucky Dent, R (1,6) OBP: 0.286, SLG: 0.286			0-0 6-3		0-0 S BB 1B	0-0 1-2 3-H 1B		0-0 5-3		4	1	2	1	0	0	0				
<b>Inning Stats</b>	R: 1 E: 0 K: 1 S: 6	H: 2 LOB: 0 BB: 0 P: 6	R: 0 E: 1 K: 1 S: 5	H: 0 LOB: 1 BB: 1 P: 9	R: 0 E: 0 K: 1 S: 4	H: 1 LOB: 1 BB: 0 P: 4	R: 0 E: 0 K: 1 S: 5	H: 0 LOB: 1 BB: 1 P: 9	R: 1 E: 0 K: 2 S: 9	H: 2 LOB: 2 BB: 1 P: 13	R: 0 E: 0 K: 1 S: 7	H: 2 LOB: 1 BB: 1 P: 11	R: 1 E: 1 K: 0 S: 5	H: 1 LOB: 1 BB: 0 P: 5	R: 0 E: 0 K: 0 S: 3	H: 0 LOB: 0 BB: 0 P: 3		1B: 7 2B: 1 3B: 0 HR: 0	SF: 0 SAC: 0 DP: 1 HBP: 0	WP: 1 PB: 0 SB: 2 CS: 1
<b>PITCHER</b>	IP WLS BF H R ER SO BB IBB HBP BLK WP HR S P ERA WHIP	5.2 L 27 7 3 3 6 4 0 0 0 0 3 3 0.00 1.500	0.2 S 3 1 1 0 0 0 0 0 0 0 3 3 0.00 1.500	1.2 S 6 0 0 0 0 0 0 0 0 1 0 6 6 0.00 0.000	<b>PITCHER</b>										IP WLS BF H R ER SO BB IBB HBP BLK WP HR S P ERA WHIP					

AB	31
R	1
H	5
RBI	1
BB	3
SO	5
LOB	12



AB	32
R	4
H	8
RBI	3
BB	4
SO	6
LOB	19





Batter	1	2	3	4	5	6	7	8	9	AB	R	H	RBI	BB	SO	LOB	TOP			
Tony Bernazard, S OBP: 0.385, SLG: 0.417										4	0	3	1	0	1	1	<b>Chicago White Sox @ Texas Rangers</b> Arlington Stadium, Arlington, TX Wed Apr 06 1983, 7:05 PM EST Att: 6,912 - Unknown			
Tom Paciorek, R OBP: 0.167, SLG: 0.167										4	0	0	0	0	1	4				
Harold Baines, L OBP: 0.333, SLG: 0.200										4	0	0	0	0	0	1				
Greg Luzinski, R OBP: 0.250, SLG: 0.200										3	0	0	0	1	0	0				
Ron Kittle, R OBP: 0.333, SLG: 0.375										4	0	2	0	0	0	1				
Carlton Fisk, R OBP: 0.250, SLG: 0.100										4	0	0	0	0	0	2				
Vance Law, R OBP: 0.222, SLG: 0.222										3	1	1	0	0	0	0				
Mike Squires, L (9, PH)										1	0	0	0	0	0	0				
Rusty Kuntz, R OBP: 0.333, SLG: 0.333										3	0	1	0	0	1	1				
Jerry Hairston, S (9, PH)										1	0	0	0	0	0	0				
Scott Fletcher, R OBP: 0.222, SLG: 0.125										3	0	1	0	0	0	2				
<b>Inning Stats</b>	R: 0 E: 0 K: 1 S: 5	H: 1 LOB: 0 BB: 0 P: 5	R: 0 E: 0 K: 0 S: 3	H: 0 LOB: 0 BB: 0 P: 3	R: 1 E: 1 K: 0 S: 5	H: 2 LOB: 1 BB: 0 P: 5	R: 0 E: 0 K: 0 S: 4	H: 1 LOB: 1 BB: 0 P: 4	R: 0 E: 0 K: 0 S: 4	H: 1 LOB: 1 BB: 0 P: 4	R: 0 E: 0 K: 0 S: 8	H: 1 LOB: 1 BB: 0 P: 8	R: 0 E: 0 K: 0 S: 3	H: 0 LOB: 1 BB: 1 P: 7	R: 0 E: 0 K: 0 S: 3	H: 0 LOB: 0 BB: 0 P: 3	1B: 6 2B: 2 3B: 0 HR: 0	SF: 0 SAC: 0 DP: 1 HBP: 0	WP: 0 PB: 0 SB: 1 CS: 0	PA: 35
<b>PITCHER</b>	IP WLS BF H R ER SO BB IBB HBP BLK WP HR S P ERA WHIP																			
Rick Honeycutt, L ERA: 1.29	(1, 1)	7.0 W 28 8 1 1 3 0 0 0 0 0 0 0 34 34 1.29 1.143																		
Dave Tobik, R ERA:	(8, 1)	2.0 S 7 0 0 0 0 1 0 0 0 0 0 0 6 10 0.00 0.500																		

Batter	1	2	3	4	5	6	7	8	9	AB	R	H	RBI	BB	SO	LOB	BOTTOM			
Bill Sample, R OBP: 0.500, SLG: 0.545										4	0	2	1	0	0	1	<b>Chicago White Sox @ Texas Rangers</b> Arlington Stadium, Arlington, TX Wed Apr 06 1983, 7:05 PM EST Att: 6,912 - Unknown			
Mike Richardt, R OBP: 0.083, SLG: 0.333										4	0	0	0	0	1	4				
Buddy Bell, R OBP: 0.333, SLG: 0.417										4	0	0	0	0	1	0				
Dave Hostetter, R OBP: 0.250, SLG: 0.100										2	0	0	0	1	1	0				
Larry Parrish, R OBP: 0.273, SLG: 0.636										4	0	1	0	0	1	1				
Pete O'Brien, L OBP: 0.300, SLG: 0.125										2	2	1	0	1	0	2				
Jim Sundberg, R OBP: 0.167, SLG: 0.167										3	1	1	0	0	1	2				
George Wright, S OBP: 0.100, SLG: 0.200										3	0	1	2	0	0	1				
Bucky Dent, R OBP: 0.222, SLG: 0.222										2	0	0	0	0	0	1				
Larry Bittner, L OBP: 0.500, SLG: 1.500										1	0	1	1	0	0	0				
Wayne Tolleson, S (8, 6)										0	1	0	0	0	0	0				
<b>Inning Stats</b>	R: 0 E: 0 K: 1 S: 5	H: 0 LOB: 0 BB: 0 P: 5	R: 0 E: 0 K: 1 S: 5	H: 1 LOB: 1 BB: 0 P: 6	R: 0 E: 0 K: 0 S: 4	H: 1 LOB: 1 BB: 0 P: 4	R: 0 E: 0 K: 0 S: 3	H: 0 LOB: 0 BB: 0 P: 3	R: 2 E: 0 K: 1 S: 7	H: 2 LOB: 1 BB: 1 P: 11	R: 0 E: 0 K: 0 S: 2	H: 0 LOB: 1 BB: 1 P: 6	R: 2 E: 0 K: 0 S: 6	H: 3 LOB: 2 BB: 0 P: 6	R: 0 E: 0 K: 2 S: 7	H: 0 LOB: 0 BB: 0 P: 7	1B: 4 2B: 2 3B: 1 HR: 0	SF: 0 SAC: 0 DP: 2 HBP: 1	WP: 0 PB: 0 SB: 2 CS: 0	PA: 32
<b>PITCHER</b>	IP WLS BF H R ER SO BB IBB HBP BLK WP HR S P ERA WHIP																			
Richard Dotson, R ERA: 5.4	(1, 1)	6.2 L 27 6 4 4 3 2 0 0 1 0 0 0 30 39 5.40 1.200																		
Salome Barojas, R ERA:	(7, 1)	1.1 5 1 0 0 2 0 0 0 0 0 0 9 9 0.00 0.750																		

AB	34
R	1
H	8
RBI	1
BB	1
SO	3
LOB	12

AB	29
R	4
H	7
RBI	4
BB	2
SO	5
LOB	12






Batter	1	2	3	4	5	6	7	8	9	AB	R	H	RBI	BB	SO	LOB	TOP								
Wade Boggs, L (1, 5) OBP: 0.843, SLG: 0.818	0-0 6-3	0-0 2B		4-0 FC6-4 BB		0-0 BB 2B		0-3 K	0-0 1B	5	0	3	5	1	1	0									
Dwight Evans, R (1, 9) OBP: 0.500, SLG: 0.750	0-0 BB 1B	0-0 5-3		0-0 FC6-4 1-2		0-0 BB BB		0-0 2B	0-0 F9	5	0	2	0	1	0	6									
Jim Rice, R (1, 7) OBP: 0.777, SLG: 0.077	4-0 1-2 BB		0-0 4-3		0-0 5-3		4-0 1-2 2-3 3-H BB		0-0 4-3	3	0	0	1	2	0	1									
Tony Armas, R (1, 8) OBP: 0.077, SLG: 0.077	0-3 K		0-0 G3-6 1B		0-0 F7		0-3 K		0-0 5-3	5	0	1	0	0	2	5									
Carl Yastrzemski, L (1, 10) Ed Jurak, R (9, PR)	0-0 F7		0-0 G3-6 1B		0-0 F8		0-0 F8		0-0 1B 1B	5	0	1	0	0	0	6									
Dave Stapleton, R (1, 3) OBP: 0.538, SLG: 1.083		0-0 SH1-4 1B 2B		0-0 SH1-4 1B		0-0 1B 2B		0-0 F7	0-0 1B 1B	5	3	4	0	0	0	0									
Rich Gedman, L (1, 2) OBP: 0.308, SLG: 0.250		0-0 SH1-4 2B 1B		0-0 SH1-4 1B		0-0 F4		0-3 K	4-0 FC4-6 1B BB	4	2	2	0	1	1	1									
Glenn Hoffman, R (1, 6) OBP: 0.455, SLG: 0.545		0-0 SH1-4		0-0 SH1-4		0-0 HBP 2B 1B		0-3 K	0-0 FC4-6 1B	3	1	2	2	0	1	0									
Julio Valdez, S (1, 4) Rick Miller, L (6, PH) Reid Nichols, R (6, PH) Marty Barrett, R (6, 4)	0-0 F5		0-0 G3		1-0 2B BB HBP		0-0 F8		0-0 FC4-6 1B	2	0	0	0	0	0	4									
<b>Inning Stats</b>	R: 0 E: 0 K: 1 S: 6	H: 1 LOB: 2 BB: 1 P: 10	R: 2 E: 0 K: 0 S: 6	H: 3 LOB: 1 BB: 0 P: 6	R: 0 E: 0 K: 0 S: 3	H: 1 LOB: 0 BB: 0 P: 3	R: 0 E: 0 K: 0 S: 5	H: 2 LOB: 3 BB: 1 P: 9	R: 0 E: 0 K: 0 S: 3	H: 0 LOB: 0 BB: 0 P: 3	R: 3 E: 0 K: 1 S: 8	H: 3 LOB: 3 BB: 2 P: 17	R: 0 E: 0 K: 2 S: 7	H: 0 LOB: 0 BB: 0 P: 7	R: 0 E: 0 K: 1 S: 6	H: 1 LOB: 1 BB: 0 P: 6	R: 3 E: 0 K: 0 S: 7	H: 4 LOB: 2 BB: 1 P: 11	1B: 11 2B: 4 3B: 0 HR: 0	SF: 0 SAC: 2 DP: 1 HBP: 1	WP: 0 PB: 0 SB: 0 CS: 0	PA: 47			
<b>PITCHER</b>	IP WLS BF H R ER SO BB IBB HBP BLK WP HR S P ERA WHIP	5.1 L 16 4 3 3 4 2 0 1 0 0 0 21 30 6.75 2.062	0.2 W 5 2 1 1 0 1 0 0 0 0 0 4 8 13.50 4.500																						

**Boston Red Sox @ Texas Rangers**  
Arlington Stadium, Arlington, TX  
Fri Apr 08 1983, 7:05 PM EST  
Att: 7,726 - Unknown


AB 39  
R 8  
H 15  
RBI 8  
BB 5  
SO 5  
LOB 25



Batter	1	2	3	4	5	6	7	8	9	AB	R	H	RBI	BB	SO	LOB	BOTTOM								
Bill Sample, R (1, 7) OBP: 0.412, SLG: 0.400	0-0 F6		0-0 F4		0-0 6-3		4-0 BB	0-0 F5		4	0	0	0	1	0	3									
Mike Richardt, R (1, 4) OBP: 0.176, SLG: 0.412	0-0 CS 1B		0-0 6-3		0-0 2B		0-0 F7		0-0 6-3	5	0	2	0	0	0	2									
Buddy Bell, R (1, 5) OBP: 0.235, SLG: 0.294	0-0 F8		0-3 K		0-3 K		0-3 K		0-0 1-3 1B	5	0	0	0	0	3	2									
Dave Hostetter, R (1, 10) OBP: 0.294, SLG: 0.143		4-0 WP BB 6-3 BB		0-3 K		0-3 K		0-0 1-3 1B	0-0 1-3	4	2	1	0	1	2	1									
Larry Parrish, R (1, 9) OBP: 0.333, SLG: 0.538		4-0 WP 1B BB		0-3 K		4-0 BB		0-0 1-3		2	1	0	0	2	1	1									
Pete O'Brien, L (1, 3) OBP: 0.286, SLG: 0.167		0-3 K		0-0 F8		0-0 F8		0-0 2B 1B		4	1	1	1	0	1	4									
Jim Sundberg, R (1, 2) OBP: 0.200, SLG: 0.300		0-0 6-3		0-3 K		0-0 K		0-0 F7	0-0 1B 2B	4	1	1	2	0	1	1									
George Wright, S (1, 8) OBP: 0.286, SLG: 0.357		3-H 0-0 FC5-4 1B		0-0 1-3		0-0 1B		0-0 F7	0-0 2B 1B	4	0	3	2	0	0	0									
Bucky Dent, R (1, 6) Larry Bittner, L (8, PH) Wayne Tolleson, S (8, PR)		0-0 FC5-4		0-0 2B		0-0 F7		0-0 F7	4-0 IBB	3	0	1	0	0	0	2									
<b>Inning Stats</b>	R: 0 E: 0 K: 0 S: 3	H: 1 LOB: 0 BB: 0 P: 3	R: 2 E: 0 K: 1 S: 6	H: 1 LOB: 1 BB: 2 P: 14	R: 0 E: 0 K: 1 S: 5	H: 0 LOB: 0 BB: 0 P: 5	R: 0 E: 0 K: 2 S: 7	H: 0 LOB: 0 BB: 0 P: 7	R: 0 E: 0 K: 1 S: 6	H: 1 LOB: 1 BB: 0 P: 6	R: 0 E: 0 K: 2 S: 8	H: 1 LOB: 2 BB: 1 P: 12	R: 0 E: 0 K: 0 S: 4	H: 1 LOB: 2 BB: 1 P: 8	R: 3 E: 0 K: 1 S: 9	H: 4 LOB: 2 BB: 1 P: 13	R: 0 E: 0 K: 0 S: 3	H: 0 LOB: 0 BB: 0 P: 3	1B: 6 2B: 3 3B: 0 HR: 0	SF: 0 SAC: 0 DP: 0 HBP: 0	WP: 1 PB: 0 SB: 1 CS: 1	PA: 40			
<b>PITCHER</b>	IP WLS BF H R ER SO BB IBB HBP BLK WP HR S P ERA WHIP	6.0 3.0 11 5 3 3 1 1 0 0 0 0 0 12 16 16.20 3.600	1.1 W 5 0 0 0 0 0 1 0 0 0 0 4 8 0.00 0.000																						

**Boston Red Sox @ Texas Rangers**  
Arlington Stadium, Arlington, TX  
Fri Apr 08 1983, 7:05 PM EST  
Att: 7,726 - Unknown

AB 35  
R 5  
H 9  
RBI 5  
BB 5  
SO 8  
LOB 16






Batter	1	2	3	4	5	6	7	8	9	AB	R	H	RBI	BB	SO	LOB	TOP		
Wade Boggs, L (1.5) X OBP: 0.579, SLG: 0.688	F7		1-2 K		0-3 K		1-2 2-3 K		0-0 6-3								5 0 2 0 0 1 1		
Dwight Evans, R (1.9) X OBP: 0.421, SLG: 0.588	G3		0-3 K		0-0 1B		0-0 G6-4-3		0-0 5-3								5 0 1 0 0 1 5		
Jim Rice, R (1.7) S OBP: 0.333, SLG: 0.214	K			0-0 2B		0-3 K		0-0 E6									5 1 2 0 0 2 2		
Tony Armas, R (1.8) H OBP: 0.111, SLG: 0.059		1-0 G1-6-3 HBP		0-3 K		0-0 F8		0-0 G6-4-3		0-0 F8							4 0 0 0 0 1 3		
Carl Yastrzemski, L (1.10) X OBP: 0.294, SLG: 0.267	F7			0-0 F8		0-0 F7		0-0 2B									4 1 1 0 0 0 2		
Dave Stapleton, R (1.3) X OBP: 0.529, SLG: 1.000	G1-6-3			0-0 2B		0-0 5-3		4-0 2B		4-0 2B							3 1 1 1 1 0 1		
Rich Gedman, L (1.2) X OBP: 0.353, SLG: 0.375			0-0 F9		0-0 4-3		0-0 1B		0-0 2B								4 0 2 2 0 0 1		
Glenn Hoffman, R (1.6) X OBP: 0.467, SLG: 0.462			0-0 1-3		0-0 4-3		4-0 1B		4-0 BB								2 0 0 0 2 0 0		
Julio Valdez, S (1.4) X OBP: 0.083, SLG: 0.083			0-0 E3		0-0 1B		0-0 F9		0-0 4-3								3 0 1 0 0 0 2		
Rick Miller, L (8, PH)																	1 0 0 0 0 0 2		
Marty Barrett, R (8, 4)																	0 0 0 0 0 0 0		
<b>Inning Stats</b>	R: 0 E: 0 K: 1 S: 5	H: 0 LOB: 0 BB: 0 P: 5	R: 0 E: 0 K: 0 S: 2	H: 0 LOB: 0 BB: 0 P: 3	R: 0 E: 1 K: 1 S: 7	H: 1 LOB: 2 BB: 0 P: 7	R: 1 E: 0 K: 1 S: 7	H: 2 LOB: 1 BB: 0 P: 7	R: 0 E: 0 K: 2 S: 9	H: 0 LOB: 0 BB: 0 P: 3	R: 0 E: 0 K: 0 S: 4	H: 2 LOB: 2 BB: 1 P: 8	R: 2 E: 1 K: 0 S: 5	H: 2 LOB: 2 BB: 2 P: 13	R: 0 E: 0 K: 0 S: 4	H: 1 LOB: 1 BB: 0 P: 4	1B: 6 2B: 4 3B: 0 HR: 0	SF: 0 SAC: 0 DP: 3 HBP: 1	WP: 0 PA: 40
<b>PITCHER</b>	IP WLS BF H R ER SO BB IBB HBP BLK WP HR S P ERA WHIP																		
Mike Smithson, R (1.1) ERA: 2.77	7.0 W 29 7 1 1 5 1 0 1 0 0 0 0 37 42 1.29 1.143																		
Dave Tobik, R (8, 1) ERA: 4.5	2.0 11 3 2 2 0 2 0 0 0 0 0 0 9 17 9.00 2.500																		

**Boston Red Sox @ Texas Rangers**  
Arlington Stadium, Arlington, TX  
Sat Apr 09 1983, 7:05 PM EST  
Att: 20,850 - Unknown


AB 36  
R 3  
H 10  
RBI 3  
BB 3  
SO 5  
LOB 19



Batter	1	2	3	4	5	6	7	8	9	AB	R	H	RBI	BB	SO	LOB	BOTTOM		
Bill Sample, R (1.7) B OBP: 0.409, SLG: 0.474	1B 3B BB	0-0 6-3		0-0 4-3		0-0 1B		0-0 F4									4 2 1 0 1 0 1		
Mike Richardt, R (1.4) X OBP: 0.273, SLG: 0.500	0-0 3B	0-0 F9		0-0 2B		0-0 F8		0-0 WP E									5 3 3 1 0 0 1		
Buddy Bell, R (1.5) S OBP: 0.227, SLG: 0.273	0-3 K	0-3 K		0-0 6-3		0-0 E		0-0 F9									5 0 1 1 0 2 4		
Dave Hostetter, R (1.10) X OBP: 0.455, SLG: 0.438	1-0 1B 3B		4-0 FC6-4 SF8		0-0 2B		4-0 E		4-0 E								2 3 2 3 3 0 0		
Larry Parrish, R (1.9) B OBP: 0.350, SLG: 0.438	4-0 1B 2B		4-0 FC6-4		0-0 F7		0-0 E5		0-0 E8								3 1 0 0 2 0 3		
Bob Johnson, R (1.3) X OBP: 0.375, SLG: 0.167	0-0 2B		0-0 FC6-4		0-0 F8		0-0 FC6-4		0-3 K								5 0 1 1 0 1 6		
Jim Sundberg, R (1.2) X OBP: 0.214, SLG: 0.385	1-2 3H 2B		0-0 SF8		0-0 5-3		0-0 6-3										3 0 1 2 0 0 0		
George Wright, S (1.8) X OBP: 0.222, SLG: 0.278	0-0 6-3		0-0 F8		0-3 K		0-3 K										4 0 0 0 0 2 3		
Bucky Dent, R (1.6) X OBP: 0.250, SLG: 0.375	0-0 6-3			0-0 4-3 2B		0-0 F8		0-0 4-3									4 1 1 0 0 0 2		
<b>Inning Stats</b>	R: 4 E: 0 K: 1 S: 9	H: 4 LOB: 2 BB: 2 P: 17	R: 0 E: 0 K: 1 S: 5	H: 0 LOB: 0 BB: 0 P: 5	R: 1 E: 0 K: 0 S: 3	H: 0 LOB: 1 BB: 2 P: 11	R: 2 E: 0 K: 0 S: 6	H: 3 LOB: 1 BB: 0 P: 6	R: 0 E: 0 K: 1 S: 5	H: 0 LOB: 0 BB: 0 P: 5	R: 1 E: 1 K: 0 S: 6	H: 2 LOB: 3 BB: 1 P: 10	R: 0 E: 0 K: 1 S: 5	H: 0 LOB: 0 BB: 0 P: 5	R: 2 E: 1 K: 1 S: 7	H: 1 LOB: 1 BB: 1 P: 11	1B: 4 2B: 4 3B: 2 HR: 0	SF: 1 SAC: 0 DP: 0 HBP: 0	WP: 1 PA: 42
<b>PITCHER</b>	IP WLS BF H R ER SO BB IBB HBP BLK WP HR S P ERA WHIP																		
Bob Ojeda, L (1.1) ERA: 15.0	3.0 L 17 4 5 5 2 4 0 0 0 0 0 0 17 33 15.00 2.667																		
Doug Bird, R (4, 1) ERA: 6.75	4.0 19 5 3 3 2 1 0 0 0 0 0 0 22 26 6.75 1.500																		
John Henry Johnson, L (8, 1) ERA:	1.0 6 1 2 0 1 1 0 0 0 1 0 0 7 11 0.00 2.000																		

**Boston Red Sox @ Texas Rangers**  
Arlington Stadium, Arlington, TX  
Sat Apr 09 1983, 7:05 PM EST  
Att: 20,850 - Unknown

AB 35  
R 10  
H 10  
RBI 8  
BB 6  
SO 5  
LOB 20





Batter	1	2	3	4	5	6	7	8	9	AB	R	H	RBI	BB	SO	LOB	TOP			
Wade Boggs, L (1.5) OBP: 0.500, SLG: 0.550										4	0	0	0	1	1	5				
Dwight Evans, R (1.9) OBP: 0.417, SLG: 0.591										5	0	2	3	0	1	1				
Jim Rice, R (1.7) OBP: 0.304, SLG: 0.211										5	0	1	0	0	0	2				
Tony Armas, R (1.8) OBP: 0.217, SLG: 0.182										5	2	3	0	0	1	2				
Reid Nichols, R (1.10) OBP: 0.429, SLG: 0.333										5	2	2	0	0	1	1				
Glenn Hoffman, R (1.6) OBP: 0.450, SLG: 0.412										4	1	1	0	0	0	0				
Ed Jurak, R (1.3) OBP: 0.400, SLG: 0.250										4	1	1	3	1	0	2				
Gary Allenson, R (1.2) OBP: 0.400, SLG: 0.250										2	0	0	1	1	2	3				
Julio Valdez, S (1.4) OBP: 0.125, SLG: 0.067										3	1	0	0	0	2	5				
<b>Inning Stats</b>	R: 0 E: 0 K: 0 S: 2	H: 0 LOB: 0 BB: 1 P: 6	R: 5 E: 1 K: 2 S: 12	H: 4 LOB: 1 BB: 0 P: 13	R: 2 E: 0 K: 0 S: 6	H: 3 LOB: 2 BB: 0 P: 7	R: 0 E: 0 K: 1 S: 6	H: 1 LOB: 1 BB: 0 P: 6	R: 0 E: 1 K: 2 S: 8	H: 0 LOB: 1 BB: 0 P: 8	R: 0 E: 0 K: 1 S: 5	H: 1 LOB: 1 BB: 2 P: 13	R: 0 E: 0 K: 1 S: 6	H: 1 LOB: 0 BB: 0 P: 6	R: 0 E: 0 K: 0 S: 3	H: 0 LOB: 0 BB: 0 P: 3	1B: 9 2B: 1 3B: 0 HR: 0	SF: 1 SAC: 0 DP: 1 HBP: 2	WP: 0 PB: 1 SB: 2 CS: 0	PA: 43
<b>PITCHER</b>	IP WLS BF H R ER SO BB IBB HBP BLK WP HR S P ERA WHIP																			
Jon Matlack, L (1.1) ERA: 5.4	2.0	15	7	7	4	2	1	0	1	0	0	0	17	22	18.00	4.000				
Danny Darwin, R (3.1) ERA:	3.0	12	1	0	0	3	0	0	1	0	0	0	17	18	0.00	0.333				
Charlie Hough, R (6.1) ERA:	4.0	W	16	2	0	0	3	2	0	0	0	0	20	28	0.00	1.000				

Boston Red Sox @ Texas Rangers  
Arlington Stadium, Arlington, TX  
Sun Apr 10 1983, 4:33 AM EST  
Att: 18,597 - Unknown

AB 37  
R 7  
H 10  
RBI 7  
BB 3  
SO 8  
LOB 21



Batter	1	2	3	4	5	6	7	8	9	AB	R	H	RBI	BB	SO	LOB	BOTTOM			
Mickey Rivers, L (1.10) OBP: 0.400, SLG: 0.400										5	0	2	1	0	0	3				
Mike Richardt, R (1.4) OBP: 0.289, SLG: 0.538										4	2	1	2	0	0	1				
Bucky Dent, R (8.6) OBP: 0.235, SLG: 0.353										1	0	0	0	0	0	2				
Bill Sample, R (1.7) OBP: 0.385, SLG: 0.455										3	0	1	2	0	1	0				
Larry Bittner, L (1.9) OBP: 0.571, SLG: 0.833										4	1	2	0	0	0	1				
Buddy Bell, R (1.5) OBP: 0.269, SLG: 0.423										4	2	2	2	0	0	1				
Pete O'Brien, L (1.3) OBP: 0.278, SLG: 0.188										4	0	1	0	0	0	2				
Jim Sundberg, R (1.2) OBP: 0.167, SLG: 0.294										4	0	0	0	0	1	3				
George Wright, S (1.8) OBP: 0.318, SLG: 0.333										3	3	2	0	1	0	0				
Wayne Tolleson, S (1.6) (8.4)										3	1	0	0	0	0	2				
Bill Stein, R (6. PH) OBP: 1.000, SLG: 1.000										1	0	1	1	0	0	0				
Jim Anderson, R (9.4) ERA:										0	0	0	0	0	0	0				
<b>Inning Stats</b>	R: 0 E: 0 K: 0 S: 3	H: 0 LOB: 0 BB: 0 P: 3	R: 0 E: 0 K: 0 S: 4	H: 1 LOB: 1 BB: 0 P: 4	R: 5 E: 1 K: 0 S: 8	H: 4 LOB: 0 BB: 0 P: 8	R: 0 E: 0 K: 1 S: 5	H: 0 LOB: 0 BB: 0 P: 5	R: 0 E: 0 K: 0 S: 4	H: 1 LOB: 1 BB: 0 P: 4	R: 2 E: 1 K: 0 S: 6	H: 2 LOB: 1 BB: 0 P: 6	R: 2 E: 0 K: 0 S: 6	H: 3 LOB: 2 BB: 1 P: 10	1B: 10 2B: 0 3B: 1 HR: 1	SF: 1 SAC: 0 DP: 0 HBP: 0	WP: 0 PB: 0 SB: 1 CS: 1	PA: 38		
<b>PITCHER</b>	IP WLS BF H R ER SO BB IBB HBP BLK WP HR S P ERA WHIP																			
Dennis Eckersley, R (1.1) ERA: 7.2	6.0	25	7	5	1	2	0	0	0	0	0	1	29	29	1.50	1.167				
Bob Stanley, R (7.1) ERA: 3.86	2.0	L	13	5	4	2	0	0	1	0	0	0	12	16	9.00	2.500				

Boston Red Sox @ Texas Rangers  
Arlington Stadium, Arlington, TX  
Sun Apr 10 1983, 4:33 AM EST  
Att: 18,597 - Unknown


AB 36  
R 9  
H 12  
RBI 8  
BB 1  
SO 2  
LOB 15





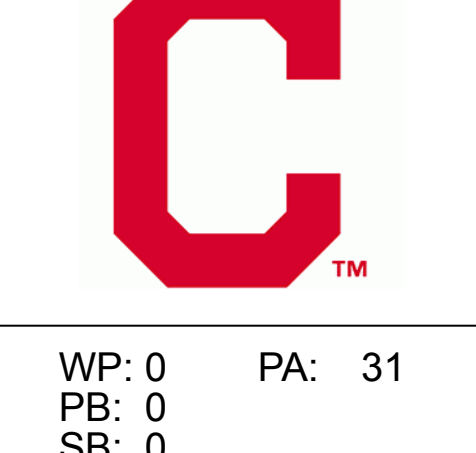
Batter	1	2	3	4	5	6	7	8	9	AB	R	H	RBI	BB	SO	LOB	TOP								
Bill Sample, R OBP: 0.355, SLG: 0.407 (1, 7)	F3		5-3		G1-2-3 1B		F8		F6	5	0	1	0	0	0	2	<b>Texas Rangers @ Cleveland Indians</b> Cleveland Municipal Stadium, Cleveland, OH Tue Apr 12 1983, 3:33 AM EST Att: 5,133 - Unknown								
Mike Richardt, R OBP: 0.297, SLG: 0.500 (1, 4)	F9				F4		L1-3			4	0	1	0	0	0	3									
Buddy Bell, R OBP: 0.300, SLG: 0.433 (1, 5)									F4	4	0	2	0	0	1	1									
Dave Hostetter, R OBP: 0.500, SLG: 0.611 (1, 10)										2	1	1	2	2	1	1									
Larry Parrish, R OBP: 0.333, SLG: 0.368 (1, 9)		K								3	0	0	0	1	1	4									
Pete O'Brien, L OBP: 0.273, SLG: 0.158 (1, 3)										3	0	0	0	1	0	2									
Jim Sundberg, R OBP: 0.136, SLG: 0.238 (1, 2)										4	0	0	0	0	0	2									
George Wright, S OBP: 0.269, SLG: 0.280 (1, 8)										4	0	0	0	0	1	2									
Bucky Dent, R OBP: 0.286, SLG: 0.381 (1, 6)										4	1	2	0	0	1	1									
<b>Inning Stats</b>	R: 0 E: 0 K: 1 S: 6	H: 1 LOB: 1 BB: 0 P: 6	R: 0 E: 0 K: 1 S: 5	H: 0 LOB: 1 BB: 1 P: 9	R: 0 E: 0 K: 2 S: 8	H: 1 LOB: 1 BB: 0 P: 8	R: 1 E: 0 K: 0 S: 4	H: 1 LOB: 1 BB: 1 P: 8	R: 1 E: 0 K: 0 S: 5	H: 3 LOB: 2 BB: 1 P: 9	R: 0 E: 0 K: 0 S: 3	H: 0 LOB: 0 BB: 0 P: 3	R: 0 E: 0 K: 0 S: 3	H: 1 LOB: 0 BB: 0 P: 3	R: 0 E: 0 K: 0 S: 3	H: 0 LOB: 1 BB: 1 P: 7	R: 0 E: 0 K: 1 S: 6	H: 0 LOB: 1 BB: 0 P: 6	1B: 6 2B: 1 3B: 0 HR: 1	SF: 0 SAC: 0 DP: 2 HBP: 0	WP: 1 PB: 0 SB: 2 CS: 0	PA: 37			
<b>PITCHER</b>	IP	WLS	BF	H	R	ER	SO	BB	IBB	HBP	BLK	WP	HR	S	P	ERA	WHIP								
Bert Blyleven, R ERA: 3.97 (1, 1)	7.0	L	29	7	2	2	4	3	0	0	0	0	1	34	46	2.57	1.429								
Dan Spillner, R ERA: (8, 1)	2.0	S	8	0	0	0	1	1	0	0	0	1	0	9	13	0.00	0.500								

AB	33
R	2
H	7
RBI	2
BB	4
SO	5
LOB	18



Batter	1	2	3	4	5	6	7	8	9	AB	R	H	RBI	BB	SO	LOB	BOTTOM								
Alan Bannister, R OBP: 0.385, SLG: 0.455 (1, 7)	FC5-4 1B		4-3			SF8		5-3		3	0	1	1	0	0	0	<b>Texas Rangers @ Cleveland Indians</b> Cleveland Municipal Stadium, Cleveland, OH Tue Apr 12 1983, 3:33 AM EST Att: 5,133 - Unknown								
Manny Trillo, R OBP: 0.500, SLG: 0.400 (1, 4)	FC5-4 G3-6-3 1-2				G5-4-3 1B	G5-3 BB 1B			F3	4	0	2	0	0	0	1									
Toby Harrah, R OBP: 0.536, SLG: 0.550 (1, 5)	G3-6-3 1-2				G5-4-3 1-2				F8	3	0	0	0	1	0	2									
Andre Thornton, R OBP: 0.615, SLG: 0.900 (1, 3)					5-3	G5-3 2-3			K	4	0	0	0	0	2	3									
George Vukovich, L OBP: 0.174, SLG: 0.348 (1, 9)						F5				3	0	0	0	0	1	0									
Wil Culmer, R OBP: 0.667, SLG: 0.667 (1, 10)						F8				3	0	2	0	0	0	0									
Rick Manning, L OBP: 0.200, SLG: 0.167 (1, 8)										3	0	0	0	0	1	2									
Chris Bando, S OBP: 0.333, SLG: 0.333 (1, 2)										3	1	1	0	0	0	0									
Julio Franco, R OBP: 0.280, SLG: 0.391 (1, 6)										3	0	1	0	0	0	0									
<b>Inning Stats</b>	R: 0 E: 0 K: 0 S: 3	H: 1 LOB: 0 BB: 0 P: 3	R: 0 E: 0 K: 2 S: 8	H: 1 LOB: 1 BB: 0 P: 8	R: 0 E: 0 K: 0 S: 3	H: 0 LOB: 0 BB: 0 P: 3	R: 0 E: 0 K: 0 S: 3	H: 1 LOB: 0 BB: 0 P: 3	R: 0 E: 0 K: 1 S: 5	H: 0 LOB: 0 BB: 0 P: 5	R: 0 E: 0 K: 0 S: 3	H: 0 LOB: 0 BB: 0 P: 3	R: 0 E: 0 K: 1 S: 5	H: 0 LOB: 0 BB: 0 P: 5	R: 0 E: 0 K: 1 S: 5	H: 0 LOB: 0 BB: 0 P: 5	1B: 7 2B: 0 3B: 0 HR: 0	SF: 1 SAC: 0 DP: 3 HBP: 0	WP: 0 PB: 0 SB: 0 CS: 1	PA: 31					
<b>PITCHER</b>	IP	WLS	BF	H	R	ER	SO	BB	IBB	HBP	BLK	WP	HR	S	P	ERA	WHIP								
Rick Honeycutt, L ERA: 1.2 (1, 1)	8.0	W	28	7	1	1	3	1	0	0	0	0	0	33	37	1.12	1.000								
Odell Jones, R ERA: 3.66 (9, 1)	1.0	S	3	0	0	0	1	0	0	0	0	0	0	5	5	0.00	0.000								

AB	29
R	1
H	7
RBI	1
BB	1
SO	4
LOB	8





Batter	1	2	3	4	5	6	7	8	9	AB	R	H	RBI	BB	SO	LOB	TOP										
Mickey Rivers, L OBP: 0.375, SLG: 0.375	4-3	1B			SH2-3		CS	1-3		3	0	1	0	0	0	0	<b>Texas Rangers @ Cleveland Indians</b> Cleveland Municipal Stadium, Cleveland, OH Wed Apr 13 1983, 3:33 AM EST Att: 4,078 - Unknown <a href="http://livebaseballscorecards.com">livebaseballscorecards.com</a>										
Mike Richardt, R OBP: 0.235, SLG: 0.455	6-3	K			SF8			F8		3	0	0	1	0	1	2											
Bill Sample, R OBP: 0.343, SLG: 0.387	FC6-4			5-3	4-3			K		4	0	1	0	0	1	0											
Larry Bittner, L OBP: 0.364, SLG: 0.500	FC6-4			F8				F7		4	0	0	0	0	0	1											
Buddy Bell, R OBP: 0.294, SLG: 0.412		FC2-5	K		5-3			6-3		4	0	1	0	0	1	0											
Pete O'Brien, L OBP: 0.308, SLG: 0.182		WP	K		4-3			WP		3	1	1	0	1	1	0											
Jim Sundberg, R OBP: 0.154, SLG: 0.240	FC2-5	WP		FC4-6	6-3			4-3		4	1	1	0	0	0	3											
George Wright, S OBP: 0.310, SLG: 0.321		FC3-6		FC4-6			FC6-4			3	0	2	2	0	0	1											
Bucky Dent, R OBP: 0.292, SLG: 0.417	FC3-6	PB		CS	SH2-3		FC6-4			3	1	1	0	0	0	2											
<b>Inning Stats</b>	R: 0 E: 0 K: 0 S: 4	H: 1 LOB: 1 BB: 0 P: 4	R: 2 E: 0 K: 1 S: 9	H: 4 LOB: 2 BB: 0 P: 9	R: 0 E: 0 K: 1 S: 5	H: 0 LOB: 0 BB: 0 P: 5	R: 0 E: 0 K: 1 S: 5	H: 1 LOB: 0 BB: 0 P: 5	R: 1 E: 0 K: 0 S: 4	H: 1 LOB: 0 BB: 0 P: 4	R: 0 E: 0 K: 0 S: 3	H: 0 LOB: 0 BB: 0 P: 3	R: 0 E: 0 K: 1 S: 3	H: 1 LOB: 0 BB: 0 P: 3	R: 0 E: 0 K: 0 S: 5	H: 0 LOB: 1 BB: 1 P: 7	1B: 7 2B: 1 3B: 0 HR: 0	SF: 1 SAC: 1 DP: 0 HBP: 0	WP: 2 PB: 1 SB: 0 CS: 2	PA: 36							
<b>PITCHER</b>	IP	WLS	BF	H	R	ER	SO	BB	IBB	HBP	BLK	WP	HR	S	P	ERA	WHIP										
Len Barker, R ERA: 2.4	(1, 1)	8.0	W	30	8	3	3	4	0	0	0	1	0	38	38	3.38	1.000										
Dan Spillner, R ERA:	(9, 1)	1.0	S	4	0	0	0	0	1	0	0	1	0	3	7	0.00	1.000										

Batter	1	2	3	4	5	6	7	8	9	AB	R	H	RBI	BB	SO	LOB	BOTTOM										
Mike Hargrove, L OBP: 0.314, SLG: 0.381	K	K			L3-6					4	1	2	1	0	2	1	<b>Texas Rangers @ Cleveland Indians</b> Cleveland Municipal Stadium, Cleveland, OH Wed Apr 13 1983, 3:33 AM EST Att: 4,078 - Unknown <a href="http://livebaseballscorecards.com">livebaseballscorecards.com</a>										
Toby Harrah, R OBP: 0.500, SLG: 0.500	1B			F9	L3-6		P3			4	1	1	0	0	0	2											
Bake McBride, L OBP: 0.333, SLG: 0.286	F7			2B	6-3					3	1	1	1	1	0	1											
Andre Thornton, R OBP: 0.567, SLG: 0.792	1B			F8			F8			4	0	1	1	0	0	2											
George Vukovich, L OBP: 0.222, SLG: 0.385	BB			2B				3-1		3	0	1	1	1	0	0											
Manny Trillo, R OBP: 0.500, SLG: 0.417	F8			F7						4	0	2	0	0	0	3											
Rick Manning, L OBP: 0.172, SLG: 0.143				F9			F7			4	0	0	0	0	1	2											
Chris Bando, S OBP: 0.429, SLG: 0.333				K			SH1-3	F8		3	1	1	0	1	1	1											
Julio Franco, R OBP: 0.259, SLG: 0.360	L6			F8			SH1-3			2	0	0	0	0	0	1											
<b>Inning Stats</b>	R: 1 E: 0 K: 1 S: 7	H: 2 LOB: 2 BB: 1 P: 11	R: 0 E: 0 K: 1 S: 6	H: 1 LOB: 1 BB: 0 P: 6	R: 1 E: 0 K: 0 S: 4	H: 1 LOB: 1 BB: 1 P: 8	R: 0 E: 0 K: 1 S: 5	H: 0 LOB: 0 BB: 0 P: 5	R: 0 E: 0 K: 0 S: 3	H: 1 LOB: 0 BB: 0 P: 3	R: 0 E: 0 K: 0 S: 4	H: 1 LOB: 1 BB: 0 P: 4	R: 2 E: 0 K: 0 S: 5	H: 2 LOB: 1 BB: 1 P: 9	R: 0 E: 0 K: 1 S: 6	H: 1 LOB: 1 BB: 0 P: 6	1B: 6 2B: 4 3B: 0 HR: 0	SF: 0 SAC: 1 DP: 1 HBP: 0	WP: 0 PB: 0 SB: 1 CS: 0	PA: 35							
<b>PITCHER</b>	IP	WLS	BF	H	R	ER	SO	BB	IBB	HBP	BLK	WP	HR	S	P	ERA	WHIP										
Charlie Hough, R ERA: 1.8	(1, 1)	6.0	R	25	6	2	2	3	2	0	0	0	0	29	37	3.00	1.333										
Mike Mason, L ERA: 6.43	(7, 1)	2.0	L	10	3	2	2	1	1	0	0	0	0	11	15	9.00	2.000										



Batter	1	2	3	4	5	6	7	8	9	AB	R	H	RBI	BB	SO	LOB	TOP							
Bill Sample, R OBP: 0.350, SLG: 0.500 (1, 7)										5	1	2	1	0	1	3								
Mike Richardt, R OBP: 0.293, SLG: 0.459 (1, 4)										4	0	2	0	0	0	1								
Buddy Bell, R OBP: 0.263, SLG: 0.368 (1, 5)										4	0	0	0	0	0	4								
Dave Hostetter, R OBP: 0.467, SLG: 0.545 (1, 10)										4	0	1	0	0	1	1								
Pete O'Brien, L OBP: 0.300, SLG: 0.192 (1, 3)										4	0	1	0	0	0	1								
Larry Parrish, R OBP: 0.286, SLG: 0.304 (1, 9)										4	0	0	0	0	0	4								
Jim Sundberg, R OBP: 0.138, SLG: 0.214 Mickey Rivers, L OBP: 0.333, SLG: 0.333 (9, PH)										3	0	0	0	0	0	2	AB 35							
George Wright, S OBP: 0.333, SLG: 0.323 (1, 8)										3	0	1	0	1	0	1	R 1							
Bucky Dent, R OBP: 0.346, SLG: 0.440 Wayne Tolleson, S (5, 6)										1	0	1	0	1	0	0	H 8							
Larry Bittner, L OBP: 0.333, SLG: 0.455 (9, PH)										1	0	0	0	0	0	1	RBI 1							
<b>Inning Stats</b>	R: 1 E: 0 K: 1 S: 6	H: 1 LOB: 0 BB: 0 P: 6	R: 0 E: 1 K: 0 S: 4	H: 0 LOB: 1 BB: 0 P: 4	R: 0 E: 0 K: 1 S: 5	H: 0 LOB: 1 BB: 1 P: 9	R: 0 E: 0 K: 0 S: 4	H: 1 LOB: 1 BB: 0 P: 4	R: 0 E: 0 K: 0 S: 5	H: 2 LOB: 2 BB: 0 P: 5	R: 0 E: 0 K: 0 S: 3	H: 0 LOB: 0 BB: 0 P: 3	R: 0 E: 0 K: 0 S: 4	H: 2 LOB: 2 BB: 0 P: 4	R: 0 E: 0 K: 0 S: 5	H: 2 LOB: 2 BB: 0 P: 5	R: 0 E: 0 K: 0 S: 3	H: 0 LOB: 1 BB: 1 P: 7	1B: 6 2B: 1 3B: 0 HR: 1	SF: 0 SAC: 0 DP: 0 HBP: 0	WP: 0 PB: 0 SB: 0 CS: 0	PA: 37		
<b>PITCHER</b>	IP WLS BF H R ER SO BB IBB HBP BLK WP HR S P ERA WHIP																							
Dennis Eckersley, R ERA: 4.76 Bob Stanley, R ERA: 2.84	(1, 1) (8, 1)	7.0 W 28 S 9	6 1 1 2 2 0 0 0	1 0 0 0 1 0 0 0	0 0 0 0 0 0 0 0	0 0 0 0 0 0 0 0	0 1 31 35 0 0 8 12	1.29 1.000 0.00 1.500																

Texas Rangers @ Boston Red Sox  
Fenway Park, Boston, MA  
Fri Apr 15, 1983, 6:05 PM EST  
Att: 13,553 - Unknown - 46 F

AB	35
R	1
H	8
RBI	1
BB	2
SO	2
LOB	19



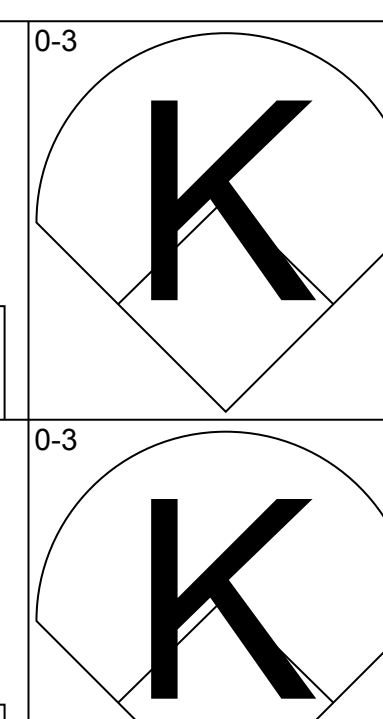
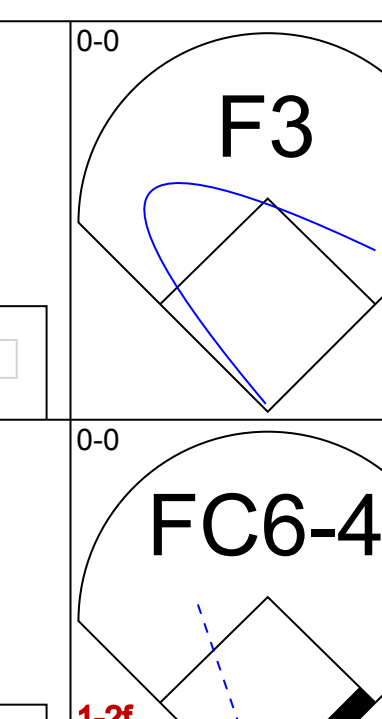
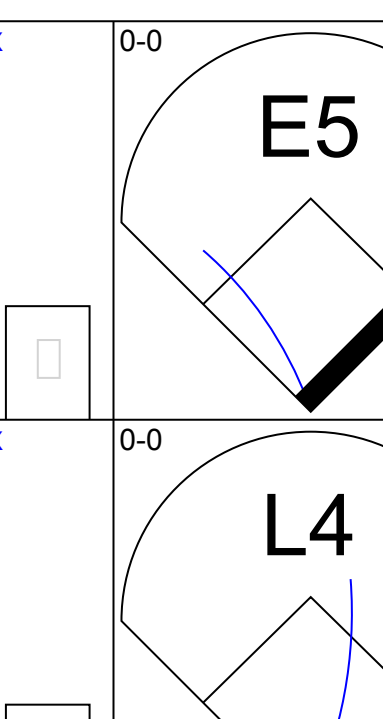
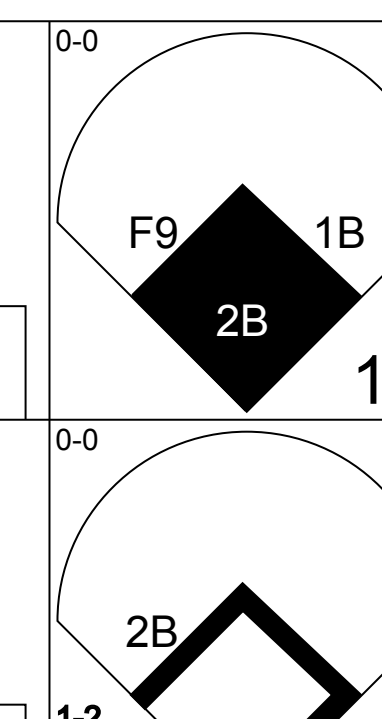
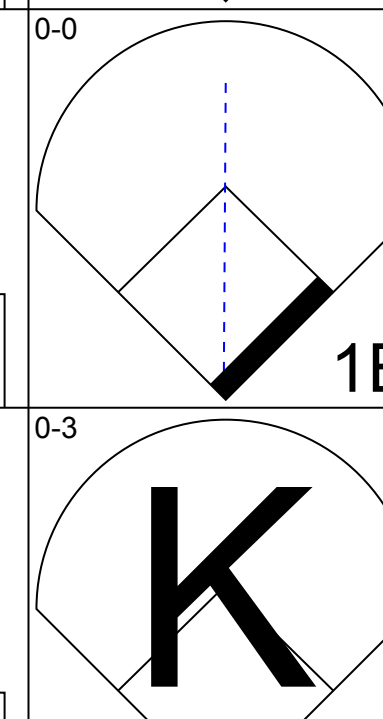
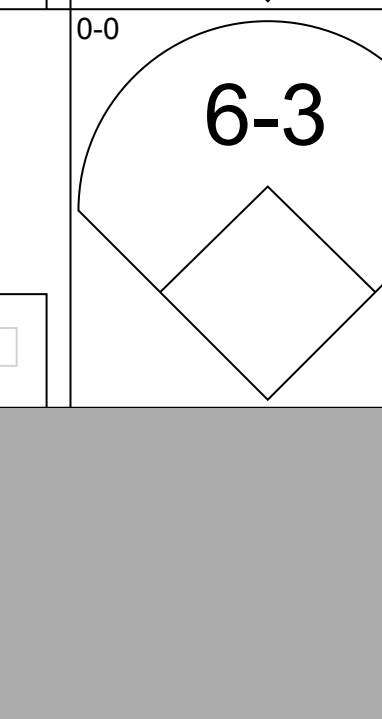

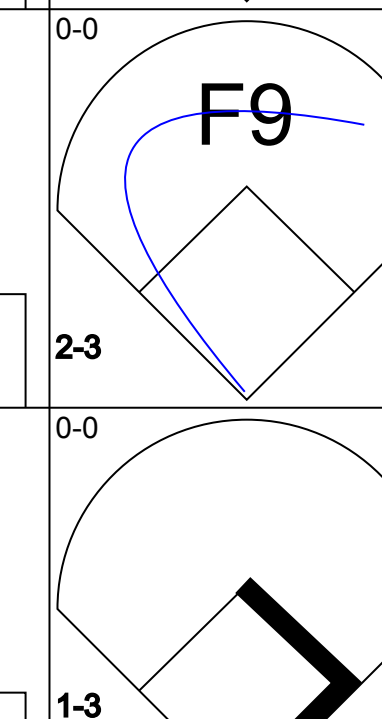



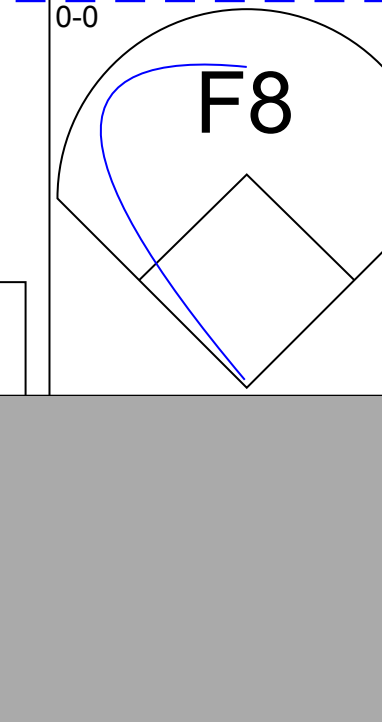

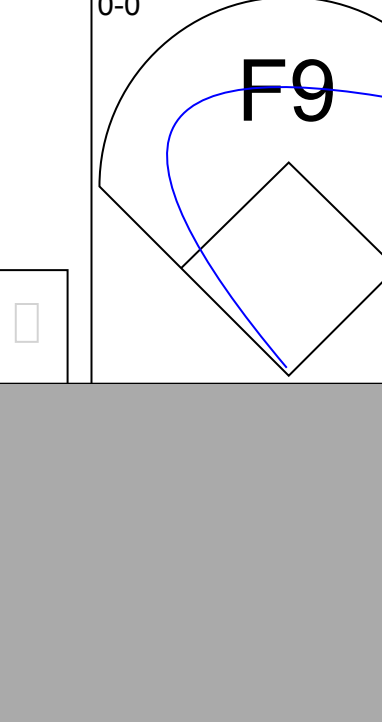
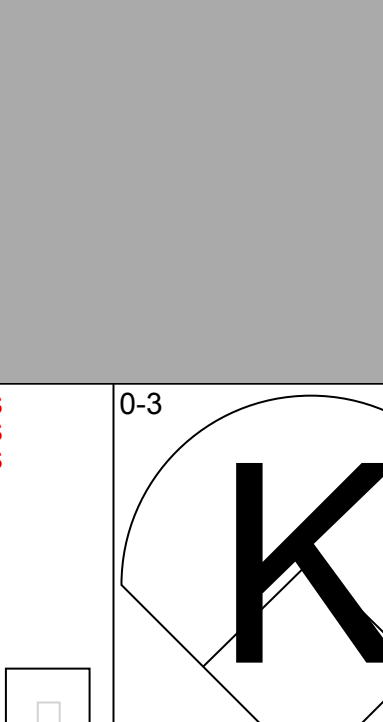

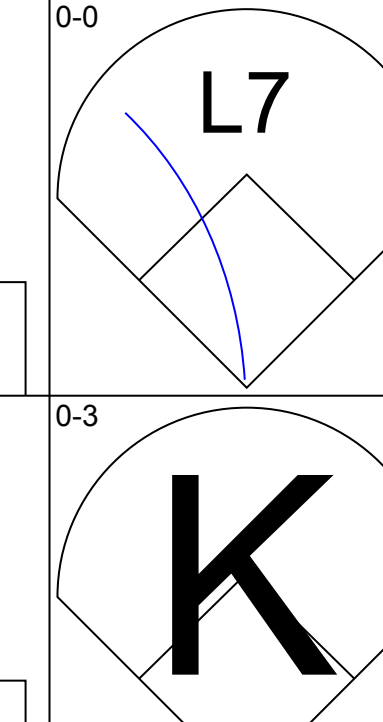
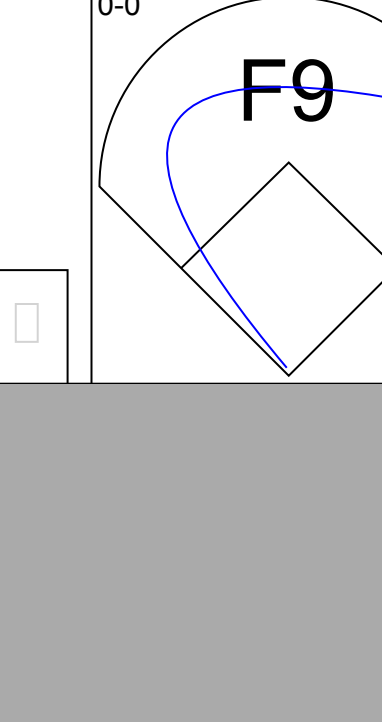
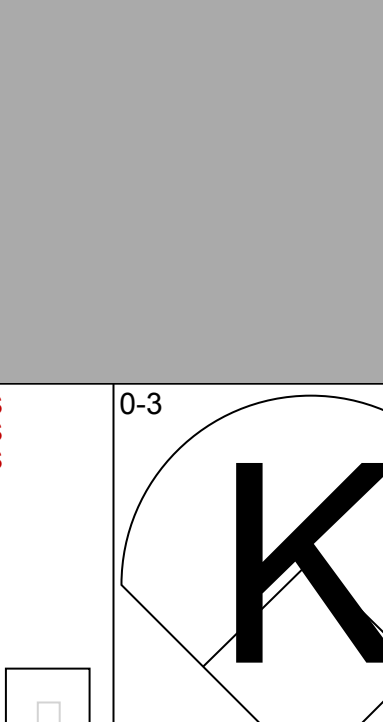


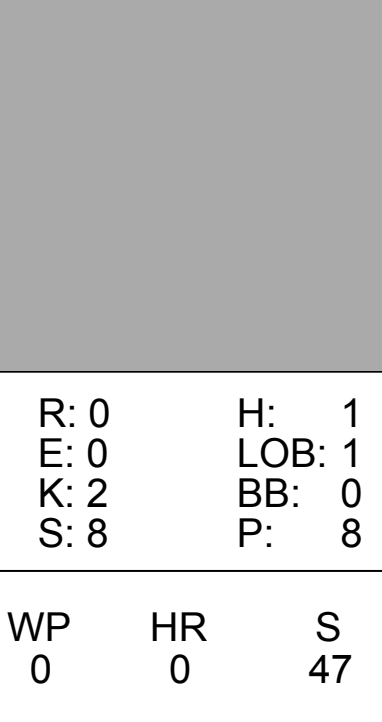
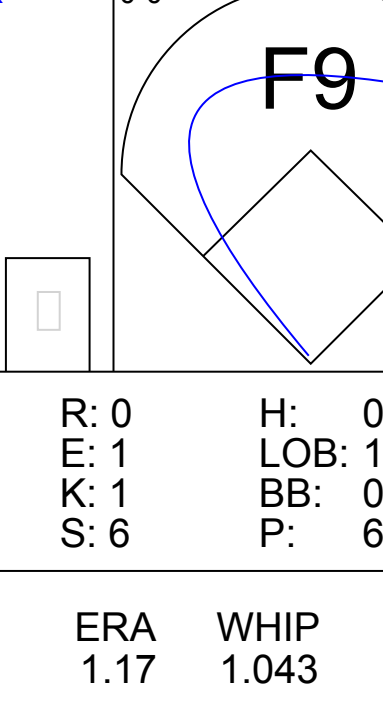
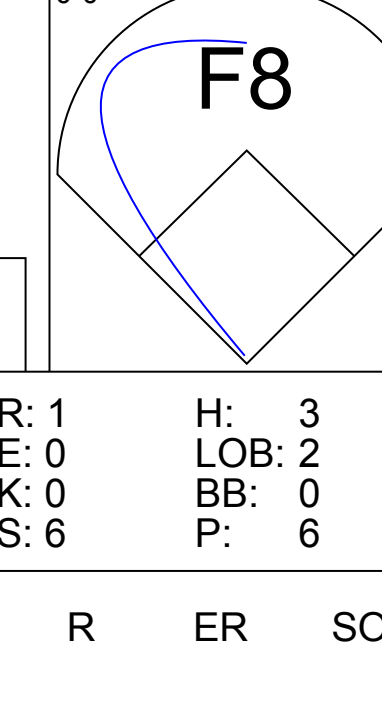
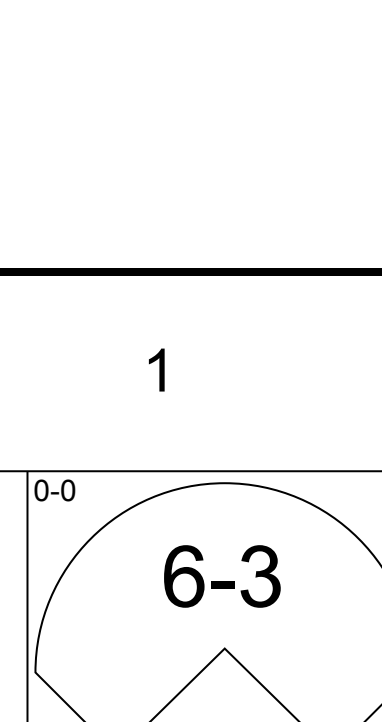
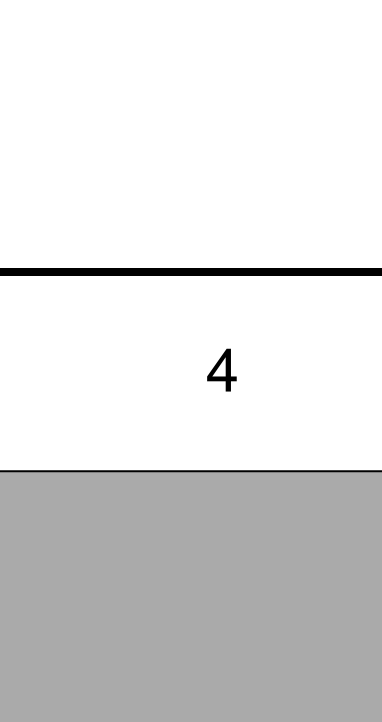
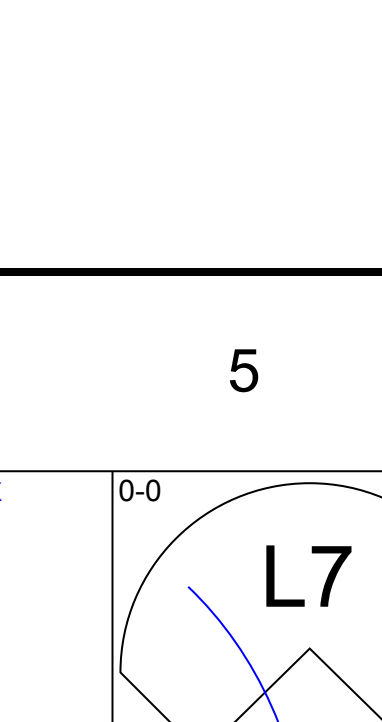
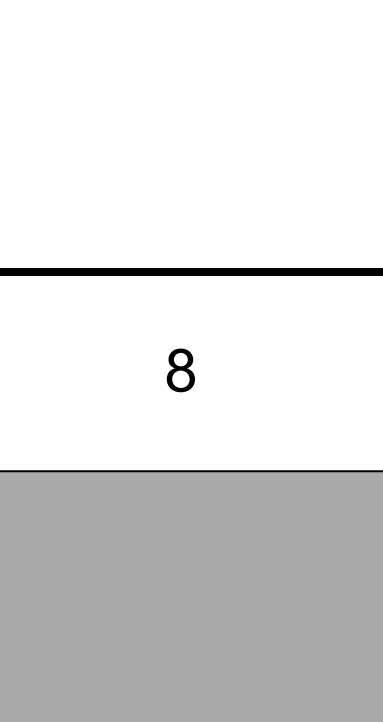
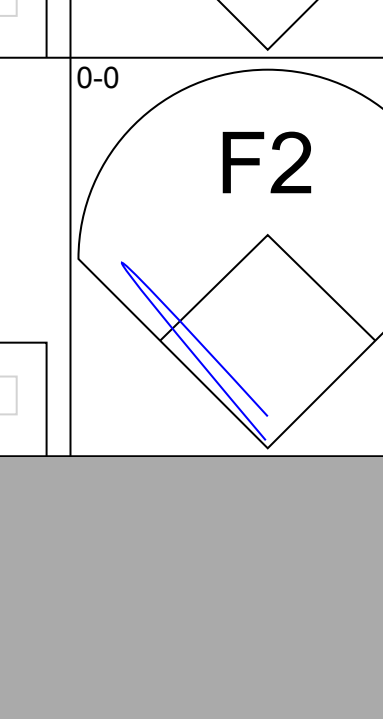






Batter	1	2	3	4	5	6	7	8	9	AB	R	H	RBI	BB	SO	LOB	BOTTOM							
Jerry Remy, L (1, 4)										4	0	0	0	0	1	1								
Dwight Evans, R OBP: 0.395, SLG: 0.538 (1, 9)										3	1	1	0	1	0	0								
Jim Rice, R OBP: 0.415, SLG: 0.581 (1, 7)										4	1	3	2	0	0	3								
Tony Armas, R OBP: 0.243, SLG: 0.176 (1, 10)										4	0	0	0	0	0	2								
Reid Nichols, R OBP: 0.444, SLG: 0.333 (1, 8)										4	1	1	0	0	1	0								
Wade Boggs, L OBP: 0.500, SLG: 0.526 (1, 5)										4	1	2	0	0	0	0								
Dave Stapleton, R OBP: 0.314, SLG: 0.500 (1, 3)										4	0	0	1	0	0	2	AB 32							
Glenn Hoffman, R OBP: 0.444, SLG: 0.438 (1, 6)										2	0	0	0	1	0	1	R 4							
Jeff Newman, R OBP: 0.111, SLG: 0.222 (1, 2)										3	0	0	0	0	1	3	H 7							
<b>Inning Stats</b>	R: 2 E: 0 K: 0 S: 5	H: 2 LOB: 0 BB: 0 P: 5	R: 0 E: 1 K: 1 S: 6	H: 1 LOB: 1 BB: 0 P: 6	R: 0 E: 0 K: 1 S: 6	H: 1 LOB: 1 BB: 0 P: 6	R: 2 E: 2 K: 0 S: 6	H: 2 LOB: 3 BB: 2 P: 14	R: 0 E: 0 K: 1 S: 5	H: 0 LOB: 0 BB: 0 P: 5	R: 0 E: 0 K: 0 S: 3	H: 0 LOB: 0 BB: 0 P: 3	R: 0 E: 0 K: 0 S: 4	H: 1 LOB: 1 BB: 0 P: 4	R: 0 E: 0 K: 0 S: 3	H: 0 LOB: 0 BB: 0 P: 3	1B: 5 2B: 1 3B: 0 HR: 1	SF: 0 SAC: 0 DP: 0 HBP: 0	WP: 0 PB: 0 SB: 0 CS: 0	PA: 34				
<b>PITCHER</b>	IP WLS BF H R ER SO BB IBB HBP BLK WP HR S P ERA WHIP																							
Jon Matlack, L ERA: 3.86	(1, 1)	8.0 L 34 S 7	7 4 2 3 4 2 3	2 0 0 0 2 0 0 0	0 0 0 0 0 0 0 0	0 0 0 0 0 0 0 0	0 1 38 46 1 38 46	2.25 1.125																

Texas Rangers @ Boston Red Sox  
Fenway Park, Boston, MA  
Fri Apr 15, 1983, 6:05 PM EST  
Att: 13,553 - Unknown - 46 F

AB	32
R	4
H	7
RBI	3
BB	2
SO	3
LOB	12



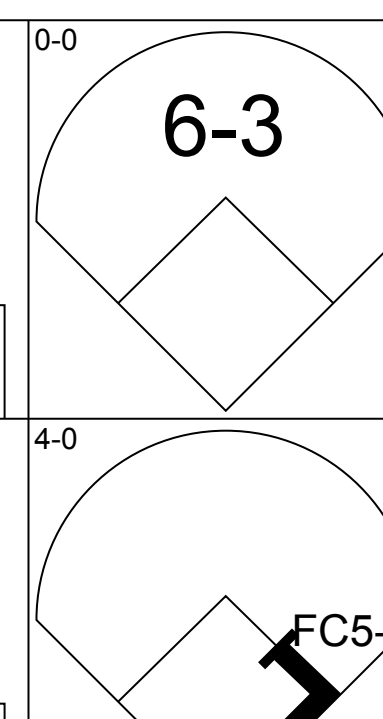
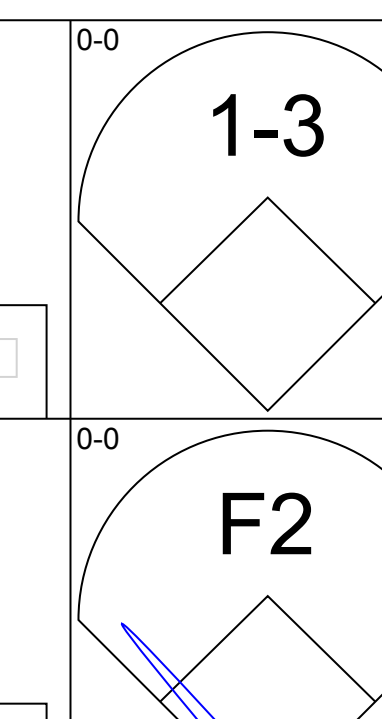
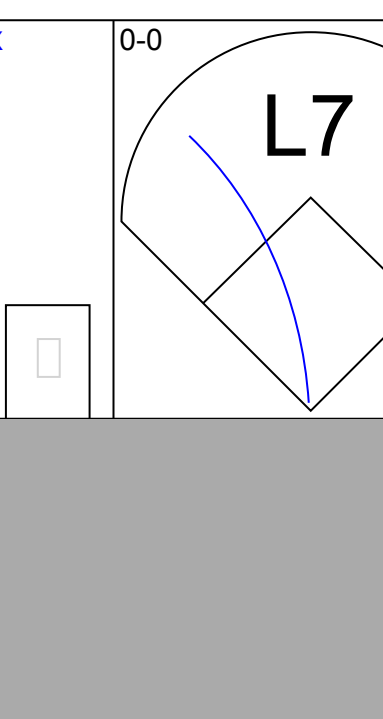

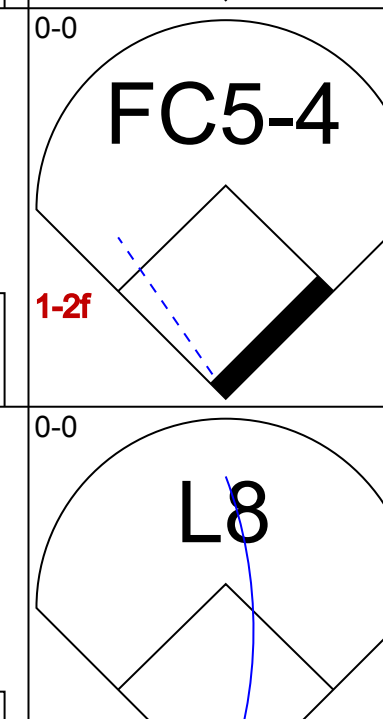




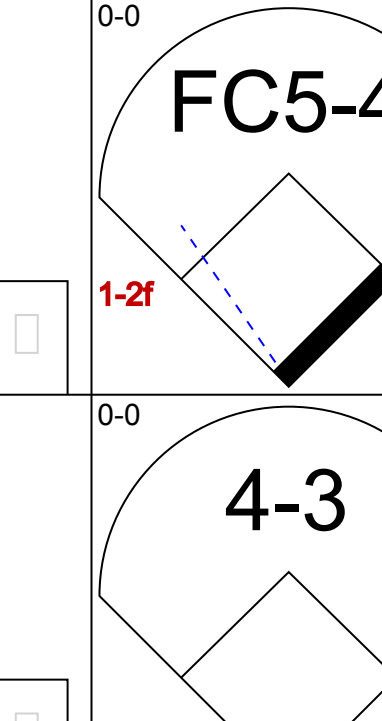

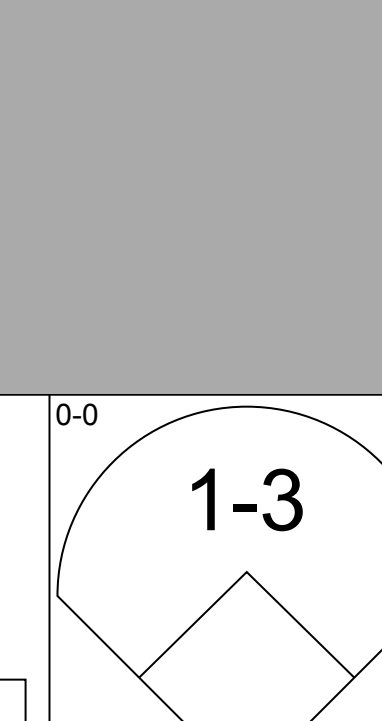


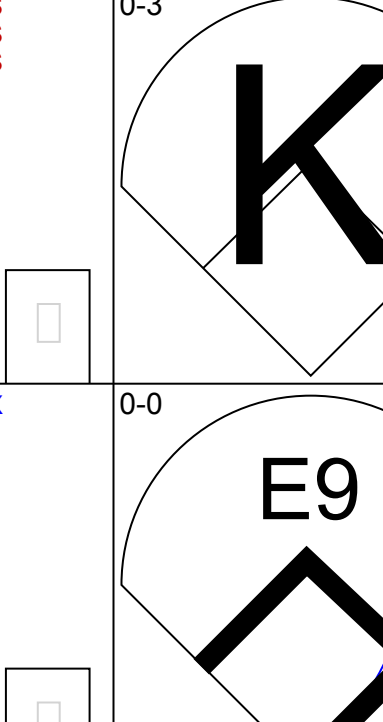
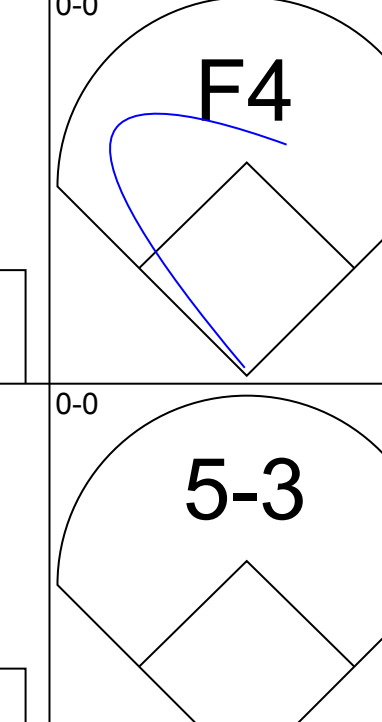
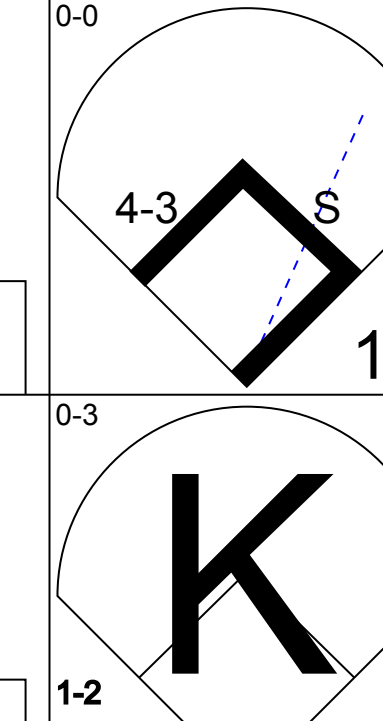

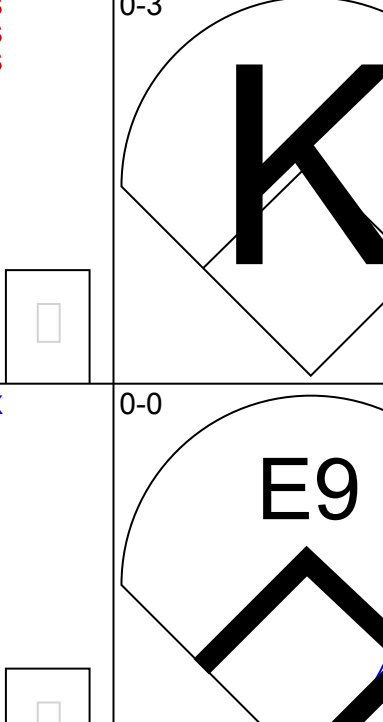
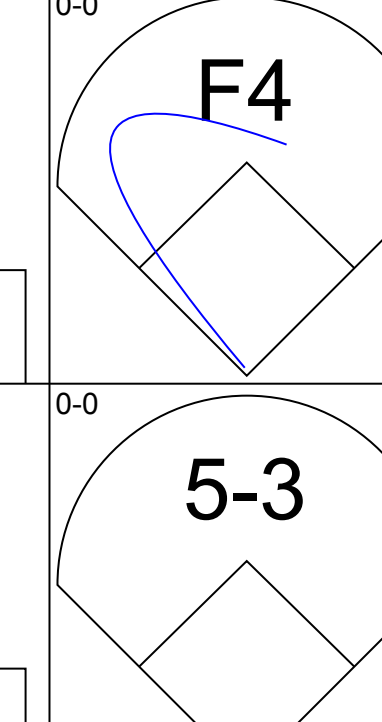

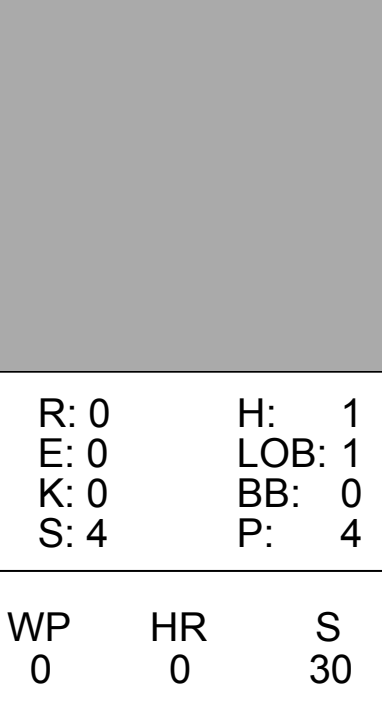
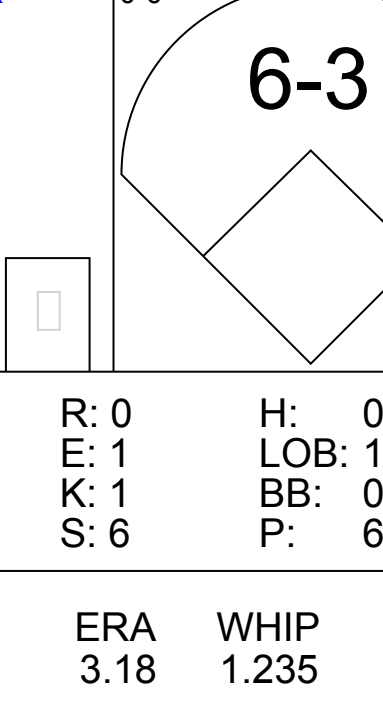

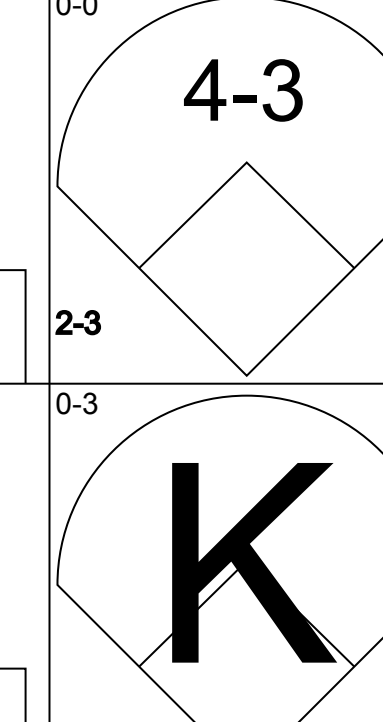
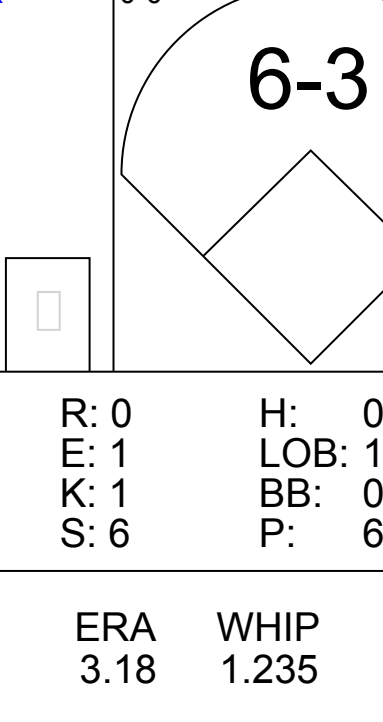
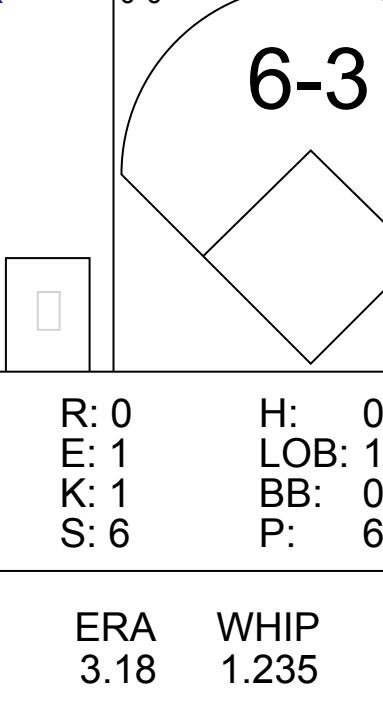










Batter	1	2	3	4	5	6	7	8	9	AB	R	H	RBI	BB	SO	LOB	TOP					
Bill Sample, R OBP: 0.341, SLG: 0.475 (1, 7)										4	1	1	0	0	1	2						
Mike Richardt, R OBP: 0.292, SLG: 0.439 (1, 4)										4	0	1	0	0	1	3						
Buddy Bell, R OBP: 0.262, SLG: 0.357 (1, 5)										4	0	1	0	0	0	4						
Dave Hostetter, R OBP: 0.471, SLG: 0.577 (1, 10)										4	0	2	1	0	2	1						
Larry Parrish, R OBP: 0.250, SLG: 0.259 (1, 9)										4	0	0	0	0	1	3						
Bob Johnson, R OBP: 0.394, SLG: 0.333 Pete O'Brien, L OBP: 0.290, SLG: 0.185 (8, 3)											3	0	1	0	0	1	0					
Jim Sundberg, R OBP: 0.121, SLG: 0.188 (1, 2)											4	0	0	0	0	1						
George Wright, S OBP: 0.324, SLG: 0.314 (1, 8)											4	0	1	0	0	3	0					
Wayne Tolleson, S OBP: 0.143, SLG: 0.143 (1, 6)										3	0	1	0	0	0	0						
<b>Inning Stats</b>	R: 0 E: 0 K: 3 S: 10	H: 1 LOB: 1 BB: 0 P: 10	R: 0 E: 0 K: 1 S: 5	H: 0 LOB: 0 BB: 0 P: 5	R: 0 E: 0 K: 0 S: 5	H: 2 LOB: 2 BB: 0 P: 5	R: 0 E: 0 K: 2 S: 8	H: 1 LOB: 1 BB: 0 P: 8	R: 0 E: 1 K: 1 S: 6	H: 0 LOB: 1 BB: 0 P: 6	R: 0 E: 0 K: 0 S: 3	H: 1 LOB: 0 BB: 0 P: 3	R: 0 E: 0 K: 1 S: 5	H: 0 LOB: 0 BB: 0 P: 5	R: 1 E: 0 K: 0 S: 6	H: 3 LOB: 2 BB: 0 P: 6	R: 0 E: 0 K: 2 S: 7	H: 0 LOB: 0 BB: 0 P: 7	1B: 6 2B: 2 3B: 0 HR: 0	SF: 0 SAC: 0 DP: 1 HBP: 0	WP: 0 PB: 0 SB: 0 CS: 0	PA: 35
<b>PITCHER</b>	IP	WLS	BF	H	R	ER	SO	BB	IBB	HBP	BLK	WP	HR	S	P	ERA	WHIP					
Bruce Hurst, L ERA: 2.65 Mark Clear, R ERA: 7.94	(1, 1)	7.2	W	31	8	1	1	8	0	0	0	0	0	47	47	1.17	1.043					
(8, 1)	1.1	S	4	0	0	0	2	0	0	0	0	0	0	8	8	0.00	0.000					

Texas Rangers @ Boston Red Sox  
Fenway Park, Boston, MA  
Sat Apr 16 1983, 3:33 AM EST  
Att: 13,534 - Unknown - 42 F

AB 35  
R 1  
H 8  
RBI 1  
BB 0  
SO 10  
LOB 14



Batter	1	2	3	4	5	6	7	8	9	AB	R	H	RBI	BB	SO	LOB	BOTTOM				
Jerry Remy, L OBP: 0.125, SLG: 0.125 (1, 4)										4	0	1	0	0	0	1					
Dwight Evans, R OBP: 0.404, SLG: 0.524 (1, 9)										3	1	1	0	1	0	1					
Jim Rice, R OBP: 0.422, SLG: 0.588 (1, 7)										3	1	1	1	1	0	1					
Carl Yastrzemski, L OBP: 0.345, SLG: 0.308 (1, 10)										3	0	1	0	1	0	2					
Reid Nichols, R OBP: 0.409, SLG: 0.316 (1, 8)										4	0	1	0	0	0	5					
Wade Boggs, L OBP: 0.476, SLG: 0.524 (1, 5)										4	0	1	1	0	1	2					
Dave Stapleton, R OBP: 0.308, SLG: 0.472 (1, 3)										4	0	1	0	0	1	1					
Rich Gedman, L OBP: 0.379, SLG: 0.481 (1, 2)										4	0	0	0	0	2	3					
Glenn Hoffman, R OBP: 0.410, SLG: 0.400 (1, 6)										3	0	0	0	0	0	1					
<b>Inning Stats</b>	R: 0 E: 0 K: 0 S: 3	H: 0 LOB: 1 BB: 1 P: 7	R: 0 E: 0 K: 2 S: 8	H: 1 LOB: 0 BB: 0 P: 8	R: 0 E: 0 K: 0 S: 3	H: 0 LOB: 0 BB: 0 P: 3	R: 0 E: 0 K: 0 S: 4	H: 1 LOB: 1 BB: 0 P: 4	R: 0 E: 0 K: 1 S: 6	H: 0 LOB: 1 BB: 0 P: 6	R: 2 E: 0 K: 1 S: 9	H: 4 LOB: 2 BB: 0 P: 9	R: 0 E: 0 K: 0 S: 4	H: 1 LOB: 3 BB: 2 P: 12	R: 0 E: 0 K: 0 S: 3	H: 0 LOB: 0 BB: 0 P: 3	1B: 5 2B: 2 3B: 0 HR: 0	SF: 0 SAC: 0 DP: 0 HBP: 0	WP: 1 PB: 0 SB: 1 CS: 0	PA: 35	
<b>PITCHER</b>	IP	WLS	BF	H	R	ER	SO	BB	IBB	HBP	BLK	WP	HR	S	P	ERA	WHIP				
Danny Darwin, R ERA: 2.08 John Butcher, R ERA: 3.39	(1, 1)	5.2	L	25	6	2	2	3	1	0	0	0	0	30	34	3.18	1.235				
(6, 1)	2.1	10	1	0	0	1	1	1	0	0	0	1	0	10	18	0.00	0.857				

Texas Rangers @ Boston Red Sox  
Fenway Park, Boston, MA  
Sat Apr 16 1983, 3:33 AM EST  
Att: 13,534 - Unknown - 42 F

AB 32  
R 2  
H 7  
RBI 2  
BB 3  
SO 4  
LOB 17













Batter	1	2	3	4	5	6	7	8	9	AB	R	H	RBI	BB	SO	LOB	TOP					
Mickey Rivers, L OBP: 0.500, SLG: 0.500 (1, 10)										5	3	4	1	0	0	0	<b>Texas Rangers @ Baltimore Orioles</b> Memorial Stadium, Baltimore, MD Wed Apr 20 1983, 6:05 PM EST Att. 6,947 - Unknown - 47 F					
Mike Richardt, R OBP: 0.211, SLG: 0.339 (1, 4)										5	0	1	2	0	0	5						
Bill Sample, R OBP: 0.339, SLG: 0.500 (1, 7)										5	2	3	3	0	0	4						
Larry Bittner, L OBP: 0.400, SLG: 0.500 (1, 3)										5	1	2	1	0	1	1						
Buddy Bell, R OBP: 0.228, SLG: 0.286 (1, 5)										5	1	0	1	0	1	3						
Pete O'Brien, L OBP: 0.288, SLG: 0.243 (1, 9)										5	1	1	1	0	0	0						
Jim Sundberg, R OBP: 0.239, SLG: 0.273 (1, 2)										5	1	3	2	0	0	0						
George Wright, S OBP: 0.320, SLG: 0.354 (1, 8)										5	2	1	0	0	0	2						
Bucky Dent, R OBP: 0.294, SLG: 0.364 (1, 6)										5	0	1	0	0	2	3						
<b>Inning Stats</b>	R: 1 E: 1 K: 0 S: 5	H: 2 LOB: 1 BB: 0 P: 5	R: 0 E: 0 K: 0 S: 4	H: 1 LOB: 1 BB: 0 P: 4	R: 7 E: 2 K: 1 S: 14	H: 7 LOB: 2 BB: 0 P: 14	R: 0 E: 0 K: 0 S: 3	H: 0 LOB: 0 BB: 0 P: 3	R: 0 E: 0 K: 0 S: 3	H: 1 LOB: 0 BB: 0 P: 3	R: 1 E: 0 K: 0 S: 5	H: 2 LOB: 1 BB: 0 P: 5	R: 1 E: 1 K: 0 S: 6	H: 2 LOB: 2 BB: 0 P: 6	R: 1 E: 0 K: 2 S: 8	H: 1 LOB: 0 BB: 0 P: 8		R: 0 E: 0 K: 1 S: 5	H: 0 LOB: 0 BB: 0 P: 5	1B: 13 2B: 2 3B: 0 HR: 1	SF: 0 SAC: 0 DP: 2 HBP: 0	WP: 0 PB: 0 SB: 0 CS: 0
<b>PITCHER</b>	IP WLS BF H R ER SO BB IBB HBP BLK WP HR S P ERA WHIP																					
Dennis Martinez, R ERA: 4.58 (1, 1)	2.1 L 15 6 6 2 0 0 0 0 0 0 0 0 15 15 7.71 2.571																					
Don Welch, R ERA: 4.91 (3, 1)	4.2 23 9 4 1 1 0 0 0 0 0 0 0 25 25 1.93 1.929																					
Tim Stoddard, R ERA: 1.93 (8, 1)	2.0 7 1 1 1 3 0 0 0 0 0 0 1 13 13 4.50 0.500																					
<b>Batter</b>	<b>1</b>	<b>2</b>	<b>3</b>	<b>4</b>	<b>5</b>	<b>6</b>	<b>7</b>	<b>8</b>	<b>9</b>	<b>AB</b>	<b>R</b>	<b>H</b>	<b>RBI</b>	<b>BB</b>	<b>SO</b>	<b>LOB</b>	<b>BOTTOM</b>					
Al Bumbry, L OBP: 0.321, SLG: 0.323 (1, 8)										4	0	0	0	0	0	1	<b>Texas Rangers @ Baltimore Orioles</b> Memorial Stadium, Baltimore, MD Wed Apr 20 1983, 6:05 PM EST Att. 6,947 - Unknown - 47 F					
Dan Ford, R OBP: 0.432, SLG: 0.475 (1, 9)										4	0	1	0	0	1	1						
Cal Ripken Jr., R OBP: 0.400, SLG: 0.520 (1, 6)										4	0	2	0	0	0	1						
Eddie Murray, S OBP: 0.462, SLG: 0.556 (1, 3)										4	1	2	1	0	0	2						
John Lowenstein, L OBP: 0.444, SLG: 0.567 (1, 7)										3	1	1	0	1	1	2						
Jim Dwyer, L OBP: 0.440, SLG: 0.524 (1, 10)										4	0	1	0	0	0	4						
Rich Dauer, R OBP: 0.286, SLG: 0.370 (1, 4)										4	0	0	0	0	0	5						
Leo Hernandez, R OBP: 0.311, SLG: 0.488 (1, 5)										4	0	1	1	0	0	2						
Rick Dempsey, R OBP: 0.138, SLG: 0.231 (1, 2)										4	0	0	0	0	0	2						
<b>Inning Stats</b>	R: 0 E: 0 K: 0 S: 3	H: 1 LOB: 0 BB: 0 P: 3	R: 2 E: 0 K: 0 S: 6	H: 3 LOB: 1 BB: 0 P: 6	R: 0 E: 0 K: 0 S: 3	H: 0 LOB: 0 BB: 0 P: 3	R: 0 E: 0 K: 0 S: 5	H: 2 LOB: 2 BB: 0 P: 5	R: 0 E: 0 K: 1 S: 5	H: 0 LOB: 0 BB: 0 P: 5	R: 0 E: 0 K: 0 S: 4	H: 1 LOB: 2 BB: 1 P: 8	R: 0 E: 1 K: 0 S: 4	H: 0 LOB: 1 BB: 0 P: 4	R: 0 E: 0 K: 1 S: 6	H: 1 LOB: 1 BB: 0 P: 6		R: 0 E: 0 K: 0 S: 3	H: 0 LOB: 0 BB: 0 P: 3	1B: 7 2B: 0 3B: 0 HR: 1	SF: 0 SAC: 0 DP: 1 HBP: 0	WP: 0 PB: 0 SB: 0 CS: 0
<b>PITCHER</b>	IP WLS BF H R ER SO BB IBB HBP BLK WP HR S P ERA WHIP																					
Mike Smithson, R ERA: 2.45 (1, 1)	9.0 W 36 8 2 2 2 1 0 0 0 0 0 1 39 43 2.00 1.000																					



Batter	1	2	3	4	5	6	7	8	9	10	11	12	13	14	AB	R	H	RBI	BB	SO	LOB	TOP					
Mickey Rivers, L OBP: 0.400, SLG: 0.400 (1, 10)															6	1	1	0	0	0	4						
Mike Richardt, R OBP: 0.190, SLG: 0.306 (1, 4)															6	1	0	0	0	1	4						
Bill Sample, R OBP: 0.313, SLG: 0.458 (1, 7)															5	0	0	0	0	1	1						
Larry Bittner, L OBP: 0.348, SLG: 0.429 (1, 3)															3	0	0	1	0	0	1						
Bill Stein, R OBP: 0.333, SLG: 0.333 (9, PH)															1	0	0	0	0	1	0						
Bucky Dent, R OBP: 0.278, SLG: 0.343 (10, 6)															2	0	0	0	0	1	0						
Buddy Bell, R OBP: 0.226, SLG: 0.295 (1, 5)															5	0	1	1	0	1	0						
Pete O'Brien, L OBP: 0.261, SLG: 0.262 (1, 9)															5	0	1	0	0	1	1						
Jim Anderson, R (1, 6)															3	0	0	0	0	1							
Dave Hostetler, R OBP: 0.348, SLG: 0.395 (10, PH)															2	0	0	0	0	2	0						
George Wright, S OBP: 0.309, SLG: 0.340 (1, 8)															5	0	1	0	0	2	0						
Bob Johnson, R OBP: 0.353, SLG: 0.286 (1, 2)															2	0	1	0	0	1	0						
Jim Sundberg, R OBP: 0.245, SLG: 0.277 (8, PH)															3	0	1	0	0	1	0						
Inning Stats	R: 2 E: 1 K: 0 S: 6	H: 2 LOB: 1 BB: 0 P: 6	R: 0 E: 0 K: 1 S: 5	H: 0 LOB: 0 BB: 0 P: 5	R: 0 E: 0 K: 0 S: 3	H: 0 LOB: 0 BB: 0 P: 3	R: 0 E: 0 K: 0 S: 4	H: 1 LOB: 1 BB: 0 P: 4	R: 0 E: 0 K: 0 S: 3	H: 0 LOB: 0 BB: 0 P: 3	R: 0 E: 0 K: 0 S: 3	H: 0 LOB: 0 BB: 0 P: 3	R: 0 E: 0 K: 2 S: 7	H: 0 LOB: 0 BB: 0 P: 7	R: 0 E: 0 K: 2 S: 7	H: 0 LOB: 0 BB: 0 P: 7	R: 0 E: 0 K: 2 S: 7	H: 0 LOB: 0 BB: 0 P: 7	R: 0 E: 0 K: 2 S: 7	H: 0 LOB: 0 BB: 0 P: 7	R: 0 E: 0 K: 2 S: 7	H: 0 LOB: 0 BB: 0 P: 7	1B: 4 2B: 2 3B: 0 HR: 0	SF: 0 SAC: 1 DP: 1 HBP: 0	WP: 0 PB: 0 SB: 0 CS: 0	PA: 49	
PITCHER	IP	WLS	BF	H	R	ER	SO	BB	IBB	HBP	BLK	WP	HR	S	P	ERA	WHIP										
Jim Palmer, R ERA: 1.35 (1, 1)	8.0		30	5	2	0	1	0	0	0	0	0	0	32	32	0.00	0.625										
Tippy Martinez, L ERA: 6.0 (9, 1)	4.0		13	1	0	0	7	0	0	0	0	0	0	27	27	0.00	0.250										
Tim Stoddard, R ERA: 1.35 (13, 1)	2.0	W	6	0	0	0	4	0	0	0	0	0	0	14	14	0.00	0.000										

Texas Rangers @ Baltimore Orioles  
Memorial Stadium, Baltimore, MD  
Thu Apr 21 1983, 3:33 AM EST  
Att: 10,311 - Unknown

AB 48  
R 2  
H 6  
RBI 2  
BB 0  
SO 12  
LOB 12

Batter	1	2	3	4	5	6	7	8	9	10	11	12	13	14	AB	R	H	RBI	BB	SO	LOB	BOTTOM								
John Shelby, S OBP: 0.462, SLG: 0.680 (1, 8)															6	2	3	0	1	0	1									
Dan Ford, R OBP: 0.431, SLG: 0.457 (1, 9)															6	0	2	0	1	0	1									
Cal Ripken Jr., R OBP: 0.371, SLG: 0.474 (1, 6)															7	0	1	1	0	0	5									
Eddie Murray, S OBP: 0.448, SLG: 0.510 (1, 3)															4	0	0	0	2	1	1									
Gary Roenicke, R OBP: 0.167, SLG: 0.353 (1, 7)															2	0	0	0	1	0	2									
John Lovenstein, L OBP: 0.432, SLG: 0.548 (8, PH)															1	0	0	0	0	1	0									
Lenn Sakata, R (10, PH)															1	0	0	0	0	1	1									
Jim Dwyer, L OBP: 0.423, SLG: 0.500 (11, 7)															1	0	0	0	0	1	0									
Benny Ayala, R OBP: 0.429, SLG: 1.000 (1, 10)															3	1	2	1	0	0	2									
Ken Singleton, S OBP: 0.265, SLG: 0.452 (8, PH)															3	0	1	0	0	0	0									
Rich Dauer, R OBP: 0.291, SLG: 0.373 (1, 4)															5	0	1	0	1	2	1									
Leo Hernandez, R OBP: 0.445 (1, 5)															3	0	0	0	0	0	1									
Aurelio Rodriguez, R (8, 5)															3	0	0	0	0	0	3									
Rick Dempsey, R OBP: 0.143, SLG: 0.194 (1, 2)															5	0	0	0	1	1	2									
Inning Stats	R: 0 E: 0 K: 0 S: 4	H: 1 LOB: 2 BB: 1 P: 8	R: 0 E: 0 K: 0 S: 4	H: 1 LOB: 1 BB: 0 P: 4	R: 1 E: 0 K: 0 S: 4	H: 2 LOB: 2 BB: 2 P: 12	R: 0 E: 0 K: 0 S: 3	H: 0 LOB: 0 BB: 0 P: 3	R: 0 E: 0 K: 0 S: 3	H: 0 LOB: 0 BB: 0 P: 3	R: 1 E: 0 K: 2 S: 8	H: 1 LOB: 2 BB: 2 P: 8	R: 0 E: 0 K: 0 S: 3	H: 0 LOB: 1 BB: 0 P: 11	R: 0 E: 0 K: 1 S: 5	H: 0 LOB: 1 BB: 0 P: 9	R: 0 E: 0 K: 1 S: 6	H: 1 LOB: 1 BB: 0 P: 6	R: 0 E: 0 K: 0 S: 4	H: 1 LOB: 1 BB: 0 P: 4	R: 0 E: 0 K: 0 S: 3	H: 0 LOB: 0 BB: 0 P: 3	R: 0 E: 0 K: 1 S: 6	H: 1 LOB: 2 BB: 1 P: 10	R: 1 E: 0 K: 1 S: 6	H: 2 LOB: 2 BB: 0 P: 6	1B: 5 2B: 3 3B: 1 HR: 1	SF: 0 SAC: 0 DP: 1 HBP: 0	WP: 1 PB: 0 SB: 0 CS: 0	PA: 57
PITCHER	IP	WLS	BF	H	R	ER	SO	BB	IBB	HBP	BLK	WP	HR	S	P	ERA	WHIP													
Jon Matlack, L ERA: 3.52 (1, 1)	6.2		28	5	2	2	2	4	0	0	0	0	0	28	44	2.70	1.350													
Dave Tobik, R ERA: 2.25 (7, 1)	3.0		12	1	0	0	2	2	0	0	0	1	0	14	22	0.00	1.000													
Frank Tanana, L ERA: 2.25 (10, 1)	3.1		13	2	0	0	2	2	0	1	0	0	0	16	20	0.00	0.600													
Odel Jones, R ERA: 2.25 (14, 1)	0.2	L	4	2	1	1	1	0	0	0	0	0	0	6	6	13.50	3.000													

Texas Rangers @ Baltimore Orioles  
Memorial Stadium, Baltimore, MD  
Thu Apr 21 1983, 3:33 AM EST  
Att: 10,311 - Unknown

AB 50  
R 3  
H 10  
RBI 2  
BB 7  
SO 7  
LOB 20



Batter	1	2	3	4	5	6	7	8	9	AB	R	H	RBI	BB	SO	LOB	TOP			
Paul Moltitor, R OBP: 0.361, SLG: 0.429 (1, 5)	6-3		F6		1-5-3			1B		4	0	1	0	0	0	0	<b>Milwaukee Brewers @ Texas Rangers</b> Arlington Stadium, Arlington, TX Fri Apr 22 1983, 7:05 PM EST Att: 14,008 - Unknown			
Robin Yount, R OBP: 0.431, SLG: 0.627 (1, 6)	4-3		1B		6-3			F3		4	0	1	0	0	0	1				
Cecil Cooper, L OBP: 0.316, SLG: 0.545 (1, 3)	1-3		G3					1B		4	0	1	0	0	0	1				
Ted Simmons, S OBP: 0.255, SLG: 0.321 (1, 2)		1B	FC4-6	BB	G4-6-3	BB		F7	F3	3	2	1	0	1	0	2				
Ben Oglivie, L OBP: 0.444, SLG: 0.359 (1, 7)		FC4-6	1B		G4-6-3	BB		F4	SH1-3	3	0	2	0	1	0	0				
Roy Howell, L OBP: 0.150, SLG: 0.200 (1, 10)	K		G4-6-3					F7	SH1-3	3	0	0	0	0	1	4				
Bob Skube, L OBP: 0.364, SLG: 0.222 (1, 8)	FC4-6		1B					F8	BB	3	0	1	2	1	0	1				
Charlie Moore, R OBP: 0.298, SLG: 0.370 (1, 9)	G3		F9					4-3	F8	4	0	0	0	0	0	4				
Jim Gantner, L OBP: 0.320, SLG: 0.551 (1, 4)			K		4-3			K	F7	4	0	0	0	0	2	2				
<b>Inning Stats</b>	R: 0 E: 0 K: 0 S: 3	H: 0 LOB: 0 BB: 0 P: 3	R: 1 E: 0 K: 1 S: 6	H: 1 LOB: 1 BB: 1 P: 10	R: 0 E: 0 K: 1 S: 6	H: 1 LOB: 1 BB: 0 P: 6	R: 1 E: 0 K: 0 S: 4	H: 2 LOB: 1 BB: 1 P: 8	R: 0 E: 0 K: 0 S: 3	H: 0 LOB: 0 BB: 0 P: 3	R: 0 E: 0 K: 0 S: 3	H: 0 LOB: 0 BB: 0 P: 3	R: 0 E: 0 K: 1 S: 7	H: 2 LOB: 2 BB: 0 P: 7	R: 0 E: 0 K: 0 S: 4	H: 1 LOB: 2 BB: 1 P: 8		1B: 7 2B: 0 3B: 0 HR: 0	SF: 0 SAC: 1 DP: 1 HBP: 0	WP: 0 PB: 0 SB: 0 CS: 0
<b>PITCHER</b> Danny Darwin, R ERA: 2.04 (1, 1)	IP: 9.0 WLS: W BF: 36 H: 7 R: 2 ER: 2 SO: 3 BB: 3 IBB: 0 HBP: 0 BLK: 0 WP: 0 HR: 0 S: 39 P: 51 ERA: 2.00 WHIP: 1.111															<b>PITCHER</b>				

Batter	1	2	3	4	5	6	7	8	9	AB	R	H	RBI	BB	SO	LOB	BOTTOM	
Bill Sample, R OBP: 0.304, SLG: 0.429 (1, 7)	L5		F8					G3		4	0	0	0	0	0	2	<b>Milwaukee Brewers @ Texas Rangers</b> Arlington Stadium, Arlington, TX Fri Apr 22 1983, 7:05 PM EST Att: 14,008 - Unknown	
Wayne Tolleson, S OBP: 0.231, SLG: 0.167 (1, 4)	1B		F8		F7			1B		3	1	1	0	1	0	1		
Buddy Bell, R OBP: 0.227, SLG: 0.292 (1, 5)	1B		6-3		FC6-4			F2		4	0	1	0	0	0	3		
Dave Hostetter, R OBP: 0.367, SLG: 0.385 (1, 10)	G4-6-3							1B		1	0	0	0	2	0	2		
Larry Blittner, L OBP: 0.375, SLG: 0.455 (7, PH)								1B		1	0	1	1	0	0	0		
George Wright, S OBP: 0.339, SLG: 0.357 (1, 8)		CS			5-3			1B		3	0	2	1	1	0	1		
Pete O'Brien, L OBP: 0.240, SLG: 0.239 (1, 9)	F2				3-1			G3		4	0	0	0	0	0	6		
Jim Sundberg, R OBP: 0.264, SLG: 0.265 (1, 2)	1B							F3		2	1	0	0	2	1	2		
Bob Johnson, R OBP: 0.333, SLG: 0.278 (1, 3)	1B				FC5-4			K		4	0	1	0	0	2	4		
Bucky Dent, R OBP: 0.300, SLG: 0.342 (1, 6)	G3							1B		3	1	1	0	1	0	1		
<b>Inning Stats</b>	R: 0 E: 0 K: 0 S: 3	H: 1 LOB: 1 BB: 1 P: 7	R: 1 E: 0 K: 0 S: 3	H: 1 LOB: 1 BB: 2 P: 11	R: 0 E: 0 K: 0 S: 3	H: 0 LOB: 0 BB: 0 P: 3	R: 0 E: 0 K: 0 S: 3	H: 0 LOB: 2 BB: 2 P: 11	R: 0 E: 0 K: 2 S: 8	H: 1 LOB: 1 BB: 1 P: 12	R: 2 E: 0 K: 0 S: 6	H: 3 LOB: 2 BB: 1 P: 10	R: 0 E: 0 K: 1 S: 6	H: 1 LOB: 1 BB: 0 P: 6	1B: 7 2B: 0 3B: 0 HR: 0	SF: 0 SAC: 0 DP: 1 HBP: 1	WP: 1 PB: 0 SB: 0 CS: 1	PA: 37
<b>PITCHER</b> Bob McClure, L ERA: 5.5 (1, 1)	IP: 6.1 WLS: L BF: 29 H: 4 R: 3 ER: 3 SO: 2 BB: 7 IBB: 0 HBP: 1 BLK: 0 WP: 1 HR: 0 S: 25 P: 54 ERA: 4.26 WHIP: 1.737															<b>PITCHER</b>		
Bob Gibson, R ERA: (7, 1)	IP: 1.2 WLS: L BF: 8 H: 3 R: 0 ER: 0 SO: 1 BB: 0 IBB: 0 HBP: 0 BLK: 0 WP: 0 HR: 0 S: 10 P: 10 ERA: 0.00 WHIP: 1.800															<b>PITCHER</b>		







Batter	1	2	3	4	5	6	7	8	9	AB	R	H	RBI	BB	SO	LOB	TOP								
Paul Moltis, R OBP: 0.357, SLG: 0.406 (1, 5)										4	0	1	0	0	2	0	<b>Milwaukee Brewers @ Texas Rangers</b> Arlington Stadium, Arlington, TX Sun Apr 24 1983, 4:33 AM EDT Att: 19,133 - Unknown								
Robin Yount, R OBP: 0.433, SLG: 0.617 (1, 6)										4	1	1	0	0	0	1									
Cecil Cooper, L OBP: 0.354, SLG: 0.550 (1, 3)										3	1	2	1	1	0	1									
Ted Simmons, S OBP: 0.254, SLG: 0.311 (1, 2)										4	0	1	0	0	0	3									
Ben Oglivie, L OBP: 0.452, SLG: 0.413 (1, 7)										4	0	2	1	0	0	0									
Gorman Thomas, R OBP: 0.293, SLG: 0.340 (1, 8)										2	0	0	0	1	1	2									
Roy Howell, L OBP: 0.208, SLG: 0.348 (1, 10)										3	1	1	1	1	1	3									
Charlie Moore, R OBP: 0.255, SLG: 0.315 (1, 9)										4	0	0	0	0	0	4									
Jim Gantner, L OBP: 0.298, SLG: 0.491 (1, 4)										3	0	0	0	0	0	0									
<b>Inning Stats</b>	R: 0 E: 0 K: 0 S: 4	H: 1 LOB: 1 BB: 0 P: 4	R: 1 E: 0 K: 0 S: 4	H: 1 LOB: 0 BB: 0 P: 4	R: 1 E: 0 K: 0 S: 5	H: 2 LOB: 1 BB: 0 P: 5	R: 0 E: 0 K: 0 S: 3	H: 1 LOB: 1 BB: 1 P: 7	R: 0 E: 0 K: 1 S: 5	H: 0 LOB: 0 BB: 0 P: 5	R: 0 E: 0 K: 0 S: 3	H: 1 LOB: 0 BB: 0 P: 3	R: 0 E: 0 K: 1 S: 4	H: 0 LOB: 0 BB: 1 P: 8	R: 0 E: 0 K: 1 S: 5	H: 0 LOB: 0 BB: 0 P: 5		R: 1 E: 0 K: 1 S: 7	H: 2 LOB: 2 BB: 1 P: 11	1B: 5 2B: 3 3B: 0 HR: 1	SF: 0 SAC: 1 DP: 3 HBP: 0	WP: 0 PB: 0 SB: 0 CS: 1	PA: 35		
<b>PITCHER</b>	IP	WLS	BF	H	R	ER	SO	BB	IBB	HBP	BLK	WP	HR	S	P	ERA	WHIP								
Charlie Hough, R ERA: 3.12 (1, 1)	8.0	L	32	8	3	3	3	3	0	0	0	0	1	35	47	3.38	1.375								
Odell Jones, R ERA: 2.0 (9, 1)	1.0	S	3	0	0	0	1	0	0	0	0	0	0	5	5	0.00	0.000								

Batter	1	2	3	4	5	6	7	8	9	AB	R	H	RBI	BB	SO	LOB	BOTTOM								
Mickey Rivers, L OBP: 0.375, SLG: 0.375 (1, 10)										4	0	1	0	0	0	1	<b>Milwaukee Brewers @ Texas Rangers</b> Arlington Stadium, Arlington, TX Sun Apr 24 1983, 4:33 AM EDT Att: 19,133 - Unknown								
Wayne Tolleson, S OBP: 0.190, SLG: 0.105 (1, 4)										3	1	0	0	1	1	1									
Bill Sample, R OBP: 0.299, SLG: 0.423 (1, 7)										4	0	2	1	0	0	0									
Larry Bittner, L OBP: 0.370, SLG: 0.440 Bill Stein, R OBP: 0.200, SLG: 0.200 (9, PH)										3	0	1	0	0	1	1									
Pete O'Brien, L OBP: 0.263, SLG: 0.250 (1, 9)										3	0	0	0	1	0	2									
Buddy Bell, R OBP: 0.216, SLG: 0.274 (1, 5)										4	0	0	0	0	0	3									
Jim Sundberg, R OBP: 0.271, SLG: 0.259 (1, 2)										2	0	0	0	1	0	0									
George Wright, S OBP: 0.318, SLG: 0.333 (1, 8)										3	0	1	0	0	0	0									
Bucky Dent, R OBP: 0.289, SLG: 0.326 (1, 6)										3	0	0	0	0	0	2									
<b>Inning Stats</b>	R: 1 E: 1 K: 0 S: 5	H: 1 LOB: 1 BB: 0 P: 5	R: 0 E: 0 K: 0 S: 3	H: 0 LOB: 0 BB: 0 P: 3	R: 0 E: 0 K: 1 S: 5	H: 1 LOB: 0 BB: 0 P: 5	R: 0 E: 0 K: 0 S: 4	H: 1 LOB: 1 BB: 0 P: 4	R: 0 E: 0 K: 0 S: 3	H: 0 LOB: 0 BB: 0 P: 3	R: 0 E: 0 K: 0 S: 3	H: 0 LOB: 0 BB: 0 P: 3	R: 0 E: 0 K: 0 S: 3	H: 1 LOB: 2 BB: 2 P: 13	R: 0 E: 0 K: 1 S: 5	H: 1 LOB: 2 BB: 1 P: 13		1B: 4 2B: 1 3B: 0 HR: 0	SF: 0 SAC: 0 DP: 1 HBP: 0	WP: 0 PB: 0 SB: 1 CS: 1	PA: 33				
<b>PITCHER</b>	IP	WLS	BF	H	R	ER	SO	BB	IBB	HBP	BLK	WP	HR	S	P	ERA	WHIP								
Don Sutton, R ERA: 1.74 (1, 1)	8.0	W	28	4	1	0	2	1	0	0	0	0	0	31	35	0.00	0.625								
Jamie Easterly, L ERA (9, 1)	0.2	S	4	1	0	0	1	2	0	0	0	0	0	4	12	0.00	4.500								
Pete Ladd, R ERA: 8.1 (9, 1)	0.1	S	1	0	0	0	0	0	0	0	0	0	0	1	1	0.00	0.000								



Batter	1	2	3	4	5	6	7	8	9	AB	R	H	RBI	BB	SO	LOB	TOP					
Dave Collins, S OBP: 0.271, SLG: 0.218 (1, 7)										4	0	0	0	0	0	3						
Damaso Garcia, R OBP: 0.304, SLG: 0.328 (1, 4)										4	0	0	1	0	0	1						
Willie Upshaw, L OBP: 0.333, SLG: 0.491 (1, 3)										4	0	1	0	0	1	1						
Cliff Johnson, R OBP: 0.369, SLG: 0.500 (1, 10)										2	0	0	0	2	0	0						
Ernie Whitt, L OBP: 0.325, SLG: 0.343 (1, 2)										3	0	0	0	1	0	2						
Lloyd Moseby, L OBP: 0.405, SLG: 0.564 (1, 8)										4	0	2	0	0	1	3						
Rance Mulliniks, L OBP: 0.303, SLG: 0.406 (1, 5)										4	0	0	0	0	2	2						
Jesse Barfield, R OBP: 0.245, SLG: 0.511 (9, PH)										2	0	0	0	1	1	1						
Hosken Powell, L OBP: 0.100, SLG: 0.333 (9, PH)										1	0	0	0	0	1	1						
Alfredo Griffin, S OBP: 0.288, SLG: 0.313 (9, PH)										3	1	2	0	0	0	1						
Jorge Orta, L (9, PH)										1	0	0	0	0	1	1						
<b>Inning Stats</b>	R: 0 E: 0 K: 0 S: 4	H: 1 LOB: 3 BB: 2 P: 12	R: 0 E: 0 K: 0 S: 3	H: 0 LOB: 1 BB: 1 P: 7	R: 0 E: 0 K: 0 S: 3	H: 0 LOB: 0 BB: 0 P: 3	R: 0 E: 0 K: 0 S: 4	H: 1 LOB: 1 BB: 0 P: 4	R: 1 E: 1 K: 0 S: 5	H: 1 LOB: 2 BB: 1 P: 9	R: 0 E: 0 K: 3 S: 9	H: 0 LOB: 0 BB: 0 P: 9	R: 0 E: 0 K: 0 S: 3	H: 1 LOB: 0 BB: 0 P: 3	R: 0 E: 0 K: 3 S: 5	H: 0 LOB: 0 BB: 0 P: 5	R: 0 E: 0 K: 3 S: 10	H: 1 LOB: 1 BB: 0 P: 10	1B: 4 2B: 1 3B: 1 HR: 0	SF: 0 SAC: 0 DP: 1 HBP: 0	WP: 0 PB: 0 SB: 3 CS: 0	PA: 36
<b>PITCHER</b> Mike Smithson, R ERA: 1.74 (1, 1)	IP: 9.0 WLS: W BF: 36 H: 5 R: 1 ER: 0 SO: 7 BB: 4 IBB: 0 HBP: 0 BLK: 0 WP: 0 HR: 0 S: 46 P: 62 ERA: 0.00 WHIP: 1.000																					

Toronto Blue Jays @ Texas Rangers  
Arlington Stadium, Arlington, TX  
Tue Apr 26 1983, 8:05 PM EDT  
Att: 17,380 - Unknown

AB 32  
R 1  
H 5  
RBI 1  
BB 4  
SO 7  
LOB 16



Batter	1	2	3	4	5	6	7	8	9	AB	R	H	RBI	BB	SO	LOB	BOTTOM			
Mickey Rivers, L OBP: 0.393, SLG: 0.429 (1, 10)										4	0	2	1	0	1	1				
Pete O'Brien, L OBP: 0.246, SLG: 0.232 (1, 3)										4	0	0	0	0	0	2				
Bill Sample, R OBP: 0.296, SLG: 0.405 (1, 7)										3	1	0	0	1	1	0				
Larry Parrish, R OBP: 0.262, SLG: 0.297 (1, 9)										4	0	2	0	0	1	0				
Buddy Bell, R OBP: 0.244, SLG: 0.303 (1, 5)										3	0	2	1	1	0	0				
George Wright, S OBP: 0.300, SLG: 0.313 (1, 8)										4	0	0	0	0	0	5				
Jim Sundberg, R OBP: 0.274, SLG: 0.281 (1, 2)										3	0	1	0	0	1	0				
Bucky Dent, R OBP: 0.277, SLG: 0.311 (1, 6)										2	0	0	0	0	1	1				
Wayne Tolleson, S OBP: 0.208, SLG: 0.136 (1, 4)										3	1	1	0	0	2	2				
<b>Inning Stats</b>	R: 1 E: 0 K: 0 S: 5	H: 3 LOB: 2 BB: 1 P: 9	R: 0 E: 1 K: 1 S: 6	H: 0 LOB: 1 BB: 0 P: 6	R: 0 E: 0 K: 0 S: 5	H: 2 LOB: 2 BB: 0 P: 5	R: 1 E: 0 K: 2 S: 9	H: 2 LOB: 1 BB: 0 P: 9	R: 0 E: 0 K: 0 S: 3	H: 0 LOB: 0 BB: 0 P: 3	R: 0 E: 0 K: 1 S: 6	H: 1 LOB: 1 BB: 0 P: 6	R: 0 E: 0 K: 2 S: 7	H: 0 LOB: 0 BB: 0 P: 7	R: 0 E: 0 K: 1 S: 4	H: 0 LOB: 0 BB: 1 P: 8	1B: 5 2B: 4 3B: 0 HR: 0	SF: 0 SAC: 1 DP: 2 HBP: 0	WP: 0 PB: 0 SB: 1 CS: 0	PA: 33
<b>PITCHER</b> Dave Stieb, R ERA: 1.88 (1, 1)	IP: 8.0 WLS: L BF: 33 H: 8 R: 2 ER: 2 SO: 7 BB: 2 IBB: 0 HBP: 0 BLK: 0 WP: 0 HR: 0 S: 45 P: 53 ERA: 2.25 WHIP: 1.250																			

Toronto Blue Jays @ Texas Rangers  
Arlington Stadium, Arlington, TX  
Tue Apr 26 1983, 8:05 PM EDT  
Att: 17,380 - Unknown

AB 30  
R 2  
H 8  
RBI 2  
BB 2  
SO 7  
LOB 11









Batter	1	2	3	4	5	6	7	8	9	AB	R	H	RBI	BB	SO	LOB	TOP										
Willie Randolph, R (1,4) OBP: 0.333, SLG: 0.316 Andre Robertson, R (5,4) OBP: 0.308, SLG: 0.440	4-0 CS BB		0-0 3-1			0-0 4-3		0-0 1-3		1	0	0	0	1	0	0											
Ken Griffey, L (1,3) OBP: 0.348, SLG: 0.431	0-3 K			0-0 G4-6-3 1B		0-0 4-3			0-0 3-1	4	0	1	0	0	1	1											
Dave Winfield, R (1,7) OBP: 0.358, SLG: 0.535	0-3 K			0-0 G4-6-3 1B		0-0 1-3			0-0 E4 3B	4	1	2	0	0	1	0											
Don Baylor, R (1,10) OBP: 0.408, SLG: 0.484		1-0 1-3 BLK HBP		0-0 G4-6-3 1-2 2-3			0-0 F9		0-0 HR	3	2	1	1	0	0	2											
Steve Kemp, L (1,9) OBP: 0.280, SLG: 0.420 Lou Piniella, R (7,9) OBP: 0.308, SLG: 0.308		0-0 F9		0-0 3-1			0-3 K		0-0 P3	3	0	0	0	0	1	2											
Roy Smalley, S (1,6) OBP: 0.316, SLG: 0.417		0-0 BLK CS 1-3 1B				0-0 1-3			0-0 F8	4	0	1	0	0	0	0											
Jerry Mumphrey, S (1,8) OBP: 0.250, SLG: 0.348		0-0 1-3				0-0 F4			0-0 4-3	3	0	0	0	0	0	2											
Graig Nettles, L (1,5) OBP: 0.382, SLG: 0.327		0-0 CS	0-0	0-0 G4-3 1B		1-0 HBP			0-0 1B	2	0	2	0	0	0	0											
Rick Cerone, R (1,2) OBP: 0.278, SLG: 0.242			0-0 G4-3			0-0 F7			0-0 F6	3	0	0	0	0	0	3											
<b>Inning Stats</b>	R: 0 E: 0 K: 2 S: 6	H: 0 LOB: 0 BB: 1 P: 10	R: 1 E: 0 K: 0 S: 3	H: 1 LOB: 0 BB: 0 P: 4	R: 0 E: 0 K: 0 S: 3	H: 1 LOB: 0 BB: 0 P: 3	R: 0 E: 0 K: 0 S: 4	H: 2 LOB: 1 BB: 0 P: 4	R: 0 E: 0 K: 0 S: 3	H: 0 LOB: 0 BB: 0 P: 4	R: 0 E: 0 K: 1 S: 5	H: 0 LOB: 0 BB: 0 P: 5	R: 0 E: 0 K: 0 S: 4	H: 1 LOB: 1 BB: 0 P: 4	R: 2 E: 1 K: 0 S: 5	H: 2 LOB: 0 BB: 0 P: 5	1B: 5 2B: 0 3B: 1 HR: 1	SF: 0 SAC: 0 DP: 2 HBP: 2	WP: 0 PB: 0 CS: 2	PA: 34							
<b>PITCHER</b>	IP	WLS	BF	H	R	ER	SO	BB	IBB	HBP	BLK	WP	HR	S	P	ERA	WHIP										
Rick Honeycutt, L (1,1) ERA: 0.72	7.0	W	24	4	1	1	3	1	0	2	1	0	0	27	33	1.29	0.714										
Jon Matlack, L (8,1) ERA: 3.91	2.0		9	3	2	2	0	0	0	0	0	0	1	9	9	9.00	1.500										

New York Yankees @ Texas Rangers  
Arlington Stadium, Arlington, TX  
Fri Apr 29 1983, 8:05 PM EDT  
Att: 16,104 - Unknown

AB 30  
R 3  
H 7  
RBI 1  
BB 1  
SO 3  
LOB 11



Batter	1	2	3	4	5	6	7	8	9	AB	R	H	RBI	BB	SO	LOB	BOTTOM										
Bill Sample, R (1,7) OBP: 0.289, SLG: 0.398	0-0 4-3		0-0 E4 CS		0-0 FC1-5 1B		0-0 2B			4	2	1	0	0	0	2											
Buddy Bell, R (1,5) OBP: 0.291, SLG: 0.341	0-0 1B		0-0 2B		0-0 1B		0-0 HR		0-0 2B	3	2	3	1	1	0	0											
Larry Parrish, R (1,9) OBP: 0.300, SLG: 0.422	0-0 1B		0-0 1B		0-3 K		0-0 6-3			4	1	2	1	0	1	4											
Dave Hostetter, R (1,10) OBP: 0.351, SLG: 0.362	0-3 K		0-0 1B		0-0 HR		0-0 6-3			4	1	2	3	0	1	3											
Bob Johnson, R (1,2) OBP: 0.286, SLG: 0.360	0-3 K			0-3 K	0-0 HR		0-3 K			4	1	1	3	0	3	3											
George Wright, S (1,8) OBP: 0.282, SLG: 0.293		0-0 6-3		0-0 F6	0-3 K			0-3 K		4	0	0	0	0	2	0											
Pete O'Brien, L (1,3) OBP: 0.229, SLG: 0.215	0-3 K			0-0 F4		0-0 F9		0-0 6-3		4	0	0	0	0	1	0											
Bucky Dent, R (1,6) OBP: 0.273, SLG: 0.340		0-0 3-1			0-0 FC1-5 2B		0-0 4-3		0-0 6-3	4	0	1	0	0	0	0											
Wayne Tolleson, S (1,4) OBP: 0.226, SLG: 0.143			0-3 K		0-0 BB FC1-5 1B		0-3 K			2	1	0	0	1	2	0											
<b>Inning Stats</b>	R: 0 E: 0 K: 2 S: 9	H: 2 LOB: 2 BB: 0 P: 9	R: 0 E: 0 K: 1 S: 5	H: 0 LOB: 0 BB: 0 P: 5	R: 2 E: 1 K: 1 S: 7	H: 3 LOB: 1 BB: 0 P: 7	R: 0 E: 0 K: 1 S: 5	H: 0 LOB: 0 BB: 0 P: 5	R: 5 E: 0 K: 2 S: 10	H: 3 LOB: 2 BB: 2 P: 18	R: 0 E: 0 K: 1 S: 5	H: 0 LOB: 0 BB: 0 P: 5	R: 1 E: 0 K: 1 S: 7	H: 2 LOB: 1 BB: 0 P: 7	R: 0 E: 0 K: 1 S: 5	H: 0 LOB: 0 BB: 0 P: 5	1B: 5 2B: 4 3B: 0 HR: 1	SF: 0 SAC: 0 DP: 0 HBP: 0	WP: 0 PB: 0 CS: 1	PA: 35							
<b>PITCHER</b>	IP	WLS	BF	H	R	ER	SO	BB	IBB	HBP	BLK	WP	HR	S	P	ERA	WHIP										
Shane Rawley, L (1,1) ERA: 4.55	4.2	L	23	8	7	7	6	2	0	0	0	0	0	33	41	13.50	2.143										
George Frazier, R (5,1) ERA: 4.8	1.1		4	0	0	0	2	0	0	0	0	0	0	8	8	0.00	0.000										
Dale Murray, R (7,1) ERA: 7.15	2.0		8	2	1	1	2	0	0	0	0	0	0	12	12	4.50	1.000										

New York Yankees @ Texas Rangers  
Arlington Stadium, Arlington, TX  
Fri Apr 29 1983, 8:05 PM EDT  
Att: 16,104 - Unknown

AB 33  
R 8  
H 10  
RBI 8  
BB 2  
SO 10  
LOB 12





Batter	1	2	3	4	5	6	7	8	9	AB	R	H	RBI	BB	SO	LOB	TOP										
Jerry Mumphy, S (1, 8) OBP: 0.245, SLG: 0.373	0-0 6-3		0-0 SF8 3B		0-0 3-1	0-0 1-3			0-0 1-3	5	1	1	0	0	0	2											
Roy Smalley, S (1, 6) OBP: 0.327, SLG: 0.408	0-0 G3		0-0 1-3		0-0		4-0 FC5-4 BB		0-0 F8	4	0	1	0	1	0	1											
Dave Winfield, R (1, 7) OBP: 0.341, SLG: 0.514	0-3 K		0-0 SF8		0-3 K		0-0 FC5-4 1-3			3	0	0	1	0	2	2											
Steve Kemp, L (1, 9) OBP: 0.291, SLG: 0.438		0-0 PB 2B	0-0 4-3			0-0 FC3-6 PB 1B			0-0 1-3	4	1	2	0	0	0	1											
Don Baylor, R (1, 10) OBP: 0.400, SLG: 0.463		0-0 F8		4-0 CS BB		0-0 F2			0-0 6-3	3	0	0	0	1	0	3											
Ken Griffey, L (1, 3) OBP: 0.370, SLG: 0.433		4-0 BB BB		0-0 1-2 1B		4-0 FC3-6 BB			0-0 F8	2	0	1	0	2	0	0											
Graig Nettles, L (1, 5) OBP: 0.361, SLG: 0.305		0-0 L4		0-3 K		0-0 FC3-6 1B			0-0 1-4-3	4	1	0	0	0	1	5											
Butch Wynegar, S (1, 2) OBP: 0.421, SLG: 0.559		4-0 1-2 BB		0-0 3-1		0-0 1B 3-H 1B			0-3 K	3	0	1	1	1	1	1											
Andre Robertson, R (1, 4) OBP: 0.300, SLG: 0.414		0-0 4-3			0-3 K		0-0 1B		0-0 5-3	4	0	1	1	0	1	3											
<b>Inning Stats</b>	R: 0 E: 0 K: 1 S: 5	H: 0 LOB: 0 BB: 0 P: 5	R: 0 E: 0 K: 0 S: 4	H: 1 LOB: 3 BB: 2 P: 12	R: 1 E: 0 K: 0 S: 4	H: 1 LOB: 0 BB: 0 P: 4	R: 0 E: 0 K: 1 S: 5	H: 1 LOB: 1 BB: 1 P: 9	R: 0 E: 0 K: 2 S: 8	H: 1 LOB: 2 BB: 0 P: 8	R: 2 E: 0 K: 0 S: 6	H: 3 LOB: 1 BB: 1 P: 10	R: 0 E: 0 K: 1 S: 3	H: 0 LOB: 1 BB: 1 P: 7	R: 0 E: 0 K: 1 S: 5	H: 0 LOB: 0 BB: 0 P: 5	R: 0 E: 0 K: 0 S: 3	H: 0 LOB: 0 BB: 0 P: 3	1B: 5 2B: 1 3B: 1 HR: 0	SF: 1 SAC: 0 DP: 0 HBP: 0	WP: 0 PB: 2 CS: 1	PA: 38					
<b>PITCHER</b>	IP	WLS	BF	H	R	ER	SO	BB	IBB	HBP	BLK	WP	HR	S	P	ERA	WHIP										
Charlie Hough, R (1, 1) ERA: 3.41	5.2	W	27	7	3	3	4	4	0	0	0	0	0	31	47	4.76	1.941										
John Butcher, R (6, 1) ERA: 3.0	3.1	S	11	0	0	0	1	1	0	0	0	0	0	12	16	0.00	0.300										

New York Yankees @ Texas Rangers  
Arlington Stadium, Arlington, TX  
Sat Apr 30 1983, 8:05 PM EDT  
Att: 32,959 - Unknown

AB 32  
R 3  
H 7  
RBI 3  
BB 5  
SO 5  
LOB 18



Batter	1	2	3	4	5	6	7	8	9	AB	R	H	RBI	BB	SO	LOB	BOTTOM										
Bill Sample, R (1, 7) OBP: 0.305, SLG: 0.425	0-0 HR 2B		0-0 F2		0-0 2B		4-0 G6-3 BB		0-0 F4	4	2	2	0	1	0	2											
Buddy Bell, R (1, 5) OBP: 0.289, SLG: 0.349	0-3 K		0-0 5-3		0-0 WP WP 2B		0-0 G6-3			4	1	1	1	0	1	2											
Larry Parrish, R (1, 9) OBP: 0.315, SLG: 0.490	0-0 2-H HR		0-0 5-6-3		0-3 K		0-0 1B			4	1	2	2	0	1	1											
Dave Hostetter, R (1, 10) OBP: 0.361, SLG: 0.373	0-0 5-3			0-0 FC6-4 1B	0-0 3-H 1B		0-3 K			4	0	2	0	0	1	1											
Bob Johnson, R (1, 2) OBP: 0.250, SLG: 0.310	0-0 F4			0-3 K	0-3 K			0-3 K		4	0	0	0	0	3	2											
George Wright, S (1, 8) OBP: 0.280, SLG: 0.291		0-0 F6		0-0 FC6-4 1B	0-3 K			0-0 1B FC5-4 1B		4	2	1	0	0	1	2											
Pete O'Brien, L (1, 3) OBP: 0.257, SLG: 0.246		0-0 1B		0-0 1B 1-H 1B		0-0 F5		0-0 FC5-4 1B		4	0	3	1	0	0	0											
Bucky Dent, R (1, 6) OBP: 0.271, SLG: 0.333		0-0 P3		0-0 1B	0-3 K		0-3 K		0-0 FC5-4 2B	4	0	1	1	0	1	2											
Wayne Tolleson, S (1, 4) OBP: 0.229, SLG: 0.188		0-0 F6		0-0 F8		0-3 K		0-0 1B		4	0	1	0	0	1	3											
<b>Inning Stats</b>	R: 2 E: 0 K: 1 S: 7	H: 2 LOB: 0 BB: 0 P: 7	R: 0 E: 0 K: 0 S: 4	H: 1 LOB: 1 BB: 0 P: 4	R: 0 E: 0 K: 0 S: 3	H: 0 LOB: 0 BB: 0 P: 3	R: 1 E: 0 K: 1 S: 8	H: 3 LOB: 2 BB: 0 P: 8	R: 2 E: 0 K: 3 S: 12	H: 3 LOB: 1 BB: 0 P: 12	R: 0 E: 0 K: 2 S: 7	H: 0 LOB: 0 BB: 0 P: 7	R: 0 E: 0 K: 1 S: 5	H: 1 LOB: 1 BB: 1 P: 9	R: 1 E: 0 K: 1 S: 8	H: 3 LOB: 2 BB: 0 P: 8	1B: 8 2B: 4 3B: 0 HR: 1	SF: 0 SAC: 0 DP: 1 HBP: 0	WP: 2 PB: 0 CS: 0	PA: 37							
<b>PITCHER</b>	IP	WLS	BF	H	R	ER	SO	BB	IBB	HBP	BLK	WP	HR	S	P	ERA	WHIP										
Ron Guidry, L (1, 1) ERA: 4.8	4.0	L	20	8	5	5	2	0	0	0	0	0	0	24	24	11.25	2.000										
George Frazier, R (5, 1) ERA: 4.0	3.0		11	2	0	0	6	1	0	0	0	2	0	22	26	0.00	1.000										
Rich Gossage, R (8, 1) ERA: 9.0	1.0		6	3	1	1	1	0	0	0	0	0	0	8	8	9.00	3.000										

New York Yankees @ Texas Rangers  
Arlington Stadium, Arlington, TX  
Sat Apr 30 1983, 8:05 PM EDT  
Att: 32,959 - Unknown


AB 36  
R 6  
H 13  
RBI 5  
BB 1  
SO 9  
LOB 15










Batter	1	2	3	4	5	6	7	8	9	AB	R	H	RBI	BB	SO	LOB	TOP										
Bill Sample, R OBP: 0.295, SLG: 0.396 (1, 7)	1-3	5-3			6-3				F8	4	0	0	0	1	0	2	<p><b>Texas Rangers @ Toronto Blue Jays</b> Exhibition Stadium, Toronto, ON Mon May 02 1983, 7:05 PM EDT Att: 10,525 - Unknown</p> <p>AB 34 R 5 H 8 RBI 5 BB 2 SO 5 LOB 12</p> 										
Buddy Bell, R OBP: 0.293, SLG: 0.372 (1, 5)	HR		6-3		SF8 BB		K			3	1	1	1	1	1	2											
Larry Parrish, R OBP: 0.302, SLG: 0.518 (1, 9)	F8		HR		SF8		5-3			3	1	1	2	0	0	2											
Dave Hostetter, R OBP: 0.371, SLG: 0.414 (1, 10)	HR		K		F8		G3			4	1	1	1	0	1	3											
Pete O'Brien, L OBP: 0.244, SLG: 0.260 (1, 3)	F9		F7		3-1		4-3			4	0	0	0	0	0	0											
Jim Sundberg, R OBP: 0.275, SLG: 0.270 (1, 2)		CS 1B		K	F3		6-3			4	1	1	0	0	1	0											
George Wright, S OBP: 0.264, SLG: 0.273 (1, 8)	F8		K		FC5-4 1B		K			4	0	1	0	0	2	1											
Bucky Dent, R OBP: 0.277, SLG: 0.333 (1, 6)			F8		FC5-4		F5			4	0	1	1	0	0	1											
Wayne Tolleson, S OBP: 0.302, SLG: 0.350 (1, 4)	F7			S SF8 2B			G3			4	1	2	0	0	0	1											
<b>Inning Stats</b>	R: 2 E: 0 K: 0 S: 5	H: 2 LOB: 0 BB: 0 P: 5	R: 1 E: 0 K: 0 S: 5	H: 2 LOB: 1 BB: 0 P: 5	R: 1 E: 0 K: 1 S: 6	H: 1 LOB: 0 BB: 0 P: 6	R: 0 E: 0 K: 2 S: 7	H: 0 LOB: 0 BB: 0 P: 7	R: 1 E: 0 K: 0 S: 4	H: 1 LOB: 1 BB: 1 P: 8	R: 0 E: 0 K: 0 S: 4	H: 1 LOB: 2 BB: 1 P: 4	R: 0 E: 0 K: 1 S: 6	H: 0 LOB: 0 BB: 0 P: 10	R: 0 E: 0 K: 0 S: 3	H: 0 LOB: 0 BB: 0 P: 3	1B: 4 2B: 1 3B: 0 HR: 3	SF: 1 SAC: 0 DP: 0 HBP: 0	WP: 0 PB: 0 SB: 2 CS: 1	PA: 37							
<b>PITCHER</b>	IP	WLS	BF	H	R	ER	SO	BB	IBB	HBP	BLK	WP	HR	S	P	ERA	WHIP										
Jim Clancy, R ERA: 4.13 (1, 1)	5.0	W	22	6	5	4	3	1	0	0	0	0	3	27	31	7.20	1.400										
Roy Lee Jackson, R ERA: 5.09 (6, 1)	1.0		6	2	0	0	0	1	0	0	0	0	0	5	9	0.00	3.000										
Randy Moffitt, R ERA: (7, 1)	3.0	S	9	0	0	0	2	0	0	0	0	0	0	13	13	0.00	0.000										

Batter	1	2	3	4	5	6	7	8	9	AB	R	H	RBI	BB	SO	LOB	BOTTOM										
Dave Collins, S OBP: 0.270, SLG: 0.217 (1, 7)	HR									3	1	1	0	1	1	2	<p><b>Texas Rangers @ Toronto Blue Jays</b> Exhibition Stadium, Toronto, ON Mon May 02 1983, 7:05 PM EDT Att: 10,525 - Unknown</p> <p>AB 32 R 6 H 8 RBI 6 BB 3 SO 9 LOB 10</p> 										
Barry Bonnell, R OBP: 0.281, SLG: 0.310 (7, 7)	1B	F8		K		1-2 2-3 BB				0	0	0	0	0	0	0											
Damaso Garcia, R OBP: 0.296, SLG: 0.295 (1, 4)	P3		P3	1-3		F9				4	0	0	0	0	0	5											
Willie Upshaw, L OBP: 0.333, SLG: 0.576 (1, 3)	1-H HR		1B 3B		K		K			4	2	2	2	0	2	0											
Ernie Whitt, L OBP: 0.392, SLG: 0.372 (1, 2)	F8		HR 1B		K		K			4	1	1	1	0	2	0											
Lloyd Moseby, L OBP: 0.333, SLG: 0.510 (1, 8)	F7		1-H HR		K		K			4	1	1	2	0	2	0											
Jorge Orta, L OBP: 0.182, SLG: 0.200 (1, 10)		F7	F9			BB 1B BB		2-3		2	0	0	0	0	0	0											
Cliff Johnson, R OBP: 0.405, SLG: 0.500 (6, PH)										1	0	0	0	1	0	0											
Rance Mulliniks, L OBP: 0.192, SLG: 0.429 (1, 5)		K	6-3			F9		F8		2	0	0	0	0	1	0											
Garth Iorg, R OBP: 0.316, SLG: 0.395 (7, 5)										2	0	0	0	0	0	1											
Hosken Powell, L OBP: 0.192, SLG: 0.308 (1, 9)										1	1	1	0	0	0	0											
Jesse Barfield, R OBP: 0.292, SLG: 0.517 (4, PH) (5, 9)		3B 1B						6-3		2	0	0	0	1	1	1											
Alfredo Griffin, S OBP: 0.292, SLG: 0.344 (1, 6)		1-H 3B			F9			BB 1B		3	0	2	1	0	0	1											
<b>Inning Stats</b>	R: 2 E: 0 K: 0 S: 5	H: 2 LOB: 0 BB: 0 P: 5	R: 1 E: 0 K: 1 S: 7	H: 2 LOB: 1 BB: 0 P: 7	R: 3 E: 0 K: 0 S: 6	H: 3 LOB: 0 BB: 0 P: 6	R: 0 E: 0 K: 1 S: 5	H: 0 LOB: 1 BB: 1 P: 9	R: 0 E: 0 K: 3 S: 9	H: 0 LOB: 0 BB: 0 P: 9	R: 0 E: 0 K: 1 S: 6	H: 1 LOB: 2 BB: 2 P: 14	R: 0 E: 0 K: 3 S: 9	H: 0 LOB: 0 BB: 0 P: 9	R: 0 E: 0 K: 0 S: 3	H: 0 LOB: 0 BB: 0 P: 3	1B: 4 2B: 0 3B: 2 HR: 2	SF: 0 SAC: 0 DP: 0 HBP: 0	WP: 0 PB: 0 SB: 0 CS: 0	PA: 35							
<b>PITCHER</b>	IP	WLS	BF	H	R	ER	SO	BB	IBB	HBP	BLK	WP	HR	S	P	ERA	WHIP										
Danny Darwin, R ERA: 4.08 (1, 1)	3.0	L	16	7	6	6	1	0	0	0	0	0	2	18	18	18.00	2.333										
Frank Tanana, L ERA: (4, 1)	4.0		16	1	0	0	8	3	0	0	0	0	0	29	41	0.00	1.000										
Odell Jones, R ERA: 3.09 (8, 1)	1.0		3	0	0	0	0	0	0	0	0	0	0	3	3	0.00	0.000										



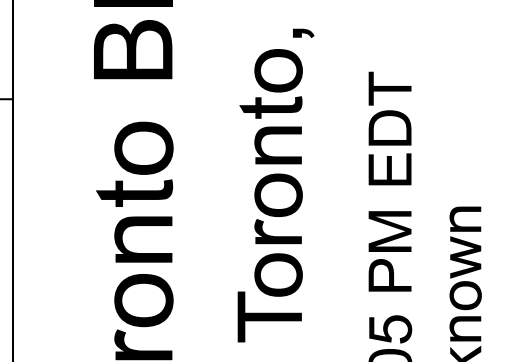
Batter	1	2	3	4	5	6	7	8	9	AB	R	H	RBI	BB	SO	LOB	TOP					
Bill Sample, R OBP: 0.300, SLG: 0.390 (1, 7)										4	1	1	0	1	1	0	<p><b>Texas Rangers @ Toronto Blue Jays</b> Exhibition Stadium, Toronto, ON Tue May 03 1983, 7:05 PM EDT Att: 10,125 - Unknown</p>					
Pete O'Brien, L OBP: 0.241, SLG: 0.293 (1, 3)										5	1	1	1	0	1	2						
Buddy Bell, R OBP: 0.288, SLG: 0.384 (1, 5)										5	1	1	0	0	1	2						
Larry Parrish, R OBP: 0.313, SLG: 0.583 (1, 9)										4	1	2	3	0	0	0						
Dave Hostetler, R OBP: 0.378, SLG: 0.410 (1, 10)										3	1	1	0	1	1	1						
George Wright, S OBP: 0.274, SLG: 0.283 (1, 8)										4	1	2	0	0	0	1						
Jim Sundberg, R OBP: 0.288, SLG: 0.328 (1, 2)										4	1	2	2	0	2	1						
Bucky Dent, R OBP: 0.275, SLG: 0.318 (1, 6)										3	0	0	0	1	2	1						
Wayne Tolleson, S OBP: 0.277, SLG: 0.318 (1, 4)										4	0	0	0	0	0	3						
<b>Inning Stats</b>	R: 1 E: 0 K: 0 S: 4	H: 1 LOB: 1 BB: 1 P: 8	R: 0 E: 0 K: 1 S: 5	H: 0 LOB: 0 BB: 0 P: 5	R: 0 E: 0 K: 2 S: 8	H: 1 LOB: 1 BB: 0 P: 8	R: 2 E: 0 K: 2 S: 9	H: 2 LOB: 0 BB: 0 P: 9	R: 0 E: 0 K: 0 S: 3	H: 0 LOB: 0 BB: 0 P: 3	R: 2 E: 1 K: 0 S: 6	H: 4 LOB: 2 BB: 1 P: 10	R: 0 E: 0 K: 1 S: 5	H: 0 LOB: 0 BB: 0 P: 5	R: 1 E: 1 K: 2 S: 8	H: 1 LOB: 1 BB: 1 P: 12	R: 1 E: 0 K: 0 S: 4	H: 1 LOB: 0 BB: 0 P: 4	1B: 5 2B: 1 3B: 1 HR: 3	SF: 0 SAC: 0 DP: 1 HBP: 0	WP: 1 PB: 0 SB: 2 CS: 0	PA: 39
<b>PITCHER</b>	IP WLS BF H R ER SO BB IBB HBP BLK WP HR S P ERA WHIP																					
Jim Gott, R ERA: 7.3 (1, 1)	5.0 L 23 7 5 5 5 1 0 0 0 0 2 32 36 9.00 1.600																					
Mike Morgan, R ERA: 4.8 (6, 1)	2.0 7 1 0 0 1 1 0 0 0 1 0 8 12 0.00 1.000																					
Dave Geisel, L ERA: 2.84 (8, 1)	1.0 5 1 1 0 2 1 0 0 0 0 0 8 12 0.00 2.000																					
Joey McLaughlin, R ERA: 3.12 (9, 1)	1.0 4 1 1 1 0 0 0 0 0 0 1 4 4 9.00 1.000																					

Batter	1	2	3	4	5	6	7	8	9	AB	R	H	RBI	BB	SO	LOB	BOTTOM					
Dave Collins, S OBP: 0.269, SLG: 0.208 (1, 7)										3	0	0	0	1	1	3	<p><b>Texas Rangers @ Toronto Blue Jays</b> Exhibition Stadium, Toronto, ON Tue May 03 1983, 7:05 PM EDT Att: 10,125 - Unknown</p>					
Rance Mulliniks, L OBP: 0.318, SLG: 0.465 (8, 6)										1	0	1	0	0	0	0						
Damaso Garcia, R OBP: 0.291, SLG: 0.289 (1, 4)										5	1	1	0	0	0	4						
Barry Bonnell, R OBP: 0.278, SLG: 0.303 (1, 8) (8, 7)										4	0	1	0	0	1	2						
Cliff Johnson, R OBP: 0.385, SLG: 0.469 (1, 10)										4	0	0	0	0	1	2						
Jesse Barfield, R OBP: 0.262, SLG: 0.548 (1, 9)										4	1	1	2	0	1	0						
Garth Iorg, R OBP: 0.333, SLG: 0.429 (1, 5)										4	0	2	0	0	0	0						
Buck Martinez, R OBP: 0.452, SLG: 0.500 (1, 2)										2	0	1	0	1	0	1						
Ernie Whitt, L OBP: 0.385, SLG: 0.364 (9, PH)										1	0	0	0	0	0	0						
Willie Upshaw, L OBP: 0.329, SLG: 0.551 (1, 3)										3	0	0	0	1	0	1						
Alfredo Griffin, S OBP: 0.299, SLG: 0.349 (1, 6)										2	0	1	0	0	0	0						
Lloyd Moseby, L OBP: 0.339, SLG: 0.500 (7, PH) (8, 8)										1	0	0	0	1	1	3						
<b>Inning Stats</b>	R: 0 E: 0 K: 0 S: 4	H: 1 LOB: 1 BB: 0 P: 4	R: 0 E: 0 K: 1 S: 5	H: 0 LOB: 1 BB: 1 P: 9	R: 0 E: 0 K: 1 S: 5	H: 1 LOB: 1 BB: 1 P: 9	R: 0 E: 0 K: 0 S: 4	H: 1 LOB: 1 BB: 0 P: 4	R: 0 E: 0 K: 1 S: 5	H: 0 LOB: 0 BB: 0 P: 3	R: 0 E: 0 K: 1 S: 9	H: 0 LOB: 0 BB: 0 P: 5	R: 0 E: 0 K: 2 S: 5	H: 2 LOB: 3 BB: 1 P: 13	R: 2 E: 0 K: 0 S: 5	H: 2 LOB: 2 BB: 0 P: 5	R: 0 E: 0 K: 0 S: 4	H: 1 LOB: 2 BB: 1 P: 8	1B: 4 2B: 3 3B: 0 HR: 1	SF: 0 SAC: 0 DP: 1 HBP: 0	WP: 0 PB: 0 SB: 0 CS: 0	PA: 38
<b>PITCHER</b>	IP WLS BF H R ER SO BB IBB HBP BLK WP HR S P ERA WHIP																					
Jon Matlack, L ERA: 3.13 (1, 1)	6.1 W 26 5 0 0 3 3 0 0 0 0 1 29 41 0.00 1.263																					
Dave Tobik, R ERA: 3.09 (7, 1)	2.2 S 12 3 2 2 2 1 0 0 0 0 0 1 15 19 6.75 1.500																					

AB	36
R	7
H	10
RBI	6
BB	3
SO	8
LOB	11



AB	34
R	2
H	8
RBI	2
BB	4
SO	5
LOB	16






Batter	1	2	3	4	5	6	7	8	9	AB	R	H	RBI	BB	SO	LOB	TOP		
Bill Sample, R OBP: 0.288, SLG: 0.375 (1, 7)	6-3			F8		P3		FC5-4		4	0	0	0	0	0	1			
Pete O'Brien, L OBP: 0.231, SLG: 0.279 (1, 3)	1-3			F8			F7		F7	4	0	0	0	0	0	0			
Buddy Bell, R OBP: 0.287, SLG: 0.388 (1, 5)	5-3			F7					2-3	4	0	1	0	0	0	0			
Larry Parrish, R OBP: 0.310, SLG: 0.578 (1, 9)		P4			P4		P3		1B 2B	4	1	1	0	0	0	1			
Dave Hostetler, R OBP: 0.397, SLG: 0.422 (1, 10)		CS 1B		4-3					1B	3	0	2	1	0	0	0			
George Wright, S OBP: 0.273, SLG: 0.274 (1, 8)		F7					4-3		3-1	3	0	0	0	1	0	4			
Jim Sundberg, R OBP: 0.276, SLG: 0.314 (1, 2)			F2		F8			5-3		3	0	0	0	0	0	1			
Bucky Dent, R OBP: 0.278, SLG: 0.319 (1, 6)			F9			F8			FC5-4 1B	3	0	1	0	0	0	0			
Wayne Tolleson, S OBP: 0.260, SLG: 0.298 (1, 4)			F5			6-3		F7		3	0	0	0	0	0	1			
<b>Inning Stats</b>	R: 0 E: 0 K: 0 S: 3	H: 0 LOB: 0 BB: 0 P: 3	R: 0 E: 0 K: 0 S: 3	H: 1 LOB: 0 BB: 0 P: 3	R: 0 E: 0 K: 0 S: 3	H: 0 LOB: 0 BB: 0 P: 3	R: 0 E: 0 K: 0 S: 3	H: 0 LOB: 1 BB: 1 P: 7	R: 0 E: 0 K: 0 S: 3	H: 0 LOB: 0 BB: 0 P: 3	R: 0 E: 0 K: 0 S: 4	H: 1 LOB: 2 BB: 0 P: 5	R: 0 E: 0 K: 0 S: 4	H: 1 LOB: 1 BB: 0 P: 4	R: 1 E: 0 K: 0 S: 5	H: 2 LOB: 1 BB: 0 P: 5	1B: 3 2B: 2 3B: 0 HR: 0	SF: 0 SAC: 0 DP: 0 HBP: 1	WP: 0 PA: 33 PB: 0 SB: 0 CS: 1
<b>PITCHER</b> Luis Leal, R ERA: 4.91 (1, 1)	IP: 9.0 WLS: W BF: 33 H: 5 R: 1 ER: 1 SO: 0 BB: 1 IBB: 0 HBP: 1 BLK: 0 WP: 0 HR: 0 S: 31 P: 36 ERA: 1.00 WHIP: 0.667																		

Texas Rangers @ Toronto Blue Jays  
Exhibition Stadium, Toronto, ON  
Wed May 04 1983, 7:05 PM EDT  
Att: 11,280 - Unknown


AB	31
R	1
H	5
RBI	1
BB	1
SO	0
LOB	8



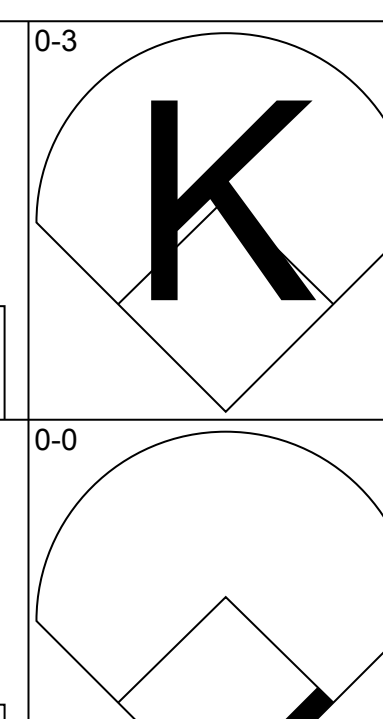
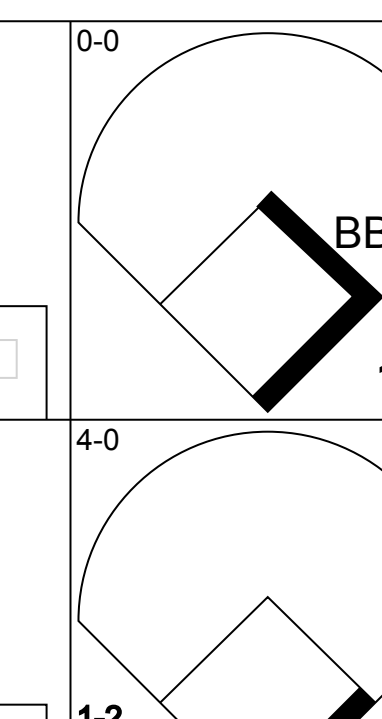
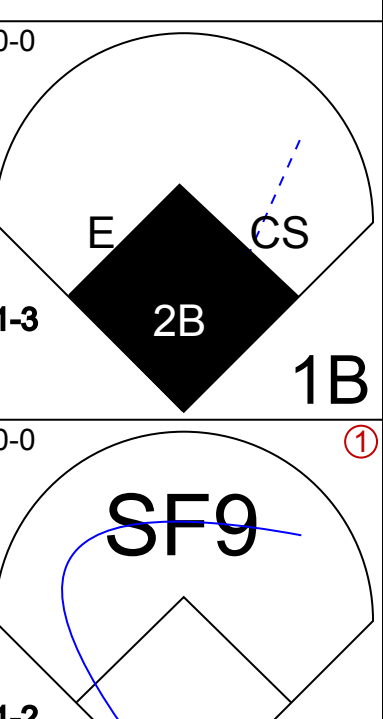
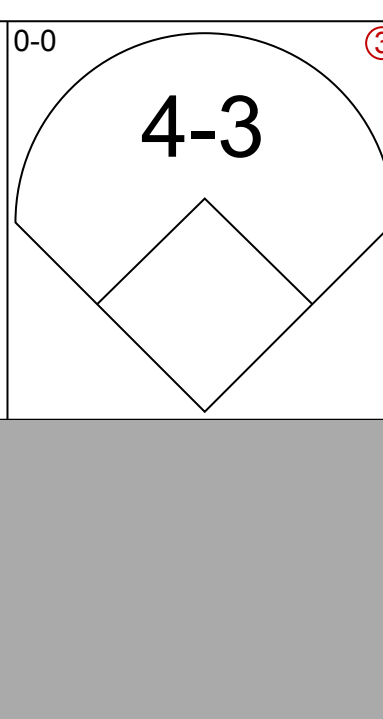
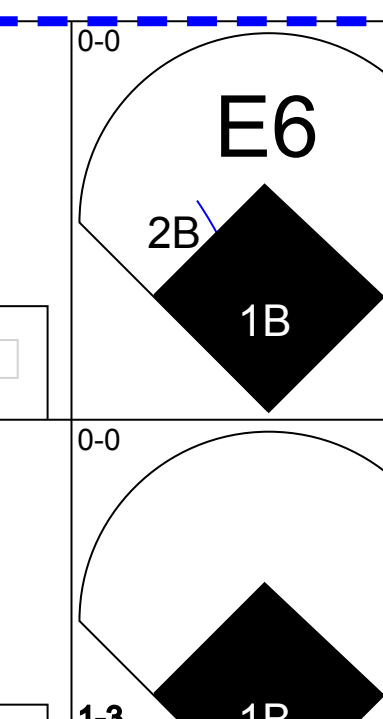
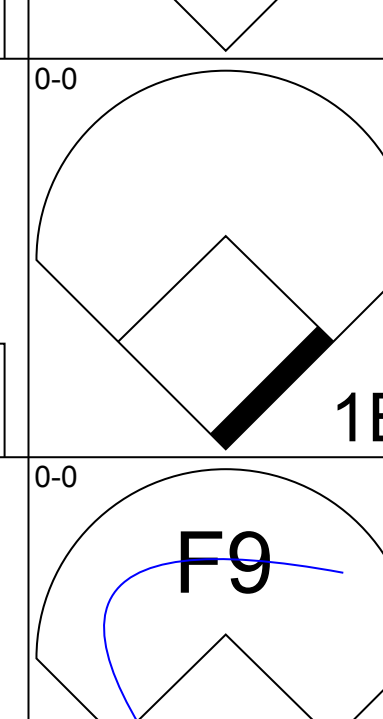
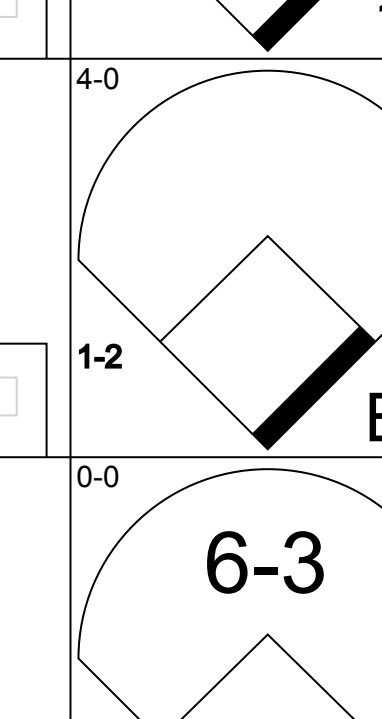
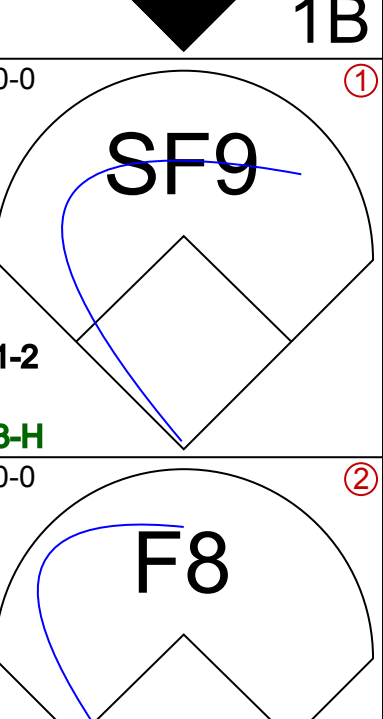

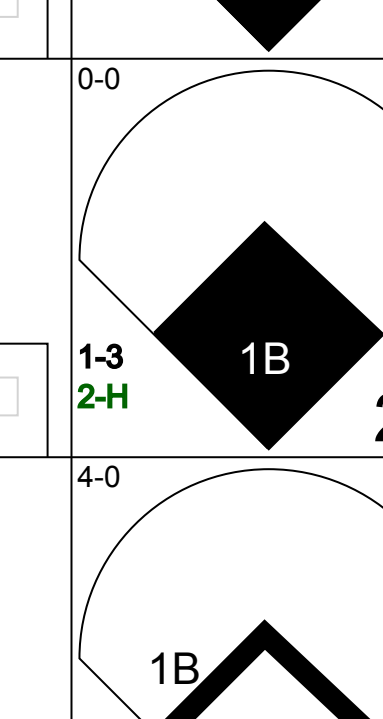
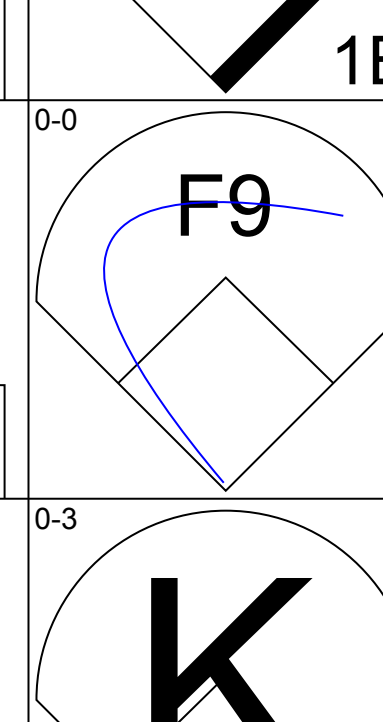
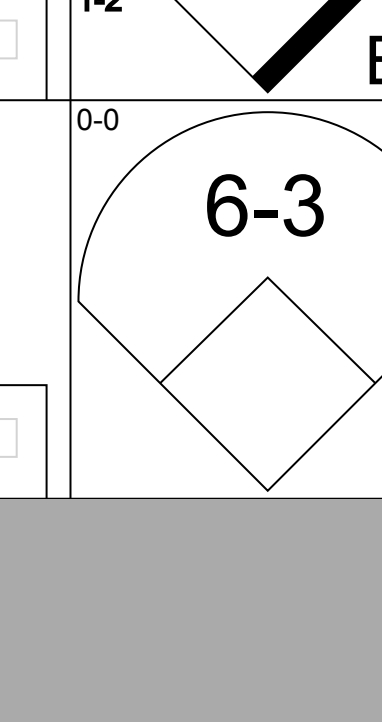
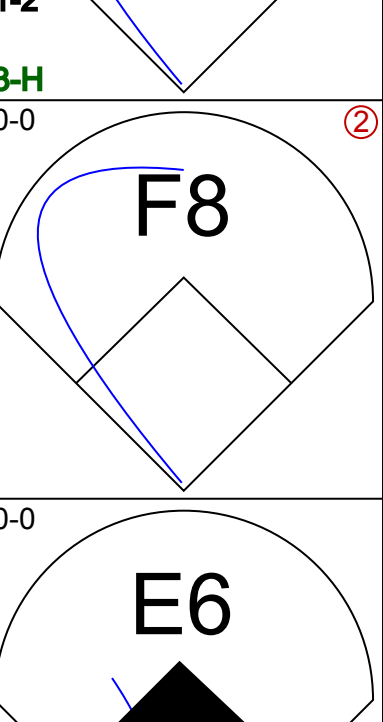

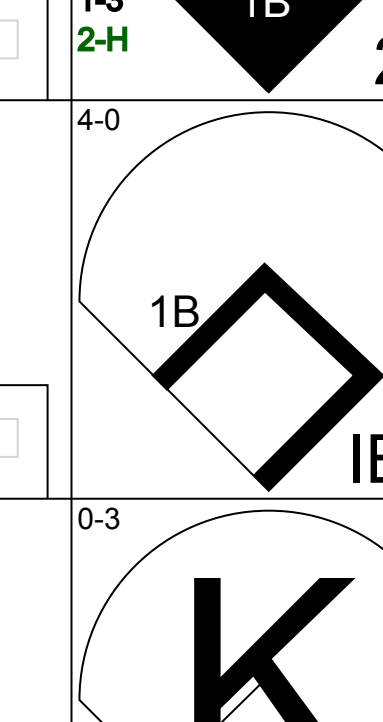
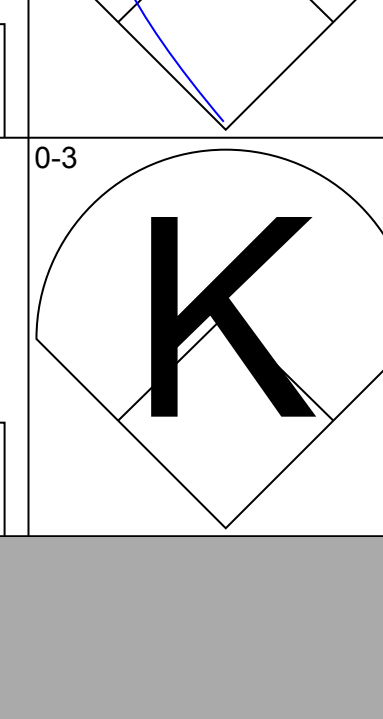
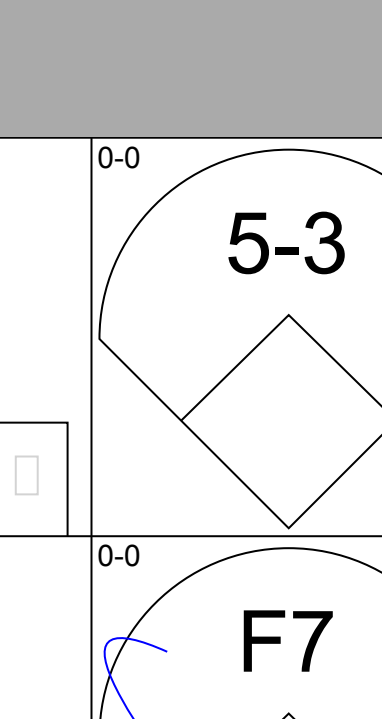
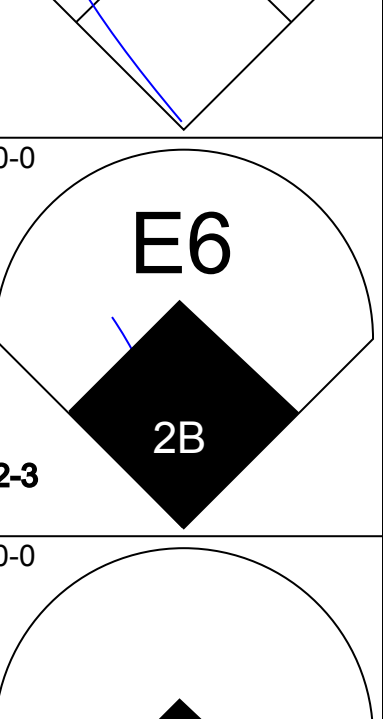

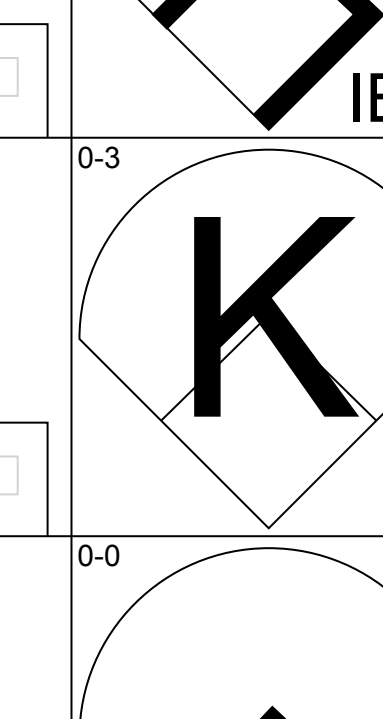
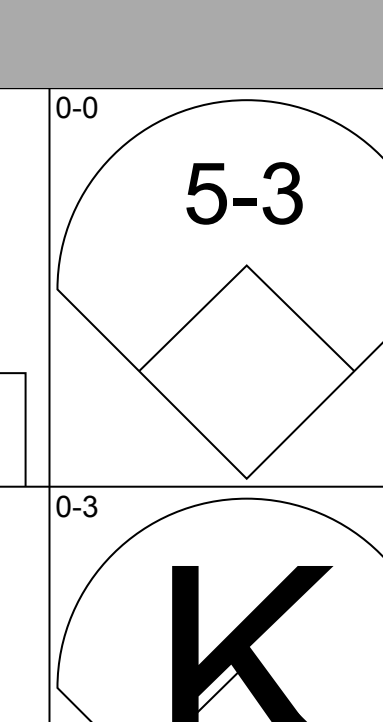
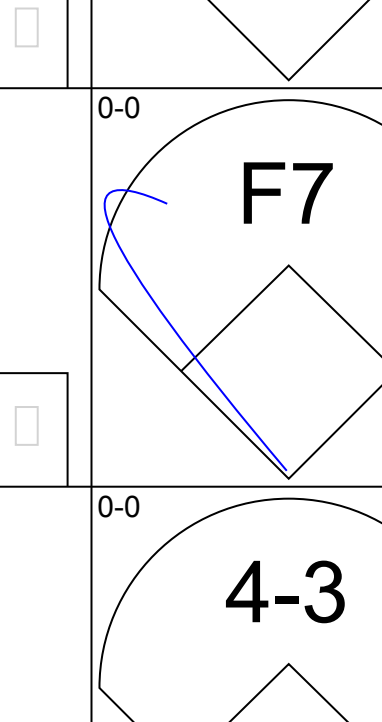
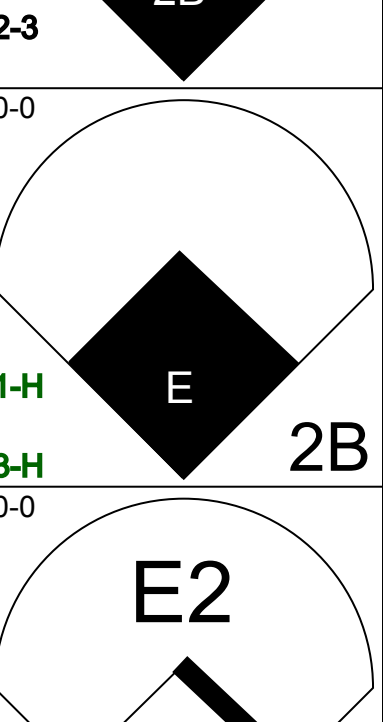
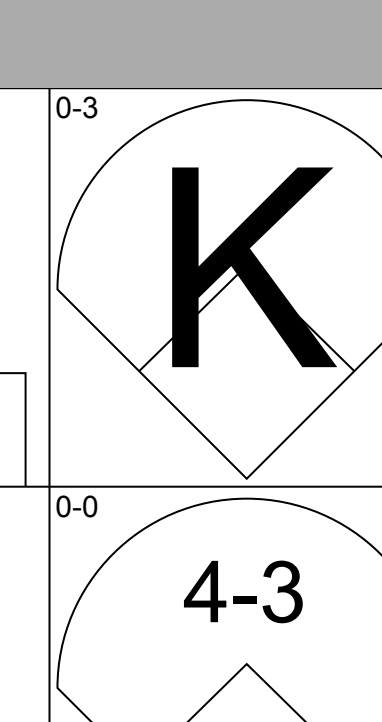
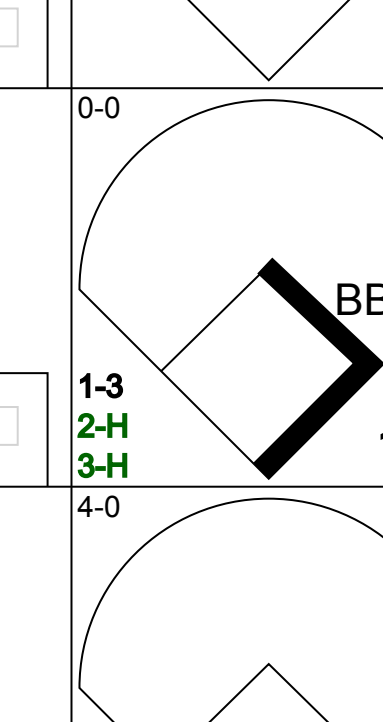

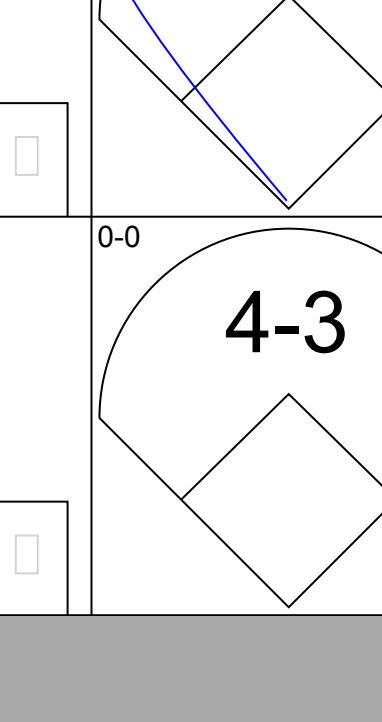
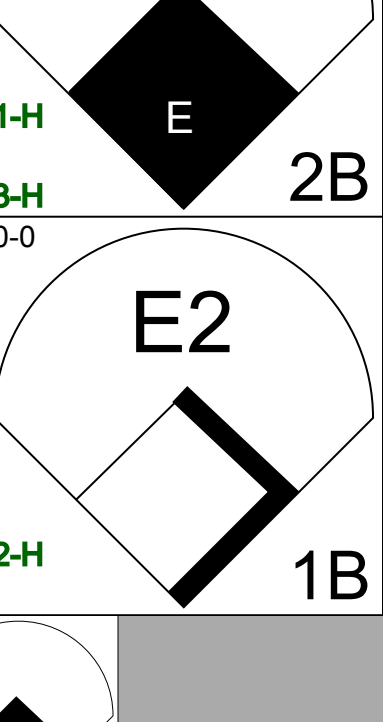
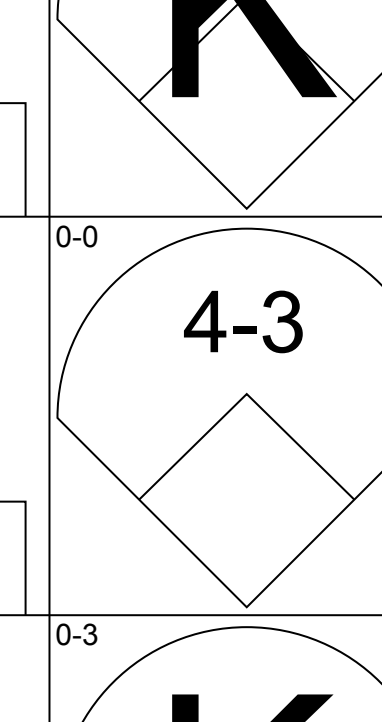
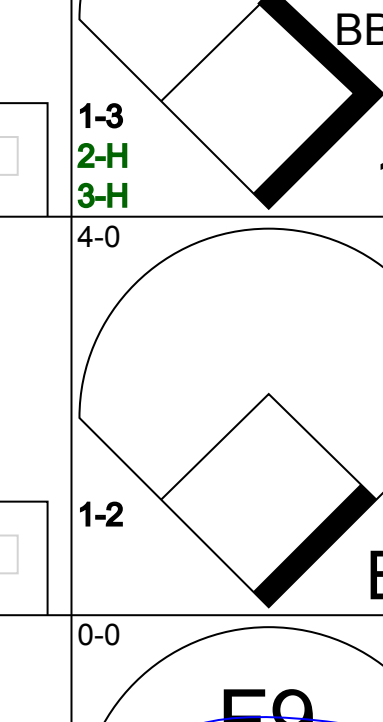

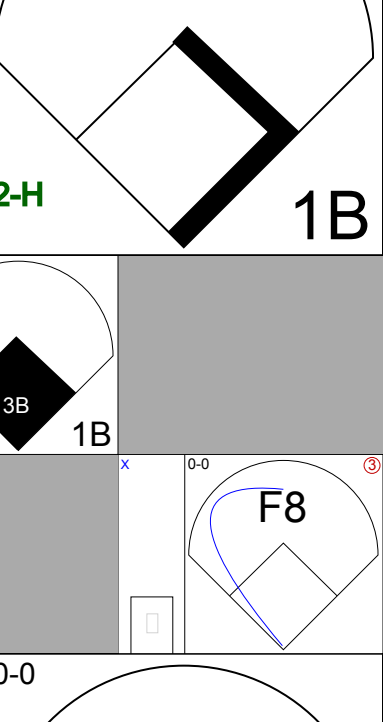
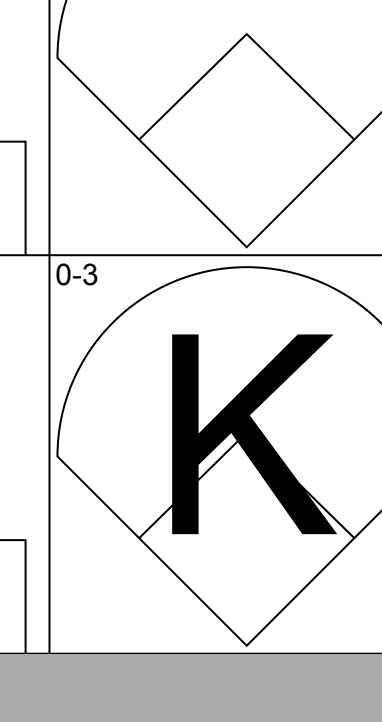
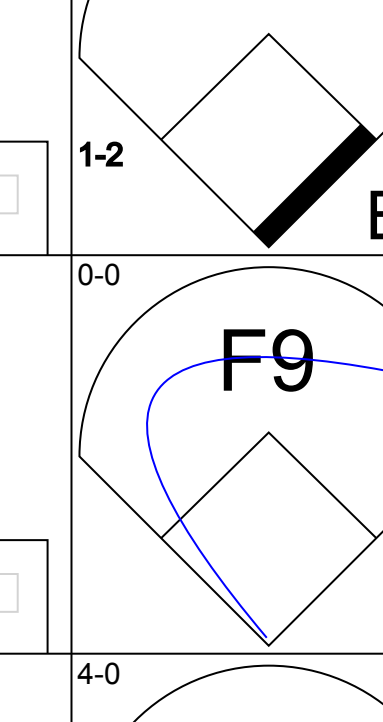
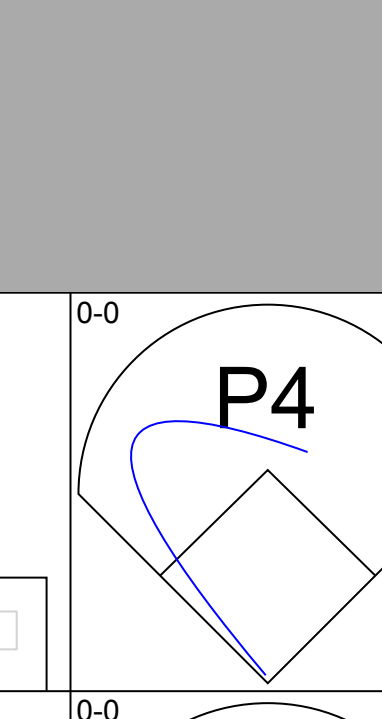
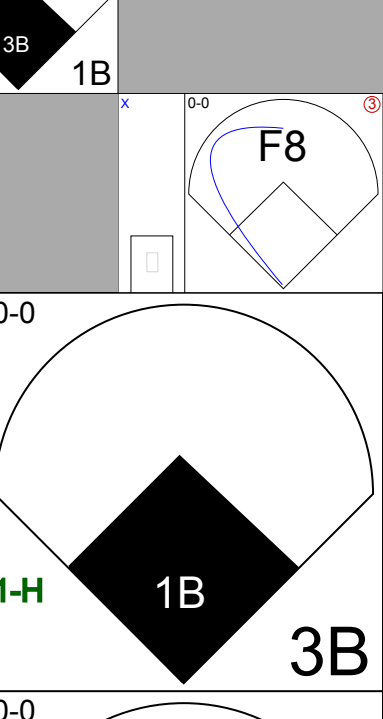
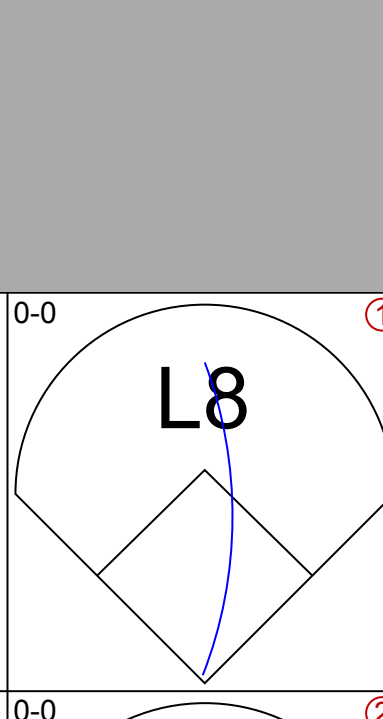
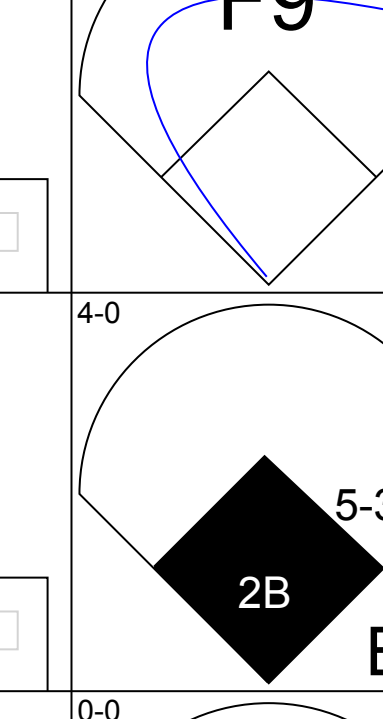
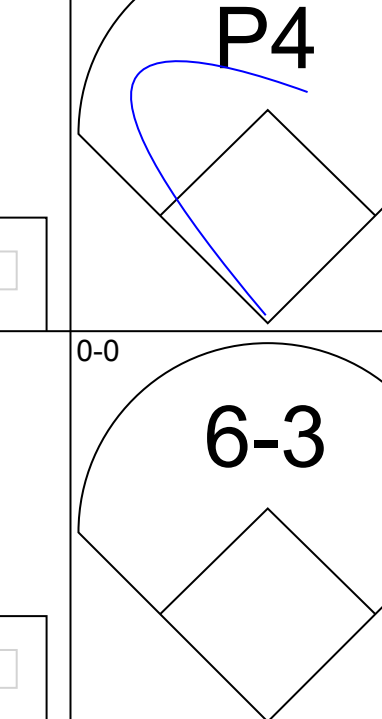
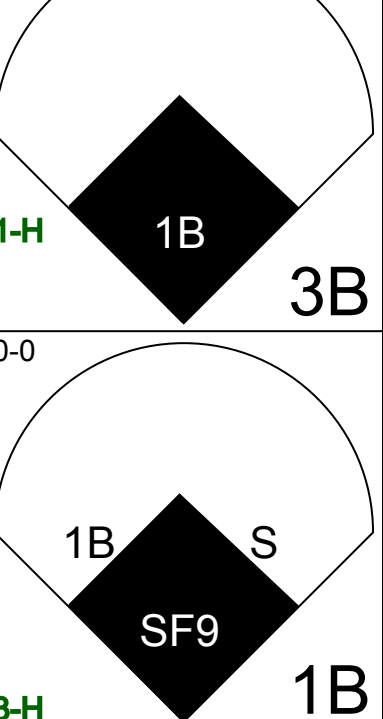
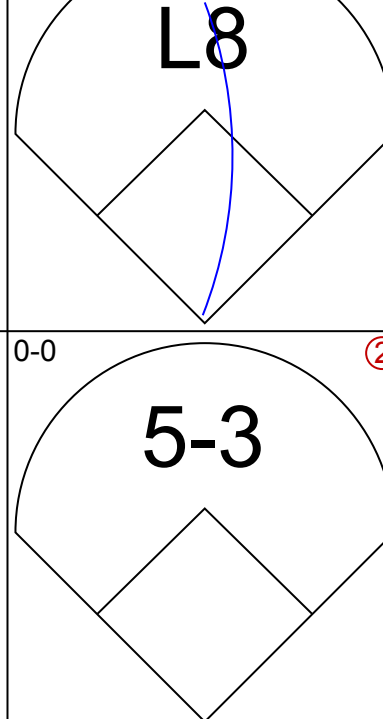
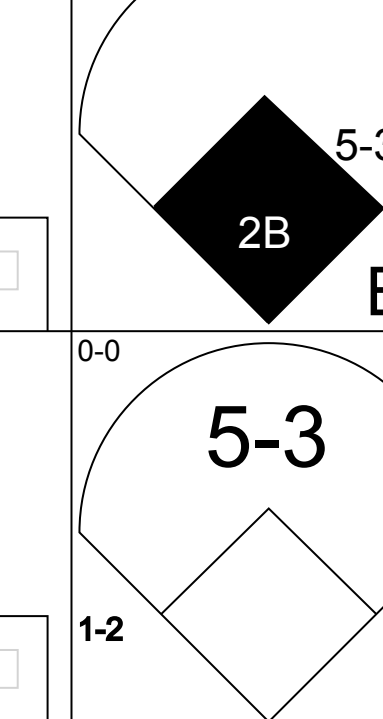
Batter	1	2	3	4	5	6	7	8	9	AB	R	H	RBI	BB	SO	LOB	BOTTOM		
Damaso Garcia, R OBP: 0.277, SLG: 0.284 (1, 4)	K		6-3	E5 CS			1B F8	6-3		5	0	1	2	0	1	2			
Lloyd Moseby, L OBP: 0.350, SLG: 0.518 (1, 8)	6-3		3H 6-3	CS			F8			4	0	2	1	0	0	2			
Barry Bonnell, R OBP: 0.300, SLG: 0.324 (1, 7)	P4		2H 6-3	2B			1B			4	0	2	1	0	0	1			
Cliff Johnson, R OBP: 0.378, SLG: 0.448 (1, 10)		F9	4-0				G5-4-3	L4		3	0	0	0	1	0	3			
Jesse Barfield, R OBP: 0.246, SLG: 0.515 (1, 9)	K		K					F7		4	0	0	0	0	3	4			
Garth Iorg, R OBP: 0.348, SLG: 0.435 (1, 5)		FC5-4 1B		F8			F9	2B 1B		4	1	2	0	0	0	0			
Buck Martinez, R OBP: 0.400, SLG: 0.438 (1, 2)		FC5-4		1-3			1-3	F7		4	0	0	0	0	0	2			
Willie Upshaw, L OBP: 0.363, SLG: 0.597 (1, 3)				2B 6-3			1B 1B	2B 1B		3	3	3	1	1	0	0			
Alfredo Griffin, S OBP: 0.324, SLG: 0.403 (1, 6)				2B			F8 1B	F8		4	3	3	1	0	0	1			
<b>Inning Stats</b>	R: 0 E: 0 K: 1 S: 5	H: 0 LOB: 0 BB: 0 P: 5	R: 0 E: 0 K: 1 S: 6	H: 1 LOB: 1 BB: 0 P: 6	R: 2 E: 0 K: 1 S: 8	H: 3 LOB: 2 BB: 1 P: 12	R: 2 E: 1 K: 0 S: 4	H: 1 LOB: 0 BB: 1 P: 8	R: 0 E: 0 K: 0 S: 3	H: 2 LOB: 0 BB: 0 P: 3	R: 0 E: 0 K: 1 S: 5	H: 0 LOB: 0 BB: 0 P: 5	R: 2 E: 0 K: 0 S: 7	H: 4 LOB: 2 BB: 0 P: 7	R: 1 E: 0 K: 0 S: 5	H: 2 LOB: 1 BB: 0 P: 5	1B: 8 2B: 5 3B: 0 HR: 0	SF: 0 SAC: 0 DP: 1 HBP: 0	WP: 0 PA: 38 PB: 0 SB: 0 CS: 2
<b>PITCHER</b> Rick Honeycutt, L ERA: 1.64 (1, 1) John Butcher, R ERA: 3.24 (7, 1)	IP: 6.1 WLS: L BF: 29 H: 10 R: 6 ER: 5 SO: 4 BB: 2 IBB: 0 HBP: 0 BLK: 0 WP: 0 HR: 0 S: 35 P: 43 ERA: 7.11 WHIP: 1.895																		

Texas Rangers @ Toronto Blue Jays  
Exhibition Stadium, Toronto, ON  
Wed May 04 1983, 7:05 PM EDT  
Att: 11,280 - Unknown

AB	35
R	7
H	13
RBI	6
BB	2
SO	4
LOB	15



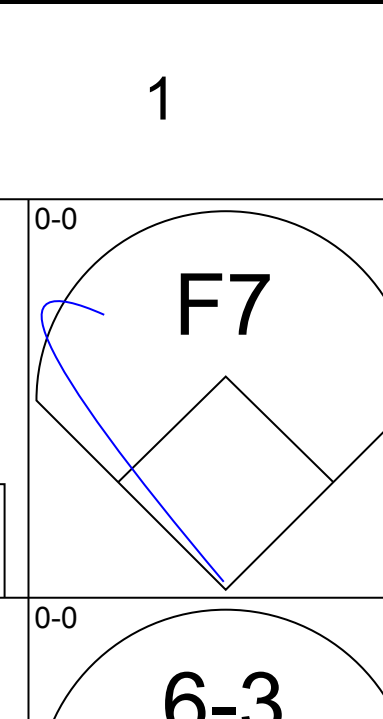
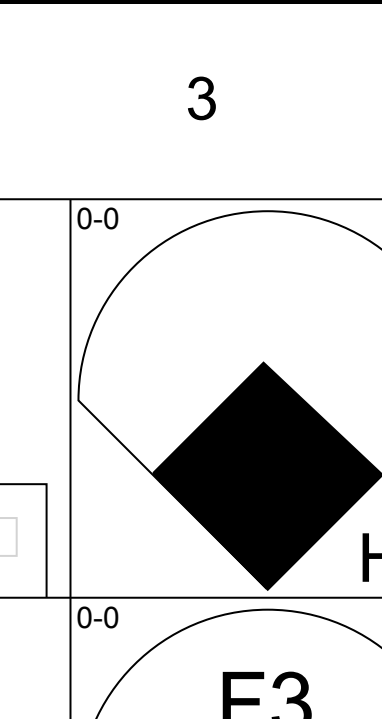
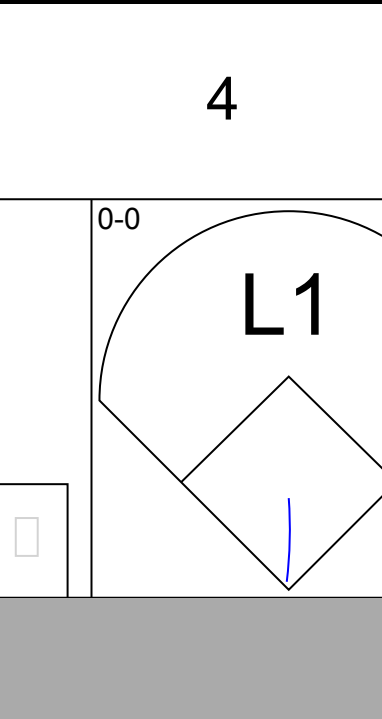
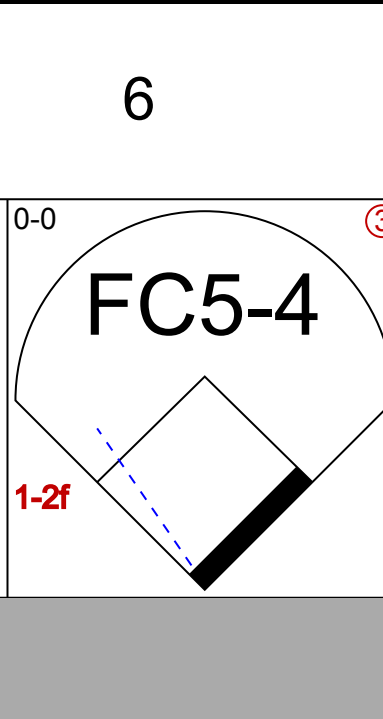
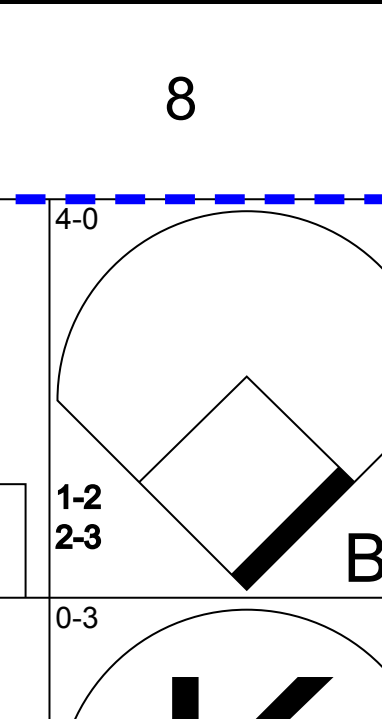
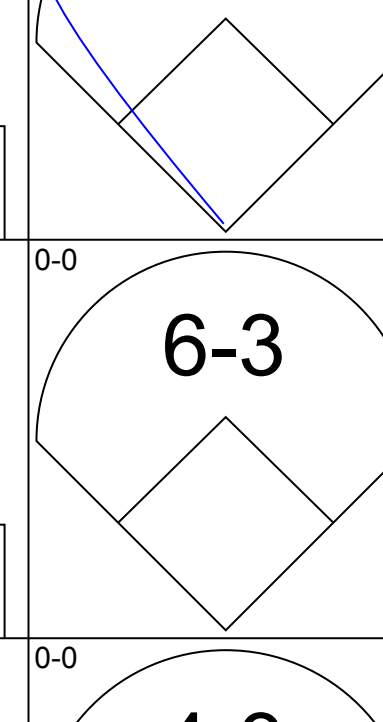
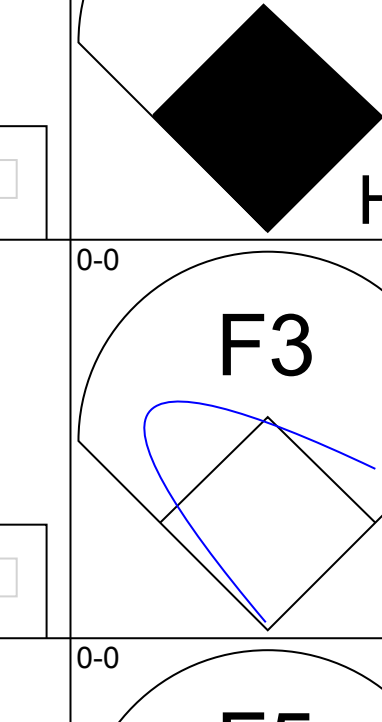
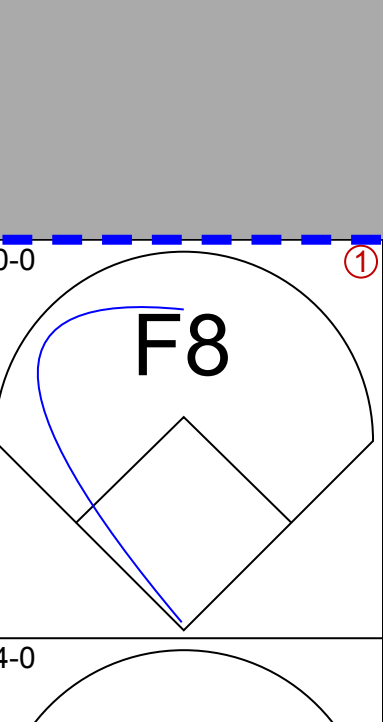
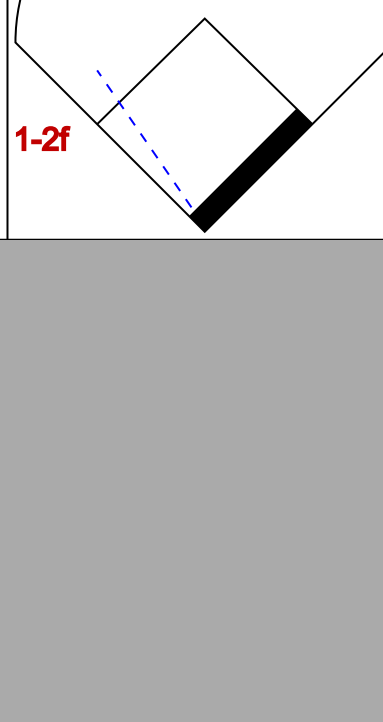
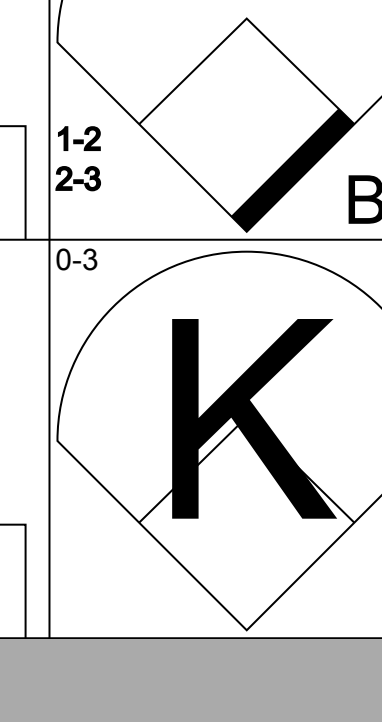
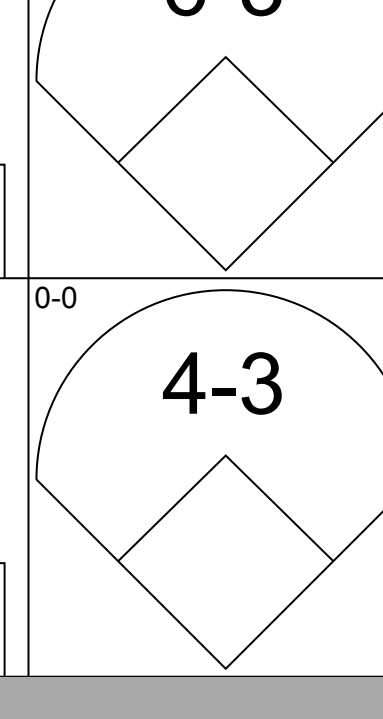
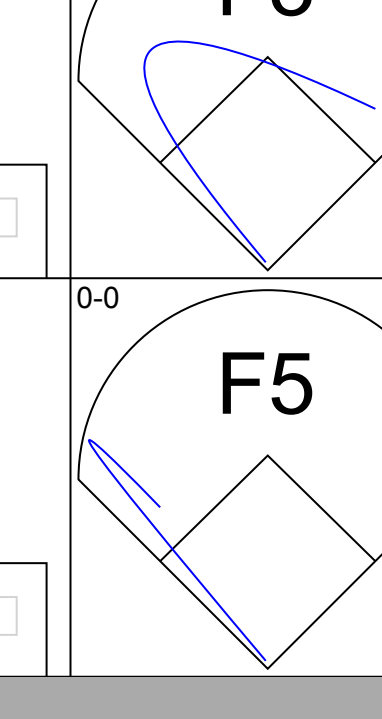
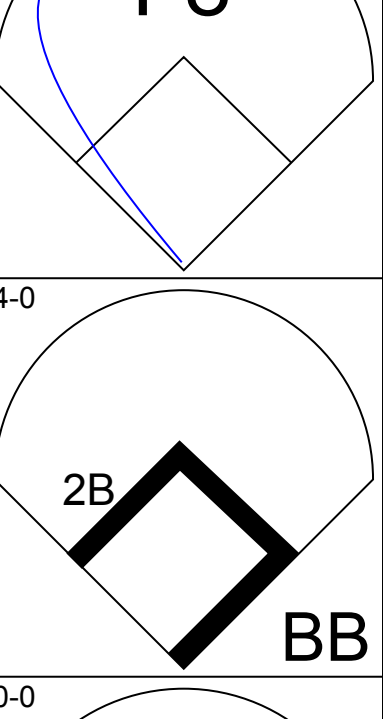

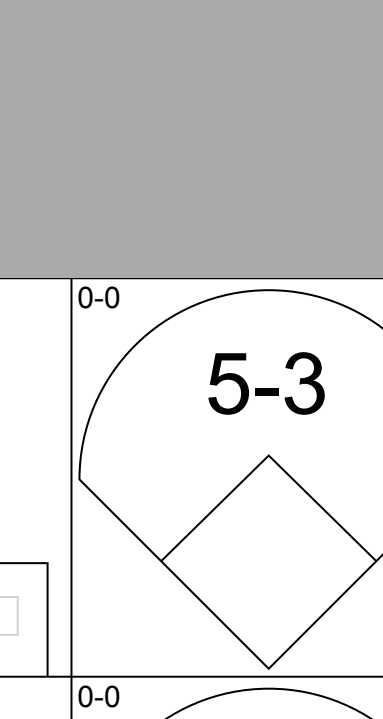
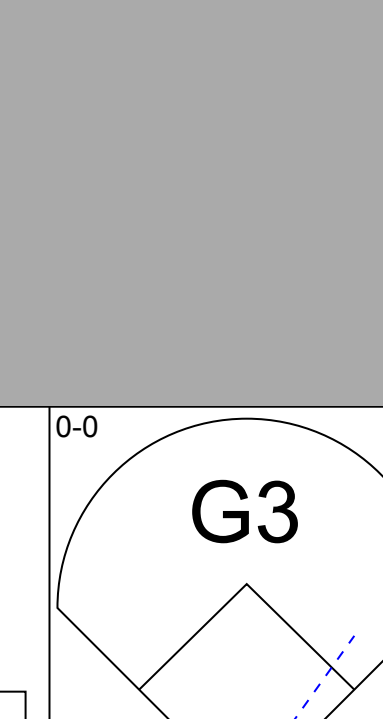
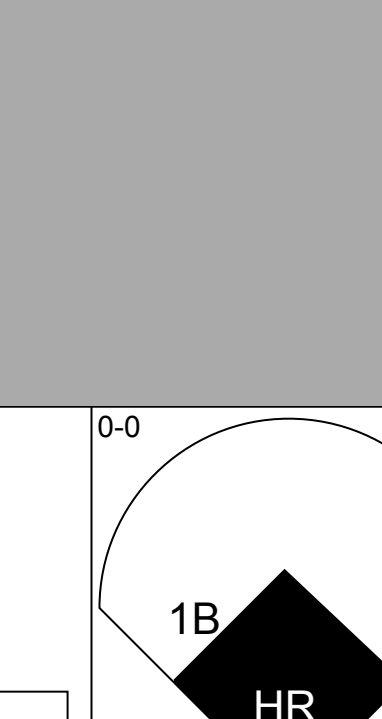
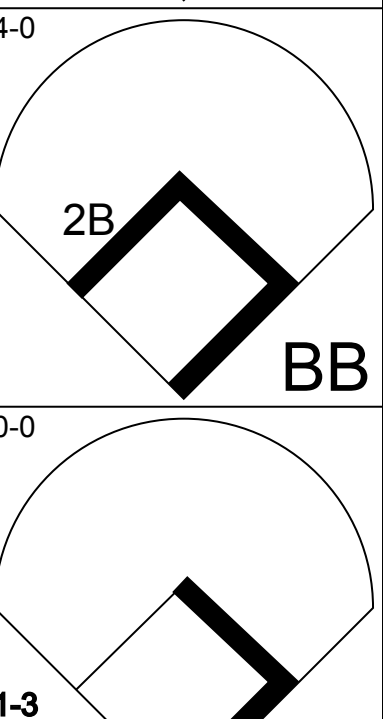

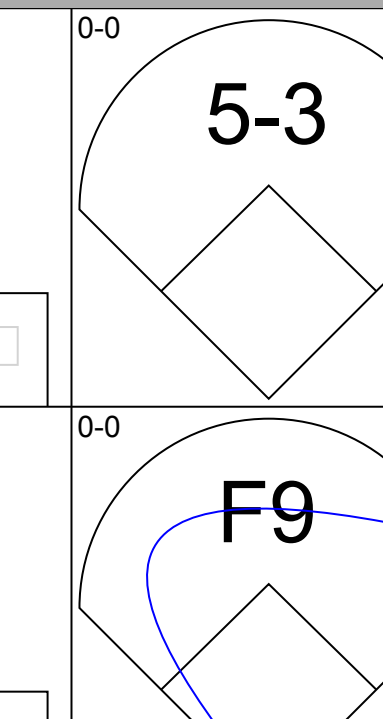

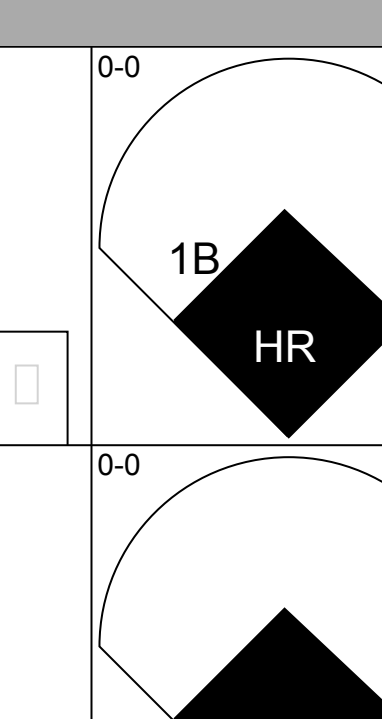
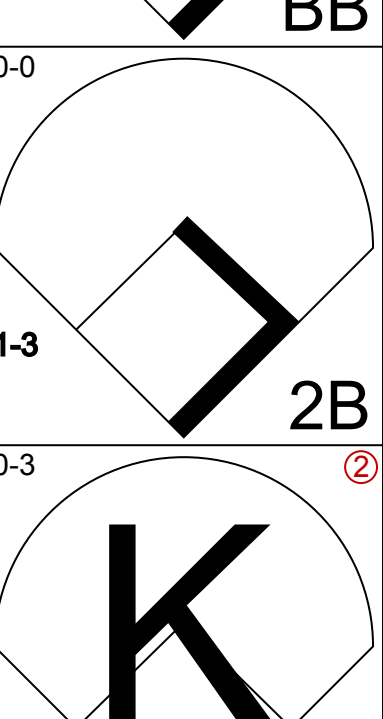

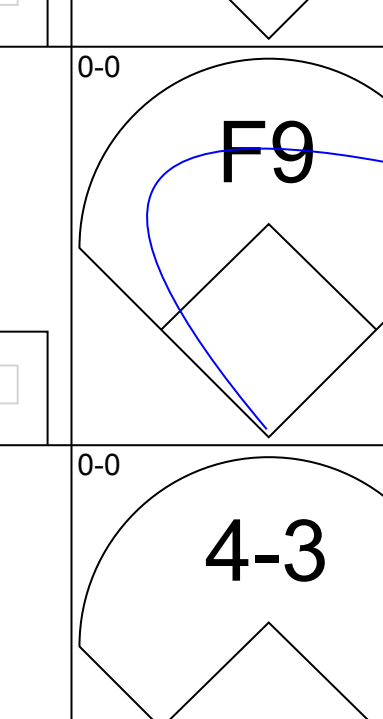
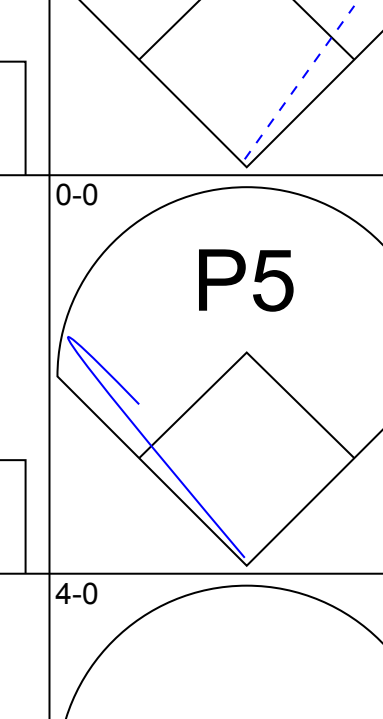
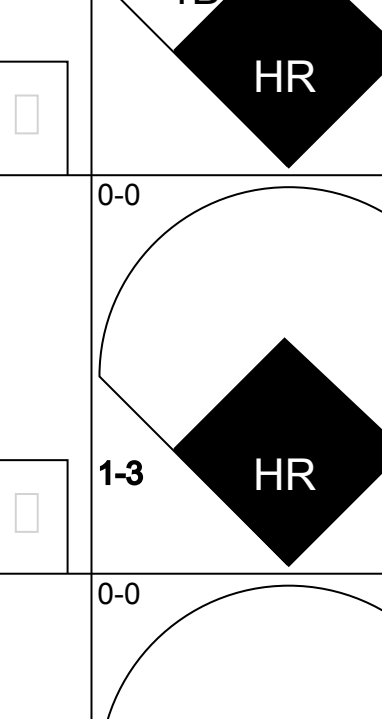
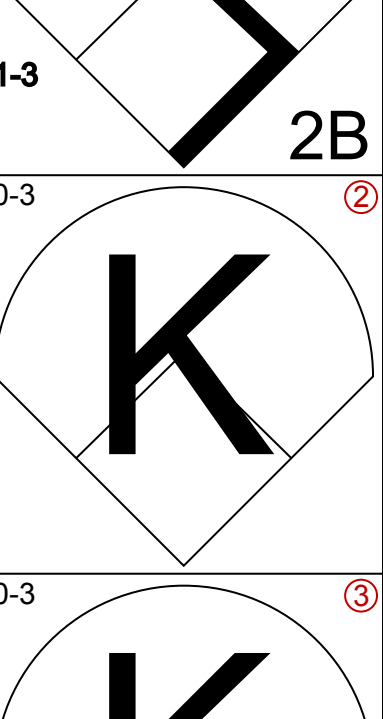

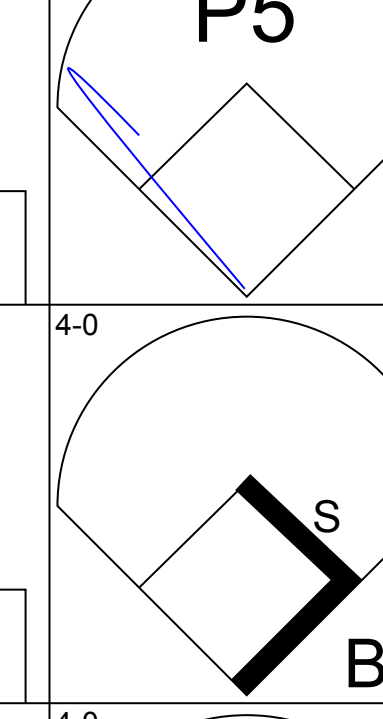
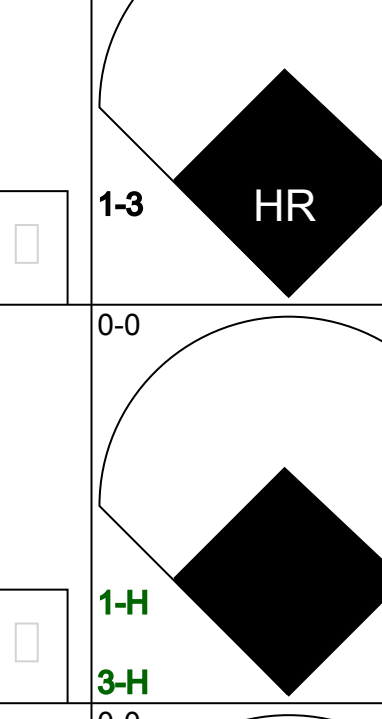

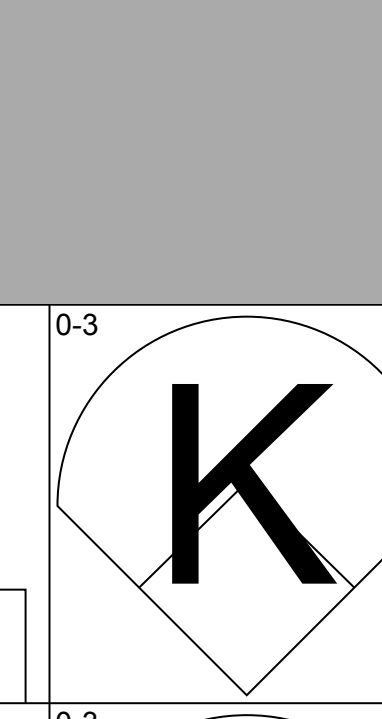
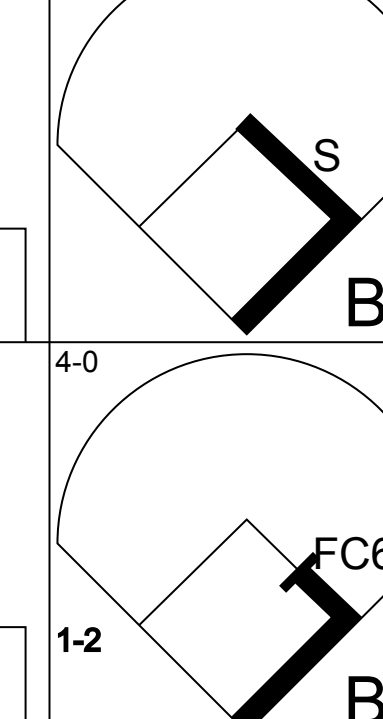
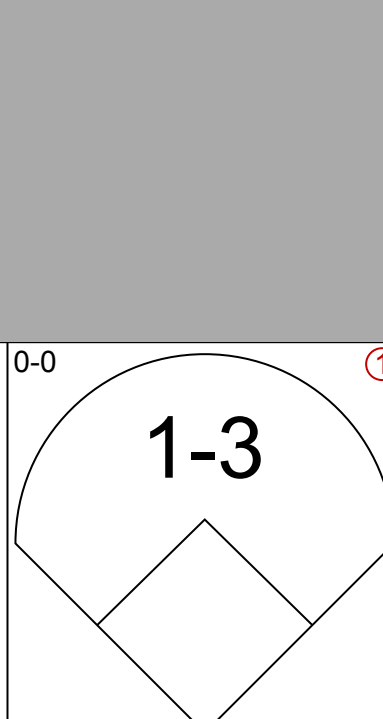
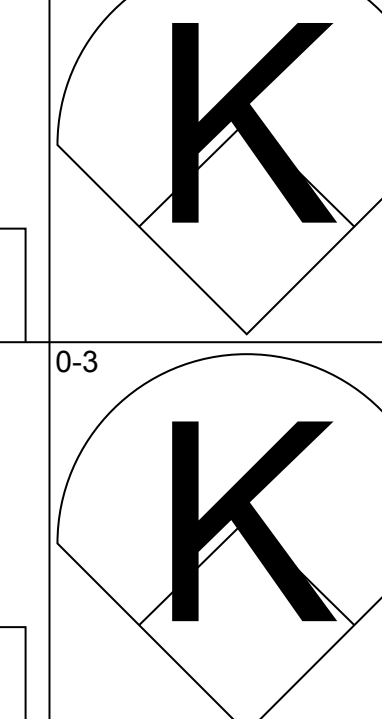


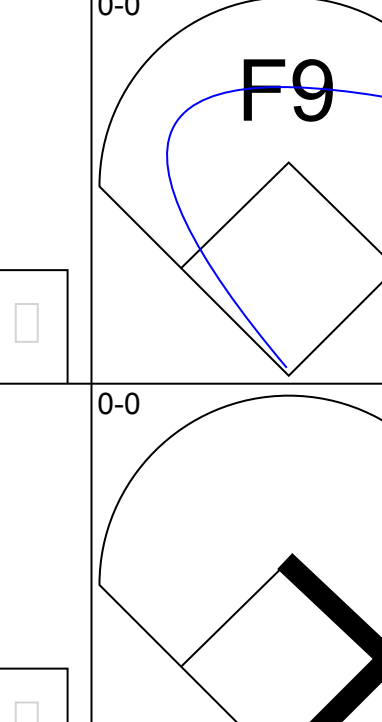
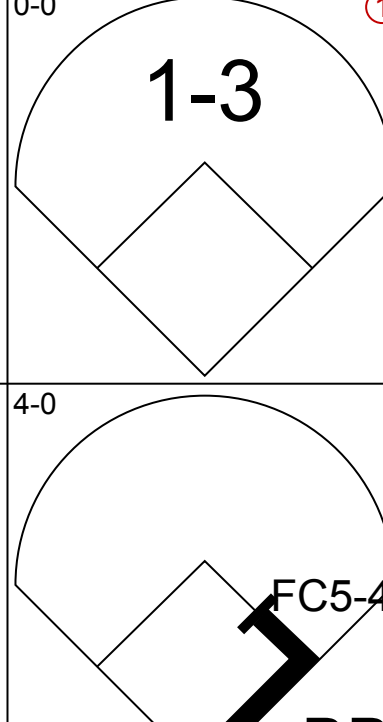
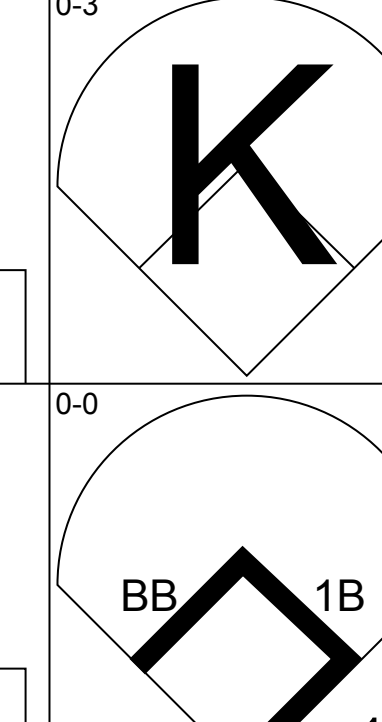


Batter	1	2	3	4	5	6	7	8	9	AB	R	H	RBI	BB	SO	LOB	TOP			
Bill Sample, R OBP: 0.294, SLG: 0.376 (1, 7)			 1B			 2B 1B			 2B 1B	5	2	2	0	0	1	1				
Buddy Bell, R OBP: 0.310, SLG: 0.410 (1, 5)			 1-2			 1-2 3-H	 BB		 1-3 2-H	2	1	2	2	2	0	0				
Larry Parrish, R OBP: 0.303, SLG: 0.544 (1, 9)							 1-2		 IBB	4	0	0	0	1	1	5				
Dave Hostetter, R OBP: 0.373, SLG: 0.391 (1, 10)						 2-3 2B				5	1	0	0	0	2	5				
Bob Johnson, R OBP: 0.275, SLG: 0.378 Larry Bittner, L OBP: 0.400, SLG: 0.464 (9, PH) Jim Sundberg, R OBP: 0.276, SLG: 0.314 (9, 2)						 1-H 3-H 2B			 1-3 2-H 3-H 1B	4	1	1	2	0	1	0				
Pete O'Brien, L OBP: 0.240, SLG: 0.278 (1, 3)						 2-H 1B			 1-2	4	0	1	1	1	1	0				
George Wright, S OBP: 0.269, SLG: 0.270 (1, 8)						 1B			 F8	5	1	1	0	0	2	4				
Bucky Dent, R OBP: 0.289, SLG: 0.347 (1, 6)						 1-H 3B			 2B BB	3	2	1	1	1	0	0				
Wayne Tolleson, S OBP: 0.259, SLG: 0.294 (1, 4)						 3-H SF9 1B			 1-2	4	1	1	1	0	0	1				
<b>Inning Stats</b>	R: 0 E: 0 K: 2 S: 8	H: 1 LOB: 1 BB: 0 P: 8	R: 0 E: 0 K: 2 S: 7	H: 0 LOB: 0 BB: 0 P: 7	R: 0 E: 0 K: 0 S: 4	H: 1 LOB: 2 BB: 1 P: 8	R: 0 E: 0 K: 0 S: 3	H: 0 LOB: 0 BB: 0 P: 3	R: 6 E: 2 K: 0 S: 10	H: 6 LOB: 1 BB: 0 P: 10	R: 0 E: 0 K: 1 S: 4	H: 0 LOB: 0 BB: 1 P: 8	R: 0 E: 0 K: 2 S: 7	H: 0 LOB: 0 BB: 0 P: 7	R: 3 E: 1 K: 1 S: 8	H: 2 LOB: 3 BB: 3 P: 20	1B: 7 2B: 3 3B: 1 HR: 0	SF: 1 SAC: 0 DP: 1 HBP: 0	WP: 0 PB: 0 SB: 1 CS: 2	PA: 43
<b>PITCHER</b>	IP WLS BF H R ER SO BB IBB HBP BLK WP HR S P ERA WHIP	8.1 L 36 8 7 4 7 3 0 0 0 0 0 0 47 59 4.32 1.320	0.2 7 2 2 0 1 1 1 0 0 0 0 0 7 15 0.00 4.500																	

Texas Rangers @ Milwaukee Brewers  
Milwaukee County Stadium, Milwaukee, WI  
Fri May 06 1983, 8:05 PM EDT  
Att: 18,042 - Unknown

AB 37  
R 9  
H 10  
RBI 9  
BB 5  
SO 8  
LOB 16




Batter	1	2	3	4	5	6	7	8	9	AB	R	H	RBI	BB	SO	LOB	BOTTOM			
Paul Molitor, R OBP: 0.381, SLG: 0.429 (1, 5)						 1-2		 1-2 2-3		4	1	1	1	1	0	2				
Robin Yount, R OBP: 0.418, SLG: 0.604 (1, 6)										5	0	0	0	0	1	3				
Cecil Cooper, L OBP: 0.302, SLG: 0.434 (1, 3)					 BB					4	0	0	0	1	0	0				
Ted Simmons, S OBP: 0.333, SLG: 0.398 (1, 2)				 HR 1B		 1-3		 1-3		5	1	3	0	0	0	0				
Ben Oglivie, L OBP: 0.408, SLG: 0.512 (1, 7)				 1B						5	1	1	0	0	1	3				
Gorman Thomas, R OBP: 0.271, SLG: 0.333 (1, 8)		 S		 1B						3	1	1	3	1	2	2				
Roy Howell, L OBP: 0.316, SLG: 0.333 (1, 10)		 1-2 BB								3	0	0	0	1	1	0				
Charlie Moore, R OBP: 0.352, SLG: 0.388 (1, 9)		 1-2				 BB		 1B	 1B	3	0	2	0	1	0	2				
Jim Gantner, L OBP: 0.333, SLG: 0.449 (1, 4)								 1B		4	0	1	0	0	2	2				
<b>Inning Stats</b>	R: 0 E: 0 K: 0 S: 3	H: 0 LOB: 0 BB: 0 P: 3	R: 0 E: 0 K: 0 S: 3	H: 0 LOB: 2 BB: 2 P: 11	R: 1 E: 0 K: 0 S: 4	H: 1 LOB: 0 BB: 0 P: 4	R: 3 E: 0 K: 1 S: 9	H: 4 LOB: 1 BB: 0 P: 9	R: 0 E: 0 K: 2 S: 8	H: 1 LOB: 2 BB: 1 P: 12	R: 0 E: 0 K: 1 S: 5	H: 0 LOB: 1 BB: 1 P: 9	R: 0 E: 0 K: 0 S: 4	H: 1 LOB: 1 BB: 0 P: 4	R: 0 E: 0 K: 3 S: 11	H: 2 LOB: 3 BB: 1 P: 15	1B: 5 2B: 2 3B: 0 HR: 2	SF: 0 SAC: 0 DP: 0 HBP: 0	WP: 0 PB: 0 SB: 1 CS: 0	PA: 41
<b>PITCHER</b>	IP WLS BF H R ER SO BB IBB HBP BLK WP HR S P ERA WHIP	4.0 W 17 4 0 0 5 2 0 0 0 0 0 25 33 0.00 1.636	1.1 S 5 0 0 0 1 1 0 0 0 0 0 6 10 0.00 0.750																	


Texas Rangers @ Milwaukee Brewers  
Milwaukee County Stadium, Milwaukee, WI  
Fri May 06 1983, 8:05 PM EDT  
Att: 18,042 - Unknown

AB 36  
R 4  
H 9  
RBI 4  
BB 5  
SO 7  
LOB 14







Batter	1	2	3	4	5	6	7	8	9	AB	R	H	RBI	BB	SO	LOB	TOP					
Mickey Rivers, L OBP: 0.333, SLG: 0.368 Jim Anderson, R (9, 6)	4-3		SF9				4-3		F7	4	0	1	2	0	0	2	<p>Texas Rangers @ Milwaukee Brewers Milwaukee County Stadium, Milwaukee, WI</p> <p>Sun May 08 1983, 4:33 AM EDT Att: 14,763 - Unknown</p> <p>livebaseballscores.com</p> <p>AB 34 R 3 H 9 RBI 3 BB 2 SO 7 LOB 16</p> 					
Buddy Bell, R OBP: 0.299, SLG: 0.394 (1, 5)	F7		6-3		5-3		5-3			4	0	0	0	0	0	2						
Larry Parrish, R OBP: 0.325, SLG: 0.563 (1, 9)				F7		1B				3	1	2	0	1	0	0						
Dave Hostetter, R OBP: 0.356, SLG: 0.370 (1, 10)	P4			K		F8		K		4	0	0	0	0	2	3						
Pete O'Brien, L OBP: 0.250, SLG: 0.280 (1, 3)		P6						F7		3	0	1	0	1	0	1						
George Wright, S OBP: 0.285, SLG: 0.269 (1, 8)			K				F9			4	0	1	1	0	2	3						
Jim Sundberg, R OBP: 0.263, SLG: 0.297 (1, 2)			K			K	FC5-4			4	0	0	0	0	3	3						
Bucky Dent, R OBP: 0.291, SLG: 0.347 Larry Blittler, L OBP: 0.419, SLG: 0.483 Bill Sample, R OBP: 0.294, SLG: 0.376 (9, 7)				F8				P4		3	1	1	0	0	0	0						
Wayne Tolleson, S OBP: 0.276, SLG: 0.327 (1, 4)						4-3			L5-3-5	1	0	1	0	0	0	0						
									L5-3-5	4	1	2	0	0	0	2						
<b>Inning Stats</b>	R: 0 E: 0 K: 0 S: 3	H: 0 LOB: 1 BB: 1 P: 7	R: 0 E: 0 K: 2 S: 7	H: 0 LOB: 0 BB: 0 P: 7	R: 1 E: 0 K: 0 S: 4	H: 1 LOB: 0 BB: 0 P: 4	R: 0 E: 0 K: 2 S: 7	H: 0 LOB: 1 BB: 1 P: 11	R: 1 E: 0 K: 1 S: 7	H: 2 LOB: 1 BB: 0 P: 7	R: 0 E: 0 K: 0 S: 5	H: 2 LOB: 1 BB: 0 P: 5	R: 0 E: 0 K: 0 S: 4	H: 1 LOB: 1 BB: 0 P: 4	R: 1 E: 0 K: 2 S: 9	H: 2 LOB: 1 BB: 0 P: 9	R: 0 E: 0 K: 0 S: 3	H: 1 LOB: 1 BB: 0 P: 3	1B: 7 2B: 3 3B: 0 HR: 0	SF: 1 SAC: 0 DP: 1 HBP: 0	WP: 0 PB: 0 SB: 3 CS: 0	PA: 37
<b>PITCHER</b>	IP WLS BF H R ER SO BB IBB HBP BLK WP HR S P ERA WHIP																					
Don Sutton, R ERA: 2.49 Jim Slaton, R ERA: 2.08 (9, 1)	8.0 34 8 3 3 7 2 0 0 0 0 0 0 3 3 3.38 1.250																					

Batter	1	2	3	4	5	6	7	8	9	AB	R	H	RBI	BB	SO	LOB	BOTTOM					
Paul Molitor, R OBP: 0.364, SLG: 0.408 (1, 5)	F8		E3				K		FC6-4	5	1	0	0	0	1	4	<p>Texas Rangers @ Milwaukee Brewers Milwaukee County Stadium, Milwaukee, WI</p> <p>Sun May 08 1983, 4:33 AM EDT Att: 14,763 - Unknown</p> <p>livebaseballscores.com</p> <p>AB 34 R 6 H 10 RBI 6 BB 3 SO 4 LOB 12</p> 					
Robin Yount, R OBP: 0.417, SLG: 0.624 (1, 6)	K		K				F9			5	1	2	3	0	2	1						
Cecil Cooper, L OBP: 0.300, SLG: 0.422 (1, 3)				1-3			F7			3	0	0	0	1	0	1						
Ted Simmons, S OBP: 0.330, SLG: 0.392 (1, 10)	G3				F2					4	1	1	0	0	0	1						
Ben Oglivie, L OBP: 0.421, SLG: 0.534 (1, 7)					1-3					4	1	3	0	0	0	0						
Gorman Thomas, R OBP: 0.280, SLG: 0.345 (1, 8)										3	1	1	0	1	0	2						
Bob Skube, L OBP: 0.375, SLG: 0.385 (1, 9)										4	0	1	3	0	1	2						
Jim Gantner, L OBP: 0.340, SLG: 0.446 (1, 4)										3	1	1	0	1	0	1						
Ned Yost, R OBP: 0.231, SLG: 0.320 (1, 2)										3	0	1	0	0	0	0						
										3	0	1	0	0	0	0						
<b>Inning Stats</b>	R: 0 E: 0 K: 1 S: 5	H: 0 LOB: 1 BB: 1 P: 9	R: 0 E: 0 K: 0 S: 3	H: 1 LOB: 0 BB: 0 P: 3	R: 0 E: 1 K: 1 S: 6	H: 0 LOB: 0 BB: 0 P: 6	R: 0 E: 0 K: 0 S: 3	H: 0 LOB: 0 BB: 0 P: 3	R: 0 E: 0 K: 0 S: 6	H: 0 LOB: 2 BB: 1 P: 10	R: 3 E: 0 K: 0 S: 6	H: 3 LOB: 1 BB: 1 P: 10	R: 0 E: 0 K: 1 S: 6	H: 1 LOB: 1 BB: 0 P: 6	R: 0 E: 0 K: 0 S: 4	H: 1 LOB: 1 BB: 0 P: 4	R: 3 E: 0 K: 0 S: 4	H: 3 LOB: 0 BB: 0 P: 4	1B: 6 2B: 2 3B: 1 HR: 1	SF: 0 SAC: 1 DP: 1 HBP: 0	WP: 0 PB: 0 SB: 1 CS: 0	PA: 38
<b>PITCHER</b>	IP WLS BF H R ER SO BB IBB HBP BLK WP HR S P ERA WHIP																					
Mike Smithson, R ERA: 2.98 Odell Jones, R ERA: 4.73 (9, 1)	0.1 L 4 3 3 3 0 0 0 0 0 0 1 4 4 81.00 9.000																					



Batter	1	2	3	4	5	6	7	8	9	AB	R	H	RBI	BB	SO	LOB	TOP			
Bill Sample, R OBP: 0.293, SLG: 0.372 (1, 7)	F9	4-3						E4		4	0	1	0	0	0	2	<p><b>Texas Rangers @ New York Yankees</b> Yankee Stadium, Bronx, NY Tue May 10 1983, 7:05 PM EDT Att: 13,893 - Unknown</p> <p>AB 30 R 4 H 4 RBI 2 BB 3 SO 7 LOB 9</p> 			
Buddy Bell, R OBP: 0.289, SLG: 0.381 (1, 5)	K		F8		G5-4-3			F8		4	0	0	0	0	1	3				
Larry Parrish, R OBP: 0.310, SLG: 0.533 (1, 9)	F9		6-3				F9	P4		4	0	0	0	0	0	1				
Dave Hostetter, R OBP: 0.352, SLG: 0.355 (1, 10)		BB 1B BB	K				K	F8		3	1	0	0	1	2	1				
Bob Johnson, R OBP: 0.279, SLG: 0.375 Pete O'Brien, L (9, PH) OBP: 0.248, SLG: 0.277 (9, 3)	1B BB 1B			K			K		P6	3	1	1	0	0	2	0				
Jim Sundberg, R OBP: 0.262, SLG: 0.286 (1, 2)	F8 E SF8 BB			4-3					K	3	1	0	0	1	1	0				
George Wright, S OBP: 0.266, SLG: 0.269 (1, 8)	E2			F9			F7		K	4	0	1	1	0	1	0				
Bucky Dent, R OBP: 0.280, SLG: 0.333 (1, 6)	F8				F7					3	0	0	0	0	0	2				
Wayne Tolleson, S OBP: 0.295, SLG: 0.339 (1, 4)	SF8								S E 1B	1	1	1	1	1	0	0				
<b>Inning Stats</b>	R: 0 E: 0 K: 1 S: 5	H: 0 LOB: 0 BB: 0 P: 5	R: 3 E: 1 K: 0 S: 5	H: 2 LOB: 1 BB: 2 P: 13	R: 0 E: 0 K: 1 S: 5	H: 0 LOB: 0 BB: 0 P: 5	R: 0 E: 0 K: 1 S: 5	H: 0 LOB: 0 BB: 1 P: 5	R: 0 E: 0 K: 2 S: 7	H: 0 LOB: 0 BB: 0 P: 7	R: 0 E: 0 K: 0 S: 3	H: 0 LOB: 0 BB: 0 P: 3	R: 1 E: 2 K: 0 S: 5	H: 1 LOB: 1 BB: 0 P: 5	R: 0 E: 0 K: 0 S: 7	H: 0 LOB: 0 BB: 0 P: 7		1B: 4 2B: 0 3B: 0 HR: 0	SF: 1 SAC: 0 DP: 1 HBP: 0	WP: 0 PB: 0 SB: 2 CS: 0
<b>PITCHER</b>	IP WLS BF H R ER SO BB IBB HBP BLK WP HR S P ERA WHIP																			
Shane Rawley, L ERA: 3.38 Doyle Alexander, R ERA: 6.97	(1, 1) 7.1 L 29 4 4 1 5 3 0 0 0 0 0 0 0 36 48 1.23 0.955																			
(8, 1) 1.2 5 0 0 0 2 0 0 0 0 0 0 0 9 9 0.00 0.000																				

Batter	1	2	3	4	5	6	7	8	9	AB	R	H	RBI	BB	SO	LOB	BOTTOM					
Willie Randolph, R OBP: 0.337, SLG: 0.313 (1, 4)	S 1B BB	4-3						K		4	1	1	0	1	1	3	<p><b>Texas Rangers @ New York Yankees</b> Yankee Stadium, Bronx, NY Tue May 10 1983, 7:05 PM EDT Att: 13,893 - Unknown</p> <p>AB 33 R 2 H 6 RBI 2 BB 5 SO 6 LOB 19</p> 					
Ken Griffey, L OBP: 0.390, SLG: 0.453 (1, 3)	K		FC6-4 BB	1-3			FC6-4 BB	F9		4	0	0	0	1	1	4						
Dave Winfield, R OBP: 0.336, SLG: 0.528 (1, 7)	2H 1B		FC6-4 S 1B		5-3		1-2 BB			3	1	1	1	1	0	1						
Steve Kemp, L OBP: 0.310, SLG: 0.433 (1, 9)	P5		K	1-3			K			4	0	0	0	0	2	4						
Don Baylor, R OBP: 0.405, SLG: 0.490 (1, 10)	L8				K			F7		4	0	1	1	0	1	1						
Graig Nettles, L OBP: 0.357, SLG: 0.329 (1, 5)		4-3	P5				G3	3-1		4	0	0	0	0	0	1						
Roy Smalley, S OBP: 0.331, SLG: 0.439 (1, 6)							F8			2	0	1	0	2	0	0						
Butch Wynegar, S OBP: 0.383, SLG: 0.481 (1, 2)				P5			1-6-3	F7		4	0	1	0	0	0	2						
Jerry Mumphrey, S OBP: 0.241, SLG: 0.347 (1, 8)			K		F8				3-1	4	0	1	0	0	1	3						
<b>Inning Stats</b>	R: 1 E: 0 K: 1 S: 6	H: 1 LOB: 1 BB: 1 P: 10	R: 0 E: 0 K: 1 S: 6	H: 1 LOB: 2 BB: 1 P: 10	R: 1 E: 0 K: 1 S: 6	H: 1 LOB: 1 BB: 1 P: 10	R: 0 E: 0 K: 0 S: 5	H: 2 LOB: 2 BB: 0 P: 5	R: 0 E: 0 K: 1 S: 5	H: 0 LOB: 0 BB: 0 P: 5	R: 0 E: 0 K: 0 S: 3	H: 0 LOB: 0 BB: 0 P: 3	R: 0 E: 0 K: 2 S: 8	H: 1 LOB: 2 BB: 1 P: 12	R: 0 E: 0 K: 0 S: 3	H: 0 LOB: 1 BB: 1 P: 7		R: 0 E: 0 K: 0 S: 3	H: 0 LOB: 0 BB: 0 P: 3	1B: 6 2B: 0 3B: 0 HR: 0	SF: 0 SAC: 0 DP: 0 HBP: 0	WP: 0 PB: 0 SB: 2 CS: 0
<b>PITCHER</b>	IP WLS BF H R ER SO BB IBB HBP BLK WP HR S P ERA WHIP																					
Danny Darwin, R ERA: 4.18 Frank Tanana, L ERA: 4.4 Odel Jones, R ERA: 4.4	(1, 1) 3.2 19 1 0 0 3 2 0 0 0 0 0 0 20 28 0.00 0.692																					
(9, 1) 1.0 S 3 0 0 0 0 0 0 0 0 0 0 0 3 3 0.00 0.000																						







Batter	1	2	3	4	5	6	7	8	9	AB	R	H	RBI	BB	SO	LOB	TOP								
<b>Al Bumbry, L</b> OBP: 0.341, SLG: 0.373 (1, 8) (7, 7)	0-0 5-3	0-0 CS	0-0 F3	0-0 4-1			0-0 4-3	0-0 4-3		5	0	0	0	0	0	2									
<b>Dan Ford, R</b> OBP: 0.398, SLG: 0.508 (1, 9)	0-0 F8		0-0 5-3		0-0 F9 SF9 2B		0-0 1B 2B		0-0 F8	5	2	2	0	0	0	0									
<b>Cal Ripken Jr., R</b> OBP: 0.364, SLG: 0.492 (1, 6)	0-0 5-3		0-0 P6		4-0 BB		0-0 2B 1B		0-0 4-3 1B	4	1	2	1	1	0	0									
<b>Eddie Murray, S</b> OBP: 0.418, SLG: 0.416 (1, 3)		4-0 HR BB		0-0 F7	0-0 F9		0-0 1B 2B		0-0 4-3	4	1	1	1	1	0	3									
<b>John Lowenstein, L</b> OBP: 0.461, SLG: 0.639 <b>John Shelby, S</b> OBP: 0.383, SLG: 0.534 (7, PR) (7, 8)		0-0 1-H HR		4-0 HR BB	0-0 SF9		4-0 BB		0-0 6-3	1	2	1	3	2	0	0									
<b>Ken Singleton, S</b> OBP: 0.381, SLG: 0.549 (1, 10)		0-0 HR		0-0 HR	0-3 K		0-0 F9			4	2	2	3	0	1	3									
<b>Rich Dauer, R</b> OBP: 0.301, SLG: 0.315 (1, 4)		0-0 5-3		0-0 F2		0-0 F8	0-0 F3			4	0	0	0	0	0	2									
<b>Leo Hernandez, R</b> OBP: 0.310, SLG: 0.365 <b>Aurelio Rodriguez, R</b> (8, 5)		0-0 F7		0-0 1B		0-0 F8		0-0 P5		4	0	1	0	0	0	0									
<b>Rick Dempsey, R</b> OBP: 0.295, SLG: 0.303 (1, 2)		0-0 CS 1B		0-0 1B		0-0 F8		0-0 F3		4	0	2	0	0	0	0									
<b>Inning Stats</b>	R: 0 E: 0 K: 0 S: 3	H: 0 LOB: 0 BB: 0 P: 3	R: 3 E: 0 K: 0 S: 5	H: 3 LOB: 0 BB: 1 P: 9	R: 0 E: 0 K: 0 S: 3	H: 0 LOB: 0 BB: 0 P: 3	R: 2 E: 0 K: 0 S: 6	H: 3 LOB: 2 BB: 1 P: 10	R: 1 E: 0 K: 0 S: 6	H: 1 LOB: 1 BB: 1 P: 10	R: 0 E: 0 K: 0 S: 3	H: 0 LOB: 0 BB: 0 P: 3	R: 2 E: 0 K: 0 S: 6	H: 3 LOB: 2 BB: 1 P: 10	R: 0 E: 0 K: 0 S: 3	H: 0 LOB: 0 BB: 0 P: 3	R: 0 E: 0 K: 0 S: 4	H: 1 LOB: 1 BB: 0 P: 4	1B: 5 2B: 3 3B: 0 HR: 3	SF: 1 SAC: 0 DP: 0 HBP: 0	WP: 0 PB: 0 SB: 0 CS: 1	PA: 42			
<b>PITCHER</b>	IP	WLS	BF	H	R	ER	SO	BB	IBB	HBP	BLK	WP	HR	S	P	ERA	WHIP								
<b>Charlie Hough, R</b> ERA: 4.85 (1, 1)	3.1	L	15	4	5	5	0	2	0	0	0	0	3	13	21	13.50	1.800								
<b>John Butcher, R</b> ERA: 3.39 (4, 1)	3.2		19	6	3	3	1	2	0	0	0	0	0	19	27	7.36	2.182								
<b>Dave Schmidt, R</b> ERA: (8, 1)	2.0		7	1	0	0	0	0	0	0	0	0	0	7	7	0.00	0.500								

Baltimore Orioles @ Texas Rangers  
Arlington Stadium, Arlington, TX  
Fri May 13 1983, 8:05 PM EDT  
Att: 17,463 - Unknown

AB 36  
R 8  
H 11  
RBI 8  
BB 4  
SO 1  
LOB 11



Batter	1	2	3	4	5	6	7	8	9	AB	R	H	RBI	BB	SO	LOB	BOTTOM								
<b>Bill Sample, R</b> OBP: 0.316, SLG: 0.390 (1, 7)	0-0 FC6-4 1B		0-0 F8		0-0 5-3		0-0 F9		0-0 FC5 1B	5	0	2	0	0	0	3									
<b>Buddy Bell, R</b> OBP: 0.282, SLG: 0.361 (1, 5)	0-0 FC6-4 1-2		0-0 1B		0-0 5-3		0-0 F8		0-0 FC5 FC6-4	5	0	1	1	0	0	5									
<b>Larry Parrish, R</b> OBP: 0.309, SLG: 0.500 (1, 9)	0-0 F7		0-0 1B		0-0 1B		0-3 K		0-0 FC6-4 1-2	5	0	2	0	0	1	5									
<b>Dave Hostetter, R</b> OBP: 0.343, SLG: 0.349 (1, 10)	0-0 6-3		0-3 K		0-0 F7			0-3 K		4	0	0	0	0	2	4									
<b>Pete O'Brien, L</b> OBP: 0.238, SLG: 0.265 (1, 3)		0-0 F2		0-3 K		0-0 F7		0-3 K		4	0	0	0	0	2	0									
<b>George Wright, S</b> OBP: 0.283, SLG: 0.272 (1, 8)		0-0 4-3		4-0 FC5-4 BB		0-0 L6		0-0 1B		3	0	1	0	1	0	0									
<b>Jim Sundberg, R</b> OBP: 0.239, SLG: 0.259 (1, 2)		0-0 F9		0-0 FC5-4 2B		0-0 F7		0-0 6-3		4	0	0	0	0	0	2									
<b>Bucky Dent, R</b> OBP: 0.322, SLG: 0.376 (1, 6)			0-0 6-3 1B		0-0 1B		0-0 1B		0-0 FC5 1B	4	1	4	0	0	0	0									
<b>Wayne Tolleson, S</b> OBP: 0.304, SLG: 0.344 (1, 4)		0-0 6-3		0-0 6-3		0-0 1B		0-3 K		4	0	1	0	0	1	4									
<b>Inning Stats</b>	R: 0 E: 0 K: 0 S: 4	H: 1 LOB: 1 BB: 0 P: 4	R: 0 E: 0 K: 0 S: 3	H: 0 LOB: 0 BB: 0 P: 3	R: 1 E: 0 K: 1 S: 8	H: 3 LOB: 0 BB: 0 P: 8	R: 0 E: 0 K: 1 S: 6	H: 1 LOB: 2 BB: 1 P: 10	R: 0 E: 0 K: 0 S: 4	H: 1 LOB: 1 BB: 0 P: 4	R: 0 E: 0 K: 0 S: 3	H: 0 LOB: 0 BB: 0 P: 3	R: 0 E: 0 K: 1 S: 7	H: 2 LOB: 2 BB: 0 P: 7	R: 0 E: 0 K: 2 S: 8	H: 1 LOB: 1 BB: 0 P: 8	R: 0 E: 0 K: 1 S: 7	H: 2 LOB: 2 BB: 0 P: 7	1B: 10 2B: 1 3B: 0 HR: 0	SF: 0 SAC: 0 DP: 0 HBP: 0	WP: 0 PB: 0 SB: 0 CS: 0	PA: 39			
<b>PITCHER</b>	IP	WLS	BF	H	R	ER	SO	BB	IBB	HBP	BLK	WP	HR	S	P	ERA	WHIP								
<b>Storm Davis, R</b> ERA: 2.19 (1, 1)	7.0	W	30	8	1	1	3	1	0	0	0	0	0	35	39	1.29	1.286								
<b>Tim Stoddard, R</b> ERA: 2.13 (8, 1)	2.0		9	3	0	0	3	0	0	0	0	0	0	15	15	0.00	1.500								

Baltimore Orioles @ Texas Rangers  
Arlington Stadium, Arlington, TX  
Fri May 13 1983, 8:05 PM EDT  
Att: 17,463 - Unknown

AB 38  
R 1  
H 11  
RBI 1  
BB 1  
SO 6  
LOB 23









Batter	1	2	3	4	5	6	7	8	9	AB	R	H	RBI	BB	SO	LOB	TOP		
Al Bumby, L OBP: 0.527, SLG: 0.356 Aurelio Rodriguez, R (8, 5)			L1-3			L6		G3		4	0	0	0	0	1	3	<p>Baltimore Orioles @ Texas Rangers Arlington Stadium, Arlington, TX Sun May 15 1983, 4:33 AM EDT Att: 11,262 - Unknown</p>		
Dan Ford, R OBP: 0.388, SLG: 0.492 (1, 9)				5-3		4-3		F8		3	0	0	0	1	0	1			
Cal Ripken Jr., R OBP: 0.360, SLG: 0.489 (1, 6)				K			1B 4-1 E		4-3	4	1	1	0	0	2	1			
Eddie Murray, S OBP: 0.414, SLG: 0.420 Jim Dwyer, L OBP: 0.342, SLG: 0.344 (1, 3)		F9		F2		F9		K		0	0	0	0	0	0	0			
John Lowenstein, L OBP: 0.439, SLG: 0.642 (1, 7)					3-1		4-1		K	4	0	0	0	0	2	1			
Ken Singleton, S OBP: 0.381, SLG: 0.526 (1, 10)					F7		E BB			2	0	0	0	1	1	0			
Lenn Sakata, R OBP: 0.500, SLG: 0.625 (1, 4)				5-3		5-3		E4 1-3 2-H		3	0	2	0	0	0	0			
Leo Hernandez, R OBP: 0.311, SLG: 0.357 Joe Nolan, L OBP: 0.324, SLG: 0.438 (8, 2)			F8			BB		5-3		2	0	0	0	1	0	3			
Rick Dempsey, R OBP: 0.314, SLG: 0.324 John Shelby, S OBP: 0.400, SLG: 0.540 (8, PH)						F8				0	0	0	0	0	0	0			
								K		2	0	1	0	0	0	1			
<b>Inning Stats</b>	R: 0 E: 0 K: 2 S: 6	H: 0 LOB: 0 BB: 1 P: 10	R: 0 E: 0 K: 2 S: 7	H: 0 LOB: 0 BB: 0 P: 7	R: 0 E: 0 K: 0 S: 4	H: 2 LOB: 1 BB: 0 P: 4	R: 0 E: 0 K: 1 S: 5	H: 0 LOB: 0 BB: 0 P: 5	R: 0 E: 0 K: 0 S: 3	H: 0 LOB: 1 BB: 1 P: 7	R: 1 E: 1 K: 0 S: 5	H: 2 LOB: 2 BB: 1 P: 9	R: 0 E: 0 K: 1 S: 5	H: 0 LOB: 0 BB: 0 P: 5	R: 0 E: 0 K: 2 S: 7	H: 0 LOB: 0 BB: 0 P: 7	1B: 4 2B: 1 3B: 0 HR: 0	SF: 0 SAC: 0 DP: 1 HBP: 0	WP: 0 PA: 32 PB: 0 SB: 0 CS: 1
<b>PITCHER</b>	IP WLS BF H R ER SO BB IBB HBP BLK WP HR S P ERA WHIP																		
Danny Darwin, R ERA: 3.46 Odell Jones, R ERA: 3.78	(1, 1) 6.2 W 25 4 1 0 5 3 0 0 0 0 0 0 0 0 0 0 0.00 1.050																		
(7, 1) 2.1 S 7 0 0 0 3 0 0 0 0 0 0 0 0 13 13 0.00 0.000																			

Batter	1	2	3	4	5	6	7	8	9	AB	R	H	RBI	BB	SO	LOB	BOTTOM				
Bill Sample, R OBP: 0.319, SLG: 0.406 (1, 7)			P4			6-3		F7		4	0	0	0	0	1	3	<p>Baltimore Orioles @ Texas Rangers Arlington Stadium, Arlington, TX Sun May 15 1983, 4:33 AM EDT Att: 11,262 - Unknown</p>				
Buddy Bell, R OBP: 0.275, SLG: 0.341 (1, 5)	F7		F7			5-3		1B BB		3	0	0	0	1	0	0					
Larry Parrish, R OBP: 0.317, SLG: 0.484 (1, 9)				G6-4-3 BB		F8		1-3 1B		3	0	1	0	1	1	0					
Dave Hostetter, R OBP: 0.339, SLG: 0.344 (1, 10)		K		G6-4-3		K		F2		4	0	0	0	0	2	3					
Pete O'Brien, L OBP: 0.241, SLG: 0.267 (1, 3)		2B 1B		F8				F9		3	1	1	0	0	0	0					
George Wright, S OBP: 0.297, SLG: 0.303 (1, 8)		P6				6-3		F9		3	0	0	0	0	0	1					
Jim Sundberg, R OBP: 0.297, SLG: 0.333 (1, 2)		1B 2B				2B 1B		BB		2	1	2	1	1	0	0					
Bucky Dent, R OBP: 0.333, SLG: 0.404 (1, 6)		CS 1B				4-3				3	0	2	1	0	0	1					
Wayne Tolleson, S OBP: 0.303, SLG: 0.338 (1, 4)	CS		CS 1B			K		4-3		3	0	1	0	0	1	2					
<b>Inning Stats</b>	R: 0 E: 0 K: 2 S: 7	H: 3 LOB: 0 BB: 0 P: 7	R: 2 E: 0 K: 1 S: 7	H: 3 LOB: 0 BB: 0 P: 7	R: 0 E: 0 K: 0 S: 3	H: 1 LOB: 0 BB: 0 P: 3	R: 0 E: 0 K: 0 S: 2	H: 0 LOB: 0 BB: 1 P: 6	R: 0 E: 0 K: 1 S: 7	H: 2 LOB: 2 BB: 0 P: 7	R: 0 E: 0 K: 1 S: 5	H: 0 LOB: 0 BB: 0 P: 5	R: 0 E: 0 K: 0 S: 3	H: 0 LOB: 1 BB: 1 P: 7	R: 0 E: 0 K: 0 S: 4	H: 1 LOB: 2 BB: 1 P: 8		R: 0 E: 0 K: 0 S: 7	H: 0 LOB: 0 BB: 0 P: 7	1B: 5 2B: 2 3B: 0 HR: 0	SF: 0 SAC: 0 DP: 1 HBP: 0
<b>PITCHER</b>	IP WLS BF H R ER SO BB IBB HBP BLK WP HR S P ERA WHIP																				
Dennis Martinez, R ERA: 3.98	(1, 1) 8.0 L 31 7 2 2 5 3 0 0 0 0 0 0 0 38 50 2.25 1.250																				

AB	29
R	1
H	4
RBI	0
BB	3
SO	8
LOB	11





Batter	1	2	3	4	5	6	7	8	9	AB	R	H	RBI	BB	SO	LOB	TOP			
Alan Bannister, R (1, 7) OBP: 0.330, SLG: 0.372	4-0 FC5-4 BB		0-0 CS 1B		0-0 6-3			0-0 P5		3	0	1	0	1	0	1				
Toby Harrah, R (1, 10) OBP: 0.429, SLG: 0.375	0-0 FC5-4 FC6-4 1-2		0-0 CS 1-2		0-0 5-3		0-0 6-3	0-0 F7		4	0	0	0	0	0	2				
Bake McBride, L (1, 9) OBP: 0.346, SLG: 0.329	0-3 K			0-3 K		0-0 4-3			0-0 F7	4	0	0	0	0	2	1				
Andre Thornton, R (1, 3) OBP: 0.482, SLG: 0.541	0-0 FC6-4 1-2			0-0 1B 1B		0-0 5-3			0-0 F8	4	1	1	0	0	0	1				
Pat Tabler, R (1, 5) OBP: 0.418, SLG: 0.500		0-0 6-3		0-0 1B 1-3 1B		0-0 5-3			0-3 K	4	0	1	0	0	1	0				
Manny Trillo, R (1, 4) OBP: 0.413, SLG: 0.382		0-0 6-3		0-0 1B 1-3 1B		0-3 K				3	0	1	1	0	1	0				
Julio Franco, R (1, 6) OBP: 0.285, SLG: 0.400		0-3 K		0-0 6-3		0-0 4-3				3	0	0	0	0	1	2				
Rick Manning, L (1, 8) OBP: 0.313, SLG: 0.280			0-0 4-3		0-0 P5			0-3 K		3	0	0	0	0	1	0				
Chris Bando, S (1, 2) OBP: 0.319, SLG: 0.302			0-0 6-3		0-0 F2			0-0 2B		3	0	1	0	0	0	0				
<b>Inning Stats</b>	R: 0 E: 0 K: 1 S: 5	H: 0 LOB: 1 BB: 1 P: 9	R: 0 E: 0 K: 1 S: 5	H: 0 LOB: 0 BB: 0 P: 5	R: 0 E: 0 K: 0 S: 3	H: 1 LOB: 0 BB: 0 P: 3	R: 1 E: 0 K: 1 S: 8	H: 3 LOB: 2 BB: 0 P: 8	R: 0 E: 0 K: 0 S: 3	H: 0 LOB: 0 BB: 0 P: 3	R: 0 E: 0 K: 1 S: 5	H: 0 LOB: 0 BB: 0 P: 5	R: 0 E: 0 K: 1 S: 6	H: 1 LOB: 1 BB: 0 P: 6	R: 0 E: 0 K: 1 S: 5	H: 0 LOB: 0 BB: 0 P: 5	1B: 4 2B: 1 3B: 0 HR: 0	SF: 0 SAC: 0 DP: 0 HBP: 0	WP: 0 PB: 0 SB: 0 CS: 1	PA: 33
<b>PITCHER</b> Rick Honeycutt, L (1, 1) ERA: 1.33	IP: 9.0 WLS: W BF: 32	H: 5 R: 1 ER: 1 SO: 6	BB: 1 IBB: 0 HBP: 0 BLK: 0	WP: 0 HR: 0 S: 43 P: 47	ERA: 1.00 WHIP: 0.667															

Cleveland Indians @ Texas Rangers  
Arlington Stadium, Arlington, TX  
Mon May 16 1983, 8:05 PM EDT  
Att: 18,481 - Unknown


AB 31  
R 1  
H 5  
RBI 1  
BB 1  
SO 6  
LOB 7



Batter	1	2	3	4	5	6	7	8	9	AB	R	H	RBI	BB	SO	LOB	BOTTOM			
Mickey Rivers, L (1, 10) OBP: 0.286, SLG: 0.298	0-0 F8		0-3 K		0-0 G3		0-0 4-3			4	0	0	0	0	1	3				
Buddy Bell, R (1, 5) OBP: 0.274, SLG: 0.346	0-0 5-3		0-0 4-3		0-0 HR 2B		0-3 K			4	1	1	0	0	1	1				
Pete O'Brien, L (1, 7) (7, 3) OBP: 0.250, SLG: 0.276	0-0 FC5-4 1B			0-0 F8		0-0 P6		0-0 G4-6-3 1B		4	0	2	0	0	0	1				
Larry Parrish, R (1, 9) OBP: 0.315, SLG: 0.505	0-0 FC5-4 1-2			0-0 F9		0-0 HR		0-0 G4-6-3 1-2		4	1	1	2	0	0	2				
Larry Bittner, L (1, 3) OBP: 0.400, SLG: 0.455 Bill Sample, R (6, PR) (7, 7) OBP: 0.317, SLG: 0.403		0-3 K		0-0 F8		0-0 4-3 1B		0-3 K		3	0	1	0	0	1	0				
George Wright, S (1, 8) OBP: 0.305, SLG: 0.312		0-0 F9 1B WP 1B		0-0 1B 1B		0-0 4-3 1-2				3	1	2	0	0	0	1				
Jim Sundberg, R (1, 2) OBP: 0.288, SLG: 0.323		0-0 F9		0-0 F5		0-3 K				3	0	0	0	0	1	4				
Bucky Dent, R (1, 6) OBP: 0.343, SLG: 0.412		0-0 CS 1B		0-0 F8		0-0 E8 SH5-4 1B				3	0	2	1	0	0	1				
Wayne Tolleson, S (1, 4) OBP: 0.308, SLG: 0.342		0-0 CS 1-2		0-0 3-1		0-0 1B		0-0 SH5-4		2	0	1	0	0	0	0				
<b>Inning Stats</b>	R: 0 E: 0 K: 0 S: 4	H: 1 LOB: 1 BB: 0 P: 4	R: 1 E: 0 K: 1 S: 6	H: 2 LOB: 0 BB: 0 P: 6	R: 0 E: 0 K: 1 S: 5	H: 0 LOB: 0 BB: 0 P: 5	R: 0 E: 0 K: 0 S: 3	H: 0 LOB: 0 BB: 0 P: 3	R: 0 E: 0 K: 0 S: 5	H: 2 LOB: 2 BB: 0 P: 5	R: 2 E: 0 K: 1 S: 8	H: 3 LOB: 2 BB: 0 P: 8	R: 0 E: 1 K: 1 S: 6	H: 1 LOB: 1 BB: 0 P: 6	R: 0 E: 0 K: 1 S: 5	H: 1 LOB: 0 BB: 0 P: 5	1B: 8 2B: 1 3B: 0 HR: 1	SF: 0 SAC: 1 DP: 1 HBP: 0	WP: 1 PB: 0 SB: 0 CS: 1	PA: 33
<b>PITCHER</b> Len Barker, R (1, 1) ERA: 3.83	IP: 8.0 WLS: L BF: 32	H: 10 R: 3 ER: 3 SO: 5	BB: 0 IBB: 0 HBP: 0 BLK: 0	WP: 1 HR: 1 S: 42 P: 42	ERA: 3.38 WHIP: 1.250															

Cleveland Indians @ Texas Rangers  
Arlington Stadium, Arlington, TX  
Mon May 16 1983, 8:05 PM EDT  
Att: 18,481 - Unknown

AB 31  
R 3  
H 10  
RBI 3  
BB 0  
SO 5  
LOB 13





Batter	1	2	3	4	5	6	7	8	9	10	11	12	AB	R	H	RBI	BB	SO	LOB			
Alan Bannister, R OBP: 0.340, SLG: 0.381 (1.7)	F5		1B		1B FC6-4		1B FC9-4		F9		6-3		6	1	3	0	0	0	2			
Manny Trillo, R OBP: 0.418, SLG: 0.389 (1.4)	5-3		1B BB		1B FC6-4		1B FC9-4		F7			K	6	0	3	1	0	1	0			
Toby Harrah, R OBP: 0.396, SLG: 0.324 (1.5)	K		1B S		FC6-4		FC9-4-5		F8		F8		5	0	0	1	1	1	3			
Andre Thornton, R OBP: 0.476, SLG: 0.557 (1.10)		5-3	1-3		F7			HR		F8			6	1	2	1	0	0	3			
Pat Tabler, R OBP: 0.413, SLG: 0.489 (1.9)		3B 1B	K			5-3		SH3-4 1B		K		L1	6	1	2	0	0	2	3			
Mike Hargrove, L OBP: 0.372, SLG: 0.327 (1.3)		1B 3B			L4	G3		SH3-4			2B BB		3	1	1	1	1	0	0			
Julio Franco, R OBP: 0.281, SLG: 0.392 (1.6)		S 1B			P6	5-3		1-3			F7		5	0	1	1	0	0	2			
Rick Manning, L OBP: 0.301, SLG: 0.268 (1.8)	3H K		K		L4		F7		6-3		F2		5	0	0	0	0	1	3			
Chris Bando, S OBP: 0.340, SLG: 0.311 (1.2)			F8										2	0	1	0	1	0	1			
Miguel Dilone, S OBP: 0.381, SLG: 0.353 (7, PR)							1B BB						0	1	0	0	0	0	0			
Jim Essian, R OBP: 0.167, SLG: 0.071 (7, 2)													0	0	0	0	0	0	0			
Bake McBride, L OBP: 0.342, SLG: 0.324 (9, PH)													1	0	0	0	0	1	0			
Ron Hassey, L OBP: 0.388, SLG: 0.356 (9, 2)					1B						2B		1	0	1	0	0	0	0			
<b>Inning Stats</b>	R: 0 E: 0 K: 1 S: 5	H: 0 LOB: 0 BB: 0 P: 5	R: 2 E: 0 K: 1 S: 8	H: 3 LOB: 1 BB: 0 P: 8	R: 0 E: 0 K: 1 S: 6	H: 2 LOB: 2 BB: 1 P: 10	R: 0 E: 0 K: 0 S: 3	H: 0 LOB: 0 BB: 0 P: 3	R: 1 E: 0 K: 0 S: 4	H: 2 LOB: 1 BB: 1 P: 8	R: 1 E: 0 K: 1 S: 5	H: 0 LOB: 0 BB: 0 P: 5	R: 0 E: 0 K: 1 S: 5	H: 0 LOB: 0 BB: 0 P: 5	R: 0 E: 0 K: 0 S: 4	H: 1 LOB: 2 BB: 1 P: 8	R: 0 E: 0 K: 1 S: 6	H: 1 LOB: 1 BB: 0 P: 6	1B: 11 2B: 2 3B: 1 HR: 1	SF: 0 SAC: 1 DP: 1 HBP: 0	WP: 0 PB: 0 CS: 0	PA: 50
<b>PITCHER</b>	IP WLS BF H R ER SO BB IBB HBP BLK WP HR S P ERA WHIP	<b>PITCHER</b>																				
Jon Matlack, L ERA: 3.44 (1.1)	5.0	22	8	3	3	3	1	0	0	0	0	0	0	1	9	13	9.00	2.500				
John Butcher, R ERA: 3.81 (6.1)	2.0	10	4	2	2	0	1	0	0	0	0	0	0	1	9	13	9.00	2.500				
Odell Jones, R ERA: 3.05 (8.1)	4.0	14	1	0	0	2	1	0	0	0	0	0	0	0	17	21	0.00	0.500				
Dave Schmidt, R ERA: (12.1)	1.0	W	4	1	0	0	1	0	0	0	0	0	0	0	6	6	0.00	1.000				

**Cleveland Indians @ Texas Rangers**  
Arlington Stadium, Arlington, TX  
Tue May 17 1983, 8:05 PM EDT  
Att. 26,568 - Unknown


AB 46  
R 5  
H 14  
RBI 5  
BB 3  
SO 6  
LOB 17



Batter	1	2	3	4	5	6	7	8	9	10	11	12	AB	R	H	RBI	BB	SO	LOB			
Bill Sample, R OBP: 0.331, SLG: 0.409 (1.7)	3-1 1B 2B	F9		PO	5-3		S 1B HBP		1B IBB		1-2 2-3 BB		3	2	1	0	2	0	1			
Buddy Bell, R OBP: 0.276, SLG: 0.345 (1.5)	F8		FC5-4 2B 1B		F9		1B		F9		F6		6	1	2	1	0	0	6			
Pete O'Brien, L OBP: 0.265, SLG: 0.284 (1.3)													4	0	2	0	1	1	2			
Bill Stein, R OBP: 0.167, SLG: 0.167 (11, PH) (12.3)	3-1		FC5-4 BB		1B		K		1B		F7		1	0	0	0	0	0	3			
Larry Parrish, R OBP: 0.325, SLG: 0.500 (1.9)	PB E 1B		FC5-4 2B		6-3			BB		6-3		1B 1B	5	2	2	1	1	0	3			
Dave Hostetter, R OBP: 0.339, SLG: 0.354 (1.10)	E9 1H 2B		K			F9		K		6-3		1B 1B	6	1	2	1	0	2	3			
George Wright, S OBP: 0.289, SLG: 0.313 (1.8)	L8		1H 2B			3-1		F7		K		K	6	0	1	1	0	2	3			
Jim Sundberg, R OBP: 0.282, SLG: 0.314 (1.2)		P6			F8		F3		F2		F9		6	0	1	1	0	0	1			
Bucky Dent, R OBP: 0.364, SLG: 0.431 (1.6)		6-3											5	0	4	0	0	0	0			
Mickey Rivers, L OBP: 0.296, SLG: 0.298 (11, PR) (12.6)					FC6-4 1B		G4-6-3 1B		SH3-4 1B		BB 1B		0	0	0	0	0	0	0			
Jim Anderson, R OBP: 0.200, SLG: 0.200 (12.6)													0	0	0	0	0	0	0			
Wayne Tolleson, S OBP: 0.317, SLG: 0.351 (1.4)					FC6-4 PO		G4-6-3		SH3-4		BB 1B		4	0	2	0	0	0	2			
<b>Inning Stats</b>	R: 3 E: 1 K: 0 S: 6	H: 3 LOB: 0 BB: 0 P: 6	R: 0 E: 0 K: 1 S: 4	H: 1 LOB: 1 BB: 0 P: 4	R: 1 E: 0 K: 1 S: 6	H: 2 LOB: 2 BB: 1 P: 10	R: 0 E: 0 K: 0 S: 3	H: 1 LOB: 0 BB: 0 P: 3	R: 0 E: 0 K: 0 S: 4	H: 0 LOB: 1 BB: 1 P: 9	R: 0 E: 0 K: 1 S: 5	H: 0 LOB: 2 BB: 1 P: 8	R: 0 E: 0 K: 1 S: 5	H: 0 LOB: 0 BB: 0 P: 5	R: 0 E: 0 K: 0 S: 5	H: 2 LOB: 3 BB: 1 P: 9	R: 1 E: 0 K: 1 S: 6	H: 3 LOB: 2 BB: 0 P: 6	1B: 14 2B: 3 3B: 0 HR: 0	SF: 0 SAC: 1 DP: 1 HBP: 1	WP: 0 PB: 1 CS: 0	PA: 53
<b>PITCHER</b>	IP WLS BF H R ER SO BB IBB HBP BLK WP HR S P ERA WHIP	<b>PITCHER</b>																				
Rick Sutcliffe, R ERA: 3.98 (7.1)	6.2	29	10	5	4	1	1	0	0	0	0	0	5	4	0	0	0	0	0			
Rick Waits, L ERA: 3.86 (7.1)	1.2	8	1	0	0	2	1	1	0	0	0	0	0	0	10	18	0.00	1.200				
Dan Spillner, R ERA: 5.56 (9.1)	2.1	10	3	0	0	1	1	0	0	0	0	0	0	0	11	15	0.00	1.714				
Ed Glynn, L ERA: 5.56 (11.1)	0.2	L	5	3	1	1	1	0	0	0	0	0	0	0	7	7	13.50	4.500				

**Cleveland Indians @ Texas Rangers**  
Arlington Stadium, Arlington, TX  
Tue May 17 1983, 8:05 PM EDT  
Att. 26,568 - Unknown

AB 46  
R 6  
H 17  
RBI 5  
BB 4  
SO 5  
LOB 24






Batter	1	2	3	4	5	6	7	8	9	10	11	12	13	14	AB	R	H	RBI	BB	SO	LOB	TOP							
Mike Hargrove, L OBP: 0.363, SLG: 0.345 (1, 3)															6	1	1	1	0	2	0								
Toby Harrah, R OBP: 0.407, SLG: 0.333 (1, 5)															5	0	2	0	1	0	0								
Bake McBride, L OBP: 0.329, SLG: 0.313 (1, 9)															6	0	1	0	0	2	3								
Andre Thornton, R OBP: 0.471, SLG: 0.542 (1, 10)															5	0	1	0	1	1	2								
Pat Tabler, R OBP: 0.400, SLG: 0.479 (1, 7)															6	1	1	0	0	1	0								
Manny Trillo, R OBP: 0.405, SLG: 0.376 (1, 4)															6	0	1	0	0	1	1								
Rick Manning, L OBP: 0.310, SLG: 0.279 (1, 8)															6	0	3	1	0	1	0								
Julio Franco, R OBP: 0.284, SLG: 0.390 (1, 6)															6	0	2	0	0	2	3								
Ron Hassey, L OBP: 0.358, SLG: 0.323 (1, 2)															6	0	0	0	0	1	3								
<b>Inning Stats</b>	R: 0 E: 0 K: 0 S: 4	H: 2 LOB: 1 BB: 0 P: 4	R: 0 E: 0 K: 2 S: 7	H: 0 LOB: 0 BB: 0 P: 7	R: 0 E: 0 K: 2 S: 7	H: 0 LOB: 0 BB: 0 P: 7	R: 0 E: 0 K: 1 S: 4	H: 0 LOB: 0 BB: 1 P: 8	R: 0 E: 0 K: 0 S: 5	H: 2 LOB: 2 BB: 0 P: 5	R: 0 E: 0 K: 1 S: 5	H: 1 LOB: 0 BB: 0 P: 4	R: 0 E: 0 K: 1 S: 5	H: 0 LOB: 1 BB: 1 P: 7	R: 0 E: 0 K: 0 S: 3	H: 0 LOB: 0 BB: 0 P: 3	R: 0 E: 0 K: 2 S: 7	H: 0 LOB: 0 BB: 0 P: 7	R: 0 E: 0 K: 0 S: 4	H: 1 LOB: 1 BB: 0 P: 4	1B: 10 2B: 1 3B: 0 HR: 1	SF: 0 SAC: 0 DP: 0 HBP: 0	WP: 0 PB: 0 SB: 2 CS: 2	PA: 55					
<b>PITCHER</b>	IP WLS BF H R ER SO BB IBB HBP BLK WP HR S P ERA WHIP																												
Charlie Hough, R ERA: 4.37	(1, 1) 8.1 32 8 2 0 6 1 0 0 0 0 1 43 47 2.16 1.080																												
Dave Schmidt, R ERA:	(8, 1) 1.2 7 1 0 0 2 1 0 0 0 0 0 10 14 0.00 1.200																												
Dave Tobik, R ERA: 3.79	(11, 1) 4.0 W 15 3 0 0 3 0 0 0 0 0 0 0 21 21 0.00 0.750																												

Cleveland Indians @ Texas Rangers  
Arlington Stadium, Arlington, TX  
Wed May 18 1983, 8:05 PM EDT  
Att: 13,203 - Unknown


AB 52  
R 12  
H 12  
RBI 2  
BB 2  
SO 11  
LOB 12



Batter	1	2	3	4	5	6	7	8	9	10	11	12	13	14	AB	R	H	RBI	BB	SO	LOB	BOTTOM							
Bill Sample, R OBP: 0.318, SLG: 0.392 (1, 7)															6	0	0	0	0	1	2								
Buddy Bell, R OBP: 0.278, SLG: 0.345 (1, 5)															6	1	2	0	0	0	0								
Pete O'Brien, L OBP: 0.268, SLG: 0.296 (1, 3)															6	1	2	0	0	0	1								
Larry Parrish, R OBP: 0.333, SLG: 0.491 (1, 9)															4	1	1	0	2	0	0								
Dave Hostetter, R OBP: 0.325, SLG: 0.337 Bill Stein, R OBP: 0.286, SLG: 0.286 (14, PH)															5	0	0	0	0	3	3								
George Wright, S OBP: 0.303, SLG: 0.311 (1, 8)															4	0	1	0	1	1	2								
Jim Sundberg, R OBP: 0.278, SLG: 0.308 (1, 2)															5	0	1	0	0	2	1								
Bucky Dent, R OBP: 0.357, SLG: 0.421 (1, 6)															5	0	1	0	0	0	1								
Wayne Tolleson, S OBP: 0.310, SLG: 0.341 (1, 4)															5	0	1	0	0	1	1								
<b>Inning Stats</b>	R: 0 E: 0 K: 1 S: 5	H: 0 LOB: 0 BB: 0 P: 5	R: 0 E: 0 K: 2 S: 7	H: 0 LOB: 0 BB: 0 P: 7	R: 0 E: 0 K: 0 S: 3	H: 0 LOB: 0 BB: 0 P: 3	R: 0 E: 0 K: 1 S: 7	H: 0 LOB: 1 BB: 1 P: 11	R: 0 E: 0 K: 0 S: 5	H: 2 LOB: 1 BB: 0 P: 4	R: 0 E: 0 K: 0 S: 4	H: 1 LOB: 2 BB: 1 P: 8	R: 0 E: 0 K: 1 S: 5	H: 0 LOB: 0 BB: 0 P: 3	R: 0 E: 0 K: 0 S: 3	H: 0 LOB: 0 BB: 0 P: 3	R: 0 E: 0 K: 0 S: 4	H: 1 LOB: 1 BB: 0 P: 4	R: 0 E: 0 K: 0 S: 3	H: 3 LOB: 3 BB: 1 P: 7	1B: 9 2B: 1 3B: 0 HR: 0	SF: 0 SAC: 0 DP: 0 HBP: 0	WP: 2 PB: 0 SB: 0 CS: 1	PA: 51					
<b>PITCHER</b>	IP WLS BF H R ER SO BB IBB HBP BLK WP HR S P ERA WHIP																												
Lary Sorensen, R ERA: 3.96	(1, 1) 7.2 27 5 2 2 7 1 1 0 0 0 0 40 44 2.35 0.783																												
Neal Heaton, L ERA: 1.84	(8, 1) 5.1 L 23 5 1 1 1 1 1 0 0 0 0 23 31 1.69 1.125																												

Cleveland Indians @ Texas Rangers  
Arlington Stadium, Arlington, TX  
Wed May 18 1983, 8:05 PM EDT  
Att: 13,203 - Unknown

AB 47  
R 3  
H 10  
RBI 1  
BB 3  
SO 8  
LOB 11






Batter	1	2	3	4	5	6	7	8	9	10	AB	R	H	RBI	BB	SO	LOB	
Mickey Rivers, L OBP: 0.295, SLG: 0.294 (1, 10)	G3		G3 6-3 BB		F7			FC6-4 1B		F7	4	0	1	0	1	0	1	
Buddy Bell, R OBP: 0.272, SLG: 0.336 (1, 5)	F9		6-3			K		FC6-4 1-2f			4	0	0	0	0	1	3	
Pete O'Brien, L OBP: 0.260, SLG: 0.286 (1, 7)	P5		G3			F8		F7			4	0	0	1	0	0	2	
Larry Parrish, R OBP: 0.323, SLG: 0.473 (1, 9)		K	6-3			5-3				F3	4	0	0	0	0	1	1	
Larry Blittner, L OBP: 0.305, SLG: 0.432 (1, 3)		BB 1B			F8			F8		3-1	4	0	1	0	0	0	0	
George Wright, S OBP: 0.301, SLG: 0.304 (1, 8)		FC4 BB			K			G3		4-3	3	0	0	0	1	1	0	
Jim Sundberg, R OBP: 0.277, SLG: 0.300 (1, 2)		F7			5-3			BB			3	0	0	0	1	1	2	
Bucky Dent, R OBP: 0.345, SLG: 0.405 (1, 6)		FC4			F5			F7		5-3	4	0	0	0	0	0	3	
Wayne Tolleson, S OBP: 0.319, SLG: 0.349 (1, 4)					K			P6			4	1	2	0	0	1	0	
			6-3 BB G3 1B															
<b>Inning Stats</b>	R: 0 E: 0 K: 0 S: 3	H: 0 LOB: 0 BB: 0 P: 3	R: 0 E: 0 K: 1 S: 6	H: 1 LOB: 2 BB: 1 P: 10	R: 1 E: 0 K: 0 S: 4	H: 1 LOB: 1 BB: 1 P: 8	R: 0 E: 0 K: 1 S: 5	H: 0 LOB: 0 BB: 0 P: 5	R: 0 E: 0 K: 1 S: 5	H: 0 LOB: 1 BB: 1 P: 7	R: 0 E: 0 K: 0 S: 4	H: 1 LOB: 1 BB: 0 P: 4	R: 0 E: 0 K: 1 S: 6	H: 0 LOB: 0 BB: 0 P: 3	R: 0 E: 0 K: 1 S: 6	H: 1 LOB: 1 BB: 0 P: 6	1B: 4 2B: 0 3B: 0 HR: 0	SF: 0 SAC: 0 DP: 0 HBP: 0
<b>PITCHER</b> Mitt Wilcox, R ERA: 2.88 (1, 1)	IP: 10.0 W: 7 L: 3	WLS: 37 BF: 4	H: 4 R: 1 ER: 1 SO: 5	BB: 3 IBB: 0 HBP: 0 BLK: 0	WP: 0 HR: 0 S: 44 P: 56	ERA: 0.90 WHIP: 0.700												

**TOP**

**Texas Rangers @ Detroit Tigers**  
Tiger Stadium, Detroit, MI  
Thu May 19 1983, 7:05 PM EDT  
Att: 5,868 - Unknown

AB	34
R	1
H	4
RBI	1
BB	3
SO	5
LOB	12




WP: 0 PA: 37  
PB: 0  
SB: 0  
CS: 0

Batter	1	2	3	4	5	6	7	8	9	10	AB	R	H	RBI	BB	SO	LOB					
Lou Whitaker, L OBP: 0.315, SLG: 0.349 John Wockenfuss, R (10, PH) OBP: 0.298, SLG: 0.333 (1, 4)	G3		1-3			F7			F7	SF7	4	0	0	0	0	0	1					
Kirk Gibson, L OBP: 0.268, SLG: 0.239 (1, 10)					P6	K				3-H	4	0	2	0	0	1	0					
Larry Hemdon, R OBP: 0.315, SLG: 0.449 (1, 7)					K			5-3			3	0	0	0	1	1	1					
Lance Parrish, R OBP: 0.318, SLG: 0.418 (1, 2)					K			K		FC5-4 IBB	4	0	0	0	0	2	2					
Johnny Grubb, L OBP: 0.342, SLG: 0.384 (1, 9)					F8				F7		4	0	1	0	0	0	2					
Glenn Wilson, R OBP: 0.352, SLG: 0.556 Enos Cabell, R (10, PR) OBP: 0.321, SLG: 0.353 (1, 8)					F8				FC5-4 1-2f		4	1	2	1	0	0	1					
Rick Leach, L OBP: 0.341, SLG: 0.368 (1, 3)						HR				SH3-4 1B SF7 1B	0	1	0	0	0	0	0					
Howard Johnson, S OBP: 0.277, SLG: 0.293 Tom Brookens, R OBP: 0.321, SLG: 0.397 (9, 5)					F8					SH3-4 1B	4	0	1	0	0	0	0					
Alan Trammell, R OBP: 0.333, SLG: 0.336 (1, 6)						F7				SH3-4 1B	3	0	1	0	0	0	1					
<b>Inning Stats</b>	R: 0 E: 0 K: 0 S: 3	H: 1 LOB: 0 BB: 0 P: 3	R: 0 E: 0 K: 0 S: 3	H: 0 LOB: 0 BB: 0 P: 3	R: 0 E: 0 K: 0 S: 4	H: 1 LOB: 1 BB: 1 P: 4	R: 0 E: 0 K: 2 S: 7	H: 0 LOB: 0 BB: 0 P: 7	R: 1 E: 0 K: 0 S: 4	H: 1 LOB: 0 BB: 0 P: 4	R: 0 E: 0 K: 1 S: 5	H: 0 LOB: 0 BB: 0 P: 5	R: 0 E: 0 K: 1 S: 6	H: 1 LOB: 1 BB: 0 P: 6	R: 0 E: 0 K: 0 S: 3	H: 0 LOB: 0 BB: 0 P: 3	R: 0 E: 0 K: 0 S: 4	H: 1 LOB: 2 BB: 1 P: 8	R: 1 E: 0 K: 0 S: 4	H: 2 LOB: 2 BB: 1 P: 8	1B: 5 2B: 2 3B: 0 HR: 1	SF: 1 SAC: 1 DP: 1 HBP: 0
<b>PITCHER</b> Mike Smithson, R ERA: 3.86 Frank Tanana, L ERA: 0.53 (10, 1)	IP: 9.1 W: 1 L: 0	WLS: 36 BF: 0	H: 7 R: 2 ER: 2 SO: 4	BB: 0 IBB: 2 HBP: 0 BLK: 0	WP: 0 HR: 1 S: 42 P: 50	ERA: 1.93 WHIP: 0.750																

**BOTTOM**

**Texas Rangers @ Detroit Tigers**  
Tiger Stadium, Detroit, MI  
Thu May 19 1983, 7:05 PM EDT  
Att: 5,868 - Unknown

AB	33
R	2
H	7
RBI	2
BB	2
SO	4
LOB	8



WP: 0 PA: 37  
PB: 0  
SB: 0  
CS: 0



Batter	1	2	3	4	5	6	7	8	9	AB	R	H	RBI	BB	SO	LOB	TOP										
<b>Bill Sample, R</b> OBP: 0.321, SLG: 0.384 (1, 8)										3	1	0	0	2	1	3											
<b>Pete O'Brien, L</b> OBP: 0.285, SLG: 0.285 (1, 7)										4	1	1	0	0	1	3											
<b>Larry Parrish, R</b> OBP: 0.328, SLG: 0.496 (1, 9)										3	1	1	3	1	0	1											
<b>Larry Bittner, L</b> OBP: 0.357, SLG: 0.400 <b>George Wright, S</b> OBP: 0.295, SLG: 0.302 (7, PH)										3	0	0	0	0	0	2											
<b>Dave Hostetler, R</b> OBP: 0.331, SLG: 0.352 (1, 10)										4	0	2	1	0	1	0											
<b>Bob Johnson, R</b> OBP: 0.235, SLG: 0.319 (1, 2)										4	0	0	0	0	1	3											
<b>Bill Stein, R</b> OBP: 0.273, SLG: 0.273 (1, 5)										4	0	1	0	0	0	0											
<b>Bucky Dent, R</b> OBP: 0.342, SLG: 0.395 (1, 6)										3	0	0	0	1	0	1											
<b>Jim Anderson, R</b> OBP: 0.222, SLG: 0.125 (1, 4)										3	1	0	0	1	0	1											
<b>Inning Stats</b>	R: 0 E: 0 K: 0 S: 2	H: 0 LOB: 1 BB: 2 P: 10	R: 0 E: 0 K: 1 S: 5	H: 0 LOB: 0 BB: 0 P: 5	R: 3 E: 1 K: 2 S: 10	H: 2 LOB: 2 BB: 2 P: 18	R: 0 E: 1 K: 0 S: 4	H: 0 LOB: 1 BB: 0 P: 4	R: 1 E: 0 K: 1 S: 5	H: 2 LOB: 1 BB: 1 P: 5	R: 0 E: 0 K: 0 S: 3	H: 0 LOB: 0 BB: 0 P: 3	R: 0 E: 0 K: 0 S: 3	H: 0 LOB: 0 BB: 0 P: 3	R: 0 E: 0 K: 0 S: 3	H: 0 LOB: 0 BB: 0 P: 3	1B: 3 2B: 2 3B: 0 HR: 1	SF: 0 SAC: 0 DP: 1 HBP: 0	WP: 1 PB: 0 SB: 0 CS: 2	PA: 37							
<b>PITCHER</b>	IP	WLS	BF	H	R	ER	SO	BB	IBB	HBP	BLK	WP	HR	S	P	ERA	WHIP										
<b>Jerry Ujdr, R</b> ERA: 7.24 (1, 1)	4.2	L	23	4	4	4	3	4	0	0	0	0	1	25	41	7.71	1.714										
<b>Juan Berenguer, R</b> ERA: 3.5 (5, 1)	1.1		5	1	0	0	1	1	0	0	0	1	0	6	10	0.00	1.500										
<b>Howard Bailey, L</b> ERA: 3.95 (7, 1)	2.0		6	0	0	0	0	0	0	0	0	0	0	6	6	0.00	0.000										
<b>Aurelio Lopez, R</b> ERA: 1.99 (9, 1)	1.0		3	0	0	0	0	0	0	0	0	0	0	3	3	0.00	0.000										

Texas Rangers @ Detroit Tigers  
Tiger Stadium, Detroit, MI  
Fri May 20 1983, 7:05 PM EDT  
Att: 14,202 - Unknown

AB 32  
R 4  
H 5  
RBI 4  
BB 5  
SO 4  
LOB 14



Batter	1	2	3	4	5	6	7	8	9	AB	R	H	RBI	BB	SO	LOB	BOTTOM										
<b>Lou Whitaker, L</b> OBP: 0.317, SLG: 0.351 (1, 4)										5	0	2	0	0	0	1											
<b>Kirk Gibson, L</b> OBP: 0.287, SLG: 0.240 (1, 10)										4	0	1	0	0	0	2											
<b>Larry Hemdon, R</b> OBP: 0.327, SLG: 0.450 (1, 7)										2	0	1	0	2	0	1											
<b>Lance Parrish, R</b> OBP: 0.310, SLG: 0.406 (1, 2)										4	0	0	0	0	1	6											
<b>Johnny Grubb, L</b> OBP: 0.333, SLG: 0.361 (1, 9)										3	0	0	0	1	0	2											
<b>Glenn Wilson, R</b> OBP: 0.341, SLG: 0.537 (1, 8)										4	0	0	0	0	1	3											
<b>Rick Leach, L</b> OBP: 0.333, SLG: 0.341 (1, 3)										3	0	0	0	1	1	0											
<b>Howard Johnson, S</b> OBP: 0.290, SLG: 0.295 (1, 5)										3	0	1	0	1	1	0											
<b>Julio Gonzalez, R</b> <b>Lynn Jones, R</b> OBP: 0.200, SLG: 0.200 (8, PH)										3	0	0	0	0	3	2											
<b>Inning Stats</b>	R: 0 E: 0 K: 0 S: 4	H: 1 LOB: 2 BB: 1 P: 8	R: 0 E: 0 K: 0 S: 3	H: 0 LOB: 0 BB: 0 P: 3	R: 0 E: 0 K: 1 S: 7	H: 2 LOB: 2 BB: 0 P: 7	R: 0 E: 0 K: 2 S: 7	H: 0 LOB: 2 BB: 2 P: 15	R: 0 E: 0 K: 0 S: 3	H: 0 LOB: 0 BB: 0 P: 3	R: 0 E: 0 K: 0 S: 7	H: 0 LOB: 0 BB: 0 P: 7	R: 0 E: 0 K: 1 S: 6	H: 1 LOB: 3 BB: 2 P: 14	R: 0 E: 0 K: 1 S: 6	H: 1 LOB: 1 BB: 0 P: 6	1B: 5 2B: 0 3B: 0 HR: 0	SF: 0 SAC: 0 DP: 1 HBP: 0	WP: 0 PB: 0 SB: 0 CS: 0	PA: 37							
<b>PITCHER</b>	IP	WLS	BF	H	R	ER	SO	BB	IBB	HBP	BLK	WP	HR	S	P	ERA	WHIP										
<b>Danny Darwin, R</b> ERA: 2.81 (1, 1)	9.0	W	37	5	0	0	7	5	0	0	0	0	0	46	66	0.00	1.111										

Texas Rangers @ Detroit Tigers  
Tiger Stadium, Detroit, MI  
Fri May 20 1983, 7:05 PM EDT  
Att: 14,202 - Unknown

AB 32  
R 0  
H 5  
RBI 0  
BB 5  
SO 7  
LOB 18





Batter	1	2	3	4	5	6	7	8	9	AB	R	H	RBI	BB	SO	LOB	TOP							
<b>Bill Sample, R</b> OBP: 0.317, SLG: 0.397 (1, 7)	F6		F6		4-3		HR		F8	5	1	1	2	0	0	3								
<b>Pete O'Brien, L</b> OBP: 0.259, SLG: 0.283 (1, 3)	BB		F6			4-3	G3			4	0	1	0	0	0	1								
<b>Buddy Bell, R</b> OBP: 0.271, SLG: 0.340 (1, 5)	F7		K						5-3	4	0	1	0	0	1	2								
<b>Larry Parrish, R</b> OBP: 0.326, SLG: 0.483 (1, 9)	FC6-4				F9		5-3		K	3	0	0	0	1	1									
<b>Dave Hostetler, R</b> OBP: 0.328, SLG: 0.342 (1, 10)	FC6-4				5-3		K			3	0	0	0	1	1	3								
<b>George Wright, S</b> OBP: 0.291, SLG: 0.294 (1, 8)		4-3			6-3				K	4	0	0	0	0	1	1								
<b>Jim Sundberg, R</b> OBP: 0.270, SLG: 0.292 (1, 2)			F3			E5			K	3	0	0	0	0	1	0								
<b>Mickey Rivers, L</b> OBP: 0.291, SLG: 0.288 (9, PH)									K	1	0	0	0	0	1	0								
<b>Jim Anderson, R</b> OBP: 0.250, SLG: 0.182 (1, 6)			6-3			F9			F8	3	1	1	0	0	0	1								
<b>Larry Blittner, L</b> OBP: 0.349, SLG: 0.390 (9, PH)							2B		1B	1	0	0	0	0	0	0								
<b>Wayne Tolleson, S</b> OBP: 0.347, SLG: 0.382 (1, 4)							1B			3	1	3	1	1	0	0								
<b>Inning Stats</b>	R: 0 E: 0 K: 0 S: 4	H: 1 LOB: 2 BB: 1 P: 8	R: 0 E: 0 K: 0 S: 3	H: 0 LOB: 0 BB: 0 P: 3	R: 0 E: 0 K: 1 S: 6	H: 1 LOB: 0 BB: 0 P: 6	R: 0 E: 0 K: 0 S: 3	H: 0 LOB: 0 BB: 0 P: 3	R: 0 E: 0 K: 0 S: 3	H: 0 LOB: 0 BB: 0 P: 7	R: 0 E: 0 K: 1 S: 6	H: 1 LOB: 1 BB: 0 P: 6	R: 3 E: 0 K: 2 S: 10	H: 3 LOB: 2 BB: 0 P: 10	R: 0 E: 0 K: 1 S: 5	H: 0 LOB: 1 BB: 1 P: 9	R: 0 E: 0 K: 1 S: 6	H: 1 LOB: 1 BB: 0 P: 6	1B: 4 2B: 2 3B: 0 HR: 1	SF: 0 SAC: 0 DP: 0 HBP: 0	WP: 0 PB: 0 SB: 0 CS: 1	PA: 37		
<b>PITCHER</b>	IP	WLS	BF	H	R	ER	SO	BB	IBB	HBP	BLK	WP	HR	S	P	ERA	WHIP							
<b>Dan Petry, R</b> ERA: 3.59 (1, 1)	7.0	W	29	6	3	3	4	2	0	0	0	0	1	35	43	3.86	1.143							
<b>Aurelio Lopez, R</b> ERA: 1.67 (8, 1)	2.0	S	8	1	0	0	2	1	0	0	0	0	0	11	15	0.00	1.000							

Texas Rangers @ Detroit Tigers  
Tiger Stadium, Detroit, MI  
Sat May 21 1983, 3:33 AM EDT  
Att: 15,912 - Unknown

AB	34
R	3
H	7
RBI	3
BB	3
SO	6
LOB	12



Batter	1	2	3	4	5	6	7	8	9	AB	R	H	RBI	BB	SO	LOB	BOTTOM							
<b>Lou Whitaker, L</b> OBP: 0.322, SLG: 0.370 (1, 4)	3-1		4-3			HR				3	1	1	1	1	0	0								
<b>Enos Cabell, R</b> OBP: 0.316, SLG: 0.364 (1, 3)	1B		6-3			5-3	FC5-4			4	1	1	0	0	0	2								
<b>Larry Hemdon, R</b> OBP: 0.325, SLG: 0.444 (1, 7)	FC6-4				6-3	5-3			F9	4	0	1	1	0	0	0								
<b>Lance Parrish, R</b> OBP: 0.308, SLG: 0.401 (1, 10)	FC6-4				F8		6-3		K	4	1	1	0	0	1	1								
<b>Glenn Wilson, R</b> OBP: 0.338, SLG: 0.528 (1, 9)	FC6-4				6-3		6-3		F4	4	1	1	0	0	0	1								
<b>John Wockenfuss, R</b> OBP: 0.274, SLG: 0.316 (1, 2)		5-3				5-3			6-3	3	0	0	0	0	0	2								
<b>Chet Lemon, R</b> OBP: 0.369, SLG: 0.324 (1, 8)		F8				6-3			F7	3	1	1	2	0	0	0								
<b>Tom Brookens, R</b> OBP: 0.310, SLG: 0.382 (1, 5)		1-3				6-3			F7	3	0	0	0	0	0	1								
<b>Alan Trammell, R</b> OBP: 0.333, SLG: 0.336 (1, 6)			5-3						F4	3	0	1	1	0	0	0								
<b>Inning Stats</b>	R: 1 E: 0 K: 0 S: 5	H: 2 LOB: 1 BB: 0 P: 5	R: 0 E: 0 K: 0 S: 3	H: 0 LOB: 0 BB: 0 P: 3	R: 0 E: 0 K: 0 S: 3	H: 0 LOB: 0 BB: 0 P: 3	R: 0 E: 0 K: 0 S: 3	H: 0 LOB: 0 BB: 0 P: 3	R: 0 E: 0 K: 0 S: 4	H: 1 LOB: 0 BB: 0 P: 4	R: 3 E: 0 K: 0 S: 7	H: 4 LOB: 2 BB: 1 P: 11	R: 0 E: 0 K: 1 S: 5	H: 0 LOB: 0 BB: 0 P: 5	1B: 5 2B: 1 3B: 0 HR: 1	SF: 0 SAC: 0 DP: 0 HBP: 0	WP: 0 PB: 0 SB: 0 CS: 0	PA: 32						
<b>PITCHER</b>	IP	WLS	BF	H	R	ER	SO	BB	IBB	HBP	BLK	WP	HR	S	P	ERA	WHIP							
<b>Rick Honeycutt, L</b> ERA: 1.74 (1, 1)	6.1	L	24	5	4	4	4	0	0	0	0	0	0	24	24	5.68	0.789							
<b>Odell Jones, R</b> ERA: 3.22 (7, 1)	1.2		8	2	1	1	1	1	0	0	0	0	0	9	13	5.40	1.800							

Texas Rangers @ Detroit Tigers  
Tiger Stadium, Detroit, MI  
Sat May 21 1983, 3:33 AM EDT  
Att: 15,912 - Unknown

AB	31
R	5
H	7
RBI	5
BB	1
SO	1
LOB	7





Batter	1	2	3	4	5	6	7	8	9	AB	R	H	RBI	BB	SO	LOB	TOP				
<b>Bill Sample, R</b> OBP: 0.320, SLG: 0.394 (1, 8)	0-3 K		0-0 1B SF8		0-0 5-3		0-0 F9		4-0 BB	4	1	1	0	1	1	0	<b>Texas Rangers @ Detroit Tigers</b> Tiger Stadium, Detroit, MI Sun May 22 1983, 3:33 AM EDT Att: 12,389 - Unknown				
<b>Pete O'Brien, L</b> OBP: 0.257, SLG: 0.280 (1, 7)	0-0 4-3		0-0 1B		0-3 K		0-3 K		0-0 F9	5	0	1	1	0	2	1					
<b>Buddy Bell, R</b> OBP: 0.263, SLG: 0.331 (1, 5)	0-0 5-3		0-0 SF8		0-0 F8		0-0 F8		0-3 K	4	0	0	1	0	1	1					
<b>Larry Bittner, L</b> OBP: 0.340, SLG: 0.400 (1, 3)		0-0 F7	0-0 F7			0-0 G3				4	0	1	0	0	0	0					
<b>Larry Parrish, R</b> OBP: 0.338, SLG: 0.513 (1, 9)		0-0 1B 1B		0-0 HR		4-0 HR BB			0-0 F4	3	2	2	1	1	0	1					
<b>Dave Hostetter, R</b> OBP: 0.326, SLG: 0.333 (1, 10)		0-3 K		0-3 K		0-3 K			4-0 FC6-4 BB	3	0	0	0	1	3	2					
<b>Bob Johnson, R</b> OBP: 0.273, SLG: 0.412 (1, 2)		0-0 1B		0-0 FC5-4 1B		0-0 HR			0-3 K	4	1	3	2	0	1	2					
<b>Bucky Dent, R</b> OBP: 0.339, SLG: 0.385 (1, 6)		0-0 F7		0-0 FC5-4		4-0 FC6-4 BB			0-0 FC6-4	3	0	0	0	1	0	5					
<b>Wayne Tolleson, S</b> OBP: 0.343, SLG: 0.370 (1, 4)			4-0 1B BB		0-0 G3		0-0 FC6-4		0-0 G3	3	1	0	0	1	0	2					
<b>Inning Stats</b>	R: 0 E: 0 K: 1 S: 5	H: 0 LOB: 0 BB: 0 P: 5	R: 0 E: 0 K: 1 S: 7	H: 2 LOB: 0 BB: 1 P: 7	R: 2 E: 0 K: 0 S: 4	H: 2 LOB: 0 BB: 1 P: 8	R: 1 E: 0 K: 1 S: 7	H: 2 LOB: 1 BB: 0 P: 7	R: 0 E: 0 K: 1 S: 5	H: 0 LOB: 0 BB: 0 P: 5	R: 0 E: 0 K: 1 S: 6	H: 1 LOB: 1 BB: 2 P: 14	R: 0 E: 0 K: 1 S: 5	H: 1 LOB: 2 BB: 1 P: 10	R: 0 E: 0 K: 1 S: 5	H: 0 LOB: 1 BB: 1 P: 9	1B: 5 2B: 1 3B: 0 HR: 2	SF: 1 SAC: 0 DP: 0 HBP: 0	WP: 0 PB: 0 SB: 0 CS: 0	PA: 39	
<b>PITCHER</b>	IP	WLS	BF	H	R	ER	SO	BB	IBB	HBP	BLK	WP	HR	S	P	ERA	WHIP				
<b>Dave Rozema, R</b> ERA: 2.61 (1, 1)	5.0		21	6	3	3	4	1	0	0	0	0	1	28	32	5.40	1.400				
<b>Juan Berenguer, R</b> ERA: 4.05 (6, 1)	2.0	W	9	1	2	2	2	2	0	0	0	0	1	11	19	9.00	1.500				
<b>Aurelio Lopez, R</b> ERA: 1.77 (8, 1)	2.0		9	1	0	0	2	2	0	0	0	0	0	11	19	0.00	1.500				

AB	33
R	5
H	8
RBI	5
BB	5
SO	8
LOB	14



Batter	1	2	3	4	5	6	7	8	9	AB	R	H	RBI	BB	SO	LOB	BOTTOM				
<b>Alan Trammell, R</b> OBP: 0.343, SLG: 0.350 (1, 6)	0-0 F7			0-0 G6-4-3 1B				0-0 F8		4	1	2	1	1	0	0	<b>Texas Rangers @ Detroit Tigers</b> Tiger Stadium, Detroit, MI Sun May 22 1983, 3:33 AM EDT Att: 12,389 - Unknown				
<b>Enos Cabell, R</b> OBP: 0.322, SLG: 0.368 (1, 3)	0-0 1B	4-0 BB		0-0 G6-4-3			4-0 1B 2B	0-0 1B		2	0	1	0	0	0	2					
<b>Rick Leach, L</b> OBP: 0.354, SLG: 0.349 (4, FH) (5, 3)	1-3 1B	G5-3		0-0 G6-4-3			0-0 HR BB	0-0 2B 1B		2	2	1	0	1	0	1					
<b>Larry Hemdon, R</b> OBP: 0.327, SLG: 0.443 (1, 7)	0-0 G1-4-3 1B		0-0 G3		0-0 4-3		0-3 K	0-0 2B 1B		5	1	2	0	0	1	2					
<b>Lance Parrish, R</b> OBP: 0.317, SLG: 0.415 (1, 10)	0-0 G1-4-3		0-0 1B		0-3 K		0-0 HR 1B	0-0 2B		5	1	3	3	0	1	2					
<b>Glenn Wilson, R</b> OBP: 0.341, SLG: 0.569 (1, 9)		0-0 HR	0-0 F8		0-3 K		0-0 HR 1B	0-0 F9		5	2	2	4	0	1	2					
<b>John Wockenfuss, R</b> OBP: 0.273, SLG: 0.311 (1, 2)		0-0 FC3-6 1B	0-0 F3			0-0 F7	0-0 1-3			4	0	1	0	0	0	1					
<b>Chet Lemon, R</b> OBP: 0.366, SLG: 0.348 (1, 8)		0-0 FC3-6 1B 2B		0-0 HR		0-3 K	0-0 5-3			4	2	1	1	0	1	1					
<b>Tom Brookens, R</b> OBP: 0.341, SLG: 0.450 (1, 5)		0-0 2B 1B		0-0 SH1-4 1B 1B		0-0 FC6-4 1B		0-0 HR		4	3	4	1	0	0	0					
<b>Julio Gonzalez, R</b> OBP: 0.200, SLG: 0.400 (1, 4)		0-0 G5-3 1B 2B		0-0 SH1-4		0-0 FC6-4		0-0 F7		2	0	1	2	0	0	1					
<b>Lou Whitaker, L</b> OBP: 0.320, SLG: 0.368 (8, 4)				1-2 1B		1-2 1B				1	0	0	0	0	0	0					
<b>Inning Stats</b>	R: 0 E: 0 K: 0 S: 4	H: 2 LOB: 1 BB: 0 P: 4	R: 3 E: 0 K: 0 S: 6	H: 4 LOB: 1 BB: 1 P: 10	R: 0 E: 0 K: 0 S: 4	H: 1 LOB: 1 BB: 0 P: 4	R: 2 E: 0 K: 0 S: 5	H: 3 LOB: 0 BB: 0 P: 5	R: 0 E: 0 K: 2 S: 7	H: 0 LOB: 0 BB: 0 P: 7	R: 0 E: 0 K: 1 S: 6	H: 1 LOB: 0 BB: 0 P: 6	R: 4 E: 0 K: 1 S: 8	H: 3 LOB: 0 BB: 1 P: 12	R: 3 E: 0 K: 0 S: 7	H: 4 LOB: 1 BB: 0 P: 7	1B: 11 2B: 3 3B: 0 HR: 4	SF: 0 SAC: 1 DP: 3 HBP: 0	WP: 0 PB: 0 SB: 0 CS: 0	PA: 41	
<b>PITCHER</b>	IP	WLS	BF	H	R	ER	SO	BB	IBB	HBP	BLK	WP	HR	S	P	ERA	WHIP				
<b>Jon Matlack, L</b> ERA: 4.03 (1, 1)	1.1		10	6	3	3	0	1	0	0	0	0	2	31	35	20.25	5.250				
<b>John Butcher, R</b> ERA: 4.53 (2, 1)	5.2	L	24	8	6	6	4	1	0	0	0	0	1	7	7	27.00	4.000				
<b>Dave Tobik, R</b> ERA: 4.95 (8, 1)	1.0		7	4	3	3	0	0	0	0	0	0	1	7	7	27.00	4.000				





Batter	1	2	3	4	5	6	7	8	9	AB	R	H	RBI	BB	SO	LOB	TOP										
Bill Sample, R OBP: 0.324, SLG: 0.392 (1, 7)										3	1	1	0	1	0	1											
Pete O'Brien, L OBP: 0.297, SLG: 0.279 (1, 9)										4	1	1	0	0	0	2											
Larry Parrish, R OBP: 0.329, SLG: 0.500 (1, 10)										3	0	0	1	0	0	1											
Larry Bittner, L OBP: 0.333, SLG: 0.388 (1, 3)										4	0	1	1	0	0	0											
Buddy Bell, R OBP: 0.257, SLG: 0.323 (1, 5)										4	0	0	0	0	0	1											
George Wright, S OBP: 0.303, SLG: 0.315 (1, 8)										3	0	2	0	1	0	0											
Jim Sundberg, R OBP: 0.262, SLG: 0.282 (1, 2)										4	0	0	0	0	1	4											
Bucky Dent, R OBP: 0.339, SLG: 0.392 (1, 6)										3	0	1	0	0	0	1											
Wayne Tolleson, S OBP: 0.333, SLG: 0.358 (1, 4)										3	0	0	0	0	1	2											
<b>Inning Stats</b>	R: 2 E: 0 K: 1 S: 8	H: 3 LOB: 2 BB: 1 P: 12	R: 0 E: 0 K: 0 S: 3	H: 0 LOB: 0 BB: 0 P: 3	R: 0 E: 0 K: 0 S: 3	H: 0 LOB: 0 BB: 0 P: 3	R: 0 E: 0 K: 0 S: 3	H: 0 LOB: 0 BB: 0 P: 3	R: 0 E: 0 K: 0 S: 4	H: 1 LOB: 1 BB: 0 P: 4	R: 0 E: 0 K: 1 S: 5	H: 0 LOB: 1 BB: 1 P: 9	R: 0 E: 0 K: 0 S: 3	H: 1 LOB: 1 BB: 0 P: 4	R: 0 E: 0 K: 0 S: 4	H: 1 LOB: 1 BB: 0 P: 4	1B: 3 2B: 3 3B: 0 HR: 0	SF: 1 SAC: 0 DP: 1 HBP: 0	WP: 1 PB: 0 SB: 0 CS: 0	PA: 34							
<b>PITCHER</b>	IP	WLS	BF	H	R	ER	SO	BB	IBB	HBP	BLK	WP	HR	S	P	ERA	WHIP										
Dennis Leonard, R ERA: 3.92 (1, 1)	7.1	W	29	5	2	2	2	2	0	0	0	1	0	31	39	2.46	0.955										
Dan Quisenberry, R ERA: 1.42 (8, 1)	1.2	S	5	1	0	0	0	0	0	0	0	0	0	5	5	0.00	0.600										

Texas Rangers @ Kansas City Royals  
 Royals Stadium, Kansas City, MO  
 Mon May 23 1983, 8:05 PM EDT  
 Att: 23,938 - Unknown

AB 31  
 R 2  
 H 6  
 RBI 2  
 BB 2  
 SO 2  
 LOB 12



Batter	1	2	3	4	5	6	7	8	9	AB	R	H	RBI	BB	SO	LOB	BOTTOM										
Willie Wilson, S OBP: 0.358, SLG: 0.414 (1, 7)										3	1	1	0	1	0	0											
Pat Sheridan, L OBP: 0.281, SLG: 0.455 (1, 9)										4	0	0	0	0	3	2											
George Brett, L OBP: 0.470, SLG: 0.774 (1, 5)										2	1	0	0	2	0	1											
Hal McRae, R OBP: 0.396, SLG: 0.515 (1, 10)										3	2	1	1	1	0	1											
Frank White, R OBP: 0.321, SLG: 0.462 (1, 4)										3	0	0	1	1	1	0											
Amos Otis, R OBP: 0.277, SLG: 0.288 (1, 8)										4	0	1	2	0	0	0											
Joe Simpson, L OBP: 0.230, SLG: 0.145 (1, 3)										3	0	0	0	0	0	2											
John Wathan, R OBP: 0.305, SLG: 0.325 (1, 2)										3	1	1	1	0	0	0											
U L Washington, S OBP: 0.284, SLG: 0.244 (1, 6)										3	0	0	0	0	0	0											
<b>Inning Stats</b>	R: 0 E: 0 K: 1 S: 5	H: 0 LOB: 1 BB: 1 P: 9	R: 0 E: 0 K: 0 S: 3	H: 0 LOB: 0 BB: 0 P: 3	R: 0 E: 0 K: 0 S: 3	H: 0 LOB: 0 BB: 0 P: 3	R: 1 E: 0 K: 1 S: 6	H: 1 LOB: 0 BB: 0 P: 6	R: 0 E: 0 K: 0 S: 3	H: 0 LOB: 0 BB: 0 P: 3	R: 3 E: 0 K: 1 S: 7	H: 2 LOB: 2 BB: 3 P: 19	R: 1 E: 0 K: 1 S: 6	H: 1 LOB: 1 BB: 1 P: 10	R: 0 E: 0 K: 0 S: 3	H: 0 LOB: 0 BB: 0 P: 3	1B: 2 2B: 0 3B: 0 HR: 2	SF: 0 SAC: 0 DP: 0 HBP: 0	WP: 2 PB: 0 SB: 1 CS: 0	PA: 33							
<b>PITCHER</b>	IP	WLS	BF	H	R	ER	SO	BB	IBB	HBP	BLK	WP	HR	S	P	ERA	WHIP										
Charlie Hough, R ERA: 4.64 (1, 1)	7.0	L	30	4	5	5	4	5	0	0	0	2	2	33	53	6.43	1.286										
Dave Schmidt, R ERA: (8, 1)	1.0		3	0	0	0	0	0	0	0	0	0	0	3	3	0.00	0.000										

Texas Rangers @ Kansas City Royals  
 Royals Stadium, Kansas City, MO  
 Mon May 23 1983, 8:05 PM EDT  
 Att: 23,938 - Unknown

AB 28  
 R 5  
 H 4  
 RBI 5  
 BB 5  
 SO 4  
 LOB 6





Batter	1	2	3	4	5	6	7	8	9	AB	R	H	RBI	BB	SO	LOB	TOP																					
Bill Sample, R OBP: 0.324, SLG: 0.388 (1, 7)										2	0	0	0	1	0	0																						
Buddy Bell, R OBP: 0.264, SLG: 0.341 (1, 5)										3	1	2	0	0	0	3																						
Larry Parrish, R OBP: 0.336, SLG: 0.524 (1, 9)										2	1	1	1	1	0	1																						
Dave Hostetter, R OBP: 0.333, SLG: 0.336 (1, 10)										2	0	1	1	1	0	0																						
Bob Johnson, R OBP: 0.259, SLG: 0.389 (1, 3)										3	0	0	0	0	2	4																						
Jim Sundberg, R OBP: 0.256, SLG: 0.275 (1, 2)										3	0	0	0	0	1	2																						
George Wright, S OBP: 0.299, SLG: 0.311 (1, 8)										3	0	0	0	0	0	0																						
Bucky Dent, R OBP: 0.341, SLG: 0.393 (1, 6)										2	0	1	0	0	0	0																						
Wayne Tolleson, S OBP: 0.337, SLG: 0.361 (1, 4)										2	0	1	0	0	0	0																						
<b>Inning Stats</b>	R: 1 E: 0 K: 1 S: 7	H: 2 LOB: 2 BB: 1 P: 11	R: 0 E: 0 K: 0 S: 3	H: 0 LOB: 0 BB: 0 P: 3	R: 0 E: 0 K: 0 S: 4	H: 1 LOB: 2 BB: 1 P: 8	R: 0 E: 0 K: 1 S: 7	H: 2 LOB: 3 BB: 1 P: 11	R: 1 E: 0 K: 1 S: 6	H: 1 LOB: 0 BB: 0 P: 6	R: 0 E: 0 K: 0 S: 0	H: 0 LOB: 0 BB: 0 P: 0																										
<b>PITCHER</b>	IP	WLS	BF	H	R	ER	SO	BB	IBB	HBP	BLK	WP	HR	S	P	ERA	WHIP	<b>PITCHER</b>				IP	WLS	BF	H	R	ER	SO	BB	IBB	HBP	BLK	WP	HR	S	P	ERA	WHIP
Paul Spittorff, L ERA: 6.23 (1, 1)	5.0		24	6	2	2	3	3	0	0	0	0	0	1	27	39	3.60	1.800																				
Mike Armstrong, R ERA: 2.61 (6, 1)	0.0		1	0	0	0	0	0	0	0	0	0	0	0	0	0	∞	∞																				

Texas Rangers @ Kansas City Royals  
Royals Stadium, Kansas City, MO  
Tue May 24 1983, 8:05 PM EDT  
Att: 17,583 - Unknown - 80 F

AB 22  
R 2  
H 6  
RBI 2  
BB 3  
SO 3  
LOB 10



WP: 0 PA: 25  
PB: 0  
SB: 0  
CS: 0  
1B: 3 SF: 0  
2B: 2 SAC: 0  
3B: 0 DP: 0  
HR: 1 HBP: 0

Batter	1	2	3	4	5	6	7	8	9	AB	R	H	RBI	BB	SO	LOB	BOTTOM																					
Willie Wilson, S OBP: 0.351, SLG: 0.406 (1, 7)										3	0	0	0	0	2	2																						
Pat Sheridan, L OBP: 0.231, SLG: 0.400 (1, 9)										3	0	0	0	0	1	0																						
George Brett, L OBP: 0.482, SLG: 0.778 (1, 5)										2	1	2	0	1	0	0																						
Hal McRae, R OBP: 0.401, SLG: 0.530 (1, 10)										2	0	1	1	0	1	1																						
Frank White, R OBP: 0.322, SLG: 0.459 (1, 4)										3	0	1	0	0	0	2																						
Amos Otis, R OBP: 0.287, SLG: 0.311 (1, 8)										2	1	1	0	1	0	3																						
Joe Simpson, L OBP: 0.219, SLG: 0.140 (1, 3)										2	0	0	1	0	0	2																						
John Wathan, R OBP: 0.308, SLG: 0.328 (1, 2)										2	0	1	0	0	0	0																						
U L Washington, S OBP: 0.287, SLG: 0.248 (1, 6)										2	0	1	0	0	0	1																						
<b>Inning Stats</b>	R: 0 E: 0 K: 2 S: 8	H: 1 LOB: 3 BB: 1 P: 13	R: 0 E: 1 K: 0 S: 4	H: 1 LOB: 1 BB: 0 P: 4	R: 0 E: 0 K: 1 S: 6	H: 1 LOB: 1 BB: 0 P: 6	R: 1 E: 0 K: 1 S: 7	H: 2 LOB: 1 BB: 0 P: 7	R: 1 E: 0 K: 0 S: 5	H: 2 LOB: 2 BB: 1 P: 9																												
<b>PITCHER</b>	IP	WLS	BF	H	R	ER	SO	BB	IBB	HBP	BLK	WP	HR	S	P	ERA	WHIP	<b>PITCHER</b>				IP	WLS	BF	H	R	ER	SO	BB	IBB	HBP	BLK	WP	HR	S	P	ERA	WHIP
Mike Smithson, R ERA: 3.84 (1, 1)	5.0		25	7	2	2	4	2	0	1	0	0	0	0	30	39	3.60	1.800																				

Texas Rangers @ Kansas City Royals  
Royals Stadium, Kansas City, MO  
Tue May 24 1983, 8:05 PM EDT  
Att: 17,583 - Unknown - 80 F

AB 21  
R 2  
H 7  
RBI 2  
BB 2  
SO 4  
LOB 11



WP: 0 PA: 25  
PB: 0  
SB: 1  
CS: 0  
1B: 5 SF: 1  
2B: 0 SAC: 0  
3B: 2 DP: 0  
HR: 0 HBP: 1



Batter	1	2	3	4	5	6	7	8	9	AB	R	H	RBI	BB	SO	LOB	TOP				
Bill Sample, R OBP: 0.321, SLG: 0.382 (1, 7)	0-0 6-3		0-0 S 1B			0-0 F4		0-0 F3	0-0 1-3	5	0	1	0	0	0	3					
Buddy Bell, R OBP: 0.269, SLG: 0.351 (1, 5)	0-0 F3		0-0 3-1 1-2			0-0 1B		0-0 1-3 1B		4	1	2	0	0	0	1					
Larry Parrish, R OBP: 0.333, SLG: 0.516 (1, 9)	0-0 L7			0-0 5-3		0-3 K		0-0 1B		4	0	1	2	0	1	1					
Dave Hostetter, R OBP: 0.338, SLG: 0.336 (1, 10)		4-0 FC6-4 BB		0-0 5-3		0-3 K		0-0 1-2 1B		3	0	1	0	1	1	0					
Bob Johnson, R OBP: 0.246, SLG: 0.368 Larry Bittner, L OBP: 0.327, SLG: 0.380 (8, PH) (8, 3)	0-0 F9		0-0 1-3			0-0 F3		0-0 G3		3	0	0	0	0	0	1					
Jim Sundberg, R OBP: 0.298, SLG: 0.276 Pete O'Brien, L OBP: 0.262, SLG: 0.285 (9, PH) (1, 2)	0-3 K				0-0 F9		0-0 FC6-4 1B		0-0 FC6-4 1B	3	0	1	0	0	1	1					
George Wright, S OBP: 0.304, SLG: 0.316 (1, 8)	0-0 FC6-4 1-2			0-0 L5-3-1 1B		0-0 FC6-4 1-2		0-0 FC6-4 1B		4	0	2	0	0	0	2					
Bucky Dent, R OBP: 0.331, SLG: 0.381 (1, 6)			0-0 F7		0-0 L5-3-1		0-0 F4		0-0 FC6-4 1-3	4	0	0	0	0	0	3					
Wayne Tolleson, S OBP: 0.333, SLG: 0.350 (1, 4)	0-0 F7				0-0 F8		0-0 2B 1B BB		0-0 1-3	3	1	0	0	1	0	2					
<b>Inning Stats</b>	R: 0 E: 0 K: 0 S: 3	H: 0 LOB: 0 BB: 0 P: 3	R: 0 E: 0 K: 1 S: 5	H: 0 LOB: 1 BB: 1 P: 9	R: 0 E: 0 K: 0 S: 4	H: 1 LOB: 1 BB: 0 P: 4	R: 0 E: 0 K: 0 S: 3	H: 0 LOB: 0 BB: 0 P: 3	R: 0 E: 0 K: 1 S: 6	H: 1 LOB: 1 BB: 0 P: 6	R: 0 E: 0 K: 1 S: 6	H: 1 LOB: 1 BB: 0 P: 6	R: 2 E: 0 K: 0 S: 6	H: 3 LOB: 2 BB: 1 P: 10	R: 0 E: 0 K: 0 S: 5	H: 2 LOB: 2 BB: 0 P: 5	1B: 8 2B: 2 3B: 0 HR: 0	SF: 0 SAC: 0 DP: 1 HBP: 0	WP: 0 PB: 0 SB: 1 CS: 0	PA: 37	
<b>PITCHER</b>	IP	WLS	BF	H	R	ER	SO	BB	IBB	HBP	BLK	WP	HR	S	P	ERA	WHIP				
Bud Black, L ERA: 2.35 Dan Quisenberry, R ERA: 1.36	(1, 1) (8, 1)	7.2 S	30 7	6 3	2 0	2 0	3 0	2 0	0 0	0 0	0 0	0 0	0 0	34 7	42 7	2.35 0.00	1.043 2.250				

Texas Rangers @ Kansas City Royals  
Royals Stadium, Kansas City, MO  
Wed May 25 1983, 8:05 PM EDT  
Att: 22,604 - Unknown

AB	35
R	2
H	9
RBI	2
BB	2
SO	3
LOB	16



Batter	1	2	3	4	5	6	7	8	9	AB	R	H	RBI	BB	SO	LOB	BOTTOM				
Willie Wilson, S OBP: 0.355, SLG: 0.415 (1, 7)	0-3 K		0-0 4-3 WP 2B			0-0 1-3 S 1B		0-0 F7		4	1	2	0	0	1	0					
Pat Sheridan, L OBP: 0.200, SLG: 0.345 (1, 9)	0-0 F8		0-0 4-3 2-3			0-0 F5 1-2		0-0 F9		4	0	0	0	0	0	2					
George Brett, L OBP: 0.475, SLG: 0.785 (1, 5)	0-0 HR		0-0 F9 3-H			0-0 1-3 2-3		0-0 F8		4	1	1	1	0	0	1					
Hal McRae, R OBP: 0.404, SLG: 0.537 (1, 10)	0-0 2B			0-0 6-3		0-0 5-3		0-0 1B		4	0	2	0	0	0	1					
Amos Otis, R OBP: 0.286, SLG: 0.309 (1, 8)	0-3 K			0-0 5-3		0-0 E 1B		0-0 F4		4	1	1	0	0	1	2					
Frank White, R OBP: 0.315, SLG: 0.449 (1, 4)		0-0 5-3		0-0 F3		0-0 F9				3	0	0	0	0	0	1					
John Wathan, R OBP: 0.309, SLG: 0.323 (1, 2)		0-0 5-3			0-0 5-3		4-0 E BB			2	1	0	0	1	0	0					
Joe Simpson, L OBP: 0.224, SLG: 0.183 (1, 3)		0-0 6-3			0-0 4-3		0-0 E9 1-2 2H 3B			3	1	1	2	0	0	0					
U L Washington, S OBP: 0.281, SLG: 0.243 (1, 6)			0-0 F8		0-0 L8		0-0 F7			3	0	0	0	0	0	0					
<b>Inning Stats</b>	R: 1 E: 0 K: 2 S: 9	H: 2 LOB: 1 BB: 0 P: 9	R: 0 E: 0 K: 0 S: 3	H: 0 LOB: 0 BB: 0 P: 3	R: 1 E: 0 K: 0 S: 4	H: 1 LOB: 0 BB: 0 P: 4	R: 0 E: 0 K: 0 S: 3	H: 0 LOB: 0 BB: 0 P: 3	R: 0 E: 0 K: 0 S: 4	H: 1 LOB: 1 BB: 0 P: 4	R: 3 E: 1 K: 0 S: 5	H: 2 LOB: 0 BB: 1 P: 9	R: 0 E: 0 K: 0 S: 4	H: 1 LOB: 1 BB: 0 P: 4	1B: 3 2B: 2 3B: 1 HR: 1	SF: 0 SAC: 0 DP: 0 HBP: 0	WP: 1 PB: 0 SB: 2 CS: 0	PA: 32			
<b>PITCHER</b>	IP	WLS	BF	H	R	ER	SO	BB	IBB	HBP	BLK	WP	HR	S	P	ERA	WHIP				
Danny Darwin, R ERA: 3.05	(1, 1)	8.0 L	32	7	5	4	2	1	0	0	0	1	1	35	39	4.50	1.000				

Texas Rangers @ Kansas City Royals  
Royals Stadium, Kansas City, MO  
Wed May 25 1983, 8:05 PM EDT  
Att: 22,604 - Unknown

AB	31
R	5
H	7
RBI	3
BB	1
SO	2
LOB	7









Batter	1	2	3	4	5	6	7	8	9	AB	R	H	RBI	BB	SO	LOB	TOP					
Wayne Tolleson, S (1,4) OBP: 0.325, SLG: 0.339	0-0 4-3			0-3 K		0-0 FC5-4 1B		0-0 5-3		4	0	1	0	0	1	0	<b>Texas Rangers @ Chicago White Sox</b> Comiskey Park, Chicago, IL Fri May 27 1983, 8:05 PM EDT Att. 17,527 - Overcast - 61 F					
Buddy Bell, R (1,5) OBP: 0.257, SLG: 0.333	0-0 G3		0-0 F8		0-0 FC5-4 1-2			0-0 F9		4	0	0	0	0	0	1						
Pete O'Brien, L (1,3) OBP: 0.266, SLG: 0.278	0-0 F8		0-3 K		0-3 K			0-0 F8		4	0	0	0	0	2	1						
Larry Parrish, R (1,9) OBP: 0.346, SLG: 0.526		0-0 6-3			0-0 5-3		0-0 4-3 4-3 2B		0-0 1B 1B	4	1	2	0	0	0	0						
Larry Bittner, L (1,10) OBP: 0.333, SLG: 0.370		0-0 5-3			0-0 G3		0-0 4-3		0-0 1B 1-3 1B	4	0	1	0	0	0	1						
George Wright, S (1,8) OBP: 0.305, SLG: 0.313		0-0 3-1			0-0 1B		0-0 4-3		0-0 5-3	4	0	1	1	0	0	2						
Jim Sundberg, R (1,2) OBP: 0.261, SLG: 0.273			0-0 6-3		0-0 5-3		0-0 5-3			3	0	0	0	0	0	1						
Bucky Dent, R (1,6) OBP: 0.321, SLG: 0.364			0-0 F3		0-0 5-3		0-0 4-3		0-0 4-3	3	0	0	0	0	0	0						
Bill Sample, R (1,7) OBP: 0.325, SLG: 0.401			0-3 K		0-0 HR		0-0 F9			3	1	1	1	0	1	0						
<b>Inning Stats</b>	R: 0 E: 0 K: 0 S: 3	H: 0 LOB: 0 BB: 0 P: 3	R: 0 E: 0 K: 0 S: 3	H: 0 LOB: 0 BB: 0 P: 3	R: 0 E: 0 K: 1 S: 5	H: 0 LOB: 0 BB: 0 P: 5	R: 0 E: 0 K: 2 S: 7	H: 0 LOB: 0 BB: 0 P: 7	R: 0 E: 0 K: 0 S: 4	H: 1 LOB: 1 BB: 0 P: 4	R: 1 E: 0 K: 1 S: 7	H: 2 LOB: 1 BB: 0 P: 7	R: 1 E: 0 K: 0 S: 4	H: 1 LOB: 0 BB: 0 P: 4	R: 0 E: 0 K: 0 S: 3	H: 0 LOB: 0 BB: 0 P: 3	R: 0 E: 0 K: 0 S: 5	H: 2 LOB: 2 BB: 0 P: 5	1B: 4 2B: 1 3B: 0 HR: 1	SF: 0 SAC: 0 DP: 0 HBP: 0	WP: 0 PB: 0 SB: 0 CS: 0	PA: 33
<b>PITCHER</b> LaMarr Hoyt, R (1,1) ERA: 4.48	IP: 9.0 WLS: W BF: 33 H: 6 R: 2 ER: 2 SO: 4 BB: 0 IBB: 0 HBP: 0 BLK: 0 WP: 0 HR: 1 S: 41 P: 41 ERA: 2.00 WHIP: 0.667															<b>PITCHER</b>	IP: 9.0 WLS: W BF: 33 H: 6 R: 2 ER: 2 SO: 4 BB: 0 IBB: 0 HBP: 0 BLK: 0 WP: 0 HR: 1 S: 41 P: 41 ERA: 2.00 WHIP: 0.667					

**Texas Rangers @ Chicago White Sox**  
Comiskey Park, Chicago, IL  
Fri May 27 1983, 8:05 PM EDT  
Att. 17,527 - Overcast - 61 F

AB	33
R	2
H	6
RBI	2
BB	0
SO	4
LOB	6



Batter	1	2	3	4	5	6	7	8	9	AB	R	H	RBI	BB	SO	LOB	BOTTOM			
Tony Bernazard, S (1,4) OBP: 0.297, SLG: 0.392	0-0 F7		0-0 1B 2B		0-3 K 1-2			0-3 K		4	1	1	0	0	2	1	<b>Texas Rangers @ Chicago White Sox</b> Comiskey Park, Chicago, IL Fri May 27 1983, 8:05 PM EDT Att. 17,527 - Overcast - 61 F			
Carlton Fisk, R (1,2) OBP: 0.270, SLG: 0.290	0-0 5-3		0-0 6-3			1-0 1B HBP		0-0 F7		3	0	0	0	0	0	1				
Harold Baines, L (1,8) (7,9) OBP: 0.312, SLG: 0.367	0-0 3-1		0-0 1B 2H			0-0 F9		0-0 2B		4	0	2	1	0	0	1				
Greg Luzinski, R (1,10) OBP: 0.312, SLG: 0.397		0-0 F7	0-0 F8			0-0 F8		0-3 K		4	0	0	0	0	1	3				
Tom Paciorek, R (1,9) OBP: 0.313, SLG: 0.430		0-0 HR 1B		1-0 G6-4-3 HBP		0-0 1B 1-2				2	1	2	0	0	0	0				
Rusty Kuntz, R (7,8) OBP: 0.354, SLG: 0.286				0-0 G6-4-3 HBP		0-0 1B 1-2				0	0	0	0	0	0	0				
Ron Kittle, R (1,7) OBP: 0.293, SLG: 0.490		0-0 HR 1H		0-0 G6-4-3 1-2		0-3 K				3	1	1	2	0	1	3				
Chris Nyman, R (1,3) Mike Squires, L (7,PH) (8,3) OBP: 0.280, SLG: 0.219		0-3 K		0-0 4-3			0-0 F9			2	0	0	0	0	1	0				
Vance Law, R (1,5) OBP: 0.219, SLG: 0.217		0-0 F9			0-0 6-3		0-0 4-3			3	0	0	0	0	0	0				
Jerry Dybzinski, R (1,6) OBP: 0.333, SLG: 0.321			0-0 F7		0-0 CS 1B		0-0 4-3			3	0	1	0	0	0	0				
<b>Inning Stats</b>	R: 0 E: 0 K: 0 S: 3	H: 0 LOB: 0 BB: 0 P: 3	R: 2 E: 0 K: 1 S: 7	H: 2 LOB: 0 BB: 0 P: 7	R: 1 E: 0 K: 0 S: 5	H: 2 LOB: 1 BB: 0 P: 5	R: 0 E: 0 K: 0 S: 2	H: 0 LOB: 0 BB: 0 P: 3	R: 0 E: 0 K: 1 S: 5	H: 1 LOB: 0 BB: 0 P: 5	R: 0 E: 0 K: 1 S: 6	H: 1 LOB: 2 BB: 0 P: 7	R: 0 E: 0 K: 0 S: 3	H: 0 LOB: 0 BB: 0 P: 3	R: 0 E: 0 K: 2 S: 8	H: 1 LOB: 1 BB: 0 P: 8	1B: 4 2B: 2 3B: 0 HR: 1	SF: 0 SAC: 0 DP: 1 HBP: 2	WP: 0 PB: 0 SB: 0 CS: 1	PA: 31
<b>PITCHER</b> Frank Tanana, L (1,1) ERA: 1.59 John Butcher, R (6,1) ERA: 4.5	IP: 5.2 WLS: L BF: 23 H: 6 R: 3 ER: 3 SO: 2 BB: 0 IBB: 0 HBP: 0 BLK: 0 WP: 0 HR: 1 S: 25 P: 27 ERA: 4.76 WHIP: 1.059															<b>PITCHER</b>	IP: 2.1 WLS: 8 BF: 1 H: 0 R: 0 ER: 0 SO: 3 BB: 0 IBB: 0 HBP: 0 BLK: 0 WP: 0 HR: 0 S: 14 P: 14 ERA: 0.00 WHIP: 0.429			

**Texas Rangers @ Chicago White Sox**  
Comiskey Park, Chicago, IL  
Fri May 27 1983, 8:05 PM EDT  
Att. 17,527 - Overcast - 61 F

AB	29
R	3
H	7
RBI	3
BB	0
SO	5
LOB	9





Batter	1	2	3	4	5	6	7	8	9	AB	R	H	RBI	BB	SO	LOB	TOP		
Wayne Tolleson, S (1,4) OBP: 0.331, SLG: 0.345										4	1	2	0	0	1	0	<b>Texas Rangers @ Chicago White Sox</b> Comiskey Park, Chicago, IL Sat May 28 1983, 4:33 AM EDT Att: 18,197 - Overcast - 55 F		
Buddy Bell, R (1,5) OBP: 0.256, SLG: 0.332										4	1	1	0	0	0	1			
Pete O'Brien, L (1,3) OBP: 0.272, SLG: 0.279										3	0	1	1	1	1	2			
Larry Parrish, R (1,9) OBP: 0.344, SLG: 0.514										3	0	0	0	0	2	5			
Larry Blittner, L (1,10) OBP: 0.311, SLG: 0.351										3	0	0	1	0	0	3			
Bill Sample, R (1,7) OBP: 0.323, SLG: 0.394										3	1	0	0	1	0	1			
George Wright, S (1,8) OBP: 0.305, SLG: 0.311										4	0	1	0	0	1	0			
Bucky Dent, R (1,6) OBP: 0.313, SLG: 0.353										4	0	0	0	0	0	2			
Jim Sundberg, R (1,2) OBP: 0.257, SLG: 0.269										2	0	0	0	0	0	0			
Bill Stein, R (7, PH) OBP: 0.250, SLG: 0.273										0	0	0	1	0	0	0			
Bob Johnson, R (7, 2) OBP: 0.242, SLG: 0.362										0	0	0	0	0	0	0			
<b>Inning Stats</b>	R: 2 E: 0 K: 1 S: 8	H: 3 LOB: 1 BB: 0 P: 8	R: 0 E: 0 K: 0 S: 3	H: 0 LOB: 0 BB: 0 P: 3	R: 0 E: 0 K: 1 S: 5	H: 0 LOB: 1 BB: 1 P: 9	R: 0 E: 0 K: 1 S: 5	H: 0 LOB: 0 BB: 0 P: 5	R: 0 E: 0 K: 1 S: 5	H: 0 LOB: 1 BB: 0 P: 4	R: 0 E: 0 K: 0 S: 3	H: 1 LOB: 0 BB: 1 P: 7	R: 0 E: 1 K: 1 S: 7	H: 1 LOB: 2 BB: 0 P: 7	R: 0 E: 0 K: 0 S: 3	H: 0 LOB: 0 BB: 0 P: 3	1B: 5 2B: 0 3B: 0 HR: 0	SF: 2 SAC: 0 DP: 0 HBP: 1	WP: 0 PA: 36 SB: 0 CS: 1
<b>PITCHER</b>	IP WLS BF H R ER SO BB IBB HBP BLK WP HR S P ERA WHIP																		
Richard Dotson, R (1,1) ERA: 4.06	6.0 W 25 4 3 3 4 2 0 1 0 0 0 30 39 4.50 1.000																		
Dick Tidrow, R (7,1) ERA: 3.16	3.0 S 10 1 0 0 1 0 0 0 0 0 0 12 12 0.00 0.333																		

AB	30
R	3
H	5
RBI	3
BB	2
SO	5
LOB	14



Batter	1	2	3	4	5	6	7	8	9	AB	R	H	RBI	BB	SO	LOB	BOTTOM		
Rudy Law, L (1,8) OBP: 0.344, SLG: 0.321										5	1	2	0	0	1	3	<b>Texas Rangers @ Chicago White Sox</b> Comiskey Park, Chicago, IL Sat May 28 1983, 4:33 AM EDT Att: 18,197 - Overcast - 55 F		
Tony Bemazzard, S (1,4) OBP: 0.295, SLG: 0.389										4	0	1	0	0	2	6			
Harold Baines, L (1,9) OBP: 0.322, SLG: 0.388										2	3	1	1	2	0	1			
Greg Luzinski, R (1,10) OBP: 0.304, SLG: 0.385										4	0	0	0	0	1	5			
Tom Paciorek, R (1,3) OBP: 0.320, SLG: 0.474										4	1	2	5	0	0	1			
Mike Squires, L (8,3) OBP: 0.280, SLG: 0.219										0	0	0	0	0	0	0			
Ron Kittle, R (1,7) OBP: 0.292, SLG: 0.483										4	0	1	0	0	1	2			
Marc Hill, R (1,2) OBP: 0.357, SLG: 0.410										3	1	0	0	1	0	1			
Vance Law, R (1,5) OBP: 0.235, SLG: 0.254										3	1	1	0	1	2	0			
Jerry Dybzinski, R (1,6) OBP: 0.338, SLG: 0.345										2	0	1	1	0	0	0			
Charlie Hough, R (7, PH) OBP: 0.421, SLG: 0.548										1	0	1	1	0	0	0			
Scott Fletcher, R (7, PR) OBP: 0.357, SLG: 0.326										0	1	0	0	1	0	0			
<b>Inning Stats</b>	R: 1 E: 0 K: 1 S: 6	H: 2 LOB: 0 BB: 0 P: 6	R: 0 E: 0 K: 0 S: 3	H: 1 LOB: 0 BB: 0 P: 3	R: 0 E: 0 K: 2 S: 7	H: 0 LOB: 0 BB: 0 P: 7	R: 0 E: 0 K: 0 S: 4	H: 1 LOB: 1 BB: 0 P: 4	R: 1 E: 0 K: 1 S: 6	H: 1 LOB: 2 BB: 2 P: 14	R: 2 E: 0 K: 1 S: 6	H: 1 LOB: 0 BB: 1 P: 10	R: 4 E: 0 K: 1 S: 9	H: 4 LOB: 2 BB: 1 P: 13	R: 0 E: 0 K: 1 S: 5	H: 0 LOB: 1 BB: 1 P: 9	1B: 4 2B: 3 3B: 1 HR: 2	SF: 0 SAC: 0 DP: 1 HBP: 0	WP: 0 PA: 37 SB: 2 CS: 0
<b>PITCHER</b>	IP WLS BF H R ER SO BB IBB HBP BLK WP HR S P ERA WHIP																		
Charlie Hough, R (1,1) ERA: 5.07	6.0 L 27 8 6 6 5 3 0 0 0 0 0 2 34 46 9.00 1.833																		
Dave Tobik, R (7,1) ERA: 5.32	2.0 10 2 2 2 2 1 1 0 0 0 0 12 20 9.00 1.500																		

AB	32
R	8
H	10
RBI	8
BB	5
SO	7
LOB	19





Batter	1	2	3	4	5	6	7	8	9	AB	R	H	RBI	BB	SO	LOB	TOP										
Wayne Tolleson, S (1.4) OBP: 0.336, SLG: 0.350	6-3		S BB SF9 1B		K					4	1	2	0	0	1	1	<b>Texas Rangers @ Chicago White Sox</b> Comiskey Park, Chicago, IL Sun May 29 1983, 4:33 AM EDT Att: 23,239 - Cloudy - 66 F										
Bill Sample, R (1.7) OBP: 0.322, SLG: 0.388	F4		SF9 S 1-2 BB		6-3		F9			3	0	0	0	1	0	2											
Larry Parrish, R (1.9) OBP: 0.341, SLG: 0.510	6-3		SF9		WP 1B			F7		3	0	1	2	0	0	0											
Dave Hostetter, R (1.10) Pete O'Brien, L (8, PH) OBP: 0.320, SLG: 0.315 OBP: 0.277, SLG: 0.297		K	K		K			5-3 3B		3	0	0	0	0	3	2											
Buddy Bell, R (1.5) OBP: 0.281, SLG: 0.335		1B 1B			FC6-4 1B			5-3		4	0	2	1	0	0	0											
Bill Stein, R (1.3) OBP: 0.250, SLG: 0.267		1-2 1B			K			F4		4	0	1	0	0	1	1											
Bob Johnson, R (1.2) OBP: 0.227, SLG: 0.339		K			FC6-4 1-2			F7		4	0	0	0	0	1	3											
George Wright, S (1.8) OBP: 0.298, SLG: 0.304		F7			F2			3-1		4	0	0	0	0	0	3											
Jim Anderson, R (1.6) OBP: 0.250, SLG: 0.267					F7			6-3 1B 2B		4	1	1	0	0	0	0											
<b>Inning Stats</b>	R: 0 E: 0 K: 0 S: 3	H: 0 LOB: 0 BB: 0 P: 3	R: 0 E: 0 K: 2 S: 9	H: 2 LOB: 0 BB: 0 P: 9	R: 1 E: 0 K: 1 S: 6	H: 1 LOB: 1 BB: 1 P: 10	R: 0 E: 0 K: 1 S: 6	H: 1 LOB: 1 BB: 0 P: 6	R: 1 E: 0 K: 2 S: 9	H: 2 LOB: 1 BB: 0 P: 9	R: 0 E: 0 K: 0 S: 3	H: 0 LOB: 0 BB: 0 P: 3	R: 0 E: 0 K: 0 S: 4	H: 1 LOB: 1 BB: 0 P: 4	R: 1 E: 0 K: 0 S: 4	H: 1 LOB: 0 BB: 0 P: 4		R: 0 E: 0 K: 0 S: 3	H: 0 LOB: 0 BB: 0 P: 3	1B: 6 2B: 1 3B: 1 HR: 0	SF: 1 SAC: 0 DP: 0 HBP: 0	WP: 1 PB: 0 SB: 2 CS: 0	PA: 36				
<b>PITCHER</b>	IP	WLS	BF	H	R	ER	SO	BB	IBB	HBP	BLK	WP	HR	S	P	ERA	WHIP										
Jerry Koonsman, L (1.1) ERA: 4.81	6.0	W	25	6	2	2	6	1	0	0	0	1	0	36	40	3.00	1.167										
Dennis Lamp, R (7.1) ERA: 4.53	1.0		4	1	0	0	0	0	0	0	0	0	0	4	4	0.00	1.000										
Salome Barojas, R (8.1) ERA: 3.43	1.0		4	1	1	0	0	0	0	0	0	0	0	4	4	9.00	1.000										
Kevin Hickey, L (9.1) ERA: 0.93	1.0		3	0	0	0	0	0	0	0	0	0	0	3	3	0.00	0.000										

Batter	1	2	3	4	5	6	7	8	9	AB	R	H	RBI	BB	SO	LOB	BOTTOM										
Rudy Law, L (1.8) OBP: 0.333, SLG: 0.310	E4 WP 1B	SH1-3	4-3		F5			F7		4	1	0	0	0	0	2	<b>Texas Rangers @ Chicago White Sox</b> Comiskey Park, Chicago, IL Sun May 29 1983, 4:33 AM EDT Att: 23,239 - Cloudy - 66 F										
Rusty Kuntz, R (9.8) OBP: 0.354, SLG: 0.286		2-3								0	0	0	0	0	0	0											
Carlton Fisk, R (1.2) OBP: 0.276, SLG: 0.321	F9							F8		5	1	2	2	0	0	1											
Marc Hill, R (9.2) OBP: 0.357, SLG: 0.410	1-2	F7 BLK 1B						1-3		0	0	0	0	0	0	0											
Harold Baines, L (1.9) OBP: 0.320, SLG: 0.384	HBP FC6-4 1B	F7						F5		4	1	1	1	0	1	1											
Greg Walker, L (1.10) OBP: 0.300, SLG: 0.444	E4 FC6-4 HBP 1-2	F8						4-3		4	0	1	0	0	0	2											
Tom Paciorek, R (1.3) OBP: 0.318, SLG: 0.460								FC6-4 1B		3	0	0	0	0	0	1											
Mike Squires, L (7.3) OBP: 0.280, SLG: 0.219	1-2 2-3 HBP		4-3		1-3			FC6-4 1-2		0	0	0	0	0	0	0											
Ron Kittle, R (1.7) OBP: 0.291, SLG: 0.497	FC6-4							K		4	1	1	2	0	1	2											
Tony Bernazard, S (1.4) OBP: 0.294, SLG: 0.392	F8							F9		4	1	1	0	0	0	2											
Vance Law, R (1.5) OBP: 0.250, SLG: 0.343								4-3 2B		4	2	2	1	0	0	1											
Jerry Dybzinski, R (1.6) OBP: 0.348, SLG: 0.355		E4 SH1-3 1B						F9		4	1	2	2	0	0	0											
<b>Inning Stats</b>	R: 2 E: 2 K: 0 S: 6	H: 1 LOB: 2 BB: 0 P: 7	R: 2 E: 1 K: 0 S: 6	H: 2 LOB: 1 BB: 0 P: 6	R: 2 E: 0 K: 0 S: 6	H: 3 LOB: 1 BB: 0 P: 6	R: 1 E: 0 K: 1 S: 6	H: 1 LOB: 0 BB: 0 P: 6	R: 1 E: 0 K: 1 S: 7	H: 2 LOB: 1 BB: 0 P: 7	R: 0 E: 0 K: 0 S: 4	H: 1 LOB: 1 BB: 0 P: 4	R: 0 E: 0 K: 0 S: 3	H: 0 LOB: 0 BB: 0 P: 3	R: 0 E: 0 K: 0 S: 3	H: 0 LOB: 0 BB: 0 P: 3	R: 0 E: 0 K: 0 S: 3	H: 0 LOB: 0 BB: 0 P: 3	1B: 5 2B: 1 3B: 1 HR: 3	SF: 0 SAC: 1 DP: 0 HBP: 1	WP: 1 PB: 0 SB: 1 CS: 0	PA: 38					
<b>PITCHER</b>	IP	WLS	BF	H	R	ER	SO	BB	IBB	HBP	BLK	WP	HR	S	P	ERA	WHIP										
Mike Smithson, R (1.1) ERA: 4.07	3.0	L	19	6	6	3	0	0	0	0	0	0	1	1	1	9.00	2.000										
Dave Schmidt, R (4.1) ERA: 2.16	1.2		8	3	2	2	2	0	0	0	0	0	1	12	12	10.80	1.800										
John Butcher, R (5.1) ERA: 4.21	2.1		8	1	0	0	0	0	0	0	0	0	0	8	8	0.00	0.429										
Odell Jones, R (8.1) ERA: 2.96	1.0		3	0	0	0	0	0	0	0	0	0	0	3	3	0.00	0.000										



Batter	1	2	3	4	5	6	7	8	9	AB	R	H	RBI	BB	SO	LOB	TOP						
Willie Wilson, S OBP: 0.327, SLG: 0.379	0-3 K	0-0 6-3		0-0 E1 IBB 2B		0-3 K			0-0 BB 2B	5	1	1	0	0	2	3	<b>Kansas City Royals @ Texas Rangers</b> Arlington Stadium, Arlington, TX Tue May 31 1983, 8:05 PM EDT Att: 10,448 - Unknown						
Pat Sheridan, L OBP: 0.234, SLG: 0.400	0-0 4-3		0-0 F7	0-3 K		0-0 F9			0-3 K	5	0	0	0	0	2	3							
George Brett, L OBP: 0.457, SLG: 0.714	0-0 F7			4-0 HBP 1B	1-2 2B IBB				4-0 BB IBB	3	1	1	0	2	0	1							
Hal McRae, R OBP: 0.424, SLG: 0.536		4-0 1B BB FC5-4	1-0 HBP 1B	0-0 HBP 2B					4-0 1-2 2-3 BB	2	1	1	2	2	0	0							
Willie Aikens, L OBP: 0.393, SLG: 0.487		4-0 FC5-4 1B BB	0-0 L8	0-0 L3					0-3 K	3	1	1	0	1	0	3							
Joe Simpson, L OBP: 0.237, SLG: 0.179		1-2 1B BB							0-3 K	1	0	0	0	0	1	3							
Amos Otis, R OBP: 0.286, SLG: 0.331		0-0 FC5-4 1B	0-0 FC6-4		0-3 K				0-0 L7	5	0	1	0	0	1	6							
Frank White, R OBP: 0.303, SLG: 0.435		0-0 FC5-4 1B S		0-0 SH5-3 E 1B		0-3 P4			0-0 5-3	4	1	1	1	0	0	2							
John Wathan, R OBP: 0.314, SLG: 0.331		0-0 S 1B		0-0 SH5-3 E 1B		0-3 K			0-0 F8	4	1	2	1	0	1	0							
U L Washington, S OBP: 0.304, SLG: 0.278		0-3 K		0-0 SH5-3					0-3 K	3	0	1	0	0	2	2							
<b>Inning Stats</b>	R: 0 E: 0 K: 1 S: 5	H: 0 LOB: 0 BB: 0 P: 5	R: 2 E: 0 K: 1 S: 7	H: 2 LOB: 2 BB: 2 P: 15	R: 0 E: 0 K: 0 S: 4	H: 1 LOB: 2 BB: 0 P: 5	R: 4 E: 1 K: 1 S: 9	H: 3 LOB: 1 BB: 1 P: 13	R: 0 E: 0 K: 2 S: 7	H: 0 LOB: 0 BB: 0 P: 7	R: 0 E: 0 K: 1 S: 6	H: 1 LOB: 1 BB: 0 P: 6	R: 0 E: 0 K: 1 S: 3	H: 0 LOB: 0 BB: 0 P: 3	R: 0 E: 0 K: 1 S: 5	H: 0 LOB: 0 BB: 2 P: 5	1B: 7 2B: 2 3B: 0 HR: 0	SF: 0 SAC: 1 DP: 0 HBP: 1	WP: 0 PB: 0 CS: 1	PA: 42			
<b>PITCHER</b>	IP WLS BF H R ER SO BB IBB HBP BLK WP HR S P ERA WHIP	IP WLS BF H R ER SO BB IBB HBP BLK WP HR S P ERA WHIP	IP WLS BF H R ER SO BB IBB HBP BLK WP HR S P ERA WHIP	IP WLS BF H R ER SO BB IBB HBP BLK WP HR S P ERA WHIP	IP WLS BF H R ER SO BB IBB HBP BLK WP HR S P ERA WHIP	IP WLS BF H R ER SO BB IBB HBP BLK WP HR S P ERA WHIP	IP WLS BF H R ER SO BB IBB HBP BLK WP HR S P ERA WHIP	IP WLS BF H R ER SO BB IBB HBP BLK WP HR S P ERA WHIP	IP WLS BF H R ER SO BB IBB HBP BLK WP HR S P ERA WHIP	IP WLS BF H R ER SO BB IBB HBP BLK WP HR S P ERA WHIP	IP WLS BF H R ER SO BB IBB HBP BLK WP HR S P ERA WHIP	IP WLS BF H R ER SO BB IBB HBP BLK WP HR S P ERA WHIP	IP WLS BF H R ER SO BB IBB HBP BLK WP HR S P ERA WHIP	IP WLS BF H R ER SO BB IBB HBP BLK WP HR S P ERA WHIP	IP WLS BF H R ER SO BB IBB HBP BLK WP HR S P ERA WHIP	IP WLS BF H R ER SO BB IBB HBP BLK WP HR S P ERA WHIP	IP WLS BF H R ER SO BB IBB HBP BLK WP HR S P ERA WHIP						
Danny Darwin, R ERA: 2.95	(1, 1)	8.0	L	37	9	6	2	7	2	1	1	0	0	0	0	0	0	0	0	47	60	2.25	1.375
Frank Tanana, L ERA: 1.57	(9, 1)	0.1		2	0	0	0	1	0	1	0	0	0	0	0	0	0	0	0	3	7	0.00	0.000
Odell Jones, R ERA: 2.88	(9, 1)	0.2		3	0	0	0	1	1	0	0	0	0	0	0	0	0	0	0	4	8	0.00	1.500

Batter	1	2	3	4	5	6	7	8	9	AB	R	H	RBI	BB	SO	LOB	BOTTOM						
Wayne Tolleson, S OBP: 0.333, SLG: 0.347	0-0 F9		0-0 6-3			0-0 E 1B			0-0 6-3	4	1	1	0	0	0	1	<b>Kansas City Royals @ Texas Rangers</b> Arlington Stadium, Arlington, TX Tue May 31 1983, 8:05 PM EDT Att: 10,448 - Unknown						
Bill Sample, R OBP: 0.320, SLG: 0.390	0-0 5-3		0-0 6-3			0-0 F4			0-0 HR 2B	4	1	1	0	0	0	2							
Buddy Bell, R OBP: 0.266, SLG: 0.354	0-0 6-3				0-0 6-3				0-0 WP SF8 1B	4	2	2	2	0	0	0							
Dave Hostetter, R OBP: 0.318, SLG: 0.315		0-0 4-3			0-0 1B				0-0 SF8	3	0	1	1	0	1	0							
Larry Parrish, R OBP: 0.333, SLG: 0.497		0-0 6-3			0-0 F8				0-0 F9	4	0	0	0	0	0	1							
Pete O'Brien, L OBP: 0.270, SLG: 0.289		0-0 1-3			0-0 L8				0-0 P6	4	0	0	0	0	0	1							
Bucky Dent, R OBP: 0.313, SLG: 0.353					0-0 FC6-4 1B				0-0 F9	3	0	1	0	0	0	0							
Larry Bittner, L OBP: 0.306, SLG: 0.345					0-0 FC6-4 2B				0-0 F8	1	0	0	0	0	0	0							
George Wright, S OBP: 0.293, SLG: 0.298					0-0 FC6-4 2B				0-3 K	3	1	0	0	0	1	1							
Jim Sundberg, R OBP: 0.259, SLG: 0.278					0-0 1B 2B				0-0 P2	3	0	1	1	0	0	0							
<b>Inning Stats</b>	R: 0 E: 0 K: 0 S: 3	H: 0 LOB: 0 BB: 0 P: 3	R: 0 E: 0 K: 0 S: 3	H: 0 LOB: 0 BB: 0 P: 3	R: 1 E: 0 K: 0 S: 5	H: 2 LOB: 1 BB: 0 P: 5	R: 0 E: 0 K: 0 S: 4	H: 1 LOB: 1 BB: 0 P: 4	R: 0 E: 0 K: 0 S: 3	H: 0 LOB: 0 BB: 0 P: 3	R: 2 E: 1 K: 0 S: 5	H: 2 LOB: 0 BB: 0 P: 5	R: 0 E: 0 K: 1 S: 5	H: 0 LOB: 0 BB: 0 P: 5	R: 2 E: 0 K: 1 S: 7	H: 2 LOB: 2 BB: 0 P: 7	R: 0 E: 0 K: 0 S: 3	H: 0 LOB: 0 BB: 0 P: 3	1B: 4 2B: 2 3B: 0 HR: 1	SF: 1 SAC: 0 DP: 0 HBP: 0	WP: 1 PB: 0 CS: 0	PA: 34	
<b>PITCHER</b>	IP WLS BF H R ER SO BB IBB HBP BLK WP HR S P ERA WHIP	IP WLS BF H R ER SO BB IBB HBP BLK WP HR S P ERA WHIP	IP WLS BF H R ER SO BB IBB HBP BLK WP HR S P ERA WHIP	IP WLS BF H R ER SO BB IBB HBP BLK WP HR S P ERA WHIP	IP WLS BF H R ER SO BB IBB HBP BLK WP HR S P ERA WHIP	IP WLS BF H R ER SO BB IBB HBP BLK WP HR S P ERA WHIP	IP WLS BF H R ER SO BB IBB HBP BLK WP HR S P ERA WHIP	IP WLS BF H R ER SO BB IBB HBP BLK WP HR S P ERA WHIP	IP WLS BF H R ER SO BB IBB HBP BLK WP HR S P ERA WHIP	IP WLS BF H R ER SO BB IBB HBP BLK WP HR S P ERA WHIP	IP WLS BF H R ER SO BB IBB HBP BLK WP HR S P ERA WHIP	IP WLS BF H R ER SO BB IBB HBP BLK WP HR S P ERA WHIP	IP WLS BF H R ER SO BB IBB HBP BLK WP HR S P ERA WHIP	IP WLS BF H R ER SO BB IBB HBP BLK WP HR S P ERA WHIP	IP WLS BF H R ER SO BB IBB HBP BLK WP HR S P ERA WHIP	IP WLS BF H R ER SO BB IBB HBP BLK WP HR S P ERA WHIP							
Bud Black, L ERA: 2.63	(1, 1)	6.0	W	23	3	2	0	0	0	0	0	0	0	0	0	0	0	0	0	23	23	3.00	0.833
Mike Armstrong, R ERA: 2.96	(7, 1)	1.2		7	2	2	2	1	0	0	0	0	0	0	0	0	0	0	0	9	9	10.80	1.200
Dan Quisenberry, R ERA: 1.21	(8, 1)	1.1	S	4	0	0	0	1	0	0	0	0	0	0	0	0	0	0	0	6	6	0.00	0.000



Batter	1	2	3	4	5	6	7	8	9	AB	R	H	RBI	BB	SO	LOB	TOP								
Willie Wilson, S (1, 7) OBP: 0.328, SLG: 0.385	0-0 6-3		0-0 F3			0-0 FC5-4 1B		0-0 1-H 2-H 2B	0-3 K	5	0	2	2	0	1	2	<b>Kansas City Royals @ Texas Rangers</b> Arlington Stadium, Arlington, TX Wed Jun 01 1983, 8:05 PM EDT Att: 11,729 - Unknown <a href="http://livebaseballscorecards.com">livebaseballscorecards.com</a>								
John Wathan, R (1, 3) OBP: 0.313, SLG: 0.329	0-0 6-3			0-0 S 1B		0-0 FC5-4 CS 1-2		0-0 6-3		4	0	1	0	0	0	2									
George Brett, L (1, 5) OBP: 0.452, SLG: 0.699	0-0 5-3			0-0 F7 1-2		0-0 F7 1-2		4-0 FC6-4 BB		3	0	0	0	1	0	2									
Hal McRae, R (1, 10) OBP: 0.415, SLG: 0.523		0-0 5-3		0-3 K				0-0 4-3	0-0 FC6-4 1-2	4	0	0	0	0	1	3									
Amos Otis, R (1, 8) OBP: 0.292, SLG: 0.336		0-0 5-3		0-0 5-3						4	1	2	0	0	0	1									
Frank White, R (1, 4) OBP: 0.302, SLG: 0.430		0-0 5-3			0-0 F8					4	1	1	0	0	0	1									
Leon Roberts, R (1, 9) OBP: 0.289, SLG: 0.353 (9, PH)			0-0 4-3		0-0 FC5-4 1B			0-0 E6 1B 2B	0-0 F9	3	1	1	0	0	0	0									
Pat Sheridan, L (9, PH) OBP: 0.228, SLG: 0.391										1	0	0	0	0	0	2									
Don Slaught, R (1, 2) OBP: 0.282, SLG: 0.270			0-0 6-3		0-0 F7			0-0 F7	0-0 G3	3	0	0	0	0	0	2									
Willie Aikens, L (9, PH) OBP: 0.389, SLG: 0.481										1	0	0	0	0	0	2									
U L Washington, S (1, 6) OBP: 0.314, SLG: 0.310					0-0 FC5-4 1-2			0-0 2B 1B	0-0 2-H 3-H 3B	4	1	3	2	0	0	1									
<b>Inning Stats</b>	R: 0 E: 0 K: 0 S: 3	H: 0 LOB: 0 BB: 0 P: 3	R: 0 E: 0 K: 0 S: 3	H: 0 LOB: 0 BB: 0 P: 3	R: 0 E: 0 K: 0 S: 4	H: 1 LOB: 0 BB: 0 P: 4	R: 0 E: 0 K: 1 S: 6	H: 1 LOB: 1 BB: 0 P: 6	R: 0 E: 0 K: 0 S: 4	H: 1 LOB: 0 BB: 0 P: 4	R: 0 E: 0 K: 0 S: 3	H: 1 LOB: 0 BB: 0 P: 3	R: 0 E: 0 K: 0 S: 3	H: 1 LOB: 0 BB: 0 P: 3	R: 2 E: 1 K: 0 S: 6	H: 2 LOB: 2 BB: 1 P: 10	R: 2 E: 0 K: 1 S: 8	H: 3 LOB: 1 BB: 0 P: 8	1B: 7 2B: 2 3B: 1 HR: 0	SF: 0 SAC: 0 DP: 1 HBP: 0	WP: 0 PB: 0 SB: 1 CS: 1	PA: 37			
<b>PITCHER</b>	IP	WLS	BF	H	R	ER	SO	BB	IBB	HBP	BLK	WP	HR	S	P	ERA	WHIP	<b>PITCHER</b>							
Rick Honeycutt, L (1, 1) ERA: 1.84	8.0	W	33	9	4	3	1	1	0	0	0	0	0	34	38	3.38	1.250								
Odell Jones, R (9, 1) ERA: 2.77	1.0		4	1	0	0	1	0	0	0	0	0	0	6	6	0.00	1.000								

Batter	1	2	3	4	5	6	7	8	9	AB	R	H	RBI	BB	SO	LOB	BOTTOM								
Wayne Tolleson, S (1, 4) OBP: 0.331, SLG: 0.344	0-3 K		0-0 1B S 1B		0-0 4-3		0-3 K			4	1	1	0	0	2	0	<b>Kansas City Royals @ Texas Rangers</b> Arlington Stadium, Arlington, TX Wed Jun 01 1983, 8:05 PM EDT Att: 11,729 - Unknown <a href="http://livebaseballscorecards.com">livebaseballscorecards.com</a>								
Bill Sample, R (1, 7) OBP: 0.328, SLG: 0.414	0-0 S 1B		0-0 1B G3-6-3 1B		0-0 F9		0-0 HR			4	2	3	2	0	0	0									
Larry Parrish, R (1, 9) OBP: 0.331, SLG: 0.490	0-0 F5		0-0 G3-6-3 1B			0-0 F7	0-3 K			4	0	1	1	0	1	1									
Dave Hostetter, R (1, 10) OBP: 0.310, SLG: 0.306	0-3 K		0-3 K		0-0 F5	0-0 F3				4	0	0	0	0	2	3									
Pete O'Brien, L (1, 3) OBP: 0.275, SLG: 0.301		0-3 K	0-0 G3-6-3		0-0 F7	0-0 BB 1B		0-0 1B 2B		4	2	2	0	0	1	1									
Bill Stein, R (1, 5) OBP: 0.300, SLG: 0.278		0-3 K		0-0 F7		4-0 1B BB		0-0 1B		3	1	1	1	1	1	0									
Bucky Dent, R (1, 6) OBP: 0.318, SLG: 0.357		0-0 1B		0-3 K		0-0 1B 1-2 2-H		0-0 P6		4	0	2	1	0	1	1									
George Wright, S (1, 8) OBP: 0.297, SLG: 0.303		0-0 G3		0-0 CS 1B		0-0 1B 1-3 2-H		0-0 P6		4	0	2	1	0	0	2									
Jim Sundberg, R (1, 2) OBP: 0.259, SLG: 0.277			0-0 1B 1B	0-0 CS	0-3 K	0-0 FC6-4 1-2		0-0 P6		4	1	1	0	0	1	3									
<b>Inning Stats</b>	R: 0 E: 0 K: 2 S: 8	H: 1 LOB: 1 BB: 0 P: 8	R: 0 E: 0 K: 2 S: 8	H: 1 LOB: 0 BB: 0 P: 8	R: 3 E: 0 K: 1 S: 8	H: 4 LOB: 0 BB: 0 P: 8	R: 0 E: 0 K: 1 S: 5	H: 1 LOB: 0 BB: 0 P: 5	R: 0 E: 0 K: 1 S: 5	H: 0 LOB: 0 BB: 0 P: 5	R: 2 E: 0 K: 0 S: 6	H: 3 LOB: 2 BB: 1 P: 10	R: 1 E: 0 K: 2 S: 8	H: 1 LOB: 0 BB: 0 P: 8	R: 1 E: 0 K: 0 S: 5	H: 2 LOB: 1 BB: 0 P: 5		1B: 11 2B: 1 3B: 0 HR: 1	SF: 0 SAC: 0 DP: 1 HBP: 0	WP: 0 PB: 0 SB: 2 CS: 1	PA: 37				
<b>PITCHER</b>	IP	WLS	BF	H	R	ER	SO	BB	IBB	HBP	BLK	WP	HR	S	P	ERA	WHIP	<b>PITCHER</b>							
Steve Renko, R (1, 1) ERA: 4.32	5.2	L	26	10	5	5	7	1	0	0	0	0	0	39	43	7.94	1.941								
Vida Blue, L (6, 1) ERA: 4.7	2.1		10	3	2	2	2	0	0	0	0	0	1	14	14	7.71	1.286								







Batter	1	2	3	4	5	6	7	8	9	AB	R	H	RBI	BB	SO	LOB	TOP					
Lou Whitaker, L (1,4) OBP: 0.321, SLG: 0.355	F8		F9			SH1-3	4-3		F7	4	0	0	0	0	0	5						
Enos Cabell, R (1,3) OBP: 0.378, SLG: 0.424	K			F7		1B BB		4-3		3	0	0	0	1	1	0						
Kirk Gibson, L (1,8) OBP: 0.297, SLG: 0.330	4-3			K		K		FC6-4 BB		3	0	0	0	1	2	2						
Lance Parrish, R (1,2) OBP: 0.325, SLG: 0.439		K		K				F7		4	0	1	1	0	2	1						
Glenn Wilson, R (1,9) OBP: 0.323, SLG: 0.514	F7				5-3	5-3		FC6-4		4	0	0	0	0	0	3						
Larry Hemdon, R (1,7) OBP: 0.338, SLG: 0.457	4-3				HR			6-3		4	1	2	1	0	0	0						
Rick Leach, L (1,10) OBP: 0.372, SLG: 0.357			F7		K			K		4	0	0	0	0	3	1						
Tom Brookens, R (1,5) OBP: 0.323, SLG: 0.398				L4				1B		3	0	2	0	1	0	0						
Alan Trammell, R (1,6) OBP: 0.343, SLG: 0.387						SH1-3 1B		K		4	1	3	0	0	1	2						
<b>Inning Stats</b>	R: 0 E: 0 K: 1 S: 5	H: 0 LOB: 0 BB: 0 P: 5	R: 0 E: 0 K: 1 S: 5	H: 0 LOB: 0 BB: 0 P: 5	R: 0 E: 0 K: 0 S: 4	H: 2 LOB: 1 BB: 0 P: 4	R: 0 E: 0 K: 2 S: 7	H: 0 LOB: 0 BB: 0 P: 7	R: 1 E: 0 K: 1 S: 6	H: 1 LOB: 0 BB: 0 P: 6	R: 1 E: 0 K: 1 S: 7	H: 2 LOB: 2 BB: 1 P: 11	R: 0 E: 0 K: 2 S: 9	H: 2 LOB: 2 BB: 0 P: 9	R: 0 E: 0 K: 0 S: 3	H: 0 LOB: 1 BB: 1 P: 7	R: 0 E: 0 K: 1 S: 6	H: 1 LOB: 2 BB: 1 P: 10	1B: 7 2B: 0 3B: 0 HR: 1	SF: 0 SAC: 1 DP: 0 HBP: 0	WP: 0 PB: 0 SB: 0 CS: 1	PA: 37
<b>PITCHER</b>	IP	WLS	BF	H	R	ER	SO	BB	IBB	HBP	BLK	WP	HR	S	P	ERA	WHIP					
Charlie Hough, R (1,1) ERA: 4.7	8.2	W	36	8	2	2	9	3	0	0	0	0	1	51	63	2.08	1.269					
Odell Jones, R (9,1) ERA: 2.73	0.1	S	1	0	0	0	0	0	0	0	0	0	0	1	1	0.00	0.000					

Detroit Tigers @ Texas Rangers  
Arlington Stadium, Arlington, TX  
Sat Jun 04 1983, 8:05 PM EDT  
Att: 25,071 - Unknown

AB 33  
R 2  
H 8  
RBI 2  
BB 3  
SO 9  
LOB 14



Batter	1	2	3	4	5	6	7	8	9	AB	R	H	RBI	BB	SO	LOB	BOTTOM					
Wayne Tolleson, S (1,4) OBP: 0.321, SLG: 0.328	F8		K			1-3	FC3-6			4	0	0	0	0	1	1						
Bill Sample, R (1,7) OBP: 0.332, SLG: 0.427		G6-4-3 BB		HR		1B	G4-6-3			3	2	2	1	1	0	1						
Buddy Bell, R (1,5) OBP: 0.275, SLG: 0.357	G6-4-3			G1-4-3 BB		1B		F9		3	0	1	0	1	0	1						
Dave Hostetter, R (1,10) OBP: 0.294, SLG: 0.289		5-3		G1-4-3		K		F9		4	0	0	0	0	1	3						
Larry Parrish, R (1,9) OBP: 0.344, SLG: 0.513		HR		K				F9		4	1	2	2	0	1	0						
Pete O'Brien, L (1,3) OBP: 0.282, SLG: 0.315		F7			6-3			F9		2	1	1	0	1	0	0						
Bucky Dent, R (1,6) OBP: 0.312, SLG: 0.349		5-3			6-3	L4				3	0	0	1	0	0	3						
George Wright, S (1,8) OBP: 0.292, SLG: 0.313			6-3		6-3			HR		3	1	1	1	0	0	0						
Jim Sundberg, R (1,2) OBP: 0.273, SLG: 0.292			5-3		5-3			FC3-6		3	0	1	0	0	0	0						
<b>Inning Stats</b>	R: 0 E: 0 K: 0 S: 2	H: 0 LOB: 1 BB: 1 P: 6	R: 1 E: 0 K: 0 S: 4	H: 1 LOB: 0 BB: 0 P: 4	R: 0 E: 0 K: 1 S: 5	H: 0 LOB: 0 BB: 0 P: 5	R: 1 E: 0 K: 1 S: 5	H: 1 LOB: 1 BB: 1 P: 9	R: 1 E: 0 K: 0 S: 4	H: 1 LOB: 0 BB: 0 P: 4	R: 1 E: 0 K: 0 S: 8	H: 3 LOB: 3 BB: 1 P: 12	R: 1 E: 0 K: 0 S: 4	H: 2 LOB: 0 BB: 0 P: 4	R: 0 E: 0 K: 0 S: 3	H: 0 LOB: 0 BB: 0 P: 3	R: 0 E: 0 K: 0 S: 3	H: 0 LOB: 0 BB: 0 P: 3	1B: 4 2B: 0 3B: 1 HR: 3	SF: 0 SAC: 0 DP: 3 HBP: 0	WP: 0 PB: 0 SB: 0 CS: 0	PA: 32
<b>PITCHER</b>	IP	WLS	BF	H	R	ER	SO	BB	IBB	HBP	BLK	WP	HR	S	P	ERA	WHIP					
Dan Petry, R (1,1) ERA: 3.87	6.0	L	27	8	5	5	3	3	0	0	0	0	3	30	42	7.50	1.833					
Juan Berenguer, R (7,1) ERA: 3.66	2.0		5	0	0	0	0	0	0	0	0	0	0	5	5	0.00	0.000					

Detroit Tigers @ Texas Rangers  
Arlington Stadium, Arlington, TX  
Sat Jun 04 1983, 8:05 PM EDT  
Att: 25,071 - Unknown

AB 29  
R 5  
H 8  
RBI 5  
BB 3  
SO 3  
LOB 9





Batter	1	2	3	4	5	6	7	8	9	10	AB	R	H	RBI	BB	SO	LOB	TOP								
Lou Whitaker, L OBP: 0.322, SLG: 0.361 (1, 4)	K		FC3-6 1B		F7		1B 2B		F9		5	1	2	0	0	1	1	<b>Detroit Tigers @ Texas Rangers</b> Arlington Stadium, Arlington, TX Sun Jun 05 1983, 8:05 PM EDT Att: 13,763 - Unknown								
Kirk Gibson, L OBP: 0.308, SLG: 0.376 (1, 10)	3-1		FC3-6 S			3B 2B	CS 1B			HR	5	2	3	3	0	0	1									
Larry Hemdon, R OBP: 0.340, SLG: 0.471 (1, 7)	K		5-3			SF7 3B	F9 1-2			4-3 2B	5	1	2	1	0	1	2									
Lance Parrish, R OBP: 0.322, SLG: 0.440 (1, 2)	K			L5		SF7		F8 2B		K	4	0	1	1	0	2	1									
Johnny Grubb, L OBP: 0.361, SLG: 0.306 (6, PR)		4-0		4-3		3-H 4-0	FC6 1B	5-3		4-3	1	0	0	0	2	0	0									
Enos Cabell, R OBP: 0.370, SLG: 0.414 (6, 3)							BB				2	0	0	0	0	0	2									
Chat Lemon, R OBP: 0.378, SLG: 0.362 (1, 8)			BB		F7			F8		6-3	5	0	1	0	0	0	3									
Chat Lemon, R OBP: 0.378, SLG: 0.362 (1, 8)	F9					1-2	FC6 1B																			
Rick Leach, L OBP: 0.370, SLG: 0.347 (6, 9)							CS BB	FC6 FC4-6			2	0	0	0	1	1	3									
Glenn Wilson, R OBP: 0.321, SLG: 0.511 (6, 9)	K					1-2 2-3					1	0	0	0	0	0	1									
Tom Brookens, R OBP: 0.314, SLG: 0.385 (1, 5)					F9					6-3	4	0	0	0	0	1	3									
Alan Trammell, R OBP: 0.347, SLG: 0.392 (1, 6)			1B FC3-6 BB			1-2				5-3	3	1	1	0	1	0	0									
<b>Inning Stats</b>	R: 0 E: 0 K: 2 S: 7	H: 0 LOB: 0 BB: 0 P: 7	R: 0 E: 0 K: 2 S: 7	H: 0 LOB: 1 BB: 1 P: 11	R: 1 E: 0 K: 0 S: 4	H: 1 LOB: 1 BB: 1 P: 8	R: 0 E: 0 K: 0 S: 3	H: 0 LOB: 0 BB: 0 P: 3	R: 0 E: 0 K: 1 S: 5	H: 1 LOB: 1 BB: 1 P: 9	R: 2 E: 0 K: 0 S: 6	H: 3 LOB: 2 BB: 1 P: 10	R: 1 E: 0 K: 0 S: 4	H: 2 LOB: 0 BB: 0 P: 4	R: 0 E: 0 K: 0 S: 4	H: 1 LOB: 1 BB: 0 P: 4	R: 0 E: 0 K: 0 S: 3	H: 0 LOB: 0 BB: 0 P: 3	R: 1 E: 0 K: 1 S: 7	H: 2 LOB: 1 BB: 0 P: 7	1B: 3 2B: 5 3B: 1 HR: 1	SF: 1 SAC: 0 DP: 0 HBP: 0	WP: 0 PB: 0 SB: 1 CS: 2	PA: 42		
<b>PITCHER</b>	IP 5.1	WLS 24	H 5	R 3	ER 3	SO 5	BB 4	IBB 0	HBP 0	BLK 0	WP 0	HR 0	S 30	P 46	ERA 5.06	WHIP 1.688										
Danny Darwin, R ERA: 3.12 (1, 1)	3.2	L	15	5	2	2	0	0	0	0	0	1	15	15	4.91	1.364										
John Butcher, R ERA: 4.07 (6, 1)	1.0	3	0	0	0	1	0	0	0	0	0	0	5	5	0.00	0.000										
Odel Jones, R ERA: 2.63 (10, 1)																										

Batter	1	2	3	4	5	6	7	8	9	10	AB	R	H	RBI	BB	SO	LOB	BOTTOM								
Wayne Tolleson, S OBP: 0.331, SLG: 0.333 (1, 4)	1-3		SF7 BB	1-2 2-H 1B		G3			G6-4-3 1B		4	1	2	1	1	0	0	<b>Detroit Tigers @ Texas Rangers</b> Arlington Stadium, Arlington, TX Sun Jun 05 1983, 8:05 PM EDT Att: 13,763 - Unknown								
Bill Sample, R OBP: 0.329, SLG: 0.423 (1, 7)	K		SF7 1-H	L4			G6-4-3 1B		G6-4-3 1B		4	0	1	1	0	1	3									
Buddy Bell, R OBP: 0.262, SLG: 0.379 (1, 5)	F3							F8		HR	4	1	2	1	1	0	1									
Dave Hostetter, R OBP: 0.266, SLG: 0.279 (1, 10)											5	0	0	0	0	3	3									
Larry Parrish, R OBP: 0.341, SLG: 0.500 (1, 9)	1-3			6-3				F4		F8	4	0	0	0	1	0	0									
Pete O'Brien, L OBP: 0.291, SLG: 0.325 (1, 3)										F5	4	1	2	0	1	0	2									
Bucky Dent, R OBP: 0.315, SLG: 0.351 (1, 6)											5	1	2	0	0	0	3									
George Wright, S OBP: 0.291, SLG: 0.314 (1, 8)											3	0	1	1	0	0	2									
Jim Sundberg, R OBP: 0.272, SLG: 0.291 (1, 2)											4	0	1	0	0	0	2									
<b>Inning Stats</b>	R: 0 E: 0 K: 1 S: 5	H: 0 LOB: 0 BB: 0 P: 5	R: 0 E: 0 K: 1 S: 7	H: 2 LOB: 2 BB: 0 P: 7	R: 1 E: 0 K: 1 S: 5	H: 0 LOB: 1 BB: 2 P: 13	R: 2 E: 0 K: 0 S: 7	H: 4 LOB: 2 BB: 0 P: 7	R: 0 E: 0 K: 0 S: 4	H: 1 LOB: 1 BB: 1 P: 8	R: 0 E: 0 K: 0 S: 3	H: 0 LOB: 0 BB: 0 P: 3	R: 0 E: 0 K: 0 S: 3	H: 1 LOB: 0 BB: 0 P: 3	R: 0 E: 0 K: 0 S: 4	H: 1 LOB: 2 BB: 1 P: 8	R: 1 E: 0 K: 1 S: 6		H: 2 LOB: 0 BB: 0 P: 6	R: 0 E: 0 K: 0 S: 3	H: 0 LOB: 0 BB: 0 P: 3	1B: 8 2B: 2 3B: 0 HR: 1	SF: 2 SAC: 0 DP: 2 HBP: 0	WP: 0 PB: 0 SB: 1 CS: 0	PA: 43	
<b>PITCHER</b>	IP 2.2	WLS 12	H 7	R 4	ER 2	SO 2	BB 2	IBB 0	HBP 0	BLK 0	WP 0	HR 0	S 14	P 22	ERA 0.00	WHIP 1.500										
Larry Pashnick, R ERA: 15.43 (3, 1)	1.0	7	4	2	2	1	0	0	0	0	0	0	9	9	18.00	4.000										
Juan Berenguer, R ERA: 3.6 (4, 1)	2.1	10	2	0	0	0	1	0	0	0	0	0	9	13	0.00	1.286										
Aurelio Lopez, R ERA: 1.43 (7, 1)	4.0	W	14	3	1	1	1	0	0	0	0	1	15	19	2.25	1.000										

AB	37
R	5
H	10
RBI	5
BB	4
SO	6
LOB	17



AB	37
R	4
H	11
RBI	4
BB	4
SO	4
LOB	16





Batter	1	2	3	4	5	6	7	8	9	AB	R	H	RBI	BB	SO	LOB	TOP					
Wayne Tolleson, S (1, 4) OBP: 0.338, SLG: 0.340										6	2	3	0	0	2	1						
Mickey Rivers, L (1, 10) OBP: 0.295, SLG: 0.293										5	1	2	1	0	1	2						
Buddy Bell, R (1, 5) OBP: 0.290, SLG: 0.394										5	2	3	0	0	0	1						
Larry Parrish, R (1, 9) OBP: 0.342, SLG: 0.494										4	2	1	0	1	1	1						
Pete O'Brien, L (1, 3) OBP: 0.299, SLG: 0.347										4	1	2	3	1	0	1						
Bill Sample, R (1, 7) OBP: 0.330, SLG: 0.420										4	2	1	1	0	0	2						
George Wright, S (1, 8) OBP: 0.289, SLG: 0.311										5	0	1	0	0	1	4						
Jim Sundberg, R (1, 2) OBP: 0.264, SLG: 0.281										5	0	0	0	0	1	3						
Bucky Dent, R (1, 6) OBP: 0.317, SLG: 0.352										5	0	2	2	0	0	1						
<b>Inning Stats</b>	R: 6 E: 1 K: 0 S: 10	H: 6 LOB: 2 BB: 0 P: 11	R: 0 E: 0 K: 1 S: 5	H: 0 LOB: 0 BB: 0 P: 5	R: 1 E: 1 K: 2 S: 9	H: 1 LOB: 1 BB: 0 P: 9	R: 0 E: 0 K: 1 S: 6	H: 1 LOB: 1 BB: 0 P: 6	R: 0 E: 1 K: 0 S: 4	H: 1 LOB: 1 BB: 0 P: 4	R: 1 E: 0 K: 0 S: 5	H: 3 LOB: 2 BB: 1 P: 9	R: 0 E: 0 K: 1 S: 5	H: 0 LOB: 0 BB: 0 P: 5	R: 2 E: 0 K: 1 S: 8	H: 3 LOB: 2 BB: 1 P: 12	R: 0 E: 0 K: 0 S: 3	H: 0 LOB: 0 BB: 0 P: 3	1B: 12 2B: 2 3B: 0 HR: 1	SF: 0 SAC: 0 DP: 1 HBP: 1	WP: 1 PB: 1 SB: 1 CS: 0	PA: 46
<b>PITCHER</b>	IP	WLS	BF	H	R	ER	SO	BB	IBB	HBP	BLK	WP	HR	S	P	ERA	WHIP					
Bob Stoddard, R (1, 1) ERA: 5.0	0.0	L	5	4	5	4	0	0	0	0	0	1	1	5	5	∞	∞					
Roy Thomas, R (1, 1) ERA: 4.09	5.2		26	8	3	2	4	0	0	1	0	0	0	33	34	3.18	1.412					
Bryan Clark, L (6, 1) ERA: 2.98	3.1		15	3	2	2	2	2	0	0	0	0	0	17	25	5.40	1.500					

Texas Rangers @ Seattle Mariners  
The Kingdome, Seattle, WA  
Tue Jun 07 1983, 10:05 PM EDT  
Att: 5,284 - Dome

AB 43  
R 10  
H 15  
RBI 7  
BB 2  
SO 6  
LOB 16



Batter	1	2	3	4	5	6	7	8	9	AB	R	H	RBI	BB	SO	LOB	BOTTOM				
Steve Henderson, R (1, 7) OBP: 0.391, SLG: 0.428										4	0	1	0	0	0	0					
Jamie Allen, R (1, 5) OBP: 0.324, SLG: 0.323										3	0	0	0	0	0	1					
Dave Henderson, R (1, 8) OBP: 0.302, SLG: 0.406										3	0	0	0	0	0	1					
Richie Zisk, R (1, 10) OBP: 0.292, SLG: 0.387										3	0	1	0	0	0	1					
Al Cowens, R (1, 9) OBP: 0.223, SLG: 0.264										3	0	0	0	0	0	1					
Dave Edler, R (1, 3) OBP: 0.257, SLG: 0.286										3	0	0	0	0	0	1					
Orlando Mercado, R (1, 2) OBP: 0.233, SLG: 0.345										3	0	1	0	0	0	0					
Todd Cruz, R (1, 6) OBP: 0.238, SLG: 0.341										3	0	0	0	0	0	1					
Julio Cruz, S (1, 4) OBP: 0.331, SLG: 0.358										2	0	0	0	1	0	0					
<b>Inning Stats</b>	R: 0 E: 0 K: 0 S: 3	H: 0 LOB: 0 BB: 0 P: 3	R: 0 E: 0 K: 0 S: 2	H: 1 LOB: 0 BB: 1 P: 6	R: 0 E: 0 K: 0 S: 3	H: 0 LOB: 0 BB: 0 P: 3	R: 0 E: 0 K: 0 S: 3	H: 0 LOB: 0 BB: 0 P: 3	R: 0 E: 0 K: 0 S: 4	H: 1 LOB: 1 BB: 0 P: 4	R: 0 E: 0 K: 0 S: 3	H: 0 LOB: 0 BB: 0 P: 3	R: 0 E: 0 K: 0 S: 3	H: 0 LOB: 0 BB: 0 P: 3	R: 0 E: 0 K: 0 S: 3	H: 0 LOB: 0 BB: 0 P: 3	1B: 2 2B: 1 3B: 0 HR: 0	SF: 0 SAC: 0 DP: 2 HBP: 0	WP: 0 PB: 0 SB: 0 CS: 0	PA: 29	
<b>PITCHER</b>	IP	WLS	BF	H	R	ER	SO	BB	IBB	HBP	BLK	WP	HR	S	P	ERA	WHIP				
Rick Honeycutt, L (1, 1) ERA: 1.66	9.0	W	28	3	0	0	0	1	0	0	0	0	0	27	31	0.00	0.444				

Texas Rangers @ Seattle Mariners  
The Kingdome, Seattle, WA  
Tue Jun 07 1983, 10:05 PM EDT  
Att: 5,284 - Dome

AB 27  
R 0  
H 3  
RBI 0  
BB 1  
SO 0  
LOB 6





Batter	1	2	3	4	5	6	7	8	9	AB	R	H	RBI	BB	SO	LOB	TOP			
Wayne Tolleson, S (1, 4) OBP: 0.329, SLG: 0.331	5-3		G3		CS	F9		4-3		4	0	0	0	0	0	1				
Bill Sample, R (1, 7) OBP: 0.329, SLG: 0.422	F3		L9-2			6-3		2B		4	0	1	0	0	0	1				
Buddy Bell, R (1, 5) OBP: 0.289, SLG: 0.389	BB				F8	6-3		5-3		3	0	0	0	1	0	1				
Larry Parrish, R (1, 9) OBP: 0.345, SLG: 0.491	BB				K			5-3		3	1	1	0	1	1	1				
Bill Stein, R (1, 10) OBP: 0.346, SLG: 0.375	L3				E6			5-3		4	0	2	0	0	0	2				
Pete O'Brien, L (1, 3) OBP: 0.303, SLG: 0.351			F7		G3					4	0	2	0	0	0	1				
George Wright, S (1, 8) OBP: 0.283, SLG: 0.304			L7			6-3				4	0	0	0	0	1	4				
Jim Sundberg, R (1, 2) OBP: 0.257, SLG: 0.274			4-3			L9				4	0	0	0	0	1	4				
Bucky Dent, R (1, 6) OBP: 0.324, SLG: 0.370					L9-2					3	0	2	0	0	0	2				
<b>Inning Stats</b>	R: 0 E: 0 K: 0 S: 3	H: 0 LOB: 2 BB: 2 P: 11	R: 0 E: 0 K: 0 S: 3	H: 0 LOB: 0 BB: 0 P: 3	R: 0 E: 0 K: 0 S: 3	H: 1 LOB: 0 BB: 0 P: 3	R: 0 E: 1 K: 1 S: 6	H: 1 LOB: 1 BB: 0 P: 6	R: 0 E: 0 K: 0 S: 3	H: 0 LOB: 0 BB: 0 P: 3	R: 0 E: 0 K: 2 S: 10	H: 3 LOB: 2 BB: 0 P: 10	R: 0 E: 0 K: 0 S: 4	H: 1 LOB: 1 BB: 0 P: 4	R: 0 E: 0 K: 0 S: 4	H: 1 LOB: 1 BB: 0 P: 4	1B: 6 2B: 2 3B: 1 HR: 0	SF: 0 SAC: 0 DP: 1 HBP: 0	WP: 1 PB: 0 SB: 1 CS: 1	PA: 36
<b>PITCHER</b> Matt Young, L (1, 1) ERA: 2.14	IP: 9.0 WLS: L BF: 35 H: 8 R: 1 ER: 1 SO: 3 BB: 2 IBB: 0 HBP: 0 BLK: 0 WP: 1 HR: 0 S: 39 P: 47 ERA: 1.00 WHIP: 1.111															<b>PITCHER</b>				

Texas Rangers @ Seattle Mariners  
The Kingdome, Seattle, WA  
Wed Jun 08 1983, 10:05 PM EDT  
Att: 6,529 - Dome

AB 33  
R 1  
H 8  
RBI 0  
BB 2  
SO 3  
LOB 17



Batter	1	2	3	4	5	6	7	8	9	AB	R	H	RBI	BB	SO	LOB	BOTTOM			
Steve Henderson, R (1, 7) OBP: 0.391, SLG: 0.427	4-3		1B		5-3				K	5	0	2	0	0	1	2				
Manny Castillo, S (1, 5) OBP: 0.283, SLG: 0.326	F7					6-3				4	0	2	0	0	1	3				
Ricky Nelson, L (1, 9) OBP: 0.300, SLG: 0.475	K		L9			L8		4-3		4	0	0	0	0	1	3				
Richie Zisk, R (1, 10) OBP: 0.284, SLG: 0.375			K		4-3	6-3		K		4	0	0	0	0	2	1				
Pat Putnam, L (1, 3) OBP: 0.298, SLG: 0.380			FC5-4		K			K		4	0	1	0	0	3	1				
Al Cowens, R (1, 8) OBP: 0.223, SLG: 0.260			FC5-4					1-3		3	0	0	0	1	0	1				
Rick Sweet, S (1, 2) OBP: 0.280, SLG: 0.283										3	0	1	0	0	0	2				
Dave Edler, R (7, PR) OBP: 0.257, SLG: 0.286	F7				G3			G1		0	0	0	0	0	0	0				
Orlando Mercado, R (8, 2) OBP: 0.231, SLG: 0.341								1B		1	0	0	0	0	0	0				
Todd Cruz, R (1, 6) OBP: 0.234, SLG: 0.335										3	0	0	0	0	0	1				
Ken Phelps, L (9, PH) OBP: 0.577, SLG: 0.405			F8					F6		1	0	1	0	0	0	0				
Domingo Ramos, R (9, PR) OBP: 0.378, SLG: 0.476										0	0	0	0	0	0	0				
Julio Cruz, S (1, 4) OBP: 0.335, SLG: 0.362			F8			6-3				4	0	2	0	0	0	0				
<b>Inning Stats</b>	R: 0 E: 0 K: 1 S: 5	H: 0 LOB: 0 BB: 0 P: 5	R: 0 E: 0 K: 1 S: 6	H: 1 LOB: 1 BB: 0 P: 6	R: 0 E: 0 K: 0 S: 5	H: 2 LOB: 2 BB: 0 P: 5	R: 0 E: 0 K: 1 S: 5	H: 0 LOB: 1 BB: 1 P: 9	R: 0 E: 0 K: 0 S: 3	H: 0 LOB: 0 BB: 0 P: 3	R: 0 E: 0 K: 1 S: 6	H: 1 LOB: 1 BB: 0 P: 6	R: 0 E: 0 K: 2 S: 7	H: 0 LOB: 0 BB: 0 P: 7	R: 0 E: 0 K: 1 S: 7	H: 2 LOB: 2 BB: 0 P: 7	1B: 8 2B: 1 3B: 0 HR: 0	SF: 0 SAC: 0 DP: 0 HBP: 0	WP: 0 PB: 0 SB: 1 CS: 0	PA: 37
<b>PITCHER</b> Mike Smithson, R (1, 1) ERA: 4.09	IP: 8.2 WLS: W BF: 36 H: 9 R: 0 ER: 0 SO: 7 BB: 1 IBB: 0 HBP: 0 BLK: 0 WP: 0 HR: 0 S: 49 P: 53 ERA: 0.00 WHIP: 1.154															<b>PITCHER</b>				
Odell Jones, R (9, 1) ERA: 2.6	0.1 S: 1 0 0 0 1 0 0 0 0 0 0 3 3 0.00 0.000															<b>PITCHER</b>				

Texas Rangers @ Seattle Mariners  
The Kingdome, Seattle, WA  
Wed Jun 08 1983, 10:05 PM EDT  
Att: 6,529 - Dome

AB 36  
R 0  
H 9  
RBI 0  
BB 1  
SO 8  
LOB 14





Batter	1	2	3	4	5	6	7	8	9	10	11	AB	R	H	RBI	BB	SO	LOB		
Wayne Tolleson, S OBP: 0.325, SLG: 0.327 (1, 4)												5	0	1	0	0	1	0		
Mickey Rivers, L OBP: 0.303, SLG: 0.290 (1, 10)												4	1	1	0	1	2	0		
Buddy Bell, R OBP: 0.287, SLG: 0.381 (1, 5)													4	0	0	0	1	1	2	
Larry Bittner, L OBP: 0.308, SLG: 0.333 Bill Stein, R OBP: 0.357, SLG: 0.385 (8, PH) (8, 3)												2	0	0	0	1	0	0		
Pete O'Brien, L OBP: 0.301, SLG: 0.343 (1, 9)													4	0	0	0	1	2	2	
Bill Sample, R OBP: 0.330, SLG: 0.421 (1, 7)													5	1	2	0	0	1	3	
George Wright, S OBP: 0.287, SLG: 0.303 (1, 8)												4	0	1	1	0	0	1		
Jim Sundberg, R OBP: 0.251, SLG: 0.267 (1, 2)													4	0	0	0	0	3	2	
Bucky Dent, R OBP: 0.316, SLG: 0.361 (1, 6)												4	0	0	0	0	1	1		
<b>Inning Stats</b>	R: 0 E: 0 K: 0 S: 4	H: 2 LOB: 3 BB: 2 P: 12	R: 0 E: 0 K: 1 S: 5	H: 0 LOB: 0 BB: 0 P: 5	R: 0 E: 0 K: 2 S: 7	H: 0 LOB: 0 BB: 0 P: 7	R: 1 E: 0 K: 2 S: 9	H: 2 LOB: 1 BB: 0 P: 9	R: 0 E: 0 K: 2 S: 7	H: 0 LOB: 0 BB: 0 P: 7	R: 0 E: 0 K: 0 S: 3	H: 0 LOB: 0 BB: 0 P: 3	R: 0 E: 0 K: 0 S: 3	H: 1 LOB: 1 BB: 0 P: 8	R: 0 E: 0 K: 2 S: 7	H: 0 LOB: 0 BB: 0 P: 7	1B: 6 2B: 0 3B: 0 HR: 0	SF: 0 SAC: 0 DP: 1 HBP: 0	WP: 1 PB: 0 SB: 2 CS: 0	PA: 42
<b>PITCHER</b>	IP: 7.2 WLS: 3.43 BF: 30 H: 4 R: 2 ER: 2 SO: 7 BB: 4 IBB: 0 HBP: 0 BLK: 0 WP: 1 HR: 0 S: 40 P: 56 ERA: 2.35 WHIP: 1.043																			

**TOP**

Texas Rangers @ Seattle Mariners  
The Kingdom, Seattle, WA  
Thu Jun 09 1983, 10:05 PM EDT  
Att. 4,915 - Dome

livebaseballscorecards.com

AB 38  
R 2  
H 6  
RBI 2  
BB 4  
SO 12  
LOB 11

Batter	1	2	3	4	5	6	7	8	9	10	11	AB	R	H	RBI	BB	SO	LOB				
Steve Henderson, R OBP: 0.391, SLG: 0.426 (1, 7)												5	0	2	0	0	1	0				
Manny Castillo, S OBP: 0.270, SLG: 0.330 (1, 5)												5	0	2	0	0	0	1				
Ricky Nelson, L OBP: 0.292, SLG: 0.469 (1, 9)												5	1	1	0	0	1	4				
Richie Zisk, R OBP: 0.290, SLG: 0.374 Dave Eiders, R OBP: 0.257, SLG: 0.286 Ken Phelps, L OBP: 0.284, SLG: 0.405 Jamie Allen, R OBP: 0.324, SLG: 0.323 (11, PH) (11, PH)													3	0	1	0	1	0	1			
Pat Putnam, L OBP: 0.296, SLG: 0.371 (1, 3)												4	0	0	0	1	1	3				
Dave Henderson, R OBP: 0.300, SLG: 0.401 (1, 8)												5	1	1	0	0	0	3				
Rick Sweet, S OBP: 0.277, SLG: 0.272 (1, 2)												4	0	0	0	1	2	2				
Todd Cruz, R OBP: 0.238, SLG: 0.354 (1, 6)												5	1	2	2	0	0	2				
Julio Cruz, S OBP: 0.333, SLG: 0.365 (1, 4)												4	0	1	0	0	1	0				
<b>Inning Stats</b>	R: 0 E: 0 K: 1 S: 6	H: 1 LOB: 1 BB: 0 P: 6	R: 0 E: 0 K: 0 S: 3	H: 0 LOB: 0 BB: 0 P: 3	R: 0 E: 0 K: 2 S: 9	H: 2 LOB: 2 BB: 0 P: 9	R: 0 E: 0 K: 0 S: 3	H: 0 LOB: 0 BB: 0 P: 3	R: 1 E: 0 K: 0 S: 5	H: 2 LOB: 1 BB: 0 P: 5	R: 0 E: 0 K: 0 S: 3	H: 0 LOB: 0 BB: 0 P: 3	R: 0 E: 0 K: 0 S: 3	H: 1 LOB: 2 BB: 1 P: 12	R: 0 E: 0 K: 0 S: 4	H: 2 LOB: 1 BB: 0 P: 4	R: 1 E: 0 K: 0 S: 2	H: 1 LOB: 2 BB: 3 P: 14	1B: 7 2B: 2 3B: 0 HR: 1	SF: 0 SAC: 0 DP: 1 HBP: 0	WP: 0 PB: 2 SB: 0 CS: 0	PA: 44
<b>PITCHER</b>	IP: 10.2 WLS: 4.20 BF: 43 H: 9 R: 3 ER: 2 SO: 6 BB: 4 IBB: 0 HBP: 0 BLK: 0 WP: 0 HR: 1 S: 51 P: 67 ERA: 1.69 WHIP: 1.219																					

**BOTTOM**

Texas Rangers @ Seattle Mariners  
The Kingdom, Seattle, WA  
Thu Jun 09 1983, 10:05 PM EDT  
Att. 4,915 - Dome

livebaseballscorecards.com

AB 40  
R 3  
H 10  
RBI 2  
BB 4  
SO 6  
LOB 16



Batter	1	2	3	4	5	6	7	8	9	AB	R	H	RBI	BB	SO	LOB	TOP					
Wayne Tolleson, S OBP: 0.321, SLG: 0.329	(1, 4) 0-3 K		(1) 0-0 FC6-4 2B		(1) 0-3 K		(1) 0-0 1B 2B		(1) 0-3 K	5	1	1	0	0	3	4	<b>Texas Rangers @ Minnesota Twins</b> Hubert H. Humphrey Metrodome, Minneapolis, MN Fri Jun 10 1983, 8:05 PM EDT Att. 5,282 - Unknown - 75 F <a href="http://livebaseballscorecards.com">livebaseballscorecards.com</a>					
Bill Stein, R OBP: 0.364, SLG: 0.419	(1, 3) 0-3 K		(2) 0-0 2B		(2) 0-0 BB 1B		(2) 0-0 F9		(2) 0-0 F9	5	0	2	1	0	1	2						
Buddy Bell, R OBP: 0.289, SLG: 0.379	(1, 5) 0-0 6-3		(3) 0-0 IBB		(2) 0-0 F8		(2) 0-0 G3 2H		(3) 0-0 F9	4	0	1	1	1	0	3						
Dave Hostetter, R OBP: 0.287, SLG: 0.275 Larry Blittner, L OBP: 0.393, SLG: 0.328	(1, 10) 0-0 K		(2) 0-3 K		(2) 0-0 BB BB		(2) 0-0 G3 1-2			2	0	0	0	1	2	3						
Bill Sample, R OBP: 0.329, SLG: 0.415	(1, 7) 0-0 F6		(2) 0-0 F9		(2) 0-0 BB BB		(3) 0-0 G3			3	0	0	1	1	0	4						
Pete O'Brien, L OBP: 0.294, SLG: 0.335	(1, 9) 0-0 F6				(1) 0-0 G3		(3) 0-0 L9			4	0	0	0	0	0	3						
George Wright, S OBP: 0.291, SLG: 0.323																						
Bob Johnson, R OBP: 0.229, SLG: 0.323																						
Bucky Dent, R OBP: 0.326, SLG: 0.363																						
<b>Inning Stats</b>	R: 0 E: 0 K: 2 S: 7	H: 0 LOB: 0 BB: 0 P: 7	R: 0 E: 0 K: 1 S: 5	H: 0 LOB: 0 BB: 0 P: 5	R: 2 E: 0 K: 1 S: 8	H: 3 LOB: 3 BB: 2 P: 16	R: 0 E: 0 K: 0 S: 2	H: 0 LOB: 0 BB: 1 P: 6	R: 1 E: 0 K: 1 S: 6	H: 1 LOB: 3 BB: 3 P: 18	R: 0 E: 0 K: 0 S: 3	H: 1 LOB: 1 BB: 0 P: 3	R: 1 E: 0 K: 0 S: 5	H: 2 LOB: 1 BB: 0 P: 5	R: 0 E: 0 K: 1 S: 5	H: 0 LOB: 0 BB: 0 P: 5		R: 0 E: 0 K: 1 S: 5	H: 0 LOB: 1 BB: 1 P: 9	1B: 4 2B: 2 3B: 0 HR: 1	SF: 0 SAC: 0 DP: 2 HBP: 0	WP: 0 PB: 0 SB: 1 CS: 0
<b>PITCHER</b>	IP WLS BF H R ER SO BB IBB HBP BLK WP HR S P ERA WHIP																					
Frank Viola, L ERA: 5.64	(1, 1) 4.2 L 23 4 3 3 5 5 1 0 0 0 0 1 27 51 5.79 1.929																					
Jack O'Connor, L ERA: 5.79	(5, 1) 1.2 7 3 1 1 0 0 0 0 0 0 0 7 7 5.40 1.800																					
Rick Lysander, R ERA: 3.35	(7, 1) 1.2 5 0 0 0 1 0 0 0 0 0 0 7 7 0.00 0.000																					
Len Whitehouse, L ERA: 2.9	(9, 1) 0.0 1 0 0 0 0 1 0 0 0 0 0 0 4 ∞ ∞																					
Ron Davis, R ERA: 2.87	(9, 1) 1.0 3 0 0 0 1 0 0 0 0 0 0 5 5 0.00 0.000																					

Batter	1	2	3	4	5	6	7	8	9	AB	R	H	RBI	BB	SO	LOB	BOTTOM					
Mickey Hatcher, R OBP: 0.358, SLG: 0.461	(1, 9) 0-0 5-3		(2) 0-0 F9		(3) 0-0 FC6-4 1-2			(1) 0-0 F8		4	0	0	0	0	0	1	<b>Texas Rangers @ Minnesota Twins</b> Hubert H. Humphrey Metrodome, Minneapolis, MN Fri Jun 10 1983, 8:05 PM EDT Att. 5,282 - Unknown - 75 F <a href="http://livebaseballscorecards.com">livebaseballscorecards.com</a>					
John Castino, R OBP: 0.369, SLG: 0.485	(1, 4) 0-3 K		(3) 0-0 F8				(1) 0-0 5-3	(2) 0-0 3-1		4	0	0	0	0	1	0						
Dave Engle, R OBP: 0.357, SLG: 0.490	(1, 10) 4-0 FC4 BB				(1) 0-0 F7		(2) 0-0 F7		(2) 0-0 HR	3	1	1	1	1	0	0						
Gary Ward, R OBP: 0.292, SLG: 0.443	(1, 7) 0-0 FC4 1-2				(2) 0-0 6-3		(3) 0-3 K		(3) 0-3 K	4	0	0	0	0	2	1						
Gary Gaetti, R OBP: 0.317, SLG: 0.404					(3) 0-0 F8					4	0	2	0	0	0	0						
Tom Brunansky, R OBP: 0.271, SLG: 0.330										4	0	0	0	0	1	2						
Tim Laudner, R OBP: 0.294, SLG: 0.286										4	1	1	0	0	0	2						
Scott Ullger, R OBP: 0.160, SLG: 0.087										2	0	1	0	1	0	1						
Greg Gagne, R OBP: 0.063, SLG: 0.143										2	0	0	1	0	1	2						
<b>Inning Stats</b>	R: 0 E: 0 K: 1 S: 5	H: 0 LOB: 1 BB: 1 P: 9	R: 0 E: 0 K: 0 S: 4	H: 1 LOB: 0 BB: 0 P: 4	R: 0 E: 0 K: 0 S: 3	H: 0 LOB: 0 BB: 0 P: 3	R: 0 E: 0 K: 0 S: 3	H: 0 LOB: 0 BB: 0 P: 3	R: 1 E: 0 K: 0 S: 5	H: 2 LOB: 1 BB: 0 P: 5	R: 0 E: 0 K: 1 S: 5	H: 0 LOB: 0 BB: 0 P: 5	R: 0 E: 0 K: 1 S: 6	H: 1 LOB: 2 BB: 1 P: 10	R: 1 E: 0 K: 1 S: 6	H: 1 LOB: 0 BB: 0 P: 6		R: 0 E: 0 K: 1 S: 5	H: 0 LOB: 0 BB: 0 P: 5	1B: 4 2B: 0 3B: 0 HR: 1	SF: 1 SAC: 0 DP: 0 HBP: 0	WP: 1 PB: 0 SB: 0 CS: 0
<b>PITCHER</b>	IP WLS BF H R ER SO BB IBB HBP BLK WP HR S P ERA WHIP																					
Frank Tanana, L ERA: 1.55	(1, 1) 6.0 W 22 2 1 1 3 1 0 0 0 1 1 17 21 3.00 1.000																					
John Butcher, R ERA: 4.0	(7, 1) 3.0 S 12 2 1 1 3 1 0 0 0 1 1 17 21 3.00 1.000																					












Batter	1	2	3	4	5	6	7	8	9	AB	R	H	RBI	BB	SO	LOB	TOP				
Steve Henderson, R OBP: 0.397, SLG: 0.421 (1, 7)	0-0 6-3		0-0 FC3-2		0-3 K		0-0 1B		0-0 1B	5	0	2	1	0	1	4					
Manny Castillo, S OBP: 0.252, SLG: 0.307 (1, 5)	0-0 3-1		0-3 K		0-0 F8		0-0 F3		0-0 G3	5	0	0	0	0	1	6					
Ricky Nelson, L OBP: 0.280, SLG: 0.413 (1, 9)	0-0 4-3		0-0 F6			0-0 E4		0-0 F3		4	0	0	0	0	0	5					
Pat Putnam, L OBP: 0.303, SLG: 0.374 (1, 3)		0-0 4-3		0-0 1B 5-3		0-0 G3		0-0 FC3-6		4	1	2	0	0	0	1					
John Moses, S OBP: 0.200, SLG: 0.040 (8, PR)				1-2 2-3 3-H		1-2		1-2		0	0	0	0	0	0	0					
Jim Maler, R OBP: 0.280, SLG: 0.143 (8, 3)				4-3		1-2		1-2		0	0	0	0	0	0	0					
Dave Henderson, R OBP: 0.309, SLG: 0.396 (1, 8)		0-3 K		0-0 5-3		0-0 5-3		0-3 K		4	0	0	0	0	2	3					
Al Cowens, R OBP: 0.236, SLG: 0.276 (1, 10)		0-0 5-3		0-0 4-3		0-0 5-3		0-0 FC3-6		4	0	1	0	0	0	2					
Rick Sweet, S OBP: 0.282, SLG: 0.287 (1, 2)			0-0 SH	0-0 4-3		0-0 FC1-5		0-0 4-3		4	0	2	1	0	0	2					
Todd Cruz, R OBP: 0.236, SLG: 0.352 (1, 6)			0-0 E5	0-3 K		4-0 FC1-5		0-0 F8		3	1	0	0	1	1	2					
Julio Cruz, S OBP: 0.337, SLG: 0.360 (1, 4)			0-0 SH	0-0 FC3-2		0-0 FC1-5		0-0 4-3		3	0	1	0	0	0	2					
Inning Stats	R: 0 E: 0 K: 0 S: 3	H: 0 LOB: 0 BB: 0 P: 3	R: 0 E: 0 K: 1 S: 5	H: 0 LOB: 0 BB: 0 P: 5	R: 0 E: 2 K: 1 S: 8	H: 1 LOB: 3 BB: 0 P: 8	R: 1 E: 0 K: 1 S: 7	H: 2 LOB: 1 BB: 0 P: 7	R: 0 E: 0 K: 0 S: 4	H: 0 LOB: 0 BB: 0 P: 4	R: 1 E: 0 K: 0 S: 5	H: 2 LOB: 2 BB: 1 P: 9	R: 0 E: 0 K: 1 S: 6	H: 1 LOB: 1 BB: 0 P: 6	R: 0 E: 0 K: 0 S: 4	H: 1 LOB: 1 BB: 0 P: 4	1B: 7 2B: 1 3B: 0 HR: 0	SF: 0 SAC: 1 DP: 0 HBP: 0	WP: 0 PB: 0 SB: 0 CS: 1	PA: 38	
PITCHER	IP	WLS	BF	H	R	ER	SO	BB	IBB	HBP	BLK	WP	HR	S	P	ERA	WHIP				
Mike Smithson, R ERA: 4.0 (1, 1)	6.1	W	28	6	2	2	4	1	0	0	0	0	0	35	39	2.84	1.105				
John Butcher, R ERA: 3.78 (7, 1)	2.2	S	10	2	0	0	1	0	0	0	0	0	0	12	12	0.00	0.750				

Seattle Mariners @ Texas Rangers  
Arlington Stadium, Arlington, TX  
Mon Jun 13 1983, 8:05 PM EDT  
Att: 31,238 - Unknown


AB 36  
R 2  
H 8  
RBI 2  
BB 1  
SO 5  
LOB 27



Batter	1	2	3	4	5	6	7	8	9	AB	R	H	RBI	BB	SO	LOB	BOTTOM				
Wayne Tolleson, S OBP: 0.333, SLG: 0.363 (1, 4)	0-0 S		0-0 G5-4-3		0-0 F9		0-0 F8			4	0	2	0	0	0	1					
Bill Stein, R OBP: 0.340, SLG: 0.372 (1, 10)	0-0 E5		0-0 G5-4-3			4-0 1B		4-0 BB		2	1	0	0	2	0	2					
Buddy Bell, R OBP: 0.302, SLG: 0.403 (1, 5)	0-0 F8			0-0 4-3		0-0 3B		0-0 L4		4	1	1	0	0	0	3					
Bill Sample, R OBP: 0.331, SLG: 0.413 (1, 7)	0-0 F9			0-3 K		0-0 F8		0-0 1B		4	1	1	0	0	1	4					
George Wright, S OBP: 0.304, SLG: 0.354 (1, 8)	0-3 K			4-0 BB		0-0 1B		0-0 4-3		3	1	1	2	1	1	3					
Pete O'Brien, L OBP: 0.294, SLG: 0.328 (1, 9)		0-0 L3		0-0 F2		0-0 5-3		4-0 1B		3	1	1	1	1	0	1					
Bob Johnson, R OBP: 0.241, SLG: 0.351 (1, 3)		0-3 K			0-3 K		0-0 5-3		0-3 K	3	0	0	0	0	2	1					
Larry Bittner, L OBP: 0.294, SLG: 0.317 (7, 3)						1-3				1	0	0	0	0	1	2					
Jim Sundberg, R OBP: 0.251, SLG: 0.267 (1, 2)		0-0 L4			0-0 6-3		0-3 K		0-0 1B	4	0	1	1	0	1	1					
Bucky Dent, R OBP: 0.339, SLG: 0.381 (1, 6)			0-0 F7		0-0 1B			0-0 5-3		4	0	2	1	0	0	0					
Inning Stats	R: 0 E: 1 K: 1 S: 7	H: 1 LOB: 2 BB: 0 P: 7	R: 0 E: 0 K: 1 S: 5	H: 0 LOB: 0 BB: 0 P: 5	R: 0 E: 0 K: 1 S: 3	H: 1 LOB: 0 BB: 0 P: 3	R: 0 E: 0 K: 1 S: 5	H: 0 LOB: 1 BB: 1 P: 9	R: 0 E: 0 K: 1 S: 6	H: 1 LOB: 1 BB: 0 P: 6	R: 3 E: 0 K: 1 S: 8	H: 3 LOB: 1 BB: 1 P: 12	R: 0 E: 0 K: 0 S: 3	H: 0 LOB: 1 BB: 1 P: 7	R: 2 E: 0 K: 1 S: 7	H: 3 LOB: 2 BB: 1 P: 11	1B: 7 2B: 1 3B: 1 HR: 0	SF: 0 SAC: 0 DP: 1 HBP: 0	WP: 0 PB: 0 SB: 1 CS: 0	PA: 36	
PITCHER	IP	WLS	BF	H	R	ER	SO	BB	IBB	HBP	BLK	WP	HR	S	P	ERA	WHIP				
Matt Young, L ERA: 2.42 (1, 1)	7.2	L	34	7	5	5	6	4	0	0	0	0	0	42	58	5.87	1.435				
Bill Caudill, R ERA: 4.46 (8, 1)	0.1		2	2	0	0	0	0	0	0	0	0	0	2	2	0.00	6.000				

Seattle Mariners @ Texas Rangers  
Arlington Stadium, Arlington, TX  
Mon Jun 13 1983, 8:05 PM EDT  
Att: 31,238 - Unknown

AB 32  
R 5  
H 9  
RBI 5  
BB 4  
SO 6  
LOB 18





Batter	1	2	3	4	5	6	7	8	9	AB	R	H	RBI	BB	SO	LOB	TOP			
Steve Henderson, R OBP: 0.385, SLG: 0.417 (1, 7)	0-3 K		0-0 BB 1B		0-3 K			0-0 F7		4	0	1	0	0	2	0	<b>Seattle Mariners @ Texas Rangers</b> Arlington Stadium, Arlington, TX Tue Jun 14 1983, 8:05 PM EDT Att: 11,118 - Unknown <a href="http://livebaseballscorecards.com">livebaseballscorecards.com</a>			
Manny Castillo, S OBP: 0.243, SLG: 0.298 (1, 5)	0-0 F8		0-0 SF8			0-0 F9		0-0 F7		3	0	0	1	0	0	0				
Al Cowens, R OBP: 0.241, SLG: 0.273 (1, 9)	4-0 BB		3-H 4-0 1-2 BB			0-0 5-3		0-0 G3		2	0	0	0	2	0	0				
Richie Zisk, R OBP: 0.280, SLG: 0.348 (1, 10)	0-3 K		0-0 6-3			4-0 BB		0-3 K		3	0	0	0	1	2	3				
Pat Putnam, L OBP: 0.298, SLG: 0.366 (1, 3)		0-0 F7		0-0 F5		0-0 F5		0-0 F9		4	0	0	0	0	0	1				
Dave Henderson, R OBP: 0.304, SLG: 0.389 (1, 8)		0-3 K		0-0 5-3			0-3 K		0-0 F8		4	0	0	0	2	0				
Rick Sweet, S OBP: 0.283, SLG: 0.288 (1, 2)		0-0 3-1		0-0 F8			0-0 1B			3	0	1	0	0	0	0				
Todd Cruz, R OBP: 0.238, SLG: 0.352 (1, 6)			0-0 1B SF8 1B		0-0 F8		0-3 K			3	1	1	0	0	1	1				
Julio Cruz, S OBP: 0.332, SLG: 0.354 (1, 4)			0-0 F8		0-0 4-3		0-0 G3			3	0	0	0	0	2	2				
<b>Inning Stats</b>	R: 0 E: 0 K: 2 S: 7	H: 0 LOB: 1 BB: 1 P: 11	R: 0 E: 0 K: 1 S: 5	H: 0 LOB: 0 BB: 0 P: 5	R: 1 E: 0 K: 0 S: 5	H: 2 LOB: 2 BB: 1 P: 9	R: 0 E: 0 K: 0 S: 3	H: 0 LOB: 0 BB: 0 P: 3	R: 0 E: 0 K: 1 S: 5	H: 0 LOB: 0 BB: 0 P: 5	R: 0 E: 0 K: 0 S: 3	H: 1 LOB: 1 BB: 0 P: 8	R: 0 E: 0 K: 0 S: 3	H: 0 LOB: 0 BB: 0 P: 3	R: 0 E: 0 K: 1 S: 5	H: 0 LOB: 0 BB: 0 P: 5	1B: 3 2B: 0 3B: 0 HR: 0	SF: 1 SAC: 0 DP: 0 HBP: 0	WP: 0 PB: 0 SB: 0 CS: 0	PA: 33
<b>PITCHER</b> Charlie Hough, R ERA: 3.96 (1, 1)	IP: 9.0 WLS: W BF: 33 H: 3 R: 1 ER: 1 SO: 7 BB: 3 IBB: 0 HBP: 0 BLK: 0 WP: 0 HR: 0 S: 44 P: 56 ERA: 1.00 WHIP: 0.667																			

Batter	1	2	3	4	5	6	7	8	9	AB	R	H	RBI	BB	SO	LOB	BOTTOM			
Wayne Tolleson, S OBP: 0.330, SLG: 0.376 (1, 4)	0-3 K	0-3 K		0-0 HR		0-0 5-3		0-0 F8		5	1	1	1	0	2	2	<b>Seattle Mariners @ Texas Rangers</b> Arlington Stadium, Arlington, TX Tue Jun 14 1983, 8:05 PM EDT Att: 11,118 - Unknown <a href="http://livebaseballscorecards.com">livebaseballscorecards.com</a>			
Mickey Rivers, L OBP: 0.307, SLG: 0.300 (1, 10)	0-0 6-3		0-0 1-3	0-0 F8		0-0 G5-4-3 1B				4	0	1	0	0	0	0				
Buddy Bell, R OBP: 0.310, SLG: 0.403 (1, 5)	0-0 1B		4-0 1B BB	4-0 BB		0-0 G5-4-3 1-2				2	1	1	0	2	0	1				
Pete O'Brien, L OBP: 0.293, SLG: 0.327 (1, 9)	0-0 F8		0-0 1B 1B	0-0 F6		0-0 F8				4	1	1	0	0	2	2				
George Wright, S OBP: 0.307, SLG: 0.353 (1, 8)		4-0 1B BB	0-0 1B 2B 1B	0-0 F7		0-0 L6				3	2	1	1	1	0	1				
Bill Sample, R OBP: 0.337, SLG: 0.419 (1, 7)		0-0 1B 5-3 1B	0-0 1B 2B 1B		0-0 1B		0-0 6-3			4	2	3	1	0	0	0				
Larry Blittner, L OBP: 0.292, SLG: 0.328 (1, 3)		0-3 K	0-0 1-H 2-H 2B		0-3 K		0-0 F7			4	0	1	2	0	2	3				
Jim Sundberg, R OBP: 0.257, SLG: 0.278 (1, 2)		0-0 5-3 1B	0-0 F7		0-3 K		0-0 4-3 2B			4	0	2	1	0	1	2				
Bucky Dent, R OBP: 0.332, SLG: 0.372 (1, 6)		0-0 5-3	0-0 F8		0-0 L5		0-0 4-3			4	0	0	1	0	4	4				
<b>Inning Stats</b>	R: 0 E: 0 K: 1 S: 6	H: 1 LOB: 1 BB: 0 P: 6	R: 2 E: 0 K: 2 S: 9	H: 2 LOB: 1 BB: 1 P: 13	R: 4 E: 0 K: 0 S: 7	H: 4 LOB: 1 BB: 1 P: 11	R: 1 E: 0 K: 0 S: 4	H: 1 LOB: 1 BB: 1 P: 8	R: 0 E: 0 K: 2 S: 8	H: 1 LOB: 1 BB: 0 P: 8	R: 0 E: 0 K: 0 S: 3	H: 1 LOB: 0 BB: 0 P: 3	R: 0 E: 0 K: 0 S: 3	H: 0 LOB: 0 BB: 0 P: 3	R: 0 E: 0 K: 0 S: 4	H: 1 LOB: 1 BB: 0 P: 4	1B: 8 2B: 2 3B: 0 HR: 1	SF: 0 SAC: 0 DP: 1 HBP: 0	WP: 0 PB: 0 SB: 0 CS: 0	PA: 37
<b>PITCHER</b> Jim Beattie, R ERA: 4.16 (1, 1)	IP: 2.1 WLS: L BF: 16 H: 7 R: 6 ER: 6 SO: 3 BB: 2 IBB: 0 HBP: 0 BLK: 0 WP: 0 HR: 0 S: 20 P: 28 ERA: 23.14 WHIP: 3.857																			
Bryan Clark, L ERA: 2.99 (3, 1)	IP: 4.2 WLS: L BF: 17 H: 3 R: 1 ER: 1 SO: 2 BB: 1 IBB: 0 HBP: 0 BLK: 0 WP: 0 HR: 1 S: 20 P: 24 ERA: 1.93 WHIP: 0.857																			
Mike Stanton, R ERA: 3.15 (8, 1)	IP: 1.0 WLS: L BF: 4 H: 1 R: 0 ER: 0 SO: 0 BB: 0 IBB: 0 HBP: 0 BLK: 0 WP: 0 HR: 0 S: 4 P: 4 ERA: 0.00 WHIP: 1.000																			



Batter	1	2	3	4	5	6	7	8	9	AB	R	H	RBI	BB	SO	LOB	TOP								
Steve Henderson, R (1, 7) OBP: 0.389, SLG: 0.422	F8			SH1-4 1B		6-3					5	1	3	0	0	1									
Jamie Allen, R (1, 5) Manny Castillo, S (7, PH) OBP: 0.331, SLG: 0.367 OBP: 0.239, SLG: 0.292	5-3			SH1-4					F8		2	1	1	0	0	0									
Al Cowens, R (1, 9) Ricky Nelson, L (9, 9) OBP: 0.244, SLG: 0.283 OBP: 0.280, SLG: 0.413	1-3					G3			4-3		4	1	1	3	1	0									
Richie Zisk, R (1, 10) John Moses, S (8, PR) OBP: 0.280, SLG: 0.345 OBP: 0.226, SLG: 0.077		K		K					E4 1B		4	0	1	1	0	2									
Dave Henderson, R (1, 8) OBP: 0.302, SLG: 0.381		K		K					K		4	0	0	0	1	4									
Jim Maler, R (1, 3) Pat Putnam, L (6, PH) OBP: 0.333, SLG: 0.182 OBP: 0.300, SLG: 0.368											1	0	1	0	0	0									
Orlando Mercado, R (1, 2) Rick Sweet, S (7, PH) OBP: 0.225, SLG: 0.343 OBP: 0.279, SLG: 0.283		CS		1-3		SH3-4			2-3		1	0	0	0	0	0									
Todd Cruz, R (1, 6) OBP: 0.233, SLG: 0.345				K							4	0	0	0	0	2									
Domingo Ramos, R (1, 4) OBP: 0.388, SLG: 0.478				K							4	2	2	0	0	1									
<b>Inning Stats</b>	R: 0 E: 0 K: 0 S: 3	H: 0 LOB: 0 BB: 0 P: 3	R: 0 E: 0 K: 2 S: 6	H: 0 LOB: 0 BB: 0 P: 7	R: 0 E: 0 K: 2 S: 7	H: 0 LOB: 0 BB: 0 P: 7	R: 0 E: 0 K: 2 S: 8	H: 1 LOB: 2 BB: 1 P: 12	R: 0 E: 0 K: 0 S: 3	H: 1 LOB: 0 BB: 0 P: 3	R: 2 E: 1 K: 0 S: 6	H: 2 LOB: 2 BB: 1 P: 10	R: 0 E: 0 K: 0 S: 5	H: 2 LOB: 2 BB: 0 P: 5	R: 1 E: 1 K: 2 S: 9	H: 1 LOB: 2 BB: 0 P: 9	R: 3 E: 0 K: 2 S: 11	H: 4 LOB: 1 BB: 0 P: 11	1B: 10 2B: 0 3B: 1 HR: 0	SF: 0 SAC: 2 DP: 0 HBP: 1	WP: 1 PB: 0 SB: 1 CS: 2	PA: 42			
<b>PITCHER</b>	IP	WLS	BF	H	R	ER	SO	BB	IBB	HBP	BLK	WP	HR	S	P	ERA	WHIP								
Frank Tanana, L (1, 1) ERA: 1.3	5.2		23	4	2	0	6	2	0	1	0	1	0	32	41	0.00	1.059								
Odel Jones, R (6, 1) ERA: 3.44	3.0	L	17	7	4	3	3	0	0	0	0	0	0	23	23	9.00	2.333								
Dave Schmidt, R (9, 1) ERA: 2.08	0.1		1	0	0	0	1	0	0	0	0	0	0	3	3	0.00	0.000								

Seattle Mariners @ Texas Rangers  
Arlington Stadium, Arlington, TX  
Wed Jun 15 1983, 8:05 PM EDT  
Att: 12,604 - Unknown

AB 36  
R 6  
H 11  
RBI 6  
BB 2  
SO 10  
LOB 17



Batter	1	2	3	4	5	6	7	8	9	AB	R	H	RBI	BB	SO	LOB	BOTTOM								
Wayne Tolleson, S (1, 4) OBP: 0.332, SLG: 0.376	F9		4-3								5	1	2	0	0	0									
Mickey Rivers, L (1, 10) OBP: 0.325, SLG: 0.333	F9										5	1	3	1	0	0									
Buddy Bell, R (1, 5) OBP: 0.311, SLG: 0.401	F7										4	0	1	0	1	0									
Pete O'Brien, L (1, 9) OBP: 0.300, SLG: 0.342											3	1	1	2	1	1									
George Wright, S (1, 8) OBP: 0.309, SLG: 0.359											5	1	2	0	0	3									
Bill Sample, R (1, 7) OBP: 0.332, SLG: 0.414											3	0	0	1	0	2									
Larry Blittner, L (1, 3) OBP: 0.303, SLG: 0.338											4	0	2	0	0	3									
Jim Sundberg, R (1, 2) OBP: 0.251, SLG: 0.272											4	0	0	0	2	5									
Bucky Dent, R (1, 6) OBP: 0.325, SLG: 0.364											4	0	0	0	0	1									
<b>Inning Stats</b>	R: 0 E: 0 K: 0 S: 3	H: 1 LOB: 2 BB: 0 P: 5	R: 0 E: 0 K: 0 S: 4	H: 1 LOB: 3 BB: 2 P: 12	R: 0 E: 1 K: 0 S: 4	H: 0 LOB: 1 BB: 0 P: 4	R: 4 E: 0 K: 1 S: 10	H: 5 LOB: 1 BB: 0 P: 10	R: 0 E: 0 K: 1 S: 7	H: 3 LOB: 2 BB: 0 P: 7	R: 0 E: 0 K: 1 S: 6	H: 1 LOB: 1 BB: 0 P: 6	R: 0 E: 0 K: 0 S: 3	H: 0 LOB: 0 BB: 0 P: 3	R: 0 E: 0 K: 0 S: 3	H: 0 LOB: 0 BB: 0 P: 3	1B: 8 2B: 2 3B: 0 HR: 1	SF: 1 SAC: 0 DP: 0 HBP: 1	WP: 1 PB: 0 SB: 3 CS: 1	PA: 41					
<b>PITCHER</b>	IP	WLS	BF	H	R	ER	SO	BB	IBB	HBP	BLK	WP	HR	S	P	ERA	WHIP								
Bob Stoddard, R (1, 1) ERA: 4.87	4.2		25	7	4	4	0	2	0	1	0	1	1	22	31	7.71	1.929								
Roy Thomas, R (5, 1) ERA: 3.97	1.0		5	3	0	0	1	0	0	0	0	0	0	7	7	0.00	3.000								
Ed Vande Berg, L (6, 1) ERA: 3.62	3.1	W	11	1	0	0	2	0	0	0	0	0	0	15	15	0.00	0.300								

Seattle Mariners @ Texas Rangers  
Arlington Stadium, Arlington, TX  
Wed Jun 15 1983, 8:05 PM EDT  
Att: 12,604 - Unknown

AB 37  
R 4  
H 11  
RBI 4  
BB 2  
SO 3  
LOB 17





Batter	1	2	3	4	5	6	7	8	9	AB	R	H	RBI	BB	SO	LOB	TOP										
Houston Jimenez, R (1, 6) OBP: 0.176, SLG: 0.200 Dave Engle, R (7, PH) OBP: 0.351, SLG: 0.490 Ron Washington, R (7, 6) OBP: 0.301, SLG: 0.318	4-0 BB 5-3		0-0 CS FC4-6		0-0 5-3		0-0 SF7		0-0 F8	2	0	0	0	1	0	1	<b>Minnesota Twins @ Texas Rangers</b> Arlington Stadium, Arlington, TX Thu Jun 16 1983, 8:05 PM EDT Att: 10,011 - Unknown - 85 F										
John Castino, R (1, 4) OBP: 0.366, SLG: 0.479	0-0 F8		0-0 F7		0-0 6-3		0-0 FC6-4			4	0	0	0	0	0	3											
Gary Ward, R (1, 7) OBP: 0.309, SLG: 0.474	0-0 5-3		0-0 CS	0-0 SH3-4 1B		0-3 K		0-0 HR		4	2	2	1	0	1	1											
Randy Bush, L (1, 10) OBP: 0.359, SLG: 0.484	0-0 F8		0-0 E1 1B SH3-4 4-3		0-0 F7			0-0 6-3		4	1	0	0	0	0	2											
Mickey Hatcher, R (1, 3) OBP: 0.366, SLG: 0.464		0-0 F9		0-0 SH3-4		0-0 1B		0-0 F7		3	0	1	0	0	0	0											
Gary Gaetti, R (1, 5) OBP: 0.313, SLG: 0.386		0-3 K		0-0 4-3 1B		0-0 F6		0-0 6-3		4	0	1	1	0	1	1											
Bobby Mitchell, L (1, 8) OBP: 0.370, SLG: 0.336		4-0 BB		0-0 4-3 1B		4-0 1B SF7 BB		0-0 3-1		2	1	0	1	2	0	1											
Tom Brunansky, R (1, 9) OBP: 0.272, SLG: 0.329		0-0 F8		0-0 F9		0-0 L6		0-0 4-3		4	0	0	0	0	0	3											
Ray Smith, R (1, 2) OBP: 0.348, SLG: 0.275			0-0 FC4-6 1B		0-0 L9		0-0 FC6-4 1B		0-0 1B	4	0	3	0	0	0	0											
<b>Inning Stats</b>	R: 0 E: 0 K: 0 S: 3	H: 0 LOB: 1 BB: 1 P: 7	R: 0 E: 0 K: 1 S: 5	H: 0 LOB: 1 BB: 1 P: 9	R: 0 E: 0 K: 0 S: 3	H: 1 LOB: 0 BB: 0 P: 3	R: 2 E: 0 K: 0 S: 6	H: 2 LOB: 0 BB: 0 P: 6	R: 0 E: 0 K: 0 S: 3	H: 0 LOB: 0 BB: 0 P: 3	R: 0 E: 0 K: 1 S: 6	H: 1 LOB: 1 BB: 0 P: 6	R: 1 E: 0 K: 0 S: 4	H: 1 LOB: 1 BB: 1 P: 8	R: 1 E: 0 K: 0 S: 4	H: 1 LOB: 0 BB: 0 P: 4		R: 0 E: 0 K: 0 S: 4	H: 1 LOB: 1 BB: 0 P: 4	1B: 6 2B: 0 3B: 0 HR: 1	SF: 1 SAC: 1 DP: 0 HBP: 0	WP: 0 PB: 0 SB: 0 CS: 1	PA: 38				
<b>PITCHER</b>	IP	WLS	BF	H	R	ER	SO	BB	IBB	HBP	BLK	WP	HR	S	P	ERA	WHIP										
Danny Darwin, R (1, 1) ERA: 2.81	8.0	L	33	6	4	3	2	3	0	0	0	0	1	34	46	3.38	1.125										
John Butcher, R (9, 1) ERA: 3.7	1.0		4	1	0	0	0	0	0	0	0	0	0	4	4	0.00	1.000										

Batter	1	2	3	4	5	6	7	8	9	AB	R	H	RBI	BB	SO	LOB	BOTTOM										
Wayne Tolleson, S (1, 4) OBP: 0.330, SLG: 0.374	0-0 FC5-4 1B		0-0 L7		0-0 G6-4-3			0-0 5-3		4	0	1	0	0	0	3	<b>Minnesota Twins @ Texas Rangers</b> Arlington Stadium, Arlington, TX Thu Jun 16 1983, 8:05 PM EDT Att: 10,011 - Unknown - 85 F										
Bill Stein, R (1, 3) OBP: 0.320, SLG: 0.348 Mickey Rivers, L (8, PH) OBP: 0.333, SLG: 0.342	0-0 FC5-4		0-0 G5-4-3		0-3 K		0-0 5-3		0-0 1B	3	0	0	0	0	1	2											
Buddy Bell, R (1, 5) OBP: 0.310, SLG: 0.398	0-0 G5-4-3			0-0 F7		0-0 4-1		0-0 1B		4	0	1	0	0	0	1											
Larry Parrish, R (1, 10) OBP: 0.345, SLG: 0.494 Larry Blittner, L (8, PH) OBP: 0.299, SLG: 0.333		0-0 4-3		0-0 HR 2B		0-0 G3		0-3 K		3	1	1	0	0	0	0											
George Wright, S (1, 8) OBP: 0.308, SLG: 0.371		0-0 F7		0-0 HR		0-0 3-1		0-3 K		4	1	1	2	0	1	2											
Bill Sample, R (1, 7) OBP: 0.331, SLG: 0.411		0-0 6-3		0-0 F4			0-0 6-3		0-0 S 1B	4	0	1	0	0	0	0											
Pete O'Brien, L (1, 9) OBP: 0.304, SLG: 0.341			0-0 4-3		0-0 BB G6-4-3 1B		4-0 FC4-6 BB		0-0 F8	3	1	1	0	1	0	1											
Jim Sundberg, R (1, 2) OBP: 0.251, SLG: 0.271			0-0 L7		0-0 G6-4-3 BB 1B		0-0 FC4-6		0-3 K	4	0	1	0	0	1	2											
Bucky Dent, R (1, 6) OBP: 0.328, SLG: 0.369			0-0 2B		4-0 G6-4-3 BB		0-0 L8		0-3 K	3	0	1	0	1	1	2											
<b>Inning Stats</b>	R: 0 E: 0 K: 0 S: 3	H: 1 LOB: 0 BB: 0 P: 3	R: 0 E: 0 K: 0 S: 3	H: 0 LOB: 0 BB: 0 P: 3	R: 0 E: 0 K: 0 S: 4	H: 1 LOB: 1 BB: 0 P: 4	R: 2 E: 0 K: 1 S: 7	H: 2 LOB: 0 BB: 0 P: 7	R: 1 E: 0 K: 0 S: 4	H: 2 LOB: 1 BB: 1 P: 8	R: 0 E: 0 K: 0 S: 3	H: 0 LOB: 0 BB: 0 P: 3	R: 0 E: 1 K: 0 S: 3	H: 0 LOB: 1 BB: 1 P: 7	R: 0 E: 0 K: 2 S: 9	H: 2 LOB: 2 BB: 0 P: 9		R: 0 E: 0 K: 2 S: 8	H: 1 LOB: 1 BB: 0 P: 8	1B: 6 2B: 2 3B: 0 HR: 1	SF: 0 SAC: 0 DP: 2 HBP: 0	WP: 0 PB: 0 SB: 0 CS: 0	PA: 36				
<b>PITCHER</b>	IP	WLS	BF	H	R	ER	SO	BB	IBB	HBP	BLK	WP	HR	S	P	ERA	WHIP										
Bryan Oelkers, L (1, 1) ERA: 5.7	4.0		18	6	3	3	1	1	0	0	0	0	0	19	23	6.75	1.750										
Rick Lysander, R (5, 1) ERA: 3.14	3.1	W	11	1	0	0	0	1	0	0	0	0	0	10	14	0.00	0.600										
Ron Davis, R (8, 1) ERA: 3.0	1.2	S	7	2	0	0	4	0	0	0	0	0	0	15	15	0.00	1.200										



Batter	1	2	3	4	5	6	7	8	9	AB	R	H	RBI	BB	SO	LOB	TOP			
Houston Jimenez, R (1, 6) OBP: 0.143, SLG: 0.158	0-0 5-3		0-0 5-3			0-0 5-3		0-0 FC4-6 E FC6-4		4	1	0	0	0	0	2				
John Castino, R (1, 4) OBP: 0.382, SLG: 0.474 Ron Washington, R (7, 4) OBP: 0.298, SLG: 0.314	0-0 F9			0-0 5-3		0-3 K		0-0 E6 FC6-4		3	0	0	0	0	1	0				
Gary Ward, R (1, 7) OBP: 0.313, SLG: 0.474 Darrell Brown, S (7, 8) OBP: 0.306, SLG: 0.309	0-3 K			4-0 FC5-4 BB		0-0 1B		0-0 FC6-4 FC6-4		2	0	1	0	1	1	0				
Dave Engle, R (1, 10) OBP: 0.343, SLG: 0.478		0-0 F9		0-0 FC5-4 1-2		0-0 F8		0-0 FC6-4		4	0	0	0	0	0	3				
Mickey Hatcher, R (1, 9) OBP: 0.364, SLG: 0.458		0-0 5-3		0-0 F8			0-0 G5-4-3 1B		0-0 5-3	4	0	1	0	0	0	1				
Gary Gaetti, R (1, 5) OBP: 0.312, SLG: 0.383		0-0 F8			0-0 F3		0-0 G5-4-3 1B		0-0 F7	4	0	1	0	0	0	0				
Tom Brunansky, R (1, 8) OBP: 0.276, SLG: 0.326			4-0 G6-4-3 BB		4-0 BB		0-0 G5-4-3 1B		0-0 F7	2	0	0	0	2	0	2				
Scott Ulger, R (1, 3) OBP: 0.216, SLG: 0.229			0-0 G6-4-3 1-2		0-3 K		0-0 5-3			3	0	0	0	0	1	3				
Ray Smith, R (1, 2) OBP: 0.367, SLG: 0.302			0-0 1B		0-0 5-3			0-0 FC4-6 1B		3	0	2	0	0	0	1				
<b>Inning Stats</b>	R: 0 E: 0 K: 1 S: 5	H: 0 LOB: 0 BB: 0 P: 5	R: 0 E: 0 K: 0 S: 3	H: 0 LOB: 0 BB: 0 P: 3	R: 0 E: 0 K: 0 S: 3	H: 1 LOB: 1 BB: 1 P: 7	R: 0 E: 0 K: 0 S: 3	H: 0 LOB: 1 BB: 1 P: 7	R: 0 E: 0 K: 1 S: 6	H: 1 LOB: 1 BB: 0 P: 6	R: 0 E: 0 K: 0 S: 4	H: 2 LOB: 1 BB: 0 P: 4	R: 1 E: 2 K: 0 S: 5	H: 1 LOB: 0 BB: 0 P: 5	R: 0 E: 0 K: 0 S: 3	H: 0 LOB: 0 BB: 0 P: 3	1B: 5 2B: 0 3B: 0 HR: 0	SF: 0 SAC: 0 DP: 2 HBP: 0	WP: 0 PB: 0 CS: 0	PA: 34
<b>PITCHER</b> Rick Honeycutt, L (1, 1) ERA: 1.49	IP: 9.0 WLS: W BF: 34 H: 5 R: 1 ER: 0 SO: 3 BB: 3 IBB: 0 HBP: 0 BLK: 0 WP: 0 HR: 0 S: 37 P: 49 ERA: 0.00 WHIP: 0.889																			

Minnesota Twins @ Texas Rangers  
Arlington Stadium, Arlington, TX  
Fri Jun 17 1983, 8:05 PM EDT  
Att: 15,610 - Unknown - 84 F

AB 31  
R 1  
H 5  
RBI 1  
BB 3  
SO 3  
LOB 14



Batter	1	2	3	4	5	6	7	8	9	AB	R	H	RBI	BB	SO	LOB	BOTTOM			
Wayne Tolleson, S (1, 4) OBP: 0.332, SLG: 0.382	0-0 4-3	4-0 2B BB		0-0 3B		0-3 K	0-0 F7			4	1	1	0	1	1	0				
Mickey Rivers, L (1, 9) OBP: 0.326, SLG: 0.350	0-0 2B	0-0 SF7		0-3 K		0-0 F7		0-3 K		4	0	1	1	0	2	1				
Buddy Bell, R (1, 5) OBP: 0.312, SLG: 0.415	0-0 F9	0-0 2B		0-0 5-3		0-0 HR		0-0 F9		5	1	2	3	0	0	2				
Pete O'Brien, L (1, 3) OBP: 0.310, SLG: 0.349	0-0 F8	0-0 F9			0-0 HR 2B	0-0 2B 1B		4-0 BB BB		4	2	2	0	1	0	2				
Larry Parrish, R (1, 10) OBP: 0.351, SLG: 0.489		4-0 2B BB	0-0 E5 1B		4-0 HR BB	4-0 2B BB		0-0 F7		2	2	0	0	3	0	1				
George Wright, S (1, 8) OBP: 0.320, SLG: 0.396		4-0 2B BB	0-0 1B		0-0 HR BB	0-0 2B		4-0 BB BB		3	2	3	4	1	0	0				
Bill Sample, R (1, 7) OBP: 0.330, SLG: 0.413 Bill Stein, R (7, 3) OBP: 0.320, SLG: 0.348		0-0 SF7 2B	0-0 5-3		0-0 HR BB	0-0 4-3				4	1	1	2	0	0	3				
Jim Sundberg, R (1, 2) OBP: 0.251, SLG: 0.267		1-0 BB HBP 2B	0-0 F4		0-0 5-3		0-0 1-3			3	1	0	0	0	0	1				
Bucky Dent, R (1, 6) OBP: 0.323, SLG: 0.363 Jim Anderson, R (7, 6) OBP: 0.185, SLG: 0.192		0-0 F8		0-0 L6		0-0 6-3		0-0 6-3		3	0	0	0	0	0	2				
<b>Inning Stats</b>	R: 0 E: 0 K: 0 S: 4	H: 1 LOB: 1 BB: 0 P: 4	R: 5 E: 0 K: 0 S: 5	H: 2 LOB: 1 BB: 3 P: 18	R: 0 E: 1 K: 0 S: 4	H: 1 LOB: 1 BB: 0 P: 4	R: 0 E: 0 K: 1 S: 6	H: 1 LOB: 0 BB: 0 P: 6	R: 3 E: 0 K: 0 S: 5	H: 2 LOB: 0 BB: 1 P: 9	R: 2 E: 0 K: 1 S: 8	H: 3 LOB: 2 BB: 1 P: 12	R: 0 E: 0 K: 0 S: 3	H: 0 LOB: 0 BB: 0 P: 3	R: 0 E: 0 K: 1 S: 5	H: 0 LOB: 1 BB: 1 P: 9	1B: 2 2B: 5 3B: 1 HR: 2	SF: 1 SAC: 0 DP: 0 HBP: 1	WP: 0 PB: 0 CS: 0	PA: 41
<b>PITCHER</b> Ken Schrom, R (1, 1) ERA: 4.89 Jim Lewis, R (3, 1) ERA: 9.0 Pete Filson, L (6, 1) ERA: 3.76	IP: 2.0 WLS: L BF: 13 H: 3 R: 5 ER: 5 SO: 0 BB: 3 IBB: 0 HBP: 1 BLK: 0 WP: 0 HR: 0 S: 9 P: 22 ERA: 22.50 WHIP: 3.000																			

Minnesota Twins @ Texas Rangers  
Arlington Stadium, Arlington, TX  
Fri Jun 17 1983, 8:05 PM EDT  
Att: 15,610 - Unknown - 84 F

AB 33  
R 10  
H 10  
RBI 10  
BB 6  
SO 3  
LOB 12





Batter	1	2	3	4	5	6	7	8	9	AB	R	H	RBI	BB	SO	LOB	TOP					
Ron Washington, R OBP: 0.293, SLG: 0.341 (1, 6)	F9		G3	HR		F7		6-3		5	1	1	3	0	0	1						
John Castino, R OBP: 0.363, SLG: 0.473 (1, 4)	E4			1B			F8	E5		5	0	2	0	0	0	0						
Gary Ward, R OBP: 0.314, SLG: 0.473 (1, 7)			F8	F9				F9		5	1	2	0	0	0	3						
Randy Bush, L OBP: 0.366, SLG: 0.477 (1, 10)				HBP		F5			F7	2	2	0	0	2	0	0						
Mickey Hatcher, R OBP: 0.371, SLG: 0.459 (1, 3)	G5-4-3								4-3	4	0	2	0	1	0	3						
Gary Gaetti, R OBP: 0.310, SLG: 0.391 (1, 5)		K		K		G5-4-3		K		5	1	1	1	0	3	6						
Bobby Mitchell, L OBP: 0.362, SLG: 0.328 (1, 8)		L4							6-3	3	1	0	0	0	0	2						
Darrell Brown, S OBP: 0.310, SLG: 0.313 (6, 8)				FC4-6		4-3				2	0	1	2	0	0	0						
Tom Brunansky, R OBP: 0.279, SLG: 0.338 (1, 9)										4	1	2	1	0	0	2						
Ray Smith, R OBP: 0.377, SLG: 0.340 (1, 2)			K					G1		4	1	2	1	0	1	0						
<b>Inning Stats</b>	R: 0 E: 1 K: 0 S: 4	H: 1 LOB: 2 BB: 1 P: 8	R: 0 E: 0 K: 1 S: 5	H: 0 LOB: 0 BB: 0 P: 5	R: 0 E: 0 K: 1 S: 6	H: 1 LOB: 1 BB: 0 P: 6	R: 5 E: 0 K: 1 S: 10	H: 5 LOB: 1 BB: 0 P: 11	R: 0 E: 0 K: 0 S: 2	H: 0 LOB: 0 BB: 1 P: 6	R: 0 E: 0 K: 0 S: 4	H: 2 LOB: 1 BB: 0 P: 4	R: 2 E: 0 K: 1 S: 8	H: 3 LOB: 2 BB: 1 P: 12	R: 0 E: 1 K: 0 S: 4	H: 0 LOB: 1 BB: 0 P: 4	R: 1 E: 0 K: 0 S: 4	H: 1 LOB: 0 BB: 0 P: 4	1B: 9 2B: 1 3B: 1 HR: 2	SF: 0 SAC: 0 DP: 2 HBP: 1	WP: 0 PB: 0 SB: 0 CS: 0	PA: 43
<b>PITCHER</b>	IP	WLS	BF	H	R	ER	SO	BB	IBB	HBP	BLK	WP	HR	S	P	ERA	WHIP					
Mike Smithson, R ERA: 4.23 (1, 1)	6.0	L	28	9	5	5	3	2	0	1	0	0	1	31	40	7.50	1.833					
John Butcher, R ERA: 3.91 (7, 1)	2.0		11	3	2	2	1	1	0	0	0	0	0	12	16	9.00	2.000					
Dave Schmidt, R ERA: 2.79 (9, 1)	1.0		4	1	1	1	0	0	0	0	0	0	1	4	4	9.00	1.000					

Minnesota Twins @ Texas Rangers  
Arlington Stadium, Arlington, TX  
Sat Jun 18 1983, 8:05 PM EDT  
Att: 35,812 - Unknown

AB 39  
R 8  
H 13  
RBI 8  
BB 3  
SO 4  
LOB 17



Batter	1	2	3	4	5	6	7	8	9	AB	R	H	RBI	BB	SO	LOB	BOTTOM					
Wayne Tolleson, S OBP: 0.333, SLG: 0.387 (1, 4)			4-3		K				1B 6-3	5	0	2	0	0	2	1						
Mickey Rivers, L OBP: 0.318, SLG: 0.341 (1, 9)	3-1			4-3	F8			6-3		5	1	1	0	0	0	3						
Buddy Bell, R OBP: 0.314, SLG: 0.414 (1, 5)				2B	F8			5-3		5	1	2	0	0	0	3						
Pete O'Brien, L OBP: 0.312, SLG: 0.347 (1, 3)			K						G4-6-3	4	1	1	1	1	2	4						
Larry Parrish, R OBP: 0.354, SLG: 0.494 (1, 10)		K								4	1	2	0	0	1	1						
George Wright, S OBP: 0.323, SLG: 0.400 (1, 8)				BB						3	0	1	1	1	1	0						
Bill Sample, R OBP: 0.328, SLG: 0.407 (1, 7)										3	0	0	2	1	0	1						
Bob Johnson, R OBP: 0.235, SLG: 0.342 (1, 2)					1-3					2	0	0	0	0	0	3						
Larry Blittner, L OBP: 0.295, SLG: 0.329 (6, PH)					FC5					1	0	0	0	0	1	1						
Jim Sundberg, R OBP: 0.255, SLG: 0.271 (7, 2)										1	0	1	0	0	0	0						
Bucky Dent, R OBP: 0.322, SLG: 0.361 (1, 6)										4	0	1	0	0	0	2						
<b>Inning Stats</b>	R: 0 E: 0 K: 1 S: 6	H: 1 LOB: 0 BB: 0 P: 6	R: 0 E: 0 K: 1 S: 5	H: 0 LOB: 0 BB: 0 P: 5	R: 0 E: 0 K: 1 S: 3	H: 0 LOB: 0 BB: 0 P: 3	R: 1 E: 0 K: 1 S: 7	H: 2 LOB: 2 BB: 2 P: 15	R: 0 E: 0 K: 1 S: 6	H: 1 LOB: 1 BB: 0 P: 6	R: 2 E: 0 K: 1 S: 7	H: 2 LOB: 1 BB: 1 P: 11	R: 1 E: 0 K: 1 S: 7	H: 2 LOB: 1 BB: 0 P: 7	R: 0 E: 0 K: 1 S: 6	H: 1 LOB: 1 BB: 0 P: 6	R: 0 E: 0 K: 0 S: 4	H: 2 LOB: 1 BB: 0 P: 4	1B: 8 2B: 3 3B: 0 HR: 0	SF: 0 SAC: 0 DP: 1 HBP: 0	WP: 0 PB: 0 SB: 0 CS: 0	PA: 40
<b>PITCHER</b>	IP	WLS	BF	H	R	ER	SO	BB	IBB	HBP	BLK	WP	HR	S	P	ERA	WHIP					
Bobby Castillo, R ERA: 4.34 (1, 1)	5.1	W	25	6	3	3	4	3	0	0	0	0	0	30	42	5.06	1.688					
Rick Lysander, R ERA: 3.13 (6, 1)	3.0		14	5	1	1	3	0	0	0	0	0	0	20	20	3.00	1.667					
Ron Davis, R ERA: 2.95 (9, 1)	0.2	S	1	0	0	0	0	0	0	0	0	0	0	1	1	0.00	0.000					

Minnesota Twins @ Texas Rangers  
Arlington Stadium, Arlington, TX  
Sat Jun 18 1983, 8:05 PM EDT  
Att: 35,812 - Unknown

AB 37  
R 4  
H 11  
RBI 4  
BB 3  
SO 7  
LOB 19





Batter	1	2	3	4	5	6	7	8	9	AB	R	H	RBI	BB	SO	LOB	TOP			
Darrell Brown, S OBP: 0.308, SLG: 0.310	0-0 G1-6-3 1B		0-0 5-3		0-0 G3-6-3		0-3 K			4	0	1	0	0	1	1				
Ron Washington, R OBP: 0.291, SLG: 0.337	0-0 G1-6-3 1-2		0-0 F8		0-0 1B			0-0 F7		4	0	1	0	0	0	1				
Gary Ward, R OBP: 0.314, SLG: 0.468	4-0 1B BB		0-0 5-3		0-0 F3			0-0 F9		3	0	0	0	1	0	1				
Randy Bush, L OBP: 0.364, SLG: 0.472	0-0 1-2 1B			0-3 K		0-0 F5		0-0 3-1		4	0	1	0	0	1	0				
Mickey Hatcher, R OBP: 0.374, SLG: 0.466	0-3 K			0-0 F8 2B		0-0 L7			0-0 1B	4	0	2	0	0	1	2				
Gary Gaetti, R OBP: 0.309, SLG: 0.387		4-0 S BB		0-0 F8 2-3		0-0 L8			0-3 K	3	0	0	0	1	1	2				
Tom Brunansky, R OBP: 0.283, SLG: 0.350		0-3 K 1-2		0-0 BB			0-0 HR		0-0 F4	3	1	1	1	1	1	2				
Ray Smith, R OBP: 0.351, SLG: 0.314		0-0 5-3		0-3 K			0-0 5-3		0-0 F7	4	0	0	0	0	1	4				
Houston Jimenez, R OBP: 0.167, SLG: 0.143		0-3 K2-3			4-0 G3-6-3 BB			0-0 6-3		2	0	0	0	1	1	1				
<b>Inning Stats</b>	R: 0 E: 0 K: 1 S: 6	H: 2 LOB: 2 BB: 1 P: 10	R: 0 E: 0 K: 2 S: 7	H: 0 LOB: 1 BB: 1 P: 11	R: 0 E: 0 K: 0 S: 3	H: 0 LOB: 0 BB: 0 P: 3	R: 0 E: 0 K: 2 S: 8	H: 1 LOB: 2 BB: 1 P: 12	R: 0 E: 0 K: 0 S: 3	H: 0 LOB: 0 BB: 0 P: 3	R: 1 E: 0 K: 1 S: 6	H: 1 LOB: 0 BB: 0 P: 6	R: 0 E: 0 K: 0 S: 3	H: 0 LOB: 0 BB: 0 P: 3	R: 0 E: 0 K: 1 S: 6	H: 1 LOB: 1 BB: 0 P: 6	1B: 4 2B: 1 3B: 0 HR: 1	SF: 0 SAC: 0 DP: 2 HBP: 0	WP: 0 PB: 0 SB: 1 CS: 0	PA: 35
<b>PITCHER</b> Charlie Hough, R ERA: 3.69	IP: 9.0 WLS: W BF: 35	H: 6 R: 1 ER: 1 SO: 7	BB: 4 IBB: 0 HBP: 0 BLK: 0	WP: 0 HR: 1 S: 45 P: 61	ERA: 1.00 WHIP: 1.111															

Minnesota Twins @ Texas Rangers  
Arlington Stadium, Arlington, TX  
Sun Jun 19 1983, 8:05 PM EDT  
Att: 15,166 - Unknown - 89 F

AB 31  
R 1  
H 6  
RBI 1  
BB 4  
SO 7  
LOB 14



Batter	1	2	3	4	5	6	7	8	9	AB	R	H	RBI	BB	SO	LOB	BOTTOM			
Wayne Tolleson, S OBP: 0.337, SLG: 0.387	0-3 K		0-0 FC 1-3 1B	4-0 L3 BB			0-0 4-3			3	0	1	0	1	1	0				
Mickey Rivers, L OBP: 0.305, SLG: 0.326	0-0 4-3		0-0 FC 3B	0-0 L3 1-2			0-0 4-3			4	1	0	1	0	0	3				
Buddy Bell, R OBP: 0.313, SLG: 0.416	0-0 1B 2B		0-0 FC5-2-5 3B	0-0 5-3			0-0 5-3			4	1	1	0	0	0	2				
Larry Parrish, R OBP: 0.352, SLG: 0.486	4-0 1B BB		0-3 K	0-0 1-3 BB			0-0 F2			3	0	0	0	1	1	2				
George Wright, S OBP: 0.329, SLG: 0.415	0-0 1-2 1B		0-0 2B 3B	0-0 F6			0-0 F7			4	1	3	2	0	0	0				
Pete O'Brien, L OBP: 0.311, SLG: 0.350		0-0 3-1	0-0 2B	0-0 F7			0-0 4-3			4	0	1	1	0	0	1				
Bill Sample, R OBP: 0.331, SLG: 0.409		0-0 G6-4-3 1B	0-0 F7	0-0 1B			0-0 F8			4	0	2	0	0	0	2				
Jim Sundberg, R OBP: 0.251, SLG: 0.266		0-0 G6-4-3 1-2		0-3 K			0-0 F6			3	0	0	0	0	1	2				
Bucky Dent, R OBP: 0.327, SLG: 0.362			1-0 1B FC HBP	0-0 BB 1B			0-0 F8			2	1	1	0	0	0	1				
<b>Inning Stats</b>	R: 0 E: 0 K: 1 S: 6	H: 2 LOB: 2 BB: 1 P: 10	R: 0 E: 0 K: 0 S: 3	H: 1 LOB: 0 BB: 0 P: 3	R: 4 E: 0 K: 1 S: 9	H: 3 LOB: 1 BB: 0 P: 10	R: 0 E: 0 K: 1 S: 5	H: 1 LOB: 1 BB: 1 P: 9	R: 0 E: 0 K: 0 S: 3	H: 0 LOB: 0 BB: 0 P: 3	R: 0 E: 0 K: 0 S: 4	H: 1 LOB: 1 BB: 0 P: 4	R: 0 E: 0 K: 0 S: 3	H: 0 LOB: 0 BB: 0 P: 3	R: 0 E: 0 K: 0 S: 4	H: 1 LOB: 1 BB: 0 P: 4	1B: 6 2B: 3 3B: 1 HR: 0	SF: 0 SAC: 0 DP: 2 HBP: 1	WP: 0 PB: 0 SB: 1 CS: 0	PA: 34
<b>PITCHER</b> Albert Williams, R ERA: 5.18	IP: 8.0 WLS: L BF: 34	H: 9 R: 4 ER: 4 SO: 3	BB: 2 IBB: 0 HBP: 1 BLK: 0	WP: 0 HR: 0 S: 37 P: 46	ERA: 4.50 WHIP: 1.375															

Minnesota Twins @ Texas Rangers  
Arlington Stadium, Arlington, TX  
Sun Jun 19 1983, 8:05 PM EDT  
Att: 15,166 - Unknown - 89 F

AB 31  
R 4  
H 9  
RBI 4  
BB 2  
SO 3  
LOB 13









Batter	1	2	3	4	5	6	7	8	9	AB	R	H	RBI	BB	SO	LOB	TOP									
Brian Downing, R OBP: 0.383, SLG: 0.337 (1, 10)	5-3		5-3		5-3			2B		4	1	1	1	0	0	1	<b>California Angels @ Texas Rangers</b> Arlington Stadium, Arlington, TX Tue Jun 21 1983, 8:05 PM EDT Att: 24,333 - Unknown									
Tim Foli, R OBP: 0.292, SLG: 0.340 (1, 6)	E4		K		F3			1B		4	0	2	1	0	1	1										
Fred Lynn, L OBP: 0.365, SLG: 0.495 (1, 8)	E4		F7		4-3			BB		3	0	1	0	1	0	0										
Reggie Jackson, L OBP: 0.344, SLG: 0.428 Rob Wilford, L OBP: 0.212, SLG: 0.394 (4, 5)	K		F7		L3			F6		2	0	0	0	0	1	2										
Daryl Sconiers, L OBP: 0.281, SLG: 0.475 Rod Carew, L OBP: 0.460, SLG: 0.512 (8, PH) (8, 3)	E4		6-3		L3			4-3		3	0	0	0	0	0	3										
Ron Jackson, R OBP: 0.354, SLG: 0.407 (4, 7)	5-3		F3		F7			K		4	0	0	0	0	1	0										
Bobby Grich, R OBP: 0.415, SLG: 0.411 (1, 4)	5-3		1B		5-3			6-3		4	1	2	0	0	0	0										
Bobby Clark, R OBP: 0.254, SLG: 0.339 (4, 9)	BB		F9		G6-4-3			6-3		3	0	0	0	1	0	2										
Bob Boone, R OBP: 0.279, SLG: 0.325 (1, 2)	K		5-3		1-3			K		3	0	1	0	0	2	1										
<b>Inning Stats</b>	R: 0 E: 1 K: 1 S: 7	H: 2 LOB: 2 BB: 0 P: 7	R: 0 E: 0 K: 1 S: 5	H: 0 LOB: 1 BB: 1 P: 9	R: 0 E: 0 K: 1 S: 5	H: 0 LOB: 0 BB: 0 P: 5	R: 0 E: 0 K: 0 S: 3	H: 0 LOB: 0 BB: 0 P: 3	R: 1 E: 0 K: 0 S: 5	H: 2 LOB: 1 BB: 0 P: 5	R: 0 E: 0 K: 0 S: 3	H: 1 LOB: 0 BB: 0 P: 3	R: 0 E: 0 K: 0 S: 3	H: 1 LOB: 0 BB: 0 P: 3	R: 1 E: 0 K: 1 S: 7	H: 2 LOB: 2 BB: 1 P: 11	R: 0 E: 0 K: 1 S: 5	H: 0 LOB: 0 BB: 0 P: 5	1B: 7 2B: 2 3B: 0 HR: 0	SF: 0 SAC: 0 DP: 2 HBP: 0	WP: 0 PB: 0 SB: 0 CS: 0	PA: 35				
<b>PITCHER</b>	IP	WLS	BF	H	R	ER	SO	BB	IBB	HBP	BLK	WP	HR	S	P	ERA	WHIP	<b>PITCHER</b>								
Danny Darwin, R ERA: 2.79 Dave Schmidt, R ERA: 2.39	(1, 1)	7.1	W	30	8	2	2	4	2	0	0	0	0	0	36	44	2.46	1.364								
(8, 1)	1.2	S	5	0	0	0	1	0	0	0	0	0	0	7	7	0.00	0.000									

Batter	1	2	3	4	5	6	7	8	9	AB	R	H	RBI	BB	SO	LOB	BOTTOM								
Wayne Tolleson, S OBP: 0.338, SLG: 0.384 (1, 4)	1-4-3		K		4-3			K		4	1	1	0	0	2	3	<b>California Angels @ Texas Rangers</b> Arlington Stadium, Arlington, TX Tue Jun 21 1983, 8:05 PM EDT Att: 24,333 - Unknown								
Mickey Rivers, L OBP: 0.283, SLG: 0.300 (1, 10)	6-3		K		F5			5-3		4	0	0	0	0	1	2									
Buddy Bell, R OBP: 0.318, SLG: 0.415 (1, 5)	BB		1B		4-3			F9		3	1	1	0	1	0	1									
Larry Parrish, R OBP: 0.373, SLG: 0.542 (1, 9)	F7		2B		2B			HR		4	1	3	2	0	0	1									
George Wright, S OBP: 0.327, SLG: 0.416 (1, 8)	F4		1-3		F9			K		4	0	1	1	0	1	1									
Pete O'Brien, L OBP: 0.317, SLG: 0.357 (1, 7)	F8		F8		F8			F8		4	0	1	0	0	0	2									
Bill Sample, R OBP: 0.332, SLG: 0.408 (1, 3)	1-3		IBB		2B			6-3		3	0	1	0	1	0	0									
Bob Johnson, R OBP: 0.258, SLG: 0.341 (1, 2)	BB		K		K			FC6-4		3	0	1	0	1	2	5									
Bucky Dent, R OBP: 0.315, SLG: 0.348 (1, 6)	F8		4-3		F6			FC6-4		4	0	0	0	0	0	7									
<b>Inning Stats</b>	R: 0 E: 0 K: 0 S: 3	H: 0 LOB: 1 BB: 1 P: 7	R: 0 E: 0 K: 2 S: 7	H: 0 LOB: 1 BB: 1 P: 11	R: 1 E: 0 K: 1 S: 8	H: 3 LOB: 3 BB: 1 P: 12	R: 1 E: 0 K: 0 S: 5	H: 2 LOB: 1 BB: 0 P: 5	R: 0 E: 0 K: 2 S: 9	H: 2 LOB: 2 BB: 0 P: 9	R: 1 E: 0 K: 1 S: 6	H: 1 LOB: 0 BB: 0 P: 6	R: 0 E: 0 K: 0 S: 4	H: 1 LOB: 1 BB: 0 P: 4	R: 0 E: 0 K: 0 S: 4	H: 1 LOB: 1 BB: 0 P: 4	1B: 5 2B: 3 3B: 0 HR: 1	SF: 0 SAC: 0 DP: 0 HBP: 0	WP: 0 PB: 0 SB: 1 CS: 0	PA: 36					
<b>PITCHER</b>	IP	WLS	BF	H	R	ER	SO	BB	IBB	HBP	BLK	WP	HR	S	P	ERA	WHIP	<b>PITCHER</b>							
Byron McLaughlin, R ERA: 2.42 Luis Sanchez, R ERA: 3.17	(1, 1)	7.2	L	35	9	3	3	6	2	1	0	0	0	44	56	3.52	1.435								
(8, 1)	0.1		1	0	0	0	0	0	0	0	0	0	0	1	1	0.00	0.000								



Batter	1	2	3	4	5	6	7	8	9	AB	R	H	RBI	BB	SO	LOB	TOP					
Daryl Sconiers, L OBP: 0.273, SLG: 0.462 (1, 10)	F7		5-3		3-1			G3		4	0	0	0	0	0	1	<b>California Angels @ Texas Rangers</b> Arlington Stadium, Arlington, TX Wed Jun 22 1983, 8:05 PM EDT Att: 29,197 - Unknown <a href="http://livebaseballscorecards.com">livebaseballscorecards.com</a>					
Tim Foli, R OBP: 0.286, SLG: 0.333 (1, 6)	6-3		4-3			4-3		6-3		4	0	0	1	0	0	0						
Brian Downing, R OBP: 0.387, SLG: 0.337 (1, 7)	BB 1B		5-3			BB		3-1		3	0	1	0	1	0	0						
Ron Jackson, R OBP: 0.351, SLG: 0.397 (1, 3)	FC6-4 BB			6-3		L6		L6		3	0	0	0	1	0	1						
Bobby Grich, R OBP: 0.414, SLG: 0.408 Rob Wilfong, L OBP: 0.194, SLG: 0.361 (1, 4)	FC6-4			K		K		K		1	0	0	0	0	0	2						
Bobby Clark, R OBP: 0.269, SLG: 0.352 (1, 8)										4	0	3	0	0	0	0						
Ellis Valentine, R OBP: 0.256, SLG: 0.395 (1, 9)										3	0	0	0	0	0	3						
Ricky Adams, R OBP: 0.237, SLG: 0.254 (1, 5)										3	0	0	0	0	0	1						
Mike O'Berry, R OBP: 0.333, SLG: 0.667 (1, 2)										3	1	1	0	0	0	1						
<b>Inning Stats</b>	R: 0 E: 0 K: 0 S: 4	H: 1 LOB: 2 BB: 1 P: 8	R: 0 E: 0 K: 0 S: 4	H: 1 LOB: 0 BB: 0 P: 4	R: 0 E: 0 K: 1 S: 3	H: 0 LOB: 0 BB: 0 P: 3	R: 0 E: 0 K: 1 S: 6	H: 1 LOB: 1 BB: 0 P: 6	R: 0 E: 0 K: 0 S: 3	H: 0 LOB: 0 BB: 0 P: 3	R: 0 E: 0 K: 1 S: 5	H: 0 LOB: 1 BB: 1 P: 9	R: 0 E: 0 K: 0 S: 3	H: 1 LOB: 0 BB: 0 P: 3	R: 1 E: 0 K: 0 S: 4	H: 1 LOB: 0 BB: 0 P: 4	R: 0 E: 0 K: 1 S: 5	H: 0 LOB: 0 BB: 0 P: 5	1B: 4 2B: 1 3B: 0 HR: 0	SF: 0 SAC: 0 DP: 1 HBP: 0	WP: 0 PB: 0 SB: 0 CS: 0	PA: 33
<b>PITCHER</b> Rick Honeycutt, L ERA: 1.45 (1, 1)	IP: 9.0 WLS: W BF: 33 H: 5 R: 1 ER: 1 SO: 3 BB: 2 IBB: 0 HBP: 0 BLK: 0 WP: 0 HR: 0 S: 37 P: 45 ERA: 1.00 WHIP: 0.778															<b>PITCHER</b>						

Batter	1	2	3	4	5	6	7	8	9	AB	R	H	RBI	BB	SO	LOB	BOTTOM					
Wayne Tolleson, S OBP: 0.342, SLG: 0.388 Jim Anderson, R OBP: 0.167, SLG: 0.172 (1, 4)	E BB WP 1B		E5			6-3		6-3		3	1	2	1	0	0	1	<b>California Angels @ Texas Rangers</b> Arlington Stadium, Arlington, TX Wed Jun 22 1983, 8:05 PM EDT Att: 29,197 - Unknown <a href="http://livebaseballscorecards.com">livebaseballscorecards.com</a>					
Bill Stein, R OBP: 0.333, SLG: 0.434 (1, 10)	F8		FC6-4			HR		1B 3-1 2B		5	2	2	1	0	0	4						
Buddy Bell, R OBP: 0.330, SLG: 0.419 (1, 5)	WP E BB 1B					G3 1B		3-1 1B BB		2	2	2	0	3	0	0						
Larry Parrish, R OBP: 0.373, SLG: 0.538 (1, 9)	K		K			G3		FC1-4 1B		5	1	2	0	0	2	5						
George Wright, S OBP: 0.328, SLG: 0.414 (1, 8)	WP BB					6-3		F6		4	0	1	1	1	0	5						
Bill Sample, R OBP: 0.333, SLG: 0.405 (1, 7)			G6-4-3			F7		FC1-4		4	0	1	2	1	0	4						
Pete O'Brien, L OBP: 0.312, SLG: 0.351 (1, 3)	K		E1			F7		4-3		4	1	0	0	0	1	2						
Jim Sundberg, R OBP: 0.254, SLG: 0.274 (1, 2)						5-3		6-3		4	2	2	0	0	0	0						
Bucky Dent, R OBP: 0.309, SLG: 0.341 (1, 6)						F9		F9		4	0	0	0	0	0	2						
<b>Inning Stats</b>	R: 2 E: 1 K: 2 S: 8	H: 3 LOB: 2 BB: 3 P: 20	R: 1 E: 0 K: 1 S: 8	H: 3 LOB: 0 BB: 0 P: 8	R: 2 E: 3 K: 0 S: 7	H: 2 LOB: 2 BB: 0 P: 7	R: 0 E: 0 K: 0 S: 4	H: 1 LOB: 1 BB: 0 P: 4	R: 0 E: 0 K: 0 S: 3	H: 0 LOB: 0 BB: 0 P: 3	R: 1 E: 0 K: 0 S: 5	H: 2 LOB: 2 BB: 1 P: 9	R: 0 E: 0 K: 0 S: 3	H: 0 LOB: 0 BB: 0 P: 3	R: 3 E: 0 K: 0 S: 5	H: 3 LOB: 1 BB: 1 P: 9	R: 0 E: 0 K: 0 S: 5	H: 0 LOB: 0 BB: 0 P: 5	1B: 9 2B: 2 3B: 0 HR: 1	SF: 0 SAC: 0 DP: 1 HBP: 0	WP: 2 PB: 0 SB: 1 CS: 0	PA: 42
<b>PITCHER</b> Bill Travers, L ERA: 5.79 Dave Goltz, R ERA: 6.22 Curt Brown, R ERA: 6.52 (1, 1)	IP: 1.2 WLS: L BF: 12 H: 4 R: 3 ER: 2 SO: 2 BB: 3 IBB: 0 HBP: 0 BLK: 0 WP: 0 HR: 0 S: 13 P: 25 ERA: 10.80 WHIP: 4.200															<b>PITCHER</b>						
(2, 1)	3.2 WLS: L BF: 19 H: 5 R: 3 ER: 1 SO: 1 BB: 1 IBB: 0 HBP: 0 BLK: 0 WP: 0 HR: 1 S: 20 P: 24 ERA: 2.46 WHIP: 1.636																					
(6, 1)	2.2 WLS: L BF: 11 H: 3 R: 3 ER: 3 SO: 0 BB: 1 IBB: 0 HBP: 0 BLK: 0 WP: 0 HR: 0 S: 10 P: 14 ERA: 10.12 WHIP: 1.500																					



Batter	1	2	3	4	5	6	7	8	9	AB	R	H	RBI	BB	SO	LOB	TOP		
Rickey Henderson, R OBP: 0.391, SLG: 0.384 (1, 8)	G3	6-3			6-3		5-3			4	0	0	0	0	0	1			
Mike Davis, L OBP: 0.316, SLG: 0.369 (1, 9)	S 2B		F6		S 1B		K			4	1	2	0	0	1	1			
Wayne Gross, L OBP: 0.363, SLG: 0.491 (1, 3)	1B		1B		K			F3		4	2	2	1	0	1	1			
Jeff Burroughs, R OBP: 0.343, SLG: 0.404 Mitchell Page, L OBP: 0.304, SLG: 0.231 (1, 10)	1B		K		5-3			CS 1B		3	1	1	0	1	1	2			
Davey Lopes, R OBP: 0.335, SLG: 0.440 (1, 4)	1B							K		4	1	3	2	0	1	1			
Carney Lansford, R OBP: 0.275, SLG: 0.313 (1, 5)	2B		6-3							4	0	1	2	0	0	2			
Garry Hancock, L OBP: 0.323, SLG: 0.397 Rick Peters, S (9, PR)	F7				G3					4	0	1	0	0	0	0			
Mike Heath, R OBP: 0.333, SLG: 0.410 Bill Almon, R OBP: 0.358, SLG: 0.400 Bob Kearney, R OBP: 0.325, SLG: 0.412 (1, 2)		K			4-3					3	0	1	0	1	1	0			
Tony Phillips, S OBP: 0.299, SLG: 0.273 (1, 6)		4-3			K		SH1-4			0	0	0	0	0	0	0			
Inning Stats	R: 4 E: 0 K: 0 S: 6	H: 4 LOB: 0 BB: 1 P: 10	R: 0 E: 0 K: 1 S: 5	H: 0 LOB: 0 BB: 0 P: 5	R: 1 E: 0 K: 1 S: 7	H: 2 LOB: 1 BB: 0 P: 7	R: 0 E: 0 K: 1 S: 5	H: 0 LOB: 0 BB: 0 P: 5	R: 0 E: 0 K: 0 S: 3	H: 1 LOB: 1 BB: 0 P: 3	R: 0 E: 0 K: 1 S: 6	H: 1 LOB: 1 BB: 0 P: 6	R: 0 E: 0 K: 1 S: 5	H: 1 LOB: 1 BB: 1 P: 5	R: 0 E: 0 K: 1 S: 5	H: 1 LOB: 2 BB: 1 P: 9	1B: 8 2B: 4 3B: 0 HR: 0	SF: 0 SAC: 1 DP: 1 HBP: 0	WP: 0 PA: 36
PITCHER Mike Smithson, R ERA: 4.3 (1, 1)	IP: 9.0 WLS: W BF: 36 H: 11 R: 5 ER: 5 SO: 7 BB: 2 IBB: 0 HBP: 0 BLK: 0 WP: 0 HR: 0 S: 48 P: 56 ERA: 5.00 WHIP: 1.444																		

Oakland Athletics @ Texas Rangers  
Arlington Stadium, Arlington, TX  
Fri Jun 24 1983, 8:05 PM EDT  
Sunny

AB 33  
R 5  
H 11  
RBI 5  
BB 2  
SO 7  
LOB 9



Batter	1	2	3	4	5	6	7	8	9	AB	R	H	RBI	BB	SO	LOB	BOTTOM		
Bill Sample, R OBP: 0.334, SLG: 0.414 (1, 7)	HR	6-3		5-3			HR			4	2	1	1	0	0	4			
Bill Stein, R OBP: 0.339, SLG: 0.431 (1, 4)	F9				F4		FC1-5 BB			5	0	2	0	0	0	3			
Buddy Bell, R OBP: 0.338, SLG: 0.433 (1, 5)	HR			WP			FC1-5 BB			3	1	2	2	2	0	2			
Larry Parrish, R OBP: 0.370, SLG: 0.540 (1, 9)	F8		F9		K		FC1-5			5	1	1	0	0	1	4			
George Wright, S OBP: 0.326, SLG: 0.407 (1, 8)	F2				F8		F5			4	0	0	0	1	1	4			
Pete O'Brien, L OBP: 0.318, SLG: 0.351 (1, 3)		3B		K			G3			3	1	1	1	2	1	4			
Dave Hostetter, R OBP: 0.291, SLG: 0.289 Bucky Dent, R OBP: 0.309, SLG: 0.341 (1, 10)		7-2		5-3			G6-4-3			3	0	1	1	1	0	1			
Jim Anderson, R OBP: 0.182, SLG: 0.188 (1, 6)		7-2			F8					3	0	1	0	0	0	1			
Bob Johnson, R OBP: 0.263, SLG: 0.345 Mickey Rivers, L OBP: 0.280, SLG: 0.297 Jim Sundberg, R OBP: 0.257, SLG: 0.277 (1, 2)	E6						F9			2	0	1	0	0	0	0			
Inning Stats	R: 2 E: 0 K: 0 S: 4	H: 1 LOB: 0 BB: 0 P: 5	R: 1 E: 1 K: 0 S: 4	H: 1 LOB: 1 BB: 1 P: 8	R: 0 E: 0 K: 1 S: 6	H: 2 LOB: 2 BB: 1 P: 10	R: 0 E: 0 K: 0 S: 4	H: 1 LOB: 1 BB: 0 P: 4	R: 0 E: 0 K: 1 S: 5	H: 0 LOB: 1 BB: 1 P: 9	R: 0 E: 0 K: 0 S: 3	H: 1 LOB: 2 BB: 1 P: 7	R: 1 E: 0 K: 0 S: 5	H: 2 LOB: 2 BB: 1 P: 9	R: 1 E: 0 K: 0 S: 5	H: 2 LOB: 1 BB: 0 P: 5	1B: 7 2B: 1 3B: 2 HR: 2	SF: 0 SAC: 1 DP: 2 HBP: 1	WP: 1 PA: 42
PITCHER Tom Underwood, L ERA: 5.18 (1, 1)	IP: 5.2 WLS: L BF: 26 H: 6 R: 3 ER: 3 SO: 2 BB: 4 IBB: 0 HBP: 0 BLK: 0 WP: 0 HR: 1 S: 25 P: 42 ERA: 4.76 WHIP: 1.765																		
Jeff Jones, R ERA: 27.0 (6, 1)	0.1	3	2	1	1	0	0	0	0	0	1	3	3	27.00	6.000				
Steve Baker, R ERA: 3.0 (7, 1)	2.0	L	11	2	2	2	0	2	0	0	9	17	9.00	2.000					
Tom Burgmeier, L ERA: 2.7 (9, 1)	0.1	2	1	0	0	1	0	0	0	0	4	4	0.00	3.000					

Oakland Athletics @ Texas Rangers  
Arlington Stadium, Arlington, TX  
Fri Jun 24 1983, 8:05 PM EDT  
Sunny

AB 34  
R 6  
H 11  
RBI 6  
BB 6  
SO 3  
LOB 24





Batter	1	2	3	4	5	6	7	8	9	AB	R	H	RBI	BB	SO	LOB	TOP					
Rickey Henderson, R OBP: 0.386, SLG: 0.377 (1, 7)	F5		1-3			K			F7	4	0	0	0	0	1	1						
Rick Peters, S OBP: 0.500, SLG: 0.500 (1, 8)	1B		6-3			4-3			2B 1B	4	1	2	0	0	0	1						
Mike Davis, L OBP: 0.315, SLG: 0.372 (1, 9)	K				K				1-3 1B 2B	4	1	1	0	0	2	1						
Davey Lopes, R OBP: 0.329, SLG: 0.432 (1, 4)	F8				K				F5	4	0	0	0	0	1	3						
Wayne Gross, L OBP: 0.361, SLG: 0.486 (1, 3)		K			F5				1-3 1B	4	0	1	2	0	1	0						
Carney Lansford, R OBP: 0.274, SLG: 0.310 (1, 5)		5-3			5-3				F8 1-2 1B	4	0	1	0	0	0	0						
Dan Meyer, L OBP: 0.196, SLG: 0.169 (1, 10)		1-3			F9				F5 F8	4	0	0	0	0	0	2						
Bob Kearney, R OBP: 0.325, SLG: 0.417 (1, 2)			K		F7				2B	3	0	1	0	0	1	0						
Tony Phillips, S OBP: 0.300, SLG: 0.274 (1, 6)			S 1B		3-1				F7	3	0	1	0	0	0	1						
<b>Inning Stats</b>	R: 0 E: 0 K: 1 S: 6	H: 1 LOB: 1 BB: 0 P: 6	R: 0 E: 0 K: 1 S: 5	H: 0 LOB: 0 BB: 0 P: 5	R: 0 E: 0 K: 1 S: 6	H: 1 LOB: 1 BB: 0 P: 6	R: 0 E: 0 K: 2 S: 7	H: 0 LOB: 0 BB: 0 P: 7	R: 0 E: 0 K: 0 S: 3	H: 0 LOB: 0 BB: 0 P: 3	R: 0 E: 0 K: 1 S: 5	H: 0 LOB: 0 BB: 0 P: 5	R: 0 E: 0 K: 0 S: 3	H: 0 LOB: 0 BB: 0 P: 3	R: 0 E: 0 K: 0 S: 4	H: 1 LOB: 1 BB: 0 P: 4	R: 2 E: 0 K: 0 S: 7	H: 4 LOB: 2 BB: 0 P: 7	1B: 5 2B: 2 3B: 0 HR: 0	SF: 0 SAC: 0 DP: 0 HBP: 0	WP: 0 PB: 0 SB: 1 CS: 0	PA: 34
<b>PITCHER</b> Charlie Hough, R ERA: 3.54 (1, 1)	IP: 9.0 WLS: W BF: 34 H: 7 R: 2 ER: 2 SO: 6 BB: 0 IBB: 0 HBP: 0 BLK: 0 WP: 0 HR: 0 S: 46 P: 46 ERA: 2.00 WHIP: 0.778															<b>PITCHER</b>						

Oakland Athletics @ Texas Rangers  
Arlington Stadium, Arlington, TX  
Fri Jun 24 1983, 8:05 PM EDT  
Att: 24,297 - Unknown

AB 34  
R 2  
H 7  
RBI 2  
BB 0  
SO 6  
LOB 9



Batter	1	2	3	4	5	6	7	8	9	AB	R	H	RBI	BB	SO	LOB	BOTTOM			
Bill Sample, R OBP: 0.333, SLG: 0.412 (1, 7)	F8		F3		S 1B	FC6-4 1-2 2-3				4	1	1	0	0	0	4				
Bill Stein, R OBP: 0.348, SLG: 0.452 (1, 4)	F3		1-H 2-H 2B		1-H 3B 1B	F8				4	1	2	3	0	0	2				
Buddy Bell, R OBP: 0.337, SLG: 0.431 (1, 5)	F9		F9		1-2 3B 1B	6-3				4	1	1	0	0	0	1				
Larry Parrish, R OBP: 0.372, SLG: 0.554 (1, 9)		K			F4 1-H 2-H 3B	4-3 2B				4	0	2	2	0	1	0				
George Wright, S OBP: 0.325, SLG: 0.402 (1, 8)		5-3			2B BB	K			4-3 2-3	3	1	0	0	1	1	2				
Dave Hostetler, R OBP: 0.285, SLG: 0.282 (1, 10)		6-3			K	F7			F9	4	0	0	0	0	1	3				
Pete O'Brien, L OBP: 0.324, SLG: 0.356 (1, 3)			BB 2B BB		1-H 2B	K			5-3 BB	2	1	1	1	2	1	0				
Jim Sundberg, R OBP: 0.262, SLG: 0.275 (1, 2)			BB 2B BB		F7	FC6-4 1B BB			5-3	2	1	0	0	2	0	2				
Bucky Dent, R OBP: 0.308, SLG: 0.340 (1, 6)			F7		5-3	FC6-4 1B			6-3	4	0	1	0	0	0	2				
<b>Inning Stats</b>	R: 0 E: 0 K: 0 S: 3	H: 0 LOB: 0 BB: 0 P: 3	R: 0 E: 0 K: 1 S: 5	H: 0 LOB: 0 BB: 0 P: 5	R: 2 E: 0 K: 0 S: 4	H: 1 LOB: 2 BB: 2 P: 12	R: 1 E: 0 K: 1 S: 6	H: 1 LOB: 1 BB: 1 P: 10	R: 3 E: 0 K: 1 S: 9	H: 4 LOB: 1 BB: 0 P: 9	R: 0 E: 0 K: 1 S: 6	H: 1 LOB: 2 BB: 1 P: 10	R: 0 E: 0 K: 0 S: 4	H: 1 LOB: 1 BB: 0 P: 4	R: 0 E: 0 K: 0 S: 2	H: 0 LOB: 0 BB: 1 P: 6	1B: 4 2B: 4 3B: 1 HR: 0	SF: 0 SAC: 0 DP: 1 HBP: 0	WP: 0 PB: 0 SB: 1 CS: 0	PA: 36
<b>PITCHER</b> Curt Young, L ERA: 10.38 (1, 1)	IP: 4.1 WLS: L BF: 20 H: 4 R: 5 ER: 5 SO: 2 BB: 3 IBB: 0 HBP: 0 BLK: 0 WP: 0 HR: 0 S: 21 P: 33 ERA: 10.38 WHIP: 1.615															<b>PITCHER</b>				
Tim Conroy, L ERA: 3.56 (5, 1)	IP: 1.2 WLS: L BF: 9 H: 3 R: 1 ER: 1 SO: 2 BB: 1 IBB: 0 HBP: 0 BLK: 0 WP: 0 HR: 0 S: 12 P: 16 ERA: 5.40 WHIP: 2.400															<b>PITCHER</b>				
Jeff Jones, R ERA: 10.8 (7, 1)	IP: 2.0 WLS: L BF: 7 H: 1 R: 0 ER: 0 SO: 0 BB: 1 IBB: 0 HBP: 0 BLK: 0 WP: 0 HR: 0 S: 6 P: 10 ERA: 0.00 WHIP: 1.000															<b>PITCHER</b>				

Oakland Athletics @ Texas Rangers  
Arlington Stadium, Arlington, TX  
Fri Jun 24 1983, 8:05 PM EDT  
Att: 24,297 - Unknown

AB 31  
R 6  
H 8  
RBI 6  
BB 5  
SO 4  
LOB 16









Batter	1	2	3	4	5	6	7	8	9	AB	R	H	RBI	BB	SO	LOB	TOP			
<b>Rick Peters, S</b> OBP: 0.455, SLG: 0.400	4-0 S 2B BB		0-0 F6			0-0 1B				2	1	1	0	1	0	0				
<b>Bill Almon, R</b> OBP: 0.353, SLG: 0.394	0-0 4-3		0-3 K			0-0 F7				3	0	0	0	0	1	2				
<b>Mike Davis, L</b> OBP: 0.311, SLG: 0.371	0-0 2B		0-3 K			0-0 F5				3	0	1	1	0	1	1				
<b>Jeff Burroughs, R</b> OBP: 0.345, SLG: 0.404	0-3 K		0-0 G3			0-0 6-3				3	0	0	0	0	1	1				
<b>Wayne Gross, L</b> OBP: 0.349, SLG: 0.468	0-0 G3		0-0 F6			0-3 K				3	0	0	0	0	1	1				
<b>Carney Lansford, R</b> OBP: 0.275, SLG: 0.309		0-0 F9			0-3 K			0-0 FC6-4 1B		3	0	1	0	0	1	0				
<b>Garry Hancock, L</b> OBP: 0.304, SLG: 0.373		0-0 4-3			0-0 F5			0-0 FC6-4 1-2		3	0	0	0	0	0	1				
<b>Bob Kearney, R</b> OBP: 0.317, SLG: 0.405		0-0 F4			0-3 K			0-0 4-3		3	0	0	0	0	1	0				
<b>Tony Phillips, S</b> OBP: 0.297, SLG: 0.268			0-0 F9			0-0 4-3				2	0	0	0	0	0	0				
<b>Inning Stats</b>	R: 1 E: 0 K: 1 S: 6	H: 1 LOB: 1 BB: 1 P: 10	R: 0 E: 0 K: 0 S: 3	H: 0 LOB: 0 BB: 0 P: 3	R: 0 E: 0 K: 1 S: 5	H: 0 LOB: 0 BB: 0 P: 5	R: 0 E: 0 K: 1 S: 5	H: 0 LOB: 0 BB: 0 P: 5	R: 0 E: 0 K: 2 S: 7	H: 0 LOB: 0 BB: 0 P: 7	R: 0 E: 0 K: 0 S: 4	H: 1 LOB: 1 BB: 0 P: 4	R: 0 E: 0 K: 1 S: 6	H: 1 LOB: 0 BB: 0 P: 6	R: 0 E: 0 K: 0 S: 1	H: 0 LOB: 0 BB: 0 P: 1	1B: 2 2B: 1 3B: 0 HR: 0	SF: 0 SAC: 0 DP: 0 HBP: 0	WP: 0 PB: 0 SB: 1 CS: 0	PA: 26
<b>PITCHER</b> <b>Danny Darwin, R</b> ERA: 2.67	IP: 7.1 WLS: W BF: 26 H: 3 R: 1 ER: 1 SO: 6 BB: 1 IBB: 0 HBP: 0 BLK: 0 WP: 0 HR: 0 S: 37 P: 41 ERA: 1.23 WHIP: 0.545																			

Oakland Athletics @ Texas Rangers  
Arlington Stadium, Arlington, TX  
Sun Jun 26 1983, 8:05 PM EDT  
Att: 27,600 - Unknown

AB 25  
R 1  
H 3  
RBI 1  
BB 1  
SO 6  
LOB 6



Batter	1	2	3	4	5	6	7	8	9	AB	R	H	RBI	BB	SO	LOB	BOTTOM			
<b>Wayne Tolleson, S</b> OBP: 0.350, SLG: 0.395	0-0 E 1B			0-0 1-2 1B		0-0 1-3				4	1	3	0	0	0	0				
<b>Mickey Rivers, L</b> OBP: 0.275, SLG: 0.291	0-0 F4			0-0 F7		0-0 5-3				2	0	0	0	0	0	2				
<b>Dave Hostetler, R</b> OBP: 0.283, SLG: 0.275	1-2									2	0	0	0	0	0	2				
<b>Buddy Bell, R</b> OBP: 0.337, SLG: 0.438	0-0 E6 BB 1B		0-0 HR	0-0 5-3		0-0 1-3 1B				4	2	2	1	0	0	3				
<b>Larry Parrish, R</b> OBP: 0.362, SLG: 0.535	0-0 F3		0-0 F7		0-0 6-3			0-0 1-3		4	0	0	0	0	0	3				
<b>George Wright, S</b> OBP: 0.323, SLG: 0.393	4-0 1B BB		0-0 F7		0-3 K			0-0 6-3		3	0	0	0	1	1	1				
<b>Bill Sample, R</b> OBP: 0.338, SLG: 0.416	0-0 1-3 2H 3H 1B		0-0 F6		0-0 E7					3	0	1	2	0	0	0				
<b>Pete O'Brien, L</b> OBP: 0.323, SLG: 0.360	0-0 F4			0-0 1B 3B		0-0 4-3				3	1	1	0	0	0	3				
<b>Jim Sundberg, R</b> OBP: 0.263, SLG: 0.268		0-0 6-3		0-0 5-3		0-3 K				3	0	0	0	0	1	1				
<b>Bucky Dent, R</b> OBP: 0.312, SLG: 0.342		0-0 F8		0-0 1B 3H 1B		0-0 F4				3	0	1	1	0	0	0				
<b>Inning Stats</b>	R: 2 E: 1 K: 0 S: 6	H: 2 LOB: 2 BB: 1 P: 10	R: 0 E: 0 K: 0 S: 4	H: 1 LOB: 1 BB: 0 P: 4	R: 1 E: 0 K: 0 S: 4	H: 1 LOB: 0 BB: 0 P: 4	R: 1 E: 0 K: 0 S: 6	H: 3 LOB: 2 BB: 0 P: 6	R: 0 E: 0 K: 1 S: 6	H: 0 LOB: 1 BB: 1 P: 6	R: 0 E: 0 K: 0 S: 5	H: 0 LOB: 0 BB: 0 P: 5	R: 0 E: 0 K: 0 S: 4	H: 1 LOB: 1 BB: 0 P: 4	R: 0 E: 0 K: 0 S: 1	H: 0 LOB: 0 BB: 0 P: 1	1B: 6 2B: 0 3B: 1 HR: 1	SF: 0 SAC: 0 DP: 0 HBP: 0	WP: 0 PB: 0 SB: 1 CS: 0	PA: 32
<b>PITCHER</b> <b>Steve McCatty, R</b> ERA: 3.64	IP: 3.1 WLS: L BF: 19 H: 7 R: 4 ER: 2 SO: 0 BB: 1 IBB: 0 HBP: 0 BLK: 0 WP: 1 HR: 1 S: 18 P: 22 ERA: 5.40 WHIP: 2.400																			
<b>Tom Burgmeier, L</b> ERA: 2.53	IP: 3.2 WLS: L BF: 13 H: 1 R: 0 ER: 0 SO: 2 BB: 0 IBB: 0 HBP: 0 BLK: 0 WP: 0 HR: 0 S: 17 P: 17 ERA: 0.00 WHIP: 0.273																			

Oakland Athletics @ Texas Rangers  
Arlington Stadium, Arlington, TX  
Sun Jun 26 1983, 8:05 PM EDT  
Att: 27,600 - Unknown

AB 31  
R 4  
H 8  
RBI 4  
BB 1  
SO 2  
LOB 15





Batter	1	2	3	4	5	6	7	8	9	AB	R	H	RBI	BB	SO	LOB	TOP
Wayne Tolleson, S (1,4) OBP: 0.343, SLG: 0.388	F7		K			4-3		6-3		4	0	0	0	0	1	0	
Mickey Rivers, L (1,10) OBP: 0.283, SLG: 0.302	2B		F3			HBP		F8		3	0	1	0	0	0	0	
Buddy Bell, R (1,5) OBP: 0.332, SLG: 0.432	K			K		F4		1-3		4	0	0	0	0	2	2	
Larry Parrish, R (1,9) OBP: 0.360, SLG: 0.528	5-3			5-3		BB	BB	K		3	0	0	0	1	1	1	
George Wright, S (1,8) OBP: 0.322, SLG: 0.391	FC4-6 1B			3-1		F7		K		4	0	1	0	0	1	1	
Pete O'Brien, L (1,3) OBP: 0.319, SLG: 0.354	F7					F8		F7		4	0	0	0	0	0	2	
Bill Sample, R (1,7) OBP: 0.338, SLG: 0.413	FC4-6 1-2					F8		BB	BB	2	0	0	0	1	0	1	
Jim Sundberg, R (1,2) OBP: 0.264, SLG: 0.265	6-3					K		BB		2	0	0	0	1	1	1	
Bucky Dent, R (1,6) OBP: 0.308, SLG: 0.338			F5			6-3		3-1		3	0	0	0	0	0	3	
<b>Inning Stats</b>	R: 0 E: 0 K: 1 S: 6	H: 1 LOB: 1 BB: 0 P: 6	R: 0 E: 0 K: 0 S: 4	H: 1 LOB: 1 BB: 0 P: 4	R: 0 E: 0 K: 1 S: 5	H: 0 LOB: 0 BB: 0 P: 5	R: 0 E: 0 K: 1 S: 5	H: 0 LOB: 0 BB: 0 P: 5	R: 0 E: 0 K: 0 S: 3	H: 0 LOB: 1 BB: 0 P: 4	R: 0 E: 0 K: 0 S: 3	H: 0 LOB: 0 BB: 0 P: 3	R: 0 E: 0 K: 2 S: 7	H: 0 LOB: 0 BB: 0 P: 7	1B: 1 2B: 1 3B: 0 HR: 0	SF: 0 SAC: 0 DP: 0 HBP: 1	WP: 0 PA: 33 PB: 0 SB: 1 CS: 0
<b>PITCHER</b>	IP WLS BF H R ER SO BB IBB HBP BLK WP HR S P ERA WHIP																
Bruce Kison, R (1,1) ERA: 2.93	7.0 W 27 2 0 0 4 3 0 1 0 0 0 31 44 0.00 0.714																
Luis Sanchez, R (8,1) ERA: 3.51	2.0 6 0 0 0 2 0 0 0 0 0 0 10 10 0.00 0.000																

Texas Rangers @ California Angels  
Anaheim Stadium, Anaheim, CA  
Mon Jun 27 1983, 10:05 PM EDT  
Att: 42,578 - Unknown


AB 29  
R 0  
H 2  
RBI 0  
BB 3  
SO 6  
LOB 11



Batter	1	2	3	4	5	6	7	8	9	AB	R	H	RBI	BB	SO	LOB	BOTTOM		
Daryl Sconiers, L (1,3) OBP: 0.288, SLG: 0.471	4-3		BB 1B	FC4-6 1-2		K		HR 1B		5	2	2	0	0	1	1			
Ellis Valentine, R (1,9) OBP: 0.279, SLG: 0.458	1B 1B		1B BB		HBP 1B	F8		HR 1B		4	2	3	3	1	0	0			
Ron Jackson, R (1,5) OBP: 0.353, SLG: 0.398	1B		1B		1B HBP			K		4	1	3	1	0	1	0			
Ricky Adams, R (9,5) OBP: 0.268, SLG: 0.276	1B		1B		FC5-4 HBP		FC1-5 BB	K		0	0	0	0	0	0	0			
Brian Downing, R (1,10) OBP: 0.410, SLG: 0.402	5-3		1B		K		FC1-5 BB	6-3		3	1	0	0	2	1	3			
Fred Lynn, L (1,8) OBP: 0.367, SLG: 0.493	4-3		F6		FC5-4 1B		FC1-5 1B			4	0	1	1	0	0	5			
Bobby Grich, R (1,4) OBP: 0.412, SLG: 0.427	F8			FC4-6 BB	FC5-4 BB		G5-4-3 1B			3	0	1	2	1	0	1			
Bobby Clark, R (1,7) OBP: 0.260, SLG: 0.331	K		FC4-6 SF7 1B		1-2 BB		G5-4-3			3	1	0	0	1	1	3			
Tim Foli, R (1,6) OBP: 0.279, SLG: 0.323	5-3		5-3	E7 FC4-6 1B	F6		F4			4	0	1	0	0	0	2			
Bob Boone, R (1,2) OBP: 0.277, SLG: 0.323	F8		SF7		F7		1B HR			3	1	1	1	0	0	0			
<b>Inning Stats</b>	R: 0 E: 0 K: 0 S: 4	H: 2 LOB: 1 BB: 0 P: 4	R: 0 E: 0 K: 1 S: 5	H: 0 LOB: 0 BB: 0 P: 5	R: 1 E: 0 K: 0 S: 5	H: 2 LOB: 3 BB: 2 P: 13	R: 1 E: 1 K: 0 S: 4	H: 1 LOB: 1 BB: 1 P: 8	R: 2 E: 0 K: 1 S: 7	H: 2 LOB: 2 BB: 1 P: 12	R: 0 E: 0 K: 1 S: 5	H: 0 LOB: 0 BB: 0 P: 5	R: 1 E: 0 K: 0 S: 4	H: 2 LOB: 1 BB: 1 P: 8	R: 3 E: 0 K: 1 S: 8	H: 3 LOB: 0 BB: 0 P: 8	1B: 11 2B: 0 3B: 0 HR: 1	SF: 1 SAC: 0 DP: 1 HBP: 1	WP: 0 PA: 40 PB: 0 SB: 0 CS: 0
<b>PITCHER</b>	IP WLS BF H R ER SO BB IBB HBP BLK WP HR S P ERA WHIP																		
Rick Honeycutt, L (1,1) ERA: 1.61	4.2 L 25 7 4 3 2 3 1 1 0 0 0 24 41 5.79 2.143																		
Jon Matlack, L (5,1) ERA: 3.53	1.2 8 2 1 1 1 1 0 0 0 0 0 9 13 5.40 1.800																		
Dave Tobik, R (7,1) ERA: 6.85	0.2 1 0 0 0 0 0 0 0 0 0 0 1 1 0.00 0.000																		
Odell Jones, R (8,1) ERA: 3.79	1.0 6 3 3 3 1 0 0 0 0 0 1 8 8 27.00 3.000																		

Texas Rangers @ California Angels  
Anaheim Stadium, Anaheim, CA  
Mon Jun 27 1983, 10:05 PM EDT  
Att: 42,578 - Unknown

AB 33  
R 8  
H 12  
RBI 8  
BB 5  
SO 4  
LOB 15





Batter	1	2	3	4	5	6	7	8	9	AB	R	H	RBI	BB	SO	LOB	TOP								
Wayne Tolleson, S (1,4) OBP: 0.338, SLG: 0.381	F7		5-3		4-3		F8			4	0	0	0	0	0	1									
Mickey Rivers, L (1,10) OBP: 0.282, SLG: 0.300	G3			3-1	1B			6-3		4	0	1	0	0	0	0									
Buddy Bell, R (1,5) OBP: 0.334, SLG: 0.443	5-3			HR	1B			5-3		4	1	2	1	0	0	0									
Larry Parrish, R (1,9) OBP: 0.359, SLG: 0.523		6-3		WP 1B	1B		K	F3		4	1	1	0	0	1	2									
George Wright, S (1,8) OBP: 0.324, SLG: 0.393		G4-6-3 1B		WP 1B	1B		F7	6-3		4	1	2	0	0	0	0									
Pete O'Brien, L (1,3) OBP: 0.318, SLG: 0.350		G4-6-3 1-2		K			F9 BB	F8		3	0	0	0	1	1	3									
Bill Sample, R (1,7) OBP: 0.337, SLG: 0.411			1-3	1B			F9	K		4	0	1	2	0	1	1									
Jim Sundberg, R (1,2) OBP: 0.260, SLG: 0.261			F9	F9			F8			3	0	0	0	0	0	1									
Bucky Dent, R (1,6) OBP: 0.308, SLG: 0.338				1B			4-3	K		3	0	1	0	0	1	0									
<b>Inning Stats</b>	R: 0 E: 0 K: 0 S: 3	H: 0 LOB: 0 BB: 0 P: 3	R: 0 E: 0 K: 0 S: 3	H: 1 LOB: 0 BB: 0 P: 3	R: 0 E: 0 K: 0 S: 4	H: 1 LOB: 1 BB: 0 P: 4	R: 3 E: 0 K: 1 S: 9	H: 4 LOB: 1 BB: 0 P: 9	R: 0 E: 0 K: 1 S: 7	H: 2 LOB: 2 BB: 0 P: 7	R: 0 E: 0 K: 0 S: 2	H: 0 LOB: 0 BB: 1 P: 6	R: 0 E: 0 K: 1 S: 5	H: 0 LOB: 0 BB: 0 P: 5	R: 0 E: 0 K: 0 S: 3	H: 0 LOB: 0 BB: 0 P: 3	R: 0 E: 0 K: 1 S: 5	H: 0 LOB: 0 BB: 0 P: 5	1B: 7 2B: 0 3B: 0 HR: 1	SF: 0 SAC: 0 DP: 1 HBP: 0	WP: 1 PB: 0 SB: 0 CS: 0	PA: 34			
<b>PITCHER</b>	IP	WLS	BF	H	R	ER	SO	BB	IBB	HBP	BLK	WP	HR	S	P	ERA	WHIP								
Ken Forsch, R (1,1) ERA: 3.44	4.2	L	21	8	3	3	1	0	0	0	0	1	1	23	23	5.79	1.714								
John Curtis, L (5,1) ERA: 2.05	4.1		13	0	0	0	3	1	0	0	0	0	0	18	22	0.00	0.231								

Texas Rangers @ California Angels  
Anaheim Stadium, Anaheim, CA  
Tue Jun 28 1983, 10:05 PM EDT  
Att: 30,028 - Unknown

AB	33
R	3
H	8
RBI	3
BB	1
SO	4
LOB	8



Batter	1	2	3	4	5	6	7	8	9	AB	R	H	RBI	BB	SO	LOB	BOTTOM								
Rod Carew, L (1,10) OBP: 0.462, SLG: 0.507	G6-4-3 BB		F9			F7		BB		2	0	0	0	2	0	0									
Daryl Scotters, L (1,3) OBP: 0.280, SLG: 0.459	L6			6-3		6-3		F5		4	0	0	0	0	0	3									
Ron Jackson, R (1,5) OBP: 0.344, SLG: 0.387	G6-4-3 1-2			F8		5-3		F3		4	0	0	0	0	0	1									
Fred Lynn, L (1,8) OBP: 0.376, SLG: 0.514		S 1B				BB		HR		3	1	3	1	1	0	0									
Brian Downing, R (1,7) OBP: 0.399, SLG: 0.388		K		K		K		F8		4	0	0	0	0	3	3									
Bobby Grich, R (1,4) OBP: 0.405, SLG: 0.419		6-3 1-2			F7		K	4-3		4	0	0	0	0	1	2									
Ellis Valentine, R (1,9) OBP: 0.271, SLG: 0.444		6-3			K			K2-3		3	0	0	0	0	2	1									
Tim Foli, R (1,6) OBP: 0.275, SLG: 0.319			F3		F7			F4		3	0	0	0	0	0	0									
Bob Boone, R (1,2) OBP: 0.278, SLG: 0.327			F2			F8		2B		3	0	1	0	0	0	0									
<b>Inning Stats</b>	R: 0 E: 0 K: 0 S: 2	H: 0 LOB: 1 BB: 1 P: 6	R: 0 E: 0 K: 1 S: 6	H: 1 LOB: 0 BB: 0 P: 6	R: 0 E: 0 K: 0 S: 3	H: 0 LOB: 0 BB: 0 P: 3	R: 0 E: 0 K: 1 S: 6	H: 1 LOB: 0 BB: 0 P: 6	R: 0 E: 0 K: 1 S: 5	H: 0 LOB: 0 BB: 0 P: 5	R: 0 E: 0 K: 0 S: 3	H: 0 LOB: 0 BB: 0 P: 3	R: 0 E: 0 K: 2 S: 7	H: 0 LOB: 1 BB: 1 P: 11	R: 0 E: 0 K: 1 S: 6	H: 1 LOB: 2 BB: 1 P: 10	R: 1 E: 0 K: 0 S: 4	H: 1 LOB: 0 BB: 0 P: 4	1B: 2 2B: 1 3B: 0 HR: 1	SF: 0 SAC: 0 DP: 1 HBP: 0	WP: 0 PB: 0 SB: 1 CS: 0	PA: 33			
<b>PITCHER</b>	IP	WLS	BF	H	R	ER	SO	BB	IBB	HBP	BLK	WP	HR	S	P	ERA	WHIP								
Charlie Hough, R (1,1) ERA: 3.31	7.2	W	28	3	0	0	6	3	0	0	0	0	0	37	49	0.00	0.783								
Dave Schmidt, R (8,1) ERA: 2.84	1.1	S	5	1	1	1	0	0	0	0	0	0	1	5	5	6.75	0.750								

Texas Rangers @ California Angels  
Anaheim Stadium, Anaheim, CA  
Tue Jun 28 1983, 10:05 PM EDT  
Att: 30,028 - Unknown

AB	30
R	1
H	4
RBI	1
BB	3
SO	6
LOB	10





Batter	1	2	3	4	5	6	7	8	9	AB	R	H	RBI	BB	SO	LOB	TOP										
Wayne Tolleson, S (1, 4) OBP: 0.336, SLG: 0.383	F8		FC6-5 1-H 2B		5-3			F7		4	0	1	1	0	0	0	<b>Texas Rangers @ California Angels</b> Anaheim Stadium, Anaheim, CA Wed Jun 29 1983, 10:05 PM EDT Att: 30,464 - Unknown										
Bill Stein, R (1, 10) OBP: 0.347, SLG: 0.437	K		FC6-5 2-3		F8			1-3		4	0	0	0	0	1	1											
Buddy Bell, R (1, 5) OBP: 0.330, SLG: 0.437	F8		F8 1-2			6-3		6-3		4	0	0	0	0	0	1											
Larry Parrish, R (1, 9) OBP: 0.357, SLG: 0.518		E 1B		4-3		E5		6-3		4	0	1	0	0	0	0											
George Wright, S (1, 8) OBP: 0.320, SLG: 0.387	F9 1-3			K		K		K		4	0	0	0	0	3	2											
Bill Sample, R (1, 7) OBP: 0.335, SLG: 0.408	K			1B		5-3		6-3		4	0	1	0	0	1	2											
Pete O'Brien, L (1, 3) OBP: 0.318, SLG: 0.349	F8						F7			3	0	1	0	0	0	1											
Jim Sundberg, R (1, 2) OBP: 0.257, SLG: 0.257			F7 1-2	F4			K			3	0	0	0	0	1	2											
Bucky Dent, R (1, 6) OBP: 0.309, SLG: 0.338					F9		F9			3	1	1	0	0	0	0											
<b>Inning Stats</b>	R: 0 E: 0 K: 1 S: 5	H: 0 LOB: 0 BB: 0 P: 5	R: 0 E: 1 K: 1 S: 6	H: 1 LOB: 1 BB: 0 P: 6	R: 1 E: 0 K: 0 S: 5	H: 2 LOB: 1 BB: 0 P: 5	R: 0 E: 0 K: 1 S: 7	H: 2 LOB: 2 BB: 0 P: 7	R: 0 E: 0 K: 0 S: 3	H: 0 LOB: 0 BB: 0 P: 3	R: 0 E: 1 K: 1 S: 6	H: 0 LOB: 1 BB: 0 P: 6	R: 0 E: 0 K: 1 S: 5	H: 0 LOB: 0 BB: 0 P: 5	R: 0 E: 0 K: 1 S: 3	H: 0 LOB: 0 BB: 0 P: 3		R: 0 E: 0 K: 1 S: 5	H: 0 LOB: 0 BB: 0 P: 5	1B: 4 2B: 1 3B: 0 HR: 0	SF: 0 SAC: 0 DP: 0 HBP: 0	WP: 0 PB: 0 SB: 1 CS: 0	PA: 33				
<b>PITCHER</b>	IP	WLS	BF	H	R	ER	SO	BB	IBB	HBP	BLK	WP	HR	S	P	ERA	WHIP										
Tommy John, L (1, 1) ERA: 4.08	8.0		30	5	1	1	5	0	0	0	0	0	0	40	40	1.12	0.625										
Luis Sanchez, R (9, 1) ERA: 3.45	1.0	W	3	0	0	0	1	0	0	0	0	0	0	5	5	0.00	0.000										

AB 33  
R 1  
H 5  
RBI 1  
BB 0  
SO 6  
LOB 9



Batter	1	2	3	4	5	6	7	8	9	AB	R	H	RBI	BB	SO	LOB	BOTTOM										
Rod Carew, L (1, 3) OBP: 0.458, SLG: 0.500	K		FC3-6 1-2 S			4-0 BB	4-3			3	0	0	0	1	1	2	<b>Texas Rangers @ California Angels</b> Anaheim Stadium, Anaheim, CA Wed Jun 29 1983, 10:05 PM EDT Att: 30,464 - Unknown										
Daryl Sconiers, L (1, 10) OBP: 0.274, SLG: 0.447	4-3		G3 1-2		4-3			F8		4	0	0	0	0	0	3											
Ron Jackson, R (1, 5) OBP: 0.335, SLG: 0.376	1-3			5-3		F2		4-3		4	0	0	0	0	0	0											
Fred Lynn, L (1, 8) OBP: 0.375, SLG: 0.507		F7		K		G3			4-0 BB	3	0	0	0	1	1	0											
Brian Downing, R (1, 7) OBP: 0.401, SLG: 0.387	3-1						4-0 BB	F7		3	0	1	0	1	0	1											
Bobby Grich, R (1, 4) OBP: 0.399, SLG: 0.411	4-3			K		F8			5-3	4	0	0	0	0	1	2											
Ellis Valentine, R (1, 9) OBP: 0.279, SLG: 0.451			1B 2B		K		F8		4-0 BB	3	2	1	0	1	1	0											
Tim Foli, R (1, 6) OBP: 0.283, SLG: 0.326			CS 1B		4-3				1B 1B	4	0	3	1	0	0	0											
Bob Boone, R (1, 2) OBP: 0.286, SLG: 0.339			2H 1B	FC3-6 1-2			F7		1-2 3H 1B	4	0	3	1	0	0	1											
<b>Inning Stats</b>	R: 0 E: 0 K: 1 S: 5	H: 0 LOB: 0 BB: 0 P: 5	R: 0 E: 0 K: 0 S: 3	H: 0 LOB: 0 BB: 0 P: 3	R: 1 E: 0 K: 0 S: 5	H: 3 LOB: 1 BB: 0 P: 5	R: 0 E: 0 K: 2 S: 8	H: 1 LOB: 1 BB: 0 P: 8	R: 0 E: 0 K: 1 S: 6	H: 1 LOB: 2 BB: 1 P: 10	R: 0 E: 0 K: 0 S: 3	H: 0 LOB: 1 BB: 1 P: 7	R: 0 E: 0 K: 0 S: 4	H: 1 LOB: 1 BB: 0 P: 4	R: 0 E: 0 K: 0 S: 3	H: 0 LOB: 1 BB: 1 P: 7		R: 1 E: 0 K: 0 S: 3	H: 2 LOB: 2 BB: 1 P: 7	1B: 6 2B: 2 3B: 0 HR: 0	SF: 0 SAC: 0 DP: 0 HBP: 0	WP: 0 PB: 0 SB: 1 CS: 1	PA: 36				
<b>PITCHER</b>	IP	WLS	BF	H	R	ER	SO	BB	IBB	HBP	BLK	WP	HR	S	P	ERA	WHIP										
Mike Smithson, R (1, 1) ERA: 4.13	8.1	L	36	8	2	2	4	4	0	0	0	0	0	40	56	2.16	1.440										

AB 32  
R 2  
H 8  
RBI 2  
BB 4  
SO 4  
LOB 9






Batter	1	2	3	4	5	6	7	8	9	10	AB	R	H	RBI	BB	SO	LOB					
Wayne Tolleson, S OBP: 0.340, SLG: 0.384 Bill Stein, R OBP: 0.338, SLG: 0.425	SH1-3 1B	F7			1B		4-3		K		2	1	1	0	1	0	2					
Mickey Rivers, L OBP: 0.273, SLG: 0.289	SH1-3	K			F5		F5			5-3	4	0	0	0	0	1	3					
Buddy Bell, R OBP: 0.334, SLG: 0.438	F8				G5-4-3 1B				1-3	1B HBP	4	0	2	0	0	0	1					
Larry Parrish, R OBP: 0.358, SLG: 0.515					G5-4-3 1B		6-3		F4	1B 1B	5	1	2	1	0	0	1					
Pete O'Brien, L OBP: 0.319, SLG: 0.348	F7				4-3		F7			1B 1B	4	1	1	0	1	0	1					
George Wright, S OBP: 0.325, SLG: 0.388					4-3				F7	1B	4	1	2	2	0	0	1					
Bill Sample, R OBP: 0.341, SLG: 0.409					G1-4-3 1B				L6		2	0	1	0	2	0	0					
Bob Johnson, R OBP: 0.298, SLG: 0.337 Bob Jones, L OBP: 0.500, SLG: 0.500 Jim Sundberg, R OBP: 0.280, SLG: 0.261					G1-4-3 1B					1B	2	0	0	0	0	1	3					
Bucky Dent, R OBP: 0.308, SLG: 0.336					F9				F8	FC6-4 1B	1	0	0	0	0	0	0					
<b>Inning Stats</b>	R: 1 E: 0 K: 0 S: 4	H: 1 LOB: 1 BB: 1 P: 8	R: 1 E: 0 K: 2 S: 9	H: 2 LOB: 2 BB: 1 P: 13	R: 0 E: 0 K: 0 S: 3	H: 1 LOB: 0 BB: 0 P: 3	R: 0 E: 0 K: 0 S: 3	H: 1 LOB: 0 BB: 0 P: 3	R: 0 E: 0 K: 0 S: 3	H: 2 LOB: 2 BB: 0 P: 4	R: 0 E: 0 K: 0 S: 3	H: 0 LOB: 0 BB: 1 P: 8	R: 0 E: 0 K: 0 S: 3	H: 0 LOB: 1 BB: 1 P: 7	R: 0 E: 0 K: 1 S: 6	H: 1 LOB: 0 BB: 0 P: 6	R: 2 E: 0 K: 0 S: 4	H: 3 LOB: 1 BB: 0 P: 5	1B: 11 2B: 0 3B: 0 HR: 0	SF: 0 SAC: 1 DP: 2 HBP: 2	WP: 0 PB: 0 SB: 1 CS: 0	PA: 42
<b>PITCHER</b>	IP	WLS	BF	H	R	ER	SO	BB	IBB	HBP	BLK	WP	HR	S	P	ERA	WHIP					
Mike Witt, R ERA: 4.4	(1.1)	8.0	33	7	2	2	2	4	0	1	0	0	0	32	49	2.25	1.375					
Luis Sanchez, R ERA: 3.53	(9.1)	1.1	L	7	2	2	1	0	0	1	0	0	0	8	9	13.50	1.500					
Andy Hassler, L ERA: 5.89	(10.1)	0.2		2	0	0	0	0	0	0	0	0	0	2	2	0.00	3.000					

**TOP**

Texas Rangers @ California Angels  
Anaheim Stadium, Anaheim, CA  
Thu Jun 30 1983, 10:05 PM EDT  
Att: 30,190 - Unknown

livebaseballscorecards.com

AB 35  
R 4  
H 11  
RBI 4  
BB 4  
SO 3  
LOB 16




Batter	1	2	3	4	5	6	7	8	9	10	AB	R	H	RBI	BB	SO	LOB							
Rick Burleson, R OBP: 0.400, SLG: 0.400	K				1B		FC6-4 1B		F6		5	0	2	0	0	1	0							
Ellis Valentine, R OBP: 0.276, SLG: 0.439	F8				K		F7		F9		5	0	1	0	0	1	2							
Ron Jackson, R OBP: 0.325, SLG: 0.363	L5				1-3		FC6-4			F7	5	0	0	0	0	1	3							
Brian Downing, R OBP: 0.395, SLG: 0.403					G3				1-3		5	1	1	1	0	0	1							
Fred Lynn, L OBP: 0.375, SLG: 0.514					G3-6-3 1B		HR K		1B 3B	3-1	5	1	2	0	0	2	0							
Bobby Grich, R OBP: 0.401, SLG: 0.407					G3-6-3		F9				2	0	0	0	2	0	1							
Bobby Clark, R OBP: 0.275, SLG: 0.340 Daryl Sconiers, L OBP: 0.278, SLG: 0.451					1B				1B		2	0	2	0	1	0	0							
Tim Foli, R OBP: 0.283, SLG: 0.322					F8		F7		G6-4-3		3	0	0	0	1	0	4							
Mike O'Berry, R OBP: 0.167, SLG: 0.250					K		F6		6-3		4	0	0	0	0	2	3							
<b>Inning Stats</b>	R: 0 E: 0 K: 1 S: 5	H: 0 LOB: 0 BB: 0 P: 5	R: 0 E: 0 K: 2 S: 8	H: 1 LOB: 3 BB: 2 P: 16	R: 0 E: 0 K: 1 S: 6	H: 1 LOB: 1 BB: 0 P: 6	R: 0 E: 0 K: 0 S: 4	H: 2 LOB: 1 BB: 0 P: 4	R: 0 E: 0 K: 2 S: 8	H: 1 LOB: 1 BB: 0 P: 8	R: 1 E: 0 K: 1 S: 6	H: 1 LOB: 1 BB: 1 P: 10	R: 0 E: 0 K: 0 S: 4	H: 1 LOB: 1 BB: 0 P: 4	R: 1 E: 0 K: 0 S: 4	H: 2 LOB: 1 BB: 1 P: 8	R: 0 E: 0 K: 0 S: 3	H: 0 LOB: 0 BB: 0 P: 3	R: 0 E: 0 K: 0 S: 3	H: 0 LOB: 0 BB: 0 P: 3	1B: 7 2B: 0 3B: 1 HR: 1	SF: 0 SAC: 0 DP: 2 HBP: 0	WP: 0 PB: 0 SB: 0 CS: 0	PA: 41
<b>PITCHER</b>	IP	WLS	BF	H	R	ER	SO	BB	IBB	HBP	BLK	WP	HR	S	P	ERA	WHIP							
Frank Tanana, L ERA: 1.84	(1.1)	6.1	28	7	1	1	7	3	0	0	0	0	0	1	39	1.42	1.579							
John Butcher, R ERA: 3.79	(7.1)	1.0		5	1	1	0	1	0	0	0	0	0	4	8	9.00	2.000							
Dave Schmidt, R ERA: 2.35	(8.1)	2.2	W	8	1	0	0	0	0	0	0	0	0	8	8	0.00	0.375							

**BOTTOM**

Texas Rangers @ California Angels  
Anaheim Stadium, Anaheim, CA  
Thu Jun 30 1983, 10:05 PM EDT  
Att: 30,190 - Unknown

livebaseballscorecards.com

AB 37  
R 2  
H 9  
RBI 2  
BB 4  
SO 7  
LOB 14





Batter	1	2	3	4	5	6	7	8	9	AB	R	H	RBI	BB	SO	LOB	TOP			
Bill Sample, R OBP: 0.345, SLG: 0.412										3	1	1	0	2	1	0	<p><b>Texas Rangers @ Oakland Athletics</b> Oakland-Alameda County Coliseum, Oakland, CA</p> <p>Fri Jul 01 1983, 7:05 PM PDT Att: 9,326 - Unknown</p> <p>livebaseballscores.com</p> <p>AB 32 R 8 H 9 RBI 8 BB 4 SO 5 LOB 7</p>			
Mickey Rivers, L OBP: 0.280, SLG: 0.297										4	2	2	0	0	0	1				
Dave Hostetter, R OBP: 0.281, SLG: 0.273										1	0	0	0	0	1	2				
Buddy Bell, R OBP: 0.339, SLG: 0.447										3	2	2	2	1	1	0				
Larry Parrish, R OBP: 0.356, SLG: 0.511										2	1	0	1	1	0	1				
Pete O'Brien, L OBP: 0.315, SLG: 0.344										3	0	0	1	0	1	0				
George Wright, S OBP: 0.327, SLG: 0.401										4	2	2	2	0	1	0				
Bill Stein, R OBP: 0.346, SLG: 0.442										4	0	2	2	0	0	0				
Jim Anderson, R OBP: 0.182, SLG: 0.188										4	0	0	0	0	0	2				
Jim Sundberg, R OBP: 0.256, SLG: 0.256										4	0	0	0	0	0	2				
Bucky Dent, R OBP: 0.303, SLG: 0.331										4	0	0	0	0	0	1				
<b>Inning Stats</b>	R: 4 H: 4 E: 1 K: 1 S: 9	H: 4 R: 7 ER: 7 SO: 1 BB: 1 IBB: 0 HBP: 0 BLK: 0 WP: 0 HR: 0 S: 13	R: 3 H: 3 E: 0 K: 0 S: 6	H: 3 R: 7 ER: 7 SO: 1 BB: 0 IBB: 0 HBP: 0 BLK: 0 WP: 0 HR: 1 S: 6	R: 0 H: 0 E: 0 K: 0 S: 3	H: 0 R: 7 ER: 7 SO: 1 BB: 0 IBB: 0 HBP: 0 BLK: 0 WP: 0 HR: 0 S: 3	R: 0 H: 0 E: 0 K: 0 S: 3	H: 0 R: 7 ER: 7 SO: 1 BB: 0 IBB: 0 HBP: 0 BLK: 0 WP: 0 HR: 0 S: 3	R: 0 H: 0 E: 0 K: 1 S: 5	H: 0 R: 7 ER: 7 SO: 1 BB: 0 IBB: 0 HBP: 0 BLK: 0 WP: 0 HR: 0 S: 6	R: 0 H: 0 E: 0 K: 0 S: 2	H: 0 R: 7 ER: 7 SO: 1 BB: 0 IBB: 0 HBP: 0 BLK: 0 WP: 0 HR: 0 S: 6	R: 0 H: 0 E: 0 K: 2 S: 7	H: 0 R: 7 ER: 7 SO: 1 BB: 0 IBB: 0 HBP: 0 BLK: 0 WP: 0 HR: 0 S: 7	R: 0 H: 0 E: 0 K: 1 S: 7	H: 2 R: 1 ER: 1 SO: 11 BB: 1 IBB: 0 HBP: 0 BLK: 0 WP: 0 HR: 1 S: 11	1B: 5 2B: 2 3B: 1 HR: 1	SF: 2 SAC: 0 DP: 0 HBP: 0	WP: 0 PB: 0 SB: 0 CS: 2	PA: 38
<b>PITCHER</b>	IP WLS BF H R ER SO BB IBB HBP BLK WP HR S P ERA WHIP	1.1 L 12 7 7 7 1 1 0 0 0 0 0 0 13 17 47.25 6.000	7.1 25 2 1 1 3 3 0 0 0 0 1 28 40 1.23 0.682	0.1 1 0 0 0 1 0 0 0 0 0 0 0 3 3 0.00 0.000	<b>PITCHER</b>															
Ben Callahan, R ERA: 9.35																				
Tim Conroy, L ERA: 3.2																				
Steve Baker, R ERA: 3.71																				

Batter	1	2	3	4	5	6	7	8	9	AB	R	H	RBI	BB	SO	LOB	BOTTOM			
Rickey Henderson, R OBP: 0.385, SLG: 0.376										4	2	0	0	1	0	1	<p><b>Texas Rangers @ Oakland Athletics</b> Oakland-Alameda County Coliseum, Oakland, CA</p> <p>Fri Jul 01 1983, 7:05 PM PDT Att: 9,326 - Unknown</p> <p>livebaseballscores.com</p> <p>AB 32 R 5 H 6 RBI 3 BB 4 SO 1 LOB 11</p>			
Rick Peters, S OBP: 0.438, SLG: 0.429										3	0	1	1	1	0	1				
Davey Lopes, R OBP: 0.333, SLG: 0.448										4	1	2	0	1	0	2				
Wayne Gross, L OBP: 0.344, SLG: 0.451										3	0	1	2	0	1	2				
Carney Lansford, R OBP: 0.311, SLG: 0.393										4	0	0	0	0	0	4				
Garry Hancock, L OBP: 0.276, SLG: 0.342										4	0	0	0	0	0	0				
Dan Meyer, L OBP: 0.188, SLG: 0.161										4	0	0	0	0	0	0				
Bob Kearney, R OBP: 0.307, SLG: 0.389										3	0	1	0	0	0	0				
Mike Davis, L OBP: 0.312, SLG: 0.368										0	0	0	0	1	0	0				
Mitchell Page, L OBP: 0.298, SLG: 0.225										0	1	0	0	0	0	0				
Tony Phillips, S OBP: 0.302, SLG: 0.269										3	0	1	0	0	0	1				
Bill Almon, R OBP: 0.350, SLG: 0.404										0	1	0	0	0	0	0				
<b>Inning Stats</b>	R: 1 H: 0 E: 0 K: 0 S: 3	H: 0 R: 3 ER: 3 SO: 1 BB: 2 P: 11	R: 0 H: 0 E: 0 K: 0 S: 3	H: 0 R: 3 ER: 3 SO: 1 BB: 0 P: 3	R: 2 H: 3 E: 0 K: 0 S: 6	H: 3 R: 7 ER: 7 SO: 1 BB: 0 IBB: 0 HBP: 0 BLK: 0 WP: 0 HR: 0 S: 6	R: 0 H: 1 E: 1 K: 0 S: 4	H: 1 R: 7 ER: 7 SO: 1 BB: 0 IBB: 0 HBP: 0 BLK: 0 WP: 0 HR: 0 S: 4	R: 0 H: 0 E: 0 K: 0 S: 3	H: 0 R: 7 ER: 7 SO: 1 BB: 0 IBB: 0 HBP: 0 BLK: 0 WP: 0 HR: 0 S: 3	R: 0 H: 0 E: 0 K: 1 S: 5	H: 0 R: 7 ER: 7 SO: 1 BB: 0 IBB: 0 HBP: 0 BLK: 0 WP: 0 HR: 0 S: 5	R: 0 H: 0 E: 0 K: 0 S: 3	H: 2 R: 1 ER: 1 SO: 11 BB: 0 IBB: 0 HBP: 0 BLK: 0 WP: 0 HR: 0 S: 5	R: 0 H: 2 E: 1 K: 0 S: 4	H: 2 R: 1 ER: 1 SO: 11 BB: 2 IBB: 0 HBP: 0 BLK: 0 WP: 0 HR: 0 S: 13	1B: 6 2B: 0 3B: 0 HR: 0	SF: 2 SAC: 0 DP: 0 HBP: 1	WP: 0 PB: 0 SB: 0 CS: 0	PA: 39
<b>PITCHER</b>	IP WLS BF H R ER SO BB IBB HBP BLK WP HR S P ERA WHIP	8.0 W 32 6 3 3 3 2 0 0 0 0 0 3 12 3.38 1.000	0.2 6 0 2 0 0 2 0 1 0 0 0 0 3 12 0.00 3.000	0.1 S 1 0 0 0 0 0 0 0 0 0 0 1 1 0.00 0.000	<b>PITCHER</b>															
Danny Darwin, R ERA: 2.72																				
Odele Jones, R ERA: 3.72																				
Dave Tobik, R ERA: 6.75																				



Batter	1	2	3	4	5	6	7	8	9	AB	R	H	RBI	BB	SO	LOB	TOP					
<b>Bucky Dent, R</b> OBP: 0.304, SLG: 0.328 (1, 6)	F8	K		2B 1B		F8	F7		G6-4-3 1B BB	5	2	1	1	1	1	4	<b>Texas Rangers @ Oakland Athletics</b> Oakland-Alameda County Coliseum, Oakland, CA Sat Jul 02 1983, 3:33 AM PDT Att: 18,760 - Sunny					
<b>Bill Stein, R</b> OBP: 0.349, SLG: 0.451 <b>Larry Bittner, L</b> OBP: 0.313, SLG: 0.338 (1, 4) (7, 3)	F9	G4-6-3								5	1	2	2	0	0	3						
<b>Buddy Bell, R</b> OBP: 0.342, SLG: 0.447 (1, 5)	1B 2B			G6-4-3 BB			F8	E 1B BB	G6-4-3 1B	4	1	1	0	2	0	4						
<b>Larry Parrish, R</b> OBP: 0.361, SLG: 0.513 <b>Bob Jones, L</b> OBP: 0.667, SLG: 0.667 (9, PH) (9, 9)	HR 1B	G6-4-3			6-3					5	2	3	1	0	0	1						
<b>George Wright, S</b> OBP: 0.327, SLG: 0.408 (1, 8)	HR			F2	1-3					5	2	1	2	1	1	3						
<b>Pete O'Brien, L</b> OBP: 0.316, SLG: 0.342 (1, 3) (7, 7)	1B BB			4-3	G3					4	1	1	2	1	1	2						
<b>Dave Hostetter, R</b> OBP: 0.284, SLG: 0.277 (1, 10)	FC6-4 1B			5-3		E3				5	1	2	1	0	0	2						
<b>Bob Johnson, R</b> OBP: 0.265, SLG: 0.340 (1, 2)	FC6-4			1B 1B		6-3				5	1	2	2	0	0	6						
<b>Jim Anderson, R</b> OBP: 0.263, SLG: 0.270 (1, 7) (7, 4)				1B 2B 1B		6-3				5	2	4	0	0	0	1						
<b>Inning Stats</b>	R: 3 E: 0 K: 0 S: 7	H: 4 LOB: 2 BB: 1 P: 11	R: 0 E: 0 K: 1 S: 5	H: 1 LOB: 0 BB: 0 P: 5	R: 0 E: 0 K: 0 S: 2	H: 0 LOB: 0 BB: 1 P: 6	R: 3 E: 0 K: 0 S: 7	H: 4 LOB: 1 BB: 0 P: 7	R: 0 E: 1 K: 0 S: 4	H: 0 LOB: 1 BB: 0 P: 4	R: 5 E: 0 K: 0 S: 9	H: 6 LOB: 2 BB: 1 P: 13	R: 0 E: 1 K: 1 S: 7	H: 1 LOB: 3 BB: 1 P: 11	R: 2 E: 0 K: 1 S: 7	H: 3 LOB: 1 BB: 1 P: 11		1B: 16 2B: 2 3B: 0 HR: 1	SF: 0 SAC: 0 DP: 3 HBP: 0	WP: 0 PB: 2 SB: 0 CS: 0	PA: 50	
<b>PITCHER</b>	IP WLS BF H R ER SO	IP WLS BF H R ER SO	IP WLS BF H R ER SO	IP WLS BF H R ER SO	IP WLS BF H R ER SO	IP WLS BF H R ER SO	IP WLS BF H R ER SO	IP WLS BF H R ER SO	IP WLS BF H R ER SO	IP WLS BF H R ER SO	IP WLS BF H R ER SO	IP WLS BF H R ER SO	IP WLS BF H R ER SO	IP WLS BF H R ER SO	IP WLS BF H R ER SO	IP WLS BF H R ER SO	ERA WHIP	ERA WHIP				
<b>Tom Underwood, L</b> ERA: 5.42 (1, 1)	3.2 L 20 9 6 6 1	3.2 L 20 9 6 6 1	3.2 L 20 9 6 6 1	3.2 L 20 9 6 6 1	3.2 L 20 9 6 6 1	3.2 L 20 9 6 6 1	3.2 L 20 9 6 6 1	3.2 L 20 9 6 6 1	3.2 L 20 9 6 6 1	3.2 L 20 9 6 6 1	3.2 L 20 9 6 6 1	3.2 L 20 9 6 6 1	3.2 L 20 9 6 6 1	3.2 L 20 9 6 6 1	3.2 L 20 9 6 6 1	3.2 L 20 9 6 6 1	14.73 3.000	14.73 3.000				
<b>Chris Codiroli, R</b> ERA: 4.47 (4, 1)	2.2 14 4 5 5 0	2.2 14 4 5 5 0	2.2 14 4 5 5 0	2.2 14 4 5 5 0	2.2 14 4 5 5 0	2.2 14 4 5 5 0	2.2 14 4 5 5 0	2.2 14 4 5 5 0	2.2 14 4 5 5 0	2.2 14 4 5 5 0	2.2 14 4 5 5 0	2.2 14 4 5 5 0	2.2 14 4 5 5 0	2.2 14 4 5 5 0	2.2 14 4 5 5 0	2.2 14 4 5 5 0	16.88 1.500	16.88 1.500				
<b>Tom Burgmeier, L</b> ERA: 2.66 (7, 1)	1.2 10 3 0 0 1	1.2 10 3 0 0 1	1.2 10 3 0 0 1	1.2 10 3 0 0 1	1.2 10 3 0 0 1	1.2 10 3 0 0 1	1.2 10 3 0 0 1	1.2 10 3 0 0 1	1.2 10 3 0 0 1	1.2 10 3 0 0 1	1.2 10 3 0 0 1	1.2 10 3 0 0 1	1.2 10 3 0 0 1	1.2 10 3 0 0 1	1.2 10 3 0 0 1	1.2 10 3 0 0 1	0.00 2.400	0.00 2.400				
<b>Dave Beard, R</b> ERA: 5.94 (9, 1)	1.0 6 3 2 2 1	1.0 6 3 2 2 1	1.0 6 3 2 2 1	1.0 6 3 2 2 1	1.0 6 3 2 2 1	1.0 6 3 2 2 1	1.0 6 3 2 2 1	1.0 6 3 2 2 1	1.0 6 3 2 2 1	1.0 6 3 2 2 1	1.0 6 3 2 2 1	1.0 6 3 2 2 1	1.0 6 3 2 2 1	1.0 6 3 2 2 1	1.0 6 3 2 2 1	1.0 6 3 2 2 1	18.00 4.000	18.00 4.000				
<b>Rickey Henderson, R</b> OBP: 0.380, SLG: 0.370 <b>Mitchell Page, L</b> OBP: 0.256, SLG: 0.225 (1, 7) (8, 7)	6-3		K		G3		F4			4	0	0	0	0	1	2	<b>Texas Rangers @ Oakland Athletics</b> Oakland-Alameda County Coliseum, Oakland, CA Sat Jul 02 1983, 3:33 AM PDT Att: 18,760 - Sunny					
<b>Rick Peters, S</b> OBP: 0.389, SLG: 0.375 <b>Garry Hancock, L</b> OBP: 0.276, SLG: 0.342 (1, 8) (9, 8)	5-3			5-3	6-3					4	0	0	0	0	0	0						
<b>Davey Lopes, R</b> OBP: 0.337, SLG: 0.450 <b>Dan Meyer, L</b> OBP: 0.186, SLG: 0.160 (1, 4) (8, 9)	5-3			E 2B 1B		G5-4-3 1B				3	1	2	0	0	0	0						
<b>Jeff Burroughs, R</b> OBP: 0.346, SLG: 0.392 (1, 10)	K			E4 2B 1B		G5-4-3				4	1	0	0	0	1	2						
<b>Carney Lansford, R</b> OBP: 0.312, SLG: 0.386 <b>Wayne Gross, L</b> OBP: 0.342, SLG: 0.449 (1, 5) (8, 5)	F8			F9		FC4-6 BB				2	0	0	0	1	0	2						
<b>Bill Almon, R</b> OBP: 0.348, SLG: 0.406 (1, 9) (8, 6)	K			1B 2B		FC4-6				4	1	1	1	0	2	1						
<b>Mike Heath, R</b> OBP: 0.313, SLG: 0.372 (1, 2)				1B						4	0	2	2	0	0	0						
<b>Marshall Brant, R</b> OBP: 0.182, SLG: 0.182 (1, 3)				F8		K				4	0	0	0	0	1	2						
<b>Tony Phillips, S</b> OBP: 0.303, SLG: 0.267 (1, 6) (8, 4)	F9					K				2	0	0	0	1	1	1						
<b>Inning Stats</b>	R: 0 E: 0 K: 0 S: 3	H: 0 LOB: 0 BB: 0 P: 3	R: 0 E: 0 K: 2 S: 7	H: 0 LOB: 0 BB: 0 P: 7	R: 0 E: 0 K: 1 S: 6	H: 1 LOB: 0 BB: 0 P: 6	R: 3 E: 1 K: 1 S: 9	H: 3 LOB: 1 BB: 0 P: 9	R: 0 E: 0 K: 1 S: 5	H: 0 LOB: 0 BB: 0 P: 5	R: 0 E: 0 K: 0 S: 3	H: 1 LOB: 1 BB: 1 P: 7	R: 0 E: 0 K: 0 S: 3	H: 0 LOB: 1 BB: 1 P: 7	R: 0 E: 1 K: 1 S: 6	H: 0 LOB: 1 BB: 0 P: 6		R: 0 E: 0 K: 1 S: 5	H: 0 LOB: 0 BB: 0 P: 5	1B: 4 2B: 1 3B: 0 HR: 0	SF: 0 SAC: 0 DP: 1 HBP: 0	WP: 0 PB: 0 SB: 0 CS: 0
<b>PITCHER</b>	IP WLS BF H R ER SO	IP WLS BF H R ER SO	IP WLS BF H R ER SO	IP WLS BF H R ER SO	IP WLS BF H R ER SO	IP WLS BF H R ER SO	IP WLS BF H R ER SO	IP WLS BF H R ER SO	IP WLS BF H R ER SO	IP WLS BF H R ER SO	IP WLS BF H R ER SO	IP WLS BF H R ER SO	IP WLS BF H R ER SO	IP WLS BF H R ER SO	IP WLS BF H R ER SO	IP WLS BF H R ER SO	ERA WHIP	ERA WHIP				
<b>Rick Honeycutt, L</b> ERA: 1.52 <b>John Butcher, R</b> ERA: 3.72 (1, 1) (9, 1)	8.0 W 32 5 3 0 6	8.0 W 32 5 3 0 6	8.0 W 32 5 3 0 6	8.0 W 32 5 3 0 6	8.0 W 32 5 3 0 6	8.0 W 32 5 3 0 6	8.0 W 32 5 3 0 6	8.0 W 32 5 3 0 6	8.0 W 32 5 3 0 6	8.0 W 32 5 3 0 6	8.0 W 32 5 3 0 6	8.0 W 32 5 3 0 6	8.0 W 32 5 3 0 6	8.0 W 32 5 3 0 6	8.0 W 32 5 3 0 6	8.0 W 32 5 3 0 6	0.00 0.875	0.00 0.875				

AB	45
R	13
H	19
RBI	13
BB	5
SO	3
LOB	26



AB	33
R	3
H	5
RBI	3
BB	2
SO	7
LOB	11









Batter	1	2	3	4	5	6	7	8	9	AB	R	H	RBI	BB	SO	LOB	TOP					
Mickey Rivers, L (1, 10) OBP: 0.270, SLG: 0.285 Dave Hostetter, R (8, PH) OBP: 0.283, SLG: 0.275	F7	F8		FC5-4			F8	G3		4	0	0	0	0	0	4						
Bucky Dent, R (1, 6) OBP: 0.307, SLG: 0.323			F7		F8		K		F7	4	0	0	0	1	1	0						
Buddy Bell, R (1, 5) OBP: 0.344, SLG: 0.454	F8		F4		F3				6-3	5	0	1	0	0	0	1						
Larry Parrish, R (1, 9) OBP: 0.355, SLG: 0.514	F8		6-3				K		5-3	5	0	1	0	0	1	2						
George Wright, S (1, 8) OBP: 0.333, SLG: 0.419				4-3	1-3					4	2	2	0	0	0	1						
Bob Jones, L (1, 7) OBP: 0.571, SLG: 0.786 Bill Stein, R (8, PH) OBP: 0.352, SLG: 0.452 (8, 3)				4-3		G3		F8		3	0	1	1	0	0	0						
Pete O'Brien, L (1, 3) OBP: 0.318, SLG: 0.338 (8, 7)						F9				2	1	1	0	2	0	0						
Jim Sundberg, R (1, 2) OBP: 0.263, SLG: 0.260								K		3	0	2	1	1	1	2						
Jim Anderson, R (1, 4) OBP: 0.265, SLG: 0.239										3	0	1	1	1	0	2						
<b>Inning Stats</b>	R: 0 E: 0 K: 0 S: 3	H: 0 LOB: 1 BB: 1 P: 7	R: 2 E: 0 K: 0 S: 5	H: 3 LOB: 1 BB: 1 P: 9	R: 0 E: 0 K: 0 S: 3	H: 0 LOB: 0 BB: 0 P: 3	R: 0 E: 0 K: 0 S: 3	H: 0 LOB: 3 BB: 3 P: 15	R: 0 E: 0 K: 0 S: 4	H: 1 LOB: 1 BB: 0 P: 4	R: 0 E: 0 K: 0 S: 4	H: 1 LOB: 1 BB: 0 P: 4	R: 0 E: 0 K: 2 S: 8	H: 1 LOB: 1 BB: 0 P: 8	R: 1 E: 0 K: 1 S: 8	H: 3 LOB: 2 BB: 0 P: 8	R: 0 E: 0 K: 0 S: 3	H: 0 LOB: 0 BB: 0 P: 3	1B: 8 2B: 1 3B: 0 HR: 0	SF: 0 SAC: 0 DP: 0 HBP: 0	WP: 1 PB: 0 SB: 1 CS: 2	PA: 40
<b>PITCHER</b>	IP	WLS	BF	H	R	ER	SO	BB	IBB	HBP	BLK	WP	HR	S	P	ERA	WHIP					
Steve McCatty, R (1, 1) ERA: 3.64	7.0	W	32	7	3	3	2	5	0	0	0	0	0	31	51	3.86	1.714					
Tom Underwood, L (8, 1) ERA: 5.3	2.0	S	8	2	0	0	1	0	0	0	0	1	0	10	10	0.00	1.000					

Texas Rangers @ Oakland Athletics  
Oakland-Alameda County Coliseum, Oakland, CA  
Mon Jul 04 1983, 7:05 PM PDT  
Att: 45,413 - Sunny

AB	35
R	3
H	9
RBI	3
BB	5
SO	3
LOB	15



Batter	1	2	3	4	5	6	7	8	9	AB	R	H	RBI	BB	SO	LOB	BOTTOM					
Rickey Henderson, R (1, 7) OBP: 0.388, SLG: 0.379							5-3			3	3	2	0	1	0	1						
Rick Peters, S (1, 8) OBP: 0.319, SLG: 0.310								F8		3	0	0	1	0	0	2						
Bill Almon, R (1, 6) OBP: 0.350, SLG: 0.406 Tony Phillips, S (8, 6) OBP: 0.307, SLG: 0.272										1	0	0	2	0	0	0						
Carney Lansford, R (1, 5) OBP: 0.309, SLG: 0.395										1	0	1	0	0	0	0						
Davey Lopes, R (1, 4) OBP: 0.338, SLG: 0.442										4	0	0	0	0	0	1						
Jeff Burroughs, R (1, 10) OBP: 0.342, SLG: 0.384										4	0	1	0	0	1	1						
Wayne Gross, L (1, 3) OBP: 0.335, SLG: 0.436										2	1	0	0	1	1	1						
Garry Hancock, L (1, 9) OBP: 0.256, SLG: 0.337										3	0	0	0	0	0	2						
Mike Heath, R (1, 2) OBP: 0.299, SLG: 0.353										3	0	1	0	0	2	1						
<b>Inning Stats</b>	R: 1 E: 0 K: 0 S: 4	H: 1 LOB: 0 BB: 0 P: 4	R: 1 E: 0 K: 1 S: 7	H: 2 LOB: 1 BB: 0 P: 7	R: 1 E: 0 K: 0 S: 3	H: 0 LOB: 0 BB: 1 P: 7	R: 0 E: 0 K: 1 S: 5	H: 0 LOB: 1 BB: 1 P: 9	R: 1 E: 0 K: 1 S: 6	H: 1 LOB: 0 BB: 0 P: 6	R: 0 E: 0 K: 1 S: 5	H: 0 LOB: 0 BB: 0 P: 5	R: 0 E: 0 K: 0 S: 4	H: 1 LOB: 1 BB: 0 P: 4	R: 0 E: 0 K: 0 S: 4	H: 1 LOB: 1 BB: 0 P: 4	R: 0 E: 0 K: 0 S: 4	H: 1 LOB: 1 BB: 0 P: 4	1B: 4 2B: 1 3B: 1 HR: 0	SF: 3 SAC: 0 DP: 0 HBP: 0	WP: 0 PB: 0 SB: 3 CS: 0	PA: 32
<b>PITCHER</b>	IP	WLS	BF	H	R	ER	SO	BB	IBB	HBP	BLK	WP	HR	S	P	ERA	WHIP					
Mike Smithson, R (1, 1) ERA: 4.16	8.0	L	32	6	4	4	4	2	0	0	0	0	0	38	46	4.50	1.000					

Texas Rangers @ Oakland Athletics  
Oakland-Alameda County Coliseum, Oakland, CA  
Mon Jul 04 1983, 7:05 PM PDT  
Att: 45,413 - Sunny

AB	27
R	4
H	6
RBI	4
BB	2
SO	4
LOB	10





Batter	1	2	3	4	5	6	7	8	9	AB	R	H	RBI	BB	SO	LOB	TOP			
Wayne Tolleson, S (1,4) OBP: 0.336, SLG: 0.376	4-3	WP 1-2 2-3 BB			4-3		4-3		4-3	4	0	0	0	1	0	0	<b>Texas Rangers @ Toronto Blue Jays</b> Exhibition Stadium, Toronto, ON Fri Jul 08 1983, 7:05 PM EDT Att: 25,666 - Unknown - 73 F			
Mickey Rivers, L (1,10) OBP: 0.282, SLG: 0.313	6-3	F7			HR		BB	G1-4-3 1B	4	1	2	1	1	0	1					
Buddy Bell, R (1,5) OBP: 0.345, SLG: 0.451	FC6-4 1B				F7		5-3	G1-4-3 1-2	4	0	1	0	1	0	2					
Larry Parrish, R (1,9) OBP: 0.353, SLG: 0.510	FC6-4 1-2				F8			BB E 1B	4	0	1	0	0	0	2					
George Wright, S (1,8) OBP: 0.332, SLG: 0.421		2B SF9 2B			F9			F7	4	1	1	0	0	0	2					
Pete O'Brien, L (1,3) OBP: 0.317, SLG: 0.341		BB WP 2-3 2B			L4			E3 BB 1-2	4	1	1	0	0	0	2					
Bill Sample, R (1,7) OBP: 0.343, SLG: 0.420					F7		6-3	F7	4	1	1	1	0	0	4					
Bob Johnson, R (1,2) OBP: 0.280, SLG: 0.340 (8, PH)					K				2	1	0	0	1	1	0					
Larry Blittner, L (8, PH) OBP: 0.333, SLG: 0.342					K				0	0	0	0	1	0	0					
Jim Anderson, R (8, PH) OBP: 0.265, SLG: 0.239					K				0	0	0	0	0	0	0					
Bucky Dent, R (1,6) OBP: 0.304, SLG: 0.320 (8, PH)					F8				2	0	0	1	0	0	0					
Bob Jones, L (8, PH) OBP: 0.533, SLG: 0.733					F8				1	0	0	0	0	1	3					
Jim Sundberg, R (8,2) OBP: 0.263, SLG: 0.260					F8				0	0	0	0	0	0	0					
<b>Inning Stats</b>	R: 0 E: 0 K: 0 S: 4	H: 1 LOB: 1 BB: 0 P: 4	R: 3 E: 0 K: 0 S: 5	H: 2 LOB: 1 BB: 2 P: 13	R: 0 E: 0 K: 0 S: 3	H: 0 LOB: 0 BB: 1 P: 7	R: 0 E: 0 K: 1 S: 5	H: 0 LOB: 0 BB: 0 P: 5	R: 1 E: 0 K: 0 S: 4	H: 1 LOB: 0 BB: 0 P: 4	R: 1 E: 0 K: 0 S: 4	H: 1 LOB: 1 BB: 1 P: 7	R: 0 E: 1 K: 1 S: 7	H: 1 LOB: 3 BB: 1 P: 11	R: 0 E: 0 K: 0 S: 3	H: 1 LOB: 0 BB: 0 P: 3	1B: 3 2B: 2 3B: 0 HR: 2	SF: 1 SAC: 0 DP: 1 HBP: 0	WP: 3 PB: 0 SB: 0 CS: 0	PA: 39
<b>PITCHER</b>	IP WLS BF H R ER SO BB IBB HBP BLK WP HR S P ERA WHIP	IP WLS BF H R ER SO BB IBB HBP BLK WP HR S P ERA WHIP																		
Jim Clancy, R (1,1) ERA: 3.82	6.2 W 29 5 5 5 1 4 0 0 0 1 2 27 43 6.75 1.350																			
Randy Moffitt, R (7,1) ERA: 1.42	2.1 S 10 2 0 0 1 1 0 0 0 0 0 11 15 0.00 1.286																			

Batter	1	2	3	4	5	6	7	8	9	AB	R	H	RBI	BB	SO	LOB	BOTTOM			
Damaso Garcia, R (1,4) OBP: 0.312, SLG: 0.363	L3	P6			HR 1B		6-3			4	1	1	0	1	0	1	<b>Texas Rangers @ Toronto Blue Jays</b> Exhibition Stadium, Toronto, ON Fri Jul 08 1983, 7:05 PM EDT Att: 25,666 - Unknown - 73 F			
Rance Mulliniks, L (1,5) OBP: 0.390, SLG: 0.506					BB				2	2	2	0	0	0	0					
Garth Iorg, R (4, PH) OBP: 0.302, SLG: 0.315	2B 3B				1B WP 2B		G2-3		2	1	0	0	1	0	3					
Willie Upshaw, L (1,3) OBP: 0.371, SLG: 0.540	2B SF8 BB				1B WP 2B				4	3	2	3	1	1	0					
Cliff Johnson, R (1,10) OBP: 0.398, SLG: 0.566					1B WP 2B				4	0	1	1	1	0	2					
Lloyd Moseby, L (1,8) OBP: 0.346, SLG: 0.480	SF8 3H				1B WP 2B				3	1	1	2	0	0	1					
Jorge Orta, L (1,9) OBP: 0.348, SLG: 0.457	1-3				1B WP 2B				1	0	0	0	1	0	1					
Barry Bonnell, R (4, PH) OBP: 0.363, SLG: 0.452					1B FC6-4 BB				2	0	1	0	0	0	0					
Ernie Whitt, L (1,2) OBP: 0.347, SLG: 0.445					1B FC6-4 BB				3	0	0	0	1	0	2					
Dave Collins, S (1,7) OBP: 0.298, SLG: 0.261					1B FC6-4				4	0	3	1	0	0	2					
Alfredo Griffin, S (1,6) OBP: 0.277, SLG: 0.367					1B L5				4	0	1	0	0	0	4					
<b>Inning Stats</b>	R: 2 E: 0 K: 0 S: 5	H: 2 LOB: 1 BB: 1 P: 9	R: 0 E: 0 K: 0 S: 4	H: 1 LOB: 0 BB: 0 P: 4	R: 3 E: 0 K: 0 S: 6	H: 3 LOB: 2 BB: 2 P: 14	R: 3 E: 0 K: 0 S: 5	H: 2 LOB: 0 BB: 1 P: 9	R: 0 E: 0 K: 0 S: 4	H: 1 LOB: 2 BB: 1 P: 8	R: 0 E: 0 K: 0 S: 3	H: 1 LOB: 0 BB: 0 P: 3	R: 0 E: 0 K: 1 S: 5	H: 0 LOB: 0 BB: 0 P: 5	R: 0 E: 0 K: 0 S: 3	H: 0 LOB: 0 BB: 0 P: 5	1B: 6 2B: 5 3B: 1 HR: 1	SF: 1 SAC: 0 DP: 2 HBP: 0	WP: 1 PB: 0 SB: 1 CS: 0	PA: 40
<b>PITCHER</b>	IP WLS BF H R ER SO BB IBB HBP BLK WP HR S P ERA WHIP	IP WLS BF H R ER SO BB IBB HBP BLK WP HR S P ERA WHIP																		
Danny Darwin, R (1,1) ERA: 3.07	2.1 L 15 4 3 3 0 2 0 0 0 0 1 10 18 13.50 3.000																			
Jon Matlack, L (3,1) ERA: 4.03	2.0 12 4 3 3 0 2 0 0 0 0 0 8 16 0.00 1.500																			
John Butcher, R (5,1) ERA: 3.55	2.2 10 2 0 0 0 2 0 0 0 0 0 5 5 0.00 0.000																			
Odell Jones, R (8,1) ERA: 3.32	1.0 3 0 0 0 0 1 0 0 0 0 0 5 5 0.00 0.000																			



Batter	1	2	3	4	5	6	7	8	9	AB	R	H	RBI	BB	SO	LOB	TOP																					
Mickey Rivers, L OBP: 0.279, SLG: 0.317	3-1		F4		2B		K		5-3	5	0	1	0	0	1	2																						
Wayne Tolleson, S OBP: 0.339, SLG: 0.378	3-1 1B		1B		F6		F7			4	0	2	0	0	0	2																						
Buddy Bell, R OBP: 0.341, SLG: 0.446	3-1 1-2		5-3		5-3				F8	4	0	0	0	0	0	3																						
Larry Parrish, R OBP: 0.352, SLG: 0.510	K				K				F8	4	0	1	0	0	2	1																						
George Wright, S OBP: 0.334, SLG: 0.438			F6		HR				F7	4	1	2	1	0	0	1																						
Pete O'Brien, L OBP: 0.319, SLG: 0.341			FC5-4 BB		1B		L4		K	3	0	1	0	1	1	2																						
Bill Sample, R OBP: 0.342, SLG: 0.421			FC5-4 BLK 1-2		F7		G3			4	0	1	0	0	0	3																						
Jim Sundberg, R OBP: 0.259, SLG: 0.257			F5		K				F7	3	0	0	0	0	1	2																						
Larry Blittner, L OBP: 0.329, SLG: 0.338			1-2						F9	1	0	0	0	0	0	1																						
Bucky Dent, R OBP: 0.304, SLG: 0.320			F9							3	0	1	0	0	1	0																						
Bob Jones, L OBP: 0.500, SLG: 0.688					K				4-3	1	0	0	0	0	0	1																						
<b>Inning Stats</b>	R: 0 E: 0 K: 1 S: 6	H: 1 LOB: 1 BB: 0 P: 6	R: 0 E: 0 K: 0 S: 3	H: 0 LOB: 1 BB: 1 P: 7	R: 0 E: 0 K: 0 S: 4	H: 1 LOB: 1 BB: 0 P: 4	R: 1 E: 0 K: 2 S: 9	H: 2 LOB: 1 BB: 0 P: 9	R: 0 E: 0 K: 1 S: 6	H: 1 LOB: 1 BB: 0 P: 4	R: 0 E: 0 K: 1 S: 6	H: 1 LOB: 1 BB: 0 P: 6	R: 0 E: 0 K: 1 S: 6	H: 1 LOB: 1 BB: 0 P: 6	R: 0 E: 0 K: 0 S: 4	H: 1 LOB: 1 BB: 0 P: 4	1B: 4 2B: 3 3B: 1 HR: 1	SF: 0 SAC: 0 DP: 0 HBP: 0	WP: 0 PB: 0 SB: 0 CS: 0	PA: 37																		
<b>PITCHER</b>	IP	WLS	BF	H	R	ER	SO	BB	IBB	HBP	BLK	WP	HR	S	P	ERA	WHIP	<b>PITCHER</b>				IP	WLS	BF	H	R	ER	SO	BB	IBB	HBP	BLK	WP	HR	S	P	ERA	WHIP
Luis Leal, R ERA: 3.5	7.1	W	31	8	1	1	5	1	0	0	1	0	1	40	44	1.23	1.227																					
Roy Lee Jackson, R ERA: 4.07	8.1		6	1	0	0	1	0	0	0	0	0	0	8	8	0.00	0.600																					

Texas Rangers @ Toronto Blue Jays  
Exhibition Stadium, Toronto, ON  
Sat Jul 09 1983, 3:33 AM EDT  
Att: 26,234 - Unknown

AB	36
R	1
H	9
RBI	1
BB	1
SO	6
LOB	18



Batter	1	2	3	4	5	6	7	8	9	AB	R	H	RBI	BB	SO	LOB	BOTTOM																					
Damaso Garcia, R OBP: 0.318, SLG: 0.367	BB FC1-2 1B BB		F5		4-3 1B		1B			3	0	2	1	1	0	0																						
Rance Mulliniks, L OBP: 0.387, SLG: 0.500	F8		4-3		4-3		3H 1B		FC4-6 1B	4	0	1	0	0	0	2																						
Willie Upshaw, L OBP: 0.369, SLG: 0.536	FC1-2 1-2 1B		6-3		F9		FC4-6 1-2			4	0	1	0	0	0	1																						
Cliff Johnson, R OBP: 0.396, SLG: 0.557	FC1-2 1-2 2-3 BB				K				5-3 1-3	3	0	0	0	1	1	0																						
Lloyd Moseby, L OBP: 0.344, SLG: 0.474	FC1-2 1-2 2-3 3H				S E BB				5-3 K	3	1	0	0	1	1	3																						
Ernie Whitt, L OBP: 0.345, SLG: 0.438	F9				FC4-6 1-2 BB		G3		F8	3	0	0	0	1	0	3																						
Dave Collins, S OBP: 0.299, SLG: 0.262			F8		FC4-6 S HR				2B SF9 1B	3	2	1	0	0	0	1																						
Barry Bonnell, R OBP: 0.367, SLG: 0.476			F8		HR				SF9 1B 2B	3	2	2	2	0	0	0																						
Alfredo Griffin, S OBP: 0.274, SLG: 0.364			4-3		3-1				SF9	2	0	0	1	0	0	0																						
<b>Inning Stats</b>	R: 0 E: 0 K: 0 S: 4	H: 1 LOB: 3 BB: 2 P: 12	R: 0 E: 0 K: 0 S: 3	H: 0 LOB: 0 BB: 0 P: 3	R: 0 E: 0 K: 0 S: 3	H: 0 LOB: 0 BB: 0 P: 3	R: 3 E: 1 K: 1 S: 6	H: 1 LOB: 0 BB: 2 P: 14	R: 0 E: 0 K: 0 S: 3	H: 0 LOB: 0 BB: 0 P: 3	R: 0 E: 0 K: 0 S: 3	H: 0 LOB: 0 BB: 0 P: 3	R: 2 E: 0 K: 0 S: 6	H: 4 LOB: 1 BB: 0 P: 6	R: 0 E: 0 K: 1 S: 5	H: 0 LOB: 0 BB: 0 P: 5	1B: 5 2B: 1 3B: 0 HR: 1	SF: 1 SAC: 0 DP: 0 HBP: 0	WP: 0 PB: 0 SB: 2 CS: 0	PA: 33																		
<b>PITCHER</b>	IP	WLS	BF	H	R	ER	SO	BB	IBB	HBP	BLK	WP	HR	S	P	ERA	WHIP	<b>PITCHER</b>				IP	WLS	BF	H	R	ER	SO	BB	IBB	HBP	BLK	WP	HR	S	P	ERA	WHIP
Charlie Hough, R ERA: 3.35	7.0	L	30	7	5	5	1	4	0	0	0	0	1	28	44	6.43	1.571																					
Dave Schmidt, R ERA: 3.06	8.1		3	0	0	0	1	0	0	0	0	0	0	5	5	0.00	0.000																					

Texas Rangers @ Toronto Blue Jays  
Exhibition Stadium, Toronto, ON  
Sat Jul 09 1983, 3:33 AM EDT  
Att: 26,234 - Unknown

AB	28
R	5
H	7
RBI	4
BB	4
SO	2
LOB	10





Batter	1	2	3	4	5	6	7	8	9	AB	R	H	RBI	BB	SO	LOB	TOP										
Wayne Tolleson, S (1, 4) OBP: 0.332, SLG: 0.370	F9		4-3		F8		F6		FC4-6	5	0	0	0	0	0	2											
Bill Sample, R (1, 7) OBP: 0.343, SLG: 0.424	6-3		1B SF7 1B		1B		FC6-4 1B		K	5	3	2	0	0	1	2											
Buddy Bell, R (1, 5) OBP: 0.348, SLG: 0.456		3B 2B		FC4-6 1B		FC4 1B				4	1	4	2	0	0	0											
Larry Parrish, R (1, 9) OBP: 0.350, SLG: 0.515		2B 3B		SF7		FC4			K	3	0	1	2	0	1	2											
George Wright, S (1, 8) OBP: 0.330, SLG: 0.432	4-3		FC4-6		F8		F8		F8	4	0	0	0	0	0	2											
Pete O'Brien, L (1, 3) OBP: 0.315, SLG: 0.336		4-1		1-3		L6		F8		4	0	0	0	0	0	0											
Bob Jones, L (1, 10) OBP: 0.300, SLG: 0.611		5-3 HBP		4-3				F7		2	0	0	0	1	0	0											
Jim Sundberg, R (1, 2) OBP: 0.256, SLG: 0.253		5-3		K		F7				3	0	0	0	0	1	2											
Larry Blittner, L (9, PH) OBP: 0.337, SLG: 0.346		1-2						FC4-6 1B		1	0	1	0	0	0	0											
Jim Anderson, R (1, 6) OBP: 0.255, SLG: 0.229		4-3				F8			L4	2	0	0	0	0	0	1											
Mickey Rivers, L (7, PH) OBP: 0.284, SLG: 0.321										1	0	1	0	0	0	0											
Bucky Dent, R (7, 6) OBP: 0.304, SLG: 0.320										0	0	0	0	0	0	0											
Bill Stein, R (9, PH) OBP: 0.348, SLG: 0.447										1	0	0	0	0	0	1											
<b>Inning Stats</b>	R: 1 E: 0 K: 0 S: 5	H: 2 LOB: 1 BB: 0 P: 5	R: 0 E: 0 K: 0 S: 3	H: 0 LOB: 1 BB: 0 P: 4	R: 1 E: 0 K: 0 S: 5	H: 2 LOB: 1 BB: 0 P: 5	R: 0 E: 0 K: 1 S: 5	H: 0 LOB: 0 BB: 0 P: 5	R: 1 E: 0 K: 0 S: 5	H: 2 LOB: 1 BB: 0 P: 7	R: 0 E: 0 K: 0 S: 3	H: 0 LOB: 0 BB: 0 P: 3	R: 0 E: 0 K: 1 S: 6	H: 1 LOB: 1 BB: 0 P: 6	1B: 6 2B: 2 3B: 1 HR: 0	SF: 1 SAC: 0 DP: 0 HBP: 1	WP: 0 PB: 0 SB: 1 CS: 0	PA: 38									
<b>PITCHER</b>	IP	WLS	BF	H	R	ER	SO	BB	IBB	HBP	BLK	WP	HR	S	P	ERA	WHIP										
Dave Stieb, R (1, 1) ERA: 2.62	6.0	W	26	6	3	3	1	1	0	1	0	0	0	26	31	4.50	1.167										
Roy Lee Jackson, R (7, 1) ERA: 4.09	2.0		9	3	1	1	1	0	0	0	0	0	0	11	11	4.50	1.500										
Randy Moffitt, R (9, 1) ERA: 1.38	1.0	S	3	0	0	0	1	0	0	0	0	0	0	5	5	0.00	0.000										

Texas Rangers @ Toronto Blue Jays  
Exhibition Stadium, Toronto, ON  
Sun Jul 10 1983, 3:33 AM EDT  
Att: 32,071 - Unknown

AB 35  
R 4  
H 9  
RBI 4  
BB 1  
SO 3  
LOB 12



Batter	1	2	3	4	5	6	7	8	9	AB	R	H	RBI	BB	SO	LOB	BOTTOM										
Damaso Garcia, R (1, 4) OBP: 0.323, SLG: 0.369	CS 1B		SF7 1B		F9		F8			4	0	2	0	1	0	2											
Lloyd Moseby, L (1, 8) OBP: 0.342, SLG: 0.470	K		SF7		1-3					4	0	1	2	0	1	2											
Garth Iorg, R (1, 5) OBP: 0.302, SLG: 0.322										3	0	1	0	0	0	1											
Rance Mulliniks, L (6, PH) OBP: 0.390, SLG: 0.500		L6				F8				0	0	0	0	1	0	0											
Cliff Johnson, R (1, 10) OBP: 0.398, SLG: 0.554										3	0	1	0	0	2	2											
Barry Bonnell, R (1, 7) OBP: 0.365, SLG: 0.472	FC6-4 HBP		K		1B		K			4	0	1	0	0	0	2											
Jesse Barfield, R (1, 9) OBP: 0.250, SLG: 0.440										4	1	2	1	0	0	0											
Willie Upshaw, L (1, 3) OBP: 0.371, SLG: 0.549										4	2	2	1	0	0	2											
Buck Martinez, R (1, 2) OBP: 0.379, SLG: 0.544										3	1	2	2	0	0	0											
Dave Collins, S (6, PR) OBP: 0.299, SLG: 0.262										0	1	0	0	0	0	0											
Ernie Whitt, L (7, 2) OBP: 0.343, SLG: 0.435										1	0	0	0	0	0	0											
Alfredo Griffin, S (1, 6) OBP: 0.275, SLG: 0.364										3	1	1	0	0	1	0											
<b>Inning Stats</b>	R: 0 E: 0 K: 1 S: 6	H: 2 LOB: 2 BB: 0 P: 7	R: 3 E: 0 K: 0 S: 7	H: 4 LOB: 1 BB: 0 P: 7	R: 2 E: 0 K: 1 S: 7	H: 2 LOB: 0 BB: 0 P: 7	R: 0 E: 0 K: 0 S: 3	H: 0 LOB: 0 BB: 0 P: 3	R: 0 E: 0 K: 0 S: 5	H: 3 LOB: 2 BB: 0 P: 5	R: 1 E: 0 K: 1 S: 7	H: 2 LOB: 1 BB: 1 P: 11	R: 0 E: 0 K: 0 S: 3	H: 0 LOB: 0 BB: 0 P: 3	R: 0 E: 0 K: 1 S: 5	H: 0 LOB: 1 BB: 1 P: 9	1B: 7 2B: 3 3B: 0 HR: 3	SF: 1 SAC: 1 DP: 0 HBP: 1	WP: 0 PB: 0 SB: 0 CS: 1	PA: 38							
<b>PITCHER</b>	IP	WLS	BF	H	R	ER	SO	BB	IBB	HBP	BLK	WP	HR	S	P	ERA	WHIP										
Rick Honeycutt, L (1, 1) ERA: 1.85	5.1	L	27	12	6	6	2	0	0	1	0	0	0	30	31	10.12	2.250										
John Butcher, R (6, 1) ERA: 3.39	2.2		11	1	0	0	2	1	1	0	0	0	0	13	21	0.00	0.750										

Texas Rangers @ Toronto Blue Jays  
Exhibition Stadium, Toronto, ON  
Sun Jul 10 1983, 3:33 AM EDT  
Att: 32,071 - Unknown

AB 33  
R 6  
H 13  
RBI 6  
BB 2  
SO 4  
LOB 11





Batter	1	2	3	4	5	6	7	8	9	10	11	12	13	14	15	AB	R	H	RBI	BB	SO	LOB	TOP											
Paul Molitor, R OBP: 0.331, SLG: 0.424 (1.9)	5-3		K			1B	2B		SF8		F8			G3		5	1	1	1	0	1	4												
Jim Gantner, L OBP: 0.329, SLG: 0.421 (1.4)	F5		FC5			2B	1-3		F7			F9		F7		7	1	2	2	0	0	2												
Robin Yount, R OBP: 0.385, SLG: 0.518 (1.6)	K			4-3		1-3	6-3			F4		G3			F8	7	0	0	0	0	1	3												
Cecil Cooper, L OBP: 0.377, SLG: 0.508 (1.3)		6-3		1-3				1-3		F2		F9			4-3	7	0	1	1	0	0	0												
Ted Simmons, S OBP: 0.348, SLG: 0.439 (1.2)	G3			F7				G3		4-3			F8		L9	6	0	0	0	1	0	0												
Ben Oglivie, L OBP: 0.393, SLG: 0.483 (1.7)	F8				F8	K					F8		F8			5	0	0	0	1	1	2												
Roy Howell, L OBP: 0.326, SLG: 0.388 (1.10)			4-3		K		F7	FC6-4		F7						6	0	1	0	0	1	1												
Rick Manning, L OBP: 0.296, SLG: 0.320 (1.8)			FC5	1B	1-3		1-3		SF8					1B		5	1	2	0	1	0	1												
Charlie Moore, R OBP: 0.355, SLG: 0.373 (1.9)						5-3	HBP	2B	1B	4-3				5-3		4	1	1	0	2	0	1												
<b>Inning Stats</b>	R: 0 E: 0 K: 1 S: 5	H: 0 LOB: 0 BB: 0 P: 5	R: 0 E: 0 K: 0 S: 3	H: 0 LOB: 0 BB: 0 P: 3	R: 0 E: 0 K: 1 S: 6	H: 1 LOB: 2 BB: 1 P: 10	R: 0 E: 0 K: 0 S: 3	H: 0 LOB: 0 BB: 0 P: 3	R: 0 E: 0 K: 1 S: 5	H: 0 LOB: 0 BB: 0 P: 5	R: 2 E: 0 K: 1 S: 8	H: 3 LOB: 2 BB: 1 P: 12	R: 1 E: 0 K: 0 S: 5	H: 2 LOB: 2 BB: 0 P: 6	R: 0 E: 0 K: 0 S: 3	H: 0 LOB: 0 BB: 0 P: 7	R: 1 E: 0 K: 0 S: 4	H: 1 LOB: 0 BB: 0 P: 4	R: 0 E: 0 K: 0 S: 3	H: 0 LOB: 0 BB: 2 P: 3	R: 0 E: 0 K: 0 S: 3	H: 0 LOB: 0 BB: 0 P: 11	R: 0 E: 0 K: 0 S: 3	H: 0 LOB: 0 BB: 0 P: 3	R: 0 E: 0 K: 0 S: 4	H: 1 LOB: 1 BB: 0 P: 4	R: 0 E: 0 K: 0 S: 3	H: 0 LOB: 0 BB: 0 P: 3	R: 0 E: 0 K: 0 S: 3	H: 0 LOB: 0 BB: 0 P: 3	1B: 4 2B: 2 3B: 2 HR: 0	SF: 1 SAC: 0 DP: 0 HBP: 1	WP: 0 PB: 0 CS: 0	PA: 59
<b>PITCHER</b>	IP 6.2	WLS 0.2	BF 29	H 6	R 3	ER 3	SO 4	BB 2	IBB 0	HBP 0	BLK 0	WP 0	HR 0	S 34	P 43	ERA 4.05	WHIP 1.200																	
Mike Smithson, R ERA: 4.15 (1.1)	IP 6.2	WLS 0.2	BF 29	H 6	R 3	ER 3	SO 4	BB 2	IBB 0	HBP 0	BLK 0	WP 0	HR 0	S 34	P 43	ERA 4.05	WHIP 1.200																	
Odell Jones, R ERA: 3.35 (7.1)	IP 2.1	WLS 0.1	BF 9	H 1	R 1	ER 0	SO 1	BB 0	IBB 0	HBP 0	BLK 0	WP 0	HR 0	S 8	P 12	ERA 3.86	WHIP 0.857																	
Dave Schmidt, R ERA: 2.61 (10.1)	IP 3.0	WLS 1.0	BF 11	H 0	R 0	ER 0	SO 2	BB 0	IBB 0	HBP 0	BLK 0	WP 0	HR 0	S 9	P 17	ERA 0.00	WHIP 0.667																	
Dave Tobik, R ERA: 6.0 (13.1)	IP 3.0	WLS 0.0	BF 10	H 1	R 0	ER 0	SO 0	BB 0	IBB 0	HBP 0	BLK 0	WP 0	HR 0	S 10	P 10	ERA 0.00	WHIP 0.333																	

Milwaukee Brewers @ Texas Rangers  
Arlington Stadium, Arlington, TX  
Mon Jul 11 1983, 8:05 PM EDT  
Att: 27,343 - Unknown

AB 52  
R 4  
H 8  
RBI 4  
BB 5  
SO 4  
LOB 14



Batter	1	2	3	4	5	6	7	8	9	10	11	12	13	14	15	AB	R	H	RBI	BB	SO	LOB	BOTTOM									
Wayne Tolleson, S OBP: 0.332, SLG: 0.369 (1.4)	F8		SH1-3		F8			F2				4-3		F8		6	0	2	0	0	0	1										
Mickey Rivers, L OBP: 0.277, SLG: 0.315 (1.10)	F8		SF8			G1		WP	1B	1-3		6-3		6-3		6	0	1	1	0	0	2										
Buddy Bell, R OBP: 0.347, SLG: 0.455 (1.5)	F8		F9			F9		F7		K						7	0	2	0	0	1	3										
Larry Parrish, R OBP: 0.349, SLG: 0.508 (1.9)	K			F8		F8		WP	1B		K		E5	1B	2B	6	0	1	1	1	2	2										
George Wright, S OBP: 0.332, SLG: 0.435 (1.8)		F8			SF9	3B		F6				F3		FC6-4	1B	5	1	1	0	2	0	4										
Larry Bittner, L OBP: 0.348, SLG: 0.363 (1.3)					SF9				1B							2	0	2	1	0	0	0										
Pete O'Brien, L OBP: 0.314, SLG: 0.338 (7. PR)										4-3						4	0	1	0	0	0	4										
Bill Sample, R OBP: 0.342, SLG: 0.421 (1.7)	F8			K			F8							2B		7	1	2	0	0	1	3										
Jim Sundberg, R OBP: 0.263, SLG: 0.250 (1.2)							F8			4-3	WP	1B		1B																		
Bill Stein, R OBP: 0.344, SLG: 0.442 (9. PH)																3	0	0	0	0	0	2										
Bob Johnson, R OBP: 0.282, SLG: 0.370 (10.2)							F6			4-3				K		1	0	0	0	0	0	1										
Bucky Dent, R OBP: 0.305, SLG: 0.325 (1.6)			SH1-3												HR	3	1	1	1	0	1	2										
<b>Inning Stats</b>	R: 0 E: 0 K: 1 S: 6	H: 1 LOB: 1 BB: 0 P: 6	R: 0 E: 0 K: 0 S: 4	H: 1 LOB: 1 BB: 0 P: 4	R: 1 E: 0 K: 0 S: 4	H: 1 LOB: 0 BB: 0 P: 4	R: 1 E: 0 K: 0 S: 6	H: 1 LOB: 0 BB: 0 P: 6	R: 0 E: 0 K: 0 S: 3	H: 0 LOB: 0 BB: 0 P: 3	R: 0 E: 0 K: 0 S: 4	H: 1 LOB: 1 BB: 0 P: 4	R: 1 E: 0 K: 0 S: 6	H: 3 LOB: 3 BB: 1 P: 10	R: 1 E: 0 K: 0 S: 5	H: 2 LOB: 1 BB: 0 P: 5	R: 0 E: 0 K: 0 S: 7	H: 0 LOB: 1 BB: 1 P: 11	R: 0 E: 0 K: 0 S: 3	H: 1 LOB: 1 BB: 0 P: 3	R: 0 E: 1 K: 0 S: 5	H: 1 LOB: 2 BB: 0 P: 5	R: 0 E: 0 K: 0 S: 6	H: 1 LOB: 1 BB: 0 P: 6	R: 0 E: 0 K: 0 S: 4	H: 1 LOB: 2 BB: 1 P: 8	R: 1 E: 0 K: 0 S: 3	H: 1 LOB: 0 BB: 0 P: 3	1B: 10 2B: 4 3B: 1 HR: 1	SF: 2 SAC: 1 DP: 1 HBP: 0	WP: 2 PB: 0 CS: 0	PA: 62
<b>PITCHER</b>	IP 8.1	WLS 3.97	BF 35	H 9	R 4	ER 4	SO 2	BB 1	IBB 1	HBP 0	BLK 0	WP 1	HR 0	S 38	P 42	ERA 4.32	WHIP 1.080															
Moose Haas, R ERA: 3.97 (1.1)	IP 8.1	WLS 3.97	BF 35	H 9	R 4	ER 4	SO 2	BB 1	IBB 1	HBP 0	BLK 0	WP 1	HR 0	S 38	P 42	ERA 4.32	WHIP 1.080															
Pete Ladd, R ERA: 3.95 (9.1)	IP 1.2	WLS 0.1	BF 7	H 1	R 0	ER 0	SO 2	BB 1	IBB 0	HBP 0	BLK 0	WP 0	HR 0	S 10	P 14	ERA 0.00	WHIP 1.200															
Tom Telmann, R ERA: 3.12 (11.1)	IP 1.2	WLS 0.1	BF 7	H 2	R 0	ER 0	SO 0	BB 0	IBB 0	HBP 0	BLK 0	WP 0	HR 0	S 7	P 7	ERA 0.00	WHIP 1.200															
Jerry Augustine, L ERA: 7.09 (12.1)	IP 3.0	WLS 0.0	BF 13	H 3	R 1	ER 1	SO 1	BB 0	IBB 0	HBP 0	BLK 0	WP 0	HR 1	S 14	P 18	ERA 3.00	WHIP 1.000															

Milwaukee Brewers @ Texas Rangers  
Arlington Stadium, Arlington, TX  
Mon Jul 11 1983, 8:05 PM EDT  
Att: 27,343 - Unknown

AB 56  
R 5  
H 15  
RBI 4  
BB 3  
SO 5  
LOB 25





Batter	1	2	3	4	5	6	7	8	9	AB	R	H	RBI	BB	SO	LOB	TOP		
Paul Moltzer, R OBP: 0.331, SLG: 0.426 (1, 5)										6	2	2	0	0	0	2			
Ed Romero, R OBP: 0.423, SLG: 0.600 (1, 9)										5	2	4	2	0	0	0			
Don Money, R OBP: 0.220, SLG: 0.235 (1, 10)										4	0	1	0	1	1	3			
Cecil Cooper, L OBP: 0.321, SLG: 0.512 (1, 3)										5	1	3	3	0	1	3			
Ted Simmons, S OBP: 0.352, SLG: 0.447 (1, 2)										4	1	2	1	1	1	2			
Ben Oglivie, L OBP: 0.393, SLG: 0.481 (1, 7)										5	1	2	1	0	3	5			
Rob Piccolo, R OBP: 0.300, SLG: 0.400 (1, 6)										5	1	2	0	0	0	2			
Rick Manning, L OBP: 0.292, SLG: 0.315 (1, 8)										5	0	0	1	0	0	2			
Jim Gantner, L OBP: 0.330, SLG: 0.424 (1, 4)										5	1	2	1	0	0	1			
<b>Inning Stats</b>	R: 1 E: 0 K: 2 S: 10	H: 3 LOB: 2 BB: 0 P: 10	R: 0 E: 0 K: 0 S: 3	H: 0 LOB: 0 BB: 0 P: 3	R: 0 E: 0 K: 1 S: 6	H: 1 LOB: 1 BB: 0 P: 6	R: 3 E: 1 K: 2 S: 11	H: 3 LOB: 2 BB: 1 P: 15	R: 1 E: 0 K: 1 S: 8	H: 3 LOB: 3 BB: 1 P: 12	R: 0 E: 0 K: 0 S: 3	H: 1 LOB: 0 BB: 0 P: 3	R: 1 E: 0 K: 0 S: 5	H: 2 LOB: 1 BB: 0 P: 5	R: 3 E: 1 K: 0 S: 7	H: 5 LOB: 2 BB: 0 P: 7	1B: 12 2B: 6 3B: 1 HR: 0	SF: 0 SAC: 0 DP: 1 HBP: 0	WP: 0 PA: 46 PB: 0 SB: 1 CS: 0
<b>PITCHER</b>	IP WLS BF H R ER SO BB IBB HBP BLK WP HR S P ERA WHIP																		
Frank Tanana, L ERA: 1.99 (1, 1)	5.0 L 24 7 4 2 5 0 1 0 0 0 0 0 33 37 3.60 1.400																		
John Butcher, R ERA: 3.52 (6, 1)	3.0 15 6 2 2 1 1 0 0 0 0 0 0 16 20 6.00 2.333																		
Jon Matlack, L ERA: 4.47 (9, 1)	1.0 7 5 3 3 0 0 0 0 0 0 0 0 7 7 27.00 5.000																		

Milwaukee Brewers @ Texas Rangers  
Arlington Stadium, Arlington, TX  
Tue Jul 12 1983, 8:05 PM EDT  
Att: 23,171 - Unknown

AB 44  
R 9  
H 18  
RBI 9  
BB 2  
SO 6  
LOB 20



Batter	1	2	3	4	5	6	7	8	9	AB	R	H	RBI	BB	SO	LOB	BOTTOM				
Wayne Tolleson, S OBP: 0.335, SLG: 0.371 (1, 4)										4	1	2	0	0	0	1					
Mickey Rivers, L OBP: 0.272, SLG: 0.309 (1, 10)										3	0	0	0	0	0	2					
Buddy Bell, R OBP: 0.346, SLG: 0.453 (1, 5)										4	0	1	1	0	0	0					
Larry Parrish, R OBP: 0.351, SLG: 0.511 (1, 9)										4	0	2	0	0	1	0					
George Wright, S OBP: 0.325, SLG: 0.429 (1, 8)										4	0	0	0	0	1	3					
Pete O'Brien, L OBP: 0.317, SLG: 0.336 (1, 3)										2	0	0	0	2	0	0					
Bill Sample, R OBP: 0.341, SLG: 0.425 (1, 7)										4	1	1	0	0	1	3					
Jim Sundberg, R OBP: 0.257, SLG: 0.251 (1, 2)										3	0	1	1	1	0	0					
Jim Anderson, R OBP: 0.241, SLG: 0.216 (1, 6)										3	0	0	0	0	1	3					
<b>Inning Stats</b>	R: 1 E: 0 K: 1 S: 7	H: 3 LOB: 2 BB: 0 P: 7	R: 0 E: 0 K: 1 S: 4	H: 0 LOB: 1 BB: 2 P: 12	R: 0 E: 0 K: 0 S: 3	H: 0 LOB: 0 BB: 0 P: 3	R: 0 E: 0 K: 1 S: 5	H: 0 LOB: 0 BB: 0 P: 5	R: 1 E: 0 K: 0 S: 5	H: 2 LOB: 1 BB: 0 P: 5	R: 0 E: 0 K: 1 S: 6	H: 1 LOB: 2 BB: 1 P: 10	R: 0 E: 0 K: 0 S: 4	H: 1 LOB: 1 BB: 0 P: 4	R: 0 E: 0 K: 0 S: 3	H: 0 LOB: 0 BB: 0 P: 3	R: 0 E: 0 K: 0 S: 3	H: 0 LOB: 0 BB: 0 P: 3	1B: 5 2B: 2 3B: 1 HR: 0	SF: 0 SAC: 1 DP: 1 HBP: 0	WP: 0 PA: 35 PB: 0 SB: 2 CS: 3
<b>PITCHER</b>	IP WLS BF H R ER SO BB IBB HBP BLK WP HR S P ERA WHIP																				
Chuck Porter, R ERA: 4.38 (1, 1)	9.0 W 35 7 2 2 4 3 0 0 0 0 0 0 40 52 2.00 1.111																				

Milwaukee Brewers @ Texas Rangers  
Arlington Stadium, Arlington, TX  
Tue Jul 12 1983, 8:05 PM EDT  
Att: 23,171 - Unknown

AB 31  
R 2  
H 7  
RBI 2  
BB 3  
SO 4  
LOB 12





Batter	1	2	3	4	5	6	7	8	9	AB	R	H	RBI	BB	SO	LOB	TOP						
Marshall Edwards, L OBP: 0.250, SLG: 0.250	1-3		E4 F9 1B	L3				4-3		5	1	1	1	0	0	2							
Jim Gantner, L OBP: 0.326, SLG: 0.420	K		F8					F8		5	1	1	0	0	2	2							
Paul Molitor, R OBP: 0.330, SLG: 0.423	BB 1B 1B		F9		SH5-3 1B			E6 3B	K	4	1	1	0	0	1	1							
Cecil Cooper, L OBP: 0.325, SLG: 0.516	BB 1B		F8		F8			F5		5	1	3	1	0	0	2							
Ted Simmons, S OBP: 0.356, SLG: 0.451	1-2 BB 1B		3-H 1B					F7	P3	4	0	2	2	1	0	2							
Bill Schroeder, R OBP: 0.200, SLG: 0.600	K		P6		F8			2-H 1B 3B	K	5	1	1	1	0	2	6							
Rick Manning, L OBP: 0.294, SLG: 0.318		6-3			F8					4	1	2	1	0	0	0							
Rob Picciolo, R OBP: 0.308, SLG: 0.462		6-3			1B 2B			SH3-4 1B 3-H 1B	K	3	0	1	0	0	1	1							
Ed Romero, R OBP: 0.400, SLG: 0.552		5-3			2-3 1B			F7	K	4	0	1	0	0	1	1							
<b>Inning Stats</b>	R: 0 E: 0 K: 2 S: 9	H: 2 LOB: 3 BB: 1 P: 13	R: 0 E: 0 K: 0 S: 3	H: 0 LOB: 0 BB: 0 P: 3	R: 2 E: 1 K: 0 S: 6	H: 2 LOB: 1 BB: 0 P: 6	R: 0 E: 0 K: 0 S: 4	H: 2 LOB: 1 BB: 0 P: 4	R: 1 E: 0 K: 0 S: 5	H: 2 LOB: 1 BB: 0 P: 5	R: 1 E: 0 K: 1 S: 7	H: 2 LOB: 1 BB: 0 P: 7	R: 2 E: 1 K: 1 S: 8	H: 2 LOB: 1 BB: 0 P: 8	R: 0 E: 0 K: 1 S: 5	H: 0 LOB: 0 BB: 0 P: 5	R: 0 E: 0 K: 2 S: 8	H: 1 LOB: 1 BB: 0 P: 8	1B: 9 2B: 4 3B: 1 HR: 0	SF: 0 SAC: 2 DP: 1 HBP: 0	WP: 0 PB: 0 SB: 3 CS: 0	PA: 42	
<b>PITCHER</b>	IP	WLS	BF	H	R	ER	SO	BB	IBB	HBP	BLK	WP	HR	S	P	ERA	WHIP						
Danny Darwin, R ERA: 3.05	(1, 1)	6.2	L	34	12	6	2	3	1	0	0	0	0	39	43	2.70	1.950						
Odell Jones, R ERA: 3.19	(7, 1)	2.1		8	1	0	0	4	0	0	0	0	0	16	16	0.00	0.429						

Milwaukee Brewers @ Texas Rangers  
Arlington Stadium, Arlington, TX  
Wed Jul 13 1983, 8:05 PM EDT  
Att: 28,540 - Unknown

AB 39  
R 6  
H 13  
RBI 6  
BB 1  
SO 7  
LOB 17




Batter	1	2	3	4	5	6	7	8	9	AB	R	H	RBI	BB	SO	LOB	BOTTOM						
Wayne Tolleson, S OBP: 0.336, SLG: 0.369	6-3		4-0 BB			1B 1B	F9		4-3	4	0	1	0	1	0	3							
Bill Stein, R OBP: 0.351, SLG: 0.444	F9		K			1B 1B				4	0	2	0	0	1	1							
Buddy Bell, R OBP: 0.345, SLG: 0.450	F7			6-3		1B 1B				4	0	1	0	0	1	3							
Larry Parrish, R OBP: 0.350, SLG: 0.505		1-0 1B HBP			F8	G6-4-3 1B			K	3	0	0	0	0	1	2							
George Wright, S OBP: 0.328, SLG: 0.427		1-2 1B			F8				F7	4	0	1	0	0	0	0							
Bill Sample, R OBP: 0.346, SLG: 0.427		1-2 G6-3 1B				FC6-4 BB			5-3	3	1	2	0	1	0	0							
Dave Hostetter, R OBP: 0.292, SLG: 0.296		G6-3				FC6-4 BB			G4-6-3 1B	2	1	1	2	2	0	2							
Bob Johnson, R OBP: 0.283, SLG: 0.363										2	0	0	0	1	0	2							
Mickey Rivers, L OBP: 0.277, SLG: 0.313						FC6-4 G6-4-3			G4-6-3	1	0	1	0	0	0	0							
Jim Anderson, R OBP: 0.246, SLG: 0.222										3	0	1	0	0	0	2							
Bob Jones, L OBP: 0.476, SLG: 0.579						G6-4-3			G4-6-3	1	0	0	0	0	0	2							
<b>Inning Stats</b>	R: 0 E: 0 K: 0 S: 3	H: 0 LOB: 0 BB: 0 P: 3	R: 0 E: 0 K: 0 S: 3	H: 2 LOB: 1 BB: 0 P: 4	R: 0 E: 0 K: 1 S: 5	H: 0 LOB: 1 BB: 1 P: 9	R: 0 E: 0 K: 0 S: 3	H: 0 LOB: 0 BB: 0 P: 3	R: 0 E: 0 K: 0 S: 2	H: 0 LOB: 1 BB: 2 P: 10	R: 0 E: 0 K: 0 S: 4	H: 3 LOB: 1 BB: 0 P: 4	R: 2 E: 0 K: 1 S: 9	H: 4 LOB: 3 BB: 1 P: 13	R: 0 E: 0 K: 1 S: 5	H: 0 LOB: 0 BB: 0 P: 5	R: 0 E: 0 K: 0 S: 3	H: 1 LOB: 1 BB: 1 P: 7	1B: 9 2B: 0 3B: 0 HR: 1	SF: 0 SAC: 0 DP: 4 HBP: 1	WP: 0 PB: 0 SB: 0 CS: 0	PA: 37	
<b>PITCHER</b>	IP	WLS	BF	H	R	ER	SO	BB	IBB	HBP	BLK	WP	HR	S	P	ERA	WHIP						
Bob McClure, L ERA: 3.86	(1, 1)	6.1	W	27	8	2	2	1	0	0	0	0	1	24	41	2.84	1.895						
Jim Slaton, R ERA: 3.71	(7, 1)	2.2	S	10	2	0	0	2	1	0	0	0	0	13	17	0.00	1.125						


Milwaukee Brewers @ Texas Rangers  
Arlington Stadium, Arlington, TX  
Wed Jul 13 1983, 8:05 PM EDT  
Att: 28,540 - Unknown

AB 31  
R 2  
H 10  
RBI 2  
BB 5  
SO 3  
LOB 17





Batter	1	2	3	4	5	6	7	8	9	AB R H RBI BB SO LOB	TOP									
Wayne Tolleson, S (1, 6) OBP: 0.337, SLG: 0.370	F8		E HR 1B		4-3		5-3		2B 1B	5 2 2 0 0 0 1	<p><b>Texas Rangers @ New York Yankees</b> Yankee Stadium, Bronx, NY</p> <p>Thu Jul 14 1983, 7:05 PM EDT Att: 21,563 - Unknown - 88 F</p> <p>livebaseballscores.com</p> <p>AB 43 R 11 H 15 RBI 9 BB 0 SO 3 LOB 16</p> 									
Bill Stein, R (1, 4) OBP: 0.354, SLG: 0.463	F7		K		4-3		2B	HR 2B	5 1 2 2 0 1 2											
Buddy Bell, R (1, 5) OBP: 0.340, SLG: 0.444	5-3		E5 HR		6-3		6-3	F8	5 1 0 0 0 0 3											
Larry Parrish, R (1, 9) OBP: 0.357, SLG: 0.532		3B 1B	HR			F9		2B 1B HR	5 4 4 5 0 0 0											
George Wright, S (1, 8) OBP: 0.331, SLG: 0.436		1-H 3B	CS 1B			F5		1B	5 0 3 1 0 0 1											
Bill Sample, R (1, 7) OBP: 0.343, SLG: 0.427	6-3		F6			2B		F8	5 0 1 0 0 0 4											
Dave Hostetter, R (1, 10) OBP: 0.290, SLG: 0.299	K				F9		4-3	E 2B	5 1 1 1 0 1 3											
Pete O'Brien, L (1, 3) OBP: 0.313, SLG: 0.331	K				4-3		4-3	E3	4 0 0 0 0 1 1											
Jim Sundberg, R (1, 2) OBP: 0.261, SLG: 0.255			E 1B		6-3		5-3 2B 1B	1-3	4 2 2 0 0 0 1											
<b>Inning Stats</b>	R: 0 E: 0 K: 0 S: 3	H: 0 LOB: 0 BB: 0 P: 3	R: 1 E: 0 K: 2 S: 9	H: 2 LOB: 1 BB: 0 P: 9	R: 4 E: 1 K: 1 S: 9	H: 4 LOB: 0 BB: 0 P: 9	R: 0 E: 0 K: 0 S: 3	H: 0 LOB: 0 BB: 0 P: 3	R: 0 E: 0 K: 0 S: 4	H: 1 LOB: 1 BB: 0 P: 4		R: 1 E: 0 K: 0 S: 5	H: 2 LOB: 1 BB: 0 P: 5	R: 2 E: 1 K: 0 S: 6	H: 2 LOB: 1 BB: 0 P: 6	R: 3 E: 0 K: 0 S: 7	H: 4 LOB: 1 BB: 0 P: 7	1B: 8 2B: 4 3B: 1 HR: 2	SF: 0 SAC: 0 DP: 0 HBP: 0	WP: 0 PB: 0 SB: 0 CS: 1
<b>PITCHER</b>	IP WLS BF H R ER SO BB IBB HBP BLK WP HR S P ERA WHIP											IP WLS BF H R ER SO BB IBB HBP BLK WP HR S P ERA WHIP								
Shane Rawley, L (1, 1) ERA: 4.27	2.1 L 13 5 5 4 3 0 0 0 0 0 0 1 19 19 15.43 2.143																			
Dale Murray, R (3, 1) ERA: 5.25	5.2 23 6 3 2 0 0 0 0 0 0 0 0 23 23 3.18 1.059																			
Bob Shirley, L (9, 1) ERA: 5.34	1.0 7 4 3 3 0 0 0 0 0 0 0 1 7 7 27.00 4.000																			

Batter	1	2	3	4	5	6	7	8	9	AB R H RBI BB SO LOB	BOTTOM									
Bert Campaneris, R (1, 4) OBP: 0.359, SLG: 0.370	5-3		6-3			K		5-3		4 0 0 0 0 1 0	<p><b>Texas Rangers @ New York Yankees</b> Yankee Stadium, Bronx, NY</p> <p>Thu Jul 14 1983, 7:05 PM EDT Att: 21,563 - Unknown - 88 F</p> <p>livebaseballscores.com</p> <p>AB 31 R 2 H 5 RBI 2 BB 3 SO 8 LOB 13</p> 									
Graig Nettles, L (1, 5) OBP: 0.382, SLG: 0.457	K		K			4-3		1B 1B	4 0 1 0 0 2 0											
Dave Winfield, R (1, 7) OBP: 0.319, SLG: 0.438	K		5-3			K		1B 1B	4 0 1 0 0 2 0											
Oscar Gamble, L (1, 9) OBP: 0.404, SLG: 0.554		F8 2B BB			F7		F7	K	3 1 0 0 1 1 2											
Butch Wynegar, S (1, 2) OBP: 0.393, SLG: 0.485		2B BB			F8		F2	3-1	3 1 0 0 1 0 2											
Steve Kemp, L (1, 10) OBP: 0.330, SLG: 0.426		F8			P6		1B	BB	3 0 1 0 1 0 2											
Don Mattingly, L (1, 3) OBP: 0.246, SLG: 0.318		F8 1-H 3-H 2B			F5		F8	K	4 0 1 2 0 1 4											
Jerry Mumphrey, S (1, 8) OBP: 0.299, SLG: 0.396		F8			3-1			G6-4-3 1B	3 0 1 0 0 0 1											
Andre Robertson, R (1, 6) OBP: 0.306, SLG: 0.370		K			F7		G6-4-3 1B		3 0 0 0 0 1 2											
<b>Inning Stats</b>	R: 0 E: 0 K: 2 S: 7	H: 1 LOB: 1 BB: 2 P: 7	R: 2 E: 0 K: 1 S: 6	H: 1 LOB: 1 BB: 2 P: 14	R: 0 E: 0 K: 1 S: 5	H: 0 LOB: 0 BB: 0 P: 5	R: 0 E: 0 K: 0 S: 3	H: 0 LOB: 0 BB: 0 P: 3	R: 0 E: 0 K: 2 S: 7	H: 0 LOB: 0 BB: 0 P: 7		R: 0 E: 0 K: 0 S: 4	H: 1 LOB: 1 BB: 0 P: 4	R: 0 E: 0 K: 0 S: 3	H: 1 LOB: 0 BB: 0 P: 3	R: 0 E: 0 K: 2 S: 9	H: 2 LOB: 3 BB: 1 P: 13	1B: 4 2B: 1 3B: 0 HR: 0	SF: 0 SAC: 0 DP: 1 HBP: 0	WP: 0 PB: 0 SB: 0 CS: 0
<b>PITCHER</b>	IP WLS BF H R ER SO BB IBB HBP BLK WP HR S P ERA WHIP											IP WLS BF H R ER SO BB IBB HBP BLK WP HR S P ERA WHIP								
Charlie Hough, R (1, 1) ERA: 3.26	9.0 W 34 5 2 2 8 3 0 0 0 0 0 0 47 59 2.00 0.889																			



Batter	1	2	3	4	5	6	7	8	9	AB	R	H	RBI	BB	SO	LOB	TOP								
Wayne Tolleson, S (1,6) OBP: 0.335, SLG: 0.366										5	1	1	0	0	1	6									
Bill Stein, R (1,4) OBP: 0.346, SLG: 0.444										4	0	0	0	1	0	5									
Buddy Bell, R (1,5) OBP: 0.339, SLG: 0.440										5	1	1	0	0	0	3									
Larry Parrish, R (1,9) OBP: 0.361, SLG: 0.548										5	2	3	3	0	2	3									
George Wright, S (1,8) OBP: 0.332, SLG: 0.435										5	1	2	1	0	0	1									
Bill Sample, R (1,7) OBP: 0.342, SLG: 0.422										4	0	0	0	1	2	2									
Dave Hostetter, R (1,10) OBP: 0.294, SLG: 0.303 (9, PH)										4	0	2	1	0	1	0									
Bob Jones, L (9, PH) OBP: 0.291, SLG: 0.550										1	0	0	0	0	0	0									
Pete O'Brien, L (1,3) OBP: 0.312, SLG: 0.328										3	0	0	0	1	0	4									
Jim Sundberg, R (1,2) OBP: 0.262, SLG: 0.256 (8, PH)										3	0	1	0	0	0	3									
Mickey Rivers, L (8, PH) OBP: 0.281, SLG: 0.318										1	0	1	0	0	0	0									
Bob Johnson, R (8,2) OBP: 0.283, SLG: 0.363										0	0	0	0	0	0	0									
<b>Inning Stats</b>	R: 0 E: 0 K: 1 S: 6	H: 1 LOB: 1 BB: 0 P: 6	R: 1 E: 2 K: 1 S: 8	H: 1 LOB: 3 BB: 1 P: 12	R: 1 E: 0 K: 1 S: 8	H: 3 LOB: 2 BB: 0 P: 8	R: 3 E: 0 K: 1 S: 9	H: 4 LOB: 1 BB: 0 P: 9	R: 0 E: 0 K: 0 S: 3	H: 0 LOB: 1 BB: 1 P: 7	R: 0 E: 0 K: 0 S: 4	H: 1 LOB: 1 BB: 0 P: 4	R: 0 E: 0 K: 1 S: 5	H: 0 LOB: 0 BB: 0 P: 5	R: 0 E: 0 K: 1 S: 6	H: 1 LOB: 2 BB: 1 P: 10	R: 0 E: 0 K: 0 S: 3	H: 0 LOB: 0 BB: 0 P: 3	1B: 9 2B: 1 3B: 0 HR: 1	SF: 0 SAC: 0 DP: 0 HBP: 0	WP: 1 PB: 0 SB: 0 CS: 1	PA: 43			
<b>PITCHER</b>	IP	WLS	BF	H	R	ER	SO	BB	IBB	HBP	BLK	WP	HR	S	P	ERA	WHIP								
Dave Righetti, L (1,1) ERA: 3.27	6.0	W	32	10	5	4	4	2	0	0	0	1	1	38	46	6.00	2.000								
George Frazier, R (7,1) ERA: 3.55	1.1		6	1	0	0	1	1	0	0	0	0	0	7	11	0.00	1.500								
Rich Gossage, R (8,1) ERA: 2.27	1.2	S	5	0	0	0	1	0	0	0	0	0	0	7	7	0.00	0.000								

Texas Rangers @ New York Yankees  
Yankee Stadium, Bronx, NY

AB 40  
R 5  
H 11  
RBI 5  
BB 3  
SO 6  
LOB 27



WP: 1 PA: 43  
PB: 0  
SB: 0  
CS: 1

Batter	1	2	3	4	5	6	7	8	9	AB	R	H	RBI	BB	SO	LOB	BOTTOM								
Bert Campaneris, R (1,5) OBP: 0.366, SLG: 0.368 (7,4)										3	1	1	0	1	0	0									
Butch Wynegar, S (1,2) OBP: 0.395, SLG: 0.489										3	2	1	0	1	0	1									
Dave Winfield, R (1,7) OBP: 0.321, SLG: 0.448										4	2	2	3	0	0	1									
Lou Piniella, R (1,9) OBP: 0.356, SLG: 0.422 (7, PH)										3	0	0	0	0	1	3									
Steve Kemp, L (7, PH) OBP: 0.329, SLG: 0.424 (8,9)										1	0	0	0	0	0	0									
Don Baylor, R (1,10) OBP: 0.352, SLG: 0.462										4	2	3	3	0	0	0									
Steve Balboni, R (1,3) OBP: 0.375, SLG: 0.536										3	0	2	0	0	1	0									
Graig Nettles, L (7,5) OBP: 0.360, SLG: 0.455										1	0	0	0	0	0	1									
Roy Smalley, S (1,6) OBP: 0.359, SLG: 0.432 (7,3)										4	0	1	0	0	0	3									
Jerry Mumphrey, S (1,8) OBP: 0.298, SLG: 0.395										3	0	1	1	0	0	0									
Andre Robertson, R (1,4) OBP: 0.300, SLG: 0.363 (7,6)										4	0	0	0	0	0	3									
<b>Inning Stats</b>	R: 3 E: 0 K: 0 S: 7	H: 5 LOB: 1 BB: 0 P: 7	R: 0 E: 0 K: 0 S: 3	H: 0 LOB: 0 BB: 0 P: 3	R: 3 E: 0 K: 0 S: 7	H: 4 LOB: 1 BB: 1 P: 11	R: 0 E: 0 K: 1 S: 5	H: 0 LOB: 1 BB: 1 P: 9	R: 0 E: 0 K: 1 S: 5	H: 0 LOB: 0 BB: 0 P: 5	R: 0 E: 0 K: 0 S: 3	H: 0 LOB: 0 BB: 0 P: 3	R: 0 E: 0 K: 0 S: 3	H: 0 LOB: 0 BB: 0 P: 3	R: 1 E: 0 K: 0 S: 5	H: 2 LOB: 1 BB: 0 P: 5	R: 0 E: 0 K: 0 S: 3	H: 0 LOB: 0 BB: 0 P: 3	1B: 7 2B: 2 3B: 0 HR: 2	SF: 1 SAC: 0 DP: 0 HBP: 0	WP: 0 PB: 0 SB: 0 CS: 2	PA: 36			
<b>PITCHER</b>	IP	WLS	BF	H	R	ER	SO	BB	IBB	HBP	BLK	WP	HR	S	P	ERA	WHIP								
Rick Honeycutt, L (1,1) ERA: 2.2	3.0	L	18	9	6	6	0	1	0	0	0	0	0	21	21	18.00	3.333								
John Butcher, R (4,1) ERA: 3.39	5.0		18	2	1	1	2	1	0	0	0	0	0	21	25	1.80	0.600								


Texas Rangers @ New York Yankees  
Yankee Stadium, Bronx, NY


AB 33  
R 7  
H 11  
RBI 7  
BB 2  
SO 2  
LOB 12



WP: 0 PA: 36  
PB: 0  
SB: 0  
CS: 2



Batter	1	2	3	4	5	6	7	8	9	AB	R	H	RBI	BB	SO	LOB	TOP			
Wayne Tolleson, S (1, 6) OBP: 0.337, SLG: 0.366	1-3		F8			FC6-4 1B		BB		3	0	1	0	1	0	0	<p>Texas Rangers @ New York Yankees Yankee Stadium, Bronx, NY</p> <p>Sat Jul 16 1983, 3:33 AM EDT Att: 41,520 - Unknown - 97 F</p> <p>livebaseballscores.com</p> <p>AB 35 R 1 H 7 RBI 1 BB 1 SO 9 LOB 17</p> 			
Bill Stein, R (1, 4) OBP: 0.333, SLG: 0.427	F8		6-3			FC6-4 E 1-2		K		4	0	0	0	0	1	3				
Buddy Bell, R (1, 5) OBP: 0.335, SLG: 0.435	K				F8			K		4	0	0	0	0	2	3				
Larry Parrish, R (1, 9) OBP: 0.356, SLG: 0.540		1-3			K			K		4	0	0	0	0	2	4				
George Wright, S (1, 8) OBP: 0.332, SLG: 0.433		K			K					4	0	1	0	0	2	0				
Bill Sample, R (1, 7) OBP: 0.343, SLG: 0.426						5-3				4	1	2	0	0	0	1				
Dave Hostetter, R (1, 10) Bob Jones, L (9, PH) OBP: 0.435, SLG: 0.524						6-3				3	0	1	1	0	1	1				
Pete O'Brien, L (1, 3) Mike Richardt, R (7, PH) Larry Blittner, L (7, 3) OBP: 0.310, SLG: 0.325 OBP: 0.198, SLG: 0.302 OBP: 0.356, SLG: 0.370						3-1				2	0	0	0	0	0	1				
Jim Sundberg, R (1, 2) Mickey Rivers, L (9, PH) OBP: 0.263, SLG: 0.257 OBP: 0.280, SLG: 0.316										1	0	0	0	0	0	1				
										3	0	1	0	0	0	0				
										1	0	0	0	0	1	2				
<b>Inning Stats</b>	R: 0 E: 0 K: 1 S: 5	H: 0 LOB: 0 BB: 0 P: 5	R: 1 E: 0 K: 1 S: 7	H: 2 LOB: 1 BB: 0 P: 7	R: 0 E: 0 K: 2 S: 3	H: 0 LOB: 0 BB: 0 P: 3	R: 0 E: 0 K: 0 S: 3	H: 0 LOB: 0 BB: 0 P: 3	R: 0 E: 1 K: 0 S: 5	H: 1 LOB: 2 BB: 0 P: 5	R: 0 E: 0 K: 1 S: 6	H: 1 LOB: 1 BB: 0 P: 6	R: 0 E: 0 K: 3 S: 10	H: 1 LOB: 2 BB: 1 P: 14	R: 0 E: 0 K: 1 S: 7	H: 2 LOB: 2 BB: 0 P: 7		1B: 6 2B: 1 3B: 0 HR: 0	SF: 0 SAC: 0 DP: 0 HBP: 0	WP: 0 PB: 0 SB: 1 CS: 0
<b>PITCHER</b>	IP WLS BF H R ER SO BB IBB HBP BLK WP HR S P ERA WHIP																			
Ray Fontenot, L (1, 1) ERA: 1.42	7.0 W 28 5 1 1 5 1 0 0 0 0 0 0 37 41 1.29 0.857																			
Rich Gossage, R (8, 1) ERA: 2.17	2.0 S 8 2 0 0 4 0 0 0 0 0 0 0 16 16 0.00 1.000																			

Batter	1	2	3	4	5	6	7	8	9	AB	R	H	RBI	BB	SO	LOB	BOTTOM			
Bert Campaneris, R (1, 4) OBP: 0.372, SLG: 0.375	L5-4 1B		5-3							4	0	2	0	0	0	2	<p>Texas Rangers @ New York Yankees Yankee Stadium, Bronx, NY</p> <p>Sat Jul 16 1983, 3:33 AM EDT Att: 41,520 - Unknown - 97 F</p> <p>livebaseballscores.com</p> <p>AB 30 R 3 H 9 RBI 3 BB 3 SO 7 LOB 12</p> 			
Butch Wynegar, S (1, 2) OBP: 0.407, SLG: 0.497										3	0	3	0	1	0	0				
Dave Winfield, R (1, 7) OBP: 0.320, SLG: 0.444										3	0	0	1	1	0	5				
Graig Nettles, L (1, 5) OBP: 0.359, SLG: 0.450	K									3	0	0	0	1	1	4				
Don Baylor, R (1, 10) OBP: 0.348, SLG: 0.456										4	0	0	0	0	3	1				
Steve Kemp, L (1, 9) OBP: 0.324, SLG: 0.418										4	0	0	0	0	0	0				
Roy Smalley, S (1, 3) OBP: 0.356, SLG: 0.431										3	1	1	0	0	1	0				
Jerry Mumphy, S (1, 8) OBP: 0.303, SLG: 0.415										3	2	2	1	0	0	0				
Andre Robertson, R (1, 6) OBP: 0.300, SLG: 0.367										3	0	1	1	0	2	0				
										1	0	1	0	2	0	0				
										3	0	1	1	0	2	0				
<b>Inning Stats</b>	R: 0 E: 0 K: 1 S: 6	H: 2 LOB: 1 BB: 0 P: 6	R: 0 E: 0 K: 2 S: 7	H: 0 LOB: 0 BB: 0 P: 7	R: 0 E: 0 K: 1 S: 5	H: 0 LOB: 0 BB: 0 P: 5	R: 0 E: 0 K: 1 S: 5	H: 1 LOB: 1 BB: 1 P: 9	R: 2 E: 0 K: 0 S: 6	H: 3 LOB: 3 BB: 2 P: 14	R: 0 E: 0 K: 0 S: 3	H: 0 LOB: 0 BB: 0 P: 3	R: 1 E: 0 K: 1 S: 7	H: 3 LOB: 1 BB: 0 P: 7	R: 0 E: 0 K: 1 S: 5	H: 0 LOB: 0 BB: 0 P: 5		1B: 7 2B: 2 3B: 0 HR: 1	SF: 0 SAC: 0 DP: 3 HBP: 0	WP: 1 PB: 0 SB: 0 CS: 0
<b>PITCHER</b>	IP WLS BF H R ER SO BB IBB HBP BLK WP HR S P ERA WHIP																			
Mike Smithson, R (1, 1) ERA: 4.16	6.1 L 29 9 3 3 6 3 0 0 0 0 0 0 38 50 4.26 1.895																			
Dave Schmidt, R (7, 1) ERA: 2.42	1.2 4 0 0 0 1 0 0 0 0 0 0 0 6 6 0.00 0.000																			



Batter	1	2	3	4	5	6	7	8	9	AB	R	H	RBI	BB	SO	LOB	TOP																
Wayne Tolleson, S (1, 6) OBP: 0.338, SLG: 0.367	K	E9		4-3				4-3		5	0	2	3	0	1	1																	
Mike Richardt, R (1, 4) OBP: 0.191, SLG: 0.288	F8	K		K					6-3	3	0	0	0	1	2	3																	
Bill Stein, R (7, 4) OBP: 0.330, SLG: 0.423		K		K						1	0	0	0	0	0	0																	
Buddy Bell, R (1, 5) OBP: 0.333, SLG: 0.432	E6	K							F9	5	1	1	0	0	1	4																	
Larry Parrish, R (1, 9) OBP: 0.354, SLG: 0.533	WP			F9					4-3	4	1	0	0	1	0	1																	
George Wright, S (1, 8) OBP: 0.331, SLG: 0.440				4-3					F8	4	1	1	3	0	0	0																	
Pete O'Brien, L (1, 3) OBP: 0.315, SLG: 0.327				F7						2	1	1	0	2	0	0																	
Bill Sample, R (1, 7) OBP: 0.345, SLG: 0.426	P4								F9	4	2	2	0	0	0	2																	
Dave Hostetter, R (1, 10) OBP: 0.297, SLG: 0.302									4-3	1	0	0	0	1	0	0																	
Bob Jones, L (6, PH) OBP: 0.400, SLG: 0.478										2	0	0	0	0	0	2																	
Jim Sundberg, R (1, 2) OBP: 0.264, SLG: 0.256									4-3	1	0	0	0	1	1	2																	
Mickey Rivers, L (8, PH) OBP: 0.278, SLG: 0.314										1	0	0	0	0	0	0																	
Bob Johnson, R (8, 2) OBP: 0.283, SLG: 0.363									4-3	0	0	0	0	0	0	0																	
<b>Inning Stats</b>	R: 3 E: 1 K: 1 S: 7	H: 1 LOB: 1 BB: 2 P: 15	R: 0 E: 1 K: 2 S: 8	H: 1 LOB: 2 BB: 1 P: 12	R: 0 E: 0 K: 0 S: 3	H: 0 LOB: 0 BB: 0 P: 3	R: 1 E: 0 K: 1 S: 6	H: 1 LOB: 1 BB: 1 P: 10	R: 0 E: 0 K: 0 S: 3	H: 1 LOB: 0 BB: 0 P: 3	R: 2 E: 0 K: 1 S: 8	H: 3 LOB: 2 BB: 1 P: 12	R: 0 E: 0 K: 0 S: 3	H: 0 LOB: 1 BB: 1 P: 7	R: 0 E: 0 K: 0 S: 3	H: 0 LOB: 0 BB: 0 P: 3	R: 0 E: 0 K: 0 S: 3	H: 0 LOB: 0 BB: 0 P: 3	1B: 6 2B: 1 3B: 0 HR: 1	SF: 0 SAC: 1 DP: 1 HBP: 0	WP: 1 PB: 0 SB: 0 CS: 0	PA: 40											
<b>PITCHER</b>	IP WLS BF H R ER SO BB IBB HBP BLK WP HR S P ERA WHIP																																
Matt Keough, R (1, 1) ERA: 5.24	4.0	20	3	4	1	4	4	0	0	0	0	1	1	24	40	2.25	1.750																
Jay Howell, R (5, 1) ERA: 4.99	1.2	9	4	2	2	1	1	0	0	0	0	0	0	10	14	10.80	3.000																
Dale Murray, R (6, 1) ERA: 4.91	3.1	W 11	0	0	0	0	1	0	0	0	0	0	0	10	14	0.00	0.300																

Texas Rangers @ New York Yankees  
Yankee Stadium, Bronx, NY  
Sun Jul 17 1983, 3:33 AM EDT  
Att: 27,198 - Unknown

AB	33
R	6
H	7
RBI	6
BB	6
SO	5
LOB	15



Batter	1	2	3	4	5	6	7	8	9	AB	R	H	RBI	BB	SO	LOB	BOTTOM															
Bert Campaneris, R (1, 5) OBP: 0.385, SLG: 0.388	2B	FC6-4							6-3	5	1	3	0	0	0	1																
Graig Nettles, L (8, 5) OBP: 0.359, SLG: 0.450	1B									0	0	0	0	0	0	0																
Larry Milbourne, S (1, 4) OBP: 0.303, SLG: 0.310	1B								F8	5	2	3	1	0	1	2																
Dave Winfield, R (1, 7) OBP: 0.324, SLG: 0.448	1B									4	1	2	3	1	1	2																
Lou Piniella, R (1, 9) OBP: 0.347, SLG: 0.411	FC6-4								K	3	0	0	0	0	1	5																
Steve Kemp, L (6, PH) OBP: 0.325, SLG: 0.416										1	1	0	0	1	1	0																
Don Baylor, R (1, 10) OBP: 0.352, SLG: 0.458	K									3	1	1	0	0	1	4																
Steve Balboni, R (1, 3) OBP: 0.381, SLG: 0.500	1-4-3									4	0	1	1	0	0	3																
Don Mattingly, L (8, 3) OBP: 0.257, SLG: 0.328										1	0	1	0	0	0	0																
Rick Cerone, R (1, 2) OBP: 0.248, SLG: 0.246										4	1	1	2	1	0	3																
Jerry Mumphrey, S (1, 8) OBP: 0.300, SLG: 0.409										5	0	1	0	0	2	6																
Andre Robertson, R (1, 6) OBP: 0.300, SLG: 0.365										4	1	1	1	0	0	3																
<b>Inning Stats</b>	R: 2 E: 0 K: 1 S: 8	H: 3 LOB: 1 BB: 0 P: 8	R: 0 E: 0 K: 0 S: 4	H: 1 LOB: 1 BB: 0 P: 4	R: 2 E: 0 K: 0 S: 6	H: 3 LOB: 2 BB: 0 P: 7	R: 0 E: 1 K: 2 S: 9	H: 1 LOB: 3 BB: 1 P: 13	R: 2 E: 0 K: 1 S: 8	H: 3 LOB: 2 BB: 1 P: 12	R: 1 E: 0 K: 0 S: 4	H: 1 LOB: 0 BB: 1 P: 9	R: 0 E: 0 K: 1 S: 5	H: 0 LOB: 0 BB: 0 P: 5	R: 1 E: 0 K: 2 S: 9	H: 2 LOB: 1 BB: 0 P: 9	R: 0 E: 0 K: 0 S: 3	H: 0 LOB: 0 BB: 0 P: 3	1B: 11 2B: 3 3B: 0 HR: 0	SF: 0 SAC: 0 DP: 0 HBP: 2	WP: 1 PB: 0 SB: 0 CS: 0	PA: 44										
<b>PITCHER</b>	IP WLS BF H R ER SO BB IBB HBP BLK WP HR S P ERA WHIP																															
Frank Tanana, L (1, 1) ERA: 2.48	3.0	19	8	4	4	1	0	0	0	0	20	21	12.00	2.667																		
Jon Matlack, L (4, 1) ERA: 4.07	1.2	10	3	2	2	3	2	0	0	0	1	0	14	22	10.80	3.000																
Odell Jones, R (5, 1) ERA: 3.33	3.1	L 15	3	2	2	3	1	0	1	0	0	0	19	24	5.40	1.200																

Texas Rangers @ New York Yankees  
Yankee Stadium, Bronx, NY  
Sun Jul 17 1983, 3:33 AM EDT  
Att: 27,198 - Unknown

AB	39
R	8
H	14
RBI	8
BB	3
SO	7
LOB	29





Batter	1	2	3	4	5	6	7	8	9	AB	R	H	RBI	BB	SO	LOB	TOP															
Wayne Tolleson, S (1, 6) OBP: 0.340, SLG: 0.366	F8			WP SF8 HBP	4-3		1-2 1B			3	1	1	0	0	0	1																
Bob Jones, L (1, 7) OBP: 0.393, SLG: 0.520	E3			SF8 1-H			F6			2	1	1	1	0	0	0																
Bill Sample, R (7, PH) OBP: 0.344, SLG: 0.425	G5-4-3					2B				1	0	0	0	0	0	2																
Buddy Bell, R (1, 5) OBP: 0.333, SLG: 0.433	G5-4-3			6-3		2B				4	0	1	1	0	0	1																
Larry Parrish, R (1, 9) OBP: 0.352, SLG: 0.539		F8		HR		6-3				4	1	1	1	0	0	1																
George Wright, S (1, 8) OBP: 0.330, SLG: 0.438		F9				F6				4	0	1	0	0	1	1																
Larry Bittner, L (1, 10) OBP: 0.351, SLG: 0.365				1B																												
Jim Anderson, R (9, PR) OBP: 0.246, SLG: 0.222	6-3			F8		K				4	0	1	0	0	1	2																
										0	0	0	0	0	0	0																
Pete O'Brien, L (1, 3) OBP: 0.315, SLG: 0.329			K							4	0	1	0	0	1	1																
Bill Stein, R (1, 4) OBP: 0.319, SLG: 0.407			F8			1-3				4	0	0	0	0	0	2																
Bob Johnson, R (1, 2) OBP: 0.284, SLG: 0.362																																
Mickey Rivers, L (9, PH) OBP: 0.276, SLG: 0.312			K			K				3	0	1	0	0	2	1																
										1	0	0	0	0	0	1																
<b>Inning Stats</b>	R: 0 E: 1 K: 0 S: 3	H: 0 LOB: 0 BB: 0 P: 3	R: 0 E: 0 K: 0 S: 3	H: 0 LOB: 0 BB: 0 P: 3	R: 0 E: 0 K: 2 S: 7	H: 0 LOB: 0 BB: 0 P: 7	R: 2 E: 0 K: 0 S: 5	H: 2 LOB: 1 BB: 0 P: 6	R: 0 E: 0 K: 1 S: 6	H: 1 LOB: 1 BB: 0 P: 6	R: 1 E: 0 K: 1 S: 7	H: 2 LOB: 1 BB: 0 P: 7	R: 0 E: 0 K: 0 S: 5	H: 2 LOB: 2 BB: 0 P: 5	R: 0 E: 0 K: 1 S: 4	H: 1 LOB: 1 BB: 0 P: 4	1B: 4 2B: 3 3B: 0 HR: 1	SF: 1 SAC: 0 DP: 1 HBP: 1	WP: 1 PB: 0 SB: 1 CS: 0	PA: 36												
<b>PITCHER</b>	IP WLS BF H R ER SO BB IBB HBP BLK WP HR S P ERA WHIP																															
Bob Gibson, R (1, 1) ERA: 3.55	5.1	W 22	5	3	3	3	0	0	1	0	1	1	27	28	5.06	0.938																
Jerry Augustine, L (6, 1) ERA: 6.9	1.2	W 7	2	0	0	1	0	0	0	0	0	0	9	9	0.00	1.200																
Pete Ladd, R (8, 1) ERA: 3.45	2.0	S 7	1	0	0	1	0	0	0	0	0	0	9	9	0.00	0.500																

Texas Rangers @ Milwaukee Brewers  
Milwaukee County Stadium, Milwaukee, WI  
Mon Jul 18 1983, 8:05 PM EDT  
Unknown - 80 F

AB 34  
R 3  
H 8  
RBI 3  
BB 0  
SO 5  
LOB 13



Batter	1	2	3	4	5	6	7	8	9	AB	R	H	RBI	BB	SO	LOB	BOTTOM															
Paul Molitor, R (1, 5) OBP: 0.340, SLG: 0.453	G3									4	1	1	0	0	0	0																
Jim Gantner, L (1, 4) OBP: 0.332, SLG: 0.435	G3									3	0	0	0	1	1	1																
Robin Yount, R (1, 6) OBP: 0.396, SLG: 0.535										3	2	3	1	1	0	0																
Cecil Cooper, L (1, 3) OBP: 0.332, SLG: 0.545										4	1	2	1	0	1	3																
Ted Simmons, S (1, 10) OBP: 0.353, SLG: 0.442	4-3									4	0	1	1	0	0	2																
Ben Oglivie, L (1, 7) OBP: 0.391, SLG: 0.473										4	0	1	0	0	1	1																
Charlie Moore, R (1, 9) OBP: 0.360, SLG: 0.376										3	0	2	0	1	0	1																
Rick Manning, L (1, 8) OBP: 0.290, SLG: 0.310										4	0	1	0	0	0	2																
Bill Schroeder, R (1, 2) OBP: 0.208, SLG: 0.500										4	0	0	0	0	3	3																
<b>Inning Stats</b>	R: 1 E: 0 K: 0 S: 5	H: 2 LOB: 1 BB: 0 P: 5	R: 0 E: 0 K: 0 S: 4	H: 1 LOB: 1 BB: 0 P: 4	R: 1 E: 0 K: 2 S: 9	H: 2 LOB: 1 BB: 0 P: 9	R: 0 E: 0 K: 0 S: 3	H: 1 LOB: 0 BB: 0 P: 3	R: 0 E: 0 K: 1 S: 6	H: 1 LOB: 2 BB: 1 P: 10	R: 0 E: 0 K: 1 S: 6	H: 1 LOB: 2 BB: 1 P: 10	R: 2 E: 1 K: 1 S: 7	H: 2 LOB: 1 BB: 1 P: 11	R: 0 E: 0 K: 1 S: 5	H: 1 LOB: 0 BB: 0 P: 5	1B: 8 2B: 2 3B: 1 HR: 0	SF: 0 SAC: 0 DP: 2 HBP: 0	WP: 0 PB: 0 SB: 0 CS: 0	PA: 36												
<b>PITCHER</b>	IP WLS BF H R ER SO BB IBB HBP BLK WP HR S P ERA WHIP																															
Danny Darwin, R (1, 1) ERA: 3.07	8.0	L 36	11	4	3	6	3	0	0	0	0	0	45	57	3.38	1.750																

Texas Rangers @ Milwaukee Brewers  
Milwaukee County Stadium, Milwaukee, WI  
Mon Jul 18 1983, 8:05 PM EDT  
Unknown - 80 F

AB 33  
R 4  
H 11  
RBI 3  
BB 3  
SO 6  
LOB 13





Batter	1	2	3	4	5	6	7	8	9	AB	R	H	RBI	BB	SO	LOB	TOP										
Wayne Tolleson, S (1, 6) OBP: 0.338, SLG: 0.361	F9		K				4-3		FC1-6	4	1	0	0	0	1	2											
Mike Richardt, R (1, 4) OBP: 0.298, SLG: 0.290 Larry Blittner, L (9, PH) OBP: 0.358, SLG: 0.384 Jim Anderson, R (9, PR) OBP: 0.246, SLG: 0.222	F8			4-3		F9				3	1	1	0	1	0	2											
Buddy Bell, R (1, 5) OBP: 0.328, SLG: 0.427	5-3			4-3		K				1	0	1	1	0	0	0											
Larry Parrish, R (1, 9) OBP: 0.353, SLG: 0.547		F3								5	0	0	0	0	2	5											
George Wright, S (1, 8) OBP: 0.329, SLG: 0.434		K		5-3						3	0	0	0	1	1	0											
Bill Sample, R (1, 7) OBP: 0.343, SLG: 0.423										4	0	1	0	0	1	2											
Dave Hostetler, R (1, 10) OBP: 0.300, SLG: 0.319				6-3						3	1	1	1	1	0	1											
Pete O'Brien, L (1, 3) OBP: 0.314, SLG: 0.328										4	0	1	0	0	0	4											
Jim Sundberg, R (1, 2) OBP: 0.265, SLG: 0.261 Bob Jones, L (9, PH) OBP: 0.414, SLG: 0.538				6-3						3	0	1	0	0	0	4											
<b>Inning Stats</b>	R: 0 E: 0 K: 0 S: 3	H: 0 LOB: 0 BB: 0 P: 3	R: 0 E: 0 K: 1 S: 5	H: 0 LOB: 0 BB: 0 P: 5	R: 0 E: 0 K: 1 S: 6	H: 1 LOB: 1 BB: 0 P: 6	R: 2 E: 0 K: 0 S: 4	H: 1 LOB: 0 BB: 1 P: 8	R: 1 E: 0 K: 1 S: 7	H: 2 LOB: 2 BB: 0 P: 8	R: 0 E: 0 K: 0 S: 4	H: 1 LOB: 1 BB: 0 P: 4	R: 0 E: 0 K: 0 S: 4	H: 1 LOB: 1 BB: 0 P: 4	R: 1 E: 0 K: 2 S: 9	H: 2 LOB: 1 BB: 0 P: 9	1B: 5 2B: 2 3B: 0 HR: 2	SF: 0 SAC: 0 DP: 0 HBP: 1	WP: 0 PB: 0 SB: 1 CS: 0	PA: 40							
<b>PITCHER</b>	IP	WLS	BF	H	R	ER	SO	BB	IBB	HBP	BLK	WP	HR	S	P	ERA	WHIP										
Bob McClure, L (1, 1) ERA: 3.93	5.0		23	5	3	3	3	2	0	1	1	0	2	26	35	5.40	1.400										
Tom Tellmann, R (6, 1) ERA: 3.04	3.1	W	15	4	1	1	1	1	0	0	0	0	0	16	20	2.70	1.500										
Pete Ladd, R (9, 1) ERA: 3.31	0.2	S	2	0	0	0	2	0	0	0	0	0	0	6	6	0.00	0.000										

Texas Rangers @ Milwaukee Brewers  
Milwaukee County Stadium, Milwaukee, WI  
Mon Jul 18 1983, 8:05 PM EDT  
Att: 28,076 - Unknown

AB 36  
R 4  
H 9  
RBI 4  
BB 3  
SO 6  
LOB 22



Batter	1	2	3	4	5	6	7	8	9	AB	R	H	RBI	BB	SO	LOB	BOTTOM										
Paul Molitor, R (1, 5) OBP: 0.339, SLG: 0.449	6-3		5-3			5-3				3	1	0	0	1	0	1											
Jim Gantner, L (1, 4) OBP: 0.334, SLG: 0.434	F7		4-3							3	1	1	2	0	0	1											
Robin Yount, R (1, 6) OBP: 0.394, SLG: 0.530	F4		K2-3			G6-4-3				3	0	0	0	1	1	2											
Cecil Cooper, L (1, 3) OBP: 0.331, SLG: 0.546										3	1	1	1	0	0	0											
Ted Simmons, S (1, 2) OBP: 0.351, SLG: 0.440		L4								4	0	1	1	0	0	1											
Roy Howell, L (1, 10) OBP: 0.323, SLG: 0.392										4	0	1	1	0	1	2											
Mark Brouhard, R (1, 9) OBP: 0.372, SLG: 0.643 Charlie Moore, R (9, 9) OBP: 0.360, SLG: 0.376										3	0	0	0	0	3	1											
Rick Manning, L (1, 8) OBP: 0.293, SLG: 0.311										0	0	0	0	0	0	0											
Ed Romero, R (1, 7) OBP: 0.372, SLG: 0.463 Ben Oglivie, L (8, PH) OBP: 0.393, SLG: 0.473										2	1	1	0	1	0	1											
Ed Romero, R (1, 7) OBP: 0.372, SLG: 0.463 Ben Oglivie, L (8, PH) OBP: 0.393, SLG: 0.473										2	0	1	0	0	0	1											
<b>Inning Stats</b>	R: 0 E: 0 K: 0 S: 3	H: 0 LOB: 0 BB: 0 P: 3	R: 1 E: 0 K: 1 S: 7	H: 2 LOB: 1 BB: 0 P: 7	R: 0 E: 0 K: 1 S: 6	H: 1 LOB: 1 BB: 0 P: 6	R: 0 E: 0 K: 1 S: 5	H: 0 LOB: 0 BB: 0 P: 5	R: 0 E: 0 K: 1 S: 4	H: 0 LOB: 0 BB: 1 P: 8	R: 0 E: 0 K: 0 S: 2	H: 0 LOB: 0 BB: 0 P: 3	R: 0 E: 0 K: 0 S: 3	H: 0 LOB: 0 BB: 0 P: 3	R: 4 E: 0 K: 1 S: 8	H: 3 LOB: 2 BB: 3 P: 20	1B: 4 2B: 2 3B: 0 HR: 0	SF: 1 SAC: 0 DP: 2 HBP: 1	WP: 0 PB: 1 SB: 0 CS: 0	PA: 33							
<b>PITCHER</b>	IP	WLS	BF	H	R	ER	SO	BB	IBB	HBP	BLK	WP	HR	S	P	ERA	WHIP										
Charlie Hough, R (1, 1) ERA: 3.34	7.1	L	28	4	4	4	5	3	0	1	0	0	0	34	47	4.91	0.955										
Dave Schmidt, R (8, 1) ERA: 2.74	0.2		5	2	1	1	0	1	0	0	0	0	0	4	8	13.50	4.500										

Texas Rangers @ Milwaukee Brewers  
Milwaukee County Stadium, Milwaukee, WI  
Mon Jul 18 1983, 8:05 PM EDT  
Att: 28,076 - Unknown

AB 27  
R 5  
H 6  
RBI 5  
BB 4  
SO 5  
LOB 10





Batter	1	2	3	4	5	6	7	8	9	AB	R	H	RBI	BB	SO	LOB	TOP								
Wayne Tolleson, S (1, 6) OBP: 0.336, SLG: 0.358	F7		CS 1B		4-3		6-3		F7	5	0	1	0	0	0	0	<b>Texas Rangers @ Milwaukee Brewers</b> Milwaukee County Stadium, Milwaukee, WI Tue Jul 19 1983, 8:05 PM EDT Att: 21,236 - Overcast  <b>AB 35</b> <b>R 3</b> <b>H 9</b> <b>RBI 3</b> <b>BB 3</b> <b>SO 7</b> <b>LOB 14</b>								
Bob Jones, L (1, 10) OBP: 0.382, SLG: 0.467	K		K				K		4-3	4	0	0	0	1	3	1									
Buddy Bell, R (1, 5) OBP: 0.330, SLG: 0.430				1B			F8			4	1	2	0	0	0	1									
Larry Parrish, R (1, 9) OBP: 0.352, SLG: 0.546	F7			F9		1B		F7		4	1	1	0	0	0	2									
George Wright, S (1, 8) OBP: 0.331, SLG: 0.433		4-3		F7		1B	FC6-4	E S 1B	BB	3	1	1	1	1	0	1									
Larry Bittner, L (1, 3) OBP: 0.374, SLG: 0.400				BB		K		1B		4	0	3	2	0	1	1									
Bill Sample, R (1, 7) OBP: 0.345, SLG: 0.422		FC6-4		2H		1B		1B		3	0	1	0	1	0	2									
Bill Stein, R (1, 4) OBP: 0.308, SLG: 0.393				BB		BB		1B		4	0	0	0	0	1	6									
Bob Johnson, R (1, 2) OBP: 0.275, SLG: 0.349			K		K		6-3		5-3	4	0	0	0	0	2	0									
<b>Inning Stats</b>	R: 0 E: 0 K: 1 S: 6	H: 1 LOB: 1 BB: 0 P: 6	R: 0 E: 0 K: 1 S: 6	H: 1 LOB: 1 BB: 0 P: 6	R: 0 E: 0 K: 2 S: 7	H: 1 LOB: 0 BB: 0 P: 7	R: 1 E: 0 K: 0 S: 5	H: 2 LOB: 2 BB: 1 P: 9	R: 0 E: 0 K: 1 S: 5	H: 0 LOB: 1 BB: 1 P: 9	R: 1 E: 0 K: 1 S: 7	H: 2 LOB: 1 BB: 0 P: 7	R: 0 E: 0 K: 1 S: 5	H: 0 LOB: 0 BB: 0 P: 5	R: 1 E: 0 K: 0 S: 5	H: 2 LOB: 2 BB: 0 P: 9	R: 0 E: 0 K: 3 S: 3	H: 0 LOB: 0 BB: 0 P: 3	1B: 7 2B: 2 3B: 0 HR: 0	SF: 0 SAC: 0 DP: 0 HBP: 0	WP: 0 PB: 0 SB: 1 CS: 1	PA: 38			
<b>PITCHER</b>	IP	WLS	BF	H	R	ER	SO	BB	IBB	HBP	BLK	WP	HR	S	P	ERA	WHIP								
Don Sutton, R (1, 1) ERA: 3.41	8.0	L	35	9	3	3	7	3	0	0	0	0	0	46	58	3.38	1.500								
Jim Slaton, R (9, 1) ERA: 3.75	1.0		3	0	0	0	0	0	0	0	0	0	0	3	3	0.00	0.000								

Batter	1	2	3	4	5	6	7	8	9	AB	R	H	RBI	BB	SO	LOB	BOTTOM								
Paul Molitor, R (1, 5) OBP: 0.341, SLG: 0.449	F9 S 1B		K			SH1-4 1B	FC6-4			4	1	2	0	0	1	2	<b>Texas Rangers @ Milwaukee Brewers</b> Milwaukee County Stadium, Milwaukee, WI Tue Jul 19 1983, 8:05 PM EDT Att: 21,236 - Overcast  <b>AB 33</b> <b>R 1</b> <b>H 8</b> <b>RBI 1</b> <b>BB 2</b> <b>SO 5</b> <b>LOB 15</b>								
Charlie Moore, R (1, 9) OBP: 0.356, SLG: 0.372	F8		F6			SH1-4		5-3		3	0	0	0	0	0	1									
Robin Yount, R (1, 6) OBP: 0.390, SLG: 0.524	F9			F8		K		5-3		4	0	0	0	0	1	2									
Cecil Cooper, L (1, 3) OBP: 0.335, SLG: 0.547				4-3		FC6-4 1B		1B		3	0	2	1	1	0	0									
Mark Brouhard, R (1, 7) OBP: 0.370, SLG: 0.609	1-3			5-3		FC6-4		1B		4	0	1	0	0	0	3									
Don Money, R (1, 10) OBP: 0.216, SLG: 0.229		5-3				F7		F4		3	0	0	0	0	0	0									
Roy Howell, L (8, PH) OBP: 0.321, SLG: 0.388								L3		1	0	0	0	0	0	2									
Ed Romero, R (1, 4) OBP: 0.192, SLG: 0.458		F7				FC8-4 1B		1B		2	0	1	0	1	0	0									
Jim Gantner, L (9, PH) OBP: 0.333, SLG: 0.433								BB		1	0	0	0	0	1	0									
Rick Manning, L (1, 8) OBP: 0.295, SLG: 0.313		F9				FC8-4		FC6-4		4	0	2	0	0	0	1									
Bill Schroeder, R (1, 2) OBP: 0.192, SLG: 0.458								1B		2	0	0	0	0	1	1									
Ted Simmons, S (7, PH) OBP: 0.349, SLG: 0.437			F9			K		K		2	0	0	0	0	1	3									
<b>Inning Stats</b>	R: 1 E: 0 K: 0 S: 5	H: 2 LOB: 1 BB: 0 P: 5	R: 0 E: 0 K: 0 S: 3	H: 0 LOB: 0 BB: 0 P: 3	R: 0 E: 0 K: 1 S: 5	H: 0 LOB: 0 BB: 0 P: 5	R: 0 E: 0 K: 0 S: 3	H: 0 LOB: 0 BB: 0 P: 3	R: 0 E: 0 K: 1 S: 6	H: 1 LOB: 1 BB: 0 P: 6	R: 0 E: 0 K: 1 S: 6	H: 1 LOB: 2 BB: 1 P: 10	R: 0 E: 0 K: 1 S: 6	H: 1 LOB: 2 BB: 1 P: 10	R: 0 E: 0 K: 0 S: 5	H: 2 LOB: 0 BB: 0 P: 5	R: 0 E: 0 K: 1 S: 5	H: 1 LOB: 0 BB: 0 P: 5	1B: 8 2B: 0 3B: 0 HR: 0	SF: 0 SAC: 1 DP: 1 HBP: 0	WP: 0 PB: 0 SB: 1 CS: 0	PA: 36			
<b>PITCHER</b>	IP	WLS	BF	H	R	ER	SO	BB	IBB	HBP	BLK	WP	HR	S	P	ERA	WHIP								
Rick Honeycutt, L (1, 1) ERA: 2.19	5.0	W	18	3	1	1	2	0	0	0	0	0	0	22	22	1.80	0.600								
John Butcher, R (6, 1) ERA: 3.21	4.0	S	18	5	0	0	3	1	1	0	0	0	0	22	30	0.00	1.500								



Batter	1	2	3	4	5	6	7	8	9	AB	R	H	RBI	BB	SO	LOB	TOP								
Wayne Tolleson, S (1, 6) OBP: 0.334, SLG: 0.357	0-0 5-3		0-0 F7			0-0 G6-4-3		0-0 1B FC5-2 1B		4	0	1	0	0	0	1									
Pete O'Brien, L (1, 3) OBP: 0.316, SLG: 0.330	0-0 1B G5-4-3		0-0 B1-3			0-0 6-3		0-0 1B FC5-2 1B		4	0	2	0	0	0	0									
Buddy Bell, R (1, 5) OBP: 0.329, SLG: 0.429	0-0 G5-4-3			0-0 5-3			0-0 1B G6-4-3	0-0 FC5-2		4	0	1	0	0	0	3									
Larry Parrish, R (1, 9) OBP: 0.351, SLG: 0.542		0-0 5-3		0-0 1B G1-4-3			0-0 1B G6-4-3	0-0 1-3		4	0	1	0	0	0	3									
George Wright, S (1, 8) OBP: 0.330, SLG: 0.439		0-0 5-3		0-0 G1-4-3			0-0 HR	0-0 F6		4	1	1	1	0	0	1									
Bill Sample, R (1, 7) OBP: 0.346, SLG: 0.423		0-0 1B 1B		0-3 K			0-0 HR 1B	0-0 F7		4	1	2	0	0	1	0									
Dave Hostetter, R (1, 10) OBP: 0.304, SLG: 0.339		0-0 1B 1-2		0-0 5-3			0-0 HR	0-0 L5		4	1	2	2	0	0	0									
Mike Richardt, R (1, 4) OBP: 0.200, SLG: 0.278		0-3 K		0-0 L6			0-0 F8			3	0	0	0	0	1	2									
Bob Johnson, R (1, 2) OBP: 0.276, SLG: 0.348			0-0 6-3				0-0 1B G6-4-3	0-0 F8		3	0	1	0	0	0	0									
<b>Inning Stats</b>	R: 0 E: 0 K: 0 S: 3	H: 1 LOB: 0 BB: 0 P: 3	R: 0 E: 0 K: 1 S: 7	H: 2 LOB: 2 BB: 0 P: 7	R: 0 E: 0 K: 0 S: 3	H: 0 LOB: 0 BB: 0 P: 3	R: 0 E: 0 K: 0 S: 3	H: 1 LOB: 0 BB: 0 P: 3	R: 0 E: 0 K: 1 S: 5	H: 0 LOB: 0 BB: 0 P: 5	R: 0 E: 0 K: 0 S: 3	H: 1 LOB: 0 BB: 0 P: 3	R: 3 E: 0 K: 0 S: 6	H: 4 LOB: 0 BB: 0 P: 6	R: 0 E: 0 K: 0 S: 5	H: 2 LOB: 2 BB: 0 P: 5	R: 0 E: 0 K: 0 S: 3	H: 0 LOB: 0 BB: 0 P: 3	1B: 9 2B: 0 3B: 0 HR: 2	SF: 0 SAC: 0 DP: 4 HBP: 0	WP: 0 PB: 0 SB: 0 CS: 0	PA: 34			
<b>PITCHER</b>	IP	WLS	BF	H	R	ER	SO	BB	IBB	HBP	BLK	WP	HR	S	P	ERA	WHIP								
Mike Caldwell, L (1, 1) ERA: 4.4	7.1		29	11	3	3	2	0	0	0	0	0	2	33	33	3.68	1.500								
Tom Tellmann, R (8, 1) ERA: 3.0	0.2	W	2	0	0	0	0	0	0	0	0	0	0	2	2	0.00	0.000								
Pete Ladd, R (9, 1) ERA: 3.12	1.0	S	3	0	0	0	0	0	0	0	0	0	0	3	3	0.00	0.000								

Texas Rangers @ Milwaukee Brewers  
Milwaukee County Stadium, Milwaukee, WI  
Wed Jul 20 1983, 4:33 AM EDT  
Att: 35,645 - Unknown

AB 34  
R 3  
H 11  
RBI 3  
BB 0  
SO 2  
LOB 10



Batter	1	2	3	4	5	6	7	8	9	AB	R	H	RBI	BB	SO	LOB	BOTTOM								
Paul Molitor, R (1, 5) OBP: 0.340, SLG: 0.447	0-3 K		0-0 4-3		0-0 4-3		0-0 1B 1B			4	0	1	0	0	1	2									
Jim Gantner, L (1, 4) OBP: 0.338, SLG: 0.435	0-3 K		0-0 1B 2H 3H		4-0 1B BB		0-0 1B 1-2			3	0	2	2	1	1	0									
Robin Yount, R (1, 6) OBP: 0.389, SLG: 0.521	0-0 6-3		0-0 L6		0-0 1-2 1B		0-0 L7			4	0	1	0	0	0	3									
Cecil Cooper, L (1, 3) OBP: 0.337, SLG: 0.555		0-0 4-3		0-0 2B 1B	0-0 4-3		0-0 HR			4	2	2	1	0	0	2									
Ted Simmons, S (1, 10) OBP: 0.348, SLG: 0.435		0-0 F7		0-0 F8		0-0 G4-6-3 1B		0-0 F4		4	0	1	0	0	0	1									
Mark Brouhard, R (1, 7) OBP: 0.340, SLG: 0.560		0-3 K		0-0 F9		0-3 K		0-0 5-3		4	0	0	0	0	2	2									
Rick Manning, L (1, 8) OBP: 0.295, SLG: 0.315			0-0 F8		0-0 2B	0-0 G4-6-3		0-0 3-1		4	0	1	1	0	0	1									
Charlie Moore, R (1, 9) OBP: 0.356, SLG: 0.370			4-0 4-3 1B BB		0-0 5-3		0-0 5-3			2	1	0	0	1	0	1									
Bill Schroeder, R (1, 2) OBP: 0.207, SLG: 0.423			4-0 1B BB		0-0 F9		0-0 F7			2	1	0	0	1	0	0									
<b>Inning Stats</b>	R: 0 E: 0 K: 2 S: 7	H: 0 LOB: 0 BB: 0 P: 7	R: 0 E: 0 K: 1 S: 5	H: 0 LOB: 0 BB: 0 P: 5	R: 2 E: 0 K: 0 S: 4	H: 1 LOB: 1 BB: 2 P: 12	R: 1 E: 0 K: 0 S: 5	H: 2 LOB: 1 BB: 0 P: 5	R: 0 E: 0 K: 1 S: 5	H: 1 LOB: 0 BB: 0 P: 5	R: 0 E: 0 K: 0 S: 5	H: 2 LOB: 2 BB: 0 P: 5	R: 0 E: 0 K: 0 S: 4	H: 1 LOB: 0 BB: 0 P: 4	R: 1 E: 0 K: 0 S: 4	H: 1 LOB: 0 BB: 0 P: 4	1B: 6 2B: 1 3B: 0 HR: 1	SF: 0 SAC: 0 DP: 1 HBP: 0	WP: 0 PB: 0 SB: 0 CS: 0	PA: 34					
<b>PITCHER</b>	IP	WLS	BF	H	R	ER	SO	BB	IBB	HBP	BLK	WP	HR	S	P	ERA	WHIP								
Mike Smithson, R (1, 1) ERA: 4.18	8.0	L	34	8	4	4	4	3	0	0	0	0	1	39	51	4.50	1.375								

Texas Rangers @ Milwaukee Brewers  
Milwaukee County Stadium, Milwaukee, WI  
Wed Jul 20 1983, 4:33 AM EDT  
Att: 35,645 - Unknown

AB 31  
R 4  
H 8  
RBI 4  
BB 3  
SO 4  
LOB 12





Batter	1	2	3	4	5	6	7	8	9	AB	R	H	RBI	BB	SO	LOB	TOP					
Damaso Garcia, R OBP: 0.330, SLG: 0.375										3	0	1	0	0	1	0	<p>Toronto Blue Jays @ Texas Rangers Arlington Stadium, Arlington, TX Thu Jul 21 1983, 8:05 PM EDT Att: 18,323 - Unknown</p> <p>livebaseballscores.com</p> <p>AB 30 R 2 H 5 RBI 2 BB 1 SO 5 LOB 11</p>					
Lloyd Moseby, L OBP: 0.367, SLG: 0.518										4	0	2	1	0	0	1						
Garth Iorg, R OBP: 0.303, SLG: 0.340										4	0	0	0	0	0	5						
Cliff Johnson, R OBP: 0.399, SLG: 0.549										4	0	1	1	0	1	1						
Barry Bonnell, R OBP: 0.353, SLG: 0.466										4	0	0	0	0	0	3						
George Bell, R OBP: 0.250, SLG: 0.320										3	0	0	0	0	1	0						
Jesse Barfield, R OBP: 0.234, SLG: 0.394										3	0	0	0	0	0	1						
Buck Martinez, R OBP: 0.384, SLG: 0.581										2	1	0	0	1	1	0						
Alfredo Griffin, S OBP: 0.274, SLG: 0.355										3	1	1	0	0	1	0						
<b>Inning Stats</b>	R: 0 E: 0 K: 0 S: 4	H: 1 LOB: 1 BB: 0 P: 4	R: 0 E: 0 K: 0 S: 2	H: 0 LOB: 0 BB: 0 P: 3	R: 0 E: 0 K: 1 S: 5	H: 0 LOB: 0 BB: 0 P: 5	R: 0 E: 0 K: 1 S: 5	H: 0 LOB: 0 BB: 0 P: 5	R: 0 E: 0 K: 0 S: 3	H: 0 LOB: 0 BB: 0 P: 3	R: 2 E: 1 K: 0 S: 6	H: 3 LOB: 2 BB: 1 P: 10	R: 0 E: 0 K: 2 S: 7	H: 0 LOB: 0 BB: 0 P: 7	R: 0 E: 0 K: 1 S: 6	H: 1 LOB: 1 BB: 0 P: 6	R: 0 E: 0 K: 0 S: 3	H: 0 LOB: 0 BB: 0 P: 3	1B: 4 2B: 1 3B: 0 HR: 0	SF: 0 SAC: 1 DP: 1 HBP: 1	WP: 0 PB: 0 SB: 1 CS: 1	PA: 33
<b>PITCHER</b> Frank Tanana, L ERA: 2.42	IP: 9.0 WLS: W BF: 33 H: 5 R: 2 ER: 2 SO: 5 BB: 1 IBB: 0 HBP: 1 BLK: 0 WP: 0 HR: 0 S: 41 P: 46 ERA: 2.00 WHIP: 0.667															<b>PITCHER</b>	IP: 9.0 WLS: W BF: 33 H: 5 R: 2 ER: 2 SO: 5 BB: 1 IBB: 0 HBP: 1 BLK: 0 WP: 0 HR: 0 S: 41 P: 46 ERA: 2.00 WHIP: 0.667					

Batter	1	2	3	4	5	6	7	8	9	AB	R	H	RBI	BB	SO	LOB	BOTTOM					
Wayne Tolleson, S OBP: 0.331, SLG: 0.353										3	1	0	0	0	0	0	<p>Toronto Blue Jays @ Texas Rangers Arlington Stadium, Arlington, TX Thu Jul 21 1983, 8:05 PM EDT Att: 18,323 - Unknown</p> <p>livebaseballscores.com</p> <p>AB 32 R 3 H 10 RBI 2 BB 1 SO 5 LOB 12</p>					
Pete O'Brien, L OBP: 0.321, SLG: 0.340										3	1	2	1	1	0	1						
Buddy Bell, R OBP: 0.326, SLG: 0.424										4	0	0	0	0	0	4						
Larry Parrish, R OBP: 0.358, SLG: 0.551										4	1	4	1	0	0	0						
George Wright, S OBP: 0.325, SLG: 0.437										4	0	1	0	0	0	4						
Dave Hostetler, R OBP: 0.299, SLG: 0.332										4	0	0	0	0	3	1						
Bill Sample, R OBP: 0.345, SLG: 0.421										4	0	1	0	0	1	0						
Bob Johnson, R OBP: 0.278, SLG: 0.357										3	0	1	0	0	0	1						
Bucky Dent, R OBP: 0.306, SLG: 0.326										2	0	1	0	0	0	1						
Bob Jones, L OBP: 0.371, SLG: 0.452										1	0	0	0	0	1	0						
Bill Stein, R OBP: 0.308, SLG: 0.393										0	0	0	0	0	0	0						
<b>Inning Stats</b>	R: 0 E: 0 K: 0 S: 4	H: 1 LOB: 2 BB: 1 P: 8	R: 0 E: 0 K: 2 S: 8	H: 1 LOB: 1 BB: 0 P: 8	R: 0 E: 0 K: 0 S: 5	H: 2 LOB: 2 BB: 0 P: 5	R: 0 E: 0 K: 1 S: 5	H: 0 LOB: 0 BB: 0 P: 5	R: 0 E: 0 K: 0 S: 4	H: 1 LOB: 1 BB: 0 P: 4	R: 1 E: 0 K: 0 S: 5	H: 3 LOB: 1 BB: 0 P: 5	R: 2 E: 1 K: 1 S: 7	H: 2 LOB: 1 BB: 0 P: 7	R: 0 E: 0 K: 1 S: 5	H: 0 LOB: 0 BB: 0 P: 5	R: 0 E: 0 K: 0 S: 3	H: 0 LOB: 0 BB: 0 P: 3	1B: 6 2B: 4 3B: 0 HR: 0	SF: 0 SAC: 1 DP: 1 HBP: 0	WP: 0 PB: 0 SB: 0 CS: 0	PA: 34
<b>PITCHER</b> Jim Gott, R ERA: 4.19	IP: 8.0 WLS: L BF: 34 H: 10 R: 3 ER: 1 SO: 5 BB: 1 IBB: 0 HBP: 0 BLK: 0 WP: 0 HR: 0 S: 43 P: 47 ERA: 1.12 WHIP: 1.375															<b>PITCHER</b>	IP: 8.0 WLS: L BF: 34 H: 10 R: 3 ER: 1 SO: 5 BB: 1 IBB: 0 HBP: 0 BLK: 0 WP: 0 HR: 0 S: 43 P: 47 ERA: 1.12 WHIP: 1.375					



Batter	1	2	3	4	5	6	7	8	9	10	11	AB	R	H	RBI	BB	SO	LOB	TOP			
Dave Collins, S OBP: 0.320, SLG: 0.310 (1, 7)												5	2	4	1	1	1	1	0			
Rance Mulliniks, L OBP: 0.319, SLG: 0.474 (1, 5)												5	2	1	0	1	0	6				
Lloyd Moseby, L OBP: 0.366, SLG: 0.514 (1, 8)												6	2	2	3	0	0	0				
Willie Upshaw, L OBP: 0.370, SLG: 0.543 (1, 3)												6	1	3	2	0	0	0				
Jorge Orta, L OBP: 0.353, SLG: 0.425 Cliff Johnson, R OBP: 0.401, SLG: 0.549 (1, 10) (11, PH)												2	0	0	1	2	1	1				
Ernie Whitt, L OBP: 0.356, SLG: 0.451 (1, 2)												4	0	1	2	1	0	2				
Barry Bonnell, R OBP: 0.352, SLG: 0.460 (1, 9)												5	0	1	0	1	1	1				
Garth Iorg, R OBP: 0.306, SLG: 0.341 (1, 4)												5	1	2	0	0	1	4				
Alfredo Griffin, S OBP: 0.280, SLG: 0.357 (1, 6)												4	2	2	0	1	0	1				
<b>Inning Stats</b>	R: 4 E: 0 K: 0 S: 7	H: 4 LOB: 0 BB: 0 P: 7	R: 0 E: 0 K: 1 S: 5	H: 0 LOB: 0 BB: 0 P: 5	R: 0 E: 0 K: 0 S: 3	H: 0 LOB: 0 BB: 0 P: 3	R: 0 E: 0 K: 1 S: 4	H: 1 LOB: 0 BB: 0 P: 3	R: 0 E: 0 K: 1 S: 7	H: 2 LOB: 3 BB: 1 P: 11	R: 0 E: 0 K: 1 S: 5	H: 0 LOB: 0 BB: 2 P: 5	R: 0 E: 0 K: 0 S: 3	H: 0 LOB: 1 BB: 1 P: 7	R: 5 E: 0 K: 0 S: 8	H: 5 LOB: 3 BB: 3 P: 20	1B: 13 2B: 3 3B: 0 HR: 0	SF: 2 SAC: 1 DP: 0 HBP: 0	WP: 1 PB: 0 SB: 0 CS: 2	PA: 53		
<b>PITCHER</b>	IP: 8.2 WLS: 3 BF: 37 ERA: 3.39	IP: 1.2 WLS: L BF: 12 ERA: 4.38	IP: 0.2 WLS: 4 BF: 0 ERA: 4.61	IP: 11 WLS: R BF: 5 ERA: 4.38	IP: 5 WLS: 5 BF: 5 ERA: 4.38	IP: 0 WLS: 0 BF: 0 ERA: 4.38	IP: 0 WLS: 0 BF: 0 ERA: 4.38	IP: 1 WLS: H BF: 2 ERA: 4.15	IP: 0 WLS: 0 BF: 0 ERA: 4.15	IP: 0 WLS: 0 BF: 0 ERA: 4.15	IP: 0 WLS: 0 BF: 0 ERA: 4.15	IP: 0 WLS: 0 BF: 0 ERA: 4.15	IP: 0 WLS: 0 BF: 0 ERA: 4.15	IP: 0 WLS: 0 BF: 0 ERA: 4.15	IP: 0 WLS: 0 BF: 0 ERA: 4.15	IP: 0 WLS: 0 BF: 0 ERA: 4.15	IP: 0 WLS: 0 BF: 0 ERA: 4.15	IP: 0 WLS: 0 BF: 0 ERA: 4.15	IP: 0 WLS: 0 BF: 0 ERA: 4.15	IP: 0 WLS: 0 BF: 0 ERA: 4.15	IP: 0 WLS: 0 BF: 0 ERA: 4.15	IP: 0 WLS: 0 BF: 0 ERA: 4.15
Charlie Hough, R ERA: 3.39	Dave Schmidt, R ERA: 4.38	Jon Matlack, L ERA: 4.61																				

Toronto Blue Jays @ Texas Rangers  
Arlington Stadium, Arlington, TX  
Fri Jul 22 1993, 8:05 PM EDT  
Att: 28,075 - Unknown

AB 42  
R 10  
H 16  
RBI 9  
BB 8  
SO 4  
LOB 15



Batter	1	2	3	4	5	6	7	8	9	10	11	AB	R	H	RBI	BB	SO	LOB	BOTTOM					
Wayne Tolleson, S OBP: 0.329, SLG: 0.350 (1, 4)												5	1	1	0	0	0	1						
Pete O'Brien, L OBP: 0.323, SLG: 0.355 (1, 3)												4	1	2	3	0	0	0						
Buddy Bell, R OBP: 0.332, SLG: 0.430 (1, 5)												2	0	1	0	3	0	0						
Larry Parrish, R OBP: 0.356, SLG: 0.546 (1, 9)												5	0	1	0	0	2	5						
George Wright, S OBP: 0.327, SLG: 0.437 (1, 8)												5	1	1	0	0	0	3						
Dave Hostetler, R OBP: 0.302, SLG: 0.332 Mickey Rivers, L OBP: 0.274, SLG: 0.310 (1, 10) (9, PR)												3	0	1	1	1	1	1						
Bill Sample, R OBP: 0.343, SLG: 0.421 (1, 7)												5	0	1	1	0	0	2						
Jim Sundberg, R OBP: 0.286, SLG: 0.262 Larry Blittler, L OBP: 0.380, SLG: 0.400 Jim Anderson, R OBP: 0.241, SLG: 0.218 (1, 2) (9, PH) (10, 6)												3	1	1	0	0	1	0						
Bucky Dent, R OBP: 0.307, SLG: 0.326 Bob Jones, L OBP: 0.361, SLG: 0.438 Bob Johnson, R OBP: 0.278, SLG: 0.357 (1, 6) (9, PH) (10, 2)												1	0	0	0	0	0	2						
<b>Inning Stats</b>	R: 0 E: 0 K: 0 S: 3	H: 0 LOB: 0 BB: 0 P: 3	R: 0 E: 0 K: 0 S: 4	H: 1 LOB: 1 BB: 0 P: 4	R: 2 E: 0 K: 1 S: 7	H: 3 LOB: 1 BB: 1 P: 11	R: 1 E: 0 K: 0 S: 4	H: 2 LOB: 0 BB: 0 P: 4	R: 1 E: 0 K: 1 S: 7	H: 3 LOB: 1 BB: 0 P: 7	R: 0 E: 0 K: 1 S: 5	H: 0 LOB: 0 BB: 1 P: 5	R: 0 E: 0 K: 0 S: 2	H: 0 LOB: 0 BB: 1 P: 6	R: 1 E: 0 K: 0 S: 3	H: 1 LOB: 1 BB: 2 P: 11	R: 0 E: 1 K: 0 S: 4	H: 0 LOB: 2 BB: 1 P: 8	R: 0 E: 0 K: 0 S: 3	H: 0 LOB: 0 BB: 0 P: 3	1B: 5 2B: 4 3B: 1 HR: 1	SF: 0 SAC: 1 DP: 4 HBP: 0	WP: 0 PB: 0 SB: 0 CS: 0	PA: 44
<b>PITCHER</b>	IP: 4.2 WLS: 2 BF: 21 ERA: 5.77	IP: 2.1 WLS: 7 BF: 9 ERA: 4.2	IP: 2.0 WLS: 8 BF: 1 ERA: 5.97	IP: 10 WLS: 0 BF: 0 ERA: 2.5	IP: 5 WLS: 0 BF: 0 ERA: 4.2	IP: 0 WLS: 0 BF: 0 ERA: 4.2	IP: 0 WLS: 0 BF: 0 ERA: 4.2	IP: 0 WLS: 0 BF: 0 ERA: 4.2	IP: 0 WLS: 0 BF: 0 ERA: 4.2	IP: 0 WLS: 0 BF: 0 ERA: 4.2	IP: 0 WLS: 0 BF: 0 ERA: 4.2	IP: 0 WLS: 0 BF: 0 ERA: 4.2	IP: 0 WLS: 0 BF: 0 ERA: 4.2	IP: 0 WLS: 0 BF: 0 ERA: 4.2	IP: 0 WLS: 0 BF: 0 ERA: 4.2	IP: 0 WLS: 0 BF: 0 ERA: 4.2	IP: 0 WLS: 0 BF: 0 ERA: 4.2	IP: 0 WLS: 0 BF: 0 ERA: 4.2	IP: 0 WLS: 0 BF: 0 ERA: 4.2	IP: 0 WLS: 0 BF: 0 ERA: 4.2	IP: 0 WLS: 0 BF: 0 ERA: 4.2	IP: 0 WLS: 0 BF: 0 ERA: 4.2		
Doyle Alexander, R ERA: 5.77	Roy Lee Jackson, R ERA: 4.2	Joey McLaughlin, R ERA: 5.97	Randy Moffitt, R ERA: 2.5																					

Toronto Blue Jays @ Texas Rangers  
Arlington Stadium, Arlington, TX  
Fri Jul 22 1993, 8:05 PM EDT  
Att: 28,075 - Unknown

AB 38  
R 5  
H 10  
RBI 5  
BB 5  
SO 4  
LOB 15





Batter	1	2	3	4	5	6	7	8	9	AB	R	H	RBI	BB	SO	LOB	TOP					
<b>Dave Collins, S</b> (1, 7) OBP: 0.319, SLG: 0.308	0-3 K		0-3 K		0-0 1B		0-0 G1			4	0	1	0	0	2	1						
<b>Rance Mulliniks, L</b> (1, 5) OBP: 0.381, SLG: 0.480	0-0 6-3			0-0 2B	0-0 1B		0-0 F9			4	1	2	0	0	0	0						
<b>Lloyd Moseby, L</b> (1, 8) OBP: 0.362, SLG: 0.507	0-0 F7			0-0 L9	0-0 L6			0-0 F8		4	0	0	0	0	0	3						
<b>Willie Upshaw, L</b> (1, 3) OBP: 0.369, SLG: 0.538		0-0 F7		4-0 2B	0-0 4-3			0-0 P6		3	1	0	0	1	0	2						
<b>Jorge Orta, L</b> (1, 10) OBP: 0.350, SLG: 0.427		0-0 4-3		0-0 2B	0-0 4-3		0-0 4-3	0-3 K		4	1	1	1	0	1	0						
<b>Ernie Whitt, L</b> (1, 2) OBP: 0.354, SLG: 0.452		0-0 G3		0-0 2B	0-0 G3				0-0 L6	4	0	1	2	0	0	0						
<b>Barry Bonnell, R</b> (1, 9) OBP: 0.355, SLG: 0.461			0-0 4-3	0-0 FC6-5-4	0-0 1B				0-0 3-1	4	0	2	0	0	0	1						
<b>Garth Iorg, R</b> (1, 4) OBP: 0.300, SLG: 0.335			0-0 4-3	0-0 F9	0-0 G3				0-0 3-1	4	0	0	0	0	0	3						
<b>Alfredo Griffin, S</b> (1, 6) OBP: 0.279, SLG: 0.362					0-0 4-3		0-0 4-3		0-0 F8	4	0	1	0	0	0	1						
<b>Inning Stats</b>	R: 0 E: 0 K: 1 S: 5	H: 0 LOB: 0 BB: 0 P: 5	R: 0 E: 0 K: 0 S: 3	H: 0 LOB: 0 BB: 0 P: 3	R: 0 E: 0 K: 1 S: 6	H: 1 LOB: 1 BB: 0 P: 6	R: 3 E: 0 K: 0 S: 6	H: 3 LOB: 1 BB: 0 P: 10	R: 0 E: 0 K: 0 S: 5	H: 2 LOB: 2 BB: 0 P: 5	R: 0 E: 0 K: 0 S: 4	H: 1 LOB: 1 BB: 0 P: 4	R: 0 E: 0 K: 0 S: 3	H: 0 LOB: 0 BB: 0 P: 3	R: 0 E: 0 K: 1 S: 5	H: 0 LOB: 0 BB: 0 P: 5	R: 0 E: 0 K: 0 S: 4	H: 1 LOB: 1 BB: 0 P: 4	1B: 4 2B: 3 3B: 1 HR: 0	SF: 0 SAC: 0 DP: 0 HBP: 0	WP: 0 PB: 0 SB: 1 CS: 0	PA: 36
<b>PITCHER</b> <b>Danny Darwin, R</b> (1, 1) ERA: 3.07	IP: 9.0 WLS: L BF: 36 H: 8 R: 3 ER: 3 SO: 3 BB: 1 IBB: 0 HBP: 0 BLK: 0 WP: 0 HR: 0 S: 41 P: 45 ERA: 3.00 WHIP: 1.000															<b>PITCHER</b>						

Toronto Blue Jays @ Texas Rangers  
Arlington Stadium, Arlington, TX  
Sat Jul 23 1983, 8:05 PM EDT  
Att: 43,705 - Unknown

AB 35  
R 3  
H 8  
RBI 3  
BB 1  
SO 3  
LOB 11



Batter	1	2	3	4	5	6	7	8	9	AB	R	H	RBI	BB	SO	LOB	BOTTOM			
<b>Bill Sample, R</b> (1, 7) OBP: 0.343, SLG: 0.419	0-0 1B		0-0 F7	0-0 F8			0-0 5-3			4	1	1	0	0	0	1				
<b>Pete O'Brien, L</b> (1, 3) OBP: 0.328, SLG: 0.356	0-0 1B		4-0 1B	4-0 1B	4-0 1B		0-0 F8			2	1	1	0	2	0	0				
<b>Buddy Bell, R</b> (1, 5) OBP: 0.333, SLG: 0.432	0-0 SF9		0-0 1B	1-2 1B	0-0 1B			0-3 K		3	0	2	1	0	1	0				
<b>Larry Parrish, R</b> (1, 9) OBP: 0.352, SLG: 0.539	0-0 G6-4-3		0-0 1B	0-3 K	0-3 K			0-0 6-3		4	0	0	0	0	1	5				
<b>George Wright, S</b> (1, 8) OBP: 0.325, SLG: 0.438		0-0 1B	0-0 1B	1-2 1B	0-0 F9			0-3 K		4	0	2	1	0	1	1				
<b>Dave Hostetler, R</b> (1, 10) OBP: 0.298, SLG: 0.327		0-3 K	0-0 F9			0-3 K			0-3 K	3	0	0	0	0	2	3				
<b>Bob Jones, L</b> (9, PH) OBP: 0.351, SLG: 0.424										1	0	0	0	0	1	0				
<b>Mike Richardt, R</b> (1, 4) OBP: 0.192, SLG: 0.267		0-0 F8		0-0 F9		0-0 P4			0-0 F8	3	0	0	0	0	0	1				
<b>Mickey Rivers, L</b> (9, PH) OBP: 0.279, SLG: 0.314									0-0 F8	1	0	1	0	0	0	0				
<b>Jim Sundberg, R</b> (1, 2) OBP: 0.269, SLG: 0.270		0-0 1B		0-0 2B		0-0 F8			0-0 F8	4	0	2	0	0	0	1				
<b>Bucky Dent, R</b> (1, 6) OBP: 0.303, SLG: 0.322		0-0 F7		0-0 F9			0-0 5-3		0-3 K2-3	3	0	0	0	0	0	3				
<b>Larry Blittner, L</b> (9, PH) OBP: 0.376, SLG: 0.396										1	0	0	0	0	1	1				
<b>Inning Stats</b>	R: 1 E: 0 K: 0 S: 4	H: 2 LOB: 0 BB: 0 P: 4	R: 0 E: 0 K: 1 S: 7	H: 2 LOB: 2 BB: 0 P: 7	R: 1 E: 0 K: 0 S: 5	H: 2 LOB: 1 BB: 1 P: 9	R: 0 E: 0 K: 0 S: 4	H: 1 LOB: 1 BB: 0 P: 4	R: 0 E: 0 K: 1 S: 5	H: 1 LOB: 1 BB: 1 P: 9	R: 0 E: 0 K: 1 S: 5	H: 0 LOB: 0 BB: 0 P: 5	R: 0 E: 0 K: 2 S: 7	H: 0 LOB: 0 BB: 0 P: 7	R: 0 E: 0 K: 2 S: 8	H: 1 LOB: 1 BB: 0 P: 8	1B: 8 2B: 2 3B: 0 HR: 0	SF: 1 SAC: 0 DP: 2 HBP: 0	WP: 0 PB: 0 SB: 1 CS: 1	PA: 36
<b>PITCHER</b> <b>Jim Clancy, R</b> (1, 1) ERA: 3.48	IP: 9.0 WLS: W BF: 36 H: 9 R: 2 ER: 2 SO: 7 BB: 2 IBB: 0 HBP: 0 BLK: 0 WP: 0 HR: 0 S: 48 P: 56 ERA: 2.00 WHIP: 1.222															<b>PITCHER</b>				

Toronto Blue Jays @ Texas Rangers  
Arlington Stadium, Arlington, TX  
Sat Jul 23 1983, 8:05 PM EDT  
Att: 43,705 - Unknown

AB 33  
R 2  
H 9  
RBI 2  
BB 2  
SO 7  
LOB 16





Batter	1	2	3	4	5	6	7	8	9	AB	R	H	RBI	BB	SO	LOB	TOP			
Damaso Garcia, R OBP: 0.327, SLG: 0.370	0-0 4-3		0-0 6-3			0-0 6-3		0-0 G5-4-3		4	0	0	0	0	0	1				
Lloyd Moseby, L OBP: 0.356, SLG: 0.500	0-0 F9		0-0 F8			0-0 F8		0-0 F7		4	0	0	0	0	0	0				
Barry Bonnell, R OBP: 0.361, SLG: 0.469	0-0 1B S		0-0 L5			0-0 1B		0-0 2B		4	0	3	0	0	0	0				
Cliff Johnson, R OBP: 0.399, SLG: 0.542	4-0 1B BB		0-0 F8			0-0 6-3		0-0 5-3		3	0	0	0	1	0	2				
George Bell, R OBP: 0.250, SLG: 0.310	0-0 1-2 2-3		0-0 6-3			0-0 F9		0-0 5-3		4	0	1	0	0	0	1				
Buck Martinez, R OBP: 0.373, SLG: 0.564	0-3 K		0-0 F8			0-0 6-3		0-0 1-3		4	0	0	0	0	1	4				
Willie Upshaw, L OBP: 0.369, SLG: 0.535		0-0 F5				0-0 F7		1-0 WP HBP		2	0	0	0	0	0	0				
Mickey Klutts, R OBP: 0.286, SLG: 0.475		0-0 F8				0-0 F8		0-0 6-3		3	0	0	0	0	0	1				
Alfredo Griffin, S OBP: 0.283, SLG: 0.363		0-0 4-3				0-0 1B		4-0 G5-4-3 BB		2	0	1	0	1	0	0				
<b>Inning Stats</b>	R: 0 E: 0 K: 1 S: 7	H: 2 LOB: 3 BB: 1 P: 11	R: 0 E: 0 K: 0 S: 3	H: 0 LOB: 0 BB: 0 P: 3	R: 0 E: 0 K: 0 S: 3	H: 0 LOB: 0 BB: 0 P: 3	R: 0 E: 0 K: 0 S: 3	H: 1 LOB: 1 BB: 0 P: 3	R: 0 E: 0 K: 0 S: 4	H: 1 LOB: 1 BB: 0 P: 4	R: 0 E: 0 K: 0 S: 3	H: 0 LOB: 0 BB: 0 P: 4	R: 0 E: 0 K: 0 S: 2	H: 0 LOB: 0 BB: 1 P: 6	R: 0 E: 0 K: 0 S: 4	H: 1 LOB: 1 BB: 0 P: 4	1B: 4 2B: 1 3B: 0 HR: 0	SF: 0 SAC: 0 DP: 1 HBP: 1	WP: 1 PB: 0 SB: 1 CS: 0	PA: 33
<b>PITCHER</b> Rick Honeycutt, L ERA: 2.06	IP: 9.0 WLS: W BF: 33 H: 5 R: 0 ER: 0 SO: 1 BB: 2 IBB: 0 HBP: 1 BLK: 0 WP: 1 HR: 0 S: 32 P: 41 ERA: 0.00 WHIP: 0.778															<b>PITCHER</b>				

Toronto Blue Jays @ Texas Rangers  
Arlington Stadium, Arlington, TX  
Sun Jul 24 1983, 8:05 PM EDT  
Att: 30,123 - Unknown

AB	30
R	0
H	5
RBI	0
BB	2
SO	1
LOB	9



Batter	1	2	3	4	5	6	7	8	9	AB	R	H	RBI	BB	SO	LOB	BOTTOM			
Bill Sample, R OBP: 0.343, SLG: 0.419	0-0 FC4-6 1B	0-0 F8		0-0 FC3-6 1B		0-0 FC6-4 HBP CS	0-0 G6-4-3			5	0	2	0	0	0	7				
Wayne Tolleson, S OBP: 0.333, SLG: 0.355	0-0 1-2 2-3	0-0 1B		0-0 1-2 2-3 3-H		0-0 F8		0-3 K		5	0	3	1	0	1	1				
Pete O'Brien, L OBP: 0.326, SLG: 0.351	0-0 FC4-6 1-2 2-3	0-0 4-3		0-0 FC3-6 1B		4-0 HBP BB		0-3 K		4	0	0	1	1	1	7				
Buddy Bell, R OBP: 0.334, SLG: 0.432	0-0 P3		0-0 4-3	0-0 1-3		1-0 HBP		0-0 2B		4	0	1	0	0	0	4				
Larry Parrish, R OBP: 0.350, SLG: 0.532	0-0 FC5-4 1-2		0-0 F8		0-0 4-3	0-0 F7		4-0 IBB		4	0	0	0	1	0	5				
George Wright, S OBP: 0.330, SLG: 0.445		0-0 1B 1B	0-0 HR	0-0 4-3		0-0 4-3		0-3 K		5	2	2	1	0	1	2				
Bob Jones, L OBP: 0.390, SLG: 0.444		0-0 1B FC1 1-3	0-0 4-3		0-0 1B	1-0 BB 1B HBP				3	0	2	0	0	0	0				
Bob Johnson, R OBP: 0.277, SLG: 0.353		0-0 FC1 1B 1-2		0-3 K	0-3 K	0-0 BB 1B				4	0	1	0	0	2	3				
Bucky Dent, R OBP: 0.310, SLG: 0.326		0-0 F9		0-0 1B FC3-6 1B		0-0 FC6-4 1B	4-0 G6-4-3			3	1	2	0	1	0	3				
<b>Inning Stats</b>	R: 0 E: 0 K: 0 S: 5	H: 2 LOB: 2 BB: 0 P: 5	R: 1 E: 0 K: 0 S: 7	H: 3 LOB: 3 BB: 0 P: 7	R: 1 E: 0 K: 1 S: 8	H: 3 LOB: 2 BB: 0 P: 8	R: 0 E: 0 K: 0 S: 6	H: 1 LOB: 1 BB: 0 P: 6	R: 0 E: 0 K: 0 S: 4	H: 1 LOB: 3 BB: 1 P: 9	R: 0 E: 0 K: 0 S: 3	H: 1 LOB: 2 BB: 1 P: 8	R: 0 E: 0 K: 3 S: 10	H: 1 LOB: 2 BB: 1 P: 14	R: 0 E: 0 K: 0 S: 10	H: 1 LOB: 2 BB: 1 P: 14	1B: 11 2B: 1 3B: 0 HR: 1	SF: 0 SAC: 0 DP: 1 HBP: 2	WP: 0 PB: 0 SB: 0 CS: 1	PA: 42
<b>PITCHER</b> Luis Leal, R ERA: 3.54 Jim Acker, R ERA: 3.83 Dave Geisel, L ERA: 5.11	IP: 3.1 WLS: L BF: 20 H: 9 R: 3 ER: 0 SO: 3 BB: 0 IBB: 0 HBP: 0 BLK: 0 WP: 0 HR: 1 S: 22 P: 22 ERA: 8.10 WHIP: 2.700															<b>PITCHER</b>				

Toronto Blue Jays @ Texas Rangers  
Arlington Stadium, Arlington, TX  
Sun Jul 24 1983, 8:05 PM EDT  
Att: 30,123 - Unknown

AB	37
R	3
H	13
RBI	3
BB	3
SO	5
LOB	32





Batter	1	2	3	4	5	6	7	8	9	AB	R	H	RBI	BB	SO	LOB	TOP					
Don Mattingly, L (1,3) OBP: 0.312, SLG: 0.382	6-3		G6-4-3		3-1				WP 3B 1B	5	1	2	0	0	0	1						
Graig Nettles, L (1,5) OBP: 0.360, SLG: 0.449	F9					F7	F8		K	5	1	1	0	0	1	3						
Dave Winfield, R (1,7) OBP: 0.327, SLG: 0.469	K					K	6-3			5	1	2	2	0	2	1						
Steve Kemp, L (1,9) OBP: 0.333, SLG: 0.420		K						K	1-3	4	0	1	0	1	2	1						
Don Baylor, R (1,10) OBP: 0.371, SLG: 0.497	F7									4	1	3	2	0	0	0						
Jerry Mumphrey, S (1,8) OBP: 0.302, SLG: 0.382										3	0	1	0	1	0	2						
Larry Milbourne, S (1,4) OBP: 0.264, SLG: 0.282	L4									4	0	0	0	0	1	5						
Andre Robertson, R (1,6) OBP: 0.291, SLG: 0.352										4	0	1	0	0	1	0						
Rick Cerone, R (1,2) OBP: 0.266, SLG: 0.285										4	2	2	1	0	0	1						
<b>Inning Stats</b>	R: 0 E: 0 K: 1 S: 5	H: 0 LOB: 0 BB: 0 P: 5	R: 0 E: 0 K: 1 S: 6	H: 1 LOB: 1 BB: 0 P: 6	R: 0 E: 0 K: 0 S: 3	H: 1 LOB: 0 BB: 0 P: 3	R: 2 E: 0 K: 1 S: 7	H: 3 LOB: 1 BB: 1 P: 11	R: 0 E: 0 K: 0 S: 3	H: 0 LOB: 0 BB: 0 P: 3	R: 0 E: 0 K: 1 S: 7	H: 2 LOB: 3 BB: 1 P: 11	R: 1 E: 0 K: 0 S: 5	H: 2 LOB: 1 BB: 0 P: 5	R: 1 E: 0 K: 1 S: 6	H: 1 LOB: 0 BB: 0 P: 6	R: 2 E: 0 K: 2 S: 10	H: 3 LOB: 1 BB: 0 P: 10	1B: 9 2B: 1 3B: 1 HR: 2	SF: 0 SAC: 0 DP: 2 HBP: 0	WP: 1 PB: 0 CS: 0	PA: 40
<b>PITCHER</b>	IP	WLS	BF	H	R	ER	SO	BB	IBB	HBP	BLK	WP	HR	S	P	ERA	WHIP					
Mike Smithson, R (1,1) ERA: 4.16	7.0		30	9	3	3	4	2	0	0	0	0	1	36	44	3.86	1.571					
John Butcher, R (8,1) ERA: 3.51	1.1	L	7	3	3	3	2	0	0	0	0	0	1	11	11	20.25	2.250					
Odell Jones, R (9,1) ERA: 3.29	0.2		3	1	0	0	1	0	0	0	0	1	0	5	5	0.00	1.500					

New York Yankees @ Texas Rangers  
Arlington Stadium, Arlington, TX  
Mon Jul 25 1983, 8:05 PM EDT  
Att: 28,484 - Unknown

AB 38  
R 6  
H 13  
RBI 5  
BB 2  
SO 7  
LOB 14



Batter	1	2	3	4	5	6	7	8	9	AB	R	H	RBI	BB	SO	LOB	BOTTOM					
Bill Sample, R (1,7) OBP: 0.345, SLG: 0.420	4-3		6-3					S BB 1B		4	1	2	0	0	0	0						
Wayne Tolleson, S (1,4) OBP: 0.332, SLG: 0.351	F9		F9					S 1B BB		3	1	0	0	1	1	1						
Buddy Bell, R (1,5) OBP: 0.333, SLG: 0.430	6-3		F8			P4		1B SF8 1B		4	1	1	2	0	0	0						
Larry Parrish, R (1,9) OBP: 0.351, SLG: 0.532		E 1B 1B				K				4	1	2	0	0	2	0						
George Wright, S (1,8) OBP: 0.327, SLG: 0.441		FC4 BB 1B G4-6-3				K		SF8		3	1	0	1	0	2	1						
Dave Hostetter, R (1,10) OBP: 0.303, SLG: 0.328										2	0	1	1	1	1	0						
Bob Jones, L (8,PH) OBP: 0.381, SLG: 0.432		G4-6-3 BB 1B 1-2 2-H								1	0	0	0	0	0	1						
Pete O'Brien, L (1,3) OBP: 0.325, SLG: 0.348										3	0	0	0	1	0	1						
Jim Sundberg, R (1,2) OBP: 0.266, SLG: 0.267										3	0	0	0	0	0	2						
Mickey Rivers, L (9,PH) OBP: 0.277, SLG: 0.312										1	0	0	0	0	0	0						
Bucky Dent, R (1,6) OBP: 0.306, SLG: 0.323										3	0	0	0	0	1	1						
Larry Bittnner, L (9,PH) OBP: 0.373, SLG: 0.391										1	0	0	0	0	0	0						
<b>Inning Stats</b>	R: 0 E: 0 K: 0 S: 3	H: 2 LOB: 1 BB: 1 P: 11	R: 2 E: 1 K: 1 S: 7	H: 2 LOB: 1 BB: 1 P: 11	R: 0 E: 0 K: 2 S: 7	H: 0 LOB: 0 BB: 1 P: 11	R: 0 E: 0 K: 1 S: 6	H: 1 LOB: 0 BB: 0 P: 6	R: 0 E: 0 K: 2 S: 7	H: 0 LOB: 0 BB: 0 P: 7	R: 0 E: 0 K: 1 S: 5	H: 0 LOB: 0 BB: 0 P: 5	R: 3 E: 0 K: 0 S: 6	H: 3 LOB: 1 BB: 1 P: 10	R: 0 E: 0 K: 0 S: 3	H: 0 LOB: 0 BB: 0 P: 3	1B: 6 2B: 0 3B: 0 HR: 0	SF: 1 SAC: 0 DP: 1 HBP: 0	WP: 0 PB: 0 CS: 0	PA: 36		
<b>PITCHER</b>	IP	WLS	BF	H	R	ER	SO	BB	IBB	HBP	BLK	WP	HR	S	P	ERA	WHIP					
Dave Righetti, L (1,1) ERA: 3.24	7.1		29	4	4	2	7	3	0	0	0	0	0	40	52	2.46	0.955					
Rich Gossage, R (8,1) ERA: 2.34	1.2	W	7	2	1	1	0	0	0	0	0	0	0	7	7	5.40	1.200					

New York Yankees @ Texas Rangers  
Arlington Stadium, Arlington, TX  
Mon Jul 25 1983, 8:05 PM EDT  
Att: 28,484 - Unknown


AB 32  
R 5  
H 6  
RBI 4  
BB 3  
SO 7  
LOB 7





Batter	1	2	3	4	5	6	7	8	9	AB	R	H	RBI	BB	SO	LOB	TOP										
<b>Bert Campaneris, R</b> (1,4) OBP: 0.397, SLG: 0.385										5	0	1	0	0	1	1	<b>New York Yankees @ Texas Rangers</b> Arlington Stadium, Arlington, TX Tue Jul 26 1983, 8:05 PM EDT Att: 33,775 - Unknown										
<b>Roy Smalley, S</b> (1,5) OBP: 0.356, SLG: 0.419										5	1	2	0	0	0	1											
<b>Dave Winfield, R</b> (1,7) OBP: 0.327, SLG: 0.469										4	1	1	0	0	2	1											
<b>Don Baylor, R</b> (1,10) OBP: 0.370, SLG: 0.494										4	1	1	0	0	1	3											
<b>Lou Piniella, R</b> (1,9) OBP: 0.370, SLG: 0.437										1	0	1	0	1	0	0											
<b>Steve Kemp, L</b> (4,PR) OBP: 0.337, SLG: 0.422										1	1	1	0	1	0	0											
<b>Steve Balboni, R</b> (1,3) OBP: 0.300, SLG: 0.467										4	1	2	4	0	2	3											
<b>Don Mattingly, L</b> (8,3) OBP: 0.312, SLG: 0.382										0	0	0	0	0	0	0											
<b>Jerry Mumphrey, S</b> (1,8) OBP: 0.305, SLG: 0.385										4	0	2	1	0	0	3											
<b>Rick Cerone, R</b> (1,2) OBP: 0.259, SLG: 0.276										4	0	0	0	0	0	4											
<b>Andre Robertson, R</b> (1,6) OBP: 0.291, SLG: 0.351										4	0	1	0	0	0	1											
<b>Inning Stats</b>	R: 0 E: 0 K: 0 S: 3	H: 1 LOB: 0 BB: 0 P: 3	R: 0 E: 0 K: 0 S: 4	H: 2 LOB: 1 BB: 0 P: 4	R: 0 E: 0 K: 0 S: 3	H: 1 LOB: 0 BB: 0 P: 3	R: 4 E: 0 K: 1 S: 9	H: 4 LOB: 1 BB: 1 P: 13	R: 0 E: 0 K: 1 S: 6	H: 1 LOB: 1 BB: 0 P: 6	R: 0 E: 0 K: 0 S: 3	H: 0 LOB: 0 BB: 0 P: 3	R: 1 E: 0 K: 2 S: 9	H: 2 LOB: 2 BB: 1 P: 13	R: 0 E: 0 K: 1 S: 5	H: 0 LOB: 0 BB: 0 P: 5	1B: 10 2B: 1 3B: 0 HR: 1	SF: 0 SAC: 0 DP: 1 HBP: 0	WP: 1 PB: 0 CS: 2	PA: 39							
<b>PITCHER</b>	IP	WLS	BF	H	R	ER	SO	BB	IBB	HBP	BLK	WP	HR	S	P	ERA	WHIP										
<b>Frank Tanana, L</b> (1,1) ERA: 2.77	7.1	L	32	11	5	5	4	1	1	0	0	1	1	38	46	6.14	1.636										
<b>Victor Cruz, R</b> (8,1) ERA:	1.2		6	1	0	0	2	0	0	0	0	0	0	10	10	0.00	0.600										

AB	36
R	5
H	12
RBI	5
BB	2
SO	6
LOB	17





Batter	1	2	3	4	5	6	7	8	9	AB	R	H	RBI	BB	SO	LOB	BOTTOM										
<b>Bill Sample, R</b> (1,7) OBP: 0.341, SLG: 0.415										4	0	0	0	0	0	1	<b>New York Yankees @ Texas Rangers</b> Arlington Stadium, Arlington, TX Tue Jul 26 1983, 8:05 PM EDT Att: 33,775 - Unknown										
<b>Wayne Tolleson, S</b> (1,4) OBP: 0.328, SLG: 0.346										4	0	0	0	0	0	0											
<b>Buddy Bell, R</b> (1,5) OBP: 0.335, SLG: 0.432										3	0	1	0	1	0	0											
<b>Larry Parrish, R</b> (1,9) OBP: 0.356, SLG: 0.541										4	0	3	0	0	0	1											
<b>George Wright, S</b> (1,8) OBP: 0.326, SLG: 0.438										3	0	0	0	1	0	3											
<b>Dave Hostetler, R</b> (1,10) OBP: 0.306, SLG: 0.328										3	0	1	0	1	0	4											
<b>Pete O'Brien, L</b> (1,3) OBP: 0.325, SLG: 0.351										3	0	1	0	0	2												
<b>Bob Johnson, R</b> (1,2) OBP: 0.271, SLG: 0.344										3	0	0	0	0	1	3											
<b>Bucky Dent, R</b> (1,6) OBP: 0.303, SLG: 0.319										3	0	0	0	0	0	1											
<b>Inning Stats</b>	R: 0 E: 0 K: 0 S: 4	H: 1 LOB: 3 BB: 2 P: 12	R: 0 E: 0 K: 1 S: 6	H: 1 LOB: 1 BB: 0 P: 6	R: 0 E: 0 K: 0 S: 4	H: 1 LOB: 1 BB: 0 P: 4	R: 0 E: 0 K: 0 S: 2	H: 0 LOB: 0 BB: 1 P: 6	R: 0 E: 0 K: 0 S: 3	H: 0 LOB: 0 BB: 0 P: 3	R: 0 E: 0 K: 0 S: 3	H: 1 LOB: 0 BB: 0 P: 3	R: 0 E: 0 K: 0 S: 3	H: 1 LOB: 1 BB: 0 P: 3	R: 0 E: 0 K: 0 S: 4	H: 1 LOB: 1 BB: 0 P: 4	1B: 3 2B: 2 3B: 1 HR: 0	SF: 0 SAC: 0 DP: 3 HBP: 0	WP: 0 PB: 0 CS: 0	PA: 33							
<b>PITCHER</b>	IP	WLS	BF	H	R	ER	SO	BB	IBB	HBP	BLK	WP	HR	S	P	ERA	WHIP										
<b>Ray Fonteno, L</b> (1,1) ERA: 2.23	9.0	W	33	6	0	0	1	3	0	0	0	0	0	32	44	0.00	1.000										

AB	30
R	0
H	6
RBI	0
BB	3
SO	1
LOB	15





Batter	1	2	3	4	5	6	7	8	9	AB	R	H	RBI	BB	SO	LOB	TOP								
<b>Bert Campaneris, R</b> OBP: 0.398, SLG: 0.394 (1, 4)	0-0 6-3		0-0 6-3		0-0 G5-4-3 1B		0-0 1-H 2B		0-0 F9	5	0	2	1	0	0	0	<b>New York Yankees @ Texas Rangers</b> Arlington Stadium, Arlington, TX Wed Jul 27 1983, 8:05 PM EDT Att: 28,171 - Unknown  <b>AB</b> 33 <b>R</b> 4 <b>H</b> 9 <b>RBI</b> 4 <b>BB</b> 4 <b>SO</b> 8 <b>LOB</b> 15 								
<b>Graig Nettles, L</b> OBP: 0.360, SLG: 0.457 (1, 5)	4-0 1B BB		0-0 HR		0-3 K		0-3 K		0-0 4-3	4	1	1	1	1	2	3									
<b>Dave Winfield, R</b> OBP: 0.331, SLG: 0.469 (1, 7)	0-0 1-2 1B		4-0 S BB		0-0 G5-4-3 1-2			4-0 WP 3B BB		2	1	1	0	2	0	2									
<b>Steve Kemp, L</b> OBP: 0.336, SLG: 0.427 (1, 9)	0-0 F8		0-3 K		0-0 1-3			0-0 1-H 1B 3B		4	1	1	1	0	1	3									
<b>Don Baylor, R</b> OBP: 0.369, SLG: 0.491 (1, 10)	0-0 F7			0-3 K		0-0 5-3		0-0 CS SH2-3 1B		4	0	1	1	0	1	2									
<b>Don Mattingly, L</b> OBP: 0.313, SLG: 0.380 (1, 3)		0-0 6-3		0-0 1B		0-0 4-3		0-0 SH2-3		3	0	1	0	0	0	0									
<b>Jerry Mumphrey, S</b> OBP: 0.308, SLG: 0.384 (1, 8)		0-0 4-3		0-3 K			0-0 FC6-4 1B	4-0 2-3 BB		3	0	1	0	1	1	1									
<b>Rick Cerone, R</b> OBP: 0.252, SLG: 0.268 (1, 2)		0-0 6-3		0-3 K			0-0 P6	0-3 K		4	0	0	0	0	2	3									
<b>Andre Robertson, R</b> OBP: 0.290, SLG: 0.349 (1, 6)			0-3 K		0-0 1B 1B		0-0 FC6-4 1-2 2B		0-0 4-3	4	1	1	0	0	1	1									
<b>Inning Stats</b>	R: 0 E: 0 K: 0 S: 4	H: 1 LOB: 2 BB: 1 P: 8	R: 0 E: 0 K: 0 S: 3	H: 0 LOB: 0 BB: 0 P: 3	R: 1 E: 0 K: 2 S: 8	H: 1 LOB: 1 BB: 1 P: 12	R: 0 E: 0 K: 3 S: 10	H: 1 LOB: 1 BB: 0 P: 10	R: 0 E: 0 K: 1 S: 6	H: 2 LOB: 1 BB: 0 P: 6	R: 0 E: 0 K: 0 S: 3	H: 0 LOB: 0 BB: 0 P: 3	R: 1 E: 0 K: 1 S: 7	H: 2 LOB: 1 BB: 0 P: 7	R: 2 E: 0 K: 1 S: 6	H: 2 LOB: 1 BB: 2 P: 14	R: 0 E: 0 K: 0 S: 3	H: 0 LOB: 0 BB: 0 P: 3	1B: 6 2B: 1 3B: 1 HR: 1	SF: 0 SAC: 1 DP: 1 HBP: 0	WP: 1 PB: 0 SB: 1 CS: 1	PA: 38			
<b>PITCHER</b>	IP	WLS	BF	H	R	ER	SO	BB	IBB	HBP	BLK	WP	HR	S	P	ERA	WHIP								
<b>Charlie Hough, R</b> ERA: 3.47 (1, 1)	7.0	L	32	9	4	4	7	3	0	0	0	1	1	43	55	5.14	1.714								
<b>Odell Jones, R</b> ERA: 3.17 (8, 1)	2.0		6	0	0	0	1	1	0	0	0	0	0	7	11	0.00	0.500								

Batter	1	2	3	4	5	6	7	8	9	AB	R	H	RBI	BB	SO	LOB	BOTTOM								
<b>Wayne Tolleson, S</b> OBP: 0.327, SLG: 0.345 (1, 4)	0-0 CS 1B		0-0 F7		0-0 F7			0-0 4-3		4	0	1	0	0	0	1	<b>New York Yankees @ Texas Rangers</b> Arlington Stadium, Arlington, TX Wed Jul 27 1983, 8:05 PM EDT Att: 28,171 - Unknown  <b>AB</b> 34 <b>R</b> 3 <b>H</b> 8 <b>RBI</b> 3 <b>BB</b> 1 <b>SO</b> 6 <b>LOB</b> 13 								
<b>Bill Sample, R</b> OBP: 0.343, SLG: 0.424 (1, 7)	0-0 6-3 1-2		0-0 F8 1B 1B		0-0 F8		0-0 HR		0-0 3-4-1	4	2	2	1	0	0	1									
<b>Pete O'Brien, L</b> OBP: 0.324, SLG: 0.350 (1, 3)	0-0 F9		0-0 1B 1-2 2-H 1B		0-0 F8		0-0 F8		0-0 F8	4	0	1	0	0	0	2									
<b>Buddy Bell, R</b> OBP: 0.334, SLG: 0.430 (1, 5)		0-0 BB 1B	0-0 F8		0-0 6-3			0-0 F8		4	0	1	0	0	0	2									
<b>Larry Parrish, R</b> OBP: 0.357, SLG: 0.539 (1, 10)		4-0 FC6-4 BB	0-0 1-3 3-H 1B		0-0 1-3		0-0 K		0-3 K	3	0	1	1	1	1	0									
<b>George Wright, S</b> OBP: 0.323, SLG: 0.433 (1, 8)		0-3 K	0-0 P6		0-0 F7		0-0 K		0-3 K	4	0	0	0	0	2	4									
<b>Bob Jones, L</b> OBP: 0.370, SLG: 0.415 (1, 9)		0-3 K		0-0 F9		0-3 K		0-0 1B		4	0	1	0	0	2	2									
<b>Jim Sundberg, R</b> OBP: 0.264, SLG: 0.264 <b>Larry Blittner, L</b> OBP: 0.369, SLG: 0.387 (9, PH)		0-0 FC6-4 1-2	0-3 K		0-3 K		0-0 6-3		0-0 4-3	3	0	0	0	0	1	2									
<b>Bucky Dent, R</b> OBP: 0.304, SLG: 0.319 (1, 6)			0-0 1B 1B		0-0 5-3		0-0 F7			3	1	1	0	0	0	0									
<b>Inning Stats</b>	R: 0 E: 0 K: 0 S: 3	H: 1 LOB: 0 BB: 0 P: 3	R: 0 E: 0 K: 2 S: 8	H: 1 LOB: 2 BB: 1 P: 12	R: 2 E: 0 K: 0 S: 7	H: 4 LOB: 2 BB: 0 P: 7	R: 0 E: 0 K: 1 S: 5	H: 0 LOB: 0 BB: 0 P: 5	R: 0 E: 0 K: 0 S: 3	H: 0 LOB: 0 BB: 0 P: 3	R: 0 E: 0 K: 1 S: 5	H: 0 LOB: 0 BB: 0 P: 5	R: 1 E: 0 K: 0 S: 4	H: 1 LOB: 0 BB: 0 P: 4	R: 0 E: 0 K: 2 S: 8	H: 1 LOB: 1 BB: 0 P: 8	1B: 7 2B: 0 3B: 0 HR: 1	SF: 0 SAC: 0 DP: 0 HBP: 0	WP: 0 PB: 0 SB: 0 CS: 1	PA: 35					
<b>PITCHER</b>	IP	WLS	BF	H	R	ER	SO	BB	IBB	HBP	BLK	WP	HR	S	P	ERA	WHIP								
<b>Matt Keough, R</b> ERA: 4.82 <b>Rich Gossage, R</b> ERA: 2.26 (8, 1)	1.2	S	6	1	0	0	2	0	0	0	0	0	0	10	10	0.00	0.600								



Batter	1	2	3	4	5	6	7	8	9	AB	R	H	RBI	BB	SO	LOB	TOP
Wayne Tolleson, S (1,4) OBP: 0.326, SLG: 0.342	F8	SH5-4		G3				K		3	0	0	0	1	1	2	
Bucky Dent, R (1,6) OBP: 0.301, SLG: 0.316	6-3	6-3							P6	3	0	0	1	0	1	1	
Jim Anderson, R (5,6) OBP: 0.233, SLG: 0.211						K		K		2	0	0	0	0	1	1	
Buddy Bell, R (1,5) OBP: 0.339, SLG: 0.433	1B	1B								4	1	3	0	1	0	0	
George Wright, S (1,8) OBP: 0.321, SLG: 0.430	1B			F7		FC3-6				5	1	1	0	0	0	2	
Pete O'Brien, L (1,3) OBP: 0.323, SLG: 0.347	1B			L9		F5				5	0	1	1	0	0	2	
Larry Parrish, R (1,9) OBP: 0.359, SLG: 0.537	1B									3	2	1	1	1	1	0	
Bill Sample, R (1,7) OBP: 0.345, SLG: 0.429	F8					E6				3	1	2	0	0	0	2	
Jim Sundberg, R (1,2) OBP: 0.264, SLG: 0.264										3	1	1	1	0	1	2	
Mickey Rivers, L (8, PH) OBP: 0.291, SLG: 0.316										1	0	1	0	0	0	0	
Bob Johnson, R (8,2) OBP: 0.271, SLG: 0.344		SH5-4				K				0	0	0	0	0	0	0	
Bob Jones, L (1,10) OBP: 0.360, SLG: 0.386										3	0	0	0	1	1	4	
<b>Inning Stats</b>	R: 2 E: 0 K: 0 S: 6	H: 3 LOB: 2 BB: 1 P: 10	R: 1 E: 0 K: 0 S: 4	H: 2 LOB: 0 BB: 1 P: 8	R: 0 E: 0 K: 1 S: 5	H: 0 LOB: 0 BB: 0 P: 5	R: 0 E: 1 K: 1 S: 6	H: 1 LOB: 1 BB: 0 P: 6	R: 0 E: 0 K: 1 S: 3	H: 0 LOB: 0 BB: 0 P: 3	R: 1 E: 0 K: 2 S: 8	H: 1 LOB: 1 BB: 1 P: 12	R: 0 E: 0 K: 0 S: 4	H: 1 LOB: 1 BB: 0 P: 4	1B: 9 2B: 1 3B: 0 HR: 0	SF: 0 SAC: 2 DP: 0 HBP: 0	WP: 2 PA: 41 PB: 0 SB: 1 CS: 0
<b>PITCHER</b>	IP WLS BF H R ER SO BB IBB HBP BLK WP HR S P ERA WHIP																
Storm Davis, R (1,1) ERA: 3.17	6.0	29	8	5	3	4	3	0	0	0	1	0	34	46	4.50	1.833	
Sammy Stewart, R (7,1) ERA: 4.23	3.0	W 12	2	1	1	2	1	0	0	0	1	0	15	19	3.00	1.000	

Texas Rangers @ Baltimore Orioles  
Memorial Stadium, Baltimore, MD  
Fri Jul 29 1983, 7:05 PM EDT  
Att: 44,970 - Unknown

AB	35
R	6
H	10
RBI	4
BB	4
SO	6
LOB	16



Batter	1	2	3	4	5	6	7	8	9	AB	R	H	RBI	BB	SO	LOB	BOTTOM
John Shelby, S (1,8) OBP: 0.320, SLG: 0.417	F7	L6	K					K		5	0	1	0	0	2	4	
Dan Ford, R (1,9) OBP: 0.337, SLG: 0.486	2B	5-3		P4	6-3					5	2	2	0	0	0	1	
Cal Ripken Jr., R (1,6) OBP: 0.367, SLG: 0.504	SF7									4	3	3	0	1	1	0	
Eddie Murray, S (1,3) OBP: 0.397, SLG: 0.519	SF7									4	1	2	3	0	0	1	
Gary Roenicke, R (1,7) OBP: 0.325, SLG: 0.466										2	0	1	2	0	0	0	
John Lowenstein, L (8, PH) OBP: 0.372, SLG: 0.453										0	0	0	1	0	0	0	
Ken Singleton, S (1,10) OBP: 0.392, SLG: 0.454										2	0	0	0	3	0	1	
Todd Cruz, R (1,5) OBP: 0.253, SLG: 0.346	FC6-4									4	0	1	1	0	1	5	
Rich Dauer, R (1,4) OBP: 0.288, SLG: 0.305										3	1	1	1	1	0	0	
Rick Dempsey, R (1,2) OBP: 0.307, SLG: 0.311										3	0	0	0	0	0	3	
Al Bumbry, L (8, PH) OBP: 0.320, SLG: 0.356										1	1	1	0	0	0	0	
Joe Nolan, L (9,2) OBP: 0.330, SLG: 0.398										0	0	0	0	0	0	0	
<b>Inning Stats</b>	R: 2 E: 0 K: 0 S: 6	H: 3 LOB: 2 BB: 1 P: 10	R: 1 E: 0 K: 0 S: 4	H: 1 LOB: 0 BB: 0 P: 4	R: 2 E: 0 K: 1 S: 8	H: 3 LOB: 3 BB: 2 P: 16	R: 0 E: 0 K: 0 S: 4	H: 1 LOB: 3 BB: 1 P: 9	R: 0 E: 0 K: 1 S: 5	H: 0 LOB: 0 BB: 0 P: 5	R: 0 E: 0 K: 1 S: 5	H: 0 LOB: 0 BB: 0 P: 5	R: 3 E: 0 K: 1 S: 8	H: 3 LOB: 1 BB: 1 P: 12	1B: 8 2B: 3 3B: 0 HR: 1	SF: 3 SAC: 0 DP: 0 HBP: 1	WP: 0 PA: 42 PB: 0 SB: 1 CS: 0
<b>PITCHER</b>	IP WLS BF H R ER SO BB IBB HBP BLK WP HR S P ERA WHIP																
Rick Honeycutt, L (1,1) ERA: 2.32	2.1	15	6	5	5	0	2	0	0	0	1	13	21	19.29	3.429		
Danny Darwin, R (3,1) ERA: 2.59	3.2	17	3	0	0	2	1	1	1	0	0	18	27	0.00	1.091		
Dave Schmidt, R (7,1) ERA: 5.19	1.1	L 7	2	3	3	2	1	0	0	0	0	10	14	20.25	2.250		
Victor Cruz, R (8,1) ERA:	0.2	3	1	0	0	0	0	0	0	0	0	3	3	0.00	1.500		

Texas Rangers @ Baltimore Orioles  
Memorial Stadium, Baltimore, MD  
Fri Jul 29 1983, 7:05 PM EDT  
Att: 44,970 - Unknown

AB	33
R	8
H	12
RBI	8
BB	5
SO	4
LOB	15









Batter	1	2	3	4	5	6	7	8	9	AB	R	H	RBI	BB	SO	LOB	TOP			
Wayne Tolleson, S OBP: 0.326, SLG: 0.341	0-0 3-1		0-0 G1			0-0 G4-6-3			0-0 1B	4	0	1	0	0	0	1				
Bill Stein, R OBP: 0.304, SLG: 0.392	0-0 6-3			0-0 6-3			0-0 4-3		0-3 K	4	0	0	0	0	1	1				
Buddy Bell, R OBP: 0.340, SLG: 0.432	0-0 FC6-4 1B			0-0 L8			0-0 G3-6-4 1B		0-0 F8	4	0	2	0	0	0	1				
Pete O'Brien, L OBP: 0.317, SLG: 0.340	0-0 FC6-4			0-0 L9			0-0 G3-6-1			3	0	0	0	0	0	2				
Larry Parrish, R OBP: 0.355, SLG: 0.529		0-3 K			0-0 5-3				0-0 WP 1B	3	0	1	0	0	1	0				
George Wright, S OBP: 0.321, SLG: 0.428		0-0 F7			0-3 K				0-0 F7	3	0	0	0	0	1	1				
Bill Sample, R OBP: 0.342, SLG: 0.423		0-0 L7			0-0 F2				0-0 6-3	3	0	0	0	0	0	1				
Bob Johnson, R OBP: 0.269, SLG: 0.341			0-0 L7			4-0 G4-6-3 BB			0-0 5-3	1	0	0	0	0	0	0				
Jim Sundberg, R OBP: 0.297, SLG: 0.261										1	0	0	0	1	0	1				
Bob Jones, L OBP: 0.340, SLG: 0.362			0-0 G3			0-0 F9			0-0 G3	3	0	0	0	0	0	1				
<b>Inning Stats</b>	R: 0 E: 0 K: 0 S: 4	H: 1 LOB: 1 BB: 0 P: 4	R: 0 E: 0 K: 1 S: 5	H: 0 LOB: 0 BB: 0 P: 5	R: 0 E: 0 K: 0 S: 3	H: 0 LOB: 0 BB: 0 P: 3	R: 0 E: 0 K: 0 S: 3	H: 0 LOB: 0 BB: 0 P: 3	R: 0 E: 0 K: 0 S: 2	H: 0 LOB: 0 BB: 1 P: 6	R: 0 E: 0 K: 0 S: 3	H: 1 LOB: 0 BB: 0 P: 3	R: 0 E: 0 K: 0 S: 4	H: 1 LOB: 1 BB: 0 P: 4	R: 0 E: 0 K: 1 S: 6	H: 1 LOB: 1 BB: 0 P: 6	1B: 4 2B: 0 3B: 0 HR: 0	SF: 0 SAC: 0 DP: 2 HBP: 0	WP: 1 PB: 0 SB: 0 CS: 0	PA: 30
<b>PITCHER</b> Mike Boddicker, R ERA: 3.3	IP: 9.0 WLS: W BF: 30 H: 4 R: 0 ER: 0 SO: 3 BB: 1 IBB: 0 HBP: 0 BLK: 0 WP: 1 HR: 0 S: 35 P: 39 ERA: 0.00 WHIP: 0.556															<b>PITCHER</b>				

Texas Rangers @ Baltimore Orioles  
Memorial Stadium, Baltimore, MD  
Sun Jul 31 1983, 3:33 AM EDT  
Att: 23,174 - Unknown


AB 29  
R 0  
H 4  
RBI 0  
BB 1  
SO 3  
LOB 9



Batter	1	2	3	4	5	6	7	8	9	AB	R	H	RBI	BB	SO	LOB	BOTTOM			
John Shelby, S OBP: 0.317, SLG: 0.411	0-0 1B 1B	0-3 K		0-0 F7		0-0 F7		0-0 4-3		5	1	1	0	0	1	5				
Dan Ford, R OBP: 0.332, SLG: 0.478	0-0 F8		0-0 P5		0-0 F9		0-3 K			4	0	0	0	0	1	1				
Cal Ripken Jr., R OBP: 0.364, SLG: 0.497	0-0 P6		0-0 F8		0-0 6-3		4-0 G4-6-3 BB			3	0	0	0	1	0	1				
Eddie Murray, S OBP: 0.396, SLG: 0.530	0-0 1B 1B		0-0 HR		0-0 2-3		0-0 G4-6-3			4	2	2	1	0	0	1				
Gary Roenicke, R OBP: 0.326, SLG: 0.478	0-0 1B 1B		0-0 F8			0-0 E5 WP		0-0 HR		4	2	2	2	0	0	0				
Ken Singleton, S OBP: 0.396, SLG: 0.457	0-0 FC5-4 1B		0-0 L7		0-0 5-3		0-0 FC5-4 1B			4	0	2	1	0	0	1				
Todd Cruz, R OBP: 0.250, SLG: 0.344	0-0 FC5-4		0-0 F7		0-0 P4		0-0 FC5-4 1B			4	0	0	0	0	0	4				
Rich Dauer, R OBP: 0.293, SLG: 0.306		0-0 F7		4-0 BB BB		0-0 E5 WP		0-0 F9		3	1	0	0	1	0	2				
Rick Dempsey, R OBP: 0.314, SLG: 0.320		0-0 5-3		4-0 BB BB		0-0 2B		0-0 1B		3	0	2	1	1	0	0				
<b>Inning Stats</b>	R: 2 E: 0 K: 0 S: 7	H: 4 LOB: 2 BB: 0 P: 7	R: 0 E: 0 K: 1 S: 5	H: 0 LOB: 0 BB: 0 P: 5	R: 1 E: 0 K: 0 S: 4	H: 1 LOB: 0 BB: 0 P: 4	R: 0 E: 0 K: 0 S: 3	H: 0 LOB: 2 BB: 2 P: 11	R: 0 E: 0 K: 0 S: 3	H: 0 LOB: 0 BB: 0 P: 3	R: 2 E: 2 K: 0 S: 6	H: 1 LOB: 1 BB: 0 P: 6	R: 0 E: 0 K: 1 S: 4	H: 0 LOB: 0 BB: 1 P: 8	R: 0 E: 0 K: 0 S: 6	H: 3 LOB: 2 BB: 0 P: 6	1B: 6 2B: 1 3B: 0 HR: 2	SF: 0 SAC: 0 DP: 1 HBP: 0	WP: 1 PB: 0 SB: 0 CS: 0	PA: 37
<b>PITCHER</b> Frank Tanana, L ERA: 2.9	IP: 5.2 WLS: L BF: 26 H: 5 R: 5 ER: 3 SO: 3 BB: 2 IBB: 0 HBP: 0 BLK: 0 WP: 0 HR: 1 S: 26 P: 34 ERA: 4.76 WHIP: 1.235															<b>PITCHER</b>				
Dave Schmidt, R ERA: 4.94	IP: 1.1 WLS: L BF: 5 H: 1 R: 0 ER: 0 SO: 1 BB: 1 IBB: 0 HBP: 0 BLK: 0 WP: 1 HR: 0 S: 6 P: 10 ERA: 0.00 WHIP: 1.500															<b>PITCHER</b>				
Odell Jones, R ERA: 3.27	IP: 1.0 WLS: L BF: 6 H: 3 R: 1 ER: 1 SO: 0 BB: 0 IBB: 0 HBP: 0 BLK: 0 WP: 0 HR: 1 S: 6 P: 6 ERA: 9.00 WHIP: 3.000															<b>PITCHER</b>				

Texas Rangers @ Baltimore Orioles  
Memorial Stadium, Baltimore, MD  
Sun Jul 31 1983, 3:33 AM EDT  
Att: 23,174 - Unknown

AB 34  
R 6  
H 9  
RBI 5  
BB 3  
SO 2  
LOB 15









Batter	1	2	3	4	5	6	7	8	9	10	AB	R	H	RBI	BB	SO	LOB	TOP	
Jerry Remy, L OBP: 0.308, SLG: 0.317 (1, 4)	4-0 FC5-4 1B BB	4-0 BB		0-0 F5			0-0 F8		0-0 L9		3	1	0	0	2	0	2		
Wade Boggs, L OBP: 0.454, SLG: 0.523 (1, 5)	0-0 5-3 1-2	0-0 F8		0-0 G4-6-3 1-2			4-0 BB		0-0 F7		4	0	0	0	1	0	4		
Jim Rice, R OBP: 0.357, SLG: 0.531 (1, 7)	4-0 FC5-4 BB	0-0 4-3			0-3 K		0-3 K		0-0 K		4	1	1	0	1	2	2		
Tony Armas, R OBP: 0.268, SLG: 0.456 (1, 8)	0-0 FC5-4 1B 1-2 2-3		0-0 5-3		0-0 F7		0-3 K		0-3 K		5	1	0	0	0	2	4		
Dwight Evans, R OBP: 0.332, SLG: 0.459 (1, 9)	4-0 1B E BB		0-0 3-1 2B		0-3 K				0-0 4-3		4	1	2	1	1	1	0		
Carl Yastrzemski, L OBP: 0.399, SLG: 0.484 (1, 10)	0-0 E8 1B 1-H 2-H 3-H		0-0 3-1			0-0 1B 2B			0-0 P6		4	1	2	2	1	0	1		
Dave Stapleton, R OBP: 0.300, SLG: 0.376 (1, 3)	0-0 1B		0-0 F3			0-0 F7			0-0 F7		5	0	1	1	0	0	4		
Gary Allenson, R OBP: 0.307, SLG: 0.361 (1, 2)	0-0 4-3			0-0 1B 1B		0-0 1B 2-H			0-0 F8		4	0	2	0	0	0	1		
Glenn Hoffman, R OBP: 0.301, SLG: 0.338 (1, 6)		0-3 K		0-0 1B G4-6-3 1-2		0-0 F5			0-0 6-3		4	0	1	0	0	1	1		
<b>Inning Stats</b>	R: 4 E: 1 K: 0 S: 5	H: 2 LOB: 1 BB: 3 P: 17	R: 0 E: 0 K: 1 S: 5	H: 0 LOB: 1 BB: 1 P: 9	R: 0 E: 0 K: 0 S: 4	H: 1 LOB: 1 BB: 0 P: 4	R: 0 E: 0 K: 0 S: 4	H: 2 LOB: 1 BB: 0 P: 4	R: 0 E: 0 K: 2 S: 7	H: 0 LOB: 1 BB: 0 P: 11	R: 0 E: 0 K: 0 S: 3	H: 0 LOB: 0 BB: 0 P: 3	R: 0 E: 0 K: 0 S: 7	H: 0 LOB: 2 BB: 1 P: 11	R: 1 E: 0 K: 1 S: 7	H: 2 LOB: 2 BB: 1 P: 11	1B: 5 2B: 4 3B: 0 HR: 0	SF: 0 SAC: 0 DP: 1 HBP: 0	WP: 0 PA: 43
<b>PITCHER</b>	IP 5.2	WLS L	BF 26	H 7	R 4	ER 3	SO 3	BB 4	IBB 0	HBP 0	BLK 0	WP 0	HR 0	S 28	P 44	ERA 4.76	WHIP 1.941		
Danny Darwin, R ERA: 3.08 (1, 1)																			
Victor Cruz, R ERA: 1.42 (6, 1)																			
Victor Cruz, R ERA: 1.42 (10, 1)																			
Dave Schmidt, R ERA: 4.88 (10, 1)																			

**Boston Red Sox @ Texas Rangers**  
Arlington Stadium, Arlington, TX  
Wed Aug 03 1983, 8:05 PM EDT  
Att: 15,344 - Unknown

AB 37  
R 5  
H 9  
RBI 4  
BB 6  
SO 6  
LOB 19



Batter	1	2	3	4	5	6	7	8	9	10	AB	R	H	RBI	BB	SO	LOB	BOTTOM	
Bill Sample, R OBP: 0.351, SLG: 0.440 (1, 7)	0-0 F9 S 1B		0-0 FC2-5 1-2 2-H 1B		0-0 S 2B		0-0 5-3		0-0 HR		5	1	4	2	0	0	0		
Pete O'Brien, L OBP: 0.322, SLG: 0.339 (1, 3)	0-0 F9 1-3		0-0 FC2-5 1-2 2-3		4-0 BB		0-3 K		4-0 BB		3	0	0	0	2	1	3		
Buddy Bell, R OBP: 0.339, SLG: 0.429 (1, 5)	0-0 F7		0-0 P6		0-0 F9 2-3		0-0 1B		0-0 P4		5	0	1	0	0	0	6		
Larry Parrish, R OBP: 0.356, SLG: 0.542 (1, 9)	0-0 6-3		0-0 P3		0-0 F7		0-3 K				5	0	1	0	0	1	6		
George Wright, S OBP: 0.315, SLG: 0.422 (1, 8)		0-0 G3		0-0 F7		0-0 P6		0-3 K		0-0 F9		5	0	0	0	1	1		
Bill Stein, R OBP: 0.315, SLG: 0.408 (1, 4)		0-0 F8		0-0 FC6-4 1B		0-0 HR 2B		0-0 P4		0-0 FC6-4 1B		5	1	3	0	0	0		
Dave Hostetter, R OBP: 0.313, SLG: 0.371 Wayne Tolleson, S OBP: 0.321, SLG: 0.335 (1, 10)		0-0 5-3		0-0 F8		0-0 HR 2B		4-0 CS BB		0-3 K		3	1	1	2	1	0	1	
Jim Sundberg, R OBP: 0.265, SLG: 0.259 Mickey Rivers, L OBP: 0.256, SLG: 0.321 Bob Johnson, R OBP: 0.269, SLG: 0.341 Bob Jones, L OBP: 0.327, SLG: 0.347 Jim Anderson, R OBP: 0.230, SLG: 0.207 (1, 2)			0-0 BB 1B		0-0 FC6-4 1-2		0-0 P4		0-0 4-3		3	1	1	0	0	0	1		
Bucky Dent, R OBP: 0.301, SLG: 0.311 Larry Blitner, L OBP: 0.358, SLG: 0.375 Victor Cruz, R OBP: 0.301, SLG: 0.338 Dave Schmidt, R OBP: 0.301, SLG: 0.338 (1, 6)			4-0 FC2-5 1-2 BB 1B		0-0 5-3		0-0 F2		0-0 G3		2	0	0	0	1	0	0		
<b>Inning Stats</b>	R: 0 E: 0 K: 0 S: 4	H: 1 LOB: 1 BB: 4 P: 4	R: 0 E: 0 K: 0 S: 3	H: 0 LOB: 0 BB: 3 P: 3	R: 0 E: 0 K: 0 S: 5	H: 1 LOB: 1 BB: 4 P: 4	R: 0 E: 0 K: 0 S: 4	H: 2 LOB: 2 BB: 1 P: 5	R: 0 E: 0 K: 1 S: 8	H: 1 LOB: 1 BB: 0 P: 8	R: 0 E: 0 K: 1 S: 4	H: 0 LOB: 1 BB: 1 P: 8	R: 1 E: 0 K: 0 S: 4	H: 1 LOB: 1 BB: 1 P: 8	R: 0 E: 0 K: 1 S: 7	H: 2 LOB: 2 BB: 0 P: 7	1B: 7 2B: 2 3B: 0 HR: 2	SF: 0 SAC: 0 DP: 0 HBP: 0	WP: 0 PA: 45
<b>PITCHER</b>	IP 6.0	WLS W	BF 27	H 7	R 3	ER 3	SO 0	BB 2	IBB 0	HBP 0	BLK 0	WP 0	HR 1	S 25	P 33	ERA 4.50	WHIP 1.500		
Dennis Eckstein, R ERA: 5.83 (7, 1)																			
Luis Aponte, R ERA: 3.19 (10, 1)																			
Mark Clear, R ERA: 7.04 (10, 1)																			

**Boston Red Sox @ Texas Rangers**  
Arlington Stadium, Arlington, TX  
Wed Aug 03 1983, 8:05 PM EDT  
Att: 15,344 - Unknown


AB 40  
R 4  
H 11  
RBI 4  
BB 4  
SO 4  
LOB 22










Batter	1	2	3	4	5	6	7	8	9	AB	R	H	RBI	BB	SO	LOB	TOP					
Wayne Tolleson, S (1,4) OBP: 0.319, SLG: 0.331	1-3		6-3		E 1B		B5-3		F8	5	1	1	0	0	0	0	<b>Texas Rangers @ Cleveland Indians</b> Cleveland Municipal Stadium, Cleveland, OH Fri Aug 05 1983, 7:05 PM EDT Att: 10,303 - Unknown - 76 F					
Buddy Bell, R (1,5) OBP: 0.341, SLG: 0.428	F8				1B SF8		6-3		F7	4	1	1	0	1	0	0						
George Wright, S (1,8) OBP: 0.319, SLG: 0.429	G3		F7		BB 1-3 2-H					4	0	2	1	0	0	1						
Dave Hostetter, R (1,10) OBP: 0.315, SLG: 0.365		E5 FC2-5 1B		P4	BB 1-2		K			3	0	0	0	1	1	1						
Larry Parrish, R (1,9) OBP: 0.359, SLG: 0.544		FC4-6 FC2-5 1-2 1B		4-3 1B	BB		SF8		F8	3	0	2	1	0	0	0						
Bill Stein, R (1,3) OBP: 0.326, SLG: 0.414	FC2-5 FC4-6 1-2 2-3			4-3	BB 3-H		F8			4	0	1	0	0	0	5						
Pete O'Brien, L (1,7) OBP: 0.325, SLG: 0.339	FC4-6 1-2 2-3				BB		F7		F8	3	0	0	0	1	0	3						
Jim Sundberg, R (1,2) OBP: 0.261, SLG: 0.255	F8			F9			F9		1-3	4	0	0	0	0	0	5						
Bucky Dent, R (1,6) OBP: 0.293, SLG: 0.303			F8				4-3		L6	4	0	0	0	0	0	0						
<b>Inning Stats</b>	R: 0 E: 0 K: 0 S: 3	H: 0 LOB: 0 BB: 0 P: 3	R: 0 E: 1 K: 0 S: 5	H: 1 LOB: 2 BB: 0 P: 5	R: 0 E: 0 K: 0 S: 4	H: 1 LOB: 1 BB: 0 P: 4	R: 0 E: 0 K: 0 S: 4	H: 1 LOB: 2 BB: 1 P: 8	R: 2 E: 1 K: 0 S: 5	H: 2 LOB: 2 BB: 2 P: 13	R: 0 E: 0 K: 0 S: 3	H: 0 LOB: 0 BB: 0 P: 3	R: 0 E: 0 K: 1 S: 6	H: 1 LOB: 1 BB: 0 P: 6	R: 0 E: 0 K: 0 S: 4	H: 1 LOB: 1 BB: 0 P: 4		R: 0 E: 0 K: 0 S: 3	H: 0 LOB: 0 BB: 0 P: 3	1B: 7 2B: 0 3B: 0 HR: 0	SF: 1 SAC: 0 DP: 0 HBP: 0	WP: 0 PB: 0 SB: 0 CS: 0
<b>PITCHER</b> Lary Sorensen, R (1,1) ERA: 4.65	IP: 9.0 WLS: L BF: 38	H: 7 R: 2 ER: 2 SO: 1	BB: 2 IBB: 1 HBP: 0 BLK: 0	WP: 0 HR: 0 S: 37 P: 49	ERA: 2.00 WHIP: 1.000	<b>PITCHER</b>																

Batter	1	2	3	4	5	6	7	8	9	AB	R	H	RBI	BB	SO	LOB	BOTTOM					
Alan Bannister, R (1,4) OBP: 0.323, SLG: 0.397	FC5-4 1B		K			K		6-3		3	0	1	0	0	2	1	<b>Texas Rangers @ Cleveland Indians</b> Cleveland Municipal Stadium, Cleveland, OH Fri Aug 05 1983, 7:05 PM EDT Att: 10,303 - Unknown - 76 F					
Broderick Perkins, L (8, PH) OBP: 0.291, SLG: 0.329										1	0	0	0	0	0	0						
Mike Fischlin, R (9,4) OBP: 0.274, SLG: 0.230										0	0	0	0	0	0	0						
Toby Harrah, R (1,5) OBP: 0.376, SLG: 0.384	FC5-4 G1-6-3 1-2		CS BB			5-3		6-3		3	0	0	0	1	0	1						
Bake McBride, L (1,10) OBP: 0.309, SLG: 0.333	G1-6-3 1-2		CS	4-3		F8			G3	4	0	0	0	0	0	1						
Andre Thornton, R (1,3) OBP: 0.392, SLG: 0.456		6-3		F7			F8		K	4	0	0	0	0	1	0						
Pat Tabler, R (1,7) OBP: 0.374, SLG: 0.431		K		6-3					F3	4	0	1	0	0	1	0						
Gorman Thomas, R (1,8) OBP: 0.291, SLG: 0.376		WP BB				K		5-3		2	0	0	0	1	1	1						
Ron Hassey, L (1,2) OBP: 0.339, SLG: 0.343		FC4-6 BB						FC5-4 BB		1	0	1	0	2	0	0						
Julio Franco, R (1,6) OBP: 0.308, SLG: 0.410	FC4-6 1-2					F8		FC5-4		3	0	0	0	0	0	5						
George Vukovich, L (1,9) OBP: 0.260, SLG: 0.294				CS 1B		L4			K	3	0	1	0	0	1	1						
<b>Inning Stats</b>	R: 0 E: 0 K: 0 S: 3	H: 1 LOB: 0 BB: 0 P: 3	R: 0 E: 0 K: 1 S: 5	H: 0 LOB: 2 BB: 2 P: 13	R: 0 E: 0 K: 1 S: 4	H: 1 LOB: 0 BB: 1 P: 8	R: 0 E: 0 K: 0 S: 3	H: 0 LOB: 0 BB: 0 P: 3	R: 0 E: 0 K: 1 S: 6	H: 1 LOB: 1 BB: 0 P: 6	R: 0 E: 0 K: 1 S: 5	H: 0 LOB: 0 BB: 0 P: 5	R: 0 E: 0 K: 1 S: 4	H: 1 LOB: 2 BB: 1 P: 8	R: 0 E: 0 K: 1 S: 5	H: 0 LOB: 0 BB: 0 P: 5		R: 0 E: 0 K: 1 S: 5	H: 0 LOB: 0 BB: 0 P: 5	1B: 4 2B: 0 3B: 0 HR: 0	SF: 0 SAC: 0 DP: 1 HBP: 0	WP: 1 PB: 0 SB: 0 CS: 2
<b>PITCHER</b> Mike Smithson, R (1,1) ERA: 4.13	IP: 8.0 WLS: W BF: 29	H: 4 R: 0 ER: 0 SO: 4	BB: 4 IBB: 0 HBP: 0 BLK: 0	WP: 1 HR: 0 S: 35 P: 51	ERA: 0.00 WHIP: 0.000	<b>PITCHER</b>																
Odell Jones, R (9,1) ERA: 3.05	IP: 1.0 WLS: S BF: 3	H: 0 R: 0 ER: 0 SO: 1	BB: 0 IBB: 0 HBP: 0 BLK: 0	WP: 0 HR: 0 S: 5 P: 5	ERA: 0.00 WHIP: 0.000	<b>PITCHER</b>																



Batter	1	2	3	4	5	6	7	8	9	AB	R	H	RBI	BB	SO	LOB	TOP																			
Wayne Tolleson, S (1.4) OBP: 0.318, SLG: 0.328	0-0 6-3		0-0 4-3						0-0 F9	3	0	0	1	1	0	1	<b>Texas Rangers @ Cleveland Indians</b> Cleveland Municipal Stadium, Cleveland, OH Sat Aug 06 1983, 7:05 PM EDT Att: 13,866 - Unknown																			
Buddy Bell, R (1.5) OBP: 0.340, SLG: 0.433	0-0 L6		0-0 IHR						0-0 F8	4	1	1	1	0	0	3																				
George Wright, S (1.8) OBP: 0.316, SLG: 0.424	0-0 F7		0-0 6-3						0-0 4-3	4	0	0	0	0	0	3																				
Larry Parrish, R (1.9) OBP: 0.358, SLG: 0.544		0-0 F8 2B	0-0 5-3						0-0 P4	4	1	1	0	0	0	0																				
Pete O'Brien, L (1.3) OBP: 0.322, SLG: 0.335		0-0 F8		0-0 4-3					0-0 F7	4	0	0	0	0	0	1																				
Bob Jones, L (1.7) OBP: 0.322, SLG: 0.327		4-0 2B 1B		0-0 F5					0-0 3-1	3	1	0	0	1	0	0																				
Mickey Rivers, L (1.10) OBP: 0.291, SLG: 0.331		0-0 1B 2B		0-0 F9					0-0 F8	4	2	2	1	0	0	0																				
Jim Sundberg, R (1.2) OBP: 0.267, SLG: 0.263		0-0 CS 1B			4-0 SH3-4 BB				0-0 F9	3	1	2	3	1	0	0																				
Bucky Dent, R (1.6) OBP: 0.297, SLG: 0.302		0-3 K			0-0 SH3-4				4-0 BB	1	0	0	0	2	1	1																				
<b>Inning Stats</b>	R: 0 E: 0 K: 0 S: 3	H: 0 LOB: 0 BB: 0 P: 3	R: 3 E: 0 K: 1 S: 7	H: 3 LOB: 0 BB: 1 P: 11	R: 1 E: 0 K: 0 S: 4	H: 1 LOB: 0 BB: 0 P: 4	R: 0 E: 0 K: 0 S: 3	H: 0 LOB: 0 BB: 0 P: 3	R: 0 E: 0 K: 0 S: 3	H: 0 LOB: 2 BB: 0 P: 11	R: 0 E: 0 K: 0 S: 3	H: 0 LOB: 0 BB: 0 P: 3	R: 2 E: 1 K: 0 S: 5	H: 2 LOB: 1 BB: 1 P: 9	R: 0 E: 0 K: 0 S: 3	H: 0 LOB: 0 BB: 0 P: 3	R: 0 E: 0 K: 0 S: 3	H: 0 LOB: 1 BB: 1 P: 7	1B: 2 2B: 3 3B: 0 HR: 1	SF: 1 SAC: 1 DP: 0 HBP: 0	WP: 0 PB: 0 SB: 0 CS: 1	PA: 37														
<b>PITCHER</b>	IP	WLS	BF	H	R	ER	SO	BB	IBB	HBP	BLK	WP	HR	S	P	ERA	WHIP	<b>PITCHER</b>		IP	WLS	BF	H	R	ER	SO	BB	IBB	HBP	BLK	WP	HR	S	P	ERA	WHIP
Len Barker, R (1.1) ERA: 5.21	5.1	L	22	4	4	4	1	3	0	0	0	0	0	21	33	6.75	1.312																			
Juan Eichelberger, R (6.1) ERA: 4.9	3.2		15	2	2	1	0	2	0	0	0	0	0	13	21	2.46	1.091																			

AB	30
R	6
H	6
RBI	6
BB	5
SO	1
LOB	9



Batter	1	2	3	4	5	6	7	8	9	AB	R	H	RBI	BB	SO	LOB	BOTTOM																			
Alan Bannister, R (1.4) OBP: 0.322, SLG: 0.399	0-0 6-3		0-0 1-3 1B 2B						0-0 6-3	4	1	1	0	0	0	0	<b>Texas Rangers @ Cleveland Indians</b> Cleveland Municipal Stadium, Cleveland, OH Sat Aug 06 1983, 7:05 PM EDT Att: 13,866 - Unknown																			
Toby Harrah, R (1.5) OBP: 0.372, SLG: 0.379	0-3 K		0-0 1-3						0-3 K	4	0	0	0	0	2	1																				
Bake McBride, L (1.9) OBP: 0.318, SLG: 0.345	0-0 2B		4-0 BB 1B						0-0 F7	3	0	2	0	1	0	0																				
Mike Fischlin, R (9.4) OBP: 0.274, SLG: 0.230	0-0 2B		0-0 BB BB						0-0 F7	0	0	0	0	0	0	0																				
Pat Tabler, R (1.7) OBP: 0.376, SLG: 0.430	4-0 BB		0-0 1-2 3-H 1B						0-0 F7	3	0	1	1	1	0	1																				
Andre Thornton, R (1.3) OBP: 0.391, SLG: 0.452	0-0 F8		4-0 1-2 2-3 BB						0-0 6-3	3	0	0	0	1	0	2																				
Gorman Thomas, R (1.8) OBP: 0.288, SLG: 0.372		0-0 F7	0-0 F3						0-0 5-3	4	0	0	0	0	0	3																				
Otto Velez, R (1.10) OBP: 0.154, SLG: 0.043		0-3 K		0-3 K					0-0 5-3	4	0	0	0	0	3	0																				
Julio Franco, R (1.6) OBP: 0.306, SLG: 0.407		0-0 5-3		0-0 5-3					0-0 F9	3	0	0	0	0	0	0																				
Jim Essian, R (1.2) OBP: 0.296, SLG: 0.311			0-0 2B 1B						0-0 P4	3	0	1	0	0	0	0																				
<b>Inning Stats</b>	R: 0 E: 0 K: 1 S: 6	H: 1 LOB: 2 BB: 1 P: 10	R: 0 E: 0 K: 1 S: 5	H: 0 LOB: 0 BB: 0 P: 5	R: 1 E: 0 K: 0 S: 5	H: 3 LOB: 3 BB: 2 P: 13	R: 0 E: 0 K: 1 S: 5	H: 0 LOB: 0 BB: 0 P: 5	R: 0 E: 0 K: 0 S: 3	H: 0 LOB: 0 BB: 0 P: 3	R: 0 E: 0 K: 0 S: 3	H: 0 LOB: 0 BB: 0 P: 3	R: 0 E: 0 K: 1 S: 5	H: 0 LOB: 0 BB: 0 P: 5	R: 0 E: 0 K: 1 S: 5	H: 0 LOB: 0 BB: 0 P: 5	R: 0 E: 0 K: 0 S: 5	H: 0 LOB: 0 BB: 0 P: 5	1B: 3 2B: 2 3B: 0 HR: 0	SF: 0 SAC: 0 DP: 0 HBP: 0	WP: 0 PB: 0 SB: 0 CS: 0	PA: 34														
<b>PITCHER</b>	IP	WLS	BF	H	R	ER	SO	BB	IBB	HBP	BLK	WP	HR	S	P	ERA	WHIP	<b>PITCHER</b>		IP	WLS	BF	H	R	ER	SO	BB	IBB	HBP	BLK	WP	HR	S	P	ERA	WHIP
Frank Tanana, L (1.1) ERA: 2.72	9.0	W	34	5	1	1	5	3	0	0	0	0	0	41	53	1.00	0.889																			





Batter	1	2	3	4	5	6	7	8	9	AB	R	H	RBI	BB	SO	LOB	TOP																	
Wayne Tolleson, S (1,4) OBP: 0.319, SLG: 0.329	0-0 2B SF9 1B	0-0 4-3		0-0 1-3			0-0 5-3 1B		0-0 B1-3	5	1	2	0	0	0	1																		
Buddy Bell, R (1,5) OBP: 0.340, SLG: 0.434	0-0 SF9 FC5-4 2B		0-0 4-3		0-0 6-3		0-0 5-3			4	1	1	0	0	0	1																		
George Wright, S (1,8) OBP: 0.326, SLG: 0.427	0-0 SF9		0-0 1B 1B		0-0 2B 1B		4-0 IBB			2	2	2	1	1	0	0																		
Dave Hostetter, R (1,10) OBP: 0.318, SLG: 0.369	0-0 FC5-4 HBP		0-3 K		0-0 1B 2B		0-3 K			3	0	1	1	0	2	3																		
Larry Parrish, R (1,9) OBP: 0.357, SLG: 0.541	0-0 FC5-4		0-0 1B 1B		0-0 6-3			0-0 6-3		4	0	1	1	0	0	1																		
Mickey Rivers, L (1,7) OBP: 0.290, SLG: 0.329	0-0 1-3		0-0 1-2 1B		0-0 1-2 1B		0-0 F9		0-0 4-3	4	0	1	1	0	0	1																		
Pete O'Brien, L (1,3) OBP: 0.319, SLG: 0.331		0-0 G3	0-0 4-3		0-0 4-3			0-0 F9		4	0	0	0	0	0	2																		
Jim Sundberg, R (1,2) OBP: 0.267, SLG: 0.263			0-0 1B	0-3 K		0-3 K			0-0 4-3	4	0	1	0	0	2	0																		
Bucky Dent, R (1,6) OBP: 0.293, SLG: 0.298		0-0 L4		0-0 1-6-3			0-0 4-3		0-0 F9	4	0	0	0	0	0	1																		
<b>Inning Stats</b>	R: 2 E: 0 K: 0 S: 5	H: 2 LOB: 1 BB: 0 P: 6	R: 0 E: 0 K: 0 S: 4	H: 1 LOB: 0 BB: 1 P: 4	R: 1 E: 0 K: 1 S: 8	H: 3 LOB: 2 BB: 0 P: 8	R: 0 E: 0 K: 1 S: 5	H: 0 LOB: 0 BB: 0 P: 5	R: 1 E: 0 K: 0 S: 4	H: 2 LOB: 0 BB: 0 P: 4	R: 0 E: 0 K: 1 S: 6	H: 1 LOB: 2 BB: 1 P: 10	R: 0 E: 0 K: 0 S: 3	H: 0 LOB: 0 BB: 0 P: 3	R: 0 E: 0 K: 0 S: 3	H: 0 LOB: 0 BB: 0 P: 3	1B: 7 2B: 2 3B: 0 HR: 0	SF: 1 SAC: 0 DP: 0 HBP: 1	WP: 0 PB: 0 SB: 0 CS: 0	PA: 37														
<b>PITCHER</b>	IP WLS BF H R ER SO BB IBB HBP BLK WP HR S P ERA WHIP	IP WLS BF H R ER SO BB IBB HBP BLK WP HR S P ERA WHIP																																
Bert Blyleven, R (1,1) ERA: 3.77	4.0	19	6	3	3	2	0	0	1	0	0	0	0	22	23	6.75	1.500																	
Dan Spillner, R (5,1) ERA: 4.76	5.0	L 18	3	1	1	2	0	1	0	0	0	0	0	21	25	1.80	0.600																	

Texas Rangers @ Cleveland Indians  
Cleveland Municipal Stadium, Cleveland, OH  
Sun Aug 07 1983, 3:33 AM EDT  
Unknown - 79 F

AB 34  
R 4  
H 9  
RBI 4  
BB 1  
SO 4  
LOB 10



Batter	1	2	3	4	5	6	7	8	9	AB	R	H	RBI	BB	SO	LOB	BOTTOM																	
Alan Bannister, R (1,4) OBP: 0.321, SLG: 0.401	0-0 F7	0-0 E 2B		0-3 K			0-0 SH3-4		0-0 P6	4	1	1	0	0	1	0																		
Toby Harrah, R (1,5) OBP: 0.373, SLG: 0.377	4-0 F8 BB	4-0 E BB			0-0 E6 CS		0-0 F7			2	0	0	0	2	0	1																		
Bake McBride, L (1,9) OBP: 0.317, SLG: 0.343	0-0 F8	0-0 E7			0-0 6-3		0-0 3-1			4	0	1	1	0	0	3																		
Pat Tabler, R (1,7) OBP: 0.374, SLG: 0.425	4-0 BB	0-0 F7			0-0 5-3			0-0 F8		3	0	0	0	1	0	2																		
Andre Thornton, R (1,10) OBP: 0.389, SLG: 0.450	0-0 F7		0-0 G4-6-3 1B			0-0 5-3		0-0 F8		4	0	1	0	0	0	2																		
Broderick Perkins, L (1,3) OBP: 0.296, SLG: 0.340		0-0 1B 2B		0-0 G4-6-3		0-0 F8		0-0 1B		4	1	2	0	0	0	1																		
Mike Fischlin, R (8, PR) OBP: 0.274, SLG: 0.230										0	0	0	0	0	0	0																		
Mike Hargrove, L (9, 3) OBP: 0.394, SLG: 0.389										0	0	0	0	0	0	0																		
Gorman Thomas, R (1,8) OBP: 0.290, SLG: 0.376		0-0 1B 1B		0-0 F8		0-0 2B		0-3 K		4	1	2	0	0	1	1																		
Ron Hassey, L (1,2) OBP: 0.333, SLG: 0.336		0-3 K		0-0 4-3		0-0 4-3		0-3 K		4	0	0	0	0	2	3																		
Julio Franco, R (1,6) OBP: 0.308, SLG: 0.408		0-0 1B		0-0 6-3			0-0 SH3-4 1B		0-3 K	4	0	2	2	0	1	0																		
<b>Inning Stats</b>	R: 0 E: 0 K: 0 S: 3	H: 0 LOB: 2 BB: 2 P: 11	R: 3 E: 1 K: 1 S: 9	H: 5 LOB: 2 BB: 1 P: 13	R: 0 E: 0 K: 1 S: 3	H: 1 LOB: 0 BB: 0 P: 3	R: 0 E: 0 K: 1 S: 5	H: 0 LOB: 0 BB: 0 P: 5	R: 0 E: 0 K: 0 S: 3	H: 0 LOB: 0 BB: 0 P: 3	R: 0 E: 0 K: 0 S: 4	H: 1 LOB: 1 BB: 0 P: 4	R: 0 E: 0 K: 0 S: 4	H: 1 LOB: 1 BB: 0 P: 4	R: 0 E: 0 K: 1 S: 6	H: 1 LOB: 1 BB: 0 P: 6	R: 0 E: 0 K: 2 S: 7	H: 0 LOB: 0 BB: 0 P: 7	1B: 6 2B: 3 3B: 0 HR: 0	SF: 0 SAC: 1 DP: 1 HBP: 0	WP: 0 PB: 0 SB: 1 CS: 1	PA: 37												
<b>PITCHER</b>	IP WLS BF H R ER SO BB IBB HBP BLK WP HR S P ERA WHIP	IP WLS BF H R ER SO BB IBB HBP BLK WP HR S P ERA WHIP																																
Charlie Hough, R (1,1) ERA: 3.76	6.0	W 27	8	3	3	2	3	0	0	0	0	0	0	28	40	4.50	1.833																	
Victor Cruz, R (7,1) ERA: 0.96	3.0	S 10	1	0	0	3	0	0	0	0	0	0	0	16	16	0.00	0.333																	

Texas Rangers @ Cleveland Indians  
Cleveland Municipal Stadium, Cleveland, OH  
Sun Aug 07 1983, 3:33 AM EDT  
Unknown - 79 F

AB 33  
R 3  
H 9  
RBI 3  
BB 3  
SO 5  
LOB 13






Batter	1	2	3	4	5	6	7	8	9	AB	R	H	RBI	BB	SO	LOB	TOP			
Wayne Tolleson, S (1, 6) OBP: 0.320, SLG: 0.333 Jim Anderson, R (5, 6) OBP: 0.238, SLG: 0.217	0-0 G4-6-3 2B		0-0 4-3			0-0 6-3		0-0 FC5-4 1B		2	0	1	0	0	0	0	<b>Texas Rangers @ Cleveland Indians</b> Cleveland Municipal Stadium, Cleveland, OH Sun Aug 07 1983, 3:38 AM EDT Att: 19,213 - Unknown			
Buddy Bell, R (1, 5) OBP: 0.341, SLG: 0.436	4-0 G4-6-3 BB		0-0 L5			0-0 2B		0-0 F8		3	0	1	0	1	0	1				
George Wright, S (1, 8) OBP: 0.317, SLG: 0.423	0-0 G4-6-3 1-2 2-3			0-0 F9		0-3 K		0-3 K		4	0	0	0	0	2	4				
Larry Parrish, R (1, 9) OBP: 0.356, SLG: 0.536	4-0 BB			0-0 F8		0-0 F2		0-0 FC5-4 1-2		3	0	0	0	1	0	2				
Bill Stein, R (1, 4) OBP: 0.331, SLG: 0.416	0-0 F3			0-0 P4			0-0 1B		0-0 4-3 G3 1B	4	0	2	0	0	0	2				
Mickey Rivers, L (1, 10) OBP: 0.294, SLG: 0.333		0-0 F8			0-0 3-1 1B		0-0 1-2 1B		0-0 G3 1-2	4	0	2	0	0	0	1				
Larry Bittner, L (1, 3) OBP: 0.345, SLG: 0.360		0-3 K			0-0 F8		0-0 F7		0-0 4-3	4	0	0	0	0	1	4				
Bob Jones, L (1, 7) OBP: 0.302, SLG: 0.304		0-0 P4			0-0 3-1 1-2		0-3 K		0-0 3-1	4	0	0	0	0	1	4				
Bob Johnson, R (1, 2) OBP: 0.263, SLG: 0.333			0-0 4-3			0-0 F9		0-3 K		3	0	0	0	0	1	3				
<b>Inning Stats</b>	R: 0 E: 0 K: 0 S: 3	H: 1 LOB: 2 BB: 2 P: 11	R: 0 E: 0 K: 1 S: 5	H: 0 LOB: 0 BB: 0 P: 5	R: 0 E: 0 K: 0 S: 3	H: 0 LOB: 0 BB: 0 P: 3	R: 0 E: 0 K: 0 S: 3	H: 0 LOB: 1 BB: 0 P: 3	R: 0 E: 0 K: 1 S: 4	H: 1 LOB: 1 BB: 0 P: 4	R: 0 E: 0 K: 2 S: 6	H: 2 LOB: 2 BB: 0 P: 9	R: 0 E: 0 K: 1 S: 6	H: 1 LOB: 1 BB: 0 P: 6	R: 0 E: 0 K: 0 S: 4	H: 1 LOB: 1 BB: 0 P: 4	1B: 5 2B: 2 3B: 0 HR: 0	SF: 0 SAC: 0 DP: 1 HBP: 0	WP: 0 PB: 0 SB: 0 CS: 0	PA: 35
<b>PITCHER</b> Tom Brennan, R (1, 1) ERA: 2.35	IP: 9.0 WLS: W BF: 35 H: 7 R: 0 ER: 0 SO: 5 BB: 2 IBB: 0 HBP: 0 BLK: 0 WP: 0 HR: 0 S: 43 P: 51 ERA: 0.00 WHIP: 1.000															<b>PITCHER</b>				

Batter	1	2	3	4	5	6	7	8	9	AB	R	H	RBI	BB	SO	LOB	BOTTOM			
Alan Bannister, R (1, 9) OBP: 0.326, SLG: 0.409	0-0 F7		0-0 1B	0-0 WP 2B		0-0 1B		0-0 FC3-6 1B		5	1	3	2	0	0	2	<b>Texas Rangers @ Cleveland Indians</b> Cleveland Municipal Stadium, Cleveland, OH Sun Aug 07 1983, 3:38 AM EDT Att: 19,213 - Unknown			
Toby Harrah, R (1, 5) OBP: 0.371, SLG: 0.377	0-3 K		0-3 K	0-0 2B		0-0 F9		0-3 K		5	0	1	1	0	3	6				
Pat Tabler, R (1, 7) OBP: 0.378, SLG: 0.428 George Vukovich, L (9, 9) OBP: 0.260, SLG: 0.294	0-3 K		0-0 SF9	4-0 BB		0-0 1B		0-0 1B		3	0	2	2	1	1	0				
Andre Thornton, R (1, 3) OBP: 0.387, SLG: 0.446		0-0 4-3 1B	0-0 P3	0-3 K		0-0 F9		0-0 F7		5	0	1	0	0	1	5				
Gorman Thomas, R (1, 8) OBP: 0.287, SLG: 0.372		0-0 4-3 1-2		0-0 1-3	0-0 F7		0-0 6-3			4	0	0	0	0	0	1				
Julio Franco, R (1, 6) OBP: 0.310, SLG: 0.409		0-0 6-3		0-0 HR 1B	0-0 6-3		0-0 S 1B			4	1	2	0	0	0	1				
Chris Bando, S (1, 2) OBP: 0.342, SLG: 0.408		0-3 K		0-0 HR	0-0 F7		0-3 K			4	1	1	2	0	2	2				
Otto Velez, R (1, 10) OBP: 0.179, SLG: 0.080 Mike Hargrove, L (6, PH) OBP: 0.386, SLG: 0.391 Broderick Perkins, L (6, PR) OBP: 0.391, SLG: 0.345			0-0 2B 1B	0-3 K		0-0 1B 1B		0-0 FC3-6 BB 1B 1B		2	1	1	0	0	1	0				
Mike Fischlin, R (1, 4) OBP: 0.291, SLG: 0.272			0-0 1B SF9 2B	0-0 2B 3B		0-0 F7		4-0 FC3-6 BB		3	2	2	0	1	0	1				
<b>Inning Stats</b>	R: 0 E: 0 K: 2 S: 7	H: 0 LOB: 0 BB: 0 P: 7	R: 0 E: 0 K: 1 S: 6	H: 1 LOB: 1 BB: 0 P: 6	R: 2 E: 0 K: 1 S: 8	H: 3 LOB: 1 BB: 0 P: 8	R: 4 E: 0 K: 2 S: 12	H: 5 LOB: 2 BB: 1 P: 16	R: 0 E: 0 K: 0 S: 3	H: 0 LOB: 0 BB: 0 P: 3	R: 0 E: 0 K: 0 S: 5	H: 3 LOB: 0 BB: 0 P: 5	R: 0 E: 0 K: 1 S: 6	H: 1 LOB: 1 BB: 0 P: 6	R: 1 E: 0 K: 1 S: 7	H: 2 LOB: 2 BB: 1 P: 11	1B: 10 2B: 3 3B: 1 HR: 1	SF: 1 SAC: 0 DP: 0 HBP: 0	WP: 1 PB: 0 SB: 1 CS: 0	PA: 40
<b>PITCHER</b> Jon Matlack, L (1, 1) ERA: 5.01 Dave Schmidt, R (4, 1) ERA: 4.94 Odel Jones, R (8, 1) ERA: 3.0	IP: 3.2 WLS: L BF: 18 H: 7 R: 2 ER: 2 SO: 2 BB: 2 IBB: 0 HBP: 0 BLK: 0 WP: 1 HR: 0 S: 20 P: 28 ERA: 5.40 WHIP: 2.700															<b>PITCHER</b>				

AB	33
R	0
H	7
RBI	0
BB	2
SO	5
LOB	21



AB	37
R	7
H	15
RBI	7
BB	2
SO	8
LOB	18









Batter	1	2	3	4	5	6	7	8	9	AB	R	H	RBI	BB	SO	LOB	TOP					
Wayne Tolleson, S (1,4) OBP: 0.316, SLG: 0.331	F7			1B		F7	F8		K	5	0	1	0	0	1	1						
Bill Stein, R (1,5) OBP: 0.336, SLG: 0.418	F8			G4-6-3 1B		1B		6-3		4	1	2	0	0	0	0						
George Wright, S (1,8) OBP: 0.317, SLG: 0.430	K			P6		BB 1B		HR		4	2	2	1	0	1	2						
Larry Parrish, R (1,9) OBP: 0.358, SLG: 0.539		K		G4-6-3 1-2		1B BB		F7		3	0	0	0	1	1	2						
Dave Hostetter, R (1,10) OBP: 0.316, SLG: 0.366	K				K			6-3		4	0	1	2	0	2	0						
Bill Sample, R (1,7) OBP: 0.351, SLG: 0.445	F8				1B	K			HR	4	1	2	1	0	1	2						
Pete O'Brien, L (1,3) OBP: 0.321, SLG: 0.342			P6		FC6-4 1B	4-3			K	4	0	1	0	0	1	2						
Jim Sundberg, R (1,2) OBP: 0.272, SLG: 0.261			6-3		P3		F9			3	0	0	0	1	0	2						
Bucky Dent, R (1,6) OBP: 0.291, SLG: 0.295			F9		FC6-4 1-2		F9			3	0	0	0	0	0	2						
Buddy Bell, R (9, PH) OBP: 0.344, SLG: 0.441							F9		K	1	0	0	0	0	1	1						
<b>Inning Stats</b>	R: 0 E: 0 K: 1 S: 5	H: 0 LOB: 0 BB: 0 P: 5	R: 0 E: 0 K: 2 S: 7	H: 0 LOB: 0 BB: 0 P: 7	R: 0 E: 0 K: 0 S: 3	H: 0 LOB: 1 BB: 0 P: 3	R: 0 E: 0 K: 0 S: 4	H: 2 LOB: 1 BB: 0 P: 4	R: 0 E: 0 K: 1 S: 7	H: 2 LOB: 2 BB: 0 P: 7	R: 2 E: 0 K: 0 S: 8	H: 3 LOB: 1 BB: 1 P: 12	R: 0 E: 0 K: 0 S: 3	H: 0 LOB: 0 BB: 0 P: 3	R: 1 E: 0 K: 0 S: 4	H: 1 LOB: 0 BB: 0 P: 4	R: 1 E: 0 K: 3 S: 10	H: 1 LOB: 1 BB: 1 P: 14	1B: 7 2B: 0 3B: 0 HR: 2	SF: 0 SAC: 0 DP: 1 HBP: 0	WP: 0 PB: 0 SB: 0 CS: 0	PA: 37
<b>PITCHER</b> John Tudor, L (1,1) ERA: 3.77	IP: 9.0 WLS: W BF: 37 H: 9 R: 4 ER: 4 SO: 8 BB: 2 IBB: 0 HBP: 0 BLK: 0 WP: 0 HR: 2 S: 51 P: 59 ERA: 4.00 WHIP: 1.222															<b>PITCHER</b>						

Texas Rangers @ Boston Red Sox  
Fenway Park, Boston, MA  
Tue Aug 09 1983, 7:05 PM EDT  
Att: 21,022 - Unknown

AB	35
R	4
H	9
RBI	4
BB	2
SO	8
LOB	14



Batter	1	2	3	4	5	6	7	8	9	AB	R	H	RBI	BB	SO	LOB	BOTTOM			
Jerry Remy, L (1,4) OBP: 0.306, SLG: 0.312	F8	F7		FC6-4 BLK		F8				4	0	0	1	0	0	4				
Wade Boggs, L (1,5) OBP: 0.447, SLG: 0.517			L4	6-3		3-1				4	0	1	0	0	0	2				
Jim Rice, R (1,7) OBP: 0.356, SLG: 0.521	G5-4-3		P6		HR BB		6-3			3	1	0	0	1	0	1				
Tony Armas, R (1,8) OBP: 0.271, SLG: 0.461		F8				F7				4	1	2	2	0	0	0				
Dave Stapleton, R (1,3) OBP: 0.299, SLG: 0.374		1B	F9			F7		F9		4	1	1	0	0	0	1				
Reid Nichols, R (1,9) OBP: 0.380, SLG: 0.414		2B				P6		5-3		4	2	2	1	0	0	0				
Gary Allenson, R (1,2) OBP: 0.305, SLG: 0.343		5-3		1B		5-3		K		4	1	1	0	0	1	1				
Jeff Newman, R (1,10) OBP: 0.238, SLG: 0.302		2B		P1		F9		6-3		3	0	0	0	1	0	2				
Glenn Hoffman, R (1,6) OBP: 0.304, SLG: 0.343										3	0	3	2	0	0	0				
<b>Inning Stats</b>	R: 0 E: 0 K: 0 S: 3	H: 1 LOB: 0 BB: 0 P: 3	R: 2 E: 0 K: 0 S: 6	H: 3 LOB: 2 BB: 1 P: 10	R: 0 E: 0 K: 0 S: 4	H: 1 LOB: 1 BB: 0 P: 4	R: 2 E: 0 K: 0 S: 6	H: 3 LOB: 1 BB: 0 P: 6	R: 2 E: 0 K: 0 S: 4	H: 1 LOB: 0 BB: 1 P: 8	R: 0 E: 0 K: 0 S: 3	H: 1 LOB: 1 BB: 0 P: 4	R: 0 E: 0 K: 1 S: 5	H: 0 LOB: 0 BB: 0 P: 3	R: 0 E: 0 K: 1 S: 5	H: 0 LOB: 0 BB: 0 P: 5	1B: 6 2B: 3 3B: 0 HR: 1	SF: 0 SAC: 0 DP: 1 HBP: 0	WP: 0 PB: 0 SB: 0 CS: 0	PA: 35
<b>PITCHER</b> Rick Honeycutt, L (1,1) ERA: 2.5	IP: 6.0 WLS: L BF: 29 H: 10 R: 6 ER: 6 SO: 6 BB: 2 IBB: 0 HBP: 0 BLK: 1 WP: 0 HR: 1 S: 27 P: 35 ERA: 9.00 WHIP: 2.000															<b>PITCHER</b>				
Dave Schmidt, R (7,1) ERA: 4.64	IP: 2.0 WLS: L BF: 6 H: 0 R: 0 ER: 0 SO: 1 BB: 0 IBB: 0 HBP: 0 BLK: 0 WP: 0 HR: 0 S: 8 P: 8 ERA: 0.00 WHIP: 0.000															<b>PITCHER</b>				

Texas Rangers @ Boston Red Sox  
Fenway Park, Boston, MA  
Tue Aug 09 1983, 7:05 PM EDT  
Att: 21,022 - Unknown

AB	33
R	6
H	10
RBI	6
BB	2
SO	1
LOB	11





Batter	1	2	3	4	5	6	7	8	9	AB	R	H	RBI	BB	SO	LOB	TOP			
Wayne Tolleson, S (1,4) OBP: 0.315, SLG: 0.331	F8		F8		CS	F8			3B 1B	4	1	1	0	0	0	0				
Bill Stein, R (1,5) OBP: 0.347, SLG: 0.441	1B		G6-4-3 1B			F8			1B 3B	4	1	3	1	0	0	0				
George Wright, S (1,8) OBP: 0.316, SLG: 0.430	1B		G6-4-3			K			FC6-4 1B	4	0	2	1	0	1	1				
Larry Parrish, R (1,9) OBP: 0.354, SLG: 0.534	F3				F8				F8	4	0	0	0	0	0	3				
Dave Hostetler, R (1,10) OBP: 0.312, SLG: 0.361	K				F9				FC6-4	3	0	0	0	0	1	2				
Mickey Rivers, L (9, PH) OBP: 0.306, SLG: 0.347									1-2	1	0	0	0	0	0	1				
Bill Sample, R (1,7) OBP: 0.347, SLG: 0.441		5-3			K				F9	4	0	0	0	0	1	1				
Pete O'Brien, L (1,3) OBP: 0.322, SLG: 0.345		G3				6-3 FC5-2 2B			4-3	3	0	1	0	0	0	0				
Jim Sundberg, R (1,2) OBP: 0.276, SLG: 0.263						6-3				2	0	1	0	0	0	1				
Bucky Dent, R (1,6) OBP: 0.289, SLG: 0.293						2-3			G6-4-3 1B											
Buddy Bell, R (8, PH) OBP: 0.343, SLG: 0.440																				
Jim Anderson, R (8,6) OBP: 0.238, SLG: 0.217	FC6-4					FC5-2			G6-4-3	2	0	0	0	0	0	2				
	1-2					CS			1-2	1	0	0	0	0	0	1				
						3-H					0	0	0	0	0	0				
<b>Inning Stats</b>	R: 0 E: 0 K: 1 S: 7	H: 2 LOB: 2 BB: 0 P: 7	R: 0 E: 0 K: 0 S: 3	H: 0 LOB: 1 BB: 0 P: 4	R: 0 E: 0 K: 1 S: 3	H: 1 LOB: 0 BB: 0 P: 3	R: 0 E: 0 K: 1 S: 5	H: 0 LOB: 0 BB: 0 P: 5	R: 0 E: 0 K: 1 S: 5	H: 0 LOB: 0 BB: 0 P: 5	R: 0 E: 0 K: 0 S: 3	H: 0 LOB: 0 BB: 0 P: 3	R: 0 E: 0 K: 0 S: 3	H: 1 LOB: 1 BB: 0 P: 3	R: 2 E: 0 K: 0 S: 6	H: 3 LOB: 1 BB: 0 P: 6	1B: 6 2B: 1 3B: 1 HR: 0	SF: 0 SAC: 0 DP: 2 HBP: 1	WP: 0 PB: 0 SB: 0 CS: 1	PA: 34
<b>PITCHER</b>	IP WLS BF H R ER SO BB IBB HBP BLK WP HR S P ERA WHIP																			
Bruce Hurst, L (1,1) ERA: 4.26	8.0 W 30 8 2 2 3 0 0 0 0 0 0 0 35 36 2.25 1.000																			
Bob Stanley, R (9,1) ERA: 3.25	1.0 S 3 0 0 0 0 0 0 0 0 0 0 0 3 3 0.00 0.000																			

Texas Rangers @ Boston Red Sox  
Fenway Park, Boston, MA  
Wed Aug 10 1983, 7:05 PM EDT  
Att: 22,679 - Unknown

AB 32  
R 2  
H 8  
RBI 2  
BB 0  
SO 3  
LOB 12



Batter	1	2	3	4	5	6	7	8	9	AB	R	H	RBI	BB	SO	LOB	BOTTOM
Marty Barrett, R (1,4) OBP: 0.348, SLG: 0.435	4-3		FC6-4 BLK 1B						F9	4	1	1	0	0	0	1	
Wade Boggs, L (1,5) OBP: 0.447, SLG: 0.516	3-1		FC5 1B						FC5-4 1B	3	1	1	1	1	0	1	
Jim Rice, R (1,7) OBP: 0.360, SLG: 0.522	4-3								1B	3	1	2	0	1	0	0	
Tony Armas, R (1,8) OBP: 0.271, SLG: 0.467									1B	4	1	1	3	0	0	4	
Rick Miller, L (1,9) OBP: 0.452, SLG: 0.436									HR	2	0	0	0	2	0	0	
Carl Yastrzemski, L (1,10) OBP: 0.386, SLG: 0.485									HR	4	0	1	0	0	0	2	
Dave Stapleton, R (1,3) OBP: 0.296, SLG: 0.370									1B	4	0	0	0	0	1	3	
Gary Allenson, R (1,2) OBP: 0.310, SLG: 0.348									P4	4	0	2	0	0	0	1	
Glenn Hoffman, R (1,6) OBP: 0.301, SLG: 0.339									1B	4	0	0	0	0	3	3	
<b>Inning Stats</b>	R: 0 E: 0 K: 0 S: 3	H: 0 LOB: 0 BB: 0 P: 3	R: 1 E: 0 K: 1 S: 7	H: 2 LOB: 2 BB: 1 P: 11	R: 0 E: 0 K: 0 S: 4	H: 1 LOB: 1 BB: 0 P: 4	R: 0 E: 0 K: 0 S: 5	H: 0 LOB: 0 BB: 0 P: 5	R: 0 E: 0 K: 1 S: 5	H: 0 LOB: 0 BB: 0 P: 5	R: 3 E: 0 K: 1 S: 8	H: 3 LOB: 2 BB: 2 P: 16	1B: 7 2B: 0 3B: 0 HR: 1	SF: 0 SAC: 0 DP: 0 HBP: 0	WP: 0 PB: 0 SB: 1 CS: 0	PA: 36	
<b>PITCHER</b>	IP WLS BF H R ER SO BB IBB HBP BLK WP HR S P ERA WHIP																
Mike Smithson, R (1,1) ERA: 4.12	7.0 L 30 6 3 3 3 3 0 0 0 0 0 0 33 45 3.86 1.286																
Victor Cruz, R (8,1) ERA: 1.74	1.0 6 2 1 1 1 1 0 0 0 0 0 1 7 11 9.00 3.000																

Texas Rangers @ Boston Red Sox  
Fenway Park, Boston, MA  
Wed Aug 10 1983, 7:05 PM EDT  
Att: 22,679 - Unknown

AB 32  
R 4  
H 8  
RBI 4  
BB 4  
SO 4  
LOB 15





Batter	1	2	3	4	5	6	7	8	9	AB	R	H	RBI	BB	SO	LOB	TOP										
<b>Toby Harrah, R</b> OBP: 0.363, SLG: 0.366 (1, 5)	F7		K		5-3			F9		4	0	0	0	0	1	1	<b>Cleveland Indians @ Texas Rangers</b> Arlington Stadium, Arlington, TX Fri Aug 12 1983, 8:05 PM EDT Att: 19,310 - Unknown										
<b>Alan Bannister, R</b> OBP: 0.334, SLG: 0.411 (1, 9) (8, 4)	K		1-3			L6-4 1B		G6-3 BB		3	0	1	0	1	1	0											
<b>Bake McBride, L</b> OBP: 0.316, SLG: 0.341 (1, 10)	1-3		F8					G6-3		4	0	1	0	0	0	2											
<b>Pat Tabler, R</b> OBP: 0.379, SLG: 0.419 (1, 7)		5-3 BB 2B BB		F8		P3		6-3		3	1	0	0	1	0	2											
<b>Andre Thornton, R</b> OBP: 0.388, SLG: 0.447 (1, 3)		4-0 BB BB BB BB	5-3 2B BB	K		L6-4		P4		3	1	0	0	1	1	2											
<b>Gorman Thomas, R</b> OBP: 0.290, SLG: 0.365 (1, 8)			5-3					F8		3	0	0	0	1	1	2											
<b>Julio Franco, R</b> OBP: 0.308, SLG: 0.408 (1, 6)					F8			F8		3	0	1	2	0	0	1											
<b>Chris Bando, S</b> OBP: 0.333, SLG: 0.396 (1, 2)		2-H 3-H	K		6-3			4-3		3	0	0	0	0	1	1											
<b>Mike Fischlin, R</b> OBP: 0.283, SLG: 0.265 (8, PH)			K							2	0	0	0	0	1	1											
<b>George Vukovich, L</b> OBP: 0.265, SLG: 0.302 (8, 9)			K		F2					1	0	1	0	0	0	0											
<b>Inning Stats</b>	R: 0 E: 0 K: 1 S: 5	H: 0 LOB: 0 BB: 0 P: 5	R: 2 E: 0 K: 2 S: 8	H: 1 LOB: 1 BB: 2 P: 16	R: 0 E: 0 K: 1 S: 5	H: 0 LOB: 0 BB: 0 P: 5	R: 0 E: 0 K: 1 S: 5	H: 0 LOB: 1 BB: 1 P: 9	R: 0 E: 0 K: 0 S: 3	H: 2 LOB: 1 BB: 0 P: 4	R: 0 E: 0 K: 1 S: 5	H: 0 LOB: 0 BB: 0 P: 5	R: 0 E: 0 K: 0 S: 3	H: 1 LOB: 1 BB: 1 P: 7	R: 0 E: 0 K: 0 S: 3	H: 0 LOB: 0 BB: 0 P: 3	1B: 2 2B: 3 3B: 0 HR: 0	SF: 0 SAC: 0 DP: 2 HBP: 0	WP: 0 PB: 0 SB: 0 CS: 0	PA: 33							
<b>PITCHER</b>	IP	WLS	BF	H	R	ER	SO	BB	IBB	HBP	BLK	WP	HR	S	P	ERA	WHIP										
<b>Frank Tanana, L</b> ERA: 2.74 (1, 1)	6.0	W	23	3	2	2	5	3	0	0	0	0	0	30	42	3.00	1.000										
<b>Odell Jones, R</b> ERA: 2.61 (7, 1)	3.0	S	10	1	0	0	1	1	0	0	0	0	0	11	15	0.00	0.667										

Batter	1	2	3	4	5	6	7	8	9	AB	R	H	RBI	BB	SO	LOB	BOTTOM										
<b>Wayne Tolleson, S</b> OBP: 0.316, SLG: 0.330 (1, 6)	4-3 1B		4-3	K		FC1-6 S 1-3		1B BB		4	1	1	0	1	1	3	<b>Cleveland Indians @ Texas Rangers</b> Arlington Stadium, Arlington, TX Fri Aug 12 1983, 8:05 PM EDT Att: 19,310 - Unknown										
<b>Buddy Bell, R</b> OBP: 0.346, SLG: 0.440 (1, 5)	4-3		1B		1B 2B BB	1-3		1B		4	1	2	2	1	0	2											
<b>George Wright, S</b> OBP: 0.321, SLG: 0.431 (1, 8)	F2		1B		2B 3B 1B	1B IBB		F7		4	1	2	0	1	0	1											
<b>Larry Parrish, R</b> OBP: 0.351, SLG: 0.528 (1, 9)	1-3		K		K	K				4	0	0	0	0	3	7											
<b>Mickey Rivers, L</b> OBP: 0.305, SLG: 0.350 (1, 10)		F8		6-3	3B 2B	4-3				4	1	1	1	0	0	0											
<b>Bill Sample, R</b> OBP: 0.348, SLG: 0.444 (1, 7)		S 1B		4-3 1B 2B	6-3	F7				4	1	2	0	0	0	2											
<b>Pete O'Brien, L</b> OBP: 0.321, SLG: 0.349 (1, 3)	F7		4-3		3B	K				4	0	1	2	0	1	2											
<b>Bill Stein, R</b> OBP: 0.351, SLG: 0.439 (1, 4)	P4			E 1B	K			SH1-4 1B BB		3	1	1	1	1	1	2											
<b>Jim Sundberg, R</b> OBP: 0.276, SLG: 0.264 (1, 2)			1-3	E8		FC1-6 1B		SH1-4		3	0	1	0	0	0	1											
<b>Inning Stats</b>	R: 0 E: 0 K: 0 S: 4	H: 1 LOB: 1 BB: 0 P: 4	R: 0 E: 0 K: 0 S: 4	H: 1 LOB: 1 BB: 0 P: 4	R: 0 E: 0 K: 1 S: 7	H: 2 LOB: 2 BB: 0 P: 7	R: 1 E: 1 K: 1 S: 8	H: 2 LOB: 2 BB: 0 P: 8	R: 3 E: 0 K: 2 S: 10	H: 3 LOB: 1 BB: 1 P: 14	R: 0 E: 0 K: 1 S: 6	H: 1 LOB: 2 BB: 1 P: 10	R: 0 E: 0 K: 1 S: 5	H: 0 LOB: 0 BB: 0 P: 5	R: 2 E: 0 K: 0 S: 3	H: 1 LOB: 0 BB: 2 P: 11	1B: 8 2B: 2 3B: 1 HR: 0	SF: 0 SAC: 1 DP: 0 HBP: 0	WP: 0 PB: 0 SB: 2 CS: 0	PA: 39							
<b>PITCHER</b>	IP	WLS	BF	H	R	ER	SO	BB	IBB	HBP	BLK	WP	HR	S	P	ERA	WHIP										
<b>Tom Brennan, R</b> ERA: 3.29 (1, 1)	4.1	L	23	8	4	4	3	1	0	0	0	0	0	28	32	8.31	2.077										
<b>Dan Spillner, R</b> ERA: 4.64 (5, 1)	1.2		8	2	0	0	2	0	1	0	0	0	0	11	15	0.00	1.200										
<b>Jamie Easterly, L</b> ERA: 2.96 (7, 1)	1.0		3	0	0	0	1	0	0	0	0	0	0	5	5	0.00	0.000										
<b>Bud Anderson, R</b> ERA: 2.89 (8, 1)	1.0		5	1	2	2	0	2	0	0	0	0	0	3	11	18.00	3.000										



Batter	1	2	3	4	5	6	7	8	9	AB	R	H	RBI	BB	SO	LOB	TOP				
<b>Toby Harrah, R</b> OBP: 0.361, SLG: 0.364 (1, 5)										5	1	1	0	0	1	0	<b>Cleveland Indians @ Texas Rangers</b> Arlington Stadium, Arlington, TX Sat Aug 13 1983, 8:05 PM EDT Att: 32,563 - Unknown				
<b>Alan Bannister, R</b> OBP: 0.333, SLG: 0.416 (1, 4) (8, 3)										4	0	1	1	0	1	0					
<b>Pat Tabler, R</b> OBP: 0.380, SLG: 0.418 (1, 7)										3	1	1	0	1	1	1					
<b>Andre Thornton, R</b> OBP: 0.387, SLG: 0.443 (1, 10)										3	1	0	0	1	0	1					
<b>Mike Hargrove, L</b> OBP: 0.392, SLG: 0.392 (1, 3)										1	0	1	0	3	0	0					
<b>Bake McBride, L</b> OBP: 0.316, SLG: 0.341 (8, PR)										0	0	0	0	0	0	0					
<b>Manny Trillo, R</b> OBP: 0.314, SLG: 0.329 (8, 4)										0	0	0	0	0	0	0					
<b>Gorman Thomas, R</b> OBP: 0.287, SLG: 0.361 (1, 8)										4	0	0	0	0	1	6					
<b>Ron Hassey, L</b> OBP: 0.331, SLG: 0.343 (1, 2)										4	0	1	2	0	1	3					
<b>Julio Franco, R</b> OBP: 0.308, SLG: 0.407 (1, 6)										4	0	1	0	0	0	0					
<b>George Vukovich, L</b> OBP: 0.260, SLG: 0.296 (1, 9)										4	0	0	0	0	0	3					
<b>Inning Stats</b>	R: 0 E: 0 K: 1 S: 5	H: 0 LOB: 0 BB: 0 P: 5	R: 0 E: 0 K: 2 S: 7	H: 0 LOB: 1 BB: 1 P: 11	R: 0 E: 0 K: 0 S: 3	H: 0 LOB: 0 BB: 0 P: 3	R: 2 E: 0 K: 1 S: 8	H: 3 LOB: 3 BB: 2 P: 16	R: 0 E: 0 K: 0 S: 3	H: 1 LOB: 0 BB: 0 P: 3	R: 1 E: 0 K: 0 S: 5	H: 2 LOB: 1 BB: 0 P: 5	R: 0 E: 0 K: 0 S: 3	H: 0 LOB: 2 BB: 1 P: 7	R: 0 E: 0 K: 1 S: 5	H: 0 LOB: 0 BB: 0 P: 5	1B: 5 2B: 0 3B: 1 HR: 0	SF: 0 SAC: 0 DP: 1 HBP: 0	WP: 1 PB: 0 SB: 0 CS: 0	PA: 37	
<b>PITCHER</b>	IP	WLS	BF	H	R	ER	SO	BB	IBB	HBP	BLK	WP	HR	S	P	ERA	WHIP				
<b>Charlie Hough, R</b> ERA: 3.77 (1, 1)	6.2	W	29	6	3	3	4	4	0	0	0	1	0	33	49	4.05	1.500				
<b>Victor Cruz, R</b> ERA: 1.42 (7, 1)	2.1	S	8	0	0	0	1	1	0	0	0	0	0	9	13	0.00	0.429				

AB	32
R	3
H	6
RBI	3
BB	5
SO	5
LOB	14



Batter	1	2	3	4	5	6	7	8	9	AB	R	H	RBI	BB	SO	LOB	BOTTOM				
<b>Wayne Tolleson, S</b> OBP: 0.318, SLG: 0.330 (1, 6) (6, 4)										3	1	1	0	1	0	0	<b>Cleveland Indians @ Texas Rangers</b> Arlington Stadium, Arlington, TX Sat Aug 13 1983, 8:05 PM EDT Att: 32,563 - Unknown				
<b>Buddy Bell, R</b> OBP: 0.345, SLG: 0.437 (1, 5)										3	0	0	0	0	0	2					
<b>George Wright, S</b> OBP: 0.323, SLG: 0.434 (1, 8)										4	0	2	2	0	0	2					
<b>Larry Parrish, R</b> OBP: 0.350, SLG: 0.524 (1, 9)										3	0	0	0	1	1	2					
<b>Mickey Rivers, L</b> OBP: 0.309, SLG: 0.353 (1, 10)										4	0	2	0	0	0	3					
<b>Bill Sample, R</b> OBP: 0.346, SLG: 0.440 (1, 7)										4	0	0	0	0	0	2					
<b>Pete O'Brien, L</b> OBP: 0.323, SLG: 0.361 (1, 3)										4	2	2	1	0	1	1					
<b>Bill Stein, R</b> OBP: 0.353, SLG: 0.436 (1, 4)										1	1	0	0	1	0	0					
<b>Bucky Dent, R</b> OBP: 0.291, SLG: 0.296 (6, 6)										1	0	1	0	0	0	0					
<b>Jim Sundberg, R</b> OBP: 0.274, SLG: 0.261 (1, 2)										3	0	0	0	0	0	3					
<b>Inning Stats</b>	R: 0 E: 1 K: 1 S: 6	H: 1 LOB: 2 BB: 0 P: 7	R: 3 E: 1 K: 0 S: 5	H: 2 LOB: 2 BB: 2 P: 13	R: 0 E: 0 K: 0 S: 3	H: 1 LOB: 0 BB: 0 P: 3	R: 1 E: 0 K: 0 S: 4	H: 1 LOB: 0 BB: 0 P: 4	R: 0 E: 0 K: 0 S: 3	H: 1 LOB: 1 BB: 0 P: 4	R: 0 E: 0 K: 0 S: 3	H: 1 LOB: 0 BB: 0 P: 3	R: 0 E: 0 K: 1 S: 6	H: 1 LOB: 1 BB: 0 P: 6	R: 0 E: 0 K: 1 S: 6	H: 1 LOB: 1 BB: 0 P: 6	1B: 5 2B: 2 3B: 0 HR: 1	SF: 0 SAC: 0 DP: 0 HBP: 1	WP: 0 PB: 0 SB: 0 CS: 1	PA: 35	
<b>PITCHER</b>	IP	WLS	BF	H	R	ER	SO	BB	IBB	HBP	BLK	WP	HR	S	P	ERA	WHIP				
<b>Rick Sutcliffe, R</b> ERA: 4.1 (1, 1)	7.2	L	33	8	4	1	1	3	0	1	0	0	1	31	44	1.17	1.435				
<b>Jamie Easterly, L</b> ERA: 2.94 (8, 1)	0.1		1	0	0	0	1	0	0	0	0	0	0	3	3	0.00	0.000				

AB	30
R	4
H	8
RBI	3
BB	3
SO	2
LOB	15





Batter	1	2	3	4	5	6	7	8	9	AB	R	H	RBI	BB	SO	LOB	TOP								
<b>Toby Harrah, R</b> OBP: 0.367, SLG: 0.366 (1, 5)	4-0 BB G6-4-3		0-0 E 1B		0-0 L1-3 1B	4-0 IBB	0-0 F7			3	1	2	0	2	0	3									
<b>Alan Bannister, R</b> OBP: 0.330, SLG: 0.412 <b>George Vukovich, L</b> OBP: 0.258, SLG: 0.293 (6, FH) (6, 9)	0-0 G6-4-3 1-2		0-0 6-3		0-0 L1-3 1-2	0-3 K		0-3 K		3	0	0	0	0	0	3									
<b>Pat Tabler, R</b> OBP: 0.380, SLG: 0.418 (1, 7)	0-3 K		0-0 E2 1B		0-0 1B BB 1B	0-0 F9		0-0 F9		5	1	2	0	0	1	3									
<b>Andre Thornton, R</b> OBP: 0.391, SLG: 0.446 (1, 10)		0-0 FC3-6 E 1B	0-0 2H 1B		4-0 1B BB 1B		0-0 BB 1B BB 1B	0-3 K		4	1	3	1	1	1	0									
<b>Gorman Thomas, R</b> OBP: 0.286, SLG: 0.359 (1, 8)		0-0 E5 FC3-6 1-2	0-3 K		0-0 1B BB 1B		0-0 F9		0-0 G3	5	0	1	0	0	1	3									
<b>Mike Hargrove, L</b> OBP: 0.390, SLG: 0.390 (1, 3)		0-0 F9		0-0 4-3	0-0 G3		0-0 BB BB 1B		0-0 3-1	5	0	1	0	0	0	5									
<b>Julio Franco, R</b> OBP: 0.311, SLG: 0.409 (1, 6)		0-0 FC3-6 1-2 2-3		0-0 FC6-4 1B		0-0 SH5-4 1B 1B	0-0 F7		0-0 S 1B	5	0	3	0	0	0	4									
<b>Jim Essian, R</b> OBP: 0.333, SLG: 0.346 (1, 2)		0-3 K		0-0 FC6-4 1-2		0-0 SH5-4 1B	4-0 BB BB		0-3 K	4	0	1	0	1	2	4									
<b>Mike Fischlin, R</b> OBP: 0.285, SLG: 0.261 <b>Manny Trillo, R</b> OBP: 0.314, SLG: 0.329 (9, 4)			0-0 4-3	0-0 F8		0-0 SH5-4 1-2 2-3				2	0	0	1	1	0	1									
										0	0	0	0	0	0	0									
<b>Inning Stats</b>	R: 0 E: 0 K: 1 S: 4	H: 0 LOB: 0 BB: 1 P: 8	R: 0 E: 1 K: 1 S: 7	H: 1 LOB: 2 BB: 0 P: 7	R: 2 E: 1 K: 1 S: 8	H: 3 LOB: 1 BB: 0 P: 8	R: 0 E: 0 K: 0 S: 4	H: 1 LOB: 1 BB: 0 P: 4	R: 0 E: 0 K: 0 S: 5	H: 3 LOB: 3 BB: 1 P: 9	R: 0 E: 0 K: 1 S: 7	H: 2 LOB: 3 BB: 1 P: 11	R: 1 E: 0 K: 0 S: 5	H: 2 LOB: 3 BB: 2 P: 13	R: 0 E: 0 K: 2 S: 7	H: 0 LOB: 0 BB: 0 P: 7	R: 0 E: 0 K: 1 S: 6	H: 1 LOB: 1 BB: 0 P: 6	1B: 13 2B: 1 3B: 0 HR: 0	SF: 0 SAC: 1 DP: 2 HBP: 0	WP: 0 PB: 0 SB: 2 CS: 0	PA: 44			
<b>PITCHER</b>	IP	WLS	BF	H	R	ER	SO	BB	IBB	HBP	BLK	WP	HR	S	P	ERA	WHIP								
<b>Rick Honeycutt, L</b> ERA: 2.42 (1, 1)	5.1	L	28	10	2	0	3	2	1	0	0	0	0	31	43	0.00	2.250								
<b>Tom Henke, R</b> ERA: 5.4 (6, 1)	1.2		9	2	1	1	1	2	0	0	0	0	0	9	17	5.40	2.400								
<b>Dave Schmidt, R</b> ERA: 4.37 (8, 1)	2.0		7	1	0	0	3	0	0	0	0	0	0	13	13	0.00	0.500								

Cleveland Indians @ Texas Rangers  
Arlington Stadium, Arlington, TX  
Sun Aug 14 1983, 8:05 PM EDT  
Att: 12,957 - Unknown

AB	38
R	3
H	13
RBI	2
BB	5
SO	7
LOB	29



Batter	1	2	3	4	5	6	7	8	9	AB	R	H	RBI	BB	SO	LOB	BOTTOM								
<b>Wayne Tolleson, S</b> OBP: 0.315, SLG: 0.326 (1, 4)	0-3 K		0-0 F7			0-0 F9			0-0 5-3	4	0	0	0	0	1	1									
<b>Buddy Bell, R</b> OBP: 0.344, SLG: 0.436 (1, 5)	0-0 1B 1B		0-0 F9			0-0 F9			0-0 6-3	4	0	1	0	0	0	1									
<b>George Wright, S</b> OBP: 0.322, SLG: 0.432 (1, 8)	0-0 G5-4-3 1B			0-0 5-3			0-0 5-3		0-3 K	4	0	1	0	0	1	0									
<b>Dave Hostetter, R</b> OBP: 0.309, SLG: 0.356 (1, 10)	0-0 G5-4-3 1-2			0-0 F3			0-0 F8			3	0	0	0	0	0	2									
<b>Larry Parrish, R</b> OBP: 0.352, SLG: 0.528 (1, 9)		0-0 FC5-4 1B			0-0 F8					3	0	2	0	0	0	0									
<b>Bill Sample, R</b> OBP: 0.343, SLG: 0.436 (1, 7)		0-0 FC5-4 CS			0-0 F8					3	0	0	0	0	0	2									
<b>Pete O'Brien, L</b> OBP: 0.320, SLG: 0.358 (1, 3)	0-3 K				0-0 4-3				0-0 G3	3	0	0	0	0	1	1									
<b>Bucky Dent, R</b> OBP: 0.289, SLG: 0.293 (1, 6)			0-0 F9		0-0 L5				0-0 4-3	3	0	0	0	0	0	0									
<b>Jim Sundberg, R</b> OBP: 0.274, SLG: 0.259 (1, 2)			4-0 BB			0-0 6-3			0-0 5-3	2	0	0	0	1	0	0									
<b>Inning Stats</b>	R: 0 E: 0 K: 1 S: 6	H: 2 LOB: 1 BB: 0 P: 6	R: 0 E: 0 K: 1 S: 5	H: 1 LOB: 0 BB: 0 P: 5	R: 0 E: 0 K: 0 S: 3	H: 0 LOB: 1 BB: 1 P: 7	R: 0 E: 0 K: 0 S: 3	H: 0 LOB: 0 BB: 0 P: 3	R: 0 E: 0 K: 0 S: 3	H: 0 LOB: 0 BB: 0 P: 3	R: 0 E: 0 K: 0 S: 4	H: 1 LOB: 1 BB: 0 P: 4	R: 0 E: 0 K: 0 S: 3	H: 0 LOB: 0 BB: 0 P: 3	R: 0 E: 0 K: 1 S: 5	H: 0 LOB: 0 BB: 0 P: 5	1B: 3 2B: 1 3B: 0 HR: 0	SF: 0 SAC: 0 DP: 1 HBP: 0	WP: 0 PB: 0 SB: 0 CS: 1	PA: 30					
<b>PITCHER</b>	IP	WLS	BF	H	R	ER	SO	BB	IBB	HBP	BLK	WP	HR	S	P	ERA	WHIP								
<b>Neal Heaton, L</b> ERA: 3.85 (1, 1)	9.0	W	30	4	0	0	3	1	0	0	0	0	0	35	39	0.00	0.556								

Cleveland Indians @ Texas Rangers  
Arlington Stadium, Arlington, TX  
Sun Aug 14 1983, 8:05 PM EDT  
Att: 12,957 - Unknown

AB	29
R	0
H	4
RBI	0
BB	1
SO	3
LOB	7






Batter	1	2	3	4	5	6	7	8	9	AB	R	H	RBI	BB	SO	LOB	TOP								
<b>Al Bumby, L</b> OBP: 0.323, SLG: 0.355 <b>John Shelby, S</b> OBP: 0.300, SLG: 0.378 (6, PH)	0-0 G6-4-3 2B		0-0 1B		0-0 2B	1-2 BB BB		0-0 F2		3	0	3	0	0	0	0									
<b>Dan Ford, R</b> OBP: 0.333, SLG: 0.464	4-0 G6-4-3 BB		0-0 5-3		0-0 6-3	0-0 SF8		0-0 F8		3	0	0	1	1	0	2									
<b>Cal Ripken Jr., R</b> OBP: 0.354, SLG: 0.480	0-0 G6-4-3 1-2 2-3			0-0 5-3		0-0 1B HR		0-3 K		4	1	1	0	1	1	2									
<b>Eddie Murray, S</b> OBP: 0.392, SLG: 0.520	0-0 3-1			0-3 K		0-0 1B HR		0-0 1-3		5	1	1	0	0	1	4									
<b>John Lowenstein, L</b> OBP: 0.384, SLG: 0.452 <b>Gary Roenicke, R</b> OBP: 0.331, SLG: 0.500		0-0 G4-6-3 1B		0-0 2B		0-0 1-1 2-H HR		0-0 SH1-3 2B 1B		3	1	3	3	0	0	0									
<b>Ken Singleton, S</b> OBP: 0.401, SLG: 0.469		0-0 G4-6-3 1-2		4-0 BB		4-0 FC3-6 BB		0-0 SH1-3 1-2		2	0	0	0	2	1	1									
<b>Rich Dauer, R</b> OBP: 0.288, SLG: 0.289		0-0 6-3		0-0 6-3		0-0 FC3-6 1B HBP		0-0 2B		4	1	1	1	0	0	3									
<b>Lenn Sakata, R</b> OBP: 0.290, SLG: 0.323			0-0 G3		0-0 6-3	1-0 1B SF8 HBP		0-3 K		3	1	0	0	0	1	1									
<b>Rick Dempsey, R</b> OBP: 0.317, SLG: 0.324			0-0 4-3		0-0 F7	1-2 1-3 2-H BB BB 1B		0-0 F7		4	0	1	1	0	0	1									
<b>Inning Stats</b>	R: 0 E: 0 K: 0 S: 3	H: 1 LOB: 1 BB: 1 P: 7	R: 0 E: 0 K: 0 S: 3	H: 1 LOB: 0 BB: 0 P: 3	R: 0 E: 0 K: 0 S: 4	H: 1 LOB: 1 BB: 0 P: 4	R: 0 E: 0 K: 1 S: 6	H: 1 LOB: 2 BB: 1 P: 10	R: 0 E: 0 K: 0 S: 4	H: 1 LOB: 1 BB: 0 P: 4	R: 5 E: 1 K: 0 S: 7	H: 4 LOB: 3 BB: 3 P: 20	R: 1 E: 0 K: 1 S: 7	H: 2 LOB: 1 BB: 0 P: 7	R: 0 E: 0 K: 1 S: 5	H: 0 LOB: 0 BB: 0 P: 5	R: 0 E: 0 K: 1 S: 5	H: 0 LOB: 0 BB: 0 P: 5	1B: 6 2B: 4 3B: 0 HR: 1	SF: 1 SAC: 1 DP: 2 HBP: 1	WP: 0 PB: 0 SB: 0 CS: 0	PA: 42			
<b>PITCHER</b>	IP	WLS	BF	H	R	ER	SO	BB	IBB	HBP	BLK	WP	HR	S	P	ERA	WHIP								
<b>Mike Smithson, R</b> ERA: 4.25	5.1	L	27	9	5	5	1	3	0	1	0	0	1	25	38	8.44	2.250								
<b>Jon Matlack, L</b> ERA: 5.02	1.2		9	2	1	1	1	2	0	0	0	0	0	9	17	5.40	2.400								
<b>Tom Henke, R</b> ERA: 2.45	2.0		6	0	0	0	2	0	0	0	0	0	0	10	10	0.00	0.000								

Baltimore Orioles @ Texas Rangers  
Arlington Stadium, Arlington, TX  
Mon Aug 15 1983, 8:05 PM EDT  
Att: 9,660 - Unknown


AB 34  
R 6  
H 11  
RBI 6  
BB 5  
SO 4  
LOB 14




Batter	1	2	3	4	5	6	7	8	9	AB	R	H	RBI	BB	SO	LOB	BOTTOM								
<b>Wayne Tolleson, S</b> OBP: 0.316, SLG: 0.325	0-0 1B S 1B		0-0 F8			0-0 4-3 BB		0-0 1-3		4	0	1	0	1	0	0									
<b>Buddy Bell, R</b> OBP: 0.347, SLG: 0.438	0-3 K			4-0 4-3 BB		0-0 1B 2B		0-0 F9		4	1	2	0	1	1	1									
<b>George Wright, S</b> OBP: 0.323, SLG: 0.432	0-0 G1-4-3 1B			0-0 4-3		0-0 1-2 G4-6-3 1B		0-0 F7		5	0	2	1	0	0	4									
<b>Larry Parrish, R</b> OBP: 0.351, SLG: 0.525	0-0 G1-4-3 1-2			0-0 6-3		0-0 G4-6-3 1-2		0-0 E 1B		4	0	1	0	0	0	4									
<b>Mickey Rivers, L</b> OBP: 0.308, SLG: 0.351		0-0 F7		0-0 F8		0-0 1B HR 1B		0-0 E6 FC4-6		4	1	1	0	0	0	2									
<b>Bill Sample, R</b> OBP: 0.343, SLG: 0.435		0-0 5-3			0-0 F8		0-0 1-2 HR 1B		0-0 FC4-6		4	1	1	0	0	2									
<b>Pete O'Brien, L</b> OBP: 0.320, SLG: 0.365		0-0 F8			0-0 F7		0-0 1-2 HR 1B		0-3 K		4	1	1	3	0	1									
<b>Bucky Dent, R</b> OBP: 0.290, SLG: 0.294 <b>Bob Jones, L</b> OBP: 0.297, SLG: 0.298 <b>Jim Anderson, R</b> OBP: 0.238, SLG: 0.217 <b>Bill Stein, R</b> OBP: 0.350, SLG: 0.433 (9, PH)			0-0 6-3			0-0 1B		0-3 K		2	0	1	0	0	0	0									
<b>Jim Sundberg, R</b> OBP: 0.274, SLG: 0.259			0-0 5-3		0-0 4-3		0-3 K		0-0 1B BB 1B		4	0	1	0	0	1									
<b>Inning Stats</b>	R: 0 E: 0 K: 1 S: 6	H: 2 LOB: 1 BB: 0 P: 6	R: 0 E: 0 K: 0 S: 3	H: 0 LOB: 0 BB: 0 P: 3	R: 0 E: 0 K: 0 S: 3	H: 0 LOB: 1 BB: 1 P: 7	R: 0 E: 0 K: 0 S: 4	H: 1 LOB: 1 BB: 0 P: 4	R: 1 E: 0 K: 0 S: 4	H: 2 LOB: 0 BB: 0 P: 4	R: 3 E: 0 K: 2 S: 10	H: 3 LOB: 0 BB: 0 P: 10	R: 0 E: 1 K: 0 S: 5	H: 1 LOB: 2 BB: 0 P: 5	R: 0 E: 0 K: 1 S: 7	H: 2 LOB: 3 BB: 1 P: 11	1B: 9 2B: 1 3B: 0 HR: 1	SF: 0 SAC: 0 DP: 2 HBP: 0	WP: 0 PB: 0 SB: 1 CS: 0	PA: 39					
<b>PITCHER</b>	IP	WLS	BF	H	R	ER	SO	BB	IBB	HBP	BLK	WP	HR	S	P	ERA	WHIP								
<b>Mike Boddicker, R</b> ERA: 3.47	6.0	W	24	7	3	3	1	1	0	0	0	0	0	25	29	4.50	1.333								
<b>Sammy Stewart, R</b> ERA: 3.91	2.0		9	2	1	1	2	0	0	0	0	0	1	13	13	4.50	1.000								
<b>Tippy Martinez, L</b> ERA: 2.63	0.2	S	4	1	0	0	1	1	0	0	0	0	0	5	9	0.00	3.000								
<b>Tim Stoddard, R</b> ERA: 4.89	0.1		2	1	0	0	0	0	0	0	0	0	0	2	2	0.00	3.000								


Baltimore Orioles @ Texas Rangers  
Arlington Stadium, Arlington, TX  
Mon Aug 15 1983, 8:05 PM EDT  
Att: 9,660 - Unknown

AB 37  
R 4  
H 11  
RBI 4  
BB 2  
SO 4  
LOB 14





Batter	1	2	3	4	5	6	7	8	9	AB	R	H	RBI	BB	SO	LOB	TOP		
<b>Al Bumbry, L</b> OBP: 0.322, SLG: 0.353 (1, 8)	0-0 1-6-3		0-0 1B			0-0 P6			0-0 F9	4	0	1	0	0	0	0	<b>Baltimore Orioles @ Texas Rangers</b> Arlington Stadium, Arlington, TX Tue Aug 16 1983, 8:05 PM EDT Att: 11,931 - Unknown  <b>AB 28</b> <b>R 0</b> <b>H 1</b> <b>RBI 0</b> <b>BB 1</b> <b>SO 2</b> <b>LOB 2</b>  		
<b>Dan Ford, R</b> OBP: 0.329, SLG: 0.458 (1, 9)	0-0 F9		0-0 F8			0-0 6-3			0-0 2-3	4	0	0	0	0	0	2			
<b>Cal Ripken Jr., R</b> OBP: 0.352, SLG: 0.477 (1, 6)	0-0 5-3			0-0 F9					0-0 F9	3	0	0	0	0	0	0			
<b>Eddie Murray, S</b> OBP: 0.390, SLG: 0.516 (1, 3)		0-3 K		0-0 3-1					0-0 F7	3	0	0	0	0	1	0			
<b>John Lowenstein, L</b> OBP: 0.380, SLG: 0.446 (1, 7)		0-0 G3		0-0 4-3					0-0 F9	3	0	0	0	0	0	0			
<b>Ken Singleton, S</b> OBP: 0.398, SLG: 0.465 (1, 10)		0-0 G3			0-0 G3				0-0 6-3	3	0	0	0	0	0	0			
<b>Joe Nolan, L</b> OBP: 0.333, SLG: 0.420 (1, 2)			0-0 4-3		0-0 4-3			0-3 K		3	0	0	0	0	1	0			
<b>Rich Dauer, R</b> OBP: 0.286, SLG: 0.288 (8, PH)			0-0 F9		0-0 5-3			0-0 G3		2	0	0	0	0	0	0			
<b>Jim Dwyer, L</b> OBP: 0.386, SLG: 0.551 (8, PH)			0-0 F9		0-0 5-3			0-0 G3		1	0	0	0	0	0	0			
<b>Todd Cruz, R</b> OBP: 0.244, SLG: 0.323 (8, 5)			0-0 F9		0-0 5-3			0-0 G3		0	0	0	0	0	0	0			
<b>Lenn Sakata, R</b> OBP: 0.294, SLG: 0.319 (1, 4)			4-0 1B			0-0 F2			0-0 F3	1	0	0	0	1	0	0			
<b>John Shelby, S</b> OBP: 0.299, SLG: 0.377 (9, PH)			4-0 BB			0-0 F2			0-0 F3	1	0	0	0	0	0	0			
<b>Inning Stats</b>	R: 0 E: 0 K: 0 S: 3	H: 0 LOB: 0 BB: 0 P: 3	R: 0 E: 0 K: 1 S: 5	H: 0 LOB: 0 BB: 0 P: 5	R: 0 E: 0 K: 0 S: 4	H: 1 LOB: 2 BB: 1 P: 8	R: 0 E: 0 K: 0 S: 3	H: 0 LOB: 0 BB: 0 P: 3	R: 0 E: 0 K: 0 S: 3	H: 0 LOB: 0 BB: 0 P: 3	R: 0 E: 0 K: 1 S: 5	H: 0 LOB: 0 BB: 0 P: 5	R: 0 E: 0 K: 0 S: 3	H: 0 LOB: 0 BB: 0 P: 3	R: 0 E: 0 K: 0 S: 3	H: 0 LOB: 0 BB: 0 P: 3	1B: 1 2B: 0 3B: 0 HR: 0	SF: 0 SAC: 0 DP: 0 HBP: 0	WP: 0 PA: 29 PB: 0 SB: 0 CS: 0
<b>PITCHER</b> <b>John Butcher, R</b> ERA: 2.98 (1, 1)	IP: 9.0 WLS: W BF: 29 H: 1 R: 0 ER: 0 SO: 2 BB: 1 IBB: 0 HBP: 0 BLK: 0 WP: 0 HR: 0 S: 32 P: 36 ERA: 0.00 WHIP: 0.222																		

Batter	1	2	3	4	5	6	7	8	9	AB	R	H	RBI	BB	SO	LOB	BOTTOM		
<b>Wayne Tolleson, S</b> OBP: 0.315, SLG: 0.324 (1, 6)	0-0 CS		0-3 K		0-0 F8			0-3 K		4	0	1	0	0	2	2	<b>Baltimore Orioles @ Texas Rangers</b> Arlington Stadium, Arlington, TX Tue Aug 16 1983, 8:05 PM EDT Att: 11,931 - Unknown  <b>AB 28</b> <b>R 2</b> <b>H 8</b> <b>RBI 2</b> <b>BB 2</b> <b>SO 5</b> <b>LOB 11</b>  		
<b>Buddy Bell, R</b> OBP: 0.348, SLG: 0.444 (1, 5)	0-0 1B		0-0 F8		4-0 L6-3			0-0 5-3		3	1	1	1	1	0	1			
<b>George Wright, S</b> OBP: 0.325, SLG: 0.434 (1, 8)	0-0 F2			0-0 2B		0-3 K		0-0 FC6-4		4	0	2	0	0	1	1			
<b>Larry Parrish, R</b> OBP: 0.348, SLG: 0.520 (1, 9)	0-0 4-3			0-0 F9		0-0 L6-3		0-0 FC6-4		4	0	0	0	0	0	3			
<b>Mickey Rivers, L</b> OBP: 0.303, SLG: 0.346 (1, 10)		0-0 4-3		0-0 G3			0-0 4-3			3	0	0	0	0	0	1			
<b>Bill Sample, R</b> OBP: 0.343, SLG: 0.436 (1, 7)		0-3 K		0-0 5-3			0-0 1B			3	1	1	0	0	1	1			
<b>Pete O'Brien, L</b> OBP: 0.320, SLG: 0.365 (1, 3)		0-0 F5			0-0 F9		0-0 1B			3	0	1	1	0	0	0			
<b>Bill Stein, R</b> OBP: 0.356, SLG: 0.438 (1, 4)			0-0 SH1-3		0-3 K		0-0 1B		0-0 G6-4-3	3	0	2	0	0	1	0			
<b>Jim Sundberg, R</b> OBP: 0.275, SLG: 0.258 (1, 2)			0-0 SH1-3		4-0 BB		0-0 1B		0-0 G6-4-3	1	0	0	0	1	0	2			
<b>Inning Stats</b>	R: 1 E: 0 K: 0 S: 4	H: 2 LOB: 0 BB: 0 P: 4	R: 0 E: 0 K: 1 S: 5	H: 0 LOB: 0 BB: 0 P: 5	R: 0 E: 0 K: 1 S: 6	H: 1 LOB: 1 BB: 0 P: 6	R: 0 E: 0 K: 0 S: 4	H: 1 LOB: 1 BB: 0 P: 4	R: 0 E: 0 K: 1 S: 5	H: 3 LOB: 1 BB: 0 P: 5	R: 0 E: 0 K: 1 S: 6	H: 1 LOB: 1 BB: 0 P: 6	R: 0 E: 0 K: 1 S: 6	H: 1 LOB: 1 BB: 0 P: 6	R: 0 E: 0 K: 1 S: 6	H: 1 LOB: 1 BB: 0 P: 6		1B: 5 2B: 3 3B: 0 HR: 1	SF: 0 SAC: 1 DP: 2 HBP: 0
<b>PITCHER</b> <b>Allan Ramirez, R</b> ERA: 3.56 (1, 1)	IP: 6.0 WLS: L BF: 22 H: 4 R: 1 ER: 1 SO: 4 BB: 2 IBB: 0 HBP: 0 BLK: 0 WP: 0 HR: 1 S: 28 P: 36 ERA: 1.50 WHIP: 1.000																		
<b>Tippy Martinez, L</b> ERA: 2.69 (7, 1)	IP: 2.0 WLS: L BF: 9 H: 4 R: 1 ER: 1 SO: 1 BB: 0 IBB: 0 HBP: 0 BLK: 0 WP: 0 HR: 0 S: 11 P: 11 ERA: 4.50 WHIP: 2.000																		



Batter	1	2	3	4	5	6	7	8	9	10	AB	R	H	RBI	BB	SO	LOB	TOP
<b>John Shelby, S</b> OBP: 0.288, SLG: 0.372 (1, 8)	L5		B1-3		6-3					SH2-4	3	0	0	0	1	0	0	<b>Baltimore Orioles @ Texas Rangers</b> Arlington Stadium, Arlington, TX Wed Aug 17 1983, 8:05 PM EDT Att: 12,177 - Unknown  livebaseballscorecards.com  <b>AB 38</b> <b>R 4</b> <b>H 11</b> <b>RBI 3</b> <b>BB 2</b> <b>SO 4</b> <b>LOB 11</b>
<b>Dan Ford, R</b> OBP: 0.327, SLG: 0.457 (1, 9)	K		F7		6-3		F9			1B 2B	5	1	1	1	0	1	1	
<b>Cal Ripken Jr., R</b> OBP: 0.356, SLG: 0.481 (1, 6)	1B									1B	5	1	4	1	0	1	0	
<b>Eddie Murray, S</b> OBP: 0.388, SLG: 0.512 (1, 3)	6-3				F9					1B	5	0	1	0	0	0	3	
<b>Gary Roenicke, R</b> OBP: 0.328, SLG: 0.494 (1, 7)					F7					5-3	5	1	1	0	0	0	2	
<b>Ken Singleton, S</b> OBP: 0.399, SLG: 0.468 (1, 10)					4-3						4	0	2	1	0	0	0	
<b>Todd Cruz, R</b> OBP: 0.246, SLG: 0.325 (1, 5)											4	0	2	0	0	0	3	
<b>Rich Dauer, R</b> OBP: 0.284, SLG: 0.285 (9, PH)											3	0	0	0	0	1	1	
<b>John Lowenstein, L</b> OBP: 0.378, SLG: 0.444 (9, 4)											1	0	0	0	0	0	1	
<b>Lenn Sakata, R</b> OBP: 0.294, SLG: 0.319 (9, 4)											0	0	0	0	0	0	0	
<b>Rick Dempsey, R</b> OBP: 0.314, SLG: 0.320 (10, PH)											3	0	0	0	0	1	0	
<b>Joe Nolan, L</b> OBP: 0.338, SLG: 0.420 (10, 2)					6-3					SH2-4 2B BB	0	1	0	0	1	0	0	
<b>Inning Stats</b>	R: 0 E: 0 K: 1 S: 6	H: 1 LOB: 1 BB: 0 P: 6	R: 0 E: 0 K: 0 S: 4	H: 1 LOB: 1 BB: 0 P: 4	R: 0 E: 0 K: 0 S: 3	H: 0 LOB: 0 BB: 0 P: 3	R: 0 E: 0 K: 0 S: 5	H: 3 LOB: 2 BB: 0 P: 5	R: 0 E: 0 K: 1 S: 6	H: 0 LOB: 0 BB: 1 P: 11	R: 0 E: 0 K: 0 S: 5	H: 1 LOB: 0 BB: 0 P: 3	R: 2 E: 0 K: 0 S: 5	H: 2 LOB: 1 BB: 1 P: 9	1B: 9 2B: 2 3B: 0 HR: 0	SF: 0 SAC: 1 DP: 0 HBP: 0	WP: 0 PA: 41	
<b>PITCHER</b>	IP WLS BF H R ER SO BB IBB HBP BLK WP HR S P ERA WHIP																	
<b>Frank Tanana, L</b> ERA: 2.67	(1, 1) 5.2	24	8	2	1	1	0	0	0	0	0	0	0	0	0	0	1.59	1.412
<b>Victor Cruz, R</b> ERA: 1.29	(6, 1) 1.1	5	0	0	0	2	1	0	0	0	0	0	0	8	12	0.00	0.750	
<b>Odel Jones, R</b> ERA: 2.98	(8, 1) 2.1	L 9	2	2	2	1	1	0	0	0	0	0	10	14	7.71	1.286		
<b>Dave Schmidt, R</b> ERA: 4.29	(10, 1) 0.2	3	1	0	0	0	0	0	0	0	0	0	3	3	0.00	1.500		

Batter	1	2	3	4	5	6	7	8	9	10	AB	R	H	RBI	BB	SO	LOB	BOTTOM			
<b>Wayne Tolleson, S</b> OBP: 0.321, SLG: 0.339 (1, 6)	HR				P3						5	1	4	1	0	0	0	<b>Baltimore Orioles @ Texas Rangers</b> Arlington Stadium, Arlington, TX Wed Aug 17 1983, 8:05 PM EDT Att: 12,177 - Unknown  livebaseballscorecards.com  <b>AB 38</b> <b>R 2</b> <b>H 11</b> <b>RBI 2</b> <b>BB 1</b> <b>SO 6</b> <b>LOB 16</b>			
<b>Buddy Bell, R</b> OBP: 0.347, SLG: 0.442 (1, 5)	6-3									G1-6-3 1B	5	0	1	0	0	0	2				
<b>George Wright, S</b> OBP: 0.327, SLG: 0.438 (1, 8)										F8	5	1	3	0	0	0	2				
<b>Larry Parrish, R</b> OBP: 0.345, SLG: 0.515 (1, 9)	FC6-4										4	0	0	0	0	2	3				
<b>Bill Sample, R</b> OBP: 0.344, SLG: 0.442 (1, 7)	4-3										4	0	2	1	0	0	2				
<b>Dave Hostetter, R</b> OBP: 0.311, SLG: 0.356 (1, 10)											3	0	1	0	1	1	1				
<b>Bob Jones, L</b> OBP: 0.297, SLG: 0.298 (9, PR)											0	0	0	0	0	0	0				
<b>Pete O'Brien, L</b> OBP: 0.317, SLG: 0.361 (1, 3)											4	0	0	0	0	2	4				
<b>Bill Stein, R</b> OBP: 0.348, SLG: 0.427 (1, 4)											4	0	0	0	0	0	1				
<b>Jim Sundberg, R</b> OBP: 0.272, SLG: 0.255 (1, 2)											4	0	0	0	0	1	1				
<b>Inning Stats</b>	R: 1 E: 0 K: 0 S: 5	H: 2 LOB: 1 BB: 0 P: 5	R: 0 E: 0 K: 0 S: 3	H: 0 LOB: 0 BB: 0 P: 3	R: 0 E: 0 K: 0 S: 4	H: 2 LOB: 1 BB: 0 P: 4	R: 0 E: 0 K: 3 S: 10	H: 1 LOB: 1 BB: 0 P: 10	R: 0 E: 0 K: 1 S: 5	H: 0 LOB: 0 BB: 0 P: 5	R: 1 E: 0 K: 2 S: 9	H: 2 LOB: 2 BB: 1 P: 13	R: 0 E: 0 K: 0 S: 3	H: 1 LOB: 1 BB: 0 P: 4	R: 0 E: 0 K: 0 S: 4	H: 1 LOB: 1 BB: 0 P: 3	R: 0 E: 0 K: 0 S: 3	H: 1 LOB: 0 BB: 0 P: 3	1B: 8 2B: 1 3B: 1 HR: 1	SF: 0 SAC: 0 DP: 3 HBP: 0	WP: 0 PA: 39
<b>PITCHER</b>	IP WLS BF H R ER SO BB IBB HBP BLK WP HR S P ERA WHIP																				
<b>Mike Flanagan, L</b> ERA: 2.74	(1, 1) 9.0	W 36	10	2	2	6	0	1	0	0	0	0	0	1	47	51	2.00	1.111			
<b>Tim Stoddard, R</b> ERA: 4.78	(10, 1) 1.0	S 3	1	0	0	0	0	0	0	0	0	0	0	3	3	0.00	1.000				

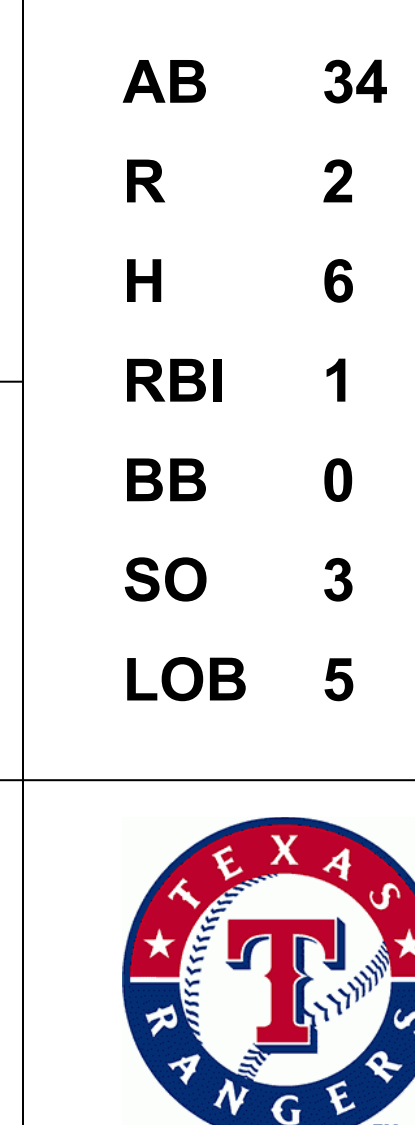


Batter	1	2	3	4	5	6	7	8	9	10	AB	R	H	RBI	BB	SO	LOB	TOP			
Rudy Law, L OBP: 0.334, SLG: 0.341 (1, 8)	F4		G3			F4		F4		1B	4	1	1	1	1	0	0	<b>Chicago White Sox @ Texas Rangers</b> Arlington Stadium, Arlington, TX Fri Aug 19 1983, 8:05 PM EDT Cloudy - 82 F			
Carlton Fisk, R OBP: 0.353, SLG: 0.530 (1, 2)	BB 1B BB		K			K		F3		1B BB	3	1	0	0	2	2	2				
Harold Baines, L OBP: 0.333, SLG: 0.407 (1, 9)	BB 1B		6-3			3-1				1B	4	0	2	1	1	0	0				
Greg Walker, L OBP: 0.318, SLG: 0.435 (1, 10)	BB 1B					F7		F7		F2	4	0	0	0	1	0	5				
Tom Paciorek, R OBP: 0.325, SLG: 0.427 (1, 3)	G1-6-4-3					6-3		K		F8	5	0	1	1	0	1	3				
Ron Kittle, R OBP: 0.307, SLG: 0.497 Mike Squires, L OBP: 0.333, SLG: 0.281 (10, 3)		K				K		K		BB HBP	4	0	0	0	0	0	0				
Vance Law, R OBP: 0.307, SLG: 0.338 Jerry Hairston, S OBP: 0.380, SLG: 0.532 Jerry Dybzinski, R OBP: 0.281, SLG: 0.274 (8, 5)		BB				5-3		G3		F3	1	0	0	0	1	0	0				
Scott Fletcher, R OBP: 0.372, SLG: 0.447 (1, 6)		F9				6-3		1B 1B		BB	3	1	1	0	1	0	1				
Julio Cruz, S OBP: 0.318, SLG: 0.331 (1, 4)		F7				G3		1B 1B		4-3	4	0	1	0	0	0	3				
<b>Inning Stats</b>	R: 0 E: 0 K: 0 S: 3	H: 1 LOB: 2 BB: 2 P: 11	R: 0 E: 0 K: 1 S: 5	H: 0 LOB: 1 BB: 1 P: 9	R: 0 E: 0 K: 1 S: 5	H: 0 LOB: 0 BB: 0 P: 5	R: 0 E: 0 K: 0 S: 3	H: 0 LOB: 0 BB: 0 P: 3	R: 0 E: 0 K: 2 S: 7	H: 0 LOB: 0 BB: 0 P: 7	R: 1 E: 0 K: 0 S: 6	H: 3 LOB: 3 BB: 1 P: 10	R: 0 E: 0 K: 0 S: 3	H: 0 LOB: 2 BB: 1 P: 8	R: 2 E: 0 K: 1 S: 7	H: 2 LOB: 2 BB: 2 P: 15	1B: 5 2B: 1 3B: 0 HR: 0		SF: 0 SAC: 0 DP: 1 HBP: 1	WP: 0 PB: 0 SB: 2 CS: 0	PA: 43
<b>PITCHER</b>	IP WLS BF H R ER SO BB IBB HBP BLK WP HR S P ERA WHIP	IP WLS BF H R ER SO BB IBB HBP BLK WP HR S P ERA WHIP	IP WLS BF H R ER SO BB IBB HBP BLK WP HR S P ERA WHIP	IP WLS BF H R ER SO BB IBB HBP BLK WP HR S P ERA WHIP	IP WLS BF H R ER SO BB IBB HBP BLK WP HR S P ERA WHIP	IP WLS BF H R ER SO BB IBB HBP BLK WP HR S P ERA WHIP	IP WLS BF H R ER SO BB IBB HBP BLK WP HR S P ERA WHIP	IP WLS BF H R ER SO BB IBB HBP BLK WP HR S P ERA WHIP	IP WLS BF H R ER SO BB IBB HBP BLK WP HR S P ERA WHIP	IP WLS BF H R ER SO BB IBB HBP BLK WP HR S P ERA WHIP	IP WLS BF H R ER SO BB IBB HBP BLK WP HR S P ERA WHIP	IP WLS BF H R ER SO BB IBB HBP BLK WP HR S P ERA WHIP	IP WLS BF H R ER SO BB IBB HBP BLK WP HR S P ERA WHIP	IP WLS BF H R ER SO BB IBB HBP BLK WP HR S P ERA WHIP	IP WLS BF H R ER SO BB IBB HBP BLK WP HR S P ERA WHIP	IP WLS BF H R ER SO BB IBB HBP BLK WP HR S P ERA WHIP	IP WLS BF H R ER SO BB IBB HBP BLK WP HR S P ERA WHIP	IP WLS BF H R ER SO BB IBB HBP BLK WP HR S P ERA WHIP	IP WLS BF H R ER SO BB IBB HBP BLK WP HR S P ERA WHIP	IP WLS BF H R ER SO BB IBB HBP BLK WP HR S P ERA WHIP	IP WLS BF H R ER SO BB IBB HBP BLK WP HR S P ERA WHIP
Mike Smithson, R ERA: 4.13 Victor Cruz, R ERA: 2.3 Dave Schmidt, R ERA: 4.17	7.1 L 1.0	27 11 5	3 1 2	1 2 0	1 2 0	6 0 1	3 1 0	0 0 0	0 0 0	0 0 0	0 0 0	0 0 0	0 0 0	0 0 0	0 0 0	0 0 0	0 0 0	1.23 10.80 0.00	0.818 2.400 2.000		

AB	35
R	3
H	6
RBI	3
BB	7
SO	7
LOB	19



Batter	1	2	3	4	5	6	7	8	9	10	AB	R	H	RBI	BB	SO	LOB	BOTTOM		
Wayne Tolleson, S OBP: 0.319, SLG: 0.336 (1, 4)	F7		F8			SH2-4		1-3			3	0	0	0	0	0	0	<b>Chicago White Sox @ Texas Rangers</b> Arlington Stadium, Arlington, TX Fri Aug 19 1983, 8:05 PM EDT Cloudy - 82 F		
Buddy Bell, R OBP: 0.346, SLG: 0.440 (1, 5)	F9				F7	4-3 1B				6-3	4	0	1	1	0	0	0			
George Wright, S OBP: 0.325, SLG: 0.439 (1, 8)	1B				K	4-3				1B	4	0	2	0	0	1	1			
Larry Parrish, R OBP: 0.342, SLG: 0.510 (1, 9)	F9				F8	6-3				F8	4	0	0	0	0	0	2			
Mickey Rivers, L OBP: 0.302, SLG: 0.344 (1, 10)					F8					1B G4-6-3 1B	4	1	1	0	0	0	0			
Bill Sample, R OBP: 0.343, SLG: 0.440 (1, 7)					F8					1B G4-6-3 1B	4	0	1	0	0	0	0			
Pete O'Brien, L OBP: 0.317, SLG: 0.361 Dave Hostetter, R OBP: 0.310, SLG: 0.354 (10, PH)					K					G4-6-3	3	0	1	0	0	1	0			
Bucky Dent, R OBP: 0.287, SLG: 0.291 Bill Stein, R OBP: 0.345, SLG: 0.424 (10, PH)					F3					6-3	3	0	0	0	0	0	1			
Bob Johnson, R OBP: 0.259, SLG: 0.328 Bob Jones, L OBP: 0.292, SLG: 0.293 Jim Sundberg, R OBP: 0.272, SLG: 0.255 (8, PH)					6-3						2	1	0	0	0	0	0			
						E6 SH2-4 1B				K	1	0	0	0	1	0	0			
<b>Inning Stats</b>	R: 0 E: 0 K: 0 S: 4	H: 1 LOB: 1 BB: 0 P: 4	R: 0 E: 0 K: 1 S: 5	H: 0 LOB: 0 BB: 0 P: 5	R: 0 E: 0 K: 0 S: 3	H: 0 LOB: 0 BB: 0 P: 3	R: 0 E: 0 K: 1 S: 5	H: 0 LOB: 0 BB: 0 P: 5	R: 0 E: 0 K: 0 S: 3	H: 0 LOB: 0 BB: 0 P: 3	R: 0 E: 0 K: 1 S: 5	H: 1 LOB: 0 BB: 0 P: 3	R: 0 E: 0 K: 0 S: 3	H: 0 LOB: 0 BB: 0 P: 3	R: 1 E: 0 K: 0 S: 4	H: 2 LOB: 0 BB: 0 P: 4	1B: 6 2B: 0 3B: 0 HR: 0	SF: 0 SAC: 1 DP: 1 HBP: 0	WP: 0 PB: 0 SB: 1 CS: 0	PA: 35
<b>PITCHER</b>	IP WLS BF H R ER SO BB IBB HBP BLK WP HR S P ERA WHIP	IP WLS BF H R ER SO BB IBB HBP BLK WP HR S P ERA WHIP	IP WLS BF H R ER SO BB IBB HBP BLK WP HR S P ERA WHIP	IP WLS BF H R ER SO BB IBB HBP BLK WP HR S P ERA WHIP	IP WLS BF H R ER SO BB IBB HBP BLK WP HR S P ERA WHIP	IP WLS BF H R ER SO BB IBB HBP BLK WP HR S P ERA WHIP	IP WLS BF H R ER SO BB IBB HBP BLK WP HR S P ERA WHIP	IP WLS BF H R ER SO BB IBB HBP BLK WP HR S P ERA WHIP	IP WLS BF H R ER SO BB IBB HBP BLK WP HR S P ERA WHIP	IP WLS BF H R ER SO BB IBB HBP BLK WP HR S P ERA WHIP	IP WLS BF H R ER SO BB IBB HBP BLK WP HR S P ERA WHIP	IP WLS BF H R ER SO BB IBB HBP BLK WP HR S P ERA WHIP	IP WLS BF H R ER SO BB IBB HBP BLK WP HR S P ERA WHIP	IP WLS BF H R ER SO BB IBB HBP BLK WP HR S P ERA WHIP	IP WLS BF H R ER SO BB IBB HBP BLK WP HR S P ERA WHIP	IP WLS BF H R ER SO BB IBB HBP BLK WP HR S P ERA WHIP	IP WLS BF H R ER SO BB IBB HBP BLK WP HR S P ERA WHIP	IP WLS BF H R ER SO BB IBB HBP BLK WP HR S P ERA WHIP	IP WLS BF H R ER SO BB IBB HBP BLK WP HR S P ERA WHIP	IP WLS BF H R ER SO BB IBB HBP BLK WP HR S P ERA WHIP
Richard Dotson, R ERA: 3.74 Juan Agosto, L ERA: 4.64	9.0 S 1.0	33 2 2	6 0 0	2 0 0	1 0 0	3 0 0	0 0 0	0 0 0	0 0 0	0 0 0	0 0 0	0 0 0	0 0 0	0 0 0	0 0 0	0 0 0	0 0 0	1.00 0.000	0.667 0.000	





Batter	1	2	3	4	5	6	7	8	9	AB	R	H	RBI	BB	SO	LOB	TOP								
Rudy Law, L OBP: 0.333, SLG: 0.338 Dave Stegman, R OBP: 0.350, SLG: 0.333 (9, 8)	0-0 4-3		0-0 F8		0-0 E3		4-0 2B BB		0-3 K	3	1	0	0	1	0	0									
Jerry Hairston, S OBP: 0.361, SLG: 0.530 (1, 7)	0-0 F7			0-0 4-1 1B	0-0 CS	0-0 F6	0-0 SF8		0-0 1B	4	1	2	2	0	0	0									
Harold Baines, L OBP: 0.334, SLG: 0.408 (1, 9)	0-3 K			0-0 4-1		4-0 BB BB	0-0 2B		0-0 1-3	4	0	1	1	1	1	2									
Greg Walker, L OBP: 0.317, SLG: 0.432 (1, 10)		0-3 K		0-0 2H 1B		0-3 K	0-0 4-3			4	0	1	1	0	2	2									
Tom Paciorek, R OBP: 0.325, SLG: 0.424 Mike Squires, L OBP: 0.331, SLG: 0.279 (7, 3)	0-0 5-3		0-0 F7		4-0 BB BB	0-0 BB		0-3 K		2	0	0	0	1	0	1									
Marc Hill, R OBP: 0.272, SLG: 0.303 (1, 2)	0-0 F4		0-3 K		0-0 F4			0-0 1B		4	0	1	0	0	1	3									
Vance Law, R OBP: 0.310, SLG: 0.340 (1, 5)			0-0 5-3		0-0 E S 1B		0-0 FC6-4 SF8 HBP	0-0 FC1-4-6		4	2	2	0	0	0	1									
Jerry Dybzinski, R OBP: 0.285, SLG: 0.289 (1, 6)			0-0 HR		0-3 K		1-0 FC6-4 HBP	0-0 G3		3	1	1	1	0	1	2									
Julio Cruz, S OBP: 0.315, SLG: 0.327 (1, 4)			0-0 G3		0-3 K		0-0 FC6-4 SF8 BB	0-0 4-3		4	1	0	0	0	1	3									
<b>Inning Stats</b>	R: 0 E: 0 K: 1 S: 5	H: 0 LOB: 0 BB: 0 P: 5	R: 0 E: 0 K: 1 S: 5	H: 0 LOB: 0 BB: 0 P: 5	R: 1 E: 0 K: 0 S: 4	H: 1 LOB: 0 BB: 0 P: 4	R: 1 E: 0 K: 1 S: 7	H: 2 LOB: 1 BB: 0 P: 7	R: 1 E: 1 K: 2 S: 8	H: 1 LOB: 0 BB: 0 P: 8	R: 0 E: 0 K: 1 S: 5	H: 0 LOB: 2 BB: 2 P: 13	R: 3 E: 0 K: 0 S: 5	H: 2 LOB: 1 BB: 1 P: 10	R: 0 E: 0 K: 1 S: 6	H: 1 LOB: 1 BB: 0 P: 6	R: 0 E: 0 K: 1 S: 6	H: 1 LOB: 1 BB: 0 P: 6	1B: 6 2B: 1 3B: 0 HR: 1	SF: 1 SAC: 0 DP: 0 HBP: 1	WP: 0 PB: 0 SB: 1 CS: 1	PA: 40			
<b>PITCHER</b>	IP	WLS	BF	H	R	ER	SO	BB	IBB	HBP	BLK	WP	HR	S	P	ERA	WHIP	<b>PITCHER</b>							
Charlie Hough, R ERA: 3.88 Tom Henke, R ERA: 1.5 Jon Matlack, L ERA: 4.94	6.2	L	30	6	6	5	6	3	0	1	0	0	1	38	51	6.75	1.350								

Chicago White Sox @ Texas Rangers  
Arlington Stadium, Arlington, TX  
Fri Aug 19 1983, 8:05 PM EDT  
Att: 21,946 - Unknown

livebaseballscores.com

AB 34  
R 6  
H 8  
RBI 5  
BB 3  
SO 8  
LOB 14



Batter	1	2	3	4	5	6	7	8	9	AB	R	H	RBI	BB	SO	LOB	BOTTOM								
Wayne Tolleson, S OBP: 0.318, SLG: 0.333 (1, 6)	0-3 K		4-0 G1-4-3 BB		0-0 L1			0-0 3-1		3	0	0	0	1	1	2									
Buddy Bell, R OBP: 0.345, SLG: 0.441 (1, 5)	0-0 F8		0-0 G1-4-3		0-0 6-3			0-0 2B		4	0	1	0	0	0	4									
George Wright, S OBP: 0.326, SLG: 0.435 (1, 8)	0-0 L6		0-0 F4		0-0 F9			0-0 F7		4	0	0	0	0	0	2									
Larry Parrish, R OBP: 0.342, SLG: 0.508 (1, 9)		0-0 2B 4-3 1B		0-0 F7		0-0 5-3		0-1 CI		3	1	1	0	0	0	0									
Dave Hostetler, R OBP: 0.309, SLG: 0.357 (1, 10)		0-0 4-3 2B		0-3 K		0-0 F5		0-3 K		4	0	1	0	0	2	2									
Bill Sample, R OBP: 0.340, SLG: 0.436 (1, 7)		0-0 F2		0-0 5-3			0-3 K		0-3 K	4	0	0	0	0	2	2									
Pete O'Brien, L OBP: 0.319, SLG: 0.359 (1, 3)		0-0 4-3		4-0 SH5-4 BB		4-0 BB		0-0 F8		2	0	0	1	2	0	1									
Bill Stein, R OBP: 0.343, SLG: 0.420 (1, 4)		0-0 6-3		0-0 SH5-4 1B		0-3 BB		0-0 F7		4	0	1	0	0	1	2									
Jim Sundberg, R OBP: 0.274, SLG: 0.256 (1, 2)			0-0 G1-4-3 BB 1B		0-0 SH5-4		0-3 K			2	0	1	0	0	1	1									
<b>Inning Stats</b>	R: 0 E: 0 K: 1 S: 5	H: 2 LOB: 1 BB: 0 P: 5	R: 1 E: 0 K: 0 S: 5	H: 2 LOB: 1 BB: 0 P: 5	R: 0 E: 0 K: 1 S: 5	H: 0 LOB: 0 BB: 0 P: 5	R: 0 E: 0 K: 1 S: 5	H: 0 LOB: 0 BB: 0 P: 5	R: 0 E: 0 K: 3 S: 9	H: 0 LOB: 1 BB: 1 P: 13	R: 0 E: 1 K: 1 S: 7	H: 1 LOB: 2 BB: 0 P: 7	R: 0 E: 0 K: 1 S: 5	H: 0 LOB: 0 BB: 0 P: 5	1B: 3 2B: 2 3B: 0 HR: 0	SF: 0 SAC: 1 DP: 1 HBP: 0	WP: 0 PB: 0 SB: 0 CS: 0	PA: 35							
<b>PITCHER</b>	IP	WLS	BF	H	R	ER	SO	BB	IBB	HBP	BLK	WP	HR	S	P	ERA	WHIP	<b>PITCHER</b>							
Jerry Koosman, L ERA: 4.9 Dick Tidrow, R ERA: 3.35	5.0	W	20	4	1	1	2	2	0	0	0	0	0	22	30	1.80	1.200								

Chicago White Sox @ Texas Rangers  
Arlington Stadium, Arlington, TX  
Fri Aug 19 1983, 8:05 PM EDT  
Att: 21,946 - Unknown

livebaseballscores.com

AB 30  
R 1  
H 5  
RBI 1  
BB 3  
SO 7  
LOB 16





Batter	1	2	3	4	5	6	7	8	9	AB	R	H	RBI	BB	SO	LOB	TOP																				
Rudy Law, L OBP: 0.333, SLG: 0.337 Scott Fletcher, R OBP: 0.372, SLG: 0.447	0-0 4-3			0-0 6-3		0-0 FC6-4		0-0 CS 1B		4	0	1	0	0	0	1																					
Carlton Fisk, R OBP: 0.354, SLG: 0.530	0-0 F4			0-0 F8		0-0 G4-6-3 1B		0-0 CS 1B	0-0 FC6-4 1B	4	0	2	0	0	0	0																					
Harold Baines, L OBP: 0.331, SLG: 0.404	0-3 K			0-0 4-3		0-0 G4-6-3 1B			0-3 K	4	0	0	0	0	2	3																					
Greg Walker, L OBP: 0.320, SLG: 0.433		0-0 F7							0-0 F8	4	0	2	0	0	0	1																					
Tom Paciorek, R OBP: 0.321, SLG: 0.419		0-0 F6				0-0 FC1-6 1B		0-3 K	0-0 FC6-4	4	1	0	0	0	1	3																					
Jerry Hairston, S OBP: 0.390, SLG: 0.535		0-0 6-3				0-0 FC5-4 1B		0-0 1B		3	0	2	0	0	0	0																					
Vance Law, R OBP: 0.310, SLG: 0.338				4-0 FC5-4 BB		0-0 FC5-4 1B		0-0 F9		2	0	0	1	1	0	2																					
Jerry Dybzinski, R OBP: 0.283, SLG: 0.286 Mike Squires, L OBP: 0.329, SLG: 0.277				0-0 FC5-4 1B		0-0 1-3		0-0 F7		2	0	0	0	0	0	2																					
Julio Cruz, S OBP: 0.315, SLG: 0.326				0-0 G6-4-3				0-0 K		2	0	0	0	1	1	1																					
<b>Inning Stats</b>	R: 0 E: 0 K: 1 S: 5	H: 0 LOB: 0 BB: 0 P: 5	R: 0 E: 0 K: 0 S: 3	H: 0 LOB: 0 BB: 0 P: 3	R: 0 E: 0 K: 0 S: 2	H: 0 LOB: 0 BB: 1 P: 6	R: 0 E: 0 K: 0 S: 3	H: 0 LOB: 0 BB: 0 P: 3	R: 1 E: 0 K: 0 S: 5	H: 2 LOB: 1 BB: 1 P: 5	R: 0 E: 0 K: 1 S: 6	H: 2 LOB: 1 BB: 0 P: 6	R: 0 E: 0 K: 1 S: 5	H: 1 LOB: 0 BB: 0 P: 5	R: 0 E: 0 K: 1 S: 6	H: 1 LOB: 1 BB: 0 P: 6	1B: 7 2B: 0 3B: 0 HR: 0	SF: 0 SAC: 0 DP: 2 HBP: 0	WP: 0 PB: 0 SB: 0 CS: 1	PA: 33																	
<b>PITCHER</b>	IP	WLS	BF	H	R	ER	SO	BB	IBB	HBP	BLK	WP	HR	S	P	ERA	WHIP	<b>PITCHER</b>			IP	WLS	BF	H	R	ER	SO	BB	IBB	HBP	BLK	WP	HR	S	P	ERA	WHIP
Dave Stewart, R ERA: 2.85	6.0	W	21	3	1	1	1	2	0	0	0	0	0	21	29	1.50	0.833																				
Tom Henke, R ERA: 1.13	3.0	S	11	4	0	0	3	0	0	0	0	0	0	17	17	0.00	1.333																				

Chicago White Sox @ Texas Rangers  
Arlington Stadium, Arlington, TX  
Sat Aug 20 1983, 8:05 PM EDT  
Att: 21,232 - Unknown - 89 F

AB	30
R	1
H	7
RBI	1
BB	2
SO	4
LOB	13



Batter	1	2	3	4	5	6	7	8	9	AB	R	H	RBI	BB	SO	LOB	BOTTOM																				
Wayne Tolleson, S OBP: 0.320, SLG: 0.335	0-0 1B 2B 1B		0-0 BB 2B 1B		0-0 G3			0-0 6-3		4	2	2	0	0	0	0																					
Buddy Bell, R OBP: 0.346, SLG: 0.441	0-0 2B 1B		0-0 F8		0-0 6-3			0-0 HR 1B		4	2	2	0	0	0	1																					
George Wright, S OBP: 0.327, SLG: 0.444	0-0 1H 3H 2B		0-0 F8		0-0 6-3			0-0 1H HR		4	1	2	4	0	0	1																					
Larry Parrish, R OBP: 0.341, SLG: 0.505	0-3 K		4-0 2B BB					0-0 F4		3	1	0	0	1	1	1																					
Bill Stein, R OBP: 0.349, SLG: 0.430 Pete O'Brien, L OBP: 0.318, SLG: 0.358	0-0 F2		0-0 2B					0-0 F9		3	0	2	2	0	0	1																					
Dave Hostetler, R OBP: 0.306, SLG: 0.352	0-0 6-3		0-0 6-3					0-3 K		3	0	0	0	0	1	3																					
Bill Sample, R OBP: 0.338, SLG: 0.433		0-0 L3			0-0 5-3			0-0 F8		3	0	0	0	0	0	0																					
Jim Sundberg, R OBP: 0.271, SLG: 0.254		0-0 4-3			0-0 L6			0-0 5-3		3	0	0	0	0	0	0																					
Bucky Dent, R OBP: 0.285, SLG: 0.289		0-0 1-3			0-0 5-3			0-0 F9		3	0	0	0	0	0	0																					
<b>Inning Stats</b>	R: 2 E: 0 K: 1 S: 8	H: 3 LOB: 1 BB: 0 P: 8	R: 0 E: 0 K: 0 S: 3	H: 0 LOB: 0 BB: 0 P: 3	R: 2 E: 0 K: 0 S: 5	H: 2 LOB: 1 BB: 1 P: 9	R: 0 E: 0 K: 0 S: 3	H: 0 LOB: 0 BB: 0 P: 3	R: 0 E: 0 K: 1 S: 5	H: 1 LOB: 0 BB: 1 P: 5	R: 0 E: 0 K: 0 S: 3	H: 0 LOB: 0 BB: 0 P: 3	R: 2 E: 0 K: 0 S: 5	H: 2 LOB: 0 BB: 0 P: 5	R: 0 E: 0 K: 0 S: 3	H: 2 LOB: 0 BB: 0 P: 5	1B: 5 2B: 2 3B: 0 HR: 1	SF: 0 SAC: 0 DP: 0 HBP: 0	WP: 0 PB: 0 SB: 0 CS: 1	PA: 32																	
<b>PITCHER</b>	IP	WLS	BF	H	R	ER	SO	BB	IBB	HBP	BLK	WP	HR	S	P	ERA	WHIP	<b>PITCHER</b>			IP	WLS	BF	H	R	ER	SO	BB	IBB	HBP	BLK	WP	HR	S	P	ERA	WHIP
Britt Burns, L ERA: 3.98	8.0	L	32	8	6	6	2	1	0	0	0	0	1	35	39	6.75	1.125																				

Chicago White Sox @ Texas Rangers  
Arlington Stadium, Arlington, TX  
Sat Aug 20 1983, 8:05 PM EDT  
Att: 21,232 - Unknown - 89 F

AB	31
R	6
H	8
RBI	6
BB	1
SO	2
LOB	7





Batter	1	2	3	4	5	6	7	8	9	AB	R	H	RBI	BB	SO	LOB	TOP										
Rudy Law, L OBP: 0.334, SLG: 0.337 (1, 8)	0-0 6-3 1B		0-0 L1		4-0 HR BB		0-0 F7			3	1	1	0	1	0	0											
Carlton Fisk, R OBP: 0.356, SLG: 0.538 (1, 2)	0-0 6-3 1-2		0-0 1B		0-0 1-H HR		0-3 K			4	1	2	2	0	1	1											
Harold Baines, L OBP: 0.331, SLG: 0.403 (1, 9)	0-3 K		0-0 1-3 1B		0-0 4-3		0-0 4-3			4	0	1	0	0	1	1											
Greg Walker, L OBP: 0.319, SLG: 0.427 Mike Squires, L OBP: 0.329, SLG: 0.277 (8, 3)	4-0 BB		0-0 4-3		0-3 K				0-0 4-3	3	0	0	0	1	1	2											
Ron Kittle, R OBP: 0.306, SLG: 0.494 Dave Stegman, R OBP: 0.350, SLG: 0.333 (8, 7)	0-3 K				0-0 F7		1-0 E HBP		0-0 F7	3	1	0	0	0	1	2											
Jerry Hairston, S OBP: 0.375, SLG: 0.511 (1, 10)		0-3 K			0-3 K		0-0 E6 WP 1-H		0-3 K	4	0	0	0	0	3	0											
Vance Law, R OBP: 0.309, SLG: 0.337 (1, 5)		0-0 4-3			0-0 1B		0-0 F2 2-3		0-0 L3	4	0	1	0	0	0	1											
Scott Fletcher, R OBP: 0.364, SLG: 0.436 (1, 6)		0-3 K			0-0 5-3		0-0 F3		0-0 F8	4	0	0	0	0	1	2											
Julio Cruz, S OBP: 0.312, SLG: 0.322 (1, 4)			0-3 K		0-0 4-3		0-0 4-3		0-0 6-3	4	0	0	0	0	1	1											
<b>Inning Stats</b>	R: 0 E: 0 K: 2 S: 8	H: 1 LOB: 2 BB: 1 P: 12	R: 0 E: 0 K: 2 S: 7	H: 0 LOB: 0 BB: 0 P: 7	R: 0 E: 0 K: 1 S: 7	H: 2 LOB: 2 BB: 0 P: 7	R: 0 E: 0 K: 1 S: 6	H: 1 LOB: 1 BB: 0 P: 6	R: 2 E: 0 K: 1 S: 6	H: 1 LOB: 0 BB: 1 P: 10	R: 1 E: 1 K: 0 S: 4	H: 0 LOB: 0 BB: 0 P: 5	R: 0 E: 0 K: 1 S: 5	H: 0 LOB: 0 BB: 0 P: 5	R: 0 E: 0 K: 1 S: 3	H: 0 LOB: 0 BB: 0 P: 3	1B: 4 2B: 0 3B: 0 HR: 1	SF: 0 SAC: 0 DP: 0 HBP: 1	WP: 1 PB: 0 SB: 0 CS: 0	PA: 36							
<b>PITCHER</b>	IP	WLS	BF	H	R	ER	SO	BB	IBB	HBP	BLK	WP	HR	S	P	ERA	WHIP										
John Butcher, R ERA: 2.98 Dave Schmidt, R ERA: 3.86	(1, 1) (7, 1)	6.0 L	27 27	5 5	3 3	2 2	7 7	2 0	0 0	1 0	0 0	1 0	1 0	38 13	47 13	3.00 0.00	1.167 0.000										

Chicago White Sox @ Texas Rangers  
Arlington Stadium, Arlington, TX  
Sun Aug 21 1983, 8:05 PM EDT  
Att: 11,861 - Unknown - 91 F

AB 33  
R 3  
H 5  
RBI 2  
BB 2  
SO 9  
LOB 10



Batter	1	2	3	4	5	6	7	8	9	AB	R	H	RBI	BB	SO	LOB	BOTTOM										
Wayne Tolleson, S OBP: 0.320, SLG: 0.333 Pete O'Brien, L OBP: 0.317, SLG: 0.357 (8, 3)	0-3 K		4-0 CS BB BB		0-0 4-3		0-0 F8			2	0	0	0	1	1	0											
Buddy Bell, R OBP: 0.346, SLG: 0.438 (1, 5)	0-0 6-3		4-0 1-2 BB			0-3 K		0-0 E9		3	0	0	0	1	1	0											
George Wright, S OBP: 0.325, SLG: 0.441 (1, 8)	0-0 F3		0-0 F4 2-3			0-0 F2		0-0 F9		4	0	0	0	0	0	2											
Larry Parrish, R OBP: 0.345, SLG: 0.507 (1, 9)		0-0 1B 1B	0-3 K			0-0 1B		0-0 1B		4	1	3	0	0	1	1											
Bill Stein, R OBP: 0.347, SLG: 0.426 (8, 4)		0-0 WP 1-2 1B 1B		0-0 5-3		0-3 K		0-3 K		4	0	1	0	0	2	2											
Dave Hostetter, R OBP: 0.305, SLG: 0.351 (1, 10)		0-0 WP 1-2 2-H 1B		0-3 K		0-3 K		0-3 K		4	0	1	1	0	3	0											
Bill Sample, R OBP: 0.335, SLG: 0.429 (1, 7)		0-3 K 1-2 2-3		0-0 F7		0-0 6-3		0-0 6-3		4	0	0	0	0	1	2											
Jim Sundberg, R OBP: 0.269, SLG: 0.252 Larry Blittner, L OBP: 0.348, SLG: 0.373 (9, PH)		0-3 K		0-0 5-3		0-3 K 1B		0-0 F8		3	0	0	0	0	2	2											
Bucky Dent, R OBP: 0.285, SLG: 0.289 (1, 6)		0-0 6-3		0-0 6-3		0-0 1-3 1B				3	0	1	0	0	0	2											
<b>Inning Stats</b>	R: 0 E: 0 K: 1 S: 5	H: 0 LOB: 0 BB: 0 P: 5	R: 1 E: 0 K: 2 S: 10	H: 3 LOB: 2 BB: 0 P: 10	R: 0 E: 0 K: 1 S: 4	H: 0 LOB: 1 BB: 2 P: 12	R: 0 E: 0 K: 1 S: 5	H: 0 LOB: 0 BB: 0 P: 5	R: 0 E: 0 K: 0 S: 3	H: 0 LOB: 0 BB: 0 P: 3	R: 0 E: 0 K: 2 S: 8	H: 1 LOB: 1 BB: 0 P: 8	R: 0 E: 0 K: 2 S: 9	H: 1 LOB: 2 BB: 0 P: 9	R: 0 E: 1 K: 1 S: 6	H: 1 LOB: 1 BB: 0 P: 6	R: 0 E: 0 K: 1 S: 5	H: 0 LOB: 0 BB: 0 P: 5	1B: 6 2B: 0 3B: 0 HR: 0	SF: 0 SAC: 0 DP: 0 HBP: 0	WP: 2 PB: 0 SB: 0 CS: 1	PA: 35					
<b>PITCHER</b>	IP	WLS	BF	H	R	ER	SO	BB	IBB	HBP	BLK	WP	HR	S	P	ERA	WHIP										
Floyd Bannister, L ERA: 3.67 Salome Barojas, R ERA: 2.47	(1, 1) (7, 1)	6.2 S	27 8	5 1	1 0	1 0	9 2	2 0	0 0	0 0	0 0	0 0	0 0	12 12	12 12	0.00 0.429	1.050 0.429										

Chicago White Sox @ Texas Rangers  
Arlington Stadium, Arlington, TX  
Sun Aug 21 1983, 8:05 PM EDT  
Att: 11,861 - Unknown - 91 F

AB 33  
R 1  
H 6  
RBI 1  
BB 2  
SO 11  
LOB 13





Batter	1	2	3	4	5	6	7	8	9	AB	R	H	RBI	BB	SO	LOB	TOP					
Lou Whitaker, L (1, 4) OBP: 0.391, SLG: 0.462										2	0	2	0	2	0	0	<b>Detroit Tigers @ Texas Rangers</b> Arlington Stadium, Arlington, TX Mon Aug 22 1983, 8:05 PM EDT Att: 19,393 - Unknown					
Alan Trammell, R (1, 6) OBP: 0.388, SLG: 0.483										4	0	1	0	0	0	3						
Enos Cabell, R (1, 10) OBP: 0.338, SLG: 0.447										3	0	0	0	0	0	1						
Lance Parrish, R (1, 2) OBP: 0.329, SLG: 0.514										3	1	1	1	1	0	0						
Larry Herndon, R (1, 7) OBP: 0.335, SLG: 0.482										4	0	0	0	0	2	3						
John Wockenfuss, R (1, 3) OBP: 0.342, SLG: 0.436										2	0	1	0	1	0	0						
Kirk Gibson, L (8, PH) OBP: 0.299, SLG: 0.390										1	0	0	0	0	1	3						
Tom Brookens, R (8, 5) OBP: 0.282, SLG: 0.299										0	0	0	0	0	0	0						
Chet Lemon, R (1, 8) OBP: 0.360, SLG: 0.450										3	0	0	0	1	2	1						
Glenn Wilson, R (1, 9) OBP: 0.313, SLG: 0.419										2	0	1	0	1	0	0						
Marty Castillo, R (1, 5) OBP: 0.243, SLG: 0.313										3	0	0	0	0	0	4						
Rick Leach, L (9, PH) OBP: 0.295, SLG: 0.327										1	0	0	0	0	0	1						
<b>Inning Stats</b>	R: 0 E: 0 K: 0 S: 3	H: 1 LOB: 0 BB: 0 P: 3	R: 0 E: 0 K: 1 S: 6	H: 1 LOB: 3 BB: 2 P: 14	R: 0 E: 0 K: 0 S: 3	H: 1 LOB: 0 BB: 0 P: 3	R: 0 E: 0 K: 1 S: 5	H: 0 LOB: 1 BB: 1 P: 9	R: 0 E: 0 K: 0 S: 3	H: 0 LOB: 1 BB: 1 P: 7	R: 1 E: 0 K: 0 S: 4	H: 1 LOB: 0 BB: 0 P: 4	R: 0 E: 0 K: 1 S: 4	H: 0 LOB: 0 BB: 0 P: 5	R: 0 E: 0 K: 1 S: 6	H: 1 LOB: 3 BB: 2 P: 14	R: 0 E: 0 K: 1 S: 5	H: 1 LOB: 0 BB: 0 P: 5	1B: 4 2B: 1 3B: 0 HR: 1	SF: 0 SAC: 1 DP: 4 HBP: 1	WP: 0 PB: 0 SB: 2 CS: 0	PA: 36
<b>PITCHER</b>	IP WLS BF H R ER SO BB IBB HBP BLK WP HR S P ERA WHIP																					
Frank Tanana, L (1, 1) ERA: 2.59	7.0 W 29 5 1 1 3 5 0 1 0 0 0 1 29 50 1.29 1.429																					
Victor Cruz, R (8, 1) ERA: 2.04	2.0 S 7 1 0 0 2 0 1 0 0 0 0 0 10 14 0.00 0.500																					

AB	28
R	1
H	6
RBI	1
BB	6
SO	5
LOB	16



Batter	1	2	3	4	5	6	7	8	9	AB	R	H	RBI	BB	SO	LOB	BOTTOM			
Wayne Tolleson, S (1, 4) OBP: 0.322, SLG: 0.332										2	1	0	0	2	1	0	<b>Detroit Tigers @ Texas Rangers</b> Arlington Stadium, Arlington, TX Mon Aug 22 1983, 8:05 PM EDT Att: 19,393 - Unknown			
Buddy Bell, R (1, 5) OBP: 0.345, SLG: 0.436										3	1	0	0	0	0	3				
George Wright, S (1, 8) OBP: 0.326, SLG: 0.441										4	0	2	1	0	1	0				
Larry Parrish, R (1, 9) OBP: 0.342, SLG: 0.502										4	0	0	0	0	0	2				
Pete O'Brien, L (1, 3) OBP: 0.319, SLG: 0.359										4	0	2	0	0	0	1				
Mickey Rivers, L (1, 7) OBP: 0.301, SLG: 0.342										4	1	1	0	0	0	2				
Bill Sample, R (9, 7) OBP: 0.335, SLG: 0.429										0	0	0	0	0	0	0				
Jim Sundberg, R (1, 2) OBP: 0.269, SLG: 0.250										2	0	0	0	1	0	2				
Larry Bittner, L (1, 10) OBP: 0.345, SLG: 0.362										3	0	0	0	1	1	2				
Bucky Dent, R (1, 6) OBP: 0.286, SLG: 0.290										3	0	1	1	0	0	0				
<b>Inning Stats</b>	R: 0 E: 0 K: 1 S: 5	H: 0 LOB: 0 BB: 0 P: 5	R: 0 E: 0 K: 0 S: 4	H: 1 LOB: 2 BB: 1 P: 8	R: 0 E: 0 K: 1 S: 5	H: 0 LOB: 0 BB: 0 P: 5	R: 0 E: 0 K: 0 S: 5	H: 2 LOB: 2 BB: 0 P: 5	R: 2 E: 1 K: 0 S: 4	H: 1 LOB: 1 BB: 1 P: 9	R: 1 E: 0 K: 0 S: 5	H: 2 LOB: 3 BB: 2 P: 13	R: 0 E: 0 K: 0 S: 3	H: 0 LOB: 0 BB: 0 P: 3	R: 0 E: 0 K: 1 S: 5	H: 0 LOB: 0 BB: 0 P: 5	1B: 6 2B: 0 3B: 0 HR: 0	SF: 0 SAC: 1 DP: 0 HBP: 1	WP: 0 PB: 0 SB: 0 CS: 0	PA: 35
<b>PITCHER</b>	IP WLS BF H R ER SO BB IBB HBP BLK WP HR S P ERA WHIP																			
Dan Petry, R (1, 1) ERA: 3.66	8.0 L 35 6 3 2 3 3 1 1 0 0 0 0 36 53 2.25 1.125																			





Batter	1	2	3	4	5	6	7	8	9	AB	R	H	RBI	BB	SO	LOB	TOP					
Lou Whitaker, L (1, 4) OBP: 0.390, SLG: 0.461	F7		F7					6-3		4	0	1	0	0	0	1						
Alan Trammell, R (1, 6) OBP: 0.389, SLG: 0.483				F9	5-3			E5		4	0	2	0	0	0	2						
Kirk Gibson, L (1, 10) OBP: 0.298, SLG: 0.386	K			P6				L6		3	0	0	0	1	1	2						
Lance Parrish, R (1, 2) OBP: 0.328, SLG: 0.511	F9			FC6-4				F8		3	0	0	0	1	0	3						
Larry Herndon, R (1, 7) OBP: 0.333, SLG: 0.478		P4		FC6-4				6-3		4	0	0	0	0	0	2						
Glenn Wilson, R (1, 9) OBP: 0.312, SLG: 0.420		6-3						6-3		4	1	1	0	0	1	0						
Chet Lemon, R (1, 8) OBP: 0.362, SLG: 0.452		K						F8		3	1	1	1	0	1	0						
Rick Leach, L (1, 3) OBP: 0.299, SLG: 0.337				G6-4-3				K		4	0	2	1	0	1	0						
Marty Castillo, R (1, 5) OBP: 0.245, SLG: 0.314			G6-4-3					F9		3	0	1	0	0	0	2						
<b>Inning Stats</b>	R: 0 E: 0 K: 1 S: 6	H: 1 LOB: 1 BB: 0 P: 6	R: 0 E: 0 K: 1 S: 5	H: 0 LOB: 0 BB: 0 P: 5	R: 0 E: 0 K: 0 S: 3	H: 1 LOB: 0 BB: 0 P: 3	R: 0 E: 0 K: 0 S: 3	H: 0 LOB: 1 BB: 1 P: 7	R: 1 E: 0 K: 0 S: 6	H: 4 LOB: 2 BB: 0 P: 6	R: 0 E: 0 K: 0 S: 2	H: 0 LOB: 0 BB: 1 P: 6	R: 1 E: 0 K: 0 S: 4	H: 1 LOB: 1 BB: 0 P: 5	R: 0 E: 1 K: 0 S: 4	H: 1 LOB: 1 BB: 0 P: 4	R: 0 E: 0 K: 2 S: 7	H: 0 LOB: 0 BB: 0 P: 7	1B: 5 2B: 3 3B: 0 HR: 0	SF: 0 SAC: 0 DP: 2 HBP: 1	WP: 0 PB: 0 SB: 1 CS: 0	PA: 35
<b>PITCHER</b> Charlie Hough, R (1, 1) ERA: 3.79	IP: 9.0 WLS: L BF: 35 H: 8 R: 2 ER: 2 SO: 4 BB: 2 IBB: 0 HBP: 1 BLK: 0 WP: 0 HR: 0 S: 40 P: 49 ERA: 2.00 WHIP: 1.111															<b>PITCHER</b>						

**Detroit Tigers @ Texas Rangers**  
Arlington Stadium, Arlington, TX  
Tue Aug 23 1983, 8:05 PM EDT  
Att: 10,974 - Unknown

AB	32
R	2
H	8
RBI	2
BB	2
SO	4
LOB	12



Batter	1	2	3	4	5	6	7	8	9	AB	R	H	RBI	BB	SO	LOB	BOTTOM			
Wayne Tolleson, S (1, 4) OBP: 0.323, SLG: 0.333	F9		FC6-4					K		4	0	2	0	0	1	2				
Buddy Bell, R (1, 5) OBP: 0.342, SLG: 0.432	F9		F9					F8		4	0	0	0	0	0	4				
George Wright, S (1, 8) OBP: 0.326, SLG: 0.438	F8							F8		3	0	0	0	1	0	0				
Larry Parrish, R (1, 9) OBP: 0.339, SLG: 0.498		G3		F9				F8		4	0	0	0	0	0	2				
Pete O'Brien, L (1, 3) OBP: 0.316, SLG: 0.355		4-3		F7				K		4	0	0	0	0	1	0				
Mickey Rivers, L (1, 7) OBP: 0.297, SLG: 0.337		F9						B2-3		3	0	0	0	0	0	0				
Jim Sundberg, R (1, 2) OBP: 0.270, SLG: 0.248			F9					F9		2	0	0	0	1	0	0				
Larry Bittner, L (1, 10) OBP: 0.345, SLG: 0.361			FC6-4					F9		3	0	1	0	0	0	1				
Bucky Dent, R (1, 6) OBP: 0.286, SLG: 0.290			FC6-4					F7		3	0	1	0	0	0	0				
<b>Inning Stats</b>	R: 0 E: 0 K: 0 S: 3	H: 1 LOB: 0 BB: 0 P: 3	R: 0 E: 0 K: 0 S: 3	H: 0 LOB: 0 BB: 0 P: 3	R: 0 E: 0 K: 0 S: 5	H: 2 LOB: 2 BB: 0 P: 5	R: 0 E: 0 K: 0 S: 3	H: 0 LOB: 0 BB: 0 P: 3	R: 0 E: 0 K: 0 S: 4	H: 1 LOB: 2 BB: 1 P: 8	R: 0 E: 0 K: 1 S: 5	H: 0 LOB: 1 BB: 1 P: 9	R: 0 E: 0 K: 1 S: 5	H: 0 LOB: 0 BB: 0 P: 5	R: 0 E: 0 K: 0 S: 3	H: 0 LOB: 0 BB: 0 P: 3	1B: 4 2B: 0 3B: 0 HR: 0	SF: 0 SAC: 0 DP: 0 HBP: 0	WP: 0 PB: 0 SB: 1 CS: 0	PA: 32
<b>PITCHER</b> Doug Bair, R (1, 1) ERA: 4.26 Aurelio Lopez, R (7, 1) ERA: 1.79	IP: 6.0 WLS: W BF: 22 H: 4 R: 0 ER: 0 SO: 0 BB: 0 IBB: 0 HBP: 0 BLK: 0 WP: 0 HR: 0 S: 21 P: 25 ERA: 0.00 WHIP: 0.667															<b>PITCHER</b>				

**Detroit Tigers @ Texas Rangers**  
Arlington Stadium, Arlington, TX  
Tue Aug 23 1983, 8:05 PM EDT  
Att: 10,974 - Unknown

AB	30
R	0
H	4
RBI	0
BB	2
SO	2
LOB	9













Batter	1	2	3	4	5	6	7	8	9	AB	R	H	RBI	BB	SO	LOB	TOP																					
Wayne Tolleson, S (1,4) OBP: 0.321, SLG: 0.328	F8		K		B1-3		F9		F8	5	0	0	0	0	1	2																						
Buddy Bell, R (1,5) OBP: 0.339, SLG: 0.426	F7				F9	G4-6-3 1B	5-3			4	0	1	0	0	0	0																						
Bill Stein, R (1,3) OBP: 0.354, SLG: 0.448	F7									4	1	2	0	0	0	1																						
Pete O'Brien, L (9,3) OBP: 0.313, SLG: 0.352	F7				1B	G4-6-3 1B				0	0	0	0	0	0	0																						
Larry Parrish, R (1,9) OBP: 0.339, SLG: 0.493		1-3			1B		5-3		G6-4-3 1B	4	1	1	0	0	0	1																						
Dave Hostetler, R (1,10) OBP: 0.308, SLG: 0.363		5-3			1B		6-3			3	2	1	1	0	0	0																						
George Wright, S (1,8) OBP: 0.322, SLG: 0.432		6-3			P5		1B		F3	4	0	1	0	0	0	3																						
Bill Sample, R (1,7) OBP: 0.335, SLG: 0.425			F8	E3						3	0	1	0	1	0	1																						
Jim Anderson, R (1,6) OBP: 0.258, SLG: 0.238										3	0	2	1	0	0	2																						
Jim Sundberg, R (1,2) OBP: 0.268, SLG: 0.247			F7	F9			6-3		K	4	0	0	0	0	1	4																						
<b>Inning Stats</b>	R: 0 E: 0 K: 0 S: 3	H: 0 LOB: 0 BB: 0 P: 3	R: 0 E: 0 K: 0 S: 3	H: 0 LOB: 0 BB: 0 P: 3	R: 0 E: 0 K: 1 S: 6	H: 1 LOB: 1 BB: 0 P: 6	R: 3 E: 1 K: 0 S: 7	H: 3 LOB: 2 BB: 0 P: 8	R: 0 E: 0 K: 0 S: 5	H: 2 LOB: 2 BB: 0 P: 5	R: 0 E: 0 K: 0 S: 3	H: 0 LOB: 0 BB: 0 P: 3	R: 1 E: 0 K: 0 S: 4	H: 2 LOB: 0 BB: 0 P: 4	R: 0 E: 0 K: 1 S: 5	H: 0 LOB: 1 BB: 1 P: 9	1B: 8 2B: 0 3B: 0 HR: 1	SF: 0 SAC: 1 DP: 2 HBP: 1	WP: 0 PB: 0 SB: 0 CS: 1	PA: 37																		
<b>PITCHER</b>	IP	WLS	BF	H	R	ER	SO	BB	IBB	HBP	BLK	WP	HR	S	P	ERA	WHIP	<b>PITCHER</b>				IP	WLS	BF	H	R	ER	SO	BB	IBB	HBP	BLK	WP	HR	S	P	ERA	WHIP
Larry Gura, L (1,1) ERA: 4.96	8.0		34	9	4	1	1	1	0	1	0	0	1	34	39	1.12	1.250																					
Mike Armstrong, R (9,1) ERA: 3.61	1.0	W	3	0	0	0	1	0	0	0	0	0	0	5	5	0.00	0.000																					

Texas Rangers @ Kansas City Royals  
 Royals Stadium, Kansas City, MO  
 Thu Aug 25 1983, 8:05 PM EDT  
 Att: 26,206 - Unknown - 99 F

AB	34
R	4
H	9
RBI	2
BB	1
SO	2
LOB	14



Batter	1	2	3	4	5	6	7	8	9	AB	R	H	RBI	BB	SO	LOB	BOTTOM																					
U L Washington, S (1,6) OBP: 0.299, SLG: 0.325	4-3		S		4-3		K		K	5	1	1	0	0	2	2																						
Pat Sheridan, L (1,8) OBP: 0.329, SLG: 0.444	F7				6-3					4	1	2	2	1	0	0																						
George Brett, L (1,5) OBP: 0.400, SLG: 0.592	4-3									3	1	1	1	1	0	2																						
Hal McRae, R (1,10) OBP: 0.385, SLG: 0.487		F8			G6-4-3					3	0	1	0	0	0	1																						
Amos Otis, R (9,PH) OBP: 0.313, SLG: 0.355										1	0	0	0	0	0	0																						
Willie Aikens, L (1,3) OBP: 0.377, SLG: 0.508										4	0	2	1	0	1	1																						
Leon Roberts, R (1,9) OBP: 0.326, SLG: 0.426										4	0	2	0	0	0	1																						
John Wathan, R (1,2) OBP: 0.309, SLG: 0.334										4	1	1	0	0	0	5																						
Butch Davis, R (1,7) OBP: 0.364, SLG: 0.636										3	0	2	0	0	0	1																						
Onix Concepcion, R (1,4) OBP: 0.267, SLG: 0.325										2	0	0	0	0	0	0																						
Frank White, R (9,PH) OBP: 0.277, SLG: 0.395										1	1	1	1	0	0	0																						
<b>Inning Stats</b>	R: 0 E: 0 K: 0 S: 3	H: 3 LOB: 2 BB: 0 P: 5	R: 2 E: 0 K: 0 S: 5	H: 3 LOB: 0 BB: 0 P: 5	R: 0 E: 0 K: 0 S: 4	H: 2 LOB: 1 BB: 0 P: 4	R: 0 E: 0 K: 0 S: 3	H: 0 LOB: 0 BB: 0 P: 3	R: 1 E: 0 K: 0 S: 4	H: 1 LOB: 1 BB: 1 P: 8	R: 0 E: 0 K: 1 S: 6	H: 1 LOB: 2 BB: 1 P: 10	R: 0 E: 0 K: 1 S: 5	H: 0 LOB: 0 BB: 0 P: 5	R: 2 E: 0 K: 1 S: 7	H: 3 LOB: 1 BB: 0 P: 7	1B: 11 2B: 2 3B: 0 HR: 0	SF: 0 SAC: 2 DP: 2 HBP: 0	WP: 0 PB: 0 SB: 1 CS: 0	PA: 38																		
<b>PITCHER</b>	IP	WLS	BF	H	R	ER	SO	BB	IBB	HBP	BLK	WP	HR	S	P	ERA	WHIP	<b>PITCHER</b>				IP	WLS	BF	H	R	ER	SO	BB	IBB	HBP	BLK	WP	HR	S	P	ERA	WHIP
Dave Stewart, R (1,1) ERA: 2.93	7.0		30	10	3	3	1	2	0	0	0	0	0	30	38	3.86	1.714																					
Dave Schmidt, R (8,1) ERA: 4.14	1.2	L	8	3	2	2	2	0	0	0	0	0	0	12	12	10.80	1.800																					

Texas Rangers @ Kansas City Royals  
 Royals Stadium, Kansas City, MO  
 Thu Aug 25 1983, 8:05 PM EDT  
 Att: 26,206 - Unknown - 99 F

AB	34
R	5
H	13
RBI	5
BB	2
SO	3
LOB	13









Batter	1	2	3	4	5	6	7	8	9	AB	R	H	RBI	BB	SO	LOB	TOP										
Bill Sample, R OBP: 0.330, SLG: 0.419 (1, 7)										4	0	0	0	0	0	1	<b>Texas Rangers @ Kansas City Royals</b> Royals Stadium, Kansas City, MO Sat Aug 27 1983, 8:05 PM EDT Att: 35,259 - Unknown - 90 F <a href="http://livebaseballscorecards.com">livebaseballscorecards.com</a>										
Buddy Bell, R OBP: 0.341, SLG: 0.428 (1, 5)										3	0	1	0	1	0	0											
Bill Stein, R OBP: 0.344, SLG: 0.440 (1, 4)										4	0	0	0	0	0	3											
Dave Hostetter, R OBP: 0.310, SLG: 0.360 (1, 10)											3	0	0	0	0	3											
Larry Parrish, R OBP: 0.335, SLG: 0.488 (1, 9)										4	0	1	0	0	0	1											
George Wright, S OBP: 0.315, SLG: 0.427 (1, 8)										4	0	0	0	0	0	2											
Pete O'Brien, L OBP: 0.315, SLG: 0.353 (1, 3)										3	0	2	0	0	0	1											
Jim Anderson, R OBP: 0.247, SLG: 0.217 (1, 6)										3	0	0	0	0	0	3											
Bob Johnson, R OBP: 0.255, SLG: 0.321 (1, 2)										3	0	1	0	0	0	1											
<b>Inning Stats</b>	R: 0 E: 0 K: 0 S: 4	H: 1 LOB: 1 BB: 0 P: 4	R: 0 E: 0 K: 0 S: 4	H: 1 LOB: 1 BB: 0 P: 4	R: 0 E: 0 K: 0 S: 4	H: 1 LOB: 2 BB: 1 P: 8	R: 0 E: 0 K: 0 S: 3	H: 0 LOB: 0 BB: 0 P: 4	R: 0 E: 0 K: 0 S: 3	H: 1 LOB: 0 BB: 0 P: 3	R: 0 E: 0 K: 0 S: 3	H: 0 LOB: 0 BB: 0 P: 3	R: 0 E: 0 K: 0 S: 3	H: 0 LOB: 0 BB: 0 P: 3	R: 0 E: 0 K: 0 S: 3	H: 0 LOB: 0 BB: 0 P: 3	1B: 5 2B: 0 3B: 0 HR: 0	SF: 0 SAC: 0 DP: 1 HBP: 1	WP: 0 PB: 0 SB: 0 CS: 0	PA: 33							
<b>PITCHER</b>	IP	WLS	BF	H	R	ER	SO	BB	IBB	HBP	BLK	WP	HR	S	P	ERA	WHIP										
Paul Splittorf, L ERA: 3.87 (1, 1)	5.0	W	20	4	0	0	0	1	0	0	0	0	0	19	23	0.00	1.000										
Mike Armstrong, R ERA: 3.75 (6, 1)	1.0		4	0	0	0	0	0	0	1	0	0	0	3	4	0.00	0.000										
Dan Quisenberry, R ERA: 1.93 (7, 1)	3.0	S	9	1	0	0	0	0	0	0	0	0	0	9	9	0.00	0.333										

Batter	1	2	3	4	5	6	7	8	9	AB	R	H	RBI	BB	SO	LOB	BOTTOM										
Butch Davis, R OBP: 0.368, SLG: 0.526 (1, 7)										4	0	0	0	0	3	0	<b>Texas Rangers @ Kansas City Royals</b> Royals Stadium, Kansas City, MO Sat Aug 27 1983, 8:05 PM EDT Att: 35,259 - Unknown - 90 F <a href="http://livebaseballscorecards.com">livebaseballscorecards.com</a>										
U L Washington, S OBP: 0.295, SLG: 0.322 (1, 6)										3	0	0	0	0	1	1											
George Brett, L OBP: 0.396, SLG: 0.586 (1, 10)										3	0	0	0	0	1	1											
Frank White, R OBP: 0.277, SLG: 0.402 (1, 4)										3	1	1	1	0	0	0											
Leon Roberts, R OBP: 0.326, SLG: 0.424 (1, 9)										3	1	1	0	0	0	0											
Don Slaught, R OBP: 0.314, SLG: 0.342 (1, 2)										2	0	1	0	1	0	0											
John Wathan, R OBP: 0.303, SLG: 0.328 (1, 3)										3	0	0	0	0	0	2											
Greg Pryor, R OBP: 0.272, SLG: 0.294 (1, 5)										3	0	0	0	0	0	0											
Pat Sheridan, L OBP: 0.335, SLG: 0.446 (1, 8)										3	0	0	0	0	1	0											
<b>Inning Stats</b>	R: 0 E: 0 K: 1 S: 5	H: 0 LOB: 0 BB: 0 P: 5	R: 1 E: 0 K: 0 S: 4	H: 1 LOB: 0 BB: 0 P: 4	R: 0 E: 0 K: 2 S: 7	H: 0 LOB: 0 BB: 0 P: 7	R: 0 E: 0 K: 1 S: 5	H: 0 LOB: 0 BB: 0 P: 5	R: 1 E: 0 K: 0 S: 4	H: 2 LOB: 0 BB: 0 P: 4	R: 0 E: 0 K: 1 S: 5	H: 0 LOB: 1 BB: 0 P: 6	R: 0 E: 0 K: 0 S: 3	H: 0 LOB: 1 BB: 1 P: 7	R: 0 E: 1 K: 1 S: 6	H: 0 LOB: 1 BB: 0 P: 6	1B: 2 2B: 0 3B: 0 HR: 1	SF: 0 SAC: 0 DP: 1 HBP: 1	WP: 0 PB: 0 SB: 0 CS: 0	PA: 29							
<b>PITCHER</b>	IP	WLS	BF	H	R	ER	SO	BB	IBB	HBP	BLK	WP	HR	S	P	ERA	WHIP										
Frank Tanana, L ERA: 2.56 (1, 1)	8.0	L	29	3	2	2	6	1	0	1	0	0	1	39	44	2.25	0.500										



Batter	1	2	3	4	5	6	7	8	9	AB	R	H	RBI	BB	SO	LOB	TOP																				
Wayne Tolleson, S (1, 4) OBP: 0.316, SLG: 0.323	F8		6-3		4-3			SH1-3		3	0	0	0	0	0	2																					
Pete O'Brien, L (1, 3) OBP: 0.314, SLG: 0.354	3-1			4-3		F7		L4		4	1	1	0	0	0	1																					
Buddy Bell, R (1, 5) OBP: 0.340, SLG: 0.425	F7			4-3		5-3				3	0	0	0	1	0	1																					
Dave Hostetter, R (1, 10) OBP: 0.312, SLG: 0.360		WP		P4				P5		3	0	1	0	1	0	3																					
Larry Parrish, R (1, 9) OBP: 0.335, SLG: 0.486		6-3								4	0	1	1	0	2	2																					
Bill Sample, R (9, 9) OBP: 0.330, SLG: 0.419		1-2				K				0	0	0	0	0	0	0																					
George Wright, S (1, 8) OBP: 0.317, SLG: 0.424	F8			4-3				B1-3		4	0	0	0	0	0	2																					
Mickey Rivers, L (1, 7) OBP: 0.295, SLG: 0.336	F7							L7		4	0	1	0	0	0	1																					
Bucky Dent, R (1, 6) OBP: 0.287, SLG: 0.289						4-3		F9		3	0	1	0	0	0	1																					
Jim Sundberg, R (1, 2) OBP: 0.269, SLG: 0.249	F8							L7		2	0	0	0	1	0	2																					
<b>Inning Stats</b>	R: 0 E: 0 K: 0 S: 3	H: 0 LOB: 0 BB: 0 P: 3	R: 0 E: 0 K: 0 S: 3	H: 0 LOB: 1 BB: 1 P: 7	R: 0 E: 0 K: 0 S: 3	H: 1 LOB: 0 BB: 0 P: 3	R: 1 E: 0 K: 0 S: 5	H: 2 LOB: 1 BB: 0 P: 5	R: 0 E: 0 K: 1 S: 6	H: 1 LOB: 1 BB: 0 P: 6	R: 0 E: 0 K: 0 S: 3	H: 0 LOB: 0 BB: 0 P: 3	R: 0 E: 0 K: 0 S: 3	H: 0 LOB: 2 BB: 2 P: 11	R: 0 E: 0 K: 1 S: 5	H: 0 LOB: 0 BB: 0 P: 5	1B: 3 2B: 2 3B: 0 HR: 0	SF: 0 SAC: 1 DP: 0 HBP: 0	WP: 1 PB: 0 SB: 0 CS: 1	PA: 34																	
<b>PITCHER</b>	IP	WLS	BF	H	R	ER	SO	BB	IBB	HBP	BLK	WP	HR	S	P	ERA	WHIP	<b>PITCHER</b>		IP	WLS	BF	H	R	ER	SO	BB	IBB	HBP	BLK	WP	HR	S	P	ERA	WHIP	
Steve Renko, R (1, 1) ERA: 4.3	5.0	L	19	4	1	1	0	1	0	0	0	1	0	18	22	1.80	1.000																				
Mike Armstrong, R (6, 1) ERA: 3.57	4.0		15	1	0	0	2	1	1	0	0	0	0	17	25	0.00	0.500																				

Texas Rangers @ Kansas City Royals  
Royals Stadium, Kansas City, MO  
Sun Aug 28 1983, 4:33 AM EDT  
Att: 29,133 - Unknown - 89 F

AB 30  
R 1  
H 5  
RBI 1  
BB 3  
SO 2  
LOB 15



Batter	1	2	3	4	5	6	7	8	9	AB	R	H	RBI	BB	SO	LOB	BOTTOM																				
U L Washington, S (1, 6) OBP: 0.297, SLG: 0.319	F7		1-3		K			P6		4	0	0	0	0	1	0																					
Pat Sheridan, L (1, 8) OBP: 0.341, SLG: 0.451			P6							4	0	3	0	0	0	0																					
George Brett, L (1, 5) OBP: 0.395, SLG: 0.585			3-1					F9		4	0	1	0	0	0	2																					
Willie Aikens, L (1, 10) OBP: 0.385, SLG: 0.510										3	0	1	0	1	0	1																					
Joe Simpson, L (9, PR) OBP: 0.250, SLG: 0.220	5-3									0	0	0	0	0	0	0																					
Frank White, R (1, 4) OBP: 0.275, SLG: 0.400										3	0	0	0	0	1	2																					
Don Slaught, R (1, 2) OBP: 0.313, SLG: 0.340										4	0	1	0	0	1	4																					
John Wathan, R (1, 3) OBP: 0.303, SLG: 0.327										4	0	1	0	0	0	3																					
Butch Davis, R (1, 7) OBP: 0.364, SLG: 0.476										2	0	0	0	1	0	0																					
Cesar Geronimo, L (1, 9) OBP: 0.242, SLG: 0.253										3	0	0	0	0	0	2																					
<b>Inning Stats</b>	R: 0 E: 0 K: 0 S: 4	H: 2 LOB: 1 BB: 0 P: 4	R: 0 E: 0 K: 2 S: 8	H: 1 LOB: 2 BB: 1 P: 12	R: 0 E: 0 K: 0 S: 3	H: 0 LOB: 0 BB: 0 P: 3	R: 0 E: 0 K: 0 S: 4	H: 1 LOB: 1 BB: 0 P: 4	R: 0 E: 0 K: 1 S: 5	H: 0 LOB: 0 BB: 0 P: 5	R: 0 E: 0 K: 0 S: 4	H: 1 LOB: 2 BB: 1 P: 8	R: 0 E: 0 K: 0 S: 3	H: 0 LOB: 0 BB: 0 P: 3	R: 0 E: 0 K: 0 S: 3	H: 1 LOB: 0 BB: 0 P: 3	R: 0 E: 0 K: 0 S: 4	H: 1 LOB: 2 BB: 0 P: 4	1B: 6 2B: 1 3B: 0 HR: 0	SF: 0 SAC: 1 DP: 1 HBP: 0	WP: 0 PB: 1 SB: 0 CS: 0	PA: 34															
<b>PITCHER</b>	IP	WLS	BF	H	R	ER	SO	BB	IBB	HBP	BLK	WP	HR	S	P	ERA	WHIP	<b>PITCHER</b>		IP	WLS	BF	H	R	ER	SO	BB	IBB	HBP	BLK	WP	HR	S	P	ERA	WHIP	
Charlie Hough, R (1, 1) ERA: 3.82	9.0	W	34	7	0	0	3	2	0	0	0	0	0	38	46	0.00	1.000																				

Texas Rangers @ Kansas City Royals  
Royals Stadium, Kansas City, MO  
Sun Aug 28 1983, 4:33 AM EDT  
Att: 29,133 - Unknown - 89 F

AB 31  
R 0  
H 7  
RBI 0  
BB 2  
SO 3  
LOB 14





Batter	1	2	3	4	5	6	7	8	9	AB	R	H	RBI	BB	SO	LOB	TOP	
Wayne Tolleson, S (1,4) OBP: 0.315, SLG: 0.321	F7			1-3		1B BB			F8	3	1	0	0	1	0	0	<b>Texas Rangers @ Chicago White Sox</b> Comiskey Park, Chicago, IL Mon Aug 29 1983, 8:05 PM EDT Att: 33,987 - Unknown - 88 F <a href="http://livebaseballscorecards.com">livebaseballscorecards.com</a>	
Bill Sample, R (1,8) OBP: 0.329, SLG: 0.417	F6			L4		1B			F9	4	0	1	1	0	0	0		
Buddy Bell, R (1,5) OBP: 0.338, SLG: 0.422	F8			6-3		1-2			F8	4	0	0	0	0	0	1		
Larry Parrish, R (1,9) OBP: 0.335, SLG: 0.485		5-3			1B 1B				6-3	3	0	1	0	0	0	0		
Pete O'Brien, L (1,3) OBP: 0.313, SLG: 0.352		4-3			F7				F9	3	0	0	0	0	0	1		
Mickey Rivers, L (1,7) OBP: 0.295, SLG: 0.336		F7			G4-6-3 1B				K	3	0	1	0	0	1	0		
Bob Jones, L (1,10) OBP: 0.279, SLG: 0.279			4-3		G4-6-3 1-2				K	3	0	0	0	0	1	2		
Bucky Dent, R (1,6) OBP: 0.286, SLG: 0.287			6-3						F8	2	0	0	0	0	0	0		
George Wright, S (8, PH) OBP: 0.316, SLG: 0.423				6-3					6-3	1	0	0	0	0	0	0		
Jim Anderson, R (8,6) OBP: 0.247, SLG: 0.217										0	0	0	0	0	0	0		
Bob Johnson, R (1,2) OBP: 0.252, SLG: 0.316				L1					K	2	0	0	0	0	1	0		
Larry Bittner, L (8, PH) OBP: 0.331, SLG: 0.345										1	0	0	0	0	1	0		
Jim Sundberg, R (8,2) OBP: 0.269, SLG: 0.249									K	0	0	0	0	0	0	0		
<b>Inning Stats</b>	R: 0 E: 0 K: 0 S: 3	H: 0 LOB: 0 BB: 0 P: 3	R: 0 E: 0 K: 0 S: 3	H: 0 LOB: 0 BB: 0 P: 3	R: 0 E: 0 K: 0 S: 3	H: 0 LOB: 0 BB: 0 P: 3	R: 0 E: 0 K: 0 S: 3	H: 0 LOB: 0 BB: 0 P: 3	R: 0 E: 0 K: 1 S: 5	H: 0 LOB: 0 BB: 0 P: 5	R: 0 E: 0 K: 2 S: 7	H: 0 LOB: 0 BB: 0 P: 7	R: 0 E: 0 K: 0 S: 3	H: 0 LOB: 0 BB: 0 P: 3	1B: 3 2B: 0 3B: 0 HR: 0	SF: 0 SAC: 0 DP: 1 HBP: 0	WP: 0 PB: 0 SB: 2 CS: 0	PA: 30
<b>PITCHER</b> Richard Dotson, R (1,1) ERA: 3.58	IP: 9.0 WLS: W BF: 30 H: 3 R: 1 ER: 1 SO: 4 BB: 1 IBB: 0 HBP: 0 BLK: 0 WP: 0 HR: 0 S: 37 P: 41 ERA: 1.00 WHIP: 0.444											<b>PITCHER</b>	IP: 9.0 WLS: W BF: 30 H: 3 R: 1 ER: 1 SO: 4 BB: 1 IBB: 0 HBP: 0 BLK: 0 WP: 0 HR: 0 S: 37 P: 41 ERA: 1.00 WHIP: 0.444					

Batter	1	2	3	4	5	6	7	8	9	AB	R	H	RBI	BB	SO	LOB	BOTTOM	
Rudy Law, L (1,8) OBP: 0.333, SLG: 0.351	1B 3B		FC3-6 G5-4-3 1-2 2-3		FC4-6 1-2 2-3				F9	4	1	1	0	0	0	4	<b>Texas Rangers @ Chicago White Sox</b> Comiskey Park, Chicago, IL Mon Aug 29 1983, 8:05 PM EDT Att: 33,987 - Unknown - 88 F <a href="http://livebaseballscorecards.com">livebaseballscorecards.com</a>	
Carlton Fisk, R (1,2) OBP: 0.350, SLG: 0.517	CS 1B		G5-4-3 1-2		BB				K	3	0	1	1	1	1	2		
Harold Baines, L (1,9) OBP: 0.323, SLG: 0.398	F9			3-1	K				F8 1B	4	0	1	0	0	1	4		
Greg Luzinski, R (1,10) OBP: 0.342, SLG: 0.486	K				K				F8	3	0	0	0	1	2	4		
Greg Walker, L (1,3) OBP: 0.318, SLG: 0.425		G6-4-3 1B		FC1-6 WP		G3			3-1	3	0	1	0	0	0	1		
Mike Squires, L (7,3) OBP: 0.321, SLG: 0.270										1	0	0	0	0	0	1		
Ron Kittle, R (1,7) OBP: 0.306, SLG: 0.490		G6-4-3 1-2		K		F7				3	0	0	0	0	1	2		
Vance Law, R (1,5) OBP: 0.305, SLG: 0.332		K				F3				3	1	1	0	0	1	0		
Scott Fletcher, R (1,6) OBP: 0.343, SLG: 0.404			FC3-6 1B		FC4-6 1B BB				F8	2	0	1	0	1	0	0		
Julio Cruz, S (1,4) OBP: 0.308, SLG: 0.321			FC3-6 1-2 BB		FC4-6 1-2 BB				4-3	2	0	1	1	1	0	0		
<b>Inning Stats</b>	R: 1 E: 0 K: 1 S: 6	H: 2 LOB: 0 BB: 0 P: 6	R: 0 E: 0 K: 1 S: 5	H: 1 LOB: 0 BB: 0 P: 5	R: 0 E: 0 K: 0 S: 3	H: 1 LOB: 1 BB: 1 P: 7	R: 0 E: 0 K: 1 S: 5	H: 0 LOB: 0 BB: 1 P: 9	R: 1 E: 0 K: 2 S: 9	H: 2 LOB: 3 BB: 2 P: 17	R: 0 E: 0 K: 0 S: 3	H: 0 LOB: 0 BB: 0 P: 3	R: 0 E: 0 K: 1 S: 6	H: 1 LOB: 1 BB: 0 P: 6	1B: 6 2B: 0 3B: 1 HR: 0	SF: 0 SAC: 0 DP: 2 HBP: 0	WP: 1 PB: 0 SB: 2 CS: 1	PA: 32
<b>PITCHER</b> Mike Smithson, R (1,1) ERA: 4.05	IP: 4.1 WLS: L BF: 20 H: 6 R: 2 ER: 2 SO: 3 BB: 4 IBB: 0 HBP: 0 BLK: 0 WP: 1 HR: 0 S: 22 P: 38 ERA: 4.15 WHIP: 2.308											<b>PITCHER</b>	IP: 5.1 WLS: L BF: 12 H: 1 R: 0 ER: 0 SO: 3 BB: 0 IBB: 0 HBP: 0 BLK: 0 WP: 0 HR: 0 S: 18 P: 18 ERA: 0.00 WHIP: 0.273					



Batter	1	2	3	4	5	6	7	8	9	AB	R	H	RBI	BB	SO	LOB	TOP					
Wayne Tolleson, S (1, 6) OBP: 0.314, SLG: 0.318										3	0	0	0	1	1	1	<p><b>Texas Rangers @ Chicago White Sox</b> Comiskey Park, Chicago, IL Tue Aug 30 1983, 8:05 PM EDT Att: 26,666 - Cloudy - 78 F</p> <p>AB 32 R 0 H 6 RBI 0 BB 2 SO 7 LOB 12</p>					
Pete O'Brien, L (1, 3) OBP: 0.312, SLG: 0.350										3	0	0	0	1	0	2						
Buddy Bell, R (1, 5) OBP: 0.337, SLG: 0.421										4	0	1	0	0	1	1						
Larry Parrish, R (1, 9) OBP: 0.332, SLG: 0.480										4	0	0	0	0	2	2						
Dave Hostetler, R (1, 10) OBP: 0.311, SLG: 0.358										4	0	1	0	0	1	0						
George Wright, S (1, 8) OBP: 0.316, SLG: 0.425										4	0	2	0	0	0	0						
Bill Stein, R (1, 4) OBP: 0.342, SLG: 0.435										4	0	1	0	0	1	2						
Bill Sample, R (1, 7) OBP: 0.327, SLG: 0.415										3	0	0	0	0	1	2						
Bob Johnson, R (1, 2) OBP: 0.253, SLG: 0.324										3	0	1	0	0	0	2						
<b>Inning Stats</b>	R: 0 E: 0 K: 2 S: 8	H: 1 LOB: 1 BB: 0 P: 8	R: 0 E: 0 K: 0 S: 3	H: 0 LOB: 0 BB: 0 P: 3	R: 0 E: 0 K: 1 S: 5	H: 0 LOB: 1 BB: 1 P: 9	R: 0 E: 0 K: 2 S: 9	H: 2 LOB: 2 BB: 0 P: 9	R: 0 E: 0 K: 0 S: 4	H: 1 LOB: 0 BB: 0 P: 4	R: 0 E: 0 K: 1 S: 5	H: 0 LOB: 0 BB: 0 P: 5	R: 0 E: 0 K: 0 S: 4	H: 2 LOB: 1 BB: 0 P: 4	R: 0 E: 0 K: 0 S: 3	H: 0 LOB: 1 BB: 1 P: 7	R: 0 E: 0 K: 1 S: 5	H: 0 LOB: 0 BB: 0 P: 5	1B: 4 2B: 2 3B: 0 HR: 0	SF: 0 SAC: 0 DP: 1 HBP: 0	WP: 0 PB: 0 SB: 1 CS: 0	PA: 34
<b>PITCHER</b>	IP WLS BF H R ER SO BB IBB HBP BLK WP HR S P ERA WHIP																					
Britt Burns, L (1, 1) ERA: 4.08	6.0 W 23 4 0 0 6 1 0 0 0 0 0 0 34 38 0.00 0.833																					
Dick Tidrow, R (7, 1) ERA: 3.54	3.0 S 11 2 0 0 1 1 0 0 0 0 0 0 12 16 0.00 1.000																					

Batter	1	2	3	4	5	6	7	8	9	AB	R	H	RBI	BB	SO	LOB	BOTTOM				
Rudy Law, L (1, 8) OBP: 0.333, SLG: 0.350										4	0	1	0	0	0	0	<p><b>Texas Rangers @ Chicago White Sox</b> Comiskey Park, Chicago, IL Tue Aug 30 1983, 8:05 PM EDT Att: 26,666 - Cloudy - 78 F</p> <p>AB 31 R 5 H 8 RBI 5 BB 4 SO 7 LOB 12</p>				
Carlton Fisk, R (1, 2) OBP: 0.356, SLG: 0.527										2	2	2	1	2	0	0					
Harold Baines, L (1, 9) OBP: 0.325, SLG: 0.407										4	2	2	2	0	0	3					
Greg Luzinski, R (1, 10) OBP: 0.342, SLG: 0.486										4	0	1	1	0	1	3					
Tom Paciorek, R (1, 3) OBP: 0.313, SLG: 0.404										3	0	0	0	1	0	3					
Mike Squires, L (8, 3) OBP: 0.321, SLG: 0.270										0	0	0	0	0	0	0					
Ron Kittle, R (1, 7) OBP: 0.306, SLG: 0.489										1	0	0	0	0	1	0					
Jerry Hairston, S (3, 7) OBP: 0.385, SLG: 0.545										2	1	0	0	1	1	1					
Dave Stegman, R (8, 7) OBP: 0.303, SLG: 0.259										0	0	0	0	0	0	0					
Vance Law, R (1, 5) OBP: 0.304, SLG: 0.331										4	0	1	0	0	2	0					
Scott Fletcher, R (1, 6) OBP: 0.344, SLG: 0.411										2	0	1	0	0	0	0					
Jerry Dybzinski, R (5, 6) OBP: 0.282, SLG: 0.285										1	0	0	1	0	0	0					
Julio Cruz, S (1, 4) OBP: 0.306, SLG: 0.318										4	0	0	0	0	2	2					
<b>Inning Stats</b>	R: 0 E: 0 K: 0 S: 4	H: 1 LOB: 2 BB: 1 P: 8	R: 0 E: 0 K: 2 S: 8	H: 1 LOB: 1 BB: 0 P: 8	R: 1 E: 0 K: 0 S: 4	H: 1 LOB: 1 BB: 1 P: 8	R: 0 E: 0 K: 0 S: 3	H: 0 LOB: 0 BB: 0 P: 3	R: 1 E: 0 K: 0 S: 5	H: 2 LOB: 1 BB: 0 P: 5	R: 1 E: 0 K: 1 S: 6	H: 1 LOB: 1 BB: 1 P: 10	R: 2 E: 1 K: 2 S: 9	H: 2 LOB: 1 BB: 1 P: 13	R: 0 E: 0 K: 2 S: 7	H: 0 LOB: 0 BB: 0 P: 7		1B: 3 2B: 3 3B: 0 HR: 2	SF: 0 SAC: 1 DP: 0 HBP: 0	WP: 0 PB: 0 SB: 1 CS: 0	PA: 36
<b>PITCHER</b>	IP WLS BF H R ER SO BB IBB HBP BLK WP HR S P ERA WHIP																				
Dave Stewart, R (1, 1) ERA: 3.04	5.2 L 26 6 3 3 2 3 0 0 0 0 0 1 27 39 4.76 1.588																				
Tom Henke, R (6, 1) ERA: 3.65	2.1 10 2 2 2 5 1 0 0 0 0 0 1 19 23 7.71 1.286																				



Batter	1	2	3	4	5	6	7	8	9	AB	R	H	RBI	BB	SO	LOB	TOP								
Mickey Rivers, L OBP: 0.297, SLG: 0.338 (1, 7)	L4		FC3-6 1B		S 1B 1B			E4 FC1-5 E	K	5	1	2	0	0	1	1									
Buddy Bell, R OBP: 0.337, SLG: 0.419 (1, 5)	6-3		F8		1B 1B			E4 FC1-5		4	0	1	1	0	0	2									
George Wright, S OBP: 0.317, SLG: 0.430 (1, 8)	HR		FC3-6 1-2		G3			FC1-5 G6-4-3 1-2 2-3		4	1	1	1	0	0	4									
Larry Parrish, R OBP: 0.329, SLG: 0.476 (1, 9)	5-3		F8		4-1			G6-4-3 1-2		4	0	0	0	0	0	3									
Bill Stein, R OBP: 0.340, SLG: 0.432 Wayne Tolleson, S OBP: 0.314, SLG: 0.318 (9, PR) (9, 4)		K		P6		F7			E 1B	4	0	1	0	0	1	0									
Dave Hostetter, R OBP: 0.314, SLG: 0.375 (1, 10)		HR		G3		5-3			E2 1B 2B	4	2	2	2	0	0	0									
Pete O'Brien, L OBP: 0.311, SLG: 0.351 (1, 3)				K				4-3	G3	4	0	1	0	0	1	1									
Bob Johnson, R OBP: 0.253, SLG: 0.317 (1, 2)		5-3				F7		4-3		3	0	0	0	1	0	1									
Bucky Dent, R OBP: 0.283, SLG: 0.284 (1, 6)		6-3				F9		2-3	F7	4	0	0	0	0	0	2									
<b>Inning Stats</b>	R: 1 E: 0 K: 0 S: 4	H: 1 LOB: 0 BB: 0 P: 4	R: 1 E: 0 K: 1 S: 7	H: 2 LOB: 1 BB: 0 P: 7	R: 0 E: 0 K: 0 S: 4	H: 1 LOB: 1 BB: 0 P: 4	R: 0 E: 0 K: 1 S: 5	H: 0 LOB: 0 BB: 0 P: 5	R: 1 E: 0 K: 0 S: 5	H: 2 LOB: 1 BB: 0 P: 5	R: 0 E: 0 K: 0 S: 3	H: 0 LOB: 0 BB: 0 P: 3	R: 0 E: 0 K: 0 S: 3	H: 0 LOB: 0 BB: 0 P: 3	R: 0 E: 2 K: 0 S: 4	H: 0 LOB: 1 BB: 0 P: 4	R: 2 E: 1 K: 1 S: 7	H: 2 LOB: 1 BB: 1 P: 11	1B: 4 2B: 2 3B: 0 HR: 2	SF: 0 SAC: 0 DP: 1 HBP: 0	WP: 0 PB: 0 SB: 1 CS: 0	PA: 37			
<b>PITCHER</b>	IP	WLS	BF	H	R	ER	SO	BB	IBB	HBP	BLK	WP	HR	S	P	ERA	WHIP								
Glenn Abbott, R ERA: 4.44 (1, 1)	8.0	L	33	8	5	4	2	0	0	0	0	0	2	37	37	4.50	1.000								
Dave Rozema, R ERA: 3.49 (9, 1)	1.0		4	0	0	0	1	1	0	0	0	0	0	5	9	0.00	1.000								

Texas Rangers @ Detroit Tigers  
Tiger Stadium, Detroit, MI  
Wed Aug 31 1983, 7:05 PM EDT  
Att: 23,287 - Unknown

AB 36  
R 5  
H 8  
RBI 4  
BB 1  
SO 3  
LOB 14



Batter	1	2	3	4	5	6	7	8	9	AB	R	H	RBI	BB	SO	LOB	BOTTOM								
Lou Whitaker, L OBP: 0.388, SLG: 0.470 (1, 4)	K		G5-4-3 1B		1-3 2-H 1B			G6-4-3 BB 1B		4	0	3	1	0	1	0									
Alan Trammell, R OBP: 0.388, SLG: 0.492 (1, 6)	BB BB		G5-4-3 1-2		2-3-2 3-H			G6-4-3 BB		2	0	0	0	2	0	3									
Larry Hemdon, R OBP: 0.334, SLG: 0.467 (1, 7)	BB BB		6-3				F3	G6-4-3 1-2 2-3		3	0	0	0	1	0	2									
Lance Parrish, R OBP: 0.324, SLG: 0.502 (1, 2)	G6-4-3 1-2				P6		F8	5-3		4	0	0	0	0	0	3									
Kirk Gibson, L OBP: 0.288, SLG: 0.365 (1, 10)		K		4-3		5-3			K	4	0	0	0	0	2	0									
Enos Cabell, R OBP: 0.343, SLG: 0.440 (1, 3)		K		F8			L4-6 1B BB	5-3		3	0	0	0	1	1	0									
Chet Lemon, R OBP: 0.366, SLG: 0.466 (1, 8)		1B BB			G2					3	0	2	0	1	0	0									
Glenn Wilson, R OBP: 0.307, SLG: 0.420 (1, 9)							1B 1B	L4-6 1B	4-3	4	1	2	0	0	0	3									
Tom Brookens, R OBP: 0.285, SLG: 0.323 (1, 5)					1B 1B			5-3		3	0	1	0	0	1	3									
<b>Inning Stats</b>	R: 0 E: 0 K: 1 S: 4	H: 0 LOB: 1 BB: 2 P: 12	R: 0 E: 0 K: 3 S: 10	H: 1 LOB: 2 BB: 1 P: 14	R: 0 E: 0 K: 0 S: 3	H: 1 LOB: 0 BB: 0 P: 3	R: 0 E: 0 K: 0 S: 3	H: 0 LOB: 0 BB: 0 P: 3	R: 1 E: 0 K: 0 S: 5	H: 3 LOB: 1 BB: 0 P: 5	R: 0 E: 0 K: 0 S: 3	H: 0 LOB: 0 BB: 0 P: 3	R: 0 E: 0 K: 0 S: 3	H: 1 LOB: 1 BB: 1 P: 7	R: 0 E: 0 K: 0 S: 3	H: 1 LOB: 1 BB: 1 P: 7	R: 0 E: 0 K: 1 S: 6	H: 1 LOB: 1 BB: 0 P: 6	1B: 7 2B: 3 3B: 0 HR: 0	SF: 0 SAC: 0 DP: 5 HBP: 0	WP: 0 PB: 0 SB: 0 CS: 0	PA: 35			
<b>PITCHER</b>	IP	WLS	BF	H	R	ER	SO	BB	IBB	HBP	BLK	WP	HR	S	P	ERA	WHIP								
John Butcher, R ERA: 3.23 (1, 1)	6.2	W	26	6	1	1	4	4	0	0	0	0	0	30	46	1.35	1.500								
Dave Schmidt, R ERA: 4.1 (7, 1)	0.1		3	1	0	0	0	1	0	0	0	0	0	2	6	0.00	6.000								
Victor Cruz, R ERA: 1.71 (8, 1)	2.0	S	6	1	0	0	1	0	0	0	0	0	0	8	8	0.00	0.500								

Texas Rangers @ Detroit Tigers  
Tiger Stadium, Detroit, MI  
Wed Aug 31 1983, 7:05 PM EDT  
Att: 23,287 - Unknown

AB 30  
R 1  
H 8  
RBI 1  
BB 5  
SO 5  
LOB 14





Batter	1	2	3	4	5	6	7	8	9	AB	R	H	RBI	BB	SO	LOB	TOP					
Mickey Rivers, L OBP: 0.297, SLG: 0.341 (1, 7)	0-0 4-3 2B		0-0 4-3 1-2			0-0 F7		0-0 F7		4	0	1	0	0	0	1						
Buddy Bell, R OBP: 0.336, SLG: 0.418 (1, 5)	0-0 4-3 2-3		0-0 F7			0-0 1B 1B		0-3 K		4	0	1	0	0	1	2						
George Wright, S OBP: 0.315, SLG: 0.426 (1, 8)	0-0 F2			0-0 F7		0-0 F7			0-0 4-3	4	0	0	0	0	0	2						
Larry Parrish, R OBP: 0.329, SLG: 0.474 (1, 9)	0-3 K			0-0 6-3		0-0 1B			0-0 4-3	4	0	1	0	0	1	1						
Bill Stein, R OBP: 0.338, SLG: 0.428 (1, 4)		0-0 F3		0-0 6-3		0-0 F4			0-0 1B 1B	4	0	1	0	0	0	2						
Dave Hostetter, R OBP: 0.316, SLG: 0.377 (1, 10)		0-0 5-3			0-0 1B		0-3 K		0-0 1B	4	0	2	0	0	1	0						
Pete O'Brien, L OBP: 0.309, SLG: 0.348 (1, 3)		0-0 F8			0-0 F7		0-0 F8		0-0 F7	4	0	0	0	0	0	3						
Bob Johnson, R OBP: 0.248, SLG: 0.310 (1, 2)			0-3 K		0-0 F3		0-3 K			3	0	0	0	0	2	1						
Wayne Tolleson, S OBP: 0.315, SLG: 0.317 (1, 6)			4-0 BB		0-0 G3			0-0 6-3		2	0	0	0	1	0	1						
<b>Inning Stats</b>	R: 0 E: 0 K: 1 S: 6	H: 1 LOB: 1 BB: 0 P: 6	R: 0 E: 0 K: 0 S: 3	H: 0 LOB: 0 BB: 0 P: 3	R: 0 E: 0 K: 1 S: 5	H: 0 LOB: 1 BB: 1 P: 9	R: 0 E: 0 K: 0 S: 3	H: 0 LOB: 0 BB: 0 P: 3	R: 0 E: 0 K: 0 S: 4	H: 1 LOB: 1 BB: 0 P: 4	R: 0 E: 0 K: 0 S: 5	H: 2 LOB: 2 BB: 0 P: 5	R: 0 E: 0 K: 2 S: 7	H: 0 LOB: 0 BB: 0 P: 7	R: 0 E: 0 K: 1 S: 5	H: 0 LOB: 0 BB: 0 P: 5	R: 0 E: 0 K: 0 S: 5	H: 2 LOB: 2 BB: 0 P: 5	1B: 5 2B: 1 3B: 0 HR: 0	SF: 0 SAC: 0 DP: 0 HBP: 0	WP: 0 PB: 0 SB: 0 CS: 0	PA: 34
<b>PITCHER</b> Jack Morris, R ERA: 3.22 (1, 1)	IP: 9.0 WLS: W BF: 34 H: 6 R: 0 ER: 0 SO: 5 BB: 1 IBB: 0 HBP: 0 BLK: 0 WP: 0 HR: 0 S: 43 P: 47 ERA: 0.00 WHIP: 0.778															<b>PITCHER</b>						

Texas Rangers @ Detroit Tigers  
Tiger Stadium, Detroit, MI  
Thu Sep 01 1983, 7:05 PM EDT  
Att: 23,011 - Unknown - 77 F

AB 33  
R 0  
H 6  
RBI 0  
BB 1  
SO 5  
LOB 13



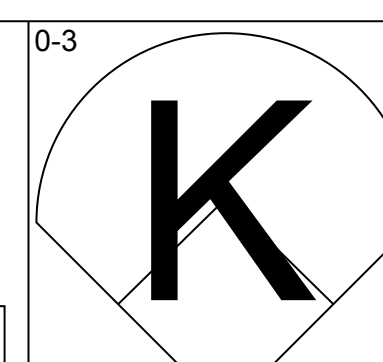
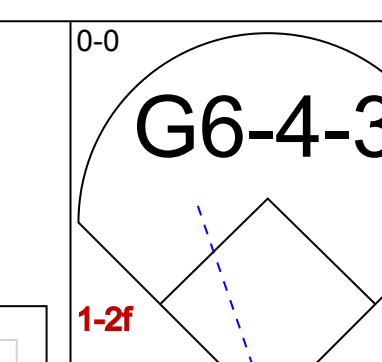
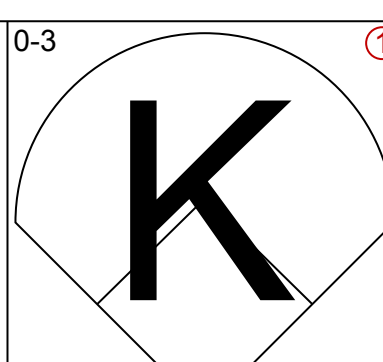
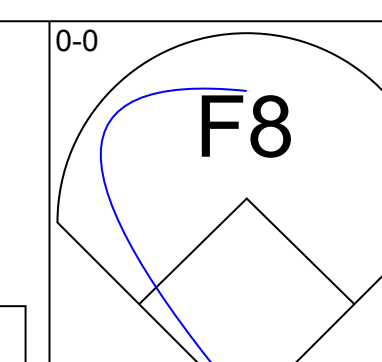
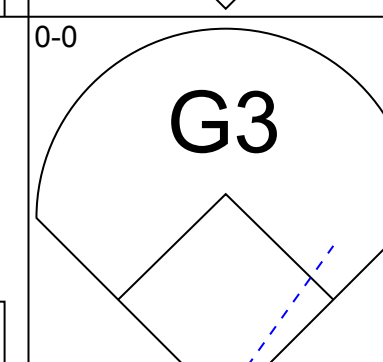
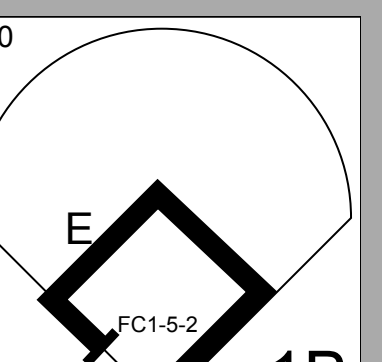
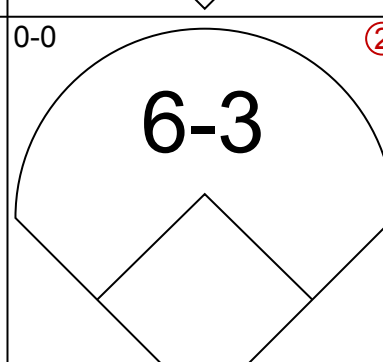
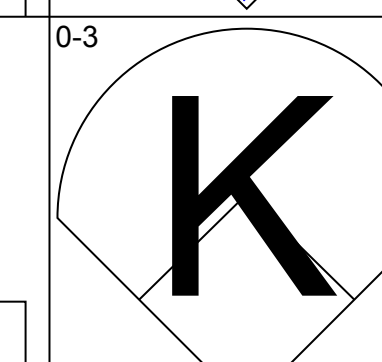
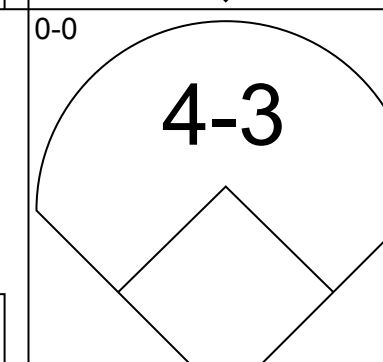
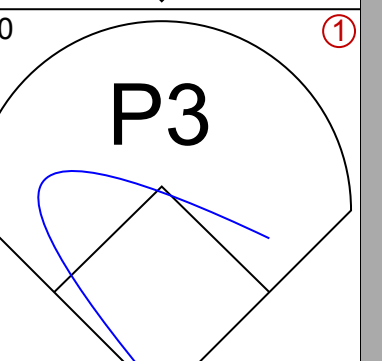
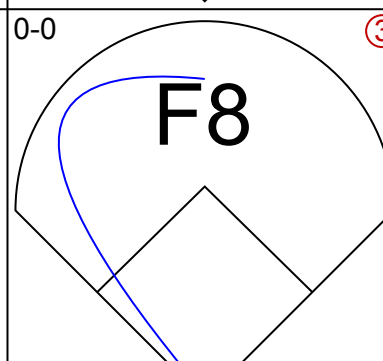
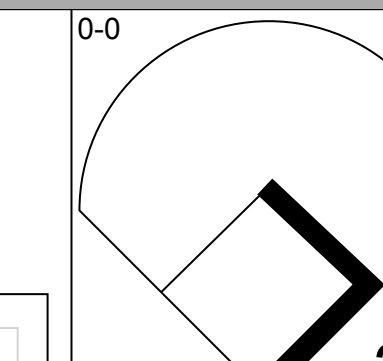
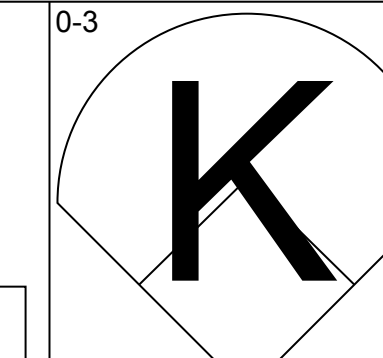
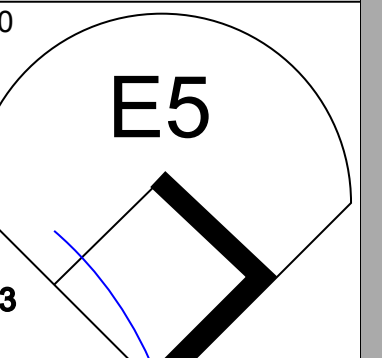
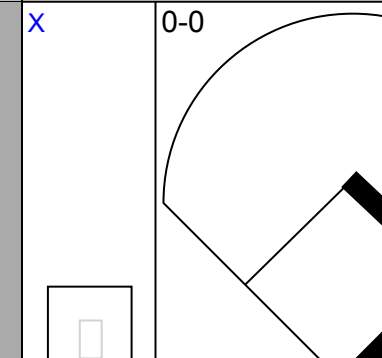
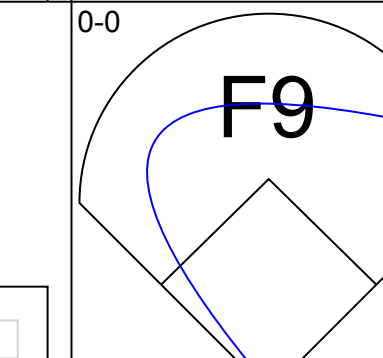
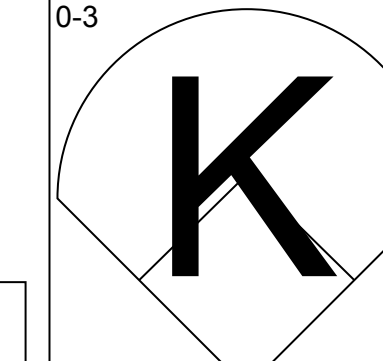

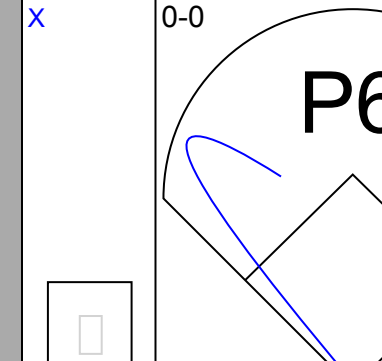
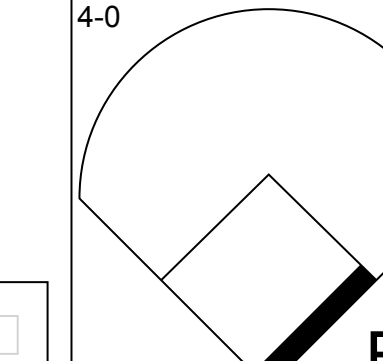
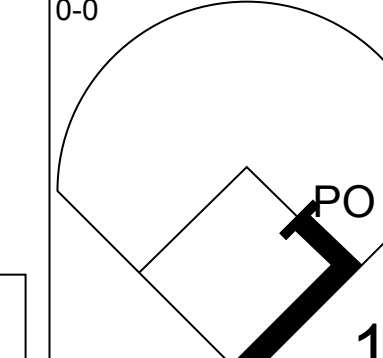
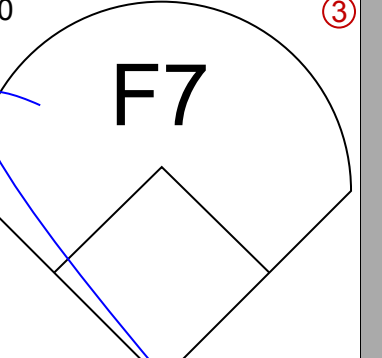
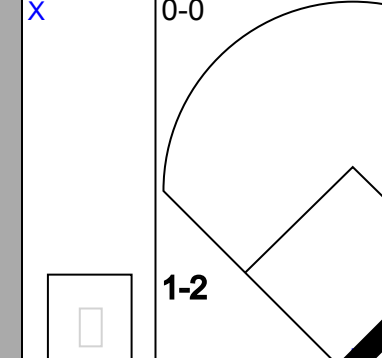
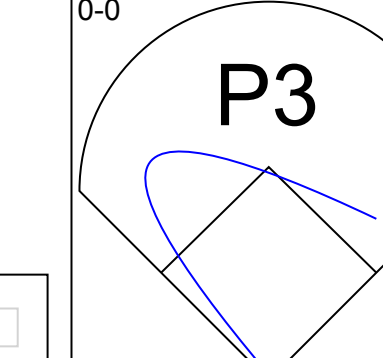
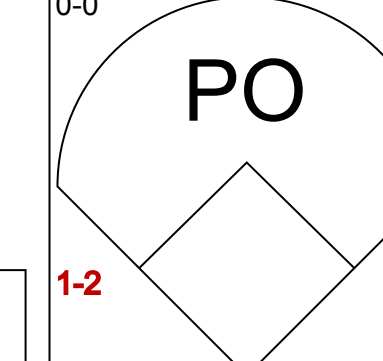
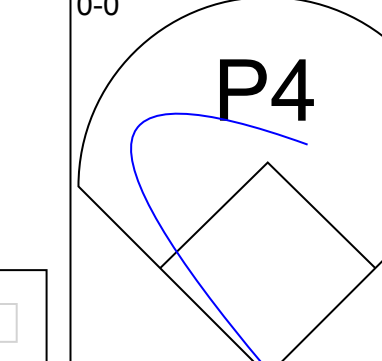
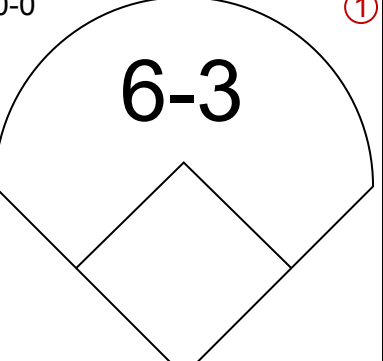
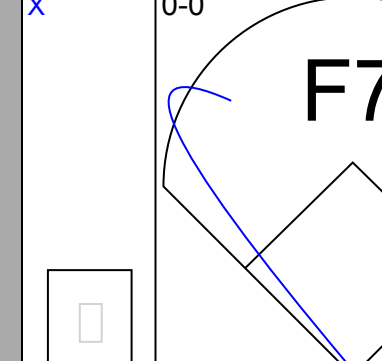
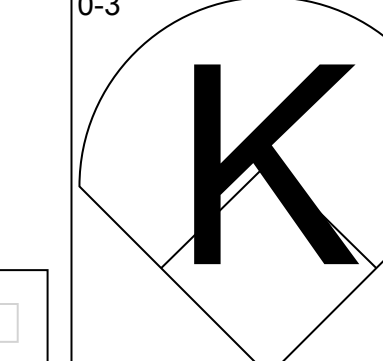
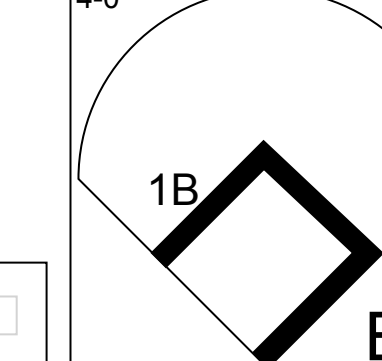
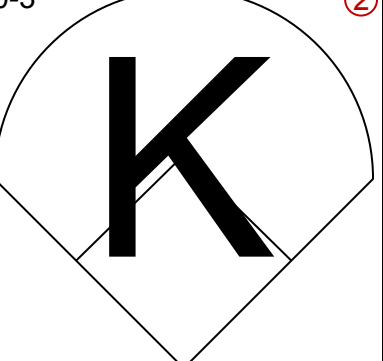
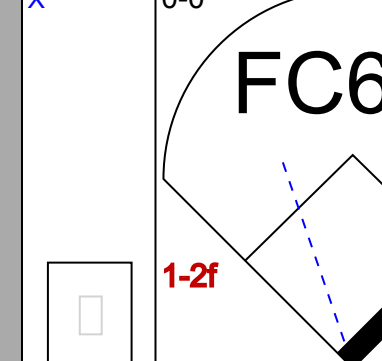
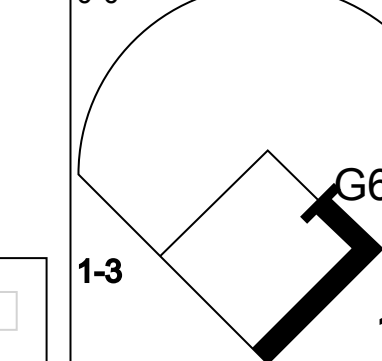
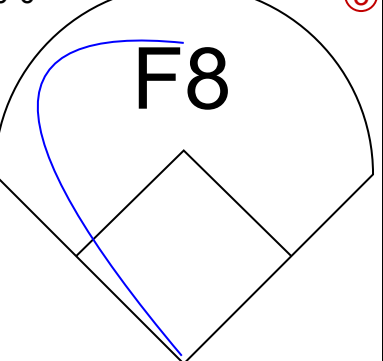
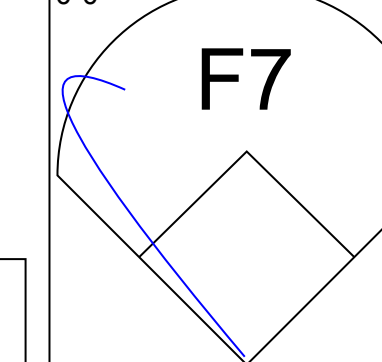
Batter	1	2	3	4	5	6	7	8	9	AB	R	H	RBI	BB	SO	LOB	BOTTOM					
Lou Whitaker, L OBP: 0.386, SLG: 0.467 (1, 4)	0-0 3-1		0-3 K		0-0 1B BB 1-3 1B	0-0 F1		0-0 F7		5	1	1	0	0	1	2						
Alan Trammell, R OBP: 0.389, SLG: 0.491 (1, 6)	0-0 BB BB 1B		0-0 L7		4-0 1-3 1-2 BB		0-3 K			3	0	1	0	1	1	0						
Larry Hemdon, R OBP: 0.335, SLG: 0.468 (1, 7)	0-0 F2		0-0 G5-4-3 1B		0-0 1-3 1-2 2-3 1B		0-0 4-3			4	0	2	0	0	0	1						
Lance Parrish, R OBP: 0.323, SLG: 0.499 (1, 2)	4-0 BB 1-2 BB		0-0 G5-4-3 1-2		0-0 1-3 1-2 2-3 3-H 1B		0-0 1-3			3	0	0	1	1	0	3						
John Wockenfuss, R OBP: 0.354, SLG: 0.449 Bob Molinaro, L OBP: 0.105, SLG: 0.333 (8, PR)	4-0 1-2 2-3 BB			0-0 WP 2B	4-0 1B IBB			0-0 F3 S 1B 1B		2	0	2	0	2	0	0						
Enos Cabell, R OBP: 0.339, SLG: 0.434 Rick Leach, L OBP: 0.303, SLG: 0.335 (9, 3)	0-0 6-3			0-0 4-3	0-0 F8			0-0 F3 1-3 1B		4	0	0	0	0	0	8						
Chet Lemon, R OBP: 0.367, SLG: 0.474 (1, 8)		0-0 F8		0-0 6-3 2-3		0-0 HR		0-0 2B 1B		4	2	2	2	0	0	1						
Glenn Wilson, R OBP: 0.306, SLG: 0.421 (1, 9)		0-0 F3		0-0 5-3		0-3 K		0-0 1B 2B		4	0	1	1	0	1	1						
Tom Brookens, R OBP: 0.285, SLG: 0.332 (1, 5)		0-0 HR			0-0 6-3		0-0 F5		0-0 6-3	4	1	1	1	0	0	2						
<b>Inning Stats</b>	R: 0 E: 0 K: 0 S: 4	H: 1 LOB: 3 BB: 2 P: 12	R: 1 E: 0 K: 1 S: 6	H: 1 LOB: 0 BB: 0 P: 6	R: 0 E: 0 K: 0 S: 3	H: 1 LOB: 0 BB: 0 P: 3	R: 0 E: 0 K: 0 S: 4	H: 1 LOB: 1 BB: 0 P: 4	R: 1 E: 0 K: 0 S: 5	H: 2 LOB: 3 BB: 2 P: 13	R: 1 E: 0 K: 1 S: 6	H: 1 LOB: 0 BB: 0 P: 6	R: 0 E: 0 K: 1 S: 5	H: 0 LOB: 0 BB: 0 P: 5	R: 2 E: 0 K: 0 S: 6	H: 3 LOB: 2 BB: 0 P: 6	R: 0 E: 0 K: 0 S: 6	H: 0 LOB: 0 BB: 0 P: 6	1B: 6 2B: 2 3B: 0 HR: 2	SF: 0 SAC: 0 DP: 1 HBP: 0	WP: 1 PB: 0 SB: 1 CS: 0	PA: 37
<b>PITCHER</b> Frank Tanana, L ERA: 2.66 Dave Schmidt, R ERA: 4.19 Tom Henke, R ERA: 4.15 (1, 1) (7, 1) (8, 1)	IP: 6.0 WLS: L BF: 28 H: 7 R: 3 ER: 3 SO: 3 BB: 3 IBB: 1 HBP: 0 BLK: 0 WP: 1 HR: 2 S: 28 P: 44 ERA: 4.50 WHIP: 1.667															<b>PITCHER</b>						

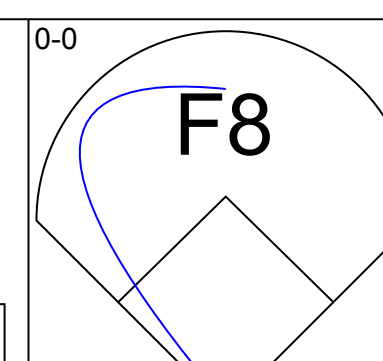
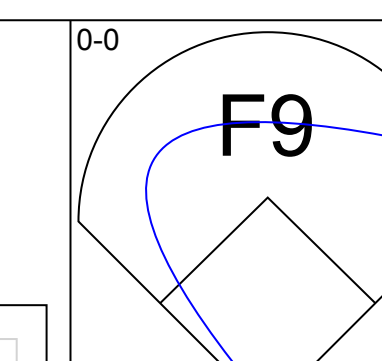
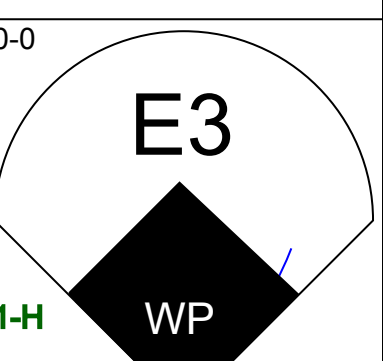
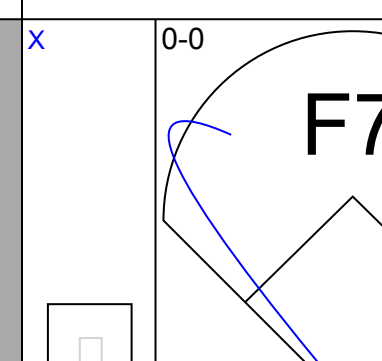
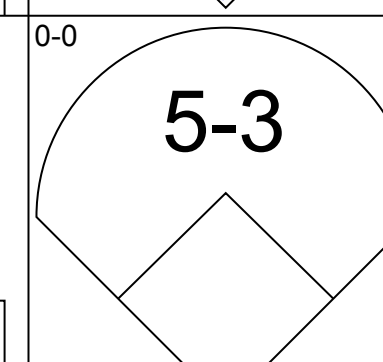
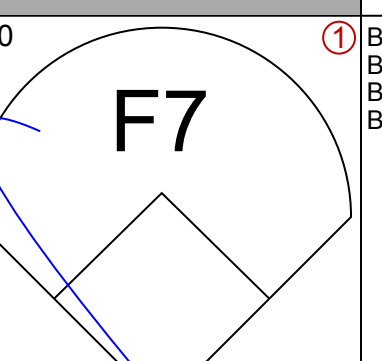
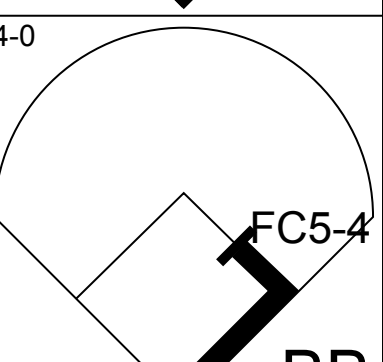
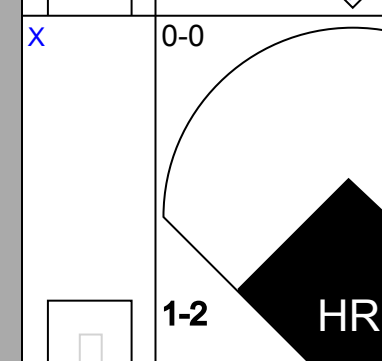
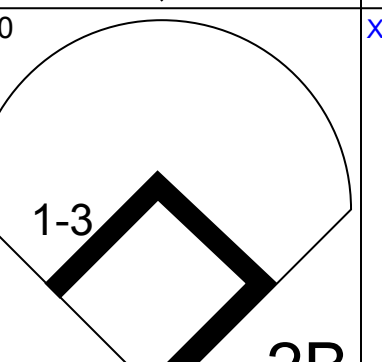
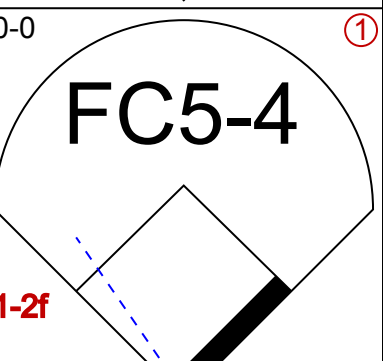
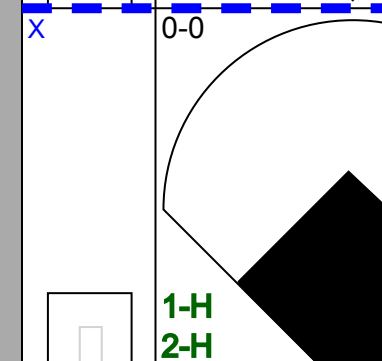
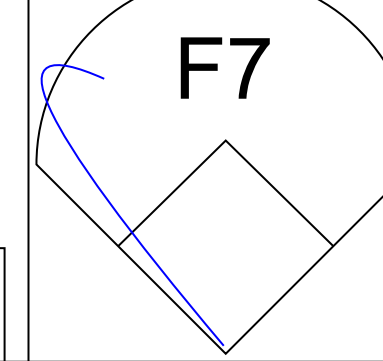
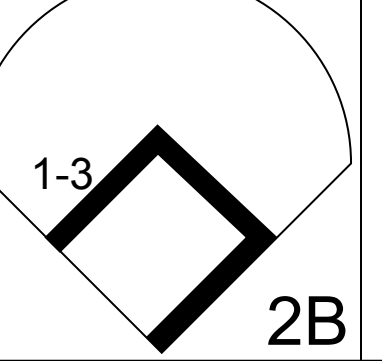
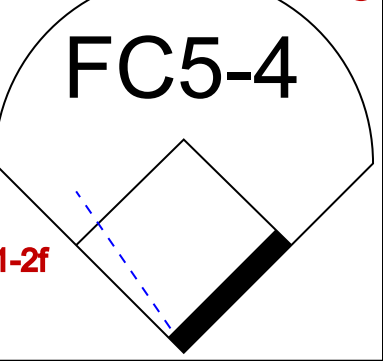
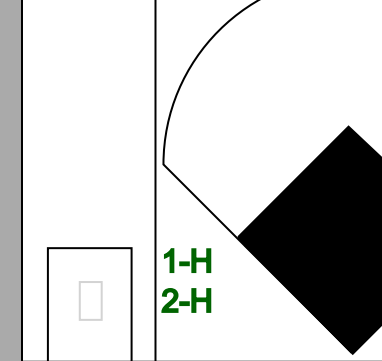
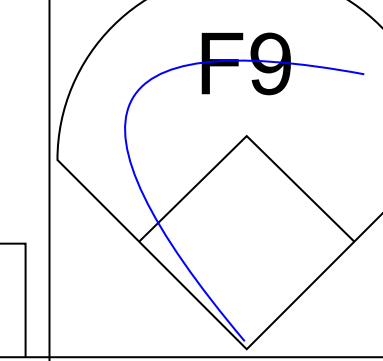
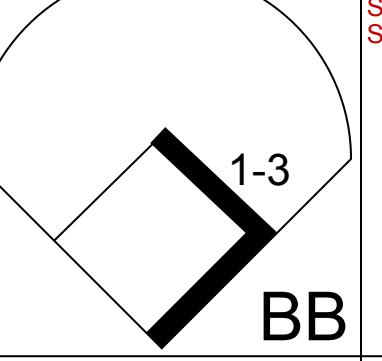
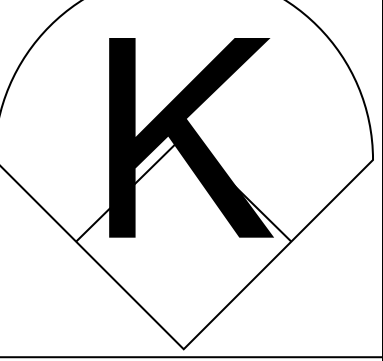
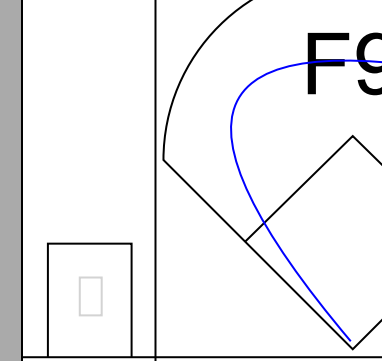
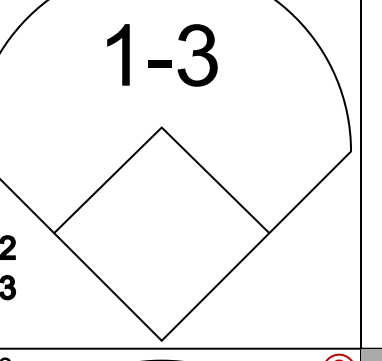
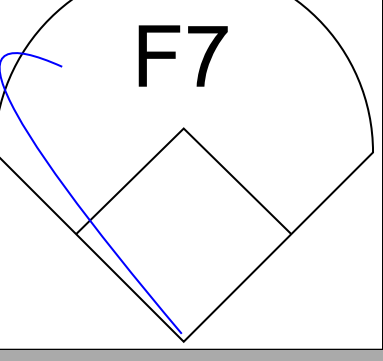
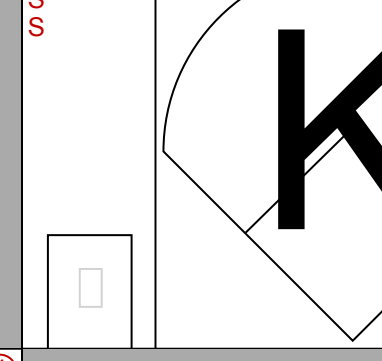
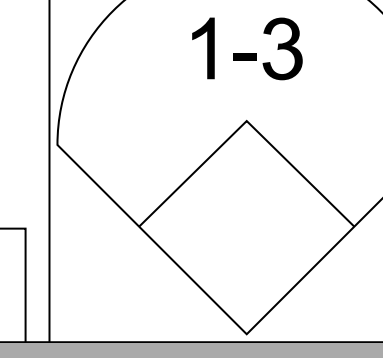
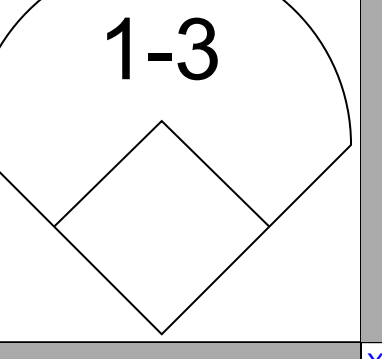




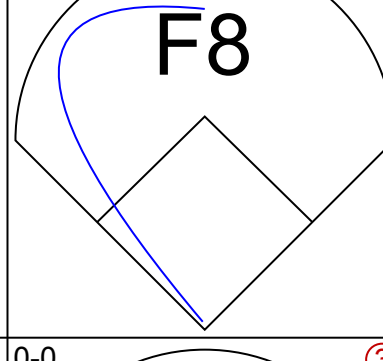
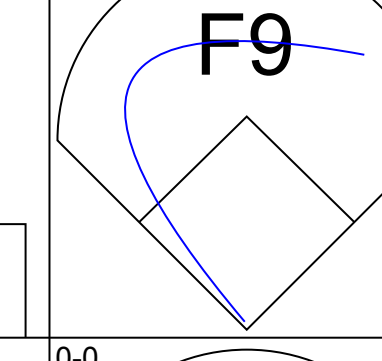
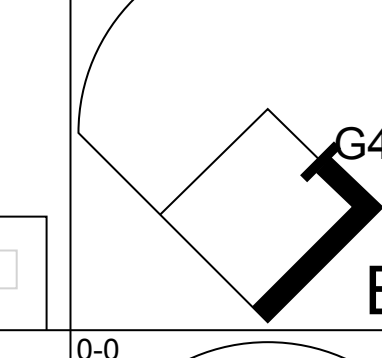
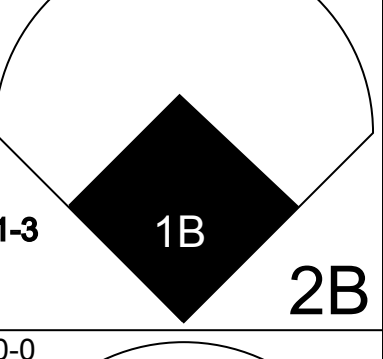
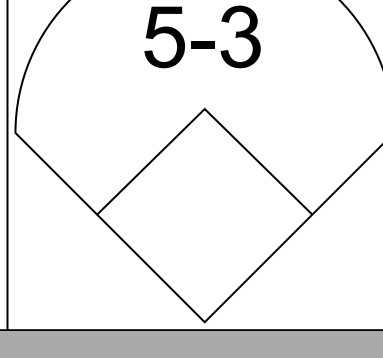
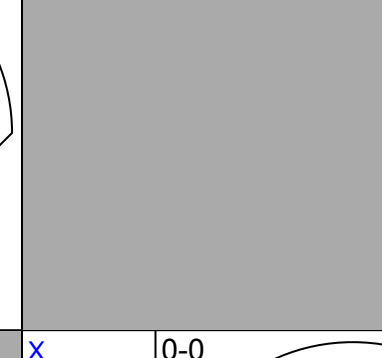
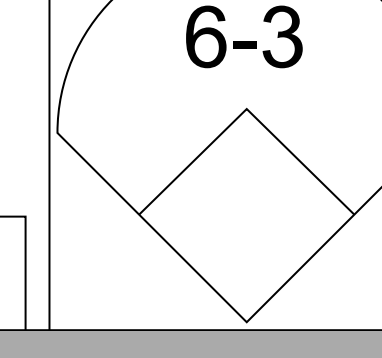
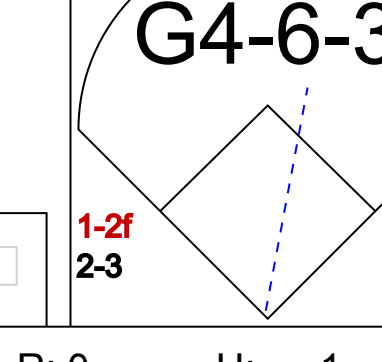



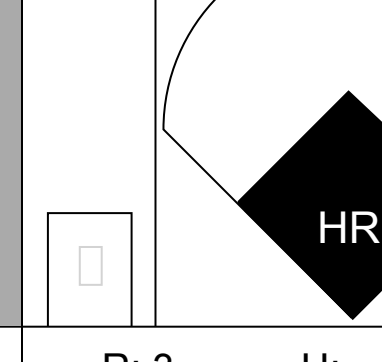
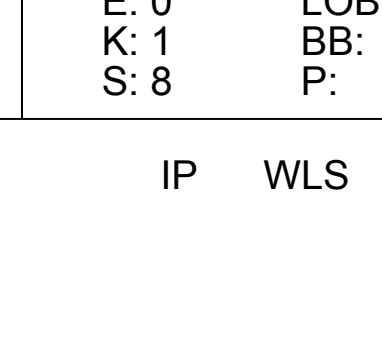
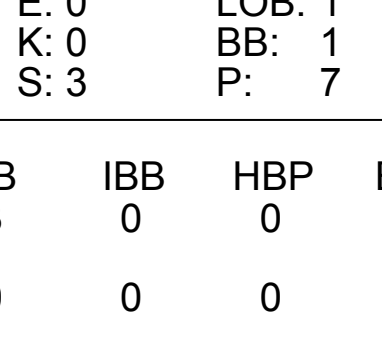
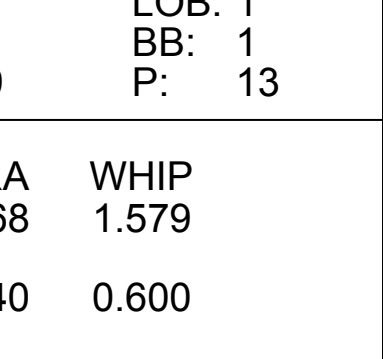
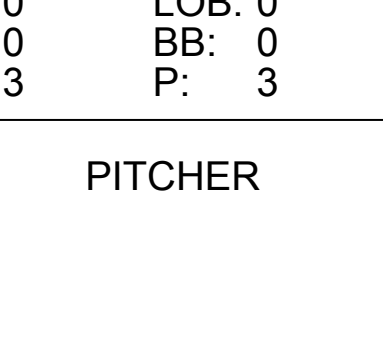
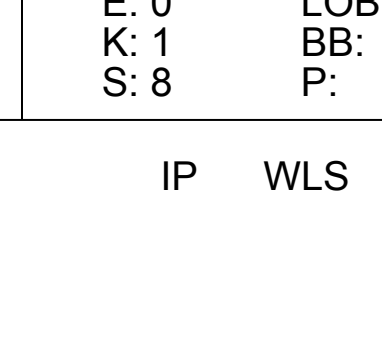
Texas Rangers @ Detroit Tigers  
Tiger Stadium, Detroit, MI  
Thu Sep 01 1983, 7:05 PM EDT  
Att: 23,011 - Unknown - 77 F

AB 33  
R 5  
H 10  
RBI 5  
BB 4  
SO 3  
LOB 18





Batter	1	2	3	4	5	6	7	8	9	AB	R	H	RBI	BB	SO	LOB	TOP									
<b>U L Washington, S</b> OBP: 0.291, SLG: 0.319										4	0	0	0	0	2	2	<b>Kansas City Royals @ Texas Rangers</b> Arlington Stadium, Arlington, TX Fri Sep 02 1983, 8:05 PM EDT Att: 8,515 - Unknown									
<b>Pat Sheridan, L</b> OBP: 0.326, SLG: 0.428					<b>1B</b>					4	0	1	0	0	1	0										
<b>George Brett, L</b> OBP: 0.382, SLG: 0.564										4	0	1	0	0	0	1										
<b>Hal McRae, R</b> OBP: 0.383, SLG: 0.481							<b>1B</b>			4	0	1	0	0	1	2										
<b>Willie Aikens, L</b> OBP: 0.379, SLG: 0.507										3	0	0	0	1	1	3										
<b>Leon Roberts, R</b> OBP: 0.320, SLG: 0.426							<b>1B</b>			4	0	2	0	0	0	4										
<b>Don Slaught, R</b> OBP: 0.332, SLG: 0.372										4	0	0	0	0	1	4										
<b>Butch Davis, R</b> OBP: 0.359, SLG: 0.389										2	0	0	0	1	1	2										
<b>Onix Concepcion, R</b> OBP: 0.264, SLG: 0.324										3	0	1	0	0	0	0										
<b>Inning Stats</b>	R: 0 E: 0 K: 1 S: 5	H: 0 LOB: 0 BB: 0 P: 5	R: 0 E: 0 K: 2 S: 7	H: 1 LOB: 0 BB: 0 P: 7	R: 0 E: 0 K: 0 S: 3	H: 1 LOB: 1 BB: 1 P: 7	R: 0 E: 1 K: 0 S: 5	H: 1 LOB: 2 BB: 0 P: 5	R: 0 E: 0 K: 1 S: 5	H: 0 LOB: 0 BB: 0 P: 5	R: 0 E: 0 K: 0 S: 5	H: 2 LOB: 2 BB: 0 P: 5	R: 0 E: 0 K: 1 S: 5	H: 0 LOB: 0 BB: 0 P: 5	R: 0 E: 0 K: 1 S: 6	H: 1 LOB: 2 BB: 1 P: 10	1B: 5 2B: 1 3B: 0 HR: 0	SF: 0 SAC: 0 DP: 1 HBP: 0	WP: 0 PB: 0 SB: 0 CS: 0	PA: 35						
<b>PITCHER</b> <b>Charlie Hough, R</b> ERA: 3.47	IP: 9.0 WLS: W BF: 34	H: 6 R: 0 ER: 0 SO: 7	BB: 2 IBB: 0 HBP: 0 BLK: 0	WP: 0 HR: 0 S: 46 P: 54	ERA: 0.00 WHIP: 0.889											ERA: 0.00 WHIP: 0.889										


Batter	1	2	3	4	5	6	7	8	9	AB	R	H	RBI	BB	SO	LOB	BOTTOM									
<b>Bill Sample, R</b> OBP: 0.325, SLG: 0.411										4	1	0	0	0	0	2	<b>Kansas City Royals @ Texas Rangers</b> Arlington Stadium, Arlington, TX Fri Sep 02 1983, 8:05 PM EDT Att: 8,515 - Unknown									
<b>Buddy Bell, R</b> OBP: 0.337, SLG: 0.418										3	1	1	0	1	0	0										
<b>Jim Anderson, R</b> OBP: 0.247, SLG: 0.217										0	0	0	0	0	0	0										
<b>George Wright, S</b> OBP: 0.316, SLG: 0.435										4	1	2	3	0	0	1										
<b>Larry Parrish, R</b> OBP: 0.328, SLG: 0.471										3	0	0	0	1	1	1										
<b>Bob Jones, L</b> OBP: 0.279, SLG: 0.279										0	0	0	0	0	0	0										
<b>Dave Hostetler, R</b> OBP: 0.312, SLG: 0.372										4	0	0	0	0	1	3										
<b>Pete O'Brien, L</b> OBP: 0.306, SLG: 0.345										4	0	0	0	0	0	2										
<b>Bucky Dent, R</b> OBP: 0.285, SLG: 0.289										4	1	2	0	0	0	0										
<b>Jim Sundberg, R</b> OBP: 0.272, SLG: 0.253										3	1	1	0	1	0	0										
<b>Wayne Tolleson, S</b> OBP: 0.317, SLG: 0.319										3	2	2	2	0	0	2										
<b>Inning Stats</b>	R: 0 E: 0 K: 0 S: 3	H: 0 LOB: 0 BB: 0 P: 3	R: 0 E: 0 K: 0 S: 3	H: 0 LOB: 0 BB: 0 P: 3	R: 0 E: 0 K: 0 S: 4	H: 1 LOB: 1 BB: 1 P: 8	R: 4 E: 1 K: 1 S: 9	H: 3 LOB: 1 BB: 1 P: 13	R: 0 E: 0 K: 0 S: 3	H: 0 LOB: 0 BB: 0 P: 3	R: 3 E: 0 K: 1 S: 8	H: 3 LOB: 0 BB: 0 P: 8	R: 0 E: 0 K: 0 S: 3	H: 0 LOB: 0 BB: 0 P: 3	R: 0 E: 0 K: 0 S: 3	H: 0 LOB: 0 BB: 0 P: 3	1B: 4 2B: 3 3B: 0 HR: 1	SF: 0 SAC: 0 DP: 1 HBP: 0	WP: 1 PB: 0 SB: 1 CS: 0	PA: 35						
<b>PITCHER</b> <b>Paul Spittorf, L</b> ERA: 3.96	IP: 6.1 WLS: L BF: 29	H: 7 R: 6 ER: 4 SO: 1	BB: 3 IBB: 0 HBP: 0 BLK: 0	WP: 1 HR: 0 S: 28 P: 40	ERA: 5.68 WHIP: 1.579											ERA: 5.68 WHIP: 1.579										
<b>Mike Armstrong, R</b> ERA: 4.11	IP: 1.2 WLS: 6 BF: 1	H: 1 R: 1 ER: 1 SO: 1	BB: 0 IBB: 0 HBP: 0 BLK: 0	WP: 0 HR: 1 S: 8 P: 8	ERA: 5.40 WHIP: 0.600											ERA: 5.40 WHIP: 0.600										



Batter	1	2	3	4	5	6	7	8	9	AB	R	H	RBI	BB	SO	LOB	TOP	
<b>Butch Davis, R</b> OBP: 0.333, SLG: 0.359 (1, 7)	0-0 4-3		0-0 F8			0-0 SH3		0-3 K		3	0	0	0	0	1	0	<b>Kansas City Royals @ Texas Rangers</b> Arlington Stadium, Arlington, TX Sat Sep 03 1983, 8:05 PM EDT Unknown	
<b>Pat Sheridan, L</b> OBP: 0.322, SLG: 0.422 (1, 8)	0-3 K		0-0 4-1			0-0 4-3		0-0 6-3		4	0	0	0	0	1	1		
<b>George Brett, L</b> OBP: 0.383, SLG: 0.562 (1, 5) <b>Greg Pryor, R</b> OBP: 0.273, SLG: 0.286 (9, 5)	0-0 3-1			0-0 G5-4-3 1B		4-0 1B HR BB		0-3 K		3	1	1	0	1	1	0		
<b>Hal McRae, R</b> OBP: 0.383, SLG: 0.480 (1, 10)		0-0 F8		0-0 G5-4-3 1-2		0-0 1-2 HR 1B		4-0 BB		3	1	1	1	1	0	1		
<b>Willie Aikens, L</b> OBP: 0.378, SLG: 0.513 (1, 3) <b>Joe Simpson, L</b> OBP: 0.250, SLG: 0.220 (9, 3)		0-0 E4 1B SF9		0-0 P3		0-0 1-1 2-H HR		0-3 K		4	2	1	3	0	1	1		
<b>Leon Roberts, R</b> OBP: 0.319, SLG: 0.422 (1, 9)		0-0 1B			0-0 F9		0-0 F3		0-0 F8		4	0	1	0	0	0		1
<b>Don Slaught, R</b> OBP: 0.326, SLG: 0.367 (1, 2)		0-0 SF9			0-0 1-3		0-0 3-1		0-0 F8		3	0	0	1	0	0		1
<b>Onix Concepcion, R</b> OBP: 0.256, SLG: 0.317 (1, 4)		0-0 P4			0-0 F7		0-0 P6			3	0	0	0	0	0	1		
<b>U L Washington, S</b> OBP: 0.292, SLG: 0.319 (1, 6)			0-0 3-1			0-0 4-3 SH3 1B		0-0 F7		3	1	1	0	0	0	0		
<b>Inning Stats</b>	R: 0 E: 0 K: 1 S: 5	H: 0 LOB: 0 BB: 0 P: 5	R: 1 E: 1 K: 0 S: 5	H: 1 LOB: 1 BB: 0 P: 5	R: 0 E: 0 K: 0 S: 3	H: 0 LOB: 0 BB: 0 P: 3	R: 0 E: 0 K: 0 S: 3	H: 1 LOB: 0 BB: 0 P: 3	R: 0 E: 0 K: 0 S: 3	H: 0 LOB: 0 BB: 0 P: 3	R: 0 E: 0 K: 2 S: 7	H: 0 LOB: 0 BB: 0 P: 7	R: 0 E: 0 K: 1 S: 5	H: 0 LOB: 1 BB: 1 P: 9	1B: 4 2B: 0 3B: 0 HR: 1	SF: 1 SAC: 1 DP: 1 HBP: 0		WP: 0 PB: 0 SB: 0 CS: 0
<b>PITCHER</b>	IP WLS BF H R ER SO BB IBB HBP BLK WP HR S P ERA WHIP																	
<b>Danny Darwin, R</b> ERA: 3.48 (1, 1)	6.0 L 24 5 5 4 1 1 0 0 0 0 0 1 25 29 6.00 1.000																	
<b>Dave Tobik, R</b> ERA: 4.67 (7, 1)	3.0 10 0 0 0 3 1 0 0 0 0 0 0 15 19 0.00 0.333																	

Batter	1	2	3	4	5	6	7	8	9	AB	R	H	RBI	BB	SO	LOB	BOTTOM	
<b>Bill Sample, R</b> OBP: 0.326, SLG: 0.413 (1, 7)	4-0 G4-3 BB		0-3 K			0-0 1-2 1B			0-0 G5-4-3 1B	3	0	2	0	1	1	0	<b>Kansas City Royals @ Texas Rangers</b> Arlington Stadium, Arlington, TX Sat Sep 03 1983, 8:05 PM EDT Unknown	
<b>Buddy Bell, R</b> OBP: 0.335, SLG: 0.414 (1, 5)	0-0 G4-3		0-0 SH2-3		0-0 E7 SH2-3		0-0 F9		0-0 G5-4-3	4	0	0	0	0	0	3		
<b>Mickey Rivers, L</b> OBP: 0.301, SLG: 0.345 (1, 10)	0-0 1B		0-0 SH2-3		0-0 2-3		0-0 P4		0-0 1B	3	0	2	0	0	0	1		
<b>Larry Parrish, R</b> OBP: 0.326, SLG: 0.467 (1, 9)	0-0 4-3		0-3 K		0-0 K		0-0 F2		0-3 K	4	0	0	0	0	2	3		
<b>George Wright, S</b> OBP: 0.314, SLG: 0.432 (1, 8)		0-0 F7		0-0 4-3		0-0 4-3		0-0 4-3		3	0	0	0	0	0	1		
<b>Pete O'Brien, L</b> OBP: 0.307, SLG: 0.347 (1, 3)		0-0 4-3			0-0 SH1-3 FC8-2 2B		0-0 4-3			3	0	1	0	0	0	0		
<b>Bucky Dent, R</b> OBP: 0.283, SLG: 0.288 (1, 6)		0-0 5-3			0-0 SH1-3			0-0 F7		2	0	0	0	0	0	0		
<b>Jim Sundberg, R</b> OBP: 0.270, SLG: 0.251 (1, 2)			0-0 F7		0-0 FC8-2			0-3 K		3	0	0	0	0	1	1		
<b>Wayne Tolleson, S</b> OBP: 0.317, SLG: 0.319 (1, 4)			0-0 F8		3-H		0-0 CS 1B		0-0 6-3	3	0	1	0	0	0	0		
<b>Inning Stats</b>	R: 0 E: 0 K: 0 S: 3	H: 1 LOB: 1 BB: 1 P: 7	R: 0 E: 0 K: 0 S: 3	H: 0 LOB: 0 BB: 0 P: 3	R: 0 E: 1 K: 1 S: 6	H: 0 LOB: 1 BB: 0 P: 6	R: 0 E: 0 K: 0 S: 3	H: 1 LOB: 0 BB: 0 P: 3	R: 0 E: 0 K: 0 S: 4	H: 2 LOB: 1 BB: 0 P: 4	R: 0 E: 0 K: 1 S: 5	H: 0 LOB: 0 BB: 0 P: 5	R: 0 E: 0 K: 1 S: 6	H: 2 LOB: 1 BB: 0 P: 6	1B: 5 2B: 2 3B: 0 HR: 0	SF: 0 SAC: 2 DP: 3 HBP: 0		WP: 0 PB: 0 SB: 0 CS: 1
<b>PITCHER</b>	IP WLS BF H R ER SO BB IBB HBP BLK WP HR S P ERA WHIP																	
<b>Gaylord Perry, R</b> ERA: 4.52 (1, 1)	9.0 W 31 6 0 0 4 1 0 0 0 0 0 0 38 42 0.00 0.778																	

**AB 30**  
**R 5**  
**H 5**  
**RBI 5**  
**BB 2**  
**SO 4**  
**LOB 6**



**AB 28**  
**R 0**  
**H 6**  
**RBI 0**  
**BB 1**  
**SO 4**  
**LOB 9**









Batter	1	2	3	4	5	6	7	8	9	AB	R	H	RBI	BB	SO	LOB	TOP					
Butch Davis, R OBP: 0.313, SLG: 0.318 Leon Roberts, R OBP: 0.324, SLG: 0.426	F3		1-3		F9		1B		1B	2	0	0	0	0	0	0	<b>Kansas City Royals @ Texas Rangers</b> Arlington Stadium, Arlington, TX Sun Sep 04 1983, 8:05 PM EDT Att: 13,872 - Unknown					
Pat Sheridan, L OBP: 0.318, SLG: 0.413	BB		4-3		K		1-3		F8	4	0	0	0	1	1	6						
George Brett, L OBP: 0.383, SLG: 0.558	F8		1-3						2-3	4	0	1	0	0	0	1						
Hal McRae, R OBP: 0.378, SLG: 0.472	L8			6-3		K			F9	4	0	0	0	0	1	2						
Willie Aikens, L OBP: 0.378, SLG: 0.511		F8		K		G3-6-3			6-3	4	0	0	0	0	1	1						
Darryl Motley, R OBP: 0.500, SLG: 0.429		5-3		5-3					4-3	4	1	1	0	0	0	0						
Don Slaught, R OBP: 0.329, SLG: 0.369							1B		4-3	4	0	2	0	0	1	1						
Onix Concepcion, R OBP: 0.264, SLG: 0.315						K			1B	3	1	2	0	1	1	1						
U L Washington, S OBP: 0.293, SLG: 0.321		FC6					1B		1B	4	0	2	0	0	0	4						
<b>Inning Stats</b>	R: 0 E: 0 K: 0 S: 3	H: 0 LOB: 1 BB: 1 P: 7	R: 0 E: 0 K: 0 S: 5	H: 2 LOB: 2 BB: 0 P: 5	R: 0 E: 0 K: 1 S: 5	H: 0 LOB: 0 BB: 0 P: 3	R: 0 E: 0 K: 1 S: 5	H: 0 LOB: 2 BB: 0 P: 5	R: 0 E: 0 K: 1 S: 9	H: 2 LOB: 2 BB: 0 P: 9	R: 0 E: 0 K: 1 S: 5	H: 1 LOB: 0 BB: 0 P: 5	R: 1 E: 0 K: 1 S: 8	H: 3 LOB: 2 BB: 0 P: 8	R: 0 E: 0 K: 0 S: 3	H: 0 LOB: 0 BB: 0 P: 3	R: 1 E: 0 K: 0 S: 5	H: 2 LOB: 2 BB: 1 P: 9	1B: 10 2B: 0 3B: 0 HR: 0	SF: 0 SAC: 0 DP: 1 HBP: 0	WP: 0 PB: 0 SB: 0 CS: 0	PA: 38
<b>PITCHER</b>	IP	WLS	BF	H	R	ER	SO	BB	IBB	HBP	BLK	WP	HR	S	P	ERA	WHIP					
Dave Stewart, R ERA: 2.96 Victor Cruz, R ERA: 1.69	(1, 1)	8.2	W	35	8	2	2	5	2	0	0	0	0	0	43	51	2.08	1.154				
(9, 1)	0.1	S	3	2	0	0	0	0	0	0	0	0	0	3	3	0.00	6.000					

Batter	1	2	3	4	5	6	7	8	9	AB	R	H	RBI	BB	SO	LOB	BOTTOM					
Bill Sample, R OBP: 0.326, SLG: 0.409	F8			F9		SH5-3		F7		4	0	1	1	0	0	1	<b>Kansas City Royals @ Texas Rangers</b> Arlington Stadium, Arlington, TX Sun Sep 04 1983, 8:05 PM EDT Att: 13,872 - Unknown					
Buddy Bell, R OBP: 0.337, SLG: 0.420	BB	1B		1B		F2		6-3		4	0	1	0	1	0	3						
George Wright, S OBP: 0.316, SLG: 0.431	L8		4-3	F9		E		4-3		3	0	0	0	2	0	3						
Larry Parrish, R OBP: 0.325, SLG: 0.465	F7		F3		F8	E7				4	0	1	1	0	0	2						
Mickey Rivers, L OBP: 0.302, SLG: 0.345		1B	4-3			F9				4	1	2	0	0	0	3						
Pete O'Brien, L OBP: 0.312, SLG: 0.349		G3			E4					3	0	1	0	1	0	2						
Bucky Dent, R OBP: 0.283, SLG: 0.287		1B	4-3		F7			F8		4	1	1	0	0	0	5						
Jim Sundberg, R OBP: 0.272, SLG: 0.254		1B			F8			F7		4	0	2	1	0	0	3						
Jim Anderson, R OBP: 0.244, SLG: 0.218		K		F8		SH5-3		5-3		4	1	1	0	0	1	4						
<b>Inning Stats</b>	R: 0 E: 0 K: 0 S: 3	H: 0 LOB: 1 BB: 1 P: 7	R: 2 E: 0 K: 1 S: 9	H: 4 LOB: 2 BB: 0 P: 9	R: 0 E: 0 K: 0 S: 5	H: 0 LOB: 2 BB: 2 P: 11	R: 0 E: 0 K: 0 S: 5	H: 2 LOB: 2 BB: 0 P: 5	R: 0 E: 1 K: 0 S: 5	H: 1 LOB: 2 BB: 0 P: 5	R: 1 E: 1 K: 0 S: 5	H: 2 LOB: 1 BB: 1 P: 9	R: 0 E: 0 K: 0 S: 4	H: 1 LOB: 1 BB: 0 P: 4	R: 0 E: 0 K: 0 S: 3	H: 0 LOB: 0 BB: 0 P: 3	R: 0 E: 0 K: 0 S: 3	H: 0 LOB: 0 BB: 0 P: 3	1B: 10 2B: 0 3B: 0 HR: 0	SF: 0 SAC: 1 DP: 0 HBP: 0	WP: 0 PB: 0 SB: 0 CS: 0	PA: 39
<b>PITCHER</b>	IP	WLS	BF	H	R	ER	SO	BB	IBB	HBP	BLK	WP	HR	S	P	ERA	WHIP					
Eric Rasmussen, R ERA: 6.07	(1, 1)	8.0	L	39	10	3	3	1	4	0	0	0	0	0	37	53	3.38	1.750				



Batter	1	2	3	4	5	6	7	8	9	AB	R	H	RBI	BB	SO	LOB	TOP											
Darrell Brown, S OBP: 0.315, SLG: 0.321	0-0 4-3	0-3 K			4-0 1B BB		0-0 F7		0-0 G3-6-3 1B	4	0	1	0	1	1	2												
Mickey Hatcher, R OBP: 0.348, SLG: 0.432	0-0 L8		0-0 6-3		0-0 F9		0-0 2B 1B		0-0 G3-6-3 1-2	5	0	1	0	0	0	2												
Gary Ward, R OBP: 0.334, SLG: 0.473	0-0 S 1B		0-0 1B		1-2 1B		0-0 1-3 2-H 2B			4	0	4	1	0	0	0												
Kent Hrbek, L OBP: 0.372, SLG: 0.486	0-3 K		0-0 F5		0-0 4-3		0-0 4-3			4	0	0	0	0	1	6												
Dave Engle, R OBP: 0.354, SLG: 0.449		0-0 HR 1B	0-3 K				0-0 F8		0-0 L8	4	1	1	0	0	1	1												
Gary Gaetti, R OBP: 0.307, SLG: 0.418		0-3 K		0-0 F8		0-0 6-3		0-0 F5		4	0	0	0	0	1	1												
Tom Brunansky, R OBP: 0.305, SLG: 0.427		0-0 1-H HR	0-0 5-3		0-0 F9		0-0 F9		4-0 BB	3	1	1	2	1	0	0												
Tim Teufel, R OBP: 0.222, SLG: 0.333		0-0 2B	0-0 F3				0-0 6-3		0-0 F8	4	0	1	0	0	0	1												
Lenny Faedo, R OBP: 0.311, SLG: 0.375		0-0 5-3			0-3 K				0-0 2-3	3	1	1	0	0	1	1												
Randy Bush, L OBP: 0.329, SLG: 0.437							0-0 2B 1B			1	0	0	0	0	0	0												
<b>Inning Stats</b>	R: 0 E: 0 K: 1 S: 6	H: 1 LOB: 1 P: 6	R: 2 E: 0 K: 2 S: 10	H: 3 LOB: 1 BB: 0 P: 10	R: 0 E: 0 K: 1 S: 6	H: 1 LOB: 1 BB: 0 P: 6	R: 0 E: 0 K: 0 S: 3	H: 0 LOB: 0 BB: 0 P: 3	R: 0 E: 0 K: 1 S: 6	H: 0 LOB: 2 BB: 1 P: 10	R: 0 E: 0 K: 0 S: 3	H: 0 LOB: 0 BB: 0 P: 3	R: 1 E: 0 K: 0 S: 6	H: 3 LOB: 2 BB: 0 P: 6	R: 0 E: 0 K: 0 S: 3	H: 0 LOB: 1 BB: 1 P: 7	R: 0 E: 0 K: 0 S: 3	H: 1 LOB: 0 BB: 0 P: 3	1B: 7 2B: 2 3B: 0 HR: 1	SF: 0 SAC: 0 DP: 1 HBP: 0	WP: 0 PB: 0 SB: 1 CS: 0	PA: 38						
<b>PITCHER</b>	IP	WLS	BF	H	R	ER	SO	BB	IBB	HBP	BLK	WP	HR	S	P	ERA	WHIP											
John Butcher, R ERA: 3.28	(1, 1)	6.2	W	30	9	3	3	5	1	0	0	0	0	1	39	43	4.05	1.500										
Jon Matlack, L ERA: 4.73	(7, 1)	0.1		1	0	0	0	0	0	0	0	0	0	0	1	1	0.00	0.000										
Dave Tobik, R ERA: 4.42	(8, 1)	2.0		7	1	0	0	0	1	0	0	0	0	0	6	10	0.00	1.000										

Minnesota Twins @ Texas Rangers  
Arlington Stadium, Arlington, TX  
Mon Sep 05 1983, 8:05 PM EDT  
Att: 5,124 - Unknown

AB 36  
R 3  
H 10  
RBI 3  
BB 2  
SO 5  
LOB 14



Batter	1	2	3	4	5	6	7	8	9	AB	R	H	RBI	BB	SO	LOB	BOTTOM											
Bill Sample, R OBP: 0.325, SLG: 0.407	0-0 6-3		0-0 4-3	0-0 S 1B		0-0 FC1-5 BB 2B	0-0 F8			5	1	1	1	0	0	4												
Buddy Bell, R OBP: 0.336, SLG: 0.418	0-0 5-3		0-0 1B HR	0-0 6-3		0-0 F9		0-0 1-3		5	1	1	0	0	0	3												
George Wright, S OBP: 0.317, SLG: 0.430	0-0 3-1		0-0 1-3 HR 1B		0-0 F8	4-0 1-2 2-3 2B BB		0-0 G3		4	2	1	0	1	0	0												
Larry Parrish, R OBP: 0.330, SLG: 0.476		0-0 1B 1B 1B	0-0 1-H 3-H HR		4-0 BB BB	0-0 1-H 2-H 3-H 2B		0-0 F6		4	1	3	6	1	0	0												
Mickey Rivers, L OBP: 0.304, SLG: 0.346		0-0 1B 1B	0-0 4-3		4-0 1-2 BB	0-0 K				2	0	1	0	0	0	0												
Dave Hostetter, R OBP: 0.318, SLG: 0.370		1-2 1B	0-0 4-3		1-2 BB					1	0	0	0	1	1	1												
Pete O'Brien, L OBP: 0.309, SLG: 0.346	0-3 K		0-0 3-1		0-0 F5		0-0 3-1			4	0	0	0	0	1	4												
Bucky Dent, R OBP: 0.282, SLG: 0.286		0-0 1-2 2-3 1B		0-0 F7	0-0 L4		0-0 F7			4	0	1	0	0	0	2												
Jim Sundberg, R OBP: 0.277, SLG: 0.258		0-3 K		0-0 1B 2B		4-0 FC1-5 BB 1B	4-0 1B BB			2	1	1	0	2	1	3												
Jim Anderson, R OBP: 0.256, SLG: 0.232		0-0 F2		0-0 6-3		0-0 BB FC1-5 2B 1B	0-0 1-2 1B			4	1	2	0	0	0	4												
<b>Inning Stats</b>	R: 0 E: 0 K: 0 S: 3	H: 0 LOB: 0 P: 3	R: 0 E: 0 K: 2 S: 10	H: 3 LOB: 3 BB: 0 P: 10	R: 3 E: 0 K: 0 S: 6	H: 3 LOB: 0 BB: 0 P: 6	R: 1 E: 0 K: 0 S: 5	H: 2 LOB: 1 BB: 0 P: 5	R: 0 E: 0 K: 0 S: 3	H: 0 LOB: 2 BB: 2 P: 11	R: 3 E: 0 K: 1 S: 7	H: 2 LOB: 1 BB: 2 P: 15	R: 0 E: 0 K: 0 S: 4	H: 1 LOB: 2 BB: 1 P: 8	R: 0 E: 0 K: 0 S: 3	H: 0 LOB: 0 BB: 0 P: 3	1B: 8 2B: 2 3B: 0 HR: 1	SF: 0 SAC: 0 DP: 0 HBP: 0	WP: 0 PB: 0 SB: 1 CS: 0	PA: 40								
<b>PITCHER</b>	IP	WLS	BF	H	R	ER	SO	BB	IBB	HBP	BLK	WP	HR	S	P	ERA	WHIP											
Rick Lysander, R ERA: 3.49	(1, 1)	4.1	L	22	8	4	4	2	1	0	0	0	0	3	29	8.31	2.077											
Len Whitehouse, L ERA: 4.02	(5, 1)	0.2		5	1	2	2	0	2	0	0	0	0	0	3	11	27.00	4.500										
Mike Walters, R ERA: 3.6	(6, 1)	3.0		13	2	1	1	1	2	0	0	0	0	0	13	21	3.00	1.333										

Minnesota Twins @ Texas Rangers  
Arlington Stadium, Arlington, TX  
Mon Sep 05 1983, 8:05 PM EDT  
Att: 5,124 - Unknown

AB 35  
R 7  
H 11  
RBI 7  
BB 5  
SO 3  
LOB 21





Batter	1	2	3	4	5	6	7	8	9	10	AB	R	H	RBI	BB	SO	LOB	TOP	
Darrell Brown, S OBP: 0.316, SLG: 0.320 (1, 8)	1-3		4-3		1B BB			6-3		1B SF9	4	1	1	1	1	0	0		
John Castino, R OBP: 0.347, SLG: 0.412 (1, 5)	K		L6		1B			FC5-4 1B		1B	5	0	3	2	0	1	0		
Gary Ward, R OBP: 0.333, SLG: 0.470 (1, 7)	BB		6-3		K			FC5-4 1B		SF9	3	0	0	1	1	1	3		
Kent Hrbek, L OBP: 0.368, SLG: 0.481 (1, 3)	K		F8					G3		G3	5	0	0	0	0	1	3		
Dave Engle, R OBP: 0.352, SLG: 0.446 (1, 2)		5-3			1-3			6-3		6-3	4	0	1	0	0	0	0		
Mickey Hatcher, R OBP: 0.346, SLG: 0.430 (1, 10)		5-3			G5-4-3 1B			F8		F8	4	0	1	0	0	0	1		
Tom Brunansky, R OBP: 0.303, SLG: 0.423 (1, 9)		6-3			FC3-6 1B			F7		F9	4	1	0	0	0	0	1		
Tim Teufel, R OBP: 0.308, SLG: 0.462 (1, 4)			5-3		1B 1B			5-3		SH2-4 1B	4	2	2	0	0	0	0		
Lenny Faedo, R OBP: 0.311, SLG: 0.374 (1, 6)		5-3			BB 1B			5-3		SH2-4	3	1	1	1	0	0	0		
<b>Inning Stats</b>	R: 0 E: 0 K: 2 S: 7	H: 0 LOB: 1 BB: 1 P: 11	R: 0 E: 0 K: 0 S: 3	H: 0 LOB: 0 BB: 0 P: 3	R: 0 E: 0 K: 0 S: 3	H: 0 LOB: 0 BB: 0 P: 3	R: 0 E: 0 K: 0 S: 3	H: 1 LOB: 0 BB: 0 P: 3	R: 0 E: 0 K: 0 S: 3	H: 0 LOB: 0 BB: 0 P: 3	R: 0 E: 0 K: 0 S: 3	H: 1 LOB: 1 BB: 0 P: 4	R: 0 E: 0 K: 0 S: 3	H: 0 LOB: 0 BB: 0 P: 3	R: 0 E: 0 K: 0 S: 6	H: 3 LOB: 1 BB: 0 P: 6	1B: 8 2B: 1 3B: 0 HR: 0	SF: 1 SAC: 1 DP: 1 HBP: 0	WP: 0 PA: 40 PB: 0 SB: 0 CS: 0
<b>PITCHER</b>	IP WLS BF H R ER SO	IP WLS BF H R ER SO	IP WLS BF H R ER SO	IP WLS BF H R ER SO	IP WLS BF H R ER SO	IP WLS BF H R ER SO	IP WLS BF H R ER SO	IP WLS BF H R ER SO	IP WLS BF H R ER SO	IP WLS BF H R ER SO	IP WLS BF H R ER SO	IP WLS BF H R ER SO	IP WLS BF H R ER SO	IP WLS BF H R ER SO	IP WLS BF H R ER SO	IP WLS BF H R ER SO	ERA WHIP	ERA WHIP	
Frank Tanana, L ERA: 2.81 (1, 1)	9.1	37	8	5	5	3	2	0	0	0	0	0	0	0	0	0	0	4.82	1.071
Victor Cruz, R ERA: 1.64 (10, 1)	0.2	3	1	0	0	0	0	0	0	0	0	0	0	0	0	0	0	0.00	1.500

Minnesota Twins @ Texas Rangers  
Arlington Stadium, Arlington, TX  
Tue Sep 06 1983, 8:05 PM EDT  
Att: 7,057 - Unknown

AB	36
R	5
H	9
RBI	5
BB	2
SO	3
LOB	8



Batter	1	2	3	4	5	6	7	8	9	10	AB	R	H	RBI	BB	SO	LOB	BOTTOM			
Bill Sample, R OBP: 0.322, SLG: 0.403 (1, 7)	F4		F4		1-3			F9		F9	5	0	0	0	0	0	3				
Bob Johnson, R OBP: 0.255, SLG: 0.306 (10, 2)											0	0	0	0	0	0	0				
Buddy Bell, R OBP: 0.337, SLG: 0.418 (1, 5)	WP 1B		F7		F7			F8		F8	5	0	2	1	0	0	2				
George Wright, S OBP: 0.317, SLG: 0.429 (1, 8)	5-3				1B HBP			4-3		WP 1B	4	1	1	0	0	0	1				
Larry Parrish, R OBP: 0.330, SLG: 0.475 (1, 9)	5-3				1B 1B			1-3		F9	5	0	2	0	0	0	3				
Dave Hostetter, R OBP: 0.319, SLG: 0.366 (1, 10)		G4-3 BB			1B 1B			F9		K	4	0	1	1	1	1	1				
Bill Stein, R OBP: 0.350, SLG: 0.434 (9, 4)		G4-3 BB			1B 1B					K	4	1	3	0	1	1	0				
Bucky Dent, R OBP: 0.280, SLG: 0.284 (1, 6)		G4-3 BB			1B			1B 1B		1B 1B	3	0	0	0	0	0	5				
Pete O'Brien, L OBP: 0.308, SLG: 0.344 (9, 3)		G4-3			F5			F7		F7	2	0	0	0	0	0	2				
Jim Sundberg, R OBP: 0.277, SLG: 0.259 (1, 2)		F9			F8			F9 1B		SH1-4 1B	3	0	1	0	0	0	3				
Mickey Rivers, L OBP: 0.307, SLG: 0.349 (10, 7)		F9			F8			F9 1B		SH1-4 1B	1	1	1	0	0	0	0				
Jim Anderson, R OBP: 0.258, SLG: 0.235 (9, 6)			F3		F7			1-2 3-H 1B		SH1-4	3	0	1	1	0	0	0				
<b>Inning Stats</b>	R: 0 E: 0 K: 0 S: 4	H: 1 LOB: 1 BB: 4 P: 4	R: 0 E: 0 K: 0 S: 2	H: 0 LOB: 1 BB: 2 P: 10	R: 0 E: 0 K: 0 S: 3	H: 0 LOB: 0 BB: 3 P: 3	R: 1 E: 0 K: 0 S: 5	H: 3 LOB: 2 BB: 0 P: 6	R: 0 E: 0 K: 0 S: 3	H: 0 LOB: 0 BB: 0 P: 3	R: 1 E: 0 K: 0 S: 6	H: 3 LOB: 2 BB: 0 P: 6	R: 0 E: 0 K: 1 S: 7	H: 2 LOB: 2 BB: 0 P: 7	R: 1 E: 0 K: 0 S: 6	H: 3 LOB: 2 BB: 0 P: 6	R: 0 E: 0 K: 1 S: 5	H: 0 LOB: 0 BB: 0 P: 5	1B: 12 2B: 0 3B: 0 HR: 0	SF: 0 SAC: 1 DP: 1 HBP: 1	WP: 2 PA: 43 PB: 0 SB: 0 CS: 0
<b>PITCHER</b>	IP WLS BF H R ER SO	IP WLS BF H R ER SO	IP WLS BF H R ER SO	IP WLS BF H R ER SO	IP WLS BF H R ER SO	IP WLS BF H R ER SO	IP WLS BF H R ER SO	IP WLS BF H R ER SO	IP WLS BF H R ER SO	IP WLS BF H R ER SO	IP WLS BF H R ER SO	IP WLS BF H R ER SO	IP WLS BF H R ER SO	IP WLS BF H R ER SO	IP WLS BF H R ER SO	IP WLS BF H R ER SO	ERA WHIP	ERA WHIP			
Frank Viola, L ERA: 5.07 (1, 1)	6.1	27	7	2	2	0	2	0	0	0	2.84	1.421									
Ron Davis, R ERA: 3.62 (7, 1)	2.2	W	13	5	1	1	0	0	15	15	3.38	1.875									
Mike Walters, R ERA: 3.52 (10, 1)	1.0	S	3	0	0	0	1	0	5	5	0.00	0.000									

Minnesota Twins @ Texas Rangers  
Arlington Stadium, Arlington, TX  
Tue Sep 06 1983, 8:05 PM EDT  
Att: 7,057 - Unknown

AB	39
R	3
H	12
RBI	3
BB	2
SO	2
LOB	20





Batter	1	2	3	4	5	6	7	8	9	AB	R	H	RBI	BB	SO	LOB	TOP			
Darrell Brown, S (1, 8) OBP: 0.312, SLG: 0.315	0-0 4-3			0-0 F9		0-0 4-3		0-0 F7		4	0	0	0	0	0	2				
John Castino, R (1, 5) OBP: 0.347, SLG: 0.410	0-3 K			4-0 BB		0-0 F4			0-0 6-3	3	0	0	0	1	1	0				
Gary Ward, R (1, 7) OBP: 0.331, SLG: 0.467	0-0 F3			0-0 F9			0-0 F8		0-0 6-3	4	0	0	0	0	0	1				
Kent Hrbek, L (1, 3) OBP: 0.367, SLG: 0.478		4-0 CS BB		0-3 K			0-0 4-3		0-0 G3	3	0	0	0	1	1	1				
Dave Engle, R (1, 2) OBP: 0.352, SLG: 0.445	0-0 G1-4-3 1B			0-3 K			0-0 F7			3	0	1	0	0	1	0				
Mickey Hatcher, R (1, 10) OBP: 0.346, SLG: 0.429	0-0 G1-4-3			0-0 6-3				0-0 1B		3	0	1	0	0	0	1				
Tom Brunansky, R (1, 9) OBP: 0.301, SLG: 0.420			0-0 F7		0-0 E5			0-0 F7		3	0	0	0	0	0	1				
Tim Teufel, R (1, 4) OBP: 0.313, SLG: 0.438			0-0 6-3		0-0 L9			0-0 1B		3	0	1	0	0	0	1				
Lenny Faedo, R (1, 6) OBP: 0.307, SLG: 0.368			0-0 6-3					0-3 K		2	0	0	0	0	1	0				
Randy Bush, L (8, PH) OBP: 0.328, SLG: 0.435									0-3 K	1	0	0	0	0	1	2				
Houston Jimenez, R (8, 6) OBP: 0.220, SLG: 0.273										0	0	0	0	0	0	0				
<b>Inning Stats</b>	R: 0 E: 0 K: 1 S: 5	H: 0 LOB: 0 BB: 0 P: 5	R: 0 E: 0 K: 0 S: 2	H: 1 LOB: 0 BB: 1 P: 6	R: 0 E: 0 K: 0 S: 3	H: 0 LOB: 0 BB: 0 P: 3	R: 0 E: 0 K: 1 S: 5	H: 0 LOB: 1 BB: 0 P: 9	R: 0 E: 0 K: 1 S: 6	H: 0 LOB: 0 BB: 0 P: 5	R: 0 E: 0 K: 0 S: 3	H: 0 LOB: 0 BB: 0 P: 3	R: 0 E: 0 K: 1 S: 7	H: 2 LOB: 2 BB: 0 P: 7	R: 0 E: 0 K: 0 S: 3	H: 0 LOB: 0 BB: 0 P: 3	1B: 3 2B: 0 3B: 0 HR: 0	SF: 0 SAC: 0 DP: 1 HBP: 0	WP: 0 PB: 0 CS: 1	PA: 31
<b>PITCHER</b> Charlie Hough, R (1, 1) ERA: 3.32	IP: 9.0 WLS: W BF: 31 H: 3 R: 0 ER: 0 SO: 5 BB: 2 IBB: 0 HBP: 0 BLK: 0 WP: 0 HR: 0 S: 39 P: 47 ERA: 0.00 WHIP: 0.556																			

Minnesota Twins @ Texas Rangers  
Arlington Stadium, Arlington, TX  
Wed Sep 07 1983, 8:05 PM EDT  
Att: 5,634 - Unknown

AB 29  
R 0  
H 3  
RBI 0  
BB 2  
SO 5  
LOB 9



Batter	1	2	3	4	5	6	7	8	9	AB	R	H	RBI	BB	SO	LOB	BOTTOM			
Mickey Rivers, L (1, 7) OBP: 0.303, SLG: 0.344	0-0 F8				0-0 6-3			0-0 6-3		3	0	0	0	0	0	2				
Nick Capra, R (8, PH) (8, 7)										1	0	0	0	0	0	0				
Buddy Bell, R (1, 5) OBP: 0.336, SLG: 0.419	0-0 1-3			0-0 5-3		0-0 1B 2B		0-0 5-3		4	1	1	0	0	0	0				
George Wright, S (1, 8) OBP: 0.315, SLG: 0.425	0-0 6-3			0-0 F8		0-3 K		0-3 K		4	0	0	0	0	2	1				
Larry Parrish, R (1, 9) OBP: 0.328, SLG: 0.472		0-3 K		0-0 L5		0-0 L5				3	0	0	0	0	1	1				
Tom Dunbar, L (1, 10) OBP: 1.000, SLG: 1.000		4-0 G6-3 BB			0-0 BLK 1B	0-0 2B 1B		0-0 2H 1B		2	1	2	1	1	0	0				
Pete O'Brien, L (1, 3) OBP: 0.308, SLG: 0.346	0-0 G6-3			0-0 SH5-4 1H 3B 2B		0-0 F9				3	1	1	1	0	0	2				
Bucky Dent, R (1, 6) OBP: 0.279, SLG: 0.283				0-0 4-3		0-0 SH5-4		0-0 F8		2	0	0	0	0	0	0				
Jim Sundberg, R (1, 2) OBP: 0.275, SLG: 0.256				0-0 F8		0-0 6-3		0-3 K		3	0	0	0	0	1	1				
Jim Anderson, R (1, 4) OBP: 0.272, SLG: 0.264				4-0 BB		0-0 3B		0-0 F9		2	0	1	1	1	0	0				
<b>Inning Stats</b>	R: 0 E: 0 K: 0 S: 3	H: 0 LOB: 0 BB: 0 P: 3	R: 0 E: 0 K: 1 S: 4	H: 0 LOB: 1 BB: 1 P: 8	R: 0 E: 0 K: 0 S: 3	H: 0 LOB: 1 BB: 1 P: 7	R: 0 E: 0 K: 0 S: 3	H: 0 LOB: 0 BB: 0 P: 3	R: 2 E: 0 K: 0 S: 6	H: 3 LOB: 1 BB: 0 P: 6	R: 1 E: 0 K: 1 S: 7	H: 2 LOB: 1 BB: 0 P: 7	R: 0 E: 0 K: 1 S: 5	H: 0 LOB: 0 BB: 0 P: 5	R: 0 E: 0 K: 1 S: 5	H: 0 LOB: 0 BB: 0 P: 5	1B: 2 2B: 2 3B: 1 HR: 0	SF: 0 SAC: 1 DP: 1 HBP: 0	WP: 0 PB: 0 CS: 0	PA: 30
<b>PITCHER</b> Albert Williams, R (1, 1) ERA: 4.38	IP: 7.0 WLS: L BF: 27 H: 5 R: 3 ER: 3 SO: 3 BB: 2 IBB: 0 HBP: 0 BLK: 1 WP: 0 HR: 0 S: 31 P: 39 ERA: 3.86 WHIP: 1.000																			
Jack O'Connor, L (8, 1) ERA: 6.36	IP: 1.0 WLS: L BF: 3 H: 0 R: 0 ER: 0 SO: 1 BB: 0 IBB: 0 HBP: 0 BLK: 0 WP: 0 HR: 0 S: 5 P: 5 ERA: 0.00 WHIP: 0.000																			

Minnesota Twins @ Texas Rangers  
Arlington Stadium, Arlington, TX  
Wed Sep 07 1983, 8:05 PM EDT  
Att: 5,634 - Unknown

AB 27  
R 3  
H 5  
RBI 3  
BB 2  
SO 4  
LOB 7





Batter	1	2	3	4	5	6	7	8	9	AB	R	H	RBI	BB	SO	LOB	TOP										
Mickey Rivers, L OBP: 0.302, SLG: 0.340	4-3	K2-3			E4 WP S		G6-4-3 BB			3	0	0	0	1	1	2											
Buddy Bell, R OBP: 0.334, SLG: 0.416	5-3		F9		K		G6-4-3			4	0	0	0	0	1	3											
George Wright, S OBP: 0.316, SLG: 0.432	HR		1-3		G5-4-3 BB			G1-6-3 1B		3	1	2	1	1	0	0											
Larry Parrish, R OBP: 0.326, SLG: 0.469	F8		F6		G5-4-3			K		4	0	0	0	0	1	3											
Tom Dunbar, L OBP: 0.714, SLG: 0.500		S 1B BB		G4-6-3 BB		K		G1-6-3		2	1	0	0	2	1	1											
Pete O'Brien, L OBP: 0.308, SLG: 0.345	F9		G4-6-3		CS 1B			F8		4	0	1	0	0	0	2											
Bucky Dent, R OBP: 0.282, SLG: 0.286										2	1	1	0	1	1	1											
Larry Bittner, L OBP: 0.328, SLG: 0.342				WP HR 2B		K		K		1	0	0	0	0	1	0											
Jim Sundberg, R OBP: 0.276, SLG: 0.266										2	1	1	2	1	0	2											
Bob Jones, L OBP: 0.275, SLG: 0.274						CS	WP BB	G3		1	0	0	0	0	0	0											
Jim Anderson, R OBP: 0.274, SLG: 0.267										3	0	1	1	0	1	1											
<b>Inning Stats</b>	R: 1 E: 0 K: 0 S: 4	H: 1 LOB: 0 BB: 0 P: 4	R: 1 E: 0 K: 1 S: 6	H: 1 LOB: 2 BB: 2 P: 14	R: 0 E: 0 K: 0 S: 3	H: 0 LOB: 0 BB: 0 P: 3	R: 2 E: 0 K: 0 S: 4	H: 2 LOB: 0 BB: 1 P: 8	R: 0 E: 1 K: 2 S: 5	H: 1 LOB: 1 BB: 1 P: 9	R: 0 E: 0 K: 1 S: 4	H: 0 LOB: 1 BB: 2 P: 12	R: 0 E: 0 K: 1 S: 5	H: 1 LOB: 0 BB: 0 P: 5	R: 0 E: 0 K: 1 S: 5	H: 0 LOB: 0 BB: 0 P: 5	1B: 3 2B: 1 3B: 0 HR: 2	SF: 0 SAC: 0 DP: 4 HBP: 0	WP: 3 PB: 0 SB: 2 CS: 1	PA: 36							
<b>PITCHER</b>	IP	WLS	BF	H	R	ER	SO	BB	IBB	HBP	BLK	WP	HR	S	P	ERA	WHIP										
Mike Moore, R ERA: 4.82	6.1	W	28	5	4	4	5	6	0	0	0	3	2	32	56	5.68	1.737										
Mike Stanton, R ERA: 3.49	7.1	S	7	1	0	0	2	0	0	0	0	0	0	11	11	0.00	0.375										

Texas Rangers @ Seattle Mariners  
The Kingdome, Seattle, WA  
Fri Sep 09 1983, 10:05 PM EDT  
Att: 4,701 - Dome

AB 29  
R 4  
H 6  
RBI 4  
BB 6  
SO 7  
LOB 15



Batter	1	2	3	4	5	6	7	8	9	AB	R	H	RBI	BB	SO	LOB	BOTTOM										
Spike Owen, S OBP: 0.266, SLG: 0.286	K		K	1B 1B		3-1		6-3		5	0	1	1	0	2	0											
Phil Bradley, R OBP: 0.409, SLG: 0.450	WP S 1B		4-3	1-2 3H 1B		4-3				4	0	2	1	0	0	0											
Ron Roenicke, S OBP: 0.333, SLG: 0.350	K		F7	G3			S E FC4-2 BB			3	0	0	0	1	1	3											
Pat Putnam, L OBP: 0.316, SLG: 0.435	K			2B 2B			E4 S			4	1	2	0	0	1	2											
Al Cowens, R OBP: 0.297, SLG: 0.347				K		FC6-4 1B		FC4-2		4	1	1	1	0	1	4											
Al Chambers, L OBP: 0.413, SLG: 0.380		HR								4	1	2	1	0	1	3											
John Moses, S OBP: 0.292, SLG: 0.266		HR		K			FC6-4 1B			0	0	0	0	0	0	0											
Darnell Coles, R OBP: 0.368, SLG: 0.556				2B 2B				5-3		4	1	1	1	0	1	4											
Jamie Nelson, R OBP: 0.312, SLG: 0.284				1B 2B						4	1	1	1	0	0	2											
Harold Reynolds, S OBP: 0.308, SLG: 0.500				1B 1B BB						3	1	0	0	1	2	0											
<b>Inning Stats</b>	R: 0 E: 0 K: 3 S: 10	H: 1 LOB: 1 BB: 0 P: 10	R: 2 E: 0 K: 1 S: 7	H: 2 LOB: 0 BB: 0 P: 7	R: 0 E: 0 K: 1 S: 5	H: 0 LOB: 0 BB: 0 P: 5	R: 4 E: 0 K: 2 S: 12	H: 5 LOB: 2 BB: 1 P: 16	R: 0 E: 0 K: 1 S: 7	H: 2 LOB: 2 BB: 0 P: 7	R: 0 E: 0 K: 0 S: 3	H: 0 LOB: 0 BB: 0 P: 3	R: 0 E: 1 K: 0 S: 4	H: 0 LOB: 2 BB: 1 P: 8	R: 0 E: 0 K: 1 S: 5	H: 0 LOB: 0 BB: 0 P: 5	1B: 5 2B: 3 3B: 0 HR: 2	SF: 0 SAC: 0 DP: 0 HBP: 0	WP: 2 PB: 0 SB: 3 CS: 0	PA: 37							
<b>PITCHER</b>	IP	WLS	BF	H	R	ER	SO	BB	IBB	HBP	BLK	WP	HR	S	P	ERA	WHIP										
Mike Smithson, R ERA: 4.11	3.2	L	20	8	6	6	7	1	0	0	0	2	2	33	37	14.73	2.455										
John Butcher, R ERA: 3.22	4.1		11	2	0	0	1	1	0	0	0	0	0	12	16	0.00	1.286										
Dave Schmidt, R ERA: 4.0	7.1		6	0	0	0	1	0	0	0	0	0	0	8	8	0.00	0.000										

Texas Rangers @ Seattle Mariners  
The Kingdome, Seattle, WA  
Fri Sep 09 1983, 10:05 PM EDT  
Att: 4,701 - Dome

AB 35  
R 6  
H 10  
RBI 6  
BB 2  
SO 9  
LOB 18





Batter	1	2	3	4	5	6	7	8	9	AB	R	H	RBI	BB	SO	LOB	TOP			
Bill Sample, R OBP: 0.320, SLG: 0.400 (1, 7)	5-3			F3	E8 1-H			1-3		4	1	0	0	0	0	0	<b>Texas Rangers @ Seattle Mariners</b> The Kingdome, Seattle, WA Sat Sep 10 1983, 10:05 PM EDT Att: 6,309 - Dome			
Buddy Bell, R OBP: 0.337, SLG: 0.418 (1, 5)	4-3			1-3 BB	1B			1B		4	0	3	1	0	0	0				
George Wright, S OBP: 0.316, SLG: 0.430 (1, 8)	5-3			1-3 BB	L5			F7		3	0	0	0	1	0	2				
Larry Parrish, R OBP: 0.324, SLG: 0.465 (1, 9)		F3		1-3				L6		4	0	0	0	0	0	3				
Dave Hostetter, R OBP: 0.318, SLG: 0.365 (1, 10)		K		1-2 2-3				K		3	0	0	0	1	3	0				
Bill Stein, R OBP: 0.343, SLG: 0.426 (1, 3)		3-1		4-3				F7		4	0	0	0	0	0	3				
Jim Anderson, R OBP: 0.283, SLG: 0.255 (1, 4)				F7				4-3		4	0	0	0	0	0	0				
Jim Sundberg, R OBP: 0.276, SLG: 0.264 (1, 2)				F4	1-3			3-1		3	0	0	0	0	0	0				
Curtis Wilkerson, S (1, 6)				F4		E BB		G3		2	1	0	0	1	0	0				
<b>Inning Stats</b>	R: 0 E: 0 K: 0 S: 3	H: 0 LOB: 0 BB: 0 P: 3	R: 0 E: 0 K: 1 S: 5	H: 0 LOB: 0 BB: 0 P: 5	R: 0 E: 0 K: 0 S: 3	H: 1 LOB: 3 BB: 2 P: 12	R: 2 E: 1 K: 0 S: 5	H: 1 LOB: 1 BB: 1 P: 9	R: 0 E: 0 K: 1 S: 5	H: 0 LOB: 0 BB: 0 P: 5	R: 0 E: 0 K: 0 S: 3	H: 0 LOB: 0 BB: 0 P: 3	R: 0 E: 0 K: 1 S: 5	H: 1 LOB: 1 BB: 0 P: 4	R: 0 E: 0 K: 1 S: 5	H: 0 LOB: 0 BB: 0 P: 5	1B: 3 2B: 0 3B: 0 HR: 0	SF: 0 SAC: 0 DP: 0 HBP: 0	WP: 0 PB: 0 SB: 1 CS: 0	PA: 34
<b>PITCHER</b> Bryan Clark, L ERA: 3.64 (1, 1)	IP: 9.0 WLS: W BF: 34 H: 3 R: 2 ER: 0 SO: 3 BB: 3 IBB: 0 HBP: 0 BLK: 0 WP: 0 HR: 0 S: 37 P: 49 ERA: 0.00 WHIP: 0.667															<b>PITCHER</b>				

AB	31
R	2
H	3
RBI	1
BB	3
SO	3
LOB	8



Batter	1	2	3	4	5	6	7	8	9	AB	R	H	RBI	BB	SO	LOB	BOTTOM			
Phil Bradley, R OBP: 0.423, SLG: 0.435 (1, 8)	FC3-6 S 1B				4-3			G3		3	0	1	0	1	0	0	<b>Texas Rangers @ Seattle Mariners</b> The Kingdome, Seattle, WA Sat Sep 10 1983, 10:05 PM EDT Att: 6,309 - Dome			
Tony Bemazzard, S OBP: 0.337, SLG: 0.384 (1, 4)	F8	F8			F8			4-3		4	0	0	0	0	0	3				
Ron Roenicke, S OBP: 0.335, SLG: 0.350 (1, 9)	FC3-6 1-2 BB	G3			6-3			HR 1B		3	1	1	0	1	0	2				
Pat Putnam, L OBP: 0.316, SLG: 0.440 (1, 3)	FC3-6 1-2 2-3			F4				F8		4	1	1	2	0	0	2				
Steve Henderson, R OBP: 0.360, SLG: 0.446 John Moses, S OBP: 0.292, SLG: 0.266 (1, 7) (9, 7)	K			F9				6-3		4	0	0	0	0	2	2				
Al Chambers, L OBP: 0.424, SLG: 0.373 (1, 10)		2B 1B BB		F7				K		0	0	0	0	0	0	0				
Darnell Coles, R OBP: 0.364, SLG: 0.571 (1, 5)				1-3 1B 2B	K			CS 1-2		3	1	1	0	0	2	0				
Rick Sweet, S OBP: 0.271, SLG: 0.270 (1, 2)				SH5-3 2H 3H 1B	6-3			G3		3	0	1	2	0	0	0				
Spike Owen, S OBP: 0.264, SLG: 0.284 (1, 6)		SH5-3 1-2		F9				4-3		2	0	0	0	0	0	0				
<b>Inning Stats</b>	R: 0 E: 0 K: 1 S: 6	H: 1 LOB: 2 BB: 1 P: 10	R: 2 E: 0 K: 0 S: 5	H: 2 LOB: 2 BB: 2 P: 13	R: 0 E: 0 K: 0 S: 3	H: 0 LOB: 0 BB: 0 P: 5	R: 0 E: 0 K: 1 S: 5	H: 0 LOB: 0 BB: 0 P: 3	R: 0 E: 0 K: 0 S: 2	H: 0 LOB: 0 BB: 1 P: 6	R: 0 E: 0 K: 1 S: 5	H: 0 LOB: 0 BB: 0 P: 5	R: 2 E: 0 K: 1 S: 7	H: 2 LOB: 0 BB: 0 P: 7	R: 2 E: 0 K: 1 S: 5	H: 2 LOB: 0 BB: 0 P: 7	1B: 3 2B: 1 3B: 0 HR: 1	SF: 0 SAC: 1 DP: 0 HBP: 0	WP: 0 PB: 0 SB: 1 CS: 1	PA: 33
<b>PITCHER</b> Danny Darwin, R ERA: 3.53 (1, 1)	IP: 8.0 WLS: L BF: 32 H: 5 R: 4 ER: 4 SO: 4 BB: 4 IBB: 0 HBP: 0 BLK: 0 WP: 0 HR: 1 S: 36 P: 52 ERA: 4.50 WHIP: 1.125															<b>PITCHER</b>				

AB	27
R	4
H	5
RBI	4
BB	4
SO	4
LOB	9





Batter	1	2	3	4	5	6	7	8	9	AB	R	H	RBI	BB	SO	LOB	TOP			
Curtis Wilkerson, S (1,6)	0-0 6-3		0-0 FC6-4			0-3 K		0-0 4-3		4	0	0	0	0	1	1				
Tom Dunbar, L (1,9) OBP: 0.455, SLG: 0.250	0-3 K			0-0 F8		0-0 F7			0-0 4-3	4	0	0	0	0	1	0				
Mickey Rivers, L (1,10)	0-0 F8			0-0 F7			0-0 F9		0-0 4-3	4	0	0	0	0	0	0				
George Wright, S (1,8)		4-0 G1-6-3 BB		0-0 1B			0-0 2B		0-0 G3	3	1	2	0	1	0	0				
Buddy Bell, R (1,5) OBP: 0.337, SLG: 0.419		0-0 G1-6-3		0-0 4-3			0-0 4-3 2B			3	1	1	1	0	0	2				
Pete O'Brien, L (1,3)		0-0 F7			0-0 4-3		0-0 4-3			3	0	0	0	0	0	1				
Bob Jones, L (1,7) OBP: 0.278, SLG: 0.277			0-0 5-3		0-3 K		0-0 1B CS			3	0	1	1	0	1	0				
Jim Sundberg, R (1,2) OBP: 0.274, SLG: 0.262			0-0 6-3		0-3 K		0-0 CS	0-0 F3		3	0	0	0	0	1	0				
Jim Anderson, R (1,4) OBP: 0.265, SLG: 0.258						0-0 F8		0-0 F7		3	0	1	0	0	0	0				
<b>Inning Stats</b>	R: 0 E: 0 K: 1 S: 5	H: 0 LOB: 0 BB: 0 P: 5	R: 0 E: 0 K: 0 S: 2	H: 0 LOB: 0 BB: 1 P: 6	R: 0 E: 0 K: 0 S: 4	H: 1 LOB: 1 BB: 0 P: 4	R: 0 E: 0 K: 0 S: 4	H: 1 LOB: 0 BB: 0 P: 4	R: 0 E: 0 K: 2 S: 7	H: 0 LOB: 0 BB: 0 P: 7	R: 2 E: 0 K: 0 S: 5	H: 3 LOB: 0 BB: 0 P: 5	R: 0 E: 0 K: 0 S: 3	H: 0 LOB: 0 BB: 0 P: 3	R: 0 E: 0 K: 0 S: 3	H: 0 LOB: 0 BB: 0 P: 3	1B: 3 2B: 2 3B: 0 HR: 0	SF: 0 SAC: 0 DP: 1 HBP: 0	WP: 0 PB: 0 SB: 0 CS: 1	PA: 32
<b>PITCHER</b> Jim Beattie, R (1,1) ERA: 4.12	IP: 9.0 WLS: L BF: 31 H: 5 R: 2 ER: 2 SO: 4 BB: 1 IBB: 0 HBP: 0 BLK: 0 WP: 0 HR: 0 S: 38 P: 42 ERA: 2.00 WHIP: 0.667															<b>PITCHER</b>				

Texas Rangers @ Seattle Mariners  
The Kingdome, Seattle, WA  
Sun Sep 11 1983, 6:33 AM EDT  
Att: 4,080 - Dome

AB 30  
R 2  
H 5  
RBI 2  
BB 1  
SO 4  
LOB 4



Batter	1	2	3	4	5	6	7	8	9	AB	R	H	RBI	BB	SO	LOB	BOTTOM			
Spike Owen, S (1,6) OBP: 0.261, SLG: 0.280	0-0 4-3			0-0 4-3		0-0 F8		0-3 K		3	0	0	0	0	0	0				
Tony Benazard, S (8, PH) OBP: 0.336, SLG: 0.383										1	0	0	0	0	1	0				
Harold Reynolds, S (1,4) OBP: 0.250, SLG: 0.400	0-3 K			0-0 G1		0-0 F8		4-0 1B BB		3	0	0	0	0	1	0				
Pat Putnam, L (8, PH) OBP: 0.317, SLG: 0.440										0	0	0	0	1	0	0				
Phil Bradley, R (8, PR) OBP: 0.423, SLG: 0.435										0	0	0	0	0	0	0				
Ron Roenicke, S (1,8) OBP: 0.337, SLG: 0.350	0-0 6-3			4-0 1B BB		0-0 4-3		0-0 1B		3	0	1	0	1	0	0				
Ken Phelps, L (1,3) OBP: 0.301, SLG: 0.400		0-3 K		0-0 FC5-4 1B		0-0 HBP 1B		0-0 F8		3	0	2	0	0	1	0				
John Moses, S (7, PR) OBP: 0.292, SLG: 0.266										0	1	0	0	0	0	0				
Rick Sweet, S (8, PH) OBP: 0.270, SLG: 0.269				1-3 FC5-4 1B		1-3 HBP 1B				1	0	0	0	0	0	2				
Al Cowens, R (1,10) OBP: 0.260, SLG: 0.346		0-3 K		0-0 FC5-4		1-0 1B				3	0	1	0	0	1	2				
Steve Henderson, R (1,7) OBP: 0.359, SLG: 0.444		0-0 6-3				1-2 HBP 1B		0-0 K		4	0	1	1	0	2	1				
Ricky Nelson, L (1,9) OBP: 0.287, SLG: 0.373			0-3 K		0-0 F8 1B		0-0 F7		0-0 G6-3	4	0	1	0	0	1	3				
Darnell Coles, R (1,5) OBP: 0.320, SLG: 0.500				0-0 5-3		0-0 F8				3	0	0	0	0	0	3				
Orlando Mercado, R (1,2) OBP: 0.257, SLG: 0.311										2	0	0	0	0	0	0				
Al Chambers, L (8, PH) OBP: 0.418, SLG: 0.365										1	0	0	0	0	0	0				
Domingo Ramos, R (9, 6) OBP: 0.328, SLG: 0.368										0	0	0	0	0	0	0				
<b>Inning Stats</b>	R: 0 E: 0 K: 1 S: 5	H: 0 LOB: 0 BB: 0 P: 5	R: 0 E: 0 K: 2 S: 7	H: 0 LOB: 0 BB: 0 P: 7	R: 0 E: 0 K: 1 S: 5	H: 0 LOB: 0 BB: 0 P: 5	R: 0 E: 0 K: 0 S: 4	H: 1 LOB: 2 BB: 1 P: 8	R: 0 E: 0 K: 1 S: 5	H: 1 LOB: 0 BB: 0 P: 5	R: 1 E: 0 K: 0 S: 5	H: 2 LOB: 2 BB: 0 P: 6	R: 0 E: 0 K: 1 S: 6	H: 1 LOB: 2 BB: 1 P: 10	R: 0 E: 0 K: 1 S: 5	H: 1 LOB: 0 BB: 0 P: 5	1B: 6 2B: 0 3B: 0 HR: 0	SF: 0 SAC: 0 DP: 1 HBP: 1	WP: 0 PB: 0 SB: 0 CS: 0	PA: 34
<b>PITCHER</b> Dave Stewart, R (1,1) ERA: 2.84	IP: 7.2 WLS: W BF: 30 H: 5 R: 1 ER: 1 SO: 6 BB: 2 IBB: 0 HBP: 1 BLK: 0 WP: 0 HR: 0 S: 39 P: 48 ERA: 1.17 WHIP: 0.913															<b>PITCHER</b>				
Dave Tobik, R (8,1) ERA: 4.25	IP: 1.1 WLS: S BF: 4 H: 1 R: 0 ER: 0 SO: 1 BB: 0 IBB: 0 HBP: 0 BLK: 0 WP: 0 HR: 0 S: 6 P: 6 ERA: 0.00 WHIP: 0.750															<b>PITCHER</b>				

Texas Rangers @ Seattle Mariners  
The Kingdome, Seattle, WA  
Sun Sep 11 1983, 6:33 AM EDT  
Att: 4,080 - Dome

AB 31  
R 1  
H 6  
RBI 1  
BB 2  
SO 7  
LOB 11





Batter	1	2	3	4	5	6	7	8	9	AB	R	H	RBI	BB	SO	LOB	TOP								
Bill Sample, R OBP: 0.321, SLG: 0.399 (1, 7)	F7			HR BB		S 1B	F8			3	1	1	0	1	0	2	<b>Texas Rangers @ Oakland Athletics</b> Oakland-Alameda County Coliseum, Oakland, CA Tue Sep 13 1983, 7:05 PM PDT Att: 5,643 - Unknown <a href="http://livebaseballscorecards.com">livebaseballscorecards.com</a>								
Buddy Bell, R OBP: 0.334, SLG: 0.416 (1, 5)	6-3		F2			6-3		F7		4	0	0	0	0	0	2									
George Wright, S OBP: 0.326, SLG: 0.432 (1, 8)	4-3		F5			6-3		1B FC6-4 1B		4	1	1	0	0	0	2									
Larry Parrish, R OBP: 0.327, SLG: 0.472 (1, 9)		F8		HR			1B E BB	FC6-4 1B		3	2	2	2	1	0	0									
Mickey Rivers, L OBP: 0.297, SLG: 0.333 (1, 10)	F7		4-3			FC4-6 E WP 1B	FC6-4 CS			4	1	1	1	0	0	1									
Pete O'Brien, L OBP: 0.307, SLG: 0.345 Nick Capra, R (9, PR)	4-3				F7	E9 FC4-6 1B	CS			4	0	2	0	0	0	0									
Bucky Dent, R OBP: 0.280, SLG: 0.285 (7, PH)			F5		F7	F7	FC3-6 FC6-4			2	0	0	0	0	0	0									
Larry Bittner, L OBP: 0.328, SLG: 0.342 (7, PH)										0	0	0	0	0	0	0									
Bill Stein, R OBP: 0.340, SLG: 0.422 (7, 4)										2	0	0	0	0	0	3									
Jim Sundberg, R OBP: 0.272, SLG: 0.260 Bob Jones, L (9, PH)			K		5-3	FC4-6 BB	F7			3	0	0	0	0	1	2									
Jim Anderson, R OBP: 0.260, SLG: 0.253 Dave Hostetter, R OBP: 0.300, SLG: 0.365 Curtis Wilkerson, S (7, PR)			6-3			K	FC6-4			1	0	0	0	0	0	1									
										2	0	0	0	0	1	0									
										0	0	0	0	1	0	0									
										1	0	0	0	0	0	1									
<b>Inning Stats</b>	R: 0 E: 0 K: 0 S: 3	H: 0 LOB: 0 BB: 0 P: 3	R: 0 E: 0 K: 0 S: 3	H: 0 LOB: 0 BB: 0 P: 3	R: 0 E: 0 K: 1 S: 5	H: 0 LOB: 0 BB: 0 P: 5	R: 2 E: 0 K: 0 S: 4	H: 1 LOB: 0 BB: 1 P: 8	R: 0 E: 0 K: 0 S: 3	H: 0 LOB: 0 BB: 0 P: 3	R: 0 E: 0 K: 1 S: 6	H: 1 LOB: 1 BB: 0 P: 6	R: 2 E: 1 K: 0 S: 5	H: 2 LOB: 2 BB: 2 P: 13	R: 1 E: 0 K: 0 S: 4	H: 2 LOB: 0 BB: 0 P: 4	R: 0 E: 0 K: 0 S: 4	H: 1 LOB: 1 BB: 0 P: 4	1B: 6 2B: 0 3B: 0 HR: 1	SF: 0 SAC: 0 DP: 0 HBP: 0	WP: 1 PB: 0 SB: 1 CS: 1	PA: 37			
<b>PITCHER</b>	IP	WLS	BF	H	R	ER	SO	BB	IBB	HBP	BLK	WP	HR	S	P	ERA	WHIP								
Mike Warren, R ERA: 6.45 (1, 1)	6.0	W	24	4	4	4	2	2	0	0	0	0	1	26	34	6.00	1.000								
Tom Underwood, L ERA: 4.2 (7, 1)	0.2		3	0	0	0	0	1	0	0	0	0	0	2	6	0.00	1.500								
Dave Beard, R ERA: 5.65 (7, PR)	1.1	S	6	3	1	1	0	0	0	0	0	0	0	6	6	6.75	2.250								
Keith Atherton, R ERA: 2.12 (9, 1)	1.0	S	3	0	0	0	0	0	0	0	0	0	0	3	3	0.00	0.000								

Batter	1	2	3	4	5	6	7	8	9	AB	R	H	RBI	BB	SO	LOB	BOTTOM								
Rickey Henderson, R OBP: 0.418, SLG: 0.434 (1, 7)	E4 2B		S 1B	6-3			WP S 1B			4	2	2	0	0	0	0	<b>Texas Rangers @ Oakland Athletics</b> Oakland-Alameda County Coliseum, Oakland, CA Tue Sep 13 1983, 7:05 PM PDT Att: 5,643 - Unknown <a href="http://livebaseballscorecards.com">livebaseballscorecards.com</a>								
Bill Almon, R OBP: 0.312, SLG: 0.384 (1, 3)	S 2B		1B HR		K		K			4	1	2	2	0	2	1									
Mike Heath, R OBP: 0.330, SLG: 0.390 (1, 2)	5-3		1B HR		K		K			4	2	2	1	0	1	2									
Davey Lopes, R OBP: 0.341, SLG: 0.428 (1, 10)	1-3 BB		F2		4-3			G4-6-3 1B		3	0	1	0	1	0	2									
Dwayne Murphy, L OBP: 0.315, SLG: 0.389 (1, 8)	1-3		HR		K			G4-6-3 1B		4	1	1	3	0	1	3									
Donnie Hill, S OBP: 0.283, SLG: 0.354 (1, 6)	5-3		3-1				F9	E 1B		4	0	1	0	0	0	2									
Mike Davis, L OBP: 0.327, SLG: 0.415 (1, 9)		F8	K				1-3	E8 1B		4	0	1	0	0	1	0									
Tony Phillips, S OBP: 0.319, SLG: 0.313 (1, 4)		K			F9		3-1	F8		4	0	0	0	0	1	2									
Wayne Gross, L OBP: 0.301, SLG: 0.383 (1, 5)		K			4-3		F3			3	0	0	0	0	1	0									
										1B: 7 2B: 1 3B: 0 HR: 2	SF: 0 SAC: 0 DP: 1 HBP: 0	WP: 1 PB: 0 SB: 4 CS: 0	PA: 35												
<b>PITCHER</b>	IP	WLS	BF	H	R	ER	SO	BB	IBB	HBP	BLK	WP	HR	S	P	ERA	WHIP								
Frank Tanana, L ERA: 3.03 (1, 1)	5.0	L	23	6	6	5	5	1	0	0	0	0	0	2	32	9.00	1.400								
Al Lachowicz, R ERA: (6, 1)	2.0		8	2	0	0	2	0	0	0	0	1	0	12	12	0.00	1.000								
Jon Matlack, L ERA: 4.67 (8, 1)	1.0		4	2	0	0	0	0	0	0	0	0	0	4	4	0.00	2.000								



Batter	1	2	3	4	5	6	7	8	9	AB	R	H	RBI	BB	SO	LOB	TOP				
Mickey Rivers, L OBP: 0.304, SLG: 0.337 Nick Capra, R (9, PH) (9, 9)	4-0 BB		0-0 1B BB 2B 1B	0-0 4-3			0-0 S 1B		0-0 5-3	3	1	2	0	1	0	1					
Tom Dunbar, L OBP: 0.400, SLG: 0.182 Bill Sample, R OBP: 0.320, SLG: 0.398 (9, PH) (9, 7)	0-0 F7		4-0 1B 2B BB	0-3 K			0-0 F7		0-0 F8	3	1	0	0	1	1	3					
George Wright, S OBP: 0.319, SLG: 0.430 (1, 8)	0-0 F6		0-0 2B 1B		0-0 4-3		0-0 F3		0-3 K2-3	5	1	1	0	0	1	2					
Larry Parrish, R OBP: 0.328, SLG: 0.480 (1, 10)	0-0 F9		0-0 2B		0-3 K			0-0 HR		4	1	2	4	0	1	1					
Buddy Bell, R OBP: 0.334, SLG: 0.414 (1, 5)		0-3 K	4-0 BB		0-0 F9			0-0 5-3		3	0	0	0	1	1	0					
Pete O'Brien, L OBP: 0.311, SLG: 0.347 (1, 3)		4-0 BB	0-3 K			0-0 CS 1B		0-0 E 1B		3	0	2	0	1	1	2					
Mike Richardt, R OBP: 0.183, SLG: 0.253 (1, 4)		0-0 F3	0-0 F7			0-0 F3		0-0 E1		4	0	0	0	0	0	5					
Jim Sundberg, R OBP: 0.269, SLG: 0.257 (1, 2)		0-3 K		0-0 F7		0-0 F9		0-0 6-3		4	0	0	0	0	1	3					
Curtis Wilkerson, S OBP: 0.167, SLG: 0.091 (1, 6)			0-3 K	0-0 4-3 S 1B			0-0 6-3	0-0 6-3		4	0	1	0	0	1	2					
<b>Inning Stats</b>	R: 0 E: 0 K: 0 S: 3	H: 0 LOB: 1 BB: 1 P: 7	R: 0 E: 0 K: 2 S: 7	H: 0 LOB: 1 BB: 1 P: 11	R: 3 E: 0 K: 2 S: 10	H: 3 LOB: 2 BB: 2 P: 18	R: 0 E: 0 K: 1 S: 6	H: 1 LOB: 1 BB: 0 P: 6	R: 0 E: 0 K: 0 S: 5	H: 0 LOB: 0 BB: 0 P: 5	R: 0 E: 0 K: 0 S: 4	H: 1 LOB: 1 BB: 0 P: 4	R: 1 E: 1 K: 0 S: 6	H: 2 LOB: 2 BB: 0 P: 6	R: 0 E: 0 K: 1 S: 5	H: 0 LOB: 0 BB: 0 P: 5	1B: 6 2B: 1 3B: 0 HR: 1	SF: 0 SAC: 0 DP: 0 HBP: 0	WP: 0 PB: 0 SB: 2 CS: 1	PA: 39	
<b>PITCHER</b>	IP WLS BF H R ER SO BB IBB HBP BLK WP HR S P ERA WHIP	7.1 L 33 8 4 4 6 4 0 0 0 0 1 41 57 4.91 1.636	1.2 6 0 0 0 1 0 0 0 0 0 0 0 8 8 0.00 0.000																		

Texas Rangers @ Oakland Athletics  
Oakland-Alameda County Coliseum, Oakland, CA  
Wed Sep 14 1983, 7:05 PM PDT  
Att: 8,890 - Unknown

AB	35
R	4
H	8
RBI	4
BB	4
SO	7
LOB	19



Batter	1	2	3	4	5	6	7	8	9	AB	R	H	RBI	BB	SO	LOB	BOTTOM				
Rickey Henderson, R OBP: 0.416, SLG: 0.430 (1, 7)	0-0 1-3		0-0 F8			4-0 CS BB		0-0 6-3	0-0 F8	4	0	0	0	1	0	1					
Mike Heath, R OBP: 0.325, SLG: 0.388 (1, 2)	0-0 F7			0-0 F7		0-0 F8		0-0 1B BB 1B		4	1	1	0	0	0	1					
Dwayne Murphy, L OBP: 0.316, SLG: 0.389 Bill Almon, R OBP: 0.312, SLG: 0.384 (9, 3)	0-0 F7			0-0 G3		0-0 1B 1B		4-0 1B 1B BB		3	1	1	0	1	0	0					
Davey Lopes, R OBP: 0.342, SLG: 0.429 (1, 10)		0-3 K		0-3 K		0-0 1B		0-0 1B 1B		4	0	2	0	0	2	0					
Mike Davis, L OBP: 0.326, SLG: 0.413 (1, 9)		0-0 2-3			0-0 4-3	0-0 F3		0-0 FC6 1B		4	0	1	2	0	0	2					
Dan Meyer, L OBP: 0.207, SLG: 0.189 Mitchell Page, L OBP: 0.373, SLG: 0.302 Rusty McNealy, L (9, 8)		4-0 BB			0-0 1-3		0-0 F7	0-0 FC6		2	0	0	0	1	0	0					
Donnie Hill, S OBP: 0.288, SLG: 0.358 (1, 6)		0-0 F2			0-0 2B 1B		0-0 4-3		0-0 G4-3 1B	4	0	2	0	0	0	1					
Wayne Gross, L OBP: 0.300, SLG: 0.385 (1, 5)			0-3 K		0-0 2B		0-0 F9		0-0 G4-3	4	0	1	0	0	1	1					
Tony Phillips, S OBP: 0.317, SLG: 0.311 Garry Hancock, L OBP: 0.288, SLG: 0.429 (9, PH)			0-0 F7		0-0 F5			0-0 3-1		3	0	0	0	0	0	2					
<b>Inning Stats</b>	R: 0 E: 0 K: 0 S: 3	H: 0 LOB: 0 BB: 0 P: 3	R: 0 E: 0 K: 1 S: 5	H: 0 LOB: 1 BB: 1 P: 9	R: 0 E: 0 K: 1 S: 5	H: 0 LOB: 0 BB: 0 P: 5	R: 0 E: 0 K: 1 S: 5	H: 0 LOB: 0 BB: 0 P: 5	R: 0 E: 0 K: 0 S: 4	H: 2 LOB: 2 BB: 1 P: 8	R: 0 E: 0 K: 0 S: 3	H: 0 LOB: 0 BB: 0 P: 3	R: 2 E: 0 K: 0 S: 6	H: 3 LOB: 2 BB: 1 P: 10	R: 0 E: 0 K: 0 S: 4	H: 2 LOB: 1 BB: 0 P: 4	1B: 8 2B: 1 3B: 0 HR: 0	SF: 0 SAC: 0 DP: 1 HBP: 0	WP: 0 PB: 0 SB: 0 CS: 1	PA: 37	
<b>PITCHER</b>	IP WLS BF H R ER SO BB IBB HBP BLK WP HR S P ERA WHIP	8.0 W 33 7 2 2 3 7 0 0 0 0 0 36 48 2.25 1.250	1.0 S 4 2 0 0 0 0 0 0 0 0 0 4 4 0.00 2.000																		

Texas Rangers @ Oakland Athletics  
Oakland-Alameda County Coliseum, Oakland, CA  
Wed Sep 14 1983, 7:05 PM PDT  
Att: 8,890 - Unknown

AB	34
R	2
H	9
RBI	2
BB	3
SO	3
LOB	10





Batter	1	2	3	4	5	6	7	8	9	AB	R	H	RBI	BB	SO	LOB	TOP										
Bill Sample, R OBP: 0.321, SLG: 0.398 (1, 7)	F4		F8		F8		2B 1B		F5	5	1	2	1	0	0	0	<b>Texas Rangers @ Oakland Athletics</b> Oakland-Alameda County Coliseum, Oakland, CA Thu Sep 15 1983, 3:33 AM PDT Att: 6,947 - Sunny <a href="http://livebaseballscorecards.com">livebaseballscorecards.com</a>										
Dave Hostetler, R OBP: 0.322, SLG: 0.364 Mickey Rivers, L OBP: 0.304, SLG: 0.337 (1, 10) (9, PR)	F8		1B			F8	SF8		1B	3	0	1	1	1	0	0											
George Wright, S OBP: 0.326, SLG: 0.436 (1, 8)	HR		F7			F8	2B		F5	5	1	2	3	0	0	2											
Larry Parrish, R OBP: 0.327, SLG: 0.477 (1, 9)	K		F6			FC6-4 BB	5-3			3	0	0	0	1	1	3											
Buddy Bell, R OBP: 0.333, SLG: 0.412 (1, 5)		F7			5-3					3	0	0	0	1	0	1											
Bill Stein, R OBP: 0.338, SLG: 0.418 (1, 3)		4-3			5-3					4	1	1	0	0	1	1											
Bucky Dent, R OBP: 0.280, SLG: 0.292 (1, 6)		HR			F4				F8	4	1	1	1	0	0	2											
Bob Johnson, R OBP: 0.262, SLG: 0.327 Nick Capra, R (7, PR) Jim Sundberg, R OBP: 0.269, SLG: 0.256 (7, 2)		3B			F7				K	3	0	2	0	0	0	0											
Curtis Wilkerson, S OBP: 0.188, SLG: 0.071 (1, 4)		F3			F5				F7	3	1	0	0	1	0	1											
<b>Inning Stats</b>	R: 1 E: 0 K: 1 S: 6	H: 1 LOB: 0 BB: 0 P: 6	R: 1 E: 0 K: 0 S: 5	H: 2 LOB: 1 BB: 0 P: 5	R: 0 E: 0 K: 0 S: 3	H: 1 LOB: 1 BB: 1 P: 7	R: 0 E: 0 K: 0 S: 3	H: 0 LOB: 0 BB: 0 P: 3	R: 0 E: 0 K: 0 S: 3	H: 0 LOB: 0 BB: 0 P: 3	R: 0 E: 0 K: 0 S: 3	H: 0 LOB: 1 BB: 1 P: 7	R: 4 E: 0 K: 0 S: 7	H: 4 LOB: 2 BB: 1 P: 11	R: 0 E: 0 K: 2 S: 4	H: 0 LOB: 1 BB: 1 P: 11		R: 0 E: 0 K: 0 S: 4	H: 1 LOB: 1 BB: 0 P: 4	1B: 5 2B: 1 3B: 1 HR: 2	SF: 1 SAC: 0 DP: 0 HBP: 0	WP: 0 PB: 0 SB: 0 CS: 0	PA: 39				
<b>PITCHER</b>	IP	WLS	BF	H	R	ER	SO	BB	IBB	HBP	BLK	WP	HR	S	P	ERA	WHIP										
Tim Conroy, L ERA: 4.0 (1, 1)	6.1	L	27	6	5	5	1	3	0	0	0	0	2	26	38	7.11	1.421										
Keith Atherton, R ERA: 2.25 (7, 1)	0.1		3	2	1	1	0	0	0	0	0	0	0	3	3	27.00	6.000										
Dave Beard, R ERA: 5.43 (7, 1)	2.1		9	1	0	0	2	1	0	0	0	0	0	12	16	0.00	0.857										


Batter	1	2	3	4	5	6	7	8	9	AB	R	H	RBI	BB	SO	LOB	BOTTOM										
Rickey Henderson, R OBP: 0.417, SLG: 0.428 (1, 7)	F4		1-2 BB		G3-2-3 1B BB		1-2 2-3 BB		F8	2	1	0	0	3	0	0	<b>Texas Rangers @ Oakland Athletics</b> Oakland-Alameda County Coliseum, Oakland, CA Thu Sep 15 1983, 3:33 AM PDT Att: 6,947 - Sunny <a href="http://livebaseballscorecards.com">livebaseballscorecards.com</a>										
Mike Heath, R OBP: 0.325, SLG: 0.383 (1, 2) (9, 9)	F9		F8		SH 1B G3-2-3		F7		K	4	1	0	0	0	1	5											
Dwayne Murphy, L OBP: 0.315, SLG: 0.386 (1, 10)	F9				FC6-4 1B BB		G3-2-3		F7	4	1	0	0	1	1	3											
Davey Lopes, R OBP: 0.346, SLG: 0.436 (1, 4)		6-3			FC6-4 1B		2H 3H 1B		3B	4	1	3	2	0	0	0											
Mike Davis, L OBP: 0.325, SLG: 0.411 (1, 8)		1-3			FC6-4 1B		4-3		G1-4-3 1B	4	1	1	1	0	0	3											
Donnie Hill, S OBP: 0.281, SLG: 0.351 (1, 6)		F7			SF7		3-1		G1-4-3	3	0	0	1	0	0	1											
Garry Hancock, L OBP: 0.288, SLG: 0.428 Jeff Burroughs, R OBP: 0.333, SLG: 0.373 Tony Phillips, S OBP: 0.317, SLG: 0.311 (1, 9) (8, PH) (9, 5)			F7		1H 1B		4-3		K	3	0	1	1	0	0	0											
Dan Meyer, L OBP: 0.210, SLG: 0.200 Bill Almon, R OBP: 0.313, SLG: 0.384 (1, 3) (8, PH) (9, 3)			F5		F7		BB 2B		L5-3 BB	3	0	1	0	0	0	1											
Wayne Gross, L OBP: 0.306, SLG: 0.387 Bob Kearney, R OBP: 0.319, SLG: 0.388 (1, 5) (8, PH) (9, 2)			BB BB		SH BB G3-2-3 1B		BB HBP		L5-3	1	0	0	0	0	0	1											
<b>Inning Stats</b>	R: 0 E: 0 K: 0 S: 3	H: 0 LOB: 0 BB: 0 P: 3	R: 0 E: 0 K: 0 S: 3	H: 0 LOB: 0 BB: 0 P: 3	R: 0 E: 0 K: 0 S: 3	H: 0 LOB: 2 BB: 2 P: 11	R: 2 E: 0 K: 0 S: 5	H: 2 LOB: 1 BB: 1 P: 9	R: 2 E: 0 K: 0 S: 5	H: 2 LOB: 3 BB: 1 P: 9	R: 0 E: 0 K: 1 S: 6	H: 1 LOB: 0 BB: 0 P: 6	R: 1 E: 0 K: 1 S: 4	H: 2 LOB: 0 BB: 1 P: 8	R: 0 E: 0 K: 1 S: 5	H: 0 LOB: 0 BB: 0 P: 5		1B: 5 2B: 2 3B: 1 HR: 0	SF: 1 SAC: 1 DP: 3 HBP: 1	WP: 0 PB: 0 SB: 0 CS: 0	PA: 39						
<b>PITCHER</b>	IP	WLS	BF	H	R	ER	SO	BB	IBB	HBP	BLK	WP	HR	S	P	ERA	WHIP										
Mike Smithson, R ERA: 4.12 (1, 1)	4.0		17	2	2	2	0	1	0	0	0	0	0	3	7	27.00	3.000										
Mike Mason, L ERA: 8.22 (5, 1)	0.2		4	1	2	2	0	1	0	0	0	0	0	3	7	27.00	3.000										
Dave Schmidt, R ERA: 3.88 (5, 1)	1.1	W	8	2	0	0	0	1	0	1	0	0	0	6	11	0.00	2.250										
Jon Matlack, L ERA: 4.86 (7, 1)	2.0		7	2	1	1	2	1	0	0	0	0	0	10	14	4.50	1.500										
Dave Tobik, R ERA: 4.05 (9, 1)	1.0	S	3	0	0	0	1	0	0	0	0	0	0	5	5	0.00	0.000										




Batter	1	2	3	4	5	6	7	8	9	AB	R	H	RBI	BB	SO	LOB	TOP										
Bill Sample, R OBP: 0.322, SLG: 0.398 (1, 7)										5	0	2	1	0	0	1	<b>Texas Rangers @ California Angels</b> Anaheim Stadium, Anaheim, CA Fri Sep 16 1983, 10:05 PM EDT Att: 21,850 - Unknown										
Dave Hostetter, R OBP: 0.323, SLG: 0.373 (1, 10)										4	2	1	2	1	1	3											
George Wright, S OBP: 0.326, SLG: 0.436 (1, 8)										5	0	2	0	0	1	1											
Larry Parrish, R OBP: 0.326, SLG: 0.475 Tom Dunbar, L OBP: 0.412, SLG: 0.231 (6, 9)										3	0	0	0	0	1	3											
Buddy Bell, R OBP: 0.332, SLG: 0.409 (1, 5)										4	0	0	0	1	0	5											
Bill Stein, R OBP: 0.332, SLG: 0.410 Mickey Rivers, L OBP: 0.303, SLG: 0.336 (9, PH)										4	0	0	0	0	1	0											
Bucky Dent, R OBP: 0.282, SLG: 0.302 (1, 6)										4	2	2	1	0	0	0											
Bob Johnson, R OBP: 0.280, SLG: 0.364 (1, 2)										4	1	4	1	0	0	0											
Curtis Wilkerson, S OBP: 0.200, SLG: 0.111 (1, 4)										4	1	1	0	0	1	4											
<b>Inning Stats</b>	R: 0 E: 1 K: 1 S: 7	H: 1 LOB: 2 BB: 0 P: 7	R: 0 E: 0 K: 0 S: 4	H: 1 LOB: 1 BB: 0 P: 4	R: 0 E: 0 K: 1 S: 5	H: 0 LOB: 0 BB: 0 P: 5	R: 0 E: 0 K: 0 S: 3	H: 0 LOB: 0 BB: 0 P: 3	R: 4 E: 0 K: 0 S: 8	H: 5 LOB: 1 BB: 0 P: 8	R: 0 E: 0 K: 1 S: 6	H: 1 LOB: 1 BB: 0 P: 6	R: 1 E: 0 K: 0 S: 4	H: 2 LOB: 1 BB: 1 P: 8	R: 1 E: 0 K: 2 S: 10	H: 3 LOB: 2 BB: 0 P: 10		R: 0 E: 0 K: 1 S: 5	H: 0 LOB: 1 BB: 1 P: 9	1B: 10 2B: 0 3B: 0 HR: 3	SF: 0 SAC: 0 DP: 1 HBP: 0	WP: 1 PB: 0 SB: 0 CS: 0	PA: 42				
<b>PITCHER</b>	IP	WLS	BF	H	R	ER	SO	BB	IBB	HBP	BLK	WP	HR	S	P	ERA	WHIP										
Geoff Zahn, L ERA: 3.64 (1, 1)	4.1		20	6	4	4	2	0	0	0	0	0	3	24	24	8.31	1.385										
Rick Steiner, R ERA: 4.58 (5, 1)	2.0		11	4	1	1	1	1	0	0	0	0	0	12	16	4.50	2.500										
Luis Sanchez, R ERA: 3.66 (7, 1)	2.2	W	11	3	1	1	3	1	0	0	0	1	0	16	20	3.38	1.500										

Batter	1	2	3	4	5	6	7	8	9	AB	R	H	RBI	BB	SO	LOB	BOTTOM										
Gary Pettis, S OBP: 0.241, SLG: 0.154 (1, 8)										5	1	2	1	0	1	0	<b>Texas Rangers @ California Angels</b> Anaheim Stadium, Anaheim, CA Fri Sep 16 1983, 10:05 PM EDT Att: 21,850 - Unknown										
Daryl Sconiers, L OBP: 0.304, SLG: 0.444 (1, 3)										5	3	3	2	0	2	2											
Juan Beniquez, R OBP: 0.340, SLG: 0.374 (1, 9)										5	0	3	0	0	0	0											
Doug DeCinces, R OBP: 0.327, SLG: 0.509 (1, 5)										3	0	0	2	1	0	3											
Brian Downing, R OBP: 0.362, SLG: 0.422 Mike Brown, R OBP: 0.266, SLG: 0.365 (7, 7)										4	0	0	0	0	0	6											
Reggie Jackson, L OBP: 0.283, SLG: 0.344 (1, 10)										4	0	0	0	0	3	5											
Bob Boone, R OBP: 0.298, SLG: 0.361 (1, 2)										3	2	2	0	1	0	0											
Rob Wilfong, L OBP: 0.308, SLG: 0.360 (1, 4)										3	2	1	2	1	1	1											
Dick Schofield, R OBP: 0.136, SLG: 0.238 Jerry Naron, L OBP: 0.125, SLG: 0.125 Ricky Adams, R OBP: 0.283, SLG: 0.283 (8, PH)										3	0	0	0	0	1	1											
Victor Cruz, R ERA: 1.61 (8, 1)	0.1		0	0	0	0	0	0	0	0	0	0	0	0	0	0											
<b>Inning Stats</b>	R: 1 E: 0 K: 2 S: 10	H: 2 LOB: 2 BB: 0 P: 10	R: 0 E: 0 K: 1 S: 5	H: 0 LOB: 0 BB: 0 P: 5	R: 1 E: 1 K: 1 S: 8	H: 2 LOB: 2 BB: 0 P: 8	R: 0 E: 0 K: 1 S: 6	H: 1 LOB: 2 BB: 1 P: 10	R: 0 E: 0 K: 0 S: 4	H: 1 LOB: 1 BB: 0 P: 4	R: 2 E: 0 K: 0 S: 5	H: 2 LOB: 0 BB: 0 P: 5	R: 0 E: 0 K: 0 S: 2	H: 0 LOB: 1 BB: 1 P: 6	R: 4 E: 1 K: 1 S: 8	H: 3 LOB: 0 BB: 1 P: 12	R: 0 E: 0 K: 1 S: 5	H: 0 LOB: 1 BB: 1 P: 9	1B: 8 2B: 2 3B: 0 HR: 1	SF: 0 SAC: 0 DP: 1 HBP: 0	WP: 0 PB: 0 SB: 0 CS: 0	PA: 39					
<b>PITCHER</b>	IP	WLS	BF	H	R	ER	SO	BB	IBB	HBP	BLK	WP	HR	S	P	ERA	WHIP										
Danny Darwin, R ERA: 3.62 (1, 1)	6.0		29	8	4	4	5	1	0	0	0	0	1	38	42	6.00	1.500										
John Butcher, R ERA: 3.39 (7, 1)	1.2	L	9	3	4	3	1	2	0	0	0	0	0	9	17	16.20	3.000										
Victor Cruz, R ERA: 1.61 (8, 1)	0.1		1	0	0	0	0	0	0	0	0	0	0	1	1	0.00	0.000										

AB	40
R	6
H	13
RBI	6
BB	2
SO	6
LOB	18



AB	36
R	8
H	11
RBI	7
BB	3
SO	6
LOB	20









Batter	1	2	3	4	5	6	7	8	9	AB	R	H	RBI	BB	SO	LOB	TOP			
Mickey Rivers, L OBP: 0.299, SLG: 0.335 (1, 10)	4-3 1-H			K			4-3	FC4-6		5	0	1	1	0	1	5				
Bill Sample, R OBP: 0.325, SLG: 0.399 (1, 7)	1B E	F7		FC6-4			F9		HR	5	2	2	0	0	0	3				
George Wright, S OBP: 0.326, SLG: 0.434 (1, 8)	HR	F9			G3		FC6-4		K	5	1	2	0	0	1	2				
Larry Parrish, R OBP: 0.329, SLG: 0.486 (1, 9)	E9 HR		4-3		K		FC6-4		HR	5	2	2	3	0	1	1				
Bill Stein, R OBP: 0.335, SLG: 0.416 (8, PH)	K		6-3		E4			SH	F9	4	0	2	0	0	1	2				
Curtis Wilkerson, S OBP: 0.190, SLG: 0.105 (8, 5)					1B			1B		1	0	0	0	0	0	0				
Pete O'Brien, L OBP: 0.314, SLG: 0.355 (1, 3)	HR		F7		4-3			SH		5	1	3	3	0	0	1				
Bucky Dent, R OBP: 0.284, SLG: 0.305 (1, 6)	5-3							SH	F8	4	0	2	0	0	0	1				
Jim Sundberg, R OBP: 0.269, SLG: 0.255 (8, PH)			F3					SH		2	0	0	0	1	1					
Tom Dunbar, L OBP: 0.412, SLG: 0.231 (8, PH)							K			0	0	0	0	0	0	0				
Dave Hostetter, R OBP: 0.322, SLG: 0.372 (8, 2)							FC6-4		K	1	0	0	0	0	1	3				
Bob Johnson, R OBP: 0.279, SLG: 0.367 (8, 2)							BB			0	0	0	0	0	0	0				
Wayne Tolleson, S OBP: 0.319, SLG: 0.322 (2, 4)							K		F4	1	1	1	0	0	0	0				
Mike Richardt, R OBP: 0.176, SLG: 0.244 (2, 4)	2B						6-3			3	0	0	0	0	1	5				
<b>Inning Stats</b>	R: 4 E: 1 K: 1 S: 9	H: 4 LOB: 0 BB: 0 P: 9	R: 1 E: 0 K: 0 S: 5	H: 2 LOB: 1 BB: 0 P: 5	R: 0 E: 0 K: 0 S: 3	H: 0 LOB: 0 BB: 0 P: 3	R: 0 E: 0 K: 2 S: 8	H: 1 LOB: 2 BB: 1 P: 12	R: 0 E: 1 K: 1 S: 6	H: 1 LOB: 0 BB: 0 P: 6	R: 0 E: 0 K: 0 S: 4	H: 1 LOB: 1 BB: 0 P: 4	R: 0 E: 0 K: 1 S: 8	H: 2 LOB: 3 BB: 0 P: 8	R: 2 E: 0 K: 1 S: 8	H: 3 LOB: 1 BB: 0 P: 8	1B: 11 2B: 2 3B: 0 HR: 2	SF: 0 SAC: 1 DP: 0 HBP: 0	WP: 0 PB: 0 SB: 0 CS: 1	PA: 43
<b>PITCHER</b>	IP WLS BF H R ER SO BB IBB HBP BLK WP HR S P ERA WHIP																			
Mike Witt, R ERA: 5.32	(1, 1) 2.0 12 6 5 5 1 0 0 0 0 0 0 1 14 14 22.50 3.000																			
Doug Corbett, R ERA: 3.07	(3, 1) 5.0 19 4 0 0 4 1 0 0 0 0 0 0 26 30 0.00 1.000																			
Luis Sanchez, R ERA: 3.66	(8, 1) 0.0 3 2 0 0 0 0 0 0 0 0 0 0 3 3 ∞ ∞																			
Bob Lacey, L ERA: 7.2	(8, 1) 2.0 L 9 3 2 2 2 0 0 0 0 0 0 1 13 13 9.00 1.500																			

Texas Rangers @ California Angels  
Anaheim Stadium, Anaheim, CA  
Sun Sep 18 1983, 6:33 AM EDT  
Att: 22,556 - Unknown

AB	41
R	7
H	15
RBI	7
BB	1
SO	7
LOB	24



Batter	1	2	3	4	5	6	7	8	9	AB	R	H	RBI	BB	SO	LOB	BOTTOM					
Brian Downing, R OBP: 0.359, SLG: 0.417 (1, 10)	F7		BB	6-3			BB	F7		5	1	2	0	0	0	2						
Steve Lubratich, R OBP: 0.250, SLG: 0.308 (7, PH)	F6		F6		K		BB		1-3	3	0	0	0	0	1	2						
Rob Wilfong, L OBP: 0.309, SLG: 0.355 (8, 4)							BB			1	0	0	0	1	0	0						
Juan Beniquez, R OBP: 0.340, SLG: 0.373 (9, 9)	F8		BB	1-3			BB		6-3	5	0	2	3	0	0	0						
Doug DeCinces, R OBP: 0.324, SLG: 0.499 (1, 5)		K	BB	F5			G6-4-3		F4	4	0	0	0	1	1	2						
Ron Jackson, R OBP: 0.303, SLG: 0.369 (1, 3)		E5	F8				E5	F8		4	0	0	0	0	0	4						
Bobby Clark, R OBP: 0.283, SLG: 0.357 (9, 8)	K						K		K	4	0	1	0	0	3	2						
Gary Pettis, S OBP: 0.235, SLG: 0.226 (9, 8)										0	0	0	0	0	0	0						
Mike Brown, R OBP: 0.277, SLG: 0.377 (9, 7)	PO		BB	FC6-4			BB	E6		3	2	1	0	1	0	1						
Dick Schofield, R OBP: 0.143, SLG: 0.192 (8, PH)							G6-4-3			3	0	0	0	0	2	4						
Daryl Scomiers, L OBP: 0.313, SLG: 0.450 (9, 6)			K	K						1	0	1	0	0	0	0						
Ricky Adams, R OBP: 0.283, SLG: 0.283 (9, 6)										0	0	0	0	0	0	0						
Mike O'Berry, R OBP: 0.214, SLG: 0.259 (7, PH)										2	2	2	3	0	0	0						
Rod Carew, L OBP: 0.413, SLG: 0.422 (8, 2)	1B		1B				1B	F7		1	1	1	0	0	0	0						
Bob Boone, R OBP: 0.297, SLG: 0.359 (8, 2)										1	0	0	0	0	0	2						
<b>Inning Stats</b>	R: 0 E: 0 K: 0 S: 3	H: 0 LOB: 0 BB: 0 P: 3	R: 0 E: 1 K: 2 S: 7	H: 0 LOB: 0 BB: 0 P: 7	R: 2 E: 0 K: 1 S: 9	H: 4 LOB: 3 BB: 1 P: 13	R: 2 E: 1 K: 1 S: 7	H: 2 LOB: 0 BB: 0 P: 7	R: 0 E: 0 K: 1 S: 5	H: 0 LOB: 0 BB: 0 P: 5	R: 0 E: 0 K: 1 S: 5	H: 0 LOB: 1 BB: 1 P: 9	R: 2 E: 0 K: 0 S: 5	H: 3 LOB: 1 BB: 1 P: 9	R: 0 E: 1 K: 1 S: 7	H: 1 LOB: 2 BB: 0 P: 7	R: 0 E: 0 K: 0 S: 3	H: 0 LOB: 0 BB: 0 P: 3	1B: 8 2B: 1 3B: 0 HR: 1	SF: 0 SAC: 0 DP: 2 HBP: 0	WP: 0 PB: 0 SB: 0 CS: 0	PA: 41
<b>PITCHER</b>	IP WLS BF H R ER SO BB IBB HBP BLK WP HR S P ERA WHIP																					
Frank Tanana, L ERA: 3.15	(1, 1) 6.0 26 6 4 4 6 2 0 0 0 0 0 0 1 36 44 6.00 1.333																					
John Butcher, R ERA: 3.51	(7, 1) 1.0 6 3 2 2 0 1 0 0 0 0 0 0 5 9 18.00 4.000																					
Victor Cruz, R ERA: 1.48	(8, 1) 2.0 W 8 1 0 0 1 0 0 0 0 0 0 0 10 10 0.00 0.500																					

Texas Rangers @ California Angels  
Anaheim Stadium, Anaheim, CA  
Sun Sep 18 1983, 6:33 AM EDT  
Att: 22,556 - Unknown

AB	37
R	6
H	10
RBI	6
BB	3
SO	7
LOB	19





Batter	1	2	3	4	5	6	7	8	9	AB	R	H	RBI	BB	SO	LOB	TOP
Rickey Henderson, R OBP: 0.415, SLG: 0.421 (1, 7)	5-3	F9			6-3			F7		4	0	0	0	0	0	3	
Rick Peters, S OBP: 0.335, SLG: 0.333 (1, 8)	4-3		G5-4-3 1B			CS 1B		K		4	0	2	0	0	1	0	
Mitchell Page, L OBP: 0.357, SLG: 0.292 (1, 10)	K		G5-4-3 1-2		4-3				5-3 5-3 1B	4	0	1	0	0	1	2	
Davey Lopes, R OBP: 0.341, SLG: 0.427 Donnie Hill, S OBP: 0.290, SLG: 0.348 (9, 6)		K	5-3		F5				5-3	4	0	0	0	0	1	1	
Mike Davis, L OBP: 0.326, SLG: 0.409 (1, 9)		S 1B			F7			F8	5-3	4	1	1	0	0	0	1	
Dan Meyer, L OBP: 0.234, SLG: 0.211 (1, 3)		1B BB			1-3			4-3	G3	3	1	0	0	1	0	1	
Bill Almon, R OBP: 0.312, SLG: 0.379 (1, 5)		1B 1-2 2-H			F9					3	0	2	1	0	0	0	
Bob Kearney, R OBP: 0.320, SLG: 0.389 (1, 2)		F8			F8			K		3	0	0	0	0	1	3	
Tony Phillips, S OBP: 0.318, SLG: 0.309 (9, 4)								1-3		3	0	2	1	0	0	0	
<b>Inning Stats</b>	R: 0 E: 0 K: 1 S: 5	H: 0 LOB: 0 BB: 0 P: 5	R: 2 E: 0 K: 1 S: 8	H: 3 LOB: 2 BB: 1 P: 12	R: 0 E: 0 K: 0 S: 3	H: 1 LOB: 0 BB: 0 P: 3	R: 0 E: 0 K: 0 S: 3	H: 0 LOB: 0 BB: 0 P: 3	R: 0 E: 0 K: 1 S: 6	H: 1 LOB: 1 BB: 0 P: 6	R: 0 E: 0 K: 1 S: 5	H: 0 LOB: 0 BB: 0 P: 5	R: 0 E: 0 K: 0 S: 4	H: 1 LOB: 1 BB: 0 P: 4	1B: 8 2B: 0 3B: 0 HR: 0	SF: 0 SAC: 0 DP: 1 HBP: 0	WP: 0 PA: 33 PB: 0 SB: 1 CS: 2
<b>PITCHER</b> Charlie Hough, R ERA: 3.24 (1, 1)	IP: 9.0 WLS: W BF: 33 H: 8 R: 2 ER: 2 SO: 4 BB: 1 IBB: 0 HBP: 0 BLK: 0 WP: 0 HR: 0 S: 40 P: 44 ERA: 2.00 WHIP: 1.000																

Oakland Athletics @ Texas Rangers  
Arlington Stadium, Arlington, TX  
Tue Sep 20 1983, 8:05 PM EDT  
Att. 5,272 - Unknown - 57 F

AB 32  
R 2  
H 8  
RBI 2  
BB 1  
SO 4  
LOB 11



Batter	1	2	3	4	5	6	7	8	9	AB	R	H	RBI	BB	SO	LOB	BOTTOM		
Mickey Rivers, L OBP: 0.302, SLG: 0.335 (1, 10)	1-3							4-3		3	0	1	0	1	0	0			
Bill Sample, R OBP: 0.326, SLG: 0.399 (1, 7)	WP 1B		F9							3	0	1	0	1	1	3			
George Wright, S OBP: 0.320, SLG: 0.432 (1, 8)	K				FC4-6 1B			F2		4	0	1	0	0	1	2			
Larry Parrish, R OBP: 0.326, SLG: 0.482 (1, 9)	K				K			5-3		4	0	0	0	0	2	2			
Bill Stein, R OBP: 0.333, SLG: 0.417 (1, 5)		F8			FC4-6 1-2			F8		4	1	1	0	0	0	1			
Pete O'Brien, L OBP: 0.314, SLG: 0.354 Curtis Wilkerson, S OBP: 0.190, SLG: 0.105 (9, PR)	F7				4-3			K		4	0	1	1	0	1	1			
Bucky Dent, R OBP: 0.282, SLG: 0.303 Bob Jones, L OBP: 0.284, SLG: 0.328 (9, PH)	F4									0	1	1	2	0	0	0			
Jim Sundberg, R OBP: 0.267, SLG: 0.253 (1, 2)					F7			6-3		3	0	0	0	0	0	0			
Wayne Tolleson, S OBP: 0.319, SLG: 0.324 (1, 4)					4-3					3	0	1	0	0	0	0			
<b>Inning Stats</b>	R: 0 E: 0 K: 2 S: 8	H: 1 LOB: 1 BB: 0 P: 8	R: 0 E: 0 K: 0 S: 3	H: 0 LOB: 0 BB: 0 P: 3	R: 0 E: 0 K: 0 S: 4	H: 1 LOB: 1 BB: 0 P: 4	R: 0 E: 0 K: 1 S: 6	H: 1 LOB: 1 BB: 0 P: 6	R: 0 E: 0 K: 2 S: 8	H: 1 LOB: 2 BB: 1 P: 12	R: 0 E: 0 K: 0 S: 3	H: 0 LOB: 0 BB: 0 P: 3	R: 0 E: 0 K: 1 S: 5	H: 0 LOB: 1 BB: 1 P: 7	R: 3 E: 0 K: 0 S: 4	H: 3 LOB: 1 BB: 0 P: 4	1B: 4 2B: 2 3B: 0 HR: 1	SF: 0 SAC: 0 DP: 0 HBP: 0	WP: 1 PA: 34 PB: 0 SB: 0 CS: 0
<b>PITCHER</b> Steve McCatty, R ERA: 3.83 Keith Atherton, R ERA: 2.63 (7, 1)	IP: 6.0 WLS: L BF: 11 H: 3 R: 3 ER: 3 SO: 1 BB: 1 IBB: 0 HBP: 0 BLK: 0 WP: 0 HR: 1 S: 12 P: 16 ERA: 11.57 WHIP: 1.714																		

Oakland Athletics @ Texas Rangers  
Arlington Stadium, Arlington, TX  
Tue Sep 20 1983, 8:05 PM EDT  
Att. 5,272 - Unknown - 57 F

AB 32  
R 3  
H 7  
RBI 3  
BB 2  
SO 6  
LOB 9





Batter	1	2	3	4	5	6	7	8	9	AB	R	H	RBI	BB	SO	LOB	TOP		
<b>Rick Peters, S</b> OBP: 0.327, SLG: 0.325 (1, 8)	0-0 4-3			0-0 3-1		0-0 F8		0-0 1-3		4	0	0	0	0	0	1			
<b>Mike Davis, L</b> OBP: 0.323, SLG: 0.405 (1, 9)	0-0 6-3			0-0 4-3		0-0 F9			0-0 1-3	4	0	0	0	0	0	1			
<b>Garry Hancock, L</b> OBP: 0.295, SLG: 0.430 (1, 7)	0-0 F3			0-0 2B			0-0 2B 1B		0-0 F7	4	1	2	0	0	0	0			
<b>Dan Meyer, L</b> OBP: 0.235, SLG: 0.219 (1, 3)		0-3 K		0-0 3-1			0-0 1B 1B G4-6-3 2B		0-0 3-1	4	1	1	1	0	1	1			
<b>Mitchell Page, L</b> OBP: 0.356, SLG: 0.293 (1, 10)		0-3 K			0-0 4-3		0-0 G4-6-3 1B			3	0	1	0	0	1	0			
<b>Bill Almon, R</b> OBP: 0.310, SLG: 0.376 (1, 5)		0-0 G3			0-0 6-3		0-0 G4-6-3 1B			3	0	0	1	0	0	1			
<b>Bob Kearney, R</b> OBP: 0.316, SLG: 0.387 (7, PH)				0-0 F8						2	0	0	0	0	1	0			
<b>Darryl Clas, R</b> OBP: 0.368, SLG: 0.353 (7, 2)					0-3 K					1	0	0	0	0	1	0			
<b>Tony Phillips, S</b> OBP: 0.318, SLG: 0.309 (1, 6)				0-0 F7			0-0 3-1 1B		0-0 F7	3	0	1	0	0	0	0			
<b>Luis Quinones, S</b> OBP: 0.179, SLG: 0.231 (1, 4)				0-0 4-3			0-0 3-1 1-2		0-3 K	3	0	0	0	0	1	1			
<b>Inning Stats</b>	R: 0 E: 0 K: 0 S: 3	H: 0 LOB: 0 BB: 0 P: 3	R: 0 E: 0 K: 2 S: 7	H: 0 LOB: 0 BB: 0 P: 7	R: 0 E: 0 K: 0 S: 3	H: 0 LOB: 0 BB: 0 P: 3	R: 0 E: 0 K: 0 S: 4	H: 1 LOB: 1 BB: 0 P: 4	R: 0 E: 0 K: 1 S: 5	H: 0 LOB: 0 BB: 0 P: 5	R: 2 E: 0 K: 1 S: 7	H: 3 LOB: 0 BB: 0 P: 7	R: 0 E: 0 K: 1 S: 5	H: 0 LOB: 0 BB: 0 P: 5	R: 0 E: 0 K: 0 S: 3	H: 0 LOB: 0 BB: 0 P: 3	1B: 3 2B: 3 3B: 0 HR: 0	SF: 0 SAC: 0 DP: 1 HBP: 0	WP: 0 PA: 31 PB: 0 SB: 0 CS: 0
<b>PITCHER</b> <b>Mike Smithson, R</b> ERA: 4.03 (1, 1)	IP: 9.0 WLS: W BF: 31 H: 5 R: 2 ER: 2 SO: 5 BB: 0 IBB: 0 HBP: 0 BLK: 0 WP: 0 HR: 0 S: 41 P: 41 ERA: 2.00 WHIP: 0.556															<b>PITCHER</b> <b>Mike Smithson, R</b> ERA: 4.03 (1, 1)	IP: 9.0 WLS: W BF: 31 H: 5 R: 2 ER: 2 SO: 5 BB: 0 IBB: 0 HBP: 0 BLK: 0 WP: 0 HR: 0 S: 41 P: 41 ERA: 2.00 WHIP: 0.556		

Oakland Athletics @ Texas Rangers  
Arlington Stadium, Arlington, TX  
Wed Sep 21 1983, 8:05 PM EDT  
Att: 5,869 - Unknown

AB	31
R	2
H	5
RBI	2
BB	0
SO	5
LOB	5



Batter	1	2	3	4	5	6	7	8	9	AB	R	H	RBI	BB	SO	LOB	BOTTOM		
<b>Mickey Rivers, L</b> OBP: 0.301, SLG: 0.337 (1, 10)	0-0 6-3 E 2B		0-0 F8		0-0 FC4-6		0-0 4-3			4	1	1	1	0	0	3			
<b>Bill Sample, R</b> OBP: 0.324, SLG: 0.396 (1, 7)	0-0 6-3		0-0 F9		0-0 6-3		0-0 FC6-5-4			4	0	0	0	0	0	4			
<b>George Wright, S</b> OBP: 0.321, SLG: 0.433 (1, 8)	0-0 4-3			0-0 F4		0-0 2B SF7 1B		0-0 FC5-4 1B		4	1	2	0	0	0	0			
<b>Larry Parrish, R</b> OBP: 0.329, SLG: 0.485 (1, 9)	0-0 1B			1-0 L4-3 HBP		0-0 SF7 2B		0-0 FC5-4 FC4-6		3	1	2	0	0	0	1			
<b>Bill Stein, R</b> OBP: 0.328, SLG: 0.412 (1, 5)	0-0 5-3			0-0 L4-3		0-0 SF7		0-0 F4		3	0	0	1	0	0	3			
<b>Pete O'Brien, L</b> OBP: 0.311, SLG: 0.352 (1, 3)		0-0 4-3			0-0 F9		0-0 SF7		0-0 FC4-6	3	0	0	1	0	0	1			
<b>Bob Johnson, R</b> OBP: 0.286, SLG: 0.365 (1, 2)		0-0 6-3			4-0 WP FC4-6 1B		0-0 BB			1	1	0	0	2	0	0			
<b>Bucky Dent, R</b> OBP: 0.282, SLG: 0.303 (1, 6)		0-0 6-3			0-0 FC4-6 WP 1B		0-0 F3			3	0	1	0	0	0	1			
<b>Wayne Tolleson, S</b> OBP: 0.322, SLG: 0.323 (1, 4)			0-0 F7		4-0 FC4-6 BB		4-0 FC6-5 4-3 BB			1	0	0	0	2	0	0			
<b>Inning Stats</b>	R: 1 E: 1 K: 0 S: 5	H: 2 LOB: 1 BB: 0 P: 5	R: 0 E: 0 K: 0 S: 3	H: 0 LOB: 0 BB: 0 P: 3	R: 0 E: 0 K: 0 S: 3	H: 0 LOB: 0 BB: 0 P: 3	R: 0 E: 0 K: 0 S: 2	H: 0 LOB: 0 BB: 0 P: 3	R: 1 E: 0 K: 0 S: 4	H: 1 LOB: 2 BB: 2 P: 12	R: 2 E: 0 K: 0 S: 5	H: 2 LOB: 1 BB: 1 P: 9	R: 0 E: 0 K: 0 S: 2	H: 0 LOB: 0 BB: 1 P: 6	R: 0 E: 0 K: 0 S: 4	H: 1 LOB: 1 BB: 0 P: 4	1B: 4 2B: 4 3B: 0 HR: 0	SF: 2 SAC: 0 DP: 2 HBP: 1	WP: 1 PA: 33 PB: 0 SB: 1 CS: 0
<b>PITCHER</b> <b>Chris Codiroli, R</b> ERA: 4.42 <b>Tom Underwood, L</b> ERA: 4.06 (1, 1)	IP: 5.1 WLS: L BF: 23 H: 5 R: 4 ER: 4 SO: 4 BB: 2 IBB: 0 HBP: 1 BLK: 0 WP: 1 HR: 0 S: 20 P: 29 ERA: 6.75 WHIP: 1.312															<b>PITCHER</b> <b>Chris Codiroli, R</b> ERA: 4.42 <b>Tom Underwood, L</b> ERA: 4.06 (1, 1)	IP: 5.1 WLS: L BF: 23 H: 5 R: 4 ER: 4 SO: 4 BB: 2 IBB: 0 HBP: 1 BLK: 0 WP: 1 HR: 0 S: 20 P: 29 ERA: 6.75 WHIP: 1.312		

Oakland Athletics @ Texas Rangers  
Arlington Stadium, Arlington, TX  
Wed Sep 21 1983, 8:05 PM EDT  
Att: 5,869 - Unknown

AB	26
R	4
H	6
RBI	3
BB	4
SO	0
LOB	13





Batter	1	2	3	4	5	6	7	8	9	AB	R	H	RBI	BB	SO	LOB	TOP			
Tony Bernazard, S (1,4) OBP: 0.332, SLG: 0.382	F8		K					K		4	0	1	2	0	2	1	<b>Seattle Mariners @ Texas Rangers</b> Arlington Stadium, Arlington, TX Thu Sep 22 1983, 8:05 PM EDT Att: 8,739 - Unknown			
Phil Bradley, R (1,8) OBP: 0.406, SLG: 0.366	K				4-3 1B			4-3		4	0	1	0	0	1	1				
Ron Roenicke, S (1,7) OBP: 0.326, SLG: 0.330	F7			4-3 1-2				F8		4	0	0	0	0	0	1				
Pat Putnam, L (1,3) OBP: 0.323, SLG: 0.439		G3							4-3 1-3	3	0	1	0	1	0	0				
Al Cowens, R (1,10) OBP: 0.256, SLG: 0.332	L3			BB				G6-4-3 1B		4	0	0	0	0	0	3				
Dave Henderson, R (1,9) OBP: 0.300, SLG: 0.420	F7							F8		4	0	0	0	0	1	3				
Darnell Coles, R (1,5) OBP: 0.295, SLG: 0.379			L6							2	1	1	0	1	0	0				
Orlando Mercado, R (1,2) OBP: 0.259, SLG: 0.302				1-3 BB				F8		2	0	0	0	1	0	2				
Spike Owen, S (1,6) OBP: 0.272, SLG: 0.277			1-3					CS	4-3	3	1	1	0	0	0	1				
<b>Inning Stats</b>	R: 0 E: 0 K: 1 S: 5	H: 0 LOB: 0 BB: 0 P: 5	R: 0 E: 0 K: 0 S: 3	H: 0 LOB: 0 BB: 0 P: 3	R: 0 E: 0 K: 1 S: 5	H: 0 LOB: 1 BB: 1 P: 9	R: 0 E: 0 K: 1 S: 6	H: 1 LOB: 2 BB: 1 P: 10	R: 2 E: 0 K: 0 S: 5	H: 3 LOB: 0 BB: 0 P: 5	R: 0 E: 0 K: 0 S: 3	H: 1 LOB: 0 BB: 0 P: 3	R: 0 E: 0 K: 0 S: 2	H: 0 LOB: 0 BB: 1 P: 6	R: 0 E: 1 K: 0 S: 4	H: 0 LOB: 1 BB: 0 P: 4	1B: 4 2B: 1 3B: 0 HR: 0	SF: 0 SAC: 0 DP: 1 HBP: 0	WP: 0 PB: 0 SB: 0 CS: 2	PA: 34
<b>PITCHER</b> Danny Darwin, R (1,1) ERA: 3.54	IP: 9.0 WLS: W BF: 33 H: 5 R: 2 ER: 2 SO: 4 BB: 3 IBB: 0 HBP: 0 BLK: 0 WP: 0 HR: 0 S: 38 P: 50 ERA: 2.00 WHIP: 0.889																			

Batter	1	2	3	4	5	6	7	8	9	AB	R	H	RBI	BB	SO	LOB	BOTTOM	
Mickey Rivers, L (1,10) OBP: 0.304, SLG: 0.339	G3 2B 1B		F7					F2		4	1	2	0	0	0	1	<b>Seattle Mariners @ Texas Rangers</b> Arlington Stadium, Arlington, TX Thu Sep 22 1983, 8:05 PM EDT Att: 8,739 - Unknown	
Tom Dunbar, L (1,7) OBP: 0.350, SLG: 0.188										3	0	0	0	0	2	2		
Bill Sample, R (8, PH) OBP: 0.325, SLG: 0.396	K		K					BB BB		0	1	0	0	1	0	0		
George Wright, S (1,8) OBP: 0.326, SLG: 0.431	G3 1-3							BB BB		3	1	0	0	1	0	2		
Larry Parrish, R (1,9) OBP: 0.330, SLG: 0.489								BB BB		4	0	2	4	0	1	0		
Bill Stein, R (1,5) OBP: 0.328, SLG: 0.410										3	0	1	0	0	1	1		
Curtis Wilkerson, S (7, PH) OBP: 0.152, SLG: 0.100	K									1	1	0	0	0	0	0		
Pete O'Brien, L (1,3) OBP: 0.312, SLG: 0.352			F7							3	0	1	0	0	0	0		
Bob Johnson, R (1,2) OBP: 0.292, SLG: 0.360										2	0	0	0	0	1	0		
Bob Jones, L (7, PH) OBP: 0.280, SLG: 0.328			6-3					SF9		0	0	0	1	0	0	0		
Jim Sundberg, R (8,2) OBP: 0.267, SLG: 0.253										0	0	0	0	0	0	0		
Bucky Dent, R (1,6) OBP: 0.280, SLG: 0.301										3	0	0	0	0	2	1		
Wayne Tolleson, S (1,4) OBP: 0.322, SLG: 0.322			G3							2	1	0	0	1	0	0		
<b>Inning Stats</b>	R: 1 E: 0 K: 2 S: 9	H: 2 LOB: 1 BB: 0 P: 9	R: 0 E: 0 K: 1 S: 5	H: 0 LOB: 0 BB: 0 P: 5	R: 0 E: 0 K: 1 S: 5	H: 0 LOB: 0 BB: 0 P: 5	R: 0 E: 0 K: 1 S: 5	H: 0 LOB: 0 BB: 0 P: 5	R: 0 E: 0 K: 0 S: 4	H: 1 LOB: 1 BB: 0 P: 4	R: 1 E: 0 K: 1 S: 7	H: 2 LOB: 1 BB: 0 P: 7	R: 3 E: 0 K: 0 S: 3	H: 1 LOB: 0 BB: 3 P: 15	1B: 4 2B: 2 3B: 0 HR: 0	SF: 1 SAC: 0 DP: 0 HBP: 0	WP: 0 PB: 0 SB: 3 CS: 0	PA: 32
<b>PITCHER</b> Jim Beattie, R (1,1) ERA: 4.08	IP: 7.0 WLS: L BF: 27 H: 5 R: 3 ER: 3 SO: 7 BB: 1 IBB: 0 HBP: 0 BLK: 0 WP: 0 HR: 0 S: 40 P: 44 ERA: 3.86 WHIP: 0.857																	
Ed Yande Berg, L (8,1) ERA: 3.49	0.1	1	0	0	0	0	0	0	0	0	0	1	1	0.00	0.000			
Mike Stanton, R (8,1) ERA: 3.43	0.2	4	1	2	2	0	2	0	0	1	0	0	2	10	27.00	4.500		



Batter	1	2	3	4	5	6	7	8	9	AB	R	H	RBI	BB	SO	LOB	TOP			
Tony Bernazard, S (1,4) OBP: 0.332, SLG: 0.385	F7		K					F4		4	0	1	0	0	1	0	<b>Seattle Mariners @ Texas Rangers</b> Arlington Stadium, Arlington, TX Fri Sep 23 1983, 8:05 PM EDT Att: 7,902 - Unknown			
Phil Bradley, R (1,8) OBP: 0.415, SLG: 0.378	G3 1B		F9				F4	1B		4	1	2	0	0	0	1				
Ron Roenicke, S (1,7) OBP: 0.322, SLG: 0.326	G3			L5			F4	1-3		4	0	0	0	0	0	3				
Al Cowens, R (1,10) OBP: 0.259, SLG: 0.337	2H 1B			WP 2B			6-3		5-3	4	0	2	1	0	0	1				
Ken Phelps, L (1,3) OBP: 0.287, SLG: 0.358	F7			F7			F8		F8	4	0	0	0	0	0	2				
Ricky Nelson, L (1,9) OBP: 0.298, SLG: 0.377		F8		F9			K		2B 1B	4	0	1	0	0	1	1				
Darnell Coles, R (1,5) OBP: 0.308, SLG: 0.403		K			F3			1B	1-3 2B	4	0	2	0	0	1	0				
Jamie Nelson, R (1,2) OBP: 0.300, SLG: 0.273 (7, PH)		K			F4				F7	2	0	0	0	0	1	0				
Al Chambers, L (7, PH) OBP: 0.386, SLG: 0.308										1	0	0	0	0	1	1				
Orlando Mercado, R (7,2) OBP: 0.259, SLG: 0.302										0	0	0	0	0	0	0				
Manny Castillo, S (9, PH) OBP: 0.239, SLG: 0.274										1	0	0	0	0	0	2				
Spike Owen, S (1,6) OBP: 0.269, SLG: 0.274			F8					G3		3	0	0	0	0	0	0				
<b>Inning Stats</b>	R: 1 E: 0 K: 0 S: 5	H: 2 LOB: 1 BB: 0 P: 5	R: 0 E: 0 K: 2 S: 7	H: 0 LOB: 0 BB: 0 P: 7	R: 0 E: 0 K: 1 S: 5	H: 0 LOB: 0 BB: 0 P: 5	R: 0 E: 0 K: 0 S: 4	H: 1 LOB: 1 BB: 0 P: 4	R: 0 E: 0 K: 0 S: 3	H: 0 LOB: 0 BB: 0 P: 3	R: 0 E: 0 K: 0 S: 4	H: 1 LOB: 1 BB: 0 P: 4	R: 0 E: 0 K: 2 S: 8	H: 1 LOB: 1 BB: 0 P: 8	R: 0 E: 0 K: 0 S: 4	H: 1 LOB: 2 BB: 0 P: 5	1B: 5 2B: 2 3B: 1 HR: 0	SF: 0 SAC: 0 DP: 0 HBP: 0	WP: 1 PB: 0 SB: 0 CS: 0	PA: 35
<b>PITCHER</b> Dave Stewart, R (1,1) ERA: 2.62	IP: 9.0 WLS: W BF: 35 H: 8 R: 1 ER: 1 SO: 5 BB: 0 IBB: 0 HBP: 0 BLK: 0 WP: 1 HR: 0 S: 45 P: 45 ERA: 1.00 WHIP: 0.889																			

Batter	1	2	3	4	5	6	7	8	9	AB	R	H	RBI	BB	SO	LOB	BOTTOM			
Mickey Rivers, L (1,10) OBP: 0.300, SLG: 0.335	1-3		1-3		F8		6-3			4	0	0	0	0	0	1	<b>Seattle Mariners @ Texas Rangers</b> Arlington Stadium, Arlington, TX Fri Sep 23 1983, 8:05 PM EDT Att: 7,902 - Unknown			
Bill Sample, R (1,7) OBP: 0.325, SLG: 0.394	6-3		1-3			L4		FC4-6 BB		3	0	0	0	1	0	0				
George Wright, S (1,8) OBP: 0.326, SLG: 0.429	G3		6-3			1B BB		FC4-6 1-2		3	1	0	0	1	0	1				
Larry Parrish, R (1,9) OBP: 0.328, SLG: 0.485		5-3		1-3		F7		K		4	0	0	0	0	1	2				
Nick Capra, R (9,9)										0	0	0	0	0	0	0				
Buddy Bell, R (1,5) OBP: 0.332, SLG: 0.408		5-3		5-3		1B 1B		1-3		4	0	1	0	0	0	1				
Pete O'Brien, L (1,3) OBP: 0.314, SLG: 0.352		4-0 HBP BB		K		1-2 3H 1B		1-2 3H 1B		2	1	1	1	1	1	0				
Bob Johnson, R (1,2) OBP: 0.289, SLG: 0.362		1-0 1B HBP			FC5-4 1B		K			2	0	1	0	0	1	2				
Bucky Dent, R (1,6) OBP: 0.281, SLG: 0.301		1-2 2H 1B			FC5-4		F8			3	0	1	1	0	0	1				
Wayne Tolleson, S (1,4) OBP: 0.320, SLG: 0.320					K		3-1			3	0	0	0	0	2	3				
<b>Inning Stats</b>	R: 0 E: 0 K: 0 S: 3	H: 0 LOB: 0 BB: 0 P: 3	R: 1 E: 0 K: 1 S: 6	H: 1 LOB: 2 BB: 1 P: 11	R: 0 E: 0 K: 0 S: 3	H: 0 LOB: 0 BB: 0 P: 3	R: 0 E: 0 K: 1 S: 5	H: 0 LOB: 0 BB: 0 P: 5	R: 0 E: 0 K: 1 S: 6	H: 1 LOB: 1 BB: 0 P: 6	R: 1 E: 0 K: 1 S: 7	H: 2 LOB: 2 BB: 1 P: 11	R: 0 E: 0 K: 0 S: 3	H: 0 LOB: 0 BB: 0 P: 3	R: 0 E: 0 K: 1 S: 5	H: 0 LOB: 1 BB: 1 P: 9	1B: 4 2B: 0 3B: 0 HR: 0	SF: 0 SAC: 0 DP: 0 HBP: 1	WP: 0 PB: 0 SB: 0 CS: 0	PA: 32
<b>PITCHER</b> Gene Nelson, R (1,1) ERA: 5.14	IP: 8.0 WLS: L BF: 32 H: 4 R: 2 ER: 2 SO: 5 BB: 3 IBB: 0 HBP: 1 BLK: 0 WP: 0 HR: 0 S: 38 P: 51 ERA: 2.25 WHIP: 0.875																			



Batter	1	2	3	4	5	6	7	8	9	AB	R	H	RBI	BB	SO	LOB	TOP										
<b>Spike Owen, S</b> (1, 6) OBP: 0.266, SLG: 0.270	0-0 4-3			0-0 F8		0-3 K		0-0 4-3		4	0	0	0	0	1	3											
<b>Phil Bradley, R</b> (1, 8) OBP: 0.421, SLG: 0.388	0-0 G5-4-3 1B			0-0 4-3			0-0 F3		0-0 F8 SH1-4 1B	4	1	2	0	0	0	0											
<b>Ron Roenicke, S</b> (1, 7) OBP: 0.320, SLG: 0.323	0-0 G5-4-3 1-2			0-0 5-3			0-3 K		0-0 SH1-4	3	0	0	0	0	0	1											
<b>Al Cowens, R</b> (1, 10) OBP: 0.259, SLG: 0.336		0-0 F7			0-0 1B		0-0 1-3		0-0 F8	4	0	1	0	0	0	1											
<b>Dave Henderson, R</b> (1, 9) OBP: 0.302, SLG: 0.420		0-0 1-3			0-3 K			0-0 FC1-5 SH 1B	0-0 BB 1B	4	0	2	1	0	1	1											
<b>Darnell Coles, R</b> (1, 5) OBP: 0.305, SLG: 0.391		0-0 6-3			0-3 K			0-0 SH FC1-5 1B	0-0 BB 1B	2	1	0	0	1	1	1											
<b>Pat Putnam, L</b> (1, 3) OBP: 0.322, SLG: 0.437			0-3 K		0-0 G3			0-0 FC1-5 FC6-4 1B	0-0 F7	2	0	0	0	0	1	1	AB 31										
<b>Domingo Ramos, R</b> (8, PH) OBP: 0.328, SLG: 0.365								0-0 FC6-4 1B		1	0	0	0	0	0	2	R 2										
<b>Manny Castillo, S</b> (8, 3) OBP: 0.238, SLG: 0.273								0-0 FC6-4 1B		1	0	0	0	0	0	2	H 7										
<b>Orlando Mercado, R</b> (1, 2) OBP: 0.260, SLG: 0.303			0-0 1-3			0-3 K		0-0 FC6-4 1B		3	0	1	1	0	1	0	RBI 2										
<b>Harold Reynolds, S</b> (1, 4) OBP: 0.306, SLG: 0.382			0-0 6-3			0-0 CS 2B		0-0 FC6-4		3	0	1	0	0	0	2	BB 1										
<b>Inning Stats</b>	R: 0 E: 0 K: 0 S: 3	H: 1 LOB: 0 BB: 0 P: 3	R: 0 E: 0 K: 0 S: 3	H: 0 LOB: 0 BB: 0 P: 3	R: 0 E: 0 K: 1 S: 5	H: 0 LOB: 0 BB: 0 P: 5	R: 0 E: 0 K: 0 S: 3	H: 0 LOB: 0 BB: 0 P: 3	R: 0 E: 0 K: 2 S: 8	H: 1 LOB: 1 BB: 0 P: 8	R: 0 E: 0 K: 1 S: 5	H: 0 LOB: 0 BB: 0 P: 5	R: 0 E: 0 K: 0 S: 6	H: 2 LOB: 2 BB: 0 P: 6	R: 1 E: 0 K: 0 S: 5	H: 2 LOB: 2 BB: 1 P: 9	1B: 6 2B: 1 3B: 0 HR: 0	SF: 0 SAC: 2 DP: 1 HBP: 0	WP: 0 PB: 0 SB: 0 CS: 1	PA: 34							
<b>PITCHER</b>	IP	WLS	BF	H	R	ER	SO	BB	IBB	HBP	BLK	WP	HR	S	P	ERA	WHIP										
<b>Frank Tanana, L</b> (1, 1) ERA: 3.09	8.2	L	33	7	2	2	6	1	0	0	0	0	0	44	48	2.08	0.923										
<b>Victor Cruz, R</b> (9, 1) ERA: 1.46	0.1		1	0	0	0	0	0	0	0	0	0	0	1	1	0.00	0.000										

Seattle Mariners @ Texas Rangers  
Arlington Stadium, Arlington, TX  
Sat Sep 24 1983, 8:05 PM EDT  
Att: 9,790 - Unknown

AB	31
R	2
H	7
RBI	2
BB	1
SO	6
LOB	14



Batter	1	2	3	4	5	6	7	8	9	AB	R	H	RBI	BB	SO	LOB	BOTTOM										
<b>Mickey Rivers, L</b> (1, 10) OBP: 0.302, SLG: 0.338	0-0 3-1		0-0 2B			0-0 5-3			4-0 BB	3	0	1	0	1	0	1											
<b>Bill Sample, R</b> (1, 7) OBP: 0.322, SLG: 0.391	0-0 1-3		0-0 1-3			0-3 K			0-3 K	4	0	0	0	0	2	1											
<b>George Wright, S</b> (1, 8) OBP: 0.316, SLG: 0.426	0-3 K			0-0 F8			0-0 F9		0-0 F8	4	0	0	0	0	1	1											
<b>Bob Jones, L</b> (1, 9) OBP: 0.282, SLG: 0.329		0-0 F6			0-3 K				0-3 K	3	0	1	0	0	1	0											
<b>Curtis Wilkerson, S</b> (7, PR) OBP: 0.182, SLG: 0.100										0	0	0	0	0	0	0											
<b>Tom Dunbar, L</b> (8, 9) OBP: 0.333, SLG: 0.176										1	0	0	0	0	1	1											
<b>Buddy Bell, R</b> (1, 5) OBP: 0.334, SLG: 0.410		0-0 1B 1B			0-0 6-3					3	0	2	0	0	0	0											
<b>Pete O'Brien, L</b> (1, 3) OBP: 0.314, SLG: 0.352		0-0 1B				0-3 K				3	0	1	0	0	1	2											
<b>Bob Johnson, R</b> (1, 2) OBP: 0.284, SLG: 0.355		0-0 F9				0-3 K			0-0 F9	3	0	0	0	0	1	2	AB 30										
<b>Bucky Dent, R</b> (1, 6) OBP: 0.279, SLG: 0.299		0-3 K				0-0 4-3			0-0 F8	3	0	0	0	0	1	2	R 0										
<b>Wayne Tolleson, S</b> (1, 4) OBP: 0.320, SLG: 0.320			0-3 K			0-0 5-3 1B			0-0 B1-3	3	0	1	0	0	1	0	H 6										
<b>Inning Stats</b>	R: 0 E: 0 K: 1 S: 5	H: 2 LOB: 2 BB: 0 P: 7	R: 0 E: 0 K: 1 S: 7	H: 2 LOB: 2 BB: 0 P: 7	R: 0 E: 0 K: 1 S: 5	H: 1 LOB: 0 BB: 0 P: 5	R: 0 E: 0 K: 1 S: 5	H: 0 LOB: 0 BB: 0 P: 5	R: 0 E: 0 K: 2 S: 7	H: 0 LOB: 0 BB: 0 P: 7	R: 0 E: 0 K: 1 S: 5	H: 1 LOB: 0 BB: 0 P: 5	R: 0 E: 0 K: 0 S: 4	H: 2 LOB: 2 BB: 0 P: 4	R: 0 E: 0 K: 0 S: 3	H: 0 LOB: 0 BB: 0 P: 3	R: 0 E: 0 K: 2 S: 7	H: 0 LOB: 1 BB: 1 P: 11	1B: 5 2B: 1 3B: 0 HR: 0	SF: 0 SAC: 0 DP: 1 HBP: 0	WP: 0 PB: 0 SB: 1 CS: 0	PA: 31					
<b>PITCHER</b>	IP	WLS	BF	H	R	ER	SO	BB	IBB	HBP	BLK	WP	HR	S	P	ERA	WHIP										
<b>Mike Moore, R</b> (1, 1) ERA: 4.68	8.0	W	28	6	0	0	7	1	0	0	0	0	0	41	45	0.00	0.875										
<b>Bill Caudill, R</b> (9, 1) ERA: 4.61	1.0	S	3	0	0	0	2	0	0	0	0	0	0	7	7	0.00	0.000										

Seattle Mariners @ Texas Rangers  
Arlington Stadium, Arlington, TX  
Sat Sep 24 1983, 8:05 PM EDT  
Att: 9,790 - Unknown

AB	30
R	0
H	6
RBI	0
BB	1
SO	9
LOB	10





Batter	1	2	3	4	5	6	7	8	9	AB	R	H	RBI	BB	SO	LOB	TOP			
<b>Spike Owen, S</b> OBP: 0.262, SLG: 0.266 (1, 6)	F5		3-1			K		6-3		4	0	0	0	0	1	0				
<b>Phil Bradley, R</b> OBP: 0.393, SLG: 0.358 (1, 8)	6-3		F5			1-3			1-3	4	0	0	0	0	0	0				
<b>Al Cowens, R</b> OBP: 0.256, SLG: 0.332 (1, 10)	F9		K			F5			6-3	4	0	0	0	0	1	0				
<b>Dave Henderson, R</b> OBP: 0.303, SLG: 0.425 (1, 9)		K		6-3				6-3		4	1	2	0	0	1	0				
<b>Ricky Nelson, L</b> OBP: 0.295, SLG: 0.373 (1, 7)		FC6-4		K						3	1	0	0	0	2	2				
<b>John Moses, S</b> OBP: 0.282, SLG: 0.256 (7, 7)		CS				K			K	1	0	0	0	0	1	1				
<b>Manny Castillo, S</b> OBP: 0.235, SLG: 0.269 (1, 3)		F9		K						3	0	0	0	0	1	2				
<b>Darnell Coles, R</b> OBP: 0.310, SLG: 0.388 (1, 5)		1B				K		E4		3	0	1	1	0	1	0				
<b>Rick Sweet, S</b> OBP: 0.261, SLG: 0.264 (1, 2)		1B						CS	F8	3	0	2	0	0	0	0				
<b>Harold Reynolds, S</b> OBP: 0.282, SLG: 0.351 (1, 4)		1-3				K			F9	3	0	0	0	0	1	2				
<b>Inning Stats</b>	R: 0 E: 0 K: 0 S: 3	H: 0 LOB: 0 BB: 0 P: 3	R: 1 E: 0 K: 1 S: 8	H: 2 LOB: 2 BB: 0 P: 8	R: 0 E: 0 K: 2 S: 5	H: 0 LOB: 0 BB: 0 P: 5	R: 0 E: 0 K: 2 S: 7	H: 1 LOB: 0 BB: 0 P: 7	R: 0 E: 0 K: 1 S: 5	H: 0 LOB: 0 BB: 0 P: 5	R: 1 E: 1 K: 1 S: 6	H: 1 LOB: 0 BB: 0 P: 6	R: 0 E: 0 K: 0 S: 3	H: 0 LOB: 0 BB: 0 P: 3	R: 0 E: 0 K: 1 S: 6	H: 1 LOB: 1 BB: 0 P: 6	1B: 2 2B: 3 3B: 0 HR: 0	SF: 0 SAC: 0 DP: 0 HBP: 0	WP: 0 PB: 1 SB: 0 CS: 2	PA: 33
<b>PITCHER</b> <b>Charlie Hough, R</b> ERA: 3.12 (1, 1)	IP: 9.0 WLS: L BF: 32	H: 5 R: 2 ER: 0 SO: 9	BB: 0 IBB: 0 HBP: 0 BLK: 0	WP: 0 HR: 0 S: 50 P: 50	ERA: 0.00 WHIP: 0.556															

Seattle Mariners @ Texas Rangers  
Arlington Stadium, Arlington, TX  
Sun Sep 25 1983, 4:33 AM EDT  
Att: 5,787 - Unknown

AB 32  
R 2  
H 5  
RBI 1  
BB 0  
SO 9  
LOB 7



Batter	1	2	3	4	5	6	7	8	9	AB	R	H	RBI	BB	SO	LOB	BOTTOM			
<b>Mickey Rivers, L</b> OBP: 0.302, SLG: 0.337 (1, 9)	F9				4-3			6-3		4	0	1	0	0	0	0				
<b>Buddy Bell, R</b> OBP: 0.332, SLG: 0.407 (1, 5)	6-3		1B			L5			F6	4	0	0	0	0	1					
<b>George Wright, S</b> OBP: 0.319, SLG: 0.426 (1, 8)		FC6-4		4-3		6-3			1B	4	1	2	0	0	0	1				
<b>Larry Parrish, R</b> OBP: 0.328, SLG: 0.482 (1, 10)	FC6-4			FC1-5		K			K	3	0	0	0	1	2	2				
<b>Pete O'Brien, L</b> OBP: 0.315, SLG: 0.352 (1, 3)		G3		FC1-5		F7			1B	3	0	1	0	1	0	0				
<b>Nick Capra, R</b> (9, PR)				BB					1B	0	0	0	0	0	0	0				
<b>Tom Dunbar, L</b> OBP: 0.360, SLG: 0.238 (1, 7)		CS		FC1-5		6-3			S	4	0	2	1	0	0	2				
<b>Jim Sundberg, R</b> OBP: 0.266, SLG: 0.253 (1, 2)		1B		G5-4-3					1B	3	0	1	0	0	0	2				
<b>Bob Jones, L</b> OBP: 0.291, SLG: 0.329 (9, PH)		1-2		G5-4-3		F8			1B	0	0	0	0	1	0	0				
<b>Curtis Wilkerson, S</b> OBP: 0.160, SLG: 0.087 (1, 6)		4-3				4-3			F7	3	0	0	0	0	1					
<b>Larry Bittner, L</b> OBP: 0.325, SLG: 0.339 (9, PH)										1	0	0	0	0	0	3				
<b>Wayne Tolleson, S</b> OBP: 0.318, SLG: 0.318 (1, 4)				4-3		F6			L6	3	0	0	0	0	0					
<b>Inning Stats</b>	R: 0 E: 0 K: 0 S: 4	H: 1 LOB: 1 BB: 0 P: 4	R: 0 E: 0 K: 0 S: 4	H: 2 LOB: 1 BB: 0 P: 4	R: 0 E: 0 K: 0 S: 2	H: 0 LOB: 2 BB: 0 P: 10	R: 0 E: 0 K: 0 S: 3	H: 0 LOB: 0 BB: 0 P: 3	R: 0 E: 0 K: 1 S: 5	H: 0 LOB: 0 BB: 0 P: 5	R: 0 E: 0 K: 0 S: 3	H: 0 LOB: 0 BB: 0 P: 3	R: 0 E: 0 K: 0 S: 3	H: 0 LOB: 0 BB: 0 P: 3	R: 1 E: 0 K: 1 S: 8	H: 3 LOB: 3 BB: 1 P: 12	1B: 7 2B: 0 3B: 0 HR: 0	SF: 0 SAC: 0 DP: 1 HBP: 0	WP: 0 PB: 0 SB: 1 CS: 1	PA: 35
<b>PITCHER</b> <b>Bob Stoddard, R</b> ERA: 4.27 (1, 1)	IP: 8.1 WLS: W BF: 30	H: 5 R: 1 ER: 1 SO: 1	BB: 2 IBB: 0 HBP: 0 BLK: 0	WP: 0 HR: 0 S: 30 P: 38	ERA: 1.08 WHIP: 0.840															
<b>Bill Caudill, R</b> ERA: 4.57 (9, 1)	IP: 0.2 WLS: S BF: 5	H: 2 R: 0 ER: 0 SO: 1	BB: 0 IBB: 1 HBP: 0 BLK: 0	WP: 0 HR: 0 S: 6 P: 10	ERA: 0.00 WHIP: 3.000															

Seattle Mariners @ Texas Rangers  
Arlington Stadium, Arlington, TX  
Sun Sep 25 1983, 4:33 AM EDT  
Att: 5,787 - Unknown

AB 32  
R 1  
H 7  
RBI 1  
BB 3  
SO 2  
LOB 12





Batter	1	2	3	4	5	6	7	8	9	AB	R	H	RBI	BB	SO	LOB	TOP										
Mickey Rivers, L OBP: 0.307, SLG: 0.346 Dave Hostetter, R OBP: 0.324, SLG: 0.374	0-0 1B 2B	0-0 BB 1B		0-0 G3			0-0 G4-3 1B		0-0 L3 1-2 2-H	4	1	3	1	0	0	0											
Pete O'Brien, L OBP: 0.316, SLG: 0.351	0-0 CS 2-H	4-0 1-2 BB			0-0 F8		0-0 G4-3 1-2		0-0 L3	4	0	1	1	1	0	3											
George Wright, S OBP: 0.319, SLG: 0.427 Nick Capra, R	0-0 F7	0-0 4-3			0-0 3-1				0-0 1B 2B	4	1	1	0	0	0	3											
Larry Parrish, R OBP: 0.327, SLG: 0.481 Tom Dunbar, L OBP: 0.350, SLG: 0.238	0-0 F8			0-0 6-3 1B		0-0 F5			0-0 6-3	4	1	1	0	0	2												
Buddy Bell, R OBP: 0.331, SLG: 0.411	0-0 CS 1-2	0-0 HR		0-0 6-3		0-0 4-3			0-0 6-3	4	1	1	1	0	2												
Bill Sample, R OBP: 0.327, SLG: 0.394				0-0 FC6-4 1B		0-0 FC5-4 BB			0-0 PB 2-H 1B	3	0	3	2	1	0												
Bob Johnson, R OBP: 0.278, SLG: 0.347		0-0 FC6-4 1-2 3B		0-0 5-3		0-0 FC5-4 1-2			0-3 K 2-3	4	1	0	0	0	1	3											
Wayne Tolleson, S OBP: 0.317, SLG: 0.317		0-0 L9		0-0 6-3		0-0 1-3			0-0 1B 1B	4	0	1	0	0	2												
Curtis Wilkerson, S OBP: 0.207, SLG: 0.222		0-0 1-H 1B 3B		0-0 F8		0-0 4-3			0-0 1B 1-2 1B	4	1	2	1	0	0												
<b>Inning Stats</b>	R: 1 E: 0 K: 0 S: 4	H: 2 LOB: 0 BB: 0 P: 4	R: 3 E: 0 K: 0 S: 7	H: 4 LOB: 2 BB: 1 P: 11	R: 1 E: 0 K: 0 S: 4	H: 2 LOB: 0 BB: 0 P: 4	R: 0 E: 0 K: 0 S: 3	H: 0 LOB: 0 BB: 0 P: 3	R: 0 E: 0 K: 0 S: 3	H: 1 LOB: 0 BB: 0 P: 3	R: 1 E: 0 K: 0 S: 7	H: 2 LOB: 1 BB: 0 P: 7	R: 0 E: 0 K: 0 S: 4	H: 3 LOB: 1 BB: 0 P: 4	1B: 10 2B: 3 3B: 1 HR: 1	SF: 0 SAC: 0 DP: 2 HBP: 0	WP: 0 PB: 1 CS: 0	PA: 39									
<b>PITCHER</b>	IP	WLS	BF	H	R	ER	SO	BB	IBB	HBP	BLK	WP	HR	S	P	ERA	WHIP										
Albert Williams, R ERA: 4.25	1.2	L	11	6	4	4	0	1	0	0	0	0	1	10	14	21.60	4.200										
Mike Walters, R ERA: 4.12	6.1		23	5	2	2	1	1	0	0	0	0	0	24	28	2.84	0.947										
Jack O'Connor, L ERA: 6.08	1.0		4	3	0	0	0	0	0	0	0	0	0	4	4	0.00	3.000										

Texas Rangers @ Minnesota Twins  
Hubert H. Humphrey Metrodome, Minneapolis, MN  
Tue Sep 27 1983, 8:05 PM EDT  
Att. 3,000 - Dome - 69 F

AB 36  
R 6  
H 14  
RBI 6  
BB 2  
SO 1  
LOB 15



Batter	1	2	3	4	5	6	7	8	9	AB	R	H	RBI	BB	SO	LOB	BOTTOM										
Tim Teufel, R OBP: 0.343, SLG: 0.567	0-0 5-3		0-0 F8		0-0 F9			0-0 PB 1B		4	0	1	0	0	0	1											
Mickey Hatcher, R OBP: 0.350, SLG: 0.458	0-0 1B		0-0 F8		0-0 1B 1-2			0-0 L8		4	0	2	0	0	0	1											
Gary Ward, R OBP: 0.330, SLG: 0.450	0-0 F9		4-0 BB		0-0 1-2 2-H 1B			0-0 L5		3	0	1	0	1	0	2											
Kent Hrbek, L OBP: 0.362, SLG: 0.473	0-0 F7		0-0 4-3		0-0 F5			0-0 1-3 1-2		4	0	0	0	0	0	3											
Dave Engle, R OBP: 0.355, SLG: 0.455		0-3 K		0-0 F9		0-3 K			0-0 3B	4	0	1	0	0	2	0											
Randy Bush, L OBP: 0.328, SLG: 0.418		4-0 6-3 1B BB		0-0 4-3		0-0 F8			0-3 K	3	1	0	0	1	1	1											
Tom Brunansky, R OBP: 0.306, SLG: 0.440		0-0 6-3		0-0 5-3			0-0 5-3		0-0 L9	4	0	0	0	0	2												
Gary Gaetti, R OBP: 0.310, SLG: 0.416		0-0 FC6-4 2-H 1B			0-3 K		0-3 K		0-0 L6	4	0	1	1	0	2	1											
Lenny Faedo, R OBP: 0.290, SLG: 0.337		0-0 FC6-4 1-2			4-0 1B 1B BB		0-0 5-3			2	0	0	0	1	0	1											
<b>Inning Stats</b>	R: 0 E: 0 K: 0 S: 4	H: 1 LOB: 1 BB: 0 P: 4	R: 1 E: 0 K: 1 S: 6	H: 1 LOB: 1 BB: 1 P: 10	R: 0 E: 0 K: 0 S: 3	H: 0 LOB: 1 BB: 1 P: 7	R: 0 E: 0 K: 0 S: 3	H: 0 LOB: 0 BB: 0 P: 3	R: 0 E: 0 K: 1 S: 6	H: 2 LOB: 2 BB: 1 P: 10	R: 0 E: 0 K: 1 S: 5	H: 0 LOB: 0 BB: 0 P: 5	R: 0 E: 0 K: 1 S: 5	H: 0 LOB: 0 BB: 0 P: 5	R: 0 E: 0 K: 0 S: 4	H: 1 LOB: 1 BB: 0 P: 4	R: 0 E: 0 K: 1 S: 6	H: 1 LOB: 1 BB: 0 P: 6	1B: 5 2B: 0 3B: 1 HR: 0	SF: 0 SAC: 0 DP: 0 HBP: 0	WP: 0 PB: 1 CS: 0	PA: 35					
<b>PITCHER</b>	IP	WLS	BF	H	R	ER	SO	BB	IBB	HBP	BLK	WP	HR	S	P	ERA	WHIP										
Mike Smithson, R ERA: 3.91	9.0	W	35	6	1	1	5	3	0	0	0	0	0	42	54	1.00	1.000										

Texas Rangers @ Minnesota Twins  
Hubert H. Humphrey Metrodome, Minneapolis, MN  
Tue Sep 27 1983, 8:05 PM EDT  
Att. 3,000 - Dome - 69 F

AB 32  
R 1  
H 6  
RBI 1  
BB 3  
SO 5  
LOB 12





Batter	1	2	3	4	5	6	7	8	9	AB	R	H	RBI	BB	SO	LOB	TOP					
Bill Sample, R OBP: 0.326, SLG: 0.394 (1, 7)										5	0	1	0	0	0	5	<b>Texas Rangers @ Minnesota Twins</b> Hubert H. Humphrey Metrodome, Minneapolis, MN Wed Sep 28 1983, 8:05 PM EDT Att. 4,084 - Dome - 69 F					
Dave Hostetter, R OBP: 0.320, SLG: 0.369 (1, 10)										4	0	0	0	0	1	4						
George Wright, S OBP: 0.316, SLG: 0.426 (1, 8)										4	0	1	0	0	0	0						
Larry Parrish, R OBP: 0.328, SLG: 0.481 (1, 9)										4	0	2	0	0	0	1						
Buddy Bell, R OBP: 0.332, SLG: 0.413 (1, 5)										4	0	2	0	0	0	2						
Bill Stein, R OBP: 0.328, SLG: 0.407 (1, 3)										2	0	0	0	1	0	3						
Mickey Rivers, L OBP: 0.306, SLG: 0.345 (9, PH)										1	0	0	0	0	0	0						
Bob Johnson, R OBP: 0.279, SLG: 0.343 (9, PH)										2	0	0	0	1	1	2						
Pete O'Brien, L OBP: 0.317, SLG: 0.351 (9, PH)										0	0	0	0	1	0	0						
Bucky Dent, R OBP: 0.279, SLG: 0.299 (1, 6)										3	0	1	0	0	0	2						
Bob Jones, L OBP: 0.286, SLG: 0.324 (9, PH)										1	0	0	0	0	0	1						
Wayne Tolleson, S OBP: 0.319, SLG: 0.317 (1, 4)										3	0	1	0	1	0	2						
<b>Inning Stats</b>	R: 0 E: 0 K: 1 S: 5	H: 1 LOB: 0 BB: 0 P: 5	R: 0 E: 0 K: 0 S: 4	H: 2 LOB: 2 BB: 1 P: 8	R: 0 E: 0 K: 0 S: 3	H: 0 LOB: 0 BB: 0 P: 3	R: 0 E: 0 K: 0 S: 4	H: 1 LOB: 1 BB: 0 P: 4	R: 0 E: 0 K: 0 S: 5	H: 1 LOB: 2 BB: 0 P: 5	R: 0 E: 0 K: 1 S: 6	H: 0 LOB: 1 BB: 1 P: 10	R: 0 E: 0 K: 0 S: 3	H: 0 LOB: 0 BB: 0 P: 7	R: 0 E: 0 K: 0 S: 3	H: 1 LOB: 0 BB: 0 P: 3	R: 0 E: 0 K: 0 S: 4	H: 1 LOB: 2 BB: 1 P: 8	1B: 6 2B: 2 3B: 0 HR: 0	SF: 0 SAC: 0 DP: 2 HBP: 0	WP: 0 PB: 0 SB: 0 CS: 1	PA: 37
<b>PITCHER</b>	IP WLS BF H R ER SO BB IBB HBP BLK WP HR S P ERA WHIP	7.1 W 31 7 0 0 2 3 0 0 0 0 0 0 32 44 0.00 1.364	1.2 S 6 1 0 0 0 1 0 0 0 0 0 0 5 9 0.00 1.200	<b>PITCHER</b>																		

AB	33
R	0
H	8
RBI	0
BB	4
SO	2
LOB	22



Batter	1	2	3	4	5	6	7	8	9	AB	R	H	RBI	BB	SO	LOB	BOTTOM					
Tim Teufel, R OBP: 0.324, SLG: 0.535 (1, 4)										4	0	0	0	0	1	2	<b>Texas Rangers @ Minnesota Twins</b> Hubert H. Humphrey Metrodome, Minneapolis, MN Wed Sep 28 1983, 8:05 PM EDT Att. 4,084 - Dome - 69 F					
John Castino, R OBP: 0.348, SLG: 0.404 (1, 5)										4	0	1	0	0	0	1						
Gary Ward, R OBP: 0.328, SLG: 0.447 (1, 7)										4	0	0	0	0	2	2						
Kent Hrbek, L OBP: 0.365, SLG: 0.478 (1, 3)										3	2	2	0	1	0	0						
Mickey Hatcher, R OBP: 0.352, SLG: 0.459 (1, 9)										4	0	2	0	0	0	1						
Randy Bush, L OBP: 0.327, SLG: 0.414 (1, 10)										3	0	0	0	1	0	3						
Dave Engle, R OBP: 0.351, SLG: 0.451 (1, 2)										3	0	0	1	0	0	3						
Tom Brunansky, R OBP: 0.309, SLG: 0.449 (1, 8)										3	1	2	1	1	0	0						
Lenny Faedo, R OBP: 0.291, SLG: 0.337 (1, 6)										3	0	1	0	0	1	1						
Darrell Brown, S OBP: 0.296, SLG: 0.300 (8, PH)										1	0	0	0	0	0	3						
Houston Jimenez, R OBP: 0.213, SLG: 0.265 (9, 6)										0	0	0	0	0	0	0						
<b>Inning Stats</b>	R: 0 E: 0 K: 1 S: 5	H: 0 LOB: 0 BB: 0 P: 5	R: 0 E: 0 K: 0 S: 4	H: 1 LOB: 1 BB: 0 P: 4	R: 0 E: 0 K: 0 S: 4	H: 1 LOB: 1 BB: 0 P: 4	R: 1 E: 1 K: 0 S: 5	H: 1 LOB: 1 BB: 0 P: 5	R: 0 E: 0 K: 1 S: 7	H: 2 LOB: 2 BB: 0 P: 7	R: 0 E: 0 K: 0 S: 3	H: 0 LOB: 1 BB: 1 P: 7	R: 1 E: 0 K: 2 S: 8	H: 1 LOB: 0 BB: 0 P: 8	R: 1 E: 0 K: 0 S: 5	H: 2 LOB: 3 BB: 2 P: 13	R: 1 E: 0 K: 0 S: 5	H: 2 LOB: 3 BB: 2 P: 13	1B: 4 2B: 3 3B: 0 HR: 1	SF: 1 SAC: 0 DP: 0 HBP: 0	WP: 0 PB: 1 SB: 0 CS: 0	PA: 36
<b>PITCHER</b>	IP WLS BF H R ER SO BB IBB HBP BLK WP HR S P ERA WHIP	7.1 L 33 8 3 2 4 2 0 0 0 0 0 0 39 47 2.46 1.364	0.2 3 0 0 0 0 0 0 1 0 0 0 0 0 2 6 0.00 0.000	<b>PITCHER</b>																		

AB	32
R	3
H	8
RBI	2
BB	3
SO	4
LOB	16





Batter	1	2	3	4	5	6	7	8	9	AB	R	H	RBI	BB	SO	LOB	TOP			
Mickey Rivers, L OBP: 0.302, SLG: 0.339	5-3	F7		F7		4-3			F9	5	0	0	0	0	0	6	<b>Texas Rangers @ Minnesota Twins</b> Hubert H. Humphrey Metrodome, Minneapolis, MN Thu Sep 29 1983, 4:33 AM EDT Att. 4,395 - Dome - 72 F  <b>AB 34</b> <b>R 0</b> <b>H 7</b> <b>RBI 0</b> <b>BB 4</b> <b>SO 3</b> <b>LOB 26</b>			
Pete O'Brien, L OBP: 0.316, SLG: 0.352	1B	F8			F7		F9		4-3	5	0	1	0	0	0	3				
George Wright, S OBP: 0.319, SLG: 0.426			L9		1B		F7			4	0	2	0	0	0	0				
Larry Parrish, R OBP: 0.326, SLG: 0.477	F7		K		K		6-3			4	0	0	0	0	2	3				
Buddy Bell, R OBP: 0.332, SLG: 0.412	L9		F8		FC4-6			6-3		4	0	1	0	0	0	2				
Bill Sample, R OBP: 0.329, SLG: 0.396		BB		S	1B	FC4-6		G3	1B	3	0	2	0	1	0	2				
Jim Sundberg, R OBP: 0.271, SLG: 0.255					F2			G3		2	0	1	0	1	0	1				
Bob Jones, L OBP: 0.284, SLG: 0.319										1	0	0	0	0	0	1				
Bob Johnson, R OBP: 0.279, SLG: 0.343										0	0	0	0	0	0	0				
Wayne Tolleson, S OBP: 0.320, SLG: 0.316						FC4-6		3-1		2	0	0	0	2	0	2				
Curtis Wilkerson, S OBP: 0.188, SLG: 0.200										3	0	0	0	0	1	6				
Larry Bittner, L OBP: 0.323, SLG: 0.336		L9		K			F7		4-3	1	0	0	0	0	0	0				
<b>Inning Stats</b>	R: 0 E: 0 K: 0 S: 5	H: 2 LOB: 2 BB: 0 P: 5	R: 0 E: 0 K: 0 S: 3	H: 0 LOB: 3 BB: 3 P: 15	R: 0 E: 0 K: 1 S: 5	H: 0 LOB: 0 BB: 0 P: 5	R: 0 E: 0 K: 1 S: 6	H: 1 LOB: 2 BB: 1 P: 10	R: 0 E: 0 K: 0 S: 4	H: 2 LOB: 1 BB: 0 P: 4	R: 0 E: 0 K: 0 S: 3	H: 0 LOB: 0 BB: 0 P: 3	R: 0 E: 0 K: 0 S: 4	H: 1 LOB: 1 BB: 0 P: 4	R: 0 E: 0 K: 0 S: 3	H: 0 LOB: 0 BB: 0 P: 3	1B: 6 2B: 1 3B: 0 HR: 0	SF: 0 SAC: 0 DP: 0 HBP: 0	WP: 0 PB: 0 SB: 3 CS: 0	PA: 38
<b>PITCHER</b> Ken Schrom, R ERA: 3.71	IP: 9.0 WLS: W BF: 38 H: 7 R: 0 ER: 0 SO: 3 BB: 4 IBB: 0 HBP: 0 BLK: 0 WP: 0 HR: 0 S: 40 P: 56 ERA: 0.00 WHIP: 1.222																			

Batter	1	2	3	4	5	6	7	8	9	AB	R	H	RBI	BB	SO	LOB	BOTTOM			
Tim Teufel, R OBP: 0.333, SLG: 0.568	HR	F7			L4-3			F4		3	1	1	1	1	0	1	<b>Texas Rangers @ Minnesota Twins</b> Hubert H. Humphrey Metrodome, Minneapolis, MN Thu Sep 29 1983, 4:33 AM EDT Att. 4,395 - Dome - 72 F  <b>AB 27</b> <b>R 2</b> <b>H 5</b> <b>RBI 2</b> <b>BB 1</b> <b>SO 0</b> <b>LOB 7</b>			
Mickey Hatcher, R OBP: 0.348, SLG: 0.454	F7		L7		L4-3			F9		4	0	0	0	0	0	1				
Gary Ward, R OBP: 0.328, SLG: 0.446	1B		6-3				F9			3	1	1	0	0	0	0				
Kent Hrbek, L OBP: 0.365, SLG: 0.477	FC3-6		4-3				F8			3	0	1	0	0	0	0				
Dave Engle, R OBP: 0.351, SLG: 0.450	FC3-6			G4-6-3	HBP		4-3			3	0	1	1	0	0	1				
Tom Brunansky, R OBP: 0.309, SLG: 0.447	F2			G4-6-3	HBP		5-3			2	0	0	0	0	0	1				
Randy Bush, L OBP: 0.324, SLG: 0.411			F5		G4-6-3		F8			3	0	0	0	0	0	2				
Gary Gaetti, R OBP: 0.308, SLG: 0.414			F3		F8		5-3			3	0	0	0	0	0	1				
Lenny Faedo, R OBP: 0.291, SLG: 0.337					F8			F4		3	0	1	0	0	0	0				
<b>Inning Stats</b>	R: 2 E: 0 K: 0 S: 6	H: 3 LOB: 1 BB: 0 P: 6	R: 0 E: 0 K: 0 S: 4	H: 1 LOB: 1 BB: 0 P: 4	R: 0 E: 0 K: 0 S: 3	H: 0 LOB: 0 BB: 0 P: 3	R: 0 E: 0 K: 0 S: 3	H: 1 LOB: 1 BB: 0 P: 4	R: 0 E: 0 K: 0 S: 2	H: 0 LOB: 0 BB: 1 P: 6	R: 0 E: 0 K: 0 S: 3	H: 0 LOB: 0 BB: 0 P: 3	R: 0 E: 0 K: 0 S: 3	H: 0 LOB: 0 BB: 0 P: 3	R: 0 E: 0 K: 0 S: 3	H: 0 LOB: 0 BB: 0 P: 3		1B: 4 2B: 1 3B: 0 HR: 1	SF: 0 SAC: 0 DP: 2 HBP: 1	WP: 0 PB: 0 SB: 0 CS: 0
<b>PITCHER</b> Dave Stewart, R ERA: 2.6	IP: 8.0 WLS: L BF: 29 H: 5 R: 2 ER: 2 SO: 0 BB: 1 IBB: 0 HBP: 1 BLK: 0 WP: 0 HR: 1 S: 27 P: 32 ERA: 2.25 WHIP: 0.750																			



Batter	1	2	3	4	5	6	7	8	9	10	AB	R	H	RBI	BB	SO	LOB								
<b>Gary Pettis, S</b> OBP: 0.354, SLG: 0.480 (1, 8)	K		BLK 1B		FC4-6 1B		SH SH3 1-2		K		4	0	2	0	0	2	0								
<b>Steve Lubratich, R</b> OBP: 0.236, SLG: 0.276 (1, 4)	F9		F9		FC4-6 2B		SH3		4-3		3	1	0	0	0	0	2								
<b>Rob Wilfong, L</b> OBP: 0.291, SLG: 0.327 (10, 4)	F9		F9		FC4-6 2B		SH3		4-3		1	0	0	0	0	0	0								
<b>Bobby Clark, R</b> OBP: 0.261, SLG: 0.354 (1, 9)	K		K		1B 2B		K		F9		5	1	1	1	0	3	3								
<b>Doug DeCinces, R</b> OBP: 0.331, SLG: 0.499 (1, 5)		6-3	L6		FC4-6 1B		4-3		1B		5	0	2	1	0	0	3								
<b>Brian Downing, R</b> OBP: 0.353, SLG: 0.425 (1, 10)		HR			FC4-6 1B		K		4-3		5	1	2	1	0	1	2								
<b>Ron Jackson, R</b> OBP: 0.232, SLG: 0.352 (8, PH)	K		L4		6-3		F7				3	0	0	0	0	1	1								
<b>Daryl Sconiers, L</b> OBP: 0.310, SLG: 0.430 (8, 3)	K		L4		6-3		F7				1	0	0	0	0	0	0								
<b>Bob Boone, R</b> OBP: 0.289, SLG: 0.353 (8, PH)	WP 1B		G1		K		F9				3	0	1	0	0	1	1								
<b>Jerry Narron, L</b> OBP: 0.158, SLG: 0.111 (8, 2)	WP 1B		G1		K		F9				1	0	0	0	0	0	0								
<b>Mike Brown, R</b> OBP: 0.272, SLG: 0.385 (1, 7)	BB		5-3		G3				K		3	0	0	0	1	1	1								
<b>Dick Schofield, R</b> OBP: 0.281, SLG: 0.412 (9, PH)	BB		5-3		G3				K		2	0	0	0	1	0	2								
<b>Rod Carew, L</b> OBP: 0.411, SLG: 0.413 (9, 6)	F7				F9				K		1	0	0	0	0	1	0								
<b>Ricky Adams, R</b> OBP: 0.302, SLG: 0.324 (9, 6)	F7				F9		SH3 SH BB		K		0	0	0	0	0	0	0								
<b>Inning Stats</b>	R: 0 E: 0 K: 2 S: 7	H: 0 LOB: 0 BB: 0 P: 7	R: 1 E: 0 K: 1 S: 7	H: 2 LOB: 2 BB: 1 P: 11	R: 0 E: 0 K: 1 S: 6	H: 1 LOB: 1 BB: 0 P: 6	R: 0 E: 0 K: 0 S: 4	H: 1 LOB: 1 BB: 0 P: 4	R: 2 E: 0 K: 0 S: 6	H: 3 LOB: 1 BB: 0 P: 6	R: 0 E: 0 K: 1 S: 5	H: 0 LOB: 0 BB: 0 P: 5	R: 0 E: 1 K: 1 S: 6	H: 0 LOB: 2 BB: 1 P: 10	R: 0 E: 0 K: 1 S: 5	H: 0 LOB: 0 BB: 0 P: 5	R: 0 E: 0 K: 3 S: 9	H: 0 LOB: 0 BB: 0 P: 9	R: 0 E: 0 K: 0 S: 4	H: 1 LOB: 1 BB: 0 P: 4	1B: 6 2B: 1 3B: 0 HR: 1	SF: 0 SAC: 2 DP: 0 HBP: 0	WP: 2 PB: 0 SB: 0 CS: 0	PA: 41	
<b>PITCHER</b>	IP	WLS	BF	H	R	ER	SO	BB	IBB	HBP	BLK	WP	HR	S	P	ERA	WHIP								
<b>Frank Tanana, L</b> ERA: 3.16 (1, 1)	5.0		23	7	3	3	4	1	0	0	1	1	1	30	34	5.40	1.600								
<b>Ricky Wright, L</b> ERA: 2.76 (6, 1)	2.0		8	0	0	0	2	1	0	0	0	0	0	11	15	0.00	0.500								
<b>Tom Henke, R</b> ERA: 3.38 (8, 1)	3.0	W	10	1	0	0	4	0	0	0	0	0	0	18	18	0.00	0.333								

**California Angels @ Texas Rangers**  
Arlington Stadium, Arlington, TX  
Fri Sep 30 1983, 8:05 PM EDT  
Att: 9,232 - Unknown

livebaseballscores.com

AB 37  
R 3  
H 8  
RBI 3  
BB 2  
SO 10  
LOB 15




Batter	1	2	3	4	5	6	7	8	9	10	AB	R	H	RBI	BB	SO	LOB								
<b>Mickey Rivers, L</b> OBP: 0.309, SLG: 0.348 (1, 10)	2B 1B		2B 1B		2-3 2B		2B BB		F9		4	1	3	0	1	0	1								
<b>Bill Sample, R</b> OBP: 0.333, SLG: 0.405 (1, 7)	2B		2B		2-3		2B				5	1	4	3	0	0	1								
<b>George Wright, S</b> OBP: 0.321, SLG: 0.427 (1, 8)	1B BB		K		5-3						4	0	2	0	1	1	3								
<b>Larry Parrish, R</b> OBP: 0.328, SLG: 0.476 (1, 9)	1B L4-3		IBB		L4		F9				3	0	1	0	2	0	1								
<b>Buddy Bell, R</b> OBP: 0.332, SLG: 0.412 (1, 5)	1B L4-3		IBB		6-3						5	0	2	1	0	0	5								
<b>Pete O'Brien, L</b> OBP: 0.314, SLG: 0.349 (1, 3)		4-3			F8		3-1		G3-6-3 1B		4	0	0	0	0	0	2								
<b>Bob Johnson, R</b> OBP: 0.280, SLG: 0.343 (7, PR)	K		1-3								3	0	1	0	0	1	0								
<b>Nick Capra, R</b> OBP: 0.271, SLG: 0.255 (8, 2)	K		1-3								0	0	0	0	0	0	0								
<b>Jim Sundberg, R</b> OBP: 0.182, SLG: 0.194 (9, PH)	K		1-3								1	0	0	0	0	1	0								
<b>Curtis Wilkerson, S</b> OBP: 0.182, SLG: 0.194 (10, 2)	K		1-3								0	0	0	0	0	0	0								
<b>Bucky Dent, R</b> OBP: 0.277, SLG: 0.297 (1, 6)	5-3		5-3		5-3		SH1-3 1B		6-3		3	0	0	0	0	0	0								
<b>Wayne Tolleson, S</b> OBP: 0.321, SLG: 0.317 (1, 4)			1B 2B 1B		F9		6-3		1B		4	1	2	0	0	0	2								
<b>Inning Stats</b>	R: 1 E: 0 K: 0 S: 4	H: 3 LOB: 1 BB: 1 P: 8	R: 0 E: 0 K: 1 S: 5	H: 0 LOB: 0 BB: 0 P: 5	R: 0 E: 0 K: 1 S: 7	H: 3 LOB: 2 BB: 1 P: 11	R: 0 E: 0 K: 0 S: 3	H: 0 LOB: 0 BB: 0 P: 3	R: 0 E: 0 K: 0 S: 4	H: 2 LOB: 3 BB: 1 P: 8	R: 0 E: 0 K: 0 S: 4	H: 2 LOB: 1 BB: 0 P: 4	R: 0 E: 0 K: 1 S: 6	H: 1 LOB: 1 BB: 0 P: 6	R: 1 E: 0 K: 0 S: 3	H: 3 LOB: 3 BB: 1 P: 7	1B: 11 2B: 5 3B: 0 HR: 0	SF: 0 SAC: 1 DP: 3 HBP: 0	WP: 0 PB: 0 SB: 0 CS: 0	PA: 41					
<b>PITCHER</b>	IP	WLS	BF	H	R	ER	SO	BB	IBB	HBP	BLK	WP	HR	S	P	ERA	WHIP								
<b>Tommy John, L</b> ERA: 4.33 (9, 1)	8.0		33	11	3	3	2	2	1	0	0	0	0	34	46	3.38	1.625								
<b>Doug Corbett, R</b> ERA: 3.63 (9, 1)	1.0	L	8	4	1	1	1	0	1	0	0	0	0	9	13	9.00	4.000								

**California Angels @ Texas Rangers**  
Arlington Stadium, Arlington, TX  
Fri Sep 30 1983, 8:05 PM EDT  
Att: 9,232 - Unknown

livebaseballscores.com

AB 36  
R 4  
H 15  
RBI 4  
BB 4  
SO 3  
LOB 15





Batter	1	2	3	4	5	6	7	8	9	AB	R	H	RBI	BB	SO	LOB	TOP																	
Gary Pettis, S OBP: 0.356, SLG: 0.500 (1, 8)										5	2	2	0	0	1	3																		
Rod Carow, L OBP: 0.409, SLG: 0.411 (1, 10)										5	0	1	2	0	1	0																		
Daryl Sconiers, L OBP: 0.311, SLG: 0.432 (1, 3)										5	0	2	0	0	1	0																		
Doug DeCinces, R OBP: 0.332, SLG: 0.496 (1, 5)										4	1	1	0	1	1	4																		
Brian Downing, R OBP: 0.353, SLG: 0.431 (1, 7)										4	1	1	2	0	0	1																		
Jerry Naron, L OBP: 0.174, SLG: 0.273 Mike O'Berry, R OBP: 0.203, SLG: 0.246 (1, 2) (8, 2)										4	1	1	1	0	0	0																		
Mike Brown, R OBP: 0.370, SLG: 0.370 Juan Beniquez, R OBP: 0.344, SLG: 0.382 (1, 9) (8, 9)										4	0	0	0	0	0	0	AB 38																	
Rob Wilfong, L OBP: 0.295, SLG: 0.343 (1, 4)										4	1	2	0	0	1	0	R 6																	
Dick Schofield, R OBP: 0.295, SLG: 0.407 (1, 6)										3	0	1	1	1	0	0	H 11																	
<b>Inning Stats</b>	R: 1 E: 1 K: 0 S: 4	H: 0 LOB: 1 BB: 1 P: 8	R: 0 E: 0 K: 1 S: 5	H: 0 LOB: 0 BB: 0 P: 5	R: 1 E: 0 K: 0 S: 5	H: 2 LOB: 1 BB: 0 P: 5	R: 0 E: 0 K: 0 S: 3	H: 0 LOB: 0 BB: 0 P: 3	R: 0 E: 0 K: 0 S: 3	H: 1 LOB: 0 BB: 0 P: 3	R: 2 E: 0 K: 2 S: 9	H: 2 LOB: 0 BB: 0 P: 9	R: 1 E: 0 K: 1 S: 9	H: 4 LOB: 3 BB: 0 P: 9	R: 1 E: 0 K: 1 S: 7	H: 2 LOB: 2 BB: 1 P: 11	R: 0 E: 0 K: 0 S: 3	H: 0 LOB: 0 BB: 0 P: 3	1B: 6 2B: 1 3B: 2 HR: 2	SF: 0 SAC: 0 DP: 0 HBP: 0	WP: 0 PB: 0 SB: 0 CS: 1	PA: 41												
<b>PITCHER</b>	IP WLS BF H R ER SO BB IBB HBP BLK WP HR S P ERA WHIP																																	
Charlie Hough, R ERA: 3.18 Victor Cruz, R ERA: 1.44 Odell Jones, R ERA: 3.09 Dave Tobik, R ERA: 3.68 (1, 1) (7, 1) (8, 1) (8, 1)	6.2 0.1 0.2 1.1	29 2 5 4	8 1 2 0	5 0 1 0	4 0 1 0	3 1 1 1	3 0 0 0	1 0 0 0	0 0 0 0	0 0 0 0	0 0 1 0	1 4 4 6	38 4 8 6	5.40 0.00 13.50 0.00	1.350 3.000 4.500 0.000																			

California Angels @ Texas Rangers  
Arlington Stadium, Arlington, TX  
Sat Oct 01 1983, 8:05 PM EDT  
Att: 11,356 - Unknown

AB 38  
R 6  
H 11  
RBI 6  
BB 2  
SO 5  
LOB 8



Batter	1	2	3	4	5	6	7	8	9	AB	R	H	RBI	BB	SO	LOB	BOTTOM																
Bill Sample, R OBP: 0.333, SLG: 0.404 (1, 7)										4	0	1	0	1	0	0																	
Dave Hostetler, R OBP: 0.323, SLG: 0.372 Mickey Rivers, L OBP: 0.309, SLG: 0.348 Bill Stein, R OBP: 0.331, SLG: 0.409 (1, 10) (7, PH) (7, PH)										3	1	2	0	0	1	0																	
George Wright, S OBP: 0.321, SLG: 0.425 (1, 8)										4	0	1	0	0	0	3																	
Larry Parrish, R OBP: 0.326, SLG: 0.474 (1, 9)										3	0	0	1	0	0	0																	
Buddy Bell, R OBP: 0.332, SLG: 0.411 (1, 5)										4	1	1	0	0	1	1																	
Pete O'Brien, L OBP: 0.315, SLG: 0.350 (1, 3)										4	1	2	1	0	0	1																	
Jim Sundberg, R OBP: 0.272, SLG: 0.254 Tom Dunbar, L OBP: 0.360, SLG: 0.238 Mike Richardt, R OBP: 0.174, SLG: 0.241 Bob Johnson, R OBP: 0.280, SLG: 0.343 (1, 2) (8, PH) (8, PH) (9, 2)										1	1	0	0	1	0	0	AB 33																
Bucky Dent, R OBP: 0.278, SLG: 0.297 Curtis Wilkerson, S OBP: 0.176, SLG: 0.188 (1, 6) (7, PR) (8, 6)										3	0	1	1	0	1	1	R 5																
Wayne Tolleson, S OBP: 0.319, SLG: 0.315 (1, 4)										4	0	0	0	0	0	3	H 9																
<b>Inning Stats</b>	R: 0 E: 0 K: 1 S: 5	H: 0 LOB: 0 BB: 0 P: 5	R: 0 E: 0 K: 0 S: 3	H: 0 LOB: 0 BB: 0 P: 3	R: 0 E: 0 K: 1 S: 5	H: 0 LOB: 0 BB: 0 P: 5	R: 1 E: 1 K: 1 S: 7	H: 2 LOB: 1 BB: 0 P: 7	R: 0 E: 0 K: 0 S: 4	H: 1 LOB: 1 BB: 0 P: 4	R: 0 E: 0 K: 0 S: 3	H: 2 LOB: 0 BB: 0 P: 3	R: 4 E: 1 K: 0 S: 7	H: 3 LOB: 2 BB: 2 P: 15	R: 0 E: 0 K: 0 S: 4	H: 1 LOB: 1 BB: 0 P: 4	R: 0 E: 0 K: 0 S: 3	H: 0 LOB: 0 BB: 0 P: 3	1B: 9 2B: 0 3B: 0 HR: 0	SF: 1 SAC: 1 DP: 1 HBP: 0	WP: 0 PB: 0 SB: 0 CS: 1	PA: 37											
<b>PITCHER</b>	IP WLS BF H R ER SO BB IBB HBP BLK WP HR S P ERA WHIP																																
Geoff Zahn, L Rick Steiner, R Bob Lacey, L Mike Witt, R John Curtis, L (1, 1) (7, 1) (7, 1) (8, 1) (8, 1) (8, 1)	6.1 0.1 0.1 0.2 1.1	26 2 2 3 4	7 0 1 0 0	5 0 0 0 0	1 0 0 0 0	3 0 0 0 0	3 1 0 0 0	0 0 0 0 0	0 0 0 0 0	0 0 2 0 4	31 5 2 3 4	35 5 2 3 4	1.42 0.00 0.00 0.00 0.00	1.263 3.000 3.000 1.500 0.000																			

California Angels @ Texas Rangers  
Arlington Stadium, Arlington, TX  
Sat Oct 01 1983, 8:05 PM EDT  
Att: 11,356 - Unknown

AB 33  
R 5  
H 9  
RBI 5  
BB 2  
SO 3  
LOB 10





Batter	1	2	3	4	5	6	7	8	9	AB	R	H	RBI	BB	SO	LOB	TOP					
Gary Pettis, S OBP: 0.348, SLG: 0.494 (1, 8)	0-3 K		0-0 1B 2B		0-0 1-2		0-0 FC1-6 1B		0-3 K	5	1	1	0	0	2	2	<b>California Angels @ Texas Rangers</b> Arlington Stadium, Arlington, TX Sun Oct 02 1983, 4:33 AM EDT Att: 8,727 - Unknown					
Rob Wilfong, L OBP: 0.293, SLG: 0.339 (1, 4)	0-0 F9		0-0 2H 1B		0-0 F8		0-0 F8		0-0 F9	5	0	1	1	0	0	2						
Daryl Sconiers, L OBP: 0.310, SLG: 0.430 (1, 3)	0-0 4-3		0-0 F6		0-0 F9		0-0 1-2 1B			4	0	1	0	0	0	1						
Doug DeCinces, R OBP: 0.332, SLG: 0.495 Ron Jackson, R OBP: 0.291, SLG: 0.351 Dick Schofield, R OBP: 0.295, SLG: 0.407 (7, 6)		0-0 4-3	0-0 F7		0-0 BB 1B		0-0 F2			3	1	1	0	0	0	1						
Brian Downing, R OBP: 0.352, SLG: 0.429 Bobby Clark, R OBP: 0.261, SLG: 0.354 (8, 9)		0-0 1B 1B		0-3 K2-3		0-3 K		0-0 F8		4	0	1	0	0	2	1						
Reggie Jackson, L OBP: 0.290, SLG: 0.340 Juan Beniquez, R OBP: 0.343, SLG: 0.381 (8, 7)		0-3 K		0-3 K		4-0 1B BB		0-3 K		2	0	0	0	1	2	1						
Mike Brown, R OBP: 0.279, SLG: 0.385 (8, 7)		0-0 1-3 1B		0-3 K		0-0 1-2 2H 1B		0-0 1B		4	0	3	1	0	1	0						
Ricky Adams, R OBP: 0.300, SLG: 0.321 (7, 5)		0-0 4-3			0-0 CS 1B		0-0 F7		0-0 F7	4	0	1	0	0	0	5						
Mike O'Berry, R OBP: 0.206, SLG: 0.233 (1, 2)			0-0 G3		4-0 1-2 BB		0-0 E4 FC1-6		0-0 6-3	3	0	0	0	1	0	0						
<b>Inning Stats</b>	R: 0 E: 0 K: 1 S: 5	H: 0 LOB: 0 BB: 0 P: 5	R: 0 E: 0 K: 1 S: 7	H: 2 LOB: 2 BB: 0 P: 7	R: 1 E: 0 K: 0 S: 5	H: 2 LOB: 1 BB: 0 P: 5	R: 0 E: 0 K: 3 S: 9	H: 0 LOB: 0 BB: 0 P: 9	R: 0 E: 0 K: 0 S: 3	H: 1 LOB: 1 BB: 1 P: 7	R: 1 E: 0 K: 1 S: 7	H: 2 LOB: 2 BB: 1 P: 11	R: 0 E: 1 K: 0 S: 5	H: 1 LOB: 2 BB: 0 P: 5	R: 0 E: 0 K: 1 S: 6	H: 1 LOB: 1 BB: 0 P: 6		R: 0 E: 0 K: 1 S: 5	H: 0 LOB: 0 BB: 0 P: 5	1B: 8 2B: 1 3B: 0 HR: 0	SF: 0 SAC: 0 DP: 0 HBP: 0	WP: 0 PB: 0 SB: 0 CS: 1
<b>PITCHER</b>	IP WLS BF H R ER SO BB IBB HBP BLK WP HR S P ERA WHIP	6.0 L 26 7 2 2 6 2 0 0 0 0 0 0 36 44 3.00 1.500	3.0 12 2 0 0 2 0 0 0 0 0 0 0 0 16 16 0.00 0.667	<b>PITCHER</b>														ERA WHIP				
Al Lachowicz, R ERA: 2.25 Mike Mason, L ERA: 5.91 (1, 1)																						

AB	36
R	2
H	9
RBI	2
BB	2
SO	8
LOB	15



Batter	1	2	3	4	5	6	7	8	9	AB	R	H	RBI	BB	SO	LOB	BOTTOM			
Mickey Rivers, L OBP: 0.309, SLG: 0.350 (1, 10)	0-0 F8		0-0 F7			0-0 1-3 2B		0-0 4-3		4	0	1	0	0	0	1	<b>California Angels @ Texas Rangers</b> Arlington Stadium, Arlington, TX Sun Oct 02 1983, 4:33 AM EDT Att: 8,727 - Unknown			
Pete O'Brien, L OBP: 0.313, SLG: 0.347 (1, 3)	0-0 3-1		0-3 K		0-3 K		0-0 F4			4	0	0	0	0	2	3				
George Wright, S OBP: 0.321, SLG: 0.424 (1, 8)	0-0 E3 1B			0-0 F9		0-3 K			0-0 CS BB 1B	4	0	1	0	0	1	2				
Tom Dunbar, L OBP: 0.379, SLG: 0.250 (1, 9)	0-0 FC6-4 1B			0-0 L5		0-0 F4			4-0 1-2 BB	3	0	1	0	1	0	2				
Bill Sample, R OBP: 0.331, SLG: 0.401 (1, 7)	0-0 FC6-4 1-2			0-0 F9			0-0 F4		0-0 F8 2-3	4	0	0	0	0	0	4				
Donnie Scott, S (1, 2)		0-0 F7			0-0 F8		0-0 F9		0-0 F7	4	0	0	0	0	0	1				
Jim Anderson, R OBP: 0.252, SLG: 0.245 (1, 5)		0-0 F9			0-0 F5		0-0 4-3			3	0	0	0	0	0	0				
Wayne Tolleson, S OBP: 0.319, SLG: 0.315 (1, 4)		0-0 F7			0-3 K			0-0 CS 1B		3	0	1	0	0	1	0				
Curtis Wilkerson, S OBP: 0.216, SLG: 0.229 (1, 6)			0-0 F7			0-0 2B 1B		0-0 E7 4-3 1-2 1B		3	0	2	0	0	0	0				
<b>Inning Stats</b>	R: 0 E: 1 K: 0 S: 5	H: 1 LOB: 2 BB: 0 P: 5	R: 0 E: 0 K: 0 S: 3	H: 0 LOB: 0 BB: 0 P: 3	R: 0 E: 0 K: 1 S: 5	H: 0 LOB: 0 BB: 0 P: 5	R: 0 E: 0 K: 0 S: 3	H: 0 LOB: 0 BB: 0 P: 3	R: 0 E: 0 K: 2 S: 9	H: 2 LOB: 2 BB: 0 P: 9	R: 0 E: 0 K: 0 S: 3	H: 0 LOB: 0 BB: 0 P: 3	R: 0 E: 1 K: 0 S: 4	H: 2 LOB: 1 BB: 0 P: 4	R: 0 E: 0 K: 0 S: 3	H: 1 LOB: 1 BB: 1 P: 7		1B: 5 2B: 1 3B: 0 HR: 0	SF: 0 SAC: 0 DP: 0 HBP: 0	WP: 0 PB: 0 SB: 0 CS: 2
<b>PITCHER</b>	IP WLS BF H R ER SO BB IBB HBP BLK WP HR S P ERA WHIP	9.0 W 33 6 0 0 4 1 0 0 0 0 0 0 40 44 0.00 0.778	<b>PITCHER</b>														ERA WHIP			
Steve Brown, R ERA: 3.52 (1, 1)																				

AB	32
R	0
H	6
RBI	0
BB	1
SO	4
LOB	13

